

**Detroit Tigers - 1988**

Batter	1	2	3	4	5	6	7	8	9	10	AB R H RBI BB SO LOB	TOP													
Gary Pettis, S (1, 8) X	0-0 P6		0-1 F7		0-0 FC1-6		1-0 SH5-4			2-1 E6	4 1 0 0 0 0 2	<b>Detroit Tigers @ Boston Red Sox</b> Fenway Park, Boston, MA Mon Apr 04 1988, 3:33 AM EDT Att: 34,781 - Overcast - 65 F													
Lou Whitaker, L (1, 4) B B B B	4-0 BB		0-2 BLK 1B		4-1 BLK BB		1-3 K			1-0 SH1-4	2 0 1 1 2 1 1														
Darrell Evans, L (1, 3) C B B B	2-3 K		0-1 G4-3		0-3 K		0-0 G3			0-0 F9	5 0 0 0 0 2 5														
Alan Trammell, R (1, 6) B B B B X	3-1 P4			2-2 F9		0-1 F9		0-1 G4-3		2-1 HR	5 1 1 2 0 0 1														
Matt Nokes, L (1, 10) C C C C		1-3 K2-3		0-1 G3		0-0 HR		0-0 F7		1-1 F9	5 1 1 1 0 1 0														
Pat Sheridan, L (1, 7) C C C C		0-3 K		4-1 3B BB		2-3 K		2-3 K			3 1 0 0 1 3 0														
Chet Lemon, R (1, 9) C C C C B B		2-3 K		1-2 3B		3-2 1B			2-2 G3-1		4 0 2 1 0 1 0														
Mike Heath, R (1, 2) C C C C B B			1-3 K	3-2 F9		1-3 K			0-0 G4-3		4 0 0 0 0 2 2														
Tom Brookens, R (1, 5) B B B B B B			4-2 BLK 1B BB		2-2 FC1-6 1B		1-2 SH5-4 2B		0-3 K		3 1 2 0 1 1 0														
<b>Inning Stats</b>	R: 0 E: 0 K: 1 S: 6	H: 0 LOB: 1 BB: 1 P: 15	R: 0 E: 0 K: 3 S: 9	H: 0 LOB: 0 BB: 0 P: 12	R: 1 E: 0 K: 1 S: 14	H: 1 LOB: 1 BB: 1 P: 19	R: 1 E: 0 K: 0 S: 14	H: 1 LOB: 1 BB: 1 P: 24	R: 0 E: 0 K: 1 S: 8	H: 1 LOB: 1 BB: 1 P: 14	R: 1 E: 0 K: 2 S: 14		H: 2 LOB: 1 BB: 0 P: 20	R: 0 E: 0 K: 1 S: 10	H: 1 LOB: 1 BB: 0 P: 13	R: 0 E: 0 K: 1 S: 7	H: 0 LOB: 0 BB: 0 P: 9	R: 0 E: 0 K: 1 S: 7	H: 0 LOB: 0 BB: 0 P: 9	R: 2 E: 1 K: 0 S: 8	H: 1 LOB: 0 BB: 0 P: 14	1B: 3 2B: 1 3B: 1 HR: 2	SF: 0 SAC: 2 DP: 0 HBP: 0	WP: 0 PB: 0 SB: 0 CS: 1	PA: 41
<b>PITCHER</b> Roger Clemens, R (1, 1) ERA: 3.0 Lee Smith, R (10, 1) ERA:	IP WLS BF H R ER SO BB IBB HBP BLK WP HR S P ERA WHIP	9.0 36 6 3 3 11 4 0 0 0 0 1 8 135 3.00 1.111	1.0 5 1 2 0 0 0 0 0 0 0 0 1 8 0.00 1.000																						

livebaseballscorecards.com

AB	35
R	5
H	7
RBI	5
BB	4
SO	11
LOB	11



Batter	1	2	3	4	5	6	7	8	9	10	AB	R	H	RBI	BB	SO	LOB
Brady Anderson, L OBP: 0.600, SLG: 0.600 (1, 8)	K		E4 1B		G1-3 1B		F7 1B			L6	5	0	3	0	0	1	0
Marty Barrett, R (1, 4)	G6-3		P4		G1-3		F7			E4 FC6-4	5	0	0	0	0	0	3
Wade Boggs, L OBP: 0.400, SLG: 0.800 (1, 5)	2B			2B 2B	K				G6-3	FC6-4	5	1	2	0	0	1	1
Jim Rice, R (1, 7)	K			P2					F8		4	0	0	0	0	2	2
Mike Greenwell, L OBP: 0.750, SLG: 0.667 (1, 9)		CS BB		2B 1B					P6		3	1	2	0	1	0	0
Dwight Evans, R OBP: 0.250, SLG: 0.500 (1, 3)		SAFE SAFE	K	1B 2B			F8		K		4	1	1	1	0	2	2
Sam Horn, L OBP: 0.250, SLG: 0.250 (1, 10)			G4-3	1B			F7		K		4	0	1	2	0	1	1
Rich Gedman, L (1, 2)			G5-3	K			G6-3		K		4	0	0	0	0	2	1
Spike Owen, S (1, 6)			G4-3	F9			G4-3			F9	4	0	0	0	0	0	1

Inning Stats	R: 0	H: 1	R: 0	H: 0	R: 0	H: 1	R: 3	H: 4	R: 0	H: 1	R: 0	H: 1	R: 0	H: 0	R: 0	H: 0	R: 0	H: 0	R: 0	H: 0	R: 0	H: 0	1B: 6	SF: 0	WP: 0	PA: 39
E: 0	LOB: 1	E: 0	LOB: 0	E: 1	LOB: 1	E: 0	LOB: 1	E: 0	LOB: 0	E: 0	LOB: 1	E: 0	LOB: 0	E: 0	LOB: 0	E: 0	LOB: 0	E: 1	LOB: 1	E: 0	LOB: 0	E: 0	LOB: 0	2B: 4	SAC: 0	PB: 0
K: 2	BB: 0	K: 1	BB: 1	K: 0	BB: 0	K: 1	BB: 0	K: 1	BB: 0	K: 0	BB: 0	K: 0	BB: 0	K: 0	BB: 0	K: 3	BB: 0	K: 0	BB: 0	K: 0	BB: 0	K: 0	BB: 0	3B: 0	DP: 1	SB: 0
S: 13	P: 19	S: 6	P: 10	S: 10	P: 13	S: 12	P: 21	S: 7	P: 9	S: 9	P: 18	S: 6	P: 9	S: 5	P: 6	S: 9	P: 15	S: 11	P: 14	S: 11	P: 14	S: 11	P: 14	HR: 0	HBP: 0	CS: 1

PITCHER	IP	WLS	BF	H	R	ER	SO	BB	IBB	HBP	BLK	WP	HR	S	P	ERA	WHIP
Jack Morris, R ERA: 3.0 (1, 1)	9.0	W	35	9	3	3	9	1	0	0	0	0	0	77	120	3.00	1.111
Mike Henneman, R ERA: (10, 1)	1.0	S	4	0	0	0	0	0	0	0	0	0	0	11	14	0.00	0.000

PITCHER	IP	WLS	BF	H	R	ER	SO	BB	IBB	HBP	BLK	WP	HR	S	P	ERA	WHIP

BOTTOM

Detroit Tigers @ Boston Red Sox  
 Fenway Park, Boston, MA  
 Mon Apr 04 1988, 3:33 AM EDT  
 Att. 34,781 - Overcast - 65 F

livebaseballscorecards.com

AB	38
R	3
H	9
RBI	3
BB	1
SO	9
LOB	11



Batter	1	2	3	4	5	6	7	8	9	AB	R	H	RBI	BB	SO	LOB	TOP						
Gary Pettis, S OBP: 0.125, SLG: 0.125 (1, 8)	0-3 <b>K</b> ①		0-0 <b>F3</b> ①		2-2 <b>F8 SH5-3</b> <b>1B</b>		2-1 <b>L8</b> ①			4	0	1	0	0	1	2							
Lou Whitaker, L OBP: 0.857, SLG: 0.750 (1, 4)	1-1 <b>G5-4-3</b> <b>1B</b>		4-2 <b>2B</b> <b>BB</b>		0-1 <b>SH5-3</b> ①		1-1 <b>G5-4-3</b> <b>1B</b>			2	1	2	0	1	0	0							
Luis Salazar, R OBP: 0.333, SLG: 0.667 Pat Sheridan, L (7, PH) (7, 7)	2-2 <b>G5-4-3</b> ② ③ <b>1-2f</b>		1-1 <b>L8</b> <b>2B</b> ② 1-H 2-H 3-H		0-2 <b>F8</b> ②		0-1 <b>G5-4-3</b> ② ③ <b>1-2f</b>			3	1	1	3	0	0	2							
Alan Trammell, R OBP: 0.222, SLG: 0.500 (1, 6)		4-1 <b>BB</b> ①	3-2 <b>L8</b> ②		3-3 <b>K</b> ③			0-3 <b>K</b> ①		3	0	0	0	1	2	2							
Larry Herndon, R OBP: 0.333, SLG: 0.333 Matt Nokes, L (8, PH) OBP: 0.167, SLG: 0.667		2-3 <b>K</b> ①	0-1 <b>FC4-6</b> <b>1B</b> ③ 3-H		3-1 <b>5-3</b> ①			0-2 <b>G3</b> ②		3	0	1	1	0	1	1							
Ray Knight, R OBP: 0.250, SLG: 0.250 (1, 3)		0-1 <b>F9</b> ②	2-2 <b>FC4-6</b> ③ <b>1-2f</b>		2-1 <b>1B</b> <b>FC5-4</b> <b>1B</b>			1-3 <b>K</b> ③		4	1	1	0	0	1	2							
Chet Lemon, R OBP: 0.500, SLG: 0.750 (1, 9)		0-2 <b>1-4-3</b> ③		0-0 <b>G6-4-3</b> <b>1B</b>		0-1 <b>FC5-4</b> <b>1B</b> ①			2-3 <b>K</b> ①	4	0	2	0	0	1	1							
Tom Brookens, R OBP: 0.571, SLG: 0.600 Dave Bergman, L (9, PH)			4-2 <b>1B</b> <b>2B</b> <b>BB</b>		0-2 <b>L7</b> ①		2-1 <b>FC5-4</b> <b>FC5-4</b> ② <b>1-2f</b> 3-H		2-3 <b>K</b> ②	2	1	0	1	1	0	2							
Mike Heath, R OBP: 0.143, SLG: 0.143 Darrell Evans, L (9, PH)			0-0 <b>2B</b> <b>BB</b> ①		1-1 <b>G6-4-3</b> ② ③ <b>1-2f</b>		0-0 <b>FC5-4</b> ③ <b>1-2f</b>		2-0 <b>6-3</b> ③	3	1	1	0	0	0	2							
			1-3 <b>2B</b> <b>1B</b>							1	0	0	0	0	0	0							
<b>Inning Stats</b>	R: 0 E: 0 K: 1 S: 11	H: 1 LOB: 0 BB: 0 P: 14	R: 0 E: 0 K: 1 S: 10	H: 0 LOB: 1 BB: 1 P: 16	R: 4 E: 0 K: 0 S: 20	H: 3 LOB: 1 BB: 2 P: 34	R: 0 E: 0 K: 0 S: 7	H: 1 LOB: 0 BB: 0 P: 8	R: 0 E: 0 K: 1 S: 11	H: 1 LOB: 1 BB: 0 P: 16	R: 1 E: 0 K: 0 S: 9	H: 2 LOB: 1 BB: 0 P: 16	R: 0 E: 0 K: 0 S: 6	H: 1 LOB: 0 BB: 0 P: 9	R: 0 E: 0 K: 2 S: 9	H: 0 LOB: 0 BB: 0 P: 10	R: 0 E: 0 K: 2 S: 7	H: 0 LOB: 0 BB: 0 P: 13	1B: 8 2B: 1 3B: 0 HR: 0	SF: 0 SAC: 1 DP: 3 HBP: 0	WP: 0 PB: 0 SB: 0 CS: 0	PA: 36	
<b>PITCHER</b> Bruce Hurst, L ERA: 7.5 Dennis Lamp, R ERA: Lee Smith, R ERA:	IP 6.0 (1, 1) (7, 1) (9, 1)	WLS  W S	BF 27 6 3	H 8 1 0	R 5 0 0	ER 5 0 0	SO 3 2 2	BB 3 0 0	IBB 0 0 0	HBP 0 0 0	BLK 0 0 0	WP 0 0 0	HR 0 0 0	S 68 15 7	P 104 19 13	ERA 7.50 0.00 0.00	WHIP 1.833 0.500 0.000						

**Detroit Tigers @ Boston Red Sox**  
Fenway Park, Boston, MA  
Wed Apr 06 1988, 3:33 AM EDT  
Att. 16,965 - Overcast - 50 F

livebaseballscorecards.com

**AB** 32  
**R** 5  
**H** 9  
**RBI** 5  
**BB** 3  
**SO** 7  
**LOB** 15



Batter	1	2	3	4	5	6	7	8	9
Brady Anderson, L (1, 8) OBP: 0.500, SLG: 0.375	2-3 K		0-0 F7		2-2 L4		1-0 HBP	1-2 PB HBP	
Marty Barrett, R (1, 4) C	0-1 L6		0-1 FC6-4 S 1B		0-0 L4		0-0 F4	2-1 FC5-2 PB 1-3 2-H 3-H	
Wade Boggs, L (1, 5) X	0-0 1B		2-2 1B 1B 1-H		0-1 2B		0-1 L7	4-1 PB IBB	
Jim Rice, R (1, 7) X	0-0 F9		0-0 1B		0-0 2B		3-1 F9	2-1 6-3 1-2 2-3 3-H	
Mike Greenwell, L (1, 9) C		0-1 1B	1-1 4-3		1-0 6-3			1B 1B SF8 BB	
Dwight Evans, R (1, 3) X		3-2 F8		2-1 F8		2-1 4-3 2B		2-2 SF8 1B 1B 1-2	
Sam Horn, L (1, 10) Kevin Romine, R (8, PR)		0-0 F9		2-2 1B		1-2 F8		2-1 1B FC5-2 1B 1-2 2-3	
Rich Gedman, L (1, 2) S		1-3 K		1-0 F2		1-2 4-3		0-2 SF8 2-3 3-H	
Spike Owen, S (1, 6) Todd Benzing, S (8, PH) Jody Reed, R (8, PR)			4-1 FC6-4 BB		2-2 F5		0-1 G3	3-2 PB HBP 1B 1-3 3-H	

AB	R	H	RBI	BB	SO	LOB
3	1	0	0	0	1	1
5	1	0	0	0	0	4
4	1	3	1	1	0	1
5	0	2	1	0	0	4
3	1	1	0	1	0	3
4	1	2	0	0	0	1
4	0	2	0	0	0	2
0	0	0	0	0	0	0
3	0	0	1	0	1	3
2	0	0	0	1	0	2
1	0	1	1	0	0	0
0	1	0	0	0	0	0

**BOTTOM**

**Detroit Tigers @ Boston Red Sox**  
**Fenway Park, Boston, MA**  
 Wed Apr 06 1988, 3:33 AM EDT  
 Att. 16,965 - Overcast - 50 F

[livebaseballscorecards.com](http://livebaseballscorecards.com)

<b>AB</b>	<b>34</b>
<b>R</b>	<b>6</b>
<b>H</b>	<b>11</b>
<b>RBI</b>	<b>4</b>
<b>BB</b>	<b>3</b>
<b>SO</b>	<b>2</b>
<b>LOB</b>	<b>21</b>



1B: 8	SF: 1
2B: 3	SAC: 0
3B: 0	DP: 0
HR: 0	HBP: 2

WP: 0	PA: 40
PB: 1	
SB: 1	
CS: 0	

Inning Stats	R: 0	H: 1	E: 0	LOB: 1	K: 1	BB: 0	S: 7	P: 9									
<b>PITCHER</b>	<b>IP</b>	<b>WLS</b>	<b>BF</b>	<b>H</b>	<b>R</b>	<b>ER</b>	<b>SO</b>	<b>BB</b>	<b>IBB</b>	<b>HBP</b>	<b>BLK</b>	<b>WP</b>	<b>HR</b>	<b>S</b>	<b>P</b>	<b>ERA</b>	<b>WHIP</b>
Doyle Alexander, R (1, 1) ERA: 2.57	7.0		31	8	2	2	2	1	0	1	0	0	0	65	95	2.57	1.286
Willie Hernandez, L (8, 1) ERA: 81.0	0.1	L	6	3	4	3	0	1	0	1	0	0	0	16	28	81.00	12.000
Mike Henneman, R (8, 1) ERA:	0.2		3	0	0	0	0	0	1	0	0	0	0	5	13	0.00	0.000

Batter	1	2	3	4	5	6	7	8	9	AB	R	H	RBI	BB	SO	LOB	TOP										
<b>Gary Pettis, S</b> (1, 8) OBP: 0.214, SLG: 0.154	2-1 3-1 1B	4-2 BB	1-3 K		1-2 F7	2-0 F9		0-0 L8		5	0	1	0	1	1	5											
<b>Lou Whitaker, L</b> (1, 4) OBP: 0.615, SLG: 0.444 <b>Jim Walewander, S</b> (9, 4)	1-1 3-1	2-1 F8	2-2 F9		2-0 1B		4-0 FC3-6 BB	1-0 5-3		5	0	1	0	1	0	7											
<b>Darrell Evans, L</b> (1, 3) OBP: 0.083, SLG: 0.083	1-1 F7		1-1 1B HR		1-0 F9	1-1 F8		3-1 FC3-6 1B	1-0 4-3	6	1	1	0	0	0	3											
<b>Alan Trammell, R</b> (1, 6) OBP: 0.400, SLG: 0.538	0-3 K		1-1 1B HR		4-1 PB 1B BB	0-1 BLK 1B		0-0 G3-6-3 1B	0-2 6-3	5	3	3	0	1	1	1											
<b>Matt Nokes, L</b> (1, 2) OBP: 0.333, SLG: 1.083		0-0 HR	1-2 1B HR		3-2 P6	0-1 2B 1B		1-1 G3-6-3	3-2 L4	6	3	3	5	0	0	3											
<b>Pat Sheridan, L</b> (1, 7) OBP: 0.500, SLG: 0.667		0-0 1B 3B	3-2 1B 1B		0-1 1B	1-1 F7		0-1 2B 1B		5	3	4	1	0	0	1											
<b>Jim Morrison, R</b> (1, 10) OBP: 0.600, SLG: 1.000		0-0 CS 1B	0-0 F8		2-2 E5	0-1 1B 2B		2-2 1B 2B		5	1	3	1	0	0	2											
<b>Chet Lemon, R</b> (1, 9) OBP: 0.385, SLG: 0.538		2-3 K	0-2 E 1B 1B		1-0 F7	0-0 4-3		0-0 6-3		5	0	1	0	0	1	7											
<b>Tom Brookens, R</b> (1, 5) OBP: 0.667, SLG: 0.800		1-2 2B	2-1 E7 1B		0-1 6-3	1-1 1B		2-0 1B		5	0	4	4	0	0	0											
<b>Inning Stats</b>	R: 0 E: 0 K: 1 S: 9	H: 1 LOB: 1 BB: 0 P: 13	R: 2 E: 0 K: 1 S: 15	H: 4 LOB: 2 BB: 1 P: 24	R: 4 E: 1 K: 1 S: 25	H: 6 LOB: 2 BB: 0 P: 36	R: 1 E: 1 K: 0 S: 15	H: 1 LOB: 2 BB: 1 P: 26	R: 0 E: 0 K: 0 S: 10	H: 1 LOB: 1 BB: 0 P: 14	R: 3 E: 0 K: 0 S: 12	H: 4 LOB: 1 BB: 0 P: 16	R: 0 E: 0 K: 0 S: 5	H: 1 LOB: 1 BB: 1 P: 13	R: 1 E: 0 K: 0 S: 9	H: 3 LOB: 2 BB: 0 P: 14	R: 0 E: 0 K: 0 S: 8	H: 0 LOB: 0 BB: 0 P: 12	1B: 15 2B: 3 3B: 1 HR: 2	SF: 0 SAC: 0 DP: 1 HBP: 0	WP: 0 PB: 1 SB: 1 CS: 1	PA: 50					
<b>PITCHER</b>	IP	WLS	BF	H	R	ER	SO	BB	IBB	HBP	BLK	WP	HR	S	P	ERA	WHIP										
<b>Steve Ellsworth, R</b> (1, 1) ERA: 22.5	2.0	L	14	8	5	5	2	1	0	0	0	0	2	32	48	22.50	4.500										
<b>Mike Smithson, R</b> (3, 1) ERA: 10.8	3.1		20	8	5	4	1	1	0	0	1	0	0	50	74	10.80	2.700										
<b>John Trautwein, R</b> (6, 1) ERA: 3.38	2.2		13	5	1	1	0	1	0	0	0	0	0	18	34	3.38	2.250										
<b>Wes Gardner, R</b> (9, 1) ERA:	1.0		3	0	0	0	0	0	0	0	0	0	0	8	12	0.00	0.000										

**Detroit Tigers @ Boston Red Sox**  
**Fenway Park, Boston, MA**  
 Thu Apr 07 1988, 3:33 AM EDT  
 Att. 13,807 - Overcast - 40 F

AB	47
R	11
H	21
RBI	11
BB	3
SO	3
LOB	29




Batter	1	2	3	4	5	6	7	8	9	AB R H RBI BB SO LOB
<b>Spike Owen, S</b> OBP: 0.250, SLG: 0.545 (1, 6)	3-2 HR		3-1 2B		2-1 L8		1-2 F8		0-3 K	5 2 2 1 0 1 1
<b>Marty Barrett, R</b> OBP: 0.200, SLG: 0.267 (1, 4)	1-1 1B		3-2 2B		1-0 L9		2-1 1B		0-3 K	5 1 3 3 0 1 0
<b>Wade Boggs, L</b> OBP: 0.500, SLG: 0.692 (1, 5)	3-2 G1-4-3 1-2f		1-0 6-3		0-0 1B		3-3 K			4 0 1 0 0 1 3
<b>Jim Rice, R</b> OBP: 0.154, SLG: 0.231 (1, 10)	1-0 P4		0-0 5-3		2-2 P4		0-0 L7			4 0 0 1 0 0 1
<b>Dwight Evans, R</b> OBP: 0.417, SLG: 0.583 (1, 3)		0-1 1B	0-0 F7		0-0 P2		1-0 1B			4 1 2 0 0 0 0
<b>Mike Greenwell, L</b> OBP: 0.583, SLG: 0.700 (1, 7)		0-1 F8		3-1 2B		1-3 K		1-1 1B		4 0 2 0 0 1 1
<b>Todd Benzinger, S</b> OBP: 0.200, SLG: 0.200 (1, 9)		0-1 P9		1-1 6-3		0-0 P9		0-0 2B		4 0 0 1 0 0 3
<b>John Marzano, R</b> (1, 2)		0-0 P4		2-3 K			0-1 F8		0-0 F9	4 0 0 0 0 1 3
<b>Kevin Romine, R</b> OBP: 0.500, SLG: 0.750 (1, 8)			1-1 2B		1-2 P4		1-1 1B		0-1 6-3	4 2 2 0 0 0 1


Inning Stats	R: 1	H: 2	E: 0	K: 0	S: 11	LOB: 0	BB: 0	P: 19	R: 0	H: 1	E: 0	K: 0	S: 7	LOB: 1	BB: 0	P: 7	R: 3	H: 3	E: 0	K: 0	S: 11	LOB: 0	BB: 0	P: 19	R: 0	H: 1	E: 0	K: 1	S: 11	LOB: 1	BB: 0	P: 18	R: 0	H: 0	E: 0	K: 1	S: 5	LOB: 0	BB: 0	P: 6	R: 1	H: 2	E: 0	K: 1	S: 14	LOB: 1	BB: 0	P: 21	R: 1	H: 2	E: 0	K: 0	S: 6	LOB: 1	BB: 0	P: 8	R: 0	H: 0	E: 0	K: 2	S: 8	LOB: 0	BB: 0	P: 8	1B: 6	2B: 5	3B: 0	HR: 1	SF: 0	SAC: 0	DP: 1	HBP: 0	WP: 0	HR: 1	S: 6	P: 38	ERA: 6.43	WHIP: 1.429	ERA: 4.50	WHIP: 1.000	WP: 0	HR: 1	S: 16	P: 102	ERA: 6.43	WHIP: 1.429	WP: 0	HR: 1	S: 66	P: 102	ERA: 6.43	WHIP: 1.429	WP: 0	HR: 1	S: 14	P: 16	ERA: 4.50	WHIP: 1.000	WP: 0	HR: 1	S: 14	P: 16	ERA: 4.50	WHIP: 1.000	WP: 0	HR: 1	S: 14	P: 16	ERA: 4.50	WHIP: 1.000
--------------	------	------	------	------	-------	--------	-------	-------	------	------	------	------	------	--------	-------	------	------	------	------	------	-------	--------	-------	-------	------	------	------	------	-------	--------	-------	-------	------	------	------	------	------	--------	-------	------	------	------	------	------	-------	--------	-------	-------	------	------	------	------	------	--------	-------	------	------	------	------	------	------	--------	-------	------	-------	-------	-------	-------	-------	--------	-------	--------	-------	-------	------	-------	-----------	-------------	-----------	-------------	-------	-------	-------	--------	-----------	-------------	-------	-------	-------	--------	-----------	-------------	-------	-------	-------	-------	-----------	-------------	-------	-------	-------	-------	-----------	-------------	-------	-------	-------	-------	-----------	-------------

PITCHER	IP	WLS	BF	H	R	ER	SO	BB	IBB	HBP	BLK	WP	HR	S	P	ERA	WHIP
<b>Frank Tanana, L</b> ERA: 6.43 (1, 1)	7.0	W	30	10	5	5	3	0	0	0	0	0	1	66	102	6.43	1.429
<b>Don Heinkel, R</b> ERA: 4.5 (8, 1)	2.0		8	2	1	1	2	0	0	0	0	0	0	14	16	4.50	1.000

**DETROIT TIGERS @ BOSTON RED SOX**  
**Fenway Park, Boston, MA**  
 Thu Apr 07 1988, 3:33 AM EDT  
 Att. 13,807 - Overcast - 40 F

<b>AB</b>	<b>38</b>
<b>R</b>	<b>6</b>
<b>H</b>	<b>12</b>
<b>RBI</b>	<b>6</b>
<b>BB</b>	<b>0</b>
<b>SO</b>	<b>5</b>
<b>LOB</b>	<b>13</b>



Batter	1	2	3	4	5	6	7	8	9	AB R H RBI BB SO LOB	TOP	
Gary Pettis, S (1, 8) OBP: 0.222, SLG: 0.125	2-1 6-3		0-0 FC6-4		4-2 BB			0-2 4-3		3 0 0 1 1 0 1		
Lou Whitaker, L (1, 4) OBP: 0.471, SLG: 0.308	1-2 F8		3-3 K		2-1 4-3			2-2 F8		4 0 0 0 0 1 3		
Luis Salazar, R (1, 7) Pat Sheridan, L (8, PH) OBP: 0.167, SLG: 0.333 OBP: 0.455, SLG: 0.600	1-2 5-3		1-0 L7		1-1 L7			0-0 3-1		3 0 0 0 0 0 1 1 0 0 0 0 0 0		
Alan Trammell, R (1, 6) OBP: 0.368, SLG: 0.438		2-1 5-3		0-0 L7		4-2 BB		1-1 L7		3 0 0 0 1 0 0		
Larry Herndon, R (1, 10) Matt Nokes, L (9, PH) OBP: 0.167, SLG: 0.167 OBP: 0.308, SLG: 1.000		0-1 P4		0-0 6-3		1-3 K		2-0 4-3		3 0 0 0 0 1 1 1 0 0 0 0 0 0		
Ray Knight, R (1, 3) Darrell Evans, L (9, PH) OBP: 0.143, SLG: 0.143 OBP: 0.077, SLG: 0.077		1-0 F7		2-2 F8		1-3 K		2-0 3-1		3 0 0 0 0 1 1 1 0 0 0 0 0 0		
Chet Lemon, R (1, 9) OBP: 0.375, SLG: 0.500			1-0 WP 1B		2-2 5-3		1-1 6-3			3 1 1 0 0 0 0	AB 29 R 2 H 2 RBI 2 BB 4 SO 3 LOB 8	
Tom Brookens, R (1, 5) OBP: 0.667, SLG: 0.727			4-2 1B FC6-4 BB		4-0 WP BB		1-0 5-3			1 1 0 0 2 0 0		
Mike Heath, R (1, 2) OBP: 0.200, SLG: 0.200			1-2 FC6-4 1B		0-0 F8		2-2 L5			3 0 1 1 0 0 1		
<b>Inning Stats</b>	R: 0 H: 0 E: 0 LOB: 0 K: 0 BB: 0 S: 9 P: 13	R: 0 H: 0 E: 0 LOB: 0 K: 0 BB: 0 S: 5 P: 8	R: 2 H: 2 E: 0 LOB: 1 K: 1 BB: 1 S: 13 P: 22	R: 0 H: 0 E: 0 LOB: 0 K: 0 BB: 0 S: 5 P: 7	R: 0 H: 0 E: 0 LOB: 2 K: 0 BB: 2 S: 9 P: 21	R: 0 H: 0 E: 0 LOB: 1 K: 2 BB: 1 S: 10 P: 17	R: 0 H: 0 E: 0 LOB: 0 K: 0 BB: 0 S: 6 P: 10	R: 0 H: 0 E: 0 LOB: 0 K: 0 BB: 0 S: 8 P: 10	R: 0 H: 0 E: 0 LOB: 0 K: 0 BB: 0 S: 4 P: 9	1B: 2 SF: 0 2B: 0 SAC: 0 3B: 0 DP: 0 HR: 0 HBP: 0	WP: 3 PA: 33 PB: 0 SB: 1 CS: 0	
<b>PITCHER</b> Floyd Bannister, L (1, 1) ERA: 2.57 Gene Garber, R (8, 1) ERA:	IP WLS BF H R ER SO BB IBB HBP BLK WP HR S P ERA WHIP	7.0 W 27 2 2 2 3 4 0 0 0 2 0 57 98 2.57 0.857	2.0 S 6 0 0 0 0 0 0 0 0 0 0 0 12 19 0.00 0.000									<b>PITCHER</b> IP WLS BF H R ER SO BB IBB HBP BLK WP HR S P ERA WHIP

Detroit Tigers @ Kansas City Royals  
Royals Stadium, Kansas City, MO

Fri Apr 08 1988, 8:05 PM EDT  
Att. 26,159 - Unknown - 68 F

livebaseballscorecards.com



Batter	1	2	3	4	5	6	7	8	9	AB	R	H	RBI	BB	SO	LOB
<b>Willie Wilson, S</b> OBP: 0.316, SLG: 0.421 (1, 8)	2-1 F7		1-1 1B		0-0 P6		2-3 K			4	0	1	0	0	1	1
<b>Kevin Seitzer, R</b> OBP: 0.444, SLG: 0.538 (1, 5)	1-3 K		3-0 L8		2-2 6-3		4-2 BB			3	0	0	0	1	1	2
<b>George Brett, L</b> OBP: 0.500, SLG: 0.571 (1, 3)	3-2 F8		3-2 P5			2-0 WP 2B	2-0 1-3			4	1	1	0	0	0	4
<b>Danny Tartabull, R</b> OBP: 0.471, SLG: 0.800 (1, 9)		1-2 6-3		0-0 FC3-6 1B		0-1 G3 SF8 2B		4-2 6-3 BB		3	1	2	1	1	0	0
<b>Jim Eisenreich, L</b> OBP: 0.125, SLG: 0.250 (1, 10)		2-2 5-3		0-0 FC3-6 2B		2-2 G3		1-0 6-3		4	1	0	0	0	0	3
<b>Frank White, R</b> OBP: 0.188, SLG: 0.143 (1, 4)		0-1 FC6-4 1B		1-0 6-3		0-1 SF8		2-2 5-3		3	0	1	1	0	0	2
<b>Bo Jackson, R</b> OBP: 0.417, SLG: 0.545 (1, 7)		1-0 FC6-4		2-2 2B		0-2 F9		4-0 IBB		3	0	1	1	1	0	1
<b>Jamie Quirk, L</b> OBP: 0.250, SLG: 0.250 (1, 2)			2-2 FC6 1B		1-1 1-3		1-0 FC1-6 1B		0-2 6-3	4	0	2	0	0	0	3
<b>Kurt Stillwell, S</b> OBP: 0.200, SLG: 0.429 (1, 6)			0-0 FC6 1B		1-2 4-3		0-0 FC1-6			3	0	0	0	0	0	2

Inning Stats	R: 0	H: 0	E: 0	K: 1	S: 8	R: 0	H: 1	E: 0	K: 0	S: 10	R: 0	H: 2	E: 0	K: 0	S: 11	R: 1	H: 2	E: 0	K: 0	S: 9	R: 0	H: 0	E: 0	K: 0	S: 8	R: 2	H: 2	E: 0	K: 0	S: 12	R: 0	H: 1	E: 0	K: 1	S: 12	R: 0	H: 0	E: 0	K: 0	S: 10	
	LOB: 0	BB: 0	P: 14			LOB: 1	BB: 0	P: 14			LOB: 2	BB: 0	P: 20			LOB: 1	BB: 0	P: 13			LOB: 0	BB: 0	P: 11			LOB: 2	BB: 1	P: 20			LOB: 2	BB: 2	P: 21								
<b>PITCHER</b>	IP	WLS	BF	H	R	ER	SO	BB	IBB	HBP	BLK	WP	HR	S	P	ERA	WHIP																								
<b>Jeff Robinson, R</b> ERA: 4.05 (1, 1)	6.2	L	29	8	3	3	2	1	0	0	0	1	0	69	105	4.05	1.350																								
<b>Paul Gibson, L</b> ERA: (7, 1)	1.1		6	0	0	0	0	1	1	0	0	0	0	11	24	0.00	0.750																								


**BOTTOM**

**Detroit Tigers @ Kansas City Royals**  
Royals Stadium, Kansas City, MO

Fri Apr 08 1988, 8:05 PM EDT  
Att: 26,159 - Unknown - 68 F

livebaseballscorecards.com

<b>AB</b>	<b>31</b>
<b>R</b>	<b>3</b>
<b>H</b>	<b>8</b>
<b>RBI</b>	<b>3</b>
<b>BB</b>	<b>3</b>
<b>SO</b>	<b>2</b>
<b>LOB</b>	<b>18</b>



1B: 6	SF: 1	WP: 1	PA: 35
2B: 2	SAC: 0	PB: 0	
3B: 0	DP: 0	SB: 1	
HR: 0	HBP: 0	CS: 0	

Batter	1	2	3	4	5	6	7	8	9	AB R H RBI BB SO LOB	TOP																									
<b>Gary Pettis, S</b> OBP: 0.250, SLG: 0.182 (1, 8)	2-2 P4		1-2 S 1B		1-2 F7		L9 K		0-0 2B 1B	6 1 2 1 0 1 5																										
<b>Lou Whitaker, L</b> OBP: 0.522, SLG: 0.474 <b>Jim Walewander, S</b> (9, PR) (9, 4)	2-2 1B 1B 1B		3-1 P5 1-2		2-1 1B 2-H 1B		P6		1-0 BLK 2-H 2B	6 1 4 2 0 0 4 0 0 0 0 0 0 0																										
<b>Darrell Evans, L</b> OBP: 0.158, SLG: 0.158 (1, 3)	3-1 1B 1-2 1B		0-0 F7		0-2 F7		2-2 1B 1-2 2-H 1B	1-2 4-3	3-1 P5 2-3	6 1 2 1 0 0 3																										
<b>Alan Trammell, R</b> OBP: 0.458, SLG: 0.619 (1, 6)	2-0 1-2 2-3 1B			1-3 K	0-1 1B		0-1 E 1-2 2-H 2B 1B	2-2 WP 3B		5 2 4 1 0 1 0																										
<b>Matt Nokes, L</b> OBP: 0.313, SLG: 0.875 <b>Luis Salazar, R</b> OBP: 0.250, SLG: 0.375 (7, PH) (7, 7)	0-0 L4-6 1-2			1-1 1B	2-3 K		1-0 E7 1-3 2-H 2B 1B	2-3 K		3 0 1 0 0 1 5 2 1 1 1 0 1 0																										
<b>Pat Sheridan, L</b> OBP: 0.500, SLG: 0.583 <b>Ray Knight, R</b> OBP: 0.250, SLG: 0.375 <b>Mike Heath, R</b> OBP: 0.182, SLG: 0.182 (7, 2)			1-3 K		0-1 1-2 1B		4-2 G6-4-3 BB	0-0 BLK 1B 1-H 3-H 2B	0-1 L7	2 0 1 0 1 1 0 1 0 1 2 0 0 0 1 1 0 0 0 0 0																										
<b>Jim Morrison, R</b> OBP: 0.400, SLG: 0.600 (1, 10)			2-3 K		1-2 L4		1 SAFE 0-0 G6-4-3	1-2 1B 2-H E 1B	2-0 L6	5 1 1 1 0 1 3																										
<b>Chet Lemon, R</b> OBP: 0.381, SLG: 0.500 <b>Billy Beane, R</b> (9, 9)			2-2 5-3		2-2 F8		2-3 K	4-1 E 1-2 BB	2-1 1B 2B	4 1 1 0 1 1 2 0 0 0 0 0 0 0																										
<b>Tom Brookens, R</b> OBP: 0.650, SLG: 0.750 (1, 5)			2-2 4-3				2-1 1B 2B		2-3 K	5 2 3 0 0 1 1																										
<b>Inning Stats</b>	R: 0 E: 0 K: 0 S: 10	H: 3 LOB: 2 BB: 0 P: 19	R: 0 E: 0 K: 2 S: 9	H: 0 LOB: 0 BB: 0 P: 14	R: 0 E: 0 K: 0 S: 9	H: 1 LOB: 1 BB: 0 P: 15	R: 0 E: 0 K: 1 S: 15	H: 2 LOB: 2 BB: 0 P: 20	R: 1 E: 0 K: 1 S: 15	H: 3 LOB: 2 BB: 0 P: 22	R: 0 E: 0 K: 1 S: 6	H: 0 LOB: 0 BB: 1 P: 12	R: 7 E: 2 K: 1 S: 30	H: 8 LOB: 3 BB: 1 P: 48	R: 1 E: 0 K: 1 S: 14	H: 1 LOB: 0 BB: 0 P: 19	R: 2 E: 0 K: 1 S: 10	H: 3 LOB: 2 BB: 0 P: 20	1B: 16 2B: 5 3B: 1 HR: 0	SF: 0 SAC: 0 DP: 2 HBP: 0	WP: 1 PB: 0 SB: 1 CS: 0	PA: 48														
<b>PITCHER</b>	IP WLS BF H R ER SO BB IBB HBP BLK WP HR S P ERA WHIP																				<b>PITCHER</b>	IP WLS BF H R ER SO BB IBB HBP BLK WP HR S P ERA WHIP														
<b>Bret Saberhagen, R</b> ERA: 3.77 (1, 1)	6.1		29	11	3	3	5	1	0	0	0	0	0	72	114	4.26	1.895																			
<b>Bud Black, L</b> ERA: 9.0 (7, 1)	0.0	L	3	3	1	1	0	0	0	0	0	0	0	7	10	∞	∞																			
<b>Dan Quisenberry, R</b> ERA: 9.0 (7, 1)	0.0		4	3	4	3	0	1	0	0	1	0	0	10	18	∞	∞																			
<b>Steve Farr, R</b> ERA: 9.82 (7, 1)	2.2		12	4	3	3	3	0	0	0	1	1	0	29	47	10.12	1.500																			

**Detroit Tigers @ Kansas City Royals**  
Royals Stadium, Kansas City, MO

Sat Apr 09 1988, 4:33 AM EDT  
Att: 23,418 - Overcast - 61 F

AB	46
R	11
H	21
RBI	9
BB	2
SO	8
LOB	23



Batter	1	2	3	4	5	6	7	8	9	AB	R	H	RBI	BB	SO	LOB
<b>Willie Wilson, S</b> (1, 8) OBP: 0.304, SLG: 0.478	2-1 4-3 ①		0-3 K ②			0-2 1B 3B ①		0-3 K ①		4	1	1	1	0	2	1
<b>Kevin Seitzer, R</b> (1, 5) OBP: 0.364, SLG: 0.412	1-1 F8 ②		1-1 CS ③	3-2 1-3 ①		2-1 4-3 ①		2-0 F7 ②		4	0	0	0	0	0	1
<b>George Brett, L</b> (1, 3) OBP: 0.455, SLG: 0.500	2-2 4-3 ③			0-0 L8 ②		3-1 BLK 1B ①		0-1 4-3 ③		4	1	1	1	0	0	0
<b>Danny Tartabull, R</b> (1, 9) OBP: 0.429, SLG: 0.737		X	0-0 BLK 2B ①		3-0 5-3 ③		0-3 K ②		1-0 5-3 ①		4	0	1	0	0	1
<b>Jim Eisenreich, L</b> (1, 10) OBP: 0.167, SLG: 0.250			0-3 K ①		1-0 6-3 ①		0-0 S 1B ①		1-2 L7 ②		4	0	1	1	0	1
<b>Frank White, R</b> (1, 4) OBP: 0.150, SLG: 0.111			2-1 F8 ②		2-3 K ②		1-1 4-3 ③		1-2 4-3 ③		4	0	0	0	0	1
<b>Bo Jackson, R</b> (1, 7) OBP: 0.400, SLG: 0.714			1-2 F9 ③		1-1 HR ①				0-0 L7 ①		3	1	1	1	0	0
<b>Jamie Quirk, L</b> (1, 2) OBP: 0.182, SLG: 0.182			2-1 3-1 ①		1-3 K ③				1-1 3-1 ②		3	0	0	0	0	1
<b>Kurt Stillwell, S</b> (1, 6) OBP: 0.278, SLG: 0.438			4-1 CS BB ①						2-2 3B 1B ①		2	1	1	0	1	0

BOTTOM

**Detroit Tigers @ Kansas City Royals**  
Royals Stadium, Kansas City, MO

Sat Apr 09 1988, 4:33 AM EDT  
Att. 23,418 - Overcast - 61 F

livebaseballscorecards.com

AB	32
R	4
H	6
RBI	4
BB	1
SO	6
LOB	7



Inning Stats	R: 0	H: 0	E: 0	K: 0	S: 7	R: 0	H: 1	E: 0	K: 1	S: 10	R: 0	H: 0	E: 0	K: 1	S: 7	R: 1	H: 1	E: 0	K: 2	S: 10	R: 3	H: 4	E: 0	K: 1	S: 18	R: 0	H: 0	E: 0	K: 0	S: 5	R: 0	H: 0	E: 0	K: 1	S: 6	R: 0	H: 0	E: 0	K: 0	S: 7	R: 0	H: 0	E: 0	K: 0	S: 10	1B: 3	SF: 0	2B: 1	SAC: 0	3B: 1	DP: 0	HR: 1	HBP: 0	WP: 0	PA: 34
<b>PITCHER</b>	IP	WLS	BF	H	R	ER	SO	BB	IBB	HBP	BLK	WP	HR	S	P	ERA	WHIP													IP	WLS	BF	H	R	ER	SO	BB	IBB	HBP	BLK	WP	HR	S	P	ERA	WHIP									
<b>Jack Morris, R</b> ERA: 3.71	(1, 1)	8.0	W	30	6	4	4	6	1	0	2	0	1	69	109	4.50	0.875																																						
<b>Mike Henneman, R</b> ERA:	(9, 1)	1.0		3	0	0	0	0	0	0	0	0	0	7	10	0.00	0.000																																						

Batter	1	2	3	4	5	6	7	8	9	AB R H RBI BB SO LOB	TOP									
<b>Gary Pettis, S</b> (1, 8) OBP: 0.250, SLG: 0.160	1-0 F8	SAFE 0-0 PO	1-2 6-3		4-2 CS BB		1-1 1-3			3 0 0 0 1 0 1										
<b>Tom Brookens, R</b> (1, 5) OBP: 0.625, SLG: 0.684	0-1 1B		4-2 S BB		1-2 K		3-2 5-3			3 0 1 0 1 1 2										
<b>Luis Salazar, R</b> (1, 7) OBP: 0.333, SLG: 0.500	SAFE 1-2 FC6-4 1B		1-3 K		0-1 2B			2-2 F7		4 0 2 0 0 1 1										
<b>Alan Trammell, R</b> (1, 6) OBP: 0.464, SLG: 0.583	3-2 L7		4-2 BB		0-0 L1			0-0 1B		3 0 1 0 1 0 3										
<b>Larry Herndon, R</b> (1, 10) OBP: 0.100, SLG: 0.100	0-0 FC6-4		0-1 1-3		1-0 F8			1-0 F9		4 0 0 0 0 0 5										
<b>Ray Knight, R</b> (1, 3) OBP: 0.167, SLG: 0.250		2-2 P4		0-0 5-3		1-3 K		1-1 P6		4 0 0 0 0 1 1										
<b>Chet Lemon, R</b> (1, 9) OBP: 0.360, SLG: 0.458		1-1 1B FC9-6 1B		3-2 6-3		2-1 4-3			3-2 5-3	4 1 1 0 0 0 0										
<b>Mike Heath, R</b> (1, 2) OBP: 0.286, SLG: 0.231 <b>Dave Bergman, L</b> (9, PH)		SAFE 2-2 FC9-6 1B		4-1 BB			3-2 5-3		1-3 K	2 0 1 0 1 0 0 1 0 0 0 0 1 0										
<b>Jim Walewander, S</b> (1, 4) OBP: 0.333, SLG: 0.667 <b>Matt Nokes, L</b> (9, PH) OBP: 0.294, SLG: 0.824		0-0 FC9-6 PO		1-3 K		2-1 2B			0-0 4-3	3 0 1 1 0 1 2 1 0 0 0 0 0 0										
<b>Inning Stats</b>	R: 0 E: 0 K: 0 S: 10	H: 2 LOB: 2 BB: 0 P: 15	R: 1 E: 0 K: 0 S: 12	H: 2 LOB: 0 BB: 0 P: 17	R: 0 E: 0 K: 1 S: 13	H: 0 LOB: 1 BB: 1 P: 23	R: 0 E: 0 K: 1 S: 8	H: 0 LOB: 1 BB: 1 P: 16	R: 0 E: 0 K: 1 S: 6	H: 1 LOB: 1 BB: 1 P: 10	R: 0 E: 0 K: 0 S: 10	H: 1 LOB: 1 BB: 0 P: 19	R: 0 E: 0 K: 0 S: 7	H: 1 LOB: 1 BB: 0 P: 11	R: 0 E: 0 K: 1 S: 7	H: 0 LOB: 0 BB: 0 P: 11	1B: 5 2B: 2 3B: 0 HR: 0	SF: 0 SAC: 0 DP: 0 HBP: 0	WP: 0 PB: 0 SB: 1 CS: 1	PA: 37
<b>PITCHER</b>	IP WLS BF H R ER SO BB IBB HBP BLK WP HR S P ERA WHIP																			
<b>Charlie Leibrandt, L</b> (1, 1) ERA: 5.73 <b>Ted Power, R</b> (9, 1) ERA: 11.57	8.0 W 33 7 1 1 4 4 0 0 0 0 0 0 74 124 1.12 1.375																			
	1.0 3 0 0 0 1 0 0 0 0 0 0 0 7 11 0.00 0.000																			

**Detroit Tigers @ Kansas City Royals**  
 Royals Stadium, Kansas City, MO  
 Sun Apr 10 1988, 4:33 AM EDT  
 Att. 26,305 - Cloudy - 47 F

[livebaseballscorecards.com](http://livebaseballscorecards.com)

<b>AB</b>	<b>32</b>
<b>R</b>	<b>1</b>
<b>H</b>	<b>7</b>
<b>RBI</b>	<b>1</b>
<b>BB</b>	<b>4</b>
<b>SO</b>	<b>5</b>
<b>LOB</b>	<b>15</b>



Batter	1	2	3	4	5	6	7	8	9
Willie Wilson, S OBP: 0.370, SLG: 0.519 (1, 8)	2-1 2B 1B	2-2 E 1B		1-1 L5			0-0 SF8 1B		
Kevin Seitzer, R OBP: 0.423, SLG: 0.524 (1, 5)	3-2 2B 2B	1 SAFE SAFE SAFE E9 1B			1-0 L8		1-0 SF8 WP 1B		
George Brett, L OBP: 0.462, SLG: 0.550 (1, 3)	1-2 2B 2B	4-0 BB			1-0 G3		1-1 SF8		
Danny Tartabull, R OBP: 0.360, SLG: 0.609 (1, 9)	0-1 P4	0-0 F9			0-1 P4		3-1 5-3		
Jim Eisenreich, L OBP: 0.188, SLG: 0.313 (1, 7)	2-2 2B			1-1 F7		0-0 P5	0-1 4-3		
Frank White, R OBP: 0.125, SLG: 0.091 (1, 4)	0-2 P4			1-0 5-3		0-1 F8		1-3 K	
Brad Wellman, R (9, 4)									
Bo Jackson, R OBP: 0.316, SLG: 0.556 (1, 10)	2-3 K			2-3 K		3-3 K		3-1 6-3	
Jamie Quirk, L OBP: 0.267, SLG: 0.357 (1, 2)		2-2 4-3		2-3 K			0-0 1B 3B	4-1 FC5-4 BB	
Kurt Stillwell, S OBP: 0.273, SLG: 0.400 (1, 6)		3-1 P2		2-1 F7			2-1 1B E 1B	0-1 FC5-4	

Inning Stats	R: 3	H: 4	E: 0	LOB: 1	K: 1	P: 31	R: 1	H: 2	E: 1	LOB: 2	K: 0	P: 17	R: 0	H: 0	E: 0	LOB: 0	K: 1	P: 11	R: 0	H: 0	E: 0	LOB: 0	K: 0	P: 6	R: 0	H: 0	E: 0	LOB: 0	K: 1	P: 9	R: 4	H: 4	E: 1	LOB: 0	K: 0	P: 18	R: 0	H: 0	E: 0	LOB: 1	K: 1	P: 16				
1B: 6	SF: 1	2B: 3	SAC: 0	3B: 1	DP: 0	HR: 0	HBP: 0	WP: 1	PA: 36	PB: 0	SB: 0	CS: 0																																		

PITCHER	IP	WLS	BF	H	R	ER	SO	BB	IBB	HBP	BLK	WP	HR	S	P	ERA	WHIP
Doyle Alexander, R ERA: 5.54 (1, 1)	6.0	L	29	10	8	6	4	1	0	0	0	0	0	69	109	9.00	1.833
Willie Hernandez, L ERA: 20.25 (7, 1)	1.0		3	0	0	0	0	0	0	0	0	1	0	6	10	0.00	0.000
Don Heinkel, R ERA: 3.0 (8, 1)	1.0		4	0	0	0	1	1	0	0	0	0	0	8	16	0.00	1.000

**BOTTOM**

**Detroit Tigers @ Kansas City Royals**  
**Royals Stadium, Kansas City, MO**  
 Sun Apr 10 1988, 4:33 AM EDT  
 Att. 26,305 - Cloudy - 47 F

livebaseballscorecards.com

<b>AB</b>	<b>33</b>
<b>R</b>	<b>8</b>
<b>H</b>	<b>10</b>
<b>RBI</b>	<b>6</b>
<b>BB</b>	<b>2</b>
<b>SO</b>	<b>5</b>
<b>LOB</b>	<b>6</b>



Batter	1	2	3	4	5	6	7	8	9	AB R H RBI BB SO LOB	TOP											
<b>Oddibe McDowell, L</b> (1, 8) <small>OBP: 0.250, SLG: 0.320</small> <b>Larry See, R</b> (8, PH) <b>Steve Kemp, L</b> (8, PH) <small>OBP: 0.111, SLG: 0.111</small> <b>Cecil Espy, S</b> (8, 8) <small>OBP: 0.500, SLG: 0.500</small>	2-2 L1			2-3 K		0-0 P3		2-2 G4-6-3 1-2f		3 0 0 0 0 1 0 0 0 0 0 0 0 0 1 0 0 0 0 0 2 0 0 0 0 0 0 0												
<b>Scott Fletcher, R</b> (1, 6) <small>OBP: 0.160, SLG: 0.125</small>	0-0 F8			3-1 F4		2-2 5-3			1-2 4-3	4 0 0 0 0 0 0												
<b>Ruben Sierra, S</b> (1, 9) <small>OBP: 0.250, SLG: 0.308</small>	1-0 L1			2-1 5-3			2-2 G3-6-1 BB 1B		1-1 F9	4 0 1 0 0 0 0												
<b>Pete Incaviglia, R</b> (1, 7)			2-3 K		1-0 F9		4-2 G3-6-1 BB		0-1 5-3	3 0 0 0 1 1 0												
<b>Pete O'Brien, L</b> (1, 3) <small>OBP: 0.630, SLG: 0.920</small>			1-3 K		2-0 2B 1B		0-0 G3-6-1 1-2f 2-3			3 1 1 0 0 1 2												
<b>Larry Parrish, R</b> (1, 10) <small>OBP: 0.130, SLG: 0.091</small>			1-3 K		0-2 F6		2-2 6-3			3 0 0 0 0 1 2												
<b>Steve Buechele, R</b> (1, 5) <small>OBP: 0.417, SLG: 0.409</small>					0-0 G1-6-3 1B					3 0 2 1 0 0 0												
<b>Geno Petrali, L</b> (1, 2) <small>OBP: 0.167, SLG: 0.167</small> <b>Mike Stanley, R</b> (8, PH) <small>OBP: 0.313, SLG: 0.154</small> (8, 2)					0-0 G1-6-3		2-0 L3		4-2 1B BB	2 0 0 0 0 0 2 0 0 0 0 1 0 0												
<b>Jerry Browne, S</b> (1, 4) <small>OBP: 0.458, SLG: 0.316</small>					2-1 6-3		1-0 F9		2-1 G4-6-3 1B	3 0 1 0 0 0 0												
<b>Inning Stats</b>	R: 0 E: 0 K: 0 S: 6	H: 0 LOB: 0 BB: 0 P: 9	R: 0 E: 0 K: 3 S: 10	H: 0 LOB: 0 BB: 0 P: 14	R: 0 E: 0 K: 0 S: 4	H: 1 LOB: 0 BB: 0 P: 6	R: 0 E: 0 K: 1 S: 7	H: 0 LOB: 0 BB: 0 P: 14	R: 1 E: 0 K: 0 S: 7	H: 2 LOB: 1 BB: 0 P: 12	R: 0 E: 0 K: 0 S: 5	H: 0 LOB: 0 BB: 0 P: 8	R: 0 E: 0 K: 0 S: 10	H: 1 LOB: 1 BB: 1 P: 18	R: 0 E: 0 K: 0 S: 8	H: 1 LOB: 1 BB: 1 P: 16	R: 0 E: 0 K: 0 S: 7	H: 0 LOB: 0 BB: 0 P: 9	1B: 4 2B: 1 3B: 0 HR: 0	SF: 0 SAC: 0 DP: 3 HBP: 0	WP: 0 PB: 0 SB: 0 CS: 0	PA: 31
<b>PITCHER</b>	IP WLS BF H R ER SO BB IBB HBP BLK WP HR S P ERA WHIP																					
<b>Frank Tanana, L</b> (1, 1) <small>ERA: 3.77</small> <b>Mike Henneman, R</b> (8, 1) <small>ERA:</small>	7.1 W 27 5 1 1 4 2 0 0 0 0 0 0 54 92 1.23 0.955																					
	1.2 S 4 0 0 0 0 0 0 0 0 0 0 0 10 14 0.00 0.000																					

**Texas Rangers @ Detroit Tigers**  
 Tiger Stadium, Detroit, MI  
 Tue Apr 12 1988, 3:33 AM EDT  
 Att. 51,504 - Sunny - 58 F

[livebaseballscorecards.com](http://livebaseballscorecards.com)

**AB** 29  
**R** 1  
**H** 5  
**RBI** 1  
**BB** 2  
**SO** 4  
**LOB** 8



Batter	1	2	3	4	5	6	7	8	9	AB	R	H	RBI	BB	SO	LOB
Gary Pettis, S OBP: 0.250, SLG: 0.143 (1, 8)	3-2 6-3	1-2 CS	4-1 BLK BLK SF9 BB	2-0 G3		2-1 FC4-6				3	1	0	0	1	0	3
Lou Whitaker, L OBP: 0.519, SLG: 0.429 (1, 4)	4-2 FC6-4 BLK BLK BB		1 SAFE 4-2 SF9 BLK 1B BB	2-3 K		0-0 L3				2	2	0	0	2	1	3
Darrell Evans, L OBP: 0.217, SLG: 0.143 (1, 3)	4-1 FC6-4 1-2 BB		4-2 1B 1-2 2-3 BB		1-0 F6				1-0 L6	2	0	0	0	2	0	0
Alan Trammell, R OBP: 0.406, SLG: 0.519 (1, 6)	2-1 FC6-4 BLK 1B		0-1 SF9		1-0 E4				3-2 5-3	3	1	0	1	0	0	2
Matt Nokes, L OBP: 0.333, SLG: 0.750 (1, 2)	1-1 1B		2-3 K		1-3 K				4-0 BB	3	0	1	1	1	2	3
Jim Morrison, R OBP: 0.357, SLG: 0.500 (1, 10)	0-1 F8		2-1 FC6 1-3 3-H 1B		1-3 K				1-0 F7	4	0	1	1	0	1	3
Pat Sheridan, L OBP: 0.389, SLG: 0.438 (1, 7)		1-1 E4 FC4-6	0-0 FC6			1-0 6-3			0-0 F9	4	0	0	0	0	0	2
Chet Lemon, R OBP: 0.345, SLG: 0.429 (1, 9)		1 SAFE 1 SAFE F3		1-2 5-3		2-1 FC4-6 1B 1B			2-3 K	4	0	1	0	0	1	1
Tom Brookens, R OBP: 0.607, SLG: 0.652 (1, 5)		1 SAFE 1 SAFE 1 SAFE FC4-6 CS		3-2 G3 1B		0-1 FC4-6 1B			2-0 F3	4	0	2	0	0	0	1

Inning Stats	R: 2 E: 0 K: 0 S: 13	H: 1 LOB: 1 BB: 2 P: 27	R: 0 E: 1 K: 0 S: 7	H: 0 LOB: 0 BB: 0 P: 12	R: 2 E: 0 K: 1 S: 16	H: 1 LOB: 2 BB: 3 P: 32	R: 0 E: 0 K: 1 S: 10	H: 1 LOB: 1 BB: 0 P: 18	R: 0 E: 1 K: 2 S: 8	H: 0 LOB: 1 BB: 0 P: 12	R: 0 E: 0 K: 0 S: 8	H: 2 LOB: 2 BB: 0 P: 13	R: 0 E: 0 K: 0 S: 6	H: 0 LOB: 1 BB: 1 P: 15	R: 0 E: 0 K: 1 S: 5	H: 0 LOB: 0 BB: 0 P: 9	1B: 5 2B: 0 3B: 0 HR: 0	SF: 1 SAC: 0 DP: 0 HBP: 0	
PITCHER Bobby Witt, R ERA: 5.02 (1, 1)	IP 8.0	WLS L	BF 36	H 5	R 4	ER 4	SO 5	BB 6	IBB 0	HBP 0	BLK 4	WP 0	HR 0	S 73	P 138	ERA 4.50	WHIP 1.375	WP: 0 PB: 0 SB: 0 CS: 1	PA: 37 ERA WHIP

**TEXAS RANGERS @ DETROIT TIGERS**  
**Tiger Stadium, Detroit, MI**  
 Tue Apr 12 1988, 3:33 AM EDT  
 Att: 51,504 - Sunny - 58 F

<b>AB</b>	<b>29</b>
<b>R</b>	<b>4</b>
<b>H</b>	<b>5</b>
<b>RBI</b>	<b>3</b>
<b>BB</b>	<b>6</b>
<b>SO</b>	<b>5</b>
<b>LOB</b>	<b>18</b>

Batter	1	2	3	4	5	6	7	8	9	AB R H RBI BB SO LOB	TOP
<b>Oddibe McDowell, L</b> (1, 8) OBP: 0.212, SLG: 0.267 C C B B F F C	1-3 		3-3 	0-0 3-1 		2-3 		3-3 		5 0 0 0 0 4 2	
<b>Scott Fletcher, R</b> (1, 6) OBP: 0.267, SLG: 0.185 C C B B F F C	4-2 		4-2 	3-1 		2-2 		0-0 	3 1 2 0 2 0 0		
<b>Ruben Sierra, S</b> (1, 9) OBP: 0.242, SLG: 0.323 B X	1-0 		2-0 	2-3 		1-0 		3-1 	5 1 1 1 0 1 4		
<b>Pete Incaviglia, R</b> (1, 7) OBP: 0.240, SLG: 0.095 <b>Cecil Espy, S</b> (9, PR) OBP: 0.500, SLG: 0.500 (9, 7) X	0-0 		0-1 		0-2 		4-0 	4-2 	3 0 2 0 2 0 1 0 0 0 0 0 0 0		
<b>Pete O'Brien, L</b> (1, 3) OBP: 0.625, SLG: 0.857 F B B B B	4-1 		0-0 	4-2 		4-2 		1-0 	2-3 	3 0 1 1 2 1 2	
<b>Larry Parrish, R</b> (1, 10) OBP: 0.148, SLG: 0.080 S S S	0-3 		4-2 	1-1 		1-0 			3 0 0 0 1 1 4		
<b>Mike Stanley, R</b> (1, 2) OBP: 0.350, SLG: 0.188 B B B B B		2-3 	4-1 	1-2 		0-2 		0-0 	3 0 1 0 1 1 0		
<b>Steve Buechele, R</b> (1, 5) OBP: 0.357, SLG: 0.346 B B C C B B		3-3 	0-3 	1-1 		4-3 		1-2 	4 0 0 0 0 2 5		
<b>Jerry Browne, S</b> (1, 4) OBP: 0.464, SLG: 0.318 B C B C		1-1 		0-0 		0-2 		4-1 	3 0 1 0 1 0 0		
<b>Inning Stats</b>	R: 0 H: 1 E: 0 LOB: 3 K: 2 BB: 2 S: 14 P: 24	R: 0 H: 0 E: 0 LOB: 0 K: 2 BB: 0 S: 9 P: 15	R: 2 H: 2 E: 0 LOB: 3 K: 2 BB: 3 S: 17 P: 34	R: 0 H: 1 E: 0 LOB: 1 K: 1 BB: 0 S: 7 P: 12	R: 0 H: 2 E: 0 LOB: 2 K: 0 BB: 1 S: 12 P: 18	R: 0 H: 2 E: 0 LOB: 1 K: 1 BB: 0 S: 11 P: 16	R: 0 H: 0 E: 0 LOB: 0 K: 0 BB: 1 S: 2 P: 8	R: 0 H: 0 E: 0 LOB: 1 K: 1 BB: 1 S: 9 P: 16	R: 0 H: 0 E: 0 LOB: 1 K: 1 BB: 1 S: 10 P: 18	1B: 7 SF: 0 2B: 1 SAC: 0 3B: 0 DP: 2 HR: 0 HBP: 0	WP: 0 PA: 41 PB: 1 SB: 3 CS: 1
<b>PITCHER</b> <b>Jack Morris, R</b> (1, 1) ERA: 3.12 <b>Jack Morris, R</b> (9, 1) ERA: 3.12	IP WLS BF H R ER SO BB IBB HBP BLK WP HR S P ERA WHIP 9.0 L 41 8 2 2 10 9 0 0 1 0 0 91 161 2.00 1.889 9.0 L 41 8 2 2 10 9 0 0 1 0 0 91 161 2.00 1.889	<b>PITCHER</b> IP WLS BF H R ER SO BB IBB HBP BLK WP HR S P ERA WHIP									

**Texas Rangers @ Detroit Tigers**  
 Tiger Stadium, Detroit, MI  
 Thu Apr 14 1988, 3:33 AM EDT  
 Att. 11,899 - Cloudy - 55 F

livebaseballscorecards.com

**AB 32**  
**R 2**  
**H 8**  
**RBI 2**  
**BB 9**  
**SO 10**  
**LOB 18**





Batter	1	2	3	4	5	6	7	8	9	AB R H RBI BB SO LOB
<b>Gary Pettis, S</b> (1, 8) OBP: 0.250, SLG: 0.156	1-1 1-3		2-1 B3			1-2 L9			1-1 PB WP 6-3 1B	4 1 1 0 0 0 0
<b>Lou Whitaker, L</b> (1, 4) OBP: 0.484, SLG: 0.375	2-1 4-3			3-2 L3			1-0 F6		4-2 PB BB	3 0 0 0 1 0 0
<b>Darrell Evans, L</b> (1, 3) OBP: 0.185, SLG: 0.120	2-2 4-3			1-0 F8			0-0 F6		3-1 F9	4 0 0 0 0 0 2
<b>Alan Trammell, R</b> (1, 6) OBP: 0.361, SLG: 0.452		2-2 5-3		1-1 L4			1-0 F7		3-2 6-3 1-2 2-H	4 0 0 1 0 0 1
<b>Matt Nokes, L</b> (1, 2) OBP: 0.292, SLG: 0.652 <b>Larry Herndon, R</b> (9, PH) OBP: 0.091, SLG: 0.091		2-2 5-3		1-3 K				1-3 K	1-2 4-3	3 0 0 0 0 2 0 1 0 0 0 0 0 1
<b>Jim Morrison, R</b> (1, 10) OBP: 0.412, SLG: 0.588 (9, 5)		3-2 2B		1-1 F8				0-0 FC4-6 1B		3 0 2 0 0 0 0
<b>Pat Sheridan, L</b> (1, 7) OBP: 0.333, SLG: 0.368		1-0 4-3		2-1 F7				0-0 FC4-6 1B 1-2f		3 0 0 0 0 0 2
<b>Chet Lemon, R</b> (1, 9) OBP: 0.344, SLG: 0.419			1-3 K			2-2 F3		2-2 FC3-6 1B 1-2		3 0 1 0 0 1 0
<b>Tom Brookens, R</b> (1, 5) OBP: 0.567, SLG: 0.600 <b>Dave Bergman, L</b> (8, PH) <b>Jack Morris, R</b> (9, 1)			1-3 K			2-2 1-3		1-2 FC3-6 1-2f		2 0 0 0 0 1 0 1 0 0 0 0 0 2 0 0 0 0 0 0 0

Inning Stats	R: 0 E: 0 K: 0 S: 7	H: 0 LOB: 0 BB: 0 P: 12	R: 0 E: 0 K: 0 S: 10	H: 1 LOB: 1 BB: 0 P: 18	R: 0 E: 0 K: 2 S: 8	H: 0 LOB: 0 BB: 0 P: 12	R: 0 E: 0 K: 0 S: 6	H: 0 LOB: 0 BB: 0 P: 11	R: 0 E: 0 K: 1 S: 7	H: 0 LOB: 0 BB: 0 P: 11	R: 0 E: 0 K: 0 S: 11	H: 0 LOB: 0 BB: 0 P: 16	R: 0 E: 0 K: 0 S: 3	H: 0 LOB: 0 BB: 0 P: 5	R: 0 E: 0 K: 1 S: 11	H: 2 LOB: 2 BB: 0 P: 15	R: 1 E: 0 K: 0 S: 12	H: 1 LOB: 1 BB: 1 P: 24	1B: 3 2B: 1 3B: 0 HR: 0	SF: 0 SAC: 0 DP: 0 HBP: 0
--------------	------------------------------	----------------------------------	-------------------------------	----------------------------------	------------------------------	----------------------------------	------------------------------	----------------------------------	------------------------------	----------------------------------	-------------------------------	----------------------------------	------------------------------	---------------------------------	-------------------------------	----------------------------------	-------------------------------	----------------------------------	----------------------------------	------------------------------------

PITCHER	IP	WLS	BF	H	R	ER	SO	BB	IBB	HBP	BLK	WP	HR	S	P	ERA	WHIP
<b>Jose Guzman, R</b> (1, 1) ERA: 2.12	8.0	W	28	4	1	0	4	0	0	0	0	0	0	65	103	0.00	0.500
<b>Mitch Williams, L</b> (9, 1) ERA: 1.8	1.0	S	4	0	0	0	0	1	0	0	0	1	0	10	21	0.00	1.000

**BOTTOM**

**Texas Rangers @ Detroit Tigers**  
Tiger Stadium, Detroit, MI

Thu Apr 14 1988, 3:33 AM EDT  
Att: 11,899 - Cloudy - 55 F

<b>AB</b>	<b>31</b>
<b>R</b>	<b>1</b>
<b>H</b>	<b>4</b>
<b>RBI</b>	<b>1</b>
<b>BB</b>	<b>1</b>
<b>SO</b>	<b>4</b>
<b>LOB</b>	<b>8</b>



WP	PA	ERA	WHIP
1	32		
1			
0			
0			

Batter	1	2	3	4	5	6	7	8	9	AB R H RBI BB SO LOB	TOP											
Willie Wilson, S (1, 8) OBP: 0.333, SLG: 0.409	1-2 FC5-4 1B		1-1 1B			1-3 K		0-0 F7		4 0 2 0 0 1 0												
Kevin Seitzer, R (1, 5) OBP: 0.409, SLG: 0.459	2-1 F9		2-3 K			1-1 G4-6-3 1B			1-2 6-3	4 0 1 0 0 1 2												
George Brett, L (1, 3) OBP: 0.386, SLG: 0.486	0-2 FC5-4 1-2f				1-1 L5	0-0 G4-6-3 1-2f			3-2 HR	4 1 1 1 0 0 2												
Danny Tartabull, R (1, 9) OBP: 0.419, SLG: 0.641	2-2 F9				3-3 K		2-2 F9		1-2 1B	4 0 1 0 0 1 1												
Jim Eisenreich, L (1, 10) OBP: 0.179, SLG: 0.259					2-3 K		1-1 6-3		2-2 F7	4 0 0 0 0 1 1												
Frank White, R (1, 4) OBP: 0.244, SLG: 0.316						0-0 F7			0-1 F7	3 0 0 0 1 1 1												
Bo Jackson, R (1, 7) OBP: 0.286, SLG: 0.588						0-0 HR				3 1 1 1 0 2 1												
Jamie Quirk, L (1, 2) OBP: 0.250, SLG: 0.273						1-0 F7			1-1 F7	2 0 0 0 0 0 0												
Thad Bosley, L (8, PH)										1 0 0 0 0 0 0												
Mike Macfarlane, R (8, 2) OBP: 0.417, SLG: 0.636										0 0 0 0 0 0 0												
Kurt Stillwell, S (1, 6) OBP: 0.286, SLG: 0.364										2 0 0 0 0 0 0												
Scotti Madison, S (8, PH)										1 0 0 0 0 0 0												
Brad Wellman, R (8, 6)										0 0 0 0 0 0 0												
<b>Inning Stats</b>	R: 0 E: 0 K: 0 S: 11	H: 1 LOB: 1 BB: 0 P: 16	R: 0 E: 0 K: 2 S: 9	H: 0 LOB: 0 BB: 0 P: 14	R: 0 E: 0 K: 1 S: 10	H: 1 LOB: 1 BB: 0 P: 14	R: 0 E: 0 K: 2 S: 9	H: 0 LOB: 0 BB: 0 P: 15	R: 1 E: 0 K: 1 S: 7	H: 1 LOB: 0 BB: 0 P: 11	R: 0 E: 0 K: 1 S: 6	H: 1 LOB: 0 BB: 0 P: 8	R: 0 E: 0 K: 1 S: 9	H: 0 LOB: 1 BB: 1 P: 17	R: 0 E: 0 K: 0 S: 5	H: 0 LOB: 0 BB: 0 P: 7	R: 1 E: 0 K: 0 S: 14	H: 2 LOB: 1 BB: 0 P: 21	1B: 4 2B: 0 3B: 0 HR: 2	SF: 0 SAC: 0 DP: 1 HBP: 0	WP: 0 PB: 0 SB: 0 CS: 0	PA: 33
<b>PITCHER</b>	IP WLS BF H R ER SO BB IBB HBP BLK WP HR S P ERA WHIP																					
Doyle Alexander, R (1, 1) ERA: 4.22	8.1 W 31 6 2 2 7 1 0 0 0 0 2 75 116 2.16 0.840																					
Mike Henneman, R (9, 1) ERA:	0.2 S 2 0 0 0 0 0 0 0 0 0 0 5 7 0.00 0.000																					

**Kansas City Royals @ Detroit Tigers**  
Tiger Stadium, Detroit, MI  
Sat Apr 16 1988, 3:33 AM EDT  
Att. 18,480 - Cloudy - 50 F

livebaseballscorecards.com

AB	32
R	2
H	6
RBI	2
BB	1
SO	7
LOB	8



Batter	1	2	3	4	5	6	7	8	9	AB R H RBI BB SO LOB
<b>Gary Pettis, S</b> OBP: 0.225, SLG: 0.139 (1, 8)	1-1 F4		2-2 1-3		2-1 6-3		3-3 K			4 0 0 0 0 1 2
<b>Lou Whitaker, L</b> OBP: 0.486, SLG: 0.407 (1, 4)	1-0 5-3		0-0 2B		2-2 4-3			4-1 BB SH3 BB BB		3 1 1 0 1 0 0
<b>Luis Salazar, R</b> OBP: 0.267, SLG: 0.400 (1, 7)	1-3 K		1-0 5-3			1-2 4-3		1 SAFE 0-0 SH3		3 0 0 0 0 1 1
<b>Alan Trammell, R</b> OBP: 0.375, SLG: 0.529 (1, 6)		0-0 F5		1-2 HR		2-1 F7		4-0 BB BB E IBB		3 2 1 1 1 0 0
<b>Larry Herndon, R</b> OBP: 0.133, SLG: 0.071 <b>Jim Morrison, R</b> OBP: 0.412, SLG: 0.588 (8, PR)		0-2 P6		2-2 P5		1-2 6-3		4-1 E BB BB BB		3 0 0 0 1 0 0 0 0 0 0 0 0 0
<b>Ray Knight, R</b> OBP: 0.250, SLG: 0.214 <b>Dave Bergman, L</b> (8, PR) (9, 3)		4-1 WP 1B BB		0-0 6-3			1-2 5-3	4-0 BB BB E BB		2 1 0 1 2 0 0 0 0 0 0 0 0 0
<b>Chet Lemon, R</b> OBP: 0.361, SLG: 0.429 (1, 9)		1-2 1-H 1B		0-0 1B			1-2 5-3	4-0 E5		4 0 2 1 0 0 2
<b>Tom Brookens, R</b> OBP: 0.529, SLG: 0.586 (1, 5)		2-2 F5		1-1 F4			2-2 E 2B	1-2 G5-2-3		4 0 1 0 0 0 5
<b>Mike Heath, R</b> OBP: 0.235, SLG: 0.188 (1, 2)			0-0 5-3		3-3 K		0-0 E5			3 0 0 0 0 1 1

Inning Stats		R: 0	H: 0	E: 0	K: 1	S: 6	R: 1	H: 1	E: 0	K: 0	S: 12	R: 0	H: 1	E: 0	K: 0	S: 6	R: 1	H: 2	E: 0	K: 0	S: 11	R: 0	H: 0	E: 0	K: 1	S: 9	R: 0	H: 0	E: 0	K: 0	S: 9	R: 0	H: 1	E: 1	K: 1	S: 14	R: 2	H: 0	E: 1	K: 0	S: 10	1B: 2	2B: 2	3B: 0	HR: 1	SF: 0	SAC: 1	DP: 1	HBP: 0
<b>PITCHER</b>	<b>IP</b>	<b>WLS</b>	<b>BF</b>	<b>H</b>	<b>R</b>	<b>ER</b>	<b>SO</b>	<b>BB</b>	<b>IBB</b>	<b>HBP</b>	<b>BLK</b>	<b>WP</b>	<b>HR</b>	<b>S</b>	<b>P</b>	<b>ERA</b>	<b>WHIP</b>	<b>PITCHER</b>	<b>IP</b>	<b>WLS</b>	<b>BF</b>	<b>H</b>	<b>R</b>	<b>ER</b>	<b>SO</b>	<b>BB</b>	<b>IBB</b>	<b>HBP</b>	<b>BLK</b>	<b>WP</b>	<b>HR</b>	<b>S</b>	<b>P</b>	<b>ERA</b>	<b>WHIP</b>	<b>WP: 1</b>	<b>PA: 35</b>												
<b>Charlie Leibrandt, L</b> ERA: 4.91 (1, 1)	7.1	L	33	5	4	3	3	4	1	0	0	1	1	70	122	3.68	1.227																																
<b>Dan Quisenberry, R</b> ERA: 3.86 (8, 1)	0.2		2	0	0	0	0	0	0	0	0	0	0	7	8	0.00	0.000																																

**BOTTOM**

**Kansas City Royals @ Detroit Tigers**  
Tiger Stadium, Detroit, MI

Sat Apr 16 1988, 3:33 AM EDT  
Att: 18,480 - Cloudy - 50 F

[livebaseballscorecards.com](http://livebaseballscorecards.com)

<b>AB</b>	<b>29</b>
<b>R</b>	<b>4</b>
<b>H</b>	<b>5</b>
<b>RBI</b>	<b>3</b>
<b>BB</b>	<b>5</b>
<b>SO</b>	<b>3</b>
<b>LOB</b>	<b>11</b>
	

Batter	1	2	3	4	5	6	7	8	9	AB R H RBI BB SO LOB	TOP											
Willie Wilson, S (1, 8) OBP: 0.340, SLG: 0.396	1-0 B1-3			2-3 K		3-2 G1-6-3 1B		4-2 1B 1B BB	1-3 K	4 1 1 0 1 2 1												
Kevin Seitzer, R (1, 5) OBP: 0.396, SLG: 0.439	1-0 L9			1-2 P9		2-1 G1-6-3 1-2f		2-1 1B 1B		4 0 1 0 0 0 1												
George Brett, L (1, 3) OBP: 0.417, SLG: 0.667	1-0 F7			0-0 HR			0-0 HR	0-0 1-2 3-H 1B		4 2 3 3 0 0 0												
Danny Tartabull, R (1, 9)				3-3 K			1-0 F9	3-3 K2-3		3 0 0 0 1 2 2												
Frank White, R (1, 4) OBP: 0.222, SLG: 0.286					0-0 6-3		2-3 K		0-1 6-3	4 0 0 0 0 1 1												
Thad Bosley, L (1, 10) OBP: 0.200, SLG: 0.111					1-0 G4-3		4-0 FC5-4 BB		1-1 WP 2B 1B	3 1 1 0 1 1 0												
Bo Jackson, R (1, 7) OBP: 0.256, SLG: 0.526				1-3 K		2-3 K	1-1 FC5-4		2-3 K	4 0 0 0 0 3 2												
Jamie Quirk, L (1, 2) OBP: 0.286, SLG: 0.462				3-2 F8		0-0 HR		2-3 K	1-2 1B 2B	4 2 2 2 0 1 0												
Kurt Stillwell, S (1, 6) OBP: 0.282, SLG: 0.351				3-2 P6		0-0 P6		3-2 6-3	1-1 1B	4 0 1 1 0 0 0												
<b>Inning Stats</b>	R: 0 E: 0 K: 0 S: 3	H: 0 LOB: 0 BB: 0 P: 6	R: 0 E: 0 K: 1 S: 7	H: 0 LOB: 0 BB: 1 P: 12	R: 0 E: 0 K: 1 S: 14	H: 0 LOB: 0 BB: 0 P: 21	R: 1 E: 0 K: 2 S: 10	H: 1 LOB: 0 BB: 0 P: 16	R: 0 E: 0 K: 1 S: 6	H: 0 LOB: 0 BB: 0 P: 9	R: 1 E: 0 K: 0 S: 9	H: 2 LOB: 0 BB: 0 P: 14	R: 1 E: 0 K: 1 S: 8	H: 1 LOB: 1 BB: 1 P: 16	R: 1 E: 0 K: 2 S: 17	H: 2 LOB: 2 BB: 1 P: 31	R: 2 E: 0 K: 2 S: 16	H: 3 LOB: 1 BB: 0 P: 22	1B: 5 2B: 1 3B: 0 HR: 3	SF: 0 SAC: 0 DP: 2 HBP: 0	WP: 1 PB: 0 SB: 0 CS: 0	PA: 37
<b>PITCHER</b>	IP WLS BF H R ER SO BB IBB HBP BLK WP HR S P ERA WHIP																					
Jeff Robinson, R (1, 1) ERA: 4.05	6.2 W 24 4 3 3 6 2 0 0 0 0 3 55 91 4.05 0.900																					
Don Heinkel, R (7, 1) ERA: 4.5	1.0 5 1 1 1 1 1 0 0 0 0 0 14 26 9.00 2.000																					
Willie Hernandez, L (8, 1) ERA: 20.25	0.0 1 1 0 0 0 0 0 0 0 0 0 1 1 ∞ ∞																					
Mike Henneman, R (8, 1) ERA: 2.84	1.1 S 7 3 2 2 3 0 0 0 0 1 0 20 29 13.50 2.250																					

Kansas City Royals @ Detroit Tigers

Tiger Stadium, Detroit, MI

Sun Apr 17 1988, 3:33 AM EDT  
Att. 18,292 - Sunny - 65 F

livebaseballscorecards.com

AB	34
R	6
H	9
RBI	6
BB	3
SO	10
LOB	7



Batter	1	2	3	4	5	6	7	8	9
<b>Gary Pettis, S</b> OBP: 0.267, SLG: 0.154 (1, 8)	4-2 FC3-6 BB	1-2 2-H 1B		4-2 WP BB		1-1 P7-3 1-2f		0-3 K	
<b>Lou Whitaker, L</b> OBP: 0.450, SLG: 0.355 (1, 4)	1-0 FC3-6 1-2f	2-2 4-3		2-1 L6 1-2 3-H			3-3 K	4-1 1-2 2-3 3-H BB	
<b>Darrell Evans, L</b> OBP: 0.188, SLG: 0.103 (1, 3)	1-3 K		0-1 G3		1-3 K		4-1 S BB	2-3 K	
<b>Alan Trammell, R</b> OBP: 0.386, SLG: 0.605 (1, 6)	3-3 K		2-2 G4-6-3 1B		2-1 HR		1-3 K		
<b>Matt Nokes, L</b> OBP: 0.286, SLG: 0.593 (1, 2)		2-0 SH2-3 1B	3-2 G4-6-3 1B		1-0 F9		3-2 F7		
<b>Jim Morrison, R</b> OBP: 0.429, SLG: 0.571 (1, 10)		0-0 SH2-3 1B		0-0 SH1-4 1B		3-1 F7		1-3 K	
<b>Pat Sheridan, L</b> OBP: 0.375, SLG: 0.381 (1, 7)		0-0 SH2-3		3-2 G5-3 SH1-4 WP 1B		2-2 P8		4-0 S BB	
<b>Chet Lemon, R</b> OBP: 0.410, SLG: 0.486 (1, 9)		2-1 SH1-4 1B		1-0 SH1-4 1-2 2-3		1-2 1B		4-2 BB S	
<b>Ray Knight, R</b> OBP: 0.300, SLG: 0.235 (1, 5)		1-0 1-3		2-0 G5-3		0-2 P7-3 1B		4-2 BB	
<b>Tom Brookens, R</b> OBP: 0.529, SLG: 0.586 (8, PR)		1-0 1-2						1-2 2-3 BB	

Inning Stats	R: 0	H: 0	E: 0	K: 2	S: 13	L: 1	BB: 1	P: 21	R: 3	H: 4	E: 0	K: 0	S: 13	R: 0	H: 1	E: 0	K: 0	S: 10	R: 2	H: 2	E: 0	K: 0	S: 13	R: 1	H: 1	E: 0	K: 1	S: 8	R: 1	H: 2	E: 0	K: 0	S: 11	R: 0	H: 0	E: 0	K: 2	S: 12	R: 1	H: 0	E: 0	K: 3	S: 15	R: 1	H: 0	E: 0	K: 3	S: 15		
	0	0	0	2	13	1	1	21	3	4	0	0	13	0	1	0	0	10	2	2	0	0	13	1	1	0	0	0	1	2	0	0	11	0	0	1	0	12	1	0	0	15	0	0	0	15	1	0	0	15

PITCHER	IP	WLS	BF	H	R	ER	SO	BB	IBB	HBP	BLK	WP	HR	S	P	ERA	WHIP
<b>Mark Gubicza, R</b> ERA: 4.24 (1, 1)	4.0	L	20	7	5	5	2	2	0	0	0	1	0	49	82	11.25	2.250
<b>Ted Power, R</b> ERA: 10.38 (5, 1)	2.0		8	3	2	2	1	0	0	0	0	0	1	19	30	9.00	1.500
<b>Steve Farr, R</b> ERA: 6.75 (7, 1)	1.0		4	0	0	0	2	1	0	0	0	0	0	12	23	0.00	1.000
<b>Gene Garber, R</b> ERA: 1.5 (8, 1)	1.0		7	0	1	1	3	4	0	0	0	0	0	15	34	9.00	4.000

AB	R	H	RBI	BB	SO	LOB
3	0	1	1	2	1	4
4	0	0	1	1	1	3
4	0	0	0	1	3	4
4	1	2	1	0	2	2
4	1	1	0	0	0	2
4	2	2	0	0	1	0
2	2	1	0	1	0	0
2	2	2	2	1	0	0
3	0	1	2	1	0	2
0	0	0	0	0	0	0

WP	PA
1	39

**Kansas City Royals @ Detroit Tigers**  
**Tiger Stadium, Detroit, MI**  
 Sun Apr 17 1988, 3:33 AM EDT  
 Att. 18,292 - Sunny - 65 F

AB	30
R	8
H	10
RBI	7
BB	7
SO	8
LOB	17



WP	PA
1	39

Batter	1	2	3	4	5	6	7	8	9	AB R H RBI BB SO LOB	TOP											
Willie Wilson, S (1, 8) OBP: 0.333, SLG: 0.373	2-2 F8		4-2 F8 1B 1-2 BB		2-3 K		0-1 G3			3 0 0 0 1 1 0												
Kevin Seitzer, R (1, 5) OBP: 0.404, SLG: 0.444	0-1 CS 1B		3-2 F8 1-2 2-H 3-H 1B		2-2 L6			3-1 F6		4 0 2 2 0 0 0												
George Brett, L (1, 3) OBP: 0.404, SLG: 0.628	1-1 F8 1-2		2-1 F8 1-2 2-3		3-1 1B			2-2 G3		4 0 1 0 0 0 3												
Danny Tartabull, R (1, 9) OBP: 0.412, SLG: 0.568		2-3 K	4-1 BB		0-0 4-3			4-2 BB		2 0 0 0 2 1 1												
Frank White, R (1, 4) OBP: 0.204, SLG: 0.261		0-3 K	2-2 1-3		1-1 6-3			1-2 2-3		4 0 0 0 0 1 4												
Steve Balboni, R (1, 10) OBP: 0.133, SLG: 0.333		1-2 F9		1-1 L7		0-0 F7			0-0 1-3	3 0 0 0 0 0 0 1 0 0 0 0 0 0												
Thad Bosley, L (9, PH) OBP: 0.182, SLG: 0.100																						
Bo Jackson, R (1, 7) OBP: 0.233, SLG: 0.476			2-2 L6	1-0 F8		1-1 G3			1-0 4-3	4 0 0 0 0 0 0												
Mike Macfarlane, R (1, 2) OBP: 0.438, SLG: 0.667			2-1 WP 1B 2B	0-0 1B			0-1 F7		2-2 5-3	4 1 2 0 0 0 0												
Kurt Stillwell, S (1, 6) OBP: 0.286, SLG: 0.333			4-2 BB 1B BB	3-2 F6			1-3 K			2 1 0 0 1 1 1												
<b>Inning Stats</b>	R: 0 E: 0 K: 0 S: 10	H: 1 LOB: 0 BB: 0 P: 13	R: 0 E: 0 K: 2 S: 9	H: 0 LOB: 0 BB: 0 P: 12	R: 2 E: 0 K: 0 S: 19	H: 2 LOB: 3 BB: 3 P: 42	R: 0 E: 0 K: 0 S: 7	H: 1 LOB: 1 BB: 0 P: 12	R: 0 E: 0 K: 1 S: 12	H: 1 LOB: 1 BB: 0 P: 19	R: 0 E: 0 K: 0 S: 5	H: 0 LOB: 0 BB: 0 P: 7	R: 0 E: 0 K: 1 S: 7	H: 0 LOB: 0 BB: 0 P: 8	R: 0 E: 0 K: 0 S: 11	H: 0 LOB: 1 BB: 1 P: 21	R: 0 E: 0 K: 0 S: 5	H: 0 LOB: 0 BB: 0 P: 8	1B: 4 2B: 1 3B: 0 HR: 0	SF: 0 SAC: 0 DP: 0 HBP: 0	WP: 1 PB: 0 SB: 0 CS: 1	PA: 35
<b>PITCHER</b>	IP WLS BF H R ER SO BB IBB HBP BLK WP HR S P ERA WHIP																					
Frank Tanana, L (1, 1) ERA: 3.27	7.2 W 31 5 2 2 4 4 0 0 0 1 0 77 130 2.35 1.174																					
Mike Henneman, R (8, 1) ERA: 2.35	1.1 S 4 0 0 0 0 0 0 0 0 0 0 0 8 12 0.00 0.000																					

**Kansas City Royals @ Detroit Tigers**  
 Tiger Stadium, Detroit, MI  
 Mon Apr 18 1988, 7:05 PM EDT  
 Att. 11,001 - Unknown - 46 F

livebaseballscorecards.com

<b>AB</b>	31
<b>R</b>	2
<b>H</b>	5
<b>RBI</b>	2
<b>BB</b>	4
<b>SO</b>	4
<b>LOB</b>	9



Batter	1	2	3	4	5	6	7	8	9
<b>Gary Pettis, S</b> OBP: 0.286, SLG: 0.186 (1, 8) X	0-0 6-3		0-1 1B 1-2 2-H			2-1 5-3	1-1 1B 1-3		
<b>Tom Brookens, R</b> OBP: 0.526, SLG: 0.606 (1, 5) B B S B F C	3-3 K		0-3 K			0-2 L8 1B 2B	2-0 1B FC6-4 1B		
<b>Luis Salazar, R</b> OBP: 0.263, SLG: 0.368 <b>Lou Whitaker, L</b> OBP: 0.450, SLG: 0.355 (1, 4) B F C C X (8, 4) X	1-2 6-3		3-1 1B 1-2 2-H			3-1 L8 2-3	2-3 K		
<b>Alan Trammell, R</b> OBP: 0.396, SLG: 0.585 (1, 6) F B B B B		4-1 G6-4-3 BB		0-0 F2		2-0 1B S 1B	2-1 FC6-4 1-2f		
<b>Larry Herndon, R</b> OBP: 0.158, SLG: 0.111 (1, 10) B B B B C C X		3-1 G6-4-3 1-2f		2-2 4-3		2-1 1B 1B 1-H		2-2 F8	
<b>Chet Lemon, R</b> OBP: 0.395, SLG: 0.463 (1, 9) C X		0-1 5-3		0-1 F3		1-1 1B 1-2		2-0 F9	
<b>Ray Knight, R</b> OBP: 0.292, SLG: 0.238 <b>Dave Bergman, L</b> (9, 3) X C B C X			2-2 1B BB 1B		1-1 6-3	2-3 K2-3		2-1 6-3	
<b>Billy Beane, R</b> (1, 7) B X			1-0 L9		2-3 K			3-2 F7	
<b>Mike Heath, R</b> OBP: 0.300, SLG: 0.176 (1, 2) B B B C C B			4-2 1B 1B BB		2-1 F9			4-1 1B 1B BB	


Inning Stats	R: 0	H: 0	E: 0	LOB: 0	K: 1	BB: 0	S: 7	P: 11	R: 0	H: 0	E: 0	LOB: 0	K: 0	BB: 0	S: 5	P: 12	R: 1	H: 3	E: 0	LOB: 2	K: 1	BB: 1	S: 15	P: 25	R: 0	H: 0	E: 0	LOB: 0	K: 0	BB: 0	S: 6	P: 8	R: 0	H: 0	E: 0	LOB: 0	K: 1	BB: 0	S: 7	P: 12	R: 2	H: 4	E: 0	LOB: 2	K: 1	BB: 0	S: 15	P: 27	R: 1	H: 2	E: 0	LOB: 2	K: 1	BB: 1	S: 14	P: 28	R: 0	H: 0	E: 0	LOB: 0	K: 0	BB: 0	S: 8	P: 14
1B: 8	SF: 0	2B: 1	SAC: 0	3B: 0	DP: 1	HR: 0	HBP: 0	1B: 8	SF: 0	2B: 1	SAC: 0	3B: 0	DP: 1	HR: 0	HBP: 0	1B: 8	SF: 0	2B: 1	SAC: 0	3B: 0	DP: 1	HR: 0	HBP: 0	1B: 8	SF: 0	2B: 1	SAC: 0	3B: 0	DP: 1	HR: 0	HBP: 0	1B: 8	SF: 0	2B: 1	SAC: 0	3B: 0	DP: 1	HR: 0	HBP: 0	1B: 8	SF: 0	2B: 1	SAC: 0	3B: 0	DP: 1	HR: 0	HBP: 0	1B: 8	SF: 0	2B: 1	SAC: 0	3B: 0	DP: 1	HR: 0	HBP: 0									

PITCHER	IP	WLS	BF	H	R	ER	SO	BB	IBB	HBP	BLK	WP	HR	S	P	ERA	WHIP	PITCHER	IP	WLS	BF	H	R	ER	SO	BB	IBB	HBP	BLK	WP	HR	S	P	ERA	WHIP
<b>Floyd Bannister, L</b> ERA: 3.26 (1, 1)	6.1	L	28	8	4	4	4	3	0	0	0	0	0	62	110	5.68	1.737	<b>Bud Black, L</b> ERA: 5.68 (7, 1)	1.2		6	1	0	0	1	0	0	0	0	0	15	27	0.00	0.600	

**BOTTOM**

**Kansas City Royals @ Detroit Tigers**  
Tiger Stadium, Detroit, MI  
Mon Apr 18 1988, 7:05 PM EDT  
Att. 11,001 - Unknown - 46 F

AB	31
R	4
H	9
RBI	4
BB	3
SO	5
LOB	11



WP: 0 PA: 34  
PB: 0  
SB: 1  
CS: 0

[livebaseballscorecards.com](http://livebaseballscorecards.com)

Batter	1	2	3	4	5	6	7	8	9	AB R H RBI BB SO LOB	TOP		
Ellis Burks, R (1, 8) OBP: 0.500, SLG: 0.688	2-3 K	0-3 K		2-0 1B	1-0 L6		2-1 6-3			5 1 1 0 0 2 4			
Marty Barrett, R (1, 4) OBP: 0.317, SLG: 0.377	3-2 1B	2-3 K		0-0 1B		3-2 2B	3-1 F9			5 3 3 2 0 1 3			
Wade Boggs, L (1, 5) OBP: 0.460, SLG: 0.460	2-0 L8			2-1 1B		1-0 2B	2-2 1-3			3 1 1 1 1 0 2			
Jim Rice, R (1, 10) OBP: 0.344, SLG: 0.327	4-0 1B			1-1 6-3		2-1 1B		2-3 K		4 1 1 1 1 1 2			
Mike Greenwell, L (1, 7) OBP: 0.458, SLG: 0.457	0-1 1B			4-0 IBB		4-0 IBB		2-0 L8		3 0 1 1 2 0 1			
Dwight Evans, R (1, 3) OBP: 0.379, SLG: 0.412	3-3 K			1-1 FC6-4		0-0 1B		2-1 F9		5 0 2 2 0 1 4			
Rick Cerone, R (1, 2) OBP: 0.643, SLG: 0.667				1-3 K		1-0 1B		1-2 4-3		5 0 2 0 0 1 3			
Spike Owen, S (1, 6) OBP: 0.278, SLG: 0.267				2-2 1B		2-2 1B		4-0 BB		3 1 1 0 2 0 3			
Brady Anderson, L (1, 9) OBP: 0.265, SLG: 0.167				2-1 F7		0-0 FC6-4		1-2 G4-6-3		3 0 0 0 1 0 3			
<b>Inning Stats</b>	R: 1 H: 2 E: 0 LOB: 2 K: 2 BB: 1 S: 16 P: 30	R: 0 H: 1 E: 0 LOB: 2 K: 2 BB: 1 S: 9 P: 16	R: 1 H: 1 E: 0 LOB: 1 K: 1 BB: 1 S: 13 P: 18	R: 3 H: 4 E: 0 LOB: 2 K: 0 BB: 1 S: 13 P: 27	R: 0 H: 1 E: 0 LOB: 1 K: 0 BB: 0 S: 5 P: 7	R: 2 H: 3 E: 1 LOB: 2 K: 0 BB: 1 S: 12 P: 25	R: 0 H: 0 E: 0 LOB: 1 K: 0 BB: 1 S: 12 P: 23	R: 0 H: 0 E: 0 LOB: 0 K: 1 BB: 0 S: 7 P: 13	R: 0 H: 0 E: 0 LOB: 0 K: 0 BB: 1 S: 6 P: 12	1B: 10 SF: 1 2B: 2 SAC: 1 3B: 0 DP: 1 HR: 0 HBP: 0	WP: 1 PA: 45 PB: 0 SB: 0 CS: 0		
<b>PITCHER</b>	IP WLS BF H R ER SO BB IBB HBP BLK WP HR S P ERA WHIP											<b>PITCHER</b>	IP WLS BF H R ER SO BB IBB HBP BLK WP HR S P ERA WHIP
Jack Morris, R (1, 1) ERA: 4.6	5.1 L 33 12 7 7 5 3 2 0 2 1 0 64 116 11.81 2.812												
Paul Gibson, L (6, 1) ERA:	2.2 9 0 0 0 1 1 0 0 0 0 0 23 43 0.00 0.375												
Willie Hernandez, L (9, 1) ERA: 11.57	1.0 3 0 0 0 0 1 0 0 0 0 0 6 12 0.00 1.000												

**Boston Red Sox @ Detroit Tigers**  
**Tiger Stadium, Detroit, MI**  
 Tue Apr 19 1988, 7:05 PM EDT  
 Att. 11,920 - Unknown - 43 F

livebaseballscorecards.com

**AB 36**  
**R 7**  
**H 12**  
**RBI 7**  
**BB 7**  
**SO 6**  
**LOB 25**





Batter	1	2	3	4	5	6	7	8	9	AB R H RBI BB SO LOB
<b>Gary Pettis, S</b> OBP: 0.278, SLG: 0.188 (1, 8)	1-2 HR 1B		1-0 4-3		3-3 K			2-3 K	0-1 L8	5 1 1 0 0 2 1
<b>Lou Whitaker, L</b> OBP: 0.477, SLG: 0.471 (1, 4)	0-0 HR		4-1 BB			0-0 F7		2-2 1B 1B		3 2 2 2 1 0 0
<b>Darrell Evans, L</b> OBP: 0.222, SLG: 0.125 (1, 3)	1-2 1-3		2-3 K			4-2 BB		1-0 1B 1B		3 0 1 0 1 1 1
<b>Alan Trammell, R</b> OBP: 0.365, SLG: 0.533 (1, 6)	0-1 F8			3-2 L7		1-1 F4		0-0 F6		4 0 0 0 0 0 3
<b>Matt Nokes, L</b> OBP: 0.281, SLG: 0.548 (1, 2)	2-1 G3			1-0 F5		1-0 4-3		0-1 1B		4 0 1 1 0 0 1
<b>Jim Morrison, R</b> OBP: 0.400, SLG: 0.520 (1, 10)		0-3 K		1-2 1B			3-3 K	0-1 F3		4 0 1 0 0 2 2
<b>Pat Sheridan, L</b> OBP: 0.393, SLG: 0.375 (1, 7)		3-3 K		1-3 K			1-1 1B		4-1 L9-3 BB	3 0 1 0 1 2 1
<b>Chet Lemon, R</b> OBP: 0.362, SLG: 0.422 (1, 9)		2-3 K			0-0 5-3		1-3 K	0-2 L9-3		4 0 0 0 0 2 2
<b>Tom Brookens, R</b> OBP: 0.488, SLG: 0.556 <b>Dave Bergman, L</b> (9, PH)			1-1 4-3		2-3 K		1-3 K	4-2 BB		3 0 0 0 0 2 1 0 0 0 0 1 0 0


Inning Stats	R: 2	H: 2	E: 0	K: 0	S: 11	LOB: 0	BB: 0	P: 15	R: 0	H: 0	E: 0	K: 3	S: 10	LOB: 0	BB: 0	P: 15	R: 0	H: 0	E: 0	K: 1	S: 7	LOB: 1	BB: 1	P: 15	R: 0	H: 1	E: 0	K: 1	S: 10	LOB: 1	BB: 0	P: 16	R: 0	H: 0	E: 0	K: 2	S: 7	LOB: 0	BB: 0	P: 12	R: 0	H: 0	E: 0	K: 3	S: 11	LOB: 1	BB: 0	P: 17	R: 1	H: 3	E: 0	K: 1	S: 12	LOB: 2	BB: 0	P: 17	R: 0	H: 0	E: 0	K: 0	S: 9	LOB: 1	BB: 2	P: 17	1B: 6	SF: 0	2B: 1	SAC: 0	3B: 0	DP: 1	HR: 1	HBP: 0	WP: 0	PA: 37
--------------	------	------	------	------	-------	--------	-------	-------	------	------	------	------	-------	--------	-------	-------	------	------	------	------	------	--------	-------	-------	------	------	------	------	-------	--------	-------	-------	------	------	------	------	------	--------	-------	-------	------	------	------	------	-------	--------	-------	-------	------	------	------	------	-------	--------	-------	-------	------	------	------	------	------	--------	-------	-------	-------	-------	-------	--------	-------	-------	-------	--------	-------	--------

PITCHER	IP	WLS	BF	H	R	ER	SO	BB	IBB	HBP	BLK	WP	HR	S	P	ERA	WHIP
<b>Roger Clemens, R</b> ERA: 1.59 (1, 1)	8.0	W	33	7	3	3	11	2	0	0	0	0	1	74	119	3.38	1.125
<b>Wes Gardner, R</b> ERA: 1.08 (9, 1)	1.0		4	0	0	0	0	2	0	0	0	0	0	9	17	0.00	2.000

**BOTTOM**

**Boston Red Sox @ Detroit Tigers**  
Tiger Stadium, Detroit, MI  
Tue Apr 19 1988, 7:05 PM EDT  
Att. 11,920 - Unknown - 43 F

<b>AB</b>	<b>33</b>
<b>R</b>	<b>3</b>
<b>H</b>	<b>7</b>
<b>RBI</b>	<b>3</b>
<b>BB</b>	<b>4</b>
<b>SO</b>	<b>11</b>
<b>LOB</b>	<b>12</b>



PITCHER	IP	WLS	BF	H	R	ER	SO	BB	IBB	HBP	BLK	WP	HR	S	P	ERA	WHIP
---------	----	-----	----	---	---	----	----	----	-----	-----	-----	----	----	---	---	-----	------

Batter	1	2	3	4	5	6	7	8	9	AB R H RBI BB SO LOB	TOP	
Ellis Burks, R OBP: 0.523, SLG: 0.737 (1, 8)	1-2 FC4-6 BB SF9 1B	2-3 K	0-0 PB 3B			2-2 F4	3-2 E8 1B		1-2 1B 1B	6 3 4 4 0 1 2		
Marty Barrett, R OBP: 0.333, SLG: 0.369 (1, 4)	4-1 FC4-6 BB	0-0 1B	2-2 F7 3B			4-0 BB BB	2-3 K		3-2 F7 1B	4 0 1 1 2 1 2		
Wade Boggs, L OBP: 0.435, SLG: 0.429 (1, 5)	0-1 FC4-6 2B WP	2-2 L8				1-2 F6		2-2 F7	1-1 1B 1B	6 1 1 0 0 0 5		
Jim Rice, R OBP: 0.343, SLG: 0.322 (1, 10)	1-0 SF9	0-0 F9				4-2 BB		0-0 L8	2-1 1B	4 0 1 2 1 0 2		
Mike Greenwell, L OBP: 0.462, SLG: 0.500 (1, 7)	0-0 WP 2B		0-2 4-3			2-2 4-3		0-1 1B	2-1 F9	6 0 3 0 0 0 4		
Dwight Evans, R OBP: 0.381, SLG: 0.400 (1, 3)	4-0 IBB		1-0 BB 3B 1B			0-0 F7		0-2 F4		4 1 1 0 1 0 2		
Rick Cerone, R OBP: 0.632, SLG: 0.625 (1, 2)	0-0 L5		4-1 BB 3B BB			0-1 L9			1-2 1B HR 1B	4 3 2 0 1 0 2		
Spike Owen, S OBP: 0.317, SLG: 0.364 (1, 6)		4-0 1B 1B BB	4-0 3B BB			2-2 F2			0-1 HR	3 3 1 2 2 1 1		
Brady Anderson, L OBP: 0.282, SLG: 0.200 (1, 9)		1-1 1B 1B	1-3 K			2-0 L8			1-1 3-1	5 1 2 0 0 1 3		
<b>Inning Stats</b>	R: 2 H: 2 E: 0 LOB: 2 K: 0 BB: 2 S: 10 P: 20	R: 1 H: 2 E: 0 LOB: 2 K: 1 BB: 1 S: 10 P: 19	R: 4 H: 2 E: 0 LOB: 0 K: 1 BB: 2 S: 13 P: 25	R: 0 H: 1 E: 0 LOB: 1 K: 0 BB: 0 S: 6 P: 11	R: 0 H: 0 E: 0 LOB: 0 K: 0 BB: 0 S: 6 P: 10	R: 0 H: 0 E: 0 LOB: 2 K: 0 BB: 2 S: 11 P: 24	R: 2 H: 3 E: 1 LOB: 1 K: 2 BB: 0 S: 20 P: 29	R: 0 H: 1 E: 0 LOB: 1 K: 0 BB: 0 S: 9 P: 11	R: 3 H: 5 E: 0 LOB: 2 K: 0 BB: 0 S: 19 P: 30	1B: 12 SF: 1 2B: 2 SAC: 0 3B: 1 DP: 0 HR: 1 HBP: 0	WP: 1 PA: 50 PB: 1 SB: 0 CS: 0	
<b>PITCHER</b>	IP WLS BF H R ER SO BB IBB HBP BLK WP HR S P ERA WHIP											
Jeff Robinson, R ERA: 6.75 (1, 1)	2.2 L 19 6 7 6 2 4 1 0 0 1 0 30 59 20.25 3.750											
Willie Hernandez, L ERA: 4.76 (3, 1)	3.1 13 1 0 0 0 2 0 0 0 0 0 26 50 0.00 0.900											
Paul Gibson, L ERA: 5.14 (7, 1)	3.0 18 9 5 4 2 0 0 0 0 0 1 48 70 12.00 3.000											

**Boston Red Sox @ Detroit Tigers**  
**Tiger Stadium, Detroit, MI**  
 Thu Apr 21 1988, 3:33 AM EDT  
 Att. 13,862 - Cloudy - 46 F

[livebaseballscorecards.com](http://livebaseballscorecards.com)

**AB 42**  
**R 12**  
**H 16**  
**RBI 9**  
**BB 7**  
**SO 4**  
**LOB 23**



BOTTOM

Boston Red Sox @ Detroit Tigers  
Tiger Stadium, Detroit, MI  
Thu Apr 21 1988, 3:33 AM EDT  
Att. 13,862 - Cloudy - 46 F

livebaseballscorecards.com

AB 33  
R 3  
H 8  
RBI 3  
BB 4  
SO 2  
LOB 19



WP: 0 PA: 37  
PB: 0  
SB: 1  
CS: 0

AB R H RBI BB SO LOB

4 1 0 0 1 1 2

3 0 0 0 1 0 1

3 0 2 1 1 0 0

3 0 0 0 1 0 2

4 1 1 1 0 0 4

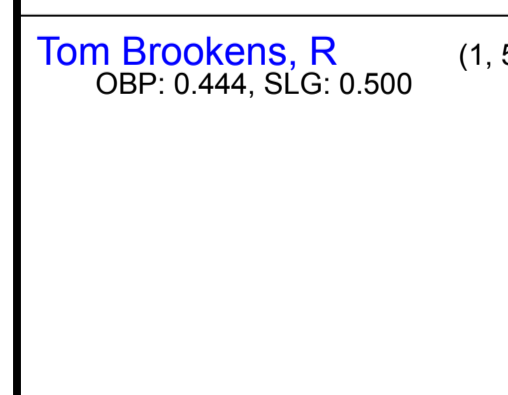
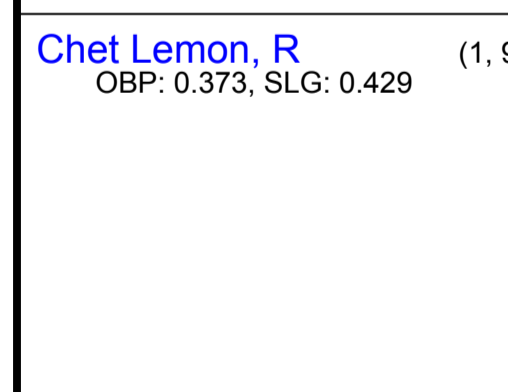
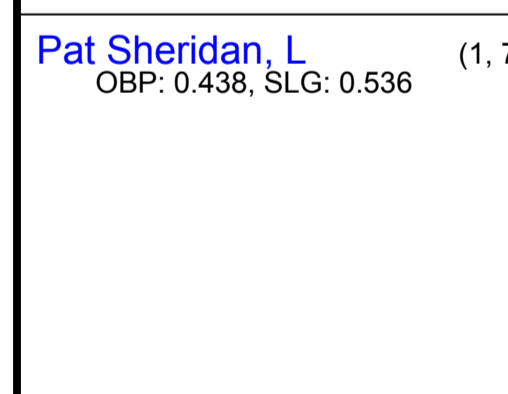
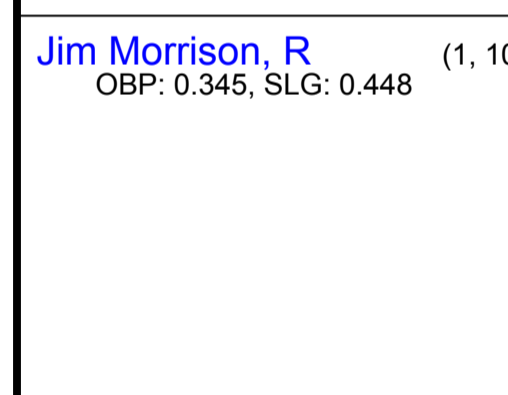
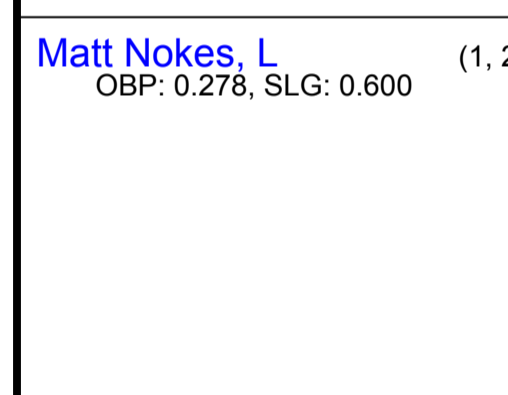
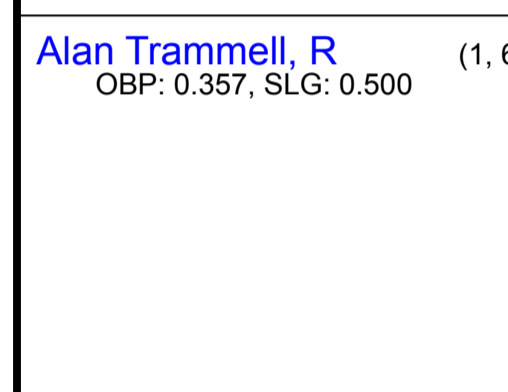
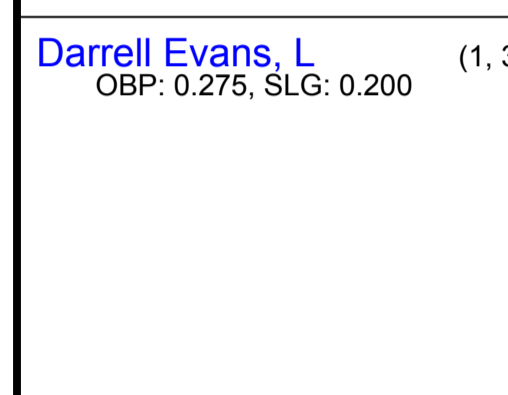
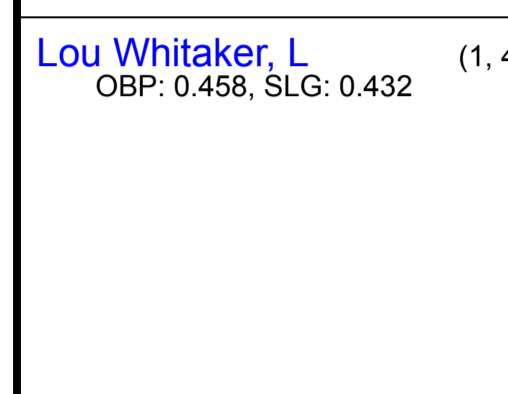
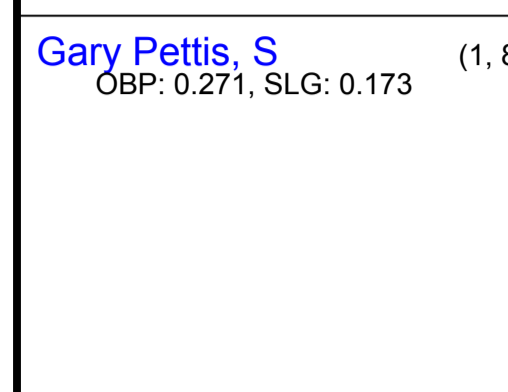




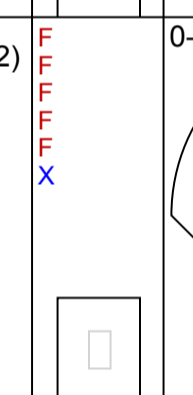
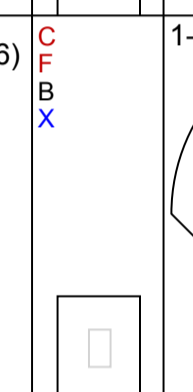
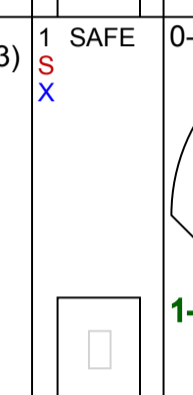
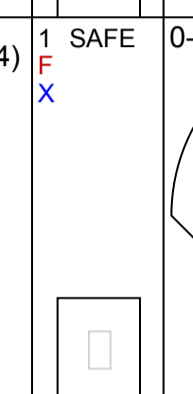
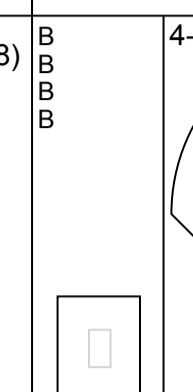
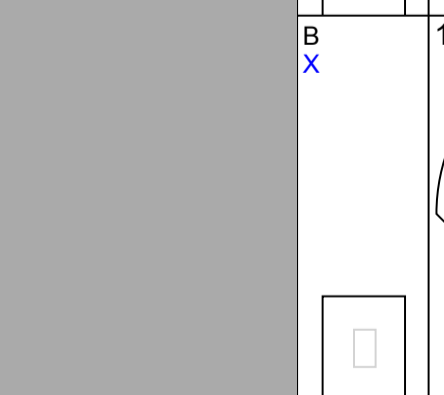
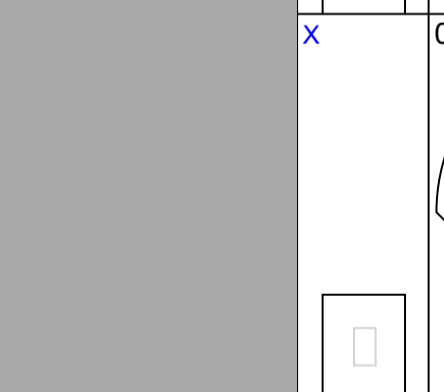
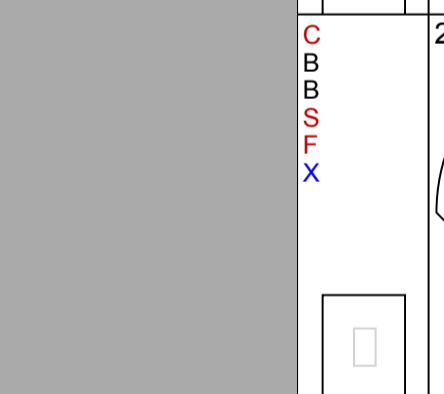
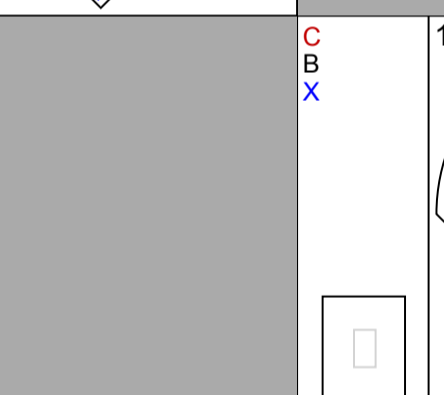
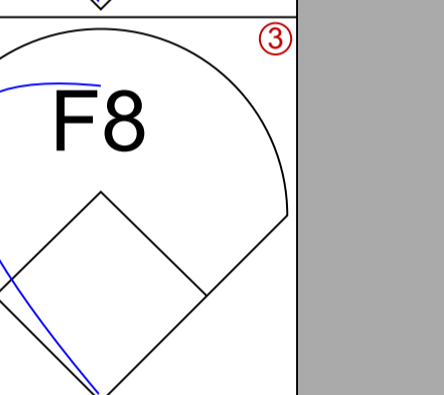
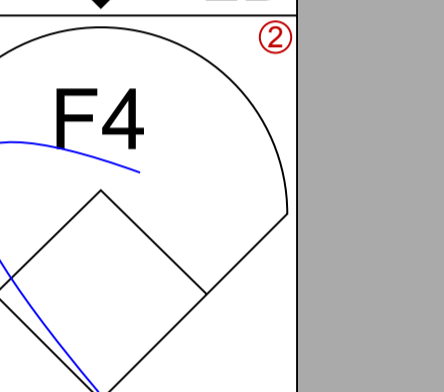
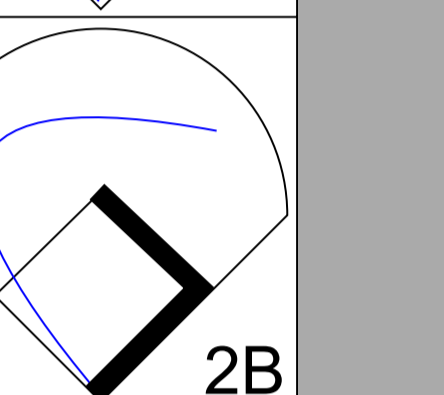
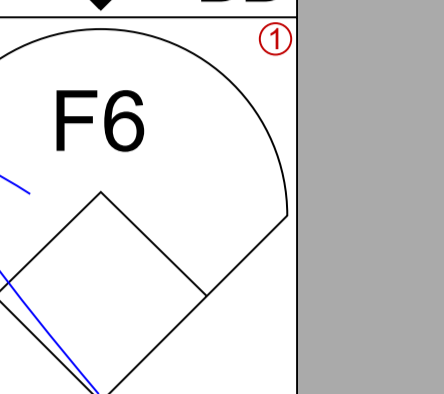
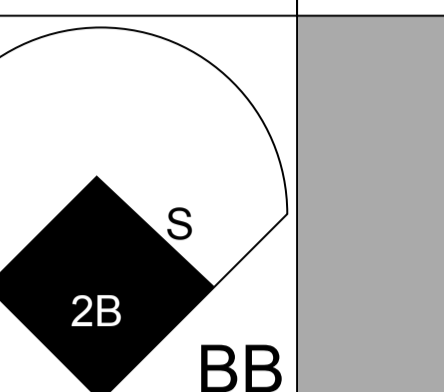
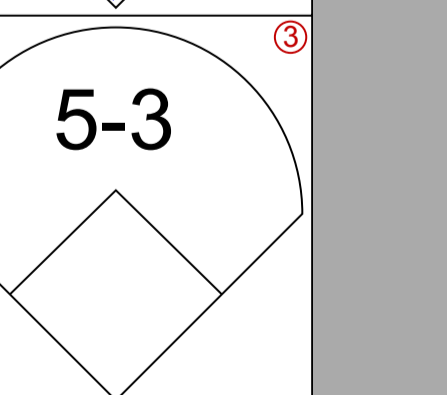
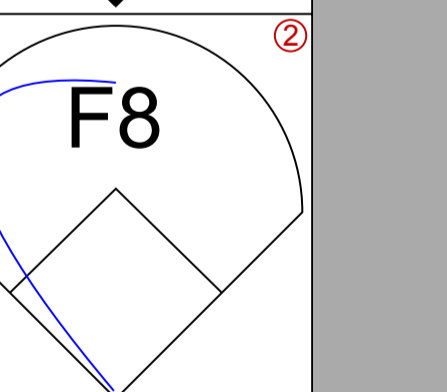
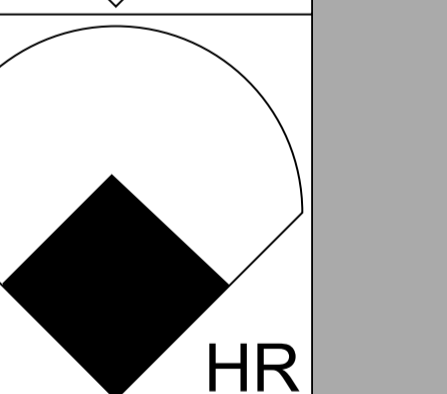
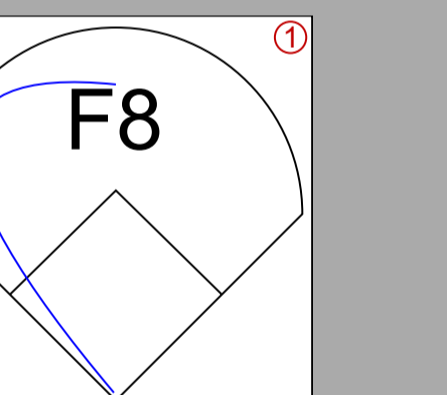

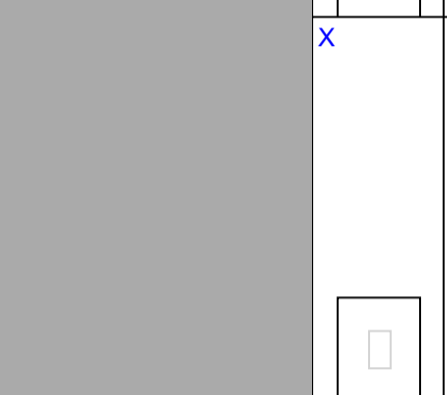
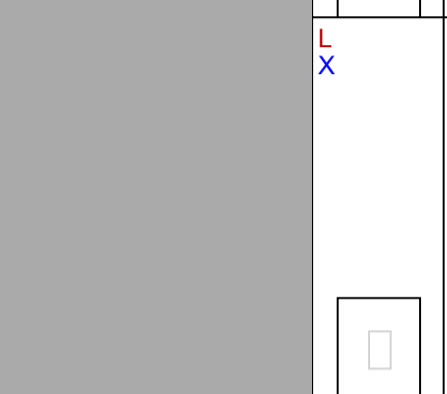
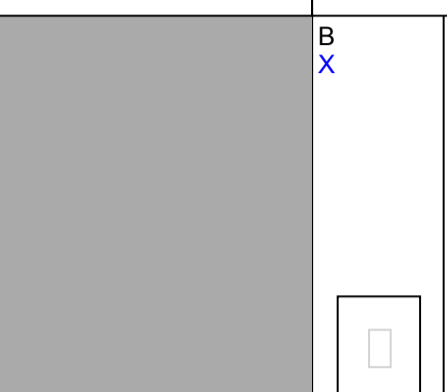
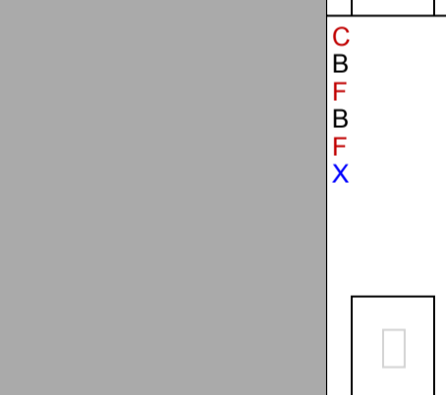
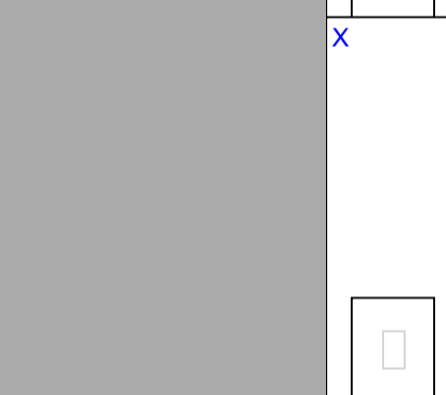
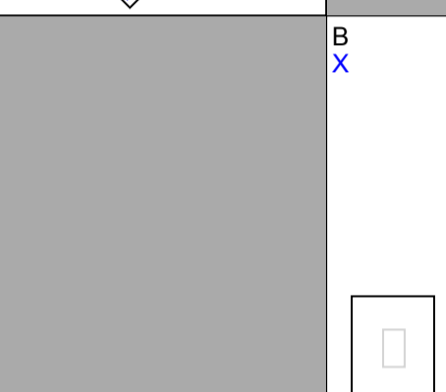
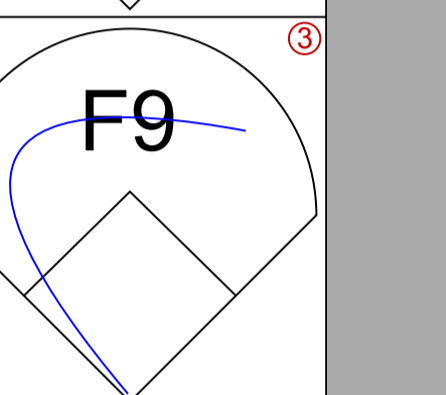
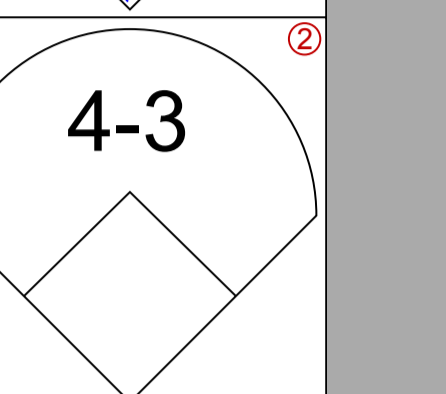
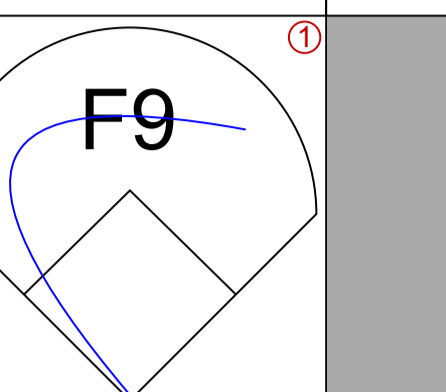
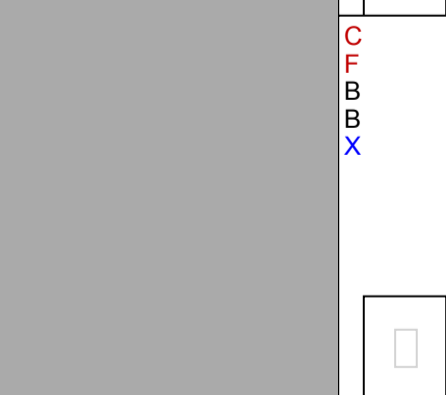
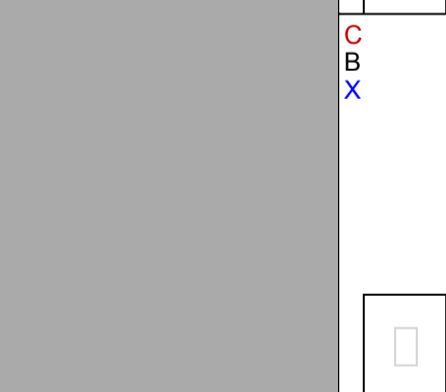
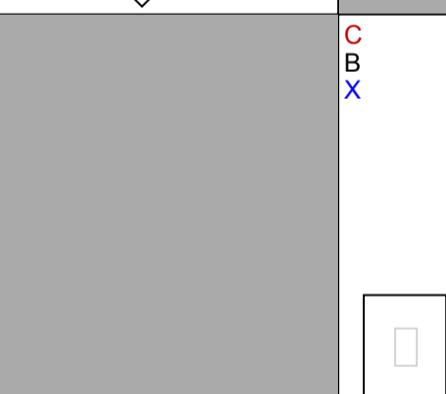
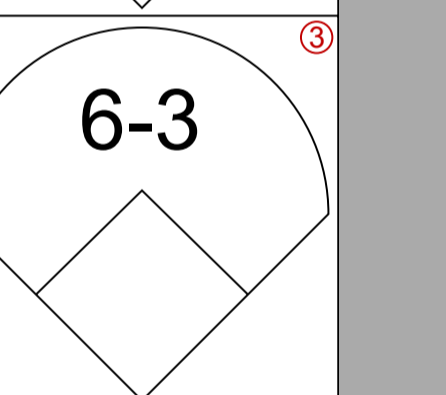
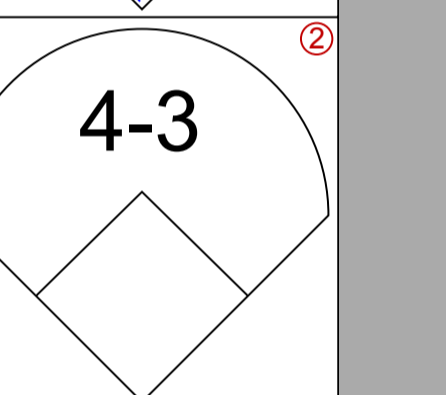
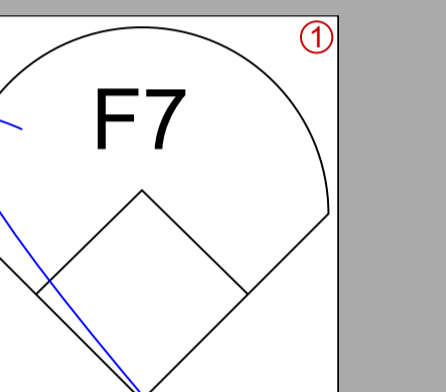

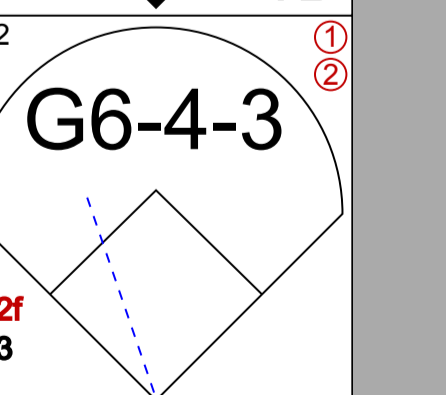
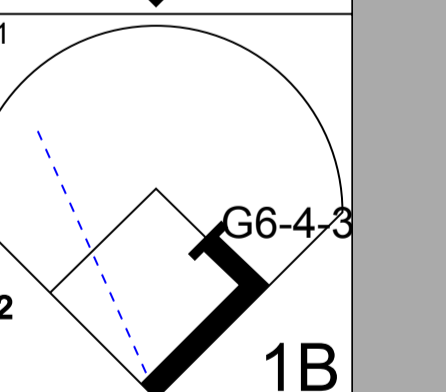
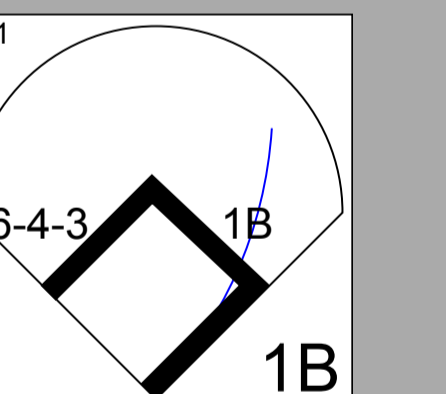

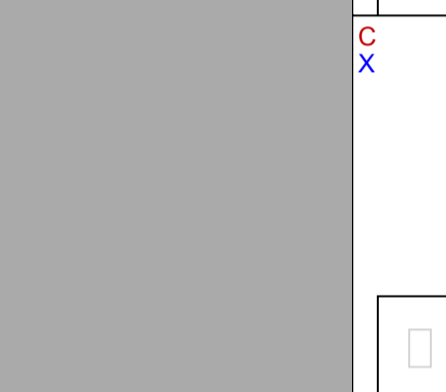
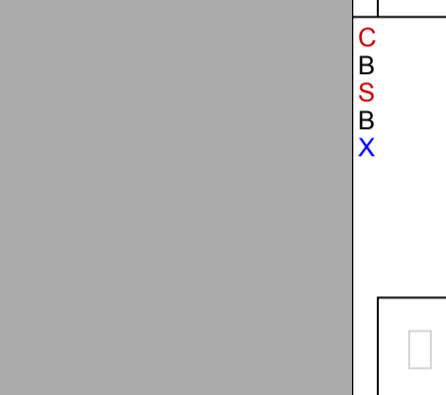
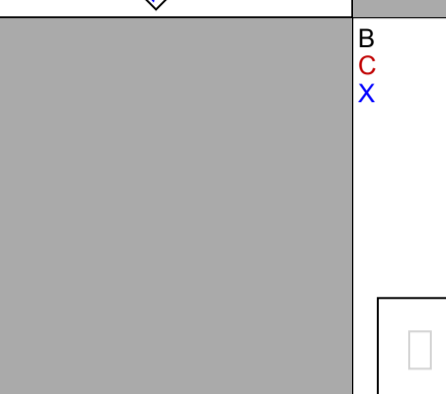
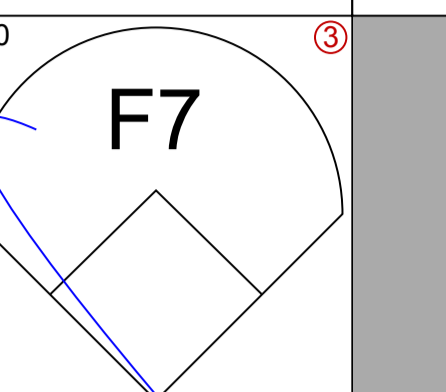
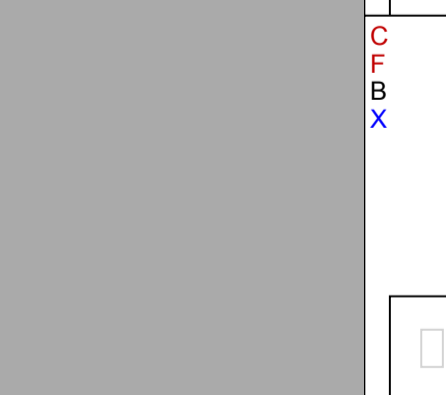
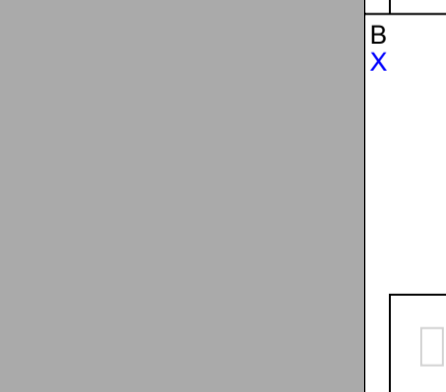
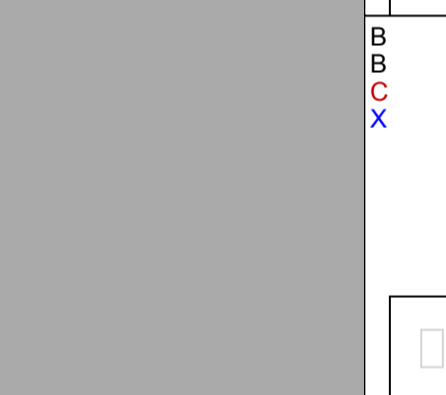
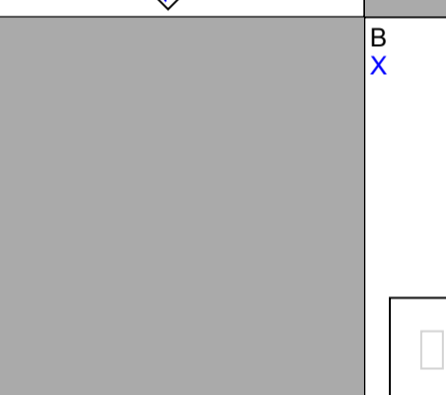
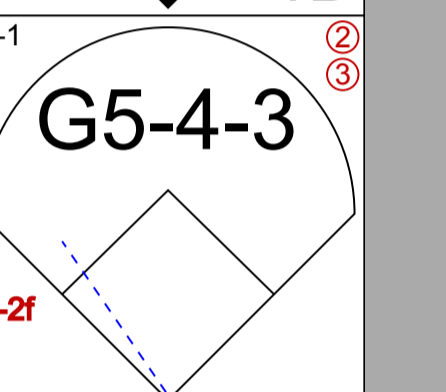
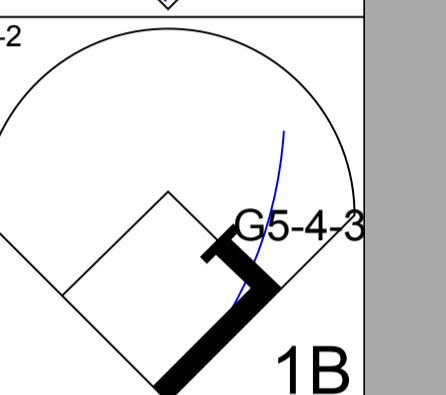
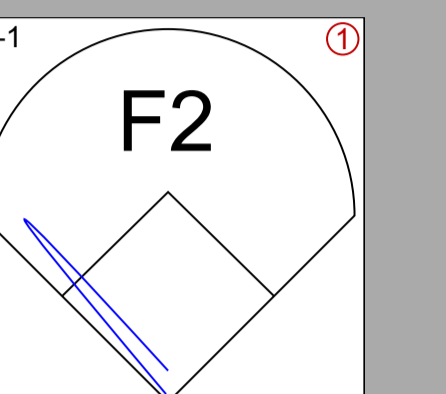

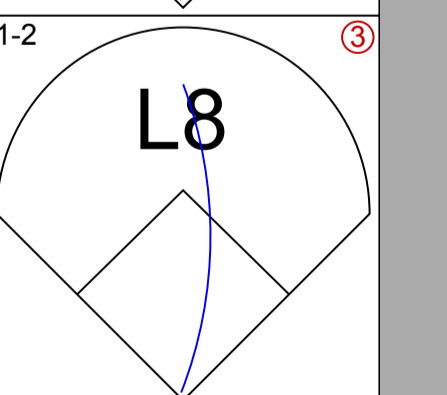
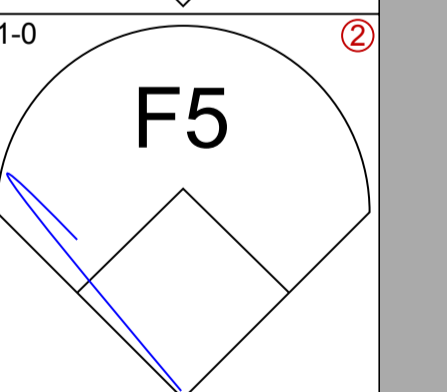
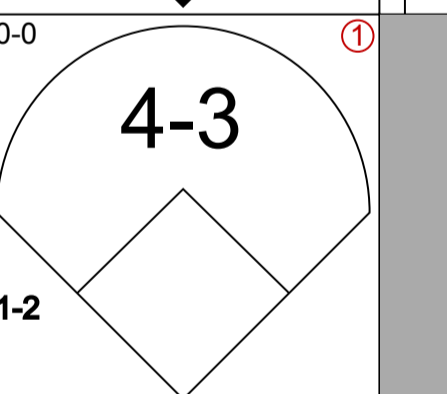
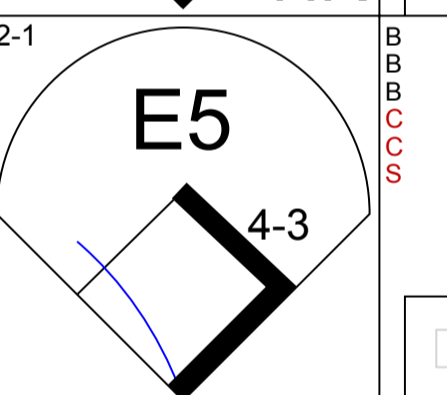
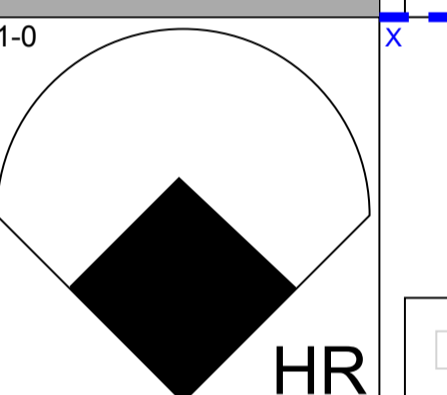



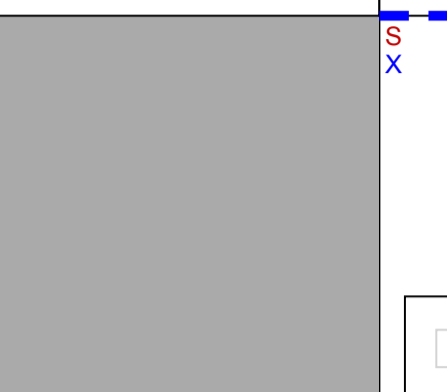


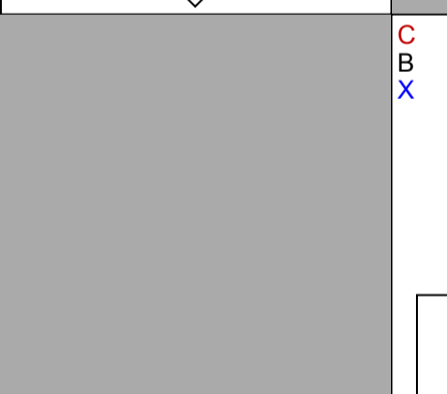
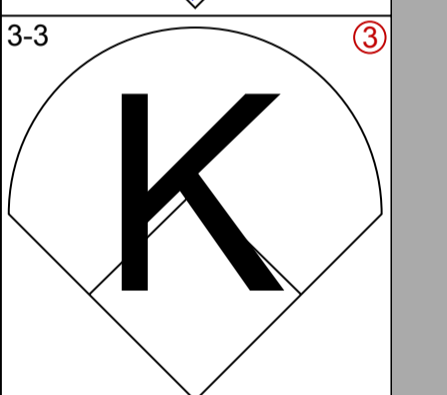
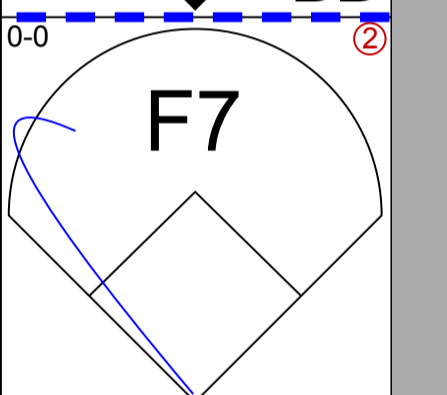
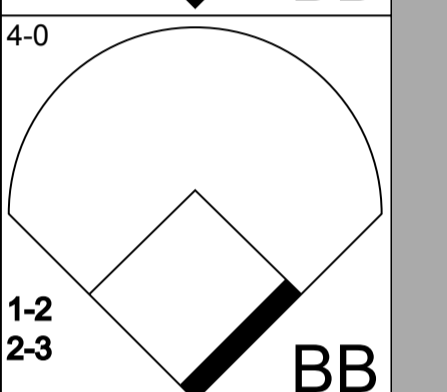
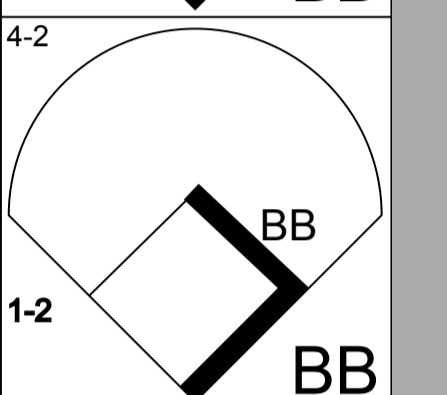
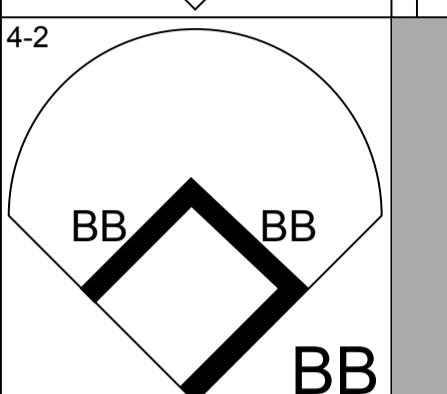
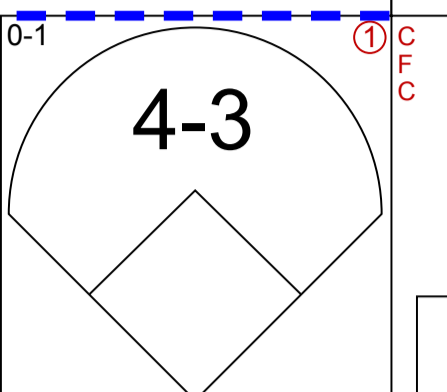
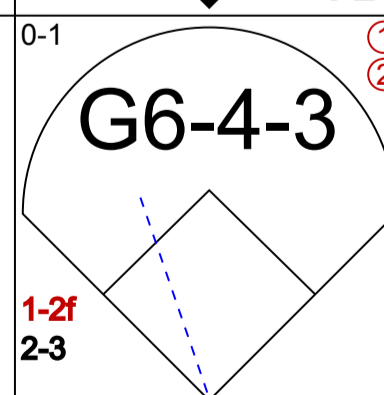
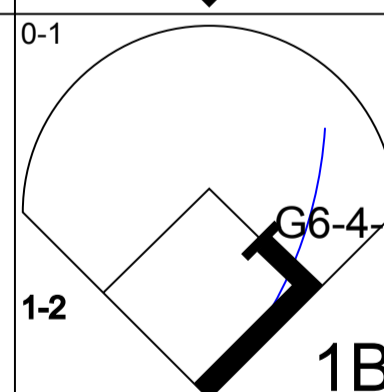
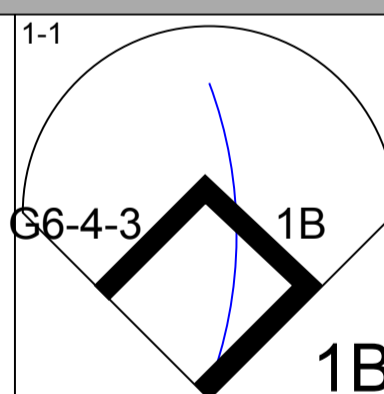


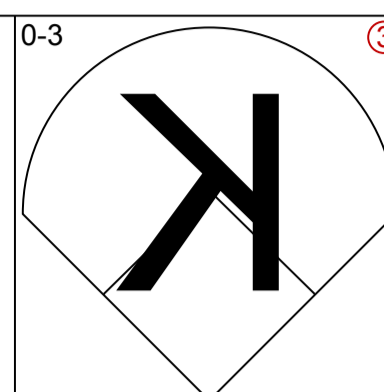
4 0 0 0 0 1 3

4 1 3 1 0 0 1

4 0 2 0 0 0 1

4 0 0 0 0 0 5

1B: 5 SF: 0  
2B: 1 SAC: 0  
3B: 0 DP: 3  
HR: 2 HBP: 0



R: 1  
E: 0  
K: 0  
S: 13

H: 1  
LOB: 1  
BB: 1  
P: 18

R: 1  
E: 0  
K: 0  
S: 8

H: 1  
LOB: 0  
BB: 0  
P: 12

R: 0  
E: 0  
K: 0  
S: 4

H: 0  
LOB: 0  
BB: 0  
P: 5

R: 0  
E: 0  
K: 0  
S: 6

H: 0  
LOB: 0  
BB: 0  
P: 9

R: 0  
E: 0  
K: 0  
S: 7

H: 1  
LOB: 0  
BB: 0  
P: 10

R: 1  
E: 1  
K: 0  
S: 8

H: 1  
LOB: 1  
BB: 0  
P: 13

R: 0  
E: 0  
K: 1  
S: 10

H: 0  
LOB: 3  
BB: 3  
P: 25

R: 0  
E: 0  
K: 1  
S: 9

H: 2  
LOB: 1  
BB: 0  
P: 10

R: 0  
E: 0  
K: 1  
S: 9

H: 2  
LOB: 1  
BB: 0  
P: 10

R: 0  
E: 0  
K: 1  
S: 9

H: 2  
LOB: 1  
BB: 0  
P: 10

R: 0  
E: 0  
K: 1  
S: 9

H: 2  
LOB: 1  
BB: 0  
P: 10

R: 0  
E: 0  
K: 1  
S: 9

H: 2  
LOB: 1  
BB: 0  
P: 10

R: 0  
E: 0  
K: 1  
S: 9

H: 2  
LOB: 1  
BB: 0  
P: 10

PITCHER  
Steve Ellsworth, R (1, 1)  
ERA: 5.06

IP 7.0  
WLS W  
BF 27  
H 6  
R 3  
ER 3  
SO 0  
BB 1  
IBB 0  
HBP 0  
BLK 0  
WP 0  
HR 2  
S 54  
P 79  
ERA 3.86  
WHIP 1.000

Mike Smithson, R (8, 1)  
ERA: 9.82

IP 0.1  
WLS W  
BF 4  
H 0  
R 0  
ER 0  
SO 0  
BB 3  
IBB 0  
HBP 0  
BLK 0  
WP 0  
HR 0  
S 6  
P 18  
ERA 0.00  
WHIP 9.000

Dennis Lamp, R (8, 1)  
ERA: 1.59

IP 1.2  
WLS W  
BF 6  
H 2  
R 0  
ER 0  
SO 2  
BB 0  
IBB 0  
HBP 0  
BLK 0  
WP 0  
HR 0  
S 13  
P 17  
ERA 0.00  
WHIP 1.200

PITCHER

IP 0.0  
WLS W  
BF 0  
H 0  
R 0  
ER 0  
SO 0  
BB 0  
IBB 0  
HBP 0  
BLK 0  
WP 0  
HR 0  
S 0  
P 0  
ERA 0.00  
WHIP 0.000

IP 0.0  
WLS W  
BF 0  
H 0  
R 0  
ER 0  
SO 0  
BB 0  
IBB 0  
HBP 0  
BLK 0  
WP 0  
HR 0  
S 0  
P 0  
ERA 0.00  
WHIP 0.000

IP 0.0  
WLS W  
BF 0  
H 0  
R 0  
ER 0  
SO 0  
BB 0  
IBB 0  
HBP 0  
BLK 0  
WP 0  
HR 0  
S 0  
P 0  
ERA 0.00  
WHIP 0.000

IP 0.0  
WLS W  
BF 0  
H 0  
R 0  
ER 0  
SO 0  
BB 0  
IBB 0  
HBP 0  
BLK 0  
WP 0  
HR 0  
S 0  
P 0  
ERA 0.00  
WHIP 0.000

IP 0.0  
WLS W  
BF 0  
H 0  
R 0  
ER 0  
SO 0  
BB 0  
IBB 0  
HBP 0  
BLK 0  
WP 0  
HR 0  
S 0  
P 0  
ERA 0.00  
WHIP 0.000

Batter	1	2	3	4	5	6	7	8	9	AB R H RBI BB SO LOB	TOP	
<b>Gary Pettis, S</b> OBP: 0.266, SLG: 0.161 (1, 8) X	0-0 G6-3		2-2 F3		2-2 G3-1		4-1 E BB		3-2 F7	4 0 0 0 1 0 2		
<b>Lou Whitaker, L</b> OBP: 0.442, SLG: 0.463 (1, 4) B C B B X	3-2 F7		0-1 1B 3B		1-2 F7		1-0 E4 FC6-4		1-2 FC6-4	4 1 1 1 0 0 1		
<b>Luis Salazar, R</b> OBP: 0.304, SLG: 0.391 (1, 7) C B F F B B X	3-2 1B		1-1 1B		1-2 G5-3		1-2 FC6-4		1-2 FC6-4	4 0 2 1 0 0 2		
<b>Alan Trammell, R</b> OBP: 0.367, SLG: 0.490 (1, 6) X T C		0-2 1B S	0-1 G6-3			2-2 F9		4-0 CS BB		3 1 1 0 1 0 1		
<b>Larry Herndon, R</b> OBP: 0.182, SLG: 0.143 (1, 10) B C X <b>Darrell Evans, L</b> OBP: 0.268, SLG: 0.194 (8, PH) X	1-2 1B F4			2-2 F7		3-3 K		3-3 K		3 0 1 1 0 1 0 1 0 0 0 0 1 1		
<b>Chet Lemon, R</b> OBP: 0.364, SLG: 0.415 (1, 9) B F S B B X	3-1 F4			1-3 K		1-1 1B		1-1 F9		4 0 1 0 0 1 1		
<b>Ray Knight, R</b> OBP: 0.286, SLG: 0.240 (1, 3) B C <b>Dave Bergman, L</b> (9, 3) F C	2-3 K			0-0 HR 1B		0-0 G5-3			1-3 K	4 1 1 0 0 2 1 0 0 0 0 0 0 0	AB 33 R 5 H 9 RBI 5 BB 3 SO 5 LOB 10	
<b>Tom Brookens, R</b> OBP: 0.469, SLG: 0.571 (1, 5) B C B C B B X		4-2 3B BB		3-1 HR		3-1 G5-3			2-1 1B HBP	2 2 1 2 1 0 0		
<b>Mike Heath, R</b> OBP: 0.292, SLG: 0.190 (1, 2) X		0-0 F2		3-1 G4-3			1-2 F8		2-1 BLK 1B	4 0 1 0 0 0 1		
<b>Inning Stats</b>	R: 0 H: 1 E: 0 LOB: 1 K: 0 BB: 0 S: 10 P: 16	R: 1 H: 2 E: 0 LOB: 0 K: 1 BB: 0 S: 11 P: 17	R: 2 H: 2 E: 0 LOB: 1 K: 0 BB: 1 S: 14 P: 21	R: 2 H: 2 E: 0 LOB: 0 K: 1 BB: 0 S: 12 P: 21	R: 0 H: 0 E: 0 LOB: 0 K: 0 BB: 0 S: 9 P: 13	R: 0 H: 1 E: 0 LOB: 1 K: 1 BB: 0 S: 10 P: 16	R: 0 H: 0 E: 1 LOB: 2 K: 0 BB: 1 S: 12 P: 22	R: 0 H: 0 E: 0 LOB: 0 K: 1 BB: 1 S: 5 P: 13	R: 0 H: 1 E: 0 LOB: 1 K: 1 BB: 0 S: 9 P: 17	1B: 7 SF: 0 2B: 0 SAC: 0 3B: 1 DP: 0 HR: 1 HBP: 1	WP: 0 PA: 37 PB: 0 SB: 2 CS: 1	
<b>PITCHER</b> <b>Paul Kilgus, L</b> ERA: 2.38 (1, 1) <b>Jose Cecena, R</b> ERA: 1.35 (8, 1)	IP WLS BF H R ER SO BB IBB HBP BLK WP HR S P ERA WHIP	7.0 L 30 8 5 5 3 2 0 0 0 0 0 1 78 126 6.43 1.429	2.0 7 1 0 0 2 1 0 1 1 0 0 0 14 30 0.00 1.000	<b>PITCHER</b> IP WLS BF H R ER SO BB IBB HBP BLK WP HR S P ERA WHIP								

**Detroit Tigers @ Texas Rangers**  
 Arlington Stadium, Arlington, TX  
 Fri Apr 22 1988, 8:05 PM EDT  
 Att. 23,443 - Unknown - 87 F

livebaseballscorecards.com



Batter	1	2	3	4	5	6	7	8	9	AB	R	H	RBI	BB	SO	LOB
Jerry Browne, S (1, 4) OBP: 0.352, SLG: 0.239	1-2 F9		1-1 F7		1-1 L4			1-0 F7		4	0	0	0	0	0	1
Oddibe McDowell, L (1, 8) OBP: 0.254, SLG: 0.291	3-3 K		2-1 2B			2-2 HR 1B		3-2 F9		4	1	2	0	0	1	0
Ruben Sierra, S (1, 9) OBP: 0.245, SLG: 0.333	0-1 F7		1-0 G4-3			2-2 HR		1-1 F9		4	1	1	2	0	0	1
Pete Incaviglia, R (1, 7) OBP: 0.275, SLG: 0.289		2-0 HR		2-3 K		0-0 G6-3		1-1 G6-3		4	1	1	1	0	1	0
Pete O'Brien, L (1, 3) OBP: 0.467, SLG: 0.660		0-0 F8		1-2 F7		1-1 F7		0-0 1B 1B		4	0	1	0	0	0	0
Larry Parrish, R (1, 10) OBP: 0.170, SLG: 0.163		2-2 G6-3		3-3 K		1-3 K		0-0 1B		3	0	0	0	0	2	0
Steve Kemp, L (9, PH) OBP: 0.222, SLG: 0.222								1-2 1B		1	0	1	0	0	0	0
Cecil Espy, S (9, PR) OBP: 0.261, SLG: 0.348										0	0	0	0	0	0	0
Mike Stanley, R (1, 2) OBP: 0.314, SLG: 0.179		3-1 1B			2-2 F8			0-3 K		4	0	1	0	0	1	2
Steve Buechele, R (1, 5) OBP: 0.346, SLG: 0.426		1-2 G4-3			1-3 K			1-0 F8		3	0	0	0	0	2	1
Geno Petrali, L (9, PH) OBP: 0.208, SLG: 0.250										1	0	0	0	0	0	2
Curtis Wilkerson, S (1, 6) OBP: 0.125, SLG: 0.125			0-0 G4-3		2-2 1B			2-1 F6		3	0	1	0	0	0	0

Inning Stats	R: 0	H: 0	E: 0	K: 1	S: 8	R: 1	H: 2	E: 0	K: 0	S: 10	R: 0	H: 1	E: 0	K: 0	S: 6	R: 0	H: 0	E: 0	K: 2	S: 11	R: 0	H: 1	E: 0	K: 1	S: 11	R: 2	H: 2	E: 0	K: 1	S: 15	R: 0	H: 0	E: 0	K: 1	S: 9	R: 0	H: 0	E: 0	K: 0	S: 6	R: 0	H: 2	E: 0	K: 1	S: 8	1B: 5	SF: 0	2B: 1	SAC: 0	3B: 0	DP: 0	HR: 2	HBP: 0	WP: 0	PA: 35
PITCHER	IP	WLS	BF	H	R	ER	SO	BB	IBB	HBP	BLK	WP	HR	S	P	ERA	WHIP																																						
Doyle Alexander, R (1, 1) ERA: 3.94	8.1	W	32	7	3	3	6	0	0	0	0	0	0	79	125	3.24	0.840																																						
Mike Henneman, R (9, 1) ERA: 2.16	0.2	S	3	1	0	0	1	0	0	0	0	0	0	5	6	0.00	1.500																																						

BOTTOM

**Detroit Tigers @ Texas Rangers**  
Arlington Stadium, Arlington, TX

AB	35
R	3
H	8
RBI	3
BB	0
SO	7
LOB	7



WP: 0	PA: 35
PB: 0	ERA
SB: 0	WHIP
CS: 0	

Fri Apr 22 1988, 8:05 PM EDT  
Att: 23,443 - Unknown - 87 F

livebaseballscorecards.com

Batter	1	2	3	4	5	6	7	8	9	AB R H RBI BB SO LOB	TOP											
<b>Gary Pettis, S</b> OBP: 0.290, SLG: 0.169 (1, 8)	4-2 4-3 1B S BB		0-0 B3			0-0 4-3 PB S 1B	4-2 BLK WP HR BB	2-0 5-3		3 3 1 0 2 0 1												
<b>Lou Whitaker, L</b> OBP: 0.421, SLG: 0.422 (1, 4)	2-2 4-3 1-3		1-1 4-3			2-0 4-3 1-3	4-2 3-H HR BB		1-1 F7	4 1 0 0 1 0 2												
<b>Darrell Evans, L</b> OBP: 0.304, SLG: 0.300 (1, 3)	2-1 1B 3-H			0-0 F6		4-2 FC6-4 BB 3-H	3-0 1-H HR		0-1 G3	4 1 2 4 1 0 0												
<b>Alan Trammell, R</b> OBP: 0.338, SLG: 0.446 (1, 6)	1-3 K			2-1 6-3		1-2 FC6-4 WP 1-2f	0-0 6-3		2-2 4-3	5 0 0 0 0 1 2												
<b>Matt Nokes, L</b> OBP: 0.300, SLG: 0.579 (1, 2)	0-0 G3			3-3 K		4-1 1-2 BB	0-1 1B			3 0 1 0 1 1 1												
<b>Jim Morrison, R</b> OBP: 0.303, SLG: 0.394 (1, 10)		0-0 F7		3-3 K		1-0 F7	0-0 F3			4 0 0 0 0 1 3												
<b>Pat Sheridan, L</b> OBP: 0.417, SLG: 0.484 (1, 7)		2-3 K		4-2 FC1-6 BB			1-0 3-1	2-2 F9		3 0 0 0 1 1 0												
<b>Chet Lemon, R</b> OBP: 0.356, SLG: 0.393 (1, 9)		1-0 F8		0-0 FC1-6 1-2f			4-2 1B WP BB	0-3 K		3 1 0 0 1 1 1												
<b>Tom Brookens, R</b> OBP: 0.472, SLG: 0.556 <b>Luis Salazar, R</b> OBP: 0.304, SLG: 0.391 (8, PR) (8, 5)			3-3 K		0-1 1-3		1-0 WP BLK 1B	2-2 HBP		3 1 1 0 0 1 1 0 0 0 0 0 0 0												
<b>Inning Stats</b>	R: 1 E: 0 K: 1 S: 12	H: 1 LOB: 1 BB: 1 P: 21	R: 0 E: 0 K: 1 S: 6	H: 0 LOB: 0 BB: 0 P: 9	R: 0 E: 0 K: 1 S: 8	H: 0 LOB: 0 BB: 0 P: 12	R: 0 E: 0 K: 1 S: 6	H: 0 LOB: 0 BB: 0 P: 11	R: 0 E: 0 K: 1 S: 10	H: 0 LOB: 1 BB: 1 P: 17	R: 1 E: 0 K: 0 S: 9	H: 1 LOB: 2 BB: 2 P: 21	R: 5 E: 0 K: 0 S: 13	H: 3 LOB: 1 BB: 3 P: 30	R: 0 E: 0 K: 1 S: 9	H: 0 LOB: 1 BB: 0 P: 15	R: 0 E: 0 K: 0 S: 9	H: 0 LOB: 0 BB: 0 P: 12	1B: 4 2B: 0 3B: 0 HR: 1	SF: 0 SAC: 0 DP: 0 HBP: 1	WP: 3 PB: 1 SB: 2 CS: 0	PA: 40
<b>PITCHER</b>	IP WLS BF H R ER SO BB IBB HBP BLK WP HR S P ERA WHIP																					
<b>Bobby Witt, R</b> ERA: 5.4 (1, 1)	6.1 L 28 3 5 5 5 6 0 0 0 2 0 57 107 7.11 1.421																					
<b>Jose Cecena, R</b> ERA: 4.05 (7, 1)	0.0 2 1 2 2 0 1 0 0 1 1 1 3 10 ∞ ∞																					
<b>Jeff Russell, R</b> ERA: 1.04 (7, 1)	2.2 10 1 0 0 1 0 0 0 1 0 0 22 31 0.00 0.375																					

**Detroit Tigers @ Texas Rangers**  
Arlington Stadium, Arlington, TX  
Sat Apr 23 1988, 8:05 PM EDT  
Att. 34,890 - Unknown - 78 F

livebaseballscorecards.com

**AB 32**  
**R 7**  
**H 5**  
**RBI 4**  
**BB 7**  
**SO 6**  
**LOB 11**



Batter	1	2	3	4	5	6	7	8	9	AB	R	H	RBI	BB	SO	LOB
Jerry Browne, S (1, 4) OBP: 0.345, SLG: 0.240 Steve Kemp, L (9, PH) OBP: 0.211, SLG: 0.211	2-3 K		0-0 CS 1B		1-0 F7 3-H		3-1 F9		2-3 K	4	0	1	0	0	1	1
Scott Fletcher, R (1, 6) OBP: 0.233, SLG: 0.164	1-2 5-3		0-1 6-3 1-2			1-1 1B 1B 1B		1-2 F4		4	0	1	0	0	0	1
Ruben Sierra, S (1, 9) OBP: 0.264, SLG: 0.367	0-0 6-3			1-1 HR 1B		1-3 K		1-1 1B 2B		4	2	2	0	0	1	1
Pete Incaviglia, R (1, 7) OBP: 0.309, SLG: 0.388		1-1 5-3		0-2 HR		2-2 1B 1B		1-1 HR 1B		4	2	3	3	0	0	0
Pete O'Brien, L (1, 3) OBP: 0.500, SLG: 0.732		4-1 BB		1-1 CS 1B		2-0 1B		1-2 HR		3	1	3	2	1	0	0
Larry Parrish, R (1, 10) OBP: 0.160, SLG: 0.152 Larry See, R (8, PH) OBP: 0.250, SLG: 0.250 Oddibe McDowell, L (8, PH) OBP: 0.250, SLG: 0.286		0-2 F8		2-3 K		2-3 K		1-2 4-3		3	0	0	0	0	2	5
Geno Petralli, L (1, 2) OBP: 0.192, SLG: 0.231 Mike Stanley, R (6, PH) OBP: 0.297, SLG: 0.167		2-2 G3		1-3 K		2-3 K		1-2 4-3		0	0	0	0	0	0	0
Steve Buechele, R (1, 5) OBP: 0.339, SLG: 0.471			1-1 HR		1-2 F9		0-1 F7		1-2 F3	4	1	1	1	0	0	0
Cecil Espy, S (1, 8) OBP: 0.259, SLG: 0.407			2-3 K		2-0 CS 3B		1-3 K		0-3 K	4	0	1	0	0	3	0

Inning Stats	R: 0	H: 0	E: 0	K: 1	S: 7	R: 0	H: 0	E: 0	K: 0	S: 9	R: 1	H: 2	E: 0	K: 1	S: 9	R: 2	H: 3	E: 0	K: 2	S: 13	R: 0	H: 1	E: 0	K: 0	S: 5	R: 0	H: 3	E: 0	K: 3	S: 17	R: 0	H: 0	E: 0	K: 1	S: 7	R: 3	H: 3	E: 0	K: 0	S: 16	R: 0	H: 0	E: 0	K: 2	S: 10	1B: 7	2B: 1	3B: 1	SF: 0	SAC: 0	DP: 0	HBP: 0
	0	0	0	1	7	0	0	0	0	9	1	2	0	1	9	2	3	0	2	13	0	1	0	0	5	0	3	0	0	17	0	0	0	1	7	3	0	0	16	0	3	0	0	10	7	1	1	0	0			

PITCHER	IP	WLS	BF	H	R	ER	SO	BB	IBB	HBP	BLK	WP	HR	S	P	ERA	WHIP
Frank Tanana, L (1, 1) ERA: 4.3	7.1	W	32	12	6	6	8	1	0	0	0	0	3	77	117	7.36	1.773
Don Heinkel, R (8, 1) ERA: 3.86	0.2		2	0	0	0	0	0	0	0	0	0	0	6	8	0.00	0.000
Mike Henneman, R (9, 1) ERA: 1.93	1.0	S	3	0	0	0	2	0	0	0	0	0	0	10	13	0.00	0.000

BOTTOM

Detroit Tigers @ Texas Rangers  
Arlington Stadium, Arlington, TX  
Sat Apr 23 1988, 8:05 PM EDT  
Att: 34,890 - Unknown - 78 F

livebaseballscorecards.com

AB	36
R	6
H	12
RBI	6
BB	1
SO	10
LOB	13



WP	PA	ERA	WHIP
0	37		

Batter	1	2	3	4	5	6	7	8	9	AB R H RBI BB SO LOB	TOP	
<b>Gary Pettis, S</b> (1, 8) OBP: 0.288, SLG: 0.190 <b>Larry Herndon, R</b> (8, PH) OBP: 0.174, SLG: 0.136 (8, 7)	2-2 		3-3 		0-2 	1-0 		1-3 		4 1 1 0 0 1 0 1 0 0 0 0 1 2		
<b>Lou Whitaker, L</b> (1, 4) OBP: 0.452, SLG: 0.521	1-1 		4-2 		0-0 	4-1 		1-2 	3 1 2 2 2 0 0			
<b>Darrell Evans, L</b> (1, 3) OBP: 0.294, SLG: 0.289	1-1 		1-1 		1-1 	0-0 		1-2 	5 0 1 0 0 0 4			
<b>Alan Trammell, R</b> (1, 6) OBP: 0.329, SLG: 0.417	4-2 		1-3 		0-1 		2-3 	1-0 	4 0 0 0 1 2 2			
<b>Matt Nokes, L</b> (1, 2) OBP: 0.295, SLG: 0.537	1-0 	0-1 	3-2 		4-2 		0-0 		3 0 0 0 1 0 2			
<b>Jim Morrison, R</b> (1, 5) OBP: 0.270, SLG: 0.351		0-0 		0-0 	0-0 		1-1 		4 0 0 0 0 0 1			
<b>Pat Sheridan, L</b> (1, 7) OBP: 0.425, SLG: 0.486 <b>Billy Beane, R</b> (8, PR) (8, 8)		1-1 		0-0 		3-3 		0-0 	4 0 2 0 0 1 0 0 0 0 0 0 0 0	<b>AB 35</b> <b>R 2</b> <b>H 7</b> <b>RBI 2</b> <b>BB 5</b> <b>SO 6</b> <b>LOB 18</b>		
<b>Chet Lemon, R</b> (1, 9) OBP: 0.349, SLG: 0.383		0-0 		1-1 		0-1 		1-3 	4 0 1 0 0 1 2			
<b>Ray Knight, R</b> (1, 10) OBP: 0.281, SLG: 0.214		0-1 		1-0 		4-1 		2-1 	3 0 0 0 1 0 5			
<b>Inning Stats</b>	R: 0 H: 1 E: 0 LOB: 1 K: 0 BB: 1 S: 9 P: 18	R: 0 H: 1 E: 1 LOB: 2 K: 0 BB: 0 S: 8 P: 9	R: 0 H: 1 E: 0 LOB: 2 K: 2 BB: 1 S: 15 P: 27	R: 0 H: 1 E: 0 LOB: 1 K: 0 BB: 0 S: 5 P: 7	R: 2 H: 1 E: 1 LOB: 1 K: 0 BB: 1 S: 11 P: 16	R: 0 H: 1 E: 0 LOB: 3 K: 1 BB: 2 S: 9 P: 21	R: 0 H: 0 E: 0 LOB: 0 K: 1 BB: 0 S: 7 P: 10	R: 0 H: 1 E: 0 LOB: 2 K: 2 BB: 0 S: 11 P: 15	R: 0 H: 0 E: 0 LOB: 0 K: 0 BB: 0 S: 7 P: 10	1B: 4 SF: 0 2B: 2 SAC: 0 3B: 0 DP: 0 HR: 1 HBP: 0	WP: 0 PA: 41 PB: 0 SB: 0 CS: 0	
<b>PITCHER</b> <b>Charlie Hough, R</b> (1, 1) ERA: 2.16 <b>Mitch Williams, L</b> (8, 1) ERA: 2.16	IP WLS BF H R ER SO BB IBB HBP BLK WP HR S P ERA WHIP 7.0 W 34 7 2 1 4 5 0 0 0 1 0 1 65 109 1.29 1.714 2.0 S 6 0 0 0 2 0 0 0 0 1 0 0 17 24 0.00 0.000											<b>PITCHER</b> IP WLS BF H R ER SO BB IBB HBP BLK WP HR S P ERA WHIP

**Detroit Tigers @ Texas Rangers**  
 Arlington Stadium, Arlington, TX  
 Sun Apr 24 1988, 4:33 AM EDT  
 Att. 29,543 - Sunny - 75 F

[livebaseballscorecards.com](http://livebaseballscorecards.com)





Batter	1	2	3	4	5	6	7	8	9	AB	R	H	RBI	BB	SO	LOB					
<b>Jerry Browne, S</b> OBP: 0.339, SLG: 0.241 (1, 4) C B B X	2-1 HR 1B	2-2 4-3			1-0 L7		3-1 F7			4	1	1	0	0	0	1					
<b>Scott Fletcher, R</b> OBP: 0.219, SLG: 0.153 (1, 6) B X	1-0 F9		2-0 L6		1-0 L9		2-0 5-3			4	0	0	0	0	0	2					
<b>Ruben Sierra, S</b> OBP: 0.281, SLG: 0.423 (1, 9) X	0-0 HR 1-H		3-1 L8			0-1 F8		4-2 BB BB		3	1	1	2	1	0	0					
<b>Pete Incaviglia, R</b> OBP: 0.288, SLG: 0.358 (1, 7) C B F C	2-3 K		1-3 K			0-3 K		0-0 F5		4	0	0	0	0	3	1					
<b>Pete O'Brien, L</b> OBP: 0.515, SLG: 0.719 (1, 3) B B C B	4-1 BB 1B			0-0 F5		4-1 BB		4-0 BB 1-2		1	0	0	0	3	0	0					
<b>Steve Kemp, L</b> OBP: 0.217, SLG: 0.217 (1, 10) B C B X	2-1 1B 1-3			0-0 F7		1-3 K		0-3 K		4	0	1	0	0	2	3					
<b>Geno Petralli, L</b> OBP: 0.200, SLG: 0.233 (1, 2) X	0-0 L7			1-3 K2-3			2-0 1B SF8 1B	0-2 F8		4	1	1	0	0	1	4					
<b>Steve Buechele, R</b> OBP: 0.356, SLG: 0.537 (1, 5) X		0-0 F9			2-1 HR		0-2 SF8 1B 1-3			3	1	2	1	0	0	0					
<b>Cecil Espy, S</b> OBP: 0.233, SLG: 0.379 (1, 8) F S		0-3 K			0-1 4-3		0-0 SF8 1-2 3-H			2	0	0	1	0	1	0					
<b>Inning Stats</b>	R: 2 E: 0 K: 1 S: 11	H: 3 LOB: 2 BB: 1 P: 22	R: 0 E: 0 K: 1 S: 7	H: 0 LOB: 0 BB: 0 P: 9	R: 0 E: 0 K: 1 S: 6	H: 0 LOB: 0 BB: 0 P: 12	R: 0 E: 0 K: 1 S: 5	H: 0 LOB: 0 BB: 0 P: 6	R: 1 E: 0 K: 2 S: 9	H: 1 LOB: 0 BB: 0 P: 10	R: 0 E: 0 K: 2 S: 9	H: 0 LOB: 1 BB: 1 P: 14	R: 1 E: 0 K: 0 S: 9	H: 2 LOB: 1 BB: 0 P: 16	R: 0 E: 0 K: 1 S: 9	H: 0 LOB: 2 BB: 2 P: 17	1B: 4 2B: 0 3B: 0 HR: 2	SF: 1 SAC: 0 DP: 0 HBP: 0	WP: 0 PB: 0 SB: 0 CS: 0	PA: 34	
<b>PITCHER</b> <b>Jack Morris, R</b> ERA: 4.58 (1, 1)	IP 8.0	WLS L	BF 34	H 6	R 4	ER 4	SO 7	BB 4	IBB 0	HBP 0	BLK 0	WP 0	HR 2	S 62	P 106	ERA 4.50	WHIP 1.250				

**BOTTOM**

**Detroit Tigers @ Texas Rangers**  
Arlington Stadium, Arlington, TX  
Sun Apr 24 1988, 4:33 AM EDT  
Att: 29,543 - Sunny - 75 F

livebaseballscores.com

<b>AB</b>	<b>29</b>
<b>R</b>	<b>4</b>
<b>H</b>	<b>6</b>
<b>RBI</b>	<b>4</b>
<b>BB</b>	<b>4</b>
<b>SO</b>	<b>7</b>
<b>LOB</b>	<b>11</b>



Batter	1	2	3	4	5	6	7	8	9	AB R H RBI BB SO LOB	TOP
<b>Mark McLemore, S</b> (1, 4) OBP: 0.345, SLG: 0.387 <b>Junior Noboa, R</b> (7, 4)	2-3 	1-3 			1-3 		1-0 		0-0 	4 0 1 0 0 3 2 1 0 0 0 0 0 0	
<b>Johnny Ray, S</b> (1, 7) OBP: 0.391, SLG: 0.531	3-2 				0-1 	0-1 	1-1 			4 0 1 0 0 0 1	
<b>Chili Davis, S</b> (1, 9) OBP: 0.345, SLG: 0.513	2-2 				0-0 	4-0 	4-1 			2 0 1 0 2 0 1	
<b>Wally Joyner, L</b> (1, 3) OBP: 0.342, SLG: 0.353	4-0 				4-1 	0-0 	1-1 			2 0 0 0 2 0 3	
<b>Bill Buckner, L</b> (1, 10) OBP: 0.296, SLG: 0.217	3-2 				1-1 	4-0 		0-2 		3 0 0 0 1 0 3	
<b>Jack Howell, L</b> (1, 5) OBP: 0.372, SLG: 0.426					1-2 	2-1 		0-1 		4 0 0 0 0 0 1	
<b>Devon White, S</b> (1, 8) OBP: 0.297, SLG: 0.333					1-2 	0-0 		0-0 		4 0 1 0 0 0 1	
<b>Bob Boone, R</b> (1, 2) OBP: 0.353, SLG: 0.383					1-2 	0-0 			0-1 	4 0 1 0 0 0 2	
<b>Dick Schofield, R</b> (1, 6) OBP: 0.292, SLG: 0.361					3-1 		1-1 		0-1 	4 0 1 0 0 0 1	
<b>Inning Stats</b>	R: 0 H: 1 E: 0 LOB: 2 K: 1 BB: 1 S: 17 P: 31	R: 0 H: 2 E: 0 LOB: 2 K: 1 BB: 0 S: 15 P: 22	R: 0 H: 1 E: 0 LOB: 1 K: 0 BB: 1 S: 8 P: 13	R: 0 H: 1 E: 0 LOB: 1 K: 0 BB: 0 S: 11 P: 17	R: 0 H: 0 E: 0 LOB: 1 K: 1 BB: 1 S: 6 P: 11	R: 0 H: 0 E: 0 LOB: 1 K: 0 BB: 1 S: 4 P: 10	R: 0 H: 1 E: 0 LOB: 2 K: 0 BB: 1 S: 8 P: 16	R: 0 H: 0 E: 0 LOB: 0 K: 0 BB: 0 S: 6 P: 6	R: 0 H: 0 E: 0 LOB: 0 K: 0 BB: 0 S: 5 P: 5	1B: 5 SF: 0 2B: 1 SAC: 0 3B: 0 DP: 1 HR: 0 HBP: 0	WP: 2 PA: 37 PB: 0 SB: 0 CS: 0
<b>PITCHER</b> <b>Jeff Robinson, R</b> (1, 1) ERA: 4.32	IP WLS BF H R ER SO BB IBB HBP BLK WP HR S P ERA WHIP 9.0 W 37 6 0 0 3 5 0 0 1 2 0 80 131 0.00 1.222										

**California Angels @ Detroit Tigers**  
 Tiger Stadium, Detroit, MI  
 Tue Apr 26 1988, 7:05 PM EDT  
 Att. 11,973 - Unknown - 50 F

[livebaseballscorecards.com](http://livebaseballscorecards.com)

<b>AB</b>	<b>32</b>
<b>R</b>	<b>0</b>
<b>H</b>	<b>6</b>
<b>RBI</b>	<b>0</b>
<b>BB</b>	<b>5</b>
<b>SO</b>	<b>3</b>
<b>LOB</b>	<b>15</b>



Batter	1	2	3	4	5	6	7	8	9
<b>Gary Pettis, S</b> OBP: 0.299, SLG: 0.209 (1, 8)	2-2 F7		2-1 S 1B		2-2 1B 1B		2-1 F5		
<b>Lou Whitaker, L</b> OBP: 0.455, SLG: 0.519 (1, 4)	3-2 G4-6-3 1B		3-3 SAFE SAFE SAFE K		0-0 1B SF8 1B		2-2 4-3		
<b>Darrell Evans, L</b> OBP: 0.291, SLG: 0.286 (1, 3)	0-1 G4-6-3 1-2f		1-0 L3		0-0 1-3 2-H 1B		2-3 K		
<b>Alan Trammell, R</b> OBP: 0.324, SLG: 0.429 (1, 6)		2-3 K		2-0 F8	1-2 SF8		1-0 PB 2B		
<b>Matt Nokes, L</b> OBP: 0.271, SLG: 0.489 (1, 2)		1-3 K		0-0 F8	3-H 2-2 F8		0-0 6-3		
<b>Ray Knight, R</b> OBP: 0.250, SLG: 0.188 (1, 5)		1-2 4-3		0-0 5-3		2-3 K	3-1 F9		
<b>Dave Bergman, L</b> <b>Billy Beane, R</b>			4-2 2B 1B BB		3-2 L3	2-0 F7			
<b>Chet Lemon, R</b> OBP: 0.364, SLG: 0.403 (1, 9)			2-2 1-3 1B 2B		4-1 1B 1B BB	0-0 P6			
<b>Jim Morrison, R</b> OBP: 0.275, SLG: 0.350 (1, 10)			1-3 K		1-2 SAFE 1-3 1B 1B		2-3 K		

Inning Stats	R: 0	H: 1	E: 0	K: 0	S: 10	LOB: 0	BB: 0	P: 15	R: 0	H: 0	E: 0	K: 2	S: 9	LOB: 0	BB: 0	P: 13	R: 2	H: 2	E: 0	K: 2	S: 18	LOB: 1	BB: 1	P: 30	R: 0	H: 0	E: 0	K: 0	S: 3	LOB: 0	BB: 0	P: 5	R: 4	H: 4	E: 0	K: 0	S: 21	LOB: 1	BB: 1	P: 34	R: 0	H: 0	E: 0	K: 1	S: 6	LOB: 0	BB: 0	P: 10	R: 0	H: 0	E: 0	K: 1	S: 8	LOB: 0	BB: 0	P: 14	R: 0	H: 1	E: 0	K: 1	S: 8	LOB: 1	BB: 0	P: 14
1B: 6	SF: 1	2B: 2	SAC: 0	3B: 0	DP: 1	HR: 0	HBP: 0	WP: 0	PA: 33																																																							

PITCHER	IP	WLS	BF	H	R	ER	SO	BB	IBB	HBP	BLK	WP	HR	S	P	ERA	WHIP
<b>Mike Witt, R</b> ERA: 5.29 (1, 1)	5.0	L	23	7	6	6	4	2	0	0	0	0	0	61	97	10.80	1.800
<b>Bryan Harvey, R</b> ERA: (6, 1)	2.0		6	0	0	0	2	0	0	0	0	0	0	14	24	0.00	0.000
<b>Ray Krawczyk, R</b> ERA: 2.0 (8, 1)	1.0		4	1	0	0	1	0	0	0	0	0	0	8	14	0.00	1.000

**BOTTOM**

**California Angels @ Detroit Tigers**  
Tiger Stadium, Detroit, MI  
Tue Apr 26 1988, 7:05 PM EDT  
Att. 11,973 - Unknown - 50 F

livebaseballscores.com

<b>AB</b>	<b>30</b>
<b>R</b>	<b>6</b>
<b>H</b>	<b>8</b>
<b>RBI</b>	<b>6</b>
<b>BB</b>	<b>2</b>
<b>SO</b>	<b>7</b>
<b>LOB</b>	<b>8</b>



Batter	1	2	3	4	5	6	7	8	9	AB R H RBI BB SO LOB	TOP												
<b>Mark McLemore, S</b> (1, 4) OBP: 0.337, SLG: 0.375	0-0 F8		1-1 CS 1B		1-1 4-3		2-3 K		0-0 F7	5 0 1 0 0 1 1													
<b>Bill Buckner, L</b> (1, 10) OBP: 0.258, SLG: 0.185	2-1 4-3		1-0 F7		1-2 6-3			1-1 F8		4 0 0 0 0 0 1													
<b>Wally Joyner, L</b> (1, 3) OBP: 0.349, SLG: 0.366	1-3 K		1-1 CS 1-2	0-0 4-3 1B 2B		0-2 F8		4-0 1B BB		3 1 1 0 1 1 0													
<b>Chili Davis, S</b> (1, 9) OBP: 0.341, SLG: 0.500		1-3 K		0-0 4-3 2-3		0-0 E3 3-1 2B		0-1 1B 1-2		4 1 1 0 0 1 1													
<b>Johnny Ray, S</b> (1, 7) OBP: 0.397, SLG: 0.544 <b>Tony Amas, R</b> (9, 7) OBP: 0.355, SLG: 0.500		1-1 3B 2B		0-0 1B 3-H		0-0 3-1 1-2		2-2 F8		4 1 2 1 0 0 3 0 0 0 0 0 0 0													
<b>Jack Howell, L</b> (1, 5) OBP: 0.378, SLG: 0.472		0-0 3B 2-H		0-0 L8 1B		1-1 2B 2-H		0-0 G3		4 0 2 2 0 0 3													
<b>Devon White, S</b> (1, 8) OBP: 0.295, SLG: 0.329		2-1 F5		1-2 F7		2-2 F9			0-0 1B	4 0 1 0 0 0 3													
<b>Bob Boone, R</b> (1, 2) OBP: 0.327, SLG: 0.353		3-1 P8			2-3 K		0-3 K		0-0 B3	4 0 0 0 0 2 2													
<b>Dick Schofield, R</b> (1, 6) OBP: 0.290, SLG: 0.400			0-0 L9		1-2 HR		2-3 K		0-1 L9	4 1 1 1 0 1 1													
<b>Inning Stats</b>	R: 0 E: 0 K: 1 S: 7	H: 0 LOB: 0 BB: 0 P: 10	R: 1 E: 0 K: 1 S: 12	H: 2 LOB: 1 BB: 0 P: 19	R: 0 E: 0 K: 0 S: 6	H: 1 LOB: 0 BB: 0 P: 8	R: 1 E: 0 K: 0 S: 7	H: 2 LOB: 1 BB: 0 P: 8	R: 1 E: 0 K: 1 S: 12	H: 1 LOB: 0 BB: 0 P: 17	R: 1 E: 1 K: 0 S: 10	H: 1 LOB: 1 BB: 0 P: 13	R: 0 E: 0 K: 3 S: 9	H: 0 LOB: 0 BB: 0 P: 13	R: 0 E: 0 K: 0 S: 8	H: 1 LOB: 2 BB: 1 P: 15	R: 0 E: 0 K: 0 S: 5	H: 1 LOB: 1 BB: 0 P: 5	1B: 4 2B: 3 3B: 1 HR: 1	SF: 0 SAC: 0 DP: 0 HBP: 0	WP: 0 PB: 0 SB: 0 CS: 1	PA: 38	
<b>PITCHER</b> <b>Doyle Alexander, R</b> (1, 1) ERA: 3.72	IP 9.0	WLS L	BF 37	H 9	R 4	ER 3	SO 6	BB 1	IBB 0	HBP 0	BLK 0	WP 0	HR 1	S 76	P 108	ERA 3.00	WHIP 1.111						<b>PITCHER</b> IP WLS BF H R ER SO BB IBB HBP BLK WP HR S P ERA WHIP

**California Angels @ Detroit Tigers**  
 Tiger Stadium, Detroit, MI  
 Wed Apr 27 1988, 7:05 PM EDT  
 Att. 10,927 - Unknown - 41 F

livebaseballscorecards.com

<b>AB</b>	36
<b>R</b>	4
<b>H</b>	9
<b>RBI</b>	4
<b>BB</b>	1
<b>SO</b>	6
<b>LOB</b>	15



Batter	1	2	3	4	5	6	7	8	9	AB R H RBI BB SO LOB
<b>Gary Pettis, S</b> OBP: 0.305, SLG: 0.200 (1, 8) BB BB BB	4-0 BB BB		4-1 G3-6-1 S BB BB BB		0-1 B5-3 S X		2-2 4-3 C B B X		0-1 L8 C X	3 0 0 0 2 0 0
<b>Lou Whitaker, L</b> OBP: 0.451, SLG: 0.518 (1, 4) X	0-0 F7 C X		4-2 G3-6-1 1-2 BB C B B S F B		1-2 2B C C B X		0-1 L7 C X		0-0 3-1 X	4 0 1 0 1 0 1
<b>Darrell Evans, L</b> OBP: 0.300, SLG: 0.269 (1, 3) B B C B	4-1 G6-4-3 1-2 BB C X		1-1 G3-6-1 1-2f 2-3 C B X		4-1 BB S B B B B		1-2 L4 C B S X		3-3 K F B B C F S	3 0 0 0 2 1 2
<b>Alan Trammell, R</b> OBP: 0.321, SLG: 0.418 (1, 6) C X	0-1 G6-4-3 1-2f C X		0-1 5-3 F X		1-2 F9 F F B X			0-0 2B G3 1B B B X		4 1 1 0 0 0 5
<b>Matt Nokes, L</b> OBP: 0.269, SLG: 0.458 (1, 2)		4-0 G6-4-3 BB B B B		1-0 F8 B X		0-0 F7 X		2-0 F8 B B X		3 0 0 0 1 0 1
<b>Ray Knight, R</b> OBP: 0.250, SLG: 0.222 (1, 5)		0-2 G6-4-3 1-2f C B F X		0-2 F8 C C F X		0-0 F3 X		0-0 G3 1-3 2B B B X		4 0 1 0 0 0 1 0 0 0 0 0 0 0
<b>Jim Walewander, S</b> OBP: 0.333, SLG: 0.667 (8, PR) (9, 5)										
<b>Dave Bergman, L</b> OBP: 0.364, SLG: 0.556 (1, 7)		2-1 HR B B B X		1-0 1B B X		1-1 E3 E C B X		0-0 G3 2-3 3-H B B X		4 2 2 2 0 0 1
<b>Chet Lemon, R</b> OBP: 0.371, SLG: 0.391 (1, 9)		4-2 BB B B B B		1-1 5-3 F B X		0-1 E6 2-H B B X		4-0 BB B B B B		2 0 0 0 2 0 1
<b>Jim Morrison, R</b> OBP: 0.250, SLG: 0.318 (1, 10)		1-0 F9 B X				0-0 B5-3 B B X		2-2 F7 B B B X		4 0 0 0 0 0 5

Inning Stats	R: 0 E: 0 K: 0 S: 4	H: 0 LOB: 1 BB: 2 P: 12	R: 1 E: 0 K: 0 S: 9	H: 1 LOB: 1 BB: 2 P: 20	R: 0 E: 0 K: 0 S: 9	H: 0 LOB: 1 BB: 2 P: 18	R: 0 E: 0 K: 0 S: 7	H: 1 LOB: 1 BB: 0 P: 10	R: 0 E: 0 K: 0 S: 10	H: 1 LOB: 2 BB: 1 P: 16	R: 1 E: 2 K: 0 S: 7	H: 0 LOB: 1 BB: 0 P: 10	R: 0 E: 0 K: 0 S: 8	H: 0 LOB: 0 BB: 0 P: 11	R: 1 E: 0 K: 0 S: 7	H: 2 LOB: 3 BB: 1 P: 15	R: 0 E: 0 K: 1 S: 7	H: 0 LOB: 0 BB: 0 P: 10	1B: 2 2B: 2 3B: 0 HR: 1	SF: 0 SAC: 0 DP: 3 HBP: 0	WP: 0 PB: 0 SB: 1 CS: 0	PA: 39
--------------	------------------------------	----------------------------------	------------------------------	----------------------------------	------------------------------	----------------------------------	------------------------------	----------------------------------	-------------------------------	----------------------------------	------------------------------	----------------------------------	------------------------------	----------------------------------	------------------------------	----------------------------------	------------------------------	----------------------------------	----------------------------------	------------------------------------	----------------------------------	--------

PITCHER	IP	WLS	BF	H	R	ER	SO	BB	IBB	HBP	BLK	WP	HR	S	P	ERA	WHIP
<b>Willie Fraser, R</b> ERA: 3.91 (1, 1)	7.1	W	33	5	3	2	0	7	0	0	0	0	1	57	102	2.46	1.636
<b>DeWayne Buice, R</b> ERA: 7.07 (8, 1)	0.1		1	0	0	0	0	0	0	0	0	0	0	1	1	0.00	0.000
<b>Bryan Harvey, R</b> ERA: (8, 1)	0.1		2	0	0	0	0	1	0	0	0	0	0	3	9	0.00	3.000
<b>Donnie Moore, R</b> ERA: 7.11 (9, 1)	1.0	S	3	0	0	0	1	0	0	0	0	0	0	7	10	0.00	0.000


**BOTTOM**

**California Angels @ Detroit Tigers**  
Tiger Stadium, Detroit, MI

Wed Apr 27 1988, 7:05 PM EDT  
Att: 10,927 - Unknown - 41 F

livebaseballscorecards.com

<b>AB</b>	<b>31</b>
<b>R</b>	<b>3</b>
<b>H</b>	<b>5</b>
<b>RBI</b>	<b>2</b>
<b>BB</b>	<b>8</b>
<b>SO</b>	<b>1</b>
<b>LOB</b>	<b>17</b>



Batter	1	2	3	4	5	6	7	8	9	AB R H RBI BB SO LOB	TOP													
Mark McLemore, S (1, 4) OBP: 0.320, SLG: 0.353	1-3 			0-0 1-3 	2-1 5-3 		0-0 F9 		0-0 4-3 	5 0 0 0 0 1 4														
Johnny Ray, S (1, 7) OBP: 0.416, SLG: 0.563	2-2 			2-1 WP 2B 		1-2 F7 	4-1 BB 			3 0 2 0 1 0 0														
Chili Davis, S (1, 9) OBP: 0.326, SLG: 0.477	2-1 G6-4-3 1B 			1-3 K 		0-1 F3 	2-1 F9 			4 0 0 0 0 1 4														
Wally Joyner, L (1, 3) OBP: 0.356, SLG: 0.356		2-2 L1 		4-2 FC6-4 BB 		4-0 1B BB 		2-2 F8 		2 1 0 0 2 0 0														
Tony Armas, R (1, 8) OBP: 0.343, SLG: 0.469		1-0 6-3 		2-0 FC6-4 1-2f 		0-0 1B 1B 		2-2 6-3 		4 0 1 0 0 0 2														
George Hendrick, R (1, 10) OBP: 0.273, SLG: 0.545		0-0 L8 			3-2 P6 	2-2 1B 		1-2 6-3 		4 0 1 1 0 0 0														
Jack Howell, L (1, 5) OBP: 0.365, SLG: 0.453			2-3 K 		2-3 K 	1-2 G3 			0-0 SH1-4 1B 	3 0 0 0 0 2 2														
Gus Polidor, R (9, PH) OBP: 0.250, SLG: 0.250										0 0 0 0 0 0 0														
Devon White, S (9, PH) OBP: 0.304, SLG: 0.338										1 0 1 0 0 0 0														
Bob Boone, R (1, 2) OBP: 0.328, SLG: 0.340									0-1 SH1-4 	2 0 0 0 1 1 0														
Dick Schofield, R (1, 6) OBP: 0.301, SLG: 0.397			1-0 6-3 		4-1 BB 		0-0 BB 1B 		2-1 F3 	3 0 1 0 1 0 1														
<b>Inning Stats</b>	R: 0 E: 0 K: 1 S: 8	H: 1 LOB: 0 BB: 0 P: 13	R: 0 E: 0 K: 0 S: 5	H: 0 LOB: 0 BB: 0 P: 8	R: 0 E: 0 K: 1 S: 7	H: 0 LOB: 0 BB: 0 P: 11	R: 0 E: 0 K: 1 S: 11	H: 1 LOB: 2 BB: 1 P: 20	R: 0 E: 0 K: 1 S: 11	H: 0 LOB: 2 BB: 2 P: 26	R: 1 E: 0 K: 0 S: 12	H: 2 LOB: 2 BB: 1 P: 20	R: 0 E: 0 K: 1 S: 8	H: 1 LOB: 2 BB: 1 P: 14	R: 0 E: 0 K: 0 S: 10	H: 0 LOB: 0 BB: 0 P: 15	R: 0 E: 0 K: 0 S: 6	H: 1 LOB: 1 BB: 0 P: 8	1B: 5 2B: 1 3B: 0 HR: 0	SF: 0 SAC: 1 DP: 1 HBP: 0	WP: 1 PB: 0 SB: 0 CS: 0	PA: 37		
<b>PITCHER</b> Frank Tanana, L (1, 1) ERA: 3.62	IP: 8.0 WLS: W BF: 33 H: 5 R: 1 ER: 1 SO: 5 BB: 5 IBB: 0 HBP: 0 BLK: 0 WP: 1 HR: 0 S: 72 P: 127 ERA: 1.12 WHIP: 1.250																							
<b>PITCHER</b> Mike Henneman, R (9, 1) ERA: 1.74	IP: 1.0 WLS: S BF: 4 H: 1 R: 0 ER: 0 SO: 0 BB: 0 IBB: 0 HBP: 0 BLK: 0 WP: 0 HR: 0 S: 6 P: 8 ERA: 0.00 WHIP: 1.000																							

**California Angels @ Detroit Tigers**  
**Tiger Stadium, Detroit, MI**  
Thu Apr 28 1988, 7:05 PM EDT  
Att. 10,976 - Unknown - 47 F

livebaseballscorecards.com

AB	31
R	1
H	6
RBI	1
BB	5
SO	5
LOB	13



Batter	1	2	3	4	5	6	7	8	9	AB	R	H	RBI	BB	SO	LOB
<b>Gary Pettis, S</b> OBP: 0.302, SLG: 0.192 (1, 8)	4-2 G6-4-3 BB		2-1 4-1		0-0 F8		2-1 F5			3	0	0	0	1	0	2
<b>Lou Whitaker, L</b> OBP: 0.427, SLG: 0.483 (1, 4)	2-2 G6-4-3 1-2f		0-1 B1		2-1 FC5-4 1-2f		1-1 FC6 1-2f			4	0	0	0	0	0	3
<b>Darrell Evans, L</b> OBP: 0.313, SLG: 0.273 (1, 3) <b>Billy Beane, R</b> (9, 7)	3-3 K		1-1 1B			4-1 3-1 E WP BB		1-0 F9		3	1	1	0	1	1	0
<b>Alan Trammell, R</b> OBP: 0.305, SLG: 0.394 (1, 6)		2-0 5-3	1-1 F9			0-0 F8		2-0 F7		4	0	0	0	0	0	2
<b>Matt Nokes, L</b> OBP: 0.268, SLG: 0.442 (1, 10)		3-2 1B 1B		0-1 P6		1-2 3-1 1-3		0-0 G3		4	1	1	0	0	0	1
<b>Dave Bergman, L</b> OBP: 0.500, SLG: 0.600 (1, 7) (9, 3)		2-0 1B 1-2 1B		4-0 CS BB		4-1 BB 3-H BB				1	0	1	0	2	0	0
<b>Ray Knight, R</b> OBP: 0.233, SLG: 0.205 (1, 5)		0-2 F9		2-2 4-3 1-2		2-1 F8				3	0	0	0	0	0	4
<b>Chet Lemon, R</b> OBP: 0.384, SLG: 0.394 (1, 9)		2-2 1-3 2-H 1B		0-3 K				4-0 FC6 BB		2	0	1	1	1	1	0
<b>Mike Heath, R</b> OBP: 0.296, SLG: 0.174 (1, 2)		2-1 F8		4-1 FC5-4 BB				0-3 K		2	0	0	0	1	1	3


Inning Stats	R: 0	H: 0	E: 0	K: 10	S: 10	R: 1	H: 3	E: 0	K: 0	S: 17	R: 0	H: 1	E: 0	K: 0	S: 8	R: 0	H: 0	E: 0	K: 0	S: 5	R: 0	H: 0	E: 0	K: 1	S: 8	R: 1	H: 0	E: 1	K: 0	S: 8	R: 0	H: 0	E: 0	K: 1	S: 8	R: 0	H: 0	E: 0	K: 0	S: 3								
<b>PITCHER</b> <b>Kirk McCaskill, R</b> ERA: 4.94 (1, 1)	IP	WLS	BF	H	R	ER	SO	BB	IBB	HBP	BLK	WP	HR	S	P	ERA	WHIP													IP	WLS	BF	H	R	ER	SO	BB	IBB	HBP	BLK	WP	HR	S	P	ERA	WHIP		
	8.0	L	32	4	2	1	3	6	0	0	0	1	0	67	123	1.12	1.250																															

**BOTTOM**

**California Angels @ Detroit Tigers**  
Tiger Stadium, Detroit, MI

Thu Apr 28 1988, 7:05 PM EDT  
Att: 10,976 - Unknown - 47 F

AB	26
R	2
H	4
RBI	1
BB	6
SO	3
LOB	15



WP: 1	PA: 32
PB: 0	SB: 0
CS: 1	

livebaseballscorecards.com

Batter	1	2	3	4	5	6	7	8	9	AB R H RBI BB SO LOB	TOP							
<b>Mike Kingery, L</b> (1, 7) OBP: 0.373, SLG: 0.327 <b>Dave Hengel, R</b> (6, PH) (6, 7)	3-3 	2-1 1-3 		2-1 F8 		1-3 K 		2-3 K 		3 0 0 0 0 1 5 2 0 0 0 0 2 0								
<b>Scott Bradley, L</b> (1, 2) OBP: 0.406, SLG: 0.533	2-1 4-3 		2-1 	0-0 BLK WP 		0-3 K 		1-1 F7 	5 2 2 2 0 1 0									
<b>Henry Cotto, R</b> (1, 8) OBP: 0.478, SLG: 0.623	1-1 		2-1 	4-2 G4-6-3 BB 		1-2 P2 		2-2 G3 2B 	4 1 3 0 1 0 0									
<b>Alvin Davis, L</b> (1, 3) OBP: 0.410, SLG: 0.429	2-2 4-3 		1-1 	0-2 G4-6-3 		2-2 5-3 		1-2 G3 	5 0 1 2 0 0 3									
<b>Ken Phelps, L</b> (1, 10) OBP: 0.477, SLG: 0.654		2-2 FC5-4 1B 	2-1 F5 		1-2 F9 		1-1 F5 	3-2 F4 	5 0 1 0 0 0 2									
<b>Jim Presley, R</b> (1, 5) OBP: 0.293, SLG: 0.402		0-2 FC5-4 2B 	3-1 F3 		0-0 2B 		1-0 		4 1 2 0 0 0 2									
<b>Glenn Wilson, R</b> (1, 9) OBP: 0.241, SLG: 0.269		2-1 F9 	1-3 K 		2-0 		1-3 K 		4 0 1 1 0 2 3									
<b>Rey Quinones, R</b> (1, 6) OBP: 0.341, SLG: 0.417		2-1 		1-2 1B 		1-3 K 		1-3 K 	4 1 2 0 0 2 1									
<b>Harold Reynolds, S</b> (1, 4) OBP: 0.313, SLG: 0.463		4-0 BB 		0-0 1B 		1-2 F9 		2-2 F9 	3 1 1 0 1 0 1									
<b>Inning Stats</b>	R: 0 H: 1 E: 0 LOB: 1 K: 1 BB: 0 S: 10 P: 18	R: 0 H: 2 E: 0 LOB: 3 K: 0 BB: 1 S: 12 P: 24	R: 2 H: 3 E: 0 LOB: 1 K: 1 BB: 0 S: 13 P: 24	R: 3 H: 3 E: 0 LOB: 0 K: 0 BB: 1 S: 15 P: 22	R: 1 H: 2 E: 0 LOB: 1 K: 1 BB: 0 S: 12 P: 17	R: 0 H: 0 E: 0 LOB: 0 K: 2 BB: 0 S: 9 P: 11	R: 0 H: 1 E: 0 LOB: 1 K: 1 BB: 0 S: 10 P: 15	R: 0 H: 0 E: 0 LOB: 0 K: 2 BB: 0 S: 12 P: 17	R: 0 H: 1 E: 0 LOB: 1 K: 0 BB: 0 S: 11 P: 18	1B: 7 SF: 0 2B: 6 SAC: 0 3B: 0 DP: 1 HR: 0 HBP: 0	WP: 2 PA: 41 PB: 0 SB: 2 CS: 0							
<b>PITCHER</b>	IP WLS BF H R ER SO BB IBB HBP BLK WP HR S P ERA WHIP											<b>PITCHER</b>	IP WLS BF H R ER SO BB IBB HBP BLK WP HR S P ERA WHIP					
<b>Jack Morris, R</b> (1, 1) ERA: 5.27 <b>Willie Hernandez, L</b> (4, 1) ERA: 3.86 <b>Don Heinkel, R</b> (8, 1) ERA: 2.7	3.1 W S	20 9 5 5 2	1 0 0 0 0	0 0 0 0 0	0 0 0 0 0	43 77	13.50 3.000											13.50 3.000

**Seattle Mariners @ Detroit Tigers**  
 Tiger Stadium, Detroit, MI  
 Fri Apr 29 1988, 7:05 PM EDT  
 Att. 13,757 - Unknown - 50 F

livebaseballscorecards.com

**AB 39**  
**R 6**  
**H 13**  
**RBI 5**  
**BB 2**  
**SO 8**  
**LOB 17**





Batter	1	2	3	4	5	6	7	8	9	AB	R	H	RBI	BB	SO	LOB	BOTTOM
--------	---	---	---	---	---	---	---	---	---	----	---	---	-----	----	----	-----	--------

<b>Gary Pettis, S</b> <small>(1, 8)</small> <small>OBP: 0.308, SLG: 0.205</small>	<small>3-1</small> 	<small>0-3</small> 		<small>3-2</small> 		<small>2-2</small> 		<small>1-2</small> 		5	0	2	0	0	1	2	<b>Seattle Mariners @ Detroit Tigers</b> Tiger Stadium, Detroit, MI <small>Fri Apr 29 1988, 7:05 PM EDT</small> <small>Att: 13,757 - Unknown - 50 F</small>
<b>Luis Salazar, R</b> <small>(1, 4)</small> <small>(8, 7)</small> <small>OBP: 0.321, SLG: 0.481</small>	<small>3-3</small> 		<small>3-3</small> 		<small>3-1</small> 	<small>2-1</small> 		<small>4-1</small> 		4	1	1	1	1	2	1	
<b>Chet Lemon, R</b> <small>(1, 9)</small> <small>OBP: 0.397, SLG: 0.429</small>	<small>4-1</small> 		<small>2-0</small> 		<small>2-1</small> 		<small>2-0</small> 	<small>3-3</small> 		4	2	2	0	1	1	2	
<b>Alan Trammell, R</b> <small>(1, 6)</small> <small>OBP: 0.310, SLG: 0.421</small>	<small>1-1</small> 		<small>1-1</small> 		<small>1-2</small> 		<small>2-0</small> 	<small>1-1</small> 		5	1	2	2	0	0	3	
<b>Larry Herndon, R</b> <small>(1, 10)</small> <small>OBP: 0.222, SLG: 0.200</small>		<small>4-0</small> 		<small>1-3</small> 	<small>0-3</small> 		<small>0-0</small> 	<small>2-3</small> 		3	1	1	1	1	2	1	
<b>Jim Walewander, S</b> <small>(7, PR)</small> <small>OBP: 0.333, SLG: 0.667</small>		<small>1-2</small> 		<small>1-3</small> 	<small>1-0</small> 		<small>0-0</small> 			3	1	0	0	0	1	2	
<b>Darrell Evans, L</b> <small>(8, PH)</small> <small>OBP: 0.308, SLG: 0.268</small>		<small>1-3</small> 		<small>2-1</small> 	<small>1-3</small> 		<small>2-3</small> 			0	0	0	0	0	0	0	
<b>Ray Knight, R</b> <small>(1, 3)</small> <small>OBP: 0.217, SLG: 0.190</small>		<small>1-0</small> 		<small>2-1</small> 	<small>1-3</small> 		<small>4-1</small> 			3	1	1	1	0	1	1	
<b>Dave Bergman, L</b> <small>(7, PH)</small> <small>(8, 3)</small> <small>OBP: 0.500, SLG: 0.600</small>		<small>2-3</small> 		<small>4-1</small> 	<small>1-3</small> 		<small>1-0</small> 			2	1	0	2	1	0	1	
<b>Billy Beane, R</b> <small>(1, 7)</small> <small>OBP: 0.167, SLG: 0.167</small>		<small>1-1</small> 		<small>1-0</small> 	<small>1-3</small> 		<small>3-3</small> 			4	0	1	2	0	3	3	
<b>Lou Whitaker, L</b> <small>(7, PH)</small> <small>(8, 4)</small> <small>OBP: 0.434, SLG: 0.483</small>		<small>1-1</small> 		<small>1-2</small> 	<small>1-0</small> 		<small>0-3</small> 										
<b>Tom Brookens, R</b> <small>(1, 5)</small> <small>OBP: 0.456, SLG: 0.532</small>		<small>1-1</small> 		<small>1-2</small> 	<small>1-0</small> 		<small>3-3</small> 										
<b>Mike Heath, R</b> <small>(1, 2)</small> <small>OBP: 0.290, SLG: 0.259</small>		<small>1-3</small> 		<small>1-0</small> 	<small>1-0</small> 		<small>0-3</small> 										

Inning Stats	R: 0 E: 0 K: 1 S: 8	H: 0 LOB: 1 BB: 1 P: 19	R: 2 E: 1 K: 2 S: 12	H: 1 LOB: 1 BB: 1 P: 20	R: 0 E: 0 K: 1 S: 6	H: 0 LOB: 0 BB: 0 P: 12	R: 2 E: 1 K: 2 S: 15	H: 1 LOB: 1 BB: 1 P: 27	R: 2 E: 0 K: 2 S: 15	H: 3 LOB: 1 BB: 0 P: 23	R: 0 E: 0 K: 1 S: 11	H: 1 LOB: 1 BB: 0 P: 19	R: 3 E: 0 K: 1 S: 9	H: 3 LOB: 2 BB: 1 P: 18	R: 0 E: 0 K: 2 S: 12	H: 1 LOB: 2 BB: 1 P: 23	1B: 3 2B: 5 3B: 1 HR: 1	SF: 1 SAC: 1 DP: 0 HBP: 0	WP: 2 PB: 0 SB: 4 CS: 0	PA: 41
--------------	------------------------------	----------------------------------	-------------------------------	----------------------------------	------------------------------	----------------------------------	-------------------------------	----------------------------------	-------------------------------	----------------------------------	-------------------------------	----------------------------------	------------------------------	----------------------------------	-------------------------------	----------------------------------	----------------------------------	------------------------------------	----------------------------------	--------

PITCHER	IP	WLS	BF	H	R	ER	SO	BB	IBB	HBP	BLK	WP	HR	S	P	ERA	WHIP
<b>Mark Langston, L</b> <small>ERA: 4.4</small>	(1, 1)	6.0	L	32	9	9	5	9	3	0	0	0	1	70	127	7.50	2.000
<b>Julio Solano, R</b> <small>ERA: 2.45</small>	(7, 1)	1.2		8	1	0	2	2	0	0	0	0	0	15	29	0.00	1.800
<b>Bill Wilkinson, L</b> <small>ERA: 4.5</small>	(8, 1)	0.1		1	0	0	1	0	0	0	0	0	0	3	5	0.00	0.000

AB	34
R	9
H	10
RBI	9
BB	5
SO	12
LOB	18



livebaseballscorecards.com

Batter	1	2	3	4	5	6	7	8	9	10	11	12	AB	R	H	RBI	BB	SO	LOB	TOP					
Mickey Brantley, R OBP: 0.218, SLG: 0.342	2-1 1-3			1-1 F3		X 0-0 6-3		2-2 6-3		B P 2-0 CS	2-0 F6		5	0	0	0	0	0	1						
Henry Cotto, R OBP: 0.472, SLG: 0.606	1-1 5-3			2-2 6-3			1-2 WP HR 1B	0-1 BLK 1B			1-3 K		5	1	2	0	0	1	0						
Alvin Davis, L OBP: 0.398, SLG: 0.412	2-0 4-3			2-2 F9			3-1 F5	2-2 F9			1-1 BB 1B		5	0	1	0	0	0	2						
Mike Kingery, L OBP: 0.373, SLG: 0.327							1-3	1-2					0	0	0	0	0	0	0						
Ken Phelps, L OBP: 0.471, SLG: 0.679		X 0-0 4-3			B 3-2 4-3		1-0 HR		B 2-2 F7		4-1 BB 1B		4	1	1	2	1	0	0						
Jim Presley, R OBP: 0.289, SLG: 0.424		0-3 K			B 1-1 5-3		1-0 HR		F 1-3 K		X 0-0 F8		5	1	1	1	0	2	2						
Dave Valle, R OBP: 0.218, SLG: 0.264		X 0-1 6-3			B 2-1 F5		X 0-0 F4		X 1-2 6-3				5	0	0	0	0	1	0						
Glenn Wilson, R OBP: 0.250, SLG: 0.277							X 0-1 FC1-6 1B		B 2-1 4-3				5	0	2	0	0	1	0						
Rey Quinones, R OBP: 0.333, SLG: 0.416							B 1-0 FC1-6 4-3 1-2f		B 0-3 K		B 1-2 F8		5	0	1	0	0	1	2						
Harold Reynolds, S OBP: 0.310, SLG: 0.446							B 1-2 4-3		B 1-1 1-3		B 3-2 CS BB		3	0	0	0	1	0	1						
<b>Inning Stats</b>	R: 0 E: 0 K: 0 S: 5	H: 0 LOB: 0 BB: 0 P: 10	R: 0 E: 0 K: 1 S: 9	H: 0 LOB: 0 BB: 0 P: 9	R: 0 E: 0 K: 1 S: 8	H: 0 LOB: 0 BB: 0 P: 12	R: 0 E: 0 K: 0 S: 8	H: 0 LOB: 0 BB: 0 P: 13	R: 0 E: 0 K: 0 S: 7	H: 1 LOB: 1 BB: 0 P: 9	R: 3 E: 0 K: 1 S: 13	H: 4 LOB: 1 BB: 0 P: 19	R: 0 E: 0 K: 1 S: 10	H: 0 LOB: 0 BB: 0 P: 14	R: 0 E: 0 K: 1 S: 9	H: 0 LOB: 0 BB: 1 P: 16	R: 0 E: 0 K: 1 S: 9	H: 1 LOB: 2 BB: 1 P: 17	R: 0 E: 0 K: 1 S: 10	H: 1 LOB: 1 BB: 0 P: 14	1B: 5 2B: 1 3B: 0 HR: 2	SF: 0 SAC: 0 DP: 0 HBP: 0	WP: 2 PB: 0 SB: 0 CS: 1	PA: 45	
<b>PITCHER</b>	IP	WLS	BF	H	R	ER	SO	BB	IBB	HBP	BLK	WP	HR	S	P	ERA	WHIP								
Walt Terrell, R ERA: 4.05	6.2		25	5	3	3	2	0	0	0	0	1	2	54	82	4.05	0.750								
Don Heinkel, R ERA: 2.25	1.1		5	1	0	0	1	0	0	0	1	0	0	16	19	0.00	0.750								
Mike Henneman, R ERA: 1.35	3.0		11	1	0	0	2	2	0	0	0	0	0	28	47	0.00	1.000								
Paul Gibson, L ERA: 4.5	1.0	W	3	1	0	0	1	0	0	0	0	0	0	10	14	0.00	1.000								

Seattle Mariners @ Detroit Tigers  
Tiger Stadium, Detroit, MI  
Sat Apr 30 1988, 7:05 PM EDT  
Att. 17,505 - Unknown - 60 F

livebaseballscorecards.com

AB	42
R	3
H	8
RBI	3
BB	2
SO	6
LOB	8




Batter	1	2	3	4	5	6	7	8	9	10	11	12	AB	R	H	RBI	BB	SO	LOB
<b>Gary Pettis, S</b> OBP: 0.309, SLG: 0.195 (1, 8)	4-1 G6-3 BB		4-2 CS BB		2-1 4-3 1-2		0-1 G3		1 SAFE 1-3 K			0-0 F3	4	0	0	0	2	1	3
<b>Lou Whitaker, L</b> OBP: 0.427, SLG: 0.453 (1, 4)	0-0 G6-3 1-2f		4-0 BB 1-2			0-1 F7		4-2 FC4-6 BB		2-3 K		1-1 F7	4	0	0	0	2	1	2
<b>Darrell Evans, L</b> OBP: 0.304, SLG: 0.254 <b>Jim Walewander, S</b> OBP: 0.333, SLG: 0.667 (8, PR) <b>Luis Salazar, R</b> OBP: 0.333, SLG: 0.483 (9, 7)	2-1 4-3		0-0 F7			1-0 4-3		4-2 FC4-6 BB		1-3 K		0-2 1B	3	0	0	0	1	0	1
<b>Alan Trammell, R</b> OBP: 0.312, SLG: 0.427 (1, 6)		0-1 2-3		1-0 1-3		3-2 HR 2B		0-0 F3		0-1 F8		2-0 1B	6	1	2	1	0	0	2
<b>Matt Nokes, L</b> OBP: 0.279, SLG: 0.491 (1, 2)		2-0 BLK E 1B		1-0 F7		0-0 HR		0-0 FC4-6 1-2f 2-3		3-2 F8			5	2	2	2	0	0	2
<b>Dave Bergman, L</b> OBP: 0.474, SLG: 0.462 (1, 7) (9, 3)		0-1 E4 1-H		2-0 4-3		4-2 FC6-4 BB		0-0 1-3		4-2 BB			3	0	0	0	2	0	2
<b>Jim Morrison, R</b> OBP: 0.245, SLG: 0.306 (1, 10)		2-1 5-3		2-0 FC6-4		2-1 G6-3 1B		0-1 F7		1-3 K			5	0	1	0	0	1	3
<b>Chet Lemon, R</b> OBP: 0.386, SLG: 0.413 (1, 9)		3-3 K		1-1 G6-3 1-2f		0-0 F7		2-2 1B		1-1 6-3			5	0	1	0	0	1	3
<b>Tom Brookens, R</b> OBP: 0.435, SLG: 0.500 (1, 5)		2-2 6-3		2-1 E6 BLK		2-1 5-3		1-2 F9			2-2 1B		5	1	1	0	0	0	1

Inning Stats	R: 0	H: 0	E: 0	K: 0	S: 4	R: 1	H: 1	E: 1	K: 1	S: 10	R: 0	H: 0	E: 0	K: 0	S: 7	R: 0	H: 0	E: 0	K: 0	S: 3	R: 0	H: 0	E: 0	K: 0	S: 7	R: 2	H: 2	E: 0	K: 0	S: 13	R: 0	H: 0	E: 0	K: 0	S: 5	R: 0	H: 0	E: 0	K: 0	S: 7	R: 0	H: 1	E: 0	K: 1	S: 12	R: 0	H: 0	E: 0	K: 2	S: 10	R: 0	H: 0	E: 0	K: 1	S: 12	R: 0	H: 0	E: 0	K: 1	S: 12	R: 1	H: 3	E: 0	K: 0	S: 12	1B: 6	2B: 1	3B: 0	HR: 1	SF: 0	SAC: 0	DP: 2	HBP: 0	WP: 0	PA: 49
	0	0	0	1	10	1	1	1	1	10	0	0	0	0	7	0	0	0	0	7	3	0	0	0	7	0	0	0	0	1	0	0	0	7	0	0	0	7	0	0	0	7	0	0	0	0	16	0	0	0	0	16	0	0	0	0	17	6	1	0	1	0	0	0	0	0	49								

PITCHER	IP	WLS	BF	H	R	ER	SO	BB	IBB	HBP	BLK	WP	HR	S	P	ERA	WHIP
<b>Bill Swift, R</b> ERA: 4.76 (1, 1)	7.0		28	4	3	2	1	4	0	0	2	0	1	49	95	2.57	1.143
<b>Bill Wilkinson, L</b> ERA: 4.5 (8, 1)	0.0		2	0	0	0	0	2	0	0	0	0	0	4	12	∞	∞
<b>Michael Jackson, R</b> ERA: 2.7 (8, 1)	4.2	L	19	4	1	1	4	1	0	0	0	0	0	49	70	1.93	1.071

**Seattle Mariners @ Detroit Tigers**  
**Tiger Stadium, Detroit, MI**  
 Sat Apr 30 1988, 7:05 PM EDT  
 Att: 17,505 - Unknown - 60 F

AB	42
R	4
H	8
RBI	3
BB	7
SO	5
LOB	19



PITCHER	IP	WLS	BF	H	R	ER	SO	BB	IBB	HBP	BLK	WP	HR	S	P	ERA	WHIP
<b>Bill Swift, R</b> ERA: 4.76 (1, 1)	7.0		28	4	3	2	1	4	0	0	2	0	1	49	95	2.57	1.143
<b>Bill Wilkinson, L</b> ERA: 4.5 (8, 1)	0.0		2	0	0	0	0	2	0	0	0	0	0	4	12	∞	∞
<b>Michael Jackson, R</b> ERA: 2.7 (8, 1)	4.2	L	19	4	1	1	4	1	0	0	0	0	0	49	70	1.93	1.071

Batter	1	2	3	4	5	6	7	8	9	AB R H RBI BB SO LOB	TOP											
Mickey Brantley, R (1, 7) OBP: 0.244, SLG: 0.363	0-3 K			0-0 FC3-6 1B		1-2 FC1-5 1B		1-1 1B		4 0 3 0 0 1 0												
Scott Bradley, L (1, 2) OBP: 0.389, SLG: 0.500	3-2 F9			0-0 FC3-6 1B 1-2f		0-0 FC1-5 1B		0-3 K		4 1 1 0 0 1 2												
Henry Cotto, R (1, 8) OBP: 0.461, SLG: 0.586	0-1 F5			2-0 2B 1B		0-0 FC1-5 1-2 2-3f		2-1 F3		4 1 1 0 0 0 3												
Alvin Davis, L (1, 3) OBP: 0.402, SLG: 0.431 Bruce Fields, L (9, PR) OBP: 0.200, SLG: 0.143		2-2 4-3		3-1 2B 1-H 2-H		1-0 F7		1-1 E BLK 1B		4 0 2 2 0 0 2 0 0 0 0 0 0 0												
Ken Phelps, L (1, 10) OBP: 0.452, SLG: 0.644 Rick Renteria, R (9, PH) OBP: 0.333, SLG: 0.528		0-2 F5		1-3 K		3-3 K		2-3 K		3 0 0 0 0 2 3 1 0 0 0 0 1 1												
Jim Presley, R (1, 5) OBP: 0.287, SLG: 0.411		0-3 K		0-3 K			0-3 K		4-2 E BB	3 0 0 0 1 3 1												
Glenn Wilson, R (1, 9) OBP: 0.239, SLG: 0.264			2-3 K		3-3 K		0-0 L3		0-0 E9	4 0 0 0 0 2 2												
Rey Quinones, R (1, 6) OBP: 0.320, SLG: 0.398			2-1 F8		0-0 6-3		0-0 F8		2-2 F4	4 0 0 0 0 0 3												
Harold Reynolds, S (1, 4) OBP: 0.297, SLG: 0.425			0-3 K		1-3 K			1-2 4-3	0-3 K	4 0 0 0 0 3 3												
<b>Inning Stats</b>	R: 0 E: 0 K: 1 S: 11	H: 0 LOB: 0 BB: 0 P: 14	R: 0 E: 0 K: 1 S: 9	H: 0 LOB: 0 BB: 0 P: 11	R: 0 E: 0 K: 2 S: 11	H: 0 LOB: 0 BB: 0 P: 15	R: 2 E: 0 K: 2 S: 11	H: 3 LOB: 1 BB: 0 P: 17	R: 0 E: 0 K: 2 S: 8	H: 0 LOB: 0 BB: 0 P: 12	R: 0 E: 0 K: 1 S: 9	H: 2 LOB: 2 BB: 0 P: 14	R: 0 E: 0 K: 1 S: 5	H: 0 LOB: 0 BB: 0 P: 5	R: 0 E: 0 K: 1 S: 10	H: 1 LOB: 1 BB: 0 P: 14	R: 0 E: 1 K: 2 S: 14	H: 1 LOB: 3 BB: 1 P: 23	1B: 6 2B: 1 3B: 0 HR: 0	SF: 0 SAC: 0 DP: 0 HBP: 0	WP: 0 PB: 0 SB: 0 CS: 0	PA: 36
<b>PITCHER</b>	IP WLS BF H R ER SO BB IBB HBP BLK WP HR S P ERA WHIP																					
Jeff Robinson, R (1, 1) ERA: 3.82	8.0 W 30 6 2 2 11 0 0 0 0 0 0 74 102 2.25 0.750																					
Willie Hernandez, L (9, 1) ERA: 3.48	1.0 S 6 1 0 0 2 1 0 0 0 1 0 0 14 23 0.00 2.000																					

Seattle Mariners @ Detroit Tigers  
Tiger Stadium, Detroit, MI  
Sun May 01 1988, 3:33 AM EDT  
Att. 28,432 - Sunny - 69 F

livebaseballscorecards.com

AB 35  
R 2  
H 7  
RBI 2  
BB 1  
SO 13  
LOB 20



Batter	1	2	3	4	5	6	7	8	9	AB	R	H	RBI	BB	SO	LOB	BOTTOM				
<b>Gary Pettis, S</b> OBP: 0.297, SLG: 0.186 (1, 8)	1-0 4-3		0-1 F9			1-0 5-3		0-1 1-3		4	0	0	0	0	0	0					
<b>Lou Whitaker, L</b> OBP: 0.419, SLG: 0.433 (1, 4)	4-1 FC6-4 BB			1-1 6-3		1-3 K		0-0 6-3		3	0	0	0	1	1	0					
<b>Darrell Evans, L</b> OBP: 0.292, SLG: 0.242 (1, 3)	2-2 F5			3-2 F5		1-3 K				3	0	0	0	0	1	1					
<b>Alan Trammell, R</b> OBP: 0.313, SLG: 0.424 (1, 6)	1-2 FC6-4 1-2f			3-2 F3			0-0 HR 1B			3	1	1	0	0	0	1					
<b>Matt Nokes, L</b> OBP: 0.297, SLG: 0.600 (1, 2)		3-2 4-3			0-0 HR		2-0 HR 1-H			3	2	2	3	0	0	0					
<b>Dave Bergman, L</b> OBP: 0.455, SLG: 0.438 (1, 7)		0-1 F3			0-1 WP 1B 1B		2-0 F5			3	0	1	0	0	0	0					
<b>Luis Salazar, R</b> OBP: 0.333, SLG: 0.483 (8, 7)		0-1 F3			0-0 F6		2-2 F6 1B			0	0	0	0	0	0	0					
<b>Ray Knight, R</b> OBP: 0.224, SLG: 0.200 (1, 10)		0-1 4-3			0-0 F6		2-2 F6 1B			3	0	1	0	0	0	1					
<b>Jim Walewander, S</b> OBP: 0.333, SLG: 0.667 (7, PR)										0	0	0	0	0	0	0					
<b>Chet Lemon, R</b> OBP: 0.372, SLG: 0.397 (1, 9)			3-1 F8		1-1 F1		1-1 F6 1-2			3	0	0	0	0	0	2					
<b>Tom Brookens, R</b> OBP: 0.431, SLG: 0.491 (1, 5)			1-3 K		3-1 1B			3-2 F7		3	0	1	0	0	1	0					
<b>Inning Stats</b>	R: 0 E: 0 K: 0 S: 9	H: 0 LOB: 1 BB: 1 P: 17	R: 0 E: 0 K: 0 S: 8	H: 0 LOB: 0 BB: 0 P: 11	R: 0 E: 0 K: 1 S: 7	H: 0 LOB: 0 BB: 0 P: 11	R: 0 E: 0 K: 0 S: 11	H: 0 LOB: 0 BB: 0 P: 18	R: 1 E: 0 K: 0 S: 8	H: 3 LOB: 2 BB: 0 P: 12	R: 0 E: 0 K: 2 S: 9	H: 0 LOB: 0 BB: 0 P: 12	R: 2 E: 0 K: 0 S: 8	H: 3 LOB: 1 BB: 0 P: 15	R: 0 E: 0 K: 0 S: 6	H: 0 LOB: 0 BB: 0 P: 9	1B: 4 2B: 0 3B: 0 HR: 2	SF: 0 SAC: 0 DP: 0 HBP: 0	WP: 1 PB: 0 SB: 0 CS: 0	PA: 29	
<b>PITCHER</b> <b>Mike Moore, R</b> ERA: 5.53 (1, 1)	IP 8.0	WLS L	BF 29	H 6	R 3	ER 3	SO 3	BB 1	IBB 0	HBP 0	BLK 0	WP 1	HR 2	S 66	P 105	ERA 3.38	WHIP 0.875				
<b>PITCHER</b>	IP	WLS	BF	H	R	ER	SO	BB	IBB	HBP	BLK	WP	HR	S	P	ERA	WHIP				

**Seattle Mariners @ Detroit Tigers**

Tiger Stadium, Detroit, MI

Sun May 01 1988, 3:33 AM EDT

Att. 28,432 - Sunny - 69 F

livebaseballscorecards.com

<b>AB</b>	<b>28</b>
<b>R</b>	<b>3</b>
<b>H</b>	<b>6</b>
<b>RBI</b>	<b>3</b>
<b>BB</b>	<b>1</b>
<b>SO</b>	<b>3</b>
<b>LOB</b>	<b>5</b>



Batter	1	2	3	4	5	6	7	8	9	10	AB R H RBI BB SO LOB	TOP											
Carney Lansford, R OBP: 0.372, SLG: 0.467 (1, 5)	P4		L7		FC6-4 1B		P6		L8		5 0 1 0 0 0 0	<p>Oakland Athletics @ Detroit Tigers</p> <p>Tiger Stadium, Detroit, MI</p> <p>Mon May 02 1988, 7:05 PM EDT</p> <p>Att: 15,856 - Unknown - 65 F</p>											
Stan Javier, S OBP: 0.364, SLG: 0.435 (1, 8) (7, 7)	K		G6-3		F7		BB 1B		B4-3		5 0 1 0 0 1 1												
Jose Canseco, R OBP: 0.390, SLG: 0.557 (1, 9)	1B 1B		G3		FC6-4 BB 1-2f		4-1 BB 1-2 BB		4-0 1B 2B BB		3 1 1 0 2 0 1												
Dave Parker, L OBP: 0.321, SLG: 0.371 Dave Henderson, R OBP: 0.400, SLG: 0.667 (1, 7) (7, 8)	1-2 1B		E7 F9 HR		4-2 BB		0-3 K		0-1 2B 1B		3 1 1 0 1 1 2 1 1 1 0 0 0 0												
Mark McGwire, R OBP: 0.370, SLG: 0.516 (1, 3)	F7		F9 2-3		F9		K		0-3 K		5 0 0 0 0 2 7												
Ron Hassey, L OBP: 0.271, SLG: 0.462 (1, 2)			G3		G4-3 HR		G4-3		1-1 F7		5 1 2 4 0 0 0												
Don Baylor, R OBP: 0.304, SLG: 0.220 (1, 10)			4-2 BB		3-1 F9		3-2 P3		0-0 G1-6-3		4 0 0 0 1 0 1												
Glenn Hubbard, R OBP: 0.372, SLG: 0.378 (1, 4)			0-3 K		3-2 1B		3-3 K		1-2 G6-3		4 0 1 0 0 2 1												
Walt Weiss, S OBP: 0.200, SLG: 0.175 Doug Jennings, L OBP: 0.424, SLG: 0.458 Mike Gallego, R OBP: 0.361, SLG: 0.267 (1, 6) (9, PH) (9, 6)	1 SAFE 1 SAFE C 1 SAFE B 1 SAFE F		1-2 F7		3-2 L7		0-0 G4-3		1-2 G3		3 0 0 0 0 0 2 1 0 0 0 0 0 0 0 0 0 0 0 0 0												
<b>Inning Stats</b>	R: 0 E: 0 K: 1 S: 13	H: 2 LOB: 2 BB: 0 P: 21	R: 0 E: 0 K: 1 S: 13	H: 0 LOB: 1 BB: 1 P: 18	R: 0 E: 0 K: 0 S: 8	H: 0 LOB: 0 BB: 0 P: 12	R: 2 E: 1 K: 0 S: 15	H: 2 LOB: 1 BB: 0 P: 25	R: 0 E: 0 K: 0 S: 8	H: 1 LOB: 2 BB: 1 P: 15	R: 0 E: 0 K: 1 S: 7		H: 0 LOB: 0 BB: 0 P: 15	R: 0 E: 0 K: 1 S: 7	H: 0 LOB: 0 BB: 0 P: 10	R: 0 E: 0 K: 1 S: 8	H: 0 LOB: 0 BB: 0 P: 10	R: 2 E: 0 K: 1 S: 10	H: 2 LOB: 1 BB: 1 P: 19	1B: 6 2B: 1 3B: 0 HR: 1	SF: 0 SAC: 0 DP: 0 HBP: 0	WP: 0 PB: 0 SB: 0 CS: 0	PA: 43
<b>PITCHER</b>	IP WLS BF H R ER SO	IP WLS BF H R ER SO	IP WLS BF H R ER SO	IP WLS BF H R ER SO	IP WLS BF H R ER SO	IP WLS BF H R ER SO	IP WLS BF H R ER SO	IP WLS BF H R ER SO	IP WLS BF H R ER SO	IP WLS BF H R ER SO	IP WLS BF H R ER SO	IP WLS BF H R ER SO	IP WLS BF H R ER SO	IP WLS BF H R ER SO	IP WLS BF H R ER SO	IP WLS BF H R ER SO	IP WLS BF H R ER SO	IP WLS BF H R ER SO	ERA WHIP	ERA WHIP			
Doyle Alexander, R ERA: 3.28 (1, 1)	8.0																						
Mike Henneman, R ERA: 2.35 (9, 1)	2.0	L	9	2	2	2	1	1	0	0	0	0	0	0	0	0	0	0	0	0	0	0	0

livebaseballscorecards.com

AB	39
R	4
H	8
RBI	4
BB	4
SO	6
LOB	15



Batter	1	2	3	4	5	6	7	8	9	10	AB	R	H	RBI	BB	SO	LOB
<b>Gary Pettis, S</b> OBP: 0.302, SLG: 0.198 (1, 8)	1-0 G4-3		1-0 S 1B		3-1 E7 BLK 1B			2-1 L8		3-3 K	5	1	2	0	0	1	0
<b>Tom Brookens, R</b> OBP: 0.420, SLG: 0.525 (1, 5)	0-2 L7		2-1 P2		1-2 G3			3-2 HR			4	1	1	1	0	0	1
<b>Luis Salazar, R</b> OBP: 0.324, SLG: 0.455 (1, 4)	1-0 S 1B			2-2 G4-3			2-2 P6		0-0 F9		4	0	1	0	0	0	0
<b>Alan Trammell, R</b> OBP: 0.310, SLG: 0.416 (1, 6)	2-2 F9			0-1 FC5 BB 1B			0-0 B5-3		2-1 L7		4	0	1	0	0	0	1
<b>Larry Herndon, R</b> OBP: 0.258, SLG: 0.214 (1, 10)		1-3 K		4-0 FC5 BB			2-3 K		3-1 1B		3	0	1	0	1	2	0
<b>Jim Walewander, S</b> OBP: 0.333, SLG: 0.667 (9, PR)				1-2 BB							0	0	0	0	0	0	0
<b>Chet Lemon, R</b> OBP: 0.356, SLG: 0.378 (1, 9)		1-1 P6		1-1 FC5 FC6-4			1-0 P6		0-1 P6		4	0	0	0	0	0	3
<b>Ray Knight, R</b> OBP: 0.208, SLG: 0.184 (1, 3)		2-2 L7		0-0 FC6-4			0-1 G6-3		0-0 F9		4	0	0	0	0	0	3
<b>Jim Morrison, R</b> OBP: 0.231, SLG: 0.288 (1, 7)			1-1 E5 CS		1-0 G6-3		1-2 F7			2-2 F8	3	0	0	0	0	0	0
<b>Lou Whitaker, L</b> OBP: 0.414, SLG: 0.426 (10, PH)											1	0	0	0	0	0	0
<b>Mike Heath, R</b> OBP: 0.265, SLG: 0.233 (1, 2)			2-1 L8		2-3 K			0-0 P3		2-2 P6	3	0	0	0	0	1	1
<b>Darrell Evans, L</b> OBP: 0.288, SLG: 0.238 (10, PH)											1	0	0	0	0	0	0

Inning Stats	R: 0	H: 1	R: 0	H: 0	R: 0	H: 1	R: 0	H: 1	R: 1	H: 1	R: 0	H: 0	R: 0	H: 0	R: 1	H: 1	R: 0	H: 0	R: 0	H: 1	R: 0	H: 0	R: 0	H: 0	R: 0	H: 0	R: 0	H: 0	R: 0	H: 0	R: 0	H: 0	R: 0	H: 0	R: 0	H: 0		
	E: 0	LOB: 1	E: 0	LOB: 0	E: 1	LOB: 1	E: 0	LOB: 2	E: 1	LOB: 0	E: 0	LOB: 0	E: 0	LOB: 0	E: 0	LOB: 1	E: 0	LOB: 1	E: 0	LOB: 1	E: 0	LOB: 1	E: 0	LOB: 0	E: 0	LOB: 0	E: 0	LOB: 0	E: 0	LOB: 0	E: 0	LOB: 0	E: 0	LOB: 0	E: 0	LOB: 0	E: 0	LOB: 0
	K: 0	BB: 0	K: 1	BB: 0	K: 0	BB: 0	K: 0	BB: 1	K: 1	BB: 0	K: 0	BB: 0	K: 0	BB: 0	K: 0	BB: 0	K: 0	BB: 0	K: 0	BB: 0	K: 0	BB: 0	K: 0	BB: 0	K: 0	BB: 0	K: 0	BB: 0	K: 0	BB: 0	K: 0	BB: 0	K: 0	BB: 0	K: 0	BB: 0	K: 0	BB: 0
	S: 8	P: 12	S: 8	P: 12	S: 7	P: 13	S: 8	P: 15	S: 9	P: 16	S: 8	P: 12	S: 6	P: 8	S: 7	P: 12	S: 7	P: 12	S: 7	P: 12	S: 9	P: 16	S: 9	P: 16	S: 9	P: 16	S: 9	P: 16	S: 9	P: 16	S: 9	P: 16	S: 9	P: 16	S: 9	P: 16	S: 9	P: 16


PITCHER	IP	WLS	BF	H	R	ER	SO	BB	IBB	HBP	BLK	WP	HR	S	P	ERA	WHIP
<b>Curt Young, L</b> ERA: 3.55 (1, 1)	9.0	W	34	6	2	1	3	1	0	0	1	0	1	68	112	1.00	0.778
<b>Dennis Eckersley, R</b> ERA: (10, 1)	1.0	S	3	0	0	0	1	0	0	0	0	0	0	9	16	0.00	0.000

**BOTTOM**

**Oakland Athletics @ Detroit Tigers**  
Tiger Stadium, Detroit, MI  
Mon May 02 1988, 7:05 PM EDT  
Att. 15,856 - Unknown - 65 F

livebaseballscorecards.com

<b>AB</b>	<b>36</b>
<b>R</b>	<b>2</b>
<b>H</b>	<b>6</b>
<b>RBI</b>	<b>1</b>
<b>BB</b>	<b>1</b>
<b>SO</b>	<b>4</b>
<b>LOB</b>	<b>9</b>



<b>WP:</b> 0	<b>PA:</b> 37
<b>PB:</b> 0	
<b>SB:</b> 2	
<b>CS:</b> 1	

Batter	1	2	3	4	5	6	7	8	9	AB R H RBI BB SO LOB	TOP		
Tony Phillips, S OBP: 0.354, SLG: 0.269 (1, 7) (8, 5)	1-0 FC4-6 1B		2-1 P6	2-3 K		1-3 K		1-2 G6-3	3-2 G6-3	6 0 1 0 0 2 5			
Carney Lansford, R OBP: 0.381, SLG: 0.495 Stan Javier, S OBP: 0.364, SLG: 0.435 (1, 5) (8, 9)	0-0 F8		4-0 BB	0-0 1B		1-2 HR		3-1 F9		4 1 2 3 1 0 1 0 0 0 0 0 0 0			
Jose Canseco, R OBP: 0.382, SLG: 0.539 Doug Jennings, L OBP: 0.424, SLG: 0.458 (1, 9) (8, 7)	3-2 FC4-6 1-2f		2-3 K	1-2 G4-3		1-2 F7		1-2 BB 1B		5 1 1 0 0 1 5 0 0 0 0 0 0 0			
Mark McGwire, R OBP: 0.381, SLG: 0.515 (1, 3)	3-1 F8 1-2			0-0 F7	1-0 2B SF8 1B	1-1 BLK 1B		4-1 1B 1-2 BB		4 1 2 0 1 0 1			
Dave Henderson, R OBP: 0.422, SLG: 0.684 (1, 8)			2-1 G6-3	0-0 2B 1B	1-1 2B	2-1 G6-3		2-0 BB 1B		5 1 3 1 0 0 1			
Don Baylor, R OBP: 0.324, SLG: 0.258 (1, 10)			1-1 F9	0-0 2B	2-1 SF8		3-2 1B	4-1 BB		3 1 2 1 1 0 0			
Terry Steinbach, R OBP: 0.286, SLG: 0.218 (1, 2)			3-1 F7	4-2 2B BB	3-1 F9		1-3 K	2-3 K		4 1 0 0 1 2 5			
Mike Gallego, R OBP: 0.341, SLG: 0.286 (1, 4)			0-1 G5-3	1-1 S 1B 2B	1-2 L4		1-0 P2		2-3 K	5 1 1 3 0 1 2			
Walt Weiss, S OBP: 0.240, SLG: 0.185 (1, 6)			1-0 PB 1B	4-2 1B BB		4-1 BLK HR BB	1-2 F7		4-1 G6-3 BB	2 1 1 0 3 0 1			
Inning Stats	R: 0 E: 0 K: 0 S: 7 H: 1 LOB: 1 BB: 0 P: 14	R: 0 E: 0 K: 0 S: 6 H: 0 LOB: 0 BB: 0 P: 12	R: 0 E: 0 K: 1 S: 8 H: 1 LOB: 2 BB: 1 P: 17	R: 4 E: 0 K: 1 S: 18 H: 4 LOB: 2 BB: 2 P: 30	R: 1 E: 0 K: 0 S: 12 H: 2 LOB: 1 BB: 0 P: 20	R: 2 E: 0 K: 1 S: 16 H: 2 LOB: 1 BB: 1 P: 26	R: 0 E: 0 K: 1 S: 10 H: 1 LOB: 1 BB: 0 P: 16	R: 1 E: 0 K: 1 S: 14 H: 2 LOB: 3 BB: 2 P: 31	R: 0 E: 0 K: 1 S: 9 H: 0 LOB: 0 BB: 1 P: 18	1B: 9 2B: 3 3B: 0 HR: 1 SF: 1 SAC: 0 DP: 1 HBP: 0	WP: 0 PB: 1 SB: 2 CS: 0 PA: 46		
PITCHER	IP WLS BF H R ER SO BB IBB HBP BLK WP HR S P ERA WHIP											PITCHER	IP WLS BF H R ER SO BB IBB HBP BLK WP HR S P ERA WHIP
Frank Tanana, L ERA: 4.35 (1, 1)	4.0 L 23 8 5 5 2 3 0 0 0 0 0 0 42 78 11.25 2.750												
Don Heinkel, R ERA: 3.75 (5, 1)	4.0 20 5 3 3 3 3 0 0 2 0 1 49 88 6.75 2.000												
Paul Gibson, L ERA: 4.0 (9, 1)	1.0 3 0 0 0 0 1 1 0 0 0 0 0 9 18 0.00 1.000												

Oakland Athletics @ Detroit Tigers  
Tiger Stadium, Detroit, MI  
Tue May 03 1988, 3:33 AM EDT  
Att. 20,221 - Sunny - 57 F

livebaseballscorecards.com

AB	38
R	8
H	13
RBI	8
BB	7
SO	6
LOB	21





Batter	1	2	3	4	5	6	7	8	9	AB R H RBI BB SO LOB
<b>Gary Pettis, S</b> (1, 8) OBP: 0.297, SLG: 0.189	0-0 P6	4-2 BB			2-2 F7		1-1 F7		3-3 K	4 0 0 0 1 1 4
<b>Lou Whitaker, L</b> (1, 4) OBP: 0.429, SLG: 0.429	2-2 1B	0-2 L6-4			4-1 G3-6-3 BB		4-2 BB		4-1 G4-6-3 BB	2 1 1 0 2 0 3
<b>Luis Salazar, R</b> (9, PH) OBP: 0.343, SLG: 0.455	1B	2-3			1-2 BB		1-2 BB		1-2 2-3 3-H BB	0 0 0 1 1 0 0
<b>Darrell Evans, L</b> (1, 3) OBP: 0.295, SLG: 0.250	1-1 1B				1-2 1B		3-3 K		2-2 G4-6-3	5 0 2 0 0 1 6
<b>Alan Trammell, R</b> (1, 6) OBP: 0.308, SLG: 0.419	1-1 P2				1-2 1B		1-0 G4-3 2B		3-1 F8	4 0 1 0 0 0 3
<b>Matt Nokes, L</b> (1, 2) OBP: 0.294, SLG: 0.578	0-2 1B				2-2 G4-3		3-1 F7		0-3 K	4 0 1 1 0 1 2
<b>Dave Bergman, L</b> (1, 10) OBP: 0.385, SLG: 0.350	1-1 F7				2-3 K		3-1 G4-3		1-3 K	4 0 0 0 0 2 4
<b>Pat Sheridan, L</b> (1, 7) OBP: 0.409, SLG: 0.462		0-1 G4-3			0-1 G4-3		2-3 K		3-2 2B BB 1B	4 1 1 0 0 1 1
<b>Chet Lemon, R</b> (1, 9) OBP: 0.362, SLG: 0.388		4-2 2B BB			1-1 F8		2-1 G3-1		1-1 BB 2B	3 0 1 0 1 0 0
<b>Tom Brookens, R</b> (1, 5) OBP: 0.438, SLG: 0.541		2-2 L6-4 2B			3-2 F8		4-1 BB BB		4-2 BB BB	2 0 1 0 2 0 0

Inning Stats	R: 1	H: 3	E: 0	K: 0	S: 13	H: 3	LOB: 2	BB: 0	P: 18	R: 0	H: 1	E: 0	K: 0	S: 14	H: 1	LOB: 1	BB: 0	P: 18	R: 0	H: 0	E: 0	K: 1	S: 12	H: 0	LOB: 0	BB: 0	P: 12	R: 0	H: 1	E: 0	K: 1	S: 8	H: 1	LOB: 1	BB: 0	P: 17	R: 0	H: 0	E: 0	K: 1	S: 11	H: 0	LOB: 2	BB: 2	P: 25	R: 0	H: 0	E: 0	K: 2	S: 8	H: 0	LOB: 0	BB: 0	P: 12	R: 1	H: 2	E: 0	K: 1	S: 16	H: 2	LOB: 2	BB: 2	P: 33	1B: 5	SF: 0	2B: 4	SAC: 0	3B: 0	DP: 3	HR: 0	HBP: 0
--------------	------	------	------	------	-------	------	--------	-------	-------	------	------	------	------	-------	------	--------	-------	-------	------	------	------	------	-------	------	--------	-------	-------	------	------	------	------	------	------	--------	-------	-------	------	------	------	------	-------	------	--------	-------	-------	------	------	------	------	------	------	--------	-------	-------	------	------	------	------	-------	------	--------	-------	-------	-------	-------	-------	--------	-------	-------	-------	--------

PITCHER	IP	WLS	BF	H	R	ER	SO	BB	IBB	HBP	BLK	WP	HR	S	P	ERA	WHIP
<b>Dave Stewart, R</b> (1, 1) ERA: 2.82	6.0		25	6	1	1	2	3	0	0	0	0	0	64	105	1.50	1.500
<b>Eric Plunk, R</b> (7, 1) ERA: 3.24	2.0		11	2	1	1	3	3	0	0	0	0	0	27	53	4.50	2.500
<b>Greg Cadaret, L</b> (9, 1) ERA: 2.84	1.0		3	0	0	0	1	1	0	0	0	0	0	8	17	0.00	1.000

**BOTTOM**

**Oakland Athletics @ Detroit Tigers**  
**Tiger Stadium, Detroit, MI**  
 Tue May 03 1988, 3:33 AM EDT  
 Att. 20,221 - Sunny - 57 F

<b>AB</b>	<b>32</b>
<b>R</b>	<b>2</b>
<b>H</b>	<b>8</b>
<b>RBI</b>	<b>2</b>
<b>BB</b>	<b>7</b>
<b>SO</b>	<b>6</b>
<b>LOB</b>	<b>23</b>



WP	PA
0	39

livebaseballscores.com

Batter	1	2	3	4	5	6	7	8	9	AB R H RBI BB SO LOB	TOP
<b>Gary Pettis, S</b> OBP: 0.293, SLG: 0.190 (1, 8) F B B B X	2-2 3-1 1		0-0 G3 S 1B		0-3 K 1		1-0 3-2 1-2 3-Hr 2		3-2 3-1 3	5 0 1 0 0 1 2	
<b>Lou Whitaker, L</b> OBP: 0.432, SLG: 0.425 (1, 4) C B X	1-1 6-3 2		2-2 6-3 1-2 1B		1-1 1B		4-0 IBB			3 0 1 0 1 0 1	
<b>Darrell Evans, L</b> OBP: 0.280, SLG: 0.236 (1, 3) B X	1-0 1-3 3		1-0 G3 2-3		2-3 K 2		1-2 L4 3			4 0 0 0 0 1 4	
<b>Alan Trammell, R</b> OBP: 0.306, SLG: 0.443 (1, 6) B B B B X		3-2 HR	1-1 5-3 3		3-3 K 3			1-2 F3 1		4 1 1 1 0 1 2	
<b>Matt Nokes, L</b> OBP: 0.292, SLG: 0.559 (1, 2) F B C X		1-2 FC5 BB 1B		1-0 F3 1		2-2 F7 1		1-1 F8 2		4 0 1 0 0 0 0	
<b>Dave Bergman, L</b> OBP: 0.367, SLG: 0.333 (1, 10) B C C C X		1-3 K 1		1-1 F6 2		0-2 1-3 2		1-1 1B 1		4 0 1 0 0 1 1	
<b>Pat Sheridan, L</b> OBP: 0.417, SLG: 0.476 (1, 7) C B B B B X		4-2 1-2 BB 2		0-0 2B		3-2 6-3 3		0-0 1-3 3		3 0 1 0 1 0 1	
<b>Chet Lemon, R</b> OBP: 0.367, SLG: 0.398 (1, 9) B B B C X		3-2 F7 2		4-1 BB 2			0-0 1B 3-2 2B		1-0 5-3 1	3 0 1 0 1 0 2	
<b>Tom Brookens, R</b> OBP: 0.429, SLG: 0.523 (1, 5) C B C X		1-1 FC5 2-3f 3		0-1 4-3 3			0-0 3-2 1B		1-1 6-3 2	4 0 1 0 0 0 4	
<b>Inning Stats</b>	R: 0 E: 0 K: 0 S: 8 H: 0 LOB: 0 BB: 0 P: 12	R: 1 E: 0 K: 1 S: 16 H: 2 LOB: 2 BB: 1 P: 29	R: 0 E: 0 K: 0 S: 7 H: 1 LOB: 1 BB: 0 P: 11	R: 0 E: 0 K: 0 S: 7 H: 1 LOB: 2 BB: 1 P: 13	R: 0 E: 0 K: 3 S: 13 H: 1 LOB: 1 BB: 0 P: 19	R: 0 E: 0 K: 0 S: 10 H: 0 LOB: 0 BB: 0 P: 15	R: 0 E: 0 K: 0 S: 6 H: 2 LOB: 2 BB: 1 P: 12	R: 0 E: 0 K: 0 S: 8 H: 1 LOB: 1 BB: 0 P: 11	R: 0 E: 0 K: 0 S: 7 H: 0 LOB: 0 BB: 0 P: 12	1B: 5 2B: 3 3B: 0 HR: 1 SF: 0 SAC: 0 DP: 1 HBP: 0	WP: 0 PB: 0 SB: 1 CS: 0 PA: 37
<b>PITCHER</b> <b>Dan Petry, R</b> ERA: 4.85 (1, 1)	IP 9.0 WLS L BF 37 H 8 R 1 ER 1 SO 4 BB 2 IBB 1 HBP 0 BLK 0 WP 0 HR 1 S 82 P 134 ERA 1.00 WHIP 1.111										

**Detroit Tigers @ California Angels**  
Anaheim Stadium, Anaheim, CA

Wed May 04 1988, 10:05 PM EDT  
Att. 26,020 - Unknown - 65 F

livebaseballscorecards.com

**AB 34**  
**R 1**  
**H 8**  
**RBI 1**  
**BB 3**  
**SO 4**  
**LOB 17**



Batter	1	2	3	4	5	6	7	8	9	AB R H RBI BB SO LOB
Mark McLemore, S (1, 4) OBP: 0.325, SLG: 0.346	2-0 L1		2-0 G5-4-3 1B			1-3 K			4-0 FC3-6 BB	3 0 1 0 1 1 0
Bill Buckner, L (1, 10) OBP: 0.267, SLG: 0.200 Gus Polidor, R (9, PR) OBP: 0.182, SLG: 0.182	0-1 F8		1-2 G5-4-3 1-2f			1-1 6-3			1-2 FC3-6 1B 1-2f	4 0 0 0 0 0 2 0 0 0 0 0 0 0
Wally Joyner, L (1, 3) OBP: 0.360, SLG: 0.385	4-2 FC6-4 BB					2-1 F8			1-0 L8	3 0 0 0 1 0 1
Chili Davis, S (1, 9) OBP: 0.331, SLG: 0.455	1-0 FC6-4 1-2f					0-3 K			0-2 F8 1-3 1B	4 0 1 0 0 1 1
Johnny Ray, S (1, 7) OBP: 0.402, SLG: 0.537						0-0 4-1			1-2 F8 4-3	4 0 0 0 0 0 2
Jack Howell, L (1, 5) OBP: 0.371, SLG: 0.447						1-2 3-1			1-3 K2-3	2 0 0 0 1 1 0
Devon White, S (1, 8) OBP: 0.308, SLG: 0.372						3-3 K			1-0 4-3	3 0 0 0 0 1 1
Bob Boone, R (1, 2) OBP: 0.300, SLG: 0.297 Junior Noboa, R (8, PR) Butch Wynegar, S (9, 2) OBP: 0.469, SLG: 0.583						1-2 F8			4-0 BB	2 0 0 0 1 0 1 0 0 0 0 0 0 0 0 0 0 0 0 0 0
Dick Schofield, R (1, 6) OBP: 0.280, SLG: 0.345						1-1 6-3			1-3 K	3 0 0 0 0 1 1

Inning Stats	R: 0	H: 0	E: 0	K: 0	S: 7	R: 0	H: 0	E: 0	K: 0	S: 5	R: 0	H: 1	E: 0	K: 0	S: 5	R: 0	H: 0	E: 0	K: 1	S: 6	R: 0	H: 0	E: 0	K: 1	S: 9	R: 0	H: 0	E: 0	K: 1	S: 7	R: 0	H: 0	E: 0	K: 0	S: 8	R: 0	H: 0	E: 0	K: 2	S: 8	R: 0	H: 1	E: 0	K: 0	S: 12	1B: 2	2B: 0	3B: 0	HR: 0	SF: 0	SAC: 0	DP: 1	HBP: 0	WP: 0	PA: 32
Jack Morris, R (1, 1) ERA: 4.35	IP	WLS	BF	H	R	ER	SO	BB	IBB	HBP	BLK	WP	HR	S	P	ERA	WHIP																																						

**DETROIT TIGERS @ CALIFORNIA ANGELS**  
**Anaheim Stadium, Anaheim, CA**  
 Wed May 04 1988, 10:05 PM EDT  
 Att. 26,020 - Unknown - 65 F

[livebaseballscores.com](http://livebaseballscores.com)

AB	28
R	0
H	2
RBI	0
BB	4
SO	5
LOB	9



**Detroit Tigers @ California Angels**  
**Anaheim Stadium, Anaheim, CA**  
 Thu May 05 1988, 10:05 PM EDT  
 Att. 23,821 - Unknown

[livebaseballscorecards.com](http://livebaseballscorecards.com)

<b>AB</b>	<b>33</b>
<b>R</b>	<b>8</b>
<b>H</b>	<b>12</b>
<b>RBI</b>	<b>8</b>
<b>BB</b>	<b>5</b>
<b>SO</b>	<b>5</b>
<b>LOB</b>	<b>18</b>



AB	R	H	RBI	BB	SO	LOB
5	1	2	0	0	1	2
4	1	1	1	1	0	3
2	0	0	0	0	0	3
0	0	0	1	0	0	0
5	1	3	2	0	1	1
2	1	1	0	0	0	1
3	0	1	1	0	1	2
4	1	2	1	0	0	1
3	1	1	1	1	0	1
0	0	0	0	0	0	0
2	1	0	0	2	2	2
3	1	1	1	1	0	2

Batter	1	2	3	4	5	6	7	8	9																
<b>Gary Pettis, S</b> (1, 8) OBP: 0.298, SLG: 0.200	2-2 F9	2-0 BB 1B		1-3 K		1-1 F8 SF7 1B		2-0 G3																	
<b>Lou Whitaker, L</b> (1, 4) OBP: 0.430, SLG: 0.416	0-0 4-3	4-0 G4-6-3 BB		2-0 F7		3-2 F8		2-2 SH5-3 1B																	
<b>Luis Salazar, R</b> (1, 7) OBP: 0.342, SLG: 0.429	2-2 1-3	2-2 G4-6-3		2-0 1B HBP		2-2 SF7		0-0 SH5-3																	
<b>Pat Sheridan, L</b> (4, PR) OBP: 0.408, SLG: 0.476								1-2																	
<b>Alan Trammell, R</b> (1, 6) OBP: 0.319, SLG: 0.451		2-0 1B BLK 1B	0-0 5-3 1B	0-0 1B		0-3 K		1-1 F8																	
<b>Larry Herndon, R</b> (1, 10) OBP: 0.273, SLG: 0.233		2-0 BLK 1B 1B	3-2 1 SAFE 5-3	2-2 F2		1-3 K		0-0 CS 1B																	
<b>Darrell Evans, L</b> (4, PH) OBP: 0.282, SLG: 0.240		1-3 1B	1-2					2-H																	
<b>Chet Lemon, R</b> (1, 9) OBP: 0.373, SLG: 0.402		2-2 1B BLK 1B	3-2 5-3		1-2 CS BB 1B		1-1 F9	1-1 CS																	
<b>Ray Knight, R</b> (1, 3) OBP: 0.228, SLG: 0.192		0-2 1B BB 1B	3-1 1-3		4-2 CS BB		2-1 F7																		
<b>Dave Bergman, L</b> (9, 3) OBP: 0.367, SLG: 0.333		1-3 2-H																							
<b>Tom Brookens, R</b> (1, 5) OBP: 0.432, SLG: 0.507		2-3 K		4-2 HBP BB 1B BB	4-2 G6-4-3 BB		0-3 K																		
<b>Mike Heath, R</b> (1, 2) OBP: 0.289, SLG: 0.242		1-1 BB 1B		4-0 HBP 1B BB	0-1 G6-4-3		0-0 6-3																		
<b>Inning Stats</b>	R: 0 E: 0 K: 0 S: 8	H: 0 LOB: 0 BB: 0 P: 12	R: 4 E: 0 K: 1 S: 17	H: 6 LOB: 2 BB: 1 P: 34	R: 0 E: 0 K: 0 S: 9	H: 1 LOB: 1 BB: 0 P: 18	R: 2 E: 0 K: 1 S: 11	H: 1 LOB: 2 BB: 2 P: 25	R: 0 E: 0 K: 0 S: 10	H: 1 LOB: 1 BB: 2 P: 19	R: 1 E: 0 K: 1 S: 13	H: 1 LOB: 0 BB: 0 P: 19	R: 0 E: 0 K: 1 S: 9	H: 0 LOB: 0 BB: 0 P: 13	R: 0 E: 0 K: 1 S: 5	H: 0 LOB: 0 BB: 0 P: 7	R: 1 E: 0 K: 0 S: 8	H: 2 LOB: 0 BB: 0 P: 12	1B: 12 2B: 0 3B: 0 HR: 0	SF: 1 SAC: 1 DP: 2 HBP: 1	WP: 0 PB: 0 SB: 1 CS: 3	PA: 42			
<b>PITCHER</b>	IP	WLS	BF	H	R	ER	SO	BB	IBB	HBP	BLK	WP	HR	S	P	ERA	WHIP								
<b>Chuck Finley, L</b> (1, 1) ERA: 4.02	1.1	L	11	6	4	4	1	1	0	0	2	0	0	22	41	27.00	5.250								
<b>Stu Cliburn, R</b> (2, 1) ERA: 5.84	2.1		11	2	2	2	1	2	0	1	0	0	0	20	43	7.71	1.714								
<b>Ray Krawczyk, R</b> (4, 1) ERA: 1.38	1.1		5	1	0	0	0	2	0	0	0	0	0	13	24	0.00	2.250								
<b>Bryan Harvey, R</b> (6, 1) ERA: 0.75	3.0		10	1	1	1	3	0	0	0	0	0	0	27	39	3.00	0.333								
<b>DeWayne Buice, R</b> (9, 1) ERA: 6.75	1.0		4	2	1	1	0	0	0	0	0	0	0	8	12	9.00	2.000								

Batter	1	2	3	4	5	6	7	8	9	AB	R	H	RBI	BB	SO	LOB
Mark McLemore, S (1, 4) OBP: 0.313, SLG: 0.330	2-1 L6		2-2 G4-6-3		2-0 FC3-6 S 1B FC4-6		1-0 F8		1-2 G6-4-3	5	1	0	0	0	0	3
Bill Buckner, L (1, 10) OBP: 0.271, SLG: 0.209 Tony Armas, R (7, PH) OBP: 0.298, SLG: 0.372	1-0 G3		2-0 F7		2-1 FC4-6 1B		1-1 F9		1-3 K	3	0	1	0	0	0	0
Wally Joyner, L (1, 3) OBP: 0.364, SLG: 0.420	0-0 3B			0-0 WP 1B 2B	2-1 FC4-6 3B		1-2 1-3			4	2	2	1	0	0	1
Chili Davis, S (1, 9) OBP: 0.328, SLG: 0.465	1-1 F8			1-2 6-3	0-1 1B 3B			1-3 K		4	1	1	1	0	1	2
Johnny Ray, S (1, 7) OBP: 0.396, SLG: 0.525		1-3 K		2-0 1-3	3-1 1B			2-1 6-3		4	0	1	1	0	1	1
Jack Howell, L (1, 5) OBP: 0.370, SLG: 0.443 Gus Polidor, R (8, PH) OBP: 0.250, SLG: 0.182 (9, 5)		2-1 F7		3-1 BB 1B	3-1 K			4-2 2B BB		3	0	1	1	0	1	1
Devon White, S (1, 8) OBP: 0.315, SLG: 0.381		1-3 K		4-2 BB		1-0 F3		1-1 2B		3	0	1	0	1	1	0
Butch Wynegar, S (1, 2) OBP: 0.457, SLG: 0.556 George Hendrick, R (8, PH) OBP: 0.294, SLG: 0.438 Bob Boone, R (9, 2) OBP: 0.300, SLG: 0.297			1-2 1B G4-6-3 1B	3-2 F8		1-2 5-3		3-2 6-3		3	1	1	0	0	0	2
Dick Schofield, R (1, 6) OBP: 0.299, SLG: 0.363			1-1 G4-6-3 1B		0-2 FC3-6 1B	3-3 K			0-0 G6-4-3 1B	4	0	3	0	0	1	0

Inning Stats	R: 0	H: 1	E: 0	LOB: 1	K: 0	BB: 0	S: 6	P: 10	R: 0	H: 0	E: 0	LOB: 0	K: 2	BB: 0	S: 9	P: 13	R: 1	H: 2	E: 0	LOB: 0	K: 0	BB: 0	S: 9	P: 15	R: 1	H: 2	E: 0	LOB: 2	K: 0	BB: 1	S: 15	P: 28	R: 3	H: 4	E: 0	LOB: 1	K: 1	BB: 0	S: 15	P: 25	R: 0	H: 0	E: 0	LOB: 0	K: 1	BB: 0	S: 8	P: 13	R: 0	H: 0	E: 0	LOB: 0	K: 0	BB: 0	S: 6	P: 9	R: 0	H: 1	E: 0	LOB: 2	K: 1	BB: 1	S: 12	P: 23	R: 0	H: 1	E: 0	LOB: 0	K: 1	BB: 0	S: 7	P: 9	1B: 7	2B: 2	3B: 2	HR: 0	SF: 0	SAC: 0	DP: 2	HBP: 0	WP: 1	PA: 38
--------------	------	------	------	--------	------	-------	------	-------	------	------	------	--------	------	-------	------	-------	------	------	------	--------	------	-------	------	-------	------	------	------	--------	------	-------	-------	-------	------	------	------	--------	------	-------	-------	-------	------	------	------	--------	------	-------	------	-------	------	------	------	--------	------	-------	------	------	------	------	------	--------	------	-------	-------	-------	------	------	------	--------	------	-------	------	------	-------	-------	-------	-------	-------	--------	-------	--------	-------	--------

PITCHER	IP	WLS	BF	H	R	ER	SO	BB	IBB	HBP	BLK	WP	HR	S	P	ERA	WHIP
Walt Terrell, R (1, 1) ERA: 6.35	4.2		23	9	5	5	2	1	0	0	0	1	0	51	87	9.64	2.143
Willie Hernandez, L (5, 1) ERA: 2.7	3.0	W	11	1	0	0	3	1	0	0	0	0	0	26	43	0.00	0.667
Mike Henneman, R (8, 1) ERA: 2.16	1.1	S	4	1	0	0	1	0	0	0	0	0	0	10	15	0.00	0.750

**BOTTOM**

**Detroit Tigers @ California Angels**  
**Anaheim Stadium, Anaheim, CA**  
 Thu May 05 1988, 10:05 PM EDT  
 Att. 23,821 - Unknown

livebaseballscores.com

<b>AB</b>	<b>36</b>
<b>R</b>	<b>5</b>
<b>H</b>	<b>11</b>
<b>RBI</b>	<b>4</b>
<b>BB</b>	<b>2</b>
<b>SO</b>	<b>6</b>
<b>LOB</b>	<b>12</b>



Batter	1	2	3	4	5	6	7	8	9	AB R H RBI BB SO LOB	TOP																
<b>Gary Pettis, S</b> OBP: 0.302, SLG: 0.229 (1, 8) X	0-0 4-3		4-2 F9 1B BB	2-2 G3			1-0 4-3		2-1 HR	4 1 1 1 1 0 1																	
<b>Lou Whitaker, L</b> OBP: 0.448, SLG: 0.476 (1, 4) C B B F F F F X	3-2 HR		0-0 1-2 G6-4-3 1B		0-0 L7			2-1 BB 1B HR 1B	0-0 BLK 1B	5 2 4 1 0 0 0																	
<b>Darrell Evans, L</b> OBP: 0.273, SLG: 0.231 (1, 3) B B B F F F X <b>Luis Salazar, R</b> OBP: 0.350, SLG: 0.432 (8, 3) C B B F F F X	3-2 F7		0-0 2-3 F9		3-2 F7			2-2 1-2 BB 1B HR 1B	3-1 F8	3 0 0 0 0 0 2 2 1 1 0 0 0 1																	
<b>Alan Trammell, R</b> OBP: 0.331, SLG: 0.448 (1, 6) B B B X	2-0 BB 1B		1-1 1-2f G6-4-3		1-1 6-3			4-1 1-2 2-3 HR BB	4-0 1-2 BB	3 1 1 0 2 0 2																	
<b>Matt Nokes, L</b> OBP: 0.307, SLG: 0.551 (1, 2) B C B 1 SAFE <b>Larry Herndon, R</b> OBP: 0.265, SLG: 0.226 (8, PH) B B B <b>Mike Heath, R</b> OBP: 0.282, SLG: 0.235 (8, 2) B B B	4-1 1-2 BB			4-2 2B BB		2-2 4-3		3-3 HR	0-3 K	1 1 0 0 2 0 0 1 0 0 0 0 1 3 1 0 0 0 0 1 2																	
<b>Dave Bergman, L</b> OBP: 0.333, SLG: 0.296 (1, 7) X <b>Ray Knight, R</b> OBP: 0.228, SLG: 0.192 (8, PH) C B C C C <b>Pat Sheridan, L</b> OBP: 0.420, SLG: 0.558 (8, 7) S B C C X	0-0 F5			1-3 K		2-2 F9		0-0 1-H 2-H 3-H HR		3 0 0 0 0 1 3 0 0 0 0 0 0 0 1 1 1 4 0 0 0																	
<b>Jim Morrison, R</b> OBP: 0.232, SLG: 0.304 (1, 10) S B C C X		2-2 F8		3-2 1-H 1B 2B		1-2 5-3		1-1 F9		4 1 1 1 0 1 0																	
<b>Chet Lemon, R</b> OBP: 0.368, SLG: 0.396 (1, 9) S B C C X		1-2 1-3		1-2 2-H 1B			0-0 F8	1-1 F9		4 0 1 1 0 0 0																	
<b>Tom Brookens, R</b> OBP: 0.412, SLG: 0.479 (1, 5) S B C C X		0-3 K		1-2 F8			1-0 F9		1-2 5-3	4 0 0 0 0 1 1																	
<b>Inning Stats</b>	R: 1 E: 0 K: 0 S: 12	H: 2 LOB: 2 BB: 1 P: 24	R: 0 E: 0 K: 1 S: 13	H: 0 LOB: 0 BB: 0 P: 16	R: 0 E: 0 K: 1 S: 6	H: 1 LOB: 1 BB: 1 P: 11	R: 2 E: 0 K: 1 S: 22	H: 2 LOB: 1 BB: 1 P: 32	R: 0 E: 0 K: 0 S: 6	H: 0 LOB: 0 BB: 0 P: 10	R: 0 E: 0 K: 0 S: 9	H: 0 LOB: 0 BB: 0 P: 14	R: 0 E: 0 K: 0 S: 3	H: 0 LOB: 0 BB: 0 P: 5	R: 4 E: 0 K: 2 S: 16	H: 3 LOB: 0 BB: 1 P: 30	R: 1 E: 0 K: 1 S: 13	H: 2 LOB: 2 BB: 1 P: 23	1B: 6 2B: 1 3B: 0 HR: 3	SF: 0 SAC: 0 DP: 1 HBP: 0	WP: 0 PB: 0 SB: 0 CS: 0	PA: 41					
<b>PITCHER</b>	IP	WLS	BF	H	R	ER	SO	BB	IBB	HBP	BLK	WP	HR	S	P	ERA	WHIP										
<b>Mike Moore, R</b> ERA: 5.48 (1, 1)	7.0		29	6	4	4	2	3	0	0	0	0	1	73	116	5.14	1.286										
<b>Dennis Powell, L</b> ERA: (8, 1)	0.0	L	1	1	0	0	0	0	0	0	0	0	0	3	5	∞	∞										
<b>Julio Solano, R</b> ERA: 2.7 (8, 1)	0.0		1	0	0	0	0	1	0	0	0	0	0	1	5	∞	∞										
<b>Bill Wilkinson, L</b> ERA: 7.56 (8, 1)	0.1		1	0	0	0	1	0	0	0	0	0	0	3	6	0.00	0.000										
<b>Michael Jackson, R</b> ERA: 3.26 (8, 1)	1.2		9	3	4	4	2	1	0	0	1	0	2	20	33	21.60	2.400										

**Detroit Tigers @ Seattle Mariners**  
The Kingdome, Seattle, WA  
Fri May 06 1988, 10:05 PM EDT  
Att. 16,667 - Dome

[livebaseballscorecards.com](http://livebaseballscorecards.com)

<b>AB</b>	36
<b>R</b>	8
<b>H</b>	10
<b>RBI</b>	8
<b>BB</b>	5
<b>SO</b>	5
<b>LOB</b>	15



Batter	1	2	3	4	5	6	7	8	9	AB	R	H	RBI	BB	SO	LOB	BOTTOM					
<b>Mike Kingery, L</b> (1, 9) OBP: 0.353, SLG: 0.345 B B C X	2-1 F9 ①		X 0-0 L9 2B		F B S S S S 1-3 K ③		C B L B X 1-2 1-3 ③			4	0	1	0	0	1	0						
<b>Scott Bradley, L</b> (1, 2) <b>Dave Valle, R</b> (8, PH) OBP: 0.327, SLG: 0.413 OBP: 0.231, SLG: 0.313 X (9, 2)	0-0 L9 ②		X 0-0 L9 2-3 ①		F X 0-1 G3 ①		C B L B X 0-3 K ①			3	0	0	0	0	0	1						
<b>Henry Cotto, R</b> (1, 8) OBP: 0.438, SLG: 0.534 C B F X (9, 2)	1-2 P6 ③		X 0-0 F4 ②		B C L B F B X 3-2 1B 1B		X 0-0 6-3 ②			4	1	1	0	0	0	1						
<b>Alvin Davis, L</b> (1, 3) OBP: 0.439, SLG: 0.529 X (9, 2)		X 0-0 HR	C B B X 2-1 F4 ③		B B C X 2-1 1B 1-3 FC5-4 1B		B B B B X 4-0 BB BB			3	2	2	1	1	0	1						
<b>Ken Phelps, L</b> (1, 10) <b>Glenn Wilson, R</b> (8, PH) OBP: 0.446, SLG: 0.603 OBP: 0.238, SLG: 0.263 B B X (9, 2)		B B X 2-0 4-3 ①		C B L B X 0-3 K ①		F B F B F B X 2-2 FC5-4 1B		B B B B X 4-2 BB BB		3	0	1	1	0	1	0						
<b>Mickey Brantley, R</b> (1, 7) OBP: 0.275, SLG: 0.450 B B X (9, 2)		B B X 1-0 HR	X 0-0 F9 ②		C X 0-1 FC5-4 ②		X 0-2 P6 ③			4	1	1	2	0	0	3						
<b>Jim Presley, R</b> (1, 5) OBP: 0.273, SLG: 0.363 B B S B S B S (9, 2)		B B S B S B S 4-2 BB		B B S B S B S 2-3 K ③		B B X 2-0 F7 ③		B B S B X 2-2 L8 ①		3	0	0	0	1	1	1						
<b>Rick Renteria, R</b> (1, 6) OBP: 0.264, SLG: 0.385 F B S B S (9, 2)		F B S B S 1-3 K ②		B B X 2-1 F8 ①		B B B B X 3-2 5-3 ①		X 0-0 F6 ②		4	0	0	0	0	1	1						
<b>Harold Reynolds, S</b> (1, 4) OBP: 0.302, SLG: 0.440 B B X (9, 2)		B B X 2-0 G3 ③		B X 1-0 B4-3 ②		F B X 0-2 6-3 ②		B X 1-0 F7 ③		4	0	0	0	0	0	1						
<b>Inning Stats</b>	R: 0 E: 0 K: 0 S: 6	H: 0 LOB: 0 BB: 0 P: 9	R: 2 E: 0 K: 1 S: 10	H: 2 LOB: 1 BB: 1 P: 20	R: 0 E: 0 K: 0 S: 5	H: 1 LOB: 1 BB: 0 P: 7	R: 0 E: 0 K: 2 S: 10	H: 0 LOB: 0 BB: 0 P: 12	R: 0 E: 0 K: 1 S: 7	H: 0 LOB: 0 BB: 0 P: 11	R: 2 E: 0 K: 0 S: 17	H: 3 LOB: 1 BB: 0 P: 25	R: 0 E: 0 K: 0 S: 9	H: 0 LOB: 0 BB: 0 P: 13	R: 0 E: 0 K: 1 S: 10	H: 0 LOB: 2 BB: 2 P: 18	R: 0 E: 0 K: 0 S: 5	H: 0 LOB: 0 BB: 0 P: 8	1B: 3 2B: 1 3B: 0 HR: 2	SF: 0 SAC: 0 DP: 0 HBP: 0	WP: 0 PB: 0 SB: 0 CS: 0	PA: 36
<b>PITCHER</b>	IP WLS BF H R ER SO	W W 4 0 0 0 1	28 4 0 0 0 0 0	6 4 0 0 0 0 0	4 4 0 0 0 0 0	4 4 1 2 0 0 0	4 4 2 0 0 0 0	4 4 7 15 0 0 0	4 4 15 0.00 0.00 0.00 0.00	4 4 15 0.00 0.00 0.00 0.00	7 15 0.00 3.000	15 0.00 3.000	11 0.00 0.000	11 0.00 0.000	IP WLS BF H R ER SO	BB IBB HBP BLK WP HR S P	BB IBB HBP BLK WP HR S P	BB IBB HBP BLK WP HR S P	ERA WHIP	ERA WHIP	ERA WHIP	ERA WHIP
<b>Jeff Robinson, R</b> (1, 1) ERA: 4.05	7.0	W	28	6	4	4	4	4	4	4	4	4	4	4	4	4	4	4	4	4	4	4
<b>Willie Hernandez, L</b> (8, 1) ERA: 2.57	0.2		4	0	0	0	0	1	2	0	0	0	0	0	0	0	0	0	0	0	0	0
<b>Mike Henneman, R</b> (8, 1) ERA: 2.0	1.1	S	4	0	0	0	0	0	0	0	0	0	0	0	0	0	0	0	0	0	0	0

**Detroit Tigers @ Seattle Mariners**  
 The Kingdom, Seattle, WA  
 Fri May 06 1988, 10:05 PM EDT  
 Att. 16,667 - Dome

livebaseballscorecards.com

<b>AB</b>	<b>33</b>
<b>R</b>	<b>4</b>
<b>H</b>	<b>6</b>
<b>RBI</b>	<b>4</b>
<b>BB</b>	<b>3</b>
<b>SO</b>	<b>5</b>
<b>LOB</b>	<b>9</b>



Batter	1	2	3	4	5	6	7	8	9	AB R H RBI BB SO LOB	TOP	
Gary Pettis, S OBP: 0.298, SLG: 0.237 (1, 8) B B X	2-1 4-3 ① C X	0-1 L9 ①		3-1 F7 ②		0-1 4-3 ② C X		0-0 2B X		5 0 1 0 0 0 3		
Lou Whitaker, L OBP: 0.445, SLG: 0.483 (1, 4) B C B F X	3-2 1B E 1B	2-1 FC3-2 ② 1-2 2-3 3-H		1-2 2B ②		2-0 4-3 ③ B B X		1-0 L5 ③ B X		5 1 2 0 0 0 4		
Luis Salazar, R OBP: 0.364, SLG: 0.425 Pat Sheridan, L OBP: 0.431, SLG: 0.558 Jim Walewander, S OBP: 0.333, SLG: 0.667 (1, 7) C 1 B P 1 SAFE SAFE	2-2 E 1-2 BLK 1B	1-2 F8 ③ C B X		1-3 K ③ C B F B X			4-2 BLK BB		4-2 2B PB BB	3 1 1 0 1 1 4 0 0 0 0 1 0 0 0 1 0 0 0 0 0		
Alan Trammell, R OBP: 0.333, SLG: 0.435 (1, 6) B X	1-0 E5 BLK S SF9 1-3 2-H		4-2 S 1B BB		4-2 1B BLK FC1-2-5 BB		1 SAFE 1 SAFE 1 SAFE 1 SAFE 3-3 1 SAFE 1 SAFE 1 SAFE 1 SAFE 1-2 ①		2-0 F3 ① B B X	3 2 0 0 2 1 3		
Larry Herndon, R OBP: 0.278, SLG: 0.250 Darrell Evans, L OBP: 0.275, SLG: 0.235 (1, 10) B B X	3-0 SF9 1-H 3-H		1-1 CS BB 1B		1-1 FC1-2-5 HBP 1B		1-2 L4 ② B C B F B X		3-2 F8 ② B B F B B X	1 0 1 2 0 0 0 3 0 1 0 0 0 2		
Chet Lemon, R OBP: 0.387, SLG: 0.408 (1, 9) B B X	2-1 4-3 ③		4-1 4-3 CS 1B BB		2-2 FC1-2-5 HBP		4-0 IBB		0-2 PB 2B 1-3	2 1 1 0 2 0 0		
Ray Knight, R OBP: 0.237, SLG: 0.189 Dave Bergman, L OBP: 0.324, SLG: 0.286 (5, 3) 5, 3)		4-1 BB BB FC3-2 BB		1-2 4-3 ① ②		3-2 FC1-2-5 ① ②		3-0 L8 ③ B B B B X		2-2 6-3 ③ B B X	1 0 0 0 1 0 2 1 0 0 0 0 0 3	
Jim Morrison, R OBP: 0.224, SLG: 0.293 (7, 3) 7, 3)										2 0 0 0 0 0 4		
Tom Brookens, R OBP: 0.416, SLG: 0.473 (1, 5) 1, 5)		4-1 FC3-2 BB		1-2 CS 1B		1-3 K ③		2-3 K ① B C B F B X		3 0 1 1 1 2 2		
Mike Heath, R OBP: 0.279, SLG: 0.216 (1, 2) 1, 2)		4-2 FC3-2 BB		2-1 CS ③ X		0-0 5-3 ①		3-1 5-3 ① B B B X		1-3 K ② B C B X	3 0 0 0 1 1 0	

Inning Stats		R: 3	H: 2	E: 1	LOB: 0	K: 0	BB: 0	S: 14	P: 26	R: 0	H: 0	E: 0	LOB: 3	K: 0	BB: 3	S: 11	P: 26	R: 2	H: 2	E: 0	LOB: 0	K: 0	BB: 2	S: 12	P: 25	R: 0	H: 1	E: 0	LOB: 1	K: 1	BB: 0	S: 10	P: 15	R: 0	H: 1	E: 0	LOB: 2	K: 1	BB: 1	S: 13	P: 24	R: 0	H: 0	E: 0	LOB: 0	K: 0	BB: 0	S: 5	P: 10	R: 0	H: 0	E: 0	LOB: 2	K: 1	BB: 2	S: 11	P: 26	R: 0	H: 1	E: 0	LOB: 1	K: 0	BB: 0	S: 8	P: 12	R: 1	H: 1	E: 0	LOB: 2	K: 0	BB: 1	S: 16	P: 27	1B: 5	SF: 1	2B: 3	SAC: 0	3B: 0	DP: 1	HR: 0	HBP: 1	WP: 0	PA: 44
--------------	--	------	------	------	--------	------	-------	-------	-------	------	------	------	--------	------	-------	-------	-------	------	------	------	--------	------	-------	-------	-------	------	------	------	--------	------	-------	-------	-------	------	------	------	--------	------	-------	-------	-------	------	------	------	--------	------	-------	------	-------	------	------	------	--------	------	-------	-------	-------	------	------	------	--------	------	-------	------	-------	------	------	------	--------	------	-------	-------	-------	-------	-------	-------	--------	-------	-------	-------	--------	-------	--------

AB 32		R 6	H 8	RBI 3	BB 9	SO 5	LOB 27
							WP: 0 PA: 44


PITCHER		IP	WLS	BF	H	R	ER	SO	BB	IBB	HBP	BLK	WP	HR	S	P	ERA	WHIP
Steve Trout, L ERA: 6.75 (1, 1)	2.0		14	3	5	3	0	0	4	0	0	1	0	0	29	61	13.50	3.500
Jerry Reed, R ERA: 3.66 (3, 1)	4.1		17	3	0	0	3	3	3	0	1	2	0	0	42	78	0.00	1.385
Dennis Powell, L ERA: 13.5 (7, 1)	0.2	W	3	0	0	0	0	0	0	1	0	0	0	0	5	13	0.00	0.000
Michael Jackson, R ERA: 3.05 (8, 1)	1.1		6	1	1	0	2	1	0	0	0	0	0	0	12	22	0.00	1.500
Bill Wilkinson, L ERA: 7.0 (9, 1)	0.2	S	3	1	0	0	0	0	0	0	0	0	0	0	12	17	0.00	1.500

## Detroit Tigers @ Seattle Mariners

### The Kingdome, Seattle, WA

Sat May 07 1988, 10:05 PM EDT  
Att. 27,019 - Dome

[livebaseballscorecards.com](http://livebaseballscorecards.com)





Batter	1	2	3	4	5	6	7	8	9	AB	R	H	RBI	BB	SO	LOB	BOTTOM				
Mike Kingery, L OBP: 0.356, SLG: 0.339 (1, 9)	2-2 2B HR 1B	4-1 BB		1-1 P6		1-0 P6		0-1 4-3		4	1	1	0	1	0	2					
Scott Bradley, L OBP: 0.321, SLG: 0.420 (1, 2)	1-1 F8 SAFE	0-0 4-3			0-1 E4 F9 1B SF9		0-0 F8 2B 2B			4	2	1	0	0	0	2					
Henry Cotto, R OBP: 0.440, SLG: 0.543 (1, 8)	0-2 HR 2B		0-0 6-3		1-0 1B		1-2 F8			4	1	2	0	0	0	1					
Alvin Davis, L OBP: 0.450, SLG: 0.593 (1, 3)	0-0 HR		3-2 G3 2B		2-0 F9		0-0 HR 2B			4	2	3	4	0	0	2					
Dave Valle, R OBP: 0.221, SLG: 0.302 (1, 10)	2-2 5-3		1-0 G3		1-0 SF9		3-2 P4			3	0	0	1	0	0	2					
Mickey Brantley, R OBP: 0.283, SLG: 0.481 (1, 7)	1-0 S 1B		0-1 F7		2-0 F8		3-1 HR			4	1	2	2	0	0	2					
Jim Presley, R OBP: 0.280, SLG: 0.362 (1, 5)	3-3 K 1-2			4-2 BB		1-1 G3 SH2-4 1B		0-0 5-3		3	0	1	0	1	1	1					
Rick Renteria, R OBP: 0.250, SLG: 0.364 (1, 6)		0-0 B1-3		1-1 L9		0-0 SH2-4		1-3 K		3	0	0	0	0	1	1					
Harold Reynolds, S OBP: 0.291, SLG: 0.423 (1, 4)		1-2 F5		2-1 F8		1-0 G3		1-1 4-3		4	0	0	0	0	0	2					
Inning Stats	R: 3 E: 0 K: 1 S: 22	H: 4 LOB: 1 BB: 0 P: 31	R: 0 E: 0 K: 0 S: 8	H: 0 LOB: 1 BB: 1 P: 13	R: 0 E: 0 K: 0 S: 7	H: 1 LOB: 1 BB: 0 P: 11	R: 0 E: 0 K: 0 S: 8	H: 0 LOB: 1 BB: 1 P: 16	R: 1 E: 1 K: 0 S: 7	H: 1 LOB: 1 BB: 0 P: 12	R: 0 E: 0 K: 0 S: 5	H: 1 LOB: 1 BB: 0 P: 8	R: 3 E: 0 K: 0 S: 13	H: 3 LOB: 0 BB: 0 P: 20	R: 0 E: 0 K: 1 S: 7	H: 0 LOB: 0 BB: 0 P: 9	1B: 4 2B: 4 3B: 0 HR: 2	SF: 1 SAC: 1 DP: 0 HBP: 0	WP: 0 PB: 0 SB: 1 CS: 0	PA: 37	
PITCHER	IP	WLS	BF	H	R	ER	SO	BB	IBB	HBP	BLK	WP	HR	S	P	ERA	WHIP				
Doyle Alexander, R ERA: 3.57 (1, 1)	6.1		30	8	5	4	1	2	0	0	0	0	0	61	96	5.68	1.579				
Paul Gibson, L ERA: 5.0 (7, 1)	0.0	L	1	1	0	0	0	0	0	0	0	0	0	1	1	∞	∞				
Don Heinkel, R ERA: 3.95 (7, 1)	1.2		6	1	2	2	1	0	0	0	0	0	1	15	23	10.80	0.600				

**Detroit Tigers @ Seattle Mariners**  
The Kingdome, Seattle, WA  
Sat May 07 1988, 10:05 PM EDT  
Att. 27,019 - Dome

[livebaseballscorecards.com](http://livebaseballscorecards.com)

<b>AB</b>	<b>33</b>
<b>R</b>	<b>7</b>
<b>H</b>	<b>10</b>
<b>RBI</b>	<b>7</b>
<b>BB</b>	<b>2</b>
<b>SO</b>	<b>2</b>
<b>LOB</b>	<b>15</b>



Batter	1	2	3	4	5	6	7	8	9	AB R H RBI BB SO LOB	TOP											
<b>Gary Pettis, S</b> OBP: 0.301, SLG: 0.244 (1, 8)	2-2 S 2B 1B	1 SAFE 2-0 1B 1B		2-3 K		0-2 4-3 1-2		1-2 FC4-6 G4-6-3 1-2f		5 1 2 0 0 1 2												
<b>Lou Whitaker, L</b> OBP: 0.443, SLG: 0.473 (1, 4)	4-2 2B BB	0-0 P8		2-3 K		3-1 4-3 1B		1-0 G4-6-3 1-2f		4 1 1 0 1 1 3												
<b>Darrell Evans, L</b> OBP: 0.281, SLG: 0.235 (1, 3)	3-2 F8	1-1 1B 1-H 2-H		1-0 F8		0-2 4-3 1-2 3-H		4-1 L9-3 BB		4 0 1 2 1 0 3												
<b>Alan Trammell, R</b> OBP: 0.336, SLG: 0.438 (1, 6)	1-1 F8 1-H 2-H 2B		1-1 F8		1-1 E5 3-1 FC5-4		4-0 IBB	1-0 F8		4 1 1 2 1 0 1												
<b>Matt Nokes, L</b> OBP: 0.288, SLG: 0.514 (1, 2)	0-2 F8 2-3		2-3 K		0-2 3-1		1-2 F5	2-2 L9-3 1-2		5 0 0 0 0 1 5												
<b>Pat Sheridan, L</b> OBP: 0.415, SLG: 0.533 <b>Tom Brookens, R</b> OBP: 0.418, SLG: 0.467 (1, 7) (5, PH) (5, 5)	2-2 4-3		1-2 F7		4-2 FC5-4 BB		2-2 6-3			2 0 0 0 0 0 1 1 0 0 0 1 0 0												
<b>Chet Lemon, R</b> OBP: 0.391, SLG: 0.441 (1, 9)		3-1 1B 2B		1-0 HR 3B		0-1 FC5-4 1-2f 3-H		3-2 F6		4 2 2 1 0 0 1												
<b>Dave Bergman, L</b> OBP: 0.361, SLG: 0.310 <b>Ray Knight, R</b> OBP: 0.230, SLG: 0.182 (1, 10) (5, PH)		3-1 1B 1B 1B 2-H		4-0 HR BB		3-1 F9		0-0 6-3		1 2 1 1 1 0 0 2 0 0 0 0 0 1												
<b>Luis Salazar, R</b> OBP: 0.396, SLG: 0.523 (1, 5) (5, 7)		2-3 K		1-2 HR 1-H 3-H		3-2 1B 4-3 1B		1-0 FC4-6 1B		4 2 3 3 0 1 1												
<b>Inning Stats</b>	R: 2 E: 0 K: 0 S: 17	H: 2 LOB: 1 BB: 1 P: 29	R: 2 E: 0 K: 1 S: 12	H: 4 LOB: 2 BB: 0 P: 23	R: 0 E: 0 K: 1 S: 9	H: 0 LOB: 0 BB: 0 P: 13	R: 3 E: 0 K: 2 S: 11	H: 2 LOB: 0 BB: 1 P: 22	R: 1 E: 1 K: 0 S: 15	H: 0 LOB: 1 BB: 1 P: 23	R: 1 E: 0 K: 0 S: 15	H: 2 LOB: 2 BB: 1 P: 26	R: 0 E: 0 K: 0 S: 8	H: 0 LOB: 0 BB: 0 P: 13	R: 0 E: 0 K: 0 S: 5	H: 1 LOB: 0 BB: 0 P: 8	R: 0 E: 0 K: 0 S: 5	H: 0 LOB: 0 BB: 1 P: 12	1B: 7 2B: 3 3B: 1 HR: 1	SF: 0 SAC: 0 DP: 2 HBP: 0	WP: 0 PB: 0 SB: 1 CS: 0	PA: 41
<b>PITCHER</b>	IP WLS BF H R ER SO BB IBB HBP BLK WP HR S P ERA WHIP																					
<b>Mike Campbell, R</b> ERA: 5.17 (1, 1)	3.0 L 18 8 7 7 2 2 0 0 0 0 0 1 42 75 21.00 3.333																					
<b>Dennis Powell, L</b> ERA: 4.91 (4, 1)	3.0 14 2 2 1 2 1 1 0 0 0 0 0 37 61 3.00 1.000																					
<b>Bill Swift, R</b> ERA: 3.86 (7, 1)	2.0 6 1 0 0 0 0 0 0 0 0 0 0 13 21 0.00 0.500																					
<b>Julio Solano, R</b> ERA: 2.45 (9, 1)	1.0 3 0 0 0 0 0 1 0 0 0 0 0 5 12 0.00 1.000																					

**Detroit Tigers @ Seattle Mariners**  
 The Kingdome, Seattle, WA  
 Sun May 08 1988, 6:33 AM EDT  
 Att. 12,695 - Dome

[livebaseballscorecards.com](http://livebaseballscorecards.com)

<b>AB</b>	36
<b>R</b>	9
<b>H</b>	11
<b>RBI</b>	9
<b>BB</b>	5
<b>SO</b>	4
<b>LOB</b>	18



Batter	1	2	3	4	5	6	7	8	9	AB R H RBI BB SO LOB
Harold Reynolds, S (1, 4) OBP: 0.278, SLG: 0.404	2-1 F9 ①		0-0 B5-3 ①		0-1 FC5-4 ②		0-0 F8 ②		0-1 6-3 ①	5 0 0 0 0 0 1
Glenn Wilson, R (1, 9) OBP: 0.245, SLG: 0.263	2-1 F7 ②		0-0 FC6-4 1B		2-0 1-3 ③		1-1 F8 ③		4-1 1B BB 1B	4 0 1 0 1 0 1
Henry Cotto, R (1, 8) OBP: 0.448, SLG: 0.542	4-1 BB		2-2 FC6-4 ②			2-1 F9 ①		1-0 HR 1B	0-0 1B 1-2 1B	4 1 2 0 1 0 1
Alvin Davis, L (1, 3) OBP: 0.448, SLG: 0.615	0-0 F9 ③		1-2 4-3 ③			0-0 1-3 ②		1-1 HR 1B	2-0 G5-4-3 1B	5 1 2 2 0 0 2
Mickey Brantley, R (1, 7) OBP: 0.288, SLG: 0.486		1-2 L6-4 BB 1B		0-0 F8 ①		1-1 1B E 2B		1-1 E6 DI	1-0 G5-4-3 ② ③	5 1 2 0 0 0 3
Dave Valle, R (1, 2) OBP: 0.232, SLG: 0.303		4-2 BB 1B 1-2 BB		0-0 6-3 ②		3-2 E 1B 2-3		2-0 P4 ①		3 0 1 0 1 0 1
Jim Presley, R (1, 5) OBP: 0.271, SLG: 0.350		1-1 L6-4 ① ②		0-2 F8 ③		1-1 E6 1-2 3-H		2-3 K ②		4 0 0 0 0 1 4
Dave Hengel, R (1, 10) OBP: 0.286, SLG: 0.231		2-2 1B 1-3		0-0 FC5-4 1B		2-1 F8 ③		4-1 BB		3 0 2 0 1 0 2
Rick Renteria, R (1, 6) OBP: 0.233, SLG: 0.339		0-0 F9 ③		0-0 P9 ①			0-1 F4 ①	2-2 1-3 ③		4 0 0 0 0 0 5

Inning Stats	R: 0	H: 0	E: 0	K: 0	S: 6	R: 0	H: 2	E: 0	K: 0	S: 12	R: 0	H: 1	E: 0	K: 0	S: 8	R: 0	H: 0	E: 0	K: 0	S: 5	R: 0	H: 1	E: 0	K: 0	S: 5	R: 1	H: 2	E: 1	K: 0	S: 12	R: 0	H: 0	E: 0	K: 0	S: 5	R: 2	H: 2	E: 1	K: 1	S: 13	R: 0	H: 2	E: 0	K: 0	S: 6	1B: 8	2B: 2	3B: 0	HR: 1	SF: 0	SAC: 0	DP: 2	HBP: 0	WP: 1	PA: 41	
	0	0	0	0	6	0	2	0	0	12	0	1	0	0	8	0	0	0	0	5	0	1	0	0	5	1	2	0	2	0	12	0	0	0	5	0	2	2	0	13	0	2	0	6	2	0	1	0	0	0	2	1	0	0	0	41

PITCHER	IP	WLS	BF	H	R	ER	SO	BB	IBB	HBP	BLK	WP	HR	S	P	ERA	WHIP
Frank Tanana, L (1, 1) ERA: 4.04	7.2	W	35	8	3	2	1	3	0	0	0	1	1	63	105	2.35	1.435
Willie Hernandez, L (8, 1) ERA: 2.35	1.1		6	2	0	0	0	1	0	0	0	0	0	9	18	0.00	2.250

**BOTTOM**


# Detroit Tigers @ Seattle Mariners

The Kingdom, Seattle, WA

Sun May 08 1988, 6:33 AM EDT  
Att. 12,695 - Dome

[livebaseballscorecards.com](http://livebaseballscorecards.com)

AB	37
R	3
H	10
RBI	2
BB	4
SO	1
LOB	20



Batter	1	2	3	4	5	6	7	8	9	AB R H RBI BB SO LOB	TOP									
<b>Gary Pettis, S</b> (1, 8) OBP: 0.300, SLG: 0.244	1-3 		1-1 			1-1 		1-2 		4 0 1 0 0 1 1										
<b>Lou Whitaker, L</b> (1, 4) OBP: 0.445, SLG: 0.484	1-1 		1-1 			1-1 			2-2 	4 0 2 0 0 0 1										
<b>Darrell Evans, L</b> (1, 3) OBP: 0.270, SLG: 0.225	1-1 			1-1 		0-0 			1-2 	4 0 0 0 0 0 2										
<b>Alan Trammell, R</b> (1, 6) OBP: 0.333, SLG: 0.426		4-2 		0-0 			1-3 		2-3 	3 0 0 0 1 2 1										
<b>Matt Nokes, L</b> (1, 2) OBP: 0.274, SLG: 0.487		1-0 		2-1 			3-1 		3-3 	4 0 0 0 0 1 2										
<b>Chet Lemon, R</b> (1, 9) OBP: 0.381, SLG: 0.429		2-2 			2-2 		1-1 			3 0 0 0 0 0 1										
<b>Pat Sheridan, L</b> (1, 7) OBP: 0.411, SLG: 0.521			2-2 		1-1 			0-1 		3 1 1 0 0 0 0										
<b>Dave Bergman, L</b> (1, 10) OBP: 0.333, SLG: 0.281			0-3 		2-3 			2-1 		3 0 0 0 0 2 1										
<b>Luis Salazar, R</b> (1, 5) OBP: 0.373, SLG: 0.489			0-3 			0-0 		1-2 		3 0 0 0 0 1 1										
<b>Inning Stats</b>	R: 0 E: 0 K: 1 S: 7	H: 0 LOB: 0 BB: 0 P: 10	R: 0 E: 0 K: 0 S: 7	H: 0 LOB: 0 BB: 1 P: 14	R: 1 E: 0 K: 2 S: 17	H: 2 LOB: 1 BB: 0 P: 21	R: 0 E: 0 K: 0 S: 5	H: 0 LOB: 0 BB: 0 P: 8	R: 0 E: 0 K: 1 S: 9	H: 0 LOB: 0 BB: 0 P: 14	R: 0 E: 0 K: 0 S: 6	H: 1 LOB: 1 BB: 0 P: 8	R: 0 E: 1 K: 0 S: 10	H: 0 LOB: 1 BB: 0 P: 14	R: 0 E: 0 K: 2 S: 14	H: 1 LOB: 1 BB: 0 P: 22	1B: 3 2B: 1 3B: 0 HR: 0	SF: 0 SAC: 0 DP: 1 HBP: 0	WP: 0 PB: 0 SB: 0 CS: 0	PA: 32
<b>PITCHER</b>	IP WLS BF H R ER SO BB IBB HBP BLK WP HR S P ERA WHIP																			
<b>Bob Welch, R</b> (1, 1) ERA: 4.38	8.0 W 29 4 1 1 5 1 0 0 2 0 0 71 106 1.12 0.625																			
<b>Dennis Eckersley, R</b> (9, 1) ERA:	1.0 S 3 0 0 0 2 0 0 0 0 0 0 11 17 0.00 0.000																			

**Detroit Tigers @ Oakland Athletics**  
 Oakland-Alameda County Coliseum, Oakland, CA  
 Mon May 09 1988, 7:05 PM PDT  
 Att. 35,300 - Unknown - 60 F

AB	31
R	1
H	4
RBI	0
BB	1
SO	7
LOB	10



WP: 0	PA: 32
PB: 0	
SB: 0	
CS: 0	

ERA	WHIP

1B: 3	SF: 0
2B: 1	SAC: 0
3B: 0	DP: 1
HR: 0	HBP: 0

Batter	1	2	3	4	5	6	7	8	9	AB	R	H	RBI	BB	SO	LOB
<b>Carney Lansford, R</b> OBP: 0.414, SLG: 0.531 (1, 5)	2-3 K		0-1 G6-3 HR 1B	2-3 K			0-0 SH1-3 1B			4	1	2	0	0	2	2
<b>Stan Javier, S</b> OBP: 0.360, SLG: 0.432 (1, 7)	0-1 G4-3		2-1 G6-3 1-2			2-1 S 1B	1-0 SH1-3 1-2			3	0	1	0	0	0	1
<b>Jose Canseco, R</b> OBP: 0.421, SLG: 0.571 (1, 9)	4-2 BB		1-0 HR			3-3 K 1-2	4-1 BB			2	1	1	2	2	1	1
<b>Dave Parker, L</b> OBP: 0.309, SLG: 0.356 (1, 10)	0-3 K		2-3 K			2-3 K	1-0 F6			4	0	0	0	0	3	4
<b>Mark McGwire, R</b> OBP: 0.393, SLG: 0.534 (1, 3)		0-0 G5-3		1-3 K		0-1 L6	2-3 K			4	0	0	0	0	2	3
<b>Ron Hassey, L</b> OBP: 0.324, SLG: 0.516 (1, 2)		0-0 1B		0-1 FC4-6 1B		1-0 G5-3 SH1-3 1B		1-0 G4-3		4	0	3	0	0	0	0
<b>Dave Henderson, R</b> OBP: 0.369, SLG: 0.579 (1, 8)		1-3 K		0-1 FC4-6 BLK E 1-2f		0-0 SH1-3 1-2		0-0 F7		3	1	0	0	0	1	2
<b>Glenn Hubbard, R</b> OBP: 0.371, SLG: 0.327 (1, 4)		1-3 K		4-2 E 1-2 BB		0-1 G5-3 2-3		0-0 FC6-4 1B		3	0	1	0	1	1	2
<b>Mike Gallego, R</b> OBP: 0.310, SLG: 0.240 (1, 6)			2-3 K	0-0 E2 1-3 2-H 1B		2-0 G6-3		2-2 FC6-4 1-2f		4	0	1	1	0	1	2
<b>Inning Stats</b>	R: 0 E: 0 K: 2 S: 10	H: 0 LOB: 1 BB: 1 P: 16	R: 0 E: 0 K: 2 S: 8	H: 1 LOB: 1 BB: 0 P: 10	R: 2 E: 0 K: 2 S: 13	H: 2 LOB: 0 BB: 0 P: 19	R: 1 E: 1 K: 2 S: 13	H: 2 LOB: 2 BB: 1 P: 20	R: 0 E: 0 K: 2 S: 10	H: 1 LOB: 1 BB: 0 P: 17	R: 0 E: 0 K: 1 S: 7	H: 1 LOB: 2 BB: 1 P: 15	R: 0 E: 0 K: 0 S: 6	H: 1 LOB: 1 BB: 0 P: 9	1B: 8 2B: 0 3B: 0 HR: 1	SF: 0 SAC: 2 DP: 0 HBP: 0

**BOTTOM**

**Detroit Tigers @ Oakland Athletics**  
Oakland-Alameda County Coliseum, Oakland, CA  
Mon May 09 1988, 7:05 PM PDT  
Att: 35,300 - Unknown - 60 F

[livebaseballscorecards.com](http://livebaseballscorecards.com)

<b>AB</b>	<b>31</b>
<b>R</b>	<b>3</b>
<b>H</b>	<b>9</b>
<b>RBI</b>	<b>3</b>
<b>BB</b>	<b>3</b>
<b>SO</b>	<b>11</b>
<b>LOB</b>	<b>17</b>



PITCHER	IP	WLS	BF	H	R	ER	SO	BB	IBB	HBP	BLK	WP	HR	S	P	ERA	WHIP
<b>Jack Morris, R</b> ERA: 4.22 (1, 1)	8.0	L	36	9	3	3	11	3	0	0	1	0	1	72	114	3.38	1.500

WP: 0	PA: 36
PB: 0	
SB: 1	
CS: 0	

Batter	1	2	3	4	5	6	7	8	9	AB R H RBI BB SO LOB	TOP	
Gary Pettis, S (1, 8) OBP: 0.292, SLG: 0.236	2-2 G4-3		0-0 G6-3		1-2 E6		0-0 SH		0-0 F9	4 1 0 0 0 0 0		
Tom Brookens, R (1, 5) OBP: 0.406, SLG: 0.468	0-1 F3		1-1 G5-3		1-3 K		2-2 SF8		2-2 BLK SF8 2B	4 1 1 1 0 1 1		
Luis Salazar, R (1, 7) OBP: 0.393, SLG: 0.569	1-0 HR		0-2 HR 1B		1-2 S 1B		0-0 F8		2-2 SF8 2-H	4 2 3 2 0 0 1		
Alan Trammell, R (1, 6) OBP: 0.343, SLG: 0.429	1-1 1B		4-1 HR BB		2-3 K		1-1 1B		2-1 F4	4 1 2 0 1 1 1		
Larry Herndon, R (1, 10) OBP: 0.262, SLG: 0.343 Dave Bergman, L (8, PH) OBP: 0.325, SLG: 0.273	2-1 F4		1-2 HR		1-0 F3			1-0 E6 2B BLK 1B		3 1 1 3 0 0 2 1 1 0 0 0 0 0		
Chet Lemon, R (1, 9) OBP: 0.377, SLG: 0.431		0-1 G5-3	0-1 G5-3			1-0 F8		0-2 1B 2B		4 0 1 0 0 0 0		
Ray Knight, R (1, 3) OBP: 0.234, SLG: 0.190 Darrell Evans, L (8, PH) (8, 3)		2-1 1B		1-2 L5		1-1 F4		0-1 1B		3 0 1 0 0 0 0 1 0 1 1 0 0 0		
Mike Heath, R (1, 2) OBP: 0.255, SLG: 0.195		2-2 F4		1-3 K		3-2 G3		0-2 G6-3		4 0 0 0 0 1 2		
Jim Walewander, S (1, 4) OBP: 0.286, SLG: 0.429		1-0 F9		1-1 F3			0-1 SH SF8 1B	3-2 G6-3		4 1 1 0 0 0 2		
<b>Inning Stats</b>	R: 1 H: 2 E: 0 LOB: 1 K: 0 BB: 0 S: 10 P: 16	R: 0 H: 1 E: 0 LOB: 1 K: 0 BB: 0 S: 8 P: 13	R: 3 H: 2 E: 0 LOB: 0 K: 0 BB: 1 S: 12 P: 18	R: 0 H: 0 E: 0 LOB: 0 K: 1 BB: 0 S: 9 P: 12	R: 1 H: 1 E: 2 LOB: 1 K: 2 BB: 0 S: 16 P: 22	R: 0 H: 0 E: 0 LOB: 0 K: 0 BB: 0 S: 6 P: 11	R: 1 H: 2 E: 2 LOB: 2 K: 0 BB: 0 S: 9 P: 12	R: 1 H: 2 E: 1 LOB: 1 K: 0 BB: 0 S: 13 P: 17	R: 1 H: 1 E: 0 LOB: 0 K: 0 BB: 0 S: 10 P: 16	1B: 7 SF: 2 2B: 2 SAC: 1 3B: 0 DP: 0 HR: 2 HBP: 0	WP: 0 PA: 40 PB: 0 SB: 4 CS: 0	
<b>PITCHER</b>	IP WLS BF H R ER SO BB IBB HBP BLK WP HR S P ERA WHIP											
Curt Young, L (1, 1) ERA: 3.98	6.1 L 29 7 6 4 3 1 0 0 0 0 0 2 67 100 5.68 1.263											
Gene Nelson, R (7, 1) ERA: 4.38	1.2 7 3 1 0 0 0 0 0 0 1 0 0 16 21 0.00 1.800											
Greg Cadaret, L (9, 1) ERA: 3.21	1.0 4 1 1 1 0 0 0 0 0 1 0 0 10 16 9.00 1.000											

**Detroit Tigers @ Oakland Athletics**  
 Oakland-Alameda County Coliseum, Oakland, CA  
 Tue May 10 1988, 7:05 PM PDT  
 Att. 23,341 - Unknown - 65 F

AB	36
R	8
H	11
RBI	7
BB	1
SO	3
LOB	9



WP: 0	PA: 40
PB: 0	
SB: 4	
CS: 0	

Batter	1	2	3	4	5	6	7	8	9	AB R H RBI BB SO LOB
<b>Carney Lansford, R</b> OBP: 0.414, SLG: 0.526 (1, 5)	0-0 FC4-6 1B	0-2 1-2 2-3 3-H 1B			0-2 G4-3		1-0 G1-3		1-0 F4	5 0 2 1 0 0 1
<b>Stan Javier, S</b> OBP: 0.340, SLG: 0.407 (1, 7)	0-1 FC4-6 1-2f S	3-2 L1			3-2 G4-3		0-0 F7		0-3 K	5 0 0 0 0 1 5
<b>Jose Canseco, R</b> OBP: 0.413, SLG: 0.553 (1, 9)	3-3 K				4-2 BB		2-1 F9		1-0 F7	4 0 0 0 1 1 2
<b>Dave Parker, L</b> OBP: 0.298, SLG: 0.343 (1, 10)	1-1 F8				1-0 G4-3 F5		1-3 K			4 0 0 0 0 1 2
<b>Mark McGwire, R</b> OBP: 0.403, SLG: 0.529 (1, 3)		4-1 L3 BB			3-2 F8		4-2 1B G6-4-3 BB		4-2 BB E BB	1 1 0 0 3 0 0
<b>Ron Hassey, L</b> OBP: 0.320, SLG: 0.500 (1, 2)		0-0 L3 1-2			0-0 G6-3		0-1 G6-4-3 1B		1-0 E4 1-2 BB	4 0 1 0 0 0 2
<b>Dave Henderson, R</b> OBP: 0.377, SLG: 0.567 (1, 8)		0-0 BB BB 1B			1-3 K		2-2 G6-4-3 1-2f 3-H		4-2 BB 1-2 2-3	3 1 1 0 1 1 1
<b>Glenn Hubbard, R</b> OBP: 0.385, SLG: 0.321 (1, 4)		4-2 1B BB			4-0 BB		1-1 G6-3		1-0 F8	1 0 0 0 2 0 0
<b>Doug Jennings, L</b> OBP: 0.412, SLG: 0.440 (8, PH)										1 0 0 0 0 0 3
<b>Tony Phillips, S</b> OBP: 0.330, SLG: 0.263 (9, 4)										0 0 0 0 0 0 0
<b>Mike Gallego, R</b> OBP: 0.323, SLG: 0.245 (1, 6)		4-2 1B 1-2 2-3 BB			1-1 F9		3-3 K		0-2 1B	3 0 1 0 1 1 1

Inning Stats	R: 0	H: 1	E: 0	K: 1	S: 9	R: 1	H: 2	E: 0	K: 0	S: 16	R: 0	H: 0	E: 0	K: 0	S: 7	R: 0	H: 0	E: 0	K: 1	S: 6	R: 0	H: 0	E: 0	K: 0	S: 10	R: 1	H: 1	E: 0	K: 1	S: 12	R: 0	H: 0	E: 0	K: 1	S: 5	R: 0	H: 0	E: 1	K: 1	S: 12	R: 0	H: 1	E: 0	K: 1	S: 8	1B: 5	SF: 0	2B: 1	SAC: 0	3B: 0	DP: 2	HR: 0	HBP: 0	WP: 0	PA: 39
<b>Walt Terrell, R</b> ERA: 4.91 (1, 1)	IP	WLS	BF	H	R	ER	SO	BB	IBB	HBP	BLK	WP	HR	S	P	ERA	WHIP																																						
<b>Mike Henneman, R</b> ERA: 1.8 (8, 1)	2.0		10	1	0	0	2	2	0	0	0	0	0	20	35	0.00	1.500																																						

BOTTOM

**Detroit Tigers @ Oakland Athletics**  
Oakland-Alameda County Coliseum, Oakland, CA

livebaseballscores.com

**AB 31**  
**R 2**  
**H 5**  
**RBI 1**  
**BB 8**  
**SO 5**  
**LOB 17**



Tue May 10 1988, 7:05 PM PDT  
Att: 23,341 - Unknown - 65 F

Batter	1	2	3	4	5	6	7	8	9	AB R H RBI BB SO LOB	TOP																									
Gary Pettis, S (1, 8) OBP: 0.309, SLG: 0.265	1-2 1B 2B		1-0 B1-3		0-1 S 1B		0-0 G4-6-3 1B		0-2 SH2-4 1B	5 2 4 0 0 0 0																										
Lou Whitaker, L (1, 4) OBP: 0.435, SLG: 0.465	0-1 F8		2-1 F5		0-1 F3		3-1 G4-6-3 1-2f 2-3		4-1 SH2-4 1B BB	4 1 0 0 1 0 4																										
Luis Salazar, R (1, 6) OBP: 0.383, SLG: 0.545	0-3 K			1-1 WP 1B	0-1 F8		3-1 6-3		1-0 SH2-4	4 1 1 0 0 1 3																										
Matt Nokes, L (1, 2) OBP: 0.287, SLG: 0.494 Larry Herndon, R (8, PH) OBP: 0.300, SLG: 0.389 Mike Heath, R (8, PR) OBP: 0.271, SLG: 0.214	2-2 2-H 1B			2-1 1B 1B 1-H	0-3 K			1-0 2B	1-1 2B 1B	3 0 2 2 0 1 1 1 0 1 0 0 0 0 1 2 1 2 0 0 0																										
Darrell Evans, L (1, 3) OBP: 0.279, SLG: 0.237 Alan Trammell, R (8, PH) OBP: 0.353, SLG: 0.446	2-3 K			2-2 F8		0-0 FC4-6 1B		2-0 1B 2B	1-0 2B 1B	3 0 1 0 0 1 2 2 2 2 1 0 0 0																										
Chet Lemon, R (1, 9) OBP: 0.378, SLG: 0.439		3-3 K		0-1 1B 1B		2-0 L3		2-2 F9	0-0 2B	5 0 2 2 0 1 2																										
Pat Sheridan, L (1, 7) OBP: 0.410, SLG: 0.500		4-0 G4-6-3 BB		1-0 1-2 2-3 1B		2-0 FC4-6 1-2f		3-2 F6	2-2 6-3	4 0 1 0 1 0 3																										
Jim Morrison, R (1, 10) OBP: 0.213, SLG: 0.279 Dave Bergman, L (8, PH) OBP: 0.341, SLG: 0.294 Jim Walewander, S (8, PR) OBP: 0.250, SLG: 0.375		0-0 G4-6-3 1-2f		3-3 K		1-2 5-3		0-2 2-H 1B	1-3 K	3 0 0 0 0 1 5 1 0 1 1 0 0 0 1 0 0 0 0 1 1																										
Tom Brookens, R (1, 5) OBP: 0.400, SLG: 0.451			1-1 L9		0-0 G6		4-1 G4-6-3 1B BB		1-1 F8		3 0 0 0 1 0 5																									
Inning Stats	R: 1 H: 2 E: 0 K: 2 S: 14	H: 2 LOB: 1 BB: 0 P: 19	R: 0 H: 0 E: 0 K: 1 S: 7	H: 0 LOB: 0 BB: 1 P: 14	R: 0 H: 0 E: 0 K: 0 S: 5	H: 0 LOB: 0 BB: 0 P: 9	R: 1 H: 4 E: 0 K: 1 S: 14	H: 4 LOB: 3 BB: 0 P: 23	R: 0 H: 1 E: 0 K: 1 S: 9	H: 1 LOB: 1 BB: 0 P: 9	R: 0 H: 1 E: 0 K: 0 S: 6	H: 1 LOB: 1 BB: 0 P: 11	R: 0 H: 1 E: 0 K: 0 S: 6	H: 1 LOB: 1 BB: 1 P: 16	R: 2 H: 3 E: 0 K: 0 S: 15	H: 3 LOB: 2 BB: 0 P: 24	R: 4 H: 4 E: 0 K: 1 S: 15	H: 4 LOB: 1 BB: 1 P: 25	1B: 12 SF: 0 2B: 4 SAC: 1 3B: 0 DP: 2 HR: 0 HBP: 0	WP: 1 PA: 44 PB: 0 SB: 1 CS: 0																
PITCHER	IP WLS BF H R ER SO BB IBB HBP BLK WP HR S P ERA WHIP																																			
Storm Davis, R (1, 1) ERA: 3.43	6.0		27	8	2	2	5	2	0	0	0	1	0	56	90	3.00	1.667																			
Rick Honeycutt, L (7, 1) ERA: 2.04	1.0		4	2	1	1	0	0	0	0	0	0	0	6	13	9.00	2.000																			
Dennis Eckersley, R (8, 1) ERA: 2.65	1.1	L	10	5	5	5	0	1	0	0	1	0	0	22	37	33.75	4.500																			
Eric Plunk, R (9, 1) ERA: 2.7	0.2		3	1	0	0	1	0	0	0	0	0	0	7	10	0.00	1.500																			

**Detroit Tigers @ Oakland Athletics**  
 Oakland-Alameda County Coliseum, Oakland, CA  
 Wed May 11 1988, 3:33 AM PDT  
 Att. 26,860 - Sunny - 70 F

AB	40
R	8
H	16
RBI	8
BB	3
SO	6
LOB	26






Batter	1	2	3	4	5	6	7	8	9	AB R H RBI BB SO LOB
<b>Carney Lansford, R</b> OBP: 0.400, SLG: 0.507 (1, 5)	1-3 K	0-0 FC5-4 1-2f			1-0 6-3		0-0 F8		0-0 F8	5 0 0 0 0 1 2
<b>Stan Javier, S</b> OBP: 0.364, SLG: 0.416 (1, 8)	4-2 F9 BB BB		1-1 1B		1-0 F8		4-2 1B BB		0-1 1B 1B	3 0 2 0 2 0 0
<b>Jose Canseco, R</b> OBP: 0.426, SLG: 0.559 (1, 9)	4-2 CS BB		1-2 F8		0-0 HR 1B		0-1 1-2 1B		3-2 1-2 1B	4 1 3 0 1 0 1
<b>Dave Parker, L</b> OBP: 0.297, SLG: 0.333 (1, 7)	1-2 F9		0-0 F8		4-1 HR BB		2-3 K		1-2 F5	3 1 0 0 1 1 5
<b>Glenn Hubbard, R</b> OBP: 0.379, SLG: 0.315 (8, 4)	2-3				1-2 HR BB					1 0 0 0 0 0 2
<b>Mark McGwire, R</b> OBP: 0.396, SLG: 0.540 (1, 3)	3-2 CS 1-2	1-0 F7	1-1 F9		2-1 HR 1-H 2-H		2-1 F7		0-0 5-3	5 1 1 3 0 0 5
<b>Don Baylor, R</b> OBP: 0.319, SLG: 0.296 (1, 10)		2-2 HR		1-1 5-3		2-3 K		2-2 6-3		4 1 1 1 0 1 0
<b>Tony Phillips, S</b> OBP: 0.337, SLG: 0.266 (1, 4)		0-0 F2		0-0 F9		0-1 1B		4-1 1B BB		3 0 1 0 1 0 0
<b>Orlando Mercado, R</b> OBP: 0.286, SLG: 0.714 (1, 2)		1-1 BB 1B		0-0 F4		1-0 F8		0-0 1-3 1B		3 0 1 0 0 0 1
<b>Ron Hassey, L</b> OBP: 0.329, SLG: 0.507 (8, PH)										1 0 1 0 0 0 0
<b>Mike Gallego, R</b> OBP: 0.318, SLG: 0.232 (1, 6)		4-1 FC5-4 BB			3-1 L9		1-3 K		1-0 F7	3 0 0 0 1 1 2

Inning Stats	R: 0	H: 0	E: 0	K: 1	S: 12	R: 1	H: 2	E: 0	K: 0	S: 11	R: 0	H: 1	E: 0	K: 0	S: 9	R: 0	H: 0	E: 0	K: 0	S: 4	R: 0	H: 0	E: 0	K: 0	S: 4	R: 3	H: 3	E: 0	K: 2	S: 13	R: 0	H: 1	E: 0	K: 1	S: 10	R: 0	H: 1	E: 0	K: 0	S: 6	R: 0	H: 2	E: 0	K: 0	S: 10	1B: 8	SF: 0	2B: 0	3B: 0	HR: 2	WP: 0	PB: 0	SB: 0	CS: 1	PA: 42
<b>PITCHER</b>	IP	WLS	BF	H	R	ER	SO	BB	IBB	HBP	BLK	WP	HR	S	P	ERA	WHIP																																						
<b>Jeff Robinson, R</b> ERA: 4.18 (1, 1)	7.1		34	7	4	4	4	6	0	0	0	0	2	67	120	4.91	1.773																																						
<b>Willie Hernandez, L</b> ERA: 2.12 (8, 1)	1.2	W	7	3	0	0	0	0	0	0	0	0	0	12	17	0.00	1.800																																						

**DETROIT TIGERS @ OAKLAND ATHLETICS**  
**Oakland-Alameda County Coliseum, Oakland, CA**  
 Wed May 11 1988, 3:33 AM PDT  
 Att. 26,860 - Sunny - 70 F

livebaseballscores.com

AB	35
R	4
H	10
RBI	4
BB	6
SO	4
LOB	18



Batter	1	2	3	4	5	6	7	8	9	AB R H RBI BB SO LOB	TOP											
<b>Dan Gladden, R</b> (1, 7) OBP: 0.333, SLG: 0.437	1-3 K		1-0 P4		0-1 P3		0-0 F7			4 0 0 0 0 1 2												
<b>Tom Herr, S</b> (1, 4) OBP: 0.386, SLG: 0.331	2-3 K		3-2 1B			2-2 F8	1-1 1B			4 0 2 0 0 1 0												
<b>Kirby Puckett, R</b> (1, 8) OBP: 0.338, SLG: 0.470	0-0 1B		2-3 SAFE SAFE 1B			0-1 BB 1B	0-0 L3			4 0 2 0 0 1 4												
<b>Kent Hrbek, L</b> (1, 3) OBP: 0.378, SLG: 0.616	1-1 P4			2-1 1B		0-0 L7		1-2 F8		4 0 1 0 0 0 2												
<b>Gary Gaetti, R</b> (1, 5) OBP: 0.321, SLG: 0.496		1-1 F8		0-1 P4		4-2 BB		0-0 F9		3 0 0 0 1 0 1												
<b>Randy Bush, L</b> (1, 9) OBP: 0.429, SLG: 0.500		2-1 2B		1-2 F7		2-2 F9		0-0 F8		4 0 1 0 0 0 3												
<b>Gene Larkin, S</b> (1, 10) OBP: 0.321, SLG: 0.385		0-1 F9		0-0 G3		2-1 1B HBP		2-0 P4		3 0 0 0 0 0 2												
<b>Greg Gagne, R</b> (1, 6) OBP: 0.257, SLG: 0.333 <b>John Moses, S</b> (9, PH) OBP: 0.304, SLG: 0.211		0-0 P2			1-0 F8		0-2 P3		1-3 K	3 0 0 0 0 0 2 1 0 0 0 0 1 0												
<b>Tom Nieto, R</b> (1, 2) OBP: 0.081, SLG: 0.056			3-3 K		0-1 5-3		1-0 1B		2-3 K	4 0 1 0 0 2 0												
<b>Inning Stats</b>	R: 0 E: 0 K: 2 S: 9	H: 1 LOB: 1 BB: 0 P: 13	R: 0 E: 0 K: 0 S: 7	H: 1 LOB: 1 BB: 0 P: 10	R: 0 E: 0 K: 2 S: 12	H: 1 LOB: 1 BB: 0 P: 21	R: 0 E: 0 K: 0 S: 8	H: 1 LOB: 1 BB: 0 P: 11	R: 0 E: 0 K: 0 S: 5	H: 0 LOB: 0 BB: 0 P: 6	R: 0 E: 0 K: 0 S: 15	H: 1 LOB: 2 BB: 1 P: 23	R: 0 E: 0 K: 0 S: 9	H: 2 LOB: 3 BB: 0 P: 13	R: 0 E: 0 K: 0 S: 5	H: 0 LOB: 0 BB: 0 P: 6	R: 0 E: 0 K: 2 S: 8	H: 0 LOB: 0 BB: 0 P: 13	1B: 6 2B: 1 3B: 0 HR: 0	SF: 0 SAC: 0 DP: 0 HBP: 1	WP: 0 PB: 0 SB: 0 CS: 0	PA: 36
<b>PITCHER Doyle Alexander, R</b> (1, 1) ERA: 3.05	IP: 9.0 WLS: W BF: 36 H: 7 R: 0 ER: 0 SO: 6 BB: 1 IBB: 0 HBP: 1 BLK: 0 WP: 0 HR: 0 S: 78 P: 116 ERA: 0.00 WHIP: 0.889											<b>PITCHER</b>	IP: 9.0 WLS: W BF: 36 H: 7 R: 0 ER: 0 SO: 6 BB: 1 IBB: 0 HBP: 1 BLK: 0 WP: 0 HR: 0 S: 78 P: 116 ERA: 0.00 WHIP: 0.889									

**Minnesota Twins @ Detroit Tigers**  
**Tiger Stadium, Detroit, MI**  
 Fri May 13 1988, 7:05 PM EDT  
 Att. 24,147 - Unknown

[livebaseballscorecards.com](http://livebaseballscorecards.com)

<b>AB</b>	34
<b>R</b>	0
<b>H</b>	7
<b>RBI</b>	0
<b>BB</b>	1
<b>SO</b>	6
<b>LOB</b>	16



Batter	1	2	3	4	5	6	7	8	9
<b>Gary Pettis, S</b> OBP: 0.301, SLG: 0.257 (1, 8)	1-0 F7		1-3 K		0-0 F8			2-2 E6 1B	
<b>Lou Whitaker, L</b> OBP: 0.430, SLG: 0.456 (1, 4)	3-2 F7		1-1 P6		2-0 F7			0-2 E 1-2 E 1B	
<b>Luis Salazar, R</b> OBP: 0.422, SLG: 0.627 (1, 7)	1-2 HR			1-0 HR 1B		2-1 FC5-4 1B		0-0 E2 SF9 1B 1-H 2-H	
<b>Alan Trammell, R</b> OBP: 0.357, SLG: 0.476 (1, 6)	2-2 F9			2-1 HR		1-0 FC5-4 1B 1-2		1-1 SF9	
<b>Larry Herndon, R</b> OBP: 0.302, SLG: 0.385 <b>Darrell Evans, L</b> OBP: 0.276, SLG: 0.234 (1, 10) (8, PH)		2-1 FC6-4 1B		1-2 P6		1-2 FC5-4 1B 1-2 2-3		1-3 K	
<b>Chet Lemon, R</b> OBP: 0.366, SLG: 0.424 (1, 9)	1-0 F7		1-2 F9		2-2 FC5-4 1B 1-2f		1-3 K		
<b>Ray Knight, R</b> OBP: 0.239, SLG: 0.246 <b>Dave Bergman, L</b> OBP: 0.341, SLG: 0.294 (1, 3) (8, 3)		0-2 L5		2-1 HR			1-0 G4-3		
<b>Tom Brookens, R</b> OBP: 0.388, SLG: 0.435 (1, 5)		2-0 FC6-4 1-2f		1-3 K			2-1 G1-3		
<b>Mike Heath, R</b> OBP: 0.255, SLG: 0.200 (1, 2)			3-1 5-3		1-2 P5		2-1 F9		


Inning Stats	R: 1	H: 1	E: 0	LOB: 0	K: 0	S: 13	P: 20	R: 0	H: 1	E: 0	LOB: 1	K: 0	S: 7	P: 12	R: 0	H: 0	E: 0	LOB: 0	K: 1	S: 7	R: 3	H: 3	E: 0	LOB: 0	K: 1	S: 15	R: 0	H: 2	E: 0	LOB: 1	K: 0	S: 9	R: 0	H: 0	E: 0	LOB: 0	K: 0	S: 5	R: 3	H: 2	E: 2	LOB: 0	K: 2	S: 15	P: 20
--------------	------	------	------	--------	------	-------	-------	------	------	------	--------	------	------	-------	------	------	------	--------	------	------	------	------	------	--------	------	-------	------	------	------	--------	------	------	------	------	------	--------	------	------	------	------	------	--------	------	-------	-------

PITCHER	IP	WLS	BF	H	R	ER	SO	BB	IBB	HBP	BLK	WP	HR	S	P	ERA	WHIP
<b>Allan Anderson, L</b> ERA: 3.6 (1, 1)	7.0	L	29	8	6	4	2	0	0	0	0	0	3	68	109	5.14	1.143
<b>Karl Best, R</b> ERA: (8, 1)	1.0		4	1	1	0	2	0	0	0	0	0	0	9	12	0.00	1.000

**AB R H RBI BB SO LOB**

4	1	0	0	0	1	0
4	1	1	0	0	0	0
4	3	4	1	0	0	0
3	1	2	3	0	0	0
3	0	1	0	0	0	2
1	0	0	0	0	1	0
4	0	0	0	0	1	2
3	1	1	1	0	0	1
0	0	0	0	0	0	0
3	0	0	0	0	1	1
3	0	0	0	0	0	0

**AB 32**  
**R 7**  
**H 9**  
**RBI 5**  
**BB 0**  
**SO 4**  
**LOB 6**



**WP: 0 PA: 33**  
**PB: 0**  
**SB: 0**  
**CS: 0**

**MINNESOTA TWINS @ DETROIT TIGERS**  
Tiger Stadium, Detroit, MI  
Fri May 13 1988, 7:05 PM EDT  
Att. 24,147 - Unknown

[livebaseballscorecards.com](http://livebaseballscorecards.com)

Batter	1	2	3	4	5	6	7	8	9	AB R H RBI BB SO LOB	TOP											
Dan Gladden, R (1, 7) OBP: 0.328, SLG: 0.423	0-1 G1		4-1 1B 1B BB	1-0 G5-3		1-0 G5-3		0-3 K		4 1 0 0 1 1 0												
Steve Lombardozzi, R (1, 4) OBP: 0.238, SLG: 0.263	2-1 S 1B		2-1 E 1B 1B	1-0 P3		1-3 K		0-0 4-3		5 1 2 0 0 1 0												
Kirby Puckett, R (1, 8) OBP: 0.340, SLG: 0.475	0-0 F9		1-0 E9 1B 1B		1-0 WP 1B 2B	0-0 5-3		0-0 F9		5 2 2 1 0 0 1												
Gary Gaetti, R (1, 5) OBP: 0.317, SLG: 0.484	1-2 P4		3-0 1B 1B		3-2 6-3		0-0 6-3		0-3 K	5 0 1 1 0 1 2												
Gene Larkin, S (1, 3) OBP: 0.342, SLG: 0.400		1-0 FC5-4 1B	0-1 1-2 2-H 1B		4-2 WP 1B BB		2-0 WP 1B 1B		1-1 4-3	4 2 3 1 1 0 0												
Kent Hrbek, L (1, 10) OBP: 0.379, SLG: 0.607		0-0 F8	1-3 K		2-1 2B 1B 1-H 2-H		3-2 BB 1B 1-H		0-1 6-3	5 0 2 3 0 1 3												
Greg Gagne, R (1, 6) OBP: 0.248, SLG: 0.321		1-2 FC5-4 FC6-4 1-2f	0-3 K2-3		2-3 K		0-1 F9			4 0 0 0 0 2 5												
Mark Davidson, R (1, 9) OBP: 0.308, SLG: 0.560		2-2 FC6-4 1-2f		0-1 HR		1-1 2B		4-0 BB		3 1 2 1 1 0 1												
Tom Nieto, R (1, 2) OBP: 0.073, SLG: 0.050			2-0 F7	2-1 G6-3		0-1 F8		2-3 K		4 0 0 0 0 1 4												
<b>Inning Stats</b>	R: 0 E: 0 K: 0 S: 8	H: 1 LOB: 1 BB: 0 P: 11	R: 0 E: 0 K: 0 S: 8	H: 1 LOB: 1 BB: 0 P: 12	R: 3 E: 1 K: 2 S: 14	H: 4 LOB: 2 BB: 1 P: 27	R: 1 E: 0 K: 0 S: 6	H: 1 LOB: 0 BB: 0 P: 10	R: 2 E: 0 K: 1 S: 18	H: 3 LOB: 2 BB: 1 P: 31	R: 0 E: 0 K: 1 S: 5	H: 0 LOB: 0 BB: 0 P: 7	R: 1 E: 0 K: 1 S: 10	H: 2 LOB: 2 BB: 1 P: 21	R: 0 E: 0 K: 1 S: 6	H: 0 LOB: 0 BB: 0 P: 6	R: 0 E: 0 K: 1 S: 7	H: 0 LOB: 0 BB: 0 P: 8	1B: 9 2B: 2 3B: 0 HR: 1	SF: 0 SAC: 0 DP: 0 HBP: 0	WP: 2 PB: 0 SB: 1 CS: 0	PA: 42
<b>PITCHER</b>	IP WLS BF H R ER SO BB IBB HBP BLK WP HR S P ERA WHIP																					
Frank Tanana, L (1, 1) ERA: 4.73	4.1 L 24 9 6 6 2 2 0 0 0 1 1 46 80 12.46 2.538																					
Don Heinkel, R (5, 1) ERA: 3.86	2.2 12 3 1 1 3 1 0 0 0 1 0 23 39 3.38 1.500																					
Paul Gibson, L (8, 1) ERA: 4.09	2.0 6 0 0 0 2 0 0 0 0 0 0 13 14 0.00 0.000																					

Minnesota Twins @ Detroit Tigers  
Tiger Stadium, Detroit, MI  
Sat May 14 1988, 3:33 AM EDT  
Att. 35,429 - Unknown - 63 F

livebaseballscorecards.com

AB	39
R	7
H	12
RBI	7
BB	3
SO	7
LOB	16




Batter	1	2	3	4	5	6	7	8	9	AB R H RBI BB SO LOB
<b>Gary Pettis, S</b> OBP: 0.306, SLG: 0.264 (1, 8) X	0-0 1B		3-1 G4-3			1-1 1B			1-0 L8	4 0 2 0 0 0 0
<b>Lou Whitaker, L</b> OBP: 0.417, SLG: 0.439 (1, 4) B S F B X	2-2 P5 1-2		0-0 F8			1-0 F9			3-2 L6	4 0 0 0 0 0 2
<b>Luis Salazar, R</b> OBP: 0.397, SLG: 0.587 (1, 5) B B B C X	3-1 P3				3-2 G6-3	1-1 6-3			1-2 F9	4 0 0 0 0 0 2
<b>Alan Trammell, R</b> OBP: 0.356, SLG: 0.468 (1, 6) B B B B	4-0 BB				1-2 6-3		0-1 6-3			2 0 0 0 1 0 0
<b>Matt Nokes, L</b> OBP: 0.278, SLG: 0.476 (1, 2) S B S B B F X	3-2 F8				1-0 G3		0-2 F7			3 0 0 0 0 0 2
<b>Darrell Evans, L</b> OBP: 0.269, SLG: 0.227 (1, 3) B B C X		2-1 G5-3			1-0 G6-3		2-2 F7			3 0 0 0 0 0 0
<b>Chet Lemon, R</b> OBP: 0.373, SLG: 0.430 (1, 9) C B C X		1-1 G4-3			0-1 L4-3 1B		0-2 G5-4-3 1B			3 0 2 0 0 0 0
<b>Pat Sheridan, L</b> OBP: 0.391, SLG: 0.473 (1, 7) B B X		2-0 F7			1-1 L4-3 1-2		0-3 K			3 0 0 0 0 1 2
<b>Ray Knight, R</b> OBP: 0.229, SLG: 0.234 (1, 10) B C B X			2-1 F8			2-0 G6-3		3-1 G5-4-3 1-2f		3 0 0 0 0 0 1

Inning Stats	R: 0	H: 1	E: 0	LOB: 2	K: 0	S: 10	P: 22	R: 0	H: 0	E: 0	LOB: 0	K: 0	S: 5	P: 10	R: 0	H: 0	E: 0	LOB: 0	K: 0	S: 5	P: 10	R: 0	H: 1	E: 0	LOB: 0	K: 0	S: 5	P: 7	R: 0	H: 1	E: 0	LOB: 1	K: 0	S: 6	P: 11	R: 0	H: 0	E: 0	LOB: 0	K: 0	S: 8	P: 10	R: 0	H: 1	E: 0	LOB: 0	K: 1	S: 8	P: 11	R: 0	H: 0	E: 0	LOB: 0	K: 0	S: 7	P: 12	1B: 4	SF: 0	2B: 1	SAC: 0	3B: 0	DP: 2	HR: 0	HBP: 0	WP: 0	PA: 30
<b>Les Straker, R</b> ERA: 2.35 (1, 1)	IP	WLS	BF	H	R	ER	SO	BB	IBB	HBP	BLK	WP	HR	S	P	ERA	WHIP																			IP	WLS	BF	H	R	ER	SO	BB	IBB	HBP	BLK	WP	HR	S	P	ERA	WHIP														

**MINNESOTA TWINS @ DETROIT TIGERS**  
Tiger Stadium, Detroit, MI  
Sat May 14 1988, 3:33 AM EDT  
Att: 35,429 - Unknown - 63 F

<b>AB</b>	<b>29</b>
<b>R</b>	<b>0</b>
<b>H</b>	<b>4</b>
<b>RBI</b>	<b>0</b>
<b>BB</b>	<b>1</b>
<b>SO</b>	<b>1</b>
<b>LOB</b>	<b>9</b>



Batter	1	2	3	4	5	6	7	8	9	AB R H RBI BB SO LOB	TOP											
Dan Gladden, R (1, 7) OBP: 0.324, SLG: 0.414	1-2 P4		0-0 B1	3-3 K		0-0 E S SF9 1B		2-2 F8		5 1 1 1 0 1 3												
Tom Herr, S (1, 4) OBP: 0.386, SLG: 0.357	2-2 G4-3		3-1 FC6-4 1B	0-2 F7		1-0 E6 G3-6-3		2-0 HR		5 1 2 1 0 0 4												
Kirby Puckett, R (1, 8) OBP: 0.342, SLG: 0.497	0-0 CS 1B		1-1 FC6-4 HR 1-2f		1-1 F9	0-0 SF9		0-0 HR		4 2 2 2 0 0 1												
Kent Hrbek, L (1, 3) OBP: 0.380, SLG: 0.648	3-2 CS 1-2	3-1 F7	0-0 HR 1-H		2-2 HR	2-0 G3-6-3 1-2f		0-1 P6		5 2 2 3 0 0 1												
Gary Gaetti, R (1, 5) OBP: 0.333, SLG: 0.500		1-0 K 1B HBP	1-3 K		0-2 1B BLK 1B		1-0 1B		1-2 2B	4 2 3 0 0 1 0												
Randy Bush, L (1, 9) Mark Davidson, R (8, 9) OBP: 0.420, SLG: 0.528 OBP: 0.296, SLG: 0.538		1-0 P5		3-2 HR	0-0 F9		0-3 K		1-3 K	4 1 1 1 0 1 3 1 0 0 0 0 1 1												
Gene Larkin, S (1, 10) John Moses, S (4, PR) Al Newman, S (9, PH) OBP: 0.345, SLG: 0.396 OBP: 0.320, SLG: 0.238 OBP: 0.240, SLG: 0.174		1-3 K 1B	2-0 SH1 1B HBP	0-0 BLK 1B		0-0 P5		2-1 G5-3		1 0 0 0 0 1 1 2 0 1 0 0 0 1 1 0 0 0 0 0 1												
Tim Laudner, R (1, 2) OBP: 0.360, SLG: 0.487		1-1 1B	1-2 SH1 1B	0-3 K		3-3 K2-3		3-3 K		5 0 2 1 0 3 3												
Greg Gagne, R (1, 6) OBP: 0.250, SLG: 0.339		3-3 K	0-0 SH1 1-2 2-3		1-0 1B 3B		1-3 K			3 1 1 0 0 2 2												
<b>Inning Stats</b>	R: 0 E: 0 K: 0 S: 9	H: 1 LOB: 0 BB: 0 P: 15	R: 1 E: 1 K: 2 S: 12	H: 1 LOB: 2 BB: 0 P: 22	R: 2 E: 0 K: 1 S: 9	H: 2 LOB: 0 BB: 0 P: 14	R: 1 E: 0 K: 1 S: 16	H: 2 LOB: 3 BB: 0 P: 25	R: 2 E: 0 K: 1 S: 14	H: 3 LOB: 1 BB: 0 P: 17	R: 2 E: 1 K: 0 S: 5	H: 2 LOB: 0 BB: 0 P: 9	R: 0 E: 0 K: 2 S: 8	H: 1 LOB: 1 BB: 0 P: 12	R: 2 E: 0 K: 1 S: 10	H: 2 LOB: 0 BB: 0 P: 15	R: 0 E: 0 K: 2 S: 11	H: 1 LOB: 1 BB: 0 P: 18	1B: 8 2B: 1 3B: 1 HR: 5	SF: 1 SAC: 1 DP: 1 HBP: 2	WP: 0 PB: 0 SB: 1 CS: 1	PA: 45
<b>PITCHER</b>	IP WLS BF H R ER SO BB IBB HBP BLK WP HR S P ERA WHIP																					
Jack Morris, R (1, 1) ERA: 4.8	6.0 L 31 11 8 7 5 0 0 2 1 0 3 65 102 10.50 1.833																					
Don Heinkel, R (7, 1) ERA: 3.63	1.0 4 1 0 0 2 0 0 0 0 0 0 8 12 0.00 1.000																					
Willie Hernandez, L (8, 1) ERA: 3.0	1.0 5 2 2 2 1 0 0 0 0 0 2 10 15 18.00 2.000																					
Paul Gibson, L (9, 1) ERA: 3.75	1.0 4 1 0 0 2 0 0 0 0 0 0 11 18 0.00 1.000																					

Minnesota Twins @ Detroit Tigers  
Tiger Stadium, Detroit, MI  
Sun May 15 1988, 3:33 AM EDT  
Att. 29,568 - Cloudy - 83 F

livebaseballscorecards.com

AB	40
R	10
H	15
RBI	9
BB	0
SO	10
LOB	21



Batter	1	2	3	4	5	6	7	8	9	AB R H RBI BB SO LOB
<b>Gary Pettis, S</b> OBP: 0.317, SLG: 0.273 (1, 8)	0-1 E9 1B	1-2 G4-3			2-2 F9 1B			4-2 FC6-4 BB		3 1 2 0 1 0 0
<b>Luis Salazar, R</b> OBP: 0.389, SLG: 0.567 (1, 7)	2-2 1B 1B 2-3 1B		1-3 K		3-1 F9 1-2			1-0 FC6-4 1-2f		4 0 1 0 0 1 2
<b>Chet Lemon, R</b> OBP: 0.370, SLG: 0.424 (1, 9)	2-3 K		2-1 6-3			1-0 1B		2-3 K		4 0 1 0 0 2 3
<b>Alan Trammell, R</b> OBP: 0.360, SLG: 0.492 (1, 6)	1-2 1B 1-2 1B 3-H		1-0 HR			1-0 F7		0-0 F9		4 1 2 2 0 0 2
<b>Larry Herndon, R</b> OBP: 0.304, SLG: 0.381 (1, 10) <b>Dave Bergman, L</b> OBP: 0.333, SLG: 0.286 (9, PH)	0-1 1B 1-2 2-3 1B		1-3 K			0-1 F9		1-1 F8		3 0 1 0 0 1 1 1 0 0 0 0 0 0
<b>Ray Knight, R</b> OBP: 0.216, SLG: 0.221 (1, 3)	1-2 P4			2-0 G6-3		1-2 L4		0-2 G3		4 0 0 0 0 0 4
<b>Tom Brookens, R</b> OBP: 0.377, SLG: 0.420 (1, 5) <b>Darrell Evans, L</b> OBP: 0.266, SLG: 0.224 (9, PH)	1-3 K			1-0 F9			3-2 P3	2-2 F9		3 0 0 0 0 1 3 1 0 0 0 0 0 0
<b>Mike Heath, R</b> OBP: 0.255, SLG: 0.200 (1, 2) <b>Matt Nokes, L</b> OBP: 0.269, SLG: 0.460 (2, 2)		0-2 F8		3-3 K			1-2 G4-3			0 0 0 0 0 0 0 3 0 0 0 0 1 0
<b>Jim Walewander, S</b> OBP: 0.182, SLG: 0.273 (1, 4)		1-1 F8			1-1 B5-3		0-0 P6			3 0 0 0 0 0 0

Inning Stats	R: 1	H: 4	E: 1	K: 2	S: 22	LOB: 3	BB: 0	P: 29	R: 0	H: 0	E: 0	K: 0	S: 10	LOB: 0	BB: 0	P: 12	R: 1	H: 1	E: 0	K: 2	S: 11	LOB: 0	BB: 0	P: 16	R: 0	H: 0	E: 0	K: 1	S: 6	LOB: 0	BB: 0	P: 12	R: 0	H: 1	E: 0	K: 0	S: 8	LOB: 0	BB: 0	P: 14	R: 0	H: 1	E: 0	K: 0	S: 7	LOB: 1	BB: 0	P: 10	R: 0	H: 0	E: 0	K: 0	S: 7	LOB: 0	BB: 0	P: 11	R: 0	H: 0	E: 0	K: 1	S: 7	LOB: 1	BB: 1	P: 14	R: 0	H: 0	E: 0	K: 0	S: 8	LOB: 0	BB: 0	P: 11	1B: 6	SF: 0	2B: 0	SAC: 0	3B: 0	DP: 0	HR: 1	HBP: 0	WP: 0	PA: 34
--------------	------	------	------	------	-------	--------	-------	-------	------	------	------	------	-------	--------	-------	-------	------	------	------	------	-------	--------	-------	-------	------	------	------	------	------	--------	-------	-------	------	------	------	------	------	--------	-------	-------	------	------	------	------	------	--------	-------	-------	------	------	------	------	------	--------	-------	-------	------	------	------	------	------	--------	-------	-------	------	------	------	------	------	--------	-------	-------	-------	-------	-------	--------	-------	-------	-------	--------	-------	--------

PITCHER	IP	WLS	BF	H	R	ER	SO	BB	IBB	HBP	BLK	WP	HR	S	P	ERA	WHIP
<b>Frank Viola, L</b> ERA: 2.76 (1, 1)	6.0		24	7	2	2	5	0	0	0	0	0	1	64	93	3.00	1.167
<b>Keith Atherton, R</b> ERA: 1.17 (7, 1)	2.0		7	0	0	0	1	1	0	0	0	0	0	14	25	0.00	0.500
<b>Jeff Reardon, R</b> ERA: 3.38 (9, 1)	1.0		3	0	0	0	0	0	0	0	0	0	0	8	11	0.00	0.000

**BOTTOM**

**Minnesota Twins @ Detroit Tigers**  
Tiger Stadium, Detroit, MI  
Sun May 15 1988, 3:33 AM EDT  
Att. 29,568 - Cloudy - 83 F

livebaseballscorecards.com

<b>AB</b>	<b>33</b>
<b>R</b>	<b>2</b>
<b>H</b>	<b>7</b>
<b>RBI</b>	<b>2</b>
<b>BB</b>	<b>1</b>
<b>SO</b>	<b>6</b>
<b>LOB</b>	<b>15</b>



Batter	1	2	3	4	5	6	7	8	9	AB R H RBI BB SO LOB	TOP											
<b>Gary Pettis, S</b> (1, 8) OBP: 0.307, SLG: 0.264	1-1 F8		1-3 K		0-0 4-3		2-3 K		0-0 2-3	5 0 0 0 0 2 2												
<b>Lou Whitaker, L</b> (1, 4) OBP: 0.419, SLG: 0.441	1-1 E5 1B		0-1 1B		1-2 3-1		0-0 3-1			4 0 2 0 0 0 1												
<b>Darrell Evans, L</b> (1, 3) OBP: 0.265, SLG: 0.218	1-2 1-3		0-0 F5			2-1 3-1		4-0 WP 1B BB		3 0 0 0 1 0 3												
<b>Jim Walewander, S</b> (8, PR) OBP: 0.182, SLG: 0.273										0 0 0 0 0 0 0												
<b>Mike Heath, R</b> (8, 2) OBP: 0.255, SLG: 0.200										0 0 0 0 0 0 0												
<b>Alan Trammell, R</b> (1, 6) OBP: 0.364, SLG: 0.493	2-0 L5			1-1 4-1 1B		0-2 6-3		1-0 WP 1B		4 1 2 0 0 0 1												
<b>Matt Nokes, L</b> (1, 2) OBP: 0.271, SLG: 0.456					0-0 4-1		0-0 1B		0-3 K	3 0 1 0 0 0 1												
<b>Jim Morrison, R</b> (8, PH) OBP: 0.210, SLG: 0.274					1-2		1-2 1B			1 0 0 0 0 1 2												
<b>Luis Salazar, R</b> (1, 5) OBP: 0.382, SLG: 0.549					1-2 F8		0-1 1B		2-3 K	4 0 1 0 0 1 3												
<b>Pat Sheridan, L</b> (1, 7) OBP: 0.388, SLG: 0.466					2-0 1B		2-0 4-3		0-2 F7	3 0 1 1 0 0 2												
<b>Larry Herndon, R</b> (8, PH) OBP: 0.298, SLG: 0.372					2-H 1B					1 0 0 0 0 0 2												
<b>Chet Lemon, R</b> (1, 9) OBP: 0.366, SLG: 0.426				0-0 5-3		0-1 F9		1-1 2B		4 0 1 0 0 0 1												
<b>Dave Bergman, L</b> (1, 10) OBP: 0.333, SLG: 0.289									0-1 L5													
<b>Ray Knight, R</b> (9, PH) OBP: 0.213, SLG: 0.217					0-1 1B		2-2 5-3		0-0 F9	3 0 1 0 0 0 1												
<b>Inning Stats</b>	R: 0 E: 1 K: 0 S: 8	H: 1 LOB: 1 BB: 0 P: 13	R: 0 E: 0 K: 0 S: 8	H: 0 LOB: 0 BB: 0 P: 15	R: 0 E: 0 K: 1 S: 9	H: 2 LOB: 2 BB: 0 P: 10	R: 1 E: 0 K: 0 S: 10	H: 2 LOB: 1 BB: 0 P: 14	R: 0 E: 0 K: 0 S: 8	H: 0 LOB: 0 BB: 0 P: 11	R: 0 E: 0 K: 0 S: 9	H: 2 LOB: 2 BB: 0 P: 13	R: 0 E: 0 K: 1 S: 7	H: 1 LOB: 1 BB: 0 P: 11	R: 0 E: 0 K: 2 S: 10	H: 1 LOB: 2 BB: 1 P: 17	R: 0 E: 0 K: 0 S: 4	H: 0 LOB: 0 BB: 0 P: 4	1B: 8 2B: 1 3B: 0 HR: 0	SF: 0 SAC: 0 DP: 0 HBP: 0	WP: 1 PB: 0 SB: 0 CS: 0	PA: 37
<b>PITCHER</b>	IP WLS BF H R ER SO BB IBB HBP BLK WP HR S P ERA WHIP																					
<b>Chris Bosio, R</b> (1, 1) ERA: 1.97	7.0 W 31 9 1 1 2 1 0 0 0 0 0 0 60 93 1.29 1.429																					
<b>Dan Plesac, L</b> (8, 1) ERA: 1.96	2.0 S 6 0 0 0 2 0 0 0 0 0 1 0 13 15 0.00 0.000																					

Detroit Tigers @ Milwaukee Brewers  
Milwaukee County Stadium, Milwaukee, WI

Mon May 16 1988, 8:05 PM EDT  
Att: 8,976 - Unknown - 52 F

livebaseballscorecards.com

AB	36
R	1
H	9
RBI	1
BB	1
SO	4
LOB	19





Batter	1	2	3	4	5	6	7	8	9	AB	R	H	RBI	BB	SO	LOB
<b>Paul Molitor, R</b> OBP: 0.377, SLG: 0.370 (1, 5) C S B B B B	4-2 1-3 BLK BB		1-2 S 1B		0-0 F9		2-2 4-3			3	0	1	0	1	0	1
<b>Robin Yount, R</b> OBP: 0.327, SLG: 0.455 (1, 8) B B C T F B X	2-3 1-2		2-1 F9 1-2		2-0 4-3		0-0 2-3			4	0	1	1	0	1	2
<b>B.J. Surhoff, L</b> OBP: 0.263, SLG: 0.264 (1, 2) F S X	0-2 1-3		3-1 4-3		2-1 F8		2-1 F8			4	0	0	0	0	0	3
<b>Greg Brock, L</b> OBP: 0.409, SLG: 0.381 (1, 3) B C X	1-1 F8			4-2 2B 4-3 BB		2-0 4-3		0-0 1B		3	1	1	0	1	0	1
<b>Rob Deer, R</b> OBP: 0.308, SLG: 0.419 (1, 7) S B B S B F X		3-3 K		1-0 4-3 1B 2B		1-2 1B		0-2 F8		4	1	2	0	0	1	1
<b>Ernest Riles, L</b> OBP: 0.319, SLG: 0.349 (1, 6) C X		0-1 1-3		1-3 K		0-1 F7		0-0 1B		4	0	1	0	0	1	3
<b>Joey Meyer, R</b> OBP: 0.217, SLG: 0.441 (1, 10) B C B C X S B B F X		2-1 1B		1-0 4-3		1-0 F8		1-3 K		4	0	1	1	0	1	4
<b>Jim Gantner, L</b> OBP: 0.300, SLG: 0.295 (1, 4) B X		1-0 4-3		3-2 1B		3-2 1B		0-1 F7		3	1	1	1	1	0	3
<b>Mike Felder, S</b> OBP: 0.120, SLG: 0.120 (1, 9) B X			1-0 1-3		0-0 F7		1-0 5-3			3	0	0	0	0	0	2

<b>Inning Stats</b>	R: 0 E: 0 K: 1 S: 10	H: 0 LOB: 1 BB: 1 P: 17	R: 0 E: 0 K: 1 S: 8	H: 1 LOB: 1 BB: 0 P: 14	R: 0 E: 0 K: 0 S: 9	H: 1 LOB: 1 BB: 0 P: 16	R: 2 E: 0 K: 1 S: 13	H: 2 LOB: 1 BB: 1 P: 23	R: 0 E: 0 K: 0 S: 4	H: 0 LOB: 0 BB: 0 P: 8	R: 0 E: 0 K: 0 S: 7	H: 1 LOB: 1 BB: 0 P: 11	R: 1 E: 0 K: 0 S: 11	H: 1 LOB: 1 BB: 1 P: 20	R: 0 E: 0 K: 1 S: 15	H: 2 LOB: 2 BB: 0 P: 16	1B: 6 2B: 2 3B: 0 HR: 0	SF: 0 SAC: 0 DP: 0 HBP: 0	
<b>PITCHER</b> Walt Terrell, R ERA: 4.44 (1, 1)	IP: 8.0 WLS: L BF: 35 H: 8 R: 3 ER: 3 SO: 4 BB: 3 IBB: 0 HBP: 0 BLK: 1 WP: 0 HR: 0 S: 77 P: 125 ERA: 3.38 WHIP: 1.375																		WP: 0 PB: 0 SB: 1 CS: 0
<b>PITCHER</b>	IP: 8.0 WLS: L BF: 35 H: 8 R: 3 ER: 3 SO: 4 BB: 3 IBB: 0 HBP: 0 BLK: 1 WP: 0 HR: 0 S: 77 P: 125 ERA: 3.38 WHIP: 1.375																		WP: 0 PB: 0 SB: 1 CS: 0

**BOTTOM**

**Detroit Tigers @ Milwaukee Brewers**  
Milwaukee County Stadium, Milwaukee, WI

Mon May 16 1988, 8:05 PM EDT  
Att. 8,976 - Unknown - 52 F

livebaseballscores.com

<b>AB</b>	<b>32</b>
<b>R</b>	<b>3</b>
<b>H</b>	<b>8</b>
<b>RBI</b>	<b>3</b>
<b>BB</b>	<b>3</b>
<b>SO</b>	<b>4</b>
<b>LOB</b>	<b>20</b>



WP: 0	PA: 35
PB: 0	
SB: 1	
CS: 0	

Batter	1	2	3	4	5	6	7	8	9	AB R H RBI BB SO LOB	TOP	
<b>Gary Pettis, S</b> OBP: 0.304, SLG: 0.261 (1, 8)	3-2 6-3		1-0 E6		0-1 HR	2-3 K			0-1 4-3	5 1 1 1 0 1 2		
<b>Lou Whitaker, L</b> OBP: 0.404, SLG: 0.426 (1, 4)	3-1 F6		1-0 SF9		3-3 K		2-1 F7		3-1 F9	4 0 0 1 0 1 1		
<b>Luis Salazar, R</b> OBP: 0.383, SLG: 0.579 (1, 7)	2-1 F7		2-0 F7		2-1 HR		0-0 HR		2-3 K	5 2 2 2 0 1 1		
<b>Alan Trammell, R</b> OBP: 0.361, SLG: 0.482 (1, 6)		2-2 F7	1-1 F7		4-2 BB		1-3 K			3 0 0 0 1 1 2		
<b>Chet Lemon, R</b> OBP: 0.363, SLG: 0.444 (1, 9)		0-1 P6		0-0 6-3	2-2 5-3		1-0 HR			4 1 1 2 0 0 1		
<b>Larry Herndon, R</b> OBP: 0.294, SLG: 0.348 (1, 10)		1-1 F8		4-1 BB		1-0 F8		0-1 F9		3 0 0 0 1 0 0		
<b>Ray Knight, R</b> OBP: 0.228, SLG: 0.222 (1, 3)			1-0 HBP E 1B	0-2 F9		4-1 S 1B BB		3-1 F8		3 2 1 0 1 0 1		
<b>Tom Brookens, R</b> OBP: 0.373, SLG: 0.413 (1, 5)			0-1 HBP E 1B	2-0 F3		2-3 K		0-0 F3		4 1 1 0 0 1 2		
<b>Mike Heath, R</b> OBP: 0.273, SLG: 0.208 (1, 2)			1-0 E SF9 HBP		1-1 F8	1-0 2-H 1B		2-0 6-3		3 1 1 1 0 0 0		
<b>Inning Stats</b>	R: 0 E: 0 K: 0 S: 8 H: 0 LOB: 0 BB: 0 P: 16	R: 0 E: 0 K: 0 S: 7 H: 0 LOB: 0 BB: 0 P: 10	R: 3 E: 1 K: 0 S: 9 H: 2 LOB: 1 BB: 0 P: 15	R: 0 E: 0 K: 0 S: 6 H: 0 LOB: 1 BB: 1 P: 12	R: 2 E: 0 K: 1 S: 16 H: 2 LOB: 1 BB: 1 P: 28	R: 1 E: 0 K: 2 S: 10 H: 1 LOB: 1 BB: 1 P: 20	R: 2 E: 0 K: 1 S: 9 H: 2 LOB: 0 BB: 0 P: 13	R: 0 E: 0 K: 0 S: 4 H: 0 LOB: 0 BB: 0 P: 9	R: 0 E: 0 K: 1 S: 7 H: 0 LOB: 0 BB: 0 P: 12	1B: 5 2B: 0 3B: 0 HR: 2 SF: 1 SAC: 0 DP: 0 HBP: 1	WP: 0 PB: 0 SB: 2 CS: 0 PA: 39	
<b>PITCHER</b>	IP WLS BF H R ER SO BB IBB HBP BLK WP HR S P ERA WHIP											
<b>Juan Nieves, L</b> ERA: 5.44 (1, 1)	4.2 L 22 4 5 4 1 2 0 1 0 0 0 1 43 76 7.71 1.286											
<b>Odell Jones, R</b> ERA: 3.77 (5, 1)	2.1 11 3 3 3 3 1 0 0 0 0 0 1 22 38 11.57 1.714											
<b>Mark Clear, R</b> ERA: 3.12 (8, 1)	2.0 6 0 0 0 0 1 0 0 0 0 0 0 11 21 0.00 0.000											

Detroit Tigers @ Milwaukee Brewers  
Milwaukee County Stadium, Milwaukee, WI

Tue May 17 1988, 8:05 PM EDT  
Att. 11,493 - Unknown - 59 F

livebaseballscorecards.com

AB	34
R	8
H	7
RBI	7
BB	3
SO	5
LOB	10



Batter	1	2	3	4	5	6	7	8	9	AB R H RBI BB SO LOB
Paul Molitor, R OBP: 0.377, SLG: 0.379 (1, 5)	2-0 3-1 S 2B		2-2 E4 E 1B SF9	3-1 4-3			1-1 1B		0-1 6-3	5 2 2 0 0 0 1
Robin Yount, R OBP: 0.325, SLG: 0.449 (1, 8)	1-1 5-3		0-1 SF9 E 1-2 1B		2-2 6-3		2-0 F7			4 0 1 0 0 0 2
B.J. Surhoff, L OBP: 0.274, SLG: 0.255 (1, 2)	2-0 3-1 2-3		0-0 E6 S 1-2 2-3		3-1 F2		2-1 G3			4 0 0 0 0 0 4
Greg Brock, L OBP: 0.405, SLG: 0.380 (1, 3)	3-2 3-H 1B		2-0 SF9		0-0 L4		1-0 F6			3 0 1 1 0 0 0
Rob Deer, R OBP: 0.313, SLG: 0.424 (1, 7)	K		4-2 0-3 FC6-4 BB		1-1 1B 2B		1-3 K			3 1 1 0 1 2 1
Dale Sveum, S OBP: 0.295, SLG: 0.435 (1, 6)		0-0 F8	0-0 FC6-4 1-2f		0-0 G6-4-3 2-H 1B		1-1 HR			4 1 2 2 0 0 3
Joey Meyer, R OBP: 0.203, SLG: 0.413 (1, 10)		3-2 6-3		0-2 6-3		0-1 G6-4-3 1-2f		0-0 5-3		4 0 0 0 0 0 1
Jim Gantner, L OBP: 0.301, SLG: 0.304 (1, 4) Juan Castillo, S (9, 4)		1-3 K		1-0 4-3 2B		0-0 G3		3-2 6-3		3 0 1 0 0 1 0 1 0 0 0 0 0 0
Mike Felder, S OBP: 0.103, SLG: 0.103 (1, 9)			0-0 F9	1-1 4-3 2-3		0-0 6-3		1-3 K		4 0 0 0 0 1 1

Inning Stats	R: 1	H: 2	E: 0	K: 1	S: 11	LOB: 1	BB: 0	P: 19	R: 0	H: 0	E: 0	K: 1	S: 7	LOB: 0	BB: 0	P: 11	R: 1	H: 1	E: 2	K: 0	S: 17	LOB: 3	BB: 1	P: 25	R: 0	H: 1	E: 0	K: 0	S: 8	LOB: 1	BB: 0	P: 13	R: 0	H: 0	E: 0	K: 0	S: 6	LOB: 0	BB: 0	P: 11	R: 1	H: 2	E: 0	K: 0	S: 6	LOB: 0	BB: 0	P: 7	R: 0	H: 1	E: 0	K: 0	S: 6	LOB: 1	BB: 0	P: 11	R: 1	H: 1	E: 0	K: 1	S: 7	LOB: 0	BB: 0	P: 10	R: 0	H: 0	E: 0	K: 1	S: 10	LOB: 0	BB: 0	P: 14	1B: 4	2B: 3	3B: 0	HR: 1	SF: 1	SAC: 0	DP: 1	HBP: 0	WP: 0	PB: 0	SB: 2	CS: 0	PA: 37
--------------	------	------	------	------	-------	--------	-------	-------	------	------	------	------	------	--------	-------	-------	------	------	------	------	-------	--------	-------	-------	------	------	------	------	------	--------	-------	-------	------	------	------	------	------	--------	-------	-------	------	------	------	------	------	--------	-------	------	------	------	------	------	------	--------	-------	-------	------	------	------	------	------	--------	-------	-------	------	------	------	------	-------	--------	-------	-------	-------	-------	-------	-------	-------	--------	-------	--------	-------	-------	-------	-------	--------

PITCHER	IP	WLS	BF	H	R	ER	SO	BB	IBB	HBP	BLK	WP	HR	S	P	ERA	WHIP
Paul Gibson, L ERA: 3.32 (1, 1)	7.0	W	30	7	3	2	2	1	0	0	0	0	0	61	97	2.57	1.143
Willie Hernandez, L ERA: 3.15 (8, 1)	2.0		7	1	1	1	2	0	0	0	0	0	1	17	24	4.50	0.500

**BOTTOM**

**Detroit Tigers @ Milwaukee Brewers**  
Milwaukee County Stadium, Milwaukee, WI

Tue May 17 1988, 8:05 PM EDT  
Att. 11,493 - Unknown - 59 F

AB 35  
R 4  
H 8  
RBI 3  
BB 1  
SO 4  
LOB 13



Batter	1	2	3	4	5	6	7	8	9	AB R H RBI BB SO LOB	TOP											
Gary Pettis, S OBP: 0.297, SLG: 0.255 (1, 8) X	0-0 B5-3 ①		0-0 5-3 ③			0-3 K ①		0-0 6-3 ②		4 0 0 0 0 1 1												
Lou Whitaker, L OBP: 0.393, SLG: 0.412 (1, 4) B C C C	1-3 K ②			2-2 4-3 ①		1-3 K ②		2-0 4-3 ③		4 0 0 0 0 2 0												
Luis Salazar, R OBP: 0.388, SLG: 0.575 (1, 7) F X	0-1 6-3 ③			1-0 1B ①		2-3 K ③			0-1 1B BLK 1B	4 1 2 0 0 1 0												
Alan Trammell, R OBP: 0.364, SLG: 0.482 (1, 6) X		0-0 F7 ①		1-2 2B 1B ②		1-3 K ①			0-0 1B BLK 1B	4 2 2 0 0 1 0												
Chet Lemon, R OBP: 0.367, SLG: 0.453 (1, 9) B X		1-0 6-3 ②		1-1 2B ②		0-0 1-3 ②			3-2 L4-6 1B 1B	4 0 2 1 0 0 0												
Larry Herndon, R OBP: 0.291, SLG: 0.347 (1, 10) B F B F C B		3-3 K ③		0-0 6-3 ③		0-0 1B 1B			0-0 SF9 ①	3 0 1 1 0 1 1												
Ray Knight, R OBP: 0.265, SLG: 0.263 (1, 3) B C X			1-1 1B ①		0-1 G4-6-3 1B ①		1-2 SAFE 1B		0-1 1B ①	4 0 4 0 0 0 0												
Tom Brookens, R OBP: 0.360, SLG: 0.396 (1, 5) F B X		1-1 F7 ①		1-1 G4-6-3 ②		0-0 L7 ③			0-2 L4-6 ② ③	4 0 0 0 0 0 6												
Mike Heath, R OBP: 0.259, SLG: 0.196 (1, 2) C F C			0-3 K ②		3-2 F7 ③			0-3 K ①		3 0 0 0 0 2 1												
<b>Inning Stats</b>	R: 0 E: 0 K: 1 S: 6	H: 0 LOB: 0 BB: 0 P: 7	R: 0 E: 0 K: 1 S: 5	H: 0 LOB: 0 BB: 0 P: 9	R: 0 E: 0 K: 1 S: 8	H: 1 LOB: 1 BB: 0 P: 10	R: 1 E: 0 K: 0 S: 12	H: 3 LOB: 1 BB: 0 P: 17	R: 0 E: 0 K: 0 S: 7	H: 1 LOB: 0 BB: 0 P: 11	R: 0 E: 0 K: 3 S: 10	H: 0 LOB: 0 BB: 0 P: 13	R: 0 E: 0 K: 1 S: 12	H: 2 LOB: 2 BB: 0 P: 14	R: 0 E: 0 K: 1 S: 5	H: 0 LOB: 0 BB: 0 P: 7	R: 2 E: 0 K: 0 S: 13	H: 4 LOB: 1 BB: 0 P: 16	1B: 10 2B: 2 3B: 0 HR: 0	SF: 1 SAC: 0 DP: 2 HBP: 0	WP: 0 PB: 0 SB: 0 CS: 0	PA: 35
<b>PITCHER</b>	IP WLS BF H R ER SO BB IBB HBP BLK WP HR S P ERA WHIP																					
Teddy Higuera, L ERA: 2.57 (1, 1)	8.1 L 34 11 3 3 8 0 0 0 0 0 0 0 75 101 3.24 1.320																					
Chuck Crim, R ERA: 4.12 (9, 1)	0.2 1 0 0 0 0 0 0 0 0 0 0 0 3 3 0.00 0.000																					

Detroit Tigers @ Milwaukee Brewers  
Milwaukee County Stadium, Milwaukee, WI

Wed May 18 1988, 8:05 PM EDT  
Att. 23,577 - Unknown - 62 F

AB	34
R	3
H	11
RBI	2
BB	0
SO	8
LOB	9



livebaseballscorecards.com

Batter	1	2	3	4	5	6	7	8	9	AB	R	H	RBI	BB	SO	LOB
<b>Paul Molitor, R</b> OBP: 0.380, SLG: 0.385 (1, 10) C B F B F B B	4-2 1B S BB		X 0-0 1B 2B		C X 0-1 F9			X 0-0 F9		3	1	1	0	1	0	0
<b>Robin Yount, R</b> OBP: 0.329, SLG: 0.450 (1, 8) C 1 SAFE B SAFE F X	1-2 6-3 1-2		X 0-0 BB 1B 2-H		C X 0-1 F8			C F B B B X 2-2 S 1B		4	0	2	1	0	0	1
<b>B.J. Surhoff, L</b> OBP: 0.281, SLG: 0.257 (1, 2) C X	0-1 G6-4-3 2-3 1B		1 SAFE B 1 SAFE B B B 0-0 1-2 BB		C X 0-1 L8			X 0-0 F5		3	0	1	0	1	0	1
<b>Greg Brock, L</b> OBP: 0.400, SLG: 0.369 (1, 3) B F B 1 SAFE X	2-1 G6-4-3 1-2f		F B F S F T 1-3 K		X 0-0 F8			1 SAFE B B B 1-2 IBB		3	0	0	0	1	1	4
<b>Rob Deer, R</b> OBP: 0.311, SLG: 0.419 (1, 7) X		X 0-0 G5-4-3 1B	F B X 1-1 F3		S B B B 2-3 K			B F B B F X 3-2 F7		4	0	1	0	0	1	4
<b>Glenn Braggs, R</b> OBP: 0.306, SLG: 0.405 (1, 9) B X C		B B X C 1-1 G5-4-3 1-2f	S F T B C C 1-3 K		C X 0-1 F8			C X 0-1 4-3		4	0	0	0	0	1	1
<b>Ernest Riles, L</b> OBP: 0.326, SLG: 0.378 (1, 5) B B B B B X T B C B		B B X T B C B 3-2	C X C 0-2		C B X 1-2 4-3			B B B B F X 2-2 F8		4	0	2	0	0	0	0
<b>Jim Gantner, L</b> OBP: 0.299, SLG: 0.303 (1, 4) B X		B X 1-0 4-3	S F T B B 1-3 K		B X 1-0 L7			C X 0-1 S 1B		4	0	1	0	0	1	2
<b>Dale Sveum, S</b> OBP: 0.286, SLG: 0.422 (1, 6) B C B B S 2-3 K		B C B B S 2-3 K	1 X 0-0 F7		B C B B S 1-3 K			F S S 0-3 K		4	0	0	0	0	3	2
<b>Inning Stats</b>	R: 0 H: 1 E: 0 LOB: 1 K: 0 BB: 1 S: 11 P: 18	R: 0 H: 2 E: 0 LOB: 1 K: 0 BB: 0 S: 8 P: 13	R: 1 H: 2 E: 0 LOB: 2 K: 2 BB: 1 S: 10 P: 18	R: 0 H: 1 E: 0 LOB: 1 K: 2 BB: 0 S: 12 P: 14	R: 0 H: 0 E: 0 LOB: 0 K: 0 BB: 0 S: 6 P: 6	R: 0 H: 0 E: 0 LOB: 0 K: 1 BB: 0 S: 8 P: 10	R: 0 H: 0 E: 0 LOB: 0 K: 1 BB: 0 S: 7 P: 10	R: 0 H: 1 E: 0 LOB: 2 K: 0 BB: 1 S: 8 P: 17	R: 0 H: 1 E: 0 LOB: 1 K: 1 BB: 0 S: 12 P: 14	1B: 5 SF: 0 2B: 3 SAC: 0 3B: 0 DP: 2 HR: 0 HBP: 0	WP: 0 PA: 36 PB: 0 SB: 3 CS: 0					

**BOTTOM**

**Detroit Tigers @ Milwaukee Brewers**  
Milwaukee County Stadium, Milwaukee, WI

Wed May 18 1988, 8:05 PM EDT  
Att: 23,577 - Unknown - 62 F

[livebaseballscorecards.com](http://livebaseballscorecards.com)

<b>AB</b>	<b>33</b>
<b>R</b>	<b>1</b>
<b>H</b>	<b>8</b>
<b>RBI</b>	<b>1</b>
<b>BB</b>	<b>3</b>
<b>SO</b>	<b>7</b>
<b>LOB</b>	<b>15</b>



<b>PITCHER</b> <b>Doyle Alexander, R</b> ERA: 2.79 (1, 1)	IP 9.0	WLS W	BF 36	H 8	R 1	ER 1	SO 7	BB 2	IBB 1	HBP 0	BLK 0	WP 0	HR 0	S 82	P 120	ERA 1.00	WHIP 1.111
---	-----------	----------	----------	--------	--------	---------	---------	---------	----------	----------	----------	---------	---------	---------	----------	-------------	---------------

<b>PITCHER</b>	IP	WLS	BF	H	R	ER	SO	BB	IBB	HBP	BLK	WP	HR	S	P	ERA	WHIP
----------------	----	-----	----	---	---	----	----	----	-----	-----	-----	----	----	---	---	-----	------

Batter	1	2	3	4	5	6	7	8	9	AB	R	H	RBI	BB	SO	LOB	TOP										
<b>Gary Pettis, S</b> (1, 8) <small>OBP: 0.300, SLG: 0.255</small> <b>Pat Sheridan, L</b> (7, 8) <small>OBP: 0.382, SLG: 0.458</small>	1-3 K	1-3 K		2-2 F8	1-1 1B	4-2 BB		2-2 L8		4	0	1	1	1	2	1											
<b>Tom Brookens, R</b> (1, 5) <small>OBP: 0.353, SLG: 0.396</small> <b>Jim Morrison, R</b> (8, PH) <small>OBP: 0.206, SLG: 0.270</small> (8, 5)	0-1 1B	2-0 6-3		0-0 4-3	1-3 K	1-0 P5		1-2 F8		5	1	1	0	0	1	6											
<b>Luis Salazar, R</b> (1, 7) <small>OBP: 0.396, SLG: 0.576</small> (8, 6)	4-1 1B		0-0 P4		3-2 1B	2-2 E5	2-3 K	1-1 2B		5	3	2	1	1	1	0											
<b>Alan Trammell, R</b> (1, 6) <small>OBP: 0.377, SLG: 0.521</small> <b>Dave Bergman, L</b> (8, PH) <small>OBP: 0.326, SLG: 0.282</small> (8, 7)	2-0 1B		2-1 HR		1-1 1B	2-0 E	1-1 F8	0-2 1-6-3		5	3	4	3	0	0	0											
<b>Chet Lemon, R</b> (1, 9) <small>OBP: 0.365, SLG: 0.448</small>	1-0 1B		1-0 P4		1-1 1B	0-1 4-3	1-0 F3		0-1 F8	6	1	2	2	0	0	1											
<b>Larry Herndon, R</b> (1, 10) <small>OBP: 0.298, SLG: 0.340</small> <b>Darrell Evans, L</b> (5, PH) <small>OBP: 0.291, SLG: 0.250</small>	2-2 G1-6-3		4-1 1B		0-0 1B	4-0 E		1-2 3B	0-0 1B	1	0	0	0	1	0	2											
<b>Ray Knight, R</b> (1, 3) <small>OBP: 0.292, SLG: 0.321</small>		3-2 2B	1-0 1B		4-1 1B	1-2 E5		0-0 1B	2-0 F8	5	2	3	1	1	0	2											
<b>Mike Heath, R</b> (1, 2) <small>OBP: 0.250, SLG: 0.189</small> <b>Matt Nokes, L</b> (5, PH) <small>OBP: 0.270, SLG: 0.447</small> (5, 2)		0-0 4-3	1-3 K		0-3 K	2-3 K		0-1 2B	0-0 4-3	2	0	0	0	0	1	3											
<b>Jim Walewander, S</b> (1, 4) <small>OBP: 0.231, SLG: 0.385</small> <b>Lou Whitaker, L</b> (5, PH) <small>OBP: 0.399, SLG: 0.418</small> (5, 4)		0-1 2B		1-2 P6	1-0 P6	0-0 BB		3-1 2B		2	0	1	1	0	0	0											
<b>Inning Stats</b>	R: 2 E: 0 K: 1 S: 12	H: 3 LOB: 1 BB: 1 P: 22	R: 1 E: 0 K: 1 S: 10	H: 2 LOB: 1 BB: 0 P: 16	R: 1 E: 0 K: 1 S: 9	H: 2 LOB: 2 BB: 1 P: 18	R: 0 E: 0 K: 0 S: 7	H: 0 LOB: 0 BB: 0 P: 10	R: 4 E: 0 K: 2 S: 18	H: 5 LOB: 2 BB: 1 P: 30	R: 3 E: 2 K: 1 S: 17	H: 2 LOB: 3 BB: 2 P: 33	R: 0 E: 0 K: 1 S: 7	H: 0 LOB: 0 BB: 0 P: 11	R: 3 E: 0 K: 0 S: 22	H: 5 LOB: 2 BB: 0 P: 30	R: 0 E: 0 K: 0 S: 5	H: 1 LOB: 1 BB: 0 P: 7	1B: 12 2B: 6 3B: 1 HR: 1	SF: 0 SAC: 0 DP: 1 HBP: 0	WP: 0 PB: 0 SB: 0 CS: 0	PA: 53					
<b>PITCHER</b>	IP	WLS	BF	H	R	ER	SO	BB	IBB	HBP	BLK	WP	HR	S	P	ERA	WHIP										
<b>Jerry Reuss, L</b> (1, 1) <small>ERA: 3.82</small> <b>John Davis, R</b> (3, 1) <small>ERA: 4.33</small> <b>Bill Long, R</b> (6, 1) <small>ERA: 3.72</small>	2.2	L	15	6	4	4	2	2	0	0	0	0	1	27	50	13.50	3.000										
	3.0		22	8	7	4	4	3	0	0	1	0	0	45	77	12.00	3.667										
	3.1		16	6	3	3	1	0	0	0	0	0	0	35	50	8.10	1.800										

**Detroit Tigers @ Chicago White Sox**  
 Comiskey Park, Chicago, IL  
 Fri May 20 1988, 8:05 PM EDT  
 Att. 19,308 - Sunny - 72 F

livebaseballscorecards.com

**AB** 48  
**R** 14  
**H** 20  
**RBI** 12  
**BB** 5  
**SO** 7  
**LOB** 29



Batter	1	2	3	4	5	6	7	8	9	AB	R	H	RBI	BB	SO	LOB
<b>Gary Redus, R</b> (1, 7) OBP: 0.375, SLG: 0.429	1-0 L7			1-3 K 5-3 1B 1B	1-2 F8			2-0 1B 3B	1-0 G4-6-3 1-2f	5	2	1	0	0	1	1
<b>Dave Gallagher, R</b> (1, 8) OBP: 0.467, SLG: 0.769	2-1 F7			0-0 1B 1-2 G3 1B	2-1 F8			2-2 1B 2B 1B		4	2	2	1	0	0	0
<b>Harold Baines, L</b> (1, 10) OBP: 0.357, SLG: 0.442	2-2 1-3			2-1 5-3 1-2 2-3		0-0 F7		0-0 L7		4	0	0	0	0	0	3
<b>Kenny Williams, R</b> (1, 9) OBP: 0.246, SLG: 0.363			3-2 F8	0-0 1B 2-3 G3 1B		0-1 5-3		2-1 2B 1-2 4-3 1B		4	1	2	1	0	0	0
<b>Daryl Boston, L</b> (8, PR) OBP: 0.264, SLG: 0.529										0	1	0	0	0	0	0
<b>Greg Walker, L</b> (1, 3) OBP: 0.283, SLG: 0.356			3-2 1-3	2-2 G3		2-2 L4		2-2 4-3 2B		4	0	1	2	0	0	1
<b>Donnie Hill, S</b> (1, 5) OBP: 0.286, SLG: 0.221			1-1 F9	4-1 1B BB				2-2 4-3		1	0	0	0	1	0	0
<b>Steve Lyons, L</b> (7, 5) OBP: 0.296, SLG: 0.143								2-3 3-H		1	0	0	1	1	0	2
<b>Fred Manrique, R</b> (1, 4) OBP: 0.302, SLG: 0.448			1-3 K	0-1 1-2 2-H 1B				2-1 G3		4	0	1	1	0	1	3
<b>Ozzie Guillen, L</b> (1, 6) OBP: 0.220, SLG: 0.228			2-3 K	3-1 1-3				3-2 L7		4	0	0	0	0	1	3
<b>Ron Karkovice, R</b> (1, 2) OBP: 0.167, SLG: 0.063			1-0 1-3			0-0 F8				3	0	0	0	0	0	1
<b>Dan Pasqua, L</b> (9, PH) OBP: 0.318, SLG: 0.410									4-2 G4-6-3 BB	0	0	0	0	1	0	0

Inning Stats																1B:	SF:	WP:	PA:		
R: 0	H: 0	R: 0	H: 0	R: 0	H: 0	R: 3	H: 3	R: 0	H: 0	R: 0	H: 0	R: 0	H: 0	R: 3	H: 4	R: 0	H: 0	1B: 5	SF: 0	WP: 1	PA: 37
E: 0	LOB: 0	E: 0	LOB: 0	E: 0	LOB: 0	E: 0	LOB: 2	E: 0	LOB: 0	E: 0	LOB: 1	E: 0	LOB: 0	E: 0	LOB: 2	E: 0	LOB: 0	2B: 1	SAC: 0	PB: 0	
K: 0	BB: 0	K: 0	BB: 0	K: 2	BB: 0	K: 1	BB: 1	K: 0	BB: 0	K: 0	BB: 1	K: 0	BB: 0	K: 0	BB: 0	K: 0	BB: 1	3B: 1	DP: 1	SB: 0	
S: 7	P: 12	S: 8	P: 15	S: 7	P: 11	S: 16	P: 28	S: 6	P: 9	S: 9	P: 17	S: 17	P: 29	S: 4	P: 10	S: 4	P: 10	HR: 0	HBP: 0	CS: 0	

PITCHER																IP	WLS	BF	H	R	ER	SO	BB	IBB	HBP	BLK	WP	HR	S	P	ERA	WHIP
<b>Frank Tanana, L</b> (1, 1) ERA: 4.7	6.0	W	23	3	3	3	3	1	0	0	0	1	0	0	0	0	4.50	0.667														
<b>Jeff Robinson, R</b> (7, 1) ERA: 4.56	2.0		11	4	3	3	0	1	0	0	0	0	0	0	0	0	13.50	2.500														
<b>Mike Henneman, R</b> (9, 1) ERA: 1.71	1.0		3	0	0	0	0	1	0	0	0	0	0	0	0	0	0.00	1.000														

**DETROIT TIGERS @ CHICAGO WHITE SOX**  
Comiskey Park, Chicago, IL

Fri May 20 1988, 8:05 PM EDT  
Att. 19,308 - Sunny - 72 F

<b>AB</b>	<b>34</b>
<b>R</b>	<b>6</b>
<b>H</b>	<b>7</b>
<b>RBI</b>	<b>6</b>
<b>BB</b>	<b>3</b>
<b>SO</b>	<b>3</b>
<b>LOB</b>	<b>14</b>

PITCHER																IP	WLS	BF	H	R	ER	SO	BB	IBB	HBP	BLK	WP	HR	S	P	ERA	WHIP
<b>Frank Tanana, L</b> (1, 1) ERA: 4.7	6.0	W	23	3	3	3	3	1	0	0	0	1	0	0	0	0	4.50	0.667														
<b>Jeff Robinson, R</b> (7, 1) ERA: 4.56	2.0		11	4	3	3	0	1	0	0	0	0	0	0	0	0	13.50	2.500														
<b>Mike Henneman, R</b> (9, 1) ERA: 1.71	1.0		3	0	0	0	0	1	0	0	0	0	0	0	0	0	0.00	1.000														

Batter	1	2	3	4	5	6	7	8	9	AB R H RBI BB SO LOB	TOP		
<b>Gary Pettis, S</b> (1, 8) OBP: 0.293, SLG: 0.248	1-0 G4-3		1-0 F8			0-0 L4		1-0 FC5-4 BB		4 0 0 0 0 0 1			
<b>Lou Whitaker, L</b> (1, 4) OBP: 0.395, SLG: 0.408	1-2 F7			1-0 G4-3		2-3 K		4-2 BB		3 0 0 0 1 1 0			
<b>Luis Salazar, R</b> (1, 5) (8, 7) OBP: 0.379, SLG: 0.551	1-0 F9			1-3 K		0-2 L5		1-2 L7		4 0 0 0 0 1 2			
<b>Alan Trammell, R</b> (1, 6) OBP: 0.374, SLG: 0.513		0-1 G4-3		2-1 E5		1-0 G5-3		0-2 1B		4 0 1 0 0 0 0			
<b>Darrell Evans, L</b> (1, 3) OBP: 0.298, SLG: 0.280		4-0 CS BB		1-0 P6		3-2 HR		3-2 F8		3 1 1 1 1 0 2			
<b>Chet Lemon, R</b> (1, 9) OBP: 0.369, SLG: 0.466		3-3 K 1-2			0-0 HR	4-2 G4-6-3 BB		0-3 K		3 1 1 1 1 2 2			
<b>Matt Nokes, L</b> (1, 2) OBP: 0.269, SLG: 0.449			0-1 SH5-3 SF8 2B		0-0 F8	0-0 G4-6-3 1-2f		0-0 G4-3		4 1 1 0 0 0 2			
<b>Pat Sheridan, L</b> (1, 7) OBP: 0.377, SLG: 0.450			0-1 SH5-3		2-2 F8		2-1 F3			1 0 0 0 0 0 0			
<b>Tom Brookens, R</b> (8, PH) (8, 5) OBP: 0.350, SLG: 0.392			2-3 SF8		0-0 F8		2-2 FC5-4 HBP			1 0 0 0 0 0 0			
<b>Ray Knight, R</b> (1, 10) OBP: 0.293, SLG: 0.317			1-2 SF8 3-H		0-0 F8					1 0 0 1 0 0 0			
<b>Inning Stats</b>	R: 0 E: 0 K: 0 S: 5 H: 0 LOB: 0 BB: 0 P: 8	R: 0 E: 0 K: 1 S: 6 H: 0 LOB: 1 BB: 1 P: 13	R: 1 E: 0 K: 0 S: 8 H: 1 LOB: 0 BB: 0 P: 10	R: 0 E: 1 K: 1 S: 8 H: 0 LOB: 1 BB: 0 P: 13	R: 1 E: 0 K: 0 S: 6 H: 1 LOB: 0 BB: 0 P: 8	R: 0 E: 0 K: 1 S: 7 H: 0 LOB: 0 BB: 0 P: 9	R: 1 E: 0 K: 0 S: 8 H: 1 LOB: 0 BB: 1 P: 16	R: 0 E: 0 K: 0 S: 13 H: 0 LOB: 2 BB: 1 P: 23	R: 0 E: 0 K: 1 S: 10 H: 1 LOB: 1 BB: 0 P: 13	1B: 1 2B: 2 3B: 0 HR: 2 SF: 1 SAC: 1 DP: 2 HBP: 1	WP: 0 PB: 0 SB: 0 CS: 1 PA: 34		
<b>PITCHER</b>	IP WLS BF H R ER SO BB IBB HBP BLK WP HR S P ERA WHIP											<b>PITCHER</b>	IP WLS BF H R ER SO BB IBB HBP BLK WP HR S P ERA WHIP
<b>Jeff Bittiger, R</b> (1, 1) ERA: 3.48	6.1 L 24 3 3 3 3 2 0 0 0 0 0 2 47 76 4.26 0.789												
<b>Ricky Horton, L</b> (7, 1) ERA: 5.04	1.1 5 0 0 0 0 1 0 1 0 0 0 0 10 19 0.00 0.750												
<b>Bobby Thigpen, R</b> (8, 1) ERA: 5.13	1.1 5 1 0 0 1 0 0 0 0 0 0 0 14 18 0.00 0.750												

**Detroit Tigers @ Chicago White Sox**  
 Comiskey Park, Chicago, IL  
 Sat May 21 1988, 4:33 AM EDT  
 Att. 21,693 - Sunny - 62 F

[livebaseballscorecards.com](http://livebaseballscorecards.com)

**AB 28**  
**R 3**  
**H 4**  
**RBI 3**  
**BB 3**  
**SO 4**  
**LOB 9**





BOTTOM

Detroit Tigers @ Chicago White Sox  
Comiskey Park, Chicago, IL

livebaseballscorecards.com

AB	30
R	1
H	6
RBI	1
BB	4
SO	3
LOB	15



WP:	0	PA:	35
PB:	0	SB:	0
CS:	0		

Sat May 21 1988, 4:33 AM EDT  
Att. 21,693 - Sunny - 62 F

AB R H RBI BB SO LOB

3 0 0 0 1 0 3

4 0 1 0 0 0 2

4 0 0 0 0 0 3

4 0 0 0 0 1 0

3 0 1 0 0 0 0

3 1 1 0 0 0 1

1 0 1 0 0 0 0

3 0 1 1 0 1 1

0 0 0 0 1 0 0

2 0 1 0 2 0 2

2 0 0 0 0 0 3

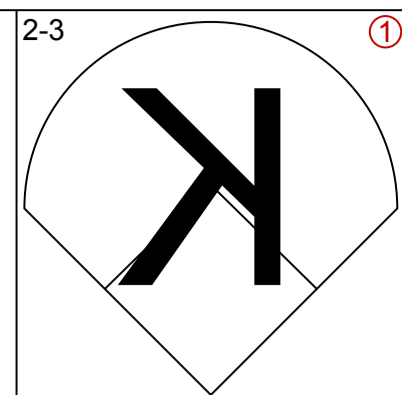
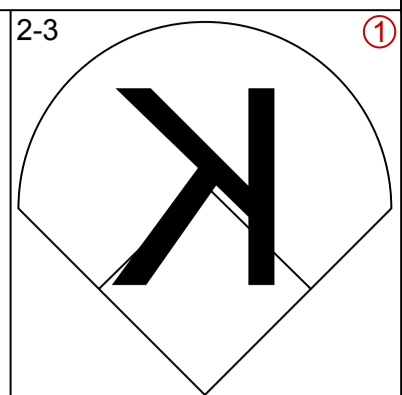
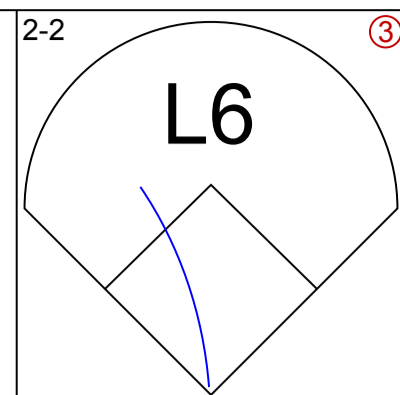
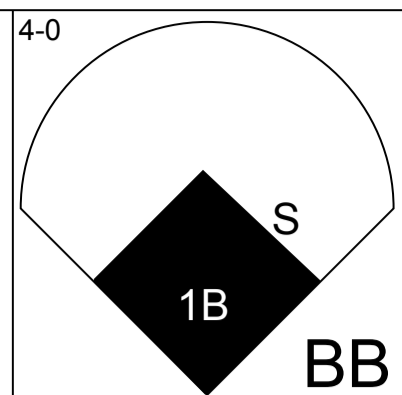
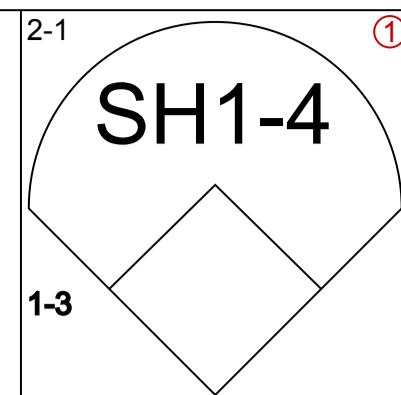
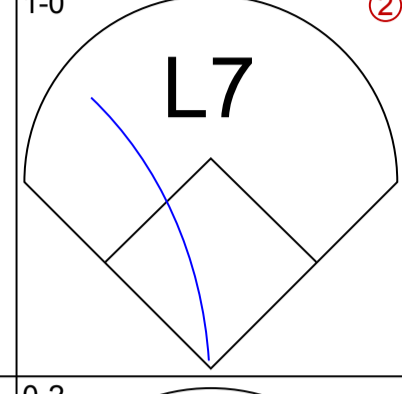
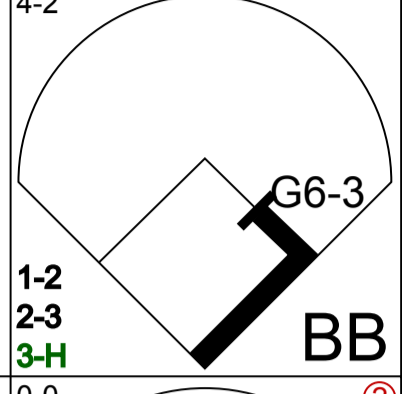
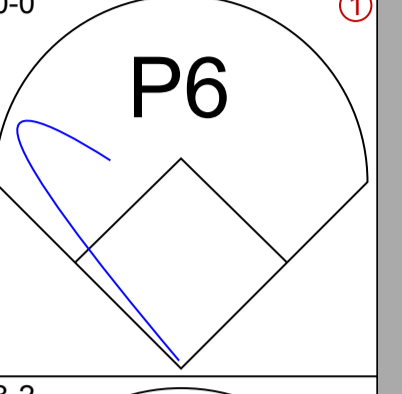
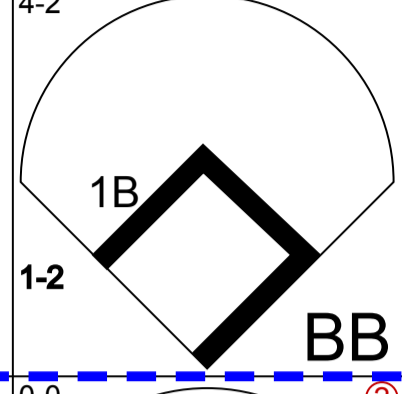
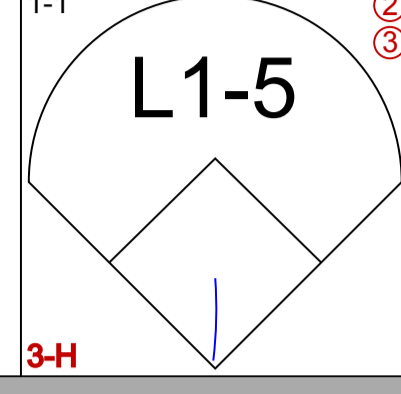
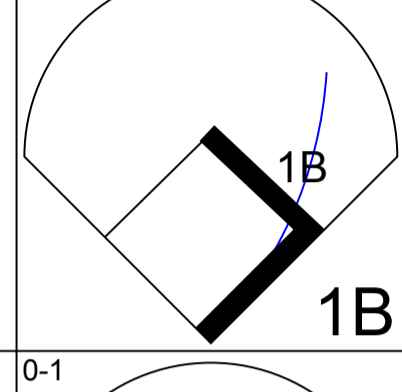
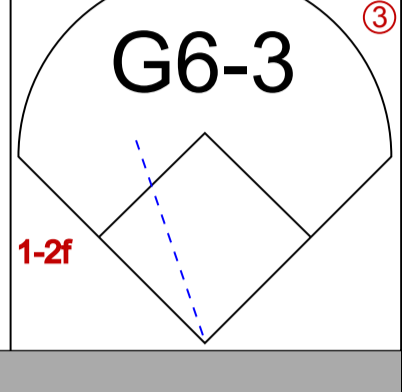
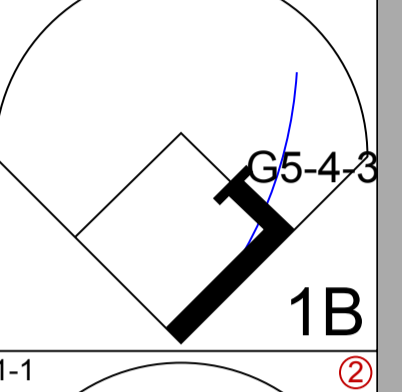
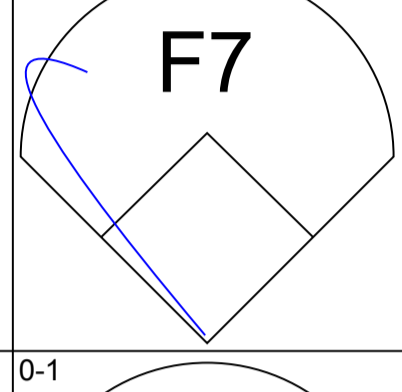
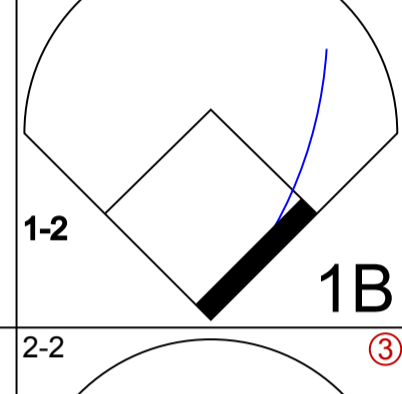
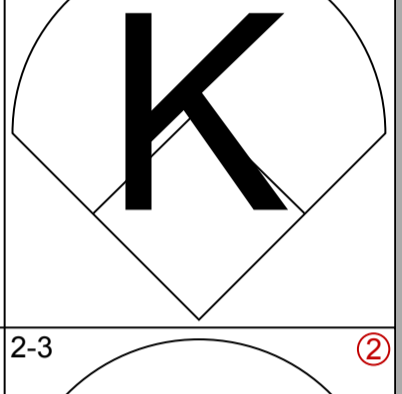
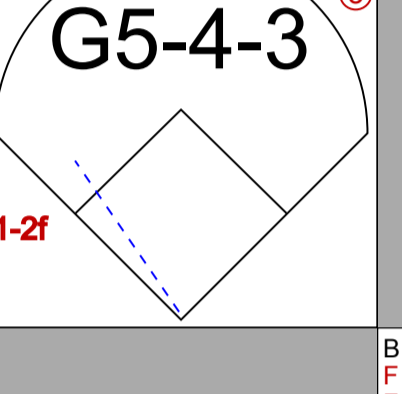
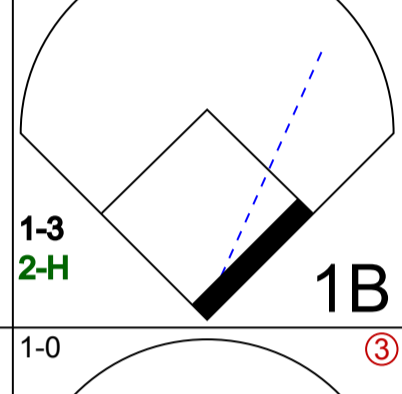
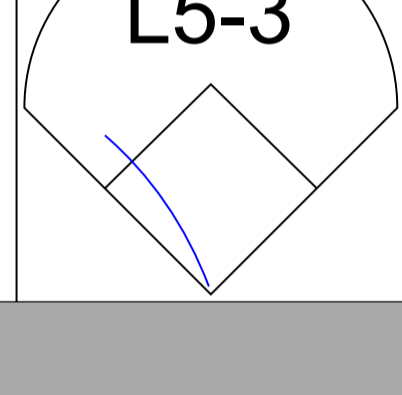
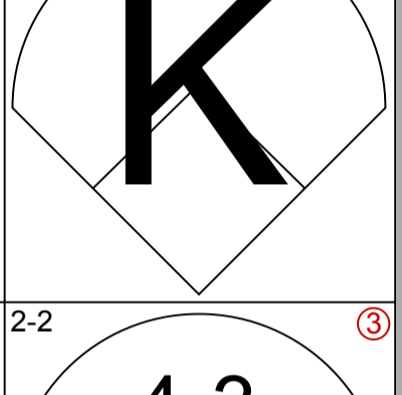
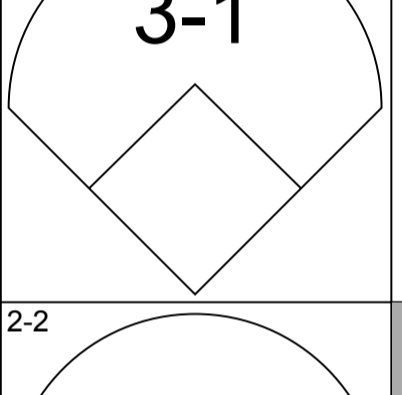
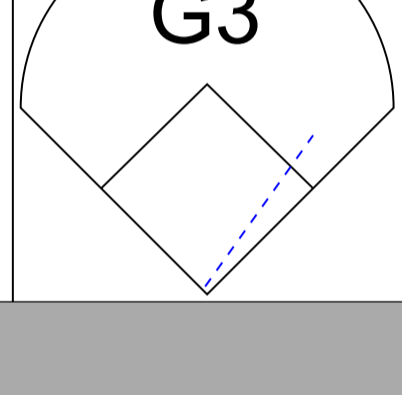
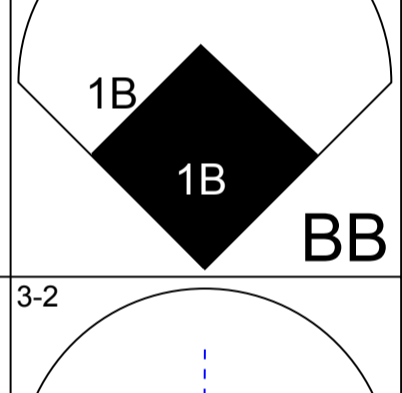
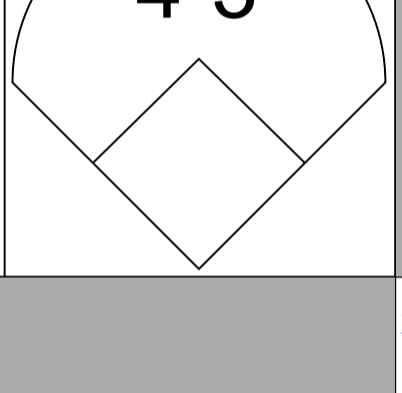
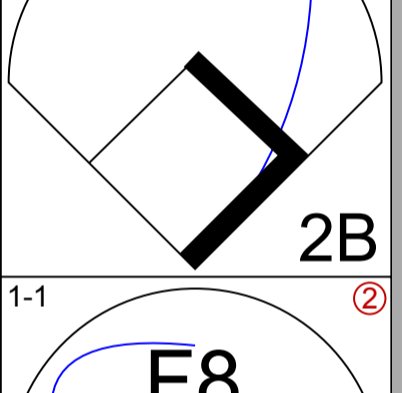
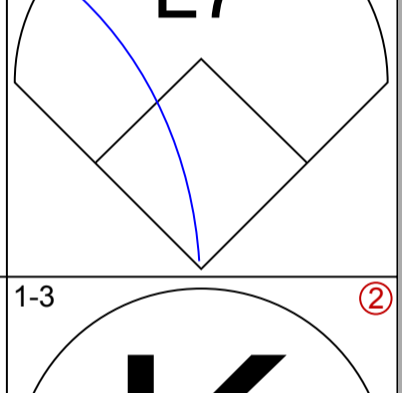
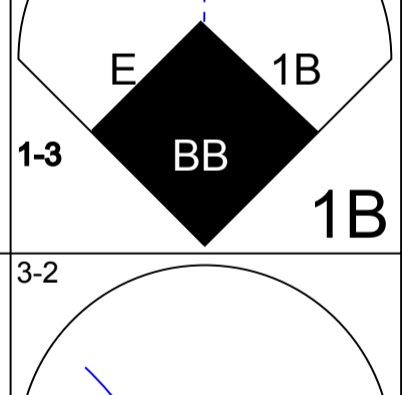
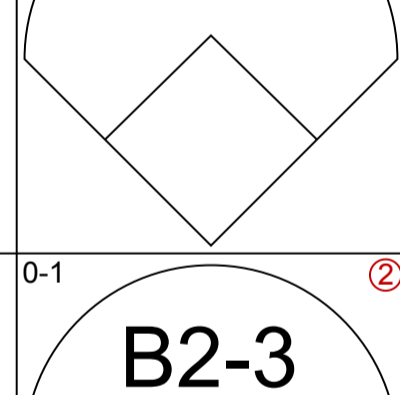
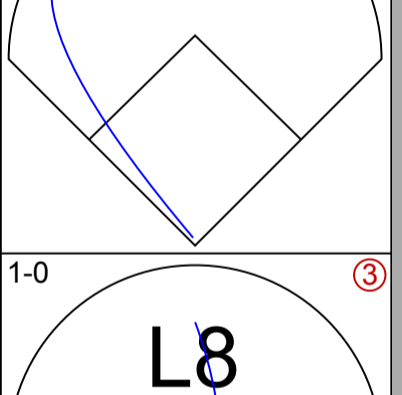
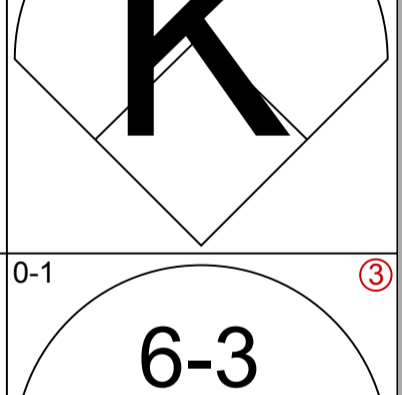
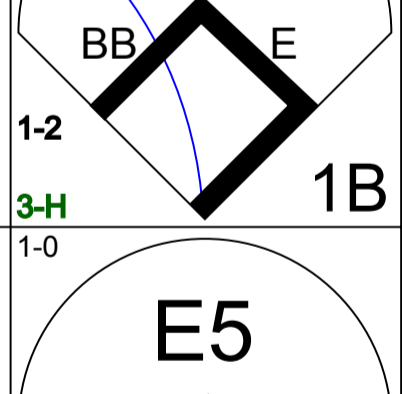
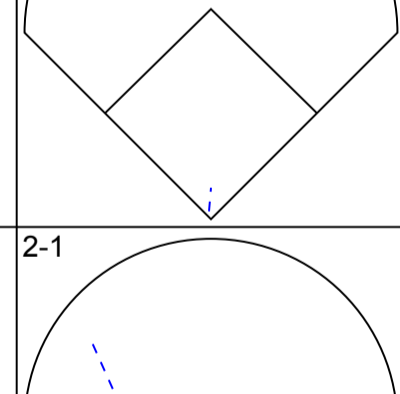
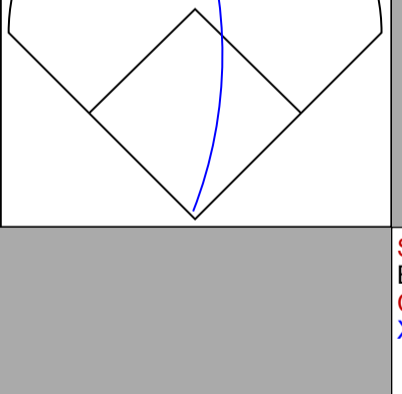
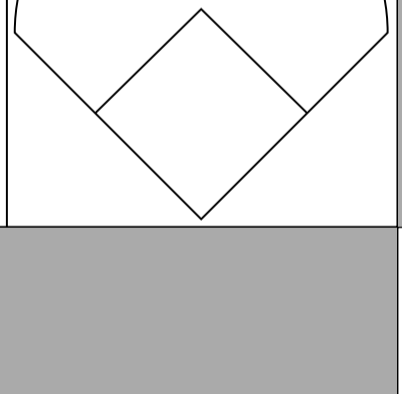
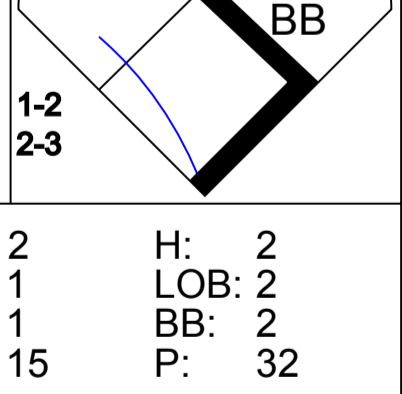
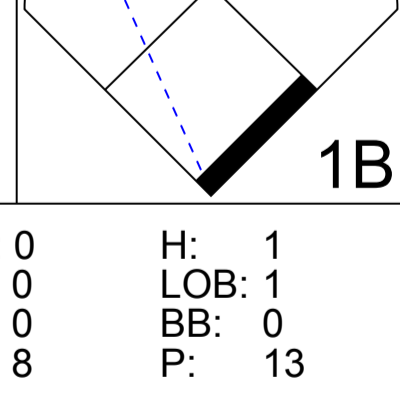
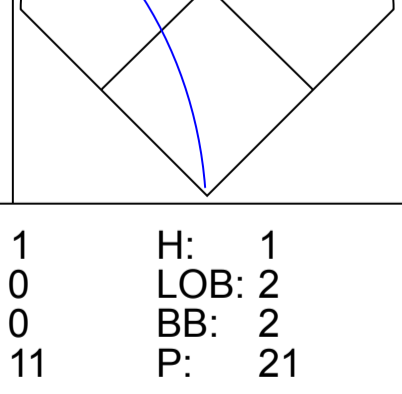
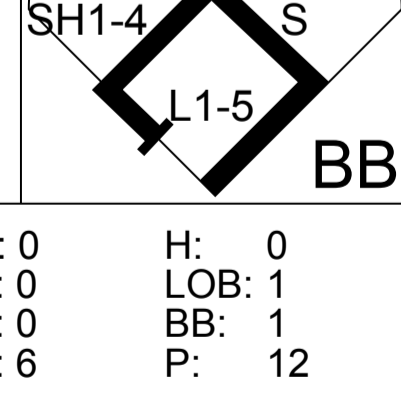
1B: 5	SF: 0
2B: 1	SAC: 1
3B: 0	DP: 2
HR: 0	HBP: 0

Batter	1	2	3	4	5	6	7	8	9
Daryl Boston, L OBP: 0.263, SLG: 0.500 (1, 8)	P4		G1-3 BB		F7		F7		
Kenny Williams, R OBP: 0.246, SLG: 0.359 (1, 9)	G6-4-3 1B		G1-3			P6		L5	
Harold Baines, L OBP: 0.349, SLG: 0.430 (1, 10)	G6-4-3 1-2f		G6-3			L7		G1-6-3	
Greg Walker, L OBP: 0.276, SLG: 0.346 (1, 3)		F8		G3-1		P6		K	
Dan Pasqua, L OBP: 0.319, SLG: 0.408 (1, 7)							F7		K
Gary Redus, R OBP: 0.368, SLG: 0.420 (9, PH)									
Mark Salas, L OBP: 0.341, SLG: 0.415 (1, 2)									
Dave Gallagher, R OBP: 0.500, SLG: 0.786 (9, PH)		L8		F9			1B 2B		G5-3 BB 1B
Steve Lyons, L OBP: 0.300, SLG: 0.167 (1, 5)									
Ivan Calderon, R OBP: 0.290, SLG: 0.422 (9, PH)									
Ozzie Guillen, L OBP: 0.233, SLG: 0.232 (1, 6)			G1-3 SH1-4 BB			FC5-4 BB		G5-3 1B	G5-3
Fred Manrique, R OBP: 0.292, SLG: 0.433 (1, 4)			SH1-4			FC5-4		G5-3	

Inning Stats	R: 0	H: 1	E: 0	LOB: 0	K: 0	S: 11	R: 0	H: 1	E: 0	LOB: 1	K: 0	S: 6	R: 0	H: 0	E: 0	LOB: 2	K: 0	S: 12	R: 0	H: 0	E: 0	LOB: 0	K: 0	S: 8	R: 0	H: 0	E: 0	LOB: 1	K: 1	S: 12	R: 0	H: 0	E: 0	LOB: 0	K: 0	S: 9	R: 1	H: 3	E: 0	LOB: 2	K: 0	S: 10	R: 0	H: 0	E: 0	LOB: 0	K: 1	S: 8	R: 0	H: 1	E: 0	LOB: 1	K: 1	S: 8	1B: 5	SF: 0	2B: 1	SAC: 1	3B: 0	DP: 2	HR: 0	HBP: 0
--------------	------	------	------	--------	------	-------	------	------	------	--------	------	------	------	------	------	--------	------	-------	------	------	------	--------	------	------	------	------	------	--------	------	-------	------	------	------	--------	------	------	------	------	------	--------	------	-------	------	------	------	--------	------	------	------	------	------	--------	------	------	-------	-------	-------	--------	-------	-------	-------	--------

PITCHER	IP	WLS	BF	H	R	ER	SO	BB	IBB	HBP	BLK	WP	HR	S	P	ERA	WHIP
Jack Morris, R ERA: 4.46 (1, 1)	7.0	W	28	5	1	1	1	3	0	0	0	0	0	68	108	1.29	1.143
Willie Hernandez, L ERA: 2.95 (8, 1)	1.1		5	1	0	0	2	0	0	0	0	0	0	14	18	0.00	0.750
Mike Henneman, R ERA: 1.66 (9, 1)	0.2	S	2	0	0	0	0	1	0	0	0	0	0	2	6	0.00	1.500

PITCHER	IP	WLS	BF	H	R	ER	SO	BB	IBB	HBP	BLK	WP	HR	S	P	ERA	WHIP
Jack Morris, R ERA: 4.46 (1, 1)	7.0	W	28	5	1	1	1	3	0	0	0	0	0	68	108	1.29	1.143
Willie Hernandez, L ERA: 2.95 (8, 1)	1.1		5	1	0	0	2	0	0	0	0	0	0	14	18	0.00	0.750
Mike Henneman, R ERA: 1.66 (9, 1)	0.2	S	2	0	0	0	0	1	0	0	0	0	0	2	6	0.00	1.500

Batter	1	2	3	4	5	6	7	8	9	AB R H RBI BB SO LOB	TOP											
<b>Gary Pettis, S</b> OBP: 0.293, SLG: 0.244 (1, 8) C C B B C	2-3 	2-3 		2-2 			4-0 		2-1 	3 1 0 0 1 2 4												
<b>Lou Whitaker, L</b> OBP: 0.395, SLG: 0.398 (1, 4) B X	1-0 	4-2 			0-0 		4-2 		1-1 	3 0 0 1 2 0 2												
<b>Luis Salazar, R</b> OBP: 0.384, SLG: 0.548 (1, 5) C F X	0-2 	0-0 			3-2 		0-0 			4 0 2 0 0 0 5												
<b>Alan Trammell, R</b> OBP: 0.377, SLG: 0.513 (1, 6) C X	0-1 		1-3 		1-1 		0-1 			4 0 2 1 0 1 1												
<b>Darrell Evans, L</b> OBP: 0.288, SLG: 0.270 (1, 3) B F X	2-2 		2-3 			1-2 		1-0 		4 0 0 0 0 1 4												
<b>Chet Lemon, R</b> OBP: 0.372, SLG: 0.470 (1, 9) B B B B X		4-1 	2-2 			2-2 		1-1 		3 1 1 0 1 0 0												
<b>Matt Nokes, L</b> OBP: 0.289, SLG: 0.441 (1, 2) B B B B X		3-2 		1-0 		1-1 		1-3 		4 1 1 0 0 1 1												
<b>Pat Sheridan, L</b> OBP: 0.370, SLG: 0.438 (1, 7) B B B B X		3-2 		0-1 		1-0 		0-1 		4 0 1 1 0 0 1												
<b>Ray Knight, R</b> OBP: 0.302, SLG: 0.318 (1, 10) <b>Jim Walewander, S</b> OBP: 0.231, SLG: 0.385 (9, PR) B B B B X		1-0 		2-1 			1-2 		4-1 	3 0 1 0 1 0 2 0 0 0 0 0 0 0												
<b>Inning Stats</b>	R: 0 E: 0 K: 1 S: 12	H: 2 LOB: 2 BB: 0 P: 17	R: 2 E: 1 K: 1 S: 15	H: 2 LOB: 2 BB: 2 P: 32	R: 0 E: 0 K: 2 S: 10	H: 0 LOB: 0 BB: 0 P: 15	R: 0 E: 0 K: 0 S: 8	H: 1 LOB: 1 BB: 0 P: 13	R: 0 E: 0 K: 0 S: 8	H: 1 LOB: 0 BB: 0 P: 12	R: 0 E: 0 K: 0 S: 9	H: 1 LOB: 1 BB: 0 P: 14	R: 1 E: 0 K: 0 S: 11	H: 1 LOB: 2 BB: 2 P: 21	R: 0 E: 0 K: 1 S: 7	H: 0 LOB: 0 BB: 0 P: 9	R: 0 E: 0 K: 0 S: 6	H: 0 LOB: 1 BB: 1 P: 12	1B: 7 2B: 2 3B: 0 HR: 0	SF: 0 SAC: 1 DP: 3 HBP: 0	WP: 0 PB: 0 SB: 2 CS: 0	PA: 38
<b>PITCHER</b>	IP WLS BF H R ER SO BB IBB HBP BLK WP HR S P ERA WHIP																					
<b>Jack McDowell, R</b> ERA: 5.33 (1, 1)	6.1 L 28 7 3 2 4 3 0 0 0 0 0 0 65 111 2.84 1.579																					
<b>Ricky Horton, L</b> ERA: 5.04 (7, 1)	0.0 1 0 0 0 0 1 0 0 0 0 0 0 4 8 ∞ ∞																					
<b>Bill Long, R</b> ERA: 3.48 (7, 1)	2.0 8 1 0 0 1 1 0 0 0 0 0 0 15 23 0.00 1.000																					
<b>Bobby Thigpen, R</b> ERA: 5.0 (9, 1)	0.2 1 0 0 0 0 0 0 0 0 0 0 0 2 3 0.00 0.000																					

**Detroit Tigers @ Chicago White Sox**  
Comiskey Park, Chicago, IL  
Sun May 22 1988, 4:33 AM EDT  
Att. 17,628 - Overcast - 71 F

[livebaseballscorecards.com](http://livebaseballscorecards.com)

**AB 32**  
**R 3**  
**H 8**  
**RBI 3**  
**BB 5**  
**SO 5**  
**LOB 20**



Batter	1	2	3	4	5	6	7	8	9	AB	R	H	RBI	BB	SO	LOB
Daryl Boston, L (1, 8) OBP: 0.246, SLG: 0.466	0-2 F8		2-3 K		0-0 F8			0-0 G3-1		4	0	0	0	0	1	2
Kenny Williams, R (1, 9) OBP: 0.254, SLG: 0.358	0-1 F9		4-2 WP BB			1-2 6-3			2-2 1B	3	0	1	0	1	0	0
Harold Baines, L (1, 10) OBP: 0.347, SLG: 0.426	1-2 L9		3-3 K			2-2 G4-6-3 1B			0-2 L7	4	0	1	0	0	1	3
Greg Walker, L (1, 3) OBP: 0.269, SLG: 0.338		0-1 G3-1		1-1 6-3		1-0 G4-6-3 1-2f			0-0 F7	4	0	0	0	0	0	2
Dan Pasqua, L (1, 7) OBP: 0.309, SLG: 0.395		2-3 K		0-0 F7			3-2 6-3		2-1 G3-1	4	0	0	0	0	1	1
Mark Salas, L (1, 2) OBP: 0.340, SLG: 0.409		1-0 L7		2-1 1B			1-0 G3			3	0	1	0	0	0	0
Steve Lyons, L (1, 5) OBP: 0.303, SLG: 0.185			0-1 SH5-4 WP 1B	0-0 F9			2-2 6-3			3	1	1	0	0	0	1
Ozzie Guillen, L (1, 6) OBP: 0.234, SLG: 0.234			0-1 WP SH5-4 1-2 1B		1-1 6-3			0-2 F7		3	0	1	0	0	0	0
Fred Manrique, R (1, 4) OBP: 0.284, SLG: 0.419			1-1 SH5-4 1-2 2-3		0-0 P4			2-1 4-3		2	0	0	0	0	0	0

Inning Stats	R: 0	H: 0	E: 0	LOB: 0	K: 0	BB: 0	S: 8	P: 9	R: 0	H: 0	E: 0	LOB: 0	K: 1	BB: 0	S: 9	P: 12	R: 1	H: 2	E: 0	LOB: 2	K: 2	BB: 1	S: 18	P: 28	R: 0	H: 1	E: 0	LOB: 1	K: 0	BB: 0	S: 6	P: 9	R: 0	H: 0	E: 0	LOB: 0	K: 0	BB: 0	S: 4	P: 5	R: 0	H: 1	E: 0	LOB: 0	K: 0	BB: 0	S: 9	P: 13	R: 0	H: 0	E: 0	LOB: 0	K: 0	BB: 0	S: 7	P: 13	R: 0	H: 0	E: 0	LOB: 0	K: 0	BB: 0	S: 6	P: 8	R: 0	H: 1	E: 0	LOB: 1	K: 0	BB: 0	S: 10	P: 14	1B: 5	SF: 0	2B: 0	SAC: 1	3B: 0	DP: 1	HR: 0	HBP: 0
Walt Terrell, R (1, 1) ERA: 3.57	IP	WLS	BF	H	R	ER	SO	BB	IBB	HBP	BLK	WP	HR	S	P	ERA	WHIP	IP	WLS	BF	H	R	ER	SO	BB	IBB	HBP	BLK	WP	HR	S	P	ERA	WHIP	IP	WLS	BF	H	R	ER	SO	BB	IBB	HBP	BLK	WP	HR	S	P	ERA	WHIP																													


**BOTTOM**

**Detroit Tigers @ Chicago White Sox**  
Comiskey Park, Chicago, IL

Sun May 22 1988, 4:33 AM EDT  
Att. 17,628 - Overcast - 71 F

livebaseballscores.com

AB	30
R	1
H	5
RBI	0
BB	1
SO	3
LOB	9



Batter	1	2	3	4	5	6	7	8	9	AB R H RBI BB SO LOB	TOP
Paul Molitor, R (1, 5) OBP: 0.380, SLG: 0.398 Juan Castillo, S (8, 5) OBP: 0.333, SLG: 0.333	3-2 1B S 1B	2-2 E9 1H 2H 2B 1B		4-2 SH1-3 S 2B BB	3-2 P4		2-0 F9		2-1 FC3-6 1-2f 2-3	4 2 2 1 1 0 3 1 0 0 0 0 0 2	
B.J. Surhoff, L (1, 2) OBP: 0.309, SLG: 0.320	3-1 1B 1-3	1-0 2B		1-0 SH1-3 1-3		2-2 HR		1-1 F7	0-2 P4	5 1 3 2 0 0 2	
Robin Yount, R (1, 8) OBP: 0.360, SLG: 0.479	1-2 FC5-2-6-3 G5-3 1-2	0-1 G6-3		0-0 L8 2B		0-2 1B		0-0 G5-3		5 0 2 1 0 0 3	
Greg Brock, L (1, 3) OBP: 0.389, SLG: 0.389	4-0 IBB			2-2 HR	2-1 L8	0-0 P2		4-1 2B BB		3 2 1 1 2 0 2	
Glenn Braggs, R (1, 9) OBP: 0.301, SLG: 0.428	0-0 G5-3 2-3f			0-1 G5-3 1B	2-2 L9	0-1 F7		2-1 2B		5 0 2 1 0 0 5	
Ernest Riles, L (1, 10) OBP: 0.352, SLG: 0.386 Joey Meyer, R (5, PH) OBP: 0.225, SLG: 0.397				0-2 G5-3 1B	1-2 F9 1B 1B	1-3 K		0-0 F8		1 0 0 0 1 0 1 3 0 1 0 0 1 2	
Dale Sveum, S (1, 6) OBP: 0.299, SLG: 0.422				2-2 F8	0-1 F9		2-2 HBP		0-0 FC3-6 1B 1B	4 0 1 0 0 0 3	
Jim Gantner, L (1, 4) OBP: 0.306, SLG: 0.304				3-2 1B 1-2 1B	0-0 1B		1-0 P5		2-2 FC3-6 1-2 1B	4 1 3 0 1 0 1	
Mike Felder, S (1, 7) OBP: 0.128, SLG: 0.128				1-2 E 1B	1-1 F9		2-3 K		0-2 P3	5 1 1 0 0 1 7	
<b>Inning Stats</b>	R: 0 H: 2 E: 0 LOB: 2 K: 0 BB: 1 S: 10 P: 20	R: 3 H: 4 E: 1 LOB: 1 K: 0 BB: 1 S: 28 P: 41	R: 1 H: 2 E: 0 LOB: 2 K: 0 BB: 1 S: 15 P: 25	R: 1 H: 1 E: 0 LOB: 1 K: 0 BB: 1 S: 10 P: 19	R: 0 H: 2 E: 0 LOB: 2 K: 0 BB: 0 S: 12 P: 17	R: 1 H: 2 E: 0 LOB: 1 K: 1 BB: 0 S: 13 P: 16	R: 0 H: 0 E: 0 LOB: 1 K: 1 BB: 0 S: 8 P: 15	R: 1 H: 1 E: 0 LOB: 1 K: 0 BB: 1 S: 7 P: 14	R: 0 H: 2 E: 0 LOB: 2 K: 0 BB: 0 S: 13 P: 17	1B: 11 SF: 0 2B: 3 SAC: 1 3B: 0 DP: 1 HR: 2 HBP: 1	WP: 0 PA: 47 PB: 0 SB: 2 CS: 1
<b>PITCHER</b> Doyle Alexander, R (1, 1) ERA: 3.18 Paul Gibson, L (3, 1) ERA: 3.55	IP WLS BF H R ER SO BB IBB HBP BLK WP HR S P ERA WHIP	2.2 L 17 8 4 4 0 2 1 0 0 0 1 50 81 13.50 3.750	6.1 30 8 3 3 2 2 0 1 0 0 1 66 103 4.26 1.579	<b>PITCHER</b> IP WLS BF H R ER SO BB IBB HBP BLK WP HR S P ERA WHIP							

Milwaukee Brewers @ Detroit Tigers  
Tiger Stadium, Detroit, MI  
Tue May 24 1988, 7:05 PM EDT  
Att. 17,268 - Unknown - 50 F

livebaseballscorecards.com

AB 40  
R 7  
H 16  
RBI 6  
BB 5  
SO 2  
LOB 31



Batter	1	2	3	4	5	6	7	8	9	AB R H RBI BB SO LOB
--------	---	---	---	---	---	---	---	---	---	----------------------

<b>Gary Pettis, S</b> <small>(1, 8)</small> <small>OBP: 0.302, SLG: 0.247</small>	<small>2-1</small> 			<small>3-2</small> 		<small>4-2</small> 		<small>4-2</small> 		2 0 1 0 2 0 0	
<b>Lou Whitaker, L</b> <small>(1, 4)</small> <small>OBP: 0.391, SLG: 0.394</small>	<small>1-1</small> 			<small>0-0</small> 		<small>1-0</small> 		<small>2-3</small> 		4 0 1 0 0 1 2	
<b>Luis Salazar, R</b> <small>(1, 5)</small> <small>OBP: 0.379, SLG: 0.536</small>	<small>2-2</small> 			<small>3-2</small> 		<small>0-0</small> 		<small>1-1</small> 		4 0 1 0 0 0 3	
<b>Alan Trammell, R</b> <small>(1, 6)</small> <small>OBP: 0.374, SLG: 0.506</small>			<small>2-1</small> 	<small>0-1</small> 		<small>1-1</small> 		<small>0-1</small> 		4 0 1 0 0 0 5	
<b>Darrell Evans, L</b> <small>(1, 3)</small> <small>OBP: 0.287, SLG: 0.263</small>			<small>2-0</small> 	<small>4-1</small> 			<small>2-3</small> 		<small>1-2</small> 		3 0 0 0 1 1 1
<b>Chet Lemon, R</b> <small>(1, 9)</small> <small>OBP: 0.369, SLG: 0.464</small>			<small>0-1</small> 	<small>1-0</small> 			<small>1-2</small> 		<small>0-0</small> 		4 0 1 0 0 0 3
<b>Matt Nokes, L</b> <small>(1, 2)</small> <small>OBP: 0.259, SLG: 0.425</small>			<small>0-2</small> 		<small>0-2</small> 		<small>1-2</small> 		<small>1-3</small> 		4 0 0 0 0 1 1
<b>Pat Sheridan, L</b> <small>(1, 7)</small> <small>OBP: 0.355, SLG: 0.418</small>			<small>0-1</small> 		<small>0-1</small> 		<small>0-0</small> 				3 0 0 0 0 0 1
<b>Ray Knight, R</b> <small>(1, 10)</small> <small>OBP: 0.293, SLG: 0.307</small>			<small>2-2</small> 		<small>2-2</small> 			<small>2-2</small> 			3 0 0 0 0 0 0

Inning Stats	R: 0 E: 0 K: 0 S: 9	H: 0 LOB: 0 BB: 0 P: 14	R: 0 E: 0 K: 0 S: 5	H: 1 LOB: 0 BB: 0 P: 9	R: 0 E: 0 K: 0 S: 8	H: 0 LOB: 0 BB: 0 P: 10	R: 0 E: 0 K: 0 S: 11	H: 2 LOB: 3 BB: 1 P: 22	R: 0 E: 0 K: 0 S: 8	H: 0 LOB: 0 BB: 0 P: 10	R: 0 E: 0 K: 0 S: 6	H: 0 LOB: 1 BB: 1 P: 12	R: 0 E: 0 K: 1 S: 10	H: 1 LOB: 1 BB: 0 P: 14	R: 0 E: 1 K: 1 S: 12	H: 1 LOB: 2 BB: 1 P: 21	R: 0 E: 0 K: 1 S: 9	H: 0 LOB: 0 BB: 0 P: 11	1B: 5 2B: 0 3B: 0 HR: 0	SF: 0 SAC: 0 DP: 1 HBP: 0	WP: 0 PB: 0 SB: 0 CS: 0	PA: 34
--------------	------------------------------	----------------------------------	------------------------------	---------------------------------	------------------------------	----------------------------------	-------------------------------	----------------------------------	------------------------------	----------------------------------	------------------------------	----------------------------------	-------------------------------	----------------------------------	-------------------------------	----------------------------------	------------------------------	----------------------------------	----------------------------------	------------------------------------	----------------------------------	--------

PITCHER	IP	WLS	BF	H	R	ER	SO	BB	IBB	HBP	BLK	WP	HR	S	P	ERA	WHIP
<b>Tom Filer, R</b> <small>(1, 1)</small> <small>ERA:</small>	9.0	W	34	5	0	0	3	3	0	0	0	0	0	78	123	0.00	0.889

**BOTTOM**

**Milwaukee Brewers @ Detroit Tigers**  
**Tiger Stadium, Detroit, MI**  
 Tue May 24 1988, 7:05 PM EDT  
 Att: 17,268 - Unknown - 50 F

AB	31
R	0
H	5
RBI	0
BB	3
SO	3
LOB	16



PITCHER	IP	WLS	BF	H	R	ER	SO	BB	IBB	HBP	BLK	WP	HR	S	P	ERA	WHIP
---------	----	-----	----	---	---	----	----	----	-----	-----	-----	----	----	---	---	-----	------

Batter	1	2	3	4	5	6	7	8	9	AB R H RBI BB SO LOB	TOP		
<b>Paul Molitor, R</b> (1, 10) OBP: 0.382, SLG: 0.393	1-0 F8		4-1 BB			4-1 FC6-4 HR BB	1-2 L7			2 1 0 0 2 0 0			
<b>B.J. Surhoff, L</b> (1, 2) OBP: 0.308, SLG: 0.313	1-0 G4-3		2-1 P5			4-0 FC6-4 BB		0-2 G4-3		3 0 0 0 1 0 2			
<b>Robin Yount, R</b> (1, 8) OBP: 0.358, SLG: 0.471	1-1 G2-3				1-1 F9	1-1 FC6-4 HR 1-2f 2-3		4-1 G6-3 BB		3 1 0 0 1 0 2			
<b>Greg Brock, L</b> (1, 3) OBP: 0.391, SLG: 0.410		4-2 G5-4-3 BB		0-1 P6		0-0 HR 1-H 3-H		3-2 G6-3		3 1 1 3 1 0 1			
<b>Glenn Braggs, R</b> (1, 9) OBP: 0.294, SLG: 0.417	1-0 G5-4-3 1-2f		2-1 G5-3		0-3 K			0-1 L8		4 0 0 0 0 1 2			
<b>Rob Deer, R</b> (1, 7) OBP: 0.299, SLG: 0.387		3-2 G5-3		0-0 G5-3		4-0 BB		2-3 K		3 0 0 0 1 1 0			
<b>Ernest Riles, L</b> (1, 5) OBP: 0.339, SLG: 0.371			2-3 K		2-3 K	2-2 G6-3		2-2 G4-3		4 0 0 0 0 2 1			
<b>Dale Sveum, S</b> (1, 6) OBP: 0.297, SLG: 0.413			1-3 K		4-2 BB		2-2 F7		0-0 G1-3	3 0 0 0 1 1 0			
<b>Jim Gantner, L</b> (1, 4) OBP: 0.306, SLG: 0.299			4-1 BB BB		1-2 F9		1-1 F8			2 0 0 0 1 0 1			
<b>Inning Stats</b>	R: 0 E: 0 K: 0 S: 4 H: 0 LOB: 0 BB: 0 P: 7	R: 0 E: 0 K: 0 S: 6 H: 0 LOB: 0 BB: 1 P: 14	R: 0 E: 0 K: 2 S: 11 H: 0 LOB: 2 BB: 2 P: 24	R: 0 E: 0 K: 0 S: 6 H: 0 LOB: 0 BB: 0 P: 9	R: 0 E: 0 K: 1 S: 13 H: 0 LOB: 1 BB: 1 P: 20	R: 3 E: 0 K: 1 S: 13 H: 1 LOB: 1 BB: 3 P: 28	R: 0 E: 0 K: 0 S: 10 H: 0 LOB: 0 BB: 0 P: 14	R: 0 E: 0 K: 0 S: 9 H: 0 LOB: 1 BB: 1 P: 16	R: 0 E: 0 K: 1 S: 8 H: 0 LOB: 0 BB: 0 P: 12	1B: 0 2B: 0 3B: 0 HR: 1 SF: 0 SAC: 0 DP: 1 HBP: 0	WP: 0 PB: 0 SB: 0 CS: 0 PA: 35		
<b>PITCHER</b>	IP WLS BF H R ER SO BB IBB HBP BLK WP HR S P ERA WHIP											<b>PITCHER</b>	IP WLS BF H R ER SO BB IBB HBP BLK WP HR S P ERA WHIP
<b>Jeff Robinson, R</b> (1, 1) ERA: 4.58	5.2 W 24 1 3 3 4 7 0 0 0 0 1 47 94 4.76 1.412												
<b>Willie Hernandez, L</b> (6, 1) ERA: 2.55	3.1 S 11 0 0 0 1 1 0 0 0 0 0 0 33 50 0.00 0.300												

**Milwaukee Brewers @ Detroit Tigers**  
**Tiger Stadium, Detroit, MI**  
 Wed May 25 1988, 7:05 PM EDT  
 Att. 17,806 - Unknown - 61 F

[livebaseballscorecards.com](http://livebaseballscorecards.com)

**AB 27**  
**R 3**  
**H 1**  
**RBI 3**  
**BB 8**  
**SO 5**  
**LOB 9**



Batter	1	2	3	4	5	6	7	8	9
<b>Gary Pettis, S</b> OBP: 0.305, SLG: 0.253 (1, 8) C C F S	0-3 K		F 2 SAFE 2-1 PB 1B 2-H 2B	1 SAFE 4-0 1B 1-3 BB		B S M F S 1-3 K		F S B C 1-3 K	
<b>Tom Brookens, R</b> OBP: 0.363, SLG: 0.400 (1, 5) B B B C B	4-1 BB		C B B B C X 3-2 WP 1B 2-H 1B	0-1 1-3 3-H 1B		B X 1-0 F9			
<b>Luis Salazar, R</b> OBP: 0.374, SLG: 0.520 (1, 7) B X	1-0 F8		B B B I 4-0 FC5-4 1B 1-2 IBB	0-2 F8		B F B X 2-1 F8			
<b>Alan Trammell, R</b> OBP: 0.377, SLG: 0.506 (1, 6) C X	0-1 P6		C X 0-1 FC5-4 1B 1-2 2-H		B C C X 1-1 G1-3		X 0-0 1B		
<b>Chet Lemon, R</b> OBP: 0.360, SLG: 0.452 (1, 9)		2-0 G5-3	B B B F C X 2-2 FC5-4 1-2f 2-3		B B F F X 2-1 F9		C 1 SAFE X 0-1 F7		
<b>Larry Herndon, R</b> OBP: 0.293, SLG: 0.333 (1, 10) <b>Darrell Evans, L</b> OBP: 0.288, SLG: 0.265 (3, PH)		0-1 L8	C X 0-1 G4-3		B C B C B X 2-2 1B		C X 0-1 G4-3		
<b>Ray Knight, R</b> OBP: 0.301, SLG: 0.315 (1, 3) <b>Pat Sheridan, L</b> OBP: 0.355, SLG: 0.418 (8, PR) <b>Lou Whitaker, L</b> OBP: 0.391, SLG: 0.394 (9, 4)		0-1 F8	C X 0-1 G6-3 1B		B C B B B X 1-2 G6-3 1B		B C B F B X 3-2 1B 1B		
<b>Mike Heath, R</b> OBP: 0.250, SLG: 0.193 (1, 2)			X 0-0 G5-3		C B X 0-0 G6-3 1-2f		F C B F C X 0-2 1B		
<b>Jim Walewander, S</b> OBP: 0.313, SLG: 0.500 (1, 4) <b>Jim Morrison, R</b> OBP: 0.203, SLG: 0.266 (8, PH) <b>Dave Bergman, L</b> OBP: 0.326, SLG: 0.282 (9, 3)			B B C C M F B X 3-2 2B		C B X 1-1 E S 1B 1B		F B X 1-3 K		

Inning Stats	R: 0	H: 0	E: 0	K: 1	S: 8	LOB: 1	BB: 1	P: 13
	R: 0	H: 0	E: 0	K: 0	S: 5	LOB: 0	BB: 0	P: 7
	R: 3	H: 4	E: 0	K: 0	S: 18	LOB: 2	BB: 1	P: 35
	R: 1	H: 3	E: 0	K: 0	S: 13	LOB: 2	BB: 1	P: 19
	R: 0	H: 1	E: 0	K: 0	S: 10	LOB: 1	BB: 0	P: 18
	R: 0	H: 0	E: 0	K: 2	S: 9	LOB: 0	BB: 0	P: 12
	R: 0	H: 1	E: 0	K: 0	S: 6	LOB: 1	BB: 0	P: 9
	R: 0	H: 2	E: 0	K: 1	S: 15	LOB: 2	BB: 0	P: 20

PITCHER	IP	WLS	BF	H	R	ER	SO	BB	IBB	HBP	BLK	WP	HR	S	P	ERA	WHIP
<b>Juan Nieves, L</b> ERA: 5.76 (1, 1)	2.1	L	12	3	3	3	1	1	1	0	0	1	0	23	42	11.57	1.714
<b>Chuck Crim, R</b> ERA: 3.58 (3, 1)	4.2		20	6	1	1	2	1	0	0	0	0	0	46	71	1.93	1.500
<b>Paul Mirabella, L</b> ERA: 0.75 (8, 1)	1.0		5	2	0	0	1	0	0	0	0	0	0	15	20	0.00	2.000

**BOTTOM**

**Milwaukee Brewers @ Detroit Tigers**  
Tiger Stadium, Detroit, MI  
Wed May 25 1988, 7:05 PM EDT  
Att: 17,806 - Unknown - 61 F

AB	R	H	RBI	BB	SO	LOB
4	1	1	1	1	3	2
3	1	2	2	1	0	0
3	0	0	0	1	0	3
4	0	2	1	0	0	1
4	0	0	0	0	0	3
1	0	0	0	0	0	0
3	0	1	0	0	0	2
4	0	2	0	0	0	1
0	0	0	0	0	0	0
0	0	0	0	0	0	0
4	0	1	0	0	0	1
3	2	2	0	0	1	0
1	0	0	0	0	0	2
0	0	0	0	0	0	0

AB	34
R	4
H	11
RBI	4
BB	3
SO	4
LOB	15

livebaseballscorecards.com

**AB 34**  
**R 4**  
**H 11**  
**RBI 4**  
**BB 3**  
**SO 4**  
**LOB 15**

**D**

WP: 1	PA: 37
PB: 1	
SB: 1	
CS: 0	

Batter	1	2	3	4	5	6	7	8	9	AB R H RBI BB SO LOB	TOP													
Paul Molitor, R (1, 5) OBP: 0.372, SLG: 0.382	2-1 G5-3		2-1 P6	0-1 FC6-4			0-0 G6-4-3		1-2 P6	5 0 0 0 0 0 6														
Juan Castillo, S (1, 4) Jim Gantner, L (9, PH) OBP: 0.300, SLG: 0.300 OBP: 0.304, SLG: 0.297	0-1 F8		1-0 BB 1B		0-3 K			2-1 G6-3	2-0 F8	4 0 1 0 0 1 0 1 0 0 0 0 0 2														
Robin Yount, R (1, 8) OBP: 0.366, SLG: 0.471	4-1 BB		4-2 BB		0-1 G6-3			0-0 G4-3 HR 1B		2 1 1 0 2 0 0														
Greg Brock, L (1, 3) OBP: 0.382, SLG: 0.399	1-2 G4-3		3-2 G6-3		2-0 L5			1-2 G4-3		4 0 0 0 0 0 5														
Glenn Braggs, R (1, 9) OBP: 0.299, SLG: 0.434		1-0 F8		4-2 G6-3 1B S BB		1-3 K		1-1 HR		3 2 1 2 1 1 0														
Rob Deer, R (1, 7) OBP: 0.292, SLG: 0.377		2-1 L7		0-3 K		1-1 G6-3		0-1 G5-3		4 0 0 0 0 1 1														
Joey Meyer, R (1, 10) Ernest Riles, L (9, PH) OBP: 0.216, SLG: 0.380 OBP: 0.336, SLG: 0.368		1-3 K		3-2 G6-3		1-2 P3			2-3 K	3 0 0 0 0 1 1 1 0 0 0 0 1 0														
Bill Schroeder, R (1, 2) B.J. Surhoff, L (9, PH) OBP: 0.204, SLG: 0.222 OBP: 0.313, SLG: 0.318			2-3 K	2-0 1B 1B		4-2 G6-4-3 BB			2-0 WP 1B	2 0 1 1 1 1 0 1 0 1 0 0 0 0														
Dale Sveum, S (1, 6) OBP: 0.309, SLG: 0.418			0-1 BB 1B 1B	2-2 FC6-4 1B		0-1 F8			4-2 BB	3 0 2 0 1 0 1														
<b>Inning Stats</b>	R: 0 E: 0 K: 0 S: 8	H: 0 LOB: 1 BB: 1 P: 15	R: 0 E: 0 K: 1 S: 6	H: 0 LOB: 0 BB: 0 P: 10	R: 0 E: 0 K: 1 S: 14	H: 2 LOB: 3 BB: 1 P: 26	R: 1 E: 0 K: 1 S: 18	H: 2 LOB: 2 BB: 1 P: 29	R: 0 E: 0 K: 1 S: 6	H: 0 LOB: 0 BB: 0 P: 8	R: 0 E: 0 K: 1 S: 9	H: 0 LOB: 0 BB: 0 P: 12	R: 0 E: 0 K: 0 S: 5	H: 0 LOB: 0 BB: 1 P: 9	R: 2 E: 0 K: 0 S: 10	H: 2 LOB: 0 BB: 0 P: 14	R: 0 E: 0 K: 1 S: 11	H: 1 LOB: 2 BB: 1 P: 22	1B: 6 2B: 0 3B: 0 HR: 1	SF: 0 SAC: 0 DP: 1 HBP: 0	WP: 1 PB: 0 SB: 1 CS: 0	PA: 38		
<b>PITCHER</b> Frank Tanana, L (1, 1) ERA: 4.57 Eric King, R (8, 1) ERA:	IP 7.2 1.1	WLS W S	BF 32 6	H 6 1	R 3 0	ER 3 0	SO 5 1	BB 4 1	IBB 0 0	HBP 0 0	BLK 0 0	WP 0 1	HR 1 0	S 74 13	P 121 24	ERA 3.52 0.00	WHIP 1.304 1.500							

Milwaukee Brewers @ Detroit Tigers  
Tiger Stadium, Detroit, MI  
Thu May 26 1988, 7:05 PM EDT  
Att. 16,005 - Unknown - 75 F

livebaseballscorecards.com

AB	33
R	3
H	7
RBI	3
BB	5
SO	6
LOB	16





Batter	1	2	3	4	5	6	7	8	9
<b>Gary Pettis, S</b> OBP: 0.303, SLG: 0.253 (1, 8) C B B S F X	2-3 K		2-2 S 2B 1B	0-1 G4-3			1-0 G5-3		
<b>Lou Whitaker, L</b> OBP: 0.400, SLG: 0.426 (1, 4) B B C X	2-1 1B 1B		1-2 P5 1-2			2-2 G3-6-3 1B	0-1 HR		
<b>Pat Sheridan, L</b> OBP: 0.350, SLG: 0.408 (1, 7) 1 SAFE C 1 SAFE X	0-1 1-3 1B		1-0 P5			0-0 G3-6-3 1-2f	0-3 K		
<b>Alan Trammell, R</b> OBP: 0.380, SLG: 0.512 (1, 6) X	0-0 P2		1-1 2B			1-2 F9	0-0 G3-6 1B		
<b>Darrell Evans, L</b> OBP: 0.287, SLG: 0.289 (1, 3) C X	0-1 G4-3		0-0 G1-3			1-0 HR	1-2 G3-6 1-2f		
<b>Chet Lemon, R</b> OBP: 0.358, SLG: 0.447 (1, 9) S B B B X		3-2 G4-6-3 1B		1-2 L5		1-2 G4-3	2-2 G6-3		
<b>Matt Nokes, L</b> OBP: 0.261, SLG: 0.417 (1, 2) X		0-0 G4-6-3 1-2f		4-1 1B BB		0-0 G4-3			
<b>Dave Bergman, L</b> OBP: 0.347, SLG: 0.310 (1, 10) C S B C X		1-2 1B		1-2 1B 1-2 1B		3-1 F8			
<b>Tom Brookens, R</b> OBP: 0.362, SLG: 0.398 (1, 5) 1 SAFE B B C X		3-2 G6-3		1-0 1-3 2-H 1B			2-0 P9		

Inning Stats	R: 0	H: 2	E: 0	K: 1	S: 10	R: 0	H: 2	E: 0	K: 0	S: 10	R: 1	H: 2	E: 0	K: 0	S: 10	R: 0	H: 1	E: 0	K: 0	S: 11	R: 1	H: 1	E: 0	K: 0	S: 7	R: 1	H: 1	E: 0	K: 1	S: 7	R: 0	H: 1	E: 0	K: 0	S: 9
	LOB: 2	BB: 0	P: 14	LOB: 1	BB: 0	P: 17	LOB: 1	BB: 0	P: 15	LOB: 1	BB: 1	LOB: 1	BB: 1	P: 17	LOB: 0	BB: 0	P: 14	LOB: 0	BB: 0	P: 12	LOB: 0	BB: 0	P: 10	LOB: 0	BB: 0	P: 12	LOB: 0	BB: 0	P: 12	LOB: 0	BB: 0	P: 12	LOB: 0	BB: 0	P: 12

PITCHER	IP	WLS	BF	H	R	ER	SO	BB	IBB	HBP	BLK	WP	HR	S	P	ERA	WHIP
<b>Chris Bosio, R</b> ERA: 2.2 (1, 1)	8.0	L	33	12	4	4	2	1	0	0	0	0	2	74	111	4.50	1.625

**BOTTOM**

**Milwaukee Brewers @ Detroit Tigers**  
Tiger Stadium, Detroit, MI  
Thu May 26 1988, 7:05 PM EDT  
Att: 16,005 - Unknown - 75 F

AB	R	H	RBI	BB	SO	LOB
4	1	1	0	0	1	1
4	1	3	1	0	0	1
4	0	1	0	0	1	2
4	0	2	1	0	0	2
4	1	1	1	0	0	4
4	0	1	0	0	0	0
2	1	0	0	1	0	1
3	0	2	0	0	0	0
3	0	1	1	0	0	1

AB	32
R	4
H	12
RBI	4
BB	1
SO	2
LOB	12

WP: 0 PA: 33  
PB: 0  
SB: 1  
CS: 0



livebaseballscorecards.com

Batter	1	2	3	4	5	6	7	8	9	AB R H RBI BB SO LOB	TOP											
<b>Gary Pettis, S</b> (1, 8) OBP: 0.301, SLG: 0.251	1-2 1B		1-3 K		2-2 FC5-4 1-2f		0-1 G6-3		0-3 K	5 0 1 0 0 2 3												
<b>Lou Whitaker, L</b> (1, 4) OBP: 0.400, SLG: 0.421	1-3 K		2-3 K		4-2 1-2 BB		2-0 1B		3-3 K	4 0 1 0 1 3 3												
<b>Luis Salazar, R</b> (1, 7) OBP: 0.366, SLG: 0.505	0-1 L4-3 1-2			1-1 G5-3	1-2 P3		1-2 1-3 FC4 1B		1-3 K	5 0 1 0 0 1 5												
<b>Alan Trammell, R</b> (1, 6) OBP: 0.377, SLG: 0.506	1-3 K			1-0 1B		1-0 F9	0-0 FC4 1-2f			4 0 1 0 0 1 3												
<b>Chet Lemon, R</b> (1, 9) OBP: 0.361, SLG: 0.451		4-0 BB		1-2 F9		2-1 1B 2B		2-3 K		3 1 1 0 1 1 1												
<b>Larry Herndon, R</b> (1, 10) OBP: 0.295, SLG: 0.333		1-0 F9		2-2 1-2 1B		3-2 P3		1-3 K		3 0 1 0 0 0 2												
<b>Darrell Evans, L</b> (8, PH) OBP: 0.285, SLG: 0.287										1 0 0 0 0 1 0												
<b>Jim Morrison, R</b> (1, 3) OBP: 0.209, SLG: 0.269		1-1 F7		1-3 K		0-0 1B 2-H		0-2 G3		3 0 1 1 0 1 3												
<b>Dave Bergman, L</b> (8, 3) OBP: 0.340, SLG: 0.302										1 0 0 0 0 0 0												
<b>Tom Brookens, R</b> (1, 5) OBP: 0.354, SLG: 0.387		1-3 K			1-1 P9		0-3 K		4-0 1B BB	3 0 0 0 0 2 2												
<b>Pat Sheridan, L</b> (9, PH) OBP: 0.358, SLG: 0.408										0 0 0 0 1 0 0												
<b>Mike Heath, R</b> (1, 2) OBP: 0.254, SLG: 0.200			2-3 K		0-0 FC5-4 1B		0-1 5-3		1-1 1-2 1B	3 0 1 0 0 1 0												
<b>Matt Nokes, L</b> (9, PH) OBP: 0.267, SLG: 0.422										1 0 1 0 0 0 0												
<b>Inning Stats</b>	R: 0 E: 0 K: 2 S: 13	H: 1 LOB: 1 BB: 0 P: 15	R: 0 E: 0 K: 1 S: 6	H: 0 LOB: 1 BB: 1 P: 13	R: 0 E: 0 K: 3 S: 9	H: 0 LOB: 0 BB: 0 P: 14	R: 0 E: 0 K: 1 S: 15	H: 2 LOB: 2 BB: 0 P: 21	R: 0 E: 0 K: 0 S: 11	H: 1 LOB: 2 BB: 1 P: 19	R: 1 E: 0 K: 1 S: 11	H: 2 LOB: 1 BB: 0 P: 17	R: 0 E: 0 K: 0 S: 9	H: 2 LOB: 2 BB: 0 P: 12	R: 0 E: 0 K: 2 S: 11	H: 0 LOB: 0 BB: 0 P: 14	R: 0 E: 0 K: 3 S: 15	H: 1 LOB: 2 BB: 1 P: 24	1B: 8 2B: 1 3B: 0 HR: 0	SF: 0 SAC: 0 DP: 0 HBP: 0	WP: 0 PB: 0 SB: 1 CS: 0	PA: 39
<b>PITCHER</b>	IP WLS BF H R ER SO BB IBB HBP BLK WP HR S P ERA WHIP																					
<b>Frank Viola, L</b> (1, 1) ERA: 2.57	7.0 W 31 8 1 1 8 2 0 0 0 0 0 0 74 111 1.29 1.429																					
<b>Juan Berenguer, R</b> (8, 1) ERA: 5.4	2.0 8 1 0 0 5 1 0 0 0 0 0 0 26 38 0.00 1.000																					

**Detroit Tigers @ Minnesota Twins**  
Hubert H. Humphrey Metrodome, Minneapolis, MN

Fri May 27 1988, 8:05 PM EDT  
Att: 45,281 - Dome - 95 F

AB	36
R	1
H	9
RBI	1
BB	3
SO	13
LOB	22



WP: 0	PA: 39
PB: 0	
SB: 1	
CS: 0	

ERA	WHIP
-----	------

[livebaseballscorecards.com](http://livebaseballscorecards.com)

Batter	1	2	3	4	5	6	7	8	9
Dan Gladden, R OBP: 0.333, SLG: 0.449 (1, 7)	1-2 FC 2B		1-1 4-3 S 1B			2-1 BLK WP 1B	0-3 K		
Tom Herr, S OBP: 0.359, SLG: 0.335 (1, 4)	1-3 K2-3		1-2 4-3 1-3			3-3 K 1-3		0-1 G3	
Kirby Puckett, R OBP: 0.356, SLG: 0.505 (1, 8) John Moses, S OBP: 0.314, SLG: 0.300 (9, 8)	1-2 FC G4-6-3 2-H		0-0 G1-3			0-1 WP HR 1B 3-H		2-2 E5 HR	
Kent Hrbek, L OBP: 0.359, SLG: 0.575 (1, 3)	2-1 G4-6-3 1-2f			1-2 L7		4-0 HR IBB 1-2		0-0 HR	
Gary Gaetti, R OBP: 0.333, SLG: 0.494 (1, 5)		1-0 5-3		1-3 K		1-3 K		2-3 K	
Randy Bush, L OBP: 0.432, SLG: 0.516 (1, 9) Mark Davidson, R OBP: 0.378, SLG: 0.600 (7, 9)		1-3 K		1-1 4-3		1-2 HR		1-0 F9	
Gene Larkin, S OBP: 0.361, SLG: 0.387 (1, 10)		0-2 S 1B			2-0 F8	2-1 F9			
Tim Laudner, R OBP: 0.322, SLG: 0.450 (1, 2)		3-2 L8 1-2			2-3 K		2-3 K		
Greg Gagne, R OBP: 0.229, SLG: 0.303 (1, 6)			1-2 L9		0-0 6-3		1-0 F8		

Inning Stats	R: 1	H: 1	E: 0	K: 1	S: 13	R: 0	H: 1	E: 0	K: 1	S: 10	R: 0	H: 1	E: 0	K: 0	S: 9	R: 0	H: 0	E: 0	K: 1	S: 8	R: 0	H: 0	E: 0	K: 1	S: 6	R: 4	H: 3	E: 0	K: 2	S: 15	R: 0	H: 0	E: 0	K: 2	S: 8	R: 2	H: 1	E: 1	K: 1	S: 10
	LOB: 0	BB: 0	P: 18	LOB: 1	BB: 0	P: 15	LOB: 1	BB: 0	P: 12	LOB: 0	BB: 0	P: 11	LOB: 0	BB: 0	P: 10	LOB: 0	BB: 1	P: 28	LOB: 0	BB: 0	P: 11	LOB: 0	BB: 0	P: 15	LOB: 0	BB: 0	P: 15	LOB: 0	BB: 0	P: 15	LOB: 0	BB: 0	P: 15	LOB: 0	BB: 0	P: 15	LOB: 0	BB: 0	P: 15	

PITCHER	IP	WLS	BF	H	R	ER	SO	BB	IBB	HBP	BLK	WP	HR	S	P	ERA	WHIP
Jack Morris, R ERA: 4.71 (1, 1)	5.2	L	24	6	5	5	6	0	1	0	1	2	1	59	90	7.94	1.059
Paul Gibson, L ERA: 3.51 (6, 1)	0.1		1	0	0	0	0	0	0	0	0	0	0	2	4	0.00	0.000
Don Heinkel, R ERA: 3.72 (7, 1)	2.0		8	1	2	1	3	0	0	0	0	0	1	18	26	4.50	0.500


**BOTTOM**

**Detroit Tigers @ Minnesota Twins**  
 Hubert H. Humphrey Metrodome, Minneapolis, MN

Fri May 27 1988, 8:05 PM EDT  
 Att: 45,281 - Dome - 95 F

AB	32
R	7
H	7
RBI	7
BB	1
SO	9
LOB	8

livebaseballscores.com



1B	2B	3B	HR	SF	SAC	DP	HBP	WP	HR	S	P	ERA	WHIP
4	0	0	0	0	0	0	0	2	3				
4	2	1	2	0	0	0	0	1	0				
0	0	0	0	0	0	0	0	0	0				
3	2	1	2	1	0	0	1						
4	0	0	0	0	0	3	2						
3	1	1	3	0	1	0							
1	0	0	0	0	0	0							
3	0	1	0	0	0	0							
3	0	0	0	0	0	2	1						
3	0	0	0	0	0	0							

Batter	1	2	3	4	5	6	7	8	9	AB R H RBI BB SO LOB	TOP																
Pat Sheridan, L (1, 8) OBP: 0.353, SLG: 0.440	1-2 P6		0-2 F8			0-0 G3		2-2 HR		4 1 1 1 0 0 0																	
Lou Whitaker, L (1, 4) OBP: 0.402, SLG: 0.431	1-1 WP FC3-2-5-1 2B		2-1 G1-3			3-3 K		0-0 G3 SH1-3 1B		4 0 2 0 0 1 0																	
Matt Nokes, L (1, 2) OBP: 0.277, SLG: 0.423	4-2 FC5-2-5-1 2-3 BB				0-0 F9		0-1 FC3-6 1B 1B	0-1 SH1-3 1-2		2 1 1 0 1 0 0																	
Alan Trammell, R (1, 6) OBP: 0.379, SLG: 0.506	3-2 FC5-2-5-1 1-2 3-H				3-2 G3-6-3 1B		0-0 FC3-6 1-2 1B	0-2 G3 2-3		4 0 2 0 0 0 3																	
Darrell Evans, L (1, 3) OBP: 0.277, SLG: 0.278	1-1 L7				0-0 G3-6-3 1-2f		3-1 FC3-6 1B BB	1-3 K		4 0 0 0 0 1 6																	
Chet Lemon, R (1, 9) OBP: 0.364, SLG: 0.446		1-0 G6-3				1-3 K2-3		4-1 1B 1-2 BB	4-2 FC5-4 BB	2 0 0 0 2 1 0																	
Luis Salazar, R (1, 7) OBP: 0.362, SLG: 0.495		0-1 P9			1-1 F8		2-1 1-2 2-3 3-H 1B	0-1 FC5-4 G6-4-3		4 0 1 1 0 0 1																	
Dave Bergman, L (1, 10) OBP: 0.315, SLG: 0.277		1-2 G6-3			0-0 4-3		0-0 P5	3-2 G6-4-3		4 0 0 0 0 0 4																	
Tom Brookens, R (1, 5) OBP: 0.346, SLG: 0.377			3-2 6-3			3-3 K	1-0 P5			3 0 0 0 0 1 3																	
<b>Inning Stats</b>	R: 0 E: 0 K: 0 S: 14	H: 1 LOB: 2 BB: 1 P: 24	R: 0 E: 0 K: 0 S: 6	H: 0 LOB: 0 BB: 0 P: 8	R: 0 E: 0 K: 0 S: 8	H: 0 LOB: 0 BB: 0 P: 13	R: 0 E: 0 K: 0 S: 5	H: 1 LOB: 0 BB: 0 P: 8	R: 0 E: 0 K: 1 S: 6	H: 0 LOB: 0 BB: 0 P: 8	R: 0 E: 0 K: 2 S: 7	H: 0 LOB: 0 BB: 0 P: 13	R: 1 E: 0 K: 0 S: 10	H: 3 LOB: 3 BB: 1 P: 20	R: 1 E: 0 K: 1 S: 13	H: 2 LOB: 1 BB: 0 P: 16	R: 0 E: 0 K: 0 S: 8	H: 0 LOB: 0 BB: 1 P: 15	1B: 5 2B: 1 3B: 0 HR: 1	SF: 0 SAC: 1 DP: 2 HBP: 0	WP: 1 PB: 0 SB: 0 CS: 0	PA: 35					
<b>PITCHER</b>	IP WLS BF H R ER SO BB IBB HBP BLK WP HR S P ERA WHIP																										
Les Straker, R (1, 1) ERA: 3.5	6.1		25	5	1	1	3	2	0	0	0	1	0	54	91	1.42	1.105										
Keith Atherton, R (7, 1) ERA: 1.95	1.2	W	7	2	1	1	1	0	0	0	0	0	1	15	19	5.40	1.200										
Jeff Reardon, R (9, 1) ERA: 2.74	1.0	S	3	0	0	0	0	1	0	0	0	0	0	8	15	0.00	1.000										

**Detroit Tigers @ Minnesota Twins**  
 Hubert H. Humphrey Metrodome, Minneapolis, MN  
 Sat May 28 1988, 8:05 PM EDT  
 Att. 38,403 - Dome - 99 F

AB	31
R	2
H	7
RBI	2
BB	3
SO	4
LOB	17



Batter	1	2	3	4	5	6	7	8	9	AB	R	H	RBI	BB	SO	LOB
Dan Gladden, R OBP: 0.337, SLG: 0.450 (1, 7)	2-0 G6-3		2-2 SAFE 1-2 G6-3 1B		3-3 K			0-0 1B FC3-6 1B		4	1	2	0	0	1	0
Tom Herr, S OBP: 0.351, SLG: 0.327 (1, 4)	2-2 4-3		1-1 G6-3 1-2f 2-3		0-0 G4-3			0-0 B2		4	0	0	0	0	0	3
Kirby Puckett, R OBP: 0.359, SLG: 0.521 (1, 8)	3-2 P4		0-1 HR				0-0 4-3	1-2 FC3-6 1-3 1B		4	1	2	2	0	0	0
Kent Hrbek, L OBP: 0.357, SLG: 0.567 (1, 3)		0-1 FC4-6 F8 1B	0-0 4-3				0-0 6-3	0-1 FC3-6 1-2f HR		4	1	1	1	0	0	1
Gary Gaetti, R OBP: 0.332, SLG: 0.506 (1, 5)		0-1 F8		0-1 G5-3			2-0 5-3	1-0 HR		4	1	1	2	0	0	1
Randy Bush, L OBP: 0.438, SLG: 0.510 (1, 9)		4-2 FC4-6 BB		4-1 FC4 BB			0-1 L9	3-1 G6-3		1	0	0	0	2	0	0
Mark Davidson, R OBP: 0.368, SLG: 0.583 (8, PH) (9, 9)										1	0	0	0	0	0	0
Gene Larkin, S OBP: 0.354, SLG: 0.379 (1, 10)		3-1 FC4-6 1-2f 2-3		1-0 P2			2-1 P6			3	0	0	0	0	0	3
Tim Laudner, R OBP: 0.322, SLG: 0.441 (1, 2)		2-2 G4-3		2-0 FC4 1-2f			4-2 BB			2	0	0	0	1	0	3
Steve Lombardozzi, R OBP: 0.300, SLG: 0.296 (1, 6)			4-1 G6-3 1B HR BB				1-0 5-3			2	1	0	0	1	1	1
Greg Gagne, R OBP: 0.229, SLG: 0.303 (8, 6)										0	0	0	0	0	0	0

Inning Stats	R: 0	H: 0	E: 0	K: 0	S: 8	R: 0	H: 1	E: 0	K: 0	S: 12	R: 2	H: 2	E: 0	K: 0	S: 9	R: 0	H: 0	E: 0	K: 0	S: 5	R: 0	H: 0	E: 0	K: 1	S: 5	R: 0	H: 0	E: 0	K: 0	S: 3	R: 0	H: 0	E: 0	K: 1	S: 9	R: 3	H: 3	E: 0	K: 0	S: 12
	LOB: 0	BB: 0	P: 15	LOB: 2	BB: 1	LOB: 0	BB: 2	LOB: 0	BB: 1	P: 21	LOB: 1	BB: 1	LOB: 0	BB: 0	P: 9	LOB: 0	BB: 0	LOB: 0	BB: 0	P: 5	LOB: 1	BB: 1	LOB: 0	BB: 1	P: 15	LOB: 0	BB: 0	LOB: 0	BB: 0	P: 3	LOB: 0	BB: 0	LOB: 0	BB: 0	P: 16	LOB: 1	BB: 1	LOB: 0	BB: 0	P: 10


PITCHER	IP	WLS	BF	H	R	ER	SO	BB	IBB	HBP	BLK	WP	HR	S	P	ERA	WHIP
Walt Terrell, R ERA: 3.98 (1, 1)	7.2	L	32	6	5	5	2	4	0	0	0	0	2	61	104	5.87	1.304
Willie Hernandez, L ERA: 2.52 (8, 1)	0.1		1	0	0	0	0	0	0	0	0	0	0	2	5	0.00	0.000

**BOTTOM**

**Detroit Tigers @ Minnesota Twins**  
 Hubert H. Humphrey Metrodome, Minneapolis, MN

Sat May 28 1988, 8:05 PM EDT  
 Att: 38,403 - Dome - 99 F

AB	29
R	5
H	6
RBI	5
BB	4
SO	2
LOB	12



1B	2B	3B	HR	SF	SAC	DP	HBP	WP	HR	S	P	ERA	WHIP
4	0	0	2	0	0	1	0	0	0	0	0	0	0

Batter	1	2	3	4	5	6	7	8	9	AB R H RBI BB SO LOB	TOP	
Tom Brookens, R (1, 5) OBP: 0.346, SLG: 0.376 Dave Bergman, L (8, PH) OBP: 0.309, SLG: 0.271 (8, 3)	2-2 1B 2B	1-0 L6-4			2-3 K			2-1 F8		3 1 1 0 0 1 1 1 0 0 0 0 0 0		
Jim Morrison, R (1, 3) OBP: 0.211, SLG: 0.282 (8, 5)	1-2 1B 2B		1-0 G1-3		1-1 P4			2-1 F7		4 1 1 0 0 0 0		
Luis Salazar, R (1, 7) OBP: 0.358, SLG: 0.487	1-0 1B 2B		0-2 F9		0-0 P4			0-1 F9		4 0 1 2 0 0 0		
Alan Trammell, R (1, 6) OBP: 0.382, SLG: 0.506	0-2 F9		2-2 CS 1B		1-0 G6-4-3 1B			2-2 F8		4 0 2 0 0 0 1		
Chet Lemon, R (1, 9) OBP: 0.362, SLG: 0.447	1-1 L8		1-1 SAFE CS 1-2	1-2 G1-3	0-0 L5			1-2 G6-3 2B		4 0 1 0 0 0 2		
Larry Herndon, R (1, 10) OBP: 0.313, SLG: 0.404 Darrell Evans, L (9, PH) OBP: 0.275, SLG: 0.276	1-0 FC6-4 1B			2-1 HR	1-2 G6-4-3 1-2f			0-1 G6-3 2-3		3 1 2 1 0 0 1 1 0 0 0 0 0 1		
Mike Heath, R (1, 2) OBP: 0.257, SLG: 0.222 Matt Nokes, L (9, PH) OBP: 0.275, SLG: 0.420	0-2 FC6-4 1-2f			0-0 2B	1-1 F8			1-3 K		3 0 1 0 0 0 2 1 0 0 0 0 1 1		
Pat Sheridan, L (1, 8) OBP: 0.352, SLG: 0.429		4-1 L6-4 SH3-4 BB		1-3 K	3-3 K					2 0 0 0 1 2 1		
Jim Walewander, S (1, 4) OBP: 0.278, SLG: 0.444		0-0 SH3-4 1-2		0-0 L9	1-3 K					2 0 0 0 0 1 1		
<b>Inning Stats</b>	R: 2 H: 4 E: 0 LOB: 2 K: 0 BB: 0 S: 17 P: 23	R: 0 H: 0 E: 0 LOB: 0 K: 0 BB: 1 S: 3 P: 8	R: 0 H: 1 E: 0 LOB: 0 K: 0 BB: 0 S: 10 P: 14	R: 1 H: 2 E: 0 LOB: 1 K: 1 BB: 0 S: 10 P: 14	R: 0 H: 0 E: 0 LOB: 0 K: 1 BB: 0 S: 6 P: 9	R: 0 H: 1 E: 0 LOB: 0 K: 0 BB: 0 S: 5 P: 7	R: 0 H: 0 E: 0 LOB: 0 K: 2 BB: 0 S: 10 P: 15	R: 0 H: 0 E: 0 LOB: 0 K: 0 BB: 0 S: 6 P: 10	R: 0 H: 1 E: 0 LOB: 1 K: 1 BB: 0 S: 11 P: 15	1B: 5 SF: 0 2B: 4 SAC: 1 3B: 0 DP: 2 HR: 1 HBP: 0	WP: 0 PA: 35 PB: 0 SB: 0 CS: 1	
<b>PITCHER</b> Allan Anderson, L (1, 1) ERA: 4.36 Juan Berenguer, R (8, 1) ERA: 5.23 Jeff Reardon, R (9, 1) ERA: 2.63	IP WLS BF H R ER SO BB IBB HBP BLK WP HR S P ERA WHIP											
	7.0 W 27 8 3 3 4 1 0 0 0 0 1 61 90 3.86 1.286											
	1.0 3 0 0 0 0 0 0 0 0 0 0 6 10 0.00 0.000											
	1.0 S 4 1 0 0 1 0 0 0 0 0 0 11 15 0.00 1.000											

**Detroit Tigers @ Minnesota Twins**  
 Hubert H. Humphrey Metrodome, Minneapolis, MN  
 Sun May 29 1988, 4:33 AM EDT  
 Att. 43,727 - Dome

AB	32
R	3
H	9
RBI	3
BB	1
SO	5
LOB	11



Batter	1	2	3	4	5	6	7	8	9
<b>Dan Gladden, R</b> OBP: 0.339, SLG: 0.463 (1, 7)	3-2 HR	4-1 BB			0-3 K		0-0 G1-3	1-1 F9	
<b>Tom Herr, S</b> OBP: 0.349, SLG: 0.325 (1, 4)	1-3 K	0-2 G4-3			3-2 HR 1B		1-1 G3		
<b>Kirby Puckett, R</b> OBP: 0.361, SLG: 0.552 (1, 8)	2-1 G3		1-1 HR		0-0 HR 1-H		0-0 F9		
<b>Kent Hrbek, L</b> OBP: 0.360, SLG: 0.563 (1, 10)	4-2 BB BB		3-2 L3		0-0 1B		0-0 F8		
<b>Gary Gaetti, R</b> OBP: 0.330, SLG: 0.497 (1, 5)	4-2 FC4-6 BB		2-2 G5-3		3-2 L8		2-0 G5-3		
<b>Randy Bush, L</b> OBP: 0.432, SLG: 0.520 (1, 9) <b>Mark Davidson, R</b> OBP: 0.368, SLG: 0.583 (9, 9)	0-1 FC4-6 1-2f		0-1 F9		2-1 G4-3		1-0 1B 3B		
<b>Gene Larkin, S</b> OBP: 0.358, SLG: 0.378 (1, 3)		2-2 L7		1-1 G4-6-3 1B		1-2 F8	4-0 1B 1B IBB		
<b>Brian Harper, R</b> OBP: 0.250, SLG: 0.250 (1, 2)		1-3 K		0-0 G4-6-3 1-2f		0-0 P4	0-0 1B 1B		
<b>Greg Gagne, R</b> OBP: 0.236, SLG: 0.316 (1, 6)		1-1 2B		0-2 P5		0-0 P3	0-2 1-3 2-H 1B		

AB	R	H	RBI	BB	SO	LOB
4	1	1	1	1	1	2
4	1	1	0	0	1	2
4	2	2	3	0	0	0
3	0	1	0	1	0	0
3	0	0	0	1	0	1
4	1	1	0	0	0	3
0	0	0	0	0	0	0
3	1	1	0	1	0	0
4	0	1	1	0	1	1
4	0	2	1	0	0	0

**BOTTOM**

**Detroit Tigers @ Minnesota Twins**  
 Hubert H. Humphrey Metrodome, Minneapolis, MN  
 Sun May 29 1988, 4:33 AM EDT  
 Att. 43,727 - Dome

<b>AB</b>	<b>33</b>
<b>R</b>	<b>6</b>
<b>H</b>	<b>10</b>
<b>RBI</b>	<b>6</b>
<b>BB</b>	<b>4</b>
<b>SO</b>	<b>3</b>
<b>LOB</b>	<b>9</b>



1B: 5	SF: 0	WP: 0	PA: 37
2B: 1	SAC: 0	PB: 0	
3B: 1	DP: 1	SB: 0	
HR: 3	HBP: 0	CS: 0	

Inning Stats		R	H	E	K	S	R	H	E	K	S	R	H	E	K	S	R	H	E	K	S	R	H	E	K	S	R	H	E	K	S	R	H	E	K	S	R	H	E	K	S
PITCHER		7.2	WLS	BF	H	R	ER	SO	BB	IBB	HBP	BLK	WP	HR	S	P	ERA	WHIP																							
<b>Doyle Alexander, R</b> ERA: 3.54 (1, 1)		7.2	L	35	9	6	6	3	3	1	0	0	0	3	76	122	7.04	1.565																							
<b>Eric King, R</b> ERA: (8, 1)		0.1		2	1	0	0	0	0	0	0	0	0	0	5	6	0.00	3.000																							

WP	HR	S	P	ERA	WHIP
0	0	0	0	0.00	3.000

Batter	1	2	3	4	5	6	7	8	9	AB R H RBI BB SO LOB	TOP											
<b>Dave Gallagher, R</b> OBP: 0.311, SLG: 0.366 (1, 8)	1-0 SH5-3 HR 1B	4-0 BB HR IBB	0-1 P2		1-1 FC6-4			4-2 BB		3 2 1 0 2 0 2												
<b>Steve Lyons, L</b> OBP: 0.322, SLG: 0.308 (1, 5)	1-1 SH5-3	4-2 HR BB		1-3 K		1-1 G1-3		0-1 F8		3 1 0 0 1 1 2												
<b>Gary Redus, R</b> OBP: 0.342, SLG: 0.456 (1, 7)	3-2 G5-3	2-1 HR		2-3 K		0-0 G5-3		2-1 F9		5 1 1 4 0 1 3												
<b>Ivan Calderon, R</b> OBP: 0.306, SLG: 0.471 (1, 10)	1-1 HR	1-2 G6-3		4-2 FC4-6 BB		2-1 P3			2-3 K	4 1 1 2 1 1 0												
<b>Harold Baines, L</b> OBP: 0.332, SLG: 0.392 (1, 9)	0-1 G5-3		2-3 K	0-0 FC4-6			0-0 G4-3		1-1 G4-3	5 0 0 0 0 1 1												
<b>Donnie Hill, S</b> OBP: 0.291, SLG: 0.231 (1, 4)		2-2 1B 1B	1-2 1B HR 1B		1-3 K		2-0 F7		1-2 L6	5 2 2 0 0 1 0												
<b>Greg Walker, L</b> OBP: 0.276, SLG: 0.331 (1, 3)		0-0 FC1-5 1B	1-1 HR 1B		4-2 FC7-4 BB		0-1 F9			3 1 2 0 1 0 0												
<b>Ozzie Guillen, L</b> OBP: 0.272, SLG: 0.290 (1, 6)		0-1 BB HR 1B	1-2 P4		1-0 FC7-4 1B			1-0 2B		4 1 2 1 0 0 3												
<b>Ron Karkovice, R</b> OBP: 0.250, SLG: 0.286 (1, 2)		2-0 FC1-5 IBB	1-2 HR		1-1 FC6-4 1B			2-1 G5-3		4 1 2 3 0 0 3												
<b>Inning Stats</b>	R: 2 E: 0 K: 0 S: 10	H: 2 LOB: 0 BB: 0 P: 16	R: 5 E: 0 K: 0 S: 15	H: 4 LOB: 0 BB: 2 P: 30	R: 3 E: 0 K: 1 S: 18	H: 3 LOB: 0 BB: 0 P: 24	R: 0 E: 0 K: 2 S: 11	H: 0 LOB: 1 BB: 1 P: 18	R: 0 E: 0 K: 1 S: 11	H: 1 LOB: 2 BB: 1 P: 19	R: 0 E: 0 K: 0 S: 5	H: 0 LOB: 0 BB: 0 P: 8	R: 0 E: 0 K: 0 S: 4	H: 0 LOB: 0 BB: 0 P: 6	R: 0 E: 0 K: 0 S: 10	H: 1 LOB: 2 BB: 1 P: 19	R: 0 E: 0 K: 1 S: 9	H: 0 LOB: 0 BB: 0 P: 13	1B: 7 2B: 1 3B: 0 HR: 3	SF: 0 SAC: 1 DP: 0 HBP: 0	WP: 0 PB: 0 SB: 0 CS: 0	PA: 42
<b>PITCHER</b>	IP WLS BF H R ER SO BB IBB HBP BLK WP HR S P ERA WHIP																					
<b>Frank Tanana, L</b> ERA: 5.37 (1, 1)	1.2 L 12 6 7 7 0 1 1 0 0 0 2 22 42 37.80 4.200																					
<b>Paul Gibson, L</b> ERA: 4.03 (2, 1)	3.1 16 4 3 3 4 2 0 0 0 0 1 43 65 8.10 1.800																					
<b>Don Heinkel, R</b> ERA: 3.09 (6, 1)	4.0 14 1 0 0 1 1 0 0 0 0 0 28 46 0.00 0.500																					

**Chicago White Sox @ Detroit Tigers**  
Tiger Stadium, Detroit, MI  
Tue May 31 1988, 7:05 PM EDT  
Att. 13,223 - Unknown - 89 F

[livebaseballscorecards.com](http://livebaseballscorecards.com)

**AB 36**  
**R 10**  
**H 11**  
**RBI 10**  
**BB 5**  
**SO 5**  
**LOB 14**





Batter	1	2	3	4	5	6	7	8	9
<b>Gary Pettis, S</b> OBP: 0.300, SLG: 0.257 (1, 8) B C X	1-1 P4 ①		2-2 G4-3 ③			3-1 1B 2B		0-1 G4-3 ①	
<b>Tom Brookens, R</b> OBP: 0.343, SLG: 0.372 (1, 5) C F B X	1-2 F8 ②			1-0 G5-3 ①		1-0 FC6-4 1B 2-3		1-0 P4 ②	
<b>Luis Salazar, R</b> OBP: 0.355, SLG: 0.487 (1, 7) F X	0-1 F8 ③			1-0 F8 2B		0-3 K ②		1-2 G5-3 ③	
<b>Alan Trammell, R</b> OBP: 0.383, SLG: 0.506 (1, 6) <b>Jim Morrison, R</b> OBP: 0.205, SLG: 0.274 (6, 6)				1-0 F8 2-3		0-0 FC6-4 1-2f ③		1-1 F9 ①	
<b>Chet Lemon, R</b> OBP: 0.356, SLG: 0.439 (1, 9) <b>Pat Sheridan, L</b> OBP: 0.360, SLG: 0.474 (8, 9)				3-3 K ①		1-0 G5-3 ①		1-1 HR ①	
<b>Larry Herndon, R</b> OBP: 0.299, SLG: 0.383 (1, 10) <b>Darrell Evans, L</b> OBP: 0.273, SLG: 0.273 (9, PH)				0-2 G3-6-3 1-2f ②		2-1 G6-3 ①		2-1 G4-3 ②	
<b>Ray Knight, R</b> OBP: 0.302, SLG: 0.326 (1, 3) <b>Dave Bergman, L</b> OBP: 0.321, SLG: 0.271 (9, 3)				0-3 K ①		0-0 G6-3 ②		4-2 BB ④	
<b>Mike Heath, R</b> OBP: 0.247, SLG: 0.212 (1, 2) <b>Matt Nokes, L</b> OBP: 0.273, SLG: 0.416 (9, PH)				2-1 G6-3 ②		1-0 G6-3 ③		1-3 K ③	
<b>Jim Walewander, S</b> OBP: 0.286, SLG: 0.429 (1, 4)				2-1 1B ①		2-2 P5 ①		1-2 F7 ③	


AB	R	H	RBI	BB	SO	LOB
4	0	1	0	0	0	1
4	0	1	0	0	0	0
4	0	1	0	0	1	2
2	0	1	0	0	0	1
2	0	0	0	0	0	2
3	0	0	0	0	2	2
1	1	1	1	0	0	0
3	0	0	0	0	0	1
1	0	0	0	0	0	0
3	0	1	0	0	1	0
0	0	0	0	1	0	0
3	0	0	0	0	0	2
1	0	0	0	0	1	1
3	0	1	0	0	0	2

**BOTTOM**

**Chicago White Sox @ Detroit Tigers**  
Tiger Stadium, Detroit, MI

Tue May 31 1988, 7:05 PM EDT  
Att: 13,223 - Unknown - 89 F

<b>AB</b>	<b>34</b>
<b>R</b>	<b>1</b>
<b>H</b>	<b>7</b>
<b>RBI</b>	<b>1</b>
<b>BB</b>	<b>1</b>
<b>SO</b>	<b>5</b>
<b>LOB</b>	<b>14</b>



Inning	R	H	E	K	S	H	LOB	IP	WLS	BF	H	R	ER	SO	BB	IBB	HBP	BLK	WP	HR	S	P	ERA	WHIP				
1	0	0	0	0	7	1	0																					
2	0	1	0	1	8	0	0																					
3	0	1	0	1	12	0	0																					
4	0	1	0	1	10	0	0																					
5	0	0	0	0	7	0	0																					
6	0	2	0	1	17	0	0																					
7	0	1	1	0	17	0	0																					
8	0	0	0	0	9	0	0																					
9	1	1	0	1	22	0	0																					
<b>Inning Stats</b>	<b>1B: 3</b>	<b>2B: 3</b>	<b>3B: 0</b>	<b>HR: 1</b>	<b>SF: 0</b>	<b>SAC: 0</b>	<b>DP: 1</b>	<b>HBP: 0</b>	<b>WP: 0</b>	<b>PA: 35</b>	<b>ERA</b>	<b>WHIP</b>																
<b>PITCHER</b>	<b>IP</b>	<b>WLS</b>	<b>BF</b>	<b>H</b>	<b>R</b>	<b>ER</b>	<b>SO</b>	<b>BB</b>	<b>IBB</b>	<b>HBP</b>	<b>BLK</b>	<b>WP</b>	<b>HR</b>	<b>S</b>	<b>P</b>	<b>ERA</b>	<b>WHIP</b>											
<b>Jerry Reuss, L</b> ERA: 3.0 (1, 1)	7.0		27	6	0	0	4	0	0	0	0	0	0	57	90	0.00	0.857											
<b>Bill Long, R</b> ERA: 3.0 (8, 1)	2.0		8	1	1	1	1	1	0	0	0	0	1	20	31	4.50	1.000											

Batter	1	2	3	4	5	6	7	8	9	AB R H RBI BB SO LOB	TOP
Daryl Boston, L (1, 8) OBP: 0.234, SLG: 0.443 Gary Redus, R (7, PH) OBP: 0.338, SLG: 0.449 (7, 8) (8, 7)	1-3 K		1-1 L4			2-1 L8	2-3 K			3 0 0 0 0 1 1 1 0 0 0 0 1 2	
Steve Lyons, L (1, 5) OBP: 0.317, SLG: 0.304	2-2 G3-1			3-2 F8		0-0 E8 WP		2-3 K		4 0 1 0 0 1 0	
Dan Pasqua, L (1, 7) OBP: 0.290, SLG: 0.360 Dave Gallagher, R (8, PH) OBP: 0.304, SLG: 0.357 (8, 8)	1-2 G6-3			0-0 G4-3		3-3 K		0-3 K		3 0 0 0 0 1 1 1 0 0 0 0 1 0	
Ivan Calderon, R (1, 9) OBP: 0.304, SLG: 0.484		2-2 G5-3		2-0 F7			3-2 HR	2-3 K		4 1 1 1 0 1 0	
Harold Baines, L (1, 10) OBP: 0.335, SLG: 0.388		4-2 BLK BB			2-3 K		4-1 1B BB	1-3 K		2 1 0 0 2 2 0	
Greg Walker, L (1, 3) OBP: 0.270, SLG: 0.324		1-0 F7		3-1 G4-3			2-3 K	1-2 F8		4 0 0 0 0 1 2	
Mark Salas, L (1, 2) OBP: 0.323, SLG: 0.373 Fred Manrique, R (9, PH) OBP: 0.244, SLG: 0.370		3-2 G4-3		2-2 F7			1-1 1B	3-3 K		3 0 1 0 0 0 1 1 0 0 0 0 1 0	
Ozzie Guillen, L (1, 6) OBP: 0.273, SLG: 0.291			3-3 K			1-0 G1-3	2-0 1B			3 0 1 1 0 1 0	
Donnie Hill, S (1, 4) OBP: 0.292, SLG: 0.226			1-1 F7			4-2 E 1B WP BB	0-2 F7			2 1 0 0 1 0 2	
<b>Inning Stats</b>	R: 0 H: 0 E: 0 LOB: 0 K: 1 BB: 0 S: 9 P: 13	R: 0 H: 0 E: 0 LOB: 1 K: 0 BB: 1 S: 9 P: 19	R: 0 H: 0 E: 0 LOB: 0 K: 1 BB: 0 S: 10 P: 15	R: 0 H: 0 E: 0 LOB: 0 K: 0 BB: 0 S: 6 P: 11	R: 0 H: 0 E: 0 LOB: 0 K: 1 BB: 0 S: 9 P: 16	R: 1 H: 1 E: 1 LOB: 1 K: 1 BB: 1 S: 10 P: 20	R: 2 H: 3 E: 0 LOB: 2 K: 2 BB: 1 S: 16 P: 30	R: 0 H: 0 E: 0 LOB: 0 K: 3 BB: 0 S: 11 P: 15	R: 0 H: 0 E: 0 LOB: 0 K: 2 BB: 0 S: 9 P: 14	1B: 3 SF: 0 2B: 0 SAC: 0 3B: 0 DP: 0 HR: 1 HBP: 0	WP: 1 PA: 34 PB: 0 SB: 0 CS: 0
<b>PITCHER</b>	IP WLS BF H R ER SO BB IBB HBP BLK WP HR S P ERA WHIP										
Jack Morris, R (1, 1) ERA: 4.68	6.1 W 26 4 3 3 5 3 0 0 1 1 1 63 116 4.26 1.105										
Willie Hernandez, L (7, 1) ERA: 2.28	2.2 S 8 0 0 0 6 0 0 0 0 0 0 26 37 0.00 0.000										

Chicago White Sox @ Detroit Tigers  
Tiger Stadium, Detroit, MI  
Wed Jun 01 1988, 7:05 PM EDT  
Att. 13,763 - Unknown - 88 F

livebaseballscorecards.com

AB 31  
R 3  
H 4  
RBI 2  
BB 3  
SO 11  
LOB 9



Batter	1	2	3	4	5	6	7	8	9
<b>Gary Pettis, S</b> OBP: 0.307, SLG: 0.272 (1, 8)	2-1 1B	1-1 HR 3B		1-2 G1-3		4-1 CS BB		3-2 F7	
<b>Lou Whitaker, L</b> OBP: 0.413, SLG: 0.459 (1, 4)	1-1 BB 1B	2-2 HR		4-0 WP IBB		2-2 F7		3-2 1B 1B	
<b>Pat Sheridan, L</b> OBP: 0.359, SLG: 0.463 <b>Tom Brookens, R</b> OBP: 0.345, SLG: 0.374 (6, PH) (7, 5)	4-1 BB 1B	1-0 P5		2-1 F7		2-1 G6-3		1-0 1B WP 1B	
<b>Alan Trammell, R</b> OBP: 0.379, SLG: 0.497 (1, 6)	1-0 L8		1-1 G6-3	1-2 G6-3		1-1 G3-1		1-0 HBP WP 1B	
<b>Darrell Evans, L</b> OBP: 0.291, SLG: 0.285 (1, 3)	4-2 BB		4-2 WP BB		1-1 G3 1B 2B	3-3 K		4-0 HBP BB	
<b>Chet Lemon, R</b> OBP: 0.352, SLG: 0.429 <b>Mike Heath, R</b> OBP: 0.247, SLG: 0.212 (8, PR) (9, 9)	0-0 F7		3-2 F9	1-2 F9	1-1 L7	2-0 F9		2-2 HBP	
<b>Matt Nokes, L</b> OBP: 0.262, SLG: 0.398 (1, 2)		0-1 F7	1-1 L9		3-0 G3			K	
<b>Luis Salazar, R</b> OBP: 0.359, SLG: 0.488 (1, 5) (7, 7)		2-1 B5-3		1-2 1B WP 1B	0-1 S 1B			1-2 E5 1B 1B	
<b>Ray Knight, R</b> OBP: 0.318, SLG: 0.343 (1, 10)		1-1 3B 1B		0-0 WP G1-3 1B	2-1 G5-3			0-0 1B 1B	

Inning Stats	R: 0	H: 2	E: 0	K: 0	S: 10	L: 3	LOB: 3	BB: 2	P: 22	R: 3	H: 3	E: 0	K: 0	S: 14	L: 0	LOB: 0	BB: 0	P: 21	R: 0	H: 0	E: 0	K: 0	S: 14	R: 1	H: 2	E: 0	K: 0	S: 13	R: 1	H: 0	E: 0	K: 0	S: 9	R: 0	H: 0	E: 0	K: 1	S: 7	R: 0	H: 0	E: 0	K: 1	S: 7	R: 4	H: 4	E: 1	K: 1	S: 20	R: 2	H: 3	E: 1	K: 1	S: 37
--------------	------	------	------	------	-------	------	--------	-------	-------	------	------	------	------	-------	------	--------	-------	-------	------	------	------	------	-------	------	------	------	------	-------	------	------	------	------	------	------	------	------	------	------	------	------	------	------	------	------	------	------	------	-------	------	------	------	------	-------

PITCHER	IP	WLS	BF	H	R	ER	SO	BB	IBB	HBP	BLK	WP	HR	S	P	ERA	WHIP
<b>Jeff Bittiger, R</b> ERA: 4.19	(1, 1)	3.0	L	16	5	3	0	3	0	0	0	1	1	38	66	9.00	2.667
<b>John Davis, R</b> ERA: 5.14	(4, 1)	2.0		12	4	2	0	1	1	0	0	1	0	23	43	9.00	2.500
<b>Ricky Horton, L</b> ERA: 4.72	(6, 1)	2.1		6	0	0	2	0	0	0	0	0	0	17	29	0.00	0.000
<b>Bobby Thigpen, R</b> ERA: 4.75	(8, 1)	0.2		9	4	4	0	1	0	1	0	1	0	16	31	0.00	7.500

**BOTTOM**

AB	R	H	RBI	BB	SO	LOB
4	1	2	1	1	0	4
4	2	3	3	1	0	1
2	0	0	0	1	0	2
2	1	1	1	0	0	0
5	0	1	1	0	0	4
2	1	1	0	3	1	0
4	0	0	0	0	0	5
0	0	0	0	0	0	0
5	0	0	0	0	1	5
4	2	2	1	0	0	0
4	2	3	0	0	0	1

**AB 36**  
**R 9**  
**H 13**  
**RBI 7**  
**BB 6**  
**SO 2**  
**LOB 22**

**WP: 3**   **PA: 43**  
**PB: 0**  
**SB: 1**  
**CS: 1**

**1B: 10**   **SF: 0**  
**2B: 1**   **SAC: 0**  
**3B: 1**   **DP: 0**  
**HR: 1**   **HBP: 1**

**WP: 3**   **PA: 43**  
**PB: 0**  
**SB: 1**  
**CS: 1**

**ERA**   **WHIP**

**Chicago White Sox @ Detroit Tigers**  
Tiger Stadium, Detroit, MI  
Wed Jun 01 1988, 7:05 PM EDT  
Att: 13,763 - Unknown - 88 F

livebaseballscorecards.com



Batter	1	2	3	4	5	6	7	8	9	AB R H RBI BB SO LOB	TOP											
Julio Franco, R OBP: 0.332, SLG: 0.403 (1, 4)	0-0 L4-3 1B	2-3 K	4-1 BB		3-1 P6		1-3 K			4 0 1 0 1 2 2												
Willie Upshaw, L OBP: 0.317, SLG: 0.354 (1, 3)	1-1 L4-3 1-2 1B	2-1 2B 1B	0-0 P4			1-0 F7		3-2 F9		5 1 1 0 0 0 2												
Joe Carter, R OBP: 0.353, SLG: 0.547 (1, 8)	0-1 HR	1-2 1B 2B		2-2 P6		1-1 S HBP		3-3 K		4 2 2 1 0 1 0												
Brook Jacoby, R OBP: 0.321, SLG: 0.382 (1, 5)	1-1 1B 1B 1B	1-2 P2		1-2 F8		4-2 FC6-4 BB		0-0 P4		4 1 1 0 1 0 2												
Mel Hall, L OBP: 0.313, SLG: 0.348 (1, 7)	1-0 1B 1-2 1B	4-2 1B BB		4-2 BB		1-0 F8		0-1 F9		3 1 1 0 2 0 2												
Cory Snyder, R OBP: 0.335, SLG: 0.497 (1, 9)	1-2 1B 1-2 2-3 1B	0-0 1-2 2-H 3-H 1B		0-0 F8		2-2 FC6-4 1-2f		1-1 G3-6-1 1B		5 1 3 2 0 0 3												
Dave Clark, L OBP: 0.327, SLG: 0.273 (1, 10)	2-1 1B 1-2 2-H 3-H 1B	2-1 P4			4-2 G3-1 SH3-4 BB		4-0 BLK BB		0-0 G3-6-1 1-2f	3 0 1 2 2 0 3	AB 35 R 6 H 11 RBI 6 BB 6 SO 4 LOB 19											
Andy Allanson, R OBP: 0.305, SLG: 0.342 (1, 2)	3-2 1-3 2-H 1B		3-2 F7		0-0 SH3-4		2-2 B5		3-2 G3-6-1 1-2f	3 0 1 1 0 0 1												
Jay Bell, R OBP: 0.297, SLG: 0.252 (1, 6)	3-3 K		2-2 G5-3		3-1 G3-1		0-0 F8		0-0 G3-6-1 1-2f	4 0 0 0 0 1 4												
Inning Stats	R: 4 E: 0 K: 1 S: 20	H: 7 LOB: 2 BB: 0 P: 32	R: 2 E: 0 K: 1 S: 17	H: 3 LOB: 2 BB: 1 P: 29	R: 0 E: 0 K: 0 S: 10	H: 0 LOB: 1 BB: 1 P: 19	R: 0 E: 0 K: 0 S: 12	H: 0 LOB: 1 BB: 1 P: 19	R: 0 E: 0 K: 0 S: 8	H: 0 LOB: 1 BB: 1 P: 18	R: 0 E: 0 K: 0 S: 10	H: 0 LOB: 2 BB: 1 P: 17	R: 0 E: 0 K: 1 S: 7	H: 0 LOB: 1 BB: 1 P: 14	R: 0 E: 0 K: 1 S: 8	H: 0 LOB: 0 BB: 0 P: 14	R: 0 E: 0 K: 0 S: 5	H: 1 LOB: 0 BB: 0 P: 6	1B: 9 2B: 2 3B: 0 HR: 1	SF: 0 SAC: 1 DP: 2 HBP: 1	WP: 0 PB: 0 SB: 1 CS: 0	PA: 43
PITCHER	IP WLS BF H R ER SO BB IBB HBP BLK WP HR S P ERA WHIP																					
Walt Terrell, R ERA: 4.74 (1, 1)	0.2 L 8 7 4 4 0 0 0 0 0 0 0 1 16 25 54.00 10.500																					
Eric King, R ERA: 2.25 (1, 1)	6.1 29 3 2 2 3 6 0 1 1 0 0 68 123 2.84 1.421																					
Don Heinkel, R ERA: 2.84 (8, 1)	2.0 6 1 0 0 1 0 0 0 0 0 0 0 13 20 0.00 0.500																					

Cleveland Indians @ Detroit Tigers  
Tiger Stadium, Detroit, MI  
Fri Jun 03 1988, 7:05 PM EDT  
Att. 25,230 - Unknown - 65 F

livebaseballscorecards.com



Batter	1	2	3	4	5	6	7	8	9	AB R H RBI BB SO LOB
Gary Pettis, S OBP: 0.309, SLG: 0.276 (1, 8)	2-2 G6-4-3 BB 1B		0-1 G3	1-0 P7			1-2 BB 1B		0-1 G5-3	5 1 2 0 0 0 2
Lou Whitaker, L OBP: 0.413, SLG: 0.450 (1, 4)	4-0 G6-4-3 BB 1-2		2-1 F9		0-3 K		4-1 FC4-6 BB 1-2 BB		1-3 K	3 0 0 0 2 2 0
Pat Sheridan, L OBP: 0.347, SLG: 0.446 Jim Morrison, R OBP: 0.216, SLG: 0.284 (7, PH) (8, 9)	1-1 G6-4-3 1-2f 2-3		3-3 K		1-1 G4-3		1-2 FC4-6 BB 1-2 2-H 1B			3 0 0 0 0 1 2 1 0 1 1 0 0 0
Alan Trammell, R OBP: 0.371, SLG: 0.487 (1, 6)	1-0 F7			3-2 P4	3-2 G5-3		1-0 FC4-6 1-2f 2-3			4 0 0 0 0 0 3
Darrell Evans, L OBP: 0.296, SLG: 0.280 (1, 3)		4-0 G3 WP BB		4-1 1B 2B BB		1-0 F9	2-1 P6			2 1 0 0 2 0 2
Luis Salazar, R OBP: 0.356, SLG: 0.480 (1, 7)		2-2 P3		2-2 2B 1-2 1B		2-1 P3		2-3 K		4 1 1 0 0 1 1
Matt Nokes, L OBP: 0.269, SLG: 0.418 (1, 2)		2-1 G3 1-3		0-0 2B 1-H 2-H		0-0 2B		0-2 P6		4 0 2 2 0 0 1
Ray Knight, R OBP: 0.325, SLG: 0.337 (1, 10)		4-1 BB		4-1 BB		2-2 L5		3-1 L5		2 0 0 0 2 0 1
Tom Brookens, R OBP: 0.336, SLG: 0.362 (1, 5)		1-1 F7		2-2 L5			2-3 K		2-1 F8	4 0 0 0 0 1 4

**BOTTOM**

**Cleveland Indians @ Detroit Tigers**  
**Tiger Stadium, Detroit, MI**  
 Fri Jun 03 1988, 7:05 PM EDT  
 Att: 25,230 - Unknown - 65 F

[livebaseballscorecards.com](http://livebaseballscorecards.com)

<b>AB</b>	<b>32</b>
<b>R</b>	<b>3</b>
<b>H</b>	<b>6</b>
<b>RBI</b>	<b>3</b>
<b>BB</b>	<b>6</b>
<b>SO</b>	<b>5</b>
<b>LOB</b>	<b>16</b>



Inning	R	H	E	K	S	H	LOB	BB	P	R	H	E	K	S	1B	2B	3B	HR	SF	SAC	DP	HBP
1	0	1	0	0	14	0	2	1	13	0	1	0	0	12	4	2	0	0	0	0	1	0
2	0	0	0	10	23	0	0	2	13	0	0	0	0	0	0	0	0	0	0	0	0	0
3	0	0	0	8	13	0	0	0	13	0	0	0	0	0	0	0	0	0	0	0	0	0
4	2	2	0	14	30	2	2	2	30	0	0	0	0	12	0	0	0	0	0	0	0	0
5	0	0	0	8	12	0	0	0	12	0	0	0	0	0	0	0	0	0	0	0	0	0
6	0	1	0	7	12	0	1	0	12	0	0	0	0	0	0	0	0	0	0	0	0	0
7	1	2	0	16	27	1	2	1	27	0	0	0	0	0	0	0	0	0	0	0	0	0
8	0	0	0	8	13	0	0	0	13	0	0	0	0	0	0	0	0	0	0	0	0	0
9	0	0	0	8	11	0	0	0	11	0	0	0	0	0	0	0	0	0	0	0	0	0

<b>WP</b>	<b>1</b>	<b>PA</b>	<b>38</b>
<b>PB</b>	<b>0</b>		
<b>SB</b>	<b>0</b>		
<b>CS</b>	<b>0</b>		

PITCHER	IP	WLS	BF	H	R	ER	SO	BB	IBB	HBP	BLK	WP	HR	S	P	ERA	WHIP
<b>Rich Yett, R</b> ERA: 5.71	(1, 1)	6.1	28	5	3	3	3	5	0	0	0	1	0	60	114	4.26	1.579
<b>Jeff Kaiser, L</b> ERA:	(7, 1)	0.0	2	1	0	0	0	1	0	0	0	0	0	6	11	∞	∞
<b>Bill Laskey, R</b> ERA: 6.94	(7, 1)	0.1	1	0	0	0	0	0	0	0	0	0	0	1	2	0.00	0.000
<b>Dan Schatzeder, L</b> ERA: 5.59	(7, 1)	2.1	7	0	0	0	2	0	0	0	0	0	0	18	28	0.00	0.000

Batter	1	2	3	4	5	6	7	8	9	AB R H RBI BB SO LOB	TOP										
Julio Franco, R (1, 4) OBP: 0.326, SLG: 0.395	2-2 G5-3		2-1 F9		2-1 L9			1-1 G6-3		4 0 0 0 0 0 1											
Willie Upshaw, L (1, 3) OBP: 0.326, SLG: 0.373	1-0 HR		4-2 BB			2-2 G5-3		4-0 BB		2 1 1 1 2 0 0											
Joe Carter, R (1, 8) OBP: 0.347, SLG: 0.536	0-1 G5-3		2-2 F8			1-1 F7		1-3 K		4 0 0 0 0 1 3											
Brook Jacoby, R (1, 5) OBP: 0.320, SLG: 0.384	2-2 G5-3			1-0 F8		2-0 G6-3			0-0 F8 G6-3 2B	4 1 1 0 0 0 0											
Mel Hall, L (1, 7) OBP: 0.311, SLG: 0.351		3-2 F6		3-2 2B			0-0 E5 G3-6-1 1B		1-1 F8	4 0 1 0 0 0 1											
Cory Snyder, R (1, 9) OBP: 0.333, SLG: 0.492		2-3 K		1-3 K			2-2 G3-6-1 1B		3-2 G6-3	4 0 1 1 0 2 1											
Dave Clark, L (1, 10) OBP: 0.304, SLG: 0.250		0-1 G1-3		1-1 L6			1-0 G3-6-1 1-2f 2-3		3-H 3-1 G4-3	4 0 0 0 0 0 3											
Andy Allanson, R (1, 2) OBP: 0.306, SLG: 0.342			1-2 S 1B		1-1 F8		1-2 G6-3			3 0 1 0 0 0 1											
Jay Bell, R (1, 6) OBP: 0.291, SLG: 0.246			3-1 P5		2-3 K			1-3 K		3 0 0 0 0 2 1											
<b>Inning Stats</b>	R: 1 E: 0 K: 0 S: 9	H: 1 LOB: 0 BB: 0 P: 14	R: 0 E: 0 K: 1 S: 8	H: 0 LOB: 0 BB: 0 P: 13	R: 0 E: 0 K: 0 S: 14	H: 1 LOB: 2 BB: 1 P: 26	R: 0 E: 0 K: 1 S: 10	H: 1 LOB: 1 BB: 0 P: 16	R: 0 E: 0 K: 1 S: 7	H: 0 LOB: 0 BB: 0 P: 12	R: 0 E: 1 K: 0 S: 8	H: 1 LOB: 1 BB: 0 P: 12	R: 0 E: 0 K: 2 S: 9	H: 0 LOB: 1 BB: 1 P: 16	R: 1 E: 0 K: 0 S: 8	H: 1 LOB: 0 BB: 0 P: 15	1B: 2 2B: 2 3B: 0 HR: 1	SF: 0 SAC: 0 DP: 1 HBP: 0	WP: 0 PB: 0 SB: 1 CS: 0	PA: 34	
<b>PITCHER</b> Doyle Alexander, R (1, 1) ERA: 3.39	IP: 9.0 WLS: W BF: 34 H: 5 R: 2 ER: 2 SO: 5 BB: 2 IBB: 0 HBP: 0 BLK: 0 WP: 0 HR: 1 S: 80 P: 136 ERA: 2.00 WHIP: 0.778																			<b>PITCHER</b>	IP: WLS: BF: H: R: ER: SO: BB: IBB: HBP: BLK: WP: HR: S: P: ERA: WHIP:

Cleveland Indians @ Detroit Tigers  
Tiger Stadium, Detroit, MI  
Sat Jun 04 1988, 7:05 PM EDT  
Att. 32,391 - Unknown - 73 F

livebaseballscorecards.com

AB	32
R	2
H	5
RBI	2
BB	2
SO	5
LOB	11



Batter	1	2	3	4	5	6	7	8	9	AB R H RBI BB SO LOB
<b>Gary Pettis, S</b> (1, 8) OBP: 0.304, SLG: 0.270	1-2 G5-3	1-1 FC4-6		1-1 B1			2-2 G3			4 0 0 0 0 0 2
<b>Lou Whitaker, L</b> (1, 4) OBP: 0.415, SLG: 0.465	1-2 G4-3		2-0 1B E	2-2 F7			0-0 F9			4 2 2 0 0 0 0
<b>Pat Sheridan, L</b> (1, 9) OBP: 0.354, SLG: 0.477	1-1 G4-3		2-3 K		1-2 HR		4-2 1B BB			3 1 1 2 1 1 1
<b>Alan Trammell, R</b> (1, 6) OBP: 0.374, SLG: 0.487	3-2 P6		3-2 1B	2-1 G1-6-3			0-1 1B			4 1 2 0 0 0 0
<b>Darrell Evans, L</b> (1, 3) OBP: 0.301, SLG: 0.287		1-2 1B E	1-1 E4	1-2 FC4-6			1-2 F7			4 1 2 1 0 0 3
<b>Luis Salazar, R</b> (1, 7) OBP: 0.353, SLG: 0.473		0-3 K	1-2 1B	2-2 FC4-6			1-2 G1-3			4 0 1 1 0 1 2
<b>Matt Nokes, L</b> (1, 2) OBP: 0.261, SLG: 0.405		2-0 E3	2-3 K	0-0 PO	1-2 F8		2-3 K			4 0 0 0 0 2 3
<b>Ray Knight, R</b> (1, 10) OBP: 0.322, SLG: 0.333		2-1 FC4-6	3-2 G6-3		1-3 K		0-0 P3			4 0 1 1 0 1 2
<b>Tom Brookens, R</b> (1, 5) OBP: 0.329, SLG: 0.354		3-3 K		2-0 F9		0-0 G5-3				3 0 0 0 0 1 2

Inning Stats	R: 1	H: 1	E: 0	LOB: 0	K: 0	S: 11	R: 1	H: 2	E: 1	LOB: 2	K: 2	S: 14	R: 2	H: 3	E: 1	LOB: 2	K: 2	S: 18	R: 0	H: 0	E: 0	LOB: 0	K: 0	S: 6	R: 1	H: 2	E: 0	LOB: 0	K: 0	S: 13	R: 0	H: 0	E: 0	LOB: 0	K: 1	S: 8	R: 0	H: 1	E: 0	LOB: 2	K: 0	S: 13	R: 0	H: 0	E: 0	LOB: 0	K: 1	S: 8	R: 0	H: 0	E: 0	LOB: 0	K: 1	S: 11	1B: 7	SF: 0	2B: 0	SAC: 0	3B: 1	DP: 0	HR: 1	HBP: 0	WP: 0	PA: 36
--------------	------	------	------	--------	------	-------	------	------	------	--------	------	-------	------	------	------	--------	------	-------	------	------	------	--------	------	------	------	------	------	--------	------	-------	------	------	------	--------	------	------	------	------	------	--------	------	-------	------	------	------	--------	------	------	------	------	------	--------	------	-------	-------	-------	-------	--------	-------	-------	-------	--------	-------	--------

PITCHER	IP	WLS	BF	H	R	ER	SO	BB	IBB	HBP	BLK	WP	HR	S	P	ERA	WHIP
<b>Tom Candiotti, R</b> (1, 1) ERA: 2.88	7.0	L	32	9	5	5	5	1	0	0	0	0	1	83	132	6.43	1.429
<b>Jeff Dedmon, R</b> (8, 1) ERA: 4.08	1.0		3	0	0	0	1	0	0	0	0	0	0	8	11	0.00	0.000

**BOTTOM**

**Cleveland Indians @ Detroit Tigers**  
**Tiger Stadium, Detroit, MI**  
 Sat Jun 04 1988, 7:05 PM EDT  
 Att: 32,391 - Unknown - 73 F

[livebaseballscorecards.com](http://livebaseballscorecards.com)

<b>AB</b>	<b>34</b>
<b>R</b>	<b>5</b>
<b>H</b>	<b>9</b>
<b>RBI</b>	<b>5</b>
<b>BB</b>	<b>1</b>
<b>SO</b>	<b>6</b>
<b>LOB</b>	<b>15</b>



Batter	1	2	3	4	5	6	7	8	9	AB R H RBI BB SO LOB	TOP													
Julio Franco, R (1, 4) OBP: 0.321, SLG: 0.388	3-2 F9		2-0 G6-3			2-3 K		0-3 K		4 0 0 0 0 2 0														
Willie Upshaw, L (1, 3) OBP: 0.330, SLG: 0.400	2-0 HR		1-3 K			1-0 2B		2-1 F8		4 1 2 1 0 1 0														
Joe Carter, R (1, 8) OBP: 0.345, SLG: 0.531	2-3 K			2-1 G5-4-3 1B		3-3 K		1-1 F4		4 0 1 0 0 2 1														
Brook Jacoby, R (1, 5) OBP: 0.318, SLG: 0.396	3-2 HR		1-1 G5-4-3 1-2f			1-3 K		0-0 F8		4 1 1 1 0 1 2														
Mel Hall, L (1, 7) OBP: 0.306, SLG: 0.345	2-3 K		0-2 G1-3				0-0 F8			3 0 0 0 0 1 0														
Cory Snyder, R (1, 9) OBP: 0.328, SLG: 0.484		2-2 F9			3-2 G6-3		1-3 K			3 0 0 0 0 1 0														
Dave Clark, L (1, 10) OBP: 0.322, SLG: 0.280			4-0 G6-4-3 BB		0-0 2B		0-3 K			2 0 1 0 1 1 0														
Ron Washington, R (1, 6) OBP: 0.306, SLG: 0.340			1-0 G6-4-3 1-2f		1-2 G5-3			1-3 K		3 0 0 0 0 1 2														
Andy Allanson, R (1, 2) OBP: 0.301, SLG: 0.335			1-0 F8		1-1 F9			1-0 F7		3 0 0 0 0 0 1														
<b>Inning Stats</b>	R: 2 E: 0 K: 2 S: 17	H: 2 LOB: 0 BB: 0 P: 29	R: 0 E: 0 K: 0 S: 8	H: 0 LOB: 0 BB: 1 P: 15	R: 0 E: 0 K: 1 S: 5	H: 0 LOB: 0 BB: 0 P: 9	R: 0 E: 0 K: 0 S: 7	H: 1 LOB: 0 BB: 0 P: 10	R: 0 E: 0 K: 0 S: 9	H: 1 LOB: 1 BB: 0 P: 14	R: 0 E: 0 K: 3 S: 11	H: 1 LOB: 1 BB: 0 P: 18	R: 0 E: 0 K: 2 S: 7	H: 0 LOB: 0 BB: 0 P: 8	R: 0 E: 0 K: 2 S: 10	H: 0 LOB: 0 BB: 0 P: 12	R: 0 E: 0 K: 0 S: 5	H: 0 LOB: 0 BB: 0 P: 8	R: 0 E: 0 K: 0 S: 5	H: 0 LOB: 0 BB: 0 P: 8	1B: 1 2B: 2 3B: 0 HR: 2	SF: 0 SAC: 0 DP: 2 HBP: 0	WP: 0 PB: 0 SB: 0 CS: 0	PA: 31
<b>PITCHER</b> Jeff Robinson, R (1, 1) ERA: 4.22	IP: 9.0 WLS: W BF: 31 H: 5 R: 2 ER: 2 SO: 10 BB: 1 IBB: 0 HBP: 0 BLK: 0 WP: 0 HR: 2 S: 79 P: 123 ERA: 2.00 WHIP: 0.667											<b>PITCHER</b>	IP: 9.0 WLS: W BF: 31 H: 5 R: 2 ER: 2 SO: 10 BB: 1 IBB: 0 HBP: 0 BLK: 0 WP: 0 HR: 2 S: 79 P: 123 ERA: 2.00 WHIP: 0.667											

Cleveland Indians @ Detroit Tigers  
Tiger Stadium, Detroit, MI  
Sun Jun 05 1988, 3:33 AM EDT  
Att. 31,665 - Cloudy - 81 F

[livebaseballscorecards.com](http://livebaseballscorecards.com)

AB	30
R	2
H	5
RBI	2
BB	1
SO	10
LOB	6





Batter	1	2	3	4	5	6	7	8	9
<b>Gary Pettis, S</b> (1, 8) OBP: 0.310, SLG: 0.278	1-1 CS 1B	3-1 1B 2B 1B		2-2 L9		1-0 P3		1-2 BB 1B	
<b>Lou Whitaker, L</b> (1, 4) OBP: 0.415, SLG: 0.463	1-3 K	0-0 2B F8-2 1B		1-3 K		3-3 K		0-0 BB 1B	
<b>Luis Salazar, R</b> (1, 7) OBP: 0.369, SLG: 0.496	0-0 1B	2-0 1B 2B		0-0 1B		2-1 1B		0-0 SF8	
<b>Alan Trammell, R</b> (1, 6) OBP: 0.379, SLG: 0.487	1-1 1-3 1B	4-0 1B		2-0 1-2 1B		0-2 F8		1-0 F8	
<b>Chet Lemon, R</b> (1, 9) OBP: 0.348, SLG: 0.420	1-3 K	1-0 F8-2		0-2 P2			1-1 L9	4-2 BB	
<b>Larry Herndon, R</b> (1, 10) OBP: 0.310, SLG: 0.381		2-1 G6-3	1-1 G6-3 1B		1-3 K		4-2 BB G5-4-3	3-3 K	
<b>Jim Walewander, S</b> (7, PR) OBP: 0.286, SLG: 0.429									
<b>Darrell Evans, L</b> (8, PH) OBP: 0.299, SLG: 0.285									
<b>Ray Knight, R</b> (1, 3) OBP: 0.328, SLG: 0.339		0-0 1B 1B 1B	1-1 G6-3	1-2 1B	1-1 1B	2-1 SAFE G5-4-3			
<b>Tom Brookens, R</b> (1, 5) OBP: 0.333, SLG: 0.366		1-1 1B 1B 1B	1-1 G6-3	2-3 1B	0-1 SAFE F8		0-0 SH 1B 2B		
<b>Mike Heath, R</b> (1, 2) OBP: 0.250, SLG: 0.217		1-0 1B 2B 1B	0-0 G6-3		0-0 G5-3		1-1 SH 1B SF8		

Inning Stats	R: 0	H: 3	E: 0	K: 2	S: 16	R: 4	H: 6	E: 0	K: 0	S: 11	R: 0	H: 1	E: 0	K: 0	S: 7	R: 0	H: 2	E: 0	K: 1	S: 11	R: 0	H: 1	E: 0	K: 1	S: 8	R: 0	H: 1	E: 0	K: 1	S: 11	R: 0	H: 0	E: 0	K: 0	S: 7	R: 2	H: 3	E: 0	K: 1	S: 16
	LOB: 2	BB: 0	P: 20	LOB: 2	BB: 1	P: 25	LOB: 1	BB: 0	P: 10	LOB: 2	BB: 0	P: 10	LOB: 1	BB: 0	P: 10	LOB: 1	BB: 0	P: 16	LOB: 1	BB: 0	P: 10	LOB: 1	BB: 0	P: 17	LOB: 1	BB: 1	P: 14	LOB: 3	BB: 1	P: 26	LOB: 0	BB: 1	P: 2	LOB: 0	BB: 1	P: 2				

PITCHER															PITCHER																																
IP	WLS	BF	H	R	ER	SO	BB	IBB	HBP	BLK	WP	HR	S	P	ERA	WHIP	IP	WLS	BF	H	R	ER	SO	BB	IBB	HBP	BLK	WP	HR	S	P	ERA	WHIP														
7.0	L	38	17	6	6	5	1	1	0	0	0	0	78	121	7.71	2.571	0.2	3	0	0	0	0	1	0	0	0	0	0	0	6	11	0.00	1.500	0.1	1	0	0	0	0	0	0	0	0	3	6	0.00	0.000
<b>Greg Swindell, L</b> (1, 1) ERA: 2.51															<b>Jeff Dedmon, R</b> (8, 1) ERA: 3.93																																
<b>Bud Black, L</b> (8, 1) ERA: 4.84																																															

**BOTTOM**

**Cleveland Indians @ Detroit Tigers**  
 Tiger Stadium, Detroit, MI  
 Sun Jun 05 1988, 3:33 AM EDT  
 Att: 31,665 - Cloudy - 81 F

livebaseballscorecards.com

<b>AB</b>	<b>37</b>
<b>R</b>	<b>6</b>
<b>H</b>	<b>17</b>
<b>RBI</b>	<b>6</b>
<b>BB</b>	<b>3</b>
<b>SO</b>	<b>6</b>
<b>LOB</b>	<b>20</b>



1B: 15	SF: 1	WP: 0	PA: 42
2B: 3	SAC: 1	PB: 0	
3B: 0	DP: 2	SB: 0	
HR: 0	HBP: 0	CS: 1	

Batter	1	2	3	4	5	6	7	8	9	AB R H RBI BB SO LOB	TOP											
<b>Gary Pettis, S</b> (1, 8) OBP: 0.313, SLG: 0.279	1-1 B1-3		4-2 4-3 S BB		1-0 F8			3-2 1B		3 0 1 0 1 0 0												
<b>Lou Whitaker, L</b> (1, 4) OBP: 0.406, SLG: 0.451	3-3 K		1-1 4-3			2-2 4-3		0-3 K		4 0 0 1 0 2 2												
<b>Luis Salazar, R</b> (1, 7) OBP: 0.359, SLG: 0.482	1-0 F8		1-0 L9			2-2 L7			1-0 6-3	4 0 0 0 0 0 1												
<b>Alan Trammell, R</b> (1, 6) OBP: 0.381, SLG: 0.488		1-2 F8		0-0 CS 1B		0-0 F6			0-1 FC5-4 1B	4 0 2 0 0 0 0												
<b>Chet Lemon, R</b> (1, 9) OBP: 0.346, SLG: 0.422		2-0 4-3 2B		1 SAFE 1 SAFE F3			2-2 6-3		2-1 FC5-4 1B 1-2f	4 0 1 0 0 0 2												
<b>Larry Herndon, R</b> (1, 10) OBP: 0.320, SLG: 0.388		3-1 4-3		2-3 K 1-2			2-1 G5-4-3 1B		0-1 1-2 1B	4 0 2 0 0 1 2												
<b>Ray Knight, R</b> (1, 3) OBP: 0.320, SLG: 0.330		3-1 6-3				1-1 6-3			2-3 K	3 0 0 0 0 0 2												
<b>Darrell Evans, L</b> (9, PH) OBP: 0.297, SLG: 0.283							0-0 G5-4-3 1-2f			1 0 0 0 0 1 2												
<b>Tom Brookens, R</b> (1, 5) OBP: 0.340, SLG: 0.380			2-2 4-3 2B			3-2 5-3		1-2 G1-6-3 1B		3 1 2 0 0 0 0												
<b>Mike Heath, R</b> (1, 2) OBP: 0.253, SLG: 0.264			1-1 4-3			2-0 HR		0-0 G1-6-3 1-2f		3 1 1 1 0 0 2												
<b>Inning Stats</b>	R: 0 E: 0 K: 1 S: 7	H: 0 LOB: 0 BB: 0 P: 12	R: 0 E: 0 K: 0 S: 9	H: 1 LOB: 1 BB: 0 P: 18	R: 1 E: 0 K: 0 S: 10	H: 1 LOB: 1 BB: 1 P: 19	R: 0 E: 0 K: 1 S: 7	H: 1 LOB: 0 BB: 0 P: 10	R: 1 E: 0 K: 0 S: 7	H: 1 LOB: 0 BB: 0 P: 14	R: 0 E: 0 K: 0 S: 7	H: 0 LOB: 0 BB: 0 P: 11	R: 0 E: 0 K: 0 S: 6	H: 1 LOB: 0 BB: 0 P: 10	R: 0 E: 0 K: 1 S: 10	H: 2 LOB: 1 BB: 0 P: 14	R: 0 E: 0 K: 1 S: 10	H: 2 LOB: 2 BB: 0 P: 15	1B: 6 2B: 2 3B: 0 HR: 1	SF: 0 SAC: 0 DP: 2 HBP: 0	WP: 0 PB: 0 SB: 1 CS: 1	PA: 34
<b>PITCHER</b>	IP WLS BF H R ER SO BB IBB HBP BLK WP HR S P ERA WHIP																					
<b>Jeff Ballard, L</b> (1, 1) ERA: 3.26	8.2 W 33 9 2 2 3 1 0 0 0 0 0 1 70 118 2.08 1.154																					
<b>Tom Niedenfuer, R</b> (9, 1) ERA: 4.0	0.1 S 1 0 0 0 1 0 0 0 0 0 0 0 3 5 0.00 0.000																					

**Detroit Tigers @ Baltimore Orioles**  
**Memorial Stadium, Baltimore, MD**  
 Mon Jun 06 1988, 7:05 PM EDT  
 Att. 22,317 - Unknown - 85 F

<b>AB</b>	<b>33</b>
<b>R</b>	<b>2</b>
<b>H</b>	<b>9</b>
<b>RBI</b>	<b>2</b>
<b>BB</b>	<b>1</b>
<b>SO</b>	<b>4</b>
<b>LOB</b>	<b>13</b>



Batter	1	2	3	4	5	6	7	8	9	AB	R	H	RBI	BB	SO	LOB
Joe Orsulak, L OBP: 0.344, SLG: 0.355 (1, 9)	F9		E3 HR			3-1		B1-3		5	1	0	0	0	0	2
Fred Lynn, L OBP: 0.304, SLG: 0.438 (1, 8)	4-3		F5			3-1				4	0	0	0	1	0	2
Cal Ripken Jr., R OBP: 0.382, SLG: 0.461 (1, 6)	1B		HR			1B 1B		FC6-4		5	3	4	3	0	0	1
Eddie Murray, S OBP: 0.302, SLG: 0.327 (1, 10)	F8		BB			1B 1B		BB		2	0	1	0	2	0	1
Larry Sheets, L OBP: 0.310, SLG: 0.323 (1, 7)		4-3								4	0	3	2	0	0	0
Ken Gerhart, R OBP: 0.239, SLG: 0.338 (7, PR) (8, 7)			1B			S 1B		2B		0	0	0	0	0	0	0
Jim Traber, L OBP: 0.133, SLG: 0.071 (1, 3)	F7		3-1			F5		IBB		3	0	0	0	1	0	4
Terry Kennedy, L OBP: 0.220, SLG: 0.216 (1, 2)	K2-3									4	0	1	0	0	2	3
Rene Gonzales, R OBP: 0.324, SLG: 0.400 (1, 5)			5-3			F8		F7		3	0	0	0	0	0	3
Billy Ripken, R OBP: 0.237, SLG: 0.215 (1, 4)			HR 1B			F9		F7		4	1	1	0	0	0	1


Inning Stats	R: 0	H: 1	E: 0	K: 0	S: 8	R: 0	H: 0	E: 0	K: 1	S: 8	R: 3	H: 3	E: 1	K: 0	S: 12	R: 0	H: 0	E: 0	K: 0	S: 8	R: 1	H: 3	E: 0	K: 0	S: 13	R: 0	H: 1	E: 0	K: 1	S: 7	R: 1	H: 2	E: 0	K: 1	S: 10	R: 0	H: 0	E: 0	K: 0	S: 8				
	LOB: 1	BB: 0	P: 14	LOB: 0	BB: 0	P: 13	LOB: 2	BB: 1	P: 21	LOB: 0	BB: 0	P: 14	LOB: 2	BB: 0	P: 22	LOB: 1	BB: 0	P: 13	LOB: 3	BB: 2	P: 21	LOB: 1	BB: 1	P: 16	LOB: 0	BB: 0	P: 1	LOB: 1	BB: 0	P: 39	LOB: 1	BB: 1	DP: 0	HBP: 0	HR: 1	HR: 1	HR: 1	HR: 1	HR: 1	HR: 1	HR: 1	HR: 1	HR: 1	HR: 1


PITCHER	IP	WLS	BF	H	R	ER	SO	BB	IBB	HBP	BLK	WP	HR	S	P	ERA	WHIP
Jack Morris, R ERA: 4.55 (1, 1)	6.1	L	32	10	5	2	1	2	0	0	0	0	1	62	108	2.84	1.895
Willie Hernandez, L ERA: 2.15 (7, 1)	1.2		7	0	0	0	1	1	1	0	0	0	0	12	26	0.00	0.600

**DETROIT TIGERS @ BALTIMORE ORIOLES**  
**Memorial Stadium, Baltimore, MD**  
 Mon Jun 06 1988, 7:05 PM EDT  
 Att: 22,317 - Unknown - 85 F

<b>AB</b>	<b>34</b>
<b>R</b>	<b>5</b>
<b>H</b>	<b>10</b>
<b>RBI</b>	<b>5</b>
<b>BB</b>	<b>4</b>
<b>SO</b>	<b>2</b>
<b>LOB</b>	<b>17</b>

WP: 0 PA: 39  
 PB: 0  
 SB: 3  
 CS: 0



Batter	1	2	3	4	5	6	7	8	9	AB R H RBI BB SO LOB	TOP					
Gary Pettis, S (1, 8) OBP: 0.308, SLG: 0.274	1-2 3-1		3-2 F7		2-1 4-3		3-3 K			4 0 0 0 0 1 0						
Lou Whitaker, L (1, 4) OBP: 0.403, SLG: 0.443	1-2 6-3		2-1 L8			0-0 F6		4-0 FC5-4 1B BB		3 0 0 0 1 0 0						
Pat Sheridan, L (1, 7) OBP: 0.359, SLG: 0.472	2-1 4-3			0-0 F6		4-2 HR BB		2-1 FC5-4 1B		3 1 1 0 1 0 0						
Alan Trammell, R (1, 6) OBP: 0.388, SLG: 0.507		1-1 BLK 1B		0-2 1B 1B		1-2 HR		2-1 FC5-4 1B		4 2 3 2 0 0 2						
Darrell Evans, L (1, 3) OBP: 0.296, SLG: 0.282		2-0 F9		0-0 F5		1-3 K		1-1 1B		4 0 1 0 0 1 2						
Chet Lemon, R (1, 9) OBP: 0.354, SLG: 0.429		1-1 1B		1-2 1B		1-1 1B		0-0 4-3		4 0 3 1 0 0 2						
Matt Nokes, L (1, 2) OBP: 0.254, SLG: 0.392		2-3 K		2-2 F7		0-1 4-3			1-3 K	4 0 0 0 0 2 4	AB 34 R 3 H 8 RBI 3 BB 2 SO 5 LOB 11					
Luis Salazar, R (1, 5) OBP: 0.349, SLG: 0.468		0-2 F9			3-1 6-3		3-2 5-3		1-1 4-3	4 0 0 0 0 0 1						
Ray Knight, R (1, 10) OBP: 0.310, SLG: 0.319		2-0 6-3		2-0 F7		2-3 K			2-2 F4	4 0 0 0 0 1 0						
Inning Stats	R: 0 H: 0 E: 0 LOB: 0 K: 0 BB: 0 S: 8 P: 12	R: 1 H: 2 E: 0 LOB: 1 K: 1 BB: 0 S: 14 P: 19	R: 0 H: 0 E: 0 LOB: 0 K: 0 BB: 0 S: 7 P: 14	R: 0 H: 2 E: 0 LOB: 2 K: 0 BB: 0 S: 14 P: 17	R: 0 H: 0 E: 0 LOB: 0 K: 0 BB: 0 S: 5 P: 12	R: 2 H: 2 E: 0 LOB: 1 K: 1 BB: 1 S: 14 P: 21	R: 0 H: 0 E: 0 LOB: 0 K: 2 BB: 0 S: 9 P: 17	R: 0 H: 2 E: 0 LOB: 2 K: 0 BB: 1 S: 7 P: 16	R: 0 H: 0 E: 0 LOB: 0 K: 1 BB: 0 S: 9 P: 13	1B: 7 SF: 0 2B: 0 SAC: 0 3B: 0 DP: 1 HR: 1 HBP: 0	WP: 0 PA: 36 PB: 0 SB: 0 CS: 0					
PITCHER	IP WLS BF H R ER SO BB IBB HBP BLK WP HR S P ERA WHIP															
Jay Tibbs, R (1, 1) ERA: 5.79	7.0	29	6	3	3	4	2	0	0	1	0	1	71	116	3.86	1.143
Doug Sisk, R (8, 1) ERA: 2.8	2.0	7	2	0	0	1	0	0	0	0	0	0	16	25	0.00	1.000

Detroit Tigers @ Baltimore Orioles  
Memorial Stadium, Baltimore, MD

Tue Jun 07 1988, 7:05 PM EDT  
Att. 23,641 - Unknown - 83 F

livebaseballscorecards.com

Batter	1	2	3	4	5	6	7	8	9
<b>Pete Stanicek, S</b> OBP: 0.377, SLG: 0.411 (1, 7) C B X	1-1 F4		0-0 SH5-4		0-3 K			0-1 B1-3	
<b>Billy Ripken, R</b> OBP: 0.242, SLG: 0.227 (1, 4) C B B X	2-1 CS S 1B		1-1 F8			3-2 F8		2-1 2B 2B	
<b>Cal Ripken Jr., R</b> OBP: 0.384, SLG: 0.456 (1, 6) F B B C F C B B	4-2 CS 1B BB		2-3 K			0-1 4-3		4-0 2B FC3-2 IBB	
<b>Eddie Murray, S</b> OBP: 0.310, SLG: 0.353 (1, 10) B C B B S X	2-2 1-H 2-3 1B			3-1 F7		1-0 HR		1-2 FC3-2 1-3 2-H 2B	
<b>Mickey Tettleton, S</b> OBP: 0.270, SLG: 0.379 (1, 2) C F B F B C	2-3 K			3-1 HR		1-1 F8		4-0 FC3-2 IBB	
<b>Larry Sheets, L</b> OBP: 0.304, SLG: 0.316 (1, 9) <b>Joe Orsulak, L</b> OBP: 0.344, SLG: 0.355 (8, PR) (9, 9)		0-1 4-3		0-0 G3			1-3 K	1-0 FC3-2	
<b>Ken Gerhart, R</b> OBP: 0.230, SLG: 0.324 (1, 8) <b>Jim Dwyer, L</b> OBP: 0.354, SLG: 0.225 (8, PH) <b>Fred Lynn, L</b> OBP: 0.304, SLG: 0.438 (9, 8)		1-0 5-3		1-2 5-3			0-1 F5	1-2 2-3 3-H 3-3 K	
<b>Jim Traber, L</b> OBP: 0.167, SLG: 0.118 (1, 3) F B B B X C		3-2 4-3			1-1 G3		2-1 1B		
<b>Rene Gonzales, R</b> OBP: 0.324, SLG: 0.397 (1, 5) C B B X			2-2 SH5-4 1B		2-2 4-3		1-3 K		

Inning Stats	R: 1 E: 0 K: 1 S: 14	H: 2 LOB: 1 BB: 1 P: 25	R: 0 E: 0 K: 0 S: 6	H: 0 LOB: 0 BB: 0 P: 10	R: 0 E: 0 K: 1 S: 9	H: 1 LOB: 1 BB: 0 P: 14	R: 1 E: 0 K: 0 S: 8	H: 1 LOB: 0 BB: 0 P: 15	R: 0 E: 0 K: 1 S: 8	H: 0 LOB: 0 BB: 0 P: 11	R: 1 E: 0 K: 0 S: 8	H: 1 LOB: 0 BB: 0 P: 13	R: 0 E: 0 K: 2 S: 10	H: 1 LOB: 1 BB: 0 P: 14	R: 1 E: 0 K: 1 S: 11	H: 2 LOB: 3 BB: 2 P: 26
--------------	-------------------------------	----------------------------------	------------------------------	----------------------------------	------------------------------	----------------------------------	------------------------------	----------------------------------	------------------------------	----------------------------------	------------------------------	----------------------------------	-------------------------------	----------------------------------	-------------------------------	----------------------------------

PITCHER	IP	WLS	BF	H	R	ER	SO	BB	IBB	HBP	BLK	WP	HR	S	P	ERA	WHIP
<b>Frank Tanana, L</b> ERA: 5.31 (1, 1)	7.2	L	33	8	4	4	5	1	2	0	0	0	2	71	122	4.70	1.174
<b>Mike Henneman, R</b> ERA: 1.64 (8, 1)	0.1		1	0	0	0	1	0	0	0	0	0	0	3	6	0.00	0.000

**BOTTOM**


**Detroit Tigers @ Baltimore Orioles**  
Memorial Stadium, Baltimore, MD

Tue Jun 07 1988, 7:05 PM EDT  
Att: 23,641 - Unknown - 83 F

AB	R	H	RBI	BB	SO	LOB
3	0	0	0	0	1	0
4	1	2	0	0	0	1
2	1	0	0	2	1	1
4	1	3	3	0	0	0
3	1	1	1	1	1	1
4	0	0	0	0	1	3
0	0	0	0	0	0	0
3	0	0	0	0	0	0
1	0	0	0	0	1	3
0	0	0	0	0	0	0
3	0	1	0	0	0	0
3	0	1	0	0	1	1

livebaseballscorecards.com

AB	30
R	4
H	8
RBI	4
BB	3
SO	6
LOB	10



WP: 0	PA: 34
PB: 0	
SB: 1	
CS: 2	

Batter	1	2	3	4	5	6	7	8	9	AB R H RBI BB SO LOB	TOP											
<b>Gary Pettis, S</b> OBP: 0.310, SLG: 0.273 (1, 8) BB BB	4-0 SH5-3 S HR BB		2-2 F7 ②		1-0 F8 ②	2-0 HR BB 1B		0-2 5-3 ①		4 2 1 1 1 0 1												
<b>Lou Whitaker, L</b> OBP: 0.405, SLG: 0.441 (1, 4) <b>Jim Walewander, S</b> OBP: 0.286, SLG: 0.429 (8, PR) (8, 4) C X	0-1 SH5-3 ① 1-3		1-0 F7 ③		0-3 K ③	4-1 HR BB		1-2 1B 1B		3 1 1 0 1 1 1 0 0 0 0 0 0 0												
<b>Pat Sheridan, L</b> OBP: 0.380, SLG: 0.553 (1, 7) X	0-0 HR 3-H			0-1 CS 1B		K HR		1-2 1B 1B		5 2 4 6 0 1 0												
<b>Alan Trammell, R</b> OBP: 0.390, SLG: 0.505 (1, 6) <b>Luis Salazar, R</b> OBP: 0.347, SLG: 0.465 (8, PH) (8, 6) C S X	0-2 5-3 ②			4-0 HR BB 1-2		5-3 BB 1B		1-1 F9 ②		3 1 1 0 1 0 0 1 0 0 0 0 0 2												
<b>Darrell Evans, L</b> OBP: 0.305, SLG: 0.303 (1, 3) <b>Paul Gibson, R</b> (9, 1) C S X	0-2 L3 ③			0-0 HR 1-H		HR HBP BB		2-2 F8 ③		3 2 1 2 1 0 2 0 0 0 0 0 0 0												
<b>Chet Lemon, R</b> OBP: 0.355, SLG: 0.425 (1, 9) S C X		0-2 F9 ①		1-2 G4-6-3 1B		BB BB F9			1-0 5-3 ①	4 1 1 0 1 0 2												
<b>Matt Nokes, L</b> OBP: 0.252, SLG: 0.385 (1, 2) B X		1-0 F8 ②		0-0 G4-6-3 ② ③ 1-2		1-0 2B 1B 1-2 2-H	1-1 6-3 ①		0-0 F3 ②	5 1 1 1 0 0 1												
<b>Ray Knight, R</b> OBP: 0.316, SLG: 0.333 (1, 10) <b>Dave Bergman, L</b> OBP: 0.316, SLG: 0.265 (9, PH) (9, 3) C B X		1-1 L6 ③			0-0 4-3 1B	2-2 1B 2B 1-H 2-H	2-2 6-3 ②		0-0 G3 ③	4 1 2 2 0 0 0 1 0 0 0 0 0 0												
<b>Tom Brookens, R</b> OBP: 0.338, SLG: 0.371 (1, 5) C B F X			1-2 6-3 ①		2-2 4-3 ① 1-2	4-1 BB 1B HR BB	3-2 F8 ③			3 1 0 0 1 0 1												
<b>Inning Stats</b>	R: 2 E: 0 K: 0 S: 9	H: 1 LOB: 0 BB: 1 P: 13	R: 0 E: 0 K: 0 S: 6	H: 0 LOB: 0 BB: 0 P: 8	R: 0 E: 0 K: 0 S: 7	H: 0 LOB: 0 BB: 0 P: 11	R: 2 E: 0 K: 0 S: 8	H: 3 LOB: 0 BB: 1 P: 13	R: 0 E: 0 K: 1 S: 8	H: 1 LOB: 1 BB: 0 P: 11	R: 8 E: 0 K: 1 S: 20	H: 5 LOB: 2 BB: 4 P: 48	R: 0 E: 0 K: 0 S: 11	H: 0 LOB: 0 BB: 0 P: 17	R: 0 E: 0 K: 0 S: 17	H: 2 LOB: 2 BB: 0 P: 22	R: 0 E: 0 K: 0 S: 3	H: 0 LOB: 0 BB: 0 P: 4	1B: 8 2B: 1 3B: 0 HR: 3	SF: 0 SAC: 1 DP: 1 HBP: 1	WP: 0 PB: 1 SB: 1 CS: 1	PA: 44
<b>PITCHER</b>	IP WLS BF H R ER SO BB IBB HBP BLK WP HR S P ERA WHIP																					
<b>Jose Bautista, R</b> ERA: 5.09 (1, 1)	5.2 L 24 5 6 6 2 3 0 1 0 0 0 2 46 74 9.53 1.412																					
<b>Dave Schmidt, R</b> ERA: 4.23 (6, 1)	0.0 3 2 1 1 0 1 0 0 0 0 0 0 5 12 ∞ ∞																					
<b>Don Aase, R</b> ERA: 6.75 (6, 1)	0.1 6 3 5 5 0 2 0 0 0 0 0 1 7 18 135.00 15.000																					
<b>Mike Morgan, R</b> ERA: 5.3 (7, 1)	2.0 8 2 0 0 0 0 0 0 0 0 0 0 28 39 0.00 1.000																					
<b>Mark Williamson, R</b> ERA: 4.5 (9, 1)	1.0 3 0 0 0 0 0 0 0 0 0 0 0 3 4 0.00 0.000																					

**Detroit Tigers @ Baltimore Orioles**  
Memorial Stadium, Baltimore, MD

Wed Jun 08 1988, 7:05 PM EDT  
Att. 17,120 - Unknown - 73 F

livebaseballscorecards.com

AB	36
R	12
H	12
RBI	12
BB	6
SO	2
LOB	10



Batter	1	2	3	4	5	6	7	8	9	AB	R	H	RBI	BB	SO	LOB
Joe Orsulak, L (1, 9) OBP: 0.338, SLG: 0.349	1-3 K		0-2 6-3	2-0 G4-6-3 1-2f		0-2 WP 1B		0-2 G3		5	1	1	0	0	1	1
Billy Ripken, R (1, 4) OBP: 0.246, SLG: 0.227	0-0 4-3		1-3 K		4-1 BB SF8 1B BB	3-3 K 1B		1-0 1B		4	1	1	0	1	2	1
Cal Ripken Jr., R (1, 6) OBP: 0.393, SLG: 0.465	2-2 1B		0-2 BB 1B		1-1 SF8 BB 1B	2-2 1B		0-1 F9		5	0	4	1	0	0	1
Eddie Murray, S (1, 10) OBP: 0.311, SLG: 0.351	0-0 L8		3-0 BB 1B		4-1 BB 1B	0-1 1-3			0-2 5-3	4	0	1	0	1	0	3
Larry Sheets, L (1, 7) OBP: 0.302, SLG: 0.309		1-2 F5	4-2 BB		1-3 K		0-1 G3		1-0 L4	4	0	0	0	1	1	3
Fred Lynn, L (1, 8) OBP: 0.299, SLG: 0.433		1-0 P6	1-0 4-3		1-0 SF8		2-2 5-3		0-0 F8	2	0	0	1	0	0	3
Ken Gerhart, R (7, 8) OBP: 0.224, SLG: 0.314					2-3 3-H					2	0	0	0	0	0	0
Jim Traber, L (1, 3) OBP: 0.273, SLG: 0.381		1-0 1B 1B		2-1 HR	1-2 F9		1-2 1B			4	2	3	1	0	0	2
Terry Kennedy, L (1, 2) OBP: 0.221, SLG: 0.217		3-1 1B		1-3 K		1-1 F8	1-2 F9			4	0	1	1	0	1	1
Rene Gonzales, R (1, 5) OBP: 0.321, SLG: 0.380		1-1 6-3		4-1 G4-6-3 BB		2-2 F9		1-3 K		3	0	0	0	1	1	1

Inning Stats	R: 0	H: 1	E: 0	K: 1	S: 8	R: 1	H: 2	E: 0	K: 0	S: 9	R: 0	H: 2	E: 0	K: 1	S: 16	R: 1	H: 1	E: 0	K: 1	S: 10	R: 1	H: 1	E: 0	K: 1	S: 11	R: 1	H: 2	E: 0	K: 1	S: 18	R: 0	H: 1	E: 0	K: 0	S: 11	R: 0	H: 1	E: 0	K: 1	S: 12	R: 0	H: 0	E: 0	K: 0	S: 5	R: 0	H: 0	E: 0	K: 0	S: 5	1B: 10	SF: 1	2B: 0	SAC: 0	3B: 0	DP: 1	HR: 1	HBP: 0	WP: 1	PA: 42
--------------	------	------	------	------	------	------	------	------	------	------	------	------	------	------	-------	------	------	------	------	-------	------	------	------	------	-------	------	------	------	------	-------	------	------	------	------	-------	------	------	------	------	-------	------	------	------	------	------	------	------	------	------	------	--------	-------	-------	--------	-------	-------	-------	--------	-------	--------

PITCHER	IP	WLS	BF	H	R	ER	SO	BB	IBB	HBP	BLK	WP	HR	S	P	ERA	WHIP
Walt Terrell, R (1, 1) ERA: 4.91	4.0		22	7	3	3	3	4	0	0	0	0	1	47	84	6.75	2.750
Paul Gibson, L (5, 1) ERA: 3.71	5.0	W	20	4	1	1	3	0	0	0	0	1	0	53	71	1.80	0.800
Paul Gibson, L (9, 1) ERA: 3.71	5.0	W	20	4	1	1	3	0	0	0	0	1	0	53	71	1.80	0.800

**BOTTOM**

**Detroit Tigers @ Baltimore Orioles**  
Memorial Stadium, Baltimore, MD

Wed Jun 08 1988, 7:05 PM EDT  
Att: 17,120 - Unknown - 73 F

livebaseballscorecards.com

<b>AB</b>	<b>37</b>
<b>R</b>	<b>4</b>
<b>H</b>	<b>11</b>
<b>RBI</b>	<b>4</b>
<b>BB</b>	<b>4</b>
<b>SO</b>	<b>6</b>
<b>LOB</b>	<b>16</b>



Batter	1	2	3	4	5	6	7	8	9	AB R H RBI BB SO LOB	TOP											
Gary Pettis, S (1, 8) OBP: 0.312, SLG: 0.281	2-3 K2-3		0-1 FC5-4		2-1 1B			3-3 K	0-0 2B	5 0 2 2 0 2 1												
Lou Whitaker, L (1, 4) OBP: 0.402, SLG: 0.437	0-1 G4-3		0-0 F8		0-0 G3			0-0 1B		4 0 1 0 0 0 2												
Pat Sheridan, L (1, 7) OBP: 0.375, SLG: 0.541	1-2 L8		3-2 G4-3			2-0 1B		0-3 K2-6-2		4 0 1 0 0 1 2												
Alan Trammell, R (1, 6) OBP: 0.387, SLG: 0.498		4-2 FC5-4 BB		0-2 F8		3-3 K		0-1 G1-3		3 0 0 0 1 1 1												
Darrell Evans, L (1, 3) OBP: 0.304, SLG: 0.297		2-2 L8		1-2 2-3		1-1 G4-3		4-2 1B BB		3 0 0 0 1 0 1												
Jim Walewander, S (9, PR) OBP: 0.286, SLG: 0.429										0 1 0 0 0 0 0												
Mike Heath, R (9, 2) OBP: 0.253, SLG: 0.264										0 0 0 0 0 0 0												
Chet Lemon, R (1, 9) OBP: 0.353, SLG: 0.421		1-1 FC5-4 2B		0-0 5-3			1-2 P6	1-0 L1-3 1B BB		4 2 1 0 0 0 1												
Matt Nokes, L (1, 2) OBP: 0.253, SLG: 0.391		0-1 2B		0-1 G4-3		2-3 K		2-1 1B 1B		3 0 1 1 0 1 0												
Luis Salazar, R (9, PH) OBP: 0.351, SLG: 0.469		1-1 F8		0-0 5-3 1B		0-2 1B		1-2 2-3 L1-3		1 1 1 1 0 0 0												
Ray Knight, R (1, 10) OBP: 0.321, SLG: 0.339								0-2 L1-3		4 1 2 0 0 0 3												
Tom Brookens, R (1, 5) OBP: 0.341, SLG: 0.375			0-1 FC5-4 1B		1-0 5-3		2-1 G5-3	1-2 2B 1B		4 1 2 2 0 0 2												
Inning Stats	R: 0 E: 0 K: 1 S: 9	H: 0 LOB: 0 BB: 0 P: 12	R: 1 E: 0 K: 0 S: 11	H: 1 LOB: 1 BB: 1 P: 19	R: 0 E: 0 K: 0 S: 9	H: 1 LOB: 1 BB: 0 P: 11	R: 0 E: 0 K: 0 S: 8	H: 0 LOB: 0 BB: 0 P: 9	R: 1 E: 0 K: 0 S: 7	H: 2 LOB: 1 BB: 0 P: 10	R: 0 E: 0 K: 1 S: 7	H: 1 LOB: 0 BB: 0 P: 13	R: 0 E: 0 K: 1 S: 14	H: 1 LOB: 1 BB: 0 P: 19	R: 0 E: 0 K: 2 S: 8	H: 1 LOB: 1 BB: 0 P: 11	R: 4 E: 0 K: 0 S: 15	H: 4 LOB: 2 BB: 1 P: 23	1B: 9 2B: 4 3B: 0 HR: 0	SF: 0 SAC: 0 DP: 2 HBP: 0	WP: 0 PB: 0 SB: 1 CS: 1	PA: 37
PITCHER	IP WLS BF H R ER SO BB IBB HBP BLK WP HR S P ERA WHIP																					
Tom Candiotti, R (1, 1) ERA: 3.0	8.1 L 33 8 4 4 5 2 0 0 0 0 0 0 78 114 4.32 1.200																					
Dan Schatzeder, L (9, 1) ERA: 6.52	0.0 1 1 0 0 0 0 0 0 0 0 0 0 2 4 ∞ ∞																					
Bill Laskey, R (9, 1) ERA: 7.3	0.2 3 2 2 2 0 0 0 0 0 0 0 0 8 9 27.00 3.000																					

Detroit Tigers @ Cleveland Indians  
Cleveland Municipal Stadium, Cleveland, OH

Thu Jun 09 1988, 7:05 PM EDT  
Att. 17,375 - Unknown - 62 F

livebaseballscorecards.com

AB	35
R	6
H	11
RBI	6
BB	2
SO	5
LOB	13






Batter	1	2	3	4	5	6	7	8	9	AB	R	H	RBI	BB	SO	LOB
Willie Upshaw, L OBP: 0.316, SLG: 0.372 (1, 3)	1-1 G4-3		0-1 P5			0-0 G4-3		2-1 SH1-3		3	0	0	0	0	0	0
Domingo Ramos, R OBP: 0.200, SLG: 0.200 (1, 4)	3-1 6-3			1-2 G3		1-0 1B		0-0 4-3		4	0	1	1	0	0	1
Julio Franco, R OBP: 0.324, SLG: 0.393 (1, 10)	1-1 F8			1-0 1B		2-0 1B		1-2 1B		4	0	3	1	0	0	0
Mel Hall, L OBP: 0.303, SLG: 0.341 (1, 8)		2-1 G4-3		1-3 K		2-3 K		1-1 1B		3	0	0	0	0	2	2
Carmen Castillo, R OBP: 0.356, SLG: 0.368 (8, PH) (9, 7)				1 SAFE 1 SAFE 1 SAFE K		1 SAFE 1 SAFE 1 SAFE K		1-3 1B		1	0	1	0	0	0	0
Brook Jacoby, R OBP: 0.318, SLG: 0.405 (1, 5)		1-3 K		3-3 K		1-2 K		2-3 K		4	0	0	0	0	3	3
Cory Snyder, R OBP: 0.323, SLG: 0.500 (1, 9) (9, 8)		2-2 1B			1-1 P3		0-1 F9		0-2 F8	4	0	1	0	0	0	0
Dave Clark, L OBP: 0.314, SLG: 0.279 (1, 7) (9, 9)		0-0 F8			2-2 G4-3		2-2 G3		1-1 G4-3	4	0	0	0	0	0	1
Andy Allanson, R OBP: 0.310, SLG: 0.360 (1, 2)			0-0 L7		0-1 1B			1-2 SH1-3 1B	0-1 1B	4	1	3	0	0	0	0
Jay Bell, R OBP: 0.290, SLG: 0.246 (1, 6)			2-1 L9		1 SAFE 1 SAFE 1 SAFE L8			0-0 4-3 SH1-3 1B	2-1 P2	4	1	1	0	0	0	2

Inning Stats																	1B:	2B:	3B:	HR:	SF:	SAC:	DP:	HBP:	WP:	HR:	S:	P:	ERA:	WHIP:																																				
R: 0	H: 0	E: 0	LOB: 0	K: 0	S: 6	R: 0	H: 1	E: 0	LOB: 1	K: 1	S: 10	R: 0	H: 0	E: 0	LOB: 0	K: 0	S: 5	R: 0	H: 1	E: 0	LOB: 1	K: 2	S: 13	R: 0	H: 1	E: 0	LOB: 1	K: 0	S: 10	R: 0	H: 2	E: 0	LOB: 1	K: 1	S: 9	R: 0	H: 0	E: 0	LOB: 0	K: 0	S: 7	R: 2	H: 4	E: 0	LOB: 2	K: 1	S: 15	R: 0	H: 1	E: 0	LOB: 1	K: 0	S: 9	1B: 10	2B: 0	3B: 0	HR: 0	SF: 0	SAC: 1	DP: 0	HBP: 0	WP: 0	HR: 0	S: 36	ERA: 2.35	WHIP: 1.043
IP: 7.2	WLS: 0	BF: 30	H: 8	R: 2	ER: 2	SO: 4	BB: 0	IBB: 0	HBP: 0	BLK: 0	WP: 0	HR: 0	S: 70	P: 103	ERA: 3.31	WHIP: 1.54																																																		
IP: 0.0	WLS: 1	BF: 1	H: 1	R: 0	ER: 0	SO: 0	BB: 0	IBB: 0	HBP: 0	BLK: 0	WP: 0	HR: 0	S: 2	P: 3	ERA: 2.15	WHIP: 0.750																																																		
IP: 1.1	WLS: 0	BF: 5	H: 1	R: 0	ER: 0	SO: 1	BB: 0	IBB: 0	HBP: 0	BLK: 0	WP: 0	HR: 0	S: 12	P: 17	ERA: 1.54	WHIP: 0.750																																																		

**DETROIT TIGERS @ CLEVELAND INDIANS**  
**CLEVELAND MUNICIPAL STADIUM, CLEVELAND, OH**  
 Thu Jun 09 1988, 7:05 PM EDT  
 Att: 17,375 - Unknown - 62 F

AB	35
R	2
H	10
RBI	2
BB	0
SO	5
LOB	9



Batter	1	2	3	4	5	6	7	8	9	AB R H RBI BB SO LOB	TOP												
<b>Gary Pettis, S</b> OBP: 0.307, SLG: 0.276 (1, 8) B C C C C S	2-3 K ①		X 0-0 F4 ③			0-3 K ①		1-1 F9 ②		4 0 0 0 0 2 0													
<b>Tom Brookens, R</b> OBP: 0.333, SLG: 0.365 (1, 5) C S S	0-3 K ②			X 0-0 F9 ①		1-3 K ②		3-3 K ③		4 0 0 0 0 3 0													
<b>Luis Salazar, R</b> OBP: 0.348, SLG: 0.463 (1, 7) B F X	1-1 1B ③			B 1-0 F8 ②		0-2 F8 ③			0-2 G6-3 ①	4 0 1 0 0 0 0													
<b>Alan Trammell, R</b> OBP: 0.385, SLG: 0.507 (1, 6) B C F C X	1-3 K ③			C 0-1 F8 ③		X 0-0 HR ①			0-2 F9 ②	4 1 1 1 0 1 1													
<b>Chet Lemon, R</b> OBP: 0.351, SLG: 0.433 (1, 9) C B B B B X		3-2 G6-3 ①		B 1-0 HR ①		B 3-2 F7 ①			1-2 G3 ③	4 1 1 1 0 0 0													
<b>Larry Herndon, R</b> OBP: 0.321, SLG: 0.386 (1, 10) C C T B X		1-3 K ②		B 1-0 F9 ①		F 0-1 FC4-6 1B ①				3 0 1 0 0 1 0													
<b>Ray Knight, R</b> OBP: 0.321, SLG: 0.339 (1, 3) B B X		2-0 F9 ③		B 2-1 2B CS 1B ③		B 1-0 SAFE F8 ②				3 0 1 0 0 0 1													
<b>Mike Heath, R</b> OBP: 0.256, SLG: 0.280 (1, 2) C B X			1-2 F9 ①		X 0-0 2B ③		B 2-2 FC4-6 1-2f ③			3 0 1 0 0 0 1													
<b>Jim Walewander, S</b> OBP: 0.250, SLG: 0.375 (1, 4) C B X			1-1 G5-3 ②		M 0-1 G4-3 3-H ② ③			1-2 F7 ①		3 0 0 0 0 0 2													
<b>Inning Stats</b>	R: 0 E: 0 K: 3 S: 13	H: 1 LOB: 1 BB: 0 P: 17	R: 0 E: 0 K: 1 S: 7	H: 0 LOB: 0 BB: 0 P: 13	R: 0 E: 0 K: 0 S: 6	H: 0 LOB: 0 BB: 0 P: 8	R: 0 E: 0 K: 0 S: 4	H: 0 LOB: 0 BB: 0 P: 5	R: 1 E: 0 K: 2 S: 10	H: 3 LOB: 1 BB: 0 P: 11	R: 0 E: 0 K: 2 S: 10	H: 0 LOB: 0 BB: 0 P: 11	R: 1 E: 0 K: 0 S: 11	H: 2 LOB: 1 BB: 0 P: 17	R: 0 E: 0 K: 1 S: 10	H: 0 LOB: 0 BB: 0 P: 15	R: 0 E: 0 K: 0 S: 11	H: 0 LOB: 0 BB: 0 P: 12	1B: 3 2B: 1 3B: 0 HR: 2	SF: 0 SAC: 0 DP: 0 HBP: 0	WP: 0 PB: 0 SB: 0 CS: 1	PA: 32	
<b>PITCHER</b> <b>Greg Swindell, L</b> ERA: 2.47 (1, 1)	IP 9.0	WLS L	BF 32	H 6	R 2	ER 2	SO 7	BB 0	IBB 0	HBP 0	BLK 0	WP 0	HR 2	S 79	P 109	ERA 2.00	WHIP 0.667						<b>PITCHER</b> IP WLS BF H R ER SO BB IBB HBP BLK WP HR S P ERA WHIP

**Detroit Tigers @ Cleveland Indians**  
Cleveland Municipal Stadium, Cleveland, OH

Fri Jun 10 1988, 7:05 PM EDT  
Att. 71,188 - Unknown - 60 F

AB	32
R	2
H	6
RBI	2
BB	0
SO	7
LOB	5



Batter	1	2	3	4	5	6	7	8	9	AB R H RBI BB SO LOB
Domingo Ramos, R (1, 4) OBP: 0.286, SLG: 0.286 Ron Washington, R (8, PR) OBP: 0.305, SLG: 0.321 (9, 4)	2-2 1B G4-3 1B	1-0 CS 1-2	1-1 G6-3			2-1 G5-3		2-1 B5-6-4 1B		4 0 2 0 0 0 0 0 0 0 0 0 0 0
Willie Upshaw, L (1, 3) OBP: 0.315, SLG: 0.369	2-2 G4-3 1-2		0-3 K			0-0 BB SF7 1B		1-1 B5-6-4 1-2f		4 1 1 0 0 1 2
Joe Carter, R (1, 8) OBP: 0.331, SLG: 0.500	3-2 G6-3		1-3 K			0-1 WP BB 1-2		1-0 F7		4 0 0 0 0 1 3
Brook Jacoby, R (1, 5) OBP: 0.325, SLG: 0.404	4-2 FC5 1B BB			4-2 G5-4-3 BB		4-2 WP BB 1-2 2-3			2-3 K	1 0 0 0 3 1 0
Mel Hall, L (1, 7) OBP: 0.307, SLG: 0.346	0-0 1-2 2-3 1B			0-0 F7		0-0 SF7			2-0 WP 1B	3 0 2 1 0 0 1
Cory Snyder, R (1, 9) OBP: 0.317, SLG: 0.490	1-0 FC5 2-3f			0-0 G5-4-3 1-2f		2-2 L7 1-2 2-3			2-2 G6-3 1-2	4 0 0 0 0 0 7
Dave Clark, L (1, 10) OBP: 0.297, SLG: 0.262		0-1 G3-1			2-3 K				0-3 K	4 0 0 0 0 3 1
Andy Allanson, R (1, 2) OBP: 0.316, SLG: 0.362		2-1 CS HBP			1-2 F3				0-0 G6-3 1B	2 0 1 0 0 0 0
Jay Bell, R (1, 6) OBP: 0.285, SLG: 0.241		1-0 F3			2-1 G6-3				0-1 G6-3 1-2f	3 0 0 0 0 0 2

Inning Stats	R: 0 E: 0 K: 0 S: 13	H: 2 LOB: 3 BB: 1 P: 25	R: 0 E: 0 K: 0 S: 4	H: 0 LOB: 0 BB: 0 P: 8	R: 0 E: 0 K: 2 S: 8	H: 0 LOB: 0 BB: 0 P: 10	R: 0 E: 0 K: 0 S: 6	H: 0 LOB: 0 BB: 1 P: 10	R: 0 E: 0 K: 1 S: 9	H: 0 LOB: 0 BB: 0 P: 14	R: 1 E: 1 K: 0 S: 12	H: 1 LOB: 2 BB: 1 P: 20	R: 0 E: 0 K: 1 S: 7	H: 1 LOB: 0 BB: 0 P: 10	R: 0 E: 0 K: 0 S: 5	H: 1 LOB: 1 BB: 0 P: 9	R: 0 E: 0 K: 2 S: 10	H: 1 LOB: 1 BB: 0 P: 16	1B: 6 2B: 0 3B: 0 HR: 0	SF: 1 SAC: 0 DP: 3 HBP: 1	WP: 2 PB: 0 SB: 0 CS: 1	PA: 35	
PITCHER	IP	WLS	BF	H	R	ER	SO	BB	IBB	HBP	BLK	WP	HR	S	P	ERA	WHIP						
Jeff Robinson, R (1, 1) ERA: 3.8	7.0	W	28	5	1	0	4	3	0	1	0	1	0	61	101	0.00	1.143						
Willie Hernandez, L (8, 1) ERA: 2.1	0.2		1	0	0	0	0	0	0	0	0	0	0	2	3	0.00	0.000						
Mike Henneman, R (8, 1) ERA: 1.46	1.1	S	5	1	0	0	2	0	0	0	0	1	0	11	18	0.00	0.750						

BOTTOM

Detroit Tigers @ Cleveland Indians  
Cleveland Municipal Stadium, Cleveland, OH

Fri Jun 10 1988, 7:05 PM EDT  
Att: 71,188 - Unknown - 60 F

AB	29
R	1
H	6
RBI	1
BB	3
SO	6
LOB	16



WP	2	PA	35
PB	0		
SB	0		
CS	1		
ERA		WHIP	

livebaseballscorecards.com

Detroit Tigers @ Cleveland Indians  
 Cleveland Municipal Stadium, Cleveland, OH

Sat Jun 11 1988, 3:33 AM EDT  
 Att. 26,978 - Sunny - 60 F

[livebaseballscorecards.com](http://livebaseballscorecards.com)



AB	41
R	11
H	13
RBI	9
BB	6
SO	2
LOB	19

WP	1	PA	47
PB	0		
SB	0		
CS	0		

AB R H RBI BB SO LOB

5	1	3	2	1	0	2
6	0	2	2	0	1	4
3	0	0	1	0	0	1
2	1	1	0	0	0	1
4	1	1	0	0	0	1
1	0	0	0	0	1	0
3	0	0	0	2	0	2
3	2	1	0	2	0	3
3	1	1	0	0	0	1
1	1	0	1	0	0	1
1	0	0	0	0	0	1
5	2	2	2	0	0	1
4	2	2	1	1	0	1

Batter	1	2	3	4	5	6	7	8	9
<b>Gary Pettis, S</b> OBP: 0.315, SLG: 0.291 (1, 8)	2-2 1B G3-1 1B	0-1 2-H 3B			0-1 F8	1-0 E9 1B 1-3 2-H	3-2 G6-3		4-1 BB
<b>Lou Whitaker, L</b> OBP: 0.400, SLG: 0.433 (1, 4)	1-0 G3-1 1-3 1B	3-3 K			3-1 F8	0-1 G4-3	0-1 1B 2-H 3-H		0-1 G4-3
<b>Pat Sheridan, L</b> OBP: 0.365, SLG: 0.525 <b>Tom Brookens, R</b> OBP: 0.335, SLG: 0.367 (1, 7) (6, 5)	2-1 G3-1 2-3 3-H				1-2 G4-3		1-0 G6-3 1B		
<b>Alan Trammell, R</b> OBP: 0.383, SLG: 0.502 <b>Jim Walewander, S</b> OBP: 0.240, SLG: 0.360 (1, 6) (8, PH) (8, 6)	0-1 P4				1-2 G6-3		0-1 G1-3	2-0 FC6 E 1B	0-3 K
<b>Darrell Evans, L</b> OBP: 0.307, SLG: 0.291 (1, 3)	4-2 BB				1-2 P3		1-0 F6	2-2 G5-3 1-2 2-3	4-2 FC3-6 BB
<b>Chet Lemon, R</b> OBP: 0.357, SLG: 0.431 (1, 9)	2-2 F7				1-1 1B		4-2 1B BB	4-0 E WP IBB	1-2 FC3-6 1-2f
<b>Matt Nokes, L</b> OBP: 0.255, SLG: 0.390 <b>Ray Knight, R</b> OBP: 0.319, SLG: 0.336 <b>Mike Heath, R</b> OBP: 0.253, SLG: 0.276 (1, 2) (7, PH) (7, 2)					0-2 F7		2-2 1B 1B	2-1 FC6 WP 1B	0-1 L7
<b>Luis Salazar, R</b> OBP: 0.350, SLG: 0.461 (1, 5) (6, 7)					2-2 P6		0-1 1B E 1B 1-2 3-H	2-0 G6-3 BB 1B 2-H 3-H	0-2 G4-3
<b>Dave Bergman, L</b> OBP: 0.339, SLG: 0.302 (1, 10)					1-1 F9		0-0 E 1B 1-2 2-H	4-1 G6-3 1B BB	1-0 G3-1

Inning Stats	R	H	E	K	S	R	H	E	K	S	R	H	E	K	S	R	H	E	K	S	R	H	E	K	S	R	H	E	K	S	R	H	E	K	S
	1	2	0	0	17	1	2	0	0	25	0	0	0	0	8	0	0	0	0	10	3	4	1	0	21	0	0	0	0	12	0	0	0	0	17

PITCHER	IP	WLS	BF	H	R	ER	SO	BB	IBB	HBP	BLK	WP	HR	S	P	ERA	WHIP
<b>John Farrell, R</b> ERA: 3.25 (1, 1)	5.2	L	27	8	5	5	1	2	0	0	0	0	0	86	124	7.94	1.765
<b>Bud Black, L</b> ERA: 5.47 (6, 1)	0.2		6	3	3	3	0	0	1	0	0	0	0	8	18	40.50	4.500
<b>Jeff Dedmon, R</b> ERA: 3.79 (7, 1)	0.2		6	2	3	0	0	1	0	0	0	1	0	13	26	0.00	4.500
<b>Bill Laskey, R</b> ERA: 6.75 (8, 1)	1.0		4	0	0	0	1	1	0	0	0	0	0	12	17	0.00	1.000
<b>Dan Schatzeder, L</b> ERA: 5.91 (9, 1)	1.0		4	0	0	0	0	1	0	0	0	0	0	7	12	0.00	1.000

1B	11	SF	0
2B	1	SAC	0
3B	1	DP	0
HR	0	HBP	0

Batter	1	2	3	4	5	6	7	8	9	AB	R	H	RBI	BB	SO	LOB
Julio Franco, R (1, 4) OBP: 0.320, SLG: 0.388 Domingo Ramos, R (7, PH) OBP: 0.250, SLG: 0.250 (8, 4)	1-2 F8		2-2 F9		1-3 K		1-1 FC6-4		0-1 L8	3	0	0	0	0	1	1
Willie Upshaw, L (1, 3) OBP: 0.318, SLG: 0.398	3-2 P4		3-1 3B		2-1 P5			1-0 HR		4	1	2	2	0	0	0
Joe Carter, R (1, 8) OBP: 0.333, SLG: 0.500 Dan Schatzeder, L (9, 1)	2-2 P6		1-1 G6-3			0-2 G6-3 1B		1-2 FC4-6 1B		4	0	2	0	0	0	1
Brook Jacoby, R (1, 5) OBP: 0.324, SLG: 0.405		0-0 BLK 2B		2-1 F9		1-1 F9		1-0 F8		4	0	1	0	0	0	2
Mel Hall, L (1, 7) OBP: 0.306, SLG: 0.344 (9, 8)		0-0 F7		2-0 1B 1B		0-2 G6-3 1-2f		0-0 FC4-6 1-2f		4	1	1	0	0	0	3
Cory Snyder, R (1, 9) OBP: 0.316, SLG: 0.485		0-0 G6-3		0-0 1B 1-2 1B			1-0 G6-3	0-0 L6		4	0	1	0	0	0	2
Dave Clark, L (1, 10) OBP: 0.321, SLG: 0.279 (9, 7)		0-1 SAFE G4-3		0-0 G5-4-3 1-3 2-H 1B			0-0 1B 1B		4-2 G4-6-3 BB	3	0	2	1	1	0	1
Andy Allanson, R (1, 2) OBP: 0.312, SLG: 0.358 Chris Bando, S (7, PH) OBP: 0.294, SLG: 0.429 (8, 2)			0-0 P8	0-1 G5-4-3 1-2f			0-0 F8	1-1 G4-6-3 1-2f		2	0	0	0	0	0	2
Ron Washington, R (1, 6) OBP: 0.317, SLG: 0.333			0-1 E7 F9 3B		1-0 G6-3		2-2 FC6-4 1-2 1B	2-2 1B		4	1	2	0	0	0	0

Inning Stats	R: 0	H: 0	LOB: 0	K: 0	S: 11	R: 0	H: 1	LOB: 1	K: 0	S: 5	R: 1	H: 1	LOB: 1	K: 0	S: 13	R: 1	H: 3	LOB: 1	K: 0	S: 7	R: 0	H: 0	LOB: 0	K: 1	S: 6	R: 0	H: 1	LOB: 0	K: 0	S: 8	R: 0	H: 2	LOB: 2	K: 0	S: 9	R: 1	H: 2	LOB: 1	K: 0	S: 9	R: 0	H: 1	LOB: 1	K: 0	S: 10	1B: 8	SF: 0	2B: 1	SAC: 0	3B: 1	DP: 3	HR: 1	HBP: 0	WP: 0	PA: 37
PITCHER	IP	WLS	BF	H	R	ER	SO	BB	IBB	HBP	BLK	WP	HR	S	P	ERA	WHIP																																						
Jack Morris, R (1, 1) ERA: 4.32	7.0		28	8	2	1	1	0	0	0	1	0	0	59	84	1.29	1.143																																						
Eric King, R (8, 1) ERA: 2.7	2.0		9	3	1	1	0	1	0	0	0	0	1	19	29	4.50	2.000																																						

**DETROIT TIGERS @ CLEVELAND INDIANS**  
**CLEVELAND MUNICIPAL STADIUM, CLEVELAND, OH**  
 Sat Jun 11 1988, 3:33 AM EDT  
 Att. 26,978 - Sunny - 60 F

AB	36
R	3
H	11
RBI	3
BB	1
SO	1
LOB	17



WP: 0	PA: 37
PB: 0	
SB: 0	
CS: 0	

livebaseballscores.com

Batter	1	2	3	4	5	6	7	8	9	AB R H RBI BB SO LOB	TOP											
<b>Gary Pettis, S</b> (1, 8) OBP: 0.317, SLG: 0.291	3-1 1B 1B	4-0 SF9 HR BB	1-0 FC6-4		1-1 4-3			0-2 3-1 1-3		4 2 1 0 1 0 5	<b>Detroit Tigers @ Cleveland Indians</b> <b>Cleveland Municipal Stadium, Cleveland, OH</b> Sun Jun 12 1988, 3:33 AM EDT Att. 41,345 - Sunny - 80 F											
<b>Tom Brookens, R</b> (1, 5) OBP: 0.331, SLG: 0.364	2-2 1-3 1B 1B	2-1 SF9		2-2 L9		1-1 5-3		3-1 5-3		4 1 1 1 0 0 1												
<b>Luis Salazar, R</b> (1, 7) OBP: 0.345, SLG: 0.471	1-1 1-3	1-1 HR		2-3 K		1-2 F9		0-0 F4		5 1 1 2 0 1 2												
<b>Alan Trammell, R</b> (1, 6) OBP: 0.383, SLG: 0.498	1-3 K	4-0 HR BB		0-0 1B		2-1 F7		1-1 F8		4 0 1 0 1 1 2												
<b>Chet Lemon, R</b> (1, 9) OBP: 0.358, SLG: 0.431	2-2 2-H 3-H 1B	1-2 5-3		0-2 5-3		0-0 F3		1-2 1B		5 0 2 2 0 0 2												
<b>Larry Herndon, R</b> (1, 10) OBP: 0.321, SLG: 0.375	4-0 BB		2-0 5-3		0-1 6-3		3-2 F8		1-0 F6	2 0 0 0 1 0 0 2 0 0 0 0 0 1												
<b>Darrell Evans, L</b> (7, PH) OBP: 0.303, SLG: 0.288																						
<b>Ray Knight, R</b> (1, 3) OBP: 0.310, SLG: 0.326	1-2 F8		1-0 6-3		1-3 K		0-0 1-3			4 0 0 0 0 1 2												
<b>Mike Heath, R</b> (1, 2) OBP: 0.264, SLG: 0.278		1-3 K	4-1 1B BB		0-1 BLK BB 1B			2-1 F2		3 0 1 0 1 1 0												
<b>Jim Walewander, S</b> (1, 4) OBP: 0.345, SLG: 0.429		1-0 S BB SF9 1B	0-0 FC6-4 1B		4-2 BLK BB			1-1 3-1 BLK 1B		3 1 3 0 1 0 0												
<b>Inning Stats</b>	R: 2 E: 0 K: 1 S: 18	H: 3 LOB: 2 BB: 1 P: 32	R: 3 E: 0 K: 1 S: 12	H: 2 LOB: 1 BB: 2 P: 25	R: 0 E: 0 K: 0 S: 5	H: 1 LOB: 2 BB: 1 P: 13	R: 0 E: 0 K: 1 S: 11	H: 1 LOB: 1 BB: 0 P: 15	R: 0 E: 0 K: 1 S: 12	H: 1 LOB: 2 BB: 1 P: 18	R: 0 E: 0 K: 0 S: 7	H: 0 LOB: 0 BB: 0 P: 11	R: 0 E: 0 K: 0 S: 5	H: 0 LOB: 0 BB: 0 P: 8	R: 0 E: 0 K: 0 S: 9	H: 1 LOB: 1 BB: 0 P: 15	R: 0 E: 0 K: 0 S: 7	H: 1 LOB: 1 BB: 0 P: 10	1B: 9 2B: 0 3B: 0 HR: 1	SF: 1 SAC: 0 DP: 0 HBP: 0	WP: 0 PB: 0 SB: 2 CS: 0	PA: 42
<b>PITCHER</b>	IP WLS BF H R ER SO BB IBB HBP BLK WP HR S P ERA WHIP																					
<b>Scott Bailes, L</b> (1, 1) ERA: 4.29	1.2 L 12 5 5 5 2 2 0 0 0 0 0 1 27 49 27.00 4.200																					
<b>Jon Perlman, R</b> (2, 1) ERA:	5.1 22 3 0 0 2 3 0 0 1 0 0 43 73 0.00 1.125																					
<b>Jeff Dedmon, R</b> (8, 1) ERA: 3.43	2.0 8 2 0 0 0 0 0 0 0 1 0 0 16 25 0.00 1.000																					

<b>AB</b>	<b>36</b>
<b>R</b>	<b>5</b>
<b>H</b>	<b>10</b>
<b>RBI</b>	<b>5</b>
<b>BB</b>	<b>5</b>
<b>SO</b>	<b>4</b>
<b>LOB</b>	<b>15</b>



livebaseballscorecards.com

Batter	1	2	3	4	5	6	7	8	9	AB R H RBI BB SO LOB
Julio Franco, R OBP: 0.330, SLG: 0.407 (1, 4)	4-1 L9-3 BB		1-0 3B		0-1 1B 2B		1-1 HR 1B		2-2 L9	4 2 3 1 1 0 0
Willie Upshaw, L OBP: 0.315, SLG: 0.393 (1, 3)	0-0 L9-3 1-2		1-3 K		2-1 1B		1-1 F9		1-2 4-3	5 0 1 1 0 1 3
Joe Carter, R OBP: 0.336, SLG: 0.511 (1, 8)	4-2 BB		1-2 F3		0-2 F8		2-1 HR			3 1 1 2 1 0 2
Ron Kittle, R OBP: 0.324, SLG: 0.426 (1, 10)	3-3 K			2-0 F9		2-0 FC1-4 1B	2-1 F5			4 0 1 0 0 1 1
Brook Jacoby, R OBP: 0.323, SLG: 0.403 (1, 5)		0-3 K		3-2 FC6-4 1B		1-3 K		0-0 F7		4 0 1 0 0 2 1
Cory Snyder, R OBP: 0.310, SLG: 0.476 (1, 9)		1-3 K		0-2 FC6-4 1-2f		0-1 FC1-4 1B 1-2f		0-1 F4		4 0 0 0 0 1 2
Carmen Castillo, R OBP: 0.355, SLG: 0.367 (8, PH)		0-1 L9		3-1 F7		0-0 1B		0-1 1B		3 0 1 0 0 0 1
Mel Hall, L OBP: 0.309, SLG: 0.347 (9, 7)										1 0 1 0 0 0 0
Ron Washington, R OBP: 0.313, SLG: 0.344 (1, 6)			2-1 B1-3 3B 2B		2-3 K		0-2 F8		0-0 L6	4 1 1 0 0 1 3
Andy Allanson, R OBP: 0.307, SLG: 0.352 (1, 2)			1-0 B1-3		1-0 L7				2-1 G3	3 0 0 0 0 0 1
Dave Clark, L OBP: 0.316, SLG: 0.275 (9, PH)			2-3							1 0 0 0 0 0 0

Inning Stats	R: 0	H: 0	E: 0	K: 1	S: 8	R: 0	H: 0	E: 0	K: 2	S: 9	R: 1	H: 2	E: 0	K: 1	S: 10	R: 0	H: 1	E: 0	K: 0	S: 9	R: 1	H: 2	E: 0	K: 1	S: 11	R: 0	H: 2	E: 0	K: 1	S: 10	R: 2	H: 2	E: 0	K: 0	S: 9	R: 0	H: 1	E: 0	K: 0	S: 6	R: 0	H: 0	E: 0	K: 0	S: 8	1B: 6	SF: 0	2B: 3	SAC: 0	3B: 1	DP: 1	HR: 1	HBP: 0	WP: 0	PA: 38
PITCHER	IP	WLS	BF	H	R	ER	SO	BB	IBB	HBP	BLK	WP	HR	S	P	ERA	WHIP																																						
Frank Tanana, L ERA: 5.31 (1, 1)	6.2	W	30	9	4	4	6	2	0	0	0	0	1	64	102	5.40	1.650																																						
Mike Trujillo, R ERA: (7, 1)	0.1		1	0	0	0	0	0	0	0	0	0	0	2	4	0.00	0.000																																						
Mike Henneman, R ERA: 1.35 (8, 1)	2.0	S	7	1	0	0	0	0	0	0	0	0	0	14	19	0.00	0.500																																						

**BOTTOM**

**Detroit Tigers @ Cleveland Indians**  
Cleveland Municipal Stadium, Cleveland, OH

Sun Jun 12 1988, 3:33 AM EDT  
Att: 41,345 - Sunny - 80 F

livebaseballscores.com

<b>AB</b>	<b>36</b>
<b>R</b>	<b>4</b>
<b>H</b>	<b>10</b>
<b>RBI</b>	<b>4</b>
<b>BB</b>	<b>2</b>
<b>SO</b>	<b>6</b>
<b>LOB</b>	<b>14</b>



Batter	1	2	3	4	5	6	7	8	9	AB R H RBI BB SO LOB	TOP					
Joe Orsulak, L (1, 7) OBP: 0.333, SLG: 0.338	3-2 P6		0-0 G4-3			4-1 CS BB	0-0 G3		0-3 K	4 0 0 0 1 1 1						
Billy Ripken, R (1, 4) OBP: 0.248, SLG: 0.236	1-2 G6-3			1-1 G6-3		2-3 K		2-2 F9		4 0 0 0 0 1 1						
Cal Ripken Jr., R (1, 6) OBP: 0.389, SLG: 0.449	3-3 K			2-1 P6		0-0 F8		1-1 G4-3		4 0 0 0 0 1 0						
Eddie Murray, S (1, 3) OBP: 0.330, SLG: 0.400		2-3 K		2-1 E 1B 2B		4-0 BB		1-0 F8		3 1 1 0 1 1 0						
Larry Sheets, L (1, 9) OBP: 0.297, SLG: 0.300		0-0 G3-1		1-0 E3 1B BB		1-1 F8		0-0 G3		4 1 0 0 0 0 2						
Fred Lynn, L (1, 8) OBP: 0.303, SLG: 0.432		1-0		4-1		2-1 L3		1-0		0 0 0 0 0 0 0						
Pete Stanicek, S (9, PR) OBP: 0.354, SLG: 0.383				1-2						0 1 0 0 0 0 0						
Ken Gerhart, R (9, 8) OBP: 0.226, SLG: 0.342		1B		BB						0 0 0 0 0 0 0						
Jim Traber, L (1, 10) OBP: 0.263, SLG: 0.314		2-0 G3		1-0 1B		1-2 G4-3		4-2 HR BB		3 1 1 2 1 0 1						
Mickey Tettleton, S (1, 2) OBP: 0.303, SLG: 0.507			0-2 P2		1-0 F7		2-0 HR		1-2 HR	4 2 2 4 0 0 2						
Rene Gonzales, R (1, 5) OBP: 0.298, SLG: 0.337			1-0 G6-3		0-1 G6-3		1-0 P3		1-1 P4	4 0 0 0 0 0 1						
<b>Inning Stats</b>	R: 0 H: 0 E: 0 LOB: 0 K: 1 BB: 0 S: 10 P: 17	R: 0 H: 1 E: 0 LOB: 1 K: 1 BB: 0 S: 6 P: 11	R: 0 H: 0 E: 0 LOB: 0 K: 0 BB: 0 S: 5 P: 6	R: 2 H: 2 E: 1 LOB: 2 K: 0 BB: 1 S: 10 P: 22	R: 0 H: 0 E: 0 LOB: 0 K: 1 BB: 1 S: 7 P: 13	R: 0 H: 0 E: 0 LOB: 1 K: 0 BB: 1 S: 5 P: 12	R: 1 H: 1 E: 0 LOB: 0 K: 0 BB: 0 S: 6 P: 10	R: 0 H: 0 E: 0 LOB: 0 K: 0 BB: 0 S: 6 P: 10	R: 3 H: 2 E: 0 LOB: 1 K: 1 BB: 1 S: 12 P: 19	1B: 3 SF: 0 2B: 1 SAC: 0 3B: 0 DP: 0 HR: 2 HBP: 0	WP: 0 PA: 37 PB: 0 SB: 1 CS: 1					
<b>PITCHER</b>	IP WLS BF H R ER SO BB IBB HBP BLK WP HR S P ERA WHIP															
Walt Terrell, R (1, 1) ERA: 4.5	8.1	33	5	4	2	3	3	0	0	0	0	1	57	104	2.16	0.960
Willie Hernandez, L (9, 1) ERA: 2.64	0.2	L	4	1	2	1	1	0	0	0	0	1	10	16	27.00	3.000

Baltimore Orioles @ Detroit Tigers  
Tiger Stadium, Detroit, MI  
Mon Jun 13 1988, 7:05 PM EDT  
Att. 17,126 - Unknown - 91 F

livebaseballscorecards.com

AB	30
R	6
H	4
RBI	6
BB	3
SO	4
LOB	8







Batter	1	2	3	4	5	6	7	8	9	AB R H RBI BB SO LOB	TOP		
Joe Orsulak, L (1, 7) OBP: 0.325, SLG: 0.329 Wade Rowdon, R (9, PH) OBP: 0.107, SLG: 0.107	1-3 K	0-0 F7			2-2 F8		1-0 G4-3		1-2 FC5-4	4 0 0 0 0 1 2 1 0 0 0 0 0 2			
Billy Ripken, R (1, 4) OBP: 0.252, SLG: 0.256	1-2 FC6-5 1B		1-2 G5-3		2-1 G4-3			1-0 HR		4 1 2 1 0 0 0			
Cal Ripken Jr., R (1, 6) OBP: 0.383, SLG: 0.441	1-2 FC6-5 BB		3-1 G6-3			1-1 L8		0-1 F9		4 0 0 0 0 0 1			
Eddie Murray, S (1, 3) OBP: 0.328, SLG: 0.395	4-2 BB		0-0 L8		0-0 L6		3-2 L7			3 0 0 0 1 0 0			
Larry Sheets, L (1, 9) OBP: 0.296, SLG: 0.299	3-1 P5			1-2 1B		2-1 G4-3		0-1 P6		4 0 1 0 0 0 2			
Fred Lynn, L (1, 8) OBP: 0.305, SLG: 0.432 Ken Gerhart, R (4, 8) OBP: 0.244, SLG: 0.364		0-1 1B		0-0 P3		2-1 HR 2B		4-2 FC5 1B BB	0 0 0 0 0 0 0 1 1 1 0 1 0 0				
Jim Traber, L (1, 10) OBP: 0.286, SLG: 0.410		1-2 F9		2-2 P6		1-0 HR		0-1 FC5 1B	4 1 2 2 0 0 2				
Mickey Tettleton, S (1, 2) OBP: 0.300, SLG: 0.486		4-0 BB		3-1 F7		1-0 F7		1-3 K	3 0 0 0 1 1 3				
Rene Gonzales, R (1, 5) OBP: 0.286, SLG: 0.322		0-0 G1-3			1-3 K		0-2 G4-3	3-2 FC5	4 0 0 0 0 1 4				
<b>Inning Stats</b>	R: 0 H: 1 E: 0 LOB: 2 K: 1 BB: 1 S: 18 P: 28	R: 0 H: 1 E: 0 LOB: 2 K: 0 BB: 1 S: 7 P: 12	R: 0 H: 0 E: 0 LOB: 0 K: 0 BB: 0 S: 8 P: 12	R: 0 H: 1 E: 0 LOB: 1 K: 0 BB: 0 S: 9 P: 15	R: 0 H: 0 E: 0 LOB: 0 K: 1 BB: 0 S: 9 P: 14	R: 0 H: 0 E: 0 LOB: 0 K: 0 BB: 0 S: 5 P: 8	R: 2 H: 2 E: 0 LOB: 0 K: 0 BB: 0 S: 8 P: 13	R: 1 H: 1 E: 0 LOB: 0 K: 0 BB: 0 S: 9 P: 13	R: 0 H: 1 E: 0 LOB: 2 K: 1 BB: 1 S: 16 P: 25	1B: 4 SF: 0 2B: 1 SAC: 0 3B: 0 DP: 0 HR: 2 HBP: 0	WP: 0 PA: 37 PB: 0 SB: 1 CS: 0		
<b>PITCHER</b>	IP WLS BF H R ER SO BB IBB HBP BLK WP HR S P ERA WHIP											<b>PITCHER</b>	IP WLS BF H R ER SO BB IBB HBP BLK WP HR S P ERA WHIP
Doyle Alexander, R (1, 1) ERA: 3.31	8.0 W 33 6 3 3 2 3 0 0 0 0 2 75 121 3.38 1.125												
Willie Hernandez, L (9, 1) ERA: 2.56	1.0 4 1 0 0 1 0 0 0 0 0 0 14 19 0.00 1.000												

**Baltimore Orioles @ Detroit Tigers**  
Tiger Stadium, Detroit, MI  
Tue Jun 14 1988, 7:05 PM EDT  
Att. 15,128 - Unknown - 94 F

[livebaseballscorecards.com](http://livebaseballscorecards.com)

**AB 32**  
**R 3**  
**H 6**  
**RBI 3**  
**BB 3**  
**SO 3**  
**LOB 16**



Batter	1	2	3	4	5	6	7	8	9	AB R H RBI BB SO LOB
Gary Pettis, S OBP: 0.314, SLG: 0.282 (1, 8)	3-2 G4-3	3-3 K		0-3 K		1-0 FC3-6		0-3 K		5 0 0 0 0 3 4
Lou Whitaker, L OBP: 0.397, SLG: 0.434 (1, 4)	1-0 G4-3	3-1 G4-3		2-3 K		0-0 G4-3		0-0 2B		5 0 1 1 0 1 3
Pat Sheridan, L OBP: 0.355, SLG: 0.495 (1, 7) (5, 9)	2-0 F7		0-2 E 1B		4-0 FC6-4 BB		2-2 P6	2-1 P6		4 1 1 0 1 0 1
Alan Trammell, R OBP: 0.383, SLG: 0.494 (1, 6)		1-0 1B 1B	1-0 E5 G6-4-3 1B		2-1 FC6-4 FC6-4		3-2 G1-4-3			4 1 1 0 0 0 2
Darrell Evans, L OBP: 0.306, SLG: 0.311 (1, 3)		1-1 1B HR 1B	1-2 G6-4-3 1B		0-3 K		1-0 G3			4 1 2 1 0 1 1
Chet Lemon, R OBP: 0.353, SLG: 0.421 Luis Salazar, R OBP: 0.339, SLG: 0.460 (1, 9) (5, 7)		2-2 HR HBP 1B	1-1 G6-4-3		1-2 FC6-4			0-0 SH1-4 1B 1B		1 1 0 0 0 0 2 2 1 1 0 0 0 1
Matt Nokes, L OBP: 0.268, SLG: 0.423 (1, 2)		0-2 HR 1B	0-0 G3		0-1 L7			2-1 SH1-4 1B 1B		4 2 2 1 0 0 1
Ray Knight, R OBP: 0.303, SLG: 0.317 (1, 10)		2-1 P3		0-1 G5-3		2-2 FC3-6 1B 1B		0-0 SH1-4		3 0 1 0 0 0 3
Tom Brookens, R OBP: 0.346, SLG: 0.405 (1, 5)		1-0 HR		3-1 2B		2-2 FC3-6 1B		1-2 2B 1B		4 2 4 6 0 0 0

BOTTOM

Baltimore Orioles @ Detroit Tigers  
Tiger Stadium, Detroit, MI  
Tue Jun 14 1988, 7:05 PM EDT  
Att: 15,128 - Unknown - 94 F

[livebaseballscorecards.com](http://livebaseballscorecards.com)

AB	36
R	9
H	13
RBI	9
BB	1
SO	5
LOB	18



Inning Stats	R: 0	H: 0	E: 0	K: 0	S: 5	H: 0	LOB: 0	BB: 0	P: 11	R: 5	H: 4	E: 0	K: 1	S: 19	H: 2	LOB: 1	BB: 0	P: 32	R: 1	H: 2	E: 1	K: 0	S: 11	R: 0	H: 1	E: 0	K: 2	S: 10	H: 2	LOB: 2	BB: 0	P: 17	R: 0	H: 0	E: 0	K: 0	S: 10	R: 3	H: 4	E: 0	K: 1	S: 14	H: 1	LOB: 1	BB: 0	P: 18	1B: 10	SF: 0	2B: 2	SAC: 1	3B: 0	DP: 1	HR: 1	HBP: 1
--------------	------	------	------	------	------	------	--------	-------	-------	------	------	------	------	-------	------	--------	-------	-------	------	------	------	------	-------	------	------	------	------	-------	------	--------	-------	-------	------	------	------	------	-------	------	------	------	------	-------	------	--------	-------	-------	--------	-------	-------	--------	-------	-------	-------	--------

PITCHER	IP	WLS	BF	H	R	ER	SO	BB	IBB	HBP	BLK	WP	HR	S	P	ERA	WHIP
Dickie Nokes, R ERA: 22.5 (1, 1)	2.0	L	14	6	6	5	1	0	0	0	0	0	1	32	53	22.50	3.000
Doug Sisk, R ERA: 2.79 (3, 1)	5.0		18	3	0	0	3	1	0	0	0	0	0	43	67	0.00	0.800
Mark Williamson, R ERA: 4.78 (8, 1)	1.0		7	4	3	3	1	0	0	0	0	0	0	14	18	27.00	4.000

WP: 0	PA: 39
PB: 0	
SB: 0	
CS: 0	

Batter	1	2	3	4	5	6	7	8	9	AB R H RBI BB SO LOB	TOP	
Joe Orsulak, L (1, 7) OBP: 0.316, SLG: 0.320	1-0 G6-3		2-1 F8		1 SAFE 1 SAFE 0-0 G4-3			1-1 G3		4 0 0 0 0 0 1		
Billy Ripken, R (1, 4) OBP: 0.253, SLG: 0.257 Jim Dwyer, L (8, PH) OBP: 0.347, SLG: 0.220 Wade Rowdon, R (8, 5) OBP: 0.107, SLG: 0.107	2-2 G6-3		0-0 1B		0-1 G3-4-1			1-3 K		3 0 1 0 0 0 1 1 0 0 0 0 1 0 0 0 0 0 0 0 0		
Cal Ripken Jr., R (1, 6) OBP: 0.377, SLG: 0.433	2-2 G5-3		1-0 F8			2-0 G5-3		0-1 P4		4 0 0 0 0 0 1		
Eddie Murray, S (1, 3) OBP: 0.327, SLG: 0.393		2-2 BB 1B			2-3 K		1-0 G3-1		2-0 P3	4 0 1 0 0 1 0		
Jim Traber, L (1, 10) OBP: 0.283, SLG: 0.381		4-2 1 SAFE 1-2 BB			1-3 K		0-0 G4-3		2-2 G6-3	3 0 0 0 1 1 0		
Fred Lynn, L (1, 8) OBP: 0.304, SLG: 0.429		0-3 K			1-1 1B			0-1 G3-1	2-2 F8	0 0 0 0 0 0 0		
Larry Sheets, L (1, 9) OBP: 0.292, SLG: 0.294		1-1 F9			1-2 G4-3			2-2 L7		3 0 0 0 0 0 3		
Mickey Tettleton, S (1, 2) OBP: 0.301, SLG: 0.494		3-1 G4-3				0-1 L4		0-2 2B		3 0 1 0 0 0 2		
Rene Gonzales, R (1, 5) (8, 4)			0-1 G6-3			1-2 G4-3 1B		1-2 G5-3		3 0 1 0 0 0 1		
<b>Inning Stats</b>	R: 0 E: 0 K: 0 S: 7 H: 0 LOB: 0 BB: 0 P: 12	R: 0 E: 0 K: 1 S: 14 H: 1 LOB: 2 BB: 1 P: 24	R: 0 E: 0 K: 0 S: 6 H: 1 LOB: 1 BB: 0 P: 9	R: 0 E: 0 K: 2 S: 13 H: 1 LOB: 1 BB: 0 P: 18	R: 0 E: 0 K: 0 S: 9 H: 1 LOB: 1 BB: 0 P: 10	R: 0 E: 0 K: 0 S: 3 H: 0 LOB: 0 BB: 0 P: 6	R: 0 E: 0 K: 0 S: 13 H: 1 LOB: 1 BB: 0 P: 16	R: 0 E: 0 K: 1 S: 8 H: 0 LOB: 0 BB: 0 P: 10	R: 0 E: 0 K: 0 S: 10 H: 0 LOB: 0 BB: 0 P: 16	1B: 4 2B: 1 3B: 0 HR: 0 SF: 0 SAC: 0 DP: 0 HBP: 0	WP: 0 PB: 0 SB: 0 CS: 0 PA: 33	
<b>PITCHER</b> Jeff Robinson, R (1, 1) ERA: 3.38	IP WLS BF H R ER SO BB IBB HBP BLK WP HR S P ERA WHIP	9.0 W 33 5 0 0 4 1 0 0 0 0 0 83 121 0.00 0.667										

Baltimore Orioles @ Detroit Tigers  
Tiger Stadium, Detroit, MI  
Wed Jun 15 1988, 7:05 PM EDT  
Att. 14,771 - Unknown - 88 F

livebaseballscorecards.com

AB	28
R	0
H	4
RBI	0
BB	1
SO	3
LOB	9



Batter	1	2	3	4	5	6	7	8	9
<b>Gary Pettis, S</b> OBP: 0.313, SLG: 0.279 (1, 8)	2-2 G3-1	4-2 BB			1-0 F7		1-1 G4-3		
<b>Lou Whitaker, L</b> OBP: 0.395, SLG: 0.430 (1, 4)	0-0 G3-1	0-1 F7			2-1 P5			0-0 SH1-3 1B	
<b>Pat Sheridan, L</b> OBP: 0.354, SLG: 0.486 (1, 9)	4-0 BB				2-3 K			1-1 SH1-3	
<b>Darrell Evans, L</b> OBP: 0.305, SLG: 0.305 (1, 3)	0-0 L8				1-1 F9			4-0 G5-4-3 IBB	
<b>Luis Salazar, R</b> OBP: 0.337, SLG: 0.452 (1, 6) (8, 7)		4-2 1B SF7 BB			1-0 F8			1-2 G5-4-3	
<b>Matt Nokes, L</b> OBP: 0.269, SLG: 0.421 (1, 2)		1-1 SAFE BB 1B			1-3 K			1-2 P6	
<b>Larry Herndon, R</b> OBP: 0.310, SLG: 0.360 (1, 10)		3-3 SAFE SAFE K			1-1 G5-3			2-1 F8	
<b>Dave Bergman, L</b> OBP: 0.338, SLG: 0.296 <b>Alan Trammell, R</b> OBP: 0.383, SLG: 0.494 (1, 7) (8, 6)		0-1 SF7			4-0 BB			3-2 G1-3	
<b>Tom Brookens, R</b> OBP: 0.352, SLG: 0.419 (1, 5)		4-2 BB BB			3-2 F8			2-1 3B	

Inning Stats	R: 0	H: 0	E: 0	K: 0	S: 6	R: 1	H: 1	E: 0	K: 1	S: 15	R: 0	H: 0	E: 0	K: 0	S: 6	R: 0	H: 0	E: 0	K: 1	S: 8	R: 0	H: 0	E: 0	K: 0	S: 7	R: 0	H: 1	E: 0	K: 0	S: 10	R: 0	H: 1	E: 0	K: 0	S: 7
	0	0	0	0	6	1	1	0	1	15	0	0	0	0	6	0	0	0	1	8	0	0	0	0	7	0	1	0	0	10	0	1	0	0	7

PITCHER	IP	WLS	BF	H	R	ER	SO	BB	IBB	HBP	BLK	WP	HR	S	P	ERA	WHIP
<b>Mike Boddicker, R</b> ERA: 3.98 (1, 1)	7.0	L	28	2	1	1	3	5	0	0	0	0	0	57	108	1.29	1.000
<b>Dave Schmidt, R</b> ERA: 3.91 (8, 1)	1.0		4	1	0	0	0	0	1	0	0	0	0	7	12	0.00	1.000


**BOTTOM**

**Baltimore Orioles @ Detroit Tigers**  
Tiger Stadium, Detroit, MI  
Wed Jun 15 1988, 7:05 PM EDT  
Att: 14,771 - Unknown - 88 F

AB	R	H	RBI	BB	SO	LOB
3	0	0	0	1	0	1
4	0	1	0	0	0	3
2	0	0	0	1	1	0
3	0	0	0	1	0	1
3	1	0	0	1	0	2
3	0	1	0	0	1	0
3	0	0	0	0	1	2
1	0	0	1	1	0	0
0	0	0	0	0	0	0
2	0	1	0	1	0	1

AB	24
R	1
H	3
RBI	1
BB	6
SO	3
LOB	10

WP: 0 PA: 32  
PB: 0  
SB: 0  
CS: 0



WP	HR	S	P	ERA	WHIP
0	0	1	1	0.00	1.000

Batter	1	2	3	4	5	6	7	8	9	AB R H RBI BB SO LOB	TOP											
Tony Fernandez, S (1, 6) OBP: 0.319, SLG: 0.355 Manuel Lee, S (7, 6) OBP: 0.272, SLG: 0.342	0-0 E5 1B	0-3 K		3-2 1B		0-0 1B E 1B		1-3 K		4 2 3 0 0 1 0 1 0 0 0 0 1 1												
Lloyd Moseby, L (1, 8) OBP: 0.372, SLG: 0.404	3-3 K		4-2 1B FC6-4 BB	2-0 P3 1B		0-1 E8 1B 1-H 2-H		2-3 K		4 1 1 1 1 2 2												
Rance Mulliniks, L (1, 10) OBP: 0.437, SLG: 0.573	1-0 1B		0-2 FC6-4 1B 1-3	3-2 L7		3-2 G3-1			4-0 WP 3B BB	4 1 2 0 1 0 2												
George Bell, R (1, 7) OBP: 0.312, SLG: 0.453 Sil Campusano, R (8, 7) OBP: 0.280, SLG: 0.353	0-2 F8		1-1 FC6-4 1B 3B 1-2f 3-H		0-1 L9		3-3 K		1-2 P3 1-2	4 1 0 1 0 1 2 1 0 0 0 0 0 1												
Fred McGriff, L (1, 3) OBP: 0.421, SLG: 0.599	2-3 K		1-1 P6		0-3 K		2-2 G4-3		3-3 K	5 0 0 0 0 3 3												
Kelly Gruber, R (1, 5) OBP: 0.357, SLG: 0.509		4-2 G5-3 2B BB	1-2 WP 3B 1B		1-0 F8		1-1 G1-3		0-0 HR 3B	4 3 2 1 1 0 0												
Ernie Whitt, L (1, 2) OBP: 0.326, SLG: 0.353		3-2 G5-3	3-1 WP 3B			2-2 FC5-4 1B		1-0 2B 1B	1-2 HR	5 3 4 4 0 0 1												
Rick Leach, L (1, 9) OBP: 0.333, SLG: 0.312 Jesse Barfield, R (3, PH) OBP: 0.250, SLG: 0.327 (3, 9)		4-0 2B BB	1-3 K			3-2 FC5-4 1B 1-2f		3-2 2B 1-H	2-1 1B	0 1 0 0 1 0 0 4 1 2 1 0 1 1												
Nelson Liriano, S (1, 4) OBP: 0.259, SLG: 0.283		3-2 2B 1-H 3-H		0-2 G5-3		1-3 K		1-0 F7	0-0 L3	5 0 1 2 0 1 3												
<b>Inning Stats</b>	R: 1 E: 1 K: 2 S: 12	H: 2 LOB: 1 BB: 0 P: 18	R: 2 E: 0 K: 1 S: 14	H: 1 LOB: 0 BB: 2 P: 28	R: 4 E: 1 K: 1 S: 20	H: 3 LOB: 0 BB: 1 P: 31	R: 0 E: 0 K: 0 S: 11	H: 1 LOB: 1 BB: 0 P: 19	R: 0 E: 0 K: 1 S: 6	H: 0 LOB: 0 BB: 0 P: 7	R: 2 E: 1 K: 1 S: 16	H: 3 LOB: 1 BB: 0 P: 25	R: 0 E: 0 K: 1 S: 14	H: 0 LOB: 0 BB: 0 P: 20	R: 1 E: 0 K: 2 S: 12	H: 2 LOB: 1 BB: 0 P: 20	R: 3 E: 0 K: 1 S: 14	H: 3 LOB: 1 BB: 1 P: 25	1B: 10 2B: 2 3B: 2 HR: 1	SF: 0 SAC: 0 DP: 0 HBP: 0	WP: 3 PB: 0 SB: 1 CS: 0	PA: 45
<b>PITCHER</b>	IP WLS BF H R ER SO BB IBB HBP BLK WP HR S P ERA WHIP																					
Jack Morris, R (1, 1) ERA: 4.74	2.2 L 16 6 7 6 3 3 0 0 0 0 1 0 43 73 20.25 3.375																					
Paul Gibson, L (3, 1) ERA: 3.62	3.1 14 4 2 1 3 0 0 0 0 1 0 36 55 2.70 1.200																					
Mike Trujillo, R (7, 1) ERA: 10.8	3.0 15 5 4 4 4 1 0 0 0 1 1 40 65 12.00 2.000																					

Toronto Blue Jays @ Detroit Tigers  
Tiger Stadium, Detroit, MI  
Thu Jun 16 1988, 7:05 PM EDT  
Att. 22,927 - Unknown

livebaseballscorecards.com

AB	41
R	13
H	15
RBI	10
BB	4
SO	10
LOB	16



Batter	1	2	3	4	5	6	7	8	9	AB R H RBI BB SO LOB
<b>Gary Pettis, S</b> OBP: 0.314, SLG: 0.278 (1, 8)	3-2 FC5 S 1B		0-0 L9			2-3 K	1-0 P4		4-1 FC5-4 BB SF8 BB	4 1 1 0 1 1 2
<b>Lou Whitaker, L</b> OBP: 0.395, SLG: 0.426 (1, 4)	2-0 P2		0-3 K			2-2 2B 1B		1-3 K	4-1 FC5-4 1-2 BB 2-3	4 0 1 0 1 2 1
<b>Luis Salazar, R</b> OBP: 0.333, SLG: 0.444 (1, 7)	1-1 L8				0-1 B2	0-2 F8		0-0 WP 1B	1-2 FC5-4 1-2f 2-3 3-H	5 0 1 1 0 0 4
<b>Alan Trammell, R</b> OBP: 0.386, SLG: 0.498 (1, 6)	4-2 SAFE 1B				1-0 F8	3-1 1-3 2B		0-3 K	2-1 SF8 3-H	2 0 1 0 1 0 0 1 0 0 0 0 1 1 0 0 0 1 0 0 0
<b>Jim Walewander, S</b> OBP: 0.333, SLG: 0.414 (7, 6)	1-2 BB				4-1 FC6-4 BB	0-3 K		2-3 K	3-3 K	4 0 0 0 1 3 6
<b>Dave Bergman, L</b> OBP: 0.333, SLG: 0.296 (9, PH)								1-2 K		
<b>Chet Lemon, R</b> OBP: 0.350, SLG: 0.413 (1, 9)	0-0 FC5 2-3f				0-0 FC6-4 1-2f					
<b>Larry Herndon, R</b> OBP: 0.318, SLG: 0.351 (1, 10)		1-0 F8			0-0 FC6-4 1-2f		4-2 1B BB		4-1 BB 2B BB	2 1 0 0 2 0 1
<b>Tom Brookens, R</b> OBP: 0.360, SLG: 0.420 (1, 5)		1-1 G5-3			4-0 G5-4-3 BB		3-2 1-2 1B		4-1 2B BB	2 1 1 0 2 0 0
<b>Ray Knight, R</b> OBP: 0.301, SLG: 0.322 (1, 3)		2-1 F8			2-1 G5-4-3 1-2f		0-0 F8		0-2 2B 2B 1-H 2-H	4 1 1 2 0 0 3
<b>Mike Heath, R</b> OBP: 0.264, SLG: 0.289 (1, 2)			2-3 K		3-1 G4-3		0-1 F8		3-2 BB FC5-4 2B 2-H	4 1 1 1 0 1 2


Inning Stats	R: 0 E: 0 K: 0 S: 12	H: 1 LOB: 2 BB: 1 P: 22	R: 0 E: 0 K: 0 S: 5	H: 0 LOB: 0 BB: 0 P: 9	R: 0 E: 0 K: 2 S: 7	H: 0 LOB: 0 BB: 0 P: 9	R: 0 E: 0 K: 0 S: 5	H: 0 LOB: 1 BB: 1 P: 10	R: 0 E: 0 K: 0 S: 4	H: 0 LOB: 0 BB: 1 P: 13	R: 0 E: 0 K: 2 S: 15	H: 2 LOB: 2 BB: 0 P: 22	R: 0 E: 0 K: 0 S: 10	H: 1 LOB: 2 BB: 1 P: 18	R: 0 E: 0 K: 3 S: 12	H: 1 LOB: 1 BB: 0 P: 15	R: 5 E: 0 K: 1 S: 22	H: 2 LOB: 1 BB: 4 P: 47	1B: 4 2B: 3 3B: 0 HR: 0	SF: 1 SAC: 0 DP: 1 HBP: 0
--------------	-------------------------------	----------------------------------	------------------------------	---------------------------------	------------------------------	---------------------------------	------------------------------	----------------------------------	------------------------------	----------------------------------	-------------------------------	----------------------------------	-------------------------------	----------------------------------	-------------------------------	----------------------------------	-------------------------------	----------------------------------	----------------------------------	------------------------------------

PITCHER	IP	WLS	BF	H	R	ER	SO	BB	IBB	HBP	BLK	WP	HR	S	P	ERA	WHIP
<b>Mike Flanagan, L</b> ERA: 4.6 (1, 1)	8.0	W	34	5	2	2	7	6	0	0	0	1	0	72	128	2.25	1.375
<b>Mark Ross, R</b> ERA: 5.14 (9, 1)	1.0		7	2	3	3	1	2	0	0	0	0	0	20	37	27.00	4.000

**BOTTOM**

**Toronto Blue Jays @ Detroit Tigers**  
Tiger Stadium, Detroit, MI  
Thu Jun 16 1988, 7:05 PM EDT  
Att. 22,927 - Unknown

<b>AB</b>	<b>32</b>
<b>R</b>	<b>5</b>
<b>H</b>	<b>7</b>
<b>RBI</b>	<b>5</b>
<b>BB</b>	<b>8</b>
<b>SO</b>	<b>8</b>
<b>LOB</b>	<b>20</b>



WP	PA	ERA	WHIP
1	41		
0			
1			
0			

Batter	1	2	3	4	5	6	7	8	9	AB	R	H	RBI	BB	SO	LOB	TOP								
Tony Fernandez, S (1, 6) OBP: 0.314, SLG: 0.348	1-0 E8	1-0 FC5-4			0-1 G6-3	1-3 SAFE		1-2 G5-3		5	0	0	0	0	1	4									
Lloyd Moseby, L (1, 10) OBP: 0.369, SLG: 0.399	0-1 P6		3-3 K		2-2 E6 1B	0-1 P5		0-2 E5 1B		5	1	1	0	0	1	3									
Cecil Fielder, R (1, 3) OBP: 0.301, SLG: 0.526	3-3 K		2-2 G5-3		1-0 G3		4-2 WP 1B	1-3 K		3	0	0	0	0	1	2									
Fred McGriff, L (7, PH) OBP: 0.421, SLG: 0.596					1-2		BB			1	1	0	0	1	1	1									
George Bell, R (1, 7) OBP: 0.314, SLG: 0.452	2-3 K		1-2 F8		2-0 BB 1B		2-0 1B FC6-4 1B	3-2 G1-3		5	1	2	2	0	1	2									
Kelly Gruber, R (1, 5) OBP: 0.366, SLG: 0.517		2-3 K		3-1 1B SF8 2B	4-0 BB 1-2 BB		1-1 FC6-4 BB 1-3 1B		0-0 BB 1B	4	1	3	0	1	1	0									
Jesse Barfield, R (1, 9) OBP: 0.255, SLG: 0.328		2-3 K		1-0 S 1B	2-2 G6-3		4-2 FC6-4 BB 1-2 BB		0-1 F9	3	0	1	0	1	1	2									
Rance Mulliniks, L (9, PH) OBP: 0.434, SLG: 0.568				2-3 1B						1	0	0	0	0	0	1									
Pat Borders, R (1, 2) OBP: 0.286, SLG: 0.500		0-0 1B 2B		2-2 SF8		2-2 F9 1B 1B	1-0 FC6-4		4-1 BB 1-2 BB	3	1	2	2	0	0	2									
Ernie Whitt, L (9, PH) OBP: 0.330, SLG: 0.353				3-H			1-2 1-2 1B			0	0	0	0	1	0	0									
Sil Campusano, R (1, 8) OBP: 0.289, SLG: 0.352		4-0 1B BB		1-3 K 1-2 1B		0-0 K 1-2 1B	2-0 F9		0-3 K	3	0	1	0	1	1	3									
Rick Leach, L (9, PH) OBP: 0.330, SLG: 0.309				1-2 K						1	0	0	0	0	1	2									
Manuel Lee, S (1, 4) OBP: 0.271, SLG: 0.338		0-1 FC5-4 1B		1-3 K		0-0 F9	0-1 P2		1-0 G3	4	0	1	1	0	1	5									
Nelson Liriano, S (9, PH) OBP: 0.257, SLG: 0.281						2-3				1	0	0	0	0	0	2									
<b>Inning Stats</b>	R: 0 E: 1 K: 2 S: 9	H: 0 LOB: 1 BB: 0 P: 15	R: 1 E: 0 K: 2 S: 12	H: 2 LOB: 2 BB: 1 P: 21	R: 0 E: 0 K: 1 S: 9	H: 0 LOB: 0 BB: 0 P: 15	R: 1 E: 0 K: 2 S: 12	H: 2 LOB: 1 BB: 0 P: 20	R: 1 E: 1 K: 0 S: 13	H: 1 LOB: 2 BB: 1 P: 24	R: 0 E: 0 K: 1 S: 10	H: 2 LOB: 2 BB: 0 P: 13	R: 2 E: 0 K: 0 S: 11	H: 2 LOB: 2 BB: 2 P: 25	R: 0 E: 1 K: 1 S: 16	H: 1 LOB: 1 BB: 0 P: 21	R: 0 E: 0 K: 1 S: 8	H: 1 LOB: 2 BB: 1 P: 13	1B: 9 2B: 2 3B: 0 HR: 0	SF: 1 SAC: 0 DP: 0 HBP: 0	WP: 1 PB: 0 SB: 1 CS: 0	PA: 45			
<b>PITCHER</b>	IP	WLS	BF	H	R	ER	SO	BB	IBB	HBP	BLK	WP	HR	S	P	ERA	WHIP								
Frank Tanana, L (1, 1) ERA: 5.2	5.1		27	7	3	2	7	2	0	0	0	0	0	60	102	3.38	1.688								
Eric King, R (6, 1) ERA: 4.22	0.2		6	2	2	2	1	2	0	0	0	1	0	12	24	27.00	6.000								
Willie Hernandez, L (7, 1) ERA: 2.41	2.0	W	7	1	0	0	1	0	0	0	0	0	0	20	28	0.00	0.500								
Mike Henneman, R (9, 1) ERA: 1.3	1.0		5	1	0	0	1	1	0	0	0	0	0	8	13	0.00	2.000								

Toronto Blue Jays @ Detroit Tigers  
Tiger Stadium, Detroit, MI  
Fri Jun 17 1988, 7:05 PM EDT  
Att. 36,274 - Unknown - 73 F

livebaseballscorecards.com

AB	39
R	5
H	11
RBI	5
BB	5
SO	10
LOB	29





Batter	1	2	3	4	5	6	7	8	9	AB	R	H	RBI	BB	SO	LOB	BOTTOM			
<b>Gary Pettis, S</b> (1, 8) OBP: 0.316, SLG: 0.280 <b>Pat Sheridan, L</b> (4, PH) OBP: 0.349, SLG: 0.478 (5, 8)	1-2 	3-2 		0-0 		3-3 		1-2 		2	0	1	2	0	0	0	<b>Toronto Blue Jays @ Detroit Tigers</b> Tiger Stadium, Detroit, MI Fri Jun 17 1988, 7:05 PM EDT Att: 36,274 - Unknown - 73 F			
<b>Tom Brookens, R</b> (1, 5)	4-0 	4-2 		1-2 		1-3 		2-2 		3	0	0	0	2	1	3				
<b>Luis Salazar, R</b> (1, 7) OBP: 0.330, SLG: 0.438	0-2 	1-3 		1-0 		2-2 		1-2 		5	1	1	1	0	1	5				
<b>Alan Trammell, R</b> (1, 6) OBP: 0.390, SLG: 0.500	0-0 	3-1 		1-2 			0-0 		0-0 		5	3	3	0	0	2				
<b>Chet Lemon, R</b> (1, 9) OBP: 0.359, SLG: 0.446		2-2 		1-1 		2-0 		1-0 		4-1 		4	3	3	3	1		0		
<b>Larry Herndon, R</b> (1, 10) OBP: 0.322, SLG: 0.354 <b>Darrell Evans, L</b> (5, PH) OBP: 0.311, SLG: 0.325		2-2 		1-2 		4-2 		0-1 		3-1 		2	1	1	0	0		1		
<b>Ray Knight, R</b> (1, 3) OBP: 0.304, SLG: 0.320		4-0 		0-0 		3-1 		1-2 		3-3 		4	1	1	0	1		1		
<b>Mike Heath, R</b> (1, 2) OBP: 0.263, SLG: 0.287		1-2 		3-3 		1-1 		0-1 				4	1	1	0	0		1	3	
<b>Jim Walewander, S</b> (1, 4) OBP: 0.353, SLG: 0.424		0-0 		2-1 		2-2 		3-2 				4	1	2	0	0		3		
<b>Inning Stats</b>	R: 0 E: 0 K: 0 S: 6	H: 0 LOB: 0 BB: 11	R: 4 E: 1 K: 1 S: 26	H: 3 LOB: 2 BB: 2 P: 46	R: 0 E: 0 K: 1 S: 12	H: 2 LOB: 2 BB: 0 P: 20	R: 0 E: 0 K: 0 S: 10	H: 1 LOB: 2 BB: 0 P: 15	R: 1 E: 0 K: 0 S: 12	H: 2 LOB: 1 BB: 1 P: 24	R: 0 E: 0 K: 2 S: 12	H: 0 LOB: 0 BB: 0 P: 18	R: 2 E: 0 K: 0 S: 9	H: 2 LOB: 0 BB: 0 P: 11	R: 5 E: 0 K: 1 S: 29	H: 4 LOB: 0 BB: 1 P: 45		1B: 10 2B: 1 3B: 1 HR: 2	SF: 0 SAC: 1 DP: 1 HBP: 0	WP: 4 PB: 0 SB: 1 CS: 2

PITCHER	IP	WLS	BF	H	R	ER	SO	BB	IBB	HBP	BLK	WP	HR	S	P	ERA	WHIP
<b>John Cerutti, L</b> (1, 1) ERA: 3.97	3.0		19	6	4	1	2	3	0	0	0	0	0	47	82	3.00	3.000
<b>Mark Eichhorn, R</b> (4, 1) ERA: 4.2	1.0		5	1	1	1	0	1	0	0	0	2	0	12	21	9.00	2.000
<b>David Wells, L</b> (5, 1) ERA: 3.78	3.0	L	11	3	2	2	2	0	0	0	1	1	1	28	42	6.00	1.000
<b>Duane Ward, R</b> (8, 1) ERA: 3.1	0.2		7	4	5	5	0	1	0	0	1	1	1	21	34	67.50	7.500
<b>Mark Ross, R</b> (8, 1) ERA: 4.91	0.1		1	0	0	0	1	0	0	0	0	0	0	8	11	0.00	0.000

livebaseballscorecards.com

<b>AB</b>	<b>37</b>
<b>R</b>	<b>12</b>
<b>H</b>	<b>14</b>
<b>RBI</b>	<b>9</b>
<b>BB</b>	<b>5</b>
<b>SO</b>	<b>5</b>
<b>LOB</b>	<b>19</b>



Batter	1	2	3	4	5	6	7	8	9	AB R H RBI BB SO LOB	TOP
Nelson Liriano, S (1, 4) OBP: 0.268, SLG: 0.288 Sil Campusano, R (9, PR) OBP: 0.289, SLG: 0.352	0-0 CS 1B			3-2 FC6-4 1B		2-1 F7			1-1 G4-3 HBP	3 0 2 0 0 0 1 0 0 0 0 0 0 0	
Lloyd Moseby, L (1, 8) OBP: 0.363, SLG: 0.392	0-2 P5 1-2			0-0 F7		1-1 G4-3			1-0 F7	4 0 0 0 0 0 4	
Rance Mulliniks, L (1, 10) OBP: 0.421, SLG: 0.549	2-0 P6			1-1 F7			2-2 G4-3		0-1 G4-3 1-2f	4 0 0 0 0 0 2	
George Bell, R (1, 7) OBP: 0.314, SLG: 0.448				1-1 FC6-4 1-2f			1-3 K			2 0 0 0 1 1 1	
Fred McGriff, L (1, 3) OBP: 0.416, SLG: 0.587				1-2 P6		2-2 F7			0-1 F7	3 0 0 0 0 0 1	
Kelly Gruber, R (1, 5) OBP: 0.362, SLG: 0.510				1-2 G6-4-3 1-2f		3-2 F8			1-1 G6-3	3 0 0 0 0 0 1	
Ernie Whitt, L (1, 2) OBP: 0.324, SLG: 0.346				0-1 G4-3		1-2 P5			2-0 G3	3 0 0 0 0 0 0	
Jesse Barfield, R (1, 9) OBP: 0.257, SLG: 0.345				3-3 K		1-1 G5-3			1-1 HR	3 1 1 1 0 1 0	
Manuel Lee, S (1, 6) OBP: 0.261, SLG: 0.325				0-2 G4-3		1-2 E6			1-2 G4-3	3 0 0 0 0 0 0	
<b>Inning Stats</b>	R: 0 H: 1 E: 0 LOB: 0 K: 0 BB: 0 S: 5 P: 7	R: 0 H: 0 E: 0 LOB: 0 K: 0 BB: 1 S: 7 P: 13	R: 0 H: 0 E: 0 LOB: 0 K: 1 BB: 0 S: 8 P: 11	R: 0 H: 1 E: 0 LOB: 1 K: 0 BB: 0 S: 8 P: 13	R: 0 H: 0 E: 0 LOB: 0 K: 0 BB: 0 S: 10 P: 16	R: 0 H: 0 E: 1 LOB: 1 K: 0 BB: 0 S: 9 P: 14	R: 0 H: 0 E: 0 LOB: 0 K: 1 BB: 0 S: 9 P: 12	R: 1 H: 1 E: 0 LOB: 0 K: 0 BB: 0 S: 8 P: 13	R: 0 H: 0 E: 0 LOB: 1 K: 0 BB: 0 S: 4 P: 6	1B: 2 SF: 0 2B: 0 SAC: 0 3B: 0 DP: 2 HR: 1 HBP: 1	WP: 0 PA: 30 PB: 0 SB: 0 CS: 1
<b>PITCHER</b> Walt Terrell, R (1, 1) ERA: 4.02	IP WLS BF H R ER SO BB IBB HBP BLK WP HR S P ERA WHIP										
	9.0 W 30 3 1 1 2 1 0 1 0 0 1 68 105 1.00 0.444										

Toronto Blue Jays @ Detroit Tigers  
Tiger Stadium, Detroit, MI  
Sat Jun 18 1988, 3:33 AM EDT  
Att. 42,186 - Sunny

livebaseballscorecards.com

AB	28
R	1
H	3
RBI	1
BB	1
SO	2
LOB	10



Batter	1	2	3	4	5	6	7	8	9
<b>Dave Bergman, L</b> (1, 7) OBP: 0.357, SLG: 0.333 <b>Gary Pettis, S</b> (7, 8) OBP: 0.318, SLG: 0.280	1-0 	2-3 			4-0 	2-1 		4-1 	
<b>Lou Whitaker, L</b> (1, 4) OBP: 0.392, SLG: 0.423	0-1 	2-1 			0-1 	3-2 		2-3 	
<b>Pat Sheridan, L</b> (1, 8) OBP: 0.351, SLG: 0.508 (7, 7) (9, 9)	3-2 		1-0 		1-2 		3-1 	1-1 	
<b>Alan Trammell, R</b> (1, 6) OBP: 0.384, SLG: 0.492	2-2 		3-2 		2-2 		0-2 		
<b>Darrell Evans, L</b> (1, 3) OBP: 0.315, SLG: 0.343	2-3 		3-3 		1-0 		4-1 		
<b>Chet Lemon, R</b> (1, 9) OBP: 0.361, SLG: 0.446 <b>Mike Heath, R</b> (3, 9) OBP: 0.265, SLG: 0.289 (9, 2)		2-1 		1-3 	3-0 		0-0 		
<b>Matt Nokes, L</b> (1, 2) OBP: 0.268, SLG: 0.417 <b>Jim Walewander, S</b> (8, PR) OBP: 0.353, SLG: 0.424 <b>Luis Salazar, R</b> (9, 7) OBP: 0.330, SLG: 0.438		2-3 		0-3 	3-3 			0-0 	
<b>Ray Knight, R</b> (1, 10) OBP: 0.309, SLG: 0.320		3-2 		3-3 		0-2 		0-0 	
<b>Tom Brookens, R</b> (1, 5) OBP: 0.361, SLG: 0.417		0-1 			0-0 	1-3 		0-0 	

AB	R	H	RBI	BB	SO	LOB
3	2	2	0	1	1	3
0	0	0	0	1	0	0
4	0	1	0	0	1	7
5	2	2	4	0	0	3
4	0	0	0	0	0	2
3	1	1	2	1	2	0
0	0	0	0	0	0	0
3	0	1	0	0	1	1
4	0	1	0	0	3	2
0	0	0	0	0	0	0
0	0	0	0	0	0	0
3	0	1	0	0	1	0
3	1	1	0	0	1	2
1B: 5	SF: 0					
2B: 4	SAC: 2					
3B: 0	DP: 1					
HR: 2	HBP: 2					

**BOTTOM**

**Toronto Blue Jays @ Detroit Tigers**  
 Tiger Stadium, Detroit, MI  
 Sat Jun 18 1988, 3:33 AM EDT  
 Att. 42,186 - Sunny

livebaseballscores.com

<b>AB</b>	<b>32</b>
<b>R</b>	<b>6</b>
<b>H</b>	<b>10</b>
<b>RBI</b>	<b>6</b>
<b>BB</b>	<b>3</b>
<b>SO</b>	<b>10</b>
<b>LOB</b>	<b>20</b>



Inning	R	H	E	K	S	R	H	E	K	S	R	H	E	K	S	R	H	E	K	S	R	H	E	K	S
1	2	2	0	1	17	0	0	1	2	17	0	0	1	2	17	0	0	1	2	17	0	0	1	2	17
2	0	0	0	2	17	0	0	0	2	17	0	0	0	2	17	0	0	0	2	17	0	0	0	2	17
3	0	0	0	3	12	0	0	0	3	12	0	0	0	3	12	0	0	0	3	12	0	0	0	3	12
4	0	0	0	3	12	0	0	0	3	12	0	0	0	3	12	0	0	0	3	12	0	0	0	3	12
5	4	5	0	1	15	0	0	1	1	15	0	0	1	1	15	0	0	1	1	15	0	0	1	1	15
6	0	1	0	1	15	0	0	1	1	15	0	0	1	1	15	0	0	1	1	15	0	0	1	1	15
7	0	0	0	1	8	0	0	0	1	8	0	0	0	1	8	0	0	0	1	8	0	0	0	1	8
8	0	2	0	1	9	0	0	0	1	9	0	0	0	1	9	0	0	0	1	9	0	0	0	1	9
9	0	0	0	0	9	0	0	0	0	9	0	0	0	0	9	0	0	0	0	9	0	0	0	0	9

PITCHER	IP	WLS	BF	H	R	ER	SO	BB	IBB	HBP	BLK	WP	HR	S	P	ERA	WHIP
<b>Jim Clancy, R</b> (1, 1) ERA: 5.3	4.0	L	21	5	6	6	7	1	0	0	0	0	1	61	96	13.50	1.500
<b>Jose Antonio Nunez, R</b> (5, 1) ERA: 2.92	3.0		12	3	0	0	2	1	0	0	0	0	1	32	54	0.00	1.333
<b>Tom Henke, R</b> (8, 1) ERA: 2.51	1.0		6	2	0	0	1	1	0	0	0	0	0	9	16	0.00	3.000

WP	PA	ERA	WHIP
0	39		
0			
0			

Batter	1	2	3	4	5	6	7	8	9	AB R H RBI BB SO LOB	TOP												
Tony Fernandez, S (1, 6) OBP: 0.308, SLG: 0.342	0-1 G6-3		1-2 G3-1		3-2 F7			2-0 F8	0-0 G4-3	5 0 0 0 0 0 4													
Lloyd Moseby, L (1, 8) OBP: 0.358, SLG: 0.386	2-0 L6			1-1 P7		1-2 F8		1-1 L8		4 0 0 0 0 0 1													
Rance Mulliniks, L (1, 10) OBP: 0.417, SLG: 0.540	3-2 G6-3			1-0 FC3-6 1B		2-0 F7		0-1 G1-3		4 0 1 0 0 0 1													
George Bell, R (1, 7) OBP: 0.313, SLG: 0.449		1-2 F8		1-2 FC3-6 CS		1-3 K			1-2 F8 1B 2B	4 1 1 0 0 1 1													
Fred McGriff, L (1, 3) OBP: 0.414, SLG: 0.581		1-1 P5		2-2 CS	0-0 HR 1B		1-0 F7		0-0 F8	4 1 1 0 0 0 1													
Kelly Gruber, R (1, 5) OBP: 0.360, SLG: 0.519		0-2 G6-3			0-0 E3 HR		3-2 HR		0-0 P2	4 2 1 1 0 0 2													
Ernie Whitt, L (1, 2) OBP: 0.322, SLG: 0.340			2-1 P5		2-0 L3		1-0 F7		4-0 1B 1B IBB	3 1 0 0 1 0 2													
Jesse Barfield, R (1, 9) OBP: 0.262, SLG: 0.365			0-0 F8		1-2 HR		0-0 P4		2-2 1B 1B	4 1 2 4 0 0 0													
Manuel Lee, S (1, 4) OBP: 0.283, SLG: 0.345			1-1 E1 1B		2-0 F7			0-0 BLK 1B	0-1 1B	4 0 3 1 0 0 0													
<b>Inning Stats</b>	R: 0 E: 0 K: 0 S: 11	H: 0 LOB: 0 BB: 0 P: 16	R: 0 E: 0 K: 0 S: 9	H: 0 LOB: 0 BB: 0 P: 11	R: 0 E: 1 K: 0 S: 10	H: 1 LOB: 1 BB: 0 P: 14	R: 0 E: 0 K: 0 S: 9	H: 1 LOB: 0 BB: 0 P: 14	R: 3 E: 1 K: 0 S: 11	H: 2 LOB: 0 BB: 0 P: 19	R: 0 E: 0 K: 1 S: 10	H: 0 LOB: 0 BB: 0 P: 14	R: 1 E: 0 K: 0 S: 6	H: 1 LOB: 0 BB: 0 P: 11	R: 0 E: 0 K: 0 S: 6	H: 1 LOB: 1 BB: 0 P: 9	R: 2 E: 0 K: 0 S: 11	H: 3 LOB: 2 BB: 1 P: 18	1B: 6 2B: 1 3B: 0 HR: 2	SF: 0 SAC: 0 DP: 0 HBP: 0	WP: 0 PB: 0 SB: 0 CS: 1	PA: 38	
<b>PITCHER</b> Doyle Alexander, R (1, 1) ERA: 3.32	IP: 8.0	WLS: 30	H: 6	R: 4	ER: 3	SO: 1	BB: 0	IBB: 0	HBP: 0	BLK: 1	WP: 0	HR: 2	S: 72	P: 108	ERA: 3.38	WHIP: 0.750							
Mike Henneman, R (9, 1) ERA: 1.88	IP: 1.0	L: 7	H: 3	R: 2	ER: 2	SO: 0	BB: 0	IBB: 1	HBP: 0	BLK: 0	WP: 0	HR: 0	S: 11	P: 18	ERA: 18.00	WHIP: 3.000							

Toronto Blue Jays @ Detroit Tigers  
Tiger Stadium, Detroit, MI  
Sun Jun 19 1988, 3:33 AM EDT  
Att. 35,639 - Sunny - 87 F

livebaseballscorecards.com

AB	36
R	6
H	9
RBI	6
BB	1
SO	1
LOB	12



Batter	1	2	3	4	5	6	7	8	9	AB	R	H	RBI	BB	SO	LOB
<b>Dave Bergman, L</b> (1, 10) OBP: 0.360, SLG: 0.344	2-1 F7		4-1 BB		3-1 L9		2-1 1B 2B	1-3 K		4	0	1	0	1	1	1
<b>Lou Whitaker, L</b> (1, 4) OBP: 0.397, SLG: 0.429	2-2 BB 2B		2-2 P4		4-1 G4-6-3 BB		1-2 2-3 1B		2-2 F9	4	0	2	0	1	0	1
<b>Pat Sheridan, L</b> (1, 9) OBP: 0.343, SLG: 0.496 <b>Larry Herndon, R</b> (7, PH) OBP: 0.315, SLG: 0.346 (8, 7)	1-3 K		1-3 K		1-0 G4-6-3 1-2f		1-3 K		2-3 K	3	0	0	0	0	2	3
<b>Alan Trammell, R</b> (1, 6) OBP: 0.385, SLG: 0.490 <b>Jim Walewander, S</b> (3, PH) OBP: 0.343, SLG: 0.412 (4, 6) <b>Ray Knight, R</b> (7, PH) OBP: 0.307, SLG: 0.318 (8, 5) <b>Mike Heath, R</b> (9, 9) OBP: 0.273, SLG: 0.289	1-0 BB HBP		2-3 K		1-2 L5		1-1 P4		4-0 BB BB	0	0	0	0	0	0	0
<b>Darrell Evans, L</b> (1, 3) OBP: 0.327, SLG: 0.341	4-2 1-2 2-3 BB				4-2 1B BB		1-0 F9		4-2 HR BB	1	1	0	0	4	0	0
<b>Luis Salazar, R</b> (1, 7) OBP: 0.332, SLG: 0.453 (8, 9) (9, 6)	0-3 K				0-2 SAFE F9		1-1 HR 1B		1-2 1-H HR	5	2	2	2	0	1	6
<b>Matt Nokes, L</b> (1, 2) OBP: 0.286, SLG: 0.450					2-2 G5-4-3 FC6-4 1-2 1B		1-0 1-H HR		1-2 SH3-4 1B	4	1	4	2	0	0	0
<b>Tom Brookens, R</b> (1, 5) OBP: 0.355, SLG: 0.409 (8, 6) (9, 5)					1-1 G5-4-3 1-2f		3-3 K		1-1 SH3-4	3	0	0	0	0	1	3
<b>Gary Pettis, S</b> (1, 8) OBP: 0.314, SLG: 0.276					0-1 G4-3		0-1 FC6-4 1-2f		3-3 K	4	0	0	0	0	2	3

**BOTTOM**

**Toronto Blue Jays @ Detroit Tigers**  
Tiger Stadium, Detroit, MI  
Sun Jun 19 1988, 3:33 AM EDT  
Att. 35,639 - Sunny - 87 F

[livebaseballscorecards.com](http://livebaseballscorecards.com)

<b>AB</b>	<b>33</b>
<b>R</b>	<b>4</b>
<b>H</b>	<b>9</b>
<b>RBI</b>	<b>4</b>
<b>BB</b>	<b>7</b>
<b>SO</b>	<b>10</b>
<b>LOB</b>	<b>22</b>



Inning Stats																	1B: 5		SF: 0		WP: 0		PA: 42	
R: 0		H: 1		R: 0		H: 1		R: 0		H: 0		R: 2		H: 2		R: 0		H: 0		R: 0		H: 0		
E: 0		LOB: 3		E: 0		LOB: 0		E: 0		LOB: 2		E: 0		LOB: 0		E: 0		LOB: 2		E: 0		LOB: 2		
K: 2		BB: 1		K: 0		BB: 0		K: 2		BB: 1		K: 1		BB: 0		K: 2		BB: 0		K: 1		BB: 2		
S: 13		P: 23		S: 5		P: 8		S: 13		P: 22		S: 4		P: 12		S: 14		P: 22		S: 17		P: 26		
<b>PITCHER</b>		<b>IP</b>	<b>WLS</b>	<b>BF</b>	<b>H</b>	<b>R</b>	<b>ER</b>	<b>SO</b>	<b>BB</b>	<b>IBB</b>	<b>HBP</b>	<b>BLK</b>	<b>WP</b>	<b>HR</b>	<b>S</b>	<b>P</b>	<b>ERA</b>	<b>WHIP</b>						
<b>Todd Stottlemyre, R</b> (1, 1) ERA: 4.52	6.0			26	5	2	2	5	4	0	0	0	0	1	63	107	3.00	1.500						
<b>David Wells, L</b> (7, 1) ERA: 4.07	1.0		8	4	2	2	2	1	0	0	0	0	0	1	22	36	18.00	5.000						
<b>Duane Ward, R</b> (8, 1) ERA: 3.02	1.0	W	3	0	0	0	0	2	0	0	0	0	0	0	9	12	0.00	0.000						
<b>Tom Henke, R</b> (9, 1) ERA: 2.43	1.0	S	5	0	0	0	0	1	2	0	0	0	0	0	10	22	0.00	2.000						
<b>PITCHER</b>		<b>IP</b>	<b>WLS</b>	<b>BF</b>	<b>H</b>	<b>R</b>	<b>ER</b>	<b>SO</b>	<b>BB</b>	<b>IBB</b>	<b>HBP</b>	<b>BLK</b>	<b>WP</b>	<b>HR</b>	<b>S</b>	<b>P</b>	<b>ERA</b>	<b>WHIP</b>						

Batter	1	2	3	4	5	6	7	8	9	10	AB R H RBI BB SO LOB	TOP
<b>Jose Cruz, L</b> (1, 7) <small>OBP: 0.294, SLG: 0.258</small> <b>Jay Buhner, R</b> (6, 8) <small>OBP: 0.283, SLG: 0.389</small>	3-1 		0-0 			2-3 		3-3 		3-2 	3 0 0 0 0 1 0 2 0 0 0 0 1 1	<b>New York Yankees @ Detroit Tigers</b> Tiger Stadium, Detroit, MI Mon Jun 20 1988, 7:05 PM EDT Att. 33,660 - Unknown - 92 F
<b>Don Mattingly, L</b> (1, 3) <small>OBP: 0.390, SLG: 0.480</small>	3-1 			1-1 		0-1 		1-0 		0-0 	5 0 1 0 0 0 0	
<b>Claudell Washington, L</b> (1, 8) <small>OBP: 0.330, SLG: 0.432</small> (6, 7)	1-3 			3-1 		2-1 			2-2 	0-0 	5 0 2 0 0 1 2	
<b>Jack Clark, R</b> (1, 10) <small>OBP: 0.396, SLG: 0.461</small>		1-1 		1-3 		2-2 			1-1 		4 1 2 0 0 1 2	
<b>Mike Pagliarulo, L</b> (1, 5) <small>OBP: 0.279, SLG: 0.375</small>		3-2 		1-3 			3-2 		2-3 		4 0 1 0 0 2 3	
<b>Dave Winfield, R</b> (1, 9) <small>OBP: 0.434, SLG: 0.609</small>		2-3 			1-1 		0-1 		0-2 		4 0 1 1 0 1 2	
<b>Rafael Santana, R</b> (1, 6) <small>OBP: 0.294, SLG: 0.308</small>		3-2 			0-1 		1-1 		1-0 		4 0 1 0 0 0 3	
<b>Bobby Meacham, S</b> (1, 4) <small>OBP: 0.304, SLG: 0.281</small> <b>Gary Ward, R</b> (7, PH) <small>OBP: 0.292, SLG: 0.240</small> <b>Randy Velarde, R</b> (7, 4)			3-1 		1-3 		1-3 		2-0 		2 0 1 0 0 1 1 1 0 0 0 0 1 1 1 0 0 0 0 0 0	
<b>Joel Skinner, R</b> (1, 2) <small>OBP: 0.252, SLG: 0.336</small>			3-2 		2-3 			0-0 		2-1 	4 0 1 0 0 1 2	
<b>Inning Stats</b>	R: 0 H: 0 E: 0 LOB: 0 K: 1 BB: 0 S: 7 P: 14	R: 0 H: 1 E: 0 LOB: 1 K: 1 BB: 0 S: 13 P: 22	R: 0 H: 1 E: 0 LOB: 0 K: 0 BB: 0 S: 6 P: 12	R: 0 H: 1 E: 0 LOB: 1 K: 2 BB: 0 S: 12 P: 17	R: 0 H: 1 E: 0 LOB: 1 K: 2 BB: 0 S: 10 P: 14	R: 0 H: 1 E: 0 LOB: 1 K: 1 BB: 0 S: 10 P: 16	R: 0 H: 1 E: 0 LOB: 1 K: 1 BB: 0 S: 11 P: 16	R: 0 H: 0 E: 0 LOB: 0 K: 1 BB: 0 S: 5 P: 9	R: 1 H: 2 E: 0 LOB: 1 K: 1 BB: 0 S: 14 P: 20	R: 0 H: 2 E: 0 LOB: 2 K: 0 BB: 0 S: 8 P: 15	1B: 7 SF: 0 2B: 3 SAC: 0 3B: 0 DP: 0 HR: 0 HBP: 0	
<b>PITCHER</b>	IP WLS BF H R ER SO BB IBB HBP BLK WP HR S P ERA WHIP											
<b>Jeff Robinson, R</b> (1, 1) <small>ERA: 3.13</small>	9.0 34 8 1 1 10 0 0 0 0 0 0 0 88 140 1.00 0.889											
<b>Mike Henneman, R</b> (10, 1) <small>ERA: 1.84</small>	0.2 4 2 0 0 0 0 0 0 0 0 0 0 7 14 0.00 3.000											
<b>Willie Hernandez, L</b> (10, 1) <small>ERA: 2.38</small>	0.1 W 1 0 0 0 0 0 0 0 0 0 0 0 1 1 0.00 0.000											

livebaseballscores.com

AB	39
R	1
H	10
RBI	1
BB	0
SO	10
LOB	17



New York Yankees @ Detroit Tigers

Tiger Stadium, Detroit, MI

Mon Jun 20 1988, 7:05 PM EDT

Att. 33,660 - Unknown - 92 F

livebaseballscorecards.com

AB	35
R	2
H	8
RBI	2
BB	2
SO	8
LOB	14



WP:	0	PA:	37
PB:	0		
SB:	0		
CS:	0		

AB R H RBI BB SO LOB

5	1	3	1	0	1	0
4	0	0	0	0	1	2
4	0	2	0	0	0	1
4	1	1	0	0	0	5
3	0	0	0	0	0	1
1	0	0	0	0	1	0
4	0	1	1	0	1	0
3	0	1	0	1	0	1
3	0	0	0	1	0	2
4	0	0	0	0	4	2

Batter 1 2 3 4 5 6 7 8 9 10

Tom Brookens, R OBP: 0.361, SLG: 0.432 (1, 5) C B X	1-1 G1-3 1B		0-1 BLK 1B		0-1 E 1B		3-3 K		0-0 HR
Lou Whitaker, L OBP: 0.390, SLG: 0.421 (1, 4) B C T C O C F X	1-3 K		0-0 F8		2-0 L8		1-2 P6		
Luis Salazar, R OBP: 0.335, SLG: 0.454 (1, 6) C B F X	1-2 G3		1-1 G4-6-3 1B		0-1 E4		1-1 G1-3 1B		
Ray Knight, R OBP: 0.306, SLG: 0.316 (1, 3) B C B C B X		3-2 G4-3 2B 1B	1-1 G4-6-3		2-2 P6		1-0 G1-3		
Larry Herndon, R OBP: 0.305, SLG: 0.333 Pat Sheridan, L OBP: 0.341, SLG: 0.492 (9, 7) B C B C B X	1-2 G4-3		1-0 G6-3		2-2 G1-3		1-3 K		
Darrell Evans, L OBP: 0.325, SLG: 0.345 (1, 10) B B B B B X		3-1 2-H 2B	3-3 K		1-0 G4-3		1-2 F4		
Mike Heath, R OBP: 0.282, SLG: 0.290 (1, 9) B C B C B X		2-1 G6-3	1-0 1B		2-1 F7		4-1 BB		
Matt Nokes, L OBP: 0.285, SLG: 0.442 (1, 2) B F B B B		4-1 BB	1 SAFE 3-2 G3		1-0 G5-3		0-0 L6		
Gary Pettis, S OBP: 0.309, SLG: 0.271 (1, 8) B C B L L		2-3 K	1-3 K		1-3 K		0-3 K		

Inning Stats	R: 0 E: 0 K: 1 S: 9	H: 0 LOB: 0 BB: 0 P: 12	R: 1 E: 0 K: 1 S: 15	H: 2 LOB: 2 BB: 1 P: 30	R: 0 E: 0 K: 0 S: 7	H: 2 LOB: 1 BB: 0 P: 9	R: 0 E: 0 K: 1 S: 9	H: 1 LOB: 1 BB: 0 P: 16	R: 0 E: 1 K: 1 S: 11	H: 1 LOB: 2 BB: 0 P: 16	R: 0 E: 0 K: 0 S: 6	H: 0 LOB: 0 BB: 0 P: 11	R: 0 E: 0 K: 2 S: 7	H: 0 LOB: 0 BB: 0 P: 12	R: 0 E: 0 K: 0 S: 6	H: 1 LOB: 0 BB: 0 P: 9	R: 0 E: 0 K: 1 S: 8	H: 0 LOB: 1 BB: 1 P: 14	R: 0 E: 0 K: 1 S: 4	H: 1 LOB: 0 BB: 0 P: 4	1B: 6 2B: 1 3B: 0 HR: 1	SF: 0 SAC: 0 DP: 1 HBP: 0
--------------	------------------------------	----------------------------------	-------------------------------	----------------------------------	------------------------------	---------------------------------	------------------------------	----------------------------------	-------------------------------	----------------------------------	------------------------------	----------------------------------	------------------------------	----------------------------------	------------------------------	---------------------------------	------------------------------	----------------------------------	------------------------------	---------------------------------	----------------------------------	------------------------------------

PITCHER	IP	WLS	BF	H	R	ER	SO	BB	IBB	HBP	BLK	WP	HR	S	P	ERA	WHIP
Tommy John, L ERA: 3.46 Cecilio Guante, R ERA: 2.39	8.0		31	7	1	1	6	1	0	0	1	0	0	70	115	1.12	1.000
	1.1	L	6	1	1	1	2	1	0	0	0	0	1	12	18	6.75	1.500

PITCHER	IP	WLS	BF	H	R	ER	SO	BB	IBB	HBP	BLK	WP	HR	S	P	ERA	WHIP
---------	----	-----	----	---	---	----	----	----	-----	-----	-----	----	----	---	---	-----	------

Batter	1	2	3	4	5	6	7	8	9	AB R H RBI BB SO LOB	TOP																	
Claudell Washington, L OBP: 0.332, SLG: 0.434 (1, 7)	2-3 K	1-0 G3-1 2B 2B		1-1 L7		1-2 G6-3		2-2 CS	4-2 BLK 1B BB	4 2 1 1 1 1 1																		
Don Mattingly, L OBP: 0.390, SLG: 0.478 (1, 3)	1-1 F7	1-0 G3-1		3-2 1B		0-0 G4-3			0-0 1B 1B	5 0 2 1 0 0 2																		
Dave Winfield, R OBP: 0.437, SLG: 0.611 (1, 9)	4-1 BB 1B BB	2-1 2B 2B		2-3 K		1-2 L7			1-2 1B	4 2 2 1 1 1 0																		
Jack Clark, R OBP: 0.400, SLG: 0.464 (1, 10)	4-1 1B BB	1-2 2B			4-0 FC4-6 BB		1-2 G4-3		1-3 K	3 0 1 1 2 1 2																		
Mike Pagliano, L OBP: 0.281, SLG: 0.380 (1, 5)	0-1 1B	0-2 F7			0-1 FC4-6 1-2f		3-2 2B		3-2 P4	5 0 2 1 0 0 4																		
Jay Buhner, R OBP: 0.262, SLG: 0.356 (1, 8)	3-3 K				0-0 G5-3		0-3 K		2-3 K	5 0 0 0 0 4 6																		
Randy Velarde, R OBP: 0.400, SLG: 1.000 (1, 4)					0-1 F8		0-1 P6		0-0 CS 1B	4 1 2 1 0 0 1																		
Rafael Santana, R OBP: 0.302, SLG: 0.310 (1, 6)					1-2 SH5-3 2B BB		4-0 G6-3 BLK BB		3-2 F7	2 1 1 0 2 0 1																		
Joel Skinner, R OBP: 0.247, SLG: 0.329 (1, 2)					0-1 SH5-3		0-0 FC6-4		0-3 K	3 0 0 0 0 2 3																		
<b>Inning Stats</b>	R: 1 E: 0 K: 2 S: 13	H: 1 LOB: 2 BB: 2 P: 27	R: 4 E: 0 K: 0 S: 15	H: 4 LOB: 1 BB: 1 P: 25	R: 0 E: 0 K: 0 S: 7	H: 1 LOB: 1 BB: 0 P: 8	R: 0 E: 0 K: 1 S: 8	H: 1 LOB: 0 BB: 0 P: 14	R: 0 E: 0 K: 1 S: 7	H: 0 LOB: 1 BB: 1 P: 12	R: 0 E: 0 K: 1 S: 14	H: 1 LOB: 1 BB: 0 P: 19	R: 0 E: 0 K: 1 S: 10	H: 1 LOB: 0 BB: 0 P: 14	R: 1 E: 0 K: 2 S: 16	H: 2 LOB: 2 BB: 1 P: 27	1B: 6 2B: 4 3B: 0 HR: 1	SF: 0 SAC: 1 DP: 0 HBP: 0	WP: 0 PB: 0 SB: 0 CS: 1	PA: 43								
<b>PITCHER</b>	IP WLS BF H R ER SO BB IBB HBP BLK WP HR S P ERA WHIP																											
Jack Morris, R ERA: 5.1 (1, 1)	1.2		13	5	5	5	2	3	0	0	0	0	1	25	49	27.00	4.800											
Paul Gibson, L ERA: 3.24 (2, 1)	4.1		16	2	0	0	3	2	0	0	1	0	0	32	49	0.00	0.923											
Eric King, R ERA: 3.95 (7, 1)	3.0	W	13	4	1	1	4	1	0	0	1	0	0	40	60	3.00	1.667											

**New York Yankees @ Detroit Tigers**  
**Tiger Stadium, Detroit, MI**  
 Tue Jun 21 1988, 7:05 PM EDT  
 Att. 26,535 - Unknown - 87 F

livebaseballscorecards.com

AB	35
R	6
H	11
RBI	6
BB	6
SO	9
LOB	20





BOTTOM

New York Yankees @ Detroit Tigers  
Tiger Stadium, Detroit, MI  
Tue Jun 21 1988, 7:05 PM EDT  
Att: 26,535 - Unknown - 87 F

livebaseballscorecards.com

AB	33
R	7
H	9
RBI	7
BB	7
SO	9
LOB	25



WP:	1	PA:	40
PB:	0		
SB:	0		
CS:	0		

AB R H RBI BB SO LOB

5	0	1	0	0	2	4
3	1	0	1	2	1	2
4	2	2	1	1	0	1
5	1	2	4	0	0	3
3	0	0	1	1	2	2
3	0	1	0	0	1	2
1	1	1	0	0	0	0
1	1	0	0	3	0	2
2	0	0	0	0	1	3
2	1	1	0	0	0	2
2	0	0	0	0	2	1
2	0	1	0	0	0	3

Batter	1	2	3	4	5	6	7	8	9
Tom Brookens, R OBP: 0.357, SLG: 0.425 (1, 5)	1-2 BLK 1B 1B		3-2 P5 1		0-3 K 2		3-2 P3 1		1-3 K 2
Lou Whitaker, L OBP: 0.390, SLG: 0.415 (1, 4)	3-3 K 1		4-2 G5-4-3 BB		0-0 F8 3		1-1 G4-6-3 2 3 1-2f		4-2 BB HR BB 1-2 2-3 3-H
Luis Salazar, R OBP: 0.342, SLG: 0.460 (1, 9)	1-1 BLK 1B 1B		0-2 G5-4-3 2 3 1-2f			2-1 G3 G6-3 2B		3-2 F8 1	4-1 HR BB 1-2 2-3 3-H
Alan Trammell, R OBP: 0.385, SLG: 0.504 (1, 6)	2-2 P3 2			2-2 G1-3 2B		1-1 G3 1		1-2 G6-3 2	3-2 HR 1-H 2-H 3-H
Ray Knight, R OBP: 0.305, SLG: 0.310 (1, 3)	3-3 K 1-2 2-3			4-2 G1-3 BB		1-1 G6-3 2		2-3 K 3	
Larry Herndon, R OBP: 0.306, SLG: 0.333 Dave Bergman, L OBP: 0.368, SLG: 0.355 (9, PH)		2-3 K 1		1-1 G1-3 1		3-2 BB 1B		2-2 1B BB 1B	2-2 BB BB 1B
Darrell Evans, L OBP: 0.333, SLG: 0.343 (1, 10)		4-0 G4-3 WP BB		1-1 P4 2		4-0 BB 1-2 BB		4-2 BB 1B BB 1-2 BB BB	4-2 BB 1B BB 1-2 BB BB
Mike Heath, R OBP: 0.276, SLG: 0.284 Matt Nokes, L OBP: 0.287, SLG: 0.442 (6, PH) (7, 2)		1-0 G4-3 2		1-3 K 3		3-2 L8 3		0-1 BB BB HR 1B 1-2 2-3	0-1 BB BB HR 1B 1-2 2-3
Gary Pettis, S OBP: 0.307, SLG: 0.269 Pat Sheridan, L OBP: 0.343, SLG: 0.492 (8, 8)		3-3 K 3		1-3 K 1			1-1 G4-6-3 1B		2-1 L8 1

Inning Stats	R: 0	H: 2	E: 0	K: 2	S: 18	R: 0	H: 0	E: 0	K: 2	S: 7	R: 0	H: 0	E: 0	K: 0	S: 8	R: 0	H: 1	E: 0	K: 1	S: 12	R: 0	H: 0	E: 0	K: 2	S: 8	R: 1	H: 2	E: 0	K: 0	S: 13	R: 0	H: 1	E: 0	K: 0	S: 7	R: 0	H: 0	E: 0	K: 1	S: 9	R: 6	H: 3	E: 0	K: 1	S: 19	1B: 6	2B: 2	3B: 0	HR: 1	SF: 0	SAC: 0	DP: 2	HBP: 0	WP: 1	PA: 40
--------------	------	------	------	------	-------	------	------	------	------	------	------	------	------	------	------	------	------	------	------	-------	------	------	------	------	------	------	------	------	------	-------	------	------	------	------	------	------	------	------	------	------	------	------	------	------	-------	-------	-------	-------	-------	-------	--------	-------	--------	-------	--------

PITCHER	IP	WLS	BF	H	R	ER	SO	BB	IBB	HBP	BLK	WP	HR	S	P	ERA	WHIP
Al Leiter, L ERA: 3.99 (1, 1)	3.1		15	3	0	0	4	3	0	0	1	1	0	40	74	0.00	1.800
Neil Allen, R ERA: 3.05 (4, 1)	4.2		19	4	3	3	4	2	0	0	0	0	0	48	82	5.79	1.286
Dave Righetti, L ERA: 3.86 (9, 1)	0.2		5	1	0	0	1	2	0	0	0	0	0	10	21	0.00	4.500
Cecilio Guante, R ERA: 2.56 (9, 1)	0.0	L	1	1	4	4	0	0	0	0	0	0	1	3	6	∞	∞

Batter	1	2	3	4	5	6	7	8	9	10	AB R H RBI BB SO LOB	TOP										
Rickey Henderson, R OBP: 0.408, SLG: 0.446 Jay Buhner, R OBP: 0.258, SLG: 0.350	(1, 7) B X 1-0 FC4-6 SF7 1B		(3, 1) B B B X 3-1 HR		(0, 0) X 0-0 F8		(3, 3) C B B F B S 3-3 K			(2, 3) B B B F B S 2-3 K	4 2 2 1 0 1 0 1 0 0 0 0 1 0											
Don Mattingly, L OBP: 0.391, SLG: 0.476	(1, 3) C X 0-1 FC4-6 1-2 1B		(2, 1) B C B F X 2-1 G4-3		(1, 1) B F X 1-1 G4-6-3 1B		(0, 1) C X 0-1 G1-3			(0, 0) X 0-0 G3-1	5 0 2 0 0 0 0											
Dave Winfield, R OBP: 0.433, SLG: 0.602	(1, 9) B C X 1-1 FC4-6 FC6-4 1-2f 2-3		(2, 1) B C B B X 2-1 BB 1B		(0, 1) C X 0-1 G4-6-3 1-2f			(1, 0) B X 1-0 G1		(2, 3) B B B F B S 2-3 K	5 0 1 0 0 1 3											
Jack Clark, R OBP: 0.405, SLG: 0.467	(1, 10) B C X 2-2 SF7		(4, 1) B 1 SAFE 4-1 1-2 BB			(4, 2) S B B B C B 4-2 BB 1B BB		(2, 2) B C C C X 2-2 1B			1 0 1 1 2 0 0											
Gary Ward, R OBP: 0.284, SLG: 0.233 Claudell Washington, L OBP: 0.330, SLG: 0.431	(1, 8) 1 SAFE (7, 7) 1 SAFE (8, PH) X 0-1 FC6-4 1-2f		(1, 1) B F X 1-1 G4-3			(2, 2) F B B F X 2-2 F8		(1, 2) B C C C X 1-2 F8			3 0 0 0 0 0 4 1 0 0 0 0 0 1											
Don Slaught, R OBP: 0.448, SLG: 0.657	(1, 2) X 0-0 P4		(3, 2) B B B B F X 3-2 1B 2B			(0, 2) F 1 SAFE 1 SAFE 1-2 BB 1B		(1, 3) B C C C X 1-3 K			4 0 2 0 0 1 1											
Randy Velarde, R OBP: 0.333, SLG: 0.625	(1, 4) B C X (9, 6) X 1-2 G5-3		(1, 1) B C B B X 1-1 L8			(4, 1) B B F B B 4-1 G4-6-3 1-2 2-3 BB			(2, 1) B C B X 2-1 G4-3	3 0 0 0 1 0 1												
Mike Pagliarulo, L OBP: 0.281, SLG: 0.378	(1, 5) C B B T S 1-3 K		(0, 0) X 0-0 G1-4-3 2-3 1B			(1, 0) B X 1-0 G4-6-3 1-2f			(0, 3) F S S 0-3 K	4 0 1 0 0 2 3												
Rafael Santana, R OBP: 0.298, SLG: 0.305 Jose Cruz, L OBP: 0.290, SLG: 0.254 Bobby Meacham, S OBP: 0.304, SLG: 0.281	(1, 6) B C X (9, PH) X (9, 4) X 1-1 F8 1-2f		(1, 1) B C X 1-1 G1-4-3 1-2f			(1, 1) B C X 1-1 F9			(3, 3) S B B B F B S 3-3 K	3 0 0 0 0 0 2 1 0 0 0 0 1 0 0 0 0 0 0 0 0												
<b>Inning Stats</b>	R: 1 E: 0 K: 0 S: 10	H: 2 LOB: 1 BB: 0 P: 14	R: 0 E: 0 K: 1 S: 8	H: 0 LOB: 0 BB: 0 P: 10	R: 1 E: 0 K: 0 S: 11	H: 2 LOB: 2 BB: 1 P: 24	R: 0 E: 0 K: 0 S: 8	H: 2 LOB: 1 BB: 0 P: 12	R: 0 E: 0 K: 0 S: 5	H: 1 LOB: 0 BB: 0 P: 6	R: 0 E: 0 K: 1 S: 7	H: 0 LOB: 0 BB: 0 P: 11	R: 0 E: 0 K: 1 S: 10	H: 1 LOB: 1 BB: 0 P: 15	R: 0 E: 0 K: 2 S: 8	H: 0 LOB: 0 BB: 0 P: 13	R: 0 E: 0 K: 2 S: 8	H: 0 LOB: 0 BB: 0 P: 12	1B: 7 2B: 1 3B: 0 HR: 1	SF: 1 SAC: 0 DP: 3 HBP: 0	WP: 0 PB: 0 SB: 0 CS: 0	PA: 39
<b>PITCHER</b>	IP WLS BF H R ER SO BB IBB HBP BLK WP HR S P ERA WHIP																					
Frank Tanana, L ERA: 5.0	(1, 1) 7.0	WLS 29 BF 29 H 8 R 2 ER 2 SO 2 BB 3 IBB 0 HBP 0 BLK 0 WP 0 HR 1 S 59 P 98 ERA 2.57 WHIP 1.571																				
Mike Henneman, R ERA: 1.67	(8, 1) 3.0	WLS 10 BF 10 H 1 R 0 ER 0 SO 5 BB 0 IBB 0 HBP 0 BLK 0 WP 0 HR 0 S 26 P 40 ERA 0.00 WHIP 0.333																				

**New York Yankees @ Detroit Tigers**  
Tiger Stadium, Detroit, MI  
Wed Jun 22 1988, 7:05 PM EDT  
Att. 33,014 - Unknown - 92 F

livebaseballscorecards.com

AB 35  
R 2  
H 9  
RBI 2  
BB 3  
SO 7  
LOB 15



Batter	1	2	3	4	5	6	7	8	9	10	AB R H RBI BB SO LOB
Tom Brookens, R (1, 5) OBP: 0.354, SLG: 0.419	0-1 L8		0-2 F5		3-2 F7		1-1 F7			1-1 SH5-4 1B	5 1 1 0 0 0 2
Jim Walewander, S (1, 4) OBP: 0.333, SLG: 0.395	0-1 G3		2-1 G5-3			1-2 1B 1B	0-1 CS	3-2 G4-3		0-1 SH5-4 1-2	4 1 1 0 0 0 0
Luis Salazar, R (1, 9) OBP: 0.338, SLG: 0.454	2-3 K		3-1 F4			1-1 F9		1-2 P4		2-2 2-H 1B	5 0 1 1 0 1 1
Alan Trammell, R (1, 6) OBP: 0.387, SLG: 0.504		2-1 F8		2-2 G6-3		1-2 BLK 1B 1-2 1B		0-1 S 1B			4 0 2 0 0 0 0
Ray Knight, R (1, 3) OBP: 0.309, SLG: 0.311		1-2 FC5-4 1B		1-2 F8		2-0 F7		4-0 1-2 BB			3 0 1 0 1 0 2
Larry Herndon, R (1, 7) OBP: 0.307, SLG: 0.333		1-2 FC5-4 1B		3-2 F9		3-1 BLK 1B		0-3 K			3 1 1 1 0 0 1
Lou Whitaker, L (8, PH) OBP: 0.389, SLG: 0.413		1-2f 1B				1-2 2-H 1B					1 0 0 0 0 1 2
Pat Sheridan, L (9, 7) OBP: 0.343, SLG: 0.492											0 0 0 0 0 0 0
Darrell Evans, L (1, 10) OBP: 0.332, SLG: 0.337		4-2 BLK 1B 1-2 BB			2-1 F6		0-3 K		1-3 K		3 0 0 0 1 2 2
Mike Heath, R (1, 2) OBP: 0.287, SLG: 0.289		1-0 BLK 1B			4-2 G5-3 BB		3-2 G6-3		0-0 P6		2 0 1 1 1 0 0
Matt Nokes, L (9, PH) OBP: 0.286, SLG: 0.440		1-2 2-H 1B			1-0 G5-3			1-2 E9			1 0 0 0 0 0 0
Gary Pettis, S (1, 8) OBP: 0.303, SLG: 0.265		0-0 F9			1-2 G5-3			1-1 G3			4 0 0 0 0 0 3


Inning Stats	R: 0	H: 0	E: 0	K: 1	S: 7	R: 1	H: 2	E: 0	K: 0	S: 13	R: 0	H: 0	E: 0	K: 0	S: 7	R: 0	H: 0	E: 0	K: 0	S: 9	R: 0	H: 0	E: 0	K: 0	S: 11	R: 1	H: 3	E: 0	K: 1	S: 14	R: 0	H: 0	E: 1	K: 0	S: 10	R: 0	H: 1	E: 0	K: 1	S: 12	R: 0	H: 0	E: 0	K: 1	S: 6	R: 1	H: 2	E: 0	K: 0	S: 7	R: 0	H: 0	E: 0	K: 0	S: 10	R: 1	H: 2	E: 0	K: 0	S: 7	1B: 8	SF: 0	2B: 0	3B: 0	HR: 0	WP: 0	PA: 40
	0	0	0	1	7	2	2	0	0	13	0	0	0	0	9	0	0	0	0	9	0	0	0	0	11	0	3	0	1	14	0	0	1	0	10	0	1	0	12	0	0	0	1	6	0	0	0	7	0	0	0	0	10	8	0	0	0	0	0	40							

PITCHER	IP	WLS	BF	H	R	ER	SO	BB	IBB	HBP	BLK	WP	HR	S	P	ERA	WHIP
John Candelaria, L (1, 1) ERA: 2.81	7.0		28	5	2	2	2	2	0	0	2	0	0	71	116	2.57	1.000
Charles Hudson, R (8, 1) ERA: 3.74	2.1	L	11	3	1	1	2	1	0	0	0	0	0	25	38	3.86	1.714

**BOTTOM**

**New York Yankees @ Detroit Tigers**  
Tiger Stadium, Detroit, MI  
Wed Jun 22 1988, 7:05 PM EDT  
Att. 33,014 - Unknown - 92 F

<b>AB</b>	<b>35</b>
<b>R</b>	<b>3</b>
<b>H</b>	<b>8</b>
<b>RBI</b>	<b>3</b>
<b>BB</b>	<b>3</b>
<b>SO</b>	<b>4</b>
<b>LOB</b>	<b>13</b>



Batter	1	2	3	4	5	6	7	8	9	AB R H RBI BB SO LOB	TOP											
<b>Dave Bergman, L</b> (1, 10) OBP: 0.370, SLG: 0.373	2-2 1B		1-0 F7		1-1 G3		3-2 2B		0-3 K	5 0 2 0 0 1 0												
<b>Lou Whitaker, L</b> (1, 4) OBP: 0.387, SLG: 0.415	0-0 F9		1-2 BLK SF7 2B		2-2 F8		2-2 5-3			4 1 1 0 0 0 2												
<b>Pat Sheridan, L</b> (1, 9) OBP: 0.350, SLG: 0.492 <b>Larry Herndon, R</b> (7, PH) OBP: 0.304, SLG: 0.330	3-2 F6		4-1 S BB		2-1 SF7		2-1 E 2B 1B		1-1 4-3	2 1 1 0 1 0 1 1 0 0 0 0 0 1												
<b>Alan Trammell, R</b> (1, 6) OBP: 0.385, SLG: 0.500	1-3 K		2-1 SF7		0-0 F6		4-1 BB			2 0 0 1 1 1 2												
<b>Darrell Evans, L</b> (1, 3) OBP: 0.326, SLG: 0.330		0-1 F8	0-0 F9		1 SAFE E3 2B		1-3 K		1-3 K	4 0 0 0 0 1 3												
<b>Luis Salazar, R</b> (1, 7) OBP: 0.337, SLG: 0.465		0-1 HR		3-2 5-3		1-3 K		0-3 K		4 1 1 1 0 2 3												
<b>Matt Nokes, L</b> (1, 2) OBP: 0.291, SLG: 0.444		4-0 FC1-4 BB		0-0 4-3		1-1 1-3 3-H 2B		3-1 4-3		3 0 1 1 1 0 1												
<b>Tom Brookens, R</b> (1, 5) OBP: 0.352, SLG: 0.416		1-2 FC1-4		1-3 K		0-0 L3		0-1 G4-6-3 1B		4 0 1 0 0 1 3												
<b>Gary Pettis, S</b> (1, 8) OBP: 0.299, SLG: 0.261		0-2 4-3		1-1 G3		1-3 K		0-1 G4-6-3		4 0 0 0 0 1 2												
<b>Inning Stats</b>	R: 0 E: 0 K: 1 S: 11	H: 1 LOB: 1 BB: 0 P: 17	R: 1 E: 0 K: 0 S: 11	H: 1 LOB: 1 BB: 1 P: 16	R: 1 E: 0 K: 0 S: 8	H: 1 LOB: 1 BB: 1 P: 16	R: 0 E: 0 K: 1 S: 8	H: 0 LOB: 0 BB: 0 P: 12	R: 0 E: 0 K: 0 S: 7	H: 0 LOB: 0 BB: 0 P: 11	R: 1 E: 1 K: 1 S: 11	H: 2 LOB: 2 BB: 0 P: 15	R: 0 E: 0 K: 1 S: 11	H: 1 LOB: 1 BB: 0 P: 18	R: 0 E: 0 K: 2 S: 9	H: 0 LOB: 1 BB: 1 P: 17	R: 0 E: 0 K: 1 S: 7	H: 1 LOB: 0 BB: 0 P: 7	1B: 3 2B: 3 3B: 0 HR: 1	SF: 1 SAC: 0 DP: 1 HBP: 0	WP: 0 PB: 0 SB: 1 CS: 0	PA: 37
<b>PITCHER</b>	IP WLS BF H R ER SO BB IBB HBP BLK WP HR S P ERA WHIP																					
<b>Todd Stottlemyre, R</b> (1, 1) ERA: 4.38	6.1 W 28 6 3 2 4 2 0 0 0 1 0 1 62 97 2.84 1.263																					
<b>John Cerutti, L</b> (7, 1) ERA: 3.86	0.1 1 0 0 0 0 0 0 0 0 0 0 0 3 5 0.00 0.000																					
<b>Duane Ward, R</b> (7, 1) ERA: 2.63	1.1 5 0 0 0 2 1 0 0 0 0 0 0 11 20 0.00 0.750																					
<b>Tom Henke, R</b> (9, 1) ERA: 2.27	1.0 S 3 1 0 0 1 0 0 0 0 0 0 0 7 7 0.00 1.000																					

**Detroit Tigers @ Toronto Blue Jays**  
Exhibition Stadium, Toronto, ON

Fri Jun 24 1988, 7:05 PM EDT  
Att. 40,533 - Unknown - 68 F

[livebaseballscorecards.com](http://livebaseballscorecards.com)

<b>AB</b>	<b>33</b>
<b>R</b>	<b>3</b>
<b>H</b>	<b>7</b>
<b>RBI</b>	<b>3</b>
<b>BB</b>	<b>3</b>
<b>SO</b>	<b>7</b>
<b>LOB</b>	<b>18</b>



Batter	1	2	3	4	5	6	7	8	9	AB R H RBI BB SO LOB
--------	---	---	---	---	---	---	---	---	---	----------------------

<p><b>Tony Fernandez, S</b> (1, 6) OBP: 0.318, SLG: 0.362</p>	<p><b>Lloyd Moseby, L</b> (1, 8) OBP: 0.363, SLG: 0.389</p>	<p><b>Rance Mulliniks, L</b> (1, 10) OBP: 0.400, SLG: 0.511</p>	<p><b>George Bell, R</b> (1, 7) OBP: 0.319, SLG: 0.459</p>	<p><b>Fred McGriff, L</b> (1, 3) OBP: 0.405, SLG: 0.594</p>	<p><b>Kelly Gruber, R</b> (1, 5) OBP: 0.356, SLG: 0.496</p>	<p><b>Ernie Whitt, L</b> (1, 2) OBP: 0.332, SLG: 0.333</p>	<p><b>Jesse Barfield, R</b> (1, 9) OBP: 0.256, SLG: 0.347</p>	<p><b>Manuel Lee, S</b> (1, 4) OBP: 0.294, SLG: 0.350</p>	<p><b>AB R H RBI BB SO LOB</b></p> <p>3 0 1 1 0 0 0</p> <p>3 1 1 0 1 1 1</p> <p>4 0 0 0 0 0 4</p> <p>4 2 2 2 0 1 0</p> <p>4 1 1 0 0 1 1</p> <p>2 1 1 1 2 0 0</p> <p>2 0 1 1 2 0 1</p> <p>3 1 1 0 1 2 3</p> <p>2 0 1 1 0 1 1</p>
---	---	---	--	---	---	--	---	---	---

<p><b>Inning Stats</b></p> <p>R: 2 H: 2 E: 0 K: 1 S: 10</p> <p>R: 2 H: 1 E: 1 K: 0 S: 11</p> <p>R: 1 H: 2 E: 0 K: 0 S: 14</p> <p>R: 0 H: 2 E: 0 K: 0 S: 7</p> <p>R: 0 H: 0 E: 0 K: 0 S: 8</p> <p>R: 0 H: 0 E: 0 K: 2 S: 10</p> <p>R: 0 H: 0 E: 0 K: 1 S: 7</p> <p>R: 1 H: 2 E: 0 K: 2 S: 12</p>	<p><b>PITCHER</b></p> <p><b>Walt Terrell, R</b> (1, 1) ERA: 4.32</p> <p>IP: 8.0 WLS: L BF: 35 H: 9 R: 6 ER: 6 SO: 6 BB: 4 IBB: 2 HBP: 0 BLK: 1 WP: 0 HR: 1 S: 79 P: 136 ERA: 6.75 WHIP: 1.625</p>	<p><b>PITCHER</b></p> <p>IP: WLS: BF: H: R: ER: SO: BB: IBB: HBP: BLK: WP: HR: S: P: ERA: WHIP</p>	<p><b>AB 27</b></p> <p><b>R 6</b></p> <p><b>H 9</b></p> <p><b>RBI 6</b></p> <p><b>BB 6</b></p> <p><b>SO 6</b></p> <p><b>LOB 11</b></p>	<p><b>WP: 0 PA: 35</b></p> <p><b>PB: 0 SB: 2 CS: 2</b></p> <p><b>SF: 1 SAC: 1 DP: 2 HBP: 0</b></p> <p><b>1B: 7 2B: 2 3B: 0 HR: 1</b></p>
---	---	--	--	--

**DETROIT TIGERS @ TORONTO BLUE JAYS**  
 Exhibition Stadium, Toronto, ON  
 Fri Jun 24 1988, 7:05 PM EDT  
 Att: 40,533 - Unknown - 68 F

Batter	1	2	3	4	5	6	7	8	9	AB R H RBI BB SO LOB	TOP											
<b>Dave Bergman, L</b> (1, 7) OBP: 0.384, SLG: 0.403 <b>Tom Brookens, R</b> (7, 5) OBP: 0.350, SLG: 0.414	1-3 	0-0 		2-1 		2-2 	0-1 		1-0 	5 0 3 1 0 1 2 1 0 0 0 0 0 0												
<b>Lou Whitaker, L</b> (1, 4) OBP: 0.382, SLG: 0.405	1-3 	2-1 		1-0 		0-0 	4-0 		1-1 	5 1 0 0 1 1 3												
<b>Pat Sheridan, L</b> (1, 9) OBP: 0.345, SLG: 0.477	4-2 	2-3 		1-1 		1-3 	2-3 			4 0 0 0 1 3 6												
<b>Alan Trammell, R</b> (1, 6) OBP: 0.389, SLG: 0.504	2-3 		1-2 	2-2 		0-1 	4-0 			4 0 2 1 1 1 1												
<b>Darrell Evans, L</b> (1, 3) OBP: 0.332, SLG: 0.346		0-2 	4-2 	0-0 		4-0 	3-1 			3 1 1 1 2 0 5												
<b>Luis Salazar, R</b> (1, 5) OBP: 0.343, SLG: 0.465 (7, 7)		0-3 	0-0 		1-1 	4-0 		1-3 		4 0 2 0 1 2 0												
<b>Matt Nokes, L</b> (1, 2) OBP: 0.283, SLG: 0.439		4-2 	2-2 		3-2 	2-2 		1-1 		4 1 1 0 1 0 6												
<b>Ray Knight, R</b> (1, 10) OBP: 0.311, SLG: 0.315		2-2 	2-2 		1 SAFE 2-1 1 SAFE P3		4-2 	1-1 		4 2 1 0 1 0 4												
<b>Gary Pettis, S</b> (1, 8) OBP: 0.304, SLG: 0.276		2-0 		4-2 	2-1 		0-1 		0-0 	4 2 2 3 1 0 1												
<b>Inning Stats</b>	R: 0 E: 0 K: 3 S: 12	H: 0 LOB: 1 BB: 1 P: 20	R: 4 E: 0 K: 2 S: 21	H: 4 LOB: 1 BB: 1 P: 33	R: 0 E: 0 K: 0 S: 18	H: 1 LOB: 2 BB: 1 P: 27	R: 1 E: 0 K: 0 S: 12	H: 2 LOB: 2 BB: 1 P: 22	R: 0 E: 0 K: 0 S: 10	H: 1 LOB: 1 BB: 0 P: 17	R: 1 E: 0 K: 1 S: 18	H: 2 LOB: 3 BB: 2 P: 31	R: 1 E: 0 K: 1 S: 11	H: 1 LOB: 3 BB: 3 P: 28	R: 0 E: 0 K: 1 S: 7	H: 1 LOB: 0 BB: 0 P: 10	R: 0 E: 0 K: 0 S: 4	H: 0 LOB: 0 BB: 0 P: 6	1B: 7 2B: 3 3B: 0 HR: 2	SF: 0 SAC: 0 DP: 1 HBP: 0	WP: 0 PB: 0 SB: 2 CS: 0	PA: 47
<b>PITCHER</b>	IP WLS BF H R ER SO BB IBB HBP BLK WP HR S P ERA WHIP																					
<b>Dave Stieb, R</b> (1, 1) ERA: 3.01 <b>Jose Antonio Nunez, R</b> (4, 1) ERA: 3.18 <b>Mark Eichhorn, R</b> (7, 1) ERA: 3.97	3.0 L 19 6 5 5 5 4 0 0 0 0 2 56 91 15.00 3.333																					
<b>PITCHER</b> IP WLS BF H R ER SO BB IBB HBP BLK WP HR S P ERA WHIP																						

**Detroit Tigers @ Toronto Blue Jays**  
 Exhibition Stadium, Toronto, ON  
 Sat Jun 25 1988, 3:33 AM EDT  
 Att. 45,091 - Sunny - 82 F

[livebaseballscorecards.com](http://livebaseballscorecards.com)

<b>AB</b>	<b>38</b>
<b>R</b>	<b>7</b>
<b>H</b>	<b>12</b>
<b>RBI</b>	<b>6</b>
<b>BB</b>	<b>9</b>
<b>SO</b>	<b>8</b>
<b>LOB</b>	<b>28</b>



Batter	1	2	3	4	5	6	7	8	9	AB	R	H	RBI	BB	SO	LOB
Tony Fernandez, S OBP: 0.321, SLG: 0.364 (1, 6)	1-1 S 1B		2-3 K		3-2 F7		2-2 1-2 2-3 1B			4	0	2	0	0	1	0
Lloyd Moseby, L OBP: 0.358, SLG: 0.383 (1, 8)	0-1 F8		3-2 5-3			0-2 5-3	1-1 F9			4	0	0	0	0	0	4
Rance Mulliniks, L OBP: 0.402, SLG: 0.531 (1, 10)	1 SAFE 1 SAFE 1 SAFE 1 SAFE 1 SAFE 1 SAFE 1 SAFE 1 SAFE 1 SAFE 1 SAFE	1-3 K	2-1 2B			3-2 3-1		3-1 5-3 3B		4	1	2	0	0	1	1
George Bell, R OBP: 0.318, SLG: 0.456 (1, 7)	0-3 1-2 K		1-1 6-3			1-2 1B		0-0 5-3		4	0	1	1	0	1	2
Fred McGriff, L OBP: 0.399, SLG: 0.584 (1, 3)		1-1 4-3		0-3 K		0-0 F8		3-H 3-3 K		4	0	0	0	0	2	1
Kelly Gruber, R OBP: 0.358, SLG: 0.508 (1, 5)		0-1 HR		1-0 L8			1-0 1B BB 1B	2-1 F8		4	1	2	1	0	0	0
Ernie Whitt, L OBP: 0.327, SLG: 0.328 (1, 2)		3-1 F6		0-0 F7			1-1 P3		2-1 4-3	3	0	0	0	0	0	1
Pat Borders, R OBP: 0.291, SLG: 0.496 (9, PH)										1	0	0	0	0	0	0
Jesse Barfield, R OBP: 0.256, SLG: 0.345 (1, 9)		3-2 1B		0-2 L8			3-2 F7		2-3 K	4	0	1	0	0	1	1
Manuel Lee, S OBP: 0.292, SLG: 0.340 (1, 4)		3-3 K		2-1 6-3			4-1 1B BB		0-0 1-3	3	0	0	0	1	1	1

Inning Stats	R: 0	H: 1	E: 0	K: 2	S: 10	R: 1	H: 2	E: 0	K: 1	S: 12	R: 0	H: 1	E: 0	K: 1	S: 10	R: 0	H: 0	E: 0	K: 1	S: 5	R: 0	H: 0	E: 0	K: 0	S: 11	R: 0	H: 1	E: 0	K: 0	S: 10	R: 0	H: 2	E: 0	K: 0	S: 13	R: 1	H: 1	E: 0	K: 1	S: 8	R: 0	H: 0	E: 0	K: 1	S: 6	R: 0	H: 0	E: 0	K: 1	S: 6	1B: 5	SF: 0	2B: 1	SAC: 0	3B: 1	DP: 0	HR: 1	HBP: 0	WP: 0	PA: 36
--------------	------	------	------	------	-------	------	------	------	------	-------	------	------	------	------	-------	------	------	------	------	------	------	------	------	------	-------	------	------	------	------	-------	------	------	------	------	-------	------	------	------	------	------	------	------	------	------	------	------	------	------	------	------	-------	-------	-------	--------	-------	-------	-------	--------	-------	--------

PITCHER	IP	WLS	BF	H	R	ER	SO	BB	IBB	HBP	BLK	WP	HR	S	P	ERA	WHIP
Doyle Alexander, R ERA: 3.25 (1, 1)	8.0	W	33	8	2	2	6	1	0	0	0	0	1	79	129	2.25	1.125
Willie Hernandez, L ERA: 2.31 (9, 1)	1.0		3	0	0	0	1	0	0	0	0	0	0	6	10	0.00	0.000


**BOTTOM**

**Detroit Tigers @ Toronto Blue Jays**  
Exhibition Stadium, Toronto, ON

Sat Jun 25 1988, 3:33 AM EDT  
Att: 45,091 - Sunny - 82 F

livebaseballscorecards.com

AB	35
R	2
H	8
RBI	2
BB	1
SO	7
LOB	11



Batter	1	2	3	4	5	6	7	8	9	AB R H RBI BB SO LOB	TOP		
Tom Brookens, R (1, 5) OBP: 0.344, SLG: 0.405	1-3 K		1-1 6-3			1-2 4-3		1-2 F8		4 0 0 0 0 1 0			
Jim Walewander, S (1, 4) OBP: 0.349, SLG: 0.405	0-2 G6-4-3 1B		0-1 F8 S 1B			3-3 K		2-1 6-3		4 0 2 0 0 1 0			
Luis Salazar, R (1, 7) OBP: 0.346, SLG: 0.466	1-0 G6-4-3 1-2f		1-3 K 1-2			2-2 1B				4 1 2 0 0 1 2			
Alan Trammell, R (1, 6) OBP: 0.390, SLG: 0.508		0-0 FC5-4 1B		1-1 F8 2-3		1-1 F9				4 0 2 0 0 0 2			
Ray Knight, R (1, 3) OBP: 0.306, SLG: 0.310 Dave Bergman, L (9, PH) OBP: 0.379, SLG: 0.397		0-0 F8		2-2 F9			3-3 K			3 0 0 0 0 1 2 1 0 0 1 0 0 1			
Larry Herndon, R (1, 10) OBP: 0.295, SLG: 0.319 Darrell Evans, L (9, PH) OBP: 0.330, SLG: 0.344		2-3 SAFE K		0-1 6-3			3-2 G3			3 0 0 0 0 1 1 1 0 0 0 0 0 1			
Mike Heath, R (1, 9) OBP: 0.297, SLG: 0.300 Lou Whitaker, L (9, PH) OBP: 0.380, SLG: 0.404		2-1 FC5-4 1-2f		3-2 1B			2-1 1B			3 0 2 0 0 0 1 1 0 0 0 0 1 1			
Matt Nokes, L (1, 2) OBP: 0.289, SLG: 0.432			1-2 4-3			2-2 SAFE F8		1-0 F2		3 0 0 0 0 0 2			
Gary Pettis, S (1, 8) OBP: 0.301, SLG: 0.273			0-0 4-3			2-2 F8		0-0 1-3		3 0 0 0 0 0 1			
<b>Inning Stats</b>	R: 0 H: 1 E: 0 LOB: 0 K: 1 BB: 0 S: 7 P: 9	R: 0 H: 1 E: 0 LOB: 1 K: 1 BB: 0 S: 7 P: 11	R: 0 H: 0 E: 0 LOB: 0 K: 0 BB: 0 S: 9 P: 11	R: 0 H: 1 E: 0 LOB: 1 K: 1 BB: 0 S: 10 P: 14	R: 0 H: 1 E: 0 LOB: 1 K: 0 BB: 0 S: 13 P: 20	R: 0 H: 1 E: 0 LOB: 1 K: 1 BB: 0 S: 11 P: 18	R: 0 H: 1 E: 0 LOB: 1 K: 1 BB: 0 S: 12 P: 21	R: 0 H: 0 E: 0 LOB: 0 K: 0 BB: 0 S: 9 P: 12	R: 1 H: 2 E: 0 LOB: 1 K: 1 BB: 0 S: 12 P: 20	1B: 7 SF: 0 2B: 1 SAC: 0 3B: 0 DP: 1 HR: 0 HBP: 0	WP: 0 PA: 34 PB: 0 SB: 1 CS: 0		
<b>PITCHER</b>	IP WLS BF H R ER SO BB IBB HBP BLK WP HR S P ERA WHIP											<b>PITCHER</b>	IP WLS BF H R ER SO BB IBB HBP BLK WP HR S P ERA WHIP
Mike Flanagan, L (1, 1) ERA: 4.25	8.0 W 31 8 1 1 5 0 0 0 0 0 0 0 83 125 1.12 1.000												
Tom Henke, R (9, 1) ERA: 2.2	1.0 S 3 0 0 0 1 0 0 0 0 0 0 0 7 11 0.00 0.000												

Detroit Tigers @ Toronto Blue Jays  
Exhibition Stadium, Toronto, ON

Sun Jun 26 1988, 3:33 AM EDT  
Att. 45,278 - Cloudy - 65 F

AB	34
R	1
H	8
RBI	1
BB	0
SO	6
LOB	14





Batter	1	2	3	4	5	6	7	8	9	AB	R	H	RBI	BB	SO	LOB
<b>Tony Fernandez, S</b> OBP: 0.323, SLG: 0.367 (1, 6)	0-3 K	0-0 BB SF7-2-3 2B		3-1 L3		4-1 BB				3	1	1	0	1	1	0
<b>Lloyd Moseby, L</b> OBP: 0.360, SLG: 0.386 (1, 8)	1-2 4-3 1B 2B	4-0 BB IBB		2-0 F5		1-3 K				3	1	1	0	1	1	2
<b>Rance Mulliniks, L</b> OBP: 0.399, SLG: 0.520 (1, 10)	2-2 4-3 2B	4-2 BB SF7-2-3		3-2 F8			1-0 6-3			3	0	0	1	1	0	1
<b>George Bell, R</b> OBP: 0.317, SLG: 0.453 (1, 7)	4-0 1B BB	0-0 SF7-2-3 1-2 2-3 3-H		0-3 K			0-2 6-3			2	0	0	1	1	1	0
<b>Fred McGriff, L</b> OBP: 0.397, SLG: 0.578 (1, 3)	1-0 1-2 3-H 1B		3-3 K		2-3 K		3-1 F9			4	0	1	1	0	2	0
<b>Kelly Gruber, R</b> OBP: 0.356, SLG: 0.504 (1, 5)	1-3 K		0-0 S 1B		1-1 F3			1-2 F5		4	0	1	0	0	1	2
<b>Ernie Whitt, L</b> OBP: 0.320, SLG: 0.320 (1, 2)		3-3 K	1-2 F7		2-1 F8		2-3 K			4	0	0	0	0	2	1
<b>Jesse Barfield, R</b> OBP: 0.265, SLG: 0.364 (1, 9)		0-0 HR	4-0 IBB		0-0 4-3 1B		2-2 F3			3	1	2	1	1	0	0
<b>Manuel Lee, S</b> OBP: 0.293, SLG: 0.339 (1, 4)		1-0 2B BB 1B	0-3 K		1-2 4-3					3	1	1	0	0	1	3

Inning Stats	R: 1	H: 2	E: 0	K: 2	S: 13	LOB: 2	BB: 1	P: 22	R: 3	H: 3	E: 0	K: 1	S: 11	LOB: 1	BB: 2	P: 23	R: 0	H: 1	E: 0	K: 2	S: 12	LOB: 2	BB: 1	P: 19	R: 0	H: 0	E: 0	K: 0	S: 6	LOB: 0	BB: 0	P: 14	R: 0	H: 0	E: 0	K: 2	S: 9	LOB: 0	BB: 0	P: 12	R: 0	H: 1	E: 0	K: 1	S: 10	LOB: 2	BB: 1	P: 18	R: 0	H: 0	E: 0	K: 0	S: 6	LOB: 0	BB: 0	P: 10	R: 0	H: 0	E: 0	K: 1	S: 13	LOB: 0	BB: 0	P: 18
<b>1B: 4</b>	<b>SF: 1</b>	<b>WP: 0</b>	<b>PA: 35</b>																																																													
<b>2B: 3</b>	<b>SAC: 0</b>	<b>PB: 0</b>																																																														
<b>3B: 0</b>	<b>DP: 1</b>	<b>SB: 1</b>																																																														
<b>HR: 1</b>	<b>HBP: 0</b>	<b>CS: 0</b>																																																														


PITCHER	IP	WLS	BF	H	R	ER	SO	BB	IBB	HBP	BLK	WP	HR	S	P	ERA	WHIP
<b>Jeff Robinson, R</b> ERA: 3.33 (1, 1)	5.2	L	28	7	4	4	7	3	2	0	0	0	1	58	104	6.35	1.765
<b>Paul Gibson, L</b> ERA: 3.07 (6, 1)	2.1		7	0	0	0	2	0	0	0	0	0	0	22	32	0.00	0.000

PITCHER	IP	WLS	BF	H	R	ER	SO	BB	IBB	HBP	BLK	WP	HR	S	P	ERA	WHIP

**DETROIT TIGERS @ TORONTO BLUE JAYS**  
**Exhibition Stadium, Toronto, ON**  
 Sun Jun 26 1988, 3:33 AM EDT  
 Att. 45,278 - Cloudy - 65 F

livebaseballscorecards.com

<b>AB</b>	<b>29</b>
<b>R</b>	<b>4</b>
<b>H</b>	<b>7</b>
<b>RBI</b>	<b>4</b>
<b>BB</b>	<b>5</b>
<b>SO</b>	<b>9</b>
<b>LOB</b>	<b>9</b>



Batter	1	2	3	4	5	6	7	8	9	AB R H RBI BB SO LOB	TOP											
Tom Brookens, R (1, 5) OBP: 0.348, SLG: 0.409	0-2 1B		0-2 F2		3-2 E8 1B		1-1 SH1-4		1-0 SH5-4	3 0 2 0 0 0 2												
Lou Whitaker, L (1, 4) OBP: 0.381, SLG: 0.403	0-2 F5		1-1 SF7		1-3 K		3-2 1B		4-0 1B IBB	3 0 1 2 1 1 2												
Luis Salazar, R (1, 9) OBP: 0.351, SLG: 0.469	1-3 K		0-2 1B		0-1 5-3		1-1 1B		1-2 1B	5 0 3 3 0 1 2												
Alan Trammell, R (1, 6) OBP: 0.384, SLG: 0.498	2-1 F6		2-2 F9		2-2 F6		1-2 G6-4-3 1B		0-0 F8	5 0 0 0 0 0 7												
Ray Knight, R (1, 3) OBP: 0.298, SLG: 0.301		1-1 6-3		1-2 F9		0-0 4-3		1-1 5-3	1-2 FC5-4	5 0 0 0 0 0 2												
Larry Herndon, R (1, 7) OBP: 0.306, SLG: 0.323		1-0 F9		2-0 1B		3-0 HBP		3-2 3-1		2 0 1 0 0 0 0												
Pat Sheridan, L (7, 7) OBP: 0.342, SLG: 0.473										1 0 0 0 0 0 0												
Darrell Evans, L (1, 10) OBP: 0.325, SLG: 0.337		2-0 F9		0-3 K		2-3 K		1-0 F4		4 0 0 0 0 2 2												
Mike Heath, R (1, 2) OBP: 0.304, SLG: 0.308			0-2 2B SF7 1B		1-2 F8		0-0 F6		2-1 SH5-4 1B BLK 1B	4 2 2 0 0 0 2												
Gary Pettis, S (1, 8) OBP: 0.310, SLG: 0.284			2-2 1B 2B		0-0 1B E		2-2 SH1-4 1B PB 1B		4-0 SH5-4 1B BB	3 4 3 0 1 0 0												
<b>Inning Stats</b>	R: 0 E: 0 K: 1 S: 13	H: 1 LOB: 1 BB: 0 P: 16	R: 0 E: 0 K: 0 S: 4	H: 0 LOB: 0 BB: 0 P: 8	R: 2 E: 1 K: 0 S: 17	H: 3 LOB: 1 BB: 0 P: 22	R: 0 E: 0 K: 1 S: 12	H: 1 LOB: 1 BB: 0 P: 16	R: 1 E: 1 K: 1 S: 13	H: 2 LOB: 1 BB: 0 P: 19	R: 0 E: 0 K: 1 S: 5	H: 0 LOB: 1 BB: 0 P: 10	R: 1 E: 0 K: 0 S: 13	H: 3 LOB: 1 BB: 0 P: 21	R: 0 E: 0 K: 0 S: 7	H: 0 LOB: 0 BB: 0 P: 12	R: 2 E: 0 K: 0 S: 11	H: 2 LOB: 2 BB: 2 P: 24	1B: 11 2B: 1 3B: 0 HR: 0	SF: 1 SAC: 2 DP: 1 HBP: 1	WP: 0 PB: 1 SB: 0 CS: 0	PA: 41
<b>PITCHER</b>	IP WLS BF H R ER SO BB IBB HBP BLK WP HR S P ERA WHIP																				<b>PITCHER</b>	IP WLS BF H R ER SO BB IBB HBP BLK WP HR S P ERA WHIP
John Candelaria, L (1, 1) ERA: 2.99	6.1 L 29 9 4 4 4 0 0 1 0 0 0 72 105 5.68 1.421																					
Steve Shields, R (7, 1) ERA: 4.4	2.0 9 2 2 2 0 1 1 0 1 0 0 15 33 9.00 1.500																					
Tim Stoddard, R (9, 1) ERA: 7.5	0.2 3 1 0 0 0 0 0 0 0 0 0 8 10 0.00 1.500																					

**Detroit Tigers @ New York Yankees**  
 Yankee Stadium, Bronx, NY  
 Mon Jun 27 1988, 7:05 PM EDT  
 Att. 26,862 - Unknown - 78 F

livebaseballscorecards.com

<b>AB</b>	35
<b>R</b>	6
<b>H</b>	12
<b>RBI</b>	5
<b>BB</b>	2
<b>SO</b>	4
<b>LOB</b>	19



Batter	1	2	3	4	5	6	7	8	9	AB	R	H	RBI	BB	SO	LOB
Rickey Henderson, R (1, 7) OBP: 0.406, SLG: 0.440	1-3 K		2-0 F9			4-2 6-3 1B BB		1-2 F7		3	1	0	0	1	1	1
Willie Randolph, R (1, 4) OBP: 0.288, SLG: 0.268	0-0 L4			2-1 6-3		1-2 6-3 1-2		0-1 4-3		4	0	0	0	0	0	1
Don Mattingly, L (1, 3) OBP: 0.378, SLG: 0.465	2-0 F8			4-2 1B BB		1-0 F7		3-1 1B		3	0	1	0	1	0	1
Jack Clark, R (1, 10) OBP: 0.396, SLG: 0.460		1-1 5-3		1-3 K		2-2 2-H 1B		0-2 F2		4	0	1	1	0	1	2
Dave Winfield, R (1, 9) OBP: 0.435, SLG: 0.608		0-0 F6		3-2 1B		2-1 F7			3-2 1-3	4	0	1	0	0	0	1
Claudell Washington, L (1, 8) OBP: 0.339, SLG: 0.436		3-3 K		0-0 4-3			3-1 F8		4-0 HR BB	3	1	0	0	1	1	2
Mike Pagliarulo, L (1, 5) OBP: 0.285, SLG: 0.386			1-2 F8		2-3 K		1-1 F8		2-2 1-H HR	4	1	1	2	0	1	0
Don Slaught, R (1, 2) OBP: 0.438, SLG: 0.632			1-1 1B		0-1 F6		1-0 2B		2-2 5-3	4	0	2	0	0	0	0
Rafael Santana, R (1, 6) OBP: 0.307, SLG: 0.320			3-1 2B		2-0 4-3		0-2 4-3		0-3 K	3	0	1	0	0	0	1
Jose Cruz, L (9, PH) OBP: 0.292, SLG: 0.246										1	0	0	0	0	1	0

Inning Stats	R: 0	H: 0	E: 0	K: 1	S: 5	R: 0	H: 0	E: 0	K: 1	S: 7	R: 0	H: 2	E: 0	K: 0	S: 10	R: 0	H: 1	E: 0	K: 1	S: 13	R: 0	H: 0	E: 0	K: 1	S: 6	R: 1	H: 1	E: 0	K: 0	S: 14	R: 0	H: 1	E: 0	K: 0	S: 9	R: 0	H: 1	E: 0	K: 0	S: 10	R: 2	H: 1	E: 0	K: 1	S: 13	1B: 4	SF: 0	2B: 2	SAC: 0	3B: 0	DP: 0	HR: 1	HBP: 0	WP: 0	PA: 36															
PITCHER	IP	WLS	BF	H	R	ER	SO	BB	IBB	HBP	BLK	WP	HR	S	P	ERA	WHIP																			PITCHER	IP	WLS	BF	H	R	ER	SO	BB	IBB	HBP	BLK	WP	HR	S	P	ERA	WHIP																	
Jack Morris, R (1, 1) ERA: 4.87	6.2	W	26	5	1	1	4	2	0	0	0	0	0	60	103	1.35	1.050																			Jack Morris, R (1, 1) ERA: 4.87	6.2	W	26	5	1	1	4	2	0	0	0	0	60	103	1.35	1.050																		
Mike Henneman, R (7, 1) ERA: 2.08	2.1	S	10	2	2	2	1	1	0	0	0	0	1	27	42	7.71	1.286																			Mike Henneman, R (7, 1) ERA: 2.08	2.1	S	10	2	2	2	1	1	0	0	0	1	27	42	7.71	1.286																		

BOTTOM

Detroit Tigers @ New York Yankees  
 Yankee Stadium, Bronx, NY  
 Mon Jun 27 1988, 7:05 PM EDT  
 Att: 26,862 - Unknown - 78 F

AB 33  
 R 3  
 H 7  
 RBI 3  
 BB 3  
 SO 5  
 LOB 9



WP	HR	S	P	ERA	WHIP
0	0	0	0	0	0

Batter	1	2	3	4	5	6	7	8	9	AB R H RBI BB SO LOB	TOP											
<b>Gary Pettis, S</b> OBP: 0.318, SLG: 0.292 (1, 8)	1-1 SH SF9 2B		4-2 1B 1-2 BB		2-3 K			0-0 S 1B 1B	4-0 BB 3B BB	3 3 2 0 2 1 0												
<b>Lou Whitaker, L</b> OBP: 0.382, SLG: 0.402 (1, 4)	2-1 SH G5-4-3		1-1 1-3 2-H 1B		0-0 F9			1-0 F9	4-1 3B BB	3 1 1 1 1 0 1												
<b>Pat Sheridan, L</b> OBP: 0.351, SLG: 0.493 (1, 7)	2-1 SF9		4-0 IBB		3-2 F3			1-1 1B	2-2 3B	3 1 2 4 1 0 0												
<b>Luis Salazar, R</b> OBP: 0.348, SLG: 0.463 (1, 6)	0-2 G5-4-3 1-2f		0-0 P6					0-2 E S 1B	1-0 F8	5 0 1 1 0 1 5												
<b>Darrell Evans, L</b> OBP: 0.323, SLG: 0.332 (1, 3)		4-1 CS BB	1-3 K					1-0 5-3 1-3		3 0 0 0 1 2 4												
<b>Chet Lemon, R</b> OBP: 0.360, SLG: 0.440 (1, 9)		2-2 6-3 1-2		2-2 F7				0-1 4-3	4-1 BB	3 0 0 0 1 0 1												
<b>Matt Nokes, L</b> OBP: 0.283, SLG: 0.422 (1, 2)		2-3 K		2-3 K				2-2 F6	1-0 F6	4 0 0 0 0 2 2												
<b>Dave Bergman, L</b> OBP: 0.385, SLG: 0.403 (1, 10)			1-2 BB 1B 1B		1-1 1B			3-2 6-3	0-0 F2	4 1 2 0 0 0 0												
<b>Tom Brookens, R</b> OBP: 0.342, SLG: 0.401 (1, 5)			0-0 F9		0-0 F4			2-1 4-3	1-0 6-3	4 0 0 0 0 0 2												
<b>Inning Stats</b>	R: 1 E: 1 K: 0 S: 9	H: 1 LOB: 0 BB: 0 P: 14	R: 0 E: 0 K: 1 S: 9	H: 0 LOB: 0 BB: 1 P: 17	R: 1 E: 0 K: 1 S: 14	H: 2 LOB: 3 BB: 2 P: 25	R: 0 E: 0 K: 1 S: 9	H: 1 LOB: 1 BB: 0 P: 14	R: 0 E: 0 K: 1 S: 8	H: 0 LOB: 0 BB: 0 P: 13	R: 0 E: 0 K: 2 S: 9	H: 0 LOB: 0 BB: 0 P: 11	R: 0 E: 0 K: 0 S: 9	H: 0 LOB: 0 BB: 0 P: 16	R: 2 E: 0 K: 0 S: 11	H: 3 LOB: 2 BB: 1 P: 19	R: 2 E: 0 K: 0 S: 8	H: 1 LOB: 1 BB: 2 P: 20	1B: 6 2B: 1 3B: 1 HR: 0	SF: 1 SAC: 1 DP: 1 HBP: 0	WP: 0 PB: 0 SB: 2 CS: 1	PA: 40
<b>PITCHER</b>	IP WLS BF H R ER SO BB IBB HBP BLK WP HR S P ERA WHIP																					
<b>Rick Rhoden, R</b> ERA: 4.78 (1, 1)	7.1 L 31 7 4 4 6 2 1 0 0 0 0 0 75 120 4.91 1.227																					
<b>Dave Righetti, L</b> ERA: 4.04 (8, 1)	1.1 8 1 2 2 0 3 0 0 0 0 0 0 10 27 13.50 3.000																					
<b>Neil Allen, R</b> ERA: 3.2 (9, 1)	0.1 1 0 0 0 0 0 0 0 0 0 0 0 1 2 0.00 0.000																					

Detroit Tigers @ New York Yankees  
Yankee Stadium, Bronx, NY

Tue Jun 28 1988, 7:05 PM EDT  
Att. 37,103 - Unknown - 82 F

livebaseballscorecards.com

AB	32
R	6
H	8
RBI	6
BB	6
SO	6
LOB	15







Batter	1	2	3	4	5	6	7	8	9	AB	R	H	RBI	BB	SO	LOB
<b>Claude Washington, L</b> (1, 8) OBP: 0.345, SLG: 0.454 <b>Gary Ward, R</b> (8, 8) OBP: 0.303, SLG: 0.274	2-2 BB 1B	1-1 E7 1B 2B 1-H 2-H 3-H		0-0 4-3	2-2 3B 1-H		1-3 K			5	1	3	3	0	1	2
<b>Don Mattingly, L</b> (1, 3) OBP: 0.369, SLG: 0.451	3-1 F8	0-1 G5-4-3 1B 3-H		0-1 F8	1-1 F7		0-0 4-3			5	0	1	1	0	0	4
<b>Dave Winfield, R</b> (1, 9) OBP: 0.432, SLG: 0.599	4-0 BB 1-2	3-1 G5-4-3 1-2f		4-2 S 1B BB		1-1 4-3		1-1 1-3		3	1	0	0	2	0	1
<b>Jack Clark, R</b> (1, 10) OBP: 0.404, SLG: 0.477	2-3 K		0-0 HR	4-0 1B 1-2 IBB		0-1 FC4-6 1B		1-2 G6-3 1B		4	1	3	1	1	1	2
<b>Mike Pagliarulo, L</b> (1, 5) OBP: 0.280, SLG: 0.377	1-0 6-3		3-1 F7	1-1 1-2 2-H 1B		2-2 FC4-6 FC5-4 1-2		0-0 G6-3 1-2f		5	0	1	1	0	0	4
<b>Jose Cruz, L</b> (1, 7) OBP: 0.289, SLG: 0.235		4-0 2B E BB		3-0 F8		2-2 FC5-4 1-2				3	1	0	0	1	0	3
<b>Willie Randolph, R</b> (1, 4) OBP: 0.293, SLG: 0.275		1 SAFE 2-2 E 2B 1-3		3-2 BB 1B		4-2 FC5-4 BB		0-1 6-3		3	1	2	0	1	0	0
<b>Rafael Santana, R</b> (1, 6) OBP: 0.310, SLG: 0.318		4-2 E BB		4-2 1-2 BB		0-2 FC5-4 3B 1-2		2-1 1B 1B		2	2	1	0	2	0	1
<b>Joel Skinner, R</b> (1, 2) OBP: 0.242, SLG: 0.313		2-3 K		1-1 F8		0-0 F9		1-2 1B 1-2		4	0	1	0	0	1	6

Inning Stats	R: 0	H: 1	E: 0	K: 1	S: 13	LOB: 2	BB: 1	P: 25
	R: 4	H: 3	E: 1	K: 1	S: 17	LOB: 0	BB: 2	P: 33
	R: 1	H: 2	E: 0	K: 0	S: 11	LOB: 2	BB: 1	P: 22
	R: 1	H: 1	E: 0	K: 0	S: 8	LOB: 2	BB: 2	P: 20
	R: 1	H: 1	E: 0	K: 0	S: 13	LOB: 1	BB: 1	P: 20
	R: 0	H: 1	E: 0	K: 0	S: 12	LOB: 1	BB: 0	P: 17
	R: 0	H: 2	E: 0	K: 1	S: 11	LOB: 2	BB: 0	P: 15
	R: 0	H: 1	E: 0	K: 0	S: 6	LOB: 0	BB: 0	P: 8

PITCHER	IP	WLS	BF	H	R	ER	SO	BB	IBB	HBP	BLK	WP	HR	S	P	ERA	WHIP
Walt Terrell, R (1, 1)	2.2	L	17	6	5	5	2	4	0	0	0	0	1	39	77	16.88	3.750
Mike Trujillo, R (3, 1)	1.1		7	1	1	1	0	1	1	0	0	0	0	10	23	6.75	1.500
Eric King, R (5, 1)	2.2		13	4	1	1	1	1	0	0	0	0	0	35	51	3.38	1.875
Willie Hernandez, L (7, 1)	1.1		4	1	0	0	0	0	0	0	0	0	0	7	9	0.00	0.750


**BOTTOM**

**Detroit Tigers @ New York Yankees**  
 Yankee Stadium, Bronx, NY

Wed Jun 29 1988, 7:05 PM EDT  
 Att: 33,064 - Unknown - 72 F

AB	34
R	7
H	12
RBI	6
BB	7
SO	3
LOB	23

livebaseballscorecards.com



WP	PA	1B	SF	2B	SAC	3B	DP	HR	HBP
0	41	8	0	2	0	1	2	1	0

Batter	1	2	3	4	5	6	7	8	9	AB R H RBI BB SO LOB	TOP											
Dick Schofield, R (1, 6) OBP: 0.297, SLG: 0.321	2-1 L9		1-0 P3		2-2 L7		0-0 F8			4 0 0 0 0 0 2												
Johnny Ray, S (1, 4) OBP: 0.343, SLG: 0.409	1-1 G6-3		2-2 G5-3			1-0 1B		3-2 P2		4 0 1 0 0 0 0												
Wally Joyner, L (1, 3) George Hendrick, R (7, 3) OBP: 0.344, SLG: 0.384 OBP: 0.222, SLG: 0.254	0-1 2B			1-2 F7		0-0 P4		0-1 G6-3		3 0 1 0 0 0 1 1 0 0 0 0 0 0												
Chili Davis, S (1, 9) OBP: 0.293, SLG: 0.409	2-3 K			2-2 2B		0-0 1B		4-0 BB		3 0 2 0 1 1 1												
Brian Downing, R (1, 10) Darrell Miller, R (8, PH) OBP: 0.370, SLG: 0.427 OBP: 0.373, SLG: 0.391			3-1 P2		1-1 F9		2-3 K	2-2 F8		3 0 0 0 0 1 3 1 0 0 0 0 0 1												
Jim Eppard, L (1, 7) OBP: 0.359, SLG: 0.314			0-1 G4-3		2-3 K		1-2 F8		1-0 G4-3	4 0 0 0 0 1 3												
Devon White, S (1, 8) Chico Walker, S (6, 8) OBP: 0.293, SLG: 0.353 OBP: 0.214, SLG: 0.167			0-0 1B			1-3 K		0-0 F7	0-1 G1-3	2 0 1 0 0 1 0 2 0 0 0 0 0 0												
Gus Polidor, R (1, 5) OBP: 0.308, SLG: 0.250			3-3 K		0-2 G6-3		1-2 1B		0-1 1B	4 0 2 0 0 1 1												
Bob Boone, R (1, 2) OBP: 0.309, SLG: 0.341			2-1 F9		2-1 1B		0-0 F8		1-1 L7	4 0 1 0 0 0 2												
<b>Inning Stats</b>	R: 0 E: 0 K: 1 S: 9	H: 1 LOB: 1 BB: 0 P: 14	R: 0 E: 0 K: 1 S: 10	H: 1 LOB: 1 BB: 0 P: 15	R: 0 E: 0 K: 0 S: 7	H: 0 LOB: 0 BB: 0 P: 12	R: 0 E: 0 K: 1 S: 13	H: 1 LOB: 1 BB: 0 P: 19	R: 0 E: 0 K: 1 S: 12	H: 1 LOB: 1 BB: 0 P: 17	R: 0 E: 0 K: 1 S: 10	H: 2 LOB: 2 BB: 0 P: 14	R: 0 E: 0 K: 0 S: 7	H: 1 LOB: 1 BB: 0 P: 8	R: 0 E: 0 K: 0 S: 10	H: 0 LOB: 1 BB: 1 P: 19	R: 0 E: 0 K: 0 S: 7	H: 1 LOB: 1 BB: 0 P: 9	1B: 6 2B: 2 3B: 0 HR: 0	SF: 0 SAC: 0 DP: 0 HBP: 0	WP: 0 PB: 0 SB: 1 CS: 0	PA: 36
<b>PITCHER</b>	IP WLS BF H R ER SO BB IBB HBP BLK WP HR S P ERA WHIP																					
Doyle Alexander, R (1, 1) ERA: 3.07	7.0 W 28 7 0 0 5 0 0 0 0 0 0 0 68 99 0.00 1.000																					
Paul Gibson, L (8, 1) ERA: 3.0	1.0 4 0 0 0 0 1 0 0 0 0 0 0 10 19 0.00 1.000																					
Mike Trujillo, R (9, 1) ERA: 7.94	1.0 4 1 0 0 0 0 0 0 0 0 0 0 7 9 0.00 1.000																					

California Angels @ Detroit Tigers  
Tiger Stadium, Detroit, MI  
Fri Jul 01 1988, 7:05 PM EDT  
Att. 23,762 - Unknown - 72 F

livebaseballscorecards.com

AB	35
R	0
H	8
RBI	0
BB	1
SO	5
LOB	14





**BOTTOM**

**California Angels @ Detroit Tigers**  
 Tiger Stadium, Detroit, MI  
 Fri Jul 01 1988, 7:05 PM EDT  
 Att: 23,762 - Unknown - 72 F

livebaseballscorecards.com

<b>AB</b>	<b>37</b>
<b>R</b>	<b>11</b>
<b>H</b>	<b>13</b>
<b>RBI</b>	<b>9</b>
<b>BB</b>	<b>7</b>
<b>SO</b>	<b>2</b>
<b>LOB</b>	<b>30</b>



WP: 0	PA: 46
PB: 0	
SB: 0	
CS: 0	

AB R H RBI BB SO LOB

6	1	3	2	0	0	3
3	0	0	0	1	0	2
4	3	2	1	1	1	2
5	1	2	1	0	0	5
4	2	0	0	1	1	6
3	1	2	3	0	0	1
1	0	1	0	1	0	0
5	1	2	2	0	0	4
0	0	0	0	0	0	0
3	1	1	0	2	0	3
3	1	0	0	1	0	4

1B: 9	SF: 0
2B: 1	SAC: 2
3B: 1	DP: 1
HR: 2	HBP: 0

WP	HR	S	P	ERA	WHIP
0	0	0	0	9.00	3.000
0	1	22	33	4.50	1.500
0	0	21	36	4.50	2.000
0	0	10	27	0.00	3.000

Batter	1	2	3	4	5	6	7	8	9
<b>Gary Pettis, S</b> (1, 8) OBP: 0.319, SLG: 0.305	1-1 F8 2B	1-0 E SH1 1B	0-0 G6-3 1B		2-0 FC6-4 1-2f		2-2 G4-3	3-1 G1-3	
<b>Matt Nokes, L</b> (1, 2) OBP: 0.281, SLG: 0.409	4-0 BB	0-0 SH1	1-2 G6-3		0-1 F8		3-2 G4-3		
<b>Pat Sheridan, L</b> (1, 7) OBP: 0.360, SLG: 0.524	0-3 K	4-0 E 1B IBB		0-1 HR		1-2 1B 3B	0-2 F7		
<b>Darrell Evans, L</b> (1, 3) OBP: 0.336, SLG: 0.340	1-2 F8	1-0 P5		3-1 1B		3-1 BB 1B	1-1 E4 BB FC6-4		
<b>Luis Salazar, R</b> (1, 6) OBP: 0.343, SLG: 0.451	1-1 G5-3	2-2 E4 1B		0-3 K		1-1 F9	4-0 BB E BB		
<b>Dave Bergman, L</b> (1, 10) <b>Larry Herndon, R</b> (6, PH) OBP: 0.394, SLG: 0.450 OBP: 0.318, SLG: 0.330		HR 1B		0-1 F7		1-0 BB 1B	4-2 FC6-4 BB		
<b>Chet Lemon, R</b> (1, 9) <b>Mike Heath, R</b> (9, 9) OBP: 0.355, SLG: 0.432 OBP: 0.304, SLG: 0.308		SH BB 1B		2-2 P3		0-1 P6	0-1 FC6-4 BB		
<b>Tom Brookens, R</b> (1, 5) OBP: 0.346, SLG: 0.402		SH BB 1B				2-1 FC6-4 1B	4-1 BB		
<b>Jim Walewander, S</b> (1, 4) OBP: 0.340, SLG: 0.378		0-0 SH SH1 1B E		2-1 F7		2-2 F8	4-1 P6 BB		

Inning Stats	R	H	E	K	S	R	H	E	K	S	R	H	E	K	S	R	H	E	K	S	R	H	E	K	S
	0	1	0	12	19	7	5	1	0	19	1	2	0	1	14	0	3	0	9	14	0	0	0	27	14
	0	2	0	19	19	5	2	0	0	19	0	1	0	0	14	0	3	0	0	14	2	2	0	27	14

PITCHER	IP	WLS	BF	H	R	ER	SO	BB	IBB	HBP	BLK	WP	HR	S	P	ERA	WHIP
<b>Mike Witt, R</b> (1, 1) ERA: 4.21	3.0	L	20	7	7	3	1	0	0	0	0	0	1	38	64	9.00	3.000
<b>Stu Cliburn, R</b> (4, 1) ERA: 2.84	2.0		9	3	1	1	1	0	0	0	0	0	0	22	33	4.50	1.500
<b>Sherman Corbett, L</b> (6, 1) ERA: 3.55	2.0		10	3	1	1	0	1	0	0	0	0	0	21	36	4.50	2.000
<b>Greg Minton, R</b> (8, 1) ERA: 5.48	1.0		7	0	2	0	0	3	0	0	0	0	0	10	27	0.00	3.000

Batter	1	2	3	4	5	6	7	8	9	AB R H RBI BB SO LOB	TOP											
<b>Brian Downing, R</b> (1, 10) OBP: 0.372, SLG: 0.439	0-3 K		4-1 BB			1-1 HR			0-2 G6-3	3 1 1 1 1 1 0	<b>California Angels @ Detroit Tigers</b> Tiger Stadium, Detroit, MI Sat Jul 02 1988, 3:33 AM EDT Att. 30,548 - Sunny - 79 F											
<b>Dick Schofield, R</b> (1, 6) OBP: 0.293, SLG: 0.316	2-3 K		2-1 G6-3			0-2 P2			0-1 F7	4 0 0 0 0 1 1												
<b>Wally Joyner, L</b> (1, 3) OBP: 0.346, SLG: 0.383	4-2 BB					2-0 F7			1-0 1B	3 0 1 0 1 0 0												
<b>Chili Davis, S</b> (1, 9) OBP: 0.289, SLG: 0.404	1-3 K					1-0 F7			0-2 G4-3	4 0 0 0 0 1 2												
<b>Johnny Ray, S</b> (1, 4) OBP: 0.340, SLG: 0.405						0-0 P6				3 0 0 0 0 0 0												
<b>Devon White, S</b> (1, 8) OBP: 0.269, SLG: 0.347						1-2 G1				3 0 0 0 0 1 0												
<b>Tony Armas, R</b> (1, 7) OBP: 0.281, SLG: 0.324						3-2 P4				3 0 0 0 0 2 0												
<b>Darrell Miller, R</b> (1, 2) OBP: 0.352, SLG: 0.367						1-1 G6-3				3 0 0 0 0 0 0												
<b>Gus Polidor, R</b> (1, 5) OBP: 0.276, SLG: 0.222						0-1 P4				3 0 0 0 0 0 0												
<b>Inning Stats</b>	R: 0 E: 0 K: 3 S: 11	H: 0 LOB: 1 BB: 1 P: 18	R: 0 E: 0 K: 1 S: 10	H: 0 LOB: 0 BB: 0 P: 15	R: 0 E: 0 K: 0 S: 7	H: 0 LOB: 1 BB: 1 P: 15	R: 0 E: 0 K: 0 S: 3	H: 0 LOB: 0 BB: 0 P: 4	R: 0 E: 0 K: 0 S: 11	H: 0 LOB: 0 BB: 0 P: 16		R: 1 E: 0 K: 0 S: 8	H: 1 LOB: 0 BB: 0 P: 11	R: 0 E: 0 K: 1 S: 10	H: 0 LOB: 0 BB: 0 P: 15	R: 0 E: 0 K: 1 S: 5	H: 0 LOB: 0 BB: 0 P: 6	R: 0 E: 0 K: 0 S: 9	H: 1 LOB: 1 BB: 0 P: 10	1B: 1 2B: 0 3B: 0 HR: 1	SF: 0 SAC: 0 DP: 0 HBP: 0	WP: 0 PB: 0 SB: 0 CS: 0
<b>PITCHER</b> <b>Jeff Robinson, R</b> (1, 1) ERA: 3.13	IP: 9.0 WLS: W BF: 31 H: 2 R: 1 ER: 1 SO: 6 BB: 2 IBB: 0 HBP: 0 BLK: 0 WP: 0 HR: 1 S: 74 P: 110 ERA: 1.00 WHIP: 0.444											<b>PITCHER</b> IP: WLS: BF: H: R: ER: SO: BB: IBB: HBP: BLK: WP: HR: S: P: ERA: WHIP:										

livebaseballscorecards.com

<b>AB</b>	<b>29</b>
<b>R</b>	<b>1</b>
<b>H</b>	<b>2</b>
<b>RBI</b>	<b>1</b>
<b>BB</b>	<b>2</b>
<b>SO</b>	<b>6</b>
<b>LOB</b>	<b>3</b>



Batter	1	2	3	4	5	6	7	8	9	AB	R	H	RBI	BB	SO	LOB
<b>Gary Pettis, S</b> OBP: 0.318, SLG: 0.302 (1, 8) X	0-0 F7 ①		4-2 BLK HR BB	0-1 F7 ②		1-1 G6-3 ③				3	1	0	0	1	0	1
<b>Matt Nokes, L</b> OBP: 0.281, SLG: 0.402 (1, 2) S B F B B S	3-3 K ②		1 SAFE 4-1 HR BB	1-0 F9 ③			2-1 G4-3 ①			3	1	0	0	1	1	0
<b>Pat Sheridan, L</b> OBP: 0.363, SLG: 0.551 (1, 7) C F S	0-3 K ③		1-2 HR		0-1 2B		1-2 G4-3 ②			4	1	2	3	0	1	0
<b>Darrell Evans, L</b> OBP: 0.339, SLG: 0.358 (1, 10) B X		1-0 HR	2-2 WP HR 1B		3-3 K ①		0-1 F7 ③			4	2	2	1	0	1	1
<b>Luis Salazar, R</b> OBP: 0.342, SLG: 0.445 (1, 6) B F S H		2-2 FC6-4 HBP	2-3 K ②		0-1 L9 ②			0-1 F8 ①		3	0	0	0	0	1	2
<b>Dave Bergman, L</b> OBP: 0.398, SLG: 0.488 (1, 3) C C C B B B 1 SAFE X		2-2 FC6-4 1B 1-2f	1-1 HR 2-H		1-1 F8 ③			2-0 FC6-4 BLK 1B		4	1	2	2	0	0	2
<b>Chet Lemon, R</b> OBP: 0.361, SLG: 0.432 (1, 9) C B B B B B SAFE X		3-2 G4-6-3 1B 1-2	4-2 BB		2-1 F9 ①			4-1 FC6-4 BB 1-2		2	0	1	0	2	0	0
<b>Tom Brookens, R</b> OBP: 0.340, SLG: 0.394 (1, 5) C X		0-1 G4-6-3 1-2f	2-0 F9 ③		1-3 K ②			0-0 FC6-4 1-2f 2-3		4	0	0	0	0	1	5
<b>Jim Walewander, S</b> OBP: 0.333, SLG: 0.367 (1, 4) B C C C X			1-2 G6-3 ① C F X	0-2 G4-3 ①		1-1 1B		0-0 F7 ③		4	0	1	0	0	0	2

Inning Stats	R: 0	H: 0	E: 0	K: 2	S: 7	R: 1	H: 2	E: 0	K: 0	S: 11	R: 5	H: 3	E: 0	K: 1	S: 24	R: 0	H: 1	E: 0	K: 1	S: 10	R: 0	H: 1	E: 0	K: 1	S: 10	R: 0	H: 0	E: 0	K: 0	S: 7	R: 0	H: 1	E: 0	K: 0	S: 6	R: 0	H: 1	E: 0	K: 1	S: 10	R: 0	H: 0	E: 0	K: 0	S: 7	R: 0	H: 1	E: 0	K: 0	S: 6	1B: 4	2B: 1	3B: 0	HR: 3	SF: 0	SAC: 0	DP: 1	HBP: 1	WP: 1	PA: 36
--------------	------	------	------	------	------	------	------	------	------	-------	------	------	------	------	-------	------	------	------	------	-------	------	------	------	------	-------	------	------	------	------	------	------	------	------	------	------	------	------	------	------	-------	------	------	------	------	------	------	------	------	------	------	-------	-------	-------	-------	-------	--------	-------	--------	-------	--------


PITCHER	IP	WLS	BF	H	R	ER	SO	BB	IBB	HBP	BLK	WP	HR	S	P	ERA	WHIP
<b>Willie Fraser, R</b> ERA: 6.17 (1, 1)	7.0	L	31	7	6	6	5	3	0	1	1	1	3	75	119	7.71	1.429
<b>Donnie Moore, R</b> ERA: 5.09 (8, 1)	1.0		5	1	0	0	0	1	0	0	1	0	0	6	12	0.00	2.000

**BOTTOM**

**California Angels @ Detroit Tigers**  
Tiger Stadium, Detroit, MI

Sat Jul 02 1988, 3:33 AM EDT  
Att: 30,548 - Sunny - 79 F

<b>AB</b>	<b>31</b>
<b>R</b>	<b>6</b>
<b>H</b>	<b>8</b>
<b>RBI</b>	<b>6</b>
<b>BB</b>	<b>4</b>
<b>SO</b>	<b>5</b>
<b>LOB</b>	<b>13</b>



Batter	1	2	3	4	5	6	7	8	9	AB R H RBI BB SO LOB	TOP											
Dick Schofield, R (1, 6) OBP: 0.291, SLG: 0.313	1-0 S 2B 1B	1-1 G5-3	1-3 K		1-1 F7		0-1 F8		0-1 G6-3	6 1 1 0 0 1 3												
Johnny Ray, S (1, 4) OBP: 0.343, SLG: 0.411	2-0 PB 1-H 2B		0-0 G3-1	2-2 1B 2B 1B	2-1 F7		2-2 FC3-6 1B	2-3 K	6 1 3 1 0 1 1													
Wally Joyner, L (1, 3) OBP: 0.349, SLG: 0.393	0-3 K		0-1 1B HR 1B	1-1 2B WP 1B		3-1 3B	2-0 FC3-6 1-2f		5 2 3 0 0 1 2													
Brian Downing, R (1, 10) OBP: 0.372, SLG: 0.436	4-1 PB HBP		1-1 HR 1B	0-3 K		3-1 G6-3	3-1 F8		4 1 1 0 0 1 4													
Chili Davis, S (1, 9) OBP: 0.294, SLG: 0.418	3-3 K 1-2 2-3		2-1 HR	0-0 WP 1B		4-0 IBB	1-0 P2		4 1 2 4 1 1 3													
George Hendrick, R (1, 7) OBP: 0.237, SLG: 0.300 Tony Armas, R (8, 7) OBP: 0.279, SLG: 0.322	2-3 K		1-0 HR	4-2 BB		1-1 P5	0-0 E5 2B 1B		3 1 1 1 1 1 4 1 1 0 0 0 0 0													
Devon White, S (1, 8) OBP: 0.286, SLG: 0.348			1-2 G3-1	0-3 K		2-2 F9	2-2 1B G3 2B		5 1 1 0 0 2 4													
Bob Boone, R (1, 2) OBP: 0.317, SLG: 0.363			0-0 HR	4-0 E BB		0-0 L7	1-1 P3		4 1 2 2 1 0 2													
Gus Polidor, R (1, 5) OBP: 0.235, SLG: 0.188			0-0 G6-3	0-1 E6		1-0 L8	0-2 P8		5 0 0 1 0 0 2													
<b>Inning Stats</b>	R: 1 E: 0 K: 3 S: 13	H: 2 LOB: 2 BB: 0 P: 25	R: 1 E: 0 K: 0 S: 7	H: 1 LOB: 0 BB: 0 P: 9	R: 4 E: 1 K: 2 S: 16	H: 4 LOB: 2 BB: 1 P: 25	R: 2 E: 0 K: 2 S: 17	H: 3 LOB: 2 BB: 1 P: 26	R: 0 E: 0 K: 0 S: 5	H: 0 LOB: 0 BB: 0 P: 9	R: 0 E: 0 K: 0 S: 11	H: 1 LOB: 2 BB: 1 P: 24	R: 0 E: 0 K: 0 S: 7	H: 0 LOB: 0 BB: 0 P: 8	R: 0 E: 0 K: 0 S: 7	H: 1 LOB: 1 BB: 0 P: 15	R: 2 E: 1 K: 1 S: 15	H: 2 LOB: 1 BB: 0 P: 20	1B: 7 2B: 3 3B: 1 HR: 3	SF: 0 SAC: 0 DP: 0 HBP: 1	WP: 1 PB: 1 SB: 1 CS: 0	PA: 47
<b>PITCHER</b>	IP WLS BF H R ER SO BB IBB HBP BLK WP HR S P ERA WHIP																					
Jack Morris, R (1, 1) ERA: 5.24	2.2 L 17 7 6 6 4 1 0 1 0 0 3 31 53 20.25 3.000																					
Eric King, R (3, 1) ERA: 4.12	3.1 17 4 2 2 3 1 1 0 0 1 0 38 65 5.40 1.500																					
Mike Trujillo, R (7, 1) ERA: 5.87	2.0 7 1 0 0 0 0 0 0 0 0 0 14 23 0.00 0.500																					
Mike Henneman, R (9, 1) ERA: 2.23	1.0 6 2 2 1 1 0 0 0 0 0 0 15 20 9.00 2.000																					

California Angels @ Detroit Tigers  
Tiger Stadium, Detroit, MI  
Sun Jul 03 1988, 3:33 AM EDT  
Att. 32,176 - Sunny - 83 F

livebaseballscorecards.com

AB 43  
R 10  
H 14  
RBI 9  
BB 3  
SO 8  
LOB 25



Batter	1	2	3	4	5	6	7	8	9	AB R H RBI BB SO LOB
<b>Gary Pettis, S</b> OBP: 0.320, SLG: 0.303 (1, 8) C B X	1-1 E6 G4-3 S 1B		1-1 FC4-6 1B		1-2 G1-3		0-0 1B		3-3 K	5 1 2 0 0 1 2
<b>Matt Nokes, L</b> OBP: 0.274, SLG: 0.392 (1, 2) X	0-0 F8		1-2 P5		2-2 G3		2-3 K		1-3 K	5 0 0 0 0 2 5
<b>Pat Sheridan, L</b> OBP: 0.370, SLG: 0.566 (1, 7) 1 SAFE 1 SAFE 1 SAFE 1 B 1 P 1 SAFE 1 SAFE X	3-2 G4-3 1-3		1-0 FC4-6 1-2f 1B		3-2 1B		2-0 2B		1-2 2B 1-H 2-H	5 0 3 2 0 0 2
<b>Darrell Evans, L</b> OBP: 0.336, SLG: 0.354 (1, 3) C B X	1-1 1B 3-H		2-3 K		0-0 F9		1-1 F8		2-1 P4	5 0 1 1 0 1 4
<b>Luis Salazar, R</b> OBP: 0.344, SLG: 0.448 (1, 6) C B C X	1-2 L5		0-0 E 2B		3-2 F8		4-0 BB			3 1 1 0 1 0 1
<b>Dave Bergman, L</b> OBP: 0.392, SLG: 0.477 (1, 10) C T C T X		0-3 K	2-2 E7 2-H 1B		0-1 L7		1-2 L8			4 0 1 0 0 1 2
<b>Chet Lemon, R</b> OBP: 0.359, SLG: 0.438 (1, 9) B B T T T T X		3-2 3B	0-3 K		0-3 K		2-1 F8			4 0 1 0 0 2 3
<b>Tom Brookens, R</b> OBP: 0.339, SLG: 0.392 (1, 5) C B B C X		2-3 K	3-3 K		0-2 F8			1-1 1B 2B 1B		4 1 1 0 0 2 2
<b>Jim Walewander, S</b> OBP: 0.327, SLG: 0.358 (1, 4) B B B C T C X		2-2 F8	1-1 G3		0-0 P1			2-2 2B 1B		4 1 1 0 0 0 2

Inning Stats	R: 1	H: 1	E: 1	K: 0	S: 12	LOB: 1	BB: 0	P: 17	R: 0	H: 1	E: 0	K: 2	S: 15	LOB: 1	BB: 0	P: 22	R: 0	H: 1	E: 1	K: 1	S: 10	LOB: 1	BB: 0	P: 15	R: 0	H: 2	E: 0	K: 2	S: 14	LOB: 1	BB: 0	P: 20	R: 0	H: 0	E: 0	K: 1	S: 9	LOB: 0	BB: 0	P: 12	R: 0	H: 1	E: 0	K: 1	S: 8	LOB: 1	BB: 0	P: 10	R: 0	H: 1	E: 0	K: 0	S: 9	LOB: 2	BB: 1	P: 19	R: 2	H: 3	E: 0	K: 2	S: 18	LOB: 1	BB: 0	P: 28	1B: 7	2B: 3	3B: 1	HR: 0	SF: 0	SAC: 0	DP: 0	HBP: 0	WP: 0	PB: 0	SB: 1	CS: 0	PA: 40
--------------	------	------	------	------	-------	--------	-------	-------	------	------	------	------	-------	--------	-------	-------	------	------	------	------	-------	--------	-------	-------	------	------	------	------	-------	--------	-------	-------	------	------	------	------	------	--------	-------	-------	------	------	------	------	------	--------	-------	-------	------	------	------	------	------	--------	-------	-------	------	------	------	------	-------	--------	-------	-------	-------	-------	-------	-------	-------	--------	-------	--------	-------	-------	-------	-------	--------


PITCHER	IP	WLS	BF	H	R	ER	SO	BB	IBB	HBP	BLK	WP	HR	S	P	ERA	WHIP
<b>Kirk McCaskill, R</b> ERA: 3.63 (1, 1)	7.1	W	32	8	2	0	7	1	0	0	0	0	0	83	124	0.00	1.227
<b>Bryan Harvey, R</b> ERA: 1.7 (8, 1)	1.2		8	3	2	2	2	0	0	0	0	0	0	24	37	10.80	1.800

**BOTTOM**

**California Angels @ Detroit Tigers**  
Tiger Stadium, Detroit, MI  
Sun Jul 03 1988, 3:33 AM EDT  
Att. 32,176 - Sunny - 83 F

livebaseballscores.com

<b>AB</b>	<b>39</b>
<b>R</b>	<b>4</b>
<b>H</b>	<b>11</b>
<b>RBI</b>	<b>3</b>
<b>BB</b>	<b>1</b>
<b>SO</b>	<b>9</b>
<b>LOB</b>	<b>23</b>



Batter	1	2	3	4	5	6	7	8	9	AB R H RBI BB SO LOB	TOP
--------	---	---	---	---	---	---	---	---	---	----------------------	-----

<b>Harold Reynolds, S</b> (1, 4) <small>OBP: 0.329, SLG: 0.395</small>	1-1 		2-1 			0-0 		1-0 	4-0 	4 1 1 0 1 0 0	
<b>Rey Quinones, R</b> (1, 10) <small>OBP: 0.296, SLG: 0.434</small> <b>Ken Phelps, L</b> (8, PH) <small>OBP: 0.421, SLG: 0.517</small> <b>Dave Hengel, R</b> (9, PH) <small>OBP: 0.175, SLG: 0.291</small>	0-1 		0-1 			2-2 		4-1 	2-3 	3 0 1 0 0 0 0 0 0 0 0 1 0 0 1 0 0 0 0 1 2	
<b>Mickey Brantley, R</b> (1, 7) <small>OBP: 0.296, SLG: 0.474</small>	2-2 			1-2 		0-0 		0-0 	3-0 	3 1 1 0 1 0 1	
<b>Steve Balboni, R</b> (1, 3) <small>OBP: 0.212, SLG: 0.336</small>	2-2 			2-2 		0-0 		4-0 	0-1 	4 0 1 1 1 0 4	
<b>Glenn Wilson, R</b> (1, 9) <small>OBP: 0.295, SLG: 0.335</small>	1-3 			1-0 			2-2 	0-2 		3 0 0 1 0 1 1	
<b>Jim Presley, R</b> (1, 5) <small>OBP: 0.274, SLG: 0.337</small>		2-2 			0-0 		4-1 	4-1 		2 0 0 0 2 0 0	
<b>Henry Cotto, R</b> (1, 8) <small>OBP: 0.319, SLG: 0.377</small>		3-1 			2-1 		1-0 	0-2 		4 1 2 1 0 0 3	
<b>Dave Valle, R</b> (1, 2) <small>OBP: 0.282, SLG: 0.372</small> <b>Scott Bradley, L</b> (9, PH) <small>OBP: 0.266, SLG: 0.306</small>		0-2 			0-3 		2-3 		0-0 	3 0 0 0 0 2 2 1 0 0 0 0 0 0	
<b>Mario Diaz, R</b> (1, 6) <small>OBP: 0.500, SLG: 0.579</small>			2-1 		1-0 		1-0 		1-1 	4 0 1 0 0 0 2	

Inning Stats	R: 1 H: 2 E: 0 LOB: 1 K: 1 BB: 0 S: 13 P: 19	R: 0 H: 0 E: 0 LOB: 0 K: 0 BB: 0 S: 8 P: 13	R: 0 H: 0 E: 0 LOB: 0 K: 0 BB: 0 S: 6 P: 10	R: 0 H: 0 E: 0 LOB: 0 K: 0 BB: 0 S: 7 P: 11	R: 1 H: 1 E: 0 LOB: 0 K: 1 BB: 0 S: 7 P: 10	R: 0 H: 1 E: 0 LOB: 1 K: 0 BB: 0 S: 7 P: 9	R: 0 H: 1 E: 0 LOB: 2 K: 1 BB: 1 S: 9 P: 19	R: 1 H: 1 E: 0 LOB: 3 K: 0 BB: 3 S: 13 P: 25	R: 0 H: 1 E: 0 LOB: 3 K: 1 BB: 2 S: 8 P: 18	1B: 4 SF: 1 2B: 2 SAC: 1 3B: 0 DP: 0 HR: 1 HBP: 0	WP: 0 PA: 40 PB: 0 SB: 0 CS: 0
--------------	--	---	---	---	---	--	---	--	---	--	---

PITCHER	IP	WLS	BF	H	R	ER	SO	BB	IBB	HBP	BLK	WP	HR	S	P	ERA	WHIP
<b>Frank Tanana, L</b> (1, 1) <small>ERA: 4.55</small>	7.0		28	6	3	3	3	1	0	0	0	0	1	58	93	3.86	1.000
<b>Mike Henneman, R</b> (8, 1) <small>ERA: 2.17</small>	1.0	W	6	0	0	0	0	2	1	0	0	0	0	12	23	0.00	2.000
<b>Willie Hernandez, L</b> (9, 1) <small>ERA: 2.19</small>	0.2		5	1	0	0	1	2	0	0	0	0	0	6	16	0.00	4.500
<b>Eric King, R</b> (9, 1) <small>ERA: 4.05</small>	0.1	S	1	0	0	0	0	0	0	0	0	0	0	2	2	0.00	0.000

**Seattle Mariners @ Detroit Tigers**  
 Tiger Stadium, Detroit, MI  
 Mon Jul 04 1988, 3:33 AM EDT  
 Att. 19,710 - Sunny - 85 F

[livebaseballscorecards.com](http://livebaseballscorecards.com)

<b>AB</b>	32
<b>R</b>	3
<b>H</b>	7
<b>RBI</b>	3
<b>BB</b>	6
<b>SO</b>	4
<b>LOB</b>	15



Batter	1	2	3	4	5	6	7	8	9
<b>Gary Pettis, S</b> OBP: 0.319, SLG: 0.306 (1, 8) X	0-0 F8 ①		1-0 G4-3 ③			1-0 2-H 2B		0-0 L9 ①	
<b>Matt Nokes, L</b> OBP: 0.278, SLG: 0.409 (1, 2) B F S X	1-2 1B			2-3 K ①		3-3 K ②		1-2 HR	
<b>Pat Sheridan, L</b> OBP: 0.367, SLG: 0.577 (1, 7) C B X	1-1 F8 ②			0-3 K ②		2-3 K ③		3-1 HR	
<b>Darrell Evans, L</b> OBP: 0.339, SLG: 0.371 (1, 3) C B S B X	3-2 P5 ③			1-0 F8 ③			3-1 HR	1-2 G5-4-3 1B	
<b>Luis Salazar, R</b> OBP: 0.339, SLG: 0.440 (1, 6)		1-3 K ①			2-2 F9 ①		3-3 K ①	1-1 G5-4-3 1B ② ③	
<b>Dave Bergman, L</b> OBP: 0.381, SLG: 0.462 (1, 10) C B T S		1-3 K ②			0-3 K ②		3-2 G3 ②		
<b>Chet Lemon, R</b> OBP: 0.359, SLG: 0.449 (1, 9) C B T S		2-2 G6-3 ③			1-3 K ③		3-1 HR		
<b>Tom Brookens, R</b> OBP: 0.343, SLG: 0.397 (1, 5) C B S			1-3 K ①			0-0 2B 2B	4-2 BB		
<b>Jim Walewander, S</b> OBP: 0.310, SLG: 0.339 (1, 4) B C B X			2-2 G4-3 ②			2-1 F7 ①	1-3 K ③		

Inning Stats	R: 0 E: 0 K: 10 S: 10	H: 1 LOB: 1 BB: 0 P: 15	R: 0 E: 0 K: 2 S: 10	H: 0 LOB: 0 BB: 0 P: 14	R: 0 E: 0 K: 1 S: 8	H: 0 LOB: 0 BB: 0 P: 12	R: 0 E: 0 K: 2 S: 8	H: 0 LOB: 0 BB: 0 P: 11	R: 0 E: 0 K: 2 S: 9	H: 0 LOB: 0 BB: 0 P: 12	R: 1 E: 0 K: 2 S: 10	H: 2 LOB: 1 BB: 0 P: 18	R: 2 E: 0 K: 2 S: 18	H: 2 LOB: 1 BB: 1 P: 34	R: 2 E: 0 K: 10 S: 12	H: 3 LOB: 0 BB: 0 P: 18
--------------	--------------------------------	----------------------------------	-------------------------------	----------------------------------	------------------------------	----------------------------------	------------------------------	----------------------------------	------------------------------	----------------------------------	-------------------------------	----------------------------------	-------------------------------	----------------------------------	--------------------------------	----------------------------------

PITCHER																	PITCHER																
IP	WLS	BF	H	R	ER	SO	BB	IBB	HBP	BLK	WP	HR	S	P	ERA	WHIP	IP	WLS	BF	H	R	ER	SO	BB	IBB	HBP	BLK	WP	HR	S	P	ERA	WHIP
Mike Moore, R (1, 1) ERA: 4.17	7.0		5	3	3	11	1	0	0	0	0	2	73	116	3.86	0.857																	
Rod Scurry, L (8, 1) ERA: 3.27	0.1	L	4	3	2	0	0	0	0	0	0	2	10	15	54.00	9.000																	
Jerry Reed, R (8, 1) ERA: 3.93	0.2		1	0	0	0	0	0	0	0	0	0	2	3	0.00	0.000																	

**BOTTOM**

AB R H RBI BB SO LOB


4	0	1	1	0	0	0
4	1	2	1	0	2	1
4	1	1	1	0	2	2
4	1	2	1	0	0	1
4	0	0	0	0	2	1
3	0	0	0	0	2	0
3	1	1	1	0	1	0
2	1	1	0	1	1	0
3	0	0	0	0	1	2


WP: 0 PA: 32  
PB: 0  
SB: 0  
CS: 0

**Seattle Mariners @ Detroit Tigers**  
Tiger Stadium, Detroit, MI  
Mon Jul 04 1988, 3:33 AM EDT  
Att: 19,710 - Sunny - 85 F

livebaseballscorecards.com

AB 31  
R 5  
H 8  
RBI 5  
BB 1  
SO 11  
LOB 7



Batter	1	2	3	4	5	6	7	8	9	AB R H RBI BB SO LOB	TOP	
<b>Harold Reynolds, S</b> (1, 4) OBP: 0.327, SLG: 0.392	1-0 L9		3-2 G3	2-1 F8		1-0 1B		1-2 G4-3		5 0 1 0 0 0 3		
<b>Rey Quinones, R</b> (1, 6) OBP: 0.294, SLG: 0.430	0-1 P3		1-2 1B		1-0 G5-3	0-0 P3			0-0 G6-3	5 0 1 1 0 0 2		
<b>Mickey Brantley, R</b> (1, 8) (8, 7)	1-2 G4-3		1-3 K		0-0 F8			1-2 F9	0-0 L9	5 0 0 0 0 1 1		
<b>Ken Phelps, L</b> (1, 10)		3-3 K		4-0 2B BB	4-2 BB			2-1 P3	4-1 BB	2 1 0 0 3 1 0		
<b>Steve Balboni, R</b> (1, 3) OBP: 0.219, SLG: 0.338		1-1 FC4-6 1B		0-1 E5 2B BB	1-2 F7			1-0 1B	1-1 P6	5 1 2 0 0 0 3		
<b>Glenn Wilson, R</b> (1, 9) OBP: 0.295, SLG: 0.333		1-1 FC4-6 1-2f		2-3 K				0-2 E8 SF9 1B	3-3 K	4 1 1 0 0 2 4		
<b>Scott Bradley, L</b> (1, 5) <b>Jim Presley, R</b> (8, 5) OBP: 0.274, SLG: 0.337		2-2 G4-3		4-0 2B 1-2 SF7 BB				0-0 SF9	1-0 SH1-3 2B	2 1 1 1 1 0 1 0 0 0 0 0 0 0	<b>AB 34</b> <b>R 5</b> <b>H 9</b> <b>RBI 5</b> <b>BB 4</b> <b>SO 4</b> <b>LOB 16</b>	
<b>Dave Valle, R</b> (1, 2) OBP: 0.288, SLG: 0.382			3-2 FC4-6 1B	1-0 2B				1-1 L1	0-0 SH1-3	3 0 2 2 0 0 0		
<b>Greg Briley, L</b> (1, 7) <b>Henry Cotto, R</b> (8, 8) OBP: 0.319, SLG: 0.377			0-0 FC4-6 1B G3	0-0 SF7				1-0 1B	1-1 B2	3 1 1 1 0 0 2 0 0 0 0 0 0 0		
<b>Inning Stats</b>	R: 0 H: 0 E: 0 LOB: 0 K: 0 BB: 0 S: 6 P: 8	R: 0 H: 1 E: 0 LOB: 1 K: 1 BB: 0 S: 10 P: 17	R: 1 H: 2 E: 0 LOB: 1 K: 1 BB: 0 S: 16 P: 24	R: 3 H: 1 E: 1 LOB: 1 K: 1 BB: 2 S: 10 P: 23	R: 0 H: 0 E: 0 LOB: 1 K: 0 BB: 1 S: 7 P: 13	R: 1 H: 3 E: 1 LOB: 2 K: 0 BB: 0 S: 9 P: 12	R: 0 H: 1 E: 0 LOB: 1 K: 1 BB: 0 S: 11 P: 18	R: 0 H: 1 E: 0 LOB: 1 K: 0 BB: 0 S: 8 P: 11	R: 0 H: 0 E: 0 LOB: 1 K: 0 BB: 1 S: 5 P: 10	1B: 7 SF: 2 2B: 2 SAC: 1 3B: 0 DP: 0 HR: 0 HBP: 0	WP: 0 PA: 41 PB: 0 SB: 0 CS: 0	
<b>PITCHER</b> <b>Walt Terrell, R</b> (1, 1) ERA: 4.57	IP WLS BF H R ER SO BB IBB HBP BLK WP HR S P ERA WHIP	9.0 L 41 9 5 3 4 4 0 0 0 0 0 0 82 136 3.00 1.444										

**Seattle Mariners @ Detroit Tigers**  
**Tiger Stadium, Detroit, MI**  
 Tue Jul 05 1988, 7:05 PM EDT  
 Att. 17,185 - Unknown - 91 F

livebaseballscorecards.com





Batter	1	2	3	4	5	6	7	8	9	AB R H RBI BB SO LOB	TOP																									
Harold Reynolds, S (1, 4) OBP: 0.329, SLG: 0.398	2-1 B5		1-0 E 3B		4-1 CS BB			2-3 K		3 1 1 0 1 1 0																										
Rey Quinones, R (1, 6) OBP: 0.294, SLG: 0.427	0-3 K		0-2 E5		1-2 CS	0-0 G6-3			1-2 HR 1B	4 1 1 0 0 1 0																										
Mickey Brantley, R (1, 7) OBP: 0.291, SLG: 0.464	1-1 P4		1-1 F8			3-3 K			1-2 HR 1B	4 1 1 0 0 1 1																										
Ken Phelps, L (1, 10) Dave Hengel, R (9, PH) OBP: 0.424, SLG: 0.525 OBP: 0.172, SLG: 0.286		0-0 P5		2-1 HR		2-1 F8			0-0 P3	3 1 1 1 0 0 0 1 0 0 0 0 0 2																										
Scott Bradley, L (1, 2) Dave Valle, R (8, 2) OBP: 0.267, SLG: 0.309 OBP: 0.291, SLG: 0.401		1-1 G1-3		0-1 F7			0-0 G4-3		1-0 HR	3 0 0 0 0 0 0 1 1 1 3 0 0 0																										
Steve Balboni, R (1, 3) OBP: 0.220, SLG: 0.336		2-0 P6		2-3 K		2-0 L7			1-2 G6-4-3 1B	4 0 1 0 0 1 0																										
Glenn Wilson, R (1, 9) OBP: 0.290, SLG: 0.328			2-3 K	1-0 G6-3		0-0 G1-3			1-1 G6-4-3	4 0 0 0 0 1 1																										
Jim Presley, R (1, 5) OBP: 0.275, SLG: 0.347			3-2 HR		3-1 L9			1-3 K		3 1 1 1 0 1 0																										
Henry Cotto, R (1, 8) OBP: 0.316, SLG: 0.372			2-0 G5-3		2-2 G4-3			1-1 G4-3		3 0 0 0 0 0 0																										
<b>Inning Stats</b>	R: 0 E: 0 K: 1 S: 9	H: 0 LOB: 0 BB: 0 P: 12	R: 0 E: 0 K: 0 S: 4	H: 0 LOB: 0 BB: 0 P: 7	R: 2 E: 1 K: 1 S: 15	H: 2 LOB: 1 BB: 0 P: 24	R: 1 E: 0 K: 1 S: 8	H: 1 LOB: 0 BB: 0 P: 13	R: 0 E: 0 K: 0 S: 11	H: 0 LOB: 0 BB: 1 P: 20	R: 0 E: 0 K: 1 S: 6	H: 0 LOB: 0 BB: 0 P: 11	R: 0 E: 0 K: 0 S: 3	H: 0 LOB: 0 BB: 0 P: 5	R: 0 E: 0 K: 2 S: 8	H: 0 LOB: 0 BB: 0 P: 12	R: 3 E: 0 K: 0 S: 15	H: 4 LOB: 0 BB: 0 P: 20	1B: 3 2B: 0 3B: 1 HR: 3	SF: 0 SAC: 0 DP: 1 HBP: 0	WP: 0 PB: 0 SB: 0 CS: 1	PA: 35														
<b>PITCHER</b>	IP WLS BF H R ER SO BB IBB HBP BLK WP HR S P ERA WHIP																																			
Doyle Alexander, R (1, 1) ERA: 3.15	8.0		30	5	5	4	6	1	0	0	0	0	2	72	114	4.50	0.750																			
Willie Hernandez, L (9, 1) ERA: 2.17	0.1		1	0	0	0	0	0	0	0	0	0	0	1	1	0.00	0.000																			
Mike Henneman, R (9, 1) ERA: 2.37	0.2	W	3	2	1	1	0	0	0	0	0	0	1	6	9	13.50	3.000																			

Seattle Mariners @ Detroit Tigers  
Tiger Stadium, Detroit, MI  
Wed Jul 06 1988, 7:05 PM EDT  
Att. 18,298 - Unknown - 95 F

livebaseballscorecards.com

AB 33  
R 6  
H 7  
RBI 5  
BB 1  
SO 6  
LOB 4



BOTTOM

Seattle Mariners @ Detroit Tigers  
Tiger Stadium, Detroit, MI  
Wed Jul 06 1988, 7:05 PM EDT  
Att: 18,298 - Unknown - 95 F

livebaseballscorecards.com

AB	35
R	7
H	9
RBI	7
BB	3
SO	8
LOB	13



WP:	0	PA:	40
PB:	0		
SB:	0		
CS:	1		

AB	4	R	0	H	0	RBI	0	BB	0	SO	2	LOB	1
	1	0	0	0	0	0	0	1	1				

	5	1	2	1	0	1	1						
--	---	---	---	---	---	---	---	--	--	--	--	--	--

	4	1	2	1	1	0	0						
--	---	---	---	---	---	---	---	--	--	--	--	--	--

	3	1	1	2	1	2	0						
--	---	---	---	---	---	---	---	--	--	--	--	--	--

	3	0	0	0	0	0	2						
	0	0	0	0	1	0	0						

	4	0	0	0	0	1	4						
--	---	---	---	---	---	---	---	--	--	--	--	--	--

	3	2	2	2	0	0	3						
	1	1	1	0	0	0	0						

	3	0	0	0	0	1	0						
--	---	---	---	---	---	---	---	--	--	--	--	--	--

	3	0	0	0	0	0	1						
	1	1	1	1	0	0	0						

1B:	4	SF:	0
2B:	1	SAC:	1
3B:	0	DP:	0
HR:	4	HBP:	0

Batter	1	2	3	4	5	6	7	8	9
Tom Brookens, R (1, 5) OBP: 0.335, SLG: 0.386 Dave Bergman, L (9, PH) OBP: 0.383, SLG: 0.462	2-1 G6-3		3-3 K		0-0 F9			1-3 K	0-3 K
Darrell Evans, L (1, 10) OBP: 0.335, SLG: 0.383	1-2 G3-1			2-3 K	2-2 P5			1-0 HR	2-2 1B 1-3 2B
Luis Salazar, R (1, 8) OBP: 0.345, SLG: 0.453	2-1 P4			2-2 FC6 BB 1B		1-2 P3		4-1 HR BB	0-1 2-3 3-H 1B
Chet Lemon, R (1, 9) OBP: 0.359, SLG: 0.456		0-3 K		4-0 E 1-2 BB		2-3 K		0-0 HR 1-H	
Larry Herndon, R (1, 7) OBP: 0.319, SLG: 0.340 Pat Sheridan, L (8, PH) OBP: 0.374, SLG: 0.580 (9, 7)		3-2 G1-3		1-1 FC6 1-2 2-3		0-0 G4-3		4-0 CS BB	
Ray Knight, R (1, 3) OBP: 0.296, SLG: 0.303		1-3 K		0-1 P5		3-2 G6-3		1-0 F8	
Mike Heath, R (1, 2) OBP: 0.317, SLG: 0.370 Lou Whitaker, L (9, PH) OBP: 0.387, SLG: 0.404			0-0 HR	1-0 P4		1-1 HR		1-0 CS 1-2	1-0 SH3 1B 1B
Ivan De Jesus, R (1, 6) OBP: 0.281, SLG: 0.306 Matt Nokes, L (9, PH) OBP: 0.284, SLG: 0.413			3-3 K		2-0 E6		1-1 F8		0-1 SH3 1-2
			2-2 G4-3		0-2 P4		2-2 P6		0-0 2-H 1B 1B

Inning Stats	R: 0	H: 0	R: 0	H: 0	R: 1	H: 1	R: 0	H: 0	R: 0	H: 0	R: 1	H: 1	R: 3	H: 2	R: 2	H: 4
	E: 0	LOB: 0	E: 0	LOB: 0	E: 0	LOB: 0	E: 1	LOB: 3	E: 0	LOB: 0	E: 0	LOB: 0	E: 0	LOB: 0	E: 0	LOB: 2
	K: 0	BB: 0	K: 2	BB: 0	K: 1	BB: 0	K: 1	BB: 0	K: 1	BB: 0	K: 0	BB: 0	K: 1	BB: 2	K: 1	BB: 0
	S: 7	P: 12	S: 11	P: 15	S: 10	P: 18	S: 12	P: 22	S: 8	P: 12	S: 12	P: 19	S: 10	P: 21	S: 12	P: 15

PITCHER	IP	WLS	BF	H	R	ER	SO	BB	IBB	HBP	BLK	WP	HR	S	P	ERA	WHIP
Mark Langston, L (1, 1) ERA: 3.95	7.0		27	3	2	2	6	1	0	0	0	0	2	68	109	2.57	0.571
Michael Jackson, R (8, 1) ERA: 2.79	0.1		4	2	3	3	1	1	0	0	0	0	2	8	14	81.00	9.000
Rod Scurry, L (8, 1) ERA: 3.27	0.0		1	0	0	0	0	1	0	0	0	0	0	4			
Mike Schooler, R (8, 1) ERA: 4.5	1.1	L	7	4	2	2	1	0	0	0	0	0	0	14	18	13.50	3.000

Batter	1	2	3	4	5	6	7	8	9	AB R H RBI BB SO LOB	TOP
Luis Polonia, L OBP: 0.314, SLG: 0.292 (1, 7)	2-2 G6-4-3 1B			1-2 G5-3			2-1 1B 1B		0-1 FC6-4 1-2f	4 1 2 0 0 0 1	
Carney Lansford, R OBP: 0.377, SLG: 0.426 (1, 5)	1-0 G6-4-3 1-2f			1-3 K			0-0 P4		1-0 FC6-4 1-2f	3 0 0 0 0 1 2 1 0 0 0 0 0 1	
Matt Sinatro, R OBP: 0.429, SLG: 0.833 (7, 2)											
Jose Canseco, R OBP: 0.381, SLG: 0.527 (1, 10)	3-1 G6-3			3-1 F8			3-2 CS 1-H 1B			3 0 1 1 0 0 0	
Ron Hassey, L OBP: 0.303, SLG: 0.394 (1, 2)											
Glenn Hubbard, R OBP: 0.314, SLG: 0.264 (7, 4)			3-2 L6		0-0 F7		2-3 SAFE 2-3 K			3 0 0 0 0 1 1 0 0 0 0 0 0 0	
Mark McGwire, R OBP: 0.343, SLG: 0.441 (1, 3)			1-0 G5-3		1-3 K			4-1 G5-4-3 BB		2 0 0 0 1 1 0	
Dave Henderson, R OBP: 0.353, SLG: 0.522 (1, 8)			1-1 F9		1-1 G6-3			0-1 G5-4-3 1-2f		3 0 0 0 0 0 1 0 0 0 0 0 0 0	
Terry Steinbach, R OBP: 0.289, SLG: 0.350 (8, 3)											
Stan Javier, S OBP: 0.327, SLG: 0.359 (1, 9)				0-3 K		1-1 G6-3		0-1 F7		3 0 0 0 0 1 0	
Mike Gallego, R OBP: 0.278, SLG: 0.280 (1, 4)				2-1 F9		0-0 G5-3			1-0 F8	3 0 0 0 0 0 0	
Walt Weiss, S OBP: 0.288, SLG: 0.287 (1, 6)			1-1 F7		0-0 F7				1-2 FC6-4 1B	3 0 1 0 0 0 0	
<b>Inning Stats</b>	R: 0 H: 1 E: 0 LOB: 0 K: 0 BB: 0 S: 6 P: 12	R: 0 H: 0 E: 0 LOB: 0 K: 0 BB: 0 S: 6 P: 11	R: 0 H: 0 E: 0 LOB: 0 K: 1 BB: 0 S: 7 P: 10	R: 0 H: 0 E: 0 LOB: 0 K: 1 BB: 0 S: 9 P: 14	R: 0 H: 0 E: 0 LOB: 0 K: 1 BB: 0 S: 6 P: 8	R: 0 H: 0 E: 0 LOB: 0 K: 0 BB: 0 S: 4 P: 5	R: 1 H: 2 E: 0 LOB: 0 K: 1 BB: 0 S: 9 P: 16	R: 0 H: 0 E: 0 LOB: 0 K: 0 BB: 1 S: 5 P: 9	R: 0 H: 1 E: 0 LOB: 1 K: 0 BB: 0 S: 7 P: 10	1B: 4 SF: 0 2B: 0 SAC: 0 3B: 0 DP: 2 HR: 0 HBP: 0	WP: 0 PA: 29 PB: 0 SB: 0 CS: 1
<b>PITCHER</b> Jeff Robinson, R ERA: 3.02 (1, 1)	IP WLS BF H R ER SO BB IBB HBP BLK WP HR S P ERA WHIP	6.1 W 21 3 1 1 3 0 0 0 0 0 0 0 44 71 1.42 0.474									
Paul Gibson, L ERA: 2.85 (7, 1)	IP WLS BF H R ER SO BB IBB HBP BLK WP HR S P ERA WHIP	2.2 8 1 0 0 1 1 0 0 0 0 0 0 15 24 0.00 0.750									

Oakland Athletics @ Detroit Tigers  
Tiger Stadium, Detroit, MI  
Thu Jul 07 1988, 7:05 PM EDT  
Att. 28,061 - Unknown - 95 F

livebaseballscorecards.com

AB	28
R	1
H	4
RBI	1
BB	1
SO	4
LOB	6



Batter	1	2	3	4	5	6	7	8	9	AB	R	H	RBI	BB	SO	LOB
Tom Brookens, R OBP: 0.333, SLG: 0.381 (1, 5)	0-1 F7		1-1 HR 1B			0-1 P3				3	1	0	0	1	0	2
Lou Whitaker, L OBP: 0.385, SLG: 0.402 (1, 4)	3-2 F8		0-0 HR 1B	1-1 G4-3		2-3 K				4	1	1	0	0	1	0
Luis Salazar, R OBP: 0.347, SLG: 0.466 (1, 8)	2-2 G5-3		3-1 HR	3-1 FC4-6 1B			0-3 K			4	1	2	3	0	1	0
Chet Lemon, R OBP: 0.358, SLG: 0.465 (1, 9)		2-1 HR	3-2 F9	0-1 FC4-6			1-0 G6-3			4	1	1	1	0	0	1
Larry Herndon, R OBP: 0.331, SLG: 0.390 Pat Sheridan, L OBP: 0.370, SLG: 0.572 (1, 7) (4, 7)		3-1 HR	1-1 HR 2B	2-1 G4-3			1-1 G4-3			2	2	2	1	0	0	0
Ray Knight, R OBP: 0.295, SLG: 0.317 (1, 3)		3-2 F9	1-0 HR		1-2 G6-3			3-2 G5-3		4	1	1	2	0	0	0
Darrell Evans, L OBP: 0.330, SLG: 0.376 (1, 10)		1-0 G3	3-1 G3		3-3 K			0-0 G4-3		4	0	0	0	0	1	0
Mike Heath, R OBP: 0.323, SLG: 0.402 (1, 2)		2-1 HR	3-1 1B 1B		3-3 K			3-2 G6-3		4	1	2	1	0	1	0
Ivan De Jesus, R OBP: 0.167, SLG: 0.167 (1, 6)		0-1 G5-3	2-2 1B			0-1 F8				3	0	1	0	0	0	0


Inning Stats	R: 0	H: 0	E: 0	K: 0	S: 10	LOB: 0	BB: 0	P: 15
	R: 3	H: 3	E: 0	K: 0	S: 12	LOB: 0	BB: 0	P: 23
	R: 5	H: 6	E: 0	K: 0	S: 20	LOB: 2	BB: 1	P: 41
	R: 0	H: 1	E: 0	K: 0	S: 8	LOB: 1	BB: 0	P: 14
	R: 0	H: 0	E: 0	K: 2	S: 9	LOB: 0	BB: 0	P: 16
	R: 0	H: 0	E: 0	K: 1	S: 7	LOB: 0	BB: 0	P: 9
	R: 0	H: 0	E: 0	K: 1	S: 6	LOB: 0	BB: 0	P: 8
	R: 0	H: 0	E: 0	K: 0	S: 8	LOB: 0	BB: 0	P: 14

PITCHER	IP	WLS	BF	H	R	ER	SO	BB	IBB	HBP	BLK	WP	HR	S	P	ERA	WHIP
Curt Young, L ERA: 5.27 (1, 1)	2.2	L	16	7	8	8	0	1	0	0	0	0	5	34	65	27.00	3.000
Jim Corsi, R ERA: 1.93 (3, 1)	5.1		19	3	0	0	4	0	0	0	0	0	0	46	75	0.00	0.562

**BOTTOM**

**Oakland Athletics @ Detroit Tigers**  
Tiger Stadium, Detroit, MI  
Thu Jul 07 1988, 7:05 PM EDT  
Att: 28,061 - Unknown - 95 F

AB	34
R	8
H	10
RBI	8
BB	1
SO	4
LOB	4



1B	2B	3B	HR	SF	SAC	DP	HBP	WP	PA
4	1	0	5	0	0	0	0	0	35

Batter	1	2	3	4	5	6	7	8	9	AB R H RBI BB SO LOB	TOP
Luis Polonia, L (1, 7) OBP: 0.311, SLG: 0.290	2-2 CS 1B		1-0 G4-3		2-0 G4-3		1-1 G3-1			4 0 1 0 0 0 3	
Carney Lansford, R (1, 5) OBP: 0.375, SLG: 0.425	1-0 S 1B		0-0 G6-3		2-0 SF9		2-2 G5-3			3 0 1 1 0 0 0	
Jose Canseco, R (1, 9) OBP: 0.382, SLG: 0.528	2-2 F7			0-1 SH5-3 G5-3 2B	2-1 P2			3-2 E HBP		3 1 1 0 0 0 2	
Ron Hassey, L (1, 2) OBP: 0.299, SLG: 0.388	3-1 G4-3			1-0 SH5-3		1-0 F7		0-2 F8		3 0 0 0 0 0 2	
Mark McGwire, R (1, 3) OBP: 0.342, SLG: 0.448		1-3 K		0-0 G5-3		3-2 HR		2-2 E6 G4-6-3		4 1 1 2 0 1 1	
Terry Steinbach, R (1, 10) OBP: 0.288, SLG: 0.342		0-1 F8		4-0 BB		2-1 F8		0-2 G4-6-3		3 0 0 0 1 0 2	
Stan Javier, S (1, 8) OBP: 0.330, SLG: 0.358		1-2 1B		1-1 G4-3		4-1 BB			3-3 K	3 0 1 0 1 1 1	AB 28
Mike Gallego, R (1, 4) OBP: 0.278, SLG: 0.275		2-3 K			4-1 G4-3 SH SF9 BB	3-1 F9			2-3 K	3 1 0 0 1 2 2	R 3
Walt Weiss, S (1, 6) OBP: 0.288, SLG: 0.285			4-1 G4-3 BB		1-0 SH SF9 G4-3		1-3 K		0-0 F8	2 0 0 0 1 1 0	H 5
<b>Inning Stats</b>	R: 0 H: 2 E: 0 LOB: 1 K: 0 BB: 0 S: 11 P: 18	R: 0 H: 1 E: 0 LOB: 1 K: 2 BB: 0 S: 11 P: 15	R: 0 H: 0 E: 0 LOB: 0 K: 0 BB: 1 S: 3 P: 8	R: 1 H: 1 E: 0 LOB: 1 K: 0 BB: 1 S: 6 P: 12	R: 1 H: 0 E: 1 LOB: 1 K: 0 BB: 1 S: 7 P: 17	R: 1 H: 1 E: 0 LOB: 1 K: 0 BB: 1 S: 10 P: 23	R: 0 H: 0 E: 0 LOB: 0 K: 1 BB: 0 S: 8 P: 12	R: 0 H: 0 E: 1 LOB: 1 K: 0 BB: 0 S: 13 P: 18	R: 0 H: 0 E: 0 LOB: 0 K: 2 BB: 0 S: 13 P: 18	1B: 3 SF: 1 2B: 1 SAC: 2 3B: 0 DP: 2 HR: 1 HBP: 1	WP: 0 PA: 36 PB: 0 SB: 1 CS: 1
<b>PITCHER</b>	IP WLS BF H R ER SO BB IBB HBP BLK WP HR S P ERA WHIP										
Eric King, R (1, 1) ERA: 3.86	5.2 L 25 5 3 2 2 4 0 0 0 0 1 46 88 3.18 1.588										
Willie Hernandez, L (6, 1) ERA: 2.08	1.2 7 0 0 0 1 0 0 1 0 0 0 19 31 0.00 0.000										
Mike Henneman, R (8, 1) ERA: 2.27	1.2 4 0 0 0 2 0 0 0 0 0 0 17 22 0.00 0.000										

Oakland Athletics @ Detroit Tigers  
Tiger Stadium, Detroit, MI  
Fri Jul 08 1988, 7:05 PM EDT  
Att. 37,498 - Unknown - 96 F

livebaseballscorecards.com



Batter	1	2	3	4	5	6	7	8	9	AB	R	H	RBI	BB	SO	LOB
Dave Bergman, L (1, 10) OBP: 0.391, SLG: 0.479 Larry Herndon, R (7, PH) OBP: 0.336, SLG: 0.390	2-1 2B		1-1 F8			0-1 G3-6 1B	4-2 BB			3	0	2	0	0	0	0
Lou Whitaker, L (1, 4) OBP: 0.380, SLG: 0.395	0-0 F7		2-1 F7			2-2 G3-6 1-2f	1-1 F7			4	0	0	0	0	0	5
Pat Sheridan, L (1, 7) OBP: 0.364, SLG: 0.562 Ray Knight, R (8, PH) OBP: 0.293, SLG: 0.316 (9, 7)	2-1 P5			1-0 G4-3		1-2 P5		2-2 F8		3	0	0	0	0	0	1
Chet Lemon, R (1, 9) OBP: 0.360, SLG: 0.465	3-2 G6-3			1-0 1B			1-0 1B 1B	0-0 G5-3		4	1	2	0	0	0	1
Darrell Evans, L (1, 3) OBP: 0.325, SLG: 0.370		2-0 F8		0-0 L4			1-3 K	3-2 P6		4	0	0	0	0	1	2
Luis Salazar, R (1, 8) OBP: 0.346, SLG: 0.462		3-1 E6 BB		0-0 F9			2-0 1B 1-2 SF7 1B	1-3 K		4	1	1	0	0	1	1
Matt Nokes, L (1, 2) OBP: 0.292, SLG: 0.414		4-1 G4-3 1-2 BB		4-0 L4-3 BB			0-0 BB 1-3 2-H 1B	0-2 P2		2	0	1	1	2	0	0
Tom Brookens, R (1, 5) OBP: 0.332, SLG: 0.380		0-0 G4-3 1-2f		1-2 L4-3 1-2			2-1 SF7	0-0 1B		3	0	1	1	0	0	3
Ivan De Jesus, R (1, 6) OBP: 0.222, SLG: 0.125 Mike Heath, R (9, PH) OBP: 0.320, SLG: 0.398			1-0 G4-3		1-1 G6-3		4-2 BB 1-2 BB	0-0 G4-3		2	0	0	0	1	0	0
										1	0	0	0	0	0	1

Inning Stats		R: 0	H: 1	R: 0	H: 0	R: 0	H: 1	R: 0	H: 0	R: 0	H: 1	R: 2	H: 3	R: 0	H: 0	R: 0	H: 1	1B: 6	SF: 1	WP: 0	PA: 36	
		E: 0	LOB: 1	E: 1	LOB: 1	E: 0	LOB: 1	E: 0	LOB: 0	E: 0	LOB: 0	E: 0	LOB: 3	E: 0	LOB: 0	E: 0	LOB: 1	2B: 2	SAC: 0	PB: 0		
		K: 0	BB: 0	K: 0	BB: 1	K: 0	BB: 0	K: 0	BB: 1	K: 1	BB: 2	K: 1	BB: 2	K: 0	BB: 0	K: 1	BB: 0	3B: 0	DP: 3	SB: 0		
		S: 8	P: 15	S: 5	P: 14	S: 5	P: 9	S: 6	P: 12	S: 9	P: 12	S: 15	P: 30	S: 8	P: 13	S: 8	P: 9	HR: 0	HBP: 0	CS: 0		
PITCHER	IP	WLS	BF	H	R	ER	SO	BB	IBB	HBP	BLK	WP	HR	S	P	ERA	WHIP					
Storm Davis, R (1, 1) ERA: 3.54	6.2	W	27	6	2	2	1	3	0	0	0	0	0	47	88	2.70	1.350					
Greg Cadaret, L (7, 1) ERA: 2.84	0.1		2	0	0	0	0	1	0	0	0	0	0	5	10	0.00	3.000					
Dennis Eckersley, R (8, 1) ERA: 1.48	2.0	S	7	1	0	0	1	0	0	0	0	0	0	16	22	0.00	0.500					

BOTTOM

Oakland Athletics @ Detroit Tigers

Tiger Stadium, Detroit, MI

Fri Jul 08 1988, 7:05 PM EDT

Att: 37,498 - Unknown - 96 F

livebaseballscorecards.com

AB	31
R	2
H	7
RBI	2
BB	4
SO	2
LOB	14



Batter	1	2	3	4	5	6	7	8	9	AB R H RBI BB SO LOB	TOP											
Carney Lansford, R (1, 5) OBP: 0.378, SLG: 0.430	0-0 F9		2-0 WP 2B		1-2 1-3 1B		0-0 G5-3		0-1 1B 1B	5 0 3 0 0 0 0												
Dave Henderson, R (1, 8) OBP: 0.350, SLG: 0.515	2-1 G4-3		4-1 2-3 BB		2-1 SF7		2-0 G6-3		1-3 K	3 0 0 1 1 1 1												
Jose Canseco, R (1, 9) OBP: 0.382, SLG: 0.535	2-3 K		1-0 P5		3-3 K			1-1 HR	0-1 1-3 1B	5 1 2 1 0 2 3												
Mark McGwire, R (1, 3) OBP: 0.343, SLG: 0.450		0-0 F9		1-0 F7		1-1 E G4-3 2B		1-2 FC1-5 HBP 1B	1-1 P5	5 1 2 0 0 0 2												
Don Baylor, R (1, 10) OBP: 0.300, SLG: 0.287		2-3 K		0-3 K		0-0 F9		2-2 FC1-5 HBP		3 0 0 0 0 2 1												
Tony Phillips, S (8, PR) OBP: 0.320, SLG: 0.256								1-2 HBP		0 0 0 0 0 0 0												
Terry Steinbach, R (1, 2) OBP: 0.293, SLG: 0.342		2-1 FC6-4 HBP		3-2 FC5-4 1B		3-1 E6 G4-3		0-1 FC1-5		3 0 1 0 0 0 3												
Stan Javier, S (1, 7) OBP: 0.325, SLG: 0.353		1 SAFE 2-2 FC6-4		1-2 FC5-4		1-1 G4-3		2-3 K		4 0 0 1 0 1 5												
Mike Gallego, R (1, 4) OBP: 0.274, SLG: 0.271			2-3 K		2-3 K		2-2 F9		1-3 K	3 0 0 0 0 2 1												
Ron Hassey, L (8, PH) OBP: 0.297, SLG: 0.386										1 0 0 0 0 1 2												
Glenn Hubbard, R (8, 4) OBP: 0.314, SLG: 0.264										0 0 0 0 0 0 0												
Walt Weiss, S (1, 6) OBP: 0.288, SLG: 0.284			3-2 G4-3		0-0 1B SF7 1B		0-3 K		0-0 L4	4 1 1 0 0 1 0												
Inning Stats	R: 0 E: 0 K: 1 S: 6	H: 0 LOB: 0 BB: 0 P: 10	R: 0 E: 0 K: 1 S: 9	H: 0 LOB: 1 BB: 0 P: 15	R: 0 E: 0 K: 1 S: 10	H: 1 LOB: 2 BB: 1 P: 22	R: 0 E: 0 K: 1 S: 10	H: 1 LOB: 1 BB: 0 P: 15	R: 1 E: 0 K: 2 S: 15	H: 2 LOB: 1 BB: 0 P: 23	R: 1 E: 1 K: 0 S: 10	H: 1 LOB: 1 BB: 0 P: 17	R: 0 E: 0 K: 1 S: 5	H: 0 LOB: 0 BB: 0 P: 7	R: 1 E: 0 K: 2 S: 21	H: 2 LOB: 2 BB: 0 P: 28	R: 0 E: 0 K: 1 S: 10	H: 2 LOB: 2 BB: 0 P: 12	1B: 6 2B: 2 3B: 0 HR: 1	SF: 1 SAC: 0 DP: 0 HBP: 2	WP: 1 PB: 0 SB: 0 CS: 0	PA: 40
PITCHER	IP WLS BF H R ER SO BB IBB HBP BLK WP HR S P ERA WHIP																					
Frank Tanana, L (1, 1) ERA: 4.4	6.0 W 26 5 2 1 6 1 0 1 0 1 0 60 102 1.50 1.000																					
Mike Henneman, R (7, 1) ERA: 2.4	1.2 8 2 1 1 2 0 0 1 0 0 1 22 30 5.40 1.200																					
Willie Hernandez, L (8, 1) ERA: 2.01	1.1 S 6 2 0 0 2 0 0 0 0 0 0 0 14 17 0.00 1.500																					

Oakland Athletics @ Detroit Tigers  
Tiger Stadium, Detroit, MI  
Sat Jul 09 1988, 3:33 AM EDT  
Att. 43,016 - Sunny - 94 F

livebaseballscorecards.com

AB	36
R	3
H	9
RBI	3
BB	1
SO	10
LOB	18





Batter	1	2	3	4	5	6	7	8	9
<b>Dave Bergman, L</b> OBP: 0.404, SLG: 0.480 (1, 10)	2-1 G4-3 ①		4-1 HR BB		2-1 1B 1B		4-2 FC6 BB		
<b>Lou Whitaker, L</b> OBP: 0.381, SLG: 0.409 (1, 4)	2-2 F9		1-2 HR 1-H 2-H		2-2 1B 1-3		2-1 FC6 1-2f 2-3		
<b>Pat Sheridan, L</b> OBP: 0.362, SLG: 0.554 (1, 7)	0-0 F7 ③		1-1 CS 1B		0-0 P6 ③		2-0 F9 ③		
<b>Chet Lemon, R</b> OBP: 0.355, SLG: 0.458 (1, 9)		0-1 G1-3 ①	1-2 P4 ② ③		2-0 P4 ①		0-0 G6-3 ①		
<b>Darrell Evans, L</b> OBP: 0.327, SLG: 0.382 (1, 3)		2-1 HR		1-0 F9 ①		4-1 BB		3-1 F8 ②	
<b>Luis Salazar, R</b> OBP: 0.341, SLG: 0.455 (1, 8)		2-2 F8 ②		2-2 G6-3 ②		0-1 F7 ②		2-3 K ③	
<b>Matt Nokes, L</b> OBP: 0.288, SLG: 0.408 (1, 2)		1-1 P6 ③		2-1 F8 ③		0-0 F7 ③			
<b>Tom Brookens, R</b> OBP: 0.336, SLG: 0.381 (1, 5)			4-1 SH1-3 HR BB		0-2 G6-3 ①		1-1 FC6 SH1 1B		
<b>Ivan De Jesus, R</b> OBP: 0.200, SLG: 0.111 (1, 6)			0-0 SH1-3 ①		2-2 F8 ②		0-0 SH1 ①		

AB	R	H	RBI	BB	SO	LOB
2	1	1	0	2	0	0
4	1	2	3	0	0	2
4	0	1	0	0	0	4
4	0	0	0	0	0	1
3	1	1	1	1	0	0
4	0	0	0	0	1	1
3	0	0	0	0	0	1
2	1	1	0	1	0	0
1	0	0	0	0	0	0

**BOTTOM**

**Oakland Athletics @ Detroit Tigers**

Tiger Stadium, Detroit, MI

Sat Jul 09 1988, 3:33 AM EDT

Att. 43,016 - Sunny - 94 F

[livebaseballscorecards.com](http://livebaseballscorecards.com)

<b>AB</b>	<b>27</b>
<b>R</b>	<b>4</b>
<b>H</b>	<b>6</b>
<b>RBI</b>	<b>4</b>
<b>BB</b>	<b>4</b>
<b>SO</b>	<b>1</b>
<b>LOB</b>	<b>9</b>



1B: 4	SF: 0
2B: 0	SAC: 2
3B: 0	DP: 0
HR: 2	HBP: 0

WP: 0	PA: 33
PB: 0	
SB: 0	
CS: 1	

Inning Stats	R: 0	H: 0	E: 0	K: 0	S: 7	LOB: 0	BB: 0	P: 11
<b>Bob Welch, R</b> ERA: 3.4 (1, 1)	6.1	WLS: L	BF: 28	H: 6	R: 4	ER: 4	SO: 0	BB: 4
<b>Greg Cadaret, L</b> ERA: 2.79 (7, 1)	0.2		2	0	0	0	0	0
<b>Gene Nelson, R</b> ERA: 3.77 (8, 1)	1.0		3	0	0	0	1	0

PITCHER	IP	WLS	BF	H	R	ER	SO	BB	IBB	HBP	BLK	WP	HR	S	P	ERA	WHIP
<b>Bob Welch, R</b> ERA: 3.4 (1, 1)	6.1	L	28	6	4	4	0	4	0	0	0	0	2	60	102	5.68	1.579
<b>Greg Cadaret, L</b> ERA: 2.79 (7, 1)	0.2		2	0	0	0	0	0	0	0	0	0	3	7	0.00	0.000	
<b>Gene Nelson, R</b> ERA: 3.77 (8, 1)	1.0		3	0	0	0	1	0	0	0	0	0	6	11	0.00	0.000	

Batter	1	2	3	4	5	6	7	8	9	AB R H RBI BB SO LOB	TOP	
Luis Polonia, L (1, 7) OBP: 0.321, SLG: 0.301 Stan Javier, S (8, PH) OBP: 0.324, SLG: 0.351 (8, 7)	0-1 1B		G5-3			F8		K		4 1 2 0 0 0 0 1 0 0 0 0 1 1		
Carney Lansford, R (1, 5) OBP: 0.376, SLG: 0.427	0-3 K		0-0 1B 1-3 1B	G5-3	1-0 G5-3	3-2 G1-3		3-1 P4	5 1 1 0 0 1 1			
Jose Canseco, R (1, 9) OBP: 0.383, SLG: 0.533	1-1 1B 1-2 1B		3-3 K	1-2 1B	0-2 G5-3			1-3 K	5 0 2 0 0 2 2			
Mark McGwire, R (1, 3) OBP: 0.343, SLG: 0.450	0-0 F8		1-0 1B 1-2 1B	1-1 F9	1-1 F9			2-1 FC6-4 1B	5 1 2 1 0 1 3			
Ron Hassey, L (1, 10) OBP: 0.296, SLG: 0.380 Don Baylor, R (9, PH) OBP: 0.298, SLG: 0.286	2-3 K		4-1 1B 1-2 2-3 HR BB	1-0 F8	1-0 F8			1-0 FC6-4	3 1 0 0 1 1 3 1 0 0 0 0 0 1			
Dave Henderson, R (1, 8) OBP: 0.356, SLG: 0.519		2-1 CS 1B	1-0 HR 1B		1-1 G5-4-3 1B			1-0 F7	4 1 3 2 0 0 0			
Terry Steinbach, R (1, 2) OBP: 0.298, SLG: 0.362		3-2 HR	4-0 HR IBB		1-0 G5-4-3			2-0 P2	3 2 1 1 1 0 1			
Glenn Hubbard, R (1, 4) OBP: 0.312, SLG: 0.258		2-0 G5-3	1-1 P3		4-1 BB			0-1 F9	3 0 0 0 1 0 3			
Walt Weiss, S (1, 6) OBP: 0.291, SLG: 0.299		2-3 K	2-2 HR		2-2 F7			1-2 1B	4 1 2 4 0 1 1			
<b>Inning Stats</b>	R: 0 H: 2 E: 0 LOB: 2 K: 2 BB: 0 S: 12 P: 15	R: 1 H: 2 E: 0 LOB: 0 K: 1 BB: 0 S: 11 P: 20	R: 7 H: 5 E: 0 LOB: 0 K: 1 BB: 2 S: 17 P: 37	R: 0 H: 1 E: 0 LOB: 1 K: 0 BB: 0 S: 7 P: 11	R: 0 H: 1 E: 0 LOB: 1 K: 0 BB: 1 S: 8 P: 16	R: 0 H: 0 E: 0 LOB: 0 K: 0 BB: 0 S: 8 P: 12	R: 0 H: 0 E: 0 LOB: 0 K: 1 BB: 0 S: 6 P: 12	R: 0 H: 1 E: 0 LOB: 1 K: 1 BB: 0 S: 10 P: 15	R: 0 H: 1 E: 0 LOB: 1 K: 1 BB: 0 S: 13 P: 20	1B: 11 SF: 0 2B: 0 SAC: 0 3B: 0 DP: 1 HR: 2 HBP: 0	WP: 0 PA: 41 PB: 0 SB: 0 CS: 1	
<b>PITCHER</b>	IP WLS BF H R ER SO BB IBB HBP BLK WP HR S P ERA WHIP											
Walt Terrell, R (1, 1) ERA: 5.07	2.1 L 15 8 6 6 4 1 0 0 0 0 0 1 33 56 23.14 3.857											
Mike Trujillo, R (3, 1) ERA: 5.11	4.2 18 3 2 2 1 1 1 0 0 0 0 1 36 67 3.86 0.857											
Paul Gibson, L (8, 1) ERA: 2.74	2.0 8 2 0 0 2 0 0 0 0 0 0 0 23 35 0.00 1.000											

Oakland Athletics @ Detroit Tigers  
Tiger Stadium, Detroit, MI  
Sun Jul 10 1988, 3:33 AM EDT  
Att. 36,519 - Overcast - 82 F

livebaseballscorecards.com

AB	38
R	8
H	13
RBI	8
BB	3
SO	7
LOB	16



Batter	1	2	3	4	5	6	7	8	9	AB	R	H	RBI	BB	SO	LOB
<b>Dave Bergman, L</b> (1, 10) OBP: 0.398, SLG: 0.465 <b>Larry Herndon, R</b> (9, PH) OBP: 0.333, SLG: 0.387	2-3 <b>K</b>		2-2 <b>FC6-4</b>		0-0 <b>L7</b>		4-1 <b>G4-3</b> BLK BB		0-2 <b>G6-3</b>	3	0	0	0	1	1	4
<b>Lou Whitaker, L</b> (1, 4) OBP: 0.380, SLG: 0.404	0-2 <b>G3-1</b>		1-2 <b>G3-1</b>		4-2 BB 1-2 2-3 BB		1-2 <b>G4-3</b> 1-3			3	0	0	0	1	0	3
<b>Pat Sheridan, L</b> (1, 7) OBP: 0.361, SLG: 0.548 <b>Ray Knight, R</b> (7, PH) OBP: 0.292, SLG: 0.314 (8, 7)	2-3 <b>K</b>			2-2 <b>G4-3</b>	4-1 BB FC6-4 BB 1-2 2-3 3-H		0-0 <b>F9</b>			2	0	0	1	1	1	0
<b>Luis Salazar, R</b> (1, 8) OBP: 0.336, SLG: 0.448		1-0 <b>F7</b>		3-2 <b>G5-3</b>	0-1 <b>FC6-4</b> 1-2f			1-1 <b>G6-3</b>		4	0	0	0	0	0	3
<b>Darrell Evans, L</b> (1, 3) OBP: 0.333, SLG: 0.401		1-3 <b>K</b>		0-0 HR		2-2 <b>G6-3</b> G3 1B		1-1 <b>FC4-6</b> 1B		4	1	3	1	0	1	0
<b>Tom Brookens, R</b> (1, 5) OBP: 0.338, SLG: 0.381 <b>Jim Walewander, S</b> (2, PR) OBP: 0.269, SLG: 0.292 (3, 5)		3-0 CS HBP		3-2 <b>G3</b>		2-2 <b>G3</b> 1-2		0-1 <b>FC4-6</b> 1-2f		0	0	0	0	0	0	0
<b>Matt Nokes, L</b> (1, 2) OBP: 0.288, SLG: 0.405		1-0 CS 1-2	1-3 <b>K</b>		1-0 BB 1B BB 1B	1-2 <b>G6-3</b> 2-3		1-1 <b>P5</b>		4	1	1	0	0	1	2
<b>Mike Heath, R</b> (1, 9) OBP: 0.326, SLG: 0.402			2-1 <b>FC6-4</b> 1B 1B		0-1 BB BB 1B	1-1 <b>G6-3</b>			3-2 <b>G1-3</b>	4	0	2	0	0	0	1
<b>Ivan De Jesus, R</b> (1, 6) OBP: 0.214, SLG: 0.154			0-0 FC6-4 1B		3-2 <b>F8</b>		1-0 <b>G6-3</b>		1-3 <b>K</b>	4	0	1	0	0	1	2

Inning Stats	R: 0	H: 0	E: 0	K: 2	S: 10	H: 0	LOB: 0	BB: 0	P: 14	R: 0	H: 0	E: 0	K: 1	S: 4	H: 0	LOB: 1	BB: 0	P: 10	R: 0	H: 2	E: 0	K: 1	S: 12	H: 1	LOB: 2	BB: 0	P: 18	R: 1	H: 1	E: 0	K: 0	S: 10	H: 1	LOB: 0	BB: 0	P: 18	R: 1	H: 2	E: 0	K: 0	S: 14	H: 1	LOB: 3	BB: 2	P: 26	R: 0	H: 1	E: 0	K: 0	S: 16	H: 1	LOB: 1	BB: 0	P: 22	R: 0	H: 0	E: 0	K: 0	S: 6	H: 0	LOB: 1	BB: 1	P: 12	R: 0	H: 1	E: 0	K: 0	S: 8	H: 1	LOB: 1	BB: 0	P: 11	R: 0	H: 0	E: 0	K: 1	S: 10	H: 0	LOB: 0	BB: 0	P: 14	1B: 6	SF: 0	2B: 0	SAC: 0	3B: 0	DP: 0	HR: 1	HBP: 1	WP: 0	PA: 38
--------------	------	------	------	------	-------	------	--------	-------	-------	------	------	------	------	------	------	--------	-------	-------	------	------	------	------	-------	------	--------	-------	-------	------	------	------	------	-------	------	--------	-------	-------	------	------	------	------	-------	------	--------	-------	-------	------	------	------	------	-------	------	--------	-------	-------	------	------	------	------	------	------	--------	-------	-------	------	------	------	------	------	------	--------	-------	-------	------	------	------	------	-------	------	--------	-------	-------	-------	-------	-------	--------	-------	-------	-------	--------	-------	--------

PITCHER	IP	WLS	BF	H	R	ER	SO	BB	IBB	HBP	BLK	WP	HR	S	P	ERA	WHIP
<b>Dave Stewart, R</b> (1, 1) ERA: 3.5	6.1	W	28	6	2	2	4	3	0	0	0	0	1	68	115	2.84	1.421
<b>Rick Honeycutt, L</b> (7, 1) ERA: 4.22	2.2		9	1	0	0	1	0	0	0	1	0	0	22	30	0.00	0.375

**BOTTOM**


**Oakland Athletics @ Detroit Tigers**

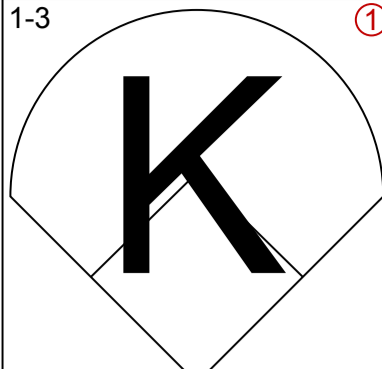
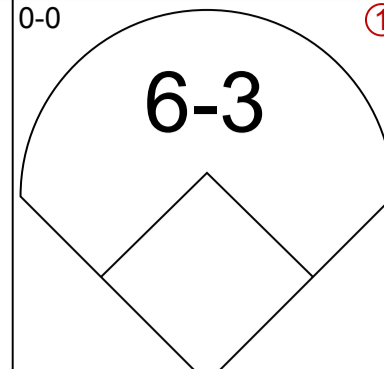
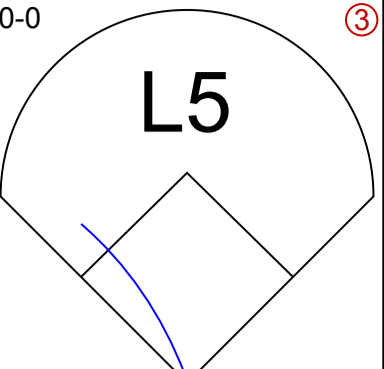
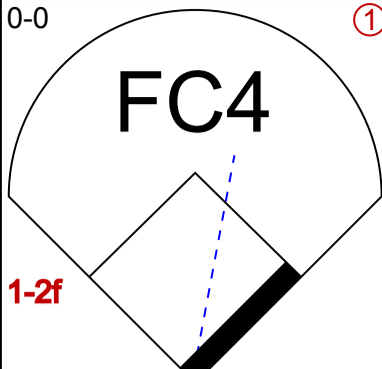
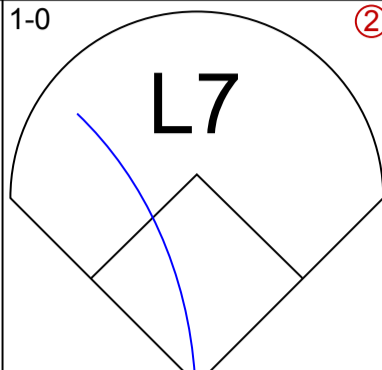
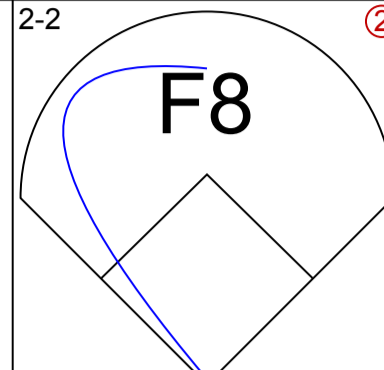
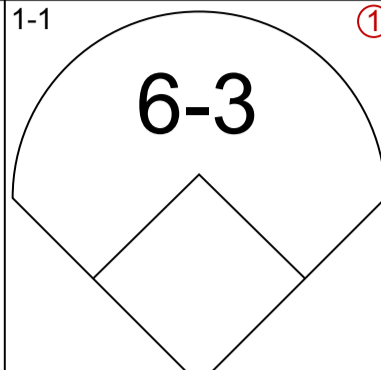
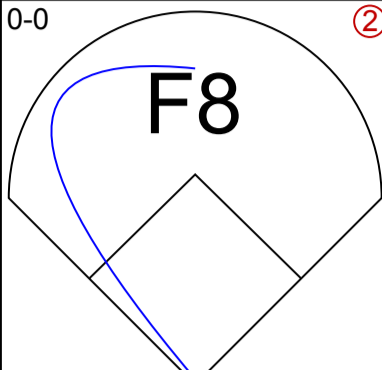
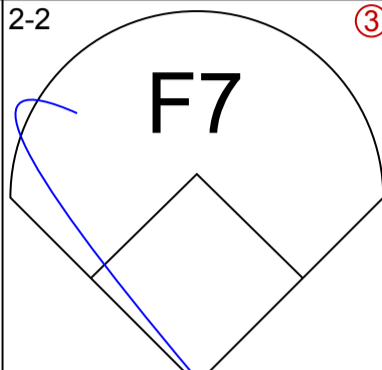
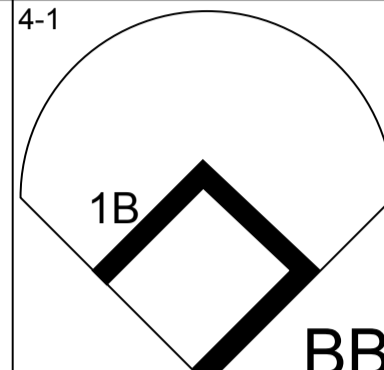
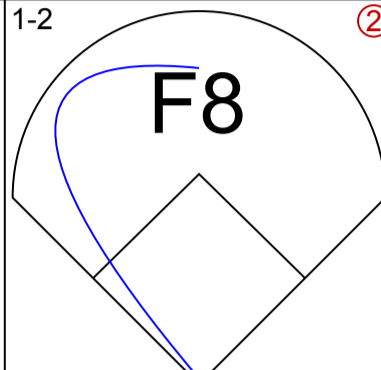
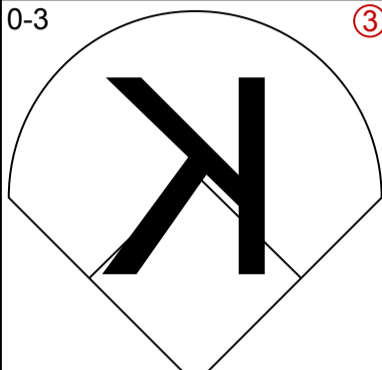
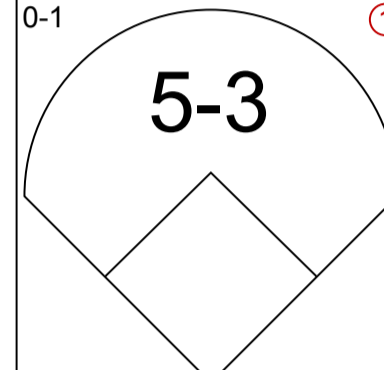
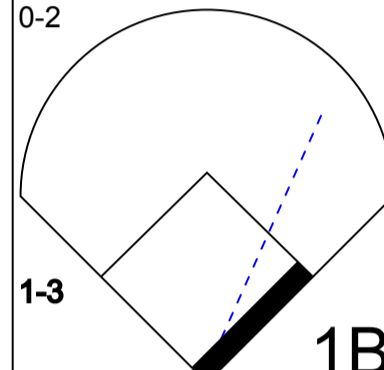
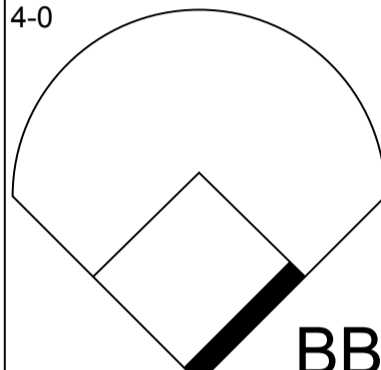
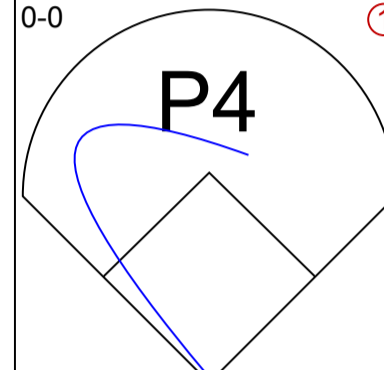
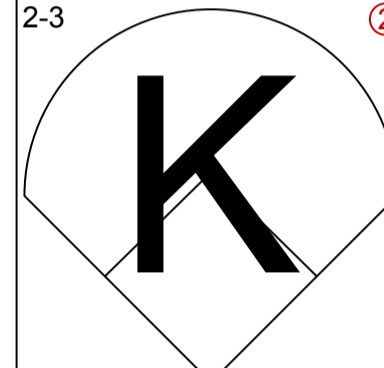
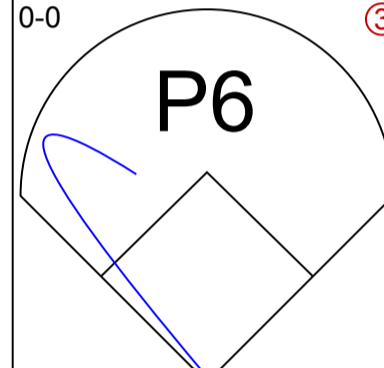
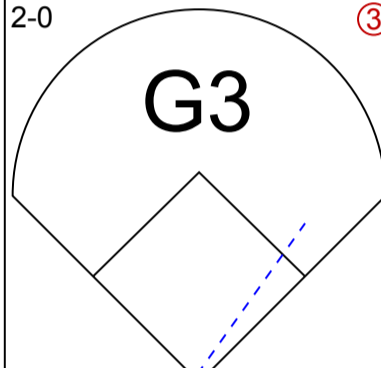
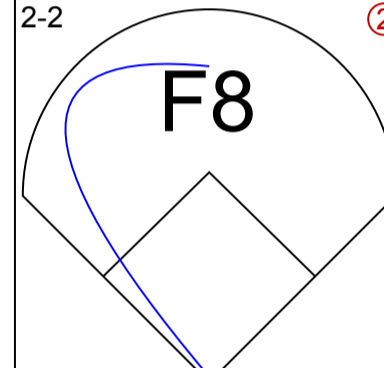
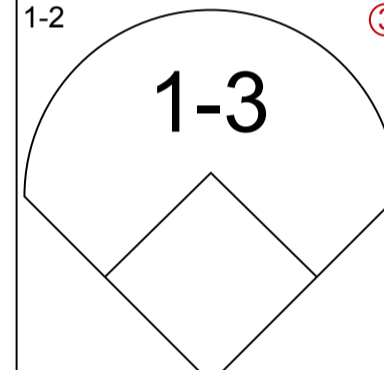
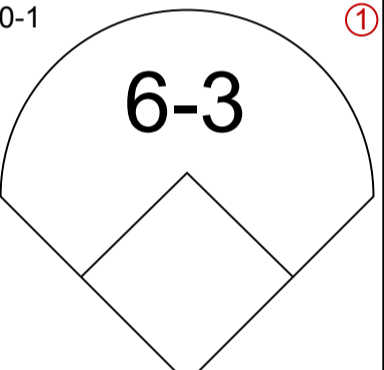
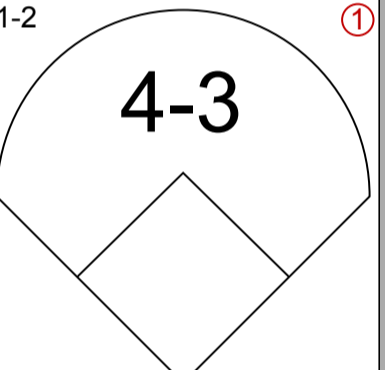
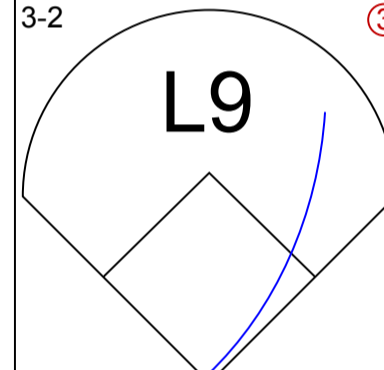
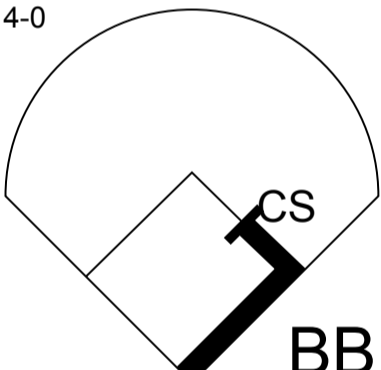
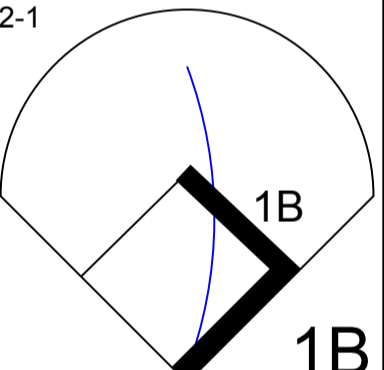
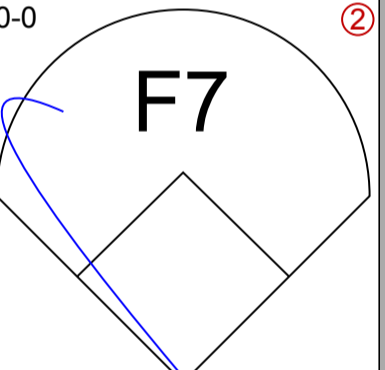
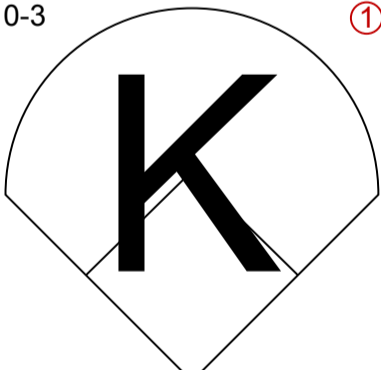
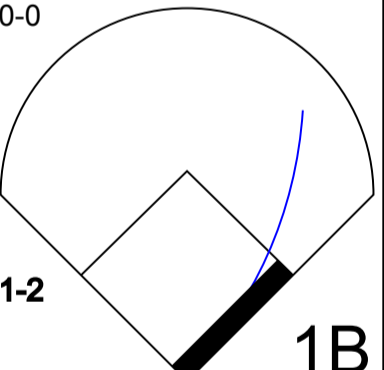
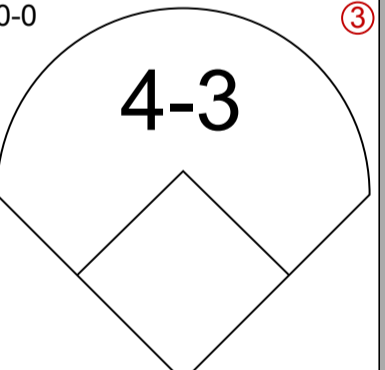
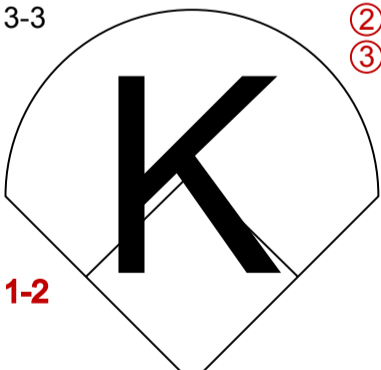
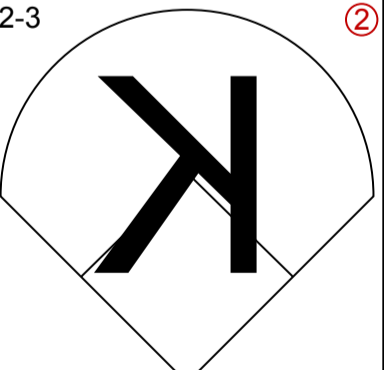
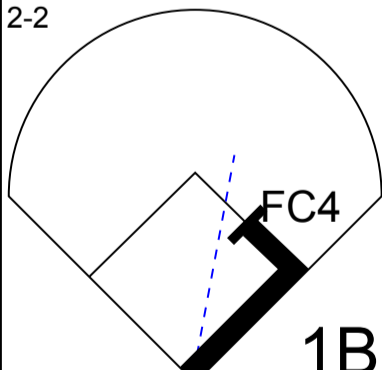
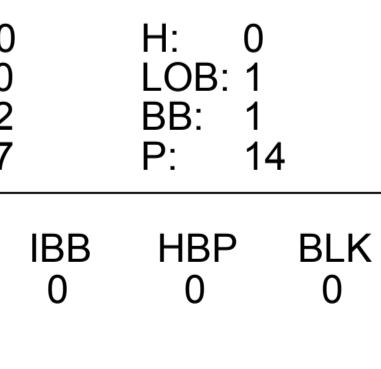
Tiger Stadium, Detroit, MI

Sun Jul 10 1988, 3:33 AM EDT

Att. 36,519 - Overcast - 82 F

<b>AB</b>	<b>33</b>
<b>R</b>	<b>2</b>
<b>H</b>	<b>7</b>
<b>RBI</b>	<b>2</b>
<b>BB</b>	<b>3</b>
<b>SO</b>	<b>5</b>
<b>LOB</b>	<b>18</b>



Batter	1	2	3	4	5	6	7	8	9	AB R H RBI BB SO LOB	TOP												
<b>Gary Pettis, S</b> (1, 8) OBP: 0.314, SLG: 0.299	1-3 			0-0 	0-0 			0-0 		4 0 0 0 0 1 3													
<b>Lou Whitaker, L</b> (1, 4) OBP: 0.375, SLG: 0.398	1-0 			2-2 		1-1 		0-0 		4 0 0 0 0 0 1													
<b>Pat Sheridan, L</b> (1, 7) OBP: 0.359, SLG: 0.538	2-2 			4-1 		1-2 		0-3 		3 0 0 0 1 1 1													
<b>Chet Lemon, R</b> (1, 9) OBP: 0.357, SLG: 0.457		0-1 		0-2 		4-0 		0-0 		3 0 1 0 1 0 0													
<b>Darrell Evans, L</b> (1, 3) OBP: 0.329, SLG: 0.394		2-3 		0-0 		2-0 		2-2 		4 0 0 0 0 1 3													
<b>Luis Salazar, R</b> (1, 5) OBP: 0.331, SLG: 0.441		1-2 			0-1 		1-2 		3-2 	4 0 0 0 0 0 0													
<b>Matt Nokes, L</b> (1, 2) OBP: 0.293, SLG: 0.406			4-0 		2-1 		0-0 			2 0 1 0 1 0 0													
<b>Dave Bergman, L</b> (1, 10) OBP: 0.397, SLG: 0.462			0-3 		0-0 		0-0 			3 0 1 0 0 1 1													
<b>Ivan De Jesus, R</b> (1, 6) OBP: 0.188, SLG: 0.133			3-3 		2-3 			2-2 		2 0 0 0 0 2 3													
<b>Ray Knight, R</b> (8, PH) OBP: 0.295, SLG: 0.318			1-2 							1 0 1 0 0 0 0													
<b>Inning Stats</b>	R: 0 E: 0 K: 1 S: 7	H: 0 LOB: 0 BB: 0 P: 11	R: 0 E: 0 K: 1 S: 8	H: 0 LOB: 0 BB: 0 P: 11	R: 0 E: 0 K: 2 S: 7	H: 0 LOB: 1 BB: 1 P: 14	R: 0 E: 0 K: 0 S: 9	H: 1 LOB: 2 BB: 1 P: 15	R: 0 E: 0 K: 1 S: 9	H: 2 LOB: 2 BB: 0 P: 13	R: 0 E: 0 K: 0 S: 7	H: 0 LOB: 1 BB: 1 P: 15	R: 0 E: 0 K: 0 S: 5	H: 0 LOB: 0 BB: 0 P: 6	R: 0 E: 0 K: 1 S: 9	H: 1 LOB: 1 BB: 0 P: 11	R: 0 E: 0 K: 0 S: 8	H: 0 LOB: 0 BB: 0 P: 13	1B: 4 2B: 1 3B: 0 HR: 0	SF: 0 SAC: 0 DP: 1 HBP: 0	WP: 0 PB: 0 SB: 0 CS: 1	PA: 33	
<b>PITCHER</b> <b>Kirk McCaskill, R</b> (1, 1) ERA: 3.38	IP: 9.0 WLS: W BF: 33 H: 4 R: 0 ER: 0 SO: 6 BB: 3 IBB: 0 HBP: 0 BLK: 0 WP: 0 HR: 0 S: 69 P: 109 ERA: 0.00 WHIP: 0.778																						

**Detroit Tigers @ California Angels**  
 Anaheim Stadium, Anaheim, CA

Thu Jul 14 1988, 10:05 PM EDT  
 Att. 30,165 - Unknown - 80 F

livebaseballscorecards.com

<b>AB</b>	30
<b>R</b>	0
<b>H</b>	4
<b>RBI</b>	0
<b>BB</b>	3
<b>SO</b>	6
<b>LOB</b>	12



Batter	1	2	3	4	5	6	7	8	9
Devon White, S OBP: 0.283, SLG: 0.358 (1, 8) X	0-0 B5-3		2-2 S 1B		0-2 S FC4-6 1B		2-0 F8		
Johnny Ray, S OBP: 0.343, SLG: 0.419 (1, 4) C F X	0-2 P7		1-3 3-H K		0-1 3-H FC4-6 1-2f			1-1 5-3 1B	
Wally Joyner, L OBP: 0.342, SLG: 0.392 (1, 3) X	0-0 1B		2-1 SAFE 4-3 1-2		0-0 F8 SH1-3 1B			0-1 P8	
Brian Downing, R OBP: 0.364, SLG: 0.422 (1, 10) B F X	1-1 5-3			3-3 K		1-1 SH1-3 1-2		1-2 5-3 1-2	
Chili Davis, S OBP: 0.323, SLG: 0.454 (1, 9) B X		1-0 G4-6-3 1B		1-2 F8		0-0 F8 2-3		0-1 4-3	
Thad Bosley, L OBP: 0.265, SLG: 0.200 (1, 7) X C F		0-2 G4-6-3 1-2f		1-3 K		3-1 6-3			
Jack Howell, L OBP: 0.341, SLG: 0.390 (1, 5) C B X		3-3 K			2-0 F8 SH3-4 1B		1-1 G3		
Bob Boone, R OBP: 0.324, SLG: 0.379 (1, 2) X			0-0 4-3 1B 2B		2-0 SH3-4 1-2		1-1 5-3		
Dick Schofield, R OBP: 0.291, SLG: 0.324 (1, 6) X			0-0 4-3		1-0 F8 2-3		0-1 E6		

Inning Stats	R: 0	H: 1	E: 0	LOB: 1	K: 0	BB: 0	S: 7	P: 8
	R: 0	H: 1	E: 0	LOB: 0	K: 1	BB: 0	S: 7	P: 11
	R: 1	H: 2	E: 0	LOB: 1	K: 1	BB: 0	S: 13	P: 18
	R: 0	H: 0	E: 0	LOB: 0	K: 2	BB: 0	S: 11	P: 16
	R: 1	H: 2	E: 0	LOB: 1	K: 0	BB: 0	S: 8	P: 13
	R: 0	H: 1	E: 0	LOB: 1	K: 0	BB: 0	S: 6	P: 10
	R: 0	H: 0	E: 1	LOB: 1	K: 0	BB: 0	S: 7	P: 11
	R: 0	H: 1	E: 0	LOB: 1	K: 0	BB: 0	S: 9	P: 11

PITCHER	IP	WLS	BF	H	R	ER	SO	BB	IBB	HBP	BLK	WP	HR	S	P	ERA	WHIP
Jack Morris, R ERA: 5.04 (1, 1)	8.0	L	32	8	2	2	4	0	0	0	0	0	0	68	98	2.25	1.000

**BOTTOM**

AB	R	H	RBI	BB	SO	LOB
4	0	2	2	0	0	1
4	0	1	0	0	1	2
4	0	2	0	0	0	2
3	0	0	0	0	1	2
4	0	1	0	0	0	2
3	0	0	0	0	1	2
3	1	1	0	0	1	0
2	1	1	0	0	0	0
3	0	0	0	0	0	2

<b>AB</b>	<b>30</b>
<b>R</b>	<b>2</b>
<b>H</b>	<b>8</b>
<b>RBI</b>	<b>2</b>
<b>BB</b>	<b>0</b>
<b>SO</b>	<b>4</b>
<b>LOB</b>	<b>13</b>



WP	PA
0	32

**Detroit Tigers @ California Angels**  
**Anaheim Stadium, Anaheim, CA**  
 Thu Jul 14 1988, 10:05 PM EDT  
 Att: 30,165 - Unknown - 80 F

livebaseballscorecards.com

**Detroit Tigers @ California Angels**  
**Anaheim Stadium, Anaheim, CA**

Fri Jul 15 1988, 10:05 PM EDT  
 Att: 34,829 - Unknown

<b>AB</b>	<b>36</b>
<b>R</b>	<b>4</b>
<b>H</b>	<b>9</b>
<b>RBI</b>	<b>4</b>
<b>BB</b>	<b>2</b>
<b>SO</b>	<b>2</b>
<b>LOB</b>	<b>16</b>



WP: 0	PA: 38
PB: 0	
SB: 1	
CS: 0	

AB	R	H	RBI	BB	SO	LOB
4	1	0	0	1	1	3
5	1	2	0	0	0	2
4	0	0	1	0	0	3
4	0	2	2	0	0	0
4	0	0	0	0	1	3
4	1	2	1	0	0	2
3	0	0	0	1	0	1
4	0	1	0	0	0	1
2	1	1	0	0	0	1
2	0	1	0	0	0	0
0	0	0	0	0	0	0

Batter	1	2	3	4	5	6	7	8	9		
<b>Gary Pettis, S</b> (1, 8) OBP: 0.313, SLG: 0.295	0-0 L8		4-2 G3 1B 1-2 1B BB	0-2 4-3			3-3 K		0-1 FC3-6 1-2f 2-3		
<b>Lou Whitaker, L</b> (1, 4) OBP: 0.375, SLG: 0.398	0-1 F7		0-0 G3 1B 1-2 2-3 1B		1-1 L8			2-2 1B 1B	2-0 G3		
<b>Pat Sheridan, L</b> (1, 7) OBP: 0.352, SLG: 0.526	0-0 6-3		0-0 G3 1-2 2-3 3-H		3-2 F5			0-0 L8			
<b>Chet Lemon, R</b> (1, 9) OBP: 0.359, SLG: 0.457		2-1 4-3	2-1 1B 2-H 3-H		3-2 L8			0-2 1-2 1B			
<b>Darrell Evans, L</b> (1, 3) OBP: 0.324, SLG: 0.388		3-2 F9	2-1 L9		0-3 K			1-2 P6			
<b>Luis Salazar, R</b> (1, 5) (7, 6) OBP: 0.333, SLG: 0.453		0-1 1B		1-2 HR		0-0 F8		2-2 F9			
<b>Matt Nokes, L</b> (1, 2) OBP: 0.292, SLG: 0.400		1-0 F7		0-0 4-3		0-0 F8			4-0 FC3-6 1B BB		
<b>Dave Bergman, L</b> (1, 10) OBP: 0.392, SLG: 0.454			3-2 6-3	1-1 5-3 1B		2-2 F7			1-1 F8		
<b>Ivan De Jesus, R</b> (1, 6) <b>Ray Knight, R</b> (7, PH) OBP: 0.297, SLG: 0.320 (7, 5) <b>Jim Walewander, S</b> (9, PR) OBP: 0.269, SLG: 0.292			0-0 1B BB G3 1B	1-2 5-3		0-1 6-3			0-1 FC3-6 1-2 1B		
<b>Inning Stats</b>	R: 0 E: 0 K: 0 S: 4 H: 0 LOB: 0 BB: 0 P: 4	R: 0 E: 0 K: 0 S: 9 H: 1 LOB: 1 BB: 0 P: 15	R: 3 E: 0 K: 0 S: 14 H: 3 LOB: 1 BB: 1 P: 25	R: 1 E: 0 K: 0 S: 12 H: 2 LOB: 1 BB: 0 P: 15	R: 0 E: 0 K: 0 S: 9 H: 0 LOB: 0 BB: 0 P: 16	R: 0 E: 0 K: 1 S: 5 H: 0 LOB: 0 BB: 0 P: 5	R: 0 E: 0 K: 1 S: 10 H: 0 LOB: 0 BB: 0 P: 15	R: 0 E: 0 K: 0 S: 15 H: 2 LOB: 2 BB: 0 P: 20	R: 0 E: 0 K: 0 S: 7 H: 1 LOB: 3 BB: 1 P: 14	1B: 8 2B: 0 3B: 0 HR: 1 SF: 0 SAC: 0 DP: 0 HBP: 0	
<b>PITCHER</b>	IP WLS BF H R ER SO BB IBB HBP BLK WP HR S P ERA WHIP										
<b>Mike Witt, R</b> (1, 1) ERA: 4.27	7.1 W 31 8 4 4 2 1 0 0 0 0 0 1 70 104 4.91 1.227										
<b>Bryan Harvey, R</b> (8, 1) ERA: 2.05	1.2 S 7 1 0 0 0 1 0 0 0 0 0 0 15 25 0.00 1.200										

livebaseballscorecards.com


Batter	1	2	3	4	5	6	7	8	9	AB	R	H	RBI	BB	SO	LOB
<b>Devon White, S</b> OBP: 0.277, SLG: 0.350 (1, 8)	1-1 6-3	1-3 K	2-2 L9		2-3 K		0-3 K			5	0	0	0	0	3	3
<b>Johnny Ray, S</b> OBP: 0.349, SLG: 0.419 (1, 4)	2-0 1B HR	4-2 2B BB	4-1 IBB		4-0 IBB		0-0 5-3			2	2	1	0	3	0	1
<b>Wally Joyner, L</b> OBP: 0.340, SLG: 0.392 (1, 3)	0-0 F7	3-1 FC3-6 1B 2B	0-1 G3		0-0 3-1		0-0 F7			5	1	1	1	0	0	5
<b>Brian Downing, R</b> OBP: 0.368, SLG: 0.421 (1, 10)	1-0 1B HR	4-2 FC3-6 BB		4-1 FC1-6 BB		2-2 F7		0-0 3-1		3	1	1	0	2	0	0
<b>Jack Howell, L</b> OBP: 0.339, SLG: 0.398 (1, 5)	1-0 1B HR	1-0 FC3-6 1B		0-0 FC1-6 FC3-6		1-3 K		1-1 4-3		5	1	1	3	0	1	3
<b>Jim Eppard, L</b> OBP: 0.391, SLG: 0.390 (1, 7)	2-2 1B 3B	3-2 1B		1-2 FC3-6		0-1 1B				3	1	2	1	0	0	1
<b>George Hendrick, R</b> OBP: 0.250, SLG: 0.308 (6, PH) (7, 7)		1-2 1B		1-2 FC3-6						1	0	1	0	0	0	0
<b>Tony Armas, R</b> OBP: 0.297, SLG: 0.385 (1, 9)	2-0 1B 1B	0-1 L4		1-0 F9		1-3 K				4	0	1	1	0	1	4
<b>Bob Boone, R</b> OBP: 0.327, SLG: 0.382 (1, 2)	0-1 1B		1-1 L9		3-2 SH5-4 1B		0-2 5-3			4	0	2	0	0	0	0
<b>Dick Schofield, R</b> OBP: 0.291, SLG: 0.322 (1, 6)	1-1 F7		0-2 E4 L9 S		1-0 SH5-4		4-0 S BB			2	0	0	0	1	0	2

Inning Stats	R: 4	H: 6	E: 0	K: 0	S: 14	LOB: 2	BB: 0	P: 24	R: 2	H: 2	E: 0	K: 1	S: 23	LOB: 2	BB: 2	P: 39	R: 0	H: 0	E: 1	K: 0	S: 12	LOB: 2	BB: 1	P: 19	R: 0	H: 0	E: 0	K: 0	S: 6	LOB: 1	BB: 1	P: 12	R: 0	H: 1	E: 0	K: 1	S: 8	LOB: 2	BB: 1	P: 18	R: 0	H: 1	E: 0	K: 2	S: 11	LOB: 1	BB: 0	P: 15	R: 0	H: 0	E: 0	K: 1	S: 7	LOB: 1	BB: 1	P: 11	R: 0	H: 0	E: 0	K: 0	S: 7	LOB: 0	BB: 0	P: 9
--------------	------	------	------	------	-------	--------	-------	-------	------	------	------	------	-------	--------	-------	-------	------	------	------	------	-------	--------	-------	-------	------	------	------	------	------	--------	-------	-------	------	------	------	------	------	--------	-------	-------	------	------	------	------	-------	--------	-------	-------	------	------	------	------	------	--------	-------	-------	------	------	------	------	------	--------	-------	------

PITCHER	IP	WLS	BF	H	R	ER	SO	BB	IBB	HBP	BLK	WP	HR	S	P	ERA	WHIP
<b>Doyle Alexander, R</b> ERA: 3.51 (1, 1)	1.1	L	13	7	6	6	1	2	0	0	0	0	1	29	51	40.50	6.750
<b>Paul Gibson, L</b> ERA: 2.5 (2, 1)	4.2		21	3	0	0	3	1	2	0	0	0	0	45	76	0.00	0.857
<b>Mike Henneman, R</b> ERA: 2.28 (7, 1)	2.0		7	0	0	0	1	1	0	0	0	0	0	14	20	0.00	0.500

**DETROIT TIGERS @ CALIFORNIA ANGELS**  
**Anaheim Stadium, Anaheim, CA**  
 Fri Jul 15 1988, 10:05 PM EDT  
 Att. 34,829 - Unknown

<b>AB</b>	<b>34</b>
<b>R</b>	<b>6</b>
<b>H</b>	<b>10</b>
<b>RBI</b>	<b>6</b>
<b>BB</b>	<b>6</b>
<b>SO</b>	<b>5</b>
<b>LOB</b>	<b>19</b>



<b>WP</b> : 0	<b>PA</b> : 41
<b>PB</b> : 0	<b>SB</b> : 2
<b>CS</b> : 0	

PITCHER	IP	WLS	BF	H	R	ER	SO	BB	IBB	HBP	BLK	WP	HR	S	P	ERA	WHIP
---------	----	-----	----	---	---	----	----	----	-----	-----	-----	----	----	---	---	-----	------

**Detroit Tigers @ California Angels**  
**Anaheim Stadium, Anaheim, CA**

Sat Jul 16 1988, 6:33 AM EDT  
 Att. 30,082 - Sunny - 80 F

AB	36
R	10
H	11
RBI	9
BB	5
SO	2
LOB	10



WP:	0	PA:	42
PB:	0		
SB:	1		
CS:	0		

AB R H RBI BB SO LOB

5	1	1	2	0	1	2
---	---	---	---	---	---	---

5	1	1	2	0	0	0
0	0	0	0	0	0	0

3	1	1	0	2	0	0
---	---	---	---	---	---	---

4	1	1	0	1	0	2
0	0	0	0	0	0	0

4	0	1	2	1	0	0
---	---	---	---	---	---	---

5	1	1	0	0	0	3
---	---	---	---	---	---	---

2	1	1	0	0	0	0
2	1	2	0	0	0	0

2	2	1	3	1	0	0
---	---	---	---	---	---	---

4	1	1	0	0	1	3
---	---	---	---	---	---	---

1B:	7	SF:	0
2B:	1	SAC:	1
3B:	0	DP:	1
HR:	3	HBP:	0

Batter	1	2	3	4	5	6	7	8	9				
<b>Gary Pettis, S</b> (1, 8) OBP: 0.311, SLG: 0.303	1-0 L7		2-2 F7		0-0 HR		0-1 G6-3		2-3 K				
<b>Lou Whitaker, L</b> (1, 4) OBP: 0.372, SLG: 0.405	0-1 1-3			2-2 6-3	0-0 F7			2-1 G3	2-0 HR				
<b>Jim Walewander, S</b> (9, 4) OBP: 0.269, SLG: 0.292													
<b>Pat Sheridan, L</b> (1, 7) OBP: 0.358, SLG: 0.522	4-1 BB			1-2 G1-4-3 1B	3-1 4-3			1-0 G3	4-2 2B 1B BB				
<b>Chet Lemon, R</b> (1, 9) OBP: 0.359, SLG: 0.458	0-1 F9			0-1 G1-4-3		0-0 6-3		4-2 BB BB	1-1 1B 2B				
<b>Mike Heath, R</b> (9, 9) OBP: 0.326, SLG: 0.402													
<b>Darrell Evans, L</b> (1, 10) OBP: 0.325, SLG: 0.386			3-2 F7		1-2 F8	3-2 F9		4-1 BB	1-2 FC6-4 1B				
<b>Luis Salazar, R</b> (1, 6) OBP: 0.331, SLG: 0.449			2-0 F8		1-1 1B HR 1B	3-1 L8		3-2 5-3	0-1 FC6-4				
<b>Dave Bergman, L</b> (1, 3) OBP: 0.394, SLG: 0.455			3-2 3-1		0-1 HR 1B		2-2 SH3-4 1B		3-2 F8 BLK 1B				
<b>Tom Brookens, R</b> (7, PH) OBP: 0.343, SLG: 0.387					1-3 HR 1B								
<b>Matt Nokes, L</b> (1, 2) OBP: 0.297, SLG: 0.415			1-1 F8		2-0 HR		0-1 SH3-4		4-0 BLK HR BB				
<b>Ray Knight, R</b> (1, 5) OBP: 0.296, SLG: 0.318			2-1 L8		2-2 HR 1B		2-3 K		1-2 F8				
<b>Inning Stats</b>	R: 0 E: 0 K: 0 S: 6 H: 0 LOB: 1 BB: 1 P: 11	R: 0 E: 0 K: 0 S: 7 H: 0 LOB: 0 BB: 0 P: 15	R: 0 E: 0 K: 0 S: 7 H: 0 LOB: 0 BB: 0 P: 12	R: 0 E: 0 K: 0 S: 9 H: 1 LOB: 0 BB: 0 P: 12	R: 5 E: 0 K: 0 S: 15 H: 5 LOB: 0 BB: 0 P: 24	R: 0 E: 0 K: 0 S: 6 H: 0 LOB: 0 BB: 0 P: 12	R: 0 E: 0 K: 1 S: 14 H: 1 LOB: 1 BB: 0 P: 18	R: 0 E: 0 K: 0 S: 10 H: 0 LOB: 2 BB: 2 P: 24	R: 5 E: 0 K: 1 S: 21 H: 4 LOB: 1 BB: 2 P: 39	1B: 7 2B: 1 3B: 0 HR: 3 SF: 0 SAC: 1 DP: 1 HBP: 0			
<b>PITCHER</b>	IP WLS BF H R ER SO BB IBB HBP BLK WP HR S P ERA WHIP											<b>PITCHER</b>	IP WLS BF H R ER SO BB IBB HBP BLK WP HR S P ERA WHIP
<b>Willie Fraser, R</b> (1, 1) ERA: 5.87	5.0 L 21 6 5 5 0 1 0 0 0 0 0 2 44 74 9.00 1.400												
<b>Sherman Corbett, L</b> (6, 1) ERA: 4.7	2.0 7 1 0 0 1 0 0 0 0 0 0 0 20 30 0.00 0.500												
<b>Greg Minton, R</b> (8, 1) ERA: 4.08	1.0 5 0 0 0 0 0 2 0 0 0 0 0 10 24 0.00 2.000												
<b>Stu Cliburn, R</b> (9, 1) ERA: 3.61	0.2 6 2 4 4 1 2 0 0 0 1 0 1 14 30 54.00 6.000												
<b>Donnie Moore, R</b> (9, 1) ERA: 5.24	0.1 3 2 1 1 0 0 0 0 0 0 0 0 7 9 27.00 6.000												





Batter	1	2	3	4	5	6	7	8	9	AB R H RBI BB SO LOB	TOP											
<b>Gary Pettis, S</b> (1, 8) OBP: 0.308, SLG: 0.299	0-2 F7		2-1 F7			1-2 L9			2-2 F8	4 0 0 0 0 0 0	<b>Detroit Tigers @ California Angels</b> <b>Anaheim Stadium, Anaheim, CA</b> Sun Jul 17 1988, 10:05 PM EDT Att. 36,030 - Sunny											
<b>Lou Whitaker, L</b> (1, 4) OBP: 0.377, SLG: 0.408	4-2 1B BB		2-2 1B			1-0 FC4-6 1B			2-3 K	3 0 2 0 1 1 0												
<b>Pat Sheridan, L</b> (1, 7) OBP: 0.356, SLG: 0.516	1-2 G6-4-3 1B		1-0 G3			2-0 FC4-6 CS 1-2f			3-2 G3	4 0 1 0 0 0 2												
<b>Alan Trammell, R</b> (1, 6) OBP: 0.380, SLG: 0.493	1-0 G6-4-3 1-2f				1-0 5-3	0-0 CS 1-2			0-0 F9	3 0 0 0 0 0 2												
<b>Darrell Evans, L</b> (1, 10) OBP: 0.325, SLG: 0.385		1-3 K			1-3 K			1-2 G6-4-3 1B		3 0 1 0 0 2 0												
<b>Chet Lemon, R</b> (1, 9) OBP: 0.356, SLG: 0.453		1-2 5-3			0-0 6-3			0-1 G6-4-3 1-2f		3 0 0 0 0 0 1												
<b>Dave Bergman, L</b> (1, 3) OBP: 0.392, SLG: 0.451		2-2 1B			2-2 G3			0-0 F7		3 0 1 0 0 0 0												
<b>Ray Knight, R</b> (1, 5) OBP: 0.292, SLG: 0.313		2-2 F9			3-3 K			2-2 G3		3 0 0 0 0 1 1												
<b>Mike Heath, R</b> (1, 2) OBP: 0.318, SLG: 0.392			3-2 1-3		2-1 5-3			1-1 L7		3 0 0 0 0 0 0												
<b>Inning Stats</b>	R: 0 E: 0 K: 0 S: 10	H: 1 LOB: 1 BB: 1 P: 16	R: 0 E: 0 K: 1 S: 16	H: 1 LOB: 1 BB: 0 P: 22	R: 0 E: 0 K: 0 S: 9	H: 1 LOB: 1 BB: 0 P: 17	R: 0 E: 0 K: 1 S: 7	H: 0 LOB: 0 BB: 0 P: 9	R: 0 E: 0 K: 1 S: 9	H: 0 LOB: 0 BB: 0 P: 16	R: 0 E: 0 K: 0 S: 6	H: 1 LOB: 0 BB: 0 P: 9	R: 0 E: 0 K: 0 S: 6	H: 1 LOB: 0 BB: 0 P: 7	R: 0 E: 0 K: 0 S: 6	H: 0 LOB: 0 BB: 0 P: 9	R: 0 E: 0 K: 1 S: 9	H: 0 LOB: 0 BB: 0 P: 16	1B: 5 2B: 0 3B: 0 HR: 0	SF: 0 SAC: 0 DP: 2 HBP: 0	WP: 0 PB: 0 SB: 0 CS: 1	PA: 31
<b>PITCHER</b>	IP WLS BF H R ER SO BB IBB HBP BLK WP HR S P ERA WHIP																					
<b>Terry Clark, R</b> (1, 1) ERA: 0.69	8.0 W 27 5 0 0 3 1 0 0 0 0 0 0 69 105 0.00 0.750																					
<b>Donnie Moore, R</b> (9, 1) ERA: 5.01	1.0 3 0 0 0 1 0 0 0 0 0 0 0 9 16 0.00 0.000																					

livebaseballscorecards.com

<b>AB</b>	29
<b>R</b>	0
<b>H</b>	5
<b>RBI</b>	0
<b>BB</b>	1
<b>SO</b>	4
<b>LOB</b>	6





Batter	1	2	3	4	5	6	7	8	9	AB R H RBI BB SO LOB	TOP										
<b>Gary Pettis, S</b> OBP: 0.314, SLG: 0.304 (1, 8) BB BB	4-0 2B 1B BB	1-0 S 1B			1-2 6-3	2-2 S 1B 1B		2-1 FC6-4 BLK 1-2f BLK	0-0 1-2 2-H 1B	5 3 3 3 1 0 1											
<b>Lou Whitaker, L</b> OBP: 0.381, SLG: 0.413 (1, 4) CF FF 1 SAFE SAFE	0-2 1B 2B	1-3 SAFE SAFE SAFE SAFE SAFE			1-0 F8	1-2 BLK 1B 1-H 3-H		4-0 FC6-4 BB	2-3 K	4 1 2 2 1 1 1 1 0 0 0 0 1 2											
<b>Luis Salazar, R</b> OBP: 0.325, SLG: 0.440 (1, 7) BF FF X	1-2 L3	0-2 6-3			1-2 1-3	1-3 K 1-2		0-1 FC6-4 BLK 1-2f 2-3		5 0 0 0 0 1 6											
<b>Alan Trammell, R</b> OBP: 0.380, SLG: 0.491 (1, 6) C X	0-1 5-3 S 1B 2-H 3-H				1-2 G4-6-3 1B	0-1 F8	1-0 F9	2-2 L6		5 0 2 2 0 0 1											
<b>Chet Lemon, R</b> OBP: 0.357, SLG: 0.456 (1, 9) B S F S F X	1-2 5-3				0-0 G4-6-3	1-1 1B 2B	0-2 E6 FC6-4		0-1 5-3 2B 1B	5 2 2 0 0 0 2 0 0 0 0 0 0 0											
<b>Pat Sheridan, L</b> OBP: 0.356, SLG: 0.516 (9, 9)	1-3				1-2f																
<b>Larry Herndon, R</b> OBP: 0.336, SLG: 0.376 (1, 10) B B B B	4-0 FC5-4 BB				2-2 6-3	4-2 1B 1B BB	1-2 FC6-4 BLK E 1-2f		2-2 5-3	3 2 0 0 2 0 2											
<b>Ray Knight, R</b> OBP: 0.290, SLG: 0.316 (1, 3) B C R X	2-1 FC5-4				0-0 5-3	0-2 F9	3-2 SAFE E7 1-H		1-2 1B 2B 2-H	5 1 1 1 0 0 4											
<b>Tom Brookens, R</b> OBP: 0.341, SLG: 0.383 (1, 5) B C X		1-1 F9			2-1 F8	0-2 S 1B 1B 1-3 2-H	3-2 L7		0-2 F8	5 1 1 1 0 0 2											
<b>Mike Heath, R</b> OBP: 0.336, SLG: 0.419 (1, 2) X		0-0 1B 3B			2-0 6-3	0-0 1B S 1B 1-2 3-H		0-1 FC6-4 1B	4-2 1B BB	4 2 3 1 1 0 0											
<b>Inning Stats</b>	R: 2 E: 0 K: 0 S: 17	H: 2 LOB: 2 BB: 2 P: 29	R: 1 E: 0 K: 1 S: 10	H: 2 LOB: 1 BB: 0 P: 13	R: 0 E: 0 K: 0 S: 7	H: 1 LOB: 0 BB: 0 P: 10	R: 0 E: 0 K: 0 S: 4	H: 0 LOB: 0 BB: 0 P: 8	R: 0 E: 0 K: 0 S: 7	H: 0 LOB: 0 BB: 0 P: 10	R: 5 E: 0 K: 1 S: 22	H: 5 LOB: 1 BB: 1 P: 31	R: 1 E: 2 K: 0 S: 15	H: 0 LOB: 1 BB: 0 P: 23	R: 1 E: 0 K: 0 S: 10	H: 1 LOB: 1 BB: 1 P: 18	R: 2 E: 0 K: 1 S: 19	H: 3 LOB: 2 BB: 1 P: 28	1B: 10 2B: 3 3B: 1 HR: 0	SF: 0 SAC: 0 DP: 1 HBP: 0	WP: 0 PA: 47 PB: 0 SB: 5 CS: 0
<b>PITCHER</b>	IP WLS BF H R ER SO BB IBB HBP BLK WP HR S P ERA WHIP																				
<b>Steve Trout, L</b> ERA: 7.31 (1, 1)	5.2 L 27 8 7 7 1 3 0 0 0 0 0 0 58 88 11.12 1.941																				
<b>Gene Walter, L</b> ERA: 4.66 (6, 1)	2.1 13 3 3 2 1 1 0 0 4 0 0 34 54 7.71 1.714																				
<b>Rod Scurry, L</b> ERA: 5.27 (9, 1)	1.0 7 3 2 2 1 1 0 0 0 0 0 19 28 18.00 4.000																				

**Detroit Tigers @ Seattle Mariners**  
 The Kingdome, Seattle, WA  
 Mon Jul 18 1988, 10:05 PM EDT  
 Att: 13,613 - Dome - 70 F

[livebaseballscorecards.com](http://livebaseballscorecards.com)

AB	42
R	12
H	14
RBI	10
BB	5
SO	3
LOB	21





Batter	1	2	3	4	5	6	7	8	9	AB R H RBI BB SO LOB	TOP																
<b>Gary Pettis, S</b> (1, 8) OBP: 0.312, SLG: 0.302	2-3 K		0-0 4-3		1-0 G4-6-3		0-0 1B		1-3 K	5 0 1 0 0 2 1																	
<b>Tom Brookens, R</b> (1, 5) OBP: 0.341, SLG: 0.380 <b>Pat Sheridan, L</b> (7, PH) OBP: 0.357, SLG: 0.514 (7, 7)	2-3 K		2-3 K			4-0 BB	3-2 F8		4-2 BB	2 0 0 0 1 2 0 1 0 0 0 1 0 2																	
<b>Luis Salazar, R</b> (1, 7) OBP: 0.327, SLG: 0.443 (7, 5)	2-0 2B			1-3 K		2-2 G4-6-3	2-1 FC4		1-1 F8	5 0 2 1 0 1 2																	
<b>Alan Trammell, R</b> (1, 6) OBP: 0.379, SLG: 0.491		0-2 1B 2B		1-0 F7		1-0 5-3	2-1 FC4			4 1 1 0 0 0 2																	
<b>Chet Lemon, R</b> (1, 9) OBP: 0.358, SLG: 0.454		1-2 F8		4-2 BB			1-2 F7	2-2 1B		3 0 1 0 1 0 1																	
<b>Larry Herndon, R</b> (1, 10) OBP: 0.336, SLG: 0.375 <b>Darrell Evans, L</b> (8, PH) OBP: 0.324, SLG: 0.383		3-3 K		2-3 K			2-0 1B 2B	1-3 K		3 1 1 0 0 2 2 1 0 0 0 0 1 1																	
<b>Ray Knight, R</b> (1, 3) OBP: 0.298, SLG: 0.329		2-2 1B			2-1 4-3 SH		1-1 2B 1B	1-1 F8		4 2 3 1 0 0 1																	
<b>Mike Heath, R</b> (1, 2) OBP: 0.336, SLG: 0.425 <b>Matt Nokes, L</b> (8, PH) OBP: 0.295, SLG: 0.413 (8, 2)		1-1 6-3			0-0 4-3		1-1 1B 2B	0-0 F6		3 1 1 1 0 0 2 1 0 0 0 0 0 1																	
<b>Jim Walewander, S</b> (1, 4) OBP: 0.261, SLG: 0.284 <b>Lou Whitaker, L</b> (7, PH) OBP: 0.381, SLG: 0.414 (7, 4)			1-2 5-3		1-1 SH		1-1 1B	2-2 F3		1 0 0 1 0 0 0 2 1 1 2 0 0 0																	
<b>Inning Stats</b>	R: 0 E: 0 K: 2 S: 7	H: 1 LOB: 1 BB: 0 P: 13	R: 1 E: 0 K: 1 S: 19	H: 2 LOB: 1 BB: 0 P: 26	R: 0 E: 0 K: 1 S: 8	H: 0 LOB: 0 BB: 0 P: 11	R: 0 E: 0 K: 2 S: 14	H: 0 LOB: 1 BB: 1 P: 22	R: 1 E: 0 K: 0 S: 6	H: 1 LOB: 0 BB: 0 P: 10	R: 0 E: 0 K: 0 S: 5	H: 0 LOB: 0 BB: 1 P: 12	R: 4 E: 0 K: 0 S: 19	H: 6 LOB: 2 BB: 0 P: 32	R: 0 E: 0 K: 1 S: 9	H: 1 LOB: 1 BB: 0 P: 13	R: 0 E: 0 K: 1 S: 12	H: 0 LOB: 1 BB: 1 P: 20	1B: 7 2B: 4 3B: 0 HR: 0	SF: 0 SAC: 1 DP: 2 HBP: 0	WP: 0 PB: 0 SB: 0 CS: 0	PA: 39					
<b>PITCHER</b>	IP WLS BF H R ER SO BB IBB HBP BLK WP HR S P ERA WHIP																										
<b>Mark Langston, L</b> (1, 1) ERA: 3.97	6.1		28	9	6	6	6	2	0	0	0	0	0	70	111	8.53	1.737										
<b>Michael Jackson, R</b> (7, 1) ERA: 2.84	0.2	W	4	2	0	0	0	0	0	0	0	0	0	11	20	0.00	3.000										
<b>Mike Schooler, R</b> (8, 1) ERA: 3.57	2.0	S	7	0	0	0	2	1	0	0	0	0	0	18	28	0.00	0.500										

**Detroit Tigers @ Seattle Mariners**  
 The Kingdome, Seattle, WA  
 Tue Jul 19 1988, 10:05 PM EDT  
 Att: 10,647 - Dome - 72 F

[livebaseballscorecards.com](http://livebaseballscorecards.com)

<b>AB</b>	<b>35</b>
<b>R</b>	<b>6</b>
<b>H</b>	<b>11</b>
<b>RBI</b>	<b>6</b>
<b>BB</b>	<b>3</b>
<b>SO</b>	<b>8</b>
<b>LOB</b>	<b>15</b>




Batter	1	2	3	4	5	6	7	8	9	AB	R	H	RBI	BB	SO	LOB
Harold Reynolds, S OBP: 0.329, SLG: 0.384 (1, 4)	0-1 F9		4-2 F8 1B 1B BB	1-0 FC6-4 1B		0-0 SH1 1-2		4-2 SH SF8 BB		2	2	1	0	2	0	0
Rey Quinones, R OBP: 0.294, SLG: 0.414 (1, 6)	1-1 F9		1-2 CS 1B	1-1 FC6-4 1-2f		0-1 F8		1-0 SH G3 1-3		4	0	1	0	0	0	2
Mickey Brantley, R OBP: 0.286, SLG: 0.456 (1, 7)	0-1 F4		1-0 F8 2-3		1-0 F5		0-0 6-3		0-1 SF8 3-H	4	0	0	1	0	0	3
Alvin Davis, L OBP: 0.395, SLG: 0.494 (1, 10)		2-1 F7	2-1 BB 2B 1B 1-2 3-H		4-1 WP HBP HR BB		0-0 3-1	2-2 G3 1-2		4	2	1	1	1	0	1
Scott Bradley, L OBP: 0.310, SLG: 0.347 Glenn Wilson, R OBP: 0.284, SLG: 0.319 (1, 9) (8, 9)		0-0 2B 1B	4-1 2B 1-2 BB		1-0 F7		4-2 HR BB	1-3 K 3		2	1	1	0	2	0	1
Steve Balboni, R OBP: 0.250, SLG: 0.410 (1, 3)		0-1 F7 1B	2-2 1-3 2-H 2B		2-0 WP HR HBP		1-0 HR			3	2	2	3	0	0	1
Dave Valle, R OBP: 0.289, SLG: 0.410 (1, 2)		0-0 2B	3-2 5-3		2-2 1-H 2-H HR		0-2 6-3			4	1	2	3	0	0	2
Jim Presley, R OBP: 0.277, SLG: 0.335 (1, 5)		4-0 IBB		4-1 G6-4-3 BB		2-1 6-3		2-2 6-3		2	0	0	0	2	0	0
Henry Cotto, R OBP: 0.313, SLG: 0.377 (1, 8)		0-3 K		1-1 G6-4-3 1-2f		0-0 SH1 1B		1-1 HR		4	1	2	1	0	1	4

Inning Stats	R: 0	H: 0	E: 0	K: 0	S: 6	R: 0	H: 2	E: 0	K: 1	S: 9	R: 2	H: 3	E: 0	K: 0	S: 18	R: 0	H: 1	E: 0	K: 0	S: 6	R: 3	H: 1	E: 0	K: 0	S: 10	R: 0	H: 1	E: 0	K: 0	S: 5	R: 2	H: 1	E: 1	K: 1	S: 17	R: 2	H: 1	E: 0	K: 0	S: 10
	LOB: 0	BB: 0	P: 7	LOB: 3	BB: 1	P: 15	LOB: 2	BB: 2	P: 35	LOB: 1	BB: 1	P: 13	LOB: 0	BB: 1	P: 22	LOB: 1	BB: 0	P: 5	LOB: 0	BB: 1	P: 17	LOB: 1	BB: 1	P: 25	LOB: 1	BB: 1	P: 25	LOB: 1	BB: 1	P: 25	LOB: 1	BB: 1	P: 25	LOB: 1	BB: 1	P: 25	LOB: 1	BB: 1	P: 25	

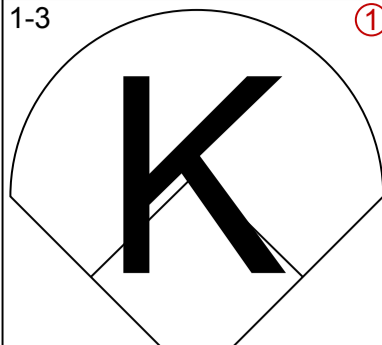
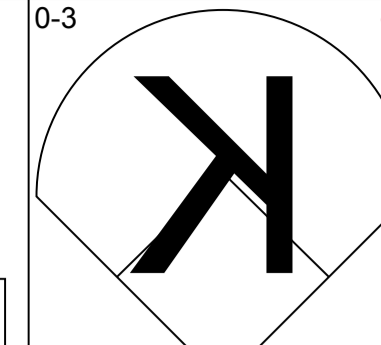
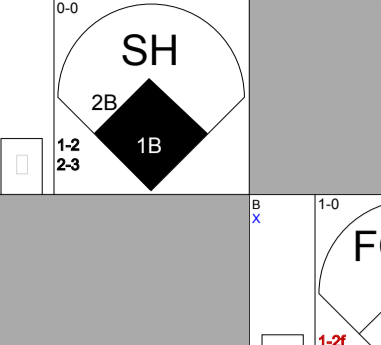
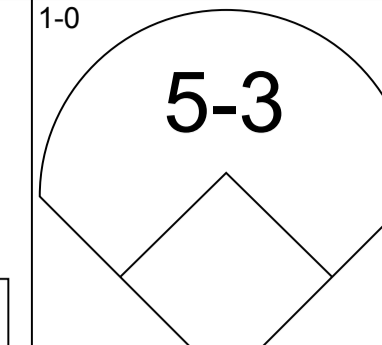
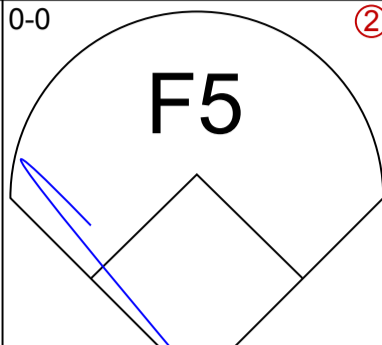
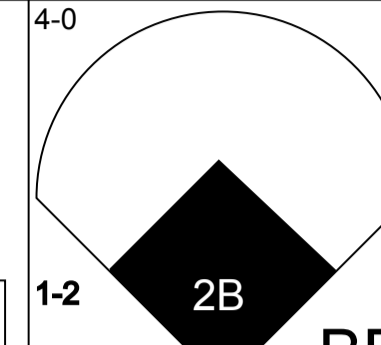
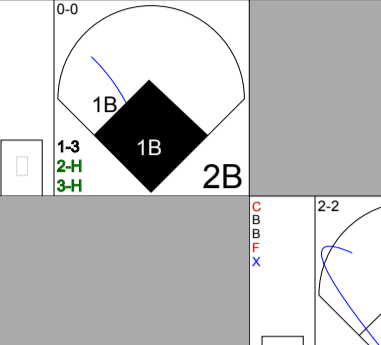
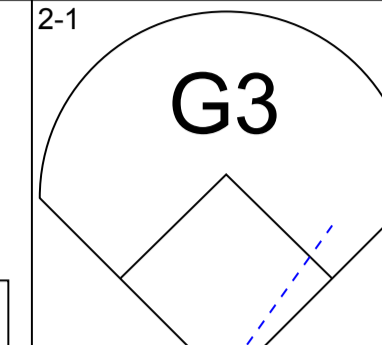
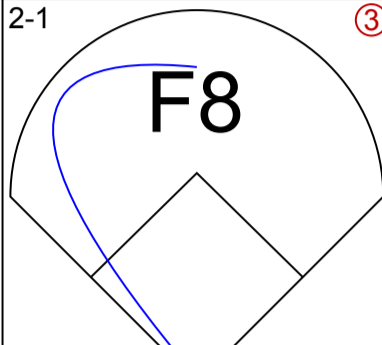
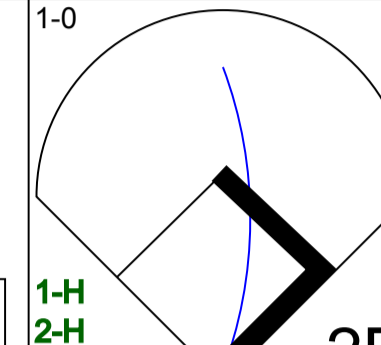
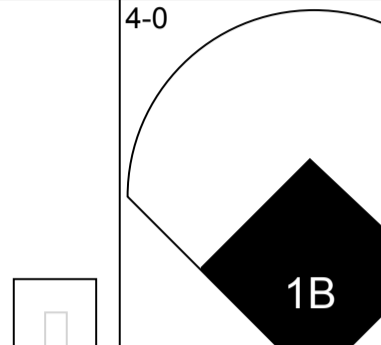
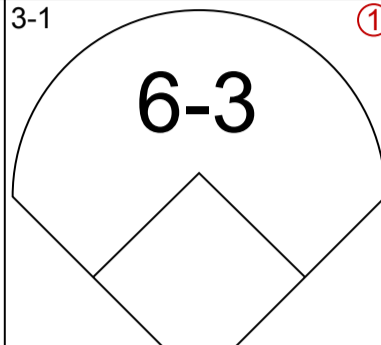
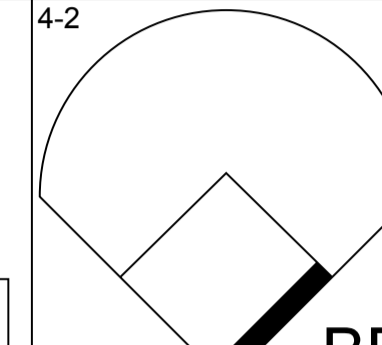
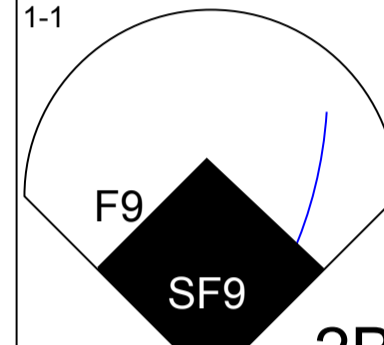
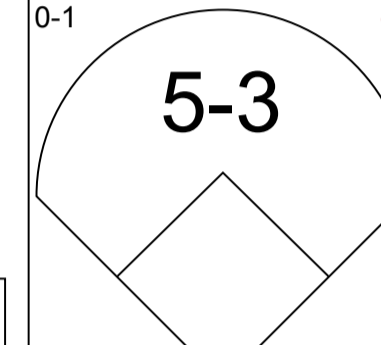
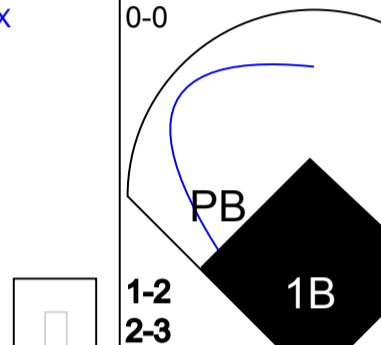
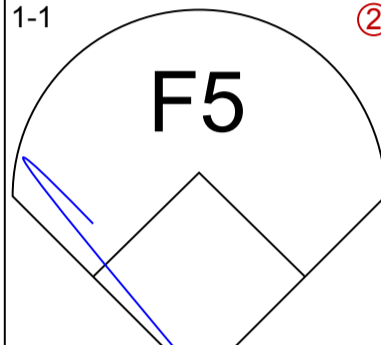
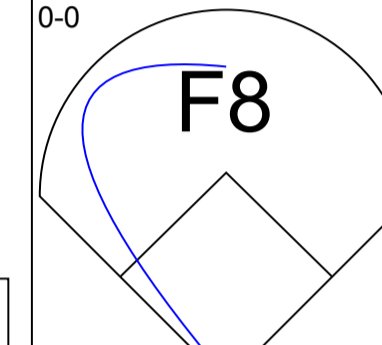
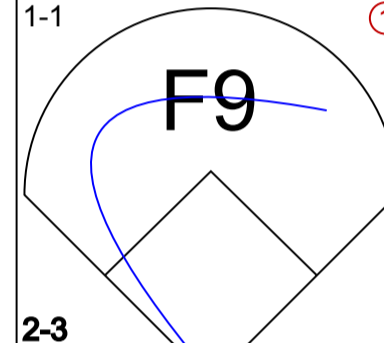
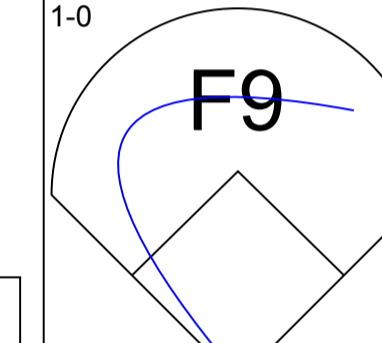
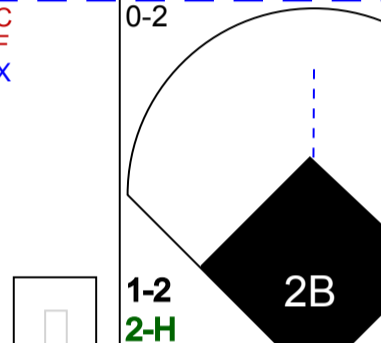
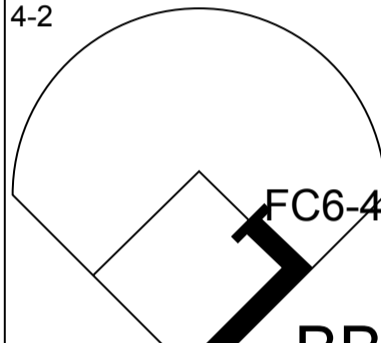
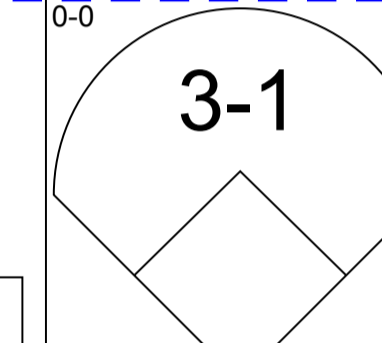
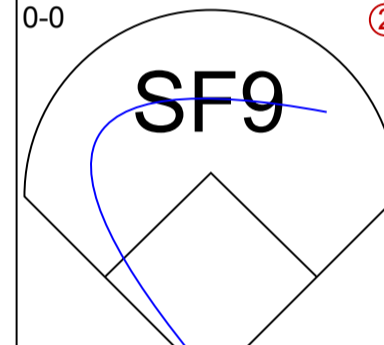
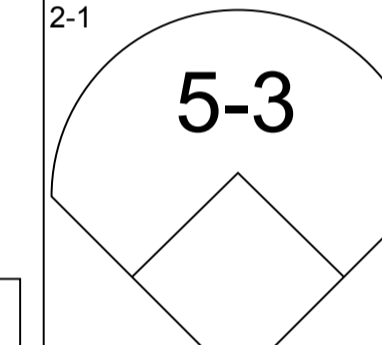
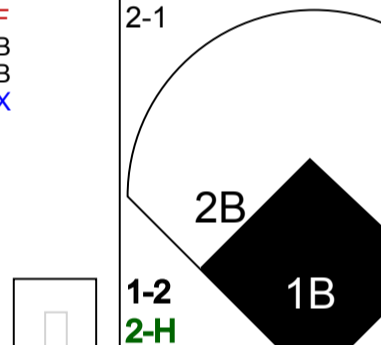
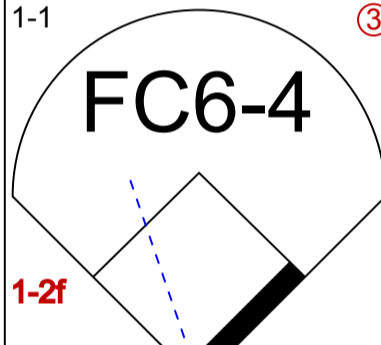
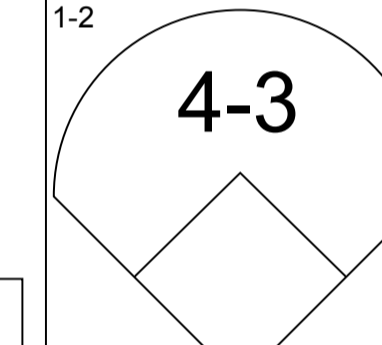
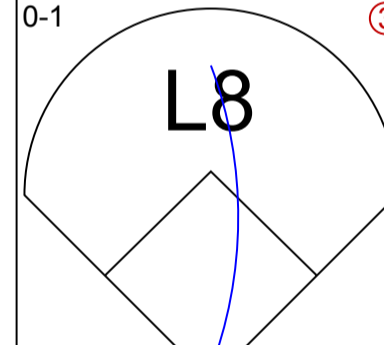
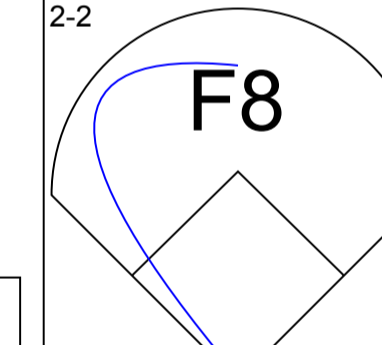
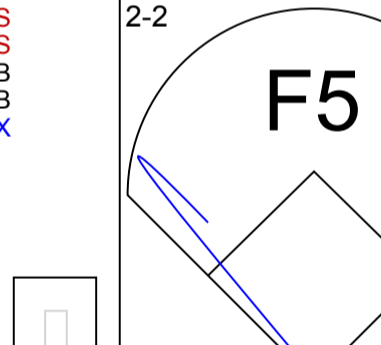
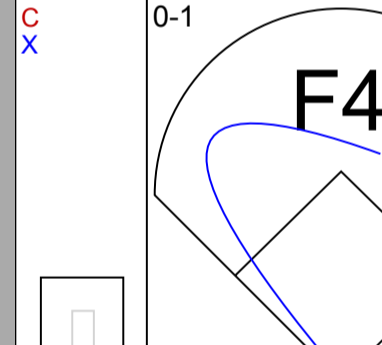
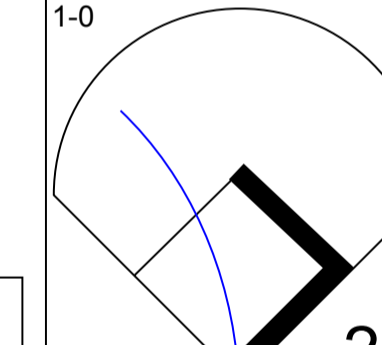
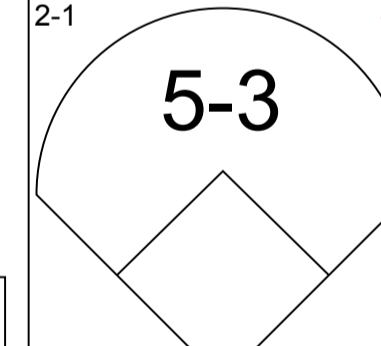
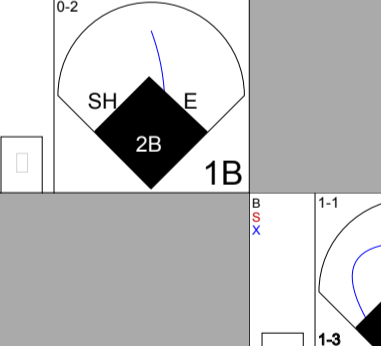
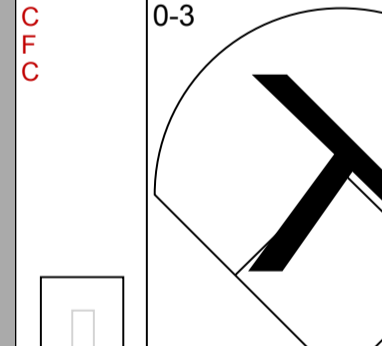
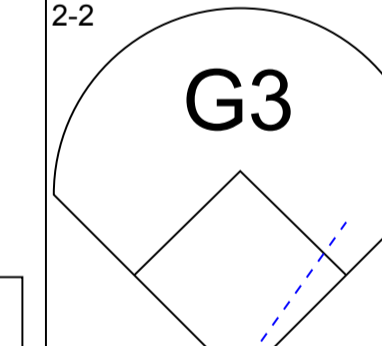
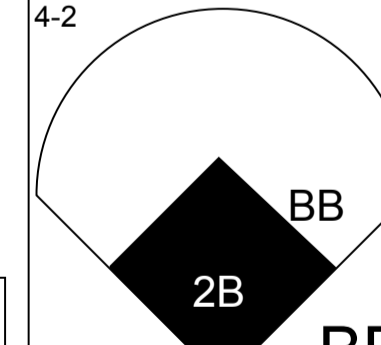
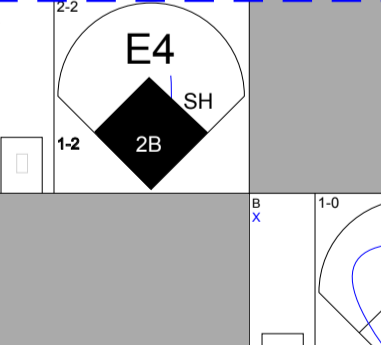
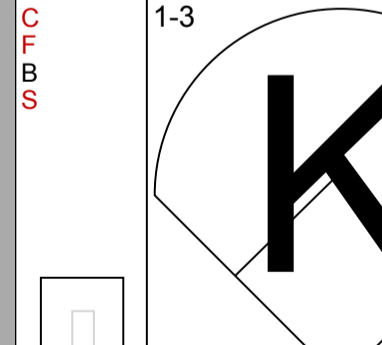
PITCHER	IP	WLS	BF	H	R	ER	SO	BB	IBB	HBP	BLK	WP	HR	S	P	ERA	WHIP
Jack Morris, R ERA: 5.33 Eric King, R ERA: 3.71	(1, 1) (8, 1)	7.0 1.0	36 5	10 0	8 1	8 0	1 1	5 1	1 0	1 0	0 0	1 0	3 15	66 22	117 22	10.29 0.00	2.143 1.000

**DETROIT TIGERS @ SEATTLE MARINERS**  
**The Kingdom, Seattle, WA**  
 Tue Jul 19 1988, 10:05 PM EDT  
 Att: 10,647 - Dome - 72 F

AB	30
R	9
H	10
RBI	9
BB	7
SO	2
LOB	15



WP	HR	S	P	ERA	WHIP
1	1	25	1	10.29	2.143

Batter	1	2	3	4	5	6	7	8	9	AB R H RBI BB SO LOB	TOP		
<b>Gary Pettis, S</b> (1, 8) OBP: 0.309, SLG: 0.299	1-3 		0-3 		0-0 SH 			1-0 5-3 		4 1 0 0 0 2 2			
<b>Lou Whitaker, L</b> (1, 4) OBP: 0.382, SLG: 0.415	0-0 F5 		4-0 2B BB 		0-0 2B 			2-1 G3 		4 2 1 2 1 0 1			
<b>Pat Sheridan, L</b> (1, 7) OBP: 0.363, SLG: 0.516	2-1 F8 		1-0 2B 1-H 2-H 		4-0 1B 1B IBB 		3-1 6-3 	4-2 BB 		3 1 1 2 2 0 0			
<b>Alan Trammell, R</b> (1, 6) OBP: 0.379, SLG: 0.493		1-1 F9 SF9 2B 	0-1 5-3 		0-0 1B 1B PB 		1-1 F5 	0-0 F8 		5 2 2 1 0 0 2			
<b>Darrell Evans, L</b> (1, 3) OBP: 0.326, SLG: 0.381		1-1 F9 2-3 		1-0 F9 	0-2 1B 1B 1-2 2-3 3-H 		4-2 FC6-4 BB 		0-0 3-1 	4 1 1 2 1 0 1			
<b>Chet Lemon, R</b> (1, 9) OBP: 0.356, SLG: 0.451		0-0 SF9 3-H 		2-1 5-3 	2-1 1B 1B 1-2 2-H 		1-1 FC6-4 		1-2 4-3 	4 1 1 2 0 0 1			
<b>Matt Nokes, L</b> (1, 2) OBP: 0.283, SLG: 0.413		0-1 L8 		2-2 F8 	2-2 F5 		0-1 F4 		1-0 2B 	5 0 1 0 0 0 2			
<b>Luis Salazar, R</b> (1, 5) OBP: 0.328, SLG: 0.446			2-1 5-3 		0-2 1B 1B SH 		0-3 K 		2-2 G3 	5 2 2 1 0 1 1			
<b>Dave Bergman, L</b> (1, 10) OBP: 0.394, SLG: 0.447 <b>Larry Herndon, R</b> (5, PH) OBP: 0.338, SLG: 0.377			4-2 BB 2B BB 		0-2 1B 1B E4 SH 		1-3 K 			1 2 0 0 1 0 1 2 0 1 2 0 1 0			
<b>Inning Stats</b>	R: 0 E: 0 K: 1 S: 6 H: 0 LOB: 0 BB: 0 P: 9	R: 1 E: 0 K: 0 S: 7 H: 1 LOB: 0 BB: 0 P: 9	R: 2 E: 0 K: 1 S: 10 H: 1 LOB: 1 BB: 2 P: 21	R: 0 E: 0 K: 0 S: 6 H: 0 LOB: 0 BB: 0 P: 11	R: 9 E: 2 K: 0 S: 24 H: 7 LOB: 1 BB: 1 P: 39	R: 0 E: 0 K: 0 S: 9 H: 0 LOB: 1 BB: 1 P: 18	R: 0 E: 0 K: 2 S: 8 H: 0 LOB: 0 BB: 0 P: 9	R: 0 E: 0 K: 0 S: 6 H: 0 LOB: 1 BB: 1 P: 13	R: 0 E: 0 K: 0 S: 9 H: 1 LOB: 1 BB: 0 P: 13	1B: 5 2B: 5 3B: 0 HR: 0 SF: 1 SAC: 1 DP: 0 HBP: 0	WP: 0 PB: 1 SB: 0 CS: 0 PA: 44		
<b>PITCHER</b>	IP WLS BF H R ER SO BB IBB HBP BLK WP HR S P ERA WHIP											<b>PITCHER</b>	IP WLS BF H R ER SO BB IBB HBP BLK WP HR S P ERA WHIP
<b>Mike Moore, R</b> (1, 1) ERA: 4.64	4.0 L 22 5 9 7 2 2 1 0 0 0 0 0 38 65 15.75 1.750												
<b>Gene Walter, L</b> (5, 1) ERA: 5.95	0.1 4 3 1 0 0 0 0 0 0 0 0 0 10 15 0.00 9.000												
<b>Jerry Reed, R</b> (5, 1) ERA: 3.57	3.2 14 1 2 2 2 2 0 0 0 0 0 0 28 49 4.91 0.818												
<b>Rod Scurry, L</b> (9, 1) ERA: 4.91	1.0 4 1 0 0 0 0 0 0 0 0 0 0 9 13 0.00 1.000												

**Detroit Tigers @ Seattle Mariners**

The Kingdome, Seattle, WA

Wed Jul 20 1988, 6:33 AM EDT  
Att. 10,959 - Dome - 72 F

livebaseballscorecards.com

AB	37
R	12
H	10
RBI	12
BB	5
SO	4
LOB	11





BOTTOM

Detroit Tigers @ Seattle Mariners  
The Kingdome, Seattle, WA  
Wed Jul 20 1988, 6:33 AM EDT  
Att. 10,959 - Dome - 72 F

livebaseballscorecards.com

AB	43
R	5
H	17
RBI	4
BB	1
SO	5
LOB	28



WP:	0	PA:	45
PB:	0	SB:	1
CS:	1		

AB	R	H	RBI	BB	SO	LOB
1	0	1	0	1	0	0
2	1	1	1	0	0	1

5	1	2	2	0	0	4
---	---	---	---	---	---	---

3	0	1	0	0	0	2
2	0	0	0	0	0	0

5	0	2	0	0	0	3
---	---	---	---	---	---	---

3	0	2	0	0	0	0
1	0	0	0	0	0	2
1	0	0	0	0	0	0

3	1	1	0	0	0	3
2	0	1	0	0	0	2

5	0	2	1	0	2	3
---	---	---	---	---	---	---

5	1	2	0	0	1	4
---	---	---	---	---	---	---

5	1	2	0	0	2	4
---	---	---	---	---	---	---

1B:	9	SF:	0
2B:	8	SAC:	0
3B:	0	DP:	1
HR:	0	HBP:	1

Batter	1	2	3	4	5	6	7	8	9
Harold Reynolds, S OBP: 0.334, SLG: 0.386 Mario Diaz, R OBP: 0.517, SLG: 0.593	1-1 CS HBP	4-0 FC1-2 BB		0-0 1B 1B		0-0 2B 2B	1-1 4-3		
Rey Quinones, R OBP: 0.296, SLG: 0.417	0-2 F4	0-0 FC1-2		1-2 1B		0-1 E 2B		0-2 5-3	
Mickey Brantley, R OBP: 0.287, SLG: 0.455 Greg Briley, L OBP: 0.316, SLG: 0.394	2-2 1B		1-2 F6	0-1 F7		2-2 E6 F8 1B		3-2 G3	
Alvin Davis, L OBP: 0.395, SLG: 0.492	2-2 F7		3-2 2B 1B	2-1 F9		2-2 G4-6-3 1B		1-1 F7	
Ken Phelps, L OBP: 0.434, SLG: 0.547 Steve Balboni, R OBP: 0.249, SLG: 0.407 John Rabb, R OBP: 0.273, SLG: 0.455		3-1 F5	0-1 2B		2-1 4-3 2B	3-2 F8		1-0 F5	
Dave Valle, R OBP: 0.290, SLG: 0.409 Scott Bradley, L OBP: 0.312, SLG: 0.349		1-0 2B 1B	1-1 F6		2-2 F7	1-0 G4-6-3		0-0 2B 1B	
Jim Presley, R OBP: 0.279, SLG: 0.343		2-2 1B FC1-2 2B	2-3 K		1-1 4-3		2-3 K	1-1 2B	
Glenn Wilson, R OBP: 0.286, SLG: 0.324		0-0 F8		1-0 1B 1B	0-0 5-3		2-1 2B	0-3 K	
Henry Cotto, R OBP: 0.315, SLG: 0.381		2-2 FC1-2 S 1B		0-1 F8		2-0 2B 2B	2-3 K	3-3 K	

Inning Stats	R	H	E	K	S	R	H	E	K	S	R	H	E	K	S	R	H	E	K	S	R	H	E	K	S	R	H	E	K	S	R	H	E	K	S	R	H	E	K	S	R	H	E	K	S	1B	2B	3B	HR	SF	SAC	DP	HBP	WP	PA					
	0	1	0	0	10	1	3	0	0	11	0	1	0	0	8	3	4	1	0	17	0	0	0	0	11	0	0	0	0	9	0	2	0	0	13	0	0	0	0	13	0	0	0	0	9	0	2	0	0	11	9	8	0	0	0	0	1	1	0	45

PITCHER	IP	WLS	BF	H	R	ER	SO	BB	IBB	HBP	BLK	WP	HR	S	P	ERA	WHIP
Doyle Alexander, R ERA: 3.7	(1, 1)	5.0	29	13	5	5	1	1	0	0	0	0	0	61	96	9.00	2.800
Paul Gibson, L ERA: 2.45	(6, 1)	1.0	4	1	0	0	0	0	0	0	0	0	0	13	21	0.00	1.000
Mike Henneman, R ERA: 2.36	(7, 1)	2.0	7	1	0	0	2	0	0	0	0	0	0	20	31	0.00	0.500
Willie Hernandez, L ERA: 1.91	(9, 1)	1.0	5	2	0	0	2	0	0	0	0	0	0	11	16	0.00	2.000

Batter	1	2	3	4	5	6	7	8	9	AB R H RBI BB SO LOB	TOP		
<b>Gary Pettis, S</b> OBP: 0.305, SLG: 0.294 (1, 8) C B S S	2-3 K	1-0 FC6-4		0-0 FC6-4			1-3 K		0-2 F7	5 0 0 0 0 2 4			
<b>Lou Whitaker, L</b> OBP: 0.383, SLG: 0.420 (1, 4) X	0-0 1B WP 2B		3-2 F7 1B		1-2 F7		0-0 G6-4-3			4 1 2 0 0 0 1			
<b>Pat Sheridan, L</b> OBP: 0.362, SLG: 0.513 (1, 7) B F X <b>Tom Brookens, R</b> OBP: 0.339, SLG: 0.378 (8, PH) (8, 5)	1-1 WP 1B		1-0 F7		1-0 4-3			1-3 K		3 0 1 0 0 0 1 1 0 0 0 0 1 0			
<b>Alan Trammell, R</b> OBP: 0.381, SLG: 0.491 (1, 6) B F B B	4-1 1-2 BB		1-0 L8		1-0 1B			1-2 L5		3 0 1 0 1 0 1			
<b>Darrell Evans, L</b> OBP: 0.328, SLG: 0.378 (1, 3) C C F B S	2-3 K		4-2 BB		0-2 G3			4-1 BB		2 0 0 0 2 1 3			
<b>Chet Lemon, R</b> OBP: 0.352, SLG: 0.445 (1, 9) B F B F S	2-3 K		3-2 G3			0-2 4-3		3-2 F8		4 0 0 0 0 1 5			
<b>Matt Nokes, L</b> OBP: 0.289, SLG: 0.405 (1, 2) S F B B S		3-2 6-3		0-1 F5		0-0 F7			0-1 F7	4 0 0 0 0 0 0			
<b>Luis Salazar, R</b> OBP: 0.327, SLG: 0.443 (1, 5) (8, 7)		1-1 3-1		1-2 6-3		1-1 F9			1-2 1B	4 0 1 0 0 0 0			
<b>Dave Bergman, L</b> OBP: 0.404, SLG: 0.448 (1, 10) B F B C C B		4-2 FC6-4 BB		4-1 FC6-4 BB			1-2 G6-4-3 1B		1-3 K	2 0 1 0 2 1 1			
<b>Inning Stats</b>	R: 1 H: 2 E: 0 LOB: 2 K: 3 BB: 1 S: 15 P: 26	R: 0 H: 0 E: 0 LOB: 1 K: 0 BB: 1 S: 11 P: 20	R: 0 H: 1 E: 0 LOB: 2 K: 0 BB: 1 S: 12 P: 24	R: 0 H: 0 E: 0 LOB: 1 K: 0 BB: 1 S: 7 P: 12	R: 0 H: 1 E: 0 LOB: 1 K: 0 BB: 0 S: 8 P: 11	R: 0 H: 0 E: 0 LOB: 0 K: 0 BB: 0 S: 6 P: 7	R: 0 H: 1 E: 0 LOB: 0 K: 1 BB: 0 S: 8 P: 10	R: 0 H: 0 E: 0 LOB: 1 K: 1 BB: 1 S: 13 P: 22	R: 0 H: 1 E: 0 LOB: 1 K: 1 BB: 0 S: 14 P: 16	1B: 5 SF: 0 2B: 1 SAC: 0 3B: 0 DP: 1 HR: 0 HBP: 0	WP: 1 PA: 37 PB: 0 SB: 0 CS: 0		
<b>PITCHER</b>	IP WLS BF H R ER SO BB IBB HBP BLK WP HR S P ERA WHIP											<b>PITCHER</b>	IP WLS BF H R ER SO BB IBB HBP BLK WP HR S P ERA WHIP
<b>Storm Davis, R</b> ERA: 3.3 (1, 1)	6.1 W 28 5 1 1 4 4 0 0 0 1 0 66 109 1.42 1.421												
<b>Rick Honeycutt, L</b> ERA: 4.03 (7, 1)	0.2 1 0 0 0 0 0 0 0 0 0 0 1 1 0.00 0.000												
<b>Gene Nelson, R</b> ERA: 3.69 (8, 1)	1.0 4 0 0 0 1 1 0 0 0 0 0 0 13 22 0.00 1.000												
<b>Dennis Eckersley, R</b> ERA: 1.51 (9, 1)	1.0 S 4 1 0 0 1 0 0 0 0 0 0 0 14 16 0.00 1.000												

**Detroit Tigers @ Oakland Athletics**  
Oakland-Alameda County Coliseum, Oakland, CA

Fri Jul 22 1988, 7:05 PM PDT  
Att. 35,480 - Unknown - 68 F

AB	32
R	1
H	6
RBI	0
BB	5
SO	6
LOB	16



livebaseballscorecards.com

Batter	1	2	3	4	5	6	7	8	9
<b>Luis Polonia, L</b> OBP: 0.343, SLG: 0.383 (1, 7) B F X	1-1 <b>G3</b> ①		1-1 <b>L7</b> ③			X 0-0 <b>F8</b> ① F B B X	2-1 <b>3B</b> ③ 1-H		
<b>Dave Henderson, R</b> OBP: 0.348, SLG: 0.519 (1, 8) C X	0-1 <b>L7</b> ②			1-0 <b>F9</b> ① B X		2-0 <b>HR</b> ① 1-H B B X	1-3 <b>K</b> ③ C B B X		
<b>Jose Canseco, R</b> OBP: 0.362, SLG: 0.539 (1, 9) B B X	2-0 <b>F8</b> ③			1-1 <b>F8</b> ② C B X		1-0 <b>HR</b> ② B X		3-2 <b>5-3</b> ① C C B B B X	
<b>Mark McGwire, R</b> OBP: 0.338, SLG: 0.453 (1, 3) X		0-0 <b>1-3</b> ① X		0-3 <b>K</b> ③ S S S		1-3 <b>K</b> ② C B B X		2-1 <b>F8</b> ② B B B X	
<b>Ron Hassey, L</b> OBP: 0.283, SLG: 0.371 (1, 2) X		0-0 <b>4-3</b> ② X			1-0 <b>F7</b> ① B B B B X	4-1 <b>BB</b> ① B B B B X		0-0 <b>1B</b> ① X	
<b>Carney Lansford, R</b> OBP: 0.354, SLG: 0.399 (1, 5) B X		1-0 <b>6-3</b> ③ B X			2-1 <b>5-3</b> ② B B S S X	1-3 <b>K</b> ③ B B B X		0-1 <b>F8</b> ③ F X	
<b>Terry Steinbach, R</b> OBP: 0.296, SLG: 0.360 (1, 10) B F B B X			2-2 <b>F8</b> ① B F B B X		4-1 <b>BB</b> ① B B B B X		X 0-0 <b>F3</b> ① X		
<b>Walt Weiss, S</b> OBP: 0.299, SLG: 0.309 (1, 6) B B X			2-0 <b>4-3</b> ② B B X		1-0 <b>F8</b> ③ B X		B B C X	2-1 <b>L6</b> ② B B C X	
<b>Mike Gallego, R</b> OBP: 0.286, SLG: 0.282 (1, 4) B B B B X			4-1 <b>BB</b> ① B B B B X			4-2 <b>HR</b> ① B B B B X	C B B X	2-1 <b>3B</b> ① C B B X	

AB	R	H	RBI	BB	SO	LOB
4	0	1	1	0	0	2
4	1	1	2	0	1	1
4	1	1	1	0	0	0
4	0	0	0	0	2	0
3	0	1	0	1	0	0
4	0	0	0	0	1	2
2	0	0	0	1	0	0
3	0	0	0	0	0	1
1	2	1	0	2	0	0

**BOTTOM**

**Detroit Tigers @ Oakland Athletics**  
Oakland-Alameda County Coliseum, Oakland, CA

livebaseballscores.com

<b>AB</b>	<b>29</b>
<b>R</b>	<b>4</b>
<b>H</b>	<b>5</b>
<b>RBI</b>	<b>4</b>
<b>BB</b>	<b>4</b>
<b>SO</b>	<b>4</b>
<b>LOB</b>	<b>6</b>



WP: 0	PA: 33
PB: 0	CS: 0
SB: 0	

Inning Stats	R	H	E	K	S	H	R	E	K	S	LOB	BB	IBB	HBP	BLK	WP	HR	S	P	ERA	WHIP
	0	0	0	0	8	0	0	0	0	4	0	0	0	0	0	0	2	64	112	4.50	1.125
	0	0	0	0	3	0	0	0	1	4	0	0	0	0	0	0	0	0	0		
	0	0	0	0	8	1	1	0	1	13	1	0	0	0	0	0	0	0	0		

PITCHER	IP	WLS	BF	H	R	ER	SO	BB	IBB	HBP	BLK	WP	HR	S	P	ERA	WHIP
<b>Jeff Robinson, R</b> ERA: 2.99 (1, 1)	8.0	L	33	5	4	4	4	4	0	0	0	0	2	64	112	4.50	1.125

PITCHER	IP	WLS	BF	H	R	ER	SO	BB	IBB	HBP	BLK	WP	HR	S	P	ERA	WHIP

Fri Jul 22 1988, 7:05 PM PDT  
Att: 35,480 - Unknown - 68 F

Batter	1	2	3	4	5	6	7	8	9	AB R H RBI BB SO LOB	TOP		
<b>Gary Pettis, S</b> (1, 8) OBP: 0.306, SLG: 0.296	1-1 F7		1-2 L8		0-0 1B		0-0 4-3		3-2 2-H 1B	5 0 2 1 0 0 2			
<b>Lou Whitaker, L</b> (1, 4) OBP: 0.380, SLG: 0.416	1-2 1B		3-3 K		2-3 K		3-3 K		1-3 K	5 0 1 0 0 4 5			
<b>Pat Sheridan, L</b> (1, 7) OBP: 0.360, SLG: 0.508 <b>Larry Herndon, R</b> (9, PH) OBP: 0.336, SLG: 0.374	3-1 F7			3-1 WP BLK 1B	2-1 G3			1-0 F8	1-3 K	4 0 1 0 0 0 3 1 0 0 0 0 1 1			
<b>Alan Trammell, R</b> (1, 6) OBP: 0.382, SLG: 0.488	2-0 F8			4-2 WP BB 1-2		0-1 L8		4-0 BB BB		2 0 0 0 2 0 1			
<b>Darrell Evans, L</b> (1, 3) OBP: 0.327, SLG: 0.374		2-2 4-3		2-3 K		0-2 F7		4-1 BB 1-2		3 0 0 0 1 1 2			
<b>Chet Lemon, R</b> (1, 9) OBP: 0.350, SLG: 0.441		0-1 F8		2-3 K 1-2 2-3		4-0 BB		3-2 F6		3 0 0 0 1 1 4			
<b>Matt Nokes, L</b> (1, 2) OBP: 0.284, SLG: 0.398		0-2 L7		1-1 4-3		1-1 L7		2-2 4-3		4 0 0 0 0 0 5			
<b>Luis Salazar, R</b> (1, 5) OBP: 0.326, SLG: 0.444			2-2 F9		0-2 F4		0-1 F9		1-1 1B 2B	4 1 1 0 0 0 0			
<b>Dave Bergman, L</b> (1, 10) OBP: 0.417, SLG: 0.458 <b>Ray Knight, R</b> (9, PH) OBP: 0.297, SLG: 0.327		2-0 1B		4-2 1B BB		2-2 4-3 1B		3-2 F4		2 0 2 0 1 0 0 1 0 0 0 0 0 1			
<b>Inning Stats</b>	R: 0 E: 0 K: 0 S: 9 H: 1 LOB: 1 BB: 0 P: 15	R: 0 E: 0 K: 0 S: 8 H: 0 LOB: 0 BB: 0 P: 10	R: 0 E: 0 K: 1 S: 10 H: 1 LOB: 1 BB: 0 P: 18	R: 0 E: 0 K: 2 S: 14 H: 1 LOB: 2 BB: 1 P: 26	R: 0 E: 0 K: 1 S: 11 H: 1 LOB: 2 BB: 1 P: 19	R: 0 E: 0 K: 0 S: 8 H: 0 LOB: 1 BB: 1 P: 13	R: 0 E: 0 K: 1 S: 10 H: 1 LOB: 1 BB: 0 P: 15	R: 0 E: 0 K: 0 S: 15 H: 0 LOB: 2 BB: 2 P: 29	R: 1 E: 0 K: 2 S: 14 H: 2 LOB: 1 BB: 0 P: 23	1B: 6 2B: 1 3B: 0 HR: 0 SF: 0 SAC: 0 DP: 0 HBP: 0	WP: 1 PB: 0 SB: 0 CS: 0 PA: 39		
<b>PITCHER</b>	IP WLS BF H R ER SO BB IBB HBP BLK WP HR S P ERA WHIP											<b>PITCHER</b>	IP WLS BF H R ER SO BB IBB HBP BLK WP HR S P ERA WHIP
<b>Todd Burns, R</b> (1, 1) ERA: 1.79	7.0 W 29 5 0 0 5 3 0 0 0 1 1 0 70 116 0.00 1.143												
<b>Gene Nelson, R</b> (8, 1) ERA: 3.77	1.0 6 1 1 1 0 2 0 0 0 0 0 0 17 32 9.00 3.000												
<b>Greg Cadaret, L</b> (9, 1) ERA: 2.98	0.2 3 1 0 0 1 0 0 0 0 0 0 0 9 16 0.00 1.500												
<b>Eric Plunk, R</b> (9, 1) ERA: 2.79	0.1 S 1 0 0 0 1 0 0 0 0 0 0 0 3 4 0.00 0.000												

**Detroit Tigers @ Oakland Athletics**  
Oakland-Alameda County Coliseum, Oakland, CA

Sat Jul 23 1988, 3:33 AM PDT  
Att. 43,185 - Sunny - 69 F

[livebaseballscorecards.com](http://livebaseballscorecards.com)

AB	34
R	1
H	7
RBI	1
BB	5
SO	7
LOB	24



Batter	1	2	3	4	5	6	7	8	9
Stan Javier, S OBP: 0.328, SLG: 0.355 (1, 7)	0-2 F4		1-3 K		2-2 6-3		1-0 HBP 1B	0-1 F4	
Dave Henderson, R OBP: 0.350, SLG: 0.522 (1, 8)	1-2 L8		0-1 L6-4 1B 1-3 1B			1-1 HR 2B	1-1 F6		
Jose Canseco, R OBP: 0.385, SLG: 0.540 (1, 9)	1-2 S 1B		1-2 1-2 3-H 1B			3-2 E3 HR	2-2 HBP		
Mark McGwire, R OBP: 0.340, SLG: 0.460 (1, 3)	4-0 1-2 IBB		0-2 L6-4			2-1 HR 1-H 2-H	2-2 F8		
Carney Lansford, R OBP: 0.350, SLG: 0.395 (1, 5)	1-1 L4			0-0 6-3		2-2 5-3	0-0 F8		
Terry Steinbach, R OBP: 0.305, SLG: 0.369 (1, 2)		2-2 G3-6-3 1B		0-0 6-3		2-2 3-1 1B 1B	2-0 SH5-3 BB FC5-2-5-1 1B		
Don Baylor, R OBP: 0.295, SLG: 0.285 (1, 10)		0-0 F3		1-1 F3		0-0 3-1 1B	4-2 FC5-2-5-1 SH5-3 BB		
Tony Phillips, S OBP: 0.311, SLG: 0.279 (8, PR)									
Mike Gallego, R OBP: 0.282, SLG: 0.277 (1, 4)		2-0 G3-6-3 1-2f			0-2 4-3	2-2 3-1	0-1 SH5-3		
Walt Weiss, S OBP: 0.295, SLG: 0.305 (1, 6)			2-1 E5 1B 1B		2-2 5-3	3-2 F8	1-2 2-3 FC5-2-5-1		

AB	R	H	RBI	BB	SO	LOB
5	0	1	0	0	1	4
4	1	2	0	0	0	1
3	1	2	1	0	0	1
3	1	1	3	1	0	4
4	0	0	0	0	0	4
4	0	3	0	0	0	0
3	0	1	0	1	0	1
0	0	0	0	0	0	0
3	0	0	0	0	0	3
4	1	0	0	0	0	5

**BOTTOM**

**Detroit Tigers @ Oakland Athletics**  
**Oakland-Alameda County Coliseum, Oakland, CA**  
 Sat Jul 23 1988, 3:33 AM PDT  
 Att. 43,185 - Sunny - 69 F

livebaseballscorecards.com

<b>AB</b>	<b>33</b>
<b>R</b>	<b>4</b>
<b>H</b>	<b>10</b>
<b>RBI</b>	<b>4</b>
<b>BB</b>	<b>2</b>
<b>SO</b>	<b>1</b>
<b>LOB</b>	<b>23</b>



Inning	R	H	E	K	S	IP	WLS	BF	H	R	ER	SO	BB	IBB	HBP	BLK	WP	HR	S	P	ERA	WHIP
1	0	1	0	0	11	5.1	L	24	7	4	2	1	0	0	0	0	0	1	56	86	3.38	1.312
2	0	1	0	0	5	1.0		6	2	0	0	0	0	0	0	0	0	0	16	24	0.00	2.000
3	1	2	1	1	13	0.2		2	0	0	0	0	0	0	0	0	0	6	8	0.00	0.000	
4	0	0	0	0	4	1.0		5	1	0	0	0	1	0	0	0	0	12	19	0.00	2.000	

PITCHER	IP	WLS	BF	H	R	ER	SO	BB	IBB	HBP	BLK	WP	HR	S	P	ERA	WHIP
Frank Tanana, L ERA: 4.1	(1, 1)	5.1	24	7	4	2	1	0	0	0	0	0	1	56	86	3.38	1.312
Eric King, R ERA: 3.58	(6, 1)	1.0	6	2	0	0	0	0	0	0	0	0	0	16	24	0.00	2.000
Mike Henneman, R ERA: 2.33	(7, 1)	0.2	2	0	0	0	0	0	0	0	0	0	0	6	8	0.00	0.000
Willie Hernandez, L ERA: 1.87	(8, 1)	1.0	5	1	0	0	0	1	0	0	0	0	0	12	19	0.00	2.000

WP	PA
0	37

WP	HR	S	P	ERA	WHIP
0	0	1	1	0.00	0.000

Batter	1	2	3	4	5	6	7	8	9	AB R H RBI BB SO LOB	TOP	
<b>Gary Pettis, S</b> OBP: 0.303, SLG: 0.293 (1, 8) C B B B C	3-3 K		0-0 L7		0-0 G3			0-2 F8		4 0 0 0 0 1 2	<b>Detroit Tigers @ Oakland Athletics</b> Oakland-Alameda County Coliseum, Oakland, CA Sun Jul 24 1988, 3:33 AM PDT Att. 43,146 - Sunny - 70 F <a href="http://livebaseballscorecards.com">livebaseballscorecards.com</a>	
<b>Lou Whitaker, L</b> OBP: 0.376, SLG: 0.410 (1, 4) B B C F B C	3-3 K			0-0 L8		2-3 K		2-1 F7		4 0 0 0 0 2 0		
<b>Pat Sheridan, L</b> OBP: 0.354, SLG: 0.497 (1, 7) B C F S	1-3 K			0-0 F7		2-2 4-3		3-1 F6		4 0 0 0 0 1 0		
<b>Alan Trammell, R</b> OBP: 0.383, SLG: 0.491 (1, 6) X		0-0 L9		0-2 2B		0-0 1B		1-1 L8		4 0 2 0 0 0 0		
<b>Darrell Evans, L</b> OBP: 0.329, SLG: 0.374 (1, 10) B C B X		2-1 G6-3 1B		4-2 BB		2-2 4-3 1-2		1-3 K		3 0 1 0 1 1 1		
<b>Chet Lemon, R</b> OBP: 0.346, SLG: 0.435 (1, 9) S C B X		1-2 G6-3 1-2f		0-3 K			1-3 K		1-2 F3	4 0 0 0 0 2 3		
<b>Dave Bergman, L</b> OBP: 0.430, SLG: 0.479 (1, 3) B B C X			2-1 SH5-3 2B		0-0 1B		1-1 FC4 1B			3 0 3 0 0 0 0		
<b>Luis Salazar, R</b> OBP: 0.324, SLG: 0.441 (1, 5) S X			0-1 SH5-3		0-0 F9		2-2 F4			2 0 0 0 0 0 2		
<b>Matt Nokes, L</b> OBP: 0.281, SLG: 0.393 (1, 2) S T T T C F C			0-3 K		0-0 F5		1-1 FC4 1-2f			3 0 0 0 0 1 3		
<b>Inning Stats</b>	R: 0 E: 0 K: 3 S: 9 H: 0 LOB: 0 BB: 0 P: 16	R: 0 E: 0 K: 0 S: 6 H: 1 LOB: 0 BB: 0 P: 9	R: 0 E: 0 K: 1 S: 12 H: 1 LOB: 1 BB: 0 P: 14	R: 0 E: 0 K: 1 S: 10 H: 1 LOB: 2 BB: 1 P: 14	R: 0 E: 0 K: 0 S: 4 H: 1 LOB: 1 BB: 0 P: 4	R: 0 E: 0 K: 1 S: 12 H: 1 LOB: 1 BB: 0 P: 18	R: 0 E: 0 K: 1 S: 11 H: 1 LOB: 1 BB: 0 P: 16	R: 0 E: 0 K: 0 S: 7 H: 0 LOB: 0 BB: 0 P: 12	R: 0 E: 0 K: 1 S: 9 H: 0 LOB: 0 BB: 0 P: 12	1B: 4 2B: 2 3B: 0 HR: 0 SF: 0 SAC: 1 DP: 1 HBP: 0	WP: 0 PB: 0 SB: 1 CS: 0 PA: 33	
<b>PITCHER</b> <b>Bob Welch, R</b> ERA: 3.22 (1, 1)	IP 9.0 WLS W BF 33 H 6 R 0 ER 0 SO 8 BB 1 IBB 0 HBP 0 BLK 0 WP 0 HR 0 S 80 P 115 ERA 0.00 WHIP 0.778											<b>PITCHER</b> IP WLS BF H R ER SO BB IBB HBP BLK WP HR S P ERA WHIP

Batter	1	2	3	4	5	6	7	8	9
Luis Polonia, L OBP: 0.359, SLG: 0.408 (1, 7)	2-2 1B CS		0-2 2B 1-3		1-1 1B 1-2		0-3 K		
Dave Henderson, R OBP: 0.345, SLG: 0.514 (1, 8)	3-3 1-2 K		2-3 K		0-0 F9			0-1 4-3	
Jose Canseco, R OBP: 0.364, SLG: 0.536 (1, 9)	3-3 K			2-2 G3		3-2 6-3		4-2 BB	
Mark McGwire, R OBP: 0.339, SLG: 0.461 (1, 3)		1-0 5-3		2-2 F3		2-1 2B		1-0 L8	
Ron Hassey, L OBP: 0.288, SLG: 0.364 (1, 2)		3-3 K		0-0 6-3		2-0 F8		0-2 4-3	
Carney Lansford, R OBP: 0.352, SLG: 0.394 (1, 5)		1-1 5-3			4-1 FC6-4 BB		4-0 IBB		
Terry Steinbach, R OBP: 0.300, SLG: 0.363 (1, 10)			1-2 F7		1 SAFE 0-2 FC6-4 2B 1-2f		1-2 4-3		
Walt Weiss, S OBP: 0.295, SLG: 0.309 (1, 6)			0-3 K		2-0 CS 1-H 2B		1-1 B5-3		
Mike Gallego, R OBP: 0.288, SLG: 0.276 (1, 4)			4-1 2B BB		4-2 2B 1B BB 2-3		0-0 6-3		

Inning Stats	1	2	3	4	5	6	7	8	9
R: 0 H: 1 E: 0 LOB: 0 K: 2 BB: 0 S: 10 P: 17	R: 0 H: 0 E: 0 LOB: 0 K: 1 BB: 0 S: 6 P: 11	R: 0 H: 1 E: 0 LOB: 2 K: 2 BB: 1 S: 16 P: 23	R: 0 H: 0 E: 0 LOB: 0 K: 0 BB: 0 S: 8 P: 12	R: 1 H: 2 E: 0 LOB: 2 K: 0 BB: 2 S: 10 P: 21	R: 0 H: 1 E: 0 LOB: 2 K: 0 BB: 1 S: 11 P: 23	R: 0 H: 0 E: 0 LOB: 0 K: 1 BB: 0 S: 6 P: 7	R: 0 H: 0 E: 0 LOB: 1 K: 0 BB: 1 S: 9 P: 14	1B: 2 SF: 0 2B: 4 SAC: 0 3B: 0 DP: 1 HR: 0 HBP: 0	

PITCHER	IP	WLS	BF	H	R	ER	SO	BB	IBB	HBP	BLK	WP	HR	S	P	ERA	WHIP
Walt Terrell, R ERA: 4.5 (1, 1)	8.0	L	32	5	1	1	6	4	1	0	0	0	0	76	128	1.12	1.125

**BOTTOM**

AB	R	H	RBI	BB	SO	LOB
4	0	3	0	0	1	0
4	0	0	0	0	2	5
3	0	0	0	1	1	0
4	0	1	0	0	0	1
4	0	0	0	0	1	2
1	0	0	0	2	0	0
3	1	0	0	0	0	3
3	0	1	1	0	1	0
1	0	0	0	2	0	0

<b>AB</b>	27
<b>R</b>	1
<b>H</b>	5
<b>RBI</b>	1
<b>BB</b>	5
<b>SO</b>	6
<b>LOB</b>	11



WP	PA
0	32

WP	HR	S	P	ERA	WHIP
0	0	76	128	1.12	1.125

**Detroit Tigers @ Oakland Athletics**  
Oakland-Alameda County Coliseum, Oakland, CA

Sun Jul 24 1988, 3:33 AM PDT  
Att. 43,146 - Sunny - 70 F

Batter	1	2	3	4	5	6	7	8	9	10	AB R H RBI BB SO LOB	TOP										
<b>Willie Wilson, S</b> (1, 8) OBP: 0.292, SLG: 0.346	0-0 WP S G6-3 1B		0-3 K			1-1 G6-3			0-2 G3		4 1 1 0 0 1 0	<b>Kansas City Royals @ Detroit Tigers</b> Tiger Stadium, Detroit, MI Tue Jul 26 1988, 7:05 PM EDT Att. 27,255 - Unknown - 82 F										
<b>Kurt Stillwell, S</b> (1, 6) OBP: 0.325, SLG: 0.426	3-2 G6-3 1-H			1-1 G6-3		2-1 F7			0-2 1B 1B	4 0 1 1 0 0 0												
<b>Kevin Seitzer, R</b> (1, 5) OBP: 0.390, SLG: 0.437	2-1 L4			0-1 F8 BB 1B		2-2 G3			0-1 1-2 1B	4 0 2 0 0 0 0												
<b>George Brett, L</b> (1, 10) OBP: 0.405, SLG: 0.555	2-3 K			4-2 1-2 BB		2-1 F8			1-3 K	3 0 0 0 1 2 2												
<b>Danny Tartabull, R</b> (1, 9) OBP: 0.369, SLG: 0.506		2-3 K		0-0 F8 2-3		2-3 K			2-2 G1-3	4 0 0 0 0 2 4												
<b>Frank White, R</b> (1, 4) OBP: 0.297, SLG: 0.375		1-2 G4-3		1-3 K		2-2 G6-3			3-1 G5-3	4 0 0 0 0 1 2												
<b>Bo Jackson, R</b> (1, 7) OBP: 0.300, SLG: 0.467		3-3 K			0-3 K				0-0 G6-3	4 0 0 0 0 3 0												
<b>Bill Buckner, L</b> (1, 3) OBP: 0.282, SLG: 0.342 <b>Bill Pecota, R</b> (10, PR) OBP: 0.179, SLG: 0.246			1-1 P2		0-0 P5				2-2 G6-3	4 0 1 0 0 0 0 0 0 0 0 0 0 0												
<b>Larry Owen, R</b> (1, 2) OBP: 0.100, SLG: 0.100 <b>Pat Tabler, R</b> (10, PH) OBP: 0.328, SLG: 0.331 <b>Jamie Quirk, L</b> (10, 2) OBP: 0.274, SLG: 0.327			0-0 P4		2-1 F8				1-3 K	3 0 0 0 0 1 0 1 0 0 0 0 0 1 0 0 0 0 0 0 0												
<b>Inning Stats</b>	R: 1 E: 0 K: 1 S: 10	H: 1 LOB: 0 BB: 0 P: 17	R: 0 E: 0 K: 2 S: 10	H: 0 LOB: 0 BB: 0 P: 16	R: 0 E: 0 K: 1 S: 6	H: 0 LOB: 0 BB: 0 P: 7	R: 0 E: 0 K: 1 S: 11	H: 1 LOB: 2 BB: 1 P: 17	R: 0 E: 0 K: 1 S: 6	H: 0 LOB: 0 BB: 0 P: 8	R: 0 E: 0 K: 0 S: 8		H: 0 LOB: 0 BB: 0 P: 13	R: 0 E: 0 K: 1 S: 12	H: 0 LOB: 0 BB: 0 P: 16	R: 0 E: 0 K: 1 S: 16	H: 2 LOB: 2 BB: 0 P: 19	R: 0 E: 0 K: 0 S: 7	H: 1 LOB: 1 BB: 0 P: 10	1B: 5 2B: 0 3B: 0 HR: 0	SF: 0 SAC: 0 DP: 0 HBP: 0	WP: 1 PB: 0 SB: 1 CS: 0
<b>PITCHER</b> <b>Jack Morris, R</b> (1, 1) ERA: 5.04 <b>Mike Henneman, R</b> (10, 1) ERA: 2.28	IP 9.0	WLS 32	BF 4	H 1	R 1	ER 1	SO 10	BB 1	IBB 0	HBP 0	BLK 0	WP 1	HR 0	S 87	P 127	ERA 1.00	WHIP 0.556					
	1.0	W	4	1	0	0	0	0	0	0	0	0	0	7	10	0.00	1.000					

livebaseballscorecards.com

<b>AB</b>	<b>35</b>
<b>R</b>	<b>1</b>
<b>H</b>	<b>5</b>
<b>RBI</b>	<b>1</b>
<b>BB</b>	<b>1</b>
<b>SO</b>	<b>10</b>
<b>LOB</b>	<b>9</b>





Batter	1	2	3	4	5	6	7	8	9	10	AB R H RBI BB SO LOB
Gary Pettis, S (1, 8) OBP: 0.300, SLG: 0.289 Dave Bergman, L (10, PH) OBP: 0.434, SLG: 0.479	1-3 K		0-0 G5-3		2-1 F8			2-1 G4-3		4-0 2B IBB	4 0 0 0 0 1 2 0 0 0 0 1 0 0
Lou Whitaker, L (1, 4) OBP: 0.376, SLG: 0.412	4-1 BB		3-1 G3-1			1-1 F7		2-1 F7		1-0 2B	4 0 1 1 1 0 0
Luis Salazar, R (1, 7) OBP: 0.323, SLG: 0.439	1-0 F9			0-1 G5-4-3 1B		3-3 K		0-0 G5-3			4 0 1 0 0 1 1
Alan Trammell, R (1, 6) OBP: 0.379, SLG: 0.485	3-3 K			2-2 G5-4-3 1-2f		1-1 G4-3			2-1 G6-3		4 0 0 0 0 1 2
Chet Lemon, R (1, 9) OBP: 0.348, SLG: 0.444		4-0 E BB		2-2 F8			2-0 F8		1-1 HR		3 1 1 1 1 0 0
Larry Herndon, R (1, 10) OBP: 0.326, SLG: 0.361		3-3 K 1-2			0-0 G6-3		1-3 K		2-3 K		4 0 0 0 0 3 1
Ray Knight, R (1, 3) OBP: 0.296, SLG: 0.326		3-2 F8			0-1 P3		1-2 1B 1B		0-1 G1-3		4 0 1 0 0 0 1
Tom Brookens, R (1, 5) OBP: 0.343, SLG: 0.379 Pat Sheridan, L (10, PH) OBP: 0.357, SLG: 0.497		2-3 K			4-1 BB BB		3-2 FC5-4 1B			4-1 SH3 2B BB	2 0 1 0 1 1 1 0 1 0 0 1 0 0
Mike Heath, R (1, 2) OBP: 0.336, SLG: 0.419			2-2 G6-3		4-0 BB		0-0 FC5-4 1-2f			1-1 SH3 1-2	2 0 0 0 1 0 2

Inning Stats	R: 0 E: 0 K: 2 S: 9	H: 0 LOB: 1 BB: 1 P: 18	R: 0 E: 1 K: 2 S: 11	H: 0 LOB: 1 BB: 1 P: 23	R: 0 E: 0 K: 0 S: 6	H: 0 LOB: 0 BB: 0 P: 11	R: 0 E: 0 K: 0 S: 8	H: 1 LOB: 0 BB: 0 P: 12	R: 0 E: 0 K: 0 S: 6	H: 0 LOB: 2 BB: 2 P: 16	R: 0 E: 0 K: 1 S: 7	H: 0 LOB: 0 BB: 0 P: 12	R: 0 E: 0 K: 1 S: 11	H: 2 LOB: 2 BB: 0 P: 18	R: 0 E: 0 K: 0 S: 5	H: 0 LOB: 0 BB: 0 P: 9	R: 1 E: 0 K: 1 S: 10	H: 1 LOB: 0 BB: 0 P: 15	R: 1 E: 0 K: 0 S: 4	H: 1 LOB: 2 BB: 2 P: 14	1B: 3 2B: 1 3B: 0 HR: 1	SF: 0 SAC: 1 DP: 1 HBP: 0	WP: 0 PB: 0 SB: 0 CS: 0	PA: 38
PITCHER	IP	WLS	BF	H	R	ER	SO	BB	IBB	HBP	BLK	WP	HR	S	P	ERA	WHIP							
Charlie Leibrandt, L (1, 1) ERA: 3.59	9.0		34	4	1	1	7	4	0	0	0	0	1	73	134	1.00	0.889							
Jeff Montgomery, R (10, 1) ERA: 2.75	0.1	L	4	1	1	1	0	1	1	0	0	0	0	4	14	27.00	6.000							


**BOTTOM**

**Kansas City Royals @ Detroit Tigers**  
Tiger Stadium, Detroit, MI

Tue Jul 26 1988, 7:05 PM EDT  
Att. 27,255 - Unknown - 82 F

livebaseballscorecards.com

AB	31
R	2
H	5
RBI	2
BB	6
SO	7
LOB	10



Batter	1	2	3	4	5	6	7	8	9	AB R H RBI BB SO LOB	TOP
Willie Wilson, S (1, 8) OBP: 0.290, SLG: 0.343	2-0 P6		1-2 G6-3		2-2 FC4-6		1-0 L7			4 0 0 0 0 0 1	
Kurt Stillwell, S (1, 6) OBP: 0.327, SLG: 0.427	1-0 3B 1B		1-1 1B		2-2 G6-3			0-1 P6		4 1 2 0 0 0 1	
Kevin Seitzer, R (1, 5) OBP: 0.389, SLG: 0.435	0-2 P3		1-1 G4-3			1-0 2B 1B		0-0 L1		4 0 1 0 0 0 2	
George Brett, L (1, 10) OBP: 0.408, SLG: 0.565	1-0 1-H 3B			2-1 F9		2-1 2B		3-2 1B		4 0 3 1 0 0 0	
Danny Tartabull, R (1, 9) OBP: 0.365, SLG: 0.500	1-1 G5-3			0-0 G6-3		1-3 K		0-3 K		4 0 0 0 0 2 4	
Frank White, R (1, 4) OBP: 0.299, SLG: 0.377		0-1 CS 1B		0-1 1B		0-0 L7		0-1 G5-3		4 0 2 0 0 0 2	
Bo Jackson, R (1, 7) OBP: 0.296, SLG: 0.459		3-3 K 1-2		1-1 G5-3		3-2 G5-3		1-3 K		4 0 0 0 0 2 4	
Bill Buckner, L (1, 3) OBP: 0.277, SLG: 0.335		0-1 F8			1-1 F7		0-0 F8		1-0 G4-3	4 0 0 0 0 0 0	
Larry Owen, R (1, 2) OBP: 0.167, SLG: 0.167			1-1 F7			0-1 FC4-6 1B		2-3 K		2 0 1 0 0 0 0	
Jamie Quirk, L (7, PH) OBP: 0.272, SLG: 0.324 (7, 2)										1 0 0 0 0 1 0	
<b>Inning Stats</b>	R: 1 H: 2 E: 0 LOB: 1 K: 0 BB: 0 S: 8 P: 13	R: 0 H: 1 E: 0 LOB: 0 K: 1 BB: 0 S: 7 P: 10	R: 0 H: 1 E: 0 LOB: 1 K: 0 BB: 0 S: 9 P: 13	R: 0 H: 1 E: 0 LOB: 1 K: 0 BB: 0 S: 7 P: 10	R: 0 H: 1 E: 0 LOB: 1 K: 0 BB: 0 S: 11 P: 16	R: 0 H: 2 E: 0 LOB: 2 K: 1 BB: 0 S: 10 P: 17	R: 0 H: 0 E: 0 LOB: 0 K: 1 BB: 0 S: 5 P: 8	R: 0 H: 1 E: 0 LOB: 1 K: 1 BB: 0 S: 10 P: 13	R: 0 H: 0 E: 0 LOB: 0 K: 1 BB: 0 S: 6 P: 8	1B: 7 SF: 0 2B: 2 SAC: 0 3B: 1 DP: 1 HR: 0 HBP: 0	WP: 0 PA: 35 PB: 0 SB: 0 CS: 1
<b>PITCHER</b> Doyle Alexander, R (1, 1) ERA: 3.58 Mike Henneman, R (8, 1) ERA: 2.22	IP WLS BF H R ER SO BB IBB HBP BLK WP HR S P ERA WHIP										
	7.2 W 31 9 1 1 3 0 0 0 0 0 0 0 64 97 1.17 1.174										
	1.1 S 4 0 0 0 2 0 0 0 0 0 0 0 9 11 0.00 0.000										

**Kansas City Royals @ Detroit Tigers**  
 Tiger Stadium, Detroit, MI  
 Wed Jul 27 1988, 7:05 PM EDT  
 Att. 26,288 - Unknown - 85 F

livebaseballscorecards.com

AB	35
R	1
H	9
RBI	1
BB	0
SO	5
LOB	14





Batter	1	2	3	4	5	6	7	8	9	AB R H RBI BB SO LOB	TOP	
Willie Wilson, S (1, 8) OBP: 0.287, SLG: 0.339	1-2 L8		3-2 F7		0-0 F8			3-3 K		4 0 0 0 0 1 1		
Kurt Stillwell, S (1, 6) OBP: 0.326, SLG: 0.424	4-0 G6-3 BB		1-2 FC3-6 FC6-4		1-0 F8			2-1 G4-3		3 0 0 0 1 0 1		
Kevin Seitzer, R (1, 5) OBP: 0.385, SLG: 0.430	3-2 G6-3		0-2 FC6-4		1-2 G6-3			0-1 G4-3		4 0 0 0 0 0 2		
George Brett, L (1, 10) OBP: 0.409, SLG: 0.562	4-0 IBB			4-0 WP 1B G3-1 BB		1-0 F9		3-1 G4-3		2 1 0 0 2 0 0		
Frank White, R (1, 4) OBP: 0.299, SLG: 0.375	0-0 F7			2-1 G3-1 WP 1-2 1B		0-0 G5-3		1-0 F8		4 0 1 0 0 0 2		
Danny Tartabull, R (1, 9) OBP: 0.362, SLG: 0.495		0-3 K		2-3 K			0-1 F9			3 0 0 0 0 2 2		
Bill Buckner, L (1, 3) OBP: 0.274, SLG: 0.330		0-1 F8		2-2 G3-1			1-0 F9			3 0 0 1 0 0 1		
Bo Jackson, R (1, 7) OBP: 0.292, SLG: 0.454		0-0 G1-3		2-3 3-H 0-1 B1-3			2-2 G1-3			3 0 0 0 0 0 1		
Larry Owen, R (1, 2) OBP: 0.214, SLG: 0.154			2-1 FC3-6 HBP		2-1 G4-3			0-0 G3-1		1 0 0 0 0 0 0		
Jamie Quirk, L (8, PH) OBP: 0.270, SLG: 0.320 (8, 2)										1 0 0 0 0 0 0		
<b>Inning Stats</b>	R: 0 H: 0 E: 0 LOB: 2 K: 0 BB: 2 S: 9 P: 21	R: 0 H: 0 E: 0 LOB: 0 K: 1 BB: 0 S: 6 P: 6	R: 0 H: 0 E: 0 LOB: 1 K: 0 BB: 0 S: 12 P: 18	R: 1 H: 1 E: 0 LOB: 1 K: 1 BB: 1 S: 12 P: 22	R: 0 H: 0 E: 0 LOB: 0 K: 0 BB: 0 S: 4 P: 7	R: 0 H: 0 E: 0 LOB: 0 K: 0 BB: 0 S: 5 P: 7	R: 0 H: 0 E: 0 LOB: 0 K: 0 BB: 0 S: 6 P: 9	R: 0 H: 0 E: 0 LOB: 0 K: 1 BB: 0 S: 6 P: 11	R: 0 H: 0 E: 0 LOB: 0 K: 0 BB: 0 S: 5 P: 9	1B: 1 SF: 0 2B: 0 SAC: 0 3B: 0 DP: 0 HR: 0 HBP: 1	WP: 1 PA: 32 PB: 0 SB: 0 CS: 0	
<b>PITCHER</b> Jeff Robinson, R (1, 1) ERA: 2.86	IP WLS BF H R ER SO BB IBB HBP BLK WP HR S P ERA WHIP	9.0 W 32 1 1 1 3 2 1 1 0 1 0 65 110 1.00 0.333										

**Kansas City Royals @ Detroit Tigers**  
Tiger Stadium, Detroit, MI  
Thu Jul 28 1988, 7:05 PM EDT  
Att. 27,781 - Unknown - 95 F

[livebaseballscorecards.com](http://livebaseballscorecards.com)

<b>AB</b>	28
<b>R</b>	1
<b>H</b>	1
<b>RBI</b>	1
<b>BB</b>	3
<b>SO</b>	3
<b>LOB</b>	10



Batter	1	2	3	4	5	6	7	8	9	AB	R	H	RBI	BB	SO	LOB	BOTTOM			
Gary Pettis, S (1, 8) OBP: 0.298, SLG: 0.286	2-2 G4-3	0-0 F8		1-2 1B	1-2 FC6-4		1-1 G5-3			5	0	1	0	0	0	5	<div style="text-align: center;"> <h3>Kansas City Royals @ Detroit Tigers</h3> <h4>Tiger Stadium, Detroit, MI</h4> <p>Thu Jul 28 1988, 7:05 PM EDT Att: 27,781 - Unknown - 95 F</p> </div>			
Lou Whitaker, L (1, 4) Jim Walewander, S (9, 4) OBP: 0.378, SLG: 0.419 OBP: 0.261, SLG: 0.284	0-2 G4-3		3-1 F8	1-0 P4		0-0 F8		3-3 K		5	0	0	0	0	1	2				
Pat Sheridan, L (1, 7) OBP: 0.352, SLG: 0.485	1-1 F8		2-2 F7	1-0 1B		0-2 L8		2-2 P6		5	0	1	1	0	0	0				
Alan Trammell, R (1, 6) OBP: 0.378, SLG: 0.479		2-0 1B SF9 1B	4-2 1B BB	1-0 L7		3-1 P6		2-1 F9		4	2	1	0	1	0	2				
Dave Bergman, L (1, 3) Ray Knight, R (7, PH) OBP: 0.427, SLG: 0.469 OBP: 0.295, SLG: 0.324		0-1 F9 1B BB	0-0 1B	1-3 1B		2-1 F8		1-2 E5 1B E		3	1	2	0	0	0	0				
Chet Lemon, R (1, 9) OBP: 0.346, SLG: 0.440		3-2 SF9 1B	2-0 1B	0-0 G6-3		0-0 E5 1B		0-0 E5 1B		3	0	1	2	0	0	1				
Darrell Evans, L (1, 10) OBP: 0.330, SLG: 0.369		4-0 1B BB	0-1 G4-3	1-0 3B 1B		1-0 K		1-3 K		3	1	1	0	1	1	4				
Tom Brookens, R (1, 5) OBP: 0.348, SLG: 0.400		1-1 F9 1B		1-0 1B 1B		0-0 1B 3B		1-2 1B 1B		4	2	3	2	0	0	2				
Matt Nokes, L (1, 2) OBP: 0.285, SLG: 0.394		0-0 1B		0-0 P5		0-0 FC6-4 1B		1-3 K		4	0	2	2	0	1	3				
<b>Inning Stats</b>	R: 0 E: 0 K: 0 S: 8	H: 0 LOB: 0 BB: 0 P: 11	R: 2 E: 0 K: 0 S: 10	H: 3 LOB: 2 BB: 1 P: 20	R: 1 E: 0 K: 0 S: 11	H: 2 LOB: 2 BB: 1 P: 22	R: 1 E: 0 K: 0 S: 7	H: 3 LOB: 2 BB: 0 P: 11	R: 2 E: 0 K: 0 S: 9	H: 3 LOB: 1 BB: 0 P: 13	R: 0 E: 0 K: 0 S: 6	H: 0 LOB: 0 BB: 0 P: 9	R: 1 E: 2 K: 2 S: 15	H: 1 LOB: 2 BB: 0 P: 20	R: 0 E: 0 K: 1 S: 11	H: 0 LOB: 0 BB: 0 P: 18		1B: 11 2B: 0 3B: 1 HR: 0	SF: 1 SAC: 0 DP: 0 HBP: 0	WP: 0 PB: 0 SB: 0 CS: 0
<b>PITCHER</b>	IP WLS BF H R ER SO BB IBB HBP BLK WP HR S P ERA WHIP	IP WLS BF H R ER SO BB IBB HBP BLK WP HR S P ERA WHIP	IP WLS BF H R ER SO BB IBB HBP BLK WP HR S P ERA WHIP	IP WLS BF H R ER SO BB IBB HBP BLK WP HR S P ERA WHIP	IP WLS BF H R ER SO BB IBB HBP BLK WP HR S P ERA WHIP	IP WLS BF H R ER SO BB IBB HBP BLK WP HR S P ERA WHIP	IP WLS BF H R ER SO BB IBB HBP BLK WP HR S P ERA WHIP	IP WLS BF H R ER SO BB IBB HBP BLK WP HR S P ERA WHIP	IP WLS BF H R ER SO BB IBB HBP BLK WP HR S P ERA WHIP	IP WLS BF H R ER SO BB IBB HBP BLK WP HR S P ERA WHIP	IP WLS BF H R ER SO BB IBB HBP BLK WP HR S P ERA WHIP	IP WLS BF H R ER SO BB IBB HBP BLK WP HR S P ERA WHIP	IP WLS BF H R ER SO BB IBB HBP BLK WP HR S P ERA WHIP	IP WLS BF H R ER SO BB IBB HBP BLK WP HR S P ERA WHIP	IP WLS BF H R ER SO BB IBB HBP BLK WP HR S P ERA WHIP	IP WLS BF H R ER SO BB IBB HBP BLK WP HR S P ERA WHIP	IP WLS BF H R ER SO BB IBB HBP BLK WP HR S P ERA WHIP	IP WLS BF H R ER SO BB IBB HBP BLK WP HR S P ERA WHIP		

AB	37
R	7
H	12
RBI	7
BB	2
SO	3
LOB	19



livebaseballscorecards.com

Batter	1	2	3	4	5	6	7	8	9	AB R H RBI BB SO LOB	TOP
<b>Bob Brower, R</b> (1, 8) OBP: 0.303, SLG: 0.293 <b>Cecil Espy, S</b> (9, 8) OBP: 0.289, SLG: 0.367	1-3 		0-2 	1-2 FC6-4 		2-3 			0-1 G3 	5 1 1 0 0 2 4 0 0 0 0 0 0 0	
<b>Scott Fletcher, R</b> (1, 6) OBP: 0.359, SLG: 0.329	3-3 		1-2 FC6-4 		1-2 F8 		2-2 L5 		1-0 F7 	5 0 1 0 0 1 0	
<b>Pete O'Brien, L</b> (1, 3) OBP: 0.361, SLG: 0.433	1-2 P4 		0-0 		0-0 G3 		0-1 F8 			4 0 1 1 0 0 0	
<b>Pete Incaviglia, R</b> (1, 7) OBP: 0.323, SLG: 0.502		0-1 F8 	1-0 FC6-4 		2-3 K 		3-3 K 			4 0 0 0 0 2 2	
<b>Ruben Sierra, S</b> (1, 9) OBP: 0.287, SLG: 0.420		2-2 	3-0 P5 		3-1 HR 		1-0 			4 1 3 1 0 0 2	
<b>Larry See, R</b> (1, 10) OBP: 0.333, SLG: 0.250	1-3 			4-2 		0-0 P2 		1-0 		2 0 0 0 1 1 1	
<b>Steve Buechele, R</b> (1, 5) OBP: 0.356, SLG: 0.430		4-0 		2-2 F9 		2-1 L7 		4-0 		2 0 0 0 2 0 1	
<b>Jim Sundberg, R</b> (1, 2) OBP: 0.329, SLG: 0.361		0-1 FC6-4 		2-3 		4-2 		0-0 		3 0 0 0 1 1 5	
<b>Jeff Kunkel, R</b> (1, 4) OBP: 0.253, SLG: 0.419			0-0 G1-3 	1-0 		0-2 		0-2 G4-3 		4 0 2 0 0 0 0	
<b>Inning Stats</b>	R: 0 H: 0 E: 0 LOB: 0 K: 2 BB: 0 S: 13 P: 18	R: 0 H: 1 E: 0 LOB: 2 K: 1 BB: 1 S: 11 P: 18	R: 1 H: 3 E: 0 LOB: 2 K: 0 BB: 0 S: 10 P: 15	R: 0 H: 1 E: 0 LOB: 2 K: 1 BB: 1 S: 14 P: 24	R: 0 H: 0 E: 0 LOB: 0 K: 1 BB: 0 S: 10 P: 13	R: 1 H: 2 E: 0 LOB: 2 K: 1 BB: 1 S: 15 P: 26	R: 0 H: 0 E: 0 LOB: 0 K: 1 BB: 0 S: 9 P: 14	R: 0 H: 1 E: 0 LOB: 1 K: 0 BB: 1 S: 3 P: 9	R: 0 H: 0 E: 0 LOB: 0 K: 0 BB: 0 S: 6 P: 7	1B: 7 SF: 0 2B: 0 SAC: 1 3B: 0 DP: 1 HR: 1 HBP: 0	WP: 0 PA: 38 PB: 0 SB: 1 CS: 0
<b>PITCHER</b> <b>Frank Tanana, L</b> (1, 1) ERA: 3.96	IP WLS BF H R ER SO BB IBB HBP BLK WP HR S P ERA WHIP 9.0 W 38 8 2 2 7 2 2 0 0 0 1 91 144 2.00 1.111										

**Texas Rangers @ Detroit Tigers**  
 Tiger Stadium, Detroit, MI  
 Fri Jul 29 1988, 7:05 PM EDT  
 Sunny - 93 F

[livebaseballscorecards.com](http://livebaseballscorecards.com)

**AB 33**  
**R 2**  
**H 8**  
**RBI 2**  
**BB 4**  
**SO 7**  
**LOB 15**



Batter	1	2	3	4	5	6	7	8	9	AB	R	H	RBI	BB	SO	LOB
<b>Gary Pettis, S</b> OBP: 0.295, SLG: 0.283 (1, 8)	3-2 G4-3		0-0 B2-3		0-0 G4-3			0-0 G4-3		4	0	0	0	0	0	0
<b>Tom Brookens, R</b> OBP: 0.350, SLG: 0.402 (1, 5)	2-1 FC1-6 1B		3-1 G6-3			1-1 G5-3		2-2 SH3-4 HR 1B		4	1	2	0	0	0	0
<b>Luis Salazar, R</b> OBP: 0.320, SLG: 0.434 (1, 7)	0-0 FC1-6 1-2f		3-3 K			2-1 F9		1-0 SH3-4 1-2		3	0	0	0	0	1	1
<b>Alan Trammell, R</b> OBP: 0.376, SLG: 0.485 (1, 6)	1-1 L7			3-1 G6-3		2-1 L8		2-1 HR 2-H		4	1	1	2	0	0	1
<b>Chet Lemon, R</b> OBP: 0.349, SLG: 0.449 (1, 9)		3-1 G1 G5-3 2B		1-0 G4-3 2B		2-2 G4-3				3	1	2	0	0	0	0
<b>Larry Herndon, R</b> OBP: 0.326, SLG: 0.355 (1, 10)		1-0 G1 2-3		3-0 G4-3 2-3		4-2 G5-4-3 BB				2	0	0	0	1	0	2
<b>Ray Knight, R</b> OBP: 0.291, SLG: 0.320 (1, 3)		0-2 G5-3 3-H		0-0 F9		1-2 G5-4-3 1-2f				3	0	0	1	0	0	2
<b>Mike Heath, R</b> OBP: 0.336, SLG: 0.412 (1, 2)		4-2 BB			1-1 G5-3			1-1 G4-3		2	0	0	0	1	0	0
<b>Jim Walewander, S</b> OBP: 0.254, SLG: 0.275 <b>Lou Whitaker, L</b> OBP: 0.377, SLG: 0.417 (8, PH) (9, 4)		0-0 F9			0-1 G6-3			1-3 K		2	0	0	0	0	0	1
										1	0	0	0	0	1	0


Inning Stats	R: 0	H: 1	E: 0	LOB: 1	K: 0	P: 16	R: 1	H: 1	E: 0	LOB: 1	K: 0	P: 18	R: 0	H: 0	E: 0	LOB: 0	K: 1	P: 12	R: 0	H: 1	E: 0	LOB: 1	K: 0	P: 12	R: 0	H: 0	E: 0	LOB: 0	K: 0	P: 6	R: 0	H: 0	E: 0	LOB: 0	K: 0	P: 11	R: 0	H: 0	E: 0	LOB: 0	K: 0	P: 15	R: 0	H: 0	E: 0	LOB: 0	K: 1	P: 8	R: 2	H: 2	E: 0	LOB: 0	K: 0	P: 11	1B: 2	SF: 0	2B: 2	SAC: 1	3B: 0	DP: 1	HR: 1	HBP: 0	WP: 0	PA: 31
--------------	------	------	------	--------	------	-------	------	------	------	--------	------	-------	------	------	------	--------	------	-------	------	------	------	--------	------	-------	------	------	------	--------	------	------	------	------	------	--------	------	-------	------	------	------	--------	------	-------	------	------	------	--------	------	------	------	------	------	--------	------	-------	-------	-------	-------	--------	-------	-------	-------	--------	-------	--------

PITCHER	IP	WLS	BF	H	R	ER	SO	BB	IBB	HBP	BLK	WP	HR	S	P	ERA	WHIP
<b>Paul Kilgus, L</b> ERA: 3.78 (1, 1)	8.0		29	4	2	2	2	2	2	0	0	0	0	59	103	2.25	0.750
<b>Craig McMurtry, R</b> ERA: 2.93 (9, 1)	0.1	L	2	1	1	1	0	0	0	0	0	0	1	3	6	27.00	3.000

**BOTTOM**

**Texas Rangers @ Detroit Tigers**  
Tiger Stadium, Detroit, MI  
Fri Jul 29 1988, 7:05 PM EDT  
Sunny - 93 F

<b>AB</b>	<b>28</b>
<b>R</b>	<b>3</b>
<b>H</b>	<b>5</b>
<b>RBI</b>	<b>3</b>
<b>BB</b>	<b>2</b>
<b>SO</b>	<b>2</b>
<b>LOB</b>	<b>7</b>



Batter	1	2	3	4	5	6	7	8	9	AB R H RBI BB SO LOB	TOP																
<b>Oddibe McDowell, L</b> (1, 8) <small>OBP: 0.304, SLG: 0.332</small>	1-2 		2-3 		1-0 		1-1 	1-3 		4 0 1 0 0 2 2																	
<b>Scott Fletcher, R</b> (1, 6) <small>OBP: 0.358, SLG: 0.328</small>	1-0 		1-0 		0-0 			2-2 		4 0 1 1 0 0 2																	
<b>Pete O'Brien, L</b> (1, 3) <small>OBP: 0.360, SLG: 0.433</small>	0-0 			1-2 	1-2 			1-1 		4 0 1 0 0 0 2																	
<b>Ruben Sierra, S</b> (1, 9) <small>OBP: 0.287, SLG: 0.418</small>		1-0 		0-0 		3-3 			3-1 	4 1 1 0 0 1 1																	
<b>Pete Incaviglia, R</b> (1, 10) <small>OBP: 0.322, SLG: 0.497</small>		2-3 		2-3 		2-3 			4-0 	3 0 0 0 1 3 1																	
<b>Geno Petralli, L</b> (1, 2) <small>OBP: 0.388, SLG: 0.424</small> <b>Bob Brower, R</b> (9, PH) <small>OBP: 0.303, SLG: 0.293</small> <b>Jim Sundberg, R</b> (9, 2) <small>OBP: 0.329, SLG: 0.361</small>		1-3 		2-1 		3-3 			0-0 	3 0 0 0 0 2 1 0 0 0 0 0 0 0 0 0 0 0 0 0 0																	
<b>Cecil Espy, S</b> (1, 7) <small>OBP: 0.288, SLG: 0.360</small>			1-3 		1-2 		0-0 		4-0 	3 0 0 0 1 1 0																	
<b>Steve Buechele, R</b> (1, 5) <small>OBP: 0.360, SLG: 0.435</small>			0-1 		0-2 		2-0 		0-1 	4 1 3 1 0 0 2																	
<b>Curtis Wilkerson, S</b> (1, 4) <small>OBP: 0.384, SLG: 0.408</small>			0-0 		0-0 		0-0 		2-1 	4 0 1 0 0 0 4																	
<b>Inning Stats</b>	R: 0 H: 0 E: 0 LOB: 0 K: 0 BB: 0 S: 5 P: 7	R: 0 H: 0 E: 0 LOB: 0 K: 2 BB: 0 S: 7 P: 11	R: 0 H: 2 E: 0 LOB: 2 K: 2 BB: 0 S: 10 P: 14	R: 0 H: 1 E: 0 LOB: 1 K: 1 BB: 0 S: 10 P: 15	R: 1 H: 3 E: 0 LOB: 2 K: 0 BB: 0 S: 12 P: 15	R: 0 H: 0 E: 0 LOB: 0 K: 3 BB: 0 S: 11 P: 19	R: 0 H: 1 E: 0 LOB: 0 K: 0 BB: 0 S: 4 P: 7	R: 0 H: 0 E: 0 LOB: 0 K: 1 BB: 0 S: 8 P: 12	R: 1 H: 1 E: 0 LOB: 2 K: 0 BB: 2 S: 7 P: 20	1B: 6 SF: 0 2B: 2 SAC: 1 3B: 0 DP: 0 HR: 0 HBP: 0	WP: 0 PA: 37 PB: 0 SB: 0 CS: 0																
<b>PITCHER</b>	IP WLS BF H R ER SO BB IBB HBP BLK WP HR S P ERA WHIP											<b>PITCHER</b>	IP WLS BF H R ER SO BB IBB HBP BLK WP HR S P ERA WHIP														
<b>Eric King, R</b> (1, 1) <small>ERA: 3.12</small>	7.0		27	7	1	1	8	0	0	0	0	0	0	59	88	1.29	1.000										
<b>Willie Hernandez, L</b> (8, 1) <small>ERA: 2.03</small>	1.0	L	5	1	1	1	1	1	0	0	0	0	0	10	21	9.00	2.000										
<b>Mike Henneman, R</b> (9, 1) <small>ERA: 2.17</small>	1.0		4	0	0	0	0	0	1	0	0	0	0	5	11	0.00	0.000										

**Texas Rangers @ Detroit Tigers**  
 Tiger Stadium, Detroit, MI  
 Fri Jul 29 1988, 7:05 PM EDT  
 Att. 31,627 - Unknown - 89 F

[livebaseballscorecards.com](http://livebaseballscorecards.com)

**AB 33**  
**R 2**  
**H 8**  
**RBI 2**  
**BB 2**  
**SO 9**  
**LOB 15**






Batter	1	2	3	4	5	6	7	8	9	AB R H RBI BB SO LOB
<b>Dave Bergman, L</b> OBP: 0.422, SLG: 0.458 (1, 7) C X	0-1 L7		1-2 G4-3		4-1 SAFE BB 1-2 BB		2-3 K			3 0 0 0 1 1 0
<b>Lou Whitaker, L</b> OBP: 0.375, SLG: 0.413 (1, 4) B B F C F F S	3-3 K		1-0 G4-3		4-1 BB 1-2 2-3 BB		0-0 F8			3 0 0 0 1 1 0
<b>Pat Sheridan, L</b> OBP: 0.346, SLG: 0.476 (1, 8) C B F F S	1-3 K			1-0 P6	0-0 F9			1-0 G3		4 0 0 0 0 1 3
<b>Alan Trammell, R</b> OBP: 0.378, SLG: 0.484 (1, 6) C B B B B X		3-1 F9		4-1 1B WP BLK BB	2-2 L7			2-2 1B		3 1 1 0 1 0 3
<b>Darrell Evans, L</b> OBP: 0.332, SLG: 0.369 (1, 3) C B B B B X		2-3 K		1 SAFE 3-1 BB 1-3 BLK 1B		4-2 FC6-4 BB		3-1 F9		3 0 1 0 1 1 1
<b>Chet Lemon, R</b> OBP: 0.347, SLG: 0.446 (1, 9) C B B X		0-1 1B		1-1 G5-3	2-2 L7			1-0 SAFE F7		4 0 1 0 0 0 3
<b>Matt Nokes, L</b> OBP: 0.284, SLG: 0.392 (1, 2) 1 SAFE C B X		0-1 1B		1-2 3-H 1-2 F8		2-3 K			0-3 K	4 0 1 0 0 2 2
<b>Luis Salazar, R</b> OBP: 0.316, SLG: 0.429 (1, 5) B B F T B X		2-2 P3			1-3 K	2-0 FC6-4			1-0 G4-3	4 0 0 0 0 1 3
<b>Ray Knight, R</b> OBP: 0.290, SLG: 0.315 (1, 10) B X			1-0 F9		4-1 BB BB BB		0-0 P2		1-2 G5-3	3 0 0 0 1 0 0

Inning Stats	R: 0	H: 0	E: 0	K: 2	S: 10	R: 0	H: 2	E: 0	K: 1	S: 12	R: 0	H: 0	E: 0	K: 0	S: 5	R: 1	H: 1	E: 0	K: 0	S: 10	R: 0	H: 0	E: 0	K: 1	S: 12	R: 0	H: 0	E: 0	K: 1	S: 11	R: 0	H: 0	E: 0	K: 1	S: 5	R: 0	H: 1	E: 0	K: 0	S: 7	R: 0	H: 0	E: 0	K: 1	S: 7	R: 0	H: 0	E: 0	K: 1	S: 7	1B: 4	2B: 0	3B: 0	HR: 0	SF: 0	SAC: 0	DP: 0	HBP: 0	WP: 1	PA: 36
<b>Bobby Witt, R</b> ERA: 4.54 (1, 1)	IP	WLS	BF	H	R	ER	SO	BB	IBB	HBP	BLK	WP	HR	S	P	ERA	WHIP																			IP	WLS	BF	H	R	ER	SO	BB	IBB	HBP	BLK	WP	HR	S	P	ERA	WHIP								

**TEXAS RANGERS @ DETROIT TIGERS**  
**Tiger Stadium, Detroit, MI**  
 Fri Jul 29 1988, 7:05 PM EDT  
 Att: 31,627 - Unknown - 89 F

AB	31
R	1
H	4
RBI	0
BB	5
SO	7
LOB	15



Batter	1	2	3	4	5	6	7	8	9	AB R H RBI BB SO LOB	TOP						
<b>Oddibe McDowell, L</b> (1, 8) OBP: 0.299, SLG: 0.326	0-0 E2 SH5-3		1-1 F7			1-1 4-3		1-0 4-3		4 0 0 0 0 0 0							
<b>Scott Fletcher, R</b> (1, 6) OBP: 0.355, SLG: 0.325	0-1 SH5-3		1-2 5-3			1-2 6-3			1-1 6-3	3 0 0 0 0 0 0							
<b>Pete O'Brien, L</b> (1, 3) OBP: 0.359, SLG: 0.431	0-0 G3			0-0 3-1		2-0 G3			0-0 1B	4 0 1 0 0 0 1							
<b>Ruben Sierra, S</b> (1, 10) OBP: 0.284, SLG: 0.414	1-0 F6			1-0 4-3			2-0 4-3		1-2 F7	4 0 0 0 0 0 2							
<b>Pete Incaviglia, R</b> (1, 7) OBP: 0.324, SLG: 0.503		2-3 K		2-3 K		1-0 3B			1-1 1B	4 0 2 0 0 2 0							
<b>Geno Petralli, L</b> (1, 2) OBP: 0.387, SLG: 0.423		0-1 1B			1-0 L7		3-1 L4		3-2 5-3	3 0 1 0 0 0 1							
<b>Jim Steels, L</b> (9, PH) OBP: 0.188, SLG: 0.213										1 0 0 0 0 0 2							
<b>Cecil Espy, S</b> (1, 9) OBP: 0.289, SLG: 0.366		2-2 4-3			3-2 2B		3-3 K			3 0 1 0 0 1 2							
<b>Steve Buechele, R</b> (1, 5) OBP: 0.357, SLG: 0.430		2-2 L3			1-3 K			3-1 6-3		3 0 0 0 0 1 2							
<b>Curtis Wilkerson, S</b> (1, 4) OBP: 0.379, SLG: 0.402			0-0 1-3		0-0 5-3			1-1 4-1		3 0 0 0 0 0 1							
<b>Inning Stats</b>	R: 0 E: 1 K: 0 S: 5 H: 0 LOB: 1 BB: 0 P: 6	R: 0 E: 0 K: 1 S: 13 H: 1 LOB: 1 BB: 0 P: 19	R: 0 E: 0 K: 0 S: 6 H: 0 LOB: 0 BB: 0 P: 8	R: 0 E: 0 K: 1 S: 5 H: 0 LOB: 0 BB: 0 P: 8	R: 0 E: 0 K: 1 S: 11 H: 1 LOB: 1 BB: 0 P: 16	R: 0 E: 0 K: 0 S: 6 H: 0 LOB: 0 BB: 0 P: 10	R: 0 E: 0 K: 1 S: 8 H: 1 LOB: 1 BB: 0 P: 17	R: 0 E: 0 K: 0 S: 5 H: 0 LOB: 0 BB: 0 P: 10	R: 0 E: 0 K: 0 S: 11 H: 2 LOB: 2 BB: 0 P: 17	1B: 3 2B: 1 3B: 1 HR: 0 SF: 0 SAC: 1 DP: 0 HBP: 0	WP: 0 PB: 0 SB: 0 CS: 0 PA: 33						
<b>PITCHER</b> <b>Walt Terrell, R</b> (1, 1) ERA: 4.14	IP: 9.0 WLS: W BF: 33 H: 5 R: 0 ER: 0 SO: 4 BB: 0 IBB: 0 HBP: 0 BLK: 0 WP: 0 HR: 0 S: 70 P: 111 ERA: 0.00 WHIP: 0.556																
<b>PITCHER</b>	IP	WLS	BF	H	R	ER	SO	BB	IBB	HBP	BLK	WP	HR	S	P	ERA	WHIP

**Texas Rangers @ Detroit Tigers**  
Tiger Stadium, Detroit, MI  
Sat Jul 30 1988, 7:05 PM EDT  
Att. 36,972 - Unknown - 70 F

livebaseballscorecards.com

AB	32
R	0
H	5
RBI	0
BB	0
SO	4
LOB	11



Batter	1	2	3	4	5	6	7	8	9	AB	R	H	RBI	BB	SO	LOB
Pat Sheridan, L OBP: 0.344, SLG: 0.469 (1, 8)	2-1 3-1		1-0 4-3			4-2 FC1-5 BB	1-1 G1-2-3			3	0	0	1	1	0	4
Lou Whitaker, L OBP: 0.377, SLG: 0.412 (1, 4)	1-0 F3		1-1 F8			4-0 PB FC1-5 BB		0-1 F9 1B		3	0	1	0	1	0	0
Dave Bergman, L OBP: 0.418, SLG: 0.452 (1, 3)	3-3 K2-3			0-1 4-3		0-1 FC1-5 PB		3-1 1B		4	0	1	0	0	1	2
Alan Trammell, R OBP: 0.376, SLG: 0.479 (1, 6)		4-1 CS BB		2-2 F8		0-3 K		0-2 F9		3	0	0	0	1	1	4
Darrell Evans, L OBP: 0.329, SLG: 0.365 (1, 10)		1-3 K		0-1 4-1		3-3 K		1-3 K		3	0	0	0	0	2	3
Ray Knight, R OBP: 0.289, SLG: 0.314 (8, PH)						1-2 2-3				1	0	0	0	0	1	2
Chet Lemon, R OBP: 0.346, SLG: 0.444 (1, 9)		3-3 K			1-1 F7		0-1 E SH5-3 G1-2-3 1B	1-2 F8		4	0	1	0	0	1	3
Luis Salazar, R OBP: 0.320, SLG: 0.432 (1, 7)			1-0 SH3-4 BB 4-3 1B		0-0 G1-6-3 1B		0-0 SH5-3			2	1	2	0	0	0	0
Matt Nokes, L OBP: 0.288, SLG: 0.390 (1, 2)			4-1 4-3 SH3-4 PB BB		1-2 G1-6-3		4-0 E BB			1	1	0	0	2	0	1
Tom Brookens, R OBP: 0.351, SLG: 0.414 (1, 5)			0-0 SH3-4			1-1 HR		1-2 E1		2	1	1	1	0	0	2

Inning Stats	R: 0	H: 0	R: 0	H: 0	R: 2	H: 1	R: 0	H: 0	R: 0	H: 1	R: 1	H: 1	R: 0	H: 2	R: 0	H: 2
	E: 0	LOB: 0	E: 0	LOB: 0	E: 0	LOB: 0	E: 0	LOB: 0	E: 0	LOB: 0	E: 0	LOB: 2	E: 1	LOB: 2	E: 0	LOB: 2
	K: 1	BB: 0	K: 2	BB: 1	K: 0	BB: 1	K: 0	BB: 0	K: 0	BB: 0	K: 2	BB: 2	K: 0	BB: 1	K: 1	BB: 0
	S: 6	P: 12	S: 7	P: 15	S: 6	P: 13	S: 7	P: 9	S: 6	P: 8	S: 12	P: 24	S: 8	P: 14	S: 14	P: 19

PITCHER	IP	WLS	BF	H	R	ER	SO	BB	IBB	HBP	BLK	WP	HR	S	P	ERA	WHIP
Charlie Hough, R ERA: 3.19 (1, 1)	7.0	L	30	6	3	2	5	5	0	0	0	0	1	56	102	2.57	1.571
Dale Mohorcic, R ERA: 3.8 (8, 1)	0.1		1	0	0	0	0	0	0	0	0	0	0	3	3	0.00	0.000
Ed Vande Berg, L ERA: 1.5 (8, 1)	0.1		1	0	0	0	1	0	0	0	0	0	0	3	4	0.00	0.000
Craig McMurtry, R ERA: 2.9 (8, 1)	0.1		1	0	0	0	0	0	0	0	0	0	0	4	5	0.00	0.000

**BOTTOM**

**Texas Rangers @ Detroit Tigers**  
Tiger Stadium, Detroit, MI

Sat Jul 30 1988, 7:05 PM EDT  
Att: 36,972 - Unknown - 70 F

AB	26
R	3
H	6
RBI	2
BB	5
SO	6
LOB	21



WP	PA	3B	SF	SAC	DP	HBP	CS
0	33	0	0	2	2	0	1





Batter	1	2	3	4	5	6	7	8	9	AB R H RBI BB SO LOB	TOP											
Pat Sheridan, L (1, 7) OBP: 0.347, SLG: 0.463	2-1 L4			0-0 3-1		1-1 4-3		1-2 FC5-2 1B 1B		4 1 1 0 0 0 0												
Lou Whitaker, L (1, 4) OBP: 0.376, SLG: 0.404	2-2 2-3			3-1 P6		1-1 6-3		4-1 1B FC5-2 BB		3 1 0 1 1 0 0												
Dave Bergman, L (1, 3) OBP: 0.417, SLG: 0.442 Luis Salazar, R (8, PH) OBP: 0.317, SLG: 0.428	2-2 4-3			4-2 BB		0-0 P5		1-2 FC5-2 1B 1B		2 0 0 0 1 0 0 1 0 0 0 0 0 3												
Alan Trammell, R (1, 6) OBP: 0.378, SLG: 0.477		2-2 G4-6-3 1B		1-1 P4			1-1 5-3	1-2 1B		4 0 2 2 0 0 1												
Darrell Evans, L (1, 10) OBP: 0.325, SLG: 0.357		1-1 F8			2-2 4-3		0-1 P6	1-3 K		4 0 0 0 0 1 3												
Chet Lemon, R (1, 9) OBP: 0.344, SLG: 0.437		0-2 G4-6-3 1-2f			2-3 K		2-1 5-3		0-1 P4	4 0 0 0 0 1 1												
Dwayne Murphy, L (1, 8) OBP: 0.750, SLG: 0.857			0-0 1-3		1-1 1B 2B			1-2 1B BB 1B	2-2 1B	4 1 3 0 0 0 0												
Matt Nokes, L (1, 2) OBP: 0.291, SLG: 0.391			1-0 L9		0-0 1B			0-0 F7	1-1 L9	4 0 1 0 0 0 2												
Tom Brookens, R (1, 5) OBP: 0.355, SLG: 0.416			0-1 4-3		1-1 L6			4-1 BB FC5-2 1B BB	2-3 K	3 0 0 0 1 1 3												
<b>Inning Stats</b>	R: 0 E: 0 K: 0 S: 11	H: 0 LOB: 0 BB: 0 P: 17	R: 0 E: 0 K: 0 S: 9	H: 1 LOB: 0 BB: 0 P: 12	R: 0 E: 0 K: 0 S: 4	H: 0 LOB: 0 BB: 0 P: 5	R: 0 E: 0 K: 0 S: 7	H: 0 LOB: 1 BB: 1 P: 15	R: 0 E: 0 K: 1 S: 12	H: 2 LOB: 2 BB: 0 P: 18	R: 0 E: 0 K: 0 S: 5	H: 0 LOB: 0 BB: 0 P: 7	R: 0 E: 0 K: 0 S: 6	H: 0 LOB: 0 BB: 0 P: 9	R: 3 E: 0 K: 1 S: 22	H: 3 LOB: 2 BB: 2 P: 35	R: 0 E: 0 K: 1 S: 11	H: 1 LOB: 1 BB: 0 P: 16	1B: 6 2B: 1 3B: 0 HR: 0	SF: 0 SAC: 0 DP: 1 HBP: 0	WP: 0 PB: 0 SB: 0 CS: 0	PA: 36
<b>PITCHER</b>	IP WLS BF H R ER SO BB IBB HBP BLK WP HR S P ERA WHIP																					
Mark Gubicza, R (1, 1) ERA: 2.73	7.1 W 29 5 3 3 1 3 0 0 0 0 0 0 65 104 3.68 1.091																					
Jerry Don Gleaton, L (8, 1) ERA: 2.53	0.1 1 0 0 0 0 0 0 0 0 0 0 0 4 5 0.00 0.000																					
Steve Farr, R (8, 1) ERA: 2.29	1.1 S 6 2 0 0 2 0 0 0 0 0 0 0 18 25 0.00 1.500																					

**Detroit Tigers @ Kansas City Royals**  
 Royals Stadium, Kansas City, MO  
 Mon Aug 01 1988, 8:05 PM EDT  
 Att. 39,161 - Unknown - 95 F

AB	33
R	3
H	7
RBI	3
BB	3
SO	3
LOB	13





Batter	1	2	3	4	5	6	7	8	9	AB R H RBI BB SO LOB	TOP											
Tom Brookens, R OBP: 0.354, SLG: 0.411 (1, 5)	2-1 5-3		2-1 6-3			4-1 BB BB BB BB		0-1 6-3		3 0 0 0 1 0 0												
Mike Heath, R OBP: 0.340, SLG: 0.415 (1, 2)	2-0 1B			0-1 6-3		1-1 1-2 BB BB BB BB		3-1 6-3		4 0 2 0 0 0 0												
Luis Salazar, R OBP: 0.316, SLG: 0.424 (1, 7) (4, 6)	2-3 K			2-2 6-3		4-1 1-2 2-3 BB BB BB BB		1-1 F9		3 0 0 0 1 1 1												
Alan Trammell, R OBP: 0.376, SLG: 0.474 Pat Sheridan, L OBP: 0.348, SLG: 0.464 (1, 6) (4, 7)	3-2 F8			0-1 4-3		0-0 L3		2-0 1B 1B		2 0 0 0 0 0 1 2 1 1 0 0 0 3												
Chet Lemon, R OBP: 0.346, SLG: 0.438 (1, 9)		0-0 L5-3 1B			2-1 F7		1-3 K	1-1 1B 1B		4 0 2 0 0 1 0												
Larry Herndon, R OBP: 0.315, SLG: 0.341 Dave Bergman, L OBP: 0.415, SLG: 0.439 (1, 10) (9, PH)		1-0 L5			0-0 F8		3-3 K	1-2 F2		3 0 0 0 0 1 1 1 0 0 0 0 0 2												
Ray Knight, R OBP: 0.297, SLG: 0.319 (1, 3)		3-2 L5-3			1-1 F8		4-2 BB	1-2 1B		3 0 1 1 1 0 1												
Dwayne Murphy, L OBP: 0.500, SLG: 0.545 (1, 8)			2-3 K			0-0 F5	0-1 4-3	3-3 K		4 0 0 0 0 2 3												
Jim Walewander, S OBP: 0.243, SLG: 0.264 (1, 4)			1-2 4-3			0-1 5-3		1-1 F8		3 0 0 0 0 0 0												
<b>Inning Stats</b>	R: 0 E: 0 K: 1 S: 10	H: 1 LOB: 1 BB: 0 P: 19	R: 0 E: 0 K: 0 S: 6	H: 1 LOB: 0 BB: 0 P: 9	R: 0 E: 0 K: 1 S: 8	H: 0 LOB: 0 BB: 0 P: 13	R: 0 E: 0 K: 0 S: 7	H: 0 LOB: 0 BB: 0 P: 9	R: 0 E: 0 K: 0 S: 5	H: 0 LOB: 0 BB: 0 P: 8	R: 0 E: 0 K: 0 S: 8	H: 1 LOB: 3 BB: 2 P: 17	R: 0 E: 0 K: 2 S: 14	H: 0 LOB: 1 BB: 1 P: 22	R: 0 E: 0 K: 0 S: 6	H: 0 LOB: 0 BB: 0 P: 10	R: 1 E: 0 K: 1 S: 14	H: 3 LOB: 2 BB: 0 P: 23	1B: 6 2B: 1 3B: 0 HR: 0	SF: 0 SAC: 0 DP: 1 HBP: 0	WP: 0 PB: 0 SB: 0 CS: 0	PA: 35
<b>PITCHER</b>	IP WLS BF H R ER SO BB IBB HBP BLK WP HR S P ERA WHIP																					
Floyd Bannister, L ERA: 4.66 (1, 1)	8.1 L 31 4 1 1 4 3 0 0 0 0 0 0 67 113 1.08 0.840																					
Jeff Montgomery, R ERA: 2.58 (9, 1)	0.0 1 1 0 0 0 0 0 0 0 0 0 0 2 3 ∞ ∞																					
Jerry Don Gleaton, L ERA: 2.45 (9, 1)	0.2 3 1 0 0 1 0 0 0 0 0 0 0 9 14 0.00 1.500																					

Detroit Tigers @ Kansas City Royals  
Royals Stadium, Kansas City, MO

Tue Aug 02 1988, 8:05 PM EDT  
Att. 29,162 - Unknown - 89 F

livebaseballscorecards.com

AB	32
R	1
H	6
RBI	1
BB	3
SO	5
LOB	12





Batter	1	2	3	4	5	6	7	8	9	AB	R	H	RBI	BB	SO	LOB
Willie Wilson, S OBP: 0.288, SLG: 0.338 (1, 8)	0-1 F9		2-1 1B	0-0 F5			0-0 6-3		1-1 WP 1B	5	0	2	0	0	0	1
Kurt Stillwell, S OBP: 0.327, SLG: 0.420 (1, 6)	2-2 FC3-6 2B		0-0 1-3 1B		3-1 F9		4-2 BB		1-3 K 1-2	4	0	2	0	1	1	1
Kevin Seitzer, R OBP: 0.383, SLG: 0.423 (1, 5)	4-1 FC3-6 BB		0-3 K		4-2 BB		3-2 F8			2	0	0	0	2	1	3
George Brett, L OBP: 0.417, SLG: 0.575 (1, 3)	0-1 FC3-6 1-2 2-3		4-2 1-2 IBB		2-3 K			0-1 F7		3	0	0	0	1	1	3
Frank White, R OBP: 0.298, SLG: 0.389 (1, 4)	1-0 1-3		1-3 K		0-0 F8			0-1 G3		4	0	0	0	0	1	6
Danny Tartabull, R OBP: 0.359, SLG: 0.494 (1, 9)		3-2 F8	3-2 F8		3-2 F8		2-1 1B			4	0	1	0	0	0	3
Bill Buckner, L OBP: 0.264, SLG: 0.321 (1, 10)		2-1 F7		0-0 F9		0-1 F7		1-1 P4		4	0	0	0	0	0	1
Nick Capra, R OBP: 0.250, SLG: 0.227 (1, 7)		0-1 2B		1-1 BB 1B		1-1 P4			0-1 G3	4	0	2	0	0	0	0
Larry Owen, R OBP: 0.250, SLG: 0.160 (1, 2)		2-1 F9		4-2 1-2 BB		2-1 P6			3-1 3-1	2	0	0	0	1	0	1
Bo Jackson, R OBP: 0.294, SLG: 0.485 (9, PH)										1	0	0	0	0	0	0

Inning Stats	R: 0	H: 1	E: 0	LOB: 2	K: 0	S: 10	P: 17	R: 0	H: 1	E: 0	LOB: 1	K: 0	S: 10	P: 17	R: 0	H: 2	E: 0	LOB: 3	K: 2	S: 14	R: 0	H: 1	E: 0	LOB: 1	K: 0	S: 6	R: 0	H: 0	E: 0	LOB: 1	K: 1	S: 9	R: 0	H: 0	E: 0	LOB: 0	K: 0	S: 7	R: 0	H: 0	E: 0	LOB: 1	K: 0	S: 8	R: 0	H: 1	E: 0	LOB: 1	K: 0	S: 8	R: 0	H: 1	E: 0	LOB: 1	K: 0	S: 10	R: 0	H: 1	E: 0	LOB: 1	K: 1	S: 10	1B: 5	SF: 0	2B: 2	SAC: 0	3B: 0	DP: 0	HR: 0	HBP: 0	WP: 1	PA: 38
<b>PITCHER</b>	IP	WLS	BF	H	R	ER	SO	BB	IBB	HBP	BLK	WP	HR	S	P	ERA	WHIP																																																							
Jeff Robinson, R ERA: 2.69 (1, 1)	8.2	W	37	7	0	0	3	4	1	0	0	0	0	78	136	0.00	1.269																																																							
Mike Henneman, R ERA: 2.12 (9, 1)	0.1	S	1	0	0	0	1	0	0	0	0	1	0	4	5	0.00	0.000																																																							


**BOTTOM**

**Detroit Tigers @ Kansas City Royals**  
**Royals Stadium, Kansas City, MO**

Tue Aug 02 1988, 8:05 PM EDT  
Att: 29,162 - Unknown - 89 F

livebaseballscorecards.com

<b>AB</b>	<b>33</b>
<b>R</b>	<b>0</b>
<b>H</b>	<b>7</b>
<b>RBI</b>	<b>0</b>
<b>BB</b>	<b>5</b>
<b>SO</b>	<b>4</b>
<b>LOB</b>	<b>19</b>



Batter	1	2	3	4	5	6	7	8	9	AB R H RBI BB SO LOB	TOP
<b>Dave Bergman, L</b> (1, 7) OBP: 0.417, SLG: 0.441	3-2 F7		0-0 1B		0-2 2-H 1B			1-2 F8		4 0 2 1 0 0 0	
<b>Lou Whitaker, L</b> (1, 4) OBP: 0.372, SLG: 0.399	0-0 F7		2-2 F8		2-1 F8			1-1 4-3		4 0 0 0 0 0 2	
<b>Luis Salazar, R</b> (1, 6) OBP: 0.313, SLG: 0.419	0-3 K			1-3 K			1-1 F9	3-2 F8		4 0 0 0 0 2 0	
<b>Matt Nokes, L</b> (1, 2) OBP: 0.287, SLG: 0.385		2-3 K		1-0 4-3		0-0 4-3		2-1 F8		4 0 0 0 0 1 0	
<b>Dwayne Murphy, L</b> (1, 8) OBP: 0.500, SLG: 0.500		0-1 1B		4-2 BB		1-1 3-1		1-0 F7		3 0 1 0 1 0 0	
<b>Chet Lemon, R</b> (1, 9) OBP: 0.345, SLG: 0.434		1-1 F8		1-3 K			1-2 HBP	1-3 K		3 0 0 0 0 2 2	
<b>Darrell Evans, L</b> (1, 3) OBP: 0.322, SLG: 0.353		1-1 P5			0-1 4-3		1-2 F8			3 0 0 0 0 0 2	
<b>Ray Knight, R</b> (1, 10) OBP: 0.294, SLG: 0.315			1-2 1-3		3-2 F7		1-3 K			3 0 0 0 0 1 1	
<b>Tom Brookens, R</b> (1, 5) OBP: 0.354, SLG: 0.414			2-3 K		0-0 1B 2B		1-2 F7			3 1 1 0 0 1 1	
<b>Inning Stats</b>	R: 0 E: 0 K: 1 S: 7 H: 0 LOB: 0 BB: 0 P: 10	R: 0 E: 0 K: 1 S: 10 H: 1 LOB: 1 BB: 0 P: 14	R: 0 E: 0 K: 1 S: 10 H: 1 LOB: 1 BB: 0 P: 15	R: 0 E: 0 K: 2 S: 12 H: 0 LOB: 1 BB: 1 P: 19	R: 1 E: 0 K: 0 S: 12 H: 2 LOB: 1 BB: 0 P: 17	R: 0 E: 0 K: 0 S: 5 H: 0 LOB: 0 BB: 0 P: 7	R: 0 E: 0 K: 1 S: 15 H: 0 LOB: 1 BB: 0 P: 18	R: 0 E: 0 K: 0 S: 8 H: 0 LOB: 0 BB: 0 P: 13	R: 0 E: 0 K: 1 S: 6 H: 0 LOB: 0 BB: 0 P: 10	1B: 3 2B: 1 3B: 0 HR: 0 SF: 0 SAC: 0 DP: 0 HBP: 1	WP: 0 PB: 0 SB: 0 CS: 0 PA: 33
<b>PITCHER</b> <b>Bret Saberhagen, R</b> (1, 1) ERA: 3.73	IP 9.0 WLS W BF 33 H 4 R 1 ER 1 SO 7 BB 1 IBB 0 HBP 1 BLK 0 WP 0 HR 0 S 85 P 123 ERA 1.00 WHIP 0.556										

Detroit Tigers @ Kansas City Royals  
Royals Stadium, Kansas City, MO

Wed Aug 03 1988, 8:05 PM EDT  
Att. 27,467 - Unknown - 95 F

AB	31
R	1
H	4
RBI	1
BB	1
SO	7
LOB	8



Batter	1	2	3	4	5	6	7	8	9	AB	R	H	RBI	BB	SO	LOB
<b>Willie Wilson, S</b> OBP: 0.288, SLG: 0.337 (1, 8)	0-0 1B 1B	1-1 FC6-4 1-2f			0-1 4-3		1-1 P4			4	1	1	0	0	0	2
<b>Kurt Stillwell, S</b> OBP: 0.326, SLG: 0.418 (1, 6)	1-1 1B 1-3 1B		1-2 P5		2-1 F7		0-1 B1			4	0	1	0	0	0	1
<b>Kevin Seitzer, R</b> OBP: 0.379, SLG: 0.419 (1, 5)	2-1 F7		2-2 P3		2-2 3-1		2-1 F7			4	0	0	0	0	0	2
<b>George Brett, L</b> OBP: 0.417, SLG: 0.573 (1, 3)	2-0 1-3 1B		2-2 3-1			4-1 1B 1B BB		2-1 F8		3	0	1	1	1	0	0
<b>Frank White, R</b> OBP: 0.298, SLG: 0.387 (1, 4)	1-3 1B			0-0 P6		0-1 1B 1B		0-0 P2		4	1	1	0	0	1	2
<b>Danny Tartabull, R</b> OBP: 0.358, SLG: 0.491 (1, 9)	3-3 1B		1-0 5-3		0-0 1B 1B		2-1 4-3			4	0	1	0	0	1	2
<b>Pat Tabler, R</b> OBP: 0.332, SLG: 0.333 (1, 10)		0-2 5-3		1-2 6-3		0-0 1B		2-1 4-3		3	0	1	1	0	0	0
<b>Bo Jackson, R</b> OBP: 0.295, SLG: 0.482 (1, 7)		3-2 6-3			1-3 K		4-0 IBB			2	0	0	0	1	1	0
<b>Larry Owen, R</b> OBP: 0.290, SLG: 0.185 (1, 2)		2-1 FC6-4 1B			4-1 4-3 BB		0-3 K			2	0	1	0	1	1	3

<b>Inning Stats</b>	R: 1 E: 0 K: 2 S: 13	H: 3 LOB: 2 BB: 0 P: 22	R: 0 E: 0 K: 0 S: 10	H: 1 LOB: 1 BB: 0 P: 16	R: 0 E: 0 K: 0 S: 10	H: 0 LOB: 0 BB: 0 P: 15	R: 0 E: 0 K: 0 S: 5	H: 0 LOB: 0 BB: 0 P: 7	R: 0 E: 0 K: 1 S: 9	H: 0 LOB: 1 BB: 1 P: 16	R: 1 E: 0 K: 1 S: 11	H: 3 LOB: 3 BB: 2 P: 21	R: 0 E: 0 K: 0 S: 6	H: 0 LOB: 0 BB: 0 P: 9	R: 0 E: 0 K: 0 S: 5	H: 0 LOB: 0 BB: 0 P: 9	1B: 7 2B: 0 3B: 0 HR: 0	SF: 0 SAC: 0 DP: 0 HBP: 0	
<b>PITCHER</b> <b>Frank Tanana, L</b> ERA: 3.87 (1, 1)	IP 8.0	WLS L	BF 33	H 7	R 2	ER 2	SO 4	BB 2	IBB 1	HBP 0	BLK 0	WP 0	HR 0	S 69	P 115	ERA 2.25	WHIP 1.125	WP: 0 PB: 0 SB: 0 CS: 0	PA: 33 ERA WHIP

**BOTTOM**

**Detroit Tigers @ Kansas City Royals**  
Royals Stadium, Kansas City, MO

Wed Aug 03 1988, 8:05 PM EDT  
Att: 27,467 - Unknown - 95 F

[livebaseballscorecards.com](http://livebaseballscorecards.com)

<b>AB</b>	<b>30</b>
<b>R</b>	<b>2</b>
<b>H</b>	<b>7</b>
<b>RBI</b>	<b>2</b>
<b>BB</b>	<b>3</b>
<b>SO</b>	<b>4</b>
<b>LOB</b>	<b>12</b>



Batter	1	2	3	4	5	6	7	8	9	AB R H RBI BB SO LOB	TOP
Wade Boggs, L (1, 5) OBP: 0.459, SLG: 0.494	0-1 G3 HR 1B		2-1 G4-3		1-2 G3-6-1		2-0 F8		0-0 F8	5 1 1 0 0 0 3	
Marty Barrett, R (1, 4) OBP: 0.333, SLG: 0.353	2-1 G3		1-0 FC3-6 FC5-4 1B		1-0 G5-3		0-0 F9		3-1 F9	5 1 1 0 0 0 2	
Dwight Evans, R (1, 9) OBP: 0.374, SLG: 0.470	2-1 HR		2-1 FC3-6 1B		0-1 B1-3		1-0 F7			4 1 2 2 0 0 0	
Mike Greenwell, L (1, 7) OBP: 0.435, SLG: 0.567	1-2 G1-3		1-0 FC3-6 FC5-4		4-1 BB		1-2 P5			3 0 0 0 1 0 2	
Ellis Burks, R (1, 8) OBP: 0.383, SLG: 0.532	0-1 G4-3		2-0 FC5-4 1B		1-1 G1-3		1-0 G1-3			4 0 0 1 0 0 2	
Todd Benzing, S (1, 3) OBP: 0.321, SLG: 0.476			1-2 FC6-4 1B		1-2 HR		1-0 HR			4 2 3 2 0 0 0	
Jim Rice, R (1, 10) OBP: 0.342, SLG: 0.405			0-0 FC6-4		1-0 G6-3		1-0 F8			4 1 1 1 0 0 2	
Jody Reed, R (1, 6) OBP: 0.404, SLG: 0.415			2-1 E6 FC6-4		1-3 K		2-0 L3 1B		1-2 G6-3	4 0 1 0 0 1 0	
Rich Gedman, L (1, 2) OBP: 0.261, SLG: 0.307			0-1 FC6-4		4-0 G3-6-1 BB		0-1 L3		2-2 1B	3 0 1 0 1 0 2	
<b>Inning Stats</b>	R: 2 H: 2 E: 0 LOB: 0 K: 0 BB: 0 S: 11 P: 16	R: 1 H: 1 E: 1 LOB: 1 K: 0 BB: 0 S: 11 P: 17	R: 1 H: 3 E: 0 LOB: 2 K: 0 BB: 0 S: 10 P: 16	R: 0 H: 0 E: 0 LOB: 0 K: 1 BB: 1 S: 6 P: 12	R: 0 H: 0 E: 0 LOB: 1 K: 0 BB: 1 S: 6 P: 12	R: 1 H: 2 E: 0 LOB: 0 K: 0 BB: 0 S: 5 P: 8	R: 0 H: 0 E: 0 LOB: 0 K: 0 BB: 0 S: 3 P: 6	R: 1 H: 1 E: 0 LOB: 0 K: 0 BB: 0 S: 7 P: 11	R: 0 H: 1 E: 0 LOB: 1 K: 0 BB: 0 S: 9 P: 15	1B: 6 SF: 0 2B: 1 SAC: 0 3B: 0 DP: 2 HR: 4 HBP: 0	WP: 0 PA: 38 PB: 0 SB: 0 CS: 0
<b>PITCHER</b>	IP WLS BF H R ER SO BB IBB HBP BLK WP HR S P ERA WHIP										
Walt Terrell, R (1, 1) ERA: 4.3	8.1 W 36 10 6 6 1 2 0 0 0 0 4 65 107 6.48 1.440										
Willie Hernandez, L (9, 1) ERA: 2.0	0.2 2 0 0 0 0 0 0 0 0 0 0 3 6 0.00 0.000										

**Boston Red Sox @ Detroit Tigers**  
**Tiger Stadium, Detroit, MI**  
 Thu Aug 04 1988, 7:05 PM EDT  
 Att. 40,980 - Unknown - 90 F

[livebaseballscorecards.com](http://livebaseballscorecards.com)

<b>AB</b>	<b>36</b>
<b>R</b>	<b>6</b>
<b>H</b>	<b>10</b>
<b>RBI</b>	<b>6</b>
<b>BB</b>	<b>2</b>
<b>SO</b>	<b>1</b>
<b>LOB</b>	<b>13</b>



BOTTOM

Boston Red Sox @ Detroit Tigers

Tiger Stadium, Detroit, MI

Thu Aug 04 1988, 7:05 PM EDT

Att: 40,980 - Unknown - 90 F

livebaseballscorecards.com

AB	31
R	11
H	11
RBI	11
BB	9
SO	4
LOB	17



WP:	0	PA:	43
PB:	0	SB:	0
CS:	0		

AB	R	H	RBI	BB	SO	LOB
1	0	0	0	0	0	0
1	1	0	0	1	1	1
1	1	1	1	0	0	0
3	2	1	2	1	0	3
4	0	2	5	1	0	1
3	0	1	1	0	0	1
2	0	0	0	0	1	3
3	0	1	0	2	0	2
4	2	1	0	1	0	4
4	0	0	0	1	2	1
3	2	3	2	0	0	0
2	3	1	0	2	0	1
1B:	7	SF:	0			
2B:	3	SAC:	2			
3B:	0	DP:	1			
HR:	1	HBP:	1			

Batter	1	2	3	4	5	6	7	8	9								
Lou Whitaker, L (1, 4) OBP: 0.371, SLG: 0.398 Jim Walewander, S (2, 4) OBP: 0.250, SLG: 0.260 Luis Salazar, R (7, PH) OBP: 0.315, SLG: 0.421 (8, 4)	2-2 G3	4-2 HBP 2B BB	1-3 K			0-1 SH3-4	2-0 FC5-2 E 1B										
Pat Sheridan, L (1, 7) OBP: 0.353, SLG: 0.462	4-2 1B BB	3-2 2B G6-3 HBP		2-2 G4-3		3-1 G1-3 BB 1B	0-0 FC5-2 E										
Alan Trammell, R (1, 6) OBP: 0.379, SLG: 0.480	1-2 F9	3-2 1B 2B		0-0 F7		1-1 SAFE SAFE SAFE G1-3 BB	0-0 E6 2B										
Dave Bergman, L (1, 3) OBP: 0.415, SLG: 0.438 Ray Knight, R (6, PH) OBP: 0.291, SLG: 0.312 (7, 3)	0-0 BB 1B	0-0 G6-3		3-2 G4-3		1-1 G1-3	0-3 K										
Dwayne Murphy, L (1, 8) OBP: 0.524, SLG: 0.471	4-1 BB	2-2 1B		2-0 G4-3		2-2 G1-3	4-2 G6-4-3 BB										
Chet Lemon, R (1, 9) OBP: 0.346, SLG: 0.432	1-1 F9		1-2 2B 1B		0-1 G4-3		4-1 SH1-4 BB BB	0-1 G6-4-3									
Darrell Evans, L (1, 10) OBP: 0.321, SLG: 0.348		1-3 K	3-2 P6		1-3 K		4-2 1B SH1-4 BB FC5-2 BB	1-1 F8									
Matt Nokes, L (1, 2) OBP: 0.294, SLG: 0.408		2-0 HR	0-1 2B			3-2 SH3-4 1B 1B	0-1 SH1-4										
Tom Brookens, R (1, 5) OBP: 0.359, SLG: 0.415		4-0 HBP BB 2B BB	1-1 F9			2-1 SH3-4 1B 1B	4-0 FC5-2 1B E IBB										
Inning Stats	R: 0 E: 0 K: 0 S: 14	H: 1 LOB: 3 BB: 2 P: 26	R: 4 E: 0 K: 1 S: 18	H: 3 LOB: 2 BB: 2 P: 37	R: 1 E: 0 K: 1 S: 16	H: 2 LOB: 1 BB: 0 P: 22	R: 0 E: 0 K: 0 S: 9	H: 0 LOB: 0 BB: 0 P: 14	R: 0 E: 0 K: 1 S: 6	H: 0 LOB: 0 BB: 0 P: 9	R: 2 E: 0 K: 0 S: 16	H: 3 LOB: 2 BB: 1 P: 31	R: 4 E: 1 K: 1 S: 15	H: 2 LOB: 1 BB: 3 P: 29	R: 0 E: 0 K: 0 S: 8	H: 0 LOB: 0 BB: 1 P: 13	
PITCHER	IP	WLS	BF	H	R	ER	SO	BB	IBB	HBP	BLK	WP	HR	S	P	ERA	WHIP
Roger Clemens, R (1, 1) ERA: 2.5	5.1	L	29	9	7	7	3	4	0	1	0	0	1	73	126	11.81	2.438
Tom Bolton, L (6, 1) ERA: 4.42	1.1		9	1	4	4	0	3	1	0	0	0	0	17	38	27.00	3.000
John Trautwein, R (7, 1) ERA: 11.37	1.1		5	1	0	0	1	1	0	0	0	0	0	12	17	0.00	1.500

Batter	1	2	3	4	5	6	7	8	9	AB R H RBI BB SO LOB	TOP											
Wade Boggs, L (1, 5) OBP: 0.489, SLG: 0.491	1-0 F8		4-2 G5-3 BB		4-2 FC6-4 BB			1-1 L9		2 0 0 0 2 0 0	<b>Boston Red Sox @ Detroit Tigers</b> Tiger Stadium, Detroit, MI Fri Aug 05 1988, 7:05 PM EDT Overcast - 92 F											
Marty Barrett, R (1, 4) OBP: 0.332, SLG: 0.352	0-0 P5		2-3 K		1-2 FC6-4 1-2f			3-2 FC5-4 1B		4 0 1 0 0 1 2												
Dwight Evans, R (1, 9) OBP: 0.376, SLG: 0.473	1-1 WP PB 2B		3-1 G5-3 1-2		0-0 FC7-4 1B			1-0 FC5-4 WP 1-2f		4 1 2 0 0 0 2												
Mike Greenwell, L (1, 7) OBP: 0.433, SLG: 0.562	4-1 PB WP IBB		0-1 P5		1-1 FC7-4 1-2f			2-1 F8 1-2		3 0 0 0 1 0 3												
Ellis Burks, R (1, 8) OBP: 0.381, SLG: 0.528	2-2 G1-3 1-3 2-H		1-1 G4-6-3 1B		1-0 F7			3-2 G5-3		4 0 1 0 0 0 2												
Todd Benzing, S (1, 3) OBP: 0.316, SLG: 0.467			1-3 K		0-0 G6-3			1-0 G3		4 0 0 0 0 2 2												
Jim Rice, R (1, 10) OBP: 0.341, SLG: 0.403			1-0 G4-3 1B		1-2 G4-6-3 1-2f			1-3 K		4 0 1 0 0 1 1												
Jody Reed, R (1, 6) OBP: 0.403, SLG: 0.414			3-2 G4-3		2-2 CS 1B			1-1 P4		3 0 1 0 0 0 1												
Rich Gedman, L (1, 2) OBP: 0.257, SLG: 0.301			3-3 K		1-1 F7 1-2			2-3 K		3 0 0 0 0 2 2												
<b>Inning Stats</b>	R: 1 E: 0 K: 0 S: 8	H: 1 LOB: 1 BB: 1 P: 16	R: 0 E: 0 K: 2 S: 12	H: 1 LOB: 1 BB: 0 P: 20	R: 0 E: 0 K: 1 S: 11	H: 0 LOB: 1 BB: 1 P: 20	R: 0 E: 0 K: 1 S: 9	H: 1 LOB: 0 BB: 0 P: 12	R: 0 E: 0 K: 0 S: 10	H: 1 LOB: 1 BB: 1 P: 18	R: 0 E: 0 K: 0 S: 5	H: 1 LOB: 1 BB: 0 P: 7	R: 0 E: 0 K: 1 S: 6	H: 0 LOB: 0 BB: 0 P: 11	R: 0 E: 0 K: 0 S: 8	H: 1 LOB: 1 BB: 0 P: 15	R: 0 E: 0 K: 1 S: 7	H: 0 LOB: 0 BB: 0 P: 12	1B: 5 2B: 1 3B: 0 HR: 0	SF: 0 SAC: 0 DP: 1 HBP: 0	WP: 2 PB: 1 SB: 0 CS: 1	PA: 34
<b>PITCHER</b>	IP WLS BF H R ER SO BB IBB HBP BLK WP HR S P ERA WHIP																					
Jack Morris, R (1, 1) ERA: 4.57	7.0 W 27 5 1 0 5 2 1 0 0 1 0 61 104 0.00 1.000																					
Mike Henneman, R (8, 1) ERA: 2.04	2.0 S 7 1 0 0 1 0 0 0 0 0 1 0 15 27 0.00 0.500																					

livebaseballscorecards.com

<b>AB</b>	<b>31</b>
<b>R</b>	<b>1</b>
<b>H</b>	<b>6</b>
<b>RBI</b>	<b>0</b>
<b>BB</b>	<b>3</b>
<b>SO</b>	<b>6</b>
<b>LOB</b>	<b>15</b>




Batter	1	2	3	4	5	6	7	8	9	AB	R	H	RBI	BB	SO	LOB
Jim Walewander, S OBP: 0.250, SLG: 0.260 (1, 4)	0-0 F8		2-2 L8			1-3 K	0-0 1-2 1B			4	0	1	0	0	1	0
Pat Sheridan, L OBP: 0.347, SLG: 0.454 (1, 7)	1-1 F7		0-0 P5			1-3 K	0-0 F8			4	0	0	0	0	1	2
Alan Trammell, R OBP: 0.380, SLG: 0.480 (1, 6)	2-2 G4-3		1-0 G5-3			1-1 WP 1B		0-2 G3 2B 1B		4	1	2	0	0	0	0
Dave Bergman, L OBP: 0.417, SLG: 0.440 (1, 3)		3-2 FC6-4 1B		2-1 L8		0-0 WP 1B		1 SAFE 1 SAFE 1 SAFE 1 SAFE 1 SAFE L P	2-3 1 SAFE C	4	1	2	0	0	1	1
Dwayne Murphy, L OBP: 0.480, SLG: 0.400 (1, 8)		4-2 SAFE SAFE FC6-4 BB		1-2 G3		3-2 P5		1 SAFE 1 SAFE 1 P 1 SAFE L P	2-0 G3	3	0	0	0	1	0	3
Chet Lemon, R OBP: 0.347, SLG: 0.436 (1, 9)		1-2 FC6-4 1B		3-3 K			1-2 1B SF9 1B	1-1 2-H 2B		4	1	2	1	0	1	2
Darrell Evans, L OBP: 0.326, SLG: 0.354 (1, 10)		1-1 SAFE 1-2 1B			3-2 G4-6-3 1B		1-2 1B 1B	1-2 F8		4	0	3	1	0	0	1
Matt Nokes, L OBP: 0.291, SLG: 0.405 (1, 2)		1-2 P5			2-0 G4-6-3 1-2f		0-0 SF9			2	0	0	1	0	0	3
Tom Brookens, R OBP: 0.355, SLG: 0.410 (1, 5)		2-1 F8			3-2 G4-3		0-0 F8			3	0	0	0	0	0	3

Inning Stats	R: 0	H: 0	E: 0	K: 0	S: 6	R: 1	H: 2	E: 0	K: 0	S: 18	R: 0	H: 0	E: 0	K: 0	S: 6	R: 0	H: 0	E: 0	K: 1	S: 8	R: 0	H: 1	E: 0	K: 0	S: 8	R: 0	H: 2	E: 0	K: 2	S: 12	R: 1	H: 3	E: 0	K: 0	S: 13	R: 1	H: 2	E: 0	K: 1	S: 14
	0	0	0	0	9	1	2	0	0	30	0	0	0	0	9	0	0	0	0	8	0	1	0	0	16	0	2	0	0	18	1	3	0	0	16	1	2	0	1	18

**BOTTOM**

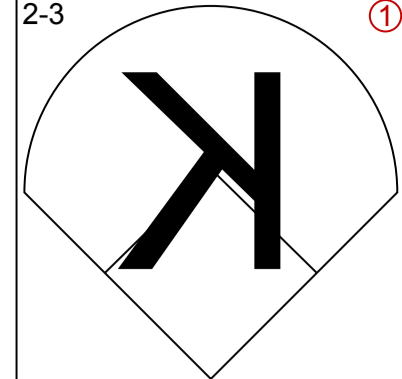
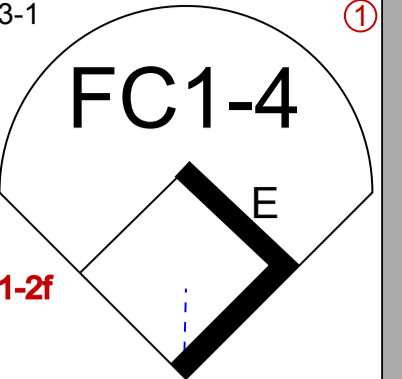
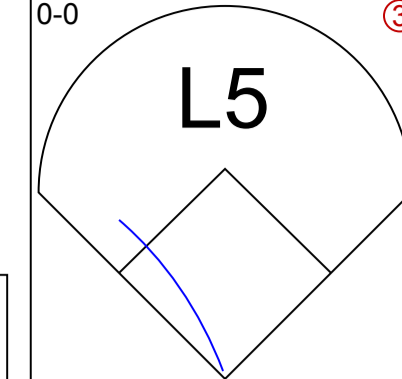
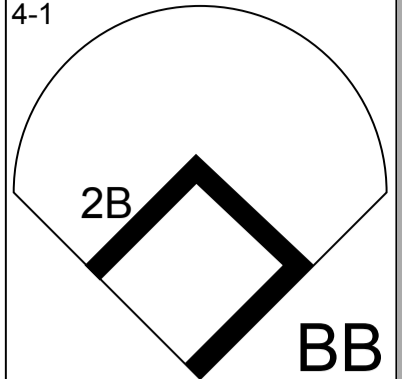
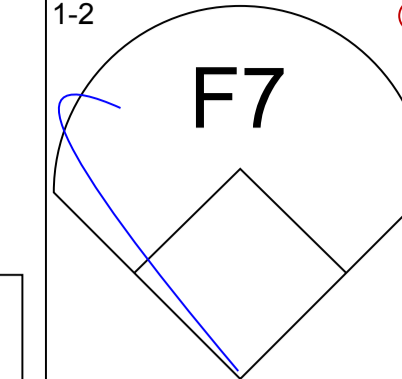
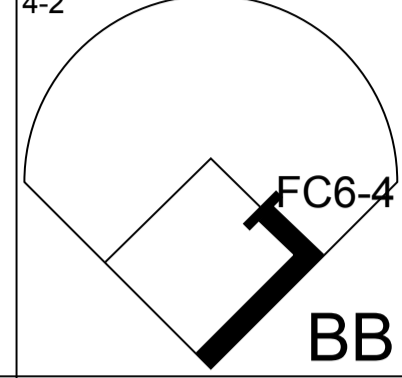
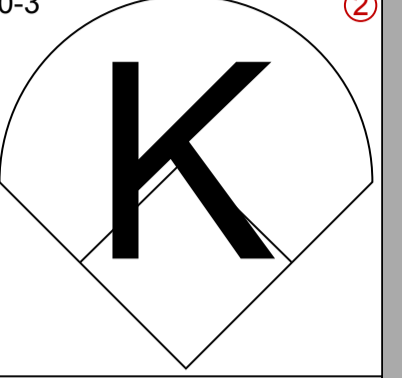
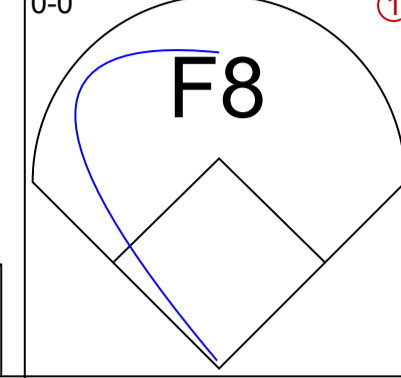

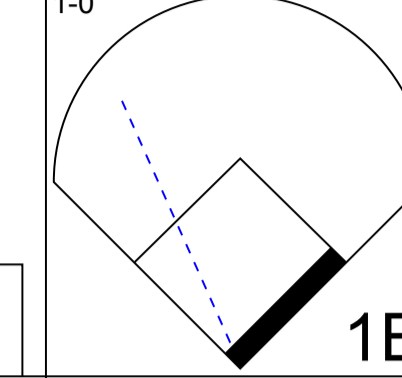
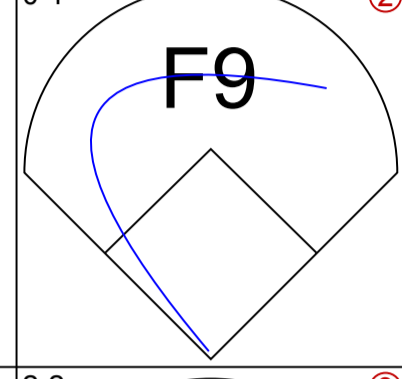
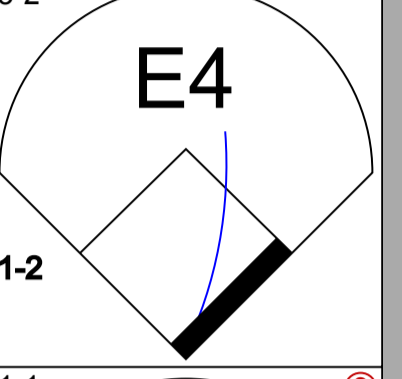
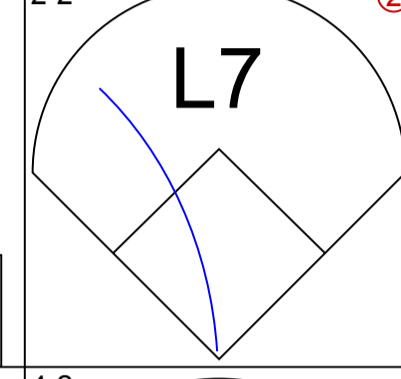
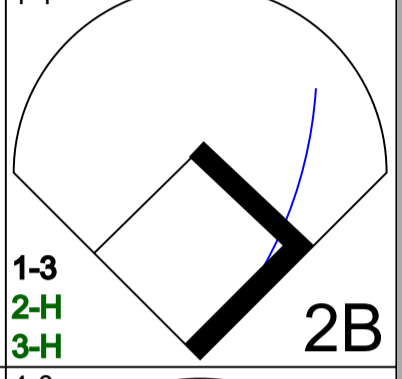
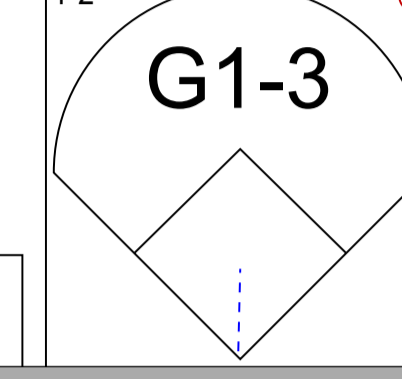
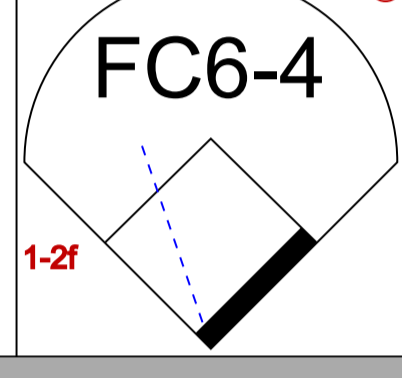
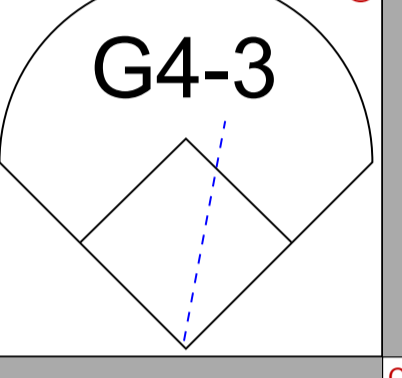
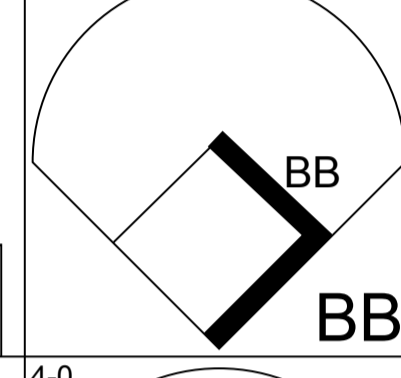
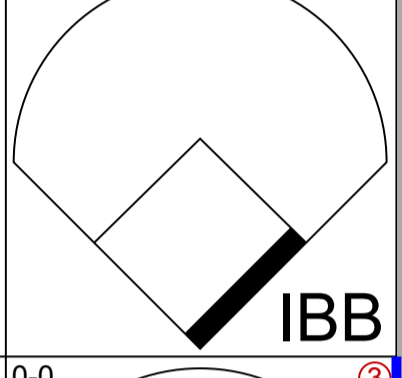
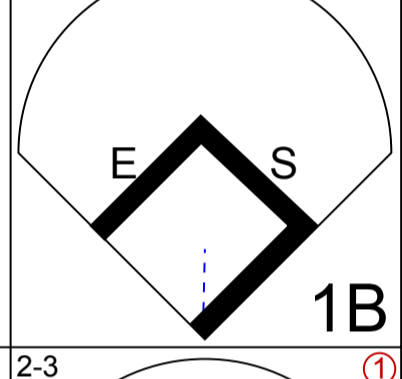
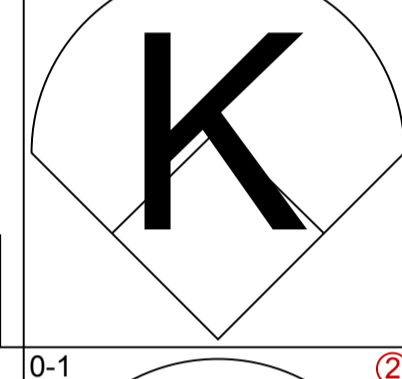
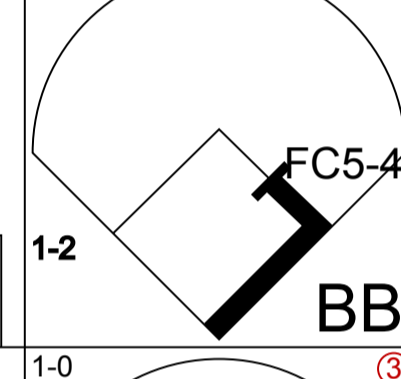
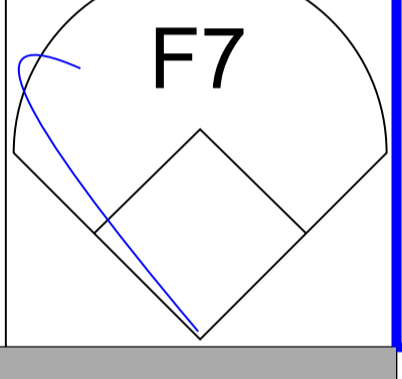
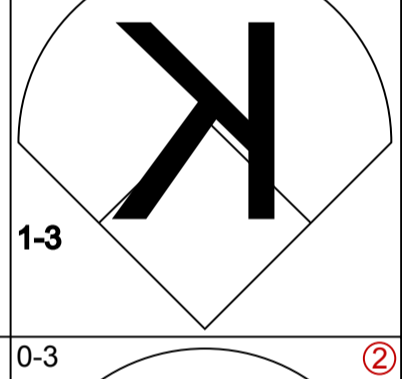
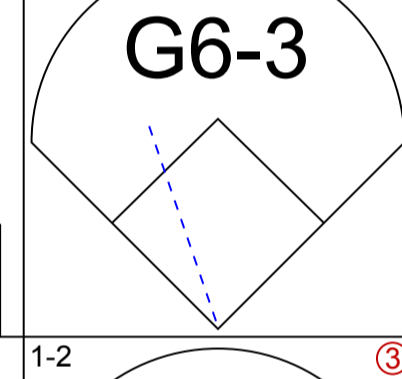
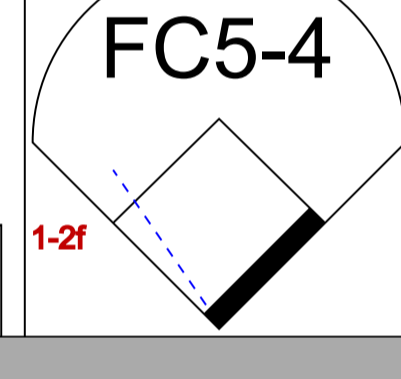
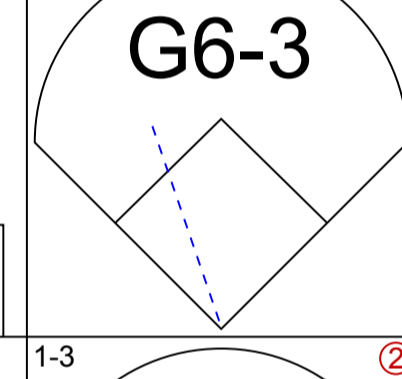
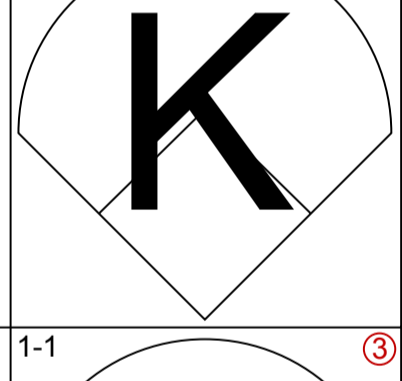
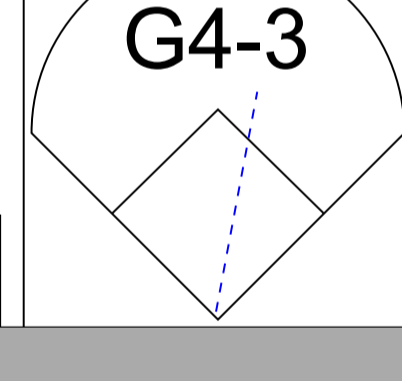
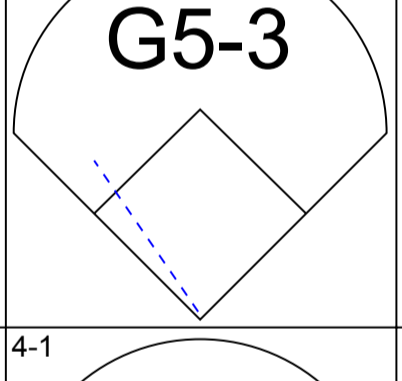
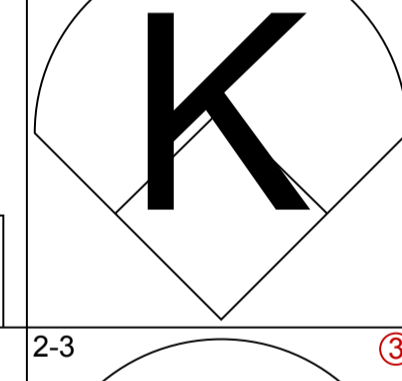
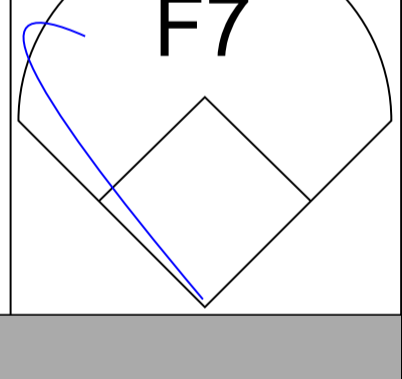
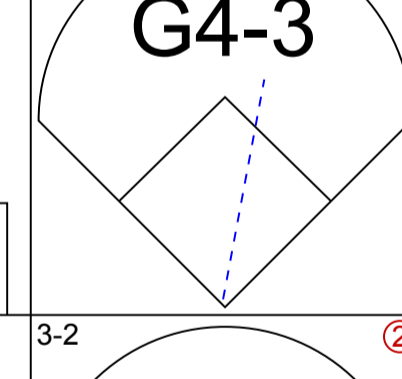
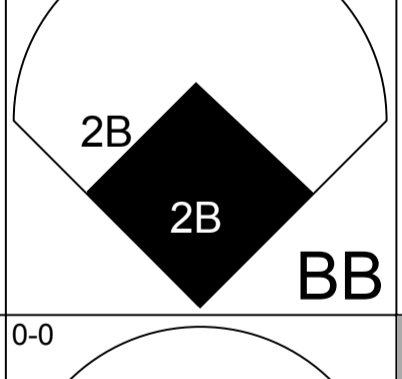
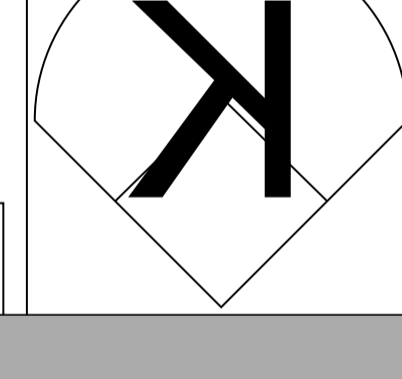
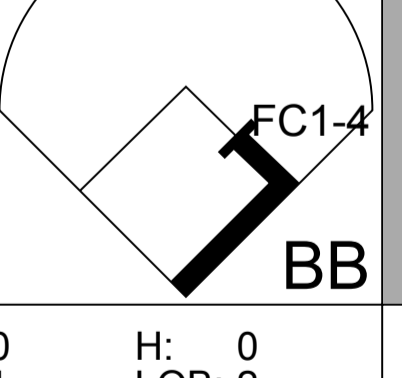
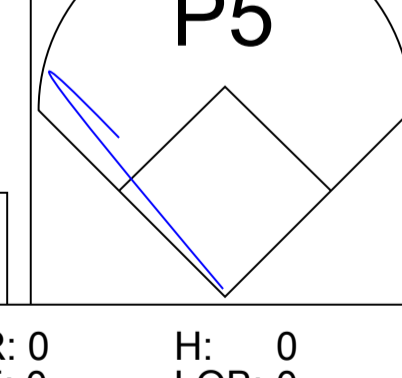
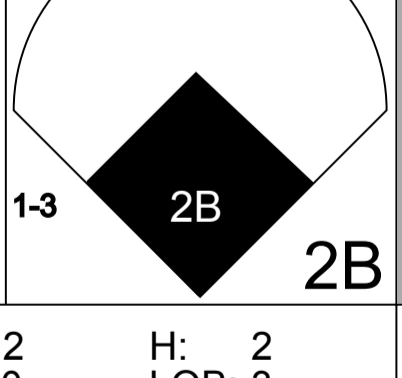
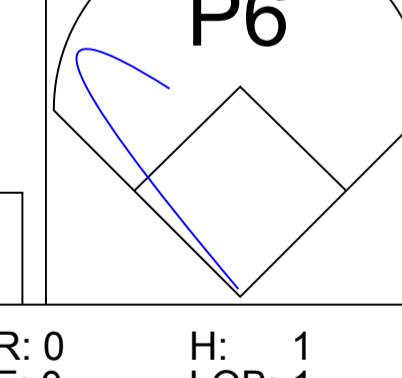
**Boston Red Sox @ Detroit Tigers**  
Tiger Stadium, Detroit, MI  
Fri Aug 05 1988, 7:05 PM EDT  
Overcast - 92 F

AB	32
R	3
H	10
RBI	3
BB	1
SO	4
LOB	15



1B: 9	SF: 1	WP: 1	PA: 34
2B: 1	SAC: 0	PB: 0	
3B: 0	DP: 1	SB: 0	
HR: 0	HBP: 0	CS: 0	

livebaseballscores.com

Batter	1	2	3	4	5	6	7	8	9	AB R H RBI BB SO LOB	TOP		
Wade Boggs, L (1, 5) OBP: 0.456, SLG: 0.486	2-3 		3-1 FC1-4 		0-0 L5 		4-1 2B 		1-2 F7 	4 0 0 0 1 1 1			
Ed Romero, R (1, 4) OBP: 0.306, SLG: 0.283 Dwight Evans, R (7, PH) OBP: 0.376, SLG: 0.473	4-2 FC6-4 BB 		0-3 K 			0-0 F8 	0-3 K 		1-0 	2 0 0 0 1 1 1 2 0 1 0 0 1 3			
Todd Benzinger, S (1, 9) OBP: 0.313, SLG: 0.466	0-1 F9 		3-2 E4 			2-2 L7 	1-1 		1-2 G1-3 	5 0 1 2 0 0 3			
Mike Greenwell, L (1, 7) OBP: 0.434, SLG: 0.559	2-2 FC6-4 		1-1 G4-3 			4-2 BB BB 	4-0 IBB 			2 0 0 0 2 0 3			
Ellis Burks, R (1, 8) OBP: 0.383, SLG: 0.527 Marty Barrett, R (7, 4) OBP: 0.332, SLG: 0.352		2-2 E S 1B 		3-3 K 		4-0 FC5-4 BB 	0-0 F7 			3 0 1 0 1 1 3 0 0 0 0 0 0 0			
Jim Rice, R (1, 10) OBP: 0.338, SLG: 0.399		2-3 SAFE K 1-3 		0-1 G6-3 		1-0 FC5-4 		1-2 G6-3 		4 0 0 0 0 1 3			
Larry Parrish, R (1, 3) OBP: 0.254, SLG: 0.332		0-3 K 		1-2 G4-3 			1-1 G5-3 	1-3 K 		4 0 0 0 0 2 1			
Spike Owen, S (1, 6) OBP: 0.333, SLG: 0.384 Jody Reed, R (8, 6) OBP: 0.403, SLG: 0.414		1-1 F7 			1-1 G4-3 		4-1 2B BB 	2-3 K 		3 1 0 0 1 1 1 0 0 0 0 0 0 0			
Rick Cerone, R (1, 2) OBP: 0.365, SLG: 0.412			4-2 FC1-4 BB 		3-2 P5 		0-0 2B 2B 		0-1 P6 	3 1 1 0 1 0 0			
<b>Inning Stats</b>	R: 0 H: 0 E: 0 LOB: 1 K: 1 BB: 1 S: 10 P: 18	R: 0 H: 1 E: 0 LOB: 1 K: 2 BB: 0 S: 14 P: 19	R: 0 H: 0 E: 1 LOB: 2 K: 1 BB: 1 S: 13 P: 24	R: 0 H: 0 E: 0 LOB: 0 K: 1 BB: 0 S: 10 P: 14	R: 0 H: 0 E: 0 LOB: 0 K: 0 BB: 2 S: 6 P: 10	R: 0 H: 0 E: 0 LOB: 2 K: 0 BB: 2 S: 8 P: 19	R: 2 H: 2 E: 0 LOB: 3 K: 1 BB: 3 S: 11 P: 25	R: 0 H: 0 E: 0 LOB: 0 K: 2 BB: 0 S: 11 P: 15	R: 0 H: 1 E: 0 LOB: 1 K: 0 BB: 0 S: 10 P: 13	1B: 2 SF: 0 2B: 2 SAC: 0 3B: 0 DP: 0 HR: 0 HBP: 0	WP: 0 PA: 39 PB: 0 SB: 1 CS: 0		
<b>PITCHER</b>	IP WLS BF H R ER SO BB IBB HBP BLK WP HR S P ERA WHIP											<b>PITCHER</b>	IP WLS BF H R ER SO BB IBB HBP BLK WP HR S P ERA WHIP
Eric King, R (1, 1) ERA: 3.07	6.1 W 28 2 2 2 5 6 0 0 0 0 0 0 66 118 2.84 1.263												
Don Heinkel, R (7, 1) ERA: 2.77	0.2 4 1 0 0 1 0 1 0 0 0 0 0 6 11 0.00 1.500												
Mike Henneman, R (8, 1) ERA: 1.96	2.0 S 7 1 0 0 2 0 0 0 0 0 0 0 21 28 0.00 0.500												

**Boston Red Sox @ Detroit Tigers**  
Tiger Stadium, Detroit, MI  
Fri Aug 05 1988, 7:05 PM EDT  
Att. 44,334 - Unknown - 73 F

[livebaseballscorecards.com](http://livebaseballscorecards.com)

AB	32
R	2
H	4
RBI	2
BB	7
SO	8
LOB	19





Batter	1	2	3	4	5	6	7	8	9	AB R H RBI BB SO LOB
Jim Walewander, S OBP: 0.250, SLG: 0.259 (1, 4)	0-0 S 1B SF7 1B		3-3 K	1-3 K			2-2 G4-3			4 1 1 0 0 2 0
Pat Sheridan, L OBP: 0.353, SLG: 0.463 (1, 7)	0-1 S 1B 1-2		1-0 S SF9 2B			1-2 G3-1	3-1 1B 1B			4 1 3 0 0 0 0
Alan Trammell, R OBP: 0.379, SLG: 0.479 (1, 6)	1-0 P6		2-1 SF9 2-H			3-1 G4-3	0-1 1-2 1B			3 0 1 1 0 0 2
Dave Bergman, L OBP: 0.413, SLG: 0.438 (1, 3)	1-1 SF7 1-2 2-H		0-1 1B 1B 1B			1-1 G5-3	0-3 K			3 0 1 1 0 1 2
Dwayne Murphy, L OBP: 0.448, SLG: 0.375 (1, 8)	3-2 G4-3		1-1 1B 1-2 1B			1-0 F8	3-3 K			4 0 1 0 0 1 1
Chet Lemon, R OBP: 0.346, SLG: 0.434 (1, 9)		1-0 G4-3	0-1 1-2 2-3 1B			1-2 G6-3	3-1 P5			4 0 1 0 0 0 0
Darrell Evans, L OBP: 0.328, SLG: 0.364 (1, 10)		4-2 G1-3 BB	1-3 K			0-2 HR	1-2 G3-1			3 1 1 1 1 1 3
Tom Brookens, R OBP: 0.352, SLG: 0.406 (1, 5)		0-2 G1-3		0-3 K		3-2 G3-1				3 0 0 0 0 1 1
Mike Heath, R OBP: 0.333, SLG: 0.406 (1, 2)		1-3 K		0-2 F7			0-1 G6-3			3 0 0 0 0 1 1

Inning Stats	R: 1	H: 2	E: 0	K: 0	S: 9	H: 2	LOB: 1	BB: 0	P: 14	R: 0	H: 0	E: 0	K: 1	S: 9	H: 0	LOB: 1	BB: 1	P: 15	R: 1	H: 4	E: 0	K: 2	S: 15	H: 0	LOB: 0	BB: 0	P: 10	R: 0	H: 0	E: 0	K: 0	S: 7	H: 1	LOB: 0	BB: 0	P: 12	R: 1	H: 1	E: 0	K: 0	S: 12	H: 1	LOB: 0	BB: 0	P: 17	R: 0	H: 2	E: 0	K: 1	S: 13	H: 0	LOB: 2	BB: 0	P: 18	R: 0	H: 0	E: 0	K: 1	S: 10	H: 0	LOB: 0	BB: 0	P: 17
--------------	------	------	------	------	------	------	--------	-------	-------	------	------	------	------	------	------	--------	-------	-------	------	------	------	------	-------	------	--------	-------	-------	------	------	------	------	------	------	--------	-------	-------	------	------	------	------	-------	------	--------	-------	-------	------	------	------	------	-------	------	--------	-------	-------	------	------	------	------	-------	------	--------	-------	-------

PITCHER	IP	WLS	BF	H	R	ER	SO	BB	IBB	HBP	BLK	WP	HR	S	P	ERA	WHIP
Mike Boddicker, R ERA: 3.69 (1, 1)	6.2	L	30	9	3	3	5	1	0	0	0	0	1	71	106	4.05	1.500
Lee Smith, R ERA: 3.56 (7, 1)	1.1		4	0	0	0	2	0	0	0	0	0	0	13	20	0.00	0.000


**BOTTOM**

**Boston Red Sox @ Detroit Tigers**  
Tiger Stadium, Detroit, MI

Fri Aug 05 1988, 7:05 PM EDT  
Att: 44,334 - Unknown - 73 F

livebaseballscorecards.com

AB	31
R	3
H	9
RBI	3
BB	1
SO	7
LOB	10



WP: 0	PA: 34
PB: 0	
SB: 3	
CS: 0	

Batter	1	2	3	4	5	6	7	8	9	AB R H RBI BB SO LOB	TOP
Wade Boggs, L (1, 5) OBP: 0.457, SLG: 0.486	0-2 2B 1B		1-2 G4-6-3 1-2f			0-1 FC5-4 1B		1-2 F8		4 0 2 0 0 0 1	
Marty Barrett, R (1, 4) OBP: 0.329, SLG: 0.349	1-2 F8		1-2 P3			1-2 FC5-4 1-2f		1-3 K		4 0 0 0 0 1 2	
Dwight Evans, R (1, 9) OBP: 0.373, SLG: 0.468	1-0 F9					1-1 FC6-4 1-2f			0-3 K	4 0 0 0 0 2 2	
Mike Greenwell, L (1, 7) OBP: 0.434, SLG: 0.566	1-1 2B						1-0 HR 3B		3-2 F9	4 1 2 0 0 0 0	
Ellis Burks, R (1, 8) OBP: 0.379, SLG: 0.521	1-2 5-3						3-3 K		2-2 F8	4 0 0 0 0 1 3	
Todd Benzing, S (1, 3) OBP: 0.317, SLG: 0.481		2-1 CS 1B				0-2 F8				3 1 2 2 0 0 0	
Jim Rice, R (1, 10) OBP: 0.335, SLG: 0.396		1-3 K 1-2				0-0 6-3		3-H HR		3 0 0 0 0 2 1	
Jody Reed, R (1, 6) OBP: 0.397, SLG: 0.407		0-0 F7				1-2 L6		1-1 F9		3 0 0 0 0 0 0	
Rick Cerone, R (1, 2) OBP: 0.364, SLG: 0.411			1-1 G4-6-3 1B			2-1 F3		1-1 P4		3 0 1 0 0 0 0	
Inning Stats	R: 0 H: 2 E: 0 LOB: 2 K: 0 BB: 0 S: 12 P: 16	R: 0 H: 1 E: 0 LOB: 0 K: 1 BB: 0 S: 6 P: 9	R: 0 H: 1 E: 0 LOB: 0 K: 0 BB: 0 S: 8 P: 11	R: 0 H: 0 E: 0 LOB: 0 K: 1 BB: 0 S: 10 P: 14	R: 0 H: 0 E: 0 LOB: 0 K: 0 BB: 0 S: 7 P: 8	R: 0 H: 1 E: 0 LOB: 1 K: 0 BB: 0 S: 9 P: 13	R: 2 H: 2 E: 0 LOB: 0 K: 2 BB: 0 S: 10 P: 17	R: 0 H: 0 E: 0 LOB: 0 K: 1 BB: 0 S: 10 P: 13	R: 0 H: 0 E: 0 LOB: 0 K: 1 BB: 0 S: 9 P: 14	1B: 4 SF: 0 2B: 2 SAC: 0 3B: 1 DP: 2 HR: 1 HBP: 0	WP: 0 PA: 32 PB: 0 SB: 0 CS: 1
PITCHER Doyle Alexander, R (1, 1) ERA: 3.61	IP WLS BF H R ER SO BB IBB HBP BLK WP HR S P ERA WHIP										

**Boston Red Sox @ Detroit Tigers**  
**Tiger Stadium, Detroit, MI**  
 Sat Aug 06 1988, 3:33 AM EDT  
 Att. 44,838 - Sunny - 86 F

[livebaseballscorecards.com](http://livebaseballscorecards.com)

AB	32
R	2
H	7
RBI	2
BB	0
SO	6
LOB	9



Batter	1	2	3	4	5	6	7	8	9
<b>Jim Walewander, S</b> (1, 4) <small>OBP: 0.250, SLG: 0.259</small>	2-2 		0-0 SH3-4 1-2		0-3 K	0-0 		0-1 F7	
<b>Pat Sheridan, L</b> (1, 7) <small>OBP: 0.354, SLG: 0.460</small>	1-3 K		4-1 2B BB		0-0 1B 1B	3-1 P6 1-2		1-3 K	
<b>Alan Trammell, R</b> (1, 6) <small>OBP: 0.377, SLG: 0.476</small>	1-0 F8		0-0 P4		1-1 1B 1-3 1B		2-3 K		
<b>Dave Bergman, L</b> (1, 3) <small>OBP: 0.421, SLG: 0.449</small>		4-2 BB BB	1-1 		0-0 		0-0 F9		
<b>Dwayne Murphy, L</b> (1, 8) <small>OBP: 0.455, SLG: 0.370</small>		1-3 K	3-2 G3		4-1 		3-2 		
<b>Chet Lemon, R</b> (1, 9) <small>OBP: 0.345, SLG: 0.431</small>		0-3 K		1-1 1-3	0-0 P3		0-0 		
<b>Darrell Evans, L</b> (1, 10) <b>Larry Herndon, R</b> (7, PH) <small>OBP: 0.331, SLG: 0.362</small> <small>OBP: 0.313, SLG: 0.339</small>		4-2 		0-3 K		4-1 HR BB	2-3 K		
<b>Matt Nokes, L</b> (1, 2) <small>OBP: 0.291, SLG: 0.414</small>		0-1 1-3		3-1 F4		2-1 		2-1 G3	
<b>Luis Salazar, R</b> (1, 5) <small>OBP: 0.317, SLG: 0.425</small>			3-2 		0-2 6-3	0-2 5-3		0-1 	

Inning Stats	R: 0	H: 0	E: 0	K: 1	S: 7	R: 0	H: 0	E: 0	K: 2	S: 12	R: 1	H: 2	E: 0	K: 0	S: 11	R: 0	H: 0	E: 0	K: 1	S: 7	R: 1	H: 3	E: 0	K: 1	S: 12	R: 2	H: 2	E: 0	K: 0	S: 9	R: 0	H: 2	E: 0	K: 2	S: 13	R: 0	H: 1	E: 0	K: 1	S: 9	1B: 7	2B: 2	3B: 0	HR: 1	SF: 0	SAC: 1	DP: 0	HBP: 0
	0	0	0	1	7	0	0	0	2	12	1	2	0	0	11	0	0	0	1	7	1	1	3	0	1	12	2	2	0	0	9	0	1	0	13	0	1	0	9	7	2	0	1	0	0	1		

PITCHER	IP	WLS	BF	H	R	ER	SO	BB	IBB	HBP	BLK	WP	HR	S	P	ERA	WHIP
<b>Wes Gardner, R</b> (1, 1) <small>ERA: 3.39</small>	6.2	L	33	9	4	4	6	5	0	0	0	0	1	68	115	5.40	2.100
<b>Tom Bolton, L</b> (7, 1) <small>ERA: 4.12</small>	1.1		5	1	0	0	2	0	0	0	0	0	0	12	17	0.00	0.750

**BOTTOM**

**Boston Red Sox @ Detroit Tigers**  
 Tiger Stadium, Detroit, MI  
 Sat Aug 06 1988, 3:33 AM EDT  
 Att: 44,838 - Sunny - 86 F

AB	32
R	4
H	10
RBI	4
BB	5
SO	8
LOB	16

WP: 0	PA: 38
PB: 0	
SB: 0	
CS: 1	

livebaseballscorecards.com

Batter	1	2	3	4	5	6	7	8	9	10	AB R H RBI BB SO LOB	TOP										
Wade Boggs, L (1, 5) OBP: 0.454, SLG: 0.481	1-2 G6-3		1-2 F7			1-1 F7			1-0 L6	4-0 IBB	4 0 0 0 1 0 2	<b>Boston Red Sox @ Detroit Tigers</b> Tiger Stadium, Detroit, MI Sun Aug 07 1988, 3:33 AM EDT Att: 41,623 - Sunny - 85 F										
Marty Barrett, R (1, 4) OBP: 0.326, SLG: 0.345	1-0 L7			1-3 K		0-2 G5-3			1-1 F3	2-3 K	5 0 0 0 0 2 4											
Dwight Evans, R (1, 9) OBP: 0.369, SLG: 0.482	0-1 F8			0-0 G5-3			0-0 P6		2-1 F7	0-0 F7	5 0 0 0 0 0 3											
Mike Greenwell, L (1, 7)		4-1 PO BB		3-1 F8			1-0 G3-1			2-1 1B 2B	3 1 1 0 1 0 0											
Ellis Burks, R (1, 8) OBP: 0.377, SLG: 0.518		1-0 F8			2-2 G5-3		2-3 K		2-0 1B SH 1B	2-3 1B	4 1 1 0 0 1 1											
Todd Benzinger, S (1, 3) OBP: 0.316, SLG: 0.477		1-3 K			2-2 G1-3			0-1 P6	3-2 SH 2B 1B	1-3 2B 1B	4 1 1 1 0 1 1											
Jim Rice, R (1, 10) OBP: 0.337, SLG: 0.398 Spike Owen, S (8, PR) OBP: 0.332, SLG: 0.382		1-0 PO	1-0 CS 1B		2-2 P4			1-0 G4-3 1B	2-1 P5		3 0 2 0 0 0 0 1 0 0 0 0 0 2											
Jody Reed, R (1, 6) OBP: 0.401, SLG: 0.408			4-1 1-2 BB			2-2 SH3 1B		3-1 G4-3	2-0 SH 2B	1-2 3-H	2 0 1 1 1 0 1											
Rich Gedman, L (1, 2) OBP: 0.258, SLG: 0.308			2-3 K			1-1 SH3		0-3 K	1-1 2B		3 0 1 1 0 2 2											
<b>Inning Stats</b>	R: 0 E: 0 K: 0 S: 6	H: 0 LOB: 0 BB: 0 P: 8	R: 0 E: 0 K: 1 S: 5	H: 0 LOB: 0 BB: 1 P: 12	R: 0 E: 0 K: 1 S: 10	H: 1 LOB: 1 BB: 1 P: 17	R: 0 E: 0 K: 1 S: 7	H: 0 LOB: 0 BB: 0 P: 11	R: 0 E: 0 K: 0 S: 10	H: 0 LOB: 0 BB: 0 P: 16	R: 0 E: 0 K: 1 S: 5		H: 0 LOB: 0 BB: 0 P: 8	R: 0 E: 0 K: 1 S: 8	H: 1 LOB: 1 BB: 0 P: 12	R: 0 E: 0 K: 0 S: 5	H: 0 LOB: 0 BB: 0 P: 9	R: 3 E: 0 K: 1 S: 18	H: 4 LOB: 3 BB: 1 P: 35	1B: 5 2B: 2 3B: 0 HR: 0	SF: 0 SAC: 2 DP: 0 HBP: 0	WP: 0 PB: 0 SB: 0 CS: 1
<b>PITCHER</b>	IP WLS BF H R ER SO BB IBB HBP BLK WP HR S P ERA WHIP												IP WLS BF H R ER SO BB IBB HBP BLK WP HR S P ERA WHIP									
Jeff Robinson, R (1, 1) ERA: 2.65	9.0 L 32 5 2 2 5 2 0 0 0 0 0 0 71 116 2.00 0.778																					
Willie Hernandez, L (10, 1) ERA: 2.15	1.0 7 2 1 1 1 0 1 0 0 0 0 0 15 28 9.00 2.000																					

livebaseballscorecards.com

AB 34  
R 3  
H 7  
RBI 3  
BB 3  
SO 6  
LOB 16



Batter	1	2	3	4	5	6	7	8	9	10	AB	R	H	RBI	BB	SO	LOB
Jim Walewander, S OBP: 0.239, SLG: 0.247 (1, 4)	G5-3			E6 1B		P6		F7			4	0	0	0	0	0	1
Tom Brookens, R OBP: 0.351, SLG: 0.404 (1, 5)	K			L4-3 1B		K		K		K	4	0	1	0	0	3	0
Alan Trammell, R OBP: 0.373, SLG: 0.471 (1, 6)	K			F7		F7		G5-3		G5-3	4	0	0	0	0	1	2
Chet Lemon, R OBP: 0.344, SLG: 0.429 (1, 9)		G5-3		L4-3 1-2		G4-3		FC6-4 1B		FC6-4 1B	4	0	1	0	0	0	2
Luis Salazar, R OBP: 0.316, SLG: 0.422 (1, 7)		L3 1B		L3		G5-3		FC6-4 1-2f		FC6-4	4	0	1	0	0	0	1
Larry Herndon, R OBP: 0.311, SLG: 0.336 (1, 10)		L3 1-2		FC1-6 1B		F9		P4		P4	4	0	1	0	0	0	1
Ray Knight, R OBP: 0.291, SLG: 0.311 (1, 3)				P6		FC1-6 1B		K		G5-3	4	0	1	0	0	1	0
Dwayne Murphy, L OBP: 0.432, SLG: 0.387 (1, 8)				G4-3		FC1-6 1-2f 2-3				G3-1	4	0	1	0	0	0	2
Mike Heath, R OBP: 0.327, SLG: 0.397 (1, 2)				G3		G1-3		F9			3	0	0	0	0	0	3

Inning Stats	R: 0	H: 0	R: 0	H: 1	R: 0	H: 0	R: 0	H: 1	R: 0	H: 2	R: 0	H: 0	R: 0	H: 0	R: 0	H: 1	R: 0	H: 1	R: 0	H: 0	R: 0	H: 0	R: 0	H: 0	1B: 5	SF: 0	WP: 0	PA: 35
E: 0	LOB: 0	E: 0	LOB: 0	E: 0	LOB: 0	E: 1	LOB: 1	E: 0	LOB: 2	E: 0	LOB: 0	E: 0	LOB: 0	E: 0	LOB: 0	E: 0	LOB: 1	E: 0	LOB: 1	E: 0	LOB: 0	E: 0	LOB: 0	E: 0	LOB: 0	2B: 3	SAC: 0	PB: 0
K: 2	BB: 0	K: 0	BB: 0	K: 0	BB: 0	K: 0	BB: 0	K: 0	BB: 0	K: 0	BB: 0	K: 0	BB: 0	K: 1	BB: 0	K: 1	BB: 0	K: 1	BB: 0	K: 0	BB: 0	K: 0	BB: 0	K: 0	BB: 0	3B: 0	DP: 2	SB: 0
S: 12	P: 18	S: 8	P: 12	S: 9	P: 15	S: 10	P: 13	S: 15	P: 24	S: 9	P: 13	S: 6	P: 11	S: 8	P: 11	S: 7	P: 11	S: 7	P: 11	S: 7	P: 11	S: 7	P: 11	S: 7	P: 11	HR: 0	HBP: 0	CS: 0

PITCHER	IP	WLS	BF	H	R	ER	SO	BB	IBB	HBP	BLK	WP	HR	S	P	ERA	WHIP
Bruce Hurst, L ERA: 4.17 (1, 1)	10.0	W	35	6	0	0	5	0	0	0	0	0	0	91	139	0.00	0.600

**BOTTOM**

**Boston Red Sox @ Detroit Tigers**  
Tiger Stadium, Detroit, MI  
Sun Aug 07 1988, 3:33 AM EDT  
Att. 41,623 - Sunny - 85 F

livebaseballscorecards.com

AB	35
R	0
H	6
RBI	0
BB	0
SO	5
LOB	12



Batter	1	2	3	4	5	6	7	8	9	AB R H RBI BB SO LOB	TOP	
Lou Whitaker, L (1, 4) OBP: 0.369, SLG: 0.396	0-0 4-3		0-0 F9			0-0 4-3		0-0 SH1-2 1B		4 0 1 0 0 0 1		
Pat Sheridan, L (1, 7) OBP: 0.350, SLG: 0.454	0-3 K			0-0 4-3		0-0 F7		0-0 SH1-2 1-2		3 0 0 0 0 1 0		
Alan Trammell, R (1, 6) OBP: 0.375, SLG: 0.473	0-3 K			0-0 2B		0-0 F9		4-0 IBB		3 0 1 0 1 1 0		
Dave Bergman, L (1, 3) OBP: 0.419, SLG: 0.453		0-0 6-3		0-0 1-3		0-0 2B		0-0 F7		3 1 1 0 0 0 1		
Ray Knight, R (8, PH) OBP: 0.290, SLG: 0.310										1 0 0 0 0 0 2		
Dwayne Murphy, L (1, 8) OBP: 0.415, SLG: 0.353		4-0 BB		0-0 F7		0-0 F8		0-0 P6		3 0 0 0 1 0 4		
Chet Lemon, R (1, 9) OBP: 0.348, SLG: 0.430		0-0 BB								2 1 1 0 1 0 1		
Darrell Evans, L (1, 10) OBP: 0.331, SLG: 0.365			0-0 4-3		0-0 F7		0-0 BLK		0-0 SH	3 0 1 2 0 0 1		
Jim Walewander, S (7, PR) OBP: 0.239, SLG: 0.247										0 1 0 0 0 0 0		
Matt Nokes, L (1, 2) OBP: 0.287, SLG: 0.407			0-0 F6		0-0 P6		0-0 4-3		0-0 F3	4 0 0 0 0 0 4		
Tom Brookens, R (1, 5) OBP: 0.350, SLG: 0.401			0-0 1B		0-0 1-3		0-3 K		0-0 F8	4 0 1 0 0 1 4		
<b>Inning Stats</b>	R: 0 E: 0 K: 2 S: 7 H: 0 LOB: 0 BB: 0 P: 7	R: 0 E: 0 K: 0 S: 2 H: 0 LOB: 0 BB: 1 P: 6	R: 0 E: 0 K: 0 S: 4 H: 1 LOB: 1 BB: 0 P: 4	R: 0 E: 0 K: 0 S: 4 H: 1 LOB: 1 BB: 0 P: 4	R: 0 E: 0 K: 0 S: 4 H: 1 LOB: 1 BB: 0 P: 4	R: 0 E: 0 K: 0 S: 3 H: 0 LOB: 0 BB: 0 P: 3	R: 3 E: 0 K: 1 S: 7 H: 2 LOB: 1 BB: 0 P: 8	R: 0 E: 0 K: 0 S: 4 H: 1 LOB: 2 BB: 1 P: 8	R: 0 E: 1 K: 0 S: 3 H: 0 LOB: 1 BB: 1 P: 7	1B: 3 2B: 3 3B: 0 HR: 0 SF: 0 SAC: 2 DP: 1 HBP: 1	WP: 0 PB: 0 SB: 0 CS: 2 PA: 36	
<b>PITCHER</b>	IP WLS BF H R ER SO BB IBB HBP BLK WP HR S P ERA WHIP											
Jeff Russell, R (1, 1) ERA: 3.88	6.1 L 25 5 3 3 2 1 0 1 0 0 0 0 27 32 4.26 0.947											
Ed Vande Berg, L (7, 1) ERA: 1.88	1.0 5 1 0 0 1 0 1 0 1 0 0 0 6 10 0.00 1.000											
Dale Mohorcic, R (8, 1) ERA: 4.0	0.1 1 0 0 0 0 0 0 0 0 0 0 0 1 1 0.00 0.000											
Mitch Williams, L (8, 1) ERA: 4.66	1.1 5 0 0 0 0 0 1 0 0 0 0 0 4 8 0.00 0.750											

Detroit Tigers @ Texas Rangers  
Arlington Stadium, Arlington, TX  
Mon Aug 08 1988, 8:05 PM EDT  
Att. 22,794 - Unknown - 107 F

[livebaseballscorecards.com](http://livebaseballscorecards.com)

AB	30
R	3
H	6
RBI	2
BB	3
SO	3
LOB	18



Batter	1	2	3	4	5	6	7	8	9	AB R H RBI BB SO LOB
Bob Brower, R (1, 8) OBP: 0.302, SLG: 0.288 Oddibe McDowell, L (9, 8) OBP: 0.305, SLG: 0.328	0-0 6-3		0-0 F9		0-0 HR 1B		4-0 1B SH3-4 BB		0-0 1-3 4-3 1B	3 1 1 0 1 0 0 1 0 1 0 0 0 0
Scott Fletcher, R (1, 6) OBP: 0.356, SLG: 0.317	0-0 BB HBP 1B		4-0 BB		0-0 F7		0-0 SH3-4 1-2		0-0 4-3	3 0 1 0 1 0 2
Ruben Sierra, S (1, 9) OBP: 0.281, SLG: 0.407	0-0 F9		0-0 F8		0-0 1-H HR		0-0 F8		4-0 1-3 IBB	4 1 1 2 1 0 3
Pete Incaviglia, R (1, 7) OBP: 0.333, SLG: 0.501	1-0 BB 1-2 HBP		0-3 K		0-0 4-3		0-0 2-3 1B		0-0 1-3	4 0 1 0 0 1 3
Pete O'Brien, L (1, 3) OBP: 0.362, SLG: 0.423	4-0 1-2 2-3 BB		0-3 K		0-0 G3		0-3 K		4-0 IBB	3 0 0 0 2 2 2
Steve Buechele, R (1, 5) OBP: 0.351, SLG: 0.425	0-3 K		0-0 5-3		1-0 1B HBP		0-0 P3		0-0 F8	4 0 0 0 0 1 6
Larry See, R (1, 10) OBP: 0.333, SLG: 0.273 Cecil Espy, S (8, PH) OBP: 0.294, SLG: 0.378		0-0 F7		0-0 FC6-4 1B		0-3 K		0-0 BLK S 1B		3 0 1 0 0 1 1 1 0 1 0 0 0 0
Jim Sundberg, R (1, 2) OBP: 0.297, SLG: 0.319 Geno Petralli, L (8, PH) OBP: 0.381, SLG: 0.413		0-0 F7		0-0 FC6-4 1-2f		0-0 1-3 1B		0-3 K		3 0 1 0 0 0 1 1 0 0 0 0 1 1
Jeff Kunkel, R (1, 4) OBP: 0.247, SLG: 0.400 Curtis Wilkerson, S (8, PH) OBP: 0.366, SLG: 0.382		0-0 5-3		0-0 F9		0-0 F6		0-0 F9		3 0 0 0 0 0 2 1 0 0 0 0 0 1

Inning Stats	R: 0 E: 0 K: 1 S: 6	H: 1 LOB: 3 BB: 1 P: 11	R: 0 E: 0 K: 0 S: 3	H: 0 LOB: 0 BB: 0 P: 3	R: 0 E: 0 K: 1 S: 5	H: 0 LOB: 1 BB: 1 P: 9	R: 0 E: 0 K: 1 S: 6	H: 1 LOB: 1 BB: 0 P: 6	R: 2 E: 0 K: 0 S: 5	H: 2 LOB: 0 BB: 0 P: 5	R: 0 E: 0 K: 1 S: 6	H: 1 LOB: 2 BB: 0 P: 7	R: 0 E: 0 K: 1 S: 6	H: 1 LOB: 2 BB: 1 P: 10	R: 0 E: 0 K: 1 S: 6	H: 1 LOB: 1 BB: 0 P: 6	R: 0 E: 0 K: 0 S: 4	H: 1 LOB: 3 BB: 2 P: 12	1B: 7 2B: 0 3B: 0 HR: 1	SF: 0 SAC: 1 DP: 0 HBP: 2	WP: 0 PB: 0 SB: 1 CS: 0	PA: 42	
PITCHER	IP	WLS	BF	H	R	ER	SO	BB	IBB	HBP	BLK	WP	HR	S	P	ERA	WHIP						
Frank Tanana, L (1, 1) ERA: 3.83	6.0	W	28	5	2	2	4	3	0	2	0	0	0	31	45	3.00	1.333						
Mike Henneman, R (7, 1) ERA: 1.86	3.0	S	14	3	0	0	2	0	2	0	1	0	0	16	24	0.00	1.000						

**BOTTOM**

**Detroit Tigers @ Texas Rangers**  
Arlington Stadium, Arlington, TX  
Mon Aug 08 1988, 8:05 PM EDT  
Att. 22,794 - Unknown - 107 F

livebaseballscorecards.com

AB	34
R	2
H	8
RBI	2
BB	5
SO	6
LOB	22



Batter	1	2	3	4	5	6	7	8	9	AB R H RBI BB SO LOB	TOP	
Lou Whitaker, L (1, 4) OBP: 0.373, SLG: 0.395	4-2 2B BB		3-2 4-3			4-0 2B BB		4-2 4-3 WP SF9 BB		1 2 0 0 3 0 0		
Pat Sheridan, L (1, 7) OBP: 0.353, SLG: 0.463	0-0 3-1 1-H 2B		0-1 3-1			1-2 1-3 2B		2-1 4-3		4 0 2 1 0 0 1		
Alan Trammell, R (1, 6) OBP: 0.371, SLG: 0.469	2-2 F3				3-2 F8	1-0 F8		0-2 SF9		3 0 0 1 0 0 3		
Dave Bergman, L (1, 3) OBP: 0.411, SLG: 0.442	1-0 3-1 2-3				0-1 G2-3	0-0 F6		3-H 1-1 G4-3		4 0 0 0 0 0 3		
Dwayne Murphy, L (1, 8) OBP: 0.378, SLG: 0.316	1-0 F4				0-2 F5	2-2 5-3			3-2 4-3	4 0 0 0 0 0 3		
Chet Lemon, R (1, 9) OBP: 0.347, SLG: 0.426		3-1 F8			2-1 L9		4-1 BB		0-1 6-3	3 0 0 0 1 0 0		
Darrell Evans, L (1, 10) OBP: 0.330, SLG: 0.367		1-3 K			3-1 2B	0-3 K		0-1 F7		4 0 1 0 0 2 1		
Matt Nokes, L (1, 2) OBP: 0.284, SLG: 0.403		1-0 G3			2-3 K	1-3 K				3 0 0 0 0 2 2		
Luis Salazar, R (1, 5) OBP: 0.313, SLG: 0.419			2-1 L9		0-0 1-6-3	1-2 G5-3				3 0 0 0 0 0 2		
<b>Inning Stats</b>	R: 1 H: 1 E: 0 LOB: 1 K: 0 BB: 1 S: 9 P: 17	R: 0 H: 0 E: 0 LOB: 0 K: 1 BB: 0 S: 6 P: 11	R: 0 H: 0 E: 0 LOB: 0 K: 0 BB: 0 S: 7 P: 12	R: 0 H: 0 E: 0 LOB: 0 K: 0 BB: 0 S: 8 P: 11	R: 0 H: 1 E: 0 LOB: 1 K: 1 BB: 0 S: 8 P: 15	R: 0 H: 1 E: 0 LOB: 2 K: 2 BB: 1 S: 8 P: 16	R: 0 H: 0 E: 0 LOB: 1 K: 2 BB: 1 S: 11 P: 17	R: 1 H: 0 E: 0 LOB: 0 K: 0 BB: 1 S: 9 P: 16	R: 0 H: 0 E: 0 LOB: 0 K: 0 BB: 0 S: 8 P: 11	1B: 0 SF: 1 2B: 3 SAC: 0 3B: 0 DP: 0 HR: 0 HBP: 0	WP: 1 PA: 34 PB: 0 SB: 0 CS: 0	
<b>PITCHER</b> Bobby Witt, R (1, 1) ERA: 4.38	IP WLS BF H R ER SO BB IBB HBP BLK WP HR S P ERA WHIP	9.0 W 34 3 2 2 4 4 0 0 0 1 0 74 126 2.00 0.778										

**Detroit Tigers @ Texas Rangers**  
 Arlington Stadium, Arlington, TX  
 Tue Aug 09 1988, 8:05 PM EDT  
 Att. 14,524 - Unknown - 99 F

livebaseballscorecards.com

**AB** 29  
**R** 2  
**H** 3  
**RBI** 2  
**BB** 4  
**SO** 4  
**LOB** 15





Batter	1	2	3	4	5	6	7	8	9
<b>Oddibe McDowell, L</b> (1, 8) <small>OBP: 0.306, SLG: 0.328</small> <b>Bob Brower, R</b> (6, 7) <small>OBP: 0.307, SLG: 0.288</small>	0-0 F5		1-0 2B 1B	0-0 F8		4-2 BB		1-1 SH1-3	
<b>Scott Fletcher, R</b> (1, 6) <small>OBP: 0.356, SLG: 0.319</small>	1-3 K		0-0 1B SF9 2B	3-2 F8		0-1 4-3		4-0 FC4-6 IBB	
<b>Pete O'Brien, L</b> (1, 3) <small>OBP: 0.360, SLG: 0.420</small>	3-1 1B		0-3 K		2-2 4-3		0-0 G4-3	0-1 FC4-6	
<b>Ruben Sierra, S</b> (1, 9) <small>OBP: 0.282, SLG: 0.407</small>	2-1 F9		2-0 SF9 2B 1B		0-1 FC5-4 1B		0-0 F7	1-1 F8	
<b>Pete Incaviglia, R</b> (1, 10) <small>OBP: 0.335, SLG: 0.510</small>		4-2 BB	0-0 SF9		0-0 FC5-4		0-0 HR		
<b>Geno Petrali, L</b> (1, 2) <small>OBP: 0.382, SLG: 0.419</small>		1-1 F8	0-0 2B		2-0 F9		0-2 1B		
<b>Cecil Espy, S</b> (1, 7) <small>OBP: 0.289, SLG: 0.370</small> (6, 8)		1-0 F7	1-3 K			2-2 F7		0-0 G3	
<b>Steve Buechele, R</b> (1, 5) <small>OBP: 0.349, SLG: 0.426</small>		1-2 F9		2-3 K		0-0 6-3		1-0 1B FC4-6 2B	
<b>Curtis Wilkerson, S</b> (1, 4) <small>OBP: 0.376, SLG: 0.398</small>			0-1 1B 2B 1B	1-0 S 1B		1-2 2B		0-0 FC4-6 SH1-3 1B	

AB	R	H	RBI	BB	SO	LOB
3	1	1	0	0	0	1
0	0	0	0	1	0	0
4	1	1	2	1	1	3
5	0	1	1	0	1	3
5	1	2	0	0	0	3
2	1	1	2	1	0	1
4	0	2	1	0	0	2
4	0	0	0	0	1	3
4	1	1	0	0	1	1
4	1	4	0	0	0	0

**BOTTOM**

**Detroit Tigers @ Texas Rangers**  
 Arlington Stadium, Arlington, TX  
 Tue Aug 09 1988, 8:05 PM EDT  
 Att: 14,524 - Unknown - 99 F

[livebaseballscorecards.com](http://livebaseballscorecards.com)

<b>AB</b>	<b>35</b>
<b>R</b>	<b>6</b>
<b>H</b>	<b>13</b>
<b>RBI</b>	<b>6</b>
<b>BB</b>	<b>3</b>
<b>SO</b>	<b>4</b>
<b>LOB</b>	<b>17</b>



1B: 8	SF: 1
2B: 4	SAC: 1
3B: 0	DP: 0
HR: 1	HBP: 0

WP: 0	PA: 40
PB: 0	
SB: 1	
CS: 0	

Inning Stats	R	H	E	K	S	H	LOB	BB	P
	0	1	0	1	14	0	1	0	16
	0	0	0	9		4	0	1	16
	4	5	0	2	13	1	1	0	17
	0	1	0	14		1	1	0	20
	0	1	0	8		1	0	0	12
	0	1	0	11		2	1	1	18
	1	2	0	9		2	1	0	15

PITCHER	IP	WLS	BF	H	R	ER	SO	BB	IBB	HBP	BLK	WP	HR	S	P	ERA	WHIP
<b>Walt Terrell, R</b> (1, 1) <small>ERA: 4.48</small>	7.1	L	37	13	6	6	4	2	0	0	0	0	1	76	112	7.36	2.045
<b>Paul Gibson, L</b> (8, 1) <small>ERA: 2.43</small>	0.2		3	0	0	0	0	0	1	0	0	0	0	4	9	0.00	0.000

Batter	1	2	3	4	5	6	7	8	9	AB R H RBI BB SO LOB	TOP											
Tom Brookens, R (1, 5) OBP: 0.348, SLG: 0.399	0-1 4-3		2-1 F8		3-2 G1-6-3 1B			2-2 L5		4 0 1 0 0 0 0												
Jim Walewander, S (1, 4) OBP: 0.229, SLG: 0.237	0-1 B2		1-0 G6-3		1-1 G1-6-3			0-0 B1-3		4 0 0 0 0 0 1												
Alan Trammell, R (1, 6) OBP: 0.375, SLG: 0.475	3-2 2B			1-2 SH1-4 SF8 1B		1-1 F8		0-2 E8 1B		4 2 3 0 0 0 0												
Chet Lemon, R (1, 9) OBP: 0.349, SLG: 0.425	0-2 3-1			2-0 SF8 SH1-4 1B		0-0 F9		4-0 1B IBB		3 0 1 0 1 0 1												
Luis Salazar, R (1, 7) OBP: 0.313, SLG: 0.418			0-1 G5-3		0-0 SH1-4		2-2 G5-3	3-1 1B		3 0 1 1 0 0 0												
Larry Herndon, R (1, 10) OBP: 0.309, SLG: 0.328			1-0 3-1		4-0 BB		3-1 G5-3	2-0 L8		3 0 0 0 1 0 0												
Ray Knight, R (1, 3) OBP: 0.289, SLG: 0.307			4-2 FC6-4 BB		1-1 SF8		1-1 G5-3	2-0 F4		2 0 0 1 1 0 0												
Mike Heath, R (1, 2) OBP: 0.325, SLG: 0.393			0-0 FC6-4		0-0 L6		1-1 FC4-6 1B	0-0 L9		4 0 1 0 0 0 3												
Dwayne Murphy, L (1, 8) OBP: 0.354, SLG: 0.293			3-3 K		1-2 G1-3		0-0 FC4-6			3 0 0 0 0 1 1												
<b>Inning Stats</b>	R: 0 E: 0 K: 0 S: 12	H: 1 LOB: 1 BB: 0 P: 15	R: 0 E: 0 K: 0 S: 6	H: 0 LOB: 1 BB: 1 P: 11	R: 0 E: 0 K: 1 S: 6	H: 0 LOB: 0 BB: 0 P: 12	R: 1 E: 0 K: 0 S: 8	H: 2 LOB: 2 BB: 1 P: 16	R: 0 E: 0 K: 0 S: 8	H: 1 LOB: 0 BB: 0 P: 13	R: 0 E: 0 K: 0 S: 6	H: 0 LOB: 0 BB: 0 P: 9	R: 0 E: 0 K: 0 S: 7	H: 1 LOB: 1 BB: 0 P: 12	R: 1 E: 1 K: 0 S: 9	H: 2 LOB: 2 BB: 1 P: 18	R: 0 E: 0 K: 0 S: 3	H: 0 LOB: 0 BB: 0 P: 7	1B: 6 2B: 1 3B: 0 HR: 0	SF: 1 SAC: 1 DP: 1 HBP: 0	WP: 0 PB: 0 SB: 0 CS: 0	PA: 35
<b>PITCHER</b> Paul Kilgus, L (1, 1) ERA: 3.73	IP: 9.0 WLS: L BF: 35 H: 7 R: 2 ER: 2 SO: 1 BB: 2 IBB: 1 HBP: 0 BLK: 0 WP: 0 HR: 0 S: 65 P: 113 ERA: 2.00 WHIP: 1.000											<b>PITCHER</b>	IP: 9.0 WLS: L BF: 35 H: 7 R: 2 ER: 2 SO: 1 BB: 2 IBB: 1 HBP: 0 BLK: 0 WP: 0 HR: 0 S: 65 P: 113 ERA: 2.00 WHIP: 1.000									

**Detroit Tigers @ Texas Rangers**  
 Arlington Stadium, Arlington, TX  
 Wed Aug 10 1988, 8:05 PM EDT  
 Att. 15,550 - Unknown - 94 F

livebaseballscorecards.com

<b>AB</b>	30
<b>R</b>	2
<b>H</b>	7
<b>RBI</b>	2
<b>BB</b>	3
<b>SO</b>	1
<b>LOB</b>	6




Batter	1	2	3	4	5	6	7	8	9	AB R H RBI BB SO LOB
Cecil Espy, S OBP: 0.284, SLG: 0.365 (1, 8)	0-0 F7		1-3 K			1-1 SH1		3-3 K		3 0 0 0 0 2 0
Curtis Wilkerson, S OBP: 0.374, SLG: 0.396 (1, 4)	0-2 F7			0-0 F7		1-0 G4-3			2-1 1B SH1-4 1B	4 0 1 0 0 0 1
Pete O'Brien, L OBP: 0.360, SLG: 0.419 (1, 3)	1-0 L7			3-1 L8		0-0			0-0 SH1-4	3 0 1 1 0 0 0
Ruben Sierra, S OBP: 0.282, SLG: 0.405 (1, 9)		1-0 F5		0-0 L7		1-2 F8			2-1	4 0 1 0 0 0 1
Pete Incaviglia, R OBP: 0.332, SLG: 0.504 (1, 7)		2-2 5-3			1-0 G4-3				1-3 K	4 0 0 0 0 2 2
Geno Petrali, L OBP: 0.382, SLG: 0.418 (1, 10)		2-1			1-2 L4				2-3 K	3 0 1 0 0 1 0
Bob Brower, R OBP: 0.305, SLG: 0.286 (9, PH)		1B							2-3 K	1 0 0 0 0 1 2
Steve Buechele, R OBP: 0.349, SLG: 0.423 (1, 5)		1-3 K			4-1 FC6-4 BB				0-0 L6	2 0 0 0 1 1 1
Jim Sundberg, R OBP: 0.291, SLG: 0.312 (1, 2)			0-2 G4-3		2-1 FC6-4				2-2 G6-3	2 0 0 0 0 0 1
Scott Fletcher, R OBP: 0.356, SLG: 0.318 (8, PH)					1-2					1 0 0 0 0 0 0
Jeff Kunkel, R OBP: 0.250, SLG: 0.410 (1, 6)			0-0 G5-3			1-1 SH1 1B			0-1 F8	3 1 1 0 0 0 0
Larry See, R OBP: 0.333, SLG: 0.273 (9, 2)						2B				0 0 0 0 0 0 0

Inning Stats		R: 0	H: 0	E: 0	K: 0	S: 5	R: 0	H: 1	E: 0	K: 1	S: 11	R: 0	H: 0	E: 0	K: 1	S: 7	R: 0	H: 0	E: 0	K: 0	S: 4	R: 0	H: 0	E: 0	K: 0	S: 9	R: 1	H: 2	E: 0	K: 0	S: 10	R: 0	H: 0	E: 0	K: 2	S: 8	R: 0	H: 0	E: 0	K: 1	S: 9	R: 0	H: 2	E: 0	K: 2	S: 12	1B: 4	SF: 0	2B: 1	SAC: 2	3B: 0	DP: 0	HR: 0	HBP: 0	WP: 0	PA: 33
PITCHER		IP	WLS	BF	H	R	ER	SO	BB	IBB	HBP	BLK	WP	HR	S	P	ERA	WHIP	PITCHER		IP	WLS	BF	H	R	ER	SO	BB	IBB	HBP	BLK	WP	HR	S	P	ERA	WHIP																			
Jack Morris, R ERA: 4.4 (1, 1)		8.0	W	29	4	1	1	5	1	0	0	0	0	0	65	98	1.12	0.625																																						
Willie Hernandez, L ERA: 2.11 (9, 1)		1.0	S	4	1	0	0	2	0	0	0	0	0	0	10	15	0.00	1.000																																						

**DETROIT TIGERS @ TEXAS RANGERS**  
Arlington Stadium, Arlington, TX  
Wed Aug 10 1988, 8:05 PM EDT  
Att: 15,550 - Unknown - 94 F

AB	30
R	1
H	5
RBI	1
BB	1
SO	7
LOB	8



WP	PA
0	33

Batter	1	2	3	4	5	6	7	8	9	AB R H RBI BB SO LOB	TOP																						
Lou Whitaker, L (1, 4) OBP: 0.372, SLG: 0.391	1-1 L8		0-0 SH5-4		0-1 FC2-6 1B	2-1 F5			4-2 HBP BB	3 1 0 0 1 0 2																							
Tom Brookens, R (1, 5) Pat Sheridan, L (9, PH) OBP: 0.347, SLG: 0.397 OBP: 0.351, SLG: 0.461	2-3 K		1-0 1B		2-3 K		3-2 5-3	0-1 L7	0-1 L7	4 0 1 1 0 2 1 1 0 0 0 0 0 1																							
Alan Trammell, R (1, 6) OBP: 0.378, SLG: 0.475	4-1 BB		0-1 SF9		1-0 1B 1-2 1B		0-1 P5	1-2 HBP	1-2 HBP	2 1 1 1 1 0 0																							
Chet Lemon, R (1, 9) OBP: 0.347, SLG: 0.422	2-2 F7		0-1 4-3		2-2 1B 1-2 2-3 1B		1-1 6-3	2-1 F3	2-1 F3	5 0 1 0 0 0 4																							
Luis Salazar, R (1, 7) OBP: 0.313, SLG: 0.416		2-2 F3		0-1 1-3	2-1 FC6-4 1B			0-0 5-3		4 0 1 2 0 0 0																							
Larry Herndon, R (1, 10) Darrell Evans, L (8, PH) OBP: 0.310, SLG: 0.328 OBP: 0.331, SLG: 0.367		2-3 K		1-1 1B	1-0 FC6-4 1-2f			4-2 FC6-4 BB		3 0 1 0 0 1 2 0 0 0 0 1 0 0																							
Ray Knight, R (1, 3) Dave Bergman, L (8, PH) OBP: 0.286, SLG: 0.303 OBP: 0.408, SLG: 0.439		2-2 F7		0-0 F9		1-1 F8		0-1 L4		3 0 0 0 0 0 1 1 0 0 0 0 0 1																							
Mike Heath, R (1, 2) OBP: 0.329, SLG: 0.396			0-0 SH5-4 1B	0-0 F9		1-2 6-3 1B		3-1 FC6-4 1-2f		4 1 2 0 0 0 2																							
Dwayne Murphy, L (1, 8) OBP: 0.353, SLG: 0.279			1-1 SH 1B SH5-4 SF9		4-2 FC2-6 BB	2-2 6-3		1-2 G3		2 1 0 0 1 0 1																							
<b>Inning Stats</b>	R: 0 E: 0 K: 1 S: 9	H: 0 LOB: 1 BB: 1 P: 18	R: 0 E: 0 K: 1 S: 10	H: 0 LOB: 0 BB: 0 P: 16	R: 2 E: 0 K: 0 S: 9	H: 2 LOB: 1 BB: 0 P: 11	R: 0 E: 0 K: 0 S: 6	H: 1 LOB: 1 BB: 0 P: 7	R: 2 E: 0 K: 1 S: 16	H: 3 LOB: 2 BB: 1 P: 28	R: 0 E: 0 K: 0 S: 10	H: 1 LOB: 1 BB: 0 P: 16	R: 0 E: 0 K: 0 S: 7	H: 0 LOB: 0 BB: 0 P: 11	R: 0 E: 0 K: 0 S: 7	H: 0 LOB: 1 BB: 1 P: 14	R: 0 E: 0 K: 0 S: 13	H: 0 LOB: 2 BB: 1 P: 21	1B: 7 2B: 0 3B: 0 HR: 0	SF: 1 SAC: 2 DP: 0 HBP: 1	WP: 0 PB: 0 SB: 0 CS: 0	PA: 40											
<b>PITCHER</b> Bruce Hurst, L (1, 1) ERA: 4.24 Bob Stanley, R (7, 1) ERA: 2.81	IP 6.0	WLS W	BF 28	H 7	R 4	ER 4	SO 3	BB 2	IBB 0	HBP 0	BLK 0	WP 0	HR 0	S 60	P 96	ERA 6.00	WHIP 1.500																
											<b>PITCHER</b>	IP	WLS	BF	H	R	ER	SO	BB	IBB	HBP	BLK	WP	HR	S	P	ERA	WHIP					

**Detroit Tigers @ Boston Red Sox**  
 Fenway Park, Boston, MA  
 Fri Aug 12 1988, 7:05 PM EDT  
 Att. 34,732 - Unknown - 87 F

AB	32
R	4
H	7
RBI	4
BB	4
SO	3
LOB	15



Batter	1	2	3	4	5	6	7	8	9
Wade Boggs, L OBP: 0.455, SLG: 0.481 (1, 5)	2-2 4-3		2-0 WP 1B 2B	3-2 F8		1-0 6-3		3-1 1-3	
Spike Owen, S OBP: 0.332, SLG: 0.380 (1, 6)	2-3 K		3-2 1B 1B		2-0 2B 1B	1-1 F7		2-1 P6	
Dwight Evans, R OBP: 0.364, SLG: 0.457 (1, 9)	2-1 5-3		2-2 1B FC3-6 1B		1-2 1B SF8 2B		1-2 2B		
Mike Greenwell, L OBP: 0.431, SLG: 0.557 (1, 7)		2-2 3-1	1-2 1B FC3-6 1B		0-0 F8		1-0 2B		
Todd Benzinger, S OBP: 0.315, SLG: 0.465 (1, 3)		1-2 G3	1-0 FC3-6 HR		4-0 1B IBB		2-2 6-3		
Jim Rice, R OBP: 0.344, SLG: 0.410 (1, 10)		4-2 BB	2-0 2B HR		1-1 1B		4-0 FC6-4 IBB		
Ellis Burks, R OBP: 0.372, SLG: 0.507 (1, 8)		2-3 K	2-2 6-3		1-0 SF8		0-2 P4		
Jody Reed, R OBP: 0.383, SLG: 0.392 (1, 4)			2-2 2B 1B	0-1 F8	0-0 F7		2-2 FC6-4		
Rich Gedman, L OBP: 0.259, SLG: 0.318 (1, 2)			1 SAFE 3-1 P6	3-1 F8		2-1 P3		0-0 3-1	

Inning Stats	R: 0	H: 0	E: 0	K: 1	S: 11	LOB: 0	BB: 0	P: 17
	R: 0	H: 0	E: 0	K: 1	S: 13	LOB: 1	BB: 1	P: 22
	R: 6	H: 6	E: 1	K: 0	S: 23	LOB: 0	BB: 0	P: 41
	R: 0	H: 0	E: 0	K: 0	S: 8	LOB: 0	BB: 0	P: 14
	R: 2	H: 3	E: 0	K: 0	S: 9	LOB: 2	BB: 1	P: 18
	R: 0	H: 0	E: 0	K: 0	S: 5	LOB: 0	BB: 0	P: 9
	R: 1	H: 2	E: 0	K: 0	S: 16	LOB: 2	BB: 1	P: 26
	R: 0	H: 0	E: 0	K: 0	S: 5	LOB: 0	BB: 0	P: 10

PITCHER	IP	WLS	BF	H	R	ER	SO	BB	IBB	HBP	BLK	WP	HR	S	P	ERA	WHIP
Doyle Alexander, R ERA: 3.87 (1, 1)	2.2	L	15	6	6	6	2	1	0	0	0	1	1	43	74	20.25	2.625
Don Heinkel, R ERA: 3.29 (3, 1)	1.1		6	2	2	2	0	0	0	0	0	0	0	16	27	13.50	1.500
Paul Gibson, L ERA: 2.41 (5, 1)	4.0		17	3	1	1	0	0	2	0	0	0	0	31	56	2.25	0.750

**AB R H RBI BB SO LOB**

**5 1 1 1 0 0 0**

**5 2 2 1 0 1 0**

**4 3 3 1 0 0 0**

**4 0 2 2 0 0 1**

**3 1 0 1 1 0 2**

**2 1 2 2 2 0 0**

**3 0 0 1 0 1 3**

**4 1 1 0 0 0 4**

**4 0 0 0 0 0 1**

**AB 34**

**R 9**


**H 11**

**RBI 9**

**BB 3**

**SO 2**

**LOB 11**



**WP: 1 PA: 38**

**PB: 0**

**SB: 0**

**CS: 0**


**Detroit Tigers @ Boston Red Sox**

Fenway Park, Boston, MA

Fri Aug 12 1988, 7:05 PM EDT

Att: 34,732 - Unknown - 87 F

livebaseballscorecards.com

Batter	1	2	3	4	5	6	7	8	9	AB R H RBI BB SO LOB	TOP		
Lou Whitaker, L (1, 4) OBP: 0.368, SLG: 0.387	1-1 F8		1-3 K			2-3 SAFE K		2-1 5-3		4 0 0 0 0 2 1			
Pat Sheridan, L (1, 7) OBP: 0.350, SLG: 0.457	0-2 G3		1-1 4-3			1-1 1-2 HR 1B		2-0 F7		4 1 1 0 0 0 0			
Alan Trammell, R (1, 6) OBP: 0.377, SLG: 0.482 Luis Salazar, R (9, PH) OBP: 0.315, SLG: 0.418	1-0 F8			3-2 6-3		0-0 1-H 2-H HR			2-2 G5-4-3 1B	3 1 1 3 0 0 0 1 0 1 0 0 0 0			
Dave Bergman, L (1, 3) OBP: 0.412, SLG: 0.440 Ray Knight, R (9, PH) OBP: 0.285, SLG: 0.302		4-2 1B E BB		0-1 G6-4-3 1B		2-0 L8		1-1 G5-4-3 1-2f	2 1 1 0 1 0 0 1 0 0 0 0 0 1				
Chet Lemon, R (1, 9) OBP: 0.346, SLG: 0.420		0-0 FC3-6 1B		1-2 G6-4-3 1-2f		1-3 K		2-2 4-3	4 0 1 0 0 1 1				
Matt Nokes, L (1, 2) OBP: 0.285, SLG: 0.404 Mike Heath, R (7, PH) OBP: 0.327, SLG: 0.393 (7, 2)		2-1 FC3-6 1-2f 2-H			2-0 G4-6-3 1B		0-2 1-3		2 0 1 0 0 0 1 1 0 0 0 0 0 0				
Darrell Evans, L (1, 10) OBP: 0.329, SLG: 0.364		1-3 K		1-0 G4-6-3 1-2f		1-0 F8		1-0 F8	3 0 0 0 0 1 2		AB 31 R 4 H 7 RBI 3 BB 1 SO 5 LOB 7		
Dwayne Murphy, L (1, 8) OBP: 0.333, SLG: 0.261		3-2 P2		1-2 G3		1-3 K		1-3 K	3 0 0 0 0 1 1				
Tom Brookens, R (1, 5) OBP: 0.347, SLG: 0.397			0-2 5-3			1-1 HR 1B		3-2 P5	3 1 1 0 0 0 0				
Inning Stats	R: 0 E: 0 K: 0 S: 6 H: 0 LOB: 0 BB: 0 P: 8	R: 1 E: 1 K: 1 S: 13 H: 1 LOB: 1 BB: 1 P: 23	R: 0 E: 0 K: 1 S: 8 H: 0 LOB: 0 BB: 0 P: 10	R: 0 E: 0 K: 0 S: 9 H: 1 LOB: 0 BB: 0 P: 13	R: 0 E: 0 K: 0 S: 5 H: 1 LOB: 0 BB: 0 P: 9	R: 3 E: 0 K: 2 S: 14 H: 3 LOB: 0 BB: 0 P: 21	R: 0 E: 0 K: 1 S: 7 H: 0 LOB: 0 BB: 0 P: 9	R: 0 E: 0 K: 0 S: 6 H: 0 LOB: 0 BB: 0 P: 13	R: 0 E: 0 K: 0 S: 11 H: 1 LOB: 0 BB: 0 P: 16	1B: 6 2B: 0 3B: 0 HR: 1 SF: 0 SAC: 0 DP: 3 HBP: 0	WP: 0 PB: 0 SB: 0 CS: 0 PA: 32		
PITCHER	IP WLS BF H R ER SO BB IBB HBP BLK WP HR S P ERA WHIP											PITCHER	IP WLS BF H R ER SO BB IBB HBP BLK WP HR S P ERA WHIP
Mike Boddicker, R (1, 1) ERA: 3.66	6.0 W 23 6 4 3 4 1 0 0 0 0 1 55 84 4.50 1.167												
Tom Bolton, L (7, 1) ERA: 3.57	3.0 S 9 1 0 0 1 0 0 0 0 0 0 0 24 38 0.00 0.333												

**Detroit Tigers @ Boston Red Sox**  
 Fenway Park, Boston, MA  
 Sat Aug 13 1988, 3:33 AM EDT  
 Att. 33,601 - Sunny - 90 F

[livebaseballscorecards.com](http://livebaseballscorecards.com)

Batter	1	2	3	4	5	6	7	8	9	AB	R	H	RBI	BB	SO	LOB	BOTTOM
--------	---	---	---	---	---	---	---	---	---	----	---	---	-----	----	----	-----	--------

<b>Wade Boggs, L</b> (1, 5) OBP: 0.458, SLG: 0.480 <b>Ed Romero, R</b> (9, 5) OBP: 0.302, SLG: 0.306	0-2 G1-3	4-0 FC6-4 BB		2-3 K		4-1 HR BB	4-0 2B BB	3-2 BB 1B		3	3	1	0	3	1	2	<b>3 3 1 0 3 1 2</b> <b>0 0 0 0 0 0 0</b>
<b>Spike Owen, S</b> (1, 6) OBP: 0.336, SLG: 0.385	2-2 HR 1B	1-2 FC6-4		0-0 F8		1-3 K	1-2 1-H 2-H 2B	4-1 3B BB		5	2	2	2	1	1	6	
<b>Dwight Evans, R</b> (1, 9) OBP: 0.370, SLG: 0.480	2-2 1-H HR		0-0 F9		0-0 1B SF8	3-2 1-H HR	4-1 BB	1-1 1-H 2-H 3-H 3B		5	4	4	7	1	0	0	
<b>Mike Greenwell, L</b> (1, 7) OBP: 0.433, SLG: 0.568	0-0 F7		2-1 WP 2B		0-1 FC5 E 1B	2-1 HR	2-0 L5	2-0 FC8-4-6 1B		6	1	4	2	0	0	2	
<b>Todd Benzinger, S</b> (1, 3) OBP: 0.309, SLG: 0.457	3-3 K		2-3 G6-4-3 K		0-1 SF8	2-3 K	1-3 K	1-2 FC8-4-6 2B 1-2f		5	0	0	1	0	4	5	
<b>Jim Rice, R</b> (1, 10) OBP: 0.344, SLG: 0.411 <b>Kevin Romine, R</b> (8, PR) OBP: 0.267, SLG: 0.291		4-2 FC6-4 BB BB	1-1 G6-4-3		1-2 E5 FC5	1-3 K		1-2 2B		4	0	1	0	1	1	4	
<b>Ellis Burks, R</b> (1, 8) OBP: 0.374, SLG: 0.509		1-3 K		0-0 CS 1B	1-0 FC5		1-0 P6	0-1 2B 1B		6	1	3	0	0	1	3	
<b>Jody Reed, R</b> (1, 4) OBP: 0.390, SLG: 0.394		4-0 FC6-4 BB		1-2 1B	1-0 L5		4-2 2B BB	0-1 2B 1B		4	2	2	1	2	0	4	
<b>Rich Gedman, L</b> (1, 2) OBP: 0.268, SLG: 0.333		0-1 FC6-4 BB		4-2 BB		1-3 K	2-0 1-H 2B 2B	2-2 1-H 2-H 3B 2B		4	2	2	3	1	1	2	

<b>Inning Stats</b> R: 2 H: 2 E: 0 LOB: 0 K: 1 BB: 0 S: 15 P: 22	R: 0 H: 0 E: 0 LOB: 3 K: 1 BB: 3 S: 10 P: 24	R: 0 H: 1 E: 0 LOB: 1 K: 1 BB: 0 S: 8 P: 13	R: 0 H: 2 E: 0 LOB: 2 K: 1 BB: 1 S: 13 P: 19	R: 1 H: 2 E: 1 LOB: 2 K: 0 BB: 0 S: 10 P: 13	R: 3 H: 2 E: 0 LOB: 1 K: 4 BB: 1 S: 22 P: 36	R: 3 H: 2 E: 0 LOB: 2 K: 1 BB: 3 S: 12 P: 31	R: 7 H: 8 E: 0 LOB: 2 K: 0 BB: 1 S: 29 P: 48	1B: 9 SF: 1 2B: 6 SAC: 0 3B: 1 DP: 1 HR: 3 HBP: 0
---	--	---	--	--	--	--	--	--

PITCHER	IP	WLS	BF	H	R	ER	SO	BB	IBB	HBP	BLK	WP	HR	S	P	ERA	WHIP
Jeff Robinson, R (1, 1) ERA: 2.84	5.2	L	30	8	5	5	6	5	0	0	0	1	2	69	113	7.94	2.294
Willie Hernandez, L (6, 1) ERA: 2.83	0.2		8	3	4	4	2	2	0	0	0	1	1	16	33	54.00	7.500
Don Heinkel, R (7, 1) ERA: 4.18	0.2		6	3	3	3	1	1	0	0	0	0	0	11	20	40.50	6.000
Paul Gibson, L (8, 1) ERA: 2.98	0.2		8	5	4	4	0	1	0	0	0	0	0	20	36	54.00	9.000
Mike Henneman, R (8, 1) ERA: 1.85	0.1		1	0	0	0	0	0	0	0	0	0	0	3	4	0.00	0.000

**Detroit Tigers @ Boston Red Sox**  
 Fenway Park, Boston, MA  
 Sat Aug 13 1988, 3:33 AM EDT  
 Att: 33,601 - Sunny - 90 F

**AB 43**  
**R 16**  
**H 19**  
**RBI 16**  
**BB 9**  
**SO 9**  
**LOB 30**



WP: 2 PA: 53  
 PB: 0  
 SB: 0  
 CS: 1

Batter	1	2	3	4	5	6	7	8	9	AB	R	H	RBI	BB	SO	LOB	TOP					
Lou Whitaker, L (1, 4) OBP: 0.370, SLG: 0.388 Jim Walewander, S (4, 4) OBP: 0.224, SLG: 0.232	2-2 G3	0-1 1B 1B 1B	1-2 FC3-8 1B	1-2 L7		1-0 G6-3		0-0 L8		4	1	2	0	0	0	0						
Pat Sheridan, L (1, 7) OBP: 0.349, SLG: 0.455	1-1 2B SF7 1B	1-3 K	0-0 FC3-6 FC6-4 1-2f	3-1 G5-4-3 1B			1-0 F9	2-3 K		6	1	2	0	0	2	5						
Alan Trammell, R (1, 6) OBP: 0.378, SLG: 0.485 Tom Brookens, R (6, 5) OBP: 0.351, SLG: 0.397	2-2 WP HR 1-3	2-2 1B SF8 1B	1-2 FC6-4 BB 1B 1-2f	2-0 G5-4-3			4-1 1B WP 2B BB	4-2 BB		4	3	2	2	0	0	2						
Dave Bergman, L (1, 3) OBP: 0.417, SLG: 0.447 Ray Knight, R (7, 3) OBP: 0.284, SLG: 0.301	0-0 SF7	3-1 1B 1B 1B	0-0 BB 1B		2-1 G6-3		1-2 2B 1B	1-1 G1-3		4	3	3	2	0	0	0						
Matt Nokes, L (1, 2) OBP: 0.289, SLG: 0.406	4-0 HR BB	1-1 SF8	4-2 1B 2B BB		0-1 P5		0-0 1B 2B	3-1 F7		3	3	1	2	2	0	0						
Chet Lemon, R (1, 9) OBP: 0.349, SLG: 0.431 Mike Heath, R (7, 9) OBP: 0.331, SLG: 0.393	3-0 HR	2-2 1B 1B	0-1 2B 1B		1-1 G6-3		1-2 P3	4-1 G6-3 BB		5	2	3	5	0	0	2						
Darrell Evans, L (1, 10) OBP: 0.332, SLG: 0.369	1-1 P5	1-1 BB 1B	0-0 2B 2B			1-2 F9	0-0 1B	2-1 G6-3		6	1	3	5	0	0	1						
Dwayne Murphy, L (1, 8) OBP: 0.356, SLG: 0.286		4-1 BB BB	2-2 2B			1-1 F7	0-0 F7			3	1	1	1	2	0	1						
Luis Salazar, R (1, 5) OBP: 0.319, SLG: 0.427		4-0 BB BB	1-2 F8			2-2 HR		0-0 BB 1B		4	2	2	1	1	0	4						
<b>Inning Stats</b>	R: 4 E: 0 K: 0 S: 13	H: 3 LOB: 0 BB: 1 P: 26	R: 5 E: 0 K: 1 S: 23	H: 5 LOB: 3 BB: 3 P: 45	R: 5 E: 0 K: 0 S: 21	H: 5 LOB: 1 BB: 1 P: 30	R: 0 E: 0 K: 0 S: 6	H: 1 LOB: 0 BB: 0 P: 12	R: 0 E: 0 K: 0 S: 6	H: 0 LOB: 0 BB: 0 P: 9	R: 1 E: 0 K: 0 S: 9	H: 1 LOB: 0 BB: 0 P: 14	R: 3 E: 0 K: 0 S: 11	H: 3 LOB: 1 BB: 1 P: 18	R: 0 E: 0 K: 1 S: 10	H: 1 LOB: 2 BB: 1 P: 17	R: 0 E: 0 K: 0 S: 5	H: 0 LOB: 0 BB: 1 P: 14	1B: 13 2B: 4 3B: 0 HR: 2	SF: 2 SAC: 0 DP: 2 HBP: 0	WP: 2 PB: 0 SB: 0 CS: 0	PA: 52
<b>PITCHER</b>	IP WLS BF H R ER SO BB IBB HBP BLK WP HR S P ERA WHIP																	<b>PITCHER</b>	IP WLS BF H R ER SO BB IBB HBP BLK WP HR S P ERA WHIP			
Roger Clemens, R (1, 1) ERA: 2.86	1.1 L 12 5 8 8 1 3 0 0 0 1 1 22 46 54.00 6.000																					
Mike Smithson, R (2, 1) ERA: 5.54	1.1 12 6 5 5 0 2 0 0 0 0 0 0 28 45 33.75 6.000																					
Jeff Sellers, R (3, 1) ERA: 5.35	4.1 20 7 5 5 0 1 0 0 0 1 1 39 63 10.38 1.846																					
John Trautwein, R (8, 1) ERA: 9.82	2.0 8 1 0 0 1 2 0 0 0 0 0 15 31 0.00 1.500																					

**Detroit Tigers @ Boston Red Sox**  
**Fenway Park, Boston, MA**  
 Sun Aug 14 1988, 3:33 AM EDT  
 Att. 33,757 - Cloudy - 90 F

[livebaseballscorecards.com](http://livebaseballscorecards.com)

<b>AB</b>	<b>42</b>
<b>R</b>	<b>18</b>
<b>H</b>	<b>19</b>
<b>RBI</b>	<b>18</b>
<b>BB</b>	<b>8</b>
<b>SO</b>	<b>2</b>
<b>LOB</b>	<b>18</b>





Batter	1	2	3	4	5	6	7	8	9	AB	R	H	RBI	BB	SO	LOB
Wade Boggs, L (1, 5) OBP: 0.457, SLG: 0.478 Ed Romero, R (6, 5) OBP: 0.291, SLG: 0.294	4-2 G6-3 BB		3-1 L7		0-1 G6-3		0-1 L3		2-2 L4	2	0	0	0	1	0	0
Spike Owen, S (1, 6) OBP: 0.337, SLG: 0.390	1-2 G6-3 1-2f		3-2 2B 1B		2-2 G4-3		0-3 K		2-1 1B 2B	5	1	2	0	0	1	1
Dwight Evans, R (1, 9) OBP: 0.373, SLG: 0.486 Ellis Burks, R (8, PR) OBP: 0.376, SLG: 0.510 (9, 8)	3-1 F9		2-2 2B		4-0 BB			2-2 1B HR 2B	1-2 1B	3	0	2	0	1	0	0
Mike Greenwell, L (1, 7) OBP: 0.433, SLG: 0.566 Larry Parrish, R (3, PH) OBP: 0.261, SLG: 0.336 (4, 3)		2-2 G5-3	4-2 BB		0-1 L8			2-0 HR 1B	2-2 1B	1	0	0	0	0	0	0
Todd Benzing, S (1, 3) OBP: 0.310, SLG: 0.467 (4, 7)		1-3 K	1-1 P6			1-1 HBP 1B		0-0 HR	0-0 P6	5	1	2	3	0	1	5
Jim Rice, R (1, 10) OBP: 0.343, SLG: 0.409		0-2 G5-3		2-1 FC6-4 1B		0-2 F9		1-1 E5 G6-4-3		4	0	1	0	0	0	2
Jody Reed, R (1, 4) OBP: 0.392, SLG: 0.390			4-1 HR BB		2-2 FC6-4 1-2f		1-1 G4-6-3 HBP	2-2 G6-4-3 1-2f		2	1	0	0	1	0	3
Kevin Romine, R (1, 8) OBP: 0.250, SLG: 0.271 (9, 9)			0-3 K		2-2 L7		1-2 G4-6-3 1-2f	0-0 F9		4	0	0	0	0	1	5
Rich Gedman, L (1, 2) OBP: 0.270, SLG: 0.351 Rick Cerone, R (7, 2) OBP: 0.355, SLG: 0.399			1-1 HR		2-1 F9			2-2 G6-3	1-2 F8	2	1	1	2	0	0	1
										2	0	0	0	0	0	0

**BOTTOM**

**Detroit Tigers @ Boston Red Sox**  
**Fenway Park, Boston, MA**  
 Sun Aug 14 1988, 3:33 AM EDT  
 Att: 33,757 - Cloudy - 90 F

livebaseballscores.com

<b>AB</b>	<b>36</b>
<b>R</b>	<b>6</b>
<b>H</b>	<b>11</b>
<b>RBI</b>	<b>6</b>
<b>BB</b>	<b>4</b>
<b>SO</b>	<b>3</b>
<b>LOB</b>	<b>18</b>



Inning Stats																	
R: 0	H: 0	R: 0	H: 0	R: 2	H: 3	R: 0	H: 1	R: 0	H: 0	R: 0	H: 1	R: 0	H: 0	R: 3	H: 3	R: 1	H: 3
E: 0	LOB: 0	E: 0	LOB: 0	E: 0	LOB: 3	E: 1	LOB: 1	E: 0	LOB: 1	E: 0	LOB: 1	E: 0	LOB: 0	E: 1	LOB: 1	E: 0	LOB: 2
K: 0	BB: 1	K: 1	BB: 0	K: 1	BB: 2	K: 0	BB: 0	K: 0	BB: 1	K: 1	BB: 0	K: 1	BB: 0	K: 0	BB: 0	K: 0	BB: 0
S: 8	P: 16	S: 11	P: 14	S: 20	P: 38	S: 11	P: 19	S: 7	P: 13	S: 8	P: 10	S: 12	P: 19	S: 18	P: 26	S: 18	P: 26
1B: 6	SF: 0	2B: 3	SAC: 0	3B: 0	DP: 3	HR: 2	HBP: 1	WP: 0	PA: 41	1B: 6	SF: 0	2B: 3	SAC: 0	3B: 0	DP: 3	HR: 2	HBP: 1

PITCHER																	
Eric King, R (1, 1) ERA: 3.49	IP	WLS	BF	H	R	ER	SO	BB	IBB	HBP	BLK	WP	HR	S	P	ERA	WHIP
Paul Gibson, L (9, 1) ERA: 3.08	8.0	1.0	35	8	5	5	3	4	0	0	0	0	2	87	142	5.62	1.500
	1.0	6	3	1	1	0	0	0	0	0	0	0	0	18	26	9.00	3.000

Batter	1	2	3	4	5	6	7	8	9	AB R H RBI BB SO LOB	TOP	
<b>Dan Gladden, R</b> OBP: 0.332, SLG: 0.417 (1, 7) BB X	2-0 P3	2-2 P4			2-1 F8		0-0 G6-3			4 0 0 0 0 0 3		
<b>John Moses, S</b> OBP: 0.365, SLG: 0.441 (1, 9) BB F X	2-1 1B		0-1 1B SF9		2-2 1B FC6-4		2-2 HR			4 2 4 1 0 0 0		
<b>Kirby Puckett, R</b> OBP: 0.372, SLG: 0.550 (1, 8) X	0-0 1B G3-6-1		0-2 1B G6-4-3		0-0 1B FC6-4		0-1 5-3			4 0 2 0 0 0 1		
<b>Kent Hrbek, L</b> OBP: 0.379, SLG: 0.506 (1, 3) BB X	2-1 1B G3-6-1		2-2 1B SF9		2-0 1B G3-1		2-0 1B P3			3 0 0 1 0 0 2		
<b>Gary Gaetti, R</b> OBP: 0.354, SLG: 0.551 (1, 5) <b>Al Newman, S</b> OBP: 0.305, SLG: 0.252 (7, 5) BB F T F X		3-2 1B G5-3	1-1 1B G6-4-3		1-2 1B S		1-1 1B G3-1			3 0 1 0 0 0 1 1 0 0 0 0 0 0		
<b>Randy Bush, L</b> OBP: 0.368, SLG: 0.458 (1, 10) BB F T F X		4-2 1B BB		2-1 1B 4-3		4-0 1B IBB		1-2 1B L8		2 0 0 0 2 0 0		
<b>Tim Laudner, R</b> OBP: 0.322, SLG: 0.442 (1, 2) BB X		2-0 1B BB		1-0 1B 5-3		1-1 1B G6-4-3		1-3 K		4 0 2 0 0 1 0		
<b>Greg Gagne, R</b> OBP: 0.305, SLG: 0.440 (1, 6) BB F T F X		1-3 K		3-2 1B F8		3-2 1B G6-4-3		1-2 1B F8		4 0 0 0 0 1 5		
<b>Steve Lombardozzi, R</b> OBP: 0.310, SLG: 0.303 (1, 4) BB F T F X		4-2 1B BB		0-0 1B P4		0-3 K		3-2 1B F8		3 0 0 0 1 1 0		
<b>Inning Stats</b>	R: 0 H: 2 E: 0 LOB: 1 K: 0 BB: 0 S: 6 P: 12	R: 0 H: 1 E: 0 LOB: 3 K: 1 BB: 2 S: 16 P: 32	R: 1 H: 2 E: 0 LOB: 0 K: 0 BB: 0 S: 11 P: 14	R: 0 H: 0 E: 0 LOB: 0 K: 0 BB: 0 S: 6 P: 12	R: 0 H: 1 E: 0 LOB: 1 K: 0 BB: 0 S: 7 P: 11	R: 0 H: 2 E: 0 LOB: 2 K: 0 BB: 1 S: 9 P: 20	R: 1 H: 1 E: 0 LOB: 0 K: 1 BB: 0 S: 9 P: 11	R: 0 H: 0 E: 0 LOB: 0 K: 0 BB: 0 S: 6 P: 10	R: 0 H: 0 E: 0 LOB: 0 K: 1 BB: 0 S: 11 P: 16	1B: 8 SF: 1 2B: 0 SAC: 0 3B: 0 DP: 3 HR: 1 HBP: 0	WP: 0 PA: 36 PB: 0 SB: 1 CS: 0	
<b>PITCHER</b> <b>Walt Terrell, R</b> ERA: 4.31 (1, 1)	IP WLS BF H R ER SO BB IBB HBP BLK WP HR S P ERA WHIP	9.0 L 36 9 2 2 3 2 1 0 0 0 0 1 81 138 2.00 1.222										

**Minnesota Twins @ Detroit Tigers**  
Tiger Stadium, Detroit, MI  
Mon Aug 15 1988, 7:05 PM EDT  
Att. 32,700 - Unknown - 86 F

livebaseballscorecards.com

**AB 32**  
**R 2**  
**H 9**  
**RBI 2**  
**BB 3**  
**SO 3**  
**LOB 12**



Batter	1	2	3	4	5	6	7	8	9	AB	R	H	RBI	BB	SO	LOB
<b>Tom Brookens, R</b> OBP: 0.347, SLG: 0.391 (1, 5) FC S	0-3 K 1	SAFE 0-0 CS 1-2 3	2-0 F8 1		SAFE 1-0 FC5-4 1-2f 3			0-1 FC6-4 FC5-4 1-2f 2		4	0	0	0	0	1	2
<b>Luis Salazar, R</b> OBP: 0.318, SLG: 0.425 (1, 7) B C X	1-1 2B 1B 1B		1-3 K 2			0-1 L6 1		3-1 FC5-4 1-2f 3		4	1	1	0	0	1	1
<b>Alan Trammell, R</b> OBP: 0.380, SLG: 0.488 (1, 6) F X	0-1 1B 1-3 2B		0-1 L5 3			0-0 B5-3 2			1-0 FC6-4 1B X	4	0	2	0	0	0	0
<b>Chet Lemon, R</b> OBP: 0.348, SLG: 0.429 (1, 9) B X	1-0 1B 2-3 3-H 1B			3-2 G5-3 1		0-1 F7 3			0-0 FC6-4 BB 1-2f X	4	0	1	1	0	0	1
<b>Ray Knight, R</b> OBP: 0.279, SLG: 0.296 (1, 3) F SAFE B B S	2-3 K 2			2-2 P3 2			2-1 F9 1		2-1 P9 2	4	0	0	0	0	1	3
<b>Larry Herndon, R</b> OBP: 0.308, SLG: 0.321 (1, 10) <b>Pat Sheridan, L</b> OBP: 0.349, SLG: 0.455 (9, PR) B C F SAFE S	2-3 K 3			0-3 K 3			2-2 P8 2		4-1 FC4 BB 1-2 BB BB BB	3	0	0	0	1	2	2
<b>Mike Heath, R</b> OBP: 0.324, SLG: 0.383 (1, 2) B X		1-0 F7 1			1-1 F9 1		0-1 G3 3		2-2 FC4 BB 1-2f 3	4	0	0	0	0	0	2
<b>Gary Pettis, S</b> OBP: 0.293, SLG: 0.280 (1, 8) S O S		0-3 K 2			1-3 K 2			1-2 G1-3 1		3	0	0	0	0	2	0
<b>Jim Walewander, S</b> OBP: 0.240, SLG: 0.247 (1, 4) <b>Lou Whitaker, L</b> OBP: 0.371, SLG: 0.390 (8, PH) (9, 4) B BB X		2-1 CS 1B			2-1 FC5-4 1B			2-2 FC6-4 1B B F X		2	0	2	0	0	0	0

<b>Inning Stats</b>	R: 1 E: 0 K: 3 S: 14	H: 3 LOB: 2 BB: 0 P: 20	R: 0 E: 0 K: 1 S: 6	H: 1 LOB: 0 BB: 0 P: 9	R: 0 E: 0 K: 1 S: 6	H: 0 LOB: 0 BB: 0 P: 9	R: 0 E: 0 K: 1 S: 9	H: 0 LOB: 0 BB: 0 P: 14	R: 0 E: 0 K: 1 S: 8	H: 1 LOB: 1 BB: 0 P: 13	R: 0 E: 0 K: 0 S: 5	H: 0 LOB: 0 BB: 0 P: 5	R: 0 E: 0 K: 0 S: 7	H: 0 LOB: 0 BB: 0 P: 11	R: 0 E: 0 K: 10 S: 10	H: 1 LOB: 1 BB: 0 P: 16	R: 0 E: 0 K: 0 S: 9	H: 1 LOB: 2 BB: 1 P: 18	1B: 6 2B: 1 3B: 0 HR: 0	SF: 0 SAC: 0 DP: 0 HBP: 0	WP: 0 PB: 0 SB: 0 CS: 1	PA: 35
<b>PITCHER</b> <b>Frank Viola, L</b> ERA: 2.36 (1, 1)	IP 9.0	WLS W	BF 34	H 7	R 1	ER 1	SO 7	BB 1	IBB 0	HBP 0	BLK 0	WP 0	HR 0	S 74	P 115	ERA 1.00	WHIP 0.889					
<b>PITCHER</b>																	IP WLS BF H R ER SO BB IBB HBP BLK WP HR S P ERA WHIP					

**Minnesota Twins @ Detroit Tigers**  
**Tiger Stadium, Detroit, MI**  
 Mon Aug 15 1988, 7:05 PM EDT  
 Att: 32,700 - Unknown - 86 F

<b>AB</b>	<b>33</b>
<b>R</b>	<b>1</b>
<b>H</b>	<b>7</b>
<b>RBI</b>	<b>1</b>
<b>BB</b>	<b>1</b>
<b>SO</b>	<b>7</b>
<b>LOB</b>	<b>11</b>



Batter	1	2	3	4	5	6	7	8	9	AB R H RBI BB SO LOB
<b>Al Newman, S</b> (1, 5) OBP: 0.304, SLG: 0.252	1-1 L4		1-2 G4-3		2-2 BB 1B		0-3 K			4 1 1 0 0 1 1
<b>John Moses, S</b> (1, 9) OBP: 0.368, SLG: 0.439	2-2 G6-3		0-1 G6-3		4-1 1B BB		1-0 FC6-4 1B			3 0 1 0 1 0 1
<b>Kirby Puckett, R</b> (1, 8) OBP: 0.373, SLG: 0.549	1-2 P3		4-2 CS BB		0-2 BB 1B		0-0 FC6-4 1-2f			3 0 1 2 1 0 1
<b>Kent Hrbek, L</b> (1, 3) OBP: 0.380, SLG: 0.513		3-2 HR	3-2 CS	1-0 F6	4-1 BB		1-0 F8			3 1 1 1 1 0 0
<b>Dan Gladden, R</b> (1, 7) OBP: 0.329, SLG: 0.413		1-0 G6-3		2-0 L9	0-0 L7		0-0 P3			4 0 0 0 0 0 3
<b>Randy Bush, L</b> (1, 10) OBP: 0.363, SLG: 0.452		0-1 P4		2-1 P5		2-1 4-3		3-2 L7		4 0 0 0 0 0 0
<b>Tim Laudner, R</b> (1, 2) OBP: 0.321, SLG: 0.437		4-1 BB			2-3 K	1-3 K		1-2 F9		3 0 0 0 1 2 0
<b>Greg Gagne, R</b> (1, 6) OBP: 0.302, SLG: 0.435		0-1 F8			0-0 F9	1-2 F8		0-3 K		4 0 0 0 0 1 1
<b>Steve Lombardozzi, R</b> (1, 4) OBP: 0.313, SLG: 0.306			2-1 G6-3 G4-3 WP 1B		1-2 1B 1B		0-2 P5		1-0 P3	4 2 2 0 0 0 0

Inning Stats	R: 0 E: 0 K: 0 S: 8	H: 0 LOB: 0 BB: 0 P: 12	R: 1 E: 0 K: 0 S: 11	H: 1 LOB: 1 BB: 1 P: 19	R: 1 E: 0 K: 0 S: 12	H: 1 LOB: 0 BB: 1 P: 22	R: 0 E: 0 K: 0 S: 4	H: 0 LOB: 0 BB: 0 P: 9	R: 2 E: 0 K: 1 S: 16	H: 3 LOB: 3 BB: 2 P: 29	R: 0 E: 0 K: 1 S: 15	H: 0 LOB: 0 BB: 0 P: 19	R: 0 E: 0 K: 1 S: 8	H: 1 LOB: 1 BB: 0 P: 9	R: 0 E: 0 K: 0 S: 6	H: 0 LOB: 0 BB: 0 P: 10	R: 0 E: 0 K: 1 S: 8	H: 0 LOB: 0 BB: 0 P: 10	1B: 5 2B: 0 3B: 0 HR: 1	SF: 0 SAC: 0 DP: 0 HBP: 0	WP: 1 PB: 0 SB: 0 CS: 1	PA: 37
--------------	------------------------------	----------------------------------	-------------------------------	----------------------------------	-------------------------------	----------------------------------	------------------------------	---------------------------------	-------------------------------	----------------------------------	-------------------------------	----------------------------------	------------------------------	---------------------------------	------------------------------	----------------------------------	------------------------------	----------------------------------	----------------------------------	------------------------------------	----------------------------------	--------

PITCHER	IP	WLS	BF	H	R	ER	SO	BB	IBB	HBP	BLK	WP	HR	S	P	ERA	WHIP	
<b>Jack Morris, R</b> (1, 1) ERA: 4.38	9.0	L	36	6	4	4	4	4	4	0	0	0	1	1	88	139	4.00	1.111

**Minnesota Twins @ Detroit Tigers**  
**Tiger Stadium, Detroit, MI**  
 Tue Aug 16 1988, 7:05 PM EDT  
 Att: 29,534 - Unknown

<b>AB</b>	32
<b>R</b>	4
<b>H</b>	6
<b>RBI</b>	3
<b>BB</b>	4
<b>SO</b>	4
<b>LOB</b>	7



WP: 1	PA: 37
-------	--------

PITCHER	IP	WLS	BF	H	R	ER	SO	BB	IBB	HBP	BLK	WP	HR	S	P	ERA	WHIP
---------	----	-----	----	---	---	----	----	----	-----	-----	-----	----	----	---	---	-----	------


Batter	1	2	3	4	5	6	7	8	9	AB R H RBI BB SO LOB
Lou Whitaker, L (1, 4) OBP: 0.375, SLG: 0.403	2-3 K			1-1 G3 1B		1-2 1B			0-2 HR	4 1 3 1 0 1 0
Pat Sheridan, L (1, 7) OBP: 0.345, SLG: 0.447	1-3 K			0-0 G3		0-0 P9			0-2 P5	4 0 0 0 0 1 2
Alan Trammell, R (1, 6) OBP: 0.383, SLG: 0.491	0-0 6-3			2-0 1B			2-2 1B		0-1 1B	4 0 3 0 0 0 0
Dave Bergman, L (1, 3) OBP: 0.409, SLG: 0.437			1-1 F8	3-3 K			0-2 F8		0-3 K	4 0 0 0 0 2 3
Matt Nokes, L (1, 2) OBP: 0.286, SLG: 0.401			2-1 P9		1-1 F8		0-0 P5		1-1 P4	4 0 0 0 0 0 2
Chet Lemon, R (1, 9) OBP: 0.346, SLG: 0.426			0-1 G6-3		0-0 G5-3		1-0 G6-3			3 0 0 0 0 0 1
Darrell Evans, L (1, 10) OBP: 0.332, SLG: 0.369			2-2 G1-6-3 1B		3-3 K			0-0 B1-3		3 0 1 0 0 1 0
Gary Pettis, S (1, 8) OBP: 0.291, SLG: 0.278			0-0 G1-6-3			1-2 G1-3		3-2 F7		3 0 0 0 0 0 1
Tom Brookens, R (1, 5) OBP: 0.344, SLG: 0.388			1-2 G3			0-2 G6-3		0-1 F8		3 0 0 0 0 0 0

Inning Stats	R: 0	H: 0	E: 0	K: 2	S: 7	LOB: 0	BB: 0	P: 10	R: 0	H: 0	E: 0	K: 0	S: 6	LOB: 0	BB: 0	P: 9	R: 0	H: 1	E: 0	K: 0	S: 7	LOB: 0	BB: 0	P: 10	R: 0	H: 2	E: 0	K: 1	S: 7	LOB: 1	BB: 0	P: 13	R: 0	H: 0	E: 0	K: 1	S: 7	LOB: 0	BB: 0	P: 11	R: 0	H: 1	E: 0	K: 0	S: 10	LOB: 1	BB: 0	P: 12	R: 0	H: 1	E: 0	K: 0	S: 9	LOB: 1	BB: 0	P: 12	R: 0	H: 0	E: 0	K: 0	S: 6	LOB: 0	BB: 0	P: 9	R: 1	H: 2	E: 0	K: 1	S: 15	LOB: 1	BB: 0	P: 16	1B: 6	SF: 0	2B: 0	SAC: 0	3B: 0	DP: 1	HR: 1	HBP: 0	WP: 0	PA: 32
--------------	------	------	------	------	------	--------	-------	-------	------	------	------	------	------	--------	-------	------	------	------	------	------	------	--------	-------	-------	------	------	------	------	------	--------	-------	-------	------	------	------	------	------	--------	-------	-------	------	------	------	------	-------	--------	-------	-------	------	------	------	------	------	--------	-------	-------	------	------	------	------	------	--------	-------	------	------	------	------	------	-------	--------	-------	-------	-------	-------	-------	--------	-------	-------	-------	--------	-------	--------

PITCHER	IP	WLS	BF	H	R	ER	SO	BB	IBB	HBP	BLK	WP	HR	S	P	ERA	WHIP
Bert Blyleven, R (1, 1) ERA: 5.26	6.0	W	20	4	0	0	4	0	0	0	0	0	0	44	65	0.00	0.667
Keith Atherton, R (7, 1) ERA: 3.54	2.1		10	3	1	1	0	0	0	0	0	0	1	25	31	3.86	1.286
Jeff Reardon, R (9, 1) ERA: 3.15	0.2	S	2	0	0	0	1	0	0	0	0	0	0	5	6	0.00	0.000

**MINNESOTA TWINS @ DETROIT TIGERS**  
Tiger Stadium, Detroit, MI  
Tue Aug 16 1988, 7:05 PM EDT  
Att. 29,534 - Unknown

AB	32
R	1
H	7
RBI	1
BB	0
SO	5
LOB	9



Batter	1	2	3	4	5	6	7	8	9	AB R H RBI BB SO LOB	TOP											
Dan Gladden, R (1, 7) OBP: 0.330, SLG: 0.419	0-0 P8		0-0 G5-3		2-3 K		1 SAFE 1 B 1 F 1 S 1 X 1-H HR		1-0 G1-4-3 HBP	4 1 1 2 0 1 0												
John Moses, S (1, 9) OBP: 0.365, SLG: 0.441 Gary Gaetti, R (9, PH) OBP: 0.353, SLG: 0.549 Mark Davidson, R (9, 9) OBP: 0.311, SLG: 0.347	3-3 K			2-2 G4-3 2B		0-0 5-3	0-0 G4-3		1-2 G1-4-3 1-2f	4 0 1 0 0 1 0 1 0 0 0 0 0 2 0 0 0 0 0 0 0												
Kirby Puckett, R (1, 8) OBP: 0.370, SLG: 0.545	2-3 K			0-0 G6-3		0-3 K		0-0 G4-3		4 0 0 0 0 2 1												
Kent Hrbek, L (1, 3) OBP: 0.384, SLG: 0.514		0-1 L9		4-2 G4-3 BB		2-1 1B 1B		2-2 G6-3 1B		3 0 2 0 1 0 0												
Brian Harper, R (1, 2) OBP: 0.384, SLG: 0.517		1-2 F8		0-2 G4-3		0-0 1-2 2-3 1B		0-1 G6-3		4 0 1 0 0 0 3												
Randy Bush, L (1, 10) OBP: 0.368, SLG: 0.452		3-2 1B		4-0 FC6-4 IBB		1-1 P5		4-0 IBB		2 0 1 0 2 0 2												
Greg Gagne, R (1, 6) OBP: 0.298, SLG: 0.430		1-3 K		0-2 FC6-4		0-1 B2-3		0-0 P6		4 0 0 0 0 1 6												
Steve Lombardozzi, R (1, 4) OBP: 0.312, SLG: 0.310			2-2 G6-3		1-3 K		1-1 P9		1-1 2B	4 0 1 0 0 1 0												
Al Newman, S (1, 5) OBP: 0.302, SLG: 0.252			3-3 K		2-3 K		0-0 HR 1B		1-1 F7	4 1 1 0 0 2 1												
<b>Inning Stats</b>	R: 0 E: 0 K: 2 S: 10	H: 0 LOB: 0 BB: 0 P: 15	R: 0 E: 0 K: 1 S: 12	H: 1 LOB: 1 BB: 0 P: 16	R: 0 E: 0 K: 1 S: 9	H: 0 LOB: 0 BB: 0 P: 14	R: 0 E: 0 K: 0 S: 15	H: 1 LOB: 3 BB: 2 P: 25	R: 0 E: 0 K: 3 S: 11	H: 0 LOB: 0 BB: 0 P: 16	R: 0 E: 0 K: 1 S: 9	H: 2 LOB: 2 BB: 0 P: 12	R: 2 E: 0 K: 0 S: 9	H: 2 LOB: 0 BB: 0 P: 11	R: 0 E: 0 K: 0 S: 9	H: 1 LOB: 2 BB: 1 P: 15	R: 0 E: 0 K: 0 S: 7	H: 1 LOB: 1 BB: 0 P: 11	1B: 5 2B: 2 3B: 0 HR: 1	SF: 0 SAC: 0 DP: 1 HBP: 1	WP: 0 PB: 0 SB: 0 CS: 0	PA: 38
<b>PITCHER</b>	IP WLS BF H R ER SO BB IBB HBP BLK WP HR S P ERA WHIP	IP WLS BF H R ER SO BB IBB HBP BLK WP HR S P ERA WHIP																				
Doyle Alexander, R (1, 1) ERA: 3.79	8.1 L 37 8 2 2 8 1 2 1 0 0 1 88 131 2.16 1.080	0.2 1 0 0 0 0 0 0 0 0 0 0 0 3 4 0.00 0.000																				

Minnesota Twins @ Detroit Tigers  
Tiger Stadium, Detroit, MI  
Wed Aug 17 1988, 3:33 AM EDT  
Att. 34,622 - Sunny - 93 F

livebaseballscorecards.com

AB	34
R	2
H	8
RBI	2
BB	3
SO	8
LOB	15



BOTTOM

Minnesota Twins @ Detroit Tigers  
Tiger Stadium, Detroit, MI  
Wed Aug 17 1988, 3:33 AM EDT  
Att. 34,622 - Sunny - 93 F

livebaseballscores.com

AB	29
R	1
H	6
RBI	1
BB	3
SO	2
LOB	12



WP:	0	PA:	33
PB:	0	SB:	0
CS:	0		

AB R H RBI BB SO LOB

4	0	2	0	0	0	0
3	0	0	0	0	1	1
3	0	2	0	1	0	0
3	0	0	0	1	0	4
2	0	0	0	1	0	1
0	0	0	0	0	0	0
1	0	0	0	0	0	1
3	0	0	0	0	0	1
3	0	0	0	0	0	1
3	0	0	0	0	0	1
3	1	2	1	0	0	1
3	0	0	0	0	0	1

Batter	1	2	3	4	5	6	7	8	9
Lou Whitaker, L (1, 4) OBP: 0.376, SLG: 0.404	3-2 G6-3 1B		1-1 L9			0-1 SH5-3 1B		1-1 G1-3	
Luis Salazar, R (1, 7) OBP: 0.315, SLG: 0.422	0-1 G6-3 1-2f			1-0 6-3		1-0 SH5-3 1-2		3-3 K	
Alan Trammell, R (1, 6) OBP: 0.387, SLG: 0.495	0-0 FC6-4 1B			2-1 2B		4-0 G1-6-3 IBB		0-0 P4	
Chet Lemon, R (1, 9) OBP: 0.345, SLG: 0.422	2-1 FC6-4 1-2f			1-2 F7		1-1 G1-6-3 1-2f		4-2 BB	
Larry Herndon, R (1, 10) OBP: 0.309, SLG: 0.317		0-1 G1-6-3		1-1 5-3		4-1 BB		2-2 P8	
Jim Walewander, S (7, PR) OBP: 0.240, SLG: 0.247									
Dave Bergman, L (9, PH) OBP: 0.407, SLG: 0.434									
Tom Brookens, R (1, 5) OBP: 0.341, SLG: 0.384		0-0 F9		1-2 F8		0-0 L6		1-3 K	
Darrell Evans, L (9, PH) OBP: 0.331, SLG: 0.368									
Ray Knight, R (1, 3) OBP: 0.276, SLG: 0.292		0-2 5-3		0-0 4-3		2-2 P2			
Mike Heath, R (1, 2) OBP: 0.329, SLG: 0.408			2-2 B1-3 1B		3-2 HR		1-0 F7		
Gary Pettis, S (1, 8) OBP: 0.289, SLG: 0.276			1-1 B1-3 1-2f		2-0 6-3			3-2 4-3	

Inning Stats	R: 0	H: 2	E: 0	LOB: 1	K: 0	S: 8	P: 13	R: 0	H: 0	E: 0	LOB: 0	K: 0	S: 6	P: 6	R: 0	H: 1	E: 0	LOB: 0	K: 0	S: 7	P: 11	R: 0	H: 1	E: 0	LOB: 1	K: 0	S: 8	P: 13	R: 1	H: 1	E: 0	LOB: 0	K: 0	S: 9	P: 15	R: 0	H: 1	E: 0	LOB: 1	K: 0	S: 5	P: 11	R: 0	H: 0	E: 0	LOB: 1	K: 0	S: 8	P: 15	R: 0	H: 0	E: 0	LOB: 0	K: 1	S: 9	P: 16	R: 0	H: 0	E: 0	LOB: 1	K: 1	S: 12	P: 19
--------------	------	------	------	--------	------	------	-------	------	------	------	--------	------	------	------	------	------	------	--------	------	------	-------	------	------	------	--------	------	------	-------	------	------	------	--------	------	------	-------	------	------	------	--------	------	------	-------	------	------	------	--------	------	------	-------	------	------	------	--------	------	------	-------	------	------	------	--------	------	-------	-------

PITCHER	IP	WLS	BF	H	R	ER	SO	BB	IBB	HBP	BLK	WP	HR	S	P	ERA	WHIP
Allan Anderson, L (1, 1) ERA: 2.66	8.0	W	29	6	1	1	1	1	1	0	0	0	1	60	100	1.12	0.875
Jeff Reardon, R (9, 1) ERA: 3.09	1.0	S	4	0	0	0	1	1	0	0	0	0	0	12	19	0.00	1.000

PITCHER	IP	WLS	BF	H	R	ER	SO	BB	IBB	HBP	BLK	WP	HR	S	P	ERA	WHIP
---------	----	-----	----	---	---	----	----	----	-----	-----	-----	----	----	---	---	-----	------

Batter	1	2	3	4	5	6	7	8	9	AB R H RBI BB SO LOB	TOP																
<b>Gary Redus, R</b> (1, 7) OBP: 0.342, SLG: 0.401	4-1 BB		3-3 K	1-2 E6 1B		4-2 BB		3-3 K		3 0 0 0 2 2 3																	
<b>Steve Lyons, L</b> (1, 5) OBP: 0.308, SLG: 0.370	1-3 K		1-0 SH 1B	0-2 1B		0-1 F2		3-2 F7		4 1 1 2 0 1 3																	
<b>Harold Baines, L</b> (1, 10) OBP: 0.350, SLG: 0.403	4-2 BB		0-1 1B	2-2 4-3			4-2 PB BB		2-2 FC5-4 1B	3 0 2 1 2 0 2																	
<b>Dan Pasqua, L</b> (1, 9) OBP: 0.310, SLG: 0.428	1-3 K		2-2 F7		1-0 F8		3-3 K		3-1 F7	5 0 0 0 0 2 5																	
<b>Carlton Fisk, R</b> (1, 2) OBP: 0.374, SLG: 0.600	2-2 F3		3-3 K		1-2 1B		4-0 FC6 IBB		1-3 K	4 0 1 0 1 2 4																	
<b>Daryl Boston, L</b> (1, 8) OBP: 0.274, SLG: 0.488		2-3 K		0-1 HR	2-2 F6		1-3 K		1-0 FC5-4	3 1 1 1 0 1 1																	
<b>Dave Gallagher, R</b> (7, PH) OBP: 0.327, SLG: 0.387										2 0 0 0 0 1 3																	
<b>Kelly Paris, R</b> (1, 3) OBP: 0.250, SLG: 0.455		3-3 K		0-0 F5	2-3 K		2-2 FC6			3 0 0 0 0 2 1																	
<b>Russ Morman, R</b> (5, 3) OBP: 0.281, SLG: 0.267										1 0 0 0 0 0 2																	
<b>Ozzie Guillen, L</b> (1, 6) OBP: 0.291, SLG: 0.311		0-0 F9		3-2 F7		2-2 5-3		1-0 5-3		4 0 0 0 0 0 0																	
<b>Donnie Hill, S</b> (1, 4) OBP: 0.302, SLG: 0.259			4-2 SH BB	1-0 1B 2B		1-0 F8		3-1 2B		3 2 2 0 1 0 0																	
<b>Fred Manrique, R</b> (8, PR) OBP: 0.291, SLG: 0.377										0 0 0 0 0 0 0																	
<b>Inning Stats</b>	R: 0 E: 0 K: 2 S: 13	H: 0 LOB: 2 BB: 2 P: 24	R: 0 E: 0 K: 2 S: 7	H: 0 LOB: 0 BB: 0 P: 12	R: 2 E: 2 K: 2 S: 15	H: 1 LOB: 1 BB: 1 P: 28	R: 2 E: 1 K: 0 S: 17	H: 3 LOB: 2 BB: 0 P: 24	R: 0 E: 0 K: 1 S: 10	H: 1 LOB: 1 BB: 0 P: 16	R: 0 E: 0 K: 0 S: 10	H: 0 LOB: 1 BB: 1 P: 17	R: 0 E: 0 K: 2 S: 17	H: 0 LOB: 2 BB: 2 P: 31	R: 0 E: 0 K: 1 S: 9	H: 1 LOB: 1 BB: 0 P: 19	R: 0 E: 0 K: 1 S: 9	H: 1 LOB: 1 BB: 0 P: 16	1B: 4 2B: 2 3B: 0 HR: 1	SF: 0 SAC: 1 DP: 0 HBP: 0	WP: 0 PB: 1 SB: 2 CS: 0	PA: 42					
<b>PITCHER</b>	IP	WLS	BF	H	R	ER	SO	BB	IBB	HBP	BLK	WP	HR	S	P	ERA	WHIP										
<b>Jeff Robinson, R</b> (1, 1) ERA: 2.84	6.0		30	5	4	2	7	5	0	0	0	0	1	77	130	3.00	1.667										
<b>Paul Gibson, L</b> (7, 1) ERA: 3.06	0.1		2	0	0	0	1	0	1	0	0	0	0	3	10	0.00	0.000										
<b>Eric King, R</b> (7, 1) ERA: 3.4	1.1		5	1	0	0	2	0	0	0	0	0	0	15	25	0.00	0.750										
<b>Willie Hernandez, L</b> (8, 1) ERA: 2.76	0.2		3	1	0	0	0	0	0	0	0	0	0	8	16	0.00	1.500										
<b>Mike Henneman, R</b> (9, 1) ERA: 1.83	0.2	W	2	0	0	0	1	0	0	0	0	0	0	4	6	0.00	0.000										

**Chicago White Sox @ Detroit Tigers**  
**Tiger Stadium, Detroit, MI**  
 Thu Aug 18 1988, 7:05 PM EDT  
 Att: 25,279 - Unknown

livebaseballscorecards.com

**AB 35**  
**R 4**  
**H 7**  
**RBI 4**  
**BB 6**  
**SO 11**  
**LOB 24**





BOTTOM

Chicago White Sox @ Detroit Tigers  
Tiger Stadium, Detroit, MI  
Thu Aug 18 1988, 7:05 PM EDT  
Att. 25,279 - Unknown

livebaseballscorecards.com

AB	34
R	6
H	9
RBI	4
BB	5
SO	6
LOB	20



WP	1	PA	40
PB	0		
SB	0		
CS	0		

AB R H RBI BB SO LOB

3 1 0 0 2 2 2  
3 0 1 0 0 0 1  
1 0 0 0 0 0 1

5 2 2 1 0 0 3

4 1 1 2 1 1 4

3 0 1 0 0 2 0  
1 0 0 0 0 0 0

4 0 0 0 0 1 2

3 1 1 1 1 0 2

3 0 1 0 1 0 3

4 1 2 0 0 0 2

1B	6	SF	0
2B	0	SAC	1
3B	0	DP	0
HR	3	HBP	0

Batter	1	2	3	4	5	6	7	8	9
Lou Whitaker, L OBP: 0.377, SLG: 0.401 (1, 4)	0-2 P5		1-3 K		0-3 K		4-1 FC6 BB		4-0 WP SH3-4 E BB
Pat Sheridan, L OBP: 0.345, SLG: 0.446 (7, PH)	0-1 G3		1-0 F8		0-0 FC5-4 1B		0-2 FC6 1-2f		0-1 SH3-4 1-2 2-3
Luis Salazar, R OBP: 0.314, SLG: 0.420 (8, 7)									
Alan Trammell, R OBP: 0.387, SLG: 0.501 (1, 6)	0-1 1B			1-2 HR	1-2 FC5-4 1-2f 2-3		1-1 FC6-4 1-2f		2-2 E4 2-H 3-H HR
Dave Bergman, L OBP: 0.407, SLG: 0.447 (1, 3)	0-3 K2-3			4-1 FC3-6 1B BB	1-0 F7		3-2 F9		0-0 1-H HR
Matt Nokes, L OBP: 0.286, SLG: 0.400 (8, PH)		2-3 K2-3		0-0 FC3-6 1B		1-3 K		1-1 6-3	
Mike Heath, R OBP: 0.328, SLG: 0.405 (9, 2)									
Chet Lemon, R OBP: 0.342, SLG: 0.418 (1, 9)		0-0 F6		2-3 K		2-2 F7		1-1 6-3	
Darrell Evans, L OBP: 0.332, SLG: 0.377 (1, 10)		2-0 F8		0-0 FC3-6 1-2f 2-3		1-0 HR		4-1 BB	
Dwayne Murphy, L OBP: 0.365, SLG: 0.288 (1, 8)				0-0 1B	3-2 F7		4-2 BB	2-2 F8	
Tom Brookens, R OBP: 0.343, SLG: 0.385 (1, 5)			2-2 F7		1-0 FC5-4 1B 1B		0-1 5-3		0-1 SH3-4 BB WP 1B

Inning Stats	R: 0 H: 1 E: 0 K: 1 S: 10	H: 1 LOB: 1 BB: 0 P: 10	R: 0 H: 0 E: 0 K: 1 S: 6	L: 0 LOB: 0 BB: 0 P: 10	R: 0 H: 1 E: 0 K: 1 S: 9	H: 1 LOB: 1 BB: 0 P: 13	R: 1 H: 2 E: 0 K: 1 S: 12	H: 2 LOB: 2 BB: 1 P: 22	R: 0 H: 2 E: 0 K: 1 S: 9	H: 2 LOB: 2 BB: 0 P: 12	R: 1 H: 1 E: 0 K: 1 S: 12	H: 1 LOB: 1 BB: 1 P: 20	R: 0 H: 0 E: 0 K: 0 S: 13	H: 0 LOB: 1 BB: 1 P: 21	R: 0 H: 0 E: 0 K: 0 S: 9	H: 0 LOB: 1 BB: 1 P: 17	R: 4 H: 2 E: 1 K: 0 S: 8	H: 2 LOB: 0 BB: 1 P: 14	1B: 6 2B: 0 3B: 0 HR: 3	SF: 0 SAC: 1 DP: 0 HBP: 0	WP: 1 PB: 0 SB: 0 CS: 0	PA: 40
--------------	---------------------------	-------------------------	--------------------------	-------------------------	--------------------------	-------------------------	---------------------------	-------------------------	--------------------------	-------------------------	---------------------------	-------------------------	---------------------------	-------------------------	--------------------------	-------------------------	--------------------------	-------------------------	-------------------------	---------------------------	-------------------------	--------

PITCHER	IP	WLS	BF	H	R	ER	SO	BB	IBB	HBP	BLK	WP	HR	S	P	ERA	WHIP
Melido Perez, R ERA: 4.15 (1, 1)	6.0		27	7	2	2	6	2	0	0	0	0	2	58	87	3.00	1.500
Ricky Horton, L ERA: 5.16 (7, 1)	1.0		4	0	0	0	0	1	0	0	0	0	0	13	21	0.00	1.000
Bobby Thigpen, R ERA: 3.07 (8, 1)	1.1	L	9	2	4	3	0	2	0	0	0	1	1	17	31	20.25	3.000

Batter	1	2	3	4	5	6	7	8	9	AB R H RBI BB SO LOB	TOP											
<b>Dave Gallagher, R</b> (1, 7) OBP: 0.328, SLG: 0.387	2-2 6-3		0-2 F3		2-1 1B		0-1 FC5-4 1B	1-0 F8		5 0 2 1 0 0 2												
<b>Donnie Hill, S</b> (1, 5) OBP: 0.294, SLG: 0.251	3-2 6-3		3-3 K		0-1 F9		2-1 FC5-4 1B	1-3 K		5 1 0 0 0 2 5												
<b>Kenny Williams, R</b> (1, 9) OBP: 0.242, SLG: 0.305	0-1 F9				1-0 F8		4-2 1B WP BB		1-2 P3	2 1 0 0 1 0 0												
<b>Daryl Boston, L</b> (9, PH) OBP: 0.272, SLG: 0.486						1-1 1B HBP				1 0 0 0 0 0 0												
<b>Carlton Fisk, R</b> (1, 2) OBP: 0.393, SLG: 0.628		3-2 3B			1-2 1B		2-2 1B		0-2 1B	5 0 5 2 0 0 0												
<b>Mike Diaz, R</b> (1, 10) OBP: 0.347, SLG: 0.253		2-0 F6			0-0 5-3		0-3 K		2-1 F8	5 0 0 0 0 2 6												
<b>Russ Morman, R</b> (1, 3) OBP: 0.286, SLG: 0.250		1-1 F3			4-2 BB		1-0 F8		2-3 K	2 0 0 0 1 0 3												
<b>Harold Baines, L</b> (7, PH) OBP: 0.351, SLG: 0.403							2-1 1B		2-3 K	2 0 1 0 0 1 1												
<b>Fred Manrique, R</b> (1, 4) OBP: 0.288, SLG: 0.373		1-1 F9			2-2 4-3		2-3 K		1-2 F9	3 0 0 0 0 1 5												
<b>Dan Pasqua, L</b> (7, PH) OBP: 0.309, SLG: 0.427										1 0 0 0 0 0 2												
<b>Ozzie Guillen, L</b> (1, 6) OBP: 0.291, SLG: 0.310			0-0 B5-3		1-0 F7		1-0 1B 1B		0-1 L3	4 1 1 0 0 0 0												
<b>Steve Lyons, L</b> (1, 8) OBP: 0.313, SLG: 0.374			1-0 1B		2-2 F9		3-2 FC5-4 1B WP 1B		0-1 1B	4 1 3 0 0 0 0												
<b>Inning Stats</b>	R: 0 E: 0 K: 0 S: 9	H: 0 LOB: 0 BB: 0 P: 14	R: 0 E: 0 K: 0 S: 8	H: 1 LOB: 1 BB: 0 P: 15	R: 0 E: 0 K: 1 S: 9	H: 1 LOB: 1 BB: 0 P: 13	R: 0 E: 0 K: 0 S: 10	H: 1 LOB: 2 BB: 1 P: 18	R: 0 E: 0 K: 0 S: 11	H: 1 LOB: 1 BB: 0 P: 16	R: 0 E: 0 K: 2 S: 14	H: 1 LOB: 2 BB: 0 P: 21	R: 4 E: 0 K: 1 S: 26	H: 5 LOB: 2 BB: 1 P: 43	R: 0 E: 0 K: 1 S: 8	H: 1 LOB: 1 BB: 0 P: 10	R: 0 E: 0 K: 1 S: 12	H: 1 LOB: 1 BB: 0 P: 17	1B: 11 2B: 0 3B: 1 HR: 0	SF: 0 SAC: 0 DP: 0 HBP: 1	WP: 1 PB: 0 SB: 0 CS: 0	PA: 42
<b>PITCHER</b>	IP WLS BF H R ER SO BB IBB HBP BLK WP HR S P ERA WHIP																					
<b>Frank Tanana, L</b> (1, 1) ERA: 3.91	6.1 W 30 8 4 4 3 2 0 1 0 0 0 71 117 5.68 1.579																					
<b>Mike Henneman, R</b> (7, 1) ERA: 1.76	2.1 11 4 0 0 2 0 0 0 0 1 0 32 44 0.00 1.714																					
<b>Willie Hernandez, L</b> (9, 1) ERA: 2.74	0.1 S 1 0 0 0 1 0 0 0 0 0 0 4 6 0.00 0.000																					

**Chicago White Sox @ Detroit Tigers**  
Tiger Stadium, Detroit, MI  
Fri Aug 19 1988, 7:05 PM EDT  
Att. 37,313 - Unknown - 76 F

livebaseballscorecards.com

AB	39
R	4
H	12
RBI	3
BB	2
SO	6
LOB	24



Batter	1	2	3	4	5	6	7	8	9
<b>Lou Whitaker, L</b> OBP: 0.375, SLG: 0.407 (1, 4) C F X	0-2 F9		1-2 G3		0-0 HR		2-2 F8		
<b>Pat Sheridan, L</b> OBP: 0.347, SLG: 0.447 (1, 7) X	0-0 G6-4-3 1B		2-3 K		1-1 L4		1-2 BLK WP 1B		
<b>Alan Trammell, R</b> OBP: 0.386, SLG: 0.497 (1, 6) X	0-0 G6-4-3 1-2f			3-1 F9	0-2 F7		4-2 BLK BB		
<b>Dave Bergman, L</b> OBP: 0.413, SLG: 0.451 (1, 3) B C X		1-1 1B		0-2 F7		2-2 BB 1B	4-2 G6-3 BB		
<b>Matt Nokes, L</b> OBP: 0.289, SLG: 0.401 (1, 2) B X		1-0 F7		1-0 HR 1B		0-0 BB 1B	0-0 G6-3		
<b>Darrell Evans, L</b> OBP: 0.332, SLG: 0.385 (1, 10) C B X		1-1 F8		0-0 HR		0-1 F9		3-2 3-1	
<b>Luis Salazar, R</b> OBP: 0.311, SLG: 0.416 (1, 5) C F X		0-3 K		0-2 5-3		2-0 F8		0-3 K	
<b>Dwayne Murphy, L</b> OBP: 0.373, SLG: 0.345 (1, 9) B C X			2-1 HR		1-3 K	4-2 FC5-4 BB		0-0 5-3	
<b>Gary Pettis, S</b> OBP: 0.289, SLG: 0.276 (1, 8) C F X			1-2 L7		1-0 HR 1B	1-2 FC5-4			

Inning Stats	R: 0	H: 1	E: 0	LOB: 0	K: 0	BB: 0	S: 5	P: 5
	R: 0	H: 1	E: 0	LOB: 1	K: 1	BB: 0	S: 8	P: 11
	R: 1	H: 1	E: 0	LOB: 0	K: 1	BB: 0	S: 11	P: 17
	R: 2	H: 2	E: 0	LOB: 0	K: 0	BB: 0	S: 10	P: 14
	R: 2	H: 2	E: 0	LOB: 0	K: 1	BB: 0	S: 10	P: 13
	R: 0	H: 2	E: 0	LOB: 3	K: 0	BB: 1	S: 13	P: 22
	R: 0	H: 1	E: 0	LOB: 2	K: 0	BB: 2	S: 12	P: 23
	R: 0	H: 0	E: 0	LOB: 0	K: 1	BB: 0	S: 7	P: 10

PITCHER	IP	WLS	BF	H	R	ER	SO	BB	IBB	HBP	BLK	WP	HR	S	P	ERA	WHIP
<b>Bill Long, R</b> ERA: 4.63 (1, 1)	5.0	L	21	7	5	5	3	0	0	0	0	0	3	44	60	9.00	1.400
<b>Steve Rosenberg, L</b> ERA: 3.72 (6, 1)	1.1		8	3	0	0	0	1	0	0	0	0	0	20	32	0.00	3.000
<b>Barry Jones, R</b> ERA: 2.95 (7, 1)	1.2		6	0	0	0	1	2	0	0	1	1	0	12	23	0.00	1.200


**AB R H RBI BB SO LOB**

4	1	1	2	0	0	0
4	0	2	0	0	1	0
3	0	0	0	1	0	1
3	0	2	0	1	0	0
4	1	2	0	0	0	4
4	1	1	2	0	0	3
4	0	0	0	0	2	3
3	1	1	1	1	1	0
3	1	1	0	0	0	3

**AB 32**  
**R 5**  
**H 10**  
**RBI 5**  
**BB 3**  
**SO 4**  
**LOB 14**

**WP: 1** **PA: 35**  
**PB: 0**  
**SB: 0**  
**CS: 0**

**CHICAGO WHITE SOX @ DETROIT TIGERS**  
Tiger Stadium, Detroit, MI  
Fri Aug 19 1988, 7:05 PM EDT  
Att: 37,313 - Unknown - 76 F



PITCHER	IP	WLS	BF	H	R	ER	SO	BB	IBB	HBP	BLK	WP	HR	S	P	ERA	WHIP
<b>Bill Long, R</b> ERA: 4.63 (1, 1)	5.0	L	21	7	5	5	3	0	0	0	0	0	3	44	60	9.00	1.400
<b>Steve Rosenberg, L</b> ERA: 3.72 (6, 1)	1.1		8	3	0	0	0	1	0	0	0	0	0	20	32	0.00	3.000
<b>Barry Jones, R</b> ERA: 2.95 (7, 1)	1.2		6	0	0	0	1	2	0	0	1	1	0	12	23	0.00	1.200

Chicago White Sox @ Detroit Tigers  
 Tiger Stadium, Detroit, MI  
 Sat Aug 20 1988, 7:05 PM EDT  
 Att: 43,419 - Unknown

AB	32
R	1
H	6
RBI	1
BB	3
SO	3
LOB	17



WP	1	PA	35
PB	0		
SB	0		
CS	0		

AB	R	H	RBI	BB	SO	LOB
4	0	1	0	0	0	3
4	0	1	1	0	0	1
3	0	1	0	1	1	2
0	0	0	0	0	0	0
3	0	0	0	1	0	2
3	0	0	0	1	0	1
4	0	1	0	0	1	2
0	0	0	0	0	0	0
3	0	1	0	0	0	1
1	0	0	0	0	0	1
4	1	1	0	0	0	2
3	0	0	0	0	1	2

Batter	1	2	3	4	5	6	7	8	9			
<b>Kenny Williams, R</b> (1, 8) OBP: 0.242, SLG: 0.304	1-1 3-1		0-1 1B		0-1 FC6-4 2B		2-2 F8					
<b>Steve Lyons, L</b> (1, 5) OBP: 0.312, SLG: 0.376	0-0 L8		1-1 F8		1-0 2B			0-2 F8				
<b>Harold Baines, L</b> (1, 10) OBP: 0.352, SLG: 0.403 <b>Fred Manrique, R</b> (8, PR)	1-2 4-3			2-1 1B	3-3 K			4-0 BB				
<b>Carlton Fisk, R</b> (1, 2) OBP: 0.390, SLG: 0.615		4-0 BB		1-1 G6-4-3 1-2f		2-1 L7		1-1 G4-6-3 1-2f				
<b>Dan Pasqua, L</b> (1, 9) OBP: 0.309, SLG: 0.423		0-0 FC3-6 1-2f		4-1 BB		1-2 L9			1-0 L9			
<b>Mike Diaz, R</b> (1, 3) <b>Russ Morman, R</b> (9, PR)		2-2 F7		1-3 K		2-2 L4			0-1 FC1-4 1B			
<b>Daryl Boston, L</b> (1, 7) <b>Dave Gallagher, R</b> (9, PH)		1-1 FC6-4 1-2f			2-2 F8		1-0 1B WP		3-1 FC1-4 1-2f			
<b>Ozzie Guillen, L</b> (1, 6) OBP: 0.290, SLG: 0.310			0-0 6-3		0-0 FC6-4 2B		1-2 4-3		0-0 FC4-6 1-2f			
<b>Donnie Hill, S</b> (1, 4) OBP: 0.290, SLG: 0.247			1-3 K		2-2 E4 FC6-4		0-1 F3					
<b>Inning Stats</b>	R: 0 E: 0 K: 0 S: 6 H: 0 LOB: 0 BB: 0 P: 8	R: 0 E: 0 K: 0 S: 6 H: 0 LOB: 1 BB: 1 P: 13	R: 0 E: 0 K: 1 S: 10 H: 1 LOB: 1 BB: 0 P: 11	R: 0 E: 0 K: 1 S: 8 H: 1 LOB: 1 BB: 1 P: 16	R: 1 E: 1 K: 1 S: 15 H: 2 LOB: 2 BB: 0 P: 22	R: 0 E: 0 K: 0 S: 8 H: 0 LOB: 0 BB: 0 P: 13	R: 0 E: 0 K: 0 S: 9 H: 1 LOB: 1 BB: 0 P: 13	R: 0 E: 0 K: 0 S: 5 H: 0 LOB: 1 BB: 1 P: 10	R: 0 E: 0 K: 0 S: 6 H: 1 LOB: 1 BB: 0 P: 10	1B: 5 2B: 1 3B: 0 HR: 0 SF: 0 SAC: 0 DP: 2 HBP: 0		
<b>PITCHER</b>	IP WLS BF H R ER SO BB IBB HBP BLK WP HR S P ERA WHIP											IP WLS BF H R ER SO BB IBB HBP BLK WP HR S P ERA WHIP
<b>Walt Terrell, R</b> (1, 1) ERA: 4.07	8.1 W 33 6 1 0 3 3 0 0 0 1 0 70 110 0.00 1.080											
<b>Willie Hernandez, L</b> (9, 1) ERA: 2.7	0.2 S 2 0 0 0 0 0 0 0 0 0 0 3 6 0.00 0.000											

Batter	1	2	3	4	5	6	7	8	9
Lou Whitaker, L (1, 4) OBP: 0.381, SLG: 0.411 Jim Walewander, S (9, 4) OBP: 0.240, SLG: 0.247	4-2 BB BB	4-2 FC6-4 BB		0-1 E1 1B			0-0 FC4-6 BB 1B		
Pat Sheridan, L (1, 7) OBP: 0.346, SLG: 0.445 Chet Lemon, R (2, PH) OBP: 0.342, SLG: 0.416	1-2 F7	0-1 FC6-4 1-2f		0-1 6-3			4-1 FC4-6 BB 1-2		
Alan Trammell, R (1, 6) OBP: 0.387, SLG: 0.496	4-2 BB 1-2 BB			0-2 1B SH1 8-2 1B			0-1 FC4-6 1-2f 2-3		
Dave Bergman, L (1, 3) OBP: 0.409, SLG: 0.446 Ray Knight, R (7, PH) OBP: 0.275, SLG: 0.291	2-2 G4-3-6-2-5 2-3f		1 SAFE 0-0 SH1				0-1 4-3		
Matt Nokes, L (1, 2) OBP: 0.292, SLG: 0.403		0-0 SH1-3 BB 1B		2-2 1B			2-2 L3		
Darrell Evans, L (1, 10) OBP: 0.331, SLG: 0.381		4-1 SH1-3 BB		2-1 8-2			2-2 F6		
Luis Salazar, R (1, 5) OBP: 0.309, SLG: 0.412		0-1 SH1-3 1-2 2-3		0-1 F3			1-1 L5		
Dwayne Murphy, L (1, 9) OBP: 0.386, SLG: 0.362		3-2 BB 2-H 3-H		0-0 FC6-4 1B			3-3 K		
Gary Pettis, S (1, 8) OBP: 0.287, SLG: 0.274		0-0 F9		0-0 FC6-4 E 1-2f			2-3 K		

Inning Stats	R: 0	H: 0	E: 0	K: 12	S: 12	R: 2	H: 2	E: 0	K: 10	S: 12	R: 0	H: 2	E: 0	K: 13	S: 13	R: 0	H: 0	E: 0	K: 7	S: 7	R: 0	H: 0	E: 0	K: 1	S: 8	R: 0	H: 0	E: 0	K: 1	S: 13	R: 0	H: 0	E: 0	K: 2	S: 11	R: 0	H: 0	E: 0	K: 1	S: 11	R: 0	H: 0	E: 0	K: 1	S: 13
	LOB: 1	BB: 2	P: 23			LOB: 2	BB: 2	P: 23			LOB: 0	BB: 0	P: 17			LOB: 0	BB: 0	P: 10			LOB: 1	BB: 2	P: 19			LOB: 0	BB: 0	P: 14			LOB: 2	BB: 0	P: 17			LOB: 0	BB: 0	P: 17			LOB: 0	BB: 0	P: 17		

PITCHER	IP	WLS	BF	H	R	ER	SO	BB	IBB	HBP	BLK	WP	HR	S	P	ERA	WHIP
Jeff Bittiger, R (1, 1) ERA: 4.42	1.2	L	10	2	2	2	0	4	0	0	0	0	0	22	44	10.80	3.600
Ricky Horton, L (2, 1) ERA: 4.95	4.1		16	4	0	0	2	0	0	0	0	0	0	38	51	0.00	0.923
Donn Pall, R (7, 1) ERA: 4.63	0.2		4	1	0	0	1	1	0	0	0	0	0	11	17	0.00	3.000
Steve Rosenberg, L (7, 1) ERA: 3.58	1.1		4	0	0	0	2	0	0	0	0	0	0	13	19	0.00	0.000


**BOTTOM**

**Chicago White Sox @ Detroit Tigers**  
Tiger Stadium, Detroit, MI  
Sat Aug 20 1988, 7:05 PM EDT  
Att. 43,419 - Unknown

AB	R	H	RBI	BB	SO	LOB
2	0	2	0	2	0	0
0	0	0	0	0	0	0
1	0	0	0	0	0	1
2	0	0	0	1	0	4
3	0	1	0	1	1	2
2	0	0	0	0	0	2
1	0	0	0	0	0	2
4	1	2	0	0	1	0
3	1	0	0	1	1	2
3	0	0	0	0	0	0
3	0	2	2	0	1	0
3	0	0	0	0	1	2

AB	27
R	2
H	7
RBI	2
BB	5
SO	5
LOB	15

WP: 0 PA: 34  
PB: 0  
SB: 0  
CS: 0



PITCHER	IP	WLS	BF	H	R	ER	SO	BB	IBB	HBP	BLK	WP	HR	S	P	ERA	WHIP
Jeff Bittiger, R (1, 1) ERA: 4.42	1.2	L	10	2	2	2	0	4	0	0	0	0	0	22	44	10.80	3.600
Ricky Horton, L (2, 1) ERA: 4.95	4.1		16	4	0	0	2	0	0	0	0	0	0	38	51	0.00	0.923
Donn Pall, R (7, 1) ERA: 4.63	0.2		4	1	0	0	1	1	0	0	0	0	0	11	17	0.00	3.000
Steve Rosenberg, L (7, 1) ERA: 3.58	1.1		4	0	0	0	2	0	0	0	0	0	0	13	19	0.00	0.000

Batter	1	2	3	4	5	6	7	8	9	AB R H RBI BB SO LOB	TOP											
<b>Kenny Williams, R</b> (1, 8) OBP: 0.237, SLG: 0.297	1-2 F3			1-1 L7		0-1 L9			2-3 K	4 0 0 0 0 1 0	<b>Chicago White Sox @ Detroit Tigers</b> Tiger Stadium, Detroit, MI Sun Aug 21 1988, 3:33 AM EDT Att. 39,147 - Cloudy - 73 F											
<b>Steve Lyons, L</b> (1, 5) OBP: 0.309, SLG: 0.371	0-1 E1			1-0 4-3		2-2 6-3			2-3 K	4 0 0 0 0 1 0												
<b>Harold Baines, L</b> (1, 10) OBP: 0.351, SLG: 0.401	0-1 L4-3			0-0 1B					0-3 K	4 0 1 0 0 2 1												
<b>Dan Pasqua, L</b> (1, 9) OBP: 0.309, SLG: 0.421				2-1 5-3					4-2 BB	2 0 0 0 1 0 1												
<b>Mark Salas, L</b> (1, 2) OBP: 0.305, SLG: 0.331									0-2 F9	3 0 1 0 0 0 1												
<b>Mike Diaz, R</b> (1, 3) OBP: 0.333, SLG: 0.244									1-3 K	3 0 0 0 0 2 2												
<b>Daryl Boston, L</b> (1, 7) OBP: 0.270, SLG: 0.478									0-0 3-1	3 0 0 0 0 0 1												
<b>Ozzie Guillen, L</b> (1, 6) OBP: 0.289, SLG: 0.308									1-3 K	3 0 0 0 0 1 1												
<b>Fred Manrique, R</b> (1, 4) OBP: 0.285, SLG: 0.368									3-2 F9	3 0 0 0 0 1 0												
<b>Inning Stats</b>	R: 0 E: 1 K: 0 S: 7	H: 0 LOB: 0 BB: 0 P: 8	R: 0 E: 0 K: 1 S: 8	H: 0 LOB: 0 BB: 0 P: 12	R: 0 E: 0 K: 1 S: 9	H: 0 LOB: 0 BB: 0 P: 14	R: 0 E: 0 K: 0 S: 6	H: 1 LOB: 1 BB: 0 P: 10	R: 0 E: 0 K: 0 S: 7	H: 1 LOB: 1 BB: 0 P: 11	R: 0 E: 0 K: 2 S: 6	H: 0 LOB: 0 BB: 0 P: 8	R: 0 E: 0 K: 2 S: 11	H: 0 LOB: 1 BB: 1 P: 18	R: 0 E: 0 K: 1 S: 7	H: 0 LOB: 0 BB: 0 P: 11	R: 0 E: 0 K: 3 S: 11	H: 0 LOB: 0 BB: 0 P: 15	1B: 2 2B: 1 3B: 0 HR: 0	SF: 0 SAC: 0 DP: 1 HBP: 0	WP: 0 PB: 0 SB: 0 CS: 0	PA: 30
<b>PITCHER</b> <b>Jack Morris, R</b> (1, 1) ERA: 4.15	IP: 9.0 WLS: W BF: 30 H: 2 R: 0 ER: 0 SO: 8 BB: 1 IBB: 0 HBP: 0 BLK: 0 WP: 0 HR: 0 S: 72 P: 107 ERA: 0.00 WHIP: 0.333											<b>PITCHER</b> IP: WLS: BF: H: R: ER: SO: BB: IBB: HBP: BLK: WP: HR: S: P: ERA: WHIP:										

<b>AB</b>	29
<b>R</b>	0
<b>H</b>	2
<b>RBI</b>	0
<b>BB</b>	1
<b>SO</b>	8
<b>LOB</b>	7




Batter	1	2	3	4	5	6	7	8	9	AB R H RBI BB SO LOB
Pat Sheridan, L (1, 7) OBP: 0.348, SLG: 0.446	0-0 E S 1B	0-0 F7		2-1 L9			1-2 2B 1B			4 1 2 1 0 0 3
Dave Bergman, L (1, 3) OBP: 0.406, SLG: 0.447	1-1 F8 1-3		2-0 6-3		1-0 G3		0-1 1B 4-3 2B			4 1 1 1 0 0 1
Alan Trammell, R (1, 6) OBP: 0.385, SLG: 0.494	1-2 F8		3-2 F5		0-0 F3		1-1 4-3 1B			4 0 1 0 0 0 1
Darrell Evans, L (1, 10) OBP: 0.330, SLG: 0.378	3-0 G3		4-1 1B BB BB		2-2 F9		2-1 4-3 1B			3 1 0 1 1 0 2
Matt Nokes, L (1, 2) OBP: 0.294, SLG: 0.400		1-0 F9	4-0 1B BB E		2-0 F7		4-0 IBB			2 1 0 0 2 0 0
Luis Salazar, R (1, 5) OBP: 0.311, SLG: 0.413		3-2 E 1B	2-2 E8 1B		1-2 5-3		0-2 F8			4 0 2 1 0 0 2
Dwayne Murphy, L (1, 9) OBP: 0.365, SLG: 0.339		1-1 E6 1-3	1-0 F6 2-3		2-1 F7		1-0 3-1			4 0 0 0 0 0 2
Gary Pettis, S (1, 8) OBP: 0.287, SLG: 0.276		3-3 K		3-3 K			0-1 E8 1B 2B			4 1 1 0 0 2 2
Jim Walewander, S (1, 4) OBP: 0.240, SLG: 0.240		4-2 BB		0-1 B5-3			1-0 F7 1B			3 0 0 0 1 0 1

Inning Stats	R: 0 E: 0 K: 0 S: 8	H: 1 LOB: 1 BB: 0 P: 13	R: 0 E: 1 K: 1 S: 14	H: 1 LOB: 3 BB: 1 P: 26	R: 2 E: 2 K: 0 S: 9	H: 1 LOB: 1 BB: 2 P: 25	R: 0 E: 0 K: 1 S: 7	H: 0 LOB: 0 BB: 0 P: 12	R: 0 E: 0 K: 0 S: 5	H: 0 LOB: 0 BB: 0 P: 8	R: 0 E: 0 K: 0 S: 8	H: 0 LOB: 0 BB: 0 P: 13	R: 3 E: 1 K: 0 S: 15	H: 4 LOB: 2 BB: 1 P: 24	R: 0 E: 0 K: 0 S: 3	H: 0 LOB: 0 BB: 0 P: 6	1B: 5 2B: 2 3B: 0 HR: 0	SF: 0 SAC: 0 DP: 0 HBP: 0
--------------	------------------------------	----------------------------------	-------------------------------	----------------------------------	------------------------------	----------------------------------	------------------------------	----------------------------------	------------------------------	---------------------------------	------------------------------	----------------------------------	-------------------------------	----------------------------------	------------------------------	---------------------------------	----------------------------------	------------------------------------

**BOTTOM**

**Chicago White Sox @ Detroit Tigers**  
Tiger Stadium, Detroit, MI  
Sun Aug 21 1988, 3:33 AM EDT  
Att. 39,147 - Cloudy - 73 F

AB	32
R	5
H	7
RBI	4
BB	4
SO	2
LOB	14



PITCHER	IP	WLS	BF	H	R	ER	SO	BB	IBB	HBP	BLK	WP	HR	S	P	ERA	WHIP	WP: 0	PA: 36
Jack McDowell, R (1, 1) ERA: 3.98	6.1	L	30	7	5	4	2	3	0	0	0	0	0	61	110	5.68	1.579	PB: 0	
John Davis, R (7, 1) ERA: 5.91	1.2		6	0	0	0	0	0	1	0	0	0	0	8	17	0.00	0.000	SB: 1	

Batter	1	2	3	4	5	6	7	8	9	AB R H RBI BB SO LOB	TOP
Tom Brookens, R (1, 5) OBP: 0.339, SLG: 0.381	1-1 P4			0-0 G5-3		2-2 P6		3-2 F7-4		4 0 0 0 0 0 2	
Mike Heath, R (1, 2) OBP: 0.337, SLG: 0.420	1-0 F7			2-1 2B			0-1 FC6-4 1B		3-2 1B	4 0 3 0 0 0 0	
Alan Trammell, R (1, 6) Dwayne Murphy, L (8, 7) OBP: 0.383, SLG: 0.490 OBP: 0.373, SLG: 0.349	1-2 F7			2-1 P6			1-1 FC6-4 1B		3-2 BB 1B	3 0 0 0 0 0 2 1 0 1 0 0 0 0	
Luis Salazar, R (1, 7) Matt Nokes, L (9, PH) OBP: 0.308, SLG: 0.410 OBP: 0.296, SLG: 0.400		0-1 G5-3		1-2 F7			1-2 P9		4-1 BB	3 0 0 0 0 0 2 0 0 0 0 1 0 0	
Chet Lemon, R (1, 9) OBP: 0.345, SLG: 0.418		4-0 G6-4-3 BB			3-2 G5-4-3 1B		2-1 E1 1B		1-3 K	3 0 2 0 1 1 3	
Larry Herndon, R (1, 10) Dave Bergman, L (9, PH) OBP: 0.303, SLG: 0.310 OBP: 0.405, SLG: 0.444		1-2 G6-4-3			2-0 F8		3-2 P4		0-2 P5	3 0 0 0 0 0 4 1 0 0 0 0 0 3	
Ray Knight, R (1, 3) Pat Sheridan, L (9, PH) OBP: 0.272, SLG: 0.288 OBP: 0.346, SLG: 0.444			1-2 G5-3		2-1 G5-4-3			2-1 G6-3	0-3 K	3 0 0 0 0 0 1 1 0 0 0 0 1 3	
Gary Pettis, S (1, 8) OBP: 0.287, SLG: 0.277			1-1 G4-3			3-1 G3		1-2 F7-4 1B		3 0 1 0 0 0 0	
Jim Walewander, S (1, 4) OBP: 0.243, SLG: 0.243			2-1 G6-3			0-0 P4		1-2 1B		3 0 1 0 0 0 0	
<b>Inning Stats</b>	R: 0 H: 0 E: 0 LOB: 0 K: 0 BB: 0 S: 6 P: 9	R: 0 H: 0 E: 0 LOB: 0 K: 0 BB: 1 S: 5 P: 10	R: 0 H: 0 E: 0 LOB: 0 K: 0 BB: 0 S: 7 P: 11	R: 0 H: 1 E: 0 LOB: 1 K: 0 BB: 0 S: 8 P: 13	R: 0 H: 1 E: 0 LOB: 0 K: 0 BB: 0 S: 6 P: 13	R: 0 H: 0 E: 0 LOB: 0 K: 0 BB: 0 S: 6 P: 11	R: 0 H: 2 E: 1 LOB: 2 K: 0 BB: 0 S: 12 P: 19	R: 0 H: 2 E: 0 LOB: 1 K: 2 BB: 1 S: 12 P: 19	R: 0 H: 2 E: 0 LOB: 3 K: 2 BB: 1 S: 20 P: 31	1B: 7 SF: 0 2B: 2 SAC: 0 3B: 0 DP: 3 HR: 0 HBP: 0	WP: 0 PA: 34 PB: 0 SB: 0 CS: 0
<b>PITCHER</b>	IP WLS BF H R ER SO BB IBB HBP BLK WP HR S P ERA WHIP										
Allan Anderson, L (1, 1) ERA: 2.52	8.0 W 28 6 0 0 0 1 0 0 0 0 0 0 62 105 0.00 0.875										
Jeff Reardon, R (9, 1) ERA: 3.04	1.0 6 2 0 0 0 2 1 0 0 0 0 0 20 31 0.00 3.000										

**Detroit Tigers @ Minnesota Twins**  
 Hubert H. Humphrey Metrodome, Minneapolis, MN  
 Mon Aug 22 1988, 8:05 PM EDT  
 Att: 37,704 - Dome - 78 F

[livebaseballscorecards.com](http://livebaseballscorecards.com)

AB	32
R	0
H	8
RBI	0
BB	2
SO	2
LOB	20







Batter 1 2 3 4 5 6 7 8 9 10 AB R H RBI BB SO LOB TOP

Table with 11 columns (Batter 1-10) and 10 rows of game data. Batter 1: Lou Whitaker, L (1, 4) C B S S. Batter 2: Pat Sheridan, L (1, 7) S F B B B B. Batter 3: Alan Trammell, R (1, 6) S B B X. Batter 4: Dave Bergman, L (1, 3) 1 SAFE C X. Batter 5: Matt Nokes, L (1, 2) X. Batter 6: Darrell Evans, L (1, 10) B B B B B B. Batter 7: Chet Lemon, R (1, 9) OBP: 0.350, SLG: 0.418. Batter 8: Gary Pettis, S (10, PR) OBP: 0.287, SLG: 0.277. Batter 9: Dwayne Murphy, L (1, 8) OBP: 0.367, SLG: 0.343. Batter 10: Luis Salazar, R (1, 5) OBP: 0.309, SLG: 0.408. Each row contains a batter's name, statistics, and a baseball diamond diagram showing the play. The top row shows the final score: 6 0 2 1 0 1 2.

Detroit Tigers @ Minnesota Twins  
Hubert H. Humphrey Metrodome, Minneapolis, MN  
Tue Aug 23 1988, 8:05 PM EDT  
Atf. 40,935 - Dome

livebaseballscorecards.com

Summary statistics table:

AB	37
R	5
H	9
RBI	5
BB	8
SO	5
LOB	20



Inning Stats table:

Inning	R	H	E	K	S	1B	2B	3B	HR	SF	DP	HBP	WP	HR	S	P	ERA	WHIP	
1	0	1	0	2	12	0	0	0	0	0	0	0	0	0	16	0	0	0	0
2	2	4	0	0	14	0	0	0	0	0	0	0	0	0	26	0	0	0	0
3	1	2	0	1	14	0	0	0	0	0	0	0	0	0	30	0	0	0	0
4	2	1	0	0	8	0	0	0	0	0	0	0	0	0	18	0	0	0	0
5	0	0	0	0	6	0	0	0	0	0	0	0	0	0	14	0	0	0	0
6	0	0	0	0	6	0	0	0	0	0	0	0	0	0	9	0	0	0	0
7	0	0	0	0	8	0	0	0	0	0	0	0	0	0	14	0	0	0	0
8	0	1	0	0	9	0	0	0	0	0	0	0	0	0	19	0	0	0	0
9	0	0	0	1	6	0	0	0	0	0	0	0	0	0	10	0	0	0	0
10	0	0	0	0	5	0	0	0	0	0	0	0	0	0	13	0	0	0	0

Pitcher Stats table:

Pitcher	IP	WLS	BF	H	R	ER	SO	BB	IBB	HBP	BLK	WP	HR	S	P	ERA	WHIP
Charlie Lea, R (1, 1) ERA: 4.94	3.2		22	8	5	5	3	4	0	0	0	0	1	43	83	12.27	3.273
Roy Smith, R (4, 1) ERA: 2.04	3.2		15	1	0	0	0	3	0	0	0	0	0	28	53	0.00	1.091
Keith Atherton, R (8, 1) ERA: 3.5	1.2		6	0	0	0	1	1	0	0	0	0	0	12	24	0.00	0.600
Jeff Reardon, R (10, 1) ERA: 2.98	1.0	W	3	0	0	0	1	0	0	0	0	0	0	5	9	0.00	0.000

BOTTOM

Detroit Tigers @ Minnesota Twins  
Hubert H. Humphrey Metrodome, Minneapolis, MN  
Tue Aug 23 1988, 8:05 PM EDT  
Att: 40,935 - Dome

livebaseballscores.com

AB 36  
R 7  
H 9  
RBI 7  
BB 4  
SO 4  
LOB 13



WP: 1 PA: 40  
PB: 0  
SB: 0  
CS: 0

AB R H RBI BB SO LOB

5 0 1 0 0 0 0

4 0 0 0 1 2 2

5 3 1 0 0 0 2

5 2 3 4 0 1 0

2 1 1 1 2 0 0  
3 1 1 1 0 0 2  
0 0 0 0 0 0 0  
1 0 0 0 0 0 2  
0 0 0 0 0 0 0

3 0 0 0 1 0 3

4 0 1 1 0 1 0

4 0 1 0 0 0 2


1B: 6 SF: 0  
2B: 0 SAC: 0  
3B: 0 DP: 1  
HR: 3 HBP: 0

Batter	1	2	3	4	5	6	7	8	9	10
Dan Gladden, R OBP: 0.330, SLG: 0.411 (1, 7)	0-1 F9		1-2 P4		0-0 F7		0-1 F7		0-0 G4-6-3 1B	
Tom Herr, S OBP: 0.345, SLG: 0.332 (1, 4)	4-0 FC6-4 BB		2-3 K		2-2 G3-1			0-3 K FC5-4	2-2 G4-6-3 1-2f	
Kirby Puckett, R OBP: 0.369, SLG: 0.534 (1, 8)	2-2 FC6-4 1-2f HR		0-0 6-3		3-2 L6-3			0-1 FC5-4 1B 1-2f		1-2 HR 1B
Kent Hrbek, L OBP: 0.387, SLG: 0.526 (1, 3)	1-0 HR			0-3 K		1-0 F9		2-2 SAFE 1B 1-3		1-1 HR
Gene Larkin, S OBP: 0.386, SLG: 0.413 (1, 10)	1-2 L3			4-1 BB 1B BB		4-1 FC5-4 BB		2-0 1B 1-2 3-H		
Randy Bush, L OBP: 0.365, SLG: 0.460 John Christensen, R OBP: 0.412, SLG: 0.563 Eric Bullock, L OBP: 0.358, SLG: 0.434 (1, 9)		1-2 HR		3-2 F8		0-1 L5		1-2 F7		
Tim Laudner, R OBP: 0.328, SLG: 0.441 (1, 2)		1-2 L1-3		4-2 1B BB		2-1 FC5-4 1-2f		0-2 G5-3		
Greg Gagne, R OBP: 0.296, SLG: 0.418 (1, 6)		3-1 F9		0-1 1B 1-2 2-H			1-0 F8		1-3 K	
Al Newman, S OBP: 0.296, SLG: 0.255 (1, 5)		0-0 4-3		0-0 F7			1-0 F8		1-1 1B	

Inning Stats	R: 2	H: 1	E: 0	K: 0	S: 10	H: 1	LOB: 0	BB: 1	P: 18	R: 1	H: 1	E: 0	K: 0	S: 9	R: 0	H: 0	E: 0	K: 1	S: 7	R: 0	H: 0	E: 0	K: 1	S: 7	R: 1	H: 1	E: 0	K: 1	S: 12	R: 0	H: 0	E: 0	K: 0	S: 7	R: 0	H: 0	E: 0	K: 0	S: 6	R: 0	H: 0	E: 0	K: 0	S: 4	R: 1	H: 2	E: 0	K: 1	S: 15	R: 0	H: 2	E: 0	K: 1	S: 9	R: 2	H: 2	E: 0	K: 0	S: 6	R: 2	H: 2	E: 0	K: 0	S: 8
--------------	------	------	------	------	-------	------	--------	-------	-------	------	------	------	------	------	------	------	------	------	------	------	------	------	------	------	------	------	------	------	-------	------	------	------	------	------	------	------	------	------	------	------	------	------	------	------	------	------	------	------	-------	------	------	------	------	------	------	------	------	------	------	------	------	------	------	------

PITCHER	IP	WLS	BF	H	R	ER	SO	BB	IBB	HBP	BLK	WP	HR	S	P	ERA	WHIP
Jeff Robinson, R ERA: 2.98 (1, 1)	7.1		30	3	5	5	3	4	0	0	0	1	2	60	101	6.14	0.955
Willie Hernandez, L ERA: 2.66 (8, 1)	0.0		2	2	0	0	0	0	0	0	0	0	0	4	8	∞	∞
Mike Henneman, R ERA: 2.0 (8, 1)	1.2	L	8	4	2	2	1	0	0	0	0	0	1	21	28	10.80	2.400

PITCHER	IP	WLS	BF	H	R	ER	SO	BB	IBB	HBP	BLK	WP	HR	S	P	ERA	WHIP
Jeff Robinson, R ERA: 2.98 (1, 1)	7.1		30	3	5	5	3	4	0	0	0	1	2	60	101	6.14	0.955
Willie Hernandez, L ERA: 2.66 (8, 1)	0.0		2	2	0	0	0	0	0	0	0	0	0	4	8	∞	∞
Mike Henneman, R ERA: 2.0 (8, 1)	1.2	L	8	4	2	2	1	0	0	0	0	0	1	21	28	10.80	2.400

Batter	1	2	3	4	5	6	7	8	9	AB R H RBI BB SO LOB	TOP	
Lou Whitaker, L (1, 4) OBP: 0.384, SLG: 0.416	3-2 G3-6-3 1B		0-3 K		2-1 F8-3 1B			2-1 4-3 1B 2B		4 1 3 0 0 1 0		
Pat Sheridan, L (1, 7) OBP: 0.340, SLG: 0.432	1-0 G3-6-3 1-2f		0-0 F7		1-0 F8-3			3-1 4-3 2-3		4 0 0 0 0 0 3		
Alan Trammell, R (1, 6) OBP: 0.383, SLG: 0.486 Jim Walewander, S (6, 6) OBP: 0.241, SLG: 0.240	1-1 G5-3			2-0 BB 1B 1B		1-0 6-3		0-3 K		3 0 1 0 0 0 0 1 0 0 0 0 1 1		
Dave Bergman, L (1, 3) OBP: 0.402, SLG: 0.455		1-2 G3		0-0 F9		0-3 K		2-1 BB 1B		4 0 1 1 0 1 1		
Matt Nokes, L (1, 2) OBP: 0.303, SLG: 0.414		4-2 WP BB		2-2 BB 1B		0-0 HR		4-0 BB		2 1 2 1 2 0 0		
Darrell Evans, L (1, 10) OBP: 0.330, SLG: 0.371		4-0 BB		0-0 F8		0-0 G6-3		3-2 F8		3 0 0 0 1 0 4		
Chet Lemon, R (1, 9) OBP: 0.350, SLG: 0.416 Gary Pettis, S (7, 8) OBP: 0.286, SLG: 0.276		1-1 P9		4-2 BB		2-2 5-3			2-3 K	2 0 0 0 1 0 2 1 0 0 0 0 1 0	AB 32 R 2 H 7 RBI 2 BB 4 SO 5 LOB 16	
Dwayne Murphy, L (1, 8) OBP: 0.349, SLG: 0.324		2-1 4-3		2-2 4-3		3-2 F9			1-1 F8	4 0 0 0 0 0 5		
Luis Salazar, R (1, 5) OBP: 0.306, SLG: 0.404			1-2 G1-3		0-2 P9		0-1 6-3		0-3 K	4 0 0 0 0 1 0		
Inning Stats	R: 0 H: 1 E: 0 LOB: 0 K: 0 BB: 0 S: 6 P: 11	R: 0 H: 0 E: 0 LOB: 2 K: 0 BB: 2 S: 9 P: 21	R: 0 H: 0 E: 0 LOB: 0 K: 1 BB: 0 S: 7 P: 8	R: 0 H: 2 E: 0 LOB: 3 K: 0 BB: 1 S: 13 P: 23	R: 0 H: 1 E: 0 LOB: 0 K: 0 BB: 0 S: 6 P: 9	R: 1 H: 1 E: 0 LOB: 0 K: 1 BB: 0 S: 8 P: 9	R: 0 H: 0 E: 0 LOB: 0 K: 0 BB: 0 S: 8 P: 13	R: 1 H: 2 E: 0 LOB: 2 K: 1 BB: 1 S: 13 P: 27	R: 0 H: 0 E: 0 LOB: 0 K: 2 BB: 0 S: 8 P: 11	1B: 5 SF: 0 2B: 2 SAC: 0 3B: 0 DP: 2 HR: 1 HBP: 0	WP: 1 PA: 36 PB: 0 SB: 0 CS: 0	
PITCHER Freddie Toliver, R (1, 1) ERA: 4.17 Juan Berenguer, R (8, 1) ERA: 3.61	IP WLS BF H R ER SO BB IBB HBP BLK WP HR S P ERA WHIP	7.2 W 31 7 2 2 3 3 0 0 0 1 1 66 110 2.35 1.304	1.1 5 0 0 0 2 1 0 0 0 0 0 0 12 22 0.00 0.750									ERA WHIP

**Detroit Tigers @ Minnesota Twins**  
 Hubert H. Humphrey Metrodome, Minneapolis, MN  
 Wed Aug 24 1988, 8:05 PM EDT  
 Att. 46,054 - Dome


livebaseballscorecards.com

Batter	1	2	3	4	5	6	7	8	9	AB	R	H	RBI	BB	SO	LOB
Dan Gladden, R OBP: 0.331, SLG: 0.418 (1, 7)	3-1 P3	1-0 HR		0-0 2B 1B		2-1 F8				4	2	2	3	0	0	0
Tom Herr, S OBP: 0.340, SLG: 0.326 (1, 4)	1-2 F8	1-0 F8		0-3 K		0-3 K				4	0	0	0	0	2	1
Kirby Puckett, R OBP: 0.374, SLG: 0.545 (1, 8)	1-1 1B	0-0 HR		0-0 1-H 2B			3-2 1B			4	1	4	2	0	0	0
John Moses, S OBP: 0.358, SLG: 0.434 (7, PR) (8, 8)										0	0	0	0	0	0	0
Gene Larkin, S OBP: 0.383, SLG: 0.409 (1, 10)	2-0 F8	2-3 K		0-0 P2			0-0 F8			4	0	0	0	0	1	3
Brian Harper, R OBP: 0.369, SLG: 0.489 (1, 2)		0-1 F9	2-2 6-3	0-0 L6			0-0 P6			4	0	0	0	0	0	2
Kent Hrbek, L OBP: 0.386, SLG: 0.526 (1, 3)		2-2 2B 2B	0-0 F7		0-1 G1-3		1-0 P2			4	1	1	0	0	0	1
John Christensen, R OBP: 0.381, SLG: 0.550 (1, 9)		0-0 1B 3B 2B	0-1 E6		2-2 G3-1			0-1 4-3		4	1	1	1	0	0	0
Greg Gagne, R OBP: 0.297, SLG: 0.417 (1, 6)		1-1 3B 1B	1-0 F8		1-3 K			3-0 F8		3	1	1	0	0	1	1
Randy Bush, L OBP: 0.364, SLG: 0.458 (8, PH)										1	0	0	0	0	0	0
Al Newman, S OBP: 0.296, SLG: 0.255 (9, 6)		2-3 3B 1B								0	0	0	0	0	0	0
Steve Lombardozzi, R OBP: 0.317, SLG: 0.322 (1, 5)		2-0 1-H HR 3B		2-1 1B 2B		2-2 G1-3		1-0 P3		4	2	2	2	0	0	0

Inning Stats	R: 0	H: 1	E: 0	K: 0	S: 8	LOB: 1	BB: 0	P: 15	R: 6	H: 6	E: 0	K: 1	S: 16	LOB: 0	BB: 0	P: 25	R: 0	H: 0	E: 1	K: 0	S: 7	LOB: 1	BB: 0	P: 10	R: 2	H: 3	E: 0	K: 1	S: 10	LOB: 1	BB: 0	P: 12	R: 0	H: 0	E: 0	K: 1	S: 8	LOB: 0	BB: 0	P: 11	R: 0	H: 0	E: 0	K: 1	S: 8	LOB: 0	BB: 0	P: 12	R: 0	H: 1	E: 0	K: 0	S: 4	LOB: 1	BB: 0	P: 8	R: 0	H: 0	E: 0	K: 0	S: 4	LOB: 0	BB: 0	P: 8
PITCHER	IP	WLS	BF	H	R	ER	SO	BB	IBB	HBP	BLK	WP	HR	S	P	ERA	WHIP																																															
Frank Tanana, L ERA: 4.2 (1, 1)	1.2	L	12	7	6	6	0	0	0	0	0	0	0	20	34	32.40	4.200																																															
Eric King, R ERA: 3.34 (2, 1)	6.1		24	4	2	2	4	0	0	0	0	0	0	49	71	2.84	0.632																																															

**DETROIT TIGERS @ MINNESOTA TWINS**  
Hubert H. Humphrey Metrodome, Minneapolis, MN  
Wed Aug 24 1988, 8:05 PM EDT  
Att. 46,054 - Dome

<b>AB</b>	<b>36</b>
<b>R</b>	<b>8</b>
<b>H</b>	<b>11</b>
<b>RBI</b>	<b>8</b>
<b>BB</b>	<b>0</b>
<b>SO</b>	<b>4</b>
<b>LOB</b>	<b>8</b>



WP: 0	PA: 36
PB: 0	SB: 0
CS: 0	

WP	PA	ERA	WHIP
0	36		

Batter	1	2	3	4	5	6	7	8	9	10	11	12	AB R H RBI BB SO LOB	TOP											
Lou Whitaker, L OBP: 0.381, SLG: 0.410	1-3 K		2-3 K			1-3 K		0-0 F8		0-0 F9		4-0 E S IBB	5 0 0 0 1 3 1												
Pat Sheridan, L OBP: 0.343, SLG: 0.431	1-1 6-3		3-1 G3-1			0-0 1B 1B		4-1 BB		2-1 1B		3-3 K	5 0 2 0 1 1 2												
Alan Trammell, R OBP: 0.377, SLG: 0.479	2-3 K		2-2 L7			0-0 B1		0-0 F8		1-1 F8		0-2 E6	6 0 0 0 0 1 5												
Dave Bergman, L OBP: 0.400, SLG: 0.448		4-0 1B BB		0-0 4-3		1-1 1B		0-0 F6		3-2 F9		1-0 F8	5 1 1 0 1 0 3												
Darrell Evans, L OBP: 0.328, SLG: 0.368		2-2 1-6-3		0-0 F8		3-2 1B			0-1 F8		1-0 1B		5 0 1 0 0 0 3												
Chet Lemon, R OBP: 0.351, SLG: 0.413		4-2 1B G5-3 BB		0-2 6-3		4-0 K BB BB			0-0 4-3		0-1 F5		3 1 0 0 2 0 1												
Matt Nokes, L OBP: 0.309, SLG: 0.414		1-0 G5-3 1B		1-2 G3		4-1 BB			4-1 CS BB		1-3 K		2 0 1 1 2 0 0												
Jim Walewander, S OBP: 0.241, SLG: 0.240		1-3 2-H		0-2 5-3		1-2 BB			2-2 CS				0 0 0 0 0 0 0												
Mike Heath, R OBP: 0.335, SLG: 0.417		2-0 G5-3		0-2 5-3		1-2 K			1-2 CS				1 0 0 0 0 1 1												
Tom Brookens, R OBP: 0.337, SLG: 0.381		1-2 3-H		3-1 6-3		2-3			0-0 F9			1-1 SH5-3 E 2B	5 1 1 1 0 1 3												
Gary Pettis, S OBP: 0.286, SLG: 0.276		2-0 F7		0-0 1-3		0-0 1-3			1-2 1B 1B			1-0 SH5-3	4 0 1 0 0 0 2												
<b>Inning Stats</b>	R: 0 E: 0 K: 2 S: 9	H: 0 LOB: 0 BB: 0 P: 13	R: 2 E: 0 K: 0 S: 9	H: 1 LOB: 1 BB: 2 P: 24	R: 0 E: 0 K: 1 S: 14	H: 0 LOB: 0 BB: 0 P: 21	R: 0 E: 0 K: 0 S: 5	H: 0 LOB: 0 BB: 0 P: 5	R: 0 E: 0 K: 1 S: 9	H: 0 LOB: 0 BB: 0 P: 13	R: 0 E: 0 K: 1 S: 10	H: 0 LOB: 1 BB: 2 P: 13	R: 0 E: 0 K: 0 S: 4	H: 0 LOB: 1 BB: 1 P: 8	R: 0 E: 0 K: 0 S: 9	H: 0 LOB: 1 BB: 1 P: 14	R: 0 E: 0 K: 1 S: 10	H: 1 LOB: 1 BB: 0 P: 15	R: 0 E: 0 K: 1 S: 10	H: 1 LOB: 1 BB: 0 P: 15	R: 1 E: 1 K: 1 S: 11	H: 1 LOB: 2 BB: 1 P: 21	1B: 6 2B: 1 3B: 0 HR: 0	SF: 0 SAC: 1 DP: 0 HBP: 0	WP: 0 PA: 50
<b>PITCHER</b>	IP WLS BF H R ER SO BB IBB HBP BLK WP HR S P ERA WHIP																								
Don August, R ERA: 3.25	(1, 1) 6.0 WLS 25 H 3 R 2 ER 2 SO 4 BB 4 IBB 0 BLK 0 WP 0 HR 0 S 57 P 100 ERA 3.00 WHIP 1.167																								
Chris Bosio, R ERA: 3.64	(7, 1) 6.0 L 24 4 1 0 3 2 1 0 0 0 0 0 47 75 0.00 1.000																								

Detroit Tigers @ Milwaukee Brewers  
 Milwaukee County Stadium, Milwaukee, WI  
 Fri Aug 26 1988, 8:05 PM EDT  
 Att. 35,275 - Unknown - 76 F

livebaseballscorecards.com

AB	41
R	3
H	7
RBI	2
BB	7
SO	7
LOB	21



Batter	1	2	3	4	5	6	7	8	9	10	11	12	AB	R	H	RBI	BB	SO	LOB
Paul Molitor, R OBP: 0.388, SLG: 0.454 (1, 5)	2-3 K		0-1 6-3		0-1 BB 1B		0-1 1-2 1B		4-0 IBB		2-3 K		5	0	2	1	1	2	0
Jeffrey Leonard, R OBP: 0.277, SLG: 0.356 (1, 7)	2-0 G1-3		2-1 3-1		4-2 BB G4-6-3 1-2		2-1 G4-3		1-0 1-3		1-0 F7		5	0	0	0	1	0	5
Robin Yount, R OBP: 0.362, SLG: 0.456 (1, 8)	4-0 FC6-4 BB			1-1 3-1	0-1 G4-6-3 1-2		2-1 L8		1-0 5-3		0-0 F9		5	0	0	0	1	0	3
Greg Brock, L OBP: 0.342, SLG: 0.318 Juan Castillo, S OBP: 0.253, SLG: 0.226 (1, 3) (12, PR)	0-0 FC6-4 1-2			0-1 4-3		1-0 F8		0-0 L8		1-1 PB 1B		4-1 1B BB	5	0	1	0	1	0	1
Rob Deer, R OBP: 0.322, SLG: 0.436 (1, 9)		2-2 F7		2-3 K		0-0 G6-4-3 1B		0-3 K		0-3 K		0-1 1-2 1B	6	0	2	0	0	3	1
B.J. Surhof, L OBP: 0.287, SLG: 0.307 (1, 2)		1-3 K		2-2 SH E 2B		0-0 G6-4-3 1-2		1-0 F8		4-0 1-2 IBB		2-3 K	5	1	1	0	1	2	3
Joey Meyer, R OBP: 0.314, SLG: 0.443 Mike Young, S OBP: 0.337, SLG: 0.336 (1, 10) (5, PR)		4-2 BB		4-2 E SH 1B BB		1-0 SH 1B E		1-0 5-3		3-3 K		3-1 F6	0	0	0	0	2	0	0
Jim Gantner, L OBP: 0.317, SLG: 0.337 (1, 4)		2-0 L4		1-0 SH 1B E		1-3 K		0-0 2B 1B		0-0 F8		2-1 F8	4	0	1	0	0	1	1
Dale Sveum, S OBP: 0.267, SLG: 0.344 (1, 6)			0-0 1-3		1-0 3-1		0-0 1B		1-2 SAFE 1B		1-0 F7		5	0	2	0	0	0	2

Inning Stats	R: 0	H: 0	E: 0	K: 1	S: 5	LOB: 1	BB: 1	P: 13	R: 0	H: 0	E: 0	K: 1	S: 10	LOB: 1	BB: 1	P: 19	R: 0	H: 0	E: 0	K: 0	S: 5	LOB: 0	BB: 0	P: 7	R: 0	H: 0	E: 0	K: 1	S: 7	LOB: 0	BB: 0	P: 10	R: 2	H: 2	E: 2	K: 0	S: 15	LOB: 3	BB: 2	P: 27	R: 0	H: 1	E: 0	K: 0	S: 3	LOB: 0	BB: 0	P: 4	R: 0	H: 2	E: 0	K: 1	S: 9	LOB: 2	BB: 0	P: 13	R: 0	H: 0	E: 0	K: 1	S: 6	LOB: 0	BB: 0	P: 8	R: 0	H: 2	E: 0	K: 1	S: 10	LOB: 3	BB: 1	P: 20	R: 0	H: 1	E: 0	K: 1	S: 8	LOB: 2	BB: 1	P: 17	R: 0	H: 0	E: 0	K: 1	S: 7	LOB: 0	BB: 0	P: 12	R: 0	H: 1	E: 0	K: 1	S: 8	LOB: 2	BB: 1	P: 15	1B: 7	2B: 2	3B: 0	HR: 0	SF: 0	SAC: 1	DP: 2	HBP: 0	WP: 0	PA: 51
--------------	------	------	------	------	------	--------	-------	-------	------	------	------	------	-------	--------	-------	-------	------	------	------	------	------	--------	-------	------	------	------	------	------	------	--------	-------	-------	------	------	------	------	-------	--------	-------	-------	------	------	------	------	------	--------	-------	------	------	------	------	------	------	--------	-------	-------	------	------	------	------	------	--------	-------	------	------	------	------	------	-------	--------	-------	-------	------	------	------	------	------	--------	-------	-------	------	------	------	------	------	--------	-------	-------	------	------	------	------	------	--------	-------	-------	-------	-------	-------	-------	-------	--------	-------	--------	-------	--------

PITCHER	IP	WLS	BF	H	R	ER	SO	BB	IBB	HBP	BLK	WP	HR	S	P	ERA	WHIP
Walt Terrell, R ERA: 3.95 (1, 1)	9.0		38	7	2	2	6	4	1	0	0	0	0	70	121	2.00	1.222
Mike Henneman, R ERA: 1.92 (10, 1)	2.2	W	12	2	0	0	2	1	1	0	0	0	0	20	39	0.00	1.125
Willie Hernandez, L ERA: 2.65 (12, 1)	0.1	S	1	0	0	0	1	0	0	0	0	0	0	3	5	0.00	0.000

**BOTTOM**

**Detroit Tigers @ Milwaukee Brewers**  
**Milwaukee County Stadium, Milwaukee, WI**  
 Fri Aug 26 1988, 8:05 PM EDT  
 Att: 35,275 - Unknown - 76 F

[livebaseballscorecards.com](http://livebaseballscorecards.com)

<b>AB</b>	<b>43</b>
<b>R</b>	<b>2</b>
<b>H</b>	<b>9</b>
<b>RBI</b>	<b>1</b>
<b>BB</b>	<b>7</b>
<b>SO</b>	<b>9</b>
<b>LOB</b>	<b>18</b>



Batter	1	2	3	4	5	6	7	8	9	10	11	12	AB	R	H	RBI	BB	SO	LOB	TOP								
Lou Whitaker, L OBP: 0.378, SLG: 0.406 (1, 4)	0-1 3-1		3-2 SH1-3 BLK 1B	1-2 L9		0-0 F6			0-1 G3-6-3 1-2f		0-2 8-2 3-Hf		6	1	1	0	0	0	4									
Pat Sheridan, L OBP: 0.344, SLG: 0.429 (1, 7)	4-0 1B BB 1B		1-0 SH1-3		1-3 K		1-1 6-3			0-0 FC5 E 1B		1-0 4-3	4	1	1	0	1	1	0									
Alan Trammell, R OBP: 0.381, SLG: 0.489 (1, 6)	2-1 1B 1-3 1B		1-1 1B		2-2 HR		0-2 F3			1-2 E1 WP FC5		1-2 1B	6	1	4	2	0	0	1									
Dave Bergman, L OBP: 0.394, SLG: 0.440 (1, 3)	1-2 BB 1-3 1B 3-H		1-0 L4		1-1 4-3		1-3 K			1-2 FC5 WP 1-2f 2-3f		0-0 L7	6	0	1	1	0	1	4									
Darrell Evans, L OBP: 0.333, SLG: 0.378 Jim Walewander, S (8, PR) OBP: 0.241, SLG: 0.240 Dwayne Murphy, L (10, PH) OBP: 0.353, SLG: 0.319	4-1 G6-4-3 BB		2-1 G3		2-1 HR		4-1 G6-4-3 BB			4-2 BB		2-3 K	2	1	1	1	2	0	1									
Chet Lemon, R OBP: 0.347, SLG: 0.408 (1, 9)	3-2 G6-4-3 1-2f		1-0 F9		0-0 F8		1-2 G6-4-3 1-2f			1-3 K			5	0	0	0	0	1	7									
Matt Nokes, L OBP: 0.311, SLG: 0.429 Mike Heath, R OBP: 0.333, SLG: 0.415 (1, 2)		2-0 G3		2-0 2B		1-0 HR		0-2 F8		3-2 5-3			4	1	2	1	0	0	1									
Tom Brookens, R OBP: 0.338, SLG: 0.382 (1, 5)		1-2 3-1		2-2 F7		1-1 6-3			4-1 G3-6-3 BB		2-2 SH5-4 8-2 2B		4	0	1	0	1	0	1									
Gary Pettis, S OBP: 0.286, SLG: 0.274 (1, 8)		1-3 K		4-1 BB		0-3 K			1-2 F8		0-1 SH5-4 2-3		3	0	0	0	1	2	1									
<b>Inning Stats</b>	R: 1 E: 0 K: 0 S: 11	H: 2 LOB: 2 BB: 2 P: 25	R: 0 E: 0 K: 1 S: 7	H: 0 LOB: 0 BB: 0 P: 11	R: 1 E: 0 K: 0 S: 11	H: 2 LOB: 1 BB: 0 P: 19	R: 0 E: 0 K: 1 S: 10	H: 1 LOB: 2 BB: 1 P: 20	R: 2 E: 0 K: 1 S: 11	H: 2 LOB: 0 BB: 0 P: 17	R: 1 E: 0 K: 1 S: 7	H: 1 LOB: 0 BB: 0 P: 9	R: 0 E: 0 K: 1 S: 8	H: 0 LOB: 0 BB: 0 P: 10	R: 0 E: 0 K: 0 S: 8	H: 0 LOB: 1 BB: 1 P: 13	R: 0 E: 1 K: 0 S: 6	H: 0 LOB: 0 BB: 1 P: 11	R: 0 E: 0 K: 1 S: 17	H: 1 LOB: 3 BB: 1 P: 26	R: 0 E: 0 K: 0 S: 9	H: 1 LOB: 0 BB: 0 P: 11	R: 0 E: 0 K: 1 S: 8	H: 1 LOB: 1 BB: 0 P: 12	1B: 6 2B: 3 3B: 0 HR: 3	SF: 0 SAC: 2 DP: 4 HBP: 0	WP: 1 PB: 0 SB: 0 CS: 0	PA: 50
<b>PITCHER</b>	IP	WLS	BF	H	R	ER	SO	BB	IBB	HBP	BLK	WP	HR	S	P	ERA	WHIP											
Mike Birkbeck, R ERA: 4.64 (1, 1)	5.0		24	7	4	4	2	3	0	0	1	0	2	50	92	7.20	2.000											
Juan Nieves, L ERA: 4.73 (6, 1)	4.0		13	1	1	1	2	2	0	0	0	0	1	29	43	2.25	0.750											
Chuck Crim, R ERA: 2.64 (10, 1)	3.0	W	13	3	0	0	2	1	0	0	0	1	0	34	49	0.00	1.333											

**Detroit Tigers @ Milwaukee Brewers**  
 Milwaukee County Stadium, Milwaukee, WI  
 Sat Aug 27 1988, 8:05 PM EDT  
 Att. 50,907 - Unknown - 68 F

AB	42
R	5
H	11
RBI	5
BB	6
SO	6
LOB	24



livebaseballscorecards.com



Batter	1	2	3	4	5	6	7	8	9	10	11	12	AB	R	H	RBI	BB	SO	LOB
Paul Molitor, R OBP: 0.389, SLG: 0.457	2-2 2B		3-2 6-3		2-0 F8			4-2 WP 1B 1B BB	1-0 SF7		0-2 1B		4	1	2	1	1	0	0
Jeffrey Leonard, R OBP: 0.278, SLG: 0.356	1-3 K		0-3 K			0-0 6-3		0-0 1B WP 1-2 WP 1B	1-1 3-H 2-H 1B		0-1 F9		6	1	2	1	0	2	2
Robin Yount, R OBP: 0.370, SLG: 0.457	1-3 K			0-2 1B 5-3 1B		1-2 F9		1-2 WP BB 1B	0-2 SAFE 1-2 1B			0-1 6-3	6	0	3	1	0	1	1
Greg Brock, L OBP: 0.341, SLG: 0.314	3-3 K			2-1 5-3		0-0 6-3		4-2 WP 1-2 BB	1-2 F8			1-2 F8	3	0	0	0	1	1	2
Jim Adduci, L OBP: 0.247, SLG: 0.363				1-2									0	0	0	0	0	0	0
Mike Young, S OBP: 0.335, SLG: 0.333													1	0	0	0	0	0	2
Bill Schroeder, R OBP: 0.209, SLG: 0.255													1	0	0	0	0	0	0
Rob Deer, R OBP: 0.320, SLG: 0.440		1-1 F7		1-1 F8		0-1 F2		1-2 L5		0-2 F8		2-2 HR	6	1	1	1	0	0	3
B.J. Surhoff, L OBP: 0.289, SLG: 0.310		0-1 S E 2B		2-2 FC6-4 1B		3-2 F8		2-3 K		1-0 F2			5	1	2	0	0	1	3
Joey Meyer, R OBP: 0.317, SLG: 0.453		1-0 F8		0-1 FC6-4		0-2 2B				0-0 SH3-4 SF7 2B			4	0	2	0	0	0	2
Juan Castillo, S OBP: 0.250, SLG: 0.224		2-H F8		1-2f									1	1	0	0	0	0	0
Jim Gantner, L OBP: 0.316, SLG: 0.334		0-1 5-3			1-0 F8		0-0 6-3			4-2 SH3-4 1B BB		1-1 L7	4	1	0	0	1	0	1
Dale Sveum, S OBP: 0.265, SLG: 0.341			0-0 F7		0-1 L4			0-1 1-3	0-1 SH3-4				4	0	0	0	0	1	0


Inning Stats	R: 0	H: 1	E: 0	K: 3	S: 12	LOB: 1	BB: 0	P: 19	R: 1	H: 1	E: 1	K: 0	S: 7	LOB: 0	BB: 0	P: 9	R: 0	H: 0	E: 0	K: 1	S: 11	LOB: 0	BB: 0	P: 14	R: 0	H: 2	E: 0	K: 0	S: 12	LOB: 2	BB: 0	P: 17	R: 0	H: 0	E: 0	K: 0	S: 4	LOB: 0	BB: 0	P: 7	R: 0	H: 1	E: 0	K: 0	S: 11	LOB: 1	BB: 0	P: 14	R: 2	H: 2	E: 0	K: 1	S: 17	LOB: 3	BB: 2	P: 29	R: 2	H: 3	E: 0	K: 0	S: 18	LOB: 2	BB: 1	P: 25	R: 0	H: 0	E: 0	K: 0	S: 6	LOB: 0	BB: 0	P: 7	R: 0	H: 1	E: 0	K: 1	S: 10	LOB: 1	BB: 0	P: 11	R: 1	H: 1	E: 0	K: 0	S: 8	LOB: 0	BB: 0	P: 11	1B: 7	SF: 1	2B: 4	SAC: 1	3B: 0	DP: 0	HR: 1	HBP: 0	WP: 2	PA: 50
--------------	------	------	------	------	-------	--------	-------	-------	------	------	------	------	------	--------	-------	------	------	------	------	------	-------	--------	-------	-------	------	------	------	------	-------	--------	-------	-------	------	------	------	------	------	--------	-------	------	------	------	------	------	-------	--------	-------	-------	------	------	------	------	-------	--------	-------	-------	------	------	------	------	-------	--------	-------	-------	------	------	------	------	------	--------	-------	------	------	------	------	------	-------	--------	-------	-------	------	------	------	------	------	--------	-------	-------	-------	-------	-------	--------	-------	-------	-------	--------	-------	--------

PITCHER	IP	WLS	BF	H	R	ER	SO	BB	IBB	HBP	BLK	WP	HR	S	P	ERA	WHIP
Jack Morris, R ERA: 4.08	(1, 1)	7.2	32	7	3	2	4	2	0	0	0	2	0	76	110	2.35	1.174
Willie Hernandez, L ERA: 2.96	(8, 1)	0.2	4	1	2	2	1	1	0	0	0	0	0	11	17	27.00	3.000
Mike Henneman, R ERA: 1.91	(9, 1)	0.1	3	2	0	0	0	0	0	0	0	0	0	6	8	0.00	6.000
Paul Gibson, L ERA: 3.16	(9, 1)	3.0	L	11	2	1	1	1	0	0	0	0	1	28	34	3.00	0.667

**DETROIT TIGERS @ MILWAUKEE BREWERS**  
**Milwaukee County Stadium, Milwaukee, WI**  
 Sat Aug 27 1988, 8:05 PM EDT  
 Att: 50,907 - Unknown - 68 F

livebaseballscorecards.com

AB	45
R	6
H	12
RBI	4
BB	3
SO	6
LOB	16



Batter	1	2	3	4	5	6	7	8	9	AB	R	H	RBI	BB	SO	LOB	TOP										
Lou Whitaker, L (1, 4) OBP: 0.376, SLG: 0.412	0-2 HR		1-2 1-3	2-1 FC		1-0 G3	1-0 CS	0-0 6-3		5	1	1	2	0	0	3											
Pat Sheridan, L (1, 7) OBP: 0.344, SLG: 0.426	3-1 F7		3-2 HR 1B	2-3 K		4-0 2B IBB		0-3 K		4	2	1	0	1	2	2											
Dave Bergman, L (1, 3) OBP: 0.398, SLG: 0.451	2-2 1B 2B		1-0 L9	0-1 F6		2-1 F8 2B		4-2 BB		4	1	2	3	1	0	3											
Darrell Evans, L (1, 10) OBP: 0.333, SLG: 0.376	2-2 1B		4-2 HR BB		3-2 F8	3-2 F8		0-3 K		4	1	1	1	1	1	2											
Dwayne Murphy, L (1, 9) OBP: 0.356, SLG: 0.364	0-2 F7		2-1 HR		0-1 1B	0-2 F7		3-1 L7		5	1	2	3	0	0	2											
Luis Salazar, R (1, 6) OBP: 0.305, SLG: 0.401	2-3 K		2-0 F8		3-3 K		0-2 WP 1B	0-1 F9		5	1	1	0	0	2	2											
Tom Brookens, R (1, 5) OBP: 0.336, SLG: 0.378		2-3 K		0-0 F7	0-1 3-1		2-2 L9	4-2 BB		4	0	0	0	1	1	2	AB 40										
Mike Heath, R (1, 2) OBP: 0.335, SLG: 0.414		2-0 L5		1-0 1B FC 1B		0-2 1B 2B 1B	3-3 K	0-3 K		5	2	2	0	0	2	2	R 10										
Gary Pettis, S (1, 8) OBP: 0.290, SLG: 0.279		3-2 F4		1-0 FC S 1B		0-2 G3 2B 1B	0-2 CS 1B			4	1	3	1	0	0	0	H 13										
<b>Inning Stats</b>	R: 2 E: 0 K: 1 S: 19	H: 3 LOB: 1 BB: 0 P: 28	R: 0 E: 0 K: 1 S: 8	H: 0 LOB: 0 BB: 0 P: 15	R: 3 E: 0 K: 0 S: 14	H: 2 LOB: 0 BB: 1 P: 27	R: 1 E: 0 K: 1 S: 11	H: 2 LOB: 2 BB: 0 P: 17	R: 0 E: 0 K: 1 S: 11	H: 1 LOB: 1 BB: 0 P: 17	R: 3 E: 0 K: 0 S: 17	H: 3 LOB: 1 BB: 1 P: 27	R: 1 E: 0 K: 1 S: 14	H: 2 LOB: 0 BB: 0 P: 20	R: 0 E: 0 K: 2 S: 9	H: 0 LOB: 1 BB: 1 P: 13	R: 0 E: 0 K: 1 S: 10	H: 0 LOB: 1 BB: 1 P: 17	1B: 9 2B: 2 3B: 0 HR: 2	SF: 0 SAC: 0 DP: 0 HBP: 0	WP: 2 PB: 0 SB: 2 CS: 1	PA: 45					
<b>PITCHER</b>	IP	WLS	BF	H	R	ER	SO	BB	IBB	HBP	BLK	WP	HR	S	P	ERA	WHIP										
Bill Wegman, R (1, 1) ERA: 4.38	5.1		30	11	9	9	4	1	1	0	0	0	2	74	122	15.19	2.250										
Odell Jones, R (6, 1) ERA: 3.93	1.2	W	6	2	1	1	1	0	0	0	0	1	0	20	29	5.40	1.200										
Chris Bosio, R (8, 1) ERA: 3.6	2.0	S	8	0	0	0	3	2	0	0	0	0	0	19	30	0.00	1.000										

Detroit Tigers @ Milwaukee Brewers  
Milwaukee County Stadium, Milwaukee, WI

Sun Aug 28 1988, 4:33 AM EDT  
Att. 37,818 - Sunny - 64 F

AB	40
R	10
H	13
RBI	10
BB	4
SO	8
LOB	18



livebaseballscorecards.com

Batter	1	2	3	4	5	6	7	8	9	AB	R	H	RBI	BB	SO	LOB
<b>Paul Molitor, R</b> OBP: 0.391, SLG: 0.464 (1, 5) X	0-0 6-3		4-0 SF8 E 1B BB	1-1 FC6-4 1B		0-1 SF9	0-0 HR			3	2	2	4	1	0	0
<b>Jeffrey Leonard, R</b> OBP: 0.277, SLG: 0.354 (1, 7) C B B X	2-1 F3		1-2 E7 1B	1-0 FC6-4 1B		0-0 1B 1B	0-0 6-3			5	1	1	0	0	0	4
<b>Robin Yount, R</b> OBP: 0.370, SLG: 0.456 (1, 8) B F C B X <b>Jim Adduci, L</b> OBP: 0.258, SLG: 0.383 (3, 9) X	2-2 L4		1-1 SF8 2B		0-1 F9 1B 2B	1-2 WP 1B 1B	0-0 6-3			1	0	0	0	0	0	0
<b>Rob Deer, R</b> OBP: 0.323, SLG: 0.442 (1, 9) (3, 8) C B C B C B X		2-3 K	0-0 1B		3-3 K	1-1 WP 2B 1B	0-1 HBP 1B			5	1	3	2	0	2	1
<b>Mike Young, S</b> OBP: 0.337, SLG: 0.327 (1, 10) B X	1-0 L6		0-0 4-3		0-0 F9	4-0 2B IBB	2-2 HBP			3	1	0	0	1	0	3
<b>Joey Meyer, R</b> OBP: 0.324, SLG: 0.460 (1, 3) B B B B <b>Greg Brock, L</b> OBP: 0.340, SLG: 0.313 (6, PR) (7, 3) X	4-0 BB				0-0 6-3	0-0 1B	3-1 1B 2B	2-1 F8		3	0	2	4	1	0	0
<b>Jim Gantner, L</b> OBP: 0.317, SLG: 0.335 (1, 4) C B C B X	0-2 4-3				3-1 6-3	2-2 G3	1-0 1B			5	0	2	0	0	0	2
<b>Charlie O'Brien, R</b> OBP: 0.271, SLG: 0.343 (1, 2) X			0-0 F8	0-1 1B 1B			0-1 G1-6-3 1B			5	2	2	0	0	0	2
<b>Dale Sveum, S</b> OBP: 0.270, SLG: 0.346 (1, 6) C B F F X			1-2 E BB SF8 1B	0-2 1B		0-0 1B 1B	1-2 HR 1B	3-1 F9		5	3	4	0	0	0	0


Inning Stats	R: 0	H: 0	E: 0	K: 0	S: 6	LOB: 0	BB: 0	P: 10	R: 0	H: 0	E: 0	K: 1	S: 8	LOB: 1	BB: 1	P: 15	R: 2	H: 2	E: 1	K: 0	S: 12	LOB: 2	BB: 1	P: 19	R: 1	H: 3	E: 0	K: 0	S: 11	LOB: 2	BB: 0	P: 16	R: 1	H: 2	E: 0	K: 1	S: 11	LOB: 1	BB: 0	P: 16	R: 6	H: 7	E: 0	K: 0	S: 15	LOB: 1	BB: 1	P: 27	R: 2	H: 3	E: 0	K: 0	S: 13	LOB: 2	BB: 0	P: 18	R: 0	H: 1	E: 0	K: 0	S: 5	LOB: 0	BB: 0	P: 9
--------------	------	------	------	------	------	--------	-------	-------	------	------	------	------	------	--------	-------	-------	------	------	------	------	-------	--------	-------	-------	------	------	------	------	-------	--------	-------	-------	------	------	------	------	-------	--------	-------	-------	------	------	------	------	-------	--------	-------	-------	------	------	------	------	-------	--------	-------	-------	------	------	------	------	------	--------	-------	------

PITCHER	IP	WLS	BF	H	R	ER	SO	BB	IBB	HBP	BLK	WP	HR	S	P	ERA	WHIP
<b>Doyle Alexander, R</b> ERA: 4.14 (1, 1)	5.1		30	11	8	6	2	2	0	0	0	0	0	56	85	10.12	2.438
<b>Eric King, R</b> ERA: 3.65 (6, 1)	0.0		2	1	0	0	0	0	1	0	0	1	0	2	7	∞	∞
<b>Mike Henneman, R</b> ERA: 2.14 (6, 1)	1.1	L	9	5	4	4	0	0	0	1	0	0	1	16	25	27.00	3.750
<b>Paul Gibson, L</b> ERA: 3.1 (7, 1)	1.1		4	1	0	0	0	0	0	0	0	0	0	7	13	0.00	0.750

**DETROIT TIGERS @ MILWAUKEE BREWERS**  
**Milwaukee County Stadium, Milwaukee, WI**  
 Sun Aug 28 1988, 4:33 AM EDT  
 Att: 37,818 - Sunny - 64 F

<b>AB</b>	<b>39</b>
<b>R</b>	<b>12</b>
<b>H</b>	<b>18</b>
<b>RBI</b>	<b>12</b>
<b>BB</b>	<b>3</b>
<b>SO</b>	<b>2</b>
<b>LOB</b>	<b>14</b>

livebaseballscorecards.com



<b>WP</b>	<b>1</b>	<b>PA</b>	<b>45</b>
<b>PB</b>	<b>0</b>	<b>SB</b>	<b>0</b>
<b>CS</b>	<b>0</b>		

Batter	1	2	3	4	5	6	7	8	9	AB R H RBI BB SO LOB	TOP											
Lou Whitaker, L (1, 4) OBP: 0.377, SLG: 0.413	1-2 G4-3			1-2 G4-3		2-1 1B		2-2 1B		4 0 2 0 0 0 0												
Dave Bergman, L (1, 3) OBP: 0.396, SLG: 0.447	2-2 G4-3			1-0 G4-3		0-0 P5		1-1 1B		4 0 1 0 0 0 1												
Alan Trammell, R (1, 6) OBP: 0.380, SLG: 0.487	1-3 K			3-2 1B		0-0 L8		0-1 G4-6-3		4 1 1 0 0 1 3												
Darrell Evans, L (1, 10) OBP: 0.335, SLG: 0.374				4-2 1B		0-0 F5				2 0 0 0 2 1 1												
Chet Lemon, R (1, 9) OBP: 0.348, SLG: 0.407				0-2 G5-4-3						3 1 1 1 1 1 1												
Pat Sheridan, L (1, 7) OBP: 0.346, SLG: 0.427				2-2 G4-3						4 0 2 0 0 1 0												
Tom Brookens, R (1, 5) OBP: 0.333, SLG: 0.374				0-0 P6						3 0 0 0 0 1 1												
Dwayne Murphy, L (9, PH) OBP: 0.363, SLG: 0.372				1-1 G5-3						1 0 1 1 0 0 0												
Luis Salazar, R (9, PR) OBP: 0.305, SLG: 0.401				3-1 G1-6-3						0 0 0 0 0 0 0												
Mike Heath, R (1, 2) OBP: 0.333, SLG: 0.410				1-1 G5-3						4 0 1 0 0 0 3												
Gary Pettis, S (1, 8) OBP: 0.287, SLG: 0.276				3-1 G1-6-3						4 0 0 0 0 1 3												
<b>Inning Stats</b>	R: 0 E: 0 K: 1 S: 9	H: 0 LOB: 0 BB: 0 P: 13	R: 0 E: 0 K: 0 S: 8	H: 0 LOB: 0 BB: 1 P: 14	R: 0 E: 0 K: 0 S: 5	H: 0 LOB: 0 BB: 0 P: 9	R: 1 E: 0 K: 0 S: 11	H: 2 LOB: 2 BB: 1 P: 20	R: 0 E: 0 K: 2 S: 11	H: 1 LOB: 1 BB: 0 P: 14	R: 0 E: 0 K: 0 S: 5	H: 1 LOB: 1 BB: 0 P: 7	R: 0 E: 0 K: 1 S: 11	H: 1 LOB: 1 BB: 0 P: 17	R: 0 E: 0 K: 0 S: 11	H: 2 LOB: 1 BB: 0 P: 16	R: 1 E: 0 K: 2 S: 12	H: 2 LOB: 2 BB: 1 P: 22	1B: 9 2B: 0 3B: 0 HR: 0	SF: 0 SAC: 0 DP: 2 HBP: 0	WP: 0 PB: 0 SB: 1 CS: 0	PA: 36
<b>PITCHER</b>	IP WLS BF H R ER SO BB IBB HBP BLK WP HR S P ERA WHIP												<b>PITCHER</b>	IP WLS BF H R ER SO BB IBB HBP BLK WP HR S P ERA WHIP								
Bill Long, R (1, 1) ERA: 4.41	7.1 W 29 7 1 1 4 2 0 0 0 0 0 0 69 108 1.23 1.227																					
Bobby Thigpen, R (8, 1) ERA: 3.12	1.2 S 7 2 1 1 2 1 0 0 0 0 0 0 14 24 5.40 1.800																					

Detroit Tigers @ Chicago White Sox  
Comiskey Park, Chicago, IL

Mon Aug 29 1988, 8:05 PM EDT  
Att. 14,916 - Unknown - 68 F

livebaseballscorecards.com

AB 33  
R 2  
H 9  
RBI 2  
BB 3  
SO 6  
LOB 13



Batter	1	2	3	4	5	6	7	8	9
<b>Dave Gallagher, R</b> OBP: 0.335, SLG: 0.387 (1, 7)	2-2 G6-3		2-2 G5-3		0-0 F9		0-0 FC6-4		
<b>Steve Lyons, L</b> OBP: 0.307, SLG: 0.364 (1, 8)	1-0 G3			3-2 F7		2-3 K		1-1 F9	
<b>Harold Baines, L</b> OBP: 0.349, SLG: 0.399 (1, 10)	2-2 F7			2-2 G6-3		1-0 G1-4-3		0-3 K	
<b>Carlton Fisk, R</b> OBP: 0.385, SLG: 0.593 (1, 2)				2-2 HR		1-1 F7		0-0 1B	
<b>Mike Diaz, R</b> OBP: 0.308, SLG: 0.239 (1, 3)			3-3 K	1-3 K		1-1 G5-3		1-0 P3	
<b>Kenny Williams, R</b> OBP: 0.238, SLG: 0.310 (1, 9)			1-3 K		1-1 P6		0-0 HR		
<b>Fred Manrique, R</b> OBP: 0.285, SLG: 0.369 (1, 4)			1-2 G4-3		4-2 G4-3 1B BB		0-0 2B		
<b>Ozzie Guillen, L</b> OBP: 0.285, SLG: 0.300 (1, 6)			2-2 G4-3		3-1 G4-3		0-0 F6		
<b>Donnie Hill, S</b> OBP: 0.294, SLG: 0.262 (1, 5)			2-1 G5-3		0-0 1B		4-1 FC6-4 BB		

Inning Stats	R: 0	H: 0	E: 0	K: 0	S: 7	LOB: 0	BB: 0	P: 12
	R: 0	H: 0	E: 0	K: 2	S: 9 <td>LOB: 1</td> <td>BB: 1</td> <td>P: 18</td>	LOB: 1	BB: 1	P: 18
	R: 0	H: 0	E: 0	K: 0	S: 8 <td>LOB: 0</td> <td>BB: 0</td> <td>P: 14</td>	LOB: 0	BB: 0	P: 14
	R: 1	H: 1	E: 0	K: 1	S: 13 <td>LOB: 0</td> <td>BB: 0</td> <td>P: 21</td>	LOB: 0	BB: 0	P: 21
	R: 1	H: 1	E: 0	K: 0	S: 8 <td>LOB: 1</td> <td>BB: 1</td> <td>P: 16</td>	LOB: 1	BB: 1	P: 16
	R: 0	H: 0	E: 0	K: 1	S: 7 <td>LOB: 0</td> <td>BB: 0</td> <td>P: 11</td>	LOB: 0	BB: 0	P: 11
	R: 1	H: 2	E: 0	K: 0	S: 7 <td>LOB: 2</td> <td>BB: 1</td> <td>P: 12</td>	LOB: 2	BB: 1	P: 12
	R: 0	H: 1	E: 0	K: 1	S: 7 <td>LOB: 1</td> <td>BB: 0</td> <td>P: 9</td>	LOB: 1	BB: 0	P: 9

PITCHER	IP	WLS	BF	H	R	ER	SO	BB	IBB	HBP	BLK	WP	HR	S	P	ERA	WHIP
<b>Steve Searcy, L</b> ERA: 3.52 (1, 1)	7.2	L	31	5	3	3	5	3	0	0	0	0	2	65	111	3.52	1.043
<b>Don Heinkel, R</b> ERA: 4.13 (8, 1)	0.1		1	0	0	0	0	0	0	0	0	0	0	1	2	0.00	0.000

**BOTTOM**

AB	R	H	RBI	BB	SO	LOB
4	0	0	0	0	0	3
4	0	0	0	0	1	0
4	0	0	0	0	1	0
3	1	2	1	1	0	0
4	0	0	0	0	2	2
3	1	1	1	0	1	1
2	1	1	0	1	0	1
3	0	0	0	0	0	2
2	0	1	1	1	0	0

<b>AB</b>	<b>29</b>
<b>R</b>	<b>3</b>
<b>H</b>	<b>5</b>
<b>RBI</b>	<b>3</b>
<b>BB</b>	<b>3</b>
<b>SO</b>	<b>5</b>
<b>LOB</b>	<b>9</b>



WP	PA
0	32

**Detroit Tigers @ Chicago White Sox**  
Comiskey Park, Chicago, IL  
Mon Aug 29 1988, 8:05 PM EDT  
Att. 14,916 - Unknown - 68 F

livebaseballscorecards.com

Batter	1	2	3	4	5	6	7	8	9	AB R H RBI BB SO LOB	TOP
Lou Whitaker, L (1, 4) OBP: 0.378, SLG: 0.412	1-1 F9		1-2 G3 WP 1B		4-2 SAFE L3 BB		2-0 F6			3 0 1 0 1 0 0	
Pat Sheridan, L (1, 7) OBP: 0.346, SLG: 0.426 Larry Herndon, R (8, PH) OBP: 0.301, SLG: 0.308 (8, 7)	0-0 1B		3-2 G3		1-0 L3			0-0 G3		3 0 1 0 0 0 3 1 0 0 0 0 0 0	
Luis Salazar, R (1, 6) OBP: 0.302, SLG: 0.397	0-2 F6		0-2 5-3		1-2 F9			1-1 B1-3		4 0 0 0 0 0 2	
Dave Bergman, L (1, 3) OBP: 0.395, SLG: 0.445 Ray Knight, R (6, PR) OBP: 0.271, SLG: 0.287 (6, 3)	1 SAFE 3-1 F8		0-1 F7		0-0 E 1B			2-2 4-3		3 0 1 0 0 0 2 1 0 0 0 0 0 0	
Darrell Evans, L (1, 10) OBP: 0.332, SLG: 0.370		1-3 K		3-2 G3		0-2 F7			1-3 K	4 0 0 0 0 2 1	
Chet Lemon, R (1, 9) OBP: 0.348, SLG: 0.406		1-0 F7		3-2 6-3		0-0 E6			1-1 BB 1B	4 0 1 0 0 0 1	
Tom Brookens, R (1, 5) OBP: 0.332, SLG: 0.376		0-1 2B		1-1 6-3		2-0 5-3			1-1 F3	4 1 1 0 0 0 3	
Mike Heath, R (1, 2) OBP: 0.342, SLG: 0.420		2-0 WP 2-H 2B			1-0 BB 1B		1-1 F8		4-2 1-2 BB	3 0 2 1 1 0 0	
Gary Pettis, S (1, 8) OBP: 0.285, SLG: 0.273		1-0 F9		2-3 K		1-1 F9			2-1 F8	4 0 0 0 0 1 4	
<b>Inning Stats</b>	R: 0 H: 1 E: 0 LOB: 1 K: 0 BB: 0 S: 8 P: 12	R: 1 H: 2 E: 0 LOB: 1 K: 1 BB: 0 S: 8 P: 13	R: 0 H: 1 E: 0 LOB: 1 K: 0 BB: 0 S: 12 P: 16	R: 0 H: 0 E: 0 LOB: 0 K: 0 BB: 0 S: 9 P: 16	R: 0 H: 1 E: 0 LOB: 1 K: 1 BB: 1 S: 11 P: 19	R: 0 H: 1 E: 1 LOB: 2 K: 0 BB: 0 S: 11 P: 14	R: 0 H: 0 E: 0 LOB: 0 K: 0 BB: 0 S: 5 P: 9	R: 0 H: 0 E: 0 LOB: 0 K: 0 BB: 0 S: 7 P: 10	R: 0 H: 1 E: 0 LOB: 2 K: 1 BB: 1 S: 12 P: 21	1B: 5 SF: 0 2B: 3 SAC: 0 3B: 0 DP: 1 HR: 0 HBP: 0	WP: 2 PA: 36 PB: 0 SB: 0 CS: 0
<b>PITCHER</b>	IP WLS BF H R ER SO BB IBB HBP BLK WP HR S P ERA WHIP										
Jeff Bittiger, R (1, 1) ERA: 4.18	5.1 W 21 5 1 1 2 1 0 0 0 2 0 52 81 1.69 1.125										
Steve Rosenberg, L (6, 1) ERA: 3.7	1.2 7 1 0 0 0 0 0 0 0 0 0 12 18 0.00 0.600										
Barry Jones, R (8, 1) ERA: 3.24	2.0 S 8 1 0 0 1 1 0 0 0 0 0 19 31 0.00 1.000										

**Detroit Tigers @ Chicago White Sox**  
 Comiskey Park, Chicago, IL  
 Tue Aug 30 1988, 8:05 PM EDT  
 Att. 11,485 - Unknown - 74 F

livebaseballscorecards.com

AB	34
R	1
H	7
RBI	1
BB	2
SO	3
LOB	16



Batter	1	2	3	4	5	6	7	8	9	AB	R	H	RBI	BB	SO	LOB
Dave Gallagher, R OBP: 0.335, SLG: 0.391 (1, 8)	1-3 K		1-2 F2-3		0-1 SH1-4		0-1 SH5-3 WP 2B			3	1	1	0	0	1	1
Steve Lyons, L OBP: 0.307, SLG: 0.364 (1, 5)	0-0 G3			0-1 BB 1B	0-1 F8		2-1 SH5-3 2-3			3	1	1	0	0	0	1
Harold Baines, L OBP: 0.352, SLG: 0.399 (1, 10)	2-2 3-1			4-2 BB 1B G4-6-3	1-0 E 1B 2-H		4-0 WP IBB			2	1	1	1	2	0	0
Carlton Fisk, R OBP: 0.392, SLG: 0.602 (1, 2)		3-1 1B 2B		1-1 BB 1B G4-6-3	1-0 E6 BB 1B		1-1 F4 1-2			4	0	3	1	0	0	1
Dan Pasqua, L OBP: 0.303, SLG: 0.408 (1, 9)		1-3 K		0-2 BB 1B G4-6-3 1-2f 3-H	4-2 BB		2-1 F8			3	0	0	0	1	1	3
Daryl Boston, L OBP: 0.277, SLG: 0.465 (1, 7)		2-1 1B 2-H		3-1 E3 1B	0-2 L9			3-2 4-3		4	0	1	0	0	0	3
Mike Diaz, R OBP: 0.306, SLG: 0.239 (1, 3)		0-1 F8		2-2 BB 1B		1-0 F8		0-2 L9		4	0	1	0	0	0	1
Ozzie Guillen, L OBP: 0.287, SLG: 0.302 (1, 6)			0-0 4-3	1-1 F6		0-0 G4-6-3 1B		2-1 CS 1B		4	0	2	0	0	0	2
Donnie Hill, S OBP: 0.299, SLG: 0.268 (1, 4)			2-1 F2-3 1B		1-0 SH1-4 1B	0-2 G4-6-3		1-2 CS		3	1	2	0	0	0	1

Inning Stats	R: 0	H: 0	E: 0	K: 1	S: 7	R: 0	H: 2	E: 0	K: 1	S: 10	R: 0	H: 1	E: 0	K: 0	S: 7	R: 1	H: 3	E: 1	K: 0	S: 16	R: 1	H: 3	E: 1	K: 0	S: 12	R: 0	H: 1	E: 0	K: 0	S: 5	R: 1	H: 1	E: 0	K: 0	S: 8	R: 0	H: 1	E: 0	K: 0	S: 10	R: 0	H: 1	E: 0	K: 0	S: 10	1B: 10	2B: 3	3B: 0	HR: 0	SF: 0	SAC: 2	DP: 3	HBP: 0	WP: 1	PB: 0	SB: 0	CS: 1	PA: 36
PITCHER Walt Terrell, R ERA: 3.98 (1, 1)	IP	WLS	BF	H	R	ER	SO	BB	IBB	HBP	BLK	WP	HR	S	P	ERA	WHIP													IP	WLS	BF	H	R	ER	SO	BB	IBB	HBP	BLK	WP	HR	S	P	ERA	WHIP												


**BOTTOM**

**Detroit Tigers @ Chicago White Sox**  
Comiskey Park, Chicago, IL

Tue Aug 30 1988, 8:05 PM EDT  
Att. 11,485 - Unknown - 74 F

livebaseballscorecards.com

<b>AB</b>	<b>30</b>
<b>R</b>	<b>4</b>
<b>H</b>	<b>12</b>
<b>RBI</b>	<b>2</b>
<b>BB</b>	<b>3</b>
<b>SO</b>	<b>2</b>
<b>LOB</b>	<b>13</b>



Batter	1	2	3	4	5	6	7	8	9	AB R H RBI BB SO LOB	TOP															
Lou Whitaker, L OBP: 0.379, SLG: 0.413 (1, 4)	4-2 PB S BB		1-0 2-H		0-0 1-H 3-H 3B 2B	0-1 1-3		2-0 F7		4 1 1 3 1 0 2																
Pat Sheridan, L OBP: 0.350, SLG: 0.434 (1, 7)	1-3 K		4-2 CS BB		1-0 2-H SF7 3B		1-2 5-3		3-2 BB 1B 1B	4 2 2 1 1 1 1																
Luis Salazar, R OBP: 0.303, SLG: 0.398 (1, 6)	3-2 5-3 1-3		2-2 6-3 1-2		1-1 3-H SF7		2-0 1B		3-2 1B BB SF7 1B	4 1 2 1 0 0 2																
Darrell Evans, L OBP: 0.333, SLG: 0.369 (1, 3)	1-2 F9				1-0 1B		0-0 F7		4-2 CS 1B BB	4 0 1 0 1 0 2																
Chet Lemon, R OBP: 0.346, SLG: 0.403 (1, 9)		1-1 5-3		2-2 6-3	0-2 4-3		1-3 K		1-0 1B BB	5 0 1 1 0 1 2																
Ray Knight, R OBP: 0.277, SLG: 0.291 (1, 10)		4-1 5-3 BB		1-1 6-3		0-0 2B 1B		1-0 2B 1B	3-2 SF7	3 2 2 1 1 0 0																
Tom Brookens, R OBP: 0.331, SLG: 0.371 (1, 5)		3-2 5-3 1-2			4-0 1B SH2-3 2B BB		0-0 F4		0-3 K 2-3	4 1 0 0 1 2 5																
Mike Heath, R OBP: 0.342, SLG: 0.425 (1, 2)		2-1 5-3			0-0 SH2-3		3-2 1-H 2B		1-1 1-3	3 0 1 1 0 0 2																
Gary Pettis, S OBP: 0.289, SLG: 0.283 (1, 8)			0-0 S 4-3 2B		0-0 2B 1B		1-3 K		0-0 2-H 2B	4 2 3 1 0 1 1																
Inning Stats	R: 0 E: 0 K: 1 S: 16	H: 0 LOB: 1 BB: 1 P: 25	R: 0 E: 0 K: 0 S: 8	H: 0 LOB: 1 BB: 1 P: 18	R: 1 E: 0 K: 0 S: 7	H: 1 LOB: 0 BB: 1 P: 14	R: 0 E: 0 K: 0 S: 8	H: 0 LOB: 0 BB: 0 P: 14	R: 4 E: 0 K: 0 S: 10	H: 4 LOB: 1 BB: 1 P: 17	R: 1 E: 0 K: 1 S: 12	H: 2 LOB: 1 BB: 0 P: 16	R: 0 E: 0 K: 1 S: 8	H: 1 LOB: 1 BB: 0 P: 12	R: 1 E: 0 K: 1 S: 8	H: 2 LOB: 1 BB: 0 P: 12	R: 2 E: 0 K: 1 S: 18	H: 3 LOB: 2 BB: 1 P: 35	1B: 8 2B: 5 3B: 1 HR: 0	SF: 2 SAC: 1 DP: 1 HBP: 0	WP: 0 PB: 1 SB: 2 CS: 2	PA: 43				
PITCHER	IP WLS BF H R ER SO BB IBB HBP BLK WP HR S P ERA WHIP																									
Jack McDowell, R ERA: 3.97 (1, 1)	1.0	4	0	0	0	1	1	0	0	0	0	0	16	25	0.00	1.000										
John Davis, R ERA: 6.34 (2, 1)	3.1	L	16	4	5	5	0	3	0	0	0	0	27	55	13.50	2.100										
Donn Pall, R ERA: 4.15 (5, 1)	3.1		16	6	2	2	3	0	0	0	0	0	33	45	5.40	1.800										
Steve Rosenberg, L ERA: 4.01 (8, 1)	1.1		7	3	2	2	1	1	0	0	0	0	19	38	13.50	3.000										

**Detroit Tigers @ Chicago White Sox**  
 Comiskey Park, Chicago, IL  
 Wed Aug 31 1988, 8:05 PM EDT  
 Att. 12,693 - Unknown - 82 F

livebaseballscorecards.com

AB	35
R	9
H	13
RBI	9
BB	5
SO	5
LOB	17





Batter	1	2	3	4	5	6	7	8	9	AB R H RBI BB SO LOB
<b>Dave Gallagher, R</b> (1, 8) OBP: 0.329, SLG: 0.384	1-1 F4			0-0 L9		2-1 6-3		2-2 F8		4 0 0 0 0 0 2
<b>Steve Lyons, L</b> (1, 5) OBP: 0.307, SLG: 0.365	0-2 F5			3-2 L8		3-2 2B		1-2 4-3		4 1 1 1 0 0 1
<b>Harold Baines, L</b> (1, 10) OBP: 0.351, SLG: 0.400	2-2 4-3			3-1 4-3		2-2 2B		0-1 E6 BLK		4 0 1 1 0 0 0
<b>Dan Pasqua, L</b> (1, 9) OBP: 0.300, SLG: 0.405			1-3 K		1-1 F7	1-3 K		3-3 K		3 0 0 0 0 2 1
<b>Kenny Williams, R</b> (9, PH) OBP: 0.237, SLG: 0.309										1 0 0 0 0 1 1
<b>Mark Salas, L</b> (1, 2) OBP: 0.309, SLG: 0.339			3-2 G6-3 1B		1-0 F9		1-2 4-3	0-1 L6		3 0 1 0 0 0 0
<b>Russ Morman, R</b> (9, PH) OBP: 0.268, SLG: 0.237										1 0 0 0 0 0 1
<b>Daryl Boston, L</b> (1, 7) OBP: 0.274, SLG: 0.459			3-2 G6-3 1-2f		2-2 L7		0-0 F7	1-3 K		3 0 0 0 0 0 1
<b>Carlton Fisk, R</b> (9, PH) OBP: 0.390, SLG: 0.599								1-2 K		1 0 0 0 0 1 1
<b>Mike Diaz, R</b> (1, 3) OBP: 0.307, SLG: 0.250			0-1 5-3		0-1 5-3	3-2 2B	0-1 F7			3 1 1 0 0 0 0
<b>Ozzie Guillen, L</b> (1, 6) OBP: 0.287, SLG: 0.301			0-2 3-1		0-2 3-1	1-2 F8		4-0 BB		2 0 0 0 1 0 1
<b>Donnie Hill, S</b> (1, 4) OBP: 0.300, SLG: 0.274			1-1 F8		1-1 F8	1-1 2B		2-2 F5		3 1 1 1 0 0 1

Inning Stats		R: 0	H: 0	R: 0	H: 1	R: 0	H: 0	R: 0	H: 0	R: 3	H: 4	R: 0	H: 0	R: 0	H: 0	R: 0	H: 0	R: 0	H: 0	R: 0	H: 0	R: 0	H: 0	1B: 1	SF: 0	WP: 0	PA: 33
		E: 0	LOB: 0	E: 0	LOB: 0	E: 0	LOB: 0	E: 0	LOB: 0	E: 0	LOB: 1	E: 0	LOB: 0	E: 0	LOB: 1	E: 1	LOB: 1	E: 0	LOB: 0	E: 0	LOB: 0	E: 0	LOB: 1	2B: 4	SAC: 0	PB: 0	
		K: 0	BB: 0	K: 1	BB: 0	K: 0	BB: 0	K: 0	BB: 0	K: 1	BB: 0	K: 0	BB: 0	K: 0	BB: 0	K: 2	BB: 0	K: 0	BB: 0	K: 0	BB: 0	K: 0	BB: 1	3B: 0	DP: 1	SB: 0	
		S: 8	P: 11	S: 10	P: 17	S: 8	P: 9	S: 6	P: 12	S: 6	P: 10	S: 6	P: 7	S: 6	P: 19	S: 10	P: 14	S: 10	P: 14	S: 10	P: 14	S: 10	P: 19	HR: 0	HBP: 0	CS: 0	
PITCHER	IP	WLS	BF	H	R	ER	SO	BB	IBB	HBP	BLK	WP	HR	S	P	ERA	WHIP										
<b>Jack Morris, R</b> (1, 1) ERA: 4.05	8.0	W	29	5	3	3	2	1	0	0	0	0	0	73	117	3.38	0.750										
<b>Willie Hernandez, L</b> (9, 1) ERA: 2.91	1.0		4	0	0	0	2	0	0	0	1	0	0	10	14	0.00	0.000										

**BOTTOM**

**Detroit Tigers @ Chicago White Sox**  
Comiskey Park, Chicago, IL  
Wed Aug 31 1988, 8:05 PM EDT  
Att: 12,693 - Unknown - 82 F

livebaseballscorecards.com

<b>AB</b>	<b>32</b>
<b>R</b>	<b>3</b>
<b>H</b>	<b>5</b>
<b>RBI</b>	<b>3</b>
<b>BB</b>	<b>1</b>
<b>SO</b>	<b>4</b>
<b>LOB</b>	<b>10</b>



Batter	1	2	3	4	5	6	7	8	9	AB R H RBI BB SO LOB	TOP											
Paul Molitor, R OBP: 0.387, SLG: 0.456 (1, 5)	2-1 CS 1B		2-2 L9		0-0 SH1-4 1B 1B		4-1 CS BB		0-1 G5-4-3 1-2f	4 1 2 1 1 0 2												
Jeffrey Leonard, R OBP: 0.280, SLG: 0.360 (1, 7)	1-1 4-3		0-0 1B 2B		0-0 SH1-4		3-3 K			3 0 1 1 0 1 2												
Robin Yount, R OBP: 0.373, SLG: 0.460 (1, 8)	4-2 BB		0-1 1B		4-0 1B IBB		2-2 S HBP			1 1 1 0 2 0 0												
Rob Deer, R OBP: 0.325, SLG: 0.458 (1, 9)	1-1 F9		1-3 K		1-2 E5 SH1-3 1B		1-1 3-1			4 1 1 2 0 1 4												
Greg Brock, L OBP: 0.338, SLG: 0.309 (1, 3)		0-1 5-3		2-1 4-3	0-0 SH1-3		1-0 4-3			3 0 0 1 0 0 0												
Joey Meyer, R OBP: 0.323, SLG: 0.456 (1, 10)		2-3 K		1-1 5-3	3-2 F9		2-0 F3			4 0 0 0 0 1 0												
B.J. Surhoff, L OBP: 0.286, SLG: 0.309 (1, 2)		0-0 F7		1-2 L7		0-0 4-3		1-0 F7		4 0 0 0 0 0 0												
Jim Gantner, L OBP: 0.318, SLG: 0.334 (1, 4)			1-2 2B 1B		0-0 1B 1B		1-2 6-3		0-0 4-3	4 2 2 0 0 0 0												
Dale Sveum, S OBP: 0.273, SLG: 0.346 (1, 6)			2-1 F7		0-0 SH1-4 1B 1B		1-0 F9		1-0 G5-4-3 1B	4 1 2 0 0 0 1												
<b>Inning Stats</b>	R: 0 E: 0 K: 0 S: 16	H: 1 LOB: 1 BB: 1 P: 24	R: 0 E: 0 K: 1 S: 6	H: 0 LOB: 0 BB: 0 P: 8	R: 1 E: 0 K: 1 S: 16	H: 3 LOB: 2 BB: 0 P: 22	R: 0 E: 0 K: 0 S: 8	H: 0 LOB: 0 BB: 0 P: 12	R: 5 E: 1 K: 0 S: 11	H: 4 LOB: 0 BB: 1 P: 19	R: 0 E: 0 K: 0 S: 5	H: 0 LOB: 0 BB: 0 P: 7	R: 0 E: 0 K: 1 S: 10	H: 0 LOB: 1 BB: 1 P: 19	R: 0 E: 0 K: 0 S: 3	H: 0 LOB: 0 BB: 0 P: 7	R: 0 E: 0 K: 0 S: 4	H: 1 LOB: 0 BB: 0 P: 5	1B: 8 2B: 2 3B: 0 HR: 0	SF: 0 SAC: 2 DP: 2 HBP: 1	WP: 0 PB: 0 SB: 1 CS: 2	PA: 37
<b>PITCHER</b>	IP WLS BF H R ER SO BB IBB HBP BLK WP HR S P ERA WHIP																					
Doyle Alexander, R ERA: 4.28 (1, 1)	4.1 L 22 8 6 5 2 1 1 0 0 0 0 53 78 10.38 2.077																					
Paul Gibson, L ERA: 3.03 (5, 1)	1.2 5 0 0 0 0 0 0 0 0 0 0 9 14 0.00 0.000																					
Don Heinkel, R ERA: 3.86 (7, 1)	2.0 7 0 0 0 1 1 0 1 0 0 0 13 26 0.00 0.500																					
Mike Henneman, R ERA: 2.11 (9, 1)	1.0 3 1 0 0 0 0 0 0 0 0 0 4 5 0.00 1.000																					

Milwaukee Brewers @ Detroit Tigers  
Tiger Stadium, Detroit, MI  
Thu Sep 01 1988, 7:05 PM EDT  
Att. 21,852 - Unknown - 78 F

livebaseballscorecards.com

AB	31
R	6
H	9
RBI	5
BB	3
SO	3
LOB	9



Batter	1	2	3	4	5	6	7	8	9	AB	R	H	RBI	BB	SO	LOB
Lou Whitaker, L (1, 4) OBP: 0.377, SLG: 0.419	1-2 L5		2-1 B1-3			1-2 HR		1-0 L9		4	1	1	2	0	0	1
Pat Sheridan, L (1, 7) OBP: 0.346, SLG: 0.428	3-3 K			1-1 6-3		0-3 K		0-2 1-3		4	0	0	0	0	2	0
Fred Lynn, L (1, 10) OBP: 0.312, SLG: 0.479	1-1 3-1			1-3 K		1-1 G3 BB 1B		3-3 K		4	0	1	0	0	2	0
Darrell Evans, L (1, 3) OBP: 0.334, SLG: 0.367		1-0 G3		3-2 4-3		4-0 G3 BB		4-1 G1-6-3 BB		2	0	0	0	2	0	0
Chet Lemon, R (1, 9) OBP: 0.343, SLG: 0.400		0-0 E5			3-1 5-3	0-0 G3		1-2 G1-6-3		4	0	0	0	0	0	3
Matt Nokes, L (1, 2) OBP: 0.307, SLG: 0.423		2-0 F8			0-2 4-3	0-2 F8		2-2 F8		4	0	0	0	0	0	3
Luis Salazar, R (1, 6) OBP: 0.303, SLG: 0.397		3-1 5-3			0-0 1B		1-2 F8			3	0	1	0	0	0	1
Tom Brookens, R (1, 5) OBP: 0.328, SLG: 0.368			0-0 P8		1-1 F8		0-2 1-3			3	0	0	0	0	0	1
Gary Pettis, S (1, 8) OBP: 0.289, SLG: 0.283			0-0 E6 CS			0-0 HR 1B	0-2 F4			3	1	1	0	0	0	0

Inning Stats	R: 0	H: 0	E: 0	K: 1	S: 8	R: 0	H: 0	E: 1	K: 0	S: 5	R: 0	H: 0	E: 1	K: 0	S: 4	R: 0	H: 0	E: 0	K: 1	S: 8	R: 0	H: 1	E: 0	K: 0	S: 10	R: 2	H: 3	E: 0	K: 1	S: 13	R: 0	H: 0	E: 0	K: 1	S: 7	R: 0	H: 0	E: 0	K: 1	S: 9	R: 0	H: 0	E: 0	K: 0	S: 9	1B: 3	SF: 0	2B: 0	SAC: 0	3B: 0	DP: 1	HR: 1	HBP: 0	WP: 0	PA: 33		
	0	0	0	1	8	0	0	1	0	5	0	0	1	0	4	0	0	0	1	8	0	1	0	0	10	2	3	0	1	13	0	0	0	1	7	0	0	0	1	9	0	0	0	0	9	3	0	0	0	1	0	0	0	0	0	0	33

PITCHER	IP	WLS	BF	H	R	ER	SO	BB	IBB	HBP	BLK	WP	HR	S	P	ERA	WHIP
Mike Birkbeck, R (1, 1) ERA: 4.58	5.1	W	22	4	2	2	3	1	0	0	0	0	1	44	72	3.38	0.938
Chris Bosio, R (6, 1) ERA: 3.48	3.2	S	11	0	0	0	1	1	0	0	0	0	0	30	42	0.00	0.273


**BOTTOM**

**Milwaukee Brewers @ Detroit Tigers**  
Tiger Stadium, Detroit, MI

Thu Sep 01 1988, 7:05 PM EDT  
Att: 21,852 - Unknown - 78 F

livebaseballscorecards.com

AB	31
R	2
H	4
RBI	2
BB	2
SO	4
LOB	9



Batter	1	2	3	4	5	6	7	8	9	AB R H RBI BB SO LOB	TOP											
Paul Molitor, R (1, 5) OBP: 0.386, SLG: 0.454	1-2 1B 1B		3-2 F8		0-1 G5-3		0-3 SAFE K		0-0 G1-3	5 1 1 0 0 1 5												
Jeffrey Leonard, R (1, 7) OBP: 0.278, SLG: 0.357	2-3 K		0-2 G4-3		3-2 F7		0-3 K			4 0 0 0 0 2 4												
Robin Yount, R (1, 8) OBP: 0.374, SLG: 0.462	1 SAFE 1 SAFE 1 SAFE 1 SAFE 1-2 1B 1B			3-1 F9		1-1 G5-3 HR 2B		2-1 F9		4 1 2 0 0 0 0												
Rob Deer, R (1, 9) OBP: 0.325, SLG: 0.456	3-2 G6-3 1B			0-3 K		2-2 G5-3		1-3 K		4 0 1 1 0 2 1												
Bill Schroeder, R (1, 3) OBP: 0.220, SLG: 0.291 Greg Brock, L (8, 3) OBP: 0.338, SLG: 0.309	1-2 G6-3			1-0 G5-3		1-0 HR		2-1 L7		4 1 1 2 0 0 2 0 0 0 0 0 0 0												
Joey Meyer, R (1, 10) OBP: 0.324, SLG: 0.454 Mike Felder, S (5, PR) OBP: 0.182, SLG: 0.185		1-0 L1-3			4-2 2B SH3 BB		0-3 K		1-0 F9	1 0 0 0 1 0 0 2 1 0 0 0 1 0												
Charlie O'Brien, R (1, 2) OBP: 0.279, SLG: 0.358		0-0 F7			3-1 SH3 1B 2B		2-0 F9		2-1 1B 1B	4 1 2 0 0 0 0												
Jim Gantner, L (1, 4) OBP: 0.316, SLG: 0.332		2-3 K			0-0 SH3		1-0 L5		0-1 F5	3 0 0 1 0 1 1												
Dale Sveum, S (1, 6) OBP: 0.277, SLG: 0.350			1-2 G1-3		0-0 WP G5-3 1B		0-0 1B		0-1 1B	4 0 3 1 0 0 0												
<b>Inning Stats</b>	R: 1 E: 0 K: 1 S: 19	H: 3 LOB: 1 BB: 0 P: 26	R: 0 E: 0 K: 1 S: 5	H: 0 LOB: 0 BB: 0 P: 8	R: 0 E: 0 K: 0 S: 10	H: 0 LOB: 0 BB: 0 P: 14	R: 0 E: 0 K: 1 S: 6	H: 0 LOB: 0 BB: 0 P: 10	R: 2 E: 0 K: 0 S: 13	H: 2 LOB: 1 BB: 1 P: 23	R: 2 E: 0 K: 1 S: 10	H: 2 LOB: 0 BB: 0 P: 16	R: 0 E: 0 K: 2 S: 8	H: 1 LOB: 1 BB: 0 P: 9	R: 0 E: 0 K: 1 S: 7	H: 0 LOB: 0 BB: 0 P: 12	R: 0 E: 0 K: 0 S: 8	H: 2 LOB: 2 BB: 0 P: 11	1B: 7 2B: 2 3B: 0 HR: 1	SF: 0 SAC: 1 DP: 1 HBP: 0	WP: 1 PB: 0 SB: 0 CS: 0	PA: 37
<b>PITCHER</b>	IP WLS BF H R ER SO BB IBB HBP BLK WP HR S P ERA WHIP																					
Frank Tanana, L (1, 1) ERA: 4.25	4.1 L 18 5 3 3 3 1 0 0 0 0 0 0 48 73 6.23 1.385																					
Don Heinkel, R (5, 1) ERA: 4.31	1.0 5 2 2 2 0 0 0 0 0 0 1 1 11 18 18.00 2.000																					
Mark Huisman, R (6, 1) ERA:	2.2 9 1 0 0 4 0 0 0 0 0 0 0 19 27 0.00 0.375																					
Willie Hernandez, L (9, 1) ERA: 2.85	1.0 5 2 0 0 0 0 0 0 0 0 0 0 8 11 0.00 2.000																					

Milwaukee Brewers @ Detroit Tigers  
Tiger Stadium, Detroit, MI  
Fri Sep 02 1988, 7:05 PM EDT  
Att. 23,437 - Unknown - 80 F

livebaseballscorecards.com

AB	35
R	5
H	10
RBI	5
BB	1
SO	7
LOB	13



Batter	1	2	3	4	5	6	7	8	9	AB	R	H	RBI	BB	SO	LOB
<b>Lou Whitaker, L</b> OBP: 0.378, SLG: 0.420 (1, 4)	3-2 G3-1		0-0 F2		1-0 2B		4-2 BB		0-1 F7	4	0	1	0	1	0	1
<b>Pat Sheridan, L</b> OBP: 0.348, SLG: 0.427 (1, 7)	4-1 BB BB		1-0 1B 1B		0-0 G6-3		1-1 L6			3	0	1	0	1	0	2
<b>Fred Lynn, L</b> OBP: 0.311, SLG: 0.476 (1, 10)	0-1 F8		0-0 FC6 1B		2-2 E6 BB		2-2 F9			4	0	1	0	0	0	1
<b>Darrell Evans, L</b> OBP: 0.336, SLG: 0.366 (1, 3)	4-2 SAFE 1-2 BB		1-1 FC6		2-3 K		1-1 1B			3	0	1	0	1	1	3
<b>Chet Lemon, R</b> OBP: 0.342, SLG: 0.397 (1, 9)	0-1 F9		0-1 F7		4-1 FC6-4 BB		1-1 F8			3	0	0	0	1	0	3
<b>Matt Nokes, L</b> OBP: 0.304, SLG: 0.418 (1, 2)		2-3 K	1-0 L8		0-0 F6		1-1 G4-3			4	0	0	0	0	1	3
<b>Luis Salazar, R</b> OBP: 0.303, SLG: 0.394 (1, 6)		2-2 F9	2-1 G1-3		1-2 FC6-4		4-1 BB			3	0	0	0	1	0	2
<b>Tom Brookens, R</b> OBP: 0.327, SLG: 0.366 (1, 5)		1-2 G6-3		2-2 F8		0-1 G4-3		0-3 K	2	0	0	0	0	0	0	0
<b>Scott Lusader, L</b> (7, PH)										1	0	0	0	0	0	0
<b>Jim Walewander, S</b> OBP: 0.241, SLG: 0.240 (8, 5)										0	0	0	0	0	0	0
<b>Bill Bean, L</b> (9, PH)										1	0	0	0	0	1	1
<b>Gary Pettis, S</b> OBP: 0.287, SLG: 0.281 (1, 8)			1-3 K		0-0 F6		1-1 G1-3		3-3 K	3	0	0	0	0	1	0
<b>Dwayne Murphy, L</b> OBP: 0.359, SLG: 0.367 (9, PH)										1	0	0	0	0	1	1

Inning Stats	R: 0 H: 0 E: 0 LOB: 2 K: 0 BB: 2 S: 11 P: 22	R: 0 H: 0 E: 0 LOB: 0 K: 1 BB: 0 S: 9 P: 14	R: 0 H: 2 E: 0 LOB: 2 K: 1 BB: 0 S: 8 P: 11	R: 0 H: 0 E: 0 LOB: 0 K: 0 BB: 0 S: 5 P: 8	R: 0 H: 1 E: 0 LOB: 1 K: 0 BB: 0 S: 6 P: 9	R: 0 H: 0 E: 1 LOB: 2 K: 1 BB: 1 S: 13 P: 22	R: 0 H: 0 E: 0 LOB: 1 K: 0 BB: 1 S: 8 P: 14	R: 0 H: 1 E: 0 LOB: 1 K: 0 BB: 0 S: 9 P: 14	R: 0 H: 0 E: 0 LOB: 1 K: 2 BB: 1 S: 10 P: 17	1B: 3 SF: 0 2B: 1 SAC: 0 3B: 0 DP: 0 HR: 0 HBP: 0
--------------	---	--	--	---	---	---	--	--	---	--

<b>PITCHER</b> <b>Bill Wegman, R</b> ERA: 4.15 (1, 1)	IP: 9.0 WLS: W BF: 37 H: 4 R: 0 ER: 0 SO: 5 BB: 5 IBB: 0 HBP: 0 BLK: 0 WP: 0 HR: 0 S: 79 P: 131 ERA: 0.00 WHIP: 1.000	<b>PITCHER</b> IP: WLS: BF: H: R: ER: SO: BB: IBB: HBP: BLK: WP: HR: S: P: ERA: WHIP
---	---	---

**BOTTOM**

**Milwaukee Brewers @ Detroit Tigers**  
Tiger Stadium, Detroit, MI  
Fri Sep 02 1988, 7:05 PM EDT  
Att: 23,437 - Unknown - 80 F

livebaseballscorecards.com

<b>AB</b>	<b>32</b>
<b>R</b>	<b>0</b>
<b>H</b>	<b>4</b>
<b>RBI</b>	<b>0</b>
<b>BB</b>	<b>5</b>
<b>SO</b>	<b>5</b>
<b>LOB</b>	<b>17</b>



WP: 0 PA: 37	PB: 0	SB: 0	CS: 0
--------------	-------	-------	-------

Batter	1	2	3	4	5	6	7	8	9	AB R H RBI BB SO LOB	TOP												
Paul Molitor, R OBP: 0.386, SLG: 0.453 (1, 5)	3-1 HR 1B	3-3 K			1-3 K		1-1 2-H 1B		0-3 K	5 1 2 1 0 3 0													
Jeffrey Leonard, R OBP: 0.279, SLG: 0.364 Darryl Hamilton, L OBP: 0.273, SLG: 0.258 Mike Young, S OBP: 0.330, SLG: 0.314 (1, 7) (9, 7) (9, 7)	0-0 1-H HR		0-0 S 1B		1-2 5-3		0-0 F9		3-1 F9	5 1 2 2 0 0 1 0 0 0 0 0 0 0 0 0 0 0 0 0 0													
Robin Yount, R OBP: 0.373, SLG: 0.460 Mike Felder, S OBP: 0.182, SLG: 0.185 (1, 8) (9, 8)	2-1 5-3		2-2 F9		2-0 1B		2-1 6-3			4 0 1 0 0 0 1 0 0 0 0 0 0 0													
Rob Deer, R OBP: 0.328, SLG: 0.456 (1, 9)	4-2 E 1B BB		4-1 G6-4-3 1B IBB		0-2 F7		1-1 S HR 1B			2 2 1 0 2 0 1													
Bill Schroeder, R OBP: 0.215, SLG: 0.283 Greg Brock, L OBP: 0.340, SLG: 0.309 (1, 3) (7, 3)	1-0 E6 1B 1-2		0-1 G6-4-3 1-2f		0-3 K		4-1 HR 1B IBB			3 0 0 0 0 1 4 0 1 0 0 1 0 0													
Joey Meyer, R OBP: 0.327, SLG: 0.467 (1, 10)	2-1 CS 1-3 2-H 1B		1-3 K		1-0 3-1		0-1 1-H 2-H HR			4 1 2 4 0 1 1													
Charlie O'Brien, R OBP: 0.270, SLG: 0.345 (1, 2)	1-3 K		0-2 1-3		1-1 F4		2-2 F7			4 0 0 0 0 1 2													
Jim Gantner, L OBP: 0.316, SLG: 0.331 (1, 4)	3-2 CS 1-2	2-2 4-3		1-0 F7		1-0 4-3 1B 1B		0-1 4-3		4 1 1 0 0 0 0													
Dale Sveum, S OBP: 0.274, SLG: 0.347 Gary Sheffield, R (1, 6) (9, 6)		0-2 G3		3-2 3-1		2-2 4-3		2-0 F8		4 0 0 0 0 0 1 0 0 0 0 0 0 0													
<b>Inning Stats</b>	R: 3 E: 1 K: 1 S: 19	H: 3 LOB: 1 BB: 1 P: 35	R: 0 E: 0 K: 1 S: 10	H: 0 LOB: 0 BB: 0 P: 15	R: 0 E: 0 K: 1 S: 8	H: 1 LOB: 1 BB: 1 P: 13	R: 0 E: 0 K: 1 S: 7	H: 0 LOB: 0 BB: 0 P: 9	R: 0 E: 0 K: 1 S: 10	H: 0 LOB: 0 BB: 0 P: 15	R: 0 E: 0 K: 1 S: 9	H: 1 LOB: 1 BB: 0 P: 11	R: 1 E: 0 K: 0 S: 10	H: 2 LOB: 1 BB: 0 P: 15	R: 3 E: 0 K: 0 S: 13	H: 2 LOB: 0 BB: 1 P: 22	R: 0 E: 0 K: 1 S: 6	H: 0 LOB: 0 BB: 0 P: 11	1B: 7 2B: 0 3B: 0 HR: 2	SF: 0 SAC: 0 DP: 1 HBP: 0	WP: 0 PB: 0 SB: 2 CS: 1	PA: 39	
<b>PITCHER</b> Steve Searcy, L ERA: 5.63 Ted Power, R ERA: 5.77 Mike Henneman, R ERA: 2.19	IP WLS BF H R ER SO BB IBB HBP BLK WP HR S P ERA WHIP	(1, 1) 0.1 L 6 3 3 2 0 1 0 0 0 0 1 10 22 54.00 12.000	(1, 1) 7.0 26 5 3 3 5 0 2 0 0 0 0 68 103 3.86 0.714	(8, 1) 1.2 6 1 1 1 1 0 0 0 0 0 1 14 21 5.40 0.600	<b>PITCHER</b> IP WLS BF H R ER SO BB IBB HBP BLK WP HR S P ERA WHIP																		


Milwaukee Brewers @ Detroit Tigers  
Tiger Stadium, Detroit, MI  
Sat Sep 03 1988, 7:05 PM EDT  
Att. 26,661 - Unknown

livebaseballscorecards.com

AB	35
R	7
H	9
RBI	7
BB	3
SO	6
LOB	11



Batter	1	2	3	4	5	6	7	8	9	AB	R	H	RBI	BB	SO	LOB
Lou Whitaker, L OBP: 0.376, SLG: 0.419 (1, 4) X	0-0 F8 ①		1-2 FC4 1-3 2-H 2B	3-3 K ③			0-0 F6 ①		2-3 K ②	5	0	1	1	0	2	3
Pat Sheridan, L OBP: 0.348, SLG: 0.423 (1, 7) B F F B X	2-2 G3 ②		4-0 FC4 BB		4-1 FC5-4 BB		2-3 K ②		0-1 3-1 ③	3	0	0	0	2	1	0
Fred Lynn, L OBP: 0.307, SLG: 0.470 (1, 8) C B X	1-1 4-3 ③		1-1 FC4 G3-6-1		2-3 K ①		2-3 K ③			4	0	0	1	0	2	3
Darrell Evans, L OBP: 0.335, SLG: 0.363 (1, 3) B X		1-0 F7 ①	1-0 G3-6-1 ② ③		4-0 FC5-4 BB		1-3 K ①			3	0	0	0	1	1	2
Chet Lemon, R OBP: 0.342, SLG: 0.394 (1, 9) C C X		0-2 1-3 ②		1-2 F8 ①	2-1 FC5-4 ②		4-1 BB			3	0	0	0	1	0	2
Matt Nokes, L OBP: 0.306, SLG: 0.419 (1, 2) X		0-0 1B		0-1 BB 5-3 1B	2-2 4-3 ③		0-1 F8 ②			4	0	2	0	0	0	3
Luis Salazar, R OBP: 0.300, SLG: 0.390 (1, 6) C C B F T B B X		3-2 F9 ③		3-2 5-3 ②		3-2 5-3 ①		1-3 K ③		4	0	0	0	0	1	3
Dwayne Murphy, L OBP: 0.372, SLG: 0.375 Larry Herndon, R OBP: 0.299, SLG: 0.306 (6, PH) Bill Bean, L OBP: 0.500, SLG: 1.500 (9, PH)			3-2 1B 2B 1B		4-0 BB IBB		0-0 F8 ②		2-1 SF6 3B	1	1	1	0	1	0	0
Tom Brookens, R OBP: 0.329, SLG: 0.367 Scott Lusader, L (9, PH)			0-0 2B FC4 1B		4-1 BB		1-0 6-3 ③		2-2 SF6 ① 3-H	2	1	1	0	1	0	0

BOTTOM																																																																																																																																																																																																															
<p>Milwaukee Brewers @ Detroit Tigers Tiger Stadium, Detroit, MI Sat Sep 03 1988, 7:05 PM EDT Att. 26,661 - Unknown</p>																																																																																																																																																																																																															
AB	31	R	3	H	6	RBI	3	BB	6	SO	7	LOB	16																																																																																																																																																																																																		
WP	0	PA	38																																																																																																																																																																																																												
<table border="1"> <thead> <tr> <th colspan="16">Inning Stats</th> </tr> <tr> <th>R</th> <th>H</th> <th>E</th> <th>K</th> <th>S</th> <th>P</th> <th>WLS</th> <th>BF</th> <th>H</th> <th>R</th> <th>ER</th> <th>SO</th> <th>BB</th> <th>IBB</th> <th>HBP</th> <th>BLK</th> </tr> </thead> <tbody> <tr> <td>0</td> <td>0</td> <td>0</td> <td>6</td> <td>9</td> <td>0</td> <td>0</td> <td>18</td> <td>5</td> <td>2</td> <td>2</td> <td>0</td> <td>0</td> <td>2</td> <td>1</td> <td>0</td> </tr> <tr> <td>0</td> <td>1</td> <td>0</td> <td>0</td> <td>8</td> <td>1</td> <td>0</td> <td>8</td> <td>1</td> <td>1</td> <td>1</td> <td>3</td> <td>1</td> <td>0</td> <td>0</td> <td>0</td> </tr> <tr> <td>2</td> <td>3</td> <td>0</td> <td>0</td> <td>11</td> <td>2</td> <td>0</td> <td>18</td> <td>2</td> <td>0</td> <td>0</td> <td>4</td> <td>2</td> <td>0</td> <td>0</td> <td>0</td> </tr> <tr> <td>0</td> <td>1</td> <td>0</td> <td>1</td> <td>14</td> <td>0</td> <td>0</td> <td>18</td> <td>0</td> <td>0</td> <td>0</td> <td>0</td> <td>0</td> <td>0</td> <td>0</td> <td>0</td> </tr> <tr> <td>0</td> <td>0</td> <td>0</td> <td>2</td> <td>9</td> <td>0</td> <td>0</td> <td>18</td> <td>0</td> <td>0</td> <td>0</td> <td>0</td> <td>0</td> <td>0</td> <td>0</td> <td>0</td> </tr> <tr> <td>0</td> <td>0</td> <td>0</td> <td>2</td> <td>9</td> <td>0</td> <td>0</td> <td>18</td> <td>0</td> <td>0</td> <td>0</td> <td>0</td> <td>0</td> <td>0</td> <td>0</td> <td>0</td> </tr> <tr> <td>0</td> <td>0</td> <td>0</td> <td>2</td> <td>10</td> <td>0</td> <td>0</td> <td>18</td> <td>0</td> <td>1</td> <td>0</td> <td>0</td> <td>0</td> <td>0</td> <td>0</td> <td>0</td> </tr> <tr> <td>1</td> <td>1</td> <td>0</td> <td>1</td> <td>16</td> <td>1</td> <td>0</td> <td>18</td> <td>0</td> <td>0</td> <td>0</td> <td>0</td> <td>0</td> <td>0</td> <td>0</td> <td>0</td> </tr> <tr> <td>2</td> <td>1</td> <td>0</td> <td>1</td> <td>16</td> <td>2</td> <td>1</td> <td>18</td> <td>0</td> <td>0</td> <td>0</td> <td>0</td> <td>0</td> <td>0</td> <td>0</td> <td>0</td> </tr> <tr> <td>0</td> <td>0</td> <td>0</td> <td>0</td> <td>0</td> <td>0</td> <td>0</td> <td>0</td> <td>0</td> <td>0</td> <td>0</td> <td>0</td> <td>0</td> <td>0</td> <td>0</td> <td>0</td> </tr> </tbody> </table>																Inning Stats																R	H	E	K	S	P	WLS	BF	H	R	ER	SO	BB	IBB	HBP	BLK	0	0	0	6	9	0	0	18	5	2	2	0	0	2	1	0	0	1	0	0	8	1	0	8	1	1	1	3	1	0	0	0	2	3	0	0	11	2	0	18	2	0	0	4	2	0	0	0	0	1	0	1	14	0	0	18	0	0	0	0	0	0	0	0	0	0	0	2	9	0	0	18	0	0	0	0	0	0	0	0	0	0	0	2	9	0	0	18	0	0	0	0	0	0	0	0	0	0	0	2	10	0	0	18	0	1	0	0	0	0	0	0	1	1	0	1	16	1	0	18	0	0	0	0	0	0	0	0	2	1	0	1	16	2	1	18	0	0	0	0	0	0	0	0	0	0	0	0	0	0	0	0	0	0	0	0	0	0	0	0
Inning Stats																																																																																																																																																																																																															
R	H	E	K	S	P	WLS	BF	H	R	ER	SO	BB	IBB	HBP	BLK																																																																																																																																																																																																
0	0	0	6	9	0	0	18	5	2	2	0	0	2	1	0																																																																																																																																																																																																
0	1	0	0	8	1	0	8	1	1	1	3	1	0	0	0																																																																																																																																																																																																
2	3	0	0	11	2	0	18	2	0	0	4	2	0	0	0																																																																																																																																																																																																
0	1	0	1	14	0	0	18	0	0	0	0	0	0	0	0																																																																																																																																																																																																
0	0	0	2	9	0	0	18	0	0	0	0	0	0	0	0																																																																																																																																																																																																
0	0	0	2	9	0	0	18	0	0	0	0	0	0	0	0																																																																																																																																																																																																
0	0	0	2	10	0	0	18	0	1	0	0	0	0	0	0																																																																																																																																																																																																
1	1	0	1	16	1	0	18	0	0	0	0	0	0	0	0																																																																																																																																																																																																
2	1	0	1	16	2	1	18	0	0	0	0	0	0	0	0																																																																																																																																																																																																
0	0	0	0	0	0	0	0	0	0	0	0	0	0	0	0																																																																																																																																																																																																
<table border="1"> <thead> <tr> <th colspan="16">Pitcher Stats</th> </tr> <tr> <th>IP</th> <th>WLS</th> <th>BF</th> <th>H</th> <th>R</th> <th>ER</th> <th>SO</th> <th>BB</th> <th>IBB</th> <th>HBP</th> <th>BLK</th> <th>WP</th> <th>HR</th> <th>S</th> <th>P</th> <th>ERA</th> <th>WHIP</th> </tr> </thead> <tbody> <tr> <td>3.2</td> <td></td> <td>18</td> <td>5</td> <td>2</td> <td>2</td> <td>0</td> <td>0</td> <td>2</td> <td>1</td> <td>0</td> <td>0</td> <td>0</td> <td>35</td> <td>64</td> <td>4.91</td> <td>1.909</td> </tr> <tr> <td>3.1</td> <td>W</td> <td>12</td> <td>0</td> <td>0</td> <td>0</td> <td>4</td> <td>2</td> <td>0</td> <td>0</td> <td>0</td> <td>0</td> <td>0</td> <td>27</td> <td>52</td> <td>0.00</td> <td>0.600</td> </tr> <tr> <td>2.0</td> <td></td> <td>8</td> <td>1</td> <td>1</td> <td>1</td> <td>3</td> <td>1</td> <td>0</td> <td>0</td> <td>0</td> <td>0</td> <td>0</td> <td>20</td> <td>32</td> <td>4.50</td> <td>1.000</td> </tr> </tbody> </table>																Pitcher Stats																IP	WLS	BF	H	R	ER	SO	BB	IBB	HBP	BLK	WP	HR	S	P	ERA	WHIP	3.2		18	5	2	2	0	0	2	1	0	0	0	35	64	4.91	1.909	3.1	W	12	0	0	0	4	2	0	0	0	0	0	27	52	0.00	0.600	2.0		8	1	1	1	3	1	0	0	0	0	0	20	32	4.50	1.000																																																																																																												
Pitcher Stats																																																																																																																																																																																																															
IP	WLS	BF	H	R	ER	SO	BB	IBB	HBP	BLK	WP	HR	S	P	ERA	WHIP																																																																																																																																																																																															
3.2		18	5	2	2	0	0	2	1	0	0	0	35	64	4.91	1.909																																																																																																																																																																																															
3.1	W	12	0	0	0	4	2	0	0	0	0	0	27	52	0.00	0.600																																																																																																																																																																																															
2.0		8	1	1	1	3	1	0	0	0	0	0	20	32	4.50	1.000																																																																																																																																																																																															
																																																																																																																																																																																																															

livebaseballscorecards.com

Batter	1	2	3	4	5	6	7	8	9	AB R H RBI BB SO LOB	TOP											
Paul Molitor, R (1, 5) OBP: 0.389, SLG: 0.460	4-0 CS BB			3-2 F8		2-1 HR	4-1 BB		2-2 1-H 1B	3 1 2 2 2 0 0												
Jeffrey Leonard, R (1, 7) OBP: 0.278, SLG: 0.361	0-1 L4			3-2 F8		2-2 5-3	4-2 BB		3-2 1-3	4 0 0 0 1 0 2												
Robin Yount, R (1, 8) OBP: 0.372, SLG: 0.461	3-3 1-2			2-1 F8		2-2 2B	0-1 F7			4 1 1 0 0 1 3												
Rob Deer, R (1, 9) OBP: 0.328, SLG: 0.453			2-3 K		4-2 HR	2-2 5-3			2-3 K	3 1 0 0 1 2 1												
Greg Brock, L (1, 3) OBP: 0.339, SLG: 0.306			2-2 3-1		3-2 4-3	4-0 2B			0-1 F5	3 0 0 0 1 0 1												
Joey Meyer, R (1, 10) OBP: 0.330, SLG: 0.470			2-3 K		4-2 HR	1-2 2B			3-2 5-3	3 1 1 1 1 1 0												
B.J. Surhoff, L (1, 2) OBP: 0.288, SLG: 0.318				1-1 G4-6-3 1B		1-0 HR			0-0 F7	4 1 2 3 0 0 2												
Gary Sheffield, R (1, 6) OBP: 0.330, SLG: 0.330			1-0 G4-6-3		1-1 F8				1-1 1-3	4 0 0 0 0 0 1												
Jim Gantner, L (1, 4) OBP: 0.315, SLG: 0.330			2-1 5-3		0-0 F7				0-1 1B	4 1 1 0 0 1 0												
<b>Inning Stats</b>	R: 0 E: 0 K: 1 S: 5	H: 0 LOB: 1 BB: 1 P: 12	R: 0 E: 0 K: 2 S: 9	H: 0 LOB: 0 BB: 0 P: 15	R: 0 E: 0 K: 0 S: 5	H: 1 LOB: 0 BB: 0 P: 9	R: 0 E: 0 K: 0 S: 9	H: 0 LOB: 0 BB: 0 P: 17	R: 3 E: 0 K: 0 S: 12	H: 1 LOB: 0 BB: 2 P: 25	R: 2 E: 0 K: 0 S: 19	H: 3 LOB: 2 BB: 1 P: 34	R: 0 E: 0 K: 1 S: 11	H: 0 LOB: 2 BB: 2 P: 20	R: 0 E: 0 K: 1 S: 10	H: 0 LOB: 0 BB: 0 P: 15	R: 1 E: 0 K: 0 S: 14	H: 2 LOB: 1 BB: 0 P: 20	1B: 3 2B: 3 3B: 0 HR: 2	SF: 0 SAC: 0 DP: 2 HBP: 0	WP: 0 PB: 0 SB: 2 CS: 1	PA: 38
<b>PITCHER</b>	IP WLS BF H R ER SO BB IBB HBP BLK WP HR S P ERA WHIP																					
Walt Terrell, R (1, 1) ERA: 4.11	5.2 L 24 5 5 5 3 3 1 0 0 0 2 54 105 7.94 1.412																					
Paul Gibson, L (6, 1) ERA: 2.93	2.1 9 0 0 0 2 2 0 0 0 0 0 26 42 0.00 0.857																					
Willie Hernandez, L (9, 1) ERA: 2.98	0.2 3 1 1 1 0 0 0 0 0 0 0 5 6 13.50 1.500																					
Mark Huisman, R (9, 1) ERA:	0.1 2 1 0 0 0 0 0 0 0 0 0 9 14 0.00 3.000																					

Milwaukee Brewers @ Detroit Tigers  
Tiger Stadium, Detroit, MI  
Sun Sep 04 1988, 3:33 AM EDT  
Att. 27,755 - Cloudy

livebaseballscorecards.com

AB	32
R	6
H	7
RBI	6
BB	6
SO	5
LOB	10





Batter	1	2	3	4	5	6	7	8	9	AB	R	H	RBI	BB	SO	LOB
Gary Pettis, S (1, 8) OBP: 0.285, SLG: 0.279 Dwayne Murphy, L (8, PH) OBP: 0.368, SLG: 0.370	F9		K			5-3		F7		3	0	0	0	0	1	0
Luis Salazar, R (1, 6) OBP: 0.298, SLG: 0.388 Bill Bean, L (9, PH) OBP: 0.667, SLG: 1.333	F8			F8		F8			1B SF8 1B	3	0	0	0	0	0	0
Fred Lynn, L (1, 7) OBP: 0.307, SLG: 0.467	F8			3-1		K			1-1 FC4-6 1B	4	0	1	0	0	1	0
Chet Lemon, R (1, 9) OBP: 0.341, SLG: 0.392		K2-3			4-2 BB		5-3		2-2 SF8	2	0	0	1	1	1	0
Ray Knight, R (1, 3) OBP: 0.274, SLG: 0.288 Scott Lusader, L (9, PH)		F7			0-3 K		5-3		3-2 FC4-6	3	0	0	0	0	1	1
Larry Herndon, R (1, 10) OBP: 0.300, SLG: 0.302 Darrell Evans, L (9, PH) OBP: 0.334, SLG: 0.362			4-2 BB			6-3			1-1 F5	2	0	0	0	1	1	0
Mike Heath, R (1, 2) OBP: 0.342, SLG: 0.423		F8				1-2 FC4-6 1B			2-3 K	3	0	1	0	0	1	1
Tom Brookens, R (1, 5) OBP: 0.329, SLG: 0.366			3-2 1-3			2-3 K			1-2 3-1 1B	3	0	1	0	0	1	1
Jim Walewander, S (1, 4) OBP: 0.234, SLG: 0.234			1-1 L5			1-1 FC4-6			0-1 3-1	3	0	0	0	0	0	2

Inning Stats	R: 0	H: 0	E: 0	K: 0	S: 12	R: 0	H: 0	E: 0	K: 1	S: 10	R: 0	H: 0	E: 0	K: 1	S: 8	R: 0	H: 0	E: 0	K: 1	S: 13	R: 0	H: 0	E: 0	K: 1	S: 10	R: 0	H: 0	E: 0	K: 1	S: 5	R: 0	H: 1	E: 0	K: 1	S: 12	R: 1	H: 2	E: 0	K: 0	S: 12	1B: 4	2B: 0	3B: 0	HR: 0	SF: 1	SAC: 0	DP: 0	HBP: 0	WP: 0	PA: 33
PITCHER	IP	WLS	BF	H	R	ER	SO	BB	IBB	HBP	BLK	WP	HR	S	P	ERA	WHIP																																	
Teddy Higuera, L (1, 1) ERA: 2.33	7.0	W	24	1	0	0	6	2	0	0	0	0	0	63	99	0.00	0.429																																	
Chuck Crim, R (8, 1) ERA: 2.75	2.0		9	3	1	1	1	0	0	0	0	0	0	24	38	4.50	1.500																																	

**BOTTOM**

**Milwaukee Brewers @ Detroit Tigers**  
Tiger Stadium, Detroit, MI  
Sun Sep 04 1988, 3:33 AM EDT  
Att. 27,755 - Cloudy

AB	30
R	1
H	4
RBI	1
BB	2
SO	7
LOB	8



[livebaseballscorecards.com](http://livebaseballscorecards.com)

Toronto Blue Jays @ Detroit Tigers  
 Tiger Stadium, Detroit, MI  
 Mon Sep 05 1988, 7:05 PM EDT  
 Att. 21,913 - Unknown

livebaseballscorecards.com



AB 38  
 R 5  
 H 12  
 RBI 5  
 BB 5  
 SO 5  
 LOB 24

WP: 0 PA: 44  
 PB: 0  
 SB: 1  
 CS: 0

Batter	1	2	3	4	5	6	7	8	9	10	AB	R	H	RBI	BB	SO	LOB
Tony Fernandez, S OBP: 0.336, SLG: 0.385	FC6-4 S 1B	1-0 2 2B		4-0 IBB		1-1 1-3 3-H 1B		1-0 4-3			4	0	3	4	1	0	2
Lloyd Moseby, L OBP: 0.350, SLG: 0.370	F9	F1		6-3		K			F8		5	0	0	0	0	1	6
Rance Mulliniks, L OBP: 0.396, SLG: 0.493	4-2 FC6-4 1-2 BB	1-0 2 3-H	0-0	L9-3 1B		3-2 F 4-3		3-2 4-3	1-0 G6-4-3 HBP		3	0	2	0	1	0	0
Cecil Fielder, R OBP: 0.311, SLG: 0.470											0	0	0	0	0	0	0
Alexis Infante, R OBP: 0.200, SLG: 0.111											0	0	0	0	0	0	0
George Bell, R OBP: 0.303, SLG: 0.446	FC6-4 1-2f 2-3			F9		L9-3 1-2		2-1 G4-6-3 1B	1-2 G6-4-3		5	0	1	0	0	0	5
Ernie Whitt, L OBP: 0.346, SLG: 0.402	F3			F9		K		G4-6-3 1-2f			5	1	1	1	0	1	4
Fred McGriff, L OBP: 0.384, SLG: 0.581		4-2 1B 2B BB		F8		3-2 FC4-6 BB 1B		1-0 F7		1-0 F8	4	2	1	0	1	0	1
Jesse Barfield, R OBP: 0.300, SLG: 0.425		0-1 1B 2B 1B		F8		4-1 FC4-6 BB		0-0 5-3		1-3 K	4	1	1	0	1	1	0
Kelly Gruber, R OBP: 0.328, SLG: 0.443		0-3 K		K		0-1 B2		4-2 1B BB		2-1 6-3	4	0	0	0	1	2	4
Manuel Lee, S OBP: 0.331, SLG: 0.364		3-1 2B 1B		1-0 2B		0-1 FC4-6 1B		0-0 1B			4	1	3	0	0	0	2

Inning Stats	R: 0	H: 1	E: 0	LOB: 2	K: 0	S: 15	P: 26	R: 3	H: 3	E: 0	LOB: 1	K: 1	S: 13	P: 24	R: 0	H: 1	E: 0	LOB: 0	K: 1	S: 12	P: 18	R: 0	H: 1	E: 0	LOB: 2	K: 1	S: 10	P: 19	R: 0	H: 1	E: 0	LOB: 0	K: 1	S: 12	P: 18	R: 1	H: 2	E: 0	LOB: 2	K: 1	S: 14	P: 25	R: 0	H: 1	E: 0	LOB: 0	K: 0	S: 6	P: 14	R: 0	H: 1	E: 0	LOB: 2	K: 0	S: 6	P: 12	R: 0	H: 0	E: 0	LOB: 1	K: 0	S: 5	P: 7	R: 1	H: 1	E: 0	LOB: 0	K: 1	S: 8	P: 15	1B: 8	SF: 0	2B: 4	SAC: 0	3B: 0	DP: 3	HR: 1	HBP: 1	WP: 0	PA: 44
--------------	------	------	------	--------	------	-------	-------	------	------	------	--------	------	-------	-------	------	------	------	--------	------	-------	-------	------	------	------	--------	------	-------	-------	------	------	------	--------	------	-------	-------	------	------	------	--------	------	-------	-------	------	------	------	--------	------	------	-------	------	------	------	--------	------	------	-------	------	------	------	--------	------	------	------	------	------	------	--------	------	------	-------	-------	-------	-------	--------	-------	-------	-------	--------	-------	--------

PITCHER	IP	WLS	BF	H	R	ER	SO	BB	IBB	HBP	BLK	WP	HR	S	P	ERA	WHIP
Jack Morris, R ERA: 4.07	8.0		38	11	4	4	4	4	1	0	0	0	0	81	145	4.50	1.875
Willie Hernandez, L ERA: 3.04	2.0	L	7	1	1	1	1	0	0	1	0	0	1	13	22	4.50	0.500

PITCHER	IP	WLS	BF	H	R	ER	SO	BB	IBB	HBP	BLK	WP	HR	S	P	ERA	WHIP
---------	----	-----	----	---	---	----	----	----	-----	-----	-----	----	----	---	---	-----	------


Batter	1	2	3	4	5	6	7	8	9	10	AB	R	H	RBI	BB	SO	LOB
Gary Pettis, S (1, 8) OBP: 0.285, SLG: 0.279 Dave Bergman, L (10, PH) OBP: 0.394, SLG: 0.443	2-3 K		0-0 6-3		1-1 E4 2B		1-2 SAFE 1-2 G6-3 1B			2-1 6-3	4	1	1	0	0	1	1
Luis Salazar, R (1, 6) OBP: 0.297, SLG: 0.389 Alan Trammell, R (10, PH) OBP: 0.381, SLG: 0.487	0-0 1-3		2-3 K		3-2 1-H 2-H 2B		1-2 G6-3			4-0 BB	4	0	1	2	0	1	2
Fred Lynn, L (1, 7) OBP: 0.305, SLG: 0.472	3-2 HR		1-2 3-1		0-0 F8				2-3 K	0-3 K	5	1	1	1	0	2	3
Chet Lemon, R (1, 9) OBP: 0.341, SLG: 0.393	4-1 FC6-4 BB			0-0 F9		0-0 4-3 SF8 2B			1-2 1-3	3-2 5-3	4	1	1	0	1	0	2
Ray Knight, R (1, 3) OBP: 0.271, SLG: 0.285 Darrell Evans, L (8, PH) OBP: 0.333, SLG: 0.361	1-1 FC6-4			0-1 F9		0-0 4-3			0-0 F4		3	0	0	0	0	0	2
Larry Herndon, R (1, 10) OBP: 0.301, SLG: 0.300 Dwayne Murphy, L (9, PH) OBP: 0.365, SLG: 0.366		4-1 G6-4-3 BB		3-2 F9		0-2 3-H SF8			2-1 F5		1	0	0	1	1	0	0
Mike Heath, R (1, 2) OBP: 0.337, SLG: 0.416 Matt Nokes, L (9, PH) OBP: 0.305, SLG: 0.417		1-2 G6-4-3		0-0 L5		2-2 5-3			2-1 F3		3	0	0	0	0	0	1
Tom Brookens, R (1, 5) OBP: 0.328, SLG: 0.363		4-0 BB		3-2 L4			2-0 F9		1-3 K		3	0	0	0	1	1	0
Jim Walewander, S (1, 4) OBP: 0.246, SLG: 0.239 Pat Sheridan, L (10, PH) OBP: 0.350, SLG: 0.423		1-0 6-3		3-2 2B 1B			4-0 1B BB			4-2 6-3 BB	2	1	1	0	1	0	1

Inning Stats	R: 1	H: 1	E: 0	LOB: 1	K: 1	S: 11	P: 21	R: 0	H: 0	E: 0	LOB: 1	K: 0	BB: 2	S: 5	P: 15	R: 0	H: 0	E: 0	LOB: 0	K: 1	BB: 0	S: 7	P: 10	R: 0	H: 0	E: 0	LOB: 0	K: 0	BB: 0	S: 7	P: 10	R: 2	H: 2	E: 1	LOB: 1	K: 0	BB: 0	S: 17	P: 27	R: 1	H: 1	E: 0	LOB: 0	K: 0	BB: 0	S: 9	P: 11	R: 0	H: 1	E: 0	LOB: 1	K: 0	BB: 1	S: 7	P: 15	R: 0	H: 0	E: 0	LOB: 0	K: 1	BB: 0	S: 7	P: 10	R: 0	H: 0	E: 0	LOB: 0	K: 1	BB: 0	S: 7	P: 12	R: 0	H: 0	E: 0	LOB: 2	K: 1	BB: 2	S: 12	P: 25	R: 0	H: 0	E: 0	LOB: 2	K: 1	BB: 2	S: 12	P: 25	1B: 2	SF: 1	2B: 2	SAC: 0	3B: 0	DP: 2	HR: 1	HBP: 0
--------------	------	------	------	--------	------	-------	-------	------	------	------	--------	------	-------	------	-------	------	------	------	--------	------	-------	------	-------	------	------	------	--------	------	-------	------	-------	------	------	------	--------	------	-------	-------	-------	------	------	------	--------	------	-------	------	-------	------	------	------	--------	------	-------	------	-------	------	------	------	--------	------	-------	------	-------	------	------	------	--------	------	-------	------	-------	------	------	------	--------	------	-------	-------	-------	------	------	------	--------	------	-------	-------	-------	-------	-------	-------	--------	-------	-------	-------	--------

PITCHER	IP	WLS	BF	H	R	ER	SO	BB	IBB	HBP	BLK	WP	HR	S	P	ERA	WHIP
Mike Flanagan, L (1, 1) ERA: 4.28	6.1		28	5	4	2	2	4	0	0	0	0	1	60	105	2.84	1.421
Todd Stottlemire, R (7, 1) ERA: 5.31	2.2	W	7	0	0	0	2	0	0	0	0	0	0	17	26	0.00	0.000
Duane Ward, R (10, 1) ERA: 3.32	1.0	S	5	0	0	0	1	2	0	0	0	0	0	12	25	0.00	2.000

**Toronto Blue Jays @ Detroit Tigers**  
**Tiger Stadium, Detroit, MI**  
 Mon Sep 05 1988, 7:05 PM EDT  
 Att: 21,913 - Unknown

AB	33
R	4
H	5
RBI	4
BB	6
SO	5
LOB	13



WP: 0	PA: 40
PB: 0	
SB: 0	
CS: 0	

livebaseballscorecards.com

Batter	1	2	3	4	5	6	7	8	9	AB R H RBI BB SO LOB	TOP									
Tony Fernandez, S (1, 6) OBP: 0.337, SLG: 0.384	0-2 F5	2-0 E 1B		0-0 F9		4-0 BB		0-2 FC5		4 0 1 1 1 0 2										
Lloyd Moseby, L (1, 8) OBP: 0.348, SLG: 0.367	2-2 4-3	1-3 SAFE SAFE SAFE K		4-2 1-2 BB		0-2 F8		1-1 6-3		4 0 0 0 1 1 2										
Rance Mulliniks, L (1, 10) OBP: 0.397, SLG: 0.497	2-3 K		2-1 1B FC3-6 2B	2-3 K		2-3 K		0-1 E3 1B WP		2 1 1 0 0 1 0 2 0 0 0 0 2 2 1 0 0 0 0 0 0 0 1 0 0 0 0 0										
Cecil Fielder, R (4, PH) OBP: 0.308, SLG: 0.464																				
Rick Leach, L (9, PH) OBP: 0.333, SLG: 0.337																				
Alexis Infante, R (9, PR) OBP: 0.200, SLG: 0.111																				
George Bell, R (1, 7) OBP: 0.304, SLG: 0.447		3-2 E9 SF9 2B	0-2 FC3-6 BB 1B	1-3 K		0-0 6-3		1-0 F9		5 1 2 0 0 1 3										
Ernie Whitt, L (1, 2) OBP: 0.349, SLG: 0.402		4-2 1B SF9 BB	4-2 FC3-6 BB		1-2 F7		3-2 F8		0-0 WP 1B	3 1 1 0 2 0 0										
Fred McGriff, L (1, 3) OBP: 0.382, SLG: 0.581		2-2 SF9	0-1 FC3-6 FC6		2-3 K			3-0 1B 2B	3-2 G3	4 1 1 2 0 1 3										
Jesse Barfield, R (1, 9) OBP: 0.300, SLG: 0.423		1-1 1B 1B	0-0 F6		1-1 1-3			0-3 K		4 1 1 0 0 1 3										
Kelly Gruber, R (1, 5) OBP: 0.327, SLG: 0.441		0-0 1B E 1B	0-0 FC6		0-1 6-3			2-1 F9		4 1 1 0 0 0 3										
Manuel Lee, S (1, 4) OBP: 0.332, SLG: 0.366		2-2 SF9		0-2 BB 1B		0-0 6-3		3-2 FC5 1B		3 0 2 2 0 0 0										
<b>Inning Stats</b>	R: 0 E: 0 K: 1 S: 12	H: 0 LOB: 0 BB: 0 P: 16	R: 4 E: 2 K: 1 S: 20	H: 4 LOB: 1 BB: 1 P: 35	R: 1 E: 0 K: 0 S: 13	H: 2 LOB: 2 BB: 1 P: 19	R: 0 E: 0 K: 2 S: 14	H: 1 LOB: 2 BB: 1 P: 21	R: 0 E: 0 K: 1 S: 9	H: 0 LOB: 0 BB: 0 P: 13	R: 0 E: 0 K: 1 S: 7	H: 0 LOB: 0 BB: 0 P: 12	R: 1 E: 0 K: 1 S: 13	H: 2 LOB: 1 BB: 0 P: 21	R: 1 E: 1 K: 0 S: 9	H: 1 LOB: 2 BB: 0 P: 14	1B: 7 2B: 3 3B: 0 HR: 0	SF: 2 SAC: 0 DP: 0 HBP: 0	WP: 1 PB: 0 SB: 0 CS: 0	PA: 42
<b>PITCHER</b>	IP WLS BF H R ER SO BB IBB HBP BLK WP HR S P ERA WHIP																			
Doyle Alexander, R (1, 1) ERA: 4.42	2.0 L 13 6 5 4 2 1 0 0 0 0 0 0 38 59 18.00 3.500																			
Paul Gibson, L (3, 1) ERA: 2.84	5.2 23 3 1 1 5 3 0 0 0 0 0 0 53 85 1.59 1.059																			
Mike Henneman, R (8, 1) ERA: 2.14	1.1 6 1 1 0 0 0 0 0 0 0 1 0 12 17 0.00 0.750																			

Toronto Blue Jays @ Detroit Tigers  
Tiger Stadium, Detroit, MI  
Tue Sep 06 1988, 7:05 PM EDT  
Att. 18,299 - Unknown - 60 F

AB	36
R	7
H	10
RBI	5
BB	4
SO	7
LOB	18



livebaseballscorecards.com

Batter	1	2	3	4	5	6	7	8	9	AB	R	H	RBI	BB	SO	LOB
<b>Gary Pettis, S</b> (1, 8) OBP: 0.285, SLG: 0.278	3-3 K		2-2 4-3			0-0 5-3		1-1 1B		4	0	1	0	0	1	1
<b>Luis Salazar, R</b> (1, 6) OBP: 0.299, SLG: 0.390	1-3 K			0-0 F9		0-1 1B		2-2 1B		4	0	2	1	0	1	0
<b>Fred Lynn, L</b> (1, 7) OBP: 0.302, SLG: 0.466	3-2 F7			2-1 2-3		1-0 F4		2-2 F7		4	0	0	0	0	0	3
<b>Chet Lemon, R</b> (1, 9) OBP: 0.347, SLG: 0.411		2-2 G6-4-3 1B		3-2 HR			1-0 HR	4-1 G6-3 BB		3	2	3	2	1	0	0
<b>Ray Knight, R</b> (1, 3) OBP: 0.269, SLG: 0.281		0-3 K		0-0 5-3			2-1 5-3	0-2 G6-3		3	0	0	0	0	1	1
<b>Dave Bergman, L</b> (8, PH) OBP: 0.392, SLG: 0.441								1-2f		1	0	0	0	0	0	3
<b>Larry Herndon, R</b> (1, 10) OBP: 0.295, SLG: 0.294		0-0 G6-4-3				1-3 K		1-0 1-3		3	0	0	0	0	1	1
<b>Scott Lusader, L</b> (9, PH)									1-1 6-3	1	0	0	0	0	0	0
<b>Mike Heath, R</b> (1, 2) OBP: 0.337, SLG: 0.412			2-1 4-3		1-1 F7		4-0 FC5-4 BB		1-2 F7	2	0	0	0	1	0	0
<b>Pat Sheridan, L</b> (9, PH) OBP: 0.349, SLG: 0.422										1	0	0	0	0	0	0
<b>Tom Brookens, R</b> (1, 5) OBP: 0.326, SLG: 0.360			0-3 K		0-0 1-3		1-1 FC5-4		4-1 BB	3	0	0	0	0	1	1
<b>Darrell Evans, L</b> (9, PH) OBP: 0.335, SLG: 0.361							1-2f			0	0	0	0	1	0	0
<b>Jim Walewander, S</b> (1, 4) OBP: 0.256, SLG: 0.250			1-1 1B			1-2 6-3		1-2 1B		3	1	2	0	0	0	0
<b>Bill Bean, L</b> (9, PH) OBP: 0.500, SLG: 1.000									1-3 K	1	0	0	0	0	1	1

Inning Stats	R: 0	H: 0	E: 0	K: 2	S: 11	H: 0	LOB: 0	BB: 0	P: 18	R: 0	H: 1	E: 0	K: 1	S: 11	H: 1	LOB: 0	BB: 0	P: 13	R: 0	H: 1	E: 0	K: 1	S: 10	R: 1	H: 1	E: 0	K: 0	S: 8	H: 0	LOB: 0	BB: 0	P: 8	R: 0	H: 1	E: 0	K: 0	S: 7	H: 1	LOB: 1	BB: 0	P: 9	R: 1	H: 1	E: 0	K: 0	S: 6	H: 1	LOB: 1	BB: 1	P: 15	R: 1	H: 3	E: 0	K: 0	S: 16	H: 0	LOB: 1	BB: 1	P: 16	R: 0	H: 0	E: 0	K: 1	S: 9	H: 0	LOB: 1	BB: 1	P: 11	1B: 6	2B: 0	3B: 0	HR: 2	SF: 0	SAC: 0	DP: 2	HBP: 0	WP: 0	PB: 0	SB: 0	CS: 0	PA: 36
--------------	------	------	------	------	-------	------	--------	-------	-------	------	------	------	------	-------	------	--------	-------	-------	------	------	------	------	-------	------	------	------	------	------	------	--------	-------	------	------	------	------	------	------	------	--------	-------	------	------	------	------	------	------	------	--------	-------	-------	------	------	------	------	-------	------	--------	-------	-------	------	------	------	------	------	------	--------	-------	-------	-------	-------	-------	-------	-------	--------	-------	--------	-------	-------	-------	-------	--------

PITCHER	IP	WLS	BF	H	R	ER	SO	BB	IBB	HBP	BLK	WP	HR	S	P	ERA	WHIP
<b>Jimmy Key, L</b> (1, 1) ERA: 3.08	7.0	W	29	8	3	3	5	1	0	0	0	0	2	68	104	3.86	1.286
<b>Tony Castillo, L</b> (8, 1) ERA: 1.93	0.1		1	0	0	0	0	0	0	0	0	0	0	3	5	0.00	0.000
<b>Duane Ward, R</b> (8, 1) ERA: 3.26	1.2	S	6	0	0	0	1	2	0	0	0	0	0	13	24	0.00	1.200

**BOTTOM**

**Toronto Blue Jays @ Detroit Tigers**  
**Tiger Stadium, Detroit, MI**  
 Tue Sep 06 1988, 7:05 PM EDT  
 Att: 18,299 - Unknown - 60 F

livebaseballscorecards.com

<b>AB</b>	<b>33</b>
<b>R</b>	<b>3</b>
<b>H</b>	<b>8</b>
<b>RBI</b>	<b>3</b>
<b>BB</b>	<b>3</b>
<b>SO</b>	<b>6</b>
<b>LOB</b>	<b>11</b>



Batter	1	2	3	4	5	6	7	8	9	AB R H RBI BB SO LOB	TOP														
Tony Fernandez, S (1, 6) OBP: 0.336, SLG: 0.382	2-2 F8			0-0 F9		2-1 FC5-4		1-1 FC4-6 HBP		3 0 0 0 0 0 1															
Lloyd Moseby, L (1, 8) OBP: 0.347, SLG: 0.366	0-2 P1			3-1 F7			0-0 FC5-4 1B	1-0 FC4-6 S		4 0 1 1 0 0 2															
Jesse Barfield, R (1, 9) OBP: 0.300, SLG: 0.420	3-2 5-3			2-3 K			1-0 FC5-4 2B	4-2 BB		3 1 0 0 1 1 1															
George Bell, R (1, 7) OBP: 0.301, SLG: 0.444		0-2 F8			1-1 F8		2-0 F8	3-2 5-3		4 0 0 0 0 0 3															
Pat Borders, R (1, 10) OBP: 0.285, SLG: 0.472 Rance Mulliniks, L (9, PH) OBP: 0.396, SLG: 0.495		2-3 K			1-1 3-1		1-2 2B		3-2 F8	3 0 1 1 0 1 0 1 0 0 0 0 0 0															
Manuel Lee, S (1, 4) OBP: 0.329, SLG: 0.362		2-2 5-3			1-3 K		0-3 K		0-1 F8	4 0 0 0 0 2 1															
Fred McGriff, L (1, 3) OBP: 0.381, SLG: 0.580			3-2 3-1			1-1 4-3		0-1 SH1-4 FC4-6 2B	2-1 F5	4 1 1 0 0 0 0															
Kelly Gruber, R (1, 5) OBP: 0.327, SLG: 0.439			2-2 F7			0-0 F8		4-0 FC4-6 SH1-4 WP BB		2 1 0 0 1 0 0															
Sal Butera, R (1, 2) OBP: 0.254, SLG: 0.362			3-2 6-3			1-0 FC5-4 1B		1-0 SH1-4		2 0 1 0 0 0 0															
<b>Inning Stats</b>	R: 0 E: 0 K: 0 S: 10	H: 0 LOB: 0 BB: 0 P: 15	R: 0 E: 0 K: 1 S: 9	H: 0 LOB: 0 BB: 0 P: 13	R: 0 E: 0 K: 0 S: 13	H: 0 LOB: 0 BB: 0 P: 21	R: 0 E: 0 K: 1 S: 7	H: 0 LOB: 0 BB: 0 P: 12	R: 0 E: 0 K: 1 S: 8	H: 0 LOB: 0 BB: 0 P: 11	R: 0 E: 0 K: 0 S: 6	H: 1 LOB: 1 BB: 0 P: 10	R: 1 E: 0 K: 1 S: 9	H: 2 LOB: 1 BB: 0 P: 13	R: 2 E: 0 K: 0 S: 10	H: 1 LOB: 2 BB: 2 P: 24	R: 0 E: 0 K: 0 S: 11	H: 0 LOB: 0 BB: 0 P: 16	1B: 2 2B: 2 3B: 0 HR: 0	SF: 0 SAC: 1 DP: 0 HBP: 1	WP: 1 PB: 0 SB: 1 CS: 0	PA: 34			
<b>PITCHER</b>	IP WLS BF H R ER SO BB IBB HBP BLK WP HR S P ERA WHIP																								
Frank Tanana, L (1, 1) ERA: 4.24	7.0		26	4	3	3	4	1	0	0	0	0	0	64	101	3.86	0.714								
Willie Hernandez, L (8, 1) ERA: 3.0	0.2		3	0	0	0	0	0	0	1	0	0	0	3	6	0.00	0.000								
Mike Henneman, R (8, 1) ERA: 2.11	1.1	W	5	0	0	0	0	1	0	0	0	1	0	16	28	0.00	0.750								

Toronto Blue Jays @ Detroit Tigers  
Tiger Stadium, Detroit, MI  
Wed Sep 07 1988, 7:05 PM EDT  
Att. 21,614 - Unknown - 67 F

livebaseballscorecards.com

AB	30
R	3
H	4
RBI	2
BB	2
SO	4
LOB	8



Batter	1	2	3	4	5	6	7	8	9	AB	R	H	RBI	BB	SO	LOB
Pat Sheridan, L (1, 7) OBP: 0.346, SLG: 0.418 Gary Pettis, S (8, PH) OBP: 0.284, SLG: 0.278 (9, 8)	2-2 P6	3-2 5-3			0-3 K			1-1 6-3		3	0	0	0	0	1	1
Luis Salazar, R (1, 6) OBP: 0.296, SLG: 0.386	2-3 K				3-3 K			1-2 5-3		4	0	0	0	0	2	0
Fred Lynn, L (1, 10) OBP: 0.301, SLG: 0.464	0-1 F8				G6-4-3 1B			3-3 K		4	0	1	0	0	1	0
Matt Nokes, L (1, 2) OBP: 0.305, SLG: 0.415 Mike Heath, R (9, PH) OBP: 0.335, SLG: 0.410		4-0 BB 1B BB			2-1 G6-4-3 1-2f			2-1 F8		2	1	0	0	1	0	1
Darrell Evans, L (1, 3) OBP: 0.334, SLG: 0.358		4-2 FC6-4 1B 1B BB			0-3 K			2-3 K		3	1	0	0	1	3	0
Chet Lemon, R (1, 9) OBP: 0.350, SLG: 0.419		3-2 FC6-4 1B			1-2 3-1 2B			1-1 F9		4	1	3	1	0	0	0
Dwayne Murphy, L (1, 8) OBP: 0.364, SLG: 0.365 Larry Herndon, R (9, PH) OBP: 0.295, SLG: 0.294 Dave Bergman, L (9, PH) OBP: 0.395, SLG: 0.441		1-2 F7			1-2 3-1			0-1		3	0	1	0	0	0	3
Tom Brookens, R (1, 5) OBP: 0.324, SLG: 0.357 Alan Trammell, R (9, PH) OBP: 0.383, SLG: 0.488		0-0 FC6-4 1B E			0-0 L9			0-0 P4		3	1	0	0	0	0	4
Jim Walewander, S (1, 4) OBP: 0.258, SLG: 0.252		2-1 S 1B			3-1 1-3			1-3 K		3	0	1	1	0	1	1

Inning Stats	R: 0	H: 0	E: 0	K: 1	S: 9	R: 3	H: 2	E: 0	K: 0	S: 16	R: 0	H: 1	E: 0	K: 0	S: 7	R: 0	H: 1	E: 0	K: 1	S: 11	R: 0	H: 0	E: 0	K: 2	S: 9	R: 0	H: 0	E: 0	K: 1	S: 7	R: 0	H: 1	E: 0	K: 1	S: 8	R: 0	H: 0	E: 0	K: 1	S: 9	R: 1	H: 2	E: 0	K: 1	S: 11	1B: 5	2B: 2	3B: 0	HR: 0	SF: 0	SAC: 0	DP: 1	HBP: 0	WP: 0	PA: 35
PITCHER	IP	WLS	BF	H	R	ER	SO	BB	IBB	HBP	BLK	WP	HR	S	P	ERA	WHIP																																						
Dave Stieb, R (1, 1) ERA: 3.58	7.0		27	5	3	2	6	2	0	0	0	0	0	67	107	2.57	1.000																																						
John Cerutti, L (8, 1) ERA: 3.43	1.2	L	6	1	1	1	2	0	0	0	0	0	0	17	28	5.40	0.600																																						
Todd Stottliemyre, R (9, 1) ERA: 5.31	0.0		2	1	0	0	0	0	1	0	0	0	0	3	8	∞	∞																																						


BOTTOM

Toronto Blue Jays @ Detroit Tigers  
Tiger Stadium, Detroit, MI  
Wed Sep 07 1988, 7:05 PM EDT  
Att: 21,614 - Unknown - 67 F

livebaseballscorecards.com

AB	32
R	4
H	7
RBI	3
BB	3
SO	8
LOB	10



Batter	1	2	3	4	5	6	7	8	9	10	AB R H RBI BB SO LOB	TOP												
Gary Pettis, S OBP: 0.283, SLG: 0.275 (1, 8)	2-1 L4			4-1 BLK 1B G6-3 BB	1-0 L7			0-3 K		2-3 K	4 1 0 0 1 2 1													
Luis Salazar, R OBP: 0.297, SLG: 0.389 (1, 7)	3-3 K			0-0 G6-3		1-2 G6-3		4-0 1B 1B 2B BB		1-2 3B	4 1 1 0 1 1 1													
Alan Trammell, R OBP: 0.383, SLG: 0.486 (1, 6)	1-1 F8			1-3 K		1-3 K		0-1 1B 2B 1B		4-0 IBB	4 1 1 0 1 2 1													
Chet Lemon, R OBP: 0.350, SLG: 0.417 (1, 9)		0-0 F8		4-2 1B BB		1-3 K		2-2 2B 1B		3-2 F5	4 1 1 0 1 1 2													
Ray Knight, R OBP: 0.272, SLG: 0.288 Bill Bean, L OBP: 0.500, SLG: 1.000 (8, PR) (8, 3)	1-0 F7			0-2 1B			2-1 5-3	2-1 WP 2B		0-1 L9	4 0 2 4 0 0 0 0 0 0 0 0 0 0													
Fred Lynn, L OBP: 0.300, SLG: 0.462 Dave Bergman, L OBP: 0.395, SLG: 0.441 (10, PH) (10, 3)		1-0 F7		1-2 1B				1-H 2-H 3-H 2B			1 0 0 0 0 0 2 0 0 0 0 0 0 0													
Larry Herndon, R OBP: 0.294, SLG: 0.293 (1, 10)	2-2 F9			1-2 P4			2-2 FC4-6 1B	1-3 K			4 0 1 0 0 1 3													
Mike Heath, R OBP: 0.329, SLG: 0.401 (1, 2)			1-3 K		3-2 6-3		2-2 F9		0-1 4-3		4 0 0 0 0 1 1	AB 37 R 4 H 7 RBI 4 BB 4 SO 10 LOB 12												
Tom Brookens, R OBP: 0.320, SLG: 0.353 (1, 5)			3-2 F9		0-2 P6		2-2 FC4-6		3-3 K		4 0 0 0 0 1 1													
Jim Walewander, S OBP: 0.258, SLG: 0.252 (1, 4)			2-2 6-3		1-2 1B			1-3 K	2-2 6-3		4 0 1 0 0 1 0													
<b>Inning Stats</b>	R: 0 E: 0 K: 1 S: 7	H: 0 LOB: 0 BB: 0 P: 13	R: 0 E: 0 K: 0 S: 6	H: 0 LOB: 0 BB: 0 P: 9	R: 0 E: 0 K: 1 S: 9	H: 0 LOB: 0 BB: 0 P: 15	R: 1 E: 0 K: 1 S: 16	H: 1 LOB: 2 BB: 2 P: 26	R: 0 E: 0 K: 2 S: 9	H: 1 LOB: 1 BB: 0 P: 15	R: 0 E: 0 K: 2 S: 9	H: 0 LOB: 0 BB: 0 P: 12	R: 0 E: 0 K: 0 S: 11	H: 1 LOB: 1 BB: 0 P: 19	R: 3 E: 0 K: 3 S: 16	H: 3 LOB: 2 BB: 1 P: 26	R: 0 E: 0 K: 1 S: 8	H: 0 LOB: 0 BB: 0 P: 13	R: 0 E: 0 K: 1 S: 15	H: 1 LOB: 2 BB: 1 P: 25	1B: 5 2B: 1 3B: 1 HR: 0	SF: 0 SAC: 0 DP: 0 HBP: 0	WP: 1 PB: 0 SB: 0 CS: 0	PA: 41
<b>PITCHER</b>	IP WLS BF H R ER SO BB IBB HBP BLK WP HR S P ERA WHIP																							
Ron Guidry, L ERA: 3.14 (1, 1)	6.1	24	3	1	1	5	2	0	0	0	0	0	62	99	1.42	0.789								
Dave Righetti, L ERA: 3.86 (7, 1)	3.0	14	4	3	3	5	1	0	0	0	1	0	38	60	9.00	1.667								
Dale Mohorcic, R ERA: 5.13 (10, 1)	0.1	2	0	0	0	0	0	1	0	0	0	0	5	12	0.00	0.000								
Hipolito Pena, L ERA: (10, 1)	0.1	W 1	0	0	0	0	0	0	0	0	0	0	2	2	0.00	0.000								

Detroit Tigers @ New York Yankees  
 Yankee Stadium, Bronx, NY

Thu Sep 08 1988 7:05 PM EDT  
 Att: 27,589 - Unknown - 69 F

livebaseballscores.com



**BOTTOM**

**Detroit Tigers @ New York Yankees**  
 Yankee Stadium, Bronx, NY  
 Thu Sep 08 1988, 7:05 PM EDT  
 Att. 27,589 - Unknown - 69 F

livebaseballscorecards.com

<b>AB</b>	<b>34</b>
<b>R</b>	<b>7</b>
<b>H</b>	<b>7</b>
<b>RBI</b>	<b>7</b>
<b>BB</b>	<b>6</b>
<b>SO</b>	<b>5</b>
<b>LOB</b>	<b>10</b>



AB	R	H	RBI	BB	SO	LOB
4	1	0	0	1	0	0
5	1	1	0	0	2	1
5	2	2	1	0	1	0
4	2	1	1	1	1	0
3	0	0	0	1	0	0
1	1	1	3	0	0	0
2	0	1	2	2	0	0
0	0	0	0	0	0	0
0	0	0	0	0	0	0
3	0	1	0	1	0	2
3	0	0	0	0	1	4
3	0	0	0	0	0	1
1	0	0	0	0	0	2
0	0	0	0	0	0	0

Batter	1	2	3	4	5	6	7	8	9	10
<b>Rickey Henderson, R</b> OBP: 0.386, SLG: 0.387 (1, 7)	4-1 WP G4-3 BB		2-2 G6-3			0-2 F9	1-1 F9			2-2 L5
<b>Claudell Washington, L</b> OBP: 0.362, SLG: 0.450 (1, 8)	2-2 SAFE 1-3		1-3 K			1-2 1B 1B	0-3 K			0-0 L7
<b>Don Mattingly, L</b> OBP: 0.356, SLG: 0.460 (1, 3)	0-0 G4-3 3-H			2-1 G3		2-1 1B 1B		1-3 K2-3		2-2 HR 2B
<b>Dave Winfield, R</b> OBP: 0.410, SLG: 0.552 (1, 9)	1-1 5-3			1-2 L8		1-2 1B 1B		1-3 K		4-0 HR IBB
<b>Ken Phelps, L</b> OBP: 0.408, SLG: 0.544 <b>Gary Ward, R</b> OBP: 0.288, SLG: 0.279 (1, 10) (10, PH)		2-2 4-3		2-0 G3-1		4-0 1B IBB		3-2 F8		2-0 HR
<b>Mike Pagliarulo, L</b> OBP: 0.281, SLG: 0.360 <b>Roberto Kelly, R</b> OBP: 0.272, SLG: 0.364 <b>Luis Aguayo, R</b> OBP: 0.320, SLG: 0.348 (1, 5) (9, PR) (10, 5)		0-0 F8			4-2 FC5-4 BB	0-0 BB 1B		4-2 F8 S BB		
<b>Willie Randolph, R</b> OBP: 0.339, SLG: 0.328 (1, 4)		2-2 1B		1-1 P6		4-2 SAFE BB		2-2 F8		
<b>Don Slaught, R</b> OBP: 0.347, SLG: 0.464 (1, 2)		1-3 K		2-1 F8		1-1 F7		1-0 G5-4-3 HBP		
<b>Rafael Santana, R</b> OBP: 0.288, SLG: 0.300 <b>Jack Clark, R</b> OBP: 0.376, SLG: 0.431 <b>Randy Velarde, R</b> OBP: 0.245, SLG: 0.367 (1, 6) (9, PH) (10, 6)			1-2 L7		1-2 FC5-4		2-0 F9		0-0 G5-4-3	

Inning Stats	R: 1	H: 0	E: 1	K: 0	S: 8	H: 0	LOB: 0	BB: 1	P: 15	R: 0	H: 1	E: 0	K: 1	S: 13	H: 1	LOB: 1	BB: 0	P: 17	R: 0	H: 0	E: 0	K: 1	S: 10	H: 0	LOB: 0	BB: 0	P: 14	R: 0	H: 0	E: 0	K: 0	S: 12	R: 3	H: 4	E: 0	K: 0	S: 16	H: 0	LOB: 0	BB: 0	P: 9	R: 0	H: 0	E: 0	K: 1	S: 6	H: 0	LOB: 0	BB: 0	P: 14	R: 0	H: 0	E: 0	K: 0	S: 8	R: 3	H: 2	E: 0	K: 0	S: 9	H: 2	LOB: 0	BB: 1	P: 19	1B: 5	SF: 0	2B: 0	3B: 0	HR: 1	WP: 1	PA: 41
--------------	------	------	------	------	------	------	--------	-------	-------	------	------	------	------	-------	------	--------	-------	-------	------	------	------	------	-------	------	--------	-------	-------	------	------	------	------	-------	------	------	------	------	-------	------	--------	-------	------	------	------	------	------	------	------	--------	-------	-------	------	------	------	------	------	------	------	------	------	------	------	--------	-------	-------	-------	-------	-------	-------	-------	-------	--------

PITCHER	IP	WLS	BF	H	R	ER	SO	BB	IBB	HBP	BLK	WP	HR	S	P	ERA	WHIP
<b>Ted Power, R</b> ERA: 5.71 (1, 1)	5.2		24	5	4	3	2	2	1	0	0	1	0	61	96	4.76	1.235
<b>Eric King, R</b> ERA: 3.49 (6, 1)	2.2		11	0	0	0	3	2	0	1	0	0	0	26	46	0.00	0.750
<b>Mike Henneman, R</b> ERA: 2.19 (9, 1)	1.1	L	4	1	1	1	0	0	0	0	0	0	0	9	13	6.75	0.750
<b>Willie Hernandez, L</b> ERA: 3.32 (10, 1)	0.0		2	1	2	2	0	0	1	0	0	0	1	7	∞	∞	

Batter	1	2	3	4	5	6	7	8	9	AB R H RBI BB SO LOB	TOP																										
<b>Pat Sheridan, L</b> (1, 7) <small>OBP: 0.346, SLG: 0.415</small> <b>Chet Lemon, R</b> (7, PH) <small>OBP: 0.351, SLG: 0.416</small>	1-3 <b>K</b>		1-0 <b>F7-3</b>		4-1 <b>BLK</b> <b>BB</b>		4-0 <b>FC6-4</b> <b>IBB</b>		3-1 <b>P4</b>	2 0 0 0 1 1 1 1 0 0 0 1 0 0																											
<b>Dave Bergman, L</b> (1, 3) <small>OBP: 0.394, SLG: 0.438</small> <b>Ray Knight, R</b> (7, PH) <small>OBP: 0.273, SLG: 0.287</small>	2-2 <b>6-3</b>		2-1 <b>4-3</b>		4-2 <b>FC5-4</b> <b>BB</b>		1-2 <b>F7</b>		1-0 <b>HBP</b>	2 0 0 0 1 0 0 1 0 0 0 0 0 3																											
<b>Alan Trammell, R</b> (1, 6) <small>OBP: 0.379, SLG: 0.480</small>	0-1 <b>F8</b>			1-1 <b>6-3</b>	1-1 <b>FC5-4</b>		0-1 <b>FC6-4</b>		1-3 <b>K</b>	5 0 0 0 0 1 7																											
<b>Fred Lynn, L</b> (1, 8) <small>OBP: 0.297, SLG: 0.457</small>		1-3 <b>K</b>		0-0 <b>L4</b>		2-0 <b>F7</b>		1-2 <b>G6-3</b>		4 0 0 0 0 1 0																											
<b>Matt Nokes, L</b> (1, 2) <small>OBP: 0.307, SLG: 0.422</small> <b>Scott Lusader, L</b> (8, PR) <b>Mike Heath, R</b> (8, 2) <small>OBP: 0.329, SLG: 0.401</small>		1-2 <b>BLK</b> <b>1B</b> <b>2B</b>		3-1 <b>F8</b>		1-0 <b>G1-3</b>		0-0 <b>2B</b>		4 1 2 0 0 0 0 0 0 0 0 0 0 0 0 0 0 0 0 0 0																											
<b>Dwayne Murphy, L</b> (1, 9) <small>OBP: 0.379, SLG: 0.386</small>		3-2 <b>1B</b> <b>2-H</b> <b>1B</b>		0-0 <b>G3</b> <b>1B</b> <b>2B</b>		2-3 <b>K</b>		4-0 <b>IBB</b>		3 1 2 1 1 1 0																											
<b>Darrell Evans, L</b> (1, 10) <small>OBP: 0.336, SLG: 0.359</small> <b>Gary Pettis, S</b> (7, PR) <small>OBP: 0.283, SLG: 0.275</small>		2-0 <b>SAFE</b> <b>1-3</b> <b>1B</b>		1-2 <b>G3</b>		4-1 <b>WP</b> <b>1B</b> <b>BB</b>		1-3 <b>K</b>		2 0 1 0 1 0 1 1 0 0 0 0 1 2																											
<b>Luis Salazar, R</b> (1, 5) <small>OBP: 0.295, SLG: 0.386</small>		1-3 <b>K</b>		2-2 <b>G3</b>		2-3 <b>K</b>		1-1 <b>G6-3</b>		4 0 0 0 0 2 5																											
<b>Jim Walewander, S</b> (1, 4) <small>OBP: 0.273, SLG: 0.262</small>			4-2 <b>F7-3</b> <b>BB</b>		2-2 <b>BLK</b> <b>S</b> <b>1B</b>		0-0 <b>WP</b> <b>1B</b>		0-0 <b>B4-3</b>	3 0 2 1 1 0 0																											
<b>Inning Stats</b>	R: 0 E: 0 K: 1 S: 8	H: 0 LOB: 0 BB: 0 P: 11	R: 1 E: 0 K: 2 S: 14	H: 3 LOB: 1 BB: 0 P: 22	R: 0 E: 0 K: 0 S: 5	H: 0 LOB: 0 BB: 1 P: 12	R: 0 E: 0 K: 0 S: 5	H: 0 LOB: 0 BB: 0 P: 9	R: 1 E: 0 K: 0 S: 16	H: 2 LOB: 3 BB: 2 P: 30	R: 0 E: 0 K: 1 S: 5	H: 0 LOB: 0 BB: 0 P: 10	R: 0 E: 0 K: 1 S: 11	H: 1 LOB: 3 BB: 2 P: 22	R: 0 E: 0 K: 1 S: 9	H: 1 LOB: 2 BB: 1 P: 16	R: 0 E: 0 K: 1 S: 6	H: 0 LOB: 1 BB: 0 P: 11	1B: 4 2B: 4 3B: 0 HR: 0	SF: 0 SAC: 0 DP: 1 HBP: 1	WP: 1 PB: 0 SB: 1 CS: 0	PA: 39															
<b>PITCHER</b>	IP WLS BF H R ER SO BB IBB HBP BLK WP HR S P ERA WHIP																																				
<b>Richard Dotson, R</b> (1, 1) <small>ERA: 5.22</small> <b>Hipolito Pena, L</b> (7, 1) <small>ERA:</small> <b>Dale Mohorcic, R</b> (7, 1) <small>ERA: 4.89</small>	6.1		27	6	2	2	5	4	0	0	2	0	0	59	106	2.84	1.579																				
	0.0		1	0	0	0	0	0	1	0	0	1	0	0	4	∞	∞																				
	2.2	W	11	1	0	0	2	0	1	1	0	0	0	20	33	0.00	0.375																				

**Detroit Tigers @ New York Yankees**  
 Yankee Stadium, Bronx, NY  
 Fri Sep 09 1988, 7:05 PM EDT  
 Att. 35,335 - Unknown - 77 F

[livebaseballscorecards.com](http://livebaseballscorecards.com)

<b>AB</b>	<b>32</b>
<b>R</b>	<b>2</b>
<b>H</b>	<b>7</b>
<b>RBI</b>	<b>2</b>
<b>BB</b>	<b>6</b>
<b>SO</b>	<b>7</b>
<b>LOB</b>	<b>19</b>




Batter	1	2	3	4	5	6	7	8	9	AB R H RBI BB SO LOB
Rickey Henderson, R (1, 7) OBP: 0.387, SLG: 0.391	4-1 G4-6-3 BB			1-1 5-3		0-1 E 3B		2-2 6-3		3 1 1 0 1 0 0
Claudell Washington, L (1, 8) OBP: 0.361, SLG: 0.456	2-1 G4-6-3 1-2f			2-2 4-3		1-0 FC6 FC6-4		3-1 HR		4 1 1 1 0 0 1
Don Mattingly, L (1, 3) OBP: 0.354, SLG: 0.458	1-1 G4-3			1-1 F7		0-2 P6				3 0 0 0 0 0 1
Dave Winfield, R (1, 9) OBP: 0.409, SLG: 0.550		1-0 G6-3			4-0 G1 BB G4-3 BB	2-2 FC6-4 1-2f				2 1 0 0 1 0 1
Ken Phelps, L (1, 10) OBP: 0.407, SLG: 0.540		2-3 K			4-1 G4-3 G1 1-2 BB		1-0 L9			2 0 0 0 1 1 0
Mike Pagliarulo, L (1, 5) OBP: 0.280, SLG: 0.358		1-0 F8			2-1 G1 1-2 2-3		3-3 K			3 0 0 0 0 1 2
Willie Randolph, R (1, 4) OBP: 0.336, SLG: 0.325			3-2 F8		1-2 G4-3 2-3 3-H		0-3 K			3 0 0 1 0 1 1
Don Slaught, R (1, 2) OBP: 0.343, SLG: 0.459			2-0 F8		2-0 F7		0-1 6-3			3 0 0 0 0 0 1
Rafael Santana, R (1, 6) OBP: 0.286, SLG: 0.297			0-1 5-3			1-1 F8		1-2 F8		3 0 0 0 0 0 0

Inning Stats	R: 0 E: 0 K: 0 S: 5	H: 0 LOB: 0 BB: 1 P: 12	R: 0 E: 0 K: 1 S: 5	H: 0 LOB: 0 BB: 0 P: 9	R: 0 E: 0 K: 0 S: 7	H: 0 LOB: 0 BB: 0 P: 12	R: 0 E: 0 K: 0 S: 7	H: 0 LOB: 0 BB: 0 P: 11	R: 1 E: 0 K: 0 S: 7	H: 0 LOB: 1 BB: 2 P: 20	R: 1 E: 1 K: 0 S: 11	H: 1 LOB: 1 BB: 0 P: 15	R: 0 E: 0 K: 2 S: 7	H: 0 LOB: 0 BB: 0 P: 11	R: 0 E: 0 K: 0 S: 8	H: 0 LOB: 0 BB: 0 P: 11	R: 1 E: 0 K: 0 S: 2	H: 1 LOB: 0 BB: 0 P: 5	1B: 0 2B: 0 3B: 1 HR: 1	SF: 0 SAC: 0 DP: 1 HBP: 0	WP: 0 PB: 0 SB: 0 CS: 0	PA: 29	
PITCHER Walt Terrell, R (1, 1) ERA: 4.02	IP 8.0	WLS L	BF 29	H 2	R 3	ER 2	SO 3	BB 3	IBB 0	HBP 0	BLK 0	WP 0	HR 1	S 59	P 106	ERA 2.25	WHIP 0.625						
PITCHER	IP	WLS	BF	H	R	ER	SO	BB	IBB	HBP	BLK	WP	HR	S	P	ERA	WHIP						

**DETROIT TIGERS @ NEW YORK YANKEES**  
**Yankee Stadium, Bronx, NY**  
 Fri Sep 09 1988, 7:05 PM EDT  
 Att: 35,335 - Unknown - 77 F

<b>AB</b>	<b>26</b>
<b>R</b>	<b>3</b>
<b>H</b>	<b>2</b>
<b>RBI</b>	<b>2</b>
<b>BB</b>	<b>3</b>
<b>SO</b>	<b>3</b>
<b>LOB</b>	<b>7</b>



Batter	1	2	3	4	5	6	7	8	9	AB R H RBI BB SO LOB	TOP	
<b>Scott Lusader, L</b> <small>(1, 8) OBP: 0.125, SLG: 0.571</small> <small>(7, 9)</small> <small>(8, 8)</small>	2-1 		2-1 		0-0 		2-2 		4 1 1 2 0 0 1			
<b>Dave Bergman, L</b> <small>(1, 3) OBP: 0.388, SLG: 0.430</small>	0-1 			1-0 	1-2 			3-2 		4 0 0 0 0 0 0		
<b>Alan Trammell, R</b> <small>(1, 6) OBP: 0.380, SLG: 0.481</small>	2-2 			3-2 		1-0 		3-2 		3 1 1 0 0 0 0		
<b>Fred Lynn, L</b> <small>(1, 7) OBP: 0.299, SLG: 0.464</small> <b>Pat Sheridan, L</b> <small>(8, 7) OBP: 0.346, SLG: 0.415</small>		3-2 		1-0 	2-1 		2-2 		3 1 1 1 0 0 1 0 0 0 0 0 0 0			
<b>Matt Nokes, L</b> <small>(1, 2) OBP: 0.310, SLG: 0.426</small>	0-0 			1-2 		0-1 		2-1 		4 0 2 1 0 0 1		
<b>Darrell Evans, L</b> <small>(1, 10) OBP: 0.333, SLG: 0.355</small>		2-2 		2-0 		2-3 		1-2 		4 0 0 0 0 1 3		
<b>Dwayne Murphy, L</b> <small>(1, 9) OBP: 0.368, SLG: 0.374</small> <b>Gary Pettis, S</b> <small>(7, 8) OBP: 0.283, SLG: 0.275</small> <b>Bill Bean, L</b> <small>(8, 9) OBP: 0.400, SLG: 0.800</small>		2-3 			3-1 		0-0 		1-1 		3 0 0 0 0 1 0 0 0 0 0 0 0 0 1 0 0 0 0 0 0	
<b>Tom Brookens, R</b> <small>(1, 5) OBP: 0.320, SLG: 0.353</small> <b>Torey Lovullo, S</b> <small>(8, 5) OBP: 1.000, SLG: 1.000</small>			1-1 		0-0 		3-3 	1-1 		3 0 1 0 0 1 0 1 0 1 0 0 0 0		
<b>Jim Walewander, S</b> <small>(1, 4) OBP: 0.265, SLG: 0.254</small>	0-0 			1-1 		3-2 		2-2 		4 1 0 0 0 0 2		
<b>Inning Stats</b>	R: 0 H: 0 E: 0 LOB: 0 K: 0 BB: 0 S: 7 P: 11	R: 1 H: 1 E: 0 LOB: 0 K: 1 BB: 0 S: 13 P: 20	R: 0 H: 0 E: 0 LOB: 0 K: 0 BB: 0 S: 5 P: 8	R: 1 H: 2 E: 0 LOB: 1 K: 0 BB: 0 S: 8 P: 16	R: 2 H: 2 E: 0 LOB: 0 K: 0 BB: 0 S: 9 P: 14	R: 0 H: 1 E: 0 LOB: 1 K: 1 BB: 0 S: 8 P: 13	R: 0 H: 0 E: 1 LOB: 1 K: 1 BB: 0 S: 12 P: 18	R: 0 H: 0 E: 0 LOB: 1 K: 0 BB: 0 S: 10 P: 20	R: 0 H: 1 E: 0 LOB: 1 K: 0 BB: 0 S: 11 P: 16	1B: 3 SF: 0 2B: 2 SAC: 0 3B: 0 DP: 1 HR: 2 HBP: 2	WP: 0 PA: 36 PB: 0 SB: 0 CS: 0	
<b>PITCHER</b> <b>Rick Rhoden, R</b> <small>(1, 1) ERA: 4.32</small>	IP: 9.0 WLS: W BF: 36 H: 7 R: 4 ER: 4 SO: 3 BB: 0 IBB: 0 HBP: 2 BLK: 0 WP: 0 HR: 2 S: 83 P: 136 ERA: 4.00 WHIP: 0.778					<b>PITCHER</b>	IP: WLS: BF: H: R: ER: SO: BB: IBB: HBP: BLK: WP: HR: S: P: ERA: WHIP					

**Detroit Tigers @ New York Yankees**  
 Yankee Stadium, Bronx, NY  
 Sat Sep 10 1988, 3:33 AM EDT  
 Att. 45,418 - Sunny - 80 F

[livebaseballscorecards.com](http://livebaseballscorecards.com)

AB	34
R	4
H	7
RBI	4
BB	0
SO	3
LOB	8



Batter	1	2	3	4	5	6	7	8	9	AB R H RBI BB SO LOB	BOTTOM
--------	---	---	---	---	---	---	---	---	---	----------------------	--------

<p><b>Rickey Henderson, R</b> (1, 7) OBP: 0.389, SLG: 0.394</p>	<p><b>Claudell Washington, L</b> (1, 8) OBP: 0.359, SLG: 0.452</p>	<p><b>Don Mattingly, L</b> (1, 3) OBP: 0.354, SLG: 0.457</p>	<p><b>Dave Winfield, R</b> (1, 9) OBP: 0.409, SLG: 0.547</p>	<p><b>Jack Clark, R</b> (1, 10) OBP: 0.377, SLG: 0.432</p>	<p><b>Roberto Kelly, R</b> (7, PR) OBP: 0.272, SLG: 0.364</p>	<p><b>Hal Morris, L</b> (7, PH) OBP: 0.200, SLG: 0.200</p>	<p><b>Mike Pagliarulo, L</b> (1, 5) OBP: 0.276, SLG: 0.353</p>	<p><b>Willie Randolph, R</b> (1, 4) OBP: 0.339, SLG: 0.327</p>	<p><b>Don Slaught, R</b> (1, 2) OBP: 0.351, SLG: 0.473</p>	<p><b>Rafael Santana, R</b> (1, 6) OBP: 0.287, SLG: 0.298</p>	<p><b>Ken Phelps, L</b> (7, PH) OBP: 0.409, SLG: 0.540</p>	<p><b>Randy Velarde, R</b> (7, PR) OBP: 0.243, SLG: 0.364</p>	<p><b>Inning Stats</b></p> <p>R: 0 H: 1 E: 0 LOB: 2 K: 2 BB: 1 S: 11 P: 21</p> <p>R: 2 H: 4 E: 1 LOB: 3 K: 2 BB: 0 S: 19 P: 26</p> <p>R: 0 H: 0 E: 0 LOB: 0 K: 1 BB: 0 S: 9 P: 16</p> <p>R: 0 H: 1 E: 0 LOB: 1 K: 1 BB: 0 S: 9 P: 12</p> <p>R: 0 H: 1 E: 0 LOB: 1 K: 0 BB: 0 S: 11 P: 15</p> <p>R: 1 H: 2 E: 1 LOB: 2 K: 0 BB: 0 S: 9 P: 11</p> <p>R: 6 H: 5 E: 0 LOB: 2 K: 1 BB: 3 S: 19 P: 43</p> <p>R: 0 H: 1 E: 0 LOB: 1 K: 2 BB: 0 S: 10 P: 13</p> <p>1B: 13 SF: 1 3B: 2 SAC: 1 HR: 0 DP: 0 HBP: 0</p>	<p>5 1 3 3 0 0 1</p> <p>3 0 0 1 1 1 5</p> <p>5 0 2 1 0 0 5</p> <p>4 1 1 1 1 2 5</p> <p>4 0 2 0 0 1 2 0 1 0 0 0 0 0 1 0 0 0 0 0 2</p> <p>5 0 0 0 0 4 3</p> <p>4 2 2 0 1 1 0</p> <p>5 3 4 2 0 0 1</p> <p>2 0 1 1 0 0 2 0 0 0 0 1 0 0 1 1 0 0 0 0 1</p>	<p><b>AB 39</b></p> <p><b>R 9</b></p> <p><b>H 15</b></p> <p><b>RBI 9</b></p> <p><b>BB 4</b></p> <p><b>SO 9</b></p> <p><b>LOB 27</b></p> <p>WP: 0 PA: 45 PB: 0 SB: 1 CS: 0</p>
---	--	--	--	--	---	--	--	--	--	---	--	---	---	--	---

**Detroit Tigers @ New York Yankees**  
 Yankee Stadium, Bronx, NY  
 Sat Sep 10 1988, 3:33 AM EDT  
 Att. 45,418 - Sunny - 80 F

AB	39
R	9
H	15
RBI	9
BB	4
SO	9
LOB	27

PITCHER	IP	WLS	BF	H	R	ER	SO	BB	IBB	HBP	BLK	WP	HR	S	P	ERA	WHIP
<b>Jack Morris, R</b> (1, 1) ERA: 4.2	6.1	L	35	11	8	7	7	2	1	0	0	0	0	76	119	9.95	2.053
<b>Mark Huismann, R</b> (7, 1) ERA: 6.0	0.0		2	1	0	0	0	0	1	0	0	0	0	1	7	∞	∞
<b>Paul Gibson, L</b> (7, 1) ERA: 2.82	0.1		2	1	0	0	0	0	0	0	0	0	0	5	9	0.00	3.000
<b>Don Heinkel, R</b> (7, 1) ERA: 4.13	1.1		6	2	1	1	2	0	0	0	0	0	0	15	22	6.75	1.500

PITCHER	IP	WLS	BF	H	R	ER	SO	BB	IBB	HBP	BLK	WP	HR	S	P	ERA	WHIP
<b>Jack Morris, R</b> (1, 1) ERA: 4.2	6.1	L	35	11	8	7	7	2	1	0	0	0	0	76	119	9.95	2.053
<b>Mark Huismann, R</b> (7, 1) ERA: 6.0	0.0		2	1	0	0	0	0	1	0	0	0	0	1	7	∞	∞
<b>Paul Gibson, L</b> (7, 1) ERA: 2.82	0.1		2	1	0	0	0	0	0	0	0	0	0	5	9	0.00	3.000
<b>Don Heinkel, R</b> (7, 1) ERA: 4.13	1.1		6	2	1	1	2	0	0	0	0	0	0	15	22	6.75	1.500

Batter	1	2	3	4	5	6	7	8	9	10	11	12	13	14	15	16	17	18	AB	R	H	RBI	BB	SO	LOB	TOP	
Gary Pettis, S OBP: 0.286, SLG: 0.275 (1, 8)	G6-3					G4-3			FC2-4		E S 1B		K					F7	7	0	2	0	2	1	3		
Luis Salazar, R OBP: 0.295, SLG: 0.384 (1, 7)	F9																	F7	2	0	0	0	1	0	1		
Scott Lusader, L OBP: 0.143, SLG: 0.333 (7, PH)																		F7	5	0	0	0	1	3	3		
Alan Trammell, R OBP: 0.376, SLG: 0.482 (1, 6)	F8																	P4	8	1	1	1	0	2	5		
Chet Lemon, R OBP: 0.347, SLG: 0.413 (1, 9)																				8	0	1	0	0	2	5	
Ray Knight, R OBP: 0.272, SLG: 0.285 (1, 3)																											
Dave Bergman, L OBP: 0.386, SLG: 0.427 (5, PH)	L7																										
Bill Bean, L OBP: 0.286, SLG: 0.571 (12, PR)																											
Larry Herndon, R OBP: 0.302, SLG: 0.293 (1, 10)																											
Pat Sheridan, L OBP: 0.343, SLG: 0.410 (6, PH)																											
Mike Heath, R OBP: 0.326, SLG: 0.396 (1, 2)																											
Matt Nokes, L OBP: 0.307, SLG: 0.422 (12, PH)																											
Tom Brookens, R OBP: 0.320, SLG: 0.360 (1, 5)																											
Jim Walewander, S OBP: 0.261, SLG: 0.250 (1, 4)																											
Fred Lynn, L OBP: 0.301, SLG: 0.466 (6, PH)																											
Torey Lovullo, S OBP: 0.500, SLG: 0.400 (6, 4)																											
<b>Inning Stats</b>	R: 0 E: 0 K: 0 S: 8	H: 0 LOB: 0 BB: 0 P: 13	R: 1 E: 0 K: 0 S: 17	H: 2 LOB: 2 BB: 1 P: 30	R: 0 E: 0 K: 1 S: 15	H: 0 LOB: 1 BB: 1 P: 23	R: 0 E: 1 K: 1 S: 11	H: 0 LOB: 2 BB: 1 P: 20	R: 0 E: 0 K: 2 S: 13	H: 1 LOB: 2 BB: 0 P: 23	R: 0 E: 0 K: 0 S: 9	H: 0 LOB: 0 BB: 0 P: 16	R: 0 E: 0 K: 0 S: 9	H: 0 LOB: 0 BB: 0 P: 10	R: 0 E: 0 K: 2 S: 7	H: 2 LOB: 2 BB: 0 P: 15	R: 0 E: 0 K: 1 S: 10	H: 0 LOB: 0 BB: 0 P: 17	R: 0 E: 0 K: 1 S: 10	H: 1 LOB: 1 BB: 0 P: 18	R: 0 E: 0 K: 1 S: 13	H: 1 LOB: 1 BB: 0 P: 21	R: 1 E: 1 K: 0 S: 7	H: 1 LOB: 1 BB: 0 P: 10	1B: 7 2B: 2 3B: 1 HR: 1	SF: 0 SAC: 1 DP: 0 HBP: 0	WP: 0 PA: 74 PB: 0 SB: 4 CS: 0
<b>PITCHER</b>	IP WLS BF H R ER SO BB IBB HBP BLK WP HR S P ERA WHIP	Al Leiter, L ERA: 3.67 (1, 1)	Neil Allen, R ERA: 4.1 (5, 1)	Hipolito Pena, L ERA: (7, 1)	Dale Mohorcic, R ERA: 4.5 (9, 1)	Dave Righetti, L ERA: 3.69 (12, 1)	<b>PITCHER</b>	Steve Shields, R ERA: 4.18 (16, 1)	IP WLS BF H R ER SO BB IBB HBP BLK WP HR S P ERA WHIP	Steve Shields, R ERA: 4.18 (16, 1)	IP WLS BF H R ER SO BB IBB HBP BLK WP HR S P ERA WHIP	Steve Shields, R ERA: 4.18 (16, 1)	IP WLS BF H R ER SO BB IBB HBP BLK WP HR S P ERA WHIP	Steve Shields, R ERA: 4.18 (16, 1)	IP WLS BF H R ER SO BB IBB HBP BLK WP HR S P ERA WHIP	Steve Shields, R ERA: 4.18 (16, 1)	IP WLS BF H R ER SO BB IBB HBP BLK WP HR S P ERA WHIP	Steve Shields, R ERA: 4.18 (16, 1)	IP WLS BF H R ER SO BB IBB HBP BLK WP HR S P ERA WHIP	Steve Shields, R ERA: 4.18 (16, 1)	IP WLS BF H R ER SO BB IBB HBP BLK WP HR S P ERA WHIP	Steve Shields, R ERA: 4.18 (16, 1)	IP WLS BF H R ER SO BB IBB HBP BLK WP HR S P ERA WHIP	Steve Shields, R ERA: 4.18 (16, 1)	IP WLS BF H R ER SO BB IBB HBP BLK WP HR S P ERA WHIP	Steve Shields, R ERA: 4.18 (16, 1)	IP WLS BF H R ER SO BB IBB HBP BLK WP HR S P ERA WHIP

**Detroit Tigers @ New York Yankees**  
 Yankee Stadium, Bronx, NY  
 Sun Sep 11 1988, 3:33 AM EDT  
 Att. 39,008 - Sunny - 66 F

AB	66
R	4
H	11
RBI	4
BB	7
SO	12
LOB	30




Batter	1	2	3	4	5	6	7	8	9	10	11	12	13	14	15	16	17	18	AB	R	H	RBI	BB	SO	LOB
Rickey Henderson, R OBP: 0.388, SLG: 0.388 (1, 7)	4-3		F9		P4			F7		P4			K		L5			HR	7	1	0	0	1	1	0
Claudell Washington, L OBP: 0.359, SLG: 0.459 (1, 8)	G4-3		F5		3-1			1B		F9			G6-3			G3-6		HR	8	1	3	2	0	0	0
Don Mattingly, L OBP: 0.352, SLG: 0.455 (1, 3)	F7			2B				4-3					P5			G3-6			7	1	1	0	0	0	2
Dave Winfield, R OBP: 0.409, SLG: 0.550 (1, 9)		HR		2B				F8		F9			F9			K			7	1	3	1	0	2	0
Jack Clark, R OBP: 0.377, SLG: 0.439 (1, 10)				1B				2B		1B									5	1	2	2	0	1	2
Roberto Kelly, R OBP: 0.272, SLG: 0.364 (11, PR)				2B				2B		F2									0	0	0	0	0	0	0
Gary Ward, R OBP: 0.294, SLG: 0.282 (14, PH)				HR				K		S									1	0	1	0	1	0	0
Mike Pagliarulo, L OBP: 0.275, SLG: 0.350 (1, 5)				K				F8		1B									6	0	1	0	0	1	3
Willie Randolph, R OBP: 0.341, SLG: 0.328 (1, 4)				1B				5-3		F8									6	0	2	0	1	1	1
Don Slaught, R OBP: 0.343, SLG: 0.461 (1, 2)				K				1B		1B									7	0	0	0	0	2	6
Rafael Santana, R OBP: 0.286, SLG: 0.297 (1, 6)				P4				F8		F8									2	0	0	0	0	0	0
Ken Phelps, L OBP: 0.408, SLG: 0.538 (8, PH)				F9				F7		4-3									1	0	0	0	0	1	0
Randy Velarde, R OBP: 0.243, SLG: 0.364 (9, 6)								K											0	0	0	0	0	0	0
Hal Morris, L OBP: 0.182, SLG: 0.182 (10, PH)																			1	0	0	0	0	0	0
Luis Aguayo, R OBP: 0.316, SLG: 0.343 (11, 6)																			3	0	0	0	0	1	2

Inning Stats	R: 0	H: 0	E: 0	K: 0	S: 7	LOB: 0	BB: 0	P: 10	R: 2	H: 2	E: 0	K: 2	S: 11	LOB: 0	BB: 0	P: 19	R: 0	H: 0	E: 0	K: 0	S: 6	LOB: 0	BB: 0	P: 8	R: 1	H: 3	E: 0	K: 0	S: 12	LOB: 2	BB: 0	P: 21	R: 0	H: 0	E: 0	K: 1	S: 11	LOB: 0	BB: 0	P: 16	R: 0	H: 1	E: 0	K: 1	S: 9	LOB: 1	BB: 0	P: 15	R: 0	H: 2	E: 0	K: 0	S: 12	LOB: 2	BB: 0	P: 16	R: 0	H: 0	E: 0	K: 0	S: 8	LOB: 0	BB: 0	P: 13	R: 0	H: 1	E: 0	K: 0	S: 10	LOB: 1	BB: 0	P: 18	R: 0	H: 0	E: 0	K: 2	S: 12	LOB: 0	BB: 0	P: 18	R: 0	H: 0	E: 0	K: 1	S: 8	LOB: 0	BB: 0	P: 12	R: 0	H: 2	E: 0	K: 1	S: 9	LOB: 1	BB: 0	P: 13	R: 0	H: 0	E: 0	K: 0	S: 6	LOB: 0	BB: 0	P: 9	R: 0	H: 1	E: 0	K: 1	S: 6	LOB: 0	BB: 0	P: 9	R: 0	H: 0	E: 0	K: 1	S: 16	LOB: 2	BB: 2	P: 28	R: 2	H: 1	E: 0	K: 0	S: 3	LOB: 1	BB: 1	P: 7	1B: 8	SF: 0	2B: 3	SAC: 1	3B: 0	DP: 1	HR: 2	HBP: 0	WP: 0	PA: 65
PITCHER	IP	WLS	BF	H	R	ER	SO	BB	IBB	HBP	BLK	WP	HR	S	P	ERA	WHIP																																																																																																																									
Doyle Alexander, R ERA: 4.38 (1, 1)	8.0		30	6	3	3	4	0	0	0	0	0	1	73	113	3.38	0.750																																																																																																																									
Mike Henneman, R ERA: 2.0 (9, 1)	7.0		25	5	0	4	0	0	0	0	0	0	0	65	99	0.00	0.714																																																																																																																									
Willie Hernandez, L ERA: 3.51 (16, 1)	2.0	L	10	2	2	2	2	2	1	0	0	0	1	25	44	9.00	2.000																																																																																																																									

**BOTTOM**

**Detroit Tigers @ New York Yankees**  
 Yankee Stadium, Bronx, NY  
 Sun Sep 11 1988, 3:33 AM EDT  
 Att. 39,008 - Sunny - 66 F

AB 61  
 R 5  
 H 13  
 RBI 5  
 BB 3  
 SO 10  
 LOB 16



Batter	1	2	3	4	5	6	7	8	9	AB R H RBI BB SO LOB	TOP																
Gary Pettis, S (1, 8) OBP: 0.285, SLG: 0.272	2-1 F9		1-0 F9			3-2 F8	4-2 BB	1-1 G4-3		4 0 0 0 1 0 3																	
Luis Salazar, R (1, 7) OBP: 0.295, SLG: 0.386 Fred Lynn, L (7, PH) OBP: 0.302, SLG: 0.475	3-2 F9		1-1 F3			1-0 HR 2B	1-2 F5		1-0 HR	3 1 1 0 0 0 0 2 1 1 1 0 0 2																	
Alan Trammell, R (1, 6) OBP: 0.374, SLG: 0.477	3-3 K			1-1 F9		4-0 HR IBB	1-2 P6		2-3 K	4 1 0 0 1 2 2																	
Chet Lemon, R (1, 9) OBP: 0.350, SLG: 0.419		1-3 K		1-1 G4-3		2-2 HR 1-H 2-H		4-1 SH1-4 1B BB	4-2 G5-3 BB	3 2 1 3 2 1 0																	
Ray Knight, R (1, 3) OBP: 0.275, SLG: 0.292		3-2 2B		0-0 G5-3		2-2 1B		1 SAFE 0-1 SH1-4	1 SAFE 0-0 G5-3	4 1 2 0 0 0 1																	
Larry Herndon, R (1, 10) OBP: 0.308, SLG: 0.306 Darrell Evans, L (8, PH) OBP: 0.335, SLG: 0.357 Pat Sheridan, L (8, PR) OBP: 0.342, SLG: 0.409		1-1 2B			3-1 F8	1-1 1B		0-2 BB 1B	3-3 K	3 0 2 1 0 0 0 1 0 1 1 0 0 0 1 0 0 0 0 1 1																	
Mike Heath, R (1, 2) OBP: 0.321, SLG: 0.390 Matt Nokes, L (8, PH) OBP: 0.309, SLG: 0.422		0-2 F9			1-2 F7	1-1 G6-3		4-0 BB IBB		3 0 0 0 0 0 3 0 0 0 0 1 0 0																	
Tom Brookens, R (1, 5) OBP: 0.319, SLG: 0.359		0-1 G5-3			2-1 G6-3		1-0 SH1-4 1B	1-2 F7		4 0 1 0 0 0 3																	
Jim Walewander, S (1, 4) OBP: 0.257, SLG: 0.246 Dwayne Murphy, L (8, PH) OBP: 0.374, SLG: 0.374 Torey Lovullo, S (8, 4) OBP: 0.500, SLG: 0.400			0-2 F7			3-3 K	0-0 SH1-4	4-2 BB		2 0 0 0 0 1 0 0 0 0 0 1 0 0 0 0 0 0 0 0 0																	
<b>Inning Stats</b>	R: 0 E: 0 K: 1 S: 11	H: 0 LOB: 0 BB: 0 P: 19	R: 1 E: 0 K: 1 S: 16	H: 2 LOB: 1 BB: 0 P: 21	R: 0 E: 0 K: 0 S: 6	H: 0 LOB: 0 BB: 0 P: 8	R: 0 E: 0 K: 0 S: 5	H: 0 LOB: 0 BB: 0 P: 7	R: 0 E: 0 K: 0 S: 7	H: 0 LOB: 0 BB: 0 P: 13	R: 3 E: 0 K: 1 S: 20	H: 4 LOB: 2 BB: 1 P: 37	R: 0 E: 0 K: 0 S: 11	H: 1 LOB: 2 BB: 1 P: 18	R: 1 E: 0 K: 0 S: 13	H: 1 LOB: 3 BB: 3 P: 27	R: 1 E: 0 K: 2 S: 12	H: 1 LOB: 1 BB: 1 P: 22	1B: 4 2B: 3 3B: 0 HR: 2	SF: 0 SAC: 2 DP: 0 HBP: 0	WP: 0 PB: 0 SB: 0 CS: 0	PA: 42					
<b>PITCHER</b>	IP WLS BF H R ER SO BB IBB HBP BLK WP HR S P ERA WHIP																										
Jimmy Key, L (1, 1) ERA: 3.23	6.0		25	6	4	4	3	0	1	0	0	0	1	65	105	6.00	1.000										
Todd Stottliemyre, R (7, 1) ERA: 5.29	0.1		3	1	0	0	0	1	0	0	0	0	0	5	10	0.00	6.000										
Tony Castillo, L (7, 1) ERA: 1.64	0.2		2	0	0	0	0	0	0	0	0	0	0	6	8	0.00	0.000										
Tom Henke, R (8, 1) ERA: 2.97	1.2	L	11	2	2	2	1	3	1	0	0	0	1	22	43	10.80	3.000										
John Cerutti, L (8, 1) ERA: 3.42	0.1		1	0	0	0	1	0	0	0	0	0	0	3	6	0.00	0.000										

Detroit Tigers @ Toronto Blue Jays  
Exhibition Stadium, Toronto, ON

Mon Sep 12 1988, 7:05 PM EDT  
Att. 31,354 - Unknown - 64 F

livebaseballscorecards.com

AB	34
R	6
H	9
RBI	6
BB	6
SO	5
LOB	15





**BOTTOM**

**Detroit Tigers @ Toronto Blue Jays**  
 Exhibition Stadium, Toronto, ON  
 Mon Sep 12 1988, 7:05 PM EDT  
 Att: 31,354 - Unknown - 64 F

livebaseballscorecards.com

<b>AB</b>	<b>38</b>
<b>R</b>	<b>5</b>
<b>H</b>	<b>11</b>
<b>RBI</b>	<b>4</b>
<b>BB</b>	<b>1</b>
<b>SO</b>	<b>6</b>
<b>LOB</b>	<b>19</b>



AB	R	H	RBI	BB	SO	LOB
5	0	1	0	0	1	2
5	0	0	1	0	1	2
5	1	2	1	0	1	3
4	0	3	0	0	0	0
4	1	1	0	0	1	4
4	1	2	0	0	1	2
3	0	1	2	0	1	2
0	1	0	0	0	0	0
1	0	0	0	0	0	1
3	1	1	0	1	0	0
2	0	0	0	0	0	0
2	0	0	0	0	0	3

Batter	1	2	3	4	5	6	7	8	9
<b>Tony Fernandez, S</b> OBP: 0.334, SLG: 0.381 (1, 6)	3-2 F8 ①		1-1 G3 ②		1-3 K ③		3-2 G3 ② 1-2		0-0 G6-3 1-3 2B ②
<b>Lloyd Moseby, L</b> OBP: 0.348, SLG: 0.371 (1, 8)	0-1 F9 ②		2-2 L6 ③			1-3 K ①	1-1 E5 2-3 3-H ③		3-2 G6-3 2-3 3-H ②
<b>Jesse Barfield, R</b> OBP: 0.304, SLG: 0.433 (1, 9)	2-2 HR			2-2 1B 1B		2-1 F7	0-3 K ③		0-0 G1-3 ③
<b>George Bell, R</b> OBP: 0.306, SLG: 0.451 (1, 7)	2-0 1B			2-1 1-2 1B		1-1 P4 ③		1-1 G1-6-3 1B	
<b>Fred McGriff, L</b> OBP: 0.384, SLG: 0.583 (1, 3)	0-1 1-3 ③			0-3 K ①			2-2 1B 3B 1B	0-0 G1-6-3 1-2f ① ②	
<b>Kelly Gruber, R</b> OBP: 0.328, SLG: 0.445 (1, 5)			1-3 K ①		2-2 F8 ②		0-0 1-2 3B 1B	1-1 1B	
<b>Pat Borders, R</b> OBP: 0.277, SLG: 0.470 (1, 10)			2-1 G6-3 ②		1-3 K2-3 ③		1-0 1-1 E 3B 1-H 2-H ③	1-1 L7 ③	
<b>Alexis Infante, R</b> OBP: 0.200, SLG: 0.111 (7, PR)									
<b>Rance Mulliniks, L</b> OBP: 0.390, SLG: 0.483 (8, PH)									
<b>Manuel Lee, S</b> OBP: 0.334, SLG: 0.364 (1, 4)			1-2 G1-3 ③		2-2 L5 ①		0-2 E G3 1B		4-1 2B G6-3 BB
<b>Sal Butera, R</b> OBP: 0.246, SLG: 0.350 (1, 2)									
<b>Ernie Whitt, L</b> OBP: 0.345, SLG: 0.395 (7, PH)			0-2 G4-3 ①		1-1 F8 ②		SAFE 3-1 P3 ①		2-2 F8 ①
<b>Ernie Whitt, L</b> (8, 2)									

Inning	1	2	3	4	5	6	7	8	9
R	1	0	0	0	0	0	3	0	1
H	2	0	0	2	0	0	4	2	1
ER	0	0	0	0	0	0	1	0	0
LOB	1	0	0	2	0	0	2	1	1
K	0	1	0	2	0	1	1	0	0
BB	0	0	0	0	0	0	0	0	1
P	18	13	12	23	12	11	31	10	18
S	11	9	9	16	8	7	21	7	9

PITCHER	IP	WLS	BF	H	R	ER	SO	BB	IBB	HBP	BLK	WP	HR	S	P	ERA	WHIP
<b>Frank Tanana, L</b> ERA: 4.25	(1, 1)	6.0	25	7	4	3	5	0	0	0	0	0	1	65	97	4.50	1.167
<b>Eric King, R</b> ERA: 3.47	(7, 1)	0.1	2	1	0	0	0	0	0	0	0	0	0	5	8	0.00	3.000
<b>Paul Gibson, L</b> ERA: 2.81	(7, 1)	0.1	2	0	0	0	0	0	0	0	0	0	0	8	12	0.00	0.000
<b>Mark Huisman, R</b> ERA: 5.79	(7, 1)	1.2	W 8	3	1	1	1	1	0	0	0	0	0	15	24	5.40	2.400
<b>Willie Hernandez, L</b> ERA: 3.47	(9, 1)	0.2	S 2	0	0	0	0	0	0	0	0	0	0	4	7	0.00	0.000

PITCHER	IP	WLS	BF	H	R	ER	SO	BB	IBB	HBP	BLK	WP	HR	S	P	ERA	WHIP
<b>Frank Tanana, L</b> ERA: 4.25	(1, 1)	6.0	25	7	4	3	5	0	0	0	0	0	1	65	97	4.50	1.167
<b>Eric King, R</b> ERA: 3.47	(7, 1)	0.1	2	1	0	0	0	0	0	0	0	0	0	5	8	0.00	3.000
<b>Paul Gibson, L</b> ERA: 2.81	(7, 1)	0.1	2	0	0	0	0	0	0	0	0	0	0	8	12	0.00	0.000
<b>Mark Huisman, R</b> ERA: 5.79	(7, 1)	1.2	W 8	3	1	1	1	1	0	0	0	0	0	15	24	5.40	2.400
<b>Willie Hernandez, L</b> ERA: 3.47	(9, 1)	0.2	S 2	0	0	0	0	0	0	0	0	0	0	4	7	0.00	0.000

Batter	1	2	3	4	5	6	7	8	9	AB R H RBI BB SO LOB	TOP											
<b>Gary Pettis, S</b> (1, 8) OBP: 0.283, SLG: 0.270	0-1 F8		1-0 L8		1-1 FC6-4 1B		1-3 K			4 0 0 0 0 1 2												
<b>Dave Bergman, L</b> (1, 3) OBP: 0.384, SLG: 0.424	2-2 L5		0-0 G5-3		2-1 BB 1-3 1B		1-2 G3			4 0 1 1 0 0 0												
<b>Alan Trammell, R</b> (1, 6) OBP: 0.375, SLG: 0.477 <b>Luis Salazar, R</b> (1, PR) OBP: 0.298, SLG: 0.386 <b>Chris Bando, S</b> (1, 6)	3-2 HBP		1-3 K		4-2 BB 1-2 BB			0-0 G6-4-3 1B		0 0 0 0 0 0 0 2 0 1 0 1 1 0												
<b>Fred Lynn, L</b> (1, 7) OBP: 0.304, SLG: 0.474 <b>Scott Lusader, L</b> (8, PR) OBP: 0.143, SLG: 0.333 (8, 7)	1-1 F4			4-2 FC5-4 BB	1-0 G3			2-1 G6-4-3 1B 1-2 G6-4-3 1B		3 0 1 0 1 0 4 0 0 0 0 0 0 0												
<b>Matt Nokes, L</b> (1, 2) OBP: 0.309, SLG: 0.424 <b>Mike Heath, R</b> (8, PH) OBP: 0.320, SLG: 0.388 <b>Chris Bando, S</b> (8, 2) OBP: 0.217, SLG: 0.181		3-1 G4-3		2-1 FC5-4 1-2f		2-2 F8 2B		0-1 G6-4-3 1-2f 2-3		3 0 1 0 0 0 1 1 0 0 0 0 0 2 0 0 0 0 0 0 0												
<b>Darrell Evans, L</b> (1, 10) OBP: 0.333, SLG: 0.354 <b>Ray Knight, R</b> (8, PH) OBP: 0.274, SLG: 0.291		1-1 E4 FC3-6		2-3 K		1-1 F8 2-3		2-2 G5-3		3 0 0 0 0 1 2 1 0 0 0 0 0 2												
<b>Chet Lemon, R</b> (1, 9) OBP: 0.348, SLG: 0.416 <b>Bill Bean, L</b> (8, 9) OBP: 0.250, SLG: 0.500		1-1 FC3-6 1-2f		1-1 F9		1-3 K			2-1 4-3	3 0 0 0 0 1 3 1 0 0 0 0 0 0	<b>AB 33</b>											
<b>Tom Brookens, R</b> (1, 5) OBP: 0.319, SLG: 0.359 <b>Torey Lovullo, S</b> (8, 5) OBP: 0.429, SLG: 0.333		2-2 G1-3			2-1 FC4-6 1B	0-0 G6-3			0-1 F7	3 0 1 0 0 0 2 1 0 0 0 0 0 0	<b>RBI 1</b>											
<b>Jim Walewander, S</b> (1, 4) OBP: 0.257, SLG: 0.254			2-1 BLK G5-3 2B		1-0 FC4-6 1-2f		1-2 P5		2-1 G4-3	4 1 1 0 0 0 1	<b>BB 2</b>											
<b>Inning Stats</b>	R: 0 E: 0 K: 0 S: 9	H: 0 LOB: 1 BB: 0 P: 15	R: 0 E: 1 K: 0 S: 9	H: 0 LOB: 1 BB: 0 P: 16	R: 1 E: 0 K: 1 S: 7	H: 1 LOB: 0 BB: 0 P: 11	R: 0 E: 0 K: 1 S: 10	H: 0 LOB: 1 BB: 1 P: 19	R: 0 E: 0 K: 1 S: 10	H: 2 LOB: 3 BB: 1 P: 21	R: 0 E: 0 K: 1 S: 9	H: 1 LOB: 1 BB: 0 P: 13	R: 0 E: 0 K: 1 S: 10	H: 0 LOB: 0 BB: 0 P: 13	R: 0 E: 0 K: 0 S: 9	H: 2 LOB: 2 BB: 0 P: 13	R: 0 E: 0 K: 0 S: 6	H: 0 LOB: 0 BB: 0 P: 10	1B: 4 2B: 2 3B: 0 HR: 0	SF: 0 SAC: 0 DP: 1 HBP: 1	WP: 0 PB: 0 SB: 0 CS: 0	PA: 36
<b>PITCHER</b>	IP WLS BF H R ER SO BB IBB HBP BLK WP HR S P ERA WHIP																					
<b>Dave Stieb, R</b> (1, 1) ERA: 3.49	7.0 W 31 6 1 1 4 2 0 0 1 1 0 0 67 113 1.29 1.143																					
<b>Tony Castillo, L</b> (8, 1) ERA: 1.5	1.0 2 0 0 0 0 0 0 0 0 0 0 0 6 8 0.00 0.000																					
<b>Mark Eichhorn, R</b> (9, 1) ERA: 4.12	1.0 3 0 0 0 0 0 0 0 0 0 0 0 6 10 0.00 0.000																					

**Detroit Tigers @ Toronto Blue Jays**  
Exhibition Stadium, Toronto, ON

Tue Sep 13 1988, 7:05 PM EDT  
Att. 32,141 - Unknown - 61 F

livebaseballscorecards.com



BOTTOM

Detroit Tigers @ Toronto Blue Jays  
Exhibition Stadium, Toronto, ON

Tue Sep 13 1988, 7:05 PM EDT  
Att: 32,141 - Unknown - 61 F

livebaseballscorecards.com

AB	34
R	9
H	10
RBI	8
BB	8
SO	7
LOB	13



WP:	1	PA:	42
PB:	0		
SB:	1		
CS:	0		

AB	R	H	RBI	BB	SO	LOB
3	0	1	1	2	1	0
0	0	0	0	0	0	0

4	1	1	0	1	1	4
0	0	0	0	0	0	0

5	0	1	1	0	0	1
---	---	---	---	---	---	---

5	2	3	0	0	0	0
0	0	0	0	0	0	0

3	2	1	2	2	1	2
0	0	0	0	0	0	0

2	1	1	0	1	1	0
1	1	0	0	1	0	1

4	2	2	4	0	0	3
---	---	---	---	---	---	---

3	0	0	0	1	0	0
---	---	---	---	---	---	---

4	0	0	0	0	3	2
---	---	---	---	---	---	---

1B:	7	SF:	0
2B:	0	SAC:	0
3B:	1	DP:	0
HR:	2	HBP:	0

Batter	1	2	3	4	5	6	7	8	9
Tony Fernandez, S OBP: 0.336, SLG: 0.381 Alexis Infante, R OBP: 0.200, SLG: 0.111	0-3 K	4-2 S BB	3-2 F X 2-3 3-H 1B			0-0 G3-1	4-1 BB		
Lloyd Moseby, L OBP: 0.349, SLG: 0.375 Rob Ducey, L OBP: 0.231, SLG: 0.269	3-1 1B 3B	3-3 K	2-1 F8			4-1 BB	0-2 G4-3		
Fred McGriff, L OBP: 0.382, SLG: 0.579	1-0 G3 1B		0-0 F9	2-2 G4-3		1-1 G4-3		0-0 G5-3	
George Bell, R OBP: 0.309, SLG: 0.453 Sil Campusano, R OBP: 0.273, SLG: 0.343	3-0 G3 1B		0-1 HR 1B	1-2 G6-3			1-2 BB HR 1B	1-1 L8	
Ernie Whitt, L OBP: 0.348, SLG: 0.403 Sal Butera, R OBP: 0.246, SLG: 0.350	3-2 G3 1B		0-0 HR	1-3 K			4-2 SAFE BB HR BB	4-1 BB	
Rance Mulliniks, L OBP: 0.393, SLG: 0.484 Pat Borders, R OBP: 0.281, SLG: 0.467	4-0 IBB		0-2 WP BLK 1B		2-3 K		4-2 HR BB	0-0 L4	
Jesse Barfield, R OBP: 0.305, SLG: 0.441	1-1 L9		1-1 BLK WP 1B		2-2 L7		0-1 HR		
Kelly Gruber, R OBP: 0.328, SLG: 0.442		1-2 F7	4-2 1B BLK BB		1-2 G5-3		0-1 G6-3		
Manuel Lee, S OBP: 0.331, SLG: 0.360		2-3 K	0-3 K			2-3 K2-3	0-0 G6-3		

Inning Stats	R	H	E	K	S	R	H	E	K	S	R	H	E	K	S	R	H	E	K	S	R	H	E	K	S	R	H	E	K	S	R	H	E	K	S										
	1	3	0	1	13	0	0	0	2	11	4	5	0	1	24	0	0	0	1	10	0	0	0	1	11	0	0	0	1	8	4	2	0	0	19	0	0	0	0	5	0	0	0	0	0
		LOB: 3		BB: 1			LOB: 1		BB: 1			LOB: 2		BB: 1			LOB: 0		BB: 0			LOB: 1		BB: 1			LOB: 1		BB: 1			LOB: 1		BB: 1			LOB: 1		BB: 1						

PITCHER	IP	WLS	BF	H	R	ER	SO	BB	IBB	HBP	BLK	WP	HR	S	P	ERA	WHIP
Ted Power, R ERA: 6.04	2.1	L	16	7	5	5	3	1	1	0	0	0	1	33	59	19.29	3.429
Don Heinkel, R ERA: 3.96	3.2		15	2	1	1	4	2	0	0	1	1	0	48	74	2.46	1.091
Paul Gibson, L ERA: 3.07	2.0		11	1	3	3	0	4	0	0	0	0	1	20	37	13.50	2.500

Batter	1	2	3	4	5	6	7	8	9	AB R H RBI BB SO LOB	TOP
<b>Bill Bean, L</b> (1, 8) OBP: 0.182, SLG: 0.364 <b>Gary Pettis, S</b> (8, PH) OBP: 0.282, SLG: 0.269 (8, 8)	0-2 5-3 		0-0 F7 			1-2 F6 		0-0 6-3 		3 0 0 0 0 0 1 1 0 0 0 0 0 1	
<b>Dave Bergman, L</b> (1, 3) OBP: 0.383, SLG: 0.423 <b>Ray Knight, R</b> (8, PH) OBP: 0.273, SLG: 0.290 (8, 3)	1-1 		2-0 4-3 			1-1 G6-3 		0-1 G3 		3 0 1 0 0 0 1 1 0 0 0 0 0 1	
<b>Fred Lynn, L</b> (1, 7) OBP: 0.304, SLG: 0.480	1-3 K 										
<b>Matt Nokes, L</b> (1, 2) OBP: 0.309, SLG: 0.422	1-3 K 										
<b>Darrell Evans, L</b> (1, 10) OBP: 0.334, SLG: 0.356											
<b>Chet Lemon, R</b> (1, 9) OBP: 0.345, SLG: 0.413											
<b>Luis Salazar, R</b> (1, 6) OBP: 0.302, SLG: 0.391											
<b>Tom Brookens, R</b> (1, 5) OBP: 0.319, SLG: 0.358											
<b>Jim Walewander, S</b> (1, 4) OBP: 0.261, SLG: 0.257											
<b>Inning Stats</b>	R: 0 H: 1 E: 0 LOB: 1 K: 2 BB: 0 S: 12 P: 15	R: 0 H: 2 E: 0 LOB: 1 K: 1 BB: 0 S: 10 P: 16	R: 0 H: 0 E: 0 LOB: 0 K: 1 BB: 0 S: 5 P: 8	R: 0 H: 0 E: 0 LOB: 0 K: 0 BB: 0 S: 6 P: 9	R: 0 H: 1 E: 0 LOB: 0 K: 0 BB: 0 S: 7 P: 10	R: 0 H: 1 E: 0 LOB: 0 K: 0 BB: 0 S: 8 P: 9	R: 1 H: 3 E: 0 LOB: 2 K: 1 BB: 0 S: 12 P: 21	R: 0 H: 1 E: 0 LOB: 1 K: 0 BB: 0 S: 6 P: 6	R: 1 H: 1 E: 0 LOB: 0 K: 1 BB: 0 S: 14 P: 19	1B: 9 SF: 0 2B: 0 SAC: 1 3B: 0 DP: 3 HR: 1 HBP: 0	WP: 0 PA: 33 PB: 0 SB: 0 CS: 0
<b>PITCHER</b> <b>Jim Clancy, R</b> (1, 1) ERA: 4.38 <b>John Cerutti, L</b> (8, 1) ERA: 3.41 <b>Duane Ward, R</b> (8, 1) ERA: 3.32	IP WLS BF H R ER SO BB IBB HBP BLK WP HR S P ERA WHIP 7.1 0 27 9 1 1 5 0 0 0 0 0 0 63 91 1.23 1.227 0.1 0 1 0 0 0 0 0 0 0 0 0 0 1 1 0.00 0.000 1.1 W 5 1 1 1 1 0 0 0 0 0 0 1 16 21 6.75 0.750	<b>PITCHER</b> IP WLS BF H R ER SO BB IBB HBP BLK WP HR S P ERA WHIP									

**Detroit Tigers @ Toronto Blue Jays**  
 Exhibition Stadium, Toronto, ON  
 Wed Sep 14 1988, 7:05 PM EDT  
 Att: 32,469 - Unknown

[livebaseballscorecards.com](http://livebaseballscorecards.com)

AB	32
R	2
H	10
RBI	2
BB	0
SO	6
LOB	12



**BOTTOM**

**Detroit Tigers @ Toronto Blue Jays**  
 Exhibition Stadium, Toronto, ON

Wed Sep 14 1988, 7:05 PM EDT  
 Att. 32,469 - Unknown

livebaseballscorecards.com

<b>AB</b>	<b>27</b>
<b>R</b>	<b>3</b>
<b>H</b>	<b>4</b>
<b>RBI</b>	<b>1</b>
<b>BB</b>	<b>7</b>
<b>SO</b>	<b>4</b>
<b>LOB</b>	<b>14</b>



AB	R	H	RBI	BB	SO	LOB
3	1	1	0	1	0	1
1	1	0	0	1	0	1
1	0	0	0	0	0	0
0	0	0	0	1	0	0
0	0	0	0	0	0	0
3	0	0	0	1	1	4
4	0	2	1	0	0	0
4	0	0	0	0	2	4
3	0	0	0	1	1	0
3	0	1	0	0	0	0
0	0	0	0	0	0	0
1	0	0	0	0	0	3
3	0	0	0	0	0	1
1	1	0	0	2	0	0
1B: 3	SF: 0	2B: 1	SAC: 0	3B: 0	DP: 1	HR: 0
WP: 2	PA: 34	PB: 0	SB: 0	CS: 0		

Batter	1	2	3	4	5	6	7	8	9
<b>Tony Fernandez, S</b> OBP: 0.337, SLG: 0.381 (1, 6)	1-1 6-3		4-1 FC6-4 BB		0-0 G4-6-3			0-0 1B WP 1-3 WP 1B	
<b>Lloyd Moseby, L</b> OBP: 0.349, SLG: 0.374 (1, 8)	4-2 G3 BB		2-0 FC6-4 1B BB 1-2f			1-2 F5		4-2 WP 1B 1-2 BB	
<b>Rob Ducey, L</b> OBP: 0.222, SLG: 0.259 (5, 8)									
<b>Rance Mulliniks, L</b> OBP: 0.394, SLG: 0.484 (8, PH)									
<b>Sil Campusano, R</b> OBP: 0.273, SLG: 0.343 (8, PR)									
<b>Fred McGriff, L</b> OBP: 0.381, SLG: 0.575 (1, 3)	0-0 G3		4-1 1B BB 1-2			1-0 F8		2-3 K	
<b>George Bell, R</b> OBP: 0.310, SLG: 0.453 (1, 7)	2-1 E1		1-0 1B 1-3 2-3			2-1 5-3		0-1 WP 1-2 2-3 1B	
<b>Ernie Whitt, L</b> OBP: 0.344, SLG: 0.398 (1, 2)	2-3 K			0-1 3-1			1-0 4-3	1-3 K	
<b>Jesse Barfield, R</b> OBP: 0.305, SLG: 0.438 (1, 9)		2-1 F8		1-1 6-3			2-3 K	4-1 1-2 2-3 IBB	
<b>Rick Leach, L</b> OBP: 0.332, SLG: 0.340 (1, 10)		0-1 G3		0-1 F8			2-0 2B	0-1 G3	
<b>Alexis Infante, R</b> OBP: 0.200, SLG: 0.111 (7, PR)									
<b>Nelson Liriano, S</b> OBP: 0.273, SLG: 0.311 (8, PH)									
<b>Kelly Gruber, R</b> OBP: 0.326, SLG: 0.440 (1, 5)		0-1 6-3			0-0 4-3			0-0 6-3	
<b>Manuel Lee, S</b> OBP: 0.333, SLG: 0.359 (1, 4)			1-2 4-3		4-2 G4-6-3 BB			4-2 1B 1B BB	

Inning	R	H	E	K	S	R	H	E	K	S	R	H	E	K	S	R	H	E	K	S	R	H	E	K	S
1	1	0	1	12	29	0	0	0	0	2	0	0	0	0	2	0	0	0	0	6	0	0	0	0	1
2	0	0	0	0	0	0	0	0	0	0	0	0	0	0	0	0	0	0	0	0	0	0	0	0	0
3	0	1	0	0	0	0	0	0	0	0	0	0	0	0	0	0	0	0	0	0	0	0	0	0	0
4	0	0	0	0	0	0	0	0	0	0	0	0	0	0	0	0	0	0	0	0	0	0	0	0	0
5	0	0	0	0	0	0	0	0	0	0	0	0	0	0	0	0	0	0	0	0	0	0	0	0	0
6	0	0	0	0	0	0	0	0	0	0	0	0	0	0	0	0	0	0	0	0	0	0	0	0	0
7	0	1	0	0	0	0	0	0	0	0	0	0	0	0	0	0	0	0	0	0	0	0	0	0	0
8	2	2	0	0	0	2	3	0	0	0	2	0	0	0	0	2	3	0	0	0	0	0	0	0	0
9	0	0	0	0	0	0	0	0	0	0	0	0	0	0	0	0	0	0	0	0	0	0	0	0	0

PITCHER	IP	WLS	BF	H	R	ER	SO	BB	IBB	HBP	BLK	WP	HR	S	P	ERA	WHIP
<b>Walt Terrell, R</b> ERA: 3.97 (1, 1)	7.0	L	29	3	3	2	2	6	0	0	0	1	0	54	99	2.57	1.286
<b>Willie Hernandez, L</b> ERA: 3.45 (8, 1)	0.1		1	0	0	0	1	0	0	0	0	0	0	3	5	0.00	0.000
<b>Mike Henneman, R</b> ERA: 1.98 (8, 1)	0.2		4	1	0	0	1	0	1	0	0	1	0	8	13	0.00	1.500

Batter	1	2	3	4	5	6	7	8	9	AB R H RBI BB SO LOB	TOP						
Joe Orsulak, L OBP: 0.340, SLG: 0.443 (1, 7) (9, 9)	0-0 G4-3		1-0 2B 1B	2-1 FC6-4 1B		1-0 F9			1-3 K	5 1 2 0 0 1 0							
Brady Anderson, L OBP: 0.278, SLG: 0.284 (1, 8) (9, 9)	0-0 BB 1B		1-2 HR 2B	0-0 FC6-4 1B			0-3 K		3-2 FC3-6 2B	5 2 4 2 0 1 0							
Cal Ripken Jr., R OBP: 0.373, SLG: 0.440 (1, 6) (9, 9)	4-2 G4-6-3 BB		4-1 HR BB	2-0 FC6-4			1-2 F8		4-0 FC3-6 IBB	2 1 0 0 3 0 2							
Eddie Murray, S OBP: 0.365, SLG: 0.483 (1, 3) (9, 9)	1-0 G4-6-3 1-2f		0-2 HR	1-0 F8			0-0 G5-3		0-0 FC3-6 1-2f 3-H	5 1 1 4 0 0 5							
Larry Sheets, L OBP: 0.304, SLG: 0.340 Ken Gerhart, R OBP: 0.238, SLG: 0.322 (1, 9) (9, 7)		0-0 HR	3-3 K		0-1 F9			1-0 G3-1	0-0 G3-1	5 1 1 1 0 1 1 0 0 0 0 0 0 0							
Terry Kennedy, L OBP: 0.281, SLG: 0.314 (1, 2) (9, 9)		3-1 G3	1-2 1B		3-2 L7			1-3 K		4 0 1 0 0 1 0							
Jim Traber, L OBP: 0.272, SLG: 0.327 (1, 10) (9, 9)		1-0 F8	2-1 F3		2-0 G1-3			4-0 2B BB		3 0 0 0 1 0 1							
Craig Worthington, R OBP: 0.270, SLG: 0.258 (1, 5) (9, 9)		0-3 K		3-3 K		0-3 K		3-1 1-3 2B		4 0 1 0 0 3 0							
Billy Ripken, R OBP: 0.261, SLG: 0.258 Pete Stanicek, S OBP: 0.322, SLG: 0.304 (8, PH) (8, 4)			1-1 F9	1-0 1B HBP		1-1 F7		1-1 F7		2 1 0 0 0 0 0 1 0 0 0 0 0 2							
<b>Inning Stats</b>	R: 0 E: 0 K: 0 S: 5 H: 1 LOB: 1 BB: 1 P: 10	R: 1 E: 0 K: 1 S: 7 H: 1 LOB: 0 BB: 0 P: 11	R: 4 E: 0 K: 1 S: 21 H: 4 LOB: 1 BB: 1 P: 34	R: 1 E: 0 K: 1 S: 15 H: 2 LOB: 2 BB: 0 P: 24	R: 0 E: 0 K: 0 S: 11 H: 0 LOB: 0 BB: 0 P: 16	R: 0 E: 0 K: 1 S: 6 H: 0 LOB: 0 BB: 0 P: 8	R: 0 E: 0 K: 1 S: 7 H: 0 LOB: 0 BB: 0 P: 8	R: 0 E: 0 K: 1 S: 9 H: 1 LOB: 2 BB: 1 P: 19	R: 1 E: 2 K: 1 S: 11 H: 1 LOB: 1 BB: 1 P: 19	1B: 5 2B: 3 3B: 0 HR: 2 SF: 0 SAC: 0 DP: 1 HBP: 1	WP: 0 PB: 0 SB: 0 CS: 0 PA: 41						
<b>PITCHER</b>	IP WLS BF H R ER SO BB IBB HBP BLK WP HR S P ERA WHIP																
Jack Morris, R ERA: 4.37 Paul Gibson, L ERA: 2.99 Mike Henneman, R ERA: 1.96 Willie Hernandez, L ERA: 3.43	(1, 1) (3, 1) (8, 1) (9, 1)	2.1 5.1 1.0 0.1	WLS W	13 22 5 1	5 4 1 0	5 1 1 0	5 5 0 0	1 1 1 0	2 1 0 0	0 0 1 0	0 0 0 0	0 0 0 0	2 55 12 1	24 87 21 1	40 87 21 1	19.29 1.69 0.00 0.00	3.000 0.938 1.000 0.000

Baltimore Orioles @ Detroit Tigers  
Tiger Stadium, Detroit, MI  
Fri Sep 16 1988, 7:05 PM EDT  
Att. 21,001 - Unknown - 70 F

livebaseballscorecards.com

AB	36
R	7
H	10
RBI	7
BB	4
SO	7
LOB	11



Batter	1	2	3	4	5	6	7	8	9	AB	R	H	RBI	BB	SO	LOB
<b>Gary Pettis, S</b> OBP: 0.285, SLG: 0.278 (1, 8) C B X	1-1 G4-6 3B		0-2 1B 2B	3-2 G5-3		4-0 WP BB		0-1 G5-3		4	2	2	0	1	0	2
<b>Luis Salazar, R</b> OBP: 0.303, SLG: 0.389 (1, 6) B F H	2-1 G4-6 HBP		1-0 G1-3		2-0 F9	2-2 F7		1-0 HR 1B		4	1	1	0	0	0	3
<b>Fred Lynn, L</b> OBP: 0.307, SLG: 0.490 (1, 7) 1 SAFE F SAFE X	0-1 G4-6 1-2f 3-H		1-2 1B		2-2 1B		2-3 K		1-0 HR	5	0	3	4	0	1	1
<b>Chet Lemon, R</b> OBP: 0.344, SLG: 0.411 <b>Dwayne Murphy, L</b> OBP: 0.376, SLG: 0.409 (1, 9) B B F SAFE X (4, 9) F SAFE X	2-2 FC6-4		2-3 K		1-0 HR		1-0 G6-3			2	0	0	0	0	1	2
<b>Ray Knight, R</b> OBP: 0.271, SLG: 0.288 <b>Dave Bergman, L</b> OBP: 0.380, SLG: 0.419 (1, 3) C SAFE SAFE X (5, PH) F B X (6, 3) F B X	1-2 FC6-4		0-1 FC6-4		0-1 L8		2-0 F7			2	0	0	0	0	0	2
<b>Larry Herndon, R</b> OBP: 0.307, SLG: 0.323 (1, 10) C C C X		0-3 K		2-2 HR		3-2 F8		1-0 F8		4	1	1	1	0	1	0
<b>Mike Heath, R</b> OBP: 0.318, SLG: 0.382 (1, 2) B B F B B X		4-2 FC9-6 BB		0-0 F9		1-2 G6-3		1-0 F8		3	0	0	0	1	0	0
<b>Tom Brookens, R</b> OBP: 0.321, SLG: 0.363 (1, 5) C SAFE X C SAFE X		0-2 FC9-6 1-2f		3-2 SF7 3B		0-0 F9		4-1 BB BB		3	1	1	0	1	0	1
<b>Jim Walewander, S</b> OBP: 0.267, SLG: 0.268 (1, 4) B F X	1-1 F5		0-0 SF7		0-0 SF7		1-1 WP 2B		4-0 BB	2	0	1	1	1	0	1

Inning Stats	R: 1	H: 1	E: 0	K: 0	S: 12	LOB: 1	BB: 0	P: 18	R: 0	H: 0	E: 0	K: 1	S: 10	LOB: 1	BB: 1	P: 15	R: 1	H: 2	E: 0	K: 1	S: 12	LOB: 1	BB: 0	P: 16	R: 2	H: 2	E: 0	K: 0	S: 13	LOB: 0	BB: 0	P: 21	R: 2	H: 2	E: 0	K: 0	S: 10	LOB: 0	BB: 0	P: 18	R: 0	H: 1	E: 0	K: 0	S: 10	LOB: 2	BB: 1	P: 18	R: 0	H: 0	E: 0	K: 1	S: 5	LOB: 0	BB: 0	P: 10	R: 0	H: 0	E: 0	K: 0	S: 5	LOB: 2	BB: 2	P: 15	R: 2	H: 2	E: 0	K: 0	S: 2	LOB: 0	BB: 0	P: 4	1B: 3	SF: 1	2B: 2	SAC: 0	3B: 2	DP: 0	HR: 3	HBP: 1	WP: 1	PA: 39
--------------	------	------	------	------	-------	--------	-------	-------	------	------	------	------	-------	--------	-------	-------	------	------	------	------	-------	--------	-------	-------	------	------	------	------	-------	--------	-------	-------	------	------	------	------	-------	--------	-------	-------	------	------	------	------	-------	--------	-------	-------	------	------	------	------	------	--------	-------	-------	------	------	------	------	------	--------	-------	-------	------	------	------	------	------	--------	-------	------	-------	-------	-------	--------	-------	-------	-------	--------	-------	--------

PITCHER	IP	WLS	BF	H	R	ER	SO	BB	IBB	HBP	BLK	WP	HR	S	P	ERA	WHIP
<b>Jeff Ballard, L</b> ERA: 4.37 (1, 1)	4.1		22	7	6	6	2	1	0	1	0	0	2	52	80	12.46	1.846
<b>Jay Tibbs, R</b> ERA: 5.29 (5, 1)	1.2		7	1	0	0	0	1	0	0	0	1	0	15	26	0.00	1.200
<b>Mark Thurmond, L</b> ERA: 4.59 (7, 1)	2.0	L	10	2	2	2	1	2	0	0	0	0	1	12	29	9.00	2.000

**BOTTOM**

**Baltimore Orioles @ Detroit Tigers**  
Tiger Stadium, Detroit, MI  
Fri Sep 16 1988, 7:05 PM EDT  
Att: 21,001 - Unknown - 70 F

[livebaseballscorecards.com](http://livebaseballscorecards.com)

<b>AB</b>	<b>33</b>
<b>R</b>	<b>6</b>
<b>H</b>	<b>10</b>
<b>RBI</b>	<b>8</b>
<b>BB</b>	<b>4</b>
<b>SO</b>	<b>3</b>
<b>LOB</b>	<b>12</b>



Batter	1	2	3	4	5	6	7	8	9	AB R H RBI BB SO LOB	TOP										
<b>Pete Stanicek, S</b> (1, 7) OBP: 0.319, SLG: 0.301	2-2 F8		1-1 4-3 1B		1-1 1-3			1-2 4-3	1-0 FC4	5 0 1 0 0 0 3											
<b>Brady Anderson, L</b> (1, 8) OBP: 0.278, SLG: 0.290	1-2 4-3 3B		1-1 F6		1-3 K			1-0 F5		4 1 1 0 0 1 1											
<b>Cal Ripken Jr., R</b> (1, 6) OBP: 0.372, SLG: 0.439	0-0 4-3		0-0 4-3 1B		0-1 4-3			0-2 5-3		4 0 1 1 0 0 0											
<b>Eddie Murray, S</b> (1, 3) OBP: 0.366, SLG: 0.490	1-2 1B 2B		0-0 4-3		0-0 4-3			0-0 4-3	1-1 HR	4 2 2 1 0 0 2											
<b>Larry Sheets, L</b> (1, 9) OBP: 0.305, SLG: 0.341	0-1 1B		0-0 F7		0-0 G4-6-3 1B			2-1 BB 4-3 1B		2 0 1 1 0 0 2											
<b>Jeff Stone, L</b> (4, 9) OBP: 0.228, SLG: 0.189	2-3 K		1-0 F7		0-1 G4-6-3			2-2 4-3		2 0 2 0 0 0 0											
<b>Terry Kennedy, L</b> (1, 2) OBP: 0.277, SLG: 0.309								1-2 4-3		4 0 0 0 0 1 3											
<b>Jim Traber, L</b> (1, 10) OBP: 0.269, SLG: 0.323			1-0 F2		3-1 F8			2-1 F7		4 0 0 0 0 0 1											
<b>Craig Worthington, R</b> (1, 5) OBP: 0.293, SLG: 0.265			1-3 K		0-0 1B			4-0 BB BB		3 0 1 0 1 2 0											
<b>Billy Ripken, R</b> (1, 4) OBP: 0.259, SLG: 0.257			2-1 F9		1-2 F9			4-2 FC4 BB		3 0 0 0 0 0 1											
<b>Mickey Tettleton, S</b> (9, PH) OBP: 0.325, SLG: 0.425								1-2 2-3		0 0 0 0 1 0 0											
<b>Ken Gerhart, R</b> (9, PR) OBP: 0.238, SLG: 0.322										0 0 0 0 0 0 0											
<b>Inning Stats</b>	R: 2 E: 0 K: 1 S: 17	H: 3 LOB: 1 BB: 0 P: 23	R: 0 E: 0 K: 1 S: 6	H: 0 LOB: 0 BB: 0 P: 10	R: 0 E: 0 K: 0 S: 7	H: 2 LOB: 2 BB: 0 P: 9	R: 0 E: 0 K: 0 S: 7	H: 1 LOB: 1 BB: 0 P: 12	R: 0 E: 0 K: 1 S: 7	H: 0 LOB: 0 BB: 0 P: 9	R: 0 E: 0 K: 1 S: 4	H: 1 LOB: 0 BB: 0 P: 4	R: 0 E: 0 K: 1 S: 7	H: 0 LOB: 0 BB: 0 P: 10	R: 0 E: 0 K: 0 S: 8	H: 0 LOB: 0 BB: 0 P: 10	R: 1 E: 0 K: 0 S: 12	H: 2 LOB: 3 BB: 2 P: 28	1B: 6 2B: 1 3B: 1 HR: 1	SF: 0 SAC: 0 DP: 1 HBP: 0	WP: 0 PA: 37 PB: 0 SB: 0 CS: 0
<b>PITCHER</b>	IP WLS BF H R ER SO BB IBB HBP BLK WP HR S P ERA WHIP																				
<b>Doyle Alexander, R</b> (1, 1) ERA: 4.34	8.0 W 32 9 3 3 4 0 0 0 0 0 1 67 94 3.38 1.125																				
<b>Willie Hernandez, L</b> (9, 1) ERA: 3.39	0.2 4 0 0 0 0 2 0 0 0 0 0 7 19 0.00 3.000																				
<b>Mike Henneman, R</b> (9, 1) ERA: 1.95	0.1 S 1 0 0 0 0 0 0 0 0 0 0 1 2 0.00 0.000																				

**Baltimore Orioles @ Detroit Tigers**  
Tiger Stadium, Detroit, MI  
Sat Sep 17 1988, 7:05 PM EDT  
Att: 27,842 - Unknown

livebaseballscorecards.com

AB	35
R	3
H	9
RBI	3
BB	2
SO	4
LOB	13





BOTTOM

Baltimore Orioles @ Detroit Tigers  
Tiger Stadium, Detroit, MI  
Sat Sep 17 1988, 7:05 PM EDT  
Att. 27,842 - Unknown

livebaseballscorecards.com

AB	29
R	6
H	8
RBI	6
BB	6
SO	6
LOB	15



WP:	0	PA:	37
PB:	0		
SB:	1		
CS:	1		

AB	R	H	RBI	BB	SO	LOB	
2	2	0	0	2	0	1	
2	1	1	0	2	1	1	
0	0	0	0	0	0	0	
4	0	2	3	0	1	2	
3	0	0	0	1	2	2	
3	0	0	0	0	0	2	
3	0	1	0	1	0	1	
0	1	0	0	0	0	0	
4	2	3	3	0	1	0	
4	0	0	0	0	0	4	
2	0	1	0	0	0	0	
1	0	0	0	0	0	1	
1	0	0	0	0	1	1	
1B:	6	SF:	0	WP:	0	PA:	37
2B:	1	SAC:	1	PB:	0		
3B:	0	DP:	1	SB:	1		
HR:	1	HBP:	0	CS:	1		

Batter	1	2	3	4	5	6	7	8	9									
Dave Bergman, L OBP: 0.382, SLG: 0.416 (1, 3)	1-1 F9		1-0 F8			4-2 1B BB	4-0 1B BB											
Dwayne Murphy, L OBP: 0.389, SLG: 0.411 Gary Pettis, S OBP: 0.285, SLG: 0.278 (1, 8) (8, 8)	4-0 G5-4-3 BB		0-3 K			2-2 FC3-6 1B BLK	4-2 1B CS											
Alan Trammell, R OBP: 0.376, SLG: 0.477 (1, 6)	1-1 G5-4-3		3-3 K			0-0 FC3-6 1B	3-2 1B											
Fred Lynn, L OBP: 0.307, SLG: 0.486 (1, 7)		0-0 F7		1-3 K		1-3 K	1-2 CS	4-2 BB										
Matt Nokes, L OBP: 0.306, SLG: 0.419 (1, 2)		1-2 F9		0-2 F9		2-0 FC3-6 BLK		0-0 SH2-3										
Darrell Evans, L OBP: 0.335, SLG: 0.356 Scott Lusader, L OBP: 0.143, SLG: 0.333 (1, 10) (8, PR)		3-1 1B		1-2 G1		3-2 3-1		4-0 HR										
Chet Lemon, R OBP: 0.347, SLG: 0.423 (1, 9)		3-2 FC6-4 1B			1-3 K		3-1 6-3 1B 2B	2-1 HR										
Tom Brookens, R OBP: 0.318, SLG: 0.360 (1, 5)		2-0 FC6-4			3-2 F9		0-2 6-3	0-0 5-3										
Jim Walewander, S OBP: 0.270, SLG: 0.271 Pat Sheridan, L OBP: 0.341, SLG: 0.408 Torey Lovullo, S OBP: 0.375, SLG: 0.286 (1, 4) (7, PH) (8, 4)			0-0 S		2-1 F8		0-0 1-3	2-3 K										
Inning Stats	R: 0 H: 0 E: 0 K: 4	H: 0 LOB: 0 BB: 1 P: 10	R: 0 H: 2 E: 0 K: 13	H: 2 LOB: 2 BB: 0 P: 22	R: 0 H: 1 E: 0 K: 9	H: 1 LOB: 1 BB: 0 P: 13	R: 0 H: 0 E: 0 K: 9	H: 0 LOB: 0 BB: 0 P: 11	R: 0 H: 0 E: 0 K: 10	H: 0 LOB: 0 BB: 0 P: 16	R: 2 H: 2 E: 0 K: 14	H: 2 LOB: 1 BB: 1 P: 26	R: 2 H: 2 E: 0 K: 14	H: 2 LOB: 1 BB: 2 P: 29	R: 3 H: 1 E: 0 K: 9	H: 1 LOB: 1 BB: 2 P: 21		
PITCHER	IP WLS BF H R ER SO BB IBB HBP BLK WP HR S P ERA WHIP																	
Mark Williamson, R ERA: 5.06 (1, 1)	5.0		18	3	0	0	4	1	0	0	0	0	0	0	0	0	0.00	0.800
Don Aase, R ERA: 4.69 (6, 1)	0.0		3	2	2	2	0	1	0	0	0	0	0	0	0	0	∞	∞
Gregg Olson, R ERA: 5.06 (6, 1)	1.2	L	9	2	2	2	1	2	0	0	1	0	0	19	39	10.80	2.400	
Mark Thurmond, L ERA: 4.57 (7, 1)	0.1		0	0	0	0	0	0	0	0	0	0	0	2	3	0.00	0.000	
Doug Sisk, R ERA: 4.03 (8, 1)	1.0		6	1	3	3	1	1	1	0	0	0	1	9	21	27.00	2.000	

Batter	1	2	3	4	5	6	7	8	9	AB R H RBI BB SO LOB	TOP											
<b>Pete Stanicek, S</b> (1, 7) OBP: 0.318, SLG: 0.315	1-3 			0-2 6-3 		0-1 HR 		0-1 1-3 		4 1 1 1 0 1 0												
<b>Billy Ripken, R</b> (1, 4) OBP: 0.259, SLG: 0.257	0-1 5-3 			0-0 		1-0 F8 		0-0 B5-3 		4 0 1 0 0 0 0												
<b>Cal Ripken Jr., R</b> (1, 6) OBP: 0.373, SLG: 0.439	3-2 F9 			0-0 		0-0 F8 		1-0 		4 0 2 0 0 0 0												
<b>Eddie Murray, S</b> (1, 3) OBP: 0.366, SLG: 0.489		2-2 		4-1 		3-1 F3 		0-2 F8 		3 0 1 0 1 0 1												
<b>Mickey Tettleton, S</b> (1, 2) OBP: 0.324, SLG: 0.426		1-2 G5-4-3 		0-1 G6-4-3 		0-0 		1-3 		4 1 1 0 0 1 4												
<b>Butch Davis, R</b> (1, 9) OBP: 0.278, SLG: 0.333		0-0 F8 		1-3 K 		1-2 6-3 		1-3 K 		4 0 0 0 0 2 1												
<b>Ken Gerhart, R</b> (1, 8) OBP: 0.239, SLG: 0.322			0-0 F2 		1-0 4-3 		0-1 		0-0 G4-3 	3 0 1 1 0 0 0	<b>AB</b> 33 <b>R</b> 2 <b>H</b> 8 <b>RBI</b> 2 <b>BB</b> 1 <b>SO</b> 5 <b>LOB</b> 8											
<b>Brady Anderson, L</b> (9, PH) OBP: 0.277, SLG: 0.289									1 0 0 0 0 0 0													
<b>Rick Schu, R</b> (1, 10) OBP: 0.314, SLG: 0.356			0-1 F7 		1-3 K 		0-0 			3 0 1 0 0 1 0												
<b>Craig Worthington, R</b> (1, 5) OBP: 0.273, SLG: 0.243			0-0 F9 			1-2 F8 		1-1 F9 		3 0 0 0 0 0 2												
<b>Inning Stats</b>	R: 0 E: 0 K: 1 S: 9	H: 0 LOB: 0 BB: 0 P: 13	R: 0 E: 0 K: 0 S: 9	H: 1 LOB: 0 BB: 0 P: 12	R: 0 E: 0 K: 0 S: 4	H: 0 LOB: 0 BB: 0 P: 4	R: 0 E: 1 K: 0 S: 9	H: 2 LOB: 2 BB: 1 P: 13	R: 0 E: 0 K: 2 S: 7	H: 0 LOB: 0 BB: 0 P: 10	R: 1 E: 0 K: 0 S: 8	H: 1 LOB: 0 BB: 0 P: 10	R: 1 E: 0 K: 0 S: 11	H: 3 LOB: 2 BB: 0 P: 16	R: 0 E: 0 K: 0 S: 7	H: 1 LOB: 1 BB: 0 P: 8	R: 0 E: 0 K: 2 S: 9	H: 0 LOB: 0 BB: 0 P: 11	1B: 6 2B: 1 3B: 0 HR: 1	SF: 0 SAC: 0 DP: 2 HBP: 0	WP: 0 PB: 0 SB: 0 CS: 0	PA: 34
<b>PITCHER</b>	IP WLS BF H R ER SO BB IBB HBP BLK WP HR S P ERA WHIP																					
<b>Frank Tanana, L</b> (1, 1) ERA: 4.15	8.1 L 32 8 2 2 4 1 0 0 0 0 0 1 67 90 2.16 1.080																					
<b>Mark Huismann, R</b> (9, 1) ERA: 5.06	0.2 2 0 0 0 1 0 0 0 0 0 0 0 6 7 0.00 0.000																					

**Baltimore Orioles @ Detroit Tigers**  
Tiger Stadium, Detroit, MI  
Sun Sep 18 1988, 3:33 AM EDT  
Att. 29,728 - Overcast - 86 F

[livebaseballscorecards.com](http://livebaseballscorecards.com)



Batter	1	2	3	4	5	6	7	8	9	AB R H RBI BB SO LOB
<b>Dave Bergman, L</b> (1, 3) OBP: 0.377, SLG: 0.409	0-0 F7		1-3 K			2-0 4-3			1-2 G1-3	4 0 0 0 0 1 1
<b>Dwayne Murphy, L</b> (1, 8) OBP: 0.393, SLG: 0.402	4-1 F9-3 BB			2-2 F8			2-3 K		4-0 BB	2 0 0 0 2 1 0
<b>Alan Trammell, R</b> (1, 6) OBP: 0.375, SLG: 0.474	0-2 F9-3 1-2			0-1 F8			4-2 G4-6-3 BB		2-1 F7	3 0 0 0 1 0 2
<b>Fred Lynn, L</b> (1, 7) OBP: 0.305, SLG: 0.482		2-2 F3		1-0 4-3			1-2 G4-6-3 1-2f			3 0 0 0 0 0 1
<b>Matt Nokes, L</b> (1, 2) OBP: 0.306, SLG: 0.416		4-2 G3-6-1 BB			3-1 F8			1-1 3-1		2 0 0 0 1 0 0
<b>Darrell Evans, L</b> (1, 10) OBP: 0.333, SLG: 0.353		1-1 G3-6-1 1-2f			2-1 F3			2-1 F4		3 0 0 0 0 0 1
<b>Chet Lemon, R</b> (1, 9) OBP: 0.347, SLG: 0.421			3-3 K		1-1 1-3			4-2 BB		2 0 0 0 1 1 0
<b>Tom Brookens, R</b> (1, 5) OBP: 0.319, SLG: 0.363			3-2 K			1-2 L5-3		3-3 K		2 0 1 0 0 0 0
<b>Pat Sheridan, L</b> (8, PH) OBP: 0.340, SLG: 0.407										1 0 0 0 0 1 1
<b>Torey Lovullo, S</b> (9, 5) OBP: 0.375, SLG: 0.286										0 0 0 0 0 0 0
<b>Jim Walewander, S</b> (1, 4) OBP: 0.267, SLG: 0.268			1-0 F7			0-1 B1-3			1-3 K	2 0 0 0 0 0 1
<b>Scott Lusader, L</b> (9, PH) OBP: 0.133, SLG: 0.308										1 0 0 0 0 1 0


Inning Stats	R: 0	H: 0	E: 0	K: 0	S: 5	R: 0	H: 0	E: 0	K: 0	S: 8	R: 0	H: 1	E: 0	K: 2	S: 10	R: 0	H: 0	E: 0	K: 0	S: 6	R: 0	H: 0	E: 0	K: 0	S: 6	R: 0	H: 0	E: 0	K: 1	S: 10	R: 0	H: 0	E: 0	K: 1	S: 10	R: 0	H: 0	E: 0	K: 1	S: 10	R: 0	H: 0	E: 0	K: 1	S: 10	R: 0	H: 0	E: 0	K: 1	S: 10
	0	0	0	0	9	0	0	0	0	15	0	0	0	0	18	0	0	0	0	9	0	0	0	0	12	0	0	0	0	9	0	0	0	17	0	0	0	20	0	0	0	18	0	0	0	18	0	0	0	18

**BOTTOM**

**Baltimore Orioles @ Detroit Tigers**  
Tiger Stadium, Detroit, MI  
Sun Sep 18 1988, 3:33 AM EDT  
Att. 29,728 - Overcast - 86 F

AB	25
R	0
H	1
RBI	0
BB	5
SO	5
LOB	7

livebaseballscorecards.com



WP: 0	PA: 30
PB: 0	
SB: 0	
CS: 0	

Batter	1	2	3	4	5	6	7	8	9	AB R H RBI BB SO LOB
--------	---	---	---	---	---	---	---	---	---	----------------------

TOP

<b>Julio Franco, R</b> <small>(1, 4)</small> <small>OBP: 0.363, SLG: 0.417</small> 	2-2 	[Empty]		1-0 	[Empty]		2-2 	[Empty]		1-2 	5 0 3 1 0 0 0
<b>Willie Upshaw, L</b> <small>(1, 3)</small> <small>OBP: 0.336, SLG: 0.379</small> 	2-1 	[Empty]		2-0 	[Empty]		3-2 	[Empty]		1-0 	4 0 0 0 0 0 4
<b>Joe Carter, R</b> <small>(1, 8)</small> <small>OBP: 0.319, SLG: 0.495</small> 	3-1 	[Empty]		1-3 	[Empty]		[Empty]		[Empty]		4 0 0 0 0 1 2
<b>Mel Hall, L</b> <small>(1, 10)</small> <small>OBP: 0.320, SLG: 0.404</small> 	0-0 	[Empty]		[Empty]		1-0 	[Empty]		1-0 	4 1 1 0 0 0 1	
<b>Cory Snyder, R</b> <small>(1, 9)</small> <small>OBP: 0.331, SLG: 0.496</small> 	[Empty]		2-2 	[Empty]		4-2 	[Empty]		1-2 	0-2 	3 1 1 2 1 0 0
<b>Dave Clark, L</b> <small>(1, 7)</small> <small>OBP: 0.352, SLG: 0.394</small> 	[Empty]		1-0 	[Empty]		0-2 	[Empty]		1-0 	3-2 	4 1 2 0 0 0 0
<b>Eddie Williams, R</b> <small>(1, 5)</small> <small>OBP: 0.143, SLG: 0.143</small> 	[Empty]		0-1 	[Empty]		1-2 	[Empty]		0-0 	1-1 	3 0 0 0 0 0 2
<b>Andy Allanson, R</b> <small>(1, 2)</small> <small>OBP: 0.294, SLG: 0.308</small> 	[Empty]		1-1 	[Empty]		0-1 	[Empty]		0-0 	1-1 	4 1 2 0 0 0 3
<b>Paul Zuvella, R</b> <small>(1, 6)</small> <small>OBP: 0.283, SLG: 0.274</small> <b>Terry Francona, L</b> <small>(7, PH)</small> <small>OBP: 0.340, SLG: 0.378</small> <b>Jay Bell, R</b> <small>(7, 6)</small> <small>OBP: 0.292, SLG: 0.286</small> 	0-0 	[Empty]		0-0 	[Empty]		0-1 	[Empty]		0-0 	1 0 0 0 0 0 0

**Cleveland Indians @ Detroit Tigers**  
 Tiger Stadium, Detroit, MI  
 Mon Sep 19 1988, 7:05 PM EDT  
 Att. 15,383 - Unknown - 71 F

[livebaseballscorecards.com](http://livebaseballscorecards.com)

<b>AB</b>	34
<b>R</b>	4
<b>H</b>	10
<b>RBI</b>	4
<b>BB</b>	1
<b>SO</b>	1
<b>LOB</b>	13



Inning Stats	R: 0 H: 1 E: 0 K: 0 S: 9	H: 1 LOB: 1 BB: 0 P: 16	R: 0 H: 0 E: 0 K: 0 S: 6	H: 0 LOB: 0 BB: 0 P: 9	R: 1 H: 2 E: 0 K: 1 S: 8	H: 2 LOB: 1 BB: 0 P: 13	R: 0 H: 1 E: 0 K: 0 S: 11	H: 1 LOB: 2 BB: 1 P: 17	R: 0 H: 0 E: 0 K: 0 S: 9	H: 0 LOB: 0 BB: 0 P: 14	R: 0 H: 0 E: 0 K: 0 S: 6	H: 0 LOB: 0 BB: 0 P: 8	R: 1 H: 3 E: 0 K: 0 S: 8	H: 3 LOB: 2 BB: 0 P: 13	R: 2 H: 2 E: 0 K: 0 S: 11	H: 2 LOB: 0 BB: 0 P: 18	R: 0 H: 1 E: 0 K: 0 S: 6	H: 1 LOB: 0 BB: 0 P: 8	1B: 9 SF: 0 2B: 1 SAC: 2 3B: 0 DP: 1 HR: 1 HBP: 0	WP: 0 PA: 37 PB: 0 SB: 1 CS: 0
--------------	--------------------------	-------------------------	--------------------------	------------------------	--------------------------	-------------------------	---------------------------	-------------------------	--------------------------	-------------------------	--------------------------	------------------------	--------------------------	-------------------------	---------------------------	-------------------------	--------------------------	------------------------	---	--------------------------------

PITCHER	IP	WLS	BF	H	R	ER	SO	BB	IBB	HBP	BLK	WP	HR	S	P	ERA	WHIP										
<b>Walt Terrell, R</b> <small>(1, 1)</small> <small>ERA: 3.96</small>	7.1		31	8	3	3	1	1	0	0	0	0	0	59	95	3.68	1.227										
<b>Mike Henneman, R</b> <small>(8, 1)</small> <small>ERA: 2.02</small>	1.2	L	6	2	1	1	0	0	0	0	0	0	1	15	21	5.40	1.200										

BOTTOM

Cleveland Indians @ Detroit Tigers  
Tiger Stadium, Detroit, MI  
Mon Sep 19 1988, 7:05 PM EDT  
Att: 15,383 - Unknown - 71 F

livebaseballscorecards.com

AB 39  
R 3  
H 13  
RBI 3  
BB 3  
SO 4  
LOB 27



WP: 1 PA: 42  
PB: 0  
SB: 0  
CS: 0

AB R H RBI BB SO LOB

4 1 2 0 1 0 2

5 0 1 0 0 1 4

4 1 2 1 1 0 2

5 0 3 0 0 0 2

0 0 0 0 0 0 0

5 0 1 0 0 0 6

4 1 2 2 0 1 2

1 0 0 0 0 0 1

4 0 2 0 0 0 2

3 0 0 0 1 0 3

3 0 0 0 0 2 3

1 0 0 0 0 0 0

0 0 0 0 0 0 0

1B: 10 SF: 0  
2B: 2 SAC: 0  
3B: 0 DP: 1  
HR: 1 HBP: 0

Batter	1	2	3	4	5	6	7	8	9
Dave Bergman, L (1, 3) OBP: 0.381, SLG: 0.414	2-2 4-3 1B 2B		2-2 6-3 1B	2-1 4-3 1B		1 SAFE 4-1 1-2 WP BB		2-1 FC5-4 1B	
Dwayne Murphy, L (1, 8) OBP: 0.385, SLG: 0.392	1-2 4-3 2-3		0-2 1B 1B		1-2 G3	1-2 F3 1-2 2-3		3-3 K	
Alan Trammell, R (1, 6) OBP: 0.377, SLG: 0.475	0-1 4-3 1B 3-H		0-0 P2 1B		4-1 BB		1-2 1B 1B	0-1 FC5-4 1-2f	
Fred Lynn, L (1, 7) OBP: 0.308, SLG: 0.484 Gary Pettis, S (9, PR) OBP: 0.285, SLG: 0.278	1-0 4-3 1B 1-2		0-0 1B 1B		1-2 P3		2-0 F9	2-2 G3-6 1B	
Matt Nokes, L (1, 2) OBP: 0.305, SLG: 0.413	2-1 4-3 1-2 2-3		0-0 P4		1 SAFE 3-2 G3		3-2 FC5-4 1B 1-3	1 SAFE 0-0 F8	
Darrell Evans, L (1, 10) OBP: 0.335, SLG: 0.362 Scott Lusader, L (7, PR) OBP: 0.125, SLG: 0.286	2-3 K			0-0 1-3		0-2 HR	2-0 FC5-4 1B 1-2 3-H	2-1 G3-6 1-2f	
Chet Lemon, R (1, 9) OBP: 0.348, SLG: 0.423		0-1 F8		1-2 FC3-6 2B		1-0 WP BB 1B	2-1 FC5-4 1-2f 2-3		
Tom Brookens, R (1, 5) OBP: 0.318, SLG: 0.360		0-0 6-3		4-1 FC3-6 BB		1 SAFE 3-2 L8	0-0 L9		
Jim Walewander, S (1, 4) OBP: 0.261, SLG: 0.262 Pat Sheridan, L (8, PH) OBP: 0.340, SLG: 0.405 Torey Lovullo, S (9, 4) OBP: 0.375, SLG: 0.286		1-3 K		0-1 FC3-6 1-2f 2-3		1 SAFE 1-3 K		1-2 1-3	

Inning Stats	R: 1	H: 3	E: 0	K: 1	S: 14	L: 0	LOB: 2	BB: 0	P: 22	R: 0	H: 0	E: 0	K: 1	S: 6	L: 0	LOB: 0	BB: 0	P: 7	R: 0	H: 2	E: 0	K: 0	S: 9	L: 2	LOB: 2	BB: 0	P: 11	R: 0	H: 1	E: 0	K: 0	S: 9	L: 1	LOB: 2	BB: 1	P: 16	R: 0	H: 0	E: 0	K: 0	S: 14	L: 0	LOB: 1	BB: 1	P: 23	R: 1	H: 2	E: 0	K: 1	S: 14	L: 2	LOB: 2	BB: 1	P: 24	R: 1	H: 3	E: 0	K: 0	S: 11	L: 3	LOB: 2	BB: 0	P: 21	R: 0	H: 1	E: 0	K: 1	S: 11	L: 1	LOB: 1	BB: 0	P: 17	R: 0	H: 1	E: 0	K: 0	S: 9	L: 1	LOB: 1	BB: 0	P: 13
--------------	------	------	------	------	-------	------	--------	-------	-------	------	------	------	------	------	------	--------	-------	------	------	------	------	------	------	------	--------	-------	-------	------	------	------	------	------	------	--------	-------	-------	------	------	------	------	-------	------	--------	-------	-------	------	------	------	------	-------	------	--------	-------	-------	------	------	------	------	-------	------	--------	-------	-------	------	------	------	------	-------	------	--------	-------	-------	------	------	------	------	------	------	--------	-------	-------

PITCHER	IP	WLS	BF	H	R	ER	SO	BB	IBB	HBP	BLK	WP	HR	S	P	ERA	WHIP
Rich Yett, R (1, 1) ERA: 4.88	6.1		33	11	3	3	3	3	3	0	0	1	1	74	119	4.26	2.211
Don Gordon, R (7, 1) ERA: 4.13	0.2	W	2	0	0	0	0	0	0	0	0	0	0	3	5	0.00	0.000
Doug Jones, R (8, 1) ERA: 2.23	2.0	S	7	2	0	0	1	0	0	0	0	0	0	20	30	0.00	1.000

PITCHER	IP	WLS	BF	H	R	ER	SO	BB	IBB	HBP	BLK	WP	HR	S	P	ERA	WHIP
Rich Yett, R (1, 1) ERA: 4.88	6.1		33	11	3	3	3	3	3	0	0	1	1	74	119	4.26	2.211
Don Gordon, R (7, 1) ERA: 4.13	0.2	W	2	0	0	0	0	0	0	0	0	0	0	3	5	0.00	0.000
Doug Jones, R (8, 1) ERA: 2.23	2.0	S	7	2	0	0	1	0	0	0	0	0	0	20	30	0.00	1.000

Batter	1	2	3	4	5	6	7	8	9	AB R H RBI BB SO LOB	TOP											
Julio Franco, R (1, 4) OBP: 0.363, SLG: 0.415	4-1 BB	1-2 F7			3-2 4-3		0-1 L9			3 0 0 0 1 0 2												
Willie Upshaw, L (1, 3) OBP: 0.335, SLG: 0.377	2-2 4-3		1-1 F6		4-2 CS BB			3-1 F9		3 0 0 0 1 0 1												
Joe Carter, R (1, 8) OBP: 0.319, SLG: 0.495 Scott Jordan, R (8, 8)	0-0 F7		2-1 F4		1-3 K			0-2 2B		4 0 1 0 0 1 2 0 0 0 0 0 0 0												
Mel Hall, L (1, 10) OBP: 0.318, SLG: 0.400	1-3 K		2-1 G3			1-1 F2		0-1 F8		4 0 0 0 0 1 1												
Cory Snyder, R (1, 9) OBP: 0.332, SLG: 0.498		2-2 G6-4-3 BB 2B 1B		1-3 K		1-0 G1 2B		0-2 4-3		4 1 2 0 0 1 0												
Dave Clark, L (1, 7) OBP: 0.349, SLG: 0.385		4-2 SAFE 1-2 G6-4-3 BB		1-0 F8		2-1 G1 2-3		1-3 K		3 0 0 0 1 1 1												
Eddie Williams, R (1, 5) OBP: 0.200, SLG: 0.200 Ron Kittle, R (9, PH) OBP: 0.323, SLG: 0.533 Brook Jacoby, R (9, 5) OBP: 0.301, SLG: 0.333		1-2 G6-4-3 1-2 2-3		1-0 1B 1B		0-3 K		2-3 K		3 0 1 0 0 1 3 1 0 0 0 0 1 0 0 0 0 0 0 0 0												
Andy Allanson, R (1, 2) OBP: 0.296, SLG: 0.308		4-1 2B BB		0-1 1-2 1B		2-0 F9				2 0 1 0 1 0 0												
Paul Zuvella, R (1, 6) OBP: 0.285, SLG: 0.284		1-1 1-3 3-H 2B		1-1 1-3		1-1 3-1				3 0 1 1 0 0 2												
<b>Inning Stats</b>	R: 0 E: 0 K: 1 S: 12	H: 0 LOB: 1 BB: 1 P: 19	R: 1 E: 0 K: 0 S: 17	H: 2 LOB: 2 BB: 2 P: 30	R: 0 E: 0 K: 0 S: 6	H: 0 LOB: 0 BB: 0 P: 11	R: 0 E: 0 K: 1 S: 9	H: 2 LOB: 2 BB: 0 P: 13	R: 0 E: 0 K: 1 S: 13	H: 0 LOB: 0 BB: 1 P: 21	R: 0 E: 0 K: 1 S: 9	H: 1 LOB: 1 BB: 0 P: 13	R: 0 E: 0 K: 0 S: 5	H: 0 LOB: 0 BB: 0 P: 8	R: 0 E: 0 K: 0 S: 8	H: 1 LOB: 0 BB: 0 P: 11	R: 0 E: 0 K: 2 S: 10	H: 0 LOB: 0 BB: 0 P: 13	1B: 3 2B: 3 3B: 0 HR: 0	SF: 0 SAC: 0 DP: 1 HBP: 0	WP: 0 PB: 0 SB: 0 CS: 1	PA: 34
<b>PITCHER</b> Jack Morris, R (1, 1) ERA: 4.23	IP: 9.0 WLS: W BF: 34 H: 6 R: 1 ER: 1 SO: 6 BB: 4 IBB: 0 HBP: 0 BLK: 0 WP: 0 HR: 0 S: 89 P: 139 ERA: 1.00 WHIP: 1.111																					

Cleveland Indians @ Detroit Tigers  
Tiger Stadium, Detroit, MI  
Tue Sep 20 1988, 7:05 PM EDT  
Att. 14,593 - Unknown - 60 F

livebaseballscorecards.com

AB	30
R	1
H	6
RBI	1
BB	4
SO	6
LOB	12



**BOTTOM**

**Cleveland Indians @ Detroit Tigers**  
 Tiger Stadium, Detroit, MI  
 Tue Sep 20 1988, 7:05 PM EDT  
 Att: 14,593 - Unknown - 60 F

livebaseballscorecards.com

<b>AB</b>	<b>31</b>
<b>R</b>	<b>3</b>
<b>H</b>	<b>6</b>
<b>RBI</b>	<b>3</b>
<b>BB</b>	<b>3</b>
<b>SO</b>	<b>2</b>
<b>LOB</b>	<b>11</b>



WP: 0	PA: 34
PB: 0	
SB: 1	
CS: 0	

AB R H RBI BB SO LOB

3	0	1	0	0	0	0
1	0	0	0	0	0	1
3	0	1	0	0	1	1
0	0	0	0	1	0	0
3	0	0	0	1	0	2
4	0	0	0	0	0	5
2	0	0	0	0	1	0
2	0	0	0	0	0	0
3	1	2	1	1	0	0
0	1	0	0	0	0	0
4	1	1	2	0	0	1
3	0	0	0	0	0	1
2	0	0	0	0	0	0
1	0	1	0	0	0	0
0	0	0	0	0	0	0

1B: 4	SF: 0
2B: 0	SAC: 0
3B: 0	DP: 0
HR: 2	HBP: 0

Batter	1	2	3	4	5	6	7	8	9
Dave Bergman, L OBP: 0.380, SLG: 0.413 Ray Knight, R OBP: 0.270, SLG: 0.287 (1, 3) (8, PH) (9, 3)	1-1 FC4-6 1B		0-0 F8			3-2 5-3		0-0 F3	
Dwayne Murphy, L OBP: 0.384, SLG: 0.390 Luis Salazar, R OBP: 0.305, SLG: 0.389 (1, 8) (8, PH) (9, 4)	0-1 FC4-6 1-2f		2-3 K			3-2 FC5-4 1B		4-0 BB 1-2 BB	
Alan Trammell, R OBP: 0.376, SLG: 0.471 (1, 6)	2-1 F9			0-0 5-3		3-1 FC5-4 1-2f		4-2 BB 1-2 2-3 BB	
Fred Lynn, L OBP: 0.305, SLG: 0.478 (1, 7)	0-0 F2			1-0 G3		0-1 F6		1-0 4-3	
Matt Nokes, L OBP: 0.303, SLG: 0.411 Mike Heath, R OBP: 0.316, SLG: 0.379 (1, 2) (7, PH) (8, 2)		1-3 K		3-1 F6			0-1 F9		1-0 6-3
Darrell Evans, L OBP: 0.338, SLG: 0.372 Scott Lusader, L OBP: 0.125, SLG: 0.286 (1, 10) (9, PR)		4-2 BB			0-1 HR		1-0 F5		1-1 HR 1B
Chet Lemon, R OBP: 0.347, SLG: 0.428 (1, 9)		0-2 F6			0-0 G1		1-0 5-3		3-1 HR 1-H
Tom Brookens, R OBP: 0.316, SLG: 0.358 (1, 5)		1-2 6-3			2-1 L7			1-1 F9	
Jim Walewander, S OBP: 0.258, SLG: 0.259 Larry Herndon, R OBP: 0.311, SLG: 0.327 Gary Pettis, S OBP: 0.285, SLG: 0.278 (1, 4) (8, PH) (8, PR) (9, 8)			0-0 F8			0-0 B1-3		3-2 BB S 1B	

Inning Stats	R: 0	H: 1	E: 0	K: 0	S: 7	LOB: 1	BB: 0	P: 10	R: 0	H: 0	E: 0	K: 1	S: 13	LOB: 1	BB: 1	P: 19	R: 0	H: 0	E: 0	K: 1	S: 5	LOB: 0	BB: 0	P: 7	R: 0	H: 0	E: 0	K: 0	S: 4	LOB: 0	BB: 0	P: 8	R: 1	H: 1	E: 0	K: 0	S: 6	LOB: 0	BB: 0	P: 8	R: 0	H: 1	E: 0	K: 0	S: 11	LOB: 1	BB: 0	P: 20	R: 0	H: 0	E: 0	K: 0	S: 4	LOB: 0	BB: 0	P: 6	R: 0	H: 1	E: 0	K: 0	S: 10	LOB: 3	BB: 2	P: 23	R: 2	H: 2	E: 0	K: 0	S: 5	LOB: 1	BB: 0	P: 10
--------------	------	------	------	------	------	--------	-------	-------	------	------	------	------	-------	--------	-------	-------	------	------	------	------	------	--------	-------	------	------	------	------	------	------	--------	-------	------	------	------	------	------	------	--------	-------	------	------	------	------	------	-------	--------	-------	-------	------	------	------	------	------	--------	-------	------	------	------	------	------	-------	--------	-------	-------	------	------	------	------	------	--------	-------	-------

PITCHER	IP	WLS	BF	H	R	ER	SO	BB	IBB	HBP	BLK	WP	HR	S	P	ERA	WHIP
John Farrell, R ERA: 4.26 (1, 1)	6.0		22	3	1	1	2	1	0	0	0	0	1	46	72	1.50	0.667
Brad Havens, L ERA: 3.39 (7, 1)	1.2		6	1	0	0	0	0	0	0	0	0	0	10	16	0.00	0.600
Don Gordon, R ERA: 4.13 (8, 1)	0.0		2	0	0	0	0	2	0	0	0	0	0	3	11	∞	∞
Scott Bailes, L ERA: 4.97 (8, 1)	0.2	L	4	2	2	2	0	0	0	0	0	0	1	6	12	27.00	3.000

Batter	1	2	3	4	5	6	7	8	9	AB R H RBI BB SO LOB	TOP												
Julio Franco, R (1, 4) OBP: 0.361, SLG: 0.413	1-2 1B 1B	1-2 4-3			1-1 F9		1-2 P4		2-3 K	5 1 1 0 0 1 2													
Terry Francona, L (1, 10) OBP: 0.337, SLG: 0.374	2-2 F7		2-2 5-3		3-2 F9 1B		1-1 F8		1-0 4-3	5 0 1 0 0 0 2													
Joe Carter, R (1, 8) OBP: 0.320, SLG: 0.495	0-1 1B 1-2 1B		1-1 6-3		0-0 F9 1-2 1B		1-2 P6			4 0 2 0 0 0 0													
Mel Hall, L (1, 7) OBP: 0.319, SLG: 0.401	0-1 1-2 2-H 1B		2-2 1B		1-0 F9 1-2 2-3			1-0 1-3		4 0 2 1 0 0 2													
Cory Snyder, R (1, 9) OBP: 0.331, SLG: 0.498	0-3 K		0-0 F8		0-1 1-3			1-0 4-3 2B		4 0 1 0 0 1 5													
Willie Upshaw, L (1, 3) OBP: 0.335, SLG: 0.376	2-1 P6			3-3 K		0-1 6-3 1B		3-2 4-3		4 0 1 0 0 1 3													
Brook Jacoby, R (1, 5) OBP: 0.299, SLG: 0.331		2-3 K		1-3 K		0-0 F9		1-3 K		4 0 0 0 0 3 2													
Andy Allanson, R (1, 2) OBP: 0.300, SLG: 0.320		1-1 1B		0-1 HR		0-0 6-3 1-2		0-2 SH1-4 1B		4 1 3 1 0 0 1													
Paul Zuvella, R (1, 6) OBP: 0.278, SLG: 0.277		0-1 F7		0-1 F9		1-2 6-3		0-0 SH1-4		3 0 0 0 0 0 2													
<b>Inning Stats</b>	R: 1 E: 0 K: 1 S: 16	H: 3 LOB: 2 BB: 0 P: 21	R: 0 E: 0 K: 1 S: 11	H: 1 LOB: 1 BB: 0 P: 15	R: 0 E: 0 K: 0 S: 12	H: 1 LOB: 1 BB: 0 P: 17	R: 1 E: 0 K: 2 S: 12	H: 1 LOB: 0 BB: 0 P: 16	R: 0 E: 0 K: 0 S: 9	H: 2 LOB: 2 BB: 0 P: 14	R: 0 E: 0 K: 0 S: 7	H: 1 LOB: 1 BB: 0 P: 8	R: 0 E: 0 K: 0 S: 9	H: 0 LOB: 0 BB: 0 P: 12	R: 0 E: 0 K: 1 S: 8	H: 1 LOB: 1 BB: 0 P: 14	R: 0 E: 0 K: 1 S: 9	H: 1 LOB: 1 BB: 0 P: 12	1B: 9 2B: 1 3B: 0 HR: 1	SF: 0 SAC: 1 DP: 0 HBP: 0	WP: 0 PB: 0 SB: 0 CS: 0	PA: 38	
<b>PITCHER</b> Doyle Alexander, R (1, 1) ERA: 4.27 Eric King, R (9, 1) ERA: 3.41	IP WLS BF H R ER SO BB IBB HBP BLK WP HR S P ERA WHIP	8.0 W 35 11 2 2 5 0 0 0 0 0 1 88 121 2.25 1.375	1.0 S 3 0 0 0 1 0 0 0 0 0 0 5 8 0.00 0.000																				

Cleveland Indians @ Detroit Tigers  
Tiger Stadium, Detroit, MI  
Wed Sep 21 1988, 7:05 PM EDT  
Att. 14,707 - Unknown - 60 F

livebaseballscorecards.com

AB	37
R	2
H	11
RBI	2
BB	0
SO	6
LOB	19





Batter	1	2	3	4	5	6	7	8	9
<b>Dave Bergman, L</b> (1, 3) OBP: 0.382, SLG: 0.412	2-2 F8			4-2 BB BB BB		1-3 K	1-1 1B		
<b>Dwayne Murphy, L</b> (1, 8) OBP: 0.383, SLG: 0.389 <b>Larry Herndon, R</b> (7, PH) OBP: 0.309, SLG: 0.325 <b>Gary Pettis, S</b> (8, 8) OBP: 0.285, SLG: 0.278	3-3 K			2-3 SAFE K		1-0 WP 1B 4-3 1B	2-2 F3		
<b>Alan Trammell, R</b> (1, 6) OBP: 0.377, SLG: 0.470	1-2 6-3			4-0 BB 1-2 BB		3-1 4-3 WP 1B	0-1 6-3		
<b>Fred Lynn, L</b> (1, 7) OBP: 0.305, SLG: 0.474			3-3 K	4-0 BB 1-2 BB G1-6-3		1-0 4-3	1-1 F3		
<b>Matt Nokes, L</b> (1, 2) OBP: 0.305, SLG: 0.412			3-2 3-1	1-1 BB G1-6-3 1-2f		0-2 BB 1B	0-0 2B 1B		
<b>Darrell Evans, L</b> (1, 10) OBP: 0.340, SLG: 0.374 <b>Scott Lusader, L</b> (8, PR) OBP: 0.125, SLG: 0.286			3-1 L3		2-3 K	4-1 BB 1-2 BB	1-1 1-H 2B		
<b>Chet Lemon, R</b> (1, 9) OBP: 0.348, SLG: 0.428			1-1 F4		1-1 FC5-4 1B	2-1 1-3	4-0 IBB		
<b>Tom Brookens, R</b> (1, 5) OBP: 0.313, SLG: 0.354			2-1 F7		1-1 SAFE FC5-4 1-2f FC4-6	1-0 F7	0-0 F9		
<b>Jim Walewander, S</b> (1, 4) OBP: 0.253, SLG: 0.253			1-1 P6		0-1 FC4-6 1-2f	0-0 5-3			

Inning Stats	R: 0	H: 0	E: 0	K: 1	S: 9	P: 15	R: 0	H: 0	E: 0	K: 1	S: 8	P: 17	R: 0	H: 0	E: 0	K: 0	S: 6	R: 0	H: 0	E: 0	K: 1	S: 8	P: 10	R: 0	H: 1	E: 0	K: 1	S: 9	P: 13	R: 2	H: 3	E: 0	K: 1	S: 13	R: 0	H: 1	E: 0	K: 0	S: 9	P: 13	R: 1	H: 2	E: 0	K: 0	S: 8	P: 14
	0	0	0	1	9	15	0	0	0	1	8	17	0	0	0	0	6	0	0	0	0	1	10	0	1	1	0	0	0	3	2	0	1	13	0	1	0	0	9	13	1	2	0	0	8	14

PITCHER	IP	WLS	BF	H	R	ER	SO	BB	IBB	HBP	BLK	WP	HR	S	P	ERA	WHIP
<b>Tom Candiotti, R</b> (1, 1) ERA: 3.36	6.0		25	4	2	2	5	4	0	0	0	1	0	53	103	3.00	1.333
<b>Brad Havens, L</b> (7, 1) ERA: 3.45	1.2	L	9	3	1	1	0	0	1	0	0	0	0	16	26	5.40	1.800
<b>Don Gordon, R</b> (8, 1) ERA: 4.11	0.1		1	0	0	0	0	0	0	0	0	0	0	1	1	0.00	0.000

**BOTTOM**

AB	R	H	RBI	BB	SO	LOB
3	0	1	0	1	1	0
3	1	1	0	0	2	1
1	0	0	0	0	0	1
0	0	0	0	0	0	0
3	1	1	0	1	0	0
3	0	0	1	1	1	1
4	1	2	1	0	0	3
3	0	1	1	1	1	0
0	0	0	0	0	0	0
3	0	1	0	1	0	2
4	0	0	0	0	0	3
3	0	0	0	0	0	1

**AB 30**  
**R 3**  
**H 7**  
**RBI 3**  
**BB 5**  
**SO 5**  
**LOB 12**

**WP: 1** **PA: 35**  
**PB: 0**  
**SB: 0**  
**CS: 0**

**1B: 6** **SF: 0**  
**2B: 1** **SAC: 0**  
**3B: 0** **DP: 1**  
**HR: 0** **HBP: 0**

**WP: 1** **PA: 35**  
**PB: 0**  
**SB: 0**  
**CS: 0**

**ERA** **WHIP**

**Cleveland Indians @ Detroit Tigers**  
Tiger Stadium, Detroit, MI  
Wed Sep 21 1988, 7:05 PM EDT  
Att: 14,707 - Unknown - 60 F

livebaseballscorecards.com



Batter	1	2	3	4	5	6	7	8	9	AB R H RBI BB SO LOB	TOP	
Dave Bergman, L (1, 3) OBP: 0.382, SLG: 0.416	0-0 E5 1B 4-3 SF8		1-2 3-1	1-2 E 2B		1-2 2-H 1B			0-0 G3	5 2 2 2 0 0 0		
Dwayne Murphy, L (1, 8) OBP: 0.383, SLG: 0.384 Gary Pettis, S (9, 8) OBP: 0.285, SLG: 0.278	3-2 4-3		4-1 BB	1-0 E8 1B		1-1 L9			0-2 L6	4 0 1 1 1 0 2 0 0 0 0 0 0 0		
Alan Trammell, R (1, 6) OBP: 0.376, SLG: 0.468	2-0 E 1B		1-3 K	1-3 K					1-2 4-3	5 1 1 0 0 2 2		
Fred Lynn, L (1, 7) OBP: 0.304, SLG: 0.476	1-1 SF8		3-1 F9			0-0 G3			0-0 2B	0 0 0 0 0 0 0		
Matt Nokes, L (1, 2) OBP: 0.310, SLG: 0.418	1-1 2-H 1B			0-2 2B		3-2 G4-6-3 1B			0-0 F9	4 1 3 1 0 0 1		
Darrell Evans, L (1, 10) OBP: 0.337, SLG: 0.370	0-3 K		3-3 K	2-1 G4-6-3		0-0 L4			0-0 L4	4 0 0 0 0 2 4		
Chet Lemon, R (1, 9) OBP: 0.348, SLG: 0.425			1-2 F3	4-2 2B		3-3 K			2-2 5-3	3 1 0 0 1 1 0		
Tom Brookens, R (1, 5) OBP: 0.315, SLG: 0.358			1-3 K	0-0 2B		2-0 1B			3-2 F8	4 2 2 2 0 1 0		
Jim Walewander, S (1, 4) OBP: 0.247, SLG: 0.247			1-0 4-3	1-3 K		1-2 4-3			2-3 K	4 0 0 0 0 2 2		
<b>Inning Stats</b>	R: 2 H: 2 E: 2 LOB: 1 K: 1 BB: 0 S: 12 P: 19	R: 0 H: 0 E: 0 LOB: 0 K: 1 BB: 0 S: 8 P: 11	R: 0 H: 0 E: 0 LOB: 1 K: 1 BB: 1 S: 10 P: 19	R: 4 H: 4 E: 1 LOB: 1 K: 3 BB: 1 S: 25 P: 36	R: 0 H: 1 E: 0 LOB: 0 K: 0 BB: 0 S: 8 P: 13	R: 1 H: 2 E: 0 LOB: 1 K: 1 BB: 0 S: 14 P: 22	R: 0 H: 1 E: 0 LOB: 1 K: 0 BB: 0 S: 6 P: 9	R: 0 H: 0 E: 0 LOB: 0 K: 1 BB: 0 S: 11 P: 18	R: 0 H: 0 E: 0 LOB: 0 K: 0 BB: 0 S: 7 P: 8	1B: 6 SF: 1 2B: 4 SAC: 0 3B: 0 DP: 1 HR: 0 HBP: 0	WP: 0 PA: 39 PB: 0 SB: 0 CS: 0	
<b>PITCHER</b>	IP WLS BF H R ER SO BB IBB HBP BLK WP HR S P ERA WHIP											
Dave Schmidt, R (1, 1) ERA: 3.4	3.2 L 19 5 6 4 5 2 0 0 0 0 0 0 51 79 9.82 1.909											
Jay Tibbs, R (4, 1) ERA: 5.27	2.1 10 4 1 1 2 0 0 0 0 0 0 0 26 41 3.86 1.714											
Don Aase, R (7, 1) ERA: 4.46	2.0 7 1 0 0 1 0 0 0 0 0 0 0 17 27 0.00 0.500											
Doug Sisk, R (9, 1) ERA: 3.99	1.0 3 0 0 0 0 0 0 0 0 0 0 0 7 8 0.00 0.000											

**Detroit Tigers @ Baltimore Orioles**  
Memorial Stadium, Baltimore, MD

Thu Sep 22 1988, 7:05 PM EDT  
Att. 17,164 - Unknown - 73 F

AB	33
R	7
H	9
RBI	6
BB	2
SO	8
LOB	11



livebaseballscorecards.com

Batter	1	2	3	4	5	6	7	8	9	AB	R	H	RBI	BB	SO	LOB
<b>Pete Stanicek, S</b> OBP: 0.311, SLG: 0.314 (1, 7)	0-2 HR	1-2 3-1		4-2 1-2 G4-6-3 BB		3-2 F9		0-0 3-1		4	1	1	1	1	0	1
<b>Billy Ripken, R</b> OBP: 0.263, SLG: 0.260 (1, 4)	1-0 1B		3-2 5-3 HR	1-3 K			2-1 1B		0-0 B5-3	5	2	3	0	0	1	2
<b>Cal Ripken Jr., R</b> OBP: 0.372, SLG: 0.436 (1, 6)	3-1 F8		0-2 5-3	0-0 G4-6-3			1-1 1B		1-1 6-3	5	0	1	0	0	0	4
<b>Eddie Murray, S</b> OBP: 0.369, SLG: 0.491 (1, 10)	1-1 1-2 1B		1-1 2-H HR		1-3 K		2-0 9-2-4 1-2 2-3 1B		0-0 1B	5	1	4	2	0	1	0
<b>Mickey Tettleton, S</b> OBP: 0.327, SLG: 0.421 (1, 2)	2-3 K		1-1 FC5-4 1B		0-1 1B		0-1 1-2 2-3 3-H 1B		1-3 K	5	0	3	1	0	2	3
<b>Ken Gerhart, R</b> OBP: 0.244, SLG: 0.322 (1, 8)	1-2 L4		1-1 FC5-4 1B		3-2 F4		3-2 9-2-4			2	0	0	0	0	0	3
<b>Brady Anderson, L</b> OBP: 0.271, SLG: 0.285 (5, PH) (6, 8)			1-1 1-2f		1-1 K		2-3 2-3f			2	0	0	0	0	0	4
<b>Rick Schu, R</b> OBP: 0.320, SLG: 0.362 (1, 3)		2-3 K	1-2 1-2 1B		2-3 K		2-1 F8			4	0	1	0	0	2	3
<b>Butch Davis, R</b> OBP: 0.240, SLG: 0.280 (1, 9)		2-2 1B	2-0 F7			1-0 F8		2-2 4-3		1	0	1	0	0	0	0
<b>Joe Orsulak, L</b> OBP: 0.338, SLG: 0.439 (3, PH) (4, 9)										3	0	0	0	0	0	2
<b>Craig Worthington, R</b> OBP: 0.271, SLG: 0.308 (1, 5)		0-0 F8		2-2 BB 1B		0-0 F4		0-0 F4		4	0	1	0	0	0	1

Inning Stats	R: 1	H: 3	E: 0	K: 1	S: 18	H: 3	LOB: 2	BB: 0	P: 26	R: 0	H: 1	E: 0	K: 1	S: 11	R: 0	H: 4	E: 0	K: 0	S: 17	R: 0	H: 1	E: 0	K: 1	S: 11	R: 0	H: 1	E: 0	K: 2	S: 14	R: 0	H: 0	E: 0	K: 0	S: 7	R: 1	H: 4	E: 0	K: 0	S: 12	R: 0	H: 0	E: 0	K: 0	S: 5	R: 0	H: 1	E: 0	K: 1	S: 8	1B: 13	SF: 0	2B: 1	SAC: 0	3B: 0	DP: 2	HR: 2	HBP: 0	WP: 0	PA: 41
--------------	------	------	------	------	-------	------	--------	-------	-------	------	------	------	------	-------	------	------	------	------	-------	------	------	------	------	-------	------	------	------	------	-------	------	------	------	------	------	------	------	------	------	-------	------	------	------	------	------	------	------	------	------	------	--------	-------	-------	--------	-------	-------	-------	--------	-------	--------

PITCHER	IP	WLS	BF	H	R	ER	SO	BB	IBB	HBP	BLK	WP	HR	S	P	ERA	WHIP
<b>Frank Tanana, L</b> ERA: 4.25 (1, 1)	2.1		14	7	3	3	2	0	0	0	0	0	0	40	58	11.57	3.000
<b>Ted Power, R</b> ERA: 5.91 (3, 1)	3.2	W	17	6	1	1	3	1	0	0	0	0	0	43	69	2.46	1.909
<b>Paul Gibson, L</b> ERA: 2.94 (7, 1)	1.1		4	1	0	0	0	0	0	0	0	0	0	10	17	0.00	0.750
<b>Mike Henneman, R</b> ERA: 1.98 (8, 1)	1.2	S	6	1	0	0	1	0	0	0	0	0	0	10	12	0.00	0.600

**BOTTOM**

**Detroit Tigers @ Baltimore Orioles**  
Memorial Stadium, Baltimore, MD

Thu Sep 22 1988, 7:05 PM EDT  
Att: 17,164 - Unknown - 73 F

livebaseballscores.com

<b>AB</b>	<b>40</b>
<b>R</b>	<b>4</b>
<b>H</b>	<b>15</b>
<b>RBI</b>	<b>4</b>
<b>BB</b>	<b>1</b>
<b>SO</b>	<b>6</b>
<b>LOB</b>	<b>23</b>



Batter	1	2	3	4	5	6	7	8	9	AB R H RBI BB SO LOB	TOP		
Dave Bergman, L (1, 3) OBP: 0.379, SLG: 0.412	1-2 3-1		0-0 4-3		1-0 G3-6-1		1-0 4-3		1-1 1B	5 0 1 1 0 0 3			
Dwayne Murphy, L (1, 8) OBP: 0.384, SLG: 0.379	2-1 4-3		3-2 2-H 1B		4-1 BB			0-1 F7	2-2 F9	4 0 1 1 1 0 1 0 0 0 0 0 0 0			
Gary Pettis, S (9, 8) OBP: 0.285, SLG: 0.278													
Alan Trammell, R (1, 6) OBP: 0.373, SLG: 0.464	2-2 E6 BB		2-3 K		1-1 L5			2-1 F5		4 0 0 0 0 1 2			
Fred Lynn, L (1, 7) OBP: 0.304, SLG: 0.472	4-2 1-2 BB		0-0 F8			1-1 6-3		1-0 F7		0 0 0 0 0 0 0			
Matt Nokes, L (1, 2) OBP: 0.312, SLG: 0.427	0-1 4-3			1-1 1B		1-2 4-3			1-2 HR	4 1 2 1 0 0 2			
Darrell Evans, L (1, 10) OBP: 0.336, SLG: 0.377			3-3 K		1-1 F9		1-3 K		1-1 HR	4 1 1 1 0 2 1			
Chet Lemon, R (1, 9) OBP: 0.345, SLG: 0.422			1-1 6-3		2-2 F9				2-3 K	4 0 0 0 0 1 1			
Tom Brookens, R (1, 5) OBP: 0.315, SLG: 0.357			0-0 5-3		0-0 5-3			2-0 5-3		4 0 0 0 0 1 1			
Jim Walewander, S (1, 4) OBP: 0.256, SLG: 0.252								3-1 1B		4 0 1 0 0 1 1			
Pat Sheridan, L (7, PH) OBP: 0.339, SLG: 0.404								2-3 K		1 1 1 0 1 0 0			
Torey Lovullo, S (7, 4) OBP: 0.444, SLG: 0.500			4-2 1B BB		2-2 G3-6-1 1B			0-0 1B 2B		1 0 0 0 0 1 1 1 1 1 0 0 0 0			
<b>Inning Stats</b>	R: 0 H: 0 E: 1 LOB: 2 K: 0 BB: 1 S: 13 P: 22	R: 0 H: 0 E: 0 LOB: 0 K: 1 BB: 0 S: 7 P: 11	R: 1 H: 1 E: 0 LOB: 1 K: 1 BB: 1 S: 17 P: 26	R: 0 H: 1 E: 0 LOB: 1 K: 0 BB: 0 S: 8 P: 12	R: 0 H: 1 E: 0 LOB: 1 K: 0 BB: 1 S: 7 P: 15	R: 0 H: 0 E: 0 LOB: 0 K: 1 BB: 0 S: 8 P: 11	R: 0 H: 1 E: 0 LOB: 1 K: 1 BB: 0 S: 7 P: 15	R: 0 H: 0 E: 0 LOB: 0 K: 0 BB: 0 S: 5 P: 8	R: 3 H: 4 E: 0 LOB: 1 K: 2 BB: 0 S: 17 P: 24	1B: 5 SF: 0 2B: 1 SAC: 0 3B: 0 DP: 1 HR: 2 HBP: 0	WP: 0 PA: 38 PB: 0 SB: 0 CS: 0		
<b>PITCHER</b>	IP WLS BF H R ER SO BB IBB HBP BLK WP HR S P ERA WHIP											<b>PITCHER</b>	IP WLS BF H R ER SO BB IBB HBP BLK WP HR S P ERA WHIP
Bob Milacki, R (1, 1) ERA: 1.13	8.0 32 5 2 2 4 3 0 0 0 0 0 1 75 124 2.25 1.000												
Tom Niedenfuer, R (9, 1) ERA: 3.16	1.0 W 6 3 2 2 2 0 0 0 0 0 0 1 14 20 18.00 3.000												

Detroit Tigers @ Baltimore Orioles  
Memorial Stadium, Baltimore, MD

Fri Sep 23 1988, 7:05 PM EDT  
Att. 24,792 - Unknown - 81 F

livebaseballscorecards.com

AB	32
R	4
H	8
RBI	4
BB	2
SO	6
LOB	12



BOTTOM

Detroit Tigers @ Baltimore Orioles  
Memorial Stadium, Baltimore, MD

Fri Sep 23 1988, 7:05 PM EDT  
Att: 24,792 - Unknown - 81 F

livebaseballscorecards.com

AB	35
R	5
H	12
RBI	4
BB	2
SO	2
LOB	12



WP:	1	PA:	38
PB:	0	SB:	0
CS:	0		

AB R H RBI BB SO LOB

4	1	1	0	1	0	0
4	2	2	0	0	0	2
4	0	2	2	0	0	1
4	0	2	1	0	0	1
3	0	0	0	0	0	4
0	0	0	0	1	0	0
4	0	0	0	0	0	2
4	1	2	0	0	1	0
3	0	1	0	0	0	1
1	0	1	0	0	0	0
0	0	0	0	0	0	0
3	0	0	0	0	1	1
1	1	1	1	0	0	0

1B:	10	SF:	0
2B:	2	SAC:	1
3B:	0	DP:	3
HR:	0	HBP:	0

WP:	1	PA:	38
PB:	0	SB:	0
CS:	0		

1B:	10	SF:	0
2B:	2	SAC:	1
3B:	0	DP:	3
HR:	0	HBP:	0

WP:	1	PA:	38
PB:	0	SB:	0
CS:	0		

Batter	1	2	3	4	5	6	7	8	9
Joe Orsulak, L OBP: 0.339, SLG: 0.440 (1, 9)	1-0 L7 ①		0-0 L5 ②			2-1 SH3 1B 2B		0-2 1-3 ①	4-0 E IBB
Pete Stanicek, S OBP: 0.314, SLG: 0.322 (1, 7)	1-0 1B E 1B		1-1 E3			1-0 SH3 ①		0-0 WP 5-3 2B	1-1 FC5-2 ①
Cal Ripken Jr., R OBP: 0.373, SLG: 0.437 (1, 6)	1-0 1-3 1B		3-1 6-3 ③			1-1 1B 1B		1-2 5-3 ②	
Eddie Murray, S OBP: 0.369, SLG: 0.491 (1, 10)	2-1 E4 1-2 G4-6-3			3-2 3-1 ①		1-0 1-3 1B		0-0 BB 1B	
Terry Kennedy, L OBP: 0.276, SLG: 0.307 (1, 2)	2-2 G4-6-3 ②			0-2 6-3 ②		1-2 G4-6-3 ③		4-2 BB 1B	
Mickey Tettleton, S OBP: 0.329, SLG: 0.421 (7, 2)	1-2f					1-2f		1-2 BB	
Jim Traber, L OBP: 0.263, SLG: 0.315 (1, 3)		2-1 F5 ①		0-1 F7 ③			0-1 G3 ①	2-0 3-1 ③	
Brady Anderson, L OBP: 0.274, SLG: 0.288 (1, 8)		0-2 G4-6-3 1B				0-1 F9			0-0 1B 1B
Craig Worthington, R OBP: 0.274, SLG: 0.309 (9, PH)		2-2 G4-6-3 ②				0-1 6-3 ②		0-0 1B	1-1 1B FC5-2 1B
Larry Sheets, L OBP: 0.305, SLG: 0.341 (9, PR)		1-2f							1-3 FC5-2 1B
Butch Davis, R OBP: 0.240, SLG: 0.280 (9, PR)									0-0 E IBB
Billy Ripken, R OBP: 0.261, SLG: 0.259 (9, PH)			3-2 L4 ①			2-0 5-3 ③			1-3 E 1B
Jeff Stone, L OBP: 0.222, SLG: 0.186 (9, PH)									3-H

Inning Stats	R: 1 E: 1 K: 0 S: 9	H: 2 LOB: 1 BB: 0 P: 16	R: 0 E: 0 K: 0 S: 9	H: 1 LOB: 0 BB: 0 P: 13	R: 0 E: 1 K: 0 S: 8	H: 0 LOB: 1 BB: 0 P: 15	R: 0 E: 0 K: 0 S: 10	H: 0 LOB: 0 BB: 0 P: 13	R: 0 E: 0 K: 0 S: 5	H: 0 LOB: 0 BB: 0 P: 7	R: 1 E: 0 K: 0 S: 9	H: 3 LOB: 1 BB: 0 P: 15	R: 0 E: 0 K: 2 S: 10	H: 1 LOB: 1 BB: 0 P: 13	R: 1 E: 0 K: 0 S: 12	H: 2 LOB: 2 BB: 1 P: 19	R: 2 E: 1 K: 0 S: 6	H: 3 LOB: 3 BB: 1 P: 12
--------------	------------------------------	----------------------------------	------------------------------	----------------------------------	------------------------------	----------------------------------	-------------------------------	----------------------------------	------------------------------	---------------------------------	------------------------------	----------------------------------	-------------------------------	----------------------------------	-------------------------------	----------------------------------	------------------------------	----------------------------------

PITCHER	IP	WLS	BF	H	R	ER	SO	BB	IBB	HBP	BLK	WP	HR	S	P	ERA	WHIP
Walt Terrell, R ERA: 3.98 (1, 1)	8.0	L	35	11	5	4	2	1	0	0	0	1	0	75	115	4.50	1.500
Willie Hernandez, L ERA: 3.38 (9, 1)	0.1		3	1	0	0	0	0	1	0	0	0	0	3	8	0.00	3.000

PITCHER	IP	WLS	BF	H	R	ER	SO	BB	IBB	HBP	BLK	WP	HR	S	P	ERA	WHIP
Walt Terrell, R ERA: 3.98 (1, 1)	8.0	L	35	11	5	4	2	1	0	0	0	1	0	75	115	4.50	1.500
Willie Hernandez, L ERA: 3.38 (9, 1)	0.1		3	1	0	0	0	0	1	0	0	0	0	3	8	0.00	3.000

PITCHER	IP	WLS	BF	H	R	ER	SO	BB	IBB	HBP	BLK	WP	HR	S	P	ERA	WHIP
Walt Terrell, R ERA: 3.98 (1, 1)	8.0	L	35	11	5	4	2	1	0	0	0	1	0	75	115	4.50	1.500
Willie Hernandez, L ERA: 3.38 (9, 1)	0.1		3	1	0	0	0	0	1	0	0	0	0	3	8	0.00	3.000

Batter	1	2	3	4	5	6	7	8	9	AB R H RBI BB SO LOB	TOP		
<b>Dave Bergman, L</b> (1, 3) OBP: 0.381, SLG: 0.413	3-2 L8		3-3 K		1-1 1B			1-2 FC3-6 1B		4 0 2 0 0 1 0			
<b>Dwayne Murphy, L</b> (1, 8) OBP: 0.373, SLG: 0.367	3-2 3-1		1-2 F7		1-1 F7			0-1 FC3-6 1-2f		4 0 0 0 0 0 2			
<b>Fred Lynn, L</b> (1, 7) OBP: 0.301, SLG: 0.467	3-2 4-3		2-2 F4		1-1 F7			0-1 F5		0 0 0 0 0 0 0			
<b>Matt Nokes, L</b> (1, 2) OBP: 0.311, SLG: 0.425		1-0 HBP BB 1B		2-1 L8		2-2 F8		0-0 4-3		4 0 1 0 0 0 0			
<b>Darrell Evans, L</b> (1, 10) OBP: 0.339, SLG: 0.386 <b>Gary Pettis, S</b> (9, PR) OBP: 0.285, SLG: 0.278		4-0 HBP BB 1-2		0-0 HR		3-0 G3		0-0 6-3 1B		3 1 2 1 1 0 0 0 1 0 0 0 0 0			
<b>Chet Lemon, R</b> (1, 9) OBP: 0.345, SLG: 0.420 <b>Pat Sheridan, L</b> (9, PH) OBP: 0.338, SLG: 0.403 (9, 9)		2-2 HBP 1-2 2-3		3-1 F3		1-1 6-3		1 SAFE 1 SAFE 1 SAFE 6-3		2 0 0 0 0 0 0 1 0 0 0 0 0 1			
<b>Luis Salazar, R</b> (1, 6) OBP: 0.305, SLG: 0.388		1-3 K		1-2 6-3		0-0 6-3		1-2 3-H 0-1 1B		4 0 1 1 0 1 3			
<b>Tom Brookens, R</b> (1, 5) OBP: 0.312, SLG: 0.353		1-3 K		1-1 F9		1-0 F8		0-1 F8		4 0 0 0 0 1 4			
<b>Jim Walewander, S</b> (1, 4) OBP: 0.251, SLG: 0.247		1-0 L4		0-1 F8				1-2 F5		3 0 0 0 0 0 3			
<b>Inning Stats</b>	R: 0 E: 0 K: 0 S: 12 H: 0 LOB: 0 BB: 0 P: 21	R: 0 E: 0 K: 2 S: 11 H: 1 LOB: 3 BB: 1 P: 21	R: 0 E: 0 K: 1 S: 10 H: 0 LOB: 0 BB: 0 P: 16	R: 1 E: 0 K: 0 S: 9 H: 1 LOB: 0 BB: 0 P: 15	R: 0 E: 0 K: 0 S: 8 H: 1 LOB: 1 BB: 0 P: 11	R: 0 E: 0 K: 0 S: 6 H: 0 LOB: 0 BB: 0 P: 12	R: 0 E: 0 K: 0 S: 4 H: 0 LOB: 0 BB: 0 P: 6	R: 0 E: 0 K: 0 S: 12 H: 1 LOB: 1 BB: 0 P: 14	R: 1 E: 0 K: 0 S: 11 H: 2 LOB: 1 BB: 0 P: 13	1B: 5 2B: 0 3B: 0 HR: 1 SF: 0 SAC: 0 DP: 0 HBP: 1	WP: 0 PB: 0 SB: 1 CS: 0 PA: 35		
<b>PITCHER</b> <b>Mark Williamson, R</b> (1, 1) ERA: 4.83 <b>Gregg Olson, R</b> (9, 1) ERA: 3.52	IP WLS BF H R ER SO BB IBB HBP BLK WP HR S P ERA WHIP	8.2 L 34 6 2 2 3 1 0 1 0 0 1 81 127 2.08 0.808	0.1 1 0 0 0 0 0 0 0 0 0 0 0 2 2 0.00 0.000										

**Detroit Tigers @ Baltimore Orioles**  
**Memorial Stadium, Baltimore, MD**  
 Sun Sep 25 1988, 3:33 AM EDT  
 Cloudy - 57 F

[livebaseballscorecards.com](http://livebaseballscorecards.com)

**AB 29**  
**R 2**  
**H 6**  
**RBI 2**  
**BB 1**  
**SO 3**  
**LOB 13**




Batter	1	2	3	4	5	6	7	8	9	AB R H RBI BB SO LOB
Joe Orsulak, L (1, 9) OBP: 0.335, SLG: 0.435	0-2 4-3		2-1 6-3			0-1 3-1		0-3 K		4 0 0 0 0 1 0
Pete Stanicek, S (1, 7) OBP: 0.313, SLG: 0.318	0-0 E3		4-2 S BB			2-3 K		2-1 L9	3 1 0 0 1 1 0	
Cal Ripken Jr., R (1, 6) OBP: 0.372, SLG: 0.435	4-2 FC3-6 1-2 BB		2-1 F3			0-0 6-3		2-2 F8	3 0 0 0 1 0 1	
Eddie Murray, S (1, 10) OBP: 0.367, SLG: 0.488	0-2 FC3-6		0-0 4-3			0-1 F7		0-3 K	4 0 0 0 0 1 1	
Mickey Tettleton, S (1, 2) OBP: 0.329, SLG: 0.420	0-3 K		1-3 K			0-2 1B			3 0 1 0 0 2 1	
Brady Anderson, L (1, 8) OBP: 0.271, SLG: 0.285		0-0 G3		3-1 F9		0-0 F2			3 0 0 0 0 0 1	
Larry Sheets, L (1, 3) OBP: 0.303, SLG: 0.339		2-2 4-3			0-2 3-1		2-3 K		3 0 0 0 0 1 1	
Ken Gerhart, R (9, 7) OBP: 0.244, SLG: 0.322									0 0 0 0 0 0 0	
Craig Worthington, R (1, 5) OBP: 0.266, SLG: 0.298		0-2 5-3			2-3 K		3-2 F7		2 0 0 0 0 1 0	
Jeff Stone, L (8, PH) OBP: 0.219, SLG: 0.183									1 0 0 0 0 0 0	
Rene Gonzales, R (9, 5) OBP: 0.249, SLG: 0.261									0 0 0 0 0 0 0	
Billy Ripken, R (1, 4) OBP: 0.260, SLG: 0.258			1-3 K			1-2 F9		1-1 F6	2 0 0 0 0 1 0	
Jim Traber, L (8, PH) OBP: 0.262, SLG: 0.315									1 0 0 0 0 0 0	

Inning Stats	R: 1	H: 0	E: 2	LOB: 1	K: 1	BB: 1	S: 12	P: 16	R: 0	H: 0	E: 0	LOB: 0	K: 0	BB: 0	S: 8	P: 10	R: 0	H: 0	E: 0	LOB: 1	K: 1	BB: 1	S: 11	P: 20	R: 0	H: 0	E: 0	LOB: 0	K: 1	BB: 0	S: 7	P: 11	R: 0	H: 0	E: 0	LOB: 0	K: 1	BB: 0	S: 10	P: 13	R: 0	H: 1	E: 0	LOB: 1	K: 1	BB: 0	S: 9	P: 11	R: 0	H: 0	E: 0	LOB: 0	K: 1	BB: 0	S: 8	P: 12	R: 0	H: 0	E: 0	LOB: 0	K: 1	BB: 0	S: 9	P: 13
1B: 1	SF: 0	2B: 0	SAC: 0	3B: 0	DP: 0	HR: 0	HBP: 0	WP: 0	PA: 31	ERA: 0.00	WHIP: 0.333	WP: 0	PA: 31	ERA: 0.00	WHIP: 0.333	WP: 0	PA: 31	ERA: 0.00	WHIP: 0.333	WP: 0	PA: 31	ERA: 0.00	WHIP: 0.333	WP: 0	PA: 31	ERA: 0.00	WHIP: 0.333	WP: 0	PA: 31	ERA: 0.00	WHIP: 0.333	WP: 0	PA: 31	ERA: 0.00	WHIP: 0.333	WP: 0	PA: 31	ERA: 0.00	WHIP: 0.333	WP: 0	PA: 31	ERA: 0.00	WHIP: 0.333	WP: 0	PA: 31	ERA: 0.00	WHIP: 0.333	WP: 0	PA: 31	ERA: 0.00	WHIP: 0.333													

**DETROIT TIGERS @ BALTIMORE ORIOLES**  
**Memorial Stadium, Baltimore, MD**  
 Sun Sep 25 1988, 3:33 AM EDT  
 Cloudy - 57 F

AB	29
R	1
H	1
RBI	0
BB	2
SO	8
LOB	5



Batter	1	2	3	4	5	6	7	8	9	AB R H RBI BB SO LOB	TOP	
<b>Gary Pettis, S</b> (1, 8) <small>OBP: 0.285, SLG: 0.277</small> <b>Scott Lusader, L</b> (1, 9) <small>OBP: 0.111, SLG: 0.250</small> (7, 8) <b>Chet Lemon, R</b> (8, PH) <small>OBP: 0.344, SLG: 0.418</small> (8, 9)	3-3  <small>1</small>		3-2  <small>3</small>		2-1  <small>3</small>			1-2  <small>2</small>	2-3  <small>3</small>	1 0 0 0 0 1 0 2 0 0 0 0 0 0 2 0 0 0 0 1 1		
<b>Pat Sheridan, L</b> (1, 7) <small>OBP: 0.339, SLG: 0.404</small> <b>Tom Brookens, R</b> (6, PH) <small>OBP: 0.310, SLG: 0.352</small> (6, 5) (8, 6) (9, 4)	2-0  <small>2</small>			2-1  <small>1B</small>		2-0  <small>1</small>		2-1  <small>3</small>		2 1 1 0 0 0 0 2 0 0 0 0 0 0		
<b>Dave Bergman, L</b> (1, 3) <small>OBP: 0.379, SLG: 0.409</small> (1, 3)	1-2  <small>3</small>			2-2  <small>1</small>		1-1  <small>2</small>			4-2  <small>1</small>	3 1 0 0 1 0 1		
<b>Darrell Evans, L</b> (1, 10) <small>OBP: 0.341, SLG: 0.384</small> (1, 10)		4-2  <small>1</small>		1-1  <small>2</small>		1-3  <small>3</small>			4-2  <small>1</small>	2 1 0 0 2 1 1		
<b>Dwayne Murphy, L</b> (1, 9) <small>OBP: 0.382, SLG: 0.402</small> (1, 8) <b>Larry Herndon, R</b> (7, PH) <small>OBP: 0.313, SLG: 0.325</small> <b>Bill Bean, L</b> (7, PR) <small>OBP: 0.182, SLG: 0.384</small> (7, 9) (8, 8)		3-1  <small>1</small>		0-2  <small>1-H</small>		4-0  <small>1</small>			0-0  <small>1</small>	2 1 2 2 0 0 0 0 0 0 0 1 0 0 0 0 0 0 0 0 0		
<b>Luis Salazar, R</b> (1, 5) <small>OBP: 0.303, SLG: 0.385</small> (6, 7) <b>Matt Nokes, L</b> (9, PH) <small>OBP: 0.313, SLG: 0.425</small> <b>Alan Trammell, R</b> (9, 6) <small>OBP: 0.373, SLG: 0.464</small>		0-0  <small>1</small>		0-2  <small>3</small>		0-1  <small>1</small>			4-0  <small>1</small>	3 0 0 0 0 0 3 0 1 0 0 1 0 0 0 0 0 0 0 0 0		
<b>Torey Lovullo, S</b> (1, 4) <small>OBP: 0.417, SLG: 0.727</small> <b>Fred Lynn, L</b> (9, PH) <small>OBP: 0.302, SLG: 0.476</small> (9, 7)		0-0  <small>2</small> <small>3</small> <small>1-2f</small>		2-1  <small>1</small>		1-0  <small>2</small>			0-0  <small>1-H</small> <small>2-H</small> <small>3-H</small>	3 1 1 1 0 0 3 0 1 0 0 0 0 0		
<b>Mike Heath, R</b> (1, 2) <small>OBP: 0.314, SLG: 0.376</small> (1, 2)			1-3  <small>1</small>		2-3  <small>1</small>		1-0  <small>1</small> <small>1 SAFE</small> <small>1 B</small> <small>X</small> <small>1-2f</small>		1-1  <small>1</small>	4 0 1 0 0 2 1		
<b>Jim Walewander, S</b> (1, 6) <small>OBP: 0.249, SLG: 0.244</small> <b>Ray Knight, R</b> (8, PH) <small>OBP: 0.268, SLG: 0.285</small> (8, 5) (8, 5)			1-1  <small>2</small>		1-0  <small>2</small>		3-2  <small>1</small>	0-2  <small>2</small>	2 0 0 0 0 0 0 2 0 0 0 0 0 1			
<b>Inning Stats</b>	R: 0 H: 0 E: 0 LOB: 0 K: 1 BB: 0 S: 8 P: 14	R: 0 H: 1 E: 0 LOB: 1 K: 0 BB: 1 S: 7 P: 14	R: 0 H: 0 E: 0 LOB: 0 K: 1 BB: 0 S: 8 P: 13	R: 2 H: 2 E: 0 LOB: 0 K: 0 BB: 0 S: 13 P: 18	R: 1 H: 1 E: 0 LOB: 0 K: 1 BB: 0 S: 8 P: 15	R: 0 H: 0 E: 0 LOB: 0 K: 1 BB: 0 S: 7 P: 11	R: 0 H: 0 E: 0 LOB: 1 K: 0 BB: 1 S: 4 P: 10	R: 0 H: 0 E: 0 LOB: 0 K: 0 BB: 0 S: 11 P: 17	R: 4 H: 2 E: 0 LOB: 1 K: 1 BB: 3 S: 16 P: 31	1B: 3 SF: 0 2B: 0 SAC: 1 3B: 0 DP: 1 HR: 3 HBP: 0	WP: 0 PA: 37 PB: 0 SB: 0 CS: 0	
<b>PITCHER</b> <b>Jose Bautista, R</b> (1, 1) <small>ERA: 4.3</small> <b>Mark Thurmond, L</b> (6, 1) <small>ERA: 4.6</small> <b>Tom Niedenfuer, R</b> (9, 1) <small>ERA: 3.57</small>	IP WLS BF H R ER SO BB IBB HBP BLK WP HR S P ERA WHIP											<b>PITCHER</b> IP WLS BF H R ER SO BB IBB HBP BLK WP HR S P ERA WHIP

**Detroit Tigers @ Baltimore Orioles**  
 Memorial Stadium, Baltimore, MD  
 Sun Sep 25 1988, 3:38 AM EDT  
 Att. 21,754 - Cloudy - 59 F

**AB 30**  
**R 7**  
**H 5**  
**RBI 3**  
**BB 5**  
**SO 5**  
**LOB 11**



[livebaseballscorecards.com](http://livebaseballscorecards.com)





Batter	1	2	3	4	5	6	7	8	9	AB R H RBI BB SO LOB	TOP											
<b>Dave Bergman, L</b> (1, 3) OBP: 0.379, SLG: 0.406	1-0 BB HR 1B	4-0 1B BB		3-2 F8 1-2		2-1 F7		1-1 1-3		4 1 1 0 1 0 1												
<b>Dwayne Murphy, L</b> (1, 8) OBP: 0.389, SLG: 0.400	4-1 HR BB	1-0 1-3 2-H 1B		4-2 BB 1B BB		0-0 G3		1-3 K		3 1 1 1 2 1 0												
<b>Fred Lynn, L</b> (1, 7) OBP: 0.304, SLG: 0.483	0-1 F8	2-1 F8		1-1 BB 1B		3-1 HR		2-3 K		5 1 2 2 0 1 4												
<b>Darrell Evans, L</b> (1, 10) OBP: 0.345, SLG: 0.393 <b>Scott Lusader, L</b> (9, PR) OBP: 0.111, SLG: 0.250	3-1 HR 1-H 2-H		3-2 4-3	4-2 BB 1B		1-0 2B 1B		4-2 F8 SH1-4 BB		3 1 2 3 2 0 0 0 0 0 0 0 0 0												
<b>Matt Nokes, L</b> (1, 2) OBP: 0.312, SLG: 0.426	1-1 F4		0-0 G3	1-3 K		1-1 2B		0-0 SH1-4		4 0 1 0 0 1 3												
<b>Pat Sheridan, L</b> (1, 9) OBP: 0.339, SLG: 0.402	0-3 K		4-1 BB		3-1 1B	1-0 4-3		1-0 F8		4 0 1 0 1 1 4												
<b>Tom Brookens, R</b> (1, 5) OBP: 0.307, SLG: 0.348		1-1 L8	1-2 6-3		0-0 F7		0-1 4-3	0-0 L7		5 0 0 0 0 0 4												
<b>Torey Lovullo, S</b> (1, 4) OBP: 0.375, SLG: 0.733		0-1 FC1-2 3B		1-2 G3	1-2 F9		1-2 6-3			4 0 1 0 0 0 1												
<b>Jim Walewander, S</b> (1, 6) OBP: 0.249, SLG: 0.239		2-1 FC1-2 BB 1B		4-1 WP S 1B BB	1-3 K		2-1 F3			3 2 0 0 1 1 2												
<b>Inning Stats</b>	R: 3 E: 0 K: 1 S: 11	H: 2 LOB: 0 BB: 1 P: 20	R: 1 E: 0 K: 0 S: 9	H: 2 LOB: 2 BB: 1 P: 19	R: 0 E: 0 K: 0 S: 8	H: 0 LOB: 1 BB: 1 P: 16	R: 1 E: 0 K: 1 S: 18	H: 1 LOB: 3 BB: 3 P: 35	R: 0 E: 0 K: 1 S: 9	H: 1 LOB: 1 BB: 0 P: 14	R: 1 E: 0 K: 0 S: 9	H: 3 LOB: 2 BB: 0 P: 17	R: 0 E: 0 K: 0 S: 7	H: 0 LOB: 0 BB: 0 P: 10	R: 0 E: 0 K: 2 S: 8	H: 0 LOB: 0 BB: 0 P: 12	R: 0 E: 0 K: 0 S: 5	H: 0 LOB: 2 BB: 1 P: 10	1B: 5 2B: 1 3B: 1 HR: 2	SF: 0 SAC: 1 DP: 0 HBP: 0	WP: 1 PB: 0 SB: 1 CS: 0	PA: 43
<b>PITCHER</b>	IP WLS BF H R ER SO BB IBB HBP BLK WP HR S P ERA WHIP																					
<b>John Farrell, R</b> (1, 1) ERA: 4.4	3.2 L 20 4 5 5 1 5 0 0 0 1 1 39 77 12.27 2.455																					
<b>Brad Havens, L</b> (4, 1) ERA: 3.41	3.1 16 5 1 1 2 1 0 0 0 0 1 32 54 2.70 1.800																					
<b>Bud Black, L</b> (8, 1) ERA: 5.01	2.0 7 0 0 0 2 1 0 0 0 0 0 0 13 22 0.00 0.500																					

**Detroit Tigers @ Cleveland Indians**  
Cleveland Municipal Stadium, Cleveland, OH

Mon Sep 26 1988, 7:05 PM EDT  
Att: 4,709 - Unknown - 60 F

AB	35
R	6
H	9
RBI	6
BB	7
SO	5
LOB	19



WP: 1	PA: 43
PB: 0	
SB: 1	
CS: 0	

[livebaseballscorecards.com](http://livebaseballscorecards.com)

Batter	1	2	3	4	5	6	7	8	9	AB	R	H	RBI	BB	SO	LOB
--------	---	---	---	---	---	---	---	---	---	----	---	---	-----	----	----	-----

<b>Julio Franco, R</b> <small>OBP: 0.364, SLG: 0.412</small> (1, 4)	0-0  1B		1-2  2-3		0-2  L6		0-1  5-3			4	0	1	1	0	0	2
<b>Dave Clark, L</b> <small>OBP: 0.350, SLG: 0.378</small> (1, 10)	3-2  4-3		4-0  2B BB		2-0  F7		1-3  K			3	0	0	0	1	1	2
<b>Joe Carter, R</b> <small>OBP: 0.318, SLG: 0.490</small> (1, 8)	1-0  L7		1-1  1-3 2B		1-1  5-3		0-2  5-3 1B			4	0	2	1	0	0	1
<b>Mel Hall, L</b> <small>OBP: 0.314, SLG: 0.394</small> (1, 7)	1-1  G3		1-0  4-3		0-0  6-3		0-2  5-3			4	0	0	0	0	0	4
<b>Cory Snyder, R</b> <small>OBP: 0.330, SLG: 0.495</small> (1, 9)		3-1  F9		1-0  HR		0-0  1B		0-3  K		4	1	2	1	0	1	1
<b>Willie Upshaw, L</b> <small>OBP: 0.330, SLG: 0.370</small> (1, 3)		1-0  F9		2-3  K		2-1  F7		2-3  K		4	0	0	0	0	2	2
<b>Eddie Williams, R</b> <small>OBP: 0.222, SLG: 0.176</small> <b>Terry Francona, L</b> <small>OBP: 0.330, SLG: 0.366</small> (9, PH)		1-0  L5		0-2  F6		4-2  4-3 1B 5-3 HBP		0-2  E1 G5-4-3		2	1	0	0	0	0	0
<b>Andy Allanson, R</b> <small>OBP: 0.302, SLG: 0.317</small> (1, 2)			1-1  4-3 2B 4-3 1B		2-0  F4		0-0  4-3 1B 1-2		2-1  G5-4-3 1-2f	4	1	2	0	0	0	1
<b>Jay Bell, R</b> <small>OBP: 0.293, SLG: 0.286</small> <b>Tom Lampkin, L</b> (9, PH)			2-2  4-3 1-2		0-1  F8		2-2  4-3 1-2 2-3		1-2  4-3	3	0	0	0	0	0	3
										1	0	0	0	0	0	0

Inning Stats	R: 0	H: 1	E: 0	K: 0	S: 8	R: 0	H: 0	E: 0	K: 0	S: 4	R: 1	H: 2	E: 0	K: 0	S: 12	R: 1	H: 1	E: 0	K: 1	S: 8	R: 0	H: 0	E: 0	K: 0	S: 6	R: 0	H: 1	E: 0	K: 0	S: 6	R: 1	H: 1	E: 0	K: 1	S: 13	R: 0	H: 1	E: 0	K: 2	S: 13	R: 0	H: 0	E: 1	K: 0	S: 11	1B: 5	SF: 0	2B: 1	SAC: 0	3B: 0	DP: 1	HR: 1	HBP: 1	WP: 0	PA: 36
--------------	------	------	------	------	------	------	------	------	------	------	------	------	------	------	-------	------	------	------	------	------	------	------	------	------	------	------	------	------	------	------	------	------	------	------	-------	------	------	------	------	-------	------	------	------	------	-------	-------	-------	-------	--------	-------	-------	-------	--------	-------	--------

PITCHER	IP	WLS	BF	H	R	ER	SO	BB	IBB	HBP	BLK	WP	HR	S	P	ERA	WHIP
<b>Eric King, R</b> <small>ERA: 3.51</small> (1, 1)	6.0	W	25	5	3	3	1	1	0	1	0	0	1	47	81	4.50	1.000
<b>Mike Henneman, R</b> <small>ERA: 1.91</small> (7, 1)	3.0	S	11	2	0	0	3	0	0	0	0	0	0	34	42	0.00	0.667

**BOTTOM**

**Detroit Tigers @ Cleveland Indians**  
 Cleveland Municipal Stadium, Cleveland, OH

Mon Sep 26 1988, 7:05 PM EDT  
 Att. 4,709 - Unknown - 60 F

livebaseballscorecards.com

<b>AB</b>	<b>34</b>
<b>R</b>	<b>3</b>
<b>H</b>	<b>7</b>
<b>RBI</b>	<b>3</b>
<b>BB</b>	<b>1</b>
<b>SO</b>	<b>4</b>
<b>LOB</b>	<b>16</b>



Batter	1	2	3	4	5	6	7	8	9	AB R H RBI BB SO LOB	TOP											
<b>Dave Bergman, L</b> (1, 3) OBP: 0.378, SLG: 0.404	0-2 4-3		1-2 G3-6-3			0-1 G4-6-3 1B		0-0 4-3		4 0 1 0 0 0 2	<b>Detroit Tigers @ Cleveland Indians</b> <b>Cleveland Municipal Stadium, Cleveland, OH</b> Tue Sep 27 1988, 7:05 PM EDT Att: 4,626 - Unknown - 75 F											
<b>Dwayne Murphy, L</b> (1, 8) OBP: 0.379, SLG: 0.388	3-2 F8		1-1 4-3			2-3 K		2-2 F7	4 0 0 0 0 1 1													
<b>Fred Lynn, L</b> (1, 7) OBP: 0.303, SLG: 0.479	4-1 BB			2-2 F3		2-1 G4-6-3		0-1 F3	3 0 0 0 1 0 1													
<b>Darrell Evans, L</b> (1, 10) OBP: 0.343, SLG: 0.390	3-3 K			3-2 4-3		2-1 1-3		1-3 K	4 0 0 0 0 2 1													
<b>Matt Nokes, L</b> (1, 2) OBP: 0.312, SLG: 0.426		2-2 F7		2-2 1B		2-0 4-3			3 0 1 0 0 0 0													
<b>Pat Sheridan, L</b> (1, 9) OBP: 0.339, SLG: 0.401		0-1 1B		0-1 4-3		0-0 F8			3 0 1 0 0 0 1													
<b>Tom Brookens, R</b> (1, 5) OBP: 0.307, SLG: 0.347		1-0 F9			1-1 F8		1-1 SH3-4 1B		3 0 1 0 0 0 1													
<b>Torey Lovullo, S</b> (1, 4) OBP: 0.333, SLG: 0.647		1-3 K			2-2 G1-3		1-0 SH3-4		2 0 0 0 0 1 1													
<b>Jim Walewander, S</b> (1, 6) OBP: 0.251, SLG: 0.238			4-0 BB		2-2 4-3		0-0 6-3		1 0 0 0 1 0 0													
<b>Ray Knight, R</b> (8, PH) OBP: 0.268, SLG: 0.284									1 0 0 0 0 0 1													
<b>Inning Stats</b>	R: 0 E: 0 K: 1 S: 11	H: 0 LOB: 1 BB: 1 P: 21	R: 0 E: 0 K: 1 S: 10	H: 1 LOB: 1 BB: 0 P: 14	R: 0 E: 0 K: 0 S: 5	H: 0 LOB: 0 BB: 1 P: 11	R: 0 E: 0 K: 0 S: 15	H: 1 LOB: 1 BB: 0 P: 22	R: 0 E: 0 K: 0 S: 9	H: 0 LOB: 0 BB: 0 P: 14	R: 0 E: 0 K: 1 S: 7	H: 1 LOB: 0 BB: 0 P: 11	R: 0 E: 0 K: 0 S: 4	H: 0 LOB: 0 BB: 0 P: 8	R: 0 E: 0 K: 0 S: 5	H: 1 LOB: 1 BB: 0 P: 7	R: 0 E: 0 K: 1 S: 10	H: 0 LOB: 0 BB: 0 P: 13	1B: 4 2B: 0 3B: 0 HR: 0	SF: 0 SAC: 1 DP: 2 HBP: 0	WP: 0 PB: 0 SB: 0 CS: 0	PA: 31
<b>PITCHER</b> <b>Tom Candiotti, R</b> (1, 1) ERA: 3.22	IP 9.0 WLS W BF 31 H 4 R 0 ER 0 SO 4 BB 2 IBB 0 HBP 0 BLK 0 WP 0 HR 0 S 76 P 121 ERA 0.00 WHIP 0.667											<b>PITCHER</b> IP WLS BF H R ER SO BB IBB HBP BLK WP HR S P ERA WHIP										

<b>AB</b>	28
<b>R</b>	0
<b>H</b>	4
<b>RBI</b>	0
<b>BB</b>	2
<b>SO</b>	4
<b>LOB</b>	9



livebaseballscorecards.com

Batter	1	2	3	4	5	6	7	8	9	AB	R	H	RBI	BB	SO	LOB
Julio Franco, R OBP: 0.364, SLG: 0.415 (1, 4)	3-2 3B	4-1 1-2 BB		2-2 6-3			1-1 L8			3	0	1	0	1	0	1
Reggie Williams, R OBP: 0.207, SLG: 0.379 (1, 7)	1-3 K	0-1 6-3			3-2 F6			2-2 HR		4	1	1	1	0	1	4
Joe Carter, R OBP: 0.317, SLG: 0.487 (1, 8)	2-2 L3		2-2 1-3		0-1 F9			0-1 F4		4	0	0	0	0	0	1
Cory Snyder, R OBP: 0.331, SLG: 0.495 (1, 9)	2-3 K		0-2 1B		2-3 K			0-0 HR 1B		4	1	2	0	0	2	1
Carmen Castillo, R OBP: 0.287, SLG: 0.360 (1, 10)		1-3 K	0-0 F3		1-1 F9			0-2 HR 1H		4	1	1	2	0	1	1
Luis Medina, R OBP: 0.313, SLG: 0.591 (1, 3)		2-0 1B 1B	1 SAFE 1 SAFE 0-3 K		2-1 6-3			0-0 L5		4	1	1	0	0	1	1
Brook Jacoby, R OBP: 0.298, SLG: 0.330 (1, 5)		1-0 1B 1-2 1B		2-2 F8		0-0 5-3		0-2 F8		4	0	1	0	0	0	0
Andy Allanson, R OBP: 0.304, SLG: 0.320 (1, 2)		2-2 1-3 2-H 1B		0-0 1B			1-1 5-3			3	0	2	1	0	0	0
Paul Zuvella, R OBP: 0.275, SLG: 0.268 (1, 6)		4-1 BB BB		3-2 F8			2-1 F6			2	0	0	0	1	0	1


Inning Stats	R: 0	H: 1	E: 0	K: 2	S: 12	H: 1	LOB: 1	BB: 0	P: 20	R: 1	H: 3	E: 0	K: 1	S: 12	H: 3	LOB: 3	BB: 2	P: 26	R: 0	H: 1	E: 0	K: 1	S: 11	R: 0	H: 1	E: 0	K: 0	S: 11	R: 0	H: 0	E: 0	K: 1	S: 8	R: 0	H: 0	E: 0	K: 0	S: 5	R: 0	H: 0	E: 0	K: 0	S: 5	R: 0	H: 0	E: 0	K: 0	S: 6	R: 3	H: 3	E: 0	K: 0	S: 14	1B: 6	2B: 0	3B: 1	HR: 2	SF: 0	SAC: 0	DP: 0	HBP: 0	WP: 0	PB: 0	SB: 0	CS: 0	PA: 34
--------------	------	------	------	------	-------	------	--------	-------	-------	------	------	------	------	-------	------	--------	-------	-------	------	------	------	------	-------	------	------	------	------	-------	------	------	------	------	------	------	------	------	------	------	------	------	------	------	------	------	------	------	------	------	------	------	------	------	-------	-------	-------	-------	-------	-------	--------	-------	--------	-------	-------	-------	-------	--------

PITCHER	IP	WLS	BF	H	R	ER	SO	BB	IBB	HBP	BLK	WP	HR	S	P	ERA	WHIP
Frank Tanana, L ERA: 4.27 (1, 1)	7.1	L	32	9	4	4	5	2	0	0	0	0	2	75	120	4.91	1.500
Willie Hernandez, L ERA: 3.29 (8, 1)	0.2		2	0	0	0	0	0	0	0	0	0	0	4	4	0.00	0.000

**DETROIT TIGERS @ CLEVELAND INDIANS**  
Cleveland Municipal Stadium, Cleveland, OH

Tue Sep 27 1988, 7:05 PM EDT  
Att. 4,626 - Unknown - 75 F

<b>AB</b>	<b>32</b>
<b>R</b>	<b>4</b>
<b>H</b>	<b>9</b>
<b>RBI</b>	<b>4</b>
<b>BB</b>	<b>2</b>
<b>SO</b>	<b>5</b>
<b>LOB</b>	<b>10</b>



Batter	1	2	3	4	5	6	7	8	9	AB R H RBI BB SO LOB	TOP		
Tom Brookens, R (1, 5) OBP: 0.307, SLG: 0.347	2-2 X E S 1B		2-2 6-3			2-0 P4		0-0 5-3		4 0 1 0 0 0 1			
Luis Salazar, R (1, 6) OBP: 0.306, SLG: 0.386	SAFE F8			0-1 E1 SF9 1B		4-2 BB		4-0 IBB		2 1 1 0 2 0 1			
Fred Lynn, L (1, 8) Dwayne Murphy, L (4, 8) OBP: 0.302, SLG: 0.478 OBP: 0.374, SLG: 0.382	SAFE F6			0-0 SF9		2-3 K		1-2 F2		1 0 0 1 0 0 1 2 0 0 0 0 1 3			
Chet Lemon, R (1, 9) OBP: 0.343, SLG: 0.417	3-2 6-3 1-3			0-0 B1-3			2-2 5-3		1-2 1B 1B	4 1 1 0 0 0 1			
Ray Knight, R (1, 3) OBP: 0.267, SLG: 0.283				0-1 5-3		1-0 F7		3-1 1B	1-3 K	4 0 1 0 0 1 1			
Larry Herndon, R (1, 7) Pat Sheridan, L (9, PH) OBP: 0.313, SLG: 0.325 OBP: 0.339, SLG: 0.400				0-3 K		0-0 G4-6-3 1B		2-3 K	3-2 F8	3 0 1 0 0 2 1 1 0 0 0 0 0 1			
Darrell Evans, L (1, 10) OBP: 0.342, SLG: 0.388				1-0 F8		3-2 G4-6-3 1-2f 1B		2-1 G3	1-2 1B 1B	4 0 1 0 0 0 2			
Mike Heath, R (1, 2) Matt Nokes, L (9, PH) Scott Lusader, L (9, PR) OBP: 0.315, SLG: 0.376 OBP: 0.314, SLG: 0.427 OBP: 0.111, SLG: 0.250				0-0 5-3		1-0 F7		1-1 SH3-4 1B	1-0 1B 1-2 2-H 1B	3 0 1 0 0 0 0 1 0 1 1 0 0 0 0 0 0 0 0 0 0			
Jim Walewander, S (1, 4) Dave Bergman, L (9, PH) OBP: 0.249, SLG: 0.235 OBP: 0.377, SLG: 0.403				2-3 K		0-1 B5-3		SAFE SH3-4 1-2	1-1 P5	2 0 0 0 0 1 0 1 0 0 0 0 0 2			
<b>Inning Stats</b>	R: 0 H: 1 E: 0 LOB: 1 K: 0 BB: 0 S: 17 P: 25	R: 0 H: 0 E: 0 LOB: 0 K: 1 BB: 0 S: 6 P: 7	R: 0 H: 0 E: 0 LOB: 0 K: 1 BB: 0 S: 7 P: 11	R: 1 H: 1 E: 1 LOB: 0 K: 0 BB: 0 S: 5 P: 6	R: 0 H: 1 E: 0 LOB: 0 K: 0 BB: 0 S: 5 P: 9	R: 0 H: 0 E: 0 LOB: 1 K: 1 BB: 1 S: 9 P: 17	R: 0 H: 1 E: 0 LOB: 1 K: 1 BB: 0 S: 11 P: 20	R: 0 H: 1 E: 0 LOB: 2 K: 0 BB: 1 S: 7 P: 13	R: 1 H: 3 E: 0 LOB: 2 K: 1 BB: 0 S: 17 P: 25	1B: 8 SF: 1 2B: 0 SAC: 1 3B: 0 DP: 1 HR: 0 HBP: 0	WP: 0 PA: 36 PB: 0 SB: 1 CS: 0		
<b>PITCHER</b>	IP WLS BF H R ER SO BB IBB HBP BLK WP HR S P ERA WHIP											<b>PITCHER</b>	IP WLS BF H R ER SO BB IBB HBP BLK WP HR S P ERA WHIP
Greg Swindell, L (1, 1) ERA: 3.2	8.0 W 30 5 1 0 4 1 1 0 0 0 0 0 67 108 0.00 0.750												
Doug Jones, R (9, 1) ERA: 2.31	1.0 S 6 3 1 1 1 0 0 0 0 0 0 0 17 25 9.00 3.000												

Detroit Tigers @ Cleveland Indians  
Cleveland Municipal Stadium, Cleveland, OH

Wed Sep 28 1988, 7:05 PM EDT  
Att: 5,262 - Unknown - 55 F

livebaseballscorecards.com

AB	32
R	2
H	8
RBI	2
BB	2
SO	5
LOB	14



Batter	1	2	3	4	5	6	7	8	9
Julio Franco, R OBP: 0.364, SLG: 0.414 (1, 4)	0-1 5-3		3-2 FC4-6 1B		1-0 FC6-4 1-2f			1-2 5-3	
Mel Hall, L OBP: 0.314, SLG: 0.391 (1, 7)	0-0 4-3		2-0 FC4-6 1-2f 3-H			0-0 F7		4-0 HBP 1B IBB	
Joe Carter, R OBP: 0.318, SLG: 0.486 (1, 8)	2-0 F9		1-2 F9			1-2 G4-6-3 1B		1-2 1B HBP	
Dave Clark, L OBP: 0.348, SLG: 0.374 (1, 10)		2-2 F7		1-1 4-3		0-0 G4-6-3 1-2f		3-2 FC5 1B	
Cory Snyder, R OBP: 0.330, SLG: 0.492 (1, 9)		1-1 F8		1-1 6-3			3-1 4-3	4-0 IBB	
Willie Upshaw, L OBP: 0.330, SLG: 0.369 (1, 3)		1-1 1B		2-2 F9			1-1 P6	3-3 K	
Brook Jacoby, R OBP: 0.296, SLG: 0.328 (1, 5)		3-2 F9			1-3 K		3-3 K	1-1 FC5	
Andy Allanson, R OBP: 0.306, SLG: 0.322 (1, 2)			2-0 1B SH1-4 FC4-6 1B		1-2 F9			0-0 SH HBP 1B	
Paul Zuvella, R OBP: 0.280, SLG: 0.274 (1, 6)			1-0 SH1-4		2-2 FC6-4 1B			0-0 SH HBP 5-3 1B	

Inning Stats	R: 0	H: 0	E: 0	K: 0	S: 4	R: 0	H: 1	E: 0	K: 0	S: 11	R: 1	H: 2	E: 0	K: 0	S: 10	R: 0	H: 0	E: 0	K: 0	S: 7	R: 0	H: 1	E: 0	K: 1	S: 11	R: 0	H: 1	E: 0	K: 0	S: 6	R: 0	H: 0	E: 0	K: 1	S: 7	R: 3	H: 2	E: 1	K: 1	S: 15	R: 2	H: 2	E: 0	K: 1	S: 32
	LOB: 0	BB: 0	P: 6	LOB: 1	BB: 0	P: 18	LOB: 0	BB: 0	P: 11	LOB: 1	BB: 0	P: 16	LOB: 0	BB: 0	P: 7	LOB: 0	BB: 0	P: 14	LOB: 3	BB: 2	P: 32	1B: 7	2B: 0	3B: 0	HR: 0	SF: 0	SAC: 2	DP: 1	HBP: 1	1B: 7	SF: 0	SAC: 2	DP: 1	HBP: 1	1B: 7	2B: 0	3B: 0	HR: 0	SF: 0	SAC: 2	DP: 1	HBP: 1			

PITCHER	IP	WLS	BF	H	R	ER	SO	BB	IBB	HBP	BLK	WP	HR	S	P	ERA	WHIP
Walt Terrell, R ERA: 3.97 (1, 1)	7.1	L	31	7	4	3	2	0	0	0	0	0	0	66	110	3.68	0.955
Willie Hernandez, L ERA: 3.25 (8, 1)	0.2		3	0	0	0	1	0	1	0	0	0	0	5	13	0.00	0.000

AB R H RBI BB SO LOB

4	0	1	0	0	0	3
3	1	0	1	1	0	1
3	0	1	1	0	0	1
4	0	1	2	0	0	1
3	0	0	0	1	0	0
4	0	1	0	0	1	3
4	0	0	0	0	2	4
3	2	2	0	0	0	0
1	1	1	0	0	0	0

WP	HR	S	P	ERA	WHIP
0	0	5	13	0.00	0.000
0	0	14	14	3.68	0.955
0	0	1	1	3.25	0.000

WP: 0 PA: 34  
PB: 0  
SB: 0  
CS: 0

**Detroit Tigers @ Cleveland Indians**  
Cleveland Municipal Stadium, Cleveland, OH  
Wed Sep 28 1988, 7:05 PM EDT  
Att. 5,262 - Unknown - 55 F

livebaseballscorecards.com

AB	29
R	4
H	7
RBI	4
BB	2
SO	3
LOB	13



Batter	1	2	3	4	5	6	7	8	9	AB R H RBI BB SO LOB	TOP											
Rickey Henderson, R OBP: 0.392, SLG: 0.397 (1, 7)	1-0 F8		2-2 S 2B			3-1 5-3		3-1 P3		4 0 1 0 0 0 0												
Claudell Washington, L OBP: 0.344, SLG: 0.438 (1, 8)	3-2 F8 2B		3-2 4-3 2-3			0-0 1B 1B		0-3 K		4 1 2 0 0 1 1												
Don Mattingly, L OBP: 0.357, SLG: 0.468 (1, 3)	1-0 F8 2-3			2-1 L8		0-1 E 1B		0-2 5-3		4 1 1 0 0 0 1												
Jack Clark, R OBP: 0.383, SLG: 0.439 (1, 9)	2-0 F7			0-3 K2-3		1-2 E5 1-H 2-H		1-2 F8		4 0 0 0 0 1 1												
Ken Phelps, L OBP: 0.407, SLG: 0.551 Gary Ward, R OBP: 0.299, SLG: 0.304 (1, 10) (9, PH)			2-1 F7		0-0 G3		0-1 F9		0-0 F9	3 0 0 0 0 0 1 1 0 0 0 0 0 0												
Willie Randolph, R OBP: 0.322, SLG: 0.300 (1, 4)			1-1 F7		2-0 F7		2-1 L9		0-0 F9	4 0 0 0 0 0 0												
Rafael Santana, R OBP: 0.289, SLG: 0.294 (1, 6)			3-2 5-3		0-3 K		2-1 FC4-6 1B			3 0 1 0 0 1 0												
Joel Skinner, R OBP: 0.261, SLG: 0.332 (1, 2)			2-1 5-3		2-2 4-3		0-3 K			3 0 0 0 0 1 1												
Wayne Tolleson, S OBP: 0.317, SLG: 0.264 (1, 5)			0-0 6-3			0-3 K2-3		1-0 FC4-6		3 0 0 0 0 1 1												
<b>Inning Stats</b>	R: 0 E: 0 K: 0 S: 8	H: 1 LOB: 1 BB: 0 P: 15	R: 0 E: 0 K: 0 S: 7	H: 0 LOB: 0 BB: 0 P: 13	R: 0 E: 0 K: 0 S: 10	H: 1 LOB: 1 BB: 0 P: 17	R: 0 E: 0 K: 1 S: 6	H: 0 LOB: 0 BB: 0 P: 8	R: 0 E: 0 K: 1 S: 11	H: 0 LOB: 0 BB: 0 P: 15	R: 2 E: 1 K: 1 S: 14	H: 2 LOB: 1 BB: 0 P: 18	R: 0 E: 0 K: 1 S: 8	H: 1 LOB: 1 BB: 0 P: 13	R: 0 E: 0 K: 1 S: 8	H: 0 LOB: 0 BB: 0 P: 11	R: 0 E: 0 K: 0 S: 6	H: 0 LOB: 0 BB: 0 P: 7	1B: 3 2B: 2 3B: 0 HR: 0	SF: 0 SAC: 0 DP: 0 HBP: 0	WP: 0 PB: 0 SB: 1 CS: 0	PA: 33
<b>PITCHER</b>	IP WLS BF H R ER SO BB IBB HBP BLK WP HR S P ERA WHIP	IP WLS BF H R ER SO BB IBB HBP BLK WP HR S P ERA WHIP																				
Jack Morris, R ERA: 3.94 (1, 1)	7.0 W 27 5 2 0 4 0 0 0 0 0 0 64 99 0.00 0.714	2.0 (8, 1)	6 0 0 0 1 0 0 0 0 0 0 0 0 14 18 0.00 0.000																			

**New York Yankees @ Detroit Tigers**  
**Tiger Stadium, Detroit, MI**  
 Fri Sep 30 1988, 7:05 PM EDT  
 Att. 34,176 - Unknown - 77 F

livebaseballscorecards.com

AB	33
R	2
H	5
RBI	0
BB	0
SO	5
LOB	6





Batter	1	2	3	4	5	6	7	8	9
Pat Sheridan, L (1, 7) OBP: 0.339, SLG: 0.398	0-0 E5 FC3-5 1B		4-1 BB 1B BB	0-1 5-3		3-3 K		0-0 FC1-5 1-2 2-3f	
Dwayne Murphy, L (1, 8) OBP: 0.369, SLG: 0.382	2-1 FC3-5 FC4-6 2-3		1-0 F7		1-3 K		0-1 E 2B	1-3 K	
Dave Bergman, L (1, 3) OBP: 0.374, SLG: 0.397	1-1 FC4-6 BLK 1-2f		1-3 K		2-1 4-3		4-1 FC3-6 BB	2-0 F9	
Darrell Evans, L (1, 10) OBP: 0.341, SLG: 0.386	3-3 K 1-2		4-1 1B BB		2-1 F7		3-2 FC3-6 HR 1-2f 2-H		
Matt Nokes, L (1, 2) OBP: 0.313, SLG: 0.425		1-2 G3	3-1 1B			0-0 F8	2-2 P6		
Chet Lemon, R (1, 9) OBP: 0.344, SLG: 0.429		2-2 F3	2-3 K			0-0 HR	3-2 HR 2-H		
Tom Brookens, R (1, 5) OBP: 0.308, SLG: 0.348		0-0 1B E 1B		1-1 3-1		1-0 1B 1B	1-0 F7		
Torey Lovullo, S (1, 4) OBP: 0.409, SLG: 0.667		2-1 E 1B		2-2 BLK 1B		1-1 F9		0-0 FC1-5 1B 1B	
Jim Walewander, S (1, 6) OBP: 0.254, SLG: 0.241		1-1 6-3		1-1 L7		2-1 1B		0-0 FC1-5 1B	

Inning Stats	R: 0	H: 1	E: 1	K: 1	S: 9	R: 1	H: 2	E: 1	K: 0	S: 12	R: 1	H: 1	E: 0	K: 2	S: 11	R: 0	H: 1	E: 0	K: 0	S: 9	R: 0	H: 0	E: 0	K: 1	S: 7	R: 1	H: 3	E: 0	K: 1	S: 11	R: 3	H: 2	E: 1	K: 0	S: 14	R: 0	H: 2	E: 0	K: 1	S: 7
	LOB: 1	BB: 0	P: 15	LOB: 1	BB: 0	P: 18	LOB: 2	BB: 2	P: 26	LOB: 1	BB: 0	P: 13	LOB: 0	BB: 0	P: 12	LOB: 2	BB: 0	LOB: 0	BB: 0	P: 12	LOB: 2	BB: 0	LOB: 0	BB: 0	P: 18	LOB: 0	BB: 1	P: 27	LOB: 2	BB: 0	LOB: 2	BB: 0	P: 10	LOB: 0	SAC: 0	DP: 0	HBP: 0			

PITCHER	IP	WLS	BF	H	R	ER	SO	BB	IBB	HBP	BLK	WP	HR	S	P	ERA	WHIP
Rick Rhoden, R (1, 1) ERA: 4.29	6.0	L	30	9	5	4	5	3	0	0	2	0	1	62	109	6.00	2.000
Hipolito Pena, L (7, 1) ERA: 3.14	2.0		9	3	1	1	1	0	0	0	0	0	1	18	30	4.50	1.500

**BOTTOM**


**New York Yankees @ Detroit Tigers**  
Tiger Stadium, Detroit, MI

Fri Sep 30 1988, 7:05 PM EDT  
Att: 34,176 - Unknown - 77 F

AB	R	H	RBI	BB	SO	LOB
4	1	1	0	1	1	5
5	1	1	0	0	2	4
4	0	0	0	1	1	4
3	1	0	0	1	1	2
4	0	1	1	0	0	1
4	2	2	3	0	1	2
4	1	2	0	0	0	0
4	0	3	0	0	0	1
4	0	2	0	0	0	2

AB	36
R	6
H	12
RBI	4
BB	3
SO	6
LOB	21

WP: 0 PA: 39  
PB: 0  
SB: 0  
CS: 0



WP	HR	S	P	ERA	WHIP
0	0	0	0	0	0

Batter	1	2	3	4	5	6	7	8	9	AB R H RBI BB SO LOB	TOP																		
Rickey Henderson, R OBP: 0.394, SLG: 0.399 (1, 7)	2-0 F8	0-2 F8		0-2 1B		0-0 1B		1-2 1B		5 0 3 0 0 0 2																			
Claudell Washington, L OBP: 0.342, SLG: 0.442 (1, 8)	2-1 HR		3-2 L1-3	3-2 F7		2-2 4-3	B 1 SAFE	3-1 F7		5 1 1 1 0 0 4																			
Don Mattingly, L OBP: 0.356, SLG: 0.466 (1, 3)	2-2 L5		1-1 F7		0-2 L9		0-0 5-3 BB 1B		2-2 L9	5 0 1 0 0 0 0																			
Jack Clark, R OBP: 0.383, SLG: 0.436 (1, 9)	0-3 K		0-3 K		4-2 CS BB		4-1 5-3 BB		0-1 5-3	3 0 0 0 2 2 0																			
Ken Phelps, L OBP: 0.407, SLG: 0.558 (1, 10)		2-3 K		0-1 HR 1B	1-1 HR 1B		2-3 K		2-3 K	5 2 2 1 0 3 2																			
Luis Aguayo, R OBP: 0.315, SLG: 0.362 (1, 5)		0-0 SF8 1B		0-0 F7	0-0 FC5-4 1B		0-2 5-3			4 1 2 0 0 0 3																			
Bob Geren, R OBP: 0.286, SLG: 0.167 (1, 2)		0-1 E 1B		1-3 K	0-1 FC5-4		0-0 5-3			4 0 1 0 0 1 4																			
Randy Velarde, R OBP: 0.233, SLG: 0.360 (1, 6)		1-0 E4		2-1 HR		3-3 K		1-2 P6		4 1 1 2 0 1 2																			
Wayne Tolleson, S OBP: 0.313, SLG: 0.255 (1, 4)		1-1 SF8		4-2 BB		3-2 6-3		0-2 4-3		2 0 0 1 1 0 0																			
<b>Inning Stats</b>	R: 1 E: 0 K: 1 S: 10	H: 1 LOB: 0 BB: 0 P: 16	R: 1 E: 1 K: 1 S: 13	H: 2 LOB: 2 BB: 0 P: 17	R: 0 E: 0 K: 1 S: 9	H: 0 LOB: 0 BB: 0 P: 13	R: 2 E: 0 K: 1 S: 21	H: 3 LOB: 2 BB: 1 P: 31	R: 1 E: 0 K: 0 S: 11	H: 2 LOB: 1 BB: 1 P: 16	R: 0 E: 0 K: 1 S: 16	H: 1 LOB: 1 BB: 0 P: 24	R: 0 E: 0 K: 1 S: 9	H: 1 LOB: 2 BB: 1 P: 15	R: 0 E: 0 K: 0 S: 11	H: 1 LOB: 1 BB: 0 P: 16	R: 0 E: 0 K: 1 S: 14	H: 0 LOB: 0 BB: 0 P: 18	1B: 8 2B: 0 3B: 0 HR: 3	SF: 1 SAC: 0 DP: 0 HBP: 0	WP: 0 PB: 0 SB: 0 CS: 1	PA: 41							
<b>PITCHER</b>	IP WLS BF H R ER SO BB IBB HBP BLK WP HR S P ERA WHIP																												
Doyle Alexander, R ERA: 4.32 (1, 1)	3.2		19	6	4	3	4	1	0	0	0	0	2	49	70	7.36	1.909												
Paul Gibson, L ERA: 3.0 (4, 1)	1.1		6	2	1	1	0	1	0	0	0	0	1	15	23	6.75	2.250												
Eric King, R ERA: 3.41 (6, 1)	2.0		9	2	0	0	2	1	0	0	0	0	0	25	39	0.00	1.500												
Mike Henneman, R ERA: 1.87 (8, 1)	2.0	W	7	1	0	0	1	0	0	0	0	0	0	25	34	0.00	0.500												

**New York Yankees @ Detroit Tigers**  
Tiger Stadium, Detroit, MI  
Sat Oct 01 1988, 3:33 AM EDT  
Att. 39,960 - Overcast - 79 F

[livebaseballscorecards.com](http://livebaseballscorecards.com)

<b>AB</b>	37
<b>R</b>	5
<b>H</b>	11
<b>RBI</b>	5
<b>BB</b>	3
<b>SO</b>	7
<b>LOB</b>	17



Batter	1	2	3	4	5	6	7	8	9
Tom Brookens, R OBP: 0.310, SLG: 0.352 (1, 5)	0-0 6-3		1-1 5-3			3-1 4-3 1-3 2B	1-1 1B		
Dwayne Murphy, L OBP: 0.366, SLG: 0.379 (1, 8)	3-2 P5			3-2 6-3		2-1 4-3 2-3 3-H	2-2 1-2 1B		
Luis Salazar, R OBP: 0.306, SLG: 0.387 (1, 6)	1-2 P6			1-1 1-3		1-0 1B 2B	1-3 K		
Chet Lemon, R OBP: 0.345, SLG: 0.436 (1, 9)		1-2 G3		1-1 G3		3-2 3B 1B	0-0 HR		
Ray Knight, R OBP: 0.270, SLG: 0.291 (1, 3)		4-1 G6-4-3 BB			2-1 6-3	1-1 1B 3B	1-0 L8		
Larry Herndon, R OBP: 0.313, SLG: 0.326 Pat Sheridan, L OBP: 0.338, SLG: 0.397 (8, PH) (9, 7)		2-1 G6-4-3 1-2f			2-1 6-3	1-0 1B	1-1 F9		
Darrell Evans, L OBP: 0.338, SLG: 0.382 (1, 10)			1-2 3-1		3-3 K	3-1 4-3	2-1 L9		
Mike Heath, R OBP: 0.311, SLG: 0.370 (1, 2)			1-0 G2			2-1 E6 FC5-4	0-1 F9		
Jim Walewander, S OBP: 0.255, SLG: 0.238 (1, 4)			4-0 BB			1-0 FC5-4 2B 4-3	0-0 L8		

Inning Stats	R: 0	H: 0	E: 0	LOB: 0	K: 0	S: 7	R: 0	H: 0	E: 0	LOB: 0	K: 0	S: 6	R: 0	H: 0	E: 0	LOB: 0	K: 1	S: 7	R: 5	H: 5	E: 1	LOB: 1	K: 0	S: 17	R: 0	H: 2	E: 0	LOB: 2	K: 1	S: 11	R: 1	H: 1	E: 0	LOB: 0	K: 0	S: 6
	7	11	6	13	12	14	15	10	11	10	10	10	15	10	10	10	10	10	15	15	15	10	10	10	10	10	10	10	10	10	10	10	10	10	10	10

PITCHER	IP	WLS	BF	H	R	ER	SO	BB	IBB	HBP	BLK	WP	HR	S	P	ERA	WHIP
Tommy John, L ERA: 4.49 (1, 1)	5.2		22	3	4	1	1	2	0	0	0	0	0	45	87	1.59	0.882
Lee Guetterman, L ERA: 4.65 (6, 1)	1.0		7	4	1	0	0	0	0	0	0	0	0	13	21	0.00	4.000
Neil Allen, R ERA: 3.84 (7, 1)	1.1	L	5	1	1	1	1	0	0	0	0	0	1	9	14	6.75	0.750


**BOTTOM**

**New York Yankees @ Detroit Tigers**  
Tiger Stadium, Detroit, MI  
Sat Oct 01 1988, 3:33 AM EDT  
Att. 39,960 - Overcast - 79 F

AB	R	H	RBI	BB	SO	LOB
4	1	2	0	0	0	1
4	0	1	1	0	0	1
4	1	1	1	0	1	2
4	2	2	2	0	0	0
3	1	1	1	1	0	0
3	0	1	1	0	0	1
1	0	0	0	0	0	0
4	0	0	0	0	1	1
3	0	0	0	0	0	0
2	1	0	0	1	0	1

AB	32
R	6
H	8
RBI	6
BB	2
SO	2
LOB	7

WP: 0 PA: 34  
PB: 0  
SB: 0  
CS: 0



WP	HR	S	P	ERA	WHIP
0	0	1	0	0.00	4.000
0	0	1	1	6.75	0.750

Batter	1	2	3	4	5	6	7	8	9	10	11	AB R H RBI BB SO LOB	TOP														
<b>Randy Velarde, R</b> OBP: 0.240, SLG: 0.357 (1, 6)	6-3		K					SF7 1B				4 2 1 0 1 2 3	<b>New York Yankees @ Detroit Tigers</b> <b>Tiger Stadium, Detroit, MI</b> Sun Oct 02 1988, 3:33 AM EDT Att: 35,359 - Cloudy - 61 F														
<b>Gary Ward, R</b> OBP: 0.302, SLG: 0.312 (1, 8)	6-3		6-3					SH BB				4 0 2 2 0 0 2															
<b>Don Mattingly, L</b> OBP: 0.353, SLG: 0.462 (1, 3)	L1			4-3	4-3			SF7		F4		4 0 0 1 0 0 2															
<b>Jack Clark, R</b> OBP: 0.381, SLG: 0.433 <b>Joel Skinner, R</b> OBP: 0.267, SLG: 0.335 (8, 9)			F8	E3				SAFE 4-2 BB		2-2 G1-6-3 1B		3 0 0 0 0 0 0 1 0 1 0 1 0 0															
<b>Ken Phelps, L</b> OBP: 0.402, SLG: 0.549 (1, 10)			K	F8				K		G1-6-3 1-2		5 0 0 0 0 3 5															
<b>Luis Aguayo, R</b> OBP: 0.309, SLG: 0.354 (1, 5)			K	6-3				F9			L8	5 0 0 0 0 1 3															
<b>Bob Geren, R</b> OBP: 0.250, SLG: 0.100 (1, 2)								F4			L4	4 0 0 0 1 1 0															
<b>Hal Morris, L</b> OBP: 0.100, SLG: 0.100 (1, 7)			K					4-3			K	5 0 0 0 0 2 1															
<b>Wayne Tolleson, S</b> OBP: 0.338, SLG: 0.288 (1, 4)												4 1 3 0 0 1 0															
<b>Inning Stats</b>	R: 0 E: 0 K: 0 S: 9	H: 0 LOB: 0 BB: 0 P: 14	R: 0 E: 0 K: 2 S: 9	H: 0 LOB: 0 BB: 0 P: 13	R: 0 E: 0 K: 2 S: 16	H: 1 LOB: 2 BB: 1 P: 25	R: 0 E: 1 K: 0 S: 6	H: 0 LOB: 1 BB: 0 P: 9	R: 2 E: 0 K: 1 S: 13	H: 2 LOB: 1 BB: 1 P: 22	R: 0 E: 0 K: 1 S: 8	H: 0 LOB: 0 BB: 0 P: 15		R: 0 E: 0 K: 1 S: 6	H: 0 LOB: 0 BB: 0 P: 10	R: 1 E: 1 K: 1 S: 19	H: 1 LOB: 2 BB: 1 P: 30	R: 0 E: 0 K: 2 S: 14	H: 1 LOB: 1 BB: 0 P: 18	R: 0 E: 0 K: 0 S: 8	H: 2 LOB: 1 BB: 0 P: 12	R: 0 E: 0 K: 0 S: 9	H: 0 LOB: 0 BB: 0 P: 13	1B: 6 2B: 1 3B: 0 HR: 0	SF: 1 SAC: 1 DP: 1 HBP: 0	WP: 0 PB: 0 SB: 0 CS: 0	PA: 44
<b>PITCHER</b>	IP	WLS	BF	H	R	ER	SO	BB	IBB	HBP	BLK	WP		HR	S	P	ERA	WHIP									
<b>Frank Tanana, L</b> ERA: 4.21 (1, 1)	7.0		27	3	2	2	7	2	0	0	0	0	0	67	108	2.57	0.714										
<b>Mike Henneman, R</b> ERA: 1.87 (8, 1)	0.0		2	1	1	0	0	0	0	0	0	0	0	6	8	∞	∞										
<b>Willie Hernandez, L</b> ERA: 3.06 (8, 1)	2.0		8	1	0	0	3	1	0	0	0	0	0	27	40	0.00	1.000										
<b>Paul Gibson, L</b> ERA: 2.93 (10, 1)	2.0	W	7	2	0	0	0	0	0	0	0	0	0	17	25	0.00	1.000										

livebaseballscorecards.com

<b>AB</b>	<b>39</b>
<b>R</b>	<b>3</b>
<b>H</b>	<b>7</b>
<b>RBI</b>	<b>3</b>
<b>BB</b>	<b>3</b>
<b>SO</b>	<b>10</b>
<b>LOB</b>	<b>16</b>



BOTTOM

New York Yankees @ Detroit Tigers  
Tiger Stadium, Detroit, MI  
Sun Oct 02 1988, 3:33 AM EDT  
Att: 35,359 - Cloudy - 61 F

livebaseballscorecards.com

AB 38  
R 4  
H 8  
RBI 4  
BB 5  
SO 7  
LOB 17



WP: 1 PA: 43  
PB: 0  
SB: 1  
CS: 0

AB R H RBI BB SO LOB

3	0	1	0	2	0	1
4	0	0	0	1	2	4
5	0	1	1	0	1	3
5	1	2	0	0	0	4
3	1	1	2	0	0	0
2	0	0	0	0	1	1
2	0	0	0	1	0	0
2	1	1	0	0	0	1
5	0	1	1	0	1	1
3	0	0	0	0	1	1
1	0	0	0	0	1	0
3	1	1	0	1	0	1

11

WP	BB
K	
K	
F7	
4-3	
1B	
3B	
1B	

10

WP	BB
K	
K	
F7	
4-3	
1B	
3B	
1B	

9

L6
K
F6
4-3
K
F5

8

L6
K
F6
4-3
K
F5

7

F8
F8
L6
K
F6
4-3
K
F5

6

5-3
1-4-3
K2-3
4-3
5-3
4-3
BB

5

1B
K
1B
F9
5-3
F6
F6
4-3
4-3
4-3
5-3
1B
1B

4

BB
BB
BB
1B
F9
5-3
F6
F6
4-3
4-3
4-3
5-3
1B
1B

3

BB
BB
BB
BB
BB
5-3
F6
F6
4-3
4-3
4-3
5-3
1B
1B

2

HR
HR
FC6-4
BB
F6
K
FC6-4

1

F9
6-3
F9
HR
HR
FC6-4
BB
F6
K
FC6-4

Batter

Tom Brookens, R (1, 5)
Dwayne Murphy, L (1, 8)
Luis Salazar, R (1, 6)
Chet Lemon, R (1, 9)
Ray Knight, R (1, 3)
Dave Bergman, L (8, 3)
Larry Herndon, R (1, 7)
Pat Sheridan, L (8, 7)
Darrell Evans, L (1, 10)
Mike Heath, R (1, 2)
Matt Nokes, L (9, PH)
Jim Walewander, S (1, 4)

Inning Stats

R: 0	H: 0	R: 2	H: 2	R: 0	H: 0	R: 0	H: 0	R: 1	H: 3	R: 0	H: 0	R: 0	H: 0	R: 0	H: 1	R: 0	H: 0	R: 0	H: 0	R: 1	H: 2
E: 0	LOB: 0	E: 0	LOB: 1	E: 0	LOB: 1	E: 0	LOB: 0	E: 0	LOB: 2	E: 0	LOB: 0	E: 0	LOB: 1	E: 0	LOB: 1	E: 0	LOB: 1	E: 0	LOB: 0	E: 0	LOB: 1
K: 0	BB: 0	K: 1	BB: 1	K: 0	BB: 2	K: 0	BB: 0	K: 1	BB: 0	K: 0	BB: 0	K: 0	BB: 1	K: 0	BB: 0	K: 1	BB: 0	K: 0	BB: 0	K: 0	BB: 0
S: 7	P: 13	S: 12	P: 21	S: 6	P: 16	S: 5	P: 9	S: 10	P: 16	S: 8	P: 12	S: 11	P: 19	S: 9	P: 15	S: 6	P: 11	S: 12	P: 20	S: 5	P: 9

PITCHER

IP	WLS	BF	H	R	ER	SO	BB	IBB	HBP	BLK	WP	HR	S	P	ERA	WHIP
Pat Clements, L (1, 1)	6.0	25	5	3	3	3	3	0	0	0	0	1	48	87	4.50	1.333
Dale Mohoric, R (7, 1)	4.0	15	1	0	0	4	2	0	0	0	1	0	38	65	0.00	0.750
Dave Righetti, L (11, 1)	0.1	L 3	2	1	1	0	0	0	0	0	0	0	5	9	27.00	6.000