

Detroit Tigers - 1988

Batter	1	2	3	4	5	6	7	8	9	10	AB	R	H	RBI	BB	SO	LOB	TOP
Gary Pettis, S (1,8)	P6		F7		FC1-6		SH5-4			E6	4	1	0	0	0	0	2	Detroit Tigers @ Boston Red Sox Fenway Park, Boston, MA Mon Apr 04 1988, 3:33 AM EDT Att: 34,781 - Overcast - 65 F
Lou Whitaker, L OBP: 0.750, SLG: 0.500 (1,4)	BB		BLK 1B		BLK BB		K			SH1-4	2	0	1	1	2	1	1	
Darrell Evans, L (1,3)	K		G4-3		K		G3			F9	5	0	0	0	0	2	5	
Alan Trammell, R OBP: 0.200, SLG: 0.800 (1,6)	P4				F9		F9			G4-3	5	1	1	2	0	0	1	
Matt Nokes, L OBP: 0.200, SLG: 0.800 (1,10)		K2-3			G3		HR			F7	5	1	1	1	0	1	0	
Pat Sheridan, L (1,7)		K			3B		K			K	3	1	0	0	1	3	0	
Chet Lemon, R OBP: 0.500, SLG: 1.000 (1,9)		K			3B		1B			G3-1	4	0	2	1	0	1	0	
Mike Heath, R (1,2)			K		F9		K			G4-3	4	0	0	0	0	2	2	
Tom Brookens, R OBP: 0.750, SLG: 1.000 (1,5)			BLK 1B		FC1-6		SH5-4			K	3	1	2	0	1	1	0	
Inning Stats	R: 0 E: 0 K: 1 S: 6	H: 0 LOB: 1 BB: 1 P: 15	R: 0 E: 0 K: 3 S: 9	H: 0 LOB: 0 BB: 0 P: 12	R: 1 E: 0 K: 1 S: 14	H: 1 LOB: 1 BB: 1 P: 19	R: 1 E: 0 K: 0 S: 14	H: 2 LOB: 1 BB: 0 P: 20	R: 0 E: 0 K: 1 S: 7	H: 0 LOB: 0 BB: 0 P: 9	R: 0 E: 0 K: 1 S: 7	H: 0 LOB: 0 BB: 0 P: 9	R: 2 E: 1 K: 0 S: 8	H: 1 LOB: 0 BB: 0 P: 14	1B: 3 2B: 1 3B: 1 HR: 2	SF: 0 SAC: 2 DP: 0 HBP: 0	WP: 0 PA: 41	
PITCHER	IP 9.0	WLS L	BF 36	H 6	R 3	ER 3	SO 11	BB 4	IBB 0	HBP 0	BLK 3	WP 0	HR 1	S 89	P 135	ERA 3.00	WHIP 1.111	
Roger Clemens, R ERA: 3.0 Lee Smith, R ERA:	(1,1)	(10,1)	1.0	5	1	2	0	0	0	0	0	0	0	0	0	0	0	0

AB	35
R	5
H	7
RBI	5
BB	4
SO	11
LOB	11



Batter	1	2	3	4	5	6	7	8	9	10	AB	R	H	RBI	BB	SO	LOB	BOTTOM	
Brady Anderson, L OBP: 0.600, SLG: 0.600 (1,8)	K		E4		G1-3		1B			L6	5	0	3	0	0	1	0	Detroit Tigers @ Boston Red Sox Fenway Park, Boston, MA Mon Apr 04 1988, 3:33 AM EDT Att: 34,781 - Overcast - 65 F	
Marty Barrett, R (1,4)	G6-3		P4		G1-3		F7			E4	5	0	0	0	0	0	3		
Wade Boggs, L OBP: 0.400, SLG: 0.800 (1,5)	2B				1B		K			FC6-4	5	1	2	0	0	1	1		
Jim Rice, R (1,7)	K				2B		2B			G6-3	4	0	0	0	0	2	2		
Mike Greenwell, L OBP: 0.750, SLG: 0.667 (1,9)		CS BB			2B		1B			P6	3	1	2	0	1	0	0		
Dwight Evans, R OBP: 0.250, SLG: 0.500 (1,3)		K			1B		2B			F8	4	1	1	1	0	2	2		
Sam Horn, L OBP: 0.250, SLG: 0.250 (1,10)		G4-3			1B		F7			K	4	0	1	2	0	1	1		
Rich Gedman, L (1,2)					1B		F7			K	4	0	0	0	0	2	1		
Spike Owen, S (1,6)			G4-3		F9		G4-3			F9	4	0	0	0	0	0	1		
Inning Stats	R: 0 E: 0 K: 2 S: 13	H: 1 LOB: 1 BB: 0 P: 19	R: 0 E: 0 K: 1 S: 6	H: 0 LOB: 0 BB: 1 P: 10	R: 0 E: 1 K: 0 S: 10	H: 1 LOB: 1 BB: 0 P: 13	R: 3 E: 0 K: 1 S: 12	H: 4 LOB: 1 BB: 0 P: 21	R: 0 E: 0 K: 1 S: 7	H: 1 LOB: 0 BB: 0 P: 9	R: 0 E: 0 K: 0 S: 5	H: 0 LOB: 0 BB: 0 P: 6	R: 0 E: 0 K: 3 S: 9	H: 0 LOB: 0 BB: 0 P: 15	R: 0 E: 1 K: 0 S: 11	H: 0 LOB: 1 BB: 0 P: 14	1B: 6 2B: 4 3B: 0 HR: 0		SF: 0 SAC: 0 DP: 1 HBP: 0
PITCHER	IP 9.0	WLS W	BF 35	H 9	R 3	ER 3	SO 9	BB 1	IBB 0	HBP 0	BLK 0	WP 0	HR 0	S 77	P 120	ERA 3.00	WHIP 1.111		
Jack Morris, R ERA: 3.0 Mike Henneman, R ERA:	(1,1)	(10,1)	1.0	4	0	0	0	0	0	0	0	0	0	0	0	0	0	0	

AB	38
R	3
H	9
RBI	3
BB	1
SO	9
LOB	11



Batter	1	2	3	4	5	6	7	8	9	AB	R	H	RBI	BB	SO	LOB	TOP		
Gary Pettis, S OBP: 0.125, SLG: 0.125 (1, 8)	K		F3				L8			4	0	1	0	0	1	2	Detroit Tigers @ Boston Red Sox Fenway Park, Boston, MA Wed Apr 06 1988, 3:33 AM EDT Att: 16,965 - Overcast - 50 F		
Lou Whitaker, L OBP: 0.557, SLG: 0.750 (1, 4)	G5-4-3 1B		2B			SH5-3	G5-4-3 1B			2	1	2	0	1	0	0			
Luis Salazar, R Pat Sheridan, L (7, PH) (7, 7)	G5-4-3		L8 1B 2B			F8	G5-4-3			3	1	1	3	0	0	2			
Alan Trammell, R OBP: 0.222, SLG: 0.500 (1, 6)			L8 2B			K				3	0	0	0	1	2	2			
Larry Herndon, R Matt Nokes, L (8, PH) OBP: 0.167, SLG: 0.667 (1, 10)	K		FC4-6 1B			5-3	G3			3	0	1	1	0	1	1			
Ray Knight, R OBP: 0.250, SLG: 0.250 (1, 3)	F9		FC4-6 1B			1B FC5-4 1B	K			4	1	1	0	0	1	2			
Chet Lemon, R OBP: 0.500, SLG: 0.750 (1, 9)	1-4-3					1B FC5-4 1B				4	0	2	0	0	1	1			
Tom Brookens, R Dave Bergman, L (9, PH) (1, 5)			1B 2B BB			FC5-4 FC5-4	K			2	1	0	1	1	0	2			
Mike Heath, R Darrell Evans, L (9, PH) (1, 2)			BB 1B			FC5-4	6-3			3	1	1	0	0	0	2			
Inning Stats	R: 0 E: 0 K: 1 S: 11	H: 1 LOB: 0 BB: 0 P: 14	R: 0 E: 0 K: 1 S: 10	H: 0 LOB: 1 BB: 1 P: 16	R: 4 E: 0 K: 0 S: 20	H: 3 LOB: 1 BB: 2 P: 34	R: 0 E: 0 K: 0 S: 7	H: 1 LOB: 0 BB: 0 P: 8	R: 0 E: 0 K: 1 S: 11	H: 1 LOB: 1 BB: 0 P: 16	R: 0 E: 0 K: 0 S: 6	H: 1 LOB: 0 BB: 0 P: 9	R: 0 E: 0 K: 2 S: 9	H: 0 LOB: 0 BB: 0 P: 10	R: 0 E: 0 K: 2 S: 7	H: 0 LOB: 0 BB: 0 P: 13		1B: 8 2B: 1 3B: 0 HR: 0	SF: 0 SAC: 1 DP: 3 HBP: 0
PITCHER	IP WLS BF H R ER SO BB IBB HBP BLK WP HR S P ERA WHIP	IP WLS BF H R ER SO BB IBB HBP BLK WP HR S P ERA WHIP	IP WLS BF H R ER SO BB IBB HBP BLK WP HR S P ERA WHIP	IP WLS BF H R ER SO BB IBB HBP BLK WP HR S P ERA WHIP	IP WLS BF H R ER SO BB IBB HBP BLK WP HR S P ERA WHIP	IP WLS BF H R ER SO BB IBB HBP BLK WP HR S P ERA WHIP	IP WLS BF H R ER SO BB IBB HBP BLK WP HR S P ERA WHIP	IP WLS BF H R ER SO BB IBB HBP BLK WP HR S P ERA WHIP	IP WLS BF H R ER SO BB IBB HBP BLK WP HR S P ERA WHIP	IP WLS BF H R ER SO BB IBB HBP BLK WP HR S P ERA WHIP	IP WLS BF H R ER SO BB IBB HBP BLK WP HR S P ERA WHIP	IP WLS BF H R ER SO BB IBB HBP BLK WP HR S P ERA WHIP	IP WLS BF H R ER SO BB IBB HBP BLK WP HR S P ERA WHIP	IP WLS BF H R ER SO BB IBB HBP BLK WP HR S P ERA WHIP	IP WLS BF H R ER SO BB IBB HBP BLK WP HR S P ERA WHIP	IP WLS BF H R ER SO BB IBB HBP BLK WP HR S P ERA WHIP	IP WLS BF H R ER SO BB IBB HBP BLK WP HR S P ERA WHIP		
Bruce Hurst, L ERA: 7.5 (1, 1)	6.0	27	8	5	5	3	3	0	0	0	0	0	0	0	68	104	7.50	1.833	
Dennis Lamp, R ERA: (7, 1)	2.0	6	1	0	0	2	0	0	0	0	0	0	0	15	19	0.00	0.500		
Lee Smith, R ERA: (9, 1)	1.0	3	0	0	0	2	0	0	0	0	0	0	0	7	13	0.00	0.000		

Batter	1	2	3	4	5	6	7	8	9	AB	R	H	RBI	BB	SO	LOB	BOTTOM		
Brady Anderson, L OBP: 0.500, SLG: 0.375 (1, 8)	K		F7				L4			3	1	0	0	0	1	1	Detroit Tigers @ Boston Red Sox Fenway Park, Boston, MA Wed Apr 06 1988, 3:33 AM EDT Att: 16,965 - Overcast - 50 F		
Marty Barrett, R (1, 4)	L6		FC6-4 1B			L4	F4	FC5-2		5	1	0	0	0	0	4			
Wade Boggs, L OBP: 0.800, SLG: 0.889 (1, 5)	1B		1B			2B	L7	1B IBB		4	1	3	1	1	0	1			
Jim Rice, R OBP: 0.222, SLG: 0.333 (1, 7)	F9		1B			2B	F9	6-3		5	0	2	1	0	0	4			
Mike Greenwell, L OBP: 0.625, SLG: 0.500 (1, 9)			4-3			6-3		1B SF8 BB		3	1	1	0	1	0	3			
Dwight Evans, R OBP: 0.375, SLG: 0.625 (1, 3)			1B				F8	SF8 1B 1B		4	1	2	0	0	0	1			
Sam Horn, L Kevin Romine, R (8, PR) (1, 10)			F9			1B	F8	1B FC5-2 1B		4	0	2	0	0	0	2			
Rich Gedman, L (1, 2)	K						4-3	SF8		3	0	0	1	0	1	3			
Spike Owen, S Todd Benzinger, S Jody Reed, R (8, PH) (8, PR) (9, 6)			FC6-4 BB				G3	1B HBP		2	0	0	0	1	0	2			
Inning Stats	R: 0 E: 0 K: 1 S: 7	H: 1 LOB: 1 BB: 0 P: 9	R: 0 E: 0 K: 1 S: 13	H: 1 LOB: 0 BB: 0 P: 16	R: 1 E: 0 K: 0 S: 10	H: 2 LOB: 2 BB: 1 P: 17	R: 0 E: 0 K: 0 S: 10	H: 1 LOB: 1 BB: 0 P: 17	R: 1 E: 0 K: 0 S: 10	H: 2 LOB: 1 BB: 0 P: 13	R: 0 E: 0 K: 0 S: 10	H: 1 LOB: 1 BB: 0 P: 14	R: 0 E: 0 K: 0 S: 5	H: 0 LOB: 0 BB: 0 P: 9	R: 4 E: 1 K: 0 S: 21	H: 3 LOB: 3 BB: 2 P: 41		1B: 8 2B: 3 3B: 0 HR: 0	SF: 1 SAC: 0 DP: 0 HBP: 2
PITCHER	IP WLS BF H R ER SO BB IBB HBP BLK WP HR S P ERA WHIP	IP WLS BF H R ER SO BB IBB HBP BLK WP HR S P ERA WHIP	IP WLS BF H R ER SO BB IBB HBP BLK WP HR S P ERA WHIP	IP WLS BF H R ER SO BB IBB HBP BLK WP HR S P ERA WHIP	IP WLS BF H R ER SO BB IBB HBP BLK WP HR S P ERA WHIP	IP WLS BF H R ER SO BB IBB HBP BLK WP HR S P ERA WHIP	IP WLS BF H R ER SO BB IBB HBP BLK WP HR S P ERA WHIP	IP WLS BF H R ER SO BB IBB HBP BLK WP HR S P ERA WHIP	IP WLS BF H R ER SO BB IBB HBP BLK WP HR S P ERA WHIP	IP WLS BF H R ER SO BB IBB HBP BLK WP HR S P ERA WHIP	IP WLS BF H R ER SO BB IBB HBP BLK WP HR S P ERA WHIP	IP WLS BF H R ER SO BB IBB HBP BLK WP HR S P ERA WHIP	IP WLS BF H R ER SO BB IBB HBP BLK WP HR S P ERA WHIP	IP WLS BF H R ER SO BB IBB HBP BLK WP HR S P ERA WHIP	IP WLS BF H R ER SO BB IBB HBP BLK WP HR S P ERA WHIP	IP WLS BF H R ER SO BB IBB HBP BLK WP HR S P ERA WHIP	IP WLS BF H R ER SO BB IBB HBP BLK WP HR S P ERA WHIP		
Doyle Alexander, R ERA: 2.97 (1, 1)	7.0	31	8	2	2	2	1	0	1	0	0	0	0	65	95	2.57	1.286		
Willie Hernandez, L ERA: 81.0 (8, 1)	0.1	6	3	4	3	0	1	0	1	0	0	0	0	16	28	81.00	12.000		
Mike Henneman, R ERA: (8, 1)	0.2	3	0	0	0	0	0	1	0	0	0	0	0	5	13	0.00	0.000		

Batter	1	2	3	4	5	6	7	8	9	AB	R	H	RBI	BB	SO	LOB	TOP										
Gary Pettis, S OBP: 0.214, SLG: 0.154	2-1 3-1 S 1B	4-2 BB	1-3 K		1-2 F7	2-0 F9		0-0 L8		5	0	1	0	1	1	5											
Lou Whitaker, L OBP: 0.615, SLG: 0.444 Jim Walewander, S (9.4)	1-1 3-1	2-1 F8	2-2 F9		2-0 1B		4-0 FC3-6 BB	1-0 5-3		5	0	1	0	1	0	7											
Darrell Evans, L OBP: 0.083, SLG: 0.083	1-1 F7		1-1 1B HR	1-0 F9	1-1 F8		3-1 FC3-6 1B		1-0 4-3	6	1	1	0	0	0	3											
Alan Trammell, R OBP: 0.400, SLG: 0.538	0-3 K		1-1 1B HR	4-1 PB 1B BB		0-1 1B BLK	0-0 G3-6-3 1B		0-2 6-3	5	3	3	0	1	1	1											
Matt Nokes, L OBP: 0.333, SLG: 1.083		0-0 HR	1-2 1B HR	3-2 P6		0-1 1B 2B	1-1 G3-6-3		3-2 L4	6	3	3	5	0	0	3											
Pat Sheridan, L OBP: 0.500, SLG: 0.667		0-0 1B	3-2 1B	0-1 1B		1-1 F7		0-1 2B 1B		5	3	4	1	0	0	1											
Jim Morrison, R OBP: 0.600, SLG: 1.000		0-0 1B CS	0-0 F8	2-2 E5		0-1 1B		2-2 1B		5	1	3	1	0	0	2											
Chet Lemon, R OBP: 0.385, SLG: 0.538		2-3 K	0-2 1B	1-0 F7		1-3 2B		0-0 6-3		5	0	1	0	0	1	7											
Tom Brookens, R OBP: 0.667, SLG: 0.800		1-2 2B	2-1 E7		0-1 6-3	1-1 1B		2-0 1B		5	0	4	4	0	0	0											
Inning Stats	R: 0 E: 0 K: 1 S: 9	H: 1 LOB: 1 BB: 0 P: 13	R: 2 E: 0 K: 1 S: 15	H: 4 LOB: 2 BB: 1 P: 24	R: 4 E: 1 K: 1 S: 25	H: 6 LOB: 2 BB: 0 P: 36	R: 1 E: 1 K: 0 S: 15	H: 1 LOB: 2 BB: 1 P: 26	R: 0 E: 0 K: 0 S: 10	H: 1 LOB: 1 BB: 0 P: 14	R: 3 E: 0 K: 0 S: 12	H: 4 LOB: 1 BB: 0 P: 16	R: 0 E: 0 K: 0 S: 5	H: 1 LOB: 1 BB: 1 P: 13	R: 1 E: 0 K: 0 S: 9	H: 3 LOB: 2 BB: 0 P: 14	R: 0 E: 0 K: 0 S: 8	H: 0 LOB: 0 BB: 0 P: 12	1B: 15 2B: 3 3B: 1 HR: 2	SF: 0 SAC: 0 DP: 1 HBP: 0	WP: 0 PB: 1 SB: 1 CS: 1	PA: 50					
PITCHER	IP	WLS	BF	H	R	ER	SO	BB	IBB	HBP	BLK	WP	HR	S	P	ERA	WHIP										
Steve Ellsworth, R ERA: 22.5	2.0	L	14	8	5	5	2	1	0	0	0	0	2	32	48	22.50	4.500										
Mike Smithson, R ERA: 10.8	3.1		20	8	5	4	1	1	0	0	1	0	0	50	74	10.80	2.700										
John Trautwein, R ERA: 3.38	2.2		13	5	1	1	0	1	0	0	0	0	0	18	34	3.38	2.250										
Wes Gardner, R ERA:	1.0		3	0	0	0	0	0	0	0	0	0	0	8	12	0.00	0.000										

Detroit Tigers @ Boston Red Sox
Fenway Park, Boston, MA
Thu Apr 07 1988, 3:33 AM EDT
Att: 13,807 - Overcast - 40 F

AB 47
R 11
H 21
RBI 11
BB 3
SO 3
LOB 29



Batter	1	2	3	4	5	6	7	8	9	AB	R	H	RBI	BB	SO	LOB	BOTTOM										
Spike Owen, S OBP: 0.250, SLG: 0.545	3-2 HR		3-1 2B		2-1 L8		1-2 F8		0-3 K	5	2	2	1	0	1	1											
Marty Barrett, R OBP: 0.200, SLG: 0.267	1-1 1B		3-2 5-3 2B		1-0 L9		2-1 S 1B		0-3 K	5	1	3	3	0	1	0											
Wade Boggs, L OBP: 0.500, SLG: 0.692	3-2 G1-4-3 1-2		1-0 6-3		0-0 1B		3-3 K		1-2 K	4	0	1	0	0	1	3											
Jim Rice, R OBP: 0.154, SLG: 0.231	1-0 P4		0-0 5-3		2-2 P4			0-0 L7		4	0	0	1	0	0	1											
Dwight Evans, R OBP: 0.417, SLG: 0.583		0-1 1B	0-0 F7		0-0 P2		1-0 2B 4-3 1B		1-0 2B 4-3 2B	4	1	2	0	0	0	0											
Mike Greenwell, L OBP: 0.583, SLG: 0.700		0-1 F8		3-1 2B		1-3 K		1-1 4-3 2B		4	0	2	0	0	1	1											
Todd Benzinger, S OBP: 0.200, SLG: 0.200		0-1 P9		1-1 6-3		0-0 P9		0-0 4-3		4	0	0	1	0	0	3											
John Marzano, R (1.2)		0-0 P4		2-3 K			0-1 F8		0-0 F9	4	0	0	0	0	1	3											
Kevin Romine, R OBP: 0.500, SLG: 0.750			1-1 2B 2B 1B		1-2 P4		1-1 1B 2B		0-1 6-3	4	2	2	0	0	0	1											
Inning Stats	R: 1 E: 0 K: 0 S: 11	H: 2 LOB: 0 BB: 0 P: 19	R: 0 E: 0 K: 0 S: 7	H: 1 LOB: 1 BB: 0 P: 7	R: 3 E: 0 K: 0 S: 11	H: 3 LOB: 0 BB: 0 P: 19	R: 0 E: 0 K: 1 S: 11	H: 1 LOB: 1 BB: 0 P: 18	R: 0 E: 0 K: 1 S: 5	H: 0 LOB: 0 BB: 0 P: 6	R: 1 E: 0 K: 1 S: 14	H: 2 LOB: 1 BB: 0 P: 21	R: 1 E: 0 K: 0 S: 6	H: 2 LOB: 1 BB: 0 P: 8	R: 0 E: 0 K: 2 S: 8	H: 0 LOB: 0 BB: 0 P: 8	1B: 6 2B: 5 3B: 0 HR: 1	SF: 0 SAC: 0 DP: 1 HBP: 0	WP: 0 PB: 0 SB: 1 CS: 0	PA: 38							
PITCHER	IP	WLS	BF	H	R	ER	SO	BB	IBB	HBP	BLK	WP	HR	S	P	ERA	WHIP										
Frank Tanana, L ERA: 6.43	7.0	W	30	10	5	5	3	0	0	0	0	0	0	66	102	6.43	1.429										
Don Heinkel, R ERA: 4.5	2.0		8	2	1	1	2	0	0	0	0	0	0	14	16	4.50	1.000										

Detroit Tigers @ Boston Red Sox
Fenway Park, Boston, MA
Thu Apr 07 1988, 3:33 AM EDT
Att: 13,807 - Overcast - 40 F

AB 38
R 6
H 12
RBI 6
BB 0
SO 5
LOB 13



Batter	1	2	3	4	5	6	7	8	9	AB	R	H	RBI	BB	SO	LOB	TOP										
Gary Pettis, S (1, 8) OBP: 0.222, SLG: 0.125	2-1 6-3		0-0 FC6-4		4-2 BB			0-2 4-3		3	0	0	1	1	0	1											
Lou Whitaker, L (1, 4) OBP: 0.471, SLG: 0.308	1-2 F8		3-3 K		2-1 4-3			2-2 F8		4	0	0	0	0	1	3											
Luis Salazar, R (1, 7) OBP: 0.167, SLG: 0.333 Pat Sheridan, L (8, PH) OBP: 0.455, SLG: 0.600 (8, 7)	1-2 5-3		1-0 L7		1-1 L7			0-0 3-1		3	0	0	0	0	0	1											
Alan Trammell, R (1, 6) OBP: 0.368, SLG: 0.438		2-1 5-3		0-0 L7		4-2 BB		1-1 L7		3	0	0	0	1	0	0											
Larry Herndon, R (1, 10) OBP: 0.167, SLG: 0.167 Matt Nokes, L (9, PH) OBP: 0.308, SLG: 1.000	0-1 P4		0-0 6-3		1-3 K			2-0 4-3		3	0	0	0	0	1	1											
Ray Knight, R (1, 3) OBP: 0.143, SLG: 0.143 Darrell Evans, L (9, PH) OBP: 0.077, SLG: 0.077	1-0 F7		2-2 F8		1-3 K			2-0 3-1		3	0	0	0	0	1	1											
Chet Lemon, R (1, 9) OBP: 0.375, SLG: 0.500			1-0 WP 1B		2-2 5-3			1-1 6-3		3	1	1	0	0	0	0											
Tom Brookens, R (1, 5) OBP: 0.667, SLG: 0.727			4-2 1B FC6-4 BB		4-0 WP BB			1-0 5-3		1	1	0	0	2	0	0											
Mike Heath, R (1, 2) OBP: 0.200, SLG: 0.200			1-2 FC6-4 1B		0-0 F8			2-2 L5		3	0	1	1	0	0	1											
Inning Stats	R: 0 E: 0 K: 0 S: 9	H: 0 LOB: 0 BB: 0 P: 13	R: 0 E: 0 K: 0 S: 5	H: 0 LOB: 0 BB: 0 P: 8	R: 2 E: 0 K: 1 S: 13	H: 2 LOB: 1 BB: 1 P: 22	R: 0 E: 0 K: 0 S: 5	H: 0 LOB: 0 BB: 0 P: 7	R: 0 E: 0 K: 0 S: 9	H: 0 LOB: 1 BB: 1 P: 21	R: 0 E: 0 K: 0 S: 6	H: 0 LOB: 0 BB: 0 P: 10	R: 0 E: 0 K: 0 S: 8	H: 0 LOB: 0 BB: 0 P: 10	R: 0 E: 0 K: 0 S: 4	H: 0 LOB: 0 BB: 0 P: 9	1B: 2 2B: 0 3B: 0 HR: 0	SF: 0 SAC: 0 DP: 0 HBP: 0	WP: 3 PB: 0 SB: 1 CS: 0	PA: 33							
PITCHER	IP	WLS	BF	H	R	ER	SO	BB	IBB	HBP	BLK	WP	HR	S	P	ERA	WHIP										
Floyd Bannister, L (1, 1) ERA: 2.57	7.0	W	27	2	2	2	3	4	0	0	0	2	0	57	98	2.57	0.857										
Gene Garber, R (8, 1) ERA:	2.0	S	6	0	0	0	0	0	0	0	0	0	0	12	19	0.00	0.000										

Detroit Tigers @ Kansas City Royals
Royals Stadium, Kansas City, MO
Fri Apr 08 1988, 8:05 PM EDT
Att: 26,159 - Unknown - 68 F

AB 29
R 2
H 2
RBI 2
BB 4
SO 3
LOB 8



Batter	1	2	3	4	5	6	7	8	9	AB	R	H	RBI	BB	SO	LOB	BOTTOM										
Willie Wilson, S (1, 8) OBP: 0.316, SLG: 0.421	2-1 F7		1-1 1B		0-0 P6		2-3 K			4	0	1	0	0	1	1											
Kevin Seitzer, R (1, 5) OBP: 0.444, SLG: 0.538	1-3 K		3-0 L8		2-2 6-3		4-2 BB			3	0	0	0	1	1	2											
George Brett, L (1, 3) OBP: 0.500, SLG: 0.571	3-2 F8		3-2 P5		2-0 WP 2B		2-0 1-3			4	1	1	0	0	0	4											
Danny Tartabull, R (1, 9) OBP: 0.471, SLG: 0.800		1-2 6-3		0-0 FC3-6 1B		0-1 G3 SF8 2B		4-2 6-3 BB		3	1	2	1	1	0	0											
Jim Eisenreich, L (1, 10) OBP: 0.125, SLG: 0.250		2-2 5-3		0-0 FC3-6 6-3 2B		2-2 G3		1-0 6-3		4	1	0	0	0	0	3											
Frank White, R (1, 4) OBP: 0.188, SLG: 0.143		0-1 FC6-4 1B		1-0 6-3		0-1 SF8		2-2 5-3		3	0	1	1	0	0	2											
Bo Jackson, R (1, 7) OBP: 0.417, SLG: 0.545		1-0 FC6-4		2-2 2B		3-H F9		4-0 IBB		3	0	1	1	1	0	1											
Jamie Quirk, L (1, 2) OBP: 0.250, SLG: 0.250			2-2 FC6 1B		1-1 1-3		1-0 FC1-6 1B		0-2 6-3	4	0	2	0	0	0	3											
Kurt Stillwell, S (1, 6) OBP: 0.200, SLG: 0.429			0-0 FC6 1B		1-2 4-3		0-0 FC1-6			3	0	0	0	0	0	2											
Inning Stats	R: 0 E: 0 K: 1 S: 8	H: 0 LOB: 0 BB: 0 P: 14	R: 0 E: 0 K: 0 S: 10	H: 1 LOB: 1 BB: 0 P: 14	R: 0 E: 0 K: 0 S: 11	H: 2 LOB: 2 BB: 0 P: 20	R: 1 E: 0 K: 0 S: 9	H: 2 LOB: 1 BB: 0 P: 13	R: 0 E: 0 K: 0 S: 8	H: 0 LOB: 0 BB: 0 P: 11	R: 2 E: 0 K: 0 S: 12	H: 2 LOB: 0 BB: 0 P: 16	R: 0 E: 0 K: 1 S: 12	H: 1 LOB: 1 BB: 1 P: 20	R: 0 E: 0 K: 0 S: 10	H: 0 LOB: 2 BB: 2 P: 21	1B: 6 2B: 2 3B: 0 HR: 0	SF: 1 SAC: 0 DP: 0 HBP: 0	WP: 1 PB: 0 SB: 1 CS: 0	PA: 35							
PITCHER	IP	WLS	BF	H	R	ER	SO	BB	IBB	HBP	BLK	WP	HR	S	P	ERA	WHIP										
Jeff Robinson, R (1, 1) ERA: 4.05	6.2	L	29	8	3	3	2	1	0	0	0	1	0	69	105	4.05	1.350										
Paul Gibson, L (7, 1) ERA:	1.1		6	0	0	0	0	1	1	0	0	0	0	11	24	0.00	0.750										

Detroit Tigers @ Kansas City Royals
Royals Stadium, Kansas City, MO
Fri Apr 08 1988, 8:05 PM EDT
Att: 26,159 - Unknown - 68 F

AB 31
R 3
H 8
RBI 3
BB 3
SO 2
LOB 18



Batter	1	2	3	4	5	6	7	8	9	AB R H RBI BB SO LOB	TOP											
Gary Pettis, S OBP: 0.250, SLG: 0.182	P4		1B		F7		L9		2B	6 1 2 1 0 1 5	Detroit Tigers @ Kansas City Royals Royals Stadium, Kansas City, MO Sat Apr 09 1988, 4:33 AM EDT Att: 23,418 - Overcast - 61 F											
Lou Whitaker, L OBP: 0.522, SLG: 0.474 Jim Walewander, S (9, FR)	1B		P5		1B		1B		2B	6 1 4 2 0 0 4 0 0 0 0 0 0 0												
Darrell Evans, L OBP: 0.158, SLG: 0.158	1B		F7		F7		1B	4-3	P5	6 1 2 1 0 0 3												
Alan Trammell, R OBP: 0.458, SLG: 0.619	L4-6				K		1B	2B	WP	5 2 4 1 0 1 0												
Matt Nokes, L OBP: 0.313, SLG: 0.875 Luis Salazar, R OBP: 0.250, SLG: 0.375	L4-6		1B		K		E7	K		3 0 1 0 0 1 5 2 1 1 1 0 1 0												
Pat Sheridan, L OBP: 0.500, SLG: 0.583 Ray Knight, R OBP: 0.250, SLG: 0.375 Mike Heath, R OBP: 0.182, SLG: 0.182			K				BLK	L7		2 0 1 0 1 1 0 1 0 1 2 0 0 0 1 1 0 0 0 0 0												
Jim Morrison, R OBP: 0.400, SLG: 0.600			K		L4		G6-4-3	1B	L6	5 1 1 1 0 1 3												
Chet Lemon, R OBP: 0.381, SLG: 0.500 Billy Beane, R			5-3		F8		K	E	1B	4 1 1 0 1 1 2 0 0 0 0 0 0 0												
Tom Brookens, R OBP: 0.650, SLG: 0.750			4-3				1B		K	5 2 3 0 0 1 1												
Inning Stats	R: 0 H: 3 E: 0 K: 0 S: 10	H: 3 LOB: 2 BB: 0 P: 19	R: 0 H: 0 E: 0 K: 2 S: 9	H: 0 LOB: 0 BB: 0 P: 14	R: 0 H: 1 E: 0 K: 0 S: 9	H: 1 LOB: 1 BB: 0 P: 15	R: 0 H: 2 E: 0 K: 1 S: 15	H: 2 LOB: 2 BB: 0 P: 20	R: 1 H: 3 E: 0 K: 1 S: 15	H: 3 LOB: 2 BB: 0 P: 22		R: 0 H: 0 E: 0 K: 1 S: 6	H: 0 LOB: 0 BB: 1 P: 12	R: 7 H: 8 E: 2 K: 1 S: 30	H: 8 LOB: 3 BB: 1 P: 48	R: 1 H: 1 E: 0 K: 1 S: 14	H: 1 LOB: 0 BB: 0 P: 19	R: 2 H: 3 E: 0 K: 1 S: 10	H: 3 LOB: 2 BB: 0 P: 20	1B: 16 2B: 5 3B: 1 HR: 0	SF: 0 SAC: 0 DP: 2 HBP: 0	WP: 1 PB: 0 SB: 1 CS: 0
PITCHER	IP WLS BF H R ER SO BB IBB HBP BLK WP HR S P ERA WHIP											PITCHER	IP WLS BF H R ER SO BB IBB HBP BLK WP HR S P ERA WHIP									
Bret Saberhagen, R ERA: 3.77	(1, 1) 6.1 29 11 3 3 5 1 0 0 0 0 0 72 114 4.26 1.895																					
Bud Black, L ERA: 9.0	(7, 1) 0.0 L 3 3 1 1 0 0 0 0 0 0 0 7 10 ∞ ∞																					
Dan Quisenberry, R ERA: 9.0	(7, 1) 0.0 4 3 4 3 0 1 0 0 0 1 0 10 18 ∞ ∞																					
Steve Farr, R ERA: 9.82	(7, 1) 2.2 12 4 3 3 3 0 0 0 1 1 0 29 47 10.12 1.500																					

Batter	1	2	3	4	5	6	7	8	9	AB R H RBI BB SO LOB	BOTTOM											
Willie Wilson, S OBP: 0.304, SLG: 0.478	4-3		K							4 1 1 1 0 2 1	Detroit Tigers @ Kansas City Royals Royals Stadium, Kansas City, MO Sat Apr 09 1988, 4:33 AM EDT Att: 23,418 - Overcast - 61 F											
Kevin Seitzer, R OBP: 0.364, SLG: 0.412	F8		CS		1-3		4-3		F7	4 0 0 0 0 0 1												
George Brett, L OBP: 0.455, SLG: 0.500	4-3				L8		BLK		4-3	4 1 1 1 0 0 0												
Danny Tartabull, R OBP: 0.429, SLG: 0.737			2B		5-3		K		5-3	4 0 1 0 0 1 1												
Jim Eisenreich, L OBP: 0.167, SLG: 0.250			K				6-3		L7	4 0 1 1 0 1 1												
Frank White, R OBP: 0.150, SLG: 0.111			F8		K		4-3		4-3	4 0 0 0 0 1 2												
Bo Jackson, R OBP: 0.400, SLG: 0.714			F9						L7	3 1 1 1 0 0 1												
Jamie Quirk, L OBP: 0.182, SLG: 0.182					3-1				3-1	3 0 0 0 0 1 0												
Kurt Stillwell, S OBP: 0.278, SLG: 0.438									L7	2 1 1 0 1 0 0												
Inning Stats	R: 0 H: 0 E: 0 K: 0 S: 7	H: 0 LOB: 0 BB: 0 P: 12	R: 0 H: 1 E: 0 K: 1 S: 10	H: 1 LOB: 1 BB: 0 P: 13	R: 0 H: 0 E: 0 K: 1 S: 7	H: 0 LOB: 0 BB: 1 P: 14	R: 0 H: 0 E: 0 K: 0 S: 6	H: 0 LOB: 0 BB: 0 P: 12	R: 1 H: 1 E: 0 K: 2 S: 10	H: 1 LOB: 0 BB: 0 P: 15		R: 3 H: 4 E: 0 K: 1 S: 18	H: 4 LOB: 1 BB: 0 P: 26	R: 0 H: 0 E: 0 K: 0 S: 5	H: 0 LOB: 0 BB: 0 P: 9	R: 0 H: 0 E: 0 K: 1 S: 6	H: 0 LOB: 0 BB: 0 P: 8	R: 0 H: 0 E: 0 K: 0 S: 7	H: 0 LOB: 0 BB: 0 P: 10	1B: 3 2B: 1 3B: 1 HR: 1	SF: 0 SAC: 0 DP: 0 HBP: 0	WP: 0 PB: 0 SB: 1 CS: 1
PITCHER	IP WLS BF H R ER SO BB IBB HBP BLK WP HR S P ERA WHIP											PITCHER	IP WLS BF H R ER SO BB IBB HBP BLK WP HR S P ERA WHIP									
Jack Morris, R ERA: 3.71	(1, 1) 8.0 W 30 6 4 4 6 1 0 0 0 0 0 69 109 4.50 0.875																					
Mike Henneman, R ERA:	(9, 1) 1.0 3 0 0 0 0 0 0 0 0 0 0 7 10 0.00 0.000																					

Batter	1	2	3	4	5	6	7	8	9	AB	R	H	RBI	BB	SO	LOB	TOP										
Gary Pettis, S OBP: 0.250, SLG: 0.160 (1, 8)	F8	PO	6-3				1-3			3	0	0	0	1	0	1	Detroit Tigers @ Kansas City Royals Royals Stadium, Kansas City, MO Sun Apr 10 1988, 4:33 AM EDT Att: 26,305 - Cloudy - 47 F										
Tom Brookens, R OBP: 0.625, SLG: 0.684 (1, 5)	1B						5-3			3	0	1	0	1	1	2											
Luis Salazar, R OBP: 0.333, SLG: 0.500 (1, 7)	1B							F7		4	0	2	0	0	1	1											
Alan Trammell, R OBP: 0.464, SLG: 0.583 (1, 6)	L7									3	0	1	0	1	0	3											
Larry Herndon, R OBP: 0.100, SLG: 0.100 (1, 10)	FC6-4									4	0	0	0	0	0	5											
Ray Knight, R OBP: 0.167, SLG: 0.250 (1, 3)										4	0	0	0	0	1	1											
Chet Lemon, R OBP: 0.360, SLG: 0.458 (1, 9)										4	1	1	0	0	0	0											
Mike Heath, R OBP: 0.286, SLG: 0.231 (1, 2)										2	0	1	0	1	0	0											
Dave Bergman, L (9, PH)										1	0	0	0	0	1	0											
Jim Walewander, S OBP: 0.333, SLG: 0.667 (1, 4)										3	0	1	1	0	1	2											
Matt Nokes, L OBP: 0.294, SLG: 0.624 (9, PH)										1	0	0	0	0	0	0											
Inning Stats	R: 0 E: 0 K: 0 S: 10	H: 2 LOB: 2 BB: 0 P: 15	R: 1 E: 0 K: 0 S: 12	H: 2 LOB: 0 BB: 0 P: 17	R: 0 E: 0 K: 1 S: 13	H: 0 LOB: 2 BB: 2 P: 23	R: 0 E: 0 K: 1 S: 8	H: 0 LOB: 1 BB: 1 P: 16	R: 0 E: 0 K: 1 S: 8	H: 1 LOB: 1 BB: 1 P: 13	R: 0 E: 0 K: 1 S: 6	H: 0 LOB: 0 BB: 0 P: 10	R: 0 E: 0 K: 0 S: 10	H: 1 LOB: 1 BB: 0 P: 19	R: 0 E: 0 K: 0 S: 7	H: 1 LOB: 1 BB: 0 P: 11	R: 0 E: 0 K: 1 S: 7	H: 0 LOB: 0 BB: 0 P: 11	1B: 5 2B: 2 3B: 0 HR: 0	SF: 0 SAC: 0 DP: 0 HBP: 0	WP: 0 PB: 0 SB: 1 CS: 1	PA: 37					
PITCHER	IP	WLS	BF	H	R	ER	SO	BB	IBB	HBP	BLK	WP	HR	S	P	ERA	WHIP										
Charlie Leibrandt, L ERA: 5.73 (1, 1)	8.0	W	33	7	1	1	4	4	0	0	0	0	0	74	124	1.12	1.375										
Ted Power, R ERA: 11.57 (9, 1)	1.0		3	0	0	0	1	0	0	0	0	0	0	7	11	0.00	0.000										

Batter	1	2	3	4	5	6	7	8	9	AB	R	H	RBI	BB	SO	LOB	BOTTOM										
Willie Wilson, S OBP: 0.370, SLG: 0.519 (1, 8)	2B	1B								4	3	3	0	0	0	0	Detroit Tigers @ Kansas City Royals Royals Stadium, Kansas City, MO Sun Apr 10 1988, 4:33 AM EDT Att: 26,305 - Cloudy - 47 F										
Kevin Seitzer, R OBP: 0.423, SLG: 0.524 (1, 5)	2B	E9								4	2	3	2	0	0	0											
George Brett, L OBP: 0.462, SLG: 0.550 (1, 3)	2B									2	1	1	2	1	0	0											
Danny Tartabull, R OBP: 0.360, SLG: 0.609 (1, 9)	P4	F9								4	0	0	0	0	0	3											
Jim Eisenreich, L OBP: 0.188, SLG: 0.313 (1, 7)	2B									4	0	1	1	0	0	0											
Frank White, R OBP: 0.125, SLG: 0.091 (1, 4)	P4									4	0	0	0	0	1	1											
Brad Wellman, R (9, 4)										0	0	0	0	0	0	0											
Bo Jackson, R OBP: 0.316, SLG: 0.556 (1, 10)	K									4	0	0	0	0	3	1											
Jamie Quirk, L OBP: 0.267, SLG: 0.357 (1, 2)										3	1	1	0	1	1	0											
Kurt Stillwell, S OBP: 0.273, SLG: 0.400 (1, 6)	P2									4	1	1	1	0	0	1											
Inning Stats	R: 3 E: 0 K: 1 S: 21	H: 4 LOB: 1 BB: 0 P: 31	R: 1 E: 1 K: 0 S: 17	H: 2 LOB: 2 BB: 1 P: 30	R: 0 E: 0 K: 1 S: 7	H: 0 LOB: 0 BB: 0 P: 11	R: 0 E: 0 K: 1 S: 9	H: 0 LOB: 0 BB: 0 P: 14	R: 0 E: 0 K: 0 S: 4	H: 0 LOB: 0 BB: 0 P: 6	R: 0 E: 0 K: 1 S: 6	H: 0 LOB: 0 BB: 0 P: 9	R: 4 E: 1 K: 0 S: 11	H: 4 LOB: 0 BB: 0 P: 18	R: 0 E: 0 K: 1 S: 8	H: 0 LOB: 1 BB: 1 P: 16	1B: 6 2B: 3 3B: 1 HR: 0	SF: 1 SAC: 0 DP: 0 HBP: 0	WP: 1 PB: 0 SB: 0 CS: 0	PA: 36							
PITCHER	IP	WLS	BF	H	R	ER	SO	BB	IBB	HBP	BLK	WP	HR	S	P	ERA	WHIP										
Doyle Alexander, R ERA: 5.84 (1, 1)	6.0	L	29	8	8	6	4	1	0	0	0	0	0	69	109	9.00	1.833										
Willie Hernandez, L ERA: 20.25 (7, 1)	1.0		3	0	0	0	0	0	0	0	0	1	0	6	10	0.00	0.000										
Don Heinkel, R ERA: 3.0 (8, 1)	1.0		4	0	0	0	1	1	0	0	0	0	0	8	16	0.00	1.000										

Batter	1	2	3	4	5	6	7	8	9	AB	R	H	RBI	BB	SO	LOB	TOP					
Oddibe McDowell, L (1, 8) OBP: 0.250, SLG: 0.320 Larry See, R (8, PH) Steve Kemp, L (8, PH) Cecil Espy, S (8, 8) OBP: 0.111, SLG: 0.111 OBP: 0.500, SLG: 0.500	L1			K		P3		G4-6-3		3	0	0	0	0	1	0						
Scott Fletcher, R (1, 6) OBP: 0.180, SLG: 0.125	F8			F4		5-3			4-3	4	0	0	0	0	0	0						
Ruben Sierra, S (1, 9) OBP: 0.250, SLG: 0.308	L1			5-3					F9	4	0	1	0	0	0	0						
Pete Incaviglia, R (1, 7)		K			F9				5-3	3	0	0	0	1	1	0						
Pete O'Brien, L (1, 3)		K								3	1	1	0	0	1	2						
Larry Parrish, R (1, 10) OBP: 0.130, SLG: 0.091		K			F6					3	0	0	0	0	1	2						
Steve Buechele, R (1, 5) OBP: 0.417, SLG: 0.409									F8	3	0	2	1	0	0	0						
Geno Petralli, L (1, 2) OBP: 0.167, SLG: 0.167 Mike Stanley, R (8, PH) OBP: 0.315, SLG: 0.154										2	0	0	0	0	0	2						
Jerry Browne, S (1, 4) OBP: 0.458, SLG: 0.316										0	0	0	0	1	0	0						
										3	0	1	0	0	0	0						
Inning Stats	R: 0 E: 0 K: 0 S: 6	H: 0 LOB: 0 BB: 0 P: 9	R: 0 E: 0 K: 3 S: 10	H: 0 LOB: 0 BB: 0 P: 14	R: 0 E: 0 K: 1 S: 4	H: 1 LOB: 0 BB: 0 P: 6	R: 0 E: 0 K: 1 S: 7	H: 0 LOB: 0 BB: 0 P: 14	R: 1 E: 0 K: 0 S: 5	H: 2 LOB: 1 BB: 0 P: 12	R: 0 E: 0 K: 0 S: 5	H: 0 LOB: 0 BB: 0 P: 8	R: 0 E: 0 K: 0 S: 10	H: 1 LOB: 1 BB: 1 P: 18	R: 0 E: 0 K: 0 S: 8	H: 1 LOB: 1 BB: 1 P: 16	R: 0 E: 0 K: 0 S: 7	H: 0 LOB: 0 BB: 0 P: 9	1B: 4 2B: 1 3B: 0 HR: 0	SF: 0 SAC: 0 DP: 3 HBP: 0	WP: 0 PB: 0 SB: 0 CS: 0	PA: 31
PITCHER	IP	WLS	BF	H	R	ER	SO	BB	IBB	HBP	BLK	WP	HR	S	P	ERA	WHIP					
Frank Tanana, L (1, 1) ERA: 3.77 Mike Henneman, R (8, 1) ERA:	7.1	W	27	5	1	1	4	2	0	0	0	0	0	54	92	1.23	0.955					
	1.2	S	4	0	0	0	0	0	0	0	0	0	0	10	14	0.00	0.000					

Texas Rangers @ Detroit Tigers
Tiger Stadium, Detroit, MI
Tue Apr 12 1988, 3:33 AM EDT
Att: 51,504 - Sunny - 58 F

AB	29
R	1
H	5
RBI	1
BB	2
SO	4
LOB	8



Batter	1	2	3	4	5	6	7	8	9	AB	R	H	RBI	BB	SO	LOB	BOTTOM					
Gary Pettis, S (1, 8) OBP: 0.250, SLG: 0.143	6-3			G3		FC4-6				3	1	0	0	1	0	3						
Lou Whitaker, L (1, 4) OBP: 0.516, SLG: 0.429									L3	2	2	0	0	2	1	3						
Darrell Evans, L (1, 3) OBP: 0.217, SLG: 0.143										2	0	0	0	2	0	0						
Alan Trammell, R (1, 6) OBP: 0.406, SLG: 0.519										3	1	0	1	0	0	2						
Matt Nokes, L (1, 2) OBP: 0.333, SLG: 0.750										3	0	1	1	1	2	3						
Jim Morrison, R (1, 10) OBP: 0.357, SLG: 0.500										4	0	1	1	0	1	3						
Pat Sheridan, L (1, 7) OBP: 0.389, SLG: 0.438										4	0	0	0	0	0	2						
Chet Lemon, R (1, 9) OBP: 0.345, SLG: 0.429										4	0	1	0	0	1	1						
Tom Brookens, R (1, 5) OBP: 0.607, SLG: 0.652										4	0	2	0	0	0	1						
Inning Stats	R: 2 E: 0 K: 0 S: 13	H: 1 LOB: 1 BB: 2 P: 27	R: 0 E: 1 K: 0 S: 7	H: 0 LOB: 0 BB: 0 P: 12	R: 2 E: 0 K: 1 S: 16	H: 1 LOB: 2 BB: 3 P: 32	R: 0 E: 0 K: 1 S: 10	H: 1 LOB: 1 BB: 0 P: 18	R: 0 E: 0 K: 2 S: 8	H: 0 LOB: 1 BB: 0 P: 12	R: 0 E: 0 K: 0 S: 8	H: 2 LOB: 2 BB: 0 P: 13	R: 0 E: 0 K: 0 S: 6	H: 0 LOB: 1 BB: 1 P: 15	R: 0 E: 0 K: 1 S: 5	H: 0 LOB: 0 BB: 0 P: 9	R: 0 E: 0 K: 1 S: 5	H: 0 LOB: 0 BB: 0 P: 9	1B: 5 2B: 0 3B: 0 HR: 0	SF: 1 SAC: 0 DP: 0 HBP: 0	WP: 0 PB: 0 SB: 0 CS: 1	PA: 37
PITCHER	IP	WLS	BF	H	R	ER	SO	BB	IBB	HBP	BLK	WP	HR	S	P	ERA	WHIP					
Bobby Witt, R (1, 1) ERA: 5.02	8.0	L	36	5	4	4	5	6	0	0	0	0	0	73	138	4.50	1.375					

Texas Rangers @ Detroit Tigers
Tiger Stadium, Detroit, MI
Tue Apr 12 1988, 3:33 AM EDT
Att: 51,504 - Sunny - 58 F

AB	29
R	4
H	5
RBI	3
BB	6
SO	5
LOB	18



Batter	1	2	3	4	5	6	7	8	9	AB	R	H	RBI	BB	SO	LOB	TOP					
Willie Wilson, S OBP: 0.340, SLG: 0.396 (1, 8)	B1-3			K		G1-6-3 1B		1B BB	K	4	1	1	0	1	2	1	Kansas City Royals @ Detroit Tigers Tiger Stadium, Detroit, MI Sun Apr 17 1988, 3:33 AM EDT Att: 18,292 - Sunny - 65 F					
Kevin Seitzer, R OBP: 0.396, SLG: 0.439 (1, 5)	L9			P9		G1-6-3 1-2f		1B		4	0	1	0	0	0	1						
George Brett, L OBP: 0.417, SLG: 0.667 (1, 3)	F7			HR				1B		4	2	3	3	0	0	0						
Danny Tartabull, R OBP: 0.404, SLG: 0.595 (1, 9)		G4-3 BB		K			F9	K2-3		3	0	0	0	1	2	2						
Frank White, R OBP: 0.222, SLG: 0.286 (1, 4)		G4-3 1-2f			6-3		K		6-3	4	0	0	0	0	1	1						
Thad Bosley, L OBP: 0.200, SLG: 0.111 (1, 10)		K			G4-3		FC5-4 BB	WP 2B	1B	3	1	1	0	1	1	0						
Bo Jackson, R OBP: 0.256, SLG: 0.526 (1, 7)				K			FC5-4 1-2f	K		4	0	0	0	0	3	2						
Jamie Quirk, L OBP: 0.286, SLG: 0.462 (1, 2)				F8			HR	K	1B 2B	4	2	2	2	0	1	0						
Kurt Stillwell, S OBP: 0.282, SLG: 0.351 (1, 6)				P6			P6	6-3	1B	4	0	1	1	0	0	0						
Inning Stats	R: 0 E: 0 K: 0 S: 3	H: 0 LOB: 0 BB: 0 P: 6	R: 0 E: 0 K: 1 S: 7	H: 0 LOB: 0 BB: 1 P: 12	R: 0 E: 0 K: 1 S: 14	H: 0 LOB: 0 BB: 0 P: 21	R: 1 E: 0 K: 2 S: 10	H: 1 LOB: 0 BB: 0 P: 16	R: 0 E: 0 K: 1 S: 6	H: 0 LOB: 0 BB: 0 P: 9	R: 1 E: 0 K: 1 S: 9	H: 2 LOB: 0 BB: 0 P: 14	R: 1 E: 0 K: 1 S: 8	H: 1 LOB: 1 BB: 1 P: 16	R: 1 E: 0 K: 2 S: 17	H: 2 LOB: 2 BB: 1 P: 31	R: 2 E: 0 K: 2 S: 16	H: 3 LOB: 1 BB: 0 P: 22	1B: 5 2B: 1 3B: 0 HR: 3	SF: 0 SAC: 0 DP: 2 HBP: 0	WP: 1 PB: 0 SB: 0 CS: 0	PA: 37
PITCHER	IP	WLS	BF	H	R	ER	SO	BB	IBB	HBP	BLK	WP	HR	S	P	ERA	WHIP					
Jeff Robinson, R ERA: 4.05 (1, 1)	6.2	W	24	4	3	3	6	2	0	0	0	0	3	55	91	4.05	0.900					
Don Heinkel, R ERA: 4.5 (7, 1)	1.0		5	1	1	1	1	1	0	0	0	0	0	14	26	9.00	2.000					
Willie Hernandez, L ERA: 20.25 (8, 1)	0.0		1	1	0	0	0	0	0	0	0	0	0	1	1	∞	∞					
Mike Henneman, R ERA: 2.84 (8, 1)	1.1	S	7	3	2	2	3	0	0	0	0	1	0	20	29	13.50	2.250					

Batter	1	2	3	4	5	6	7	8	9	AB	R	H	RBI	BB	SO	LOB	BOTTOM				
Gary Pettis, S OBP: 0.267, SLG: 0.154 (1, 8)	FC3-6 BB	1B		WP BB		P7-3 1-2f		K		3	0	1	1	2	1	4	Kansas City Royals @ Detroit Tigers Tiger Stadium, Detroit, MI Sun Apr 17 1988, 3:33 AM EDT Att: 18,292 - Sunny - 65 F				
Lou Whitaker, L OBP: 0.450, SLG: 0.355 (1, 4)	FC3-6 1-2f	4-3		L6				BB		4	0	0	1	1	1	3					
Darrell Evans, L OBP: 0.188, SLG: 0.103 (1, 3)	K			G3				K		4	0	0	0	1	3	4					
Aian Trammell, R OBP: 0.386, SLG: 0.605 (1, 6)	K			G4-6-3 1B				HR		4	1	2	1	0	2	2					
Matt Nokes, L OBP: 0.286, SLG: 0.593 (1, 2)		SH2-3 1B		G4-6-3 1-2f				F9		4	1	1	0	0	0	2					
Jim Morrison, R OBP: 0.429, SLG: 0.571 (1, 10)		SH2-3 1B		SH1-4 G5-3 1B				F7		4	2	2	0	0	1	0					
Pat Sheridan, L OBP: 0.375, SLG: 0.381 (1, 7)		SH2-3		G5-3 SH1-4 WP 1B				P8		2	2	1	0	1	0	0					
Chet Lemon, R OBP: 0.410, SLG: 0.486 (1, 9)		SH1-4 1B		SH1-4				1B		2	2	2	2	1	0	0					
Ray Knight, R OBP: 0.300, SLG: 0.235 Tom Brookens, R OBP: 0.529, SLG: 0.586 (8, PR) (9, 5)		1-3 1B		G5-3				P7-3 2B		3	0	1	2	1	0	2					
		1-2		2-3 3H				1B		0	0	0	0	0	0	0					
Inning Stats	R: 0 E: 0 K: 2 S: 13	H: 4 LOB: 1 BB: 1 P: 21	R: 3 E: 0 K: 0 S: 13	H: 4 LOB: 1 BB: 0 P: 21	R: 0 E: 0 K: 0 S: 10	H: 1 LOB: 0 BB: 0 P: 15	R: 2 E: 0 K: 0 S: 13	H: 2 LOB: 1 BB: 1 P: 25	R: 1 E: 0 K: 1 S: 8	H: 1 LOB: 0 BB: 0 P: 15	R: 1 E: 0 K: 0 S: 11	H: 2 LOB: 0 BB: 0 P: 15	R: 0 E: 0 K: 2 S: 12	H: 0 LOB: 1 BB: 1 P: 23	R: 1 E: 0 K: 3 S: 15	H: 0 LOB: 3 BB: 4 P: 34	1B: 8 2B: 2 3B: 0 HR: 1	SF: 0 SAC: 2 DP: 2 HBP: 0	WP: 1 PB: 0 SB: 0 CS: 0	PA: 39	
PITCHER	IP	WLS	BF	H	R	ER	SO	BB	IBB	HBP	BLK	WP	HR	S	P	ERA	WHIP				
Mark Gubicza, R ERA: 4.24 (1, 1)	4.0	L	20	7	5	5	2	2	0	0	0	0	1	19	30	9.00	1.500				
Ted Power, R ERA: 10.38 (5, 1)	2.0		8	3	2	2	1	0	0	0	0	0	0	12	23	0.00	1.000				
Steve Farr, R ERA: 6.75 (7, 1)	1.0		4	0	0	0	2	1	0	0	0	0	0	15	34	9.00	4.000				
Gene Garber, R ERA: 1.5 (8, 1)	1.0		7	0	1	1	3	4	0	0	0	0	0	15	34	9.00	4.000				

AB	34
R	6
H	9
RBI	6
BB	3
SO	10
LOB	7



Batter	1	2	3	4	5	6	7	8	9	AB	R	H	RBI	BB	SO	LOB	TOP			
Willie Wilson, S (1, 8) OBP: 0.333, SLG: 0.373	F8		F8 1B 1-2 BB		K		G3			3	0	0	0	1	1	0	Kansas City Royals @ Detroit Tigers Tiger Stadium, Detroit, MI Mon Apr 18 1988, 7:05 PM EDT Att: 11,001 - Unknown - 46 F			
Kevin Seitzer, R (1, 5) OBP: 0.404, SLG: 0.444	CS 1B		F8 1-2 2-H 3-H 1B		L6		F6			4	0	2	2	0	0	0				
George Brett, L (1, 3) OBP: 0.404, SLG: 0.628	F8 1-2		F8 1-2 2-3		1B		G3			4	0	1	0	0	0	3				
Danny Tartabull, R (1, 9) OBP: 0.412, SLG: 0.568		K			4-3					2	0	0	0	2	1	1				
Frank White, R (1, 4) OBP: 0.204, SLG: 0.261	K		1-3				6-3			4	0	0	0	0	1	4				
Steve Balboni, R (1, 10) OBP: 0.133, SLG: 0.333																				
Thad Bosley, L (9, PH) OBP: 0.182, SLG: 0.100	F9				L7		F7			3	0	0	0	0	0	0				
Bo Jackson, R (1, 7) OBP: 0.233, SLG: 0.476			L6		F8		G3			4	0	0	0	0	0	0				
Mike Macfarlane, R (1, 2) OBP: 0.438, SLG: 0.667			WP 1B 2B				F7			4	1	2	0	0	0	0				
Kurt Stillwell, S (1, 6) OBP: 0.286, SLG: 0.333			BB 1B BB		F6		K			2	1	0	0	1	1	1				
Inning Stats	R: 0 E: 0 K: 0 S: 10	H: 1 LOB: 0 BB: 0 P: 13	R: 0 E: 0 K: 2 S: 9	H: 0 LOB: 0 BB: 0 P: 12	R: 2 E: 0 K: 0 S: 19	H: 2 LOB: 3 BB: 3 P: 42	R: 0 E: 0 K: 0 S: 7	H: 1 LOB: 1 BB: 0 P: 12	R: 0 E: 0 K: 1 S: 12	H: 0 LOB: 1 BB: 0 P: 19	R: 0 E: 0 K: 1 S: 7	H: 0 LOB: 0 BB: 0 P: 8	R: 0 E: 0 K: 0 S: 11	H: 0 LOB: 1 BB: 1 P: 21	R: 0 E: 0 K: 0 S: 5	H: 0 LOB: 0 BB: 0 P: 8	1B: 4 2B: 1 3B: 0 HR: 0	SF: 0 SAC: 0 DP: 0 HBP: 0	WP: 1 PB: 0 SB: 0 CS: 1	PA: 35
PITCHER	IP WLS BF H R ER SO BB IBB HBP BLK WP HR S P ERA WHIP																			
Frank Tanana, L (1, 1) ERA: 3.27	7.2 W 31 5 2 2 4 4 0 0 0 0 0 0 0 0 2.35 1.174																			
Mike Henneman, R (8, 1) ERA: 2.35	1.1 S 4 0 0 0 0 0 0 0 0 0 0 0 0 0 0.00 0.000																			

Batter	1	2	3	4	5	6	7	8	9	AB	R	H	RBI	BB	SO	LOB	BOTTOM			
Gary Pettis, S (1, 8) OBP: 0.286, SLG: 0.186	6-3		1B 1-2 2-H 1B			5-3		1B 1-3		4	0	2	1	0	0	0	Kansas City Royals @ Detroit Tigers Tiger Stadium, Detroit, MI Mon Apr 18 1988, 7:05 PM EDT Att: 11,001 - Unknown - 46 F			
Tom Brookens, R (1, 5) OBP: 0.526, SLG: 0.606	K		K			L6 1B		FC6-4 1B		4	1	2	1	0	2	2				
Luis Salazar, R (1, 4) OBP: 0.293, SLG: 0.368			1B 1-2 2-H 1B			L8		K		4	0	1	0	0	1	3				
Lou Whitaker, L (8, 4) OBP: 0.450, SLG: 0.355	6-3									0	0	0	0	0	0	0				
Alan Trammell, R (1, 6) OBP: 0.396, SLG: 0.585			G6-4-3 BB		F2		FC6-4 1B			3	1	1	1	1	0	2				
Larry Herndon, R (1, 10) OBP: 0.158, SLG: 0.111	G6-4-3 1-2				4-3		1B 1B			4	0	1	1	0	0	1				
Chet Lemon, R (1, 9) OBP: 0.395, SLG: 0.463	5-3				F3		1B 1-2			4	0	1	0	0	0	0				
Ray Knight, R (1, 3) OBP: 0.292, SLG: 0.238			BB 1B 1B			6-3		6-3		4	1	1	0	0	1	2				
Dave Bergman, L (9, 3) OBP: 0.395, SLG: 0.463						K2-3		6-3		0	0	0	0	0	0	0				
Billy Beane, R (1, 7) OBP: 0.395, SLG: 0.463			L9					F7		3	0	0	0	0	1	1				
Mike Heath, R (1, 2) OBP: 0.300, SLG: 0.176			1B 1B BB			F9		1B 1B BB		1	1	0	0	2	0	0				
Inning Stats	R: 0 E: 0 K: 1 S: 7	H: 0 LOB: 0 BB: 0 P: 11	R: 0 E: 0 K: 0 S: 5	H: 0 LOB: 0 BB: 1 P: 12	R: 1 E: 0 K: 1 S: 15	H: 3 LOB: 2 BB: 1 P: 25	R: 0 E: 0 K: 0 S: 6	H: 0 LOB: 0 BB: 0 P: 8	R: 0 E: 0 K: 1 S: 7	H: 0 LOB: 0 BB: 0 P: 12	R: 2 E: 0 K: 1 S: 15	H: 4 LOB: 2 BB: 0 P: 27	R: 1 E: 0 K: 1 S: 14	H: 2 LOB: 2 BB: 1 P: 28	R: 0 E: 0 K: 0 S: 8	H: 0 LOB: 0 BB: 0 P: 14	1B: 8 2B: 1 3B: 0 HR: 0	SF: 0 SAC: 0 DP: 1 HBP: 0	WP: 0 PB: 0 SB: 1 CS: 0	PA: 34
PITCHER	IP WLS BF H R ER SO BB IBB HBP BLK WP HR S P ERA WHIP																			
Floyd Bannister, L (1, 1) ERA: 3.26	6.1 L 28 8 4 4 4 3 0 0 0 0 0 0 0 0 5.68 1.737																			
Bud Black, L (7, 1) ERA: 5.69	1.2 6 1 0 0 1 0 0 0 0 0 0 0 0 0 0.00 0.600																			

AB	31
R	2
H	5
RBI	2
BB	4
SO	4
LOB	9



Batter	1	2	3	4	5	6	7	8	9	AB	R	H	RBI	BB	SO	LOB	TOP										
Ellis Burks, R OBP: 0.500, SLG: 0.688 (1, 8)										5	1	1	0	0	2	4	Boston Red Sox @ Detroit Tigers Tiger Stadium, Detroit, MI Tue Apr 19 1988, 7:05 PM EDT Att: 11,920 - Unknown - 43 F										
Marty Barrett, R OBP: 0.317, SLG: 0.377 (1, 4)										5	3	3	2	0	1	3											
Wade Boggs, L OBP: 0.460, SLG: 0.460 (1, 5)										3	1	1	1	1	0	2											
Jim Rice, R OBP: 0.344, SLG: 0.327 (1, 10)										4	1	1	1	1	1	2											
Mike Greenwell, L OBP: 0.458, SLG: 0.457 (1, 7)										3	0	1	1	2	0	1											
Dwight Evans, R OBP: 0.379, SLG: 0.412 (1, 3)										5	0	2	2	0	1	4											
Rick Cerone, R OBP: 0.643, SLG: 0.667 (1, 2)										5	0	2	0	0	1	3											
Spike Owen, S OBP: 0.278, SLG: 0.267 (1, 6)										3	1	1	0	2	0	3											
Brady Anderson, L OBP: 0.265, SLG: 0.167 (1, 9)										3	0	0	0	1	0	3											
Inning Stats	R: 1 H: 2 E: 0 K: 2 S: 16	H: 2 LOB: 2 BB: 1 P: 30	R: 0 H: 1 E: 0 K: 2 S: 9	H: 1 LOB: 2 BB: 1 P: 16	R: 1 H: 1 E: 0 K: 1 S: 13	H: 1 LOB: 1 BB: 1 P: 18	R: 3 H: 4 E: 0 K: 0 S: 13	H: 4 LOB: 2 BB: 1 P: 27	R: 0 H: 1 E: 0 K: 0 S: 5	H: 1 LOB: 1 BB: 0 P: 7	R: 2 H: 3 E: 1 K: 0 S: 12	H: 3 LOB: 2 BB: 1 P: 25	R: 0 H: 0 E: 0 K: 0 S: 12	H: 0 LOB: 1 BB: 0 P: 23	R: 0 H: 0 E: 0 K: 1 S: 7	H: 0 LOB: 0 BB: 0 P: 13	R: 0 H: 0 E: 0 K: 0 S: 6	H: 0 LOB: 0 BB: 1 P: 12	1B: 10 2B: 2 3B: 0 HR: 0	SF: 1 SAC: 1 DP: 1 HBP: 0	WP: 1 PB: 0 SB: 0 CS: 0	PA: 45					
PITCHER	IP	WLS	BF	H	R	ER	SO	BB	IBB	HBP	BLK	WP	HR	S	P	ERA	WHIP										
Jack Morris, R ERA: 4.6 (1, 1)	5.1	L	33	12	7	7	5	3	2	0	2	1	0	64	116	11.81	2.812										
Paul Gibson, L ERA: (6, 1)	2.2		9	0	0	0	1	1	0	0	0	0	0	23	43	0.00	0.375										
Willie Hernandez, L ERA: 11.57 (9, 1)	1.0		3	0	0	0	0	1	0	0	0	0	0	6	12	0.00	1.000										

AB	36
R	7
H	12
RBI	7
BB	7
SO	6
LOB	25



Batter	1	2	3	4	5	6	7	8	9	AB	R	H	RBI	BB	SO	LOB	BOTTOM										
Gary Pettis, S OBP: 0.278, SLG: 0.188 (1, 8)										5	1	1	0	0	2	1	Boston Red Sox @ Detroit Tigers Tiger Stadium, Detroit, MI Tue Apr 19 1988, 7:05 PM EDT Att: 11,920 - Unknown - 43 F										
Lou Whitaker, L OBP: 0.477, SLG: 0.471 (1, 4)										3	2	2	2	1	0	0											
Darrell Evans, L OBP: 0.222, SLG: 0.125 (1, 3)										3	0	1	0	1	1	1											
Alan Trammell, R OBP: 0.365, SLG: 0.533 (1, 6)										4	0	0	0	0	0	3											
Matt Nokes, L OBP: 0.281, SLG: 0.548 (1, 2)										4	0	1	1	0	0	1											
Jim Morrison, R OBP: 0.400, SLG: 0.520 (1, 10)										4	0	1	0	0	2	2											
Pat Sheridan, L OBP: 0.393, SLG: 0.375 (1, 7)										3	0	1	0	1	2	1											
Chet Lemon, R OBP: 0.362, SLG: 0.422 (1, 9)										4	0	0	0	0	2	2											
Tom Brookens, R OBP: 0.488, SLG: 0.556 (1, 5)										3	0	0	0	0	2	1											
Dave Bergman, L (9, PH)										0	0	0	0	1	0	0											
Inning Stats	R: 2 H: 2 E: 0 K: 0 S: 11	H: 2 LOB: 0 BB: 0 P: 15	R: 0 H: 0 E: 0 K: 3 S: 10	H: 0 LOB: 0 BB: 0 P: 15	R: 0 H: 0 E: 0 K: 1 S: 7	H: 0 LOB: 1 BB: 1 P: 15	R: 0 H: 1 E: 0 K: 1 S: 10	H: 1 LOB: 0 BB: 0 P: 16	R: 0 H: 0 E: 0 K: 2 S: 7	H: 0 LOB: 0 BB: 0 P: 12	R: 0 H: 0 E: 0 K: 0 S: 6	H: 0 LOB: 1 BB: 1 P: 12	R: 0 H: 1 E: 0 K: 3 S: 11	H: 1 LOB: 0 BB: 0 P: 17	R: 1 H: 3 E: 0 K: 1 S: 12	H: 3 LOB: 2 BB: 0 P: 17	R: 0 H: 0 E: 0 K: 0 S: 9	H: 0 LOB: 1 BB: 2 P: 17	1B: 6 2B: 1 3B: 0 HR: 1	SF: 0 SAC: 0 DP: 1 HBP: 0	WP: 0 PB: 0 SB: 0 CS: 0	PA: 37					
PITCHER	IP	WLS	BF	H	R	ER	SO	BB	IBB	HBP	BLK	WP	HR	S	P	ERA	WHIP										
Roger Clemens, R ERA: 1.59 (1, 1)	8.0	W	33	7	3	3	11	2	0	0	0	0	0	74	119	3.38	1.125										
Wes Gardner, R ERA: 1.09 (9, 1)	1.0		4	0	0	0	0	2	0	0	0	0	0	9	17	0.00	2.000										


AB	33
R	3
H	7
RBI	3
BB	4
SO	11
LOB	12



Batter	1	2	3	4	5	6	7	8	9	AB	R	H	RBI	BB	SO	LOB	TOP										
Gary Pettis, S OBP: 0.266, SLG: 0.161 (1, 8)	G6-3		F3		G3-1		E BB		F7								4 0 0 0 1 0 2										
Lou Whitaker, L OBP: 0.442, SLG: 0.463 (1, 4)	F7		1B		F7		E4 FC6-4										4 1 1 1 0 0 1										
Luis Salazar, R OBP: 0.304, SLG: 0.391 (1, 7)	1B		1B		G5-3		FC6-4										4 0 2 1 0 0 2										
Alan Trammell, R OBP: 0.367, SLG: 0.490 (1, 6)			G6-3														3 1 1 0 1 0 1										
Larry Herndon, R OBP: 0.182, SLG: 0.143 (8, PH)					F7												3 0 1 1 0 1 0										
Darrell Evans, L OBP: 0.268, SLG: 0.194 (8, PH)																	1 0 0 0 0 1 1										
Chet Lemon, R OBP: 0.394, SLG: 0.415 (1, 9)	F4				K												4 0 1 0 0 1 1										
Ray Knight, R OBP: 0.286, SLG: 0.240 (9, 3)																	4 1 1 0 0 2 1										
Dave Bergman, L OBP: 0.292, SLG: 0.190 (1, 2)					G5-3												0 0 0 0 0 0 0										
Tom Brookens, R OBP: 0.469, SLG: 0.571 (1, 5)																	2 2 1 2 1 0 0										
Mike Heath, R OBP: 0.292, SLG: 0.190 (1, 2)					F2												4 0 1 0 0 0 1										
Inning Stats	R: 0 E: 0 K: 0 S: 10	H: 1 LOB: 1 BB: 0 P: 16	R: 1 E: 0 K: 1 S: 11	H: 2 LOB: 0 BB: 0 P: 17	R: 2 E: 0 K: 0 S: 14	H: 2 LOB: 1 BB: 1 P: 21	R: 2 E: 0 K: 1 S: 12	H: 2 LOB: 0 BB: 0 P: 21	R: 0 E: 0 K: 0 S: 9	H: 0 LOB: 0 BB: 0 P: 13	R: 0 E: 0 K: 0 S: 10	H: 1 LOB: 1 BB: 0 P: 16	R: 0 E: 1 K: 0 S: 12	H: 0 LOB: 2 BB: 1 P: 22	R: 0 E: 0 K: 1 S: 5	H: 0 LOB: 0 BB: 1 P: 13	R: 0 E: 0 K: 1 S: 9	H: 1 LOB: 1 BB: 0 P: 17	1B: 7 2B: 0 3B: 1 HR: 1	SF: 0 SAC: 0 DP: 0 HBP: 1	WP: 0 PB: 0 SB: 2 CS: 1	PA: 37					
PITCHER	IP	WLS	BF	H	R	ER	SO	BB	IBB	HBP	BLK	WP	HR	S	P	ERA	WHIP										
Paul Kilgus, L ERA: 2.38 (1, 1)	7.0	L	30	8	5	5	3	2	0	0	0	0	1	78	126	6.43	1.429										
Jose Cecena, R ERA: 1.35 (8, 1)	2.0		7	1	0	0	2	1	0	1	1	0	0	14	30	0.00	1.000										

Detroit Tigers @ Texas Rangers
Arlington Stadium, Arlington, TX
Fri Apr 22 1988, 8:05 PM EDT
Att: 23,443 - Unknown - 87 F


AB 33
R 5
H 9
RBI 5
BB 3
SO 5
LOB 10



Batter	1	2	3	4	5	6	7	8	9	AB	R	H	RBI	BB	SO	LOB	BOTTOM										
Jerry Browne, S OBP: 0.352, SLG: 0.239 (1, 4)	F9		F7		L4				F7								4 0 0 0 0 0 1										
Oddibe McDowell, L OBP: 0.254, SLG: 0.291 (1, 8)	K								F9								4 1 2 0 0 1 0										
Ruben Sierra, S OBP: 0.245, SLG: 0.333 (1, 9)	F7		G4-3						F9								4 1 1 2 0 0 1										
Pete Incaviglia, R OBP: 0.275, SLG: 0.289 (1, 7)									G6-3								4 1 1 1 0 1 0										
Pete O'Brien, L OBP: 0.467, SLG: 0.660 (1, 3)																	4 0 1 0 0 0 0										
Larry Parrish, R OBP: 0.170, SLG: 0.163 (1, 10)																	3 0 0 0 0 2 0										
Steve Kemp, L OBP: 0.222, SLG: 0.222 (9, PH)																	1 0 1 0 0 0 0										
Cecil Espy, S OBP: 0.261, SLG: 0.348 (9, PR)																	0 0 0 0 0 0 0										
Mike Stanley, R OBP: 0.314, SLG: 0.179 (1, 2)																	4 0 1 0 0 1 2										
Steve Buechele, R OBP: 0.346, SLG: 0.426 (1, 5)																	3 0 0 0 0 2 1										
Geno Petralli, L OBP: 0.208, SLG: 0.250 (9, PH)																	1 0 0 0 0 0 2										
Curtis Wilkerson, S OBP: 0.125, SLG: 0.125 (1, 6)																	3 0 1 0 0 0 0										
Inning Stats	R: 0 E: 0 K: 1 S: 8	H: 0 LOB: 0 BB: 0 P: 12	R: 1 E: 0 K: 0 S: 10	H: 2 LOB: 1 BB: 0 P: 18	R: 0 E: 0 K: 2 S: 11	H: 0 LOB: 0 BB: 0 P: 17	R: 0 E: 0 K: 1 S: 15	H: 1 LOB: 1 BB: 0 P: 17	R: 0 E: 0 K: 1 S: 9	H: 0 LOB: 0 BB: 0 P: 15	R: 0 E: 0 K: 0 S: 6	H: 0 LOB: 0 BB: 0 P: 11	R: 0 E: 0 K: 1 S: 8	H: 2 LOB: 2 BB: 0 P: 10	R: 0 E: 0 K: 1 S: 5	H: 0 LOB: 0 BB: 0 P: 11	R: 0 E: 0 K: 1 S: 8	H: 2 LOB: 2 BB: 0 P: 10	1B: 5 2B: 1 3B: 0 HR: 2	SF: 0 SAC: 0 DP: 0 HBP: 0	WP: 0 PB: 0 SB: 0 CS: 0	PA: 35					
PITCHER	IP	WLS	BF	H	R	ER	SO	BB	IBB	HBP	BLK	WP	HR	S	P	ERA	WHIP										
Doyle Alexander, R ERA: 3.94 (1, 1)	8.1		32	7	3	3	6	0	0	0	0	0	2	79	125	3.24	0.840										
Mike Henneman, R ERA: 2.16 (9, 1)	0.2	S	3	1	0	0	1	0	0	0	0	0	0	5	6	0.00	1.500										

Detroit Tigers @ Texas Rangers
Arlington Stadium, Arlington, TX
Fri Apr 22 1988, 8:05 PM EDT
Att: 23,443 - Unknown - 87 F


AB 35
R 3
H 8
RBI 3
BB 0
SO 7
LOB 7



Batter	1	2	3	4	5	6	7	8	9	AB	R	H	RBI	BB	SO	LOB	TOP							
Gary Pettis, S OBP: 0.290, SLG: 0.169 (1, 8)	4-2 S 1B BB		0-0 B3			0-0 S PB 1B	4-2 BLK WP HR BB	2-0 5-3		3	3	1	0	2	0	1								
Lou Whitaker, L OBP: 0.421, SLG: 0.422 (1, 4)	2-2 4-3		1-1 4-3			2-0 4-3	4-2 HR BB		1-1 F7	4	1	0	0	1	0	2								
Darrell Evans, L OBP: 0.304, SLG: 0.300 (1, 3)	2-1 1B			0-0 F6		4-2 FC6-4 BB	3-0 HR		0-1 G3	4	1	2	4	1	0	0								
Alan Trammell, R OBP: 0.338, SLG: 0.446 (1, 6)	1-3 K			2-1 6-3		3-H FC6-4 WP BB	0-0 6-3		2-2 4-3	5	0	0	0	0	1	2								
Matt Nokes, L OBP: 0.300, SLG: 0.579 (1, 2)	0-0 G3			3-3 K		4-1 BB	0-1 1B			3	0	1	0	1	1	1								
Jim Morrison, R OBP: 0.303, SLG: 0.394 (1, 10)		0-0 F7			3-3 K	1-0 F7	0-0 F3			4	0	0	0	0	1	3								
Pat Sheridan, L OBP: 0.417, SLG: 0.484 (1, 7)		2-3 K		4-2 FC1-6 BB		1-0 3-1	2-2 F9			3	0	0	0	1	1	0								
Chet Lemon, R OBP: 0.356, SLG: 0.393 (1, 9)		1-0 F8		0-0 FC1-6		4-2 1B WP BB	0-3 K			3	1	0	0	1	1	1								
Tom Brookens, R OBP: 0.472, SLG: 0.556 (8, PR)			3-3 K		0-1 1-3	1-0 WP BLK 1B	2-2 HBP			3	1	1	0	0	1	1								
Luis Salazar, R OBP: 0.304, SLG: 0.391 (8, 5)										0	0	0	0	0	0	0								
Inning Stats	R: 1 E: 0 K: 1 S: 12	H: 1 LOB: 1 BB: 1 P: 21	R: 0 E: 0 K: 1 S: 6	H: 0 LOB: 0 BB: 0 P: 9	R: 0 E: 0 K: 1 S: 8	H: 0 LOB: 0 BB: 0 P: 12	R: 0 E: 0 K: 1 S: 6	H: 0 LOB: 0 BB: 0 P: 11	R: 0 E: 0 K: 0 S: 10	H: 0 LOB: 1 BB: 1 P: 17	R: 1 E: 0 K: 0 S: 9	H: 1 LOB: 2 BB: 2 P: 21	R: 5 E: 0 K: 0 S: 13	H: 3 LOB: 1 BB: 3 P: 30	R: 0 E: 0 K: 1 S: 9	H: 0 LOB: 0 BB: 0 P: 15	R: 0 E: 0 K: 0 S: 9	H: 0 LOB: 0 BB: 0 P: 12	1B: 4 2B: 0 3B: 0 HR: 1	SF: 0 SAC: 0 DP: 0 HBP: 1	WP: 3 PB: 1 SB: 2 CS: 0	PA: 40		
PITCHER	IP	WLS	BF	H	R	ER	SO	BB	IBB	HBP	BLK	WP	HR	S	P	ERA	WHIP							
Bobby Witt, R ERA: 5.4 (1, 1)	6.1	L	28	3	5	5	5	6	0	0	0	2	0	57	107	7.11	1.421							
Jose Cecena, R ERA: 4.05 (7, 1)	0.0		2	1	2	2	0	1	0	0	1	1	1	3	10	∞	∞							
Jeff Russell, R ERA: 1.04 (7, 1)	2.2		10	1	0	0	1	0	0	1	0	0	0	22	31	0.00	0.375							

Detroit Tigers @ Texas Rangers
Arlington Stadium, Arlington, TX
Sat Apr 23 1988, 8:05 PM EDT
Att: 34,890 - Unknown - 78 F

AB 32
R 7
H 5
RBI 4
BB 7
SO 6
LOB 11



Detroit Tigers @ Texas Rangers
Arlington Stadium, Arlington, TX
Sat Apr 23 1988, 8:05 PM EDT
Att: 34,890 - Unknown - 78 F


Batter	1	2	3	4	5	6	7	8	9	AB	R	H	RBI	BB	SO	LOB	BOTTOM							
Jerry Browne, S OBP: 0.345, SLG: 0.240 (1, 4)	2-3 K		0-0 CS 1B		1-0 F7		3-1 F9		2-3 K	4	0	1	0	0	1	1								
Steve Kemp, L OBP: 0.211, SLG: 0.211 (9, FH)										1	0	0	0	0	1	0								
Scott Fletcher, R OBP: 0.233, SLG: 0.164 (1, 6)	1-2 5-3		0-1 6-3			1-1 1B 1B		1-2 F4		4	0	1	0	0	0	1								
Ruben Sierra, S OBP: 0.264, SLG: 0.367 (1, 9)	0-0 6-3			1-1 HR 1B		1-3 K		1-1 1B 2B		4	2	2	0	0	1	1								
Pete Incaviglia, R OBP: 0.309, SLG: 0.388 (1, 7)		1-1 5-3		0-2 HR		2-2 1B		1-1 HR 1B		4	2	3	3	0	0	0								
Pete O'Brien, L OBP: 0.500, SLG: 0.732 (1, 3)		4-1 BB		1-1 CS 1B		2-0 1B		1-2 HR		3	1	3	2	1	0	0								
Larry Parrish, R OBP: 0.180, SLG: 0.152 (1, 10)		0-2 F8		2-3 K		2-3 K		1-2 4-3		3	0	0	0	0	2	5								
Larry See, R OBP: 0.250, SLG: 0.250 (8, FH)										0	0	0	0	0	0	0								
Oddibe McDowell, L OBP: 0.250, SLG: 0.286 (8, FH)										1	0	0	0	0	0	0								
Geno Petralli, L OBP: 0.192, SLG: 0.231 (1, 2)		2-2 G3		1 SAFE 1-3 K		2-3 K		1-2 4-3		2	0	0	0	0	1	2								
Mike Stanley, R OBP: 0.297, SLG: 0.167 (6, FH)										2	0	0	0	0	1	3								
Steve Buechele, R OBP: 0.339, SLG: 0.471 (1, 5)			1-1 HR		1-2 F9		0-1 F7		1-2 F3	4	1	1	1	0	0	0								
Cecil Espy, S OBP: 0.259, SLG: 0.407 (1, 8)			2-3 K		2-0 CS 3B		1-3 K		0-3 K	4	0	1	0	0	3	0								
Inning Stats	R: 0 E: 0 K: 1 S: 7	H: 0 LOB: 0 BB: 0 P: 10	R: 0 E: 0 K: 0 S: 9	H: 0 LOB: 1 BB: 1 P: 16	R: 1 E: 0 K: 1 S: 9	H: 2 LOB: 0 BB: 0 P: 12	R: 2 E: 0 K: 2 S: 13	H: 3 LOB: 0 BB: 0 P: 18	R: 0 E: 0 K: 0 S: 5	H: 1 LOB: 0 BB: 0 P: 9	R: 0 E: 0 K: 3 S: 17	H: 3 LOB: 3 BB: 0 P: 27	R: 0 E: 0 K: 1 S: 7	H: 0 LOB: 0 BB: 0 P: 11	R: 3 E: 0 K: 0 S: 16	H: 3 LOB: 0 BB: 0 P: 22	R: 0 E: 0 K: 2 S: 10	H: 0 LOB: 0 BB: 0 P: 13	1B: 7 2B: 1 3B: 1 HR: 3	SF: 0 SAC: 0 DP: 0 HBP: 0	WP: 0 PB: 0 SB: 0 CS: 3	PA: 37		
PITCHER	IP	WLS	BF	H	R	ER	SO	BB	IBB	HBP	BLK	WP	HR	S	P	ERA	WHIP							
Frank Tanana, L ERA: 4.3 (1, 1)	7.1	W	32	12	6	6	8	1	0	0	0	0	3	77	117	7.36	1.773							
Don Heinkel, R ERA: 3.86 (8, 1)	0.2		2	0	0	0	0	0	0	0	0	0	0	6	8	0.00	0.000							
Mike Henneman, R ERA: 1.93 (9, 1)	1.0	S	3	0	0	0	2	0	0	0	0	0	0	10	13	0.00	0.000							



Batter	1	2	3	4	5	6	7	8	9	AB	R	H	RBI	BB	SO	LOB	TOP		
Gary Pettis, S OBP: 0.288, SLG: 0.190 Larry Hemdon, R OBP: 0.174, SLG: 0.136	2-2 G3		3-3 K		0-2 E6 HR	1-0 2B		1-3 K		4	1	1	0	0	1	0	1 0		
Lou Whitaker, L OBP: 0.452, SLG: 0.521	1-1 G3 2B		4-2 1B BB		0-0 HR	4-1 BB		1-2 1-3		3	1	2	2	2	0	0	3 1 2 2 2 0 0		
Darrell Evans, L OBP: 0.294, SLG: 0.289	1-1 G3 2-3		1-1 1B		1-1 F9	0-0 F9		1-2 F6		5	0	1	0	0	0	4	5 0 1 0 0 0 4		
Alan Trammell, R OBP: 0.329, SLG: 0.417	4-2 PO BB		1-3 K		0-1 1-3		2-3 K		1-0 F9	4	0	0	0	1	2	2	4 0 0 0 1 2 2		
Matt Nokes, L OBP: 0.295, SLG: 0.537	1-0 SAFE SAFE SAFE 1-2	0-1 G3	3-2 3-1		4-2 BB		0-0 F4			3	0	0	0	1	0	2	3 0 0 0 1 0 2		
Jim Morrison, R OBP: 0.270, SLG: 0.351		0-0 B2		0-0 6-3	0-0 5-3		1-1 F7			4	0	0	0	0	0	1	4 0 0 0 0 0 1		
Pat Sheridan, L OBP: 0.425, SLG: 0.486 Billy Beane, R OBP: 0.349, SLG: 0.383		1-1 E3 1B		0-0 BLK 1B	3-3 K		0-0 BLK 1B		4	0	2	0	0	1	0	0	4 0 2 0 0 1 0		
Chet Lemon, R OBP: 0.349, SLG: 0.383		0-0 1-2 1B		1-1 5-3	0-1 4-3		1-3 K		4	0	1	0	0	1	2	4 0 1 0 0 1 2			
Ray Knight, R OBP: 0.281, SLG: 0.214		0-1 F3		1-0 F8	4-1 2B BB		2-1 L9		3	0	0	0	1	0	5	3 0 0 0 1 0 5			
Inning Stats	R: 0 E: 0 K: 0 S: 9	H: 1 LOB: 1 BB: 1 P: 18	R: 0 E: 1 K: 0 S: 8	H: 1 LOB: 2 BB: 0 P: 9	R: 0 E: 0 K: 2 S: 15	H: 1 LOB: 1 BB: 1 P: 27	R: 0 E: 0 K: 0 S: 5	H: 1 LOB: 1 BB: 0 P: 7	R: 2 E: 1 K: 0 S: 11	H: 1 LOB: 3 BB: 2 P: 16	R: 0 E: 0 K: 1 S: 7	H: 0 LOB: 0 BB: 0 P: 10	R: 0 E: 0 K: 2 S: 11	H: 1 LOB: 2 BB: 0 P: 15	R: 0 E: 0 K: 0 S: 7	H: 0 LOB: 0 BB: 0 P: 10	1B: 4 2B: 2 3B: 0 HR: 1	SF: 0 SAC: 0 DP: 0 HBP: 0	WP: 0 PA: 41 PB: 0 SB: 0 CS: 0
PITCHER Charlie Hough, R ERA: 2.16 Mitch Williams, L ERA: 2.16	IP: 7.0 WLS: W BF: 34 H: 7 R: 2 ER: 1 SO: 4 BB: 5 IBB: 0 HBP: 0 BLK: 1 WP: 0 HR: 1 S: 65 P: 109 ERA: 1.29 WHIP: 1.714	IP: 2.0 WLS: S BF: 6 H: 0 R: 0 ER: 0 SO: 2 BB: 0 IBB: 0 HBP: 0 BLK: 1 WP: 0 HR: 0 S: 17 P: 24 ERA: 0.00 WHIP: 0.000																	

Detroit Tigers @ Texas Rangers
Arlington Stadium, Arlington, TX
Sun Apr 24 1988, 4:33 AM EDT
Att: 29,543 - Sunny - 75 F


AB	35
R	2
H	7
RBI	2
BB	5
SO	6
LOB	18



Batter	1	2	3	4	5	6	7	8	9	AB	R	H	RBI	BB	SO	LOB	BOTTOM		
Jerry Browne, S OBP: 0.339, SLG: 0.241	2-1 HR 1B		2-2 4-3		1-0 L7		3-1 F7		4	1	1	0	0	0	1	4 1 1 0 0 0 1			
Scott Fletcher, R OBP: 0.219, SLG: 0.153	1-0 F9		2-0 L6		1-0 L9		2-0 5-3		4	0	0	0	0	0	2	4 0 0 0 0 0 2			
Ruben Sierra, S OBP: 0.281, SLG: 0.423	0-0 HR		3-1 L8		0-1 F8		4-2 BB BB		3	1	1	2	1	0	0	3 1 1 2 1 0 0			
Pete Incaviglia, R OBP: 0.288, SLG: 0.358	2-3 K		1-3 K		0-3 K		0-0 F5		4	0	0	0	0	3	1	4 0 0 0 0 3 1			
Pete O'Brien, L OBP: 0.515, SLG: 0.719	4-1 1B BB		0-0 F5		4-1 BB		4-0 BB		1	0	0	0	3	0	0	1 0 0 0 3 0 0			
Steve Kemp, L OBP: 0.217, SLG: 0.217	2-1 1B		0-0 F7		1-3 K		0-3 K		4	0	1	0	0	2	3	4 0 1 0 0 2 3			
Geno Petralli, L OBP: 0.200, SLG: 0.233	0-0 L7		1-3 K2-3		2-0 1B SF8		0-2 F8		4	1	1	0	0	1	4	4 1 1 0 0 1 4			
Steve Buechele, R OBP: 0.356, SLG: 0.537		0-0 F9		2-1 HR		0-2 SF8 1B			3	1	2	1	0	0	0	3 1 2 1 0 0 0			
Cecil Espy, S OBP: 0.233, SLG: 0.379		0-3 K		0-1 4-3		1-2 SF8			2	0	0	1	0	1	0	2 0 0 1 0 1 0			
Inning Stats	R: 2 E: 0 K: 1 S: 11	H: 3 LOB: 2 BB: 1 P: 22	R: 0 E: 0 K: 1 S: 7	H: 0 LOB: 0 BB: 0 P: 9	R: 0 E: 0 K: 1 S: 6	H: 0 LOB: 0 BB: 0 P: 12	R: 0 E: 0 K: 1 S: 5	H: 0 LOB: 0 BB: 0 P: 6	R: 1 E: 0 K: 0 S: 6	H: 1 LOB: 0 BB: 0 P: 10	R: 0 E: 0 K: 2 S: 9	H: 0 LOB: 1 BB: 1 P: 14	R: 1 E: 0 K: 0 S: 9	H: 2 LOB: 1 BB: 0 P: 16	R: 0 E: 0 K: 1 S: 9	H: 0 LOB: 2 BB: 2 P: 17	1B: 4 2B: 0 3B: 0 HR: 2	SF: 1 SAC: 0 DP: 0 HBP: 0	WP: 0 PA: 34 PB: 0 SB: 0 CS: 0
PITCHER Jack Morris, R ERA: 4.88	IP: 8.0 WLS: L BF: 34 H: 6 R: 4 ER: 4 SO: 7 BB: 4 IBB: 0 HBP: 0 BLK: 0 WP: 0 HR: 2 S: 62 P: 106 ERA: 4.50 WHIP: 1.250																		

Detroit Tigers @ Texas Rangers
Arlington Stadium, Arlington, TX
Sun Apr 24 1988, 4:33 AM EDT
Att: 29,543 - Sunny - 75 F

AB	29
R	4
H	6
RBI	4
BB	4
SO	7
LOB	11



Batter	1	2	3	4	5	6	7	8	9	AB	R	H	RBI	BB	SO	LOB	TOP				
Mark McLemore, S (1,4) OBP: 0.345, SLG: 0.387 Junior Noboa, R (7,4)	K	K			K		BB		5-3	4	0	1	0	0	3	2					
Johnny Ray, S (1,7) OBP: 0.391, SLG: 0.531	4-3		G3-6-3		4-1		F8			4	0	1	0	0	0	1					
Chili Davis, S (1,9) OBP: 0.345, SLG: 0.513	WP		G3-6-3		FC6-4		BB			2	0	1	0	2	0	1					
Wally Joyner, L (1,3) OBP: 0.342, SLG: 0.353	WP				FC6-4		BB			2	0	0	0	2	0	3					
Bill Buckner, L (1,10) OBP: 0.296, SLG: 0.217	6-3		4-3							3	0	0	0	1	0	3					
Jack Howell, L (1,5) OBP: 0.372, SLG: 0.426					F7		FC5-4			4	0	0	0	0	0	1					
Devon White, S (1,8) OBP: 0.297, SLG: 0.333					F8		P6			4	0	1	0	0	0	1					
Bob Boone, R (1,2) OBP: 0.353, SLG: 0.383					6-3		5-3			4	0	1	0	0	0	2					
Dick Schofield, R (1,6) OBP: 0.292, SLG: 0.361					F5		3-1			4	0	1	0	0	0	1					
Inning Stats	R: 0 H: 1 E: 0 K: 1 S: 17	H: 1 LOB: 2 BB: 1 P: 31	R: 0 H: 2 E: 0 K: 1 S: 15	H: 2 LOB: 2 BB: 0 P: 22	R: 0 H: 1 E: 0 K: 0 S: 8	LOB: 1 BB: 1 P: 13	R: 0 H: 1 E: 0 K: 0 S: 11	LOB: 1 BB: 0 P: 17	R: 0 H: 0 E: 0 K: 1 S: 6	LOB: 1 BB: 1 P: 11	R: 0 H: 0 E: 0 K: 0 S: 4	H: 0 LOB: 1 BB: 1 P: 10	R: 0 H: 1 E: 0 K: 0 S: 8	LOB: 2 BB: 1 P: 16	R: 0 H: 0 E: 0 K: 0 S: 6	LOB: 0 BB: 0 P: 6	R: 0 H: 0 E: 0 K: 0 S: 5	LOB: 0 BB: 0 P: 5	1B: 5 2B: 1 3B: 0 HR: 0	SF: 0 SAC: 0 DP: 1 HBP: 0	WP: 2 PA: 37 PB: 2 SB: 0 CS: 0
PITCHER Jeff Robinson, R (1,1) ERA: 4.32	IP: 9.0 WLS: W BF: 37 H: 6 R: 0 ER: 0 SO: 3 BB: 5 IBB: 0 HBP: 0 BLK: 1 WP: 2 HR: 0 S: 80 P: 131 ERA: 0.00 WHIP: 1.222															PITCHER					

California Angels @ Detroit Tigers
Tiger Stadium, Detroit, MI
Tue Apr 26 1988, 7:05 PM EDT
Att: 11,973 - Unknown - 50 F

AB 32
R 0
H 6
RBI 0
BB 5
SO 3
LOB 15



Batter	1	2	3	4	5	6	7	8	9	AB	R	H	RBI	BB	SO	LOB	BOTTOM		
Gary Pettis, S (1,8) OBP: 0.299, SLG: 0.209	F7		S		1B		F5			4	1	2	3	0	0	0			
Lou Whitaker, L (1,4) OBP: 0.455, SLG: 0.519	G4-6-3		K		1B		4-3			4	1	2	1	0	1	1			
Darrell Evans, L (1,3) OBP: 0.291, SLG: 0.286	G4-6-3		L3		1B					4	0	1	1	0	1	2			
Aian Trammell, R (1,6) OBP: 0.324, SLG: 0.429					F8		SF8			3	0	1	1	0	1	0			
Matt Nokes, L (1,2) OBP: 0.271, SLG: 0.489					F8		F8			4	0	0	0	0	1	2			
Ray Knight, R (1,5) OBP: 0.250, SLG: 0.188					4-3		5-3			4	0	0	0	0	1	1			
Dave Bergman, L (1,7) Billy Beane, R (7,7)					2B		L3			2	1	0	0	1	0	0			
Chet Lemon, R (1,9) OBP: 0.364, SLG: 0.403					1B		P6			2	2	1	0	1	0	0			
Jim Morrison, R (1,10) OBP: 0.275, SLG: 0.350					K					3	1	1	0	0	2	2			
Inning Stats	R: 0 H: 1 E: 0 K: 0 S: 10	H: 0 LOB: 0 BB: 0 P: 15	R: 0 H: 0 E: 0 K: 2 S: 9	H: 0 LOB: 0 BB: 0 P: 13	R: 2 H: 2 E: 0 K: 2 S: 18	H: 2 LOB: 1 BB: 1 P: 30	R: 0 H: 0 E: 0 K: 0 S: 3	LOB: 0 BB: 0 P: 5	R: 4 H: 4 E: 0 K: 0 S: 21	H: 4 LOB: 1 BB: 1 P: 34	R: 0 H: 0 E: 0 K: 1 S: 6	LOB: 0 BB: 0 P: 10	R: 0 H: 0 E: 0 K: 1 S: 8	LOB: 0 BB: 0 P: 14	R: 0 H: 1 E: 0 K: 1 S: 8	LOB: 1 BB: 0 P: 14	1B: 6 2B: 2 3B: 0 HR: 0	SF: 1 SAC: 0 DP: 1 HBP: 0	WP: 0 PA: 33 PB: 1 SB: 1 CS: 0
PITCHER Mike Witt, R (1,1) ERA: 5.29 Bryan Harvey, R (6,1) Ray Krawczyk, R (8,1) ERA: 2.0	IP: 5.0 WLS: L BF: 23 H: 7 R: 6 ER: 6 SO: 4 BB: 2 IBB: 0 HBP: 0 BLK: 0 WP: 0 HR: 0 S: 61 P: 97 ERA: 10.80 WHIP: 1.800															PITCHER			

California Angels @ Detroit Tigers
Tiger Stadium, Detroit, MI
Tue Apr 26 1988, 7:05 PM EDT
Att: 11,973 - Unknown - 50 F

AB 30
R 6
H 8
RBI 6
BB 2
SO 7
LOB 8



Batter	1	2	3	4	5	6	7	8	9	AB	R	H	RBI	BB	SO	LOB	TOP			
Mark McLemore, S (1, 4) OBP: 0.337, SLG: 0.375	F8		1-1 CS 1B		1-1 4-3		2-3 K		0-0 F7	5	0	1	0	0	1	1	<p>California Angels @ Detroit Tigers Tiger Stadium, Detroit, MI Wed Apr 27 1988, 7:05 PM EDT Att: 10,927 - Unknown - 41 F</p>			
Bill Buckner, L (1, 10) OBP: 0.256, SLG: 0.185	4-3		1-0 F7		1-2 6-3			1-1 F8	4	0	0	0	0	0	1					
Wally Joyner, L (1, 3) OBP: 0.349, SLG: 0.366	K		1-1 CS	0-0 4-3 1B 2B		0-2 F8		4-0 1B BB	3	1	1	0	1	1	0					
Chili Davis, S (1, 9) OBP: 0.341, SLG: 0.500		1-3 K		0-0 4-3		0-0 E3 3-1 2B		0-1 1B	4	1	1	0	0	1	1					
Johnny Ray, S (1, 7) OBP: 0.397, SLG: 0.544 Tony Armas, R (9, 7) OBP: 0.355, SLG: 0.500		1-1 3B 2B		0-0 1B		0-0 3-1		2-2 F8	4	1	2	1	0	0	3					
Jack Howell, L (1, 5) OBP: 0.376, SLG: 0.472		0-0 2H 3B		0-0 L8 1B		0-0 1-1 2B		0-0 G3	0	0	0	0	0	0	0					
Devon White, S (1, 8) OBP: 0.295, SLG: 0.329		2-1 F5		1-2 F7		2-2 F9		0-0 1B	4	0	1	0	0	0	3					
Bob Boone, R (1, 2) OBP: 0.327, SLG: 0.353		3-1 P8			2-3 K		0-3 K	0-0 B3	4	0	0	0	0	2	2					
Dick Schofield, R (1, 6) OBP: 0.290, SLG: 0.400			0-0 L9		1-2 HR		2-3 K	0-1 L9	4	1	1	1	0	1	1					
Inning Stats	R: 0 E: 0 K: 1 S: 7	H: 0 LOB: 0 BB: 0 P: 10	R: 1 E: 0 K: 1 S: 12	H: 2 LOB: 1 BB: 0 P: 19	R: 0 E: 0 K: 0 S: 6	H: 1 LOB: 0 BB: 0 P: 8	R: 1 E: 0 K: 0 S: 7	H: 2 LOB: 1 BB: 0 P: 8	R: 1 E: 1 K: 0 S: 10	H: 1 LOB: 1 BB: 0 P: 13	R: 0 E: 0 K: 3 S: 9	H: 0 LOB: 0 BB: 0 P: 13	R: 0 E: 0 K: 0 S: 8	H: 1 LOB: 2 BB: 1 P: 15	R: 0 E: 0 K: 0 S: 5	H: 1 LOB: 1 BB: 0 P: 5		1B: 4 2B: 3 3B: 1 HR: 1	SF: 0 SAC: 0 DP: 0 HBP: 0	WP: 0 PB: 0 SB: 0 CS: 1
PITCHER Doyle Alexander, R (1, 1) ERA: 3.72	IP: 9.0 WLS: L BF: 37 H: 9 R: 4 ER: 3 SO: 6 BB: 1 IBB: 0 HBP: 0 BLK: 0 WP: 0 HR: 1 S: 76 P: 108 ERA: 3.00 WHIP: 1.111																			

Batter	1	2	3	4	5	6	7	8	9	AB	R	H	RBI	BB	SO	LOB	BOTTOM			
Gary Pettis, S (1, 8) OBP: 0.305, SLG: 0.200	4-0 BB BB		4-1 G3-6-1 S BB		0-1 B5-3		2-2 4-3		0-1 L8	3	0	0	0	2	0	0	<p>California Angels @ Detroit Tigers Tiger Stadium, Detroit, MI Wed Apr 27 1988, 7:05 PM EDT Att: 10,927 - Unknown - 41 F</p>			
Lou Whitaker, L (1, 4) OBP: 0.451, SLG: 0.518	0-0 F7		4-2 G3-6-1 BB		1-2 2B		0-1 L7		0-0 3-1	4	0	1	0	1	0	1				
Darrell Evans, L (1, 3) OBP: 0.300, SLG: 0.269	4-1 G6-4-3 BB		1-1 G3-6-1 1-2 2-3		4-1 BB		1-2 L4		3-3 K	3	0	0	0	2	1	2				
Alan Trammell, R (1, 6) OBP: 0.321, SLG: 0.418	0-1 G6-4-3		0-1 5-3		1-2 F9			0-0 2B G3 1B	4	1	1	0	0	0	5					
Matt Nokes, L (1, 2) OBP: 0.269, SLG: 0.458		4-0 G6-4-3 BB		1-0 F8		0-0 F7		2-0 F8	3	0	0	0	1	0	1					
Ray Knight, R (1, 5) OBP: 0.250, SLG: 0.222 Jim Walewander, S (8, FR) OBP: 0.333, SLG: 0.667		0-2 G6-4-3		0-2 F8		0-0 F3		0-0 G3 2B	4	0	1	0	0	0	1					
Dave Bergman, L (1, 7) OBP: 0.364, SLG: 0.556		2-1 HR		1-0 1B		1-1 E3		0-0 G3	4	2	2	2	0	0	1					
Chet Lemon, R (1, 9) OBP: 0.371, SLG: 0.391		4-2 BB		1-1 5-3		0-1 E6		4-0 BB	2	0	0	0	2	0	1					
Jim Morrison, R (1, 10) OBP: 0.250, SLG: 0.318		1-0 F9			0-0 B5-3		2-0 5-3	2-2 F7	4	0	0	0	0	0	5					
Inning Stats	R: 0 E: 0 K: 0 S: 4	H: 0 LOB: 1 BB: 2 P: 12	R: 1 E: 0 K: 0 S: 9	H: 1 LOB: 1 BB: 2 P: 20	R: 0 E: 0 K: 0 S: 9	H: 0 LOB: 1 BB: 2 P: 18	R: 0 E: 0 K: 0 S: 7	H: 1 LOB: 1 BB: 0 P: 10	R: 0 E: 2 K: 0 S: 10	H: 0 LOB: 1 BB: 0 P: 10	R: 0 E: 0 K: 0 S: 8	H: 0 LOB: 0 BB: 0 P: 11	R: 1 E: 0 K: 0 S: 7	H: 2 LOB: 3 BB: 1 P: 15	R: 0 E: 0 K: 1 S: 7	H: 0 LOB: 0 BB: 0 P: 10		1B: 2 2B: 2 3B: 0 HR: 1	SF: 0 SAC: 0 DP: 3 HBP: 0	WP: 0 PB: 0 SB: 1 CS: 0
PITCHER Willie Fraser, R (1, 1) ERA: 3.91 DeWayne Buice, R (8, 1) ERA: 7.07 Bryan Harvey, R (8, 1) ERA: Donnie Moore, R (9, 1) ERA: 7.11	IP: 7.1 WLS: W BF: 33 H: 5 R: 3 ER: 2 SO: 3 BB: 7 IBB: 0 HBP: 0 BLK: 0 WP: 0 HR: 1 S: 57 P: 102 ERA: 2.46 WHIP: 1.636																			

Batter	1	2	3	4	5	6	7	8	9	AB	R	H	RBI	BB	SO	LOB	TOP										
Mark McLemore, S (1, 4) OBP: 0.320, SLG: 0.353				1-3	5-3		F9		4-3	5	0	0	0	0	1	4	California Angels @ Detroit Tigers Tiger Stadium, Detroit, MI Thu Apr 28 1988, 7:05 PM EDT Att: 10,976 - Unknown - 47 F										
Johnny Ray, S (1, 7) OBP: 0.416, SLG: 0.563				WP	2B		F7		BB	3	0	2	0	1	0	0											
Chili Davis, S (1, 9) OBP: 0.326, SLG: 0.477	G6-4-3			K			F3		F9	4	0	0	0	0	1	4											
Wally Joyner, L (1, 3)		L1		FC6-4	BB		1B		1B	2	1	0	0	2	0	0											
Tony Armas, R (1, 8)		6-3		FC6-4	BB		1B		6-3	4	0	1	0	0	0	2											
George Hendrick, R (1, 10)		L8					1B		6-3	4	0	1	1	0	0	0											
Jack Howell, L (1, 5) Gus Polidor, R (9, PH) Devon White, S (9, PH)			K				G3		SH1-4	3	0	0	0	0	2	2		AB 31									
Bob Boone, R (1, 2)			F9						SH1-4	2	0	0	0	1	1	0		R 1									
Dick Schofield, R (1, 6)		6-3							F3	3	0	1	0	1	0	1		H 6									
																		RBI 1									
Inning Stats	R: 0 E: 0 K: 1 S: 8	H: 1 LOB: 0 BB: 0 P: 13	R: 0 E: 0 K: 0 S: 5	H: 0 LOB: 0 BB: 0 P: 8	R: 0 E: 0 K: 1 S: 7	H: 0 LOB: 0 BB: 0 P: 11	R: 0 E: 0 K: 1 S: 11	H: 1 LOB: 2 BB: 1 P: 20	R: 0 E: 0 K: 1 S: 12	H: 0 LOB: 2 BB: 1 P: 26	R: 1 E: 0 K: 0 S: 12	H: 2 LOB: 2 BB: 1 P: 20	R: 0 E: 0 K: 1 S: 8	H: 1 LOB: 1 BB: 1 P: 14	R: 0 E: 0 K: 0 S: 10	H: 0 LOB: 0 BB: 0 P: 15	R: 0 E: 0 K: 0 S: 6	H: 1 LOB: 1 BB: 0 P: 8	1B: 5 2B: 1 3B: 0 HR: 0	SF: 0 SAC: 1 DP: 1 HBP: 0	WP: 1 PB: 0 SB: 0 CS: 0	PA: 37					
PITCHER	IP	WLS	BF	H	R	ER	SO	BB	IBB	HBP	BLK	WP	HR	S	P	ERA	WHIP										
Frank Tanana, L (1, 1) ERA: 3.62	8.0	W	33	5	1	1	5	5	0	0	0	1	0	72	127	1.12	1.250										
Mike Henneman, R (9, 1) ERA: 1.74	1.0	S	4	1	0	0	0	0	0	0	0	0	0	6	8	0.00	1.000										

Batter	1	2	3	4	5	6	7	8	9	AB	R	H	RBI	BB	SO	LOB	BOTTOM										
Gary Pettis, S (1, 8) OBP: 0.302, SLG: 0.192							F8		F5	3	0	0	0	1	0	2	California Angels @ Detroit Tigers Tiger Stadium, Detroit, MI Thu Apr 28 1988, 7:05 PM EDT Att: 10,976 - Unknown - 47 F										
Lou Whitaker, L (1, 4) OBP: 0.427, SLG: 0.483	G6-4-3						FC5-4		FC6	4	0	0	0	0	0	3											
Darrell Evans, L (1, 3) Billy Beane, R (9, 7)	K						1B		F9	3	1	1	0	1	1	0											
Alan Trammell, R (1, 6) OBP: 0.305, SLG: 0.394		5-3					F9		F8	4	0	0	0	0	0	2											
Matt Nokes, L (1, 10) OBP: 0.268, SLG: 0.442		1B					P6		3-1	4	1	1	0	0	0	1											
Dave Bergman, L (1, 7) OBP: 0.500, SLG: 0.600		1B					1B		G3	1	0	1	0	2	0	0											
Ray Knight, R (1, 5) OBP: 0.233, SLG: 0.205		F9					4-3		F8	3	0	0	0	0	0	4		AB 26									
Chet Lemon, R (1, 9) OBP: 0.384, SLG: 0.394							K		FC6	2	0	1	1	1	1	0		R 2									
Mike Heath, R (1, 2) OBP: 0.296, SLG: 0.174		F8					FC5-4		K	2	0	0	0	1	1	3		H 4									
																		RBI 1									
Inning Stats	R: 0 E: 0 K: 1 S: 10	H: 0 LOB: 0 BB: 1 P: 19	R: 1 E: 0 K: 0 S: 17	H: 3 LOB: 2 BB: 0 P: 28	R: 0 E: 0 K: 0 S: 8	H: 1 LOB: 1 BB: 0 P: 12	R: 0 E: 0 K: 0 S: 5	H: 0 LOB: 0 BB: 1 P: 11	R: 0 E: 0 K: 1 S: 8	H: 0 LOB: 1 BB: 1 P: 14	R: 1 E: 1 K: 0 S: 8	H: 0 LOB: 1 BB: 2 P: 19	R: 0 E: 0 K: 1 S: 8	H: 0 LOB: 1 BB: 1 P: 14	R: 0 E: 0 K: 0 S: 3	H: 0 LOB: 0 BB: 0 P: 6	R: 0 E: 0 K: 0 S: 3	H: 0 LOB: 0 BB: 0 P: 6	1B: 4 2B: 0 3B: 0 HR: 0	SF: 0 SAC: 0 DP: 1 HBP: 0	WP: 1 PB: 0 SB: 0 CS: 1	PA: 32					
PITCHER	IP	WLS	BF	H	R	ER	SO	BB	IBB	HBP	BLK	WP	HR	S	P	ERA	WHIP										
Kirk McCaskill, R (1, 1) ERA: 4.94	8.0	L	32	4	2	1	3	6	0	0	0	1	0	67	123	1.12	1.250										

Batter	1	2	3	4	5	6	7	8	9	AB	R	H	RBI	BB	SO	LOB	TOP										
Mike Kingery, L (1, 7) <small>OBP: 0.373, SLG: 0.327</small> Dave Hengel, R (6, PH) <small>(6, 7)</small>										3	0	0	0	0	1	5											
Scott Bradley, L (1, 2) <small>OBP: 0.406, SLG: 0.533</small>										5	2	2	2	0	1	0											
Henry Cotto, R (1, 8) <small>OBP: 0.478, SLG: 0.623</small>										4	1	3	0	1	0	0											
Avin Davis, L (1, 3) <small>OBP: 0.410, SLG: 0.429</small>										5	0	1	2	0	0	3											
Ken Phelps, L (1, 10) <small>OBP: 0.277, SLG: 0.654</small>										5	0	1	0	0	0	2											
Jim Prestley, R (1, 5) <small>OBP: 0.293, SLG: 0.402</small>										4	1	2	0	0	0	2											
Glenn Wilson, R (1, 9) <small>OBP: 0.241, SLG: 0.269</small>										4	0	1	1	0	2	3											
Rey Quinones, R (1, 6) <small>OBP: 0.341, SLG: 0.417</small>										4	1	2	0	0	2	1											
Harold Reynolds, S (1, 4) <small>OBP: 0.313, SLG: 0.463</small>										3	1	1	0	1	0	1											
Inning Stats	R: 0 E: 0 K: 1 S: 10	H: 1 LOB: 1 BB: 0 P: 18	R: 0 E: 0 K: 0 S: 12	H: 2 LOB: 3 BB: 1 P: 24	R: 2 E: 0 K: 1 S: 13	H: 3 LOB: 1 BB: 0 P: 24	R: 3 E: 0 K: 0 S: 15	H: 3 LOB: 0 BB: 1 P: 22	R: 1 E: 0 K: 1 S: 12	H: 2 LOB: 1 BB: 0 P: 17	R: 0 E: 0 K: 2 S: 9	H: 0 LOB: 1 BB: 0 P: 11	R: 0 E: 0 K: 1 S: 10	H: 1 LOB: 1 BB: 0 P: 15	R: 0 E: 0 K: 2 S: 12	H: 0 LOB: 0 BB: 0 P: 17	R: 0 E: 0 K: 0 S: 11	H: 1 LOB: 1 BB: 0 P: 18	1B: 7 2B: 8 3B: 0 HR: 0	SF: 0 SAC: 0 DP: 1 HBP: 0	WP: 2 PB: 0 SB: 2 CS: 0	PA: 41					
PITCHER	IP	WLS	BF	H	R	ER	SO	BB	IBB	HBP	BLK	WP	HR	S	P	ERA	WHIP										
Jack Morris, R (1, 1) <small>ERA: 5.27</small>	3.1		20	9	5	5	2	1	0	0	0	0	0	43	77	13.50	3.000										
Willie Hernandez, L (4, 1) <small>ERA: 3.86</small>	3.2	W	14	3	1	1	4	1	0	0	1	1	0	38	54	2.46	1.091										
Don Heinkel, R (8, 1) <small>ERA: 2.7</small>	2.0	S	7	1	0	0	2	0	0	0	0	0	0	23	35	0.00	0.500										

Seattle Mariners @ Detroit Tigers
Tiger Stadium, Detroit, MI
Fri Apr 29 1988, 7:05 PM EDT
Att: 13,757 - Unknown - 50 F

AB	39
R	6
H	13
RBI	5
BB	2
SO	8
LOB	17



Batter	1	2	3	4	5	6	7	8	9	AB	R	H	RBI	BB	SO	LOB	BOTTOM										
Gary Pettis, S (1, 8) <small>OBP: 0.308, SLG: 0.205</small>										5	0	2	0	0	1	2											
Luis Salazar, R (1, 4) <small>OBP: 0.321, SLG: 0.481</small>										4	1	1	1	1	2	1											
Chet Lemon, R (1, 9) <small>OBP: 0.397, SLG: 0.429</small>										4	2	2	0	1	1	2											
Alan Trammell, R (1, 6) <small>OBP: 0.310, SLG: 0.421</small>										5	1	2	2	0	0	3											
Larry Herndon, R (1, 10) <small>OBP: 0.222, SLG: 0.200</small>										3	1	1	1	1	2	1											
Jim Walewander, S (7, PR) <small>OBP: 0.333, SLG: 0.667</small>										0	1	0	0	0	0	0											
Darrell Evans, L (8, PH) <small>OBP: 0.308, SLG: 0.268</small>										1	0	0	0	0	1	2											
Ray Knight, R (1, 3) <small>OBP: 0.217, SLG: 0.190</small>										3	1	0	0	0	1	2											
Dave Bergman, L (7, PH) <small>OBP: 0.500, SLG: 0.600</small>										0	0	0	0	0	0	0											
Billy Beane, R (1, 7) <small>OBP: 0.167, SLG: 0.167</small>										3	1	1	1	0	1	1											
Lou Whitaker, L (7, PH) <small>OBP: 0.434, SLG: 0.483</small>										0	0	0	0	1	0	0											
Tom Brookens, R (1, 5) <small>OBP: 0.456, SLG: 0.532</small>										2	1	0	2	1	0	1											
Mike Heath, R (1, 2) <small>OBP: 0.290, SLG: 0.259</small>										4	0	1	2	0	3	3											
Inning Stats	R: 0 E: 0 K: 1 S: 8	H: 0 LOB: 1 BB: 1 P: 19	R: 2 E: 1 K: 2 S: 12	H: 1 LOB: 1 BB: 1 P: 20	R: 0 E: 0 K: 1 S: 6	H: 0 LOB: 0 BB: 0 P: 12	R: 2 E: 1 K: 2 S: 15	H: 1 LOB: 1 BB: 1 P: 27	R: 2 E: 0 K: 2 S: 15	H: 3 LOB: 1 BB: 0 P: 23	R: 0 E: 0 K: 1 S: 11	H: 1 LOB: 0 BB: 0 P: 19	R: 3 E: 0 K: 1 S: 9	H: 3 LOB: 2 BB: 1 P: 18	R: 0 E: 0 K: 2 S: 12	H: 1 LOB: 2 BB: 1 P: 23	R: 0 E: 0 K: 0 S: 11	H: 1 LOB: 1 BB: 0 P: 18	1B: 3 2B: 5 3B: 1 HR: 1	SF: 1 SAC: 1 DP: 0 HBP: 0	WP: 2 PB: 0 SB: 4 CS: 0	PA: 41					
PITCHER	IP	WLS	BF	H	R	ER	SO	BB	IBB	HBP	BLK	WP	HR	S	P	ERA	WHIP										
Mark Langston, L (1, 1) <small>ERA: 4.4</small>	6.0	L	32	9	9	5	9	3	0	0	0	0	0	70	127	7.50	2.000										
Julio Solano, R (7, 1) <small>ERA: 2.45</small>	1.2		8	1	0	0	2	2	0	0	0	0	0	15	29	0.00	1.800										
Bill Wilkinson, L (8, 1) <small>ERA: 4.5</small>	0.1		1	0	0	0	1	0	0	0	0	0	0	3	5	0.00	0.000										

Seattle Mariners @ Detroit Tigers
Tiger Stadium, Detroit, MI
Fri Apr 29 1988, 7:05 PM EDT
Att: 13,757 - Unknown - 50 F


AB	34
R	9
H	10
RBI	9
BB	5
SO	12
LOB	18



Batter	1	2	3	4	5	6	7	8	9	10	11	12	AB	R	H	RBI	BB	SO	LOB			
Mickey Brantley, R OBP: 0.216, SLG: 0.342	2-1 1-3			1-1 F3		0-0 6-3		2-2 6-3		2-0 CS	2-0 F6		5	0	0	0	0	0	1			
Henry Cotto, R OBP: 0.472, SLG: 0.606	1-1 5-3			2-2 6-3			1-2 WP HR 1B	0-1 BLK 1B			1-3 K		5	1	2	0	0	1	0			
Alvin Davis, L OBP: 0.388, SLG: 0.412	2-0 4-3			2-2 F9			3-1 F5	2-2 F9			1-1 BB 1B		5	0	1	0	0	0	2			
Mike Kingery, L OBP: 0.373, SLG: 0.327							1-3	1-2					0	0	0	0	0	0	0			
Ken Phelps, L OBP: 0.471, SLG: 0.679		0-0 4-3			3-2 4-3		1-0 HR		2-2 F7		4-1 BB		4	1	1	2	1	0	0			
Jim Presley, R OBP: 0.289, SLG: 0.424		0-3 K			1-1 5-3		1-0 HR		1-3 K		0-0 F8		5	1	1	1	0	2	2			
Dave Valle, R OBP: 0.218, SLG: 0.264		0-1 6-3			2-1 F5		0-0 F4		1-2 6-3			1-3 K	5	0	0	0	0	1	0			
Glenn Wilson, R OBP: 0.250, SLG: 0.277				1-3 K		0-1 FC1-6 1B	0-0 1B		2-1 4-3		0-1 6-3		5	0	2	0	0	1	0			
Rey Quinones, R OBP: 0.333, SLG: 0.416			2-1 6-3		1-0 FC1-6 4-3 1-2r	0-3 K	0-3 K		1-2 F8		3-2 K		5	0	1	0	0	1	2			
Harold Reynolds, S OBP: 0.310, SLG: 0.446			1-1 F9		1-2 4-3		1-1 1-3		3-2 CS BB				3	0	0	0	1	0	1			
Inning Stats	R: 0 E: 0 K: 5	H: 0 LOB: 0 BB: 10	R: 0 E: 0 K: 1 S: 9	H: 0 LOB: 0 BB: 9	R: 0 E: 0 K: 1 S: 8	H: 0 LOB: 0 BB: 12	R: 0 E: 0 K: 0 S: 8	H: 0 LOB: 0 BB: 13	R: 0 E: 0 K: 0 S: 7	H: 1 LOB: 1 BB: 9	R: 3 E: 0 K: 13	H: 4 LOB: 1 BB: 19	R: 0 E: 0 K: 10 S: 10	H: 0 LOB: 0 BB: 14	R: 0 E: 0 K: 9 S: 9	H: 1 LOB: 2 BB: 17	R: 0 E: 0 K: 1 S: 10	H: 1 LOB: 1 BB: 14	1B: 5 2B: 1 3B: 0 HR: 2	SF: 0 SAC: 0 DP: 0 HBP: 0	WP: 2 PB: 0 SB: 0 CS: 1	PA: 45
PITCHER	IP WLS BF H R ER SO BB IBB HBP BLK WP HR S P ERA WHIP																				IP WLS BF H R ER SO BB IBB HBP BLK WP HR S P ERA WHIP	
Walt Terrell, R ERA: 4.05	(1, 1) 6.2																				(1, 1) 6.2	
Don Heinkel, R ERA: 2.25	(7, 1) 1.1																				(7, 1) 1.1	
Mike Henneman, R ERA: 1.35	(9, 1) 3.0																				(9, 1) 3.0	
Paul Gibson, L ERA: 4.5	(12, 1) 1.0																				(12, 1) 1.0	

Seattle Mariners @ Detroit Tigers
Tiger Stadium, Detroit, MI
Sat Apr 30 1988, 7:05 PM EDT
Att. 17,505 - Unknown - 60 F


AB 42
R 3
H 8
RBI 3
BB 2
SO 6
LOB 8

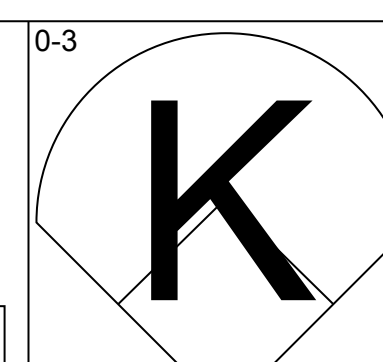
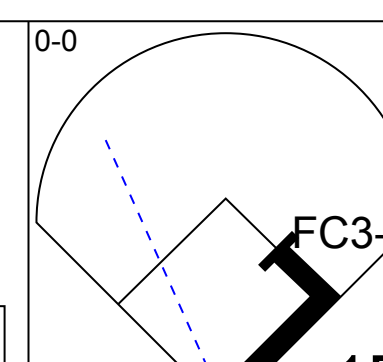
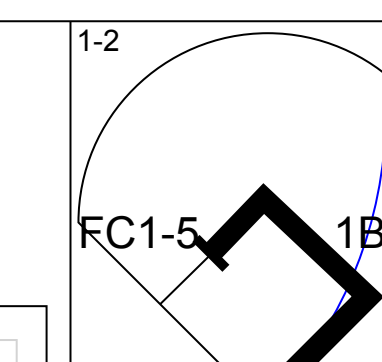
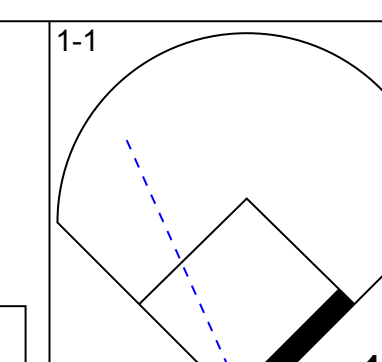
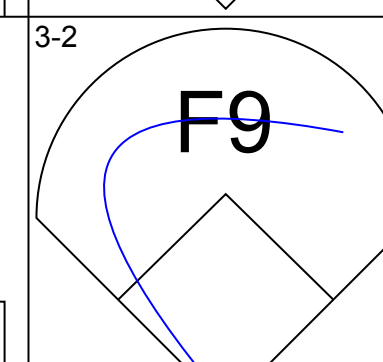
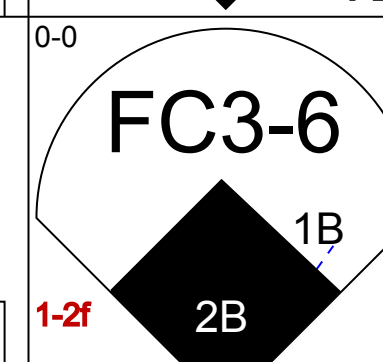
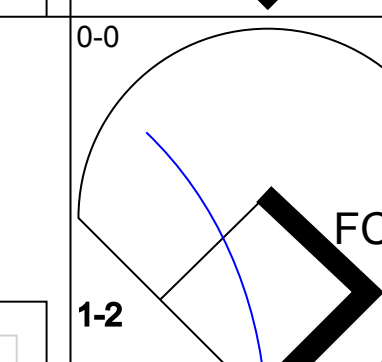
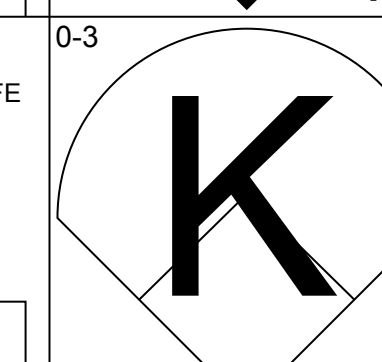
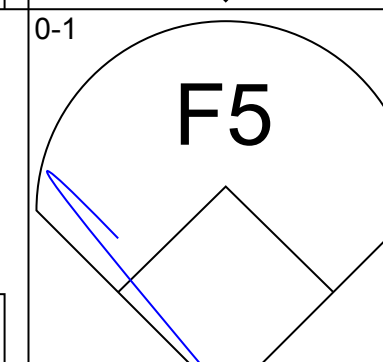
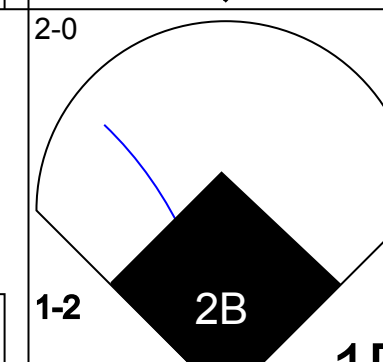
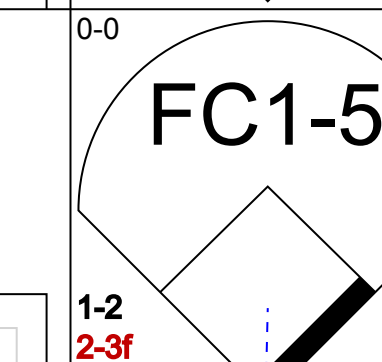
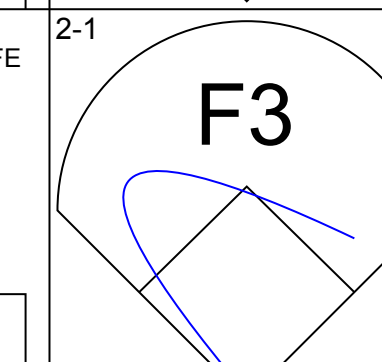
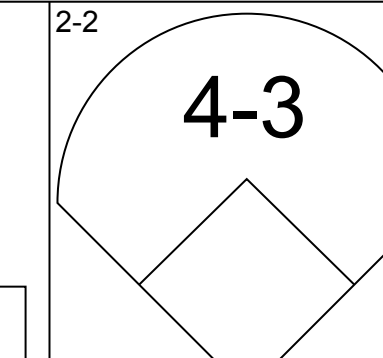
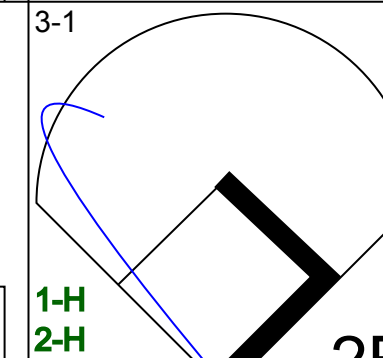
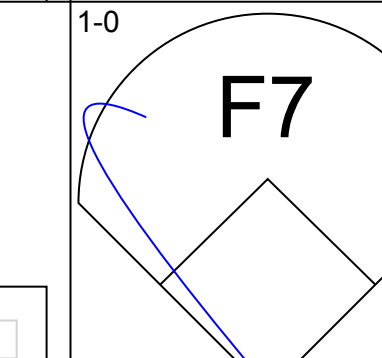

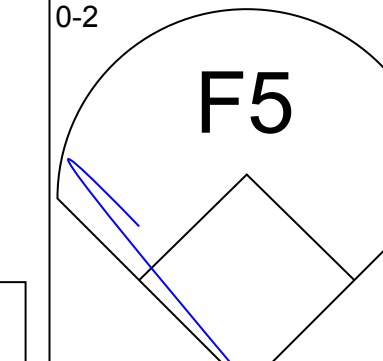
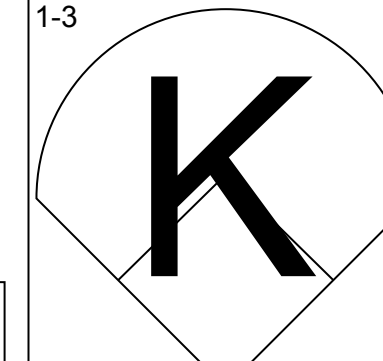
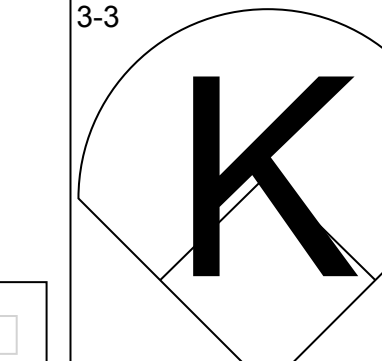

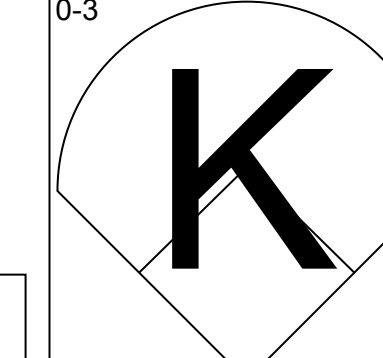
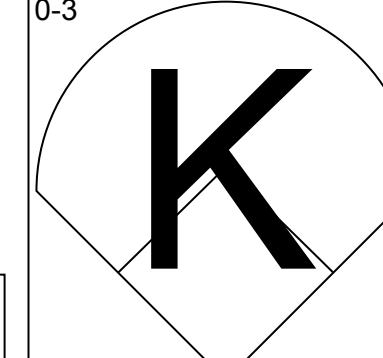
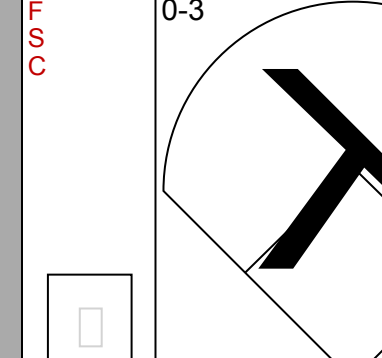

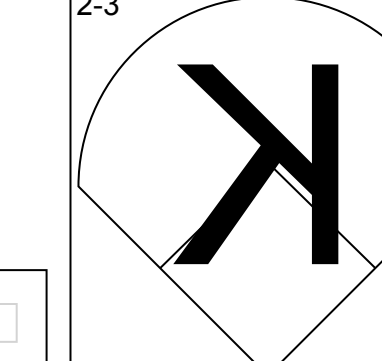
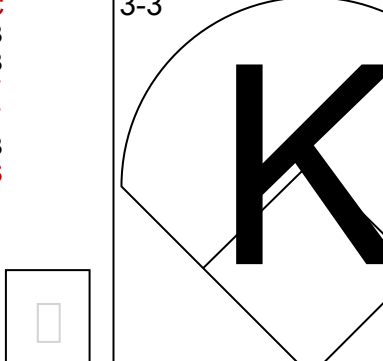
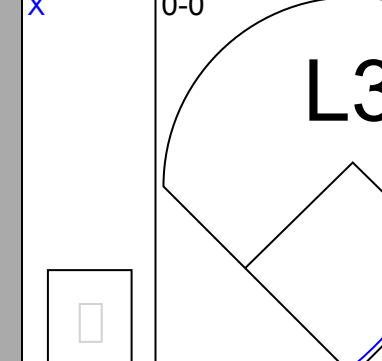

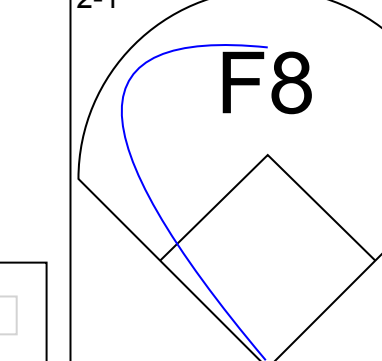
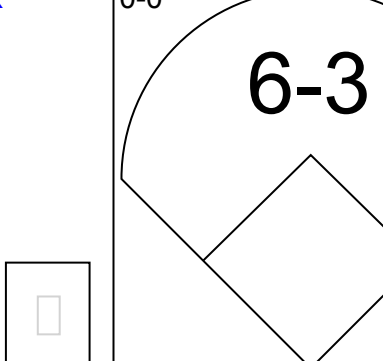
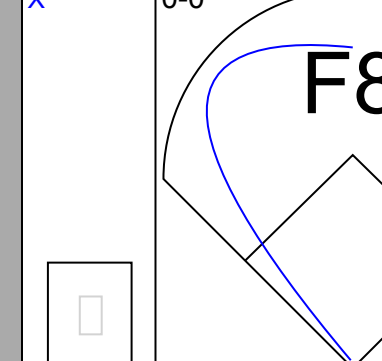

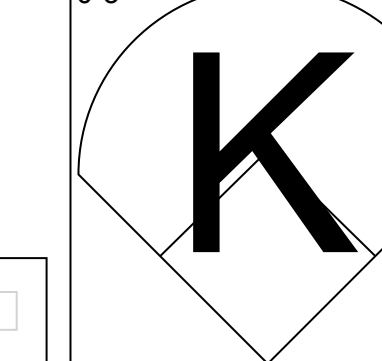
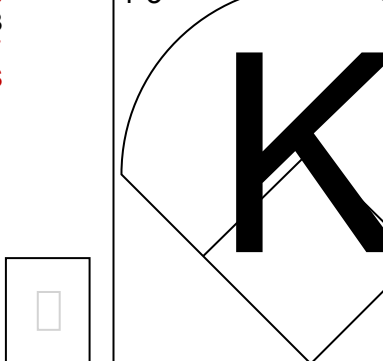
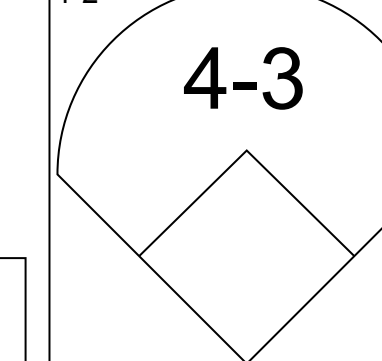
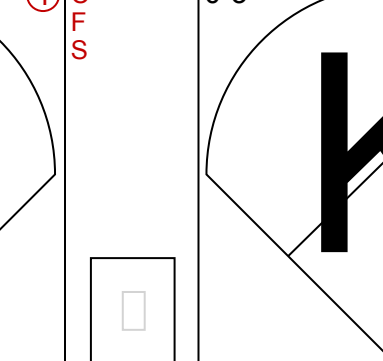


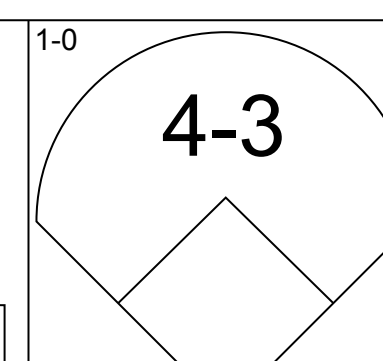
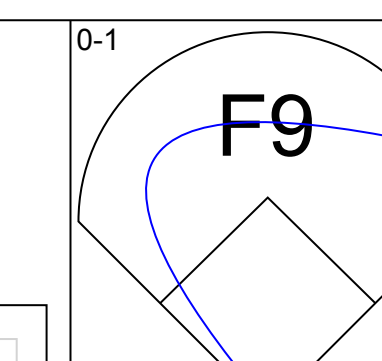
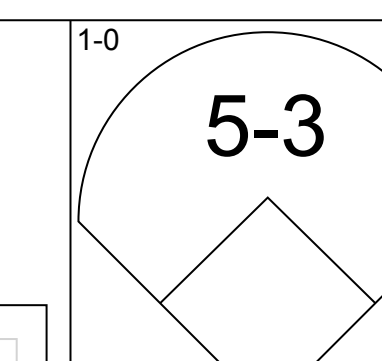
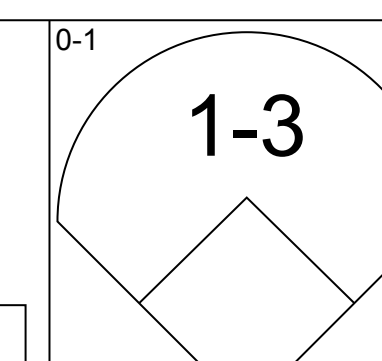
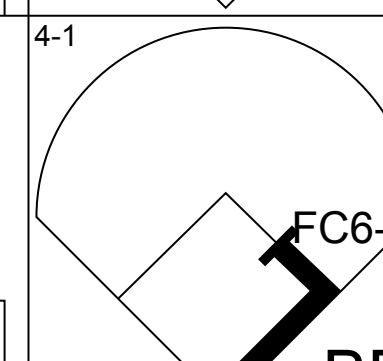
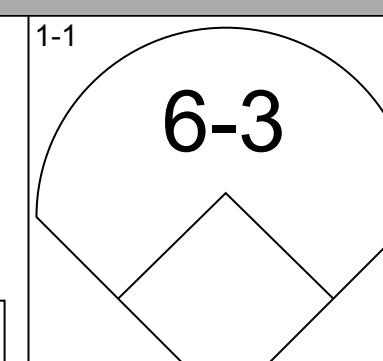
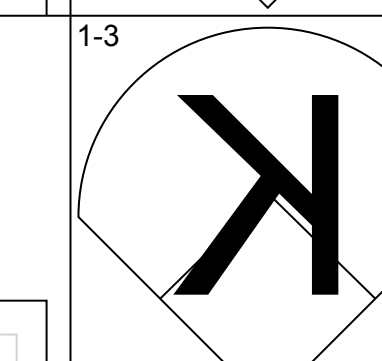
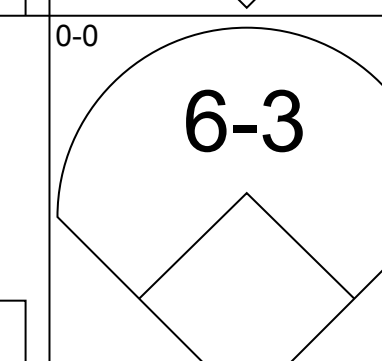
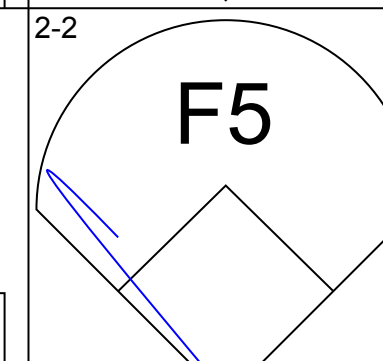
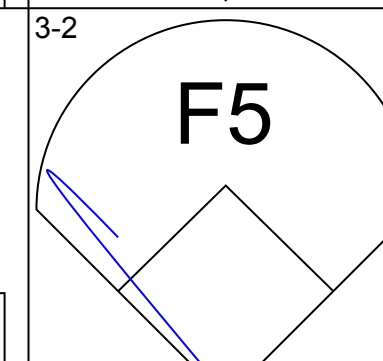
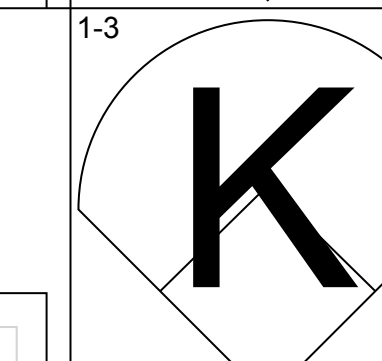
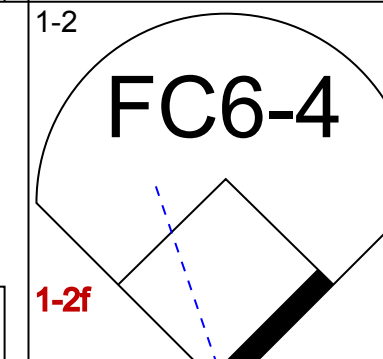
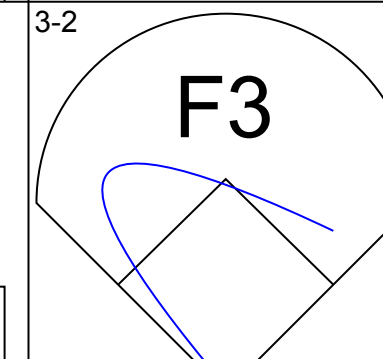
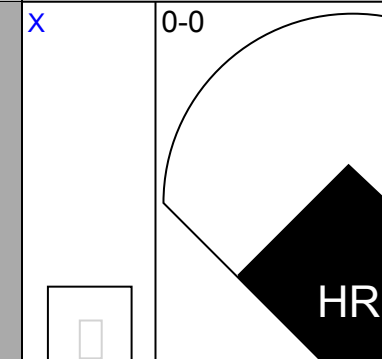
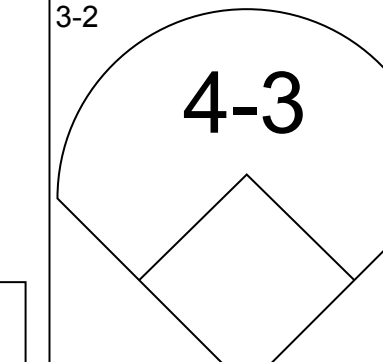
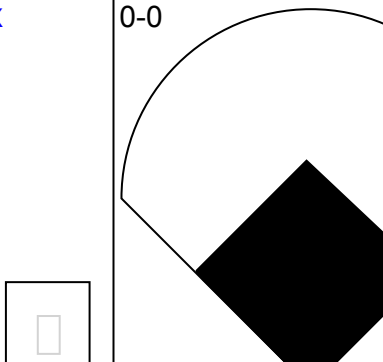
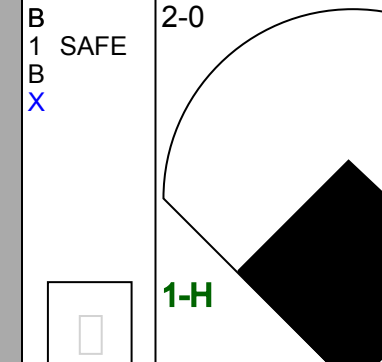
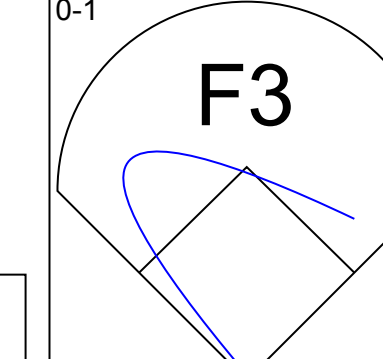
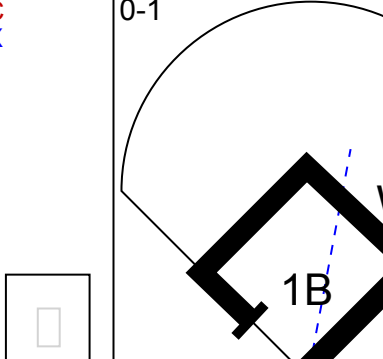
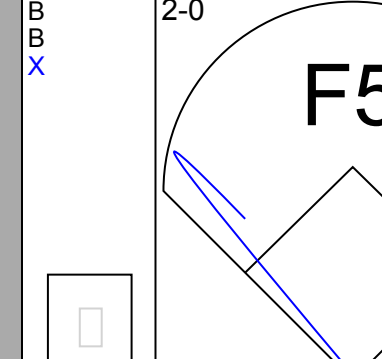
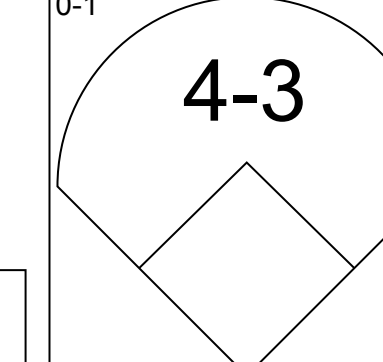
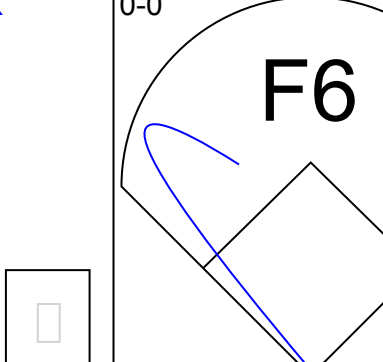
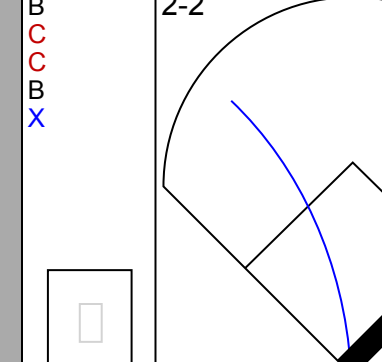
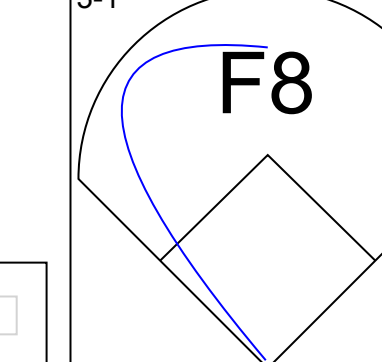
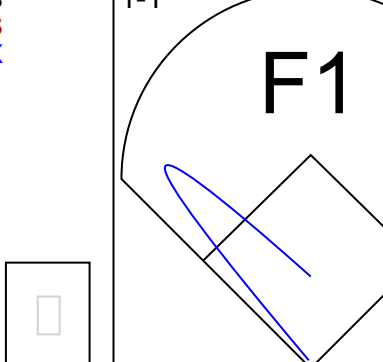
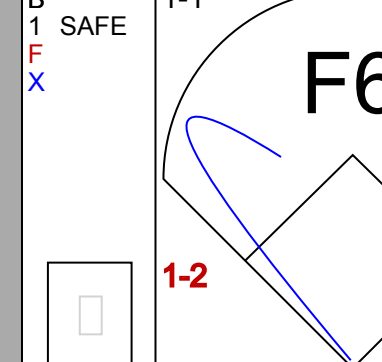
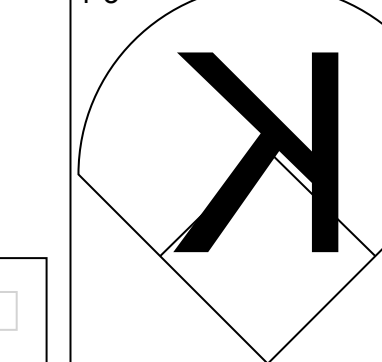
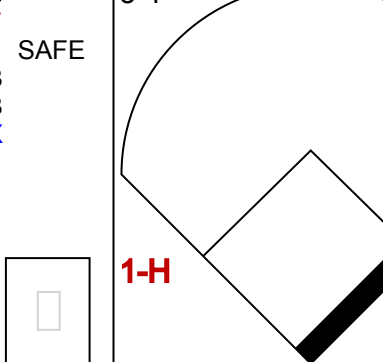
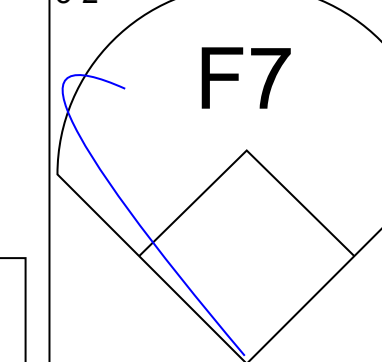
Batter	1	2	3	4	5	6	7	8	9	10	11	12	AB	R	H	RBI	BB	SO	LOB							
Gary Pettis, S OBP: 0.309, SLG: 0.195	4-1 G6-3 BB		4-2 CS BB		2-1 4-3		0-1 G3		1-3 K			0-0 F3	4	0	0	0	2	1	3							
Lou Whitaker, L OBP: 0.427, SLG: 0.453	0-0 G6-3		4-0 BB		1-2	0-1 F7		4-2 FC4-6 BB		2-3 K		1-1 F7	4	0	0	0	2	1	2							
Darrell Evans, L OBP: 0.304, SLG: 0.254	2-1 4-3		0-0 BB		0-0 F7		1-0 4-3		4-2 FC4-6 BB		1-3 K		3	0	0	0	1	0	1							
Jim Walewander, S OBP: 0.333, SLG: 0.667									1-2 BB			0-2 1B	0	0	0	0	0	0	0							
Luis Salazar, R OBP: 0.333, SLG: 0.483									1-2 BB			1-2 1B	2	0	1	0	0	1	0							
Alan Trammell, R OBP: 0.312, SLG: 0.427		0-1 2-3		0-1 1-3		3-2 HR 2B		0-0 F3		0-1 F8		2-0 1B	6	1	2	1	0	0	2							
Matt Nokes, L OBP: 0.279, SLG: 0.491		2-0 BLK 1B		1-0 F7		0-0 HR		0-0 FC4-6		3-2 F8			5	2	2	2	0	0	2							
Dave Bergman, L OBP: 0.474, SLG: 0.462		0-1 E4		2-0 4-3		4-2 HR		0-0 1-3			4-2 BB		3	0	0	0	2	0	2							
Jim Morrison, R OBP: 0.245, SLG: 0.306		2-1 5-3		2-0 G6-3 1B		2-1 FC6-4		0-1 F7		1-3 K			5	0	1	0	0	1	3							
Chet Lemon, R OBP: 0.386, SLG: 0.413		3-3 K		1-1 G6-3		1-1 F7		2-2 1B		1-1 6-3			5	0	1	0	0	1	3							
Tom Brookens, R OBP: 0.435, SLG: 0.500			2-2 6-3		2-1 E6 BLK		2-1 5-3		1-2 F9		2-2 1B 1B		5	1	1	0	0	0	1							
Inning Stats	R: 0 E: 0 K: 0 S: 4	H: 0 LOB: 0 BB: 1 P: 10	R: 1 E: 1 K: 1 S: 10	H: 1 LOB: 1 BB: 0 P: 17	R: 0 E: 0 K: 0 S: 7	H: 0 LOB: 0 BB: 17	R: 0 E: 0 K: 0 S: 3	H: 0 LOB: 0 BB: 7	R: 0 E: 1 K: 0 S: 7	H: 1 LOB: 1 BB: 0 P: 14	R: 2 E: 0 K: 0 S: 13	H: 2 LOB: 1 BB: 1 P: 23	R: 0 E: 0 K: 0 S: 5	H: 0 LOB: 2 BB: 2 P: 15	R: 0 E: 0 K: 1 S: 12	H: 1 LOB: 1 BB: 0 P: 16	R: 0 E: 0 K: 2 S: 10	H: 0 LOB: 0 BB: 13	R: 0 E: 0 K: 1 S: 12	H: 0 LOB: 1 BB: 21	R: 1 E: 0 K: 0 S: 12	H: 3 LOB: 2 BB: 0 P: 17	1B: 6 2B: 1 3B: 0 HR: 1	SF: 0 SAC: 0 DP: 2 HBP: 0	WP: 0 PB: 0 SB: 0 CS: 1	PA: 49
PITCHER	IP WLS BF H R ER SO BB IBB HBP BLK WP HR S P ERA WHIP																				IP WLS BF H R ER SO BB IBB HBP BLK WP HR S P ERA WHIP					
Bill Swift, R ERA: 4.78	(1, 1) 7.0																				(1, 1) 7.0					
Bill Wilkinson, L ERA: 4.5	(8, 1) 0.0																				(8, 1) 0.0					
Michael Jackson, R ERA: 2.7	(8, 1) 4.2																				(8, 1) 4.2					

Seattle Mariners @ Detroit Tigers
Tiger Stadium, Detroit, MI
Sat Apr 30 1988, 7:05 PM EDT
Att. 17,505 - Unknown - 60 F

AB 42
R 4
H 8
RBI 3
BB 7
SO 5
LOB 19



Batter	1	2	3	4	5	6	7	8	9	AB	R	H	RBI	BB	SO	LOB	TOP				
Mickey Brantley, R OBP: 0.244, SLG: 0.363 (1, 7)										4	0	3	0	0	1	0	Seattle Mariners @ Detroit Tigers Tiger Stadium, Detroit, MI Sun May 01, 1988, 3:33 AM EDT Att: 28,432 - Sunny - 69 F				
Scott Bradley, L OBP: 0.389, SLG: 0.500 (1, 2)									4	1	1	0	0	1	2						
Henry Cotto, R OBP: 0.461, SLG: 0.586 (1, 8)									4	1	1	0	0	0	3						
Alvin Davis, L OBP: 0.402, SLG: 0.431 Bruce Fields, L OBP: 0.200, SLG: 0.143 (9, PR)										4	0	2	2	0	0	2					
Ken Phelps, L OBP: 0.452, SLG: 0.644 Rick Renteria, R OBP: 0.333, SLG: 0.528 (9, PH)										3	0	0	0	0	2	3					
Jim Presley, R OBP: 0.287, SLG: 0.411 (1, 5)											3	0	0	0	1	3					
Glenn Wilson, R OBP: 0.239, SLG: 0.264 (1, 9)											4	0	0	0	0	2		2			
Rey Quinones, R OBP: 0.320, SLG: 0.398 (1, 6)											4	0	0	0	0	3					
Harold Reynolds, S OBP: 0.297, SLG: 0.425 (1, 4)											4	0	0	0	0	3		3			
Inning Stats	R: 0 E: 0 K: 1 S: 11	H: 0 LOB: 0 BB: 0 P: 14	R: 0 E: 0 K: 1 S: 9	H: 0 LOB: 0 BB: 0 P: 11	R: 0 E: 0 K: 2 S: 11	H: 3 LOB: 1 BB: 0 P: 15	R: 0 E: 0 K: 2 S: 8	H: 0 LOB: 0 BB: 0 P: 12	R: 0 E: 0 K: 1 S: 9	H: 2 LOB: 2 BB: 0 P: 14	R: 0 E: 0 K: 1 S: 5	H: 0 LOB: 0 BB: 0 P: 5	R: 0 E: 0 K: 1 S: 10	H: 1 LOB: 1 BB: 0 P: 14	R: 0 E: 1 K: 2 S: 14	H: 1 LOB: 3 BB: 1 P: 23		1B: 6 2B: 1 3B: 0 HR: 0	SF: 0 SAC: 0 DP: 0 HBP: 0	WP: 0 PB: 0 SB: 0 CS: 0	PA: 36
PITCHER	IP	WLS	BF	H	R	ER	SO	BB	IBB	HBP	BLK	WP	HR	S	P	ERA	WHIP				
Jeff Robinson, R ERA: 3.82 (1, 1)	8.0	W	30	6	2	2	11	0	0	0	0	0	0	74	102	2.25	0.750				
Willie Hernandez, L ERA: 3.48 (9, 1)	1.0	S	6	1	0	0	2	1	0	0	1	0	0	14	23	0.00	2.000				

Batter	1	2	3	4	5	6	7	8	9	AB	R	H	RBI	BB	SO	LOB	BOTTOM				
Gary Pettis, S OBP: 0.297, SLG: 0.186 (1, 8)										4	0	0	0	0	0	0	Seattle Mariners @ Detroit Tigers Tiger Stadium, Detroit, MI Sun May 01, 1988, 3:33 AM EDT Att: 28,432 - Sunny - 69 F				
Lou Whitaker, L OBP: 0.416, SLG: 0.433 (1, 4)										3	0	0	0	1	1	0					
Darrell Evans, L OBP: 0.292, SLG: 0.242 (1, 3)										3	0	0	0	0	1	1					
Alan Trammell, R OBP: 0.313, SLG: 0.424 (1, 6)										3	1	1	0	0	0	1					
Matt Nokes, L OBP: 0.297, SLG: 0.600 (1, 2)										3	2	2	3	0	0	0					
Dave Bergman, L OBP: 0.455, SLG: 0.438 Luis Salazar, R OBP: 0.333, SLG: 0.483 (8, 7)										3	0	1	0	0	0	0					
Ray Knight, R OBP: 0.224, SLG: 0.200 Jim Walewander, S OBP: 0.333, SLG: 0.667 (7, PR)										3	0	1	0	0	0	1					
Chet Lemon, R OBP: 0.372, SLG: 0.397 (1, 9)										3	0	0	0	0	0	2					
Tom Brookens, R OBP: 0.431, SLG: 0.491 (1, 5)										3	0	1	0	0	1	0					
Inning Stats	R: 0 E: 0 K: 0 S: 9	H: 0 LOB: 1 BB: 1 P: 17	R: 0 E: 0 K: 0 S: 8	H: 0 LOB: 0 BB: 0 P: 11	R: 0 E: 0 K: 1 S: 7	H: 0 LOB: 0 BB: 0 P: 11	R: 1 E: 0 K: 0 S: 8	H: 3 LOB: 2 BB: 0 P: 12	R: 0 E: 0 K: 2 S: 9	H: 0 LOB: 0 BB: 0 P: 12	R: 2 E: 0 K: 0 S: 8	H: 3 LOB: 1 BB: 0 P: 15	R: 0 E: 0 K: 0 S: 6	H: 0 LOB: 0 BB: 0 P: 9	1B: 4 2B: 0 3B: 0 HR: 2	SF: 0 SAC: 0 DP: 0 HBP: 0		WP: 1 PB: 0 SB: 0 CS: 0	PA: 29		
PITCHER	IP	WLS	BF	H	R	ER	SO	BB	IBB	HBP	BLK	WP	HR	S	P	ERA	WHIP				
Mike Moore, R ERA: 5.53 (1, 1)	8.0	L	29	6	3	3	3	1	0	0	0	1	2	66	105	3.38	0.875				


AB	35
R	2
H	7
RBI	2
BB	1
SO	13
LOB	20



Batter	1	2	3	4	5	6	7	8	9	10	AB	R	H	RBI	BB	SO	LOB	TOP	
Carney Lansford, R OBP: 0.372, SLG: 0.467 (1.5)	P4		L7		FC6-4 1B		P6		L8		5	0	1	0	0	0	0		
Stan Javier, S OBP: 0.364, SLG: 0.435 (7.7)	K		G6-3		F7		BB 1B		B4-3		5	0	1	0	0	1	1		
Jose Canseco, R OBP: 0.390, SLG: 0.557 (1.9)	1B		G3		FC6-4 BB 1-2		BB 1B		BB 1B		3	1	1	0	2	0	1		
Dave Parker, L OBP: 0.321, SLG: 0.371 Dave Henderson, R OBP: 0.400, SLG: 0.667 (7.8)	1B		E7 F9 HR		BB		K		BB 1B		3	1	1	0	1	1	2		
Mark McGwire, R OBP: 0.370, SLG: 0.516 (1.3)	F7		F9		F9				K		5	0	0	0	0	2	7		
Ron Hassey, L OBP: 0.271, SLG: 0.462 (1.2)		G3		HR		G4-3		F7		BB 1B	5	1	2	4	0	0	0		
Don Baylor, R OBP: 0.304, SLG: 0.220 (1.10)		BB		F9		P3		G1-6-3		F8	4	0	0	0	1	0	1		
Glenn Hubbard, R OBP: 0.372, SLG: 0.378 (1.4)		K		1B		K			G6-3		4	0	1	0	0	2	1		
Walt Weiss, S OBP: 0.200, SLG: 0.175 Doug Jennings, L OBP: 0.424, SLG: 0.458 Mike Gallego, R OBP: 0.361, SLG: 0.267 (9.6)	F7		L7			G4-3			G3		3	0	0	0	0	0	2		
Inning Stats	R: 0 E: 0 K: 1 S: 13	H: 2 LOB: 2 BB: 0 P: 21	R: 0 E: 0 K: 13 S: 13	H: 0 LOB: 1 BB: 1 P: 18	R: 0 E: 0 K: 0 S: 8	H: 0 LOB: 0 BB: 0 P: 12	R: 2 E: 1 K: 0 S: 15	H: 2 LOB: 1 BB: 0 P: 25	R: 0 E: 0 K: 1 S: 7	H: 1 LOB: 2 BB: 1 P: 15	R: 0 E: 0 K: 1 S: 9	H: 0 LOB: 0 BB: 0 P: 10	R: 0 E: 0 K: 0 S: 8	H: 0 LOB: 0 BB: 0 P: 10	R: 2 E: 0 K: 1 S: 10	H: 2 LOB: 1 BB: 1 P: 19	1B: 6 2B: 1 3B: 0 HR: 1	SF: 0 SAC: 0 DP: 0 HBP: 0	WP: 0 PA: 43 PB: 0 SB: 0 CS: 0
PITCHER	IP WLS BF H R ER SO BB IBB HBP BLK WP HR S P ERA WHIP	IP WLS BF H R ER SO BB IBB HBP BLK WP HR S P ERA WHIP																	
Doyle Alexander, R ERA: 3.28 (1.1)	8.0	34	6	2	1	5	3	0	0	0	0	0	0	0	0	0	0	1.12	1.125
Mike Henneman, R ERA: 2.35 (9.1)	2.0	9	2	2	2	1	1	0	0	0	0	0	0	0	18	29	9.00	1.500	

Oakland Athletics @ Detroit Tigers
Tiger Stadium, Detroit, MI
Mon May 02 1988, 7:05 PM EDT
Att: 15,856 - Unknown - 65 F


AB 39
R 4
H 8
RBI 4
BB 4
SO 6
LOB 15



Batter	1	2	3	4	5	6	7	8	9	10	AB	R	H	RBI	BB	SO	LOB	BOTTOM			
Gary Pettis, S OBP: 0.302, SLG: 0.198 (1.8)	G4-3		S 1B		E7 BLK 1B			L8		K	5	1	2	0	0	1	0				
Tom Brookens, R OBP: 0.420, SLG: 0.525 (1.5)	L7		P2		G3			HR			4	1	1	1	0	0	1				
Luis Salazar, R OBP: 0.324, SLG: 0.455 (1.4)	S 1B		G4-3		P6			F9			4	0	1	0	0	0	0				
Alan Trammell, R OBP: 0.310, SLG: 0.416 (1.6)	F9		FC5 BB 1B		B5-3			L7			4	0	1	0	0	0	1				
Larry Herndon, R OBP: 0.259, SLG: 0.214 Jim Walewander, S OBP: 0.333, SLG: 0.667 (9. PR)	K		FC5 BB		K			BB 1B			3	0	1	0	1	2	0				
Chet Lemon, R OBP: 0.356, SLG: 0.378 (1.9)	P6		FC5 FC6-4		P6			P6			4	0	0	0	0	0	3				
Ray Knight, R OBP: 0.208, SLG: 0.184 (1.3)	L7		FC6-4		G6-3			F9			4	0	0	0	0	0	3				
Jim Morrison, R OBP: 0.231, SLG: 0.288 Lou Whitaker, L OBP: 0.414, SLG: 0.426 (10. PH)	E5 CS		G6-3		F7			F8			3	0	0	0	0	0	0				
Mike Heath, R OBP: 0.265, SLG: 0.233 Darrell Evans, L OBP: 0.268, SLG: 0.238 (10. PH)	L8		K		P3			P6			3	0	0	0	0	1	1				
Inning Stats	R: 0 E: 0 K: 0 S: 8	H: 1 LOB: 1 BB: 0 P: 12	R: 0 E: 0 K: 1 S: 8	H: 0 LOB: 0 BB: 0 P: 12	R: 0 E: 0 K: 0 S: 7	H: 1 LOB: 1 BB: 1 P: 13	R: 0 E: 0 K: 0 S: 8	H: 1 LOB: 2 BB: 1 P: 15	R: 1 E: 1 K: 1 S: 9	H: 1 LOB: 0 BB: 0 P: 16	R: 0 E: 0 K: 0 S: 6	H: 0 LOB: 0 BB: 0 P: 8	R: 1 E: 0 K: 0 S: 7	H: 1 LOB: 0 BB: 0 P: 12	R: 0 E: 0 K: 0 S: 7	H: 1 LOB: 1 BB: 0 P: 12	R: 0 E: 0 K: 1 S: 9	H: 0 LOB: 0 BB: 0 P: 16	1B: 5 2B: 0 3B: 0 HR: 1	SF: 0 SAC: 0 DP: 0 HBP: 0	WP: 0 PA: 37 PB: 0 SB: 2 CS: 1
PITCHER	IP WLS BF H R ER SO BB IBB HBP BLK WP HR S P ERA WHIP	IP WLS BF H R ER SO BB IBB HBP BLK WP HR S P ERA WHIP																			
Curt Young, L ERA: 3.55 (1.1)	9.0	34	6	2	1	3	1	0	0	1	0	0	0	0	0	0	0	1.00	0.778		
Dennis Eckersley, R ERA: (10.1)	1.0	3	0	0	1	1	0	0	0	0	0	0	0	9	16	0.00	0.000				

Oakland Athletics @ Detroit Tigers
Tiger Stadium, Detroit, MI
Mon May 02 1988, 7:05 PM EDT
Att: 15,856 - Unknown - 65 F

AB 36
R 2
H 6
RBI 1
BB 1
SO 4
LOB 9



Batter	1	2	3	4	5	6	7	8	9	AB	R	H	RBI	BB	SO	LOB	TOP								
Tony Phillips, S OBP: 0.354, SLG: 0.269 (1, 7)	1-0 FC4-6 1B		2-1 P6 1-2	2-3 K SAFE		1-3 K SAFE		1-2 G6-3	3-2 G6-3	6	0	1	0	0	2	5									
Carney Lansford, R OBP: 0.381, SLG: 0.495 Stan Javier, S OBP: 0.364, SLG: 0.435 (1, 5)	0-0 F8		4-0	0-0		1-2 HR		3-1 F9		4	1	2	3	1	0	1									
Jose Canseco, R OBP: 0.362, SLG: 0.539 Doug Jennings, L OBP: 0.424, SLG: 0.458 (1, 9)	3-2 FC4-6 1-2		2-3 K SAFE	3-H G4-3		1-2 F7		1-2 BB 1B		5	1	1	0	0	1	5									
Mark McGwire, R OBP: 0.381, SLG: 0.515 (1, 3)	3-1 F8			0-0 F7	1-0 2B SF8 1B	1-1 BLK 1B		4-1 1B 1-2 BB		4	1	2	0	1	0	1									
Dave Henderson, R OBP: 0.422, SLG: 0.684 (1, 8)		2-1 G6-3		0-0 2B 1B	1-1 2B	2-1 G6-3		2-0 BB 1B		5	1	3	1	0	0	1									
Don Baylor, R OBP: 0.324, SLG: 0.258 (1, 10)		1-1 F9		0-0 2B	2-1 SF8		3-2 1B	4-1 BB		3	1	2	1	1	0	0									
Terry Steinbach, R OBP: 0.286, SLG: 0.218 (1, 2)		3-1 F7		4-2 2B BB	3-1 F9		1-3 K	2-3 K		4	1	0	0	1	2	5									
Mike Gallego, R OBP: 0.341, SLG: 0.286 (1, 4)			0-1 G5-3	1-1 S 1B 2B	1-2 L4		1-0 P2		2-3 K	5	1	1	3	0	1	2									
Walt Weiss, S OBP: 0.240, SLG: 0.185 (1, 6)			1-0 PB 1B	4-2 1B BB		4-1 BLK HR BB	1-2 F7		4-1 G6-3 BB	2	1	1	0	3	0	1									
Inning Stats	R: 0 E: 0 K: 0 S: 7	H: 1 LOB: 1 BB: 0 P: 14	R: 0 E: 0 K: 0 S: 6	H: 0 LOB: 0 BB: 0 P: 12	R: 0 E: 0 K: 1 S: 8	H: 1 LOB: 2 BB: 1 P: 17	R: 4 E: 0 K: 1 S: 18	H: 4 LOB: 2 BB: 2 P: 30	R: 1 E: 0 K: 0 S: 12	H: 2 LOB: 1 BB: 0 P: 20	R: 2 E: 0 K: 1 S: 16	H: 2 LOB: 1 BB: 1 P: 26	R: 0 E: 0 K: 1 S: 10	H: 1 LOB: 0 BB: 0 P: 16	R: 1 E: 0 K: 1 S: 14	H: 2 LOB: 2 BB: 2 P: 31	R: 0 E: 0 K: 1 S: 9	H: 0 LOB: 0 BB: 1 P: 18	1B: 9 2B: 3 3B: 0 HR: 1	SF: 1 SAC: 0 DP: 1 HBP: 0	WP: 0 PB: 1 SB: 2 CS: 0	PA: 46			
PITCHER	IP	WLS	BF	H	R	ER	SO	BB	IBB	HBP	BLK	WP	HR	S	P	ERA	WHIP								
Frank Tanana, L ERA: 4.35 (1, 1)	4.0	L	23	8	5	5	2	3	0	0	0	0	0	42	78	11.25	2.750								
Don Heinkel, R ERA: 3.75 (5, 1)	4.0		20	5	3	3	3	3	0	0	2	0	1	49	88	6.75	2.000								
Paul Gibson, L ERA: 4.0 (9, 1)	1.0		3	0	0	0	1	1	0	0	0	0	0	9	18	0.00	1.000								

Oakland Athletics @ Detroit Tigers
Tiger Stadium, Detroit, MI
Tue May 03 1988, 3:33 AM EDT
Att: 20,221 - Sunny - 57 F

AB 38
R 8
H 13
RBI 8
BB 7
SO 6
LOB 21



Batter	1	2	3	4	5	6	7	8	9	AB	R	H	RBI	BB	SO	LOB	BOTTOM								
Gary Pettis, S OBP: 0.297, SLG: 0.189 (1, 8)	0-0 P6		4-2 BB		2-2 F7		1-1 F7		3-3 K	4	0	0	0	1	1	4									
Lou Whitaker, L OBP: 0.426, SLG: 0.429 Luis Salazar, R OBP: 0.343, SLG: 0.455 (1, 4)	2-2 1B	0-2 L6-4			4-1 G3-6-3 BB		4-2 BB		4-1 G4-6-3 BB	2	1	1	0	2	0	3									
Darrell Evans, L OBP: 0.295, SLG: 0.250 (1, 3)	1-1 1B		2-2 G4-3 F8 1B		1-2 G3-6-3		3-3 K		2-2 G4-6-3	5	0	2	0	0	1	6									
Alan Trammell, R OBP: 0.308, SLG: 0.419 (1, 6)	1-1 P2		0-2 F8		1-0 G4-3 2B		3-1 F8			4	0	1	0	0	0	3									
Matt Nokes, L OBP: 0.294, SLG: 0.578 (1, 2)	0-2 1B		2-2 G4-3		3-1 F7		0-3 K			4	0	1	1	0	1	2									
Dave Bergman, L OBP: 0.385, SLG: 0.350 (1, 10)	1-1 F7		2-3 K		3-1 G4-3		1-3 K			4	0	0	0	0	2	4									
Pat Sheridan, L OBP: 0.409, SLG: 0.462 (1, 7)		0-1 G4-3		0-1 G4-3		2-3 K		3-2 2B BB 1B		4	1	1	0	0	1	1									
Chet Lemon, R OBP: 0.362, SLG: 0.388 (1, 9)		4-2 2B BB		1-1 F8		2-1 G3-1		1-1 BB 2B		3	0	1	0	1	0	0									
Tom Brookens, R OBP: 0.438, SLG: 0.541 (1, 5)		2-2 L6-4 2B		3-2 F8		4-1 BB BB		4-2 BB		2	0	1	0	2	0	0									
Inning Stats	R: 1 E: 0 K: 0 S: 13	H: 3 LOB: 2 BB: 0 P: 18	R: 0 E: 0 K: 0 S: 14	H: 1 LOB: 2 BB: 2 P: 24	R: 0 E: 0 K: 1 S: 12	H: 1 LOB: 1 BB: 0 P: 18	R: 0 E: 0 K: 0 S: 8	H: 0 LOB: 0 BB: 0 P: 12	R: 0 E: 0 K: 1 S: 9	H: 0 LOB: 0 BB: 1 P: 16	R: 0 E: 0 K: 1 S: 8	H: 1 LOB: 1 BB: 0 P: 17	R: 0 E: 0 K: 1 S: 11	H: 0 LOB: 2 BB: 2 P: 25	R: 0 E: 0 K: 2 S: 8	H: 0 LOB: 0 BB: 0 P: 12	R: 1 E: 0 K: 1 S: 16	H: 2 LOB: 2 BB: 2 P: 33	1B: 5 2B: 4 3B: 0 HR: 0	SF: 0 SAC: 0 DP: 3 HBP: 0	WP: 0 PB: 0 SB: 0 CS: 0	PA: 39			
PITCHER	IP	WLS	BF	H	R	ER	SO	BB	IBB	HBP	BLK	WP	HR	S	P	ERA	WHIP								
Dave Stewart, R ERA: 2.82 (1, 1)	6.0	W	25	6	1	1	2	3	0	0	0	0	0	64	105	1.50	1.500								
Eric Plunk, R ERA: 3.24 (7, 1)	2.0		11	2	1	1	3	3	0	0	0	0	0	27	53	4.50	2.500								
Greg Cadaret, L ERA: 2.84 (9, 1)	1.0		3	0	0	0	1	1	0	0	0	0	0	8	17	0.00	1.000								

Oakland Athletics @ Detroit Tigers
Tiger Stadium, Detroit, MI
Tue May 03 1988, 3:33 AM EDT
Att: 20,221 - Sunny - 57 F

AB 32
R 2
H 8
RBI 2
BB 7
SO 6
LOB 23




Batter	1	2	3	4	5	6	7	8	9	AB R H RBI BB SO LOB	TOP									
Gary Pettis, S OBP: 0.293, SLG: 0.190 (1, 8)	2-2 3-1		0-0 G3 S 1B		0-3 K		1-0 3-2		3-2 3-1	5 0 1 0 0 1 2	Detroit Tigers @ California Angels Anaheim Stadium, Anaheim, CA Wed May 04 1988, 10:05 PM EDT Att: 26,020 - Unknown - 65 F									
Lou Whitaker, L OBP: 0.432, SLG: 0.425 (1, 4)	1-1 6-3		2-2 6-3		1-1 1B		1-2 3-H 4-0 IBB			3 0 1 0 1 0 1										
Darrell Evans, L OBP: 0.280, SLG: 0.236 (1, 3)	1-0 1-3		1-0 G3		2-3 K		1-2 L4			4 0 0 0 0 1 4										
Alan Trammell, R OBP: 0.306, SLG: 0.443 (1, 6)		3-2 HR	1-1 5-3		3-3 K		1-2 F3			4 1 1 1 0 1 2										
Matt Nokes, L OBP: 0.292, SLG: 0.559 (1, 2)		1-2 FC5 BB 1B		1-0 F3		2-2 F7		1-1 F8		4 0 1 0 0 0 0										
Dave Bergman, L OBP: 0.367, SLG: 0.333 (1, 10)		1-3 K		1-1 F6		0-2 1-3		1-1 1B		4 0 1 0 0 1 1										
Pat Sheridan, L OBP: 0.417, SLG: 0.476 (1, 7)		4-2 1-2 BB		0-0 2B		3-2 6-3		0-0 1-3		3 0 1 0 1 0 1										
Chet Lemon, R OBP: 0.367, SLG: 0.398 (1, 9)		3-2 F7		4-1 BB		0-0 1B 3-2 2B		1-0 5-3		3 0 1 0 1 0 2										
Tom Brookens, R OBP: 0.429, SLG: 0.523 (1, 5)		1-1 FC5 2-3f		0-1 4-3		0-0 2-3 1B		1-1 6-3		4 0 1 0 0 0 4										
Inning Stats	R: 0 E: 0 K: 0 S: 8	H: 0 LOB: 0 BB: 0 P: 12	R: 1 E: 0 K: 1 S: 16	H: 2 LOB: 2 BB: 1 P: 29	R: 0 E: 0 K: 0 S: 7	H: 1 LOB: 1 BB: 0 P: 11	R: 0 E: 0 K: 0 S: 13	H: 1 LOB: 1 BB: 0 P: 19	R: 0 E: 0 K: 0 S: 10	H: 0 LOB: 0 BB: 0 P: 15	R: 0 E: 0 K: 0 S: 6	H: 2 LOB: 2 BB: 1 P: 12	R: 0 E: 0 K: 0 S: 8	H: 1 LOB: 1 BB: 0 P: 11	R: 0 E: 0 K: 0 S: 7	H: 0 LOB: 0 BB: 0 P: 12	1B: 5 2B: 3 3B: 0 HR: 1	SF: 0 SAC: 0 DP: 1 HBP: 0	WP: 0 PB: 0 SB: 1 CS: 0	PA: 37
PITCHER Dan Petry, R ERA: 4.85 (1, 1)	IP: 9.0 WLS: L BF: 37 H: 8 R: 1 ER: 1 SO: 4 BB: 2 IBB: 1 HBP: 0 BLK: 0 WP: 0 HR: 1 S: 82 P: 134 ERA: 1.00 WHIP: 1.111											PITCHER								

Batter	1	2	3	4	5	6	7	8	9	AB R H RBI BB SO LOB	BOTTOM									
Mark McLemore, S OBP: 0.325, SLG: 0.346 (1, 4)	2-0 L1		2-0 G5-4-3 1B			1-3 K			4-0 FC3-6 BB	3 0 1 0 1 1 0	Detroit Tigers @ California Angels Anaheim Stadium, Anaheim, CA Wed May 04 1988, 10:05 PM EDT Att: 26,020 - Unknown - 65 F									
Bill Buckner, L OBP: 0.287, SLG: 0.200 (1, 10)	0-1 F8		1-2 G5-4-3 1-2f			1-1 6-3			1-2 FC3-6 1B 1-2f	4 0 0 0 0 0 2 0 0 0 0 0 0 0										
Wally Joyner, L OBP: 0.360, SLG: 0.385 (1, 3)	4-2 FC6-4 BB			2-1 F8		0-2 4-3			1-0 L8	3 0 0 0 1 0 1										
Chili Davis, S OBP: 0.331, SLG: 0.455 (1, 9)	1-0 FC6-4 1-2f			0-3 K		1-2 F8			0-2 F8	4 0 1 0 0 1 1										
Johnny Ray, S OBP: 0.402, SLG: 0.537 (1, 7)				0-0 4-1		2-1 F8			1-2 4-3	4 0 0 0 0 0 2										
Jack Howell, L OBP: 0.371, SLG: 0.447 (1, 5)		4-0 BB			1-2 3-1				1-3 K2-3	2 0 0 0 1 1 0										
Devon White, S OBP: 0.308, SLG: 0.372 (1, 8)		1-0 L7			3-3 K				1-0 4-3	3 0 0 0 0 1 1										
Bob Boone, R OBP: 0.300, SLG: 0.297 (1, 2)		3-2 6-3			1-2 F8				4-0 BB	2 0 0 0 1 0 1 0 0 0 0 0 0 0 0 0 0 0 0 0 0										
Butch Wynegar, S OBP: 0.469, SLG: 0.583 (9, 2)									1-3 K	3 0 0 0 0 1 1										
Dick Schofield, R OBP: 0.280, SLG: 0.345 (1, 6)						1-1 6-3														
Inning Stats	R: 0 E: 0 K: 0 S: 7	H: 0 LOB: 1 BB: 1 P: 14	R: 0 E: 0 K: 0 S: 5	H: 0 LOB: 1 BB: 1 P: 13	R: 0 E: 0 K: 1 S: 6	H: 0 LOB: 0 BB: 0 P: 8	R: 0 E: 0 K: 1 S: 9	H: 0 LOB: 0 BB: 0 P: 14	R: 0 E: 0 K: 1 S: 7	H: 0 LOB: 0 BB: 0 P: 10	R: 0 E: 0 K: 0 S: 8	H: 0 LOB: 0 BB: 0 P: 11	R: 0 E: 0 K: 2 S: 8	H: 0 LOB: 1 BB: 1 P: 15	R: 0 E: 0 K: 0 S: 12	H: 1 LOB: 2 BB: 1 P: 19	1B: 2 2B: 0 3B: 0 HR: 0	SF: 0 SAC: 0 DP: 1 HBP: 0	WP: 0 PB: 0 SB: 0 CS: 0	PA: 32
PITCHER Jack Morris, R ERA: 4.35 (1, 1)	IP: 9.0 WLS: W BF: 32 H: 2 R: 0 ER: 0 SO: 5 BB: 4 IBB: 0 HBP: 0 BLK: 0 WP: 0 HR: 0 S: 67 P: 112 ERA: 0.00 WHIP: 0.667											PITCHER								

Batter	1	2	3	4	5	6	7	8	9	AB	R	H	RBI	BB	SO	LOB	TOP								
Gary Pettis, S OBP: 0.298, SLG: 0.200 (1, 8)	F9	BB		K		F8 SF7		G3		5	1	2	0	0	1	2									
Lou Whitaker, L OBP: 0.430, SLG: 0.416 (1, 4)	4-3	1B		F7		F8		SH5-3	1B	4	1	1	1	1	0	3									
Luis Salazar, R OBP: 0.342, SLG: 0.429 (1, 7)	1-3	G4-6-3		1B		SF7		SH5-3	1B	2	0	0	0	0	0	3									
Pat Sheridan, L OBP: 0.408, SLG: 0.476 (4, PR) (4, 7)	1-3	G4-6-3		HBP						0	0	0	1	0	0	0									
Alan Trammell, R OBP: 0.319, SLG: 0.451 (1, 6)		1B BLK		5-3		K		F8		5	1	3	2	0	1	1									
Larry Herndon, R OBP: 0.273, SLG: 0.233 (1, 10)	BLK	1B		5-3		F2		K		2	1	1	0	0	0	1									
Darrell Evans, L OBP: 0.282, SLG: 0.240 (4, PH)	1B	1B		1-2				CS		3	0	1	1	0	1	2									
Chet Lemon, R OBP: 0.373, SLG: 0.402 (1, 9)	1B BLK	1B		5-3		F9		CS		4	1	2	1	0	0	1									
Ray Knight, R OBP: 0.192, SLG: 0.192 (1, 3)	1B	1B		1-3		F7				3	1	1	1	1	0	1									
Dave Bergman, L OBP: 0.367, SLG: 0.333 (9, 3)	1B	1B		1-3						0	0	0	0	0	0	0									
Tom Brookens, R OBP: 0.432, SLG: 0.507 (1, 5)	K			HBP	BB			K		2	1	0	0	2	2	2									
Mike Heath, R OBP: 0.289, SLG: 0.242 (1, 2)	BB	1B		HBP	BB	G6-4-3		6-3		3	1	1	1	1	0	2									
Inning Stats	R: 0 E: 0 K: 0 S: 8	H: 0 LOB: 0 BB: 0 P: 12	R: 4 E: 0 K: 1 S: 17	H: 6 LOB: 2 BB: 1 P: 34	R: 0 E: 0 K: 0 S: 9	H: 1 LOB: 1 BB: 0 P: 18	R: 2 E: 0 K: 1 S: 11	H: 1 LOB: 2 BB: 2 P: 25	R: 0 E: 0 K: 1 S: 10	H: 1 LOB: 1 BB: 1 P: 19	R: 1 E: 0 K: 1 S: 13	H: 1 LOB: 0 BB: 0 P: 19	R: 0 E: 0 K: 1 S: 9	H: 0 LOB: 0 BB: 0 P: 13	R: 0 E: 0 K: 1 S: 5	H: 0 LOB: 0 BB: 0 P: 7	R: 1 E: 0 K: 0 S: 8	H: 2 LOB: 0 BB: 0 P: 12	1B: 12 2B: 0 3B: 0 HR: 0	SF: 1 SAC: 1 DP: 2 HBP: 1	WP: 0 PB: 0 SB: 1 CS: 3	PA: 42			
PITCHER	IP	WLS	BF	H	R	ER	SO	BB	IBB	HBP	BLK	WP	HR	S	P	ERA	WHIP								
Chuck Finley, L ERA: 4.02 (1, 1)	1.1	L	11	6	4	4	1	1	0	0	2	0	0	22	41	27.00	5.250								
Stu Cliburn, R ERA: 5.94 (2, 1)	2.1		11	2	2	2	1	2	0	1	0	0	0	20	43	7.71	1.714								
Ray Krawczyk, R ERA: 1.38 (4, 1)	1.1		5	1	0	0	0	2	0	0	0	0	0	13	24	0.00	2.250								
Bryan Harvey, R ERA: 0.75 (6, 1)	3.0		10	1	1	1	3	0	0	0	0	0	0	27	39	3.00	0.333								
DeWayne Bruce, R ERA: 6.75 (9, 1)	1.0		4	2	1	1	0	0	0	0	0	0	0	8	12	9.00	2.000								

Detroit Tigers @ California Angels
Anaheim Stadium, Anaheim, CA
Thu May 05 1988, 10:05 PM EDT
Att: 23,821 - Unknown


AB 33
R 8
H 12
RBI 8
BB 5
SO 5
LOB 18



Batter	1	2	3	4	5	6	7	8	9	AB	R	H	RBI	BB	SO	LOB	BOTTOM								
Mark McLemore, S OBP: 0.313, SLG: 0.330 (1, 4)	L6		G4-6-3		FC3-6		F8		G6-4-3	5	1	0	0	0	0	3									
Bill Buckner, L OBP: 0.271, SLG: 0.209 (1, 10)	G3		F7		FC4-6		F9		K	3	0	1	0	0	0	0									
Tony Armas, R OBP: 0.298, SLG: 0.372 (7, PH)					1B					2	0	0	0	0	1	0									
Wally Joyner, L OBP: 0.364, SLG: 0.420 (1, 3)	3B			WP	1B		1-3			4	2	2	1	0	0	1									
Chili Davis, S OBP: 0.328, SLG: 0.465 (1, 9)	F8			6-3	1B			K		4	1	1	1	0	1	2									
Johnny Ray, S OBP: 0.396, SLG: 0.525 (1, 7)				1-3				6-3		4	0	1	1	0	1	1									
Jack Howell, L OBP: 0.370, SLG: 0.443 (1, 5)				2-3				1B		3	0	1	1	0	1	1									
Gus Polidor, R OBP: 0.250, SLG: 0.182 (8, PH) (9, 5)	F7			BB				K		0	0	0	0	1	0	0									
Devon White, S OBP: 0.315, SLG: 0.381 (1, 8)	K			1B				2B		3	0	1	0	1	1	0									
Butch Wynegar, S OBP: 0.457, SLG: 0.556 (1, 2)								2B		3	1	1	0	0	0	2									
George Hendrick, R OBP: 0.294, SLG: 0.438 (8, PH)								6-3		1	0	0	0	0	0	2									
Bob Boone, R OBP: 0.300, SLG: 0.297 (9, 2)				1B						0	0	0	0	0	0	0									
Dick Schofield, R OBP: 0.299, SLG: 0.363 (1, 6)										4	0	3	0	0	1	0									
Inning Stats	R: 0 E: 0 K: 0 S: 6	H: 1 LOB: 1 BB: 0 P: 10	R: 0 E: 0 K: 2 S: 9	H: 0 LOB: 0 BB: 0 P: 13	R: 1 E: 0 K: 0 S: 9	H: 2 LOB: 0 BB: 0 P: 15	R: 1 E: 0 K: 0 S: 15	H: 2 LOB: 2 BB: 1 P: 28	R: 3 E: 0 K: 1 S: 8	H: 4 LOB: 1 BB: 0 P: 25	R: 0 E: 0 K: 1 S: 6	H: 0 LOB: 0 BB: 0 P: 9	R: 0 E: 0 K: 1 S: 12	H: 1 LOB: 2 BB: 1 P: 23	R: 0 E: 0 K: 1 S: 7	H: 1 LOB: 0 BB: 0 P: 9	1B: 7 2B: 2 3B: 2 HR: 0	SF: 0 SAC: 0 DP: 2 HBP: 0	WP: 1 PB: 0 SB: 1 CS: 0	PA: 38					
PITCHER	IP	WLS	BF	H	R	ER	SO	BB	IBB	HBP	BLK	WP	HR	S	P	ERA	WHIP								
Walt Terrell, R ERA: 8.35 (1, 1)	4.2		23	9	5	5	2	1	0	0	0	0	0	51	87	9.64	2.143								
Willie Hernandez, L ERA: 2.7 (5, 1)	3.0	W	11	1	0	0	3	1	0	0	0	0	0	26	43	0.00	0.667								
Mike Henneman, R ERA: 2.16 (8, 1)	1.1	S	4	1	0	0	1	0	0	0	0	0	0	10	15	0.00	0.750								

Detroit Tigers @ California Angels
Anaheim Stadium, Anaheim, CA
Thu May 05 1988, 10:05 PM EDT
Att: 23,821 - Unknown

AB 36
R 5
H 11
RBI 4
BB 2
SO 6
LOB 12



Batter	1	2	3	4	5	6	7	8	9	AB	R	H	RBI	BB	SO	LOB	TOP									
Gary Pettis, S OBP: 0.302, SLG: 0.229 (1, 8)	0-0 4-3 1		4-2 F9 1B BB	2-2 G3			1-0 4-3 3		2-1 HR	4	1	1	1	1	0	1										
Lou Whitaker, L OBP: 0.446, SLG: 0.476 (1, 4)	3-2 HR		0-0 G6-4-3 1B		0-0 L7			2-1 BB HR 1B	0-0 BLK 1B	5	2	4	1	0	0	0										
Darrell Evans, L OBP: 0.273, SLG: 0.231 (8, PH)	3-2 F7		0-0 F9		3-2 F7			2-2 SAFE 1-2 HR 1B	3-1 F8	3	0	0	0	0	0	2										
Luis Salazar, R OBP: 0.350, SLG: 0.432 (8, 3)			2-3							2	1	1	0	0	0	1										
Alan Trammell, R OBP: 0.331, SLG: 0.448 (1, 6)	2-0 BB 1B		1-1 G6-4-3		1-1 6-3			4-1 HR BB	4-0 BB	3	1	1	0	2	0	2										
Matt Nokes, L OBP: 0.307, SLG: 0.551 (8, PH)	4-1 BB			4-2 2B BB				3-3 K	0-3 K	1	1	0	0	2	0	0										
Larry Herndon, R OBP: 0.265, SLG: 0.226 (8, 2)	1-2 BB			1-3 K				2-2 F9		1	0	0	0	0	1	3										
Mike Heath, R OBP: 0.282, SLG: 0.235 (1, 7)	0-0 F5			3-2 1B 2B				1-2 HR		3	0	0	0	0	0	0										
Dave Bergman, L OBP: 0.333, SLG: 0.296 (8, PH)				1-2 1B				1-2 K		3	0	0	0	0	0	0										
Ray Knight, R OBP: 0.228, SLG: 0.192 (8, PH)				2-H 1B				1-2 K		3	0	0	0	0	0	0										
Pat Sheridan, L OBP: 0.420, SLG: 0.558 (8, 7)				1-2 F8				1-2 K		3	0	0	0	0	0	0										
Jim Morrison, R OBP: 0.232, SLG: 0.304 (1, 10)		2-2 F8		3-2 1B 2B				1-2 K		3	0	0	0	0	0	0										
Chet Lemon, R OBP: 0.368, SLG: 0.396 (1, 9)		1-2 1-3		1-2 1B				0-0 F8	1-1 F9	4	0	1	1	0	0	0										
Tom Brookens, R OBP: 0.412, SLG: 0.479 (1, 5)		0-3 K		1-2 F8				1-0 F9	1-2 5-3	4	0	0	0	0	1	1										
Inning Stats	R: 1 E: 0 K: 0 S: 12	H: 2 LOB: 2 BB: 1 P: 24	R: 0 E: 0 K: 1 S: 13	H: 0 LOB: 0 BB: 1 P: 16	R: 0 E: 0 K: 0 S: 6	H: 1 LOB: 1 BB: 1 P: 11	R: 2 E: 0 K: 1 S: 22	H: 2 LOB: 1 BB: 1 P: 32	R: 0 E: 0 K: 0 S: 6	H: 0 LOB: 0 BB: 0 P: 10	R: 0 E: 0 K: 0 S: 9	H: 0 LOB: 0 BB: 0 P: 14	R: 0 E: 0 K: 0 S: 3	H: 0 LOB: 0 BB: 0 P: 5	R: 4 E: 0 K: 2 S: 16	H: 3 LOB: 2 BB: 1 P: 30	R: 1 E: 0 K: 1 S: 13	H: 2 LOB: 2 BB: 1 P: 23	1B: 6 2B: 1 3B: 0 HR: 3	SF: 0 SAC: 0 DP: 1 HBP: 0	WP: 0 PB: 0 SB: 0 CS: 0	PA: 41				
PITCHER	IP	WLS	BF	H	R	ER	SO	BB	IBB	HBP	BLK	WP	HR	S	P	ERA	WHIP									
Mike Moore, R ERA: 5.48 (1, 1)	7.0		29	6	4	4	2	3	0	0	0	0	0	1	73	116	5.14	1.286								
Dennis Powell, L ERA: (8, 1)	0.0	L	1	1	0	0	0	0	0	0	0	0	0	0	3	5	∞	∞								
Julio Solano, R ERA: 2.7 (8, 1)	0.0		1	0	0	0	0	1	0	0	0	0	0	0	1	5	∞	∞								
Bill Wilkinson, L ERA: 7.56 (8, 1)	0.1		1	0	0	0	1	0	0	0	0	0	0	0	3	6	0.00	0.000								
Michael Jackson, R ERA: 3.29 (8, 1)	1.2		9	3	4	4	2	1	0	0	1	0	2	20	33	21.60	2.400									

Detroit Tigers @ Seattle Mariners
The Kingdome, Seattle, WA
Fri May 06 1988, 10:05 PM EDT
Att: 16,667 - Dome

AB 36
R 8
H 10
RBI 8
BB 5
SO 5
LOB 15



Batter	1	2	3	4	5	6	7	8	9	AB	R	H	RBI	BB	SO	LOB	BOTTOM								
Mike Kingery, L OBP: 0.353, SLG: 0.345 (1, 9)	2-1 F9		0-0 L9 2B		1-3 K		1-2 1-3			4	0	1	0	0	1	0									
Scott Bradley, L OBP: 0.327, SLG: 0.413 (1, 2)	0-0 L9		0-0 L9			0-1 G3		0-3 K		3	0	0	0	0	0	1									
Dave Valle, R OBP: 0.231, SLG: 0.313 (9, 2)			2-3							1	0	0	0	0	1	0									
Henry Cotto, R OBP: 0.438, SLG: 0.534 (1, 8)	1-2 P6		0-0 F4			3-2 1B 1B		0-0 6-3		4	1	1	0	0	0	1									
Alvin Davis, L OBP: 0.439, SLG: 0.529 (1, 3)		0-0 HR	2-1 F4			2-1 1B FC5-4 1B		4-0 BB BB		3	2	2	1	1	0	1									
Ken Phelps, L OBP: 0.446, SLG: 0.603 (8, PH)		2-0 4-3		0-3 K		2-2 FC5-4 1B		4-2 BB BB		3	0	1	1	0	1	0									
Glenn Wilson, R OBP: 0.238, SLG: 0.263 (8, PH)						1-3 3-H 1B		1-2 BB		0	0	0	0	1	0	0									
Mickey Brantley, R OBP: 0.275, SLG: 0.450 (1, 7)	1-0 HR			0-0 F9		0-1 FC5-4		0-2 P6		4	1	1	2	0	0	3									
Jim Presley, R OBP: 0.273, SLG: 0.363 (1, 5)		4-2 BB		2-3 K		1-2 3-H F7		2-2 L8		3	0	0	0	1	1	1									
Rick Renteria, R OBP: 0.264, SLG: 0.385 (1, 6)		1-3 K			2-1 F8		3-2 5-3		0-0 F6	4	0	0	0	0	1	1									
Harold Reynolds, S OBP: 0.302, SLG: 0.440 (1, 4)		2-0 G3			1-0 B4-3		0-2 6-3		1-0 F7	4	0	0	0	0	0	1									
Inning Stats	R: 0 E: 0 K: 0 S: 6	H: 0 LOB: 0 BB: 0 P: 9	R: 2 E: 0 K: 1 S: 10	H: 2 LOB: 1 BB: 1 P: 20	R: 0 E: 0 K: 0 S: 5	H: 1 LOB: 1 BB: 0 P: 7	R: 0 E: 0 K: 2 S: 10	H: 0 LOB: 0 BB: 0 P: 12	R: 0 E: 0 K: 1 S: 7	H: 0 LOB: 0 BB: 0 P: 11	R: 2 E: 0 K: 0 S: 17	H: 3 LOB: 1 BB: 0 P: 25	R: 0 E: 0 K: 0 S: 9	H: 0 LOB: 0 BB: 0 P: 13	R: 0 E: 0 K: 1 S: 10	H: 0 LOB: 2 BB: 2 P: 18	R: 0 E: 0 K: 0 S: 5	H: 0 LOB: 0 BB: 0 P: 8	1B: 3 2B: 1 3B: 0 HR: 2	SF: 0 SAC: 0 DP: 0 HBP: 0	WP: 0 PB: 0 SB: 0 CS: 0	PA: 36			
PITCHER	IP	WLS	BF	H	R	ER	SO	BB	IBB	HBP	BLK	WP	HR	S	P	ERA	WHIP								
Jeff Robinson, R ERA: 4.05 (1, 1)	7.0		28	6	4	4	4	1	0	0	0	0	2	64	97	5.14	1.000								
Willie Hernandez, L ERA: 2.57 (8, 1)	0.2		4	0	0	0	1	2	0	0	0	0	0	7	15	0.00	3.000								
Mike Henneman, R ERA: 2.0 (8, 1)	1.1	S	4	0	0	0	0	0	0	0	0	0	0	8	11	0.00	0.000								

Detroit Tigers @ Seattle Mariners
The Kingdome, Seattle, WA
Fri May 06 1988, 10:05 PM EDT
Att: 16,667 - Dome

AB 33
R 4
H 6
RBI 4
BB 3
SO 5
LOB 9



Batter	1	2	3	4	5	6	7	8	9	AB	R	H	RBI	BB	SO	LOB	TOP					
Gary Pettis, S OBP: 0.298, SLG: 0.237	2-1 4-3	0-1 L9		3-1 F7		0-1 4-3		0-0 2B		5	0	1	0	0	0	3	Detroit Tigers @ Seattle Mariners The Kingdome, Seattle, WA Sat May 07 1988, 10:05 PM EDT Att: 27,019 - Dome					
Lou Whitaker, L OBP: 0.445, SLG: 0.483	3-2 E 1B	2-1 FC3-2		1-2 2B		2-0 4-3		1-0 L5		5	1	2	0	0	0	4						
Luis Salazar, R OBP: 0.364, SLG: 0.425	2-2 E BLK	1-2 F8		1-3 K			4-2 BLK BB		4-2 2B BB	3	1	1	0	1	1	4						
Pat Sheridan, L OBP: 0.431, SLG: 0.558	1-2 BLK									0	0	0	0	1	0	0						
Jim Walewander, S OBP: 0.333, SLG: 0.667										0	1	0	0	0	0	0						
Aian Trammell, R OBP: 0.333, SLG: 0.435	1-0 E5 BLK SF9		4-2 S 1B BB		4-2 1B BLK BB		1-2 K		2-0 F3	3	2	0	0	2	1	3						
Larry Herndon, R OBP: 0.278, SLG: 0.250	3-0 SF9		1-1 CS BB 1B		1-1 HBP 1B		1-2 L4		3-2 F8	1	0	1	2	0	0	0						
Darrell Evans, L OBP: 0.275, SLG: 0.235	1-H 3-H		4-1 1B		1-3 1B					3	0	1	0	0	0	2						
Chet Lemon, R OBP: 0.387, SLG: 0.408	2-1 4-3		4-1 CS 1B BB		2-2 HBP		4-0 IBB		0-2 PB 2B	2	1	1	0	2	0	0						
Ray Knight, R OBP: 0.278, SLG: 0.189		4-1 BB BB BB	1-2 4-3		3-2 FC1-2-5		3-0 L8		2-2 6-3	1	0	0	0	1	0	2						
Dave Bergman, L OBP: 0.324, SLG: 0.286										1	0	0	0	0	0	3						
Jim Morrison, R OBP: 0.224, SLG: 0.293		FC3-2 BB	1-3 2-3		1-2 2-3 3-H				2-3 3-H	2	0	0	0	0	0	4						
Tom Brookens, R OBP: 0.416, SLG: 0.473		FC3-2 BB	1-2 CS 1B		1-3 K					3	0	1	1	1	2	2						
Mike Heath, R OBP: 0.279, SLG: 0.216	4-2 FC3-2 BB	2-1 CS	0-0 5-3		3-1 5-3			1-3 K		3	0	0	0	1	1	0						
Inning Stats	R: 3 E: 1 K: 0 S: 14	H: 2 LOB: 0 BB: 0 P: 26	R: 0 E: 0 K: 0 S: 11	H: 0 LOB: 3 BB: 3 P: 26	R: 2 E: 0 K: 0 S: 12	H: 2 LOB: 0 BB: 2 P: 25	R: 0 E: 0 K: 1 S: 10	H: 1 LOB: 1 BB: 0 P: 15	R: 0 E: 0 K: 1 S: 13	H: 0 LOB: 0 BB: 0 P: 10	R: 0 E: 0 K: 1 S: 11	H: 0 LOB: 2 BB: 2 P: 26	R: 0 E: 0 K: 2 S: 8	H: 1 LOB: 1 BB: 0 P: 12	R: 1 E: 0 K: 0 S: 16	H: 1 LOB: 2 BB: 1 P: 27	1B: 5 2B: 3 3B: 0 HR: 0	SF: 1 SAC: 0 DP: 1 HBP: 1	WP: 0 PB: 1 SB: 2 CS: 3	PA: 44		
PITCHER	IP WLS BF H R ER SO BB IBB HBP BLK WP HR S P ERA WHIP	IP WLS BF H R ER SO BB IBB HBP BLK WP HR S P ERA WHIP	IP WLS BF H R ER SO BB IBB HBP BLK WP HR S P ERA WHIP	IP WLS BF H R ER SO BB IBB HBP BLK WP HR S P ERA WHIP	IP WLS BF H R ER SO BB IBB HBP BLK WP HR S P ERA WHIP	IP WLS BF H R ER SO BB IBB HBP BLK WP HR S P ERA WHIP	IP WLS BF H R ER SO BB IBB HBP BLK WP HR S P ERA WHIP	IP WLS BF H R ER SO BB IBB HBP BLK WP HR S P ERA WHIP	IP WLS BF H R ER SO BB IBB HBP BLK WP HR S P ERA WHIP	IP WLS BF H R ER SO BB IBB HBP BLK WP HR S P ERA WHIP	IP WLS BF H R ER SO BB IBB HBP BLK WP HR S P ERA WHIP	IP WLS BF H R ER SO BB IBB HBP BLK WP HR S P ERA WHIP	IP WLS BF H R ER SO BB IBB HBP BLK WP HR S P ERA WHIP	IP WLS BF H R ER SO BB IBB HBP BLK WP HR S P ERA WHIP	IP WLS BF H R ER SO BB IBB HBP BLK WP HR S P ERA WHIP	IP WLS BF H R ER SO BB IBB HBP BLK WP HR S P ERA WHIP	IP WLS BF H R ER SO BB IBB HBP BLK WP HR S P ERA WHIP	IP WLS BF H R ER SO BB IBB HBP BLK WP HR S P ERA WHIP	IP WLS BF H R ER SO BB IBB HBP BLK WP HR S P ERA WHIP	IP WLS BF H R ER SO BB IBB HBP BLK WP HR S P ERA WHIP	IP WLS BF H R ER SO BB IBB HBP BLK WP HR S P ERA WHIP	IP WLS BF H R ER SO BB IBB HBP BLK WP HR S P ERA WHIP
Steve Trout, L ERA: 6.75	2.0	14	3	5	3	0	4	0	0	1	0	0	29	61	13.50	3.500						
Jerry Reed, R ERA: 3.66	4.1	17	3	0	0	3	3	0	1	2	0	0	42	78	0.00	1.385						
Dennis Powell, L ERA: 13.5	0.2	W	3	0	0	0	0	1	0	0	0	0	5	13	0.00	0.000						
Michael Jackson, R ERA: 3.05	1.1	6	1	1	0	2	1	0	0	0	0	0	12	22	0.00	1.500						
Bill Wilkinson, L ERA: 7.0	0.2	S	3	1	0	0	0	0	0	0	0	0	12	17	0.00	1.500						
Batter	1	2	3	4	5	6	7	8	9	AB	R	H	RBI	BB	SO	LOB	BOTTOM					
Mike Kingery, L OBP: 0.356, SLG: 0.339	2-2 2B HR 1B	4-1 BB		1-1 P6		1-0 P6		0-1 4-3		4	1	1	0	1	0	2	Detroit Tigers @ Seattle Mariners The Kingdome, Seattle, WA Sat May 07 1988, 10:05 PM EDT Att: 27,019 - Dome					
Scott Bradley, L OBP: 0.321, SLG: 0.420	1-1 F8	0-0 4-3		0-1 E4 F9 1B SF9		0-0 F8 2B				4	2	1	0	0	0	2						
Henry Cotto, R OBP: 0.440, SLG: 0.543	0-2 HR 2B		0-0 6-3		1-0 1B		1-2 F8			4	1	2	0	0	0	1						
Alvin Davis, L OBP: 0.450, SLG: 0.593	0-0 HR		3-2 G3 2B		2-0 F9		0-0 HR 2B			4	2	3	4	0	0	2						
Dave Valle, R OBP: 0.221, SLG: 0.302	2-2 5-3		1-0 G3		1-0 SF9		3-2 P4			3	0	0	1	0	0	2						
Mickey Brantley, R OBP: 0.283, SLG: 0.481	1-0 S 1B		0-1 F7		2-0 F8		3-1 HR			4	1	2	2	0	0	2						
Jim Prestley, R OBP: 0.280, SLG: 0.362	3-3 K		4-2 BB		1-1 G3 SH2-4 1B		0-0 5-3			3	0	1	0	1	1	1						
Rick Renneria, R OBP: 0.250, SLG: 0.364		0-0 B1-3		1-1 L9		0-0 SH2-4		1-3 K		3	0	0	0	0	1	1						
Harold Reynolds, S OBP: 0.291, SLG: 0.423	1-2 F5		2-1 F8		1-0 G3		1-1 4-3			4	0	0	0	0	0	2						
Inning Stats	R: 3 E: 0 K: 1 S: 22	H: 4 LOB: 1 BB: 0 P: 31	R: 0 E: 0 K: 0 S: 8	H: 0 LOB: 1 BB: 1 P: 13	R: 0 E: 0 K: 0 S: 7	H: 1 LOB: 1 BB: 0 P: 11	R: 0 E: 0 K: 0 S: 8	H: 0 LOB: 1 BB: 1 P: 16	R: 1 E: 1 K: 0 S: 7	H: 1 LOB: 1 BB: 0 P: 12	R: 0 E: 0 K: 0 S: 5	H: 1 LOB: 0 BB: 0 P: 8	R: 3 E: 0 K: 0 S: 13	H: 3 LOB: 0 BB: 0 P: 20	R: 0 E: 0 K: 1 S: 7	H: 0 LOB: 0 BB: 0 P: 9		1B: 4 2B: 4 3B: 0 HR: 2	SF: 1 SAC: 1 DP: 0 HBP: 0	WP: 0 PB: 0 SB: 1 CS: 0	PA: 37	
PITCHER	IP WLS BF H R ER SO BB IBB HBP BLK WP HR S P ERA WHIP	IP WLS BF H R ER SO BB IBB HBP BLK WP HR S P ERA WHIP	IP WLS BF H R ER SO BB IBB HBP BLK WP HR S P ERA WHIP	IP WLS BF H R ER SO BB IBB HBP BLK WP HR S P ERA WHIP	IP WLS BF H R ER SO BB IBB HBP BLK WP HR S P ERA WHIP	IP WLS BF H R ER SO BB IBB HBP BLK WP HR S P ERA WHIP	IP WLS BF H R ER SO BB IBB HBP BLK WP HR S P ERA WHIP	IP WLS BF H R ER SO BB IBB HBP BLK WP HR S P ERA WHIP	IP WLS BF H R ER SO BB IBB HBP BLK WP HR S P ERA WHIP	IP WLS BF H R ER SO BB IBB HBP BLK WP HR S P ERA WHIP	IP WLS BF H R ER SO BB IBB HBP BLK WP HR S P ERA WHIP	IP WLS BF H R ER SO BB IBB HBP BLK WP HR S P ERA WHIP	IP WLS BF H R ER SO BB IBB HBP BLK WP HR S P ERA WHIP	IP WLS BF H R ER SO BB IBB HBP BLK WP HR S P ERA WHIP	IP WLS BF H R ER SO BB IBB HBP BLK WP HR S P ERA WHIP	IP WLS BF H R ER SO BB IBB HBP BLK WP HR S P ERA WHIP	IP WLS BF H R ER SO BB IBB HBP BLK WP HR S P ERA WHIP	IP WLS BF H R ER SO BB IBB HBP BLK WP HR S P ERA WHIP	IP WLS BF H R ER SO BB IBB HBP BLK WP HR S P ERA WHIP	IP WLS BF H R ER SO BB IBB HBP BLK WP HR S P ERA WHIP	IP WLS BF H R ER SO BB IBB HBP BLK WP HR S P ERA WHIP	IP WLS BF H R ER SO BB IBB HBP BLK WP HR S P ERA WHIP
Doyle Alexander, R ERA: 3.57	6.1	30	8	5	4	0	2	0	0	0	0	0	61	96	5.68	1.579						
Paul Gibson, L ERA: 5.0	0.0	L	1	1	0	0	0	0	0	0	0	0	1	1	∞	∞						
Don Heinkel, R ERA: 3.95	1.2	6	1	2	2	1	0	0	0	0	0	1	15	23	10.80	0.600						

Batter	1	2	3	4	5	6	7	8	9	AB	R	H	RBI	BB	SO	LOB	TOP										
Gary Pettis, S OBP: 0.300, SLG: 0.244 (1, 8)										4	0	1	0	0	1	1	Detroit Tigers @ Oakland Athletics Oakland-Alameda County Coliseum, Oakland, CA Mon May 09 1988, 7:05 PM PDT Att: 35,300 - Unknown - 60 F livebaseballscorecards.com										
Lou Whitaker, L OBP: 0.445, SLG: 0.484 (1, 4)										4	0	2	0	0	0	1											
Darrell Evans, L OBP: 0.270, SLG: 0.225 (1, 3)										4	0	0	0	0	0	2											
Alan Trammell, R OBP: 0.333, SLG: 0.426 (1, 6)										3	0	0	0	1	2	1											
Matt Nokes, L OBP: 0.274, SLG: 0.487 (1, 2)										4	0	0	0	0	1	2											
Chet Lemon, R OBP: 0.381, SLG: 0.429 (1, 9)										3	0	0	0	0	0	1											
Pat Sheridan, L OBP: 0.411, SLG: 0.521 (1, 7)										3	1	1	0	0	0	0											
Dave Bergman, L OBP: 0.333, SLG: 0.281 (1, 10)										3	0	0	0	0	2	1											
Luis Salazar, R OBP: 0.373, SLG: 0.489 (1, 5)										3	0	0	0	0	1	1											
Inning Stats	R: 0 H: 0 E: 0 K: 1 S: 7	H: 0 LOB: 0 BB: 0 P: 10	R: 0 H: 0 E: 0 K: 0 S: 7	H: 0 LOB: 0 BB: 1 P: 14	R: 1 H: 2 E: 0 K: 2 S: 17	H: 2 LOB: 1 BB: 0 P: 21	R: 0 H: 0 E: 0 K: 0 S: 5	H: 0 LOB: 0 BB: 0 P: 8	R: 0 H: 0 E: 0 K: 1 S: 9	H: 1 LOB: 1 BB: 0 P: 14	R: 0 H: 0 E: 0 K: 1 S: 7	H: 0 LOB: 0 BB: 0 P: 12	R: 0 H: 0 E: 1 K: 0 S: 10	H: 0 LOB: 1 BB: 0 P: 14	R: 0 H: 1 E: 0 K: 2 S: 14	H: 1 LOB: 1 BB: 0 P: 22	1B: 3 2B: 1 3B: 0 HR: 0	SF: 0 SAC: 0 DP: 1 HBP: 0	WP: 0 PB: 0 SB: 0 CS: 0	PA: 32							
PITCHER	IP	WLS	BF	H	R	ER	SO	BB	IBB	HBP	BLK	WP	HR	S	P	ERA	WHIP										
Bob Welch, R ERA: 4.38 (1, 1)	8.0	W	29	4	1	1	5	1	0	0	2	0	0	71	106	1.12	0.625										
Dennis Eckersley, R ERA: (9, 1)	1.0	S	3	0	0	0	2	0	0	0	0	0	0	11	17	0.00	0.000										

Batter	1	2	3	4	5	6	7	8	9	AB	R	H	RBI	BB	SO	LOB	BOTTOM										
Carney Lansford, R OBP: 0.414, SLG: 0.531 (1, 5)										4	1	2	0	0	2	2	Detroit Tigers @ Oakland Athletics Oakland-Alameda County Coliseum, Oakland, CA Mon May 09 1988, 7:05 PM PDT Att: 35,300 - Unknown - 60 F livebaseballscorecards.com										
Stan Javier, S OBP: 0.360, SLG: 0.432 (1, 7)										3	0	1	0	0	0	1											
Jose Canseco, R OBP: 0.421, SLG: 0.571 (1, 9)										2	1	1	2	2	1	1											
Dave Parker, L OBP: 0.309, SLG: 0.356 (1, 10)										4	0	0	0	0	3	4											
Mark McGwire, R OBP: 0.393, SLG: 0.534 (1, 3)										4	0	0	0	0	2	3											
Ron Hassey, L OBP: 0.324, SLG: 0.516 (1, 2)										4	0	3	0	0	0	0											
Dave Henderson, R OBP: 0.369, SLG: 0.579 (1, 8)										3	1	0	0	0	1	2											
Glenn Hubbard, R OBP: 0.371, SLG: 0.327 (1, 4)										3	0	1	0	1	1	2											
Mike Gallego, R OBP: 0.310, SLG: 0.240 (1, 6)										4	0	1	1	0	1	2											
Inning Stats	R: 0 H: 0 E: 0 K: 2 S: 10	H: 1 LOB: 1 BB: 0 P: 10	R: 2 H: 2 E: 0 K: 2 S: 13	H: 2 LOB: 0 BB: 0 P: 19	R: 1 H: 2 E: 1 K: 2 S: 13	H: 2 LOB: 2 BB: 1 P: 20	R: 0 H: 1 E: 0 K: 0 S: 10	H: 1 LOB: 1 BB: 0 P: 17	R: 0 H: 1 E: 0 K: 0 S: 5	H: 1 LOB: 2 BB: 0 P: 8	R: 0 H: 1 E: 0 K: 1 S: 7	H: 1 LOB: 1 BB: 1 P: 15	R: 0 H: 1 E: 0 K: 0 S: 6	H: 1 LOB: 1 BB: 0 P: 9	R: 0 H: 1 E: 0 K: 0 S: 6	H: 1 LOB: 1 BB: 0 P: 9	1B: 8 2B: 0 3B: 0 HR: 1	SF: 0 SAC: 2 DP: 0 HBP: 0	WP: 0 PB: 1 SB: 1 CS: 0	PA: 36							
PITCHER	IP	WLS	BF	H	R	ER	SO	BB	IBB	HBP	BLK	WP	HR	S	P	ERA	WHIP										
Jack Morris, R ERA: 4.22 (1, 1)	8.0	L	36	9	3	3	11	3	0	0	1	0	1	72	114	3.38	1.500										

Batter	1	2	3	4	5	6	7	8	9	AB	R	H	RBI	BB	SO	LOB	TOP										
Gary Pettis, S OBP: 0.292, SLG: 0.236 (1, 8)	G4-3 ①		G6-3 ①		E6 S S E		SH E 1B		F9 ①	4	1	0	0	0	0	0	Detroit Tigers @ Oakland Athletics Oakland-Alameda County Coliseum, Oakland, CA Tue May 10 1988, 7:05 PM PDT Att: 23,341 - Unknown - 65 F livebaseballscorecards.com										
Tom Brookens, R OBP: 0.406, SLG: 0.468 (1, 5)	F3		G5-3 ②		K 1-2		SF8 1-2 2-H		BLK SF8 2B	4	1	1	1	0	1	1											
Luis Salazar, R OBP: 0.393, SLG: 0.569 (1, 7)	HR		HR 1B		S 1B		F8		SF8 2-H	4	2	3	2	0	0	1											
Alan Trammell, R OBP: 0.343, SLG: 0.429 (1, 6)	1B		HR BB		K 1-3 2-H		1B		F4	4	1	2	0	1	1	1											
Larry Herndon, R OBP: 0.282, SLG: 0.343 Dave Bergman, L OBP: 0.325, SLG: 0.273 (1, 10) (8, PH)	F4 ③		HR ③		F3 ③				E6 2B BLK 1B	3	1	1	3	0	0	2											
Chet Lemon, R OBP: 0.377, SLG: 0.431 (1, 9)		G5-3 ①	G5-3 ③			F8 ①			1B 2B	4	0	1	0	0	0	0											
Ray Knight, R Darrell Evans, L OBP: 0.277, SLG: 0.233 (8, PH) (8, 3)	1B			L5 ①		F4 ②			1B 2-H 3-H	3	0	1	0	0	0	0											
Mike Heath, R OBP: 0.255, SLG: 0.195 (1, 2)	F4 ②			K ②		G3 ③		G6-3 ②		4	0	0	0	0	1	2											
Jim Walewander, S OBP: 0.286, SLG: 0.429 (1, 4)	F9 ③			F3 ③			E SH SF8 1B	G6-3 ③		4	1	1	0	0	0	2											
Inning Stats	R: 1 E: 0 K: 0 S: 10	H: 2 LOB: 1 BB: 0 P: 16	R: 0 E: 0 K: 0 S: 8	H: 1 LOB: 0 BB: 0 P: 13	R: 3 E: 0 K: 0 S: 12	H: 2 LOB: 0 BB: 1 P: 18	R: 0 E: 0 K: 1 S: 9	H: 0 LOB: 0 BB: 0 P: 12	R: 1 E: 2 K: 0 S: 16	H: 1 LOB: 1 BB: 0 P: 22	R: 0 E: 0 K: 0 S: 6	H: 0 LOB: 0 BB: 0 P: 11	R: 1 E: 2 K: 0 S: 9	H: 2 LOB: 2 BB: 0 P: 12	R: 1 E: 1 K: 0 S: 13	H: 2 LOB: 1 BB: 0 P: 17		R: 1 E: 0 K: 0 S: 10	H: 1 LOB: 0 BB: 0 P: 16	1B: 7 2B: 2 3B: 0 HR: 2	SF: 2 SAC: 1 DP: 0 HBP: 0	WP: 0 PB: 0 SB: 4 CS: 0	PA: 40				
PITCHER	IP	WLS	BF	H	R	ER	SO	BB	IBB	HBP	BLK	WP	HR	S	P	ERA	WHIP										
Curt Young, L ERA: 3.98 (1, 1)	6.1	L	29	7	6	4	3	1	0	0	0	0	2	67	100	5.68	1.263										
Gene Nelson, R ERA: 4.39 (7, 1)	1.2		7	3	1	0	0	0	0	0	1	0	0	16	21	0.00	1.800										
Greg Cadaret, L ERA: 3.21 (9, 1)	1.0		4	1	1	1	0	0	0	0	1	0	0	10	16	9.00	1.000										

Batter	1	2	3	4	5	6	7	8	9	AB	R	H	RBI	BB	SO	LOB	BOTTOM										
Carney Lansford, R OBP: 0.414, SLG: 0.526 (1, 5)	FC4-6 1B	1-2 2-3 3-H 1B			G4-3 ①		G1-3 ②		F4 ①	5	0	2	1	0	0	1	Detroit Tigers @ Oakland Athletics Oakland-Alameda County Coliseum, Oakland, CA Tue May 10 1988, 7:05 PM PDT Att: 23,341 - Unknown - 65 F livebaseballscorecards.com										
Stan Javier, S OBP: 0.340, SLG: 0.407 (1, 7)	FC4-6 1-2	L1 ③			G4-3 ②		F7 ③		K ②	5	0	0	0	0	1	5											
Jose Canseco, R OBP: 0.413, SLG: 0.553 (1, 9)	K 1-2		G4-3 ①		G4-3 ②		BB ③		F9 ①	4	0	0	0	1	1	2											
Dave Parker, L OBP: 0.298, SLG: 0.343 (1, 10)	F8 ③		G4-3 ②		F5 ③				K ②	4	0	0	0	0	1	2											
Mark McGwire, R OBP: 0.403, SLG: 0.529 (1, 3)		L3 BB	F8 ③			1B G6-4-3 BB		BB E BB		1	1	0	0	3	0	0											
Ron Hassey, L OBP: 0.320, SLG: 0.500 (1, 2)		L3 1-2		G6-3 ①		G6-4-3 1B		E4 BB		4	0	1	0	0	0	2											
Dave Henderson, R OBP: 0.377, SLG: 0.567 (1, 8)		BB BB 1B		K ②		G6-4-3 1-2 3-H		BB BB		3	1	1	0	1	1	1											
Glenn Hubbard, R OBP: 0.385, SLG: 0.321 Doug Jennings, L OBP: 0.412, SLG: 0.440 Tony Phillips, S OBP: 0.330, SLG: 0.263 (1, 4) (8, PH) (9, 4)		1B BB BB			BB BB BB		G6-3 ③		F8 ③	1	0	0	0	2	0	0											
Mike Gallego, R OBP: 0.323, SLG: 0.245 (1, 6)		1-2 2-3 BB		F9 ③			K ①		1B	3	0	1	0	1	1	1											
Inning Stats	R: 0 E: 0 K: 1 S: 9	H: 1 LOB: 3 BB: 0 P: 13	R: 1 E: 0 K: 0 S: 16	H: 2 LOB: 3 BB: 3 P: 31	R: 0 E: 0 K: 1 S: 6	H: 0 LOB: 1 BB: 1 P: 12	R: 0 E: 0 K: 0 S: 10	H: 0 LOB: 1 BB: 1 P: 18	R: 1 E: 0 K: 0 S: 12	H: 1 LOB: 0 BB: 1 P: 19	R: 0 E: 0 K: 1 S: 5	H: 0 LOB: 0 BB: 0 P: 9	R: 0 E: 1 K: 1 S: 12	H: 0 LOB: 3 BB: 2 P: 25	R: 0 E: 0 K: 1 S: 8	H: 1 LOB: 1 BB: 0 P: 10		1B: 5 2B: 1 3B: 0 HR: 0	SF: 0 SAC: 0 DP: 2 HBP: 0	WP: 0 PB: 0 SB: 1 CS: 0	PA: 39						
PITCHER	IP	WLS	BF	H	R	ER	SO	BB	IBB	HBP	BLK	WP	HR	S	P	ERA	WHIP										
Walt Terrell, R ERA: 4.91 (1, 1)	7.0	W	29	4	2	2	3	6	0	0	0	0	0	65	113	2.57	1.429										
Mike Henneman, R ERA: 1.6 (8, 1)	2.0		10	1	0	0	2	2	0	0	0	0	0	20	35	0.00	1.500										



Batter	1	2	3	4	5	6	7	8	9	AB	R	H	RBI	BB	SO	LOB	TOP			
Gary Pettis, S OBP: 0.309, SLG: 0.265 (1, 8)	1-2 1B 2B		1-0 B1-3		0-1 S 1B		0-0 G4-6-3 1B		0-2 SH2-4 BLK 1B	5	2	4	0	0	0	0				
Lou Whitaker, L OBP: 0.435, SLG: 0.465 (1, 4)	0-1 F8		2-1 F5		0-1 F3		3-1 G4-6-3 1-2 2-3		4-1 SH2-4 1B BB	4	1	0	0	1	0	4				
Luis Salazar, R OBP: 0.383, SLG: 0.545 (1, 6) (8, 3)	0-3 K			1-1 WP 1B	0-1 F8		3-1 6-3		1-0 SH2-4 1-2 2-3	4	1	1	0	0	1	3				
Matt Nokes, L OBP: 0.287, SLG: 0.494 (8, PH)	2-2			2-1 1B 1B	0-3 K			1-0 2B 2B	3	0	2	2	0	1	1					
Larry Herndon, R OBP: 0.300, SLG: 0.389 (8, FR)				1-1 1B 1B				1-1 2B 1B	1	0	1	0	0	0	0					
Mike Heath, R OBP: 0.271, SLG: 0.214 (8, 2)				1-1 1B 1B	1-2 K			2-2 1B 2B	1	2	1	2	0	0	0					
Darrell Evans, L OBP: 0.279, SLG: 0.237 (8, PH)	2-3 K			2-2 F8				1-0 2B 1B	3	0	1	0	0	1	2					
Alan Trammell, R OBP: 0.353, SLG: 0.446 (8, 6)				2-2 F8				1-2 2B 1B	2	2	2	1	0	0	0					
Chet Lemon, R OBP: 0.376, SLG: 0.439 (1, 9)				0-1 1B				0-0 F9	5	0	2	2	0	1	2					
Pat Sheridan, L OBP: 0.410, SLG: 0.500 (1, 7)				1-0 1B				1-1 2B	4	0	1	0	1	0	3					
Jim Morrison, R OBP: 0.213, SLG: 0.279 (8, PH)				1-2 2-3 1B				3-2 F6	4	0	1	0	1	0	3					
Dave Bergman, L OBP: 0.341, SLG: 0.294 (8, FR)				0-0 G4-6-3				0-2 1B	3	0	0	0	0	1	5					
Jim Walewander, S OBP: 0.250, SLG: 0.375 (8, FR)				0-0 G4-6-3				1-3 K	1	0	1	1	0	0	0					
Tom Brookens, R OBP: 0.400, SLG: 0.451 (1, 5)				1-1 L9	0-0 G6			1-1 F8	3	0	0	0	1	0	5					
Inning Stats	R: 1 E: 0 K: 2 S: 14	H: 2 LOB: 1 BB: 0 P: 19	R: 0 E: 0 K: 1 S: 7	H: 0 LOB: 0 BB: 1 P: 14	R: 0 E: 0 K: 0 S: 5	H: 0 LOB: 0 BB: 0 P: 9	R: 1 E: 0 K: 1 S: 14	H: 4 LOB: 3 BB: 0 P: 23	R: 0 E: 0 K: 1 S: 9	H: 1 LOB: 1 BB: 0 P: 11	R: 0 E: 1 K: 0 S: 6	H: 1 LOB: 1 BB: 0 P: 16	R: 2 E: 0 K: 0 S: 15	H: 3 LOB: 2 BB: 0 P: 24	R: 4 E: 0 K: 1 S: 15	H: 4 LOB: 1 BB: 1 P: 25	1B: 12 2B: 4 3B: 0 HR: 0	SF: 0 SAC: 1 DP: 2 HBP: 0	WP: 1 PB: 0 SB: 1 CS: 0	PA: 44
PITCHER	IP	WLS	BF	H	R	ER	SO	BB	IBB	HBP	BLK	WP	HR	S	P	ERA	WHIP			
Storm Davis, R ERA: 3.43	6.0		27	8	2	2	5	2	0	0	0	1	0	56	90	3.00	1.667			
Rick Honeycutt, L ERA: 2.04	1.0		4	2	1	1	0	0	0	0	0	0	0	6	13	9.00	2.000			
Dennis Eckersley, R ERA: 2.65	1.1	L	10	5	5	5	0	1	0	0	1	0	0	22	37	33.75	4.500			
Eric Plunk, R ERA: 2.7	0.2		3	1	0	0	1	0	0	0	0	0	0	7	10	0.00	1.500			

Detroit Tigers @ Oakland Athletics
Oakland-Alameda County Coliseum, Oakland, CA
Wed May 11 1988, 3:33 AM PDT
Att: 26,860 - Sunny - 70 F

AB 40
R 8
H 16
RBI 8
BB 3
SO 6
LOB 26

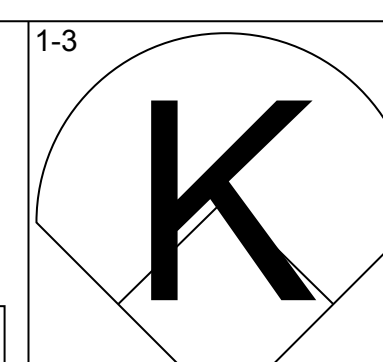
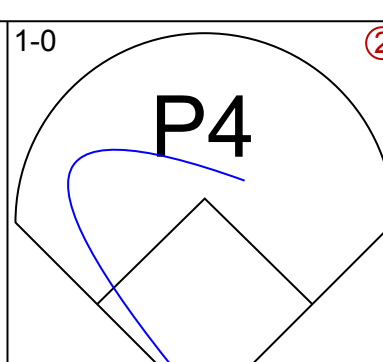
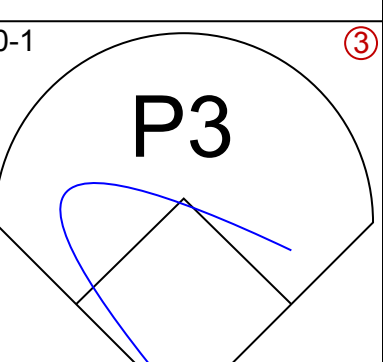
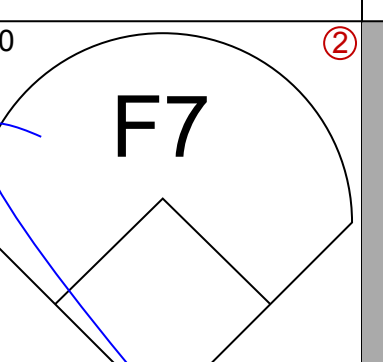
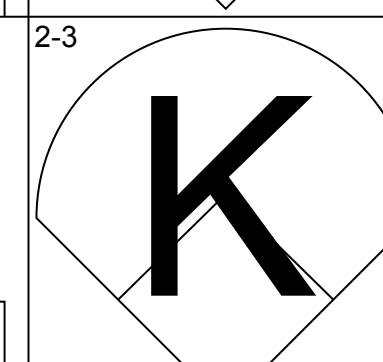
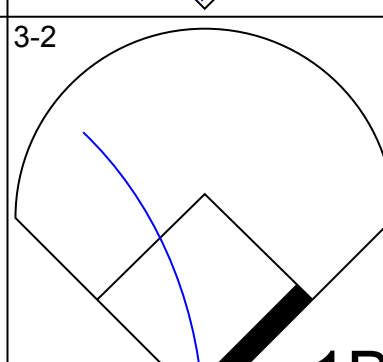
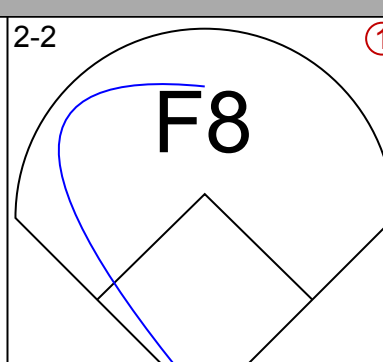
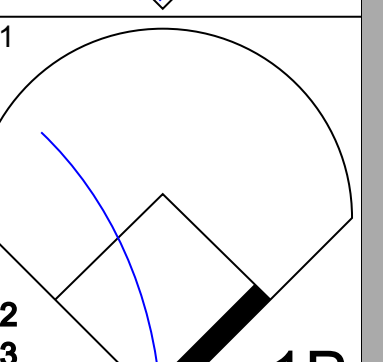
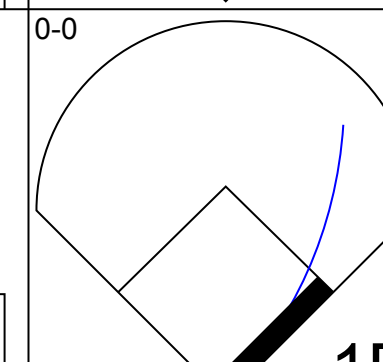
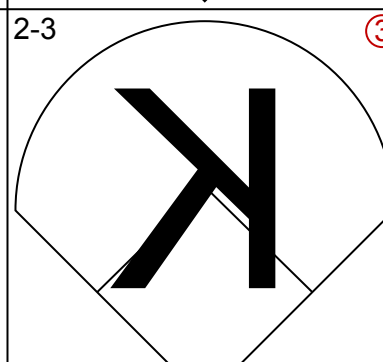
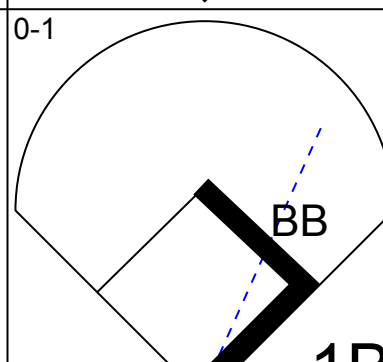
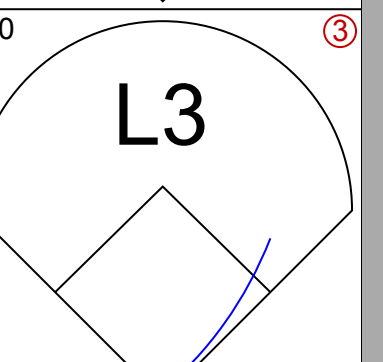
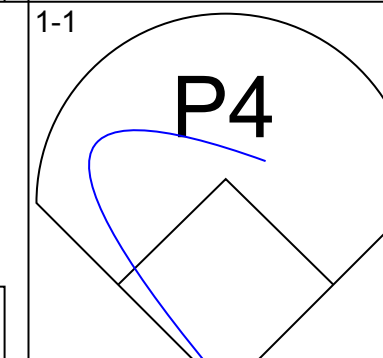
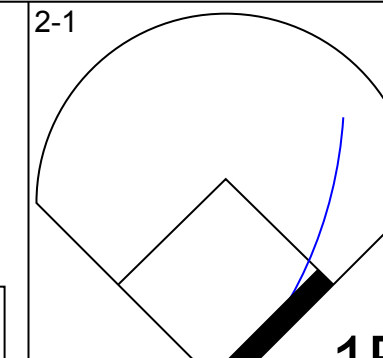
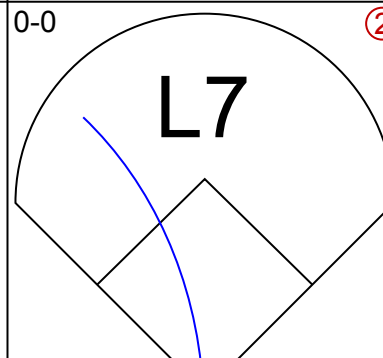
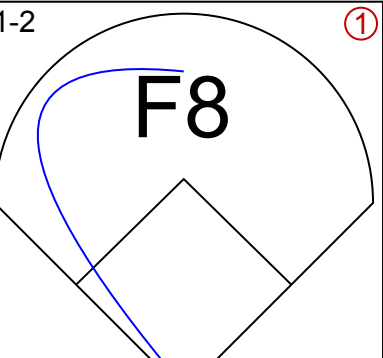
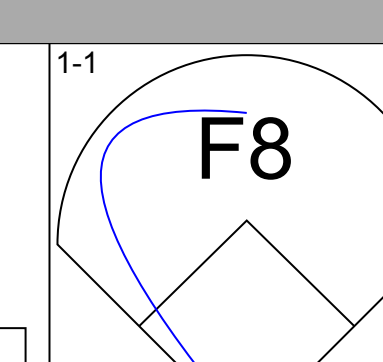
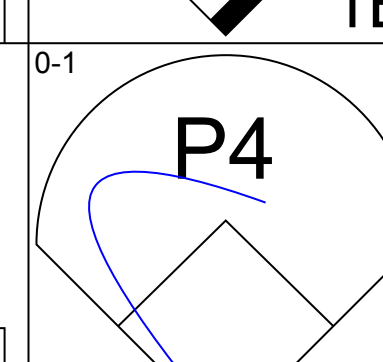
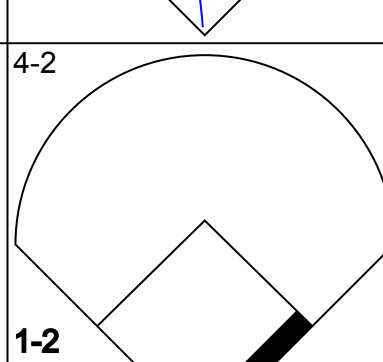
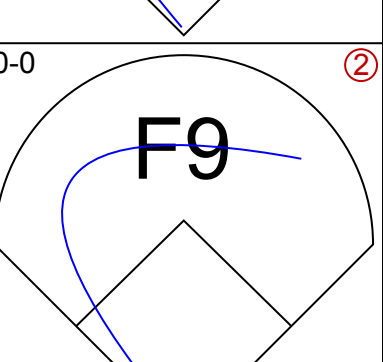
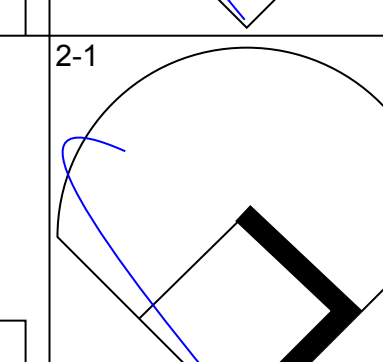
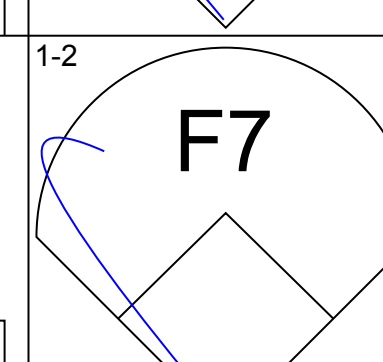
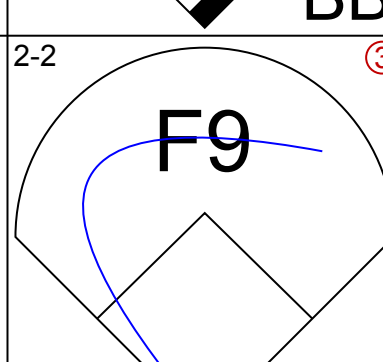
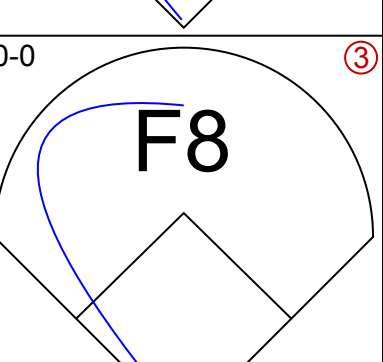
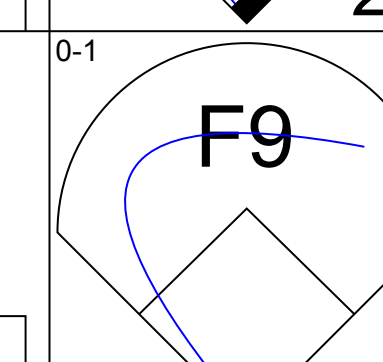
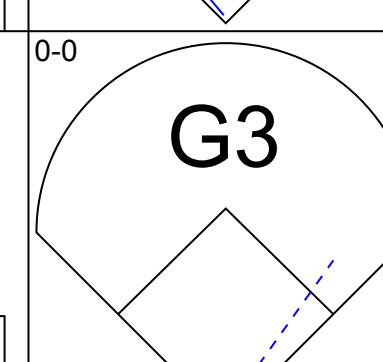
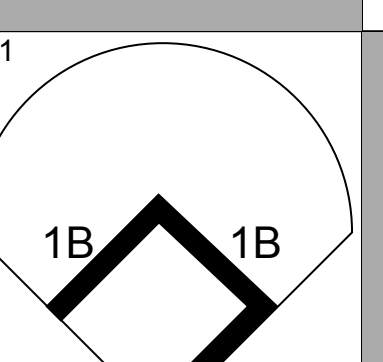
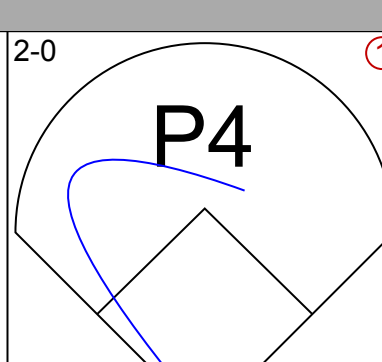
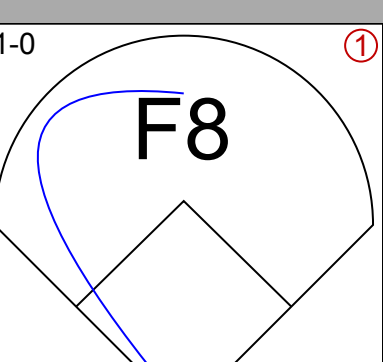
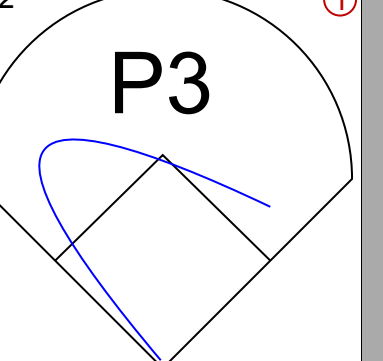
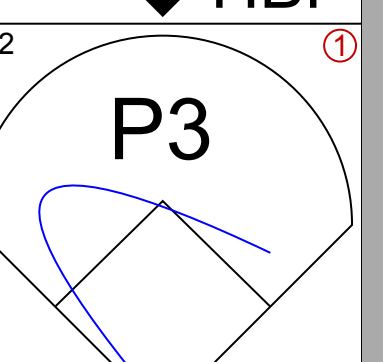
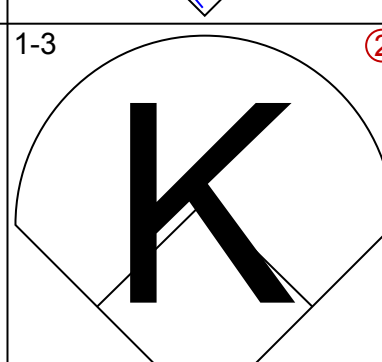
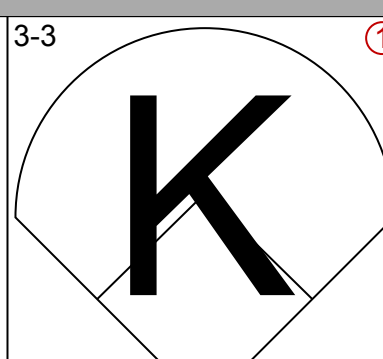
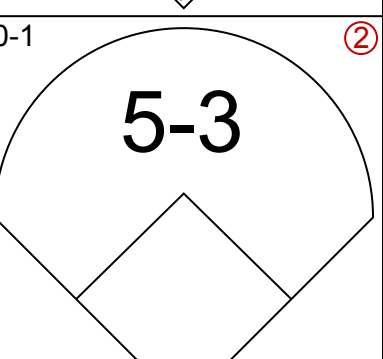
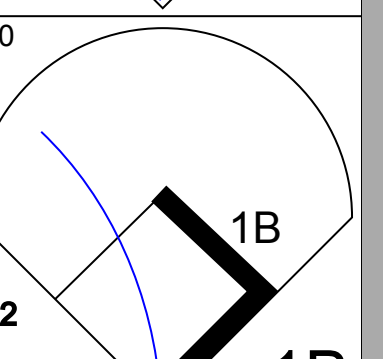
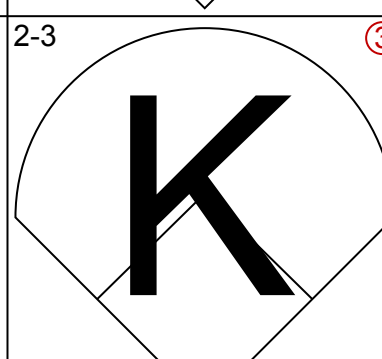


Batter	1	2	3	4	5	6	7	8	9	AB	R	H	RBI	BB	SO	LOB	BOTTOM					
Carney Lansford, R OBP: 0.400, SLG: 0.507 (1, 5)	1-3 K	0-0 FC5-4			1-0 6-3		0-0 F8		0-0 F8	5	0	0	0	0	1	2						
Stan Javier, S OBP: 0.364, SLG: 0.416 (1, 8)	4-2 F9 BB		1-1 1B		1-0 F8		4-2 1B BB		0-1 1B	3	0	2	0	2	0	0						
Jose Canseco, R OBP: 0.426, SLG: 0.559 (1, 9)	4-2 1B BB		1-2 F8		0-0 HR 1B		0-1 1B		3-2 1B	4	1	3	0	1	0	1						
Dave Parker, L OBP: 0.297, SLG: 0.333 (8, 4)	1-2 F9		0-0 F8		4-1 HR BB		2-3 K		1-2 F5	3	1	0	0	1	1	5						
Glenn Hubbard, R OBP: 0.376, SLG: 0.315 (8, 4)			2-3 F8		1-2 HR BB		2-1 F7		0-0 5-3	5	1	1	3	0	0	5						
Mark McGwire, R OBP: 0.396, SLG: 0.540 (1, 3)	3-2 CS	1-0 F7	1-1 F9		2-1 HR		2-1 F7		0-0 5-3	4	1	1	1	0	1	0						
Don Baylor, R OBP: 0.319, SLG: 0.296 (1, 10)		2-2 HR		1-1 5-3			2-3 K		2-2 6-3	4	1	1	1	0	1	0						
Tony Phillips, S OBP: 0.337, SLG: 0.266 (8, 7)		0-0 F2		0-0 F9			0-1 1B		4-1 1B BB	3	0	1	0	1	0	0						
Orlando Mercado, R OBP: 0.286, SLG: 0.714 (8, PH)		1-1 BB		0-0 F4			1-0 F8		0-0 1B	3	0	1	0	0	0	1						
Ron Hassey, L OBP: 0.325, SLG: 0.507 (9, 2)				0-0 F4			1-0 F8		1-3 1B	1	0	1	0	0	0	0						
Mike Gallego, R OBP: 0.318, SLG: 0.232 (1, 6)		4-1 FC5-4 BB		3-1 L9			1-3 K		1-0 F7	3	0	0	0	1	1	2						
Inning Stats	R: 0 E: 0 K: 1 S: 12	H: 0 LOB: 1 BB: 2 P: 25	R: 1 E: 0 K: 0 S: 11	H: 2 LOB: 2 BB: 1 P: 19	R: 0 E: 0 K: 0 S: 9	H: 1 LOB: 1 BB: 0 P: 11	R: 0 E: 0 K: 0 S: 4	H: 0 LOB: 0 BB: 0 P: 5	R: 0 E: 0 K: 0 S: 4	H: 0 LOB: 0 BB: 0 P: 9	R: 3 E: 0 K: 2 S: 13	H: 3 LOB: 1 BB: 1 P: 23	R: 0 E: 0 K: 1 S: 10	H: 1 LOB: 2 BB: 1 P: 18	R: 0 E: 0 K: 0 S: 6	H: 1 LOB: 1 BB: 1 P: 13	R: 0 E: 0 K: 0 S: 10	H: 2 LOB: 2 BB: 0 P: 14	1B: 8 2B: 0 3B: 0 HR: 2	SF: 0 SAC: 0 DP: 0 HBP: 0	WP: 0 PB: 0 SB: 0 CS: 1	PA: 42
PITCHER	IP	WLS	BF	H	R	ER	SO	BB	IBB	HBP	BLK	WP	HR	S	P	ERA	WHIP					
Jeff Robinson, R ERA: 4.18	7.1		34	7	4	4	4	6	0	0	0	0	0	12	17	0.00	1.773					
Willie Hernandez, L ERA: 2.12	1.2	W	7	3	0	0	0	0	0	0	0	0	0	12	17	0.00	1.800					

Detroit Tigers @ Oakland Athletics
Oakland-Alameda County Coliseum, Oakland, CA
Wed May 11 1988, 3:33 AM PDT
Att: 26,860 - Sunny - 70 F

AB 35
R 4
H 10
RBI 4
BB 6
SO 4
LOB 18

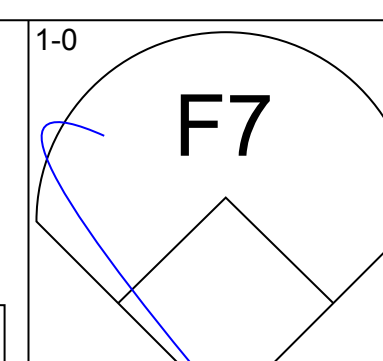
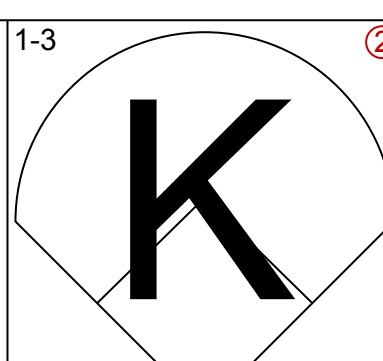
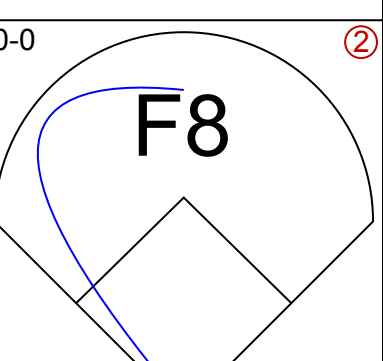
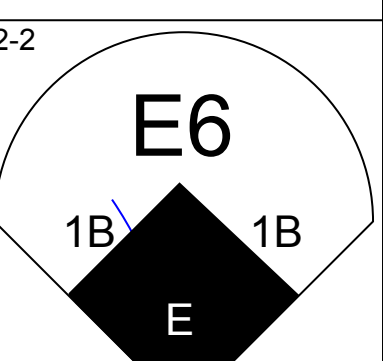
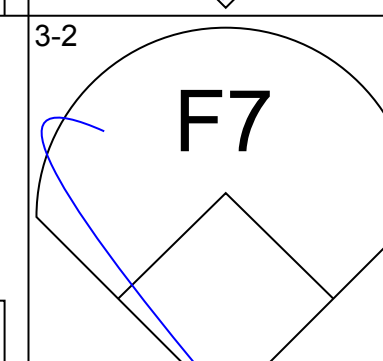
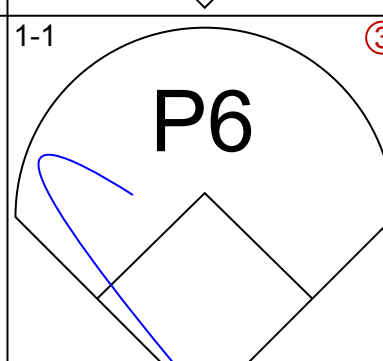
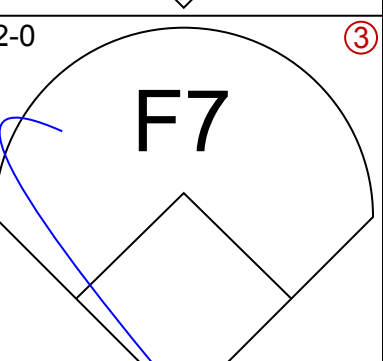
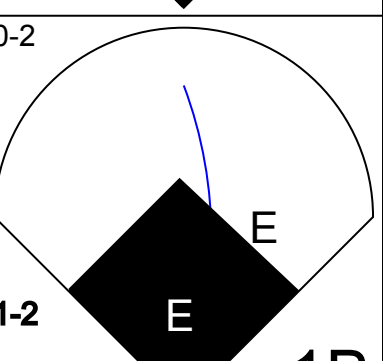
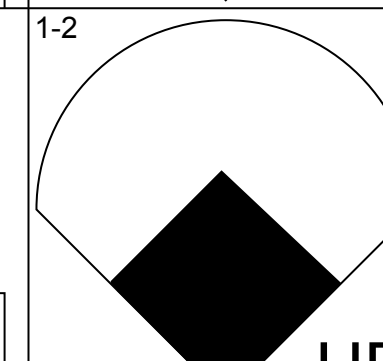
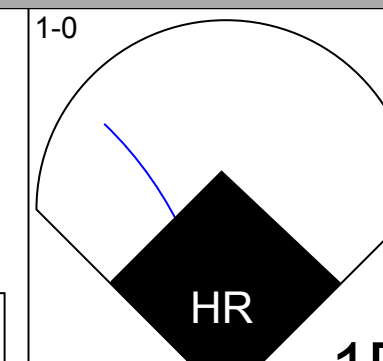
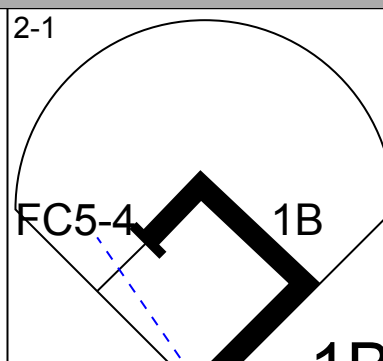
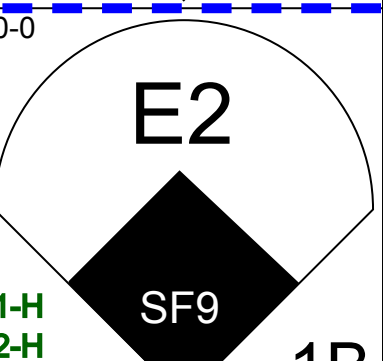
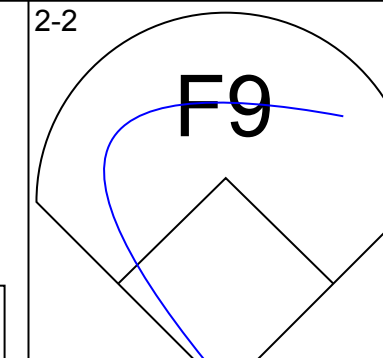
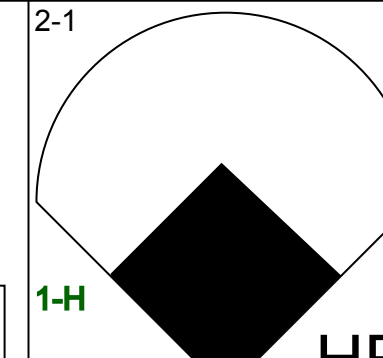
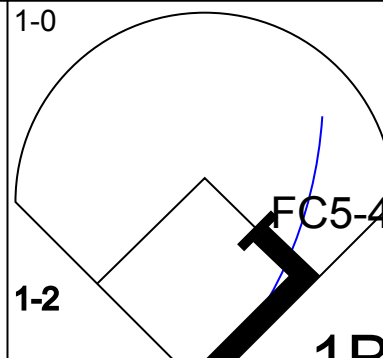
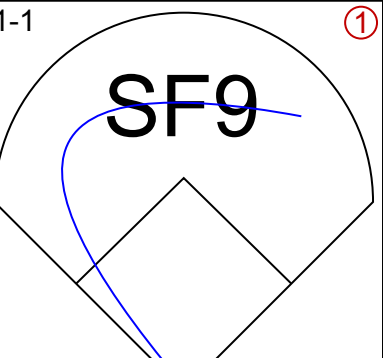
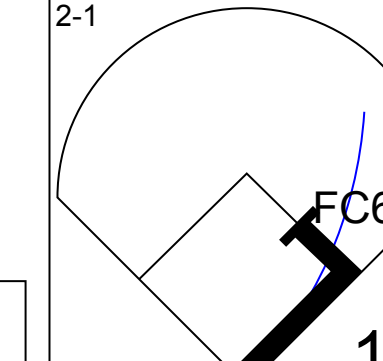
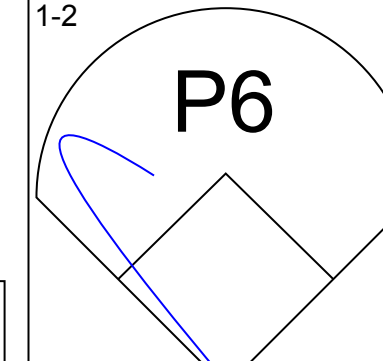
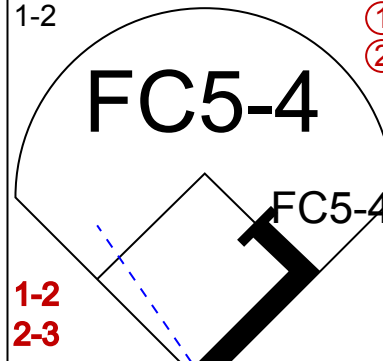
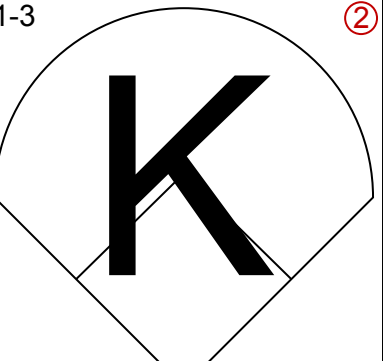
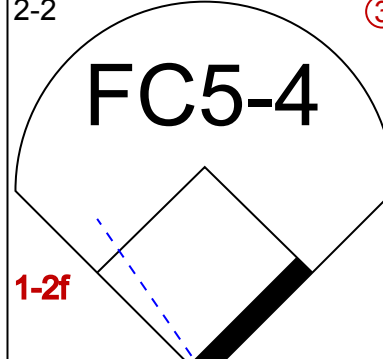
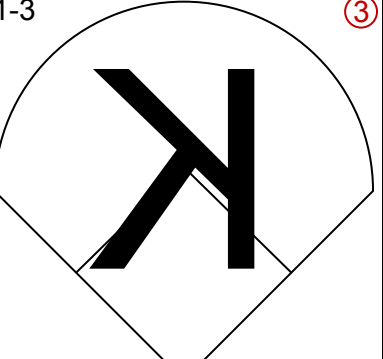
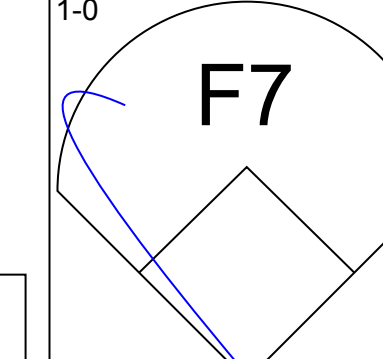
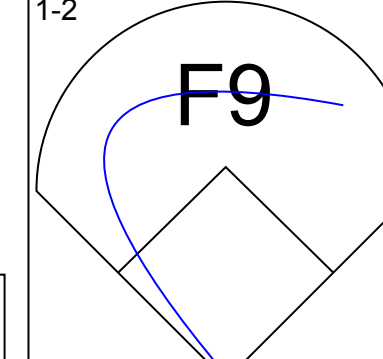


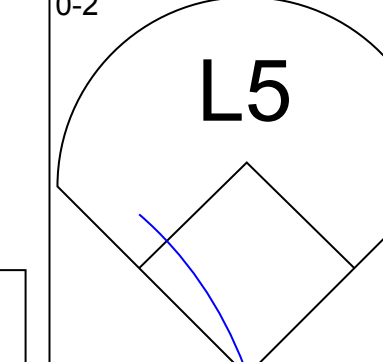
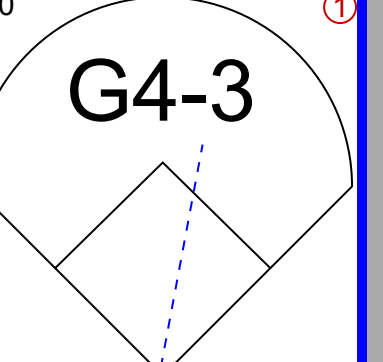
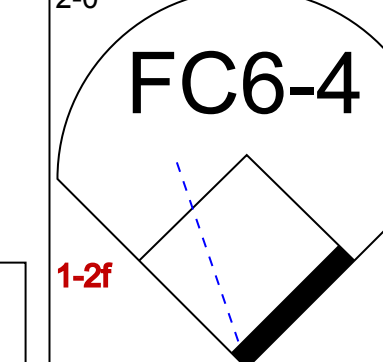
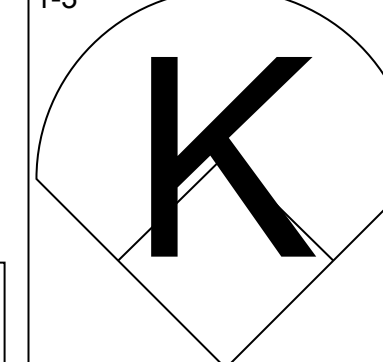
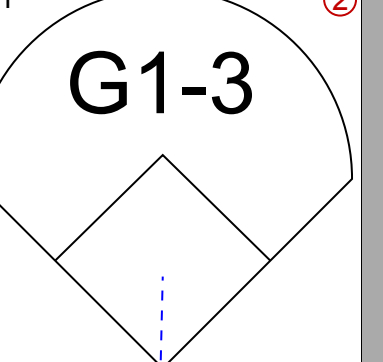
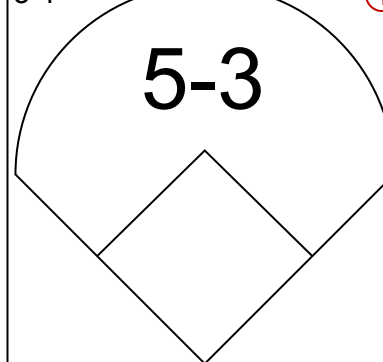
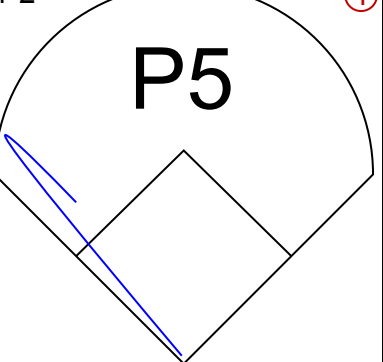
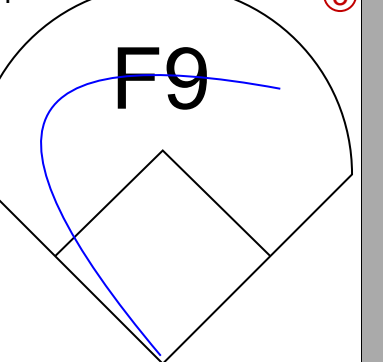


Batter	1	2	3	4	5	6	7	8	9	AB	R	H	RBI	BB	SO	LOB	TOP					
Dan Gladden, R OBP: 0.333, SLG: 0.437										4	0	0	0	0	1	2						
Tom Herr, S OBP: 0.386, SLG: 0.331										4	0	2	0	0	1	0						
Kirby Puckett, R OBP: 0.338, SLG: 0.470										4	0	2	0	0	1	4						
Kent Hrbek, L OBP: 0.378, SLG: 0.616										4	0	1	0	0	0	2						
Gary Gaetti, R OBP: 0.321, SLG: 0.496										3	0	0	0	1	0	1						
Randy Bush, L OBP: 0.429, SLG: 0.500										4	0	1	0	0	0	3						
Gene Larkin, S OBP: 0.321, SLG: 0.385										3	0	0	0	0	0	2						
Greg Gagne, R OBP: 0.257, SLG: 0.333										3	0	0	0	0	0	2						
John Moses, S OBP: 0.304, SLG: 0.211										1	0	0	0	0	1	0						
Tom Nieto, R OBP: 0.081, SLG: 0.056										4	0	1	0	0	2	0						
Inning Stats	R: 0 E: 0 K: 2 S: 9	H: 1 LOB: 1 BB: 0 P: 13	R: 0 E: 0 K: 0 S: 7	H: 1 LOB: 1 BB: 0 P: 10	R: 0 E: 0 K: 2 S: 12	H: 1 LOB: 1 BB: 0 P: 21	R: 0 E: 0 K: 0 S: 8	H: 1 LOB: 1 BB: 0 P: 11	R: 0 E: 0 K: 0 S: 5	H: 0 LOB: 0 BB: 1 P: 6	R: 0 E: 0 K: 0 S: 15	H: 1 LOB: 2 BB: 1 P: 23	R: 0 E: 0 K: 0 S: 9	H: 2 LOB: 3 BB: 0 P: 13	R: 0 E: 0 K: 2 S: 5	H: 0 LOB: 0 BB: 0 P: 6	R: 0 E: 0 K: 2 S: 8	H: 0 LOB: 0 BB: 0 P: 13	1B: 6 2B: 1 3B: 0 HR: 0	SF: 0 SAC: 0 DP: 0 HBP: 1	WP: 0 PB: 0 SB: 0 CS: 0	PA: 36
PITCHER Doyle Alexander, R ERA: 3.05	IP: 9.0 WLS: W BF: 36 H: 7 R: 0 ER: 0 SO: 6 BB: 1 IBB: 0 HBP: 1 BLK: 0 WP: 0 HR: 0 S: 78 P: 116 ERA: 0.00 WHIP: 0.889															PITCHER						

Minnesota Twins @ Detroit Tigers
Tiger Stadium, Detroit, MI
Fri May 13 1988, 7:05 PM EDT
Att: 24,147 - Unknown

AB 34
R 0
H 7
RBI 0
BB 1
SO 6
LOB 16



Batter	1	2	3	4	5	6	7	8	9	AB	R	H	RBI	BB	SO	LOB	BOTTOM			
Gary Pettis, S OBP: 0.301, SLG: 0.257										4	1	0	0	0	1	0				
Lou Whitaker, L OBP: 0.430, SLG: 0.456										4	1	1	0	0	0	0				
Luis Salazar, R OBP: 0.422, SLG: 0.627										4	3	4	1	0	0	0				
Alan Trammell, R OBP: 0.357, SLG: 0.476										3	1	2	3	0	0	0				
Larry Herndon, R OBP: 0.302, SLG: 0.385										3	0	1	0	0	0	2				
Darrell Evans, L OBP: 0.276, SLG: 0.234										1	0	0	0	0	1	0				
Chet Lemon, R OBP: 0.396, SLG: 0.424										4	0	0	0	0	1	2				
Ray Knight, R OBP: 0.239, SLG: 0.246										3	1	1	1	0	0	1				
Dave Bergman, L OBP: 0.341, SLG: 0.294										0	0	0	0	0	0	0				
Tom Brookens, R OBP: 0.388, SLG: 0.435										3	0	0	0	0	1	1				
Mike Heath, R OBP: 0.255, SLG: 0.200										3	0	0	0	0	0	0				
Inning Stats	R: 1 E: 0 K: 0 S: 13	H: 1 LOB: 0 BB: 0 P: 20	R: 0 E: 0 K: 0 S: 7	H: 1 LOB: 1 BB: 0 P: 12	R: 0 E: 0 K: 1 S: 7	H: 0 LOB: 0 BB: 0 P: 12	R: 3 E: 0 K: 1 S: 15	H: 3 LOB: 0 BB: 0 P: 23	R: 0 E: 0 K: 0 S: 6	H: 0 LOB: 0 BB: 0 P: 9	R: 0 E: 0 K: 0 S: 9	H: 2 LOB: 1 BB: 0 P: 15	R: 0 E: 0 K: 0 S: 5	H: 0 LOB: 0 BB: 0 P: 10	R: 3 E: 2 K: 2 S: 15	H: 2 LOB: 0 BB: 0 P: 20	1B: 6 2B: 0 3B: 0 HR: 3	SF: 1 SAC: 0 DP: 1 HBP: 0	WP: 0 PB: 0 SB: 0 CS: 0	PA: 33
PITCHER Allan Anderson, L ERA: 3.6	IP: 7.0 WLS: L BF: 29 H: 8 R: 6 ER: 4 SO: 2 BB: 0 IBB: 0 HBP: 0 BLK: 0 WP: 0 HR: 3 S: 68 P: 109 ERA: 5.14 WHIP: 1.143															PITCHER				
Karl Best, R ERA:	IP: 1.0 WLS: L BF: 4 H: 1 R: 1 ER: 0 SO: 2 BB: 0 IBB: 0 HBP: 0 BLK: 0 WP: 0 HR: 0 S: 9 P: 12 ERA: 0.00 WHIP: 1.000															PITCHER				

Minnesota Twins @ Detroit Tigers
Tiger Stadium, Detroit, MI
Fri May 13 1988, 7:05 PM EDT
Att: 24,147 - Unknown

AB 32
R 7
H 9
RBI 5
BB 0
SO 4
LOB 6



Batter	1	2	3	4	5	6	7	8	9	AB	R	H	RBI	BB	SO	LOB	TOP					
Dan Gladden, R OBP: 0.328, SLG: 0.423	G1		1B	G5-3		G5-3		K		4	1	0	0	1	1	0						
Steve Lombardozzi, R OBP: 0.238, SLG: 0.293	S		1B	P3		K		4-3		5	1	2	0	0	1	0						
Kirby Puckett, R OBP: 0.340, SLG: 0.475	F9		E9		WP	5-3		F9		5	2	2	1	0	0	1						
Gary Gaetti, R OBP: 0.317, SLG: 0.484	P4		1B		6-3		6-3		K	5	0	1	1	0	1	2						
Gene Larkin, S OBP: 0.342, SLG: 0.400		FC5-4	1B		WP		WP	4-3		4	2	3	1	1	0	0						
Kent Hrbek, L OBP: 0.379, SLG: 0.607	F8		K		2B		BB	6-3		5	0	2	3	0	1	3						
Greg Gagne, R OBP: 0.248, SLG: 0.321	FC5-4		K2-3		K		F9			4	0	0	0	0	2	5						
Mark Davidson, R OBP: 0.308, SLG: 0.560	FC6-4				HR		BB			3	1	2	1	1	0	1						
Tom Nieto, R OBP: 0.073, SLG: 0.050			F7		G6-3		F8			4	0	0	0	0	1	4						
Inning Stats	R: 0 E: 0 K: 0 S: 8	H: 1 LOB: 1 BB: 0 P: 11	R: 0 E: 0 K: 0 S: 8	H: 1 LOB: 1 BB: 0 P: 12	R: 3 E: 1 K: 2 S: 14	H: 4 LOB: 2 BB: 1 P: 27	R: 1 E: 0 K: 0 S: 6	H: 1 LOB: 0 BB: 0 P: 10	R: 2 E: 0 K: 1 S: 18	H: 3 LOB: 2 BB: 1 P: 31	R: 0 E: 0 K: 1 S: 5	H: 0 LOB: 0 BB: 0 P: 7	R: 1 E: 0 K: 1 S: 10	H: 2 LOB: 2 BB: 1 P: 21	R: 0 E: 0 K: 1 S: 6	H: 0 LOB: 0 BB: 0 P: 6	R: 0 E: 0 K: 1 S: 7	H: 0 LOB: 0 BB: 0 P: 8	1B: 9 2B: 2 3B: 0 HR: 1	SF: 0 SAC: 0 DP: 0 HBP: 0	WP: 2 PB: 0 SB: 1 CS: 0	PA: 42
PITCHER	IP	WLS	BF	H	R	ER	SO	BB	IBB	HBP	BLK	WP	HR	S	P	ERA	WHIP					
Frank Tanana, L ERA: 4.73	4.1	L	24	9	6	6	2	2	0	0	0	1	1	46	80	12.46	2.538					
Don Heinkel, R ERA: 3.99	2.2		12	3	1	1	3	1	0	0	0	1	0	23	39	3.38	1.500					
Paul Gibson, L ERA: 4.09	2.0		6	0	0	0	2	0	0	0	0	0	0	13	14	0.00	0.000					

Minnesota Twins @ Detroit Tigers
Tiger Stadium, Detroit, MI
Sat May 14 1988, 3:33 AM EDT
Att: 35,429 - Unknown - 63 F

AB 39
R 7
H 12
RBI 7
BB 3
SO 7
LOB 16



Batter	1	2	3	4	5	6	7	8	9	AB	R	H	RBI	BB	SO	LOB	BOTTOM				
Gary Pettis, S OBP: 0.306, SLG: 0.264	S		G4-3			1B		L8		4	0	2	0	0	0	0					
Lou Whitaker, L OBP: 0.417, SLG: 0.439	P5		F8			F9		L6		4	0	0	0	0	0	2					
Luis Salazar, R OBP: 0.397, SLG: 0.587	P3				G6-3		6-3		F9	4	0	0	0	0	0	2					
Alan Trammell, R OBP: 0.356, SLG: 0.468					6-3		6-3			2	0	0	0	1	0	0					
Matt Nokes, L OBP: 0.278, SLG: 0.476	F8				G3		F7			3	0	0	0	0	0	2					
Darrell Evans, L OBP: 0.289, SLG: 0.227		G5-3			G6-3		F7			3	0	0	0	0	0	0					
Chet Lemon, R OBP: 0.373, SLG: 0.430		G4-3						G5-4-3		3	0	2	0	0	0	0					
Pat Sheridan, L OBP: 0.391, SLG: 0.473		F7			L4-3			K		3	0	0	0	0	1	2					
Ray Knight, R OBP: 0.229, SLG: 0.234			F8			G6-3		G5-4-3		3	0	0	0	0	0	1					
Inning Stats	R: 0 E: 0 K: 0 S: 10	H: 1 LOB: 2 BB: 1 P: 22	R: 0 E: 0 K: 0 S: 5	H: 0 LOB: 0 BB: 0 P: 10	R: 0 E: 0 K: 0 S: 5	H: 0 LOB: 0 BB: 0 P: 10	R: 0 E: 0 K: 0 S: 7	H: 0 LOB: 0 BB: 0 P: 12	R: 0 E: 0 K: 0 S: 6	H: 1 LOB: 1 BB: 0 P: 11	R: 0 E: 0 K: 0 S: 8	H: 0 LOB: 0 BB: 0 P: 10	R: 0 E: 0 K: 1 S: 8	H: 1 LOB: 0 BB: 0 P: 11	R: 0 E: 0 K: 0 S: 7	H: 0 LOB: 0 BB: 0 P: 12	1B: 4 2B: 1 3B: 0 HR: 0	SF: 0 SAC: 0 DP: 2 HBP: 0	WP: 0 PB: 0 SB: 1 CS: 0	PA: 30	
PITCHER	IP	WLS	BF	H	R	ER	SO	BB	IBB	HBP	BLK	WP	HR	S	P	ERA	WHIP				
Les Straker, R ERA: 2.35	9.0	W	30	4	0	0	1	1	0	0	0	0	0	61	105	0.00	0.556				

Minnesota Twins @ Detroit Tigers
Tiger Stadium, Detroit, MI
Sat May 14 1988, 3:33 AM EDT
Att: 35,429 - Unknown - 63 F

AB 29
R 0
H 4
RBI 0
BB 1
SO 1
LOB 9



Batter	1	2	3	4	5	6	7	8	9	AB	R	H	RBI	BB	SO	LOB	TOP			
Dan Gladden, R OBP: 0.324, SLG: 0.414	P4		B1	K		SF9 1B		F8		5	1	1	1	0	1	3	Minnesota Twins @ Detroit Tigers Tiger Stadium, Detroit, MI Sun May 15 1988, 3:33 AM EDT Att: 29,568 - Cloudy - 83 F			
Tom Herr, S OBP: 0.386, SLG: 0.357	G4-3		FC6-4 1B	F7		E6 G3-6-3		HR		5	1	2	1	0	0	4				
Kirby Puckett, R OBP: 0.342, SLG: 0.497	CS 1B		FC6-4 HR		F9	SF9		HR		4	2	2	2	0	0	1				
Kent Hrbek, L OBP: 0.380, SLG: 0.648	CS 1-2	F7	HR		HR	G3-6-3		P6		5	2	2	3	0	0	1				
Gary Gaetti, R OBP: 0.333, SLG: 0.500		K 1B HBP	K		1B BLK 1B		1B	2B		4	2	3	0	0	1	0				
Randy Bush, L OBP: 0.420, SLG: 0.528	P5			HR	F9		K	K		4	1	1	1	0	1	3				
Mark Davidson, R OBP: 0.296, SLG: 0.538										1	0	0	0	0	1	1				
Gene Larkin, S ERA: 4.8	K 1B		SH1 1B HBP		BLK 1B		P5	G5-3		1	0	0	0	0	1	1				
John Moses, S OBP: 0.320, SLG: 0.238	1-2									2	0	1	0	0	0	1				
Al Newman, S OBP: 0.240, SLG: 0.174										1	0	0	0	0	0	1				
Tim Laudner, R OBP: 0.360, SLG: 0.487	1-1		SH1 1B		K		K2-3	K		5	0	2	1	0	3	3				
Greg Gagne, R OBP: 0.250, SLG: 0.339	3-3		SH1		SH1		1-2 2-3	K		3	1	1	0	0	2	2				
Inning Stats	R: 0 E: 0 K: 0 S: 9	H: 1 LOB: 0 BB: 0 P: 15	R: 1 E: 1 K: 2 S: 12	H: 1 LOB: 2 BB: 0 P: 22	R: 2 E: 0 K: 1 S: 9	H: 2 LOB: 0 BB: 0 P: 14	R: 1 E: 0 K: 1 S: 16	H: 2 LOB: 3 BB: 0 P: 25	R: 2 E: 0 K: 1 S: 14	H: 3 LOB: 1 BB: 0 P: 17	R: 0 E: 0 K: 2 S: 8	H: 1 LOB: 1 BB: 0 P: 12	R: 2 E: 0 K: 1 S: 10	H: 2 LOB: 0 BB: 0 P: 15	R: 0 E: 0 K: 2 S: 11	H: 1 LOB: 1 BB: 0 P: 18	1B: 8 2B: 1 3B: 1 HR: 5	SF: 1 SAC: 1 DP: 1 HBP: 2	WP: 0 PB: 0 SB: 1 CS: 1	PA: 45
PITCHER	IP WLS BF H R ER SO BB IBB HBP BLK WP HR S P ERA WHIP	IP WLS BF H R ER SO BB IBB HBP BLK WP HR S P ERA WHIP	IP WLS BF H R ER SO BB IBB HBP BLK WP HR S P ERA WHIP	IP WLS BF H R ER SO BB IBB HBP BLK WP HR S P ERA WHIP	IP WLS BF H R ER SO BB IBB HBP BLK WP HR S P ERA WHIP	IP WLS BF H R ER SO BB IBB HBP BLK WP HR S P ERA WHIP	IP WLS BF H R ER SO BB IBB HBP BLK WP HR S P ERA WHIP	IP WLS BF H R ER SO BB IBB HBP BLK WP HR S P ERA WHIP	IP WLS BF H R ER SO BB IBB HBP BLK WP HR S P ERA WHIP	IP WLS BF H R ER SO BB IBB HBP BLK WP HR S P ERA WHIP	IP WLS BF H R ER SO BB IBB HBP BLK WP HR S P ERA WHIP	IP WLS BF H R ER SO BB IBB HBP BLK WP HR S P ERA WHIP	IP WLS BF H R ER SO BB IBB HBP BLK WP HR S P ERA WHIP	IP WLS BF H R ER SO BB IBB HBP BLK WP HR S P ERA WHIP	IP WLS BF H R ER SO BB IBB HBP BLK WP HR S P ERA WHIP	IP WLS BF H R ER SO BB IBB HBP BLK WP HR S P ERA WHIP	IP WLS BF H R ER SO BB IBB HBP BLK WP HR S P ERA WHIP			

Batter	1	2	3	4	5	6	7	8	9	AB	R	H	RBI	BB	SO	LOB	BOTTOM			
Gary Pettis, S OBP: 0.317, SLG: 0.273	E9 1B 1B	G4-3			F9 1B			FC6-4 BB		3	1	2	0	1	0	0	Minnesota Twins @ Detroit Tigers Tiger Stadium, Detroit, MI Sun May 15 1988, 3:33 AM EDT Att: 29,568 - Cloudy - 83 F			
Luis Salazar, R OBP: 0.389, SLG: 0.567	1B 1B 1B		K		F9 1-2		FC6-4			4	0	1	0	0	1	2				
Chet Lemon, R OBP: 0.370, SLG: 0.424	K		6-3			1B		K		4	0	1	0	0	2	3				
Alan Trammell, R OBP: 0.360, SLG: 0.492	1-2 3-H 1B		HR		F7		F9			4	1	2	2	0	0	2				
Larry Herndon, R OBP: 0.304, SLG: 0.381	1-2 2-3 1B		K		F9			F8		3	0	1	0	0	1	1				
Dave Bergman, L OBP: 0.333, SLG: 0.286										1	0	0	0	0	0	0				
Ray Knight, R OBP: 0.216, SLG: 0.221	P4			G6-3		L4		G3		4	0	0	0	0	0	4				
Tom Brookens, R OBP: 0.377, SLG: 0.420	K			F9		P3		F9		3	0	0	0	0	1	3				
Darrell Evans, L OBP: 0.266, SLG: 0.224										1	0	0	0	0	0	0				
Mike Heath, R OBP: 0.255, SLG: 0.200		F8			K		G4-3			0	0	0	0	0	0	0				
Matt Nokes, L OBP: 0.269, SLG: 0.460										3	0	0	0	0	1	0				
Jim Walewander, S OBP: 0.182, SLG: 0.273		F8			B5-3		P6			3	0	0	0	0	0	0				
Inning Stats	R: 1 E: 1 K: 2 S: 22	H: 4 LOB: 3 BB: 0 P: 29	R: 0 E: 0 K: 0 S: 10	H: 0 LOB: 0 BB: 0 P: 12	R: 1 E: 0 K: 2 S: 11	H: 1 LOB: 0 BB: 0 P: 16	R: 0 E: 0 K: 1 S: 6	H: 0 LOB: 0 BB: 0 P: 12	R: 0 E: 0 K: 0 S: 8	H: 1 LOB: 1 BB: 0 P: 14	R: 0 E: 0 K: 0 S: 7	H: 0 LOB: 0 BB: 0 P: 10	R: 0 E: 0 K: 1 S: 7	H: 0 LOB: 1 BB: 1 P: 14	R: 0 E: 0 K: 0 S: 8	H: 0 LOB: 0 BB: 0 P: 11	1B: 6 2B: 0 3B: 0 HR: 1	SF: 0 SAC: 0 DP: 0 HBP: 0	WP: 0 PB: 0 SB: 0 CS: 0	PA: 34
PITCHER	IP WLS BF H R ER SO BB IBB HBP BLK WP HR S P ERA WHIP	IP WLS BF H R ER SO BB IBB HBP BLK WP HR S P ERA WHIP	IP WLS BF H R ER SO BB IBB HBP BLK WP HR S P ERA WHIP	IP WLS BF H R ER SO BB IBB HBP BLK WP HR S P ERA WHIP	IP WLS BF H R ER SO BB IBB HBP BLK WP HR S P ERA WHIP	IP WLS BF H R ER SO BB IBB HBP BLK WP HR S P ERA WHIP	IP WLS BF H R ER SO BB IBB HBP BLK WP HR S P ERA WHIP	IP WLS BF H R ER SO BB IBB HBP BLK WP HR S P ERA WHIP	IP WLS BF H R ER SO BB IBB HBP BLK WP HR S P ERA WHIP	IP WLS BF H R ER SO BB IBB HBP BLK WP HR S P ERA WHIP	IP WLS BF H R ER SO BB IBB HBP BLK WP HR S P ERA WHIP	IP WLS BF H R ER SO BB IBB HBP BLK WP HR S P ERA WHIP	IP WLS BF H R ER SO BB IBB HBP BLK WP HR S P ERA WHIP	IP WLS BF H R ER SO BB IBB HBP BLK WP HR S P ERA WHIP	IP WLS BF H R ER SO BB IBB HBP BLK WP HR S P ERA WHIP	IP WLS BF H R ER SO BB IBB HBP BLK WP HR S P ERA WHIP				



Batter	1	2	3	4	5	6	7	8	9	AB	R	H	RBI	BB	SO	LOB	TOP										
Gary Pettis, S OBP: 0.307, SLG: 0.264 (1, 8)	1-1 F8		1-3 K		0-0 4-3		2-3 K		0-0 2-3	5	0	0	0	0	2	2											
Lou Whitaker, L OBP: 0.419, SLG: 0.441 (1, 4)	1-1 E5 1B		0-1 1-2 1B		1-2 3-1		0-0 3-1			4	0	2	0	0	0	1											
Darrell Evans, L OBP: 0.265, SLG: 0.218 (1, 3) Jim Walewander, S OBP: 0.182, SLG: 0.273 (8, PR) Mike Heath, R OBP: 0.255, SLG: 0.200 (8, 2)	1-2 1-3		0-0 F5		2-1 3-1		4-0 WP 1B BB			3	0	0	0	1	0	3											
Alan Trammell, R OBP: 0.364, SLG: 0.493 (1, 6)	2-0 L5		1-1 4-1 1B		0-2 6-3		1-0 WP 1B			4	1	2	0	0	0	1											
Matt Nokes, L OBP: 0.271, SLG: 0.456 (8, PH) Jim Morrison, R OBP: 0.210, SLG: 0.274 (8, 3)	3-2 4-3		0-0 4-1		0-0 1B 1B		0-3 K			3	0	1	0	0	0	1											
Luis Salazar, R OBP: 0.382, SLG: 0.549 (1, 5)	2-2 F9		1-2 F8		0-1 1-3 1B		2-3 K			4	0	1	0	0	1	3											
Pat Sheridan, L OBP: 0.368, SLG: 0.466 (8, PH) Larry Herndon, R OBP: 0.298, SLG: 0.372 (8, 7)	2-1 3-1		2-0 2-H 1B		2-0 4-3		0-2 F7			3	0	1	1	0	0	2											
Chet Lemon, R OBP: 0.366, SLG: 0.426 (1, 9)			0-0 5-3		0-1 F9		1-1 2B		0-1 L5	4	0	1	0	0	0	1											
Dave Bergman, L OBP: 0.333, SLG: 0.289 (9, PH) Ray Knight, R OBP: 0.213, SLG: 0.217 (9, PH)	0-1 1B 1B		2-2 5-3		1-0 F8		0-0 F9			3	0	1	0	0	0	1											
Inning Stats	R: 0 E: 1 K: 0 S: 8	H: 1 LOB: 1 BB: 0 P: 13	R: 0 E: 0 K: 0 S: 8	H: 0 LOB: 0 BB: 0 P: 15	R: 0 E: 0 K: 1 S: 9	H: 2 LOB: 2 BB: 0 P: 10	R: 1 E: 0 K: 0 S: 10	H: 2 LOB: 1 BB: 0 P: 14	R: 0 E: 0 K: 0 S: 8	H: 0 LOB: 0 BB: 0 P: 11	R: 0 E: 0 K: 1 S: 7	H: 1 LOB: 1 BB: 0 P: 11	R: 0 E: 0 K: 2 S: 10	H: 1 LOB: 2 BB: 1 P: 17	R: 0 E: 0 K: 0 S: 4	H: 0 LOB: 0 BB: 0 P: 4	1B: 8 2B: 1 3B: 0 HR: 0	SF: 0 SAC: 0 DP: 0 HBP: 0	WP: 1 PB: 0 SB: 0 CS: 0	PA: 37							
PITCHER	IP	WLS	BF	H	R	ER	SO	BB	IBB	HBP	BLK	WP	HR	S	P	ERA	WHIP										
Chris Bosio, R ERA: 1.97 (1, 1)	7.0	W	31	9	1	1	2	1	0	0	0	0	0	60	93	1.29	1.429										
Dan Plesac, L ERA: 1.96 (8, 1)	2.0	S	6	0	0	0	2	0	0	0	0	1	0	13	15	0.00	0.000										

Detroit Tigers @ Milwaukee Brewers
Milwaukee County Stadium, Milwaukee, WI
Mon May 16 1988, 8:05 PM EDT
Att. 8,976 - Unknown - 52 F

AB 36
R 1
H 9
RBI 1
BB 1
SO 4
LOB 19



Batter	1	2	3	4	5	6	7	8	9	AB	R	H	RBI	BB	SO	LOB	BOTTOM										
Paul Molitor, R OBP: 0.377, SLG: 0.370 (1, 5)	4-2 1-3 BLK BB		1-2 S 1B		0-0 F9		2-2 4-3			3	0	1	0	1	0	1											
Robin Yount, R OBP: 0.327, SLG: 0.455 (1, 8)	2-3 K		2-1 F9		2-0 4-3		0-0 2B			4	0	1	1	0	1	2											
B.J. Surhoff, L OBP: 0.283, SLG: 0.264 (1, 2)	0-2 1-3		3-1 4-3		2-1 F8		2-1 F8			4	0	0	0	0	0	3											
Greg Brock, L OBP: 0.409, SLG: 0.381 (1, 3)	1-1 F8		4-2 2B 4-3 BB		2-0 4-3		0-0 1B 1B			3	1	1	0	1	0	1											
Rob Deer, R OBP: 0.308, SLG: 0.419 (1, 7)			3-3 K		1-0 4-3 1B 2B		0-2 F8			4	1	2	0	0	1	1											
Ernest Riles, L OBP: 0.319, SLG: 0.349 (1, 6)	0-1 1-3		1-3 K		0-1 F7		0-0 1B			4	0	1	0	0	1	3											
Joey Meyer, R OBP: 0.217, SLG: 0.441 (1, 10)	2-1 1B		1-0 4-3		1-0 F8		1-3 K			4	0	1	1	0	1	4											
Jim Gantner, L OBP: 0.300, SLG: 0.295 (1, 4)	1-0 4-3		1-0 2-3 3-H 3-2 1B		4-2 4-3 5-3 2B BB		0-1 F7			3	1	1	1	1	0	3											
Mike Felder, S OBP: 0.120, SLG: 0.120 (1, 9)	1-0 1-3		1-0 F7		1-0 5-3		1-2			3	0	0	0	0	0	2											
Inning Stats	R: 0 E: 0 K: 1 S: 10	H: 0 LOB: 1 BB: 1 P: 17	R: 0 E: 0 K: 1 S: 8	H: 1 LOB: 1 BB: 0 P: 14	R: 0 E: 0 K: 0 S: 9	H: 1 LOB: 1 BB: 0 P: 16	R: 2 E: 0 K: 1 S: 13	H: 2 LOB: 1 BB: 1 P: 23	R: 0 E: 0 K: 0 S: 4	H: 0 LOB: 0 BB: 0 P: 8	R: 0 E: 0 K: 0 S: 7	H: 1 LOB: 1 BB: 0 P: 11	R: 1 E: 0 K: 0 S: 11	H: 1 LOB: 1 BB: 1 P: 20	R: 0 E: 0 K: 1 S: 15	H: 2 LOB: 2 BB: 0 P: 16	1B: 6 2B: 2 3B: 0 HR: 0	SF: 0 SAC: 0 DP: 0 HBP: 0	WP: 0 PB: 0 SB: 1 CS: 0	PA: 35							
PITCHER	IP	WLS	BF	H	R	ER	SO	BB	IBB	HBP	BLK	WP	HR	S	P	ERA	WHIP										
Walt Terrell, R ERA: 4.44 (1, 1)	8.0	L	35	8	3	3	4	3	0	0	0	0	0	77	125	3.38	1.375										

Detroit Tigers @ Milwaukee Brewers
Milwaukee County Stadium, Milwaukee, WI
Mon May 16 1988, 8:05 PM EDT
Att. 8,976 - Unknown - 52 F

AB 32
R 3
H 8
RBI 3
BB 3
SO 4
LOB 20



Batter	1	2	3	4	5	6	7	8	9	AB	R	H	RBI	BB	SO	LOB	TOP					
Gary Pettis, S OBP: 0.304, SLG: 0.261 (1, 8)	6-3		E6			K			4-3	5	1	1	1	0	1	2						
Lou Whitaker, L OBP: 0.404, SLG: 0.426 (1, 4)	F6		SF9			K			F9	4	0	0	1	0	1	1						
Luis Salazar, R OBP: 0.383, SLG: 0.579 (1, 7)	F7		F7						K	5	2	2	2	0	1	1						
Alan Trammell, R OBP: 0.361, SLG: 0.482 (1, 6)		F7	F7						K	3	0	0	0	1	1	2						
Chet Lemon, R OBP: 0.363, SLG: 0.444 (1, 9)	P6			6-3		5-3				4	1	1	2	0	0	1						
Lary Hemdon, R OBP: 0.294, SLG: 0.348 (1, 10)	F8								F9	3	0	0	0	1	0	0						
Ray Knight, R OBP: 0.228, SLG: 0.222 (1, 3)			HBP E 1B	F9		S 1B BB			F8	3	2	1	0	1	0	1						
Tom Brookens, R OBP: 0.373, SLG: 0.413 (1, 5)			HBP E 1B	F3		K			F3	4	1	1	0	0	1	2						
Mike Heath, R OBP: 0.273, SLG: 0.208 (1, 2)			E SF9 HBP	F8		F8			6-3	3	1	1	1	0	0	0						
Inning Stats	R: 0 E: 0 K: 0 S: 8	H: 0 LOB: 0 BB: 0 P: 16	R: 0 E: 0 K: 0 S: 7	H: 0 LOB: 0 BB: 0 P: 10	R: 3 E: 1 K: 0 S: 9	H: 2 LOB: 1 BB: 0 P: 15	R: 0 E: 0 K: 0 S: 6	H: 0 LOB: 1 BB: 1 P: 12	R: 2 E: 0 K: 1 S: 16	H: 2 LOB: 1 BB: 1 P: 28	R: 1 E: 0 K: 2 S: 10	H: 1 LOB: 1 BB: 1 P: 20	R: 2 E: 0 K: 1 S: 9	H: 2 LOB: 0 BB: 0 P: 13	R: 0 E: 0 K: 0 S: 4	H: 0 LOB: 0 BB: 0 P: 9	R: 0 E: 0 K: 1 S: 7	H: 0 LOB: 0 BB: 0 P: 12	1B: 5 2B: 0 3B: 0 HR: 2	SF: 1 SAC: 0 DP: 0 HBP: 1	WP: 0 PB: 0 SB: 2 CS: 0	PA: 39
PITCHER	IP	WLS	BF	H	R	ER	SO	BB	IBB	HBP	BLK	WP	HR	S	P	ERA	WHIP					
Juan Nieves, L ERA: 5.44 (1, 1)	4.2	L	22	4	5	4	1	2	0	1	0	0	1	43	76	7.71	1.286					
Odel Jones, R ERA: 3.77 (5, 1)	2.1		11	3	3	3	3	1	0	0	0	0	1	22	38	11.57	1.714					
Mark Clear, R ERA: 3.12 (8, 1)	2.0		6	0	0	0	1	0	0	0	0	0	0	11	21	0.00	0.000					

Detroit Tigers @ Milwaukee Brewers
 Milwaukee County Stadium, Milwaukee, WI
 Tue May 17 1988, 8:05 PM EDT
 Att: 11,493 - Unknown - 59 F

AB 34
 R 8
 H 7
 RBI 7
 BB 3
 SO 5
 LOB 10



Batter	1	2	3	4	5	6	7	8	9	AB	R	H	RBI	BB	SO	LOB	BOTTOM					
Paul Molitor, R OBP: 0.377, SLG: 0.379 (1, 5)	S 2B		E4 E 1B SF9	4-3					6-3	5	2	2	0	0	0	1						
Robin Yount, R OBP: 0.325, SLG: 0.449 (1, 8)	5-3		SF9 E 1B			6-3			F7	4	0	1	0	0	0	2						
B.J. Surhoff, L OBP: 0.274, SLG: 0.255 (1, 2)	3-1		E6 S			F2			G3	4	0	0	0	0	0	4						
Greg Brock, L OBP: 0.405, SLG: 0.380 (1, 3)			SF9			L4			F6	3	0	1	1	0	0	0						
Rob Deer, R OBP: 0.313, SLG: 0.424 (1, 7)	K		FC6-4 BB			1B 2B			K	3	1	1	0	1	2	1						
Dale Sveum, S OBP: 0.295, SLG: 0.435 (1, 6)			FC6-4			G6-4-3 1B			HR	4	1	2	2	0	0	3						
Joey Meyer, R OBP: 0.203, SLG: 0.413 (1, 10)	6-3			6-3		G6-4-3			5-3	4	0	0	0	0	0	1						
Jim Gantner, L OBP: 0.301, SLG: 0.304 (1, 4)				4-3		G3			6-3	3	0	1	0	0	1	0						
Juan Castillo, S (9, 4)	K								6-3	1	0	0	0	0	0	0						
Mike Felder, S OBP: 0.103, SLG: 0.103 (1, 9)			F9	4-3					K	4	0	0	0	0	1	1						
Inning Stats	R: 1 E: 0 K: 1 S: 11	H: 2 LOB: 1 BB: 0 P: 19	R: 0 E: 0 K: 1 S: 7	H: 0 LOB: 0 BB: 0 P: 11	R: 1 E: 2 K: 0 S: 17	H: 1 LOB: 3 BB: 1 P: 25	R: 0 E: 0 K: 0 S: 8	H: 1 LOB: 1 BB: 0 P: 13	R: 0 E: 0 K: 0 S: 6	H: 0 LOB: 0 BB: 0 P: 11	R: 1 E: 0 K: 0 S: 6	H: 2 LOB: 1 BB: 0 P: 7	R: 0 E: 0 K: 0 S: 6	H: 1 LOB: 1 BB: 0 P: 11	R: 1 E: 0 K: 1 S: 7	H: 1 LOB: 0 BB: 0 P: 10	R: 0 E: 0 K: 1 S: 10	H: 0 LOB: 0 BB: 0 P: 14	1B: 4 2B: 3 3B: 0 HR: 1	SF: 1 SAC: 0 DP: 1 HBP: 0	WP: 0 PB: 0 SB: 2 CS: 0	PA: 37
PITCHER	IP	WLS	BF	H	R	ER	SO	BB	IBB	HBP	BLK	WP	HR	S	P	ERA	WHIP					
Paul Gibson, L ERA: 3.32 (1, 1)	7.0	W	30	7	3	2	2	1	0	0	0	0	1	61	97	2.57	1.143					
Willie Hernandez, L ERA: 3.15 (8, 1)	2.0		7	1	1	1	2	0	0	0	0	0	1	17	24	4.50	0.500					

Detroit Tigers @ Milwaukee Brewers
 Milwaukee County Stadium, Milwaukee, WI
 Tue May 17 1988, 8:05 PM EDT
 Att: 11,493 - Unknown - 59 F

AB 35
 R 4
 H 8
 RBI 3
 BB 1
 SO 4
 LOB 13



Batter	1	2	3	4	5	6	7	8	9	AB	R	H	RBI	BB	SO	LOB	TOP								
Gary Pettis, S OBP: 0.297, SLG: 0.255 (1, 8)	0-0 B5-3		0-0 5-3			0-3 K		0-0 6-3		4	0	0	0	0	1	1	Detroit Tigers @ Milwaukee Brewers Milwaukee County Stadium, Milwaukee, WI Wed May 18 1988, 8:05 PM EDT Att: 23,577 - Unknown - 62 F								
Lou Whitaker, L OBP: 0.395, SLG: 0.412 (1, 4)	1-3 K			2-2 4-3		1-3 K		2-0 4-3		4	0	0	0	0	2	0									
Luis Salazar, R OBP: 0.388, SLG: 0.575 (1, 7)	0-1 6-3			1-0 1B		2-3 K			0-1 1B BLK	4	1	2	0	0	1	0									
Aian Trammell, R OBP: 0.364, SLG: 0.482 (1, 6)		0-0 F7		1-2 2B		1-3 K			0-0 1B BLK	4	2	2	0	0	1	0									
Chet Lemon, R OBP: 0.367, SLG: 0.453 (1, 9)		1-0 6-3		1-1 1B		0-0 1-3			3-2 L4-6 1B	4	0	2	1	0	0	0									
Lary Hemdon, R OBP: 0.291, SLG: 0.347 (1, 10)		3-3 K		0-0 2B		0-0 1B			0-0 SF9	3	0	1	1	0	1	1									
Ray Knight, R OBP: 0.265, SLG: 0.263 (1, 3)			1-1 1B		0-1 G4-6-3 1B		1-2 1B		0-1 1-2 1B	4	0	4	0	0	0	0									
Tom Brookens, R OBP: 0.360, SLG: 0.396 (1, 5)			1-1 F7		1-1 G4-6-3		0-0 L7		0-2 L4-6	4	0	0	0	0	0	6									
Mike Heath, R OBP: 0.259, SLG: 0.196 (1, 2)			0-3 K		3-2 F7			0-3 K		3	0	0	0	0	2	1									
Inning Stats	R: 0 E: 0 K: 1 S: 6	H: 0 LOB: 0 BB: 7	R: 0 E: 0 K: 1 S: 5	H: 0 LOB: 0 BB: 9	R: 0 E: 0 K: 1 S: 8	H: 1 LOB: 1 BB: 0 P: 10	R: 1 E: 0 K: 0 S: 12	H: 3 LOB: 1 BB: 0 P: 17	R: 0 E: 0 K: 0 S: 7	H: 1 LOB: 0 BB: 0 P: 11	R: 0 E: 0 K: 3 S: 10	H: 0 LOB: 0 BB: 13	R: 0 E: 0 K: 1 S: 12	H: 2 LOB: 2 BB: 0 P: 14	R: 0 E: 0 K: 1 S: 5	H: 0 LOB: 0 BB: 7	R: 2 E: 0 K: 0 S: 13	H: 4 LOB: 1 BB: 0 P: 16	1B: 10 2B: 2 3B: 0 HR: 0	SF: 1 SAC: 0 DP: 2 HBP: 0	WP: 0 PB: 0 SB: 0 CS: 0	PA: 35			
PITCHER	IP	WLS	BF	H	R	ER	SO	BB	IBB	HBP	BLK	WP	HR	S	P	ERA	WHIP								
Teddy Higuera, L ERA: 2.57 (1, 1)	8.1	L	34	11	3	3	8	0	0	0	1	0	0	75	101	3.24	1.320								
Chuck Cnm, R ERA: 4.12 (9, 1)	0.2		1	0	0	0	0	0	0	0	0	0	0	3	3	0.00	0.000								

Batter	1	2	3	4	5	6	7	8	9	AB	R	H	RBI	BB	SO	LOB	BOTTOM								
Paul Molitor, R OBP: 0.380, SLG: 0.385 (1, 10)	4-2 1B S BB		0-0 1B		0-1 F9			0-0 F9		3	1	1	0	1	0	0	Detroit Tigers @ Milwaukee Brewers Milwaukee County Stadium, Milwaukee, WI Wed May 18 1988, 8:05 PM EDT Att: 23,577 - Unknown - 62 F								
Robin Yount, R OBP: 0.329, SLG: 0.450 (1, 8)	1-2 6-3		0-0 2B		0-1 F8			2-2 S 1B		4	0	2	1	0	0	1									
B.J. Surhoff, L OBP: 0.281, SLG: 0.257 (1, 2)	0-1 G6-4-3 1B		4-0 1B		0-1 L8			0-0 F5		3	0	1	0	1	0	1									
Greg Brock, L OBP: 0.400, SLG: 0.369 (1, 3)	2-1 G6-4-3		1-3 K		0-0 F8			4-0 1B		3	0	0	0	1	1	4									
Rob Deer, R OBP: 0.311, SLG: 0.419 (1, 7)		0-0 G5-4-3 1B	1-1 F3		2-3 K			3-2 F7		4	0	1	0	0	1	4									
Glenn Briggs, R OBP: 0.306, SLG: 0.405 (1, 9)		1-1 G5-4-3		1-3 K		0-1 F8			0-1 4-3	4	0	0	0	0	1	1									
Ernest Riles, L OBP: 0.326, SLG: 0.378 (1, 5)		3-2 2B		0-2 2B			1-2 4-3		2-2 F8	4	0	2	0	0	0	0									
Jim Gantner, L OBP: 0.299, SLG: 0.303 (1, 4)		1-0 4-3		1-3 K			1-0 L7		0-1 S 1B	4	0	1	0	0	1	2									
Dale Sveum, S OBP: 0.286, SLG: 0.422 (1, 6)			2-3 K		0-0 F7			1-3 K		4	0	0	0	0	3	2									
Inning Stats	R: 0 E: 0 K: 0 S: 11	H: 1 LOB: 1 BB: 1 P: 18	R: 0 E: 0 K: 0 S: 8	H: 2 LOB: 0 BB: 0 P: 13	R: 1 E: 0 K: 2 S: 10	H: 2 LOB: 2 BB: 1 P: 18	R: 0 E: 0 K: 2 S: 12	H: 1 LOB: 0 BB: 0 P: 14	R: 0 E: 0 K: 0 S: 6	H: 0 LOB: 0 BB: 0 P: 6	R: 0 E: 0 K: 1 S: 8	H: 0 LOB: 0 BB: 10	R: 0 E: 0 K: 1 S: 7	H: 0 LOB: 0 BB: 0 P: 10	R: 0 E: 0 K: 0 S: 8	H: 1 LOB: 2 BB: 1 P: 17	R: 0 E: 0 K: 1 S: 12	H: 1 LOB: 0 BB: 0 P: 14	1B: 5 2B: 3 3B: 0 HR: 0	SF: 0 SAC: 0 DP: 2 HBP: 0	WP: 0 PB: 0 SB: 3 CS: 0	PA: 36			
PITCHER	IP	WLS	BF	H	R	ER	SO	BB	IBB	HBP	BLK	WP	HR	S	P	ERA	WHIP								
Doyle Alexander, R ERA: 2.79 (1, 1)	9.0	W	36	8	1	1	7	2	1	0	0	0	0	82	120	1.00	1.111								

Batter	1	2	3	4	5	6	7	8	9	AB	R	H	RBI	BB	SO	LOB	TOP				
Gary Pettis, S OBP: 0.300, SLG: 0.255 Pat Sheridan, L OBP: 0.382, SLG: 0.458	(1, 8) K	(1, 3) K		(2, 2) F8	(1, 1) 1B	(4, 2) BB		(2, 2) L8		4	0	1	1	1	2	1					
Tom Brookens, R OBP: 0.353, SLG: 0.396 Jim Morrison, R OBP: 0.206, SLG: 0.270	(1, 5) 1B (8, PH) 2B (8, 5)	(2, 0) 6-3		(3, 3) 4-3	(3, 1) K	(1, 2) BB		(2, 2) F8		5	1	1	0	0	1	6					
Luis Salazar, R OBP: 0.396, SLG: 0.576	(1, 7) 1B (8, 6) BB		(0, 0) P4		(3, 2) 1B (1, 1) 1B	(2, 2) E5 (2, 2) 2B		(1, 1) K		5	3	2	1	1	1	0					
Alan Trammell, R OBP: 0.377, SLG: 0.521 Dave Bergman, L OBP: 0.326, SLG: 0.282	(1, 6) 1B (8, PH) 2H (8, 7)		(2, 1) HR		(1, 1) 1B (1, 2) 1B	(2, 0) 4-3 (1, H) E (2, 2) 2B		(2, 2) F8		5	3	4	3	0	0	0					
Chet Lemon, R OBP: 0.365, SLG: 0.448	(1, 9) 1B (1, 2) 2H (1, 2) 1B		(1, 0) P4		(1, 1) 1B (1, 3) BLK (2, H) 1B	(4, 3) 4-3		(1, 0) F3		6	1	2	2	0	0	1					
Larry Hemdon, R OBP: 0.298, SLG: 0.340 Darrell Evans, L OBP: 0.291, SLG: 0.250	(1, 10) G1-6-3 (5, PH) 1-2		(4, 1) BB		(2, 2) BLK (2, 3) 1B (3, H) 1B	(4, 0) E (1, 1) BB		(1, 2) 3B (2, 2) 2B		1	0	0	0	1	0	2					
Ray Knight, R OBP: 0.292, SLG: 0.321			(3, 2) 4-3 (2, 2) 2B		(4, 1) 1B (1, 2) BLK (1, 2) BB	(1, 2) E5 (BB) 1B		(0, 0) 1B (2, H) 3B		5	2	3	1	1	0	2					
Mike Heath, R OBP: 0.250, SLG: 0.189 Matt Nokes, L OBP: 0.270, SLG: 0.447	(1, 2) 4-3 (5, PH) 2-3 (5, 2)		(0, 0) 4-3 (1, 1) 1B		(0, 3) K (1, 2) K	(2, 3) K (2, 3) K		(0, 1) 1B (2, 2) 2B (1, 1) 1B		2	0	0	0	0	1	3					
Jim Walewander, S OBP: 0.231, SLG: 0.385 Lou Whitaker, L OBP: 0.399, SLG: 0.418	(1, 4) 3H (5, PH) 2B (5, 4)		(0, 1) 2B		(1, 2) P6 (1, 2) P6	(1, 0) P6 (1, 2) BB (1, 2) 1B		(3, 1) 2B (1, 2) 1B		2	0	1	1	0	0	0					
Inning Stats	R: 2 H: 3 E: 0 K: 1 S: 12	H: 3 R: 4 ER: 1 LOB: 1 BB: 1 P: 22	R: 1 H: 2 E: 0 K: 1 S: 10	H: 2 R: 4 ER: 1 LOB: 2 BB: 1 P: 16	R: 1 H: 2 E: 0 K: 1 S: 9	H: 2 R: 4 ER: 0 LOB: 0 BB: 1 P: 18	R: 0 H: 0 E: 0 K: 0 S: 7	H: 0 R: 1 ER: 0 LOB: 0 BB: 0 P: 10	R: 4 H: 5 E: 0 K: 2 S: 18	H: 5 R: 2 ER: 0 LOB: 2 BB: 1 P: 30	R: 3 H: 2 E: 0 K: 1 S: 17	H: 2 R: 0 ER: 0 LOB: 0 BB: 0 P: 11	R: 0 H: 0 E: 0 K: 1 S: 7	H: 0 R: 0 ER: 0 LOB: 0 BB: 0 P: 11	R: 3 H: 5 E: 0 K: 0 S: 22	H: 5 R: 1 ER: 0 LOB: 2 BB: 0 P: 30	R: 0 H: 1 E: 0 K: 0 S: 5	H: 1 R: 0 ER: 0 LOB: 1 BB: 0 P: 7	1B: 12 2B: 6 3B: 1 HR: 1	SF: 0 SAC: 0 DP: 1 HBP: 0	WP: 0 PA: 53 PB: 0 SB: 0 CS: 0
PITCHER	IP WLS BF H R ER SO BB IBB HBP BLK WP HR S P ERA WHIP																				
Jerry Reuss, L ERA: 3.82	(1, 1) 2.2 L 15 6 4 4 2 2 0 0 0 0 0 1 27 50 13.50 3.000																				
John Davis, R ERA: 4.33	(3, 1) 3.0 22 8 7 4 4 3 0 0 1 0 0 45 77 12.00 3.667																				
Bill Long, R ERA: 3.72	(6, 1) 3.1 16 6 3 3 1 0 0 0 0 0 0 35 50 8.10 1.800																				

Detroit Tigers @ Chicago White Sox
Comiskey Park, Chicago, IL
Fri May 20 1988, 8:05 PM EDT
Att: 19,308 - Sunny - 72 F

AB 48
R 14
H 20
RBI 12
BB 5
SO 7
LOB 29



Batter	1	2	3	4	5	6	7	8	9	AB	R	H	RBI	BB	SO	LOB	BOTTOM				
Gary Redus, R OBP: 0.375, SLG: 0.429	(1, 7) L7			(1, 3) K (5, 3) 1B	(1, 2) F8			(2, 0) 1B (3, 3) 3B	(2, 3) G4-6-3	5	2	1	0	0	1	1					
Dave Gallagher, R OBP: 0.497, SLG: 0.769	(1, 8) F7			(0, 0) 1B (1, 2) G3 (1, 2) 1B	(2, 1) F8			(2, 2) 1B (3, H) 2B (1, 1) 1B		4	2	2	1	0	0	0					
Harold Baines, L OBP: 0.357, SLG: 0.442	(1, 10) 1-3			(2, 1) 5-3 (1, 2) 2-3				(0, 0) F7		4	0	0	0	0	0	3					
Kenny Williams, R OBP: 0.246, SLG: 0.363 Daryl Boston, L OBP: 0.294, SLG: 0.529				(0, 0) G3 (2, 3) 1B (3, H) 1B	(0, 1) 5-3			(2, 1) 2B (1, 2) 4-3 (1, 1) 1B		4	1	2	1	0	0	0					
Greg Walker, L OBP: 0.283, SLG: 0.356	(1, 3) 1-3			(2, 2) G3				(2, 2) L4		4	0	1	2	0	0	1					
Donnie Hill, S OBP: 0.286, SLG: 0.221 Steve Lyons, L OBP: 0.296, SLG: 0.143	(1, 5) F9			(1, 2) 1B (3, H) BB				(1, 3) 2B		1	0	0	0	1	0	0					
Fred Manrique, R OBP: 0.302, SLG: 0.448				(1, 3) K (1, 2) 1B				(1, 1) F7 (2, 3) G3		4	0	1	1	0	1	3					
Ozzie Guillen, L OBP: 0.220, SLG: 0.228	(1, 6) K			(2, 3) K (3, 1) 1B				(3, 2) L7		4	0	0	0	0	1	3					
Ron Karkovice, R OBP: 0.167, SLG: 0.063 Dan Pasqua, L OBP: 0.318, SLG: 0.410	(1, 2) 1-3			(1, 0) 1-3				(0, 0) F8		3	0	0	0	0	0	1					
Inning Stats	R: 0 H: 0 E: 0 K: 0 S: 7	H: 0 R: 23 ER: 0 LOB: 0 BB: 0 P: 12	R: 0 H: 0 E: 0 K: 0 S: 8	H: 0 R: 3 ER: 0 LOB: 0 BB: 0 P: 15	R: 0 H: 0 E: 0 K: 2 S: 7	H: 0 R: 0 ER: 0 LOB: 0 BB: 0 P: 11	R: 3 H: 3 E: 0 K: 1 S: 16	H: 3 R: 0 ER: 0 LOB: 2 BB: 1 P: 28	R: 0 H: 0 E: 0 K: 0 S: 6	H: 0 R: 0 ER: 0 LOB: 0 BB: 0 P: 9	R: 0 H: 0 E: 0 K: 0 S: 6	H: 0 R: 0 ER: 0 LOB: 1 BB: 1 P: 8	R: 0 H: 0 E: 0 K: 0 S: 9	H: 0 R: 0 ER: 0 LOB: 0 BB: 0 P: 17	R: 3 H: 4 E: 0 K: 0 S: 17	H: 4 R: 0 ER: 0 LOB: 2 BB: 0 P: 29	R: 0 H: 0 E: 0 K: 0 S: 4	H: 0 R: 0 ER: 0 LOB: 0 BB: 1 P: 10	1B: 5 2B: 1 3B: 1 HR: 0	SF: 0 SAC: 0 DP: 1 HBP: 0	WP: 1 PA: 37 PB: 0 SB: 0 CS: 0
PITCHER	IP WLS BF H R ER SO BB IBB HBP BLK WP HR S P ERA WHIP																				
Frank Tanana, L ERA: 4.7	(1, 1) 6.0 W 23 3 3 3 3 1 0 0 0 0 0 26 46 13.50 2.500																				
Jeff Robinson, R ERA: 4.56	(7, 1) 2.0 11 4 3 3 0 1 0 0 0 0 0 0 26 46 13.50 2.500																				
Mike Henneman, R ERA: 1.71	(9, 1) 1.0 3 0 0 0 0 0 1 0 0 0 0 0 4 10 0.00 1.000																				

Detroit Tigers @ Chicago White Sox
Comiskey Park, Chicago, IL
Fri May 20 1988, 8:05 PM EDT
Att: 19,308 - Sunny - 72 F

AB 34
R 6
H 7
RBI 6
BB 3
SO 3
LOB 14



Batter	1	2	3	4	5	6	7	8	9	AB	R	H	RBI	BB	SO	LOB	TOP					
Gary Pettis, S OBP: 0.293, SLG: 0.248 (1, 8)	G4-3		F8			L4		FC5-4 BB		4	0	0	0	0	0	1	Detroit Tigers @ Chicago White Sox Comiskey Park, Chicago, IL Sat May 21 1988, 4:33 AM EDT Att: 21,693 - Sunny - 62 F					
Lou Whitaker, L OBP: 0.395, SLG: 0.408 (1, 4)	F7			G4-3		K		BB		3	0	0	0	1	1	0						
Luis Salazar, R OBP: 0.379, SLG: 0.551 (1, 5) (8, 7)	F9			K		L5		L7		4	0	0	0	0	1	2						
Alan Trammell, R OBP: 0.374, SLG: 0.513 (1, 6)		G4-3			E5		G5-3			4	0	1	0	0	0	0						
Darrell Evans, L OBP: 0.298, SLG: 0.280 (1, 3)		CS BB			P6		HR		F8	3	1	1	1	1	0	2						
Chet Lemon, R OBP: 0.399, SLG: 0.466 (1, 9)							G4-6-3 BB		K	3	1	1	1	1	2	2						
Matt Nokes, L OBP: 0.269, SLG: 0.449 (1, 2)							HR		G4-6-3	4	1	1	0	0	0	2						
Pat Sheridan, L OBP: 0.377, SLG: 0.450 (1, 7)									G4-3	1	0	0	0	0	0	0						
Tom Brookens, R OBP: 0.350, SLG: 0.392 (8, PH) (8, 5)									F3	1	0	0	0	0	0	0						
Ray Knight, R OBP: 0.293, SLG: 0.317 (1, 10)									F8	1	0	0	1	0	0	0						
Inning Stats	R: 0 E: 0 K: 0 S: 5	H: 0 LOB: 0 BB: 0 P: 8	R: 0 E: 0 K: 1 S: 6	H: 0 LOB: 1 BB: 1 P: 13	R: 0 E: 0 K: 0 S: 8	H: 1 LOB: 0 BB: 0 P: 10	R: 0 E: 1 K: 1 S: 8	H: 0 LOB: 1 BB: 0 P: 13	R: 1 E: 0 K: 0 S: 6	H: 1 LOB: 0 BB: 0 P: 8	R: 0 E: 0 K: 1 S: 7	H: 0 LOB: 0 BB: 0 P: 9	R: 1 E: 0 K: 0 S: 8	H: 1 LOB: 0 BB: 1 P: 16	R: 0 E: 0 K: 0 S: 13	H: 0 LOB: 2 BB: 1 P: 23	R: 0 E: 0 K: 1 S: 10	H: 1 LOB: 1 BB: 0 P: 13	1B: 1 2B: 2 3B: 0 HR: 2	SF: 1 SAC: 1 DP: 2 HBP: 1	WP: 0 PB: 0 CS: 1	PA: 34
PITCHER	IP	WLS	BF	H	R	ER	SO	BB	IBB	HBP	BLK	WP	HR	S	P	ERA	WHIP					
Jeff Blittiger, R ERA: 3.48 (1, 1)	6.1	L	24	3	3	3	3	2	0	0	0	0	2	47	76	4.26	0.789					
Ricky Horton, L ERA: 5.04 (7, 1)	1.1		5	0	0	0	0	1	0	1	0	0	0	10	19	0.00	0.750					
Bobby Thigpen, R ERA: 5.13 (8, 1)	1.1		5	1	0	0	1	0	0	0	0	0	0	14	18	0.00	0.750					

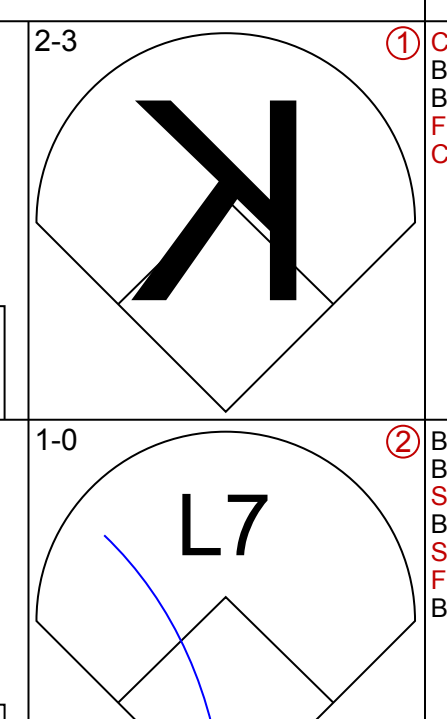
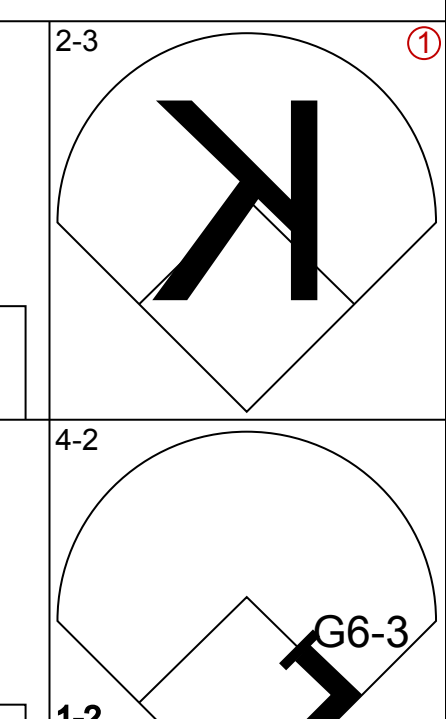
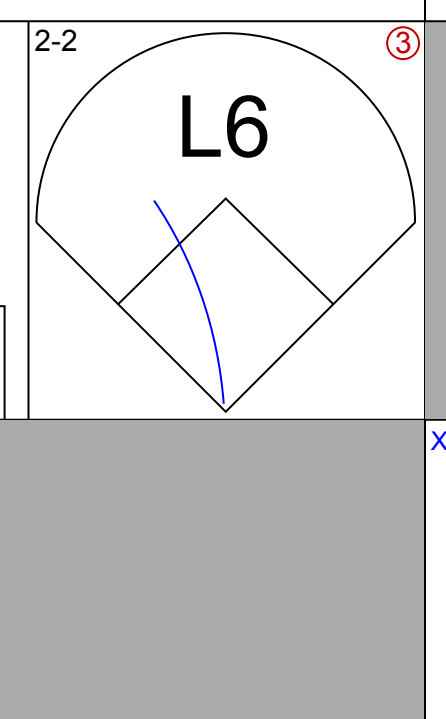
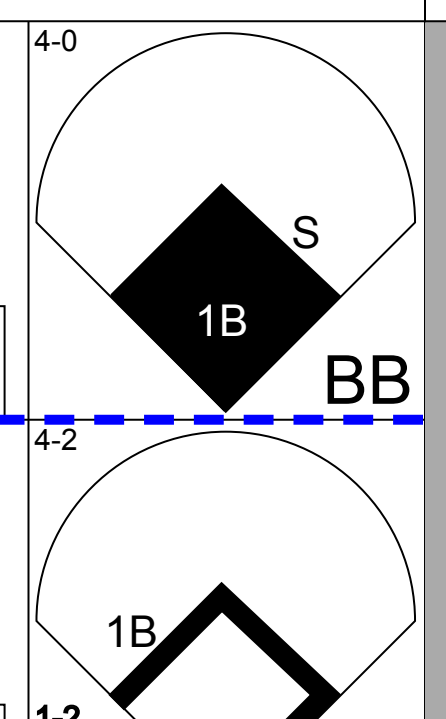
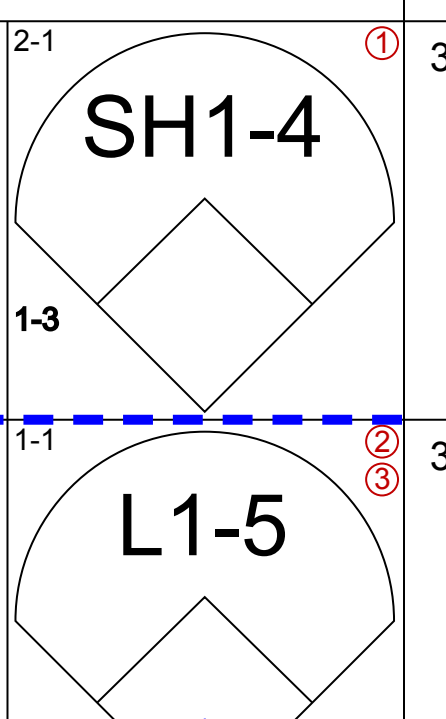
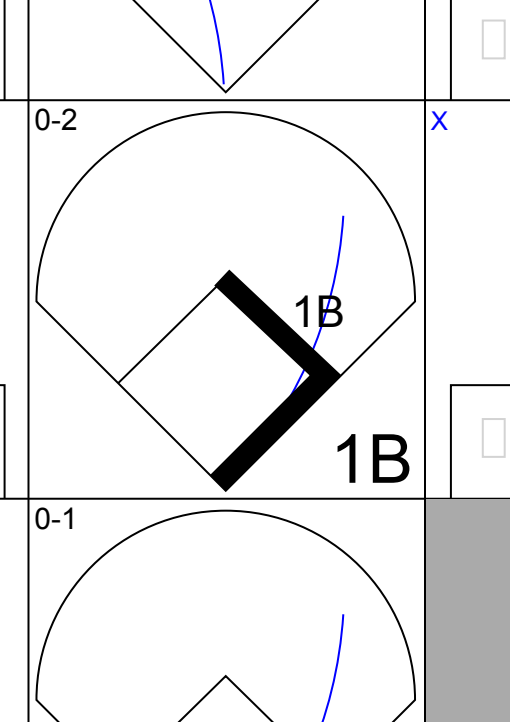
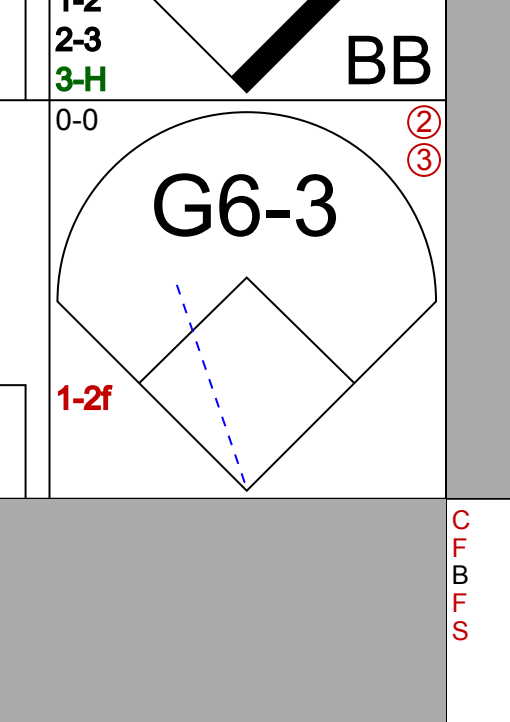
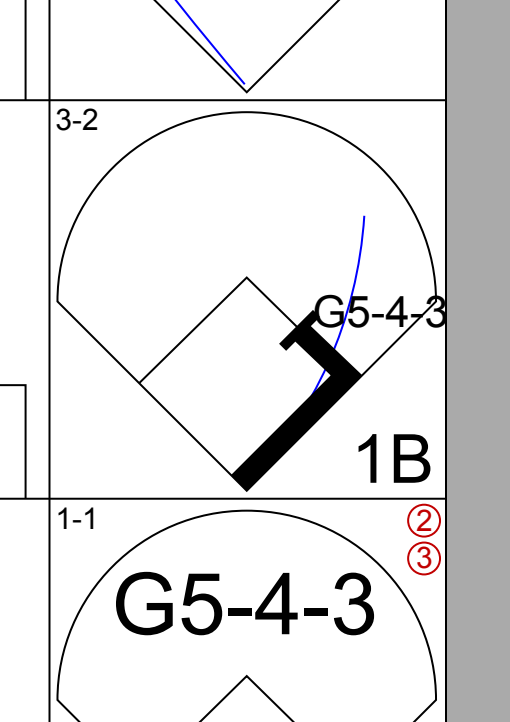
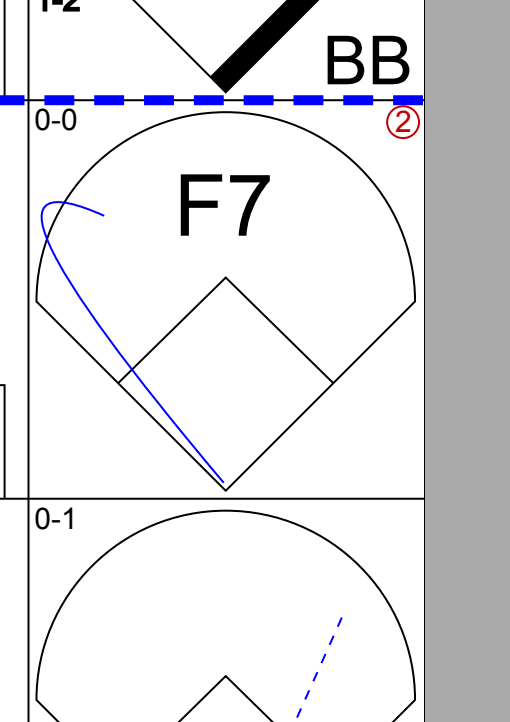

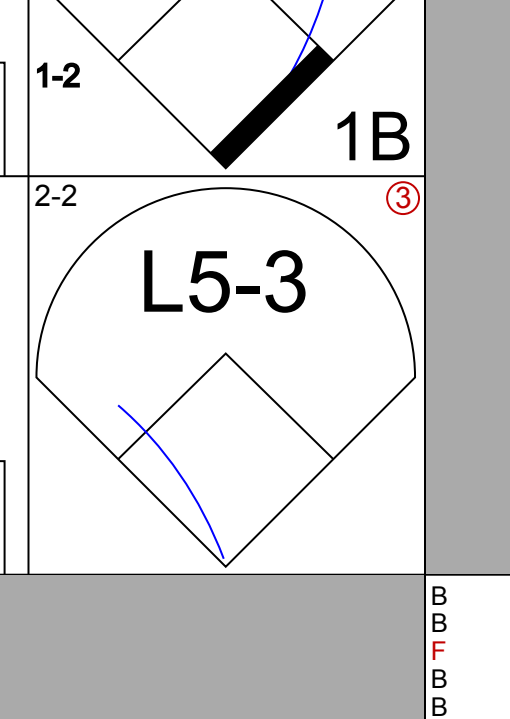
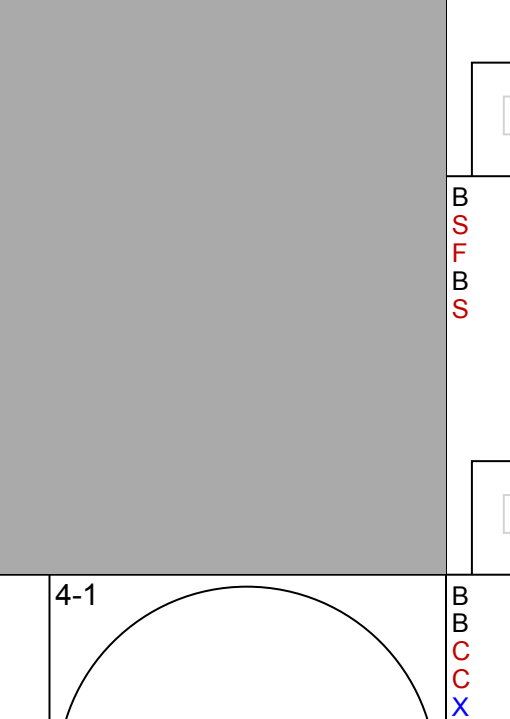
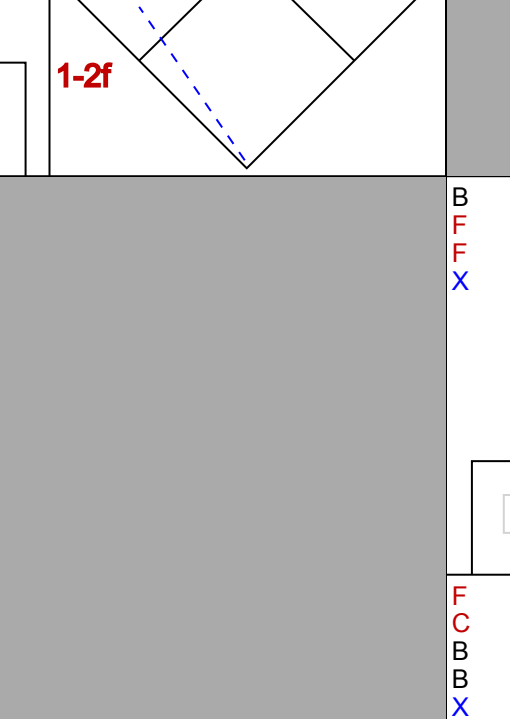
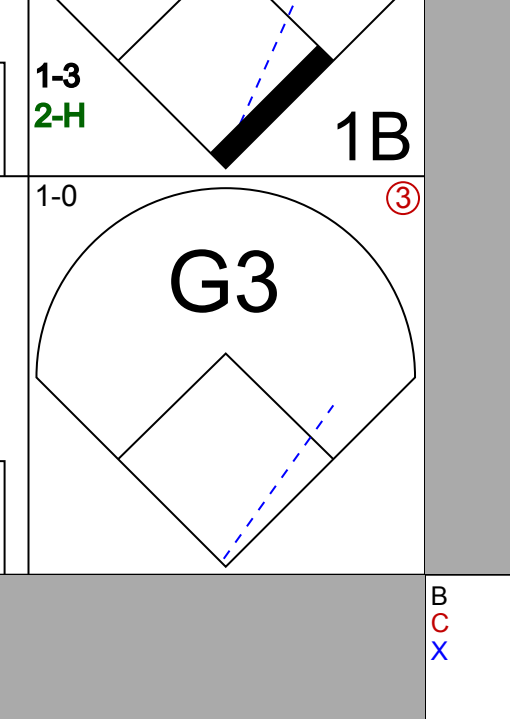
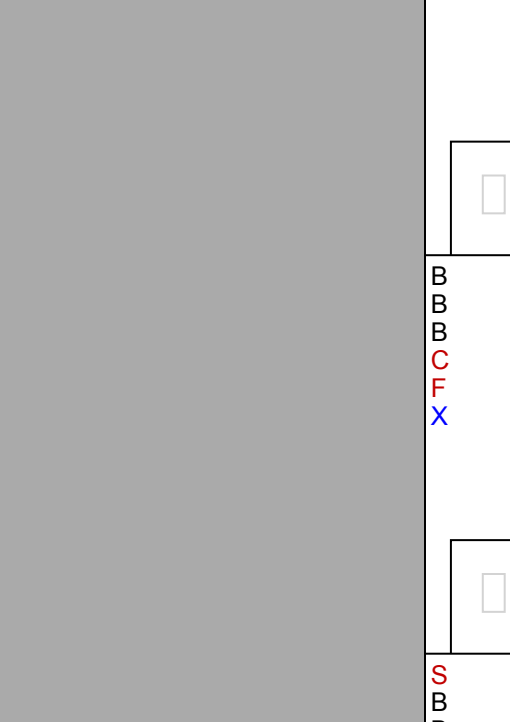
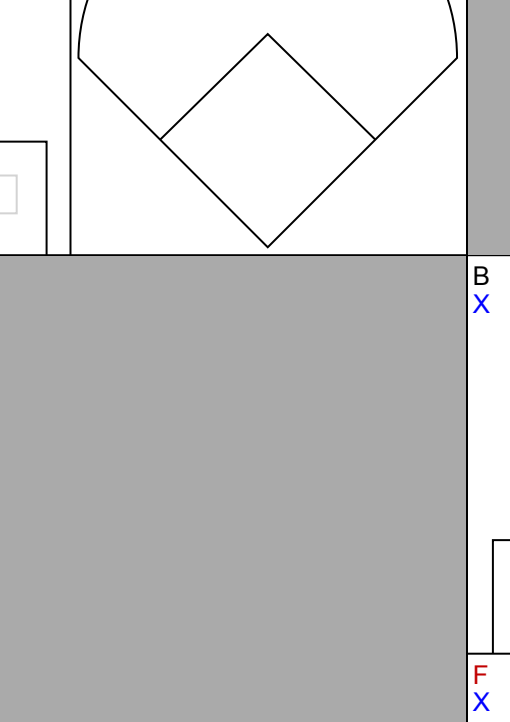
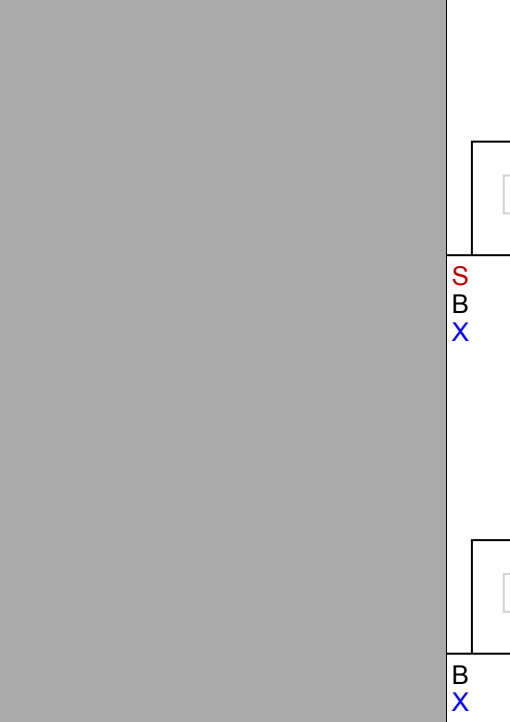
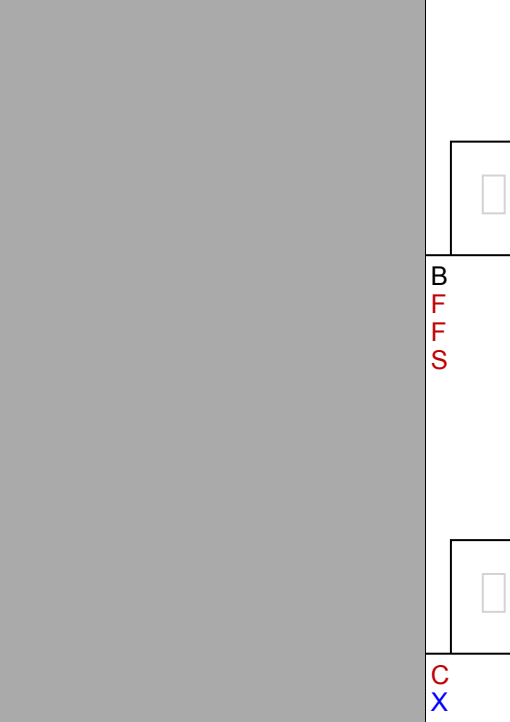
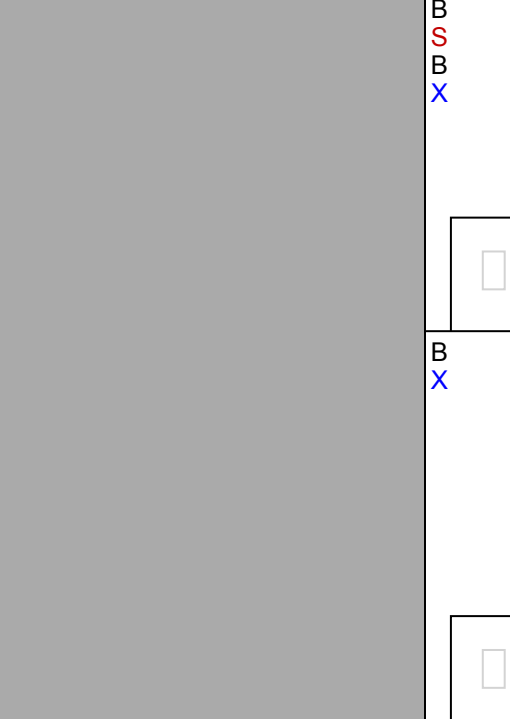
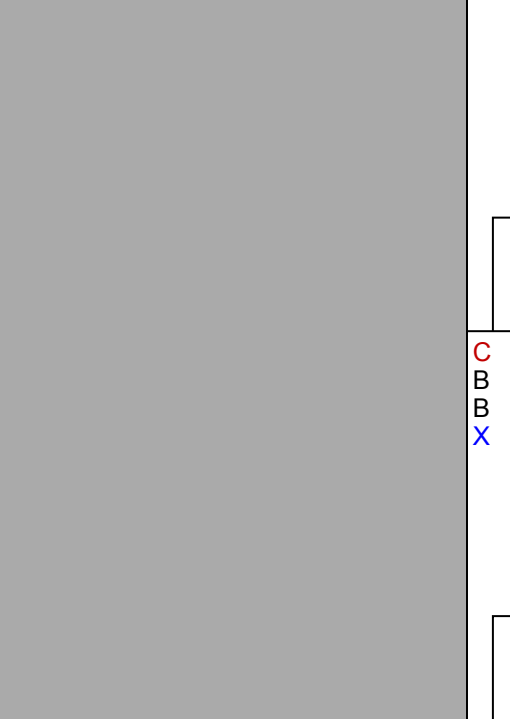
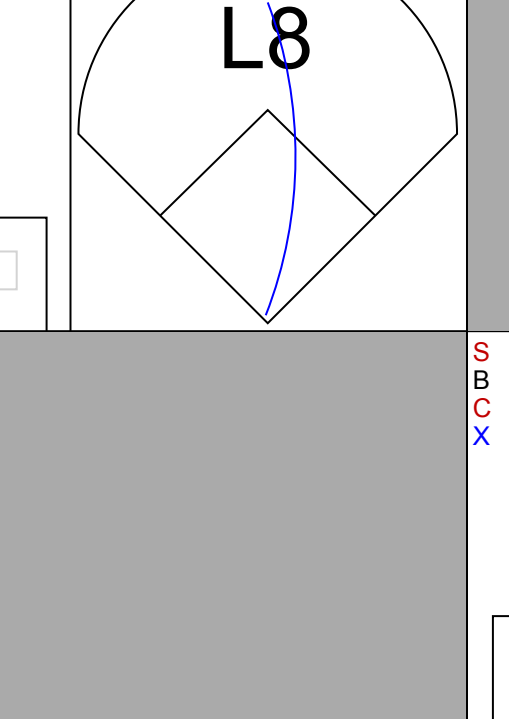
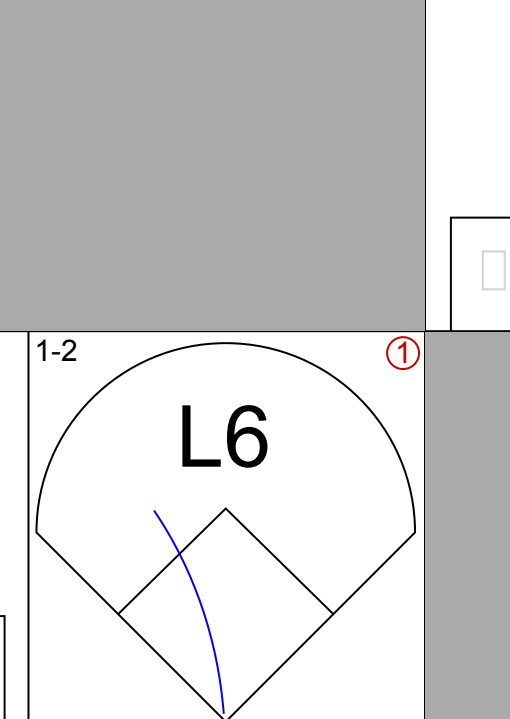
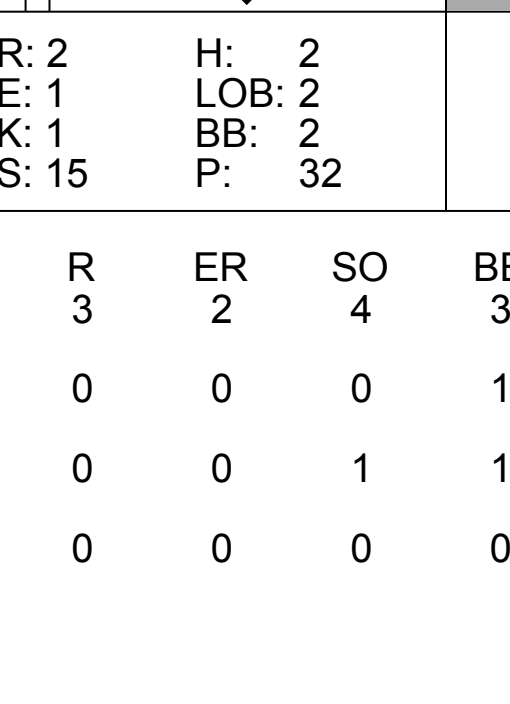
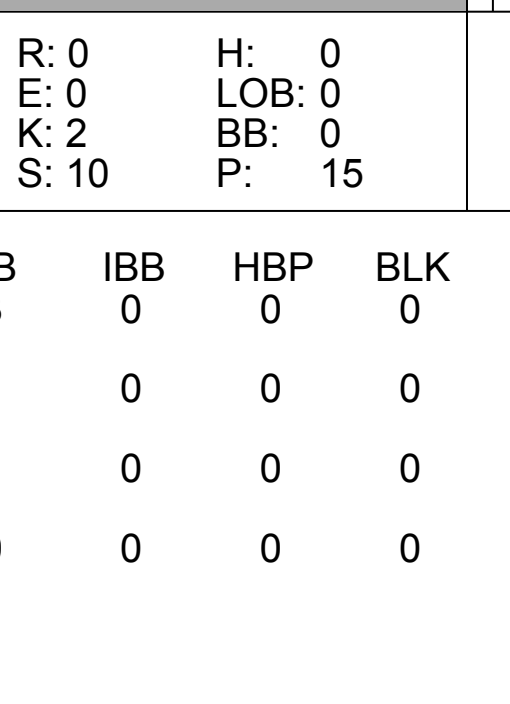
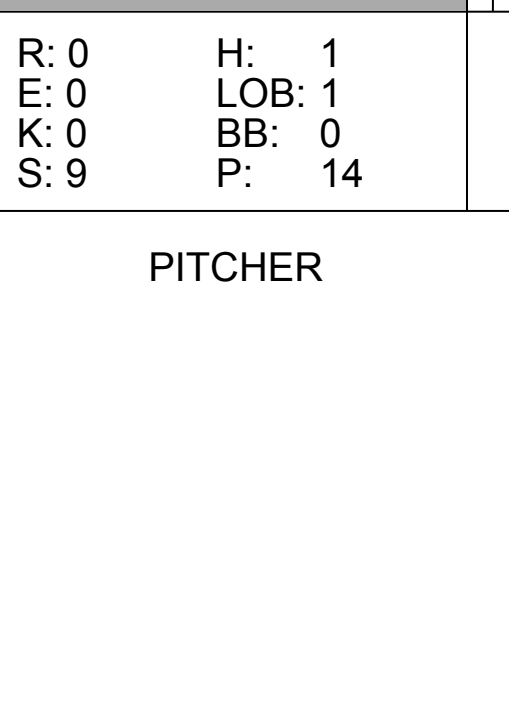
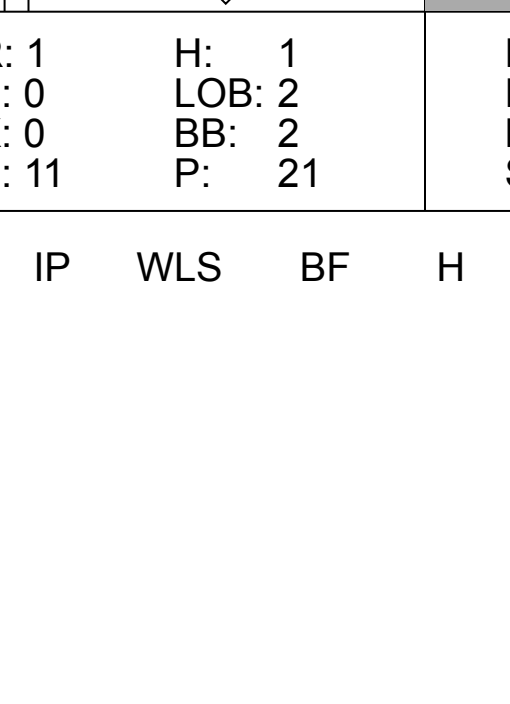
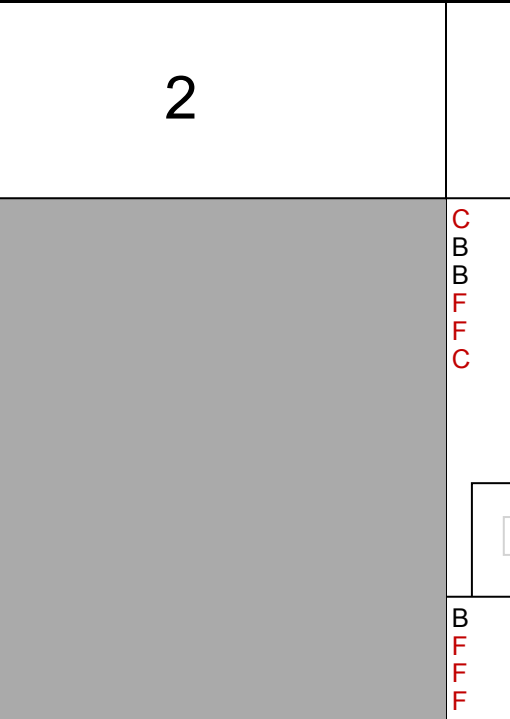

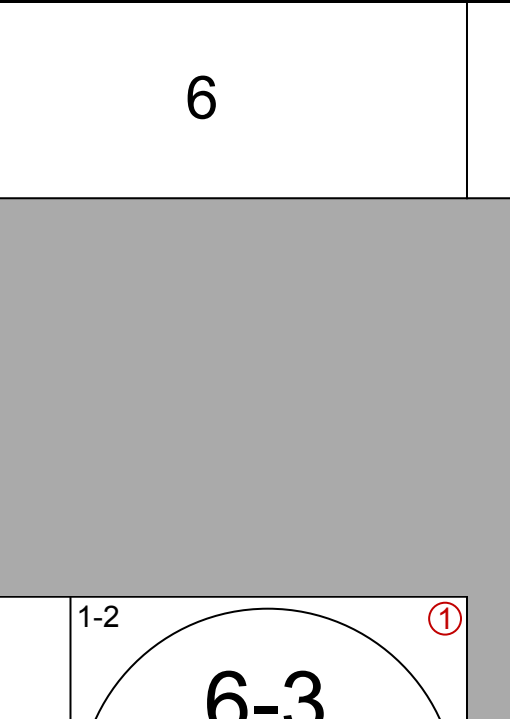
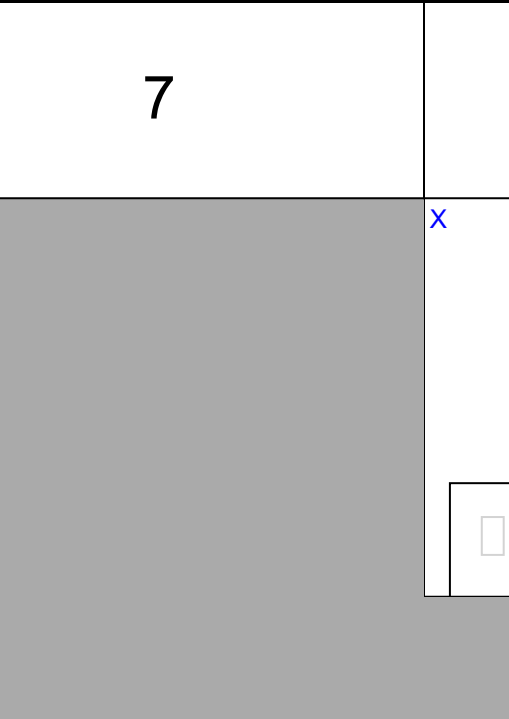
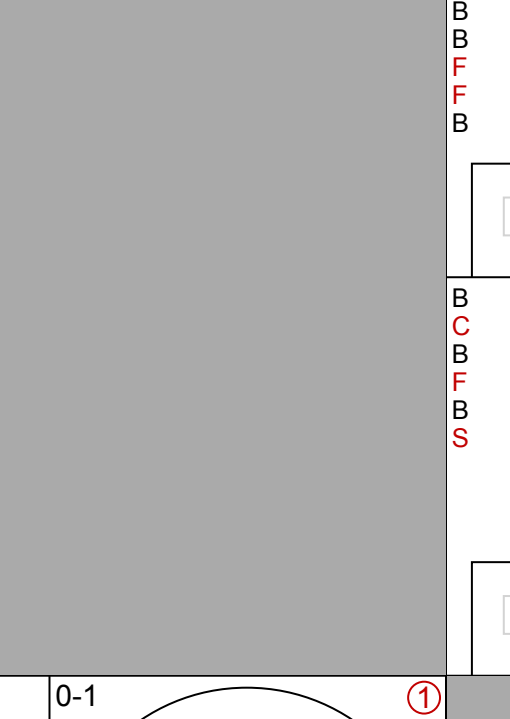

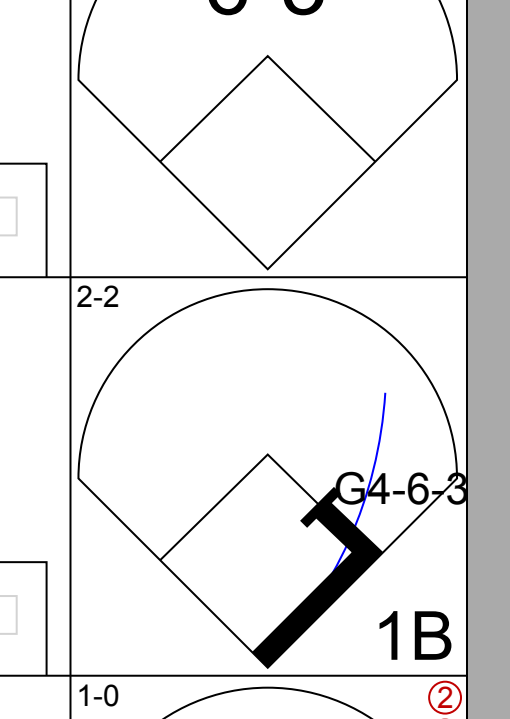

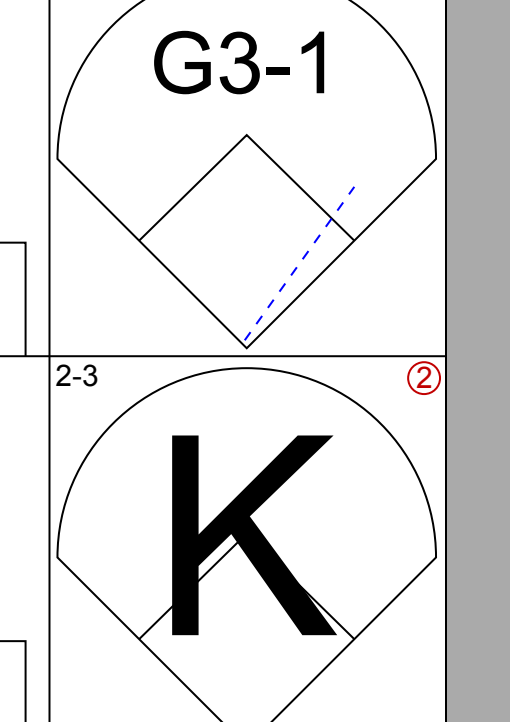
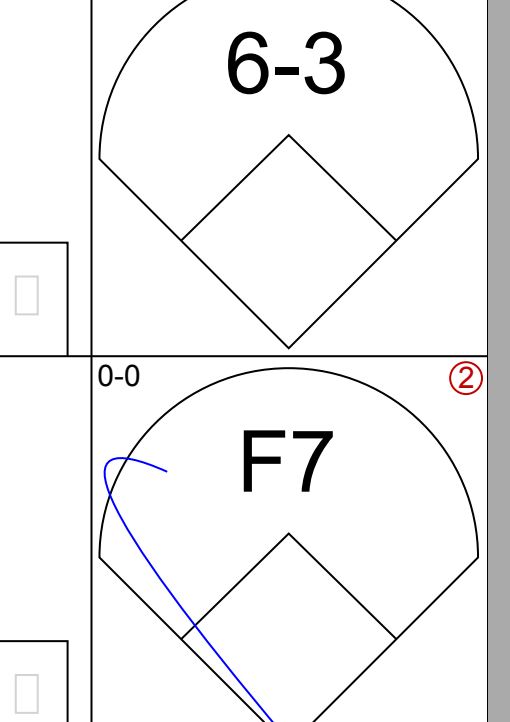
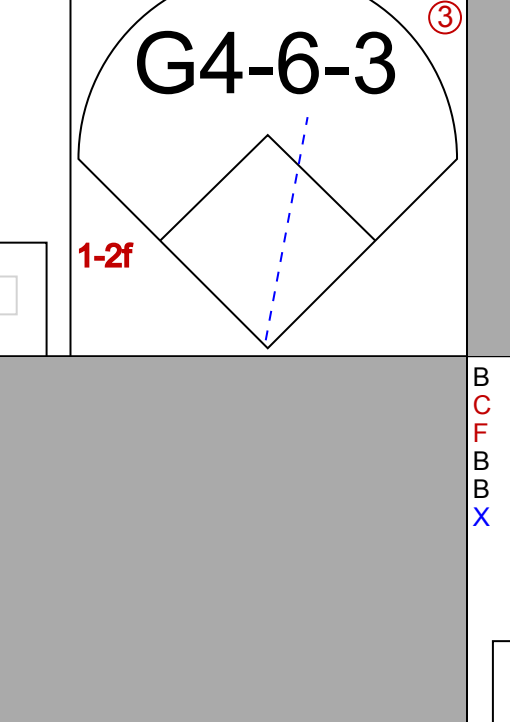
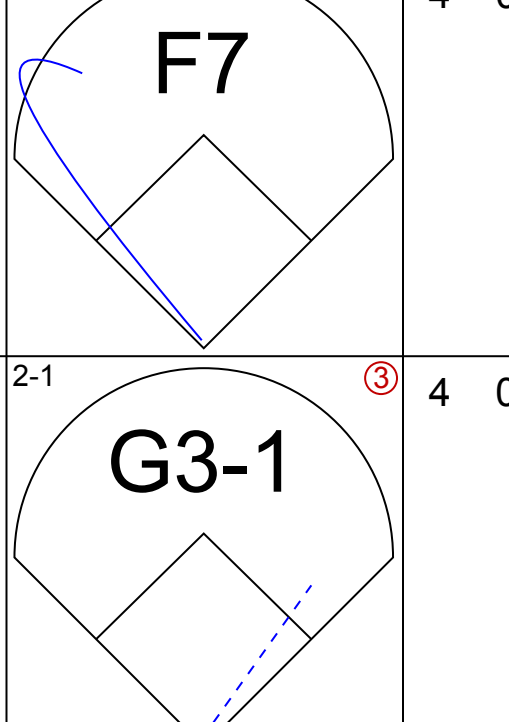
Batter	1	2	3	4	5	6	7	8	9	AB	R	H	RBI	BB	SO	LOB	BOTTOM					
Daryl Boston, L OBP: 0.263, SLG: 0.500 (1, 8)	P4		G1-3 BB			F7		F7		3	0	0	0	1	0	3	Detroit Tigers @ Chicago White Sox Comiskey Park, Chicago, IL Sat May 21 1988, 4:33 AM EDT Att: 21,693 - Sunny - 62 F					
Kenny Williams, R OBP: 0.246, SLG: 0.359 (1, 9)	G6-4-3 1B		G1-3			P6		L5		4	0	1	0	0	0	2						
Harold Baines, L OBP: 0.349, SLG: 0.430 (1, 10)	G6-4-3		G6-3			L7		G1-6-3		4	0	0	0	0	0	3						
Greg Walker, L OBP: 0.276, SLG: 0.346 (1, 3)		F8			G3-1		P6		K	4	0	0	0	0	1	0						
Dan Pasqua, L OBP: 0.319, SLG: 0.408 (1, 7)										3	0	1	0	0	0	0						
Gary Redus, R OBP: 0.368, SLG: 0.420 (9, PH)									K	1	0	0	0	0	1	0						
Mark Salas, L OBP: 0.341, SLG: 0.415 (1, 2)										3	1	1	0	0	0	1						
Dave Gallagher, R OBP: 0.500, SLG: 0.786 (9, PH)									G5-3 BB	1	0	1	0	0	0	0						
Steve Lyons, L OBP: 0.300, SLG: 0.167 (1, 5)									G5-3 1B	3	0	1	1	0	1	1						
Ivan Calderon, R OBP: 0.290, SLG: 0.422 (9, PH)										0	0	0	0	1	0	0						
Ozzie Guillen, L OBP: 0.233, SLG: 0.232 (1, 6)									G5-3	2	0	1	0	2	0	2						
Fred Manrique, R OBP: 0.292, SLG: 0.433 (1, 4)									G5-3	2	0	0	0	0	0	3						
Inning Stats	R: 0 E: 0 K: 0 S: 11	H: 1 LOB: 0 BB: 0 P: 16	R: 0 E: 0 K: 0 S: 6	H: 1 LOB: 1 BB: 0 P: 11	R: 0 E: 0 K: 0 S: 12	H: 0 LOB: 2 BB: 2 P: 22	R: 0 E: 0 K: 0 S: 8	H: 0 LOB: 0 BB: 0 P: 12	R: 0 E: 0 K: 1 S: 12	H: 0 LOB: 1 BB: 1 P: 18	R: 0 E: 0 K: 0 S: 9	H: 0 LOB: 0 BB: 0 P: 14	R: 1 E: 0 K: 0 S: 10	H: 3 LOB: 2 BB: 0 P: 15	R: 0 E: 0 K: 1 S: 8	H: 0 LOB: 0 BB: 0 P: 9	R: 0 E: 0 K: 1 S: 8	H: 1 LOB: 1 BB: 1 P: 15	1B: 5 2B: 1 3B: 0 HR: 0	SF: 0 SAC: 1 DP: 2 HBP: 0	WP: 0 PB: 0 CS: 0	PA: 35
PITCHER	IP	WLS	BF	H	R	ER	SO	BB	IBB	HBP	BLK	WP	HR	S	P	ERA	WHIP					
Jack Morris, R ERA: 4.46 (1, 1)	7.0	W	28	5	1	1	1	3	0	0	0	0	0	68	108	1.29	1.143					
Willie Hernandez, L ERA: 2.95 (8, 1)	1.1		5	1	0	0	2	0	0	0	0	0	0	14	18	0.00	0.750					
Mike Henneman, R ERA: 1.66 (9, 1)	0.2	S	2	0	0	0	0	1	0	0	0	0	0	2	6	0.00	1.500					

AB 28
R 3
H 4
RBI 3
BB 3
SO 4
LOB 9




AB 30
R 1
H 6
RBI 1
BB 4
SO 3
LOB 15

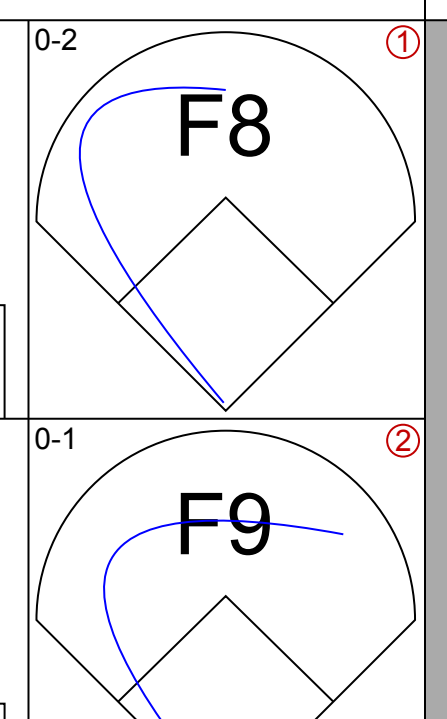
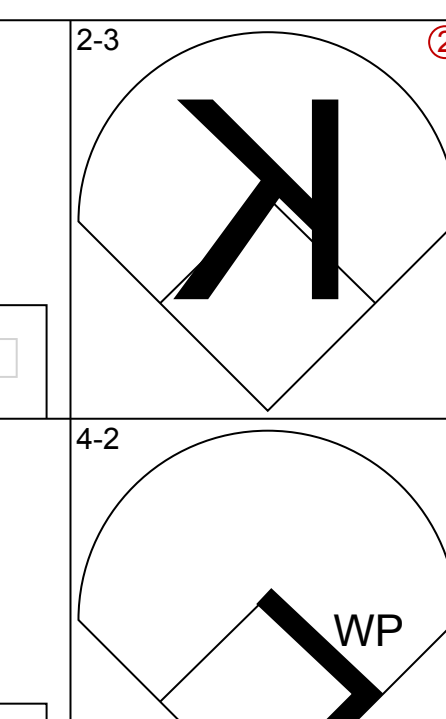
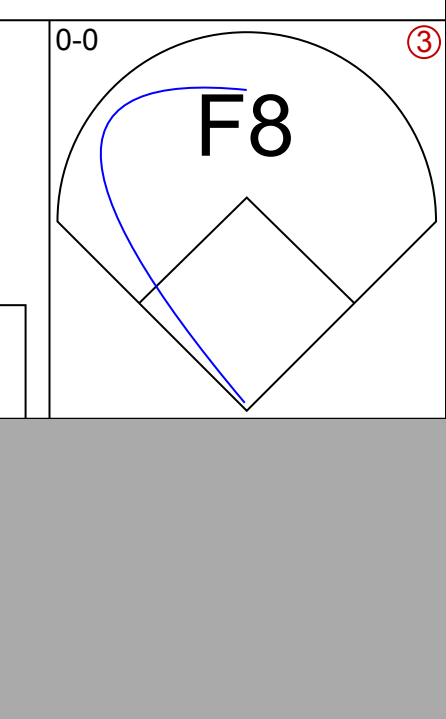
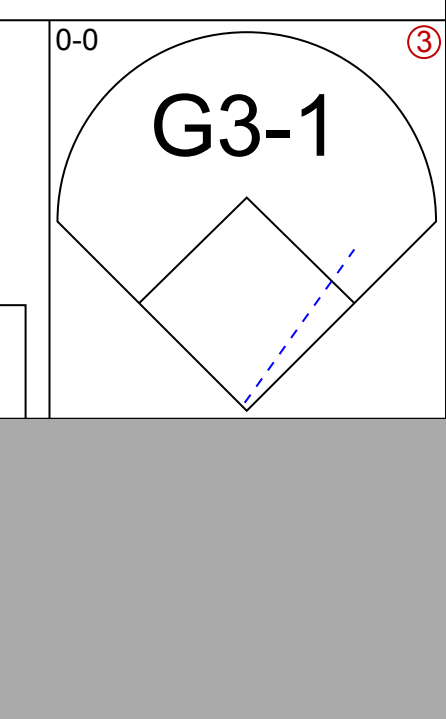
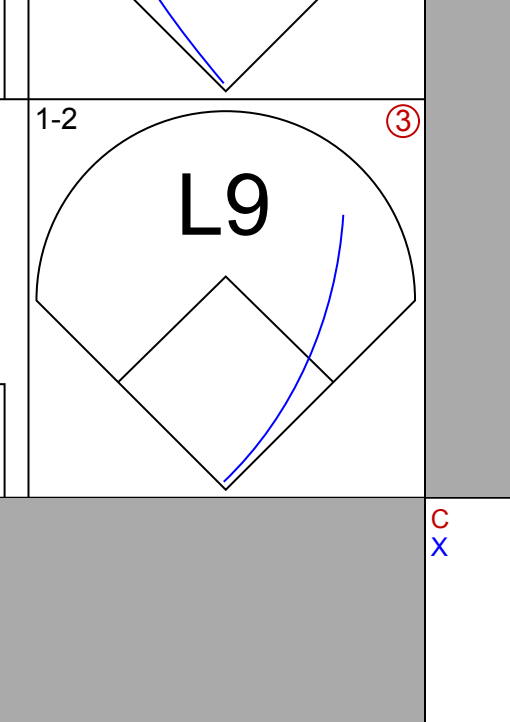
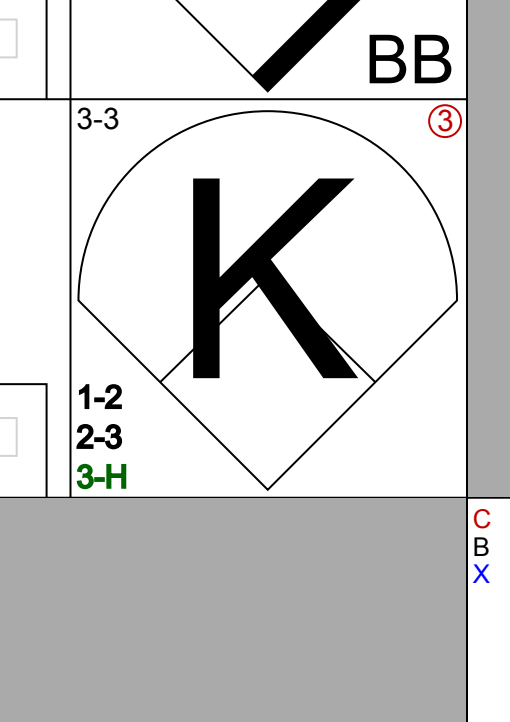
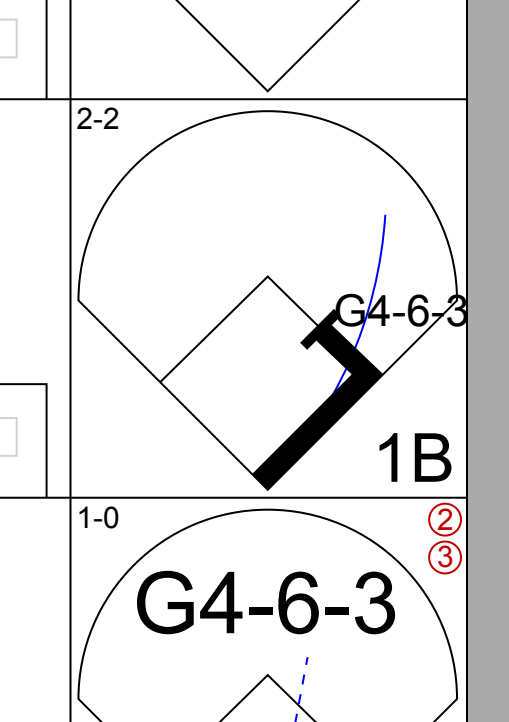
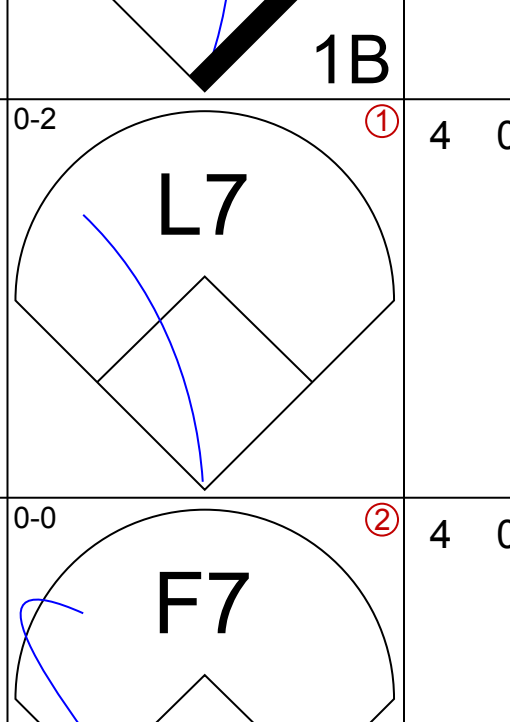
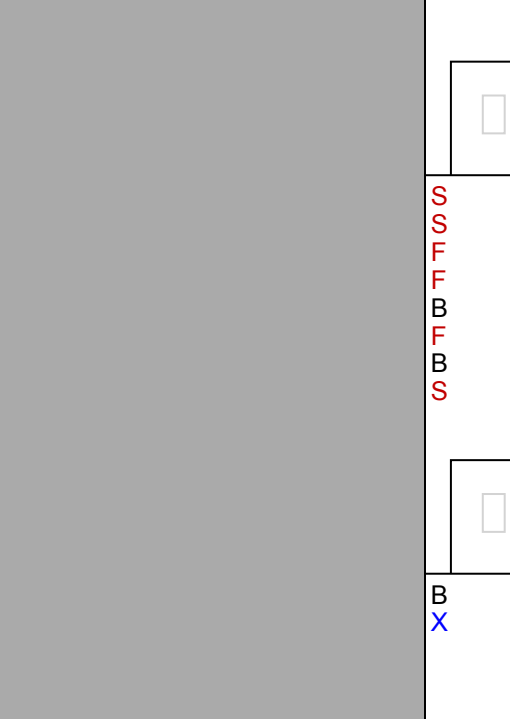

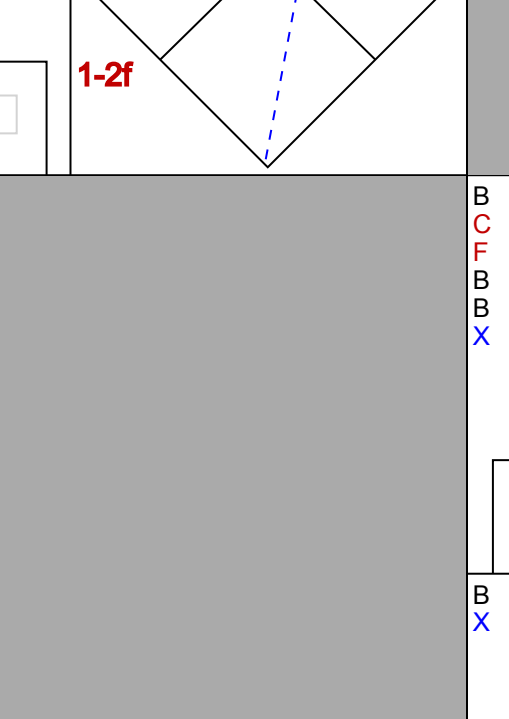
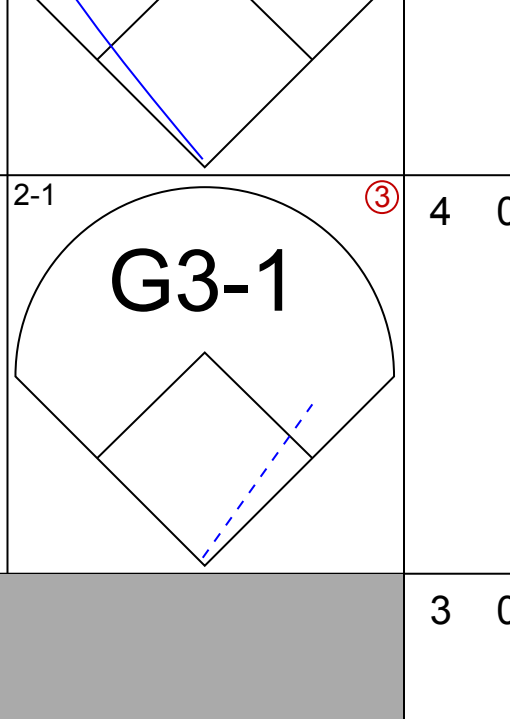
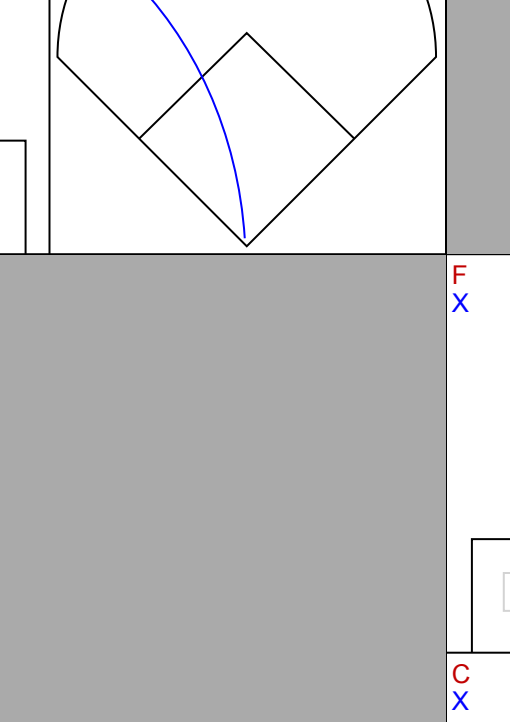
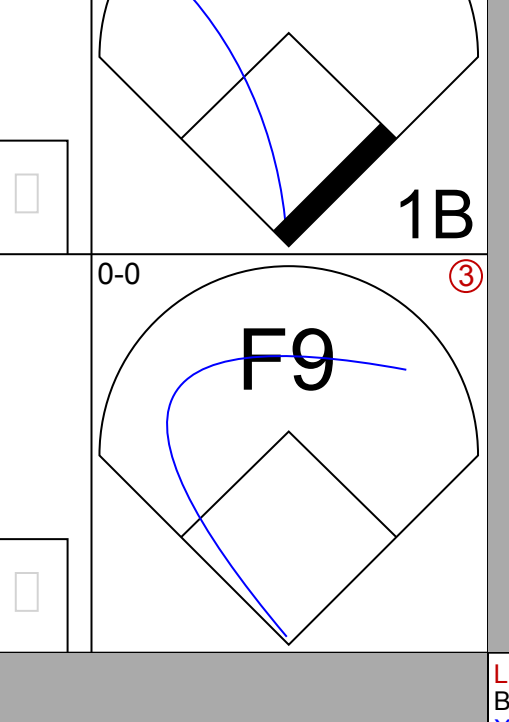
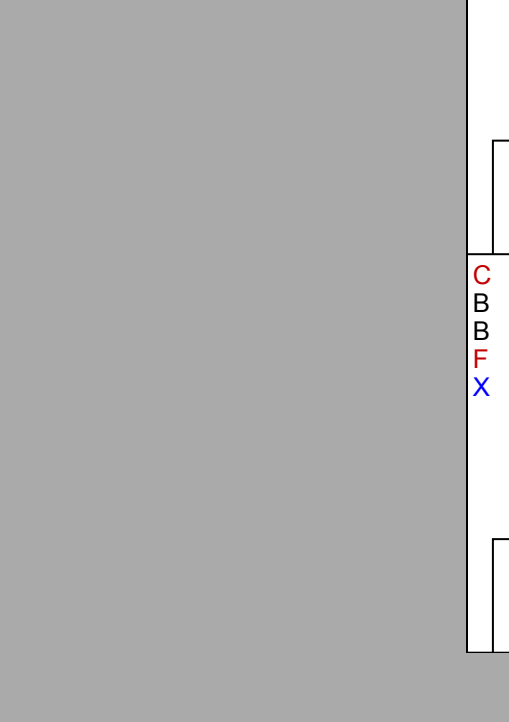
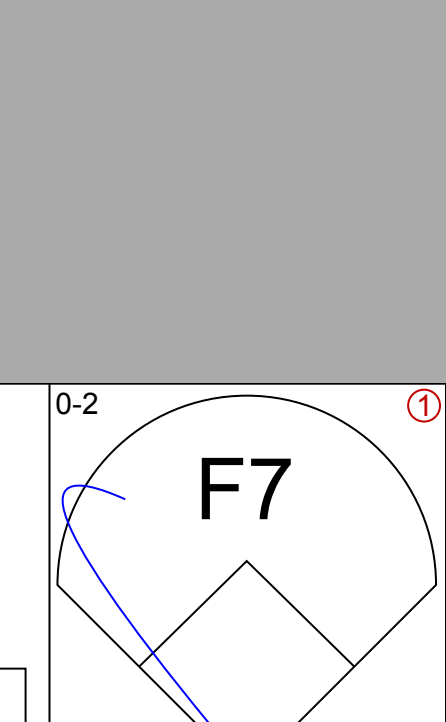
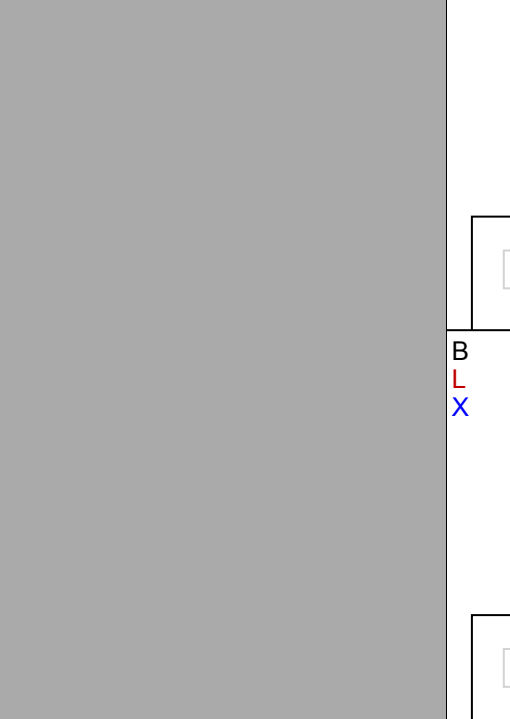


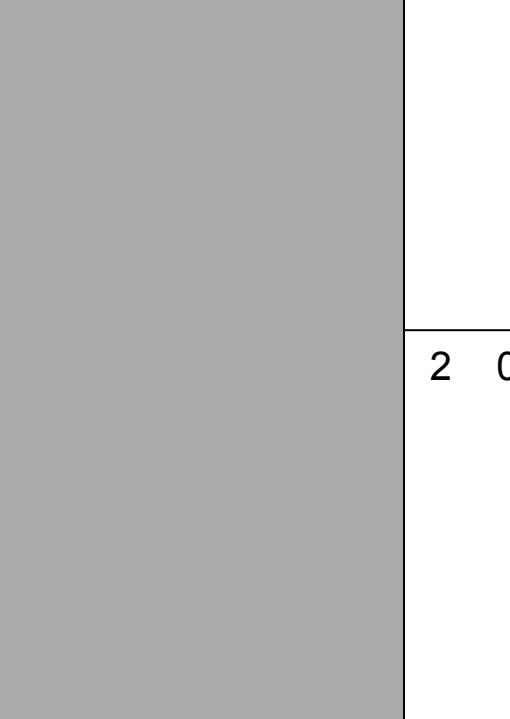
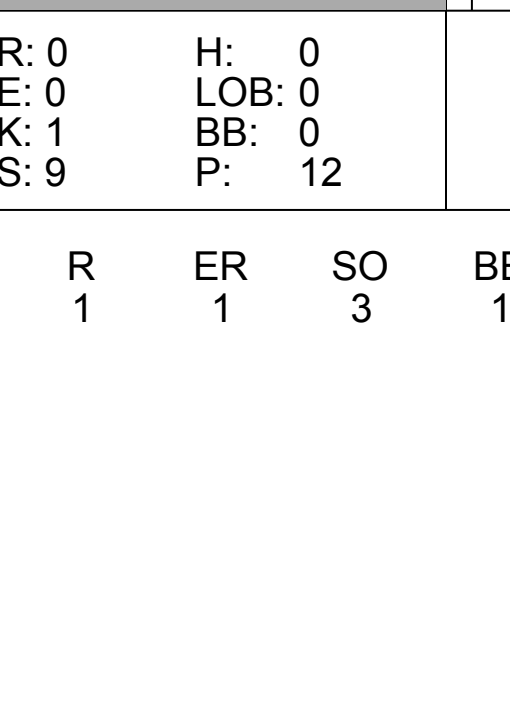
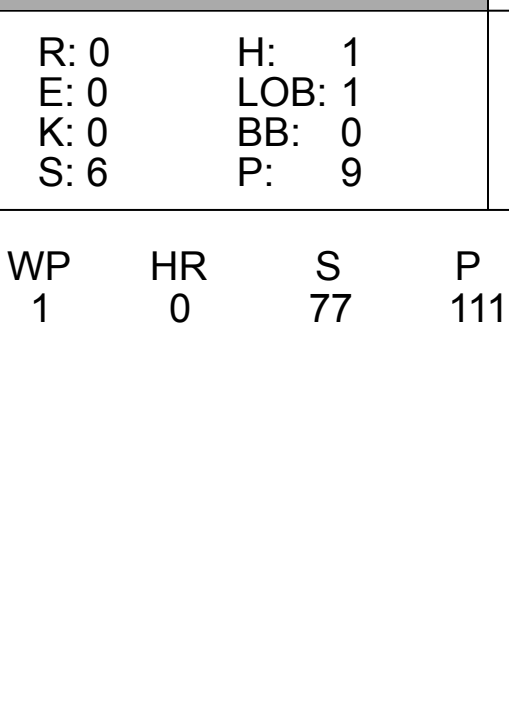
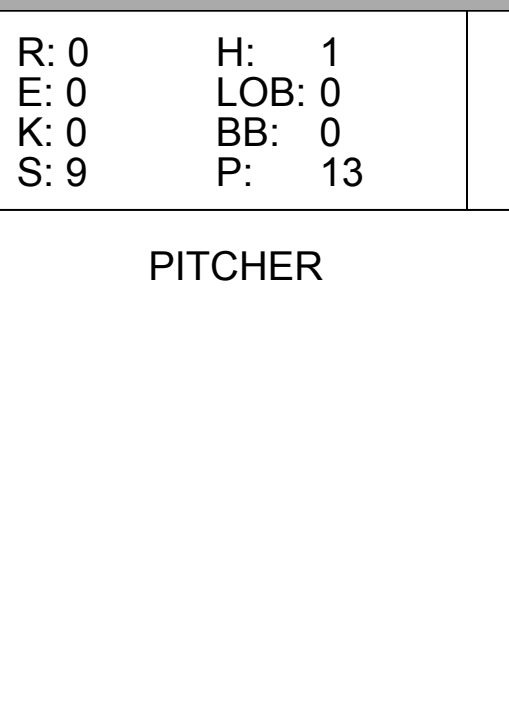


Batter	1	2	3	4	5	6	7	8	9	AB	R	H	RBI	BB	SO	LOB	TOP			
Gary Pettis, S OBP: 0.293, SLG: 0.244 (1, 8)										3	1	0	0	1	2	4				
Lou Whitaker, L OBP: 0.395, SLG: 0.398 (1, 4)										3	0	0	1	2	0	2				
Luis Salazar, R OBP: 0.384, SLG: 0.548 (1, 5)										4	0	2	0	0	0	5				
Alan Trammell, R OBP: 0.377, SLG: 0.513 (1, 6)										4	0	2	1	0	1	1				
Darrell Evans, L OBP: 0.288, SLG: 0.270 (1, 3)										4	0	0	0	0	1	4				
Chet Lemon, R OBP: 0.372, SLG: 0.470 (1, 9)										3	1	1	0	1	0	0				
Matt Nokes, L OBP: 0.269, SLG: 0.441 (1, 2)										4	1	1	0	0	1	1				
Pat Sheridan, L OBP: 0.370, SLG: 0.438 (1, 7)										4	0	1	1	0	0	1				
Ray Knight, R OBP: 0.302, SLG: 0.318 Jim Walewander, S OBP: 0.231, SLG: 0.385 (9, PR)										3	0	1	0	1	0	2				
Inning Stats	R: 0 E: 0 K: 1 S: 12	H: 2 LOB: 2 BB: 0 P: 17	R: 2 E: 1 K: 1 S: 15	H: 2 LOB: 2 BB: 2 P: 32	R: 0 E: 0 K: 2 S: 10	H: 0 LOB: 0 BB: 0 P: 15	R: 0 E: 0 K: 0 S: 8	H: 1 LOB: 1 BB: 0 P: 13	R: 0 E: 0 K: 0 S: 9	H: 1 LOB: 0 BB: 0 P: 14	R: 0 E: 0 K: 0 S: 11	H: 1 LOB: 2 BB: 2 P: 21	R: 0 E: 0 K: 1 S: 7	H: 0 LOB: 0 BB: 0 P: 9	R: 0 E: 0 K: 0 S: 6	H: 0 LOB: 1 BB: 1 P: 12	1B: 7 2B: 2 3B: 0 HR: 0	SF: 0 SAC: 1 DP: 3 HBP: 0	WP: 0 PB: 0 CS: 0	PA: 38
PITCHER	IP	WLS	BF	H	R	ER	SO	BB	IBB	HBP	BLK	WP	HR	S	P	ERA	WHIP			
Jack McDowell, R ERA: 5.33 (1, 1)	6.1	L	28	7	3	2	4	3	0	0	0	0	0	65	111	2.84	1.579			
Ricky Horton, L ERA: 5.04 (7, 1)	0.0		1	0	0	0	0	1	0	0	0	0	0	4	8	∞	∞			
Bill Long, R ERA: 3.48 (7, 1)	2.0		8	1	0	0	1	1	0	0	0	0	0	15	23	0.00	1.000			
Bobby Thigpen, R ERA: 5.0 (9, 1)	0.2		1	0	0	0	0	0	0	0	0	0	0	2	3	0.00	0.000			

Detroit Tigers @ Chicago White Sox
Comiskey Park, Chicago, IL
Sun May 22, 1988, 4:33 AM EDT
Att: 17,628 - Overcast - 71 F


AB 32
R 3
H 8
RBI 3
BB 5
SO 5
LOB 20



Batter	1	2	3	4	5	6	7	8	9	AB	R	H	RBI	BB	SO	LOB	BOTTOM					
Daryl Boston, L OBP: 0.246, SLG: 0.466 (1, 8)										4	0	0	0	0	1	2						
Kenny Williams, R OBP: 0.254, SLG: 0.358 (1, 9)										3	0	1	0	1	0	0						
Harold Baines, L OBP: 0.347, SLG: 0.426 (1, 10)										4	0	1	0	0	1	3						
Greg Walker, L OBP: 0.269, SLG: 0.338 (1, 3)										4	0	0	0	0	0	2						
Dan Pasqua, L OBP: 0.309, SLG: 0.395 (1, 7)										4	0	0	0	0	1	1						
Mark Salas, L OBP: 0.340, SLG: 0.409 (1, 2)										3	0	1	0	0	0	0						
Steve Lyons, L OBP: 0.303, SLG: 0.185 (1, 5)										3	1	1	0	0	0	1						
Ozzie Guillen, L OBP: 0.234, SLG: 0.234 (1, 6)										3	0	1	0	0	0	0						
Fred Manrique, R OBP: 0.284, SLG: 0.419 (1, 4)										2	0	0	0	0	0	0						
Inning Stats	R: 0 E: 0 K: 0 S: 8	H: 0 LOB: 0 BB: 0 P: 9	R: 0 E: 0 K: 1 S: 9	H: 0 LOB: 0 BB: 0 P: 12	R: 1 E: 0 K: 2 S: 18	H: 2 LOB: 1 BB: 1 P: 28	R: 0 E: 0 K: 0 S: 6	H: 1 LOB: 1 BB: 0 P: 9	R: 0 E: 0 K: 0 S: 4	H: 0 LOB: 0 BB: 0 P: 5	R: 0 E: 0 K: 0 S: 9	H: 1 LOB: 0 BB: 0 P: 13	R: 0 E: 0 K: 0 S: 7	H: 0 LOB: 0 BB: 0 P: 13	R: 0 E: 0 K: 0 S: 6	H: 0 LOB: 1 BB: 0 P: 8	R: 0 E: 0 K: 0 S: 10	H: 1 LOB: 1 BB: 0 P: 14	1B: 5 2B: 0 3B: 0 HR: 0	SF: 0 SAC: 1 DP: 1 HBP: 0	WP: 1 PB: 0 CS: 0	PA: 32
PITCHER	IP	WLS	BF	H	R	ER	SO	BB	IBB	HBP	BLK	WP	HR	S	P	ERA	WHIP					
Walt Terrell, R ERA: 3.57 (1, 1)	9.0	W	32	5	1	1	3	1	0	0	0	1	0	77	111	1.00	0.667					

Detroit Tigers @ Chicago White Sox
Comiskey Park, Chicago, IL
Sun May 22, 1988, 4:33 AM EDT
Att: 17,628 - Overcast - 71 F

AB 30
R 1
H 5
RBI 0
BB 1
SO 3
LOB 9



Batter	1	2	3	4	5	6	7	8	9	AB	R	H	RBI	BB	SO	LOB	TOP				
Paul Molitor, R OBP: 0.382, SLG: 0.393 (1, 10)	F8		4-1 BB			4-1 FC6-4 BB HR BB	1-2 L7			2	1	0	0	2	0	0	Milwaukee Brewers @ Detroit Tigers Tiger Stadium, Detroit, MI Wed May 25 1988, 7:05 PM EDT Att: 17,806 - Unknown - 61 F				
B.J. Surhoff, L OBP: 0.308, SLG: 0.313 (1, 2)	G4-3		2-1 P5			4-0 FC6-4 BB		0-2 G4-3		3	0	0	0	1	0	2					
Robin Yount, R OBP: 0.358, SLG: 0.471 (1, 8)	G2-3			1-1 F9		1-1 FC6-4 HR		4-1 G6-3 BB		3	1	0	0	1	0	2					
Greg Brock, L OBP: 0.391, SLG: 0.410 (1, 3)		4-2 G5-4-3 BB		0-1 P6		0-0 HR		3-2 G6-3		3	1	1	3	1	0	1					
Glenn Braggs, R OBP: 0.284, SLG: 0.417 (1, 9)	G5-4-3		2-1 G5-3			0-3 K		0-1 L8		4	0	0	0	0	1	2					
Rob Deer, R OBP: 0.299, SLG: 0.387 (1, 7)	G5-3			0-0 G5-3		4-0 BB			2-3 K	3	0	0	0	1	1	0					
Ernest Riles, L OBP: 0.339, SLG: 0.371 (1, 5)			2-3 K		2-3 K	2-2 G6-3		2-2 G4-3		4	0	0	0	0	2	1					
Dale Sveum, S OBP: 0.297, SLG: 0.413 (1, 6)			1-3 K		4-2 BB		2-2 F7		0-0 G1-3	3	0	0	0	1	1	0					
Jim Gantner, L OBP: 0.306, SLG: 0.299 (1, 4)			4-1 BB		1-2 F9		1-1 F8			2	0	0	0	1	0	1					
Inning Stats	R: 0 E: 0 K: 0 S: 4	H: 0 LOB: 0 BB: 0 P: 7	R: 0 E: 0 K: 0 S: 6	H: 0 LOB: 0 BB: 1 P: 14	R: 0 E: 0 K: 2 S: 11	H: 0 LOB: 2 BB: 2 P: 24	R: 0 E: 0 K: 0 S: 6	H: 0 LOB: 0 BB: 0 P: 9	R: 0 E: 0 K: 1 S: 13	H: 1 LOB: 1 BB: 1 P: 20	R: 0 E: 0 K: 0 S: 10	H: 0 LOB: 0 BB: 0 P: 14	R: 0 E: 0 K: 1 S: 9	H: 0 LOB: 1 BB: 1 P: 16	R: 0 E: 0 K: 1 S: 8	H: 0 LOB: 0 BB: 0 P: 12	1B: 0 2B: 0 3B: 0 HR: 1	SF: 0 SAC: 0 DP: 1 HBP: 0	WP: 0 PB: 0 SB: 0 CS: 0	PA: 35	
PITCHER	IP	WLS	BF	H	R	ER	SO	BB	IBB	HBP	BLK	WP	HR	S	P	ERA	WHIP				
Jeff Robinson, R ERA: 4.58 (1, 1)	5.2	W	24	1	3	3	4	7	0	0	0	0	1	47	94	4.76	1.412				
Willie Hernandez, L ERA: 2.55 (6, 1)	3.1	S	11	0	0	0	1	1	0	0	0	0	0	33	50	0.00	0.300				

Batter	1	2	3	4	5	6	7	8	9	AB	R	H	RBI	BB	SO	LOB	BOTTOM				
Gary Pettis, S OBP: 0.305, SLG: 0.253 (1, 8)	K		2-1 PB 1B 2B	1-3 1B BB		1-3 K		1-3 K		4	1	1	1	1	3	2	Milwaukee Brewers @ Detroit Tigers Tiger Stadium, Detroit, MI Wed May 25 1988, 7:05 PM EDT Att: 17,806 - Unknown - 61 F				
Tom Brookens, R OBP: 0.293, SLG: 0.400 (1, 5)	4-1 BB		3-2 WP 1B	0-1 1-3 1B			1-0 F9			3	1	2	2	1	0	0					
Luis Salazar, R OBP: 0.374, SLG: 0.520 (1, 7)	1-0 F8		4-0 FC5-4 1B IBB	1-2 F8			2-1 F8			3	0	0	0	1	0	3					
Aian Trammell, R OBP: 0.377, SLG: 0.506 (1, 6)	0-1 P6		0-1 FC5-4 1B		1-1 G1-3		0-0			4	0	2	1	0	0	1					
Chet Lemon, R OBP: 0.360, SLG: 0.452 (1, 9)		2-0 G5-3	2-2 FC5-4	2-1 F9			0-1 F7			4	0	0	0	0	0	3					
Larry Hemdon, R OBP: 0.293, SLG: 0.333 (1, 10)		0-1 L8	3-1 G4-3		2-2			0-1 G4-3		1	0	0	0	0	0	0					
Darrell Evans, L OBP: 0.288, SLG: 0.265 (3, PH)		L8	G4-3		3-1 1B			G4-3		3	0	1	0	0	0	2					
Ray Knight, R OBP: 0.315 (1, 3)		F8		1-2 G6-3 1B			3-2 L7			4	0	2	0	0	0	1					
Pat Sheridan, L OBP: 0.355, SLG: 0.418 (8, PR)					3-2 L7			3-2 1B 1B		0	0	0	0	0	0	0					
Lou Whitaker, L OBP: 0.391, SLG: 0.394 (9, 4)								1B 1B		0	0	0	0	0	0	0					
Mike Heath, R OBP: 0.250, SLG: 0.193 (1, 2)			0-0 G5-3		0-0 G6-3			0-2 G1-3		4	0	1	0	0	0	1					
Jim Walewander, S OBP: 0.313, SLG: 0.500 (1, 4)			3-2		1-1			1-1 1B		3	2	2	0	0	1	0					
Jim Morrison, R OBP: 0.203, SLG: 0.266 (8, PH)								L5		1	0	0	0	0	0	2					
Dave Bergman, L OBP: 0.326, SLG: 0.282 (9, 3)			2B 2B		E S 1B 1B					0	0	0	0	0	0	0					
Inning Stats	R: 0 E: 0 K: 1 S: 8	H: 0 LOB: 1 BB: 1 P: 13	R: 0 E: 0 K: 0 S: 5	H: 0 LOB: 0 BB: 0 P: 7	R: 3 E: 0 K: 0 S: 18	H: 4 LOB: 2 BB: 1 P: 35	R: 1 E: 0 K: 0 S: 13	H: 3 LOB: 2 BB: 1 P: 19	R: 0 E: 0 K: 2 S: 9	H: 0 LOB: 0 BB: 0 P: 12	R: 0 E: 0 K: 0 S: 6	H: 1 LOB: 1 BB: 0 P: 9	R: 0 E: 0 K: 1 S: 15	H: 2 LOB: 2 BB: 0 P: 20	1B: 9 2B: 2 3B: 0 HR: 0	SF: 0 SAC: 0 DP: 1 HBP: 0	WP: 1 PB: 1 SB: 1 CS: 0	PA: 37			
PITCHER	IP	WLS	BF	H	R	ER	SO	BB	IBB	HBP	BLK	WP	HR	S	P	ERA	WHIP				
Juan Nieves, L ERA: 5.76 (1, 1)	2.1	L	12	3	3	3	3	1	0	0	0	0	0	23	42	11.57	1.714				
Chuck Crim, R ERA: 3.59 (3, 1)	4.2		20	6	1	1	2	1	0	0	0	0	0	46	71	1.93	1.500				
Paul Mirabella, L ERA: 0.75 (8, 1)	1.0		5	2	0	0	1	0	0	0	0	0	0	15	20	0.00	2.000				

AB	27
R	3
H	1
RBI	3
BB	8
SO	5
LOB	9



Batter	1	2	3	4	5	6	7	8	9	AB	R	H	RBI	BB	SO	LOB	TOP				
Paul Moltzer, R OBP: 0.372, SLG: 0.382 (1, 5)	G5-3		P6	FC6-4			G6-4-3		P6	5	0	0	0	0	0	6					
Juan Castillo, S OBP: 0.300, SLG: 0.300 Jim Gantner, L OBP: 0.304, SLG: 0.297 (1, 4)	F8		BB 1B					G6-3	F8	4	0	1	0	0	1	0					
Robin Yount, R OBP: 0.366, SLG: 0.471 (1, 8)	BB		BB					G4-3 HR 1B		2	1	1	0	2	0	0					
Greg Brock, L OBP: 0.382, SLG: 0.399 (1, 3)	G4-3		G6-3					G4-3		4	0	0	0	0	0	5					
Glenn Braggs, R OBP: 0.299, SLG: 0.434 (1, 9)		F8		G6-3 S 1B BB				K		3	2	1	2	1	1	0					
Rob Deer, R OBP: 0.292, SLG: 0.377 (1, 7)	L7			K				G6-3	G5-3	4	0	0	0	0	1	1					
Joey Meyer, R OBP: 0.216, SLG: 0.380 Ernest Riles, L OBP: 0.336, SLG: 0.368 (1, 10)	K			G6-3				P3	K	3	0	0	0	0	1	1					
Bill Schroeder, R OBP: 0.204, SLG: 0.222 B.J. Surhoff, L OBP: 0.313, SLG: 0.318 (1, 2)			K	BB 1B				G6-4-3 BB	WP 1B	2	0	1	1	1	1	0					
Dale Sveum, S OBP: 0.309, SLG: 0.418 (1, 6)			BB 1B	FC6-4 1B				F8	BB	3	0	2	0	1	0	1					
Inning Stats	R: 0 E: 0 K: 0 S: 8	H: 0 LOB: 1 BB: 1 P: 15	R: 0 E: 0 K: 1 S: 6	H: 0 LOB: 0 BB: 0 P: 10	R: 0 E: 0 K: 1 S: 14	H: 2 LOB: 3 BB: 1 P: 26	R: 1 E: 0 K: 1 S: 18	H: 2 LOB: 2 BB: 1 P: 29	R: 0 E: 0 K: 1 S: 9	H: 0 LOB: 0 BB: 0 P: 12	R: 0 E: 0 K: 0 S: 5	H: 0 LOB: 0 BB: 1 P: 9	R: 2 E: 0 K: 0 S: 10	H: 2 LOB: 0 BB: 0 P: 14	R: 0 E: 0 K: 1 S: 11	H: 1 LOB: 2 BB: 1 P: 22	1B: 6 2B: 0 3B: 0 HR: 1	SF: 0 SAC: 0 DP: 1 HBP: 0	WP: 1 PB: 0 SB: 1 CS: 0	PA: 38	
PITCHER	IP	WLS	BF	H	R	ER	SO	BB	IBB	HBP	BLK	WP	HR	S	P	ERA	WHIP				
Frank Tanana, L ERA: 4.57 (1, 1)	7.2	W	32	6	3	3	5	4	0	0	0	0	1	74	121	3.52	1.304				
Eric King, R ERA: (8, 1)	1.1	S	6	1	0	0	1	1	0	0	0	1	0	13	24	0.00	1.500				

Milwaukee Brewers @ Detroit Tigers
Tiger Stadium, Detroit, MI
Thu May 26 1988, 7:05 PM EDT
Att: 16,005 - Unknown - 75 F

AB 33
R 3
H 7
RBI 3
BB 5
SO 6
LOB 16



Batter	1	2	3	4	5	6	7	8	9	AB	R	H	RBI	BB	SO	LOB	BOTTOM				
Gary Pettis, S OBP: 0.303, SLG: 0.253 (1, 8)	K		S 2B 1B	G4-3			G5-3			4	1	1	0	0	1	1					
Lou Whitaker, L OBP: 0.400, SLG: 0.426 (1, 4)	BB 1B		P5				G3-6-3 1B	HR		4	1	3	1	0	0	1					
Pat Sheridan, L OBP: 0.350, SLG: 0.408 (1, 7)	BB 1B		P5				G3-6-3			4	0	1	0	0	1	2					
Alan Trammell, R OBP: 0.380, SLG: 0.512 (1, 6)	P2		2H 2B	F9				G3-6 1B		4	0	2	1	0	0	2					
Darrell Evans, L OBP: 0.287, SLG: 0.289 (1, 3)	G4-3		G1-3				HR	G3-6 1-2	G6-3	4	1	1	1	0	0	4					
Chet Lemon, R OBP: 0.358, SLG: 0.447 (1, 9)		G4-6-3 1B		L5			G4-3	G6-3		4	0	1	0	0	0	0					
Matt Nokes, L OBP: 0.281, SLG: 0.417 (1, 2)		G4-6-3 1-2		BB 1B BB			G4-3			2	1	0	0	1	0	1					
Dave Bergman, L OBP: 0.347, SLG: 0.310 (1, 10)		BB 1B		BB 1B			F8			3	0	2	0	0	0	0					
Tom Brookens, R OBP: 0.362, SLG: 0.398 (1, 5)	G6-3			1-3 2H 1B			P9			3	0	1	1	0	0	1					
Inning Stats	R: 0 E: 0 K: 1 S: 10	H: 2 LOB: 2 BB: 0 P: 14	R: 0 E: 0 K: 0 S: 10	H: 2 LOB: 1 BB: 0 P: 17	R: 1 E: 0 K: 0 S: 10	H: 2 LOB: 1 BB: 0 P: 15	R: 1 E: 0 K: 0 S: 10	H: 2 LOB: 1 BB: 1 P: 17	R: 0 E: 0 K: 0 S: 11	H: 1 LOB: 0 BB: 0 P: 14	R: 1 E: 0 K: 0 S: 7	H: 1 LOB: 0 BB: 0 P: 12	R: 1 E: 0 K: 1 S: 7	H: 1 LOB: 0 BB: 0 P: 10	R: 0 E: 0 K: 0 S: 9	H: 1 LOB: 0 BB: 0 P: 12	1B: 9 2B: 1 3B: 0 HR: 2	SF: 0 SAC: 0 DP: 3 HBP: 0	WP: 0 PB: 0 SB: 1 CS: 0	PA: 33	
PITCHER	IP	WLS	BF	H	R	ER	SO	BB	IBB	HBP	BLK	WP	HR	S	P	ERA	WHIP				
Chris Bosio, R ERA: 2.2 (1, 1)	8.0	L	33	12	4	4	2	1	0	0	0	0	2	74	111	4.50	1.625				

Milwaukee Brewers @ Detroit Tigers
Tiger Stadium, Detroit, MI
Thu May 26 1988, 7:05 PM EDT
Att: 16,005 - Unknown - 75 F

AB 32
R 4
H 12
RBI 4
BB 1
SO 2
LOB 12



Batter	1	2	3	4	5	6	7	8	9	AB	R	H	RBI	BB	SO	LOB	TOP																
Pat Sheridan, L (1, 8) OBP: 0.353, SLG: 0.440	1-2 P6		0-2 F8			0-0 G3		2-2 HR		4	1	1	1	0	0	0	Detroit Tigers @ Minnesota Twins Hubert H. Humphrey Metrodome, Minneapolis, MN Sat May 28 1988, 8:05 PM EDT Att: 38,403 - Dome - 99 F AB 31 R 2 H 7 RBI 2 BB 3 SO 4 LOB 17																
Lou Whitaker, L (1, 4) OBP: 0.402, SLG: 0.431	1-1 WP FC2-5-1 2B		2-1 G1-3			3-3 K		0-0 G3 SH1-3 1B		4	0	2	0	0	1	0																	
Matt Nokes, L (1, 2) OBP: 0.277, SLG: 0.423	4-2 FC3-2-5-1 2-3 BB				0-0 F9		0-1 FC3-6 1B 1B	0-1 SH1-3		2	1	1	0	1	0	0																	
Alan Trammell, R (1, 6) OBP: 0.379, SLG: 0.506	3-2 FC5-2-5-1				3-2 G3-6-3 1B		0-0 FC3-6 1B	0-2 G3		4	0	2	0	0	0	3																	
Darrell Evans, L (1, 3) OBP: 0.277, SLG: 0.278	1-1 3-H L7				0-0 G3-6-3 1-2		3-1 FC3-6 1B BB	1-3 K		4	0	0	0	0	1	6																	
Chet Lemon, R (1, 9) OBP: 0.394, SLG: 0.446		1-0 G6-3				1-3 K2-3		4-1 1B 1-2 BB	4-2 FC5-4 BB	2	0	0	0	2	1	0																	
Luis Salazar, R (1, 7) OBP: 0.362, SLG: 0.495		0-1 P9				1-1 F8		2-1 1-2 2-3 3-H 1B	0-1 FC5-4 G6-4-3 1-2	4	0	1	1	0	0	1																	
Dave Bergman, L (1, 10) OBP: 0.315, SLG: 0.277		1-2 G6-3				0-0 4-3		0-0 P5	3-2 G6-4-3 1-2	4	0	0	0	0	0	4																	
Tom Brookens, R (1, 5) OBP: 0.346, SLG: 0.377			3-2 6-3			3-3 K		1-0 P5		3	0	0	0	0	1	3																	
Inning Stats	R: 0 E: 0 K: 0 S: 14	H: 1 LOB: 2 BB: 1 P: 24	R: 0 E: 0 K: 0 S: 6	H: 0 LOB: 0 BB: 0 P: 8	R: 0 E: 0 K: 0 S: 8	H: 1 LOB: 0 BB: 0 P: 8	R: 0 E: 0 K: 1 S: 6	H: 0 LOB: 0 BB: 0 P: 8	R: 1 E: 0 K: 0 S: 10	H: 3 LOB: 3 BB: 1 P: 20	R: 1 E: 0 K: 0 S: 13	H: 2 LOB: 1 BB: 1 P: 16	R: 0 E: 0 K: 0 S: 8	H: 0 LOB: 0 BB: 1 P: 15	1B: 5 2B: 1 3B: 0 HR: 1	SF: 0 SAC: 1 DP: 2 HBP: 0	WP: 1 PB: 0 CS: 0	PA: 35															
PITCHER	IP WLS BF H R ER SO BB IBB HBP BLK WP HR S P ERA WHIP																																
Les Straker, R (1, 1) ERA: 3.5	6.1	25	5	1	1	3	2	0	0	0	0	1	0	54	91	1.42	1.105																
Keith Atherton, R (7, 1) ERA: 1.95	1.2	W 7	2	1	1	1	0	0	0	0	0	0	1	15	19	5.40	1.200																
Jeff Reardon, R (9, 1) ERA: 2.74	1.0	S 3	0	0	0	0	1	0	0	0	0	0	0	8	15	0.00	1.000																

Batter	1	2	3	4	5	6	7	8	9	AB	R	H	RBI	BB	SO	LOB	BOTTOM																
Dan Gladden, R (1, 7) OBP: 0.393, SLG: 0.450	2-0 G6-3		2-2 G6-3 1B		3-3 K			0-0 1B FC3-6 1B		4	1	2	0	0	1	0	Detroit Tigers @ Minnesota Twins Hubert H. Humphrey Metrodome, Minneapolis, MN Sat May 28 1988, 8:05 PM EDT Att: 38,403 - Dome - 99 F AB 29 R 5 H 6 RBI 5 BB 4 SO 2 LOB 12																
Tom Herr, S (1, 4) OBP: 0.351, SLG: 0.327	2-2 4-3		1-1 G6-3		0-0 G4-3		0-0 B2			4	0	0	0	0	0	3																	
Kirby Puckett, R (1, 8) OBP: 0.359, SLG: 0.521	3-2 P4		0-1 HR		0-0 4-3		1-2 FC3-6 1B			4	1	2	2	0	0	0																	
Kent Hrbek, L (1, 3) OBP: 0.357, SLG: 0.567		0-1 FC4-6 F8 1B	0-0 4-3		0-0 6-3		0-1 FC3-6 HR			4	1	1	1	0	0	1																	
Gary Gaetti, R (1, 5) OBP: 0.332, SLG: 0.506		0-1 F8		0-1 G5-3		2-0 5-3		1-0 HR		4	1	1	2	0	0	1																	
Randy Bush, L (1, 9) OBP: 0.438, SLG: 0.510		4-2 FC4-6 BB		4-1 FC4 BB			0-1 L9	3-1 G6-3		1	0	0	0	2	0	0																	
Mark Davidson, R (8, FH) OBP: 0.368, SLG: 0.583										1	0	0	0	0	0	0																	
Gene Larkin, S (1, 10) OBP: 0.354, SLG: 0.379		3-1 FC4-6 1-2 2-3		1-0 P2			2-1 P6			3	0	0	0	0	0	3																	
Tim Laudner, R (1, 2) OBP: 0.322, SLG: 0.441		2-2 G4-3		2-0 FC4 1-2			4-2 BB			2	0	0	0	1	0	3																	
Steve Lombardozzi, R (1, 6) OBP: 0.300, SLG: 0.296			4-1 G6-3 HR BB		1-0 5-3		0-3 K			2	1	0	0	1	1	1																	
Greg Gagne, R (8, 6) OBP: 0.229, SLG: 0.303										0	0	0	0	0	0	0																	
Inning Stats	R: 0 E: 0 K: 0 S: 8	H: 0 LOB: 0 BB: 0 P: 15	R: 0 E: 0 K: 0 S: 12	H: 1 LOB: 2 BB: 1 P: 21	R: 2 E: 0 K: 0 S: 9	H: 2 LOB: 0 BB: 1 P: 16	R: 0 E: 0 K: 0 S: 5	H: 0 LOB: 1 BB: 1 P: 12	R: 0 E: 0 K: 1 S: 5	H: 0 LOB: 0 BB: 0 P: 9	R: 0 E: 0 K: 0 S: 3	H: 0 LOB: 1 BB: 1 P: 5	R: 0 E: 0 K: 0 S: 9	H: 3 LOB: 0 BB: 0 P: 16	1B: 4 2B: 0 3B: 0 HR: 2	SF: 0 SAC: 0 DP: 1 HBP: 0	WP: 0 PB: 0 CS: 0	PA: 33															
PITCHER	IP WLS BF H R ER SO BB IBB HBP BLK WP HR S P ERA WHIP																																
Walt Terrell, R (1, 1) ERA: 3.98	7.2	L 32	6	5	5	2	4	0	0	0	0	0	0	61	104	5.87	1.304																
Willie Hernandez, L (8, 1) ERA: 2.52	0.1		0	0	0	0	0	0	0	0	0	0	0	2	5	0.00	0.000																

Batter	1	2	3	4	5	6	7	8	9	AB	R	H	RBI	BB	SO	LOB	TOP										
Dave Gallagher, R OBP: 0.311, SLG: 0.366 (1, 8)	1-0 SH5-3 HR 1B	4-0 BB HR IBB	0-1 P2		1-1 FC6-4			4-2 BB		3	2	1	0	2	0	2											
Steve Lyons, L OBP: 0.322, SLG: 0.308 (1, 5)	1-1 SH5-3	4-2 HR BB		1-3 K		1-1 G1-3		0-1 F8		3	1	0	0	1	1	2											
Gary Redus, R OBP: 0.342, SLG: 0.456 (1, 7)	3-2 G5-3	2-1 HR		2-3 K		0-0 G5-3		2-1 F9		5	1	1	4	0	1	3											
Ivan Calderon, R OBP: 0.306, SLG: 0.471 (1, 10)	1-1 HR	1-2 G6-3		4-2 FC4-6 BB		2-1 P3			2-3 K	4	1	1	2	1	1	0											
Harold Baines, L OBP: 0.332, SLG: 0.392 (1, 9)	0-1 G5-3		2-3 K	0-0 FC4-6 BB			0-0 G4-3		1-1 G4-3	5	0	0	0	0	1	1											
Donnie Hill, S OBP: 0.291, SLG: 0.231 (1, 4)		2-2 1B 1B	1-2 HR 1B		1-3 K		2-0 F7		1-2 L6	5	2	2	0	0	1	0											
Greg Walker, L OBP: 0.276, SLG: 0.331 (1, 3)		0-0 FC1-5 1B	1-1 HR 1B		4-2 FC7-4 BB		0-1 F9			3	1	2	0	1	0	0											
Ozzie Guillen, L OBP: 0.272, SLG: 0.290 (1, 6)		0-1 BB HR FC1-5 1B	1-2 P4		1-0 FC7-4 1B			1-0 2B		4	1	2	1	0	0	3											
Ron Karkovics, R OBP: 0.250, SLG: 0.286 (1, 2)		2-0 FC1-5 1B	1-2 HR		1-1 FC6-4 1B			2-1 G5-3		4	1	2	3	0	0	3											
Inning Stats	R: 2 E: 0 K: 0 S: 10	H: 2 LOB: 0 BB: 0 P: 16	R: 5 E: 0 K: 0 S: 15	H: 4 LOB: 0 BB: 2 P: 30	R: 3 E: 0 K: 1 S: 18	H: 3 LOB: 0 BB: 0 P: 24	R: 0 E: 0 K: 2 S: 11	H: 0 LOB: 1 BB: 1 P: 18	R: 0 E: 0 K: 1 S: 11	H: 1 LOB: 2 BB: 1 P: 19	R: 0 E: 0 K: 0 S: 4	H: 0 LOB: 0 BB: 0 P: 6	R: 0 E: 0 K: 0 S: 10	H: 1 LOB: 2 BB: 0 P: 19	R: 0 E: 0 K: 1 S: 9	H: 0 LOB: 0 BB: 0 P: 13	1B: 7 2B: 1 3B: 0 HR: 3	SF: 0 SAC: 1 DP: 0 HBP: 0	WP: 0 PB: 0 SB: 0 CS: 0	PA: 42							
PITCHER	IP	WLS	BF	H	R	ER	SO	BB	IBB	HBP	BLK	WP	HR	S	P	ERA	WHIP										
Frank Tanana, L ERA: 5.37 (1, 1)	1.2	L	12	6	7	7	0	1	1	0	0	0	2	22	42	37.80	4.200										
Paul Gibson, L ERA: 4.03 (2, 1)	3.1		16	4	3	3	4	2	0	0	0	0	1	43	65	8.10	1.800										
Don Heinkel, R ERA: 3.09 (6, 1)	4.0		14	1	0	0	1	1	0	0	0	0	0	28	46	0.00	0.500										

Chicago White Sox @ Detroit Tigers
Tiger Stadium, Detroit, MI
Tue May 31 1988, 7:05 PM EDT
Att: 13,223 - Unknown - 89 F

AB 36
R 10
H 11
RBI 10
BB 5
SO 5
LOB 14



Batter	1	2	3	4	5	6	7	8	9	AB	R	H	RBI	BB	SO	LOB	BOTTOM										
Gary Pettis, S OBP: 0.300, SLG: 0.257 (1, 8)	1-1 P4		2-2 G4-3			3-1 1B 2B		0-1 G4-3		4	0	1	0	0	0	1											
Tom Brookens, R OBP: 0.343, SLG: 0.372 (1, 5)	1-2 F8			1-0 G5-3		1-0 FC6-4 1B		1-0 P4		4	0	1	0	0	0	0											
Luis Salazar, R OBP: 0.355, SLG: 0.487 (1, 7)	0-1 F8			1-0 F8 2B		0-3 K		1-2 G5-3		4	0	1	0	0	1	2											
Alan Trammell, R OBP: 0.383, SLG: 0.506 (1, 6)		1-0 G3-6-3 1B		1-0 F8		0-0 FC6-4			1-1 F9	2	0	1	0	0	0	1											
Jim Morrison, R OBP: 0.205, SLG: 0.274 (6, 6)				2-3 K		1-2 K				2	0	0	0	0	0	2											
Chet Lemon, R OBP: 0.356, SLG: 0.439 (1, 9)		3-3 K		1-3 K			1-0 G5-3		1-1 HR	3	0	0	0	0	2	2											
Pat Sheridan, L OBP: 0.360, SLG: 0.474 (8, 9)										1	1	1	1	0	0	0											
Larry Hemdon, R OBP: 0.299, SLG: 0.383 (1, 10)		0-2 G3-6-3			2-1 G6-3		2-1 E4 2B		2-1 G4-3	3	0	0	0	0	0	1											
Darrell Evans, L OBP: 0.273, SLG: 0.273 (9, PH)										1	0	0	0	0	0	0											
Ray Knight, R OBP: 0.326, SLG: 0.326 (1, 3)			0-3 K		0-0 G6-3		2-0 G6-3		4-2 BB	3	0	1	0	0	1	0											
Dave Bergman, L OBP: 0.321, SLG: 0.271 (9, 3)										0	0	0	0	1	0	0											
Mike Heath, R OBP: 0.247, SLG: 0.212 (1, 2)			2-1 G6-3		1-0 G6-3		2-1 G5-3		1-3 K	3	0	0	0	0	0	2											
Matt Nokes, L OBP: 0.273, SLG: 0.416 (9, PH)										1	0	0	0	0	1	1											
Jim Walewander, S OBP: 0.286, SLG: 0.429 (1, 4)			2-1 1B			2-2 P5		1-2 F7		3	0	1	0	0	0	2											
Inning Stats	R: 0 E: 0 K: 0 S: 7	H: 0 LOB: 0 BB: 0 P: 9	R: 0 E: 0 K: 1 S: 8	H: 1 LOB: 0 BB: 0 P: 12	R: 0 E: 0 K: 1 S: 12	H: 1 LOB: 1 BB: 0 P: 18	R: 0 E: 0 K: 1 S: 6	H: 1 LOB: 1 BB: 0 P: 10	R: 0 E: 0 K: 1 S: 11	H: 2 LOB: 2 BB: 0 P: 17	R: 0 E: 1 K: 0 S: 9	H: 1 LOB: 2 BB: 0 P: 17	R: 0 E: 0 K: 0 S: 7	H: 0 LOB: 0 BB: 0 P: 9	R: 1 E: 0 K: 1 S: 13	H: 1 LOB: 1 BB: 1 P: 22	1B: 3 2B: 3 3B: 0 HR: 1	SF: 0 SAC: 0 DP: 1 HBP: 0	WP: 0 PB: 0 SB: 0 CS: 0	PA: 35							
PITCHER	IP	WLS	BF	H	R	ER	SO	BB	IBB	HBP	BLK	WP	HR	S	P	ERA	WHIP										
Jerry Reuss, L ERA: 3.0 (1, 1)	7.0	W	27	6	0	0	4	1	0	0	0	0	1	20	31	4.50	1.000										
Bill Long, R ERA: 3.0 (8, 1)	2.0		8	1	1	1	1	1	0	0	0	0	1	20	31	4.50	1.000										

Chicago White Sox @ Detroit Tigers
Tiger Stadium, Detroit, MI
Tue May 31 1988, 7:05 PM EDT
Att: 13,223 - Unknown - 89 F

AB 34
R 1
H 7
RBI 1
BB 1
SO 5
LOB 14



Batter	1	2	3	4	5	6	7	8	9	AB	R	H	RBI	BB	SO	LOB	TOP			
Julio Franco , R (1, 4) OBP: 0.326, SLG: 0.395	G5-3		F9		L9			G6-3		4	0	0	0	0	0	1	Cleveland Indians @ Detroit Tigers Tiger Stadium, Detroit, MI Sat Jun 04 1988, 7:05 PM EDT Att: 32,391 - Unknown - 73 F			
Willie Upshaw , L (1, 3) OBP: 0.326, SLG: 0.373	HR		BB			G5-3		BB		2	1	1	1	2	0					
Joe Carter , R (1, 8) OBP: 0.347, SLG: 0.536	G5-3		F8			F7		K		4	0	0	0	0	1	3				
Brook Jacoby , R (1, 5) OBP: 0.320, SLG: 0.384	G5-3				F8			G6-3		4	1	1	0	0	0	0				
Mel Hall , L (1, 7)		F6						F8		4	0	1	0	0	0	1				
Cory Snyder , R (1, 9) OBP: 0.333, SLG: 0.492	K				K			G6-3		4	0	1	1	0	2	1				
Dave Clark , L (1, 10) OBP: 0.304, SLG: 0.250	G1-3				L6			G4-3		4	0	0	0	0	0	3				
Andy Allanson , R (1, 2) OBP: 0.306, SLG: 0.342					F8			G6-3		3	0	1	0	0	0	1				
Jay Bell , R (1, 6) OBP: 0.291, SLG: 0.246			P5					K		3	0	0	0	0	2	1				
Inning Stats	R: 1 E: 0 K: 0 S: 9	H: 1 LOB: 0 BB: 0 P: 14	R: 0 E: 0 K: 1 S: 8	H: 0 LOB: 0 BB: 0 P: 13	R: 0 E: 0 K: 0 S: 14	H: 1 LOB: 2 BB: 1 P: 26	R: 0 E: 0 K: 1 S: 10	H: 1 LOB: 1 BB: 0 P: 16	R: 0 E: 0 K: 0 S: 7	H: 0 LOB: 0 BB: 0 P: 12	R: 0 E: 0 K: 0 S: 8	H: 1 LOB: 1 BB: 0 P: 12	R: 0 E: 0 K: 2 S: 9	H: 0 LOB: 1 BB: 1 P: 16	R: 1 E: 0 K: 0 S: 8	H: 1 LOB: 0 BB: 0 P: 15	1B: 2 2B: 2 3B: 0 HR: 1	SF: 0 SAC: 0 DP: 1 HBP: 0	WP: 0 PB: 0 SB: 1 CS: 0	PA: 34
PITCHER Doyle Alexander , R (1, 1) ERA: 3.39	IP: 9.0 WLS: W BF: 34 H: 5 R: 2 ER: 2 SO: 5 BB: 2 IBB: 0 HBP: 0 BLK: 0 WP: 0 HR: 1 S: 80 P: 136 ERA: 2.00 WHIP: 0.778															PITCHER				

Batter	1	2	3	4	5	6	7	8	9	AB	R	H	RBI	BB	SO	LOB	BOTTOM			
Gary Pettis , S (1, 8) OBP: 0.304, SLG: 0.270	G5-3	FC4-6		B1			G3			4	0	0	0	0	0	2	Cleveland Indians @ Detroit Tigers Tiger Stadium, Detroit, MI Sat Jun 04 1988, 7:05 PM EDT Att: 32,391 - Unknown - 73 F			
Lou Whitaker , L (1, 4) OBP: 0.415, SLG: 0.465	G4-3		1B	F7		F9				4	2	2	0	0	0	0				
Pat Sheridan , L (1, 9) OBP: 0.354, SLG: 0.477	G4-3		K		HR	BB				3	1	1	2	1	1	1				
Alan Trammell , R (1, 6) OBP: 0.374, SLG: 0.487	P6		1B	G1-6-3		1B				4	1	2	0	0	0	0				
Darrell Evans , L (1, 3) OBP: 0.301, SLG: 0.287		1B	E4	FC4-6		F7				4	1	2	1	0	0	3				
Luis Salazar , R (1, 7) OBP: 0.353, SLG: 0.473	K		1B	FC4-6		G1-3				4	0	1	1	0	1	2				
Matt Nokes , L (1, 2) OBP: 0.281, SLG: 0.405	E3		K	PO		F8		K		4	0	0	0	0	2	3				
Ray Knight , R (1, 10) OBP: 0.322, SLG: 0.333	FC4-6	G6-3				K		P3		4	0	1	1	0	1	2				
Tom Brookens , R (1, 5) OBP: 0.329, SLG: 0.354	K			F9		G5-3				3	0	0	0	0	1	2				
Inning Stats	R: 1 E: 0 K: 0 S: 11	H: 1 LOB: 2 BB: 0 P: 17	R: 1 E: 1 K: 2 S: 14	H: 2 LOB: 2 BB: 0 P: 23	R: 2 E: 1 K: 2 S: 18	H: 3 LOB: 0 BB: 0 P: 32	R: 0 E: 0 K: 0 S: 6	H: 0 LOB: 0 BB: 0 P: 11	R: 1 E: 0 K: 0 S: 13	H: 2 LOB: 0 BB: 0 P: 19	R: 0 E: 0 K: 1 S: 8	H: 0 LOB: 2 BB: 1 P: 20	R: 0 E: 0 K: 1 S: 8	H: 0 LOB: 0 BB: 0 P: 11	R: 0 E: 0 K: 1 S: 8	H: 0 LOB: 0 BB: 0 P: 11	1B: 7 2B: 0 3B: 1 HR: 1	SF: 0 SAC: 0 DP: 0 HBP: 0	WP: 0 PB: 0 SB: 0 CS: 0	PA: 36
PITCHER Tom Candiotti , R (1, 1) ERA: 2.88 Jeff Dedmon , R (8, 1) ERA: 4.09	IP: 7.0 WLS: L BF: 32 H: 9 R: 5 ER: 5 SO: 5 BB: 1 IBB: 0 HBP: 0 BLK: 0 WP: 0 HR: 1 S: 83 P: 132 ERA: 6.43 WHIP: 1.429															PITCHER				

Batter	1	2	3	4	5	6	7	8	9	AB	R	H	RBI	BB	SO	LOB	TOP			
Julio Franco , R (1, 4) OBP: 0.321, SLG: 0.388	F9		G6-3			K		K		4	0	0	0	0	2	0	Cleveland Indians @ Detroit Tigers Tiger Stadium, Detroit, MI Sun Jun 05 1988, 3:33 AM EDT Att: 31,665 - Cloudy - 81 F			
Willie Upshaw , L (1, 3) OBP: 0.330, SLG: 0.400	HR		K			2B		F8		4	1	2	1	0	1	0				
Joe Carter , R (1, 8) OBP: 0.345, SLG: 0.531	K				G5-4-3 1B	K		F4		4	0	1	0	0	2	1				
Brook Jacoby , R (1, 5) OBP: 0.318, SLG: 0.396	HR				G5-4-3 1-2	K		F8		4	1	1	1	0	1	2				
Mel Hall , L (1, 7) OBP: 0.306, SLG: 0.345	K				G1-3			F8		3	0	0	0	0	1	0				
Cory Snyder , R (1, 9) OBP: 0.328, SLG: 0.484			F9			G6-3		K		3	0	0	0	0	1	0				
Dave Clark , L (1, 10) OBP: 0.322, SLG: 0.280								K		2	0	1	0	1	1	0				
Ron Washington , R (1, 6) OBP: 0.306, SLG: 0.340								K		3	0	0	0	0	1	2				
Andy Allanson , R (1, 2) OBP: 0.301, SLG: 0.335			F8			F9		F7		3	0	0	0	0	0	1				
Inning Stats	R: 2 H: 2 E: 0 K: 2 S: 17	H: 2 LOB: 0 BB: 0 P: 29	R: 0 H: 0 E: 0 K: 0 S: 8	H: 0 LOB: 0 BB: 1 P: 15	R: 0 H: 0 E: 0 K: 1 S: 5	H: 0 LOB: 0 BB: 0 P: 9	R: 0 H: 1 E: 0 K: 0 S: 7	H: 1 LOB: 0 BB: 0 P: 10	R: 0 H: 1 E: 0 K: 3 S: 11	H: 1 LOB: 1 BB: 0 P: 18	R: 0 H: 0 E: 0 K: 2 S: 7	H: 0 LOB: 0 BB: 0 P: 8	R: 0 H: 0 E: 0 K: 2 S: 10	H: 0 LOB: 0 BB: 0 P: 12	R: 0 H: 0 E: 0 K: 0 S: 5	H: 0 LOB: 0 BB: 0 P: 8	1B: 1 2B: 2 3B: 0 HR: 2	SF: 0 SAC: 0 DP: 2 HBP: 0	WP: 0 PB: 0 SB: 0 CS: 0	PA: 31
PITCHER Jeff Robinson , R (1, 1) ERA: 4.22	IP: 9.0 WLS: W BF: 31 H: 5 R: 2 ER: 2 SO: 10 BB: 1 IBB: 0 HBP: 0 BLK: 0 WP: 0 HR: 2 S: 79 P: 123 ERA: 2.00 WHIP: 0.667																			

Batter	1	2	3	4	5	6	7	8	9	AB	R	H	RBI	BB	SO	LOB	BOTTOM			
Gary Pettis , S (1, 8) OBP: 0.310, SLG: 0.278	CS 1B				L9			P3		5	1	3	2	0	0	0	Cleveland Indians @ Detroit Tigers Tiger Stadium, Detroit, MI Sun Jun 05 1988, 3:33 AM EDT Att: 31,665 - Cloudy - 81 F			
Lou Whitaker , L (1, 4) OBP: 0.415, SLG: 0.463	K				K			K		5	0	2	1	0	3	1				
Luis Salazar , R (1, 7) OBP: 0.369, SLG: 0.496	1B				1B			1B		4	0	4	3	0	0	0				
Alan Trammell , R (1, 6) OBP: 0.379, SLG: 0.487	1B				1B			F8		4	0	2	0	1	0	3				
Chet Lemon , R (1, 9) OBP: 0.348, SLG: 0.420	K				P2			L9		4	0	0	0	1	1	7				
Larry Hemendon , R (1, 10) OBP: 0.310, SLG: 0.381								BB		3	0	1	0	1	1	0				
Jim Walewander , S (7, FR) OBP: 0.286, SLG: 0.429		G6-3						K		0	0	0	0	0	0	0				
Darrell Evans , L (8, PH) OBP: 0.299, SLG: 0.285								K		1	0	0	0	0	1	3				
Ray Knight , R (1, 3) OBP: 0.328, SLG: 0.339								G5-4-3 BB		4	1	2	0	0	0	2				
Tom Brookens , R (1, 5) OBP: 0.333, SLG: 0.366								F8		4	2	2	0	0	0	2				
Mike Heath , R (1, 2) OBP: 0.250, SLG: 0.217								G6-3		3	2	1	0	0	0	2				
Inning Stats	R: 0 H: 3 E: 0 K: 2 S: 16	H: 6 LOB: 2 BB: 1 P: 25	R: 4 H: 6 E: 0 K: 0 S: 11	H: 1 LOB: 1 BB: 0 P: 10	R: 0 H: 2 E: 0 K: 1 S: 11	H: 2 LOB: 2 BB: 0 P: 16	R: 0 H: 1 E: 0 K: 1 S: 8	H: 1 LOB: 1 BB: 0 P: 10	R: 0 H: 1 E: 0 K: 1 S: 11	H: 0 LOB: 1 BB: 1 P: 14	R: 0 H: 0 E: 0 K: 0 S: 7	H: 0 LOB: 1 BB: 1 P: 14	R: 2 H: 3 E: 0 K: 1 S: 16	H: 3 LOB: 3 BB: 1 P: 26	R: 0 H: 0 E: 0 K: 0 S: 5	H: 0 LOB: 0 BB: 0 P: 8	1B: 15 2B: 3 3B: 0 HR: 0	SF: 1 SAC: 1 DP: 2 HBP: 0	WP: 0 PB: 0 SB: 0 CS: 1	PA: 42
PITCHER Greg Swindell , L (1, 1) ERA: 2.51	IP: 7.0 WLS: L BF: 38 H: 17 R: 6 ER: 6 SO: 5 BB: 1 IBB: 0 HBP: 0 BLK: 0 WP: 0 HR: 0 S: 78 P: 121 ERA: 7.71 WHIP: 2.571																			
Jeff Dedmon , R (8, 1) ERA: 3.93	0.2	3	0	0	0	0	1	0	0	0	0	6	11	0.00	1.500					
Bud Black , L (8, 1) ERA: 4.84	0.1	1	0	0	0	1	0	0	0	0	0	3	6	0.00	0.000					

Batter	1	2	3	4	5	6	7	8	9	AB	R	H	RBI	BB	SO	LOB	TOP										
Gary Pettis, S OBP: 0.313, SLG: 0.279 (1, 8)	B1-3		4-3 S BB		F8			3-2 1B		3	0	1	0	1	0	0	Detroit Tigers @ Baltimore Orioles Memorial Stadium, Baltimore, MD Mon Jun 06 1988, 7:05 PM EDT Att: 22,317 - Unknown - 85 F										
Lou Whitaker, L OBP: 0.406, SLG: 0.451 (1, 4)	K		4-3			2-2 4-3		0-3 SAFE K		4	0	0	1	0	2	2											
Luis Salazar, R OBP: 0.359, SLG: 0.482 (1, 7)	F8		1-3 3-H 1-0 L9			2-2 L7			1-0 6-3	4	0	0	0	0	0	1											
Aian Trammell, R OBP: 0.381, SLG: 0.488 (1, 6)		1-2 F8		0-0 CS 1B		0-0 F6			0-1 FC5-4 1B	4	0	2	0	0	0	0											
Chet Lemon, R OBP: 0.346, SLG: 0.422 (1, 9)		2-0 4-3 2B		1-2 SAFE 1B SAFE F3		2-2 6-3			2-1 FC5-4 1B	4	0	1	0	0	0	2											
Lary Hemdon, R OBP: 0.320, SLG: 0.388 (1, 10)		3-1 4-3		2-3 SAFE SAFE K		2-1 G5-4-3 1B			0-1 1-2 1B	4	0	2	0	0	1	2											
Ray Knight, R OBP: 0.320, SLG: 0.330 (1, 3)					1-1 6-3				2-3 K	3	0	0	0	0	0	2											
Darrell Evans, L OBP: 0.297, SLG: 0.283 (9, PH)						0-0 G5-4-3 1B				1	0	0	0	0	1	2											
Tom Brookens, R OBP: 0.340, SLG: 0.380 (1, 5)			2-2 4-3 2B		3-2 5-3			1-2 G1-6-3 1B		3	1	2	0	0	0	0											
Mike Heath, R OBP: 0.253, SLG: 0.264 (1, 2)			1-1 4-3		2-0 HR			0-0 G1-6-3		3	1	1	1	0	0	2											
Inning Stats	R: 0 E: 0 K: 1 S: 7	H: 0 LOB: 0 BB: 0 P: 12	R: 0 E: 0 K: 0 S: 9	H: 1 LOB: 1 BB: 0 P: 18	R: 1 E: 0 K: 0 S: 10	H: 1 LOB: 1 BB: 1 P: 19	R: 0 E: 0 K: 1 S: 7	H: 1 LOB: 0 BB: 0 P: 10	R: 1 E: 0 K: 0 S: 7	H: 1 LOB: 0 BB: 0 P: 14	R: 0 E: 0 K: 0 S: 7	H: 0 LOB: 0 BB: 0 P: 11	R: 0 E: 0 K: 1 S: 6	H: 1 LOB: 0 BB: 0 P: 10	R: 0 E: 0 K: 1 S: 10	H: 2 LOB: 1 BB: 0 P: 14	R: 0 E: 0 K: 1 S: 10	H: 2 LOB: 2 BB: 0 P: 15	1B: 6 2B: 2 3B: 0 HR: 1	SF: 0 SAC: 0 DP: 2 HBP: 0	WP: 0 PB: 0 SB: 1 CS: 1	PA: 34					
PITCHER	IP	WLS	BF	H	R	ER	SO	BB	IBB	HBP	BLK	WP	HR	S	P	ERA	WHIP										
Jeff Ballard, L ERA: 3.26 (1, 1)	8.2	W	33	9	2	2	3	1	0	0	0	0	1	70	118	2.08	1.154										
Tom Niedenfuer, R ERA: 4.0 (9, 1)	0.1	S	1	0	0	0	1	0	0	0	0	0	0	3	5	0.00	0.000										

Batter	1	2	3	4	5	6	7	8	9	AB	R	H	RBI	BB	SO	LOB	BOTTOM										
Joe Orsulak, L OBP: 0.344, SLG: 0.355 (1, 9)	F9		1-1 HR E3		0-0 3-1	2-1 3-1		0-0 B1-3		5	1	0	0	0	0	2	Detroit Tigers @ Baltimore Orioles Memorial Stadium, Baltimore, MD Mon Jun 06 1988, 7:05 PM EDT Att: 22,317 - Unknown - 85 F										
Fred Lynn, L OBP: 0.304, SLG: 0.438 (1, 8)	4-3		1-3 F5		3-1 3-1		4-0 BB		4	0	0	0	1	0	2												
Cal Ripken Jr., R OBP: 0.382, SLG: 0.461 (1, 6)	1-2 1B		1-0 1-H 3-H HR		2-2 1B 1B		2-2 S 1B		5	3	4	3	0	0	1												
Eddie Murray, S OBP: 0.302, SLG: 0.327 (1, 10)	3-1 F8		4-2 1B BB		1-0 1B 1B		4-2 2B BB		2	0	1	0	2	0	1												
Larry Sheets, L OBP: 0.310, SLG: 0.323 (1, 7)		1-2 4-3		0-0 S	1-2 1B		0-0 S		4	0	3	2	0	0	0												
Ken Gerhart, R OBP: 0.239, SLG: 0.338 (7, PR) (8, 7)			1-2 1B		1-3 2-H 1B		1-3 2-H 2B		0	0	0	0	0	0	0												
Jim Traber, L OBP: 0.133, SLG: 0.071 (1, 3)		2-1 F7		0-0 3-1	2-2 F5		4-0 IBB		3	0	0	0	1	0	4												
Terry Kennedy, L OBP: 0.220, SLG: 0.216 (1, 2)		2-3 K2-3		3-1 4-3		1-0 SH3 1B		1-3 K		4	0	1	0	0	2	3											
Rene Gonzales, R OBP: 0.324, SLG: 0.400 (1, 5)			2-0 5-3		0-0 F8		0-0 SH3		1-0 F7	3	0	0	0	0	3												
Billy Ripken, R OBP: 0.237, SLG: 0.215 (1, 4)			0-2 E S HR		3-2 F9		3-2 6-3		2-2 F7	4	1	1	0	0	0	1											
Inning Stats	R: 0 E: 0 K: 0 S: 8	H: 1 LOB: 1 BB: 0 P: 14	R: 0 E: 0 K: 1 S: 8	H: 0 LOB: 0 BB: 0 P: 13	R: 3 E: 1 K: 0 S: 12	H: 3 LOB: 2 BB: 1 P: 21	R: 0 E: 0 K: 0 S: 8	H: 0 LOB: 0 BB: 0 P: 14	R: 1 E: 0 K: 0 S: 13	H: 3 LOB: 2 BB: 0 P: 22	R: 0 E: 0 K: 0 S: 7	H: 1 LOB: 1 BB: 0 P: 13	R: 1 E: 0 K: 1 S: 10	H: 2 LOB: 3 BB: 2 P: 21	R: 0 E: 0 K: 0 S: 8	H: 0 LOB: 1 BB: 1 P: 16	1B: 8 2B: 1 3B: 0 HR: 1	SF: 0 SAC: 1 DP: 0 HBP: 0	WP: 0 PB: 0 SB: 3 CS: 0	PA: 39							
PITCHER	IP	WLS	BF	H	R	ER	SO	BB	IBB	HBP	BLK	WP	HR	S	P	ERA	WHIP										
Jack Morris, R ERA: 4.55 (1, 1)	6.1	L	32	10	5	2	1	2	0	0	0	0	1	62	108	2.84	1.895										
Willie Hernandez, L ERA: 2.15 (7, 1)	1.2		7	0	0	0	1	1	1	0	0	0	0	12	26	0.00	0.600										

AB	33
R	2
H	9
RBI	2
BB	1
SO	4
LOB	13



AB	34
R	5
H	10
RBI	5
BB	4
SO	2
LOB	17



Batter	1	2	3	4	5	6	7	8	9	AB	R	H	RBI	BB	SO	LOB	TOP				
Gary Pettis, S OBP: 0.308, SLG: 0.274 (1, 8)	1-2 3-1		3-2 F7		2-1 4-3		3-3 K			4	0	0	0	0	1	0					
Lou Whitaker, L OBP: 0.405, SLG: 0.443 (1, 4)	1-2 6-3		2-1 L8			0-0 F6		4-0 FC5-4 1B BB		3	0	0	0	1	0	0					
Pat Sheridan, L OBP: 0.359, SLG: 0.472 (1, 7)	2-1 4-3			0-0 F6		4-2 HR BB		2-1 FC5-4 1B		3	1	1	0	1	0	0					
Alan Trammell, R OBP: 0.388, SLG: 0.507 (1, 6)		1-1 BLK 1B 1B		0-2 1B 1B		1-2 HR BB		2-1 FC5-4 1B		4	2	3	2	0	0	2					
Darrell Evans, L OBP: 0.296, SLG: 0.282 (1, 3)	2-0 F9		0-0 F5		1-3 K		1-1 K		1-1 1B	4	0	1	0	0	1	2					
Chet Lemon, R OBP: 0.354, SLG: 0.429 (1, 9)	1-1 1B		1-2 1B		1-1 1B		1-1 1B		0-0 4-3	4	0	3	1	0	0	2					
Matt Nokes, L OBP: 0.254, SLG: 0.392 (1, 2)	2-3 K		2-2 F7		0-1 4-3				1-3 K	4	0	0	0	0	2	4					
Luis Salazar, R OBP: 0.349, SLG: 0.468 (1, 5)	0-2 F9			3-1 6-3		3-2 5-3		1-1 4-3		4	0	0	0	0	0	1					
Ray Knight, R OBP: 0.310, SLG: 0.319 (1, 10)		2-0 6-3		2-0 F7		2-3 K		2-2 F4		4	0	0	0	0	1	0					
Inning Stats	R: 0 E: 0 K: 0 S: 8	H: 0 LOB: 0 BB: 0 P: 12	R: 1 E: 0 K: 1 S: 14	H: 2 LOB: 1 BB: 0 P: 19	R: 0 E: 0 K: 0 S: 7	H: 0 LOB: 0 BB: 0 P: 14	R: 0 E: 0 K: 0 S: 14	H: 2 LOB: 2 BB: 0 P: 17	R: 0 E: 0 K: 1 S: 14	H: 2 LOB: 1 BB: 1 P: 21	R: 0 E: 0 K: 2 S: 9	H: 0 LOB: 0 BB: 0 P: 17	R: 0 E: 0 K: 0 S: 7	H: 2 LOB: 2 BB: 1 P: 16	R: 0 E: 0 K: 1 S: 9	H: 0 LOB: 0 BB: 0 P: 13	1B: 7 2B: 0 3B: 0 HR: 1	SF: 0 SAC: 0 DP: 1 HBP: 0	WP: 0 PB: 0 SB: 0 CS: 0	PA: 36	
PITCHER	IP	WLS	BF	H	R	ER	SO	BB	IBB	HBP	BLK	WP	HR	S	P	ERA	WHIP				
Jay Tibbs, R ERA: 5.79 (1, 1)	7.0		29	6	3	3	4	2	0	0	1	0	1	71	116	3.86	1.143				
Doug Sisk, R ERA: 2.6 (8, 1)	2.0	W	7	2	0	0	1	0	0	0	0	0	0	16	25	0.00	1.000				

Detroit Tigers @ Baltimore Orioles
Memorial Stadium, Baltimore, MD
 Tue Jun 07 1988, 7:05 PM EDT
 Att: 23,641 - Unknown - 83 F

AB	34
R	3
H	8
RBI	3
BB	2
SO	5
LOB	11



Batter	1	2	3	4	5	6	7	8	9	AB	R	H	RBI	BB	SO	LOB	BOTTOM				
Pete Stanicek, S OBP: 0.377, SLG: 0.411 (1, 7)	1-1 F4		0-0 SH5-4 1-2		0-3 K			0-1 B1-3		3	0	0	0	0	1	0					
Billy Ripken, R OBP: 0.242, SLG: 0.227 (1, 4)	2-1 CS 1B		1-1 F8		3-2 F8		2-1 2B 2B		4	1	2	0	0	0	1						
Cal Ripken Jr., R OBP: 0.384, SLG: 0.456 (1, 6)	4-2 CS 1B BB		2-3 K		0-1 4-3		4-0 2B FC3-2 IBB		2	1	0	0	2	1	1						
Eddie Murray, S OBP: 0.310, SLG: 0.353 (1, 10)	2-2 1B			3-1 F7		1-0 HR		1-2 FC3-2 2B		4	1	3	3	0	0						
Mickey Tettleton, S OBP: 0.270, SLG: 0.379 (1, 2)	2-3 K			3-1 HR		1-1 F8		4-0 FC3-2 IBB		3	1	1	1	1	1						
Larry Sheets, L OBP: 0.304, SLG: 0.316 (1, 9)		0-1 4-3		0-0 G3		1-3 K		1-0 FC3-2		4	0	0	0	0	1	3					
Joe Orsulak, L OBP: 0.344, SLG: 0.355 (8, FR) (9, 9)				1-2 G3		0-1 K		1-2 2B 3H		0	0	0	0	0	0	0					
Ken Gerhart, R OBP: 0.230, SLG: 0.324 (1, 8)		1-0 5-3		1-2 5-3		0-1 F5		3-3 K		3	0	0	0	0	0	0					
Jim Dwyer, L OBP: 0.354, SLG: 0.225 (6, PH) (9, 8)										1	0	0	0	0	1	3					
Fred Lynn, L OBP: 0.304, SLG: 0.438 (9, 8)										0	0	0	0	0	0	0					
Jim Traber, L OBP: 0.167, SLG: 0.118 (1, 3)		3-2 4-3			1-1 G3		2-1 1B			3	0	1	0	0	0	0					
Rene Gonzales, R OBP: 0.324, SLG: 0.397 (1, 5)			2-2 SH5-4 1B		2-2 4-3		1-3 K			3	0	1	0	0	1	1					
Inning Stats	R: 1 E: 0 K: 1 S: 14	H: 2 LOB: 1 BB: 1 P: 25	R: 0 E: 0 K: 0 S: 6	H: 0 LOB: 0 BB: 0 P: 10	R: 0 E: 0 K: 1 S: 9	H: 1 LOB: 1 BB: 0 P: 14	R: 1 E: 0 K: 0 S: 8	H: 1 LOB: 0 BB: 0 P: 15	R: 0 E: 0 K: 1 S: 8	H: 0 LOB: 0 BB: 0 P: 11	R: 1 E: 0 K: 0 S: 8	H: 1 LOB: 1 BB: 0 P: 13	R: 0 E: 0 K: 2 S: 10	H: 1 LOB: 1 BB: 0 P: 14	R: 1 E: 0 K: 1 S: 11	H: 2 LOB: 2 BB: 2 P: 26	1B: 4 2B: 2 3B: 0 HR: 2	SF: 0 SAC: 1 DP: 0 HBP: 0	WP: 0 PB: 0 SB: 1 CS: 2	PA: 34	
PITCHER	IP	WLS	BF	H	R	ER	SO	BB	IBB	HBP	BLK	WP	HR	S	P	ERA	WHIP				
Frank Tanana, L ERA: 5.31 (1, 1)	7.2	L	33	8	4	4	5	1	2	0	0	0	2	71	122	4.70	1.174				
Mike Henneman, R ERA: 1.64 (8, 1)	0.1		1	0	0	0	1	0	0	0	0	0	0	3	6	0.00	0.000				

Detroit Tigers @ Baltimore Orioles
Memorial Stadium, Baltimore, MD
 Tue Jun 07 1988, 7:05 PM EDT
 Att: 23,641 - Unknown - 83 F

AB	30
R	4
H	8
RBI	4
BB	3
SO	6
LOB	10



Batter	1	2	3	4	5	6	7	8	9	AB	R	H	RBI	BB	SO	LOB	TOP				
Gary Pettis, S OBP: 0.312, SLG: 0.281 (1, 8)	K2-3		FC5-4					K		5	0	2	2	2	0	2	Detroit Tigers @ Cleveland Indians Cleveland Municipal Stadium, Cleveland, OH Thu Jun 09 1988, 7:05 PM EDT Att: 17,375 - Unknown - 62 F				
Lou Whitaker, L OBP: 0.432, SLG: 0.437 (1, 4)	G4-3		F8							4	0	1	0	0	0	2					
Pat Sheridan, L OBP: 0.375, SLG: 0.541 (1, 7)	L8		G4-3					K2-6-2		4	0	1	0	0	1	2					
Alan Trammell, R OBP: 0.387, SLG: 0.498 (1, 6)										3	0	0	0	1	1	1					
Darrell Evans, L OBP: 0.304, SLG: 0.297 (1, 3)										3	0	0	0	1	0	1					
Jim Walewander, S OBP: 0.286, SLG: 0.429 (9, PR)										0	1	0	0	0	0	0					
Mike Heath, R OBP: 0.253, SLG: 0.264 (9, 2)										0	0	0	0	0	0	0					
Chet Lemon, R OBP: 0.353, SLG: 0.421 (1, 9)										4	2	1	0	0	0	1					
Matt Nokes, L OBP: 0.253, SLG: 0.391 (1, 2)										3	0	1	1	0	1	0					
Luis Salazar, R OBP: 0.351, SLG: 0.469 (9, PH)										1	1	1	1	0	0	0					
Ray Knight, R OBP: 0.321, SLG: 0.339 (1, 10)										4	1	2	0	0	0	3					
Tom Brookens, R OBP: 0.341, SLG: 0.375 (1, 5)										4	1	2	2	0	0	2					
Inning Stats	R: 0 E: 0 K: 1 S: 9	H: 0 LOB: 0 BB: 0 P: 12	R: 1 E: 0 K: 0 S: 11	H: 1 LOB: 1 BB: 1 P: 19	R: 0 E: 0 K: 0 S: 9	H: 1 LOB: 1 BB: 0 P: 11	R: 0 E: 0 K: 0 S: 8	H: 0 LOB: 0 BB: 0 P: 9	R: 1 E: 0 K: 0 S: 7	H: 2 LOB: 1 BB: 0 P: 10	R: 0 E: 0 K: 1 S: 14	H: 1 LOB: 1 BB: 0 P: 19	R: 0 E: 0 K: 2 S: 8	H: 1 LOB: 1 BB: 0 P: 11	R: 4 E: 0 K: 0 S: 15	H: 4 LOB: 2 BB: 1 P: 23	1B: 9 2B: 4 3B: 0 HR: 0	SF: 0 SAC: 0 DP: 2 HBP: 0	WP: 0 PB: 0 SB: 1 CS: 1	PA: 37	
PITCHER	IP	WLS	BF	H	R	ER	SO	BB	IBB	HBP	BLK	WP	HR	S	P	ERA	WHIP				
Tom Candiotti, R ERA: 3.0 (1, 1)	8.1	L	33	8	4	4	5	2	0	0	0	0	0	78	114	4.32	1.200				
Dan Schatzeder, L ERA: 6.52 (9, 1)	0.0		1	1	0	0	0	0	0	0	0	0	0	2	4	∞	∞				
Bill Laskey, R ERA: 7.3 (9, 1)	0.2		3	2	2	2	0	0	0	0	0	0	0	8	9	27.00	3.000				

Batter	1	2	3	4	5	6	7	8	9	AB	R	H	RBI	BB	SO	LOB	BOTTOM					
Willie Upshaw, L OBP: 0.316, SLG: 0.372 (1, 3)	G4-3		P5							3	0	0	0	0	0	0	Detroit Tigers @ Cleveland Indians Cleveland Municipal Stadium, Cleveland, OH Thu Jun 09 1988, 7:05 PM EDT Att: 17,375 - Unknown - 62 F					
Domingo Ramos, R OBP: 0.200, SLG: 0.200 (1, 4)	6-3									4	0	1	1	0	0	1						
Julio Franco, R OBP: 0.324, SLG: 0.393 (1, 10)	F8									4	0	3	1	0	0	0						
Mel Hall, L OBP: 0.303, SLG: 0.341 (8, PH)										3	0	0	0	0	2	2						
Carmen Castillo, R OBP: 0.356, SLG: 0.368 (9, 7)										1	0	1	0	0	0	0						
Brook Jacoby, R OBP: 0.318, SLG: 0.405 (1, 5)										4	0	0	0	0	3	3						
Cory Snyder, R OBP: 0.323, SLG: 0.500 (9, 8)										4	0	1	0	0	0	0						
Dave Clark, L OBP: 0.314, SLG: 0.279 (1, 7)										4	0	0	0	0	0	1						
Andy Allanson, R OBP: 0.310, SLG: 0.360 (1, 2)										4	1	3	0	0	0	0						
Jay Bell, R OBP: 0.290, SLG: 0.246 (1, 6)										4	1	1	0	0	0	2						
Inning Stats	R: 0 E: 0 K: 0 S: 6	H: 0 LOB: 0 BB: 0 P: 11	R: 0 E: 0 K: 1 S: 10	H: 1 LOB: 1 BB: 0 P: 15	R: 0 E: 0 K: 0 S: 5	H: 0 LOB: 0 BB: 0 P: 7	R: 0 E: 0 K: 2 S: 13	H: 1 LOB: 1 BB: 0 P: 19	R: 0 E: 0 K: 0 S: 10	H: 1 LOB: 1 BB: 0 P: 14	R: 0 E: 0 K: 1 S: 9	H: 2 LOB: 1 BB: 0 P: 14	R: 0 E: 0 K: 0 S: 7	H: 0 LOB: 0 BB: 0 P: 9	R: 2 E: 0 K: 1 S: 15	H: 4 LOB: 2 BB: 0 P: 22	R: 0 E: 0 K: 0 S: 9	H: 1 LOB: 1 BB: 0 P: 12	1B: 10 2B: 0 3B: 0 HR: 0	SF: 0 SAC: 1 DP: 0 HBP: 0	WP: 0 PB: 0 SB: 1 CS: 0	PA: 36
PITCHER	IP	WLS	BF	H	R	ER	SO	BB	IBB	HBP	BLK	WP	HR	S	P	ERA	WHIP					
Doyle Alexander, R ERA: 3.31 (1, 1)	7.2		30	2	2	2	4	0	0	0	0	0	0	70	103	2.35	1.043					
Willie Hernandez, L ERA: 2.15 (8, 1)	0.0		1	1	0	0	0	0	0	0	0	0	0	2	3	∞	∞					
Mike Henneman, R ERA: 1.54 (8, 1)	1.1	W	5	1	0	0	1	0	0	0	0	0	0	12	17	0.00	0.750					

AB	35
R	6
H	11
RBI	6
BB	2
SO	5
LOB	13



Batter	1	2	3	4	5	6	7	8	9	AB	R	H	RBI	BB	SO	LOB	TOP					
Gary Pettis, S OBP: 0.307, SLG: 0.276 (1, 8)										4	0	0	0	0	2	0	Detroit Tigers @ Cleveland Indians Cleveland Municipal Stadium, Cleveland, OH Fri Jun 10 1988, 7:05 PM EDT Att: 71,188 - Unknown - 60 F					
Tom Brookens, R OBP: 0.333, SLG: 0.365 (1, 5)										4	0	0	0	0	3	0						
Luis Salazar, R OBP: 0.348, SLG: 0.463 (1, 7)										4	0	1	0	0	0	0						
Alan Trammell, R OBP: 0.385, SLG: 0.507 (1, 6)										4	1	1	1	0	1	1						
Chet Lemon, R OBP: 0.351, SLG: 0.433 (1, 9)										4	1	1	1	0	0	0						
Larry Hemdon, R OBP: 0.321, SLG: 0.386 (1, 10)										3	0	1	0	0	1	0						
Ray Knight, R OBP: 0.321, SLG: 0.339 (1, 3)										3	0	1	0	0	0	1						
Mike Heath, R OBP: 0.256, SLG: 0.280 (1, 2)										3	0	1	0	0	0	1						
Jim Walewander, S OBP: 0.250, SLG: 0.375 (1, 4)										3	0	0	0	0	0	2						
Inning Stats	R: 0 E: 0 K: 3 S: 13	H: 1 LOB: 1 BB: 0 P: 17	R: 0 E: 0 K: 1 S: 7	H: 0 LOB: 0 BB: 0 P: 13	R: 0 E: 0 K: 0 S: 6	H: 0 LOB: 0 BB: 0 P: 8	R: 0 E: 0 K: 0 S: 4	H: 0 LOB: 0 BB: 0 P: 5	R: 1 E: 0 K: 0 S: 7	H: 3 LOB: 1 BB: 0 P: 11	R: 0 E: 0 K: 2 S: 10	H: 0 LOB: 0 BB: 0 P: 11	R: 1 E: 0 K: 0 S: 11	H: 2 LOB: 1 BB: 0 P: 17	R: 0 E: 0 K: 1 S: 10	H: 0 LOB: 0 BB: 0 P: 15	R: 0 E: 0 K: 0 S: 11	H: 0 LOB: 0 BB: 0 P: 12	1B: 3 2B: 1 3B: 0 HR: 2	SF: 0 SAC: 0 DP: 0 HBP: 0	WP: 0 PB: 0 SB: 0 CS: 1	PA: 32
PITCHER Greg Swindell, L ERA: 2.47 (1, 1)	IP: 9.0 WLS: L BF: 32	H: 6 R: 2 ER: 2 SO: 7	BB: 0 IBB: 0 HBP: 0 BLK: 0	WP: 0 HR: 2 S: 79 P: 109	ERA: 2.00 WHIP: 0.667											ERA: 2.00 WHIP: 0.667						

Batter	1	2	3	4	5	6	7	8	9	AB	R	H	RBI	BB	SO	LOB	BOTTOM					
Domingo Ramos, R OBP: 0.286, SLG: 0.286 (1, 4)										4	0	2	0	0	0	0	Detroit Tigers @ Cleveland Indians Cleveland Municipal Stadium, Cleveland, OH Fri Jun 10 1988, 7:05 PM EDT Att: 71,188 - Unknown - 60 F					
Ron Washington, R OBP: 0.305, SLG: 0.321 (8, FR)										0	0	0	0	0	0	0						
Willie Upshaw, L OBP: 0.315, SLG: 0.369 (1, 3)										4	1	1	0	0	1	2						
Joe Carter, R OBP: 0.331, SLG: 0.500 (1, 8)										4	0	0	0	0	1	3						
Brook Jacoby, R OBP: 0.325, SLG: 0.404 (1, 5)										1	0	0	0	3	1	0						
Mel Hall, L OBP: 0.307, SLG: 0.346 (1, 7)										3	0	2	1	0	0	1						
Cory Snyder, R OBP: 0.317, SLG: 0.490 (1, 9)										4	0	0	0	0	0	7						
Dave Clark, L OBP: 0.297, SLG: 0.262 (1, 10)										4	0	0	0	0	3	1						
Andy Allanson, R OBP: 0.316, SLG: 0.362 (1, 2)										2	0	1	0	0	0	0						
Jay Bell, R OBP: 0.285, SLG: 0.241 (1, 6)										3	0	0	0	0	0	2						
Inning Stats	R: 0 E: 0 K: 0 S: 13	H: 2 LOB: 3 BB: 1 P: 25	R: 0 E: 0 K: 0 S: 4	H: 0 LOB: 0 BB: 0 P: 8	R: 0 E: 0 K: 2 S: 8	H: 0 LOB: 0 BB: 0 P: 10	R: 0 E: 0 K: 0 S: 6	H: 0 LOB: 0 BB: 1 P: 10	R: 0 E: 0 K: 1 S: 9	H: 0 LOB: 0 BB: 0 P: 14	R: 1 E: 1 K: 0 S: 12	H: 1 LOB: 2 BB: 1 P: 20	R: 0 E: 0 K: 1 S: 7	H: 1 LOB: 0 BB: 0 P: 10	R: 0 E: 0 K: 0 S: 5	H: 1 LOB: 1 BB: 0 P: 9	R: 0 E: 0 K: 2 S: 10	H: 1 LOB: 1 BB: 0 P: 16	1B: 6 2B: 0 3B: 0 HR: 0	SF: 1 SAC: 0 DP: 3 HBP: 1	WP: 2 PB: 0 SB: 0 CS: 1	PA: 35
PITCHER Jeff Robinson, R ERA: 3.8 Willie Hernandez, L ERA: 2.1 Mike Henneman, R ERA: 1.46 (1, 1)	IP: 7.0 WLS: W BF: 28	H: 5 R: 1 ER: 0 SO: 4	BB: 3 IBB: 0 HBP: 0 BLK: 0	WP: 0 HR: 0 S: 61 P: 101	ERA: 0.00 WHIP: 1.143											ERA: 0.00 WHIP: 0.000						
PITCHER Willie Hernandez, L ERA: 2.1 Mike Henneman, R ERA: 1.46 (8, 1)	IP: 0.2 WLS: S BF: 5	H: 0 R: 0 ER: 0 SO: 2	BB: 0 IBB: 0 HBP: 0 BLK: 0	WP: 1 HR: 0 S: 11 P: 18	ERA: 0.00 WHIP: 0.750											ERA: 0.00 WHIP: 0.750						

Batter	1	2	3	4	5	6	7	8	9	AB	R	H	RBI	BB	SO	LOB	TOP										
Gary Pettis, S OBP: 0.315, SLG: 0.291 (1, 8)										5	1	3	2	1	0	2	Detroit Tigers @ Cleveland Indians Cleveland Municipal Stadium, Cleveland, OH Sat Jun 11 1988, 3:33 AM EDT Att: 26,978 - Sunny - 60 F										
Lou Whitaker, L OBP: 0.400, SLG: 0.433 (1, 4)										6	0	2	2	0	1	4											
Pat Sheridan, L OBP: 0.365, SLG: 0.525 Tom Brookens, R OBP: 0.335, SLG: 0.367 (6, 5)										3	0	0	1	0	0	1											
Alan Trammell, R OBP: 0.383, SLG: 0.502 Jim Walewander, S OBP: 0.240, SLG: 0.350 (8, PH)										4	1	1	0	0	0	1											
Darrell Evans, L OBP: 0.307, SLG: 0.291 (1, 3)										3	0	0	0	2	0	2											
Chet Lemon, R OBP: 0.357, SLG: 0.431 (1, 9)										3	2	1	0	2	0	3											
Matt Nokes, L OBP: 0.390, SLG: 0.390 Ray Knight, R OBP: 0.319, SLG: 0.336 Mike Heath, R OBP: 0.253, SLG: 0.276 (7, PH)										3	1	1	0	0	0	1											
Luis Salazar, R OBP: 0.350, SLG: 0.461 (6, 7)										5	2	2	2	0	0	1											
Dave Bergman, L OBP: 0.339, SLG: 0.302 (1, 10)										4	2	2	1	1	0	1											
Inning Stats	R: 1 E: 0 K: 0 S: 17	H: 2 LOB: 2 BB: 1 P: 27	R: 1 E: 0 K: 1 S: 25	H: 2 LOB: 1 BB: 0 P: 36	R: 0 E: 0 K: 0 S: 8	H: 0 LOB: 0 BB: 0 P: 11	R: 0 E: 0 K: 0 S: 10	H: 1 LOB: 1 BB: 0 P: 14	R: 0 E: 0 K: 0 S: 8	H: 0 LOB: 0 BB: 0 P: 12	R: 3 E: 1 K: 0 S: 21	H: 4 LOB: 2 BB: 1 P: 28	R: 6 E: 1 K: 0 S: 18	H: 4 LOB: 1 BB: 2 P: 40	R: 0 E: 0 K: 1 S: 12	H: 0 LOB: 1 BB: 1 P: 17		R: 0 E: 0 K: 0 S: 7	H: 0 LOB: 1 BB: 1 P: 12	1B: 11 2B: 1 3B: 1 HR: 0	SF: 0 SAC: 0 DP: 0 HBP: 0	WP: 1 PB: 0 SB: 0 CS: 0	PA: 47				
PITCHER	IP	WLS	BF	H	R	ER	SO	BB	IBB	HBP	BLK	WP	HR	S	P	ERA	WHIP										
John Farrell, R ERA: 3.25	5.2	L	27	8	5	5	1	2	0	0	0	0	0	86	124	7.94	1.765										
Bud Black, L ERA: 5.47	0.2	6	3	3	3	0	0	0	1	0	0	0	0	8	18	40.50	4.500										
Jeff Dedmon, R ERA: 3.79	0.2	6	2	3	0	0	0	1	0	0	0	0	1	13	26	0.00	4.500										
Bill Laskey, R ERA: 6.75	1.0	4	0	0	0	0	1	1	0	0	0	0	0	12	17	0.00	1.000										
Dan Schatzeder, L ERA: 5.91	1.0	4	0	0	0	0	0	1	0	0	0	0	0	7	12	0.00	1.000										
Batter	1	2	3	4	5	6	7	8	9	AB	R	H	RBI	BB	SO	LOB	BOTTOM										
Julio Franco, R OBP: 0.320, SLG: 0.388 Domingo Ramos, R OBP: 0.250, SLG: 0.250 (7, PH)										3	0	0	0	0	1	1	Detroit Tigers @ Cleveland Indians Cleveland Municipal Stadium, Cleveland, OH Sat Jun 11 1988, 3:33 AM EDT Att: 26,978 - Sunny - 60 F										
Willie Upshaw, L OBP: 0.318, SLG: 0.398 (1, 3)										4	1	2	2	0	0	0											
Joe Carter, R OBP: 0.333, SLG: 0.500 Dan Schatzeder, L ERA: 5.91 (9, 1)										4	0	2	0	0	0	1											
Brook Jacoby, R OBP: 0.324, SLG: 0.405 (1, 5)										4	0	1	0	0	0	2											
Mel Hall, L OBP: 0.306, SLG: 0.344 (9, 8)										4	1	1	0	0	0	3											
Cory Snyder, R OBP: 0.316, SLG: 0.485 (1, 9)										4	0	1	0	0	0	2											
Dave Clark, L OBP: 0.321, SLG: 0.279 (9, 7)										3	0	2	1	1	0	1											
Andy Allanson, R OBP: 0.312, SLG: 0.358 Chris Bando, S OBP: 0.234, SLG: 0.429 (7, PH)										2	0	0	0	0	0	2											
Ron Washington, R OBP: 0.317, SLG: 0.333 (1, 6)										4	1	2	0	0	0	0											
Inning Stats	R: 0 E: 0 K: 0 S: 11	H: 0 LOB: 0 BB: 0 P: 17	R: 0 E: 0 K: 0 S: 5	H: 1 LOB: 1 BB: 0 P: 5	R: 1 E: 1 K: 0 S: 13	H: 1 LOB: 1 BB: 0 P: 19	R: 1 E: 0 K: 0 S: 7	H: 3 LOB: 1 BB: 0 P: 11	R: 0 E: 0 K: 0 S: 6	H: 0 LOB: 0 BB: 0 P: 10	R: 0 E: 0 K: 0 S: 8	H: 1 LOB: 0 BB: 0 P: 9	R: 0 E: 0 K: 0 S: 9	H: 2 LOB: 2 BB: 0 P: 13	R: 0 E: 0 K: 0 S: 9	H: 2 LOB: 1 BB: 0 P: 12		R: 0 E: 0 K: 0 S: 10	H: 1 LOB: 1 BB: 1 P: 17	1B: 8 2B: 1 3B: 1 HR: 1	SF: 0 SAC: 0 DP: 3 HBP: 0	WP: 0 PB: 0 SB: 0 CS: 0	PA: 37				
PITCHER	IP	WLS	BF	H	R	ER	SO	BB	IBB	HBP	BLK	WP	HR	S	P	ERA	WHIP										
Jack Morris, R ERA: 4.32	7.0	W	28	8	2	1	0	0	0	0	0	0	0	59	84	1.29	1.143										
Eric King, R ERA: 2.7	2.0	9	3	1	1	0	0	1	0	0	0	0	1	19	29	4.50	2.000										

Batter	1	2	3	4	5	6	7	8	9	AB	R	H	RBI	BB	SO	LOB	TOP										
Joe Orsulak, L (1, 7) OBP: 0.333, SLG: 0.338	P6		G4-3				G3		K								4 0 0 0 1 1 1										
Billy Ripken, R (1, 4) OBP: 0.248, SLG: 0.236	G6-3			G6-3			K		F9								4 0 0 0 0 1 1										
Cal Ripken Jr., R (1, 6) OBP: 0.389, SLG: 0.449	K			P6				F8	G4-3								4 0 0 0 0 1 0										
Eddie Murray, S (1, 3) OBP: 0.330, SLG: 0.400		K			F8				F8								3 1 1 0 1 1 0										
Larry Sheets, L (1, 9) OBP: 0.297, SLG: 0.300		G3-1		E3			F8		G3								4 1 0 0 0 0 2										
Fred Lynn, L (1, 8) OBP: 0.303, SLG: 0.432																	0 0 0 0 0 0 0										
Pete Stanicek, S (9, PR) OBP: 0.354, SLG: 0.383																	0 1 0 0 0 0 0										
Ken Gerhart, R (9, 8) OBP: 0.226, SLG: 0.342							L3										0 0 0 0 0 0 0										
Jim Traber, L (1, 10) OBP: 0.263, SLG: 0.314																	3 1 1 2 1 0 1										
Mickey Tettleton, S (1, 2) OBP: 0.303, SLG: 0.507				P2													4 2 2 4 0 0 2										
Rene Gonzales, R (1, 5) OBP: 0.298, SLG: 0.337				G6-3			G6-3		P4								4 0 0 0 0 0 1										
Inning Stats	R: 0 E: 0 K: 1 S: 10	H: 0 LOB: 0 BB: 0 P: 17	R: 0 E: 0 K: 1 S: 6	H: 1 LOB: 1 BB: 0 P: 11	R: 0 E: 0 K: 0 S: 5	H: 0 LOB: 0 BB: 0 P: 6	R: 2 E: 1 K: 0 S: 10	H: 2 LOB: 2 BB: 1 P: 22	R: 0 E: 0 K: 1 S: 7	H: 0 LOB: 0 BB: 1 P: 13	R: 0 E: 0 K: 0 S: 5	H: 0 LOB: 0 BB: 1 P: 12	R: 1 E: 0 K: 0 S: 6	H: 1 LOB: 0 BB: 0 P: 10	R: 0 E: 0 K: 0 S: 6	H: 0 LOB: 0 BB: 0 P: 10	R: 3 E: 0 K: 1 S: 12	H: 2 LOB: 1 BB: 1 P: 19	1B: 3 2B: 1 3B: 0 HR: 2	SF: 0 SAC: 0 DP: 0 HBP: 0	WP: 0 PB: 0 SB: 1 CS: 1	PA: 37					
PITCHER	IP	WLS	BF	H	R	ER	SO	BB	IBB	HBP	BLK	WP	HR	S	P	ERA	WHIP										
Walt Terrell, R (1, 1) ERA: 4.5	8.1		33	5	4	2	3	3	0	0	0	0	1	57	104	2.16	0.960										
Willie Hernandez, L (9, 1) ERA: 2.64	0.2	L	4	1	2	2	1	1	0	0	0	0	1	10	16	27.00	3.000										

Baltimore Orioles @ Detroit Tigers
Tiger Stadium, Detroit, MI
Mon Jun 13 1988, 7:05 PM EDT
Att: 17,126 - Unknown - 91 F

AB 30
R 6
H 4
RBI 6
BB 3
SO 4
LOB 8

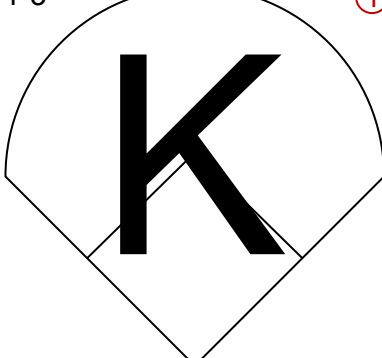
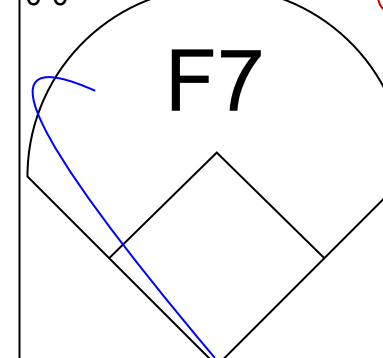
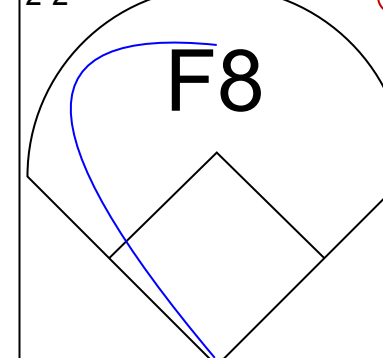
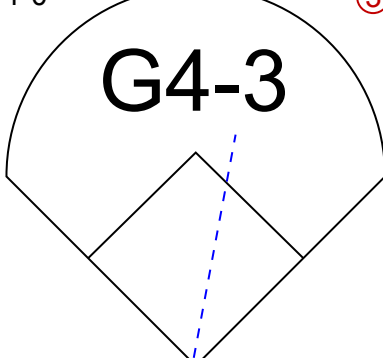
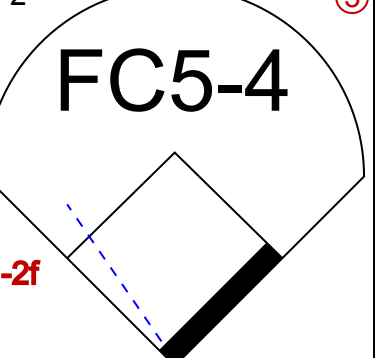
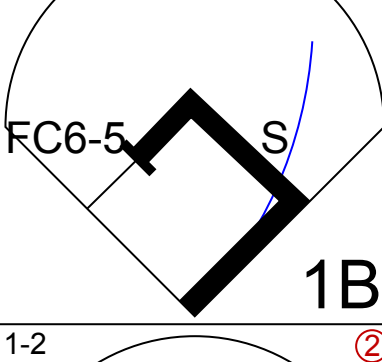
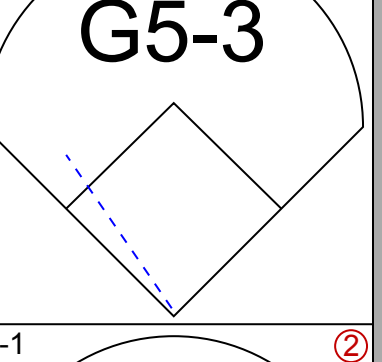
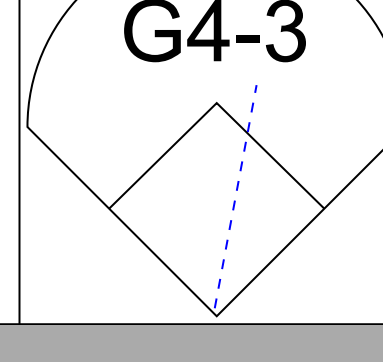
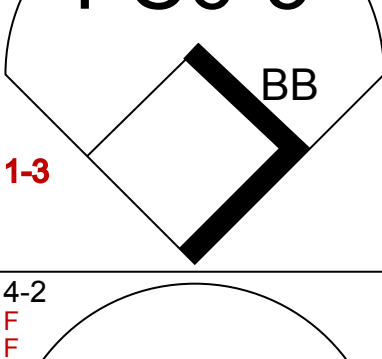
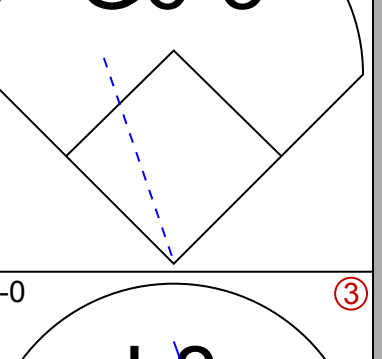
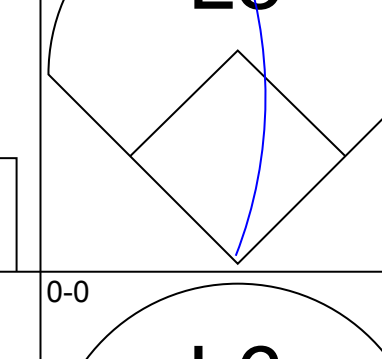
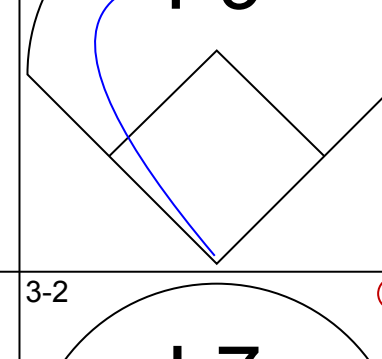
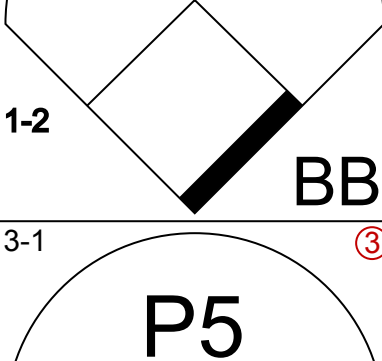
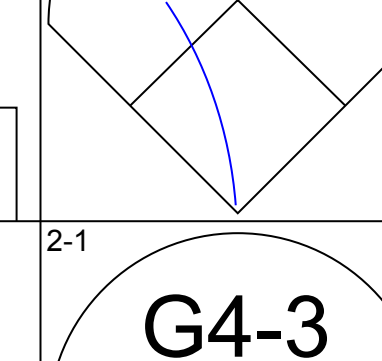
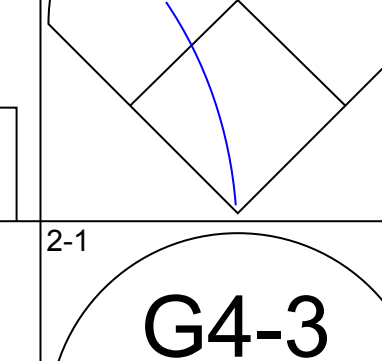
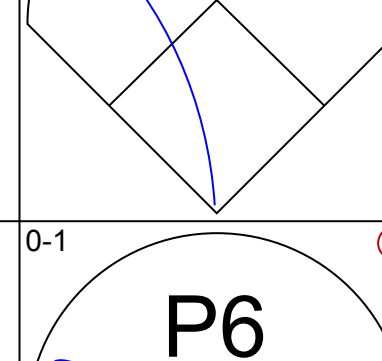
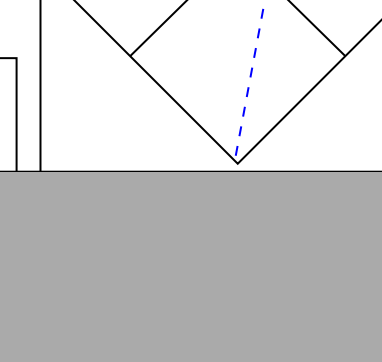
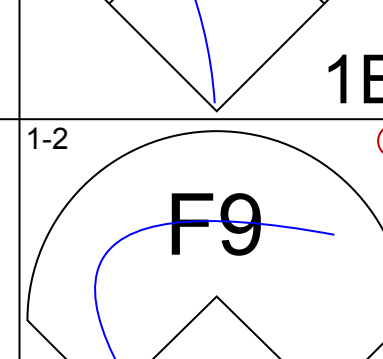
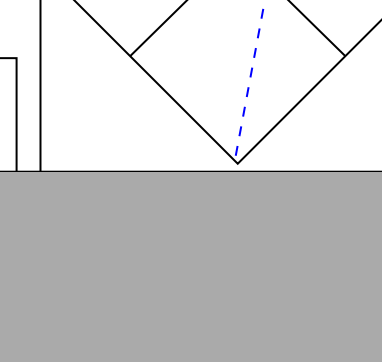
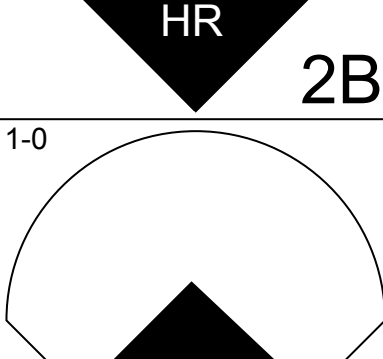
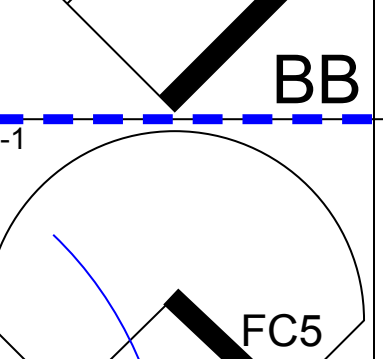
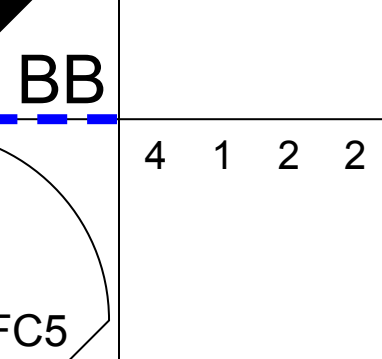
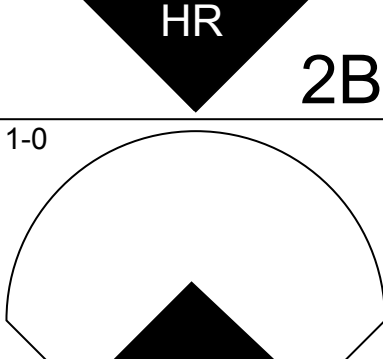
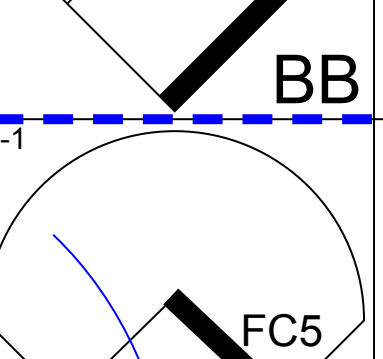
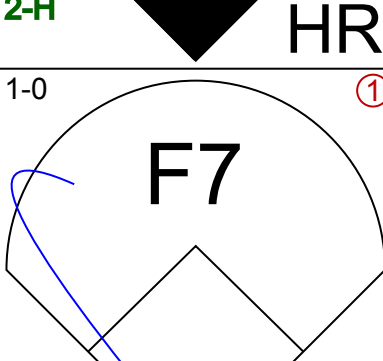
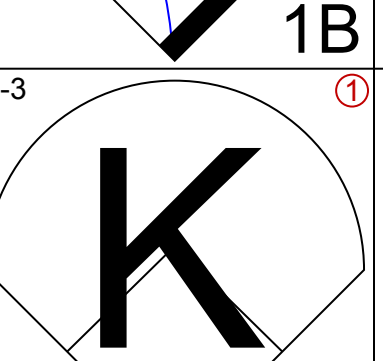
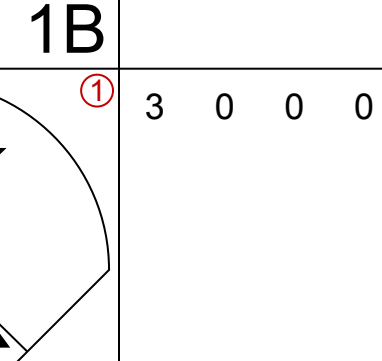
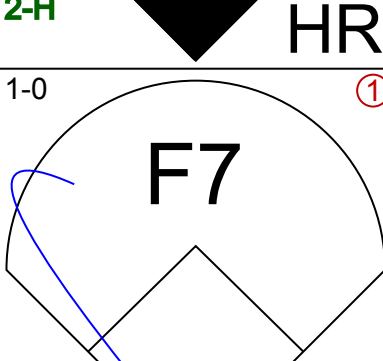
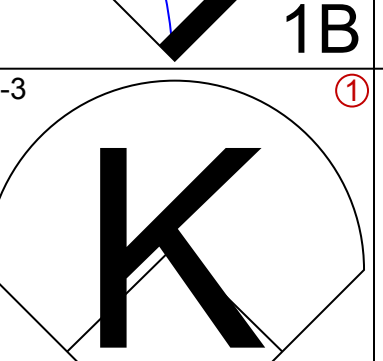
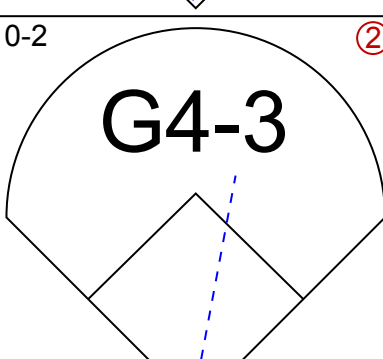
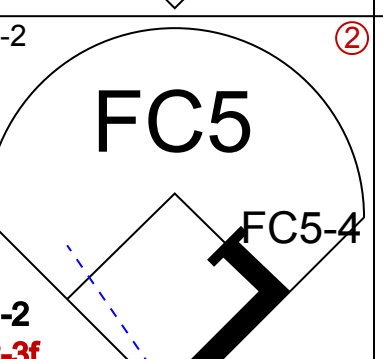
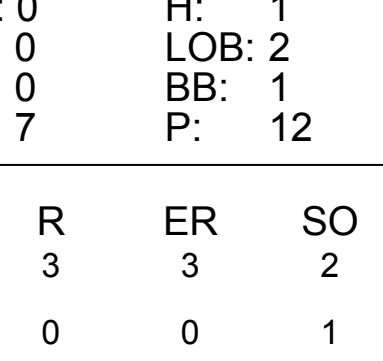

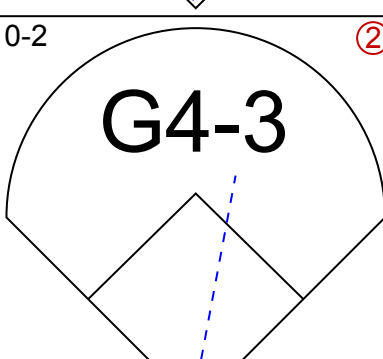
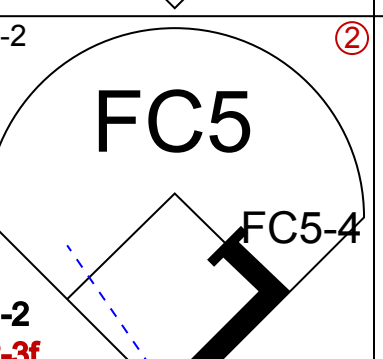


Batter	1	2	3	4	5	6	7	8	9	AB	R	H	RBI	BB	SO	LOB	BOTTOM										
Gary Pettis, S (1, 8) OBP: 0.320, SLG: 0.288	L9																2 1 0 0 2 0 0										
Lou Whitaker, L (1, 4) OBP: 0.402, SLG: 0.435																	4 0 2 0 0 0 1										
Pat Sheridan, L (1, 7) OBP: 0.353, SLG: 0.505																	4 0 0 0 0 2 3										
Alan Trammell, R (1, 6) OBP: 0.385, SLG: 0.498																	4 1 2 1 0 0 1										
Darrell Evans, L (1, 3) OBP: 0.302, SLG: 0.306																	4 1 1 2 0 0 2										
Chet Lemon, R (1, 9) OBP: 0.352, SLG: 0.423																	4 0 0 0 0 0 3										
Matt Nokes, L (1, 2) OBP: 0.261, SLG: 0.421																	4 1 2 1 0 1 0										
Luis Salazar, R (1, 5) OBP: 0.337, SLG: 0.460																	4 0 0 0 0 0 1										
Ray Knight, R (1, 10) OBP: 0.302, SLG: 0.316																	4 0 0 0 0 0 1										
Inning Stats	R: 0 E: 0 K: 0 S: 5	H: 1 LOB: 1 BB: 0 P: 8	R: 0 E: 0 K: 1 S: 10	H: 0 LOB: 0 BB: 0 P: 17	R: 0 E: 0 K: 0 S: 10	H: 0 LOB: 1 BB: 1 P: 17	R: 0 E: 0 K: 0 S: 10	H: 0 LOB: 0 BB: 0 P: 13	R: 1 E: 0 K: 0 S: 9	H: 1 LOB: 0 BB: 0 P: 14	R: 0 E: 0 K: 1 S: 7	H: 0 LOB: 0 BB: 0 P: 9	R: 2 E: 0 K: 0 S: 11	H: 3 LOB: 1 BB: 0 P: 18	R: 1 E: 1 K: 1 S: 12	H: 2 LOB: 2 BB: 1 P: 24	R: 0 E: 0 K: 0 S: 8	H: 0 LOB: 0 BB: 0 P: 13	1B: 4 2B: 1 3B: 0 HR: 2	SF: 0 SAC: 0 DP: 1 HBP: 0	WP: 0 PB: 0 SB: 1 CS: 0	PA: 36					
PITCHER	IP	WLS	BF	H	R	ER	SO	BB	IBB	HBP	BLK	WP	HR	S	P	ERA	WHIP										
Jose Bautista, R (1, 1) ERA: 5.01	6.1		25	5	3	3	2	1	0	0	0	0	2	59	90	4.26	0.947										
Mark Williamson, R (7, 1) ERA: 4.46	0.2		4	1	1	1	0	1	0	0	1	0	0	5	13	13.50	3.000										
Don Aase, R (8, 1) ERA: 6.57	0.1		3	1	0	0	1	0	0	0	0	0	0	8	15	0.00	3.000										
Tom Niedenfuer, R (8, 1) ERA: 3.86	1.2	W	4	0	0	0	0	0	0	0	0	0	0	10	15	0.00	0.000										

Baltimore Orioles @ Detroit Tigers
Tiger Stadium, Detroit, MI
Mon Jun 13 1988, 7:05 PM EDT
Att: 17,126 - Unknown - 91 F

AB 34
R 4
H 7
RBI 4
BB 2
SO 3
LOB 12

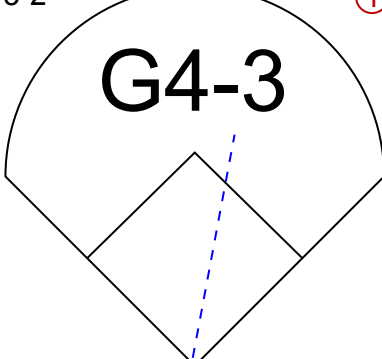
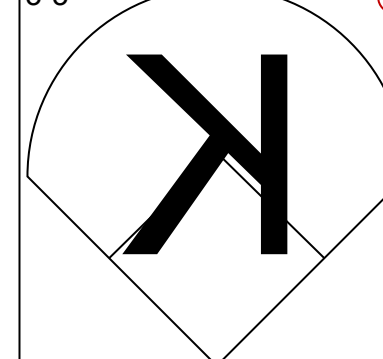
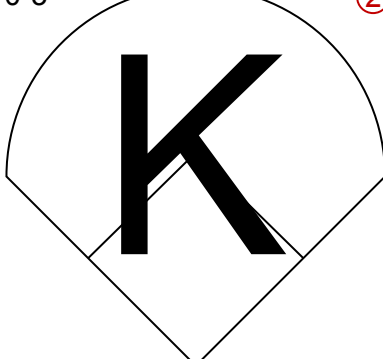
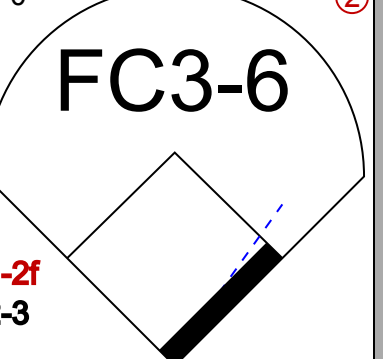
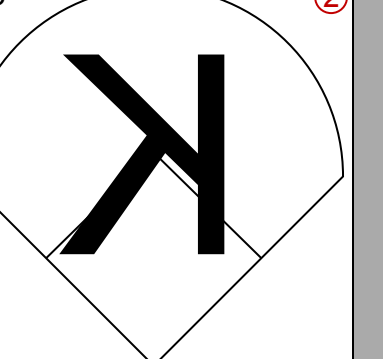
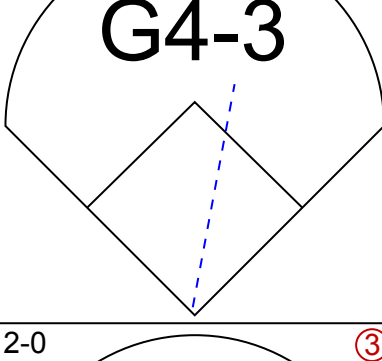
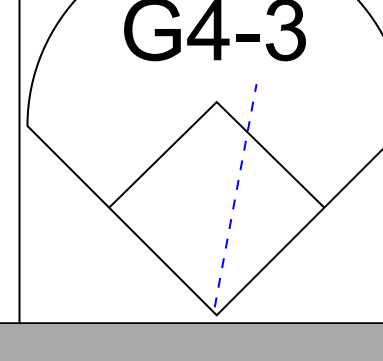
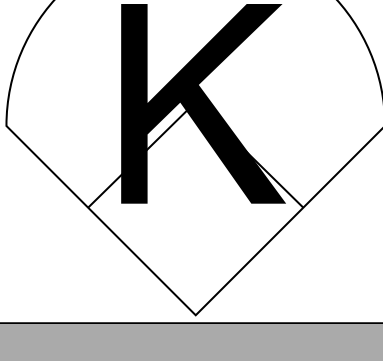
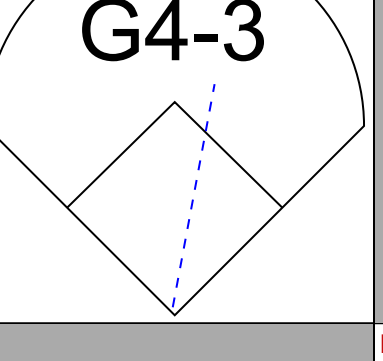
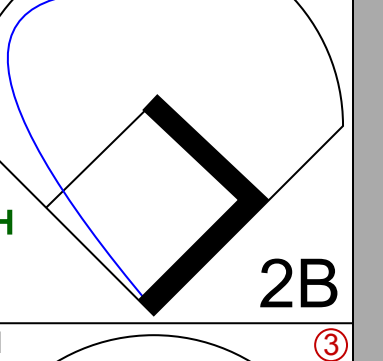
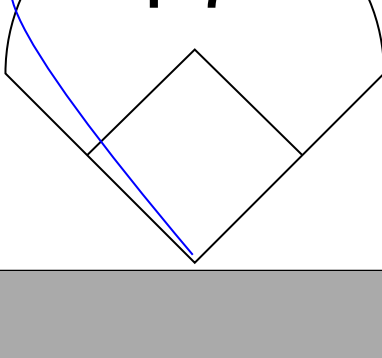
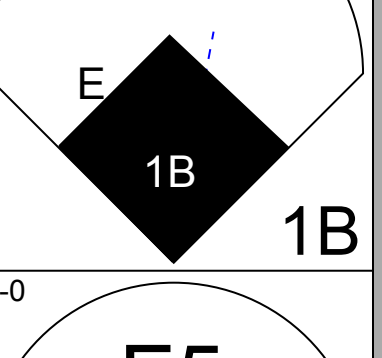
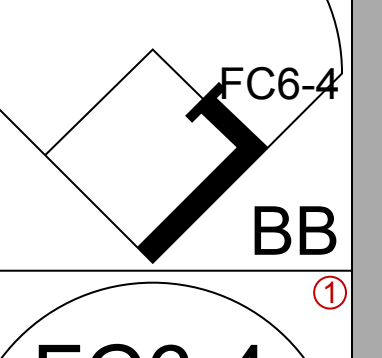
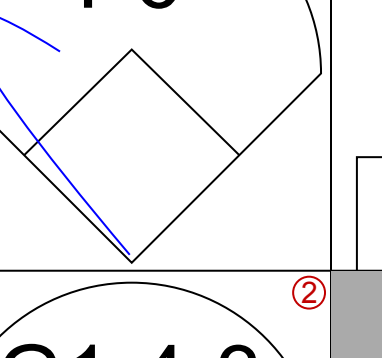
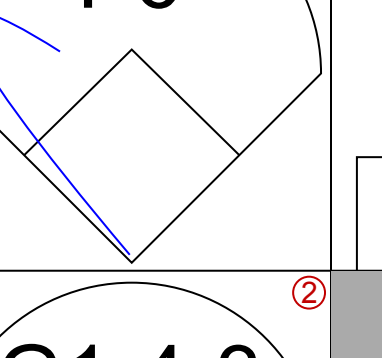
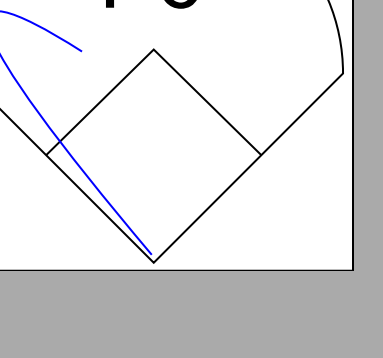
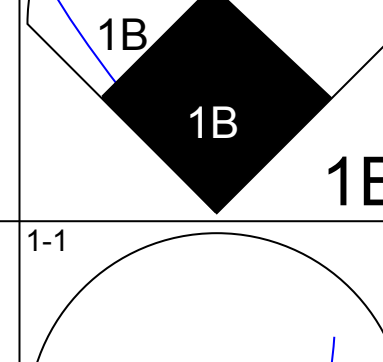
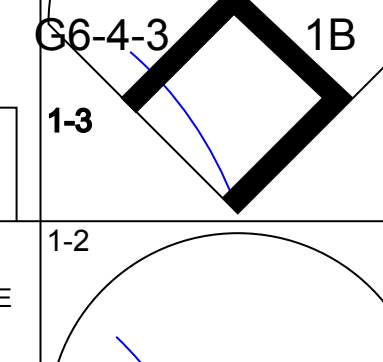

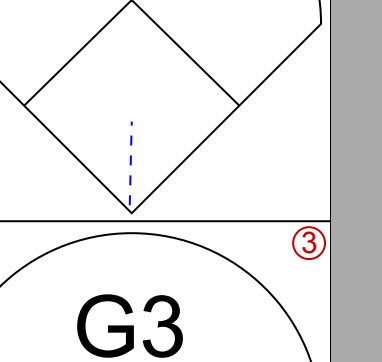
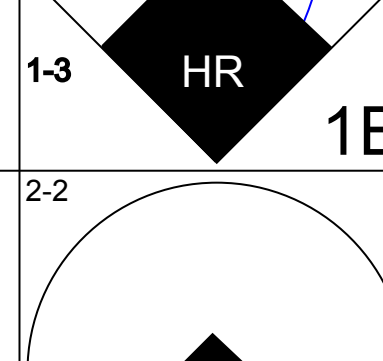
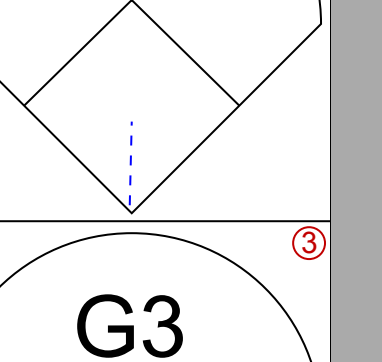

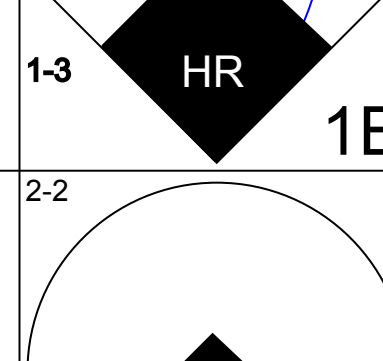
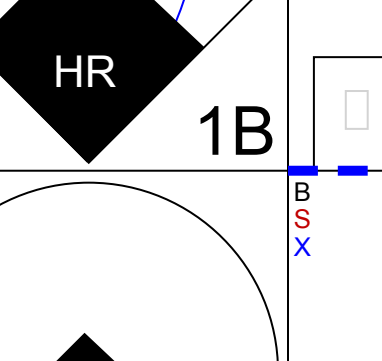
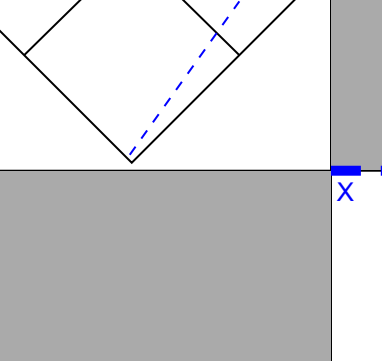
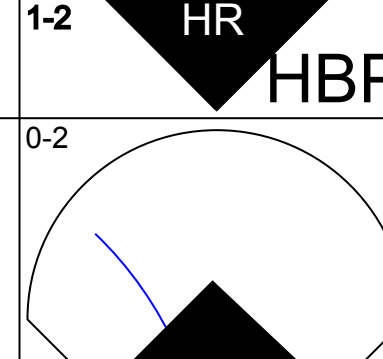
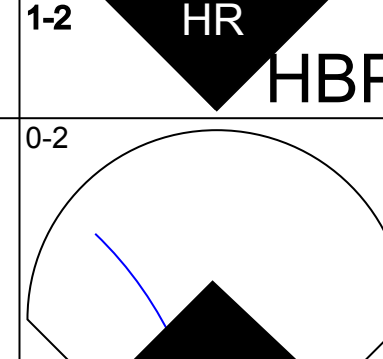
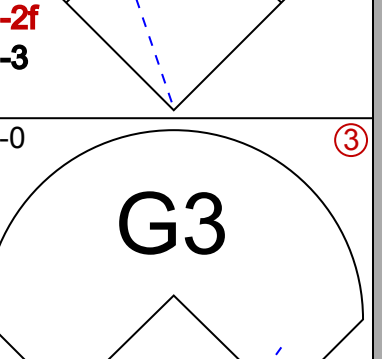
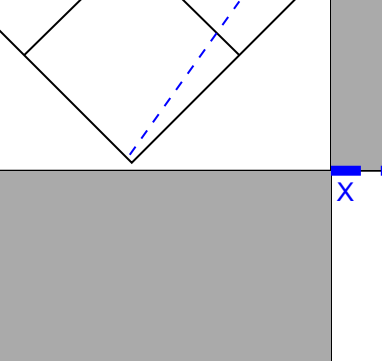

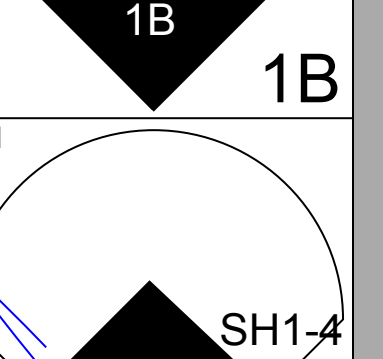
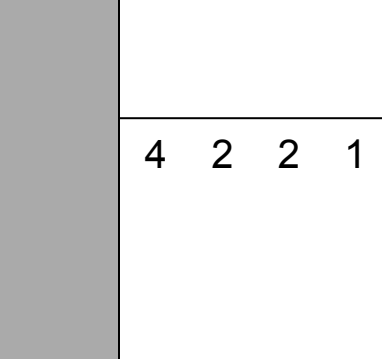
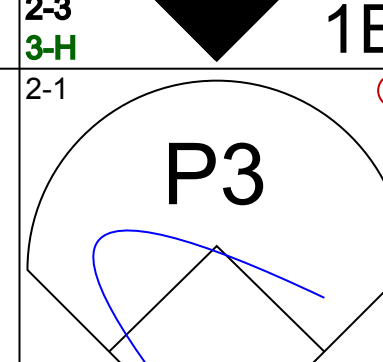
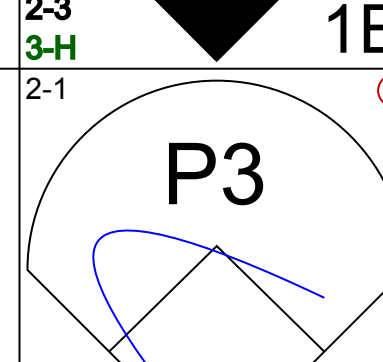
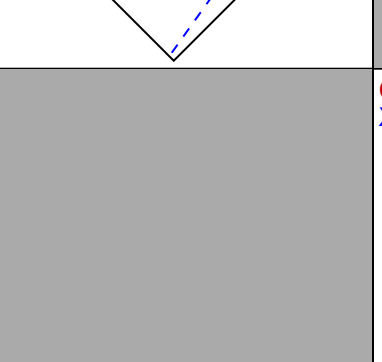
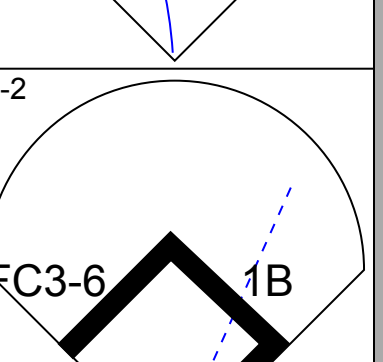
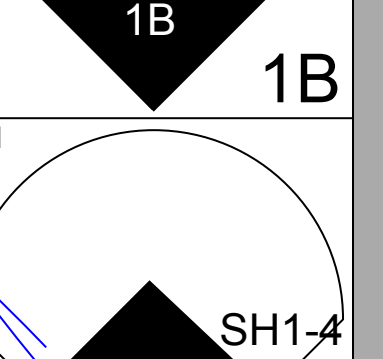
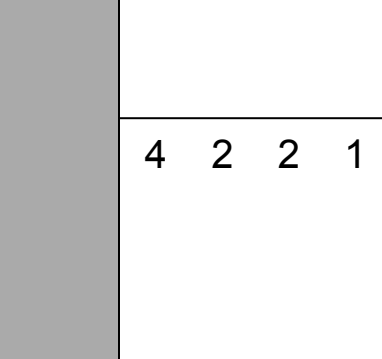
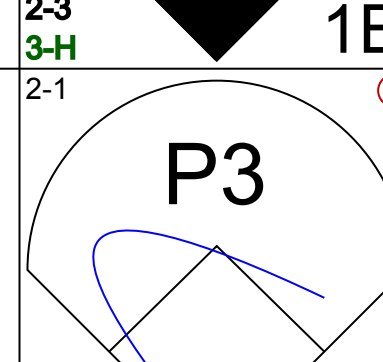
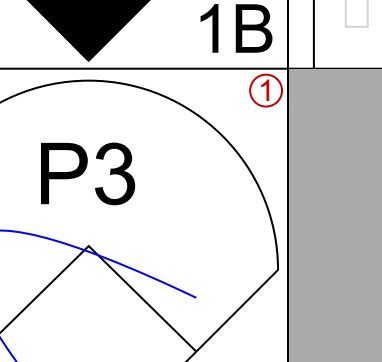
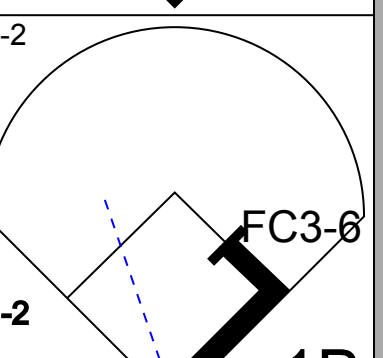

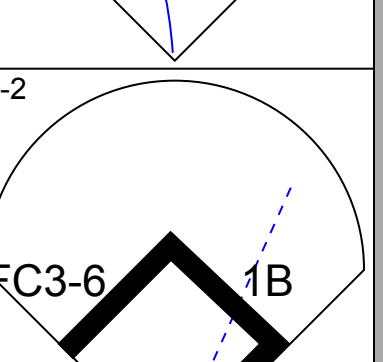
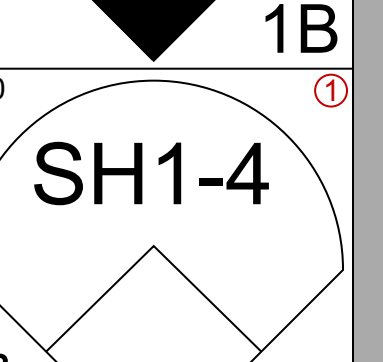

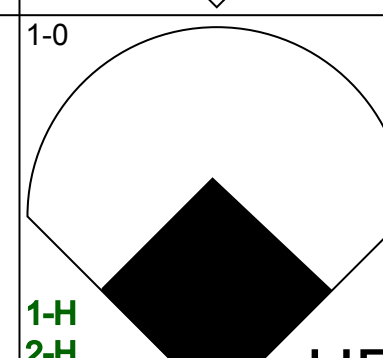
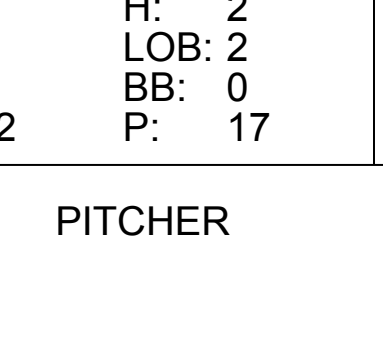
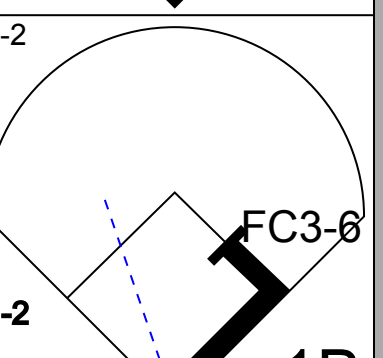
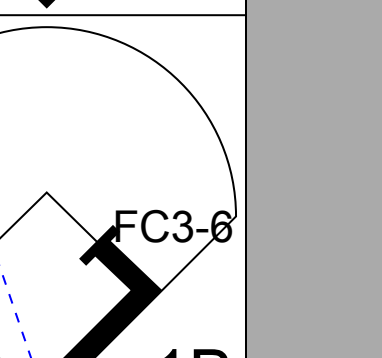
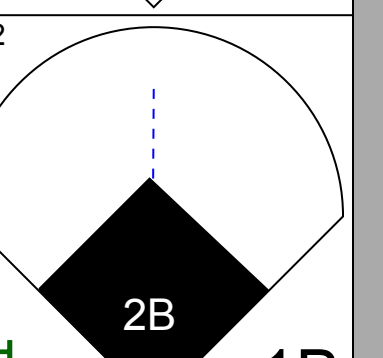


Batter	1	2	3	4	5	6	7	8	9	AB	R	H	RBI	BB	SO	LOB	TOP				
Joe Orsulak, L (1, 7) OBP: 0.325, SLG: 0.329 Wade Rowdon, R (9, FH) OBP: 0.107, SLG: 0.107										4	0	0	0	0	1	2					
Billy Ripken, R (1, 4) OBP: 0.252, SLG: 0.256										4	1	2	1	0	0	0					
Cal Ripken Jr., R (1, 6) OBP: 0.383, SLG: 0.441										4	0	0	0	0	0	1					
Eddie Murray, S (1, 3) OBP: 0.328, SLG: 0.395										3	0	0	0	1	0	0					
Larry Sheets, L (1, 9) OBP: 0.296, SLG: 0.299										4	0	1	0	0	0	2					
Fred Lynn, L (1, 8) OBP: 0.305, SLG: 0.432 Ken Gerhart, R (4, 8) OBP: 0.244, SLG: 0.364										0	0	0	0	0	0	0					
Jim Traber, L (1, 10) OBP: 0.286, SLG: 0.410										4	1	2	2	0	0	2					
Mickey Tettleton, S (1, 2) OBP: 0.300, SLG: 0.486										3	0	0	0	1	1	3					
Rene Gonzales, R (1, 5) OBP: 0.286, SLG: 0.322										4	0	0	0	0	1	4					
Inning Stats	R: 0 E: 0 K: 1 S: 18	H: 1 LOB: 2 BB: 1 P: 28	R: 0 E: 0 K: 0 S: 7	H: 1 LOB: 2 BB: 1 P: 12	R: 0 E: 0 K: 0 S: 8	H: 0 LOB: 0 BB: 0 P: 12	R: 0 E: 0 K: 0 S: 9	H: 1 LOB: 1 BB: 0 P: 15	R: 0 E: 0 K: 1 S: 9	H: 0 LOB: 0 BB: 0 P: 14	R: 0 E: 0 K: 0 S: 5	H: 0 LOB: 0 BB: 0 P: 8	R: 2 E: 0 K: 0 S: 8	H: 2 LOB: 0 BB: 0 P: 13	R: 1 E: 0 K: 0 S: 9	H: 1 LOB: 0 BB: 0 P: 13	R: 0 E: 0 K: 1 S: 16	H: 1 LOB: 2 BB: 1 P: 25	1B: 4 2B: 1 3B: 0 HR: 2	SF: 0 SAC: 0 DP: 0 HBP: 0	WP: 0 PA: 37 PB: 0 SB: 1 CS: 0
PITCHER	IP WLS BF H R ER SO BB IBB HBP BLK WP HR S P ERA WHIP																				
Doyle Alexander, R (1, 1) ERA: 3.31	8.0 W 33 6 3 3 2 3 0 0 0 0 2 75 121 3.38 1.125																				
Willie Hernandez, L (9, 1) ERA: 2.56	1.0 4 1 0 0 1 0 0 0 0 0 0 14 19 0.00 1.000																				

Baltimore Orioles @ Detroit Tigers
Tiger Stadium, Detroit, MI
Tue Jun 14 1988, 7:05 PM EDT
Att: 15,128 - Unknown - 94 F

AB 32
R 3
H 6
RBI 3
BB 3
SO 3
LOB 16





Batter	1	2	3	4	5	6	7	8	9	AB	R	H	RBI	BB	SO	LOB	BOTTOM				
Gary Pettis, S (1, 8) OBP: 0.314, SLG: 0.282										5	0	0	0	0	3	4					
Lou Whitaker, L (1, 4) OBP: 0.397, SLG: 0.434										5	0	1	1	0	1	3					
Pat Sheridan, L (1, 7) OBP: 0.355, SLG: 0.495 (5, 9)										4	1	1	0	1	0	1					
Alan Trammell, R (1, 6) OBP: 0.383, SLG: 0.494										4	1	1	0	0	0	2					
Darrell Evans, L (1, 3) OBP: 0.306, SLG: 0.311										4	1	2	1	0	1	1					
Chet Lemon, R (1, 9) OBP: 0.353, SLG: 0.421 Luis Salazar, R (5, 7) OBP: 0.339, SLG: 0.460										1	1	0	0	0	0	2					
Matt Nokes, L (1, 2) OBP: 0.268, SLG: 0.423										4	2	2	1	0	0	1					
Ray Knight, R (1, 10) OBP: 0.303, SLG: 0.317										3	0	1	0	0	0	3					
Tom Brookens, R (1, 5) OBP: 0.346, SLG: 0.405										4	2	4	6	0	0	0					
Inning Stats	R: 5 E: 0 K: 0 S: 5	H: 4 LOB: 0 BB: 0 P: 11	R: 1 E: 1 K: 0 S: 11	H: 2 LOB: 1 BB: 0 P: 14	R: 0 E: 0 K: 2 S: 10	H: 1 LOB: 1 BB: 0 P: 15	R: 0 E: 0 K: 1 S: 8	H: 0 LOB: 1 BB: 1 P: 15	R: 0 E: 0 K: 0 S: 12	H: 2 LOB: 2 BB: 0 P: 17	R: 0 E: 0 K: 0 S: 10	H: 0 LOB: 0 BB: 0 P: 16	R: 3 E: 0 K: 1 S: 14	H: 4 LOB: 1 BB: 0 P: 18	R: 0 E: 0 K: 0 S: 16	H: 0 LOB: 0 BB: 0 P: 16	R: 0 E: 0 K: 0 S: 14	H: 0 LOB: 1 BB: 0 P: 18	1B: 10 2B: 2 3B: 0 HR: 1	SF: 0 SAC: 1 DP: 1 HBP: 1	WP: 0 PA: 39 PB: 0 SB: 0 CS: 0
PITCHER	IP WLS BF H R ER SO BB IBB HBP BLK WP HR S P ERA WHIP																				
Dickie Noles, R (1, 1) ERA: 22.5	2.0 L 14 6 6 5 1 0 0 0 0 0 1 32 53 22.50 3.000																				
Doug Sisk, R (3, 1) ERA: 2.79	5.0 18 3 0 0 3 1 0 0 0 0 0 43 67 0.00 0.800																				
Mark Williamson, R (8, 1) ERA: 4.78	1.0 7 4 3 3 1 0 0 0 0 0 0 14 18 27.00 4.000																				

Baltimore Orioles @ Detroit Tigers
Tiger Stadium, Detroit, MI
Tue Jun 14 1988, 7:05 PM EDT
Att: 15,128 - Unknown - 94 F

AB 36
R 9
H 13
RBI 9
BB 1
SO 5
LOB 18



Batter	1	2	3	4	5	6	7	8	9	AB	R	H	RBI	BB	SO	LOB	TOP					
Joe Orsulak, L (1, 7) OBP: 0.316, SLG: 0.320	G6-3		F8		G4-3			G3		4	0	0	0	0	0	1	Baltimore Orioles @ Detroit Tigers Tiger Stadium, Detroit, MI Wed Jun 15 1988, 7:05 PM EDT Att: 14,771 - Unknown - 88 F					
Billy Ripken, R (1, 4) OBP: 0.253, SLG: 0.257	G6-3				G3-4-1			K		3	0	1	0	0	0	1						
Jim Dwyer, L (8, FH) OBP: 0.347, SLG: 0.220	G6-3									1	0	0	0	0	1	0						
Wade Rowdon, R (8, 5) OBP: 0.107, SLG: 0.107	G6-3			1B						0	0	0	0	0	0	0						
Cal Ripken Jr., R (1, 6) OBP: 0.377, SLG: 0.433	G5-3		F8			G5-3		P4		4	0	0	0	0	0	1						
Eddie Murray, S (1, 3) OBP: 0.327, SLG: 0.393						G3-1			P3	4	0	1	0	0	1	0						
Jim Traber, L (1, 10) OBP: 0.283, SLG: 0.381						G4-3			G6-3	3	0	0	0	1	1	0						
Fred Lynn, L (1, 8) OBP: 0.304, SLG: 0.429									F8	0	0	0	0	0	0	0						
Larry Sheets, L (1, 9) OBP: 0.292, SLG: 0.294										3	0	0	0	0	0	3	AB 28 R 0 H 4 RBI 0 BB 1 SO 3 LOB 9					
Mickey Tettleton, S (1, 2) OBP: 0.301, SLG: 0.494										3	0	1	0	0	0	2						
Rene Gonzales, R (1, 5) OBP: 0.287, SLG: 0.323										3	0	1	0	0	0	1						
Inning Stats	R: 0 E: 0 K: 0 S: 7	H: 0 LOB: 0 BB: 0 P: 12	R: 0 E: 0 K: 1 S: 14	H: 1 LOB: 2 BB: 1 P: 24	R: 0 E: 0 K: 0 S: 6	H: 1 LOB: 1 BB: 0 P: 9	R: 0 E: 0 K: 2 S: 13	H: 1 LOB: 1 BB: 0 P: 18	R: 0 E: 0 K: 0 S: 9	H: 1 LOB: 1 BB: 0 P: 10	R: 0 E: 0 K: 0 S: 3	H: 0 LOB: 0 BB: 0 P: 6	R: 0 E: 0 K: 0 S: 13	H: 1 LOB: 1 BB: 0 P: 16	R: 0 E: 0 K: 1 S: 8	H: 0 LOB: 0 BB: 0 P: 10		R: 0 E: 0 K: 0 S: 10	H: 0 LOB: 0 BB: 0 P: 16	1B: 4 2B: 1 3B: 0 HR: 0	SF: 0 SAC: 0 DP: 0 HBP: 0	WP: 0 PB: 0 SB: 0 CS: 0
PITCHER Jeff Robinson, R (1, 1) ERA: 3.38	IP: 9.0 WLS: W BF: 33 H: 5 R: 0 ER: 0 SO: 4 BB: 1 IBB: 0 HBP: 0 BLK: 0 WP: 0 HR: 0 S: 83 P: 121 ERA: 0.00 WHIP: 0.667															PITCHER						

Batter	1	2	3	4	5	6	7	8	9	AB	R	H	RBI	BB	SO	LOB	BOTTOM			
Gary Pettis, S (1, 8) OBP: 0.313, SLG: 0.279	G3-1				F7			G4-3		3	0	0	0	1	0	1	Baltimore Orioles @ Detroit Tigers Tiger Stadium, Detroit, MI Wed Jun 15 1988, 7:05 PM EDT Att: 14,771 - Unknown - 88 F			
Lou Whitaker, L (1, 4) OBP: 0.395, SLG: 0.430	G3-1				P5					4	0	1	0	0	0	3				
Pat Sheridan, L (1, 9) OBP: 0.354, SLG: 0.486										2	0	0	0	1	1	0				
Darrell Evans, L (1, 3) OBP: 0.305, SLG: 0.305	L8				F9					3	0	0	0	1	0	1				
Luis Salazar, R (1, 6) OBP: 0.337, SLG: 0.452					F8					3	1	0	0	1	0	2				
Matt Nokes, L (1, 2) OBP: 0.269, SLG: 0.421										3	0	1	0	0	1	0				
Larry Herndon, R (1, 10) OBP: 0.310, SLG: 0.360										3	0	0	0	0	1	2				
Dave Bergman, L (1, 7) OBP: 0.338, SLG: 0.296										1	0	0	1	1	0	0				
Alan Trammell, R (8, 6) OBP: 0.363, SLG: 0.494										0	0	0	0	0	0	0				
Tom Brookens, R (1, 5) OBP: 0.352, SLG: 0.419										2	0	1	0	1	0	1				
Inning Stats	R: 0 E: 0 K: 0 S: 6	H: 0 LOB: 1 BB: 1 P: 12	R: 1 E: 0 K: 1 S: 15	H: 1 LOB: 3 BB: 3 P: 31	R: 0 E: 0 K: 0 S: 6	H: 0 LOB: 0 BB: 0 P: 11	R: 0 E: 0 K: 1 S: 8	H: 0 LOB: 1 BB: 1 P: 17	R: 0 E: 0 K: 1 S: 7	H: 0 LOB: 0 BB: 0 P: 12	R: 0 E: 0 K: 0 S: 5	H: 0 LOB: 0 BB: 0 P: 7	R: 0 E: 0 K: 0 S: 10	H: 1 LOB: 1 BB: 0 P: 18	R: 0 E: 0 K: 0 S: 7	H: 1 LOB: 1 BB: 1 P: 12		1B: 2 2B: 0 3B: 1 HR: 0	SF: 1 SAC: 1 DP: 1 HBP: 0	WP: 0 PB: 0 SB: 0 CS: 0
PITCHER Mike Boddicker, R (1, 1) ERA: 3.98	IP: 7.0 WLS: L BF: 28 H: 2 R: 1 ER: 1 SO: 3 BB: 5 IBB: 0 HBP: 0 BLK: 0 WP: 0 HR: 0 S: 57 P: 108 ERA: 1.29 WHIP: 1.000															PITCHER				
Dave Schmidt, R (8, 1) ERA: 3.91	IP: 1.0 WLS: L BF: 4 H: 1 R: 0 ER: 0 SO: 0 BB: 0 IBB: 0 HBP: 0 BLK: 0 WP: 0 HR: 0 S: 7 P: 12 ERA: 0.00 WHIP: 1.000															PITCHER				

Batter	1	2	3	4	5	6	7	8	9	AB	R	H	RBI	BB	SO	LOB	TOP					
Tony Fernandez, S (1, 6) OBP: 0.319, SLG: 0.355 Manuel Lee, S (7, 6) OBP: 0.272, SLG: 0.342	E5 1B	K						K		4	2	3	0	0	1	0						
Lloyd Mosesby, L (1, 8) OBP: 0.372, SLG: 0.404	K							K		4	1	1	1	1	1	2						
Rance Mulliniks, L (1, 10) OBP: 0.437, SLG: 0.573										4	1	2	0	1	0	2						
George Bell, R (1, 7) OBP: 0.312, SLG: 0.453 Sil Campusano, R (8, 7) OBP: 0.290, SLG: 0.353	F8									4	1	0	1	0	1	2						
Fred McGriff, L (1, 3) OBP: 0.421, SLG: 0.599	K									5	0	0	0	0	3	3						
Kelly Gruber, R (1, 5) OBP: 0.357, SLG: 0.509										4	3	2	1	1	0	0						
Ernie Whitt, L (1, 2) OBP: 0.326, SLG: 0.353										5	3	4	4	0	0	1						
Rick Leach, L (1, 9) OBP: 0.333, SLG: 0.312 Jesse Barfield, R (3, PH) OBP: 0.250, SLG: 0.327										0	1	0	0	1	0	0						
Nelson Liriano, S (1, 4) OBP: 0.259, SLG: 0.283										5	0	1	2	0	1	3						
Inning Stats	R: 1 E: 1 K: 2 S: 12	H: 2 LOB: 1 BB: 0 P: 18	R: 2 E: 0 K: 1 S: 14	H: 1 LOB: 0 BB: 2 P: 28	R: 4 E: 1 K: 1 S: 20	H: 3 LOB: 0 BB: 1 P: 31	R: 0 E: 0 K: 0 S: 11	H: 1 LOB: 1 BB: 0 P: 19	R: 0 E: 0 K: 1 S: 6	H: 0 LOB: 0 BB: 0 P: 7	R: 2 E: 1 K: 1 S: 16	H: 3 LOB: 1 BB: 0 P: 25	R: 0 E: 0 K: 1 S: 14	H: 0 LOB: 0 BB: 0 P: 20	R: 1 E: 0 K: 2 S: 12	H: 2 LOB: 1 BB: 0 P: 20	R: 3 E: 0 K: 1 S: 14	H: 3 LOB: 1 BB: 1 P: 25	1B: 10 2B: 2 3B: 2 HR: 1	SF: 0 SAC: 0 DP: 0 HBP: 0	WP: 3 PB: 0 SB: 1 CS: 0	PA: 45
PITCHER	IP	WLS	BF	H	R	ER	SO	BB	IBB	HBP	BLK	WP	HR	S	P	ERA	WHIP					
Jack Morris, R (1, 1) ERA: 4.74	2.2	L	16	6	7	6	3	3	0	0	0	1	0	43	73	20.25	3.375					
Paul Gibson, L (3, 1) ERA: 3.92	3.1		14	4	2	1	3	0	0	0	0	1	0	36	55	2.70	1.200					
Mike Trujillo, R (7, 1) ERA: 10.8	3.0		15	5	4	4	4	1	0	0	0	1	1	40	65	12.00	2.000					

Toronto Blue Jays @ Detroit Tigers
Tiger Stadium, Detroit, MI
Thu Jun 16 1988, 7:05 PM EDT
Att: 22,927 - Unknown

AB 41
R 13
H 15
RBI 10
BB 4
SO 10
LOB 16



Batter	1	2	3	4	5	6	7	8	9	AB	R	H	RBI	BB	SO	LOB	BOTTOM					
Gary Pettis, S (1, 8) OBP: 0.314, SLG: 0.278	FC5-4 S 1B									4	1	1	0	1	1	2						
Lou Whitaker, L (1, 4) OBP: 0.395, SLG: 0.426	P2									4	0	1	0	1	2	1						
Luis Salazar, R (1, 7) OBP: 0.333, SLG: 0.444	L8									5	0	1	1	0	0	4						
Alan Trammell, R (1, 6) OBP: 0.386, SLG: 0.498 Jim Walewander, S (7, 6) OBP: 0.333, SLG: 0.414 Dave Bergman, L (9, PH) OBP: 0.333, SLG: 0.296										2	0	1	0	1	0	0						
Chet Lemon, R (1, 9) OBP: 0.350, SLG: 0.413	FC5									4	0	0	0	1	3	6						
Larry Hemdon, R (1, 10) OBP: 0.318, SLG: 0.351	F8									2	1	0	0	2	0	1						
Tom Brookens, R (1, 5) OBP: 0.360, SLG: 0.420										2	1	1	0	2	0	0						
Ray Knight, R (1, 3) OBP: 0.301, SLG: 0.322										4	1	1	2	0	0	3						
Mike Heath, R (1, 2) OBP: 0.264, SLG: 0.289										4	1	1	1	0	1	2						
Inning Stats	R: 0 E: 0 K: 0 S: 12	H: 1 LOB: 2 BB: 1 P: 22	R: 0 E: 0 K: 0 S: 5	H: 0 LOB: 0 BB: 0 P: 9	R: 0 E: 0 K: 0 S: 5	H: 0 LOB: 0 BB: 1 P: 10	R: 0 E: 0 K: 0 S: 4	H: 0 LOB: 1 BB: 1 P: 13	R: 0 E: 0 K: 2 S: 15	H: 2 LOB: 2 BB: 0 P: 22	R: 0 E: 0 K: 0 S: 10	H: 1 LOB: 2 BB: 1 P: 18	R: 0 E: 0 K: 3 S: 12	H: 1 LOB: 1 BB: 0 P: 15	R: 5 E: 0 K: 1 S: 22	H: 2 LOB: 1 BB: 4 P: 47	1B: 4 2B: 3 3B: 0 HR: 0	SF: 1 SAC: 0 DP: 1 HBP: 0	WP: 1 PB: 0 SB: 1 CS: 0	PA: 41		
PITCHER	IP	WLS	BF	H	R	ER	SO	BB	IBB	HBP	BLK	WP	HR	S	P	ERA	WHIP					
Mike Flanagan, L (1, 1) ERA: 4.6	8.0	W	34	5	2	2	7	6	0	0	0	0	0	72	128	2.25	1.375					
Mark Ross, R (9, 1) ERA: 5.14	1.0		7	2	3	3	1	2	0	0	0	0	0	20	37	27.00	4.000					

Toronto Blue Jays @ Detroit Tigers
Tiger Stadium, Detroit, MI
Thu Jun 16 1988, 7:05 PM EDT
Att: 22,927 - Unknown

AB 32
R 5
H 7
RBI 5
BB 8
SO 8
LOB 20



Batter	1	2	3	4	5	6	7	8	9	AB	R	H	RBI	BB	SO	LOB	TOP							
Tony Fernandez, S (1, 6) OBP: 0.314, SLG: 0.348	E8	FC5-4			G6-3	K		G5-3		5	0	0	0	0	1	4								
Lloyd Moseby, L (1, 10) OBP: 0.369, SLG: 0.399	P6		K		E6	P5		E5		5	1	1	0	0	1	3								
Cecil Fielder, R (1, 3) OBP: 0.301, SLG: 0.526	K		G5-3		G3			K		3	0	0	0	0	1	2								
Fred McGriff, L (7, PH) OBP: 0.421, SLG: 0.596								K		1	1	0	0	1	1	1								
George Bell, R (1, 7) OBP: 0.314, SLG: 0.452	K		F8					G1-3		5	1	2	2	0	1	2								
Kelly Gruber, R (1, 5) OBP: 0.366, SLG: 0.517		K								4	1	3	0	1	1	0								
Jesse Barfield, R (1, 9) OBP: 0.285, SLG: 0.328										3	0	1	0	1	1	2								
Rance Mulliniks, L (9, PH) OBP: 0.434, SLG: 0.568	K				G6-3			F9		1	0	0	0	0	0	1								
Pat Borders, R (1, 2) OBP: 0.266, SLG: 0.500										3	1	2	2	0	0	2								
Ernie Whitt, L (9, PH) OBP: 0.330, SLG: 0.353										0	0	0	0	1	0	0								
Sil Campuzano, R (1, 8) OBP: 0.289, SLG: 0.352										3	0	1	0	1	1	3								
Rick Leach, L (9, PH) OBP: 0.330, SLG: 0.309										1	0	0	0	0	1	2								
Manuel Lee, S (1, 4) OBP: 0.271, SLG: 0.338										4	0	1	1	0	1	5								
Nelson Liriano, S (9, PH) OBP: 0.257, SLG: 0.281										1	0	0	0	0	0	2								
Inning Stats	R: 0 E: 1 K: 2 S: 9	H: 0 LOB: 1 BB: 0 P: 15	R: 1 E: 0 K: 2 S: 12	H: 2 LOB: 2 BB: 1 P: 21	R: 0 E: 0 K: 1 S: 9	H: 0 LOB: 0 BB: 0 P: 15	R: 1 E: 0 K: 2 S: 12	H: 2 LOB: 1 BB: 0 P: 20	R: 1 E: 1 K: 0 S: 13	H: 1 LOB: 2 BB: 1 P: 24	R: 0 E: 0 K: 1 S: 10	H: 2 LOB: 2 BB: 0 P: 13	R: 2 E: 0 K: 0 S: 11	H: 2 LOB: 2 BB: 2 P: 25	R: 0 E: 1 K: 1 S: 16	H: 1 LOB: 1 BB: 0 P: 21	R: 0 E: 0 K: 1 S: 8	H: 1 LOB: 2 BB: 1 P: 13	1B: 9 2B: 2 3B: 0 HR: 0	SF: 1 SAC: 0 DP: 0 HBP: 0	WP: 1 PB: 0 SB: 1 CS: 0	PA: 45		
PITCHER	IP	WLS	BF	H	R	ER	SO	BB	IBB	HBP	BLK	WP	HR	S	P	ERA	WHIP							
Frank Tanana, L (1, 1) ERA: 5.2	5.1		27	7	3	2	7	2	0	0	0	0	0	60	102	3.38	1.688							
Eric King, R (6, 1) ERA: 4.22	6.2	W	6	2	2	2	1	2	0	0	0	1	0	12	24	27.00	6.000							
Willie Hernandez, L (7, 1) ERA: 2.41	2.0		7	1	0	0	1	0	0	0	0	0	0	20	28	0.00	0.500							
Mike Henneman, R (9, 1) ERA: 1.3	1.0		5	1	0	0	1	1	0	0	0	0	0	8	13	0.00	2.000							

Toronto Blue Jays @ Detroit Tigers
Tiger Stadium, Detroit, MI
Fri Jun 17 1988, 7:05 PM EDT
Att: 36,274 - Unknown - 73 F

AB 39
R 5
H 11
RBI 5
BB 5
SO 10
LOB 29



Batter	1	2	3	4	5	6	7	8	9	AB	R	H	RBI	BB	SO	LOB	BOTTOM							
Gary Pettis, S (1, 8) OBP: 0.316, SLG: 0.280	G4-3			SH						2	0	1	2	0	0	0								
Pat Sheridan, L (4, PH) OBP: 0.349, SLG: 0.478				WP						2	0	0	0	0	1	1								
Tom Brookens, R (1, 5) OBP: 0.361, SLG: 0.412				P5						3	0	0	0	2	1	3								
Luis Salazar, R (1, 7) OBP: 0.330, SLG: 0.438										5	1	1	1	0	1	5								
Alan Trammell, R (1, 6) OBP: 0.390, SLG: 0.500										5	3	3	0	0	0	2								
Chet Lemon, R (1, 9) OBP: 0.359, SLG: 0.446										4	3	3	3	1	0	0								
Larry Hemdon, R (1, 10) OBP: 0.322, SLG: 0.354										2	1	1	0	0	0	1								
Darrell Evans, L (5, PH) OBP: 0.311, SLG: 0.325										2	1	1	3	1	0	0								
Ray Knight, R (1, 3) OBP: 0.304, SLG: 0.320										4	1	1	0	1	1	1								
Mike Heath, R (1, 2) OBP: 0.263, SLG: 0.287										4	1	1	0	0	1	3								
Jim Walevander, S (1, 4) OBP: 0.353, SLG: 0.424										4	1	2	0	0	0	3								
Inning Stats	R: 0 E: 0 K: 0 S: 6	H: 0 LOB: 1 BB: 1 P: 11	R: 4 E: 1 K: 1 S: 26	H: 3 LOB: 2 BB: 2 P: 46	R: 0 E: 0 K: 1 S: 12	H: 2 LOB: 0 BB: 0 P: 20	R: 0 E: 0 K: 0 S: 10	H: 1 LOB: 2 BB: 0 P: 15	R: 1 E: 0 K: 0 S: 12	H: 2 LOB: 1 BB: 1 P: 24	R: 0 E: 0 K: 2 S: 12	H: 0 LOB: 0 BB: 0 P: 18	R: 2 E: 0 K: 0 S: 9	H: 2 LOB: 0 BB: 0 P: 11	R: 5 E: 1 K: 1 S: 29	H: 4 LOB: 0 BB: 1 P: 45	1B: 10 2B: 1 3B: 1 HR: 2	SF: 0 SAC: 1 DP: 1 HBP: 0	WP: 4 PB: 0 SB: 1 CS: 2	PA: 44				
PITCHER	IP	WLS	BF	H	R	ER	SO	BB	IBB	HBP	BLK	WP	HR	S	P	ERA	WHIP							
John Cerutti, L (1, 1) ERA: 3.97	3.0		19	6	4	1	2	3	0	0	0	0	0	47	82	3.00	3.000							
Mark Eichhorn, R (4, 1) ERA: 4.2	1.0		5	1	1	1	0	1	0	0	0	2	0	12	21	9.00	2.000							
David Wells, L (5, 1) ERA: 3.78	3.0	L	11	3	2	2	2	0	0	0	1	1	1	28	42	6.00	1.000							
Duane Ward, R (8, 1) ERA: 3.1	0.2		7	4	5	5	0	1	0	0	1	1	1	21	34	67.50	7.500							
Mark Ross, R (8, 1) ERA: 4.91	0.1		1	0	0	0	1	0	0	0	0	0	0	8	11	0.00	0.000							

Toronto Blue Jays @ Detroit Tigers
Tiger Stadium, Detroit, MI
Fri Jun 17 1988, 7:05 PM EDT
Att: 36,274 - Unknown - 73 F

AB 37
R 12
H 14
RBI 9
BB 5
SO 5
LOB 19



Batter	1	2	3	4	5	6	7	8	9	AB	R	H	RBI	BB	SO	LOB	TOP				
Tony Fernandez, S OBP: 0.308, SLG: 0.342 (1, 6)	G6-3		G3-1		F7			F8	G4-3	5	0	0	0	0	0	4					
Lloyd Moseby, L OBP: 0.356, SLG: 0.386 (1, 8)	L6			P7		F8		L8		4	0	0	0	0	0	1					
Rance Mulliniks, L OBP: 0.417, SLG: 0.540 (1, 10)	G6-3			FC3-6 1B		F7		G1-3		4	0	1	0	0	0	1					
George Bell, R OBP: 0.313, SLG: 0.449 (1, 7)		F8		FC3-6 CS		K			F8 1B 2B	4	1	1	0	0	1	1					
Fred McGriff, L OBP: 0.414, SLG: 0.581 (1, 3)	P5			CS			F7		F8	4	1	1	0	0	0	1					
Kelly Gruber, R OBP: 0.360, SLG: 0.519 (1, 5)	G6-3				E3 HR				P2	4	2	1	1	0	0	2					
Ernie Whitt, L OBP: 0.322, SLG: 0.340 (1, 2)			P5		L3		F7			3	1	0	0	1	0	2					
Jesse Barfield, R OBP: 0.262, SLG: 0.365 (1, 9)			F8				P4			4	1	2	4	0	0	0					
Manuel Lee, S OBP: 0.283, SLG: 0.345 (1, 4)			E1 1B		F7					4	0	3	1	0	0	0					
Inning Stats	R: 0 E: 0 K: 0 S: 11	H: 0 LOB: 0 BB: 0 P: 16	R: 0 E: 0 K: 0 S: 9	H: 0 LOB: 0 BB: 0 P: 11	R: 0 E: 1 K: 0 S: 10	H: 1 LOB: 1 BB: 0 P: 14	R: 0 E: 0 K: 0 S: 9	H: 1 LOB: 0 BB: 0 P: 14	R: 3 E: 1 K: 0 S: 11	H: 2 LOB: 0 BB: 0 P: 19	R: 0 E: 0 K: 1 S: 10	H: 0 LOB: 0 BB: 0 P: 14	R: 1 E: 0 K: 0 S: 6	H: 1 LOB: 0 BB: 0 P: 11	R: 0 E: 0 K: 0 S: 6	H: 1 LOB: 1 BB: 1 P: 9	R: 2 E: 0 K: 0 S: 11	H: 3 LOB: 2 BB: 1 P: 18	1B: 6 2B: 1 3B: 0 HR: 2	SF: 0 SAC: 0 DP: 0 HBP: 0	WP: 0 PA: 38 PB: 0 SB: 0 CS: 1
PITCHER	IP	WLS	BF	H	R	ER	SO	BB	IBB	HBP	BLK	WP	HR	S	P	ERA	WHIP				
Doyle Alexander, R ERA: 3.32 (1, 1)	8.0		30	6	4	3	1	0	0	0	1	0	2	72	108	3.38	0.750				
Mike Henneman, R ERA: 1.85 (9, 1)	1.0	L	7	3	2	2	0	0	1	0	0	0	0	11	18	18.00	3.000				

Toronto Blue Jays @ Detroit Tigers
Tiger Stadium, Detroit, MI
Sun Jun 19 1988, 3:33 AM EDT
Att: 35,639 - Sunny - 87 F

AB	36
R	6
H	9
RBI	6
BB	1
SO	1
LOB	12



Batter	1	2	3	4	5	6	7	8	9	AB	R	H	RBI	BB	SO	LOB	BOTTOM				
Dave Bergman, L OBP: 0.360, SLG: 0.344 (1, 10)	F7				L9					4	0	1	0	1	1	1					
Lou Whitaker, L OBP: 0.397, SLG: 0.429 (1, 4)	BB		P4						F9	4	0	2	0	1	0	1					
Pat Sheridan, L OBP: 0.343, SLG: 0.496 (1, 9)										3	0	0	0	0	2	3					
Larry Herndon, R OBP: 0.315, SLG: 0.346 (7, PH) (8, 7)					G4-6-3 BB					2	0	0	0	0	2	2					
Alan Trammell, R OBP: 0.336, SLG: 0.466 (3, PH) (4, 6)										0	0	0	0	0	0	0					
Ray Knight, R OBP: 0.307, SLG: 0.318 (7, PH) (8, 5)										1	0	0	0	0	0	2					
Mike Heath, R OBP: 0.273, SLG: 0.289 (8, 9)										0	0	0	0	1	0	0					
Darrell Evans, L OBP: 0.327, SLG: 0.341 (1, 3)										1	1	0	0	4	0	0					
Luis Salazar, R OBP: 0.332, SLG: 0.453 (8, 9) (9, 6)										5	2	2	2	0	1	6					
Matt Nokes, L OBP: 0.286, SLG: 0.450 (1, 2)										4	1	4	2	0	0	0					
Tom Brookens, R OBP: 0.355, SLG: 0.409 (8, 6) (9, 5)										3	0	0	0	0	1	3					
Gary Pettis, S OBP: 0.314, SLG: 0.276 (1, 8)										4	0	0	0	0	2	3					
Inning Stats	R: 0 E: 0 K: 2 S: 13	H: 1 LOB: 3 BB: 1 P: 23	R: 0 E: 0 K: 0 S: 5	H: 1 LOB: 0 BB: 0 P: 8	R: 0 E: 0 K: 2 S: 13	H: 0 LOB: 1 BB: 1 P: 22	R: 0 E: 0 K: 0 S: 15	H: 1 LOB: 2 BB: 1 P: 22	R: 0 E: 0 K: 1 S: 4	H: 0 LOB: 0 BB: 1 P: 12	R: 2 E: 0 K: 1 S: 13	H: 2 LOB: 2 BB: 0 P: 20	R: 0 E: 0 K: 2 S: 14	H: 2 LOB: 0 BB: 0 P: 22	R: 2 E: 0 K: 2 S: 17	H: 2 LOB: 1 BB: 1 P: 26	R: 0 E: 0 K: 1 S: 10	H: 0 LOB: 2 BB: 2 P: 22	1B: 5 2B: 2 3B: 0 HR: 2	SF: 0 SAC: 1 DP: 2 HBP: 1	WP: 0 PA: 42 PB: 0 SB: 0 CS: 0
PITCHER	IP	WLS	BF	H	R	ER	SO	BB	IBB	HBP	BLK	WP	HR	S	P	ERA	WHIP				
Todd Stottlemyre, R ERA: 4.51 (7, 1)	6.0		26	4	2	2	2	1	0	0	0	0	1	22	36	18.00	5.000				
Duane Ward, R ERA: 3.02 (8, 1)	1.0	W	3	0	0	0	2	0	0	0	0	0	0	9	12	0.00	0.000				
Tom Henke, R ERA: 2.43 (9, 1)	1.0	S	5	0	0	0	1	2	0	0	0	0	0	10	22	0.00	2.000				

Toronto Blue Jays @ Detroit Tigers
Tiger Stadium, Detroit, MI
Sun Jun 19 1988, 3:33 AM EDT
Att: 35,639 - Sunny - 87 F

AB	33
R	4
H	9
RBI	4
BB	7
SO	10
LOB	22




Batter	1	2	3	4	5	6	7	8	9	10	AB	R	H	RBI	BB	SO	LOB	TOP
Jose Cruz, L <small>OBP: 0.294, SLG: 0.258</small> Jay Buhner, R <small>OBP: 0.263, SLG: 0.389</small>	G3		G4-3			K		K		FC6-4	3	0	0	0	0	1	0	
Don Mattingly, L <small>OBP: 0.390, SLG: 0.480</small>	G3-1			F8		G5-3		P6			5	0	1	0	0	0	0	
Claudell Washington, L <small>OBP: 0.330, SLG: 0.432</small>	K				1B		FC4	1B		G6-3		5	0	2	0	0	1	2
Jack Clark, R <small>OBP: 0.390, SLG: 0.461</small>					K		FC4				4	1	2	0	0	1	2	
Mike Pagliarulo, L <small>OBP: 0.279, SLG: 0.375</small>		FC4-6			K						4	0	1	0	0	2	3	
Dave Winfield, R <small>OBP: 0.434, SLG: 0.609</small>						G4-3		L8			4	0	1	1	0	1	2	
Rafael Santana, R <small>OBP: 0.294, SLG: 0.308</small>		G6-3						G6-3			4	0	1	0	0	0	3	
Bobby Meacham, S <small>OBP: 0.304, SLG: 0.281</small> Gary Ward, R <small>OBP: 0.292, SLG: 0.240</small> Randy Velarde, R <small>OBP: 0.292, SLG: 0.240</small>					K					F7	2	0	1	0	0	1	1	
Joel Skinner, R <small>OBP: 0.252, SLG: 0.336</small>			G6-3					G4-3			4	0	1	0	0	1	2	
Inning Stats	R: 0 E: 0 K: 1 S: 7	H: 0 LOB: 0 BB: 0 P: 14	R: 0 E: 0 K: 13 S: 13	H: 1 LOB: 1 BB: 0 P: 22	R: 0 E: 0 K: 0 S: 6	H: 1 LOB: 0 BB: 0 P: 12	R: 0 E: 0 K: 2 S: 12	H: 1 LOB: 1 BB: 0 P: 17	R: 0 E: 0 K: 1 S: 10	H: 1 LOB: 1 BB: 0 P: 16	R: 0 E: 0 K: 1 S: 11	H: 2 LOB: 1 BB: 0 P: 20	R: 0 E: 0 K: 0 S: 8	H: 2 LOB: 2 BB: 0 P: 15	1B: 7 2B: 3 3B: 0 HR: 0	SF: 0 SAC: 0 DP: 0 HBP: 0	WP: 0 PB: 0 SB: 0 CS: 1	PA: 39
PITCHER	IP WLS BF H R ER SO BB IBB HBP BLK WP HR S P ERA WHIP	IP WLS BF H R ER SO BB IBB HBP BLK WP HR S P ERA WHIP	IP WLS BF H R ER SO BB IBB HBP BLK WP HR S P ERA WHIP	IP WLS BF H R ER SO BB IBB HBP BLK WP HR S P ERA WHIP	IP WLS BF H R ER SO BB IBB HBP BLK WP HR S P ERA WHIP	IP WLS BF H R ER SO BB IBB HBP BLK WP HR S P ERA WHIP	IP WLS BF H R ER SO BB IBB HBP BLK WP HR S P ERA WHIP	IP WLS BF H R ER SO BB IBB HBP BLK WP HR S P ERA WHIP	IP WLS BF H R ER SO BB IBB HBP BLK WP HR S P ERA WHIP	IP WLS BF H R ER SO BB IBB HBP BLK WP HR S P ERA WHIP	IP WLS BF H R ER SO BB IBB HBP BLK WP HR S P ERA WHIP	IP WLS BF H R ER SO BB IBB HBP BLK WP HR S P ERA WHIP	IP WLS BF H R ER SO BB IBB HBP BLK WP HR S P ERA WHIP	IP WLS BF H R ER SO BB IBB HBP BLK WP HR S P ERA WHIP	IP WLS BF H R ER SO BB IBB HBP BLK WP HR S P ERA WHIP	IP WLS BF H R ER SO BB IBB HBP BLK WP HR S P ERA WHIP	IP WLS BF H R ER SO BB IBB HBP BLK WP HR S P ERA WHIP	IP WLS BF H R ER SO BB IBB HBP BLK WP HR S P ERA WHIP
Jeff Robinson, R <small>ERA: 3.13</small> Mike Henneman, R <small>ERA: 1.84</small> Willie Hernandez, L <small>ERA: 2.38</small>	9.0 0.2 0.1	34 4 1	8 2 0	1 0 0	10 0 0	0 0 0	0 0 0	0 0 0	0 0 0	88 7 1	140 14 1	1.00 0.00 0.00	0.889 3.000 0.000					

New York Yankees @ Detroit Tigers
Tiger Stadium, Detroit, MI
Mon Jun 20 1988, 7:05 PM EDT
Att: 33,660 - Unknown - 92 F

livebaseballscorecards.com

AB 39
R 1
H 10
RBI 1
BB 0
SO 10
LOB 17



WP: 0 PA: 39
PB: 0
SB: 0
CS: 1

Batter	1	2	3	4	5	6	7	8	9	10	AB	R	H	RBI	BB	SO	LOB	BOTTOM				
Tom Brookens, R <small>OBP: 0.361, SLG: 0.432</small>	G1-3		1B BLK				K				5	1	3	1	0	1	0					
Lou Whitaker, L <small>OBP: 0.390, SLG: 0.421</small>	K		F8				L8				4	0	0	0	0	1	2					
Luis Salazar, R <small>OBP: 0.335, SLG: 0.454</small>	G3						E4				4	0	2	0	0	0	1					
Ray Knight, R <small>OBP: 0.306, SLG: 0.316</small>			G4-6-3				P6				4	1	1	0	0	0	5					
Larry Herndon, R <small>OBP: 0.305, SLG: 0.333</small> Pat Sheridan, L <small>OBP: 0.341, SLG: 0.492</small>											3	0	0	0	0	0	1					
Darrell Evans, L <small>OBP: 0.325, SLG: 0.345</small>											4	0	1	1	0	1	0					
Mike Heath, R <small>OBP: 0.282, SLG: 0.290</small>											3	0	1	0	1	0	1					
Matt Nokes, L <small>OBP: 0.285, SLG: 0.442</small>											3	0	0	0	1	0	2					
Gary Pettis, S <small>OBP: 0.309, SLG: 0.271</small>											4	0	0	0	0	4	2					
Inning Stats	R: 0 E: 0 K: 1 S: 9	H: 0 LOB: 0 BB: 0 P: 12	R: 1 E: 0 K: 15 S: 15	H: 2 LOB: 2 BB: 1 P: 30	R: 0 E: 0 K: 0 S: 7	H: 2 LOB: 1 BB: 0 P: 9	R: 0 E: 0 K: 1 S: 9	H: 1 LOB: 1 BB: 0 P: 16	R: 0 E: 1 K: 1 S: 11	H: 0 LOB: 2 BB: 0 P: 16	R: 0 E: 0 K: 0 S: 6	H: 0 LOB: 0 BB: 0 P: 11	R: 0 E: 0 K: 0 S: 6	H: 0 LOB: 0 BB: 0 P: 9	R: 0 E: 0 K: 1 S: 8	H: 0 LOB: 1 BB: 0 P: 14	R: 1 E: 0 K: 1 S: 4	H: 1 LOB: 0 BB: 0 P: 4	1B: 6 2B: 1 3B: 0 HR: 1	SF: 0 SAC: 0 DP: 1 HBP: 0	WP: 0 PB: 0 SB: 0 CS: 0	PA: 37
PITCHER	IP WLS BF H R ER SO BB IBB HBP BLK WP HR S P ERA WHIP	IP WLS BF H R ER SO BB IBB HBP BLK WP HR S P ERA WHIP	IP WLS BF H R ER SO BB IBB HBP BLK WP HR S P ERA WHIP	IP WLS BF H R ER SO BB IBB HBP BLK WP HR S P ERA WHIP	IP WLS BF H R ER SO BB IBB HBP BLK WP HR S P ERA WHIP	IP WLS BF H R ER SO BB IBB HBP BLK WP HR S P ERA WHIP	IP WLS BF H R ER SO BB IBB HBP BLK WP HR S P ERA WHIP	IP WLS BF H R ER SO BB IBB HBP BLK WP HR S P ERA WHIP	IP WLS BF H R ER SO BB IBB HBP BLK WP HR S P ERA WHIP	IP WLS BF H R ER SO BB IBB HBP BLK WP HR S P ERA WHIP	IP WLS BF H R ER SO BB IBB HBP BLK WP HR S P ERA WHIP	IP WLS BF H R ER SO BB IBB HBP BLK WP HR S P ERA WHIP	IP WLS BF H R ER SO BB IBB HBP BLK WP HR S P ERA WHIP	IP WLS BF H R ER SO BB IBB HBP BLK WP HR S P ERA WHIP	IP WLS BF H R ER SO BB IBB HBP BLK WP HR S P ERA WHIP	IP WLS BF H R ER SO BB IBB HBP BLK WP HR S P ERA WHIP	IP WLS BF H R ER SO BB IBB HBP BLK WP HR S P ERA WHIP	IP WLS BF H R ER SO BB IBB HBP BLK WP HR S P ERA WHIP				
Tommy John, L <small>ERA: 3.46</small> Cecilio Guante, R <small>ERA: 2.39</small>	8.0 1.1	31 6	7 1	1 1	6 2	1 0	0 0	0 0	0 0	70 12	115 18	1.12 6.75	1.000 1.500									

New York Yankees @ Detroit Tigers
Tiger Stadium, Detroit, MI
Mon Jun 20 1988, 7:05 PM EDT
Att: 33,660 - Unknown - 92 F

livebaseballscorecards.com

AB 35
R 2
H 8
RBI 2
BB 2
SO 8
LOB 14



WP: 0 PA: 37
PB: 0
SB: 0
CS: 0

Batter	1	2	3	4	5	6	7	8	9	AB R H RBI BB SO LOB	TOP								
Claudell Washington, L (1.7) OBP: 0.332, SLG: 0.434	2-3 K	1-0 G3-1 2B		1-1 L7		1-2 G6-3		2-2 CS	4-2 BLK 1B BB	4 2 1 1 1 1 1	New York Yankees @ Detroit Tigers Tiger Stadium, Detroit, MI Tue Jun 21 1988, 7:05 PM EDT Att: 26,535 - Unknown - 87 F								
Don Mattingly, L (1.3) OBP: 0.390, SLG: 0.478	1-1 F7	1-0 G3-1		3-2 1B		0-0 G4-3			0-0 1B 1B	5 0 2 1 0 0 2									
Dave Winfield, R (1.9) OBP: 0.437, SLG: 0.611	4-1 BB 1B BB	2-1 2B		2-3 K			1-2 L7		1-2 1B	4 2 2 1 1 1 0									
Jack Clark, R (1.10) OBP: 0.400, SLG: 0.464	4-1 1B BB	1-2 2B			4-0 FC4-6 BB		1-2 G4-3		1-3 K	3 0 1 1 2 1 2									
Mike Pagliarulo, L (1.5) OBP: 0.281, SLG: 0.380	0-1 1B	0-2 F7			0-1 FC4-6		3-2 2B		3-2 P4	5 0 2 1 0 0 4									
Jay Buhner, R (1.8) OBP: 0.262, SLG: 0.356	3-3 K		0-0 G5-3		1-3 K		0-3 K		2-3 K	5 0 0 0 0 4 6									
Randy Velarde, R (1.4) OBP: 0.400, SLG: 1.000		1-1 HR			0-1 P6			0-0 CS 1B		4 1 2 1 0 0 1									
Rafael Santana, R (1.6) OBP: 0.302, SLG: 0.310		4-1 SH5-3 2B BB		1-2 FC6-4 1B		4-0 G6-3 BLK BB		1 SAFE 1 SAFE 1 SAFE 1 SAFE 3-2 F7		2 1 1 0 2 0 1									
Joel Skinner, R (1.2) OBP: 0.247, SLG: 0.329		0-1 SH5-3		0-0 FC6-4		0-3 K		1 SAFE 0-3 K		3 0 0 0 0 2 3									
Inning Stats	R: 1 E: 0 K: 2 S: 13	H: 1 LOB: 2 BB: 2 P: 27	R: 4 E: 0 K: 0 S: 15	H: 4 LOB: 1 BB: 1 P: 25	R: 0 E: 0 K: 0 S: 7	H: 1 LOB: 0 BB: 0 P: 8	R: 0 E: 0 K: 1 S: 8	H: 1 LOB: 0 BB: 0 P: 14	R: 0 E: 0 K: 1 S: 7	H: 0 LOB: 1 BB: 1 P: 12	R: 0 E: 0 K: 1 S: 14	H: 1 LOB: 1 BB: 0 P: 19	R: 0 E: 0 K: 1 S: 10	H: 1 LOB: 0 BB: 0 P: 14	R: 1 E: 0 K: 2 S: 16	H: 2 LOB: 2 BB: 1 P: 27	1B: 6 2B: 4 3B: 0 HR: 1	SF: 0 SAC: 1 DP: 0 HBP: 0	WP: 0 PA: 43 PB: 0 SB: 0 CS: 1
PITCHER	IP WLS BF H R ER SO BB IBB HBP BLK WP HR S P ERA WHIP											IP WLS BF H R ER SO BB IBB HBP BLK WP HR S P ERA WHIP							
Jack Morris, R (1.1) ERA: 5.1	1.2 13 5 5 5 2 3 0 0 0 0 1 25 49 27.00 4.800																		
Paul Gibson, L (2.1) ERA: 3.24	4.1 16 2 0 0 3 2 0 0 1 0 0 32 49 0.00 0.923																		
Eric King, R (7.1) ERA: 3.95	3.0 W 13 4 1 1 4 1 0 0 1 0 0 40 60 3.00 1.667																		

Batter	1	2	3	4	5	6	7	8	9	AB R H RBI BB SO LOB	BOTTOM										
Tom Brookens, R (1.5) OBP: 0.357, SLG: 0.425	1-2 BLK 1B		3-2 P5		0-3 K		3-2 P3		1-3 K	5 0 1 0 0 2 4	New York Yankees @ Detroit Tigers Tiger Stadium, Detroit, MI Tue Jun 21 1988, 7:05 PM EDT Att: 26,535 - Unknown - 87 F										
Lou Whitaker, L (1.4) OBP: 0.390, SLG: 0.415	3-3 K		4-2 G5-4-3 BB		0-0 F8		1-1 G4-6-3		4-2 BB HR BB	3 1 0 1 2 1 2											
Luis Salazar, R (1.9) OBP: 0.342, SLG: 0.460	1-1 BLK 1B		0-2 G5-4-3		2-1 G3 G6-3 2B		3-2 F8		4-1 HR BB	4 2 2 1 1 0 1											
Alan Trammell, R (1.6) OBP: 0.385, SLG: 0.504	2-2 P3			2-2 G1-3 2B		1-1 G3		1-2 G6-3	3-2 HR	5 1 2 4 0 0 3											
Ray Knight, R (1.3) OBP: 0.305, SLG: 0.310	3-3 K			4-2 G1-3 BB		1-1 G6-3		2-3 K		3 0 0 1 1 2 2											
Larry Hemdon, R (1.7) OBP: 0.306, SLG: 0.333		2-3 K		1-1 G1-3		3-2 BB			2-2 1B BB	3 0 1 0 0 1 2											
Dave Bergman, L (9, PH) OBP: 0.368, SLG: 0.355				1-2 2-3		1-2 1B			BB 1B	1 1 1 0 0 0 0											
Darrell Evans, L (1.10) OBP: 0.333, SLG: 0.343		4-0 G4-3 WP BB		1-1 P4		4-0 BB		1-2 BB	4-2 BB 1B BB	1 1 0 0 3 0 2											
Mike Heath, R (1.2) OBP: 0.276, SLG: 0.284		1-0 G4-3		1-3 K		3-2 L8			0-1 BB BB	2 0 0 0 0 1 3											
Matt Nokes, L (6, PH) OBP: 0.287, SLG: 0.442									1-2 2-3 HR	2 1 1 0 0 0 2											
Gary Pettis, S (1.8) OBP: 0.307, SLG: 0.269		3-3 K			1-3 K		1-1 G4-6-3 1B		2-1 L8	2 0 0 0 0 2 1											
Pat Sheridan, L (7, PH) OBP: 0.343, SLG: 0.492										2 0 1 0 0 0 3											
Inning Stats	R: 0 E: 0 K: 2 S: 18	H: 2 LOB: 2 BB: 0 P: 28	R: 0 E: 0 K: 2 S: 7	H: 0 LOB: 1 BB: 1 P: 17	R: 0 E: 0 K: 0 S: 8	H: 0 LOB: 0 BB: 1 P: 15	R: 0 E: 0 K: 1 S: 12	H: 1 LOB: 2 BB: 1 P: 21	R: 0 E: 0 K: 2 S: 8	H: 0 LOB: 0 BB: 0 P: 9	R: 1 E: 0 K: 0 S: 13	H: 2 LOB: 2 BB: 1 P: 27	R: 0 E: 0 K: 1 S: 7	H: 1 LOB: 0 BB: 0 P: 12	R: 0 E: 0 K: 1 S: 9	H: 0 LOB: 0 BB: 0 P: 15	R: 6 E: 0 K: 1 S: 19	H: 3 LOB: 0 BB: 3 P: 39	1B: 6 2B: 2 3B: 0 HR: 1	SF: 0 SAC: 0 DP: 2 HBP: 0	WP: 1 PA: 40 PB: 0 SB: 0 CS: 0
PITCHER	IP WLS BF H R ER SO BB IBB HBP BLK WP HR S P ERA WHIP											IP WLS BF H R ER SO BB IBB HBP BLK WP HR S P ERA WHIP									
Al Leiter, L (1.1) ERA: 3.99	3.1 15 4 3 3 4 2 0 0 0 0 0 48 82 5.79 1.286																				
Neil Allen, R (4.1) ERA: 3.05	4.2 19 4 3 3 4 2 0 0 0 0 0 48 82 5.79 1.286																				
Dave Righetti, L (9.1) ERA: 3.86	0.2 5 1 0 0 1 2 0 0 0 0 0 10 21 0.00 4.500																				
Cecilio Guante, R (9.1) ERA: 2.56	0.0 L 1 1 4 4 0 0 0 0 0 0 1 3 6 ∞ ∞																				

Batter	1	2	3	4	5	6	7	8	9	10	AB	R	H	RBI	BB	SO	LOB	TOP							
Rickey Henderson, R OBP: 0.408, SLG: 0.446 Jay Buhner, R OBP: 0.258, SLG: 0.350	1-0 FC4-6 1B SF7 1B		3-1 HR		0-0 F8		3-3 K			2-3 K	4	2	2	1	0	1	0								
Don Mattingly, L OBP: 0.391, SLG: 0.476	0-1 FC4-6 1B		2-1 G4-3		1-1 G4-6-3 1B		0-1 G1-3			0-0 G3-1	5	0	2	0	0	0	0								
Dave Winfield, R OBP: 0.433, SLG: 0.602	1-1 FC4-6 1B FC6-4		2-1 BB 1B		0-1 G4-6-3				1-0 G1	2-3 K	5	0	1	0	0	1	3								
Jack Clark, R OBP: 0.405, SLG: 0.467	2-2 SF7		4-1 BB 1B		4-2 BB 1B BB				2-2 1B		1	0	1	1	2	0	0								
Gary Ward, R OBP: 0.294, SLG: 0.233 Claudell Washington, L OBP: 0.330, SLG: 0.431	1-1 FC6-4		1-1 G4-3		2-2 F8				1-2 F8		3	0	0	0	0	0	4								
Don Staught, R OBP: 0.348, SLG: 0.657											4	0	2	0	0	1	1								
Randy Velarde, R OBP: 0.333, SLG: 0.625											3	0	0	0	1	0	1								
Mike Pagliarulo, L OBP: 0.281, SLG: 0.378											4	0	1	0	0	2	3								
Rafael Santana, R OBP: 0.298, SLG: 0.305 Jose Cruz, L OBP: 0.290, SLG: 0.254 Bobby Meacham, S OBP: 0.304, SLG: 0.281											3	0	0	0	0	0	2								
											1	0	0	0	0	1	0								
											0	0	0	0	0	0	0								
Inning Stats	R: 1 E: 0 K: 0 S: 10	H: 2 LOB: 1 BB: 0 P: 14	R: 0 E: 0 K: 1 S: 8	H: 0 LOB: 0 BB: 0 P: 10	R: 1 E: 0 K: 0 S: 11	H: 2 LOB: 2 BB: 1 P: 12	R: 0 E: 0 K: 0 S: 8	H: 1 LOB: 0 BB: 0 P: 6	R: 0 E: 0 K: 0 S: 10	H: 1 LOB: 2 BB: 2 P: 21	R: 0 E: 0 K: 1 S: 7	H: 0 LOB: 0 BB: 0 P: 11	R: 0 E: 0 K: 1 S: 10	H: 1 LOB: 1 BB: 0 P: 15	R: 0 E: 0 K: 2 S: 8	H: 0 LOB: 0 BB: 0 P: 13	R: 0 E: 0 K: 2 S: 8	H: 0 LOB: 0 BB: 0 P: 12	1B: 7 2B: 1 3B: 0 HR: 1	SF: 1 SAC: 0 DP: 3 HBP: 0	WP: 0 PB: 0 SB: 0 CS: 0	PA: 39			
PITCHER	IP 7.0	WLS 2	BF 29	H 8	R 2	ER 2	SO 2	BB 3	IBB 0	HBP 0	BLK 0	WP 0	HR 1	S 59	P 98	ERA 2.57	WHIP 1.571								
Frank Tanana, L ERA: 5.0 Mike Henneman, R ERA: 1.67	(1, 1) 3.0	W 10	1	0	0	5	0	0	0	0	0	0	0	26	40	0.00	0.333								

New York Yankees @ Detroit Tigers
Tiger Stadium, Detroit, MI
Wed Jun 22 1988, 7:05 PM EDT
Att: 33,014 - Unknown - 92 F

AB 35
R 2
H 9
RBI 2
BB 3
SO 7
LOB 15



Batter	1	2	3	4	5	6	7	8	9	10	AB	R	H	RBI	BB	SO	LOB	BOTTOM							
Tom Brookens, R OBP: 0.354, SLG: 0.419	0-1 L8		0-2 F5		3-2 F7		1-1 F7			1-1 SH5-4 1B	5	1	1	0	0	0	2								
Jim Walewander, S OBP: 0.333, SLG: 0.395	0-1 G3		2-1 G5-3				0-1 CS		3-2 G4-3	0-1 SH5-4	4	1	1	0	0	0	0								
Luis Salazar, R OBP: 0.338, SLG: 0.454	2-3 K		3-1 F4				1-1 F9		1-2 P4	2-2 1B	5	0	1	1	0	1	1								
Alan Trammell, R OBP: 0.387, SLG: 0.504							1-2 BLK 1B		0-1 1B		4	0	2	0	0	0	0								
Ray Knight, R OBP: 0.309, SLG: 0.311							2-0 F7		4-0 1B		3	0	1	0	1	0	2								
Larry Hemdon, R OBP: 0.307, SLG: 0.333 Lou Whitaker, L OBP: 0.389, SLG: 0.413 Pat Sheridan, L OBP: 0.343, SLG: 0.492							3-1 BLK 1B		0-3 K		3	1	1	1	0	0	1								
Darrell Evans, L OBP: 0.332, SLG: 0.337							1-2 BLK 1B				3	0	0	0	1	2	2								
Mike Heath, R OBP: 0.287, SLG: 0.289 Matt Nokes, L OBP: 0.286, SLG: 0.440							4-2 G6-3				2	0	1	1	1	0	0								
Gary Pettis, S OBP: 0.303, SLG: 0.265							1-0 G5-3		1-1 E9		4	0	0	0	0	0	3								
Inning Stats	R: 0 E: 0 K: 1 S: 7	H: 0 LOB: 0 BB: 0 P: 9	R: 1 E: 0 K: 0 S: 13	H: 2 LOB: 2 BB: 1 P: 22	R: 0 E: 0 K: 0 S: 7	H: 0 LOB: 0 BB: 0 P: 12	R: 0 E: 0 K: 0 S: 9	H: 0 LOB: 0 BB: 0 P: 15	R: 0 E: 0 K: 0 S: 11	H: 0 LOB: 1 BB: 1 P: 21	R: 1 E: 0 K: 0 S: 14	H: 3 LOB: 2 BB: 0 P: 22	R: 0 E: 1 K: 0 S: 10	H: 0 LOB: 0 BB: 0 P: 15	R: 0 E: 0 K: 1 S: 12	H: 1 LOB: 2 BB: 1 P: 20	R: 0 E: 0 K: 1 S: 6	H: 0 LOB: 0 BB: 0 P: 8	R: 1 E: 0 K: 0 S: 7	H: 2 LOB: 1 BB: 0 P: 10	1B: 8 2B: 0 3B: 0 HR: 0	SF: 0 SAC: 1 DP: 0 HBP: 0	WP: 0 PB: 0 SB: 1 CS: 1	PA: 40	
PITCHER	IP 7.0	WLS 2	BF 28	H 5	R 2	ER 2	SO 2	BB 1	IBB 0	HBP 0	BLK 2	WP 0	HR 0	S 71	P 116	ERA 2.57	WHIP 1.000								
John Candelaria, L ERA: 2.81 Charles Hudson, R ERA: 3.74	(1, 1) 2.1	L 11	3	1	1	2	2	1	0	0	0	0	0	25	38	3.86	1.714								

New York Yankees @ Detroit Tigers
Tiger Stadium, Detroit, MI
Wed Jun 22 1988, 7:05 PM EDT
Att: 33,014 - Unknown - 92 F

AB 35
R 3
H 8
RBI 3
BB 3
SO 4
LOB 13



Batter	1	2	3	4	5	6	7	8	9	AB	R	H	RBI	BB	SO	LOB	TOP								
Dave Bergman, L (1, 10) OBP: 0.370, SLG: 0.373	2-2 1B		1-0 F7		1-1 G3		3-2 2B		0-3 K	5	0	2	0	0	1	0									
Lou Whitaker, L (1, 4) OBP: 0.397, SLG: 0.415	0-0 F9		1-2 BLK SF7		2-2 F8		2-2 5-3			4	1	1	0	0	0	2									
Pat Sheridan, L (1, 9) OBP: 0.350, SLG: 0.492	3-2 F6		4-1 SF7		2-1 E 2B		1-1 4-3			2	1	1	0	1	0	1									
Larry Herndon, R (7, PH) OBP: 0.304, SLG: 0.330			2-3 BB							1	0	0	0	0	0	1									
Alan Trammell, R (1, 6) OBP: 0.385, SLG: 0.500	1-3 K		2-1 SF7		0-0 F6				4-1 BB	2	0	0	1	1	1	2									
Darrell Evans, L (1, 3) OBP: 0.326, SLG: 0.330		0-1 F8	0-0 F9		0-0 E3 2B				1-3 K	4	0	0	0	0	1	3									
Luis Salazar, R (1, 7) OBP: 0.337, SLG: 0.465		0-1 HR			3-2 5-3				0-3 K	4	1	1	1	0	2	3									
Matt Nokes, L (1, 2) OBP: 0.291, SLG: 0.444		4-0 FC1-4 BB			0-0 4-3				3-1 4-3	3	0	1	1	1	0	1									
Tom Brookens, R (1, 5) OBP: 0.352, SLG: 0.416		1-2 FC1-4			1-3 K				0-1 G4-6-3 1B	4	0	1	0	0	1	3									
Gary Pettis, S (1, 8) OBP: 0.299, SLG: 0.261	0-2 4-3				1-1 G3				0-1 G4-6-3	4	0	0	0	0	1	2									
Inning Stats	R: 0 E: 0 K: 1 S: 11	H: 1 LOB: 1 BB: 0 P: 17	R: 1 E: 0 K: 0 S: 11	H: 1 LOB: 1 BB: 1 P: 16	R: 1 E: 0 K: 0 S: 8	H: 1 LOB: 1 BB: 1 P: 16	R: 0 E: 0 K: 1 S: 8	H: 0 LOB: 0 BB: 0 P: 12	R: 0 E: 0 K: 0 S: 7	H: 0 LOB: 0 BB: 0 P: 11	R: 1 E: 1 K: 1 S: 11	H: 2 LOB: 2 BB: 0 P: 15	R: 0 E: 0 K: 1 S: 11	H: 1 LOB: 1 BB: 0 P: 18	R: 0 E: 0 K: 2 S: 9	H: 0 LOB: 1 BB: 1 P: 17	R: 0 E: 0 K: 1 S: 7	H: 1 LOB: 0 BB: 0 P: 7	1B: 3 2B: 3 3B: 0 HR: 1	SF: 1 SAC: 0 DP: 1 HBP: 0	WP: 0 PB: 0 SB: 1 CS: 0	PA: 37			
PITCHER	IP	WLS	BF	H	R	ER	SO	BB	IBB	HBP	BLK	WP	HR	S	P	ERA	WHIP								
Todd Stottlemyre, R (1, 1) ERA: 4.38	6.1	W	28	6	3	2	4	2	0	0	1	0	1	62	97	2.84	1.263								
John Cerutti, L (7, 1) ERA: 3.86	0.1		1	0	0	0	0	0	0	0	0	0	0	3	5	0.00	0.000								
Duane Ward, R (7, 1) ERA: 2.63	1.1		5	0	0	0	2	1	0	0	0	0	0	11	20	0.00	0.750								
Tom Henke, R (9, 1) ERA: 2.27	1.0	S	3	1	0	0	1	0	0	0	0	0	0	7	7	0.00	1.000								

Detroit Tigers @ Toronto Blue Jays
Exhibition Stadium, Toronto, ON
Fri Jun 24 1988, 7:05 PM EDT
Att: 40,533 - Unknown - 68 F

AB 33
R 3
H 7
RBI 3
BB 3
SO 7
LOB 18

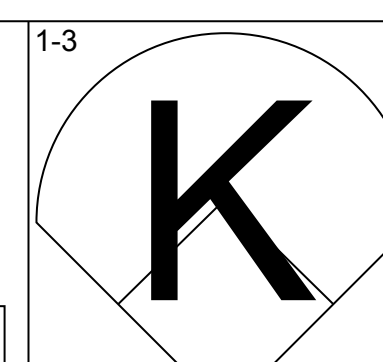
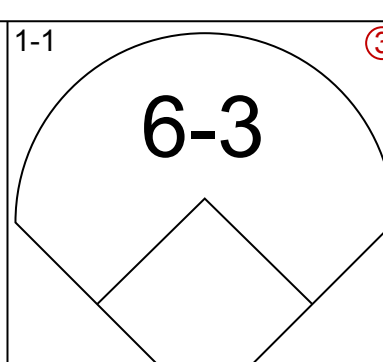
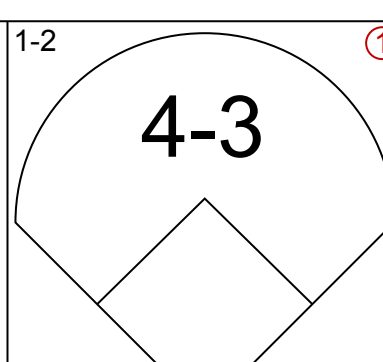
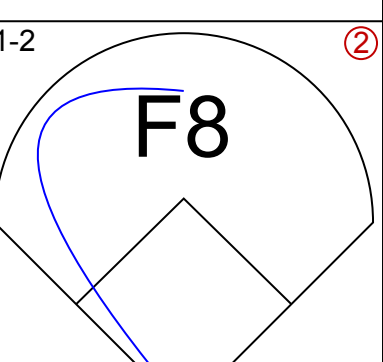
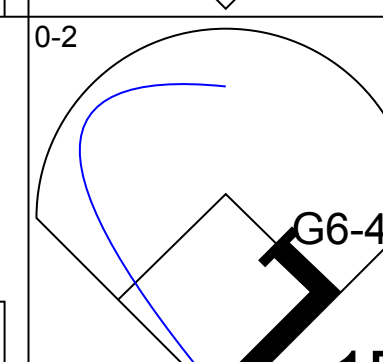
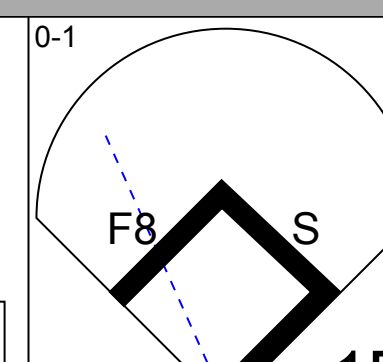
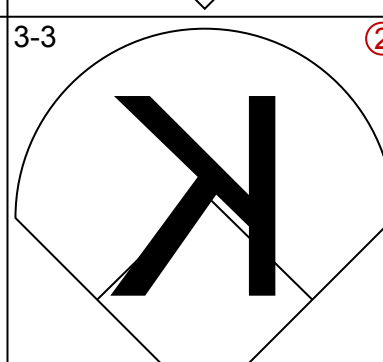
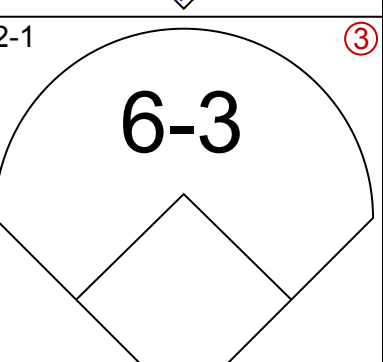
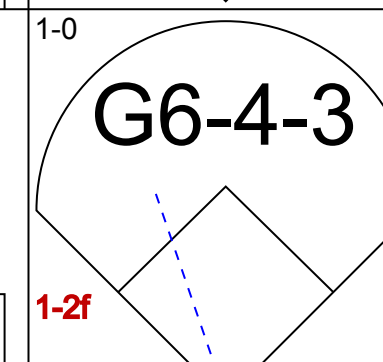
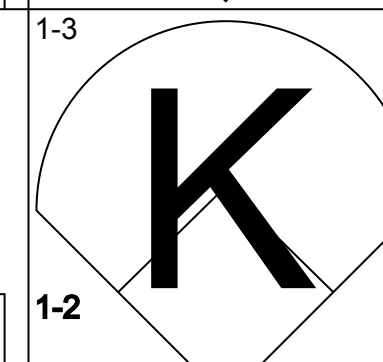
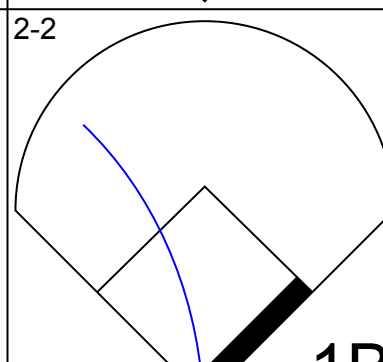
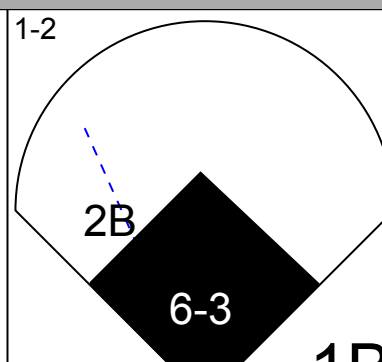
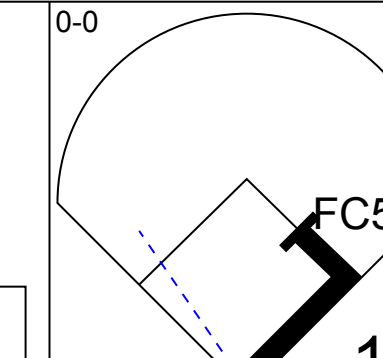
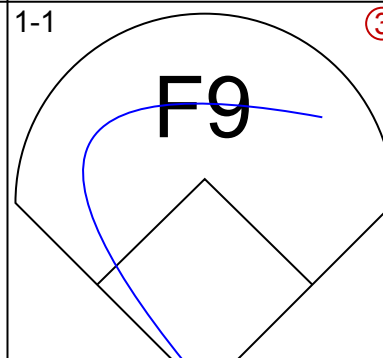
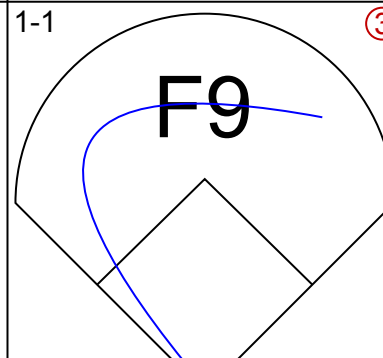
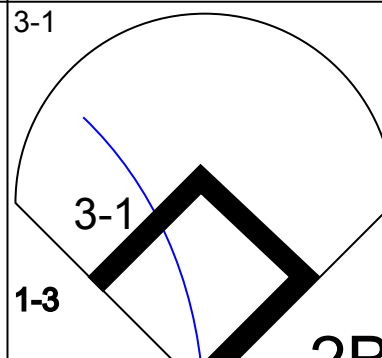
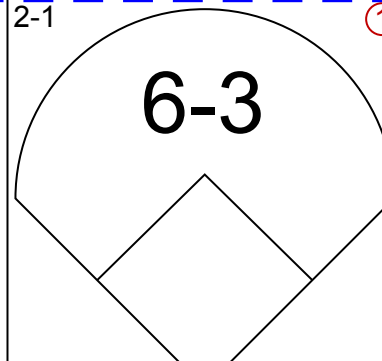
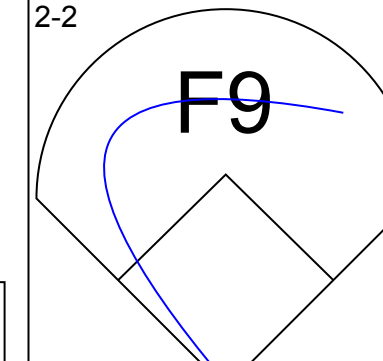
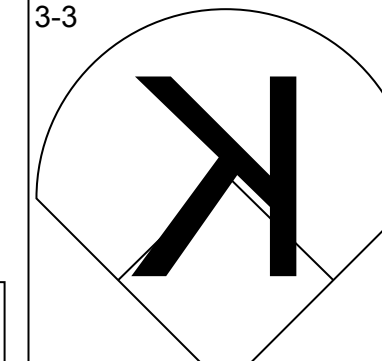
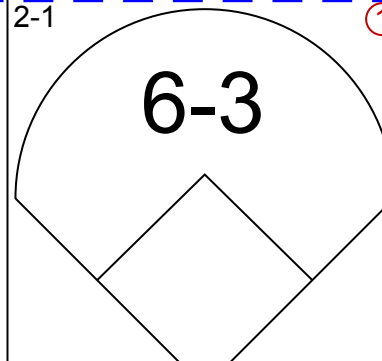
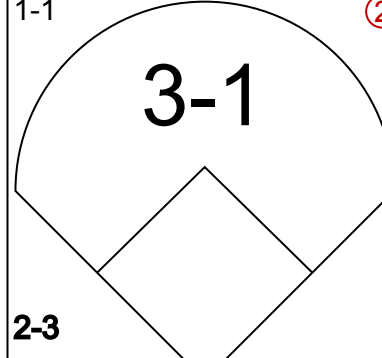
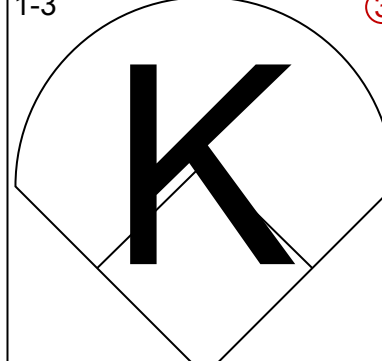
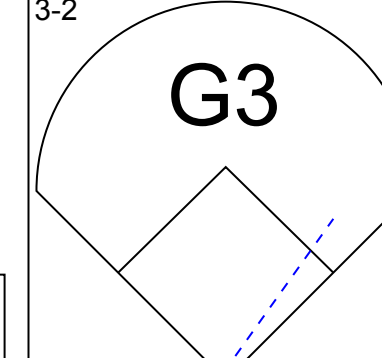
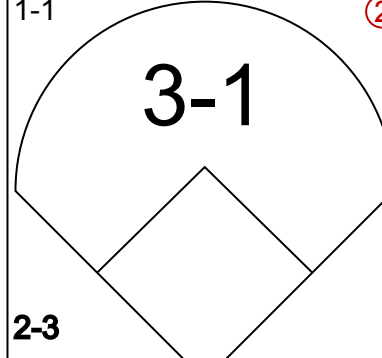
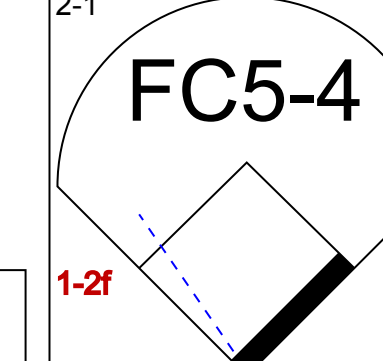
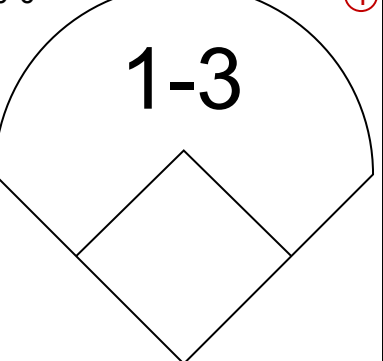


Batter	1	2	3	4	5	6	7	8	9	AB	R	H	RBI	BB	SO	LOB	BOTTOM								
Tony Fernandez, S (1, 6) OBP: 0.318, SLG: 0.362	3-2 6-3	1-1 E9 1B		0-0 SH1-3			2-2 4-3			3	0	1	1	0	0	0									
Lloyd Moseby, L (1, 8) OBP: 0.363, SLG: 0.389	0-1 HR	2-1 1-3		4-0 IBB			1-3 K			3	1	1	0	1	1	1									
Rance Mulliniks, L (1, 10) OBP: 0.400, SLG: 0.511	0-0 F8		0-0 4-3	1-1 G1-2-3			1-0 4-3			4	0	0	0	0	0	4									
George Bell, R (1, 7) OBP: 0.319, SLG: 0.459	2-0 HR		3-2 S 1B	3-2 G3			2-3 K			4	2	2	2	0	1	0									
Fred McGriff, L (1, 3) OBP: 0.405, SLG: 0.594	0-3 K		0-0 F6	1-2 F7			0-2 1B 2B			4	1	1	0	0	1	1									
Kelly Gruber, R (1, 5) OBP: 0.356, SLG: 0.496		4-2 BLK SF8 BB	4-2 1B BB	0-0 F6			0-1 CS 1B			2	1	1	1	2	0	0									
Ernie Whitt, L (1, 2) OBP: 0.332, SLG: 0.333		1-1 5-3	1-2 1B	4-2 CS BB			4-0 IBB			2	0	1	1	2	0	1									
Jesse Barfield, R (1, 9) OBP: 0.256, SLG: 0.347		4-0 BLK E BB		1-1 SH1-3 1B			2-3 K			3	1	1	0	1	2	3									
Manuel Lee, S (1, 4) OBP: 0.294, SLG: 0.350		2-1 SF8		1-1 SH1-3 1B			0-3 K			2	0	1	1	0	1	1									
Inning Stats	R: 2 E: 0 K: 1 S: 10	H: 2 LOB: 0 BB: 0 P: 15	R: 2 E: 1 K: 0 S: 11	H: 1 LOB: 1 BB: 2 P: 25	R: 1 E: 0 K: 0 S: 14	H: 2 LOB: 2 BB: 1 P: 22	R: 0 E: 0 K: 0 S: 7	H: 0 LOB: 0 BB: 1 P: 14	R: 0 E: 0 K: 2 S: 10	H: 0 LOB: 0 BB: 1 P: 16	R: 0 E: 0 K: 1 S: 7	H: 0 LOB: 0 BB: 0 P: 11	R: 1 E: 0 K: 2 S: 12	H: 2 LOB: 2 BB: 1 P: 21	R: 0 E: 0 K: 2 HR: 1	H: 0 LOB: 0 BB: 1 DP: 2 HBP: 0	1B: 7 2B: 2 3B: 0	SF: 1 SAC: 1 DP: 2 HBP: 0	WP: 0 PB: 0 SB: 2 CS: 2	PA: 35					
PITCHER	IP	WLS	BF	H	R	ER	SO	BB	IBB	HBP	BLK	WP	HR	S	P	ERA	WHIP								
Walt Terrell, R (1, 1) ERA: 4.32	8.0	L	35	9	6	6	6	4	2	0	0	0	1	79	136	6.75	1.625								

Detroit Tigers @ Toronto Blue Jays
Exhibition Stadium, Toronto, ON
Fri Jun 24 1988, 7:05 PM EDT
Att: 40,533 - Unknown - 68 F

AB 27
R 6
H 9
RBI 6
BB 6
SO 6
LOB 11

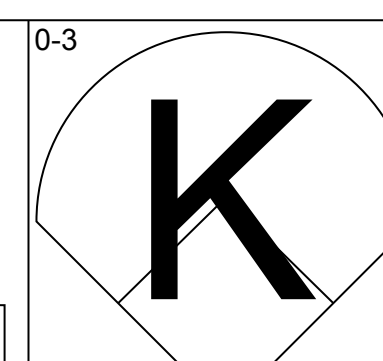
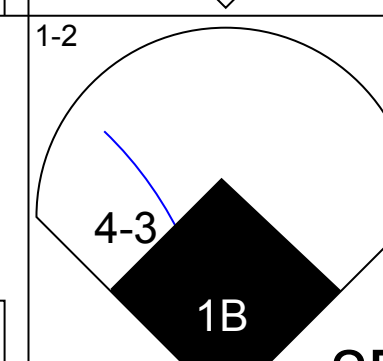
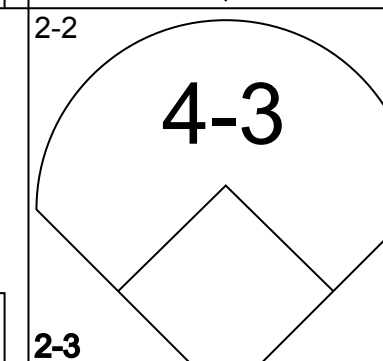
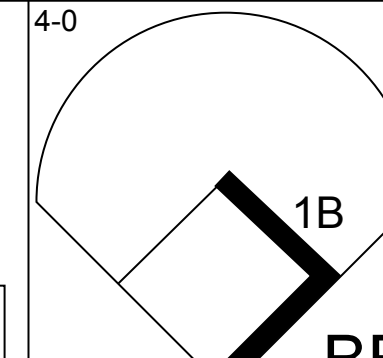
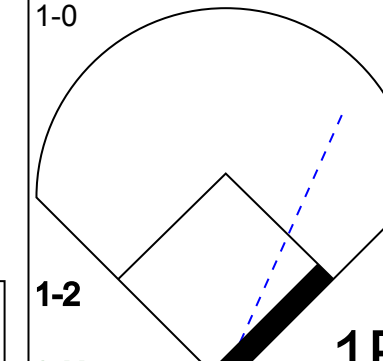
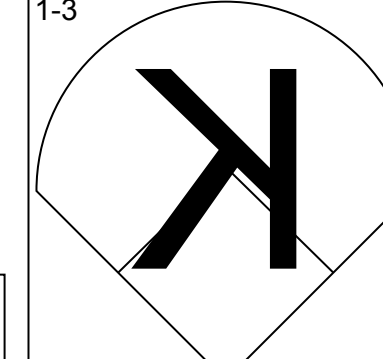


Batter	1	2	3	4	5	6	7	8	9	AB	R	H	RBI	BB	SO	LOB	TOP								
Tom Brookens, R OBP: 0.344, SLG: 0.405 (1.5)	 1-3		 1-1			 1-2		 1-2		4	0	0	0	0	1	0									
Jim Walewander, S OBP: 0.349, SLG: 0.405 (1.4)	 0-2			 0-1		 3-3		 2-1		4	0	2	0	0	1	0									
Luis Salazar, R OBP: 0.346, SLG: 0.466 (1.7)	 1-0			 1-3		 2-2			 1-2	4	1	2	0	0	1	2									
Alan Trammell, R OBP: 0.390, SLG: 0.508 (1.6)				 1-1		 1-1			 3-1	4	0	2	0	0	0	2									
Ray Knight, R OBP: 0.306, SLG: 0.310 (1.3)				 0-0					 2-1	3	0	0	0	0	1	2									
Dave Bergman, L OBP: 0.379, SLG: 0.397 (9, PH)				 2-2					 2-1	1	0	0	1	0	0	1									
Larry Hemdon, R OBP: 0.295, SLG: 0.319 (1.10)						 0-1			 3-H	3	0	0	0	0	1	1									
Darrell Evans, L OBP: 0.330, SLG: 0.344 (9, PH)									 2-3	1	0	0	0	0	0	1									
Mike Heath, R OBP: 0.295, SLG: 0.300 (1.9)									 1-3	3	0	2	0	0	0	1									
Lou Whitaker, L OBP: 0.380, SLG: 0.404 (9, PH)										1	0	0	0	0	1	1									
Matt Nokes, L OBP: 0.289, SLG: 0.432 (1.2)				 1-2						3	0	0	0	0	0	2									
Gary Pettis, S OBP: 0.301, SLG: 0.273 (1.8)				 0-0					 0-0	3	0	0	0	0	0	1									
Inning Stats	R: 0 E: 0 K: 1 S: 7	H: 1 LOB: 0 BB: 0 P: 9	R: 0 E: 0 K: 1 S: 7	H: 1 LOB: 0 BB: 0 P: 11	R: 0 E: 0 K: 1 S: 9	H: 1 LOB: 0 BB: 0 P: 11	R: 0 E: 0 K: 1 S: 10	H: 1 LOB: 1 BB: 0 P: 14	R: 0 E: 0 K: 0 S: 13	H: 1 LOB: 1 BB: 0 P: 20	R: 0 E: 0 K: 1 S: 11	H: 1 LOB: 1 BB: 0 P: 18	R: 0 E: 0 K: 1 S: 12	H: 1 LOB: 1 BB: 0 P: 21	R: 0 E: 0 K: 0 S: 9	H: 0 LOB: 0 BB: 0 P: 12	R: 1 E: 0 K: 1 S: 12	H: 2 LOB: 1 BB: 0 P: 20	1B: 7 2B: 1 3B: 0 HR: 0	SF: 0 SAC: 0 DP: 1 HBP: 0	WP: 0 PB: 0 SB: 1 CS: 0	PA: 34			
PITCHER	IP	WLS	BF	H	R	ER	SO	BB	IBB	HBP	BLK	WP	HR	S	P	ERA	WHIP								
Mike Flanagan, L ERA: 4.25 (1.1)	8.0	W	31	8	1	1	5	0	0	0	0	0	0	83	125	1.12	1.000								
Tom Henke, R ERA: 2.2 (9, 1)	1.0	S	3	0	0	0	1	0	0	0	0	0	0	7	11	0.00	0.000								

Detroit Tigers @ Toronto Blue Jays
Exhibition Stadium, Toronto, ON
Sun Jun 26 1988, 3:33 AM EDT
Att: 45,278 - Cloudy - 65 F

AB	34
R	1
H	8
RBI	1
BB	0
SO	6
LOB	14



Batter	1	2	3	4	5	6	7	8	9	AB	R	H	RBI	BB	SO	LOB	BOTTOM								
Tony Fernandez, S OBP: 0.323, SLG: 0.367 (1.6)	 0-3									3	1	1	0	1	1	0									
Lloyd Moseby, L OBP: 0.360, SLG: 0.386 (1.8)	 1-2									3	1	1	0	1	1	2									
Rance Mulliniks, L OBP: 0.399, SLG: 0.520 (1.10)	 2-2									3	0	0	1	1	0	1									
George Bell, R OBP: 0.317, SLG: 0.453 (1.7)	 4-0									2	0	0	1	1	1	0									
Fred McGriff, L OBP: 0.397, SLG: 0.578 (1.3)	 1-0									4	0	1	1	0	2	0									
Kelly Gruber, R OBP: 0.356, SLG: 0.504 (1.5)	 1-3									4	0	1	0	0	1	2									
Ernie Whitt, L OBP: 0.320, SLG: 0.320 (1.2)										4	0	0	0	0	2	1									
Jesse Barfield, R OBP: 0.265, SLG: 0.364 (1.9)										3	1	2	1	1	0	0									
Manuel Lee, S OBP: 0.293, SLG: 0.339 (1.4)										3	1	1	0	0	1	3									
Inning Stats	R: 1 E: 0 K: 2 S: 13	H: 2 LOB: 2 BB: 1 P: 22	R: 3 E: 0 K: 1 S: 11	H: 3 LOB: 1 BB: 2 P: 23	R: 0 E: 0 K: 2 S: 12	H: 1 LOB: 2 BB: 1 P: 19	R: 0 E: 0 K: 0 S: 6	H: 0 LOB: 0 BB: 0 P: 14	R: 0 E: 0 K: 1 S: 10	H: 1 LOB: 2 BB: 1 P: 18	R: 0 E: 0 K: 0 S: 6	H: 0 LOB: 0 BB: 0 P: 10	R: 0 E: 0 K: 1 S: 13	H: 0 LOB: 0 BB: 0 P: 18	R: 0 E: 0 K: 1 S: 13	H: 0 LOB: 0 BB: 0 P: 18	R: 1 E: 0 K: 1 S: 13	H: 4 LOB: 3 3B: 0 HR: 1	SF: 1 SAC: 0 DP: 1 HBP: 0	WP: 0 PB: 0 SB: 1 CS: 0	PA: 35				
PITCHER	IP	WLS	BF	H	R	ER	SO	BB	IBB	HBP	BLK	WP	HR	S	P	ERA	WHIP								
Jeff Robinson, R ERA: 3.33 (1.1)	5.2	L	28	7	4	4	7	3	2	0	0	0	0	58	104	6.35	1.765								
Paul Gibson, L ERA: 3.07 (6, 1)	2.1		7	0	0	0	2	0	0	0	0	0	0	22	32	0.00	0.000								

Detroit Tigers @ Toronto Blue Jays
Exhibition Stadium, Toronto, ON
Sun Jun 26 1988, 3:33 AM EDT
Att: 45,278 - Cloudy - 65 F


AB	29
R	4
H	7
RBI	4
BB	5
SO	9
LOB	9



Batter	1	2	3	4	5	6	7	8	9	AB	R	H	RBI	BB	SO	LOB	TOP								
Tom Brookens, R OBP: 0.348, SLG: 0.409 (1, 5)										3	0	2	0	0	0	2									
Lou Whitaker, L OBP: 0.381, SLG: 0.403 (1, 4)										3	0	1	2	1	1	2									
Luis Salazar, R OBP: 0.351, SLG: 0.469 (1, 9)										5	0	3	3	0	1	2									
Alan Trammell, R OBP: 0.384, SLG: 0.498 (1, 6)										5	0	0	0	0	0	7									
Ray Knight, R OBP: 0.298, SLG: 0.301 (1, 3)										5	0	0	0	0	0	2									
Larry Hemdon, R OBP: 0.306, SLG: 0.323 Pat Sheridan, L OBP: 0.342, SLG: 0.473 (7, 7)										2	0	1	0	0	0	0									
Darrell Evans, L OBP: 0.325, SLG: 0.337 (1, 10)										4	0	0	0	0	2	2									
Mike Heath, R OBP: 0.304, SLG: 0.308 (1, 2)										4	2	2	0	0	0	2									
Gary Pettis, S OBP: 0.310, SLG: 0.284 (1, 8)										3	4	3	0	1	0	0									
Inning Stats	R: 0 E: 0 K: 1 S: 13	H: 1 LOB: 1 BB: 0 P: 16	R: 0 E: 0 K: 0 S: 4	H: 0 LOB: 0 BB: 8	R: 2 E: 1 K: 0 S: 17	H: 3 LOB: 1 BB: 0 P: 22	R: 0 E: 0 K: 1 S: 12	H: 1 LOB: 1 BB: 0 P: 16	R: 1 E: 1 K: 1 S: 13	H: 2 LOB: 1 BB: 0 P: 19	R: 0 E: 0 K: 1 S: 5	H: 0 LOB: 1 BB: 0 P: 10	R: 1 E: 0 K: 0 S: 13	H: 3 LOB: 1 BB: 0 P: 21	R: 0 E: 0 K: 0 S: 7	H: 0 LOB: 0 BB: 0 P: 12	R: 2 E: 0 K: 0 S: 11	H: 2 LOB: 2 BB: 2 P: 24	1B: 11 2B: 1 3B: 0 HR: 0	SF: 1 SAC: 2 DP: 1 HBP: 1	WP: 0 PB: 1 SB: 0 CS: 0	PA: 41			
PITCHER	IP	WLS	BF	H	R	ER	SO	BB	IBB	HBP	BLK	WP	HR	S	P	ERA	WHIP								
John Candelaria, L ERA: 2.99 (1, 1)	6.1	L	29	9	4	4	4	0	0	1	0	0	0	72	105	5.68	1.421								
Steve Shields, R ERA: 4.4 (7, 1)	2.0		9	2	2	2	0	1	1	0	1	0	0	15	33	9.00	1.500								
Tim Stoddard, R ERA: 7.5 (9, 1)	0.2		3	1	0	0	0	0	0	0	0	0	0	8	10	0.00	1.500								

Detroit Tigers @ New York Yankees
Yankee Stadium, Bronx, NY
Mon Jun 27 1988, 7:05 PM EDT
Att: 26,862 - Unknown - 78 F


AB 35
R 6
H 12
RBI 5
BB 2
SO 4
LOB 19



Batter	1	2	3	4	5	6	7	8	9	AB	R	H	RBI	BB	SO	LOB	BOTTOM								
Rickey Henderson, R OBP: 0.406, SLG: 0.440 (1, 7)										3	1	0	0	1	1	1									
Willie Randolph, R OBP: 0.288, SLG: 0.268 (1, 4)										4	0	0	0	0	0	1									
Don Mattingly, L OBP: 0.378, SLG: 0.465 (1, 3)										3	0	1	0	1	0	1									
Jack Clark, R OBP: 0.396, SLG: 0.460 (1, 10)										4	0	1	1	0	1	2									
Dave Winfield, R OBP: 0.435, SLG: 0.608 (1, 9)										4	0	1	0	0	0	1									
Claudell Washington, L OBP: 0.339, SLG: 0.436 (1, 8)										3	1	0	0	1	1	2									
Mike Pagliarulo, L OBP: 0.285, SLG: 0.386 (1, 5)										4	1	1	2	0	1	0									
Don Slaught, R OBP: 0.438, SLG: 0.632 (1, 2)										4	0	2	0	0	0	0									
Rafael Santana, R OBP: 0.307, SLG: 0.320 Jose Cruz, L OBP: 0.292, SLG: 0.246 (9, PH)										3	0	1	0	0	0	1									
Inning Stats	R: 0 E: 0 K: 1 S: 5	H: 0 LOB: 0 BB: 0 P: 8	R: 0 E: 0 K: 1 S: 7	H: 0 LOB: 0 BB: 0 P: 11	R: 0 E: 0 K: 0 S: 10	H: 2 LOB: 1 BB: 0 P: 17	R: 0 E: 0 K: 1 S: 13	H: 1 LOB: 2 BB: 1 P: 23	R: 0 E: 0 K: 1 S: 6	H: 0 LOB: 0 BB: 0 P: 10	R: 1 E: 0 K: 0 S: 14	H: 1 LOB: 1 BB: 1 P: 24	R: 0 E: 0 K: 0 S: 9	H: 1 LOB: 0 BB: 0 P: 14	R: 0 E: 0 K: 0 S: 10	H: 1 LOB: 1 BB: 0 P: 14	R: 2 E: 0 K: 1 S: 13	H: 1 LOB: 0 BB: 1 P: 24	1B: 4 2B: 2 3B: 0 HR: 1	SF: 0 SAC: 0 DP: 0 HBP: 0	WP: 0 PB: 0 SB: 0 CS: 0	PA: 36			
PITCHER	IP	WLS	BF	H	R	ER	SO	BB	IBB	HBP	BLK	WP	HR	S	P	ERA	WHIP								
Jack Morris, R ERA: 4.87 (1, 1)	6.2	W	26	5	1	1	4	2	0	0	0	0	0	60	103	1.35	1.050								
Mike Hemmerman, R ERA: 2.06 (7, 1)	2.1	S	10	2	2	2	1	1	0	0	0	0	1	27	42	7.71	1.286								

Detroit Tigers @ New York Yankees
Yankee Stadium, Bronx, NY
Mon Jun 27 1988, 7:05 PM EDT
Att: 26,862 - Unknown - 78 F

AB 33
R 3
H 7
RBI 3
BB 3
SO 5
LOB 9



Batter	1	2	3	4	5	6	7	8	9	AB	R	H	RBI	BB	SO	LOB	TOP			
Gary Pettis, S OBP: 0.318, SLG: 0.292 (1, 8)	1-1 SH SF9 2B		4-2 1B 1-2 BB		2-3 K			0-0 1B S	4-0 3B BB	3	3	2	0	2	1	0				
Lou Whitaker, L OBP: 0.382, SLG: 0.402 (1, 4)	2-1 SH G5-4-3		1-1 1B		0-0 F9			1-0 F9	4-1 3B BB	3	1	1	1	1	0	1				
Pat Sheridan, L OBP: 0.351, SLG: 0.493 (1, 7)	2-1 SF9		4-0 1B		3-2 F3			1-1 1B 1B	2-2 3B	3	1	2	4	1	0	0				
Luis Salazar, R OBP: 0.348, SLG: 0.463 (1, 6)	0-2 G5-4-3		0-0 P6		1-3 K			0-2 1B 1B	1-0 F8	5	0	1	1	0	1	5				
Darrell Evans, L OBP: 0.323, SLG: 0.332 (1, 3)		4-1 CS BB	1-3 K		1-3 K			1-0 5-3		3	0	0	0	1	2	4				
Chet Lemon, R OBP: 0.360, SLG: 0.440 (1, 9)		2-2 6-3		2-2 F7		0-1 4-3		4-1 BB		3	0	0	0	1	0	1				
Matt Nokes, L OBP: 0.283, SLG: 0.422 (1, 2)		2-3 K		2-3 K			2-2 F6	1-0 F6		4	0	0	0	0	2	2				
Dave Bergman, L OBP: 0.385, SLG: 0.403 (1, 10)			1-2 BB 1B	1-1 1B			3-2 6-3		0-0 F2	4	1	2	0	0	0	0				
Tom Brookens, R OBP: 0.342, SLG: 0.401 (1, 5)			0-0 F9	0-0 F4			2-1 4-3		1-0 6-3	4	0	0	0	0	0	2				
Inning Stats	R: 1 E: 1 K: 0 S: 9	H: 1 LOB: 0 BB: 0 P: 14	R: 0 E: 0 K: 1 S: 9	H: 0 LOB: 0 BB: 1 P: 17	R: 1 E: 0 K: 1 S: 14	H: 2 LOB: 3 BB: 2 P: 25	R: 0 E: 0 K: 1 S: 9	H: 1 LOB: 1 BB: 0 P: 14	R: 0 E: 0 K: 2 S: 8	H: 0 LOB: 0 BB: 0 P: 11	R: 0 E: 0 K: 0 S: 9	H: 0 LOB: 0 BB: 0 P: 16	R: 2 E: 0 K: 0 S: 11	H: 3 LOB: 2 BB: 1 P: 19	R: 2 E: 0 K: 0 S: 8	H: 1 LOB: 1 BB: 2 P: 20	1B: 6 2B: 1 3B: 1 HR: 0	SF: 1 SAC: 1 DP: 1 HBP: 0	WP: 0 PB: 0 SB: 2 CS: 1	PA: 40
PITCHER	IP	WLS	BF	H	R	ER	SO	BB	IBB	HBP	BLK	WP	HR	S	P	ERA	WHIP			
Rick Rhoden, R ERA: 4.78 (1, 1)	7.1	L	31	7	4	4	6	2	1	0	0	0	0	75	120	4.91	1.227			
Dave Righetti, L ERA: 4.04 (8, 1)	1.1		8	1	2	2	0	3	0	0	0	0	0	10	27	13.50	3.000			
Neil Allen, R ERA: 3.2 (9, 1)	0.1		1	0	0	0	0	0	0	0	0	0	0	1	2	0.00	0.000			

Detroit Tigers @ New York Yankees
Yankee Stadium, Bronx, NY
Tue Jun 28 1988, 7:05 PM EDT
Att: 37,103 - Unknown - 82 F

AB	32
R	6
H	8
RBI	6
BB	6
SO	6
LOB	15



Batter	1	2	3	4	5	6	7	8	9	AB	R	H	RBI	BB	SO	LOB	BOTTOM					
Roberto Kelly, R OBP: 0.272, SLG: 0.364 (1, 8)	0-1 E SH1-3 1B		1-3 K		1-3 K			4-2 BB		3	0	1	0	1	2	0						
Willie Randolph, R OBP: 0.284, SLG: 0.264 (1, 4)	0-0 SH1-3		2-1 F8		1-0 F3			0-0 F3		3	0	0	0	0	0	1						
Don Mattingly, L OBP: 0.372, SLG: 0.457 (1, 3)	1-2 L6		1-0 F4		1-2 4-3			3-2 F8		4	0	0	0	0	0	2						
Jack Clark, R OBP: 0.397, SLG: 0.459 (1, 10)	3-2 P4			1-3 K			4-1 BB		1-0 1B 1B	3	0	1	0	1	1	1						
Dave Winfield, R OBP: 0.432, SLG: 0.606 (1, 9)		3-2 E 2B		0-1 F4		1-1 F8			0-0 F9	4	1	1	0	0	0	2						
Gary Ward, R OBP: 0.303, SLG: 0.274 (1, 7)		0-1 FC6		1-2 1B			0-2 6-3		2-2 1B	4	0	2	0	0	0	0						
Don Slaught, R OBP: 0.424, SLG: 0.610 (1, 2)		2-1 F8		3-3 K			3-2 F7		1-0 F7	4	0	0	0	0	1	4						
Mike Pagliarulo, L OBP: 0.281, SLG: 0.380 (1, 5)			2-3 K		0-0 5-3			1-3 K		4	0	0	0	0	3	3						
Rafael Santana, R OBP: 0.303, SLG: 0.316 (1, 6)		2-1 P3		3-2 F8				0-2 5-3		3	0	0	0	0	0	1						
Inning Stats	R: 0 E: 1 K: 0 S: 9	H: 1 LOB: 1 BB: 0 P: 13	R: 1 E: 1 K: 1 S: 13	H: 1 LOB: 1 BB: 0 P: 22	R: 0 E: 0 K: 1 S: 6	H: 0 LOB: 0 BB: 0 P: 10	R: 0 E: 0 K: 2 S: 14	H: 1 LOB: 1 BB: 0 P: 19	R: 0 E: 0 K: 1 S: 8	H: 0 LOB: 0 BB: 1 P: 12	R: 0 E: 0 K: 0 S: 8	H: 0 LOB: 1 BB: 1 P: 15	R: 0 E: 0 K: 1 S: 12	H: 0 LOB: 0 BB: 0 P: 16	R: 0 E: 0 K: 0 S: 13	H: 0 LOB: 1 BB: 1 P: 20	R: 0 E: 0 K: 1 S: 11	H: 2 LOB: 2 BB: 0 P: 16	1B: 4 2B: 1 3B: 0 HR: 0	SF: 0 SAC: 1 DP: 0 HBP: 0	WP: 0 PB: 0 SB: 0 CS: 0	PA: 35
PITCHER	IP	WLS	BF	H	R	ER	SO	BB	IBB	HBP	BLK	WP	HR	S	P	ERA	WHIP					
Frank Tanana, L ERA: 4.6 (1, 1)	8.1	W	33	5	1	0	6	2	0	0	0	0	0	89	136	0.00	0.840					
Mike Henneman, R ERA: 2.04 (9, 1)	0.2		2	0	0	0	1	0	0	0	0	0	0	5	7	0.00	0.000					

Detroit Tigers @ New York Yankees
Yankee Stadium, Bronx, NY
Tue Jun 28 1988, 7:05 PM EDT
Att: 37,103 - Unknown - 82 F

AB	32
R	1
H	5
RBI	0
BB	2
SO	7
LOB	14



Batter	1	2	3	4	5	6	7	8	9	AB	R	H	RBI	BB	SO	LOB	TOP					
Gary Pettis, S OBP: 0.316, SLG: 0.297	0-1 F7		1-2 1B		3-2 4-3		3-3 K		0-0 F3	5	1	1	1	0	1	0						
Lou Whitaker, L OBP: 0.396, SLG: 0.403	3-1 3-1		0-0 SH3-4 1B		2-1 1B		0-1 F6		4-1 BB	4	0	2	1	1	0	0						
Pat Sheridan, L OBP: 0.352, SLG: 0.489	1-3 K		1-0 SH3-4 1B		1-1 F7		2-0 1B		2-2 F8	5	0	2	0	0	1	2						
Luis Salazar, R OBP: 0.346, SLG: 0.459		1-1 1B	0-1 SH3-4		1-1 F8		0-2 F4		2-2 F3	4	1	1	0	0	0	3						
Darrell Evans, L OBP: 0.335, SLG: 0.338		2-2 5-3 1B	4-0 G5-3 IBB			4-0 BB		1-1 1B		2	0	2	0	2	0	0						
Chet Lemon, R OBP: 0.354, SLG: 0.432		0-0 5-3	0-1 G5-3			0-1 F9		0-2 F9		4	0	0	1	0	0	6						
Matt Nokes, L OBP: 0.282, SLG: 0.415		1-3 K			0-0 F9		4-2 BB		2-3 K	3	0	0	0	1	2	2						
Ray Knight, R OBP: 0.297, SLG: 0.299		3-1 5-3			1-3 K		0-0 F9		0-1 1B	4	0	1	0	0	1	3						
Tom Brookens, R OBP: 0.341, SLG: 0.403			2-1 3B		2-1 5-3		0-1 F5		2-3 K	4	1	1	0	0	1	4						
Inning Stats	R: 0 E: 0 K: 1 S: 7	H: 0 LOB: 0 BB: 0 P: 11	R: 1 E: 0 K: 1 S: 11	H: 2 LOB: 1 BB: 0 P: 18	R: 2 E: 0 K: 0 S: 11	H: 4 LOB: 2 BB: 1 P: 19	R: 0 E: 0 K: 1 S: 8	H: 0 LOB: 0 BB: 0 P: 11	R: 0 E: 0 K: 0 S: 12	H: 1 LOB: 1 BB: 0 P: 21	R: 0 E: 0 K: 0 S: 10	H: 0 LOB: 2 BB: 2 P: 18	R: 0 E: 0 K: 1 S: 9	H: 1 LOB: 1 BB: 0 P: 14	R: 0 E: 0 K: 2 S: 15	H: 2 LOB: 2 BB: 0 P: 20	R: 0 E: 0 K: 0 S: 10	H: 0 LOB: 1 BB: 1 P: 18	1B: 8 2B: 1 3B: 1 HR: 0	SF: 0 SAC: 1 DP: 1 HBP: 0	WP: 0 PB: 0 SB: 0 CS: 0	PA: 40
PITCHER	IP	WLS	BF	H	R	ER	SO	BB	IBB	HBP	BLK	WP	HR	S	P	ERA	WHIP					
Richard Dotson, R ERA: 4.32	2.0		12	6	3	3	2	0	0	0	0	0	0	25	40	13.50	3.000					
Steve Shields, R ERA: 4.06	2.1	W	8	1	0	0	1	0	1	0	0	0	0	19	31	0.00	0.429					
Neil Allen, R ERA: 3.02	2.2		12	2	0	0	1	2	0	0	0	0	0	26	44	0.00	1.500					
Cecilio Guante, R ERA: 2.4	2.0		8	1	0	0	2	1	0	0	0	0	0	23	35	0.00	1.000					

Detroit Tigers @ New York Yankees
 Yankee Stadium, Bronx, NY
 Wed Jun 29 1988, 7:05 PM EDT
 Att: 33,064 - Unknown - 72 F

AB	35
R	3
H	10
RBI	3
BB	4
SO	6
LOB	20



Batter	1	2	3	4	5	6	7	8	9	AB	R	H	RBI	BB	SO	LOB	BOTTOM				
Claudell Washington, L OBP: 0.345, SLG: 0.454	2-2 BB		0-0 4-3		2-2 1B		1-3 K			5	1	3	3	0	1	2					
Don Mattingly, L OBP: 0.389, SLG: 0.451	3-1 F8		0-1 G5-4-3 1B		0-1 F8		0-0 4-3			5	0	1	1	0	0	4					
Dave Winfield, R OBP: 0.432, SLG: 0.599	4-0 1B		3-1 G5-4-3		4-2 S		1-1 4-3		1-1 1-3	3	1	0	0	2	0	1					
Jack Clark, R OBP: 0.404, SLG: 0.477	2-3 K		0-0 HR		4-0 1B		0-1 FC4-6 1B		1-2 G6-3 1B	4	1	3	1	1	1	2					
Mike Pagliarulo, L OBP: 0.280, SLG: 0.377	1-0 6-3		3-1 F7		1-1 1B		2-2 FC4-6 FC5-4		0-0 G6-3	5	0	1	1	0	0	4					
Jose Cruz, L OBP: 0.289, SLG: 0.235		4-0 2B	0-0 F8		3-0 F8		2-2 FC5-4			3	1	0	0	1	0	3					
Willie Randolph, R OBP: 0.293, SLG: 0.275		2-2 E	3-2 BB		4-2 FC5-4 BB		0-1 6-3			3	1	2	0	1	0	0					
Rafael Santana, R OBP: 0.310, SLG: 0.318		4-2 E	4-2 BB		0-2 FC5-4 3B		2-1 1B			2	2	1	0	2	0	1					
Joel Skinner, R OBP: 0.242, SLG: 0.313		2-3 K	1-1 F8		0-0 F9		1-2 1B			4	0	1	0	0	1	6					
Inning Stats	R: 0 E: 0 K: 1 S: 13	H: 1 LOB: 2 BB: 1 P: 25	R: 4 E: 1 K: 1 S: 17	H: 3 LOB: 0 BB: 2 P: 33	R: 1 E: 0 K: 0 S: 11	H: 2 LOB: 2 BB: 1 P: 22	R: 1 E: 0 K: 0 S: 8	H: 1 LOB: 2 BB: 2 P: 20	R: 1 E: 0 K: 0 S: 13	H: 1 LOB: 1 BB: 1 P: 20	R: 0 E: 0 K: 0 S: 12	H: 1 LOB: 1 BB: 0 P: 17	R: 0 E: 0 K: 1 S: 11	H: 2 LOB: 2 BB: 0 P: 15	R: 0 E: 0 K: 0 S: 6	H: 1 LOB: 0 BB: 0 P: 8	1B: 8 2B: 2 3B: 1 HR: 1	SF: 0 SAC: 0 DP: 2 HBP: 0	WP: 0 PB: 0 SB: 1 CS: 0	PA: 41	
PITCHER	IP	WLS	BF	H	R	ER	SO	BB	IBB	HBP	BLK	WP	HR	S	P	ERA	WHIP				
Walt Terrell, R ERA: 4.76	2.2	L	17	6	5	5	2	4	0	0	0	0	0	39	77	16.88	3.750				
Mike Trujillo, R ERA: 9.64	1.1		7	1	1	1	0	1	1	0	0	0	0	10	23	6.75	1.500				
Eric King, R ERA: 3.86	2.2		13	4	1	1	1	1	0	0	0	0	0	35	51	3.38	1.875				
Willie Hernandez, L ERA: 2.23	1.1		4	1	0	0	0	0	0	0	0	0	0	7	9	0.00	0.750				

Detroit Tigers @ New York Yankees
 Yankee Stadium, Bronx, NY
 Wed Jun 29 1988, 7:05 PM EDT
 Att: 33,064 - Unknown - 72 F


AB	34
R	7
H	12
RBI	6
BB	7
SO	3
LOB	23



Batter	1	2	3	4	5	6	7	8	9	AB	R	H	RBI	BB	SO	LOB	TOP				
Dick Schofield, R OBP: 0.297, SLG: 0.321	L9		P3		L7		F8			4	0	0	0	0	0	2	California Angels @ Detroit Tigers Tiger Stadium, Detroit, MI Fri Jul 01 1988, 7:05 PM EDT Att: 23,762 - Unknown - 72 F				
Johnny Ray, S OBP: 0.343, SLG: 0.409	G6-3		G5-3			1B		P2	4	0	1	0	0	0	0						
Wally Joyner, L OBP: 0.293, SLG: 0.384 George Hendrick, R OBP: 0.222, SLG: 0.254	2B			F7		P4		G6-3	3	0	1	0	0	0	1						
Chili Davis, S OBP: 0.293, SLG: 0.409	K			2B		1B		BB	3	0	2	0	1	1	1						
Brian Downing, R OBP: 0.370, SLG: 0.427 Darrell Miller, R OBP: 0.373, SLG: 0.391		P2		F9		K		F8	3	0	0	0	0	1	3						
Jim Eppard, L OBP: 0.359, SLG: 0.314		G4-3		K		F8			4	0	0	0	0	1	3						
Devon White, S OBP: 0.293, SLG: 0.353 Chico Walker, S OBP: 0.214, SLG: 0.167					K			G1-3	2	0	1	0	0	1	0						
Gus Polidor, R OBP: 0.308, SLG: 0.250					G6-3				4	0	2	0	0	1	1						
Bob Boone, R OBP: 0.309, SLG: 0.341			F9					L7	4	0	1	0	0	0	2						
Inning Stats	R: 0 E: 0 K: 1 S: 9	H: 1 LOB: 1 BB: 0 P: 14	R: 0 E: 0 K: 1 S: 10	H: 1 LOB: 1 BB: 0 P: 15	R: 0 E: 0 K: 0 S: 7	H: 0 LOB: 0 BB: 0 P: 12	R: 0 E: 0 K: 1 S: 13	H: 1 LOB: 1 BB: 0 P: 19	R: 0 E: 0 K: 1 S: 12	H: 1 LOB: 2 BB: 0 P: 17	R: 0 E: 0 K: 0 S: 10	H: 2 LOB: 2 BB: 0 P: 14	R: 0 E: 0 K: 0 S: 10	H: 1 LOB: 1 BB: 1 P: 19	R: 0 E: 0 K: 0 S: 7	H: 1 LOB: 1 BB: 0 P: 9		1B: 6 2B: 2 3B: 0 HR: 0	SF: 0 SAC: 0 DP: 0 HBP: 0	WP: 0 PB: 0 SB: 1 CS: 0	PA: 36
PITCHER	IP	WLS	BF	H	R	ER	SO	BB	IBB	HBP	BLK	WP	HR	S	P	ERA	WHIP				
Doyle Alexander, R ERA: 3.07	(1, 1)	7.0	W	28	7	0	5	0	0	0	0	0	0	68	99	0.00	1.000				
Paul Gibson, L ERA: 3.0	(8, 1)	1.0		4	0	0	0	1	0	0	0	0	0	10	19	0.00	1.000				
Mike Trujillo, R ERA: 7.94	(9, 1)	1.0		4	1	0	0	0	0	0	0	0	0	7	9	0.00	1.000				

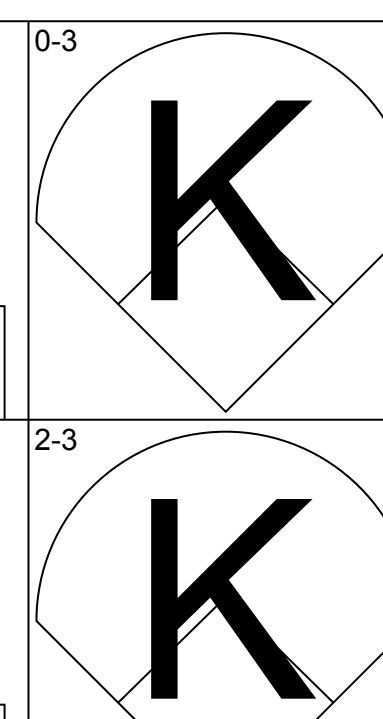
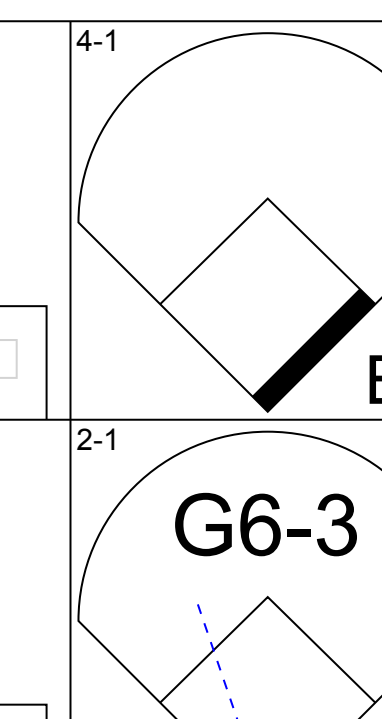
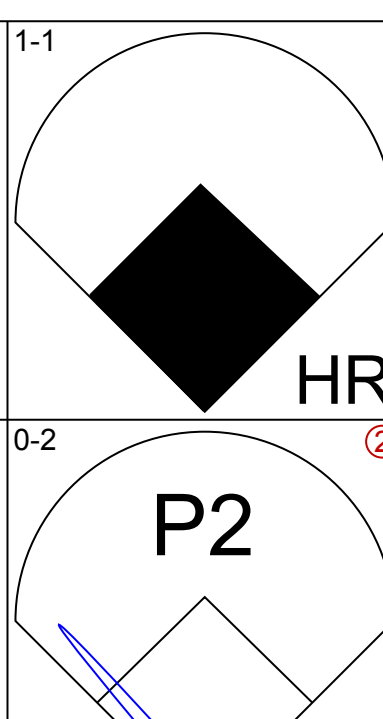
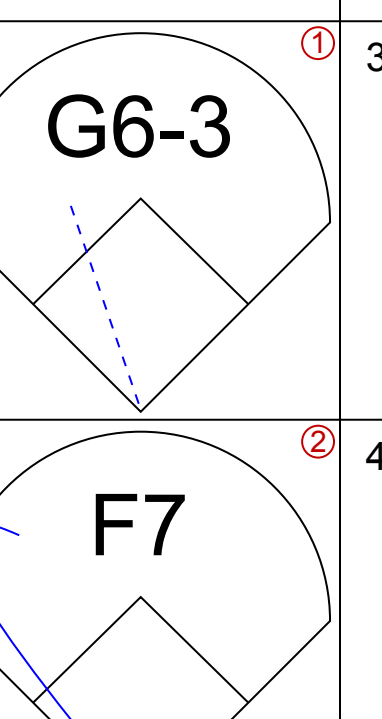
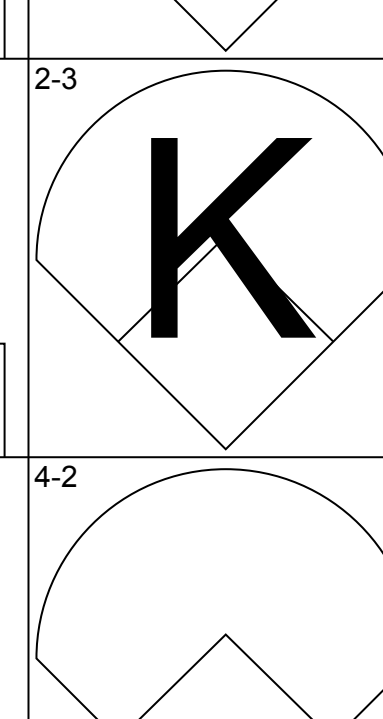
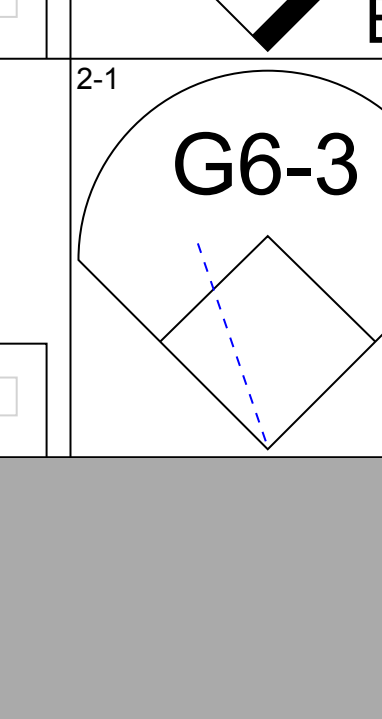
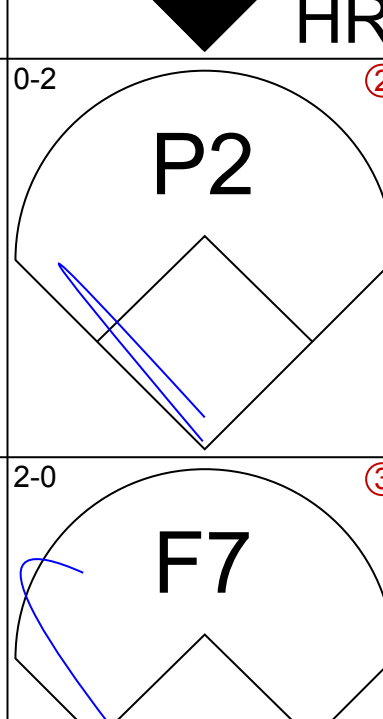
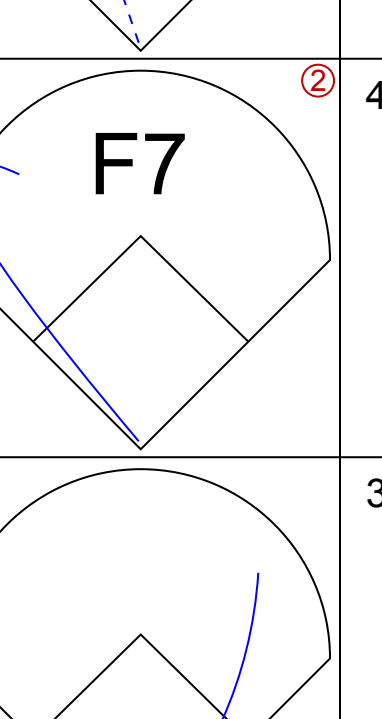
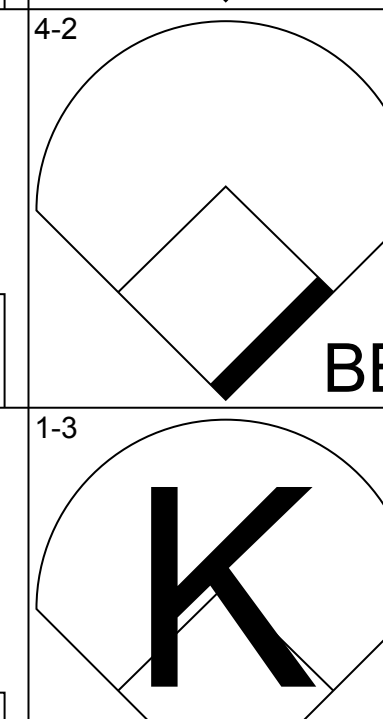
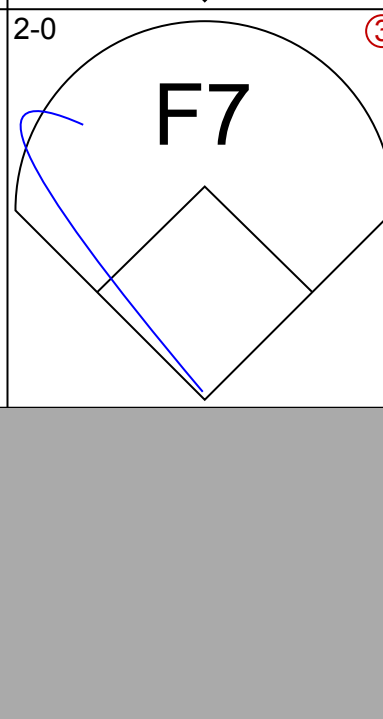
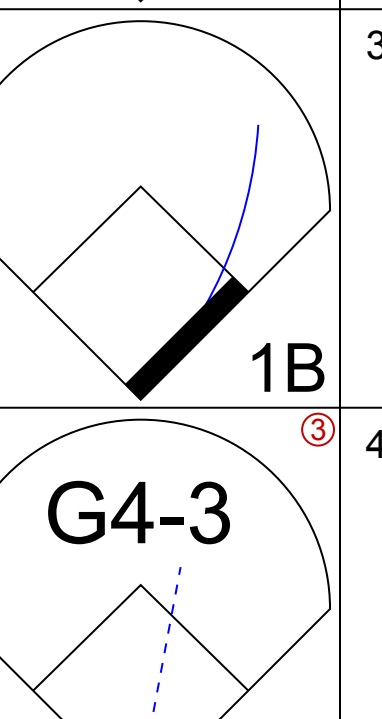
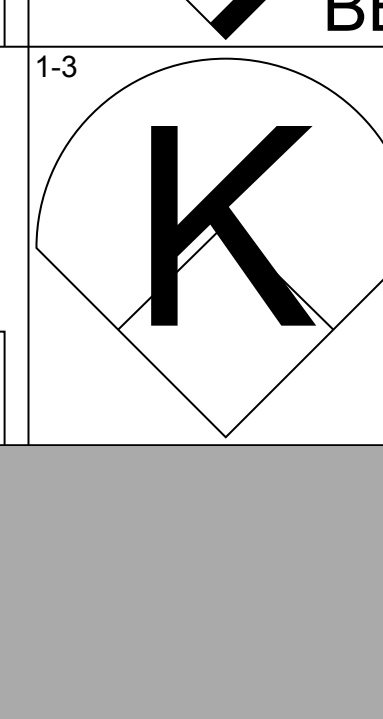
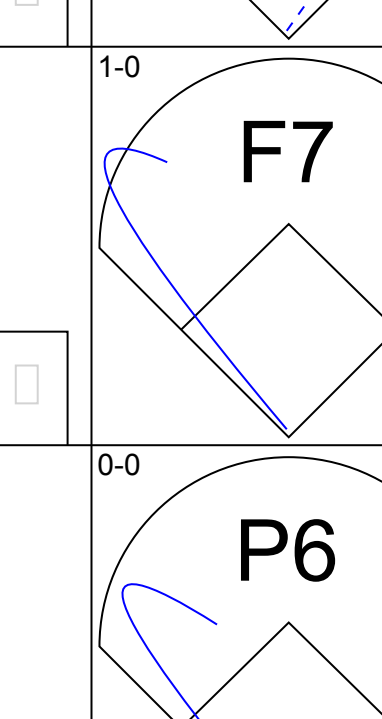
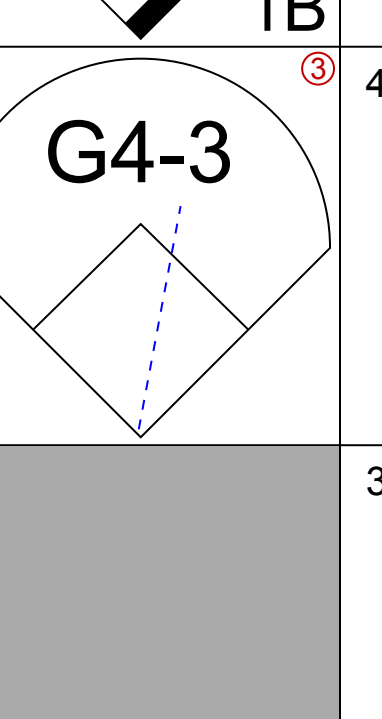
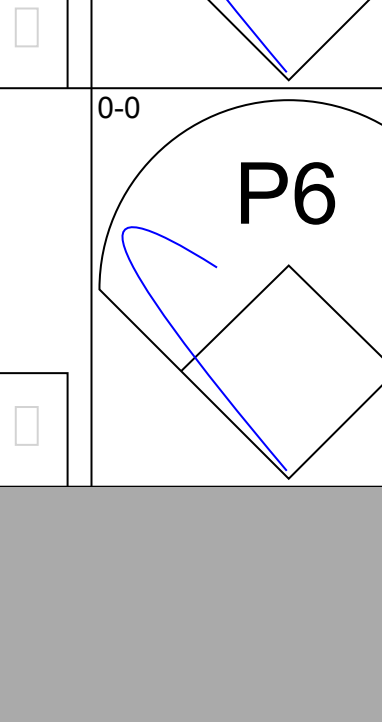
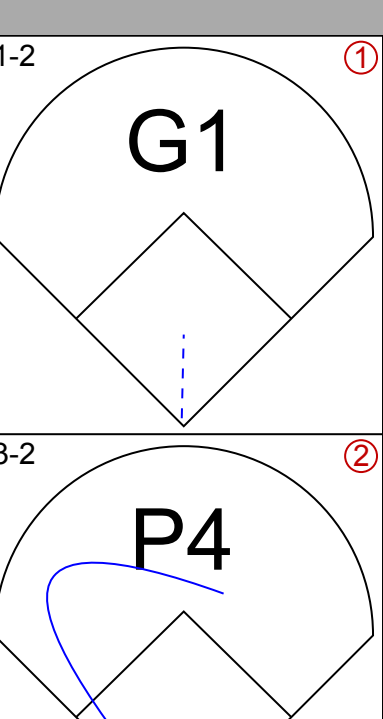
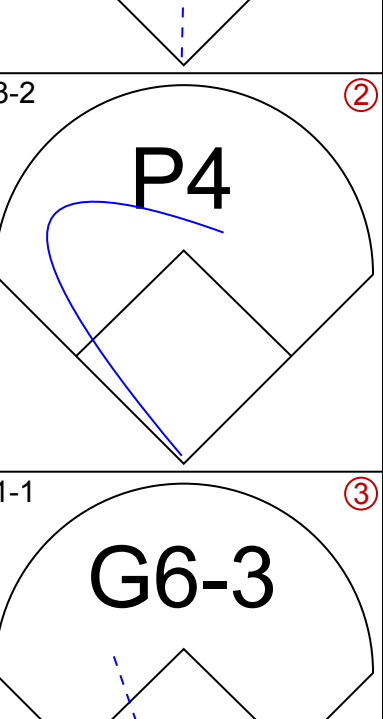
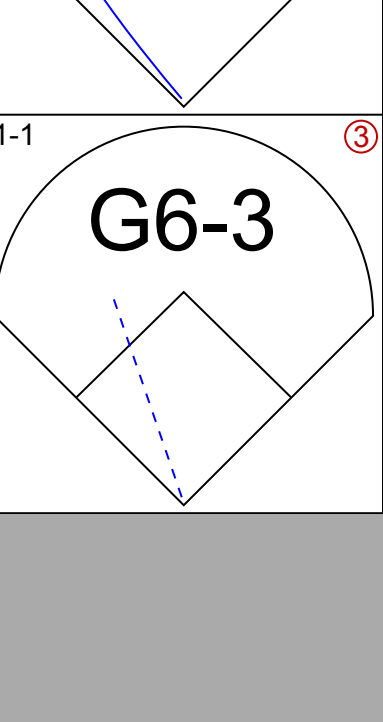
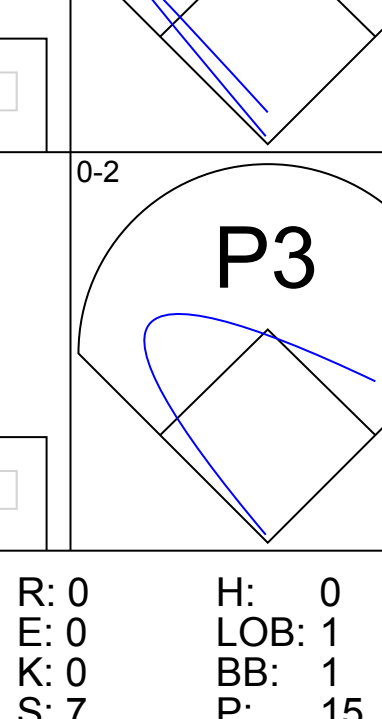
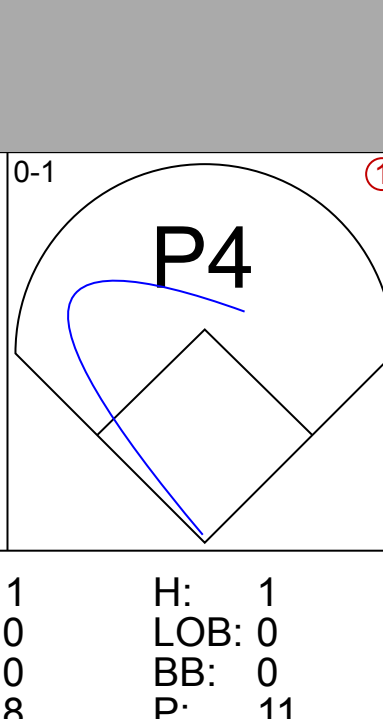
Batter	1	2	3	4	5	6	7	8	9	AB	R	H	RBI	BB	SO	LOB	BOTTOM				
Gary Pettis, S OBP: 0.319, SLG: 0.305	F8	E SH1	G6-3		FC6-4		G4-3	G1-3		6	1	3	2	0	0	3	California Angels @ Detroit Tigers Tiger Stadium, Detroit, MI Fri Jul 01 1988, 7:05 PM EDT Att: 23,762 - Unknown - 72 F				
Matt Nokes, L OBP: 0.281, SLG: 0.409		SH1	G6-3		F8		G4-3		3	0	0	0	1	0	2						
Pat Sheridan, L OBP: 0.360, SLG: 0.524	K	E					F7		4	3	2	1	1	1	2						
Darrell Evans, L OBP: 0.336, SLG: 0.340	F8	P5					1B	E4	5	1	2	1	0	0	5						
Luis Salazar, R OBP: 0.343, SLG: 0.451	G5-3	E4					F9	BB	4	2	0	0	1	1	6						
Dave Bergman, L OBP: 0.394, SLG: 0.450 Larry Herndon, R OBP: 0.318, SLG: 0.330							F7	FC6-4	3	1	2	3	0	0	1						
Chet Lemon, R OBP: 0.355, SLG: 0.432 Mike Heath, R OBP: 0.304, SLG: 0.308							P3	BB	0	0	0	0	0	0	0						
Tom Brookens, R OBP: 0.346, SLG: 0.402								P4	3	1	1	0	2	0	3						
Jim Walewander, S OBP: 0.340, SLG: 0.378		SH	F7				F8	P6	3	1	0	0	1	0	4						
Inning Stats	R: 0 E: 0 K: 1 S: 12	H: 1 LOB: 2 BB: 1 P: 19	R: 7 E: 1 K: 0 S: 19	H: 5 LOB: 2 BB: 2 P: 35	R: 0 E: 0 K: 0 S: 7	H: 1 LOB: 0 BB: 0 P: 10	R: 1 E: 0 K: 1 S: 14	H: 2 LOB: 1 BB: 0 P: 19	R: 0 E: 0 K: 0 S: 8	H: 1 LOB: 1 BB: 0 P: 14	R: 1 E: 0 K: 0 S: 12	H: 3 LOB: 3 BB: 1 P: 22	R: 0 E: 0 K: 0 S: 9	H: 0 LOB: 0 BB: 0 P: 14	R: 2 E: 2 K: 0 S: 10	H: 0 LOB: 2 BB: 3 P: 27		1B: 9 2B: 1 3B: 1 HR: 2	SF: 0 SAC: 2 DP: 1 HBP: 0	WP: 0 PB: 0 SB: 0 CS: 0	PA: 46
PITCHER	IP	WLS	BF	H	R	ER	SO	BB	IBB	HBP	BLK	WP	HR	S	P	ERA	WHIP				
Mike Witt, R ERA: 4.21	(1, 1)	3.0	L	20	7	3	1	2	1	0	0	0	0	38	64	9.00	3.000				
St. Clairburn, R ERA: 2.94	(4, 1)	2.0		9	3	1	1	0	0	0	0	0	1	22	33	4.50	1.500				
Sherman Corbett, L ERA: 3.55	(6, 1)	2.0		10	3	1	1	1	0	0	0	0	0	21	36	4.50	2.000				
Greg Minton, R ERA: 5.48	(8, 1)	1.0		7	0	2	0	3	0	0	0	0	0	10	27	0.00	3.000				

AB 35
R 0
H 8
RBI 0
BB 1
SO 5
LOB 14



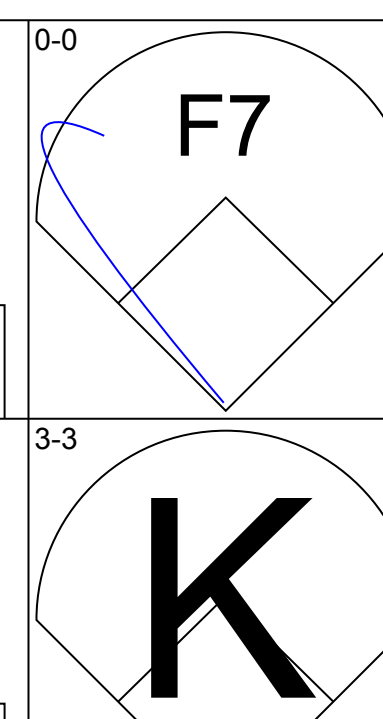
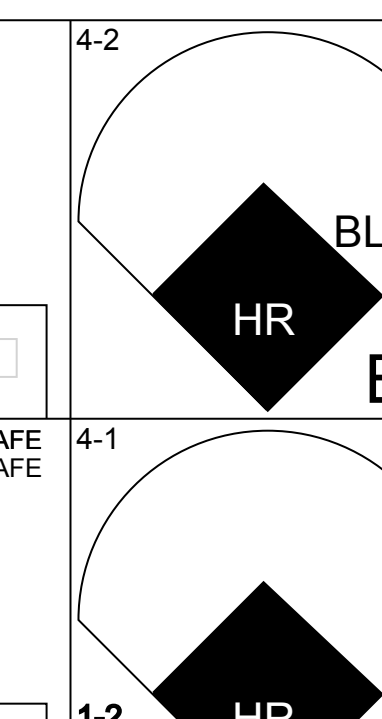
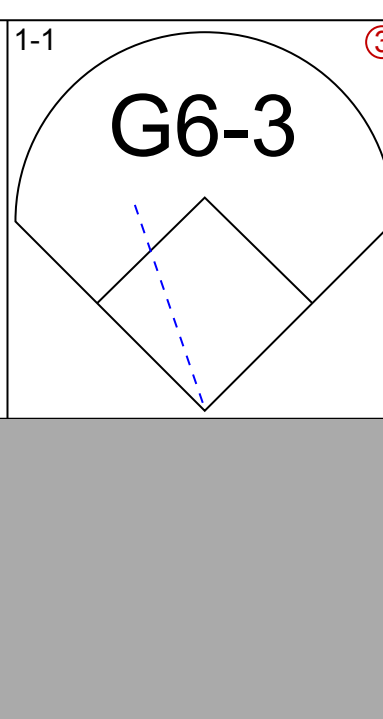
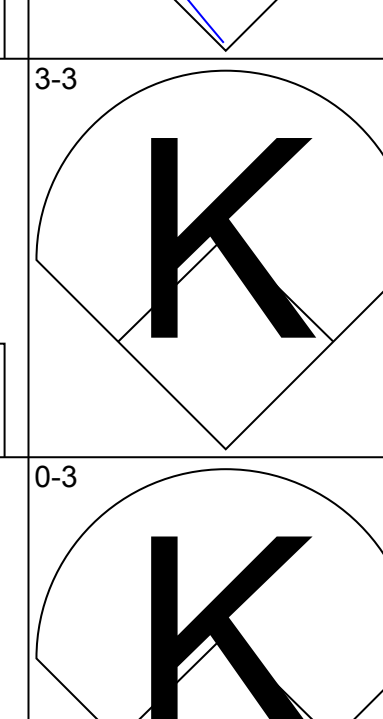
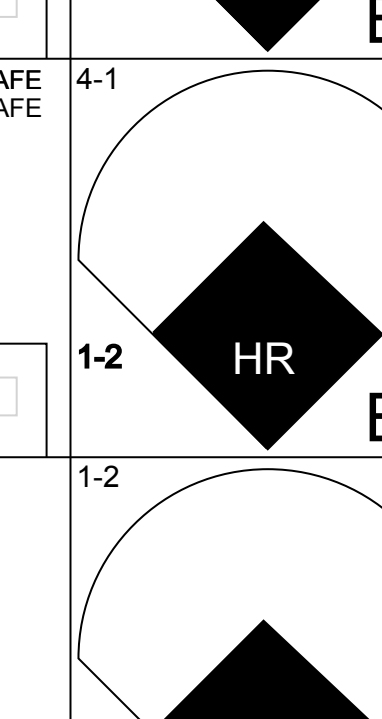
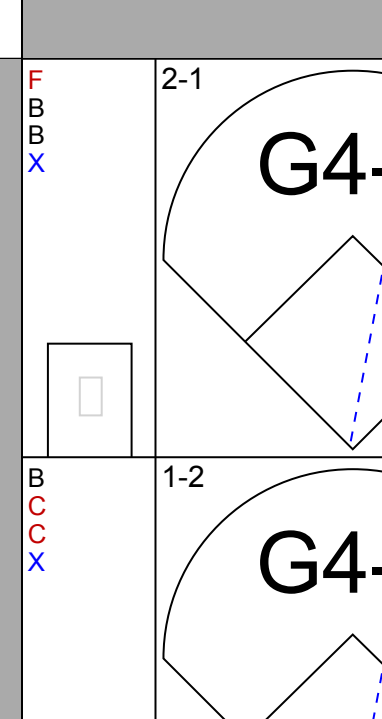
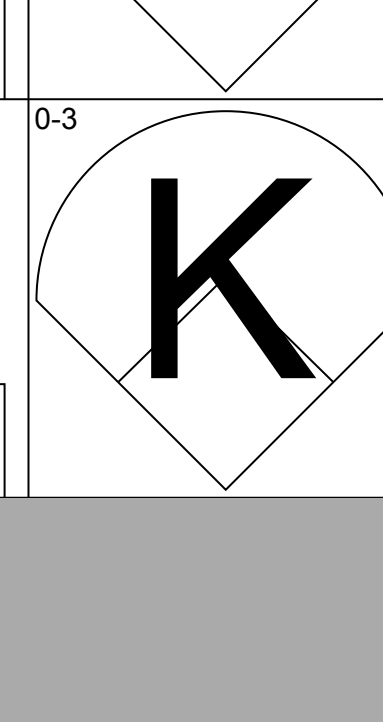
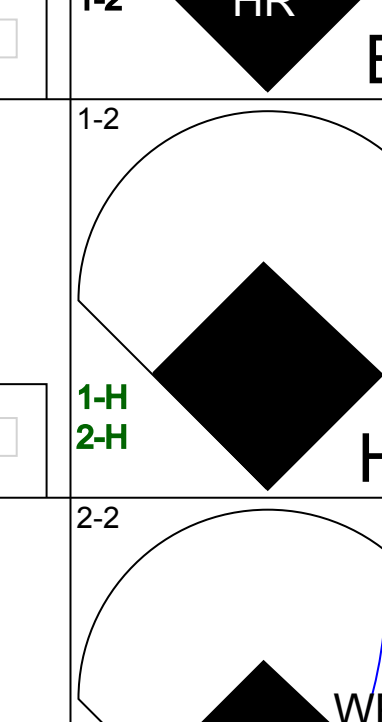
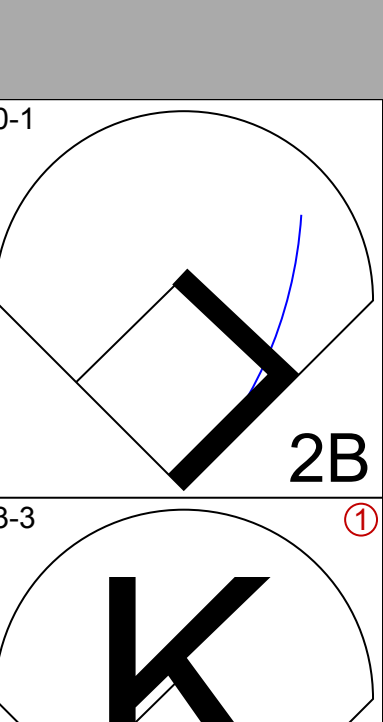
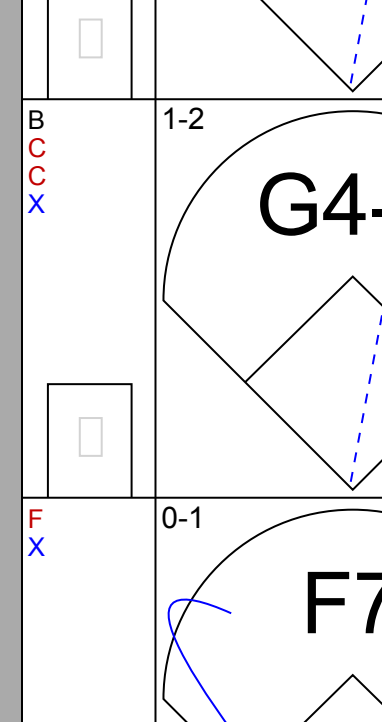
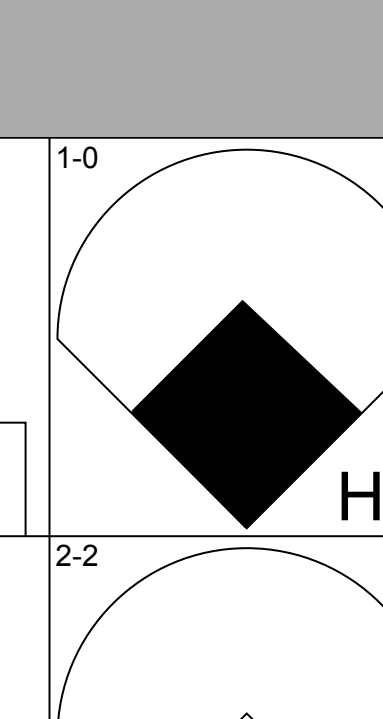
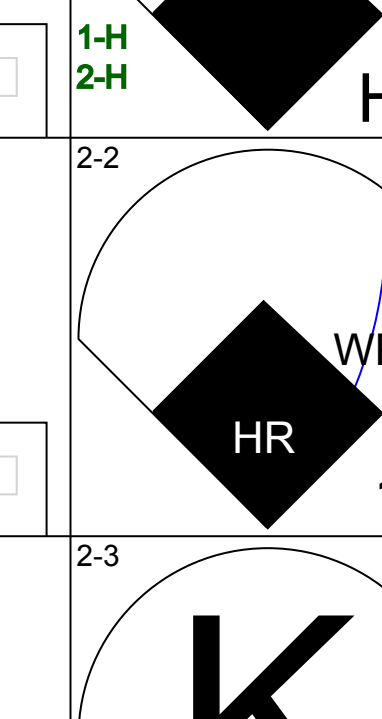
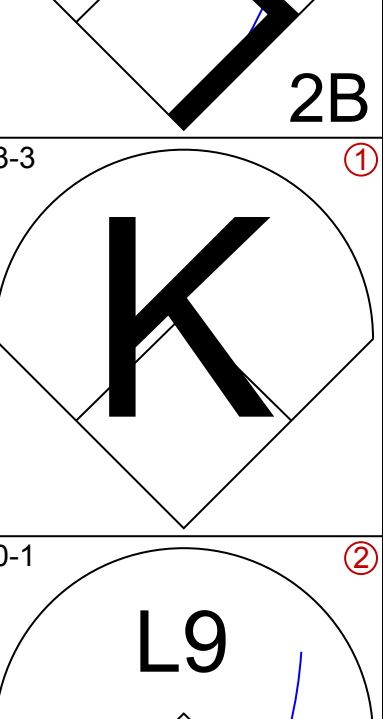
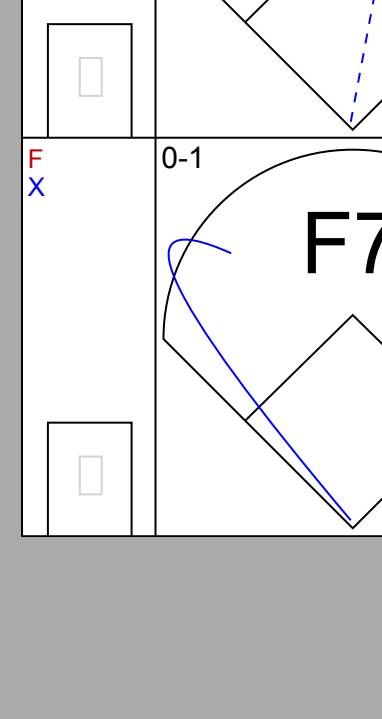
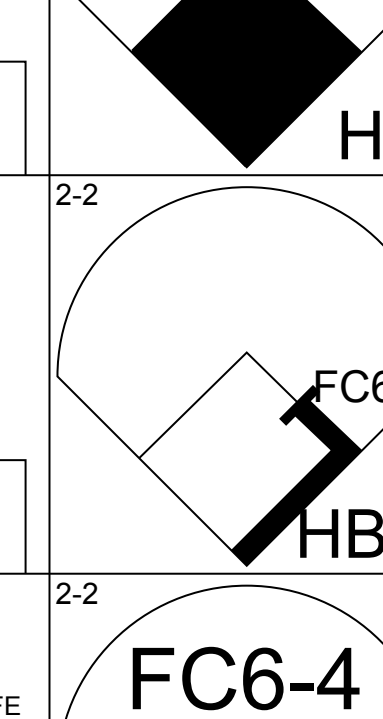
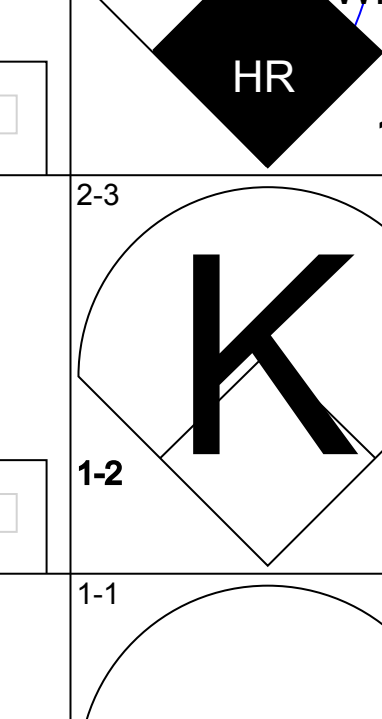
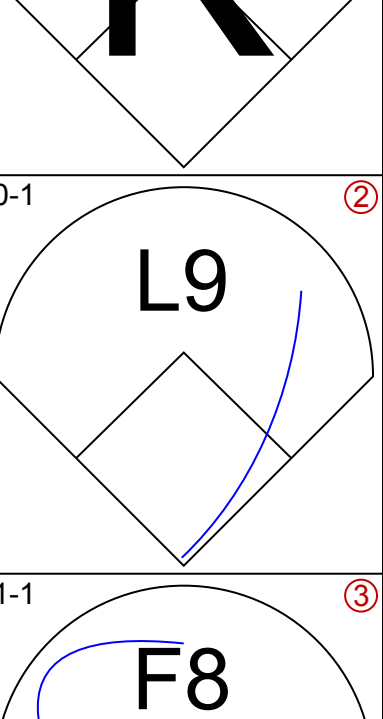
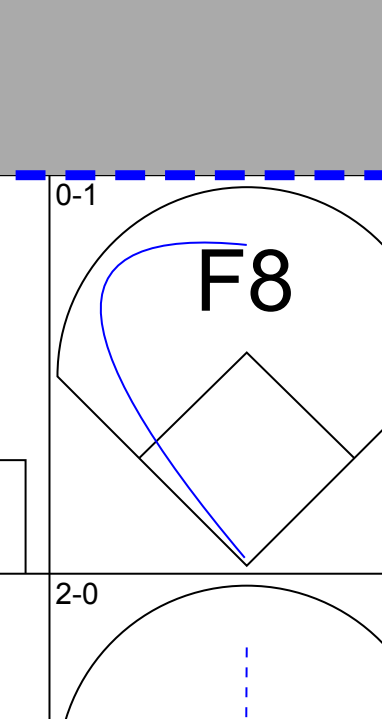
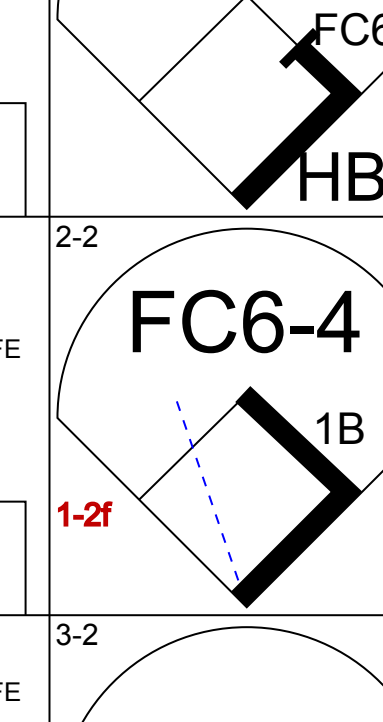
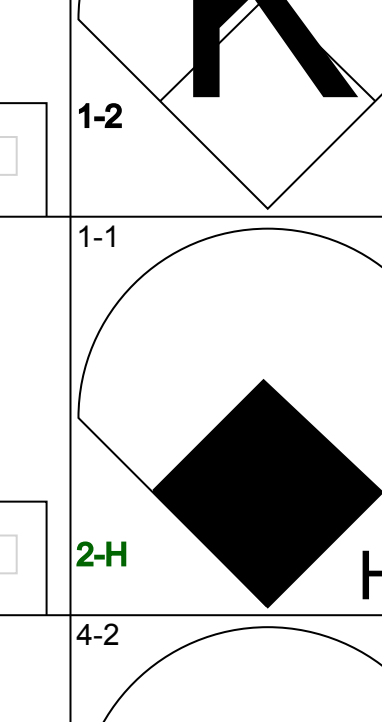
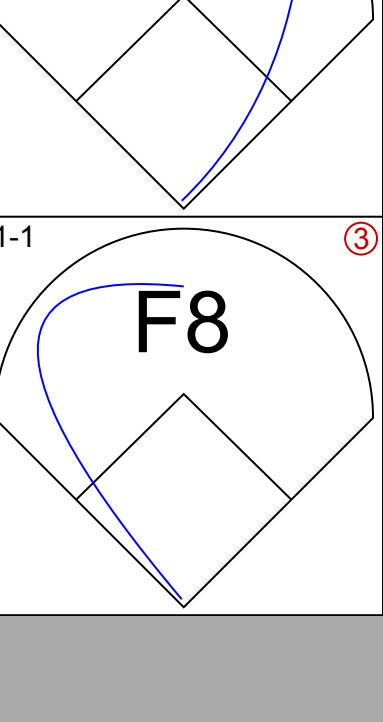
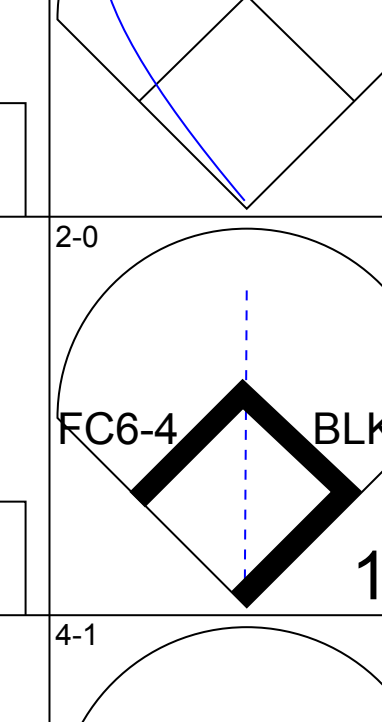
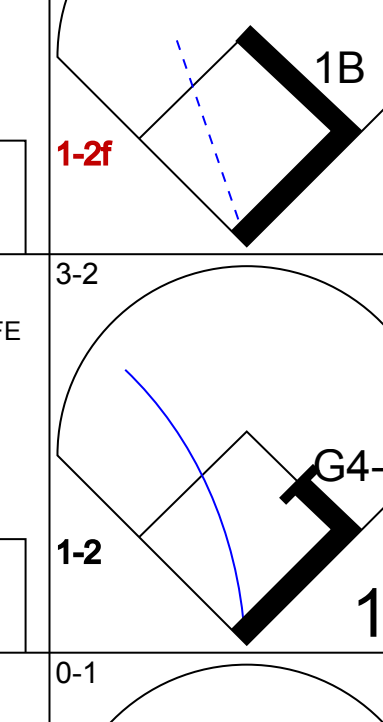
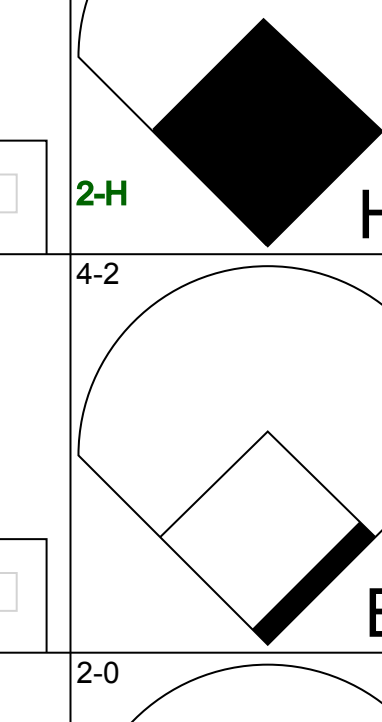
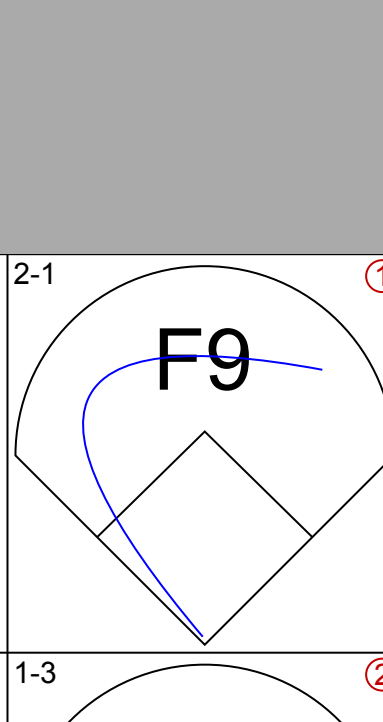
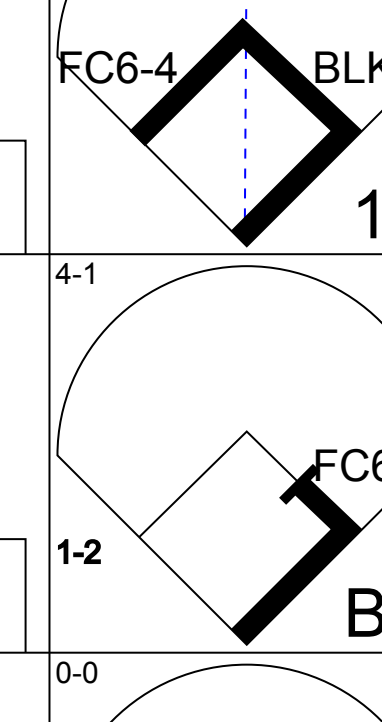
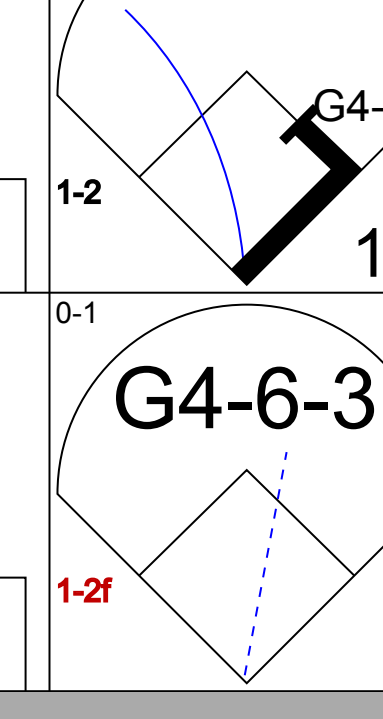
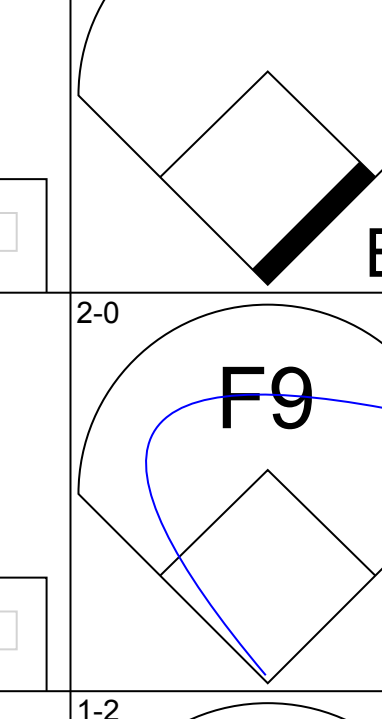
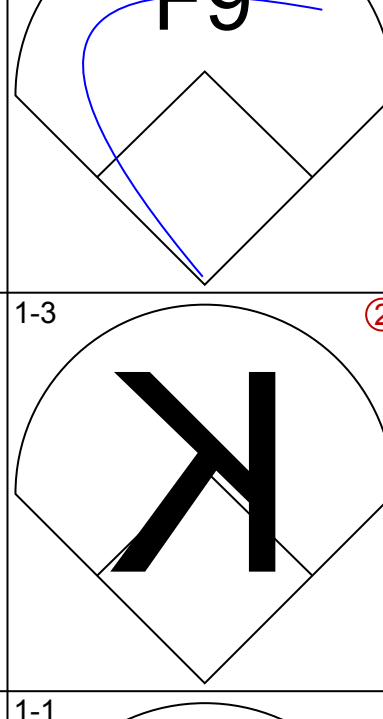
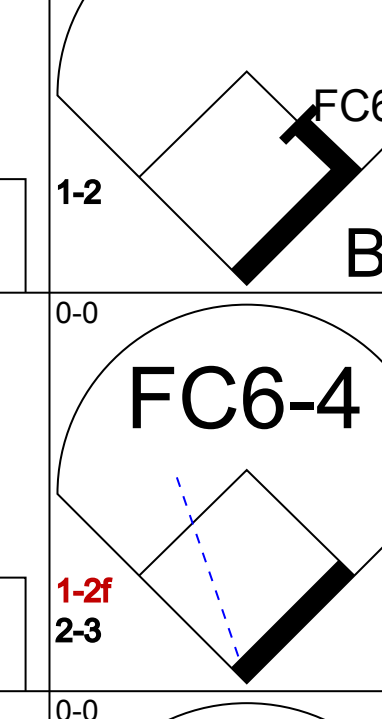
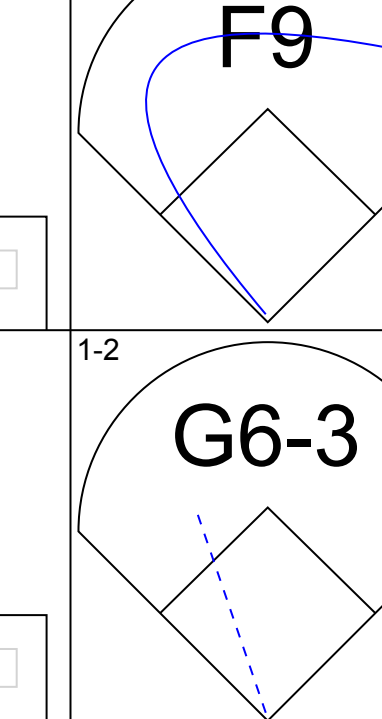
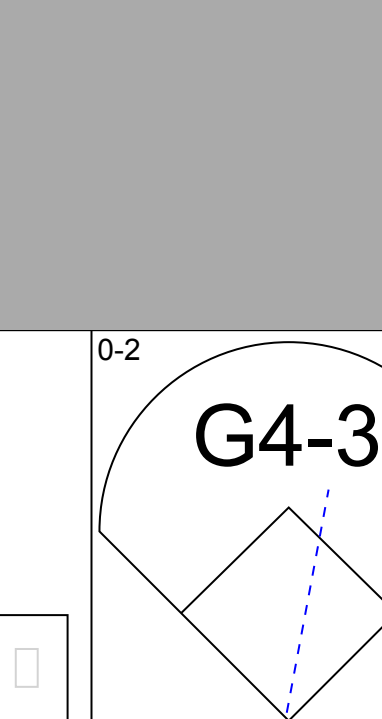
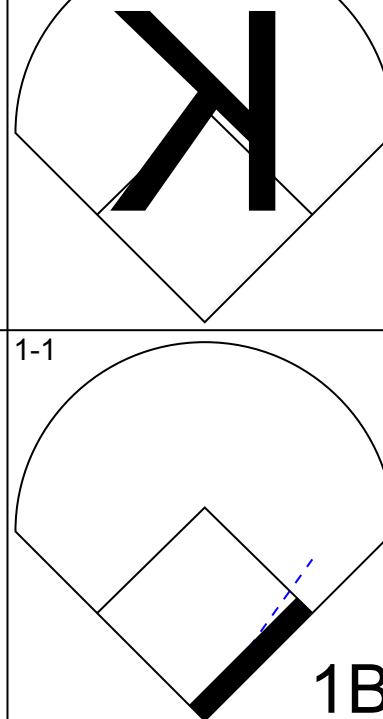
AB 37
R 11
H 13
RBI 9
BB 7
SO 2
LOB 30



Batter	1	2	3	4	5	6	7	8	9	AB	R	H	RBI	BB	SO	LOB	TOP					
Brian Downing, R OBP: 0.372, SLG: 0.439 (1, 10)										3	1	1	1	1	1	0	California Angels @ Detroit Tigers Tiger Stadium, Detroit, MI Sat Jul 02 1988, 3:33 AM EDT Att: 30,548 - Sunny - 79 F					
Dick Schofield, R OBP: 0.295, SLG: 0.316 (1, 6)										4	0	0	0	0	1	1						
Wally Joyner, L OBP: 0.346, SLG: 0.383 (1, 3)										3	0	1	0	1	0	0						
Chili Davis, S OBP: 0.289, SLG: 0.404 (1, 9)										4	0	0	0	0	1	2						
Johnny Ray, S OBP: 0.340, SLG: 0.405 (1, 4)										3	0	0	0	0	0	0						
Devon White, S OBP: 0.289, SLG: 0.347 (1, 8)										3	0	0	0	0	1	0						
Tony Armas, R OBP: 0.281, SLG: 0.324 (1, 7)										3	0	0	0	0	2	0						
Darrell Miller, R OBP: 0.352, SLG: 0.367 (1, 2)										3	0	0	0	0	0	0						
Gus Polidor, R OBP: 0.276, SLG: 0.222 (1, 5)										3	0	0	0	0	0	0						
Inning Stats	R: 0 E: 0 K: 3 S: 11	H: 0 LOB: 1 BB: 1 P: 18	R: 0 E: 0 K: 1 S: 10	H: 0 LOB: 0 BB: 0 P: 15	R: 0 E: 0 K: 0 S: 7	H: 0 LOB: 1 BB: 1 P: 15	R: 0 E: 0 K: 0 S: 3	H: 0 LOB: 0 BB: 0 P: 4	R: 0 E: 0 K: 0 S: 11	H: 0 LOB: 0 BB: 0 P: 16	R: 1 E: 0 K: 0 S: 8	H: 1 LOB: 0 BB: 0 P: 11	R: 0 E: 0 K: 1 S: 10	H: 0 LOB: 0 BB: 0 P: 15	R: 0 E: 0 K: 1 S: 5	H: 0 LOB: 0 BB: 0 P: 6	R: 0 E: 0 K: 0 S: 9	H: 1 LOB: 1 BB: 0 P: 10	1B: 1 2B: 0 3B: 0 HR: 1	SF: 0 SAC: 0 DP: 0 HBP: 0	WP: 0 PB: 0 SB: 0 CS: 0	PA: 31
PITCHER Jeff Robinson, R ERA: 3.13 (1, 1)	IP: 9.0 WLS: W BF: 31 H: 2 R: 1 ER: 1 SO: 6 BB: 2 IBB: 0 HBP: 0 BLK: 0 WP: 0 HR: 1 S: 74 P: 110 ERA: 1.00 WHIP: 0.444															PITCHER IP: WLS: BF: H: R: ER: SO: BB: IBB: HBP: BLK: WP: HR: S: P: ERA: WHIP						

AB	29
R	1
H	2
RBI	1
BB	2
SO	6
LOB	3



Batter	1	2	3	4	5	6	7	8	9	AB	R	H	RBI	BB	SO	LOB	BOTTOM					
Gary Pettis, S OBP: 0.318, SLG: 0.302 (1, 8)										3	1	0	0	1	0	1	California Angels @ Detroit Tigers Tiger Stadium, Detroit, MI Sat Jul 02 1988, 3:33 AM EDT Att: 30,548 - Sunny - 79 F					
Matt Nokes, L OBP: 0.281, SLG: 0.402 (1, 2)										3	1	0	0	1	1	0						
Pat Sheridan, L OBP: 0.363, SLG: 0.551 (1, 7)										4	1	2	3	0	1	0						
Darrell Evans, L OBP: 0.339, SLG: 0.358 (1, 10)										4	2	2	1	0	1	1						
Luis Salazar, R OBP: 0.342, SLG: 0.445 (1, 6)										3	0	0	0	0	1	2						
Dave Bergman, L OBP: 0.398, SLG: 0.488 (1, 3)										4	1	2	2	0	0	2						
Chet Lemon, R OBP: 0.361, SLG: 0.432 (1, 9)										2	0	1	0	2	0	0						
Tom Brookens, R OBP: 0.340, SLG: 0.394 (1, 5)										4	0	0	0	0	1	5						
Jim Walewander, S OBP: 0.333, SLG: 0.367 (1, 4)										4	0	1	0	0	0	2						
Inning Stats	R: 0 E: 0 K: 2 S: 7	H: 0 LOB: 0 BB: 0 P: 10	R: 1 E: 0 K: 0 S: 11	H: 2 LOB: 1 BB: 0 P: 19	R: 5 E: 0 K: 1 S: 24	H: 3 LOB: 1 BB: 3 P: 44	R: 0 E: 0 K: 0 S: 6	H: 0 LOB: 0 BB: 0 P: 7	R: 0 E: 0 K: 1 S: 10	H: 1 LOB: 1 BB: 0 P: 14	R: 0 E: 0 K: 1 S: 10	H: 1 LOB: 1 BB: 0 P: 15	R: 0 E: 0 K: 0 S: 7	H: 0 LOB: 0 BB: 0 P: 10	R: 0 E: 0 K: 0 S: 6	H: 1 LOB: 2 BB: 1 P: 12	R: 0 E: 0 K: 0 S: 6	H: 1 LOB: 1 BB: 1 P: 12	1B: 4 2B: 1 3B: 0 HR: 3	SF: 0 SAC: 0 DP: 1 HBP: 1	WP: 1 PB: 0 SB: 0 CS: 0	PA: 36
PITCHER Willie Fraser, R ERA: 6.17 Donnie Moore, R ERA: 5.09 (8, 1)	IP: 7.0 WLS: L BF: 31 H: 7 R: 6 ER: 6 SO: 6 BB: 3 IBB: 0 HBP: 1 BLK: 1 WP: 0 HR: 3 S: 75 P: 119 ERA: 7.71 WHIP: 1.429															PITCHER IP: WLS: BF: H: R: ER: SO: BB: IBB: HBP: BLK: WP: HR: S: P: ERA: WHIP						

AB	31
R	6
H	8
RBI	6
BB	4
SO	5
LOB	13



Batter	1	2	3	4	5	6	7	8	9	AB	R	H	RBI	BB	SO	LOB	TOP								
Harold Reynolds, S (1, 4) OBP: 0.328, SLG: 0.395	1-1 P4		2-1 B3			0-0 L9		1-0 SH1-4 BB SF9 1B	4-0 BB BB	4	1	1	0	1	0	0									
Rey Quinones, R (1, 10) OBP: 0.296, SLG: 0.434	0-1 G5-3		0-1 G5-3			2-2 1B		4-1 SF9 SH1-4 BB	2-3 BB	3	0	1	0	0	0	0									
Ken Phelps, L (8, PH) OBP: 0.421, SLG: 0.517										0	0	0	0	1	0	0									
Dave Hengel, R (9, PH) OBP: 0.175, SLG: 0.291										1	0	0	0	0	1	2									
Mickey Brantley, R (1, 7) OBP: 0.296, SLG: 0.474	2-2 2B			1-2 P4		0-0 P3		0-0 SH1-4	3-0 FC6-4 BB	3	1	1	0	1	0	1									
Steve Balboni, R (1, 3) OBP: 0.212, SLG: 0.336	2-2 2B			2-2 L7		0-0 L9		4-0 BB IBB	0-1 FC6-4	4	0	1	1	1	0	4									
Glenn Wilson, R (1, 9) OBP: 0.295, SLG: 0.335	1-3 K			1-0 G4-3				2-2 G4-3	0-2 SF9	3	0	0	1	0	1	1									
Jim Prestley, R (1, 5) OBP: 0.274, SLG: 0.337		2-2 G6-3			0-0 F9			4-1 FC5 BB 1B	4-1 BB	2	0	0	0	2	0	0									
Henry Cotto, R (1, 8) OBP: 0.319, SLG: 0.377		3-1 L7		2-1 HR		1-0 1B		1-0 1-2 1B	0-2 P2	4	1	2	1	0	0	3									
Dave Valle, R (1, 2) OBP: 0.282, SLG: 0.372		0-2 F8		0-3 K		2-3 K		2-3 K	0-0 G6-3	3	0	0	0	0	2	2									
Scott Bradley, L (9, PH) OBP: 0.266, SLG: 0.306										1	0	0	0	0	0	0									
Mario Diaz, R (1, 6) OBP: 0.500, SLG: 0.579			2-1 P3		1-0 G6-3			1-0 FC5	1-1 BB BB 1B	4	0	1	0	0	0	2									
Inning Stats	R: 1 E: 0 K: 1 S: 13	H: 2 LOB: 1 BB: 0 P: 19	R: 0 E: 0 K: 0 S: 8	H: 0 LOB: 0 BB: 0 P: 13	R: 0 E: 0 K: 0 S: 6	H: 0 LOB: 0 BB: 0 P: 10	R: 0 E: 0 K: 0 S: 7	H: 0 LOB: 0 BB: 0 P: 11	R: 1 E: 0 K: 1 S: 7	H: 1 LOB: 0 BB: 0 P: 10	R: 0 E: 0 K: 0 S: 7	H: 1 LOB: 1 BB: 0 P: 9	R: 0 E: 0 K: 1 S: 9	H: 1 LOB: 2 BB: 1 P: 19	R: 1 E: 0 K: 0 S: 13	H: 1 LOB: 3 BB: 3 P: 25	R: 0 E: 0 K: 1 S: 8	H: 1 LOB: 3 BB: 2 P: 18	1B: 4 2B: 2 3B: 0 HR: 1	SF: 1 SAC: 1 DP: 0 HBP: 0	WP: 0 PB: 0 SB: 0 CS: 0	PA: 40			
PITCHER	IP	WLS	BF	H	R	ER	SO	BB	IBB	HBP	BLK	WP	HR	S	P	ERA	WHIP								
Frank Tanana, L (1, 1) ERA: 4.55	7.0		28	6	3	3	3	1	0	0	0	0	1	58	93	3.86	1.000								
Mike Henneman, R (8, 1) ERA: 2.17	1.0	W	6	0	0	0	0	2	1	0	0	0	0	12	23	0.00	2.000								
Willie Hernandez, L (9, 1) ERA: 2.19	0.2		5	1	0	0	1	2	0	0	0	0	0	6	16	0.00	4.500								
Eric King, R (9, 1) ERA: 4.05	0.1	S	1	0	0	0	0	0	0	0	0	0	0	2	2	0.00	0.000								

Seattle Mariners @ Detroit Tigers
Tiger Stadium, Detroit, MI
Mon Jul 04 1988, 3:33 AM EDT
Att: 19,710 - Sunny - 85 F

AB 32
R 3
H 7
RBI 3
BB 6
SO 4
LOB 15



Batter	1	2	3	4	5	6	7	8	9	AB	R	H	RBI	BB	SO	LOB	BOTTOM								
Gary Pettis, S (1, 8) OBP: 0.319, SLG: 0.306	0-0 F8		1-0 G4-3			1-0 2H 2B		0-0 L9		4	0	1	1	0	0	0									
Matt Nokes, L (1, 2) OBP: 0.278, SLG: 0.409	1-2 1B			2-3 K		3-3 K		1-2 K	3-3 HR	4	1	2	1	0	2	1									
Pat Sheridan, L (1, 7) OBP: 0.367, SLG: 0.577	1-1 F8			0-3 K		2-3 K		3-1 K	3-1 HR	4	1	1	1	0	2	2									
Darrell Evans, L (1, 3) OBP: 0.339, SLG: 0.371	3-2 P5			1-0 F8			3-1 HR	1-2 G5-4-3 1B		4	1	2	1	0	0	1									
Luis Salazar, R (1, 6) OBP: 0.339, SLG: 0.440		1-3 K			2-2 F9		3-3 K	1-1 G5-4-3	1-2 G5-4-3	4	0	0	0	0	2	1									
Dave Bergman, L (1, 10) OBP: 0.381, SLG: 0.462		1-3 K			0-3 K		3-2 G3			3	0	0	0	0	2	0									
Chet Lemon, R (1, 9) OBP: 0.359, SLG: 0.449		2-2 G6-3			1-3 K		3-1 HR			3	1	1	1	0	1	0									
Tom Brookens, R (1, 5) OBP: 0.343, SLG: 0.397			1-3 K			0-0 2B 2B		4-2 BB		2	1	1	0	1	1	0									
Jim Walewander, S (1, 4) OBP: 0.310, SLG: 0.339			2-2 G4-3			2-1 F7		1-3 K		3	0	0	0	0	1	2									
Inning Stats	R: 0 E: 0 K: 0 S: 10	H: 1 LOB: 1 BB: 0 P: 15	R: 0 E: 0 K: 2 S: 10	H: 0 LOB: 0 BB: 0 P: 14	R: 0 E: 0 K: 1 S: 8	H: 0 LOB: 0 BB: 0 P: 12	R: 0 E: 0 K: 2 S: 8	H: 0 LOB: 0 BB: 0 P: 11	R: 0 E: 0 K: 2 S: 9	H: 0 LOB: 0 BB: 0 P: 12	R: 1 E: 0 K: 2 S: 10	H: 2 LOB: 1 BB: 0 P: 18	R: 2 E: 0 K: 2 S: 18	H: 2 LOB: 1 BB: 1 P: 34	R: 2 E: 0 K: 0 S: 12	H: 3 LOB: 0 BB: 0 P: 18	1B: 2 2B: 2 3B: 0 HR: 4	SF: 0 SAC: 0 DP: 1 HBP: 0	WP: 0 PB: 0 SB: 0 CS: 0	PA: 32					
PITCHER	IP	WLS	BF	H	R	ER	SO	BB	IBB	HBP	BLK	WP	HR	S	P	ERA	WHIP								
Mike Moore, R (1, 1) ERA: 4.17	7.0		27	5	3	3	11	1	0	0	0	0	2	73	116	3.86	0.857								
Rod Seery, L (8, 1) ERA: 3.27	0.1	L	4	3	2	2	0	0	0	0	0	0	2	10	15	54.00	9.000								
Jerry Reed, R (8, 1) ERA: 3.93	0.2		1	0	0	0	0	0	0	0	0	0	0	2	3	0.00	0.000								

Seattle Mariners @ Detroit Tigers
Tiger Stadium, Detroit, MI
Mon Jul 04 1988, 3:33 AM EDT
Att: 19,710 - Sunny - 85 F

AB 31
R 5
H 8
RBI 5
BB 1
SO 11
LOB 7



Batter	1	2	3	4	5	6	7	8	9	AB	R	H	RBI	BB	SO	LOB	TOP					
Harold Reynolds, S OBP: 0.327, SLG: 0.392 (1, 4)	L9		G3	F8				G4-3		5	0	1	0	0	0	3						
Rey Quinones, R OBP: 0.294, SLG: 0.430 (1, 6)	P3				G5-3	P3		G6-3		5	0	1	1	0	0	2						
Mickey Brantley, R OBP: 0.291, SLG: 0.466 (1, 8) (8, 7)	G4-3		K		F8		F9	L9		5	0	0	0	0	1	1						
Ken Phelps, L OBP: 0.425, SLG: 0.511 (1, 10)		K			E 2B		P3			2	1	0	0	3	1	0						
Steve Balboni, R OBP: 0.219, SLG: 0.338 (1, 3)					E5		F7			5	1	2	0	0	0	3						
Glenn Wilson, R OBP: 0.295, SLG: 0.333 (1, 9)										4	1	1	0	0	2	4						
Scott Bradley, L OBP: 0.272, SLG: 0.315 Jim Presley, R OBP: 0.274, SLG: 0.337 (1, 5) (8, 5)										2	1	1	1	1	0	1						
Dave Valle, R OBP: 0.288, SLG: 0.382 (1, 2)										3	0	2	2	0	0	0						
Greg Briley, L OBP: 0.263, SLG: 0.389 Henry Cotto, R OBP: 0.319, SLG: 0.377 (1, 7) (8, 8)										3	1	1	1	0	0	2						
Inning Stats	R: 0 E: 0 K: 0 S: 6	H: 0 LOB: 0 BB: 0 P: 8	R: 0 E: 0 K: 1 S: 10	H: 1 LOB: 1 BB: 0 P: 17	R: 1 E: 0 K: 1 S: 16	H: 2 LOB: 1 BB: 0 P: 24	R: 3 E: 1 K: 1 S: 10	H: 1 LOB: 1 BB: 2 P: 23	R: 0 E: 0 K: 0 S: 7	H: 0 LOB: 1 BB: 1 P: 13	R: 1 E: 1 K: 0 S: 9	H: 3 LOB: 2 BB: 0 P: 12	R: 0 E: 0 K: 1 S: 11	H: 1 LOB: 0 BB: 0 P: 18	R: 0 E: 0 K: 0 S: 8	H: 1 LOB: 1 BB: 1 P: 11	R: 0 E: 0 K: 0 S: 5	H: 0 LOB: 1 BB: 1 P: 10	1B: 7 2B: 2 3B: 0 HR: 0	SF: 2 SAC: 1 DP: 0 HBP: 0	WP: 0 PB: 0 SB: 0 CS: 0	PA: 41
PITCHER Walt Terrell, R ERA: 4.57 (1, 1)	IP: 9.0 WLS: L BF: 41 H: 9 R: 5 ER: 3 SO: 4 BB: 4 IBB: 0 HBP: 0 BLK: 0 WP: 0 HR: 0 S: 82 P: 136 ERA: 3.00 WHIP: 1.444															PITCHER						

Seattle Mariners @ Detroit Tigers
Tiger Stadium, Detroit, MI
Tue Jul 05 1988, 7:05 PM EDT
Att: 17,185 - Unknown - 91 F

AB	34
R	5
H	9
RBI	5
BB	4
SO	4
LOB	16



Batter	1	2	3	4	5	6	7	8	9	AB	R	H	RBI	BB	SO	LOB	BOTTOM					
Gary Pettis, S OBP: 0.318, SLG: 0.303 Pat Sheridan, L OBP: 0.371, SLG: 0.580 (1, 8) (7, PR) (8, 8)	G3-1	FC5-4			G6-3					3	0	0	0	0	0	3						
Tom Brookens, R OBP: 0.340, SLG: 0.393 (1, 5)	F8				F7					5	0	1	1	0	0	1						
Luis Salazar, R OBP: 0.340, SLG: 0.452 (1, 6)										5	1	2	1	0	1	3						
Chet Lemon, R OBP: 0.357, SLG: 0.445 (1, 9)	G5-3				G6-3					4	1	1	0	0	0	1						
Larry Herndon, R OBP: 0.327, SLG: 0.350 Dave Bergman, L OBP: 0.367, SLG: 0.467 (1, 7) (8, PH) (9, 7)					F8					3	1	2	0	0	0	1						
Ray Knight, R OBP: 0.302, SLG: 0.309 (1, 3)					G6-3					4	0	2	2	0	1	1						
Darrell Evans, L OBP: 0.333, SLG: 0.364 (1, 10)					G3-1					4	0	0	0	0	1	4						
Mike Heath, R OBP: 0.308, SLG: 0.305 Matt Nokes, L OBP: 0.280, SLG: 0.410 (1, 2) (6, PH) (7, 2)										1	0	0	0	1	1	0						
Jim Walewander, S OBP: 0.295, SLG: 0.322 Lou Whitaker, L OBP: 0.385, SLG: 0.402 (1, 4) (9, PH)					G3-1					3	0	0	0	0	1	3						
Inning Stats	R: 1 E: 0 K: 0 S: 10	H: 1 LOB: 0 BB: 0 P: 15	R: 0 E: 0 K: 1 S: 14	H: 2 LOB: 3 BB: 1 P: 24	R: 0 E: 0 K: 1 S: 10	H: 1 LOB: 1 BB: 0 P: 15	R: 0 E: 0 K: 1 S: 8	H: 0 LOB: 0 BB: 0 P: 11	R: 0 E: 0 K: 0 S: 8	H: 0 LOB: 0 BB: 0 P: 12	R: 2 E: 0 K: 1 S: 12	H: 3 LOB: 1 BB: 0 P: 18	R: 0 E: 0 K: 2 S: 12	H: 0 LOB: 1 BB: 0 P: 17	R: 0 E: 0 K: 1 S: 14	H: 1 LOB: 0 BB: 0 P: 22	R: 1 E: 0 K: 1 S: 16	H: 3 LOB: 1 BB: 0 P: 19	1B: 8 2B: 2 3B: 0 HR: 1	SF: 0 SAC: 0 DP: 1 HBP: 1	WP: 1 PB: 0 SB: 0 CS: 0	PA: 39
PITCHER Steve Trout, L ERA: 6.8 (1, 1)	IP: 5.2 WLS: W BF: 25 H: 7 R: 3 ER: 3 SO: 2 BB: 1 IBB: 0 HBP: 0 BLK: 0 WP: 1 HR: 0 S: 58 P: 88 ERA: 4.76 WHIP: 1.412															PITCHER						
Michael Jackson, R ERA: 2.34 (6, 1)	IP: 2.0 WLS: S BF: 8 H: 1 R: 0 ER: 0 SO: 4 BB: 0 IBB: 0 HBP: 1 BLK: 0 WP: 0 HR: 0 S: 27 P: 42 ERA: 0.00 WHIP: 0.500															PITCHER						
Mike Schooler, R ERA: 3.55 (8, 1)	IP: 1.1 WLS: S BF: 6 H: 3 R: 1 ER: 1 SO: 1 BB: 0 IBB: 0 HBP: 0 BLK: 0 WP: 0 HR: 0 S: 19 P: 23 ERA: 6.75 WHIP: 2.250															PITCHER						

Seattle Mariners @ Detroit Tigers
Tiger Stadium, Detroit, MI
Tue Jul 05 1988, 7:05 PM EDT
Att: 17,185 - Unknown - 91 F

AB	37
R	4
H	11
RBI	4
BB	1
SO	7
LOB	19



Batter	1	2	3	4	5	6	7	8	9	AB	R	H	RBI	BB	SO	LOB	TOP								
Harold Reynolds, S (1, 4) OBP: 0.329, SLG: 0.398	B5		E					K									3 1 1 0 1 1 0								
Rey Quinones, R (1, 6) OBP: 0.294, SLG: 0.427	K		E5		CS	G6-3			1B								4 1 1 0 0 1 0								
Mickey Brantley, R (1, 7) OBP: 0.291, SLG: 0.464	P4		F8				K		1B								4 1 1 0 0 1 1								
Ken Phelps, L (1, 10) OBP: 0.424, SLG: 0.525																	3 1 1 1 0 0 0								
Dave Hengel, R (9, PH) OBP: 0.172, SLG: 0.286																	1 0 0 0 0 0 2								
Scott Bradley, L (1, 2) OBP: 0.267, SLG: 0.309																	3 0 0 0 0 0 0								
Dave Valle, R (8, 2) OBP: 0.291, SLG: 0.401																	1 1 1 3 0 0 0								
Steve Balboni, R (1, 3) OBP: 0.220, SLG: 0.336																	4 0 1 0 0 1 0								
Glenn Wilson, R (1, 9) OBP: 0.290, SLG: 0.328																	4 0 0 0 0 1 1								
Jim Presley, R (1, 5) OBP: 0.275, SLG: 0.347																	3 1 1 1 0 1 0								
Henry Cotto, R (1, 8) OBP: 0.316, SLG: 0.372																	3 0 0 0 0 0 0								
Inning Stats	R: 0 E: 0 K: 1 S: 9	H: 0 LOB: 0 BB: 0 P: 12	R: 0 E: 0 K: 0 S: 4	H: 0 LOB: 0 BB: 0 P: 7	R: 2 E: 1 K: 1 S: 15	H: 2 LOB: 1 BB: 0 P: 24	R: 1 E: 0 K: 1 S: 8	H: 1 LOB: 0 BB: 0 P: 13	R: 0 E: 0 K: 0 S: 11	H: 0 LOB: 0 BB: 1 P: 20	R: 0 E: 0 K: 0 S: 6	H: 0 LOB: 0 BB: 0 P: 11	R: 0 E: 0 K: 0 S: 3	H: 0 LOB: 0 BB: 0 P: 5	R: 0 E: 0 K: 2 S: 8	H: 0 LOB: 0 BB: 0 P: 12	R: 3 E: 0 K: 0 S: 15	H: 4 LOB: 0 BB: 0 P: 20	1B: 3 2B: 0 3B: 1 HR: 3	SF: 0 SAC: 0 DP: 1 HBP: 0	WP: 0 PB: 0 SB: 0 CS: 1	PA: 35			
PITCHER	IP	WLS	BF	H	R	ER	SO	BB	IBB	HBP	BLK	WP	HR	S	P	ERA	WHIP								
Doyle Alexander, R (1, 1) ERA: 3.15	8.0		30	5	5	4	6	1	0	0	0	0	2	72	114	4.50	0.750								
Willie Hernandez, L (9, 1) ERA: 2.17	0.1	W	1	0	0	0	0	0	0	0	0	0	0	1	1	0.00	0.000								
Mike Henneman, R (9, 1) ERA: 2.37	0.2		3	2	1	1	0	0	0	0	0	0	1	6	9	13.50	3.000								

Seattle Mariners @ Detroit Tigers
Tiger Stadium, Detroit, MI
Wed Jul 06 1988, 7:05 PM EDT
Att: 18,298 - Unknown - 95 F

AB 33
R 6
H 7
RBI 5
BB 1
SO 6
LOB 4



Batter	1	2	3	4	5	6	7	8	9	AB	R	H	RBI	BB	SO	LOB	BOTTOM								
Tom Brookens, R (1, 5) OBP: 0.335, SLG: 0.386	G6-3		K					K									4 0 0 0 0 2 1								
Dave Bergman, L (9, PH) OBP: 0.363, SLG: 0.462																	1 0 0 0 0 1 1								
Darrell Evans, L (1, 10) OBP: 0.335, SLG: 0.383	G3-1								1B								5 1 2 1 0 1 1								
Luis Salazar, R (1, 8) OBP: 0.345, SLG: 0.453	P4								2B								4 1 2 1 1 0 0								
Chet Lemon, R (1, 9) OBP: 0.359, SLG: 0.456									1B								3 1 1 2 1 2 0								
Larry Herndon, R (1, 7) OBP: 0.319, SLG: 0.340																	3 0 0 0 0 0 2								
Pat Sheridan, L (8, PH) OBP: 0.374, SLG: 0.580																	0 0 0 0 1 0 0								
Ray Knight, R (1, 3) OBP: 0.296, SLG: 0.303																	4 0 0 0 0 1 4								
Mike Heath, R (1, 2) OBP: 0.281, SLG: 0.370																	3 2 2 2 0 0 3								
Lou Whitaker, L (9, PH) OBP: 0.387, SLG: 0.404																	1 1 1 0 0 0 0								
Ivan De Jesus, R (1, 6) OBP: 0.284, SLG: 0.413																	3 0 0 0 0 1 0								
Jim Walewander, S (1, 4) OBP: 0.281, SLG: 0.306																	3 0 0 0 0 0 1								
Matt Nokes, L (9, PH) OBP: 0.284, SLG: 0.413																	1 1 1 1 0 0 0								
Inning Stats	R: 0 E: 0 K: 0 S: 7	H: 0 LOB: 0 BB: 0 P: 12	R: 0 E: 0 K: 2 S: 11	H: 0 LOB: 0 BB: 0 P: 15	R: 1 E: 0 K: 2 S: 10	H: 1 LOB: 0 BB: 0 P: 18	R: 0 E: 1 K: 1 S: 12	H: 1 LOB: 3 BB: 1 P: 22	R: 0 E: 0 K: 0 S: 8	H: 0 LOB: 0 BB: 0 P: 12	R: 0 E: 0 K: 1 S: 8	H: 0 LOB: 0 BB: 0 P: 11	R: 1 E: 0 K: 0 S: 12	H: 1 LOB: 0 BB: 0 P: 19	R: 3 E: 0 K: 1 S: 10	H: 2 LOB: 0 BB: 2 P: 21	R: 2 E: 0 K: 1 S: 12	H: 4 LOB: 2 BB: 0 P: 15	1B: 4 2B: 1 3B: 0 HR: 4	SF: 0 SAC: 1 DP: 0 HBP: 0	WP: 0 PB: 0 SB: 0 CS: 1	PA: 40			
PITCHER	IP	WLS	BF	H	R	ER	SO	BB	IBB	HBP	BLK	WP	HR	S	P	ERA	WHIP								
Mark Langston, L (1, 1) ERA: 3.95	7.0		27	3	2	2	6	1	0	0	0	0	2	68	109	2.57	0.571								
Michael Jackson, R (8, 1) ERA: 2.79	0.1		4	2	3	3	1	1	0	0	0	0	2	8	14	81.00	9.000								
Rod Scurry, L (8, 1) ERA: 3.27	0.0		1	0	0	0	0	1	0	0	0	0	0	0	4	∞	∞								
Mike Scholer, R (8, 1) ERA: 4.5	1.1	L	7	4	2	2	1	0	0	0	0	0	0	14	18	13.50	3.000								

Seattle Mariners @ Detroit Tigers
Tiger Stadium, Detroit, MI
Wed Jul 06 1988, 7:05 PM EDT
Att: 18,298 - Unknown - 95 F


AB 35
R 7
H 9
RBI 7
BB 3
SO 8
LOB 13



Batter	1	2	3	4	5	6	7	8	9	AB	R	H	RBI	BB	SO	LOB	TOP					
Luis Polonia, L OBP: 0.314, SLG: 0.292	2-2 G6-4-3 1B			1-2 G5-3			2-1 1B 1B		0-1 FC6-4	4	1	2	0	0	0	1						
Carney Lansford, R OBP: 0.377, SLG: 0.426 Matt Sinatro, R OBP: 0.429, SLG: 0.833	1-0 G6-4-3 1-2f			1-3 K			0-0 P4		1-0 FC6-4 1-2f	3	0	0	0	0	1	2						
Jose Canseco, R OBP: 0.361, SLG: 0.527	3-1 G6-3			3-1 F8			3-2 CS 1-H 1B			3	0	1	1	0	0	0						
Ron Hassey, L OBP: 0.303, SLG: 0.394 Glenn Hubbard, R OBP: 0.314, SLG: 0.264		3-2 L6			0-0 F7					3	0	0	0	0	1	1						
Mark McGwire, R OBP: 0.343, SLG: 0.441		1-0 G5-3			1-3 K					2	0	0	0	1	1	0						
Dave Henderson, R OBP: 0.353, SLG: 0.522 Terry Steinbach, R OBP: 0.289, SLG: 0.350		1-1 F9			1-1 G6-3				4-1 G5-4-3 BB	3	0	0	0	0	0	1						
Stan Javier, S OBP: 0.327, SLG: 0.359				0-3 K			1-1 G6-3		0-1 G5-4-3 1-2f	3	0	0	0	0	1	0						
Mike Gallego, R OBP: 0.279, SLG: 0.280				2-1 F9			0-0 G5-3		1-0 F8	3	0	0	0	0	0	0						
Walt Weiss, S OBP: 0.288, SLG: 0.287				1-1 F7			0-0 F7		1-2 FC6-4 1B	3	0	1	0	0	0	0						
Inning Stats	R: 0 E: 0 K: 0 S: 6	H: 1 LOB: 0 BB: 0 P: 12	R: 0 E: 0 K: 0 S: 6	H: 0 LOB: 0 BB: 0 P: 11	R: 0 E: 0 K: 1 S: 7	H: 0 LOB: 0 BB: 0 P: 10	R: 0 E: 0 K: 1 S: 9	H: 0 LOB: 0 BB: 0 P: 14	R: 0 E: 0 K: 1 S: 6	H: 0 LOB: 0 BB: 0 P: 8	R: 0 E: 0 K: 1 S: 4	H: 0 LOB: 0 BB: 0 P: 5	R: 1 E: 0 K: 1 S: 9	H: 2 LOB: 0 BB: 0 P: 16	R: 0 E: 0 K: 0 S: 5	H: 0 LOB: 0 BB: 1 P: 9	R: 0 E: 0 K: 0 S: 7	H: 1 LOB: 1 BB: 0 P: 10	1B: 4 2B: 0 3B: 0 HR: 0	SF: 0 SAC: 0 DP: 2 HBP: 0	WP: 0 PB: 0 SB: 0 CS: 1	PA: 29
PITCHER	IP WLS BF H R ER SO BB IBB HBP BLK WP HR S P ERA WHIP	6.1 W 21 3 1 1 3 0 0 0 0 0 0 44 71 1.42 0.474	2.2 L 8 1 0 0 1 1 0 0 0 0 0 15 24 0.00 0.750	PITCHER										IP WLS BF H R ER SO BB IBB HBP BLK WP HR S P ERA WHIP								
Jeff Robinson, R ERA: 3.02 Paul Gibson, L ERA: 2.85																						

Oakland Athletics @ Detroit Tigers
Tiger Stadium, Detroit, MI
Thu Jul 07 1988, 7:05 PM EDT
Att: 28,061 - Unknown - 95 F


AB 28
R 1
H 4
RBI 1
BB 1
SO 4
LOB 6



Batter	1	2	3	4	5	6	7	8	9	AB	R	H	RBI	BB	SO	LOB	BOTTOM					
Tom Brookens, R OBP: 0.333, SLG: 0.381	0-1 F7								0-1 P3	3	1	0	0	1	0	2						
Lou Whitaker, L OBP: 0.385, SLG: 0.402	3-2 F8			0-0 G4-3					2-3 K	4	1	1	0	0	1	0						
Luis Salazar, R OBP: 0.347, SLG: 0.466	2-2 G5-3			1-2 HR 1B					0-3 K	4	1	2	3	0	1	0						
Chet Lemon, R OBP: 0.358, SLG: 0.465		2-1 HR		3-2 F9					1-0 G6-3	4	1	1	1	0	0	1						
Larry Herndon, R OBP: 0.331, SLG: 0.390 Pat Sheridan, L OBP: 0.370, SLG: 0.572		3-1 HR		1-1 HR 2B					2-1 G4-3	2	2	2	1	0	0	0						
Ray Knight, R OBP: 0.295, SLG: 0.317		3-2 F9		1-0 HR					3-2 G5-3	4	1	1	2	0	0	0						
Darrell Evans, L OBP: 0.330, SLG: 0.376		1-0 G3		3-1 G3					0-0 G4-3	4	0	0	0	0	1	0						
Mike Heath, R OBP: 0.323, SLG: 0.402		2-1 HR		3-1 1B 1B					3-2 G6-3	4	1	2	1	0	1	0						
Ivan De Jesus, R OBP: 0.167, SLG: 0.167		0-1 G5-3		2-2 1-2 1B					0-1 F8	3	0	1	0	0	0	0						
Inning Stats	R: 0 E: 0 K: 0 S: 10	H: 0 LOB: 0 BB: 0 P: 15	R: 3 E: 0 K: 0 S: 12	H: 3 LOB: 0 BB: 0 P: 23	R: 5 E: 0 K: 0 S: 20	H: 6 LOB: 2 BB: 1 P: 41	R: 0 E: 0 K: 0 S: 8	H: 1 LOB: 1 BB: 0 P: 14	R: 0 E: 0 K: 2 S: 9	H: 0 LOB: 0 BB: 0 P: 16	R: 0 E: 0 K: 1 S: 7	H: 0 LOB: 0 BB: 0 P: 9	R: 0 E: 0 K: 1 S: 6	H: 0 LOB: 0 BB: 0 P: 8	R: 0 E: 0 K: 0 S: 8	H: 0 LOB: 0 BB: 0 P: 14	R: 0 E: 0 K: 0 S: 8	H: 0 LOB: 0 BB: 0 P: 14	1B: 4 2B: 1 3B: 0 HR: 5	SF: 0 SAC: 0 DP: 0 HBP: 0	WP: 0 PB: 0 SB: 0 CS: 0	PA: 35
PITCHER	IP WLS BF H R ER SO BB IBB HBP BLK WP HR S P ERA WHIP	2.2 L 16 7 8 8 0 1 0 0 0 0 5 34 65 27.00 3.000	5.1 L 19 3 0 0 4 0 0 0 0 0 0 46 75 0.00 0.562	PITCHER										IP WLS BF H R ER SO BB IBB HBP BLK WP HR S P ERA WHIP								
Curt Young, L ERA: 5.27 Jim Corsi, R ERA: 1.93																						

Oakland Athletics @ Detroit Tigers
Tiger Stadium, Detroit, MI
Thu Jul 07 1988, 7:05 PM EDT
Att: 28,061 - Unknown - 95 F

AB 34
R 8
H 10
RBI 8
BB 1
SO 4
LOB 4



Batter	1	2	3	4	5	6	7	8	9	AB	R	H	RBI	BB	SO	LOB	TOP				
Luis Polonia, L OBP: 0.321, SLG: 0.301 Stan Javier, S OBP: 0.324, SLG: 0.351 (8, FH) (8, 7)										4	1	2	0	0	0	0					
Carney Lansford, R OBP: 0.376, SLG: 0.427 (1, 5)										5	1	1	0	0	1	1					
Jose Canseco, R OBP: 0.383, SLG: 0.533 (1, 9)										5	0	2	0	0	2	2					
Mark McGwire, R OBP: 0.343, SLG: 0.450 (1, 3)											5	1	2	1	0	1	3				
Ron Hassey, L OBP: 0.296, SLG: 0.380 Don Baylor, R OBP: 0.298, SLG: 0.286 (1, 10) (9, FH)											3	1	0	0	1	1	3				
Dave Henderson, R OBP: 0.356, SLG: 0.519 (1, 8)											4	1	3	2	0	0					
Terry Steinbach, R OBP: 0.298, SLG: 0.362 (1, 2)										3	2	1	1	1	0	1					
Glenn Hubbard, R OBP: 0.312, SLG: 0.258 (1, 4)										3	0	0	0	1	0	3					
Walt Weiss, S OBP: 0.291, SLG: 0.299 (1, 6)										4	1	2	4	0	1	1					
Inning Stats	R: 0 E: 0 K: 2 S: 12	H: 2 LOB: 2 BB: 0 P: 15	R: 1 E: 0 K: 1 S: 11	H: 2 LOB: 0 BB: 0 P: 20	R: 7 E: 0 K: 1 S: 17	H: 5 LOB: 2 BB: 2 P: 37	R: 0 E: 0 K: 0 S: 7	H: 1 LOB: 1 BB: 0 P: 11	R: 0 E: 0 K: 0 S: 8	H: 1 LOB: 1 BB: 1 P: 16	R: 0 E: 0 K: 1 S: 6	H: 0 LOB: 0 BB: 0 P: 12	R: 0 E: 0 K: 1 S: 10	H: 1 LOB: 1 BB: 0 P: 15	R: 0 E: 0 K: 1 S: 13	H: 1 LOB: 1 BB: 0 P: 20	1B: 11 2B: 0 3B: 0 HR: 2	SF: 0 SAC: 0 DP: 1 HBP: 0	WP: 0 PB: 0 SB: 0 CS: 1	PA: 41	
PITCHER	IP WLS BF H R ER SO BB IBB HBP BLK WP HR S P ERA WHIP	IP WLS BF H R ER SO BB IBB HBP BLK WP HR S P ERA WHIP	IP WLS BF H R ER SO BB IBB HBP BLK WP HR S P ERA WHIP	IP WLS BF H R ER SO BB IBB HBP BLK WP HR S P ERA WHIP	IP WLS BF H R ER SO BB IBB HBP BLK WP HR S P ERA WHIP	IP WLS BF H R ER SO BB IBB HBP BLK WP HR S P ERA WHIP	IP WLS BF H R ER SO BB IBB HBP BLK WP HR S P ERA WHIP	IP WLS BF H R ER SO BB IBB HBP BLK WP HR S P ERA WHIP	IP WLS BF H R ER SO BB IBB HBP BLK WP HR S P ERA WHIP	IP WLS BF H R ER SO BB IBB HBP BLK WP HR S P ERA WHIP	IP WLS BF H R ER SO BB IBB HBP BLK WP HR S P ERA WHIP	IP WLS BF H R ER SO BB IBB HBP BLK WP HR S P ERA WHIP	IP WLS BF H R ER SO BB IBB HBP BLK WP HR S P ERA WHIP	IP WLS BF H R ER SO BB IBB HBP BLK WP HR S P ERA WHIP	IP WLS BF H R ER SO BB IBB HBP BLK WP HR S P ERA WHIP	IP WLS BF H R ER SO BB IBB HBP BLK WP HR S P ERA WHIP	IP WLS BF H R ER SO BB IBB HBP BLK WP HR S P ERA WHIP	IP WLS BF H R ER SO BB IBB HBP BLK WP HR S P ERA WHIP	IP WLS BF H R ER SO BB IBB HBP BLK WP HR S P ERA WHIP	IP WLS BF H R ER SO BB IBB HBP BLK WP HR S P ERA WHIP	IP WLS BF H R ER SO BB IBB HBP BLK WP HR S P ERA WHIP

Oakland Athletics @ Detroit Tigers
Tiger Stadium, Detroit, MI
Sun Jul 10 1988, 3:33 AM EDT
Att: 36,519 - Overcast - 82 F

AB	38
R	8
H	13
RBI	8
BB	3
SO	7
LOB	16



Batter	1	2	3	4	5	6	7	8	9	AB	R	H	RBI	BB	SO	LOB	BOTTOM					
Dave Bergman, L OBP: 0.398, SLG: 0.465 Larry Herndon, R OBP: 0.333, SLG: 0.387 (1, 10) (9, FH)										3	0	0	0	1	1	4						
Lou Whitaker, L OBP: 0.380, SLG: 0.404 (1, 4)										3	0	0	0	1	0	3						
Pat Sheridan, L OBP: 0.361, SLG: 0.548 Ray Knight, R OBP: 0.292, SLG: 0.314 (1, 7) (7, FH) (8, 7)										2	0	0	1	1	1	0						
Luis Salazar, R OBP: 0.336, SLG: 0.448 (1, 8)										4	0	0	0	0	0	3						
Darrell Evans, L OBP: 0.333, SLG: 0.401 (1, 3)										4	1	3	1	0	1	0						
Tom Brookens, R OBP: 0.338, SLG: 0.381 Jim Walewander, S OBP: 0.269, SLG: 0.292 (1, 5) (2, FR) (3, 5)										0	0	0	0	0	0	0						
Matt Nokes, L OBP: 0.288, SLG: 0.495 (1, 2)										4	1	1	0	0	1	2						
Mike Heath, R OBP: 0.326, SLG: 0.402 (1, 9)										4	0	2	0	0	0	1						
Ivan De Jesus, R OBP: 0.214, SLG: 0.154 (1, 6)										4	0	1	0	0	1	2						
Inning Stats	R: 0 E: 0 K: 2 S: 10	H: 0 LOB: 0 BB: 0 P: 14	R: 0 E: 0 K: 1 S: 4	H: 0 LOB: 1 BB: 0 P: 10	R: 0 E: 0 K: 1 S: 12	H: 2 LOB: 2 BB: 0 P: 18	R: 1 E: 0 K: 0 S: 10	H: 1 LOB: 0 BB: 0 P: 18	R: 1 E: 0 K: 0 S: 14	H: 2 LOB: 3 BB: 2 P: 26	R: 0 E: 0 K: 0 S: 16	H: 1 LOB: 1 BB: 0 P: 22	R: 0 E: 0 K: 0 S: 6	H: 0 LOB: 1 BB: 1 P: 12	R: 0 E: 0 K: 0 S: 8	H: 1 LOB: 1 BB: 0 P: 11	R: 0 E: 0 K: 1 S: 10	H: 0 LOB: 0 BB: 0 P: 14	1B: 6 2B: 0 3B: 0 HR: 1	SF: 0 SAC: 0 DP: 0 HBP: 1	WP: 0 PB: 0 SB: 0 CS: 1	PA: 38
PITCHER	IP WLS BF H R ER SO BB IBB HBP BLK WP HR S P ERA WHIP	IP WLS BF H R ER SO BB IBB HBP BLK WP HR S P ERA WHIP	IP WLS BF H R ER SO BB IBB HBP BLK WP HR S P ERA WHIP	IP WLS BF H R ER SO BB IBB HBP BLK WP HR S P ERA WHIP	IP WLS BF H R ER SO BB IBB HBP BLK WP HR S P ERA WHIP	IP WLS BF H R ER SO BB IBB HBP BLK WP HR S P ERA WHIP	IP WLS BF H R ER SO BB IBB HBP BLK WP HR S P ERA WHIP	IP WLS BF H R ER SO BB IBB HBP BLK WP HR S P ERA WHIP	IP WLS BF H R ER SO BB IBB HBP BLK WP HR S P ERA WHIP	IP WLS BF H R ER SO BB IBB HBP BLK WP HR S P ERA WHIP	IP WLS BF H R ER SO BB IBB HBP BLK WP HR S P ERA WHIP	IP WLS BF H R ER SO BB IBB HBP BLK WP HR S P ERA WHIP	IP WLS BF H R ER SO BB IBB HBP BLK WP HR S P ERA WHIP	IP WLS BF H R ER SO BB IBB HBP BLK WP HR S P ERA WHIP	IP WLS BF H R ER SO BB IBB HBP BLK WP HR S P ERA WHIP	IP WLS BF H R ER SO BB IBB HBP BLK WP HR S P ERA WHIP	IP WLS BF H R ER SO BB IBB HBP BLK WP HR S P ERA WHIP	IP WLS BF H R ER SO BB IBB HBP BLK WP HR S P ERA WHIP	IP WLS BF H R ER SO BB IBB HBP BLK WP HR S P ERA WHIP	IP WLS BF H R ER SO BB IBB HBP BLK WP HR S P ERA WHIP	IP WLS BF H R ER SO BB IBB HBP BLK WP HR S P ERA WHIP	IP WLS BF H R ER SO BB IBB HBP BLK WP HR S P ERA WHIP

Oakland Athletics @ Detroit Tigers
Tiger Stadium, Detroit, MI
Sun Jul 10 1988, 3:33 AM EDT
Att: 36,519 - Overcast - 82 F

AB	33
R	2
H	7
RBI	2
BB	3
SO	5
LOB	18




Batter	1	2	3	4	5	6	7	8	9	AB	R	H	RBI	BB	SO	LOB	TOP			
Gary Pettis, S OBP: 0.314, SLG: 0.299 (1, 8)	1-3 K			0-0 6-3	0-0 L5			0-0 FC4		4	0	0	0	0	1	3	Detroit Tigers @ California Angels Anaheim Stadium, Anaheim, CA Thu Jul 14, 1988, 10:05 PM EDT Att: 30,165 - Unknown - 80 F			
Lou Whitaker, L OBP: 0.375, SLG: 0.398 (1, 4)	1-0 L7			2-2 F8			1-1 6-3	0-0 F8		4	0	0	0	0	0	1				
Pat Sheridan, L OBP: 0.359, SLG: 0.538 (1, 7)	2-2 F7			4-1 1B BB			1-2 F8	0-3 K		3	0	0	0	1	1	1				
Chet Lemon, R OBP: 0.357, SLG: 0.457 (1, 9)		0-1 5-3		0-2 1B			4-0 BB		0-0 P4	3	0	1	0	1	0	0				
Darrell Evans, L OBP: 0.329, SLG: 0.394 (1, 3)		2-3 K		1-3 1B			2-0 G3		2-2 F8	4	0	0	0	0	1	3				
Luis Salazar, R OBP: 0.331, SLG: 0.441 (1, 5) (8, 6)		1-2 1-3			0-1 6-3			1-2 4-3		3-2 L9	4	0	0	0	0	0				
Matt Nokes, L OBP: 0.293, SLG: 0.406 (1, 2)				4-0 CS BB	2-1 1B 1B			0-0 F7			2	0	1	0	1	0				
Dave Bergman, L OBP: 0.397, SLG: 0.462 (1, 10)			0-3 K		0-0 1B			0-0 4-3			3	0	1	0	0	1				
Ivan De Jesus, R OBP: 0.188, SLG: 0.133 Ray Knight, R OBP: 0.295, SLG: 0.318 (8, PH) (8, 5)			3-3 K	3-3 K	2-3 K			2-2 FC4 1B			2	0	0	0	0	2	3			
			1-2 K								1	0	1	0	0	0				
Inning Stats	R: 0 E: 0 K: 1 S: 7	H: 0 LOB: 0 BB: 0 P: 11	R: 0 E: 0 K: 1 S: 8	H: 0 LOB: 0 BB: 0 P: 11	R: 0 E: 0 K: 2 S: 7	H: 0 LOB: 1 BB: 1 P: 14	R: 0 E: 0 K: 0 S: 9	H: 1 LOB: 2 BB: 1 P: 15	R: 0 E: 0 K: 0 S: 7	H: 0 LOB: 1 BB: 1 P: 15	R: 0 E: 0 K: 0 S: 5	H: 0 LOB: 0 BB: 0 P: 6	R: 0 E: 0 K: 1 S: 9	H: 1 LOB: 1 BB: 0 P: 11	R: 0 E: 0 K: 0 S: 8	H: 0 LOB: 0 BB: 0 P: 13	1B: 4 2B: 1 3B: 0 HR: 0	SF: 0 SAC: 0 DP: 1 HBP: 0	WP: 0 PB: 0 SB: 0 CS: 1	PA: 33
PITCHER Kirk McCaskill, R ERA: 3.38 (1, 1)	IP: 9.0 WLS: W BF: 33 H: 4 R: 0 ER: 0 SO: 6 BB: 3 IBB: 0 HBP: 0 BLK: 0 WP: 0 HR: 0 S: 69 P: 109 ERA: 0.00 WHIP: 0.778															PITCHER IP: WLS: BF: H: R: ER: SO: BB: IBB: HBP: BLK: WP: HR: S: P: ERA: WHIP:				

Batter	1	2	3	4	5	6	7	8	9	AB	R	H	RBI	BB	SO	LOB	BOTTOM			
Devon White, S OBP: 0.283, SLG: 0.358 (1, 8)	0-0 B5-3		2-2 S 1B		0-2 FC4-6 1B		2-0 F8			4	0	2	2	0	0	1	Detroit Tigers @ California Angels Anaheim Stadium, Anaheim, CA Thu Jul 14, 1988, 10:05 PM EDT Att: 30,165 - Unknown - 80 F			
Johnny Ray, S OBP: 0.345, SLG: 0.419 (1, 4)	0-2 P7		1-3 K		0-1 FC4-6			1-1 5-3 1B		4	0	1	0	0	1	2				
Wally Joyner, L OBP: 0.342, SLG: 0.392 (1, 3)	0-0 1B		2-1 4-3		1-2 1B		0-0 F8 SH1-3 1B		0-1 P8	4	0	2	0	0	0	2				
Brian Downing, R OBP: 0.364, SLG: 0.422 (1, 10)	1-1 5-3			3-3 K		1-1 SH1-3		1-2 5-3		3	0	0	0	0	1	2				
Chili Davis, S OBP: 0.323, SLG: 0.454 (1, 9)		1-0 G4-6-3 1B		1-2 F8		1-2 F8		0-1 4-3		4	0	1	0	0	0	2				
Thad Bosley, L OBP: 0.285, SLG: 0.200 (1, 7)		0-2 G4-6-3		1-3 K		3-1 6-3				3	0	0	0	0	1	2				
Jack Howell, L OBP: 0.341, SLG: 0.390 (1, 5)		3-3 K			2-0 F8 SH3-4 1B			1-1 G3		3	1	1	0	0	1	0				
Bob Boone, R OBP: 0.324, SLG: 0.379 (1, 2)			0-0 4-3 1B 2B		2-0 SH3-4		1-1 5-3			2	1	1	0	0	0	0				
Dick Schofield, R OBP: 0.291, SLG: 0.324 (1, 6)			0-0 4-3		1-0 F8		0-1 E6			3	0	0	0	0	0	2				
Inning Stats	R: 0 E: 0 K: 0 S: 7	H: 1 LOB: 1 BB: 0 P: 8	R: 0 E: 0 K: 1 S: 7	H: 1 LOB: 0 BB: 0 P: 11	R: 1 E: 0 K: 1 S: 13	H: 2 LOB: 1 BB: 0 P: 18	R: 0 E: 0 K: 2 S: 11	H: 0 LOB: 0 BB: 0 P: 16	R: 1 E: 0 K: 0 S: 8	H: 2 LOB: 1 BB: 0 P: 13	R: 0 E: 0 K: 0 S: 6	H: 1 LOB: 1 BB: 0 P: 10	R: 0 E: 1 K: 0 S: 7	H: 0 LOB: 1 BB: 0 P: 11	R: 0 E: 0 K: 0 S: 9	H: 1 LOB: 1 BB: 0 P: 11	1B: 7 2B: 1 3B: 0 HR: 0	SF: 0 SAC: 2 DP: 1 HBP: 0	WP: 0 PB: 0 SB: 1 CS: 0	PA: 32
PITCHER Jack Morris, R ERA: 5.04 (1, 1)	IP: 8.0 WLS: L BF: 32 H: 8 R: 2 ER: 2 SO: 4 BB: 0 IBB: 0 HBP: 0 BLK: 0 WP: 0 HR: 0 S: 68 P: 98 ERA: 2.25 WHIP: 1.000															PITCHER IP: WLS: BF: H: R: ER: SO: BB: IBB: HBP: BLK: WP: HR: S: P: ERA: WHIP:				

Batter	1	2	3	4	5	6	7	8	9	AB	R	H	RBI	BB	SO	LOB	TOP				
Gary Pettis, S OBP: 0.313, SLG: 0.295 (1, 8)	L8		G3 1B BB	4-3			K		FC3-6	4	1	0	0	1	1	3					
Lou Whitaker, L OBP: 0.375, SLG: 0.398 (1, 4)	F7		G3 1B 1B		L8			1B 1B	G3	5	1	2	0	0	0	2					
Pat Sheridan, L OBP: 0.352, SLG: 0.526 (1, 7)	6-3		G3		F5			L8		4	0	0	1	0	0	3					
Chet Lemon, R OBP: 0.359, SLG: 0.457 (1, 9)		4-3	1B		L8			1B		4	0	2	2	0	0	0					
Darrell Evans, L OBP: 0.324, SLG: 0.388 (1, 3)	F9		L9			K		1B	P6	4	0	0	0	0	1	3					
Luis Salazar, R OBP: 0.333, SLG: 0.453 (7, 6)	1B			HR		F8		F9		4	1	2	1	0	0	2					
Matt Nokes, L OBP: 0.292, SLG: 0.400 (1, 2)	F7		4-3		F8				FC3-6 1B BB	3	0	0	0	1	0	1					
Dave Bergman, L OBP: 0.392, SLG: 0.454 (1, 10)		6-3		5-3 1B		F7		F8		4	0	1	0	0	0	1					
Ivan De Jesus, R OBP: 0.222, SLG: 0.176 (7, PH)			1B BB G3		5-3		6-3		FC3-6 1B	2	1	1	0	0	0	1					
Ray Knight, R OBP: 0.297, SLG: 0.320 (7, 5)										2	0	1	0	0	0	0					
Jim Walewander, S OBP: 0.269, SLG: 0.292 (9, PR)										0	0	0	0	0	0	0					
Inning Stats	R: 0 E: 0 K: 0 S: 4	H: 0 LOB: 0 BB: 0 P: 4	R: 0 E: 0 K: 0 S: 9	H: 1 LOB: 1 BB: 0 P: 15	R: 3 E: 0 K: 0 S: 14	H: 3 LOB: 1 BB: 1 P: 25	R: 1 E: 0 K: 0 S: 12	H: 2 LOB: 1 BB: 0 P: 15	R: 0 E: 0 K: 1 S: 5	H: 0 LOB: 0 BB: 0 P: 5	R: 0 E: 0 K: 1 S: 10	H: 0 LOB: 0 BB: 0 P: 15	R: 0 E: 0 K: 0 S: 15	H: 2 LOB: 2 BB: 0 P: 20	R: 0 E: 0 K: 0 S: 7	H: 1 LOB: 3 BB: 1 P: 14	1B: 8 2B: 0 3B: 0 HR: 1	SF: 0 SAC: 0 DP: 0 HBP: 0	WP: 0 PB: 0 SB: 1 CS: 0	PA: 38	
PITCHER	IP	WLS	BF	H	R	ER	SO	BB	IBB	HBP	BLK	WP	HR	S	P	ERA	WHIP				
Mike Witt, R ERA: 4.27 (1, 1)	7.1	W	31	8	4	4	2	1	0	0	0	0	1	70	104	4.91	1.227				
Bryan Harvey, R ERA: 2.05 (8, 1)	1.2	S	7	1	0	0	0	1	0	0	0	0	0	15	25	0.00	1.200				

Detroit Tigers @ California Angels
Anaheim Stadium, Anaheim, CA
Fri Jul 15 1988, 10:05 PM EDT
Att: 34,829 - Unknown


AB 36
R 4
H 9
RBI 4
BB 2
SO 2
LOB 16



Batter	1	2	3	4	5	6	7	8	9	AB	R	H	RBI	BB	SO	LOB	BOTTOM				
Devon White, S OBP: 0.277, SLG: 0.350 (1, 8)	6-3		L9				K			5	0	0	0	0	3	3					
Johnny Ray, S OBP: 0.346, SLG: 0.419 (1, 4)	1B HR						5-3			2	2	1	0	3	0	1					
Wally Joyner, L OBP: 0.340, SLG: 0.392 (1, 3)	F7		G3		3-1			F7		5	1	1	1	0	0	5					
Brian Downing, R OBP: 0.368, SLG: 0.421 (1, 10)	HR		FC3-6 1B 2B			F7		3-1		3	1	1	0	2	0	0					
Jack Howell, L OBP: 0.339, SLG: 0.398 (1, 5)	HR		FC3-6 1B		FC1-6 FC3-6		K		4-3	5	1	1	3	0	1	3					
Jim Eppard, L OBP: 0.391, SLG: 0.390 (1, 7)	HR				FC3-6					3	1	2	1	0	0	1					
George Hendrick, R OBP: 0.250, SLG: 0.308 (6, PH)	1B		3B		1B					1	0	1	0	0	0	0					
Tony Armas, R OBP: 0.297, SLG: 0.385 (1, 9)	1B		L4		F9		K			4	0	1	1	0	1	4					
Bob Boone, R OBP: 0.327, SLG: 0.382 (1, 2)	1B		L9				SH5-4 1B		5-3	4	0	2	0	0	0	0					
Dick Schofield, R OBP: 0.291, SLG: 0.322 (1, 6)	F7		E4 L9 S		SH5-4				BB	2	0	0	0	1	0	2					
Inning Stats	R: 4 E: 0 K: 0 S: 14	H: 6 LOB: 2 BB: 0 P: 24	R: 2 E: 0 K: 1 S: 23	H: 2 LOB: 2 BB: 2 P: 39	R: 0 E: 1 K: 0 S: 12	H: 0 LOB: 2 BB: 1 P: 19	R: 0 E: 0 K: 0 S: 6	H: 0 LOB: 1 BB: 1 P: 12	R: 0 E: 0 K: 2 S: 11	H: 1 LOB: 1 BB: 0 P: 15	R: 0 E: 0 K: 1 S: 7	H: 0 LOB: 1 BB: 1 P: 11	R: 0 E: 0 K: 0 S: 7	H: 0 LOB: 0 BB: 0 P: 9	1B: 7 2B: 1 3B: 1 HR: 1	SF: 0 SAC: 1 DP: 0 HBP: 0	WP: 0 PB: 0 SB: 2 CS: 0	PA: 41			
PITCHER	IP	WLS	BF	H	R	ER	SO	BB	IBB	HBP	BLK	WP	HR	S	P	ERA	WHIP				
Doyle Alexander, R ERA: 3.51 (1, 1)	1.1	L	13	7	6	6	1	2	0	0	0	0	0	45	76	0.00	0.857				
Paul Gibson, L ERA: 2.5 (2, 1)	4.2		21	3	0	0	3	1	2	0	0	0	0	14	20	0.00	0.500				
Mike Henneman, R ERA: 2.28 (7, 1)	2.0		7	0	0	0	1	1	0	0	0	0	0	14	20	0.00	0.500				

Detroit Tigers @ California Angels
Anaheim Stadium, Anaheim, CA
Fri Jul 15 1988, 10:05 PM EDT
Att: 34,829 - Unknown


AB 34
R 6
H 10
RBI 6
BB 6
SO 5
LOB 19



Batter	1	2	3	4	5	6	7	8	9	AB	R	H	RBI	BB	SO	LOB	TOP							
Gary Pettis, S OBP: 0.311, SLG: 0.303 (1, 8)	L7		F7				G6-3		K	5	1	1	2	0	1	2								
Lou Whitaker, L OBP: 0.372, SLG: 0.405 Jim Walewander, S OBP: 0.269, SLG: 0.292 (1, 4) (9, 4)	1-3			6-3	F7			G3	HR	5	1	1	2	0	0	0								
Pat Sheridan, L OBP: 0.358, SLG: 0.522 (1, 7)				1-2	4-3			G3	2B 1B	3	1	1	0	2	0	0								
Chet Lemon, R OBP: 0.359, SLG: 0.458 Mike Heath, R OBP: 0.326, SLG: 0.402 (1, 9) (9, 9)				0-1	G1-4-3			BB	1B 2B	4	1	1	0	1	0	2								
Darrell Evans, L OBP: 0.325, SLG: 0.386 (1, 10)					F8			BB	1B	4	0	1	2	1	0	0								
Luis Salazar, R OBP: 0.331, SLG: 0.449 (1, 6)					1B			5-3	FC6-4	5	1	1	0	0	0	3								
Dave Bergman, L OBP: 0.394, SLG: 0.455 Tom Brookens, R OBP: 0.343, SLG: 0.387 (1, 3) (7, PH) (7, 5)					1B				F8 BLK	2	1	1	0	0	0	0								
Matt Nokes, L OBP: 0.297, SLG: 0.415 (1, 2)					HR				BLK	2	2	1	3	1	0	0								
Ray Knight, R OBP: 0.296, SLG: 0.318 (1, 5) (7, 3)					HR				F8	4	1	1	0	0	1	3								
Inning Stats	R: 0 E: 0 K: 0 S: 6	H: 0 LOB: 1 BB: 1 P: 11	R: 0 E: 0 K: 0 S: 7	H: 0 LOB: 0 BB: 0 P: 15	R: 0 E: 0 K: 0 S: 7	H: 0 LOB: 0 BB: 0 P: 12	R: 0 E: 0 K: 0 S: 9	H: 1 LOB: 0 BB: 0 P: 12	R: 5 E: 0 K: 0 S: 15	H: 5 LOB: 0 BB: 0 P: 24	R: 0 E: 0 K: 0 S: 6	H: 0 LOB: 0 BB: 0 P: 12	R: 0 E: 0 K: 1 S: 14	H: 1 LOB: 1 BB: 0 P: 18	R: 0 E: 0 K: 0 S: 10	H: 0 LOB: 2 BB: 2 P: 24	R: 5 E: 0 K: 1 S: 21	H: 4 LOB: 1 BB: 2 P: 39	1B: 7 2B: 1 3B: 0 HR: 3	SF: 0 SAC: 1 DP: 1 HBP: 0	WP: 0 PB: 0 SB: 1 CS: 0	PA: 42		
PITCHER	IP	WLS	BF	H	R	ER	SO	BB	IBB	HBP	BLK	WP	HR	S	P	ERA	WHIP							
Willie Fraser, R ERA: 5.87 (1, 1)	5.0	L	21	6	5	5	0	1	0	0	0	0	2	44	74	9.00	1.400							
Sherman Corbett, L ERA: 4.7 (6, 1)	2.0		7	1	0	0	1	0	0	0	0	0	0	20	30	0.00	0.500							
Greg Minton, R ERA: 4.08 (8, 1)	1.0		5	0	0	0	0	2	0	0	0	0	0	10	24	0.00	2.000							
Stu Cliburn, R ERA: 3.61 (9, 1)	0.2		6	2	4	4	1	2	0	0	1	0	1	14	30	54.00	6.000							
Donnie Moore, R ERA: 5.24 (9, 1)	0.1		3	2	1	1	0	0	0	0	0	0	0	7	9	27.00	6.000							

Detroit Tigers @ California Angels
Anaheim Stadium, Anaheim, CA
Sat Jul 16 1988, 6:33 AM EDT
Att: 30,082 - Sunny - 80 F


AB 36
R 10
H 11
RBI 9
BB 5
SO 2
LOB 10



Batter	1	2	3	4	5	6	7	8	9	AB	R	H	RBI	BB	SO	LOB	BOTTOM							
Devon White, S OBP: 0.276, SLG: 0.348 (1, 8)	K	FC4			F9					4	0	1	0	0	1	3								
Johnny Ray, S OBP: 0.346, SLG: 0.414 (1, 4)	P5		P4		F8				L3	4	0	0	0	0	0	2								
Wally Joyner, L OBP: 0.339, SLG: 0.389 (1, 3)	L6				F9					3	0	0	0	1	0	0								
Chili Davis, S OBP: 0.322, SLG: 0.451 (1, 10)										4	1	1	0	0	2	1								
Jack Howell, L OBP: 0.341, SLG: 0.395 (1, 5)										2	0	0	0	2	0	1								
Jim Eppard, L OBP: 0.388, SLG: 0.386 Gus Polidor, R OBP: 0.216, SLG: 0.204 (1, 7) (9, PH)										3	0	1	0	0	0	3								
Tony Armas, R OBP: 0.292, SLG: 0.380 (1, 9)										1	0	0	0	0	1	0								
Bob Boone, R OBP: 0.332, SLG: 0.383 Doug Davis, R (7, PR) (8, 2)										2	0	1	0	1	0	0								
Dick Schofield, R OBP: 0.292, SLG: 0.320 (1, 6)										2	0	0	0	0	0	1								
Inning Stats	R: 0 E: 0 K: 1 S: 12	H: 0 LOB: 0 BB: 0 P: 14	R: 1 E: 0 K: 0 S: 13	H: 2 LOB: 3 BB: 1 P: 22	R: 0 E: 0 K: 0 S: 10	H: 0 LOB: 2 BB: 2 P: 21	R: 0 E: 0 K: 0 S: 6	H: 0 LOB: 0 BB: 0 P: 10	R: 0 E: 0 K: 0 S: 3	H: 0 LOB: 0 BB: 0 P: 4	R: 0 E: 0 K: 1 S: 7	H: 0 LOB: 1 BB: 1 P: 12	R: 0 E: 0 K: 0 S: 11	H: 2 LOB: 2 BB: 0 P: 14	R: 0 E: 0 K: 1 S: 7	H: 0 LOB: 0 BB: 0 P: 12	R: 0 E: 0 K: 3 S: 9	H: 0 LOB: 0 BB: 0 P: 11	1B: 4 2B: 1 3B: 0 HR: 0	SF: 1 SAC: 0 DP: 1 HBP: 1	WP: 0 PB: 0 SB: 0 CS: 0	PA: 35		
PITCHER	IP	WLS	BF	H	R	ER	SO	BB	IBB	HBP	BLK	WP	HR	S	P	ERA	WHIP							
Jeff Robinson, R ERA: 2.85 (1, 1)	8.0	W	32	4	1	1	3	4	0	1	0	0	0	9	11	0.00	0.000							
Willie Hernandez, L ERA: 1.96 (9, 1)	1.0		3	0	0	0	3	0	0	0	0	0	0	9	11	0.00	0.000							


Detroit Tigers @ California Angels
Anaheim Stadium, Anaheim, CA
Sat Jul 16 1988, 6:33 AM EDT
Att: 30,082 - Sunny - 80 F

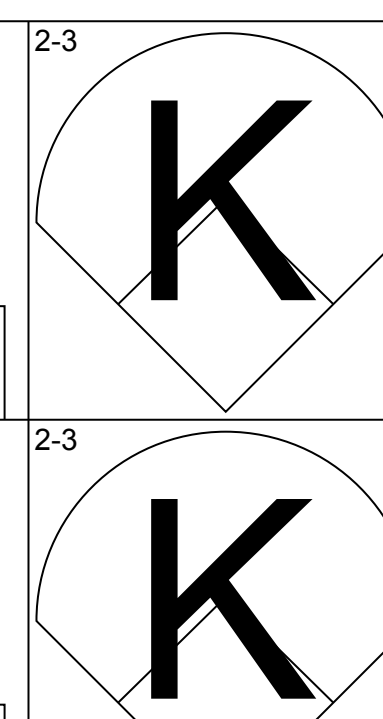
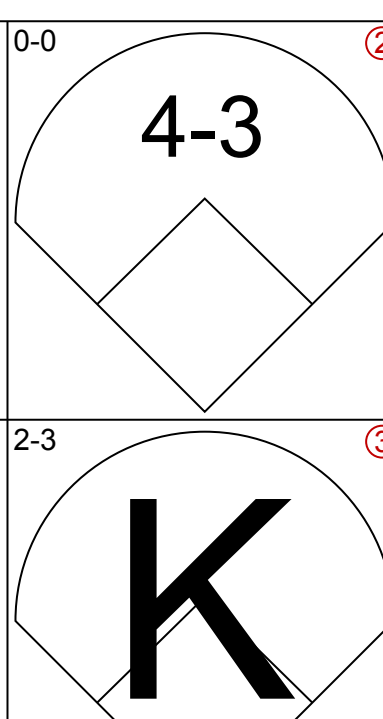
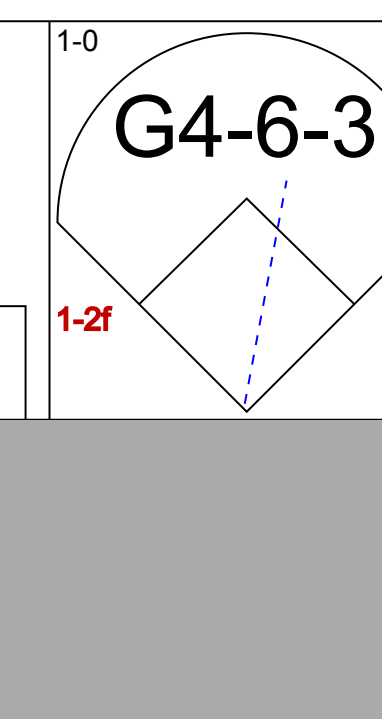
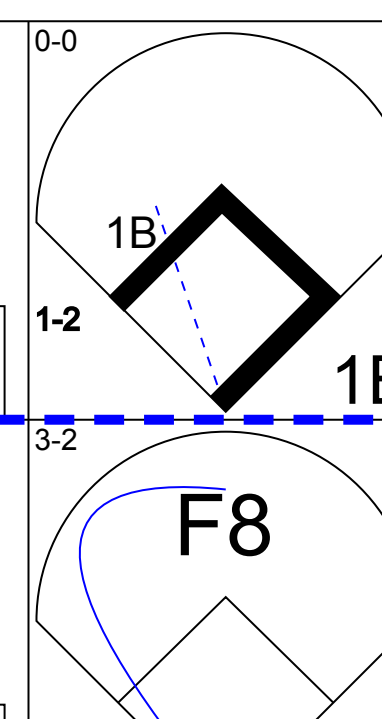
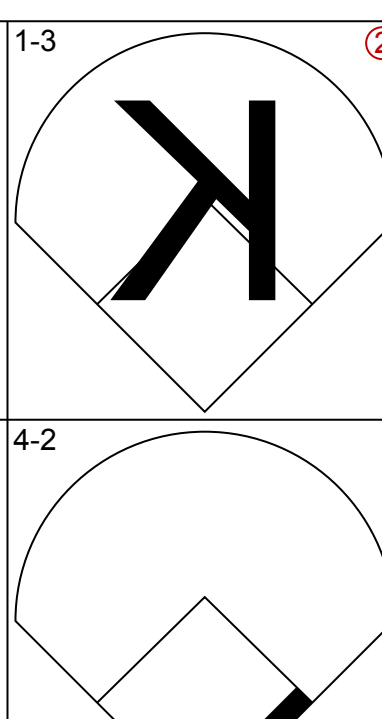
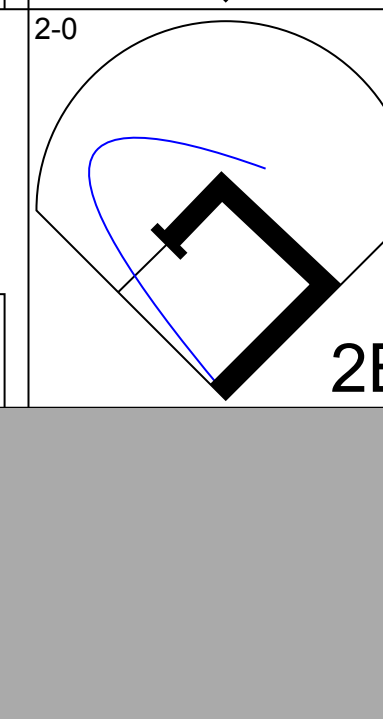

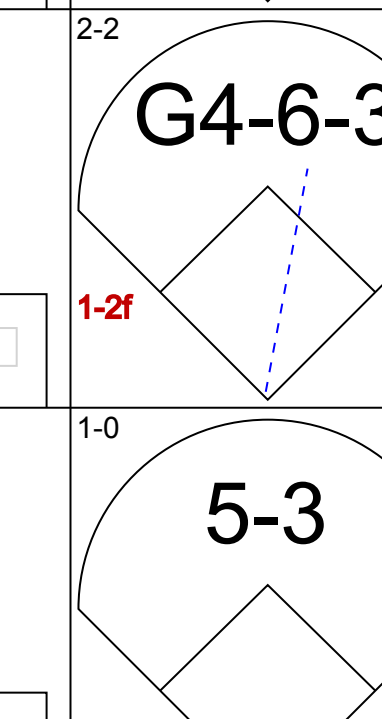
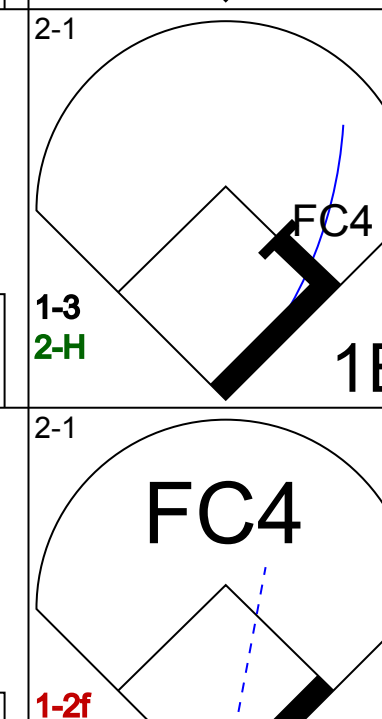
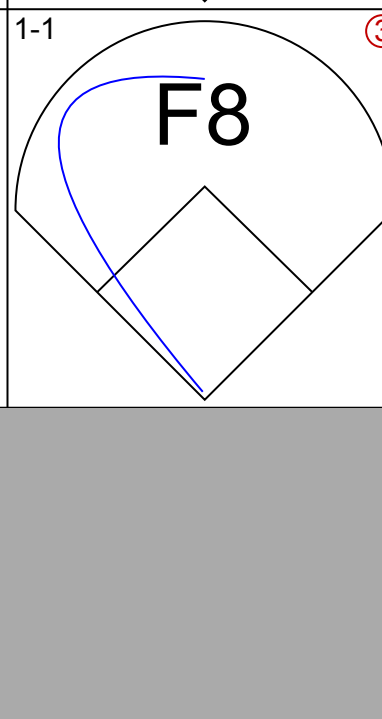




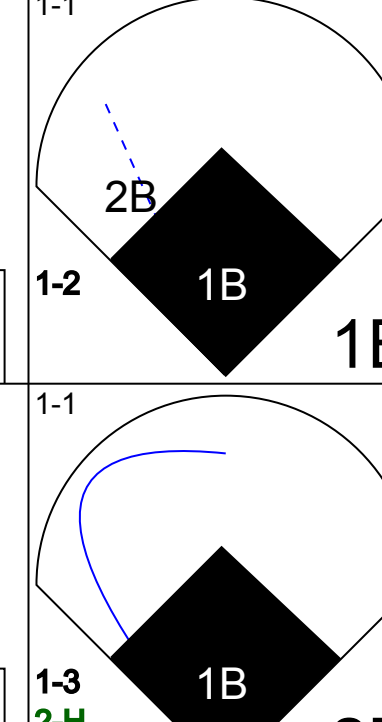

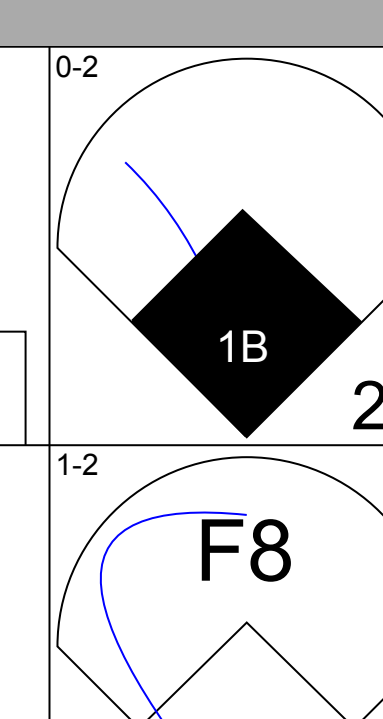
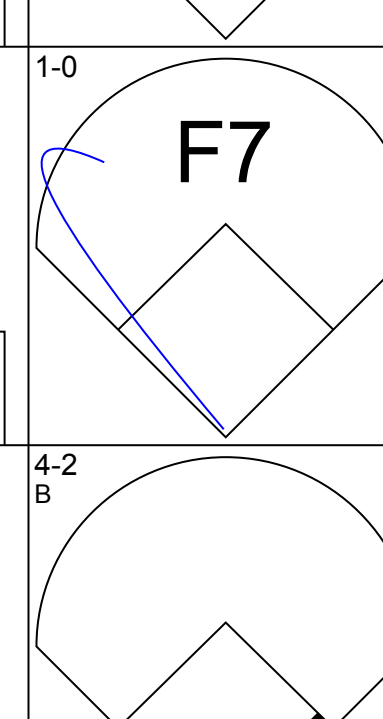
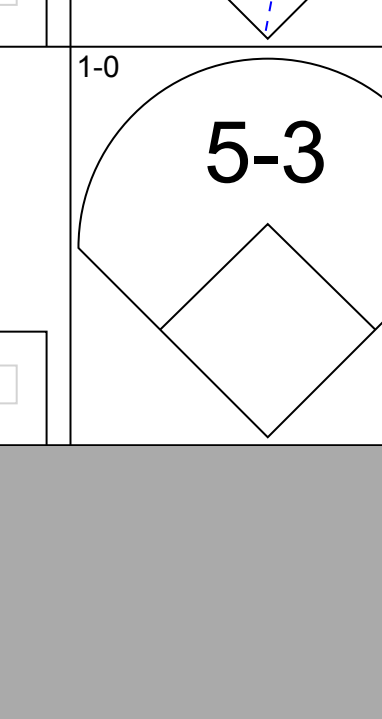
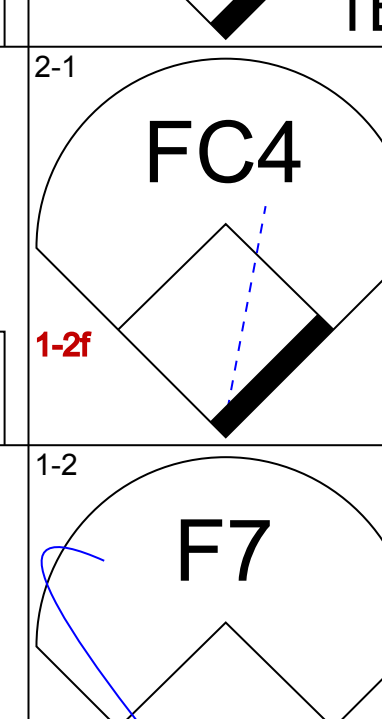
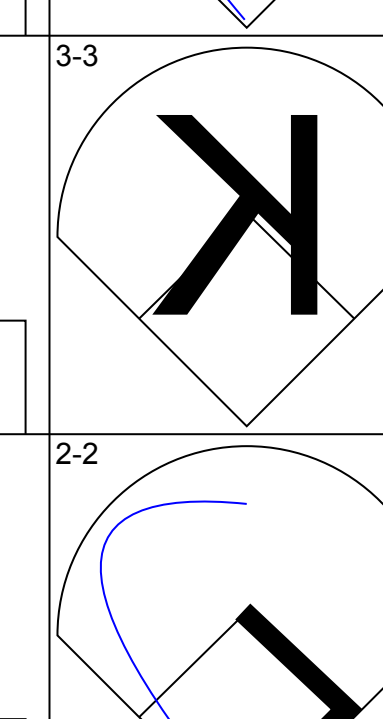
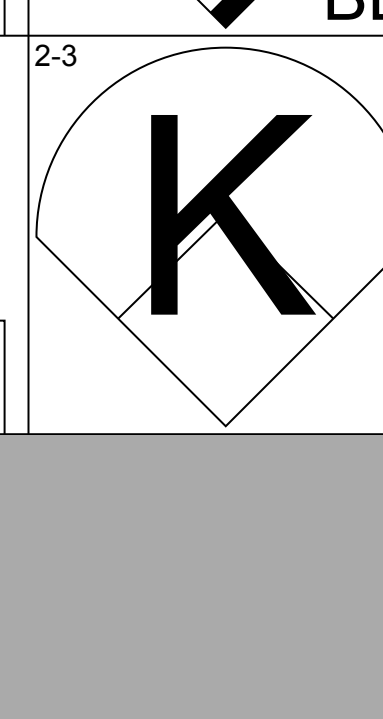
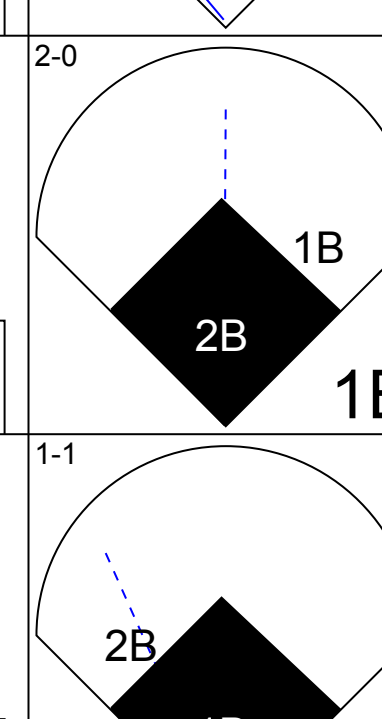
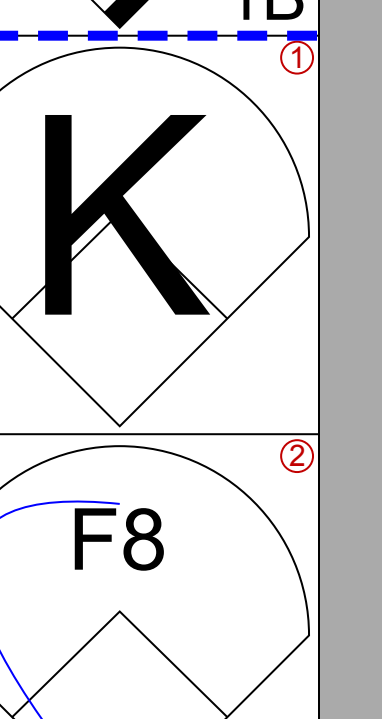
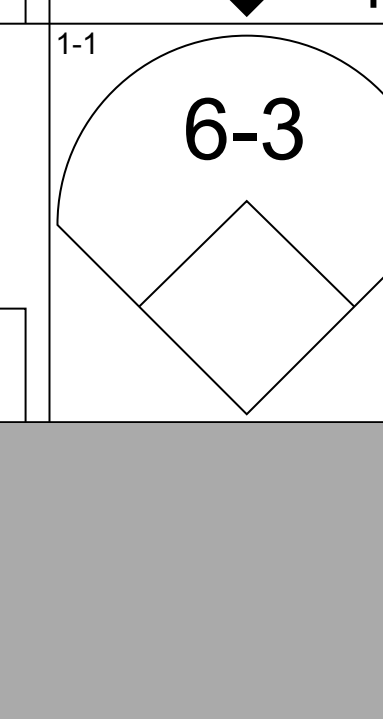

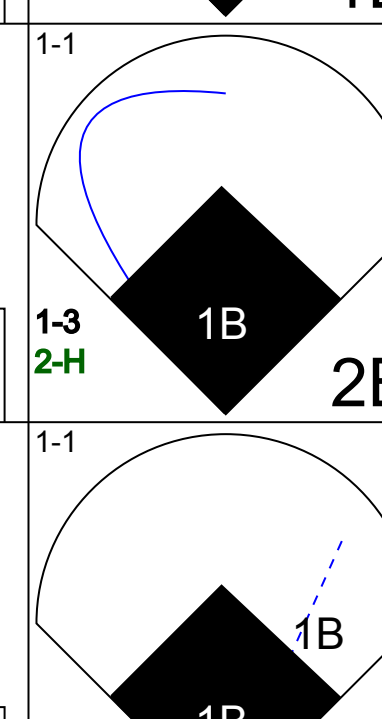
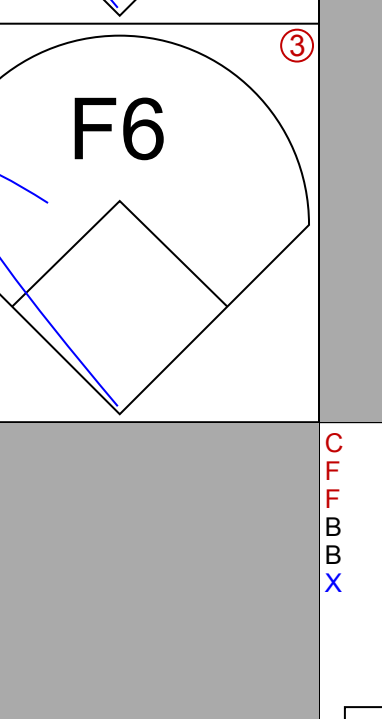
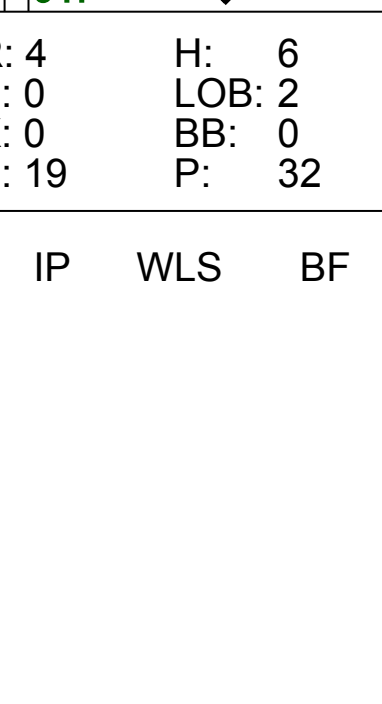
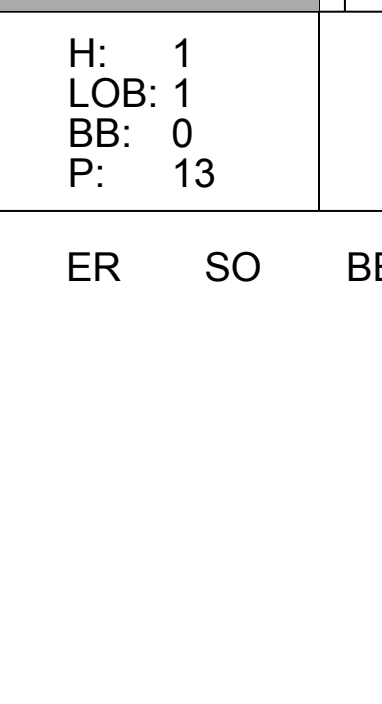
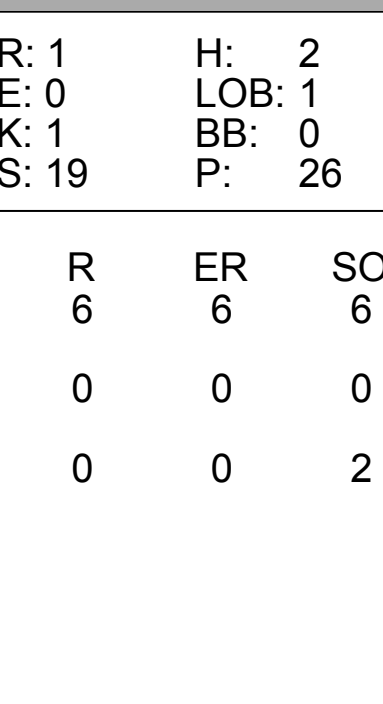
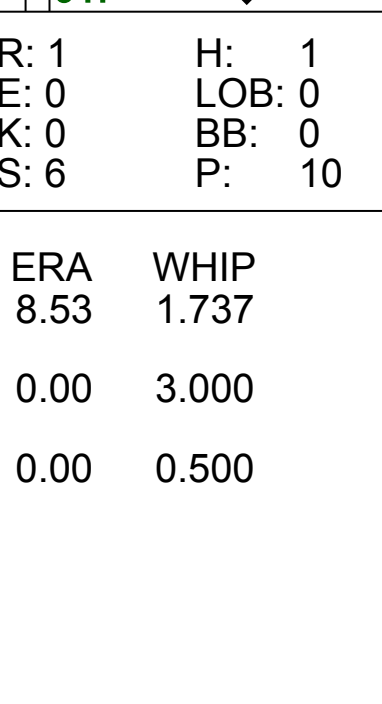
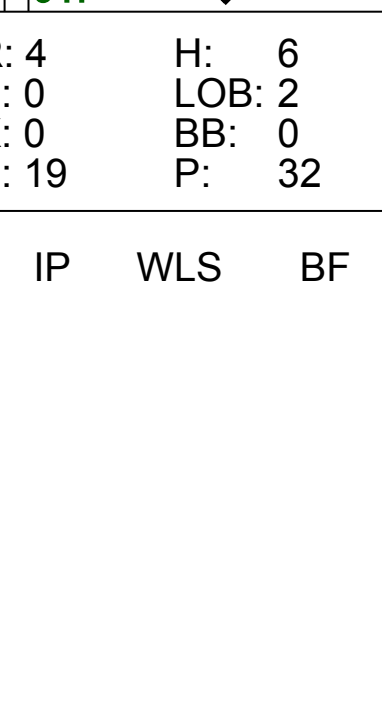
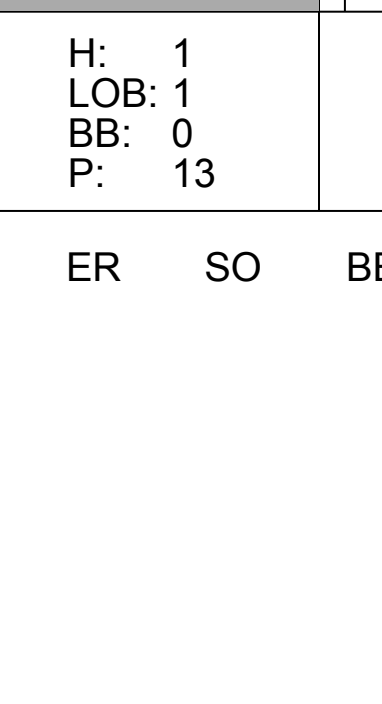



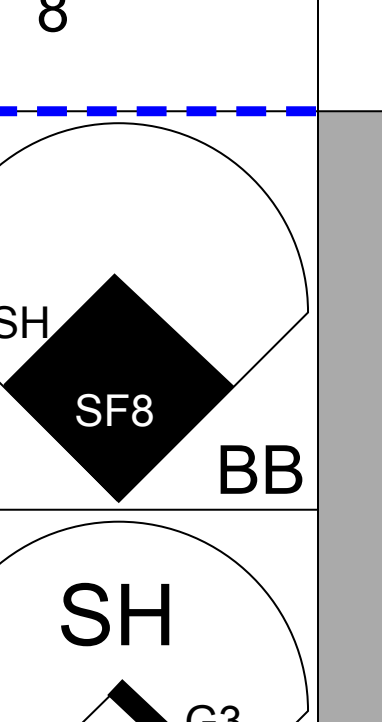
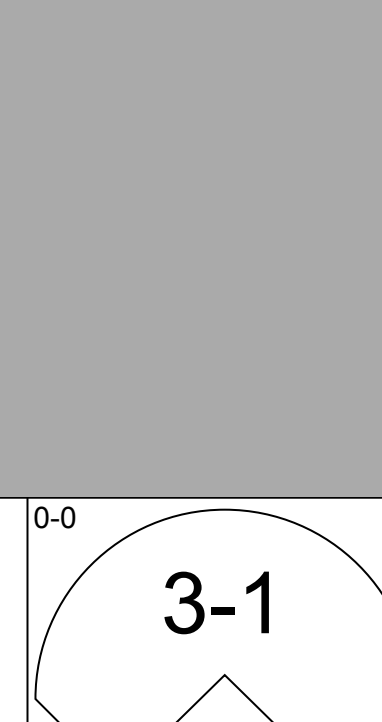
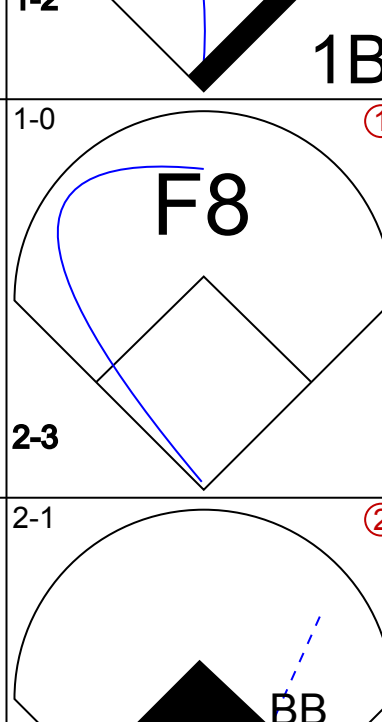
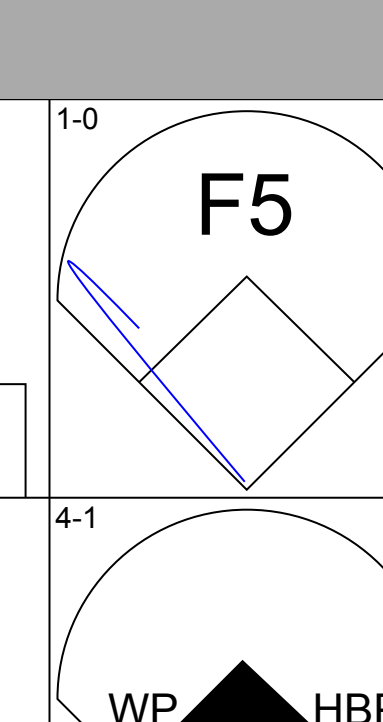
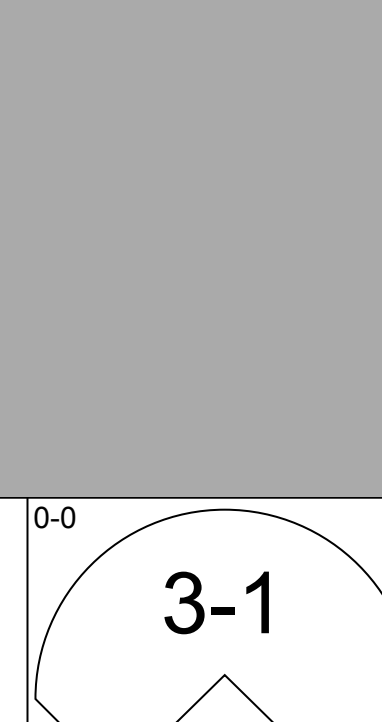

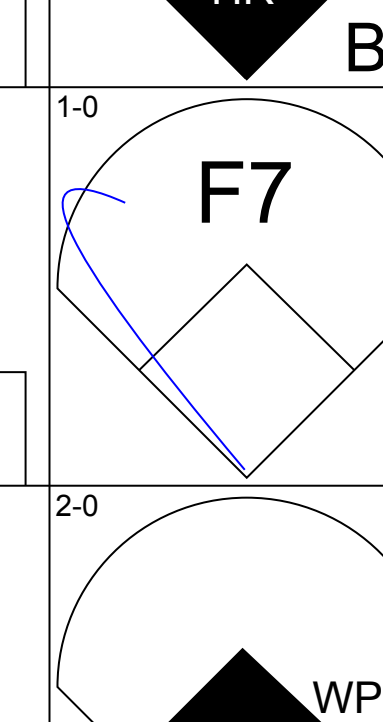
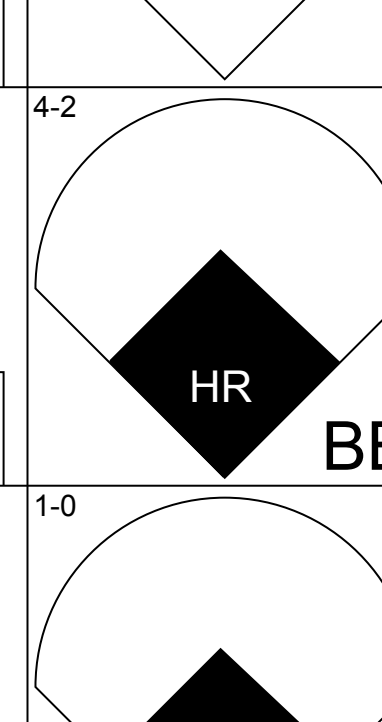
AB 29
R 1
H 4
RBI 1
BB 4
SO 6
LOB 12

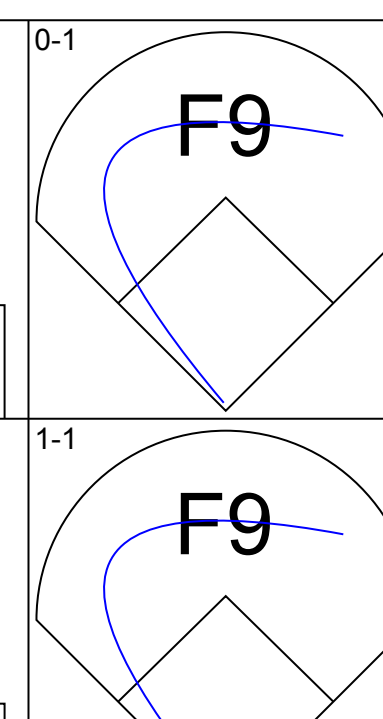
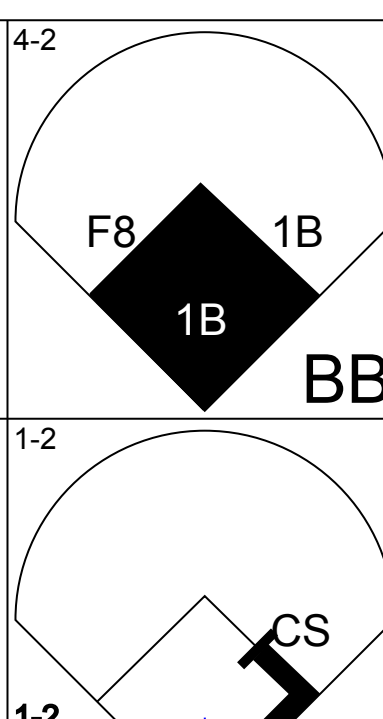
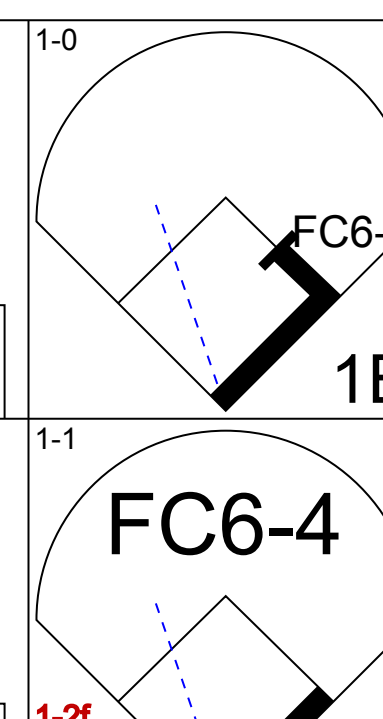
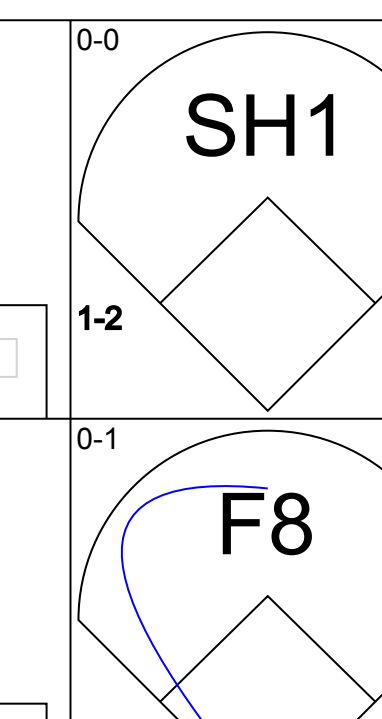
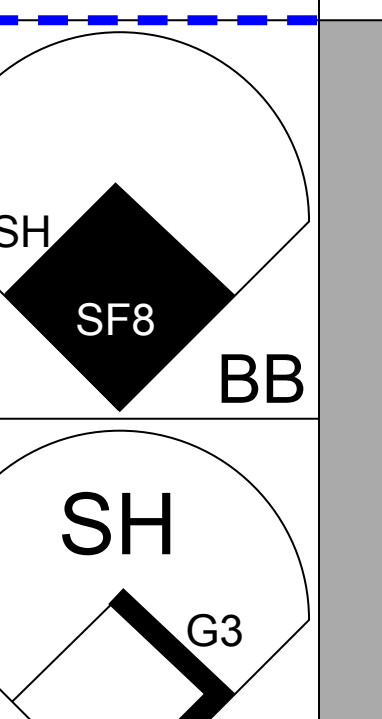
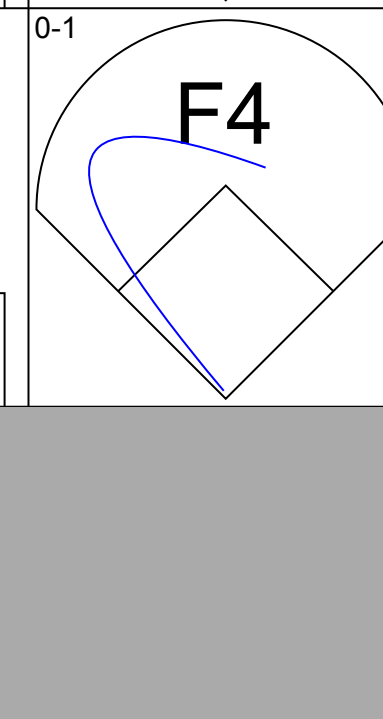
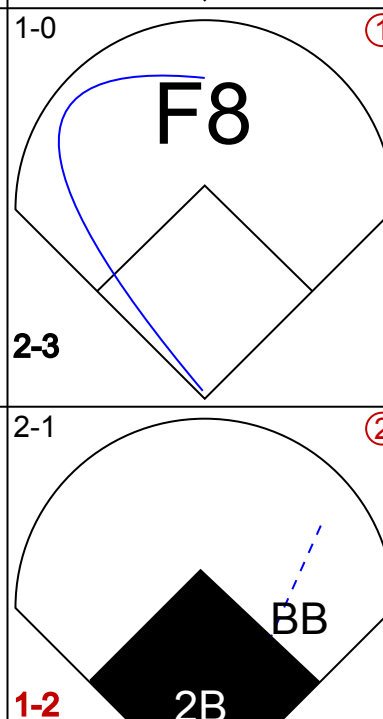

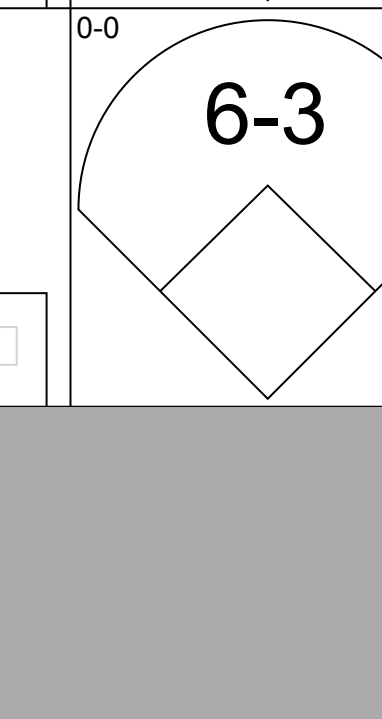
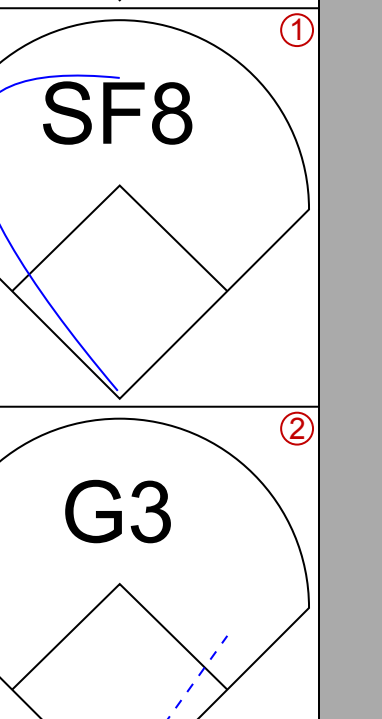

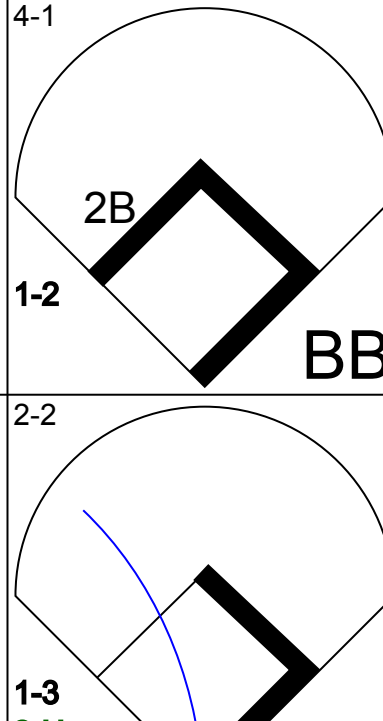
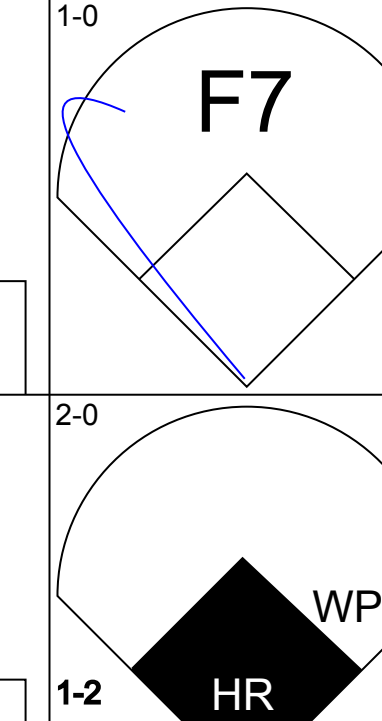


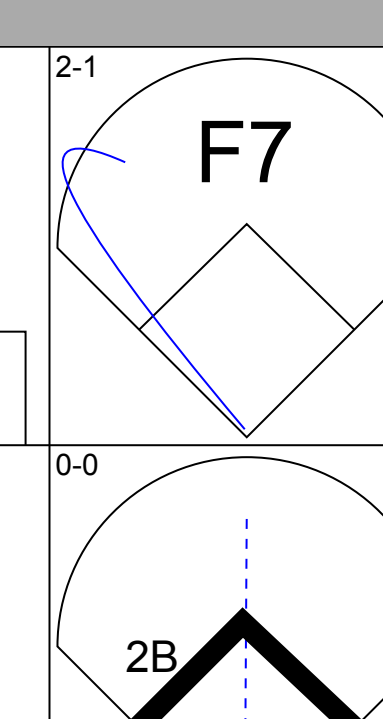
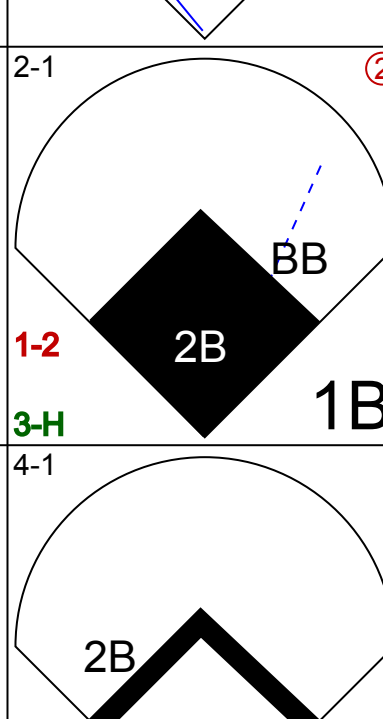
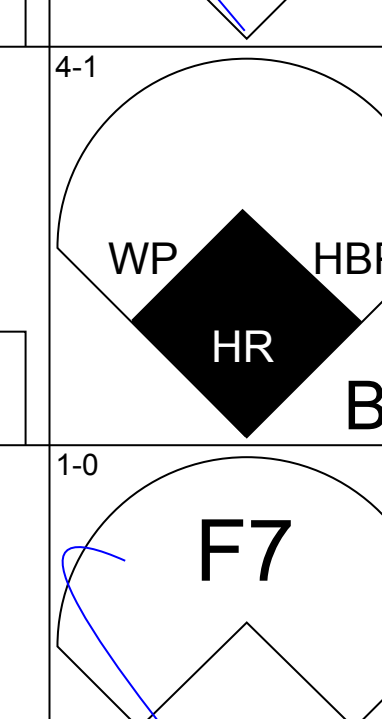

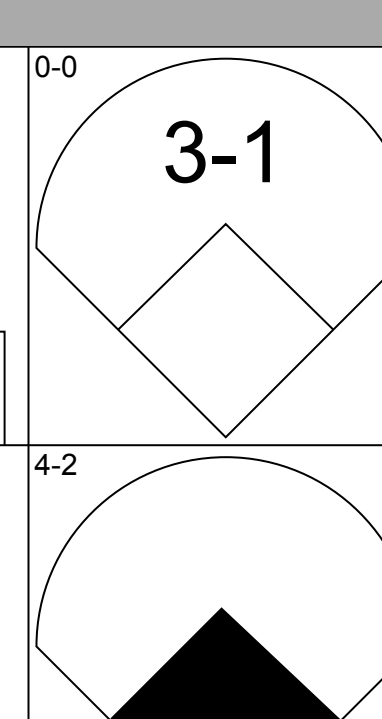
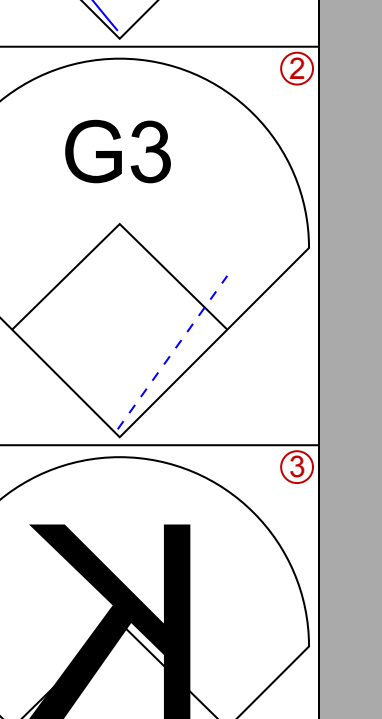
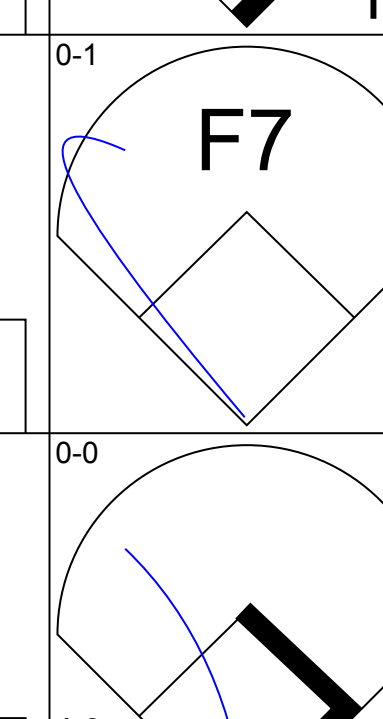
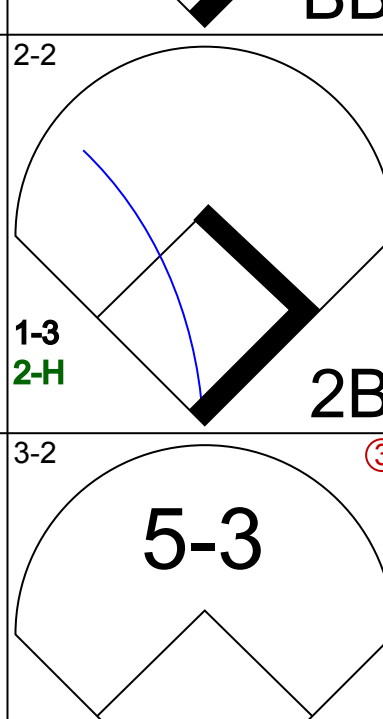
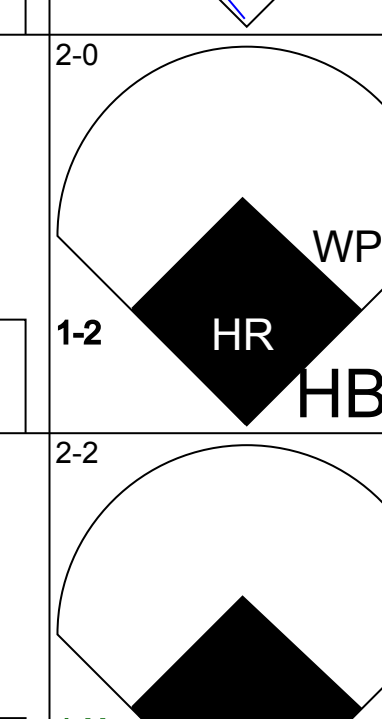


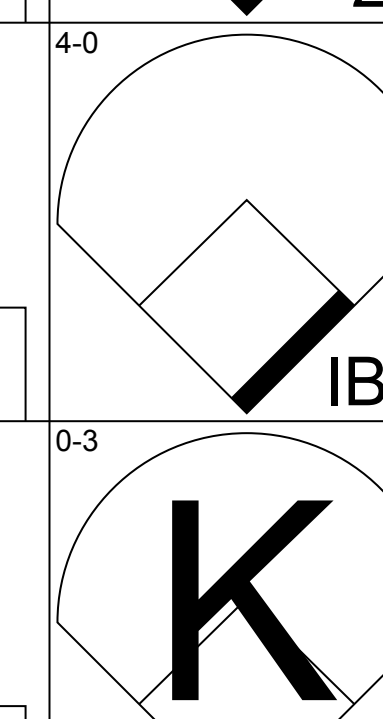

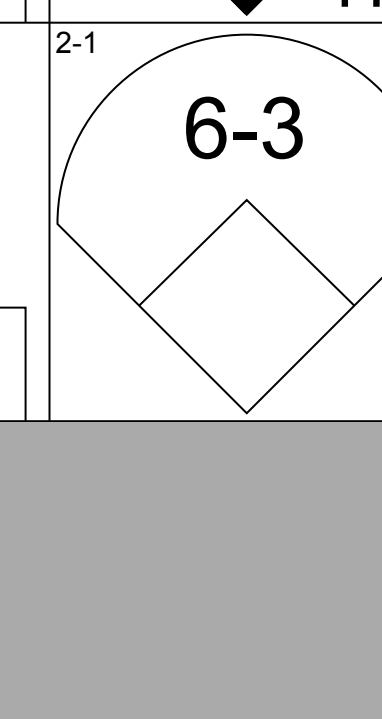
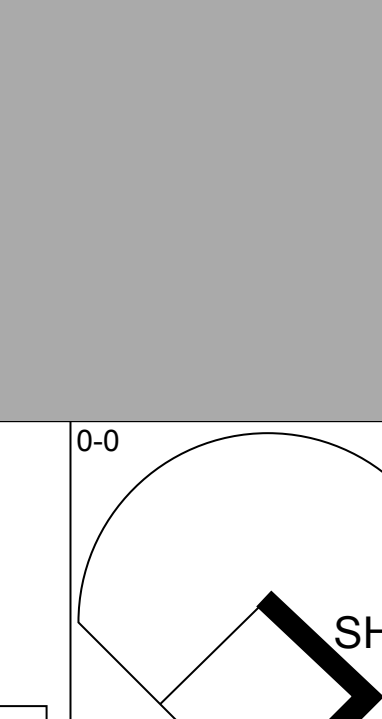
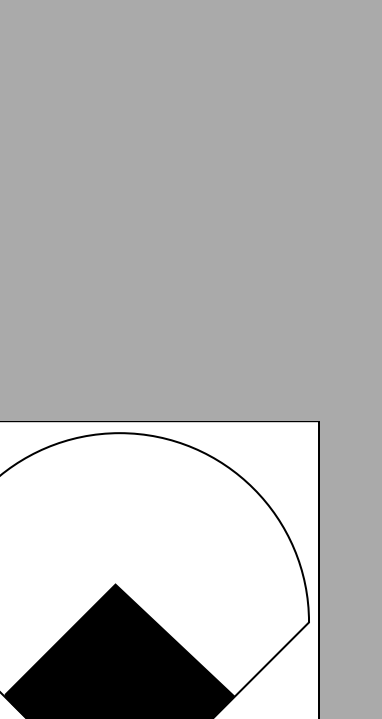
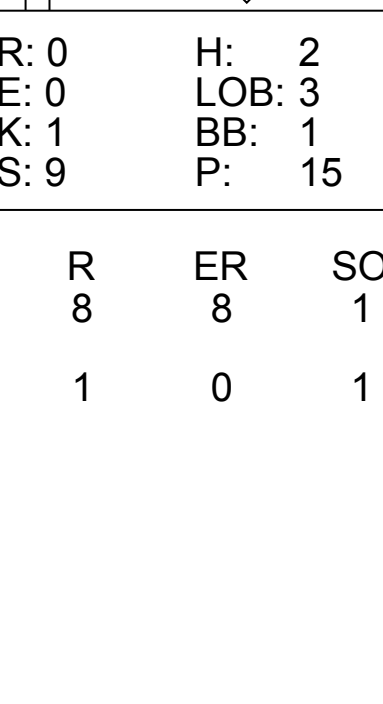
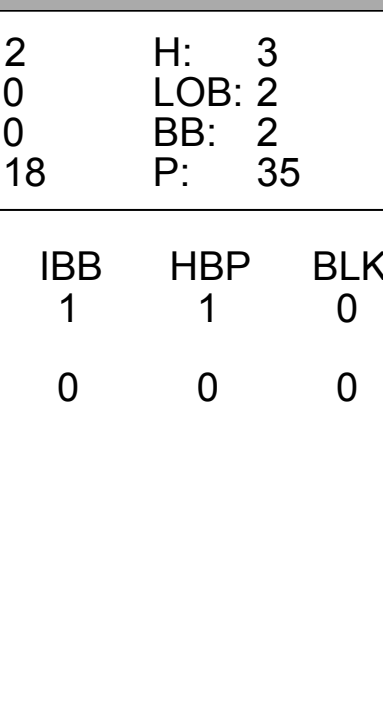
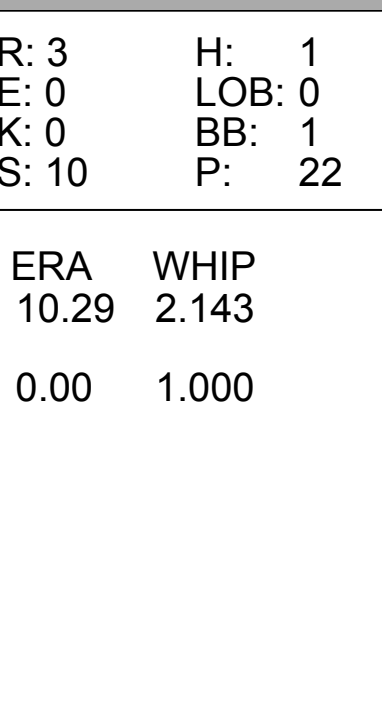
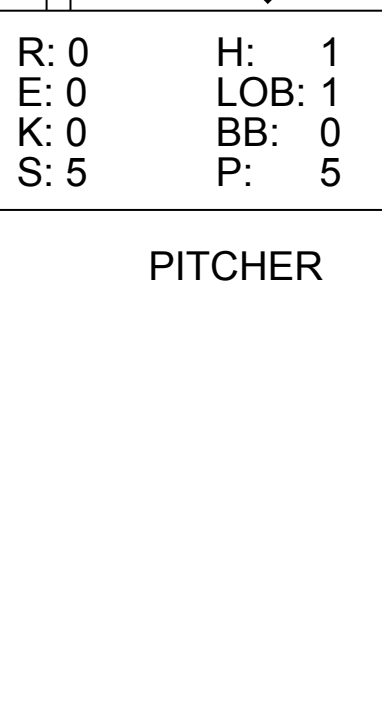
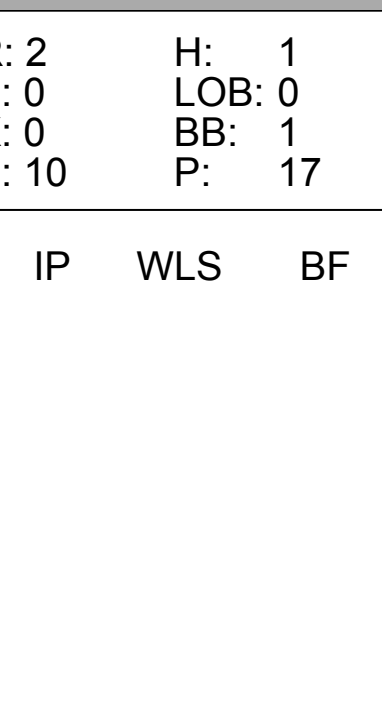


Batter	1	2	3	4	5	6	7	8	9	AB	R	H	RBI	BB	SO	LOB	TOP	
Gary Pettis, S OBP: 0.308, SLG: 0.299 (1, 8)	F7		F7			L9			F8	4	0	0	0	0	0	0	Detroit Tigers @ California Angels Anaheim Stadium, Anaheim, CA Sun Jul 17 1988, 10:05 PM EDT Att: 36,030 - Sunny	
Lou Whitaker, L OBP: 0.377, SLG: 0.408 (1, 4)	1B BB		1B			FC4-6 1B			K	3	0	2	0	1	1	0		
Pat Sheridan, L OBP: 0.356, SLG: 0.516 (1, 7)	G6-4-3 1B		G3			FC4-6 CS			G3	4	0	1	0	0	0	2		
Alan Trammell, R OBP: 0.380, SLG: 0.493 (1, 6)	G6-4-3					CS				3	0	0	0	0	0	2		
Darrell Evans, L OBP: 0.325, SLG: 0.385 (1, 10)		K								3	0	1	0	0	2	0		
Chet Lemon, R OBP: 0.356, SLG: 0.453 (1, 9)		5-3								3	0	0	0	0	0	1		
Dave Bergman, L OBP: 0.392, SLG: 0.451 (1, 3)		1B								3	0	1	0	0	0	0		
Ray Knight, R OBP: 0.292, SLG: 0.313 (1, 5)		F9								3	0	0	0	0	1	1		
Mike Heath, R OBP: 0.318, SLG: 0.392 (1, 2)			1-3							3	0	0	0	0	0	0		
Inning Stats	R: 0 H: 1 E: 0 K: 0 S: 10	H: 1 LOB: 1 BB: 1 P: 16	R: 0 H: 1 E: 0 K: 1 S: 16	H: 1 LOB: 1 BB: 0 P: 22	R: 0 H: 1 E: 0 K: 1 S: 9	H: 0 LOB: 0 BB: 0 P: 17	R: 0 H: 0 E: 0 K: 1 S: 7	H: 0 LOB: 0 BB: 0 P: 9	R: 0 H: 1 E: 0 K: 0 S: 6	H: 1 LOB: 0 BB: 0 P: 7	R: 0 H: 0 E: 0 K: 0 S: 6	H: 0 LOB: 0 BB: 0 P: 9	R: 0 H: 0 E: 0 K: 1 S: 9	H: 0 LOB: 0 BB: 0 P: 16	1B: 5 2B: 0 3B: 0 HR: 0	SF: 0 SAC: 0 DP: 2 HBP: 0	WP: 0 PB: 0 SB: 0 CS: 1	PA: 31
PITCHER	IP WLS BF H R ER SO BB IBB HBP BLK WP HR S P ERA WHIP	8.0 W 27 5 0 0 3 1 0 0 0 0 0 69 105 0.00 0.750	1.0 3 0 0 0 1 0 0 0 0 0 0 9 16 0.00 0.000															

Batter	1	2	3	4	5	6	7	8	9	AB	R	H	RBI	BB	SO	LOB	BOTTOM	
Devon White, S OBP: 0.280, SLG: 0.348 (1, 8)	F8					L9				3	1	1	0	1	0	0	Detroit Tigers @ California Angels Anaheim Stadium, Anaheim, CA Sun Jul 17 1988, 10:05 PM EDT Att: 36,030 - Sunny	
Johnny Ray, S OBP: 0.342, SLG: 0.409 (1, 4)	F4					K				4	1	0	0	0	1	4		
Brian Downing, R OBP: 0.370, SLG: 0.420 (1, 10)	6-3									3	1	1	2	1	0	0		
Chili Davis, S OBP: 0.322, SLG: 0.452 (1, 9)		K								4	0	1	2	0	2	1		
George Hendrick, R OBP: 0.253, SLG: 0.309 Wally Joyner, L OBP: 0.340, SLG: 0.389 (8, PH) (9, 3)	F3					F7				3	0	1	0	0	0	0		
Tony Armas, R OBP: 0.291, SLG: 0.377 (1, 7)										0	0	0	0	1	0	0		
Dick Schofield, R OBP: 0.289, SLG: 0.317 (1, 6)										4	0	1	0	0	1	3		
Jack Howell, L OBP: 0.339, SLG: 0.392 Gus Polidor, R OBP: 0.216, SLG: 0.204 (8, PH) (9, 5)										3	0	0	0	0	0	1		
Doug Davis, R OBP: 0.335, SLG: 0.383 (8, PH) (9, 2)										2	0	0	0	0	1	1		
Inning Stats	R: 0 H: 0 E: 0 K: 0 S: 8	H: 0 LOB: 0 BB: 0 P: 12	R: 0 H: 0 E: 0 K: 2 S: 9	H: 0 LOB: 0 BB: 0 P: 12	R: 0 H: 0 E: 0 K: 2 S: 11	H: 0 LOB: 1 BB: 1 P: 19	R: 0 H: 0 E: 0 K: 2 S: 5	H: 1 LOB: 1 BB: 0 P: 10	R: 0 H: 1 E: 0 K: 0 S: 9	H: 1 LOB: 1 BB: 0 P: 15	R: 4 H: 3 E: 1 K: 0 S: 18	H: 3 LOB: 2 BB: 2 P: 34	R: 0 H: 0 E: 0 K: 0 S: 18	H: 0 LOB: 0 BB: 0 P: 15	1B: 4 2B: 1 3B: 0 HR: 0	SF: 0 SAC: 1 DP: 1 HBP: 0	WP: 0 PB: 0 SB: 0 CS: 0	PA: 33
PITCHER	IP WLS BF H R ER SO BB IBB HBP BLK WP HR S P ERA WHIP	7.2 L 29 3 3 1 6 3 0 0 0 0 0 69 114 1.17 0.783	0.1 4 2 1 0 0 0 1 0 0 0 0 9 15 0.00 6.000															



Batter	1	2	3	4	5	6	7	8	9	AB	R	H	RBI	BB	SO	LOB	TOP					
Gary Pettis, S OBP: 0.312, SLG: 0.302 (1, 8)										5	0	1	0	0	2	1	Detroit Tigers @ Seattle Mariners The Kingdome, Seattle, WA Tue Jul 19 1988, 10:05 PM EDT Att: 10,647 - Dome - 72 F					
Tom Brookens, R OBP: 0.341, SLG: 0.380 (1, 5)										2	0	0	0	1	2	0						
Pat Sheridan, L OBP: 0.357, SLG: 0.514 (7, PH) (7, 7)										1	0	0	0	1	0	2						
Luis Salazar, R OBP: 0.327, SLG: 0.443 (1, 7) (7, 5)										5	0	2	1	0	1	2						
Alan Trammell, R OBP: 0.379, SLG: 0.491 (1, 6)										4	1	1	0	0	0	2						
Chet Lemon, R OBP: 0.358, SLG: 0.454 (1, 9)										3	0	1	0	1	0	1						
Larry Hemdon, R OBP: 0.336, SLG: 0.375 (1, 10)										3	1	1	0	0	2	2						
Darrell Evans, L OBP: 0.324, SLG: 0.383 (8, PH) (8, 2)										1	0	0	0	0	1	1						
Ray Knight, R OBP: 0.298, SLG: 0.329 (1, 3)										4	2	3	1	0	0	1						
Mike Heath, R OBP: 0.336, SLG: 0.425 (8, PH)										3	1	1	1	0	0	2						
Matt Nokes, L OBP: 0.295, SLG: 0.413 (8, 2)										1	0	0	0	0	0	1						
Jim Walewander, S OBP: 0.261, SLG: 0.284 (1, 4)										1	0	0	1	0	0	0						
Lou Whitaker, L OBP: 0.361, SLG: 0.414 (7, PH) (7, 4)										2	1	1	2	0	0	0						
Inning Stats	R: 0 E: 0 K: 2 S: 7	H: 1 LOB: 1 BB: 0 P: 13	R: 1 E: 0 K: 1 S: 19	H: 2 LOB: 1 BB: 0 P: 26	R: 0 E: 0 K: 1 S: 8	H: 0 LOB: 0 BB: 0 P: 11	R: 0 E: 0 K: 2 S: 14	H: 0 LOB: 1 BB: 1 P: 22	R: 1 E: 0 K: 0 S: 6	H: 1 LOB: 0 BB: 0 P: 10	R: 0 E: 0 K: 0 S: 5	H: 0 LOB: 0 BB: 1 P: 12	R: 4 E: 0 K: 0 S: 19	H: 6 LOB: 2 BB: 0 P: 32	R: 0 E: 0 K: 1 S: 9	H: 1 LOB: 1 BB: 0 P: 13	R: 0 E: 0 K: 1 S: 12	H: 0 LOB: 1 BB: 1 P: 20	1B: 7 2B: 4 3B: 0 HR: 0	SF: 0 SAC: 1 DP: 2 HBP: 0	WP: 0 PB: 0 SB: 0 CS: 0	PA: 39
PITCHER	IP	WLS	BF	H	R	ER	SO	BB	IBB	HBP	BLK	WP	HR	S	P	ERA	WHIP					
Mark Langston, L ERA: 3.97 (1, 1)	6.1		28	9	6	6	6	2	0	0	0	0	0	70	111	8.53	1.737					
Michael Jackson, R ERA: 2.94 (7, 1)	0.2	W	4	2	0	0	0	0	0	0	0	0	0	11	20	0.00	3.000					
Mike Schooler, R ERA: 3.57 (8, 1)	2.0	S	7	0	0	0	2	1	0	0	0	0	0	18	28	0.00	0.500					

Batter	1	2	3	4	5	6	7	8	9	AB	R	H	RBI	BB	SO	LOB	BOTTOM				
Harold Reynolds, S OBP: 0.329, SLG: 0.384 (1, 4)										2	2	1	0	2	0	0	Detroit Tigers @ Seattle Mariners The Kingdome, Seattle, WA Tue Jul 19 1988, 10:05 PM EDT Att: 10,647 - Dome - 72 F				
Rey Quinones, R OBP: 0.294, SLG: 0.414 (1, 6)										4	0	1	0	0	0	2					
Mickey Brantley, R OBP: 0.286, SLG: 0.456 (1, 7)										4	0	0	1	0	0	3					
Alvin Davis, L OBP: 0.395, SLG: 0.494 (1, 10)										4	2	1	1	1	0	1					
Scott Bradley, L OBP: 0.310, SLG: 0.347 (1, 9)										2	1	1	0	2	0	1					
Glenn Wilson, R OBP: 0.284, SLG: 0.319 (8, 9)										1	0	0	0	0	1	1					
Steve Balboni, R OBP: 0.250, SLG: 0.410 (1, 3)										3	2	2	3	0	0	1					
Dave Valle, R OBP: 0.289, SLG: 0.410 (1, 2)										4	1	2	3	0	0	2					
Jim Presley, R OBP: 0.277, SLG: 0.335 (1, 5)										2	0	0	0	2	0	0					
Henry Cotto, R OBP: 0.313, SLG: 0.377 (1, 8)										4	1	2	1	0	1	4					
Inning Stats	R: 0 E: 0 K: 0 S: 6	H: 0 LOB: 0 BB: 0 P: 7	R: 0 E: 0 K: 1 S: 9	H: 2 LOB: 3 BB: 1 P: 15	R: 2 E: 0 K: 0 S: 18	H: 3 LOB: 2 BB: 2 P: 35	R: 0 E: 0 K: 0 S: 6	H: 1 LOB: 1 BB: 1 P: 13	R: 3 E: 0 K: 0 S: 10	H: 1 LOB: 0 BB: 1 P: 22	R: 0 E: 0 K: 0 S: 5	H: 1 LOB: 1 BB: 0 P: 5	R: 2 E: 0 K: 0 S: 10	H: 1 LOB: 0 BB: 1 P: 17	R: 2 E: 1 K: 1 S: 17	H: 1 LOB: 1 BB: 1 P: 25	1B: 5 2B: 2 3B: 0 HR: 3	SF: 1 SAC: 2 DP: 1 HBP: 1	WP: 1 PB: 0 SB: 0 CS: 1	PA: 41	
PITCHER	IP	WLS	BF	H	R	ER	SO	BB	IBB	HBP	BLK	WP	HR	S	P	ERA	WHIP				
Jack Morris, R ERA: 5.33 (1, 1)	7.0	L	36	10	8	8	1	5	1	1	0	0	0	3	66	10.29	2.143				
Eric King, R ERA: 3.71 (8, 1)	1.0		5	0	1	0	1	1	0	0	0	0	0	15	22	0.00	1.000				

AB 35
R 6
H 11
RBI 6
BB 3
SO 8
LOB 15



AB 30
R 9
H 10
RBI 9
BB 7
SO 2
LOB 15



Batter	1	2	3	4	5	6	7	8	9	AB	R	H	RBI	BB	SO	LOB	TOP			
Gary Pettis, S (1, 8) OBP: 0.309, SLG: 0.299	1-3 K		0-3 K		SH IB			1-0 5-3		4	1	0	0	0	2	2				
Lou Whitaker, L (1, 4) OBP: 0.392, SLG: 0.415	0-0 F5		4-0 2B BB		SH IB FC3-6			2-1 G3		4	2	1	2	1	0	1				
Pat Sheridan, L (1, 7) OBP: 0.363, SLG: 0.516	2-1 F8		1-0 1-H 2-H 2B		4-0 1B IBB		3-1 6-3	4-2 BB		3	1	1	2	2	0	0				
Alan Trammell, R (1, 6) OBP: 0.379, SLG: 0.493		1-1 F9 2B	0-1 5-3		0-0 PB 1B 1B		1-1 F5	0-0 F8		5	2	2	1	0	0	2				
Darrell Evans, L (1, 3) OBP: 0.326, SLG: 0.381	1-1 F9			1-0 F9		1-2 2-3 3-H 2B 1B		4-2 FC6-4 BB	0-0 3-1	4	1	1	2	1	0	1				
Chet Lemon, R (1, 9) OBP: 0.356, SLG: 0.451	0-0 SF9			2-1 5-3		2-1 2B 1B		1-1 FC6-4	1-2 4-3	4	1	1	2	0	0	1				
Matt Nokes, L (1, 2) OBP: 0.293, SLG: 0.413	0-1 L8			2-2 F8		2-2 F5		0-1 F4	1-0 2B	5	0	1	0	0	0	2				
Luis Salazar, R (1, 5) OBP: 0.328, SLG: 0.446			2-1 5-3		SH IB			0-3 K	2-2 G3	5	2	2	1	0	1	1				
Dave Bergman, L (1, 10) OBP: 0.394, SLG: 0.447			4-2 BB 2B		E4 SH IB			1-3 K		1	2	0	0	1	0	1				
Larry Hemdon, R (5, PH) OBP: 0.338, SLG: 0.377										2	0	1	2	0	1	0				
Inning Stats	R: 0 E: 0 K: 1 S: 6	H: 0 LOB: 0 BB: 0 P: 9	R: 1 E: 0 K: 0 S: 7	H: 1 LOB: 3 BB: 0 P: 9	R: 2 E: 0 K: 1 S: 10	H: 1 LOB: 1 BB: 2 P: 21	R: 0 E: 0 K: 0 S: 6	H: 0 LOB: 0 BB: 0 P: 11	R: 9 E: 2 K: 0 S: 24	H: 7 LOB: 1 BB: 1 P: 39	R: 0 E: 0 K: 0 S: 9	H: 0 LOB: 0 BB: 1 P: 18	R: 0 E: 0 K: 2 S: 8	H: 0 LOB: 0 BB: 0 P: 9	R: 0 E: 0 K: 0 S: 6	H: 1 LOB: 1 BB: 0 P: 13	1B: 5 2B: 5 HR: 0	SF: 1 SAC: 1 DP: 0 HBP: 0	WP: 0 PB: 1 SB: 0 CS: 0	PA: 44
PITCHER	IP WLS BF H R ER SO BB IBB HBP BLK WP HR S P ERA WHIP																			
Mike Moore, R (1, 1) ERA: 4.64	4.0 L 22 5 9 7 2 2 1 0 0 0 0 0 38 65 15.75 1.750																			
Gene Walter, L (5, 1) ERA: 5.95	0.1 4 3 1 0 0 0 0 0 0 0 0 0 10 15 0.00 9.000																			
Jerry Reed, R (5, 1) ERA: 3.57	3.2 14 1 2 2 2 2 0 0 0 0 0 0 28 49 4.91 0.818																			
Rod Scurray, L (9, 1) ERA: 4.91	1.0 4 1 0 0 0 0 0 0 0 0 0 0 9 13 0.00 1.000																			

Detroit Tigers @ Seattle Mariners
 The Kingdome, Seattle, WA
 Wed Jul 20 1988, 6:33 AM EDT
 Att: 10,959 - Dome - 72 F

AB	37
R	12
H	10
RBI	12
BB	5
SO	4
LOB	11



Batter	1	2	3	4	5	6	7	8	9	AB	R	H	RBI	BB	SO	LOB	BOTTOM					
Harold Reynolds, S (1, 4) OBP: 0.334, SLG: 0.386	1-1 CS			0-0 1B		0-0 2B 2B				1	0	1	0	1	0	0						
Mario Diaz, R (6, PH) OBP: 0.517, SLG: 0.593	7-4 HBP	1-2 BB		1-3 1B						2	1	1	1	0	0	1						
Rey Quinones, R (1, 6) OBP: 0.296, SLG: 0.417	0-2 F4	0-0 FC1-2 BB		1-2 1B		0-1 2H 2B		0-2 5-3		5	1	2	2	0	0	4						
Mickey Brantley, R (1, 7) OBP: 0.287, SLG: 0.455	2-2 1B		1-2 F6		0-1 F7		2-2 E6 F8 1B	3-2 G3		3	0	1	0	0	0	2						
Greg Briley, L (6, PH) OBP: 0.316, SLG: 0.394	7-7 1-2 1B			0-1 F7						2	0	0	0	0	0	0						
Alvin Davis, L (1, 3) OBP: 0.395, SLG: 0.492	2-2 F7		3-2 2B 1B	2-1 F9		2-2 G4-6-3 1B		1-1 F7		5	0	2	0	0	0	3						
Ken Phelps, L (1, 10) OBP: 0.434, SLG: 0.547		3-1 F5	0-1 2B		2-1 4-3 2B	3-2 F8		1-0 F5		3	0	2	0	0	0	0						
Steve Balboni, R (6, PH) OBP: 0.249, SLG: 0.407			1-3 2B			2-3 2B				1	0	0	0	0	0	2						
John Rabb, R (9, PH) OBP: 0.273, SLG: 0.455										1	0	0	0	0	0	0						
Dave Valle, R (1, 2) OBP: 0.290, SLG: 0.409	1-0 2B		1-1 F6		2-2 F7	1-0 G4-6-3		0-0 2B		3	1	1	0	0	0	3						
Scott Bradley, L (6, 2) OBP: 0.312, SLG: 0.349						1-2 1B				2	0	1	0	0	0	2						
Jim Presley, R (1, 5) OBP: 0.279, SLG: 0.343		2-2 1B FC1-2 2B	2-3 K		1-1 4-3		2-3 K			5	0	2	1	0	2	3						
Glenn Wilson, R (1, 9) OBP: 0.286, SLG: 0.324		0-0 F8		1-0 1B 1B		0-0 5-3		2-1 K		5	1	2	0	0	1	4						
Henry Cotto, R (1, 8) OBP: 0.315, SLG: 0.381		2-2 FC1-2 S 1B		0-1 F8		2-0 2B 2B		2-3 K		5	1	2	0	0	2	4						
Inning Stats	R: 0 E: 0 K: 0 S: 10	H: 1 LOB: 1 BB: 0 P: 15	R: 1 E: 0 K: 0 S: 12	H: 3 LOB: 3 BB: 1 P: 24	R: 0 E: 0 K: 1 S: 16	H: 2 LOB: 2 BB: 0 P: 23	R: 1 E: 0 K: 0 S: 11	H: 3 LOB: 2 BB: 0 P: 15	R: 0 E: 0 K: 0 S: 8	H: 1 LOB: 1 BB: 0 P: 13	R: 3 E: 1 K: 0 S: 17	H: 4 LOB: 1 BB: 0 P: 27	R: 0 E: 0 K: 2 S: 11	H: 1 LOB: 1 BB: 0 P: 18	R: 0 E: 0 K: 0 S: 9	H: 0 LOB: 0 BB: 0 P: 13	R: 0 E: 0 K: 2 S: 11	H: 2 LOB: 2 BB: 0 P: 16	1B: 9 2B: 8 HR: 0	SF: 0 SAC: 0 DP: 1 HBP: 1	WP: 0 PB: 0 SB: 1 CS: 1	PA: 45
PITCHER	IP WLS BF H R ER SO BB IBB HBP BLK WP HR S P ERA WHIP																					
Doyle Alexander, R (1, 1) ERA: 3.7	5.0 W 29 13 5 5 1 1 0 0 0 0 0 0 61 96 9.00 2.800																					
Paul Gibson, L (6, 1) ERA: 2.45	1.0 4 1 0 0 0 0 0 0 0 0 0 0 13 21 0.00 1.000																					
Mike Henneman, R (7, 1) ERA: 2.26	2.0 7 1 0 0 2 0 0 0 0 0 0 0 20 31 0.00 0.500																					
Willie Hernandez, L (9, 1) ERA: 1.91	1.0 5 2 0 0 2 0 0 0 0 0 0 0 11 16 0.00 2.000																					

Detroit Tigers @ Seattle Mariners
 The Kingdome, Seattle, WA
 Wed Jul 20 1988, 6:33 AM EDT
 Att: 10,959 - Dome - 72 F

AB	43
R	5
H	17
RBI	4
BB	1
SO	5
LOB	28



Batter	1	2	3	4	5	6	7	8	9	AB	R	H	RBI	BB	SO	LOB	TOP
Gary Pettis, S OBP: 0.305, SLG: 0.294	2-3 K	1-0 FC6-4		0-0 FC6-4			1-3 K		0-2 F7	5	0	0	0	0	2	4	
Lou Whitaker, L OBP: 0.385, SLG: 0.420	0-0 1B WP		3-2 F7		1-2 F7		0-0 G6-4-3			4	1	2	0	0	0	1	
Pat Sheridan, L OBP: 0.362, SLG: 0.513	1-1 WP		1-0 F7		1-0 4-3			1-3 K		3	0	1	0	0	0	1	
Tom Brookens, R OBP: 0.339, SLG: 0.378	2-3 1B		1-2							1	0	0	0	0	1	0	
Alan Trammell, R OBP: 0.381, SLG: 0.491	4-1 1B		1-0 L8		1-0			1-2 L5		3	0	1	0	1	0	1	
Darrell Evans, L OBP: 0.328, SLG: 0.378	2-3 BB		4-2		0-2 1B			4-1		2	0	0	0	2	1	3	
Chet Lemon, R OBP: 0.352, SLG: 0.445	2-3 K		3-2 G3			0-2 4-3		3-2 F8		4	0	0	0	0	1	5	
Matt Nokes, L OBP: 0.289, SLG: 0.405		3-2 6-3		0-1 F5		0-0 F7		0-1 F7		4	0	0	0	0	0	0	
Luis Salazar, R OBP: 0.327, SLG: 0.443		1-1 3-1		1-2 6-3		1-1 F9		1-2		4	0	1	0	0	0	0	
Dave Bergman, L OBP: 0.304, SLG: 0.448		4-2		4-1			1-2 G6-4-3	1-3 K		2	0	1	0	2	1	1	
Inning Stats	R: 1 H: 2 E: 0 K: 3 S: 15	H: 2 LOB: 2 BB: 1 P: 26	R: 0 H: 0 E: 0 K: 0 S: 11	H: 0 LOB: 1 BB: 1 P: 20	R: 0 H: 1 E: 0 K: 0 S: 12	H: 1 LOB: 2 BB: 1 P: 24	R: 0 H: 0 E: 0 K: 0 S: 7	H: 0 LOB: 1 BB: 0 P: 12	R: 0 H: 1 E: 0 K: 1 S: 8	H: 1 LOB: 0 BB: 0 P: 10	R: 0 H: 0 E: 0 K: 1 S: 13	H: 0 LOB: 1 BB: 1 P: 22	R: 0 H: 1 E: 0 K: 1 S: 14	H: 1 LOB: 1 BB: 0 P: 16	1B: 5 2B: 1 3B: 0 HR: 0	SF: 0 SAC: 0 DP: 1 HBP: 0	WP: 1 PA: 37 PB: 0 SB: 0 CS: 0
PITCHER	IP	WLS	BF	H	R	ER	SO	BB	IBB	HBP	BLK	WP	HR	S	P	ERA	WHIP
Storm Davis, R ERA: 3.3	6.1	W	28	5	1	1	4	4	0	0	0	1	0	66	109	1.42	1.421
Rick Honeycutt, L ERA: 4.05	0.2		1	0	0	0	0	0	0	0	0	0	0	1	1	0.00	0.000
Gene Nelson, R ERA: 3.69	1.0		4	0	0	0	1	1	0	0	0	0	0	13	22	0.00	1.000
Dennis Eckersley, R ERA: 1.51	1.0	S	4	1	0	0	1	0	0	0	0	0	0	14	16	0.00	1.000

Detroit Tigers @ Oakland Athletics
Oakland-Alameda County Coliseum, Oakland, CA

AB 32
R 1
H 6
RBI 0
BB 5
SO 6
LOB 16



WP: 1 PA: 37
PB: 0
SB: 0
CS: 0

Batter	1	2	3	4	5	6	7	8	9	AB	R	H	RBI	BB	SO	LOB	BOTTOM		
Luis Polonia, L OBP: 0.343, SLG: 0.383	1-1 G3		1-1 L7			0-0 F8	2-1			4	0	1	1	0	0	2			
Dave Henderson, R OBP: 0.348, SLG: 0.519	0-1 L7			1-0 F9		2-0 HR	1-3 K			4	1	1	2	0	1	1			
Jose Canseco, R OBP: 0.382, SLG: 0.539	2-0 F8			1-1 F8		1-0 HR		3-2 5-3		4	1	1	1	0	0	0			
Mark McGwire, R OBP: 0.338, SLG: 0.453		0-0 1-3		0-3 K		1-3 K		2-1 F8		4	0	0	0	0	2	0			
Ron Hassey, L OBP: 0.293, SLG: 0.371		0-0 4-3			1-0 F7	4-1 BB		0-0 1B		3	0	1	0	1	0	0			
Camey Lansford, R OBP: 0.354, SLG: 0.399		1-0 6-3			2-1 5-3	1-3 K		0-1 F8		4	0	0	0	0	1	2			
Terry Steinbach, R OBP: 0.296, SLG: 0.360			2-2 F8		4-1 BB		0-0 F3			2	0	0	0	1	0	0			
Walt Weiss, S OBP: 0.299, SLG: 0.309			2-0 4-3		1-0 F8		2-1 L6			3	0	0	0	0	0	1			
Mike Gallego, R OBP: 0.286, SLG: 0.282			4-1 BB			4-2 HR	2-1 3B			1	2	1	0	2	0	0			
Inning Stats	R: 0 H: 0 E: 0 K: 0 S: 5	H: 0 LOB: 0 BB: 0 P: 8	R: 0 H: 0 E: 0 K: 0 S: 3	H: 0 LOB: 0 BB: 0 P: 4	R: 0 H: 0 E: 0 K: 0 S: 8	H: 0 LOB: 1 BB: 1 P: 17	R: 0 H: 0 E: 0 K: 1 S: 6	H: 0 LOB: 0 BB: 0 P: 8	R: 0 H: 0 E: 0 K: 0 S: 5	H: 0 LOB: 1 BB: 1 P: 13	R: 3 H: 2 E: 0 K: 2 S: 17	H: 2 LOB: 1 BB: 2 P: 30	R: 1 H: 2 E: 0 K: 1 S: 10	H: 2 LOB: 1 BB: 0 P: 17	R: 0 H: 1 E: 0 K: 0 S: 10	H: 1 LOB: 1 BB: 0 P: 15	1B: 2 2B: 0 3B: 1 HR: 2	SF: 0 SAC: 0 DP: 0 HBP: 0	WP: 0 PA: 33 PB: 0 SB: 0 CS: 0
PITCHER	IP	WLS	BF	H	R	ER	SO	BB	IBB	HBP	BLK	WP	HR	S	P	ERA	WHIP		
Jeff Robinson, R ERA: 2.99	8.0	L	33	5	4	4	4	4	0	0	0	0	2	64	112	4.50	1.125		

Detroit Tigers @ Oakland Athletics
Oakland-Alameda County Coliseum, Oakland, CA

AB 29
R 4
H 5
RBI 4
BB 4
SO 4
LOB 6



WP: 0 PA: 33
PB: 0
SB: 0
CS: 0

Fri Jul 22 1988, 7:05 PM PDT
Att: 35,480 - Unknown - 68 F

livebaseballscores.com

livebaseballscores.com

Batter	1	2	3	4	5	6	7	8	9	AB	R	H	RBI	BB	SO	LOB	TOP										
Gary Pettis, S OBP: 0.306, SLG: 0.296 (1, 8)	1-1 F7		1-2 L8		0-0 1B		0-0 4-3		3-2 1B	5	0	2	1	0	0	2	Detroit Tigers @ Oakland Athletics Oakland-Alameda County Coliseum, Oakland, CA Sat Jul 23 1988, 3:33 AM PDT Att: 43,185 - Sunny - 69 F										
Lou Whitaker, L OBP: 0.350, SLG: 0.416 (1, 4)	1-2 1B		3-3 K		2-3 K		3-3 K		1-3 K	5	0	1	0	0	4	5											
Pat Sheridan, L OBP: 0.360, SLG: 0.508 Larry Hemdon, R OBP: 0.336, SLG: 0.374 (9, PH)	3-1 F7			3-1 WP BLK 1B	2-1 G3			1-0 F8	1-3 K	4	0	1	0	0	0	3											
Alan Trammell, R OBP: 0.382, SLG: 0.488 (1, 6)	2-0 F8			4-2 WP BB 1-2		0-1 L8		4-0 BB BB		2	0	0	0	2	0	1											
Darrell Evans, L OBP: 0.327, SLG: 0.374 (1, 3)		2-2 4-3		2-3 K		0-2 F7		4-1 BB BB		3	0	0	0	1	1	2											
Chet Lemon, R OBP: 0.350, SLG: 0.441 (1, 9)	0-1 F8			2-3 K		4-0 BB		3-2 F6		3	0	0	0	1	1	4											
Matt Nokes, L OBP: 0.284, SLG: 0.398 (1, 2)	0-2 L7			1-1 4-3		1-1 L7		2-2 4-3		4	0	0	0	0	0	5											
Luis Salazar, R OBP: 0.326, SLG: 0.444 (1, 5)			2-2 F9		0-2 F4		0-1 F9		1-1 1B 2B	4	1	1	0	0	0	0											
Dave Bergman, L OBP: 0.417, SLG: 0.458 Ray Knight, R OBP: 0.297, SLG: 0.327 (9, PH)	2-0 1B			4-2 BB		2-2 4-3 1B		3-2 F4		2	0	2	0	1	0	0											
Inning Stats	R: 0 E: 0 K: 0 S: 9	H: 1 LOB: 1 BB: 0 P: 15	R: 0 E: 0 K: 0 S: 8	H: 0 LOB: 0 BB: 0 P: 10	R: 0 E: 0 K: 1 S: 10	H: 1 LOB: 1 BB: 0 P: 18	R: 0 E: 0 K: 2 S: 14	H: 1 LOB: 2 BB: 1 P: 26	R: 0 E: 0 K: 1 S: 11	H: 0 LOB: 1 BB: 1 P: 13	R: 0 E: 0 K: 1 S: 10	H: 1 LOB: 1 BB: 0 P: 15	R: 0 E: 0 K: 0 S: 15	H: 0 LOB: 2 BB: 2 P: 29	R: 1 E: 0 K: 2 S: 14	H: 2 LOB: 1 BB: 0 P: 23	1B: 6 2B: 1 3B: 0 HR: 0	SF: 0 SAC: 0 DP: 0 HBP: 0	WP: 1 PB: 0 CS: 0	PA: 39							
PITCHER	IP	WLS	BF	H	R	ER	SO	BB	IBB	HBP	BLK	WP	HR	S	P	ERA	WHIP										
Todd Burns, R ERA: 1.79 (1, 1)	7.0	W	29	5	0	0	5	3	0	0	1	1	0	70	116	0.00	1.143										
Gene Nelson, R ERA: 3.77 (8, 1)	1.0		6	1	1	1	0	2	0	0	0	0	0	17	32	9.00	3.000										
Greg Cadaret, L ERA: 2.98 (9, 1)	0.2	S	3	1	0	0	1	0	0	0	0	0	0	9	16	0.00	1.500										
Eric Plunk, R ERA: 2.79 (9, 1)	0.1	S	1	0	0	0	1	0	0	0	0	0	0	3	4	0.00	0.000										

Batter	1	2	3	4	5	6	7	8	9	AB	R	H	RBI	BB	SO	LOB	BOTTOM										
Stan Javier, S OBP: 0.328, SLG: 0.355 (1, 7)	0-2 F4		1-3 K		2-2 6-3		1-0 HBP 1B	0-1 F4		5	0	1	0	0	1	4	Detroit Tigers @ Oakland Athletics Oakland-Alameda County Coliseum, Oakland, CA Sat Jul 23 1988, 3:33 AM PDT Att: 43,185 - Sunny - 69 F										
Dave Henderson, R OBP: 0.350, SLG: 0.522 (1, 8)	1-2 L8		0-1 L6-4 1B 1-3 1B		1-1 HR 2B	1-1 F6				4	1	2	0	0	0	1											
Jose Canseco, R OBP: 0.385, SLG: 0.540 (1, 9)	1-2 1B		1-2 1-2 3H 1B 2-3		3-2 E3 HR	2-2 HBP				3	1	2	1	0	0	1											
Mark McGwire, R OBP: 0.340, SLG: 0.460 (1, 3)	4-0 1B		1-2 L6-4		2-1 HR	2-2 F8				3	1	1	3	1	0	4											
Carney Lansford, R OBP: 0.350, SLG: 0.395 (1, 5)	1-1 L4			0-0 6-3		2-2 5-3				4	0	0	0	0	0	4											
Terry Steinbach, R OBP: 0.305, SLG: 0.369 (1, 2)		2-2 G3-6-3 1B		0-0 6-3		2-2 3-1 1B		2-0 SH5-3 BB 1B		4	0	3	0	0	0	0											
Don Baylor, R OBP: 0.295, SLG: 0.285 Tony Phillips, S OBP: 0.311, SLG: 0.279 (6, PR)	0-0 F3		1-1 F3		0-0 F3		1-2 1B	4-2 SH5-3 BB		3	0	1	0	1	0	1											
Mike Gallego, R OBP: 0.282, SLG: 0.277 (1, 4)	2-0 G3-6-3				0-2 4-3		2-2 3-1	0-1 SH5-3		3	0	0	0	0	0	3											
Walt Weiss, S OBP: 0.295, SLG: 0.305 (1, 6)			2-1 E5 1B		2-2 5-3		3-2 F8	1-2 FC5-2-5-1		4	1	0	0	0	0	5											
Inning Stats	R: 0 E: 0 K: 0 S: 11	H: 1 LOB: 2 BB: 1 P: 18	R: 0 E: 0 K: 0 S: 5	H: 1 LOB: 0 BB: 0 P: 9	R: 1 E: 1 K: 1 S: 13	H: 2 LOB: 1 BB: 0 P: 17	R: 0 E: 0 K: 0 S: 4	H: 0 LOB: 0 BB: 0 P: 5	R: 0 E: 0 K: 0 S: 9	H: 0 LOB: 0 BB: 0 P: 13	R: 3 E: 1 K: 0 S: 22	H: 4 LOB: 2 BB: 0 P: 37	R: 0 E: 0 K: 0 S: 14	H: 1 LOB: 2 BB: 0 P: 19	R: 0 E: 0 K: 0 S: 12	H: 1 LOB: 3 BB: 1 P: 19	1B: 8 2B: 2 3B: 0 HR: 1	SF: 0 SAC: 1 DP: 2 HBP: 1	WP: 0 PB: 0 CS: 0	PA: 37							
PITCHER	IP	WLS	BF	H	R	ER	SO	BB	IBB	HBP	BLK	WP	HR	S	P	ERA	WHIP										
Frank Tanana, L ERA: 4.1 (1, 1)	5.1	L	24	7	4	2	1	0	1	0	0	0	0	56	86	3.38	1.312										
Eric King, R ERA: 3.58 (6, 1)	1.0		6	2	0	0	0	0	0	1	0	0	0	16	24	0.00	2.000										
Mike Henneman, R ERA: 2.33 (7, 1)	0.2		2	0	0	0	0	0	0	0	0	0	0	6	8	0.00	0.000										
Willie Hernandez, L ERA: 1.87 (8, 1)	1.0		5	1	0	0	0	1	0	0	0	0	0	12	19	0.00	2.000										

AB 34
R 1
H 7
RBI 1
BB 5
SO 7
LOB 24



AB 33
R 4
H 10
RBI 4
BB 2
SO 1
LOB 23



Batter	1	2	3	4	5	6	7	8	9	AB	R	H	RBI	BB	SO	LOB	TOP					
Gary Pettis, S OBP: 0.303, SLG: 0.293 (1, 8)										4	0	0	0	0	1	2						
Lou Whitaker, L OBP: 0.376, SLG: 0.410 (1, 4)										4	0	0	0	0	2	0						
Pat Sheridan, L OBP: 0.354, SLG: 0.497 (1, 7)										4	0	0	0	0	1	0						
Aian Trammell, R OBP: 0.383, SLG: 0.491 (1, 6)										4	0	2	0	0	0	0						
Darrell Evans, L OBP: 0.329, SLG: 0.374 (1, 10)										3	0	1	0	1	1	1						
Chet Lemon, R OBP: 0.346, SLG: 0.435 (1, 9)										4	0	0	0	0	2	3						
Dave Bergman, L OBP: 0.330, SLG: 0.479 (1, 3)										3	0	3	0	0	0	0						
Luis Salazar, R OBP: 0.324, SLG: 0.441 (1, 5)										2	0	0	0	0	0	2						
Matt Nokes, L OBP: 0.281, SLG: 0.393 (1, 2)										3	0	0	0	0	1	3						
Inning Stats	R: 0 H: 0 E: 0 K: 3 S: 9	H: 0 LOB: 0 BB: 0 P: 16	R: 0 H: 1 E: 0 K: 0 S: 6	LOB: 0 BB: 0 P: 9	R: 0 H: 1 E: 0 K: 1 S: 12	LOB: 1 BB: 1 P: 14	R: 0 H: 1 E: 0 K: 1 S: 10	LOB: 2 BB: 1 P: 14	R: 0 H: 1 E: 0 K: 0 S: 4	LOB: 1 BB: 0 P: 4	R: 0 H: 1 E: 0 K: 1 S: 12	LOB: 1 BB: 0 P: 18	R: 0 H: 1 E: 0 K: 1 S: 11	LOB: 1 BB: 0 P: 16	R: 0 H: 0 E: 0 K: 0 S: 7	LOB: 0 BB: 0 P: 12	R: 0 H: 0 E: 0 K: 1 S: 9	LOB: 0 BB: 0 P: 12	1B: 4 2B: 2 3B: 0 HR: 0	SF: 0 SAC: 1 DP: 1 HBP: 0	WP: 0 PB: 0 SB: 1 CS: 0	PA: 33
PITCHER Bob Welch, R ERA: 3.22 (1, 1)	IP: 9.0 WLS: W BF: 33 H: 6 R: 0 ER: 0 SO: 8 BB: 1 IBB: 0 HBP: 0 BLK: 0 WP: 0 HR: 0 S: 80 P: 115 ERA: 0.00 WHIP: 0.778															PITCHER Bob Welch, R ERA: 3.22 (1, 1)	IP: 9.0 WLS: W BF: 33 H: 6 R: 0 ER: 0 SO: 8 BB: 1 IBB: 0 HBP: 0 BLK: 0 WP: 0 HR: 0 S: 80 P: 115 ERA: 0.00 WHIP: 0.778					

Detroit Tigers @ Oakland Athletics
Oakland-Alameda County Coliseum, Oakland, CA
Sun Jul 24 1988, 3:33 AM PDT
Att: 43,146 - Sunny - 70 F

AB	31
R	0
H	6
RBI	0
BB	1
SO	8
LOB	11



Batter	1	2	3	4	5	6	7	8	9	AB	R	H	RBI	BB	SO	LOB	BOTTOM					
Luis Polonia, L OBP: 0.359, SLG: 0.408 (1, 7)										4	0	3	0	0	1	0						
Dave Henderson, R OBP: 0.345, SLG: 0.514 (1, 8)										4	0	0	0	0	2	5						
Jose Canseco, R OBP: 0.384, SLG: 0.536 (1, 9)										3	0	0	0	1	1	0						
Mark McGwire, R OBP: 0.339, SLG: 0.461 (1, 3)										4	0	1	0	0	0	1						
Ron Hassey, L OBP: 0.288, SLG: 0.364 (1, 2)										4	0	0	0	0	1	2						
Camey Lansford, R OBP: 0.352, SLG: 0.394 (1, 5)										1	0	0	0	2	0	0						
Terry Steinbach, R OBP: 0.300, SLG: 0.363 (1, 10)										3	1	0	0	0	0	3						
Walt Weiss, S OBP: 0.295, SLG: 0.309 (1, 6)										3	0	1	1	0	1	0						
Mike Gallego, R OBP: 0.288, SLG: 0.276 (1, 4)										1	0	0	0	2	0	0						
Inning Stats	R: 0 H: 1 E: 0 K: 2 S: 10	H: 0 LOB: 0 BB: 0 P: 17	R: 0 H: 0 E: 0 K: 1 S: 6	LOB: 0 BB: 0 P: 11	R: 0 H: 1 E: 0 K: 2 S: 16	LOB: 2 BB: 1 P: 23	R: 0 H: 0 E: 0 K: 0 S: 8	LOB: 0 BB: 0 P: 12	R: 1 H: 2 E: 0 K: 0 S: 10	LOB: 2 BB: 2 P: 21	R: 0 H: 1 E: 0 K: 0 S: 11	LOB: 1 BB: 1 P: 23	R: 0 H: 0 E: 0 K: 1 S: 6	LOB: 0 BB: 0 P: 7	R: 0 H: 0 E: 0 K: 0 S: 9	LOB: 1 BB: 1 P: 14	R: 0 H: 0 E: 0 K: 0 S: 9	LOB: 0 BB: 1 P: 14	1B: 2 2B: 4 3B: 0 HR: 0	SF: 0 SAC: 0 DP: 1 HBP: 0	WP: 0 PB: 0 SB: 0 CS: 2	PA: 32
PITCHER Walt Terrell, R ERA: 4.5 (1, 1)	IP: 8.0 WLS: L BF: 32 H: 5 R: 1 ER: 1 SO: 6 BB: 4 IBB: 1 HBP: 0 BLK: 0 WP: 0 HR: 0 S: 76 P: 128 ERA: 1.12 WHIP: 1.125															PITCHER Walt Terrell, R ERA: 4.5 (1, 1)	IP: 8.0 WLS: L BF: 32 H: 5 R: 1 ER: 1 SO: 6 BB: 4 IBB: 1 HBP: 0 BLK: 0 WP: 0 HR: 0 S: 76 P: 128 ERA: 1.12 WHIP: 1.125					

Detroit Tigers @ Oakland Athletics
Oakland-Alameda County Coliseum, Oakland, CA
Sun Jul 24 1988, 3:33 AM PDT
Att: 43,146 - Sunny - 70 F

AB	27
R	1
H	5
RBI	1
BB	5
SO	6
LOB	11



Batter	1	2	3	4	5	6	7	8	9	10	AB	R	H	RBI	BB	SO	LOB	TOP								
Willie Wilson, S OBP: 0.292, SLG: 0.346 (1, 8)	0-0 WP S G6-3 1B		0-3 K			1-1 G6-3			0-2 G3		4	1	1	0	0	1	0	Kansas City Royals @ Detroit Tigers Tiger Stadium, Detroit, MI Tue Jul 26 1988, 7:05 PM EDT Att: 27,255 - Unknown - 82 F								
Kurt Stillwell, S OBP: 0.325, SLG: 0.426 (1, 6)	3-2 G6-3 1-H		1-1 G6-3			2-1 F7			0-2 1B 1B		4	0	1	1	0	0	0									
Kevin Seltzer, R OBP: 0.390, SLG: 0.437 (1, 5)	2-1 L4		0-1 F8 BB 1B			2-2 G3			0-1 1B 1B		4	0	2	0	0	0	0									
George Brett, L OBP: 0.405, SLG: 0.555 (1, 10)	2-3 K		4-2 1-2 BB			2-1 F8			1-3 K		3	0	0	0	1	2	2									
Danny Tartabull, R OBP: 0.392, SLG: 0.506 (1, 9)		2-3 K		0-0 F8		2-3 K			2-2 G1-3		4	0	0	0	0	2	4									
Frank White, R OBP: 0.297, SLG: 0.375 (1, 4)		1-2 G4-3		1-3 K		2-2 G6-3			3-1 G5-3		4	0	0	0	0	1	2									
Bo Jackson, R OBP: 0.300, SLG: 0.467 (1, 7)		3-3 K		0-3 K		1-3 K2-3			0-0 G6-3		4	0	0	0	0	3	0									
Bill Buckner, L OBP: 0.282, SLG: 0.342 Bill Pecota, R OBP: 0.179, SLG: 0.246 (10, PR) (10, 3)		1-1 P2		0-0 P5		2-2 G6-3			0-2 FC5-4 1B		4	0	1	0	0	0	0									
Larry Owen, R OBP: 0.100, SLG: 0.100 Pat Tabler, R OBP: 0.328, SLG: 0.331 Jamie Quirk, L OBP: 0.274, SLG: 0.327 (10, PH) (10, 2)		0-0 P4		2-1 F8		1-3 K			0-0 FC5-4 1-2		3	0	0	0	0	1	0									
Inning Stats	R: 1 E: 0 K: 1 S: 10	H: 1 LOB: 0 BB: 0 P: 17	R: 0 E: 0 K: 2 S: 10	H: 0 LOB: 0 BB: 0 P: 16	R: 0 E: 0 K: 1 S: 6	H: 0 LOB: 0 BB: 7 P: 7	R: 0 E: 0 K: 1 S: 11	H: 1 LOB: 2 BB: 1 P: 17	R: 0 E: 0 K: 1 S: 6	H: 0 LOB: 0 BB: 0 P: 8	R: 0 E: 0 K: 0 S: 8	H: 0 LOB: 0 BB: 0 P: 13	R: 0 E: 0 K: 1 S: 8	H: 0 LOB: 0 BB: 0 P: 14	R: 0 E: 0 K: 2 S: 12	H: 0 LOB: 0 BB: 0 P: 16	R: 0 E: 0 K: 1 S: 16		H: 2 LOB: 2 BB: 0 P: 19	R: 0 E: 0 K: 0 S: 7	H: 1 LOB: 1 BB: 0 P: 10	1B: 5 2B: 0 3B: 0 HR: 0	SF: 0 SAC: 0 DP: 0 HBP: 0	WP: 1 PB: 0 SB: 1 CS: 0	PA: 36	
PITCHER	IP 9.0	WLS 32	H 4	R 1	ER 1	SO 10	BB 1	IBB 0	HBP 0	BLK 0	WP 1	HR 0	S 87	P 127	ERA 1.00	WHIP 0.556										
Jack Morris, R ERA: 5.04 Mike Henneman, R ERA: 2.28 (10, 1)	1.0	W	4	1	0	0	0	0	0	0	0	0	7	10	0.00	1.000										

AB	35
R	1
H	5
RBI	1
BB	1
SO	10
LOB	9



Batter	1	2	3	4	5	6	7	8	9	10	AB	R	H	RBI	BB	SO	LOB	BOTTOM								
Gary Pettis, S OBP: 0.300, SLG: 0.289 Dave Bergman, L OBP: 0.434, SLG: 0.479 (10, PH)	1-3 K		0-0 G5-3		2-1 F8			2-1 G4-3		4-0 2B IBB	4	0	0	0	0	1	2	Kansas City Royals @ Detroit Tigers Tiger Stadium, Detroit, MI Tue Jul 26 1988, 7:05 PM EDT Att: 27,255 - Unknown - 82 F								
Lou Whitaker, L OBP: 0.376, SLG: 0.412 (1, 4)	4-1 BB		3-1 G3-1		1-1 F7		2-1 F7		1-0 2B		4	0	1	1	1	0	0									
Luis Salazar, R OBP: 0.323, SLG: 0.439 (1, 7)	1-0 F9		0-1 G5-4-3 1B		3-3 K		0-0 G5-3				4	0	1	0	0	1	1									
Alan Trammell, R OBP: 0.379, SLG: 0.485 (1, 6)	3-3 K		2-2 G5-4-3 1-2		1-1 G4-3				2-1 G6-3		4	0	0	0	0	1	2									
Chet Lemon, R OBP: 0.348, SLG: 0.444 (1, 9)		4-0 BB		2-2 F8		2-0 F8			1-1 HR		3	1	1	1	1	0	0									
Larry Hemdon, R OBP: 0.326, SLG: 0.361 (1, 10)		3-3 K		0-0 G6-3		1-3 K			2-3 K		4	0	0	0	0	3	1									
Ray Knight, R OBP: 0.296, SLG: 0.326 (1, 3)		1-2 F8		0-1 P3		0-1 1B			0-1 G1-3		4	0	1	0	0	0	1									
Tom Brookens, R OBP: 0.343, SLG: 0.379 Pat Sheridan, L OBP: 0.357, SLG: 0.497 (10, PH)		2-3 K		4-1 BB BB		3-2 FC5-4 1B			4-1 SH3 2B BB		2	0	1	0	1	1	1									
Mike Heath, R OBP: 0.336, SLG: 0.419 (1, 2)		2-2 G6-3		4-0 BB		0-0 FC5-4			1-1 SH3		2	0	0	0	1	0	2									
Inning Stats	R: 0 E: 0 K: 2 S: 9	H: 0 LOB: 1 BB: 1 P: 18	R: 0 E: 1 K: 2 S: 11	H: 0 LOB: 1 BB: 1 P: 23	R: 0 E: 0 K: 0 S: 6	H: 0 LOB: 0 BB: 11 P: 11	R: 0 E: 0 K: 0 S: 8	H: 1 LOB: 0 BB: 0 P: 12	R: 0 E: 0 K: 0 S: 6	H: 0 LOB: 2 BB: 2 P: 16	R: 0 E: 0 K: 1 S: 7	H: 0 LOB: 2 BB: 0 P: 12	R: 0 E: 0 K: 1 S: 11	H: 2 LOB: 2 BB: 0 P: 18	R: 0 E: 0 K: 0 S: 5	H: 0 LOB: 0 BB: 0 P: 9	R: 1 E: 0 K: 1 S: 10		H: 1 LOB: 0 BB: 0 P: 15	R: 1 E: 0 K: 0 S: 4	H: 1 LOB: 2 BB: 2 P: 14	1B: 3 2B: 1 3B: 0 HR: 1	SF: 0 SAC: 1 DP: 1 HBP: 0	WP: 0 PB: 0 SB: 0 CS: 0	PA: 38	
PITCHER	IP 9.0	WLS 34	H 4	R 1	ER 1	SO 7	BB 4	IBB 0	HBP 0	BLK 0	WP 0	HR 1	S 73	P 134	ERA 1.00	WHIP 0.889										
Charlie Leibrandt, L ERA: 3.59 Jeff Montgomery, R ERA: 2.75 (10, 1)	0.1	L	4	1	1	0	1	0	0	0	0	0	4	14	27.00	6.000										

AB	31
R	2
H	5
RBI	2
BB	6
SO	7
LOB	10



Batter	1	2	3	4	5	6	7	8	9	AB	R	H	RBI	BB	SO	LOB	TOP										
Willie Wilson, S (1, 8) OBP: 0.290, SLG: 0.343	P6		G6-3		FC4-6		L7			4	0	0	0	0	0	1	Kansas City Royals @ Detroit Tigers Tiger Stadium, Detroit, MI Wed Jul 27 1988, 7:05 PM EDT Att: 26,288 - Unknown - 85 F										
Kurt Stillwell, S (1, 6) OBP: 0.327, SLG: 0.427	3B 1B		1B		G6-3			P6		4	1	2	0	0	0	1											
Kevin Seitzer, R (1, 5) OBP: 0.389, SLG: 0.435	P3		G4-3			2B 1B		L1		4	0	1	0	0	0	2											
George Brett, L (1, 10) OBP: 0.408, SLG: 0.565	1-H 3B			F9		2B 1B		3-2 1B		4	0	3	1	0	0	0											
Danny Tartabull, R (1, 9) OBP: 0.365, SLG: 0.500	G5-3			G6-3		K		K		4	0	0	0	0	2	4											
Frank White, R (1, 4) OBP: 0.299, SLG: 0.377		0-1 CS 1B		1B		L7		G5-3		4	0	2	0	0	0	2											
Bo Jackson, R (1, 7) OBP: 0.296, SLG: 0.459		3-3 K		G5-3		G5-3		K		4	0	0	0	0	2	4											
Bill Buckner, L (1, 3) OBP: 0.277, SLG: 0.335		0-1 F8			F7		F8	G4-3		4	0	0	0	0	0	0											
Larry Owen, R (1, 2) OBP: 0.167, SLG: 0.167					F7					2	0	1	0	0	0	0											
Jamie Quirk, L (7, PH) OBP: 0.272, SLG: 0.324					FC4-6 1B		K			1	0	0	0	0	1	0											
Inning Stats	R: 1 E: 0 K: 0 S: 8	H: 2 LOB: 1 BB: 0 P: 13	R: 0 E: 0 K: 1 S: 7	H: 1 LOB: 0 BB: 0 P: 10	R: 0 E: 0 K: 0 S: 9	H: 1 LOB: 1 BB: 0 P: 13	R: 0 E: 0 K: 0 S: 7	H: 1 LOB: 1 BB: 0 P: 10	R: 0 E: 0 K: 1 S: 11	H: 2 LOB: 2 BB: 0 P: 16	R: 0 E: 0 K: 1 S: 10	H: 0 LOB: 0 BB: 0 P: 17	R: 0 E: 0 K: 1 S: 5	H: 1 LOB: 1 BB: 0 P: 8	R: 0 E: 0 K: 1 S: 10	H: 0 LOB: 0 BB: 0 P: 8	1B: 7 2B: 2 3B: 1 HR: 0	SF: 0 SAC: 0 DP: 1 HBP: 0	WP: 0 PB: 0 SB: 0 CS: 1	PA: 35							
PITCHER	IP	WLS	BF	H	R	ER	SO	BB	IBB	HBP	BLK	WP	HR	S	P	ERA	WHIP										
Doyle Alexander, R (1, 1) ERA: 3.58	7.2	W	31	9	1	1	3	0	0	0	0	0	0	64	97	1.17	1.174										
Mike Henneman, R (8, 1) ERA: 2.22	1.1	S	4	0	0	0	2	0	0	0	0	0	0	9	11	0.00	0.000										

Batter	1	2	3	4	5	6	7	8	9	AB	R	H	RBI	BB	SO	LOB	BOTTOM										
Gary Pettis, S (1, 8) OBP: 0.299, SLG: 0.287	CS BB		B1-3		FC4-6 1B		G1-3			3	1	0	0	1	0	1	Kansas City Royals @ Detroit Tigers Tiger Stadium, Detroit, MI Wed Jul 27 1988, 7:05 PM EDT Att: 26,288 - Unknown - 85 F										
Lou Whitaker, L (1, 4) OBP: 0.383, SLG: 0.426	1-2 HR		G3-4 BB		1B BLK BB		1B			2	2	2	1	2	0	0											
Pat Sheridan, L (1, 7) OBP: 0.355, SLG: 0.493	F7		G3-4-1		BLK 1B		F8			4	0	1	1	0	0	2											
Alan Trammell, R (1, 6) OBP: 0.377, SLG: 0.482	1B		F8		K		G6-3			4	0	1	0	0	1	2											
Dave Bergman, L (1, 10) OBP: 0.422, SLG: 0.464	G1-3			G6-3		G4-3		F7		4	0	0	0	0	0	1											
Chet Lemon, R (1, 9) OBP: 0.347, SLG: 0.441		G1-3		K		G5-3		1B		4	0	1	0	0	1	0											
Darrell Evans, L (1, 3) OBP: 0.328, SLG: 0.369		G1-3		F7		BB		F9		3	0	0	0	1	0	1											
Tom Brookens, R (1, 5) OBP: 0.343, SLG: 0.386					K		G1			3	0	1	0	0	1	1											
Matt Nokes, L (1, 2) OBP: 0.281, SLG: 0.392					FC4-6 1B		F9			3	0	1	0	0	0	1											
Inning Stats	R: 1 E: 0 K: 0 S: 17	H: 2 LOB: 1 BB: 1 P: 27	R: 0 E: 0 K: 0 S: 11	H: 1 LOB: 0 BB: 0 P: 17	R: 0 E: 0 K: 1 S: 7	H: 0 LOB: 0 BB: 1 P: 11	R: 0 E: 0 K: 1 S: 7	H: 0 LOB: 0 BB: 0 P: 10	R: 2 E: 0 K: 2 S: 14	H: 2 LOB: 1 BB: 1 P: 22	R: 0 E: 0 K: 0 S: 10	H: 0 LOB: 1 BB: 1 P: 17	R: 0 E: 0 K: 0 S: 9	H: 1 LOB: 1 BB: 0 P: 12	R: 0 E: 0 K: 0 S: 11	H: 1 LOB: 1 BB: 0 P: 18		1B: 5 2B: 0 3B: 1 HR: 1	SF: 0 SAC: 0 DP: 0 HBP: 0	WP: 0 PB: 0 SB: 0 CS: 1	PA: 34						
PITCHER	IP	WLS	BF	H	R	ER	SO	BB	IBB	HBP	BLK	WP	HR	S	P	ERA	WHIP										
Mark Gubicza, R (1, 1) ERA: 2.69	7.2	L	33	7	3	3	3	4	0	0	1	0	0	81	128	3.52	1.435										
Jerry Don Gleaton, L (8, 1) ERA: 2.75	0.1		1	0	0	0	0	0	0	0	0	0	0	3	6	0.00	0.000										

Batter	1	2	3	4	5	6	7	8	9	AB	R	H	RBI	BB	SO	LOB	TOP			
Willie Wilson, S (1, 8) OBP: 0.287, SLG: 0.339	1-2 L8		3-2 F7		0-0 F8			3-3 K		4	0	0	0	0	1	1	Kansas City Royals @ Detroit Tigers Tiger Stadium, Detroit, MI Thu Jul 28 1988, 7:05 PM EDT Att: 27,781 - Unknown - 95 F			
Kurt Stillwell, S (1, 6) OBP: 0.326, SLG: 0.424	4-0 G6-3 BB		1-2 FC3-6 FC6-4 1-2f		1-0 F8			2-1 G4-3		3	0	0	0	1	0	1				
Kevin Seitzer, R (1, 5) OBP: 0.385, SLG: 0.430	3-2 G6-3		0-2 FC6-4 1-2f			1-2 G6-3			0-1 G4-3	4	0	0	0	0	0	2				
George Brett, L (1, 10) OBP: 0.409, SLG: 0.562	4-0 IBB			4-0 WP G3-1 BB		1-0 F9			3-1 G4-3	2	1	0	0	2	0	0				
Frank White, R (1, 4) OBP: 0.299, SLG: 0.375	0-0 F7			2-1 G3-1 WP 1-2 1B		0-0 G5-3			1-0 F8	4	0	1	0	0	0	2				
Danny Tartabull, R (1, 9) OBP: 0.382, SLG: 0.495				2-3 K 1-2 2-3			0-1 F9			3	0	0	0	0	2	2				
Bill Buckner, L (1, 3) OBP: 0.274, SLG: 0.330		0-1 F8		2-2 G3-1			1-0 F9			3	0	0	1	0	0	1				
Bo Jackson, R (1, 7) OBP: 0.292, SLG: 0.454		0-0 G1-3		2-3 2-H 3-H 0-1 B1-3			2-2 G1-3			3	0	0	0	0	0	1				
Larry Owen, R (1, 2) OBP: 0.214, SLG: 0.154				2-1 HBP		2-1 G4-3				1	0	0	0	0	0	0				
Jamie Quirk, L (8, PH) OBP: 0.270, SLG: 0.320								0-0 G3-1		1	0	0	0	0	0	0				
Inning Stats	R: 0 E: 0 K: 0 S: 9	H: 0 LOB: 2 BB: 2 P: 21	R: 0 E: 0 K: 1 S: 6	H: 0 LOB: 0 BB: 0 P: 6	R: 0 E: 0 K: 0 S: 12	H: 0 LOB: 1 BB: 0 P: 18	R: 1 E: 0 K: 1 S: 12	H: 1 LOB: 1 BB: 1 P: 22	R: 0 E: 0 K: 0 S: 4	H: 0 LOB: 0 BB: 0 P: 7	R: 0 E: 0 K: 0 S: 6	H: 0 LOB: 0 BB: 0 P: 9	R: 0 E: 0 K: 1 S: 6	H: 0 LOB: 0 BB: 0 P: 11	R: 0 E: 0 K: 0 S: 5	H: 0 LOB: 0 BB: 0 P: 9	1B: 1 2B: 0 3B: 0 HR: 0	SF: 0 SAC: 0 DP: 0 HBP: 1	WP: 1 PB: 0 SB: 0 CS: 0	PA: 32
PITCHER Jeff Robinson, R (1, 1) ERA: 2.86	IP: 9.0 WLS: W BF: 32 H: 1 R: 1 ER: 1 SO: 3 BB: 2 IBB: 1 HBP: 1 BLK: 0 WP: 1 HR: 0 S: 65 P: 110 ERA: 1.00 WHIP: 0.333																			

Batter	1	2	3	4	5	6	7	8	9	AB	R	H	RBI	BB	SO	LOB	BOTTOM			
Gary Pettis, S (1, 8) OBP: 0.298, SLG: 0.286	2-2 G4-3	0-0 F8		0-1 1B 1-2 1B	1-2 FC6-4 1-2f		1-1 G5-3			5	0	1	0	0	0	5	Kansas City Royals @ Detroit Tigers Tiger Stadium, Detroit, MI Thu Jul 28 1988, 7:05 PM EDT Att: 27,781 - Unknown - 95 F			
Lou Whitaker, L (1, 4) OBP: 0.378, SLG: 0.419	0-2 G4-3		3-1 F8	1-0 P4		0-0 F8		3-3 K	5	0	0	0	0	1	2					
Jim Walewander, S (9, 4) OBP: 0.261, SLG: 0.284										0	0	0	0	0	0	0				
Pat Sheridan, L (1, 7) OBP: 0.352, SLG: 0.485	1-1 F8		2-2 F7	1-0 1-3 2-H 1B		0-2 L8		2-2 P6	5	0	1	1	0	0	0					
Alan Trammell, R (1, 6) OBP: 0.378, SLG: 0.479		2-0 1B SF9 1B	4-2 1B BB	1-0 L7		3-1 P6		2-1 F9	4	2	1	0	1	0	2					
Dave Bergman, L (1, 3) OBP: 0.427, SLG: 0.469		0-1 1B F9 BB	0-0 1B		2-1 F8		1-2 E5 1B			3	1	2	0	0	0	0				
Ray Knight, R (7, PH) OBP: 0.295, SLG: 0.324		1-3 1B 1B	1-3 1B							1	1	0	0	0	0	0				
Chet Lemon, R (1, 9) OBP: 0.346, SLG: 0.440		3-2 SF9	2-0 1B		0-0 G6-3		0-0 E5 1B			3	0	1	2	0	0	1				
Darrell Evans, L (1, 10) OBP: 0.330, SLG: 0.369		3-H 4-0 1B BB	4-0 G4-3		1-0 3B 1B		1-3 K			3	1	1	0	1	1	4				
Tom Brookens, R (1, 5) OBP: 0.348, SLG: 0.400		1-1 F9		1-0 1B 1B	0-0 1B 1B		1-2 1B 3B			4	2	3	2	0	0	2				
Matt Nokes, L (1, 2) OBP: 0.285, SLG: 0.394		0-0 1B		0-0 P5	0-0 FC6-4 1B		1-3 K			4	0	2	2	0	1	3				
Inning Stats	R: 2 E: 0 K: 0 S: 8	H: 3 LOB: 2 BB: 1 P: 20	R: 1 E: 0 K: 0 S: 11	H: 2 LOB: 1 BB: 1 P: 22	R: 1 E: 0 K: 0 S: 7	H: 3 LOB: 2 BB: 0 P: 11	R: 2 E: 0 K: 0 S: 9	H: 3 LOB: 1 BB: 0 P: 13	R: 0 E: 0 K: 0 S: 6	H: 0 LOB: 0 BB: 0 P: 9	R: 1 E: 2 K: 2 S: 15	H: 1 LOB: 2 BB: 0 P: 20	R: 0 E: 0 K: 1 S: 11	H: 0 LOB: 0 BB: 0 P: 18	R: 0 E: 0 K: 0 S: 6	H: 0 LOB: 0 BB: 0 P: 9	1B: 11 2B: 0 3B: 1 HR: 0	SF: 1 SAC: 0 DP: 0 HBP: 0	WP: 0 PB: 0 SB: 0 CS: 0	PA: 40
PITCHER Rick Anderson, R (1, 1) ERA: 4.24	IP: 3.2 WLS: L BF: 21 H: 4 R: 4 ER: 4 SO: 4 BB: 2 IBB: 0 HBP: 0 BLK: 0 WP: 0 HR: 0 S: 35 P: 62 ERA: 9.82 WHIP: 2.727																			
Ted Power, R (4, 1) ERA: 6.72	IP: 2.1 WLS: 10 BF: 3 H: 2 R: 2 ER: 2 SO: 0 BB: 0 IBB: 0 HBP: 0 BLK: 0 WP: 0 HR: 0 S: 16 P: 24 ERA: 7.71 WHIP: 1.286																			
Jerry Don Gleaton, L (7, 1) ERA: 2.61	IP: 1.0 WLS: 6 BF: 1 H: 1 R: 1 ER: 0 SO: 2 BB: 0 IBB: 0 HBP: 0 BLK: 0 WP: 0 HR: 0 S: 15 P: 20 ERA: 0.00 WHIP: 1.000																			
Steve Farr, R (8, 1) ERA: 2.11	IP: 1.0 WLS: 3 BF: 0 H: 0 R: 0 ER: 0 SO: 1 BB: 0 IBB: 0 HBP: 0 BLK: 0 WP: 0 HR: 0 S: 11 P: 18 ERA: 0.00 WHIP: 0.000																			

AB	28
R	1
H	1
RBI	1
BB	3
SO	3
LOB	10



AB	37
R	7
H	12
RBI	7
BB	2
SO	3
LOB	19



Batter	1	2	3	4	5	6	7	8	9	AB	R	H	RBI	BB	SO	LOB	TOP					
Bob Brower, R (1, 8) OBP: 0.303, SLG: 0.293 Cecil Espy, S (9, 8) OBP: 0.289, SLG: 0.367	K		1B	FC6-4		K			G3	5	1	1	0	0	2	4						
Scott Fletcher, R (1, 6) OBP: 0.359, SLG: 0.329	K		1B	FC6-4		F8			F7	5	0	1	0	0	1	1						
Pete O'Brien, L (1, 3) OBP: 0.361, SLG: 0.433	P4		1B	FC6-4		G3			F8	4	0	1	1	0	0	0						
Pete Incaviglia, R (1, 7) OBP: 0.323, SLG: 0.502			1B	FC6-4		K			K	4	0	0	0	0	2	2						
Ruben Sierra, S (1, 9) OBP: 0.287, SLG: 0.420			1B	P5					SH1-4	4	1	3	1	0	0	2						
Larry Sea, R (1, 10) OBP: 0.333, SLG: 0.250	K			1B		P2			SH1-4	2	0	0	0	1	1	1						
Steve Buechele, R (1, 5) OBP: 0.356, SLG: 0.430				1B		F9			G6-4-3	2	0	0	0	2	0	1						
Jim Sundberg, R (1, 2) OBP: 0.329, SLG: 0.361				1B		K			G6-4-3	3	0	0	0	1	1	5						
Jeff Kunkel, R (1, 4) OBP: 0.253, SLG: 0.419				1B		G1-3			G4-3	4	0	2	0	0	0	0						
Inning Stats	R: 0 E: 0 K: 2 S: 13	H: 0 LOB: 0 BB: 0 P: 18	R: 0 E: 0 K: 1 S: 11	H: 1 LOB: 2 BB: 1 P: 18	R: 1 E: 0 K: 0 S: 10	H: 3 LOB: 2 BB: 0 P: 15	R: 0 E: 0 K: 1 S: 14	H: 1 LOB: 2 BB: 1 P: 24	R: 0 E: 0 K: 1 S: 10	H: 0 LOB: 0 BB: 0 P: 13	R: 1 E: 0 K: 1 S: 15	H: 2 LOB: 2 BB: 1 P: 26	R: 0 E: 0 K: 1 S: 9	H: 0 LOB: 0 BB: 0 P: 14	R: 0 E: 0 K: 0 S: 3	H: 1 LOB: 1 BB: 1 P: 9	R: 0 E: 0 K: 0 S: 6	H: 0 LOB: 0 BB: 0 P: 7	1B: 7 2B: 0 3B: 0 HR: 1	SF: 0 SAC: 1 DP: 1 HBP: 0	WP: 0 PB: 0 SB: 1 CS: 0	PA: 38
PITCHER Frank Tanana, L (1, 1) ERA: 3.96	IP: 9.0 WLS: W BF: 38 H: 8 R: 2 ER: 2 SO: 7 BB: 2 IBB: 2 HBP: 0 BLK: 0 WP: 0 HR: 1 S: 91 P: 144 ERA: 2.00 WHIP: 1.111																					

Texas Rangers @ Detroit Tigers
Tiger Stadium, Detroit, MI
Fri Jul 29 1988, 7:05 PM EDT
Sunny - 93 F

AB	33
R	2
H	8
RBI	2
BB	4
SO	7
LOB	15



Batter	1	2	3	4	5	6	7	8	9	AB	R	H	RBI	BB	SO	LOB	BOTTOM					
Gary Pettis, S (1, 8) OBP: 0.295, SLG: 0.283	G4-3		B2-3		G4-3			G4-3		4	0	0	0	0	0	0						
Tom Brookens, R (1, 5) OBP: 0.350, SLG: 0.402			G6-3					G5-3		4	1	2	0	0	0	0						
Luis Salazar, R (1, 7) OBP: 0.320, SLG: 0.434	FC1-6		K					F9		3	0	0	0	0	1	1						
Alan Trammell, R (1, 6) OBP: 0.376, SLG: 0.485	L7							L8		4	1	1	2	0	0	1						
Chet Lemon, R (1, 9) OBP: 0.349, SLG: 0.449			G1		G4-3			G4-3		3	1	2	0	0	0	0						
Larry Hemdon, R (1, 10) OBP: 0.326, SLG: 0.355	G1				G4-3			G5-4-3		2	0	0	0	1	0	2						
Ray Knight, R (1, 3) OBP: 0.291, SLG: 0.320			G5-3		F9			G5-4-3		3	0	0	1	0	0	2						
Mike Heath, R (1, 2) OBP: 0.336, SLG: 0.412					G5-3			G4-3		2	0	0	0	1	0	0						
Jim Walewander, S (1, 4) OBP: 0.254, SLG: 0.275 Lou Whitaker, L (8, PH) OBP: 0.377, SLG: 0.417			F9		G6-3			K		2	0	0	0	0	0	1						
Inning Stats	R: 0 E: 0 K: 0 S: 10	H: 1 LOB: 1 BB: 0 P: 16	R: 1 E: 0 K: 0 S: 10	H: 1 LOB: 1 BB: 1 P: 18	R: 0 E: 0 K: 1 S: 6	H: 0 LOB: 0 BB: 0 P: 12	R: 0 E: 0 K: 0 S: 5	H: 1 LOB: 1 BB: 0 P: 12	R: 0 E: 0 K: 0 S: 5	H: 0 LOB: 0 BB: 0 P: 6	R: 0 E: 0 K: 0 S: 6	H: 0 LOB: 0 BB: 0 P: 11	R: 0 E: 0 K: 0 S: 8	H: 0 LOB: 0 BB: 1 P: 15	R: 0 E: 0 K: 1 S: 6	H: 0 LOB: 0 BB: 0 P: 8	R: 2 E: 0 K: 0 S: 6	H: 2 LOB: 0 BB: 0 P: 11	1B: 2 2B: 2 3B: 0 HR: 1	SF: 0 SAC: 1 DP: 1 HBP: 0	WP: 0 PB: 0 SB: 0 CS: 0	PA: 31
PITCHER Paul Kilgus, L (1, 1) ERA: 3.78 Craig McMurtry, R (9, 1) ERA: 2.93	IP: 8.0 WLS: L BF: 29 H: 4 R: 2 ER: 2 SO: 2 BB: 0 IBB: 0 HBP: 0 BLK: 0 WP: 0 HR: 0 S: 59 P: 103 ERA: 2.25 WHIP: 0.750																					

Texas Rangers @ Detroit Tigers
Tiger Stadium, Detroit, MI
Fri Jul 29 1988, 7:05 PM EDT
Sunny - 93 F

AB	28
R	3
H	5
RBI	3
BB	2
SO	2
LOB	7



Batter	1	2	3	4	5	6	7	8	9	AB	R	H	RBI	BB	SO	LOB	TOP											
Oddibe McDowell, L OBP: 0.304, SLG: 0.332	G6-3		K				PO	K		4	0	1	0	0	2	2	Texas Rangers @ Detroit Tigers Tiger Stadium, Detroit, MI Fri Jul 29 1988, 7:05 PM EDT Att: 31,627 - Unknown - 89 F											
Scott Fletcher, R OBP: 0.358, SLG: 0.328	L3		G4-3					G1-6-3		4	0	1	1	0	0	2												
Pete O'Brien, L OBP: 0.360, SLG: 0.433	P5							G1-3		4	0	1	0	0	0	2												
Ruben Sierra, S OBP: 0.287, SLG: 0.418		L4							SH5-4 FC6-4 1B	4	1	1	0	0	1	1												
Pete Incaviglia, R OBP: 0.322, SLG: 0.497		K							FC6-4 SH5-4 BB	3	0	0	0	1	3	1												
Geno Petralli, L OBP: 0.388, SLG: 0.424									SH5-4	3	0	0	0	0	2	1												
Bob Brower, R OBP: 0.303, SLG: 0.293									SH5-4	0	0	0	0	0	0	0												
Jim Sundberg, R OBP: 0.329, SLG: 0.361									SH5-4	0	0	0	0	0	0	0												
Cecil Espy, S OBP: 0.288, SLG: 0.360			K				F7		FC6-4 IBB	3	0	0	0	1	1	0												
Steve Buechele, R OBP: 0.360, SLG: 0.435			2B 1B				1B 1B		FC6-4	4	1	3	1	0	0	2												
Curtis Wilkerson, S OBP: 0.384, SLG: 0.408			2B				F7		F8	4	0	1	0	0	0	4												
Inning Stats	R: 0 E: 0 K: 0 S: 5	H: 0 LOB: 0 BB: 0 P: 7	R: 0 E: 0 K: 2 S: 7	H: 0 LOB: 0 BB: 0 P: 11	R: 0 E: 0 K: 2 S: 10	H: 2 LOB: 2 BB: 0 P: 14	R: 0 E: 0 K: 1 S: 10	H: 1 LOB: 1 BB: 0 P: 15	R: 1 E: 0 K: 0 S: 12	H: 3 LOB: 2 BB: 0 P: 15	R: 0 E: 0 K: 3 S: 11	H: 0 LOB: 0 BB: 0 P: 19	R: 0 E: 0 K: 1 S: 4	H: 1 LOB: 0 BB: 0 P: 7	R: 0 E: 0 K: 1 S: 8	H: 0 LOB: 0 BB: 2 P: 12	R: 1 E: 0 K: 0 S: 7	H: 1 LOB: 2 BB: 2 P: 20	1B: 6 2B: 2 3B: 0 HR: 0	SF: 0 SAC: 1 DP: 0 HBP: 0	WP: 0 PB: 0 SB: 0 CS: 0	PA: 37						
PITCHER	IP	WLS	BF	H	R	ER	SO	BB	IBB	HBP	BLK	WP	HR	S	P	ERA	WHIP											
Eric King, R ERA: 3.12	(1, 1)	7.0		27	7	1	1	8	0	0	0	0	0	0	59	88	1.29	1.000										
Willie Hernandez, L ERA: 2.03	(8, 1)	1.0	L	5	1	1	1	1	1	0	0	0	0	0	10	21	9.00	2.000										
Mike Henneman, R ERA: 2.17	(9, 1)	1.0		4	0	0	0	0	0	1	0	0	0	0	5	11	0.00	0.000										

AB	33
R	2
H	8
RBI	2
BB	2
SO	9
LOB	15



Batter	1	2	3	4	5	6	7	8	9	AB	R	H	RBI	BB	SO	LOB	BOTTOM										
Dave Bergman, L OBP: 0.322, SLG: 0.458	L7		G4-3				K			3	0	0	0	1	1	0	Texas Rangers @ Detroit Tigers Tiger Stadium, Detroit, MI Fri Jul 29 1988, 7:05 PM EDT Att: 31,627 - Unknown - 89 F										
Lou Whitaker, L OBP: 0.375, SLG: 0.413	K		G4-3				F8			3	0	0	0	1	1	0											
Pat Sheridan, L OBP: 0.346, SLG: 0.476	K							G3		4	0	0	0	0	1	3											
Alan Trammell, R OBP: 0.378, SLG: 0.484		F9					L7			3	1	1	0	1	0	3											
Darrell Evans, L OBP: 0.332, SLG: 0.369		K						F9		3	0	1	0	1	1	1											
Chet Lemon, R OBP: 0.347, SLG: 0.446		1B 1B					L7			4	0	1	0	0	0	3											
Matt Nokes, L OBP: 0.284, SLG: 0.392		1B					K			4	0	1	0	0	2	2											
Luis Salazar, R OBP: 0.316, SLG: 0.429		P3					K			4	0	0	0	0	1	3											
Ray Knight, R OBP: 0.290, SLG: 0.315							BB BB			3	0	0	0	1	0	0											
Inning Stats	R: 0 E: 0 K: 2 S: 10	H: 0 LOB: 0 BB: 0 P: 14	R: 0 E: 0 K: 1 S: 12	H: 2 LOB: 2 BB: 0 P: 19	R: 0 E: 0 K: 0 S: 5	H: 0 LOB: 0 BB: 0 P: 8	R: 1 E: 0 K: 0 S: 10	H: 1 LOB: 1 BB: 1 P: 20	R: 0 E: 0 K: 1 S: 12	H: 0 LOB: 3 BB: 3 P: 27	R: 0 E: 0 K: 1 S: 11	H: 0 LOB: 1 BB: 1 P: 21	R: 0 E: 0 K: 1 S: 5	H: 0 LOB: 0 BB: 0 P: 7	R: 0 E: 0 K: 0 S: 7	H: 1 LOB: 1 BB: 0 P: 14		R: 0 E: 0 K: 1 S: 7	H: 0 LOB: 0 BB: 0 P: 9	1B: 4 2B: 0 3B: 0 HR: 0	SF: 0 SAC: 0 DP: 0 HBP: 0	WP: 1 PB: 0 SB: 0 CS: 0	PA: 36				
PITCHER	IP	WLS	BF	H	R	ER	SO	BB	IBB	HBP	BLK	WP	HR	S	P	ERA	WHIP										
Bobby Witt, R ERA: 4.54	(1, 1)	9.0	W	36	4	1	1	7	5	0	0	1	0	79	139	1.00	1.000										



Batter	1	2	3	4	5	6	7	8	9	AB	R	H	RBI	BB	SO	LOB	TOP								
Oddibe McDowell, L OBP: 0.299, SLG: 0.326	E2 SH5-3		F7			4-3		4-3		4	0	0	0	0	0	0									
Scott Fletcher, R OBP: 0.355, SLG: 0.325	SH5-3		5-3			6-3			6-3	3	0	0	0	0	0	0									
Pete O'Brien, L OBP: 0.359, SLG: 0.431	G3			3-1		G3			1B	4	0	1	0	0	0	1									
Ruben Sierra, S OBP: 0.284, SLG: 0.414	F6			4-3			4-3		F7	4	0	0	0	0	0	2									
Pete Incaviglia, R OBP: 0.324, SLG: 0.503		K		K					1B	4	0	2	0	0	2	0									
Geno Petralli, L OBP: 0.387, SLG: 0.423					L7					3	0	1	0	0	0	1									
Jim Steels, L OBP: 0.188, SLG: 0.213									5-3	1	0	0	0	0	0	2									
Cecil Espy, S OBP: 0.289, SLG: 0.366		4-3								3	0	1	0	0	1	2									
Steve Buechele, R OBP: 0.357, SLG: 0.430		L3								3	0	0	0	0	1	2									
Curtis Wilkerson, S OBP: 0.379, SLG: 0.402			1-3			5-3			4-1	3	0	0	0	0	0	1									
Inning Stats	R: 0 E: 1 K: 0 S: 5	H: 0 LOB: 1 BB: 0 P: 6	R: 0 E: 0 K: 1 S: 13	H: 1 LOB: 1 BB: 0 P: 19	R: 0 E: 0 K: 0 S: 6	H: 0 LOB: 0 BB: 0 P: 8	R: 0 E: 0 K: 1 S: 5	H: 0 LOB: 0 BB: 0 P: 8	R: 0 E: 0 K: 1 S: 11	H: 1 LOB: 1 BB: 0 P: 16	R: 0 E: 0 K: 0 S: 6	H: 0 LOB: 0 BB: 0 P: 10	R: 0 E: 0 K: 1 S: 8	H: 1 LOB: 1 BB: 0 P: 17	R: 0 E: 0 K: 0 S: 5	H: 0 LOB: 0 BB: 0 P: 10	R: 0 E: 0 K: 0 S: 11	H: 2 LOB: 2 BB: 0 P: 17	1B: 3 2B: 1 3B: 1 HR: 0	SF: 0 SAC: 1 DP: 0 HBP: 0	WP: 0 PB: 0 SB: 0 CS: 0	PA: 33			
PITCHER Walt Terrell, R ERA: 4.14	IP: 9.0 WLS: W BF: 33	H: 5 R: 0 ER: 0 SO: 4	BB: 0 IBB: 0 HBP: 0 BLK: 0	WP: 0 HR: 0 S: 70 P: 111	ERA: 0.00 WHIP: 0.556																				

Texas Rangers @ Detroit Tigers
Tiger Stadium, Detroit, MI
Sat Jul 30 1988, 7:05 PM EDT
Att: 36,972 - Unknown - 70 F

AB	32
R	0
H	5
RBI	0
BB	0
SO	4
LOB	11



Batter	1	2	3	4	5	6	7	8	9	AB	R	H	RBI	BB	SO	LOB	BOTTOM								
Pat Sheridan, L OBP: 0.344, SLG: 0.469	3-1		4-3			FC1-5 BB	G1-2-3			3	0	0	1	1	0	4									
Lou Whitaker, L OBP: 0.377, SLG: 0.412	F3		F8			PB FC1-5 BB		F9 1B		3	0	1	0	1	0	0									
Dave Bergman, L OBP: 0.418, SLG: 0.452	K2-3			4-3		FC1-5 PB		1B		4	0	1	0	0	1	2									
Alan Trammell, R OBP: 0.376, SLG: 0.479				F8		K		F9		3	0	0	0	1	1	4									
Darrell Evans, L OBP: 0.329, SLG: 0.365				4-1		K		K		3	0	0	0	0	2	3									
Ray Knight, R OBP: 0.289, SLG: 0.314						K		K		1	0	0	0	0	1	2									
Chet Lemon, R OBP: 0.346, SLG: 0.444					F7			F8		4	0	1	0	0	1	3									
Luis Salazar, R OBP: 0.320, SLG: 0.432						SH3-4 BB 4-3 1B		SH5-3		2	1	2	0	0	0	0									
Matt Nokes, L OBP: 0.288, SLG: 0.390						G1-6-3 1B				1	1	0	0	2	0	1									
Tom Brookens, R OBP: 0.351, SLG: 0.414						SH3-4		E1		2	1	1	1	0	0	2									
Inning Stats	R: 0 E: 0 K: 1 S: 6	H: 0 LOB: 0 BB: 0 P: 12	R: 0 E: 0 K: 2 S: 7	H: 0 LOB: 0 BB: 1 P: 15	R: 0 E: 0 K: 0 S: 6	H: 1 LOB: 0 BB: 1 P: 13	R: 0 E: 0 K: 0 S: 7	H: 0 LOB: 0 BB: 0 P: 9	R: 0 E: 0 K: 0 S: 6	H: 1 LOB: 0 BB: 0 P: 8	R: 1 E: 0 K: 2 S: 12	H: 1 LOB: 2 BB: 2 P: 24	R: 0 E: 1 K: 0 S: 8	H: 1 LOB: 2 BB: 1 P: 14	R: 0 E: 0 K: 1 S: 14	H: 2 LOB: 2 BB: 0 P: 19	1B: 5 2B: 0 3B: 0 HR: 1	SF: 0 SAC: 2 DP: 2 HBP: 0	WP: 0 PB: 2 SB: 0 CS: 1	PA: 33					
PITCHER Charlie Hough, R ERA: 3.19	IP: 7.0 WLS: L BF: 30	H: 6 R: 3 ER: 2 SO: 5	BB: 5 IBB: 0 HBP: 0 BLK: 0	WP: 0 HR: 1 S: 56 P: 102	ERA: 2.57 WHIP: 1.571																				
Dale Mohorcic, R ERA: 3.5	0.1	0	0	0	0	0	0	0	0	0	0	3	3	0.00	0.000										
Ed Vande Berg, L ERA: 1.5	0.1	1	0	0	1	0	0	0	0	0	0	3	4	0.00	0.000										
Craig McMurtry, R ERA: 2.9	0.1	1	0	0	0	0	0	0	0	0	0	4	5	0.00	0.000										

Texas Rangers @ Detroit Tigers
Tiger Stadium, Detroit, MI
Sat Jul 30 1988, 7:05 PM EDT
Att: 36,972 - Unknown - 70 F

AB	26
R	3
H	6
RBI	2
BB	5
SO	6
LOB	21



Batter	1	2	3	4	5	6	7	8	9	AB	R	H	RBI	BB	SO	LOB	TOP			
Oddibe McDowell, L (1, 8) OBP: 0.298, SLG: 0.325																	4 1 1 0 0 1 2			
Scott Fletcher, R (1, 6) OBP: 0.359, SLG: 0.328																	3 0 2 1 1 0 0			
Pete O'Brien, L (1, 3) OBP: 0.360, SLG: 0.431																	3 0 1 0 1 0 3			
Ruben Sierra, S (1, 9) OBP: 0.281, SLG: 0.409																	4 0 0 0 0 0 3			
Pete Incaviglia, R (1, 7) OBP: 0.323, SLG: 0.500																	4 0 1 0 0 2 1			
Steve Buechele, R (1, 5) OBP: 0.353, SLG: 0.425																	4 0 0 0 0 1 2			
Jim Steels, L (1, 10) OBP: 0.192, SLG: 0.216																	4 0 1 0 0 2 2			
Jim Sundberg, R (1, 2) OBP: 0.329, SLG: 0.360																	3 0 1 0 0 0 1			
Cecil Espy, S (9, PH) OBP: 0.287, SLG: 0.364																	1 0 0 0 0 1 0			
Curtis Wilkerson, S (1, 4) OBP: 0.374, SLG: 0.396																	3 0 0 0 0 1 2			
Inning Stats	R: 0 E: 0 K: 1 S: 8	H: 0 LOB: 1 BB: 1 P: 15	R: 0 E: 0 K: 2 S: 9	H: 0 LOB: 0 BB: 0 P: 13	R: 1 E: 0 K: 1 S: 10	H: 2 LOB: 0 BB: 0 P: 16	R: 0 E: 0 K: 1 S: 14	H: 2 LOB: 2 BB: 0 P: 23	R: 0 E: 0 K: 1 S: 6	H: 0 LOB: 0 BB: 0 P: 9	R: 0 E: 0 K: 0 S: 4	H: 1 LOB: 1 BB: 0 P: 4	R: 0 E: 0 K: 1 S: 11	H: 0 LOB: 1 BB: 1 P: 19	R: 0 E: 0 K: 1 S: 8	H: 0 LOB: 0 BB: 0 P: 13	1B: 7 2B: 0 3B: 0 HR: 0	SF: 0 SAC: 0 DP: 0 HBP: 0	WP: 0 PB: 0 SB: 1 CS: 0	PA: 36
PITCHER Jack Morris, R (1, 1) ERA: 4.79	IP: 9.0 WLS: W BF: 35 H: 7 R: 1 ER: 1 SO: 8 BB: 2 IBB: 0 HBP: 0 BLK: 0 WP: 0 HR: 0 S: 76 P: 120 ERA: 1.00 WHIP: 1.000															PITCHER				

Texas Rangers @ Detroit Tigers
Tiger Stadium, Detroit, MI
Sun Jul 31 1988, 3:33 AM EDT
Att: 35,977 - Sunny

AB 33
R 1
H 7
RBI 1
BB 2
SO 8
LOB 16



Batter	1	2	3	4	5	6	7	8	9	AB	R	H	RBI	BB	SO	LOB	BOTTOM			
Pat Sheridan, L (1, 7) OBP: 0.348, SLG: 0.467																	1 1 0 0 0 1 1 0			
Luis Salazar, R (6, PH) OBP: 0.318, SLG: 0.429																	2 0 0 0 0 1 5			
Lou Whitaker, L (1, 4) OBP: 0.377, SLG: 0.408																	3 0 0 0 2 0 6			
Dave Bergman, L (1, 3) OBP: 0.419, SLG: 0.449																	1 0 0 0 1 0 1			
Ray Knight, R (5, PH) OBP: 0.294, SLG: 0.319																	3 1 2 0 0 0 3			
Alan Trammell, R (1, 6) OBP: 0.376, SLG: 0.476																	4 1 1 0 1 0 4			
Darrell Evans, L (1, 10) OBP: 0.329, SLG: 0.362																	2 0 0 0 1 0 3			
Larry Hemdon, R (7, PH) OBP: 0.321, SLG: 0.350																	2 1 0 1 0 0 1			
Chet Lemon, R (1, 9) OBP: 0.348, SLG: 0.443																	3 0 1 0 1 0 2			
Dwayne Murphy, L (1, 8) OBP: 0.750, SLG: 0.667																	3 1 2 1 0 1 0			
Matt Nokes, L (1, 2) OBP: 0.292, SLG: 0.394																	3 0 1 2 0 0 2			
Tom Brookens, R (1, 5) OBP: 0.357, SLG: 0.420																	3 0 2 0 1 0 3			
Inning Stats	R: 1 E: 1 K: 0 S: 17	H: 0 LOB: 2 BB: 3 P: 33	R: 0 E: 0 K: 1 S: 9	H: 1 LOB: 0 BB: 0 P: 12	R: 0 E: 0 K: 1 S: 7	H: 0 LOB: 1 BB: 1 P: 13	R: 0 E: 0 K: 0 S: 6	H: 2 LOB: 1 BB: 0 P: 11	R: 0 E: 0 K: 0 S: 4	H: 1 LOB: 3 BB: 2 P: 20	R: 1 E: 0 K: 0 S: 10	H: 2 LOB: 2 BB: 1 P: 19	R: 3 E: 0 K: 1 S: 15	H: 2 LOB: 3 BB: 1 P: 26	R: 0 E: 0 K: 0 S: 8	H: 1 LOB: 0 BB: 0 P: 13	1B: 7 2B: 3 3B: 0 HR: 0	SF: 0 SAC: 0 DP: 4 HBP: 3	WP: 1 PB: 0 SB: 0 CS: 1	PA: 42
PITCHER Jose Guzman, R (1, 1) ERA: 3.53	IP: 4.0 WLS: L BF: 7 H: 2 R: 1 ER: 1 SO: 0 BB: 0 IBB: 2 HBP: 0 BLK: 0 WP: 0 HR: 0 S: 40 P: 27 ERA: 6.75 WHIP: 1.500															PITCHER				
Ed Yande Berg, L (5, 1) ERA: 2.03	IP: 1.1 WLS: L BF: 7 H: 2 R: 1 ER: 1 SO: 0 BB: 0 IBB: 0 HBP: 0 BLK: 0 WP: 0 HR: 0 S: 10 P: 27 ERA: 27.00 WHIP: 3.000															PITCHER				
Dale Mohorcic, R (6, 1) ERA: 4.15	IP: 0.2 WLS: L BF: 4 H: 2 R: 2 ER: 2 SO: 0 BB: 0 IBB: 0 HBP: 0 BLK: 0 WP: 0 HR: 0 S: 7 P: 10 ERA: ∞ WHIP: ∞															PITCHER				
Mitch Williams, L (7, 1) ERA: 4.79	IP: 0.0 WLS: L BF: 4 H: 0 R: 1 ER: 1 SO: 0 BB: 1 IBB: 2 HBP: 0 BLK: 0 WP: 1 HR: 0 S: 3 P: 11 ERA: ∞ WHIP: ∞															PITCHER				
Craig McMurry, R (7, 1) ERA: 2.73	IP: 2.0 WLS: L BF: 6 H: 1 R: 0 ER: 0 SO: 1 BB: 0 IBB: 0 HBP: 0 BLK: 0 WP: 0 HR: 0 S: 16 P: 22 ERA: 0.00 WHIP: 0.500															PITCHER				

Texas Rangers @ Detroit Tigers
Tiger Stadium, Detroit, MI
Sun Jul 31 1988, 3:33 AM EDT
Att: 35,977 - Sunny


AB 30
R 5
H 9
RBI 4
BB 8
SO 3
LOB 30



Batter	1	2	3	4	5	6	7	8	9	AB	R	H	RBI	BB	SO	LOB	TOP								
Pat Sheridan, L (1, 7) OBP: 0.347, SLG: 0.463	L4			3-1		4-3		FC5-2 1B BB		4	1	1	0	0	0	0									
Lou Whitaker, L (1, 4) OBP: 0.376, SLG: 0.404	2-3			P6		6-3		FC5-2 1B BB		3	1	0	1	1	0	0									
Dave Bergman, L (1, 3) OBP: 0.417, SLG: 0.442	4-3							FC5-2 1B BB		2	0	0	0	1	0	0									
Luis Salazar, R (8, PH) OBP: 0.317, SLG: 0.428								FC5-2 1B BB		1	0	0	0	0	0	3									
Alan Trammell, R (1, 6) OBP: 0.378, SLG: 0.477										4	0	2	2	0	0	1									
Darrell Evans, L (1, 10) OBP: 0.325, SLG: 0.357										4	0	0	0	0	1	3									
Chet Lemon, R (1, 9) OBP: 0.344, SLG: 0.437										4	0	0	0	0	1	1									
Dwayne Murphy, L (1, 8) OBP: 0.750, SLG: 0.857										4	1	3	0	0	0	0									
Matt Nokes, L (1, 2) OBP: 0.291, SLG: 0.391										4	0	1	0	0	0	2									
Tom Brookens, R (1, 5) OBP: 0.355, SLG: 0.416										3	0	0	0	1	1	3									
Inning Stats	R: 0 E: 0 K: 0 S: 11	H: 0 LOB: 0 BB: 0 P: 17	R: 0 E: 0 K: 0 S: 9	H: 1 LOB: 0 BB: 0 P: 12	R: 0 E: 0 K: 0 S: 4	H: 0 LOB: 0 BB: 0 P: 5	R: 0 E: 0 K: 0 S: 7	H: 0 LOB: 1 BB: 1 P: 15	R: 0 E: 0 K: 1 S: 12	H: 2 LOB: 2 BB: 0 P: 18	R: 0 E: 0 K: 0 S: 5	H: 0 LOB: 0 BB: 0 P: 7	R: 0 E: 0 K: 0 S: 6	H: 0 LOB: 0 BB: 0 P: 9	R: 3 E: 0 K: 1 S: 22	H: 3 LOB: 2 BB: 2 P: 35	R: 0 E: 0 K: 1 S: 11	H: 1 LOB: 1 BB: 0 P: 16	1B: 6 2B: 1 3B: 0 HR: 0	SF: 0 SAC: 0 DP: 1 HBP: 0	WP: 0 PB: 0 SB: 0 CS: 0	PA: 36			
PITCHER	IP	WLS	BF	H	R	ER	SO	BB	IBB	HBP	BLK	WP	HR	S	P	ERA	WHIP								
Mark Gubicza, R (1, 1) ERA: 2.73	7.1	W	29	5	3	3	1	3	0	0	0	0	0	65	104	3.68	1.091								
Jerry Don Gleaton, L (8, 1) ERA: 2.53	0.1		1	0	0	0	0	0	0	0	0	0	0	4	5	0.00	0.000								
Steve Farr, R (8, 1) ERA: 2.29	1.1	S	6	2	0	0	2	0	0	0	0	0	0	18	25	0.00	1.500								

Detroit Tigers @ Kansas City Royals
 Royals Stadium, Kansas City, MO
 Mon Aug 01 1988, 8:05 PM EDT
 Att: 39,161 - Unknown - 95 F


AB 33
 R 3
 H 7
 RBI 3
 BB 3
 SO 3
 LOB 13



Batter	1	2	3	4	5	6	7	8	9	AB	R	H	RBI	BB	SO	LOB	BOTTOM								
Willie Wilson, S (1, 8) OBP: 0.287, SLG: 0.337	F8							G3		4	1	2	1	0	0	0									
Kurt Stillwell, S (1, 6) OBP: 0.323, SLG: 0.416	K							1-3		4	0	1	0	0	1	1									
Kevin Seitzer, R (1, 5) OBP: 0.382, SLG: 0.426	WP BB							2B 1B		3	1	1	1	1	0	2									
George Brett, L (1, 3) OBP: 0.418, SLG: 0.579	WP BB							2B 1B		3	1	2	1	1	0	1									
Frank White, R (1, 4) OBP: 0.302, SLG: 0.393	F8							4-3		4	0	0	0	0	0	4									
Danny Tartabull, R (1, 9) OBP: 0.380, SLG: 0.497								5-3		3	0	1	1	0	1	1									
Bill Buckner, L (1, 10) OBP: 0.268, SLG: 0.327	F8							L9		4	0	0	0	0	0	2									
Bo Jackson, R (1, 7) OBP: 0.295, SLG: 0.487	FC5-4							HR		3	2	2	1	0	0	1									
Larry Owen, R (1, 2) OBP: 0.240, SLG: 0.174	K							F8		3	0	0	0	0	1	2									
Inning Stats	R: 0 E: 0 K: 1 S: 12	H: 0 LOB: 2 BB: 2 P: 26	R: 0 E: 0 K: 1 S: 11	H: 1 LOB: 1 BB: 0 P: 16	R: 1 E: 0 K: 0 S: 11	H: 2 LOB: 0 BB: 0 P: 17	R: 0 E: 0 K: 1 S: 8	H: 0 LOB: 0 BB: 0 P: 11	R: 1 E: 0 K: 0 S: 10	H: 2 LOB: 1 BB: 0 P: 14	R: 1 E: 0 K: 0 S: 19	H: 1 LOB: 0 BB: 0 P: 28	R: 1 E: 0 K: 0 S: 12	H: 1 LOB: 0 BB: 0 P: 21	R: 1 E: 0 K: 0 S: 8	H: 2 LOB: 1 BB: 0 P: 11	1B: 5 2B: 3 3B: 0 HR: 1	SF: 1 SAC: 0 DP: 1 HBP: 0	WP: 1 PB: 0 SB: 1 CS: 0	PA: 34					
PITCHER	IP	WLS	BF	H	R	ER	SO	BB	IBB	HBP	BLK	WP	HR	S	P	ERA	WHIP								
Doyle Alexander, R (1, 1) ERA: 3.7	7.0	L	30	8	5	5	3	2	0	0	0	0	0	86	137	6.43	1.429								
Paul Gibson, L (8, 1) ERA: 2.45	0.0		1	1	0	0	0	0	0	0	0	0	0	1	2	∞	∞								
Mike Henneman, R (8, 1) ERA: 2.13	1.0		3	0	0	0	0	0	0	0	0	0	0	4	5	0.00	0.000								

Detroit Tigers @ Kansas City Royals
 Royals Stadium, Kansas City, MO
 Mon Aug 01 1988, 8:05 PM EDT
 Att: 39,161 - Unknown - 95 F

AB 31
 R 5
 H 9
 RBI 5
 BB 2
 SO 3
 LOB 14



Batter	1	2	3	4	5	6	7	8	9	AB	R	H	RBI	BB	SO	LOB	TOP								
Tom Brookens, R OBP: 0.354, SLG: 0.411	2-1 5-3		2-1 6-3			4-1 BB 1B BB		0-1 6-3		3	0	0	0	1	0	0									
Mike Heath, R OBP: 0.340, SLG: 0.415	2-0 1B			0-1 6-3		1-1 BB 1-2 1B		3-1 6-3		4	0	2	0	0	0	0									
Luis Salazar, R OBP: 0.316, SLG: 0.424	2-3 K			2-2 6-3		4-1 BB 1-2 2-3 BB			1-1 F9	3	0	0	0	1	1	1									
Alan Trammell, R OBP: 0.376, SLG: 0.474 Pat Sheridan, L OBP: 0.348, SLG: 0.464	3-2 F8			0-1 4-3		0-0 L3			2-0 1B 1B	2	0	0	0	0	0	1									
Chet Lemon, R OBP: 0.346, SLG: 0.438		0-0 L5-3 1B			2-1 F7		1-3 K		1-1 1B 1-2 1B	4	0	2	0	0	1	0									
Larry Hemdon, R OBP: 0.315, SLG: 0.341 Dave Bergman, L OBP: 0.415, SLG: 0.439	0-0 L5				0-0 F8		3-3 K		1-2 F2	3	0	0	0	0	1	1									
Ray Knight, R OBP: 0.297, SLG: 0.319	3-2 L5-3				1-1 F8		4-2 BB		1-2 1B 1-3 2-H	3	0	1	1	1	0	1									
Dwayne Murphy, L OBP: 0.500, SLG: 0.545			2-3 K			0-0 F5	0-1 4-3		3-3 K	4	0	0	0	0	2	3									
Jim Walewander, S OBP: 0.243, SLG: 0.264			1-2 4-3			0-1 5-3		1-1 F8		3	0	0	0	0	0	0									
Inning Stats	R: 0 E: 0 K: 1 S: 10	H: 1 LOB: 1 BB: 0 P: 19	R: 0 E: 0 K: 0 S: 6	H: 1 LOB: 0 BB: 0 P: 9	R: 0 E: 0 K: 1 S: 8	H: 0 LOB: 0 BB: 0 P: 13	R: 0 E: 0 K: 0 S: 7	H: 0 LOB: 0 BB: 0 P: 9	R: 0 E: 0 K: 0 S: 5	H: 0 LOB: 0 BB: 0 P: 8	R: 0 E: 0 K: 0 S: 8	H: 1 LOB: 3 BB: 2 P: 17	R: 0 E: 0 K: 2 S: 14	H: 0 LOB: 1 BB: 1 P: 22	R: 0 E: 0 K: 0 S: 6	H: 0 LOB: 0 BB: 0 P: 10	R: 1 E: 0 K: 1 S: 14	H: 3 LOB: 2 BB: 0 P: 23	1B: 6 2B: 1 3B: 0 HR: 0	SF: 0 SAC: 0 DP: 1 HBP: 0	WP: 0 PB: 0 SB: 0 CS: 0	PA: 35			
PITCHER	IP	WLS	BF	H	R	ER	SO	BB	IBB	HBP	BLK	WP	HR	S	P	ERA	WHIP								
Floyd Bannister, L ERA: 4.68	(1, 1)	8.1	L	31	4	1	4	3	0	0	0	0	0	67	113	1.08	0.840								
Jeff Montgomery, R ERA: 2.56	(9, 1)	0.0		1	1	0	0	0	0	0	0	0	0	2	3	∞	∞								
Jerry Don Gleaton, L ERA: 2.45	(9, 1)	0.2		3	1	0	1	0	0	0	0	0	0	9	14	0.00	1.500								

Detroit Tigers @ Kansas City Royals
Royals Stadium, Kansas City, MO
Tue Aug 02 1988, 8:05 PM EDT
Att: 29,162 - Unknown - 89 F

AB 32
R 1
H 6
RBI 1
BB 3
SO 5
LOB 12



Batter	1	2	3	4	5	6	7	8	9	AB	R	H	RBI	BB	SO	LOB	BOTTOM								
Willie Wilson, S OBP: 0.288, SLG: 0.338	0-1 F9		2-1 1B	0-0 F5			0-0 6-3		1-1 WP 1B	5	0	2	0	0	0	1									
Kurt Stillwell, S OBP: 0.327, SLG: 0.420	2-2 FC3-6 2B		0-0 S 1B		3-1 F9		4-2 BB		1-3 K	4	0	2	0	1	1	1									
Kevin Seitzer, R OBP: 0.383, SLG: 0.423	4-1 FC3-6 BB		0-3 K		4-2 BB		3-2 F8		1-2 K	2	0	0	0	2	1	3									
George Brett, L OBP: 0.417, SLG: 0.575	0-1 FC3-6		4-2 IBB		2-3 K			0-1 F7		3	0	0	0	1	1	3									
Frank White, R OBP: 0.298, SLG: 0.389	1-0 1-3		1-3 K		0-0 F8			0-1 G3		4	0	0	0	0	1	6									
Danny Tartabull, R OBP: 0.359, SLG: 0.494		3-2 F8	3-2 F8			3-2 F8		2-1 1B		4	0	1	0	0	0	3									
Bill Buckner, L OBP: 0.264, SLG: 0.321		2-1 F7		0-0 F9		0-1 F7		1-1 P4		4	0	0	0	0	0	1									
Nick Capra, R OBP: 0.250, SLG: 0.227		0-1 2B		1-1 BB 1B		1-1 P4		0-1 G3		4	0	2	0	0	0	0									
Larry Owen, R OBP: 0.250, SLG: 0.160 Bo Jackson, R OBP: 0.294, SLG: 0.485		2-1 F9		4-2 1B		2-1 P6		3-1 3-1		2	0	0	0	1	0	1									
Inning Stats	R: 0 E: 0 K: 0 S: 10	H: 1 LOB: 2 BB: 1 P: 17	R: 0 E: 0 K: 0 S: 10	H: 1 LOB: 0 BB: 0 P: 17	R: 0 E: 0 K: 2 S: 14	H: 2 LOB: 3 BB: 1 P: 24	R: 0 E: 0 K: 0 S: 6	H: 1 LOB: 1 BB: 1 P: 11	R: 0 E: 0 K: 1 S: 9	H: 0 LOB: 1 BB: 1 P: 18	R: 0 E: 0 K: 0 S: 7	H: 0 LOB: 0 BB: 0 P: 11	R: 0 E: 0 K: 0 S: 8	H: 0 LOB: 1 BB: 1 P: 17	R: 0 E: 0 K: 0 S: 8	H: 1 LOB: 1 BB: 0 P: 11	R: 0 E: 0 K: 1 S: 10	H: 1 LOB: 1 BB: 0 P: 15	1B: 5 2B: 2 3B: 0 HR: 0	SF: 0 SAC: 0 DP: 0 HBP: 0	WP: 1 PB: 0 SB: 1 CS: 0	PA: 38			
PITCHER	IP	WLS	BF	H	R	ER	SO	BB	IBB	HBP	BLK	WP	HR	S	P	ERA	WHIP								
Jeff Robinson, R ERA: 2.69	(1, 1)	8.2	W	37	7	0	3	4	1	0	0	0	0	78	136	0.00	1.269								
Mike Henneman, R ERA: 2.12	(9, 1)	0.1	S	1	0	0	1	0	0	0	0	1	0	4	5	0.00	0.000								

Detroit Tigers @ Kansas City Royals
Royals Stadium, Kansas City, MO
Tue Aug 02 1988, 8:05 PM EDT
Att: 29,162 - Unknown - 89 F

AB 33
R 0
H 7
RBI 0
BB 5
SO 4
LOB 19



Batter	1	2	3	4	5	6	7	8	9	AB	R	H	RBI	BB	SO	LOB	TOP			
Dave Bergman, L OBP: 0.379, SLG: 0.441 (1, 7)	F7		1B					F8		4	0	2	1	0	0	0	Detroit Tigers @ Kansas City Royals Royals Stadium, Kansas City, MO Wed Aug 03 1988, 8:05 PM EDT Att: 27,467 - Unknown - 95 F			
Lou Whitaker, L OBP: 0.372, SLG: 0.399 (1, 4)	F7		F8					4-3		4	0	0	0	0	0	2				
Luis Salazar, R OBP: 0.313, SLG: 0.419 (1, 6)	K			K				F8		4	0	0	0	0	2	0				
Matt Nokes, L OBP: 0.287, SLG: 0.385 (1, 2)		K		4-3				4-3		4	0	0	0	0	1	0				
Dwayne Murphy, L OBP: 0.500, SLG: 0.500 (1, 8)				4-2				3-1		3	0	1	0	1	0	0				
Chet Lemon, R OBP: 0.345, SLG: 0.434 (1, 9)		F8		BB						3	0	0	0	0	2	2				
Darrell Evans, L OBP: 0.322, SLG: 0.353 (1, 3)		P5						HBP		3	0	0	0	0	0	2				
Ray Knight, R OBP: 0.294, SLG: 0.315 (1, 10)			1-3					K		3	0	0	0	0	1	1				
Tom Brookens, R OBP: 0.354, SLG: 0.414 (1, 5)			K					F7		3	1	1	0	0	1	1				
Inning Stats	R: 0 E: 0 K: 1 S: 7	H: 0 LOB: 0 BB: 0 P: 10	R: 0 E: 0 K: 1 S: 10	H: 1 LOB: 1 BB: 0 P: 14	R: 0 E: 0 K: 1 S: 10	H: 1 LOB: 1 BB: 0 P: 15	R: 0 E: 0 K: 2 S: 12	H: 0 LOB: 1 BB: 1 P: 19	R: 1 E: 0 K: 0 S: 12	H: 2 LOB: 1 BB: 0 P: 17	R: 0 E: 0 K: 0 S: 5	H: 0 LOB: 0 BB: 0 P: 7	R: 0 E: 0 K: 1 S: 15	H: 0 LOB: 1 BB: 0 P: 18	R: 0 E: 0 K: 1 S: 6	H: 0 LOB: 0 BB: 0 P: 10	1B: 3 2B: 1 3B: 0 HR: 0	SF: 0 SAC: 0 DP: 0 HBP: 1	WP: 0 PB: 0 SB: 0 CS: 0	PA: 33
PITCHER Bret Saberhagen, R ERA: 3.73 (1, 1)	IP: 9.0 WLS: W BF: 33 H: 4 R: 1 ER: 1 SO: 7 BB: 1 IBB: 0 HBP: 1 BLK: 0 WP: 0 HR: 0 S: 85 P: 123 ERA: 1.00 WHIP: 0.556															PITCHER Bret Saberhagen, R ERA: 3.73 (1, 1)	IP: 9.0 WLS: W BF: 33 H: 4 R: 1 ER: 1 SO: 7 BB: 1 IBB: 0 HBP: 1 BLK: 0 WP: 0 HR: 0 S: 85 P: 123 ERA: 1.00 WHIP: 0.556			

Batter	1	2	3	4	5	6	7	8	9	AB	R	H	RBI	BB	SO	LOB	BOTTOM			
Willie Wilson, S OBP: 0.288, SLG: 0.337 (1, 8)	1B	FC6-4			4-3			P4		4	1	1	0	0	0	2	Detroit Tigers @ Kansas City Royals Royals Stadium, Kansas City, MO Wed Aug 03 1988, 8:05 PM EDT Att: 27,467 - Unknown - 95 F			
Kurt Stillwell, S OBP: 0.326, SLG: 0.418 (1, 6)	1B		P5		F7			B1		4	0	1	0	0	0	1				
Kevin Seitzer, R OBP: 0.379, SLG: 0.419 (1, 5)	F7		P3					F7		4	0	0	0	0	0	2				
George Brett, L OBP: 0.417, SLG: 0.573 (1, 3)	1B		3-1					F8		3	0	1	1	1	0	0				
Frank White, R OBP: 0.298, SLG: 0.387 (1, 4)	K			P6				P2		4	1	1	0	0	1	2				
Danny Tartabull, R OBP: 0.358, SLG: 0.491 (1, 9)	K			5-3				4-3		4	0	1	0	0	1	2				
Pat Tabler, R OBP: 0.332, SLG: 0.333 (1, 10)		5-3		6-3				1B		3	0	1	1	0	0	0				
Bo Jackson, R OBP: 0.295, SLG: 0.482 (1, 7)		6-3			K			IBB		2	0	0	0	1	1	0				
Larry Owen, R OBP: 0.290, SLG: 0.185 (1, 2)		FC6-4			4-3			K		2	0	1	0	1	1	3				
Inning Stats	R: 1 E: 0 K: 2 S: 13	H: 3 LOB: 2 BB: 0 P: 22	R: 0 E: 0 K: 0 S: 10	H: 1 LOB: 1 BB: 0 P: 16	R: 0 E: 0 K: 0 S: 10	H: 0 LOB: 0 BB: 0 P: 15	R: 0 E: 0 K: 0 S: 5	H: 0 LOB: 0 BB: 0 P: 7	R: 0 E: 0 K: 1 S: 9	H: 3 LOB: 1 BB: 1 P: 16	R: 1 E: 0 K: 1 S: 11	H: 3 LOB: 2 BB: 2 P: 21	R: 0 E: 0 K: 0 S: 6	H: 0 LOB: 0 BB: 0 P: 9	R: 0 E: 0 K: 0 S: 5	H: 0 LOB: 0 BB: 0 P: 9	1B: 7 2B: 0 3B: 0 HR: 0	SF: 0 SAC: 0 DP: 0 HBP: 0	WP: 0 PB: 0 SB: 0 CS: 0	PA: 33
PITCHER Frank Tanana, L ERA: 3.87 (1, 1)	IP: 8.0 WLS: L BF: 33 H: 7 R: 2 ER: 2 SO: 4 BB: 2 IBB: 1 HBP: 0 BLK: 0 WP: 0 HR: 0 S: 69 P: 115 ERA: 2.25 WHIP: 1.125															PITCHER Frank Tanana, L ERA: 3.87 (1, 1)	IP: 8.0 WLS: L BF: 33 H: 7 R: 2 ER: 2 SO: 4 BB: 2 IBB: 1 HBP: 0 BLK: 0 WP: 0 HR: 0 S: 69 P: 115 ERA: 2.25 WHIP: 1.125			

Batter	1	2	3	4	5	6	7	8	9	AB	R	H	RBI	BB	SO	LOB	TOP					
Wade Boggs, L (1.5)	F8		G5-3 BB		FC6-4 BB			L9		2	0	0	0	2	0	0	Boston Red Sox @ Detroit Tigers Tiger Stadium, Detroit, MI Fri Aug 05 1988, 7:05 PM EDT Overcast - 92 F					
Marty Barrett, R (1.4)	P5		K		FC6-4			FC5-4 1B		4	0	1	0	0	1	2						
Dwight Evans, R (1.9)	WP PB 2B		G5-3					FC5-4 WP 1B		4	1	2	0	0	0	2						
Mike Greenwell, L (1.7)	PB WP IBB		P5					F8		3	0	0	0	1	0	3						
Ellis Burks, R (1.8)	G1-3									4	0	1	0	0	0	2						
Todd Benzinger, S (1.3)		K		K						4	0	0	0	0	2	2						
Jim Rice, R (1.10)		G4-3 1B		G4-6-3						4	0	1	0	0	1	1						
Jody Reed, R (1.6)		G4-3								3	0	1	0	0	0	1						
Rich Gedman, L (1.2)			K		F7					3	0	0	0	0	2	2						
Inning Stats	R: 1 E: 0 K: 0 S: 8	H: 1 LOB: 1 BB: 1 P: 16	R: 0 E: 0 K: 2 S: 12	H: 1 LOB: 1 BB: 0 P: 20	R: 0 E: 0 K: 1 S: 11	H: 0 LOB: 1 BB: 1 P: 20	R: 0 E: 0 K: 1 S: 9	H: 1 LOB: 0 BB: 0 P: 12	R: 0 E: 0 K: 0 S: 10	H: 1 LOB: 1 BB: 0 P: 18	R: 0 E: 0 K: 0 S: 5	H: 1 LOB: 1 BB: 0 P: 7	R: 0 E: 0 K: 1 S: 6	H: 0 LOB: 0 BB: 0 P: 11	R: 0 E: 0 K: 0 S: 8	H: 1 LOB: 1 BB: 0 P: 15	R: 0 E: 0 K: 1 S: 7	H: 0 LOB: 0 BB: 0 P: 12	1B: 5 2B: 1 3B: 0 HR: 0	SF: 0 SAC: 0 DP: 1 HBP: 0	WP: 2 PB: 1 SB: 0 CS: 0	PA: 34
PITCHER	IP WLS BF H R ER SO BB IBB HBP BLK WP HR S P ERA WHIP																					
Jack Morris, R (1.1) ERA: 4.57	7.0 W 27 5 1 0 5 2 1 0 0 1 0 61 104 0.00 1.000																					
Mike Henneman, R (8.1) ERA: 2.04	2.0 S 7 1 0 0 1 0 0 0 0 1 0 15 27 0.00 0.500																					

Batter	1	2	3	4	5	6	7	8	9	AB	R	H	RBI	BB	SO	LOB	BOTTOM	
Jim Walewander, S (1.4)	F8		L8			K				4	0	1	0	0	1	0	Boston Red Sox @ Detroit Tigers Tiger Stadium, Detroit, MI Fri Aug 05 1988, 7:05 PM EDT Overcast - 92 F	
Pat Sheridan, L (1.7)	F7		P5			K		F8		4	0	0	0	0	1	2		
Alan Trammell, R (1.6)	G4-3		G5-3			WP 1B		G3 1B		4	1	2	0	0	0	0		
Dave Bergman, L (1.3)		FC6-4 BB 1B		L8		WP 1B		K		4	1	2	0	0	1	1		
Dwayne Murphy, L (1.8)		FC6-4 BB		G3		P5		G3		3	0	0	0	1	0	3		
Chet Lemon, R (1.9)		FC6-4 1B		K		1B SF9 1B		2B		4	1	2	1	0	1	2		
Darrell Evans, L (1.10)		G4-6-3 1B				1B		F8		4	0	3	1	0	0	1		
Matt Nokes, L (1.2)		P5		G4-6-3		SF9				2	0	0	1	0	0	3		
Tom Brookens, R (1.5)		F8		G4-3		F8				3	0	0	0	0	0	3		
Inning Stats	R: 0 E: 0 K: 0 S: 6	H: 2 LOB: 2 BB: 1 P: 30	R: 0 E: 0 K: 0 S: 6	H: 0 LOB: 0 BB: 0 P: 9	R: 0 E: 0 K: 1 S: 8	H: 0 LOB: 0 BB: 0 P: 14	R: 0 E: 0 K: 2 S: 12	H: 2 LOB: 2 BB: 0 P: 18	R: 1 E: 0 K: 0 S: 13	H: 3 LOB: 2 BB: 0 P: 16	R: 1 E: 0 K: 1 S: 14	H: 2 LOB: 1 BB: 0 P: 18	R: 1 E: 0 K: 0 S: 14	H: 2 LOB: 1 BB: 0 P: 18	1B: 9 2B: 1 3B: 0 HR: 0	SF: 1 SAC: 0 DP: 1 HBP: 0	WP: 1 PB: 0 SB: 0 CS: 0	PA: 34
PITCHER	IP WLS BF H R ER SO BB IBB HBP BLK WP HR S P ERA WHIP																	
Mike Smithson, R (1.1) ERA: 4.76	4.0 16 3 1 1 1 1 0 0 0 0 0 41 68 2.25 1.000																	
Dennis Lamp, R (5.1) ERA: 3.21	1.2 6 2 0 0 2 0 0 0 0 0 0 14 22 0.00 1.200																	
Bob Stanley, R (6.1) ERA: 3.14	2.1 L 12 5 2 2 1 0 0 0 0 1 0 30 40 7.71 2.143																	

Batter	1	2	3	4	5	6	7	8	9	AB R H RBI BB SO LOB	TOP									
Wade Boggs, L (1,5) OBP: 0.356, SLG: 0.486			FC1-4 		L5 		2B BB 		F7 	4 0 0 0 1 1 1	Boston Red Sox @ Detroit Tigers Tiger Stadium, Detroit, MI Fri Aug 05 1988, 7:05 PM EDT Att: 44,334 - Unknown - 73 F									
Ed Romero, R (1,4) OBP: 0.306, SLG: 0.283			K 		F8 		K 		1B 	2 0 0 0 1 1 1 2 0 1 0 0 1 3										
Dwight Evans, R (7, PH) OBP: 0.376, SLG: 0.473			E4 		L7 		2B 		G1-3 	5 0 1 2 0 0 3										
Todd Benzinger, S (1,9)			G4-3 		BB BB 		IBB 			2 0 0 0 2 0 3										
Mike Greenwell, L (1,7) OBP: 0.434, SLG: 0.559	FC6-4 				BB BB 		F7 			3 0 1 0 1 1 3 0 0 0 0 0 0 0										
Ellis Burks, R (1,8) OBP: 0.383, SLG: 0.527		E S 1B 		K 		FC5-4 BB 				4 0 0 0 0 1 3										
Marty Barrett, R (7,4) OBP: 0.332, SLG: 0.352																				
Jim Rice, R (1,10) OBP: 0.338, SLG: 0.399		K 		G6-3 		FC5-4 		G6-3 		4 0 0 0 0 1 3										
Larry Parrish, R (1,3) OBP: 0.254, SLG: 0.332		K 		G4-3 			G5-3 	K 		4 0 0 0 0 2 1										
Spike Owen, S (1,6) OBP: 0.333, SLG: 0.384					G4-3 		2B 2B BB 	K 		3 1 0 0 1 1 1 0 0 0 0 0 0 0										
Jody Reed, R (8,6) OBP: 0.403, SLG: 0.414																				
Rick Cerone, R (1,2) OBP: 0.365, SLG: 0.412				FC1-4 BB 		P5 		2B 	P6 	3 1 1 0 1 0 0										
Inning Stats	R: 0 E: 0 K: 1 S: 10	H: 0 LOB: 1 BB: 1 P: 18	R: 0 E: 0 K: 2 S: 14	H: 1 LOB: 1 BB: 0 P: 19	R: 0 E: 1 K: 1 S: 13	H: 0 LOB: 2 BB: 1 P: 24	R: 0 E: 0 K: 1 S: 10	H: 0 LOB: 0 BB: 0 P: 14	R: 0 E: 0 K: 0 S: 6	H: 0 LOB: 0 BB: 0 P: 10	R: 2 E: 0 K: 1 S: 11	H: 2 LOB: 3 BB: 3 P: 25	R: 0 E: 0 K: 2 S: 11	H: 0 LOB: 0 BB: 0 P: 15	R: 0 E: 0 K: 0 S: 10	H: 1 LOB: 1 BB: 0 P: 13	1B: 2 2B: 2 3B: 0 HR: 0	SF: 0 SAC: 0 DP: 0 HBP: 0	WP: 0 PB: 0 SB: 1 CS: 0	PA: 39
PITCHER	IP WLS BF H R ER SO BB IBB HBP BLK WP HR S P ERA WHIP											IP WLS BF H R ER SO BB IBB HBP BLK WP HR S P ERA WHIP								
Eric King, R (1,1) ERA: 3.07	6.1 W 28 2 2 2 5 6 0 0 0 0 0 66 118 2.84 1.263																			
Don Heinkel, R (7,1) ERA: 2.77	0.2 4 1 0 0 1 0 1 0 0 0 0 6 11 0.00 1.500																			
Mike Henneman, R (8,1) ERA: 1.96	2.0 S 7 1 0 0 2 0 0 0 0 0 0 21 28 0.00 0.500																			

Batter	1	2	3	4	5	6	7	8	9	AB R H RBI BB SO LOB	BOTTOM										
Jim Walewander, S (1,4) OBP: 0.250, SLG: 0.259	S SF7 1B 		K 	K 			G4-3 			4 1 1 0 0 2 0	Boston Red Sox @ Detroit Tigers Tiger Stadium, Detroit, MI Fri Aug 05 1988, 7:05 PM EDT Att: 44,334 - Unknown - 73 F										
Pat Sheridan, L (1,7) OBP: 0.353, SLG: 0.463	S 		S SF9 2B 		G3-1 		1B 		1B 	4 1 3 0 0 0 0											
Alan Trammell, R (1,6) OBP: 0.379, SLG: 0.479	P6 		SF9 		G4-3 		1B 			3 0 1 1 0 0 2											
Dave Bergman, L (1,3) OBP: 0.413, SLG: 0.438	SF7 		1B 1B 1B 		G5-3 		K 			3 0 1 1 0 1 2											
Dwayne Murphy, L (1,8) OBP: 0.448, SLG: 0.375	G4-3 		1B 			F8 		K 		4 0 1 0 0 1 1											
Chet Lemon, R (1,9) OBP: 0.346, SLG: 0.434		G4-3 	1B 			G6-3 		P5 		4 0 1 0 0 0 0											
Darrell Evans, L (1,10) OBP: 0.328, SLG: 0.364		G1-3 BB 	K 			HR 		G3-1 		3 1 1 1 1 1 3											
Tom Brookens, R (1,5) OBP: 0.352, SLG: 0.406		G1-3 		K 		G3-1 				3 0 0 0 0 1 1											
Mike Heath, R (1,2) OBP: 0.333, SLG: 0.406		K 		F7 			G6-3 			3 0 0 0 0 1 1											
Inning Stats	R: 1 E: 0 K: 0 S: 9	H: 2 LOB: 1 BB: 0 P: 14	R: 0 E: 0 K: 1 S: 9	H: 0 LOB: 1 BB: 1 P: 15	R: 1 E: 0 K: 2 S: 15	H: 4 LOB: 3 BB: 0 P: 23	R: 0 E: 0 K: 2 S: 9	H: 0 LOB: 0 BB: 0 P: 10	R: 0 E: 0 K: 0 S: 7	H: 0 LOB: 0 BB: 0 P: 12		R: 1 E: 0 K: 0 S: 12	H: 1 LOB: 0 BB: 0 P: 17	R: 0 E: 0 K: 1 S: 13	H: 2 LOB: 2 BB: 0 P: 18	R: 0 E: 0 K: 1 S: 10	H: 0 LOB: 0 BB: 0 P: 17	1B: 7 2B: 1 3B: 0 HR: 1	SF: 2 SAC: 0 DP: 0 HBP: 0	WP: 0 PB: 0 SB: 3 CS: 0	PA: 34
PITCHER	IP WLS BF H R ER SO BB IBB HBP BLK WP HR S P ERA WHIP											IP WLS BF H R ER SO BB IBB HBP BLK WP HR S P ERA WHIP									
Mike Boddicker, R (1,1) ERA: 3.69	6.2 L 30 9 3 3 5 1 0 0 0 0 0 71 106 4.05 1.500																				
Lee Smith, R (7,1) ERA: 3.55	1.1 4 0 0 0 2 0 0 0 0 0 0 13 20 0.00 0.000																				

Batter	1	2	3	4	5	6	7	8	9	AB	R	H	RBI	BB	SO	LOB	TOP					
Wade Boggs, L (1, 5) OBP: 0.357, SLG: 0.486	0-2 2B 1B		1-2 G4-6-3			0-1 FC5-4 1B		1-2 F8		4	0	2	0	0	0	1						
Marty Barrett, R (1, 4) OBP: 0.329, SLG: 0.349	1-2 F8		1-2 P3			1-2 FC5-4 FC6-4 1-2		1-3 K		4	0	0	0	0	1	2						
Dwight Evans, R (1, 9) OBP: 0.373, SLG: 0.468	1-0 F9			1-3 K		1-1 FC6-4 1-2			0-3 K	4	0	0	0	0	2	2						
Mike Greenwell, L (1, 7) OBP: 0.434, SLG: 0.566	1-1 2B			0-0 F7			1-0 HR 3B		3-2 F9	4	1	2	0	0	0	0						
Ellis Burks, R (1, 8) OBP: 0.379, SLG: 0.521	1-2 5-3			3-2 F7			3-3 K		2-2 F8	4	0	0	0	0	1	3						
Todd Benzinger, S (1, 3)		2-1 CS 1B			0-2 F8		0-0 HR			3	1	2	2	0	0	0						
Jim Rice, R (1, 10) OBP: 0.335, SLG: 0.396		1-3 K		0-0 6-3			3-H K			3	0	0	0	0	2	1	AB 32					
Jody Reed, R (1, 6) OBP: 0.397, SLG: 0.407		0-0 F7			1-2 L6		1-1 F9			3	0	0	0	0	0	0	R 2					
Rick Cerone, R (1, 2) OBP: 0.364, SLG: 0.411			1-1 G4-6-3 1B			2-1 F3		1-1 P4		3	0	1	0	0	0	0	H 7					
Inning Stats	R: 0 E: 0 K: 0 S: 12	H: 2 LOB: 2 BB: 0 P: 16	R: 0 E: 0 K: 1 S: 6	H: 1 LOB: 0 BB: 0 P: 9	R: 0 E: 0 K: 0 S: 8	H: 1 LOB: 0 BB: 0 P: 11	R: 0 E: 0 K: 1 S: 10	H: 0 LOB: 0 BB: 0 P: 14	R: 0 E: 0 K: 0 S: 7	H: 0 LOB: 0 BB: 0 P: 8	R: 0 E: 0 K: 0 S: 9	H: 1 LOB: 1 BB: 0 P: 13	R: 2 E: 0 K: 2 S: 10	H: 2 LOB: 0 BB: 0 P: 17	R: 0 E: 0 K: 1 S: 10	H: 0 LOB: 0 BB: 0 P: 13	R: 0 E: 0 K: 1 S: 9	H: 0 LOB: 0 BB: 0 P: 14	1B: 4 2B: 2 3B: 1 HR: 1	SF: 0 SAC: 0 DP: 2 HBP: 0	WP: 0 PB: 0 SB: 0 CS: 1	PA: 32
PITCHER Doyle Alexander, R (1, 1) ERA: 3.61	IP: 9.0 WLS: W BF: 32	H: 7 R: 2 ER: 2 SO: 6	BB: 0 IBB: 0 HBP: 0 BLK: 0	WP: 0 HR: 1 S: 81 P: 115	ERA: 2.00 WHIP: 0.778	PITCHER										IP: 9.0 WLS: W BF: 32	H: 7 R: 2 ER: 2 SO: 6	BB: 0 IBB: 0 HBP: 0 BLK: 0	WP: 0 HR: 1 S: 81 P: 115	ERA: 2.00 WHIP: 0.778		

Boston Red Sox @ Detroit Tigers
Tiger Stadium, Detroit, MI
Sat Aug 06 1988, 3:33 AM EDT
Att: 44,838 - Sunny - 86 F

AB 32
R 2
H 7
RBI 2
BB 0
SO 6
LOB 9



Batter	1	2	3	4	5	6	7	8	9	AB	R	H	RBI	BB	SO	LOB	BOTTOM			
Jim Walewander, S (1, 4) OBP: 0.250, SLG: 0.259	2-2 F7		0-0 SH3-4			0-0 K		0-1 F7		4	0	1	0	0	1	1				
Pat Sheridan, L (1, 7) OBP: 0.354, SLG: 0.460	1-3 K		4-1 2B BB		0-0 1B 1B	3-1 P6		1-3 K		4	1	1	0	1	2	2				
Alan Trammell, R (1, 6) OBP: 0.377, SLG: 0.476	1-0 F8		0-0 P4		1-1 1B 1-3 1B		2-3 K			4	0	1	0	0	1	2				
Dave Bergman, L (1, 3)		4-2 BB BB	1-1 2B		0-0 BB 1-3 3-H 1B		0-0 F9			3	0	2	2	1	0	0				
Dwayne Murphy, L (1, 8) OBP: 0.455, SLG: 0.370		1-3 K	3-2 G3		4-1 BB		3-2 1B			3	0	1	0	1	1	3				
Chet Lemon, R (1, 9) OBP: 0.345, SLG: 0.431		0-3 K		1-1 1-3 P3		0-0 P3		1-2 1B		4	0	1	0	0	1	4				
Darrell Evans, L (1, 10) Larry Herndon, R (7, PH) OBP: 0.313, SLG: 0.339		4-2 BB		0-3 K		4-1 HR BB		2-3 K		1	1	0	0	2	1	0	AB 32			
Matt Nokes, L (1, 2) OBP: 0.291, SLG: 0.414		0-1 1-3		3-1 F4		2-1 HR		2-1 G3		4	1	1	2	0	0	2	R 4			
Luis Salazar, R (1, 5) OBP: 0.317, SLG: 0.425			3-2 SH3-4 2B 1B		0-2 6-3		0-2 5-3		0-1 2B	4	1	2	0	0	0	0	H 10			
Inning Stats	R: 0 E: 0 K: 1 S: 7	H: 0 LOB: 0 BB: 0 P: 11	R: 0 E: 0 K: 2 S: 12	H: 0 LOB: 2 BB: 2 P: 21	R: 1 E: 0 K: 0 S: 11	H: 2 LOB: 2 BB: 1 P: 22	R: 0 E: 0 K: 1 S: 7	H: 0 LOB: 0 BB: 0 P: 11	R: 1 E: 0 K: 1 S: 12	H: 3 LOB: 3 BB: 1 P: 17	R: 2 E: 0 K: 0 S: 9	H: 2 LOB: 0 BB: 1 P: 18	R: 0 E: 0 K: 2 S: 13	H: 2 LOB: 2 BB: 0 P: 20	R: 0 E: 0 K: 1 S: 9	H: 1 LOB: 1 BB: 0 P: 12	1B: 7 2B: 2 3B: 0 HR: 1	SF: 0 SAC: 1 DP: 0 HBP: 0	WP: 0 PB: 0 SB: 0 CS: 1	PA: 38
PITCHER Wes Gardner, R (1, 1) Tom Bolton, L (7, 1) ERA: 4.12	IP: 6.2 WLS: L BF: 33	H: 9 R: 4 ER: 4 SO: 6	BB: 5 IBB: 0 HBP: 0 BLK: 0	WP: 0 HR: 1 S: 68 P: 115	ERA: 5.40 WHIP: 2.100	PITCHER										IP: 1.1 WLS: 5 BF: 5	H: 1 R: 0 ER: 0 SO: 2	BB: 0 IBB: 0 HBP: 0 BLK: 0	WP: 0 HR: 0 S: 12 P: 17	ERA: 0.00 WHIP: 0.750

Boston Red Sox @ Detroit Tigers
Tiger Stadium, Detroit, MI
Sat Aug 06 1988, 3:33 AM EDT
Att: 44,838 - Sunny - 86 F

AB 32
R 4
H 10
RBI 4
BB 5
SO 8
LOB 16



Batter	1	2	3	4	5	6	7	8	9	10	AB	R	H	RBI	BB	SO	LOB	TOP			
Wade Boggs, L OBP: 0.454, SLG: 0.481	(1,5) G6-3		(1,2) F7			(1,1) F7			(1,0) L6	(4,0) IBB	4	0	0	0	1	0	2	Boston Red Sox @ Detroit Tigers Tiger Stadium, Detroit, MI Sun Aug 07 1988, 3:33 AM EDT Att. 41,623 - Sunny - 85 F			
Marty Barrett, R OBP: 0.326, SLG: 0.345	(1,4) L7			(1,3) K		(0,2) G5-3			(1,1) F3	(2,3) K	5	0	0	0	0	2	4				
Dwight Evans, R OBP: 0.369, SLG: 0.462	(1,9) F8			(0,0) G5-3				(0,0) P6	(2,1) F7	(0,0) F7	5	0	0	0	0	0	3				
Mike Greenwell, L OBP: 0.435, SLG: 0.567		(4,1) PO BB		(3,1) F8				(1,0) G3-1		(2,1) 1B 2B	3	1	1	0	1	0	0				
Ellis Burks, R OBP: 0.377, SLG: 0.518	(1,8) F8			(2,2) G5-3				(2,3) K		(2,0) 1B 2B	4	1	1	0	0	1	1				
Todd Benzinger, S OBP: 0.316, SLG: 0.477	(1,3) K			(2,2) G1-3				(0,1) P6		(3,2) SH 1B	4	1	1	1	0	1	1				
Jim Rice, R OBP: 0.337, SLG: 0.398 Spike Owen, S OBP: 0.332, SLG: 0.382	(1,10) PO (8, PR) CS 1B		(1,0) CS 1B	(2,2) P4				(1,0) G4-3 1B		(2,1) P5	3	0	2	0	0	0	0				
Jody Reed, R OBP: 0.401, SLG: 0.408	(1,6) 1B BB			(2,2) SH3 1B				(3,1) G4-3		(2,0) SH 2B	2	0	1	1	1	0	1				
Rich Gedman, L OBP: 0.258, SLG: 0.308	(1,2) K			(1,1) SH3				(0,3) K		(1,1) 1B	3	0	1	1	0	2	2				
										(1,3) 2H											
Inning Stats	R: 0 E: 0 K: 0 S: 6	H: 0 LOB: 0 BB: 0 P: 8	R: 0 E: 0 K: 1 S: 5	H: 0 LOB: 0 BB: 1 P: 12	R: 0 E: 0 K: 1 S: 10	H: 1 LOB: 1 BB: 1 P: 17	R: 0 E: 0 K: 0 S: 7	H: 0 LOB: 0 BB: 0 P: 11	R: 0 E: 0 K: 0 S: 10	H: 0 LOB: 0 BB: 0 P: 16	R: 0 E: 0 K: 1 S: 5	H: 0 LOB: 0 BB: 0 P: 8	R: 0 E: 0 K: 1 S: 8	H: 1 LOB: 1 BB: 0 P: 12	R: 0 E: 0 K: 0 S: 5	H: 0 LOB: 0 BB: 0 P: 9	R: 3 E: 0 K: 1 S: 18	H: 4 LOB: 3 BB: 1 P: 35	1B: 5 2B: 2 3B: 0 HR: 0	SF: 0 SAC: 2 DP: 0 HBP: 0	WP: 0 PA: 40 PB: 0 SB: 0 CS: 1
PITCHER	IP WLS BF H R ER SO BB IBB HBP BLK WP HR S P ERA WHIP																				
Jeff Robinson, R ERA: 2.65	(1,1) 9.0 L 32 5 2 2 5 2 0 0 0 0 0 0 71 116 2.00 0.778																				
Willie Hernandez, L ERA: 2.15	(10,1) 1.0 7 2 1 1 1 0 1 0 0 0 0 0 15 28 9.00 2.000																				

AB	34
R	3
H	7
RBI	3
BB	3
SO	6
LOB	16



Batter	1	2	3	4	5	6	7	8	9	10	AB	R	H	RBI	BB	SO	LOB	BOTTOM			
Jim Walewander, S OBP: 0.239, SLG: 0.247	(1,4) G5-3			(2,2) E6 1B		(0,2) P6			(0,1) F7		4	0	0	0	0	0	1	Boston Red Sox @ Detroit Tigers Tiger Stadium, Detroit, MI Sun Aug 07 1988, 3:33 AM EDT Att. 41,623 - Sunny - 85 F			
Tom Brookens, R OBP: 0.351, SLG: 0.404	(1,5) K			(0,2) L4-3 1B		(3,3) K			(1,3) K		4	0	1	0	0	3	0				
Alan Trammell, R OBP: 0.373, SLG: 0.471	(1,6) K			(0,0) F7		(1,2) F7			(3,1) G5-3		4	0	0	0	0	1	2				
Chet Lemon, R OBP: 0.344, SLG: 0.429		(3,2) G5-3		(1,0) L4-3				(2,1) G4-3		(0,0) FC6-4 1B	4	0	1	0	0	0	2				
Luis Salazar, R OBP: 0.316, SLG: 0.422		(0,1) L3 1B				(2,1) L3			(2,1) G5-3		4	0	1	0	0	0	1				
Larry Hemdon, R OBP: 0.311, SLG: 0.336		(1,2) L3				(3,2) FC1-6 1B			(1,1) F9		4	0	1	0	0	0	1				
Ray Knight, R OBP: 0.291, SLG: 0.311				(2,2) P6		(0,2) FC1-6 1B					4	0	1	0	0	1	0				
Dwayne Murphy, L OBP: 0.432, SLG: 0.387				(2,1) G4-3		(3,2) FC1-6					4	0	1	0	0	0	2				
Mike Heath, R OBP: 0.327, SLG: 0.397				(2,2) G3		(1,2) G1-3					3	0	0	0	0	0	3				
Inning Stats	R: 0 E: 0 K: 2 S: 12	H: 0 LOB: 0 BB: 0 P: 18	R: 0 E: 0 K: 0 S: 8	H: 1 LOB: 0 BB: 0 P: 12	R: 0 E: 0 K: 0 S: 9	H: 0 LOB: 0 BB: 0 P: 15	R: 0 E: 1 K: 0 S: 10	H: 1 LOB: 1 BB: 0 P: 13	R: 0 E: 0 K: 0 S: 15	H: 2 LOB: 2 BB: 0 P: 24	R: 0 E: 0 K: 1 S: 9	H: 0 LOB: 0 BB: 0 P: 13	R: 0 E: 0 K: 0 S: 6	H: 0 LOB: 0 BB: 0 P: 11	R: 0 E: 0 K: 1 S: 8	H: 1 LOB: 1 BB: 0 P: 11	R: 0 E: 0 K: 0 S: 7	H: 0 LOB: 0 BB: 0 P: 11	1B: 5 2B: 3 3B: 0 HR: 0	SF: 0 SAC: 0 DP: 2 HBP: 0	WP: 0 PA: 35 PB: 0 SB: 0 CS: 0
PITCHER	IP WLS BF H R ER SO BB IBB HBP BLK WP HR S P ERA WHIP																				
Bruce Hurst, L ERA: 4.17	(1,1) 10.0 W 35 6 0 0 5 0 0 0 0 0 0 0 91 139 0.00 0.600																				

AB	35
R	0
H	6
RBI	0
BB	0
SO	5
LOB	12



Batter	1	2	3	4	5	6	7	8	9	AB	R	H	RBI	BB	SO	LOB	TOP				
Lou Whitaker, L (1,4) OBP: 0.369, SLG: 0.396	4-3		F9			4-3		SH1-2 1B		4	0	1	0	0	0	1					
Pat Sheridan, L (1,7) OBP: 0.350, SLG: 0.454	K			4-3		F7		SH1-2		3	0	0	0	0	1	0					
Alan Trammell, R (1,6) OBP: 0.375, SLG: 0.473	K					F9				3	0	1	0	1	1	0					
Dave Bergman, L (1,3) OBP: 0.419, SLG: 0.453 Ray Knight, R (8, PH) OBP: 0.290, SLG: 0.310		6-3		1-3				F7		3	1	1	0	0	0	1					
Dwayne Murphy, L (1,8) OBP: 0.415, SLG: 0.353				F7				P6		1	0	0	0	0	0	2					
Chet Lemon, R (1,9) OBP: 0.348, SLG: 0.430										3	0	0	0	1	0	4					
Darrell Evans, L (1,10) OBP: 0.331, SLG: 0.365 Jim Walewander, S (7, PH) OBP: 0.239, SLG: 0.247				4-3		F7		SH		2	1	1	0	1	0	1					
Matt Nokes, L (1,2) OBP: 0.287, SLG: 0.407				F6		P6		F3		3	0	1	2	0	0	1					
Tom Brookens, R (1,5) OBP: 0.350, SLG: 0.401						1-3		F8		0	1	0	0	0	0	0					
Inning Stats	R: 0 E: 0 K: 2 S: 7	H: 0 LOB: 0 BB: 0 P: 7	R: 0 E: 0 K: 0 S: 2	H: 0 LOB: 0 BB: 1 P: 6	R: 0 E: 0 K: 0 S: 4	H: 1 LOB: 1 BB: 0 P: 4	R: 0 E: 0 K: 0 S: 4	H: 1 LOB: 1 BB: 0 P: 4	R: 0 E: 0 K: 0 S: 3	H: 0 LOB: 0 BB: 0 P: 3	R: 3 E: 0 K: 1 S: 7	H: 2 LOB: 1 BB: 0 P: 8	R: 0 E: 0 K: 0 S: 4	H: 1 LOB: 2 BB: 1 P: 8	R: 0 E: 1 K: 0 S: 3	H: 0 LOB: 1 BB: 1 P: 7	1B: 3 2B: 3 3B: 0 HR: 0	SF: 0 SAC: 2 DP: 1 HBP: 1	WP: 0 PB: 0 SB: 0 CS: 2	PA: 36	
PITCHER	IP	WLS	BF	H	R	ER	SO	BB	IBB	HBP	BLK	WP	HR	S	P	ERA	WHIP				
Jeff Russell, R (1,1) ERA: 3.88	6.1	L	25	5	3	3	2	1	0	1	0	0	0	27	32	4.26	0.947				
Ed Vande Berg, L (7,1) ERA: 1.99	1.0		5	1	0	0	1	0	1	0	1	0	0	6	10	0.00	1.000				
Dale Mohorcic, R (8,1) ERA: 4.0	0.1		1	0	0	0	0	0	0	0	0	0	0	1	1	0.00	0.000				
Mitch Williams, L (8,1) ERA: 4.66	1.1		5	0	0	0	0	1	0	0	0	0	0	4	8	0.00	0.750				

Detroit Tigers @ Texas Rangers
Arlington Stadium, Arlington, TX
Mon Aug 08 1988, 8:05 PM EDT
Att: 22,794 - Unknown - 107 F

AB 30
R 3
H 6
RBI 2
BB 3
SO 3
LOB 18



Batter	1	2	3	4	5	6	7	8	9	AB	R	H	RBI	BB	SO	LOB	BOTTOM				
Bob Brower, R (1,8) OBP: 0.302, SLG: 0.288 Oddibe McDowell, L (9,8) OBP: 0.305, SLG: 0.328	6-3		F9		HR			1B		3	1	1	0	1	0	0					
Scott Fletcher, R (1,6) OBP: 0.356, SLG: 0.317					F7		SH3-4 BB			1	0	1	0	0	0	0					
Ruben Sierra, S (1,9) OBP: 0.281, SLG: 0.407					F8					3	0	1	0	1	0	2					
Pete Incaviglia, R (1,7) OBP: 0.333, SLG: 0.501					F8					4	1	1	2	1	0	3					
Pete O'Brien, L (1,3) OBP: 0.362, SLG: 0.423					K					4	0	1	0	0	1	3					
Pete O'Brien, L (1,3) OBP: 0.362, SLG: 0.423					K					3	0	0	0	2	2	2					
Steve Buechele, R (1,5) OBP: 0.351, SLG: 0.425					5-3					4	0	0	0	0	1	6					
Larry See, R (1,10) OBP: 0.333, SLG: 0.273 Cecil Espy, S (8, PH) OBP: 0.294, SLG: 0.378					F7					3	0	1	0	0	1	1					
Jim Sundberg, R (1,2) OBP: 0.297, SLG: 0.319 Geno Petralli, L (8, PH) OBP: 0.381, SLG: 0.413					F7					1	0	1	0	0	0	0					
Jeff Kunkel, R (1,4) OBP: 0.247, SLG: 0.400 Curtis Wilkerson, S (8, PH) OBP: 0.366, SLG: 0.382					F7					3	0	0	0	0	0	2					
Inning Stats	R: 0 E: 0 K: 1 S: 6	H: 1 LOB: 3 BB: 1 P: 11	R: 0 E: 0 K: 0 S: 3	H: 0 LOB: 0 BB: 0 P: 3	R: 0 E: 0 K: 1 S: 5	H: 0 LOB: 1 BB: 1 P: 9	R: 0 E: 0 K: 1 S: 6	H: 1 LOB: 1 BB: 0 P: 6	R: 2 E: 0 K: 0 S: 5	H: 2 LOB: 0 BB: 0 P: 5	R: 0 E: 0 K: 1 S: 6	H: 1 LOB: 2 BB: 0 P: 7	R: 0 E: 0 K: 1 S: 6	H: 1 LOB: 1 BB: 0 P: 10	R: 0 E: 0 K: 1 S: 6	H: 1 LOB: 3 BB: 2 P: 12	1B: 7 2B: 0 3B: 0 HR: 1	SF: 0 SAC: 1 DP: 0 HBP: 2	WP: 0 PB: 0 SB: 1 CS: 0	PA: 42	
PITCHER	IP	WLS	BF	H	R	ER	SO	BB	IBB	HBP	BLK	WP	HR	S	P	ERA	WHIP				
Frank Tanana, L (1,1) ERA: 3.83	6.0	W	28	5	2	2	4	3	0	2	0	0	0	31	45	3.00	1.333				
Mike Henneman, R (7,1) ERA: 1.96	3.0	S	14	3	0	0	2	0	2	0	1	0	0	16	24	0.00	1.000				

Detroit Tigers @ Texas Rangers
Arlington Stadium, Arlington, TX
Mon Aug 08 1988, 8:05 PM EDT
Att: 22,794 - Unknown - 107 F

AB 34
R 2
H 8
RBI 2
BB 5
SO 6
LOB 22



Batter	1	2	3	4	5	6	7	8	9	AB	R	H	RBI	BB	SO	LOB	TOP
Lou Whitaker, L (1.4) OBP: 0.373, SLG: 0.395	4-2 2B BB		3-2 4-3			4-0 2B BB		4-2 4-3 WP SF9 BB		1	2	0	0	3	0	0	
Pat Sheridan, L (1.7) OBP: 0.353, SLG: 0.463	0-0 3-1 1-H 2B		0-1 3-1			1-2 1-3 2B		2-1 4-3		4	0	2	1	0	0	1	
Alan Trammell, R (1.6) OBP: 0.371, SLG: 0.469	2-2 F3				3-2 F8		1-0 F8		0-2 SF9		3	0	0	1	0	3	
Dave Bergman, L (1.3) OBP: 0.411, SLG: 0.442	1-0 3-1 2-3				0-1 G2-3		0-0 F6		3-H 1-1 G4-3		4	0	0	0	0	3	
Dwayne Murphy, L (1.8) OBP: 0.378, SLG: 0.316	1-0 F4				0-2 F5		2-2 5-3				4	0	0	0	0	3	
Chet Lemon, R (1.9) OBP: 0.347, SLG: 0.426		3-1 F8				2-1 L9			0-1 6-3		3	0	0	0	1	0	
Darrell Evans, L (1.10) OBP: 0.330, SLG: 0.367		1-3 K				3-1 2B		0-3 K		4	0	1	0	0	2	1	
Matt Nokes, L (1.2) OBP: 0.284, SLG: 0.403		1-0 G3				2-3 K		1-3 K		3	0	0	0	0	2	2	
Luis Salazar, R (1.5) OBP: 0.313, SLG: 0.419			2-1 L9			0-0 1-6-3		1-2 G5-3		3	0	0	0	0	0	2	
Inning Stats	R: 1 E: 0 K: 0 S: 9	H: 1 LOB: 1 BB: 1 P: 17	R: 0 E: 0 K: 1 S: 6	H: 0 LOB: 0 BB: 0 P: 11	R: 0 E: 0 K: 0 S: 7	H: 0 LOB: 0 BB: 0 P: 12	R: 0 E: 0 K: 0 S: 8	H: 1 LOB: 1 BB: 0 P: 15	R: 0 E: 0 K: 2 S: 11	H: 0 LOB: 1 BB: 1 P: 17	R: 1 E: 0 K: 0 S: 9	H: 0 LOB: 0 BB: 1 P: 16	R: 0 E: 0 K: 0 S: 8	H: 0 LOB: 0 BB: 0 P: 11	1B: 0 2B: 3 3B: 0 HR: 0	SF: 1 SAC: 0 DP: 0 HBP: 0	WP: 1 PA: 34 PB: 0 SB: 0 CS: 0
PITCHER Bobby Witt, R (1.1) ERA: 4.38	IP: 9.0 WLS: W BF: 34 H: 3 R: 2 ER: 2 SO: 4 BB: 4 IBB: 0 HBP: 0 BLK: 0 WP: 1 HR: 0 S: 74 P: 126 ERA: 2.00 WHIP: 0.778															PITCHER	

Detroit Tigers @ Texas Rangers
Arlington Stadium, Arlington, TX
Tue Aug 09 1988, 8:05 PM EDT
Att: 14,524 - Unknown - 99 F

AB 29
R 2
H 3
RBI 2
BB 4
SO 4
LOB 15



Batter	1	2	3	4	5	6	7	8	9	AB	R	H	RBI	BB	SO	LOB	BOTTOM		
Oddibe McDowell, L (1.8) OBP: 0.306, SLG: 0.328	0-0 F5		1-0 2B 1B		0-0 F8		4-2 BB		1-1 SH1-3		3	1	1	0	0	0	1		
Bob Brower, R (6.7) OBP: 0.307, SLG: 0.288											0	0	0	0	1	0			
Scott Fletcher, R (1.6) OBP: 0.356, SLG: 0.319	1-3 K		0-0 1B SF9 1-H 3-H 2B		3-2 F8		0-1 4-3		4-0 FC4-6 IBB		4	1	1	2	1	1	3		
Pete O'Brien, L (1.3) OBP: 0.360, SLG: 0.420	3-1 1B		0-3 K		2-2 4-3		0-0 G4-3		0-1 FC4-6		5	0	1	1	0	1	3		
Ruben Sierra, S (1.9) OBP: 0.282, SLG: 0.407	2-1 F9		2-0 SF9 2B 1B		0-1 FC5-4 1B		0-0 F7		1-1 F8		5	1	2	0	0	3			
Pete Incaviglia, R (1.10) OBP: 0.335, SLG: 0.510		4-2 BB	0-0 SF9		0-0 FC5-4		0-0 HR				2	1	1	2	1	0	1		
Geno Petralli, L (1.2) OBP: 0.382, SLG: 0.419	1-1 F8		0-0 2B		2-0 F9		0-2 1B				4	0	2	1	0	0	2		
Cecil Espy, S (1.7) OBP: 0.289, SLG: 0.370	1-0 F7		1-3 K		2-2 F7		0-0 G3				4	0	0	0	0	1	3		
Steve Buechele, R (1.5) OBP: 0.349, SLG: 0.426	1-2 F9				2-3 K		0-0 6-3		1-0 1B FC4-6 2B		4	1	1	0	0	1	1		
Curtis Wilkerson, S (1.4) OBP: 0.376, SLG: 0.398			0-1 1B 2B 1B		1-0 S 1B		1-2 2B		0-0 FC4-6 SH1-3 1B		4	1	4	0	0	0	0		
Inning Stats	R: 0 E: 0 K: 1 S: 8	H: 1 LOB: 1 BB: 0 P: 14	R: 0 E: 0 K: 0 S: 9	H: 0 LOB: 1 BB: 1 P: 16	R: 4 E: 0 K: 2 S: 13	H: 5 LOB: 1 BB: 0 P: 17	R: 0 E: 0 K: 1 S: 14	H: 1 LOB: 1 BB: 0 P: 20	R: 0 E: 0 K: 0 S: 8	H: 1 LOB: 2 BB: 1 P: 12	R: 0 E: 0 K: 0 S: 11	H: 1 LOB: 1 BB: 1 P: 18	R: 1 E: 0 K: 0 S: 9	H: 2 LOB: 1 BB: 0 P: 9	R: 1 E: 0 K: 0 S: 8	H: 2 LOB: 2 BB: 1 P: 15	1B: 8 2B: 4 3B: 0 HR: 1	SF: 1 SAC: 1 DP: 0 HBP: 0	WP: 0 PA: 40 PB: 0 SB: 1 CS: 0
PITCHER Walt Terrell, R (1.1) ERA: 4.48 Paul Gibson, L (8.1) ERA: 2.43	IP: 7.1 WLS: L BF: 37 H: 13 R: 6 ER: 6 SO: 4 BB: 2 IBB: 0 HBP: 0 BLK: 0 WP: 0 HR: 1 S: 76 P: 112 ERA: 7.36 WHIP: 2.045															PITCHER			

Detroit Tigers @ Texas Rangers
Arlington Stadium, Arlington, TX
Tue Aug 09 1988, 8:05 PM EDT
Att: 14,524 - Unknown - 99 F

AB 35
R 6
H 13
RBI 6
BB 3
SO 4
LOB 17



Batter	1	2	3	4	5	6	7	8	9	AB	R	H	RBI	BB	SO	LOB	TOP		
Tom Brookens, R OBP: 0.348, SLG: 0.399 (1, 5) C X	0-1 4-3		2-1 F8		3-2 G1-6-3 1B			2-2 L5		4	0	1	0	0	0	0			
Jim Walewander, S OBP: 0.229, SLG: 0.237 (1, 4) S X	0-1 B2		1-0 G6-3		1-1 G1-6-3 1-2f			0-0 B1-3		4	0	0	0	0	0	1			
Alan Trammell, R OBP: 0.375, SLG: 0.475 (1, 6) B C X	3-2 2B			1-2 SH1-4 1B SF8		1-1 F8		0-2 E8 1B		4	2	3	0	0	0	0			
Chet Lemon, R OBP: 0.349, SLG: 0.425 (1, 9) C C X	0-2 3-1			2-0 SF8 SH1-4 1B 1-2 SAFE		0-0 F9		4-0 1B IBB		3	0	1	0	1	0	1			
Luis Salazar, R OBP: 0.313, SLG: 0.418 (1, 7) C X		0-1 G5-3		0-0 SH1-4		2-2 G5-3		3-1 1B 1-3 2-H		3	0	1	1	0	0	0			
Larry Hemdon, R OBP: 0.309, SLG: 0.328 (1, 10) B X	1-0 3-1			4-0 BB			3-1 G5-3		2-0 L8	3	0	0	0	1	0	0			
Ray Knight, R OBP: 0.289, SLG: 0.307 (1, 3) B C X	4-2 FC6-4 BB			1-1 SF8			1-1 G5-3		2-0 F4	2	0	0	1	1	0	0			
Mike Heath, R OBP: 0.325, SLG: 0.393 (1, 2) X	0-0 FC6-4 1-2f			2-3 3-H 0-0 L6			1-1 FC4-6 1B		0-0 L9	4	0	1	0	0	0	3			
Dwayne Murphy, L OBP: 0.354, SLG: 0.293 (1, 8) C B X			3-3 K		1-2 G1-3			0-0 FC4-6 1-2f		3	0	0	0	0	1	1			
Inning Stats	R: 0 E: 0 K: 0 S: 12	H: 1 LOB: 1 BB: 0 P: 15	R: 0 E: 0 K: 0 S: 6	H: 0 LOB: 1 BB: 1 P: 11	R: 0 E: 0 K: 1 S: 6	H: 0 LOB: 0 BB: 0 P: 12	R: 1 E: 0 K: 0 S: 8	H: 2 LOB: 2 BB: 1 P: 16	R: 0 E: 0 K: 0 S: 8	H: 1 LOB: 1 BB: 0 P: 13	R: 0 E: 0 K: 0 S: 6	H: 0 LOB: 0 BB: 0 P: 9	R: 0 E: 1 K: 0 S: 9	H: 1 LOB: 2 BB: 1 P: 18	R: 0 E: 0 K: 0 S: 3	H: 0 LOB: 0 BB: 0 P: 7	1B: 6 2B: 1 3B: 0 HR: 0	SF: 1 SAC: 1 DP: 1 HBP: 0	WP: 0 PA: 35 PB: 0 SB: 0 CS: 0
PITCHER Paul Kilgus, L ERA: 3.73 (1, 1)	IP: 9.0 WLS: L BF: 35 H: 7 R: 2 ER: 2 SO: 1 BB: 2 IBB: 1 HBP: 0 BLK: 0 WP: 0 HR: 0 S: 65 P: 113 ERA: 2.00 WHIP: 1.000															PITCHER			

Detroit Tigers @ Texas Rangers
Arlington Stadium, Arlington, TX
Wed Aug 10 1988, 8:05 PM EDT
Att: 15,550 - Unknown - 94 F

AB 30
R 2
H 7
RBI 2
BB 3
SO 1
LOB 6



Batter	1	2	3	4	5	6	7	8	9	AB	R	H	RBI	BB	SO	LOB	BOTTOM				
Cecil Espy, S OBP: 0.284, SLG: 0.365 (1, 8) X	0-0 F7		1-3 K			1-1 SH1 2-3		3-3 K		3	0	0	0	0	2	0					
Curtis Wilkerson, S OBP: 0.374, SLG: 0.396 (1, 4) C C X	0-2 F7			0-0 F7		1-0 G4-3		2-1 1B SH1-4 1B		4	0	1	0	0	0	1					
Pete O'Brien, L OBP: 0.360, SLG: 0.419 (1, 3) B X	1-0 L7			3-1 L8		0-0 L8 3-H 1-2 1B		0-0 SH1-4 1-2		3	0	1	1	0	0	0					
Ruben Sierra, S OBP: 0.282, SLG: 0.405 (1, 9) B X		1-0 F5		0-0 L7		0-0 F8		2-1 1B		4	0	1	0	0	0	1					
Pete Incaviglia, R OBP: 0.332, SLG: 0.504 (1, 7) B C X		2-2 5-3			1-0 G4-3		1-3 K		1-3 K	4	0	0	0	0	2	2					
Geno Petralli, L OBP: 0.382, SLG: 0.312 (1, 10) B C X		2-1 1B			1-2 L4		2-3 K		2-3 K	3	0	1	0	0	1	0					
Bob Brower, R OBP: 0.305, SLG: 0.286 (9, FH)										1	0	0	0	0	1	2					
Steve Buechele, R OBP: 0.349, SLG: 0.423 (1, 5) B C X		1-3 K			4-1 FC6-4 BB		0-0 L6			2	0	0	0	1	1	1					
Jim Sundberg, R OBP: 0.291, SLG: 0.312 (1, 2) C C X			0-2 G4-3		2-1 FC6-4 1-2f			2-2 G6-3		2	0	0	0	0	0	1					
Scott Fletcher, R OBP: 0.356, SLG: 0.318 (9, 6)										1	0	0	0	0	0	0					
Jeff Kunkel, R OBP: 0.250, SLG: 0.410 (1, 6) X			0-0 G5-3			1-1 SH1 1B 2B		0-1 F8		3	1	1	0	0	0	0					
Larry See, R OBP: 0.333, SLG: 0.273 (9, 2) X										0	0	0	0	0	0	0					
Inning Stats	R: 0 E: 0 K: 0 S: 5	H: 0 LOB: 0 BB: 0 P: 6	R: 0 E: 0 K: 1 S: 11	H: 1 LOB: 0 BB: 0 P: 17	R: 0 E: 0 K: 1 S: 7	H: 0 LOB: 0 BB: 0 P: 8	R: 0 E: 0 K: 0 S: 4	H: 0 LOB: 0 BB: 0 P: 7	R: 0 E: 0 K: 0 S: 9	H: 0 LOB: 1 BB: 1 P: 17	R: 1 E: 0 K: 0 S: 10	H: 2 LOB: 1 BB: 0 P: 14	R: 0 E: 0 K: 2 S: 8	H: 0 LOB: 0 BB: 0 P: 11	R: 0 E: 0 K: 1 S: 9	H: 0 LOB: 0 BB: 0 P: 14	R: 0 E: 0 K: 2 S: 12	H: 2 LOB: 2 BB: 0 P: 19	1B: 4 2B: 1 3B: 0 HR: 0	SF: 0 SAC: 2 DP: 0 HBP: 0	WP: 0 PA: 33 PB: 0 SB: 0 CS: 0
PITCHER Jack Morris, R ERA: 4.4 (1, 1)	IP: 8.0 WLS: W BF: 29 H: 4 R: 1 ER: 1 SO: 5 BB: 1 IBB: 0 HBP: 0 BLK: 0 WP: 0 HR: 0 S: 65 P: 98 ERA: 1.12 WHIP: 0.625															PITCHER					
Willie Hernandez, L ERA: 2.11 (9, 1)	IP: 1.0 WLS: S BF: 4 H: 1 R: 0 ER: 0 SO: 2 BB: 0 IBB: 0 HBP: 0 BLK: 0 WP: 0 HR: 0 S: 10 P: 15 ERA: 0.00 WHIP: 1.000															PITCHER					

Detroit Tigers @ Texas Rangers
Arlington Stadium, Arlington, TX
Wed Aug 10 1988, 8:05 PM EDT
Att: 15,550 - Unknown - 94 F

AB 30
R 1
H 5
RBI 1
BB 1
SO 7
LOB 8



Batter	1	2	3	4	5	6	7	8	9	AB	R	H	RBI	BB	SO	LOB	TOP					
Lou Whitaker, L OBP: 0.370, SLG: 0.388 Jim Walevander, S OBP: 0.224, SLG: 0.232	G3	1B	FC3-6	L7		G6-3		L8		4	1	2	0	0	0	0						
Pat Sheridan, L OBP: 0.349, SLG: 0.455	2B	K	FC3-6	FC6-4			F9	K		6	1	2	0	0	2	5						
Alan Trammell, R OBP: 0.378, SLG: 0.485 Tom Brookens, R OBP: 0.351, SLG: 0.397	WP	HR	1B	FC6-4			1B	WP		4	3	2	2	0	0	2						
Dave Bergman, L OBP: 0.417, SLG: 0.447 Ray Knight, R OBP: 0.294, SLG: 0.301	SF7	1B	1B	1B		G6-3		G1-3		4	3	3	2	0	0	0						
Matt Nokes, L OBP: 0.289, SLG: 0.406	HR	BB	SF8	1B		P5		F7		3	3	1	2	2	0	0						
Chet Lemon, R OBP: 0.349, SLG: 0.431 Mike Heath, R OBP: 0.331, SLG: 0.393	HR	1B	1B	2B		G6-3		P3		5	2	3	5	0	0	2						
Darrell Evans, L OBP: 0.332, SLG: 0.369	P5	1B	BB	2B			F9		G6-3	6	1	3	5	0	0	1						
Dwayne Murphy, L OBP: 0.356, SLG: 0.286				2B			F7			3	1	1	1	2	0	1						
Luis Salazar, R OBP: 0.319, SLG: 0.427				F8						4	2	2	1	1	0	4						
Inning Stats	R: 4 E: 0 K: 0 S: 13	H: 3 LOB: 0 BB: 1 P: 26	R: 5 E: 0 K: 1 S: 23	H: 5 LOB: 3 BB: 3 P: 45	R: 5 E: 0 K: 0 S: 21	H: 5 LOB: 1 BB: 1 P: 30	R: 0 E: 0 K: 0 S: 6	H: 1 LOB: 0 BB: 0 P: 12	R: 0 E: 0 K: 0 S: 6	H: 0 LOB: 0 BB: 0 P: 9	R: 1 E: 0 K: 0 S: 9	H: 1 LOB: 0 BB: 0 P: 14	R: 3 E: 0 K: 0 S: 11	H: 3 LOB: 1 BB: 1 P: 18	R: 0 E: 0 K: 1 S: 10	H: 1 LOB: 2 BB: 1 P: 17	R: 0 E: 0 K: 0 S: 5	H: 0 LOB: 0 BB: 1 P: 14	1B: 13 2B: 4 3B: 0 HR: 2	SF: 2 SAC: 0 DP: 2 HBP: 0	WP: 2 PB: 0 SB: 0 CS: 0	PA: 52
PITCHER	IP	WLS	BF	H	R	ER	SO	BB	IBB	HBP	BLK	WP	HR	S	P	ERA	WHIP					
Roger Clemens, R ERA: 2.86	1.1	L	12	5	8	8	1	3	0	0	0	1	1	22	46	54.00	6.000					
Mike Smithson, R ERA: 5.54	1.1		12	6	5	5	0	2	0	0	0	0	0	28	45	33.75	6.000					
Jeff Sellers, R ERA: 5.35	4.1		20	7	5	5	0	1	0	0	0	1	1	39	63	10.38	1.846					
John Trautwein, R ERA: 9.82	2.0		8	1	0	0	1	2	0	0	0	0	0	15	31	0.00	1.500					

Detroit Tigers @ Boston Red Sox
Fenway Park, Boston, MA
Sun Aug 14 1988, 3:33 AM EDT
Att: 33,757 - Cloudy - 90 F

AB 42
R 18
H 19
RBI 18
BB 8
SO 2
LOB 18



Batter	1	2	3	4	5	6	7	8	9	AB	R	H	RBI	BB	SO	LOB	BOTTOM				
Wade Boggs, L OBP: 0.397, SLG: 0.478 Ed Romero, R OBP: 0.291, SLG: 0.294	G6-3		L7		G6-3		L3		L4	2	0	0	0	1	0	0					
Spike Owen, S OBP: 0.337, SLG: 0.390	G6-3		2B		G4-3		K		1B	5	1	2	0	0	1	1					
Dwight Evans, R OBP: 0.373, SLG: 0.486 Ellis Burks, R OBP: 0.376, SLG: 0.510	F9		2B					1B	HR	3	0	2	0	1	0	0					
Mike Greenwell, L OBP: 0.433, SLG: 0.566 Larry Parrish, R OBP: 0.291, SLG: 0.336	G5-3				L8			HR	2B	1	0	0	0	0	0	0					
Todd Benzinger, S OBP: 0.310, SLG: 0.467	K		P6					HR	1B	3	1	2	3	0	1	5					
Jim Rice, R OBP: 0.343, SLG: 0.409	G5-3						F9		E5	4	0	1	0	0	0	2					
Jody Reed, R OBP: 0.392, SLG: 0.390			HR		FC6-4				G6-4-3	2	1	0	0	1	0	3					
Kevin Romine, R OBP: 0.250, SLG: 0.271			K		L7				F9	4	0	0	0	0	1	5					
Rich Gedman, L OBP: 0.270, SLG: 0.351 Rick Cerone, R OBP: 0.355, SLG: 0.399	HR				F9				G6-3	2	1	1	2	0	0	1					
Inning Stats	R: 0 E: 0 K: 0 S: 8	H: 0 LOB: 0 BB: 1 P: 16	R: 0 E: 0 K: 1 S: 11	H: 0 LOB: 0 BB: 0 P: 14	R: 2 E: 1 K: 1 S: 20	H: 3 LOB: 3 BB: 2 P: 38	R: 0 E: 0 K: 0 S: 7	H: 1 LOB: 1 BB: 1 P: 13	R: 0 E: 0 K: 0 S: 10	H: 1 LOB: 0 BB: 0 P: 13	R: 0 E: 0 K: 1 S: 8	H: 0 LOB: 0 BB: 0 P: 10	R: 3 E: 1 K: 0 S: 12	H: 3 LOB: 1 BB: 0 P: 19	R: 1 E: 0 K: 0 S: 18	H: 3 LOB: 2 BB: 0 P: 26	1B: 6 2B: 3 3B: 0 HR: 2	SF: 0 SAC: 0 DP: 3 HBP: 1	WP: 0 PB: 0 SB: 0 CS: 0	PA: 41	
PITCHER	IP	WLS	BF	H	R	ER	SO	BB	IBB	HBP	BLK	WP	HR	S	P	ERA	WHIP				
Eric King, R ERA: 3.49	8.0	W	35	8	5	5	3	4	0	1	0	0	2	87	142	5.62	1.500				
Paul Gibson, L ERA: 3.08	1.0		6	3	1	1	0	0	0	0	0	0	0	18	26	9.00	3.000				

Detroit Tigers @ Boston Red Sox
Fenway Park, Boston, MA
Sun Aug 14 1988, 3:33 AM EDT
Att: 33,757 - Cloudy - 90 F

AB 36
R 6
H 11
RBI 6
BB 4
SO 3
LOB 18



Batter	1	2	3	4	5	6	7	8	9	AB	R	H	RBI	BB	SO	LOB	TOP					
Dan Gladden, R OBP: 0.332, SLG: 0.417	P3	P4			F8		G6-3			4	0	0	0	0	0	3						
John Moses, S OBP: 0.365, SLG: 0.441	1B				1B	FC6-4	1B	HR		4	2	4	1	0	0	0						
Kirby Puckett, R OBP: 0.372, SLG: 0.550	G3-6-1				FC6-4		5-3			4	0	2	0	0	0	1						
Kent Hrbek, L OBP: 0.379, SLG: 0.506	G3-6-1				SF9		G3-1			3	0	0	1	0	0	2						
Gary Gaetti, R OBP: 0.354, SLG: 0.551		G5-3			G6-4-3		G3-1			3	0	1	0	0	0	1						
Al Newman, S OBP: 0.305, SLG: 0.252							1B			1	0	0	0	0	0	0						
Randy Bush, L OBP: 0.388, SLG: 0.458		BB			4-3		1B			2	0	0	0	2	0	0						
Tim Laudner, R OBP: 0.322, SLG: 0.442		1B			5-3		1B			4	0	2	0	0	1	0						
Greg Gagne, R OBP: 0.305, SLG: 0.440		1B			F8		G6-4-3			4	0	0	0	0	1	5						
Steve Lombardozzi, R OBP: 0.310, SLG: 0.303					P4		K			3	0	0	0	1	1	0						
Inning Stats	R: 0 E: 0 K: 0 S: 6	H: 2 LOB: 1 BB: 0 P: 12	R: 0 E: 0 K: 1 S: 16	H: 1 LOB: 3 BB: 2 P: 32	R: 1 E: 0 K: 0 S: 11	H: 2 LOB: 0 BB: 0 P: 14	R: 0 E: 0 K: 0 S: 6	H: 0 LOB: 0 BB: 0 P: 12	R: 0 E: 0 K: 0 S: 7	H: 1 LOB: 1 BB: 0 P: 11	R: 0 E: 0 K: 0 S: 9	H: 2 LOB: 2 BB: 1 P: 20	R: 1 E: 0 K: 1 S: 9	H: 1 LOB: 0 BB: 0 P: 11	R: 0 E: 0 K: 0 S: 6	H: 0 LOB: 0 BB: 0 P: 10	R: 0 E: 0 K: 1 S: 11	H: 0 LOB: 0 BB: 0 P: 16	1B: 8 2B: 0 3B: 0 HR: 1	SF: 1 SAC: 0 DP: 3 HBP: 0	WP: 0 PB: 0 SB: 1 CS: 0	PA: 36
PITCHER Walt Terrell, R ERA: 4.31	IP: 9.0 WLS: L BF: 36 H: 9 R: 2 ER: 2 SO: 3 BB: 2 IBB: 1 HBP: 0 BLK: 0 WP: 0 HR: 1 S: 81 P: 138 ERA: 2.00 WHIP: 1.222															PITCHER	IP: 9.0 WLS: W BF: 34 H: 7 R: 1 ER: 1 SO: 7 BB: 1 IBB: 0 HBP: 0 BLK: 0 WP: 0 HR: 0 S: 74 P: 115 ERA: 1.00 WHIP: 0.889					

Minnesota Twins @ Detroit Tigers
Tiger Stadium, Detroit, MI
Mon Aug 15 1988, 7:05 PM EDT
Att: 32,700 - Unknown - 86 F

AB 32
R 2
H 9
RBI 2
BB 3
SO 3
LOB 12



Batter	1	2	3	4	5	6	7	8	9	AB	R	H	RBI	BB	SO	LOB	BOTTOM					
Tom Brookens, R OBP: 0.347, SLG: 0.391	K	CS	F8		FC5-4			FC6-4		4	0	0	0	0	1	2						
Luis Salazar, R OBP: 0.318, SLG: 0.425	2B	1B	K			L6		FC5-4		4	1	1	0	0	1	1						
Alan Trammell, R OBP: 0.380, SLG: 0.488	1B	2B	L5			B5-3		1B		4	0	2	0	0	0	0						
Chet Lemon, R OBP: 0.348, SLG: 0.429	1B		G5-3			F7		FC6-4		4	0	1	1	0	0	1						
Ray Knight, R OBP: 0.279, SLG: 0.296	K		P3			F9		P9		4	0	0	0	0	1	3						
Larry Hemdon, R OBP: 0.308, SLG: 0.321	K		K			P8		FC4		3	0	0	0	1	2	2						
Pat Sheridan, L OBP: 0.349, SLG: 0.455								BB		0	0	0	0	0	0	0						
Mike Heath, R OBP: 0.324, SLG: 0.383			F7			F9		FC4		4	0	0	0	0	0	2						
Gary Pettis, S OBP: 0.293, SLG: 0.280		K				K		G1-3		3	0	0	0	0	2	0						
Jim Walewander, S OBP: 0.240, SLG: 0.247										2	0	2	0	0	0	0						
Lou Whitaker, L OBP: 0.371, SLG: 0.390								FC6-4		1	0	1	0	0	0	0						
Inning Stats	R: 1 E: 0 K: 3 S: 14	H: 3 LOB: 2 BB: 0 P: 20	R: 0 E: 0 K: 1 S: 6	H: 1 LOB: 0 BB: 0 P: 9	R: 0 E: 0 K: 1 S: 6	H: 0 LOB: 0 BB: 0 P: 9	R: 0 E: 0 K: 1 S: 9	H: 0 LOB: 0 BB: 0 P: 14	R: 0 E: 0 K: 1 S: 8	H: 1 LOB: 1 BB: 0 P: 13	R: 0 E: 0 K: 0 S: 5	H: 0 LOB: 0 BB: 0 P: 5	R: 0 E: 0 K: 0 S: 7	H: 0 LOB: 0 BB: 0 P: 11	R: 0 E: 0 K: 0 S: 10	H: 1 LOB: 1 BB: 0 P: 16	R: 0 E: 0 K: 0 S: 9	H: 1 LOB: 2 BB: 1 P: 18	1B: 6 2B: 1 3B: 0 HR: 0	SF: 0 SAC: 0 DP: 0 HBP: 0	WP: 0 PB: 0 SB: 0 CS: 1	PA: 35
PITCHER Frank Viola, L ERA: 2.36	IP: 9.0 WLS: W BF: 34 H: 7 R: 1 ER: 1 SO: 7 BB: 1 IBB: 0 HBP: 0 BLK: 0 WP: 0 HR: 0 S: 74 P: 115 ERA: 1.00 WHIP: 0.889															PITCHER	IP: 9.0 WLS: L BF: 36 H: 9 R: 2 ER: 2 SO: 3 BB: 2 IBB: 1 HBP: 0 BLK: 0 WP: 0 HR: 1 S: 81 P: 138 ERA: 2.00 WHIP: 1.222					

Minnesota Twins @ Detroit Tigers
Tiger Stadium, Detroit, MI
Mon Aug 15 1988, 7:05 PM EDT
Att: 32,700 - Unknown - 86 F

AB 33
R 1
H 7
RBI 1
BB 1
SO 7
LOB 11



Batter	1	2	3	4	5	6	7	8	9	AB	R	H	RBI	BB	SO	LOB	TOP							
Al Newman, S OBP: 0.304, SLG: 0.252 (1, 5)	L4		G4-3							4	1	1	0	0	1	1	Minnesota Twins @ Detroit Tigers Tiger Stadium, Detroit, MI Tue Aug 16 1988, 7:05 PM EDT Att: 29,534 - Unknown							
John Moses, S OBP: 0.368, SLG: 0.439 (1, 9)	G6-3		G6-3							3	0	1	0	1	0	1								
Kirby Puckett, R OBP: 0.373, SLG: 0.549 (1, 8)	P3									3	0	1	2	1	0	1								
Kent Hrbek, L OBP: 0.380, SLG: 0.513 (1, 3)										3	1	1	1	1	0	0								
Dan Gladden, R OBP: 0.329, SLG: 0.413 (1, 7)										4	0	0	0	0	0	3								
Randy Bush, L OBP: 0.383, SLG: 0.452 (1, 10)										4	0	0	0	0	0	0								
Tim Laudner, R OBP: 0.321, SLG: 0.437 (1, 2)										3	0	0	0	1	2	0								
Greg Gagne, R OBP: 0.302, SLG: 0.435 (1, 6)										4	0	0	0	0	1	1								
Steve Lombardozzi, R OBP: 0.313, SLG: 0.306 (1, 4)										4	2	2	0	0	0	0								
Inning Stats	R: 0 E: 0 K: 0 S: 8	H: 0 LOB: 0 BB: 0 P: 12	R: 1 E: 0 K: 0 S: 11	H: 1 LOB: 1 BB: 1 P: 19	R: 1 E: 0 K: 0 S: 12	H: 1 LOB: 0 BB: 1 P: 22	R: 0 E: 0 K: 0 S: 4	H: 0 LOB: 0 BB: 0 P: 9	R: 2 E: 0 K: 1 S: 16	H: 3 LOB: 3 BB: 2 P: 29	R: 0 E: 0 K: 1 S: 15	H: 0 LOB: 1 BB: 0 P: 19	R: 0 E: 0 K: 1 S: 8	H: 1 LOB: 1 BB: 0 P: 9	R: 0 E: 0 K: 0 S: 6	H: 0 LOB: 0 BB: 0 P: 10	R: 0 E: 0 K: 1 S: 8	H: 0 LOB: 0 BB: 0 P: 10	R: 0 E: 0 K: 1 S: 8	H: 0 LOB: 0 BB: 0 P: 10	1B: 5 2B: 0 3B: 0 HR: 1	SF: 0 SAC: 0 DP: 0 HBP: 0	WP: 1 PB: 0 SB: 0 CS: 1	PA: 37
PITCHER Jack Morris, R ERA: 4.38 (1, 1)	IP: 9.0 WLS: L BF: 36 H: 6 R: 4 ER: 4 SO: 4 BB: 4 IBB: 0 HBP: 0 BLK: 0 WP: 1 HR: 1 S: 88 P: 139 ERA: 4.00 WHIP: 1.111															PITCHER								

Batter	1	2	3	4	5	6	7	8	9	AB	R	H	RBI	BB	SO	LOB	BOTTOM							
Lou Whitaker, L OBP: 0.375, SLG: 0.403 (1, 4)	K									4	1	3	1	0	1	0	Minnesota Twins @ Detroit Tigers Tiger Stadium, Detroit, MI Tue Aug 16 1988, 7:05 PM EDT Att: 29,534 - Unknown							
Pat Sheridan, L OBP: 0.345, SLG: 0.447 (1, 7)	K									4	0	0	0	0	1	2								
Alan Trammell, R OBP: 0.383, SLG: 0.491 (1, 6)	6-3									4	0	3	0	0	0	0								
Dave Bergman, L OBP: 0.409, SLG: 0.437 (1, 3)										4	0	0	0	0	2	3								
Matt Nokes, L OBP: 0.286, SLG: 0.401 (1, 2)										4	0	0	0	0	0	2								
Chet Lemon, R OBP: 0.346, SLG: 0.426 (1, 9)										3	0	0	0	0	0	1								
Darrell Evans, L OBP: 0.332, SLG: 0.369 (1, 10)										3	0	1	0	0	1	0								
Gary Pettis, S OBP: 0.291, SLG: 0.278 (1, 8)										3	0	0	0	0	0	1								
Tom Brookens, R OBP: 0.344, SLG: 0.388 (1, 5)										3	0	0	0	0	0	0								
Inning Stats	R: 0 E: 0 K: 2 S: 7	H: 0 LOB: 0 BB: 0 P: 10	R: 0 E: 0 K: 0 S: 6	H: 0 LOB: 0 BB: 0 P: 9	R: 0 E: 0 K: 0 S: 7	H: 1 LOB: 0 BB: 0 P: 10	R: 0 E: 0 K: 1 S: 7	H: 2 LOB: 1 BB: 0 P: 13	R: 0 E: 0 K: 1 S: 7	H: 0 LOB: 0 BB: 0 P: 11	R: 0 E: 0 K: 0 S: 10	H: 1 LOB: 1 BB: 0 P: 12	R: 0 E: 0 K: 0 S: 9	H: 1 LOB: 1 BB: 0 P: 12	R: 0 E: 0 K: 0 S: 6	H: 0 LOB: 0 BB: 0 P: 9	R: 1 E: 0 K: 1 S: 15	H: 2 LOB: 1 BB: 0 P: 16	R: 0 E: 0 K: 1 S: 8	H: 0 LOB: 1 BB: 0 P: 10	1B: 6 2B: 0 3B: 0 HR: 1	SF: 0 SAC: 0 DP: 1 HBP: 0	WP: 0 PB: 0 SB: 0 CS: 0	PA: 32
PITCHER Bert Blyleven, R ERA: 5.26 Keith Atherton, R ERA: 3.54 Jeff Reardon, R ERA: 3.15 (1, 1) (7, 1) (9, 1)	IP: 6.0 WLS: W BF: 20 H: 4 R: 0 ER: 0 SO: 4 BB: 0 IBB: 0 HBP: 0 BLK: 0 WP: 0 HR: 0 S: 44 P: 65 ERA: 0.00 WHIP: 0.667															PITCHER								



Batter	1	2	3	4	5	6	7	8	9	AB	R	H	RBI	BB	SO	LOB	TOP						
Dan Gladden, R OBP: 0.330, SLG: 0.419	P8		G5-3		K		HR		G1-4-3 HBP	4	1	1	2	0	1	0							
John Moses, S OBP: 0.365, SLG: 0.441	K					5-3	G4-3		G1-4-3	4	0	1	0	0	1	0							
Gary Gaetti, R OBP: 0.353, SLG: 0.549	K									1	0	0	0	0	0	2							
Mark Davidson, R OBP: 0.311, SLG: 0.347	K									0	0	0	0	0	0	0							
Kirby Puckett, R OBP: 0.370, SLG: 0.545	K									4	0	0	0	0	2	1							
Kent Hrbek, L OBP: 0.384, SLG: 0.514		L9								3	0	2	0	1	0	0							
Brian Harper, R OBP: 0.394, SLG: 0.517	F8									4	0	1	0	0	0	3							
Randy Bush, L OBP: 0.388, SLG: 0.452										2	0	1	0	2	0	2							
Greg Gagne, R OBP: 0.298, SLG: 0.430	K									4	0	0	0	0	1	6							
Steve Lombardozzi, R OBP: 0.312, SLG: 0.310										4	0	1	0	0	1	0							
Al Newman, S OBP: 0.302, SLG: 0.252										4	1	1	0	0	2	1							
Inning Stats	R: 0 H: 0 E: 0 K: 2 S: 10	H: 0 LOB: 0 BB: 0 P: 15	R: 0 H: 1 E: 0 K: 1 S: 12	LOB: 1 BB: 0 P: 16	R: 0 H: 0 E: 0 K: 1 S: 9	LOB: 0 BB: 0 P: 14	R: 0 H: 1 E: 0 K: 0 S: 15	LOB: 3 BB: 2 P: 25	R: 0 H: 0 E: 0 K: 3 S: 11	LOB: 0 BB: 0 P: 16	R: 0 H: 2 E: 0 K: 1 S: 9	H: 2 LOB: 2 BB: 0 P: 12	R: 2 H: 2 E: 0 K: 0 S: 9	H: 2 LOB: 0 BB: 0 P: 11	R: 0 H: 1 E: 0 K: 0 S: 9	LOB: 2 BB: 1 P: 15	R: 0 H: 1 E: 0 K: 0 S: 7	LOB: 1 BB: 0 P: 11	1B: 5 2B: 2 3B: 0 HR: 1	SF: 0 SAC: 0 DP: 1 HBP: 1	WP: 0 PB: 0 SB: 0 CS: 0	PA: 38	
PITCHER	IP	WLS	BF	H	R	ER	SO	BB	IBB	HBP	BLK	WP	HR	S	P	ERA	WHIP						
Doyle Alexander, R ERA: 3.79	(1, 1)	8.1	L	37	8	2	2	8	1	2	1	0	0	1	88	131	2.16	1.080					
Willie Hernandez, L ERA: 2.79	(9, 1)	0.2		1	0	0	0	0	0	0	0	0	0	0	3	4	0.00	0.000					

Minnesota Twins @ Detroit Tigers
Tiger Stadium, Detroit, MI
Wed Aug 17 1988, 3:33 AM EDT
Att: 34,622 - Sunny - 93 F

AB	34
R	2
H	8
RBI	2
BB	3
SO	8
LOB	15



Batter	1	2	3	4	5	6	7	8	9	AB	R	H	RBI	BB	SO	LOB	BOTTOM						
Lou Whitaker, L OBP: 0.376, SLG: 0.404	G6-3 1B		L9							4	0	2	0	0	0	0							
Luis Salazar, R OBP: 0.315, SLG: 0.422	G6-3 1-2f									3	0	0	0	0	1	1							
Alan Trammell, R OBP: 0.387, SLG: 0.495	FC6-4 1B									3	0	2	0	1	0	0							
Chet Lemon, R OBP: 0.345, SLG: 0.422	FC6-4 1-2f									3	0	0	0	1	0	4							
Larry Herndon, R OBP: 0.309, SLG: 0.317	G1-6-3									2	0	0	0	1	0	1							
Jim Walewander, S OBP: 0.240, SLG: 0.247										0	0	0	0	0	0	0							
Dave Bergman, L OBP: 0.407, SLG: 0.434										1	0	0	0	0	0	1							
Tom Brookens, R OBP: 0.341, SLG: 0.384	F9									3	0	0	0	0	0	1							
Darrell Evans, L OBP: 0.331, SLG: 0.368										1	0	0	0	0	1	1							
Ray Knight, R OBP: 0.276, SLG: 0.292	5-3									3	0	0	0	0	0	1							
Mike Heath, R OBP: 0.329, SLG: 0.408										3	1	2	1	0	0	1							
Gary Pettis, S OBP: 0.289, SLG: 0.276	B1-3									3	0	0	0	0	0	1							
Inning Stats	R: 0 H: 2 E: 0 K: 0 S: 8	H: 2 LOB: 1 BB: 0 P: 13	R: 0 H: 0 E: 0 K: 0 S: 6	LOB: 0 BB: 0 P: 6	R: 0 H: 1 E: 0 K: 0 S: 7	LOB: 0 BB: 0 P: 11	R: 0 H: 1 E: 0 K: 0 S: 8	LOB: 1 BB: 0 P: 13	R: 1 H: 1 E: 0 K: 0 S: 9	LOB: 0 BB: 0 P: 15	R: 0 H: 1 E: 0 K: 0 S: 5	H: 1 LOB: 1 BB: 1 P: 11	R: 0 H: 0 E: 0 K: 1 S: 9	H: 0 LOB: 0 BB: 0 P: 15	R: 0 H: 0 E: 0 K: 1 S: 9	LOB: 0 BB: 0 P: 16	R: 0 H: 0 E: 0 K: 1 S: 12	LOB: 1 BB: 1 P: 19	1B: 4 2B: 2 3B: 0 HR: 1	SF: 0 SAC: 1 DP: 3 HBP: 0	WP: 0 PB: 0 SB: 0 CS: 0	PA: 33	
PITCHER	IP	WLS	BF	H	R	ER	SO	BB	IBB	HBP	BLK	WP	HR	S	P	ERA	WHIP						
Allan Anderson, L ERA: 2.66	(1, 1)	8.0	W	29	6	1	1	1	1	0	0	0	0	1	60	100	1.12	0.875					
Jeff Reardon, R ERA: 3.09	(9, 1)	1.0	S	4	0	0	0	1	1	0	0	0	0	12	19	0.00	1.000						

Minnesota Twins @ Detroit Tigers
Tiger Stadium, Detroit, MI
Wed Aug 17 1988, 3:33 AM EDT
Att: 34,622 - Sunny - 93 F


AB	29
R	1
H	6
RBI	1
BB	3
SO	2
LOB	12



Batter	1	2	3	4	5	6	7	8	9	AB	R	H	RBI	BB	SO	LOB	TOP										
Gary Redus, R OBP: 0.342, SLG: 0.401 (1, 7)	4-1 BB		3-3 K	1-2 E6 1B		4-2 BB		3-3 K		3	0	0	0	2	2	3											
Steve Lyons, L OBP: 0.308, SLG: 0.370 (1, 5)	1-3 K		1-0 SH 1B	0-2 1B		0-1 F2		3-2 F7		4	1	1	2	0	1	3											
Harold Baines, L OBP: 0.350, SLG: 0.403 (1, 10)	4-2 BB		0-1 1B	3-H 4-3			4-2 PB BB	2-2 FC5-4 1B		3	0	2	1	2	0	2											
Dan Pasqua, L OBP: 0.310, SLG: 0.428 (1, 9)	1-3 K		2-2 F7		1-0 F8		3-3 K	3-1 F7		5	0	0	0	0	2	5											
Carlton Fisk, R OBP: 0.374, SLG: 0.600 (1, 2)	2-2 F3		3-3 K		1-2 1B		4-0 FC6 IBB	1-3 K	1-3 K	4	0	1	0	1	2	4											
Daryl Boston, L OBP: 0.274, SLG: 0.488 Dave Gallagher, R OBP: 0.327, SLG: 0.387 (7, 8)		2-3 K		0-1 HR	2-2 F6		1-3 K	1-0 FC5-4		3	1	1	1	0	1	1											
Kelly Paris, R OBP: 0.250, SLG: 0.455 Russ Morman, R OBP: 0.281, SLG: 0.267 (5, 3)		3-3 K		0-0 F5	2-3 K		2-2 FC6			3	0	0	0	0	2	1											
Ozzie Guillen, L OBP: 0.291, SLG: 0.311 (1, 6)		0-0 F9		3-2 F7		2-2 5-3		1-0 5-3		4	0	0	0	0	0	0											
Donnie Hill, S OBP: 0.302, SLG: 0.259 Fred Manrique, R OBP: 0.291, SLG: 0.377 (8, 4)			4-2 SH BB	1-0 1B 2B		1-0 F8		3-1 2B		3	2	2	0	1	0	0											
Inning Stats	R: 0 H: 0 E: 0 K: 2 S: 13	H: 0 R: 0 ER: 0 LOB: 2 BB: 2 P: 24	R: 0 H: 0 E: 0 K: 2 S: 7	H: 0 R: 0 ER: 0 LOB: 0 BB: 0 P: 12	R: 2 H: 1 E: 2 K: 2 S: 15	H: 1 R: 1 ER: 1 LOB: 1 BB: 1 P: 28	R: 2 H: 3 E: 1 K: 0 S: 17	H: 3 R: 0 ER: 0 LOB: 2 BB: 0 P: 24	R: 0 H: 1 E: 0 K: 1 S: 10	H: 0 R: 0 ER: 0 LOB: 1 BB: 1 P: 16	R: 0 H: 0 E: 0 K: 2 S: 17	H: 0 R: 0 ER: 0 LOB: 2 BB: 2 P: 31	R: 0 H: 1 E: 0 K: 1 S: 9	H: 1 R: 0 ER: 0 LOB: 1 BB: 0 P: 16	R: 0 H: 1 E: 0 K: 1 S: 9	H: 1 R: 0 ER: 0 LOB: 1 BB: 0 P: 16	1B: 4 2B: 2 3B: 0 HR: 1	SF: 0 SAC: 1 DP: 0 HBP: 0	WP: 0 PB: 1 SB: 2 CS: 0	PA: 42							
PITCHER	IP	WLS	BF	H	R	ER	SO	BB	IBB	HBP	BLK	WP	HR	S	P	ERA	WHIP										
Jeff Robinson, R ERA: 2.84 Paul Gibson, L ERA: 3.06 Eric King, R ERA: 3.4 Willie Hernandez, L ERA: 2.76 Mike Henneman, R ERA: 1.83	(1, 1)	6.0	30	5	4	2	7	5	0	0	0	0	1	77	130	3.00	1.667										
(7, 1)	0.1	2	0	0	0	1	0	1	0	0	0	0	0	3	10	0.00	0.000										
(7, 1)	1.1	5	1	0	0	2	0	0	0	0	0	0	0	15	25	0.00	0.750										
(8, 1)	0.2	3	1	0	0	0	0	0	0	0	0	0	0	8	16	0.00	1.500										
(9, 1)	0.2	W	2	0	0	0	1	0	0	0	0	0	0	4	6	0.00	0.000										

Chicago White Sox @ Detroit Tigers
Tiger Stadium, Detroit, MI
Thu Aug 18 1988, 7:05 PM EDT
Att: 25,279 - Unknown

AB 35
R 4
H 7
RBI 4
BB 6
SO 11
LOB 24



Batter	1	2	3	4	5	6	7	8	9	AB	R	H	RBI	BB	SO	LOB	BOTTOM										
Lou Whitaker, L OBP: 0.377, SLG: 0.401 (1, 4)	0-2 P5		1-3 K		0-3 K		4-1 FC6 BB		4-0 WP SH3-4 E BB	3	1	0	0	2	2	2											
Pat Sheridan, L OBP: 0.345, SLG: 0.446 Luis Salazar, R OBP: 0.314, SLG: 0.420 (8, 7)	0-1 G3		1-0 F8		0-0 FC5-4 1B		0-2 FC6 FC6-4		0-1 SH3-4	3	0	1	0	0	0	1											
Alan Trammell, R OBP: 0.387, SLG: 0.501 (1, 6)	0-1 1B			1-2 HR	1-2 FC5-4		1-1 FC6-4		2-2 E4 HR	5	2	2	1	0	0	3											
Dave Bergman, L OBP: 0.407, SLG: 0.447 (1, 3)	0-3 K2-3			4-1 FC3-6 1B BB	1-0 F7		3-2 F9		0-0 HR	4	1	1	2	1	1	4											
Matt Nokes, L OBP: 0.286, SLG: 0.400 Mike Heath, R OBP: 0.328, SLG: 0.405 (9, 2)		2-3 K2-3		0-0 FC3-6 1B		1-3 K		1-1 6-3		3	0	1	0	0	2	0											
Chet Lemon, R OBP: 0.342, SLG: 0.418 (1, 9)		0-0 F6		1-2 1B	2-3 K		2-2 F7		1-1 6-3	4	0	0	0	0	1	2											
Darrell Evans, L OBP: 0.332, SLG: 0.377 (1, 10)		2-0 F8		0-0 FC3-6	1-2 HR		1-0 HR		4-1 BB	3	1	1	1	1	0	2											
Dwayne Murphy, L OBP: 0.365, SLG: 0.288 (1, 8)			0-0 1B	3-2 F7		4-2 BB		2-2 F8		3	0	1	0	1	0	3											
Tom Brookens, R OBP: 0.343, SLG: 0.385 (1, 5)			2-2 F7		1-0 FC5-4 1B		0-1 5-3		0-1 SH3-4 BB WP 1B	4	1	2	0	0	0	2											
Inning Stats	R: 0 H: 1 E: 0 K: 1 S: 10	H: 1 R: 0 ER: 0 LOB: 0 BB: 0 P: 10	R: 0 H: 0 E: 0 K: 1 S: 6	H: 0 R: 0 ER: 0 LOB: 0 BB: 0 P: 10	R: 0 H: 1 E: 0 K: 1 S: 9	H: 1 R: 1 ER: 0 LOB: 1 BB: 0 P: 13	R: 1 H: 2 E: 0 K: 1 S: 12	H: 2 R: 2 ER: 0 LOB: 2 BB: 1 P: 22	R: 0 H: 2 E: 0 K: 1 S: 9	H: 2 R: 0 ER: 0 LOB: 1 BB: 1 P: 12	R: 1 H: 1 E: 0 K: 0 S: 13	H: 0 R: 0 ER: 0 LOB: 1 BB: 1 P: 21	R: 0 H: 0 E: 0 K: 0 S: 9	H: 0 R: 0 ER: 0 LOB: 1 BB: 1 P: 17	R: 4 H: 2 E: 1 K: 0 S: 8	H: 2 R: 0 ER: 0 LOB: 0 BB: 1 P: 14	1B: 6 2B: 0 3B: 0 HR: 3	SF: 0 SAC: 1 DP: 0 HBP: 0	WP: 1 PB: 0 SB: 0 CS: 0	PA: 40							
PITCHER	IP	WLS	BF	H	R	ER	SO	BB	IBB	HBP	BLK	WP	HR	S	P	ERA	WHIP										
Melido Perez, R ERA: 4.15 Ricky Horton, L ERA: 5.16 Bobby Thigpen, R ERA: 3.07	(1, 1)	6.0	27	7	2	2	6	2	0	0	0	0	0	13	21	3.00	1.500										
(7, 1)	1.0	4	0	0	0	0	1	0	0	0	0	0	0	13	21	0.00	1.000										
(8, 1)	1.1	L	9	2	4	3	0	2	0	0	0	1	1	17	31	20.25	3.000										

Chicago White Sox @ Detroit Tigers
Tiger Stadium, Detroit, MI
Thu Aug 18 1988, 7:05 PM EDT
Att: 25,279 - Unknown

AB 34
R 6
H 9
RBI 4
BB 5
SO 6
LOB 20



Batter	1	2	3	4	5	6	7	8	9	AB	R	H	RBI	BB	SO	LOB	TOP				
Dave Gallagher, R OBP: 0.328, SLG: 0.387 (1, 7)	2-2 6-3		0-2 F3		2-1 1B		0-1 FC5-4 1B	1-0 F8		5	0	2	1	0	0	2					
Donnie Hill, S OBP: 0.294, SLG: 0.251 (1, 5) (7, 4)	3-2 6-3		3-3 K		0-1 F9		2-1 FC5-4 1B WP BB	1-3 K		5	1	0	0	0	2	5					
Kenny Williams, R OBP: 0.242, SLG: 0.305 (1, 9) (7, 8)	0-1 F9				1-0 F8		1-1 1B HBP	4-2 WP 1B BB		2	1	0	0	1	0	0					
Daryl Boston, L OBP: 0.272, SLG: 0.486 (9, FH)									1-2 P3	1	0	0	0	0	0	0					
Carlton Fisk, R OBP: 0.393, SLG: 0.628 (1, 2)		3-2 3B		1-2 5-3 1B		3-1 1B	2-2 1B 1B	0-2 1B		5	0	5	2	0	0	0					
Mike Diaz, R OBP: 0.347, SLG: 0.253 (1, 10)		2-0 F6		0-0 5-3 1B		0-3 K	2-3 K	2-1 F8		5	0	0	0	0	2	6					
Russ Morman, R OBP: 0.286, SLG: 0.250 (1, 3)		1-1 F3		4-2 BB		1-0 F8	2-1 1B	1-3 1B		2	0	0	0	1	0	3					
Harold Baines, L OBP: 0.351, SLG: 0.403 (7, 9)									2-3 K	2	0	1	0	0	1	1					
Fred Manrique, R OBP: 0.288, SLG: 0.373 (1, 4)				2-2 4-3		2-3 K	1-2 F9			3	0	0	0	0	1	5					
Dan Pasqua, L OBP: 0.309, SLG: 0.427 (7, 3)										1	0	0	0	0	0	2					
Ozzie Guillen, L OBP: 0.291, SLG: 0.310 (1, 6)			0-0 B5-3		1-0 F7		1-0 1B 1B	0-1 L3		4	1	1	0	0	0	0					
Steve Lyons, L OBP: 0.313, SLG: 0.374 (1, 8) (7, 5)			1-0 1B		2-2 F9		3-2 FC5-4 1B WP 1B	0-1 1B		4	1	3	0	0	0	0					
Inning Stats	R: 0 E: 0 K: 0 S: 9	H: 0 LOB: 0 BB: 0 P: 14	R: 0 E: 0 K: 0 S: 8	H: 1 LOB: 1 BB: 0 P: 15	R: 0 E: 0 K: 1 S: 9	H: 1 LOB: 1 BB: 0 P: 13	R: 0 E: 0 K: 0 S: 10	H: 1 LOB: 2 BB: 1 P: 18	R: 0 E: 0 K: 2 S: 14	H: 1 LOB: 2 BB: 0 P: 21	R: 4 E: 0 K: 1 S: 26	H: 5 LOB: 2 BB: 1 P: 43	R: 0 E: 0 K: 1 S: 8	H: 1 LOB: 1 BB: 0 P: 10	R: 0 E: 0 K: 1 S: 12	H: 1 LOB: 1 BB: 0 P: 17	1B: 11 2B: 0 3B: 1 HR: 0	SF: 0 SAC: 0 DP: 0 HBP: 1	WP: 1 PB: 0 SB: 0 CS: 0	PA: 42	
PITCHER	IP	WLS	BF	H	R	ER	SO	BB	IBB	HBP	BLK	WP	HR	S	P	ERA	WHIP				
Frank Tanana, L ERA: 3.91 (1, 1)	6.1	W	30	8	4	4	3	2	0	1	0	0	0	71	117	5.68	1.579				
Mike Henneman, R ERA: 1.76 (7, 1)	2.1		11	4	0	0	2	0	0	0	0	1	0	32	44	0.00	1.714				
Willie Hernandez, L ERA: 2.74 (9, 1)	0.1	S	1	0	0	0	1	0	0	0	0	0	0	4	6	0.00	0.000				

Chicago White Sox @ Detroit Tigers
Tiger Stadium, Detroit, MI
Fri Aug 19 1988, 7:05 PM EDT
Att: 37,313 - Unknown - 76 F

livebaseballscorecards.com

AB 39
R 4
H 12
RBI 3
BB 2
SO 6
LOB 24



Batter	1	2	3	4	5	6	7	8	9	AB	R	H	RBI	BB	SO	LOB	BOTTOM				
Lou Whitaker, L OBP: 0.375, SLG: 0.407 (1, 4)	0-2 F9		1-2 G3		0-0 HR		2-2 F8			4	1	1	2	0	0	0					
Pat Sheridan, L OBP: 0.347, SLG: 0.447 (1, 7)			2-3 K		1-1 L4		1-2 BLK WP 1B			4	0	2	0	0	1	0					
Alan Trammell, R OBP: 0.386, SLG: 0.497 (1, 6)				3-1 F9	0-2 F7		4-2 BLK BB			3	0	0	0	1	0	1					
Dave Bergman, L OBP: 0.413, SLG: 0.451 (1, 3)		1-1 1B		0-2 F7		2-2 BB 1B	4-2 G6-3 BB			3	0	2	0	1	0	0					
Matt Nokes, L OBP: 0.289, SLG: 0.401 (1, 2)		1-0 F7		1-0 HR 1B		0-0 BB 1B	0-0 G6-3			4	1	2	0	0	0	4					
Darrell Evans, L OBP: 0.332, SLG: 0.385 (1, 10)		1-1 F8		0-0 HR 1B		0-1 F9		3-2 3-1		4	1	1	2	0	0	3					
Luis Salazar, R OBP: 0.311, SLG: 0.416 (1, 5)			0-3 K		0-2 5-3		2-0 F8	0-3 K		4	0	0	0	0	2	3					
Dwayne Murphy, L OBP: 0.373, SLG: 0.345 (1, 9)			2-1 HR		1-3 K		4-2 FC5-4 BB	0-0 5-3		3	1	1	1	1	1	0					
Gary Pettis, S OBP: 0.289, SLG: 0.276 (1, 8)			1-2 L7		1-0 HR 1B		1-2 FC5-4			3	1	1	0	0	0	3					
Inning Stats	R: 0 E: 0 K: 0 S: 5	H: 1 LOB: 0 BB: 0 P: 5	R: 0 E: 0 K: 1 S: 8	H: 1 LOB: 1 BB: 0 P: 11	R: 1 E: 0 K: 1 S: 11	H: 1 LOB: 0 BB: 0 P: 17	R: 2 E: 0 K: 0 S: 10	H: 2 LOB: 0 BB: 0 P: 14	R: 2 E: 0 K: 1 S: 10	H: 2 LOB: 0 BB: 0 P: 13	R: 0 E: 0 K: 0 S: 13	H: 2 LOB: 3 BB: 1 P: 22	R: 0 E: 0 K: 0 S: 12	H: 1 LOB: 2 BB: 2 P: 23	R: 0 E: 0 K: 1 S: 7	H: 0 LOB: 0 BB: 0 P: 10	1B: 7 2B: 0 3B: 0 HR: 3	SF: 0 SAC: 0 DP: 2 HBP: 0	WP: 1 PB: 0 SB: 0 CS: 0	PA: 35	
PITCHER	IP	WLS	BF	H	R	ER	SO	BB	IBB	HBP	BLK	WP	HR	S	P	ERA	WHIP				
Bill Long, R ERA: 4.63 (1, 1)	5.0	L	21	7	5	5	3	0	0	0	0	0	0	3	44	9.00	1.400				
Steve Rosenberg, L ERA: 3.72 (6, 1)	1.1		8	3	0	0	0	1	0	0	0	0	0	20	32	0.00	3.000				
Barry Jones, R ERA: 2.95 (7, 1)	1.2		6	0	0	0	1	2	0	0	1	1	0	12	23	0.00	1.200				

Chicago White Sox @ Detroit Tigers
Tiger Stadium, Detroit, MI
Fri Aug 19 1988, 7:05 PM EDT
Att: 37,313 - Unknown - 76 F

livebaseballscorecards.com

AB 32
R 5
H 10
RBI 5
BB 3
SO 4
LOB 14




Batter	1	2	3	4	5	6	7	8	9	AB	R	H	RBI	BB	SO	LOB	TOP											
Kenny Williams, R OBP: 0.242, SLG: 0.304	1-1 3-1		0-1 1B		0-1 FC6-4 2B		2-2 F8			4	0	1	0	0	0	3	Chicago White Sox @ Detroit Tigers Tiger Stadium, Detroit, MI Sat Aug 20 1988, 7:05 PM EDT Att: 43,419 - Unknown											
Steve Lyons, L OBP: 0.312, SLG: 0.376	0-0 L8		1-1 F8		1-0 2B			0-2 F8		4	0	1	1	0	0	1												
Harold Baines, L OBP: 0.352, SLG: 0.403 Fred Manrique, R OBP: 0.288, SLG: 0.373 (8, PR)	1-2 4-3			2-1 G6-4-3 1B				4-0 G4-6-3 BB		3	0	1	0	1	1	2												
Carlton Fisk, R OBP: 0.390, SLG: 0.615		4-0 FC3-6 BB		1-1 G6-4-3 1-2		2-1 L7		1-1 G4-6-3 1-2		3	0	0	0	1	0	2												
Dan Pasqua, L OBP: 0.309, SLG: 0.423		0-0 FC3-6 FC6-4 1-2		4-1 BB		1-2 L9			1-0 L9	3	0	0	0	1	0	1												
Mike Diaz, R OBP: 0.343, SLG: 0.253 Russ Morman, R OBP: 0.286, SLG: 0.250 (9, PR)		2-2 F7		1-3 K		2-2 L4			0-1 FC1-4 1B	4	0	1	0	0	1	2												
Daryl Boston, L OBP: 0.273, SLG: 0.484 Dave Gallagher, R OBP: 0.327, SLG: 0.385 (9, PH)		1-1 FC6-4 1-2		2-2 F8		1-0 WP 1B			3-1 FC1-4 FC4-6 1-2	3	0	1	0	0	0	1												
Ozzie Guillen, L OBP: 0.290, SLG: 0.310			0-0 6-3		0-0 FC6-4 2B 1B		1-2 4-3		0-0 FC4-6 1-2	4	1	1	0	0	0	2												
Donnie Hill, S OBP: 0.290, SLG: 0.247			1-3 K		2-2 E4 FC6-4 1-2		0-1 F3			3	0	0	0	0	1	2												
Inning Stats	R: 0 E: 0 K: 0 S: 6	H: 0 LOB: 0 BB: 0 P: 8	R: 0 E: 0 K: 0 S: 6	H: 0 LOB: 1 BB: 1 P: 13	R: 0 E: 0 K: 1 S: 10	H: 1 LOB: 1 BB: 0 P: 11	R: 0 E: 0 K: 1 S: 8	H: 1 LOB: 1 BB: 1 P: 16	R: 1 E: 1 K: 1 S: 15	H: 2 LOB: 2 BB: 0 P: 22	R: 0 E: 0 K: 0 S: 8	H: 0 LOB: 0 BB: 0 P: 13	R: 0 E: 0 K: 0 S: 9	H: 1 LOB: 1 BB: 0 P: 13	R: 0 E: 0 K: 0 S: 5	H: 0 LOB: 1 BB: 1 P: 10		R: 0 E: 0 K: 0 S: 6	H: 1 LOB: 1 BB: 0 P: 10	1B: 5 2B: 1 3B: 0 HR: 0	SF: 0 SAC: 0 DP: 2 HBP: 0	WP: 1 PB: 0 CS: 0	PA: 35					
PITCHER	IP	WLS	BF	H	R	ER	SO	BB	IBB	HBP	BLK	WP	HR	S	P	ERA	WHIP											
Walt Terrell, R ERA: 4.07	(1, 1)	8.1	W	33	6	1	0	3	3	0	0	0	1	0	70	110	0.00	1.080										
Willie Hernandez, L ERA: 2.7	(9, 1)	0.2	S	2	0	0	0	0	0	0	0	0	0	0	3	6	0.00	0.000										

Batter	1	2	3	4	5	6	7	8	9	AB	R	H	RBI	BB	SO	LOB	BOTTOM											
Lou Whitaker, L OBP: 0.381, SLG: 0.411 Jim Walewander, S OBP: 0.240, SLG: 0.247	4-2 BB BB	4-2 FC6-4 BB		0-1 E1 1B			0-0 FC4-6 BB 1B			2	0	2	0	2	0	0	Chicago White Sox @ Detroit Tigers Tiger Stadium, Detroit, MI Sat Aug 20 1988, 7:05 PM EDT Att: 43,419 - Unknown											
Pat Sheridan, L OBP: 0.346, SLG: 0.445 Chet Lemon, R OBP: 0.342, SLG: 0.416 (2, PH)	1-2 F7	0-1 FC6-4 1-2		0-1 6-3			4-1 FC4-6 BB			1	0	0	0	0	0	1												
Alan Trammell, R OBP: 0.387, SLG: 0.496	4-2 BB		0-2 1B SH1 8-2 1B		1-3 K		0-1 FC4-6 1-2 BB			3	0	1	0	1	1	2												
Dave Bergman, L OBP: 0.409, SLG: 0.446 Ray Knight, R OBP: 0.275, SLG: 0.291 (7, PH)	2-2 G4-3-6-2-5 2-3		0-0 SH1		0-0 F5		0-1 4-3			2	0	0	0	0	0	2												
Matt Nokes, L OBP: 0.292, SLG: 0.403		0-0 SH1-3 BB 1B	2-2 1B		2-2 L3			3-3 K		4	1	2	0	0	1	0												
Darrell Evans, L OBP: 0.331, SLG: 0.381		4-1 SH1-3 BB	2-1 8-2		2-2 F6			2-3 K		3	1	0	0	1	1	2												
Luis Salazar, R OBP: 0.309, SLG: 0.412		0-1 SH1-3		0-1 F3		1-1 L5		1-2 L7		3	0	0	0	0	0	0												
Dwayne Murphy, L OBP: 0.386, SLG: 0.362 (3, 7)		3-2 BB 1B		0-0 FC6-4 1B						3	0	2	2	0	1	0												
Gary Pettis, S OBP: 0.287, SLG: 0.274		0-0 F9		0-0 FC6-4 1-2						3	0	0	0	0	1	2												
Inning Stats	R: 0 E: 0 K: 0 S: 12	H: 0 LOB: 2 BB: 2 P: 23	R: 2 E: 0 K: 0 S: 12	H: 2 LOB: 2 BB: 2 P: 23	R: 0 E: 0 K: 0 S: 13	H: 2 LOB: 1 BB: 0 P: 17	R: 0 E: 1 K: 0 S: 8	H: 2 LOB: 2 BB: 0 P: 8	R: 0 E: 0 K: 1 S: 7	H: 0 LOB: 0 BB: 0 P: 10	R: 0 E: 0 K: 1 S: 8	H: 0 LOB: 0 BB: 0 P: 14	R: 0 E: 0 K: 1 S: 13	H: 1 LOB: 2 BB: 1 P: 19	R: 0 E: 0 K: 2 S: 11	H: 0 LOB: 0 BB: 0 P: 17		1B: 7 2B: 1 3B: 0 HR: 0	SF: 0 SAC: 2 DP: 2 HBP: 0	WP: 0 PB: 0 CS: 0	PA: 34							
PITCHER	IP	WLS	BF	H	R	ER	SO	BB	IBB	HBP	BLK	WP	HR	S	P	ERA	WHIP											
Jeff Blittiger, R ERA: 4.42	(1, 1)	1.2	L	10	2	2	2	0	4	0	0	0	0	0	22	44	0.00	3.600										
Ricky Horton, L ERA: 4.95	(2, 1)	4.1		16	4	0	0	2	0	0	0	0	0	38	51	0.00	0.923											
Donn Pall, R ERA: 4.63	(7, 1)	0.2		4	1	0	0	1	1	0	0	0	0	11	17	0.00	3.000											
Steve Rosenberg, L ERA: 3.58	(7, 1)	1.1		4	0	0	0	2	0	0	0	0	0	13	19	0.00	0.000											

Batter	1	2	3	4	5	6	7	8	9	AB	R	H	RBI	BB	SO	LOB	TOP					
Kenny Williams, R (1, 8) OBP: 0.237, SLG: 0.297	F3			L7		L9			K	4	0	0	0	0	1	0						
Steve Lyons, L (1, 5) OBP: 0.309, SLG: 0.371	E1			4-3		6-3			K	4	0	0	0	0	1	0						
Harold Baines, L (1, 10) OBP: 0.351, SLG: 0.401	L4-3								K	4	0	1	0	0	2	1						
Dan Pasqua, L (1, 9) OBP: 0.309, SLG: 0.421		4-3		5-3						2	0	0	0	1	0	1						
Mark Salas, L (1, 2) OBP: 0.305, SLG: 0.331		F2								3	0	1	0	0	0	1						
Mike Diaz, R (1, 3) OBP: 0.333, SLG: 0.244										3	0	0	0	0	2	2						
Daryl Boston, L (1, 7) OBP: 0.270, SLG: 0.478										3	0	0	0	0	0	1						
Ozzie Guillen, L (1, 6) OBP: 0.289, SLG: 0.308										3	0	0	0	0	1	1						
Fred Manrique, R (1, 4) OBP: 0.285, SLG: 0.368										3	0	0	0	0	1	0						
Inning Stats	R: 0 E: 1 K: 0 S: 7	H: 0 LOB: 0 BB: 0 P: 8	R: 0 E: 0 K: 1 S: 8	H: 0 LOB: 0 BB: 0 P: 12	R: 0 E: 0 K: 1 S: 9	H: 0 LOB: 0 BB: 0 P: 14	R: 0 E: 0 K: 0 S: 6	H: 1 LOB: 1 BB: 0 P: 10	R: 0 E: 0 K: 0 S: 7	H: 1 LOB: 1 BB: 0 P: 11	R: 0 E: 0 K: 0 S: 6	H: 0 LOB: 0 BB: 0 P: 8	R: 0 E: 0 K: 2 S: 11	H: 0 LOB: 1 BB: 1 P: 18	R: 0 E: 0 K: 1 S: 7	H: 0 LOB: 0 BB: 0 P: 11	R: 0 E: 0 K: 3 S: 11	H: 0 LOB: 0 BB: 0 P: 15	1B: 2 2B: 1 3B: 0 HR: 0	SF: 0 SAC: 0 DP: 1 HBP: 0	WP: 0 PB: 0 CS: 0	PA: 30
PITCHER Jack Morris, R (1, 1) ERA: 4.15	IP: 9.0 WLS: W BF: 30 H: 2 R: 0 ER: 0 SO: 8 BB: 1 IBB: 0 HBP: 0 BLK: 0 WP: 0 HR: 0 S: 72 P: 107 ERA: 0.00 WHIP: 0.333															PITCHER	IP: 9.0 WLS: W BF: 30 H: 2 R: 0 ER: 0 SO: 8 BB: 1 IBB: 0 HBP: 0 BLK: 0 WP: 0 HR: 0 S: 72 P: 107 ERA: 0.00 WHIP: 0.333					

Chicago White Sox @ Detroit Tigers
Tiger Stadium, Detroit, MI
Sun Aug 21 1988, 3:33 AM EDT
Att: 39,147 - Cloudy - 73 F

AB 29
R 0
H 2
RBI 0
BB 1
SO 8
LOB 7



Batter	1	2	3	4	5	6	7	8	9	AB	R	H	RBI	BB	SO	LOB	BOTTOM					
Pat Sheridan, L (1, 7) OBP: 0.348, SLG: 0.446	E	F7		L9						4	1	2	1	0	0	3						
Dave Bergman, L (1, 3) OBP: 0.406, SLG: 0.447	F8		6-3							4	1	1	1	0	0	1						
Alan Trammell, R (1, 6) OBP: 0.385, SLG: 0.494	F8		F5							4	0	1	0	0	0	1						
Darrell Evans, L (1, 10) OBP: 0.330, SLG: 0.378	G3									3	1	0	1	1	0	2						
Matt Nokes, L (1, 2) OBP: 0.294, SLG: 0.400		F9								2	1	0	0	2	0	0						
Luis Salazar, R (1, 5) OBP: 0.311, SLG: 0.413										4	0	2	1	0	0	2						
Dwayne Murphy, L (1, 9) OBP: 0.365, SLG: 0.339										4	0	0	0	0	0	2						
Gary Pettis, S (1, 8) OBP: 0.287, SLG: 0.276										4	1	1	0	0	2	2						
Jim Walewander, S (1, 4) OBP: 0.240, SLG: 0.240										3	0	0	0	1	0	1						
Inning Stats	R: 0 E: 0 K: 0 S: 8	H: 1 LOB: 1 BB: 0 P: 13	R: 0 E: 1 K: 1 S: 14	H: 1 LOB: 3 BB: 1 P: 26	R: 2 E: 2 K: 0 S: 9	H: 1 LOB: 1 BB: 2 P: 25	R: 0 E: 0 K: 1 S: 7	H: 0 LOB: 0 BB: 0 P: 12	R: 0 E: 0 K: 0 S: 5	H: 0 LOB: 0 BB: 0 P: 8	R: 0 E: 0 K: 0 S: 8	H: 0 LOB: 0 BB: 0 P: 13	R: 3 E: 1 K: 0 S: 15	H: 4 LOB: 2 BB: 1 P: 24	R: 0 E: 0 K: 0 S: 3	H: 0 LOB: 0 BB: 0 P: 6	R: 0 E: 0 K: 0 S: 3	H: 0 LOB: 0 BB: 0 P: 6	1B: 5 2B: 2 3B: 0 HR: 0	SF: 0 SAC: 0 DP: 0 HBP: 0	WP: 0 PB: 0 CS: 0	PA: 36
PITCHER Jack McDowell, R (1, 1) ERA: 3.98	IP: 6.1 WLS: L BF: 30 H: 7 R: 5 ER: 4 SO: 2 BB: 3 IBB: 0 HBP: 0 BLK: 0 WP: 0 HR: 0 S: 61 P: 110 ERA: 5.68 WHIP: 1.579															PITCHER	IP: 6.1 WLS: L BF: 30 H: 7 R: 5 ER: 4 SO: 2 BB: 3 IBB: 0 HBP: 0 BLK: 0 WP: 0 HR: 0 S: 61 P: 110 ERA: 5.68 WHIP: 1.579					
John Davis, R (7, 1) ERA: 5.91	IP: 1.2 WLS: L BF: 6 H: 0 R: 0 ER: 0 SO: 0 BB: 0 IBB: 1 HBP: 0 BLK: 0 WP: 0 HR: 0 S: 8 P: 17 ERA: 0.00 WHIP: 0.000															PITCHER	IP: 1.2 WLS: L BF: 6 H: 0 R: 0 ER: 0 SO: 0 BB: 0 IBB: 1 HBP: 0 BLK: 0 WP: 0 HR: 0 S: 8 P: 17 ERA: 0.00 WHIP: 0.000					

Chicago White Sox @ Detroit Tigers
Tiger Stadium, Detroit, MI
Sun Aug 21 1988, 3:33 AM EDT
Att: 39,147 - Cloudy - 73 F

AB 32
R 5
H 7
RBI 4
BB 4
SO 2
LOB 14



Batter	1	2	3	4	5	6	7	8	9	AB	R	H	RBI	BB	SO	LOB	TOP											
Tom Brookens, R OBP: 0.339, SLG: 0.381 (1, 5)	1-1 P4			0-0 G5-3		2-2 P6		3-2 F7-4		4	0	0	0	0	0	2	Detroit Tigers @ Minnesota Twins Hubert H. Humphrey Metrodome, Minneapolis, MN Mon Aug 22 1988, 8:05 PM EDT Att: 37,704 - Dome - 78 F livebaseballscorecards.com											
Mike Heath, R OBP: 0.337, SLG: 0.420 (1, 2)	1-0 F7			2-1 2B			0-1 FC6-4 1B		3-2 1B	4	0	3	0	0	0	0												
Alan Trammell, R OBP: 0.383, SLG: 0.490 Dwayne Murphy, L OBP: 0.373, SLG: 0.349 (1, 6) (8, 7)	1-2 F7			2-1 P6			1-1 FC6-4 1B 1-2		3-2 1B	3	0	0	0	0	0	2												
Luis Salazar, R OBP: 0.308, SLG: 0.410 (8, 6)		0-1 G5-3		1-2 F7			1-2 P9		4-1 1B	3	0	0	0	0	0	2												
Matt Nokes, L OBP: 0.296, SLG: 0.400 (9, PH)									1-2 BB	0	0	0	0	1	0	0												
Chet Lemon, R OBP: 0.345, SLG: 0.418 (1, 9)		4-0 BB				3-2 G5-4-3 1B		2-1 E1 1B	1-3 1B	3	0	2	0	1	1	3												
Larry Hemdon, R OBP: 0.303, SLG: 0.310 Dave Bergman, L OBP: 0.405, SLG: 0.444 (1, 10) (9, PH)		1-2 G6-4-3 1-2				2-0 F8		3-2 P4	0-2 P5	3	0	0	0	0	0	4												
Ray Knight, R OBP: 0.288 Pat Sheridan, L OBP: 0.346, SLG: 0.444 (1, 3) (9, PH)				1-2 G5-3		2-1 G5-4-3 1-2		2-1 G6-3	0-3 K	3	0	0	0	0	0	1												
Gary Pettis, S OBP: 0.287, SLG: 0.277 (1, 8)				1-1 G4-3			3-1 G3		1-2 F7-4 1B	3	0	1	0	0	0	0												
Jim Walewander, S OBP: 0.243, SLG: 0.243 (1, 4)				2-1 G6-3			0-0 P4		1-2 1B	3	0	1	0	0	0	0												
Inning Stats	R: 0 E: 0 K: 0 S: 6	H: 0 LOB: 0 BB: 0 P: 9	R: 0 E: 0 K: 0 S: 5	H: 0 LOB: 0 BB: 1 P: 10	R: 0 E: 0 K: 0 S: 7	H: 0 LOB: 0 BB: 0 P: 11	R: 0 E: 0 K: 0 S: 8	H: 1 LOB: 1 BB: 0 P: 13	R: 0 E: 0 K: 0 S: 6	H: 0 LOB: 0 BB: 0 P: 11	R: 0 E: 1 K: 0 S: 12	H: 2 LOB: 2 BB: 0 P: 19	R: 0 E: 0 K: 0 S: 12	H: 2 LOB: 1 BB: 0 P: 19	R: 0 E: 0 K: 2 S: 20	H: 2 LOB: 3 BB: 1 P: 31		1B: 7 2B: 2 3B: 0 HR: 0	SF: 0 SAC: 0 DP: 3 HBP: 0	WP: 0 PB: 0 SB: 0 CS: 0	PA: 34							
PITCHER	IP	WLS	BF	H	R	ER	SO	BB	IBB	HBP	BLK	WP	HR	S	P	ERA		WHIP										
Allan Anderson, L ERA: 2.52 Jeff Reardon, R ERA: 3.04 (1, 1) (9, 1)	8.0	W	28	6	0	0	0	1	0	0	0	0	0	62	105	0.00		0.875										

Batter	1	2	3	4	5	6	7	8	9	AB	R	H	RBI	BB	SO	LOB	BOTTOM											
Dan Gladden, R OBP: 0.331, SLG: 0.414 (1, 7)	3-1 B1-3			0-1 FC3-6 1B				1-1 1B		5	0	3	1	0	1	3	Detroit Tigers @ Minnesota Twins Hubert H. Humphrey Metrodome, Minneapolis, MN Mon Aug 22 1988, 8:05 PM EDT Att: 37,704 - Dome - 78 F livebaseballscorecards.com											
Tom Herr, S OBP: 0.348, SLG: 0.338 (1, 4)	0-1 2B	2-2 G3-1		2-2 FC3-6 1B			1-3 K		1-2 L9	5	1	1	0	0	1	4												
Kirby Puckett, R OBP: 0.371, SLG: 0.537 John Moses, S OBP: 0.358, SLG: 0.434 (1, 8) (8, PR) (9, 8)	0-1 G3-1 1B			0-0 F9			0-1 WP 1B		1-1 1B	5	2	4	2	0	0	0												
Kent Hrbek, L OBP: 0.385, SLG: 0.511 (1, 3)	4-1 G3-1 1B			2-1 L3			3-2 P6		1-3 K	4	1	1	0	1	1	5												
Gene Larkin, S OBP: 0.383, SLG: 0.413 (1, 10)	3-2 G3-1			4-2 G5-4-3 BB			0-2 2B		0-3 K	3	0	1	1	2	1	4												
Brian Harper, R OBP: 0.380, SLG: 0.504 (1, 2)	0-1 1B			1-0 G5-4-3			0-0 2B		3-0 G4-3	4	0	2	2	0	0	2												
Randy Bush, L OBP: 0.365, SLG: 0.451 (1, 9)				1-1 FC5-6 1B			1-1 P3		1-1 SF7	2	1	1	0	1	0	2												
Greg Gagne, R OBP: 0.297, SLG: 0.419 (1, 6)				0-0 FC5-6 1B			0-0 P3		0-0 SF7	2	1	1	1	1	0	2												
Al Newman, S OBP: 0.297, SLG: 0.255 (1, 5)		1-2 G4-3		1-1 FC5-6 1B			0-0 P9		1-1 P9	4	1	0	0	0	0	5												
Inning Stats	R: 3 E: 0 K: 0 S: 13	H: 3 LOB: 2 BB: 2 P: 27	R: 0 E: 0 K: 0 S: 9	H: 1 LOB: 0 BB: 0 P: 13	R: 0 E: 0 K: 0 S: 8	H: 1 LOB: 1 BB: 1 P: 17	R: 2 E: 0 K: 0 S: 14	H: 3 LOB: 2 BB: 0 P: 18	R: 0 E: 0 K: 1 S: 10	H: 1 LOB: 3 BB: 2 P: 19	R: 1 E: 0 K: 0 S: 13	H: 2 LOB: 1 BB: 0 P: 17	R: 1 E: 0 K: 0 S: 6	H: 1 LOB: 0 BB: 0 P: 11	R: 0 E: 0 K: 2 S: 13	H: 2 LOB: 2 BB: 0 P: 17		1B: 10 2B: 3 3B: 1 HR: 0	SF: 1 SAC: 0 DP: 1 HBP: 1	WP: 1 PB: 0 SB: 0 CS: 0	PA: 41							
PITCHER	IP	WLS	BF	H	R	ER	SO	BB	IBB	HBP	BLK	WP	HR	S	P	ERA		WHIP										
Doyle Alexander, R ERA: 3.96 Paul Gibson, L ERA: 3.17 Willie Hernandez, L ERA: 2.66 (1, 1) (4, 1) (8, 1)	3.2	L	21	6	2	2	2	1	1	0	0	1	0	37	58	4.91		1.909										

Batter	1	2	3	4	5	6	7	8	9	10	AB	R	H	RBI	BB	SO	LOB	TOP				
Lou Whitaker, L OBP: 0.381, SLG: 0.409	(1,4) 1-3 K	(1,3) 1-2 BB 1B		(1,3) 2-0 F8		(1,3) 0-0 4-3		(1,3) 1-0 1B		(1,3) 0-0 P2	6	0	2	1	0	1	2					
Pat Sheridan, L OBP: 0.344, SLG: 0.438	(1,7) 2-3 K	(1,7) 4-1 BB		(1,7) 0-0 F8		(1,7) 3-2 G3-1		(1,7) 3-2 P6			4	0	0	0	1	1	2					
Alan Trammell, R OBP: 0.383, SLG: 0.487	(1,6) 1-2 1B	(1,6) 1-1 5-3		(1,6) 4-0 HR		(1,6) 0-0 6-3		(1,6) 1-0 P3			4	1	1	0	1	0	5					
Dave Bergman, L OBP: 0.404, SLG: 0.459	(1,3) 0-1 F8			(1,3) 2-2 1B		(1,3) 2-0 HR		(1,3) 1-1 G6-3		(1,3) 1-3 K	5	1	2	2	0	1	1					
Matt Nokes, L OBP: 0.295, SLG: 0.400		(1,2) 0-2 G3 1B		(1,2) 3-3 K		(1,2) 2-2 P5		(1,2) 1-0 G6-3		(1,2) 0-0 G3	5	1	1	0	0	1	1					
Darrell Evans, L OBP: 0.331, SLG: 0.374		(1,10) 3-1 G3		(1,10) 4-0 BB 1B		(1,10) 2-2 G3		(1,10) 4-2 BB		(1,10) 3-1 G3-1	3	1	0	0	2	0	1					
Chet Lemon, R OBP: 0.350, SLG: 0.418	(1,9) 0-0 1B	(1,9) 3-1 1B		(1,9) 4-0 1B		(1,9) 4-0 BB		(1,9) 0-2 F8			2	1	1	1	3	0	1					
Gary Pettis, S OBP: 0.287, SLG: 0.277	(10, PR) 1-2 1B	(10, 8) 3-1 1B		(10, 8) 1-2 BB		(10, 8) 2-1 BB		(10, 8) 0-2 F8		(10, 8) 4-0 SH3-4	0	0	0	0	0	0	0					
Dwayne Murphy, L OBP: 0.387, SLG: 0.343	(1,8) 1-0 P7	(10, 9) 1-0 P5		(1,8) 1-2 1B		(1,8) 2-1 P5		(1,8) 1-0 G3		(1,8) 2-0 SH3-4	4	0	1	1	0	0	2					
Luis Salazar, R OBP: 0.309, SLG: 0.408	(1,5) 1-2 BB 1B	(1,5) 1-2 BB 1B		(1,5) 2-2 F8		(1,5) 0-0 L5		(1,5) 4-1 1B		(1,5) 2-3 K	4	0	1	0	1	1	5					
Inning Stats	R: 0 E: 0 K: 2 S: 12	H: 1 LOB: 1 BB: 0 P: 16	R: 2 E: 0 K: 0 S: 14	H: 4 LOB: 3 BB: 1 P: 26	R: 1 E: 0 K: 1 S: 14	H: 2 LOB: 2 BB: 2 P: 30	R: 2 E: 0 K: 0 S: 8	H: 1 LOB: 0 BB: 1 P: 18	R: 0 E: 0 K: 0 S: 6	H: 0 LOB: 0 BB: 0 P: 9	R: 0 E: 0 K: 0 S: 6	H: 0 LOB: 1 BB: 1 P: 14	R: 0 E: 0 K: 0 S: 9	H: 1 LOB: 2 BB: 1 P: 19	R: 0 E: 0 K: 1 S: 6	H: 0 LOB: 0 BB: 0 P: 10	R: 0 E: 0 K: 1 S: 5	H: 0 LOB: 2 BB: 1 P: 13	1B: 7 2B: 2 3B: 0 HR: 1	SF: 0 SAC: 1 DP: 1 HBP: 0	WP: 0 PB: 0 SB: 0 CS: 1	PA: 46
PITCHER	IP	WLS	BF	H	R	ER	SO	BB	IBB	HBP	BLK	WP	HR	S	P	ERA	WHIP					
Charlie Lea, R ERA: 4.94	(1,1) 3.2		22	8	5	5	3	4	0	0	0	0	1	43	83	12.27	3.273					
Roy Smith, R ERA: 2.04	(4,1) 3.2		15	1	0	0	0	3	0	0	0	0	0	28	53	0.00	1.091					
Keith Atherton, R ERA: 3.5	(8,1) 1.2		6	0	0	0	1	1	0	0	0	0	0	12	24	0.00	0.600					
Jeff Reardon, R ERA: 2.98	(10,1) 1.0	W	3	0	0	0	1	0	0	0	0	0	0	5	9	0.00	0.000					

Detroit Tigers @ Minnesota Twins
Hubert H. Humphrey Metrodome, Minneapolis, MN

AB 37
R 5
H 9
RBI 5
BB 8
SO 5
LOB 20



WP: 0 PA: 46
PB: 0
SB: 0
CS: 1

Batter	1	2	3	4	5	6	7	8	9	10	AB	R	H	RBI	BB	SO	LOB	BOTTOM						
Dan Gladden, R OBP: 0.330, SLG: 0.411	(1,7) 0-1 F9		(1,7) 1-2 P4		(1,7) 0-0 F7		(1,7) 0-1 F7		(1,7) 0-0 G4-6-3		5	0	1	0	0	0	0							
Tom Herr, S OBP: 0.345, SLG: 0.332	(1,4) 4-0 FC6-4		(1,4) 2-3 K		(1,4) 2-2 G3-1		(1,4) 0-3 K		(1,4) 2-2 G4-6-3		4	0	0	0	1	2	2							
Kirby Puckett, R OBP: 0.369, SLG: 0.534	(1,8) 2-2 FC6-4		(1,8) 0-0 6-3		(1,8) 3-2 L6-3		(1,8) 0-1 FC5-4		(1,8) 1-2 1B		5	3	1	0	0	0	2							
Kent Hrbek, L OBP: 0.387, SLG: 0.526	(1,3) 1-0 HR		(1,3) 0-3 K		(1,3) 1-0 F9		(1,3) 2-2 1B		(1,3) 1-1 HR		5	2	3	4	0	1	0							
Gene Larkin, S OBP: 0.396, SLG: 0.413	(1,10) 1-2 L3		(1,10) 4-1 BB 1B		(1,10) 4-1 FC5-4		(1,10) 2-0 1B		(1,10) 1-2 HR		2	1	1	1	2	0	0							
Randy Bush, L OBP: 0.365, SLG: 0.450	(1,9) 1-2 HR		(1,9) 3-2 F8		(1,9) 0-1 L5		(1,9) 1-2 F7		(1,9) 1-2 1B		3	1	1	1	0	0	2							
John Christensen, R ERA: 3.62, SLG: 0.563	(8, PH) 3-1 HR		(8, PH) 1-2 L3		(8, PH) 4-2 FC5-4		(8, PH) 1-2 1B		(8, PH) 3-1 1B		0	0	0	0	0	0	0							
Eric Bullock, L ERA: 3.95	(8, PH) 1-2 HR		(8, PH) 3-2 F8		(8, PH) 0-1 L5		(8, PH) 1-2 F7		(8, PH) 1-2 1B		1	0	0	0	0	0	2							
John Moses, S OBP: 0.358, SLG: 0.434	(9, 9) 1-2 HR		(9, 9) 3-2 F8		(9, 9) 0-1 L5		(9, 9) 1-2 F7		(9, 9) 1-2 1B		0	0	0	0	0	0	0							
Tim Laudner, R OBP: 0.328, SLG: 0.441	(1,2) 1-2 L1-3		(1,2) 1-2 BB		(1,2) 4-2 FC5-4		(1,2) 0-2 G5-3		(1,2) 0-2 G5-3		3	0	0	0	1	0	3							
Greg Gagne, R OBP: 0.296, SLG: 0.418	(1,6) 3-1 F9		(1,6) 0-1 1B		(1,6) 0-1 1B		(1,6) 1-0 F8		(1,6) 1-3 K		4	0	1	1	0	1	0							
Al Newman, S OBP: 0.296, SLG: 0.255	(1,5) 0-0 4-3		(1,5) 0-0 F7		(1,5) 1-0 F8		(1,5) 1-0 F8		(1,5) 1-1 1B		4	0	1	0	0	0	2							
Inning Stats	R: 2 E: 0 K: 0 S: 10	H: 1 LOB: 0 BB: 1 P: 18	R: 1 E: 0 K: 0 S: 9	H: 1 LOB: 0 BB: 0 P: 14	R: 0 E: 0 K: 1 S: 7	H: 0 LOB: 0 BB: 0 P: 10	R: 1 E: 0 K: 1 S: 12	H: 1 LOB: 2 BB: 2 P: 23	R: 0 E: 0 K: 0 S: 7	H: 0 LOB: 0 BB: 0 P: 12	R: 0 E: 0 K: 0 S: 6	H: 0 LOB: 1 BB: 1 P: 13	R: 0 E: 0 K: 0 S: 4	H: 0 LOB: 0 BB: 0 P: 6	R: 1 E: 0 K: 1 S: 15	H: 2 LOB: 2 BB: 0 P: 20	R: 0 E: 0 K: 1 S: 9	H: 2 LOB: 1 BB: 0 P: 13	R: 2 E: 0 K: 0 S: 6	H: 2 LOB: 0 BB: 0 P: 8	1B: 6 2B: 0 3B: 0 HR: 3	SF: 0 SAC: 0 DP: 1 HBP: 0	WP: 1 PB: 0 SB: 0 CS: 0	PA: 40
PITCHER	IP	WLS	BF	H	R	ER	SO	BB	IBB	HBP	BLK	WP	HR	S	P	ERA	WHIP							
Jeff Robinson, R ERA: 2.98	(1,1) 7.1		30	3	5	3	4	0	0	0	0	1	2	60	101	6.14	0.955							
Willie Hernandez, L ERA: 3.66	(8,1) 0.0		2	2	0	0	0	0	0	0	0	0	0	4	8									
Mike Henneman, R ERA: 2.0	(8,1) 1.2	L	8	4	2	2	1	0	0	0	0	0	1	21	28	10.80	2.400							

Detroit Tigers @ Minnesota Twins
Hubert H. Humphrey Metrodome, Minneapolis, MN

AB 36
R 7
H 9
RBI 7
BB 4
SO 4
LOB 13



WP: 1 PA: 40
PB: 0
SB: 0
CS: 0

Batter	1	2	3	4	5	6	7	8	9	AB	R	H	RBI	BB	SO	LOB	TOP					
Lou Whitaker, L (1, 4) OBP: 0.384, SLG: 0.416										4	1	3	0	0	1	0	Detroit Tigers @ Minnesota Twins Hubert H. Humphrey Metrodome, Minneapolis, MN Wed Aug 24, 1988, 8:05 PM EDT Att: 46,054 - Dome					
Pat Sheridan, L (1, 7) OBP: 0.340, SLG: 0.432										4	0	0	0	0	0	3						
Alan Trammell, R (1, 6) OBP: 0.350, SLG: 0.486										3	0	1	0	0	0	0						
Jim Walewander, S (6, 6)										1	0	0	0	0	1	1						
Dave Bergman, L (1, 3) OBP: 0.402, SLG: 0.455										4	0	1	1	0	1	1						
Matt Nokes, L (1, 2) OBP: 0.303, SLG: 0.414										2	1	2	1	2	0	0						
Darrell Evans, L (1, 10) OBP: 0.330, SLG: 0.371										3	0	0	0	1	0	4						
Chet Lemon, R (1, 9) OBP: 0.374, SLG: 0.416										2	0	0	0	1	0	2						
Gary Pettis, S (7, 8) OBP: 0.286, SLG: 0.276										1	0	0	0	0	1	0						
Dwayne Murphy, L (1, 8) OBP: 0.349, SLG: 0.324										4	0	0	0	0	0	5						
Luis Salazar, R (1, 5) OBP: 0.306, SLG: 0.404										4	0	0	0	0	1	0						
Inning Stats	R: 0 E: 0 K: 0 S: 6	H: 1 LOB: 0 BB: 0 P: 11	R: 0 E: 0 K: 0 S: 9	H: 0 LOB: 2 BB: 2 P: 21	R: 0 E: 0 K: 1 S: 7	H: 0 LOB: 0 BB: 0 P: 8	R: 0 E: 0 K: 0 S: 13	H: 2 LOB: 3 BB: 1 P: 23	R: 0 E: 0 K: 0 S: 6	H: 1 LOB: 0 BB: 0 P: 9	R: 1 E: 0 K: 1 S: 8	H: 1 LOB: 0 BB: 0 P: 9	R: 0 E: 0 K: 0 S: 8	H: 0 LOB: 0 BB: 0 P: 13	R: 1 E: 0 K: 1 S: 13	H: 2 LOB: 2 BB: 1 P: 27	R: 0 E: 0 K: 2 S: 8	H: 0 LOB: 0 BB: 0 P: 11	1B: 5 2B: 2 3B: 0 HR: 1	SF: 0 SAC: 0 DP: 2 HBP: 0	WP: 1 PB: 0 CS: 0	PA: 36
PITCHER	IP WLS BF H R ER SO BB IBB HBP BLK WP HR S P ERA WHIP																					
Freddie Toliver, R (1, 1) ERA: 4.17	7.2 W 31 7 2 2 3 3 0 0 0 1 1 66 110 2.35 1.304																					
Juan Berenguer, R (8, 1) ERA: 3.61	1.1 5 0 0 0 2 1 0 0 0 0 0 12 22 0.00 0.750																					

Batter	1	2	3	4	5	6	7	8	9	AB	R	H	RBI	BB	SO	LOB	BOTTOM					
Dan Gladden, R (1, 7) OBP: 0.331, SLG: 0.418										4	2	3	0	0	0	0	Detroit Tigers @ Minnesota Twins Hubert H. Humphrey Metrodome, Minneapolis, MN Wed Aug 24, 1988, 8:05 PM EDT Att: 46,054 - Dome					
Tom Herr, S (1, 4) OBP: 0.340, SLG: 0.326										4	0	0	0	0	2	1						
Kirby Puckett, R (1, 8) OBP: 0.374, SLG: 0.545										4	1	4	2	0	0	0						
John Moses, S (7, PR) OBP: 0.358, SLG: 0.434										0	0	0	0	0	0	0						
Gene Larkin, S (1, 10) OBP: 0.383, SLG: 0.409										4	0	0	0	1	3							
Brian Harper, R (1, 2) OBP: 0.369, SLG: 0.489										4	0	0	0	0	0	2						
Kent Hrbek, L (1, 3) OBP: 0.386, SLG: 0.526										4	1	1	0	0	0	1						
John Christensen, R (1, 9) OBP: 0.361, SLG: 0.550										4	1	1	1	0	0	0						
Greg Gagne, R (1, 6) OBP: 0.297, SLG: 0.417										3	1	1	0	0	1	1						
Randy Bush, L (8, PH) OBP: 0.384, SLG: 0.458										1	0	0	0	0	0	0						
Al Newman, S (9, 6) OBP: 0.296, SLG: 0.255										0	0	0	0	0	0	0						
Steve Lombardozzi, R (1, 5) OBP: 0.317, SLG: 0.322										4	2	2	2	0	0	0						
Inning Stats	R: 6 E: 0 K: 0 S: 8	H: 6 LOB: 1 BB: 0 P: 15	R: 6 E: 0 K: 1 S: 16	H: 6 LOB: 0 BB: 0 P: 25	R: 0 E: 1 K: 0 S: 7	H: 0 LOB: 1 BB: 0 P: 10	R: 2 E: 0 K: 1 S: 10	H: 3 LOB: 1 BB: 0 P: 12	R: 0 E: 0 K: 1 S: 8	H: 0 LOB: 0 BB: 0 P: 11	R: 0 E: 0 K: 1 S: 8	H: 0 LOB: 0 BB: 0 P: 12	R: 0 E: 0 K: 0 S: 8	H: 1 LOB: 1 BB: 0 P: 12	R: 0 E: 0 K: 0 S: 4	H: 0 LOB: 0 BB: 0 P: 8	R: 0 E: 0 K: 0 S: 4	H: 0 LOB: 0 BB: 0 P: 8	1B: 4 2B: 4 3B: 1 HR: 2	SF: 0 SAC: 0 DP: 0 HBP: 0	WP: 0 PB: 0 CS: 0	PA: 36
PITCHER	IP WLS BF H R ER SO BB IBB HBP BLK WP HR S P ERA WHIP																					
Frank Tanana, L (1, 1) ERA: 4.2	1.2 L 12 7 6 6 0 0 0 0 0 0 0 20 34 32.40 4.200																					
Eric King, R (2, 1) ERA: 3.34	6.1 24 4 2 2 4 0 0 0 0 0 0 49 71 2.84 0.632																					



Batter	1	2	3	4	5	6	7	8	9	AB	R	H	RBI	BB	SO	LOB	TOP										
Lou Whitaker, L (1,4) OBP: 0.376, SLG: 0.412	0-2 HR		1-2 1-3	2-1 FC		1-0 G3	1-0 CS	0-0 6-3		5	1	1	2	0	0	3											
Pat Sheridan, L (1,7) OBP: 0.344, SLG: 0.426	3-1 F7		3-2 BB HR	2-3 K		4-0 2B IBB		0-3 K		4	2	1	0	1	2	2											
Dave Bergman, L (1,3) OBP: 0.398, SLG: 0.451	2-2 1B 2B		1-0 L9	0-1 F6		2-1 F8 1-H 2-H 3-H		4-2 BB		4	1	2	3	1	0	3											
Darrell Evans, L (1,10) OBP: 0.333, SLG: 0.376	2-2 2H 1B		4-2 HR BB	1-2 BB		3-2 F8		0-3 K		4	1	1	1	1	1	2											
Dwayne Murphy, L (1,9) OBP: 0.356, SLG: 0.364	0-2 F7		2-1 HR			0-1 S 1B			3-1 L7	5	1	2	3	0	0	2											
Luis Salazar, R (1,6) OBP: 0.305, SLG: 0.401	2-3 K		2-0 F8			3-3 K		0-2 WP 1B		5	1	1	0	0	2	2											
Tom Brookens, R (1,5) OBP: 0.336, SLG: 0.378		2-3 K		0-0 F7		0-1 3-1		2-2 L9		4	0	0	0	1	1	2											
Mike Heath, R (1,2) OBP: 0.335, SLG: 0.414		2-0 L5		1-0 1B FC		0-2 1B 2B		3-3 K		5	2	2	0	0	2	2											
Gary Pettis, S (1,8) OBP: 0.290, SLG: 0.279		3-2 F4		1-0 FC S		0-2 2B 1B		0-2 CS		4	1	3	1	0	0	0											
Inning Stats	R: 2 E: 0 K: 1 S: 19	H: 3 LOB: 1 BB: 0 P: 28	R: 0 E: 0 K: 1 S: 8	H: 0 LOB: 0 BB: 0 P: 15	R: 3 E: 0 K: 0 S: 14	H: 2 LOB: 0 BB: 1 P: 27	R: 1 E: 0 K: 1 S: 11	H: 2 LOB: 2 BB: 0 P: 17	R: 0 E: 0 K: 1 S: 11	H: 1 LOB: 1 BB: 0 P: 17	R: 3 E: 0 K: 0 S: 17	H: 3 LOB: 1 BB: 1 P: 27	R: 1 E: 0 K: 1 S: 14	H: 2 LOB: 2 BB: 0 P: 20	R: 0 E: 0 K: 2 S: 9	H: 0 LOB: 1 BB: 1 P: 13	R: 0 E: 0 K: 1 S: 10	H: 0 LOB: 1 BB: 1 P: 17	1B: 9 2B: 2 3B: 0 HR: 2	SF: 0 SAC: 0 DP: 0 HBP: 0	WP: 2 PB: 0 SB: 2 CS: 1	PA: 45					
PITCHER	IP	WLS	BF	H	R	ER	SO	BB	IBB	HBP	BLK	WP	HR	S	P	ERA	WHIP										
Bill Wegman, R (1,1) ERA: 4.38	5.1		30	11	9	9	4	1	1	0	0	0	2	74	122	15.19	2.250										
Odel Jones, R (6,1) ERA: 3.93	1.2	W	6	2	1	1	1	0	0	0	0	1	0	20	29	5.40	1.200										
Chris Bosio, R (8,1) ERA: 3.6	2.0	S	8	0	0	0	3	2	0	0	0	0	0	19	30	0.00	1.000										

Detroit Tigers @ Milwaukee Brewers
Milwaukee County Stadium, Milwaukee, WI
 Sun Aug 28 1988, 4:33 AM EDT
 Att: 37,818 - Sunny - 64 F

AB 40
 R 10
 H 13
 RBI 10
 BB 4
 SO 8
 LOB 18



Batter	1	2	3	4	5	6	7	8	9	AB	R	H	RBI	BB	SO	LOB	BOTTOM										
Paul Moltor, R (1,5) OBP: 0.391, SLG: 0.464	0-0 6-3		4-0 SF8 1B BB	1-1 FC6-4 1B		0-1 SF9		0-0 HR		3	2	2	4	1	0	0											
Jeffrey Leonard, R (1,7) OBP: 0.277, SLG: 0.354	2-1 F3		1-2 E7 1B	1-0 FC6-4		0-0 1B 1B		0-0 6-3		5	1	1	0	0	0	4											
Robin Yount, R (1,8) OBP: 0.370, SLG: 0.456	2-2 L4		1-1 SF8			0-1 F9 1B 2B		1-2 WP 2B 1B		1	0	0	0	0	0	0											
Jim Adduci, L (3,9) OBP: 0.258, SLG: 0.383			2-3 3-H			1-2 2-H		1-2 2B 1B		3	2	2	2	0	0	0											
Rob Deer, R (1,9) OBP: 0.323, SLG: 0.442		2-3 K	0-0 1B	1-2 3-H		3-3 K		1-1 WP 2B 1B		5	1	3	2	0	2	1											
Mike Young, S (1,10) OBP: 0.337, SLG: 0.327		1-0 L6	0-0 4-3			0-0 F9		4-0 2B IBB		3	1	0	0	1	0	3											
Joey Meyer, R (1,3) OBP: 0.324, SLG: 0.460		4-0 BB		0-0 6-3		0-0 1B		3-1 1B 2B		3	0	2	4	1	0	0											
Greg Brock, L (6,FR) OBP: 0.340, SLG: 0.313				0-0 6-3		3-H 1B		1-1 1B 2B		1	0	0	0	0	0	2											
Jim Gantner, L (1,4) OBP: 0.317, SLG: 0.335		0-2 4-3		3-1 6-3		2-2 G3		1-0 G1-6-3 1B		5	0	2	0	0	0	2											
Charlie O'Brien, R (1,2) OBP: 0.271, SLG: 0.343			0-0 F8	0-1 1B 1B				0-1 G1-6-3		5	2	2	0	0	0	2											
Dale Sveum, S (1,6) OBP: 0.270, SLG: 0.346			1-2 E BB SF8	0-2 1B		0-0 1B 1B		3-1 F9		5	3	4	0	0	0	0											
Inning Stats	R: 0 E: 0 K: 0 S: 6	H: 0 LOB: 0 BB: 0 P: 10	R: 0 E: 0 K: 1 S: 8	H: 0 LOB: 1 BB: 1 P: 15	R: 2 E: 1 K: 0 S: 12	H: 2 LOB: 2 BB: 1 P: 19	R: 1 E: 0 K: 0 S: 11	H: 3 LOB: 2 BB: 0 P: 16	R: 1 E: 0 K: 1 S: 11	H: 2 LOB: 1 BB: 0 P: 16	R: 6 E: 0 K: 0 S: 15	H: 7 LOB: 1 BB: 1 P: 27	R: 2 E: 0 K: 0 S: 13	H: 3 LOB: 2 BB: 0 P: 18	R: 0 E: 0 K: 0 S: 5	H: 1 LOB: 0 BB: 0 P: 9	1B: 14 2B: 3 3B: 0 HR: 1	SF: 2 SAC: 0 DP: 1 HBP: 1	WP: 1 PB: 0 SB: 0 CS: 0	PA: 45							
PITCHER	IP	WLS	BF	H	R	ER	SO	BB	IBB	HBP	BLK	WP	HR	S	P	ERA	WHIP										
Doyle Alexander, R (1,1) ERA: 4.14	5.1		30	11	8	6	2	2	0	0	0	1	0	2	7												
Eric King, R (6,1) ERA: 3.65	0.0		2	1	0	0	0	0	1	0	0	1	0	2	7												
Mike Henneman, R (6,1) ERA: 2.14	1.1	L	9	5	4	4	0	0	0	1	0	0	1	16	25	27.00	3.750										
Paul Gibson, L (7,1) ERA: 3.1	1.1		4	1	0	0	0	0	0	0	0	0	0	7	13	0.00	0.750										

Detroit Tigers @ Milwaukee Brewers
Milwaukee County Stadium, Milwaukee, WI
 Sun Aug 28 1988, 4:33 AM EDT
 Att: 37,818 - Sunny - 64 F

AB 39
 R 12
 H 18
 RBI 12
 BB 3
 SO 2
 LOB 14



Batter	1	2	3	4	5	6	7	8	9	AB	R	H	RBI	BB	SO	LOB	TOP				
Lou Whitaker, L (1,4) OBP: 0.377, SLG: 0.413	G4-3			G4-3		2-1 1B		2-2 1B		4	0	2	0	0	0	0	Detroit Tigers @ Chicago White Sox Comiskey Park, Chicago, IL Mon Aug 29 1988, 8:05 PM EDT Att: 14,916 - Unknown - 68 F				
Dave Bergman, L (1,3) OBP: 0.396, SLG: 0.447	G4-3			G4-3		0-0 P5		1-1 G4-6-3 1B		4	0	1	0	0	0	1					
Alan Trammell, R (1,6) OBP: 0.380, SLG: 0.487	K			3-2 BB 1B		0-0 L8		0-1 G4-6-3 1B		4	1	1	0	0	1	3					
Darrell Evans, L (1,10) OBP: 0.335, SLG: 0.374		4-1 BB		4-2 1B BB		0-0 F5			2-3 K	2	0	0	0	2	1	1					
Chet Lemon, R (1,9) OBP: 0.348, SLG: 0.407	G5-4-3			0-0 BB			2-3 K		4-1 1B BB	3	1	1	1	1	1	1					
Pat Sheridan, L (1,7) OBP: 0.346, SLG: 0.427	G4-3			1-3 K			0-1 1B		1-2 FC6-4 1B	4	0	2	0	0	1	0					
Tom Brookens, R (1,5) Dwayne Murphy, L (9, PH) Luis Salazar, R (9, PR) OBP: 0.333, SLG: 0.374 OBP: 0.363, SLG: 0.372 OBP: 0.305, SLG: 0.401			0-0 P6		1-3 K		2-2 F9		1-0 FC6-4 1B	3	0	0	0	0	1	1					
Mike Heath, R (1,2) OBP: 0.333, SLG: 0.410			1-1 G5-3		0-1 1B		3-0 F8		0-0 FC6-4	4	0	1	0	0	0	3					
Gary Pettis, S (1,8) OBP: 0.287, SLG: 0.276			3-1 G1-6-3		1-1 G1-3			2-2 G6-3	2-3 K	4	0	0	0	0	1	3					
Inning Stats	R: 0 E: 0 K: 1 S: 9	H: 0 LOB: 0 BB: 0 P: 13	R: 0 E: 0 K: 0 S: 8	H: 0 LOB: 0 BB: 1 P: 14	R: 0 E: 0 K: 0 S: 5	H: 0 LOB: 0 BB: 0 P: 9	R: 1 E: 0 K: 0 S: 11	H: 2 LOB: 2 BB: 1 P: 20	R: 0 E: 0 K: 2 S: 5	H: 1 LOB: 1 BB: 0 P: 7	R: 0 E: 0 K: 1 S: 11	H: 1 LOB: 1 BB: 0 P: 17	R: 0 E: 0 K: 0 S: 11	H: 2 LOB: 2 BB: 1 P: 16	R: 1 E: 0 K: 2 S: 12	H: 2 LOB: 2 BB: 1 P: 22		1B: 9 2B: 0 3B: 0 HR: 0	SF: 0 SAC: 0 DP: 2 HBP: 0	WP: 0 PB: 0 SB: 1 CS: 0	PA: 36
PITCHER	IP	WLS	BF	H	R	ER	SO	BB	IBB	HBP	BLK	WP	HR	S	P	ERA	WHIP				
Bill Long, R (1,1) ERA: 4.41	7.1	W	29	7	1	1	4	2	0	0	0	0	0	69	108	1.23	1.227				
Bobby Thigpen, R (8,1) ERA: 3.12	1.2	S	7	2	1	1	2	1	0	0	0	0	0	14	24	5.40	1.800				

AB	33
R	2
H	9
RBI	2
BB	3
SO	6
LOB	13



Batter	1	2	3	4	5	6	7	8	9	AB	R	H	RBI	BB	SO	LOB	BOTTOM				
Dave Gallagher, R (1,7) OBP: 0.335, SLG: 0.387	G6-3		G5-3		0-0 F9		0-0 FC6-4			4	0	0	0	0	0	3	Detroit Tigers @ Chicago White Sox Comiskey Park, Chicago, IL Mon Aug 29 1988, 8:05 PM EDT Att: 14,916 - Unknown - 68 F				
Steve Lyons, L (1,8) OBP: 0.307, SLG: 0.364	G3			3-2 F7		2-3 K		1-1 F9		4	0	0	0	0	1	0					
Harold Baines, L (1,10) OBP: 0.349, SLG: 0.399	F7			2-2 G6-3		1-0 G1-4-3		0-3 K		4	0	0	0	0	1	0					
Carlton Fisk, R (1,2) OBP: 0.385, SLG: 0.593		4-0 BB		2-2 HR		1-1 F7		0-0 1B		3	1	2	1	1	0	0					
Mike Diaz, R (1,3) OBP: 0.308, SLG: 0.239		3-3 K		1-3 K			1-1 G5-3	1-0 P3		4	0	0	0	0	2	2					
Kenny Williams, R (1,9) OBP: 0.238, SLG: 0.310		1-3 K			1-1 P6		0-0 HR			3	1	1	1	0	1	1					
Fred Manrique, R (1,4) OBP: 0.285, SLG: 0.369		1-2 G4-3			4-2 G4-3 1B BB		0-0 2B			2	1	1	0	1	0	1					
Ozzie Guillen, L (1,6) OBP: 0.285, SLG: 0.300			2-2 G4-3		3-1 G4-3		0-0 F6			3	0	0	0	0	0	2					
Donnie Hill, S (1,5) OBP: 0.294, SLG: 0.262			2-1 G5-3		0-0 1B		4-1 FC6-4 BB			2	0	1	1	1	0	0					
Inning Stats	R: 0 E: 0 K: 0 S: 7	H: 0 LOB: 0 BB: 0 P: 12	R: 0 E: 0 K: 2 S: 9	H: 0 LOB: 1 BB: 1 P: 18	R: 0 E: 0 K: 0 S: 8	H: 0 LOB: 0 BB: 0 P: 14	R: 1 E: 0 K: 1 S: 13	H: 1 LOB: 0 BB: 0 P: 21	R: 1 E: 0 K: 0 S: 8	H: 1 LOB: 1 BB: 1 P: 16	R: 0 E: 0 K: 1 S: 7	H: 0 LOB: 0 BB: 1 P: 11	R: 1 E: 0 K: 0 S: 7	H: 2 LOB: 2 BB: 1 P: 12	R: 0 E: 0 K: 1 S: 7	H: 1 LOB: 1 BB: 0 P: 9		1B: 2 2B: 1 3B: 0 HR: 2	SF: 0 SAC: 0 DP: 0 HBP: 0	WP: 0 PB: 0 SB: 0 CS: 0	PA: 32
PITCHER	IP	WLS	BF	H	R	ER	SO	BB	IBB	HBP	BLK	WP	HR	S	P	ERA	WHIP				
Steve Searcy, L (1,1) ERA: 3.52	7.2	L	31	5	3	3	5	3	0	0	0	0	0	1	11	3.52	1.043				
Don Heinkel, R (8,1) ERA: 4.13	0.1		1	0	0	0	0	0	0	0	0	0	0	1	2	0.00	0.000				

AB	29
R	3
H	5
RBI	3
BB	3
SO	5
LOB	9



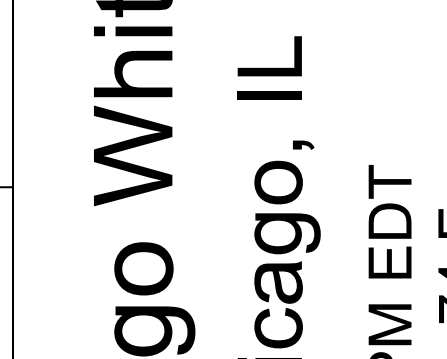
Batter	1	2	3	4	5	6	7	8	9	AB	R	H	RBI	BB	SO	LOB	TOP																					
Lou Whitaker, L (1,4) OBP: 0.378, SLG: 0.412	F9		G3 WP 1B		L3 BB		F6			3	0	1	0	1	0	0	Detroit Tigers @ Chicago White Sox Comiskey Park, Chicago, IL Tue Aug 30 1988, 8:05 PM EDT Att: 11,485 - Unknown - 74 F																					
Pat Sheridan, L (1,7) OBP: 0.348, SLG: 0.426 Larry Herndon, R (8,PH) OBP: 0.301, SLG: 0.308	1B		G3		L3		G3			3	0	1	0	0	0	3																						
Luis Salazar, R (1,6) OBP: 0.302, SLG: 0.397	F6		5-3		F9		B1-3			4	0	0	0	0	0	2																						
Dave Bergman, L (1,3) OBP: 0.395, SLG: 0.445 Ray Knight, R (6,PR) OBP: 0.271, SLG: 0.287	F8		F7		F9		4-3			3	0	1	0	0	0	2																						
Darrell Evans, L (1,10) OBP: 0.332, SLG: 0.370		K			F7		K			4	0	0	0	0	2	1																						
Chet Lemon, R (1,9) OBP: 0.348, SLG: 0.406	F7		6-3		E6		1B			4	0	1	0	0	0	1																						
Tom Brookens, R (1,5) OBP: 0.332, SLG: 0.376	2B		6-3		5-3		F3			4	1	1	0	0	0	3																						
Mike Heath, R (1,2) OBP: 0.342, SLG: 0.420	2B				1B		F8			3	0	2	1	1	0	0																						
Gary Pettis, S (1,8) OBP: 0.285, SLG: 0.273	F9				K		F9			4	0	0	0	0	1	4																						
Inning Stats	R: 0 E: 0 K: 0 S: 8	H: 1 LOB: 1 BB: 0 P: 12	R: 1 E: 0 K: 1 S: 8	H: 2 LOB: 1 BB: 0 P: 13	R: 0 E: 0 K: 0 S: 12	H: 1 LOB: 1 BB: 0 P: 16	R: 0 E: 0 K: 0 S: 9	H: 0 LOB: 0 BB: 0 P: 16	R: 0 E: 1 K: 0 S: 11	H: 1 LOB: 2 BB: 0 P: 19	R: 0 E: 0 K: 0 S: 5	H: 0 LOB: 0 BB: 0 P: 9	R: 0 E: 0 K: 0 S: 7	H: 0 LOB: 0 BB: 0 P: 10	R: 0 E: 0 K: 1 S: 12	H: 1 LOB: 2 BB: 1 P: 21	1B: 5 2B: 3 3B: 0 HR: 0	SF: 0 SAC: 0 DP: 1 HBP: 0	WP: 2 PB: 0 CS: 0	PA: 36																		
PITCHER	IP	WLS	BF	H	R	ER	SO	BB	IBB	HBP	BLK	WP	HR	S	P	ERA	WHIP	PITCHER				IP	WLS	BF	H	R	ER	SO	BB	IBB	HBP	BLK	WP	HR	S	P	ERA	WHIP
Jeff Bittiger, R (1,1) ERA: 4.18	5.1	W	21	5	1	1	2	1	0	0	0	2	0	52	81	1.69	1.125					5.1	W	21	5	1	1	2	1	0	0	0	2	0	52	81	1.69	1.125
Steve Rosenberg, L (6,1) ERA: 3.7	1.2		7	1	0	0	0	0	0	0	0	0	0	12	18	0.00	0.600					1.2		7	1	0	0	0	0	0	0	0	0	12	18	0.00	0.600	
Barry Jones, R (8,1) ERA: 3.24	2.0	S	8	1	0	0	1	1	0	0	0	0	0	19	31	0.00	1.000					2.0	S	8	1	0	0	1	1	0	0	0	0	19	31	0.00	1.000	


Batter	1	2	3	4	5	6	7	8	9	AB	R	H	RBI	BB	SO	LOB	BOTTOM																					
Dave Gallagher, R (1,8) OBP: 0.335, SLG: 0.391	K		F2-3		SH1-4		SH5-3 WP 2B			3	1	1	0	0	1	1	Detroit Tigers @ Chicago White Sox Comiskey Park, Chicago, IL Tue Aug 30 1988, 8:05 PM EDT Att: 11,485 - Unknown - 74 F																					
Steve Lyons, L (1,5) OBP: 0.307, SLG: 0.364	G3				F8		SH5-3			3	1	1	0	0	0	1																						
Harold Baines, L (1,10) OBP: 0.352, SLG: 0.399	3-1				1B		2-3			2	1	1	1	2	0	0																						
Carlton Fisk, R (1,2) OBP: 0.392, SLG: 0.602					1B		WP IBB			4	0	3	1	0	0	1																						
Dan Pasqua, L (1,9) OBP: 0.303, SLG: 0.408	K				1B		F4			3	0	0	0	1	1	3																						
Daryl Boston, L (1,7) OBP: 0.277, SLG: 0.465	1B				1B		F8			4	0	1	0	0	0	3																						
Mike Diaz, R (1,3) OBP: 0.306, SLG: 0.239	F8				1B		F8			4	0	1	0	0	0	1																						
Ozzie Guillen, L (1,6) OBP: 0.287, SLG: 0.302					F6		CS 1B			4	0	2	0	0	0	2																						
Donnie Hill, S (1,4) OBP: 0.299, SLG: 0.268					1B		CS			3	1	2	0	0	0	1																						
Inning Stats	R: 0 E: 0 K: 1 S: 7	H: 0 LOB: 0 BB: 0 P: 10	R: 0 E: 0 K: 1 S: 10	H: 2 LOB: 1 BB: 0 P: 16	R: 0 E: 0 K: 0 S: 7	H: 1 LOB: 0 BB: 0 P: 10	R: 2 E: 1 K: 0 S: 16	H: 3 LOB: 2 BB: 1 P: 27	R: 1 E: 1 K: 0 S: 12	H: 3 LOB: 3 BB: 1 P: 19	R: 0 E: 0 K: 0 S: 5	H: 1 LOB: 0 BB: 0 P: 6	R: 1 E: 0 K: 0 S: 8	H: 1 LOB: 1 BB: 1 P: 17	R: 0 E: 0 K: 0 S: 10	H: 1 LOB: 0 BB: 0 P: 16	1B: 10 2B: 3 3B: 0 HR: 0	SF: 0 SAC: 2 DP: 3 HBP: 0	WP: 1 PB: 0 CS: 1	PA: 36																		
PITCHER	IP	WLS	BF	H	R	ER	SO	BB	IBB	HBP	BLK	WP	HR	S	P	ERA	WHIP	PITCHER				IP	WLS	BF	H	R	ER	SO	BB	IBB	HBP	BLK	WP	HR	S	P	ERA	WHIP
Walt Terrell, R (1,1) ERA: 3.98	8.0	L	35	12	4	4	2	2	1	0	0	1	0	75	121	4.50	1.750					8.0	L	35	12	4	4	2	2	1	0	0	1	0	75	121	4.50	1.750


AB 34
R 1
H 7
RBI 1
BB 2
SO 3
LOB 16



AB 30
R 4
H 12
RBI 2
BB 3
SO 2
LOB 13



Batter	1	2	3	4	5	6	7	8	9	AB R H RBI BB SO LOB	TOP											
Lou Whitaker L (1,4) OBP: 0.379, SLG: 0.413	4-2 PB S BB		1-0 4-3 2H		0-0 3B 2B	0-1 1-3		2-0 F7		4 1 1 3 1 0 2	<p>Detroit Tigers @ Chicago White Sox Comiskey Park, Chicago, IL Wed Aug 31 1988, 8:05 PM EDT Att: 12,693 - Unknown - 82 F</p> <p>AB 35 R 9 H 13 RBI 9 BB 5 SO 5 LOB 17</p> 											
Pat Sheridan L (1,7) OBP: 0.350, SLG: 0.434	1-3 K		4-2 CS BB		1-0 SF7 3B		1-2 5-3		3-2 BB 1B 1B	4 2 2 1 1 1 1												
Luis Salazar R (1,6) OBP: 0.303, SLG: 0.398	3-2 5-3		2-2 6-3 1-2		1-1 SF7		2-0 1B		3-2 1B BB SF7 1B	4 1 2 1 0 0 2												
Darrell Evans L (1,3) OBP: 0.333, SLG: 0.369	1-2 F9				3-2 F8		0-0 F7		4-2 CS 1B 2-3 BB	4 0 1 0 1 0 2												
Chet Lemon R (1,9) OBP: 0.346, SLG: 0.403		1-1 5-3			2-2 6-3		1-3 K		1-0 1B	5 0 1 1 0 1 2												
Ray Knight R (1,10) OBP: 0.277, SLG: 0.291		4-1 5-3 BB			1-1 6-3		0-0 2B 1B		1-0 2B 1B SF7	3 2 2 1 1 0 0												
Tom Brookens R (1,5) OBP: 0.331, SLG: 0.371		3-2 5-3 1-2			4-0 1B SH2-3 2B BB		0-0 F4		0-3 K 2-3 3H	4 1 0 0 1 2 5												
Mike Heath R (1,2) OBP: 0.342, SLG: 0.425		2-1 5-3			0-0 SH2-3		3-2 1-3 2B		1-1 1-3 1-2	3 0 1 1 0 0 2												
Gary Pettis S (1,8) OBP: 0.289, SLG: 0.283			0-0 S 4-3 2B		0-0 2B 1B		1-3 K		0-0 2B	4 2 3 1 0 1 1												
Inning Stats	R: 0 E: 0 K: 1 S: 16	H: 0 LOB: 1 BB: 1 P: 25	R: 0 E: 0 K: 0 S: 8	H: 0 LOB: 1 BB: 1 P: 18	R: 1 E: 0 K: 0 S: 7	H: 1 LOB: 0 BB: 1 P: 14	R: 0 E: 0 K: 0 S: 8	H: 0 LOB: 0 BB: 0 P: 14	R: 4 E: 0 K: 0 S: 10	H: 4 LOB: 1 BB: 1 P: 17	R: 1 E: 0 K: 1 S: 12	H: 2 LOB: 1 BB: 0 P: 16	R: 0 E: 0 K: 1 S: 8	H: 1 LOB: 1 BB: 0 P: 12	R: 1 E: 0 K: 1 S: 8	H: 2 LOB: 1 BB: 0 P: 12	R: 2 E: 0 K: 1 S: 18	H: 3 LOB: 2 BB: 1 P: 35	1B: 8 2B: 5 3B: 1 HR: 0	SF: 2 SAC: 1 DP: 1 HBP: 0	WP: 0 PB: 1 SB: 2 CS: 2	PA: 43
PITCHER	IP WLS BF H R ER SO BB IBB HBP BLK WP HR S P ERA WHIP											PITCHER	IP WLS BF H R ER SO BB IBB HBP BLK WP HR S P ERA WHIP									
Jack McDowell R (1,1) ERA: 3.97	1.0	4	0	0	0	1	1	0	0	0	0	0	0	16	25	0.00	1.000					
John Davis R (2,1) ERA: 8.34	3.1	L	16	4	5	5	0	3	0	0	0	0	0	27	55	13.50	2.100					
Donn Pall R (5,1) ERA: 4.15	3.1		16	6	2	2	3	0	0	0	0	0	0	33	45	5.40	1.800					
Steve Rosenberg L (8,1) ERA: 4.01	1.1		7	3	2	2	1	1	0	0	0	0	0	19	38	13.50	3.000					

Batter	1	2	3	4	5	6	7	8	9	AB R H RBI BB SO LOB	BOTTOM											
Dave Gallagher R (1,8) OBP: 0.328, SLG: 0.384	1-1 F4				0-0 L9			2-1 6-3		2-2 F8	4 0 0 0 0 0 2	<p>Detroit Tigers @ Chicago White Sox Comiskey Park, Chicago, IL Wed Aug 31 1988, 8:05 PM EDT Att: 12,693 - Unknown - 82 F</p> <p>AB 32 R 3 H 5 RBI 3 BB 1 SO 4 LOB 10</p> 										
Steve Lyons L (1,5) OBP: 0.307, SLG: 0.365	0-2 F5				3-2 L8			3-2 2B 2B		1-2 4-3	4 1 1 1 0 0 1											
Harold Baines L (1,10) OBP: 0.351, SLG: 0.400	2-2 4-3				3-1 4-3			2-2 2B 2B		0-1 E6 BLK	4 0 1 1 0 0 0											
Dan Pasqua L (1,9) OBP: 0.300, SLG: 0.405					1-1 F7			1-3 K		3-3 K	3 0 0 0 0 2 1											
Kenny Williams R (9,PH) OBP: 0.237, SLG: 0.309										1 0 0 0 0 1 1												
Mark Salas L (1,2) OBP: 0.309, SLG: 0.339					1-0 F9			1-2 4-3		0-1 L6	3 0 1 0 0 0 0											
Russ Morman R (9,PH) OBP: 0.268, SLG: 0.237										1 0 0 0 0 0 1												
Daryl Boston L (1,7) OBP: 0.274, SLG: 0.459					2-2 L7			0-0 F7		1-3 K	3 0 0 0 0 0 1											
Carlton Fisk R (9,PH) OBP: 0.390, SLG: 0.599										1 0 0 0 0 1 1												
Mike Diaz R (1,3) OBP: 0.307, SLG: 0.250					0-1 5-3			3-2 2B 2B		0-1 F7	3 1 1 0 0 0 0											
Ozzie Guillen L (1,6) OBP: 0.287, SLG: 0.301					0-2 3-1			1-2 F8		4-0 BB	2 0 0 0 1 0 1											
Donnie Hill S (1,4) OBP: 0.300, SLG: 0.274					1-1 F8			1-1 2B 2B		2-2 F5	3 1 1 1 0 0 1											
Inning Stats	R: 0 E: 0 K: 0 S: 8	H: 0 LOB: 0 BB: 0 P: 11	R: 0 E: 0 K: 1 S: 10	H: 1 LOB: 0 BB: 0 P: 17	R: 0 E: 0 K: 0 S: 8	H: 0 LOB: 0 BB: 0 P: 9	R: 0 E: 0 K: 0 S: 6	H: 0 LOB: 0 BB: 0 P: 12	R: 0 E: 0 K: 0 S: 6	H: 0 LOB: 0 BB: 0 P: 10	R: 3 E: 0 K: 1 S: 19	H: 4 LOB: 1 BB: 0 P: 32	R: 0 E: 0 K: 0 S: 6	H: 0 LOB: 0 BB: 0 P: 7	R: 0 E: 0 K: 0 S: 10	H: 0 LOB: 1 BB: 1 P: 19	R: 0 E: 1 K: 2 S: 10	H: 0 LOB: 1 BB: 0 P: 14	1B: 1 2B: 4 3B: 0 HR: 0	SF: 0 SAC: 0 DP: 1 HBP: 0	WP: 0 PB: 0 SB: 0 CS: 0	PA: 33
PITCHER	IP WLS BF H R ER SO BB IBB HBP BLK WP HR S P ERA WHIP											PITCHER	IP WLS BF H R ER SO BB IBB HBP BLK WP HR S P ERA WHIP									
Jack Morris R (1,1) ERA: 4.05	8.0	W	29	5	3	3	2	1	0	0	0	0	0	73	117	3.38	0.750					
Willie Hernandez L (9,1) ERA: 2.91	1.0		4	0	0	0	2	0	0	0	1	0	0	10	14	0.00	0.000					

Batter	1	2	3	4	5	6	7	8	9	AB	R	H	RBI	BB	SO	LOB	TOP							
Paul Moltzer, R OBP: 0.387, SLG: 0.456 (1, 5)										4	1	2	1	1	0	2								
Jeffrey Leonard, R OBP: 0.280, SLG: 0.360 (1, 7)										3	0	1	1	0	1	2								
Robin Yount, R OBP: 0.373, SLG: 0.460 (1, 8)										1	1	1	0	2	0	0								
Rob Deer, R OBP: 0.325, SLG: 0.458 (1, 9)										4	1	1	2	0	1	4								
Greg Brock, L OBP: 0.338, SLG: 0.309 (1, 3)										3	0	0	1	0	0	0								
Joey Meyer, R OBP: 0.323, SLG: 0.456 (1, 10)										4	0	0	0	0	1	0								
B.J. Surhoff, L OBP: 0.286, SLG: 0.309 (1, 2)										4	0	0	0	0	0	0								
Jim Gantner, L OBP: 0.318, SLG: 0.334 (1, 4)										4	2	2	0	0	0	0								
Dale Sveum, S OBP: 0.273, SLG: 0.346 (1, 6)										4	1	2	0	0	0	1								
Inning Stats	R: 0 E: 0 K: 0 S: 16	H: 1 LOB: 1 BB: 1 P: 24	R: 0 E: 0 K: 1 S: 6	H: 0 LOB: 0 BB: 0 P: 8	R: 1 E: 0 K: 1 S: 16	H: 3 LOB: 2 BB: 0 P: 22	R: 0 E: 0 K: 0 S: 8	H: 0 LOB: 0 BB: 0 P: 12	R: 5 E: 1 K: 0 S: 11	H: 4 LOB: 0 BB: 1 P: 19	R: 0 E: 0 K: 0 S: 5	H: 0 LOB: 1 BB: 1 P: 19	R: 0 E: 0 K: 1 S: 10	H: 0 LOB: 0 BB: 1 P: 19	R: 0 E: 0 K: 0 S: 3	H: 0 LOB: 0 BB: 0 P: 7	R: 0 E: 0 K: 0 S: 4	H: 1 LOB: 0 BB: 0 P: 5	1B: 8 2B: 2 3B: 0 HR: 0	SF: 0 SAC: 2 DP: 2 HBP: 1	WP: 0 PB: 0 SB: 1 CS: 2	PA: 37		
PITCHER	IP	WLS	BF	H	R	ER	SO	BB	IBB	HBP	BLK	WP	HR	S	P	ERA	WHIP							
Doyle Alexander, R ERA: 4.28 (1, 1)	4.1	L	22	8	6	5	2	1	1	0	0	0	0	53	78	10.38	2.077							
Paul Gibson, L ERA: 3.03 (5, 1)	1.2		5	0	0	0	0	0	0	0	0	0	0	9	14	0.00	0.000							
Don Heinkel, R ERA: 3.86 (7, 1)	2.0		7	0	0	0	1	1	0	1	0	0	0	13	26	0.00	0.500							
Mike Henneman, R ERA: 2.11 (9, 1)	1.0		3	1	0	0	0	0	0	0	0	0	0	4	5	0.00	1.000							

Milwaukee Brewers @ Detroit Tigers
Tiger Stadium, Detroit, MI
Thu Sep 01 1988, 7:05 PM EDT
Att: 21,852 - Unknown - 78 F

AB 31
R 6
H 9
RBI 5
BB 3
SO 3
LOB 9



Batter	1	2	3	4	5	6	7	8	9	AB	R	H	RBI	BB	SO	LOB	BOTTOM							
Lou Whitaker, L OBP: 0.377, SLG: 0.419 (1, 4)										4	1	1	2	0	0	1								
Pat Sheridan, L OBP: 0.346, SLG: 0.428 (1, 7)										4	0	0	0	0	2	0								
Fred Lynn, L OBP: 0.312, SLG: 0.479 (1, 10)										4	0	1	0	0	2	0								
Darrell Evans, L OBP: 0.334, SLG: 0.367 (1, 3)										2	0	0	0	2	0	0								
Chet Lemon, R OBP: 0.343, SLG: 0.400 (1, 9)										4	0	0	0	0	0	3								
Matt Nokes, L OBP: 0.307, SLG: 0.423 (1, 2)										4	0	0	0	0	0	3								
Luis Salazar, R OBP: 0.303, SLG: 0.397 (1, 6)										3	0	1	0	0	0	1								
Tom Brookens, R OBP: 0.328, SLG: 0.368 (1, 5)										3	0	0	0	0	0	1								
Gary Pettis, S OBP: 0.289, SLG: 0.283 (1, 8)										3	1	1	0	0	0	0								
Inning Stats	R: 0 E: 0 K: 1 S: 8	H: 0 LOB: 0 BB: 0 P: 13	R: 0 E: 1 K: 0 S: 5	H: 0 LOB: 1 BB: 0 P: 11	R: 0 E: 1 K: 0 S: 4	H: 0 LOB: 0 BB: 0 P: 6	R: 0 E: 0 K: 1 S: 8	H: 0 LOB: 0 BB: 0 P: 13	R: 0 E: 0 K: 0 S: 10	H: 1 LOB: 1 BB: 0 P: 14	R: 2 E: 0 K: 1 S: 13	H: 3 LOB: 2 BB: 1 P: 19	R: 0 E: 0 K: 0 S: 10	H: 0 LOB: 0 BB: 0 P: 11	R: 0 E: 0 K: 1 S: 7	H: 0 LOB: 0 BB: 0 P: 11	R: 0 E: 0 K: 0 S: 9	H: 0 LOB: 0 BB: 1 P: 16	1B: 3 2B: 0 3B: 0 HR: 1	SF: 0 SAC: 0 DP: 1 HBP: 0	WP: 0 PB: 0 SB: 0 CS: 1	PA: 33		
PITCHER	IP	WLS	BF	H	R	ER	SO	BB	IBB	HBP	BLK	WP	HR	S	P	ERA	WHIP							
Mike Birkbeck, R ERA: 4.58 (1, 1)	5.1	W	22	4	2	2	3	1	0	0	0	0	0	44	72	3.38	0.938							
Chris Bosio, R ERA: 3.45 (6, 1)	3.2	S	11	0	0	0	1	1	0	0	0	0	0	30	42	0.00	0.273							

Milwaukee Brewers @ Detroit Tigers
Tiger Stadium, Detroit, MI
Thu Sep 01 1988, 7:05 PM EDT
Att: 21,852 - Unknown - 78 F

AB 31
R 2
H 4
RBI 2
BB 2
SO 4
LOB 9



Batter	1	2	3	4	5	6	7	8	9	AB	R	H	RBI	BB	SO	LOB	TOP									
Paul Moltzer, R OBP: 0.386, SLG: 0.454 (1, 5)	1-2 1B 1B		3-2 F8		0-1 G5-3		0-3 K		0-0 G1-3	5	1	1	0	0	1	5										
Jeffrey Leonard, R OBP: 0.278, SLG: 0.357 (1, 7)	2-3 K		0-2 G4-3		3-2 F7		0-3 K			4	0	0	0	0	2	4										
Robin Yount, R OBP: 0.374, SLG: 0.462 (1, 8)	0-0 1B 1-2 1B			3-1 F9		1-1 G5-3 HR 2B		2-1 F9		4	1	2	0	0	0	0										
Rob Deer, R OBP: 0.325, SLG: 0.456 (1, 9)	3-2 G6-3 1-3 2H 1B			0-3 K		2-2 G5-3		1-3 K		4	0	1	1	0	2	1										
Bill Schroeder, R OBP: 0.220, SLG: 0.291 Greg Brock, L OBP: 0.338, SLG: 0.309 (1, 3) (8, 3)	1-2 G6-3			1-0 G5-3		1-0 HR		2-1 L7		4	1	1	2	0	0	2										
Joey Meyer, R OBP: 0.324, SLG: 0.454 Mike Felder, S OBP: 0.182, SLG: 0.185 (1, 10) (5, PR)		1-0 L1-3			4-2 2B SH3 BB		0-3 K		1-0 F9	1	0	0	0	1	0	0										
Charlie O'Brien, R OBP: 0.279, SLG: 0.358 (1, 2)		0-0 F7			3-1 SH3 1-3 2B		2-0 F9		2-1 1B 1B	4	1	2	0	0	0	0										
Jim Gantner, L OBP: 0.316, SLG: 0.332 (1, 4)		2-3 K			0-0 SH3		1-0 L5		0-1 F5	3	0	0	1	0	1	1										
Dale Sveum, S OBP: 0.277, SLG: 0.350 (1, 6)			1-2 G1-3		0-0 WP G5-3 1B		0-0 1B		0-1 1B	4	0	3	1	0	0	0										
Inning Stats	R: 1 E: 0 K: 1 S: 19	H: 3 LOB: 1 BB: 0 P: 26	R: 0 E: 0 K: 1 S: 5	H: 0 LOB: 0 BB: 0 P: 8	R: 0 E: 0 K: 0 S: 10	H: 0 LOB: 0 BB: 0 P: 14	R: 0 E: 0 K: 1 S: 6	H: 0 LOB: 0 BB: 0 P: 10	R: 2 E: 0 K: 0 S: 13	H: 2 LOB: 1 BB: 1 P: 23	R: 2 E: 0 K: 1 S: 10	H: 2 LOB: 0 BB: 0 P: 16	R: 0 E: 0 K: 2 S: 8	H: 1 LOB: 1 BB: 0 P: 9	R: 0 E: 0 K: 1 S: 7	H: 0 LOB: 0 BB: 0 P: 12	R: 0 E: 0 K: 0 S: 8	H: 2 LOB: 2 BB: 0 P: 11	1B: 7 2B: 2 3B: 0 HR: 1	SF: 0 SAC: 1 DP: 1 HBP: 0	WP: 1 PB: 0 SB: 0 CS: 0	PA: 37				
PITCHER	IP	WLS	BF	H	R	ER	SO	BB	IBB	HBP	BLK	WP	HR	S	P	ERA	WHIP									
Frank Tanana, L ERA: 4.25	(1, 1)	4.1	L	18	5	3	3	3	1	0	0	0	0	0	48	73	6.23	1.385								
Don Heinkel, R ERA: 4.31	(5, 1)	1.0		5	2	2	2	0	0	0	0	1	1	11	18	18.00	2.000									
Mark Huisman, R ERA:	(6, 1)	2.2		9	1	0	0	4	0	0	0	0	0	19	27	0.00	0.375									
Willie Hernandez, L ERA: 2.85	(9, 1)	1.0		5	2	0	0	0	0	0	0	0	0	8	11	0.00	2.000									

Milwaukee Brewers @ Detroit Tigers
Tiger Stadium, Detroit, MI
Fri Sep 02 1988, 7:05 PM EDT
Att: 23,437 - Unknown - 80 F

AB 35
R 5
H 10
RBI 5
BB 1
SO 7
LOB 13



Batter	1	2	3	4	5	6	7	8	9	AB	R	H	RBI	BB	SO	LOB	BOTTOM								
Lou Whitaker, L OBP: 0.378, SLG: 0.420 (1, 4)	3-2 G3-1		0-0 F2		1-0 2B		4-2 BB		0-1 F7	4	0	1	0	1	0	1									
Pat Sheridan, L OBP: 0.348, SLG: 0.427 (1, 7)	4-1 BB BB		1-0 1B		0-0 G6-3		1-1 L6			3	0	1	0	1	0	2									
Fred Lynn, L OBP: 0.311, SLG: 0.476 (1, 10)	0-1 F8		0-0 FC6 1B		2-2 E6 BB		2-2 F9			4	0	1	0	0	0	1									
Darrell Evans, L OBP: 0.336, SLG: 0.366 (1, 3)	4-2 BB		1-1 FC6		2-3 K		1-1 1B			3	0	1	0	1	1	3									
Chet Lemon, R OBP: 0.342, SLG: 0.397 (1, 9)	0-1 F9			0-1 F7		4-1 FC6-4 BB		1-1 F8		3	0	0	0	1	0	3									
Matt Nokes, L OBP: 0.304, SLG: 0.418 (1, 2)		2-3 K		1-0 L8		0-0 F6		1-1 G4-3		4	0	0	0	0	1	3									
Luis Salazar, R OBP: 0.303, SLG: 0.394 (1, 6)		2-2 F9		2-1 G1-3		1-2 FC6-4		4-1 BB		3	0	0	0	1	0	2									
Tom Brookens, R OBP: 0.327, SLG: 0.366 Scott Lusader, L (7, PH)		1-2 G6-3			2-2 F8		0-1 G4-3		0-3 K	2	0	0	0	0	0	0									
Jim Walewander, S OBP: 0.241, SLG: 0.240 Bill Bean, L (9, PH)					0-0 F6		1-1 G1-3		3-3 K	3	0	0	0	0	1	0									
Gary Pettis, S OBP: 0.287, SLG: 0.281 Dwayne Murphy, L OBP: 0.359, SLG: 0.367 (1, 8) (9, PH)			1-3 K							1	0	0	0	0	1	1									
Inning Stats	R: 0 E: 0 K: 0 S: 11	H: 0 LOB: 2 BB: 2 P: 22	R: 0 E: 0 K: 1 S: 9	H: 0 LOB: 0 BB: 0 P: 14	R: 0 E: 0 K: 1 S: 8	H: 2 LOB: 2 BB: 0 P: 11	R: 0 E: 0 K: 0 S: 5	H: 0 LOB: 0 BB: 0 P: 8	R: 0 E: 0 K: 0 S: 6	H: 1 LOB: 1 BB: 0 P: 9	R: 0 E: 1 K: 1 S: 13	H: 0 LOB: 2 BB: 1 P: 22	R: 0 E: 0 K: 0 S: 8	H: 0 LOB: 1 BB: 1 P: 14	R: 0 E: 0 K: 2 S: 10	H: 0 LOB: 1 BB: 1 P: 17	1B: 3 2B: 1 3B: 0 HR: 0	SF: 0 SAC: 0 DP: 0 HBP: 0	WP: 0 PB: 0 SB: 0 CS: 0	PA: 37					
PITCHER	IP	WLS	BF	H	R	ER	SO	BB	IBB	HBP	BLK	WP	HR	S	P	ERA	WHIP								
Bill Wegman, R ERA: 4.15	(1, 1)	9.0	W	37	4	0	0	5	5	0	0	0	0	79	131	0.00	1.000								

Milwaukee Brewers @ Detroit Tigers
Tiger Stadium, Detroit, MI
Fri Sep 02 1988, 7:05 PM EDT
Att: 23,437 - Unknown - 80 F

AB 32
R 0
H 4
RBI 0
BB 5
SO 5
LOB 17



Batter	1	2	3	4	5	6	7	8	9	AB	R	H	RBI	BB	SO	LOB	TOP										
Paul Moltzer, R OBP: 0.386, SLG: 0.453 (1, 5)										5	1	2	1	0	3	0	Milwaukee Brewers @ Detroit Tigers Tiger Stadium, Detroit, MI Sat Sep 03 1988, 7:05 PM EDT Att: 26,661 - Unknown										
Jeffrey Leonard, R OBP: 0.279, SLG: 0.364 Darryl Hamilton, L OBP: 0.273, SLG: 0.258 Mike Young, S OBP: 0.330, SLG: 0.314 (1, 7)										5	1	2	2	0	0	1											
Robin Yount, R OBP: 0.373, SLG: 0.460 Mike Felder, S OBP: 0.182, SLG: 0.185 (1, 8)										4	0	1	0	0	0	1											
Rob Deer, R OBP: 0.328, SLG: 0.456 (1, 9)										2	2	1	0	2	0	1											
Bill Schroeder, R OBP: 0.215, SLG: 0.283 Greg Brock, L OBP: 0.340, SLG: 0.309 (1, 3)										3	0	0	0	0	1	4											
Joey Meyer, R OBP: 0.327, SLG: 0.467 (1, 10)										4	1	2	4	0	1	1											
Charlie O'Brien, R OBP: 0.270, SLG: 0.345 (1, 2)										4	0	0	0	0	1	2											
Jim Gantner, L OBP: 0.316, SLG: 0.331 (1, 4)										4	1	1	0	0	0	0											
Dale Sveum, S OBP: 0.274, SLG: 0.347 Gary Sheffield, R (9, 6)										4	0	0	0	0	0	1											
Inning Stats	R: 3 E: 1 K: 1 S: 19	H: 3 LOB: 1 BB: 1 P: 35	R: 0 E: 0 K: 10 S: 10	H: 0 LOB: 0 BB: 0 P: 15	R: 0 E: 0 K: 0 S: 8	H: 1 LOB: 1 BB: 1 P: 13	R: 0 E: 0 K: 1 S: 7	H: 0 LOB: 0 BB: 0 P: 9	R: 0 E: 0 K: 1 S: 10	H: 1 LOB: 1 BB: 0 P: 11	R: 1 E: 0 K: 0 S: 10	H: 2 LOB: 1 BB: 0 P: 15	R: 3 E: 0 K: 0 S: 13	H: 2 LOB: 0 BB: 1 P: 22	R: 0 E: 0 K: 1 S: 6	H: 0 LOB: 0 BB: 0 P: 11		1B: 7 2B: 0 3B: 0 HR: 2	SF: 0 SAC: 0 DP: 1 HBP: 0	WP: 0 PB: 0 SB: 2 CS: 1	PA: 39						
PITCHER	IP	WLS	BF	H	R	ER	SO	BB	IBB	HBP	BLK	WP	HR	S	P	ERA	WHIP										
Steve Searcy, L ERA: 5.63 (1, 1)	0.1	L	6	3	3	2	0	1	0	0	0	0	1	10	22	54.00	12.000										
Ted Power, R ERA: 5.77 (1, 1)	7.0		26	5	3	3	5	0	2	0	0	0	0	68	103	3.86	0.714										
Mike Henneman, R ERA: 2.19 (8, 1)	1.2		6	1	1	1	1	0	0	0	0	0	1	14	21	5.40	0.600										

Batter	1	2	3	4	5	6	7	8	9	AB	R	H	RBI	BB	SO	LOB	BOTTOM										
Lou Whitaker, L OBP: 0.376, SLG: 0.419 (1, 4)										5	0	1	1	0	2	3	Milwaukee Brewers @ Detroit Tigers Tiger Stadium, Detroit, MI Sat Sep 03 1988, 7:05 PM EDT Att: 26,661 - Unknown										
Pat Sheridan, L OBP: 0.348, SLG: 0.423 (1, 7)										3	0	0	0	2	1	0											
Fred Lynn, L OBP: 0.307, SLG: 0.470 (1, 8)										4	0	0	1	0	2	3											
Darrell Evans, L OBP: 0.335, SLG: 0.363 (1, 3)										3	0	0	0	1	1	2											
Chet Lemon, R OBP: 0.342, SLG: 0.394 (1, 9)										3	0	0	0	1	0	2											
Matt Nokes, L OBP: 0.306, SLG: 0.419 (1, 2)										4	0	2	0	0	0	3											
Luis Salazar, R OBP: 0.300, SLG: 0.390 (1, 6)										4	0	0	0	0	1	3											
Dwayne Murphy, L OBP: 0.372, SLG: 0.375 Larry Hemdon, R OBP: 0.299, SLG: 0.306 Bill Bean, L OBP: 0.500, SLG: 1.500 (1, 10)										1	1	1	0	1	0	0											
Tom Brookens, R OBP: 0.329, SLG: 0.367 Scott Lusader, L (9, PH)										2	1	1	0	1	0	0											
Inning Stats	R: 0 E: 0 K: 0 S: 6	H: 0 LOB: 0 BB: 0 P: 9	R: 0 E: 0 K: 0 S: 8	H: 1 LOB: 1 BB: 0 P: 12	R: 2 E: 0 K: 0 S: 11	H: 3 LOB: 1 BB: 1 P: 21	R: 0 E: 0 K: 1 S: 14	H: 1 LOB: 3 BB: 2 P: 29	R: 0 E: 0 K: 0 S: 5	H: 0 LOB: 0 BB: 0 P: 9	R: 0 E: 0 K: 2 S: 9	H: 0 LOB: 0 BB: 0 P: 13	R: 0 E: 0 K: 2 S: 10	H: 0 LOB: 1 BB: 1 P: 16	R: 1 E: 0 K: 1 S: 10	H: 1 LOB: 0 BB: 0 P: 16		1B: 4 2B: 1 3B: 1 HR: 0	SF: 1 SAC: 0 DP: 1 HBP: 0	WP: 0 PB: 0 SB: 0 CS: 0	PA: 38						
PITCHER	IP	WLS	BF	H	R	ER	SO	BB	IBB	HBP	BLK	WP	HR	S	P	ERA	WHIP										
Tom Flier, R ERA: 4.43 (1, 1)	3.2		18	5	2	2	0	2	1	0	0	0	0	35	64	4.91	1.909										
Paul Mirabella, L ERA: 1.96 (4, 1)	3.1	W	12	0	0	0	4	2	0	0	0	0	0	27	52	0.00	0.600										
Chris Bosio, R ERA: 3.49 (8, 1)	2.0		8	1	1	1	3	1	0	0	0	0	0	20	32	4.50	1.000										

Batter	1	2	3	4	5	6	7	8	9	AB R H RBI BB SO LOB	TOP										
Paul Moltzer, R (1, 5) OBP: 0.389, SLG: 0.460	4-0 CS BB			3-2 F8		2-1 HR	4-1 S BB		2-2 1-H 1B	3 1 2 2 2 0 0	Milwaukee Brewers @ Detroit Tigers Tiger Stadium, Detroit, MI Sun Sep 04 1988, 3:33 AM EDT Att. 27,755 - Cloudy										
Jeffrey Leonard, R (1, 7) OBP: 0.278, SLG: 0.361	0-1 L4		3-2 F8	3-2 F8	2-2 5-3	4-2 BB	1-2 BB		3-2 1-3	4 0 0 0 1 0 2											
Robin Yount, R (1, 8) OBP: 0.372, SLG: 0.461	3-3 1-2 K		2-1 F8	2-1 F8	2-2 2B	0-1 F7				4 1 1 0 0 1 3											
Rob Deer, R (1, 9) OBP: 0.328, SLG: 0.453		2-3 K			4-2 HR BB	2-2 5-3			2-3 K	3 1 0 0 1 2 1											
Greg Brock, L (1, 3) OBP: 0.339, SLG: 0.306		2-2 3-1			3-2 4-3	4-0 2B IBB			0-1 F5	3 0 0 0 1 0 1											
Joey Meyer, R (1, 10) OBP: 0.330, SLG: 0.470		2-3 K			4-2 HR BB	1-2 1-3 2-H 2B			3-2 5-3	3 1 1 1 1 1 0											
B.J. Surhoff, L (1, 2) OBP: 0.288, SLG: 0.318			1-1 G4-6-3 1B		1-0 1-H 2-H HR	2-2 3-1			0-0 F7	4 1 2 3 0 0 2											
Gary Sheffield, R (1, 6) OBP: 0.315, SLG: 0.330			1-0 G4-6-3 1-2		1-1 F8		0-1 F8		1-1 1-3	4 0 0 0 0 0 1											
Jim Gantner, L (1, 4) OBP: 0.315, SLG: 0.330			2-1 5-3		0-0 F7		1-3 K		0-1 S 1B	4 1 1 0 0 1 0											
Inning Stats	R: 0 E: 0 K: 1 S: 5	H: 0 LOB: 1 BB: 1 P: 12	R: 0 E: 0 K: 2 S: 9	H: 0 LOB: 0 BB: 0 P: 15	R: 0 E: 0 K: 0 S: 5	H: 1 LOB: 0 BB: 0 P: 9	R: 0 E: 0 K: 0 S: 9	H: 0 LOB: 0 BB: 0 P: 17	R: 3 E: 0 K: 0 S: 12	H: 1 LOB: 0 BB: 2 P: 25		R: 2 E: 0 K: 0 S: 19	H: 3 LOB: 2 BB: 1 P: 34	R: 0 E: 0 K: 1 S: 11	H: 0 LOB: 2 BB: 2 P: 20	R: 0 E: 0 K: 1 S: 10	H: 0 LOB: 0 BB: 0 P: 15	R: 1 E: 0 K: 0 S: 14	H: 2 LOB: 1 BB: 0 P: 20	1B: 3 2B: 3 3B: 0 HR: 2	SF: 0 SAC: 0 DP: 2 HBP: 0
PITCHER	IP WLS BF H R ER SO BB IBB HBP BLK WP HR S P ERA WHIP											IP WLS BF H R ER SO BB IBB HBP BLK WP HR S P ERA WHIP									
Walt Terrell, R (1, 1) ERA: 4.11	5.2 L 24 5 5 5 3 3 1 0 0 0 2 54 105 7.94 1.412																				
Paul Gibson, L (6, 1) ERA: 2.93	2.1 9 0 0 0 2 2 0 0 0 0 0 26 42 0.00 0.857																				
Willie Hernandez, L (9, 1) ERA: 2.98	0.2 3 1 1 1 0 0 0 0 0 0 0 5 6 13.50 1.500																				
Mark Huisman, R (9, 1) ERA:	0.1 2 1 0 0 0 0 0 0 0 0 0 9 14 0.00 3.000																				


Batter	1	2	3	4	5	6	7	8	9	AB R H RBI BB SO LOB	BOTTOM										
Gary Pettis, S (1, 8) OBP: 0.285, SLG: 0.279	2-2 F9		1-3 K			1-0 5-3		2-2 F7		3 0 0 0 0 1 0	Milwaukee Brewers @ Detroit Tigers Tiger Stadium, Detroit, MI Sun Sep 04 1988, 3:33 AM EDT Att. 27,755 - Cloudy										
Dwayne Murphy, L (8, PH) OBP: 0.368, SLG: 0.370										1 0 0 0 0 0 1											
Luis Salazar, R (1, 6) OBP: 0.298, SLG: 0.388	0-0 F8		0-1 F8		2-0 F8			2-1 1B SF8 1B		3 0 0 0 0 0 0											
Bill Bean, L (9, PH) OBP: 0.667, SLG: 1.333										1 1 1 0 0 0 0											
Fred Lynn, L (1, 7) OBP: 0.307, SLG: 0.467	2-2 F8		2-2 3-1		3-3 K			1-1 1-3 FC4-6 1B		4 0 1 0 0 1 0											
Chet Lemon, R (1, 9) OBP: 0.341, SLG: 0.392		0-3 K2-3		4-2 BB		0-0 5-3		2-2 SF8		2 0 0 1 1 1 0											
Ray Knight, R (1, 3) OBP: 0.274, SLG: 0.288		1-2 F7		0-3 K		1-0 5-3		3-2 FC4-6		3 0 0 0 0 1 1											
Scott Lusader, L (9, PH) OBP: 0.334, SLG: 0.362								1-2 FC4-6		1 0 0 0 0 0 1											
Larry Hemdon, R (1, 10) OBP: 0.300, SLG: 0.302		4-2 BB		1-1 6-3		3-3 K		1-1 F5		2 0 0 0 1 1 0											
Darrell Evans, L (9, PH) OBP: 0.334, SLG: 0.362										1 0 0 0 0 0 1											
Inning Stats	R: 0 E: 0 K: 0 S: 12	H: 0 LOB: 0 BB: 0 P: 16	R: 0 E: 0 K: 1 S: 10	H: 0 LOB: 1 BB: 1 P: 15	R: 0 E: 0 K: 1 S: 8	H: 0 LOB: 0 BB: 0 P: 13	R: 0 E: 0 K: 1 S: 13	H: 0 LOB: 1 BB: 1 P: 19	R: 0 E: 0 K: 1 S: 10	H: 1 LOB: 0 BB: 0 P: 16	R: 0 E: 0 K: 1 S: 5	H: 0 LOB: 0 BB: 0 P: 11	R: 0 E: 0 K: 1 S: 5	H: 0 LOB: 0 BB: 0 P: 9	R: 0 E: 0 K: 1 S: 12	H: 1 LOB: 1 BB: 0 P: 17	R: 1 E: 0 K: 0 S: 12	H: 2 LOB: 1 BB: 0 P: 21	1B: 4 2B: 0 3B: 0 HR: 0	SF: 1 SAC: 0 DP: 0 HBP: 0	WP: 0 PA: 33 PB: 0 SB: 0 CS: 0
PITCHER	IP WLS BF H R ER SO BB IBB HBP BLK WP HR S P ERA WHIP											IP WLS BF H R ER SO BB IBB HBP BLK WP HR S P ERA WHIP									
Teddy Higuera, L (1, 1) ERA: 2.33	7.0 W 24 1 0 0 6 2 0 0 0 0 0 63 99 0.00 0.429																				
Chuck Cim, R (8, 1) ERA: 2.75	2.0 9 3 1 1 1 0 0 0 0 0 0 24 38 4.50 1.500																				

Batter	1	2	3	4	5	6	7	8	9	10	AB	R	H	RBI	BB	SO	LOB				
Tony Fernandez, S OBP: 0.336, SLG: 0.385	FC6-4 1B	1-0 2B		4-0 1BB		1-1 1B		4-3			4	0	3	4	1	0	2				
Lloyd Moseby, L OBP: 0.350, SLG: 0.370	F9	F1		6-3		K			F8		5	0	0	0	0	1	6				
Rance Mulliniks, L OBP: 0.396, SLG: 0.493	FC6-4 BB	2				L9-3 1B		4-3		G6-4-3 HBP	3	0	2	0	1	0	0				
Cecil Fielder, R OBP: 0.311, SLG: 0.470											0	0	0	0	0	0	0				
Alexis Infante, R OBP: 0.200, SLG: 0.111											0	0	0	0	0	0	0				
George Bell, R OBP: 0.303, SLG: 0.446	FC6-4			F9		L9-3 1B		4-3		G4-6-3 1B	5	0	1	0	0	0	5				
Ernie Whitt, L OBP: 0.346, SLG: 0.402	F3			F9		K		G4-6-3 1B			5	1	1	1	0	1	4				
Fred McGriff, L OBP: 0.384, SLG: 0.581		1B 2B BB		F8		FC4-6 1B		F7		HR	4	2	1	0	1	0	1				
Jesse Barfield, R OBP: 0.300, SLG: 0.425		1B 2B 1B		F8		FC4-6 BB		5-3		K	4	1	1	0	1	1	0				
Kelly Gruber, R OBP: 0.328, SLG: 0.443		K		K		B2		1B BB		6-3	4	0	0	0	1	2	4				
Manuel Lee, S OBP: 0.331, SLG: 0.384		1B 2B				FC4-6 1B		1-3 1B			4	1	3	0	0	0	2				
Inning Stats	R: 0 E: 0 K: 0 S: 15	H: 1 LOB: 2 BB: 1 P: 26	R: 3 E: 0 K: 13 S: 13	H: 3 LOB: 1 BB: 1 P: 24	R: 0 E: 0 K: 10 S: 10	H: 1 LOB: 2 BB: 1 P: 19	R: 0 E: 0 K: 1 S: 12	H: 1 LOB: 0 BB: 0 P: 18	R: 1 E: 0 K: 1 S: 14	H: 2 LOB: 0 BB: 1 P: 25	R: 0 E: 0 K: 0 S: 6	H: 1 LOB: 2 BB: 1 P: 12	R: 0 E: 0 K: 0 S: 5	H: 0 LOB: 1 BB: 0 P: 7	R: 1 E: 0 K: 1 S: 8	H: 1 LOB: 0 BB: 0 P: 15	1B: 8 2B: 4 3B: 0 HR: 1	SF: 0 SAC: 0 DP: 3 HBP: 1	WP: 0 PB: 0 SB: 1 CS: 0	PA: 44	
PITCHER	IP	WLS	BF	H	R	ER	SO	BB	IBB	HBP	BLK	WP	HR	S	P	ERA	WHIP				
Jack Morris, R ERA: 4.07	(1.1)	8.0	38	11	4	4	4	4	0	0	0	0	0	81	145	4.50	1.875				
Willie Hernandez, L ERA: 3.04	(9.1)	2.0	7	1	1	1	1	0	0	1	0	0	1	13	22	4.50	0.500				

TOP

Toronto Blue Jays @ Detroit Tigers
Tiger Stadium, Detroit, MI
Mon Sep 05 1988, 7:05 PM EDT
Att: 21,913 - Unknown

AB 38
R 5
H 12
RBI 5
BB 5
SO 5
LOB 24




Batter	1	2	3	4	5	6	7	8	9	10	AB	R	H	RBI	BB	SO	LOB				
Gary Pettis, S OBP: 0.285, SLG: 0.279	K		6-3		E4 2B		G6-3 1B			6-3	4	1	1	0	0	1	1				
Dave Bergman, L OBP: 0.334, SLG: 0.443											1	0	0	0	0	0	1				
Luis Salazar, R OBP: 0.297, SLG: 0.389	1-3		K		2B		G6-3			BB	4	0	1	2	0	1	2				
Alan Trammell, R OBP: 0.381, SLG: 0.487											0	0	0	0	1	0	0				
Fred Lynn, L OBP: 0.305, SLG: 0.472	HR		3-1		F8		K			K	5	1	1	1	0	2	3				
Chet Lemon, R OBP: 0.341, SLG: 0.393	FC6-4 BB				F9		4-3 SF8 2B		1-3	5-3	4	1	1	0	1	0	2				
Ray Knight, R OBP: 0.271, SLG: 0.285	FC6-4				F9		4-3				3	0	0	0	0	0	2				
Darrell Evans, L OBP: 0.333, SLG: 0.361									F4		1	0	0	0	0	0	0				
Larry Hemdon, R OBP: 0.301, SLG: 0.300					F9		SF8		F5		1	0	0	1	1	0	0				
Dwayne Murphy, L OBP: 0.365, SLG: 0.366		G6-4-3 BB									1	0	0	0	0	0	0				
Mike Heath, R OBP: 0.337, SLG: 0.416		G6-4-3			L5		5-3		F3		3	0	0	0	0	0	1				
Matt Nokes, L OBP: 0.305, SLG: 0.417											1	0	0	0	0	0	0				
Tom Brookens, R OBP: 0.328, SLG: 0.363					L4				F9		3	0	0	0	1	1	0				
Jim Walewander, S OBP: 0.246, SLG: 0.239											2	1	1	0	1	0	1				
Pat Sheridan, L OBP: 0.350, SLG: 0.423		6-3			2B 1B		1B BB			6-3 BB	0	0	0	0	1	0	0				
Inning Stats	R: 1 E: 0 K: 1 S: 11	H: 1 LOB: 1 BB: 1 P: 21	R: 0 E: 0 K: 0 S: 5	H: 0 LOB: 0 BB: 2 P: 15	R: 0 E: 0 K: 1 S: 7	H: 0 LOB: 0 BB: 0 P: 10	R: 0 E: 0 K: 0 S: 7	H: 0 LOB: 0 BB: 0 P: 10	R: 1 E: 0 K: 0 S: 9	H: 1 LOB: 1 BB: 1 P: 11	R: 0 E: 0 K: 0 S: 7	H: 1 LOB: 1 BB: 1 P: 15	R: 0 E: 0 K: 1 S: 7	H: 0 LOB: 0 BB: 0 P: 12	R: 0 E: 0 K: 1 S: 12	H: 0 LOB: 2 BB: 2 P: 25	1B: 2 2B: 2 3B: 0 HR: 1	SF: 1 SAC: 0 DP: 2 HBP: 0	WP: 0 PB: 0 SB: 0 CS: 0	PA: 40	
PITCHER	IP	WLS	BF	H	R	ER	SO	BB	IBB	HBP	BLK	WP	HR	S	P	ERA	WHIP				
Mike Flanagan, L ERA: 4.28	(1.1)	6.1	28	5	4	2	2	4	0	0	0	0	0	1	60	2.84	1.421				
Todd Stottlemyre, R ERA: 5.31	(7.1)	2.2	7	0	0	0	2	0	0	0	0	0	0	17	26	0.00	0.000				
Duane Ward, R ERA: 3.32	(10.1)	1.0	5	0	0	0	1	2	0	0	0	0	0	12	25	0.00	2.000				

BOTTOM

Toronto Blue Jays @ Detroit Tigers
Tiger Stadium, Detroit, MI
Mon Sep 05 1988, 7:05 PM EDT
Att: 21,913 - Unknown

AB 33
R 4
H 5
RBI 4
BB 6
SO 5
LOB 13



Batter	1	2	3	4	5	6	7	8	9	AB	R	H	RBI	BB	SO	LOB	TOP								
Tony Fernandez, S (1, 6) OBP: 0.337, SLG: 0.384	0-2 F5	2-0 E		0-0 F9		4-0 BB		0-2 FC5		4	0	1	1	1	0	2									
Lloyd Moseby, L (1, 8) OBP: 0.346, SLG: 0.367	2-2 4-3	1-3 K		4-2 BB		0-2 F8			1-1 6-3	4	0	0	0	1	1	2									
Rance Mulliniks, L (1, 10) OBP: 0.397, SLG: 0.497																									
Cecil Fielder, R (4, PH) OBP: 0.308, SLG: 0.464																									
Rick Leach, L (9, PH) OBP: 0.333, SLG: 0.337																									
Alexis Infante, R (9, PR) OBP: 0.200, SLG: 0.111																									
George Bell, R (1, 7) OBP: 0.304, SLG: 0.447																									
Ernie Whitt, L (1, 2) OBP: 0.349, SLG: 0.402																									
Fred McGriff, L (1, 3) OBP: 0.382, SLG: 0.581																									
Jesse Barfield, R (1, 9) OBP: 0.300, SLG: 0.423																									
Kelly Gruber, R (1, 5) OBP: 0.327, SLG: 0.441																									
Manuel Lee, S (1, 4) OBP: 0.332, SLG: 0.366																									
Inning Stats	R: 0 E: 0 K: 1 S: 12	H: 0 LOB: 0 BB: 0 P: 16	R: 4 E: 2 K: 1 S: 20	H: 4 LOB: 1 BB: 1 P: 35	R: 1 E: 0 K: 0 S: 13	H: 2 LOB: 2 BB: 1 P: 19	R: 0 E: 0 K: 2 S: 14	H: 1 LOB: 2 BB: 1 P: 21	R: 0 E: 0 K: 1 S: 9	H: 0 LOB: 0 BB: 0 P: 13	R: 0 E: 0 K: 1 S: 6	H: 0 LOB: 0 BB: 0 P: 10	R: 0 E: 0 K: 1 S: 7	H: 0 LOB: 0 BB: 0 P: 12	R: 1 E: 0 K: 1 S: 13	H: 2 LOB: 1 BB: 0 P: 21	R: 1 E: 1 K: 0 S: 9	H: 1 LOB: 2 BB: 0 P: 14	1B: 7 2B: 3 3B: 0 HR: 0	SF: 2 SAC: 0 DP: 0 HBP: 0	WP: 1 PB: 0 SB: 0 CS: 0	PA: 42			
PITCHER	IP	WLS	BF	H	R	ER	SO	BB	IBB	HBP	BLK	WP	HR	S	P	ERA	WHIP								
Doyle Alexander, R (1, 1) ERA: 4.42	2.0	L	13	6	5	4	2	1	0	0	0	0	0	38	59	18.00	3.500								
Paul Gibson, L (3, 1) ERA: 2.94	5.2		23	3	1	1	5	3	0	0	0	0	0	53	85	1.59	1.059								
Mike Henneman, R (8, 1) ERA: 2.14	1.1		6	1	1	0	0	0	0	0	0	1	0	12	17	0.00	0.750								

Toronto Blue Jays @ Detroit Tigers
Tiger Stadium, Detroit, MI
Tue Sep 06 1988, 7:05 PM EDT
Att: 18,299 - Unknown - 60 F

AB 36
R 7
H 10
RBI 5
BB 4
SO 7
LOB 18



Batter	1	2	3	4	5	6	7	8	9	AB	R	H	RBI	BB	SO	LOB	BOTTOM								
Gary Pettis, S (1, 8) OBP: 0.285, SLG: 0.278																									
Luis Salazar, R (1, 6) OBP: 0.299, SLG: 0.390																									
Fred Lynn, L (1, 7) OBP: 0.302, SLG: 0.466																									
Chet Lemon, R (1, 9) OBP: 0.347, SLG: 0.411																									
Ray Knight, R (1, 3) OBP: 0.269, SLG: 0.281																									
Dave Bergman, L (8, PH) OBP: 0.392, SLG: 0.441																									
Larry Hemdon, R (1, 10) OBP: 0.295, SLG: 0.294																									
Scott Lusader, L (9, PH)																									
Mike Heath, R (1, 2) OBP: 0.337, SLG: 0.412																									
Pat Sheridan, L (9, PH) OBP: 0.349, SLG: 0.422																									
Tom Brookens, R (1, 5) OBP: 0.326, SLG: 0.360																									
Darrell Evans, L (9, PH) OBP: 0.335, SLG: 0.361																									
Jim Walewander, S (1, 4) OBP: 0.256, SLG: 0.250																									
Bill Bean, L (9, PH) OBP: 0.500, SLG: 1.000																									
Inning Stats	R: 0 E: 0 K: 2 S: 11	H: 0 LOB: 0 BB: 0 P: 18	R: 0 E: 0 K: 1 S: 11	H: 1 LOB: 0 BB: 0 P: 13	R: 0 E: 0 K: 1 S: 10	H: 1 LOB: 0 BB: 0 P: 15	R: 1 E: 0 K: 0 S: 8	H: 1 LOB: 0 BB: 0 P: 13	R: 0 E: 0 K: 1 S: 6	H: 0 LOB: 0 BB: 0 P: 8	R: 0 E: 0 K: 0 S: 7	H: 1 LOB: 1 BB: 0 P: 9	R: 1 E: 0 K: 0 S: 6	H: 1 LOB: 1 BB: 1 P: 15	R: 1 E: 0 K: 0 S: 16	H: 3 LOB: 2 BB: 1 P: 26	R: 0 E: 0 K: 1 S: 9	H: 0 LOB: 1 BB: 1 P: 16	1B: 6 2B: 0 3B: 0 HR: 2	SF: 0 SAC: 0 DP: 2 HBP: 0	WP: 0 PB: 0 SB: 0 CS: 0	PA: 36			
PITCHER	IP	WLS	BF	H	R	ER	SO	BB	IBB	HBP	BLK	WP	HR	S	P	ERA	WHIP								
Jimmy Key, L (1, 1) ERA: 3.08	7.0		29	8	3	3	5	1	0	0	0	0	2	68	104	3.86	1.286								
Tony Castillo, L (8, 1) ERA: 1.93	0.1		1	0	0	0	0	0	0	0	0	0	0	3	5	0.00	0.000								
Duane Ward, R (8, 1) ERA: 3.26	1.2	S	6	0	0	0	1	2	0	0	0	0	0	13	24	0.00	1.200								

Toronto Blue Jays @ Detroit Tigers
Tiger Stadium, Detroit, MI
Tue Sep 06 1988, 7:05 PM EDT
Att: 18,299 - Unknown - 60 F

AB 33
R 3
H 8
RBI 3
BB 3
SO 6
LOB 11



Batter	1	2	3	4	5	6	7	8	9	AB	R	H	RBI	BB	SO	LOB	TOP				
Tony Fernandez, S (1, 6) OBP: 0.336, SLG: 0.382	F8			F9		FC5-4		FC4-6 HBP		3	0	0	0	0	0	1	Toronto Blue Jays @ Detroit Tigers Tiger Stadium, Detroit, MI Wed Sep 07 1988, 7:05 PM EDT Att: 21,614 - Unknown - 67 F				
Lloyd Moseby, L (1, 8) OBP: 0.347, SLG: 0.366	P1			F7			FC5-4 1B	FC4-6 S		4	0	1	1	0	0	2					
Jesse Barfield, R (1, 9) OBP: 0.300, SLG: 0.420	5-3			K			FC5-4 2B		1-2 3-H	3	1	0	0	1	1	1					
George Bell, R (1, 7) OBP: 0.301, SLG: 0.444		F8			F8		F8	5-3		4	0	0	0	0	0	3					
Pat Borders, R (1, 10) OBP: 0.285, SLG: 0.472 Rance Mulliniks, L (9, PH) OBP: 0.396, SLG: 0.495		K			3-1				3-2 X	1	3	0	1	1	0	1					
Manuel Lee, S (1, 4) OBP: 0.329, SLG: 0.362		5-3			K					2	0	0	0	0	2	1					
Fred McGriff, L (1, 3) OBP: 0.381, SLG: 0.580			3-2	3-1		4-3		SH1-4 FC4-6 2B	2-1 F5	4	1	1	0	0	0	0					
Kelly Gruber, R (1, 5) OBP: 0.327, SLG: 0.439			2-2	F7		F8		FC4-6 SH1-4 WP BB		2	1	0	0	1	0	0					
Sal Butera, R (1, 2) OBP: 0.254, SLG: 0.362			3-2	6-3		FC5-4 1B		SH1-4	1-2 2-3	2	0	1	0	0	0	0					
Inning Stats	R: 0 E: 0 K: 0 S: 10	H: 0 LOB: 0 BB: 0 P: 15	R: 0 E: 0 K: 1 S: 9	H: 0 LOB: 0 BB: 0 P: 13	R: 0 E: 0 K: 0 S: 13	H: 0 LOB: 0 BB: 0 P: 21	R: 0 E: 0 K: 1 S: 7	H: 0 LOB: 0 BB: 0 P: 12	R: 0 E: 0 K: 1 S: 8	H: 1 LOB: 1 BB: 0 P: 11	R: 1 E: 0 K: 1 S: 9	H: 2 LOB: 1 BB: 0 P: 13	R: 2 E: 0 K: 0 S: 10	H: 1 LOB: 2 BB: 0 P: 24	R: 0 E: 0 K: 0 S: 11	H: 0 LOB: 0 BB: 0 P: 16	1B: 2 2B: 2 HR: 0	SF: 0 SAC: 1 DP: 0 HBP: 1	WP: 1 PB: 0 SB: 1 CS: 0	PA: 34	
PITCHER	IP	WLS	BF	H	R	ER	SO	BB	IBB	HBP	BLK	WP	HR	S	P	ERA	WHIP				
Frank Tanana, L (1, 1) ERA: 4.24	7.0		26	4	3	3	4	1	0	0	0	0	0	64	101	3.86	0.714				
Willie Hernandez, L (8, 1) ERA: 3.0	0.2		3	0	0	0	0	0	0	1	0	0	0	3	6	0.00	0.000				
Mike Henneman, R (8, 1) ERA: 2.11	1.1	W	5	0	0	0	0	1	0	0	0	1	0	16	28	0.00	0.750				

Batter	1	2	3	4	5	6	7	8	9	AB	R	H	RBI	BB	SO	LOB	BOTTOM				
Pat Sheridan, L (1, 7) OBP: 0.346, SLG: 0.418 Gary Pettis, S (8, PH) OBP: 0.284, SLG: 0.278	P6	5-3			K			6-3		3	0	0	0	0	1	1	Toronto Blue Jays @ Detroit Tigers Tiger Stadium, Detroit, MI Wed Sep 07 1988, 7:05 PM EDT Att: 21,614 - Unknown - 67 F				
Luis Salazar, R (1, 6) OBP: 0.285, SLG: 0.386	K		5-3		K			5-3		4	0	0	0	0	2	0					
Fred Lynn, L (1, 10) OBP: 0.301, SLG: 0.464	F8			G6-4-3 1B		4-3		K		4	0	1	0	0	1	0					
Matt Nokes, L (1, 2) OBP: 0.305, SLG: 0.415 Mike Heath, R (9, PH) OBP: 0.335, SLG: 0.410		BB 1B BB		G6-4-3		F8		F9	0-1 F9	2	1	0	0	1	0	1					
Darrell Evans, L (1, 3) OBP: 0.334, SLG: 0.358		FC6-4 1B BB				K		K	3-3 K	3	1	0	0	1	3	0					
Chet Lemon, R (1, 9) OBP: 0.350, SLG: 0.419		FC6-4 1B						F9	3-1 1B 2B	4	1	3	1	0	0	0					
Dwayne Murphy, L (1, 8) OBP: 0.364, SLG: 0.365 Larry Hemdon, R (9, PH) OBP: 0.295, SLG: 0.294 Dave Bergman, L (9, PH) OBP: 0.395, SLG: 0.441		F7			3-1				4-0 1B IBB	3	0	1	0	0	0	3					
Tom Brookens, R (1, 5) OBP: 0.324, SLG: 0.357 Alan Trammell, R (9, PH) OBP: 0.385, SLG: 0.488		FC6-4 1B E			L9			P4	1-2 1B	3	1	0	0	0	0	4					
Jim Walewander, S (1, 4) OBP: 0.258, SLG: 0.252		S 1-3 3-H			1-3			K		3	0	1	1	0	1	1					
Inning Stats	R: 0 E: 0 K: 1 S: 9	H: 2 LOB: 1 BB: 2 P: 33	R: 3 E: 0 K: 0 S: 16	H: 2 LOB: 1 BB: 2 P: 30	R: 0 E: 0 K: 1 S: 11	H: 1 LOB: 0 BB: 0 P: 11	R: 0 E: 0 K: 2 S: 9	H: 0 LOB: 0 BB: 0 P: 15	R: 0 E: 0 K: 1 S: 7	H: 0 LOB: 0 BB: 0 P: 12	R: 0 E: 0 K: 1 S: 8	H: 1 LOB: 1 BB: 0 P: 10	R: 0 E: 0 K: 1 S: 9	H: 0 LOB: 0 BB: 0 P: 14	R: 1 E: 0 K: 1 S: 11	H: 2 LOB: 2 BB: 1 P: 22	1B: 5 2B: 2 HR: 0	SF: 0 SAC: 0 DP: 1 HBP: 0	WP: 0 PB: 0 SB: 2 CS: 0	PA: 35	
PITCHER	IP	WLS	BF	H	R	ER	SO	BB	IBB	HBP	BLK	WP	HR	S	P	ERA	WHIP				
Dave Steb, R (1, 1) ERA: 3.58	7.0		27	5	3	2	6	2	0	0	0	0	0	67	107	2.57	1.000				
John Cerutti, L (8, 1) ERA: 3.43	1.2	L	6	1	1	1	2	0	0	0	0	0	0	17	28	5.40	0.600				
Todd Stottlemire, R (9, 1) ERA: 5.31	0.0		2	1	0	0	0	0	1	0	0	0	0	3	8	*	*				

Batter	1	2	3	4	5	6	7	8	9	AB	R	H	RBI	BB	SO	LOB	TOP					
Pat Sheridan, L (1, 7) Chet Lemon, R (7, PH) OBP: 0.346, SLG: 0.415 OBP: 0.351, SLG: 0.416	K		F7-3				FC6-4 IBB		P4	2	0	0	0	1	1	1						
Dave Bergman, L (1, 3) Ray Knight, R (7, PH) OBP: 0.394, SLG: 0.438 OBP: 0.273, SLG: 0.287	6-3		4-3				F7		HBP	2	0	0	0	1	0	0						
Alan Trammell, R (1, 6) OBP: 0.379, SLG: 0.480	F8			6-3	FC5-4		FC6-4		K	5	0	0	0	0	1	7						
Fred Lynn, L (1, 8) OBP: 0.297, SLG: 0.457		K		L4			F7		G6-3	4	0	0	0	0	1	0						
Matt Nokes, L (1, 2) Scott Lusader, L (8, PR) Mike Heath, R (8, 2) OBP: 0.307, SLG: 0.422 OBP: 0.329, SLG: 0.401			F8				G1-3			4	1	2	0	0	0	0						
Dwayne Murphy, L (1, 9) OBP: 0.379, SLG: 0.386							K			3	1	2	1	1	1	0						
Darrell Evans, L (1, 10) Gary Pettis, S (7, PR) OBP: 0.359, SLG: 0.359 OBP: 0.283, SLG: 0.275										2	0	1	0	1	0	1						
Luis Salazar, R (1, 5) OBP: 0.295, SLG: 0.386										4	0	0	0	0	2	5						
Jim Walewander, S (1, 4) OBP: 0.273, SLG: 0.262										3	0	2	1	1	0	0						
Inning Stats	R: 0 E: 0 K: 1 S: 8	H: 0 LOB: 0 BB: 0 P: 11	R: 1 E: 0 K: 2 S: 14	H: 3 LOB: 1 BB: 0 P: 22	R: 0 E: 0 K: 0 S: 5	H: 0 LOB: 0 BB: 1 P: 12	R: 0 E: 0 K: 0 S: 5	H: 0 LOB: 0 BB: 0 P: 9	R: 1 E: 0 K: 0 S: 16	H: 2 LOB: 3 BB: 2 P: 30	R: 0 E: 0 K: 1 S: 5	H: 0 LOB: 0 BB: 0 P: 10	R: 0 E: 0 K: 1 S: 11	H: 1 LOB: 3 BB: 2 P: 22	R: 0 E: 0 K: 1 S: 9	H: 1 LOB: 2 BB: 1 P: 16	R: 0 E: 0 K: 1 S: 6	H: 0 LOB: 1 BB: 0 P: 11	1B: 4 2B: 4 3B: 0 HR: 0	SF: 0 SAC: 0 DP: 1 HBP: 1	WP: 1 PB: 0 SB: 1 CS: 0	PA: 39
PITCHER	IP	WLS	BF	H	R	ER	SO	BB	IBB	HBP	BLK	WP	HR	S	P	ERA	WHIP					
Richard Dotson, R (1, 1) ERA: 5.22	6.1		27	6	2	2	5	4	0	0	2	0	0	59	106	2.84	1.579					
Hipolito Pena, L (7, 1) ERA:	0.0		1	0	0	0	0	0	1	0	0	1	0	0	4	∞	∞					
Dale Mohorcic, R (7, 1) ERA: 4.89	2.2	W	11	1	0	0	2	0	1	1	0	0	0	20	33	0.00	0.375					

Detroit Tigers @ New York Yankees
Yankee Stadium, Bronx, NY
Fri Sep 09 1988, 7:05 PM EDT
Att: 35,335 - Unknown - 77 F

AB 32
R 2
H 7
RBI 2
BB 6
SO 7
LOB 19



Batter	1	2	3	4	5	6	7	8	9	AB	R	H	RBI	BB	SO	LOB	BOTTOM					
Rickey Henderson, R (1, 7) OBP: 0.387, SLG: 0.391	G4-6-3 BB			5-3				6-3		3	1	1	0	1	0	0						
Claudell Washington, L (1, 8) OBP: 0.361, SLG: 0.456	G4-6-3 1-2			4-3			FC6 FC6-4		HR	4	1	1	1	0	0	1						
Don Mattingly, L (1, 3) OBP: 0.354, SLG: 0.458	G4-3			F7			P6			3	0	0	0	0	0	1						
Dave Winfield, R (1, 9) OBP: 0.409, SLG: 0.550		G6-3			G1 G4-3	BB	FC6-4			2	1	0	0	1	0	1						
Ken Phelps, L (1, 10) OBP: 0.407, SLG: 0.540					G4-3 G1 BB			L9		2	0	0	0	1	1	0						
Mike Pagliaro, L (1, 5) OBP: 0.280, SLG: 0.358		F8			G1			K		3	0	0	0	0	1	2						
Willie Randolph, R (1, 4) OBP: 0.336, SLG: 0.325			F8		G4-3			K		3	0	0	1	0	1	1						
Don Slaught, R (1, 2) OBP: 0.343, SLG: 0.459			F8		F7			6-3		3	0	0	0	0	0	1						
Rafael Santana, R (1, 6) OBP: 0.286, SLG: 0.297			5-3				F8		F8	3	0	0	0	0	0	0						
Inning Stats	R: 0 E: 0 K: 0 S: 5	H: 0 LOB: 0 BB: 1 P: 12	R: 0 E: 0 K: 1 S: 5	H: 0 LOB: 0 BB: 0 P: 9	R: 0 E: 0 K: 0 S: 7	H: 0 LOB: 0 BB: 0 P: 12	R: 0 E: 0 K: 0 S: 7	H: 0 LOB: 0 BB: 0 P: 11	R: 1 E: 0 K: 0 S: 7	H: 0 LOB: 1 BB: 2 P: 20	R: 1 E: 1 K: 0 S: 11	H: 1 LOB: 1 BB: 0 P: 15	R: 0 E: 0 K: 2 S: 7	H: 0 LOB: 0 BB: 0 P: 11	R: 0 E: 0 K: 0 S: 8	H: 0 LOB: 0 BB: 0 P: 11	R: 1 E: 0 K: 0 S: 2	H: 1 LOB: 0 BB: 0 P: 5	1B: 0 2B: 0 3B: 1 HR: 1	SF: 0 SAC: 0 DP: 1 HBP: 0	WP: 0 PB: 0 SB: 0 CS: 0	PA: 29
PITCHER	IP	WLS	BF	H	R	ER	SO	BB	IBB	HBP	BLK	WP	HR	S	P	ERA	WHIP					
Walt Terrell, R (1, 1) ERA: 4.02	8.0	L	29	2	3	2	3	3	0	0	0	0	1	59	106	2.25	0.625					

Detroit Tigers @ New York Yankees
Yankee Stadium, Bronx, NY
Fri Sep 09 1988, 7:05 PM EDT
Att: 35,335 - Unknown - 77 F

AB 26
R 3
H 2
RBI 2
BB 3
SO 3
LOB 7



Batter	1	2	3	4	5	6	7	8	9	AB	R	H	RBI	BB	SO	LOB	TOP					
Scott Lusader, L OBP: 0.125, SLG: 0.571 (1, 8)	4-3		G5-3		1-H HR		1-3			4	1	1	2	0	0	1						
Dave Beraman, L OBP: 0.388, SLG: 0.430 (1, 3)	4-3			G4-3	L5			F8		4	0	0	0	0	0	0						
Alan Trammell, R OBP: 0.380, SLG: 0.481 (1, 6)	F7			1B 2B		F8		HBP		3	1	1	0	0	0	0						
Fred Lynn, L OBP: 0.299, SLG: 0.464 Pat Sheridan, L OBP: 0.346, SLG: 0.415 (1, 7)		HR		1B HBP		F7		F7		3	1	1	1	0	0	1						
Matt Nokes, L OBP: 0.310, SLG: 0.426 (1, 2)	F2			G3-6-1 1B				F8		0	0	0	0	0	0	0						
Darrell Evans, L OBP: 0.333, SLG: 0.355 (1, 10)	F8			G3-6-1 1-2 2-H		K				4	0	0	0	0	1	3						
Dwayne Murphy, L OBP: 0.368, SLG: 0.374 Gary Pettis, S OBP: 0.283, SLG: 0.275 Bill Bean, L OBP: 0.400, SLG: 0.800 (1, 9)	K			4-3		B4-3		5-3		3	0	0	0	0	1	0						
Tom Brookens, R OBP: 0.320, SLG: 0.353 Torey Lovullo, S OBP: 1.000, SLG: 1.000 (1, 5)			P4		FC6-4 1B		K		FC6-4 1B	3	0	1	0	0	1	0						
Jim Walewander, S OBP: 0.265, SLG: 0.254 (1, 4)	F7			FC6-4 HR		E3		FC6-4		4	1	0	0	0	0	2						
Inning Stats	R: 0 E: 0 K: 0 S: 7	H: 0 LOB: 0 BB: 0 P: 11	R: 1 E: 0 K: 1 S: 13	H: 1 LOB: 0 BB: 0 P: 20	R: 0 E: 0 K: 0 S: 5	H: 0 LOB: 0 BB: 0 P: 8	R: 1 E: 0 K: 0 S: 8	H: 2 LOB: 1 BB: 0 P: 16	R: 2 E: 0 K: 0 S: 9	H: 2 LOB: 0 BB: 0 P: 14	R: 0 E: 0 K: 1 S: 8	H: 1 LOB: 1 BB: 0 P: 13	R: 0 E: 0 K: 1 S: 12	H: 0 LOB: 0 BB: 0 P: 18	R: 0 E: 0 K: 0 S: 10	H: 0 LOB: 1 BB: 0 P: 20	R: 0 E: 0 K: 0 S: 11	H: 1 LOB: 1 BB: 0 P: 16	1B: 3 2B: 2 3B: 0 HR: 2	SF: 0 SAC: 0 DP: 1 HBP: 2	WP: 0 PB: 0 SB: 0 CS: 0	PA: 36
PITCHER Rick Rhoden, R ERA: 4.32 (1, 1)	IP: 9.0 WLS: W BF: 36 H: 7 R: 4 ER: 4 SO: 3 BB: 0 IBB: 0 HBP: 2 BLK: 0 WP: 0 HR: 2 S: 83 P: 136 ERA: 4.00 WHIP: 0.778															PITCHER						

Detroit Tigers @ New York Yankees
 Yankee Stadium, Bronx, NY
 Sat Sep 10 1988, 3:33 AM EDT
 Att: 45,418 - Sunny - 80 F

AB 34
R 4
H 7
RBI 4
BB 0
SO 3
LOB 8



Batter	1	2	3	4	5	6	7	8	9	AB	R	H	RBI	BB	SO	LOB	BOTTOM			
Rickey Henderson, R OBP: 0.389, SLG: 0.394 (1, 7)	L9	E 1B		5-3		FC4-6 1B	1B 1B			5	1	3	3	0	0	1				
Claudell Washington, L OBP: 0.359, SLG: 0.452 (1, 8)	1B BB	E5		K		FC4-6	SF7			3	0	0	1	1	1	5				
Don Mattingly, L OBP: 0.354, SLG: 0.457 (1, 3)	1B	F2			F8	G3	1B			5	0	2	1	0	0	5				
Dave Winfield, R OBP: 0.409, SLG: 0.547 (1, 9)	K	K			4-3		BB			4	1	1	1	1	2	5				
Jack Clark, R OBP: 0.377, SLG: 0.432 Roberto Kelly, R OBP: 0.272, SLG: 0.364 Hal Morris, L OBP: 0.200, SLG: 0.200 (1, 10)	K		4-3		1B		1B			4	0	2	0	0	1	2				
Mike Pagliaro, L OBP: 0.276, SLG: 0.353 (1, 5)		K	K		5-3		K	K		5	0	0	0	0	4	3				
Willie Randolph, R OBP: 0.339, SLG: 0.327 (1, 4)		2B 1B	B1-3			FC1-5 1B	2B 1B IBB	K		4	2	2	0	1	1	0				
Don Slaught, R OBP: 0.351, SLG: 0.473 (1, 2)		1B 2B		SH1-3 1B		E5 1B	1B SF7 2B	1B		5	3	4	2	0	0	1				
Rafael Santana, R OBP: 0.287, SLG: 0.298 Ken Phelps, L OBP: 0.409, SLG: 0.540 Randy Velarde, R OBP: 0.243, SLG: 0.364 (1, 6)		E 1B		SH1-3		FC1-5 1B	1B IBB	F8		2	0	1	1	0	0	2				
Inning Stats	R: 0 E: 0 K: 2 S: 11	H: 1 LOB: 2 BB: 1 P: 21	R: 2 E: 1 K: 2 S: 19	H: 4 LOB: 3 BB: 0 P: 26	R: 0 E: 0 K: 1 S: 9	H: 0 LOB: 0 BB: 0 P: 16	R: 0 E: 0 K: 1 S: 9	H: 1 LOB: 1 BB: 0 P: 12	R: 0 E: 0 K: 0 S: 11	H: 1 LOB: 1 BB: 0 P: 15	R: 1 E: 1 K: 0 S: 9	H: 2 LOB: 2 BB: 0 P: 11	R: 6 E: 0 K: 1 S: 19	H: 5 LOB: 2 BB: 3 P: 43	R: 0 E: 0 K: 2 S: 10	H: 1 LOB: 1 BB: 0 P: 13	1B: 13 2B: 2 3B: 0 HR: 0	SF: 1 SAC: 1 DP: 0 HBP: 0	WP: 0 PB: 0 SB: 1 CS: 0	PA: 45
PITCHER Jack Morris, R ERA: 4.2 Mark Huisman, R ERA: 6.0 Paul Gibson, L ERA: 2.82 Don Heinkel, R ERA: 4.13 (1, 1)	IP: 6.1 WLS: L BF: 35 H: 11 R: 8 ER: 7 SO: 7 BB: 2 IBB: 1 HBP: 0 BLK: 0 WP: 0 HR: 0 S: 76 P: 119 ERA: 9.95 WHIP: 2.053															PITCHER				

Detroit Tigers @ New York Yankees
 Yankee Stadium, Bronx, NY
 Sat Sep 10 1988, 3:33 AM EDT
 Att: 45,418 - Sunny - 80 F

AB 39
R 9
H 15
RBI 9
BB 4
SO 9
LOB 27



Batter	1	2	3	4	5	6	7	8	9	10	11	12	13	14	15	16	17	18	AB	R	H	RBI	BB	SO	LOB	TOP										
Gary Pettis, S OBP: 0.286, SLG: 0.275	G6-3		BB		BB	G4-3			FC2-4		1B		K			BB		F7	7	0	2	0	2	1	3											
Luis Salazar, R OBP: 0.295, SLG: 0.384 Scott Loperfido, L OBP: 0.143, SLG: 0.333	F9		F7		BB		G4-3		BB		1B		K			K		F7	2	0	0	0	1	0	1											
Alan Trammell, R OBP: 0.376, SLG: 0.482	F8		P6		BB		K		K		HR		F7			F7		P4	8	1	1	1	0	2	5											
Chet Lemon, R OBP: 0.347, SLG: 0.413		L4	K2-3		K		L7		G6-3				G6-3			5-3		G4-3	8	0	1	0	0	2	5											
Ray Knight, R OBP: 0.272, SLG: 0.285 Dave Bergman, L OBP: 0.388, SLG: 0.427	L7			L8	F7				F7		F8		1B		G3		G4-3		2	0	0	0	0	0	0											
Bill Bean, L OBP: 0.286, SLG: 0.571													1B						2	0	0	0	0	0	1											
Larry Herndon, R OBP: 0.302, SLG: 0.293 Pat Sheridan, R OBP: 0.343, SLG: 0.410	1B	2B	BB						F7		G3-1		1B			5-3		K	0	1	0	0	2	0	0											
Mike Heath, R OBP: 0.326, SLG: 0.396 Matt Nokes, L OBP: 0.307, SLG: 0.423	2B	1B			E5		G4-3		G5-3		K							F9	5	0	1	0	0	1	1											
Tom Brookens, R OBP: 0.320, SLG: 0.380	1B	2B			K				5-3		G6-3		K					F9	7	1	2	1	0	2	2											
Jim Walewander, S OBP: 0.281, SLG: 0.250 Fred Lynn, L OBP: 0.391, SLG: 0.466 Torey Lovullo, S OBP: 0.500, SLG: 0.400	1-3				F7				FC2-4		F8		G6-3			3-1			2	0	0	0	0	4												
Inning Stats	R: 0 E: 0 K: 0 S: 8	H: 0 LOB: 0 BB: 0 P: 13	R: 1 E: 0 K: 2 S: 17	H: 2 LOB: 1 BB: 1 P: 30	R: 0 E: 0 K: 1 S: 15	H: 0 LOB: 2 BB: 1 P: 23	R: 0 E: 0 K: 0 S: 13	H: 1 LOB: 2 BB: 1 P: 23	R: 1 E: 0 K: 0 S: 13	H: 2 LOB: 1 BB: 0 P: 21	R: 0 E: 0 K: 0 S: 9	H: 0 LOB: 0 BB: 0 P: 15	R: 0 E: 0 K: 0 S: 9	H: 0 LOB: 0 BB: 0 P: 16	R: 0 E: 0 K: 1 S: 7	H: 0 LOB: 0 BB: 0 P: 10	R: 0 E: 0 K: 0 S: 8	H: 1 LOB: 1 BB: 0 P: 11	R: 0 E: 0 K: 0 S: 9	H: 2 LOB: 2 BB: 0 P: 15	R: 0 E: 0 K: 2 S: 7	H: 0 LOB: 0 BB: 0 P: 12	R: 0 E: 0 K: 0 S: 10	H: 0 LOB: 0 BB: 0 P: 17	R: 0 E: 0 K: 0 S: 8	H: 0 LOB: 0 BB: 0 P: 13	R: 0 E: 0 K: 1 S: 10	H: 0 LOB: 1 BB: 0 P: 18	R: 0 E: 0 K: 0 S: 13	H: 1 LOB: 1 BB: 0 P: 21	R: 1 E: 1 K: 0 S: 7	H: 1 LOB: 1 BB: 0 P: 10	1B: 7 2B: 2 3B: 0 HR: 1	SF: 0 SAC: 1 DF: 1 HBP: 0	WP: 0 PB: 0 CS: 0	PA: 74
PITCHER	IP	WLS	BF	H	R	ER	SO	BB	IBB	HBP	BLK	WP	HR	S	P	ERA	WHIP																			
Al Leiter, L ERA: 3.67	4.0	20	11	3	2	2	2	0	0	0	0	0	1	31	49	6.75	1.125																			
Neil Allen, R ERA: 4.1	2.2	11	3	2	2	2	0	0	0	0	0	0	1	31	49	6.75	1.125																			
Hipolito Pena, L ERA	5	0	0	0	0	0	1	0	0	0	0	0	0	10	22	0.00	0.750																			
Dale Mohoric, R ERA: 4.0	3.2	15	3	0	0	3	1	0	0	0	0	0	0	30	50	0.00	1.091																			
Dave Righetti, L ERA: 3.69	3.1	10	0	0	0	3	0	0	0	0	0	0	0	26	44	0.00	0.000																			
PITCHER	IP	WLS	BF	H	R	ER	SO	BB	IBB	HBP	BLK	WP	HR	S	P	ERA	WHIP																			
Steve Shields, R ERA: 4.18	3.0	13	2	1	0	2	2	1	0	0	0	0	0	30	49	0.00	1.000																			
Batter	1	2	3	4	5	6	7	8	9	10	11	12	13	14	15	16	17	18	AB	R	H	RBI	BB	SO	LOB	BOTTOM										
Rickey Henderson, R OBP: 0.385, SLG: 0.388	4-3		F9		P4			F7		P4			K			L5		HR	7	1	0	0	1	1	0											
Claudell Washington, L OBP: 0.369, SLG: 0.459	G4-3		F5		3-1			1B		F9			G6-3					HR	8	1	3	2	0	0	0											
Don Mattingly, L OBP: 0.302, SLG: 0.455	F7			2B	2B			4-3			P5		P5			G3-6	1B	HR	7	1	1	0	0	0	2											
Dave Winfield, R OBP: 0.408, SLG: 0.550		HR	2B		1B	2B			F8		F9		K			K			7	1	3	1	0	2	0											
Jack Clark, R OBP: 0.377, SLG: 0.439 Roberto Kelly, R OBP: 0.272, SLG: 0.368 Gary Ward, R OBP: 0.294, SLG: 0.282		HR	2B		2H	2B			F8		F9		K						5	1	2	2	0	1	2											
Mike Pagliarulo, L OBP: 0.275, SLG: 0.350			K		5-3			K		F2			1B			1B		SH1-3	6	0	1	0	0	1	3											
Willie Randolph, R OBP: 0.341, SLG: 0.328	G6-3				F8			5-3		F8			4-3			1B		SH1-3	6	0	2	0	1	1	1											
Don Slaught, R OBP: 0.343, SLG: 0.481			K		1B			F9		F7			K			L7		1B	7	0	0	0	0	2	6											
Rafael Santana, R OBP: 0.288, SLG: 0.297 Ken Phelps, L OBP: 0.468, SLG: 0.538 Randy Velarde, R OBP: 0.243, SLG: 0.364 Hal Morris, L OBP: 0.182, SLG: 0.182 Luis Aguayo, R OBP: 0.316, SLG: 0.343			F9						F8		4-3								2	0	0	0	0	0	0											
Inning Stats	R: 0 E: 0 K: 0 S: 7	H: 0 LOB: 0 BB: 0 P: 10	R: 2 E: 0 K: 2 S: 11	H: 2 LOB: 0 BB: 0 P: 19	R: 0 E: 0 K: 0 S: 6	H: 3 LOB: 2 BB: 0 P: 21	R: 1 E: 0 K: 0 S: 12	H: 0 LOB: 0 BB: 0 P: 11	R: 0 E: 0 K: 0 S: 8	H: 0 LOB: 0 BB: 0 P: 15	R: 0 E: 0 K: 1 S: 9	H: 1 LOB: 1 BB: 0 P: 15	R: 0 E: 0 K: 0 S: 11	H: 0 LOB: 0 BB: 0 P: 16	R: 0 E: 0 K: 0 S: 8	H: 0 LOB: 0 BB: 0 P: 18	R: 0 E: 0 K: 0 S: 9	H: 2 LOB: 1 BB: 0 P: 13	R: 0 E: 0 K: 0 S: 6	H: 0 LOB: 0 BB: 0 P: 9	R: 0 E: 0 K: 1 S: 6	H: 1 LOB: 0 BB: 0 P: 9	R: 0 E: 0 K: 0 S: 16	H: 0 LOB: 0 BB: 0 P: 28	R: 2 E: 0 K: 0 S: 3	H: 1 LOB: 0 BB: 1 P: 7	1B: 8 2B: 3 3B: 0 HR: 2	SF: 0 SAC: 1 DF: 1 HBP: 0	WP: 0 PB: 0 CS: 0	PA: 65						
PITCHER	IP	WLS	BF	H	R	ER	SO	BB	IBB	HBP	BLK	WP	HR	S	P	ERA	WHIP																			
Doyle Alexander, R ERA: 4.39	8.0	30	6	3	3	4	0	0	0	0	0	0	0	73	113	3.38	0.750																			
Mike Henneman, R ERA: 2.3	7.0	25	5	0	0	4	0	0	0	0	0	0	0	65	99	0.00	0.714																			
Willie Hernandez, L ERA: 3.51	2.0	L	10	2	2	2	2	2	1	25	44	9.00	2.000																							


Detroit Tigers @ New York Yankees
Yankee Stadium, Bronx, NY
Sun Sep 11 1998, 3:33 AM EDT
Alt. 39,008 - Sunny - 66 F

AB 66
R 4
H 11
RBI 4
BB 7
SO 12
LOB 30



Detroit Tigers @ New York Yankees
Yankee Stadium, Bronx, NY
Sun Sep 11 1998, 3:33 AM EDT
Alt. 39,008 - Sunny - 66 F


AB 61
R 5
H 13
RBI 5
BB 3
SO 10
LOB 16



Batter	1	2	3	4	5	6	7	8	9	AB	R	H	RBI	BB	SO	LOB	TOP										
Gary Pettis, S OBP: 0.285, SLG: 0.272 (1, 8)	2-1 F9		1-0 F9			3-2 F8	4-2 BB	1-1 G4-3		4	0	0	0	1	0	3											
Luis Salazar, R OBP: 0.285, SLG: 0.386 Fred Lynn, L (7, PH) OBP: 0.302, SLG: 0.475 (7, 7)	3-2 F9		1-1 F3			1-0 HR 2B	1-2 F5		1-0 HR	3	1	1	0	0	0	0											
Alan Trammell, R OBP: 0.374, SLG: 0.477 (1, 6)	3-3 K			1-1 F9		4-0 HR IBB	1-2 P6		2-3 K	4	1	0	0	1	2	2											
Chet Lemon, R OBP: 0.350, SLG: 0.419 (1, 9)		1-3 K		1-1 G4-3		2-2 HR		4-1 SH1-4 1B BB	4-2 G5-3 BB	3	2	1	3	2	1	0											
Ray Knight, R OBP: 0.275, SLG: 0.292 (1, 3)		3-2 2B		0-0 G5-3		2-2 1B		1 SAFE SH1-4 1 SAFE	0-0 G5-3	4	1	2	0	0	0	1											
Larry Hemdon, R OBP: 0.308, SLG: 0.306 Darrell Evans, L (8, PH) Pat Sheridan, L (8, PR) OBP: 0.342, SLG: 0.409	1-1 2B			3-1 F8		1-1 1B		0-2 BB 1B	3-3 K	3	0	2	1	0	0	0											
Mike Heath, R Matt Nokes, L (8, PH) OBP: 0.309, SLG: 0.422 (8, 2)	0-2 F9			1-2 F7		1-1 G6-3		4-0 BB IBB		3	0	0	0	0	0	3											
Tom Brookens, R OBP: 0.319, SLG: 0.359 (1, 5)		0-1 G5-3		2-1 G6-3			1-0 SH1-4 1B	1-2 F7		4	0	1	0	0	0	3											
Jim Walewander, S Dwayne Murphy, L (8, PH) Torey Lovullo, S OBP: 0.500, SLG: 0.400 (8, 4)			0-2 F7			3-3 K	0-0 SH1-4	4-2 BB		2	0	0	0	0	1	0											
Inning Stats	R: 0 E: 0 K: 1 S: 11	H: 0 LOB: 0 BB: 0 P: 19	R: 1 E: 0 K: 1 S: 16	H: 2 LOB: 1 BB: 0 P: 21	R: 0 E: 0 K: 0 S: 6	H: 0 LOB: 0 BB: 0 P: 8	R: 0 E: 0 K: 0 S: 5	H: 0 LOB: 0 BB: 0 P: 7	R: 0 E: 0 K: 0 S: 7	H: 0 LOB: 0 BB: 0 P: 13	R: 3 E: 0 K: 1 S: 20	H: 4 LOB: 2 BB: 1 P: 37	R: 0 E: 0 K: 0 S: 11	H: 1 LOB: 2 BB: 1 P: 18	R: 1 E: 0 K: 0 S: 13	H: 1 LOB: 3 BB: 3 P: 27	R: 1 E: 0 K: 2 S: 12	H: 1 LOB: 1 BB: 1 P: 22	1B: 4 2B: 3 3B: 0 HR: 2	SF: 0 SAC: 2 DP: 0 HBP: 0	WP: 0 PB: 0 SB: 0 CS: 0	PA: 42					
PITCHER	IP	WLS	BF	H	R	ER	SO	BB	IBB	HBP	BLK	WP	HR	S	P	ERA	WHIP										
Jimmy Key, L ERA: 3.25	6.0		25	6	4	4	3	0	1	0	0	0	1	65	105	6.00	1.000										
Todd Stottlemyre, R ERA: 5.29	0.1		3	1	0	0	0	1	0	0	0	0	0	5	10	0.00	6.000										
Tony Castillo, L ERA: 1.64	0.2		2	0	0	0	0	0	0	0	0	0	0	6	8	0.00	0.000										
Tom Henke, R ERA: 2.97	1.2	L	11	2	2	2	1	3	1	0	0	0	1	22	43	10.80	3.000										
John Cerutti, L ERA: 3.42	0.1		1	0	0	0	1	0	0	0	0	0	0	3	6	0.00	0.000										

Detroit Tigers @ Toronto Blue Jays
Exhibition Stadium, Toronto, ON
Mon Sep 12 1988, 7:05 PM EDT
Att: 31,354 - Unknown - 64 F


AB 34
R 6
H 9
RBI 6
BB 6
SO 5
LOB 15



Batter	1	2	3	4	5	6	7	8	9	AB	R	H	RBI	BB	SO	LOB	BOTTOM										
Tony Fernandez, S OBP: 0.334, SLG: 0.381 (1, 6)	3-2 F8		1-1 G3				3-2 G3		0-0 G6-3 2B	5	0	1	0	0	1	2											
Lloyd Moseby, L OBP: 0.348, SLG: 0.371 (1, 8)	0-1 F9		2-2 L6			1-3 K	1-1 E5		3-2 G6-3	5	0	0	1	0	1	2											
Jesse Barfield, R OBP: 0.304, SLG: 0.433 (1, 9)	2-2 HR			2-2 1B		2-1 F7	2-3 K		2-3 G1-3	5	1	2	1	0	1	3											
George Bell, R OBP: 0.306, SLG: 0.451 (1, 7)	2-0 1B			2-1 1B		1-1 P4		1-1 G1-6-3 1B		4	0	3	0	0	0	0											
Fred McGriff, L OBP: 0.384, SLG: 0.583 (1, 3)	0-1 1-3			0-3 K			2-2 1B		0-0 G1-6-3	4	1	1	0	0	1	4											
Kelly Gruber, R OBP: 0.328, SLG: 0.445 (1, 5)		1-3 K		2-2 F8			0-0 1B		1-1 1B	4	1	2	0	0	1	2											
Pat Borders, R OBP: 0.277, SLG: 0.470 Alexis Infante, R (7, PR) Rance Mulliniks, L (8, PH) OBP: 0.390, SLG: 0.483	2-1 G6-3			1-3 K2-3			1-0 E		1-1 L7	3	0	1	2	0	1	2											
Manuel Lee, S OBP: 0.334, SLG: 0.364 (1, 4)		1-2 G1-3			2-2 L5		0-2 E		4-1 2B G6-3 BB	3	1	1	0	1	0	0											
Sal Butera, R OBP: 0.246, SLG: 0.350 Ernie Whitt, L (7, PH) OBP: 0.345, SLG: 0.395 (8, 2)			0-2 G4-3			1-1 F8		1 SAFE P3	2-2 F8	2	0	0	0	0	0	0											
Inning Stats	R: 1 E: 0 K: 0 S: 11	H: 2 LOB: 1 BB: 0 P: 18	R: 0 E: 0 K: 1 S: 9	H: 0 LOB: 0 BB: 0 P: 13	R: 0 E: 0 K: 2 S: 16	H: 2 LOB: 0 BB: 0 P: 23	R: 0 E: 0 K: 1 S: 8	H: 0 LOB: 0 BB: 0 P: 12	R: 0 E: 0 K: 1 S: 7	H: 0 LOB: 0 BB: 0 P: 11	R: 3 E: 1 K: 1 S: 21	H: 4 LOB: 2 BB: 0 P: 31	R: 0 E: 0 K: 0 S: 7	H: 2 LOB: 1 BB: 0 P: 10	R: 1 E: 0 K: 0 S: 9	H: 1 LOB: 1 BB: 1 P: 18	1B: 8 2B: 1 3B: 1 HR: 1	SF: 0 SAC: 0 DP: 1 HBP: 0	WP: 0 PB: 0 SB: 0 CS: 0	PA: 39							
PITCHER	IP	WLS	BF	H	R	ER	SO	BB	IBB	HBP	BLK	WP	HR	S	P	ERA	WHIP										
Frank Tanana, L ERA: 4.25	6.0		25	7	4	3	5	0	1	0	0	0	0	65	97	4.50	1.167										
Eric King, R ERA: 3.47	0.1		2	1	0	0	0	0	0	0	0	0	0	5	8	0.00	3.000										
Paul Gibson, L ERA: 2.91	0.1		2	0	0	0	0	0	0	0	0	0	0	8	12	0.00	0.000										
Mark Huisman, R ERA: 5.79	1.2	W	8	3	1	1	1	1	0	0	0	0	0	15	24	5.40	2.400										
Willie Hernandez, L ERA: 3.47	0.2	S	2	0	0	0	0	0	0	0	0	0	0	4	7	0.00	0.000										

Detroit Tigers @ Toronto Blue Jays
Exhibition Stadium, Toronto, ON
Mon Sep 12 1988, 7:05 PM EDT
Att: 31,354 - Unknown - 64 F

AB 38
R 5
H 11
RBI 4
BB 1
SO 6
LOB 19



Batter	1	2	3	4	5	6	7	8	9	AB	R	H	RBI	BB	SO	LOB	TOP											
Gary Pettis, S OBP: 0.283, SLG: 0.270	F8		L8		FC6-4 1B		K			4	0	0	0	0	1	2												
Dave Bergman, L OBP: 0.394, SLG: 0.424	L5		G5-3		BB		G3			4	0	1	1	0	0	0												
Alan Trammell, R OBP: 0.375, SLG: 0.477 Luis Salazar, R OBP: 0.298, SLG: 0.386	HBP		K		BB			G6-4-3 1B		0	0	0	0	0	0	0												
Fred Lynn, L OBP: 0.304, SLG: 0.474 Scott Lusader, C OBP: 0.143, SLG: 0.333	F4			FC5-4 BB	G3			G6-4-3 1B		3	0	1	0	1	0	4												
Matt Nokes, L OBP: 0.309, SLG: 0.424 Mike Heath, R OBP: 0.320, SLG: 0.388 Chris Bando, S OBP: 0.217, SLG: 0.181		G4-3		FC5-4 1-2		F8 2B		G6-4-3		3	0	1	0	0	0	1												
Darrell Evans, L OBP: 0.333, SLG: 0.354 Ray Knight, R OBP: 0.274, SLG: 0.291	E4 FC3-6		K		F8			G5-3		3	0	0	0	0	1	2												
Chet Lemon, R OBP: 0.348, SLG: 0.416 Bill Bean, L OBP: 0.250, SLG: 0.500	FC3-6 1-2		F9		K			4-3		3	0	0	0	0	1	3												
Tom Brookens, R OBP: 0.319, SLG: 0.359 Torey Lovullo, S OBP: 0.429, SLG: 0.333	G1-3				FC4-6 1B	G6-3		F7		3	0	1	0	0	0	2												
Jim Walewander, S OBP: 0.257, SLG: 0.254			BLK G5-3 2B		FC4-6 1-2		P5	G4-3		4	1	1	0	0	0	1												
Inning Stats	R: 0 E: 0 K: 0 S: 9	H: 0 LOB: 1 BB: 0 P: 15	R: 0 E: 1 K: 0 S: 9	H: 0 LOB: 1 BB: 0 P: 16	R: 1 E: 0 K: 1 S: 7	H: 1 LOB: 0 BB: 0 P: 11	R: 0 E: 0 K: 1 S: 10	H: 0 LOB: 1 BB: 1 P: 19	R: 0 E: 0 K: 1 S: 9	H: 1 LOB: 3 BB: 1 P: 13	R: 0 E: 0 K: 1 S: 10	H: 0 LOB: 0 BB: 0 P: 13	R: 0 E: 0 K: 0 S: 9	H: 2 LOB: 2 BB: 0 P: 13	R: 0 E: 0 K: 0 S: 6	H: 0 LOB: 0 BB: 0 P: 10	1B: 4 2B: 2 3B: 0 HR: 0	SF: 0 SAC: 0 DP: 1 HBP: 1	WP: 0 PB: 0 SB: 0 CS: 0	PA: 36								
PITCHER	IP	WLS	BF	H	R	ER	SO	BB	IBB	HBP	BLK	WP	HR	S	P	ERA	WHIP											
Dave Stieb, R ERA: 3.49	(1, 1)	7.0	W	31	6	1	1	4	2	0	1	1	0	0	67	113	1.29	1.143										
Tony Castillo, L ERA: 1.5	(8, 1)	1.0		2	0	0	0	0	0	0	0	0	0	6	8	0.00	0.000											
Mark Eichhorn, R ERA: 4.12	(9, 1)	1.0		3	0	0	0	0	0	0	0	0	0	6	10	0.00	0.000											

Detroit Tigers @ Toronto Blue Jays
Exhibition Stadium, Toronto, ON
Tue Sep 13 1988, 7:05 PM EDT
Att: 32,141 - Unknown - 61 F

AB 33
R 1
H 6
RBI 1
BB 2
SO 4
LOB 19



Batter	1	2	3	4	5	6	7	8	9	AB	R	H	RBI	BB	SO	LOB	BOTTOM											
Tony Fernandez, S OBP: 0.336, SLG: 0.381 Alexis Infante, R OBP: 0.200, SLG: 0.111	K					G3-1				3	0	1	1	2	1	0												
Lloyd Moseby, L OBP: 0.349, SLG: 0.375 Rob Ducey, L OBP: 0.231, SLG: 0.269	BB		F8			G4-3		G4-3		4	1	1	0	1	1	4												
Fred McGriff, L OBP: 0.382, SLG: 0.579	G3 1B		F9		G4-3			G5-3		5	0	1	1	0	0	1												
George Bell, R OBP: 0.309, SLG: 0.453 Sil Campuzano, R OBP: 0.273, SLG: 0.343	BB		HR		G6-3		BB HR	L8		5	2	3	0	0	0	0												
Ernie Whitt, L OBP: 0.348, SLG: 0.403 Sal Butera, R OBP: 0.246, SLG: 0.350	G3		HR		K		BB HR			3	2	1	2	2	1	2												
Rance Mulliniks, L OBP: 0.393, SLG: 0.484 Pat Borders, R OBP: 0.281, SLG: 0.467	IBB		WP BLK 1B		K		HR	L4		2	1	1	0	1	1	0												
Jesse Barfield, R OBP: 0.305, SLG: 0.441	L9		BLK WP 1B		L7		HR			4	2	2	4	0	0	3												
Kelly Gruber, R OBP: 0.328, SLG: 0.442		F7			G5-3		G6-3			3	0	0	0	1	0	0												
Manuel Lee, S OBP: 0.331, SLG: 0.360	K		K			K2-3		G6-3		4	0	0	0	0	3	2												
Inning Stats	R: 1 E: 0 K: 1 S: 13	H: 3 LOB: 3 BB: 1 P: 28	R: 0 E: 0 K: 2 S: 11	H: 0 LOB: 1 BB: 1 P: 21	R: 4 E: 0 K: 1 S: 24	H: 5 LOB: 2 BB: 1 P: 34	R: 0 E: 0 K: 1 S: 10	H: 0 LOB: 0 BB: 0 P: 14	R: 0 E: 0 K: 1 S: 8	H: 0 LOB: 1 BB: 1 P: 15	R: 4 E: 0 K: 0 S: 19	H: 2 LOB: 1 BB: 3 P: 32	R: 0 E: 0 K: 0 S: 5	H: 0 LOB: 1 BB: 1 P: 10	1B: 7 2B: 0 3B: 1 HR: 2	SF: 0 SAC: 0 DP: 0 HBP: 0	WP: 1 PB: 0 SB: 1 CS: 0	PA: 42										
PITCHER	IP	WLS	BF	H	R	ER	SO	BB	IBB	HBP	BLK	WP	HR	S	P	ERA	WHIP											
Ted Power, R ERA: 6.04	(1, 1)	2.1	L	16	7	5	5	3	1	1	0	0	1	0	33	59	19.29	3.429										
Don Heinkel, R ERA: 3.96	(3, 1)	3.2		15	2	1	1	4	2	0	0	1	1	0	48	74	2.46	1.091										
Paul Gibson, L ERA: 3.07	(7, 1)	2.0		11	1	3	3	0	4	0	0	0	0	1	20	37	13.50	2.500										

Detroit Tigers @ Toronto Blue Jays
Exhibition Stadium, Toronto, ON
Tue Sep 13 1988, 7:05 PM EDT
Att: 32,141 - Unknown - 61 F

AB 34
R 9
H 10
RBI 8
BB 8
SO 7
LOB 13




Batter	1	2	3	4	5	6	7	8	9	AB	R	H	RBI	BB	SO	LOB	TOP		
Bill Bean, L OBP: 0.182, SLG: 0.364 Gary Pettis, S OBP: 0.282, SLG: 0.269	0-2 5-3		0-0 F7			1-2 F6		0-0 6-3		3	0	0	0	0	0	1			
Dave Bergman, L OBP: 0.383, SLG: 0.423 Ray Knight, R OBP: 0.273, SLG: 0.290	1-1 1B		2-0 4-3			1-1 G6-3		0-1 G3		3	0	1	0	0	0	1			
Fred Lynn, L OBP: 0.304, SLG: 0.480	1-3 K					3-2 F8				4	1	1	1	0	2	1			
Matt Nokes, L OBP: 0.309, SLG: 0.422	1-3 K					0-0 G3				4	1	1	0	0	2	1			
Darrell Evans, L OBP: 0.334, SLG: 0.356						0-0 F8				4	0	2	0	0	0	0			
Chet Lemon, R OBP: 0.345, SLG: 0.413										4	0	0	0	0	1	3			
Luis Salazar, R OBP: 0.302, SLG: 0.391										3	0	3	1	0	0	0			
Tom Brookens, R OBP: 0.319, SLG: 0.358										3	0	1	0	0	0	3			
Jim Walewander, S OBP: 0.261, SLG: 0.257										2	0	1	0	0	1	0			
Inning Stats	R: 0 H: 1 E: 0 K: 2 S: 12	H: 1 LOB: 1 BB: 0 P: 15	R: 0 H: 2 E: 0 K: 1 S: 10	H: 2 LOB: 1 BB: 0 P: 16	R: 0 H: 0 E: 0 K: 1 S: 5	H: 0 LOB: 0 BB: 0 P: 8	R: 0 H: 0 E: 0 K: 0 S: 6	H: 0 LOB: 0 BB: 0 P: 9	R: 0 H: 1 E: 0 K: 0 S: 8	H: 1 LOB: 0 BB: 0 P: 10	R: 1 H: 3 E: 0 K: 1 S: 12	H: 3 LOB: 2 BB: 0 P: 21	R: 0 H: 1 E: 0 K: 0 S: 6	H: 1 LOB: 1 BB: 0 P: 6	R: 1 H: 1 E: 0 K: 1 S: 14	H: 1 LOB: 0 BB: 0 P: 19	1B: 9 2B: 0 3B: 0 HR: 1	SF: 0 SAC: 1 DP: 3 HBP: 0	WP: 0 PA: 33 PB: 0 SB: 0 CS: 0
PITCHER	IP	WLS	BF	H	R	ER	SO	BB	IBB	HBP	BLK	WP	HR	S	P	ERA	WHIP		
Jim Clancy, R ERA: 4.38	(1, 1)	7.1	27	9	1	1	5	0	0	0	0	0	0	63	91	1.23	1.227		
John Cerutti, L ERA: 3.41	(8, 1)	0.1	1	0	0	0	0	0	0	0	0	0	0	1	1	0.00	0.000		
Duane Ward, R ERA: 3.32	(8, 1)	1.1	W	5	1	1	1	0	0	0	0	0	1	16	21	6.75	0.750		

Detroit Tigers @ Toronto Blue Jays
Exhibition Stadium, Toronto, ON
Wed Sep 14 1988, 7:05 PM EDT
Att: 32,469 - Unknown

livebaseballscorecards.com

AB 32
R 2
H 10
RBI 2
BB 0
SO 6
LOB 12




Batter	1	2	3	4	5	6	7	8	9	AB	R	H	RBI	BB	SO	LOB	BOTTOM		
Tony Fernandez, S OBP: 0.337, SLG: 0.381	1-1 6-3		4-1 FC6-4 BB					0-0 1B WP		3	1	1	0	1	0	1			
Lloyd Moseby, L OBP: 0.349, SLG: 0.374 Rob Ducey, L OBP: 0.222, SLG: 0.259 Rance Mulliniks, L OBP: 0.394, SLG: 0.484 Sil Campusano, R OBP: 0.273, SLG: 0.343	4-2 G3 E BB		2-0 FC6-4 1B BB			1-2 F5		4-2 WP 1B BB		1	1	0	0	1	0	1			
Fred McGriff, L OBP: 0.381, SLG: 0.575	0-0 G3		4-1 1B BB			1-0 F8		2-3 K		3	0	0	0	1	1	4			
George Bell, R OBP: 0.310, SLG: 0.453	2-1 E1 2H		1-0 1B			2-1 5-3		0-1 WP 1B		4	0	2	1	0	0	0			
Ernie Whitt, L OBP: 0.344, SLG: 0.398	2-3 K					0-1 3-1		1-3 K		4	0	0	0	0	2	4			
Jesse Barfield, R OBP: 0.305, SLG: 0.438						1-1 6-3		4-1 1B IBB		3	0	0	0	1	1	0			
Rick Leach, L OBP: 0.332, SLG: 0.340 Alexis Infante, R OBP: 0.200, SLG: 0.111 Nelson Liriano, S OBP: 0.273, SLG: 0.311	0-1 G3		0-1 F8			0-1 F8		1-2 2B 3H		3	0	1	0	0	0	0			
Kelly Gruber, R OBP: 0.326, SLG: 0.440	0-1 6-3							0-1 G3		3	0	0	0	0	0	1			
Manuel Lee, S OBP: 0.333, SLG: 0.359								4-2 1B BB		1	1	0	0	2	0	0			
Inning Stats	R: 1 H: 0 E: 1 K: 1 S: 12	H: 0 LOB: 1 BB: 1 P: 21	R: 0 H: 0 E: 0 K: 0 S: 6	H: 0 LOB: 0 BB: 0 P: 8	R: 0 H: 1 E: 0 K: 0 S: 7	H: 1 LOB: 2 BB: 2 P: 19	R: 0 H: 0 E: 0 K: 0 S: 6	H: 0 LOB: 0 BB: 0 P: 7	R: 0 H: 0 E: 0 K: 0 S: 6	H: 0 LOB: 0 BB: 0 P: 10	R: 0 H: 1 E: 0 K: 1 S: 6	H: 1 LOB: 1 BB: 0 P: 11	R: 2 H: 2 E: 0 K: 2 S: 17	H: 2 LOB: 3 BB: 3 P: 32	1B: 3 2B: 1 3B: 0 HR: 0	SF: 0 SAC: 0 DP: 1 HBP: 0	WP: 2 PA: 34 PB: 0 SB: 0 CS: 0		
PITCHER	IP	WLS	BF	H	R	ER	SO	BB	IBB	HBP	BLK	WP	HR	S	P	ERA	WHIP		
Walt Terrell, R ERA: 3.97	(1, 1)	7.0	L	29	3	2	2	6	0	0	0	0	0	54	99	2.57	1.286		
Willie Hernandez, L ERA: 3.45	(8, 1)	0.1	1	0	0	0	1	0	0	0	0	0	0	3	5	0.00	0.000		
Mike Henneman, R ERA: 1.98	(8, 1)	0.2	4	1	0	0	1	0	1	0	0	1	0	8	13	0.00	1.500		

Detroit Tigers @ Toronto Blue Jays
Exhibition Stadium, Toronto, ON
Wed Sep 14 1988, 7:05 PM EDT
Att: 32,469 - Unknown

livebaseballscorecards.com

AB 27
R 3
H 4
RBI 1
BB 7
SO 4
LOB 14



Batter	1	2	3	4	5	6	7	8	9	AB	R	H	RBI	BB	SO	LOB	TOP								
Joe Orsulak, L (1.7) OBP: 0.340, SLG: 0.443 (9.9)	G4-3		2B	FC6-4		F9			K	5	1	2	0	0	1	0									
Brady Anderson, L (1.8) OBP: 0.276, SLG: 0.284	BB		HR	FC6-4			K		E6	5	2	4	2	0	1	0									
Cal Ripken Jr., R (1.6) OBP: 0.373, SLG: 0.440	G4-6-3		HR	FC6-4			F8		FC3-6	2	1	0	0	3	0	2									
Eddie Murray, S (1.3) OBP: 0.365, SLG: 0.483	G4-6-3		HR			F8			FC3-6	5	1	1	4	0	0	5									
Larry Sheets, L (1.9) OBP: 0.304, SLG: 0.340 Ken Gerhart, R (9.7) OBP: 0.238, SLG: 0.322		HR	K			F9		G3-1	G3-1	5	1	1	1	0	1	1									
Terry Kennedy, L (1.2) OBP: 0.281, SLG: 0.314	G3		1B			L7		K		4	0	1	0	0	1	0									
Jim Traber, L (1.10) OBP: 0.272, SLG: 0.327	F8		F3			G1-3		2B	BB	3	0	0	0	1	0	1									
Craig Worthington, R (1.5) OBP: 0.270, SLG: 0.258	K			K				K		4	0	1	0	0	3	0									
Billy Ripken, R (1.4) OBP: 0.261, SLG: 0.258 Pete Stanicek, S (8, PH) OBP: 0.322, SLG: 0.304			F9	1B	1B	F7		F7		2	1	0	0	0	0	0									
Inning Stats	R: 0 E: 0 K: 0 S: 5	H: 1 LOB: 1 BB: 1 P: 10	R: 1 E: 0 K: 1 S: 7	H: 1 LOB: 0 BB: 0 P: 11	R: 4 E: 0 K: 1 S: 21	H: 4 LOB: 1 BB: 1 P: 34	R: 1 E: 0 K: 1 S: 15	H: 2 LOB: 2 BB: 0 P: 24	R: 0 E: 0 K: 0 S: 11	H: 0 LOB: 0 BB: 0 P: 16	R: 0 E: 0 K: 1 S: 6	H: 0 LOB: 0 BB: 0 P: 8	R: 0 E: 0 K: 1 S: 7	H: 0 LOB: 0 BB: 0 P: 8	R: 0 E: 0 K: 1 S: 9	H: 1 LOB: 2 BB: 1 P: 19	R: 1 E: 2 K: 1 S: 11	H: 1 LOB: 1 BB: 1 P: 19	1B: 5 2B: 3 3B: 0 HR: 2	SF: 0 SAC: 0 DP: 1 HBP: 1	WP: 0 PB: 0 SB: 0 CS: 0	PA: 41			
PITCHER	IP	WLS	BF	H	R	ER	SO	BB	IBB	HBP	BLK	WP	HR	S	P	ERA	WHIP								
Jack Morris, R (1.1) ERA: 4.37	2.1	13	5	5	5	1	2	0	0	0	0	0	2	24	40	19.29	3.000								
Paul Gibson, L (3.1) ERA: 2.99	5.1	22	4	1	1	5	1	0	1	0	0	0	0	55	87	1.69	0.938								
Mike Henneman, R (8.1) ERA: 1.96	1.0	5	1	1	0	1	0	1	0	0	0	0	0	12	21	0.00	1.000								
Willie Hernandez, L (9.1) ERA: 3.43	0.1	W	1	0	0	0	0	0	0	0	0	0	0	1	1	0.00	0.000								

Baltimore Orioles @ Detroit Tigers
Tiger Stadium, Detroit, MI
Fri Sep 16 1988, 7:05 PM EDT
Att: 21,001 - Unknown - 70 F

AB 36
R 7
H 10
RBI 7
BB 4
SO 7
LOB 11



Batter	1	2	3	4	5	6	7	8	9	AB	R	H	RBI	BB	SO	LOB	BOTTOM								
Gary Pettis, S (1.8) OBP: 0.285, SLG: 0.278	G4-6		1B	G5-3		WP		G5-3		4	2	2	0	1	0	2									
Luis Salazar, R (1.6) OBP: 0.303, SLG: 0.389	G4-6		G1-3			F9		F7		4	1	1	0	0	0	3									
Fred Lynn, L (1.7) OBP: 0.307, SLG: 0.490	G4-6		1B			1B		K		5	0	3	4	0	1	1									
Chet Lemon, R (1.9) OBP: 0.344, SLG: 0.411 Dwayne Murphy, L (4.9) OBP: 0.376, SLG: 0.409	FC6-4		K			HR		G6-3		2	0	0	0	0	1	2									
Ray Knight, R (1.3) OBP: 0.271, SLG: 0.288 Dave Bergman, L (5, PH) OBP: 0.380, SLG: 0.419	FC6-4		FC6-4			L8		F7		2	0	0	0	0	0	2									
Larry Hemdon, R (1.10) OBP: 0.307, SLG: 0.323	K		HR			F8		F8		4	1	1	1	0	1	0									
Mike Heath, R (1.2) OBP: 0.318, SLG: 0.382	FC9-6		F9			G6-3		F8		3	0	0	0	1	0	0									
Tom Brookens, R (1.5) OBP: 0.321, SLG: 0.363	FC9-6		SF7			F9		BB		3	1	1	0	1	0	1									
Jim Walewander, S (1.4) OBP: 0.267, SLG: 0.268	F5		SF7			WP		BB		2	0	1	1	1	0	1									
Inning Stats	R: 1 E: 0 K: 0 S: 12	H: 1 LOB: 1 BB: 0 P: 18	R: 0 E: 0 K: 1 S: 10	H: 0 LOB: 1 BB: 1 P: 15	R: 1 E: 0 K: 1 S: 12	H: 2 LOB: 1 BB: 0 P: 16	R: 2 E: 0 K: 0 S: 13	H: 2 LOB: 0 BB: 0 P: 21	R: 2 E: 0 K: 0 S: 10	H: 2 LOB: 0 BB: 0 P: 18	R: 0 E: 0 K: 0 S: 10	H: 1 LOB: 2 BB: 1 P: 18	R: 0 E: 0 K: 1 S: 5	H: 0 LOB: 0 BB: 0 P: 10	R: 0 E: 0 K: 0 S: 5	H: 0 LOB: 2 BB: 2 P: 15	R: 2 E: 0 K: 0 S: 2	H: 2 LOB: 0 BB: 0 P: 4	1B: 3 2B: 2 3B: 2 HR: 3	SF: 1 SAC: 0 DP: 0 HBP: 1	WP: 1 PB: 0 SB: 0 CS: 0	PA: 39			
PITCHER	IP	WLS	BF	H	R	ER	SO	BB	IBB	HBP	BLK	WP	HR	S	P	ERA	WHIP								
Jeff Ballard, L (1.1) ERA: 4.37	4.1	22	7	1	0	0	0	1	0	0	0	1	0	15	26	0.00	1.200								
Jay Tibbs, R (5.1) ERA: 5.29	1.2	7	1	0	0	0	0	1	0	0	0	0	0	1	2	9.00	2.000								
Mark Thurmond, L (7.1) ERA: 4.59	2.0	L	10	2	2	2	1	2	0	0	0	0	1	12	29	9.00	2.000								

Baltimore Orioles @ Detroit Tigers
Tiger Stadium, Detroit, MI
Fri Sep 16 1988, 7:05 PM EDT
Att: 21,001 - Unknown - 70 F

AB 33
R 6
H 10
RBI 8
BB 4
SO 3
LOB 12



Batter	1	2	3	4	5	6	7	8	9	AB	R	H	RBI	BB	SO	LOB	TOP		
Pete Stanicek, S OBP: 0.319, SLG: 0.301 (1, 7)	F8		4-3 1B		1-3			4-3	FC4	5	0	1	0	0	0	3	Baltimore Orioles @ Detroit Tigers Tiger Stadium, Detroit, MI Sat Sep 17 1988, 7:05 PM EDT Att: 27,842 - Unknown		
Brady Anderson, L OBP: 0.278, SLG: 0.290 (1, 8)	4-3		F6		1-3			F5		4	1	1	0	0	1	1			
Cal Ripken Jr., R OBP: 0.372, SLG: 0.439 (1, 6)	4-3		4-3		4-3			5-3		4	0	1	1	0	0	0			
Eddie Murray, S OBP: 0.366, SLG: 0.490 (1, 3)	1B		4-3		4-3			4-3	HR	4	2	2	1	0	0	2			
Larry Sheets, L OBP: 0.305, SLG: 0.341 (1, 9)			F7					G4-6-3	BB	2	0	1	1	0	0	2			
Jeff Stone, L OBP: 0.228, SLG: 0.189 (4, 9)								1B	BB	2	0	2	0	0	0	0			
Terry Kennedy, L OBP: 0.277, SLG: 0.309 (1, 2)	K				G4-6-3			1B	1B	4	0	0	0	0	1	3			
Jim Traber, L OBP: 0.269, SLG: 0.323 (1, 10)			F2		F8			F7	F7	4	0	0	0	0	0	1			
Craig Worthington, R OBP: 0.293, SLG: 0.265 (1, 5)			K					K	BB	3	0	1	0	1	2	0			
Billy Ripken, R OBP: 0.259, SLG: 0.257 (1, 4)			F9		F9			6-3	FC4	3	0	0	0	0	0	1			
Mickey Tettleton, S OBP: 0.325, SLG: 0.425 (9, PH)									BB	0	0	0	0	1	0	0			
Ken Gerhart, R OBP: 0.238, SLG: 0.322 (9, FR)									BB	0	0	0	0	0	0	0			
Inning Stats	R: 2 H: 3 E: 0 K: 1 S: 17	H: 3 LOB: 1 BB: 0 P: 23	R: 0 H: 0 E: 0 K: 1 S: 6	H: 0 LOB: 0 BB: 0 P: 10	R: 0 H: 2 E: 0 K: 0 S: 7	H: 2 LOB: 2 BB: 0 P: 9	R: 0 H: 1 E: 0 K: 0 S: 7	H: 1 LOB: 1 BB: 0 P: 12	R: 0 H: 0 E: 0 K: 1 S: 4	H: 0 LOB: 0 BB: 0 P: 9	R: 0 H: 1 E: 0 K: 1 S: 7	H: 0 LOB: 0 BB: 0 P: 10	R: 0 H: 0 E: 0 K: 0 S: 8	H: 0 LOB: 0 BB: 0 P: 10	R: 1 H: 2 E: 0 K: 0 S: 12	H: 2 LOB: 3 BB: 2 P: 28	1B: 6 2B: 1 3B: 1 HR: 1	SF: 0 SAC: 0 DP: 1 HBP: 0	WP: 0 PA: 37 PB: 0 SB: 0 CS: 0
PITCHER	IP WLS BF H R ER SO BB IBB HBP BLK WP HR S P ERA WHIP																		
Doyle Alexander, R ERA: 4.34 (1, 1)	8.0 W 32 9 3 3 4 0 0 0 0 0 0 1 67 94 3.38 1.125																		
Willie Hernandez, L ERA: 3.39 (9, 1)	0.2 S 4 0 0 0 0 2 0 0 0 0 0 0 7 19 0.00 3.000																		
Mike Henneman, R ERA: 1.95 (9, 1)	0.1 S 1 0 0 0 0 0 0 0 0 0 0 0 0 1 2 0.00 0.000																		

Batter	1	2	3	4	5	6	7	8	9	AB	R	H	RBI	BB	SO	LOB	BOTTOM
Dave Bergman, L OBP: 0.382, SLG: 0.416 (1, 3)	F9		F8			1B	BB			2	2	0	0	2	0	1	Baltimore Orioles @ Detroit Tigers Tiger Stadium, Detroit, MI Sat Sep 17 1988, 7:05 PM EDT Att: 27,842 - Unknown
Dwayne Murphy, L OBP: 0.388, SLG: 0.411 (1, 8)			K			BB	BB			2	1	1	0	2	1	1	
Gary Pettis, S OBP: 0.285, SLG: 0.278 (8, 8)	G5-4-3					BB	BB			0	0	0	0	0	0	0	
Alan Trammell, R OBP: 0.376, SLG: 0.477 (1, 6)	G5-4-3		K			BB	BB			4	0	2	3	0	1	2	
Fred Lynn, L OBP: 0.307, SLG: 0.486 (1, 7)			F7		K		CS			3	0	0	0	1	2	2	
Matt Nokes, L OBP: 0.306, SLG: 0.419 (1, 2)			F9		F9		CS			3	0	0	0	0	0	2	
Darrell Evans, L OBP: 0.335, SLG: 0.356 (1, 10)							BB			3	0	1	0	1	0	1	
Scott Lusader, L OBP: 0.143, SLG: 0.333 (8, FR)			1B		G1		HR			0	1	0	0	0	0	0	
Chet Lemon, R OBP: 0.347, SLG: 0.423 (1, 9)			FC6-4		K		BB			4	2	3	3	0	1	0	
Tom Brookens, R OBP: 0.318, SLG: 0.360 (1, 5)			FC6-4		F9		BB			4	0	0	0	0	0	4	
Jim Walewander, S OBP: 0.270, SLG: 0.271 (1, 4)							BB			2	0	1	0	0	0	0	
Pat Sheridan, L OBP: 0.341, SLG: 0.408 (7, PH)							BB			1	0	0	0	0	0	1	
Torey Lovullo, S OBP: 0.375, SLG: 0.286 (8, 4)							BB			1	0	0	0	0	1	1	
Inning Stats	R: 0 H: 0 E: 0 K: 0 S: 4	H: 0 LOB: 1 BB: 1 P: 10	R: 0 H: 2 E: 0 K: 0 S: 13	H: 2 LOB: 2 BB: 0 P: 22	R: 0 H: 1 E: 0 K: 2 S: 9	H: 1 LOB: 1 BB: 0 P: 13	R: 0 H: 0 E: 0 K: 1 S: 9	H: 0 LOB: 0 BB: 0 P: 11	R: 0 H: 2 E: 0 K: 1 S: 14	H: 2 LOB: 1 BB: 1 P: 26	R: 2 H: 2 E: 0 K: 1 S: 14	H: 2 LOB: 1 BB: 2 P: 29	R: 3 H: 1 E: 0 K: 1 S: 9	H: 1 LOB: 2 BB: 2 P: 21	1B: 6 2B: 1 3B: 0 HR: 1	SF: 0 SAC: 1 DP: 1 HBP: 0	WP: 0 PA: 37 PB: 0 SB: 1 CS: 1
PITCHER	IP WLS BF H R ER SO BB IBB HBP BLK WP HR S P ERA WHIP																
Mark Williamson, R ERA: 5.06 (1, 1)	5.0 18 3 2 2 0 1 0 0 0 0 0 0 7 13 ∞ ∞																
Don Asase, R ERA: 4.69 (6, 1)	0.0 3 2 2 2 0 1 0 0 0 0 0 0 7 13 ∞ ∞																
Gregg Olson, R ERA: 5.06 (6, 1)	1.2 L 9 2 2 2 1 2 0 0 1 0 0 0 19 39 10.80 2.400																
Mark Thurmond, L ERA: 4.57 (7, 1)	0.1 0 0 0 0 0 0 0 0 0 0 0 0 2 3 0.00 0.000																
Doug Sisk, R ERA: 4.03 (8, 1)	1.0 6 1 3 3 1 1 1 0 0 0 0 1 9 21 27.00 2.000																

AB 35
R 3
H 9
RBI 3
BB 2
SO 4
LOB 13



Batter	1	2	3	4	5	6	7	8	9	AB	R	H	RBI	BB	SO	LOB	TOP					
Pete Stanicek, S (1, 7) OBP: 0.318, SLG: 0.315	1-3 K			0-2 6-3		0-1 HR		0-1 1-3		4	1	1	1	0	1	0	Baltimore Orioles @ Detroit Tigers Tiger Stadium, Detroit, MI Sun Sep 18, 1988, 3:33 AM EDT Att: 29,728 - Overcast - 86 F					
Billy Ripken, R (1, 4) OBP: 0.259, SLG: 0.257	0-1 5-3			0-0 F 1B		1-0 F8		0-0 B5-3		4	0	1	0	0	0	0						
Cal Ripken Jr., R (1, 6) OBP: 0.373, SLG: 0.439	3-2 F9			0-0 E9 1B		0-0 F8		1-0 1B		4	0	2	0	0	0	0						
Eddie Murray, S (1, 3)		2-2 G5-4-3 1B		4-1 G6-4-3 1B			3-1 F3	0-2 F8		3	0	1	0	1	0	1						
Mickey Tettleton, S (1, 2) OBP: 0.324, SLG: 0.426		1-2 G5-4-3 1-2		0-1 G6-4-3 1-2			0-0 1B		1-3 K	4	1	1	0	0	1	4						
Butch Davis, R (1, 9) OBP: 0.278, SLG: 0.333		0-0 F8			1-3 K		1-2 6-3		1-3 K	4	0	0	0	0	2	1						
Ken Gerhart, R (1, 8) Brady Anderson, L (9, PH) OBP: 0.277, SLG: 0.289			0-0 F2		1-0 4-3		0-1 1B	0-0 G4-3		3	0	1	1	0	0	0						
Rick Schu, R (1, 10) OBP: 0.314, SLG: 0.356			0-1 F7		1-3 K		0-0 1B			3	0	1	0	0	1	0						
Craig Worthington, R (1, 5) OBP: 0.273, SLG: 0.243			0-0 F9			1-2 F8	1-1 F9			3	0	0	0	0	0	2						
Inning Stats	R: 0 E: 0 K: 1 S: 9	H: 0 LOB: 0 BB: 0 P: 13	R: 0 E: 0 K: 0 S: 9	H: 1 LOB: 0 BB: 0 P: 12	R: 0 E: 0 K: 0 S: 4	H: 0 LOB: 0 BB: 0 P: 4	R: 0 E: 1 K: 0 S: 9	H: 2 LOB: 2 BB: 1 P: 13	R: 0 E: 0 K: 2 S: 7	H: 0 LOB: 0 BB: 0 P: 10	R: 1 E: 0 K: 0 S: 8	H: 1 LOB: 0 BB: 0 P: 10	R: 1 E: 0 K: 0 S: 11	H: 3 LOB: 2 BB: 0 P: 16	R: 0 E: 0 K: 2 S: 7	H: 1 LOB: 1 BB: 0 P: 8		R: 0 E: 0 K: 2 S: 9	H: 0 LOB: 0 BB: 0 P: 11	1B: 6 2B: 1 3B: 0 HR: 1	SF: 0 SAC: 0 DP: 2 HBP: 0	WP: 0 PB: 0 SB: 0 CS: 0
PITCHER	IP	WLS	BF	H	R	ER	SO	BB	IBB	HBP	BLK	WP	HR	S	P	ERA	WHIP					
Frank Tanana, L (1, 1) ERA: 4.15	8.1	L	32	8	2	2	4	1	0	0	0	0	1	67	90	2.16	1.080					
Mark Huisman, R (9, 1) ERA: 5.06	0.2		2	0	0	0	1	0	0	0	0	0	0	6	7	0.00	0.000					

AB	33
R	2
H	8
RBI	2
BB	1
SO	5
LOB	8



Batter	1	2	3	4	5	6	7	8	9	AB	R	H	RBI	BB	SO	LOB	BOTTOM					
Dave Bergman, L (1, 3) OBP: 0.377, SLG: 0.409	0-0 F7		1-3 K			2-0 4-3			1-2 G1-3	4	0	0	0	0	1	1	Baltimore Orioles @ Detroit Tigers Tiger Stadium, Detroit, MI Sun Sep 18, 1988, 3:33 AM EDT Att: 29,728 - Overcast - 86 F					
Dwayne Murphy, L (1, 8) OBP: 0.393, SLG: 0.402	4-1 F9-3 BB			2-2 F8			2-3 K		4-0 BB	2	0	0	0	2	1	0						
Alan Trammell, R (1, 6) OBP: 0.375, SLG: 0.474	0-2 F9-3 1-2			0-1 F8			4-2 G4-6-3 BB		2-1 F7	3	0	0	0	1	0	2						
Fred Lynn, L (1, 7) OBP: 0.305, SLG: 0.482		2-2 F3		1-0 4-3			1-2 G4-6-3 1-2			3	0	0	0	0	0	1						
Matt Nokes, L (1, 2) OBP: 0.306, SLG: 0.416		4-2 G3-6-1 BB			3-1 F8			1-1 3-1		2	0	0	0	1	0	0						
Darrell Evans, L (1, 10) OBP: 0.333, SLG: 0.353		1-1 G3-6-1 1-2			2-1 F3			2-1 F4		3	0	0	0	0	0	1						
Chet Lemon, R (1, 9) OBP: 0.347, SLG: 0.421			3-3 K		1-1 1-3			4-2 BB		2	0	0	0	1	1	0						
Tom Brookens, R (1, 5) OBP: 0.319, SLG: 0.363			3-2 K			1-2 L5-3		3-3 K		2	0	1	0	0	0	0						
Pat Sheridan, L (9, PH) Torey Lovullo, S (9, 5) OBP: 0.375, SLG: 0.286									1-3 K	1	0	0	0	0	1	1						
Jim Walewander, S (1, 4) OBP: 0.267, SLG: 0.268			1-0 F7			0-1 B1-3				2	0	0	0	0	0	1						
Scott Lusader, L (9, PH) OBP: 0.133, SLG: 0.308										1	0	0	0	0	1	0						
Inning Stats	R: 0 E: 0 K: 0 S: 5	H: 0 LOB: 1 BB: 1 P: 9	R: 0 E: 0 K: 0 S: 8	H: 0 LOB: 0 BB: 1 P: 15	R: 0 E: 0 K: 2 S: 10	H: 1 LOB: 1 BB: 0 P: 18	R: 0 E: 0 K: 0 S: 6	H: 0 LOB: 0 BB: 0 P: 9	R: 0 E: 0 K: 0 S: 6	H: 0 LOB: 0 BB: 0 P: 12	R: 0 E: 0 K: 0 S: 6	H: 0 LOB: 0 BB: 0 P: 9	R: 0 E: 0 K: 1 S: 10	H: 0 LOB: 0 BB: 1 P: 17	R: 0 E: 0 K: 1 S: 10	H: 0 LOB: 1 BB: 1 P: 20	R: 0 E: 0 K: 1 S: 10	H: 0 LOB: 1 BB: 1 P: 18	1B: 0 2B: 2 3B: 0 HR: 0	SF: 0 SAC: 0 DP: 3 HBP: 0	WP: 0 PB: 0 SB: 0 CS: 0	PA: 30
PITCHER	IP	WLS	BF	H	R	ER	SO	BB	IBB	HBP	BLK	WP	HR	S	P	ERA	WHIP					
Bob Miliacki, R (1, 1) ERA: 3.0	8.0	W	26	1	0	0	4	4	0	0	0	0	0	61	109	0.00	0.625					
Tom Niedenfuer, R (9, 1)	1.0	S	4	0	0	0	1	1	0	0	0	0	0	10	18	0.00	1.000					

AB	25
R	0
H	1
RBI	0
BB	5
SO	5
LOB	7



Batter	1	2	3	4	5	6	7	8	9	AB	R	H	RBI	BB	SO	LOB	TOP								
Julio Franco, R OBP: 0.363, SLG: 0.417 (1, 4)	2-2 6-3 1B		1-0 2-H 1B		2-2 1-3		2-2 1-2 1B		1-2 L8	5	0	3	1	0	0	0									
Willie Upshaw, L OBP: 0.336, SLG: 0.379 (1, 3)	2-1 F8		2-0 F8		3-2 6-3		1-0 1-4-3			4	0	0	0	0	0	4									
Joe Carter, R OBP: 0.319, SLG: 0.495 (1, 8)	3-1 6-3 1-3		1-3 K				0-1 F8		2-0 F7	4	0	0	0	0	1	2									
Mel Hall, L OBP: 0.320, SLG: 0.404 (1, 10)	0-0 L7			1-0 P4			1-0 4-3		1-0 HR 1B	4	1	1	0	0	0	1									
Cory Snyder, R OBP: 0.331, SLG: 0.496 (1, 9)		2-2 F8		4-2 4-3 1B BB			1-2 F9		0-2 HR 1B	3	1	1	2	1	0	0									
Dave Clark, L OBP: 0.352, SLG: 0.394 (1, 7)		1-0 F7		0-2 4-3 1B			1-0 SH2-4 1B		3-2 L7	4	1	2	0	0	0	0									
Eddie Williams, R OBP: 0.143, SLG: 0.143 (1, 5)		0-1 F7		1-2 4-3			0-0 SH2-4 1B		1-1 F8	3	0	0	0	0	0	2									
Andy Allanson, R OBP: 0.294, SLG: 0.308 (1, 2)			1-1 SH1-3 1B		0-1 4-3		0-0 L8		1-1 B3-4 1B	4	1	2	0	0	0	3									
Paul Zuvella, R OBP: 0.283, SLG: 0.274 (1, 6)			0-0 SH1-3		0-1 F3		1-0 2-H 1B		0-0 B3-4	1	0	0	0	0	0	0									
Terry Francona, L OBP: 0.340, SLG: 0.378 (7, PH)										1	0	1	1	0	0	0									
Jay Bell, R OBP: 0.292, SLG: 0.286 (7, 6)										1	0	0	0	0	0	1									
Inning Stats	R: 0 E: 0 K: 0 S: 9	H: 1 LOB: 1 BB: 0 P: 16	R: 0 E: 0 K: 0 S: 6	H: 0 LOB: 0 BB: 0 P: 9	R: 1 E: 0 K: 1 S: 8	H: 2 LOB: 1 BB: 0 P: 13	R: 0 E: 0 K: 0 S: 11	H: 1 LOB: 2 BB: 1 P: 17	R: 0 E: 0 K: 0 S: 9	H: 0 LOB: 0 BB: 0 P: 14	R: 0 E: 0 K: 0 S: 6	H: 0 LOB: 0 BB: 0 P: 8	R: 1 E: 0 K: 0 S: 8	H: 3 LOB: 2 BB: 0 P: 13	R: 2 E: 0 K: 0 S: 11	H: 2 LOB: 0 BB: 0 P: 18	R: 0 E: 0 K: 0 S: 6	H: 1 LOB: 0 BB: 0 P: 8	1B: 9 2B: 1 3B: 0 HR: 1	SF: 0 SAC: 2 DP: 1 HBP: 0	WP: 0 PB: 0 SB: 1 CS: 0	PA: 37			
PITCHER	IP	WLS	BF	H	R	ER	SO	BB	IBB	HBP	BLK	WP	HR	S	P	ERA	WHIP								
Walt Terrell, R ERA: 3.96 (1, 1)	7.1		31	8	3	3	1	1	0	0	0	0	0	59	95	3.68	1.227								
Mike Henneman, R ERA: 2.02 (8, 1)	1.2	L	6	2	1	1	0	0	0	0	0	0	1	15	21	5.40	1.200								

Cleveland Indians @ Detroit Tigers
Tiger Stadium, Detroit, MI
Mon Sep 19 1988, 7:05 PM EDT
Att: 15,383 - Unknown - 71 F

AB 34
R 4
H 10
RBI 4
BB 1
SO 1
LOB 13



Batter	1	2	3	4	5	6	7	8	9	AB	R	H	RBI	BB	SO	LOB	BOTTOM								
Dave Bergman, L OBP: 0.381, SLG: 0.414 (1, 3)	2-2 4-3 1B		2-2 6-3	2-1 4-3		1 SAFE 4-1 WP BB		2-1 FC5-4 1B		4	1	2	0	1	0	2									
Dwayne Murphy, L OBP: 0.335, SLG: 0.392 (1, 8)	1-2 4-3		0-2 1B		1-2 G3		1-2 F3		3-3 K	5	0	1	0	0	1	4									
Alan Trammell, R OBP: 0.377, SLG: 0.475 (1, 6)	0-1 4-3 1B		0-0 P2		4-1 BB		1-2 1B 1B		0-1 FC5-4	4	1	2	1	1	0	2									
Fred Lynn, L OBP: 0.308, SLG: 0.484 (1, 7)	1-0 3-H		0-0 1 SAFE		1-2 P3		2-0 F9		2-2 G3-6 1B	5	0	3	0	0	0	2									
Gary Pettis, S OBP: 0.295, SLG: 0.278 (9, PR)	1-2 4-3 1B		1-2 1B		3-2 G3		3-2 FC5-4 1B		0-0 F8	0	0	0	0	0	0	0									
Matt Nokes, L OBP: 0.305, SLG: 0.413 (1, 2)	2-1 4-3		0-0 P4		1 SAFE 3-2 G3		1-3 FC5-4 1B		1 SAFE 0-0 F8	5	0	1	0	0	0	6									
Darrell Evans, L OBP: 0.335, SLG: 0.362 (1, 10)	2-3 K		0-0 1-3		0-2 1-3 HR		2-0 FC5-4 1B		2-1 G3-6	4	1	2	2	0	1	2									
Scott Lusader, L OBP: 0.125, SLG: 0.286 (7, PR)										1	0	0	0	0	0	1									
Chet Lemon, R OBP: 0.348, SLG: 0.423 (1, 9)		0-1 F8		1-2 FC3-6 2B		1-0 WP BB 1B		2-1 FC5-4		4	0	2	0	0	0	2									
Tom Brookens, R OBP: 0.318, SLG: 0.360 (1, 5)		0-0 6-3		4-1 FC3-6 BB		1 SAFE 1 SAFE 1 SAFE 1 SAFE 1 SAFE		0-0 L8		3	0	0	0	1	0	3									
Jim Walewander, S OBP: 0.261, SLG: 0.262 (1, 4)		1-3 K		0-1 FC3-6		1 SAFE 1 SAFE 1 SAFE		1-2 1-3		3	0	0	0	0	2	3									
Pat Sheridan, L OBP: 0.340, SLG: 0.405 (8, PH)										1	0	0	0	0	0	0									
Torey Lovullo, S OBP: 0.375, SLG: 0.286 (9, 4)					1-2 2-3					0	0	0	0	0	0	0									
Inning Stats	R: 1 E: 0 K: 1 S: 14	H: 3 LOB: 2 BB: 0 P: 22	R: 0 E: 0 K: 1 S: 6	H: 0 LOB: 0 BB: 0 P: 7	R: 0 E: 0 K: 0 S: 9	H: 2 LOB: 2 BB: 0 P: 11	R: 0 E: 0 K: 0 S: 9	H: 1 LOB: 1 BB: 1 P: 16	R: 0 E: 0 K: 0 S: 14	H: 0 LOB: 1 BB: 1 P: 23	R: 1 E: 0 K: 1 S: 14	H: 2 LOB: 2 BB: 1 P: 24	R: 1 E: 0 K: 0 S: 11	H: 3 LOB: 2 BB: 0 P: 21	R: 0 E: 0 K: 1 S: 11	H: 1 LOB: 1 BB: 0 P: 17	R: 0 E: 0 K: 0 S: 9	H: 1 LOB: 1 BB: 0 P: 13	1B: 10 2B: 2 3B: 0 HR: 1	SF: 0 SAC: 0 DP: 1 HBP: 0	WP: 1 PB: 0 SB: 0 CS: 0	PA: 42			
PITCHER	IP	WLS	BF	H	R	ER	SO	BB	IBB	HBP	BLK	WP	HR	S	P	ERA	WHIP								
Rich Yett, R ERA: 4.88 (1, 1)	6.1		33	11	3	3	3	3	0	0	0	0	0	74	119	4.26	2.211								
Don Gordon, R ERA: 4.13 (7, 1)	0.2	W	2	0	0	0	0	0	0	0	0	0	0	3	5	0.00	0.000								
Doug Jones, R ERA: 2.23 (8, 1)	2.0	S	7	2	0	0	1	0	0	0	0	0	0	20	30	0.00	1.000								

Cleveland Indians @ Detroit Tigers
Tiger Stadium, Detroit, MI
Mon Sep 19 1988, 7:05 PM EDT
Att: 15,383 - Unknown - 71 F

AB 39
R 3
H 13
RBI 3
BB 3
SO 4
LOB 27



Batter	1	2	3	4	5	6	7	8	9	AB	R	H	RBI	BB	SO	LOB	TOP			
Julio Franco, R OBP: 0.363, SLG: 0.415 (1, 4)	4-1 BB 4-3	1-2 F7			3-2 4-3		0-1 L9			3	0	0	0	1	0	2				
Willie Upshaw, L OBP: 0.335, SLG: 0.377 (1, 3)	2-2 4-3		1-1 F6		4-2 CS BB			3-1 F9		3	0	0	0	1	0	1				
Joe Carter, R OBP: 0.319, SLG: 0.495 Scott Jordan, R (8, 8)	0-0 F7		2-1 F4		1-3 K			0-2 2B		4	0	1	0	0	1	2				
Mel Hall, L OBP: 0.318, SLG: 0.400 (1, 10)	1-3 K		2-1 G3			1-1 F2		0-1 F8		4	0	0	0	0	1	1				
Cory Snyder, R OBP: 0.332, SLG: 0.498 (1, 9)		2-2 G6-4-3 BB 2B 1B		1-3 K		1-0 G1 2B		0-2 4-3		4	1	2	0	0	1	0				
Dave Clark, L OBP: 0.348, SLG: 0.385 (1, 7)		4-2 G6-4-3 BB 1 SAFE		1-0 F8		2-1 G1		1-3 K		3	0	0	0	1	1	1				
Eddie Williams, R OBP: 0.200, SLG: 0.200 Ron Kittle, R OBP: 0.323, SLG: 0.533 Brook Jacoby, R OBP: 0.301, SLG: 0.333 (9, 5)		1-2 G6-4-3 1B 1-2 2-3		1-0 1B		0-3 K		2-3 K		3	0	1	0	0	1	3				
Andy Allanson, R OBP: 0.296, SLG: 0.308 (1, 2)		4-1 2B BB		0-1 1B			2-0 F9			2	0	1	0	1	0	0				
Paul Zuvella, R OBP: 0.285, SLG: 0.284 (1, 6)		1-1 1-3 3H 2B		1-1 1-3			1-1 3-1			3	0	1	1	0	0	2				
Inning Stats	R: 0 E: 0 K: 1 S: 12	H: 0 LOB: 1 BB: 1 P: 19	R: 1 E: 0 K: 0 S: 17	H: 2 LOB: 2 BB: 2 P: 30	R: 0 E: 0 K: 0 S: 6	H: 0 LOB: 0 BB: 0 P: 11	R: 0 E: 0 K: 1 S: 9	H: 2 LOB: 2 BB: 0 P: 13	R: 0 E: 0 K: 1 S: 13	H: 1 LOB: 1 BB: 0 P: 13	R: 0 E: 0 K: 0 S: 5	H: 0 LOB: 0 BB: 0 P: 8	R: 0 E: 0 K: 2 S: 8	H: 1 LOB: 0 BB: 0 P: 11	R: 0 E: 0 K: 0 S: 10	H: 0 LOB: 0 BB: 0 P: 13	1B: 3 2B: 3 3B: 0 HR: 0	SF: 0 SAC: 0 DP: 1 HBP: 0	WP: 0 PB: 0 SB: 0 CS: 1	PA: 34
PITCHER Jack Morris, R ERA: 4.23 (1, 1)	IP: 9.0 WLS: W BF: 34 H: 6 R: 1 ER: 1 SO: 6 BB: 4 IBB: 0 HBP: 0 BLK: 0 WP: 0 HR: 0 S: 89 P: 139 ERA: 1.00 WHIP: 1.111															PITCHER				

Cleveland Indians @ Detroit Tigers
Tiger Stadium, Detroit, MI
Tue Sep 20 1988, 7:05 PM EDT
Att: 14,593 - Unknown - 60 F

AB 30
R 1
H 6
RBI 1
BB 4
SO 6
LOB 12



Batter	1	2	3	4	5	6	7	8	9	AB	R	H	RBI	BB	SO	LOB	BOTTOM					
Dave Bergman, L OBP: 0.380, SLG: 0.413 Ray Knight, R OBP: 0.270, SLG: 0.287 (8, 3)	1-1 FC4-6 1B		0-0 F8			3-2 5-3		0-0 F3		3	0	1	0	0	0	0						
Dwayne Murphy, L OBP: 0.384, SLG: 0.390 Luis Salazar, R OBP: 0.305, SLG: 0.389 (8, 4)	0-1 FC4-6 1-2		2-3 K			3-2 FC5-4 1B		4-0 BB BB		3	0	1	0	0	1	1						
Alan Trammell, R OBP: 0.376, SLG: 0.471 (1, 6)	2-1 F9			0-0 5-3		3-1 FC5-4 1-2 2-3		4-2 BB BB		3	0	0	0	1	0	2						
Fred Lynn, L OBP: 0.305, SLG: 0.478 (1, 7)	0-0 F2			1-0 G3		0-1 F6		1-0 4-3		4	0	0	0	0	0	5						
Matt Nokes, L OBP: 0.303, SLG: 0.411 Mike Heath, R OBP: 0.316, SLG: 0.379 (7, 2)		1-3 K		3-1 F6		0-1 F9		1-0 6-3		2	0	0	0	0	1	0						
Darrell Evans, L OBP: 0.338, SLG: 0.372 Scott Lusader, L OBP: 0.125, SLG: 0.286 (9, 10)		4-2 BB			0-1 HR		1-0 F5		1-1 HR 1B	3	1	2	1	1	0	0						
Chet Lemon, R OBP: 0.347, SLG: 0.428 (1, 9)		0-2 F6			0-0 G1		1-0 5-3		3-1 HR	4	1	1	2	0	0	1						
Tom Brookens, R OBP: 0.316, SLG: 0.358 (1, 5)		1-2 6-3			2-1 L7			1-1 F9		3	0	0	0	0	0	1						
Jim Walewander, S OBP: 0.258, SLG: 0.259 Larry Herndon, R OBP: 0.311, SLG: 0.327 Gary Pettis, S OBP: 0.285, SLG: 0.278 (8, 8)			0-0 F8		0-0 B1-3			3-2 BB S 1B		2	0	0	0	0	0	0						
Inning Stats	R: 0 E: 0 K: 0 S: 7	H: 1 LOB: 1 BB: 0 P: 10	R: 0 E: 0 K: 1 S: 13	H: 0 LOB: 1 BB: 1 P: 19	R: 0 E: 0 K: 1 S: 5	H: 0 LOB: 0 BB: 0 P: 7	R: 0 E: 0 K: 0 S: 4	H: 0 LOB: 0 BB: 0 P: 8	R: 1 E: 0 K: 0 S: 6	H: 1 LOB: 0 BB: 0 P: 8	R: 0 E: 0 K: 0 S: 11	H: 1 LOB: 1 BB: 0 P: 20	R: 0 E: 0 K: 0 S: 4	H: 0 LOB: 0 BB: 0 P: 6	R: 0 E: 0 K: 0 S: 10	H: 1 LOB: 3 BB: 2 P: 23	R: 2 E: 0 K: 0 S: 5	H: 2 LOB: 1 BB: 0 P: 10	1B: 4 2B: 0 3B: 0 HR: 2	SF: 0 SAC: 0 DP: 0 HBP: 0	WP: 0 PB: 0 SB: 1 CS: 0	PA: 34
PITCHER John Farrell, R ERA: 4.26 Brad Havens, L ERA: 3.59 Don Gordon, R ERA: 4.13 Scott Bailes, L ERA: 4.97 (7, 1)	IP: 6.0 WLS: 6 BF: 22 H: 3 R: 1 ER: 0 SO: 1 BB: 0 IBB: 0 HBP: 0 BLK: 0 WP: 0 HR: 1 S: 46 P: 72 ERA: 1.50 WHIP: 0.667															PITCHER						

Cleveland Indians @ Detroit Tigers
Tiger Stadium, Detroit, MI
Tue Sep 20 1988, 7:05 PM EDT
Att: 14,593 - Unknown - 60 F

AB 31
R 3
H 6
RBI 3
BB 3
SO 2
LOB 11



Batter	1	2	3	4	5	6	7	8	9	AB	R	H	RBI	BB	SO	LOB	TOP				
Julio Franco, R OBP: 0.361, SLG: 0.413	1-2 1B	1-2 4-3			1-1 F9		1-2 P4		2-3 K	5	1	1	0	0	1	2	Cleveland Indians @ Detroit Tigers Tiger Stadium, Detroit, MI Wed Sep 21 1988, 7:05 PM EDT Att: 14,707 - Unknown - 60 F				
Terry Francona, L OBP: 0.337, SLG: 0.374	2-2 F7		2-2 5-3		3-2 F9 1B		1-1 F8		1-0 4-3	5	0	1	0	0	0	2					
Joe Carter, R OBP: 0.320, SLG: 0.495	0-1 1B		1-1 6-3		0-0 F9 1B		1-2 P6			4	0	2	0	0	0	0					
Mel Hall, L OBP: 0.319, SLG: 0.401	0-1 1B		2-2 1B		1-0 F9			1-0 1-3		4	0	2	1	0	0	2					
Cory Snyder, R OBP: 0.331, SLG: 0.498	0-3 K		0-0 F8		0-1 1-3			1-0 4-3 2B		4	0	1	0	0	1	5					
Willie Upshaw, L OBP: 0.335, SLG: 0.376	2-1 P6			3-3 K		0-1 6-3 1B		3-2 4-3		4	0	1	0	0	1	3					
Brook Jacoby, R OBP: 0.299, SLG: 0.331		2-3 K		1-3 K		0-0 F9		1-3 K		4	0	0	0	0	3	2					
Andy Allanson, R OBP: 0.300, SLG: 0.320		1-1 1B		0-1 HR		0-0 6-3		0-2 SH1-4 1B		4	1	3	1	0	0	1					
Paul Zuvella, R OBP: 0.278, SLG: 0.277	0-1 F7		0-1 F9		0-1 F9		1-2 6-3		0-0 SH1-4	3	0	0	0	0	0	2					
Inning Stats	R: 1 E: 0 K: 1 S: 16	H: 3 LOB: 2 BB: 0 P: 21	R: 0 E: 0 K: 1 S: 11	H: 1 LOB: 1 BB: 0 P: 15	R: 0 E: 0 K: 0 S: 12	H: 1 LOB: 1 BB: 0 P: 17	R: 1 E: 0 K: 2 S: 12	H: 1 LOB: 2 BB: 0 P: 16	R: 0 E: 0 K: 0 S: 9	H: 1 LOB: 2 BB: 0 P: 14	R: 0 E: 0 K: 0 S: 9	H: 0 LOB: 0 BB: 0 P: 12	R: 0 E: 0 K: 1 S: 8	H: 1 LOB: 1 BB: 0 P: 14	R: 0 E: 0 K: 1 S: 9	H: 1 LOB: 1 BB: 0 P: 12	1B: 9 2B: 1 3B: 0 HR: 1	SF: 0 SAC: 1 DP: 0 HBP: 0	WP: 0 PB: 0 SB: 0 CS: 0	PA: 38	
PITCHER	IP	WLS	BF	H	R	ER	SO	BB	IBB	HBP	BLK	WP	HR	S	P	ERA	WHIP				
Doyle Alexander, R ERA: 4.27	(1, 1)	8.0	W	35	11	2	2	5	0	0	0	0	1	88	121	2.25	1.375				
Eric King, R ERA: 3.41	(9, 1)	1.0	S	3	0	0	0	1	0	0	0	0	0	5	8	0.00	0.000				

AB	37
R	2
H	11
RBI	2
BB	0
SO	6
LOB	19




Batter	1	2	3	4	5	6	7	8	9	AB	R	H	RBI	BB	SO	LOB	BOTTOM				
Dave Bergman, L OBP: 0.382, SLG: 0.412	2-2 F8			4-2 BB BB		1-3 K	1-1 1B			3	0	1	0	1	1	0	Cleveland Indians @ Detroit Tigers Tiger Stadium, Detroit, MI Wed Sep 21 1988, 7:05 PM EDT Att: 14,707 - Unknown - 60 F				
Dwayne Murphy, L OBP: 0.383, SLG: 0.389	3-3 K			2-3 K		1-0 WP 1B	2-2 F3			3	1	1	0	0	2	1					
Larry Herndon, R OBP: 0.309, SLG: 0.325										1	0	0	0	0	0	1					
Gary Pettis, S OBP: 0.285, SLG: 0.278										0	0	0	0	0	0	0					
Alan Trammell, R OBP: 0.377, SLG: 0.470	1-2 6-3			4-0 BB BB		3-1 4-3 WP 1B		0-1 6-3		3	1	1	0	1	0	0					
Fred Lynn, L OBP: 0.305, SLG: 0.474		3-3 K		4-0 G1-6-3 BB		1-0 4-3		1-1 F3		3	0	0	1	1	1	1					
Matt Nokes, L OBP: 0.305, SLG: 0.412		3-2 3-1		1-1 G1-6-3		0-2 BB		0-0 2B 1B		4	1	2	1	0	0	3					
Darrell Evans, L OBP: 0.340, SLG: 0.374		3-1 L3			2-3 K		4-1 BB		1-1 2B	3	0	1	1	1	1	0					
Scott Lusader, L OBP: 0.125, SLG: 0.286										0	0	0	0	0	0	0					
Chet Lemon, R OBP: 0.348, SLG: 0.428				1-1 F4		1-1 FC5-4 1B		4-0 1B		3	0	1	0	1	0	2					
Tom Brookens, R OBP: 0.313, SLG: 0.354			2-1 F7		1-1 FC5-4		1-0 F7		0-0 F9	4	0	0	0	0	0	3					
Jim Walewander, S OBP: 0.253, SLG: 0.253			1-1 P6		0-1 FC4-6		0-0 5-3			3	0	0	0	0	0	1					
Inning Stats	R: 0 E: 0 K: 1 S: 9	H: 0 LOB: 0 BB: 0 P: 15	R: 0 E: 0 K: 1 S: 8	H: 0 LOB: 0 BB: 0 P: 17	R: 0 E: 0 K: 0 S: 6	H: 0 LOB: 0 BB: 0 P: 10	R: 0 E: 0 K: 1 S: 8	H: 0 LOB: 3 BB: 3 P: 23	R: 0 E: 0 K: 1 S: 9	H: 1 LOB: 1 BB: 0 P: 13	R: 2 E: 0 K: 1 S: 13	H: 3 LOB: 2 BB: 1 P: 25	R: 0 E: 0 K: 0 S: 9	H: 1 LOB: 1 BB: 0 P: 13	R: 1 E: 0 K: 0 S: 8	H: 2 LOB: 2 BB: 1 P: 14	1B: 6 2B: 1 3B: 0 HR: 0	SF: 0 SAC: 0 DP: 1 HBP: 0	WP: 1 PB: 0 SB: 0 CS: 0	PA: 35	
PITCHER	IP	WLS	BF	H	R	ER	SO	BB	IBB	HBP	BLK	WP	HR	S	P	ERA	WHIP				
Tom Candiotti, R ERA: 3.36	(1, 1)	6.0	L	25	4	2	2	5	4	0	0	0	0	53	103	3.00	1.333				
Brad Havens, L ERA: 3.45	(7, 1)	1.2	L	9	3	1	1	0	0	1	0	0	0	16	26	5.40	1.800				
Don Gordon, R ERA: 4.11	(8, 1)	0.1		1	0	0	0	0	0	0	0	0	0	1	1	0.00	0.000				



Batter	1	2	3	4	5	6	7	8	9	AB	R	H	RBI	BB	SO	LOB	TOP					
Dave Bergman, L OBP: 0.382, SLG: 0.416 (1, 3)	E5 1B 4-3 SF8		3-1	E 2B		1-2 2H 1B			G3	5	2	2	2	0	0	0						
Dwayne Murphy, L OBP: 0.383, SLG: 0.384 Gary Pettis, S OBP: 0.285, SLG: 0.278 (1, 8) (9, 8)	4-3			E8 1B		L9			L6	4	0	1	1	1	0	2						
Alan Trammell, R OBP: 0.376, SLG: 0.468 (1, 6)	2-3 1B		K	K					4-3	5	1	1	0	0	2	2						
Fred Lynn, L OBP: 0.304, SLG: 0.476 (1, 7)	SF8		F9							0	0	0	0	0	0	0						
Matt Nokes, L OBP: 0.310, SLG: 0.418 (1, 2)	2H 1B			2B		G4-6-3 1B			F9	4	1	3	1	0	0	1						
Darrell Evans, L OBP: 0.337, SLG: 0.370 (1, 10)	K		K	K		G4-6-3 1-2			L4	4	0	0	0	0	2	4						
Chet Lemon, R OBP: 0.348, SLG: 0.425 (1, 9)			F3	2B					5-3	3	1	0	0	1	1	0						
Tom Brookens, R OBP: 0.315, SLG: 0.358 (1, 5)			K	2B		4-3 1B			F8	4	2	2	2	0	1	0						
Jim Walewander, S OBP: 0.247, SLG: 0.247 (1, 4)	4-3			K		4-3			K	4	0	0	0	0	2	2						
Inning Stats	R: 2 H: 2 E: 2 K: 1 S: 12	H: 2 LOB: 1 BB: 0 P: 19	R: 0 H: 0 E: 0 K: 1 S: 8	H: 0 LOB: 0 BB: 0 P: 11	R: 0 H: 0 E: 0 K: 1 S: 10	H: 0 LOB: 1 BB: 1 P: 19	R: 4 H: 4 E: 1 K: 3 S: 25	H: 4 LOB: 1 BB: 1 P: 36	R: 0 H: 1 E: 0 K: 0 S: 8	H: 1 LOB: 0 BB: 0 P: 13	R: 1 H: 2 E: 0 K: 1 S: 14	H: 2 LOB: 1 BB: 0 P: 22	R: 0 H: 1 E: 0 K: 0 S: 6	H: 1 LOB: 1 BB: 0 P: 9	R: 0 H: 0 E: 0 K: 1 S: 11	H: 0 LOB: 0 BB: 0 P: 18	R: 0 H: 0 E: 0 K: 0 S: 7	H: 0 LOB: 0 BB: 0 P: 8	1B: 6 2B: 4 3B: 0 HR: 0	SF: 1 SAC: 0 DP: 1 HBP: 0	WP: 0 PB: 0 SB: 0 CS: 0	PA: 39
PITCHER	IP	WLS	BF	H	R	ER	SO	BB	IBB	HBP	BLK	WP	HR	S	P	ERA	WHIP					
Dave Schmidt, R ERA: 3.4 (1, 1)	3.2	L	19	5	6	4	5	2	0	0	0	0	0	51	79	9.82	1.909					
Jay Tibbs, R ERA: 5.27 (4, 1)	2.1		10	4	1	1	2	0	0	0	0	0	0	26	41	3.86	1.714					
Don Aase, R ERA: 4.46 (7, 1)	2.0		7	1	0	0	1	0	0	0	0	0	0	17	27	0.00	0.500					
Doug Sisk, R ERA: 3.99 (9, 1)	1.0		3	0	0	0	0	0	0	0	0	0	0	7	8	0.00	0.000					

Detroit Tigers @ Baltimore Orioles
Memorial Stadium, Baltimore, MD
Thu Sep 22 1988, 7:05 PM EDT
Att: 17,164 - Unknown - 73 F


AB 33
R 7
H 9
RBI 6
BB 2
SO 8
LOB 11



Batter	1	2	3	4	5	6	7	8	9	AB	R	H	RBI	BB	SO	LOB	BOTTOM					
Pete Stanicek, S OBP: 0.311, SLG: 0.314 (1, 7)	HR	3-1		G4-6-3 BB		F9			3-1	4	1	1	1	1	0	1						
Billy Ripken, R OBP: 0.283, SLG: 0.260 (1, 4)	1B		5-3 HR	K					B5-3	5	2	3	0	0	1	2						
Cal Ripken Jr., R OBP: 0.372, SLG: 0.436 (1, 6)	F8		5-3	G4-6-3 1-2		1B			6-3	5	0	1	0	0	0	4						
Eddie Murray, S OBP: 0.369, SLG: 0.491 (1, 10)	1B		HR	K					1B	5	1	4	2	0	1	0						
Mickey Tettleton, S OBP: 0.327, SLG: 0.421 (1, 2)	K		FC5-4 1B	1B		1B			K	5	0	3	1	0	2	3						
Ken Gerhart, R OBP: 0.244, SLG: 0.322 Brady Anderson, L OBP: 0.271, SLG: 0.285 (1, 8) (5, FH) (6, 8)	L4		FC5-4 1-2	F4		9-2-4 1B				2	0	0	0	0	0	3						
Rick Schu, R OBP: 0.320, SLG: 0.362 (1, 3)			K	1B		K			F8	4	0	1	0	0	2	3						
Butch Davis, R OBP: 0.240, SLG: 0.280 Joe Orsulak, L OBP: 0.336, SLG: 0.439 (1, 9) (3, FH) (4, 9)	1B		F7			F8			4-3	1	0	1	0	0	0	0						
Craig Worthington, R OBP: 0.271, SLG: 0.308 (1, 5)	F8			BB 1B		F4			F4	4	0	1	0	0	0	1						
Inning Stats	R: 1 H: 3 E: 0 K: 1 S: 18	H: 3 LOB: 2 BB: 0 P: 26	R: 0 H: 1 E: 0 K: 1 S: 11	H: 1 LOB: 1 BB: 0 P: 16	R: 2 H: 4 E: 0 K: 0 S: 17	H: 4 LOB: 2 BB: 0 P: 26	R: 0 H: 1 E: 0 K: 1 S: 11	H: 1 LOB: 1 BB: 1 P: 18	R: 0 H: 1 E: 0 K: 2 S: 14	H: 1 LOB: 1 BB: 0 P: 20	R: 0 H: 0 E: 0 K: 0 S: 7	H: 0 LOB: 0 BB: 0 P: 11	R: 1 H: 4 E: 0 K: 0 S: 12	H: 4 LOB: 2 BB: 0 P: 22	R: 0 H: 0 E: 0 K: 0 S: 5	H: 0 LOB: 0 BB: 0 P: 7	R: 0 H: 1 E: 0 K: 1 S: 8	H: 1 LOB: 1 BB: 0 P: 10	1B: 13 2B: 1 3B: 0 HR: 2	SF: 0 SAC: 0 DP: 2 HBP: 0	WP: 0 PB: 0 SB: 0 CS: 0	PA: 41
PITCHER	IP	WLS	BF	H	R	ER	SO	BB	IBB	HBP	BLK	WP	HR	S	P	ERA	WHIP					
Frank Tanana, L ERA: 4.25 (1, 1)	2.1		14	7	3	3	2	0	0	0	0	0	0	43	69	2.46	1.909					
Ted Power, R ERA: 5.91 (3, 1)	3.2	W	17	6	1	1	3	1	0	0	0	0	0	10	17	0.00	0.750					
Paul Gibson, L ERA: 2.94 (7, 1)	1.1		4	1	0	0	0	0	0	0	0	0	0	10	12	0.00	0.600					
Mike Henneman, R ERA: 1.98 (8, 1)	1.2	S	6	1	0	0	1	0	0	0	0	0	0	10	12	0.00	0.600					

Detroit Tigers @ Baltimore Orioles
Memorial Stadium, Baltimore, MD
Thu Sep 22 1988, 7:05 PM EDT
Att: 17,164 - Unknown - 73 F

AB 40
R 4
H 15
RBI 4
BB 1
SO 6
LOB 23



Batter	1	2	3	4	5	6	7	8	9	AB	R	H	RBI	BB	SO	LOB	TOP				
Dave Bergman, L (1, 3) OBP: 0.379, SLG: 0.412	3-1		4-3		G3-6-1		4-3		1-1	5	0	1	1	0	0	3					
Dwayne Murphy, L (1, 8) OBP: 0.384, SLG: 0.379	4-3		3-2		4-1			F7	2-2	4	0	1	1	1	0	1					
Gary Pettis, S (9, 8) OBP: 0.285, SLG: 0.278	4-3		2-H						F9	0	0	0	0	0	0	0					
Alan Trammell, R (1, 6) OBP: 0.373, SLG: 0.464	E6		2-3		1-1			F5		4	0	0	0	0	1	2					
Fred Lynn, L (1, 7) OBP: 0.304, SLG: 0.472	4-2		0-0					F7		0	0	0	0	0	0	0					
Matt Nokes, L (1, 2) OBP: 0.312, SLG: 0.427	4-3				1-1				1-2	4	1	2	1	0	0	2					
Darrell Evans, L (1, 10) OBP: 0.336, SLG: 0.377			3-3		1-1				1-1	4	1	1	1	0	2	1					
Chet Lemon, R (1, 9) OBP: 0.345, SLG: 0.422			1-1		2-2				2-3	4	0	0	0	0	1	1					
Tom Brookens, R (1, 5) OBP: 0.315, SLG: 0.357			0-0		0-0				0-3	4	0	1	0	0	1	1					
Jim Walewander, S (1, 4) OBP: 0.256, SLG: 0.252			4-2		2-2				0-0	1	1	1	0	1	0	0					
Pat Sheridan, L (7, PH) OBP: 0.339, SLG: 0.404										1	0	0	0	0	1	1					
Torey Lovullo, S (7, 4) OBP: 0.444, SLG: 0.500			4-3		G3-6-1				1B	1	1	1	0	0	0	0					
Inning Stats	R: 0 E: 1 K: 0 S: 13	H: 0 LOB: 2 BB: 1 P: 22	R: 0 E: 0 K: 1 S: 7	H: 0 LOB: 0 BB: 0 P: 11	R: 1 E: 0 K: 1 S: 17	H: 1 LOB: 1 BB: 1 P: 26	R: 0 E: 0 K: 0 S: 8	H: 1 LOB: 1 BB: 0 P: 12	R: 0 E: 0 K: 1 S: 8	H: 0 LOB: 0 BB: 0 P: 11	R: 0 E: 0 K: 1 S: 7	H: 1 LOB: 1 BB: 0 P: 15	R: 0 E: 0 K: 0 S: 5	H: 0 LOB: 0 BB: 0 P: 8	R: 3 E: 0 K: 2 S: 17	H: 4 LOB: 1 BB: 0 P: 24	1B: 5 2B: 1 3B: 0 HR: 2	SF: 0 SAC: 0 DP: 1 HBP: 0	WP: 0 PB: 0 SB: 0 CS: 0	PA: 38	
PITCHER	IP	WLS	BF	H	R	ER	SO	BB	IBB	HBP	BLK	WP	HR	S	P	ERA	WHIP				
Bob Milacki, R (1, 1) ERA: 1.13	8.0		32	5	2	2	4	3	0	0	0	0	1	75	124	2.25	1.000				
Tom Niedenfuer, R (9, 1) ERA: 3.16	1.0	W	6	3	2	2	2	0	0	0	0	0	1	14	20	18.00	3.000				

Detroit Tigers @ Baltimore Orioles
 Memorial Stadium, Baltimore, MD
 Fri Sep 23 1988, 7:05 PM EDT
 Att: 24,792 - Unknown - 81 F

AB	32
R	4
H	8
RBI	4
BB	2
SO	6
LOB	12



Batter	1	2	3	4	5	6	7	8	9	AB	R	H	RBI	BB	SO	LOB	BOTTOM				
Joe Orsulak, L (1, 9) OBP: 0.339, SLG: 0.440	L7		L5			SH3		1-3	4-0	4	1	1	0	1	0	0					
Pete Stanjcek, S (1, 7) OBP: 0.314, SLG: 0.322	1B		E3			SH3		WP	1-1	4	2	2	0	0	0	2					
Cal Ripken Jr., R (1, 6) OBP: 0.373, SLG: 0.437	1B		6-3			1B		5-3	1-2	4	0	2	2	0	0	1					
Eddie Murray, S (1, 10) OBP: 0.369, SLG: 0.491	E4		3-1		3-2	1B		3-H	0-0	4	0	2	1	0	0	1					
Terry Kennedy, L (1, 2) OBP: 0.276, SLG: 0.307	G4-6-3		0-2		0-2	G4-6-3		1B	4-2	3	0	0	0	0	0	4					
Mickey Tettleton, S (7, 2) OBP: 0.329, SLG: 0.421	G4-6-3		1-2		6-3	G4-6-3		1B	1-2	0	0	0	0	1	0	0					
Jim Traber, L (1, 3) OBP: 0.263, SLG: 0.315			F5		0-1	F7		G3	2-0	4	0	0	0	0	0	2					
Brady Anderson, L (1, 8) OBP: 0.274, SLG: 0.288			0-2		0-1	F9		K	0-0	4	1	2	0	0	1	0					
Craig Worthington, R (1, 5) OBP: 0.274, SLG: 0.309			2-2		0-1	6-3			1-1	3	0	1	0	0	0	1					
Larry Sheets, L (9, PH) OBP: 0.305, SLG: 0.341			G4-6-3						1-3	1	0	1	0	0	0	0					
Butch Davis, R (9, PR) OBP: 0.240, SLG: 0.280			1-2					1B	1-3	0	0	0	0	0	0	0					
Billy Ripken, R (1, 4) OBP: 0.261, SLG: 0.259					3-2	L4			0-0	3	0	0	0	0	1	1					
Jeff Stone, L (9, PH) OBP: 0.222, SLG: 0.186						5-3		K	1-3	1	1	1	1	0	0	0					
Inning Stats	R: 1 E: 1 K: 0 S: 9	H: 2 LOB: 1 BB: 0 P: 16	R: 0 E: 0 K: 0 S: 9	H: 1 LOB: 0 BB: 0 P: 13	R: 0 E: 1 K: 0 S: 8	H: 0 LOB: 1 BB: 0 P: 15	R: 0 E: 0 K: 0 S: 10	H: 0 LOB: 0 BB: 0 P: 13	R: 0 E: 0 K: 2 S: 10	H: 3 LOB: 1 BB: 0 P: 15	R: 0 E: 0 K: 2 S: 10	H: 1 LOB: 1 BB: 0 P: 13	R: 1 E: 0 K: 0 S: 12	H: 2 LOB: 2 BB: 1 P: 19	R: 2 E: 1 K: 0 S: 6	H: 3 LOB: 3 BB: 1 P: 12	1B: 10 2B: 2 3B: 0 HR: 0	SF: 0 SAC: 1 DP: 3 HBP: 0	WP: 1 PB: 0 SB: 0 CS: 0	PA: 38	
PITCHER	IP	WLS	BF	H	R	ER	SO	BB	IBB	HBP	BLK	WP	HR	S	P	ERA	WHIP				
Walt Terrell, R (1, 1) ERA: 3.98	8.0	L	35	11	5	4	2	1	0	0	0	0	0	75	115	4.50	1.500				
Willie Hernandez, L (9, 1) ERA: 3.38	0.1		3	1	0	0	0	0	1	0	0	0	0	3	8	0.00	3.000				

Detroit Tigers @ Baltimore Orioles
 Memorial Stadium, Baltimore, MD
 Fri Sep 23 1988, 7:05 PM EDT
 Att: 24,792 - Unknown - 81 F

AB	35
R	5
H	12
RBI	4
BB	2
SO	2
LOB	12



Batter	1	2	3	4	5	6	7	8	9	AB	R	H	RBI	BB	SO	LOB	TOP		
Dave Bergman, L (1, 3) OBP: 0.381, SLG: 0.413	3-2 L8		3-3 K		1-1 1B			1-2 FC3-6 1B		4	0	2	0	0	1	0	Detroit Tigers @ Baltimore Orioles Memorial Stadium, Baltimore, MD Sun Sep 25 1988, 3:33 AM EDT Cloudy - 57 F		
Dwayne Murphy, L (1, 8) OBP: 0.373, SLG: 0.367	3-2 3-1		1-2 F7		1-1 F7			0-1 FC3-6 1-2		4	0	0	0	0	0	2			
Fred Lynn, L (1, 7) OBP: 0.301, SLG: 0.467	3-2 4-3		2-2 F4		1-1 F7			0-1 F5		0	0	0	0	0	0	0			
Matt Nokes, L (1, 2) OBP: 0.311, SLG: 0.425		1-0 HBP BB 1B		2-1 L8				2-2 F8		4	0	1	0	0	0	0			
Darrell Evans, L (1, 10) OBP: 0.339, SLG: 0.386 Gary Pettis, S (9, PR) OBP: 0.285, SLG: 0.278		4-0 HBP BB 1-2		0-0 HR				3-0 G3		3	1	2	1	1	0	0			
Chet Lemon, R (1, 9) OBP: 0.345, SLG: 0.420 Pat Sheridan, L (9, PH) OBP: 0.338, SLG: 0.403		2-2 HBP BB 1-2 2-3		3-1 F3				1-1 6-3		2	0	0	0	0	0	0			
Luis Salazar, R (1, 6) OBP: 0.305, SLG: 0.388		1-3 K		1-2 6-3				0-0 6-3		1	0	0	0	0	0	1			
Tom Brookens, R (1, 5) OBP: 0.312, SLG: 0.353		1-3 K		1-1 F9				1-0 F8		4	0	0	0	0	1	4			
Jim Walewander, S (1, 4) OBP: 0.251, SLG: 0.247		1-0 L4		0-1 F8				1-2 F5		3	0	0	0	0	0	3			
Inning Stats	R: 0 E: 0 K: 0 S: 12	H: 0 LOB: 0 BB: 0 P: 21	R: 0 E: 0 K: 2 S: 11	H: 1 LOB: 3 BB: 1 P: 21	R: 0 E: 0 K: 1 S: 10	H: 0 LOB: 0 BB: 0 P: 16	R: 1 E: 0 K: 0 S: 9	H: 1 LOB: 0 BB: 0 P: 15	R: 0 E: 0 K: 0 S: 8	H: 0 LOB: 0 BB: 0 P: 12	R: 0 E: 0 K: 0 S: 4	H: 0 LOB: 0 BB: 0 P: 6	R: 0 E: 0 K: 0 S: 12	H: 1 LOB: 1 BB: 0 P: 14	R: 1 E: 0 K: 0 S: 11	H: 2 LOB: 1 BB: 0 P: 13		1B: 5 2B: 0 3B: 0 HR: 1	SF: 0 SAC: 0 DP: 0 HBP: 1
PITCHER	IP	WLS	BF	H	R	ER	SO	BB	IBB	HBP	BLK	WP	HR	S	P	ERA	WHIP		
Mark Williamson, R (1, 1) ERA: 4.83	8.2	L	34	6	2	2	3	1	0	1	0	0	1	81	127	2.08	0.808		
Gregg Olson, R (9, 1) ERA: 3.52	0.1		1	0	0	0	0	0	0	0	0	0	0	2	2	0.00	0.000		

Batter	1	2	3	4	5	6	7	8	9	AB	R	H	RBI	BB	SO	LOB	BOTTOM				
Joe Orsulak, L (1, 9) OBP: 0.335, SLG: 0.435	0-2 4-3		2-1 6-3			0-1 3-1		0-3 K		4	0	0	0	0	1	0	Detroit Tigers @ Baltimore Orioles Memorial Stadium, Baltimore, MD Sun Sep 25 1988, 3:33 AM EDT Cloudy - 57 F				
Pete Stanicek, S (1, 7) OBP: 0.313, SLG: 0.318	0-0 E3 E		4-2 S BB			2-3 K		2-1 L9		3	1	0	0	1	1	0					
Cal Ripken Jr., R (1, 6) OBP: 0.372, SLG: 0.435	4-2 FC3-6 BB 1-2		2-1 F3 1-2			0-0 6-3		2-2 F8		3	0	0	0	1	0	1					
Eddie Murray, S (1, 10) OBP: 0.367, SLG: 0.488	0-2 FC3-6 1-2 2H		0-0 4-3			0-1 F7		0-3 K		4	0	0	0	0	1	1					
Mickey Tettleton, S (1, 2) OBP: 0.329, SLG: 0.420	0-3 K		1-3 K			0-2 1B				3	0	1	0	0	2	1					
Brady Anderson, L (1, 8) OBP: 0.271, SLG: 0.285		0-0 G3		3-1 F9		0-0 F2				3	0	0	0	0	0	1					
Larry Sheets, L (1, 3) OBP: 0.266, SLG: 0.339 Ken Gerhart, R (9, 7) OBP: 0.244, SLG: 0.322		2-2 4-3				0-2 3-1				3	0	0	0	0	1	1					
Craig Worthington, R (1, 5) OBP: 0.266, SLG: 0.298 Jeff Stone, L (8, PH) OBP: 0.219, SLG: 0.183 Rene Gonzales, R (9, 5) OBP: 0.249, SLG: 0.251		0-2 5-3				2-3 K		3-2 F7		2	0	0	0	0	1	0					
Billy Ripken, R (1, 4) OBP: 0.260, SLG: 0.258 Jim Traber, L (8, PH) OBP: 0.262, SLG: 0.315			1-3 K		1-2 F9			1-1 F6		2	0	0	0	0	1	0					
Inning Stats	R: 1 E: 2 K: 1 S: 12	H: 0 LOB: 1 BB: 1 P: 16	R: 0 E: 0 K: 0 S: 8	H: 0 LOB: 0 BB: 0 P: 10	R: 0 E: 0 K: 1 S: 11	H: 0 LOB: 1 BB: 1 P: 20	R: 0 E: 0 K: 1 S: 7	H: 0 LOB: 0 BB: 0 P: 11	R: 0 E: 0 K: 1 S: 10	H: 0 LOB: 0 BB: 0 P: 13	R: 0 E: 0 K: 1 S: 6	H: 0 LOB: 0 BB: 0 P: 8	R: 0 E: 0 K: 1 S: 9	H: 1 LOB: 1 BB: 0 P: 11	R: 0 E: 0 K: 1 S: 8	H: 0 LOB: 0 BB: 0 P: 12		R: 0 E: 0 K: 1 S: 9	H: 0 LOB: 0 BB: 0 P: 13	1B: 1 2B: 0 3B: 0 HR: 0	SF: 0 SAC: 0 DP: 0 HBP: 0
PITCHER	IP	WLS	BF	H	R	ER	SO	BB	IBB	HBP	BLK	WP	HR	S	P	ERA	WHIP				
Jack Morris, R (1, 1) ERA: 4.07	9.0	W	31	1	1	0	8	2	0	0	0	0	0	80	114	0.00	0.333				

AB	29
R	2
H	6
RBI	2
BB	1
SO	3
LOB	13



AB	29
R	1
H	1
RBI	0
BB	2
SO	8
LOB	5




Batter	1	2	3	4	5	6	7	8	9	AB	R	H	RBI	BB	SO	LOB	TOP									
Gary Pettis, S OBP: 0.285, SLG: 0.277 (1, 8)										1	0	0	0	0	1	0	Detroit Tigers @ Baltimore Orioles Memorial Stadium, Baltimore, MD Sun Sep 25 1988, 3:38 AM EDT Att: 21,754 - Cloudy - 59 F									
Scott Lusader, L OBP: 0.111, SLG: 0.250 (7, 8)										2	0	0	0	0	0	0										
Chet Lemon, R OBP: 0.344, SLG: 0.418 (8, 9)										2	0	0	0	0	1	1										
Pat Sheridan, L OBP: 0.339, SLG: 0.404 (1, 7)										2	1	1	0	0	0	0										
Tom Brookens, R OBP: 0.310, SLG: 0.352 (6, 5)										2	0	0	0	0	0	0										
Dave Bergman, L OBP: 0.379, SLG: 0.409 (1, 3)										3	1	0	0	1	0	1										
Darrell Evans, L OBP: 0.341, SLG: 0.384 (1, 10)										2	1	0	0	2	1	1										
Dwayne Murphy, L OBP: 0.382, SLG: 0.402 (1, 8)										2	1	2	2	0	0	0										
Larry Herndon, R OBP: 0.113, SLG: 0.325 (7, 9)										0	0	0	0	1	0	0										
Bill Bower, L OBP: 0.182, SLG: 0.364 (7, 9)										0	0	0	0	0	0	0										
Luis Salazar, R OBP: 0.303, SLG: 0.385 (1, 5)										3	0	0	0	0	0	3										
Matt Nokes, L OBP: 0.313, SLG: 0.425 (9, 6)										0	1	0	0	1	0	0										
Alan Trammell, R OBP: 0.373, SLG: 0.464 (9, 6)										0	0	0	0	0	0	0										
Torey Lovullo, S OBP: 0.417, SLG: 0.727 (9, 7)										3	1	1	1	0	0	3										
Fred Lynn, L OBP: 0.302, SLG: 0.476 (9, 7)										0	1	0	0	0	0	0										
Mike Heath, R OBP: 0.314, SLG: 0.376 (1, 2)										4	0	1	0	0	2	1										
Jim Walewander, S OBP: 0.249, SLG: 0.244 (8, 5)										2	0	0	0	0	0	0										
Ray Knight, R OBP: 0.288, SLG: 0.285 (8, 5)										2	0	0	0	0	0	1										
Inning Stats	R: 0 E: 0 K: 1 S: 8	H: 0 LOB: 0 BB: 0 P: 14	R: 0 E: 0 K: 0 S: 7	H: 1 LOB: 1 BB: 1 P: 14	R: 0 E: 0 K: 1 S: 8	H: 0 LOB: 0 BB: 0 P: 13	R: 2 E: 0 K: 0 S: 13	H: 2 LOB: 0 BB: 0 P: 18	R: 1 E: 0 K: 1 S: 8	H: 1 LOB: 0 BB: 0 P: 15	R: 0 E: 0 K: 0 S: 7	H: 0 LOB: 0 BB: 0 P: 11	R: 0 E: 0 K: 0 S: 4	H: 0 LOB: 1 BB: 1 P: 10	R: 0 E: 0 K: 0 S: 11	H: 0 LOB: 0 BB: 0 P: 17	R: 4 E: 0 K: 1 S: 16	H: 2 LOB: 1 BB: 3 P: 31	1B: 3 2B: 0 3B: 0 HR: 3	SF: 0 SAC: 1 DP: 1 HBP: 0	WP: 0 PB: 0 SB: 0 CS: 0	PA: 37				
PITCHER	IP	WLS	BF	H	R	ER	SO	BB	IBB	HBP	BLK	WP	HR	S	P	ERA	WHIP									
Jose Bautista, R ERA: 4.3	(1, 1)	5.0		19	4	3	3	3	1	0	0	0	0	2	44	74	5.40	1.000								
Mark Thurmond, L ERA: 4.5	(6, 1)	3.0		11	0	1	1	1	2	0	0	0	0	0	25	45	3.00	0.667								
Tom Niedenfuer, R ERA: 3.57	(9, 1)	1.0	L	7	2	3	3	1	1	1	0	0	0	1	13	24	27.00	3.000								

Batter	1	2	3	4	5	6	7	8	9	AB	R	H	RBI	BB	SO	LOB	BOTTOM										
Joe Orsulak, L OBP: 0.332, SLG: 0.431 (1, 9)										3	0	0	0	0	0	0	Detroit Tigers @ Baltimore Orioles Memorial Stadium, Baltimore, MD Sun Sep 25 1988, 3:38 AM EDT Att: 21,754 - Cloudy - 59 F										
Pete Stanicek, S OBP: 0.312, SLG: 0.317 (1, 4)										4	1	1	0	0	0	1											
Cal Ripken Jr., R OBP: 0.371, SLG: 0.432 (1, 6)										3	1	0	0	1	0	1											
Eddie Murray, S OBP: 0.366, SLG: 0.486 (1, 10)										4	0	1	1	0	1	0											
Jim Traber, L OBP: 0.262, SLG: 0.315 (1, 3)										3	0	1	1	0	0	0											
Brady Anderson, L OBP: 0.271, SLG: 0.285 (1, 8)										4	1	1	0	0	0	2											
Ken Gerhart, R OBP: 0.245, SLG: 0.335 (1, 7)										3	1	1	2	0	0	1											
Craig Worthington, R OBP: 0.254, SLG: 0.283 (1, 5)										3	0	0	0	0	2	1											
Carl Nichols, R OBP: 0.237, SLG: 0.229 (1, 2)										3	0	1	0	0	1	0											
Inning Stats	R: 2 E: 0 K: 0 S: 14	H: 2 LOB: 1 BB: 1 P: 28	R: 0 E: 0 K: 2 S: 12	H: 0 LOB: 0 BB: 0 P: 18	R: 0 E: 0 K: 0 S: 7	H: 0 LOB: 0 BB: 0 P: 13	R: 2 E: 0 K: 1 S: 14	H: 2 LOB: 0 BB: 0 P: 18	R: 0 E: 0 K: 0 S: 8	H: 0 LOB: 0 BB: 0 P: 12	R: 0 E: 0 K: 0 S: 11	H: 0 LOB: 0 BB: 0 P: 13	R: 0 E: 0 K: 0 S: 4	H: 1 LOB: 0 BB: 0 P: 5	R: 0 E: 0 K: 0 S: 8	H: 1 LOB: 1 BB: 0 P: 12		R: 0 E: 0 K: 1 S: 7	H: 0 LOB: 0 BB: 0 P: 11	1B: 4 2B: 1 3B: 0 HR: 1	SF: 1 SAC: 1 DP: 0 HBP: 0	WP: 0 PB: 0 SB: 0 CS: 1	PA: 33				
PITCHER	IP	WLS	BF	H	R	ER	SO	BB	IBB	HBP	BLK	WP	HR	S	P	ERA		WHIP									
Doyle Alexander, R ERA: 4.27	(1, 1)	8.0		30	4	4	3	1	0	0	0	0	0	1	78	119		4.50	0.875								
Willie Hernandez, L ERA: 3.32	(9, 1)	1.0	S	3	0	0	0	1	0	0	0	0	0	0	7	11		0.00	0.000								

Batter	1	2	3	4	5	6	7	8	9	AB	R	H	RBI	BB	SO	LOB	TOP					
Dave Bergman, L (1, 3) OBP: 0.378, SLG: 0.404	0-2 4-3		1-2 G3-6-3			0-1 G4-6-3 1B		0-0 4-3		4	0	1	0	0	0	2						
Dwayne Murphy, L (1, 8) OBP: 0.379, SLG: 0.388	3-2 F8		1-1 4-3			2-3 K		2-2 F7		4	0	0	0	0	1	1						
Fred Lynn, L (1, 7) OBP: 0.303, SLG: 0.479	4-1 BB			2-2 F3		2-1 G4-6-3 1-2		0-1 F3		3	0	0	0	1	0	1						
Darrell Evans, L (1, 10) OBP: 0.343, SLG: 0.390	3-3 K			3-2 4-3			2-1 1-3		1-3 K	4	0	0	0	0	2	1						
Matt Nokes, L (1, 2) OBP: 0.312, SLG: 0.426		2-2 F7		2-2 1B			2-0 4-3			3	0	1	0	0	0	0						
Pat Sheridan, L (1, 9) OBP: 0.339, SLG: 0.401		0-1 1B		0-1 4-3			0-0 F8			3	0	1	0	0	0	1						
Tom Brookens, R (1, 5) OBP: 0.307, SLG: 0.347 (8, 6)		1-0 F9			1-1 F8			1-1 SH3-4 1B		3	0	1	0	0	0	1	AB 28					
Torey Lovullo, S (1, 4) OBP: 0.333, SLG: 0.647		1-3 K			2-2 G1-3			1-0 SH3-4		2	0	0	0	0	1	1	R 0					
Jim Walewander, S (1, 6) OBP: 0.251, SLG: 0.238 (8, PH)			4-0 BB		2-2 4-3			1-2 6-3		1	0	0	0	1	0	0	H 4					
Ray Knight, R (8, 5) OBP: 0.288, SLG: 0.284 (8, 5)										1	0	0	0	0	0	1	RBI 0					
Inning Stats	R: 0 E: 0 K: 1 S: 11	H: 0 LOB: 1 BB: 1 P: 21	R: 0 E: 0 K: 1 S: 10	H: 1 LOB: 0 BB: 0 P: 14	R: 0 E: 0 K: 0 S: 5	H: 0 LOB: 0 BB: 1 P: 11	R: 0 E: 0 K: 0 S: 15	H: 1 LOB: 1 BB: 0 P: 22	R: 0 E: 0 K: 1 S: 9	H: 0 LOB: 0 BB: 0 P: 14	R: 0 E: 0 K: 0 S: 7	H: 1 LOB: 0 BB: 0 P: 11	R: 0 E: 0 K: 0 S: 4	H: 0 LOB: 0 BB: 0 P: 8	R: 0 E: 0 K: 0 S: 5	H: 1 LOB: 1 BB: 0 P: 7	R: 0 E: 0 K: 1 S: 10	H: 0 LOB: 0 BB: 0 P: 13	1B: 4 2B: 0 3B: 0 HR: 0	SF: 0 SAC: 1 DP: 2 HBP: 0	WP: 0 PB: 0 SB: 0 CS: 0	PA: 31
PITCHER Tom Candiotti, R (1, 1) ERA: 3.22	IP: 9.0 WLS: W BF: 31 H: 4 R: 0 ER: 0 SO: 4 BB: 2 IBB: 0 HBP: 0 BLK: 0 WP: 0 HR: 0 S: 76 P: 121 ERA: 0.00 WHIP: 0.667															PITCHER						

Detroit Tigers @ Cleveland Indians
Cleveland Municipal Stadium, Cleveland, OH
Tue Sep 27 1988, 7:05 PM EDT
Att. 4,626 - Unknown - 75 F


AB	28
R	0
H	4
RBI	0
BB	2
SO	4
LOB	9



Batter	1	2	3	4	5	6	7	8	9	AB	R	H	RBI	BB	SO	LOB	BOTTOM			
Julio Franco, R (1, 4) OBP: 0.364, SLG: 0.415	3-2 3B	4-1 1-2 BB		2-2 6-3			1-1 L8			3	0	1	0	1	0	1				
Reggie Williams, R (1, 7) OBP: 0.207, SLG: 0.379	1-3 K	0-1 6-3			3-2 F6			2-2 HR		4	1	1	1	0	1	4				
Joe Carter, R (1, 8) OBP: 0.317, SLG: 0.487	2-2 L3		2-2 1-3		0-1 F9			0-1 F4		4	0	0	0	0	0	1				
Cory Snyder, R (1, 9) OBP: 0.331, SLG: 0.495	2-3 K		0-2 1B		2-3 K			0-0 HR 1B		4	1	2	0	0	2	1				
Carmen Castillo, R (1, 10) OBP: 0.287, SLG: 0.360		1-3 K	0-0 F3		1-1 F9			0-2 HR 1B		4	1	1	2	0	1	1				
Luis Medina, R (1, 3) OBP: 0.313, SLG: 0.591		2-0 1B 1B	1 SAFE 0-3 K		2-1 6-3			0-0 L5		4	1	1	0	0	1	1				
Brook Jacoby, R (1, 5) OBP: 0.298, SLG: 0.330	1-0 1B 1B			2-2 F8		0-0 5-3		0-2 F8		4	0	1	0	0	0	0	AB 32			
Andy Allanson, R (1, 2) OBP: 0.304, SLG: 0.320		2-2 1B		0-0 1B			1-1 5-3			3	0	2	1	0	0	0	R 4			
Paul Zuvella, R (1, 6) OBP: 0.275, SLG: 0.268		1-3 2H 1B		3-2 F8						2	0	0	0	1	0	1	H 9			
Inning Stats	R: 0 E: 0 K: 2 S: 12	H: 1 LOB: 1 BB: 0 P: 20	R: 1 E: 0 K: 1 S: 12	H: 3 LOB: 3 BB: 2 P: 26	R: 0 E: 0 K: 1 S: 11	H: 1 LOB: 1 BB: 0 P: 13	R: 0 E: 0 K: 0 S: 11	H: 1 LOB: 1 BB: 0 P: 18	R: 0 E: 0 K: 1 S: 8	H: 0 LOB: 0 BB: 0 P: 13	R: 0 E: 0 K: 0 S: 5	H: 0 LOB: 0 BB: 0 P: 8	R: 0 E: 0 K: 0 S: 6	H: 0 LOB: 0 BB: 0 P: 10	R: 3 E: 0 K: 0 S: 14	H: 3 LOB: 0 BB: 0 P: 16	1B: 6 2B: 0 3B: 1 HR: 2	SF: 0 SAC: 0 DP: 0 HBP: 0	WP: 0 PB: 0 SB: 0 CS: 0	PA: 34
PITCHER Frank Tanana, L (1, 1) ERA: 4.27	IP: 7.1 WLS: L BF: 32 H: 9 R: 4 ER: 4 SO: 4 BB: 2 IBB: 0 HBP: 0 BLK: 0 WP: 0 HR: 2 S: 75 P: 120 ERA: 4.91 WHIP: 1.500															PITCHER Willie Hernandez, L (8, 1) ERA: 3.29				

Detroit Tigers @ Cleveland Indians
Cleveland Municipal Stadium, Cleveland, OH
Tue Sep 27 1988, 7:05 PM EDT
Att. 4,626 - Unknown - 75 F

AB	32
R	4
H	9
RBI	4
BB	2
SO	5
LOB	10




Batter	1	2	3	4	5	6	7	8	9	AB	R	H	RBI	BB	SO	LOB	TOP			
Tom Brookens, R (1, 5) OBP: 0.307, SLG: 0.347										4	0	1	0	0	0	1	Detroit Tigers @ Cleveland Indians Cleveland Municipal Stadium, Cleveland, OH Wed Sep 28 1988, 7:05 PM EDT Alt: 5,262 - Unknown - 55 F			
Luis Salazar, R (1, 6) OBP: 0.306, SLG: 0.386										2	1	1	0	2	0	1				
Fred Lynn, L (1, 8) OBP: 0.302, SLG: 0.478										1	0	0	1	0	0	1				
Dwayne Murphy, L (4, 8) OBP: 0.374, SLG: 0.382										2	0	0	0	0	1	3				
Chet Lemon, R (1, 9) OBP: 0.343, SLG: 0.417										4	1	1	0	0	0	1				
Ray Knight, R (1, 3) OBP: 0.267, SLG: 0.283										4	0	1	0	0	1	1				
Larry Hemdon, R (1, 7) OBP: 0.313, SLG: 0.325										3	0	1	0	0	2	1				
Pat Sheridan, L (9, PH) OBP: 0.339, SLG: 0.400										1	0	0	0	0	0	1				
Darrell Evans, L (1, 10) OBP: 0.342, SLG: 0.388										4	0	1	0	0	0	2				
Mike Heath, R (1, 2) OBP: 0.315, SLG: 0.376										3	0	1	0	0	0	0				
Matt Nokes, L (9, PH) OBP: 0.314, SLG: 0.427										1	0	1	1	0	0	0				
Scott Lusader, L (9, PH) OBP: 0.111, SLG: 0.250										0	0	0	0	0	0	0				
Jim Walewander, S (1, 4) OBP: 0.249, SLG: 0.235										2	0	0	0	0	1	0				
Dave Bergman, L (9, PH) OBP: 0.377, SLG: 0.403										1	0	0	0	0	0	2				
Inning Stats	R: 0 E: 0 K: 0 S: 17	H: 1 LOB: 1 BB: 0 P: 25	R: 0 E: 0 K: 1 S: 6	H: 0 LOB: 0 BB: 0 P: 7	R: 0 E: 0 K: 1 S: 7	H: 0 LOB: 0 BB: 0 P: 11	R: 1 E: 1 K: 0 S: 5	H: 1 LOB: 0 BB: 0 P: 6	R: 0 E: 0 K: 1 S: 9	H: 0 LOB: 1 BB: 1 P: 17	R: 0 E: 0 K: 1 S: 11	H: 1 LOB: 1 BB: 0 P: 20	R: 0 E: 0 K: 0 S: 7	H: 1 LOB: 2 BB: 0 P: 13	R: 1 E: 0 K: 1 S: 17	H: 3 LOB: 2 BB: 0 P: 25	1B: 8 2B: 0 3B: 0 HR: 0	SF: 1 SAC: 1 DP: 1 HBP: 0	WP: 0 PB: 0 SB: 1 CS: 0	PA: 36
PITCHER	IP	WLS	BF	H	R	ER	SO	BB	IBB	HBP	BLK	WP	HR	S	P	ERA	WHIP			
Greg Swindell, L (1, 1) ERA: 3.2	8.0	W	30	5	1	0	4	1	1	0	0	0	0	67	108	0.00	0.750			
Doug Jones, R (9, 1) ERA: 2.31	1.0	S	6	3	1	1	1	0	0	0	0	0	0	17	25	9.00	3.000			

Batter	1	2	3	4	5	6	7	8	9	AB	R	H	RBI	BB	SO	LOB	BOTTOM			
Julio Franco, R (1, 4) OBP: 0.364, SLG: 0.414										4	0	1	0	0	0	3	Detroit Tigers @ Cleveland Indians Cleveland Municipal Stadium, Cleveland, OH Wed Sep 28 1988, 7:05 PM EDT Alt: 5,262 - Unknown - 55 F			
Mel Hall, L (1, 7) OBP: 0.314, SLG: 0.391										3	1	0	1	1	0	1				
Joe Carter, R (1, 8) OBP: 0.318, SLG: 0.486										3	0	1	1	0	0	1				
Dave Clark, L (1, 10) OBP: 0.348, SLG: 0.374										4	0	1	2	0	0	1				
Cory Snyder, R (1, 9) OBP: 0.330, SLG: 0.492										3	0	0	0	1	0	0				
Willie Upshaw, L (1, 3) OBP: 0.330, SLG: 0.369										4	0	1	0	0	1	3				
Brook Jacoby, R (1, 5) OBP: 0.296, SLG: 0.328										4	0	0	0	0	2	4				
Andy Allanson, R (1, 2) OBP: 0.306, SLG: 0.322										3	2	2	0	0	0	0				
Paul Zuvella, R (1, 6) OBP: 0.280, SLG: 0.274										1	1	1	0	0	0	0				
Inning Stats	R: 0 E: 0 K: 0 S: 4	H: 0 LOB: 0 BB: 0 P: 6	R: 0 E: 0 K: 0 S: 11	H: 1 LOB: 1 BB: 0 P: 18	R: 1 E: 0 K: 0 S: 10	H: 2 LOB: 1 BB: 0 P: 19	R: 0 E: 0 K: 0 S: 7	H: 0 LOB: 0 BB: 0 P: 11	R: 0 E: 0 K: 1 S: 11	H: 1 LOB: 1 BB: 0 P: 16	R: 0 E: 0 K: 0 S: 6	H: 1 LOB: 0 BB: 0 P: 7	R: 0 E: 0 K: 1 S: 7	H: 0 LOB: 0 BB: 0 P: 14	R: 3 E: 1 K: 1 S: 15	H: 2 LOB: 3 BB: 2 P: 32		1B: 7 2B: 0 3B: 0 HR: 0	SF: 0 SAC: 2 DP: 1 HBP: 1	WP: 0 PB: 0 SB: 0 CS: 0
PITCHER	IP	WLS	BF	H	R	ER	SO	BB	IBB	HBP	BLK	WP	HR	S	P	ERA	WHIP			
Walt Terrell, R (1, 1) ERA: 3.97	7.1	L	31	7	4	3	2	0	1	1	0	0	0	66	110	3.68	0.955			
Willie Hernandez, L (8, 1) ERA: 3.25	0.2		3	0	0	0	1	0	1	0	0	0	0	5	13	0.00	0.000			

Batter	1	2	3	4	5	6	7	8	9	AB	R	H	RBI	BB	SO	LOB	TOP				
Rickey Henderson, R OBP: 0.392, SLG: 0.397 (1, 7)	F8		S 2B			5-3		P3		4	0	1	0	0	0	0					
Claudell Washington, L OBP: 0.344, SLG: 0.439 (1, 8)	F8 2B		4-3			1B E		K		4	1	2	0	0	1	1					
Don Mattingly, L OBP: 0.397, SLG: 0.468 (1, 3)	F8			L8		1B E		5-3		4	1	1	0	0	0	1					
Jack Clark, R OBP: 0.383, SLG: 0.439 (1, 9)	F7			K2-3		E5			F8	4	0	0	0	0	1	1					
Ken Phelps, L OBP: 0.407, SLG: 0.551 Gary Ward, R OBP: 0.299, SLG: 0.304 (9, PH)		F7		G3		F9			F9	3	0	0	0	0	0	1					
Willie Randolph, R OBP: 0.322, SLG: 0.300 (1, 4)	F7				F7				F9	4	0	0	0	0	0	0					
Rafael Santana, R OBP: 0.289, SLG: 0.294 (1, 6)		5-3			K					3	0	1	0	0	1	0					
Joel Skinner, R OBP: 0.261, SLG: 0.332 (1, 2)			5-3		4-3					3	0	0	0	0	1	1					
Wayne Tolleson, S OBP: 0.317, SLG: 0.264 (1, 5)			6-3			K2-3		FC4-6		3	0	0	0	0	1	1					
Inning Stats	R: 0 E: 0 K: 0 S: 8	H: 1 LOB: 1 BB: 0 P: 15	R: 0 E: 0 K: 0 S: 7	H: 0 LOB: 0 BB: 0 P: 13	R: 0 E: 0 K: 0 S: 10	H: 1 LOB: 1 BB: 0 P: 17	R: 0 E: 0 K: 1 S: 6	H: 0 LOB: 0 BB: 0 P: 8	R: 0 E: 0 K: 1 S: 11	H: 0 LOB: 0 BB: 0 P: 15	R: 2 E: 1 K: 1 S: 14	H: 2 LOB: 1 BB: 0 P: 18	R: 0 E: 0 K: 1 S: 8	H: 1 LOB: 0 BB: 0 P: 13	R: 0 E: 0 K: 0 S: 6	H: 0 LOB: 0 BB: 0 P: 7	1B: 3 2B: 2 3B: 0 HR: 0	SF: 0 SAC: 0 DP: 0 HBP: 0	WP: 0 PB: 0 SB: 1 CS: 0	PA: 33	
PITCHER	IP	WLS	BF	H	R	ER	SO	BB	IBB	HBP	BLK	WP	HR	S	P	ERA	WHIP				
Jack Morris, R ERA: 3.94 (1, 1)	7.0	W	27	5	2	0	4	0	0	0	0	0	0	64	99	0.00	0.714				
Willie Hernandez, L ERA: 3.15 (8, 1)	2.0		6	0	0	0	1	0	0	0	0	0	0	14	18	0.00	0.000				

New York Yankees @ Detroit Tigers
Tiger Stadium, Detroit, MI
Fri Sep 30 1988, 7:05 PM EDT
Att: 34,176 - Unknown - 77 F


AB	33
R	2
H	5
RBI	0
BB	0
SO	5
LOB	6



Batter	1	2	3	4	5	6	7	8	9	AB	R	H	RBI	BB	SO	LOB	BOTTOM				
Pat Sheridan, L OBP: 0.339, SLG: 0.398 (1, 7)	E5 FC3-5 1B		BB 1B BB	5-3		K		FC1-5		4	1	1	0	1	1	5					
Dwayne Murphy, L OBP: 0.365, SLG: 0.382 (1, 8)	FC3-5 FC4-6 2-3		F7		K		E 2B	K		5	1	1	0	0	2	4					
Dave Bergman, L OBP: 0.374, SLG: 0.397 (1, 3)	FC4-6 BLK 1-2		K		4-3		FC3-6 BB	F9		4	0	0	0	1	1	4					
Darrell Evans, L OBP: 0.341, SLG: 0.386 (1, 10)	K		1B BB		F7		FC3-6 HR			3	1	0	0	1	1	2					
Matt Nokes, L OBP: 0.313, SLG: 0.425 (1, 2)		G3				F8		P6		4	0	1	1	0	0	1					
Chet Lemon, R OBP: 0.344, SLG: 0.429 (1, 9)		F3				HR		HR		4	2	2	3	0	1	2					
Tom Brookens, R OBP: 0.308, SLG: 0.348 (1, 5)				3-1		1B E		F7		4	1	2	0	0	0	0					
Torey Lovullo, S OBP: 0.409, SLG: 0.667 (1, 4)		E 1B			BLK 1B			FC1-5 1B		4	0	3	0	0	0	1					
Jim Walewander, S OBP: 0.254, SLG: 0.241 (1, 6)		6-3			L7			FC1-5 1B		4	0	2	0	0	0	2					
Inning Stats	R: 0 E: 1 K: 1 S: 9	H: 1 LOB: 1 BB: 0 P: 15	R: 1 E: 1 K: 0 S: 12	H: 2 LOB: 1 BB: 0 P: 18	R: 1 E: 0 K: 2 S: 11	H: 1 LOB: 2 BB: 2 P: 26	R: 0 E: 0 K: 0 S: 9	H: 1 LOB: 1 BB: 0 P: 13	R: 0 E: 0 K: 1 S: 7	H: 0 LOB: 0 BB: 0 P: 12	R: 1 E: 0 K: 1 S: 11	H: 3 LOB: 2 BB: 0 P: 18	R: 3 E: 1 K: 0 S: 14	H: 2 LOB: 0 BB: 1 P: 27	R: 0 E: 0 K: 1 S: 7	H: 2 LOB: 2 BB: 0 P: 10	1B: 9 2B: 1 3B: 0 HR: 2	SF: 0 SAC: 0 DP: 0 HBP: 0	WP: 0 PB: 0 SB: 0 CS: 0	PA: 39	
PITCHER	IP	WLS	BF	H	R	ER	SO	BB	IBB	HBP	BLK	WP	HR	S	P	ERA	WHIP				
Rick Rhoden, R ERA: 4.29 (1, 1)	6.0	L	30	5	4	1	1	0	0	0	0	0	1	62	109	6.00	2.000				
Hipolito Pena, L ERA: 3.14 (7, 1)	2.0		9	3	1	1	1	0	0	0	0	0	1	18	30	4.50	1.500				

New York Yankees @ Detroit Tigers
Tiger Stadium, Detroit, MI
Fri Sep 30 1988, 7:05 PM EDT
Att: 34,176 - Unknown - 77 F

AB	36
R	6
H	12
RBI	4
BB	3
SO	6
LOB	21



Batter	1	2	3	4	5	6	7	8	9	AB	R	H	RBI	BB	SO	LOB	TOP					
Rickey Henderson, R OBP: 0.394, SLG: 0.399	F8	F8															5 0 3 0 0 0 2					
Claudell Washington, L OBP: 0.342, SLG: 0.442	HR		L1-3	F7				F7									5 1 1 1 0 0 4					
Don Mattingly, L OBP: 0.356, SLG: 0.466	L5		F7		L9				L9								5 0 1 0 0 0 0					
Jack Clark, R OBP: 0.383, SLG: 0.436	K		K														3 0 0 0 2 2 0					
Ken Phelps, L OBP: 0.407, SLG: 0.558		K															5 2 2 1 0 3 2					
Luis Aquayo, R OBP: 0.315, SLG: 0.362																	4 1 2 0 0 0 3					
Bob Geren, R OBP: 0.286, SLG: 0.167																	4 0 1 0 0 1 4					
Randy Velarde, R OBP: 0.233, SLG: 0.360																	4 1 1 2 0 1 2					
Wayne Tolleson, S OBP: 0.313, SLG: 0.255																	2 0 0 1 1 0 0					
Inning Stats	R: 1 E: 0 K: 1 S: 10	H: 1 LOB: 0 BB: 0 P: 16	R: 1 E: 1 K: 1 S: 13	H: 2 LOB: 2 BB: 0 P: 17	R: 0 E: 0 K: 1 S: 9	H: 0 LOB: 0 BB: 0 P: 13	R: 2 E: 0 K: 1 S: 21	H: 3 LOB: 2 BB: 1 P: 31	R: 1 E: 0 K: 0 S: 11	H: 2 LOB: 1 BB: 1 P: 16	R: 0 E: 0 K: 1 S: 16	H: 1 LOB: 1 BB: 0 P: 24	R: 0 E: 0 K: 1 S: 9	H: 1 LOB: 2 BB: 1 P: 15	R: 0 E: 0 K: 0 S: 11	H: 1 LOB: 1 BB: 0 P: 16	R: 0 E: 0 K: 1 S: 14	H: 0 LOB: 0 BB: 0 P: 18	1B: 8 2B: 0 3B: 0 HR: 3	SF: 1 SAC: 0 DP: 0 HBP: 0	WP: 0 PB: 0 SB: 0 CS: 1	PA: 41
PITCHER	IP WLS BF H R ER SO BB IBB HBP BLK WP HR S P ERA WHIP																					
Doyle Alexander, R ERA: 4.32	(1, 1) 3.2 19 6 4 3 4 1 0 0 0 0 2 49 70 7.36 1.909																					
Paul Gibson, L ERA: 3.0	(4, 1) 1.1 6 2 1 1 0 1 0 0 0 0 1 15 23 6.75 2.250																					
Eric King, R ERA: 3.41	(6, 1) 2.0 9 2 0 0 2 1 0 0 0 0 0 25 39 0.00 1.500																					
Mike Henneman, R ERA: 1.87	(8, 1) 2.0 W 7 1 0 0 1 0 0 0 0 0 0 25 34 0.00 0.500																					

New York Yankees @ Detroit Tigers
Tiger Stadium, Detroit, MI
Sat Oct 01 1988, 3:33 AM EDT
Att: 39,960 - Overcast - 79 F

AB 37
R 5
H 11
RBI 5
BB 3
SO 7
LOB 17



Batter	1	2	3	4	5	6	7	8	9	AB	R	H	RBI	BB	SO	LOB	BOTTOM			
Tom Brookens, R OBP: 0.310, SLG: 0.352	6-3		5-3														4 1 2 0 0 0 1			
Dwayne Murphy, L OBP: 0.366, SLG: 0.379	P5																4 0 1 1 0 0 1			
Luis Salazar, R OBP: 0.306, SLG: 0.387	P6																4 1 1 1 0 1 2			
Chet Lemon, R OBP: 0.345, SLG: 0.436		G3															4 2 2 2 0 0 0			
Ray Knight, R OBP: 0.270, SLG: 0.291																	3 1 1 1 1 0 0			
Larry Hemdon, R OBP: 0.313, SLG: 0.326																	3 0 1 1 0 0 1			
Pat Sheridan, L OBP: 0.338, SLG: 0.397																	1 0 0 0 0 0 0			
Darrell Evans, L OBP: 0.338, SLG: 0.382																	4 0 0 0 0 1 1			
Mike Heath, R OBP: 0.311, SLG: 0.370																	3 0 0 0 0 0 0			
Jim Walewander, S OBP: 0.255, SLG: 0.238																	2 1 0 0 1 0 1			
Inning Stats	R: 0 E: 0 K: 0 S: 7	H: 0 LOB: 0 BB: 0 P: 11	R: 0 E: 0 K: 0 S: 6	H: 0 LOB: 0 BB: 1 P: 13	R: 0 E: 0 K: 0 S: 6	H: 0 LOB: 1 BB: 1 P: 13	R: 0 E: 0 K: 0 S: 7	H: 0 LOB: 0 BB: 0 P: 12	R: 0 E: 0 K: 1 S: 7	H: 0 LOB: 0 BB: 0 P: 14	R: 5 E: 1 K: 0 S: 17	H: 5 LOB: 1 BB: 0 P: 34	R: 0 E: 0 K: 1 S: 11	H: 2 LOB: 2 BB: 0 P: 15	R: 1 E: 0 K: 0 S: 6	H: 1 LOB: 0 BB: 0 P: 10	1B: 4 2B: 2 3B: 1 HR: 1	SF: 0 SAC: 0 DP: 1 HBP: 0	WP: 0 PB: 0 SB: 0 CS: 0	PA: 34
PITCHER	IP WLS BF H R ER SO BB IBB HBP BLK WP HR S P ERA WHIP																			
Tommy John, L ERA: 4.49	(1, 1) 5.2 22 3 4 1 1 2 0 0 0 0 0 45 87 1.59 0.882																			
Lee Guetterman, L ERA: 4.65	(6, 1) 1.0 7 4 1 0 0 0 0 0 0 0 0 13 21 0.00 4.000																			
Neil Allen, R ERA: 3.84	(7, 1) 1.1 L 5 1 1 1 1 0 0 0 0 0 1 9 14 6.75 0.750																			

New York Yankees @ Detroit Tigers
Tiger Stadium, Detroit, MI
Sat Oct 01 1988, 3:33 AM EDT
Att: 39,960 - Overcast - 79 F

AB 32
R 6
H 8
RBI 6
BB 2
SO 2
LOB 7



Batter	1	2	3	4	5	6	7	8	9	10	11	AB	R	H	RBI	BB	SO	LOB	TOP						
Randy Velarde, R OBP: 0.240, SLG: 0.357 (1, 6)	6-3		K		2B			SH SF7 1B				4	2	1	0	1	2	3							
Gary Ward, R OBP: 0.302, SLG: 0.312 (1, 8)	6-3		6-3		2B			SH BB 1B		1B 1B		4	0	2	2	0	0	2							
Don Mattingly, L OBP: 0.353, SLG: 0.462 (1, 3)	L1			4-3	4-3			SF7		F4		4	0	0	1	0	0	2							
Jack Clark, R OBP: 0.381, SLG: 0.433 Joel Skinner, R OBP: 0.267, SLG: 0.335 (8, 9)	F8			E3				F7		BB	G1-6-3 1B	3	0	0	0	0	0	0	0						
Ken Phelps, L OBP: 0.402, SLG: 0.549 (1, 10)	K			F8				K		K	G1-6-3 1B	5	0	0	0	0	3	5							
Luis Aquayo, R OBP: 0.309, SLG: 0.354 (1, 5)	K			6-3				4-3		F9		5	0	0	0	0	1	3							
Bob Geren, R OBP: 0.250, SLG: 0.100 (1, 2)				1B BB				K		F4	L4	4	0	0	0	1	1	0							
Hal Morris, L OBP: 0.100, SLG: 0.100 (1, 7)	K			F4				4-3		K	L8	5	0	0	0	0	2	1							
Wayne Tolleson, S OBP: 0.339, SLG: 0.288 (1, 4)				1B				K		1B		4	1	3	0	0	1	0							
Inning Stats	R: 0 E: 0 K: 0 S: 9	H: 0 LOB: 0 BB: 0 P: 14	R: 0 E: 0 K: 2 S: 9	H: 0 LOB: 0 BB: 0 P: 13	R: 0 E: 0 K: 2 S: 16	H: 1 LOB: 2 BB: 1 P: 25	R: 0 E: 0 K: 0 S: 6	H: 0 LOB: 1 BB: 0 P: 9	R: 2 E: 0 K: 1 S: 13	H: 2 LOB: 1 BB: 1 P: 22	R: 0 E: 0 K: 1 S: 8	H: 0 LOB: 0 BB: 0 P: 15	R: 0 E: 0 K: 1 S: 19	H: 1 LOB: 2 BB: 1 P: 30	R: 0 E: 0 K: 2 S: 14	H: 1 LOB: 1 BB: 0 P: 18	R: 0 E: 0 K: 0 S: 8	H: 2 LOB: 1 BB: 0 P: 12	R: 0 E: 0 K: 0 S: 9	H: 0 LOB: 0 BB: 0 P: 13	1B: 6 2B: 1 3B: 0 HR: 0	SF: 1 SAC: 1 DP: 1 HBP: 0	WP: 0 PB: 0 SB: 0 CS: 0	PA: 44	
PITCHER	IP 7.0	WLS 0.0	BF 27	H 3	R 2	ER 2	SO 7	BB 2	IBB 0	HBP 0	BLK 0	WP 0	HR 0	S 67	P 108	ERA 2.57	WHIP 0.714								
Frank Tanana, L ERA: 4.21 (8, 1)	0.0	2	1	1	0	0	0	0	0	0	0	0	0	6	8	∞	∞								
Mike Henneman, R ERA: 1.87 (8, 1)	2.0	8	1	0	0	3	1	0	0	0	0	0	0	27	40	1.000	1.000								
Willie Hernandez, L ERA: 3.06 Paul Gibson, L ERA: 2.93 (10, 1)	2.0	W	7	2	0	0	0	0	0	0	0	0	0	17	25	0.00	1.000								

New York Yankees @ Detroit Tigers
Tiger Stadium, Detroit, MI
Sun Oct 02 1988, 3:33 AM EDT
Att: 35,359 - Cloudy - 61 F

AB 39
R 3
H 7
RBI 3
BB 3
SO 10
LOB 16



Batter	1	2	3	4	5	6	7	8	9	10	11	AB	R	H	RBI	BB	SO	LOB	BOTTOM							
Tom Brookens, R OBP: 0.313, SLG: 0.351 (1, 5)	F9		G4-3 BB BB		1B 1B			F8		WP BB		3	0	1	0	2	0	1								
Dwayne Murphy, L OBP: 0.361, SLG: 0.368 (1, 8)	6-3		G4-3 BB		K			F8		K		4	0	0	0	1	2	4								
Luis Salazar, R OBP: 0.305, SLG: 0.385 (1, 6)	F9		G4-3		1B			L6		K		5	0	1	1	0	1	3								
Chet Lemon, R OBP: 0.346, SLG: 0.436 (1, 9)		HR 1B	5-3		F9			1B		F7		5	1	2	0	0	0	4								
Ray Knight, R OBP: 0.271, SLG: 0.301 Dave Bergman, L OBP: 0.372, SLG: 0.394 (8, 3)		HR		F6		5-3		K		K	4-3	3	1	1	2	0	0	0								
Larry Hemdon, R OBP: 0.313, SLG: 0.322 Pat Sheridan, L OBP: 0.339, SLG: 0.403 (8, 7)		FC6-4 BB		F6		1-4-3		F6		1B 3B		2	0	0	0	1	0	0								
Darrell Evans, L OBP: 0.337, SLG: 0.380 (1, 10)	F6			4-3		K2-3		4-3			1B	5	0	1	1	0	1	1								
Mike Heath, R OBP: 0.307, SLG: 0.365 Matt Nokes, L OBP: 0.313, SLG: 0.424 (9, PH) (10, 2)	K			4-3				5-3		K		3	0	0	0	0	1	1								
Jim Walewander, S OBP: 0.261, SLG: 0.240 (1, 4)	FC6-4			4-3		1B 1B		BB		F5		3	1	1	0	1	0	1								
Inning Stats	R: 0 E: 0 K: 0 S: 7	H: 0 LOB: 0 BB: 0 P: 13	R: 2 E: 0 K: 1 S: 12	H: 2 LOB: 1 BB: 1 P: 21	R: 0 E: 0 K: 0 S: 6	H: 0 LOB: 1 BB: 2 P: 16	R: 0 E: 0 K: 0 S: 5	H: 0 LOB: 0 BB: 0 P: 9	R: 1 E: 0 K: 1 S: 10	H: 3 LOB: 2 BB: 0 P: 16	R: 0 E: 0 K: 1 S: 8	H: 0 LOB: 0 BB: 0 P: 12	R: 0 E: 0 K: 1 S: 11	H: 0 LOB: 1 BB: 1 P: 19	R: 0 E: 0 K: 1 S: 9	H: 1 LOB: 1 BB: 0 P: 15	R: 0 E: 0 K: 1 S: 6	H: 0 LOB: 0 BB: 0 P: 11	R: 0 E: 0 K: 2 S: 12	H: 0 LOB: 1 BB: 1 P: 20	R: 1 E: 0 K: 0 S: 5	H: 2 LOB: 1 BB: 0 P: 9	1B: 6 2B: 0 3B: 1 HR: 1	SF: 0 SAC: 0 DP: 1 HBP: 0	WP: 1 PB: 0 SB: 0 CS: 0	PA: 43
PITCHER	IP 6.0	WLS 4.0	BF 15	H 5	R 3	ER 3	SO 3	BB 3	IBB 0	HBP 0	BLK 0	WP 0	HR 1	S 48	P 87	ERA 4.50	WHIP 1.333									
Pat Clements, L ERA: 6.46 (7, 1)	4.0	15	1	0	0	4	2	0	0	0	1	0	0	38	65	0.00	0.750									
Dale Mohorcic, R ERA: 4.22 Dave Righetti, L ERA: 5.52 (11, 1)	0.1	L	3	2	1	1	0	0	0	0	0	0	0	5	9	27.00	6.000									

New York Yankees @ Detroit Tigers
Tiger Stadium, Detroit, MI
Sun Oct 02 1988, 3:33 AM EDT
Att: 35,359 - Cloudy - 61 F

AB 38
R 4
H 8
RBI 4
BB 5
SO 7
LOB 17

