# Detroit Tigers - 1989

| Batter | 1 | 2 | 3 | 4 | 5 | 6 | 7 | 8 | 9 | AB | R | H | RBI | BB | SO | LOB |
|---|---|---|---|---|---|---|---|---|---|---|---|---|---|---|---|---|
| Kenny Williams, R (1, 8) | C S X 0-2 ① P4 | | 1 SAFE 1 SAFE 1 SAFE 1 SAFE B 1 SAFE B C F 4-2 B B 1-3 BB | | B S C B B X 3-2 ③ P6 | | | C B B X 2-1 ② F9 | | 3 | 0 | 0 | 0 | 1 | 0 | 1 |
| Torey Lovullo, S (1, 3) | X 0-0 ② F9 | | 1 SAFE B 1 SAFE B 1 C X 2-1 ③ P2 | | | C B X 1-1 ① G3 | | B B C C B S 3-3 ③ K | | 4 | 0 | 0 | 0 | 0 | 1 | 3 |
| Lou Whitaker, L (1, 4) | C B X 1-1 ③ F8 | | | L C F B B B F B 4-2 2B BB | | C X 0-1 ② F8 | | | B C B F F X 2-2 ① F9 | 3 | 0 | 0 | 0 | 1 | 0 | 0 |
| Alan Trammell, R (1, 6) OBP: 0.250, SLG: 0.500 | | C C S 0-3 ① K | | B B X 2-0 1-3 2B | | B B C B X 3-1 ③ P5 | | | C X 0-1 ② G6-3 | 4 | 0 | 1 | 0 | 0 | 1 | 0 |
| Fred Lynn, L (1, 7) OBP: 0.250, SLG: 0.250 | | X 0-0 ② L4 | | S B X 1-1 ① P2 | | | B C B B X 3-1 ① G3-1 | | B C X 1-1 1B 1B | 4 | 0 | 1 | 0 | 0 | 0 | 2 |
| Matt Nokes, L (1, 2) OBP: 0.250, SLG: 0.250 | | B S B F X 2-2 ③ L8 | | C B S B S 2-3 ② K | | | X 0-0 ② F9 | | C C X 0-2 1-2 1B | 4 | 0 | 1 | 0 | 0 | 1 | 2 |
| Chris Brown, R (1, 5) | | | S X 0-1 ① G4-3 | B B X 2-0 ③ G5-3 | | | B F X 1-1 ③ P3 | | C S S 0-3 ③ K | 4 | 0 | 0 | 0 | 0 | 1 | 4 |
| Chet Lemon, R (1, 9) OBP: 0.667, SLG: 0.667 | | | C B B X 2-1 WP S 1B | | B B B C X 3-1 ① G6-3 | | | B B C X 2-1 1B | | 3 | 0 | 2 | 0 | 0 | 0 | 0 |
| Pat Sheridan, L (1, 10) | | | 1 SAFE C F P 1 SAFE F S 1-3 ② K | | B X 1-0 ② F9 | | | B C B C B X 3-2 ① P3 | | 3 | 0 | 0 | 0 | 0 | 1 | 2 |

| Inning Stats | | | | | | | | | |
|---|---|---|---|---|---|---|---|---|---|
| | R: 0 E: 0 K: 0 S: 6 | H: 0 LOB: 0 BB: 0 P: 7 | R: 0 E: 0 K: 1 S: 7 | H: 0 LOB: 0 BB: 0 P: 9 | R: 0 E: 0 K: 1 S: 13 | H: 1 LOB: 2 BB: 1 P: 21 | R: 0 E: 0 K: 1 S: 11 | H: 1 LOB: 2 BB: 1 P: 22 | R: 0 E: 0 K: 0 S: 6 | H: 0 LOB: 0 BB: 0 P: 13 |
| | R: 0 E: 0 K: 0 S: 6 | H: 0 LOB: 0 BB: 0 P: 10 | R: 0 E: 0 K: 0 S: 5 | H: 0 LOB: 0 BB: 0 P: 9 | R: 0 E: 0 K: 1 S: 10 | H: 1 LOB: 1 BB: 0 P: 20 | R: 0 E: 0 K: 1 S: 14 | H: 2 LOB: 2 BB: 0 P: 17 | 1B: 4 2B: 1 3B: 0 HR: 0 | SF: 0 SAC: 0 DP: 0 HBP: 0 |
| | WP: 1 PB: 0 SB: 1 CS: 0 | PA: 34 | | | | | | | | |

| PITCHER | IP | WLS | BF | H | R | ER | SO | BB | IBB | HBP | BLK | WP | HR | S | P | ERA | WHIP |
|---|---|---|---|---|---|---|---|---|---|---|---|---|---|---|---|---|---|
| Charlie Hough, R (1, 1) ERA: | 9.0 | W | 34 | 5 | 0 | 0 | 5 | 2 | 0 | 0 | 0 | 1 | 0 | 78 | 128 | 0.00 | 0.778 |

| PITCHER | IP | WLS | BF | H | R | ER | SO | BB | IBB | HBP | BLK | WP | HR | S | P | ERA | WHIP |
|---|---|---|---|---|---|---|---|---|---|---|---|---|---|---|---|---|---|

# TOP

## Detroit Tigers @ Texas Rangers

Arlington Stadium, Arlington, TX

Tue Apr 04 1989, 8:05 PM EDT

Att. 40,375 - Unknown - 70 F

livebaseballscorecards.com

| | |
|---|---|
| AB | 32 |
| R | 0 |
| H | 5 |
| RBI | 0 |
| BB | 2 |
| SO | 5 |
| LOB | 14 |

# Detroit Tigers @ Texas Rangers

Arlington Stadium, Arlington, TX

Tue Apr 04 1989, 8:05 PM EDT

Att. 40,375 - Unknown - 70 F

livebaseballscorecards.com

## BOTTOM

| Batter | 1 | 2 | 3 | 4 | 5 | 6 | 7 | 8 | 9 | AB | R | H | RBI | BB | SO | LOB |
|---|---|---|---|---|---|---|---|---|---|---|---|---|---|---|---|---|
| Cecil Espy, S (1, 8)<br>OBP: 0.500, SLG: 0.667 | C F B B X<br>2-2 G1-3 ① | | F B X<br>1-1 1-3 2B 2B | | B B C B B<br>4-1 1-2 2B BB | | X<br>0-0 P5 ② | | | 3 | 1 | 1 | 0 | 1 | 0 | 1 |
| Scott Fletcher, R (1, 6)<br>OBP: 0.750, SLG: 1.000 | B F S B B B<br>4-2 G1-3 BB | | B X<br>1-0 F9 2-H 3-H 2B | | X<br>0-0 F9 ② | | B B C X<br>2-1 3-H 1B | | | 3 | 0 | 2 | 3 | 1 | 0 | 2 |
| Rafael Palmeiro, L (1, 3)<br>OBP: 0.250, SLG: 0.500 | B B B C 1 SAFE S X<br>3-2 G1-3 ② 1-2 | | B B C X<br>2-1 F9 ② 2-3 | | B X<br>1-0 1-3 2-H 2B | | C B F C<br>1-3 K ③ | | | 4 | 0 | 1 | 1 | 0 | 1 | 3 |
| Ruben Sierra, S (1, 9) | C F B B S<br>2-3 K ③ | | B B C B X<br>3-1 F7 ③ | | F B S S<br>1-3 K2-3 ③ | | | X<br>0-0 P5 ① | | 4 | 0 | 0 | 0 | 0 | 2 | 4 |
| Julio Franco, R (1, 4) | | C F S<br>0-3 K ① | | C B C S<br>1-3 K ① | | B C X<br>1-1 F9 ① | | C B S S<br>1-3 K ② | | 4 | 0 | 0 | 0 | 0 | 3 | 0 |
| Pete Incaviglia, R (1, 7) | | B S B B X<br>3-1 G5-3 ② | | B X<br>1-0 P6 ② | | B B B X<br>3-0 F9 ② | | F X<br>0-1 F8 ③ | | 4 | 0 | 0 | 0 | 0 | 0 | 0 |
| Geno Petralli, L (1, 2) | | F C B F F S<br>1-3 K ③ | | X<br>0-0 G6-3 ③ | | B B X<br>2-0 F9 ③ | | | | 3 | 0 | 0 | 0 | 0 | 1 | 0 |
| Buddy Bell, R (1, 10)<br>OBP: 0.333, SLG: 0.333 | | | B C F S<br>1-3 K ① | | C F F F B X<br>1-2 G6-3 ① | | F B B F F B X<br>3-2 G6-3 WP 1B 1B | | | 3 | 1 | 1 | 0 | 0 | 1 | 0 |
| Steve Buechele, R (1, 5)<br>OBP: 0.667, SLG: 0.500 | | | B B C B B<br>4-1 2B 2B BB | | X<br>0-0 BB 2B 1B | | C F B X<br>1-2 1-3 G6-3 ① | | | 2 | 2 | 1 | 0 | 1 | 0 | 1 |

| Inning Stats | 1 | 2 | 3 | 4 | 5 | 6 | 7 | 8 | 9 |
|---|---|---|---|---|---|---|---|---|---|
| | R: 0 H: 0<br>E: 0 LOB: 1<br>K: 1 BB: 1<br>S: 11 P: 22 | R: 0 H: 0<br>E: 0 LOB: 0<br>K: 2 BB: 0<br>S: 10 P: 14 | R: 2 H: 2<br>E: 0 LOB: 1<br>K: 1 BB: 1<br>S: 11 P: 23 | R: 0 H: 0<br>E: 0 LOB: 0<br>K: 1 BB: 0<br>S: 5 P: 7 | R: 1 H: 2<br>E: 0 LOB: 2<br>K: 1 BB: 1<br>S: 12 P: 19 | R: 0 H: 0<br>E: 0 LOB: 0<br>K: 0 BB: 0<br>S: 4 P: 10 | R: 1 H: 2<br>E: 0 LOB: 1<br>K: 1 BB: 0<br>S: 13 P: 20 | R: 0 H: 0<br>E: 0 LOB: 0<br>K: 1 BB: 0<br>S: 6 P: 7 | |

| | AB | 30 |
|---|---|---|
| | R | 4 |
| | H | 6 |
| | RBI | 4 |
| | BB | 3 |
| | SO | 8 |
| | LOB | 11 |

1B: 3 SF: 0
2B: 3 SAC: 0
3B: 0 DP: 0
HR: 0 HBP: 0

WP: 1 PA: 33
PB: 0
SB: 0
CS: 0

| PITCHER | IP | WLS | BF | H | R | ER | SO | BB | IBB | HBP | BLK | WP | HR | S | P | ERA | WHIP |
|---|---|---|---|---|---|---|---|---|---|---|---|---|---|---|---|---|---|
| Jack Morris, R (1, 1)<br>ERA: 4.5 | 8.0 | L | 33 | 6 | 4 | 4 | 8 | 3 | 0 | 0 | 0 | 1 | 0 | 72 | 122 | 4.50 | 1.125 |

| PITCHER | IP | WLS | BF | H | R | ER | SO | BB | IBB | HBP | BLK | WP | HR | S | P | ERA | WHIP |
|---|---|---|---|---|---|---|---|---|---|---|---|---|---|---|---|---|---|

# Detroit Tigers @ Texas Rangers

Arlington Stadium, Arlington, TX

Thu Apr 06 1989, 8:05 PM EDT

Att. 25,735 - Sunny - 85 F

TOP

livebaseballscorecards.com

| Batter | 1 | 2 | 3 | 4 | 5 | 6 | 7 | 8 | 9 | AB | R | H | RBI | BB | SO | LOB |
|---|---|---|---|---|---|---|---|---|---|---|---|---|---|---|---|---|
| Kenny Williams, R (1, 8)<br>OBP: 0.222, SLG: 0.125 | B B B C F F S<br>3-3 ① K | S X<br>0-1 E5 S<br>2-3<br>3-H | | F B X<br>1-1 S E 1B<br>3-H | | B L C 2 SAFE X<br>1-2 ①② FC5-4 E<br>1-2f<br>2-3 | | S B B B S X<br>3-2 ② L8 | | 5 | 1 | 1 | 1 | 0 | 1 | 4 |
| Torey Lovullo, S (1, 5)<br>(8, 3) | F S S<br>0-3 ② K | B S B S B B<br>4-2 BB<br>1-2 | | B B C B C B<br>4-2 E BB<br>1-2 | | 1 SAFE C P 1 SAFE 1 SAFE 1 SAFE F B F<br>3-2 B X ③ F4<br>1-3 | | B B C S F F X<br>2-2 ③ G4-3 | | 3 | 0 | 0 | 0 | 2 | 1 | 2 |
| Lou Whitaker, L (1, 4)<br>OBP: 0.333, SLG: 0.250 | B C C F X<br>1-2 1B | B S F X<br>2-2 ③ G3-1 | | C S X<br>0-2 E2 1B<br>1-3<br>2-H | | | C F B F X<br>1-2 ① F7 | | B X<br>1-0 ① F6 | 5 | 0 | 2 | 1 | 0 | 0 | 3 |
| Alan Trammell, R (1, 6)<br>OBP: 0.111, SLG: 0.222 | C F B C<br>1-3 ③ K | | B S B B F X<br>3-2 ① F8 | B B C X<br>2-1 ③ L7 | | | B C X<br>1-1 ② F9 | | B C B C B F C<br>3-3 ② K | 5 | 0 | 0 | 0 | 0 | 2 | 3 |
| Fred Lynn, L (1, 7)<br>OBP: 0.444, SLG: 0.286 | | C X<br>0-1 1B 1B 1B | S F B B S<br>2-3 ② K | | C S B B B F B<br>4-2 CS BB | | C B B B B<br>4-1 FC5 BB BB | | C B B B S B X<br>3-2 ③ L4 | 3 | 1 | 1 | 0 | 2 | 1 | 0 |
| Matt Nokes, L (1, 2)<br>OBP: 0.250, SLG: 0.143 | | B S B S T F S<br>2-3 ① K | C C X<br>0-2 ③ G4-3 | | B B F B S S<br>3-3 ①② K<br>1-2 | | B B B<br>4-0 1-2 BB | | | 3 | 0 | 0 | 0 | 1 | 2 | 2 |
| Pat Sheridan, L (1, 9)<br>OBP: 0.167, SLG: 0.167<br>Chet Lemon, R (7, PH)<br>OBP: 0.500, SLG: 0.500<br>(7, 9) | | B B F B X<br>3-1 1B E 1B<br>1-3 | | B X<br>1-0 ① F8 | C S S<br>0-3 ③ K | | B X<br>1-0 ③ FC5<br>2-3f | | | 3<br>1 | 1<br>0 | 1<br>0 | 0<br>0 | 0<br>0 | 1<br>0 | 0<br>2 |
| Dave Bergman, L (1, 10)<br>OBP: 0.750, SLG: 0.667 | X<br>0-0 E 1B<br>1-3<br>3-H | C B S B X<br>2-2 G3-1 WP 1B 1B | | S B B B B<br>4-1 CS BB BB | | | C X<br>0-1 ① F7 | | | 3 | 1 | 2 | 1 | 1 | 0 | 0 |
| Bill Bean, L (1, 3)<br>Mike Brumley, S (8, PR)<br>(8, 5) | S C S<br>0-3 ② K | C S B X<br>1-2 ② G3-1<br>1-3 | | B B C B B<br>4-1 FC5-4 1-2 BB | | | S B F H<br>2-2 HBP | | | 2<br>0 | 0<br>0 | 0<br>0 | 0<br>0 | 1<br>0 | 1<br>0 | 3<br>0 |
| Inning Stats | R: 0 E: 0 K: 3 S: 14<br>H: 1 LOB: 1 BB: 0 P: 19 | R: 2 E: 1 K: 2 S: 20<br>H: 3 LOB: 3 BB: 1 P: 31 | R: 0 E: 0 K: 1 S: 9<br>H: 0 LOB: 0 BB: 0 P: 14 | R: 2 E: 1 K: 0 S: 16<br>H: 3 LOB: 2 BB: 1 P: 27 | R: 0 E: 0 K: 2 S: 9<br>H: 0 LOB: 0 BB: 1 P: 16 | R: 0 E: 0 K: 0 S: 10<br>H: 0 LOB: 1 BB: 2 P: 21 | R: 0 E: 0 K: 0 S: 8<br>H: 0 LOB: 2 BB: 2 P: 19 | R: 0 E: 0 K: 0 S: 12<br>H: 0 LOB: 1 BB: 0 P: 19 | R: 0 E: 0 K: 1 S: 8<br>H: 0 LOB: 0 BB: 0 P: 15 | 1B: 7<br>2B: 0<br>3B: 0<br>HR: 0 | SF: 0<br>SAC: 0<br>DP: 0<br>HBP: 1 | | | | | | |

| | AB | 33 |
|---|---|---|
| | R | 4 |
| | H | 7 |
| | RBI | 3 |
| | BB | 7 |
| | SO | 9 |
| | LOB | 19 |

WP: 1 PB: 0 SB: 2 CS: 2 PA: 41

| PITCHER | | IP | WLS | BF | H | R | ER | SO | BB | IBB | HBP | BLK | WP | HR | S | P | ERA | WHIP |
|---|---|---|---|---|---|---|---|---|---|---|---|---|---|---|---|---|---|---|
| Nolan Ryan, R<br>ERA: 5.4 | (1, 1) | 5.0 | | 25 | 7 | 4 | 3 | 8 | 3 | 0 | 0 | 0 | 1 | 0 | 68 | 107 | 5.40 | 2.000 |
| Craig McMurtry, R<br>ERA: | (6, 1) | 1.2 | | 7 | 0 | 0 | 0 | 0 | 3 | 0 | 0 | 0 | 0 | 0 | 17 | 34 | 0.00 | 1.800 |
| Kenny Rogers, L<br>ERA: | (7, 1) | 0.0 | | 1 | 0 | 0 | 0 | 0 | 1 | 0 | 0 | 0 | 0 | 0 | 0 | 4 | ∞ | ∞ |
| Cecilio Guante, R<br>ERA: | (7, 1) | 0.2 | W | 3 | 0 | 0 | 0 | 0 | 0 | 0 | 1 | 0 | 0 | 0 | 5 | 8 | 0.00 | 0.000 |
| Jeff Russell, R<br>ERA: | (8, 1) | 1.2 | S | 5 | 0 | 0 | 0 | 1 | 0 | 0 | 0 | 0 | 0 | 0 | 16 | 28 | 0.00 | 0.000 |

| PITCHER | IP | WLS | BF | H | R | ER | SO | BB | IBB | HBP | BLK | WP | HR | S | P | ERA | WHIP |
|---|---|---|---|---|---|---|---|---|---|---|---|---|---|---|---|---|---|

# Detroit Tigers @ Texas Rangers

Arlington Stadium, Arlington, TX

Thu Apr 06 1989, 8:05 PM EDT

Att. 25,735 - Sunny - 85 F

livebaseballscorecards.com

| Batter | 1 | 2 | 3 | 4 | 5 | 6 | 7 | 8 | 9 | AB | R | H | RBI | BB | SO | LOB |
|---|---|---|---|---|---|---|---|---|---|---|---|---|---|---|---|---|
| Cecil Espy, S (1, 8)<br>OBP: 0.625, SLG: 0.600 | BBCBB<br>4-1<br>SH5-3<br>1B<br>BB | | CCBX<br>1-2 ①<br>G1 | | BSBBB<br>4-1<br>WP S<br>1B<br>BB | | BBCSBFFX<br>3-2<br>1B<br>1B<br>1B | | | 2 | 3 | 1 | 0 | 2 | 0 | 0 |
| Scott Fletcher, R (1, 6)<br>OBP: 0.714, SLG: 0.833 | CX<br>0-1 ①<br>SH5-3<br>1-2 | | SSBBCBFS<br>3-3 ②<br>K | | CFBBFX<br>2-2<br>E<br>1-H WP<br>1B | | BCBX<br>2-1<br>L8 1B<br>1-2<br>1B | | | 3 | 1 | 2 | 1 | 0 | 1 | 0 |
| Rafael Palmeiro, L (1, 3)<br>OBP: 0.375, SLG: 0.500 | BBCFX<br>2-2<br>WP<br>2-H<br>1B | | CSS<br>0-3 ③<br>K | | X<br>0-0 ②<br>F6 | | CBFBBX<br>3-2<br>BB<br>1-2<br>2-H<br>1B | | | 4 | 0 | 2 | 2 | 0 | 1 | 1 |
| Ruben Sierra, S (1, 9)<br>OBP: 0.250, SLG: 0.143 | S1SBBS<br>SAFE<br>2-3 ②<br>K<br>1-2 | | | FBCS<br>1-3 ①<br>K | BFBBFX<br>3-2<br>E3<br>WP<br>1-3 | | BX<br>1-0 ②<br>L8<br>2-3 | | | 4 | 0 | 0 | 0 | 0 | 2 | 4 |
| Julio Franco, R (1, 4)<br>OBP: 0.250, SLG: 0.143 | BX<br>1-0 ③<br>G5-3 | | | CBLX<br>1-2<br>1B<br>1B | BBCBS<br>3-3 ③<br>K<br>1-3<br>3-H | | BBBB<br>4-0<br>1-2<br>BB | | | 3 | 0 | 1 | 0 | 1 | 1 | 2 |
| Pete Incaviglia, R (1, 7)<br>OBP: 0.250, SLG: 0.143 | | BBSBSBB<br>4-2<br>G1-6-3<br>BB | | BSSX<br>1-2<br>1-2<br>1B | | CSBC<br>1-3 ①<br>K | SSX<br>0-2 ③<br>F9 | | | 3 | 0 | 1 | 0 | 1 | 1 | 3 |
| Geno Petralli, L (1, 10) | | BBSFBBFX<br>3-2 ①<br>F8 | | FSBBBBX<br>3-2 ②<br>F7 | | CSBS<br>1-3 ②<br>K | FFS<br>0-3 ①<br>K | | | 4 | 0 | 0 | 0 | 0 | 2 | 3 |
| Steve Buechele, R (1, 5)<br>OBP: 0.429, SLG: 0.200 | | CBFX<br>1-2 ②③<br>G1-6-3<br>1-2f | | BFSX<br>1-2 ③<br>G6-3 | | CBCFFBS<br>2-3 ③<br>K | BBBB<br>4-0<br>CS<br>BB | | | 3 | 0 | 0 | 0 | 1 | 1 | 3 |
| Jim Sundberg, R (1, 2)<br>OBP: 0.250, SLG: 1.000 | | | X<br>0-0<br>HR | | SBBFFBFX<br>3-2 ①<br>P2 | | CSS<br>0-3 ①<br>K | BSBSS<br>2-3 ②③<br>K<br>1-2 | | 4 | 1 | 1 | 1 | 0 | 2 | 1 |
| Inning Stats | R: 1 H: 1<br>E: 0 LOB: 1<br>K: 1 BB: 1<br>S: 10 P: 19 | R: 0 H: 0<br>E: 0 LOB: 0<br>K: 0 BB: 1<br>S: 9 P: 17 | R: 1 H: 1<br>E: 0 LOB: 0<br>K: 2 BB: 0<br>S: 11 P: 15 | R: 0 H: 2<br>E: 0 LOB: 2<br>K: 1 BB: 0<br>S: 15 P: 22 | R: 2 H: 1<br>E: 1 LOB: 1<br>K: 1 BB: 1<br>S: 17 P: 32 | R: 0 H: 0<br>E: 0 LOB: 0<br>K: 3 BB: 0<br>S: 11 P: 15 | R: 1 H: 3<br>E: 0 LOB: 3<br>K: 1 BB: 1<br>S: 17 P: 30 | R: 0 H: 0<br>E: 0 LOB: 0<br>K: 2 BB: 1<br>S: 6 P: 12 | | 1B: 7 SF: 0<br>2B: 0 SAC: 1<br>3B: 0 DP: 1<br>HR: 1 HBP: 0 | | | | | | |

| | AB | 30 |
|---|---|---|
| | R | 5 |
| | H | 8 |
| | RBI | 4 |
| | BB | 5 |
| | SO | 11 |
| | LOB | 17 |

WP: 4 PA: 36
PB: 0
SB: 1
CS: 1

| PITCHER | | IP | WLS | BF | H | R | ER | SO | BB | IBB | HBP | BLK | WP | HR | S | P | ERA | WHIP |
|---|---|---|---|---|---|---|---|---|---|---|---|---|---|---|---|---|---|---|
| Jeff Robinson, R<br>ERA: 5.4 | (1, 1) | 5.0 | | 23 | 5 | 4 | 3 | 5 | 3 | 0 | 0 | 0 | 3 | 1 | 62 | 105 | 5.40 | 1.600 |
| Frank Williams, R<br>ERA: 4.5 | (6, 1) | 2.0 | L | 10 | 3 | 1 | 1 | 4 | 1 | 0 | 0 | 0 | 0 | 0 | 28 | 45 | 4.50 | 2.000 |
| Mike Henneman, R<br>ERA: | (8, 1) | 1.0 | | 3 | 0 | 0 | 0 | 2 | 1 | 0 | 0 | 0 | 0 | 0 | 6 | 12 | 0.00 | 1.000 |

| PITCHER | IP | WLS | BF | H | R | ER | SO | BB | IBB | HBP | BLK | WP | HR | S | P | ERA | WHIP |
|---|---|---|---|---|---|---|---|---|---|---|---|---|---|---|---|---|---|

# Milwaukee Brewers @ Detroit Tigers

Tiger Stadium, Detroit, MI

Fri Apr 07 1989, 3:33 AM EDT

Att. 51,473 - Cloudy - 43 F

TOP

livebaseballscorecards.com

| Batter | 1 | 2 | 3 | 4 | 5 | 6 | 7 | 8 | 9 | AB | R | H | RBI | BB | SO | LOB |
|---|---|---|---|---|---|---|---|---|---|---|---|---|---|---|---|---|
| Bill Spiers, L (1, 5)<br>Joey Meyer, R (8, PH)<br>Gus Polidor, R (8, 5) | C X<br>0-1 ① G4-3 | | X<br>0-0 ②③ FC8-2-1-5<br>3-H | | | C B B F X<br>2-2 ② P4 | | B F B S S<br>3-3 ②③ K<br>1-2 | | 3<br>1<br>0 | 0<br>0<br>0 | 0<br>0<br>0 | 0<br>0<br>0 | 0<br>0<br>0 | 0<br>1<br>0 | 1<br>1<br>0 |
| B.J. Surhoff, L (1, 2)<br>OBP: 0.091, SLG: 0.091 | B X<br>1-0 ② G4-3 | | | B C X<br>1-1 ① G4-3 | | C B B B X<br>3-1 CS 1B | | | C B X<br>1-1 ① G4-3 | 4 | 0 | 1 | 0 | 0 | 0 | 0 |
| Gary Sheffield, R (1, 6)<br>OBP: 0.182, SLG: 0.455 | B S X<br>1-1 ③ G5-3 | | | C F X<br>0-2 ② G3 | | 1 SAFE B B C B<br>3-1 ③ CS<br>1-2 | B C X<br>1-1 ① L5 | | B X<br>1-0 ② G1-3 | 4 | 0 | 0 | 0 | 0 | 0 | 0 |
| Robin Yount, R (1, 8)<br>OBP: 0.167, SLG: 0.417 | | C B B C X<br>2-2 ① F8 | | C B F B X<br>2-2 ③ G1-3 | | | B X<br>1-0 ② G6-3 | | C B S F B F X<br>2-2 ③ L6 | 4 | 0 | 0 | 0 | 0 | 0 | 0 |
| Rob Deer, R (1, 9)<br>OBP: 0.545, SLG: 1.000 | | B B X<br>2-0 HR | | | B B F X<br>2-1 ① G5-3 | | F B B X<br>2-1 HR 2B | | | 3 | 2 | 2 | 1 | 0 | 0 | 0 |
| Glenn Braggs, R (1, 7)<br>OBP: 0.500, SLG: 0.900 | | B B B C C X<br>3-2 ② G6-3 | | | S S B B S<br>2-3 ② K | | F B X<br>1-1 2-H HR | | | 3 | 1 | 1 | 2 | 0 | 1 | 0 |
| Terry Francona, L (1, 3)<br>OBP: 0.143, SLG: 0.143 | | C X<br>0-1 ③ F8 | | | B C B X<br>2-1 1B | | B B B C X<br>3-1 ③ G3-1 | | | 3 | 0 | 1 | 0 | 0 | 0 | 0 |
| LaVel Freeman, L (1, 10) | | | C C S<br>0-3 ① K | | X<br>0-0 ③ F8 | | | B B C S B C<br>3-3 ① K | | 3 | 0 | 0 | 0 | 0 | 2 | 1 |
| Jim Gantner, L (1, 4)<br>OBP: 0.300, SLG: 0.500 | | | C X<br>0-1 FC8-2-1-5 3B | | | F X<br>0-1 ① G4-3 | | B X<br>1-0 CS 1B | | 3 | 0 | 2 | 0 | 0 | 0 | 0 |

| | AB | 31 |
|---|---|---|
| | R | 3 |
| | H | 7 |
| | RBI | 3 |
| | BB | 0 |
| | SO | 4 |
| | LOB | 3 |

| Inning Stats | | | | | | | | | | |
|---|---|---|---|---|---|---|---|---|---|---|
| | R: 0 E: 0 K: 0 S: 5 | H: 0 LOB: 0 BB: 0 P: 7 | R: 1 E: 0 K: 0 S: 9 | H: 1 LOB: 0 BB: 0 P: 16 | R: 0 E: 0 K: 1 S: 6 | H: 1 LOB: 0 BB: 0 P: 6 | R: 0 E: 0 K: 0 S: 8 | H: 0 LOB: 0 BB: 0 P: 11 | R: 0 E: 0 K: 1 S: 8 | H: 1 LOB: 1 BB: 0 P: 14 |
| | R: 0 E: 0 K: 0 S: 8 | H: 1 LOB: 0 BB: 0 P: 16 | R: 2 E: 0 K: 0 S: 9 | H: 2 LOB: 0 BB: 0 P: 17 | R: 0 E: 0 K: 2 S: 7 | H: 1 LOB: 0 BB: 0 P: 14 | R: 0 E: 0 K: 0 S: 8 | H: 0 LOB: 0 BB: 0 P: 12 | 1B: 3 2B: 2 3B: 1 HR: 2 | SF: 0 SAC: 0 DP: 1 HBP: 0 |
| | | | | | | | | | WP: 0 PB: 0 SB: 0 CS: 2 | PA: 32 |

| PITCHER | | IP | WLS | BF | H | R | ER | SO | BB | IBB | HBP | BLK | WP | HR | S | P | ERA | WHIP |
|---|---|---|---|---|---|---|---|---|---|---|---|---|---|---|---|---|---|---|
| Doyle Alexander, R<br>ERA: 3.68 | (1, 1) | 7.1 | W | 27 | 7 | 3 | 3 | 3 | 0 | 0 | 0 | 0 | 0 | 2 | 57 | 95 | 3.68 | 0.955 |
| Willie Hernandez, L<br>ERA: | (8, 1) | 1.2 | S | 4 | 0 | 0 | 0 | 1 | 0 | 0 | 0 | 0 | 0 | 0 | 11 | 18 | 0.00 | 0.000 |

| PITCHER | | IP | WLS | BF | H | R | ER | SO | BB | IBB | HBP | BLK | WP | HR | S | P | ERA | WHIP |
|---|---|---|---|---|---|---|---|---|---|---|---|---|---|---|---|---|---|---|

# BOTTOM

## Milwaukee Brewers @ Detroit Tigers

Tiger Stadium, Detroit, MI

Fri Apr 07 1989, 3:33 AM EDT

Att. 51,473 - Cloudy - 43 F

livebaseballscorecards.com

| Batter | 1 | 2 | 3 | 4 | 5 | 6 | 7 | 8 | 9 | AB | R | H | RBI | BB | SO | LOB |
|---|---|---|---|---|---|---|---|---|---|---|---|---|---|---|---|---|
| Kenny Williams, R (1, 8)<br>OBP: 0.286, SLG: 0.308 | B F F F F C<br>1-3 ① K | | F B S X<br>1-2 ② P4 | | X<br>0-0 ① FC1-5<br>1-2<br>2-3f | | L B L B B X<br>3-2 SH1-3 SF9 2B<br>1-H<br>2-H | S B B X<br>2-1 1B WP BB 1B<br>1-2<br>2-H | | 5 | 2 | 2 | 3 | 0 | 1 | 2 |
| Torey Lovullo, S (1, 3) | C C B B F B B<br>4-2 FC4-6 BB | | B C X<br>1-1 ③ G1-3 | | X<br>0-0 ② P4 | | X<br>0-0 ① SH1-3<br>2-3 | B S B C F F B B<br>4-2 BB 1B FC6-4 BB<br>1-2<br>2-3 | | 2 | 1 | 0 | 0 | 2 | 0 | 2 |
| Lou Whitaker, L (1, 4)<br>OBP: 0.286, SLG: 0.250<br>Bill Bean, L (9, 7) | X<br>0-0 ② FC4-6 BB<br>1-2f | | | L C B X<br>1-2 ① G6-3 | B F X<br>1-1 ③ P4 | | B B C S X<br>2-2 ② SF9<br>3-H | C C X<br>0-2 FC6-4 BB 1B<br>1-2<br>2-3<br>3-H | | 4<br>0 | 0<br>0 | 1<br>0 | 2<br>0 | 0<br>0 | 0<br>0 | 3<br>0 |
| Alan Trammell, R (1, 6)<br>OBP: 0.286, SLG: 0.182 | B B 1 SAFE B<br>4-0 1-2 BB | | | C B S B B B<br>4-2 FC6 BB | | B B X<br>2-0 ① P5 | B C B C F X<br>2-2 E5 | B F C B B B<br>4-2 FC6-4 BB<br>1-2<br>2-3<br>3-H | | 2 | 0 | 0 | 1 | 3 | 0 | 0 |
| Fred Lynn, L (1, 7)<br>OBP: 0.286, SLG: 0.167<br>Al Pedrique, R (9, 4) | B B C X<br>2-1 ③ G4-3 | | | F B X<br>1-1 ② FC6<br>1-2f HR | | B B F C X<br>2-2 ② F7 | C B S F X<br>1-2 ③ G1-3 | F B X<br>1-1 ② FC6-4<br>1-2f<br>2-3<br>3-H | | 5<br>0 | 1<br>0 | 0<br>0 | 1<br>0 | 0<br>0 | 0<br>0 | 6<br>0 |
| Matt Nokes, L (1, 2)<br>OBP: 0.308, SLG: 0.500 | | X<br>0-0 ① F7 | | X<br>0-0<br>1-H HR | | X<br>0-0<br>1B | | 0-3 ③ K<br>F X 0-1 G6-3 | | 5 | 1 | 2 | 2 | 0 | 1 | 2 |
| Chris Brown, R (1, 5)<br>OBP: 0.125, SLG: 0.250 | B X<br>1-0 ② P4 | | | B B C B S S<br>3-3 ③ K | | B S C S<br>1-3 ③ K | | B B S C X<br>2-2 FC1 2B | | 4 | 1 | 1 | 0 | 0 | 2 | 1 |
| Chet Lemon, R (1, 9)<br>OBP: 0.625, SLG: 0.500 | B C X<br>1-1 ③ G6-3 | | | | B B C B B<br>4-1 FC1-5 1B BB | | S B B C X<br>2-2 1B 2B 1B | S B B I I<br>4-1 E 1B IBB | | 2 | 2 | 1 | 0 | 2 | 0 | 0 |
| Pat Sheridan, L (1, 10)<br>OBP: 0.333, SLG: 0.333<br>Keith Moreland, R (8, PH)<br>Dave Bergman, L (8, PH)<br>OBP: 0.600, SLG: 0.500 | | X<br>0-0 ① G3-1 | | | 1 SAFE C X<br>0-1<br>1-2 FC1-5 1B | | X<br>0-0<br>1-2 2B 1B | B X<br>1-0 FC1<br>WP 1B<br>1-2<br>2-H 1B | | 3<br>0<br>1 | 1<br>0<br>1 | 2<br>0<br>0 | 0<br>0<br>0 | 0<br>0<br>0 | 0<br>0<br>1 | 0<br>0<br>1 |
| Inning Stats | R: 0 H: 0<br>E: 0 LOB: 2<br>K: 1 BB: 2<br>S: 11 P: 22 | R: 0 H: 0<br>E: 0 LOB: 0<br>K: 0 BB: 0<br>S: 4 P: 6 | R: 0 H: 0<br>E: 0 LOB: 0<br>K: 0 BB: 0<br>S: 6 P: 8 | R: 2 H: 1<br>E: 0 LOB: 0<br>K: 1 BB: 1<br>S: 11 P: 20 | R: 0 H: 1<br>E: 0 LOB: 2<br>K: 0 BB: 1<br>S: 7 P: 12 | R: 0 H: 1<br>E: 0 LOB: 1<br>K: 1 BB: 0<br>S: 8 P: 13 | R: 3 H: 3<br>E: 1 LOB: 1<br>K: 0 BB: 0<br>S: 19 P: 29 | R: 5 H: 3<br>E: 1 LOB: 2<br>K: 1 BB: 3<br>S: 23 P: 41 | | 1B: 6 SF: 1<br>2B: 2 SAC: 1<br>3B: 0 DP: 0<br>HR: 1 HBP: 0 | | | | | | |

| | |
|---|---|
| AB | 33 |
| R | 10 |
| H | 9 |
| RBI | 9 |
| BB | 7 |
| SO | 4 |
| LOB | 17 |

| PITCHER | | IP | WLS | BF | H | R | ER | SO | BB | IBB | HBP | BLK | WP | HR | S | P | ERA | WHIP |
|---|---|---|---|---|---|---|---|---|---|---|---|---|---|---|---|---|---|---|
| Bill Wegman, R<br>ERA: 7.5 | (1, 1) | 6.0 | L | 28 | 6 | 5 | 5 | 3 | 4 | 0 | 0 | 0 | 0 | 1 | 54 | 93 | 7.50 | 1.667 |
| Paul Mirabella, L<br>ERA: 13.5 | (7, 1) | 1.1 | | 7 | 1 | 2 | 2 | 1 | 0 | 1 | 0 | 0 | 0 | 0 | 19 | 30 | 13.50 | 0.750 |
| Chuck Crim, R<br>ERA: 13.5 | (8, 1) | 0.2 | | 7 | 2 | 3 | 1 | 0 | 2 | 0 | 0 | 0 | 1 | 0 | 16 | 28 | 13.50 | 6.000 |

| PITCHER | IP | WLS | BF | H | R | ER | SO | BB | IBB | HBP | BLK | WP | HR | S | P | ERA | WHIP |
|---|---|---|---|---|---|---|---|---|---|---|---|---|---|---|---|---|---|

| Batter | 1 | 2 | 3 | 4 | 5 | 6 | 7 | 8 | 9 | AB | R | H | RBI | BB | SO | LOB |
|---|---|---|---|---|---|---|---|---|---|---|---|---|---|---|---|---|
| Gus Polidor, R (1, 5) | B2 | L4 | | | G5-3 | | G4-3 | | K | 5 | 0 | 0 | 0 | 0 | 1 | 4 |
| Gary Sheffield, R (1, 6) | P6 | | G6-3 | | G6-3 | | | E5 | | 4 | 0 | 0 | 0 | 0 | 0 | 0 |
| Bill Spiers, L (8, PR) (8, 6) | | | | | | | | | | 0 | 0 | 0 | 0 | 0 | 0 | 0 |
| Robin Yount, R (1, 8) | G5-3 | | G4-6-3 1B | | | P3 | | K | | 4 | 0 | 1 | 0 | 0 | 1 | 1 |
| Rob Deer, R (1, 9) | | 1B 1B BB 1B | G4-6-3 1-2f | | | FC6-4 BB | | F9 | | 3 | 1 | 1 | 0 | 1 | 0 | 2 |
| Glenn Braggs, R (1, 7) | | BB 1B SF8 1B 1-2 | G1-3 | | | FC6-4 S E 1-2f | | K | | 4 | 2 | 1 | 0 | 0 | 1 | 2 |
| Mike Felder, S (9, 7) | | | | | | | | | | 0 | 0 | 0 | 0 | 0 | 0 | 0 |
| Dave Engle, R (1, 3) | | BB 1B 1-2 2-3 | HR | | | 1 SAFE 1 SAFE 1 SAFE E6 1B 1-H | | | G4-3 | 3 | 1 | 3 | 2 | 0 | 0 | 0 |
| Terry Francona, L (8, 3) | | | | | | | | | | 1 | 0 | 0 | 0 | 0 | 0 | 0 |
| Joey Meyer, R (1, 10) | | BB 1-2 2-3 3-H | G6-3 | | | G4-3 | | | E6 BLK HBP SF8 | 3 | 0 | 0 | 1 | 1 | 0 | 1 |
| LaVel Freeman, L (9, PR) | | | | | | | | | | 0 | 1 | 0 | 0 | 0 | 0 | 0 |
| Charlie O'Brien, R (1, 2) | | F8 | L7 | | | | G5-3 | | SF8 BLK 1-2 HBP | 3 | 0 | 0 | 0 | 0 | 0 | 3 |
| Juan Castillo, S (1, 4) | | SF8 3-H | | | G4-3 | | K | | SF8 1-3 2-H | 2 | 0 | 0 | 2 | 0 | 1 | 0 |

# TOP

## Milwaukee Brewers @ Detroit Tigers

Tiger Stadium, Detroit, MI

Sat Apr 08 1989, 3:33 AM EDT

Att. 12,892 - Overcast - 39 F

livebaseballscorecards.com

| | |
|---|---|
| AB | 32 |
| R | 5 |
| H | 6 |
| RBI | 5 |
| BB | 2 |
| SO | 4 |
| LOB | 13 |

| Inning Stats | 1 | 2 | 3 | 4 | 5 | 6 | 7 | 8 | 9 |
|---|---|---|---|---|---|---|---|---|---|
| R | 0 | 2 | 0 | 1 | 0 | 1 | 0 | 0 | 1 |
| E | 0 | 0 | 0 | 0 | 0 | 1 | 0 | 0 | 1 |
| K | 0 | 0 | 0 | 0 | 0 | 0 | 1 | 2 | 1 |
| S | 5 | 24 | 6 | 12 | 5 | 9 | 9 | 9 | 11 |
| H | 0 | 3 | 1 | 1 | 0 | 1 | 0 | 0 | 0 |
| LOB | 0 | 2 | 0 | 0 | 0 | 1 | 0 | 1 | 2 |
| BB | 0 | 1 | 0 | 0 | 0 | 1 | 0 | 0 | 0 |
| P | 6 | 34 | 8 | 19 | 9 | 16 | 13 | 11 | 15 |

| | |
|---|---|
| 1B | 5 |
| 2B | 0 |
| 3B | 0 |
| HR | 1 |
| SF | 2 |
| SAC | 0 |
| DP | 1 |
| HBP | 1 |
| WP | 0 |
| PB | 0 |
| SB | 1 |
| CS | 0 |
| PA | 37 |

| PITCHER | IP | WLS | BF | H | R | ER | SO | BB | IBB | HBP | BLK | WP | HR | S | P | ERA | WHIP |
|---|---|---|---|---|---|---|---|---|---|---|---|---|---|---|---|---|---|
| Frank Tanana, L (1, 1) ERA: 6.35 | 5.2 | L | 24 | 6 | 4 | 4 | 0 | 2 | 0 | 0 | 0 | 0 | 1 | 60 | 91 | 6.35 | 1.412 |
| Frank Williams, R (6, 1) ERA: 2.08 | 2.1 | | 8 | 0 | 0 | 0 | 3 | 0 | 0 | 0 | 0 | 0 | 0 | 19 | 25 | 0.00 | 0.000 |
| Mike Henneman, R (9, 1) ERA: | 1.0 | | 5 | 0 | 1 | 0 | 1 | 0 | 0 | 1 | 1 | 0 | 0 | 11 | 15 | 0.00 | 0.000 |

| PITCHER | IP | WLS | BF | H | R | ER | SO | BB | IBB | HBP | BLK | WP | HR | S | P | ERA | WHIP |
|---|---|---|---|---|---|---|---|---|---|---|---|---|---|---|---|---|---|

# BOTTOM

## Milwaukee Brewers @ Detroit Tigers

Tiger Stadium, Detroit, MI

Sat Apr 08 1989, 3:33 AM EDT

Att. 12,892 - Overcast - 39 F

livebaseballscorecards.com

| Batter | 1 | 2 | 3 | 4 | 5 | 6 | 7 | 8 | 9 | AB | R | H | RBI | BB | SO | LOB |
|---|---|---|---|---|---|---|---|---|---|---|---|---|---|---|---|---|
| Kenny Williams, R (1, 8)<br>OBP: 0.235, SLG: 0.250 | B X 1-0 ① G5-3 | | S B B F S 2-3 ② K | | B B X 2-0 ② G5-3 | | C S B B X 2-2 ③ P4 | | | 3 | 0 | 0 | 0 | 0 | 1 | 0 |
| Fred Lynn, L (7, PH)<br>OBP: 0.267, SLG: 0.154 (8, 7) | | | | | | | | | | 1 | 0 | 0 | 0 | 0 | 0 | 1 |
| Torey Lovullo, S (1, 3) | B C C B F X 2-2 ② G1-3 | | B B X 2-0 ③ G3-1 | | F C X 0-2 ③ P4 | | | C B B X 2-1 ① L4 | | 4 | 0 | 0 | 0 | 0 | 0 | 0 |
| Lou Whitaker, L (1, 4)<br>OBP: 0.278, SLG: 0.438 | B X 1-0 HR | | | B C X 1-1 ① F8 | | B B C X 2-1 ① F8 | | C X 0-1 ② G6-3 | | 4 | 1 | 1 | 1 | 0 | 0 | 0 |
| Alan Trammell, R (1, 6)<br>OBP: 0.278, SLG: 0.143 | B C X 1-1 ③ G4-3 | | | B C B B B 4-1 BLK 1B BB | | X 0-0 ② F9 | | C B B X 2-1 ③ G6-3 | | 3 | 1 | 0 | 0 | 1 | 0 | 0 |
| Matt Nokes, L (1, 2)<br>OBP: 0.235, SLG: 0.375 | | B C B C B X 3-2 ① F7 | | C B F F F F S 1-3 ② K<br>1-2 | | X 0-0 E7 | | | B C C F B B S 3-3 ① K | 4 | 0 | 0 | 0 | 0 | 2 | 1 |
| Pat Sheridan, L (1, 10)<br>OBP: 0.333, SLG: 0.273 | | B C F B X 2-2 ② F8 | | C B F B B B 4-2 1B BB | | C C B X 1-2 ③ G5-3 | | | C F X 0-2 ② P4 | 2 | 0 | 0 | 0 | 1 | 0 | 1 |
| Keith Moreland, R (9, PH) | | | | | | | | | | 1 | 0 | 0 | 0 | 0 | 0 | 0 |
| Chris Brown, R (1, 5)<br>OBP: 0.250, SLG: 0.333 | | B B X 2-0 1B | | X 0-0<br>1-3<br>2-H 1B | | | B B F C F X 2-2 ① F9 | | C F B C 1-3 ③ K | 4 | 0 | 2 | 1 | 0 | 1 | 0 |
| Chet Lemon, R (1, 9)<br>OBP: 0.545, SLG: 0.556 | | C C B X 1-2 ③ G1-3 | | X 0-0 ③ F7 | | | B C X 1-1 2B | | | 3 | 0 | 1 | 0 | 0 | 0 | 3 |
| Bill Bean, L (1, 7) (8, 8) | | | B B C C X 2-1 ① P3 | | B B C C X 2-2 ① G4-3 | | B B F B F X 3-2 ② G4-3 | | | 3 | 0 | 0 | 0 | 0 | 0 | 1 |

| | AB | 32 |
|---|---|---|
| | R | 2 |
| | H | 4 |
| | RBI | 2 |
| | BB | 2 |
| | SO | 4 |
| | LOB | 7 |

| Inning Stats | 1 | 2 | 3 | 4 | 5 | 6 | 7 | 8 | 9 | 1B: 2 | SF: 0 | WP: 0 | PA: 34 |
|---|---|---|---|---|---|---|---|---|---|---|---|---|---|
| | R: 1 H: 1<br>E: 0 LOB: 0<br>K: 0 BB: 0<br>S: 8 P: 13 | R: 0 H: 1<br>E: 0 LOB: 1<br>K: 0 BB: 0<br>S: 10 P: 18 | R: 0 H: 0<br>E: 0 LOB: 0<br>K: 1 BB: 0<br>S: 6 P: 12 | R: 1 H: 1<br>E: 0 LOB: 2<br>K: 1 BB: 2<br>S: 13 P: 23 | R: 0 H: 0<br>E: 0 LOB: 0<br>K: 0 BB: 0<br>S: 7 P: 11 | R: 0 H: 0<br>E: 1 LOB: 1<br>K: 0 BB: 0<br>S: 7 P: 10 | R: 0 H: 1<br>E: 0 LOB: 1<br>K: 0 BB: 0<br>S: 12 P: 20 | R: 0 H: 0<br>E: 0 LOB: 0<br>K: 0 BB: 0<br>S: 6 P: 10 | R: 0 H: 0<br>E: 0 LOB: 0<br>K: 2 BB: 0<br>S: 10 P: 14 | 2B: 1 SAC: 0<br>3B: 0 DP: 0<br>HR: 1 HBP: 0 | | PB: 0<br>SB: 0<br>CS: 0 | |

| PITCHER | | IP | WLS | BF | H | R | ER | SO | BB | IBB | HBP | BLK | WP | HR | S | P | ERA | WHIP |
|---|---|---|---|---|---|---|---|---|---|---|---|---|---|---|---|---|---|---|
| Don August, R<br>ERA: 1.84 | (1, 1) | 6.2 | W | 27 | 4 | 2 | 2 | 2 | 2 | 0 | 0 | 1 | 0 | 1 | 60 | 102 | 2.70 | 0.900 |
| Paul Mirabella, L<br>ERA: 6.75 | (7, 1) | 1.1 | | 4 | 0 | 0 | 0 | 0 | 0 | 0 | 0 | 0 | 0 | 0 | 9 | 15 | 0.00 | 0.000 |
| Dan Plesac, L<br>ERA: | (9, 1) | 1.0 | S | 3 | 0 | 0 | 0 | 2 | 0 | 0 | 0 | 0 | 0 | 0 | 10 | 14 | 0.00 | 0.000 |

| PITCHER | IP | WLS | BF | H | R | ER | SO | BB | IBB | HBP | BLK | WP | HR | S | P | ERA | WHIP |
|---|---|---|---|---|---|---|---|---|---|---|---|---|---|---|---|---|---|

# Minnesota Twins @ Detroit Tigers

Tiger Stadium, Detroit, MI

Tue Apr 11 1989, 3:33 AM EDT

Att. 9,968 - Overcast - 40 F

TOP

livebaseballscorecards.com

| Batter | 1 | 2 | 3 | 4 | 5 | 6 | 7 | 8 | 9 | AB | R | H | RBI | BB | SO | LOB |
|---|---|---|---|---|---|---|---|---|---|---|---|---|---|---|---|---|
| Dan Gladden, R (1, 7)<br>OBP: 0.375, SLG: 0.367 | P2 | | 1B | 1B | | F8 | | HR<br>BB | 1B | 5 | 2 | 3 | 1 | 1 | 0 | 0 |
| Wally Backman, S (1, 4)<br>OBP: 0.323, SLG: 0.400 | K | | G4-3<br>1B | BB | | G4-3 | | HR<br>BB | K | 5 | 2 | 2 | 1 | 1 | 2 | 1 |
| Kirby Puckett, R (1, 8)<br>OBP: 0.483, SLG: 0.760<br>John Moses, S (8, 8)<br>OBP: 0.667, SLG: 1.500 | K | | G4-3<br>CS<br>2B | BB | | | HR | HR<br>BB | BB | 3<br>0 | 2<br>0 | 2<br>0 | 2<br>0 | 2<br>1 | 1<br>0 | 0<br>0 |
| Kent Hrbek, L (1, 3)<br>OBP: 0.321, SLG: 0.536<br>Carmen Castillo, R (8, PH)<br>OBP: 0.500, SLG: 0.900<br>(8, 9) | | BB<br>1B<br>1B | G4-3 | F7 | | | G3 | HR | BB | 4<br>1 | 1<br>1 | 1<br>1 | 1<br>4 | 0<br>1 | 0<br>0 | 4<br>0 |
| Gary Gaetti, R (1, 5)<br>OBP: 0.414, SLG: 0.552<br>Al Newman, S (8, PH)<br>OBP: 0.167, SLG: 0.333<br>(8, 5) | | BB<br>1B | K2-3 | | F9 | | CS | 2B | F8 | 4<br>2 | 1<br>1 | 2<br>1 | 0<br>0 | 0<br>0 | 1<br>0 | 1<br>3 |
| Randy Bush, L (1, 9)<br>OBP: 0.500, SLG: 0.786<br>Tim Laudner, R (8, PH)<br>OBP: 0.267, SLG: 0.286<br>(8, 3) | | L8-4<br>1B | BB | BB | | G4-3 | K | 1B | | 2<br>1 | 0<br>1 | 0<br>1 | 0<br>1 | 2<br>0 | 1<br>0 | 1<br>0 |
| Gene Larkin, S (1, 10)<br>OBP: 0.357, SLG: 0.400 | | K | CS | SH1<br>1B | | | | F8 | | 5 | 1 | 3 | 1 | 0 | 1 | 3 |
| Brian Harper, R (1, 2)<br>OBP: 0.462, SLG: 0.846 | | 1B | | SH1 | P4 | | | 2B | G6-3 | 4 | 1 | 2 | 2 | 0 | 0 | 1 |
| Greg Gagne, R (1, 6)<br>OBP: 0.304, SLG: 0.435 | | L8-4 | | P2 | | F9 | | 1B | F7 | 5 | 1 | 1 | 1 | 0 | 0 | 3 |
| Inning Stats | R: 0<br>E: 0<br>K: 2<br>S: 7<br>H: 0<br>LOB: 0<br>BB: 0<br>P: 11 | R: 2<br>E: 0<br>K: 1<br>S: 13<br>H: 3<br>LOB: 1<br>BB: 1<br>P: 23 | R: 2<br>E: 0<br>K: 1<br>S: 21<br>H: 3<br>LOB: 1<br>BB: 1<br>P: 33 | R: 1<br>E: 0<br>K: 0<br>S: 8<br>H: 2<br>LOB: 3<br>BB: 2<br>P: 24 | R: 0<br>E: 0<br>K: 0<br>S: 8<br>H: 1<br>LOB: 1<br>BB: 0<br>P: 13 | R: 0<br>E: 0<br>K: 0<br>S: 7<br>H: 0<br>LOB: 0<br>BB: 0<br>P: 11 | R: 1<br>E: 0<br>K: 1<br>S: 10<br>H: 2<br>LOB: 1<br>BB: 0<br>P: 18 | R: 8<br>E: 0<br>K: 0<br>S: 20<br>H: 7<br>LOB: 0<br>BB: 2<br>P: 41 | R: 0<br>E: 0<br>K: 1<br>S: 12<br>H: 1<br>LOB: 3<br>BB: 2<br>P: 26 | 1B: 11<br>2B: 8<br>3B: 0<br>HR: 2<br>SF: 0<br>SAC: 1<br>DP: 2<br>HBP: 0 | WP: 0<br>PB: 0<br>SB: 1<br>CS: 2<br>PA: 51 | | | | | |

| | AB | 41 |
|---|---|---|
| | R | 14 |
| | H | 19 |
| | RBI | 14 |
| | BB | 8 |
| | SO | 6 |
| | LOB | 17 |

| PITCHER | | IP | WLS | BF | H | R | ER | SO | BB | IBB | HBP | BLK | WP | HR | S | P | ERA | WHIP |
|---|---|---|---|---|---|---|---|---|---|---|---|---|---|---|---|---|---|---|
| Jack Morris, R<br>ERA: 6.94 | (1, 1) | 3.2 | L | 21 | 8 | 5 | 5 | 4 | 4 | 0 | 0 | 0 | 0 | 0 | 47 | 87 | 12.27 | 3.273 |
| Charles Hudson, R<br>ERA: 2.7 | (4, 1) | 3.1 | | 12 | 3 | 1 | 1 | 1 | 0 | 0 | 0 | 0 | 0 | 1 | 27 | 46 | 2.70 | 0.900 |
| Mike Henneman, R<br>ERA: 19.29 | (8, 1) | 0.1 | | 6 | 3 | 5 | 5 | 0 | 2 | 0 | 0 | 0 | 0 | 0 | 7 | 20 | 135.00 | 15.000 |
| Willie Hernandez, L<br>ERA: 11.57 | (8, 1) | 0.2 | | 5 | 4 | 3 | 3 | 0 | 0 | 0 | 0 | 0 | 0 | 1 | 13 | 21 | 40.50 | 6.000 |
| Paul Gibson, L<br>ERA: | (9, 1) | 1.0 | | 6 | 1 | 0 | 0 | 1 | 2 | 0 | 0 | 0 | 0 | 0 | 12 | 26 | 0.00 | 3.000 |

| PITCHER | IP | WLS | BF | H | R | ER | SO | BB | IBB | HBP | BLK | WP | HR | S | P | ERA | WHIP |
|---|---|---|---|---|---|---|---|---|---|---|---|---|---|---|---|---|---|

# Minnesota Twins @ Detroit Tigers

Tiger Stadium, Detroit, MI

Tue Apr 11 1989, 3:33 AM EDT

Att. 9,968 - Overcast - 40 F

livebaseballscorecards.com

## BOTTOM

| Batter | 1 | 2 | 3 | 4 | 5 | 6 | 7 | 8 | 9 | AB | R | H | RBI | BB | SO | LOB |
|---|---|---|---|---|---|---|---|---|---|---|---|---|---|---|---|---|
| Kenny Williams, R (1, 8)<br>OBP: 0.286, SLG: 0.300 | 0-1 FC5-4 1B | 1-0 1-2 1B | | | 0-1 ① P4 | | 0-0 ③ P4 | | | 4 | 0 | 2 | 0 | 0 | 0 | 2 |
| Torey Lovullo, S (1, 3) | 1-1 ① FC5-4 FC3-6 1-2f | 2-1 ③ FC6-5 2-3f | | | 0-0 ② F7 | | | 2-3 ① K | | 4 | 0 | 0 | 0 | 0 | 1 | 4 |
| Lou Whitaker, L (1, 4)<br>OBP: 0.273, SLG: 0.400<br>Al Pedrique, R (9, 4) | 0-0 ② FC3-6 BB 1B 1-2f | | 2-2 G3-6-3 1B | | 1-0 ③ F8 | | | 1-3 ② K | | 4<br>0 | 0<br>0 | 1<br>0 | 0<br>0 | 0<br>0 | 1<br>0 | 2<br>0 |
| Alan Trammell, R (1, 6)<br>OBP: 0.273, SLG: 0.167<br>Mike Brumley, S (9, 6) | 2-1 FC5 BB 1-2 1B | | 0-3 ① K | | | 0-1 ① G4-3 | | 1-3 ③ K | | 4<br>0 | 0<br>0 | 1<br>0 | 0<br>0 | 0<br>0 | 2<br>0 | 1<br>0 |
| Fred Lynn, L (1, 7)<br>OBP: 0.278, SLG: 0.133<br>Bill Bean, L (9, 7) | 4-1 1-2 2-3 BB | | 0-2 ② ③ G3-6-3 1-2f | | | 1-2 ② G3-1 | | | 1-3 ① K | 2<br>1 | 0<br>0 | 0<br>0 | 0<br>0 | 1<br>0 | 0<br>1 | 1<br>0 |
| Chris Brown, R (1, 5)<br>OBP: 0.250, SLG: 0.313 | 0-2 ③ FC5 2-3f | | | 0-2 ① G5-3 | | 1-2 ③ F8 | | | 1-2 BB 1B | 4 | 0 | 1 | 0 | 0 | 0 | 3 |
| Chet Lemon, R (1, 9)<br>OBP: 0.533, SLG: 0.500 | | 0-0 FC6-5 1B 1B | | 2-1 ② G5-3 | | | 0-0 ① G5-3 | | 4-1 G4-6-3 1-2 BB | 3 | 0 | 1 | 0 | 1 | 0 | 0 |
| Keith Moreland, R (1, 10)<br>OBP: 0.200, SLG: 0.200 | | 1-2 ① L8 | | 1-2 ③ F8 | | | 0-1 1B | | 1-2 ② ③ G4-6-3 1-2f | 4 | 0 | 1 | 0 | 0 | 0 | 3 |
| Mike Heath, R (1, 2)<br>OBP: 0.333, SLG: 0.333 | | 1-2 ② F7 | | | 1-0 1B | | 2-0 ② F9 | | | 3 | 0 | 1 | 0 | 0 | 0 | 2 |
| Inning Stats | R: 0 E: 0 K: 0 S: 11 H: 2 LOB: 3 BB: 1 P: 18 | R: 0 E: 0 K: 0 S: 12 H: 2 LOB: 2 BB: 0 P: 17 | R: 0 E: 0 K: 1 S: 11 H: 1 LOB: 0 BB: 0 P: 13 | R: 0 E: 0 K: 0 S: 8 H: 0 LOB: 0 BB: 0 P: 11 | R: 0 E: 0 K: 0 S: 5 H: 1 LOB: 1 BB: 0 P: 7 | R: 0 E: 0 K: 0 S: 9 H: 0 LOB: 0 BB: 0 P: 11 | R: 0 E: 0 K: 0 S: 5 H: 1 LOB: 1 BB: 0 P: 7 | R: 0 E: 0 K: 3 S: 11 H: 0 LOB: 0 BB: 0 P: 15 | R: 0 E: 0 K: 1 S: 11 H: 1 LOB: 1 BB: 1 P: 18 | 1B: 8 2B: 0 3B: 0 HR: 0 | SF: 0 SAC: 0 DP: 2 HBP: 0 | | | | | | |

| | AB | 33 |
|---|---|---|
| | R | 0 |
| | H | 8 |
| | RBI | 0 |
| | BB | 2 |
| | SO | 5 |
| | LOB | 18 |

WP: 0 PB: 0 SB: 0 CS: 0 PA: 35

| PITCHER | | IP | WLS | BF | H | R | ER | SO | BB | IBB | HBP | BLK | WP | HR | S | P | ERA | WHIP |
|---|---|---|---|---|---|---|---|---|---|---|---|---|---|---|---|---|---|---|
| Allan Anderson, L<br>ERA: 1.29 | (1, 1) | 7.0 | W | 28 | 7 | 0 | 0 | 1 | 1 | 0 | 0 | 0 | 0 | 0 | 61 | 84 | 0.00 | 1.143 |
| German Gonzalez, R<br>ERA: | (8, 1) | 1.0 | | 3 | 0 | 0 | 0 | 3 | 0 | 0 | 0 | 0 | 0 | 0 | 11 | 15 | 0.00 | 0.000 |
| Gary Wayne, L<br>ERA: 7.2 | (9, 1) | 1.0 | | 4 | 1 | 0 | 0 | 1 | 1 | 0 | 0 | 0 | 0 | 0 | 11 | 18 | 0.00 | 2.000 |

| PITCHER | IP | WLS | BF | H | R | ER | SO | BB | IBB | HBP | BLK | WP | HR | S | P | ERA | WHIP |
|---|---|---|---|---|---|---|---|---|---|---|---|---|---|---|---|---|---|

# Minnesota Twins @ Detroit Tigers

Tiger Stadium, Detroit, MI

Thu Apr 13 1989, 3:33 AM EDT

Att. 9,042 - Unknown

TOP

| Batter | 1 | 2 | 3 | 4 | 5 | 6 | 7 | 8 | 9 | AB | R | H | RBI | BB | SO | LOB |
|---|---|---|---|---|---|---|---|---|---|---|---|---|---|---|---|---|
| Wally Backman, S (1, 4) OBP: 0.314, SLG: 0.412 | C B S F B S 2-3 K ① | 1 SAFE C 1 SAFE 1 SAFE B B X 2-1 F7 ③ | | | F F F X 0-2 G6-3 ② | | | X 0-0 2B | | 4 | 0 | 1 | 0 | 0 | 1 | 1 |
| John Moses, S (1, 7) OBP: 0.714, SLG: 1.000 | B B S X 2-1 BB BB 1B | | F B B L X 2-2 CS BB 1B | | B B B B 4-0 BB | | | L B X 1-1 F7 ① | | 3 | 0 | 2 | 0 | 1 | 0 | 1 |
| Kirby Puckett, R (1, 8) OBP: 0.455, SLG: 0.679 | B B C B B 4-1 BB 1-2 BB | | X 0-0 P4 ① | | C X 0-1 F8 ③ | | | B F F X 1-2 G5-3 ② | | 3 | 0 | 0 | 0 | 1 | 0 | 3 |
| Kent Hrbek, L (1, 3) OBP: 0.344, SLG: 0.500 | B B C B B 4-1 1-2 2-3 BB | | C B B B B 4-1 1-2 BB | | | C S X 0-2 G4-3 ① | | C X 0-1 L7 ③ | | 2 | 0 | 0 | 0 | 2 | 0 | 1 |
| Gary Gaetti, R (1, 5) OBP: 0.364, SLG: 0.485 | S S B S 1-3 K ② | | F B F B B S 3-3 K ② ③ 2-3 | | | S S B X 1-2 G5-3 ② | | | X 0-0 P6 ① | 4 | 0 | 0 | 0 | 0 | 2 | 5 |
| Randy Bush, L (1, 9) OBP: 0.409, SLG: 0.611 | B C B C C 2-3 K ③ | | | F B X 1-1 G6-3 ① | | B B X 2-0 P3 ③ | | | C X 0-1 P2 ② | 4 | 0 | 0 | 0 | 0 | 1 | 3 |
| Gene Larkin, S (1, 10) OBP: 0.344, SLG: 0.414 | | B B C B X 3-1 G6-3 FC5-2 2B | | C B X 1-1 F7 ② | | | C C X 0-2 G4-3 ① | | C B F C 1-3 K ③ | 4 | 0 | 1 | 0 | 0 | 1 | 0 |
| Tim Laudner, R (1, 2) OBP: 0.222, SLG: 0.235 | | C F B B B X 2-2 G6-3 ① 2-3 | | S B B F F X 2-2 F7 ③ | | | C S S 0-3 K ② | | | 3 | 0 | 0 | 0 | 0 | 1 | 1 |
| Greg Gagne, R (1, 6) OBP: 0.269, SLG: 0.385 | | C B X 1-1 FC5-2 ② 3-H | | | B C X 1-1 P3 ① | | C B B S S 2-3 K ③ | | | 3 | 0 | 0 | 0 | 0 | 1 | 1 |

| | | | | | | | | | | | | | | | | | | | | | | | | | | | | |
|---|---|---|---|---|---|---|---|---|---|---|---|---|---|---|---|---|---|---|---|---|---|---|---|---|---|---|---|---|
| Inning Stats | R: 0 | H: 1 | | R: 0 | H: 1 | | R: 0 | H: 1 | | R: 0 | H: 0 | | R: 0 | H: 0 | | R: 0 | H: 0 | | R: 0 | H: 1 | | R: 0 | H: 0 | | 1B: 2 | SF: 0 | | WP: 0 | PA: 34 | |
| | E: 0 | LOB: 3 | | E: 0 | LOB: 1 | | E: 0 | LOB: 2 | | E: 0 | LOB: 0 | | E: 0 | LOB: 0 | | E: 0 | LOB: 0 | | E: 0 | LOB: 1 | | E: 0 | LOB: 0 | | 2B: 3 | SAC: 0 | | PB: 0 | | |
| | K: 3 | BB: 2 | | K: 0 | BB: 1 | | K: 1 | BB: 1 | | K: 0 | BB: 0 | | K: 0 | BB: 0 | | K: 2 | BB: 0 | | K: 0 | BB: 0 | | K: 1 | BB: 0 | | 3B: 0 | DP: 1 | | SB: 0 | | |
| | S: 14 | P: 29 | | S: 9 | P: 17 | | S: 8 | P: 17 | | S: 8 | P: 12 | | S: 8 | P: 13 | | S: 7 | P: 10 | | S: 9 | P: 11 | | S: 8 | P: 10 | | HR: 0 | HBP: 0 | | CS: 1 | | |

| PITCHER | IP | WLS | BF | H | R | ER | SO | BB | IBB | HBP | BLK | WP | HR | S | P | ERA | WHIP |
|---|---|---|---|---|---|---|---|---|---|---|---|---|---|---|---|---|---|
| Jeff Robinson, R (1, 1) ERA: 1.93 | 9.0 | W | 34 | 4 | 0 | 0 | 7 | 4 | 0 | 0 | 0 | 0 | 0 | 77 | 126 | 0.00 | 0.889 |

| PITCHER | IP | WLS | BF | H | R | ER | SO | BB | IBB | HBP | BLK | WP | HR | S | P | ERA | WHIP |
|---|---|---|---|---|---|---|---|---|---|---|---|---|---|---|---|---|---|

| | |
|---|---|
| AB | 30 |
| R | 0 |
| H | 4 |
| RBI | 0 |
| BB | 4 |
| SO | 7 |
| LOB | 16 |

livebaseballscorecards.com

# Minnesota Twins @ Detroit Tigers

Tiger Stadium, Detroit, MI

Thu Apr 13 1989, 3:33 AM EDT

Att. 9,042 - Unknown

livebaseballscorecards.com

## BOTTOM

| Batter | 1 | 2 | 3 | 4 | 5 | 6 | 7 | 8 | 9 | AB | R | H | RBI | BB | SO | LOB |
|---|---|---|---|---|---|---|---|---|---|---|---|---|---|---|---|---|
| Kenny Williams, R (1, 8)<br>OBP: 0.320, SLG: 0.304 | 1-0<br>1B S E 1B | | 4-1<br>FC1-6 S BB | | 1-1 ①<br>F7 | | 3-2 ①<br>L5 | | | 3 | 1 | 1 | 0 | 1 | 0 | 1 |
| Torey Lovullo, S (1, 3) | 4-1<br>1B E BB<br>1-2 | | 1 SAFE 1 SAFE 1 SAFE 1 SAFE 1 SAFE<br>3-3 ①<br>K<br>1-2 | | 2-3 ②<br>K<br>1-3 | | 2-2 ②<br>L8 | | | 3 | 1 | 0 | 0 | 1 | 2 | 2 |
| Lou Whitaker, L (1, 4)<br>OBP: 0.346, SLG: 0.565 | 1-2<br>E<br>1-2<br>2-3 1B | | 2-2 ②<br>FC1-6 WP<br>2-3 | | 4-0<br>BB<br>BB | | 2-0<br>HR | | | 3 | 1 | 2 | 1 | 1 | 0 | 1 |
| Alan Trammell, R (1, 6)<br>OBP: 0.308, SLG: 0.190 | 2-1<br>E6 G6-4-3<br>1-2<br>2-H<br>3-H | | 1 SAFE<br>2-2<br>1-2 1B | | 4-1<br>1-2 BB | | 0-1 ③<br>L9 | | | 3 | 0 | 1 | 1 | 1 | 0 | 1 |
| Fred Lynn, L (1, 7)<br>OBP: 0.227, SLG: 0.105<br>Bill Bean, L (9, 7) | 0-1 ①<br>B2 | | 1-2 ③<br>L9 | | 1-2 ③<br>G3 | | | 1-0 ①<br>F9 | | 4<br>0 | 0<br>0 | 0<br>0 | 0<br>0 | 0<br>0 | 0<br>0 | 7<br>0 |
| Chris Brown, R (1, 5)<br>OBP: 0.200, SLG: 0.250 | 2-2 ②③<br>G6-4-3<br>1-2f | | | 1-3 ①<br>K | | 0-0 ①<br>F8 | | 0-1 ②<br>F9 | | 4 | 0 | 0 | 0 | 0 | 1 | 2 |
| Chet Lemon, R (1, 9)<br>OBP: 0.526, SLG: 0.429 | | 1-1 ①<br>F9 | | 2-2 ②<br>G3 | | 4-0<br>FC6-4 BB | | 3-0<br>CS HBP | | 2 | 0 | 0 | 0 | 1 | 0 | 0 |
| Keith Moreland, R (1, 10)<br>OBP: 0.250, SLG: 0.143 | | 4-2<br>G6-3 BB | | 2-1 ③<br>F9 | | 1 SAFE<br>1-2 ②<br>FC6-4<br>1-2f | | 2-1 ③<br>CS<br>1-2 | | 2 | 0 | 0 | 0 | 1 | 0 | 1 |
| Mike Heath, R (1, 2)<br>OBP: 0.333, SLG: 0.333 | | 1-0 ②③<br>G6-3<br>1-2f | | | 0-0<br>E S 1B | 3-2 ③<br>F8 | | | | 3 | 0 | 1 | 0 | 0 | 0 | 2 |
| Inning Stats | R: 2 E: 1 K: 0 S: 13<br>H: 2 LOB: 1 BB: 1 P: 23 | R: 0 E: 0 K: 0 S: 5<br>H: 0 LOB: 0 BB: 1 P: 11 | R: 0 E: 0 K: 1 S: 18<br>H: 1 LOB: 2 BB: 1 P: 30 | R: 0 E: 0 K: 1 S: 10<br>H: 0 LOB: 0 BB: 0 P: 15 | R: 0 E: 0 K: 1 S: 10<br>H: 1 LOB: 3 BB: 2 P: 22 | R: 0 E: 0 K: 0 S: 7<br>H: 0 LOB: 1 BB: 1 P: 15 | R: 1 E: 0 K: 0 S: 11<br>H: 1 LOB: 0 BB: 0 P: 18 | R: 0 E: 0 K: 0 S: 5<br>H: 0 LOB: 0 BB: 0 P: 10 | | 1B: 4 2B: 0 3B: 0 HR: 1<br>SF: 0 SAC: 0 DP: 2 HBP: 1 | | | | | | |

| | AB | 27 |
|---|---|---|
| | R | 3 |
| | H | 5 |
| | RBI | 2 |
| | BB | 6 |
| | SO | 3 |
| | LOB | 17 |

WP: 1 PB: 0 SB: 3 CS: 1 PA: 35

| PITCHER | | IP | WLS | BF | H | R | ER | SO | BB | IBB | HBP | BLK | WP | HR | S | P | ERA | WHIP |
|---|---|---|---|---|---|---|---|---|---|---|---|---|---|---|---|---|---|---|
| Shane Rawley, L<br>ERA: 1.64 | (1, 1) | 5.0 | L | 23 | 4 | 2 | 1 | 3 | 5 | 0 | 0 | 0 | 1 | 0 | 56 | 101 | 1.80 | 1.800 |
| Juan Berenguer, R<br>ERA: 2.25 | (6, 1) | 3.0 | | 11 | 1 | 1 | 1 | 0 | 1 | 0 | 1 | 0 | 0 | 1 | 23 | 43 | 3.00 | 0.667 |

| PITCHER | IP | WLS | BF | H | R | ER | SO | BB | IBB | HBP | BLK | WP | HR | S | P | ERA | WHIP |
|---|---|---|---|---|---|---|---|---|---|---|---|---|---|---|---|---|---|

# Texas Rangers @ Detroit Tigers

Tiger Stadium, Detroit, MI

Fri Apr 14 1989, 7:05 PM EDT

Att. 12,384 - Unknown

TOP

livebaseballscorecards.com

| Batter | 1 | 2 | 3 | 4 | 5 | 6 | 7 | 8 | 9 | AB | R | H | RBI | BB | SO | LOB |
|---|---|---|---|---|---|---|---|---|---|---|---|---|---|---|---|---|
| Cecil Espy, S (1, 8)<br>OBP: 0.351, SLG: 0.333 | F8 | L9 | | | F8 | | 1B | G4-3 | | 5 | 1 | 1 | 0 | 0 | 0 | 4 |
| Scott Fletcher, R (1, 6)<br>OBP: 0.525, SLG: 0.467 | G4-3<br>3B<br>BB | | 1B<br>BB | | F9 | | 1-H<br>1B | | K | 3 | 1 | 1 | 1 | 2 | 1 | 0 |
| Rafael Palmeiro, L (1, 3)<br>OBP: 0.293, SLG: 0.351 | G4-3<br>1-2 | | 1-3<br>1B | | P5 | | F8 | | G1-3 | 5 | 0 | 1 | 0 | 0 | 0 | 2 |
| Ruben Sierra, S (1, 9)<br>OBP: 0.450, SLG: 0.771 | 2-H<br>3B | | F9 | | | E4 | | FC6-4<br>BB | K | 4 | 0 | 1 | 1 | 1 | 1 | 1 |
| Julio Franco, R (1, 4)<br>OBP: 0.297, SLG: 0.394 | K | | F9 | | | L8 | | FC6-4<br>BB<br>WP<br>1-2f<br>1B | | 4 | 1 | 0 | 0 | 0 | 1 | 4 |
| Pete Incaviglia, R (1, 7)<br>OBP: 0.297, SLG: 0.353 | | 2B | | K | | K | | G6-3<br>1-2 | | 4 | 0 | 1 | 0 | 0 | 2 | 2 |
| Geno Petralli, L (1, 10)<br>OBP: 0.304, SLG: 0.250 | | F7 | | 1B | | L3 | | BB<br>1B<br>IBB | | 3 | 1 | 1 | 0 | 1 | 0 | 2 |
| Steve Buechele, R (1, 5)<br>OBP: 0.294, SLG: 0.276 | | K | | K | | | K | 1B<br>1-2<br>2-3<br>BB | | 3 | 0 | 0 | 0 | 1 | 3 | 2 |
| Jim Sundberg, R (1, 2)<br>OBP: 0.267, SLG: 0.333 | | BB | | P6 | | | G6-3 | 1-3<br>2-H<br>3-H<br>1B | | 2 | 0 | 0 | 0 | 1 | 0 | 1 |
| Rick Leach, L (8, PH)<br>OBP: 0.286, SLG: 0.429 | | | | | | | | | | 1 | 0 | 1 | 2 | 0 | 0 | 0 |
| Chad Kreuter, S (8, 2) | | | | | | | | | | 0 | 0 | 0 | 0 | 0 | 0 | 0 |
| Inning Stats | R: 1<br>E: 0<br>K: 1<br>S: 17<br>H: 1<br>LOB: 1<br>BB: 1<br>P: 28 | R: 0<br>E: 0<br>K: 1<br>S: 12<br>H: 1<br>LOB: 2<br>BB: 1<br>P: 19 | R: 0<br>E: 0<br>K: 0<br>S: 8<br>H: 1<br>LOB: 1<br>BB: 1<br>P: 15 | R: 0<br>E: 0<br>K: 2<br>S: 10<br>H: 1<br>LOB: 1<br>BB: 0<br>P: 13 | R: 0<br>E: 0<br>K: 0<br>S: 10<br>H: 0<br>LOB: 0<br>BB: 0<br>P: 15 | R: 0<br>E: 1<br>K: 1<br>S: 9<br>H: 0<br>LOB: 1<br>BB: 0<br>P: 13 | R: 1<br>E: 0<br>K: 1<br>S: 12<br>H: 2<br>LOB: 1<br>BB: 0<br>P: 18 | R: 2<br>E: 0<br>K: 0<br>S: 10<br>H: 1<br>LOB: 2<br>BB: 3<br>P: 26 | R: 0<br>E: 0<br>K: 2<br>S: 10<br>H: 0<br>LOB: 0<br>BB: 0<br>P: 16 | 1B: 5<br>2B: 1<br>3B: 1<br>HR: 0<br>SF: 0<br>SAC: 0<br>DP: 0<br>HBP: 0 | WP: 1<br>PB: 0<br>SB: 1<br>CS: 0<br>PA: 40 | | | | | |

| | AB | 34 |
|---|---|---|
| | R | 4 |
| | H | 7 |
| | RBI | 4 |
| | BB | 6 |
| | SO | 8 |
| | LOB | 18 |

| PITCHER | IP | WLS | BF | H | R | ER | SO | BB | IBB | HBP | BLK | WP | HR | S | P | ERA | WHIP |
|---|---|---|---|---|---|---|---|---|---|---|---|---|---|---|---|---|---|
| Doyle Alexander, R (1, 1)<br>ERA: 3.14 | 7.0 | | 30 | 6 | 2 | 2 | 6 | 3 | 0 | 0 | 0 | 0 | 0 | 78 | 121 | 2.57 | 1.286 |
| Frank Williams, R (8, 1)<br>ERA: 4.26 | 2.0 | L | 10 | 1 | 2 | 2 | 2 | 2 | 1 | 0 | 0 | 1 | 0 | 20 | 42 | 9.00 | 1.500 |

| PITCHER | IP | WLS | BF | H | R | ER | SO | BB | IBB | HBP | BLK | WP | HR | S | P | ERA | WHIP |
|---|---|---|---|---|---|---|---|---|---|---|---|---|---|---|---|---|---|

# Texas Rangers @ Detroit Tigers

Tiger Stadium, Detroit, MI

Fri Apr 14 1989, 7:05 PM EDT

Att. 12,384 - Unknown

## BOTTOM

| Batter | 1 | 2 | 3 | 4 | 5 | 6 | 7 | 8 | 9 | AB | R | H | RBI | BB | SO | LOB |
|---|---|---|---|---|---|---|---|---|---|---|---|---|---|---|---|---|
| Kenny Williams, R (1, 8)<br>OBP: 0.300, SLG: 0.286 | G5-3 | CS 1B | | K | | P6 | | | G1-6-3 1-2f | 5 | 0 | 1 | 0 | 0 | 1 | 3 |
| Torey Lovullo, S (1, 3)<br>OBP: 0.241, SLG: 0.043 | BB HBP 1B | K 1-2 | | G5-4-3 1-2f | | | G1-6-3 BB | | | 3 | 0 | 1 | 0 | 1 | 1 | 2 |
| Mike Brumley, S (7, PR) | | | | | | | | | | 0 | 0 | 0 | 0 | 0 | 0 | 0 |
| Bill Bean, L (8, 3) | | | | | | | | | | 0 | 0 | 0 | 0 | 0 | 0 | 0 |
| Lou Whitaker, L (1, 4)<br>OBP: 0.333, SLG: 0.500 | BB 1-2 HBP | | P2 | | E3 | | G1-6-3 1-2f | | | 3 | 0 | 0 | 0 | 0 | 0 | 1 |
| Alan Trammell, R (1, 6)<br>OBP: 0.300, SLG: 0.200 | F8 | | 1B 1B | | L6 | | G6-3 | | | 4 | 0 | 1 | 0 | 0 | 0 | 4 |
| Fred Lynn, L (1, 7)<br>OBP: 0.308, SLG: 0.143 | FC6-4 1-2 2-3 BB | | BB 1-3 1B | | F8 | | | G1-6-3 BB | | 2 | 0 | 1 | 0 | 2 | 0 | 1 |
| Chris Brown, R (1, 5)<br>OBP: 0.174, SLG: 0.217 | FC6-4 1-2f | | K | | K | | | G1-6-3 1-2f | | 3 | 0 | 0 | 0 | 0 | 2 | 6 |
| Pat Sheridan, L (8, PH)<br>OBP: 0.308, SLG: 0.250 | | | | | | | | | | 1 | 0 | 0 | 0 | 0 | 0 | 1 |
| Al Pedrique, R (9, 5) | | | | | | | | | | 0 | 0 | 0 | 0 | 0 | 0 | 0 |
| Chet Lemon, R (1, 9)<br>OBP: 0.522, SLG: 0.412 | | K | BB 1-2 | | | 1B | | F8 | | 3 | 0 | 1 | 0 | 1 | 1 | 0 |
| Keith Moreland, R (1, 10)<br>OBP: 0.273, SLG: 0.200 | HR 1B | | G5-3 | | | P4 | | | K | 3 | 1 | 1 | 0 | 0 | 0 | 4 |
| Dave Bergman, L (9, PH)<br>OBP: 0.500, SLG: 0.400 | | | | | | | | | | 1 | 0 | 0 | 0 | 0 | 1 | 0 |
| Matt Nokes, L (1, 2)<br>OBP: 0.333, SLG: 0.600 | 1-H HR | | | G5-4-3 1B | | L5 | | | G1-6-3 1B | 4 | 1 | 3 | 2 | 0 | 0 | 1 |
| Inning Stats | R: 0 E: 0 K: 0 S: 13 H: 1 LOB: 3 BB: 1 P: 25 | R: 2 E: 0 K: 2 S: 11 H: 3 LOB: 0 BB: 0 P: 20 | R: 0 E: 0 K: 1 S: 12 H: 2 LOB: 3 BB: 1 P: 21 | R: 0 E: 0 K: 1 S: 8 H: 1 LOB: 0 BB: 0 P: 11 | R: 0 E: 1 K: 1 S: 9 H: 0 LOB: 1 BB: 0 P: 14 | R: 0 E: 0 K: 0 S: 9 H: 1 LOB: 1 BB: 0 P: 13 | R: 0 E: 0 K: 0 S: 6 H: 0 LOB: 1 BB: 0 P: 12 | R: 0 E: 0 K: 0 S: 7 H: 0 LOB: 0 BB: 1 P: 15 | R: 0 E: 0 K: 1 S: 10 H: 1 LOB: 0 BB: 0 P: 15 | 1B: 8 2B: 0 3B: 0 HR: 1 | SF: 0 SAC: 0 DP: 4 HBP: 1 | | | | | | |

livebaseballscorecards.com

| | |
|---|---|
| AB | 32 |
| R | 2 |
| H | 9 |
| RBI | 2 |
| BB | 4 |
| SO | 6 |
| LOB | 23 |

WP: 0 PB: 0 SB: 0 CS: 1 PA: 37

| PITCHER | | IP | WLS | BF | H | R | ER | SO | BB | IBB | HBP | BLK | WP | HR | S | P | ERA | WHIP |
|---|---|---|---|---|---|---|---|---|---|---|---|---|---|---|---|---|---|---|
| Jamie Moyer, L<br>ERA: 3.6 | (1, 1) | 7.0 | W | 32 | 8 | 2 | 2 | 5 | 4 | 0 | 1 | 0 | 0 | 1 | 69 | 121 | 2.57 | 1.714 |
| Jeff Russell, R<br>ERA: | (8, 1) | 2.0 | S | 5 | 1 | 0 | 0 | 1 | 0 | 0 | 0 | 0 | 0 | 0 | 16 | 25 | 0.00 | 0.500 |

| PITCHER | IP | WLS | BF | H | R | ER | SO | BB | IBB | HBP | BLK | WP | HR | S | P | ERA | WHIP |
|---|---|---|---|---|---|---|---|---|---|---|---|---|---|---|---|---|---|

# Texas Rangers @ Detroit Tigers

Tiger Stadium, Detroit, MI

Sat Apr 15 1989, 3:33 AM EDT

Att. 17,250 - Unknown

livebaseballscorecards.com

| Batter | 1 | 2 | 3 | 4 | 5 | 6 | 7 | 8 | 9 | AB | R | H | RBI | BB | SO | LOB |
|---|---|---|---|---|---|---|---|---|---|---|---|---|---|---|---|---|
| Cecil Espy, S (1, 8)<br>OBP: 0.357, SLG: 0.342 | C B F F B X<br>2-2 2B 1B 1B | F B X<br>1-1 1B 2B 1B | | B C F F F B F<br>3-2 X FC1-5 S ② 2-3 | | | B X<br>1-0 G6-3 ① | | C B B C F X<br>2-2 F7 ③ | 5 | 2 | 2 | 0 | 0 | 0 | 1 |
| Scott Fletcher, R (1, 6)<br>OBP: 0.568, SLG: 0.576 | C 1 SAFE 1 SAFE 1 SAFE M B 1 SAFE X<br>1-2 1B 1B 1-3 2B | X<br>0-0 2B E 1-3 1B | | 1 SAFE B I I I<br>4-0 1-2 IBB | | | C X<br>0-1 2B | | | 3 | 2 | 3 | 0 | 1 | 0 | 0 |
| Rafael Palmeiro, L (1, 3)<br>OBP: 0.311, SLG: 0.390 | C B F B B X<br>3-2 F9 1B 2-3 3-H 1B | B C X<br>1-1 E9 1-H 3-H 2B | | C X<br>0-1 ③ F8 | | | B F B C B S<br>3-3 K ② | | | 4 | 0 | 2 | 2 | 0 | 1 | 3 |
| Ruben Sierra, S (1, 9)<br>OBP: 0.432, SLG: 0.718 | B C X<br>1-1 1-2 3-H 1B | B X<br>1-0 ③ P3 | | | B B B X<br>3-0 ① P4 | | B B X<br>2-0 ③ F7 | | | 4 | 0 | 1 | 1 | 0 | 0 | 2 |
| Julio Franco, R (1, 4)<br>OBP: 0.268, SLG: 0.351 | B X<br>1-0 ① F9 2-3 | C S F C<br>1-3 ① K | | | C F B B X<br>2-2 ② F8 | | | F S S<br>0-3 ① K | | 4 | 0 | 0 | 0 | 0 | 2 | 2 |
| Pete Incaviglia, R (1, 7)<br>OBP: 0.268, SLG: 0.316 | F C S<br>0-3 ② K | F B S F X<br>1-2 ② P2 | | | S S B B B F X<br>3-2 ③ F8 | | | F B B X<br>2-1 ② F8 | | 4 | 0 | 0 | 0 | 0 | 1 | 2 |
| Mike Stanley, R (1, 10)<br>Jeff Stone, L (8, PH) | F B S X<br>1-2 ③ F8 | B F C B S<br>2-3 ③ K | | | | S S B F C<br>1-3 ① K | | B S X<br>1-1 ③ F8 | | 3<br>1 | 0<br>0 | 0<br>0 | 0<br>0 | 0<br>0 | 2<br>0 | 2<br>0 |
| Steve Buechele, R (1, 5)<br>OBP: 0.289, SLG: 0.273 | | B C X<br>1-1 ① F9 | | B C B X<br>2-1 FC1-5 SH1-4 1B | | X<br>0-0 ② G3-1 | | | B C B C C<br>2-3 ① K | 4 | 0 | 1 | 0 | 0 | 1 | 0 |
| Chad Kreuter, S (1, 2) | | C C B X<br>1-2 ② L5 | | X<br>0-0 ① SH1-4 1-2 | | C B X<br>1-1 ③ F8 | | | F S X<br>0-2 ② G4-1 | 3 | 0 | 0 | 0 | 0 | 0 | 0 |
| Inning Stats | R: 2 E: 0 K: 1 S: 19<br>H: 4 LOB: 2 BB: 0 P: 28 | R: 2 E: 1 K: 0 S: 11<br>H: 3 LOB: 1 BB: 0 P: 16 | R: 0 E: 0 K: 2 S: 10<br>H: 0 LOB: 0 BB: 0 P: 14 | R: 0 E: 0 K: 0 S: 12<br>H: 1 LOB: 2 BB: 1 P: 21 | R: 0 E: 0 K: 0 S: 8<br>H: 0 LOB: 0 BB: 0 P: 16 | R: 0 E: 0 K: 1 S: 7<br>H: 0 LOB: 0 BB: 0 P: 9 | R: 0 E: 0 K: 1 S: 7<br>H: 1 LOB: 1 BB: 0 P: 13 | R: 0 E: 0 K: 1 S: 7<br>H: 0 LOB: 0 BB: 0 P: 10 | R: 0 E: 0 K: 1 S: 10<br>H: 0 LOB: 0 BB: 0 P: 14 | 1B: 6 2B: 3 3B: 0 HR: 0<br>SF: 0 SAC: 1 DP: 0 HBP: 0 | | | | | | |

| | AB | 35 |
|---|---|---|
| | R | 4 |
| | H | 9 |
| | RBI | 3 |
| | BB | 1 |
| | SO | 7 |
| | LOB | 12 |

WP: 0 PB: 0 SB: 1 CS: 0 — PA: 37

| PITCHER | | IP | WLS | BF | H | R | ER | SO | BB | IBB | HBP | BLK | WP | HR | S | P | ERA | WHIP |
|---|---|---|---|---|---|---|---|---|---|---|---|---|---|---|---|---|---|---|
| Frank Tanana, L<br>ERA: 4.97 | (1, 1) | 7.0 | L | 31 | 9 | 4 | 3 | 5 | 0 | 1 | 0 | 0 | 0 | 0 | 74 | 117 | 3.86 | 1.286 |
| Mike Henneman, R<br>ERA: 10.38 | (8, 1) | 2.0 | | 6 | 0 | 0 | 0 | 2 | 0 | 0 | 0 | 0 | 0 | 0 | 17 | 24 | 0.00 | 0.000 |

| PITCHER | IP | WLS | BF | H | R | ER | SO | BB | IBB | HBP | BLK | WP | HR | S | P | ERA | WHIP |
|---|---|---|---|---|---|---|---|---|---|---|---|---|---|---|---|---|---|

# Texas Rangers @ Detroit Tigers

Tiger Stadium, Detroit, MI

Sat Apr 15 1989, 3:33 AM EDT

Att. 17,250 - Unknown

## BOTTOM

| Batter | 1 | 2 | 3 | 4 | 5 | 6 | 7 | 8 | 9 | AB | R | H | RBI | BB | SO | LOB |
|---|---|---|---|---|---|---|---|---|---|---|---|---|---|---|---|---|
| Kenny Williams, R (1, 8)<br>OBP: 0.286, SLG: 0.281 | G5-3 | | SF8<br>3-H | | 1B | | FC5-4<br>1-2f | | K | 4 | 0 | 1 | 1 | 0 | 1 | 3 |
| Torey Lovullo, S (1, 5)<br>OBP: 0.242, SLG: 0.074 | G4-3 | | P5 | | 1-2<br>1B | | | K | | 4 | 0 | 1 | 0 | 0 | 1 | 1 |
| Lou Whitaker, L (1, 4)<br>OBP: 0.294, SLG: 0.433 | K | | | G3 | G6-3 | | | G3 | | 4 | 0 | 0 | 0 | 0 | 1 | 2 |
| Alan Trammell, R (1, 6)<br>OBP: 0.324, SLG: 0.276 | | G5-3 | | 1B | | P6 | | 2B | | 4 | 0 | 2 | 0 | 0 | 0 | 0 |
| Fred Lynn, L (1, 7)<br>OBP: 0.267, SLG: 0.120 | | K | | F8 | | G1-3 | | F9 | | 4 | 0 | 0 | 0 | 0 | 1 | 2 |
| Matt Nokes, L (1, 2)<br>OBP: 0.320, SLG: 0.542 | | G3-1 | | 1-2<br>1B | | G3-1 | | | G3 | 4 | 0 | 1 | 0 | 0 | 0 | 0 |
| Pat Sheridan, L (1, 10)<br>OBP: 0.353, SLG: 0.313 | | | FC5-4<br>1B | G5-3 | | | G4-3 | | PB<br>1B | 4 | 0 | 2 | 0 | 0 | 0 | 2 |
| Dave Bergman, L (1, 3)<br>OBP: 0.300, SLG: 0.222 | | | 1 SAFE<br>1 SAFE<br>1 SAFE<br>FC5-4<br>E<br>1-2f<br>SF8 | | G4-3 | | G1-3 | | L5 | 4 | 1 | 0 | 0 | 0 | 0 | 2 |
| Bill Bean, L (1, 9) | | | E6<br>1-3 | | G4-3 | | FC5-4<br>BB | | K<br>1-2 | 3 | 0 | 0 | 0 | 1 | 1 | 2 |
| Inning Stats | R: 0<br>E: 0<br>K: 1<br>S: 9<br>H: 0<br>LOB: 0<br>BB: 0<br>P: 16 | R: 0<br>E: 0<br>K: 1<br>S: 6<br>H: 0<br>LOB: 0<br>BB: 0<br>P: 11 | R: 1<br>E: 1<br>K: 0<br>S: 9<br>H: 1<br>LOB: 1<br>BB: 0<br>P: 12 | R: 0<br>E: 0<br>K: 0<br>S: 8<br>H: 2<br>LOB: 2<br>BB: 0<br>P: 10 | R: 0<br>E: 0<br>K: 0<br>S: 10<br>H: 2<br>LOB: 2<br>BB: 0<br>P: 15 | R: 0<br>E: 0<br>K: 0<br>S: 4<br>H: 0<br>LOB: 0<br>BB: 0<br>P: 7 | R: 0<br>E: 0<br>K: 0<br>S: 5<br>H: 0<br>LOB: 1<br>BB: 1<br>P: 12 | R: 0<br>E: 0<br>K: 1<br>S: 7<br>H: 1<br>LOB: 1<br>BB: 0<br>P: 12 | R: 0<br>E: 0<br>K: 2<br>S: 12<br>H: 1<br>LOB: 2<br>BB: 0<br>P: 17 | 1B: 6<br>2B: 1<br>3B: 0<br>HR: 0<br>SF: 1<br>SAC: 0<br>DP: 0<br>HBP: 0 | WP: 0<br>PB: 1<br>SB: 0<br>CS: 0<br>PA: 37 | | | | | |

livebaseballscorecards.com

| | |
|---|---|
| AB | 35 |
| R | 1 |
| H | 7 |
| RBI | 1 |
| BB | 1 |
| SO | 5 |
| LOB | 14 |

| PITCHER | IP | WLS | BF | H | R | ER | SO | BB | IBB | HBP | BLK | WP | HR | S | P | ERA | WHIP |
|---|---|---|---|---|---|---|---|---|---|---|---|---|---|---|---|---|---|
| Kevin Brown, R (1, 1)<br>ERA: 0.55 | 9.0 | W | 37 | 7 | 1 | 0 | 5 | 1 | 0 | 0 | 0 | 0 | 0 | 70 | 112 | 0.00 | 0.889 |

| PITCHER | IP | WLS | BF | H | R | ER | SO | BB | IBB | HBP | BLK | WP | HR | S | P | ERA | WHIP |
|---|---|---|---|---|---|---|---|---|---|---|---|---|---|---|---|---|---|

# Texas Rangers @ Detroit Tigers

Tiger Stadium, Detroit, MI

Sun Apr 16 1989, 3:33 AM EDT

Att. 16,030 - Unknown

TOP

| Batter | 1 | 2 | 3 | 4 | 5 | 6 | 7 | 8 | 9 | AB | R | H | RBI | BB | SO | LOB |
|---|---|---|---|---|---|---|---|---|---|---|---|---|---|---|---|---|
| Cecil Espy, S (1, 8)<br>OBP: 0.375, SLG: 0.333 | B F X<br>1-1 CS S 1B | C F S<br>0-3 ② K | | B C F F S<br>1-3 ① K | | C H<br>1-1 1B HBP | 1 SAFE 1 SAFE 1 SAFE B P 1 SAFE B B<br>4-0 FC6-4<br>1-2 BB | | B X<br>1-0 ② F8 | 4 | 0 | 1 | 0 | 1 | 2 | 3 |
| Scott Fletcher, R (1, 6)<br>OBP: 0.540, SLG: 0.526 | C B S B F F B B<br>4-2 CS 1B<br>1-2 BB | S B C C<br>1-3 ③ K | | B 1 SAFE C X<br>1-1 ② ③ G6-4-3<br>1-2f | | C B B B X<br>3-1 1B<br>1-3 | B C C X<br>1-2 ③ FC6-4<br>1-2f | | C B B F B X<br>3-2 ③ G5-3 | 5 | 1 | 1 | 0 | 1 | 1 | 5 |
| Rafael Palmeiro, L (1, 3)<br>OBP: 0.340, SLG: 0.455 | C B B S F X<br>2-2 ① ② F7<br>1-2<br>2-3 | | B X<br>1-0 HR | | C B B S B B<br>4-2 FC4-6 BB | C B B F X<br>2-2 ② F7 | | C F H<br>1-2 BB 1B HBP | | 3 | 2 | 1 | 1 | 1 | 0 | 4 |
| Ruben Sierra, S (1, 9)<br>OBP: 0.449, SLG: 0.690 | B F S F X<br>1-2<br>2-H 1B | | B B B B<br>4-0 G6-4-3 BB | | B S B X<br>2-1 ① FC4-6 CS<br>1-2f | F X<br>0-1 ③ G4-3 | | B B F B 1 SAFE B<br>4-1 1B<br>1-2 BB | | 3 | 0 | 1 | 1 | 2 | 0 | 3 |
| Julio Franco, R (1, 4)<br>OBP: 0.283, SLG: 0.381 | B 1 SAFE B F 1 SAFE X<br>2-1 ③ G1-3 | | B C C F 1 SAFE X<br>1-2 ① ② G6-4-3<br>1-2f | | B F P F B 1 SAFE 1 SAFE X<br>3-2 ② 1-2 2B | | F F B X<br>1-2 ① P4 | B X<br>1-0<br>1-2<br>2-H 1B | | 5 | 0 | 2 | 1 | 0 | 0 | 2 |
| Geno Petralli, L (1, 2) | | B B C C B X<br>3-2 1B 1B | X<br>0-0 1B 2B | | B C B F F B F X<br>3-2 ③ L7 | | C B B C F X<br>2-2 HR 1B | X<br>0-0 ① F8 | | 5 | 3 | 3 | 0 | 0 | 0 | 3 |
| Pete Incaviglia, R (1, 7)<br>OBP: 0.283, SLG: 0.395 | | S B B S C<br>2-3 ① K | F S B X<br>1-2<br>2-H 1B | | | C S B S<br>1-3 ① K | B X<br>1-0<br>1-H HR | B C B B S S<br>3-3 ② K | | 5 | 1 | 2 | 3 | 0 | 3 | 3 |
| Rick Leach, L (1, 10)<br>OBP: 0.375, SLG: 0.500<br>Mike Stanley, R (3, PH)<br>Jeff Stone, L (7, PH)<br>OBP: 0.333, SLG: 0.333 | C X<br>0-1<br>1-2 1B 1B | B C X<br>1-1 ③ G5-3 | | | | B B B B<br>4-0 HR BB | B X<br>1-0 S 1B | B S B X<br>2-1 ③ F7 | | 1<br>1<br>2 | 0<br>1<br>0 | 1<br>1<br>1 | 0<br>0<br>0 | 0<br>1<br>0 | 0<br>0<br>0 | 0<br>1<br>2 |
| Steve Buechele, R (1, 5)<br>OBP: 0.326, SLG: 0.378 | B C S F B B X<br>2-2<br>1-2<br>2-H 1B | | | B B F B B<br>4-1 G6-4-3 BB | | B B C B X<br>3-1 1-H HR | 1 SAFE X<br>0-0 ② L7 | | B C S S<br>1-3 ① K | 4 | 1 | 2 | 3 | 1 | 1 | 1 |
| Inning Stats | R: 1 E: 0 K: 0 S: 16<br>H: 2 LOB: 1 BB: 1 P: 26 | R: 1 E: 0 K: 3 S: 18<br>H: 3 LOB: 2 BB: 0 P: 26 | R: 2 E: 0 K: 0 S: 11<br>H: 3 LOB: 1 BB: 1 P: 19 | R: 0 E: 0 K: 1 S: 7<br>H: 0 LOB: 0 BB: 1 P: 13 | R: 0 E: 0 K: 0 S: 14<br>H: 1 LOB: 1 BB: 1 P: 25 | R: 2 E: 0 K: 1 S: 13<br>H: 2 LOB: 2 BB: 1 P: 27 | R: 2 E: 0 K: 0 S: 14<br>H: 3 LOB: 2 BB: 1 P: 23 | R: 1 E: 0 K: 1 S: 10<br>H: 1 LOB: 2 BB: 1 P: 21 | R: 0 E: 0 K: 1 S: 7<br>H: 0 LOB: 0 BB: 0 P: 12 | 1B: 10 2B: 2 3B: 0 HR: 3<br>SF: 0 SAC: 0 DP: 2 HBP: 2 | | | | | | |

livebaseballscorecards.com

| | |
|---|---|
| AB | 38 |
| R | 9 |
| H | 15 |
| RBI | 9 |
| BB | 7 |
| SO | 7 |
| LOB | 27 |

WP: 0 PB: 0 SB: 2 CS: 3 PA: 47

| PITCHER | | IP | WLS | BF | H | R | ER | SO | BB | IBB | HBP | BLK | WP | HR | S | P | ERA | WHIP |
|---|---|---|---|---|---|---|---|---|---|---|---|---|---|---|---|---|---|---|
| Jack Morris, R<br>ERA: 8.16 | (1, 1) | 2.2 | L | 16 | 8 | 4 | 4 | 3 | 2 | 0 | 0 | 0 | 0 | 1 | 43 | 68 | 13.50 | 3.750 |
| Paul Gibson, L<br>ERA: | (3, 1) | 2.1 | | 8 | 1 | 0 | 0 | 1 | 2 | 0 | 0 | 0 | 0 | 0 | 23 | 41 | 0.00 | 1.286 |
| Charles Hudson, R<br>ERA: 7.36 | (6, 1) | 0.1 | | 5 | 2 | 2 | 2 | 1 | 1 | 0 | 1 | 0 | 0 | 1 | 8 | 20 | 54.00 | 9.000 |
| Frank Williams, R<br>ERA: 5.63 | (6, 1) | 1.2 | | 9 | 3 | 2 | 2 | 0 | 1 | 0 | 0 | 0 | 0 | 1 | 19 | 30 | 10.80 | 2.400 |
| Willie Hernandez, L<br>ERA: 15.43 | (8, 1) | 0.0 | | 2 | 0 | 1 | 1 | 0 | 1 | 0 | 1 | 0 | 0 | 0 | 3 | 8 | ∞ | ∞ |

| PITCHER | | IP | WLS | BF | H | R | ER | SO | BB | IBB | HBP | BLK | WP | HR | S | P | ERA | WHIP |
|---|---|---|---|---|---|---|---|---|---|---|---|---|---|---|---|---|---|---|
| Mike Henneman, R<br>ERA: 7.11 | (8, 1) | 2.0 | | 7 | 1 | 0 | 0 | 2 | 0 | 0 | 0 | 0 | 0 | 0 | 14 | 25 | 0.00 | 0.500 |

# Texas Rangers @ Detroit Tigers

Tiger Stadium, Detroit, MI

Sun Apr 16 1989, 3:33 AM EDT

Att. 16,030 - Unknown

## BOTTOM

| Batter | 1 | 2 | 3 | 4 | 5 | 6 | 7 | 8 | 9 | AB | R | H | RBI | BB | SO | LOB |
|---|---|---|---|---|---|---|---|---|---|---|---|---|---|---|---|---|
| Kenny Williams, R (1, 8)<br>OBP: 0.268, SLG: 0.342 | 0-2 P3 | 1-2 F8 | | 1-0 P4 | | 2-2 1-H HR | 1-3 K | | 2-3 K | 6 | 1 | 1 | 2 | 0 | 2 | 6 |
| Pat Sheridan, L (1, 10)<br>OBP: 0.400, SLG: 0.389<br>Keith Moreland, R (6, PH)<br>OBP: 0.286, SLG: 0.231 | 2-1 E9 2B | | 2-2 P5 | 4-1 S BB | | 0-1 F8 BB 1B | | 1-0 G6-3 | 1-2 G4-3 | 2<br>3 | 0<br>0 | 1<br>1 | 0<br>0 | 1<br>0 | 0<br>0 | 0<br>2 |
| Lou Whitaker, L (1, 4)<br>OBP: 0.333, SLG: 0.406 | 4-2 BB | | 4-0 2B PB BB | 0-0 L9 | | 4-2 1-2 BB | | 2-2 P2 | | 2 | 1 | 0 | 0 | 3 | 0 | 1 |
| Alan Trammell, R (1, 6)<br>OBP: 0.333, SLG: 0.303 | 1-3 K | | 1-2 E 1-3 2B | 3-1 G5-3 1-2 | | 1-1 F8 2-3 | | 4-1 BB | | 4 | 1 | 1 | 0 | 1 | 1 | 5 |
| Fred Lynn, L (1, 7)<br>OBP: 0.257, SLG: 0.103 | 0-1 G3 | | 4-2 WP PB BB | | 1-1 G4-3 | 1-3 K | | 1-0 F8 | | 4 | 0 | 0 | 0 | 1 | 1 | 5 |
| Matt Nokes, L (1, 2)<br>OBP: 0.367, SLG: 0.643 | | 3-2 FC4 1B | 4-1 1-3 2-H 3-H BB | | 2-2 G1-3 | | 3-3 K | | 0-0 HR | 4 | 1 | 2 | 1 | 1 | 1 | 0 |
| Chris Brown, R (1, 5)<br>OBP: 0.174, SLG: 0.217<br>Al Pedrique, R (2, 5)<br>OBP: 0.400, SLG: 0.600 | | 1-2 FC4 HBP 1-2f | 2-3 K | | 2-3 K | | 1-0 BB 1B | | 1-0 2B | 0<br>5 | 0<br>0 | 0<br>2 | 0<br>0 | 0<br>0 | 0<br>2 | 0<br>3 |
| Chet Lemon, R (1, 9)<br>OBP: 0.500, SLG: 0.350 | | 3-2 H 1-2 HBP | 1-1 G4-3 | | | 3-2 G5-3 | 4-1 1-2 BB | | 1-2 L6 | 3 | 0 | 0 | 0 | 1 | 0 | 3 |
| Dave Bergman, L (1, 3)<br>OBP: 0.385, SLG: 0.545<br>Torey Lovullo, S (7, PH)<br>OBP: 0.257, SLG: 0.071<br>(8, 3) | | 3-2 F9 | | 3-1 HR | | 4-0 HR BB | 0-1 F9 | | 4-2 BB | 2<br>1 | 2<br>0 | 1<br>0 | 1<br>0 | 1<br>1 | 0<br>0 | 2<br>2 |
| Inning Stats | R: 0 E: 1 K: 1 S: 13 H: 1 LOB: 2 BB: 1 P: 20 | R: 0 E: 0 K: 0 S: 14 H: 1 LOB: 2 BB: 0 P: 25 | R: 2 E: 0 K: 1 S: 14 H: 1 LOB: 2 BB: 3 P: 32 | R: 1 E: 0 K: 0 S: 7 H: 1 LOB: 1 BB: 1 P: 18 | R: 0 E: 0 K: 1 S: 8 H: 0 LOB: 0 BB: 0 P: 13 | R: 2 E: 0 K: 1 S: 16 H: 2 LOB: 2 BB: 2 P: 31 | R: 0 E: 0 K: 2 S: 10 H: 1 LOB: 2 BB: 1 P: 19 | R: 0 E: 0 K: 0 S: 7 H: 0 LOB: 1 BB: 1 P: 15 | R: 1 E: 0 K: 1 S: 15 H: 2 LOB: 2 BB: 1 P: 24 | 1B: 3<br>2B: 3<br>3B: 0<br>HR: 3 | SF: 0<br>SAC: 0<br>DP: 0<br>HBP: 1 | | | WP: 1<br>PB: 2<br>SB: 1<br>CS: 0 | PA: 47 | | |

livebaseballscorecards.com

| | |
|---|---|
| AB | 36 |
| R | 6 |
| H | 9 |
| RBI | 4 |
| BB | 10 |
| SO | 7 |
| LOB | 29 |

| PITCHER | | IP | WLS | BF | H | R | ER | SO | BB | IBB | HBP | BLK | WP | HR | S | P | ERA | WHIP |
|---|---|---|---|---|---|---|---|---|---|---|---|---|---|---|---|---|---|---|
| Charlie Hough, R<br>ERA: 4.5 | (1, 1) | 5.1 | W | 28 | 5 | 5 | 4 | 3 | 6 | 0 | 1 | 0 | 1 | 2 | 62 | 123 | 6.75 | 2.062 |
| Kenny Rogers, L<br>ERA: 1.93 | (6, 1) | 1.1 | | 8 | 2 | 0 | 0 | 2 | 2 | 0 | 0 | 0 | 0 | 0 | 17 | 31 | 0.00 | 3.000 |
| Cecilio Guante, R<br>ERA: 2.57 | (7, 1) | 1.2 | | 9 | 2 | 1 | 1 | 1 | 2 | 0 | 0 | 0 | 0 | 1 | 19 | 34 | 5.40 | 2.400 |
| Jeff Russell, R<br>ERA: | (9, 1) | 0.2 | S | 2 | 0 | 0 | 0 | 1 | 0 | 0 | 0 | 0 | 0 | 0 | 6 | 9 | 0.00 | 0.000 |

| PITCHER | IP | WLS | BF | H | R | ER | SO | BB | IBB | HBP | BLK | WP | HR | S | P | ERA | WHIP |
|---|---|---|---|---|---|---|---|---|---|---|---|---|---|---|---|---|---|

| Batter | 1 | 2 | 3 | 4 | 5 | 6 | 7 | 8 | 9 | AB | R | H | RBI | BB | SO | LOB |
|---|---|---|---|---|---|---|---|---|---|---|---|---|---|---|---|---|
| Kenny Williams, R (1, 8)<br>OBP: 0.277, SLG: 0.409 | HR<br>1B | K | | G4-6-3<br>1-2f | | HR | | K | K | 6 | 2 | 2 | 1 | 0 | 3 | 6 |
| Torey Lovullo, S (1, 3)<br>OBP: 0.300, SLG: 0.194 | 1 SAFE<br>1-H<br>HR | G1-3 | | | E 1B<br>1B<br>BB | G3-1 | | BB | | 3 | 2 | 1 | 2 | 2 | 0 | 2 |
| Lou Whitaker, L (1, 4)<br>OBP: 0.341, SLG: 0.389 | G4-3 | | FC1-6<br>BB | | K | | BB BB<br>1B | F9 | | 4 | 0 | 1 | 0 | 1 | 1 | 2 |
| Alan Trammell, R (1, 6)<br>OBP: 0.295, SLG: 0.263 | G6-3 | | FC1-6<br>F9-3<br>1-2f | | K | | K | | F9 | 5 | 0 | 0 | 0 | 0 | 2 | 3 |
| Fred Lynn, L (1, 7)<br>OBP: 0.300, SLG: 0.152 | G5-3 | | F9-3<br>1-2 | | E8<br>E 1B<br>1-3<br>1B | | 4-0<br>BB<br>1-2<br>BB | | 2-2<br>1B BB 1B<br>1B | 4 | 1 | 2 | 0 | 1 | 0 | 1 |
| Chet Lemon, R (1, 9)<br>OBP: 0.545, SLG: 0.391 | | 4-1<br>1B 2B<br>BB | | 4-1<br>BB<br>1B<br>BB | E5<br>FC4-6<br>1-3<br>3-H<br>1B | | F9 | | 2-2<br>BB 1B<br>1-2<br>FC3-6<br>1B | 3 | 3 | 2 | 1 | 2 | 0 | 2 |
| Keith Moreland, R (1, 10)<br>OBP: 0.353, SLG: 0.267<br>Dave Bergman, L (7, PH)<br>OBP: 0.467, SLG: 0.583 | 1 SAFE<br>3-2<br>2B<br>1-3<br>1B | | | FC5-6 1B<br>1-2<br>BB | FC4-6<br>1-2f | | 4-0<br>1-2<br>2-3<br>BB | | 1-2<br>FC3-6 BB<br>1-2<br>2-3<br>1B | 2<br>1 | 0<br>0 | 1<br>1 | 0<br>0 | 1<br>1 | 0<br>0 | 2<br>0 |
| Matt Nokes, L (1, 2)<br>OBP: 0.400, SLG: 0.656 | 0-0<br>1-3<br>3-H<br>2B | | | 1-2<br>FC5-6<br>1-2<br>2-H<br>1B | | 0-0<br>F7 | 1-3<br>K | | 4-1<br>FC3-6<br>1-2<br>2-3<br>3-H<br>BB | 4 | 0 | 2 | 3 | 1 | 1 | 3 |
| Al Pedrique, R (1, 5)<br>OBP: 0.250, SLG: 0.375<br>Bill Bean, L (8, PH)<br>Mike Brumley, S (8, 5)<br>Pat Sheridan, L (9, PH)<br>OBP: 0.381, SLG: 0.368 | | 3-3<br>K | | 0-0<br>FC5-6<br>G4-6-3<br>1-2f<br>2-3 | | 1-3<br>K | | 2-2<br>G3 | 1-1<br>FC3-6<br>1-2f<br>2-3<br>3-H | 3<br>1<br>0<br>1 | 0<br>0<br>0<br>0 | 0<br>0<br>0<br>1 | 0<br>0<br>0<br>0 | 0<br>0<br>0<br>0 | 2<br>0<br>0<br>0 | 4<br>0<br>0<br>2 |
| Inning Stats | R: 2<br>E: 0<br>K: 0<br>S: 11<br>H: 2<br>LOB: 0<br>BB: 0<br>P: 15 | R: 1<br>E: 0<br>K: 2<br>S: 14<br>H: 2<br>LOB: 2<br>BB: 1<br>P: 27 | R: 0<br>E: 0<br>K: 0<br>S: 4<br>H: 0<br>LOB: 0<br>BB: 1<br>P: 9 | R: 1<br>E: 0<br>K: 0<br>S: 9<br>H: 1<br>LOB: 1<br>BB: 2<br>P: 19 | R: 1<br>E: 2<br>K: 2<br>S: 14<br>H: 2<br>LOB: 2<br>BB: 1<br>P: 21 | R: 1<br>E: 0<br>K: 1<br>S: 7<br>H: 1<br>LOB: 0<br>BB: 0<br>P: 10 | R: 0<br>E: 0<br>K: 2<br>S: 13<br>H: 1<br>LOB: 3<br>BB: 2<br>P: 28 | R: 0<br>E: 0<br>K: 1<br>S: 14<br>H: 0<br>LOB: 1<br>BB: 1<br>P: 26 | R: 2<br>E: 0<br>K: 1<br>S: 18<br>H: 3<br>LOB: 2<br>BB: 1<br>P: 28 | 1B: 9<br>2B: 2<br>3B: 0<br>HR: 2<br>SF: 0<br>SAC: 0<br>DP: 2<br>HBP: 0 | | | | | | |

| PITCHER | | IP | WLS | BF | H | R | ER | SO | BB | IBB | HBP | BLK | WP | HR | S | P | ERA | WHIP |
|---|---|---|---|---|---|---|---|---|---|---|---|---|---|---|---|---|---|---|
| Shane Rawley, L<br>ERA: 3.86 | (1, 1) | 3.0 | | 17 | 5 | 4 | 4 | 2 | 4 | 0 | 0 | 0 | 0 | 1 | 34 | 65 | 12.00 | 3.000 |
| Freddie Toliver, R<br>ERA: 10.8 | (4, 1) | 3.0 | W | 12 | 3 | 2 | 1 | 3 | 1 | 0 | 0 | 0 | 0 | 1 | 25 | 36 | 3.00 | 1.333 |
| Juan Berenguer, R<br>ERA: 2.08 | (7, 1) | 0.2 | | 5 | 1 | 0 | 0 | 1 | 2 | 0 | 0 | 0 | 0 | 0 | 10 | 24 | 0.00 | 4.500 |
| Gary Wayne, L<br>ERA: 6.75 | (7, 1) | 0.1 | | 1 | 0 | 0 | 0 | 1 | 0 | 0 | 0 | 0 | 0 | 0 | 3 | 4 | 0.00 | 0.000 |
| Mike Cook, R<br>ERA: 2.25 | (8, 1) | 1.0 | | 4 | 0 | 0 | 0 | 1 | 1 | 0 | 0 | 0 | 0 | 0 | 14 | 26 | 0.00 | 1.000 |

| PITCHER | | IP | WLS | BF | H | R | ER | SO | BB | IBB | HBP | BLK | WP | HR | S | P | ERA | WHIP |
|---|---|---|---|---|---|---|---|---|---|---|---|---|---|---|---|---|---|---|
| Jeff Reardon, R<br>ERA: 4.76 | (9, 1) | 1.0 | S | 7 | 3 | 2 | 2 | 1 | 1 | 0 | 0 | 0 | 0 | 0 | 18 | 28 | 18.00 | 4.000 |

# TOP

## Detroit Tigers @ Minnesota Twins

Hubert H. Humphrey Metrodome, Minneapolis, MN

Tue Apr 18 1989, 8:05 PM EDT

Att. 20,986 - Unknown

livebaseballscorecards.com

| | |
|---|---|
| AB | 37 |
| R | 8 |
| H | 12 |
| RBI | 8 |
| BB | 9 |
| SO | 9 |
| LOB | 27 |

WP: 0 PB: 0 SB: 0 CS: 0 PA: 46

# Detroit Tigers @ Minnesota Twins

Hubert H. Humphrey Metrodome, Minneapolis, MN

Tue Apr 18 1989, 8:05 PM EDT

Att. 20,986 - Unknown

livebaseballscorecards.com

## BOTTOM

| Batter | 1 | 2 | 3 | 4 | 5 | 6 | 7 | 8 | 9 | AB | R | H | RBI | BB | SO | LOB |
|---|---|---|---|---|---|---|---|---|---|---|---|---|---|---|---|---|
| Dan Gladden, R (1, 7)<br>OBP: 0.340, SLG: 0.341 | P4 | | | 1B | 1B HR | FC5<br>1-2<br>2-3f | | F9 | | 5 | 2 | 2 | 1 | 0 | 0 | 2 |
| Wally Backman, S (1, 4)<br>OBP: 0.354, SLG: 0.400 | L8 | | | 1B HR<br>1-2 | WP HR<br>2-3 | F7 | | G6-3 | | 5 | 2 | 2 | 0 | 0 | 0 | 2 |
| Kirby Puckett, R (1, 8)<br>OBP: 0.426, SLG: 0.550 | G6-3 | | | HR<br>1-3<br>2-H | K<br>1-2 | | G1-3 | | | 4 | 1 | 1 | 1 | 0 | 1 | 2 |
| Kent Hrbek, L (1, 3)<br>OBP: 0.386, SLG: 0.615 | | P6 | | P5 | HR<br>2-H<br>3-H | | HR | | | 4 | 2 | 2 | 4 | 0 | 0 | 2 |
| Gary Gaetti, R (1, 5)<br>OBP: 0.362, SLG: 0.630 | | K | | HR<br>1-H<br>3-H | G5-3 | | F7 | | | 4 | 1 | 1 | 3 | 0 | 1 | 0 |
| Randy Bush, L (1, 9)<br>OBP: 0.360, SLG: 0.524<br>John Moses, S (5, PH)<br>OBP: 0.700, SLG: 0.857<br>(6, 9) | K | G3 | | G6-3 | | S<br>BB | | | | 2<br>1 | 0<br>0 | 0<br>0 | 0<br>1 | 0<br>0 | 1<br>0 | 0<br>0 |
| Gene Larkin, S (1, 10)<br>OBP: 0.381, SLG: 0.459 | | G3 | 2B | | G6-3 | 1 SAFE<br>1 SAFE<br>1 SAFE<br>PIII | IBB<br>1-2 | | | 3 | 0 | 1 | 0 | 1 | 0 | 0 |
| Tim Laudner, R (1, 2)<br>OBP: 0.222, SLG: 0.200<br>Jim Dwyer, L (7, PH)<br>Brian Harper, R (8, 2)<br>OBP: 0.409, SLG: 0.600 | | K | F8 | | FC5 BB<br>BB | F7 | | | | 2<br>1<br>0 | 0<br>0<br>0 | 0<br>0<br>0 | 0<br>0<br>0 | 1<br>0<br>0 | 1<br>0<br>0 | 1<br>2<br>0 |
| Greg Gagne, R (1, 6)<br>OBP: 0.289, SLG: 0.333 | | L7 | | | 2B 1B | FC5<br>1-2<br>BB | | P4 | | 3 | 1 | 1 | 0 | 1 | 0 | 0 |
| Inning Stats | R: 0<br>E: 0<br>K: 0<br>S: 6<br>H: 0<br>LOB: 0<br>BB: 0<br>P: 8 | R: 0<br>E: 0<br>K: 2<br>S: 8<br>H: 0<br>LOB: 0<br>BB: 0<br>P: 13 | R: 0<br>E: 0<br>K: 1<br>S: 6<br>H: 0<br>LOB: 0<br>BB: 0<br>P: 10 | R: 4<br>E: 0<br>K: 0<br>S: 14<br>H: 5<br>LOB: 1<br>BB: 0<br>P: 20 | R: 4<br>E: 0<br>K: 1<br>S: 18<br>H: 4<br>LOB: 0<br>BB: 0<br>P: 27 | R: 0<br>E: 0<br>K: 0<br>S: 7<br>H: 0<br>LOB: 2<br>BB: 2<br>P: 17 | R: 1<br>E: 0<br>K: 0<br>S: 12<br>H: 1<br>LOB: 2<br>BB: 2<br>P: 19 | R: 0<br>E: 0<br>K: 0<br>S: 7<br>H: 0<br>LOB: 0<br>BB: 0<br>P: 10 | | 1B: 5<br>2B: 2<br>3B: 0<br>HR: 3<br>SF: 0<br>SAC: 0<br>DP: 0<br>HBP: 0 | | | | WP: 1<br>PB: 0<br>SB: 1<br>CS: 0<br>PA: 38 | | |

| | AB | 34 |
|---|---|---|
| | R | 9 |
| | H | 10 |
| | RBI | 9 |
| | BB | 4 |
| | SO | 4 |
| | LOB | 11 |

| PITCHER | | IP | WLS | BF | H | R | ER | SO | BB | IBB | HBP | BLK | WP | HR | S | P | ERA | WHIP |
|---|---|---|---|---|---|---|---|---|---|---|---|---|---|---|---|---|---|---|
| Jeff Robinson, R<br>ERA: 4.5 | (1, 1) | 4.0 | L | 19 | 7 | 6 | 6 | 3 | 0 | 0 | 0 | 0 | 0 | 1 | 36 | 53 | 13.50 | 1.750 |
| Paul Gibson, L<br>ERA: 4.15 | (5, 1) | 1.0 | | 5 | 2 | 2 | 2 | 1 | 0 | 0 | 0 | 0 | 1 | 1 | 16 | 25 | 18.00 | 2.000 |
| Frank Williams, R<br>ERA: 5.4 | (6, 1) | 2.0 | | 11 | 1 | 1 | 1 | 0 | 3 | 1 | 0 | 0 | 0 | 1 | 19 | 36 | 4.50 | 2.000 |
| Mike Henneman, R<br>ERA: 6.14 | (8, 1) | 1.0 | | 3 | 0 | 0 | 0 | 0 | 0 | 0 | 0 | 0 | 0 | 0 | 7 | 10 | 0.00 | 0.000 |

| PITCHER | IP | WLS | BF | H | R | ER | SO | BB | IBB | HBP | BLK | WP | HR | S | P | ERA | WHIP |
|---|---|---|---|---|---|---|---|---|---|---|---|---|---|---|---|---|---|

# Detroit Tigers @ Minnesota Twins

Hubert H. Humphrey Metrodome, Minneapolis, MN

Wed Apr 19 1989, 8:05 PM EDT

Att. 21,840 - Unknown

livebaseballscorecards.com

TOP

| Batter | 1 | 2 | 3 | 4 | 5 | 6 | 7 | 8 | 9 | AB | R | H | RBI | BB | SO | LOB |
|---|---|---|---|---|---|---|---|---|---|---|---|---|---|---|---|---|
| Kenny Williams, R (1, 8)<br>OBP: 0.269, SLG: 0.388 | P3 | F7 | | | G6-3 | | F9 | | 1B | 5 | 0 | 1 | 0 | 0 | 0 | 4 |
| Torey Lovullo, S (1, 3)<br>OBP: 0.289, SLG: 0.171 | G3-6-3 BB | | F8 | | G6-3 | | | G6-3 | F7 | 4 | 0 | 0 | 0 | 1 | 0 | 1 |
| Lou Whitaker, L (1, 4)<br>OBP: 0.333, SLG: 0.400 | G3-6-3<br>1-2f | | G1-3 | | | 2B | | F8 | | 4 | 0 | 1 | 0 | 0 | 0 | 1 |
| Alan Trammell, R (1, 6)<br>OBP: 0.313, SLG: 0.286 | | L1 | 1B | | | G5-3 | | 1B | | 4 | 0 | 2 | 0 | 0 | 0 | 1 |
| Fred Lynn, L (1, 7)<br>OBP: 0.295, SLG: 0.162 | | 1B HBP BB 1B | F7 | | | K | | G1-3 | | 4 | 1 | 1 | 0 | 0 | 1 | 3 |
| Chet Lemon, R (1, 9)<br>OBP: 0.514, SLG: 0.346 | | BB 1B HBP<br>1-2 | | P6 | | F7 | | | G6-3 | 3 | 0 | 0 | 0 | 0 | 0 | 1 |
| Keith Moreland, R (1, 10)<br>OBP: 0.381, SLG: 0.316 | | BB 1B<br>1-2<br>2-3 | | F8 | | | L7 | | HR 1B | 4 | 0 | 2 | 0 | 0 | 0 | 0 |
| Mike Brumley, S (9, PR) | | | | | | | | | | 0 | 1 | 0 | 0 | 0 | 0 | 0 |
| Matt Nokes, L (1, 2)<br>OBP: 0.385, SLG: 0.694 | | F9 | | L9 | | | G4-3 | | HR<br>1-H | 4 | 1 | 1 | 2 | 0 | 0 | 3 |
| Al Pedrique, R (1, 5)<br>OBP: 0.250, SLG: 0.273 | | BB<br>1-2<br>2-3<br>3-H | | | K | | E6 | | G1-3 | 3 | 0 | 0 | 1 | 1 | 1 | 1 |
| Inning Stats | R: 0<br>E: 0<br>K: 0<br>S: 3<br>H: 0<br>LOB: 0<br>BB: 1<br>P: 7 | R: 1<br>E: 0<br>K: 0<br>S: 10<br>H: 2<br>LOB: 3<br>BB: 1<br>P: 21 | R: 0<br>E: 0<br>K: 0<br>S: 10<br>H: 1<br>LOB: 1<br>BB: 0<br>P: 15 | R: 0<br>E: 0<br>K: 0<br>S: 5<br>H: 0<br>LOB: 0<br>BB: 0<br>P: 6 | R: 0<br>E: 0<br>K: 1<br>S: 7<br>H: 0<br>LOB: 0<br>BB: 0<br>P: 11 | R: 0<br>E: 0<br>K: 1<br>S: 15<br>H: 1<br>LOB: 1<br>BB: 0<br>P: 23 | R: 0<br>E: 1<br>K: 0<br>S: 7<br>H: 0<br>LOB: 1<br>BB: 0<br>P: 13 | R: 0<br>E: 0<br>K: 0<br>S: 8<br>H: 1<br>LOB: 1<br>BB: 0<br>P: 13 | R: 2<br>E: 0<br>K: 0<br>S: 10<br>H: 3<br>LOB: 1<br>BB: 0<br>P: 14 | 1B: 6<br>2B: 1<br>3B: 0<br>HR: 1<br>SF: 0<br>SAC: 0<br>DP: 1<br>HBP: 1 | | | | | | |

| | AB | 35 |
|---|---|---|
| | R | 3 |
| | H | 8 |
| | RBI | 3 |
| | BB | 2 |
| | SO | 2 |
| | LOB | 15 |

WP: 0 PB: 0 SB: 0 CS: 0 PA: 38

| PITCHER | IP | WLS | BF | H | R | ER | SO | BB | IBB | HBP | BLK | WP | HR | S | P | ERA | WHIP |
|---|---|---|---|---|---|---|---|---|---|---|---|---|---|---|---|---|---|
| Frank Viola, L (1, 1)<br>ERA: 5.54 | 9.0 | L | 38 | 8 | 3 | 3 | 2 | 2 | 0 | 1 | 0 | 0 | 1 | 75 | 123 | 3.00 | 1.111 |

| PITCHER | IP | WLS | BF | H | R | ER | SO | BB | IBB | HBP | BLK | WP | HR | S | P | ERA | WHIP |
|---|---|---|---|---|---|---|---|---|---|---|---|---|---|---|---|---|---|

# BOTTOM

## Detroit Tigers @ Minnesota Twins

Hubert H. Humphrey Metrodome, Minneapolis, MN

Wed Apr 19 1989, 8:05 PM EDT

Att. 21,840 - Unknown

livebaseballscorecards.com

| Batter | 1 | 2 | 3 | 4 | 5 | 6 | 7 | 8 | 9 | AB | R | H | RBI | BB | SO | LOB |
|---|---|---|---|---|---|---|---|---|---|---|---|---|---|---|---|---|
| Wally Backman, S (1, 4)<br>OBP: 0.365, SLG: 0.408 | B S B F X<br>2-2 FC5-4 1B | | B F L S<br>1-3 ② K | | B F X<br>1-1 ③ G4-3 | | | F 1 SAFE 1 SAFE X<br>0-1 E 1B<br>1-2 | | 4 | 0 | 2 | 0 | 0 | 1 | 0 |
| John Moses, S (1, 7)<br>OBP: 0.571, SLG: 0.727 | C 1 SAFE 1 SAFE X<br>0-1 ① FC5-4 FC6-4<br>1-2f | | X<br>0-0 HR 2B | | | B B X<br>2-0 ① F8 | | B B C B X<br>3-1 E6 G6-4-3<br>1-2<br>2-3 | | 4 | 1 | 1 | 0 | 0 | 0 | 3 |
| Kirby Puckett, R (1, 8)<br>OBP: 0.412, SLG: 0.591 | 1 SAFE 1 SAFE X<br>0-0 ② FC6-4<br>1-2f | | B B X<br>2-0 HR<br>2-H | | | X<br>0-0 ② L8 | | B S B B X<br>3-1 ②③ G6-4-3<br>1-2f | | 4 | 1 | 1 | 2 | 0 | 0 | 4 |
| Kent Hrbek, L (1, 3)<br>OBP: 0.354, SLG: 0.558 | C B X<br>1-1 ③ F8 | | X<br>0-0 ③ P5 | | | C B X<br>1-1 ③ F8 | | | C F F B T S<br>1-3 ① K | 4 | 0 | 0 | 0 | 0 | 1 | 1 |
| Gary Gaetti, R (1, 5)<br>OBP: 0.353, SLG: 0.600 | | X<br>0-0 G6-3 1B | | X<br>0-0 ① G6-3 | | | X<br>0-0 ① F7 | | S S F B X<br>1-2 ② G5-3 | 4 | 0 | 1 | 0 | 0 | 0 | 0 |
| Randy Bush, L (1, 9)<br>OBP: 0.321, SLG: 0.458 | | B X<br>1-0 ① L8 | | B C X<br>1-1 ② F9 | | | B X<br>1-0 ② G4-3 | | B B C S S<br>2-3 ③ K | 3 | 0 | 0 | 0 | 0 | 0 | 1 |
| Carmen Castillo, R (9, PH)<br>OBP: 0.524, SLG: 0.722 | | | | | | | | | | 1 | 0 | 0 | 0 | 0 | 1 | 0 |
| Tim Laudner, R (1, 2)<br>OBP: 0.200, SLG: 0.179 | | X<br>0-0 ② G6-3<br>1-2 | | B X<br>1-0 ③ G5-3 | | | C F B X<br>1-2 ③ F9 | | | 3 | 0 | 0 | 0 | 0 | 0 | 1 |
| Jim Dwyer, L (1, 10) | | B F B C X<br>2-2 ③ F9 | | | B B X<br>2-0 ① P2 | | | B X<br>1-0 ① G4-3 | | 3 | 0 | 0 | 0 | 0 | 0 | 1 |
| Al Newman, S (1, 6)<br>OBP: 0.300, SLG: 0.400 | | | C X<br>0-1 ① G6-3 | | B B X<br>2-0 ② F8 | | | C X<br>0-1 E 1B 1B | | 3 | 0 | 1 | 0 | 0 | 0 | 0 |

| | AB | 33 |
|---|---|---|
| | R | 2 |
| | H | 6 |
| | RBI | 2 |
| | BB | 0 |
| | SO | 3 |
| | LOB | 11 |

| Inning Stats | 1 | 2 | 3 | 4 | 5 | 6 | 7 | 8 | 9 |
|---|---|---|---|---|---|---|---|---|---|
| | R: 0 E: 0 K: 0 S: 8 | R: 0 E: 0 K: 0 S: 6 | R: 2 E: 0 K: 1 S: 8 | R: 0 E: 0 K: 0 S: 4 | R: 0 E: 0 K: 0 S: 4 | R: 0 E: 0 K: 0 S: 4 | R: 0 E: 0 K: 0 S: 5 | R: 0 E: 1 K: 0 S: 9 | R: 0 E: 0 K: 2 S: 12 |
| | H: 1 LOB: 1 BB: 0 P: 11 | H: 1 LOB: 1 BB: 0 P: 9 | H: 2 LOB: 0 BB: 0 P: 11 | H: 0 LOB: 0 BB: 0 P: 6 | H: 0 LOB: 0 BB: 0 P: 9 | H: 0 LOB: 0 BB: 0 P: 7 | H: 0 LOB: 0 BB: 0 P: 7 | H: 2 LOB: 2 BB: 0 P: 16 | H: 0 LOB: 0 BB: 0 P: 16 |

| | 1B: 4 | SF: 0 | WP: 0 | PA: 33 |
|---|---|---|---|---|
| | 2B: 1 | SAC: 0 | PB: 0 | |
| | 3B: 0 | DP: 1 | SB: 0 | |
| | HR: 1 | HBP: 0 | CS: 0 | |

| PITCHER | | IP | WLS | BF | H | R | ER | SO | BB | IBB | HBP | BLK | WP | HR | S | P | ERA | WHIP |
|---|---|---|---|---|---|---|---|---|---|---|---|---|---|---|---|---|---|---|
| Doyle Alexander, R<br>ERA: 2.82 | (1, 1) | 8.0 | W | 30 | 6 | 2 | 2 | 1 | 0 | 0 | 0 | 0 | 0 | 1 | 48 | 76 | 2.25 | 0.750 |
| Willie Hernandez, L<br>ERA: 10.8 | (9, 1) | 1.0 | S | 3 | 0 | 0 | 0 | 2 | 0 | 0 | 0 | 0 | 0 | 0 | 12 | 16 | 0.00 | 0.000 |

| PITCHER | IP | WLS | BF | H | R | ER | SO | BB | IBB | HBP | BLK | WP | HR | S | P | ERA | WHIP |
|---|---|---|---|---|---|---|---|---|---|---|---|---|---|---|---|---|---|

| Batter | 1 | 2 | 3 | 4 | 5 | 6 | 7 | 8 | 9 | AB | R | H | RBI | BB | SO | LOB |
|---|---|---|---|---|---|---|---|---|---|---|---|---|---|---|---|---|
| Kenny Williams, R (1, 8)<br>OBP: 0.246, SLG: 0.352 | F X 0-1 ① F2 | | B C F 1 SAFE 1 SAFE B X 2-2 ② F7 | | X 0-0 ② F8 | | B X 1-0 ③ G5-3 | | S B F B F F B S 3-3 ③ K | 5 | 0 | 0 | 0 | 0 | 1 | 5 |
| Torey Lovullo, S (1, 5)<br>OBP: 0.265, SLG: 0.154 | B B B C S X 3-2 ② P6 | | B C X 1-1 ③ G3 | | C B C S 1-3 ③ K | | | X 0-0 ① G5-3 | | 4 | 0 | 0 | 0 | 0 | 1 | 2 |
| Lou Whitaker, L (1, 4)<br>OBP: 0.365, SLG: 0.476 | C B B B B C X 3-2 HR | | | B B B C B 4-1 S BB | | B X 1-0 ① F9 | | B B C B B 4-1 G3 BB | | 2 | 1 | 1 | 1 | 2 | 0 | 0 |
| Alan Trammell, R (1, 6)<br>OBP: 0.308, SLG: 0.267 | B C B X 2-1 ③ F9 | | | C B 1 SAFE X 1-1 ① F9 | | C F X 0-2 ② P4 | | B B B B 4-0 G3<br>1-2 BB | | 3 | 0 | 0 | 0 | 1 | 0 | 1 |
| Fred Lynn, L (1, 7)<br>OBP: 0.271, SLG: 0.146 | | C F S 0-3 ① K | | C B B F C 2-3 ② K | | B C S S 1-3 ③ K | | B S S X 1-2 ② G3<br>1-2<br>2-3 | | 4 | 0 | 0 | 0 | 0 | 3 | 3 |
| Matt Nokes, L (1, 2)<br>OBP: 0.372, SLG: 0.641 | | X 0-0 ② F9 | | B C B S S 2-3 ③ K<br>1-2 | | | C B B B F B 4-2 F8 1B BB | B X 1-0 ③ F7 | | 3 | 0 | 0 | 0 | 1 | 1 | 3 |
| Dave Bergman, L (1, 3)<br>OBP: 0.474, SLG: 0.533 | | B C F B X 3-2 ③ F7 | | | B C B F B F F B 4-2 2B G3 BB | | X 0-0 ① F8<br>1-2 F8 1B | | X 0-0 ① F8 | 3 | 1 | 1 | 0 | 1 | 0 | 0 |
| Chet Lemon, R (1, 9)<br>OBP: 0.512, SLG: 0.400 | | | B B C C B X 3-2 1B | | B C C X 1-2 1-3 2B | | C L F B X 1-2 ① F8<br>1-2<br>2-3 | | C B B F F X 2-2 ② L8 | 4 | 0 | 2 | 0 | 0 | 0 | 2 |
| Pat Sheridan, L (1, 10)<br>OBP: 0.348, SLG: 0.333<br>Keith Moreland, R (7, PH)<br>OBP: 0.391, SLG: 0.333 | | | B C S X 1-2 ① P5 | | C C X 0-2 ① G3<br>3-H | | B B X 2-0 ② G6-3 | | C B X 1-1 1B | 2<br>2 | 0<br>0 | 0<br>1 | 1<br>0 | 0<br>0 | 0<br>0 | 2<br>2 |
| Inning Stats | R: 1 E: 0 K: 0 S: 10 H: 1 LOB: 0 BB: 0 P: 18 | R: 0 E: 0 K: 1 S: 7 H: 0 LOB: 0 BB: 0 P: 10 | R: 0 E: 0 K: 0 S: 11 H: 1 LOB: 1 BB: 0 P: 18 | R: 0 E: 0 K: 2 S: 10 H: 0 LOB: 1 BB: 1 P: 18 | R: 1 E: 0 K: 1 S: 14 H: 1 LOB: 1 BB: 1 P: 20 | R: 0 E: 0 K: 1 S: 7 H: 0 LOB: 0 BB: 0 P: 9 | R: 0 E: 0 K: 0 S: 9 H: 1 LOB: 2 BB: 1 P: 17 | R: 0 E: 0 K: 0 S: 6 H: 0 LOB: 2 BB: 2 P: 16 | R: 0 E: 0 K: 1 S: 12 H: 1 LOB: 1 BB: 0 P: 18 | 1B: 3 2B: 1 3B: 0 HR: 1 | SF: 0 SAC: 0 DP: 0 HBP: 0 | | | | | |

# TOP

## Detroit Tigers @ Minnesota Twins

Hubert H. Humphrey Metrodome, Minneapolis, MN

Thu Apr 20 1989, 4:33 AM EDT

Att. 29,878 - Dome - 72 F

livebaseballscorecards.com

| | |
|---|---|
| AB | 32 |
| R | 2 |
| H | 5 |
| RBI | 2 |
| BB | 5 |
| SO | 6 |
| LOB | 20 |

| PITCHER | | IP | WLS | BF | H | R | ER | SO | BB | IBB | HBP | BLK | WP | HR | S | P | ERA | WHIP |
|---|---|---|---|---|---|---|---|---|---|---|---|---|---|---|---|---|---|---|
| Roy Smith, R<br>ERA: 2.92 | (1, 1) | 6.1 | | 26 | 4 | 2 | 2 | 5 | 3 | 0 | 0 | 0 | 0 | 1 | 66 | 105 | 2.84 | 1.105 |
| Gary Wayne, L<br>ERA: 5.68 | (7, 1) | 1.0 | | 5 | 0 | 0 | 0 | 0 | 2 | 0 | 0 | 0 | 0 | 0 | 4 | 15 | 0.00 | 2.000 |
| German Gonzalez, R<br>ERA: 1.13 | (8, 1) | 1.2 | W | 6 | 1 | 0 | 0 | 1 | 0 | 0 | 0 | 0 | 0 | 0 | 16 | 24 | 0.00 | 0.600 |

| PITCHER | IP | WLS | BF | H | R | ER | SO | BB | IBB | HBP | BLK | WP | HR | S | P | ERA | WHIP |
|---|---|---|---|---|---|---|---|---|---|---|---|---|---|---|---|---|---|

# BOTTOM

Detroit Tigers @ Minnesota Twins
Hubert H. Humphrey Metrodome, Minneapolis, MN
Thu Apr 20 1989, 4:33 AM EDT
Att. 29,878 - Dome - 72 F

livebaseballscorecards.com

| Batter | 1 | 2 | 3 | 4 | 5 | 6 | 7 | 8 | 9 | AB | R | H | RBI | BB | SO | LOB |
|---|---|---|---|---|---|---|---|---|---|---|---|---|---|---|---|---|
| Greg Gagne, R (1, 6)<br>OBP: 0.268, SLG: 0.308 | G6-3 | | F3 | L1 | | | SH1-4 | G4-6-3 1B | | 3 | 0 | 0 | 0 | 0 | 0 | 3 |
| Randy Bush, L (8, PH)<br>OBP: 0.321, SLG: 0.458 | | | | | | | | | | 0 | 0 | 0 | 0 | 0 | 0 | 0 |
| Al Newman, S (8, PH) (9, 6)<br>OBP: 0.364, SLG: 0.455 | | | | | | | | | | 1 | 0 | 1 | 2 | 0 | 0 | 0 |
| Wally Backman, S (1, 4)<br>OBP: 0.351, SLG: 0.389 | G4-3 | | F9 | | FC4-6 1B | | G6-3 | G4-6-3 | | 5 | 0 | 1 | 0 | 0 | 0 | 3 |
| Kirby Puckett, R (1, 8)<br>OBP: 0.446, SLG: 0.617 | 1B | | BB | | FC4-6 S | | IBB | 2B | | 3 | 0 | 2 | 0 | 2 | 0 | 1 |
| Gary Gaetti, R (1, 5)<br>OBP: 0.339, SLG: 0.556 | K | | L1 | | K | | G4-3 | FC6-4 IBB | | 4 | 0 | 0 | 0 | 1 | 2 | 5 |
| Kent Hrbek, L (1, 10)<br>OBP: 0.365, SLG: 0.565 | | WP 1B SF9 BB | | G5-3 | L7 | | | 2B | FC6-4 | 3 | 1 | 1 | 0 | 1 | 0 | 1 |
| Dan Gladden, R (8, PR)<br>OBP: 0.333, SLG: 0.333 | | | | | | | | | | 1 | 1 | 0 | 0 | 0 | 0 | 2 |
| Gene Larkin, S (1, 3)<br>OBP: 0.413, SLG: 0.475 | | SF9 WP SF8 1B | | G5-3 1B HBP | | L8 | | 2B HBP 1B | | 3 | 2 | 2 | 0 | 0 | 0 | 0 |
| Carmen Castillo, R (1, 9)<br>OBP: 0.520, SLG: 0.762 | | SF9 | | G5-3 1B | | G4-3 | | HBP 1B 2B | | 3 | 1 | 2 | 2 | 0 | 0 | 0 |
| Brian Harper, R (1, 2)<br>OBP: 0.360, SLG: 0.545 | | SF8 | | G5-3 | | P3 | | HBP 1B IBB | | 2 | 0 | 0 | 1 | 0 | 0 | 2 |
| Jim Dwyer, L (8, PH) | | | | | | | | | | 0 | 1 | 0 | 0 | 1 | 0 | 0 |
| Tim Laudner, R (9, 2)<br>OBP: 0.200, SLG: 0.179 | | | | | | | | | | 0 | 0 | 0 | 0 | 0 | 0 | 0 |
| John Moses, S (1, 7)<br>OBP: 0.611, SLG: 0.692 | | F9 | | IBB | | | G6-3 SH1-4 1B | 1B G4-6-3 HBP | | 2 | 1 | 1 | 1 | 1 | 0 | 0 |

| Inning Stats | 1 | 2 | 3 | 4 | 5 | 6 | 7 | 8 | 9 |
|---|---|---|---|---|---|---|---|---|---|
| | R: 0 E: 0 K: 1 S: 8 | H: 1 LOB: 1 BB: 0 P: 12 | R: 2 E: 0 K: 0 S: 7 | H: 1 LOB: 0 BB: 1 P: 13 | R: 0 E: 0 K: 0 S: 10 | H: 0 LOB: 1 BB: 1 P: 19 | R: 0 E: 0 K: 0 S: 11 | H: 1 LOB: 3 BB: 1 P: 24 | R: 0 E: 0 K: 1 S: 9 | H: 1 LOB: 1 BB: 0 P: 13 | R: 0 E: 0 K: 0 S: 6 | H: 0 LOB: 0 BB: 0 P: 11 | R: 0 E: 0 K: 0 S: 7 | H: 1 LOB: 2 BB: 1 P: 13 | R: 5 E: 0 K: 0 S: 13 | H: 5 LOB: 2 BB: 2 P: 30 |

| | | | | | | | | | | | | | | | | | | | | | | | | | | | | | | | | |
|---|---|---|---|---|---|---|---|---|---|---|---|---|---|---|---|---|---|---|---|---|---|---|---|---|---|---|---|---|---|---|---|---|
| PITCHER | | IP | WLS | BF | H | R | ER | SO | BB | IBB | HBP | BLK | WP | HR | S | P | ERA | WHIP | PITCHER | | IP | WLS | BF | H | R | ER | SO | BB | IBB | HBP | BLK | WP | HR | S | P | ERA | WHIP |
| Frank Tanana, L (1, 1)<br>ERA: 5.49 | | 7.0 | L | 34 | 8 | 5 | 5 | 2 | 2 | 2 | 1 | 0 | 1 | 0 | 63 | 114 | 6.43 | 1.429 | | | | | | | | | | | | | | | | | | | |
| Frank Williams, R (8, 1)<br>ERA: 7.2 | | 0.0 | | 2 | 0 | 0 | 0 | 0 | 0 | 1 | 1 | 0 | 0 | 0 | 2 | 7 | ∞ | ∞ | | | | | | | | | | | | | | | | | | | |
| Paul Gibson, L (8, 1)<br>ERA: 3.38 | | 1.0 | | 5 | 2 | 2 | 2 | 0 | 0 | 1 | 0 | 0 | 0 | 0 | 6 | 14 | 18.00 | 2.000 | | | | | | | | | | | | | | | | | | | |

| | |
|---|---|
| AB | 30 |
| R | 7 |
| H | 10 |
| RBI | 6 |
| BB | 6 |
| SO | 2 |
| LOB | 17 |

| | | | |
|---|---|---|---|
| 1B: 7 | SF: 2 | WP: 1 | PA: 41 |
| 2B: 3 | SAC: 1 | PB: 0 | |
| 3B: 0 | DP: 1 | SB: 1 | |
| HR: 0 | HBP: 2 | CS: 0 | |

| Batter | 1 | 2 | 3 | 4 | 5 | 6 | 7 | 8 | 9 | AB | R | H | RBI | BB | SO | LOB |
|---|---|---|---|---|---|---|---|---|---|---|---|---|---|---|---|---|
| Kenny Williams, R (1, 8)<br>OBP: 0.258, SLG: 0.373 | 0-0 1B WP 1B | | 0-0 6-3 ① | | 0-0 4-3 1-3 2B | | 0-0 L7 ① | | 0-3 K ③ | 5 | 0 | 2 | 0 | 0 | 1 | 0 |
| Dave Bergman, L (1, 3)<br>OBP: 0.435, SLG: 0.474 | 0-0 BB 1-3 1B | | 0-3 K ② | | 0-0 4-3 2-3 3-H ② | | 0-0 1-3 ② | | | 4 | 0 | 1 | 1 | 0 | 1 | 1 |
| Lou Whitaker, L (1, 4)<br>OBP: 0.393, SLG: 0.465 | 4-0 BB 1-2 | | 4-0 BB | | 4-0 BB | | 0-0 3-1 ③ | | | 1 | 0 | 0 | 0 | 3 | 0 | 0 |
| Alan Trammell, R (1, 6)<br>OBP: 0.304, SLG: 0.265 | 0-0 L1 ① | | 0-0 L7 ③ | | 0-0 F7 ③ | | | 0-0 1B | | 4 | 0 | 1 | 0 | 0 | 0 | 6 |
| Matt Nokes, L (1, 2)<br>OBP: 0.362, SLG: 0.595 | 0-0 L4 ② | | | 0-0 F7 ① | | 1-0 1B S HBP | | 0-3 K ① | | 3 | 0 | 0 | 0 | 0 | 1 | 4 |
| Pat Sheridan, L (1, 7)<br>OBP: 0.308, SLG: 0.292<br>Mike Heath, R (8, PH) (8, 7)<br>OBP: 0.286, SLG: 0.286 | 0-0 4-3 ③ | | | 0-0 G3 ② | | 0-3 K 1-2 ① | | 0-0 L5 ② | | 3 | 0 | 0 | 0 | 0 | 1 | 4 |
| | | | | | | | | | | 1 | 0 | 0 | 0 | 0 | 0 | 1 |
| Chet Lemon, R (1, 9)<br>OBP: 0.489, SLG: 0.382 | | 0-0 F9 ① | | 0-0 4-3 ③ | | 0-0 1B 2-3 1B ② | | 0-0 6-3 ③ | | 4 | 0 | 1 | 0 | 0 | 0 | 1 |
| Keith Moreland, R (1, 10)<br>OBP: 0.370, SLG: 0.320 | | 0-0 1-3 ② | | | 0-0 6-3 ① | 0-0 S 1-3 1B | | | 0-0 1-3 ① | 4 | 0 | 1 | 0 | 0 | 0 | 0 |
| Torey Lovullo, S (1, 5)<br>OBP: 0.264, SLG: 0.163 | | 0-0 4-3 ③ | | | 0-0 2B 4-3 1B | 0-3 K 1-2 ③ | | | 0-3 K ② | 4 | 1 | 1 | 0 | 0 | 2 | 2 |
| Inning Stats | R: 0 H: 2<br>E: 0 LOB: 3<br>K: 0 BB: 1<br>S: 5 P: 9 | R: 0 H: 0<br>E: 0 LOB: 0<br>K: 0 BB: 0<br>S: 3 P: 3 | R: 0 H: 0<br>E: 0 LOB: 1<br>K: 1 BB: 1<br>S: 5 P: 9 | R: 0 H: 0<br>E: 0 LOB: 0<br>K: 0 BB: 0<br>S: 3 P: 3 | R: 1 H: 2<br>E: 0 LOB: 2<br>K: 0 BB: 1<br>S: 5 P: 9 | R: 0 H: 2<br>E: 0 LOB: 2<br>K: 2 BB: 0<br>S: 8 P: 9 | R: 0 H: 0<br>E: 0 LOB: 0<br>K: 0 BB: 0<br>S: 3 P: 3 | R: 0 H: 1<br>E: 0 LOB: 1<br>K: 1 BB: 0<br>S: 6 P: 6 | R: 0 H: 0<br>E: 0 LOB: 0<br>K: 2 BB: 0<br>S: 7 P: 7 | 1B: 6 SF: 0<br>2B: 1 SAC: 0<br>3B: 0 DP: 0<br>HR: 0 HBP: 1 | | | | | | |

# TOP

## Detroit Tigers @ Milwaukee Brewers

Milwaukee County Stadium, Milwaukee, WI

Fri Apr 21 1989, 8:05 PM EDT

Att. 11,767 - Unknown

livebaseballscorecards.com

| | |
|---|---|
| AB | 33 |
| R | 1 |
| H | 7 |
| RBI | 1 |
| BB | 3 |
| SO | 6 |
| LOB | 19 |

WP: 1 PA: 37
PB: 0
SB: 2
CS: 0

| PITCHER | | IP | WLS | BF | H | R | ER | SO | BB | IBB | HBP | BLK | WP | HR | S | P | ERA | WHIP |
|---|---|---|---|---|---|---|---|---|---|---|---|---|---|---|---|---|---|---|
| Chris Bosio, R<br>ERA: 1.78 | (1, 1) | 6.0 | W | 27 | 6 | 1 | 1 | 3 | 3 | 0 | 1 | 0 | 1 | 0 | 29 | 42 | 1.50 | 1.500 |
| Chuck Crim, R<br>ERA: 4.66 | (7, 1) | 1.0 | | 4 | 1 | 0 | 0 | 0 | 0 | 0 | 0 | 0 | 0 | 0 | 4 | 4 | 0.00 | 1.000 |
| Dan Plesac, L<br>ERA: | (8, 1) | 2.0 | S | 6 | 0 | 0 | 0 | 3 | 0 | 0 | 0 | 0 | 0 | 0 | 12 | 12 | 0.00 | 0.000 |

| PITCHER | IP | WLS | BF | H | R | ER | SO | BB | IBB | HBP | BLK | WP | HR | S | P | ERA | WHIP |
|---|---|---|---|---|---|---|---|---|---|---|---|---|---|---|---|---|---|

| Batter | 1 | 2 | 3 | 4 | 5 | 6 | 7 | 8 | 9 | AB | R | H | RBI | BB | SO | LOB |
|---|---|---|---|---|---|---|---|---|---|---|---|---|---|---|---|---|
| Paul Molitor, R (1, 10)<br>OBP: 0.406, SLG: 0.586 | 4-3 | | L3 | | G4-6-3 1B | | G5-4-3<br>1-2f | | | 4 | 0 | 1 | 0 | 0 | 0 | 1 |
| Jim Gantner, L (1, 4)<br>OBP: 0.200, SLG: 0.233 | 3-1 | | FC6 1B | | G4-6-3<br>1-2f | | S 1B | | | 4 | 0 | 2 | 0 | 0 | 0 | 1 |
| Robin Yount, R (1, 8)<br>OBP: 0.339, SLG: 0.407 | K2-3 | | FC6<br>1-2f | | 6-3 | | K<br>1-2 | | | 4 | 0 | 0 | 0 | 0 | 2 | 2 |
| Rob Deer, R (1, 9)<br>OBP: 0.431, SLG: 0.625 | | F7 | | BB E 1B | | 2B | | BB FC1-4 | | 2 | 1 | 1 | 0 | 2 | 0 | 0 |
| Glenn Braggs, R (1, 7)<br>OBP: 0.351, SLG: 0.412 | | HR | | E5 1B<br>1-2 | | BB | | FC1-4 1B<br>1-2f | | 3 | 1 | 1 | 1 | 1 | 0 | 2 |
| Gary Sheffield, R (1, 6)<br>OBP: 0.300, SLG: 0.386 | | 2B | | F8 | | L6 | | G1-6-3 1B<br>1-3 | | 4 | 0 | 2 | 0 | 0 | 0 | 4 |
| B.J. Surhoff, L (1, 2)<br>OBP: 0.191, SLG: 0.214 | | K | | F6 | | F7 | | G1-6-3<br>1-2f | | 4 | 0 | 0 | 0 | 0 | 1 | 7 |
| Terry Francona, L (1, 3)<br>OBP: 0.237, SLG: 0.243 | | L7 | | 1-2 2-H 1B | | 4-3 | | | | 3 | 0 | 1 | 1 | 0 | 0 | 3 |
| Gus Polidor, R (1, 5)<br>OBP: 0.138, SLG: 0.172 | | | K | F8 | | | G5-4-3 1B | | | 3 | 0 | 1 | 0 | 0 | 1 | 2 |
| Inning Stats | R: 0 H: 0<br>E: 0 LOB: 0<br>K: 1 BB: 0<br>S: 5 P: 5 | R: 1 H: 2<br>E: 0 LOB: 1<br>K: 1 BB: 0<br>S: 7 P: 7 | R: 0 H: 1<br>E: 0 LOB: 1<br>K: 1 BB: 0<br>S: 6 P: 6 | R: 1 H: 1<br>E: 1 LOB: 2<br>K: 0 BB: 1<br>S: 5 P: 9 | R: 0 H: 1<br>E: 0 LOB: 0<br>K: 0 BB: 0<br>S: 3 P: 3 | R: 0 H: 1<br>E: 0 LOB: 2<br>K: 0 BB: 1<br>S: 4 P: 8 | R: 0 H: 2<br>E: 0 LOB: 1<br>K: 1 BB: 0<br>S: 6 P: 6 | R: 0 H: 1<br>E: 0 LOB: 1<br>K: 0 BB: 1<br>S: 3 P: 7 | | 1B: 6 SF: 0<br>2B: 2 SAC: 0<br>3B: 0 DP: 3<br>HR: 1 HBP: 0 | | | | | | |

| PITCHER | | IP | WLS | BF | H | R | ER | SO | BB | IBB | HBP | BLK | WP | HR | S | P | ERA | WHIP |
|---|---|---|---|---|---|---|---|---|---|---|---|---|---|---|---|---|---|---|
| Jack Morris, R<br>ERA: 5.64 | (1, 1) | 8.0 | L | 34 | 9 | 2 | 1 | 4 | 3 | 0 | 0 | 0 | 0 | 1 | 39 | 51 | 1.12 | 1.500 |

| PITCHER | IP | WLS | BF | H | R | ER | SO | BB | IBB | HBP | BLK | WP | HR | S | P | ERA | WHIP |
|---|---|---|---|---|---|---|---|---|---|---|---|---|---|---|---|---|---|

# BOTTOM

## Detroit Tigers @ Milwaukee Brewers

Milwaukee County Stadium, Milwaukee, WI

Fri Apr 21 1989, 8:05 PM EDT

Att. 11,767 - Unknown

livebaseballscorecards.com

| | |
|---|---|
| AB | 31 |
| R | 2 |
| H | 9 |
| RBI | 2 |
| BB | 3 |
| SO | 4 |
| LOB | 22 |

| Batter | 1 | 2 | 3 | 4 | 5 | 6 | 7 | 8 | 9 | AB | R | H | RBI | BB | SO | LOB |
|---|---|---|---|---|---|---|---|---|---|---|---|---|---|---|---|---|
| Kenny Williams, R (1, 8)<br>OBP: 0.254, SLG: 0.359 | C B X<br>1-1<br>E S<br>1B | | S M 2 SAFE B S<br>1-3 ②<br>K | | B B B C X<br>3-1 ②<br>L6 | | B X<br>1-0 ①<br>F7 | X<br>0-0 ③<br>G4-3 | | 5 | 0 | 1 | 0 | 0 | 1 | 2 |
| Dave Bergman, L (1, 3)<br>OBP: 0.393, SLG: 0.417 | C B B F B X<br>3-2 ①<br>L7<br>1-3 | | 2 SAFE C C B X<br>1-2<br>2-H<br>1B | | B C C F B B X<br>3-2 ③<br>G1-3 | | X<br>0-0 ②<br>G4-3 | | X<br>0-0 ①<br>G1-3 | 5 | 0 | 1 | 1 | 0 | 0 | 1 |
| Lou Whitaker, L (1, 4)<br>OBP: 0.377, SLG: 0.438 | F B C B B F S<br>3-3 ②<br>K | | X<br>0-0 ③<br>G3 | | | S F B X<br>1-2<br>1B<br>SF8<br>1B | C B X<br>1-1 ③<br>G4-3 | | B X<br>1-0 ②<br>F8 | 5 | 1 | 1 | 0 | 0 | 1 | 2 |
| Alan Trammell, R (1, 6)<br>OBP: 0.344, SLG: 0.315 | C B F B S<br>2-3 ③<br>K | | | X<br>0-0<br>1B<br>FC5-2<br>1B | | B B C X<br>2-1<br>SF8 S<br>1-3<br>FC1-2/5<br>1B | | X<br>0-0<br>E 1B<br>SF7<br>1B | B B B C X<br>3-1<br>1B<br>1B | 5 | 1 | 4 | 0 | 0 | 1 | 1 |
| Fred Lynn, L (1, 7)<br>OBP: 0.283, SLG: 0.178 | | S B X<br>1-1 ①<br>F7 | 1 SAFE C B 1 SAFE C 1 SAFE B 1 SAFE F<br>2-3 ①<br>K | | B B B C X<br>3-1 ①<br>SF8<br>1-3<br>3-H | | | 1 SAFE X<br>0-0<br>G5-3 1B<br>1-2<br>E<br>1B | C X<br>0-1<br>1-3<br>1B | 4 | 1 | 2 | 1 | 0 | 1 | 1 |
| Matt Nokes, L (1, 2)<br>OBP: 0.353, SLG: 0.578<br>Bill Bean, L (8, 9) | | B B F X<br>2-1 ②<br>P5 | | B X<br>1-0<br>WP<br>1-3<br>1B | | B L X<br>1-1 ②<br>FC1-2-5<br>BB<br>1B<br>3-H | | 1 SAFE B F F B X<br>2-2 ①<br>SF7<br>1-1<br>2-H | X<br>0-0 ③<br>G3 | 3<br>1 | 1<br>0 | 1<br>0 | 1<br>0 | 0<br>0 | 0<br>0 | 1<br>2 |
| Chet Lemon, R (1, 9)<br>OBP: 0.468, SLG: 0.361<br>Pat Sheridan, L (5, 9)<br>OBP: 0.333, SLG: 0.292<br>Mike Heath, R (8, PH)<br>OBP: 0.375, SLG: 0.375<br>(8, 2) | | X<br>0-0 ③<br>L7 | | B S X<br>1-1 ②<br>FC5-2<br>1-2<br>3-H | | F C B B B B<br>4-2<br>1B<br>1-2<br>BB | | B B X<br>2-0<br>G5-3<br>1-2<br>E<br>1B | | 2<br>0<br>1 | 0<br>0<br>1 | 0<br>0<br>1 | 0<br>1<br>0 | 0<br>0<br>0 | 0<br>0<br>0 | 2<br>0<br>0 |
| Keith Moreland, R (1, 10)<br>OBP: 0.355, SLG: 0.310 | | | C C F X<br>0-2 ①<br>G5-3 | X<br>0-0 ③<br>F9 | | B C X<br>1-1<br>1-3<br>2-H<br>1B | | C B B X<br>2-1 ②<br>G5-3<br>1-2<br>2-3 | | 4 | 0 | 1 | 1 | 0 | 0 | 4 |
| Torey Lovullo, S (1, 5)<br>OBP: 0.263, SLG: 0.191 | | | B C B B X<br>3-1<br>1B<br>2B | | C C C<br>0-3 ①<br>K | C F B B S<br>2-3 ③<br>K | | X<br>0-0<br>E3<br>2-H<br>3-H | | 4 | 1 | 1 | 0 | 0 | 2 | 2 |
| Inning Stats | R: 0 E: 0 K: 2 S: 12<br>H: 1 LOB: 1 BB: 0 P: 21 | R: 0 E: 0 K: 0 S: 5<br>H: 0 LOB: 0 BB: 0 P: 8 | R: 1 E: 0 K: 1 S: 13<br>H: 2 LOB: 0 BB: 0 P: 18 | R: 0 E: 0 K: 1 S: 10<br>H: 2 LOB: 2 BB: 0 P: 14 | R: 0 E: 0 K: 1 S: 9<br>H: 0 LOB: 0 BB: 0 P: 15 | R: 2 E: 0 K: 1 S: 16<br>H: 3 LOB: 2 BB: 1 P: 30 | R: 0 E: 0 K: 0 S: 4<br>H: 0 LOB: 0 BB: 0 P: 6 | R: 3 E: 2 K: 0 S: 10<br>H: 3 LOB: 1 BB: 0 P: 16 | R: 0 E: 0 K: 0 S: 7<br>H: 2 LOB: 2 BB: 0 P: 11 | 1B: 12 2B: 1 3B: 0 HR: 0<br>SF: 2 SAC: 0 DP: 0 HBP: 0 | | | | | | |

| PITCHER | | IP | WLS | BF | H | R | ER | SO | BB | IBB | HBP | BLK | WP | HR | S | P | ERA | WHIP |
|---|---|---|---|---|---|---|---|---|---|---|---|---|---|---|---|---|---|---|
| Bill Wegman, R<br>ERA: 4.62 | (1, 1) | 5.2 | | 26 | 8 | 3 | 3 | 5 | 1 | 0 | 0 | 0 | 1 | 0 | 62 | 101 | 4.76 | 1.588 |
| Chuck Crim, R<br>ERA: 4.91 | (6, 1) | 1.1 | L | 6 | 2 | 2 | 1 | 1 | 0 | 0 | 0 | 0 | 0 | 0 | 9 | 13 | 6.75 | 1.500 |
| Paul Mirabella, L<br>ERA: 4.5 | (8, 1) | 1.0 | | 5 | 1 | 1 | 0 | 0 | 0 | 0 | 0 | 0 | 0 | 0 | 8 | 14 | 0.00 | 1.000 |
| Bryan Clutterbuck, R<br>ERA: 3.86 | (9, 1) | 1.0 | | 5 | 2 | 0 | 0 | 0 | 0 | 0 | 0 | 0 | 0 | 0 | 7 | 11 | 0.00 | 2.000 |

| PITCHER | IP | WLS | BF | H | R | ER | SO | BB | IBB | HBP | BLK | WP | HR | S | P | ERA | WHIP |
|---|---|---|---|---|---|---|---|---|---|---|---|---|---|---|---|---|---|

# TOP

## Detroit Tigers @ Milwaukee Brewers

Milwaukee County Stadium, Milwaukee, WI

Sat Apr 22 1989, 4:33 AM EDT

Att. 22,237 - Sunny

livebaseballscorecards.com

| | |
|---|---|
| AB | 39 |
| R | 6 |
| H | 13 |
| RBI | 4 |
| BB | 1 |
| SO | 6 |
| LOB | 18 |

WP: 1 PA: 42
PB: 0
SB: 2
CS: 0

# BOTTOM

## Detroit Tigers @ Milwaukee Brewers

Milwaukee County Stadium, Milwaukee, WI

Sat Apr 22 1989, 4:33 AM EDT

Att. 22,237 - Sunny

livebaseballscorecards.com

| Batter | 1 | 2 | 3 | 4 | 5 | 6 | 7 | 8 | 9 | AB | R | H | RBI | BB | SO | LOB |
|---|---|---|---|---|---|---|---|---|---|---|---|---|---|---|---|---|
| Paul Molitor, R (1, 10)<br>OBP: 0.389, SLG: 0.545 | B C C F X 1-2 F9 ① | | F X 0-1 G6-3 ③ | | | B X 1-0 SH1 WP 1B | | B X 1-0 G5-3 ① | | 4 | 1 | 1 | 0 | 0 | 0 | 0 |
| B.J. Surhoff, L (1, 2)<br>OBP: 0.220, SLG: 0.250 | B B F C X 2-2 G4-3 ② | | | C F B X 1-2 E 3B 2B | | B X 1-0 SH1 1-2 ① | | B B C B B 4-1 FC4-6 BB | | 2 | 1 | 1 | 0 | 1 | 0 | 0 |
| Robin Yount, R (1, 8)<br>OBP: 0.349, SLG: 0.448 | F B B F F B X 3-2 1B | | | B B 2 SAFE X 2-1 G6-4-3 2-H 3B | | B B F F B F X 3-2 G5-3 2-H ② | | C B X 1-1 FC4-6 1-2f ② | | 4 | 1 | 2 | 1 | 0 | 0 | 1 |
| Rob Deer, R (1, 9)<br>OBP: 0.435, SLG: 0.600 | B C X 1-1 F8 ③ | | | B C B C B B 4-2 G6-4-3 BB | | C B S B B B 4-2 CS BB | | B S B C B S 3-3 K ③ | | 2 | 0 | 0 | 0 | 2 | 1 | 2 |
| Glenn Braggs, R (1, 7)<br>OBP: 0.328, SLG: 0.382 | | B S S B X 2-1 F9 ① | | F B S B B X 2-2 G6-4-3 1-2f 3-H ① ② | | B 1-0 CS 1-2 ③ | B X 1-0 G5-3 ① | | C X 0-1 G5-3 ① | 4 | 0 | 0 | 0 | 0 | 0 | 1 |
| Gary Sheffield, R (1, 6)<br>OBP: 0.296, SLG: 0.396 | | X 0-0 F7 ② | | X 0-0 F8 ③ | | | X 0-0 2B | | B B B C X 3-1 G5-3 ② | 4 | 0 | 1 | 0 | 0 | 0 | 0 |
| Terry Francona, L (1, 3)<br>OBP: 0.214, SLG: 0.220 | | C B C X 1-2 P6 ③ | | | B X 1-0 F7 ① | | C B X 1-1 L7 ② | | B X 1-0 F7 ③ | 4 | 0 | 0 | 0 | 0 | 0 | 1 |
| Bill Spiers, L (1, 5)<br>OBP: 0.233, SLG: 0.240 | | | B B C F B F X 3-2 L6 ① | | X 0-0 B1-3 ② | | I I I I 4-0 IBB | | | 2 | 0 | 0 | 0 | 1 | 0 | 0 |
| Gus Polidor, R (1, 4)<br>OBP: 0.125, SLG: 0.156 | | | C F B S 1-3 K ② | | B B X 2-0 G6-3 ③ | | X 0-0 F7 ③ | | | 3 | 0 | 0 | 0 | 0 | 1 | 2 |

| Inning Stats | 1 | 2 | 3 | 4 | 5 | 6 | 7 | 8 | 9 |
|---|---|---|---|---|---|---|---|---|---|
| | R: 0 H: 1<br>E: 0 LOB: 1<br>K: 0 BB: 0<br>S: 13 P: 20 | R: 0 H: 0<br>E: 0 LOB: 0<br>K: 0 BB: 0<br>S: 6 P: 9 | R: 0 H: 0<br>E: 0 LOB: 0<br>K: 1 BB: 0<br>S: 9 P: 13 | R: 2 H: 2<br>E: 1 LOB: 0<br>K: 0 BB: 1<br>S: 11 P: 20 | R: 0 H: 0<br>E: 0 LOB: 0<br>K: 0 BB: 0<br>S: 3 P: 6 | R: 1 H: 1<br>E: 0 LOB: 0<br>K: 0 BB: 1<br>S: 8 P: 18 | R: 0 H: 1<br>E: 0 LOB: 2<br>K: 0 BB: 1<br>S: 5 P: 11 | R: 0 H: 0<br>E: 0 LOB: 1<br>K: 1 BB: 1<br>S: 7 P: 16 | R: 0 H: 0<br>E: 0 LOB: 0<br>K: 0 BB: 0<br>S: 5 P: 9 |

| | AB | 29 |
|---|---|---|
| | R | 3 |
| | H | 5 |
| | RBI | 1 |
| | BB | 4 |
| | SO | 2 |
| | LOB | 7 |

| | 1B: 2 | SF: 0 | WP: 2 | PA: 35 |
|---|---|---|---|---|
| | 2B: 2 | SAC: 1 | PB: 0 | |
| | 3B: 1 | DP: 1 | SB: 0 | |
| | HR: 0 | HBP: 0 | CS: 1 | |

| PITCHER | | IP | WLS | BF | H | R | ER | SO | BB | IBB | HBP | BLK | WP | HR | S | P | ERA | WHIP |
|---|---|---|---|---|---|---|---|---|---|---|---|---|---|---|---|---|---|---|
| Charles Hudson, R<br>ERA: 5.79 | (1, 1) | 5.2 | | 22 | 4 | 3 | 3 | 1 | 2 | 0 | 0 | 0 | 1 | 0 | 50 | 85 | 4.76 | 1.059 |
| Frank Williams, R<br>ERA: 5.4 | (6, 1) | 3.1 | W | 12 | 1 | 0 | 0 | 1 | 1 | 1 | 0 | 0 | 0 | 0 | 17 | 37 | 0.00 | 0.600 |

| PITCHER | IP | WLS | BF | H | R | ER | SO | BB | IBB | HBP | BLK | WP | HR | S | P | ERA | WHIP |
|---|---|---|---|---|---|---|---|---|---|---|---|---|---|---|---|---|---|

# TOP

# Detroit Tigers @ Milwaukee Brewers

Milwaukee County Stadium, Milwaukee, WI

Sun Apr 23 1989, 4:33 AM EDT

Att. 21,854 - Unknown

livebaseballscorecards.com

| Batter | 1 | 2 | 3 | 4 | 5 | 6 | 7 | 8 | 9 | AB | R | H | RBI | BB | SO | LOB |
|---|---|---|---|---|---|---|---|---|---|---|---|---|---|---|---|---|
| Pat Sheridan, L (1, 8)<br>OBP: 0.394, SLG: 0.429 | G4-3 | HR | | 1B CS 1B | | FC3-6 1-2f | | | BB BB | 4 | 3 | 2 | 2 | 2 | 0 | 1 |
| Dave Bergman, L (1, 3)<br>OBP: 0.382, SLG: 0.379 | G4-3 | K | | 1 SAFE 1 SAFE CS 1B | | L7 | | | E 1B BB F7 | 5 | 1 | 1 | 0 | 1 | 1 | 3 |
| Lou Whitaker, L (1, 4)<br>OBP: 0.394, SLG: 0.453<br>Al Pedrique, R (9, 4)<br>OBP: 0.250, SLG: 0.273 | BB 1B 1B | | G3 1B | CS | F7 | F8 | | | E1 F9 1B 1B | 5<br>0 | 1<br>0 | 3<br>0 | 0<br>0 | 0<br>0 | 0<br>0 | 1<br>0 |
| Alan Trammell, R (1, 6)<br>OBP: 0.364, SLG: 0.328 | BB 1B | F8 | | | G4-3 E HBP | | L4 | | F9 1B 1B | 4 | 2 | 2 | 1 | 0 | 0 | 1 |
| Fred Lynn, L (1, 7)<br>OBP: 0.276, SLG: 0.163 | BB | G3 | | | G4-3 | | F8 | | F9 | 4 | 0 | 0 | 0 | 1 | 0 | 4 |
| Matt Nokes, L (1, 2)<br>OBP: 0.345, SLG: 0.551<br>Mike Heath, R (9, PH) (9, 2)<br>OBP: 0.444, SLG: 0.375 | G1-3 | G3-1 | | | E6 BB 1B | | G4-3 | | 1B 1B IBB | 4<br>0 | 0<br>1 | 1<br>0 | 0<br>0 | 0<br>1 | 0<br>0 | 4<br>0 |
| Chet Lemon, R (1, 9)<br>OBP: 0.462, SLG: 0.350 | | E6 CS | | L9 | BB | | | G5-3 | SF9 1B | 4 | 1 | 1 | 2 | 1 | 0 | 0 |
| Keith Moreland, R (1, 10)<br>OBP: 0.389, SLG: 0.382 | | S HR 1B | | G4-3 WP 2B | G5-3 | | | G4-3 | BB 1B | 5 | 2 | 3 | 1 | 0 | 0 | 2 |
| Torey Lovullo, S (1, 5)<br>OBP: 0.258, SLG: 0.196 | | K | | G4-3 | | FC3-6 1B | | K | SF9 | 4 | 0 | 1 | 1 | 0 | 2 | 2 |
| Inning Stats | R: 0 E: 0 K: 0 S: 14<br>H: 2 LOB: 3 BB: 1 P: 25 | R: 2 E: 1 K: 2 S: 17<br>H: 2 LOB: 0 BB: 0 P: 26 | R: 0 E: 0 K: 0 S: 10<br>H: 1 LOB: 1 BB: 0 P: 16 | R: 2 E: 0 K: 0 S: 14<br>H: 3 LOB: 0 BB: 0 P: 23 | R: 1 E: 1 K: 0 S: 7<br>H: 1 LOB: 2 BB: 1 P: 14 | R: 0 E: 0 K: 0 S: 6<br>H: 1 LOB: 1 BB: 0 P: 6 | R: 0 E: 0 K: 0 S: 8<br>H: 0 LOB: 0 BB: 0 P: 14 | R: 0 E: 0 K: 1 S: 8<br>H: 0 LOB: 0 BB: 0 P: 13 | R: 6 E: 1 K: 0 S: 24<br>H: 4 LOB: 2 BB: 4 P: 49 | 1B: 12 2B: 1 3B: 0 HR: 1<br>SF: 1 SAC: 0 DP: 0 HBP: 1 | | | | | | |

| | |
|---|---|
| AB | 39 |
| R | 11 |
| H | 14 |
| RBI | 7 |
| BB | 6 |
| SO | 3 |
| LOB | 18 |

WP: 1 PB: 0 SB: 2 CS: 3 PA: 48

| PITCHER | | IP | WLS | BF | H | R | ER | SO | BB | IBB | HBP | BLK | WP | HR | S | P | ERA | WHIP |
|---|---|---|---|---|---|---|---|---|---|---|---|---|---|---|---|---|---|---|
| Don August, R<br>ERA: 3.99 | (1, 1) | 3.2 | L | 20 | 8 | 4 | 4 | 2 | 1 | 0 | 0 | 0 | 1 | 1 | 53 | 87 | 9.82 | 2.455 |
| Mark Knudson, R<br>ERA: 1.38 | (4, 1) | 4.1 | | 17 | 2 | 2 | 1 | 1 | 2 | 0 | 1 | 0 | 0 | 0 | 33 | 56 | 2.08 | 0.923 |
| Paul Mirabella, L<br>ERA: 9.0 | (9, 1) | 1.0 | | 10 | 4 | 5 | 5 | 0 | 2 | 1 | 0 | 0 | 0 | 0 | 22 | 43 | 45.00 | 6.000 |

| PITCHER | IP | WLS | BF | H | R | ER | SO | BB | IBB | HBP | BLK | WP | HR | S | P | ERA | WHIP |
|---|---|---|---|---|---|---|---|---|---|---|---|---|---|---|---|---|---|

| Batter | 1 | 2 | 3 | 4 | 5 | 6 | 7 | 8 | 9 | AB | R | H | RBI | BB | SO | LOB |
|---|---|---|---|---|---|---|---|---|---|---|---|---|---|---|---|---|
| Paul Molitor, R (1, 5)<br>OBP: 0.390, SLG: 0.514 | F F B B F X<br>2-2 ①<br>P4 | | X<br>0-0<br>FC3-6<br>1-2<br>1B | | B B B C F X<br>3-2<br>E3 | | B B B C B<br>4-1<br>G1-3<br>BB | | F C B F X<br>1-2 ②<br>G6-3 | 4 | 0 | 1 | 0 | 1 | 0 | 0 |
| Terry Francona, L (1, 3)<br>OBP: 0.196, SLG: 0.200<br>Dave Engle, R (9, PH)<br>OBP: 0.308, SLG: 0.615 | B F F F X<br>1-2 ②<br>G6-3 | | X<br>0-0 ②<br>FC3-6<br>FC5 1B<br>1-2f<br>2-3 | | C F B X<br>1-2 ③<br>F7 | | C 1 SAFE B F X<br>1-2 ②<br>G1-3<br>1-2 | | C X<br>0-1 ③<br>P3 | 4<br>1 | 0<br>0 | 0<br>0 | 0<br>0 | 0<br>0 | 0<br>0 | 4<br>0 |
| Robin Yount, R (1, 8)<br>OBP: 0.373, SLG: 0.450 | C B B B B<br>4-1<br>BB | | X<br>0-0<br>1-2<br>3-H<br>1B | | | C F B F X<br>1-2 ①<br>L7 | B B B C B<br>4-1<br>BB | | | 2 | 0 | 1 | 1 | 2 | 0 | 0 |
| Rob Deer, R (1, 9)<br>OBP: 0.424, SLG: 0.566 | B X<br>1-0 ③<br>P5 | | B C B X<br>2-1 ③<br>FC5<br>2-3f | | | B B B B<br>4-0<br>2B 1B<br>BB | C B F B 2 C SAFE<br>2-3 ③<br>K | | | 3 | 1 | 0 | 0 | 1 | 1 | 5 |
| Glenn Braggs, R (1, 10)<br>OBP: 0.308, SLG: 0.356 | | C C S<br>0-3 ①<br>K | | C S B S<br>1-3 ①<br>K | | C F B C<br>1-3 ②<br>K | | F X<br>0-1 ①<br>G5-3 | | 4 | 0 | 0 | 0 | 0 | 3 | 1 |
| Gary Sheffield, R (1, 6)<br>OBP: 0.310, SLG: 0.423 | | X<br>0-0<br>G5-4-3<br>1B | | C X<br>0-1 ②<br>G6-3 | | C X<br>0-1<br>1-3<br>1B 2B | | B B C X<br>2-1 ②<br>G3 | | 4 | 1 | 2 | 0 | 0 | 0 | 0 |
| Gus Polidor, R (1, 4)<br>OBP: 0.139, SLG: 0.167 | | C 1 SAFE 1 SAFE X<br>0-1 ② ③<br>G5-4-3<br>1-2f | | C F X<br>0-2 ③<br>L3 | | B B B C F F X<br>3-2<br>2-H 3-H<br>1B | | B B C X<br>2-1<br>E6 | | 4 | 0 | 1 | 2 | 0 | 0 | 1 |
| Charlie O'Brien, R (1, 2)<br>OBP: 0.400, SLG: 0.417 | | | B C B B B<br>4-1<br>FC6-4<br>BB | | B C B B C F X<br>3-2 ①<br>F7 | F B X<br>1-1 ③<br>L6 | | B X<br>1-0 ③<br>F7 | | 3 | 0 | 0 | 0 | 1 | 0 | 2 |
| Mike Felder, S (1, 7)<br>OBP: 0.313, SLG: 0.214 | | | B X<br>1-0 ①<br>FC6-4<br>FC3-6 1B<br>1-2f<br>1B | | C C C<br>0-3 ②<br>K | | B C S X<br>1-2 ①<br>G6-3 | | B C B F B X<br>3-2 ①<br>F9 | 4 | 1 | 0 | 0 | 0 | 1 | 1 |
| Inning Stats | R: 0 H: 0<br>E: 0 LOB: 1<br>K: 0 BB: 1<br>S: 10 P: 18 | R: 0 H: 1<br>E: 0 LOB: 0<br>K: 1 BB: 0<br>S: 6 P: 6 | R: 1 H: 2<br>E: 0 LOB: 2<br>K: 0 BB: 1<br>S: 7 P: 14 | R: 0 H: 0<br>E: 0 LOB: 0<br>K: 1 BB: 0<br>S: 8 P: 9 | R: 0 H: 0<br>E: 1 LOB: 1<br>K: 1 BB: 0<br>S: 13 P: 20 | R: 2 H: 2<br>E: 0 LOB: 1<br>K: 1 BB: 1<br>S: 15 P: 25 | R: 0 H: 0<br>E: 0 LOB: 2<br>K: 1 BB: 2<br>S: 11 P: 23 | R: 0 H: 0<br>E: 1 LOB: 1<br>K: 0 BB: 0<br>S: 7 P: 12 | R: 0 H: 0<br>E: 0 LOB: 0<br>K: 0 BB: 0<br>S: 9 P: 13 | 1B: 4 SF: 0<br>2B: 1 SAC: 0<br>3B: 0 DP: 1<br>HR: 0 HBP: 0 | | | | | | WP: 0 PA: 38<br>PB: 0<br>SB: 0<br>CS: 0 | |

# BOTTOM

## Detroit Tigers @ Milwaukee Brewers

Milwaukee County Stadium, Milwaukee, WI

Sun Apr 23 1989, 4:33 AM EDT

Att. 21,854 - Unknown

livebaseballscorecards.com

| | |
|---|---|
| AB | 33 |
| R | 3 |
| H | 5 |
| RBI | 3 |
| BB | 5 |
| SO | 5 |
| LOB | 14 |

| PITCHER | | IP | WLS | BF | H | R | ER | SO | BB | IBB | HBP | BLK | WP | HR | S | P | ERA | WHIP |
|---|---|---|---|---|---|---|---|---|---|---|---|---|---|---|---|---|---|---|
| Jeff Robinson, R<br>ERA: 4.29 | (1, 1) | 3.0 | | 13 | 3 | 1 | 1 | 1 | 2 | 0 | 0 | 0 | 0 | 0 | 23 | 38 | 3.00 | 1.667 |
| Paul Gibson, L<br>ERA: 4.0 | (4, 1) | 3.2 | W | 16 | 2 | 2 | 2 | 3 | 2 | 0 | 0 | 0 | 0 | 0 | 43 | 67 | 4.91 | 1.091 |
| Mike Henneman, R<br>ERA: 6.14 | (7, 1) | 0.0 | | 0 | 0 | 0 | 0 | 0 | 0 | 0 | 0 | 0 | 0 | 0 | 0 | 0 | ∞ | ∞ |
| Willie Hernandez, L<br>ERA: 6.35 | (7, 1) | 2.1 | S | 9 | 0 | 0 | 0 | 1 | 1 | 0 | 0 | 0 | 0 | 0 | 20 | 35 | 0.00 | 0.429 |

| PITCHER | IP | WLS | BF | H | R | ER | SO | BB | IBB | HBP | BLK | WP | HR | S | P | ERA | WHIP |
|---|---|---|---|---|---|---|---|---|---|---|---|---|---|---|---|---|---|

# Seattle Mariners @ Detroit Tigers

Tiger Stadium, Detroit, MI

Mon Apr 24 1989, 7:05 PM EDT

Att. 13,174 - Unknown - 59 F

livebaseballscorecards.com

## TOP

| Batter | 1 | 2 | 3 | 4 | 5 | 6 | 7 | 8 | 9 | AB | R | H | RBI | BB | SO | LOB |
|---|---|---|---|---|---|---|---|---|---|---|---|---|---|---|---|---|
| Harold Reynolds, S (1, 4)<br>OBP: 0.348, SLG: 0.410 | E5 | | 0-0 FC6-4 1B | 1-0 L9 | | | 0-2 G4-6-3 1-2 1B | | | 4 | 0 | 2 | 0 | 0 | 0 | 3 |
| Henry Cotto, R (1, 9)<br>(6, 8)<br>OBP: 0.400, SLG: 0.563 | 0-2 CS 1-3 1B | | 0-1 F7 | | 1-0 F9 | | 0-0 G4-6-3 1-2f | | | 4 | 0 | 1 | 0 | 0 | 0 | 3 |
| Alvin Davis, L (1, 3)<br>OBP: 0.446, SLG: 0.478 | 3-1 BB 1-2 1B | | 0-0 F9 | | 3-2 F7 | | | 2-1 G4-3 | | 4 | 0 | 1 | 0 | 0 | 0 | 1 |
| Jeffrey Leonard, R (1, 7)<br>OBP: 0.346, SLG: 0.507 | 4-1 BB 1-2 | | 0-0 FC6-4 1-2f | | 1-0 G5-3 | | | 0-1 G6-3 | | 3 | 0 | 0 | 0 | 1 | 0 | 1 |
| Darnell Coles, R (1, 10)<br>OBP: 0.268, SLG: 0.333 | 3-2 G4-3 | | | 1-1 G6-3 | | 2-2 G5-3 | | 4-2 FC6-4 BB | | 3 | 0 | 0 | 0 | 1 | 0 | 2 |
| Ken Griffey Jr., L (1, 8)<br>OBP: 0.323, SLG: 0.390<br>Mickey Brantley, R (6, 9)<br>OBP: 0.279, SLG: 0.316 | | 1-1 FC5-4 1B | | 2-0 BB BB 1B | | 4-1 G5-4-3 BB | | 1-1 FC6-4 1-2f | | 2<br>1 | 0<br>0 | 2<br>0 | 0<br>0 | 1<br>0 | 0<br>0 | 0<br>1 |
| Dave Valle, R (1, 2)<br>OBP: 0.298, SLG: 0.442 | | 1-1 FC5-4 G5-3 1-2f | | 4-1 BB 1-2 BB | | 1-0 G5-4-3 1-2f | | | 1-1 F8 | 3 | 0 | 0 | 0 | 1 | 0 | 2 |
| Edgar Martinez, R (1, 5)<br>OBP: 0.277, SLG: 0.175 | | 0-0 G5-3 1-2 | | 2-2 F8 | | | 2-2 G4-3 | | 1-2 G6-3 | 4 | 0 | 0 | 0 | 0 | 0 | 3 |
| Omar Vizquel, S (1, 6)<br>OBP: 0.265, SLG: 0.138<br>Scott Bradley, L (9, PH)<br>OBP: 0.292, SLG: 0.381 | | 1-2 G6-3 | | 4-0 1-2 2-3 BB | | | 2-0 1B | | 1-2 G6-3 | 2<br>1 | 0<br>0 | 1<br>0 | 0<br>0 | 1<br>0 | 0<br>0 | 1<br>0 |
| **Inning Stats** | R: 0 E: 1 K: 0 S: 14 H: 2 LOB: 2 BB: 1 P: 26 | R: 0 E: 0 K: 0 S: 8 H: 1 LOB: 1 BB: 0 P: 11 | R: 0 E: 0 K: 0 S: 5 H: 1 LOB: 1 BB: 0 P: 5 | R: 0 E: 0 K: 0 S: 9 H: 1 LOB: 3 BB: 2 P: 23 | R: 0 E: 0 K: 0 S: 5 H: 0 LOB: 0 BB: 0 P: 10 | R: 0 E: 0 K: 0 S: 5 H: 0 LOB: 0 BB: 1 P: 12 | R: 0 E: 0 K: 0 S: 9 H: 2 LOB: 1 BB: 0 P: 13 | R: 0 E: 0 K: 0 S: 10 H: 0 LOB: 1 BB: 1 P: 17 | R: 0 E: 0 K: 0 S: 8 H: 0 LOB: 0 BB: 0 P: 11 | 1B: 7 2B: 0 3B: 0 HR: 0 | SF: 0 SAC: 0 DP: 2 HBP: 0 | | | | | | |

| PITCHER | IP | WLS | BF | H | R | ER | SO | BB | IBB | HBP | BLK | WP | HR | S | P | ERA | WHIP |
|---|---|---|---|---|---|---|---|---|---|---|---|---|---|---|---|---|---|
| Doyle Alexander, R (1, 1)<br>ERA: 2.01 | 9.0 | W | 36 | 7 | 0 | 0 | 0 | 5 | 0 | 0 | 0 | 0 | 0 | 73 | 128 | 0.00 | 1.333 |

| PITCHER | IP | WLS | BF | H | R | ER | SO | BB | IBB | HBP | BLK | WP | HR | S | P | ERA | WHIP |
|---|---|---|---|---|---|---|---|---|---|---|---|---|---|---|---|---|---|

| | |
|---|---|
| AB | 31 |
| R | 0 |
| H | 7 |
| RBI | 0 |
| BB | 5 |
| SO | 0 |
| LOB | 17 |

WP: 0 PA: 36
PB: 0
SB: 1
CS: 1

| Batter | 1 | 2 | 3 | 4 | 5 | 6 | 7 | 8 | 9 | AB | R | H | RBI | BB | SO | LOB |
|---|---|---|---|---|---|---|---|---|---|---|---|---|---|---|---|---|
| Kenny Williams, R (1, 8)<br>OBP: 0.239, SLG: 0.338 | C F B X<br>1-2<br>G4-3 ① | | S X<br>0-1<br>G5-3 ① | | B B S B S S<br>3-3<br>K ② | | F B B S F S<br>2-3<br>K ③ | | | 4 | 0 | 0 | 0 | 0 | 2 | 1 |
| Keith Moreland, R (1, 10)<br>OBP: 0.350, SLG: 0.342 | B X<br>1-0<br>G4-3 ② | | C B B S X<br>2-2<br>P3 ② | | C B X<br>1-1<br>G1-3 ③ | | | F X<br>0-1<br>P3 ① | | 4 | 0 | 0 | 0 | 0 | 0 | 0 |
| Gary Ward, R (1, 7)<br>OBP: 0.375, SLG: 0.333 | B B X<br>2-0<br>F8 ③ | | X<br>0-0<br>BB<br>1B | | | C B B B X<br>3-1<br>F8 ① | | C X<br>0-1<br>G6-3 ② | | 4 | 0 | 1 | 0 | 0 | 0 | 0 |
| Alan Trammell, R (1, 6)<br>OBP: 0.386, SLG: 0.344 | | B B C X<br>2-1<br>1B BB FC5-2<br>1B | B B B B<br>4-0<br>FC6-4<br>1-2<br>BB | | | B B S C X<br>2-2<br>G5-4-3<br>1B | | B C B S F C<br>2-3<br>K ③ | | 3 | 0 | 2 | 0 | 1 | 1 | 0 |
| Chet Lemon, R (1, 9)<br>OBP: 0.455, SLG: 0.333 | | B<br>1 SAFE<br>1 SAFE<br>B F B B<br>4-1<br>FC5-2 1B<br>1-2<br>BB | C B C T F X<br>1-2<br>FC6-4 ③<br>1-2f | | | 1 SAFE<br>B<br>1 SAFE<br>C<br>B<br>1 SAFE<br>X<br>2-1<br>G5-4-3 ②③<br>1-2f | | | | 2 | 0 | 0 | 0 | 1 | 0 | 3 |
| Chris Brown, R (1, 5)<br>OBP: 0.231, SLG: 0.240 | | X<br>0-0<br>FC5-2<br>1-2<br>2-3<br>1B | | B F S X<br>1-2<br>G5-3 ① | | | B C B C B F B<br>4-2<br>1B SF8<br>BB | | | 2 | 1 | 1 | 0 | 1 | 0 | 0 |
| Mike Heath, R (1, 2)<br>OBP: 0.417, SLG: 0.364 | B C B F B X<br>3-2<br>FC5-2 ①<br>1-2<br>2-3<br>3-Hf | | X<br>0-0<br>F7 ② | | | | 1 SAFE<br>M<br>B<br>1 SAFE<br>1 SAFE<br>L<br>B<br>F<br>B<br>3-2<br>X<br>E<br>1-3<br>1B | | | 3 | 0 | 1 | 0 | 0 | 0 | 3 |
| Torey Lovullo, S (1, 3)<br>OBP: 0.246, SLG: 0.189 | | C S C<br>0-3<br>K ② | F B B B X<br>3-1<br>L5 ③ | | | | B B S F B<br>1 SAFE<br>X<br>3-2<br>SF8 ①<br>1-2<br>3-H | | | 2 | 0 | 0 | 1 | 0 | 1 | 3 |
| Al Pedrique, R (1, 4)<br>OBP: 0.200, SLG: 0.214<br>Lou Whitaker, L (9, 4)<br>OBP: 0.394, SLG: 0.453 | | C S T B X<br>1-2<br>L6 ③ | | | C B B B F F X<br>3-2<br>P3 ① | | C B C S<br>1-3<br>K ② | | | 3<br>0 | 0<br>0 | 0<br>0 | 0<br>0 | 0<br>0 | 1<br>0 | 4<br>0 |
| Inning Stats | R: 0<br>E: 0<br>K: 0<br>S: 5<br>H: 0<br>LOB: 0<br>BB: 0<br>P: 9 | R: 0<br>E: 0<br>K: 1<br>S: 14<br>H: 2<br>LOB: 3<br>BB: 1<br>P: 24 | R: 0<br>E: 0<br>K: 0<br>S: 11<br>H: 1<br>LOB: 2<br>BB: 1<br>P: 18 | R: 0<br>E: 0<br>K: 0<br>S: 6<br>H: 0<br>LOB: 0<br>BB: 0<br>P: 10 | R: 0<br>E: 0<br>K: 1<br>S: 9<br>H: 0<br>LOB: 0<br>BB: 0<br>P: 16 | R: 0<br>E: 0<br>K: 0<br>S: 7<br>H: 1<br>LOB: 0<br>BB: 0<br>P: 14 | R: 1<br>E: 1<br>K: 2<br>S: 17<br>H: 1<br>LOB: 1<br>BB: 1<br>P: 30 | R: 0<br>E: 0<br>K: 1<br>S: 8<br>H: 0<br>LOB: 0<br>BB: 0<br>P: 10 | | 1B: 5<br>2B: 0<br>3B: 0<br>HR: 0<br>SF: 1<br>SAC: 0<br>DP: 1<br>HBP: 0 | | | | | | |

| PITCHER | | IP | WLS | BF | H | R | ER | SO | BB | IBB | HBP | BLK | WP | HR | S | P | ERA | WHIP |
|---|---|---|---|---|---|---|---|---|---|---|---|---|---|---|---|---|---|---|
| Mark Langston, L<br>ERA: 3.47 | (1, 1) | 7.0 | L | 28 | 5 | 1 | 1 | 4 | 3 | 0 | 0 | 0 | 0 | 0 | 69 | 121 | 1.29 | 1.143 |
| Michael Jackson, R<br>ERA: 6.1 | (8, 1) | 1.0 | | 3 | 0 | 0 | 0 | 1 | 0 | 0 | 0 | 0 | 0 | 0 | 8 | 10 | 0.00 | 0.000 |

| PITCHER | IP | WLS | BF | H | R | ER | SO | BB | IBB | HBP | BLK | WP | HR | S | P | ERA | WHIP |
|---|---|---|---|---|---|---|---|---|---|---|---|---|---|---|---|---|---|

# BOTTOM

## Seattle Mariners @ Detroit Tigers

Tiger Stadium, Detroit, MI

Mon Apr 24 1989, 7:05 PM EDT

Att. 13,174 - Unknown - 59 F

livebaseballscorecards.com

| | |
|---|---|
| AB | 27 |
| R | 1 |
| H | 5 |
| RBI | 1 |
| BB | 3 |
| SO | 5 |
| LOB | 14 |

WP: 0 PA: 31
PB: 0
SB: 0
CS: 0

| Batter | 1 | 2 | 3 | 4 | 5 | 6 | 7 | 8 | 9 | AB | R | H | RBI | BB | SO | LOB |
|---|---|---|---|---|---|---|---|---|---|---|---|---|---|---|---|---|
| Harold Reynolds, S (1, 4)<br>OBP: 0.344, SLG: 0.402 | F7 | P3 | | | FC6-4 1B | | | F8 | | 4 | 0 | 1 | 0 | 0 | 0 | 1 |
| Henry Cotto, R (1, 8)<br>OBP: 0.359, SLG: 0.500 | K | | B5-3 | | FC6-4 1-2f | | | K | | 4 | 0 | 0 | 0 | 0 | 2 | 1 |
| Darnell Coles, R (1, 10)<br>OBP: 0.280, SLG: 0.342 | BB 1B | | G6-4-3 1B | | | G6-3 | | F9 | | 4 | 0 | 2 | 0 | 0 | 0 | 0 |
| Jeffrey Leonard, R (1, 7)<br>OBP: 0.354, SLG: 0.543 | FC6-4 1-2 BB | | G6-4-3 1-2f | | | HR | | | P3 | 3 | 1 | 1 | 1 | 1 | 0 | 1 |
| Mickey Brantley, R (1, 9)<br>OBP: 0.277, SLG: 0.310 | FC6-4 1-2f | | | K | | F7 | | | BB 1B | 4 | 0 | 1 | 0 | 0 | 1 | 2 |
| Dave Valle, R (1, 2)<br>OBP: 0.311, SLG: 0.455 | | G3-1 1B 2B | | G5-3 | | K | | | BB | 3 | 1 | 1 | 0 | 1 | 1 | 0 |
| Jim Presley, R (1, 3)<br>OBP: 0.244, SLG: 0.256<br>Alvin Davis, L (9, PH)<br>OBP: 0.440, SLG: 0.471 | G3-1 2-3 | | P3 | | | | F8 | | K | 3<br>1 | 0<br>0 | 0<br>0 | 0<br>0 | 0<br>0 | 0<br>1 | 1<br>2 |
| Edgar Martinez, R (1, 5)<br>OBP: 0.275, SLG: 0.182 | S 1B 3-H | | | | F9 | | K | | P3 | 4 | 0 | 1 | 1 | 0 | 1 | 2 |
| Omar Vizquel, S (1, 6)<br>OBP: 0.243, SLG: 0.125 | G6-3 1-2 | | | | F7 | | G4-3 | | | 3 | 0 | 0 | 0 | 0 | 0 | 1 |
| Inning Stats | R: 0 E: 0 K: 1 S: 10 H: 1 LOB: 2 BB: 1 P: 18 | R: 1 E: 0 K: 0 S: 13 H: 2 LOB: 1 BB: 0 P: 22 | R: 0 E: 0 K: 0 S: 5 H: 1 LOB: 0 BB: 0 P: 7 | R: 0 E: 0 K: 1 S: 6 H: 0 LOB: 0 BB: 0 P: 13 | R: 0 E: 0 K: 0 S: 5 H: 1 LOB: 1 BB: 0 P: 10 | R: 1 E: 0 K: 1 S: 9 H: 1 LOB: 0 BB: 0 P: 16 | R: 0 E: 0 K: 1 S: 8 H: 0 LOB: 0 BB: 0 P: 11 | R: 0 E: 0 K: 1 S: 7 H: 0 LOB: 0 BB: 0 P: 12 | R: 0 E: 0 K: 1 S: 10 H: 1 LOB: 2 BB: 1 P: 19 | 1B: 5 2B: 1 3B: 0 HR: 1 | | SF: 0 SAC: 0 DP: 1 HBP: 0 | | | | |

| PITCHER | | IP | WLS | BF | H | R | ER | SO | BB | IBB | HBP | BLK | WP | HR | S | P | ERA | WHIP |
|---|---|---|---|---|---|---|---|---|---|---|---|---|---|---|---|---|---|---|
| Frank Tanana, L<br>ERA: 4.55 | (1, 1) | 8.0 | W | 30 | 6 | 2 | 2 | 5 | 1 | 0 | 0 | 0 | 0 | 1 | 63 | 109 | 2.25 | 0.875 |
| Frank Williams, R<br>ERA: 5.27 | (9, 1) | 0.1 | | 3 | 1 | 0 | 0 | 0 | 1 | 0 | 0 | 0 | 0 | 0 | 4 | 9 | 0.00 | 6.000 |
| Willie Hernandez, L<br>ERA: 5.68 | (9, 1) | 0.2 | S | 2 | 0 | 0 | 0 | 1 | 0 | 0 | 0 | 0 | 0 | 0 | 6 | 10 | 0.00 | 0.000 |

| PITCHER | IP | WLS | BF | H | R | ER | SO | BB | IBB | HBP | BLK | WP | HR | S | P | ERA | WHIP |
|---|---|---|---|---|---|---|---|---|---|---|---|---|---|---|---|---|---|

# Seattle Mariners @ Detroit Tigers

Tiger Stadium, Detroit, MI

Tue Apr 25 1989, 3:33 AM EDT

Att. 12,043 - Unknown

TOP

livebaseballscorecards.com

| | |
|---|---|
| AB | 33 |
| R | 2 |
| H | 7 |
| RBI | 2 |
| BB | 2 |
| SO | 6 |
| LOB | 11 |

WP: 0 PB: 0 SB: 1 CS: 0 PA: 35

# Seattle Mariners @ Detroit Tigers

Tiger Stadium, Detroit, MI

Tue Apr 25 1989, 3:33 AM EDT

Att. 12,043 - Unknown

BOTTOM

| Batter | 1 | 2 | 3 | 4 | 5 | 6 | 7 | 8 | 9 | AB | R | H | RBI | BB | SO | LOB |
|---|---|---|---|---|---|---|---|---|---|---|---|---|---|---|---|---|
| Pat Sheridan, L (1, 10)<br>OBP: 0.389, SLG: 0.400 | C B S B B X<br>3-2 F7 ① | | | B B S B F B<br>4-2 F9 2B BB | F B B F C<br>2-3 K ③ | | B F F B F X<br>2-2 G4-3 ②<br>2-3 | | | 2 | 1 | 0 | 0 | 1 | 1 | 2 |
| Keith Moreland, R (7, PH)<br>OBP: 0.341, SLG: 0.333 | | | | | | | | | | 1 | 0 | 0 | 0 | 0 | 0 | 1 |
| Gary Ward, R (1, 8)<br>OBP: 0.321, SLG: 0.280 | C C C<br>0-3 K ② | | | X<br>0-0 F9 ①<br>1-2 | | B S X<br>1-1 F9 ① | X<br>0-0 G6-3 ③ | | | 4 | 0 | 0 | 0 | 0 | 1 | 2 |
| Kenny Williams, R (8, 8)<br>OBP: 0.239, SLG: 0.338 | | | | | | | | | | 0 | 0 | 0 | 0 | 0 | 0 | 0 |
| Lou Whitaker, L (1, 4)<br>OBP: 0.400, SLG: 0.474 | B C X<br>1-1 F8 ③ | | | L B X<br>1-1 CS 2B<br>2-H | | B X<br>1-0 P3 ② | | B B B C C X<br>3-2 FC6-4 1B | | 4 | 0 | 2 | 1 | 0 | 0 | 0 |
| Alan Trammell, R (1, 6)<br>OBP: 0.378, SLG: 0.338 | | C F B B X<br>2-2 L6 ① | | B B B X<br>3-0 G6-3 ②③<br>2-3 | | B C B F B X<br>3-2 1B HR 1B | | B C 1 SAFE F X<br>1-2 FC6-4 BB ①<br>1-2f | | 4 | 1 | 1 | 0 | 0 | 0 | 2 |
| Fred Lynn, L (1, 7)<br>OBP: 0.290, SLG: 0.226 | | B C B F S<br>2-3 K ② | | | B F F B F F F B X<br>3-2 1B 3B | F B B B F F B F X<br>3-2 HR 1B<br>1-3 | | X<br>0-0 L9 ② | | 4 | 2 | 2 | 0 | 0 | 1 | 1 |
| Matt Nokes, L (1, 2)<br>OBP: 0.373, SLG: 0.615 | B F B B S S S<br>3-3 K ③ | | | | B F X<br>1-1 BB 1B<br>3-H | B X<br>1-0 HR<br>1-H<br>3-H | | B B F B B<br>4-1<br>1-2 BB | | 3 | 1 | 2 | 4 | 1 | 1 | 0 |
| Chris Brown, R (1, 5)<br>OBP: 0.200, SLG: 0.207 | | | B B B S F S<br>3-3 K ① | | B S 1 SAFE S F 1 B S<br>2-3 K ①<br>S B C S<br>1-3 K ③ | | | B B C S S<br>2-3 K ③ | | 4 | 0 | 0 | 0 | 0 | 4 | 3 |
| Chet Lemon, R (1, 9)<br>OBP: 0.466, SLG: 0.326 | | | B X<br>1-0 P4 ② | | C B B B B<br>4-1<br>1-2 BB | | B B B<br>4-0 G4-3 SH1-4 BB | | | 1 | 0 | 0 | 0 | 2 | 0 | 0 |
| Dave Bergman, L (1, 3)<br>OBP: 0.361, SLG: 0.355 | | | C B B B F S<br>2-3 K ③ | | C X<br>0-1 P6 ② | | B X<br>1-0 SH1-4 ①<br>1-2 | | | 2 | 0 | 0 | 0 | 0 | 1 | 2 |
| Inning Stats | R: 0 H: 0<br>E: 0 LOB: 0<br>K: 1 BB: 0<br>S: 8 P: 12 | R: 0 H: 0<br>E: 0 LOB: 0<br>K: 2 BB: 0<br>S: 9 P: 16 | R: 0 H: 0<br>E: 0 LOB: 0<br>K: 2 BB: 0<br>S: 8 P: 14 | R: 1 H: 1<br>E: 0 LOB: 0<br>K: 0 BB: 1<br>S: 6 P: 14 | R: 1 H: 2<br>E: 0 LOB: 2<br>K: 2 BB: 1<br>S: 17 P: 29 | R: 3 H: 3<br>E: 0 LOB: 0<br>K: 1 BB: 0<br>S: 15 P: 25 | R: 0 H: 0<br>E: 0 LOB: 1<br>K: 0 BB: 1<br>S: 6 P: 13 | R: 0 H: 1<br>E: 0 LOB: 2<br>K: 1 BB: 1<br>S: 11 P: 21 | | 1B: 4 SF: 0<br>2B: 1 SAC: 1<br>3B: 1 DP: 0<br>HR: 1 HBP: 0 | | | | WP: 0 PA: 34<br>PB: 0<br>SB: 0<br>CS: 1 | | |

livebaseballscorecards.com

| | AB | 29 |
|---|---|---|
| | R | 5 |
| | H | 7 |
| | RBI | 5 |
| | BB | 4 |
| | SO | 9 |
| | LOB | 13 |

| PITCHER | | IP | WLS | BF | H | R | ER | SO | BB | IBB | HBP | BLK | WP | HR | S | P | ERA | WHIP |
|---|---|---|---|---|---|---|---|---|---|---|---|---|---|---|---|---|---|---|
| Scott Bankhead, R<br>ERA: 3.98 | (1, 1) | 6.0 | L | 25 | 6 | 5 | 5 | 8 | 2 | 0 | 0 | 0 | 0 | 1 | 63 | 110 | 7.50 | 1.333 |
| Dennis Powell, L<br>ERA: 2.25 | (7, 1) | 0.2 | | 3 | 0 | 0 | 0 | 0 | 1 | 0 | 0 | 0 | 0 | 0 | 5 | 12 | 0.00 | 1.500 |
| Mike Schooler, R<br>ERA: 3.24 | (7, 1) | 1.1 | | 6 | 1 | 0 | 0 | 1 | 1 | 0 | 0 | 0 | 0 | 0 | 12 | 22 | 0.00 | 1.500 |

| PITCHER | IP | WLS | BF | H | R | ER | SO | BB | IBB | HBP | BLK | WP | HR | S | P | ERA | WHIP |
|---|---|---|---|---|---|---|---|---|---|---|---|---|---|---|---|---|---|

| Batter | 1 | 2 | 3 | 4 | 5 | 6 | 7 | 8 | 9 | AB | R | H | RBI | BB | SO | LOB |
|---|---|---|---|---|---|---|---|---|---|---|---|---|---|---|---|---|
| Kenny Williams, R (1, 8)<br>OBP: 0.227, SLG: 0.319 | B S F S 1-3 K2-3 ① | | X 0-0 P3 ① | | B C B L C 2-3 K ① | | F B B X 2-1 G6-3 ② | | C B B S F X 2-2 SH1 1B | 4 | 0 | 0 | 0 | 0 | 2 | 3 |
| Pat Sheridan, L (9, PH)<br>OBP: 0.405, SLG: 0.419 | | | | | | | | | | 1 | 0 | 1 | 0 | 0 | 0 | 0 |
| Gary Ward, R (1, 7)<br>OBP: 0.313, SLG: 0.276 | C B S B X 2-2 G6-3 ② | | F B C S 1-3 K ② | | C B B F 2 S SAFE 2-3 K ② | | B S B B F X 2-2 1B | | X 0-0 SH1 ① 1-2 | 4 | 0 | 1 | 0 | 0 | 2 | 3 |
| Lou Whitaker, L (1, 4)<br>OBP: 0.387, SLG: 0.443 | B B F B B 4-1 BB | | X 0-0 F7 ③ | | B B X 2-0 F9 ③ | | B F B B F F X 3-2 L5 ③ | | C B S B B X 3-2 F7 ② | 4 | 0 | 0 | 0 | 1 | 0 | 5 |
| Alan Trammell, R (1, 6)<br>OBP: 0.367, SLG: 0.329 | C C B S 1-3 K ③ | | | B F F B F X 2-2 G4-6-3 1B | | X 0-0 F8 ① | | L B B F F F X 2-2 G1-3 ① | B C F B F S 2-3 K ③ | 5 | 0 | 1 | 0 | 0 | 2 | 2 |
| Chris Brown, R (1, 5)<br>OBP: 0.235, SLG: 0.273 | | B S X 1-1 G1-4-3 ① | | F X 0-1 G4-6-3 ① ② 1-2f | | B B F B F X 3-2 G6-3 2B | | X 0-0 BB 1B | | 4 | 0 | 2 | 0 | 0 | 0 | 1 |
| Chet Lemon, R (1, 9)<br>OBP: 0.500, SLG: 0.356 | | C B S X 1-2 1B | | B B C C F B F F F 4-2 B BB | | B B B 4-0 G6-3 BB | | B C B B X 3-1 BB 1-2 1B | | 2 | 0 | 2 | 0 | 2 | 0 | 0 |
| Keith Moreland, R (1, 10)<br>OBP: 0.318, SLG: 0.310 | | X 0-0 P8 ② | | B X 1-0 G6-3 ③ | | C X 0-1 G6-3 ② 1-2 2-3 | | S X 0-1 L9 ② | | 3 | 0 | 0 | 0 | 0 | 0 | 4 |
| Fred Lynn, L (8, PH)<br>OBP: 0.286, SLG: 0.222 | | | | | | | | | | 1 | 0 | 0 | 0 | 0 | 0 | 2 |
| Mike Heath, R (1, 2)<br>OBP: 0.400, SLG: 0.357 | | B C B B F X 3-2 F8 ③ | | | B B F L B X 3-2 S 1B | X 0-0 F8 ③ | | B C B B B 4-1 1-2 2-3 BB | | 3 | 0 | 1 | 0 | 0 | 0 | 3 |
| Matt Nokes, L (8, PH)<br>OBP: 0.383, SLG: 0.615 | | | | | | | | | | 0 | 0 | 0 | 0 | 1 | 0 | 0 |
| Torey Lovullo, S (1, 3)<br>OBP: 0.265, SLG: 0.200 | | | F B X 1-1 1B | | B B S B F F F F B 4-2 1-2 BB | | C B F S 1-3 K ① | C C B F X 1-2 F8 ③ | | 2 | 0 | 1 | 0 | 1 | 1 | 0 |
| Dave Bergman, L (8, PH)<br>OBP: 0.351, SLG: 0.344 | | | | | | | | | | 1 | 0 | 0 | 0 | 0 | 0 | 3 |
| (8, 3) | | | | | | | | | | | | | | | | |

# TOP

## Detroit Tigers @ California Angels

Anaheim Stadium, Anaheim, CA

Wed Apr 26 1989, 10:05 PM EDT

Att. 23,334 - Unknown

livebaseballscorecards.com

| | |
|---|---|
| AB | 34 |
| R | 0 |
| H | 9 |
| RBI | 0 |
| BB | 5 |
| SO | 7 |
| LOB | 26 |

| Inning Stats | | | | | | | | | | |
|---|---|---|---|---|---|---|---|---|---|---|
| | R: 0 E: 0 K: 2 S: 10 | H: 0 LOB: 1 BB: 1 P: 18 | R: 0 E: 0 K: 0 S: 9 | H: 1 LOB: 1 BB: 0 P: 14 | R: 0 E: 0 K: 1 S: 7 | H: 1 LOB: 1 BB: 0 P: 9 | R: 0 E: 0 K: 0 S: 13 | H: 1 LOB: 1 BB: 1 P: 20 | R: 0 E: 0 K: 2 S: 15 | H: 1 LOB: 2 BB: 1 P: 28 |
| | R: 0 E: 0 K: 0 S: 7 | H: 1 LOB: 1 BB: 1 P: 14 | R: 0 E: 0 K: 1 S: 12 | H: 1 LOB: 1 BB: 0 P: 20 | R: 0 E: 0 K: 0 S: 14 | H: 2 LOB: 3 BB: 1 P: 24 | R: 0 E: 0 K: 1 S: 12 | H: 1 LOB: 1 BB: 0 P: 19 | | |

| | | | | | | | | | | | | | | | | | | | | | | |
|---|---|---|---|---|---|---|---|---|---|---|---|---|---|---|---|---|---|---|---|---|---|---|
| 1B: 8 | SF: 0 | WP: 0 | PA: 40 |
| 2B: 1 | SAC: 1 | PB: 0 | |
| 3B: 0 | DP: 1 | SB: 1 | |
| HR: 0 | HBP: 0 | CS: 0 | |

| PITCHER | | IP | WLS | BF | H | R | ER | SO | BB | IBB | HBP | BLK | WP | HR | S | P | ERA | WHIP |
|---|---|---|---|---|---|---|---|---|---|---|---|---|---|---|---|---|---|---|
| Chuck Finley, L<br>ERA: 2.43 | (1, 1) | 6.0 | W | 26 | 5 | 0 | 0 | 5 | 4 | 0 | 0 | 0 | 0 | 0 | 61 | 103 | 0.00 | 1.500 |
| Greg Minton, R<br>ERA: 1.93 | (7, 1) | 1.2 | | 8 | 3 | 0 | 0 | 1 | 0 | 0 | 0 | 0 | 0 | 0 | 21 | 34 | 0.00 | 1.800 |
| Bryan Harvey, R<br>ERA: | (8, 1) | 1.1 | S | 6 | 1 | 0 | 0 | 1 | 1 | 0 | 0 | 0 | 0 | 0 | 17 | 29 | 0.00 | 1.500 |

| PITCHER | IP | WLS | BF | H | R | ER | SO | BB | IBB | HBP | BLK | WP | HR | S | P | ERA | WHIP |
|---|---|---|---|---|---|---|---|---|---|---|---|---|---|---|---|---|---|

| Batter | 1 | 2 | 3 | 4 | 5 | 6 | 7 | 8 | 9 | AB | R | H | RBI | BB | SO | LOB |
|---|---|---|---|---|---|---|---|---|---|---|---|---|---|---|---|---|
| Claudell Washington, L (1, 9)<br>OBP: 0.333, SLG: 0.368 | C C B S<br>1-3<br>K ① | | F B S S<br>1-3<br>K ① | | C F B B F B S<br>3-3<br>K ③ | | | X<br>0-0<br>L8-5<br>2B | | 4 | 0 | 1 | 0 | 0 | 3 | 0 |
| Johnny Ray, S (1, 4)<br>OBP: 0.091, SLG: 0.091 | B C B F X<br>2-2<br>G5-3 ② | | B F F X<br>1-2<br>G5-3 ② | | | B X<br>1-0<br>WP SH1-3<br>1B | | B B B C S F X<br>3-2<br>L8-5 ② ③<br>2-3 | | 4 | 0 | 1 | 0 | 0 | 0 | 1 |
| Devon White, S (1, 8)<br>OBP: 0.353, SLG: 0.532 | B X<br>1-0<br>G4-3 ③ | | B B B B<br>4-0<br>S<br>BB | | | X<br>0-0<br>SH1-3 ①<br>1-2 | | | | 1 | 0 | 0 | 0 | 1 | 0 | 0 |
| Brian Downing, R (1, 10)<br>OBP: 0.337, SLG: 0.421 | | C B B X<br>2-1<br>HR | B C X<br>1-1<br>G1-3 ③<br>1-2 | | | C F F S<br>0-3<br>K ② | | | | 3 | 1 | 1 | 1 | 0 | 1 | 2 |
| Wally Joyner, L (1, 3)<br>OBP: 0.272, SLG: 0.247 | | C B X<br>1-1<br>BB BB<br>1B | | B B X<br>2-0<br>F8 ① | | B B S F B X<br>3-2<br>F9 ③<br>2-3 | | | | 3 | 0 | 1 | 0 | 0 | 0 | 1 |
| Chili Davis, S (1, 7)<br>OBP: 0.292, SLG: 0.394 | | F B B B F B<br>4-2<br>BB<br>1-2<br>BB | | B S C S<br>1-3<br>K ② | | | B X<br>1-0<br>F7 ① | | | 2 | 0 | 0 | 0 | 1 | 1 | 0 |
| Lance Parrish, R (1, 2)<br>OBP: 0.328, SLG: 0.373 | | X<br>0-0<br>L8 ① | | B S X<br>1-1<br>F8 ③ | | | C C C<br>0-3<br>K ② | | | 3 | 0 | 0 | 0 | 0 | 1 | 2 |
| Jack Howell, L (1, 5)<br>OBP: 0.206, SLG: 0.167 | | B F B B F B<br>4-2<br>G6-4-3<br>1-2<br>2-3<br>BB | | | C F X<br>0-2<br>G6-3 ① | | S X<br>0-1<br>F7 ③ | | | 2 | 0 | 0 | 0 | 1 | 0 | 0 |
| Glenn Hoffman, R (1, 6)<br>OBP: 0.310, SLG: 0.385 | | S X<br>0-1<br>G6-4-3 ② ③<br>1-2f | | | B B F C S<br>2-3<br>K ② | | | B F X<br>1-1<br>G4-3 ① | | 3 | 0 | 0 | 0 | 0 | 1 | 3 |
| Inning Stats | R: 0 E: 0 K: 1 S: 7<br>H: 0 LOB: 0 BB: 0 P: 11 | R: 1 E: 0 K: 0 S: 11<br>H: 2 LOB: 2 BB: 2 P: 22 | R: 0 E: 0 K: 1 S: 8<br>H: 0 LOB: 1 BB: 1 P: 15 | R: 0 E: 0 K: 1 S: 6<br>H: 0 LOB: 0 BB: 0 P: 10 | R: 0 E: 0 K: 2 S: 10<br>H: 0 LOB: 0 BB: 0 P: 15 | R: 0 E: 0 K: 1 S: 9<br>H: 1 LOB: 1 BB: 0 P: 13 | R: 0 E: 0 K: 1 S: 6<br>H: 0 LOB: 0 BB: 0 P: 7 | R: 0 E: 0 K: 0 S: 7<br>H: 1 LOB: 0 BB: 0 P: 11 | | 1B: 2 2B: 2 3B: 0 HR: 1<br>SF: 0 SAC: 1 DP: 2 HBP: 0 | | | | | | |

| PITCHER | IP | WLS | BF | H | R | ER | SO | BB | IBB | HBP | BLK | WP | HR | S | P | ERA | WHIP |
|---|---|---|---|---|---|---|---|---|---|---|---|---|---|---|---|---|---|
| Jack Morris, R (1, 1)<br>ERA: 4.45 | 8.0 | L | 29 | 4 | 1 | 1 | 7 | 3 | 0 | 0 | 0 | 1 | 1 | 64 | 104 | 1.12 | 0.875 |

| PITCHER | IP | WLS | BF | H | R | ER | SO | BB | IBB | HBP | BLK | WP | HR | S | P | ERA | WHIP |
|---|---|---|---|---|---|---|---|---|---|---|---|---|---|---|---|---|---|

# BOTTOM

## Detroit Tigers @ California Angels

Anaheim Stadium, Anaheim, CA

Wed Apr 26 1989, 10:05 PM EDT

Att. 23,334 - Unknown

livebaseballscorecards.com

| | |
|---|---|
| AB | 25 |
| R | 1 |
| H | 4 |
| RBI | 1 |
| BB | 3 |
| SO | 7 |
| LOB | 9 |

| | | | | | |
|---|---|---|---|---|---|
| 1B: 2 | SF: 0 | WP: 1 | PA: 29 | | |
| 2B: 2 | SAC: 1 | PB: 0 | | | |
| 3B: 0 | DP: 2 | SB: 1 | | | |
| HR: 1 | HBP: 0 | CS: 0 | | | |

| Batter | 1 | 2 | 3 | 4 | 5 | 6 | 7 | 8 | 9 | AB | R | H | RBI | BB | SO | LOB |
|---|---|---|---|---|---|---|---|---|---|---|---|---|---|---|---|---|
| Kenny Williams, R (1, 8)<br>OBP: 0.228, SLG: 0.316 | X<br>0-0<br>FC4-6<br>1B | | M C F X<br>0-2 ①<br>G5-3 | | F X<br>0-1 ③<br>P5 | | B S B S C<br>2-3 ③<br>K | | | 4 | 0 | 1 | 0 | 0 | 1 | 2 |
| Pat Sheridan, L (1, 7)<br>OBP: 0.375, SLG: 0.382<br>Gary Ward, R (8, PH)<br>OBP: 0.303, SLG: 0.267<br>(8, 7) | B F P 1 SAFE S SAFE X<br>2-2 ①<br>FC4-6<br>HR<br>1-2f | | X<br>0-0 ②<br>L6 | | | C B X<br>1-1 ①<br>F7 | | B F C F X<br>1-2 ①<br>G5-3 | | 3<br>1 | 1<br>0 | 0<br>0 | 0<br>0 | 0<br>0 | 0<br>0 | 1<br>0 |
| Lou Whitaker, L (1, 4)<br>OBP: 0.405, SLG: 0.508 | F C B X<br>1-2<br>1-H<br>HR | | C B X<br>1-1<br>1B | | | C C B X<br>1-2<br>1B | | B B S S X<br>2-2 ②<br>G3 | | 4 | 1 | 3 | 2 | 0 | 0 | 0 |
| Alan Trammell, R (1, 6)<br>OBP: 0.361, SLG: 0.365 | X<br>0-0<br>HR | | C X<br>0-1 ③<br>F8 | | | C S S<br>0-3 ②<br>K | | B X<br>1-0 ③<br>G1-3 | | 4 | 1 | 1 | 1 | 0 | 1 | 2 |
| Fred Lynn, L (1, 10)<br>OBP: 0.284, SLG: 0.224 | C B X<br>1-1 ②<br>F7 | | | X<br>0-0<br>G1-6-3<br>1B | | C B B X<br>2-1 ③<br>G4-3 | | | B X<br>1-0 ①<br>F9 | 4 | 0 | 1 | 0 | 0 | 0 | 1 |
| Matt Nokes, L (1, 2)<br>OBP: 0.375, SLG: 0.589 | C C B S<br>1-3 ③<br>K | | | C X<br>0-1 ①<br>F5 | | | X<br>0-0<br>1B<br>1B | | C C B B X<br>2-2 ②<br>P5 | 4 | 0 | 1 | 0 | 0 | 1 | 1 |
| Chris Brown, R (1, 5)<br>OBP: 0.237, SLG: 0.270 | | B B F B F X<br>3-2 ①<br>F9 | | X<br>0-0 ② ③<br>G1-6-3<br>1-2f | | | C F F B X<br>1-2 ①<br>F9 | | F F F B X<br>1-2<br>1B | 4 | 0 | 1 | 0 | 0 | 0 | 2 |
| Chet Lemon, R (1, 9)<br>OBP: 0.485, SLG: 0.347 | | F B F B X<br>2-2 ②<br>F9 | | | C B F B X<br>2-2 ①<br>G6-3 | | B B B C F F X<br>3-2<br>1-2<br>1B | | F C B F X<br>1-2 ③<br>L9 | 4 | 0 | 1 | 0 | 0 | 0 | 1 |
| Dave Bergman, L (1, 3)<br>OBP: 0.333, SLG: 0.324<br>Keith Moreland, R (7, PH)<br>OBP: 0.311, SLG: 0.302<br>(7, 3) | | X<br>0-0 ③<br>B1-3 | | | C F F B B B C<br>3-3 ②<br>K | | B X<br>1-0 ②<br>F8 | | | 2<br>1 | 0<br>0 | 0<br>0 | 0<br>0 | 0<br>0 | 1<br>0 | 0<br>2 |
| Inning Stats | R: 3 H: 3<br>E: 0 LOB: 0<br>K: 1 BB: 0<br>S: 14 P: 18 | R: 0 H: 0<br>E: 0 LOB: 0<br>K: 0 BB: 0<br>S: 7 P: 12 | R: 0 H: 1<br>E: 0 LOB: 1<br>K: 0 BB: 0<br>S: 9 P: 10 | R: 0 H: 1<br>E: 0 LOB: 0<br>K: 0 BB: 0<br>S: 4 P: 4 | R: 0 H: 0<br>E: 0 LOB: 0<br>K: 1 BB: 0<br>S: 9 P: 14 | R: 0 H: 1<br>E: 0 LOB: 1<br>K: 1 BB: 0<br>S: 10 P: 14 | R: 0 H: 2<br>E: 0 LOB: 2<br>K: 1 BB: 0<br>S: 13 P: 20 | R: 0 H: 0<br>E: 0 LOB: 0<br>K: 0 BB: 0<br>S: 8 P: 12 | R: 0 H: 1<br>E: 0 LOB: 1<br>K: 0 BB: 0<br>S: 12 P: 17 | 1B: 7 SF: 0<br>2B: 0 SAC: 0<br>3B: 0 DP: 1<br>HR: 2 HBP: 0 | | | | | | WP: 0 PA: 35<br>PB: 0<br>SB: 0<br>CS: 0 |

| PITCHER | | IP | WLS | BF | H | R | ER | SO | BB | IBB | HBP | BLK | WP | HR | S | P | ERA | WHIP |
|---|---|---|---|---|---|---|---|---|---|---|---|---|---|---|---|---|---|---|
| Bert Blyleven, R<br>ERA: 2.41 | (1, 1) | 6.1 | W | 26 | 8 | 3 | 3 | 3 | 0 | 0 | 0 | 0 | 0 | 2 | 62 | 85 | 4.26 | 1.263 |
| Bob McClure, L<br>ERA: 1.29 | (7, 1) | 2.2 | | 9 | 1 | 0 | 0 | 1 | 0 | 0 | 0 | 0 | 0 | 0 | 24 | 36 | 0.00 | 0.375 |

| PITCHER | IP | WLS | BF | H | R | ER | SO | BB | IBB | HBP | BLK | WP | HR | S | P | ERA | WHIP |
|---|---|---|---|---|---|---|---|---|---|---|---|---|---|---|---|---|---|

# TOP

## Detroit Tigers @ California Angels

Anaheim Stadium, Anaheim, CA

Thu Apr 27 1989, 10:05 PM EDT

Att. 25,895 - Unknown

livebaseballscorecards.com

| | |
|---|---|
| AB | 35 |
| R | 3 |
| H | 9 |
| RBI | 3 |
| BB | 0 |
| SO | 4 |
| LOB | 12 |

# BOTTOM

## Detroit Tigers @ California Angels

Anaheim Stadium, Anaheim, CA

Thu Apr 27 1989, 10:05 PM EDT

Att. 25,895 - Unknown

| Batter | 1 | 2 | 3 | 4 | 5 | 6 | 7 | 8 | 9 | AB | R | H | RBI | BB | SO | LOB |
|---|---|---|---|---|---|---|---|---|---|---|---|---|---|---|---|---|
| Claudell Washington, L (1, 9)<br>OBP: 0.354, SLG: 0.426 | BBBCB 4-1 G4-6-3 BB | | CBBX 2-1 G4-3 ① | | B1FBX SAFE 2-1 1-H HR | BX 1-0 1B 1-2 2-H 3-H 1B | | BX 1-0 G3-1 ① | | 4 | 1 | 2 | 4 | 1 | 0 | 0 |
| Johnny Ray, S (1, 4)<br>OBP: 0.111, SLG: 0.111 | CFFBBX 2-2 G4-6-3 ①② 1-2f | | CX 0-1 L7 ② | | CCBS 1-3 K ① | FBX 1-1 PB 1-3 2-H 1B | | FBBFX 2-2 F7 ② | | 5 | 0 | 1 | 1 | 0 | 1 | 1 |
| Devon White, S (1, 8)<br>OBP: 0.344, SLG: 0.524 | FBBX 2-1 F7 ③ | | X 0-0 L3 ③ | | BBFSFX 2-2 G6-3 ② | BBBCX 3-1 F9 ③ 1-2 | | BX 1-0 1B 2B | | 5 | 1 | 1 | 0 | 0 | 0 | 2 |
| Brian Downing, R (1, 10)<br>OBP: 0.360, SLG: 0.436<br>Dante Bichette, R (7, PH)<br>OBP: 0.378, SLG: 0.588 | | CFFBBBB 4-2 1B BB BB | | BCBBFX 3-2 PB HR 1B | BBBFX 3-1 ③ 1B | | X 0-0 P6 ① | FBFFX 1-2 2-H 1B | | 2<br>2 | 2<br>0 | 2<br>1 | 0<br>1 | 1<br>0 | 0<br>0 | 0<br>0 |
| Wally Joyner, L (1, 3)<br>OBP: 0.267, SLG: 0.282 | | CBFFX 1-2 F8 ① | | BBX 2-0 1-H HR | | FX 0-1 E4 2B 1B | CFS 0-3 K ② | FBX 1-1 G3 ③ | | 5 | 2 | 1 | 2 | 0 | 1 | 2 |
| Chili Davis, S (1, 7)<br>OBP: 0.303, SLG: 0.391 | | CBBFBB 4-2 1B 1-2 BB | | BBX 2-0 G6-3 ① | | X 0-0 P6 ① | X 0-0 1B 1B | | | 3 | 1 | 1 | 0 | 1 | 0 | 1 |
| Lance Parrish, R (1, 2)<br>OBP: 0.338, SLG: 0.397 | | BX 1-0 F9 ② | | BSFX 1-2 G5-3 ② | | X 0-0 1B 1-3 2B | CFBX 1-2 1B 1-2 1B | | | 4 | 1 | 2 | 0 | 0 | 0 | 2 |
| Jack Howell, L (1, 5)<br>OBP: 0.236, SLG: 0.190 | | BFX 1-1 1-3 2-H 1B | | CBX 1-1 F7 ③ | | IIII 4-0 1B 1B IBB | FBBX 2-1 1-2 2-H 1B | | | 3 | 1 | 2 | 2 | 1 | 0 | 0 |
| Kent Anderson, R (1, 6)<br>OBP: 0.333, SLG: 0.333 | | FFS 0-3 K ③ | | | BX 1-0 HR 1B | X 0-0 P4 ② | FFBX 1-2 P6 ③ | | | 4 | 1 | 1 | 0 | 0 | 1 | 7 |
| Inning Stats | R: 0 E: 0 K: 0 S: 7 H: 0 LOB: 0 BB: 1 P: 15 | R: 1 E: 0 K: 1 S: 15 H: 1 LOB: 2 BB: 2 P: 26 | R: 0 E: 0 K: 0 S: 5 H: 0 LOB: 0 BB: 0 P: 7 | R: 2 E: 0 K: 0 S: 10 H: 2 LOB: 0 BB: 0 P: 19 | R: 2 E: 0 K: 1 S: 12 H: 3 LOB: 1 BB: 0 P: 21 | R: 3 E: 1 K: 0 S: 10 H: 3 LOB: 2 BB: 1 P: 19 | R: 1 E: 0 K: 1 S: 13 H: 3 LOB: 2 BB: 0 P: 17 | R: 1 E: 0 K: 0 S: 11 H: 2 LOB: 1 BB: 0 P: 17 | | 1B: 10 2B: 2 3B: 0 HR: 2 | SF: 0 SAC: 0 DP: 1 HBP: 0 | | | | | |

livebaseballscorecards.com

| | |
|---|---|
| AB | 37 |
| R | 10 |
| H | 14 |
| RBI | 10 |
| BB | 4 |
| SO | 3 |
| LOB | 15 |

WP: 0 PB: 2 SB: 0 CS: 0 PA: 41

| PITCHER | | IP | WLS | BF | H | R | ER | SO | BB | IBB | HBP | BLK | WP | HR | S | P | ERA | WHIP |
|---|---|---|---|---|---|---|---|---|---|---|---|---|---|---|---|---|---|---|
| Charles Hudson, R<br>ERA: 6.75 | (1, 1) | 5.1 | L | 25 | 7 | 7 | 6 | 2 | 3 | 0 | 0 | 0 | 0 | 2 | 53 | 92 | 10.12 | 1.875 |
| Ramon Pena, R<br>ERA: 10.13 | (6, 1) | 2.2 | | 16 | 7 | 3 | 2 | 1 | 0 | 1 | 0 | 0 | 0 | 0 | 30 | 49 | 6.75 | 2.625 |

| PITCHER | IP | WLS | BF | H | R | ER | SO | BB | IBB | HBP | BLK | WP | HR | S | P | ERA | WHIP |
|---|---|---|---|---|---|---|---|---|---|---|---|---|---|---|---|---|---|

# Detroit Tigers @ Oakland Athletics

Oakland-Alameda County Coliseum, Oakland, CA

Fri Apr 28 1989, 7:05 PM PDT

Att. 26,594 - Unknown

TOP

livebaseballscorecards.com

| Batter | 1 | 2 | 3 | 4 | 5 | 6 | 7 | 8 | 9 | AB | R | H | RBI | BB | SO | LOB |
|---|---|---|---|---|---|---|---|---|---|---|---|---|---|---|---|---|
| Pat Sheridan, L (1, 8)<br>OBP: 0.372, SLG: 0.361 | C F B X 1-2 G4-3 ① | | | F B F S 1-3 K ① | | C B B B B 4-1 FC3-6 BB | | S B B X 2-1 G6-3 ③ | | 2 | 0 | 0 | 0 | 1 | 1 | 0 |
| Gary Ward, R (8, PH)<br>OBP: 0.294, SLG: 0.258 | | | | | | | | | | 1 | 0 | 0 | 0 | 0 | 0 | 0 |
| (8, 8) | | | | | | | | | | | | | | | | |
| Chris Brown, R (1, 5)<br>OBP: 0.214, SLG: 0.244 | S B F B S 2-3 K ② | | | S C F B X 1-2 G4-3 ② | | B S S S X 1-2 FC3-6 1B ② 1-2f 3-H | | | B F F S 1-3 K ① | 4 | 0 | 0 | 1 | 0 | 2 | 1 |
| Lou Whitaker, L (1, 4)<br>OBP: 0.410, SLG: 0.500 | B C F F B C 2-3 K ③ | | | X 0-0 G4-3 ③ | | 1 SAFE C 1 SAFE B 1 SAFE F X 1-2 1B 1-2 | | | F B B F F F F B B 4-2 BB | 3 | 0 | 1 | 0 | 1 | 1 | 0 |
| Alan Trammell, R (1, 6)<br>OBP: 0.345, SLG: 0.346 | | B X 1-0 F8 ① | | | B C X 1-1 G4-3 ① | B B C X 2-1 F9 ③ | | | X 0-0 F9 ② | 4 | 0 | 0 | 0 | 0 | 0 | 3 |
| Fred Lynn, L (1, 7)<br>OBP: 0.268, SLG: 0.210 | | F B B C S 2-3 K ② | | | S F B S 1-3 K ② | | C X 0-1 G4-3 ① | | C X 0-1 L9 ③ | 4 | 0 | 0 | 0 | 0 | 2 | 1 |
| Matt Nokes, L (1, 2)<br>OBP: 0.373, SLG: 0.593 | | B B B F X 3-1 L8 ③ | | | B C B B F X 3-2 2B | | F B X 1-1 F8 ② | | | 3 | 0 | 1 | 0 | 0 | 0 | 0 |
| Chet Lemon, R (1, 9)<br>OBP: 0.464, SLG: 0.327 | | | B B F C X 2-2 F8 ① | | B B C C F F B X 3-2 L8 ③ | | S B X 1-1 G5-3 ③ | | | 3 | 0 | 0 | 0 | 0 | 0 | 1 |
| Dave Bergman, L (1, 10)<br>OBP: 0.317, SLG: 0.306 | | | B F S B F F X 2-2 G6-3 ② | | | B C B F X 2-2 E4 G4-3 FC3-6 | | X 0-0 F9 ① | | 2 | 1 | 0 | 0 | 0 | 0 | 0 |
| Keith Moreland, R (8, PH)<br>OBP: 0.304, SLG: 0.295 | | | | | | | | | | 1 | 0 | 0 | 0 | 0 | 0 | 0 |
| Torey Lovullo, S (1, 3)<br>OBP: 0.254, SLG: 0.190 | | | C C B B B S 3-3 K ③ | | | B B X 2-0 G4-3 ① 2-3 | | B F C B S 2-3 K ② | | 3 | 0 | 0 | 0 | 0 | 2 | 1 |

| | AB | 30 |
|---|---|---|
| | R | 1 |
| | H | 2 |
| | RBI | 1 |
| | BB | 2 |
| | SO | 8 |
| | LOB | 7 |

| Inning Stats | 1 | 2 | 3 | 4 | 5 | 6 | 7 | 8 | 9 | | | | | | | |
|---|---|---|---|---|---|---|---|---|---|---|---|---|---|---|---|---|
| | R: 0 E: 0 K: 2 S: 10 | H: 0 LOB: 0 BB: 0 P: 15 | R: 0 E: 0 K: 1 S: 6 | H: 0 LOB: 0 BB: 0 P: 12 | R: 0 E: 0 K: 1 S: 11 | H: 0 LOB: 0 BB: 0 P: 18 | R: 0 E: 0 K: 1 S: 8 | H: 0 LOB: 0 BB: 0 P: 10 | R: 0 E: 0 K: 1 S: 13 | H: 1 LOB: 1 BB: 0 P: 21 | R: 1 E: 1 K: 0 S: 13 | H: 1 LOB: 2 BB: 1 P: 25 | R: 0 E: 0 K: 0 S: 6 | H: 0 LOB: 0 BB: 0 P: 8 | R: 0 E: 0 K: 1 S: 6 | H: 0 LOB: 0 BB: 0 P: 10 | R: 0 E: 0 K: 1 S: 11 | H: 0 LOB: 1 BB: 1 P: 16 | 1B: 1 2B: 1 3B: 0 HR: 0 | SF: 0 SAC: 0 DP: 0 HBP: 0 | WP: 0 PB: 0 SB: 0 CS: 0 | PA: 32 |

| PITCHER | | IP | WLS | BF | H | R | ER | SO | BB | IBB | HBP | BLK | WP | HR | S | P | ERA | WHIP |
|---|---|---|---|---|---|---|---|---|---|---|---|---|---|---|---|---|---|---|
| Mike Moore, R<br>ERA: 1.91 | (1, 1) | 6.0 | W | 22 | 2 | 1 | 0 | 6 | 1 | 0 | 0 | 0 | 0 | 0 | 61 | 101 | 0.00 | 0.500 |
| Rick Honeycutt, L<br>ERA: 2.4 | (7, 1) | 2.0 | | 6 | 0 | 0 | 0 | 1 | 0 | 0 | 0 | 0 | 0 | 0 | 12 | 18 | 0.00 | 0.000 |
| Dennis Eckersley, R<br>ERA: | (9, 1) | 1.0 | S | 4 | 0 | 0 | 0 | 1 | 1 | 0 | 0 | 0 | 0 | 0 | 11 | 16 | 0.00 | 1.000 |

| PITCHER | IP | WLS | BF | H | R | ER | SO | BB | IBB | HBP | BLK | WP | HR | S | P | ERA | WHIP |
|---|---|---|---|---|---|---|---|---|---|---|---|---|---|---|---|---|---|

| Batter | 1 | 2 | 3 | 4 | 5 | 6 | 7 | 8 | 9 | AB | R | H | RBI | BB | SO | LOB |
|---|---|---|---|---|---|---|---|---|---|---|---|---|---|---|---|---|
| Tony Phillips, S (1, 7)<br>OBP: 0.392, SLG: 0.429 | CX 0-1 CS 1B | | X 0-0 P4 ② | | CBBBB 4-1 BLK 1-2 BB | | | BX 1-0 G6-3 ② | | 3 | 0 | 1 | 0 | 1 | 0 | 0 |
| Billy Beane, R (1, 9)<br>OBP: 0.259, SLG: 0.370<br>Stan Javier, S (8, PH)<br>OBP: 0.403, SLG: 0.396 (9, 9) | CSBX 2-2 P4 ①② 1-2 | | X 0-0 G6-3 ③ | | BSFBBX 3-2 F7 ③ 1-2 2-3 3-H | | | BX 1-0 G4-3 ③ | | 3<br>1 | 0<br>0 | 0<br>0 | 0<br>0 | 0<br>0 | 0<br>0 | 3<br>0 |
| Dave Henderson, R (1, 8)<br>OBP: 0.400, SLG: 0.524 | BBFSTBTFX 3-2 F8 ③ | | | BBSBFFS 3-3 K ① | | CCBFX 1-2 P4 ① | | | | 3 | 0 | 0 | 0 | 0 | 1 | 0 |
| Mark McGwire, R (1, 3)<br>OBP: 0.350, SLG: 0.750 | | BCBFBFX 3-2 1B 1B SF8-6-4 1B | | BCSFC 1-3 K ② | | BX 1-0 F8 ② | | | | 3 | 1 | 1 | 0 | 0 | 1 | 0 |
| Terry Steinbach, R (1, 2)<br>OBP: 0.385, SLG: 0.406 | | X 0-0 SF8-6-4 1B 1-2 1B | | BX 1-0 F9 ③ | | CSX 0-2 G3-1 ③ | | | | 3 | 0 | 1 | 0 | 0 | 0 | 0 |
| Carney Lansford, R (1, 5)<br>OBP: 0.368, SLG: 0.465 | | CCBX 1-2 L5 ① | | | X 0-0 1B BLK 2B | | BSX 1-1 L6 ① | | | 3 | 1 | 1 | 0 | 0 | 0 | 2 |
| Dave Parker, L (1, 10)<br>OBP: 0.234, SLG: 0.326 | | CBBBX 2-1 1-2 2-3 1B | | | FFX 0-2 G1-3 ① | | BFCSS 1-3 K ② | | | 3 | 0 | 1 | 0 | 0 | 1 | 1 |
| Mike Gallego, R (1, 4)<br>OBP: 0.442, SLG: 0.551 | | BSBFFX 2-2 SF8-6-4 ②③ 2-3 3-H | | | X 0-0 BLK BB 2-3 1B | | X 0-0 F9 ③ | | | 2 | 0 | 1 | 1 | 0 | 0 | 0 |
| Walt Weiss, S (1, 6)<br>OBP: 0.348, SLG: 0.407 | | | BX 1-0 F9 ① | | BX 1-0 L9 ② | | | BFBX 2-1 G3 ① | | 3 | 0 | 0 | 0 | 0 | 0 | 2 |
| Inning Stats | R: 0 E: 0 K: 0 S: 11 H: 1 LOB: 0 BB: 0 P: 16 | R: 1 E: 0 K: 0 S: 14 H: 3 LOB: 1 BB: 0 P: 22 | R: 0 E: 0 K: 0 S: 3 H: 0 LOB: 0 BB: 0 P: 4 | R: 0 E: 0 K: 2 S: 9 H: 0 LOB: 0 BB: 0 P: 14 | R: 1 E: 0 K: 0 S: 10 H: 2 LOB: 2 BB: 1 P: 18 | R: 0 E: 0 K: 0 S: 8 H: 0 LOB: 0 BB: 0 P: 10 | R: 0 E: 0 K: 1 S: 6 H: 0 LOB: 0 BB: 0 P: 8 | R: 0 E: 0 K: 0 S: 4 H: 0 LOB: 0 BB: 0 P: 8 | | 1B: 5 2B: 2 3B: 0 HR: 0 | SF: 1 SAC: 0 DP: 1 HBP: 0 | | | | | |

# BOTTOM

## Detroit Tigers @ Oakland Athletics

Oakland-Alameda County Coliseum, Oakland, CA

Fri Apr 28 1989, 7:05 PM PDT

Att. 26,594 - Unknown

livebaseballscorecards.com

| | |
|---|---|
| AB | 27 |
| R | 2 |
| H | 6 |
| RBI | 1 |
| BB | 1 |
| SO | 3 |
| LOB | 8 |

| PITCHER | | IP | WLS | BF | H | R | ER | SO | BB | IBB | HBP | BLK | WP | HR | S | P | ERA | WHIP |
|---|---|---|---|---|---|---|---|---|---|---|---|---|---|---|---|---|---|---|
| Paul Gibson, L<br>ERA: 3.86 | (1, 1) | 5.0 | L | 20 | 6 | 2 | 2 | 2 | 1 | 0 | 0 | 1 | 0 | 0 | 47 | 74 | 3.60 | 1.400 |
| Frank Williams, R<br>ERA: 4.32 | (6, 1) | 3.0 | | 9 | 0 | 0 | 0 | 1 | 0 | 0 | 0 | 0 | 0 | 0 | 18 | 26 | 0.00 | 0.000 |

| PITCHER | IP | WLS | BF | H | R | ER | SO | BB | IBB | HBP | BLK | WP | HR | S | P | ERA | WHIP |
|---|---|---|---|---|---|---|---|---|---|---|---|---|---|---|---|---|---|

# Detroit Tigers @ Oakland Athletics

Oakland-Alameda County Coliseum, Oakland, CA

Sat Apr 29 1989, 3:33 AM PDT

Att. 36,313 - Cloudy

livebaseballscorecards.com

TOP

| Batter | 1 | 2 | 3 | 4 | 5 | 6 | 7 | 8 | 9 | AB | R | H | RBI | BB | SO | LOB |
|---|---|---|---|---|---|---|---|---|---|---|---|---|---|---|---|---|
| Pat Sheridan, L (1, 10)<br>OBP: 0.362, SLG: 0.350 | G5-3 | | L7 | | | F7-6-4 | | SH3-4 | | 4 | 0 | 1 | 0 | 0 | 0 | 2 |
| Chet Lemon, R (1, 9)<br>OBP: 0.444, SLG: 0.309 | L9 | | K | | | P6 | | SH3-4 | | 3 | 0 | 0 | 0 | 0 | 1 | 1 |
| Lou Whitaker, L (1, 4)<br>OBP: 0.402, SLG: 0.479 | BB | | | L8 | | | L7 | G4-3 | | 3 | 0 | 0 | 0 | 1 | 0 | 1 |
| Alan Trammell, R (1, 6)<br>OBP: 0.341, SLG: 0.341 | G6-3 | | | G5-3 | | | G4-3 1B | F7 | | 4 | 1 | 1 | 0 | 0 | 0 | 2 |
| Fred Lynn, L (1, 7)<br>OBP: 0.267, SLG: 0.212 | | F9 | | G3 | | | G4-3 | | G3 | 4 | 1 | 1 | 0 | 0 | 0 | 0 |
| Matt Nokes, L (1, 2)<br>OBP: 0.352, SLG: 0.556 | | P6 | | | L7 | | G4-3 | | G4-3 | 4 | 0 | 0 | 0 | 0 | 0 | 2 |
| Dave Bergman, L (1, 3)<br>OBP: 0.333, SLG: 0.325 | | F7 | | | F7 | | BB | | | 4 | 0 | 2 | 2 | 0 | 0 | 0 |
| Mike Brumley, S (9, PR) | | | | | | | | | 1B | 0 | 0 | 0 | 0 | 0 | 0 | 0 |
| Torey Lovullo, S (1, 5)<br>OBP: 0.267, SLG: 0.197 | | | 1B | | G3-1 | | BB | | F8 | 3 | 0 | 1 | 0 | 1 | 0 | 1 |
| Kenny Williams, R (1, 8)<br>OBP: 0.232, SLG: 0.308 | | | P6 | | | F7-6-4 BB | P3 | | | 2 | 0 | 0 | 0 | 1 | 0 | 3 |

| | | | | | | |
|---|---|---|---|---|---|---|
| AB | 31 | 1B: 6 | SF: 0 | WP: 0 | PA: 35 | |
| R | 2 | 2B: 1 | SAC: 1 | PB: 0 | | |
| H | 6 | 3B: 0 | DP: 1 | SB: 0 | | |
| RBI | 2 | HR: 0 | HBP: 0 | CS: 0 | | |
| BB | 3 | | | | | |
| SO | 1 | | | | | |
| LOB | 12 | | | | | |

| Inning Stats | 1 | 2 | 3 | 4 | 5 | 6 | 7 | 8 | 9 |
|---|---|---|---|---|---|---|---|---|---|
| | R: 0 H: 0<br>E: 0 LOB: 1<br>K: 0 BB: 1<br>S: 7 P: 16 | R: 0 H: 0<br>E: 0 LOB: 0<br>K: 0 BB: 0<br>S: 11 P: 14 | R: 0 H: 1<br>E: 0 LOB: 1<br>K: 1 BB: 0<br>S: 9 P: 14 | R: 0 H: 0<br>E: 0 LOB: 0<br>K: 0 BB: 0<br>S: 5 P: 6 | R: 0 H: 0<br>E: 0 LOB: 0<br>K: 0 BB: 0<br>S: 6 P: 9 | R: 0 H: 0<br>E: 0 LOB: 0<br>K: 0 BB: 1<br>S: 3 P: 9 | R: 2 H: 3<br>E: 0 LOB: 2<br>K: 0 BB: 1<br>S: 14 P: 25 | R: 0 H: 1<br>E: 0 LOB: 1<br>K: 0 BB: 0<br>S: 5 P: 8 | R: 0 H: 1<br>E: 0 LOB: 1<br>K: 0 BB: 0<br>S: 5 P: 8 |

| PITCHER | IP | WLS | BF | H | R | ER | SO | BB | IBB | HBP | BLK | WP | HR | S | P | ERA | WHIP |
|---|---|---|---|---|---|---|---|---|---|---|---|---|---|---|---|---|---|
| Dave Stewart, R (1, 1)<br>ERA: 2.79 | 9.0 | W | 35 | 6 | 2 | 2 | 1 | 3 | 0 | 0 | 0 | 0 | 0 | 65 | 109 | 2.00 | 1.000 |

| Batter | 1 | 2 | 3 | 4 | 5 | 6 | 7 | 8 | 9 | AB | R | H | RBI | BB | SO | LOB |
|---|---|---|---|---|---|---|---|---|---|---|---|---|---|---|---|---|
| Luis Polonia, L (1, 7)<br>OBP: 0.266, SLG: 0.333 | F X<br>0-1 G4-3 ① | | B F F F X<br>1-2 1B | | X<br>0-0 FC2-6 ②<br>1-2f | | | B C S X<br>1-2 E8 3B | | 4 | 1 | 2 | 0 | 0 | 0 | 1 |
| Dave Parker, L (1, 10)<br>OBP: 0.224, SLG: 0.312 | C X<br>0-1 F8 ② | | F X<br>0-1 P5 ③ | | 1 SAFE<br>1 SAFE<br>B<br>B<br>S 1 SAFE<br>F S<br>2-3 K ③ | | | B F B F B X<br>3-2 L4 ① | | 4 | 0 | 0 | 0 | 0 | 1 | 2 |
| Dave Henderson, R (1, 8)<br>OBP: 0.404, SLG: 0.523 | B C B F S<br>2-3 K ③ | | | F B S F X<br>1-2 2B SF8 1B | | B B C C B X<br>3-2 F8 ① | | X<br>0-0 G6-4-3 1B | | 4 | 1 | 2 | 0 | 0 | 1 | 0 |
| Mark McGwire, R (1, 3)<br>OBP: 0.341, SLG: 0.725 | | B X<br>1-0 F8 ① | | B X<br>1-0 SF8<br>1-3 2B | | X<br>0-0 F7 ② | | X<br>0-0 G6-4-3 ②③<br>1-2f | | 4 | 0 | 1 | 0 | 0 | 0 | 1 |
| Ron Hassey, L (1, 2)<br>OBP: 0.204, SLG: 0.283 | | C B X<br>1-1 F9 ② | | B X<br>1-0 SF8 ①<br>2-3<br>3-H | | B X<br>1-0 G4-3 ③ | | | | 2 | 0 | 0 | 1 | 0 | 0 | 0 |
| Carney Lansford, R (1, 5)<br>OBP: 0.367, SLG: 0.455 | | C X<br>0-1 G6-3 ③ | | B B B<br>4-0 CS BB | | | B X<br>1-0 F7 ① | | | 2 | 0 | 0 | 0 | 1 | 0 | 0 |
| Stan Javier, S (1, 9)<br>OBP: 0.400, SLG: 0.411 | | | C B X<br>1-1 1B G4-6-3 2B | B B X<br>2-0 P5 ② | | | C B B X<br>2-1 L8 ② | | | 3 | 1 | 1 | 0 | 0 | 0 | 2 |
| Tony Phillips, S (1, 4)<br>OBP: 0.415, SLG: 0.444 | | | B X<br>1-0 G4-6-3<br>2-3 1B | B B<br>2-0 CS ③<br>1-2 | B B C X<br>2-1 FC2-6 1B | | B B B C F F B<br>4-2 FC4-6 BB | | | 2 | 0 | 2 | 0 | 1 | 0 | 0 |
| Walt Weiss, S (1, 6)<br>OBP: 0.333, SLG: 0.387 | | | 1 SAFE<br>C<br>1 SAFE<br>B<br>B<br>X<br>2-1 G4-6-3 ①②<br>1-2f<br>3-H | | L B 1 SAFE F F B X<br>2-2 L8 ① | | X<br>0-0 FC4-6 ③<br>1-2f | | | 3 | 0 | 0 | 0 | 0 | 0 | 3 |
| Inning Stats | R: 0 E: 0 K: 1 S: 7<br>H: 0 LOB: 0 BB: 0 P: 9 | R: 0 E: 0 K: 0 S: 5<br>H: 0 LOB: 0 BB: 0 P: 7 | R: 1 E: 0 K: 0 S: 11<br>H: 3 LOB: 1 BB: 0 P: 16 | R: 1 E: 0 K: 0 S: 7<br>H: 2 LOB: 1 BB: 1 P: 18 | R: 0 E: 0 K: 1 S: 10<br>H: 1 LOB: 1 BB: 0 P: 16 | R: 0 E: 0 K: 0 S: 5<br>H: 0 LOB: 0 BB: 0 P: 9 | R: 0 E: 0 K: 0 S: 7<br>H: 0 LOB: 1 BB: 1 P: 14 | R: 1 E: 1 K: 0 S: 8<br>H: 2 LOB: 0 BB: 0 P: 12 | | 1B: 5 2B: 2 3B: 1 HR: 0<br>SF: 1 SAC: 0 DP: 2 HBP: 0 | | | | | | |

| PITCHER | IP | WLS | BF | H | R | ER | SO | BB | IBB | HBP | BLK | WP | HR | S | P | ERA | WHIP |
|---|---|---|---|---|---|---|---|---|---|---|---|---|---|---|---|---|---|
| Doyle Alexander, R (1, 1)<br>ERA: 2.29 | 8.0 | L | 31 | 8 | 3 | 3 | 2 | 2 | 0 | 0 | 0 | 0 | 0 | 60 | 101 | 3.38 | 1.250 |

| PITCHER | IP | WLS | BF | H | R | ER | SO | BB | IBB | HBP | BLK | WP | HR | S | P | ERA | WHIP |
|---|---|---|---|---|---|---|---|---|---|---|---|---|---|---|---|---|---|

# BOTTOM

## Detroit Tigers @ Oakland Athletics

Oakland-Alameda County Coliseum, Oakland, CA

Sat Apr 29 1989, 3:33 AM PDT

Att. 36,313 - Cloudy

livebaseballscorecards.com

| | |
|---|---|
| AB | 28 |
| R | 3 |
| H | 8 |
| RBI | 1 |
| BB | 2 |
| SO | 2 |
| LOB | 9 |

# Detroit Tigers @ Oakland Athletics

Oakland-Alameda County Coliseum, Oakland, CA

Sun Apr 30 1989, 3:33 AM PDT

Att. 36,009 - Unknown

TOP

livebaseballscorecards.com

| Batter | 1 | 2 | 3 | 4 | 5 | 6 | 7 | 8 | 9 | AB | R | H | RBI | BB | SO | LOB |
|---|---|---|---|---|---|---|---|---|---|---|---|---|---|---|---|---|
| Pat Sheridan, L (1, 8) OBP: 0.346, SLG: 0.333 | BX 1-0 BB 1B 1B | BCX 1-1 E3 1B HR 2-3 | BFBX 2-1 G4-3 ③ | | | SBBSC 2-3 K ③ | | CCS 0-3 K ③ | | 5 | 1 | 1 | 0 | 0 | 2 | 4 |
| Kenny Williams, R (9, 8) OBP: 0.232, SLG: 0.308 | | | | | | | | | | 0 | 0 | 0 | 0 | 0 | 0 | 0 |
| Chet Lemon, R (1, 9) OBP: 0.455, SLG: 0.333 | BX 1-0 BB 1-2 1B | BX 1-0 HR 1-2 3-H 1B | | BCBBBX 3-1 F7 ① | | | BBBBCSX 3-2 F9 ① | | SCBX 1-2 1B BB 1B | 5 | 2 | 3 | 1 | 0 | 0 | 0 |
| Lou Whitaker, L (1, 4) OBP: 0.402, SLG: 0.507 | X 0-0 F8 ① | CBX 1-1 1-H 2-H HR | | SSFFC 0-3 K ② | | | BCBBFFB 4-2 WP S BB | | CBX 1-1 P5 ① | 4 | 1 | 1 | 3 | 1 | 1 | 3 |
| Alan Trammell, R (1, 6) OBP: 0.354, SLG: 0.341 | BSCBBB 4-2 1-2 2-3 BB | BCSBFBB 4-2 BB BB | | BCX 1-1 G6-3 ③ | | | 1 SAFE SFC 0-3 K ② 1-2 | | 1 SAFE FX 0-1 BB S 1-3 G6-3 1B | 3 | 1 | 1 | 0 | 2 | 1 | 1 |
| Fred Lynn, L (1, 7) OBP: 0.275, SLG: 0.203 | FBX 1-1 P3 ② | BCBBBCB 4-2 G4-6-3 1-2 BB | | | CFBBX 2-2 G4-1 ① | | BCBBCBS 3-3 K ③ 2-3 | | S 1 SAFE BFFFBBB 4-2 G6-3 BB 1-2 BB | 3 | 0 | 0 | 0 | 2 | 1 | 4 |
| Matt Nokes, L (1, 2) OBP: 0.355, SLG: 0.537 | CSTFFBFX 1-2 F8 ③ | FX 0-1 G4-6-3 ② ③ 1-2f | | | BBBCX 3-1 G6-4-3 1B | | | X 0-0 F8 ① | BBFBB 4-1 G6-3 1-2 2-3 3-H BB | 4 | 0 | 1 | 1 | 1 | 0 | 5 |
| Dave Bergman, L (1, 10) OBP: 0.319, SLG: 0.310 | | FBCX 1-2 G4-3 ① | FCC 0-3 K ① | | FX 0-1 G6-4-3 ② ③ 1-2f | | | BX 1-0 WP 1B | X 0-0 G6-3 ② 1-2 2-3 3-H | 2 | 0 | 0 | 0 | 0 | 1 | 0 |
| Gary Ward, R (5, PH) OBP: 0.297, SLG: 0.265 | | | | | | | | | | 3 | 0 | 1 | 1 | 0 | 0 | 3 |
| Torey Lovullo, S (1, 3) OBP: 0.275, SLG: 0.200 | | CBBBFBX 3-2 E E 1B | BCBFBFFX 3-2 F7 ② | | | BCBX 2-1 G6-3 ① | | C 1 SAFE BFBFBB 4-2 1-2 BB | X 0-0 P5 ③ | 4 | 1 | 1 | 0 | 1 | 0 | 2 |
| Mike Brumley, S (1, 5) OBP: 0.500, SLG: 0.333 | | C 1 SAFE P 1 SAFE X 1-1 E8 E 1-H 1B | SBBBB 4-1 BB | | | CX 0-1 G5-3 ② | | SFFC 0-3 K ② | | 3 | 1 | 1 | 0 | 1 | 1 | 2 |

| Inning Stats | | | | | | | | | | | | | | | | | | | | | | | | |
|---|---|---|---|---|---|---|---|---|---|---|---|---|---|---|---|---|---|---|---|---|---|---|---|---|
| | R: 0 | H: 2 | R: 5 | H: 4 | R: 0 | H: 0 | R: 0 | H: 0 | R: 0 | H: 1 | R: 0 | H: 0 | R: 0 | H: 0 | R: 0 | H: 1 | R: 2 | H: 2 | 1B: 9 | SF: 0 | WP: 2 | PA: 44 |
| | E: 0 | LOB: 3 | E: 2 | LOB: 1 | E: 0 | LOB: 1 | E: 0 | LOB: 0 | E: 0 | LOB: 0 | E: 0 | LOB: 1 | E: 0 | LOB: 2 | E: 0 | LOB: 0 | E: 0 | LOB: 2 | 2B: 0 | SAC: 0 | PB: 0 | |
| | K: 0 | BB: 1 | K: 0 | BB: 2 | K: 1 | BB: 0 | K: 1 | BB: 0 | K: 0 | BB: 0 | K: 1 | BB: 1 | K: 2 | BB: 1 | K: 2 | BB: 1 | K: 0 | BB: 2 | 3B: 0 | DP: 2 | SB: 2 | |
| | S: 13 | P: 21 | S: 21 | P: 36 | S: 11 | P: 20 | S: 9 | P: 13 | S: 7 | P: 12 | S: 7 | P: 11 | S: 12 | P: 22 | S: 12 | P: 17 | S: 14 | P: 24 | HR: 1 | HBP: 0 | CS: 0 | |

| PITCHER | IP | WLS | BF | H | R | ER | SO | BB | IBB | HBP | BLK | WP | HR | S | P | ERA | WHIP |
|---|---|---|---|---|---|---|---|---|---|---|---|---|---|---|---|---|---|
| Storm Davis, R (1, 1) ERA: 5.87 | 1.1 | L | 14 | 6 | 5 | 4 | 0 | 3 | 0 | 0 | 0 | 0 | 1 | 32 | 55 | 27.00 | 6.750 |
| Greg Cadaret, L (2, 1) ERA: 3.86 | 3.2 | | 11 | 1 | 0 | 0 | 2 | 1 | 0 | 0 | 0 | 0 | 0 | 29 | 47 | 0.00 | 0.545 |
| Curt Young, L (6, 1) ERA: 5.27 | 1.0 | | 3 | 0 | 0 | 0 | 1 | 0 | 0 | 0 | 0 | 0 | 0 | 7 | 11 | 0.00 | 0.000 |
| Eric Plunk, R (7, 1) ERA: 1.69 | 2.0 | | 9 | 1 | 0 | 0 | 4 | 2 | 0 | 0 | 0 | 2 | 0 | 24 | 39 | 0.00 | 1.500 |
| Todd Burns, R (9, 1) ERA: 2.12 | 1.0 | | 7 | 2 | 2 | 2 | 0 | 2 | 0 | 0 | 0 | 0 | 0 | 14 | 24 | 18.00 | 4.000 |

| PITCHER | IP | WLS | BF | H | R | ER | SO | BB | IBB | HBP | BLK | WP | HR | S | P | ERA | WHIP |
|---|---|---|---|---|---|---|---|---|---|---|---|---|---|---|---|---|---|

| | |
|---|---|
| AB | 36 |
| R | 7 |
| H | 10 |
| RBI | 6 |
| BB | 8 |
| SO | 7 |
| LOB | 24 |

# BOTTOM

## Detroit Tigers @ Oakland Athletics

Oakland-Alameda County Coliseum, Oakland, CA

Sun Apr 30 1989, 3:33 AM PDT

Att. 36,009 - Unknown

livebaseballscorecards.com

| Batter | 1 | 2 | 3 | 4 | 5 | 6 | 7 | 8 | 9 | AB | R | H | RBI | BB | SO | LOB |
|---|---|---|---|---|---|---|---|---|---|---|---|---|---|---|---|---|
| Tony Phillips, S (1, 7)<br>OBP: 0.419, SLG: 0.440 | B B C B X 3-1 FC4-6 1B | | C B C X 1-2 ② ③ G4-6-3 1-2f | | F B B B 4-1 FC6-4 1-3 2-H BB | | | C S B B B X 3-2 ② F9 | | 3 | 0 | 1 | 0 | 1 | 0 | 1 |
| Billy Beane, R (1, 9)<br>OBP: 0.258, SLG: 0.355 | X 0-0 ① FC4-6 G6-4-3 1-2f | | | C C B S 1-3 ① K | B S B F X 2-2 ③ FC6-4 1-2f | | | B F X 1-1 1B | | 4 | 0 | 1 | 0 | 0 | 1 | 3 |
| Dave Henderson, R (1, 8)<br>OBP: 0.398, SLG: 0.505 | B B B C X 3-1 ② ③ G6-4-3 1-2f | | | B C B C F X 2-2 ② G6-3 | | C B B C F B 4-2 FC6-4 BB | | F S X 0-2 ③ F7 | | 3 | 0 | 0 | 0 | 1 | 0 | 2 |
| Mark McGwire, R (1, 3)<br>OBP: 0.333, SLG: 0.682 | | C B X 1-1 WP 1B | | B F X 1-1 ③ G1-3 | | B C B S X 2-2 ① FC6-4 G6-4-3 1-2f | | | C B B X 2-1 ① P4 | 4 | 0 | 1 | 0 | 0 | 0 | 1 |
| Terry Steinbach, R (1, 2)<br>OBP: 0.378, SLG: 0.411 | | X 0-0 ① F9 | | | F B B B F B X 3-2 1B 2B | S B B X 2-1 ② ③ G6-4-3 1-2f | | | S B B B F S 2-3 ② K | 4 | 1 | 1 | 0 | 0 | 1 | 2 |
| Carney Lansford, R (1, 5)<br>OBP: 0.363, SLG: 0.446 | | B F B B F S 3-3 ② K | | | S B F X 1-2 ① G5-3 | | B X 1-0 ① P3 | | B X 1-0 1B | 4 | 0 | 1 | 0 | 0 | 1 | 2 |
| Glenn Hubbard, R (1, 10)<br>OBP: 0.333, SLG: 0.406 | | S B S X 1-2 ③ G6-3 1-2 | | | B B C S C 2-3 ② K | | B C S B F S 2-3 ② K | | B B X 2-0 ③ F9 | 4 | 0 | 0 | 0 | 0 | 2 | 3 |
| Mike Gallego, R (1, 4)<br>OBP: 0.455, SLG: 0.558 | | | B F X 1-1 G4-6-3 1B | | B F X 1-1 S 1B E 2-H 1B | | F B F B X 2-2 ③ F9 | | | 3 | 1 | 2 | 1 | 0 | 0 | 0 |
| Walt Weiss, S (1, 6)<br>OBP: 0.333, SLG: 0.385 | | | C X 0-1 ① L7 | | C X 0-1 S 1-2 1B | | | C C B B C 2-3 ① K | | 3 | 0 | 1 | 0 | 0 | 1 | 1 |
| Inning Stats | R: 0 H: 1<br>E: 0 LOB: 0<br>K: 0 BB: 0<br>S: 5 P: 11 | R: 0 H: 1<br>E: 0 LOB: 1<br>K: 1 BB: 0<br>S: 9 P: 14 | R: 0 H: 1<br>E: 0 LOB: 0<br>K: 0 BB: 0<br>S: 7 P: 9 | R: 0 H: 0<br>E: 0 LOB: 0<br>K: 1 BB: 0<br>S: 9 P: 13 | R: 2 H: 3<br>E: 0 LOB: 2<br>K: 1 BB: 1<br>S: 17 P: 30 | R: 0 H: 0<br>E: 0 LOB: 0<br>K: 0 BB: 1<br>S: 8 P: 16 | R: 0 H: 0<br>E: 0 LOB: 0<br>K: 1 BB: 0<br>S: 8 P: 13 | R: 0 H: 1<br>E: 0 LOB: 1<br>K: 1 BB: 0<br>S: 11 P: 17 | R: 0 H: 1<br>E: 0 LOB: 1<br>K: 1 BB: 0<br>S: 7 P: 14 | 1B: 7 SF: 0<br>2B: 1 SAC: 0<br>3B: 0 DP: 3<br>HR: 0 HBP: 0 | | | | | | WP: 1 PA: 34<br>PB: 0<br>SB: 3<br>CS: 0 |

| PITCHER | | IP | WLS | BF | H | R | ER | SO | BB | IBB | HBP | BLK | WP | HR | S | P | ERA | WHIP |
|---|---|---|---|---|---|---|---|---|---|---|---|---|---|---|---|---|---|---|
| Frank Tanana, L<br>ERA: 3.82 | (1, 1) | 7.2 | W | 29 | 7 | 2 | 1 | 5 | 2 | 0 | 0 | 0 | 1 | 0 | 71 | 120 | 1.17 | 1.174 |
| Willie Hernandez, L<br>ERA: 4.7 | (8, 1) | 1.1 | S | 5 | 1 | 0 | 0 | 1 | 0 | 0 | 0 | 0 | 0 | 0 | 10 | 17 | 0.00 | 0.750 |

| PITCHER | IP | WLS | BF | H | R | ER | SO | BB | IBB | HBP | BLK | WP | HR | S | P | ERA | WHIP |
|---|---|---|---|---|---|---|---|---|---|---|---|---|---|---|---|---|---|

| Batter | 1 | 2 | 3 | 4 | 5 | 6 | 7 | 8 | 9 | AB | R | H | RBI | BB | SO | LOB |
|---|---|---|---|---|---|---|---|---|---|---|---|---|---|---|---|---|
| Pat Sheridan, L (1, 7)<br>OBP: 0.357, SLG: 0.354 | X<br>0-0 ①<br>G4-3 | | B X<br>1-0<br>2-H<br>2B | | C B F B B B B<br>4-2<br>1B 1B<br>BB | | C F B B B S<br>3-3 ③<br>K | | | 3 | 1 | 1 | 1 | 1 | 1 | 0 |
| Chet Lemon, R (1, 9)<br>OBP: 0.457, SLG: 0.333 | B B F X<br>2-1 ②<br>G5-3 | | B B C B B<br>4-1<br>BB | | X<br>0-0<br>1B<br>1-2<br>2-H<br>1B | | | B B C X<br>2-1 ①<br>P3 | | 3 | 0 | 1 | 1 | 1 | 0 | 0 |
| Lou Whitaker, L (1, 4)<br>OBP: 0.406, SLG: 0.506 | B C C B X<br>2-2 ③<br>G3-1 | | S B X<br>1-1 ③<br>G4-3 | | B X<br>1-0<br>1-3<br>2-H<br>1B | | | X<br>0-0<br>F8-5 BB<br>1B | | 4 | 0 | 2 | 1 | 0 | 0 | 2 |
| Alan Trammell, R (1, 6)<br>OBP: 0.350, SLG: 0.330 | | B B F X<br>2-1 ①<br>G5-3 | | C B S B B B X<br>3-2 ①<br>G4-3 | C B C 1 SAFE X<br>1-2 ③<br>P6 | | | S 1 SAFE B S 1 B B B<br>4-2<br>1-2<br>BB | | 3 | 0 | 0 | 0 | 1 | 0 | 2 |
| Fred Lynn, L (1, 10)<br>OBP: 0.274, SLG: 0.205 | | B X<br>1-0 ②<br>G4-3 | | C B X<br>1-1<br>G3-6<br>1B | | T C F B X<br>1-2 ①<br>F7 | | C B B B X<br>3-1 ②③<br>F8-5<br>2-3 | | 4 | 0 | 1 | 0 | 0 | 0 | 2 |
| Matt Nokes, L (1, 2)<br>OBP: 0.338, SLG: 0.507 | | F B F F F S<br>1-3 ③<br>K | | S X<br>0-1 ②③<br>G3-6<br>1-2f | | F C S<br>0-3 ②<br>K | | | F F B X<br>1-2 ①<br>G3 | 4 | 0 | 0 | 0 | 0 | 2 | 1 |
| Dave Bergman, L (1, 3)<br>OBP: 0.333, SLG: 0.326 | | | C B X<br>1-1<br>G1-5-4 1B<br>1B | | X<br>0-0<br>FC4-6<br>1B | S F B B F B S<br>3-3 ③<br>K | | | B C B C B C<br>3-3 ②<br>K | 4 | 0 | 2 | 0 | 0 | 2 | 0 |
| Mike Brumley, S (1, 5)<br>OBP: 0.500, SLG: 0.714 | | | F X<br>0-1<br>G1-5-4<br>1-2<br>2B<br>1B | | X<br>0-0 ①<br>FC4-6<br>G5-3<br>1-2f<br>1B | | F X<br>0-1 ①<br>G4-3 | | S S B B B F B F F F<br>3-2<br>X<br>3B | 4 | 2 | 2 | 0 | 0 | 0 | 1 |
| Kenny Williams, R (1, 8)<br>OBP: 0.224, SLG: 0.296<br>Torey Lovullo, S (9, PH)<br>OBP: 0.272, SLG: 0.197 | | | B L B X<br>2-1 ①②<br>G1-5-4<br>1-2<br>2-3f | | 1 SAFE X<br>0-0 ②<br>G5-3<br>1-2 | | X<br>0-0 ②<br>F7 | | F X<br>0-1 ③<br>P4 | 3<br>1 | 0<br>0 | 0<br>0 | 0<br>0 | 0<br>0 | 0<br>0 | 3<br>1 |
| Inning Stats | R: 0 H: 0<br>E: 0 LOB: 0<br>K: 0 BB: 0<br>S: 6 P: 10 | R: 0 H: 0<br>E: 0 LOB: 0<br>K: 1 BB: 0<br>S: 8 P: 12 | R: 1 H: 3<br>E: 0 LOB: 2<br>K: 0 BB: 1<br>S: 10 P: 19 | R: 0 H: 1<br>E: 0 LOB: 0<br>K: 0 BB: 0<br>S: 7 P: 11 | R: 2 H: 3<br>E: 0 LOB: 2<br>K: 0 BB: 1<br>S: 10 P: 16 | R: 0 H: 0<br>E: 0 LOB: 0<br>K: 2 BB: 0<br>S: 10 P: 14 | R: 0 H: 0<br>E: 0 LOB: 0<br>K: 1 BB: 0<br>S: 6 P: 9 | R: 0 H: 1<br>E: 0 LOB: 1<br>K: 0 BB: 1<br>S: 7 P: 16 | R: 0 H: 1<br>E: 0 LOB: 1<br>K: 1 BB: 0<br>S: 15 P: 22 | 1B: 7 SF: 0<br>2B: 2 SAC: 0<br>3B: 1 DP: 3<br>HR: 0 HBP: 0 | | | | | | |

# TOP

## Detroit Tigers @ Seattle Mariners

The Kingdome, Seattle, WA

Mon May 01 1989, 10:05 PM EDT

Att. 14,788 - Dome

livebaseballscorecards.com

| | |
|---|---|
| AB | 33 |
| R | 3 |
| H | 9 |
| RBI | 3 |
| BB | 3 |
| SO | 5 |
| LOB | 12 |

| PITCHER | | IP | WLS | BF | H | R | ER | SO | BB | IBB | HBP | BLK | WP | HR | S | P | ERA | WHIP |
|---|---|---|---|---|---|---|---|---|---|---|---|---|---|---|---|---|---|---|
| Bill Swift, R<br>ERA: 3.52 | (1, 1) | 5.0 | | 22 | 7 | 3 | 3 | 1 | 2 | 0 | 0 | 0 | 0 | 0 | 41 | 68 | 5.40 | 1.800 |
| Dennis Powell, L<br>ERA: 1.93 | (6, 1) | 2.0 | W | 6 | 0 | 0 | 0 | 3 | 0 | 0 | 0 | 0 | 0 | 0 | 16 | 23 | 0.00 | 0.000 |
| Mike Schooler, R<br>ERA: 2.38 | (8, 1) | 2.0 | S | 8 | 2 | 0 | 0 | 1 | 1 | 0 | 0 | 0 | 0 | 0 | 22 | 38 | 0.00 | 1.500 |

| PITCHER | IP | WLS | BF | H | R | ER | SO | BB | IBB | HBP | BLK | WP | HR | S | P | ERA | WHIP |
|---|---|---|---|---|---|---|---|---|---|---|---|---|---|---|---|---|---|

# Detroit Tigers @ Seattle Mariners

The Kingdome, Seattle, WA

Mon May 01 1989, 10:05 PM EDT

Att. 14,788 - Dome

livebaseballscorecards.com

## BOTTOM

| Batter | 1 | 2 | 3 | 4 | 5 | 6 | 7 | 8 | 9 | AB | R | H | RBI | BB | SO | LOB |
|---|---|---|---|---|---|---|---|---|---|---|---|---|---|---|---|---|
| Harold Reynolds, S (1, 4)<br>OBP: 0.333, SLG: 0.381 | P6 | | L8 | | WP 1B<br>1-2<br>1B | | FC6-4<br>1-2<br>3-H<br>1B | | | 4 | 0 | 2 | 1 | 0 | 0 | 0 |
| Henry Cotto, R (1, 9)<br>OBP: 0.383, SLG: 0.523 | S<br>2B | | K | | WP<br>1-2<br>2-3<br>1B | | FC6-4<br>SF8 S<br>1B<br>1-2f<br>2-3 | | | 4 | 1 | 2 | 0 | 0 | 1 | 2 |
| Alvin Davis, L (1, 3)<br>OBP: 0.457, SLG: 0.540 | 1B | | | 1B<br>2B | K | | SF8<br>1-3<br>3-H | | | 3 | 1 | 2 | 1 | 0 | 1 | 3 |
| Jeffrey Leonard, R (1, 7)<br>OBP: 0.346, SLG: 0.532 | K<br>2-3 | | | K | K<br>1-2<br>2-3<br>3-H | | 1B<br>3-H | | | 4 | 0 | 1 | 1 | 0 | 3 | 5 |
| Darnell Coles, R (1, 10)<br>OBP: 0.270, SLG: 0.309 | G1-3 | | | G5-3<br>2-H<br>1B | | F8 | G1-3 | | | 4 | 0 | 1 | 1 | 0 | 0 | 4 |
| Ken Griffey Jr., L (1, 8)<br>OBP: 0.382, SLG: 0.481 | | G4-3 | | G5-3<br>1-2 | | F8 | | CS<br>1B | | 4 | 0 | 1 | 0 | 0 | 0 | 1 |
| Dave Valle, R (1, 2)<br>OBP: 0.299, SLG: 0.435 | | G4-3 | | G5-3 | | G4-3 | | SAFE<br>G6-3<br>1-2 | | 4 | 0 | 0 | 0 | 0 | 0 | 2 |
| Jim Presley, R (1, 5)<br>OBP: 0.283, SLG: 0.316<br>Mario Diaz, R (7, PR)<br>OBP: 0.273, SLG: 0.381 (8, 5) | | G4-3 | | | K | | SH<br>1B<br>2B | P3 | | 3<br>1 | 0<br>1 | 1<br>0 | 0<br>0 | 0<br>0 | 1<br>0 | 0<br>0 |
| Omar Vizquel, S (1, 6)<br>OBP: 0.218, SLG: 0.140 | | | K | WP<br>1B | | | SH<br>FC6-4 1B<br>SF8<br>2-3 | | | 2 | 2 | 1 | 0 | 0 | 1 | 0 |
| Inning Stats | R: 0<br>E: 0<br>K: 1<br>S: 10<br>H: 2<br>LOB: 2<br>BB: 0<br>P: 14 | R: 0<br>E: 0<br>K: 0<br>S: 10<br>H: 0<br>LOB: 0<br>BB: 0<br>P: 15 | R: 0<br>E: 0<br>K: 2<br>S: 8<br>H: 0<br>LOB: 0<br>BB: 0<br>P: 12 | R: 1<br>E: 0<br>K: 1<br>S: 9<br>H: 2<br>LOB: 1<br>BB: 0<br>P: 12 | R: 1<br>E: 0<br>K: 3<br>S: 15<br>H: 3<br>LOB: 2<br>BB: 0<br>P: 21 | R: 0<br>E: 0<br>K: 0<br>S: 8<br>H: 0<br>LOB: 0<br>BB: 0<br>P: 12 | R: 3<br>E: 1<br>K: 0<br>S: 16<br>H: 3<br>LOB: 2<br>BB: 0<br>P: 20 | R: 0<br>E: 0<br>K: 0<br>S: 8<br>H: 1<br>LOB: 0<br>BB: 0<br>P: 14 | | 1B: 8<br>2B: 3<br>3B: 0<br>HR: 0<br>SF: 1<br>SAC: 1<br>DP: 0<br>HBP: 0 | | | | | | |

| | AB | 33 |
|---|---|---|
| | R | 5 |
| | H | 11 |
| | RBI | 4 |
| | BB | 0 |
| | SO | 7 |
| | LOB | 17 |

WP: 1 PB: 0 SB: 2 CS: 1 PA: 35

| PITCHER | | IP | WLS | BF | H | R | ER | SO | BB | IBB | HBP | BLK | WP | HR | S | P | ERA | WHIP |
|---|---|---|---|---|---|---|---|---|---|---|---|---|---|---|---|---|---|---|
| Jack Morris, R<br>ERA: 4.38 | (1, 1) | 6.2 | L | 31 | 10 | 5 | 3 | 7 | 0 | 0 | 0 | 0 | 1 | 0 | 75 | 105 | 4.05 | 1.500 |
| Frank Williams, R<br>ERA: 4.0 | (7, 1) | 1.1 | | 4 | 1 | 0 | 0 | 0 | 0 | 0 | 0 | 0 | 0 | 0 | 9 | 15 | 0.00 | 0.750 |

| PITCHER | IP | WLS | BF | H | R | ER | SO | BB | IBB | HBP | BLK | WP | HR | S | P | ERA | WHIP |
|---|---|---|---|---|---|---|---|---|---|---|---|---|---|---|---|---|---|

| Batter | 1 | 2 | 3 | 4 | 5 | 6 | 7 | 8 | 9 | AB | R | H | RBI | BB | SO | LOB |
|---|---|---|---|---|---|---|---|---|---|---|---|---|---|---|---|---|
| Pat Sheridan, L (1, 7)<br>OBP: 0.333, SLG: 0.327 | X<br>0-0 ① F7 | | C B X<br>1-1 ② F7 | | | B C X<br>1-1 ① G4-3 | B B S X<br>2-1 ③ G4-3 | | | 4 | 0 | 0 | 0 | 0 | 0 | 1 |
| Chet Lemon, R (1, 9)<br>OBP: 0.459, SLG: 0.323 | B C B S B B<br>4-2 FC3-6 BB | | C B X<br>1-1 ③ P6 | | | B B S B B<br>4-1 G4-3 1B BB | | B F F X<br>1-2 E5 FC4-6 | | 2 | 1 | 0 | 0 | 2 | 0 | 0 |
| Lou Whitaker, L (1, 4)<br>OBP: 0.400, SLG: 0.494 | X<br>0-0 ② FC3-6 1B<br>1-2f | | | X<br>0-0 WP 1B | | C X<br>0-1 ② G4-3<br>1-2 | | S X<br>0-1 ① FC4-6 FC4-6<br>1-2f | | 4 | 0 | 1 | 0 | 0 | 0 | 3 |
| Fred Lynn, L (1, 10)<br>OBP: 0.284, SLG: 0.221 | B 1 SAFE X<br>1-0 1B<br>1-2 | | | F F F X<br>0-2 ① F7 | | B B S X<br>2-1 1B<br>2-H | | B C F F B B F X<br>3-2 ② FC4-6 1B<br>1-2f | | 4 | 0 | 2 | 1 | 0 | 0 | 2 |
| Matt Nokes, L (1, 2)<br>OBP: 0.325, SLG: 0.486 | B X<br>1-0 ③ G1-3 | | | F X<br>0-1 ② F8 | | F B B X<br>2-1 ③ G4-3 | | C C X<br>0-2 1B<br>1-2 | | 3 | 0 | 0 | 0 | 0 | 0 | 4 |
| Mike Heath, R (8, PH)<br>OBP: 0.438, SLG: 0.400 (8, 2) | | | | | | | | | | 1 | 0 | 1 | 0 | 0 | 0 | 0 |
| Dave Bergman, L (1, 3)<br>OBP: 0.333, SLG: 0.327 | | B C B B X<br>3-1 G6-4-3 1B | | S B B C X<br>2-2 ③ G4-3<br>1-2 | | | B B C B F F S<br>3-3 ① K | B F F F S<br>1-3 ③ K | | 3 | 0 | 1 | 0 | 0 | 1 | 1 |
| Keith Moreland, R (8, PH)<br>OBP: 0.298, SLG: 0.289 (8, 3) | | | | | | | | | | 1 | 0 | 0 | 0 | 0 | 1 | 2 |
| Kenny Williams, R (1, 8)<br>OBP: 0.236, SLG: 0.341 | | C X<br>0-1 ① F7 | | | F B B F B X<br>3-2 FC6-4 1B | | X<br>0-0 HR | | B C F B B F X<br>3-2 ① F8 | 4 | 1 | 2 | 1 | 0 | 0 | 1 |
| Mike Brumley, S (1, 6)<br>OBP: 0.417, SLG: 0.500 | | B 1 SAFE 1 SAFE C X<br>1-1 ② ③ G6-4-3<br>1-2f | | | X<br>0-0 ① FC6-4 G5-4-3<br>1-2f | | B B B B<br>4-0 BB | | C C B B F F X<br>2-2 ② P5 | 3 | 0 | 0 | 0 | 1 | 0 | 2 |
| Al Pedrique, R (1, 5)<br>OBP: 0.176, SLG: 0.188 | | | B X<br>1-0 ① G5-3 | | C F B X<br>1-2 ② ③ G5-4-3<br>1-2f | | F B B X<br>2-1 ② L6 | | C C F B S<br>1-3 ③ K | 2 | 0 | 0 | 0 | 0 | 0 | 1 |
| Torey Lovullo, S (7, PH)<br>OBP: 0.265, SLG: 0.191 (7, 5) | | | | | | | | | | 2 | 0 | 0 | 0 | 0 | 1 | 1 |

# TOP

## Detroit Tigers @ Seattle Mariners

The Kingdome, Seattle, WA

Tue May 02 1989, 10:05 PM EDT

Att. 10,534 - Dome

livebaseballscorecards.com

| | |
|---|---|
| AB | 33 |
| R | 2 |
| H | 7 |
| RBI | 2 |
| BB | 3 |
| SO | 3 |
| LOB | 18 |

| Inning Stats | 1 | 2 | 3 | 4 | 5 | 6 | 7 | 8 | 9 |
|---|---|---|---|---|---|---|---|---|---|
| | R: 0<br>E: 0<br>K: 0<br>S: 6<br>H: 1<br>LOB: 2<br>BB: 1<br>P: 12 | R: 0<br>E: 0<br>K: 0<br>S: 6<br>H: 1<br>LOB: 0<br>BB: 0<br>P: 10 | R: 0<br>E: 0<br>K: 0<br>S: 5<br>H: 0<br>LOB: 0<br>BB: 0<br>P: 8 | R: 0<br>E: 0<br>K: 0<br>S: 10<br>H: 1<br>LOB: 1<br>BB: 0<br>P: 12 | R: 0<br>E: 0<br>K: 0<br>S: 7<br>H: 1<br>LOB: 0<br>BB: 0<br>P: 11 | R: 1<br>E: 0<br>K: 0<br>S: 9<br>H: 1<br>LOB: 1<br>BB: 1<br>P: 18 | R: 1<br>E: 0<br>K: 1<br>S: 10<br>H: 1<br>LOB: 1<br>BB: 1<br>P: 21 | R: 0<br>E: 1<br>K: 1<br>S: 17<br>H: 1<br>LOB: 2<br>BB: 0<br>P: 22 | R: 0<br>E: 0<br>K: 1<br>S: 13<br>H: 0<br>LOB: 0<br>BB: 0<br>P: 19 |

1B: 6 SF: 0 WP: 1 PA: 36
2B: 0 SAC: 0 PB: 0
3B: 0 DP: 2 SB: 0
HR: 1 HBP: 0 CS: 0

| PITCHER | | IP | WLS | BF | H | R | ER | SO | BB | IBB | HBP | BLK | WP | HR | S | P | ERA | WHIP |
|---|---|---|---|---|---|---|---|---|---|---|---|---|---|---|---|---|---|---|
| Mike Dunne, R<br>ERA: 6.75 | (1, 1) | 7.0 | W | 28 | 6 | 2 | 2 | 1 | 3 | 0 | 0 | 0 | 1 | 1 | 53 | 92 | 2.57 | 1.286 |
| Steve Trout, L<br>ERA: 7.5 | (8, 1) | 0.2 | | 4 | 1 | 0 | 0 | 0 | 0 | 0 | 0 | 0 | 0 | 0 | 13 | 17 | 0.00 | 1.500 |
| Michael Jackson, R<br>ERA: 4.8 | (8, 1) | 1.1 | S | 4 | 0 | 0 | 0 | 2 | 0 | 0 | 0 | 0 | 0 | 0 | 17 | 24 | 0.00 | 0.000 |

| PITCHER | IP | WLS | BF | H | R | ER | SO | BB | IBB | HBP | BLK | WP | HR | S | P | ERA | WHIP |
|---|---|---|---|---|---|---|---|---|---|---|---|---|---|---|---|---|---|

# Detroit Tigers @ Seattle Mariners

The Kingdome, Seattle, WA

Tue May 02 1989, 10:05 PM EDT

Att. 10,534 - Dome

livebaseballscorecards.com

## BOTTOM

| Batter | 1 | 2 | 3 | 4 | 5 | 6 | 7 | 8 | 9 | AB | R | H | RBI | BB | SO | LOB |
|---|---|---|---|---|---|---|---|---|---|---|---|---|---|---|---|---|
| Harold Reynolds, S (1, 4)<br>OBP: 0.330, SLG: 0.376 | F7 | | 1B HR 1B | F7 | | | G3-1 | | | 4 | 1 | 1 | 0 | 0 | 0 | 1 |
| Henry Cotto, R (1, 7)<br>OBP: 0.373, SLG: 0.500 | G5-3 | | BB HR 1B | | F8 | | G5-3 | | | 4 | 1 | 1 | 0 | 0 | 0 | 0 |
| Alvin Davis, L (1, 3)<br>OBP: 0.459, SLG: 0.528 | L9 | | HR BB | | 1B BB | | F8 | | | 2 | 1 | 0 | 0 | 2 | 0 | 0 |
| Jeffrey Leonard, R (1, 10)<br>OBP: 0.360, SLG: 0.567 | | G1 BB | 1-H 2-H 3-H HR | | F9 | | | 1B G1-2-3 1B | | 3 | 1 | 2 | 4 | 1 | 0 | 1 |
| Darnell Coles, R (1, 9)<br>OBP: 0.279, SLG: 0.317 | | F8 | F9 | | 1B | | | G1-2-3 1B | | 4 | 1 | 2 | 0 | 0 | 0 | 1 |
| Ken Griffey Jr., L (1, 8)<br>OBP: 0.376, SLG: 0.464 | | 1 SAFE 1 SAFE G1 | | P5 | F8 | | | IBB | | 3 | 1 | 0 | 0 | 1 | 0 | 3 |
| Dave Valle, R (1, 2)<br>OBP: 0.309, SLG: 0.438 | | G5-3 | | 2B | G5-4-3 1B | | | G1-2-3 | | 4 | 1 | 2 | 0 | 0 | 0 | 4 |
| Jim Presley, R (1, 5)<br>OBP: 0.313, SLG: 0.361 | | | G1-4-3 1B | G4-3 2B | G5-4-3 | | | FC4-6 1B | | 4 | 0 | 3 | 3 | 0 | 0 | 1 |
| Omar Vizquel, S (1, 6)<br>OBP: 0.203, SLG: 0.130 | | | G1-4-3 | G4-3 | G4-3 | | | FC4-6 | | 4 | 0 | 0 | 0 | 0 | 0 | 3 |
| Inning Stats | R: 0 E: 0 K: 0 S: 7 H: 0 LOB: 0 BB: 0 P: 15 | R: 0 E: 0 K: 0 S: 10 H: 0 LOB: 1 BB: 1 P: 17 | R: 4 E: 0 K: 0 S: 13 H: 4 LOB: 0 BB: 1 P: 23 | R: 1 E: 0 K: 0 S: 8 H: 2 LOB: 1 BB: 0 P: 12 | R: 0 E: 0 K: 0 S: 9 H: 1 LOB: 2 BB: 1 P: 16 | R: 0 E: 0 K: 0 S: 5 H: 1 LOB: 0 BB: 0 P: 7 | R: 0 E: 0 K: 0 S: 9 H: 0 LOB: 0 BB: 0 P: 12 | R: 2 E: 0 K: 0 S: 8 H: 3 LOB: 1 BB: 1 P: 16 | | 1B: 9 2B: 1 3B: 0 HR: 1 | SF: 0 SAC: 0 DP: 3 HBP: 0 | | | | | | |

| | AB | 32 |
|---|---|---|
| | R | 7 |
| | H | 11 |
| | RBI | 7 |
| | BB | 4 |
| | SO | 0 |
| | LOB | 14 |

WP: 0 PB: 0 SB: 0 CS: 0 PA: 36

| PITCHER | | IP | WLS | BF | H | R | ER | SO | BB | IBB | HBP | BLK | WP | HR | S | P | ERA | WHIP |
|---|---|---|---|---|---|---|---|---|---|---|---|---|---|---|---|---|---|---|
| Charles Hudson, R<br>ERA: 7.48 | (1, 1) | 7.0 | L | 32 | 10 | 7 | 7 | 0 | 3 | 0 | 0 | 0 | 0 | 1 | 64 | 109 | 9.00 | 1.857 |
| Ramon Pena, R<br>ERA: 7.36 | (8, 1) | 1.0 | | 4 | 1 | 0 | 0 | 0 | 0 | 1 | 0 | 0 | 0 | 0 | 5 | 9 | 0.00 | 1.000 |

| PITCHER | IP | WLS | BF | H | R | ER | SO | BB | IBB | HBP | BLK | WP | HR | S | P | ERA | WHIP |
|---|---|---|---|---|---|---|---|---|---|---|---|---|---|---|---|---|---|

| Batter | 1 | 2 | 3 | 4 | 5 | 6 | 7 | 8 | 9 | AB | R | H | RBI | BB | SO | LOB |
|---|---|---|---|---|---|---|---|---|---|---|---|---|---|---|---|---|
| Pat Sheridan, L (1, 7)<br>OBP: 0.317, SLG: 0.309 | C S B B X<br>2-2 ① G6-3 | | C C C<br>0-3 ③ K | | | B C B X<br>2-1 ② F9 | C B B S C<br>2-3 ③ K | | | 3 | 0 | 0 | 0 | 0 | 1 | 0 |
| Gary Ward, R (7, PH)<br>OBP: 0.289, SLG: 0.257 (7, 7) | | | | | | | | | | 1 | 0 | 0 | 0 | 0 | 1 | 3 |
| Chet Lemon, R (1, 9)<br>OBP: 0.472, SLG: 0.328 | X<br>0-0 1B | | | B B B B<br>4-0 1B BB | | C B B F F C<br>2-3 ③ K | | C B B B B<br>4-1 BB | | 2 | 0 | 1 | 0 | 2 | 1 | 0 |
| Lou Whitaker, L (1, 4)<br>OBP: 0.394, SLG: 0.477 | 1 SAFE S B S S F S<br>1-3 ② K | | | X<br>0-0 ① L9 | | | B F B B B C B<br>4-2 E BB | C B C S<br>1-3 ① K | | 3 | 1 | 0 | 0 | 1 | 2 | 3 |
| Fred Lynn, L (1, 10)<br>OBP: 0.293, SLG: 0.247 | C B 1 SAFE X<br>1-1 ③ G1-3 | | | B X<br>1-0 ② 1-3 1B | | | B X<br>1-0 1-H E4 2B | S B X<br>1-1 ② F7 | | 4 | 1 | 2 | 1 | 0 | 0 | 2 |
| Matt Nokes, L (1, 2)<br>OBP: 0.314, SLG: 0.468 | | B B X<br>2-0 ① P5 | | B B F X<br>2-1 ③ G3 | | | B F B S<br>1-3 ① K | C 1 SAFE 1 SAFE C 1 SAFE B 1 SAFE 1 SAFE F<br>1-3 ③ S K | | 3 | 0 | 0 | 0 | 0 | 1 | 1 |
| Mike Heath, R (8, PH)<br>OBP: 0.412, SLG: 0.375 (8, 2) | | | | | | | | | | 1 | 0 | 0 | 0 | 0 | 1 | 1 |
| Dave Bergman, L (1, 3)<br>OBP: 0.328, SLG: 0.321 | | C F B X<br>1-2 ② P5 | | | B B B C X<br>3-1 ① F8 | | C F B F B X<br>2-2 BB BB 1B | | B F C B F F X<br>2-2 ① G4-3 | 4 | 0 | 1 | 0 | 0 | 0 | 0 |
| Kenny Williams, R (1, 8)<br>OBP: 0.226, SLG: 0.326 | | C B S F B S<br>2-3 ③ K | | | X<br>0-0 ② G5-3 | | C F S<br>0-3 ② K | | B B F C S<br>2-3 ② K | 4 | 0 | 0 | 0 | 0 | 3 | 1 |
| Torey Lovullo, S (1, 5)<br>OBP: 0.264, SLG: 0.183 | | | B X<br>1-0 ① G4-3 | | X<br>0-0 ③ P6 | | B B B B<br>4-0 BB 1-2 BB | | X<br>0-0 ③ F9 | 3 | 0 | 0 | 0 | 1 | 0 | 0 |
| Mike Brumley, S (1, 6)<br>OBP: 0.400, SLG: 0.417 | | | X<br>0-0 ② L7 | | | C B B X<br>2-1 ① F8 | B B B C B<br>4-1 1-2 2-3 BB | | | 2 | 0 | 0 | 0 | 1 | 0 | 0 |
| Inning Stats | R: 0 E: 0 K: 1 S: 10<br>H: 1 LOB: 1 BB: 0 P: 14 | R: 0 E: 0 K: 1 S: 8<br>H: 0 LOB: 0 BB: 0 P: 13 | R: 0 E: 0 K: 1 S: 5<br>H: 0 LOB: 0 BB: 0 P: 6 | R: 0 E: 0 K: 0 S: 4<br>H: 1 LOB: 1 BB: 1 P: 11 | R: 0 E: 0 K: 0 S: 4<br>H: 0 LOB: 0 BB: 0 P: 7 | R: 0 E: 0 K: 1 S: 8<br>H: 0 LOB: 0 BB: 0 P: 14 | R: 2 E: 1 K: 3 S: 17<br>H: 2 LOB: 3 BB: 3 P: 35 | R: 0 E: 0 K: 2 S: 10<br>H: 0 LOB: 1 BB: 1 P: 17 | R: 0 E: 0 K: 1 S: 9<br>H: 0 LOB: 0 BB: 0 P: 13 | 1B: 3 2B: 1 3B: 0 HR: 0<br>SF: 0 SAC: 0 DP: 0 HBP: 0 | | | | | | |

# Detroit Tigers @ Seattle Mariners

The Kingdome, Seattle, WA

Wed May 03 1989, 6:33 AM EDT

Att. 9,130 - Dome

TOP

livebaseballscorecards.com

| | |
|---|---|
| AB | 30 |
| R | 2 |
| H | 4 |
| RBI | 1 |
| BB | 5 |
| SO | 10 |
| LOB | 11 |

| PITCHER | | IP | WLS | BF | H | R | ER | SO | BB | IBB | HBP | BLK | WP | HR | S | P | ERA | WHIP |
|---|---|---|---|---|---|---|---|---|---|---|---|---|---|---|---|---|---|---|
| Erik Hanson, R<br>ERA: 2.31 | (1, 1) | 6.2 | W | 27 | 4 | 2 | 2 | 6 | 4 | 0 | 0 | 0 | 0 | 0 | 53 | 95 | 2.70 | 1.200 |
| Dennis Powell, L<br>ERA: 1.8 | (7, 1) | 1.0 | | 4 | 0 | 0 | 0 | 2 | 1 | 0 | 0 | 0 | 0 | 0 | 9 | 17 | 0.00 | 1.000 |
| Mike Schooler, R<br>ERA: 2.13 | (8, 1) | 1.1 | S | 4 | 0 | 0 | 0 | 2 | 0 | 0 | 0 | 0 | 0 | 0 | 13 | 18 | 0.00 | 0.000 |

| PITCHER | IP | WLS | BF | H | R | ER | SO | BB | IBB | HBP | BLK | WP | HR | S | P | ERA | WHIP |
|---|---|---|---|---|---|---|---|---|---|---|---|---|---|---|---|---|---|

# BOTTOM

## Detroit Tigers @ Seattle Mariners

The Kingdome, Seattle, WA

Wed May 03 1989, 6:33 AM EDT

Att. 9,130 - Dome

| Batter | 1 | 2 | 3 | 4 | 5 | 6 | 7 | 8 | 9 | AB | R | H | RBI | BB | SO | LOB |
|---|---|---|---|---|---|---|---|---|---|---|---|---|---|---|---|---|
| Harold Reynolds, S (1, 4)<br>OBP: 0.328, SLG: 0.372 | B B B C F X<br>3-2 L6 ① | | F B X<br>1-1 F7 ③ | | F B X<br>1-1 CS 1B | | | C B X<br>1-1 L1-6-3 ① | | 4 | 0 | 1 | 0 | 0 | 0 | 1 |
| Henry Cotto, R (1, 7)<br>OBP: 0.364, SLG: 0.481 | B B B C C C<br>3-3 K ② | | | S B B X<br>2-1 G6-3 ① | 1 SAFE 1 SAFE C S 1 SAFE S<br>0-3 K ② ③<br>1-2 | | | B X<br>1-0 1B | | 4 | 0 | 1 | 0 | 0 | 2 | 1 |
| Alvin Davis, L (1, 3)<br>OBP: 0.451, SLG: 0.516 | C B F B F B F X<br>3-2 G4-3 ③ | | | C B F B F X<br>2-2 2B SF8 1B | | B X<br>1-0 F8 ① | | C 1 SAFE X<br>0-1 P6 ② | | 4 | 1 | 1 | 0 | 0 | 0 | 1 |
| Jeffrey Leonard, R (1, 10)<br>OBP: 0.374, SLG: 0.580 | | C B C B B F B<br>4-2 G6-4-3 BB | | B F X<br>1-1 SF8 1B 1-3 2B | | F X<br>0-1 G5-4-3 1B | | B 1 SAFE 1 SAFE B 1 SAFE 1 SAFE B C X<br>3-1 F9 ③ | | 3 | 1 | 2 | 0 | 1 | 0 | 1 |
| Darnell Coles, R (1, 9)<br>OBP: 0.271, SLG: 0.311 | | B F C B X<br>2-2 G6-4-3 ① ② 1-2f | | X<br>0-0 SF8 ② 2-3 3-H | | C 1 SAFE F B X<br>1-2 G5-4-3 ② ③ 1-2f | | | | 2 | 0 | 0 | 1 | 0 | 0 | 2 |
| Ken Griffey Jr., L (1, 8)<br>OBP: 0.375, SLG: 0.460 | | C F F X<br>0-2 G4-3 ③ | | F F F B B B X<br>3-2 CS 1B 3-H | | | X<br>0-0 G3 ① | | | 3 | 0 | 1 | 1 | 0 | 0 | 0 |
| Scott Bradley, L (1, 2)<br>OBP: 0.378, SLG: 0.467 | | | B F X<br>1-1 G3 2B | 1 SAFE 1 SAFE P X<br>1-0 G6-3 ③ 1-2 | | | C X<br>0-1 1B | | | 3 | 0 | 2 | 0 | 0 | 0 | 1 |
| Jim Presley, R (1, 5)<br>OBP: 0.313, SLG: 0.406 | | | S B B B B X<br>3-1 G3 ① 2-3 | | B X<br>1-0 HR | | C X<br>0-1 F8 ② | | | 3 | 1 | 1 | 1 | 0 | 0 | 2 |
| Mario Diaz, R (1, 6)<br>OBP: 0.250, SLG: 0.348<br>Dave Cochrane, S (7, PH)<br>Omar Vizquel, S (8, 6)<br>OBP: 0.203, SLG: 0.130 | | | S F B X<br>1-2 F8 ② | | B C X<br>1-1 G4-3 ① | | X<br>0-0 P5 ③ | | | 2<br>1<br>0 | 0<br>0<br>0 | 0<br>0<br>0 | 0<br>0<br>0 | 0<br>0<br>0 | 0<br>0<br>0 | 1<br>1<br>0 |
| Inning Stats | R: 0 E: 0 K: 1 S: 11 H: 0 LOB: 0 BB: 0 P: 20 | R: 0 E: 0 K: 0 S: 10 H: 0 LOB: 0 BB: 1 P: 16 | R: 0 E: 0 K: 0 S: 9 H: 1 LOB: 1 BB: 0 P: 15 | R: 2 E: 0 K: 0 S: 16 H: 3 LOB: 1 BB: 0 P: 24 | R: 1 E: 0 K: 1 S: 8 H: 2 LOB: 1 BB: 0 P: 11 | R: 0 E: 0 K: 0 S: 6 H: 1 LOB: 0 BB: 0 P: 8 | R: 0 E: 0 K: 0 S: 6 H: 1 LOB: 1 BB: 0 P: 6 | R: 0 E: 0 K: 0 S: 7 H: 1 LOB: 1 BB: 0 P: 12 | | 1B: 6 2B: 3 3B: 0 HR: 1 | SF: 1 SAC: 0 DP: 3 HBP: 0 | | | WP: 0 PB: 0 SB: 0 CS: 2 | PA: 31 | |

livebaseballscorecards.com

| | |
|---|---|
| AB | 29 |
| R | 3 |
| H | 9 |
| RBI | 3 |
| BB | 1 |
| SO | 2 |
| LOB | 11 |

| PITCHER | | IP | WLS | BF | H | R | ER | SO | BB | IBB | HBP | BLK | WP | HR | S | P | ERA | WHIP |
|---|---|---|---|---|---|---|---|---|---|---|---|---|---|---|---|---|---|---|
| Doyle Alexander, R<br>ERA: 2.47 | (1, 1) | 8.0 | L | 31 | 9 | 3 | 3 | 2 | 1 | 0 | 0 | 0 | 0 | 1 | 73 | 112 | 3.38 | 1.250 |

| PITCHER | IP | WLS | BF | H | R | ER | SO | BB | IBB | HBP | BLK | WP | HR | S | P | ERA | WHIP |
|---|---|---|---|---|---|---|---|---|---|---|---|---|---|---|---|---|---|

| Batter | 1 | 2 | 3 | 4 | 5 | 6 | 7 | 8 | 9 | AB | R | H | RBI | BB | SO | LOB |
|---|---|---|---|---|---|---|---|---|---|---|---|---|---|---|---|---|
| Tony Phillips, S (1, 7)<br>OBP: 0.421, SLG: 0.451 | 0-0 1B SF8 1B | 0-0 B5-3 | | | SSS 0-3 K | | 0-0 F8 | | 0-0 1B | 1 | 0 | 1 | 0 | 0 | 0 | 0 |
| Stan Javier, S (1, PR) (1, 7)<br>OBP: 0.384, SLG: 0.391 | | | | | | | | | | 4 | 1 | 1 | 0 | 0 | 1 | 0 |
| Carney Lansford, R (1, 5)<br>OBP: 0.374, SLG: 0.437 | 0-0 SF8 BB 1-3 SF9 1B | 0-0 F8 | | | 0-0 F9 | | 0-0 F9 | | 0-0 1-2 1B | 5 | 1 | 2 | 0 | 0 | 0 | 0 |
| Dave Henderson, R (1, 8)<br>OBP: 0.410, SLG: 0.525 | BBBB 4-0 SF9 WP 1-2 1B BB | 0-0 4-3 | | | BBBB 4-0 BB | | 0-0 HR | | SSS 0-3 K | 3 | 2 | 1 | 1 | 2 | 1 | 2 |
| Mark McGwire, R (1, 3)<br>OBP: 0.279, SLG: 0.607 | 0-0 SF8 2-3 3-H | | 0-0 F4 | | 0-0 4-3 | | SSS 0-3 K | | | 3 | 0 | 0 | 1 | 0 | 1 | 1 |
| Terry Steinbach, R (1, 2)<br>OBP: 0.393, SLG: 0.410 | III 4-0 SF9 1-2 1B IBB | | 0-0 F8 | | | BBBB 4-0 FC1-6 BB | | 0-0 G5-4-3 1B | | 2 | 1 | 1 | 0 | 2 | 0 | 0 |
| Billy Beane, R (1, 9)<br>OBP: 0.211, SLG: 0.297 | 0-0 SF9 1-2 2-3 3-H | | 0-0 6-3 | | | 0-0 FC1-6 BB 1-2f | | 0-0 F9 | | 3 | 0 | 0 | 1 | 0 | 0 | 2 |
| Glenn Hubbard, R (1, 10)<br>OBP: 0.349, SLG: 0.400 | 0-0 1B 2-H 3-H 1B | | | 0-0 6-3 | | BBBB 4-0 1-2 BB | | 0-0 G5-4-3 1-2f | | 3 | 0 | 1 | 2 | 1 | 0 | 1 |
| Mike Gallego, R (1, 4)<br>OBP: 0.435, SLG: 0.542 | 0-0 1-2 1B | | | 0-0 6-3 | | 0-0 F8 | | | SSS 0-3 K | 4 | 0 | 1 | 0 | 0 | 1 | 2 |
| Walt Weiss, S (1, 6)<br>OBP: 0.291, SLG: 0.329 | 0-0 F9 | | | 0-0 L6 | | 0-0 6-3 | | | 0-0 6-3 | 4 | 0 | 0 | 0 | 0 | 0 | 4 |
| Inning Stats | R: 4 E: 0 K: 0 S: 7 H: 4 LOB: 2 BB: 2 P: 15 | R: 0 E: 0 K: 0 S: 3 H: 0 LOB: 0 BB: 0 P: 3 | R: 0 E: 0 K: 0 S: 3 H: 0 LOB: 0 BB: 0 P: 3 | R: 0 E: 0 K: 0 S: 3 H: 0 LOB: 0 BB: 0 P: 3 | R: 0 E: 0 K: 1 S: 5 H: 0 LOB: 1 BB: 1 P: 9 | R: 0 E: 0 K: 0 S: 3 H: 0 LOB: 2 BB: 2 P: 11 | R: 1 E: 0 K: 1 S: 6 H: 1 LOB: 0 BB: 0 P: 6 | R: 0 E: 0 K: 0 S: 3 H: 1 LOB: 0 BB: 0 P: 3 | R: 0 E: 0 K: 2 S: 9 H: 2 LOB: 2 BB: 0 P: 9 | 1B: 7 2B: 0 3B: 0 HR: 1 SF: 2 SAC: 0 DP: 1 HBP: 0 | | | | | | | |

# TOP

## Oakland Athletics @ Detroit Tigers

Tiger Stadium, Detroit, MI

Fri May 05 1989, 7:05 PM EDT

Att. 18,482 - Unknown - 66 F

livebaseballscorecards.com

| | |
|---|---|
| AB | 32 |
| R | 5 |
| H | 8 |
| RBI | 5 |
| BB | 5 |
| SO | 4 |
| LOB | 12 |

WP: 1 PB: 0 SB: 0 CS: 0 PA: 39

| PITCHER | | IP | WLS | BF | H | R | ER | SO | BB | IBB | HBP | BLK | WP | HR | S | P | ERA | WHIP |
|---|---|---|---|---|---|---|---|---|---|---|---|---|---|---|---|---|---|---|
| Frank Tanana, L<br>ERA: 4.15 | (1, 1) | 8.0 | L | 34 | 6 | 5 | 5 | 2 | 4 | 1 | 0 | 0 | 1 | 1 | 33 | 53 | 5.62 | 1.250 |
| Willie Hernandez, L<br>ERA: 4.15 | (9, 1) | 1.0 | | 5 | 2 | 0 | 0 | 2 | 0 | 0 | 0 | 0 | 0 | 0 | 9 | 9 | 0.00 | 2.000 |

| PITCHER | IP | WLS | BF | H | R | ER | SO | BB | IBB | HBP | BLK | WP | HR | S | P | ERA | WHIP |
|---|---|---|---|---|---|---|---|---|---|---|---|---|---|---|---|---|---|

# Oakland Athletics @ Detroit Tigers

Tiger Stadium, Detroit, MI

Fri May 05 1989, 7:05 PM EDT

Att. 18,482 - Unknown - 66 F

livebaseballscorecards.com

## BOTTOM

| Batter | 1 | 2 | 3 | 4 | 5 | 6 | 7 | 8 | 9 | AB | R | H | RBI | BB | SO | LOB |
|---|---|---|---|---|---|---|---|---|---|---|---|---|---|---|---|---|
| Pat Sheridan, L (1, 7)<br>OBP: 0.294, SLG: 0.288 | F7 | SF8<br>3-H | | | G3 | | F8 | | G3 | 4 | 0 | 0 | 1 | 0 | 0 | 0 |
| Chet Lemon, R (1, 9)<br>OBP: 0.452, SLG: 0.310 | K | F4 | | | F4 | | E8 | | | 4 | 0 | 0 | 0 | 0 | 1 | 1 |
| Lou Whitaker, L (1, 4)<br>OBP: 0.407, SLG: 0.477 | BB | F5 | | | 1B | | BB | | | 2 | 1 | 1 | 0 | 2 | 0 | 0 |
| Alan Trammell, R (1, 6)<br>OBP: 0.356, SLG: 0.337 | 1B | 1B | | | F7 | | 6-3 | | | 4 | 0 | 2 | 0 | 0 | 0 | 3 |
| Fred Lynn, L (1, 10)<br>OBP: 0.313, SLG: 0.306 | 1B | F9 | | | | HR | | G6-4-3<br>1B | | 4 | 1 | 3 | 2 | 0 | 0 | 1 |
| Matt Nokes, L (1, 2)<br>OBP: 0.303, SLG: 0.450 | F9 | F5 | | | | 4-3 | | G6-4-3<br>1-2f | | 3 | 0 | 0 | 0 | 0 | 0 | 3 |
| Mike Heath, R (8, PH)<br>OBP: 0.389, SLG: 0.353 (9, 2) | | | | | | | | | | 1 | 0 | 0 | 0 | 0 | 0 | 1 |
| Torey Lovullo, S (1, 3)<br>OBP: 0.264, SLG: 0.200 | | SF8<br>2B | | F9 | | L4 | | 5-3 | | 4 | 1 | 1 | 0 | 0 | 0 | 0 |
| Kenny Williams, R (1, 8)<br>OBP: 0.227, SLG: 0.323 | | S<br>1B | | K | | 5-3 | | | F7 | 4 | 0 | 1 | 0 | 0 | 1 | 0 |
| Mike Brumley, S (1, 5)<br>OBP: 0.333, SLG: 0.333 | | F7 | | F9 | | | F4 | | K | 3 | 0 | 0 | 0 | 0 | 0 | 2 |
| Dave Bergman, L (9, PH)<br>OBP: 0.322, SLG: 0.315 | | | | | | | | | | 1 | 0 | 0 | 0 | 0 | 1 | 0 |
| Inning Stats | R: 1 E: 0 K: 1 S: 7 H: 2 LOB: 2 BB: 1 P: 11 | R: 1 E: 0 K: 0 S: 5 H: 2 LOB: 1 BB: 0 P: 5 | R: 0 E: 0 K: 0 S: 4 H: 1 LOB: 1 BB: 0 P: 4 | R: 0 E: 0 K: 1 S: 5 H: 0 LOB: 0 BB: 0 P: 5 | R: 0 E: 0 K: 0 S: 4 H: 1 LOB: 1 BB: 0 P: 4 | R: 1 E: 0 K: 0 S: 4 H: 1 LOB: 0 BB: 0 P: 4 | R: 0 E: 1 K: 0 S: 4 H: 0 LOB: 2 BB: 1 P: 8 | R: 0 E: 0 K: 0 S: 3 H: 1 LOB: 0 BB: 0 P: 3 | R: 0 E: 0 K: 1 S: 5 H: 0 LOB: 0 BB: 0 P: 5 | 1B: 6 2B: 1 3B: 0 HR: 1 | SF: 1 SAC: 0 DP: 1 HBP: 0 | | | WP: 0 PB: 0 SB: 1 CS: 0 | PA: 37 | | | |

| | AB | 34 |
|---|---|---|
| | R | 3 |
| | H | 8 |
| | RBI | 3 |
| | BB | 2 |
| | SO | 3 |
| | LOB | 11 |

| PITCHER | | IP | WLS | BF | H | R | ER | SO | BB | IBB | HBP | BLK | WP | HR | S | P | ERA | WHIP |
|---|---|---|---|---|---|---|---|---|---|---|---|---|---|---|---|---|---|---|
| Dave Stewart, R<br>ERA: 2.77 | (1, 1) | 6.2 | W | 29 | 7 | 3 | 2 | 2 | 1 | 0 | 0 | 0 | 0 | 1 | 32 | 36 | 2.70 | 1.200 |
| Rick Honeycutt, L<br>ERA: 2.37 | (7, 1) | 1.1 | | 5 | 1 | 0 | 0 | 0 | 1 | 0 | 0 | 0 | 0 | 0 | 4 | 8 | 0.00 | 1.500 |
| Dennis Eckersley, R<br>ERA: | (9, 1) | 1.0 | S | 3 | 0 | 0 | 0 | 1 | 0 | 0 | 0 | 0 | 0 | 0 | 5 | 5 | 0.00 | 0.000 |

| PITCHER | | IP | WLS | BF | H | R | ER | SO | BB | IBB | HBP | BLK | WP | HR | S | P | ERA | WHIP |
|---|---|---|---|---|---|---|---|---|---|---|---|---|---|---|---|---|---|---|

| Batter | 1 | 2 | 3 | 4 | 5 | 6 | 7 | 8 | 9 | AB | R | H | RBI | BB | SO | LOB |
|---|---|---|---|---|---|---|---|---|---|---|---|---|---|---|---|---|
| Luis Polonia, L (1, 7)<br>OBP: 0.274, SLG: 0.362 | C X<br>0-1 ①<br>F7 | | B X<br>1-0 ①<br>G6-3 | | C F F F X<br>0-2 ②<br>L4 | | B L B F B X<br>3-2<br>3B | | B B C C S<br>2-3 ①<br>K | 4 | 0 | 1 | 0 | 0 | 0 | 0 |
| Glenn Hubbard, R (9, PH)<br>OBP: 0.341, SLG: 0.389 | | | | | | | | | | 1 | 0 | 0 | 0 | 0 | 1 | 1 |
| Dave Henderson, R (1, 8)<br>OBP: 0.409, SLG: 0.514 | C F F B F X<br>1-2 ②<br>G4-3 | | L B X<br>1-1 ②<br>L6 | | B B C X<br>2-1<br>1B | | C S S<br>1-3 ②<br>K | | C B B B C B<br>4-2<br>1-2<br>BB | 4 | 0 | 1 | 0 | 1 | 1 | 1 |
| Dave Parker, L (1, 10)<br>OBP: 0.225, SLG: 0.295 | F B B F B F C<br>3-3 ③<br>K | | X<br>0-0 ③<br>G4-3 | | B X<br>1-0 ③<br>F8 | | B B B C C X<br>3-1 ③<br>F7 | | B S X<br>1-1 ②<br>P4 | 5 | 0 | 0 | 0 | 0 | 1 | 4 |
| Mark McGwire, R (1, 3)<br>OBP: 0.288, SLG: 0.639 | | S X<br>0-1<br>HR | | C F X<br>0-2<br>FC4 1B<br>1B | | B B X<br>2-0 ①<br>G6-3 | | X<br>0-0 ①<br>F7 | B F B S F X<br>2-2 ③<br>P3 | 5 | 1 | 2 | 1 | 0 | 0 | 2 |
| Ron Hassey, L (1, 2)<br>OBP: 0.224, SLG: 0.264 | | X<br>0-0 ①<br>F8 | | B B B C C 1 X SAFE<br>3-2 ①<br>L9 | | B B B B<br>4-0<br>1B<br>BB | | C B F S<br>1-3 ②<br>K | | 3 | 0 | 0 | 0 | 1 | 1 | 1 |
| Carney Lansford, R (1, 5)<br>OBP: 0.395, SLG: 0.453 | | B B X<br>2-0<br>PB<br>1B<br>1B | | B B X<br>2-0<br>FC4<br>1-2<br>1B | | B C X<br>1-1<br>FC6-4<br>1-2<br>1B | | B B B C F B<br>4-2<br>S<br>E<br>BB | | 3 | 2 | 3 | 0 | 1 | 0 | 0 |
| Stan Javier, S (1, 9)<br>OBP: 0.377, SLG: 0.382 | | B B F X<br>2-1<br>S<br>1-H<br>1B | | X<br>0-0 ②<br>FC4<br>WP<br>1-2f<br>2-3 | | B F B F S<br>2-3 ②<br>K | | C B F X<br>1-2<br>E5<br>1-H | | 4 | 0 | 1 | 1 | 0 | 1 | 4 |
| Walt Weiss, S (1, 6)<br>OBP: 0.278, SLG: 0.313 | F B B B B X<br>3-1 ②<br>F7<br>1-2 | | | C B B F X<br>2-1 ③<br>G4-3<br>1-2 | | B B F X<br>2-1 ③<br>FC6-4<br>1-2f | | C X<br>0-1 ③<br>G4-3 | | 4 | 0 | 0 | 0 | 0 | 0 | 6 |
| Mike Gallego, R (1, 4)<br>OBP: 0.424, SLG: 0.516 | | X<br>0-0 ③<br>G4-3 | | | B B B C X<br>2-1 ①<br>F8 | | F L F F B B F F X<br>1-2 ①<br>L8 | | C S F B B B B B<br>4-2<br>BB<br>BB | 3 | 0 | 0 | 0 | 1 | 0 | 1 |
| Inning Stats | R: 0 H: 0<br>E: 0 LOB: 0<br>K: 1 BB: 0<br>S: 11 P: 15 | R: 2 H: 3<br>E: 0 LOB: 1<br>K: 0 BB: 0<br>S: 9 P: 16 | R: 0 H: 0<br>E: 0 LOB: 0<br>K: 0 BB: 0<br>S: 4 P: 6 | R: 0 H: 2<br>E: 0 LOB: 2<br>K: 0 BB: 0<br>S: 10 P: 17 | R: 0 H: 1<br>E: 0 LOB: 1<br>K: 0 BB: 0<br>S: 11 P: 16 | R: 0 H: 1<br>E: 0 LOB: 2<br>K: 1 BB: 1<br>S: 8 P: 19 | R: 0 H: 1<br>E: 0 LOB: 1<br>K: 1 BB: 0<br>S: 15 P: 23 | R: 1 H: 0<br>E: 1 LOB: 1<br>K: 1 BB: 1<br>S: 12 P: 18 | R: 0 H: 0<br>E: 0 LOB: 2<br>K: 1 BB: 2<br>S: 14 P: 27 | 1B: 6 SF: 0<br>2B: 0 SAC: 0<br>3B: 1 DP: 0<br>HR: 1 HBP: 0 | | | | | | WP: 1 PA: 40<br>PB: 1<br>SB: 2<br>CS: 0 |

# TOP

## Oakland Athletics @ Detroit Tigers

Tiger Stadium, Detroit, MI

Sat May 06 1989, 3:33 AM EDT

Att. 32,404 - Overcast - 46 F

livebaseballscorecards.com

| | |
|---|---|
| AB | 36 |
| R | 3 |
| H | 8 |
| RBI | 2 |
| BB | 4 |
| SO | 5 |
| LOB | 20 |

| PITCHER | | IP | WLS | BF | H | R | ER | SO | BB | IBB | HBP | BLK | WP | HR | S | P | ERA | WHIP |
|---|---|---|---|---|---|---|---|---|---|---|---|---|---|---|---|---|---|---|
| Jack Morris, R<br>ERA: 3.95 | (1, 1) | 6.1 | W | 28 | 8 | 2 | 1 | 2 | 1 | 0 | 0 | 0 | 1 | 1 | 63 | 103 | 1.42 | 1.421 |
| Frank Williams, R<br>ERA: 3.66 | (7, 1) | 1.2 | | 8 | 0 | 1 | 0 | 2 | 2 | 0 | 0 | 0 | 0 | 0 | 20 | 34 | 0.00 | 1.200 |
| Willie Hernandez, L<br>ERA: 3.72 | (9, 1) | 1.0 | S | 4 | 0 | 0 | 0 | 1 | 1 | 0 | 0 | 0 | 0 | 0 | 11 | 20 | 0.00 | 1.000 |

| PITCHER | IP | WLS | BF | H | R | ER | SO | BB | IBB | HBP | BLK | WP | HR | S | P | ERA | WHIP |
|---|---|---|---|---|---|---|---|---|---|---|---|---|---|---|---|---|---|

# Oakland Athletics @ Detroit Tigers

Tiger Stadium, Detroit, MI

Sat May 06 1989, 3:33 AM EDT

Att. 32,404 - Overcast - 46 F

livebaseballscorecards.com

## BOTTOM

| Batter | 1 | 2 | 3 | 4 | 5 | 6 | 7 | 8 | 9 | AB | R | H | RBI | BB | SO | LOB |
|---|---|---|---|---|---|---|---|---|---|---|---|---|---|---|---|---|
| Pat Sheridan, L (1, 7)<br>OBP: 0.306, SLG: 0.339 | HR | BB | | L4 | | K | | | | 3 | 2 | 1 | 1 | 1 | 1 | 1 |
| Chet Lemon, R (1, 9)<br>OBP: 0.464, SLG: 0.315 | FC6-4<br>BB | 1B<br>E<br>1-2<br>3-H<br>1B | | K | | BB | | | | 2 | 1 | 1 | 1 | 2 | 1 | 0 |
| Lou Whitaker, L (1, 4)<br>OBP: 0.411, SLG: 0.511 | K | E9<br>1-H<br>2-H<br>1B | | HR | | G4-1 | | | | 4 | 1 | 2 | 2 | 0 | 1 | 3 |
| Alan Trammell, R (1, 6)<br>OBP: 0.343, SLG: 0.323 | FC6-4<br>WP<br>1-2f | P6 | | G4-3 | | | P6 | | | 4 | 0 | 0 | 0 | 0 | 0 | 2 |
| Fred Lynn, L (1, 10)<br>OBP: 0.310, SLG: 0.295 | BB<br>1-2 | | F7 | | G4-3 | | G3-1 | | | 3 | 0 | 0 | 0 | 1 | 0 | 0 |
| Matt Nokes, L (1, 2)<br>OBP: 0.301, SLG: 0.440 | K | | WP<br>BLK<br>SF9<br>1B | | G4-3 | | K | | | 4 | 1 | 1 | 0 | 0 | 2 | 2 |
| Dave Bergman, L (1, 3)<br>OBP: 0.333, SLG: 0.316 | | 1B<br>1B<br>1B | SF9<br>WP<br>1-2<br>BB | | F8 | | | G4-3 | | 3 | 1 | 1 | 0 | 1 | 0 | 0 |
| Kenny Williams, R (1, 8)<br>OBP: 0.228, SLG: 0.323 | | CS<br>1-3<br>1B | SF9<br>1-3<br>2-H | | | K | | K | | 3 | 0 | 1 | 1 | 0 | 2 | 0 |
| Mike Brumley, S (1, 5)<br>OBP: 0.318, SLG: 0.421 | | K<br>1-2 | K | | | 3B | | F8 | | 4 | 0 | 1 | 0 | 0 | 2 | 3 |
| Inning Stats | R: 1<br>E: 0<br>K: 2<br>S: 11<br>H: 1<br>LOB: 2<br>BB: 2<br>P: 23 | R: 3<br>E: 1<br>K: 1<br>S: 16<br>H: 4<br>LOB: 1<br>BB: 1<br>P: 31 | R: 1<br>E: 0<br>K: 1<br>S: 13<br>H: 1<br>LOB: 1<br>BB: 1<br>P: 24 | R: 1<br>E: 0<br>K: 1<br>S: 8<br>H: 1<br>LOB: 0<br>BB: 0<br>P: 16 | R: 0<br>E: 0<br>K: 0<br>S: 5<br>H: 0<br>LOB: 0<br>BB: 0<br>P: 9 | R: 0<br>E: 0<br>K: 2<br>S: 10<br>H: 1<br>LOB: 2<br>BB: 1<br>P: 19 | R: 0<br>E: 0<br>K: 1<br>S: 6<br>H: 0<br>LOB: 0<br>BB: 0<br>P: 12 | R: 0<br>E: 0<br>K: 1<br>S: 8<br>H: 0<br>LOB: 0<br>BB: 0<br>P: 10 | | 1B: 5<br>2B: 0<br>3B: 1<br>HR: 2<br>SF: 1<br>SAC: 0<br>DP: 0<br>HBP: 0 | | | | WP: 2<br>PB: 0<br>SB: 0<br>CS: 1<br>PA: 36 | |

| | AB | 30 |
|---|---|---|
| | R | 6 |
| | H | 8 |
| | RBI | 5 |
| | BB | 5 |
| | SO | 9 |
| | LOB | 11 |

| PITCHER | | IP | WLS | BF | H | R | ER | SO | BB | IBB | HBP | BLK | WP | HR | S | P | ERA | WHIP |
|---|---|---|---|---|---|---|---|---|---|---|---|---|---|---|---|---|---|---|
| Storm Davis, R<br>ERA: 6.75 | (1, 1) | 3.2 | L | 21 | 7 | 6 | 5 | 5 | 4 | 0 | 0 | 1 | 2 | 2 | 47 | 91 | 12.27 | 3.000 |
| Gene Nelson, R<br>ERA: | (4, 1) | 2.2 | | 10 | 1 | 0 | 0 | 2 | 1 | 0 | 0 | 0 | 0 | 0 | 18 | 35 | 0.00 | 0.750 |
| Greg Cadaret, L<br>ERA: 3.0 | (7, 1) | 1.0 | | 3 | 0 | 0 | 0 | 1 | 0 | 0 | 0 | 0 | 0 | 0 | 5 | 9 | 0.00 | 0.000 |
| Eric Plunk, R<br>ERA: 1.54 | (8, 1) | 0.2 | | 2 | 0 | 0 | 0 | 1 | 0 | 0 | 0 | 0 | 0 | 0 | 7 | 9 | 0.00 | 0.000 |

| PITCHER | IP | WLS | BF | H | R | ER | SO | BB | IBB | HBP | BLK | WP | HR | S | P | ERA | WHIP |
|---|---|---|---|---|---|---|---|---|---|---|---|---|---|---|---|---|---|

# Oakland Athletics @ Detroit Tigers

Tiger Stadium, Detroit, MI

Sun May 07 1989, 3:33 AM EDT

Att. 20,391 - Cloudy - 45 F

livebaseballscorecards.com

| Batter | 1 | 2 | 3 | 4 | 5 | 6 | 7 | 8 | 9 | AB | R | H | RBI | BB | SO | LOB |
|---|---|---|---|---|---|---|---|---|---|---|---|---|---|---|---|---|
| Luis Polonia, L (1, 7) OBP: 0.282, SLG: 0.356 | B C B X 2-1 F7 ① | | C B F X 1-2 G6-3 ① | F X 0-1 2-3 1B | | C X 0-1 L8 ① | B B B B 4-0 1-2 BB | | | 4 | 0 | 1 | 0 | 1 | 0 | 1 |
| Dave Henderson, R (1, 8) OBP: 0.409, SLG: 0.505 | C B B F B B 4-2 BB 2B BB | | S X 0-1 F9 ② | X 0-0 F9 ③ | | C B F F X 1-2 G6-4-3 1-3 1B | C X 0-1 P3 ③ | | | 4 | 1 | 1 | 0 | 1 | 0 | 5 |
| Dave Parker, L (1, 10) OBP: 0.241, SLG: 0.303 | F B B 1 SAFE B B 4-1 2B SF7 1-2 BB | | C B X 1-1 BB 1B 1B | | B B X 2-0 BB 1B 1B | B F X 1-1 G6-4-3 ② ③ 1-2f | | B X 1-0 G4-3 ① | | 4 | 2 | 2 | 0 | 1 | 0 | 2 |
| Mark McGwire, R (1, 3) OBP: 0.310, SLG: 0.697 | C B B B X 3-1 1-3 2-H 2B | | X 0-0 BB 1-2 1B | | S 1 SAFE B F B S 2-3 K ① | | C X 0-1 HR | B S B X 2-1 F7 ② | | 5 | 1 | 3 | 2 | 0 | 1 | 1 |
| Ron Hassey, L (1, 2) OBP: 0.238, SLG: 0.255 | B C X 1-1 SF7 ② 3-H | | C B B B B 4-1 1-2 2-3 BB | | B B B C C F B 4-2 1B 1-2 BB | | C S X 0-2 G4-3 ① | B X 1-0 G4-3 ③ | | 2 | 0 | 0 | 1 | 2 | 0 | 0 |
| Carney Lansford, R (1, 5) OBP: 0.395, SLG: 0.445 | X 0-0 G1-3 ③ | | C B B B X 3-1 L9 ③ | | C B X 1-1 1-2 2-H 1B | | C S B B B B 4-2 2B BB | X 0-0 G1-3 ① | | 4 | 1 | 1 | 1 | 1 | 0 | 4 |
| Stan Javier, S (1, 9) OBP: 0.378, SLG: 0.389 | | C F B B X 2-2 G4-3 ① | | X 0-0 G4-3 ① | C X 0-1 F7 ② | | C B F B X 2-2 1B 1-H 2B | C B F B B B 4-2 BB | | 4 | 0 | 1 | 1 | 1 | 0 | 2 |
| Walt Weiss, S (1, 6) OBP: 0.284, SLG: 0.310 | | C B F B B X 2-2 L8 ② | | B B B 4-0 1B G5-3 BB | C B B C S 2-3 K ③ | | F B B X 2-1 BB 2-3 1B | | B F 1 SAFE B X 2-1 L8 ② | 4 | 0 | 1 | 0 | 1 | 1 | 3 |
| Mike Gallego, R (1, 4) OBP: 0.408, SLG: 0.485 | | B X 1-0 F9 ③ | | P X 1-0 G5-3 ② 1-2 | | B F B B B S B 4-2 1B BB | C S X 0-2 F8 ② | | F S P S 1-3 K ③ | 4 | 0 | 0 | 0 | 1 | 1 | 4 |
| Inning Stats | R: 2 H: 1 E: 0 LOB: 1 K: 0 BB: 2 S: 10 P: 24 | R: 0 H: 0 E: 0 LOB: 0 K: 0 BB: 0 S: 7 P: 12 | R: 0 H: 2 E: 0 LOB: 3 K: 0 BB: 1 S: 11 P: 20 | R: 0 H: 1 E: 0 LOB: 2 K: 0 BB: 1 S: 6 P: 10 | R: 1 H: 2 E: 0 LOB: 2 K: 2 BB: 1 S: 14 P: 25 | R: 0 H: 1 E: 0 LOB: 1 K: 0 BB: 1 S: 10 P: 16 | R: 2 H: 3 E: 0 LOB: 3 K: 0 BB: 2 S: 17 P: 29 | R: 0 H: 0 E: 0 LOB: 0 K: 0 BB: 0 S: 4 P: 8 | R: 0 H: 0 E: 0 LOB: 1 K: 1 BB: 1 S: 9 P: 15 | 1B: 7 SF: 1 2B: 2 SAC: 0 3B: 0 DP: 1 HR: 1 HBP: 0 | | | | | | | |

| TOP | |
|---|---|
| AB | 35 |
| R | 5 |
| H | 10 |
| RBI | 5 |
| BB | 9 |
| SO | 3 |
| LOB | 22 |

WP: 0 PA: 45
PB: 0
SB: 0
CS: 0

| PITCHER | | IP | WLS | BF | H | R | ER | SO | BB | IBB | HBP | BLK | WP | HR | S | P | ERA | WHIP |
|---|---|---|---|---|---|---|---|---|---|---|---|---|---|---|---|---|---|---|
| Jeff Robinson, R ERA: 4.5 | (1, 1) | 5.0 | | 26 | 6 | 3 | 3 | 2 | 5 | 0 | 0 | 0 | 0 | 0 | 48 | 91 | 5.40 | 2.200 |
| Charles Hudson, R ERA: 7.83 | (6, 1) | 1.1 | L | 8 | 3 | 2 | 2 | 0 | 2 | 0 | 0 | 0 | 0 | 1 | 20 | 32 | 13.50 | 3.750 |
| Frank Williams, R ERA: 3.22 | (7, 1) | 2.2 | | 11 | 1 | 0 | 0 | 1 | 2 | 0 | 0 | 0 | 0 | 0 | 20 | 36 | 0.00 | 1.125 |

| PITCHER | IP | WLS | BF | H | R | ER | SO | BB | IBB | HBP | BLK | WP | HR | S | P | ERA | WHIP |
|---|---|---|---|---|---|---|---|---|---|---|---|---|---|---|---|---|---|

| Batter | 1 | 2 | 3 | 4 | 5 | 6 | 7 | 8 | 9 | AB | R | H | RBI | BB | SO | LOB |
|---|---|---|---|---|---|---|---|---|---|---|---|---|---|---|---|---|
| Pat Sheridan, L (1, 7)<br>OBP: 0.329, SLG: 0.400 | BBCFBB<br>4-2<br>FC6-4 BB<br>S<br>BB | | X<br>0-0<br>HR | | CFX<br>0-2<br>1B | X<br>0-0 ③<br>G3-1 | | X<br>0-0 ③<br>G4-3 | | 3 | 2 | 2 | 1 | 1 | 0 | 3 |
| Torey Lovullo, S (8, PH)<br>OBP: 0.261, SLG: 0.197 (9, 5) | | | | | | | | | | 1 | 0 | 0 | 0 | 0 | 0 | 1 |
| Chet Lemon, R (1, 9)<br>OBP: 0.441, SLG: 0.295 | C 1 SAFE<br>CBX<br>1-2 ①<br>P6 | | BX<br>1-0 ①<br>F7 | | 1 SAFE<br>X<br>0-0 ②<br>P4 | | CCX<br>0-2 ①<br>G5-3 | | X<br>0-0 ①<br>G1-3 | 5 | 0 | 0 | 0 | 0 | 0 | 2 |
| Lou Whitaker, L (1, 4)<br>OBP: 0.410, SLG: 0.531 | 1 SAFE<br>BBBBB<br>4-0<br>FC6-4<br>1-2<br>BB | | CBCFFBX<br>3-2 ②<br>F9 | | 1 SAFE<br>1 SAFE<br>B<br>1 SAFE<br>1 SAFE<br>BFCB<br>3-3 ③<br>K | | X<br>0-0 ②<br>G4-3 | | BSFFX<br>1-2<br>HR | 4 | 1 | 1 | 1 | 1 | 1 | 1 |
| Alan Trammell, R (1, 6)<br>OBP: 0.345, SLG: 0.320 | FCBBX<br>2-2 ②<br>FC6-4<br>S<br>1-2f<br>2-3 | | CBX<br>1-1 ③<br>L9 | | | CFBS<br>1-3 ①<br>K | CX<br>0-1<br>BB<br>1B | | FBFBFBFB<br>4-2<br>BB | 4 | 0 | 1 | 0 | 1 | 1 | 2 |
| Fred Lynn, L (1, 10)<br>OBP: 0.314, SLG: 0.286 | BBBBB<br>4-0<br>1-2<br>3-H<br>BB | | | BBBCX<br>3-1 ①<br>G4-3 | | FBX<br>1-1 ②<br>G4-3 | BBBCB<br>4-1<br>1-2<br>BB | | 1 SAFE<br>C<br>1 SAFE<br>1 SAFE<br>F<br>1 SAFE<br>S<br>0-3 ②<br>K | 3 | 0 | 0 | 0 | 2 | 1 | 1 |
| Matt Nokes, L (1, 2)<br>OBP: 0.296, SLG: 0.427 | BSFFX<br>1-2 ③<br>F7 | | | BCBX<br>2-1 ②<br>F8 | | CSBBBX<br>2-2<br>1B 1B<br>1B<br>1B | SFX<br>0-2 ③<br>G1-3 | | 1 SAFE<br>S<br>1 SAFE<br>1 SAFE<br>X<br>0-1 ③<br>P2 | 5 | 1 | 1 | 0 | 0 | 0 | 5 |
| Dave Bergman, L (1, 3)<br>OBP: 0.348, SLG: 0.322 | | CBBFS<br>2-3 ①<br>K | | CBFBBBB<br>4-2<br>BB | | CBBCBFX<br>3-2<br>1B 1B<br>1-2<br>1B | | BCBX<br>2-1 ①<br>G5-3 | | 2 | 0 | 1 | 0 | 1 | 1 | 0 |
| Keith Moreland, R (8, PH)<br>OBP: 0.292, SLG: 0.283 (9, 3) | | | | | | | | | | 1 | 0 | 0 | 0 | 0 | 0 | 0 |
| Kenny Williams, R (1, 8)<br>OBP: 0.238, SLG: 0.330 | | BX<br>1-0 ②<br>L8 | | FSC<br>0-3 ③<br>K | | BSX<br>1-1<br>1B<br>1-2<br>2-3<br>1B | | BCFX<br>1-2<br>1B | | 4 | 0 | 2 | 0 | 0 | 1 | 1 |
| Mike Brumley, S (1, 5)<br>OBP: 0.320, SLG: 0.409 | | CSX<br>0-2 ③<br>G5-3 | | | LBFX<br>1-2 ①<br>G6-3 | FFBBBBFX<br>3-2<br>1-2<br>2-3<br>3-H<br>1B | | CX<br>0-1 ②<br>F9 | | 3 | 0 | 1 | 1 | 0 | 0 | 0 |
| Gary Ward, R (8, PH)<br>OBP: 0.282, SLG: 0.250 (9, 7) | | | | | | | | | | 1 | 0 | 0 | 0 | 0 | 0 | 1 |
| Inning Stats | R: 1 H: 0<br>E: 0 LOB: 2<br>K: 0 BB: 3<br>S: 12 P: 28 | R: 0 H: 0<br>E: 0 LOB: 0<br>K: 1 BB: 0<br>S: 7 P: 10 | R: 1 H: 1<br>E: 0 LOB: 0<br>K: 0 BB: 0<br>S: 9 P: 14 | R: 0 H: 0<br>E: 0 LOB: 1<br>K: 1 BB: 1<br>S: 9 P: 18 | R: 0 H: 1<br>E: 0 LOB: 1<br>K: 1 BB: 0<br>S: 11 P: 15 | R: 1 H: 4<br>E: 1 LOB: 3<br>K: 1 BB: 0<br>S: 19 P: 30 | R: 0 H: 1<br>E: 0 LOB: 2<br>K: 0 BB: 1<br>S: 10 P: 14 | R: 0 H: 1<br>E: 0 LOB: 1<br>K: 0 BB: 0<br>S: 8 P: 11 | R: 1 H: 1<br>E: 0 LOB: 1<br>K: 1 BB: 1<br>S: 14 P: 19 | 1B: 7 SF: 0<br>2B: 0 SAC: 0<br>3B: 0 DP: 0<br>HR: 2 HBP: 0 | | | | | | |

| PITCHER | | IP | WLS | BF | H | R | ER | SO | BB | IBB | HBP | BLK | WP | HR | S | P | ERA | WHIP |
|---|---|---|---|---|---|---|---|---|---|---|---|---|---|---|---|---|---|---|
| Bob Welch, R<br>ERA: 3.06 | (1, 1) | 6.0 | W | 28 | 6 | 3 | 3 | 4 | 4 | 0 | 0 | 0 | 0 | 1 | 67 | 115 | 4.50 | 1.667 |
| Rick Honeycutt, L<br>ERA: 2.14 | (7, 1) | 2.0 | | 9 | 2 | 0 | 0 | 0 | 1 | 0 | 0 | 0 | 0 | 0 | 18 | 25 | 0.00 | 1.500 |
| Dennis Eckersley, R<br>ERA: 0.68 | (9, 1) | 1.0 | S | 5 | 1 | 1 | 1 | 1 | 1 | 0 | 0 | 0 | 0 | 1 | 14 | 19 | 9.00 | 2.000 |

| PITCHER | IP | WLS | BF | H | R | ER | SO | BB | IBB | HBP | BLK | WP | HR | S | P | ERA | WHIP |
|---|---|---|---|---|---|---|---|---|---|---|---|---|---|---|---|---|---|

# BOTTOM

## Oakland Athletics @ Detroit Tigers

Tiger Stadium, Detroit, MI

Sun May 07 1989, 3:33 AM EDT

Att. 20,391 - Cloudy - 45 F

livebaseballscorecards.com

| | |
|---|---|
| AB | 36 |
| R | 4 |
| H | 9 |
| RBI | 3 |
| BB | 6 |
| SO | 5 |
| LOB | 17 |

# California Angels @ Detroit Tigers

Tiger Stadium, Detroit, MI

Mon May 08 1989, 7:05 PM EDT

Att. 12,759 - Unknown - 59 F

TOP

livebaseballscorecards.com

| Batter | 1 | 2 | 3 | 4 | 5 | 6 | 7 | 8 | 9 | AB | R | H | RBI | BB | SO | LOB |
|---|---|---|---|---|---|---|---|---|---|---|---|---|---|---|---|---|
| Brian Downing, R (1, 10) OBP: 0.355, SLG: 0.435 | C C X 0-2 ① F8 | | B C C B F B F F X 3-2 ③ F9 | C X 0-1 1-H 2-H 3-H 3B 3B | C B X 1-1 1-2 1B | B X 1-0 ③ P6 | | | 5 | 1 | 2 | 3 | 0 | 0 | 0 |
| Wally Joyner, L (1, 3) OBP: 0.300, SLG: 0.318 | C B B F F B F B 4-2 BB | | | 1-2 E 2B 2-2 1-H 1B 3B | X 0-0 ② F9 | | | B X 1-0 ① F8 | | 4 | 2 | 2 | 1 | 1 | 0 | 2 |
| Johnny Ray, S (1, 4) OBP: 0.324, SLG: 0.368 | C 1 SAFE C X 0-2 ② L7 | | | B S X 2-1 ① P6 X 0-0 3-H L4-3 1B | B B C F B X 3-2 ③ G4-3 | | | | B F X 1-1 G4-3 BB 1B | 5 | 0 | 2 | 1 | 0 | 0 | 4 |
| Kent Anderson, R (9, PR) OBP: 0.310, SLG: 0.315 (9, 4) | | | | | | | | | | 0 | 0 | 0 | 0 | 0 | 0 | 0 |
| Devon White, S (1, 8) OBP: 0.353, SLG: 0.512 | B S C B X 2-2 ③ G4-3 | | | X 0-1 E7 1B E 2-H 1B B S C F B B F B X 1-2 L4-3 1-2 | | | F S F F B F X 1-2 ① G6-3 | | B C C B B B 4-2 G4-3 1-2 BB | 4 | 1 | 1 | 1 | 1 | 0 | 2 |
| Chili Davis, S (1, 7) OBP: 0.289, SLG: 0.385 | | B B X 2-0 ① F7 | | B F 2 SAFE B 2 SAFE F X 2-2 BB E 2-3 1B | B X 1-0 ① G4-3 | | X 0-0 1B | | B F C X 1-2 ② G4-3 1-2 2-3 | 5 | 1 | 2 | 0 | 0 | 0 | 2 |
| Lance Parrish, R (1, 2) OBP: 0.355, SLG: 0.409 | | B B B C X 3-1 ② G6-3 | | F S F 1 SAFE F F B B B 4-2 1 SAFE B E 1-2 BB BB | C B C S 1-3 ② K | | S B F S 1-3 ② K | | C C C 0-3 ③ K | 4 | 1 | 0 | 0 | 1 | 3 | 4 |
| Dante Bichette, R (1, 9) OBP: 0.247, SLG: 0.377 | | C F B B F B B X 3-2 ③ F9 | | X 0-0 E5 BB 3B 1-3 2-H 3-H | B C F X 1-2 ③ G1-3 | | X 0-0 ③ L8 | | | 4 | 1 | 0 | 0 | 0 | 0 | 2 |
| Jack Howell, L (1, 5) OBP: 0.263, SLG: 0.318 | | | C B F B B C 3-3 ① K I I I I 4-0 BB 3B IBB | | | S B B S S X 2-2 1B 1B | | F B S B S 2-3 ① K | | 3 | 1 | 1 | 0 | 1 | 2 | 0 |
| Dick Schofield, R (1, 6) OBP: 0.242, SLG: 0.250 | | | B F X 1-1 ② L9 B S C F B B F B 4-2 1-2 2-3 3-H 3B BB | | | F B X 1-1 ① P3 | | B C B B X 3-1 ② F9 | | 3 | 1 | 0 | 1 | 1 | 0 | 1 |

| | | | | | | | | | |

| Batter | 1 | 2 | 3 | 4 | 5 | 6 | 7 | 8 | 9 | AB | R | H | RBI | BB | SO | LOB |
|---|---|---|---|---|---|---|---|---|---|---|---|---|---|---|---|---|
| Kenny Williams, R (1, 8)<br>OBP: 0.234, SLG: 0.324 | X 0-0 ① L8 | | | B S S S 1-3 ① K | B X 1-0 ③ G3 | | | X 0-0 ① G4-3 | | 2 | 0 | 0 | 0 | 0 | 1 | 0 |
| Pat Sheridan, L (5, 8)<br>OBP: 0.321, SLG: 0.388 | | | | | | | | | | 2 | 0 | 0 | 0 | 0 | 0 | 1 |
| Gary Ward, R (1, 9)<br>OBP: 0.302, SLG: 0.275 | B B X 2-0 G3-6-3 1B | | | C B S X 1-2 FC3-6 1B | | C F B X 1-2 ① L6 | | C F F X 0-2 ② F9 | | 4 | 0 | 2 | 0 | 0 | 0 | 0 |
| Lou Whitaker, L (1, 4)<br>OBP: 0.400, SLG: 0.515 | C B B B F X 3-2 ② ③ G3-6-3<br>1-2f | | | X 0-0 ② FC3-6<br>1-2f | | C B B X 2-1 ② G4-3 | | C F B B X 2-2 1B | | 3 | 0 | 0 | 0 | 0 | 0 | 2 |
| Mike Brumley, S (7, 4)<br>OBP: 0.346, SLG: 0.435 | | | | | | | | | | 1 | 0 | 1 | 0 | 0 | 0 | 0 |
| Alan Trammell, R (1, 6)<br>OBP: 0.342, SLG: 0.311 | | C X 0-1 ① G6-3 | | X 0-0 ③ L9 | | B B B C B 4-1 BB | | B B B C X 3-1 ③ G5-3 | | 3 | 0 | 0 | 0 | 1 | 0 | 2 |
| Fred Lynn, L (1, 7)<br>OBP: 0.303, SLG: 0.274 | | C C B B B S 3-3 ② K | | | B F F C 1-3 ① K | F X 0-1 ③ G5-3 | | | C S B S 1-3 ① K | 4 | 0 | 0 | 0 | 0 | 3 | 1 |
| Keith Moreland, R (1, 10)<br>OBP: 0.288, SLG: 0.280 | | B C B B F X 3-2 ③ L9 | | | X 0-0 2B G4-3 1B | | X 0-0 ① F8 | | X 0-0 ② G3 | 4 | 1 | 1 | 0 | 0 | 0 | 0 |
| Mike Heath, R (1, 2)<br>OBP: 0.364, SLG: 0.381 | | | B X 1-0 ① L7 | | B F X 1-1 G4-3 1-3 1B 2B | | B B X 2-0 ② F8 | | C B B X 2-1 ③ G6-3 | 4 | 1 | 1 | 0 | 0 | 0 | 0 |
| Torey Lovullo, S (1, 3)<br>OBP: 0.258, SLG: 0.195 | | | C X 0-1 ② L9 | | C B B B X 3-1 ② G4-3<br>2-3<br>3-H | | X 0-0 1B | | | 1 | 0 | 0 | 0 | 0 | 0 | 0 |
| Dave Bergman, L (5, 3)<br>OBP: 0.353, SLG: 0.328 | | | | | | | | | | 2 | 0 | 1 | 1 | 0 | 0 | 1 |
| Al Pedrique, R (1, 5)<br>OBP: 0.200, SLG: 0.211 | | | B F B B X 3-1 ③ G6-3 | | C X 0-1 3-H 1B | | C B F X 1-2 ③ G5-3 | | | 3 | 0 | 1 | 1 | 0 | 0 | 1 |
| Inning Stats | R: 0 H: 1<br>E: 0 LOB: 0<br>K: 0 BB: 0<br>S: 5 P: 10 | R: 0 H: 0<br>E: 0 LOB: 0<br>K: 1 BB: 0<br>S: 8 P: 14 | R: 0 H: 0<br>E: 0 LOB: 0<br>K: 0 BB: 0<br>S: 5 P: 9 | R: 0 H: 1<br>E: 0 LOB: 1<br>K: 1 BB: 0<br>S: 8 P: 10 | R: 2 H: 3<br>E: 0 LOB: 1<br>K: 1 BB: 0<br>S: 11 P: 17 | R: 0 H: 0<br>E: 0 LOB: 1<br>K: 0 BB: 1<br>S: 8 P: 15 | R: 0 H: 1<br>E: 0 LOB: 1<br>K: 0 BB: 0<br>S: 6 P: 9 | R: 0 H: 1<br>E: 0 LOB: 1<br>K: 0 BB: 0<br>S: 10 P: 15 | R: 0 H: 0<br>E: 0 LOB: 0<br>K: 1 BB: 0<br>S: 6 P: 9 | 1B: 6 SF: 0<br>2B: 1 SAC: 0<br>3B: 0 DP: 1<br>HR: 0 HBP: 0 | | | | | | |

| PITCHER | IP | WLS | BF | H | R | ER | SO | BB | IBB | HBP | BLK | WP | HR | S | P | ERA | WHIP |
|---|---|---|---|---|---|---|---|---|---|---|---|---|---|---|---|---|---|
| Chuck Finley, L (1, 1)<br>ERA: 2.6 | 9.0 | W | 34 | 7 | 2 | 2 | 4 | 1 | 0 | 0 | 0 | 0 | 0 | 67 | 108 | 2.00 | 0.889 |

| PITCHER | IP | WLS | BF | H | R | ER | SO | BB | IBB | HBP | BLK | WP | HR | S | P | ERA | WHIP |
|---|---|---|---|---|---|---|---|---|---|---|---|---|---|---|---|---|---|

# BOTTOM

## California Angels @ Detroit Tigers

Tiger Stadium, Detroit, MI

Mon May 08 1989, 7:05 PM EDT

Att. 12,759 - Unknown - 59 F

livebaseballscorecards.com

| | |
|---|---|
| AB | 33 |
| R | 2 |
| H | 7 |
| RBI | 2 |
| BB | 1 |
| SO | 4 |
| LOB | 8 |

WP: 0 PA: 34
PB: 0
SB: 0
CS: 0

# California Angels @ Detroit Tigers

Tiger Stadium, Detroit, MI

Tue May 09 1989, 7:05 PM EDT

Att. 12,290 - Unknown - 55 F

TOP

livebaseballscorecards.com

| Batter | 1 | 2 | 3 | 4 | 5 | 6 | 7 | 8 | 9 | AB | R | H | RBI | BB | SO | LOB |
|---|---|---|---|---|---|---|---|---|---|---|---|---|---|---|---|---|
| Brian Downing, R (1, 10)<br>OBP: 0.365, SLG: 0.432 | K | IBB | | | FC4-6 1B<br>1-2<br>2B 1B | E5<br>1-3<br>1B 1B | 1-2<br>2-3<br>BB | | | 3 | 1 | 1 | 0 | 2 | 1 | 1 |
| Wally Joyner, L (1, 3)<br>OBP: 0.296, SLG: 0.315 | G3-1 | F7 | | | 1-2<br>2-3<br>FC4-6<br>1B | 3-H<br>SF8 | G3-1 | | | 4 | 0 | 1 | 1 | 0 | 0 | 6 |
| Johnny Ray, S (1, 4)<br>OBP: 0.329, SLG: 0.361 | HBP<br>BB | F7 | | | 1-2f<br>2-3<br>3-H<br>FC4-6<br>2B<br>SF9 | SAFE<br>1-2<br>1B | | G6-3 | | 4 | 1 | 1 | 1 | 1 | 0 | 2 |
| Devon White, S (1, 8)<br>OBP: 0.362, SLG: 0.520 | 1-2<br>HBP | G4-3 | | | 1-3<br>3-H<br>SF9<br>2B | 1-2<br>2-H<br>1B | | G4-3 | | 4 | 1 | 2 | 1 | 0 | 0 | 0 |
| Chili Davis, S (1, 7)<br>OBP: 0.286, SLG: 0.370 | F9 | F8 | | | 2B<br>IBB | F7 | | F7 | | 4 | 0 | 0 | 0 | 1 | 0 | 4 |
| Lance Parrish, R (1, 2)<br>OBP: 0.339, SLG: 0.392 | | G6-3 | | G5-3 | 2-3<br>3-H<br>SF9 | | G6-3 | | G5-3 | 4 | 0 | 0 | 1 | 0 | 0 | 0 |
| Dante Bichette, R (1, 9)<br>OBP: 0.256, SLG: 0.392 | | G4-3<br>BB<br>1B | | G5-3 | 1-3<br>3-H<br>2B | G5-3 | | | K | 5 | 0 | 2 | 1 | 0 | 1 | 0 |
| Jack Howell, L (1, 5)<br>OBP: 0.269, SLG: 0.315 | | 1-2<br>G4-3<br>BB | | G4-3 | F8 | WP<br>E<br>1B | | | G3 | 4 | 0 | 1 | 0 | 1 | 0 | 2 |
| Dick Schofield, R (1, 6)<br>OBP: 0.270, SLG: 0.278 | | G4-3 | | | 1B 1B<br>FC4-6<br>1B | E S<br>SF8<br>1B | 1-2<br>WP<br>E5 | | | 4 | 2 | 2 | 0 | 0 | 0 | 3 |

| | AB | 36 |
|---|---|---|
| | R | 5 |
| | H | 10 |
| | RBI | 5 |
| | BB | 5 |
| | SO | 2 |
| | LOB | 18 |

| Inning Stats | 1 | 2 | 3 | 4 | 5 | 6 | 7 | 8 | 9 | | | | | | | |
|---|---|---|---|---|---|---|---|---|---|---|---|---|---|---|---|---|
| | R: 0<br>E: 0<br>K: 1<br>S: 16 | H: 0<br>LOB: 2<br>BB: 1<br>P: 24 | R: 0<br>E: 0<br>K: 0<br>S: 12 | H: 1<br>LOB: 3<br>BB: 2<br>P: 26 | R: 0<br>E: 0<br>K: 0<br>S: 7 | H: 0<br>LOB: 0<br>BB: 0<br>P: 8 | R: 0<br>E: 0<br>K: 0<br>S: 9 | H: 0<br>LOB: 0<br>BB: 0<br>P: 10 | R: 4<br>E: 0<br>K: 0<br>S: 17 | H: 5<br>LOB: 2<br>BB: 1<br>P: 31 | R: 1<br>E: 1<br>K: 0<br>S: 10 | H: 3<br>LOB: 2<br>BB: 0<br>P: 14 | R: 0<br>E: 1<br>K: 0<br>S: 13 | H: 1<br>LOB: 3<br>BB: 1<br>P: 23 | R: 0<br>E: 0<br>K: 0<br>S: 7 | H: 0<br>LOB: 0<br>BB: 0<br>P: 11 | R: 0<br>E: 0<br>K: 1<br>S: 8 | H: 0<br>LOB: 0<br>BB: 0<br>P: 10 |

| | 1B: 8 | SF: 2 | WP: 1 | PA: 44 |
|---|---|---|---|---|
| | 2B: 2 | SAC: 0 | PB: 0 | |
| | 3B: 0 | DP: 0 | SB: 1 | |
| | HR: 0 | HBP: 1 | CS: 0 | |

| PITCHER | | IP | WLS | BF | H | R | ER | SO | BB | IBB | HBP | BLK | WP | HR | S | P | ERA | WHIP |
|---|---|---|---|---|---|---|---|---|---|---|---|---|---|---|---|---|---|---|
| Paul Gibson, L<br>ERA: 5.12 | (1, 1) | 5.1 | L | 30 | 8 | 5 | 5 | 1 | 2 | 2 | 1 | 0 | 0 | 0 | 67 | 108 | 8.44 | 1.875 |
| Charles Hudson, R<br>ERA: 6.75 | (6, 1) | 3.2 | | 14 | 2 | 0 | 0 | 1 | 1 | 0 | 0 | 0 | 1 | 0 | 32 | 49 | 0.00 | 0.818 |

| PITCHER | IP | WLS | BF | H | R | ER | SO | BB | IBB | HBP | BLK | WP | HR | S | P | ERA | WHIP |
|---|---|---|---|---|---|---|---|---|---|---|---|---|---|---|---|---|---|

# California Angels @ Detroit Tigers

Tiger Stadium, Detroit, MI

Tue May 09 1989, 7:05 PM EDT

Att. 12,290 - Unknown - 55 F

BOTTOM

livebaseballscorecards.com

| Batter | 1 | 2 | 3 | 4 | 5 | 6 | 7 | 8 | 9 | AB | R | H | RBI | BB | SO | LOB |
|---|---|---|---|---|---|---|---|---|---|---|---|---|---|---|---|---|
| Pat Sheridan, L (1, 8)<br>OBP: 0.329, SLG: 0.394 | C B X 1-1 ① G4-3 | B C B X 2-1 ③ G4-3 | | | F S B X 1-2 G6-3 1B | | | C X 0-1 G4-6-3 1B | | 4 | 0 | 2 | 0 | 0 | 0 | 2 |
| Gary Ward, R (1, 9)<br>OBP: 0.298, SLG: 0.318 | C B X 1-1 1B 3B | | X 0-0 ① G6-3 | | X 0-0 ②③ G6-3 1-2f | | | B X 1-0 ① F8 | | 4 | 1 | 1 | 0 | 0 | 0 | 2 |
| Lou Whitaker, L (1, 4)<br>OBP: 0.395, SLG: 0.505 | B X 1-0 3-H 1B | | B C B C X 2-2 ② F6 | | | C F F B F B X 2-2 ① F9 | | B X 1-0 ②③ G4-6-3 1-2f | | 4 | 0 | 1 | 1 | 0 | 0 | 1 |
| Alan Trammell, R (1, 6)<br>OBP: 0.331, SLG: 0.299 | C X 0-1 ② F7 | | C C B B B X 3-2 ③ F9 | | | B X 1-0 ② F8 | | | B B C B X 3-1 ① F4 | 4 | 0 | 0 | 0 | 0 | 0 | 1 |
| Fred Lynn, L (1, 7)<br>OBP: 0.301, SLG: 0.273 | C B F B 1 B S SAFE 3-3 ③ K | | | B S B F F B X 3-2 E6 1B | | B B F B F B X 3-2 ③ G4-3 | | | B C X 1-1 ② G4-3 | 4 | 0 | 1 | 0 | 0 | 1 | 1 |
| Matt Nokes, L (1, 2)<br>OBP: 0.304, SLG: 0.435 | | X 0-0 ① F7 | | C X 0-1 ① F9 | | | B X 1-0 2B | | B B B B 4-0 BB | 3 | 0 | 1 | 0 | 1 | 0 | 1 |
| Keith Moreland, R (1, 10)<br>OBP: 0.286, SLG: 0.278 | | C X 0-1 1B 1B | | C X 0-1 ② G5-3 | | | X 0-0 ① L8 | | B C F B X 2-2 ③ F8 | 4 | 0 | 1 | 0 | 0 | 0 | 3 |
| Dave Bergman, L (1, 3)<br>OBP: 0.352, SLG: 0.328 | | B B 1 S X SAFE 2-1 1-2 1B | | C B B B C X 3-2 ③ G4-3 | | | F B X 1-1 ② L7 | | | 3 | 0 | 1 | 0 | 0 | 0 | 2 |
| Mike Brumley, S (1, 5)<br>OBP: 0.310, SLG: 0.385 | | C B B X 2-1 ② F7 | | | M B X 1-1 ① F9 | | B B F B X 3-1 ③ G4-3 | | | 3 | 0 | 0 | 0 | 0 | 0 | 3 |

| | AB | 33 |
|---|---|---|
| | R | 1 |
| | H | 8 |
| | RBI | 1 |
| | BB | 1 |
| | SO | 1 |
| | LOB | 16 |

| Inning Stats | 1 | 2 | 3 | 4 | 5 | 6 | 7 | 8 | 9 |
|---|---|---|---|---|---|---|---|---|---|
| | R: 1 E: 0 K: 1 S: 10 | H: 2 LOB: 1 BB: 0 P: 16 | R: 0 E: 0 K: 0 S: 9 | H: 2 LOB: 2 BB: 0 P: 15 | R: 0 E: 0 K: 0 S: 7 | H: 0 LOB: 0 BB: 0 P: 12 | R: 0 E: 1 K: 0 S: 11 | H: 1 LOB: 1 BB: 0 P: 17 | R: 0 E: 0 K: 0 S: 6 | H: 1 LOB: 0 BB: 0 P: 8 | R: 0 E: 0 K: 0 S: 9 | H: 0 LOB: 0 BB: 0 P: 15 | R: 0 E: 0 K: 0 S: 6 | H: 1 LOB: 1 BB: 0 P: 11 | R: 0 E: 0 K: 0 S: 4 | H: 1 LOB: 0 BB: 0 P: 6 | R: 0 E: 0 K: 0 S: 7 | H: 0 LOB: 1 BB: 1 P: 17 |

| | 1B: 6 | SF: 0 | WP: 0 | PA: 34 |
|---|---|---|---|---|
| | 2B: 1 | SAC: 0 | PB: 0 | |
| | 3B: 1 | DP: 2 | SB: 0 | |
| | HR: 0 | HBP: 0 | CS: 0 | |

| PITCHER | | IP | WLS | BF | H | R | ER | SO | BB | IBB | HBP | BLK | WP | HR | S | P | ERA | WHIP |
|---|---|---|---|---|---|---|---|---|---|---|---|---|---|---|---|---|---|---|
| Bert Blyleven, R<br>ERA: 1.93 | (1, 1) | 7.0 | W | 27 | 7 | 1 | 1 | 1 | 0 | 0 | 0 | 0 | 0 | 0 | 58 | 94 | 1.29 | 1.000 |
| Greg Minton, R<br>ERA: 1.69 | (8, 1) | 2.0 | | 7 | 1 | 0 | 0 | 0 | 1 | 0 | 0 | 0 | 0 | 0 | 11 | 23 | 0.00 | 1.000 |

| PITCHER | IP | WLS | BF | H | R | ER | SO | BB | IBB | HBP | BLK | WP | HR | S | P | ERA | WHIP |
|---|---|---|---|---|---|---|---|---|---|---|---|---|---|---|---|---|---|

# California Angels @ Detroit Tigers

Tiger Stadium, Detroit, MI

Wed May 10 1989, 7:05 PM EDT

Att. 13,187 - Unknown - 56 F

livebaseballscorecards.com

## TOP

| Batter | 1 | 2 | 3 | 4 | 5 | 6 | 7 | 8 | 9 | AB | R | H | RBI | BB | SO | LOB |
|---|---|---|---|---|---|---|---|---|---|---|---|---|---|---|---|---|
| Brian Downing, R (1, 10)<br>OBP: 0.369, SLG: 0.435 | B B X 2-0 ① G5-3 | | | C B B B F F X 3-2 ① P6 | | B 1 SAFE C F F F B 1 SAFE 1 SAFE B 3-2 F F F F X 1-3 FC6-4 1B | | C B B X 2-1 1B | | 4 | 0 | 2 | 0 | 0 | 0 | 0 |
| Johnny Ray, S (1, 4)<br>OBP: 0.313, SLG: 0.347 | B C X 1-1 ② G6-3 | | | B C X 1-1 ② F9 | | S B B B B X 3-1 ① SF8 3-H | | B X 1-0 ③ G5-3 | | 3 | 0 | 0 | 1 | 0 | 0 | 1 |
| Devon White, S (1, 8)<br>OBP: 0.352, SLG: 0.504 | B B C X 2-1 ③ F8 | | | C F X 0-2 ③ G3 | | 1 SAFE S 1 SAFE X 0-1 ② FC6-4 1-2f | | | C C F B S 1-3 ① K | 4 | 0 | 0 | 0 | 0 | 1 | 1 |
| Chili Davis, S (1, 7)<br>OBP: 0.285, SLG: 0.375 | | B X 1-0 ① F9 | | | C B X 1-1 WP G6-3 2B | B 1 SAFE 1 SAFE F 1 SAFE 1 SAFE 1 SAFE 1 SAFE 1 SAFE 1-3 F C K | | | B B B C X 3-1 ② G6-3 | 4 | 1 | 1 | 0 | 0 | 1 | 1 |
| Lance Parrish, R (1, 2)<br>OBP: 0.328, SLG: 0.376 | | B C B F X 2-2 ② G5-3 | | | L B C X 1-2 ① G6-3 2-H | | B X 1-0 ① G5-3 | | C B F F S 1-3 ③ K | 4 | 0 | 0 | 1 | 0 | 1 | 0 |
| Bill Schroeder, R (1, 3)<br>OBP: 0.235, SLG: 0.333 | | B S B X 2-1 ③ F9 | | | C F B F B X 2-2 1B | | C B X 1-1 ② G6-3 | | | 3 | 0 | 1 | 0 | 0 | 0 | 0 |
| Dante Bichette, R (1, 9)<br>OBP: 0.247, SLG: 0.377 | | | B X 1-0 ① L9 | | X 0-0 ② F9 | | S B S B B X 3-2 ③ F7 | | | 3 | 0 | 0 | 0 | 0 | 0 | 1 |
| Glenn Hoffman, R (1, 5)<br>OBP: 0.366, SLG: 0.432 | | | C B F B F X 2-2 ② G5-3 | | 1 SAFE X 0-0 ③ F8 | | | C B F F B S 2-3 ① K | | 3 | 0 | 0 | 0 | 0 | 1 | 1 |
| Dick Schofield, R (1, 6)<br>OBP: 0.275, SLG: 0.282 | | | B X 1-0 ③ G5-3 | | | C F X 0-2 1B S SF8 1B | | C B F B X 2-2 ② P3 | | 3 | 1 | 1 | 0 | 0 | 0 | 0 |

| | AB | 31 |
|---|---|---|
| | R | 2 |
| | H | 5 |
| | RBI | 2 |
| | BB | 0 |
| | SO | 4 |
| | LOB | 5 |

| Inning Stats | | | | | | | | | | | | | | | | | | | | | | | | | | | | | | | | | | |
|---|---|---|---|---|---|---|---|---|---|---|---|---|---|---|---|---|---|---|---|---|---|---|---|---|---|---|---|---|---|---|---|---|---|---|
| | R: 0 | E: 0 | K: 0 | S: 5 | H: 0 | LOB: 0 | BB: 0 | P: 10 | R: 0 | E: 0 | K: 0 | S: 6 | H: 0 | LOB: 0 | BB: 0 | P: 11 | R: 0 | E: 0 | K: 0 | S: 6 | H: 0 | LOB: 0 | BB: 0 | P: 10 | R: 0 | E: 0 | K: 0 | S: 9 | H: 0 | LOB: 0 | BB: 0 | P: 13 |
| | R: 1 | E: 0 | K: 0 | S: 11 | H: 2 | LOB: 1 | BB: 0 | P: 15 | R: 1 | E: 0 | K: 1 | S: 18 | H: 2 | LOB: 1 | BB: 0 | P: 25 | R: 0 | E: 0 | K: 0 | S: 6 | H: 0 | LOB: 0 | BB: 0 | P: 11 | R: 0 | E: 0 | K: 1 | S: 10 | H: 1 | LOB: 1 | BB: 0 | P: 17 |
| | R: 0 | E: 0 | K: 2 | S: 10 | H: 0 | LOB: 0 | BB: 0 | P: 15 | 1B: 4 | 2B: 1 | 3B: 0 | HR: 0 | SF: 1 | SAC: 0 | DP: 0 | HBP: 0 | WP: 1 | PB: 0 | SB: 1 | CS: 0 | PA: 32 | | | | | | | | | | | | |

| PITCHER | | IP | WLS | BF | H | R | ER | SO | BB | IBB | HBP | BLK | WP | HR | S | P | ERA | WHIP |
|---|---|---|---|---|---|---|---|---|---|---|---|---|---|---|---|---|---|---|
| Frank Tanana, L<br>ERA: 3.86 | (1, 1) | 8.0 | | 29 | 5 | 2 | 2 | 2 | 0 | 0 | 0 | 0 | 1 | 0 | 71 | 112 | 2.25 | 0.625 |
| Willie Hernandez, L<br>ERA: 3.38 | (9, 1) | 1.0 | W | 3 | 0 | 0 | 0 | 2 | 0 | 0 | 0 | 0 | 0 | 0 | 10 | 15 | 0.00 | 0.000 |

| PITCHER | IP | WLS | BF | H | R | ER | SO | BB | IBB | HBP | BLK | WP | HR | S | P | ERA | WHIP |
|---|---|---|---|---|---|---|---|---|---|---|---|---|---|---|---|---|---|

# BOTTOM

| Batter | 1 | 2 | 3 | 4 | 5 | 6 | 7 | 8 | 9 | AB | R | H | RBI | BB | SO | LOB |
|---|---|---|---|---|---|---|---|---|---|---|---|---|---|---|---|---|
| Pat Sheridan, L (1, 8)<br>OBP: 0.314, SLG: 0.373 | C C B B X 2-2 F9 ① | | B S F S 1-3 K ③ | | | B S F B B X 3-2 G4-3 ① | | C B F B S 2-3 K ③ | | 4 | 0 | 0 | 0 | 0 | 2 | 1 |
| Gary Ward, R (1, 9)<br>OBP: 0.314, SLG: 0.319<br>Kenny Williams, R (9, PR)<br>OBP: 0.234, SLG: 0.324 | C C B F B X 2-2 G6-3 ② | | | S X 0-1 P4 ① | | B B B C B 4-1 BB | | | C B X 1-1 BB BB 2B 1B | 3<br>0 | 0<br>1 | 1<br>0 | 0<br>0 | 1<br>0 | 0<br>0 | 0<br>0 |
| Lou Whitaker, L (1, 4)<br>OBP: 0.391, SLG: 0.495 | B S X 1-1 P6 ③ | | | B C B F F B X 3-2 L4-6 1B 1B | | L F B F F 1 B X SAFE 2-2 F8 ② | | | B X 1-0 P5 ① | 4 | 0 | 1 | 0 | 0 | 0 | 2 |
| Alan Trammell, R (1, 6)<br>OBP: 0.336, SLG: 0.300 | | B C X 1-1 G4-3 ① | | X 0-0 1-2 1B | | B C B X 2-1 F7 ③ | | | B B B C B 4-1 1-2 BB 2B BB | 3 | 1 | 1 | 0 | 1 | 0 | 1 |
| Fred Lynn, L (1, 7)<br>OBP: 0.308, SLG: 0.267<br>Mike Brumley, S (9, PR)<br>OBP: 0.310, SLG: 0.385 | | B B B F B 4-1 G6-4-3 BB | | X 0-0 ②③ L4-6 2-3 | | | S C C 0-3 K ① | | B B B C C C F B 4-2 2B 1-2 2-3 1B BB | 2<br>0 | 0<br>1 | 0<br>0 | 0<br>0 | 2<br>0 | 1<br>0 | 2<br>0 |
| Matt Nokes, L (1, 2)<br>OBP: 0.302, SLG: 0.438 | F X 0-1 ②③ G6-4-3 1-2f | | C F B F F S 1-3 K ① | | | F B B X 2-1 G4-3 ② | | | B C B S X 2-2 1B 1-3 2-H 3-H 2B | 4 | 0 | 1 | 2 | 0 | 1 | 1 |
| Keith Moreland, R (1, 10)<br>OBP: 0.300, SLG: 0.293 | | B B S X 2-1 G3-6-3 1B 1B | | | C B C F X 1-2 P3 ② | C B B X 2-1 F7 ③ | | | B X 1-0 2-3 3-H 1B | 4 | 0 | 2 | 1 | 0 | 0 | 0 |
| Dave Bergman, L (1, 3)<br>OBP: 0.365, SLG: 0.343 | | B B 1 SAFE 1 SAFE X 2-0 1-2 G3-6-3 1B | | | B X 1-0 1B | | | C X 0-1 P5 ① | | 3 | 0 | 2 | 0 | 0 | 0 | 0 |
| Torey Lovullo, S (1, 5)<br>OBP: 0.250, SLG: 0.188 | | | B L X 1-1 G3-6-3 ①② 1-2f 2-3 | | B B C F B X 3-2 F9 ③ | | | C C B B X 2-2 P6 ② | | 3 | 0 | 0 | 0 | 0 | 0 | 3 |
| Inning Stats | R: 0 H: 0<br>E: 0 LOB: 0<br>K: 0 BB: 0<br>S: 9 P: 14 | R: 0 H: 0<br>E: 0 LOB: 0<br>K: 0 BB: 1<br>S: 5 P: 10 | R: 0 H: 2<br>E: 0 LOB: 1<br>K: 1 BB: 0<br>S: 8 P: 14 | R: 0 H: 2<br>E: 0 LOB: 1<br>K: 0 BB: 0<br>S: 8 P: 11 | R: 0 H: 1<br>E: 0 LOB: 1<br>K: 1 BB: 0<br>S: 13 P: 19 | R: 0 H: 0<br>E: 0 LOB: 1<br>K: 0 BB: 1<br>S: 11 P: 22 | R: 0 H: 0<br>E: 0 LOB: 0<br>K: 1 BB: 0<br>S: 7 P: 11 | R: 0 H: 0<br>E: 0 LOB: 0<br>K: 1 BB: 0<br>S: 8 P: 12 | R: 3 H: 3<br>E: 0 LOB: 2<br>K: 0 BB: 2<br>S: 11 P: 24 | 1B: 7 SF: 0<br>2B: 2 SAC: 0<br>3B: 0 DP: 3<br>HR: 0 HBP: 0 | | | | | | |

| PITCHER | IP | WLS | BF | H | R | ER | SO | BB | IBB | HBP | BLK | WP | HR | S | P | ERA | WHIP |
|---|---|---|---|---|---|---|---|---|---|---|---|---|---|---|---|---|---|
| Kirk McCaskill, R (1, 1)<br>ERA: 0.87 | 8.0 | | 28 | 5 | 0 | 0 | 4 | 2 | 0 | 0 | 0 | 0 | 0 | 69 | 113 | 0.00 | 0.875 |
| Bryan Harvey, R (9, 1)<br>ERA: 3.09 | 0.1 | L | 6 | 3 | 3 | 3 | 0 | 2 | 0 | 0 | 0 | 0 | 0 | 11 | 24 | 81.00 | 15.000 |

| PITCHER | IP | WLS | BF | H | R | ER | SO | BB | IBB | HBP | BLK | WP | HR | S | P | ERA | WHIP |
|---|---|---|---|---|---|---|---|---|---|---|---|---|---|---|---|---|---|

# California Angels @ Detroit Tigers

Tiger Stadium, Detroit, MI

Wed May 10 1989, 7:05 PM EDT

Att. 13,187 - Unknown - 56 F

livebaseballscorecards.com

| | |
|---|---|
| AB | 30 |
| R | 3 |
| H | 8 |
| RBI | 3 |
| BB | 4 |
| SO | 4 |
| LOB | 10 |

WP: 0 PA: 34
PB: 0
SB: 0
CS: 0

| Batter | 1 | 2 | 3 | 4 | 5 | 6 | 7 | 8 | 9 | AB | R | H | RBI | BB | SO | LOB |
|---|---|---|---|---|---|---|---|---|---|---|---|---|---|---|---|---|
| Kenny Williams, R (1, 8)<br>OBP: 0.232, SLG: 0.327 | C F B B X<br>2-2<br>G3<br>BLK<br>2B | | B X<br>1-0 ③<br>F8 | | | X<br>0-0 ①<br>G6-3 | C F S<br>0-3 ②<br>K | | F F S<br>0-3 ③<br>K | 5 | 1 | 1 | 0 | 0 | 2 | 2 |
| Chet Lemon, R (1, 9)<br>OBP: 0.434, SLG: 0.293 | L L F B B F F B C<br>3-3 ①<br>K | | | F B F B B F S<br>3-3 ①<br>K | | B B F F X<br>2-2<br>E<br>1B<br>1B | B C B C B X<br>3-2 ③<br>G6-3 | | | 4 | 1 | 1 | 0 | 0 | 2 | 1 |
| Lou Whitaker, L (1, 4)<br>OBP: 0.379, SLG: 0.477 | X<br>0-0 ②<br>G3<br>2-3 | | | X<br>0-0 ②<br>G4-3 | | C B X<br>1-1<br>E3<br>1B<br>HR<br>1-2 | | C X<br>0-1 ①<br>F9 | | 4 | 1 | 0 | 0 | 0 | 0 | 2 |
| Alan Trammell, R (1, 6)<br>OBP: 0.341, SLG: 0.301 | C B X<br>1-1 ③<br>G6-3<br>3-H | | | B B C B F F F B<br>4-2<br>2B<br>BB | | C X<br>0-1<br>HR<br>1-2<br>2-H<br>1B | | C X<br>0-1 ②<br>G5-3 | | 3 | 2 | 1 | 1 | 1 | 0 | 0 |
| Keith Moreland, R (1, 10)<br>OBP: 0.313, SLG: 0.371 | | B C X<br>1-1 ①<br>L8 | | B X<br>1-0 ③<br>1-H<br>2B | | B B X<br>2-0<br>1-H<br>2-H<br>HR | | B F B C F S<br>2-3 ③<br>K | | 4 | 1 | 2 | 4 | 0 | 1 | 0 |
| Gary Ward, R (1, 7)<br>OBP: 0.309, SLG: 0.314 | | S C B S<br>1-3 ②<br>K | | | B S X<br>1-1 ①<br>B1 | B F B B X<br>3-1<br>1B | | | S B S B S<br>2-3 ①<br>K | 4 | 0 | 1 | 0 | 0 | 2 | 0 |
| Chris Brown, R (1, 5)<br>OBP: 0.217, SLG: 0.244 | | C B S S<br>1-3 ③<br>K | | | F B S B X<br>2-2 ②<br>G4-3 | X<br>0-0 ②<br>F9 | | | X<br>0-0<br>E<br>1B | 4 | 0 | 1 | 0 | 0 | 1 | 1 |
| Mike Heath, R (1, 2)<br>OBP: 0.385, SLG: 0.375 | | | S L B B B B<br>4-2<br>G1-4-3<br>BB | | B F C B B F X<br>3-2<br>1B | B C B B F X<br>3-2 ③<br>P4 | | | B F 1 SAFE X<br>1-1<br>E6<br>1-2 | 3 | 0 | 1 | 0 | 1 | 0 | 2 |
| Torey Lovullo, S (1, 3)<br>OBP: 0.240, SLG: 0.179<br>Dave Bergman, L (9, 3)<br>OBP: 0.365, SLG: 0.343 | | | 1 SAFE C<br>1 SAFE<br>1 SAFE X<br>0-1 ① ②<br>G1-4-3<br>1-2f | | X<br>0-0 ③<br>F8 | | C X<br>0-1 ①<br>F8 | | C B S S<br>1-3 ②<br>K | 4<br>0 | 0<br>0 | 0<br>0 | 0<br>0 | 0<br>0 | 1<br>0 | 4<br>0 |
| Inning Stats | R: 1<br>E: 0<br>K: 1<br>S: 12<br>H: 1<br>LOB: 0<br>BB: 0<br>P: 18 | R: 0<br>E: 0<br>K: 2<br>S: 8<br>H: 0<br>LOB: 0<br>BB: 0<br>P: 11 | R: 0<br>E: 0<br>K: 0<br>S: 5<br>H: 0<br>LOB: 0<br>BB: 1<br>P: 10 | R: 1<br>E: 0<br>K: 1<br>S: 11<br>H: 1<br>LOB: 1<br>BB: 1<br>P: 19 | R: 0<br>E: 0<br>K: 0<br>S: 10<br>H: 1<br>LOB: 1<br>BB: 0<br>P: 16 | R: 4<br>E: 1<br>K: 0<br>S: 15<br>H: 4<br>LOB: 1<br>BB: 0<br>P: 26 | R: 0<br>E: 0<br>K: 1<br>S: 8<br>H: 0<br>LOB: 0<br>BB: 0<br>P: 11 | R: 0<br>E: 0<br>K: 1<br>S: 8<br>H: 0<br>LOB: 0<br>BB: 0<br>P: 10 | R: 0<br>E: 1<br>K: 3<br>S: 12<br>H: 1<br>LOB: 2<br>BB: 0<br>P: 16 | 1B: 5<br>2B: 2<br>3B: 0<br>HR: 1<br>SF: 0<br>SAC: 0<br>DP: 1<br>HBP: 0 | | | | | | WP: 0<br>PB: 0<br>SB: 0<br>CS: 0<br>PA: 37 |

# TOP

# Detroit Tigers @ Cleveland Indians

## Cleveland Municipal Stadium, Cleveland, OH

Fri May 12 1989, 7:05 PM EDT
Att. 19,866 - Unknown - 49 F

livebaseballscorecards.com

| | |
|---|---|
| AB | 35 |
| R | 6 |
| H | 8 |
| RBI | 5 |
| BB | 2 |
| SO | 9 |
| LOB | 12 |

| PITCHER | | IP | WLS | BF | H | R | ER | SO | BB | IBB | HBP | BLK | WP | HR | S | P | ERA | WHIP |
|---|---|---|---|---|---|---|---|---|---|---|---|---|---|---|---|---|---|---|
| Bud Black, L<br>ERA: 5.14 | (1, 1) | 5.1 | L | 23 | 6 | 6 | 5 | 4 | 2 | 0 | 0 | 1 | 0 | 1 | 55 | 88 | 8.44 | 1.500 |
| Keith Atherton, R<br>ERA: 3.32 | (6, 1) | 1.2 | | 6 | 1 | 0 | 0 | 1 | 0 | 0 | 0 | 0 | 0 | 0 | 14 | 23 | 0.00 | 0.600 |
| Rich Yett, R<br>ERA: 4.54 | (8, 1) | 2.0 | | 8 | 1 | 0 | 0 | 4 | 0 | 0 | 0 | 0 | 0 | 0 | 20 | 26 | 0.00 | 0.500 |

| PITCHER | IP | WLS | BF | H | R | ER | SO | BB | IBB | HBP | BLK | WP | HR | S | P | ERA | WHIP |
|---|---|---|---|---|---|---|---|---|---|---|---|---|---|---|---|---|---|

# BOTTOM

| Batter | 1 | 2 | 3 | 4 | 5 | 6 | 7 | 8 | 9 | AB | R | H | RBI | BB | SO | LOB |
|---|---|---|---|---|---|---|---|---|---|---|---|---|---|---|---|---|
| Oddibe McDowell, L (1, 7)<br>OBP: 0.282, SLG: 0.248 | F L B B F X<br>2-2 G3-1 ① | | | C B B F F X<br>2-2 1B PB 3B 1B | F 1 SAFE S X<br>0-2 CS 1-H 1B | | | X<br>0-0 B1-3 ② | | 4 | 1 | 2 | 1 | 0 | 0 | 0 |
| Jerry Browne, S (1, 4)<br>OBP: 0.261, SLG: 0.280 | C C B B F F F S<br>2-3 K ② | | | B B C X<br>2-1 WP 1-3 3B 1B | 1 SAFE 1 SAFE 1 SAFE B<br>1-0 CS ③ 1-2 | B C B F F B F F F<br>3-2 F7 ① | | B C B F X<br>2-2 F7 ③ | | 4 | 1 | 1 | 0 | 0 | 1 | 0 |
| Joe Carter, R (1, 8)<br>OBP: 0.303, SLG: 0.386 | F S S<br>0-3 K ③ | | | B X<br>1-0 1-H 3-H 3B | B S X<br>1-1 L3 1B | | | | F X<br>0-1 F7 ① | 4 | 0 | 2 | 2 | 0 | 1 | 0 |
| Pete O'Brien, L (1, 3)<br>OBP: 0.409, SLG: 0.483 | | C X<br>0-1 G6-3 ① | | B S B B B<br>4-1 G6-4-3 BB | | X<br>0-0 L3 ② ③ 1-2 | | | X<br>0-0 L4 ② | 3 | 0 | 0 | 0 | 1 | 0 | 1 |
| Cory Snyder, R (1, 9)<br>OBP: 0.306, SLG: 0.417 | | X<br>0-0 G5-3 ② | | F S F S<br>0-3 K ① | | | X<br>0-0 P4 ① | | X<br>0-0 G6-3 ③ | 4 | 0 | 0 | 0 | 0 | 1 | 2 |
| Dave Clark, L (1, 10)<br>OBP: 0.365, SLG: 0.563 | B C T B S<br>2-3 K ③ | | | X<br>0-0 G6-4-3 ② ③ 1-2f | | | S C B F S<br>1-3 K ② | | | 3 | 0 | 0 | 0 | 0 | 2 | 2 |
| Brook Jacoby, R (1, 5)<br>OBP: 0.416, SLG: 0.510 | | | C S B X<br>1-2 G1-3 ① | F B C X<br>1-2 G6-3 ① | | | B B B C F B<br>4-2 BB | | | 2 | 0 | 0 | 0 | 1 | 0 | 0 |
| Andy Allanson, R (1, 2)<br>OBP: 0.267, SLG: 0.271 | | | C F B X<br>1-2 G6-3 ② | X<br>0-0 G6-3 ② | | | B B C X<br>2-1 F8 ③ | | | 3 | 0 | 0 | 0 | 0 | 0 | 1 |
| Felix Fermin, R (1, 6)<br>OBP: 0.361, SLG: 0.295 | | | C B X<br>1-1 L9 ③ | X<br>0-0 S 1B 1B | | | | B B C C F X<br>2-2 F7 ① | | 3 | 1 | 1 | 0 | 0 | 0 | 0 |

| Inning Stats | 1 | 2 | 3 | 4 | 5 | 6 | 7 | 8 | 9 |
|---|---|---|---|---|---|---|---|---|---|
| | R: 0 H: 0<br>E: 0 LOB: 0<br>K: 2 BB: 0<br>S: 13 P: 17 | R: 0 H: 0<br>E: 0 LOB: 0<br>K: 1 BB: 0<br>S: 6 P: 8 | R: 0 H: 0<br>E: 0 LOB: 0<br>K: 0 BB: 0<br>S: 8 P: 11 | R: 2 H: 3<br>E: 0 LOB: 1<br>K: 1 BB: 1<br>S: 13 P: 22 | R: 1 H: 2<br>E: 0 LOB: 0<br>K: 0 BB: 0<br>S: 8 P: 10 | R: 0 H: 1<br>E: 0 LOB: 0<br>K: 0 BB: 0<br>S: 11 P: 15 | R: 0 H: 0<br>E: 0 LOB: 1<br>K: 1 BB: 1<br>S: 9 P: 16 | R: 0 H: 0<br>E: 0 LOB: 0<br>K: 0 BB: 0<br>S: 8 P: 12 | R: 0 H: 0<br>E: 0 LOB: 0<br>K: 0 BB: 0<br>S: 4 P: 4 |

1B: 5 SF: 0 WP: 1 PA: 33
2B: 1 SAC: 0 PB: 1
3B: 1 DP: 2 SB: 1
HR: 0 HBP: 0 CS: 1

| PITCHER | IP | WLS | BF | H | R | ER | SO | BB | IBB | HBP | BLK | WP | HR | S | P | ERA | WHIP |
|---|---|---|---|---|---|---|---|---|---|---|---|---|---|---|---|---|---|
| Jack Morris, R (1, 1)<br>ERA: 3.78 | 9.0 | W | 32 | 6 | 3 | 3 | 5 | 2 | 0 | 0 | 0 | 1 | 0 | 80 | 115 | 3.00 | 0.889 |

| PITCHER | IP | WLS | BF | H | R | ER | SO | BB | IBB | HBP | BLK | WP | HR | S | P | ERA | WHIP |
|---|---|---|---|---|---|---|---|---|---|---|---|---|---|---|---|---|---|

# Detroit Tigers @ Cleveland Indians

Cleveland Municipal Stadium, Cleveland, OH

Fri May 12 1989, 7:05 PM EDT

Att. 19,866 - Unknown - 49 F

livebaseballscorecards.com

| | |
|---|---|
| AB | 30 |
| R | 3 |
| H | 6 |
| RBI | 3 |
| BB | 2 |
| SO | 5 |
| LOB | 6 |

| Batter | 1 | 2 | 3 | 4 | 5 | 6 | 7 | 8 | 9 | AB | R | H | RBI | BB | SO | LOB |
|---|---|---|---|---|---|---|---|---|---|---|---|---|---|---|---|---|
| Kenny Williams, R (1, 8)<br>OBP: 0.224, SLG: 0.315 | X 0-0 ① B1 | | B F B F S 2-3 ① K | | B F X 1-1 ② L8 | | | C S B S 1-3 ① K | | 4 | 0 | 0 | 0 | 0 | 2 | 0 |
| Chet Lemon, R (1, 9)<br>OBP: 0.418, SLG: 0.279 | C B X 1-1 ② P3 | | B C B B X 2-1 ② F9 | | B B B C C S 3-3 ③ K | | | X 0-0 ② F9 | | 4 | 0 | 0 | 0 | 0 | 1 | 0 |
| Lou Whitaker, L (1, 4)<br>OBP: 0.368, SLG: 0.461 | F C X 0-2 ③ G6-3 | | C C X 0-2 ③ G1-3 | | | C X 0-1 ① F8 | | B B C S F S 2-3 ③ K | | 4 | 0 | 0 | 0 | 0 | 1 | 0 |
| Alan Trammell, R (1, 6)<br>OBP: 0.344, SLG: 0.304<br>Al Pedrique, R (6, PH)<br>OBP: 0.182, SLG: 0.190 (6, 6) | | C B B X 2-1 ① F9 | | B F X 1-1 1B 1B | | B F F X 1-2 ② G3-1 | | | C F B B F F X 2-2 ① G5-3 | 2<br>2 | 0<br>0 | 1<br>0 | 0<br>0 | 0<br>0 | 0<br>0 | 0<br>0 |
| Keith Moreland, R (1, 10)<br>OBP: 0.324, SLG: 0.379 | | F C F B B X 1-2 1B SF9 1B | | B C F B B X 2-2 **1-2** 1B | | C F B C 1-3 ③ K | | | F B B B F B X 3-2 ② F9 | 4 | 1 | 2 | 0 | 0 | 1 | 0 |
| Gary Ward, R (1, 7)<br>OBP: 0.305, SLG: 0.309 | | B F X 1-1 1B **1-3** 1B | | F B S S S 1-3 ① K | | | B F S B X 2-2 ① P4 | | C B B S S 2-3 ③ K | 4 | 0 | 1 | 0 | 0 | 2 | 2 |
| Chris Brown, R (1, 5)<br>OBP: 0.204, SLG: 0.234 | | X 0-0 ② SF9 **3-H** | | S C B B S 2-3 ② K | | | B S B F X 2-2 ② L9 | | | 2 | 0 | 0 | 1 | 0 | 1 | 2 |
| Mike Heath, R (1, 2)<br>OBP: 0.414, SLG: 0.407 | | B B F X 2-1 **1-3** 1B | | C B X 1-1 ③ F9 | | | F C X 0-2 1B | | | 3 | 0 | 2 | 0 | 0 | 0 | 2 |
| Torey Lovullo, S (1, 3)<br>OBP: 0.233, SLG: 0.172 | | X 0-0 ③ F9 | | | X 0-0 ① F8 | | C F B X 1-2 ③ G4-3 | | | 3 | 0 | 0 | 0 | 0 | 0 | 3 |

| Inning Stats | | | | | | | | | | | | | | | | | | | | | | | | | | | | | | | | | | | |
|---|---|---|---|---|---|---|---|---|---|---|---|---|---|---|---|---|---|---|---|---|---|---|---|---|---|---|---|---|---|---|---|---|---|---|---|
| | R: 0 | E: 0 | K: 0 | S: 6 | H: 0 | LOB: 0 | BB: 0 | P: 7 | R: 1 | E: 0 | K: 0 | S: 12 | H: 3 | LOB: 2 | BB: 0 | P: 18 | R: 0 | E: 0 | K: 1 | S: 8 | H: 0 | LOB: 0 | BB: 0 | P: 12 | R: 0 | E: 0 | K: 2 | S: 13 | H: 2 | LOB: 2 | BB: 0 | P: 20 |
| | R: 0 | E: 0 | K: 1 | S: 6 | H: 0 | LOB: 0 | BB: 0 | P: 10 | R: 0 | E: 0 | K: 1 | S: 8 | H: 0 | LOB: 0 | BB: 0 | P: 10 | R: 0 | E: 0 | K: 0 | S: 12 | H: 1 | LOB: 1 | BB: 0 | P: 17 | R: 0 | E: 0 | K: 2 | S: 8 | H: 0 | LOB: 0 | BB: 0 | P: 11 |
| | R: 0 | E: 0 | K: 1 | S: 11 | H: 0 | LOB: 0 | BB: 0 | P: 18 | 1B: 6 | 2B: 0 | 3B: 0 | HR: 0 | SF: 1 | SAC: 0 | DP: 0 | HBP: 0 | WP: 0 | PB: 0 | SB: 0 | CS: 0 | PA: 33 | | | | | | | | | | | | | | |

| PITCHER | | IP | WLS | BF | H | R | ER | SO | BB | IBB | HBP | BLK | WP | HR | S | P | ERA | WHIP |
|---|---|---|---|---|---|---|---|---|---|---|---|---|---|---|---|---|---|---|
| Greg Swindell, L<br>ERA: 2.28 | (1, 1) | 9.0 | W | 33 | 6 | 1 | 1 | 8 | 0 | 0 | 0 | 0 | 0 | 0 | 84 | 123 | 1.00 | 0.667 |

| PITCHER | | IP | WLS | BF | H | R | ER | SO | BB | IBB | HBP | BLK | WP | HR | S | P | ERA | WHIP |
|---|---|---|---|---|---|---|---|---|---|---|---|---|---|---|---|---|---|---|

# TOP

## Detroit Tigers @ Cleveland Indians

Cleveland Municipal Stadium, Cleveland, OH

Sat May 13 1989, 3:33 AM EDT
Att. 16,272 - Cloudy - 50 F

livebaseballscorecards.com

| | |
|---|---|
| AB | 32 |
| R | 1 |
| H | 6 |
| RBI | 1 |
| BB | 0 |
| SO | 8 |
| LOB | 9 |

# BOTTOM

## Detroit Tigers @ Cleveland Indians

Cleveland Municipal Stadium, Cleveland, OH

Sat May 13 1989, 3:33 AM EDT

Att. 16,272 - Cloudy - 50 F

livebaseballscorecards.com

| Batter | 1 | 2 | 3 | 4 | 5 | 6 | 7 | 8 | 9 | AB | R | H | RBI | BB | SO | LOB |
|---|---|---|---|---|---|---|---|---|---|---|---|---|---|---|---|---|
| Oddibe McDowell, L (1, 7)<br>OBP: 0.289, SLG: 0.273 | B F F B C 2-3 K ① | | B X 1-0 1-2 3-H 1B ① | | B B X 2-0 1B 3B ① | C B X 1-1 L1 ③ | | | | 4 | 1 | 2 | 1 | 0 | 1 | 1 |
| Jerry Browne, S (1, 4)<br>OBP: 0.261, SLG: 0.279 | F F B B X 2-2 F7 ② | | X 0-0 P5 ② | | C B F F B B X 3-2 1B 3-H 1B ① | | B C X 1-1 F9 ① | | | 4 | 0 | 1 | 1 | 0 | 0 | 2 |
| Joe Carter, R (1, 8)<br>OBP: 0.295, SLG: 0.375 | B X 1-0 F8 ③ | | B B C F S 2-3 K ③ | | F S B F F S 1-3 K ① | | X 0-0 F8 ② | | | 4 | 0 | 0 | 0 | 0 | 2 | 3 |
| Pete O'Brien, L (1, 3)<br>OBP: 0.397, SLG: 0.467 | | C X 0-1 L1 ① | | X 0-0 F8 ① | F B B X 2-1 F9 ② | | B C B S X 2-2 G4-3 ③ | | | 4 | 0 | 0 | 0 | 0 | 0 | 1 |
| Cory Snyder, R (1, 9)<br>OBP: 0.304, SLG: 0.412 | | C S B X 1-2 P5 ② | | F B S F X 1-2 G6-3 ② | C 1 SAFE F F 1 SAFE X 0-2 1-2 1B ② | | | F B B X 2-1 F9 ① | | 4 | 0 | 1 | 0 | 0 | 0 | 0 |
| Dave Clark, L (1, 10)<br>OBP: 0.359, SLG: 0.544 | | S X 0-1 F8 ③ | | B X 1-0 1B 1B ② | S F B B B F S 3-3 K ③ | | | C B X 1-1 F9 ② | | 4 | 1 | 1 | 0 | 0 | 1 | 2 |
| Brook Jacoby, R (1, 5)<br>OBP: 0.426, SLG: 0.514 | | | F B B X 2-1 1B 1B 1B ① | B F X 1-1 1-3 1B 1B ① | | X 0-0 F8 ① | | C B C B B F F B 4-2 BB ② | | 3 | 1 | 2 | 0 | 1 | 0 | 0 |
| Andy Allanson, R (1, 2)<br>OBP: 0.267, SLG: 0.270 | | | B B X 2-0 P2 ① | B 1 SAFE B C X 2-1 1-2 3-H 1B ① | | C L S 0-3 K ② | | B C F F X 1-2 L1 ③ | | 4 | 0 | 1 | 1 | 0 | 1 | 2 |
| Felix Fermin, R (1, 6)<br>OBP: 0.369, SLG: 0.306 | | | X 0-0 1-3 1B 1B ① | F F F F F B F X 1-2 G6-3 ③ | | B C B S B F X 3-2 1B ② | | | | 3 | 0 | 2 | 0 | 0 | 0 | 2 |
| Inning Stats | R: 0 E: 0 K: 1 S: 7 H: 0 LOB: 0 BB: 0 P: 12 | R: 0 E: 0 K: 0 S: 7 H: 0 LOB: 0 BB: 0 P: 8 | R: 1 E: 0 K: 1 S: 9 H: 3 LOB: 2 BB: 0 P: 16 | R: 1 E: 0 K: 0 S: 17 H: 3 LOB: 2 BB: 0 P: 23 | R: 1 E: 0 K: 2 S: 19 H: 3 LOB: 2 BB: 0 P: 30 | R: 0 E: 0 K: 1 S: 10 H: 1 LOB: 1 BB: 0 P: 14 | R: 0 E: 0 K: 0 S: 6 H: 0 LOB: 0 BB: 0 P: 9 | R: 0 E: 0 K: 0 S: 12 H: 0 LOB: 1 BB: 1 P: 20 | | 1B: 9 2B: 0 3B: 1 HR: 0 | SF: 0 SAC: 0 DP: 0 HBP: 0 | | | | | |

| | AB | 34 |
|---|---|---|
| | R | 3 |
| | H | 10 |
| | RBI | 3 |
| | BB | 1 |
| | SO | 5 |
| | LOB | 13 |

WP: 0 PB: 0 SB: 0 CS: 0 PA: 35

| PITCHER | IP | WLS | BF | H | R | ER | SO | BB | IBB | HBP | BLK | WP | HR | S | P | ERA | WHIP |
|---|---|---|---|---|---|---|---|---|---|---|---|---|---|---|---|---|---|
| Doyle Alexander, R (1, 1)<br>ERA: 3.53 | 8.0 | L | 35 | 10 | 3 | 3 | 5 | 1 | 0 | 0 | 0 | 0 | 0 | 87 | 132 | 3.38 | 1.375 |

| Batter | 1 | 2 | 3 | 4 | 5 | 6 | 7 | 8 | 9 | AB | R | H | RBI | BB | SO | LOB |
|---|---|---|---|---|---|---|---|---|---|---|---|---|---|---|---|---|
| Pat Sheridan, L (1, 8)<br>OBP: 0.300, SLG: 0.354 | C X<br>0-1<br>G1-3 | | B F C F X<br>1-2<br>G4-3 | | | B C B B C C<br>3-3<br>K | | B X<br>1-0<br>P5 | | 4 | 0 | 0 | 0 | 0 | 1 | 0 |
| Chet Lemon, R (1, 9)<br>OBP: 0.404, SLG: 0.267 | C S T F B F X<br>1-2<br>G2-3 | | | S B B S F C<br>2-3<br>K | | F B B C F X<br>2-2<br>F7 | | | B B C C X<br>2-2<br>G6-3 | 4 | 0 | 0 | 0 | 0 | 1 | 0 |
| Lou Whitaker, L (1, 4)<br>OBP: 0.371, SLG: 0.462 | X<br>0-0<br>L3 | | | B B C M S<br>2-3<br>K | | | X<br>0-0<br>G4-3 WP 1B<br>1B | | C B B X<br>2-1<br>PB BB SF8<br>1B | 4 | 2 | 2 | 0 | 0 | 1 | 0 |
| Keith Moreland, R (1, 10)<br>OBP: 0.347, SLG: 0.391 | | C B B C X<br>2-2<br>G4-6-3<br>1B | | C F B B B X<br>3-2<br>G5-3 | | | C X<br>0-1<br>WP G4-3<br>1-2<br>1B | | B B B B<br>4-0<br>PB<br>1-2<br>1B BB | 3 | 1 | 2 | 0 | 1 | 0 | 0 |
| Fred Lynn, L (1, 7)<br>OBP: 0.298, SLG: 0.260 | | C X<br>0-1<br>G4-6-3<br>1-2f | | | C B B X<br>2-1<br>F9 | | B X<br>1-0<br>F7 | | B B C S X<br>2-2<br>SF8<br>1-2<br>2-H | 3 | 0 | 0 | 1 | 0 | 0 | 3 |
| Matt Nokes, L (1, 2)<br>OBP: 0.309, SLG: 0.440 | | B B C X<br>2-1<br>1B | | | X<br>0-0<br>F7 | | C X<br>0-1<br>G4-3<br>1-2<br>2-3 | | C X<br>0-1<br>1B<br>2-H<br>1B | 4 | 0 | 2 | 1 | 0 | 0 | 2 |
| Dave Bergman, L (1, 3)<br>OBP: 0.372, SLG: 0.352 | | B C X<br>1-1<br>G4-3 | | | B B C X<br>2-1<br>1B | | F B F B B F X<br>3-2<br>P6<br>2-3<br>3-H | | C B X<br>1-1<br>1-2<br>1B | 4 | 0 | 2 | 0 | 0 | 0 | 2 |
| Chris Brown, R (1, 5)<br>OBP: 0.189, SLG: 0.216 | | | C B X<br>1-1<br>G1-3 | | B C X<br>1-1<br>F9 | | | X<br>0-0<br>G6-3 | S T F B F X<br>1-2<br>G1-3 | 4 | 0 | 0 | 0 | 0 | 0 | 3 |
| Mike Brumley, S (1, 6)<br>OBP: 0.281, SLG: 0.345 | | | C B B C B F X<br>3-2<br>G4-3 | | | C B B B C X<br>2-2<br>G6-3 | | C C B F B C<br>2-3<br>K | | 3 | 0 | 0 | 0 | 0 | 1 | 0 |
| Inning Stats | R: 0 H: 0<br>E: 0 LOB: 0<br>K: 0 BB: 0<br>S: 9 P: 10 | R: 0 H: 2<br>E: 0 LOB: 1<br>K: 0 BB: 0<br>S: 9 P: 14 | R: 0 H: 0<br>E: 0 LOB: 0<br>K: 0 BB: 0<br>S: 10 P: 15 | R: 0 H: 0<br>E: 0 LOB: 0<br>K: 2 BB: 0<br>S: 10 P: 17 | R: 0 H: 1<br>E: 0 LOB: 1<br>K: 0 BB: 0<br>S: 7 P: 12 | R: 0 H: 0<br>E: 0 LOB: 0<br>K: 1 BB: 0<br>S: 10 P: 17 | R: 1 H: 2<br>E: 0 LOB: 1<br>K: 0 BB: 0<br>S: 10 P: 14 | R: 0 H: 0<br>E: 0 LOB: 0<br>K: 1 BB: 0<br>S: 6 P: 9 | R: 2 H: 3<br>E: 0 LOB: 2<br>K: 0 BB: 1<br>S: 17 P: 29 | 1B: 8 SF: 1<br>2B: 0 SAC: 0<br>3B: 0 DP: 1<br>HR: 0 HBP: 0 | | | | | | |

# TOP

## Detroit Tigers @ Cleveland Indians

Cleveland Municipal Stadium, Cleveland, OH

Sun May 14 1989, 3:33 AM EDT
Att. 13,906 - Overcast - 46 F

livebaseballscorecards.com

| | |
|---|---|
| AB | 33 |
| R | 3 |
| H | 8 |
| RBI | 2 |
| BB | 1 |
| SO | 4 |
| LOB | 10 |

WP: 1 PA: 35
PB: 1
SB: 0
CS: 0

| PITCHER | | IP | WLS | BF | H | R | ER | SO | BB | IBB | HBP | BLK | WP | HR | S | P | ERA | WHIP |
|---|---|---|---|---|---|---|---|---|---|---|---|---|---|---|---|---|---|---|
| Tom Candiotti, R<br>ERA: 3.46 | (1, 1) | 8.2 | W | 34 | 8 | 3 | 3 | 4 | 1 | 0 | 0 | 0 | 1 | 0 | 83 | 131 | 3.12 | 1.038 |
| Doug Jones, R<br>ERA: 2.63 | (9, 1) | 0.1 | | 1 | 0 | 0 | 0 | 0 | 0 | 0 | 0 | 0 | 0 | 0 | 5 | 6 | 0.00 | 0.000 |

| PITCHER | IP | WLS | BF | H | R | ER | SO | BB | IBB | HBP | BLK | WP | HR | S | P | ERA | WHIP |
|---|---|---|---|---|---|---|---|---|---|---|---|---|---|---|---|---|---|

# BOTTOM

## Detroit Tigers @ Cleveland Indians

Cleveland Municipal Stadium, Cleveland, OH

Sun May 14 1989, 3:33 AM EDT

Att. 13,906 - Overcast - 46 F

livebaseballscorecards.com

| Batter | 1 | 2 | 3 | 4 | 5 | 6 | 7 | 8 | 9 | AB | R | H | RBI | BB | SO | LOB |
|---|---|---|---|---|---|---|---|---|---|---|---|---|---|---|---|---|
| Oddibe McDowell, L (1, 7) OBP: 0.293, SLG: 0.278 | F7 | | K | | E 1B | 1B | | G4-3 | | 5 | 1 | 2 | 1 | 0 | 1 | 1 |
| Jerry Browne, S (1, 4) OBP: 0.266, SLG: 0.284 | S 2B 1B | | K | | 1 SAFE 1 SAFE F9 | K | | F9 1B | | 5 | 1 | 2 | 1 | 0 | 2 | 3 |
| Joe Carter, R (1, 8) OBP: 0.298, SLG: 0.383 | HR 2B | | L7 | | E9 FC5-2 1B | F9 | | F9 | | 5 | 1 | 2 | 2 | 0 | 0 | 3 |
| Cory Snyder, R (1, 9) OBP: 0.308, SLG: 0.415 | K | | | G4-3 1B 2B | FC5-2 E | | FC5 BB HBP | F9 | | 4 | 2 | 1 | 0 | 0 | 1 | 3 |
| Pete O'Brien, L (1, 3) OBP: 0.407, SLG: 0.504 | HR | | | G4-3 | E5 2B | | FC5 BB | | | 3 | 1 | 2 | 3 | 1 | 0 | 1 |
| Brook Jacoby, R (1, 5) OBP: 0.414, SLG: 0.495 | F9 | | | K | G5-3 | | K | | | 4 | 0 | 0 | 0 | 0 | 2 | 4 |
| Luis Medina, R (1, 10) OBP: 0.283, SLG: 0.380 | | G3 | | HBP 1B | | F8 | FC5 | | | 4 | 0 | 1 | 1 | 0 | 0 | 2 |
| Andy Allanson, R (1, 2) OBP: 0.275, SLG: 0.265 | | L8 | | HBP | | 1B 1B BB | P2 | | | 2 | 1 | 0 | 0 | 1 | 0 | 2 |
| Felix Fermin, R (1, 6) OBP: 0.374, SLG: 0.314 | | G5-3 | | L4 | | 1B 1B | | G4-3 1B 1B | | 4 | 1 | 2 | 0 | 0 | 0 | 2 |
| Inning Stats | R: 3 H: 3 E: 0 LOB: 0 K: 1 BB: 0 S: 16 P: 27 | R: 0 H: 0 E: 0 LOB: 0 K: 0 BB: 0 S: 6 P: 10 | R: 0 H: 0 E: 0 LOB: 0 K: 2 BB: 0 S: 10 P: 13 | R: 1 H: 2 E: 0 LOB: 2 K: 1 BB: 0 S: 13 P: 20 | R: 2 H: 3 E: 2 LOB: 1 K: 0 BB: 0 S: 9 P: 13 | R: 1 H: 2 E: 0 LOB: 2 K: 1 BB: 1 S: 17 P: 25 | R: 0 H: 0 E: 0 LOB: 2 K: 1 BB: 1 S: 11 P: 20 | R: 1 H: 2 E: 0 LOB: 1 K: 0 BB: 0 S: 10 P: 14 | | 1B: 8 SF: 0 2B: 3 SAC: 0 3B: 0 DP: 0 HR: 1 HBP: 2 | | | | | | |

| | AB | 36 |
|---|---|---|
| | R | 8 |
| | H | 12 |
| | RBI | 8 |
| | BB | 2 |
| | SO | 6 |
| | LOB | 21 |

| PITCHER | | IP | WLS | BF | H | R | ER | SO | BB | IBB | HBP | BLK | WP | HR | S | P | ERA | WHIP |
|---|---|---|---|---|---|---|---|---|---|---|---|---|---|---|---|---|---|---|
| Paul Gibson, L ERA: 6.46 | (1, 1) | 4.1 | L | 21 | 7 | 6 | 6 | 4 | 0 | 0 | 1 | 0 | 0 | 1 | 50 | 77 | 12.46 | 1.615 |
| Ramon Pena, R ERA: 3.75 | (5, 1) | 2.2 | | 14 | 3 | 1 | 1 | 2 | 2 | 0 | 1 | 0 | 0 | 0 | 32 | 51 | 3.38 | 1.875 |
| Frank Williams, R ERA: 3.47 | (8, 1) | 1.0 | | 5 | 2 | 1 | 1 | 0 | 0 | 0 | 0 | 0 | 0 | 0 | 10 | 14 | 9.00 | 2.000 |

| PITCHER | IP | WLS | BF | H | R | ER | SO | BB | IBB | HBP | BLK | WP | HR | S | P | ERA | WHIP |
|---|---|---|---|---|---|---|---|---|---|---|---|---|---|---|---|---|---|

| Batter | 1 | 2 | 3 | 4 | 5 | 6 | 7 | 8 | 9 | AB | R | H | RBI | BB | SO | LOB |
|---|---|---|---|---|---|---|---|---|---|---|---|---|---|---|---|---|
| Ozzie Guillen, L (1, 6)<br>OBP: 0.299, SLG: 0.329 | B C C C<br>1-3 ① K | | B 2 SAFE F F F F X<br>1-2 G3-1 1B<br>2-H | | | F X<br>0-1 ① F8 | | F B B X<br>2-1 ③ G1-3 | | 4 | 0 | 1 | 1 | 0 | 1 | 0 |
| Dave Gallagher, R (1, 8)<br>OBP: 0.390, SLG: 0.371 | C B L B F X<br>2-2 CS 1B | | C B B B X<br>2-1 ② G3-1<br>1-2 2-3 | | | B B B C X<br>3-1 ② F3 | | | B B C C B F F X<br>3-2 BB 1B 1B | 4 | 1 | 2 | 0 | 0 | 0 | 2 |
| Ron Kittle, R (1, 10)<br>OBP: 0.348, SLG: 0.534<br>Daryl Boston, L (9, PR)<br>OBP: 0.311, SLG: 0.264 | B B F F F C<br>2-3 ② K | | F S B B B X<br>2-2 ③ G5-3 | | | X<br>0-0 ③ F9 | | | B B F S B B<br>4-2 1B CS BB<br>1-2 | 3<br>0 | 0<br>0 | 0<br>0 | 0<br>0 | 1<br>0 | 1<br>0 | 3<br>0 |
| Ivan Calderon, R (1, 9)<br>OBP: 0.342, SLG: 0.424 | F<br>1 SAFE<br>1 SAFE<br>0-1 ③ CS<br>1-2 | B B C X<br>2-1 ① F3 | | S F B F X<br>1-2 E8 G6-3 | | | L B B X<br>2-1 FC1-6 1B | | C L B B S<br>2-3 ① K | 4 | 0 | 1 | 0 | 0 | 1 | 2 |
| Carlos Martinez, R (1, 3)<br>OBP: 0.250, SLG: 0.258<br>Harold Baines, L (9, PH)<br>OBP: 0.458, SLG: 0.496 | | B B S X<br>2-1 ② L7 | | B B F F F X<br>2-2 ① ② G6-3<br>1-2f | | | L F S<br>0-3 ① K | | B X<br>1-0 ② L5 | 3<br>1 | 0<br>0 | 0<br>0 | 0<br>0 | 0<br>0 | 1<br>0 | 2<br>2 |
| Fred Manrique, R (1, 4)<br>OBP: 0.400, SLG: 0.545 | | B C X<br>1-1 ③ L9 | | B F C X<br>1-2 ③ L8 | | | C S X<br>0-2 ② FC1-6<br>1-2f | | B B F B X<br>3-1 CS<br>1-3 2-H 1B | 4 | 0 | 1 | 1 | 0 | 0 | 1 |
| Eddie Williams, R (1, 5)<br>OBP: 0.368, SLG: 0.385 | | | C B C S<br>1-3 ① K | | C L B F B B F X<br>3-2 ① G6-3 | | S S B X<br>1-2 ③ F3 | | C C F B<br>1-2 ③ CS<br>1-2 3-H | 3 | 0 | 0 | 0 | 0 | 1 | 1 |
| Steve Lyons, L (1, 7)<br>OBP: 0.323, SLG: 0.319 | | | C B L F B B B<br>4-2 1B 1B BB | | C C F F B B X<br>2-2 ② P2 | | | B C C S<br>1-3 ① K | | 2 | 1 | 0 | 0 | 1 | 1 | 0 |
| Ron Karkovice, R (1, 2)<br>OBP: 0.262, SLG: 0.345 | | | B B<br>1 SAFE<br>1 SAFE<br>F S B X<br>3-2 G3-1 1B<br>1-2 1B | | C F F F B X<br>1-2 ③ P4 | | | F X<br>0-1 ② B1 | | 3 | 0 | 1 | 0 | 0 | 0 | 0 |
| Inning Stats | R: 0 E: 0 K: 2 S: 11<br>H: 1 LOB: 0 BB: 0 P: 16 | R: 0 E: 0 K: 0 S: 6<br>H: 0 LOB: 0 BB: 0 P: 11 | R: 1 E: 0 K: 1 S: 19<br>H: 2 LOB: 2 BB: 1 P: 32 | R: 0 E: 1 K: 0 S: 10<br>H: 0 LOB: 0 BB: 0 P: 14 | R: 0 E: 0 K: 0 S: 15<br>H: 0 LOB: 0 BB: 0 P: 21 | R: 0 E: 0 K: 0 S: 5<br>H: 0 LOB: 0 BB: 0 P: 8 | R: 0 E: 0 K: 1 S: 11<br>H: 1 LOB: 1 BB: 0 P: 14 | R: 0 E: 0 K: 1 S: 7<br>H: 0 LOB: 0 BB: 0 P: 10 | R: 1 E: 0 K: 1 S: 16<br>H: 2 LOB: 2 BB: 1 P: 30 | 1B: 6 2B: 0 3B: 0 HR: 0<br>SF: 0 SAC: 0 DP: 1 HBP: 0 | | | | | | |

# TOP

## Chicago White Sox @ Detroit Tigers

Tiger Stadium, Detroit, MI

Mon May 15 1989, 7:05 PM EDT

Att. 12,035 - Unknown - 60 F

livebaseballscorecards.com

| | |
|---|---|
| AB | 31 |
| R | 2 |
| H | 6 |
| RBI | 2 |
| BB | 2 |
| SO | 6 |
| LOB | 13 |

| PITCHER | | IP | WLS | BF | H | R | ER | SO | BB | IBB | HBP | BLK | WP | HR | S | P | ERA | WHIP |
|---|---|---|---|---|---|---|---|---|---|---|---|---|---|---|---|---|---|---|
| Frank Tanana, L<br>ERA: 3.64 | (1, 1) | 8.0 | W | 29 | 5 | 2 | 2 | 5 | 1 | 0 | 0 | 0 | 0 | 0 | 89 | 134 | 2.25 | 0.750 |
| Willie Hernandez, L<br>ERA: 3.09 | (9, 1) | 1.0 | S | 4 | 1 | 0 | 0 | 1 | 1 | 0 | 0 | 0 | 0 | 0 | 11 | 22 | 0.00 | 2.000 |

| PITCHER | IP | WLS | BF | H | R | ER | SO | BB | IBB | HBP | BLK | WP | HR | S | P | ERA | WHIP |
|---|---|---|---|---|---|---|---|---|---|---|---|---|---|---|---|---|---|

| Batter | 1 | 2 | 3 | 4 | 5 | 6 | 7 | 8 | 9 | AB | R | H | RBI | BB | SO | LOB |
|---|---|---|---|---|---|---|---|---|---|---|---|---|---|---|---|---|
| Gary Pettis, S (1, 8) | C C B C<br>1-3 ① K | | F 1 SAFE X<br>0-1 ② FC6-4 HR<br>1-2f | | C S B X<br>1-2 ②③ F7<br>1-2 | | | F S B B B B<br>4-2 E S FC5-2-5 BB | | 3 | 1 | 0 | 0 | 1 | 1 | 2 |
| Chet Lemon, R (1, 9)<br>OBP: 0.398, SLG: 0.298 | B C X<br>1-1 ② G6-3 | | 1 SAFE C 1 SAFE F F F X<br>0-2 HR<br>1-H | | | B X<br>1-0 ① G6-3 | | F 1 SAFE F F B 1 SAFE B X<br>2-2 ② FC5-2-5<br>1-H | | 4 | 1 | 1 | 2 | 0 | 0 | 1 |
| Lou Whitaker, L (1, 4)<br>OBP: 0.382, SLG: 0.500 | B S X<br>1-1 HR | | B X<br>1-0 2B | | | S C X<br>0-2 ② F7 | | B B B B<br>4-0 BB | | 3 | 1 | 2 | 1 | 1 | 0 | 0 |
| Keith Moreland, R (1, 10)<br>OBP: 0.342, SLG: 0.375 | B X<br>1-0 ③ G6-3 | | B B X<br>2-0 ③ G6-3 | | | B B B B<br>4-0 BB | | C B F B F F F X<br>3-2 ③ L7 | | 3 | 0 | 0 | 0 | 1 | 0 | 3 |
| Fred Lynn, L (1, 7)<br>OBP: 0.290, SLG: 0.252<br>Pat Sheridan, L (7, 7)<br>OBP: 0.300, SLG: 0.354 | | B B B C X<br>3-1 ① F3 | | C F B B F C<br>2-3 ① K | | F X<br>0-1 ③ F7 | | | | 3<br>0 | 0<br>0 | 0<br>0 | 0<br>0 | 0<br>0 | 1<br>0 | 1<br>0 |
| Matt Nokes, L (1, 2)<br>OBP: 0.301, SLG: 0.427 | | B C B B X<br>3-1 ② P5 | | X<br>0-0 ② G4-3 | | | B B F X<br>2-1 ① F7 | | | 3 | 0 | 0 | 0 | 0 | 0 | 0 |
| Dave Bergman, L (1, 3)<br>OBP: 0.358, SLG: 0.338 | | B B B C X<br>3-1 ③ F8 | | C X<br>0-1 ③ G4-3 | | | C B B B F F X<br>2-2 ② F8 | | | 3 | 0 | 0 | 0 | 0 | 0 | 0 |
| Chris Brown, R (1, 5)<br>OBP: 0.179, SLG: 0.204 | | | X<br>0-0 ① F8 | | B X<br>1-0 ① L5 | | F S C<br>0-3 ③ K | | | 3 | 0 | 0 | 0 | 0 | 1 | 0 |
| Mike Brumley, S (1, 6)<br>OBP: 0.314, SLG: 0.375 | | | C C X<br>0-2 FC6-4 1B | | B F F B X<br>2-2 CS 1B | | | B X<br>1-0 ① B1-3 | | 3 | 0 | 2 | 0 | 0 | 0 | 0 |
| Inning Stats | R: 1 E: 0 K: 1 S: 8<br>H: 1 LOB: 0 BB: 0 P: 12 | R: 0 E: 0 K: 0 S: 6<br>H: 0 LOB: 0 BB: 0 P: 15 | R: 2 E: 0 K: 0 S: 13<br>H: 3 LOB: 1 BB: 0 P: 16 | R: 0 E: 0 K: 1 S: 7<br>H: 0 LOB: 0 BB: 0 P: 9 | R: 0 E: 0 K: 0 S: 7<br>H: 1 LOB: 0 BB: 0 P: 11 | R: 0 E: 0 K: 0 S: 6<br>H: 0 LOB: 1 BB: 1 P: 11 | R: 0 E: 0 K: 1 S: 9<br>H: 0 LOB: 0 BB: 0 P: 13 | R: 0 E: 0 K: 0 S: 12<br>H: 0 LOB: 2 BB: 2 P: 26 | | 1B: 2 2B: 1 3B: 0 HR: 2<br>SF: 0 SAC: 0 DP: 0 HBP: 0 | | | | | | |

| PITCHER | | IP | WLS | BF | H | R | ER | SO | BB | IBB | HBP | BLK | WP | HR | S | P | ERA | WHIP |
|---|---|---|---|---|---|---|---|---|---|---|---|---|---|---|---|---|---|---|
| Bill Long, R<br>ERA: 6.06 | (1, 1) | 7.1 | L | 28 | 5 | 3 | 3 | 3 | 2 | 0 | 0 | 0 | 0 | 2 | 59 | 95 | 3.68 | 0.955 |
| Tom McCarthy, R<br>ERA: 4.26 | (8, 1) | 0.1 | | 1 | 0 | 0 | 0 | 0 | 0 | 0 | 0 | 0 | 0 | 0 | 3 | 5 | 0.00 | 0.000 |
| Ken Patterson, L<br>ERA: 5.68 | (8, 1) | 0.1 | | 2 | 0 | 0 | 0 | 0 | 1 | 0 | 0 | 0 | 0 | 0 | 6 | 13 | 0.00 | 3.000 |

| PITCHER | IP | WLS | BF | H | R | ER | SO | BB | IBB | HBP | BLK | WP | HR | S | P | ERA | WHIP |
|---|---|---|---|---|---|---|---|---|---|---|---|---|---|---|---|---|---|

# BOTTOM

## Chicago White Sox @ Detroit Tigers

Tiger Stadium, Detroit, MI

Mon May 15 1989, 7:05 PM EDT

Att. 12,035 - Unknown - 60 F

livebaseballscorecards.com

| | |
|---|---|
| AB | 28 |
| R | 3 |
| H | 5 |
| RBI | 3 |
| BB | 3 |
| SO | 3 |
| LOB | 7 |

1B: 2 SF: 0
2B: 1 SAC: 0
3B: 0 DP: 0
HR: 2 HBP: 0

WP: 0 PA: 31
PB: 0
SB: 1
CS: 1

# Chicago White Sox @ Detroit Tigers

Tiger Stadium, Detroit, MI

Tue May 16 1989, 7:05 PM EDT

Att. 13,861 - Unknown - 72 F

livebaseballscorecards.com

TOP

| Batter | 1 | 2 | 3 | 4 | 5 | 6 | 7 | 8 | 9 | AB | R | H | RBI | BB | SO | LOB |
|---|---|---|---|---|---|---|---|---|---|---|---|---|---|---|---|---|
| Ozzie Guillen, L (1, 6)<br>OBP: 0.302, SLG: 0.337 | SH1-3 S<br>SF8<br>1B | | G4-3<br>G4-3<br>2B | F8 | | G1-3<br>2-3 | | F7 | | 5 | 2 | 2 | 0 | 0 | 0 | 4 |
| Dave Gallagher, R (1, 8)<br>OBP: 0.386, SLG: 0.364 | SH1-3<br>1-3 | | G4-3<br>2-3 | F8 | | G1-3 | | HR<br>1-2<br>BB | | 3 | 1 | 0 | 0 | 1 | 0 | 4 |
| Harold Baines, L (1, 10)<br>OBP: 0.463, SLG: 0.524 | SF8<br>3-H | | G4-3<br>3-H | | BB<br>BB<br>BB | | 1B<br>1B | 1-H<br>2-H<br>HR | | 3 | 1 | 2 | 5 | 1 | 0 | 0 |
| Ron Kittle, R (1, 3)<br>OBP: 0.365, SLG: 0.537 | K | | HR<br>BB | | BB<br>1-2<br>BB | | 1B<br>1-2 | 1B | | 3 | 1 | 2 | 0 | 2 | 1 | 0 |
| Ivan Calderon, R (1, 9)<br>OBP: 0.350, SLG: 0.448 | | 2B<br>1B | 1-H<br>HR | | G4-6-3<br>1-2<br>2-3<br>BB | | F8 | F7 | | 4 | 1 | 2 | 2 | 1 | 0 | 3 |
| Dan Pasqua, L (1, 7)<br>OBP: 0.250, SLG: 0.357 | | F8 | G4-3 | | K | | K | | G3-1 | 5 | 0 | 0 | 0 | 0 | 2 | 6 |
| Matt Merullo, L (1, 2)<br>OBP: 0.286, SLG: 0.293<br>Carlos Martinez, R (9, PH)<br>OBP: 0.242, SLG: 0.250 | 1 SAFE | F8 | | E4<br>1B | G4-6-3<br>1-2f | | F8 | | F9 | 4<br>1 | 0<br>0 | 0<br>0 | 0<br>0 | 0<br>0 | 0<br>0 | 6<br>0 |
| Fred Manrique, R (1, 4)<br>OBP: 0.400, SLG: 0.541 | 1 SAFE<br>1 SAFE<br>1-3<br>2B | | | F8 | K | | G5-3 | | BB | 4 | 0 | 1 | 0 | 1 | 1 | 1 |
| Steve Lyons, L (1, 5)<br>OBP: 0.333, SLG: 0.333 | | F8 | 1 SAFE<br>1 SAFE<br>1-2<br>1B | | G1-3<br>2B | | F8 | BB<br>HR<br>BB | F8 | 4 | 1 | 2 | 0 | 1 | 0 | 3 |
| Inning Stats | R: 1 H: 1<br>E: 0 LOB: 0<br>K: 1 BB: 0<br>S: 8 P: 10 | R: 0 H: 2<br>E: 0 LOB: 2<br>K: 0 BB: 0<br>S: 12 P: 16 | R: 3 H: 2<br>E: 0 LOB: 0<br>K: 0 BB: 1<br>S: 16 P: 32 | R: 0 H: 1<br>E: 1 LOB: 2<br>K: 0 BB: 0<br>S: 12 P: 17 | R: 0 H: 0<br>E: 0 LOB: 2<br>K: 1 BB: 3<br>S: 8 P: 22 | R: 0 H: 1<br>E: 0 LOB: 2<br>K: 1 BB: 0<br>S: 7 P: 8 | R: 0 H: 2<br>E: 0 LOB: 2<br>K: 1 BB: 0<br>S: 13 P: 21 | R: 3 H: 2<br>E: 0 LOB: 1<br>K: 0 BB: 2<br>S: 16 P: 28 | R: 0 H: 0<br>E: 0 LOB: 1<br>K: 0 BB: 1<br>S: 6 P: 11 | 1B: 6 SF: 1<br>2B: 3 SAC: 1<br>3B: 0 DP: 1<br>HR: 2 HBP: 0 | | | | | | |

| | AB | 36 |
|---|---|---|
| | R | 7 |
| | H | 11 |
| | RBI | 7 |
| | BB | 7 |
| | SO | 4 |
| | LOB | 27 |

| | WP: 0 | PA: 45 |
|---|---|---|
| | PB: 0 | |
| | SB: 1 | |
| | CS: 0 | |

| PITCHER | | IP | WLS | BF | H | R | ER | SO | BB | IBB | HBP | BLK | WP | HR | S | P | ERA | WHIP |
|---|---|---|---|---|---|---|---|---|---|---|---|---|---|---|---|---|---|---|
| Mike Trujillo, R<br>ERA: 9.0 | (1, 1) | 4.0 | | 22 | 6 | 4 | 4 | 1 | 3 | 0 | 0 | 0 | 0 | 1 | 50 | 85 | 9.00 | 2.250 |
| Frank Williams, R<br>ERA: 3.38 | (5, 1) | 3.1 | W | 14 | 3 | 1 | 1 | 3 | 2 | 0 | 0 | 0 | 0 | 0 | 35 | 54 | 2.70 | 1.500 |
| Willie Hernandez, L<br>ERA: 4.05 | (8, 1) | 1.2 | | 9 | 2 | 2 | 2 | 0 | 2 | 0 | 0 | 0 | 0 | 1 | 13 | 26 | 10.80 | 2.400 |

| PITCHER | IP | WLS | BF | H | R | ER | SO | BB | IBB | HBP | BLK | WP | HR | S | P | ERA | WHIP |
|---|---|---|---|---|---|---|---|---|---|---|---|---|---|---|---|---|---|

# BOTTOM

## Chicago White Sox @ Detroit Tigers

Tiger Stadium, Detroit, MI

Tue May 16 1989, 7:05 PM EDT

Att. 13,861 - Unknown - 72 F

livebaseballscorecards.com

| Batter | 1 | 2 | 3 | 4 | 5 | 6 | 7 | 8 | 9 | AB | R | H | RBI | BB | SO | LOB |
|---|---|---|---|---|---|---|---|---|---|---|---|---|---|---|---|---|
| Gary Pettis, S (1, 8)<br>OBP: 0.333, SLG: 0.143 | 4-0 1B BLK 1B BB | 2-1 G3 | | 2-2 F8 | 2-1 1B | | 3-1 F7 1-2 | | | 4 | 1 | 1 | 0 | 1 | 0 | 4 |
| Chet Lemon, R (1, 9)<br>OBP: 0.407, SLG: 0.306 | 0-1 WP 1B 1-3 1B | 2-2 F3 | | 4-2 BB 2B 1-2 2-3 BB | SAFE 0-3 K | | X 0-0 E5 2-H 1B | | | 4 | 1 | 2 | 0 | 1 | 1 | 2 |
| Lou Whitaker, L (1, 4)<br>OBP: 0.389, SLG: 0.500 | 2-1 1-2 3-H 1B | | 2-3 K | 4-2 2B 1-2 2-3 3-H BB | | 3-1 PB G4-1 1B | 1-1 F6 | | | 4 | 1 | 2 | 2 | 1 | 1 | 1 |
| Keith Moreland, R (1, 10)<br>OBP: 0.346, SLG: 0.390<br>Kenny Williams, R (8, PR)<br>OBP: 0.224, SLG: 0.315 | 0-0 B1 | 2-2 F7 | | 2-2 1B 1-H 2-H 3-H 2B | | SAFE 1-2 G4-1 1-2 | | 0-1 S 1B | | 5<br>0 | 1<br>0 | 2<br>0 | 3<br>0 | 0<br>0 | 0<br>0 | 3<br>0 |
| Matt Nokes, L (1, 2)<br>OBP: 0.297, SLG: 0.417 | 1-3 K 2-3 | | 1-0 G5-3 | 0-2 BB 2-H 1B | | 0-1 G5-3 | | 1-2 F9 | | 5 | 0 | 1 | 1 | 0 | 1 | 4 |
| Dave Bergman, L (1, 3)<br>OBP: 0.360, SLG: 0.325 | 2-1 F7 | | | K2-3<br>1-2 FC6-4 BB | | 4-1 PB BB | | 1-3 K 1-2 | | 3 | 0 | 0 | 0 | 2 | 2 | 3 |
| Pat Sheridan, L (1, 7)<br>OBP: 0.305, SLG: 0.361 | | 1-0 1B 2B | | 4-1 2B FC4 BB<br>FC6-4 | | 2-2 F6 1-2 2-3 | | 0-0 F7 | | 4 | 2 | 1 | 0 | 1 | 0 | 6 |
| Chris Brown, R (1, 5)<br>OBP: 0.203, SLG: 0.246<br>Al Pedrique, R (6, 5)<br>OBP: 0.174, SLG: 0.182 | 0-2 E 2-H 1B | | | 0-0 BB 1-3 BB 2B | 1-3 K | | 1-1 G1-3 | | | 3<br>1 | 1<br>0 | 2<br>0 | 1<br>0 | 0<br>0 | 1<br>0 | 0<br>0 |
| Mike Brumley, S (1, 6)<br>OBP: 0.308, SLG: 0.361 | SAFE 2-3 K 1-3 | | | 1-0 FC4 BB BB 2B 3-H | 0-0 G1-3 | | 0-0 S E 1B | | | 4 | 2 | 1 | 1 | 0 | 1 | 2 |
| Inning Stats | R: 1 E: 0 K: 1 S: 10 H: 2 LOB: 2 BB: 1 P: 19 | R: 1 E: 1 K: 1 S: 14 H: 2 LOB: 1 BB: 0 P: 21 | R: 0 E: 0 K: 1 S: 8 H: 0 LOB: 0 BB: 0 P: 13 | R: 6 E: 0 K: 1 S: 27 H: 3 LOB: 2 BB: 4 P: 49 | R: 0 E: 0 K: 2 S: 9 H: 1 LOB: 1 BB: 0 P: 12 | R: 0 E: 0 K: 0 S: 11 H: 1 LOB: 2 BB: 1 P: 21 | R: 1 E: 1 K: 0 S: 8 H: 2 LOB: 1 BB: 0 P: 13 | R: 0 E: 0 K: 1 S: 11 H: 1 LOB: 2 BB: 0 P: 11 | | 1B: 9<br>2B: 3<br>3B: 0<br>HR: 0 | SF: 0<br>SAC: 0<br>DP: 0<br>HBP: 0 | | | | | |

| | AB | 37 |
|---|---|---|
| | R | 9 |
| | H | 12 |
| | RBI | 8 |
| | BB | 6 |
| | SO | 7 |
| | LOB | 25 |

| PITCHER | | IP | WLS | BF | H | R | ER | SO | BB | IBB | HBP | BLK | WP | HR | S | P | ERA | WHIP |
|---|---|---|---|---|---|---|---|---|---|---|---|---|---|---|---|---|---|---|
| Melido Perez, R<br>ERA: 6.64 | (1, 1) | 3.2 | L | 20 | 5 | 6 | 6 | 4 | 3 | 0 | 0 | 1 | 1 | 0 | 46 | 79 | 14.73 | 2.182 |
| Steve Rosenberg, L<br>ERA: 3.41 | (4, 1) | 0.0 | | 3 | 2 | 2 | 2 | 0 | 1 | 0 | 0 | 0 | 0 | 0 | 11 | 17 | ∞ | ∞ |
| Tom McCarthy, R<br>ERA: 2.79 | (4, 1) | 3.1 | | 16 | 4 | 1 | 0 | 2 | 2 | 0 | 0 | 0 | 0 | 0 | 30 | 52 | 0.00 | 1.800 |
| Bobby Thigpen, R<br>ERA: 1.5 | (8, 1) | 1.0 | | 4 | 1 | 0 | 0 | 1 | 0 | 0 | 0 | 0 | 0 | 0 | 11 | 11 | 0.00 | 1.000 |

| PITCHER | IP | WLS | BF | H | R | ER | SO | BB | IBB | HBP | BLK | WP | HR | S | P | ERA | WHIP |
|---|---|---|---|---|---|---|---|---|---|---|---|---|---|---|---|---|---|

WP: 1 PA: 43
PB: 1
SB: 2
CS: 0

# Chicago White Sox @ Detroit Tigers

Tiger Stadium, Detroit, MI

Wed May 17 1989, 7:05 PM EDT

Att. 15,975 - Unknown - 76 F

TOP

livebaseballscorecards.com

| Batter | 1 | 2 | 3 | 4 | 5 | 6 | 7 | 8 | 9 | AB | R | H | RBI | BB | SO | LOB |
|---|---|---|---|---|---|---|---|---|---|---|---|---|---|---|---|---|
| Ozzie Guillen, L (1, 6)<br>OBP: 0.292, SLG: 0.326 | F F B F S<br>1-3 K2-3 ① | | C B B X<br>2-1 F7 ① | X<br>0-0 FC6-4 ②<br>1B<br>1-2f<br>2-3<br>3-H | | F X<br>0-1 FC1-5-6 ②<br>CS<br>2-3 | | B B B C X<br>3-1 P2 ③ | F X<br>0-1 G4-3 ③ | 6 | 0 | 0 | 1 | 0 | 1 | 7 |
| Dave Gallagher, R (1, 8)<br>OBP: 0.381, SLG: 0.358 | B B C S S<br>2-3 K ② | | B B B C X<br>3-1 F8 ② | B C X<br>1-1 1B<br>1-3<br>3-H | | 1 SAFE B B<br>2-0 CS ③<br>1-2 | C B X<br>1-1 G6-3 ① | | B C C F X<br>1-2 P3 ① | 5 | 0 | 1 | 1 | 0 | 1 | 0 |
| Harold Baines, L (1, 10)<br>OBP: 0.461, SLG: 0.516 | C B C S<br>1-3 K ③ | | F B B B B F F F B<br>4-2 BB | X<br>0-0 G4-3 ③ | | | X<br>0-0 F8 ② | | F S X<br>0-2 2B 1B | 4 | 1 | 1 | 0 | 1 | 1 | 2 |
| Ron Kittle, R (1, 3)<br>OBP: 0.366, SLG: 0.536<br>Daryl Boston, L (9, PR)<br>OBP: 0.311, SLG: 0.264 (9, 7) | | B B B B<br>4-0 2B G4-3 BB | X<br>0-0 P4 ③ | | B B F F S<br>2-3 K ① | | B S C X<br>1-2 P6 ③ | | B F C B B F X<br>3-2 2B<br>1-3 | 4<br>0 | 1<br>1 | 1<br>0 | 0<br>0 | 1<br>0 | 1<br>0 | 1<br>0 |
| Ivan Calderon, R (1, 9)<br>OBP: 0.363, SLG: 0.483 | | X<br>0-0 F8 ① | | S B B B X<br>3-1 HR | B X<br>1-0 1B | | | F X<br>0-1 1B 2B | I I I I<br>4-0 2B IBB | 4 | 3 | 3 | 1 | 1 | 0 | 1 |
| Dan Pasqua, L (1, 7)<br>OBP: 0.300, SLG: 0.412<br>Carlos Martinez, R (9, PH)<br>OBP: 0.265, SLG: 0.303 (9, 3) | | S S X<br>0-2 G4-3 2B<br>1-3 | | B B B B<br>4-0 1B 1B FC6-4 BB | F B B C B S<br>3-3 K ②<br>1-2 | | | F S B S<br>1-3 K ① | B B F S S F X<br>2-2 2B<br>1-3<br>2-H<br>3-H | 3<br>1 | 1<br>1 | 1<br>1 | 0<br>2 | 1<br>0 | 2<br>0 | 2<br>0 |
| Steve Lyons, L (1, 4)<br>OBP: 0.336, SLG: 0.331 (8, 5) | | B F X<br>1-1 G4-3 ②<br>2-3<br>3-H | | B F S X<br>1-2 F8 ①<br>F B F B S | 2-3 K ③ | | | B B B C F X<br>3-2 1B<br>2-H | F P P P I<br>4-1 2B IBB | 4 | 1 | 1 | 2 | 1 | 1 | 3 |
| Eddie Williams, R (1, 5)<br>OBP: 0.382, SLG: 0.395<br>Greg Walker, L (8, PH)<br>OBP: 0.259, SLG: 0.264<br>Fred Manrique, R (8, 4)<br>OBP: 0.415, SLG: 0.579 | | B C B B C B<br>4-2 BB | | B X<br>1-0 FC6-4 1B 1B<br>1-2 | B X<br>1-0 FC1-5 SH1-4 1B | | | B C B B B X<br>3-1 P3 ② | F B F F B F B X<br>3-2 F9<br>1-H<br>2-H<br>3-H | 2<br>1<br>1 | 1<br>0<br>0 | 2<br>0<br>1 | 0<br>0<br>3 | 1<br>0<br>0 | 0<br>0<br>0 | 0<br>1<br>0 |
| Ron Karkovice, R (1, 2)<br>OBP: 0.270, SLG: 0.350<br>Matt Merullo, L (8, PH)<br>OBP: 0.292, SLG: 0.300 (8, 2) | | B S C B S<br>2-3 K ③ | | S X<br>0-1 FC6-4<br>1-2<br>2-3 | | X<br>0-0 SH1-4 ①<br>1-2 | | S B X<br>1-1<br>1-2 | B F B X<br>2-1 F9 ②<br>2-3 | 2<br>2 | 0<br>0 | 1<br>1 | 0<br>0 | 0<br>0 | 1<br>0 | 2<br>1 |
| Inning Stats | R: 0 H: 0<br>E: 0 LOB: 0<br>K: 3 BB: 0<br>S: 10 P: 14 | R: 1 H: 1<br>E: 0 LOB: 2<br>K: 1 BB: 2<br>S: 11 P: 22 | R: 0 H: 0<br>E: 0 LOB: 1<br>K: 0 BB: 1<br>S: 9 P: 18 | R: 3 H: 4<br>E: 0 LOB: 2<br>K: 0 BB: 1<br>S: 12 P: 22 | R: 0 H: 1<br>E: 0 LOB: 1<br>K: 3 BB: 0<br>S: 10 P: 18 | R: 0 H: 1<br>E: 0 LOB: 0<br>K: 0 BB: 0<br>S: 4 P: 7 | R: 0 H: 0<br>E: 0 LOB: 0<br>K: 0 BB: 0<br>S: 6 P: 8 | R: 1 H: 3<br>E: 0 LOB: 2<br>K: 1 BB: 0<br>S: 14 P: 25 | R: 5 H: 4<br>E: 0 LOB: 2<br>K: 0 BB: 2<br>S: 28 P: 44 | 1B: 8 SF: 0<br>2B: 5 SAC: 1<br>3B: 0 DP: 0<br>HR: 1 HBP: 0 | | | | | | |

| | |
|---|---|
| AB | 39 |
| R | 10 |
| H | 14 |
| RBI | 10 |
| BB | 6 |
| SO | 8 |
| LOB | 20 |

WP: 0 PA: 47
PB: 0
SB: 1
CS: 1

| PITCHER | | IP | WLS | BF | H | R | ER | SO | BB | IBB | HBP | BLK | WP | HR | S | P | ERA | WHIP |
|---|---|---|---|---|---|---|---|---|---|---|---|---|---|---|---|---|---|---|
| Jack Morris, R<br>ERA: 4.07 | (1, 1) | 7.1 | | 34 | 9 | 5 | 5 | 8 | 4 | 0 | 0 | 0 | 0 | 1 | 70 | 121 | 6.14 | 1.773 |
| Mike Henneman, R<br>ERA: 5.87 | (8, 1) | 0.1 | | 1 | 0 | 0 | 0 | 0 | 0 | 0 | 0 | 0 | 0 | 0 | 2 | 5 | 0.00 | 0.000 |
| Willie Hernandez, L<br>ERA: 7.07 | (8, 1) | 0.2 | L | 9 | 5 | 5 | 5 | 0 | 0 | 2 | 0 | 0 | 0 | 0 | 28 | 46 | 67.50 | 7.500 |
| Ramon Pena, R<br>ERA: 3.55 | (9, 1) | 0.2 | | 2 | 0 | 0 | 0 | 0 | 0 | 0 | 0 | 0 | 0 | 0 | 4 | 6 | 0.00 | 0.000 |

| PITCHER | IP | WLS | BF | H | R | ER | SO | BB | IBB | HBP | BLK | WP | HR | S | P | ERA | WHIP |
|---|---|---|---|---|---|---|---|---|---|---|---|---|---|---|---|---|---|

| Batter | 1 | 2 | 3 | 4 | 5 | 6 | 7 | 8 | 9 | AB | R | H | RBI | BB | SO | LOB |
|---|---|---|---|---|---|---|---|---|---|---|---|---|---|---|---|---|
| Gary Pettis, S (1, 8)<br>OBP: 0.200, SLG: 0.077 | G4-3 | G6-3<br>1-2f<br>3-H | | G4-3<br>2-3 | | FC6-4<br>1-2f | F9 | | F7 | 6 | 0 | 0 | 0 | 0 | 0 | 4 |
| Chet Lemon, R (1, 9)<br>OBP: 0.398, SLG: 0.294 | G6-3 | F7 | | G6-3 | | BB<br>1-3 | | G5-3 | | 4 | 0 | 0 | 0 | 1 | 0 | 1 |
| Lou Whitaker, L (1, 4)<br>OBP: 0.403, SLG: 0.554 | HR | | 1B<br>3B | G3 | | BB<br>1-2 | | G4-3<br>2B | | 4 | 2 | 3 | 1 | 1 | 0 | 1 |
| Alan Trammell, R (1, 6)<br>OBP: 0.346, SLG: 0.308 | 1B<br>1B | | 1B<br>WP<br>3-H<br>1B | | F8 | F8 | | G4-3<br>2-3 | | 5 | 0 | 2 | 1 | 0 | 0 | 4 |
| Keith Moreland, R (1, 3)<br>OBP: 0.384, SLG: 0.432<br>Dave Bergman, L (9, 3)<br>OBP: 0.360, SLG: 0.325 | 1B<br>1-3<br>1B | | 1B<br>1-3<br>1B | | BB<br>WP<br>1B | | 1B<br>BLK<br>2B | | IBB | 4<br>0 | 1<br>0 | 4<br>0 | 0<br>0 | 1<br>0 | 0<br>0 | 0<br>0 |
| Gary Ward, R (1, 10)<br>OBP: 0.300, SLG: 0.304<br>Fred Lynn, L (3, PH)<br>OBP: 0.289, SLG: 0.252 | L5 | | K | F8 | | HR<br>BLK<br>2-3<br>1B | | G1-3 | | 1<br>4 | 0<br>1 | 0<br>1 | 0<br>1 | 0<br>0 | 0<br>1 | 2<br>5 |
| Mike Heath, R (1, 2)<br>OBP: 0.471, SLG: 0.645 | | HR | K | | BB<br>1-3 | HR<br>1-H<br>3-H | | | 1B | 4 | 2 | 3 | 3 | 1 | 1 | 2 |
| Kenny Williams, R (1, 7)<br>OBP: 0.225, SLG: 0.313<br>Pat Sheridan, L (9, PH)<br>OBP: 0.302, SLG: 0.357 | 1B<br>G6-3<br>1B | | G5-3 | | | B1-3 | G6-3 | | K | 4<br>1 | 1<br>0 | 1<br>0 | 0<br>0 | 0<br>0 | 0<br>1 | 2<br>1 |
| Al Pedrique, R (1, 5)<br>OBP: 0.259, SLG: 0.280<br>Mike Brumley, S (9, PH)<br>OBP: 0.300, SLG: 0.351 | G6-3<br>1-3<br>1B | | | G4-3<br>2B | | FC6-4<br>BB | G1 | | K | 3<br>1 | 0<br>0 | 2<br>0 | 0<br>0 | 1<br>0 | 0<br>1 | 0<br>1 |
| Inning Stats | R: 1<br>E: 0<br>K: 0<br>S: 16<br>H: 3<br>LOB: 2<br>BB: 0<br>P: 24 | R: 2<br>E: 0<br>K: 0<br>S: 8<br>H: 3<br>LOB: 0<br>BB: 0<br>P: 14 | R: 1<br>E: 0<br>K: 2<br>S: 14<br>H: 3<br>LOB: 2<br>BB: 0<br>P: 20 | R: 0<br>E: 0<br>K: 0<br>S: 10<br>H: 1<br>LOB: 1<br>BB: 0<br>P: 19 | R: 0<br>E: 0<br>K: 0<br>S: 12<br>H: 1<br>LOB: 1<br>BB: 1<br>P: 20 | R: 0<br>E: 0<br>K: 0<br>S: 12<br>H: 0<br>LOB: 3<br>BB: 3<br>P: 28 | R: 3<br>E: 0<br>K: 0<br>S: 16<br>H: 3<br>LOB: 0<br>BB: 0<br>P: 21 | R: 0<br>E: 0<br>K: 0<br>S: 8<br>H: 1<br>LOB: 2<br>BB: 1<br>P: 15 | R: 0<br>E: 0<br>K: 2<br>S: 10<br>H: 1<br>LOB: 1<br>BB: 0<br>P: 14 | 1B: 9<br>2B: 3<br>3B: 1<br>HR: 3<br>SF: 0<br>SAC: 0<br>DP: 1<br>HBP: 0 | | | | | | |

| PITCHER | | IP | WLS | BF | H | R | ER | SO | BB | IBB | HBP | BLK | WP | HR | S | P | ERA | WHIP |
|---|---|---|---|---|---|---|---|---|---|---|---|---|---|---|---|---|---|---|
| Jerry Reuss, L<br>ERA: 6.15 | (1, 1) | 2.0 | | 14 | 9 | 4 | 4 | 0 | 0 | 0 | 0 | 0 | 1 | 2 | 30 | 47 | 18.00 | 4.500 |
| Donn Pall, R<br>ERA: 3.86 | (3, 1) | 2.2 | | 10 | 2 | 0 | 0 | 2 | 0 | 0 | 0 | 0 | 0 | 0 | 27 | 43 | 0.00 | 0.750 |
| Ken Patterson, L<br>ERA: 6.04 | (5, 1) | 3.1 | W | 18 | 4 | 3 | 3 | 0 | 4 | 1 | 0 | 1 | 1 | 1 | 39 | 71 | 8.10 | 2.400 |
| Shawn Hillegas, R<br>ERA: 5.08 | (9, 1) | 1.0 | S | 4 | 1 | 0 | 0 | 2 | 0 | 0 | 0 | 0 | 0 | 0 | 10 | 14 | 0.00 | 1.000 |

| PITCHER | IP | WLS | BF | H | R | ER | SO | BB | IBB | HBP | BLK | WP | HR | S | P | ERA | WHIP |
|---|---|---|---|---|---|---|---|---|---|---|---|---|---|---|---|---|---|

# BOTTOM

## Chicago White Sox @ Detroit Tigers

Tiger Stadium, Detroit, MI

Wed May 17 1989, 7:05 PM EDT

Att. 15,975 - Unknown - 76 F

livebaseballscorecards.com

| | |
|---|---|
| AB | 41 |
| R | 7 |
| H | 16 |
| RBI | 5 |
| BB | 5 |
| SO | 4 |
| LOB | 23 |

| Batter | 1 | 2 | 3 | 4 | 5 | 6 | 7 | 8 | 9 | AB | R | H | RBI | BB | SO | LOB |
|---|---|---|---|---|---|---|---|---|---|---|---|---|---|---|---|---|
| Willie Wilson, S (1, 8) OBP: 0.262, SLG: 0.243 | B C B C X 2-2 F9 ① | | B 1 SAFE C X 1-1 G3-6-3 ②③ 1-2f | | | X 0-0 FC2-6 ② S 1-2f | | | S B B F B F F X 3-2 PB 1B | 4 | 0 | 1 | 0 | 0 | 0 | 2 |
| Kevin Seitzer, R (1, 5) OBP: 0.374, SLG: 0.408 | B B F B X 3-1 1B | | | C B X 1-1 F9 ① | | 1 SAFE B C B B I 4-1 1-2 IBB | | | L 1 SAFE B L B X 2-2 G6-3 ① 1-2 | 3 | 0 | 1 | 0 | 1 | 0 | 1 |
| Luis de los Santos, R (1, 3) OBP: 0.275, SLG: 0.306 | 1 SAFE B 1 SAFE C 1 SAFE 1 SAFE F B 1 SAFE 2-3 F S K ② | | | B B X 2-0 F9 ② | | F B B X 2-1 G4-3 ③ | | | B C B S X 2-2 G6-3 ② | 4 | 0 | 0 | 0 | 0 | 1 | 4 |
| Danny Tartabull, R (1, 9) OBP: 0.393, SLG: 0.431 | S 1 SAFE F S 0-3 K ③ | | | B X 1-0 P3 ③ | | | B X 1-0 L8 ① | | S B F X 1-2 G5-3 ③ | 4 | 0 | 0 | 0 | 0 | 1 | 2 |
| Jim Eisenreich, L (1, 10) OBP: 0.343, SLG: 0.446 | | C B F S 1-3 K ① | | | L X 0-1 G1-3 ① | | B B B C F X 3-2 G4-6-3 1B | | | 3 | 0 | 1 | 0 | 0 | 1 | 0 |
| Bo Jackson, R (1, 7) OBP: 0.285, SLG: 0.528 | | B F S S 1-3 K ② | | | S X 0-1 B5 ② | | B S 1 SAFE P F F X 2-2 G4-6-3 ②③ 1-2f | | | 3 | 0 | 0 | 0 | 0 | 1 | 1 |
| Bob Boone, R (1, 2) OBP: 0.316, SLG: 0.288 | | X 0-0 G6-3 ③ | | | C X 0-1 F7 ③ | | | B B C B X 3-1 ① 1B | | 3 | 0 | 1 | 0 | 0 | 0 | 0 |
| Frank White, R (1, 4) OBP: 0.289, SLG: 0.296 | | | B B C B B 4-1 G3-6-3 BB | | | C B B F X 2-2 FC2-6 1B | | S B X 1-1 ② G5-3 | | 2 | 0 | 1 | 0 | 1 | 0 | 0 |
| Kurt Stillwell, S (1, 6) OBP: 0.306, SLG: 0.388 | | | B X 1-0 P6 ① | | | B C 1 SAFE X 1-1 ① F7 | | C S B S 1-3 K ③ | | 3 | 0 | 0 | 0 | 0 | 1 | 2 |
| Inning Stats | R: 0 E: 0 K: 2 S: 12 H: 1 LOB: 1 BB: 0 P: 19 | R: 0 E: 0 K: 2 S: 7 H: 0 LOB: 0 BB: 0 P: 9 | R: 0 E: 0 K: 0 S: 4 H: 0 LOB: 0 BB: 1 P: 10 | R: 0 E: 0 K: 0 S: 4 H: 0 LOB: 0 BB: 0 P: 8 | R: 0 E: 0 K: 0 S: 6 H: 0 LOB: 0 BB: 0 P: 6 | R: 0 E: 0 K: 0 S: 9 H: 1 LOB: 2 BB: 1 P: 18 | R: 0 E: 0 K: 0 S: 9 H: 1 LOB: 0 BB: 0 P: 14 | R: 0 E: 0 K: 1 S: 7 H: 1 LOB: 0 BB: 0 P: 12 | R: 0 E: 0 K: 0 S: 14 H: 1 LOB: 1 BB: 0 P: 22 | 1B: 5 2B: 0 3B: 0 HR: 0 | SF: 0 SAC: 0 DP: 2 HBP: 0 | | WP: 0 PB: 1 SB: 1 CS: 0 | PA: 31 | | | |

| PITCHER | | IP | WLS | BF | H | R | ER | SO | BB | IBB | HBP | BLK | WP | HR | S | P | ERA | WHIP |
|---|---|---|---|---|---|---|---|---|---|---|---|---|---|---|---|---|---|---|
| Doyle Alexander, R ERA: 3.25 | (1, 1) | 5.0 | | 17 | 2 | 0 | 0 | 4 | 1 | 0 | 0 | 0 | 0 | 0 | 36 | 57 | 0.00 | 0.600 |
| Frank Williams, R ERA: 3.14 | (6, 1) | 2.0 | | 7 | 1 | 0 | 0 | 0 | 0 | 1 | 0 | 0 | 0 | 0 | 15 | 27 | 0.00 | 0.500 |
| Mike Henneman, R ERA: 4.66 | (8, 1) | 2.0 | W | 7 | 2 | 0 | 0 | 1 | 0 | 0 | 0 | 0 | 0 | 0 | 21 | 34 | 0.00 | 1.000 |

| PITCHER | IP | WLS | BF | H | R | ER | SO | BB | IBB | HBP | BLK | WP | HR | S | P | ERA | WHIP |
|---|---|---|---|---|---|---|---|---|---|---|---|---|---|---|---|---|---|

# Kansas City Royals @ Detroit Tigers

Tiger Stadium, Detroit, MI

Fri May 19 1989, 7:05 PM EDT

Att. 18,208 - Unknown - 72 F

TOP

livebaseballscorecards.com

| | |
|---|---|
| AB | 29 |
| R | 0 |
| H | 5 |
| RBI | 0 |
| BB | 2 |
| SO | 5 |
| LOB | 12 |

| Batter | 1 | 2 | 3 | 4 | 5 | 6 | 7 | 8 | 9 | AB | R | H | RBI | BB | SO | LOB |
|---|---|---|---|---|---|---|---|---|---|---|---|---|---|---|---|---|
| Gary Pettis, S (1, 8)<br>OBP: 0.263, SLG: 0.250 | C B B X 2-1 3B | | X 0-0 ②③ G4-6-3 1-2f | | | B C B X 2-1 ② L7 | | | B B B B 4-0 HR BB | 3 | 1 | 1 | 0 | 1 | 0 | 1 |
| Chet Lemon, R (1, 9)<br>OBP: 0.394, SLG: 0.302 | S F X 0-2 ① G1-3 | | | B F B F X 2-2 2B | | B X 1-0 ③ F8 | | | B C X 1-1 ② F8 | 4 | 0 | 1 | 0 | 0 | 0 | 2 |
| Lou Whitaker, L (1, 4)<br>OBP: 0.399, SLG: 0.567 | F S B X 1-2 ② P5 | | | X 0-0 ① F8 | | | C C B B X 2-2 ① G4-3 | | 1 SAFE X 0-0 1-H HR | 4 | 1 | 1 | 2 | 0 | 0 | 2 |
| Alan Trammell, R (1, 6)<br>OBP: 0.338, SLG: 0.301 | S B X 1-1 ③ P4 | | | B C F F F F F F F 2-3 B S ② K | | | F X 0-1 ② G5-3 | | | 3 | 0 | 0 | 0 | 0 | 1 | 2 |
| Fred Lynn, L (1, 7)<br>OBP: 0.282, SLG: 0.246 | | C F F X 0-2 ① F7 | | F S B F B C 2-3 ③ K | | | B S X 1-1 ③ F8 | | | 3 | 0 | 0 | 0 | 0 | 1 | 1 |
| Keith Moreland, R (1, 10)<br>OBP: 0.371, SLG: 0.417 | | F X 0-1 ② F8 | C C B C 1-3 ① K | | | | | F B X 1-1 ① F8 | | 3 | 0 | 0 | 0 | 0 | 1 | 0 |
| Matt Nokes, L (1, 2)<br>OBP: 0.289, SLG: 0.405 | | C C X 0-2 ③ G4-3 | F F F S 0-3 ② K | | | | | B F B S F F F F F 3-2 F B X ② L8 | | 3 | 0 | 0 | 0 | 0 | 1 | 0 |
| Dave Bergman, L (1, 3)<br>OBP: 0.348, SLG: 0.313 | | C B B C X 2-2 ① G3-1 | F B F F F B B S 3-3 ③ K | | | | | B B S S S 2-3 ③ K | | 3 | 0 | 0 | 0 | 0 | 2 | 0 |
| Al Pedrique, R (1, 5)<br>OBP: 0.276, SLG: 0.296<br>Pat Sheridan, L (9, PH)<br>OBP: 0.299, SLG: 0.353 | | | B C X 1-1 G4-6-3 1B | | | C B C B C 2-3 ① K | | | F B F B S 2-3 ① K | 2<br>1 | 0<br>0 | 1<br>0 | 0<br>0 | 0<br>0 | 1<br>1 | 0<br>0 |
| Inning Stats | R: 0 E: 0 K: 0 S: 10 H: 1 LOB: 1 BB: 0 P: 14 | R: 0 E: 0 K: 0 S: 9 H: 0 LOB: 0 BB: 0 P: 9 | R: 0 E: 0 K: 0 S: 6 H: 1 LOB: 0 BB: 0 P: 9 | R: 0 E: 0 K: 2 S: 17 H: 1 LOB: 1 BB: 0 P: 23 | R: 0 E: 0 K: 3 S: 11 H: 0 LOB: 0 BB: 0 P: 15 | R: 0 E: 0 K: 1 S: 6 H: 0 LOB: 0 BB: 0 P: 11 | R: 0 E: 0 K: 0 S: 7 H: 0 LOB: 0 BB: 0 P: 10 | R: 0 E: 0 K: 1 S: 15 H: 0 LOB: 0 BB: 0 P: 21 | R: 2 E: 0 K: 1 S: 6 H: 1 LOB: 0 BB: 1 P: 13 | 1B: 1 2B: 1 3B: 1 HR: 1 | SF: 0 SAC: 0 DP: 1 HBP: 0 | | | | | | |

| PITCHER | IP | WLS | BF | H | R | ER | SO | BB | IBB | HBP | BLK | WP | HR | S | P | ERA | WHIP |
|---|---|---|---|---|---|---|---|---|---|---|---|---|---|---|---|---|---|
| Bret Saberhagen, R (1, 1)<br>ERA: 2.74 | 8.2 | L | 30 | 4 | 2 | 2 | 8 | 1 | 0 | 0 | 0 | 0 | 1 | 87 | 125 | 2.08 | 0.577 |

| PITCHER | IP | WLS | BF | H | R | ER | SO | BB | IBB | HBP | BLK | WP | HR | S | P | ERA | WHIP |
|---|---|---|---|---|---|---|---|---|---|---|---|---|---|---|---|---|---|

# BOTTOM

## Kansas City Royals @ Detroit Tigers

Tiger Stadium, Detroit, MI

Fri May 19 1989, 7:05 PM EDT

Att. 18,208 - Unknown - 72 F

livebaseballscorecards.com

| | |
|---|---|
| AB | 29 |
| R | 2 |
| H | 4 |
| RBI | 2 |
| BB | 1 |
| SO | 8 |
| LOB | 8 |

| Batter | 1 | 2 | 3 | 4 | 5 | 6 | 7 | 8 | 9 | AB | R | H | RBI | BB | SO | LOB |
|---|---|---|---|---|---|---|---|---|---|---|---|---|---|---|---|---|
| Willie Wilson, S (1, 8)<br>OBP: 0.269, SLG: 0.254 | F B F B X<br>2-2 G6-3 | | C C B F B B B F F B<br>4-2 S 1B G3-1 BB | C F C<br>0-3 K | | | B X<br>1-0 F9 2B | | X<br>0-0 SH2-3 ① 2-3 | 3 | 1 | 1 | 0 | 1 | 1 | 2 |
| Kevin Seitzer, R (1, 5)<br>OBP: 0.382, SLG: 0.409<br>Rey Palacios, R (7, PR)<br>(7, 5) | C B B C F B B<br>4-2 G3 BB | | X<br>0-0 G3-1 S 1-2 1B | | B X<br>1-0 ① F9 | | B H<br>2-0 WP HBP | | B B B C B<br>4-1 BB | 2 | 0 | 1 | 0 | 1 | 0 | 0 |
| | | | | | | | | | | 0 | 0 | 0 | 0 | 1 | 0 | 0 |
| Luis de los Santos, R (1, 3)<br>OBP: 0.273, SLG: 0.302<br>Bill Buckner, L (9, PH)<br>OBP: 0.200, SLG: 0.226 (9, 3) | C 1 SAFE X<br>0-2 ② G3 1-2 | | B C F S<br>1-3 ① K 1-2 2-3 | | F B X<br>1-1 FC6-4 1B | | B S B X<br>2-1 ② F9 2-3 | | F X<br>0-1 ② P5 | 4 | 0 | 1 | 0 | 0 | 1 | 5 |
| | | | | | | | | | | 1 | 0 | 0 | 0 | 0 | 0 | 2 |
| Danny Tartabull, R (1, 9)<br>OBP: 0.393, SLG: 0.421 | B B B C B<br>4-1 FC5-4 BB | | C C B B X<br>2-2 ② G3-1 2-3 3-H | | S B F F F S<br>1-3 ② K | | B S B B B<br>4-1 1-2 BB | | B F S S<br>1-3 ③ K | 3 | 0 | 0 | 1 | 2 | 2 | 4 |
| Pat Tabler, R (1, 10)<br>OBP: 0.304, SLG: 0.280 | B B B X<br>3-0 ③ FC5-4 1-2f | | F B X<br>1-1 ③ G5-3 | | 1 SAFE X<br>0-0 ③ FC6-4 1-2f | | B B B C F X<br>3-2 ③ F7 | | | 4 | 0 | 0 | 0 | 0 | 0 | 7 |
| Bo Jackson, R (1, 7)<br>OBP: 0.290, SLG: 0.527 | | S B F F S<br>1-3 ① K | S X<br>0-1 CS S 1B | | S B F X<br>1-2 FC5-4 1B | | | S C X<br>0-2 ① G4-3 | | 4 | 0 | 2 | 0 | 0 | 1 | 0 |
| Bob Boone, R (1, 2)<br>OBP: 0.314, SLG: 0.287 | | B B X<br>2-0 FC5-4 1B | B 1 SAFE 1 SAFE C 1 F C<br>1-3 ① K | | B 1 SAFE B 1 SAFE X<br>2-0 ① FC5-4 G6-4-3 1-2f | | | C B B B X<br>3-1 ② P4 | | 4 | 0 | 1 | 0 | 0 | 1 | 2 |
| Frank White, R (1, 4)<br>OBP: 0.288, SLG: 0.288 | | C F B X<br>1-2 ② FC5-4 1-2f | 1 SAFE 1 SAFE P B B B<br>4-0 1B 1-2 BB | | 1 SAFE B B X<br>2-0 ② ③ G6-4-3 1-2f | | | B C B C X<br>2-2 ③ G6-3 | | 3 | 0 | 0 | 0 | 1 | 0 | 2 |
| Brad Wellman, R (1, 6)<br>OBP: 0.295, SLG: 0.262<br>Kurt Stillwell, S (9, PH)<br>OBP: 0.313, SLG: 0.404 (9, 6) | 1 SAFE C F B X<br>1-2 ③ P3 | | C B B X<br>2-1 ② 1-2 2-3 1B | | | C B B C F F S<br>2-3 ① K | | | B X<br>1-0 SH2-3 2B | 3 | 0 | 1 | 0 | 0 | 1 | 1 |
| | | | | | | | | | | 1 | 0 | 1 | 0 | 0 | 0 | 0 |
| Inning Stats | R: 0 E: 0 K: 0 S: 11<br>H: 0 LOB: 2 BB: 2 P: 24 | R: 0 E: 0 K: 1 S: 11<br>H: 1 LOB: 1 BB: 0 P: 16 | R: 1 E: 0 K: 1 S: 14<br>H: 1 LOB: 1 BB: 1 P: 22 | R: 0 E: 0 K: 2 S: 11<br>H: 2 LOB: 2 BB: 1 P: 17 | R: 0 E: 0 K: 1 S: 9<br>H: 1 LOB: 1 BB: 0 P: 12 | R: 0 E: 0 K: 0 S: 5<br>H: 1 LOB: 0 BB: 0 P: 10 | R: 0 E: 0 K: 1 S: 12<br>H: 1 LOB: 3 BB: 1 P: 26 | R: 0 E: 0 K: 0 S: 8<br>H: 0 LOB: 0 BB: 0 P: 13 | R: 0 E: 0 K: 1 S: 8<br>H: 1 LOB: 2 BB: 1 P: 14 | 1B: 6 2B: 2 3B: 0 HR: 0<br>SF: 0 SAC: 1 DP: 1 HBP: 1 | | | | | | |

| PITCHER | | IP | WLS | BF | H | R | ER | SO | BB | IBB | HBP | BLK | WP | HR | S | P | ERA | WHIP |
|---|---|---|---|---|---|---|---|---|---|---|---|---|---|---|---|---|---|---|
| Frank Tanana, L<br>ERA: 3.39 | (1, 1) | 7.0 | | 32 | 7 | 1 | 1 | 6 | 5 | 0 | 1 | 0 | 1 | 0 | 73 | 127 | 1.29 | 1.714 |
| Mike Henneman, R<br>ERA: 3.86 | (8, 1) | 2.0 | W | 8 | 1 | 0 | 0 | 1 | 1 | 0 | 0 | 0 | 0 | 0 | 16 | 27 | 0.00 | 1.000 |

| PITCHER | IP | WLS | BF | H | R | ER | SO | BB | IBB | HBP | BLK | WP | HR | S | P | ERA | WHIP |
|---|---|---|---|---|---|---|---|---|---|---|---|---|---|---|---|---|---|

# Kansas City Royals @ Detroit Tigers

Tiger Stadium, Detroit, MI

Sat May 20 1989, 7:05 PM EDT

Att. 21,287 - Cloudy - 72 F

TOP

livebaseballscorecards.com

| | |
|---|---|
| AB | 32 |
| R | 1 |
| H | 8 |
| RBI | 1 |
| BB | 6 |
| SO | 7 |
| LOB | 25 |

| | | | |
|---|---|---|---|
| WP: 1 | PA: 40 | | |
| PB: 0 | | | |
| SB: 3 | | | |
| CS: 1 | | | |

| Batter | 1 | 2 | 3 | 4 | 5 | 6 | 7 | 8 | 9 | AB | R | H | RBI | BB | SO | LOB |
|---|---|---|---|---|---|---|---|---|---|---|---|---|---|---|---|---|
| Gary Pettis, S (1, 8)<br>OBP: 0.261, SLG: 0.250 | B B B C C X<br>3-2 G5-3 ① | | C X<br>0-1 L4 ③ | | | B C B F X<br>2-2 S 1B 1B | | B C F B C<br>2-3 K ① | | 4 | 1 | 1 | 0 | 0 | 1 | 0 |
| Chet Lemon, R (1, 9)<br>OBP: 0.397, SLG: 0.309 | B C X<br>1-1 G6-3 ② | | | B B C X<br>2-1 E7 1B | | 1 P B F F X SAFE<br>2-2 BB BB 1-H 1B | | B S C X<br>1-2 L8 ② | | 4 | 0 | 2 | 1 | 0 | 0 | 0 |
| Lou Whitaker, L (1, 4)<br>OBP: 0.395, SLG: 0.555 | C B B B F B X<br>3-2 P4 ③ | | | B C C B B X<br>3-2 F8 ① | | B B B B<br>4-0 BB 1-2 BB | | F C B B F F S<br>2-3 K ③ | | 3 | 0 | 0 | 0 | 1 | 1 | 1 |
| Alan Trammell, R (1, 6)<br>OBP: 0.343, SLG: 0.325 | | B L X<br>1-1 L4 ① | | B B B C X<br>3-1 E7 1-H ② | | B B B B C B<br>4-1 1-2 2-3 BB | | | B X<br>1-0 HR | 3 | 1 | 1 | 1 | 1 | 0 | 1 |
| Keith Moreland, R (1, 3)<br>OBP: 0.370, SLG: 0.414 | | C B X<br>1-1 1B | | C X<br>0-1 F8 ③ | | C B S B S<br>2-3 K ② | | | | 3 | 0 | 1 | 0 | 0 | 1 | 4 |
| Gary Ward, R (1, 10)<br>OBP: 0.290, SLG: 0.293 | | C B X<br>1-1 F8 ② | C X<br>0-1 G5-3 ① | C C X<br>0-2 G1-3 ③ | | | | | | 2 | 0 | 0 | 0 | 0 | 0 | 1 |
| Fred Lynn, L (6, PH)<br>OBP: 0.280, SLG: 0.243 | | | | | | | | | | 1 | 0 | 0 | 0 | 0 | 0 | 3 |
| Mike Heath, R (1, 2)<br>OBP: 0.432, SLG: 0.588 | | B B B B S X<br>3-2 G5-3 ③ | | | B B F S X<br>2-2 F9 ② | | X<br>0-0 B5-3 ① | | | 3 | 0 | 0 | 0 | 0 | 0 | 1 |
| Kenny Williams, R (1, 7)<br>OBP: 0.230, SLG: 0.316 | | | X<br>0-0 G5-4-3 1B | | C S C<br>0-3 K ③ | | C B B X<br>2-1 G3-1 ② | | | 2 | 0 | 1 | 0 | 0 | 1 | 0 |
| Pat Sheridan, L (7, PH)<br>OBP: 0.296, SLG: 0.349 (8, 7) | | | | | | | | | | 1 | 0 | 0 | 0 | 0 | 0 | 0 |
| Al Pedrique, R (1, 5)<br>OBP: 0.250, SLG: 0.267 | | | B 1 SAFE X<br>1-0 G5-4-3 ① ② 1-2f | | | C C X<br>0-2 L3 ① | C F B B X<br>2-2 P5 ③ | | | 3 | 0 | 0 | 0 | 0 | 0 | 1 |
| Inning Stats | R: 0 E: 0 K: 0 S: 8 H: 0 LOB: 0 BB: 0 P: 15 | R: 0 E: 0 K: 0 S: 9 H: 1 LOB: 1 BB: 0 P: 15 | R: 0 E: 0 K: 0 S: 4 H: 1 LOB: 0 BB: 0 P: 5 | R: 0 E: 1 K: 0 S: 9 H: 1 LOB: 1 BB: 0 P: 17 | R: 0 E: 0 K: 1 S: 8 H: 0 LOB: 0 BB: 0 P: 10 | R: 1 E: 0 K: 1 S: 17 H: 2 LOB: 3 BB: 2 P: 30 | R: 0 E: 0 K: 0 S: 6 H: 0 LOB: 0 BB: 0 P: 10 | R: 0 E: 0 K: 2 S: 11 H: 0 LOB: 0 BB: 0 P: 16 | R: 1 E: 0 K: 0 S: 1 H: 1 LOB: 0 BB: 0 P: 2 | 1B: 5 2B: 0 3B: 0 HR: 1 | SF: 0 SAC: 0 DP: 1 HBP: 0 | | | | | |

| PITCHER | | IP | WLS | BF | H | R | ER | SO | BB | IBB | HBP | BLK | WP | HR | S | P | ERA | WHIP |
|---|---|---|---|---|---|---|---|---|---|---|---|---|---|---|---|---|---|---|
| Floyd Bannister, L<br>ERA: 4.24 | (1, 1) | 5.1 | | 21 | 5 | 1 | 1 | 1 | 1 | 0 | 0 | 0 | 0 | 0 | 48 | 79 | 1.69 | 1.125 |
| Tom Gordon, R<br>ERA: 2.36 | (6, 1) | 2.2 | L | 10 | 1 | 1 | 1 | 3 | 1 | 0 | 0 | 0 | 0 | 1 | 25 | 41 | 3.38 | 0.750 |

| PITCHER | IP | WLS | BF | H | R | ER | SO | BB | IBB | HBP | BLK | WP | HR | S | P | ERA | WHIP |
|---|---|---|---|---|---|---|---|---|---|---|---|---|---|---|---|---|---|

# BOTTOM

## Kansas City Royals @ Detroit Tigers

Tiger Stadium, Detroit, MI

Sat May 20 1989, 7:05 PM EDT

Att. 21,287 - Cloudy - 72 F

livebaseballscorecards.com

| | |
|---|---|
| AB | 29 |
| R | 2 |
| H | 6 |
| RBI | 2 |
| BB | 2 |
| SO | 4 |
| LOB | 12 |

| | | | | | | | | | | | | | | | | | | |
|---|---|---|---|---|---|---|---|---|---|---|---|---|---|---|---|---|---|---|
| 1B: 5 | SF: 0 | WP: 0 | PA: 31 |
| 2B: 0 | SAC: 0 | PB: 0 | |
| 3B: 0 | DP: 1 | SB: 1 | |
| HR: 1 | HBP: 0 | CS: 0 | |

# Kansas City Royals @ Detroit Tigers

Tiger Stadium, Detroit, MI

Sun May 21 1989, 3:33 AM EDT

Att. 24,853 - Sunny - 75 F

TOP

livebaseballscorecards.com

| Batter | 1 | 2 | 3 | 4 | 5 | 6 | 7 | 8 | 9 | AB | R | H | RBI | BB | SO | LOB |
|---|---|---|---|---|---|---|---|---|---|---|---|---|---|---|---|---|
| Gary Thurman, R (1, 8)<br>OBP: 0.333, SLG: 0.182 | B B B B<br>4-0<br>1B<br>BB | | C C B S<br>1-3 ①<br>K | | F X<br>0-1 ①<br>L4 | | F S B B X<br>2-2 ②<br>L7 | | B C C B F S<br>2-3 ③<br>K | 2 | 0 | 0 | 0 | 1 | 1 | 0 |
| Jim Eisenreich, L (7, PH)<br>OBP: 0.337, SLG: 0.436 (7, 8) | | | | | | | | | | 2 | 0 | 0 | 0 | 0 | 1 | 3 |
| Kurt Stillwell, S (1, 6)<br>OBP: 0.319, SLG: 0.402 | B B C<br>1 SAFE<br>1 SAFE<br>X<br>2-1 ①<br>F9 | | C B B F S<br>2-3 ②<br>K | | B X<br>1-0<br>G6-4-3<br>1B | | F B B B C F F B<br>1-2<br>2-3<br>4-2<br>BB | | | 3 | 0 | 1 | 0 | 1 | 1 | 1 |
| Luis de los Santos, R (1, 3)<br>OBP: 0.293, SLG: 0.321 | B F B X<br>2-1<br>FC6-4<br>1-3<br>1B | | C F X<br>0-2<br>1B | | F X<br>0-1 ② ③<br>G6-4-3<br>1-2f | | F B X<br>1-1 ③<br>G4-3 | | | 3 | 0 | 2 | 0 | 0 | 0 | 1 |
| Bill Buckner, L (7, PH)<br>OBP: 0.196, SLG: 0.222 (7, 3) | | | | | | | | | | 1 | 0 | 0 | 0 | 0 | 0 | 3 |
| Danny Tartabull, R (1, 9)<br>OBP: 0.390, SLG: 0.413 | B F B F S<br>2-3 ②<br>K | | B S B B X<br>3-1 ③<br>P2 | | | F B B F H<br>3-2<br>G6-4-3<br>HBP | | C S S<br>0-3 ①<br>K | | 3 | 0 | 0 | 0 | 0 | 2 | 3 |
| Pat Tabler, R (1, 7)<br>OBP: 0.303, SLG: 0.279 | X<br>0-0 ③<br>FC6-4<br>1-2f | | | B X<br>1-0<br>HBP<br>1B<br>1B | | B X<br>1-0 ① ②<br>G6-4-3<br>1-2f | | B B F F X<br>2-2 ②<br>P3 | | 4 | 1 | 1 | 0 | 0 | 0 | 3 |
| Bo Jackson, R (1, 10)<br>OBP: 0.296, SLG: 0.523 | | S B S X<br>1-2<br>1B<br>G4-3<br>1B | | H<br>1-0<br>G5-3<br>1B<br>1-2<br>HBP | | X<br>0-0 ③<br>P4 | | F F S<br>0-3 ③<br>K | | 3 | 1 | 1 | 0 | 0 | 1 | 0 |
| Mike Macfarlane, R (1, 2)<br>OBP: 0.231, SLG: 0.263 | | 1 SAFE<br>B X<br>1-0 ①<br>1-3<br>1B | | B X<br>1-0<br>1-2<br>2-H<br>1B | | | S B F F B B B S<br>3-3 ①<br>K | | X<br>0-0<br>1B | 4 | 0 | 3 | 1 | 0 | 1 | 0 |
| Brad Wellman, R (1, 4)<br>OBP: 0.298, SLG: 0.267 | | B S B X<br>2-1 ②<br>G4-3<br>3-H | | F F B B F F F S<br>2-3 ①<br>K | | | X<br>0-0<br>BB<br>BB<br>1B | | B B X<br>2-0 ①<br>P3 | 3 | 0 | 1 | 1 | 0 | 1 | 2 |
| Frank White, R (9, PH)<br>OBP: 0.286, SLG: 0.286 | | | | | | | | | | 1 | 0 | 0 | 0 | 0 | 0 | 1 |
| Rey Palacios, R (1, 5) | | C B X<br>1-1 ③<br>F8 | | C X<br>0-1 ② ③<br>G5-3<br>2-3f | | | B B B<br>4-0<br>BB<br>1-2<br>BB | | S F B B S<br>2-3 ②<br>K | 2 | 0 | 0 | 0 | 0 | 0 | 2 |
| Kevin Seitzer, R (7, PH)<br>OBP: 0.383, SLG: 0.406 (7, 5) | | | | | | | | | | 1 | 0 | 0 | 0 | 1 | 1 | 1 |
| Inning Stats | R: 0 H: 1<br>E: 0 LOB: 2<br>K: 1 BB: 1<br>S: 8 P: 18 | R: 1 H: 2<br>E: 0 LOB: 0<br>K: 0 BB: 0<br>S: 8 P: 13 | R: 0 H: 1<br>E: 0 LOB: 1<br>K: 2 BB: 0<br>S: 11 P: 17 | R: 1 H: 2<br>E: 0 LOB: 1<br>K: 1 BB: 0<br>S: 10 P: 15 | R: 0 H: 1<br>E: 0 LOB: 0<br>K: 0 BB: 0<br>S: 5 P: 6 | R: 0 H: 0<br>E: 0 LOB: 0<br>K: 0 BB: 0<br>S: 4 P: 8 | R: 0 H: 1<br>E: 0 LOB: 3<br>K: 1 BB: 2<br>S: 14 P: 28 | R: 0 H: 0<br>E: 0 LOB: 0<br>K: 2 BB: 0<br>S: 9 P: 11 | R: 0 H: 1<br>E: 0 LOB: 1<br>K: 2 BB: 0<br>S: 9 P: 15 | 1B: 9 SF: 0<br>2B: 0 SAC: 0<br>3B: 0 DP: 3<br>HR: 0 HBP: 2 | | | | | | |

| | AB | 32 |
|---|---|---|
| | R | 2 |
| | H | 9 |
| | RBI | 2 |
| | BB | 3 |
| | SO | 9 |
| | LOB | 20 |

WP: 0 PA: 37
PB: 0
SB: 0
CS: 0

| PITCHER | | IP | WLS | BF | H | R | ER | SO | BB | IBB | HBP | BLK | WP | HR | S | P | ERA | WHIP |
|---|---|---|---|---|---|---|---|---|---|---|---|---|---|---|---|---|---|---|
| Paul Gibson, L<br>ERA: 5.7 | (1, 1) | 6.1 | W | 26 | 8 | 2 | 2 | 5 | 1 | 0 | 2 | 0 | 0 | 0 | 51 | 85 | 2.84 | 1.421 |
| Frank Williams, R<br>ERA: 3.1 | (7, 1) | 0.1 | | 3 | 0 | 0 | 0 | 0 | 2 | 0 | 0 | 0 | 0 | 0 | 7 | 17 | 0.00 | 6.000 |
| Willie Hernandez, L<br>ERA: 6.06 | (7, 1) | 2.1 | S | 8 | 1 | 0 | 0 | 4 | 0 | 0 | 0 | 0 | 0 | 0 | 20 | 29 | 0.00 | 0.429 |

| PITCHER | IP | WLS | BF | H | R | ER | SO | BB | IBB | HBP | BLK | WP | HR | S | P | ERA | WHIP |
|---|---|---|---|---|---|---|---|---|---|---|---|---|---|---|---|---|---|

| Batter | 1 | 2 | 3 | 4 | 5 | 6 | 7 | 8 | 9 | AB | R | H | RBI | BB | SO | LOB |
|---|---|---|---|---|---|---|---|---|---|---|---|---|---|---|---|---|
| Gary Pettis, S (1, 8)<br>OBP: 0.259, SLG: 0.250 | C X 0-1 G4-3 ① | | B F F B B F X 3-2 G4-3 2B 1B<br>1-2 | | B F C S 1-3 K ② | | C X 0-1 G1-3 ③ | | | 4 | 1 | 1 | 0 | 0 | 1 | 1 |
| Chet Lemon, R (1, 9)<br>OBP: 0.386, SLG: 0.298 | F B X 1-1 P6 ② | | C S B B B X 2-2 G4-3 ①<br>1-2<br>2-3 | | X 0-0 G6-3 ③ | | | F B F F B X 2-2 F9 ① | | 4 | 0 | 0 | 0 | 0 | 0 | 2 |
| Lou Whitaker, L (1, 4)<br>OBP: 0.398, SLG: 0.547 | B B C B B 4-1 BB | | I I I I 4-0 2B IBB | | | F B S F B B X 3-2 E3 G5-3 1B | | B C C B X 2-2 G1-3 ② | | 2 | 1 | 0 | 0 | 2 | 0 | 0 |
| Alan Trammell, R (1, 6)<br>OBP: 0.333, SLG: 0.318 | C C B 1 SAFE B B C 3-3 K ③ | | X 0-0 SF7 ②<br>3-H | | | F X 0-1 G5-3 ①<br>1-2 | | B B X 2-0 L9 ③ | | 3 | 0 | 0 | 1 | 0 | 1 | 2 |
| Fred Lynn, L (1, 7)<br>OBP: 0.296, SLG: 0.271 | | F B X 1-1 1B G6-4-3 1B | B B B X 3-0 ③<br>1-H<br>2-H 2B | | | X 0-0 ②<br>2-H 1B | | | | 3 | 1 | 3 | 2 | 0 | 0 | 0 |
| Matt Nokes, L (1, 10)<br>OBP: 0.290, SLG: 0.404 | | B B X 2-0 G6-4-3<br>1-3 1B | | X 0-0 P8 ① | | F B S X 1-2 G4-3 ③ | | | | 3 | 0 | 1 | 0 | 0 | 0 | 1 |
| Keith Moreland, R (1, 3)<br>OBP: 0.358, SLG: 0.400 | | X 0-0 G6-4-3 ① ②<br>1-2f<br>3-H | | B C S B B X 2-2 G4-3 ② | | | X 0-0 G4-3 ① | | | 3 | 0 | 0 | 0 | 0 | 0 | 1 |
| Mike Heath, R (1, 2)<br>OBP: 0.400, SLG: 0.541 | | C B B C S 2-3 K ③ | | X 0-0 G6-3 ③ | | | B B F B X 3-1 G5-3 ② | | | 3 | 0 | 0 | 0 | 0 | 1 | 0 |
| Rick Schu, R (1, 5)<br>OBP: 0.667, SLG: 0.500 | | | X 0-0 G4-3 1B SF7 1B | | F B B X 2-1 P2 ① | | B B F B B 4-1 BB | | | 2 | 1 | 1 | 0 | 1 | 0 | 0 |
| Inning Stats | R: 0 H: 0<br>E: 0 LOB: 1<br>K: 1 BB: 1<br>S: 8 P: 16 | R: 1 H: 2<br>E: 0 LOB: 0<br>K: 1 BB: 0<br>S: 7 P: 12 | R: 3 H: 3<br>E: 0 LOB: 1<br>K: 0 BB: 1<br>S: 10 P: 22 | R: 0 H: 0<br>E: 0 LOB: 0<br>K: 0 BB: 0<br>S: 5 P: 7 | R: 0 H: 0<br>E: 0 LOB: 0<br>K: 1 BB: 0<br>S: 6 P: 9 | R: 0 H: 1<br>E: 1 LOB: 1<br>K: 0 BB: 0<br>S: 10 P: 14 | R: 0 H: 0<br>E: 0 LOB: 1<br>K: 0 BB: 1<br>S: 6 P: 13 | R: 0 H: 0<br>E: 0 LOB: 0<br>K: 0 BB: 0<br>S: 8 P: 14 | | 1B: 5 SF: 1<br>2B: 1 SAC: 0<br>3B: 0 DP: 1<br>HR: 0 HBP: 0 | | | | | | |

| PITCHER | IP | WLS | BF | H | R | ER | SO | BB | IBB | HBP | BLK | WP | HR | S | P | ERA | WHIP |
|---|---|---|---|---|---|---|---|---|---|---|---|---|---|---|---|---|---|
| Mark Gubicza, R (1, 1)<br>ERA: 2.93 | 8.0 | L | 31 | 6 | 4 | 4 | 3 | 2 | 1 | 0 | 0 | 0 | 0 | 60 | 107 | 4.50 | 1.000 |

| PITCHER | IP | WLS | BF | H | R | ER | SO | BB | IBB | HBP | BLK | WP | HR | S | P | ERA | WHIP |
|---|---|---|---|---|---|---|---|---|---|---|---|---|---|---|---|---|---|

# BOTTOM

## Kansas City Royals @ Detroit Tigers

Tiger Stadium, Detroit, MI

Sun May 21 1989, 3:33 AM EDT

Att. 24,853 - Sunny - 75 F

livebaseballscorecards.com

| | |
|---|---|
| AB | 27 |
| R | 4 |
| H | 6 |
| RBI | 3 |
| BB | 3 |
| SO | 3 |
| LOB | 7 |

# Cleveland Indians @ Detroit Tigers

Tiger Stadium, Detroit, MI

Mon May 22 1989, 7:05 PM EDT

Att. 13,702 - Unknown - 73 F

TOP

| Batter | 1 | 2 | 3 | 4 | 5 | 6 | 7 | 8 | 9 | AB | R | H | RBI | BB | SO | LOB |
|---|---|---|---|---|---|---|---|---|---|---|---|---|---|---|---|---|
| Oddibe McDowell, L (1, 7) OBP: 0.310, SLG: 0.306 | B S X 1-1 B2-3 | X 0-0 1-H HR | | B B B C X 3-1 G4-6-3 1B | | C B B B X 3-1 G4-3 | | | C X 0-1 G6-3 1B | 5 | 1 | 3 | 2 | 0 | 0 | 0 |
| Felix Fermin, R (1, 6) OBP: 0.317, SLG: 0.265 | X 0-0 ② G6-3 | B X 1-0 ③ G4-3 | | B 1 SAFE X 1-0 ① ② G4-6-3 1-2f | | | X 0-0 ① F8 | | B F F B 1 SAFE X 2-2 ② G6-3 1-2 | 5 | 0 | 0 | 0 | 0 | 0 | 2 |
| Pete O'Brien, L (1, 3) OBP: 0.378, SLG: 0.481 | C B B B S B 4-2 BB | | B B F B X 3-1 HR | B B X 3-0 FC6-4 1B | | | B B X 2-0 ② G3 | | C B B C X 2-2 ③ G4-3 | 4 | 1 | 2 | 1 | 1 | 0 | 1 |
| Joe Carter, R (1, 8) OBP: 0.308, SLG: 0.404 | B X 1-0 ③ P4 | | B S X 1-1 S 2B 1B | B B X 2-0 ③ FC6-4 1-2f | | | C X 0-1 ③ G5-3 | | | 4 | 1 | 1 | 0 | 0 | 0 | 2 |
| Dave Clark, L (1, 9) OBP: 0.333, SLG: 0.460 | | F C X 0-2 ① G1-3 | B 1 SAFE C B B S F X 3-2 ① G6-3 1-2 | | F C B X 1-2 ① P4 | | | B S X 1-1 ① G4-3 | | 4 | 0 | 0 | 0 | 0 | 0 | 1 |
| Brook Jacoby, R (1, 5) OBP: 0.398, SLG: 0.525 | | B B F B F X 3-2 HR | C X 0-1 2-H 3B 2B | | F S F B B F B B 4-2 G4-6-3 BB | | | B B C B X 3-1 ② G6-3 | | 3 | 2 | 2 | 2 | 1 | 0 | 0 |
| Mark Salas, L (1, 10) OBP: 0.286, SLG: 0.643 | | C B F X 1-2 HR | B C C B B X 3-2 2-H 3B | | B C B X 2-1 ② ③ G4-6-3 1-2f | | | C X 0-1 1B | | 4 | 1 | 3 | 2 | 0 | 0 | 1 |
| Joel Skinner, R (1, 2) OBP: 0.250, SLG: 0.393 | | X 0-0 ② G1-3 | C B B B F B F C 3-3 ② K | | | B B C F F F F S 2-3 ① K | | B X 1-0 ③ P3 | | 4 | 0 | 0 | 0 | 0 | 2 | 2 |
| Luis Aguayo, R (1, 4) OBP: 0.192, SLG: 0.045 | | B B F E B B 4-2 HR BB | X 0-0 ③ P4 | | | B F C X 1-2 ② P3 | | | X 0-0 ① G6-3 | 3 | 1 | 0 | 0 | 1 | 0 | 1 |

livebaseballscorecards.com

| | AB | 36 |
|---|---|---|
| | R | 7 |
| | H | 11 |
| | RBI | 7 |
| | BB | 3 |
| | SO | 2 |
| | LOB | 10 |

| Inning Stats | | | | | | | | | | | | | | | | | | | | | | | | | | | | | | | | | | |
|---|---|---|---|---|---|---|---|---|---|---|---|---|---|---|---|---|---|---|---|---|---|---|---|---|---|---|---|---|---|---|---|---|---|---|
| | R: 0 | E: 0 | K: 0 | S: 6 | H: 0 | LOB: 1 | BB: 1 | P: 12 | R: 4 | E: 0 | K: 0 | S: 14 | H: 3 | LOB: 0 | BB: 1 | P: 23 | R: 3 | E: 0 | K: 1 | S: 18 | H: 4 | LOB: 1 | BB: 0 | P: 31 | R: 0 | E: 0 | K: 0 | S: 5 | H: 2 | LOB: 1 | BB: 0 | P: 14 | R: 0 | E: 0 | K: 0 | S: 9 | H: 0 | LOB: 0 | BB: 1 | P: 16 |
| | R: 0 | E: 0 | K: 1 | S: 12 | H: 0 | LOB: 0 | BB: 0 | P: 18 | R: 0 | E: 0 | K: 0 | S: 4 | H: 0 | LOB: 0 | BB: 0 | P: 6 | R: 0 | E: 0 | K: 0 | S: 7 | H: 1 | LOB: 1 | BB: 0 | P: 12 | R: 0 | E: 0 | K: 0 | S: 9 | H: 1 | LOB: 1 | BB: 0 | P: 13 | 1B: 5 | 2B: 1 | 3B: 1 | HR: 4 | SF: 0 | SAC: 0 | DP: 2 | HBP: 0 | WP: 0 | PB: 0 | SB: 1 | CS: 0 | PA: 39 |

| PITCHER | | IP | WLS | BF | H | R | ER | SO | BB | IBB | HBP | BLK | WP | HR | S | P | ERA | WHIP |
|---|---|---|---|---|---|---|---|---|---|---|---|---|---|---|---|---|---|---|
| Jack Morris, R ERA: 4.94 | (1, 1) | 2.1 | L | 15 | 6 | 7 | 7 | 0 | 2 | 0 | 0 | 0 | 0 | 4 | 30 | 52 | 27.00 | 3.429 |
| Randy Bockus, R ERA: | (3, 1) | 4.2 | | 16 | 3 | 0 | 0 | 2 | 1 | 0 | 0 | 0 | 0 | 0 | 38 | 68 | 0.00 | 0.857 |
| Frank Williams, R ERA: 2.9 | (8, 1) | 2.0 | | 8 | 2 | 0 | 0 | 0 | 0 | 0 | 0 | 0 | 0 | 0 | 16 | 25 | 0.00 | 1.000 |

| PITCHER | IP | WLS | BF | H | R | ER | SO | BB | IBB | HBP | BLK | WP | HR | S | P | ERA | WHIP |
|---|---|---|---|---|---|---|---|---|---|---|---|---|---|---|---|---|---|

| Batter | 1 | 2 | 3 | 4 | 5 | 6 | 7 | 8 | 9 | AB | R | H | RBI | BB | SO | LOB |
|---|---|---|---|---|---|---|---|---|---|---|---|---|---|---|---|---|
| Gary Pettis, S (1, 8)<br>OBP: 0.281, SLG: 0.250 | C F B B B X 3-2 ① F8 | | | B C X 1-1 ① B2-3 | | C B F B B B 4-2 1-2 BB | | C B X 1-1 1-2 1B E 1B 1B | B C F B B F X 3-2 ③ L3 | 4 | 1 | 1 | 0 | 1 | 0 | 1 |
| Kenny Williams, R (1, 7)<br>OBP: 0.230, SLG: 0.308 | F X 0-1 ② B1-3 | | | S F H 1-2 G5-4-3 HBP | | S B F F B S 2-3 ③ K | | X 0-0 E5 1B 1B 1-2 2-3 | | 3 | 1 | 0 | 0 | 0 | 1 | 4 |
| Chet Lemon, R (1, 9)<br>OBP: 0.382, SLG: 0.297 | B F S B S 2-3 ③ K | | | X 0-0 ② ③ G5-4-3 1-2f | | | B X 1-0 ① L9 | B B X 2-0 1B 1-2 2-3 3-H 1B | | 4 | 0 | 1 | 1 | 0 | 1 | 1 |
| Alan Trammell, R (1, 6)<br>OBP: 0.331, SLG: 0.316 | | F X 0-1 ① G5-3 | | | C B X 1-1 ① F9 | | C X 0-1 1B 1B | B S X 1-1 ② P3 | | 4 | 0 | 1 | 0 | 0 | 0 | 3 |
| Keith Moreland, R (1, 3)<br>OBP: 0.364, SLG: 0.404 | | B X 1-0 ② G4-3 | | | C C F B X 1-2 ② F7 | | B F X 1-1 1-2 1B | F F X 0-2 1-2 2-H 3-H 1B | | 4 | 0 | 2 | 2 | 0 | 0 | 0 |
| Gary Ward, R (1, 10)<br>OBP: 0.277, SLG: 0.279 | | S B X 1-1 ③ P3 | | | B X 1-0 ③ P9 | | S F B B B S 3-3 ② K | F C F B S 1-3 ③ K | | 3 | 0 | 0 | 0 | 0 | 1 | 2 |
| Dave Bergman, L (8, PH)<br>OBP: 0.344, SLG: 0.309 | | | | | | | | | | 1 | 0 | 0 | 0 | 0 | 1 | 2 |
| Mike Heath, R (1, 2)<br>OBP: 0.409, SLG: 0.537 | | | B C X 1-1 FC6 1B | | | B X 1-0 ① G6-3 | B X 1-0 ③ F9 | | B B C X 2-1 FC1-6-4 1B | 4 | 0 | 2 | 0 | 0 | 0 | 2 |
| Rick Schu, R (1, 5)<br>OBP: 0.429, SLG: 0.333 | | | C X 0-1 ① FC6 G5-4-3 1-2f | | | B B B B C X 3-1 ② P3 | | C F B B B X 3-2 E 1B 1B 1B | C C X 0-2 ① FC1-6-4 1-2f | 4 | 1 | 1 | 0 | 0 | 0 | 2 |
| Al Pedrique, R (1, 4)<br>OBP: 0.257, SLG: 0.273 | | | X 0-0 ② ③ G5-4-3 1-2f | | | B X 1-0 BB 1B | | C X 0-1 ① F7 | C B X 1-1 ② P4 | 3 | 0 | 1 | 0 | 0 | 0 | 2 |
| Lou Whitaker, L (9, PH)<br>OBP: 0.395, SLG: 0.543 | | | | | | | | | | 1 | 0 | 0 | 0 | 0 | 0 | 1 |
| Inning Stats | R: 0 E: 0 K: 1 S: 8 H: 0 LOB: 0 BB: 0 P: 13 | R: 0 E: 0 K: 0 S: 5 H: 0 LOB: 0 BB: 0 P: 7 | R: 0 E: 0 K: 0 S: 5 H: 1 LOB: 0 BB: 0 P: 6 | R: 0 E: 0 K: 0 S: 5 H: 0 LOB: 0 BB: 0 P: 7 | R: 0 E: 0 K: 0 S: 7 H: 0 LOB: 0 BB: 0 P: 10 | R: 0 E: 0 K: 1 S: 10 H: 1 LOB: 2 BB: 1 P: 21 | R: 0 E: 0 K: 1 S: 9 H: 2 LOB: 2 BB: 0 P: 15 | R: 3 E: 1 K: 1 S: 18 H: 4 LOB: 2 BB: 0 P: 26 | R: 0 E: 0 K: 0 S: 11 H: 1 LOB: 1 BB: 0 P: 17 | 1B: 9 2B: 0 3B: 0 HR: 0 | SF: 0 SAC: 0 DP: 2 HBP: 1 | | | | | | |

| PITCHER | | IP | WLS | BF | H | R | ER | SO | BB | IBB | HBP | BLK | WP | HR | S | P | ERA | WHIP |
|---|---|---|---|---|---|---|---|---|---|---|---|---|---|---|---|---|---|---|
| Bud Black, L<br>ERA: 4.15 | (1, 1) | 7.1 | W | 30 | 7 | 3 | 1 | 3 | 1 | 0 | 1 | 0 | 0 | 0 | 58 | 94 | 1.23 | 1.091 |
| Keith Atherton, R<br>ERA: 3.65 | (8, 1) | 0.1 | | 2 | 1 | 0 | 0 | 0 | 0 | 0 | 0 | 0 | 0 | 0 | 5 | 6 | 0.00 | 3.000 |
| Jesse Orosco, L<br>ERA: 1.64 | (8, 1) | 1.1 | S | 5 | 1 | 0 | 0 | 1 | 0 | 0 | 0 | 0 | 0 | 0 | 15 | 22 | 0.00 | 0.750 |

| PITCHER | IP | WLS | BF | H | R | ER | SO | BB | IBB | HBP | BLK | WP | HR | S | P | ERA | WHIP |
|---|---|---|---|---|---|---|---|---|---|---|---|---|---|---|---|---|---|

# BOTTOM

## Cleveland Indians @ Detroit Tigers

Tiger Stadium, Detroit, MI

Mon May 22 1989, 7:05 PM EDT

Att. 13,702 - Unknown - 73 F

livebaseballscorecards.com

| | |
|---|---|
| AB | 35 |
| R | 3 |
| H | 9 |
| RBI | 3 |
| BB | 1 |
| SO | 4 |
| LOB | 20 |

| Batter | 1 | 2 | 3 | 4 | 5 | 6 | 7 | 8 | 9 | AB | R | H | RBI | BB | SO | LOB |
|---|---|---|---|---|---|---|---|---|---|---|---|---|---|---|---|---|
| Oddibe McDowell, L (1, 7)<br>OBP: 0.303, SLG: 0.298 | B B X 2-0 ① G3 | | | X 0-0 ① B1-3 | | B B X 2-0 ③ G1-3 | | X 0-0 ② B1-3 1-2 | | 4 | 0 | 0 | 0 | 0 | 0 | 2 |
| Luis Aguayo, R (1, 4)<br>OBP: 0.200, SLG: 0.115 | S B X 1-1 ② P6 | | | B F B B C X 3-2 ② P8 | | | F F X 0-2 ③ 1B 2B 2B | X 0-0 ③ L9 | | 4 | 1 | 1 | 0 | 0 | 0 | 1 |
| Pete O'Brien, L (1, 3)<br>OBP: 0.375, SLG: 0.475 | B C C B B X 3-2 ③ G4-3 | | | B B X 2-0 ③ G4-3 | | | X 0-0 2B 2-3 1B | | C B X 1-1 ① F8 | 4 | 0 | 1 | 0 | 0 | 0 | 0 |
| Joe Carter, R (1, 8)<br>OBP: 0.312, SLG: 0.423 | | B F B C B F X 3-2 ① F9 | | | B S F F S 1-3 ① K | | B X 1-0 1-3 3-H 2B | | X 0-0 WP 3B | 4 | 1 | 2 | 1 | 0 | 1 | 0 |
| Dave Clark, L (1, 9)<br>OBP: 0.330, SLG: 0.444 | | B X 1-0 ② L3 | | | B F X 1-1 ② G3 | | B C F S 1-3 ① K | | B S B B B 4-1 WP BB | 3 | 0 | 0 | 0 | 1 | 1 | 2 |
| Brook Jacoby, R (1, 5)<br>OBP: 0.388, SLG: 0.510 | | C C C 0-3 ③ K | | | C X 0-1 ③ P8 | | B S C S 1-3 ② K | | C B F B B C 3-3 ② K 1-2 3-H | 4 | 0 | 0 | 0 | 0 | 3 | 3 |
| Mark Salas, L (1, 10)<br>OBP: 0.278, SLG: 0.611 | | | C B B X 2-1 ① F9 | | | B B B C C F F X 3-2 G6-3 2B | X 0-0 ③ F8 | | C B B X 2-1 ③ F8 | 4 | 0 | 1 | 0 | 0 | 0 | 3 |
| Joel Skinner, R (1, 2)<br>OBP: 0.226, SLG: 0.355 | | | X 0-0 ② G5-3 | | | B B F X 2-1 ① G6-3 | | C C B C 1-3 ① K | | 3 | 0 | 0 | 0 | 0 | 1 | 1 |
| Felix Fermin, R (1, 6)<br>OBP: 0.318, SLG: 0.267 | | | B C B F X 2-2 ③ G6-3 | | | X 0-0 ② G6-3 2-3 | | B X 1-0 B1-3 1B | | 3 | 0 | 1 | 0 | 0 | 0 | 1 |

## TOP

# Cleveland Indians @ Detroit Tigers

Tiger Stadium, Detroit, MI

Tue May 23 1989, 7:05 PM EDT

Att. 13,141 - Unknown - 69 F

livebaseballscorecards.com

| | |
|---|---|
| AB | 33 |
| R | 2 |
| H | 6 |
| RBI | 1 |
| BB | 1 |
| SO | 6 |
| LOB | 13 |

| Inning Stats | 1 | 2 | 3 | 4 | 5 | 6 | 7 | 8 | 9 |
|---|---|---|---|---|---|---|---|---|---|
| | R: 0 E: 0 K: 0 S: 6 | H: 0 LOB: 0 BB: 0 P: 12 | R: 0 E: 0 K: 1 S: 8 | H: 0 LOB: 0 BB: 0 P: 12 | R: 0 E: 0 K: 0 S: 6 | H: 0 LOB: 0 BB: 0 P: 10 | R: 0 E: 0 K: 0 S: 5 | H: 0 LOB: 0 BB: 0 P: 10 | R: 0 E: 0 K: 1 S: 8 | H: 0 LOB: 0 BB: 0 P: 10 | R: 0 E: 0 K: 0 S: 10 | H: 1 LOB: 1 BB: 0 P: 17 | R: 1 E: 0 K: 2 S: 12 | H: 3 LOB: 2 BB: 0 P: 15 | R: 0 E: 0 K: 1 S: 6 | H: 1 LOB: 1 BB: 0 P: 8 | R: 1 E: 0 K: 1 S: 9 | H: 1 LOB: 1 BB: 1 P: 19 |

| 1B: 2 | SF: 0 | WP: 1 | PA: 34 |
|---|---|---|---|
| 2B: 3 | SAC: 0 | PB: 0 | |
| 3B: 1 | DP: 0 | SB: 0 | |
| HR: 0 | HBP: 0 | CS: 0 | |

| PITCHER | IP | WLS | BF | H | R | ER | SO | BB | IBB | HBP | BLK | WP | HR | S | P | ERA | WHIP |
|---|---|---|---|---|---|---|---|---|---|---|---|---|---|---|---|---|---|
| Mike Trujillo, R (1, 1)<br>ERA: 4.15 | 9.0 | W | 34 | 6 | 2 | 2 | 6 | 1 | 0 | 0 | 0 | 1 | 0 | 70 | 113 | 2.00 | 0.778 |

| PITCHER | IP | WLS | BF | H | R | ER | SO | BB | IBB | HBP | BLK | WP | HR | S | P | ERA | WHIP |
|---|---|---|---|---|---|---|---|---|---|---|---|---|---|---|---|---|---|

| Batter | 1 | 2 | 3 | 4 | 5 | 6 | 7 | 8 | 9 | AB | R | H | RBI | BB | SO | LOB |
|---|---|---|---|---|---|---|---|---|---|---|---|---|---|---|---|---|
| Gary Pettis, S (1, 8)<br>OBP: 0.306, SLG: 0.258 | X 0-0 F9 ① | | B C C B B F B 4-2 S 3B BB | C B X 1-1 1B | | B X 1-0 F7 ③ | | | | 3 | 1 | 1 | 0 | 1 | 0 | 1 |
| Chet Lemon, R (1, 9)<br>OBP: 0.385, SLG: 0.328 | C S B S 1-3 K ② | | C X 0-1 1-H 1B 3B | 1 SAFE X 0-0 F9 ③ | | | B B X 2-0 E 2B | | | 4 | 2 | 2 | 1 | 0 | 1 | 1 |
| Lou Whitaker, L (1, 4)<br>OBP: 0.398, SLG: 0.538 | C B B B C B 4-2 FC6-4 BB | | F B X 1-1 G1-3 ② | | S B B C F F S 2-3 K ① | | B C L X 1-2 E9 G4-6-3 E 2-H 1B | | | 3 | 0 | 1 | 0 | 1 | 1 | 1 |
| Alan Trammell, R (1, 6)<br>OBP: 0.329, SLG: 0.314 | C X 0-1 FC6-4 ③ 1-2f | | X 0-0 2B 3-H 1B | | C C B F B X 2-2 G4-3 ② | | C X 0-1 E6 G4-6-3 1-2 | | | 4 | 1 | 1 | 1 | 0 | 0 | 2 |
| Keith Moreland, R (1, 3)<br>OBP: 0.369, SLG: 0.412 | | C X 0-1 L7 ① | B F B B X 3-1 1-H 1B 2B | | B B B C C B 4-2 BB | | B X 1-0 G4-6-3 ①② 1-2f 2-3 | | | 3 | 1 | 1 | 1 | 1 | 0 | 2 |
| Gary Ward, R (1, 10)<br>OBP: 0.290, SLG: 0.338 | | C X 0-1 HR | F B F X 1-2 2-H 1B 1B | | B X 1-0 L3 ③ | | B C C B F B X 3-2 G6-3 ③ | | | 4 | 2 | 2 | 2 | 0 | 0 | 2 |
| Kenny Williams, R (1, 7)<br>OBP: 0.231, SLG: 0.306 | | C X 0-1 F7 ② | X 0-0 CS 2-H 1B | | | C X 0-1 G6-3 ① | | X 0-0 G3 ① | | 4 | 0 | 1 | 1 | 0 | 0 | 0 |
| Mike Heath, R (1, 2)<br>OBP: 0.396, SLG: 0.533 | | C B X 1-1 F4 ③ | B 1-0 CS ③ 1-2 | X 0-0 G6-3 ① | | B B C X 2-1 2B | | B C C C 1-3 K ② | | 4 | 0 | 1 | 0 | 0 | 1 | 0 |
| Rick Schu, R (1, 5)<br>OBP: 0.273, SLG: 0.200 | | | B C F F B S 2-3 K ① | B B C X 2-1 G5-3 ② | | B B B C X 3-1 F9 ② | | B B X 2-0 F7 ③ | | 4 | 0 | 0 | 0 | 0 | 1 | 1 |
| Inning Stats | R: 0 E: 0 K: 1 S: 8 H: 0 LOB: 1 BB: 1 P: 13 | R: 1 E: 0 K: 0 S: 8 H: 1 LOB: 0 BB: 0 P: 9 | R: 5 E: 0 K: 1 S: 18 H: 5 LOB: 0 BB: 1 P: 30 | R: 0 E: 0 K: 0 S: 6 H: 1 LOB: 1 BB: 0 P: 9 | R: 0 E: 0 K: 1 S: 12 H: 0 LOB: 1 BB: 1 P: 21 | R: 0 E: 0 K: 0 S: 7 H: 1 LOB: 1 BB: 0 P: 13 | R: 1 E: 2 K: 0 S: 11 H: 2 LOB: 1 BB: 0 P: 18 | R: 0 E: 0 K: 1 S: 5 H: 0 LOB: 0 BB: 0 P: 8 | | 1B: 5 2B: 3 3B: 1 HR: 1 | SF: 0 SAC: 0 DP: 1 HBP: 0 | | | | | |

# Cleveland Indians @ Detroit Tigers

## BOTTOM

Tiger Stadium, Detroit, MI

Tue May 23 1989, 7:05 PM EDT

Att. 13,141 - Unknown - 69 F

livebaseballscorecards.com

| | |
|---|---|
| AB | 33 |
| R | 7 |
| H | 10 |
| RBI | 6 |
| BB | 3 |
| SO | 4 |
| LOB | 10 |

WP: 0 PB: 0 SB: 1 CS: 1 PA: 37

| PITCHER | | IP | WLS | BF | H | R | ER | SO | BB | IBB | HBP | BLK | WP | HR | S | P | ERA | WHIP |
|---|---|---|---|---|---|---|---|---|---|---|---|---|---|---|---|---|---|---|
| Greg Swindell, L<br>ERA: 2.92 | (1, 1) | 2.2 | L | 15 | 5 | 6 | 6 | 2 | 2 | 0 | 0 | 0 | 0 | 1 | 33 | 50 | 20.25 | 2.625 |
| Tim Stoddard, R<br>ERA: 1.29 | (3, 1) | 5.1 | | 21 | 5 | 1 | 1 | 2 | 1 | 0 | 0 | 0 | 0 | 0 | 42 | 71 | 1.69 | 1.125 |

| PITCHER | IP | WLS | BF | H | R | ER | SO | BB | IBB | HBP | BLK | WP | HR | S | P | ERA | WHIP |
|---|---|---|---|---|---|---|---|---|---|---|---|---|---|---|---|---|---|

| Batter | 1 | 2 | 3 | 4 | 5 | 6 | 7 | 8 | 9 | 10 | AB | R | H | RBI | BB | SO | LOB |
|---|---|---|---|---|---|---|---|---|---|---|---|---|---|---|---|---|---|
| Oddibe McDowell, L (1, 7)<br>OBP: 0.301, SLG: 0.295 | P2 | | CS 1B<br>1-3 | | B3 | | | K | | L4 | 5 | 0 | 1 | 0 | 0 | 1 | 2 |
| Luis Aguayo, R (1, 4)<br>OBP: 0.176, SLG: 0.103 | F9 | | SF8<br>3-H | | | B5-3 | | G5-3 | | | 3 | 0 | 0 | 1 | 0 | 0 | 0 |
| Joe Carter, R (1, 8)<br>OBP: 0.306, SLG: 0.413 | K | | CS<br>1-2 | F8 | | P5 | | | G5-3 | | 4 | 0 | 0 | 0 | 0 | 1 | 0 |
| Pete O'Brien, L (1, 3)<br>OBP: 0.378, SLG: 0.469 | | WP S BB | | K2-3 | | G4-3 | | | BB | | 2 | 0 | 0 | 0 | 2 | 1 | 0 |
| Cory Snyder, R (1, 9)<br>OBP: 0.299, SLG: 0.394 (10, 6) | | P4 | | 1B | | | G5-3 | | K | | 4 | 0 | 1 | 0 | 0 | 1 | 2 |
| Brook Jacoby, R (1, 5)<br>OBP: 0.385, SLG: 0.500 | | K | | F8 | | | FC4-6 BB | | P4 | | 3 | 0 | 0 | 0 | 1 | 1 | 3 |
| Mark Salas, L (1, 10)<br>OBP: 0.273, SLG: 0.545 | | F8<br>1-3 | | G4-3 SH1-4 1B | | | FC4-6<br>1-2f | | | F8 | 4 | 0 | 1 | 0 | 0 | 0 | 2 |
| Andy Allanson, R (1, 2)<br>OBP: 0.281, SLG: 0.269 | | | FC1-6 1B | SH1-4<br>1-2 | | | P4 | | | BB | 2 | 0 | 1 | 0 | 0 | 0 | 1 |
| Dave Clark, L (10, PH)<br>OBP: 0.330, SLG: 0.444 | | | | | | | | | | | 0 | 0 | 0 | 0 | 0 | 0 | 0 |
| Luis Medina, R (10, PH)<br>OBP: 0.292, SLG: 0.410 (10, 9) | | | | | | | | | | | 0 | 0 | 0 | 0 | 1 | 0 | 0 |
| Felix Fermin, R (1, 6)<br>OBP: 0.311, SLG: 0.261 | | | FC1-6 1B SF8<br>1-2f | G4-3<br>2-3 | | | | G4-3 | | K | 3 | 1 | 0 | 0 | 0 | 0 | 2 |
| Mike Young, S (10, PH)<br>OBP: 0.278, SLG: 0.188 | | | | | | | | | | | 1 | 0 | 0 | 0 | 0 | 1 | 1 |
| Joel Skinner, R (10, 2)<br>OBP: 0.226, SLG: 0.355 | | | | | | | | | | | 0 | 0 | 0 | 0 | 0 | 0 | 0 |
| Inning Stats | R: 0 H: 0<br>E: 0 LOB: 0<br>K: 1 BB: 0<br>S: 8 P: 14 | R: 0 H: 0<br>E: 0 LOB: 1<br>K: 1 BB: 1<br>S: 9 P: 16 | R: 1 H: 2<br>E: 0 LOB: 0<br>K: 0 BB: 0<br>S: 10 P: 14 | R: 0 H: 1<br>E: 0 LOB: 1<br>K: 1 BB: 0<br>S: 9 P: 13 | R: 0 H: 1<br>E: 0 LOB: 1<br>K: 0 BB: 0<br>S: 5 P: 10 | R: 0 H: 0<br>E: 0 LOB: 0<br>K: 0 BB: 0<br>S: 3 P: 6 | R: 0 H: 0<br>E: 0 LOB: 1<br>K: 0 BB: 1<br>S: 5 P: 11 | R: 0 H: 0<br>E: 0 LOB: 0<br>K: 1 BB: 0<br>S: 8 P: 11 | R: 0 H: 0<br>E: 0 LOB: 1<br>K: 1 BB: 1<br>S: 8 P: 14 | R: 0 H: 0<br>E: 0 LOB: 1<br>K: 1 BB: 1<br>S: 5 P: 10 | 1B: 4 SF: 1<br>2B: 0 SAC: 1<br>3B: 0 DP: 0<br>HR: 0 HBP: 0 | | | | | | |

| PITCHER | IP | WLS | BF | H | R | ER | SO | BB | IBB | HBP | BLK | WP | HR | S | P | ERA | WHIP |
|---|---|---|---|---|---|---|---|---|---|---|---|---|---|---|---|---|---|
| Doyle Alexander, R (1, 1)<br>ERA: 3.06 | 7.0 | | 26 | 4 | 1 | 1 | 3 | 2 | 0 | 0 | 0 | 1 | 0 | 49 | 84 | 1.29 | 0.857 |
| Mike Henneman, R (8, 1)<br>ERA: 3.21 | 2.1 | | 8 | 0 | 0 | 0 | 2 | 1 | 0 | 0 | 0 | 0 | 0 | 17 | 27 | 0.00 | 0.429 |
| Willie Hernandez, L (10, 1)<br>ERA: 5.82 | 0.2 | W | 3 | 0 | 0 | 0 | 1 | 1 | 0 | 0 | 0 | 0 | 0 | 4 | 8 | 0.00 | 1.500 |

| PITCHER | IP | WLS | BF | H | R | ER | SO | BB | IBB | HBP | BLK | WP | HR | S | P | ERA | WHIP |
|---|---|---|---|---|---|---|---|---|---|---|---|---|---|---|---|---|---|

# TOP

## Cleveland Indians @ Detroit Tigers

Tiger Stadium, Detroit, MI

Wed May 24 1989, 7:05 PM EDT

Att. 14,352 - Unknown - 79 F

livebaseballscorecards.com

| | |
|---|---|
| AB | 31 |
| R | 1 |
| H | 4 |
| RBI | 1 |
| BB | 4 |
| SO | 6 |
| LOB | 13 |

WP: 1 PA: 38
PB: 0
SB: 1
CS: 1

| Batter | 1 | 2 | 3 | 4 | 5 | 6 | 7 | 8 | 9 | 10 | AB | R | H | RBI | BB | SO | LOB |
|---|---|---|---|---|---|---|---|---|---|---|---|---|---|---|---|---|---|
| Gary Pettis, S (1, 8)<br>OBP: 0.341, SLG: 0.314 | K | | G1-3 | | | F8 1B | BB | | | F8 1B 2B | 4 | 1 | 2 | 0 | 1 | 1 | 1 |
| Fred Lynn, L (1, 7)<br>OBP: 0.286, SLG: 0.260 | G1-3 | | | K | | F8 | P5 | | | F8 | 5 | 0 | 0 | 0 | 0 | 1 | 4 |
| Lou Whitaker, L (1, 4)<br>OBP: 0.398, SLG: 0.534 | G4-3 | | | P4 | | 1B 2B | K | | | 1B | 5 | 1 | 2 | 1 | 0 | 1 | 2 |
| Alan Trammell, R (1, 6)<br>OBP: 0.327, SLG: 0.312 | | G5-3 | | G6-3 | | 2B 1B | | F8 | | | 4 | 0 | 1 | 0 | 0 | 0 | 0 |
| Keith Moreland, R (1, 10)<br>OBP: 0.364, SLG: 0.416 | | K | | | K2-3 | 2B | | F9 | | | 4 | 0 | 1 | 1 | 0 | 2 | 0 |
| Matt Nokes, L (1, 2)<br>OBP: 0.297, SLG: 0.402 | | K | | | FC5 PB 1B | IBB | | K | | | 3 | 0 | 1 | 0 | 1 | 2 | 0 |
| Chet Lemon, R (1, 9)<br>OBP: 0.375, SLG: 0.317 | | | P6 | | P6 | G6-3 | | | F9 | | 4 | 0 | 0 | 0 | 0 | 0 | 4 |
| Dave Bergman, L (1, 3)<br>OBP: 0.355, SLG: 0.305 | | | G4-3 BB | | BB | | G4-3 | | F9 | | 1 | 0 | 0 | 0 | 2 | 0 | 0 |
| Gary Ward, R (9, PH)<br>OBP: 0.286, SLG: 0.333 | | | | | | | | | | | 1 | 0 | 0 | 0 | 0 | 0 | 0 |
| Al Pedrique, R (10, 5)<br>OBP: 0.257, SLG: 0.273 | | | | | | | | | | | 0 | 0 | 0 | 0 | 0 | 0 | 0 |
| Rick Schu, R (1, 5)<br>OBP: 0.267, SLG: 0.214 | | | G4-3 | | FC5 | | BB 1B | | L9 | | 4 | 0 | 1 | 0 | 0 | 0 | 3 |
| (10, 3) | | | | | | | | | | | | | | | | | |

| Inning Stats | | | | | | | | | | | | | | | | | | | | | | | | | | | | | | | | | | |
|---|---|---|---|---|---|---|---|---|---|---|---|---|---|---|---|---|---|---|---|---|---|---|---|---|---|---|---|---|---|---|---|---|---|---|
| | R: 0 | H: 0 | E: 0 | LOB: 0 | K: 1 | BB: 0 | S: 8 | P: 12 | R: 0 | H: 0 | E: 0 | LOB: 0 | K: 2 | BB: 0 | S: 9 | P: 14 | R: 0 | H: 0 | E: 0 | LOB: 1 | K: 0 | BB: 1 | S: 10 | P: 17 | R: 0 | H: 0 | E: 0 | LOB: 0 | K: 1 | BB: 0 | S: 7 | P: 10 | R: 0 | H: 1 |
| | E: 0 | LOB: 2 | K: 1 | BB: 1 | S: 11 | P: 20 | R: 1 | H: 4 | E: 0 | LOB: 3 | K: 0 | BB: 1 | S: 16 | P: 32 | R: 0 | H: 1 | E: 0 | LOB: 2 | K: 1 | BB: 1 | S: 11 | P: 19 | R: 0 | H: 0 | E: 0 | LOB: 0 | K: 1 | BB: 0 | S: 5 | P: 7 | R: 0 | H: 0 | E: 0 | LOB: 0 |
| | K: 0 | BB: 0 | S: 6 | P: 10 | R: 1 | H: 2 | E: 0 | LOB: 1 | K: 0 | BB: 0 | S: 7 | P: 10 | 1B: 6 | SF: 0 | 2B: 2 | SAC: 0 | 3B: 0 | DP: 0 | HR: 0 | HBP: 0 | WP: 0 | PA: 39 | PB: 1 | SB: 0 | CS: 0 | | | | | | | | | |

| PITCHER | | IP | WLS | BF | H | R | ER | SO | BB | IBB | HBP | BLK | WP | HR | S | P | ERA | WHIP |
|---|---|---|---|---|---|---|---|---|---|---|---|---|---|---|---|---|---|---|
| Tom Candiotti, R<br>ERA: 3.0 | (1, 1) | 6.1 | | 28 | 6 | 1 | 1 | 5 | 3 | 1 | 0 | 0 | 0 | 0 | 66 | 115 | 1.42 | 1.421 |
| Jesse Orosco, L<br>ERA: 1.32 | (7, 1) | 2.2 | | 8 | 0 | 0 | 0 | 2 | 0 | 0 | 0 | 0 | 0 | 0 | 17 | 26 | 0.00 | 0.000 |
| Scott Bailes, L<br>ERA: 4.09 | (10, 1) | 0.1 | L | 3 | 2 | 1 | 1 | 0 | 0 | 0 | 0 | 0 | 0 | 0 | 7 | 10 | 27.00 | 6.000 |

| PITCHER | IP | WLS | BF | H | R | ER | SO | BB | IBB | HBP | BLK | WP | HR | S | P | ERA | WHIP |
|---|---|---|---|---|---|---|---|---|---|---|---|---|---|---|---|---|---|

# BOTTOM

## Cleveland Indians @ Detroit Tigers

Tiger Stadium, Detroit, MI

Wed May 24 1989, 7:05 PM EDT

Att. 14,352 - Unknown - 79 F

livebaseballscorecards.com

| | |
|---|---|
| AB | 35 |
| R | 2 |
| H | 8 |
| RBI | 2 |
| BB | 4 |
| SO | 7 |
| LOB | 14 |

# Cleveland Indians @ Detroit Tigers

Tiger Stadium, Detroit, MI

Thu May 25 1989, 3:33 AM EDT

Att. 20,594 - Cloudy - 73 F

livebaseballscorecards.com

| Batter | 1 | 2 | 3 | 4 | 5 | 6 | 7 | 8 | 9 | AB | R | H | RBI | BB | SO | LOB |
|---|---|---|---|---|---|---|---|---|---|---|---|---|---|---|---|---|
| Oddibe McDowell, L (1, 7)<br>OBP: 0.303, SLG: 0.294 | F C B X 1-2 G4-3 ① | | B X 1-0 1B | | B C S F B B B 4-2 1B 1B 1-2 BB | B C F F X 1-2 B5-3 ③ | | | B C C B X 2-2 G3 ① | 4 | 1 | 1 | 0 | 1 | 0 | 1 |
| Luis Aguayo, R (1, 4)<br>OBP: 0.231, SLG: 0.152 | X 0-0 G4-3 ② | | C C S 0-3 K ② | | X 0-0 1B 1-2 2-3 1B | | H 1-0 FC6-4 BB HBP | | C X 0-1 1B 1B | 4 | 0 | 2 | 0 | 0 | 1 | 1 |
| Joe Carter, R (1, 8)<br>OBP: 0.308, SLG: 0.415 | B B C S X 2-2 2B | | 1 SAFE B F F X 1-2 F9 ③ | | C B S S 1-3 K ① | | B F B B B 4-1 FC6-4 1-2 BB | | C S B F B B F F X 3-2 P3 ② | 4 | 0 | 1 | 0 | 1 | 1 | 5 |
| Cory Snyder, R (1, 9)<br>OBP: 0.296, SLG: 0.388 (8, 6) | B B S F F S 2-3 K ③ | | | X 0-0 B6-3 ① | B C B S F S 2-3 K ② | | X 0-0 FC6-4 G6-4-3 1-2f 2-3 | | F X 0-1 1B 1-2 | 5 | 0 | 1 | 0 | 0 | 2 | 6 |
| Pete O'Brien, L (1, 3)<br>OBP: 0.383, SLG: 0.473 | | C C B X 1-2 FC5-4 1B | | B B X 2-0 HR 1B | X 0-0 FC6-4 1-2 2-H 3-H 1B | | X 0-0 G6-4-3 ② ③ 1-2f | | C C F B F X 1-2 F7 ③ | 5 | 1 | 3 | 2 | 0 | 0 | 4 |
| Brook Jacoby, R (1, 5)<br>OBP: 0.382, SLG: 0.513 | | B C B X 2-1 FC5-4 ① 1-2f | | B X 1-0 1-H HR | F F B F X 1-2 FC6-4 ③ 1-2f | | | B B F X 2-1 G6-3 ① | | 4 | 1 | 1 | 2 | 0 | 0 | 3 |
| Luis Medina, R (1, 10)<br>OBP: 0.279, SLG: 0.391<br>Mike Young, S (8, PH)<br>OBP: 0.316, SLG: 0.412 | | F C F C 0-3 K ② | | C B F X 1-2 G6-3 ② | | B C S F B S 2-3 K ① | | B B X 2-0 HR | | 3<br>1 | 0<br>1 | 0<br>1 | 0<br>1 | 0<br>0 | 2<br>0 | 1<br>0 |
| Andy Allanson, R (1, 2)<br>OBP: 0.275, SLG: 0.262<br>Mark Salas, L (8, PH)<br>OBP: 0.261, SLG: 0.522 (8, 2) | | C B C X 1-2 G1-3 ③ | | C B F F S 1-3 K ③ | | C B X 1-1 F5 ② | | C B B F X 2-2 P2 ② | | 3<br>1 | 0<br>0 | 0<br>0 | 0<br>0 | 0<br>0 | 1<br>0 | 1<br>0 |
| Felix Fermin, R (1, 6)<br>OBP: 0.318, SLG: 0.270<br>Dave Clark, L (8, PH)<br>OBP: 0.327, SLG: 0.440 (8, 9) | | | B C X 1-1 F4 ① | | C B C X 1-2 1B BB 1B 1B | C B X 1-1 1B | | B X 1-0 G4-3 ③ | | 3<br>1 | 1<br>0 | 2<br>0 | 0<br>0 | 0<br>0 | 0<br>0 | 0<br>0 |
| Inning Stats | R: 0 H: 1<br>E: 0 LOB: 1<br>K: 1 BB: 0<br>S: 11 P: 16 | R: 0 H: 1<br>E: 0 LOB: 1<br>K: 1 BB: 0<br>S: 12 P: 16 | R: 0 H: 1<br>E: 0 LOB: 1<br>K: 1 BB: 0<br>S: 9 P: 12 | R: 2 H: 2<br>E: 0 LOB: 0<br>K: 1 BB: 0<br>S: 10 P: 15 | R: 2 H: 3<br>E: 0 LOB: 2<br>K: 2 BB: 1<br>S: 19 P: 28 | R: 0 H: 1<br>E: 0 LOB: 1<br>K: 1 BB: 0<br>S: 12 P: 17 | R: 0 H: 0<br>E: 0 LOB: 1<br>K: 0 BB: 1<br>S: 3 P: 8 | R: 1 H: 1<br>E: 0 LOB: 0<br>K: 0 BB: 0<br>S: 7 P: 14 | R: 0 H: 2<br>E: 0 LOB: 2<br>K: 0 BB: 0<br>S: 18 P: 24 | 1B: 9 SF: 0<br>2B: 1 SAC: 0<br>3B: 0 DP: 1<br>HR: 2 HBP: 1 | | | | | | |

| TOP | |
|---|---|
| AB | 38 |
| R | 5 |
| H | 12 |
| RBI | 5 |
| BB | 2 |
| SO | 7 |
| LOB | 22 |

WP: 0 PA: 41
PB: 0
SB: 0
CS: 0

| PITCHER | | IP | WLS | BF | H | R | ER | SO | BB | IBB | HBP | BLK | WP | HR | S | P | ERA | WHIP |
|---|---|---|---|---|---|---|---|---|---|---|---|---|---|---|---|---|---|---|
| Frank Tanana, L<br>ERA: 3.61 | (1, 1) | 6.0 | W | 28 | 9 | 4 | 4 | 7 | 1 | 0 | 0 | 0 | 0 | 1 | 73 | 104 | 6.00 | 1.667 |
| Frank Williams, R<br>ERA: 2.94 | (7, 1) | 2.2 | | 12 | 3 | 1 | 1 | 0 | 1 | 0 | 1 | 0 | 0 | 1 | 23 | 40 | 3.38 | 1.500 |
| Willie Hernandez, L<br>ERA: 5.71 | (9, 1) | 0.1 | S | 1 | 0 | 0 | 0 | 0 | 0 | 0 | 0 | 0 | 0 | 0 | 5 | 6 | 0.00 | 0.000 |

| PITCHER | IP | WLS | BF | H | R | ER | SO | BB | IBB | HBP | BLK | WP | HR | S | P | ERA | WHIP |
|---|---|---|---|---|---|---|---|---|---|---|---|---|---|---|---|---|---|

# Cleveland Indians @ Detroit Tigers

Tiger Stadium, Detroit, MI

Thu May 25 1989, 3:33 AM EDT

Att. 20,594 - Cloudy - 73 F

livebaseballscorecards.com

## BOTTOM

| Batter | 1 | 2 | 3 | 4 | 5 | 6 | 7 | 8 | 9 | AB | R | H | RBI | BB | SO | LOB |
|---|---|---|---|---|---|---|---|---|---|---|---|---|---|---|---|---|
| Gary Pettis, S (1, 8)<br>OBP: 0.356, SLG: 0.410 | 0-1 2B 3B | 0-3 K | 0-1 G5-3 | | | B 2 SAFE X 1-0 SH1-4 2-3 | | B B C X 2-1 G4-3 2B | | 4 | 1 | 2 | 0 | 0 | 1 | 3 |
| Fred Lynn, L (1, 7)<br>OBP: 0.296, SLG: 0.274<br>Kenny Williams, R (4, PH)<br>OBP: 0.226, SLG: 0.299<br>(5, 7) | 2-1 HR 2B<br>3-H | | 1-2 1B BB 2B HBP | 3-2 F9 | | S F B X 1-2 P3 | | X 0-0 G4-3 2B<br>2-3 | | 1<br>3 | 2<br>0 | 1<br>0 | 1<br>0 | 0<br>0 | 0<br>0 | 0<br>2 |
| Lou Whitaker, L (1, 4)<br>OBP: 0.403, SLG: 0.550 | 2-2 HR<br>2-H | | 4-2 1B 2B BB<br>1-2 | 1-1 L7 | | X 0-0 G6-3 | | B C B F F B B BB | | 3 | 2 | 1 | 2 | 2 | 0 | 1 |
| Alan Trammell, R (1, 6)<br>OBP: 0.335, SLG: 0.324 | 1-2 G6-3 L8-2 2B | | 3-1 2B 2B 1B<br>1-2<br>2-3 | 1-0 G6-3 | | | B B B B 4-0 HR BB | B C X 1-1 F8 | | 4 | 2 | 2 | 0 | 1 | 0 | 2 |
| Keith Moreland, R (1, 10)<br>OBP: 0.369, SLG: 0.423 | 1-0 G6-3<br>2-3 | | 1-2 2B<br>1-3<br>2-H<br>3-H | | 4-2 BB | | C 1 SAFE X 0-1 L9 | | | 3 | 1 | 1 | 2 | 1 | 0 | 2 |
| Matt Nokes, L (1, 2)<br>OBP: 0.303, SLG: 0.425 | 0-0 L8-2<br>3-H | | 2-2 2B HBP | | 3-3 K | | C 1 SAFE B 1 SAFE X 1-1 1-H HR | | | 3 | 1 | 1 | 2 | 0 | 1 | 2 |
| Pat Sheridan, L (1, 9)<br>OBP: 0.293, SLG: 0.345<br>Chet Lemon, R (3, PH)<br>OBP: 0.374, SLG: 0.326<br>(4, 9) | | 2-1 G3-1 | 0-1 2B<br>1-3<br>2-H<br>3-H | | 1-3 K | | X 0-0 G5-3 | | | 1<br>3 | 0<br>0 | 0<br>1 | 0<br>2 | 0<br>0 | 0<br>1 | 0<br>1 |
| Dave Bergman, L (1, 3)<br>OBP: 0.340, SLG: 0.291 | | 0-2 F6 | 0-0 F7 | | 0-3 K | | F X 0-1 F7 | | | 4 | 0 | 0 | 0 | 0 | 1 | 3 |
| Rick Schu, R (1, 5)<br>OBP: 0.316, SLG: 0.294 | | 4-2 BB | 1-1 F4 | | | X 0-0 SH1-4 2B | | B X 1-0 P3 | | 3 | 0 | 1 | 0 | 1 | 0 | 2 |
| Inning Stats | R: 3 H: 4<br>E: 0 LOB: 0<br>K: 0 BB: 0<br>S: 13 P: 19 | R: 0 H: 0<br>E: 0 LOB: 1<br>K: 1 BB: 1<br>S: 13 P: 19 | R: 4 H: 3<br>E: 0 LOB: 2<br>K: 0 BB: 1<br>S: 21 P: 33 | R: 0 H: 0<br>E: 0 LOB: 0<br>K: 0 BB: 0<br>S: 8 P: 13 | R: 0 H: 0<br>E: 0 LOB: 1<br>K: 3 BB: 0<br>S: 12 P: 20 | R: 0 H: 1<br>E: 0 LOB: 1<br>K: 0 BB: 0<br>S: 6 P: 8 | R: 2 H: 1<br>E: 0 LOB: 0<br>K: 0 BB: 1<br>S: 7 P: 12 | R: 0 H: 1<br>E: 0 LOB: 2<br>K: 0 BB: 1<br>S: 9 P: 17 | | 1B: 1 SF: 0<br>2B: 7 SAC: 1<br>3B: 1 DP: 1<br>HR: 2 HBP: 2 | | | | | | WP: 0 PA: 40<br>PB: 0<br>SB: 0<br>CS: 0 |

| | AB | R | H | RBI | BB | SO | LOB |
|---|---|---|---|---|---|---|---|
| | 32 | 9 | 10 | 9 | 5 | 4 | 18 |

| PITCHER | | IP | WLS | BF | H | R | ER | SO | BB | IBB | HBP | BLK | WP | HR | S | P | ERA | WHIP |
|---|---|---|---|---|---|---|---|---|---|---|---|---|---|---|---|---|---|---|
| John Farrell, R<br>ERA: 5.03 | (1, 1) | 2.0 | L | 14 | 6 | 7 | 7 | 1 | 2 | 0 | 1 | 0 | 0 | 1 | 37 | 58 | 31.50 | 4.000 |
| Scott Bailes, L<br>ERA: 3.81 | (3, 1) | 4.0 | | 17 | 2 | 1 | 1 | 3 | 2 | 0 | 1 | 0 | 0 | 0 | 36 | 58 | 2.25 | 1.000 |
| Keith Atherton, R<br>ERA: 3.71 | (7, 1) | 2.0 | | 9 | 2 | 1 | 1 | 0 | 1 | 0 | 0 | 0 | 0 | 1 | 16 | 25 | 4.50 | 1.500 |

| PITCHER | IP | WLS | BF | H | R | ER | SO | BB | IBB | HBP | BLK | WP | HR | S | P | ERA | WHIP |
|---|---|---|---|---|---|---|---|---|---|---|---|---|---|---|---|---|---|

# Detroit Tigers @ Kansas City Royals

Royals Stadium, Kansas City, MO

Fri May 26 1989, 8:05 PM EDT

Att. 27,728 - Unknown - 68 F

TOP

livebaseballscorecards.com

| Batter | 1 | 2 | 3 | 4 | 5 | 6 | 7 | 8 | 9 | AB | R | H | RBI | BB | SO | LOB |
|---|---|---|---|---|---|---|---|---|---|---|---|---|---|---|---|---|
| Gary Pettis, S (1, 8)<br>OBP: 0.340, SLG: 0.386 | B C S B C<br>2-3 ① K | S B X<br>1-1 1-2 1B | | L B 2 SAFE C B B C<br>3-3 ① ② K 2-3 | | | S B C F S<br>1-3 ② K | | B C S C<br>1-3 ③ K | 5 | 0 | 1 | 0 | 0 | 4 | 1 |
| Chet Lemon, R (1, 9)<br>OBP: 0.365, SLG: 0.316 | X<br>0-0 ② G5-3 | F B X<br>1-1 ③ L4 | | B X<br>1-0 ③ P3 | | | X<br>0-0 ③ G4-3 | | | 4 | 0 | 0 | 0 | 0 | 0 | 2 |
| Lou Whitaker, L (1, 4)<br>OBP: 0.411, SLG: 0.552 | X<br>0-0 S 1B 1B | B C F F F F B F B<br>3-2 X ① F9 | | B X<br>1-0 G6-4-3 1B | | | | B B C B B<br>4-1 CS BB | | 3 | 1 | 2 | 0 | 1 | 0 | 0 |
| Alan Trammell, R (1, 6)<br>OBP: 0.339, SLG: 0.324 | B B C S B X<br>3-2 1-H 2B 1B | B B B C B<br>4-1 CS BB | | C 1 SAFE F B F X<br>1-2 ① ② G6-4-3 1-2f | | | | L L F B X<br>1-2 ① F8 | | 3 | 1 | 1 | 1 | 1 | 0 | 2 |
| Keith Moreland, R (1, 3)<br>OBP: 0.383, SLG: 0.444<br>Pat Sheridan, L (8, PR)<br>OBP: 0.293, SLG: 0.345<br>Dave Bergman, L (8, 3)<br>OBP: 0.340, SLG: 0.291 | B B X<br>2-0 1-H 2B | 1 SAFE B 1 SAFE X<br>1-0 ② 1B 1-2 1B | | B B C F B F X<br>3-2 ③ F7 | | | | 1 SAFE 1 SAFE C B B F F B X<br>3-2 ② 1B 1-2 1B | | 4<br>0<br>0 | 1<br>0<br>0 | 3<br>0<br>0 | 1<br>0<br>0 | 0<br>0<br>0 | 0<br>0<br>0 | 0<br>0<br>0 |
| Gary Ward, R (1, 10)<br>OBP: 0.297, SLG: 0.343 | X<br>0-0 ③ F8 | C B X<br>1-1 1B 1-3 1B | | | | F B F X<br>1-2 ① G6-3 | | B 1 SAFE X<br>1-0 1-2 1B | | 4 | 0 | 2 | 0 | 0 | 0 | 1 |
| Kenny Williams, R (1, 7)<br>OBP: 0.226, SLG: 0.298 | | B B X<br>2-0 ① G6-3<br>S B F B X<br>2-2 1-2 3-H 1B | | | | F X<br>0-1 ② P4 | | S B S B F B S<br>3-3 ③ K | | 4 | 0 | 1 | 1 | 0 | 1 | 2 |
| Mike Heath, R (1, 2)<br>OBP: 0.365, SLG: 0.490 | | X<br>0-0 ② F8<br>B X<br>1-0 ③ G5-3 | | | | F F B B B C<br>3-3 ③ K | | | B C B C B X<br>3-2 ① G6-3 | 4 | 0 | 0 | 0 | 0 | 1 | 2 |
| Rick Schu, R (1, 5)<br>OBP: 0.348, SLG: 0.381 | | B F B F F X<br>2-2 1B 1B | | B F B B C X<br>3-2 A4 DB 2B | | | F B B F F F B X<br>3-2 ① G4-3 | | C S B X<br>1-2 ② G5-3 | 4 | 0 | 2 | 0 | 0 | 0 | 0 |

| Inning Stats | 1 | 2 | 3 | 4 | 5 | 6 | 7 | 8 | 9 |
|---|---|---|---|---|---|---|---|---|---|
| | R: 2 E: 0 K: 1 S: 10 | H: 3 LOB: 1 BB: 0 P: 17 | R: 0 E: 0 K: 0 S: 10 | H: 2 LOB: 2 BB: 0 P: 16 | R: 1 E: 0 K: 0 S: 15 | H: 3 LOB: 2 BB: 1 P: 27 | R: 0 E: 0 K: 1 S: 7 | H: 1 LOB: 0 BB: 0 P: 14 | R: 0 E: 0 K: 0 S: 9 | H: 1 LOB: 0 BB: 0 P: 14 |
| | R: 0 E: 0 K: 1 S: 8 | H: 0 LOB: 0 BB: 0 P: 12 | R: 0 E: 0 K: 1 S: 10 | H: 0 LOB: 0 BB: 0 P: 14 | R: 0 E: 0 K: 1 S: 14 | H: 2 LOB: 2 BB: 1 P: 26 | R: 0 E: 0 K: 1 S: 9 | H: 0 LOB: 0 BB: 0 P: 14 | | |

| | AB | 35 |
|---|---|---|
| | R | 3 |
| | H | 12 |
| | RBI | 3 |
| | BB | 2 |
| | SO | 6 |
| | LOB | 10 |

| | 1B: 10 | SF: 0 | WP: 0 | PA: 37 |
|---|---|---|---|---|
| | 2B: 2 | SAC: 0 | PB: 0 | |
| | 3B: 0 | DP: 1 | SB: 1 | |
| | HR: 0 | HBP: 0 | CS: 2 | |

| PITCHER | | IP | WLS | BF | H | R | ER | SO | BB | IBB | HBP | BLK | WP | HR | S | P | ERA | WHIP |
|---|---|---|---|---|---|---|---|---|---|---|---|---|---|---|---|---|---|---|
| Floyd Bannister, L<br>ERA: 4.48 | (1, 1) | 3.0 | | 18 | 9 | 3 | 3 | 1 | 1 | 0 | 0 | 0 | 0 | 0 | 38 | 66 | 9.00 | 3.333 |
| Luis Aquino, R<br>ERA: 3.19 | (4, 1) | 4.1 | | 13 | 1 | 0 | 0 | 3 | 1 | 0 | 0 | 0 | 0 | 0 | 36 | 58 | 0.00 | 0.462 |
| Jeff Montgomery, R<br>ERA: 2.19 | (8, 1) | 0.2 | W | 3 | 2 | 0 | 0 | 1 | 0 | 0 | 0 | 0 | 0 | 0 | 9 | 16 | 0.00 | 3.000 |
| Steve Farr, R<br>ERA: 2.16 | (9, 1) | 1.0 | S | 3 | 0 | 0 | 0 | 1 | 0 | 0 | 0 | 0 | 0 | 0 | 9 | 14 | 0.00 | 0.000 |

| PITCHER | IP | WLS | BF | H | R | ER | SO | BB | IBB | HBP | BLK | WP | HR | S | P | ERA | WHIP |
|---|---|---|---|---|---|---|---|---|---|---|---|---|---|---|---|---|---|

# BOTTOM

## Detroit Tigers @ Kansas City Royals

Royals Stadium, Kansas City, MO

Fri May 26 1989, 8:05 PM EDT

Att. 27,728 - Unknown - 68 F

livebaseballscorecards.com

| Batter | 1 | 2 | 3 | 4 | 5 | 6 | 7 | 8 | 9 | AB | R | H | RBI | BB | SO | LOB |
|---|---|---|---|---|---|---|---|---|---|---|---|---|---|---|---|---|
| Willie Wilson, S (1, 8)<br>OBP: 0.260, SLG: 0.246 | C B C C<br>1-3 ① K | | C F C<br>0-3 ② K | | B C S F B B B<br>4-2 BB 1B BB | F F C<br>0-3 ③ K | | S F B X<br>1-2 BB BB 1B 1B<br>2-H | | 2 | 0 | 0 | 0 | 0 | 2 | 1 |
| Gary Thurman, R (4, 8)<br>OBP: 0.333, SLG: 0.167 | | | | | | | | | | 1 | 1 | 0 | 0 | 1 | 1 | 2 |
| Mike Macfarlane, R (8, PH) (9, 2)<br>OBP: 0.244, SLG: 0.256 | | | | | | | | | | 1 | 1 | 1 | 1 | 0 | 0 | 0 |
| Kurt Stillwell, S (1, 6)<br>OBP: 0.326, SLG: 0.377 | C B F B F X<br>2-2 ② F8 | | B F X<br>1-1 ③ F7 | | B B B B<br>4-0 1B<br>1-2 BB | | B B B B<br>4-0 BB | B B B C B<br>4-1 BB 1B<br>1-2 BB | | 2 | 1 | 0 | 0 | 3 | 0 | 1 |
| Kevin Seitzer, R (1, 5)<br>OBP: 0.377, SLG: 0.383 | B B X<br>2-0 ③ F7 | | | B S C F S<br>1-3 ① K | C B F B B X<br>3-2 S<br>1-3 2-H 3-H 1B | | 1 SAFE 1 SAFE X<br>0-0 ① B5 | S B B B B<br>4-1 1B<br>1-2 2-3 BB | | 4 | 0 | 1 | 2 | 1 | 1 | 1 |
| Bo Jackson, R (1, 7)<br>OBP: 0.311, SLG: 0.539 | | B B S X<br>2-1 ① F8 | | B X<br>1-0 ② F8 | B 1 SAFE B B F C B<br>4-2 FC6-4<br>1-2 BB | | B B S B S F X<br>3-2 ② P3 | B S F B F F X<br>2-2 FC6-4<br>1-2 2-H 3-H 1B | | 4 | 0 | 1 | 2 | 1 | 0 | 1 |
| Pat Tabler, R (1, 10)<br>OBP: 0.305, SLG: 0.267 | | C F X<br>0-2 ② L9 | | B B B B<br>4-0 BB | B C X<br>1-1 ③ FC6-4<br>1-2f | | C S B B F B X<br>3-2 ③ G6-3 | F X<br>0-1 ③ FC6-4<br>1-2f | | 4 | 0 | 0 | 0 | 1 | 0 | 6 |
| Danny Tartabull, R (1, 9)<br>OBP: 0.376, SLG: 0.396 | | B C B B F B<br>4-2 BB | | B F S B S<br>2-3 ③ K | | C B S S C<br>1-3 ① K | | B C F B X<br>2-2 G5-6-4<br>1B | | 3 | 0 | 1 | 0 | 1 | 2 | 1 |
| Luis de los Santos, R (1, 3)<br>OBP: 0.292, SLG: 0.323 | B B F F 1 SAFE F X<br>2-2 ③ G3 | | | | X<br>0-0 G4-3 1B 2B | B C B X<br>2-1 ② G6-3 | | L 1 B B B X SAFE<br>2-1 ① ② G5-6-4<br>1-2f | | 3 | 1 | 1 | 0 | 0 | 0 | 1 |
| Brad Wellman, R (8, PH) (9, 4)<br>OBP: 0.314, SLG: 0.286 | | | | | | | | | | 1 | 0 | 0 | 0 | 0 | 0 | 1 |
| Frank White, R (1, 4)<br>OBP: 0.303, SLG: 0.302 | | | C B B X<br>2-1 ① F9 | | B S X<br>1-1 ① G4-3<br>2-3 | B B B B<br>4-0 1B BB | | B F F F B B F F F F F<br>4-2 B 1B 1B BB | | 2 | 0 | 0 | 0 | 1 | 0 | 1 |
| Jim Eisenreich, L (8, PH) (9, 8)<br>OBP: 0.348, SLG: 0.427 | | | | | | | | | | 0 | 1 | 0 | 0 | 1 | 0 | 0 |
| Bob Boone, R (1, 2)<br>OBP: 0.323, SLG: 0.294 | | | C B X<br>1-1 1B | | B C X<br>1-1 ② P9 | X<br>0-0 1-2 1B | | C B F X<br>1-2 1-H 1B 1B | | 3 | 0 | 2 | 0 | 0 | 0 | 1 |
| Bill Buckner, L (8, PH)<br>OBP: 0.246, SLG: 0.259 | | | | | | | | | | 1 | 0 | 1 | 1 | 0 | 0 | 0 |
| Rey Palacios, R (8, PR) (9, 3) | | | | | | | | | | 0 | 1 | 0 | 0 | 0 | 0 | 0 |
| Inning Stats | R: 0 E: 0 K: 1 S: 8 H: 0 LOB: 0 BB: 0 P: 13 | R: 0 E: 0 K: 0 S: 11 H: 0 LOB: 1 BB: 1 P: 19 | R: 0 E: 0 K: 1 S: 9 H: 1 LOB: 1 BB: 0 P: 13 | R: 0 E: 0 K: 2 S: 8 H: 0 LOB: 1 BB: 1 P: 16 | R: 2 E: 0 K: 0 S: 15 H: 2 LOB: 3 BB: 3 P: 33 | R: 0 E: 0 K: 2 S: 9 H: 1 LOB: 2 BB: 1 P: 16 | R: 0 E: 0 K: 0 S: 9 H: 0 LOB: 1 BB: 1 P: 19 | R: 4 E: 0 K: 0 S: 26 H: 4 LOB: 2 BB: 3 P: 46 | | 1B: 7 2B: 1 3B: 0 HR: 0 SF: 0 SAC: 0 DP: 1 HBP: 0 | | | | | | |

| | AB | 31 |
|---|---|---|
| | R | 6 |
| | H | 8 |
| | RBI | 6 |
| | BB | 10 |
| | SO | 6 |
| | LOB | 17 |

WP: 0 PB: 0 SB: 1 CS: 0 PA: 41

| PITCHER | | IP | WLS | BF | H | R | ER | SO | BB | IBB | HBP | BLK | WP | HR | S | P | ERA | WHIP |
|---|---|---|---|---|---|---|---|---|---|---|---|---|---|---|---|---|---|---|
| Paul Gibson, L<br>ERA: 5.2 | (1, 1) | 6.1 | | 30 | 4 | 2 | 2 | 6 | 7 | 0 | 0 | 0 | 0 | 0 | 61 | 115 | 2.84 | 1.737 |
| Mike Henneman, R<br>ERA: 5.28 | (7, 1) | 1.1 | L | 8 | 3 | 4 | 4 | 0 | 2 | 0 | 0 | 0 | 0 | 0 | 26 | 46 | 27.00 | 3.750 |
| Willie Hernandez, L<br>ERA: 5.6 | (8, 1) | 0.1 | | 3 | 1 | 0 | 0 | 0 | 1 | 0 | 0 | 0 | 0 | 0 | 8 | 14 | 0.00 | 6.000 |

| PITCHER | IP | WLS | BF | H | R | ER | SO | BB | IBB | HBP | BLK | WP | HR | S | P | ERA | WHIP |
|---|---|---|---|---|---|---|---|---|---|---|---|---|---|---|---|---|---|

# Detroit Tigers @ Kansas City Royals

Royals Stadium, Kansas City, MO

Sat May 27 1989, 4:33 AM EDT

Att. 32,705 - Unknown

TOP

livebaseballscorecards.com

| Batter | 1 | 2 | 3 | 4 | 5 | 6 | 7 | 8 | 9 | AB | R | H | RBI | BB | SO | LOB |
|---|---|---|---|---|---|---|---|---|---|---|---|---|---|---|---|---|
| Gary Pettis, S (1, 8) OBP: 0.315, SLG: 0.354 | C C B S 1-3 ① K | | X 0-0 ② G6-3 | | B C B C S 2-3 ② K | | C B X 1-1 ② F7 | | | 4 | 0 | 0 | 0 | 0 | 2 | 4 |
| Fred Lynn, L (1, 7) OBP: 0.295, SLG: 0.268 | X 0-0 ② F8 | | B B B B 4-0 BB | | X 0-0 ③ G3-1 | | B S X 1-1 ③ G4-3 | | | 3 | 0 | 0 | 0 | 1 | 0 | 3 |
| Lou Whitaker, L (1, 4) OBP: 0.407, SLG: 0.544 | S B X 1-1 ③ F8 | | X 0-0 ③ F8 | | | B C X 1-1 G5-4-3 1B | | X 0-0 ① G3 | | 4 | 0 | 1 | 0 | 0 | 0 | 2 |
| Alan Trammell, R (1, 6) OBP: 0.331, SLG: 0.316 | | B S C B X 2-2 ① G5-3 | | B C B F F X 2-2 ① L6 | | F B 1 SAFE X 1-1 ① ② G5-4-3 1-2f | | B C X 1-1 ② G6-3 | | 4 | 0 | 0 | 0 | 0 | 0 | 1 |
| Keith Moreland, R (1, 10) OBP: 0.378, SLG: 0.438 | | C F B B F S 1-3 ② K | | C F X 0-2 WP 1B 1B | | B S B X 2-1 ③ F8 | | C B F S 1-3 ③ K | | 4 | 1 | 1 | 0 | 0 | 2 | 0 |
| Matt Nokes, L (1, 2) OBP: 0.301, SLG: 0.427 | | B B X 2-0 2B | | B B X 2-0 ② P6 | | | B C B B X 3-1 ① L3 | | C B S X 1-2 ① G4-3 | 4 | 0 | 1 | 0 | 0 | 0 | 1 |
| Pat Sheridan, L (1, 9) OBP: 0.301, SLG: 0.352 | | B X 1-0 ③ G4-3 | | B B B C X 3-1 1-H 1B | | | C S F X 0-2 1B E 1B | | C B X 1-1 ② G1-3 | 4 | 0 | 2 | 1 | 0 | 0 | 1 |
| Dave Bergman, L (1, 3) OBP: 0.347, SLG: 0.303 | | | F B X 1-1 2B | C 1 SAFE B B C X 2-2 ③ F7 | | | C B C F B F X 2-2 1-2 E4 1B | | B B C B B 4-1 BB | 3 | 0 | 1 | 0 | 1 | 0 | 2 |
| Rick Schu, R (1, 5) OBP: 0.333, SLG: 0.360 | | | F L B B F S 2-3 ① K | | B F B B C X 3-2 ① G5-3 | | X 0-0 1-2 2-3 1B | | C X 0-1 ③ F8 | 4 | 0 | 1 | 0 | 0 | 1 | 2 |

| | AB | 34 |
|---|---|---|
| | R | 1 |
| | H | 7 |
| | RBI | 1 |
| | BB | 2 |
| | SO | 5 |
| | LOB | 16 |

| Inning Stats | | | | | | | | | | | | | | | | | | |
|---|---|---|---|---|---|---|---|---|---|---|---|---|---|---|---|---|---|---|
| | R: 0 | H: 0 | R: 0 | H: 1 | R: 0 | H: 1 | R: 1 | H: 2 | R: 0 | H: 0 | R: 0 | H: 1 | R: 0 | H: 2 | R: 0 | H: 0 | R: 0 | H: 0 | 1B: 5 | SF: 0 | WP: 1 | PA: 36 |
| | E: 0 | LOB: 0 | E: 0 | LOB: 1 | E: 0 | LOB: 2 | E: 0 | LOB: 1 | E: 0 | LOB: 0 | E: 0 | LOB: 0 | E: 1 | LOB: 3 | E: 0 | LOB: 0 | E: 0 | LOB: 1 | 2B: 2 | SAC: 0 | PB: 0 | |
| | K: 1 | BB: 0 | K: 1 | BB: 0 | K: 1 | BB: 1 | K: 0 | BB: 0 | K: 1 | BB: 0 | K: 0 | BB: 0 | K: 0 | BB: 2 | S: 6 | BB: 0 | K: 1 | BB: 0 | 3B: 0 | DP: 1 | SB: 0 | |
| | S: 6 | P: 8 | S: 9 | P: 15 | S: 8 | P: 15 | S: 13 | P: 22 | S: 7 | P: 12 | S: 6 | P: 10 | S: 16 | P: 23 | S: 6 | P: 8 | S: 8 | P: 14 | HR: 0 | HBP: 0 | CS: 0 | |

| PITCHER | | IP | WLS | BF | H | R | ER | SO | BB | IBB | HBP | BLK | WP | HR | S | P | ERA | WHIP |
|---|---|---|---|---|---|---|---|---|---|---|---|---|---|---|---|---|---|---|
| Mark Gubicza, R ERA: 2.75 | (1, 1) | 9.0 | W | 36 | 7 | 1 | 1 | 5 | 2 | 0 | 0 | 0 | 1 | 0 | 79 | 127 | 1.00 | 1.000 |

| PITCHER | IP | WLS | BF | H | R | ER | SO | BB | IBB | HBP | BLK | WP | HR | S | P | ERA | WHIP |
|---|---|---|---|---|---|---|---|---|---|---|---|---|---|---|---|---|---|

# Detroit Tigers @ Kansas City Royals

Royals Stadium, Kansas City, MO

Sat May 27 1989, 4:33 AM EDT
Att. 32,705 - Unknown

livebaseballscorecards.com

| Batter | 1 | 2 | 3 | 4 | 5 | 6 | 7 | 8 | 9 | AB | R | H | RBI | BB | SO | LOB |
|---|---|---|---|---|---|---|---|---|---|---|---|---|---|---|---|---|
| Jim Eisenreich, L (1, 8) OBP: 0.358, SLG: 0.454 | 2-0 G5-3 | | 1-1 S 1-3 1B 1B | 0-0 F7 | | 2-2 1-3 2-H 1B 2B | | 2-0 2B | | 5 | 2 | 3 | 1 | 0 | 0 | 0 |
| Kurt Stillwell, S (1, 6) OBP: 0.329, SLG: 0.368 | 4-0 CS BB | | 3-1 SAFE F7 1-2 3-H | | 1-3 K | 4-0 1B IBB | | 1-0 G6-3 | | 3 | 0 | 0 | 0 | 2 | 1 | 2 |
| Kevin Seitzer, R (1, 5) OBP: 0.389, SLG: 0.386 | 4-2 SAFE PB 1-2 BB | | 4-1 BB 1B BB | | 4-0 S BB | 1-0 G6-4-3 1-3 2-H 3-H 1B | | | | 1 | 0 | 1 | 2 | 3 | 0 | 0 |
| Bo Jackson, R (1, 7) OBP: 0.309, SLG: 0.533 | 2-3 K 1-2 | | 3-2 SAFE FC5 BB 1-2 2-H 1B | | 3-1 F8 | 0-0 G6-4-3 1-2f | | | | 4 | 0 | 1 | 1 | 0 | 1 | 4 |
| Bill Buckner, L (1, 10) OBP: 0.246, SLG: 0.246 | | 2-0 G3 | 1-1 F8 | | 4-0 1-2 BB | | 2-1 F8 | | | 3 | 0 | 0 | 0 | 1 | 0 | 2 |
| Danny Tartabull, R (1, 9) OBP: 0.378, SLG: 0.391 | | 4-2 G4-3 BB | 4-1 1-2 2-3 BB | | 1-1 G6-3 | | 2-3 K | | | 2 | 0 | 0 | 0 | 2 | 1 | 2 |
| Luis de los Santos, R (1, 3) OBP: 0.290, SLG: 0.318 | | 1-0 G4-3 1-2 | 1-0 FC5 2-3f | | | 0-0 1B 2B 1B | 2-3 K | | | 4 | 1 | 1 | 0 | 0 | 1 | 4 |
| Mike Macfarlane, R (1, 2) OBP: 0.265, SLG: 0.277 | | 2-3 K | | 3-2 G6-4-3 1B | | 0-1 2B 1-2 1B 1B | | 0-0 G3 | | 4 | 1 | 2 | 0 | 0 | 1 | 1 |
| Brad Wellman, R (1, 4) OBP: 0.309, SLG: 0.269 | | | 4-0 1B PB BB | 2-1 G6-4-3 1-2f | | 2-0 SAFE F9 | | 1-2 G6-3 | | 3 | 1 | 0 | 0 | 1 | 0 | 3 |

| Inning Stats | 1 | 2 | 3 | 4 | 5 | 6 | 7 | 8 | 9 |
|---|---|---|---|---|---|---|---|---|---|
| | R: 0 H: 0 E: 0 LOB: 1 K: 1 BB: 2 S: 6 P: 18 | R: 0 H: 0 E: 0 LOB: 1 K: 1 BB: 1 S: 9 P: 18 | R: 2 H: 2 E: 0 LOB: 3 K: 0 BB: 3 S: 12 P: 33 | R: 0 H: 1 E: 0 LOB: 0 K: 0 BB: 0 S: 6 P: 11 | R: 0 H: 0 E: 0 LOB: 2 K: 1 BB: 2 S: 8 P: 20 | R: 3 H: 4 E: 0 LOB: 1 K: 0 BB: 1 S: 9 P: 18 | R: 0 H: 0 E: 0 LOB: 0 K: 2 BB: 0 S: 9 P: 15 | R: 0 H: 1 E: 0 LOB: 1 K: 0 BB: 0 S: 8 P: 12 | |

| | |
|---|---|
| 1B: 6 | SF: 0 |
| 2B: 2 | SAC: 0 |
| 3B: 0 | DP: 2 |
| HR: 0 | HBP: 0 |

WP: 0 PA: 38
PB: 2
SB: 2
CS: 1

| PITCHER | | IP | WLS | BF | H | R | ER | SO | BB | IBB | HBP | BLK | WP | HR | S | P | ERA | WHIP |
|---|---|---|---|---|---|---|---|---|---|---|---|---|---|---|---|---|---|---|
| Randy Nosek, R ERA: 3.86 | (1, 1) | 4.2 | L | 23 | 3 | 2 | 2 | 3 | 8 | 0 | 0 | 0 | 0 | 0 | 39 | 97 | 3.86 | 2.357 |
| Randy Bockus, R ERA: 5.06 | (5, 1) | 0.2 | | 7 | 4 | 3 | 3 | 0 | 0 | 1 | 0 | 0 | 0 | 0 | 10 | 20 | 40.50 | 6.000 |
| Mike Schwabe, R ERA: | (6, 1) | 2.2 | | 8 | 1 | 0 | 0 | 2 | 0 | 0 | 0 | 0 | 0 | 0 | 18 | 28 | 0.00 | 0.375 |

| PITCHER | IP | WLS | BF | H | R | ER | SO | BB | IBB | HBP | BLK | WP | HR | S | P | ERA | WHIP |
|---|---|---|---|---|---|---|---|---|---|---|---|---|---|---|---|---|---|

| Batter | 1 | 2 | 3 | 4 | 5 | 6 | 7 | 8 | 9 | AB | R | H | RBI | BB | SO | LOB |
|---|---|---|---|---|---|---|---|---|---|---|---|---|---|---|---|---|
| Gary Pettis, S (1, 8)<br>OBP: 0.322, SLG: 0.365 | B B C B B<br>4-1<br>CS<br>BB | | B F C X<br>1-2 ②<br>G6-3 | | F B B B C F X<br>3-2<br>E7<br>G3<br>2B | | B F C C<br>1-3 ①<br>K | | C B C B S<br>2-3 ①<br>K | 4 | 1 | 1 | 0 | 1 | 2 | 0 |
| Kenny Williams, R (1, 7)<br>OBP: 0.229, SLG: 0.293<br>Pat Sheridan, L (7, PH)<br>OBP: 0.295, SLG: 0.344<br>(7, 7) | C 1 SAFE<br>1 SAFE<br>B B S B X<br>2-2 ① ②<br>G4-3<br>1-2 | | F B S B B B<br>4-2<br>1B<br>BB | | S X<br>0-1 ①<br>G3<br>3-H | | C B B B X<br>3-1 ②<br>G1-3 | | C X<br>0-1 ②<br>F7 | 2<br>2 | 0<br>0 | 0<br>0 | 1<br>0 | 1<br>0 | 0<br>0 | 1<br>0 |
| Chet Lemon, R (1, 9)<br>OBP: 0.360, SLG: 0.312 | C B B F X<br>2-2 ③<br>F8 | | B X<br>1-0<br>1-2<br>1B | | B B C F F F F F F F<br>2-2 ②<br>F8 | | S C B B F F B S<br>3-3 ③<br>K | | C B X<br>1-1 ③<br>F8 | 5 | 0 | 1 | 0 | 0 | 1 | 0 |
| Alan Trammell, R (1, 6)<br>OBP: 0.335, SLG: 0.323 | | B F X<br>1-1<br>1B<br>2B | C B 1 SAFE F B X<br>2-2 ③<br>F7 | | B B X<br>2-0 ③<br>L7 | | | B C B B B<br>4-1<br>G4-3<br>G5-3<br>1B<br>BB | | 3 | 2 | 1 | 0 | 1 | 0 | 2 |
| Keith Moreland, R (1, 3)<br>OBP: 0.374, SLG: 0.431 | | X<br>0-0 ①<br>L9 | | C X<br>0-1 ①<br>G5-3 | | X<br>0-0<br>BB 1B<br>SF8<br>1B | | C F X<br>0-2 ①<br>G5-3<br>1-2 | | 4 | 1 | 1 | 0 | 0 | 0 | 2 |
| Gary Ward, R (1, 10)<br>OBP: 0.321, SLG: 0.356 | C B B C T F B B<br>4-2<br>1B<br>BB | | | X<br>0-0<br>FC6-4<br>1B<br>1B | | B B C B X<br>3-1<br>SF8<br>BB<br>1-2<br>SF7-3<br>1B | | S B S F B B X<br>3-2 ②<br>G4-3<br>2-3 | | 3 | 1 | 2 | 0 | 1 | 0 | 1 |
| Rick Schu, R (1, 5)<br>OBP: 0.419, SLG: 0.407 | B B X<br>2-0<br>G4-6-3<br>1-3<br>2-H<br>1B | | | X<br>0-0<br>FC6-4<br>1-2<br>1B | | B B C B B<br>4-1<br>SF7-3<br>1-2<br>2-3<br>BB | | B F B B C B<br>4-2<br>1B<br>BB | | 2 | 0 | 2 | 1 | 2 | 0 | 0 |
| Mike Heath, R (1, 2)<br>OBP: 0.352, SLG: 0.471<br>Matt Nokes, L (6, PH)<br>OBP: 0.304, SLG: 0.432<br>(6, 2) | C F X<br>0-2 ② ③<br>G4-6-3<br>1-2f | | | B B X<br>2-0 ②<br>FC6-4<br>1-2f<br>2-3 | | B X<br>1-0 ①<br>SF8<br>2-3<br>3-H | | B X<br>1-0<br>1-3<br>3-H<br>1B | | 2<br>1 | 0<br>0 | 0<br>1 | 0<br>2 | 0<br>0 | 0<br>0 | 4<br>0 |
| Al Pedrique, R (1, 4)<br>OBP: 0.243, SLG: 0.257<br>Lou Whitaker, L (6, PH)<br>OBP: 0.403, SLG: 0.541<br>(6, 4) | | | L B X<br>1-1 ①<br>P5 | C C B X<br>1-2 ③<br>G1-3 | | X<br>0-0 ② ③<br>SF7-3<br>1-2<br>3-H | | F B C 3 SAFE X<br>1-2 ③<br>F7 | | 2<br>1 | 0<br>0 | 0<br>0 | 0<br>1 | 0<br>0 | 0<br>0 | 2<br>2 |
| Inning Stats | R: 0 H: 0<br>E: 0 LOB: 0<br>K: 0 BB: 1<br>S: 7 P: 15 | R: 1 H: 2<br>E: 0 LOB: 1<br>K: 0 BB: 1<br>S: 11 P: 18 | R: 0 H: 1<br>E: 0 LOB: 2<br>K: 0 BB: 1<br>S: 11 P: 20 | R: 0 H: 2<br>E: 0 LOB: 2<br>K: 0 BB: 0<br>S: 8 P: 11 | R: 1 H: 1<br>E: 1 LOB: 0<br>K: 0 BB: 0<br>S: 17 P: 24 | R: 2 H: 2<br>E: 0 LOB: 0<br>K: 0 BB: 1<br>S: 6 P: 14 | R: 0 H: 0<br>E: 0 LOB: 0<br>K: 2 BB: 0<br>S: 10 P: 17 | R: 1 H: 1<br>E: 0 LOB: 2<br>K: 0 BB: 2<br>S: 14 P: 27 | R: 0 H: 0<br>E: 0 LOB: 0<br>K: 1 BB: 0<br>S: 7 P: 10 | 1B: 7 SF: 2<br>2B: 3 SAC: 0<br>3B: 0 DP: 2<br>HR: 0 HBP: 0 | | | | | | |

| PITCHER | | IP | WLS | BF | H | R | ER | SO | BB | IBB | HBP | BLK | WP | HR | S | P | ERA | WHIP |
|---|---|---|---|---|---|---|---|---|---|---|---|---|---|---|---|---|---|---|
| Charlie Leibrandt, L<br>ERA: 3.82 | (1, 1) | 5.0 | | 24 | 8 | 4 | 3 | 0 | 3 | 0 | 0 | 0 | 0 | 0 | 57 | 94 | 5.40 | 2.200 |
| Tom Gordon, R<br>ERA: 2.27 | (6, 1) | 3.0 | W | 12 | 1 | 1 | 1 | 2 | 3 | 0 | 0 | 0 | 0 | 0 | 27 | 52 | 3.00 | 1.333 |
| Steve Farr, R<br>ERA: 2.04 | (9, 1) | 1.0 | | 3 | 0 | 0 | 0 | 1 | 0 | 0 | 0 | 0 | 0 | 0 | 7 | 10 | 0.00 | 0.000 |

| PITCHER | IP | WLS | BF | H | R | ER | SO | BB | IBB | HBP | BLK | WP | HR | S | P | ERA | WHIP |
|---|---|---|---|---|---|---|---|---|---|---|---|---|---|---|---|---|---|

# TOP

## Detroit Tigers @ Kansas City Royals

Royals Stadium, Kansas City, MO

Sun May 28 1989, 4:33 AM EDT

Att. 33,610 - Unknown

livebaseballscorecards.com

| | |
|---|---|
| AB | 31 |
| R | 5 |
| H | 9 |
| RBI | 5 |
| BB | 6 |
| SO | 3 |
| LOB | 14 |

# BOTTOM

## Detroit Tigers @ Kansas City Royals

Royals Stadium, Kansas City, MO

Sun May 28 1989, 4:33 AM EDT

Att. 33,610 - Unknown

livebaseballscorecards.com

| Batter | 1 | 2 | 3 | 4 | 5 | 6 | 7 | 8 | 9 | AB | R | H | RBI | BB | SO | LOB |
|---|---|---|---|---|---|---|---|---|---|---|---|---|---|---|---|---|
| Jim Eisenreich, L (1, 8) OBP: 0.368, SLG: 0.491 | F7 | | 1B 3B | G4-6-3 | | | 1B 3B | BB BB IBB | | 4 | 2 | 2 | 1 | 1 | 0 | 2 |
| Kurt Stillwell, S (1, 6) OBP: 0.338, SLG: 0.367 | 1B FC6-4 BB | | G5-3 1B | | G6-3 | | F9 | BB | | 3 | 1 | 1 | 2 | 2 | 0 | 1 |
| Kevin Seitzer, R (1, 5) OBP: 0.399, SLG: 0.391 | FC6-4 1B | | P6 | | 1B BB | | 1B PB 1B | BB | | 3 | 1 | 2 | 2 | 2 | 0 | 1 |
| Bo Jackson, R (1, 7) OBP: 0.306, SLG: 0.523 | FC6-4 | | G5-3 | | G6-4-3 1B | | P2 | K | | 5 | 0 | 1 | 1 | 0 | 1 | 6 |
| Pat Tabler, R (1, 10) OBP: 0.301, SLG: 0.264 | K | | F8 | | G6-4-3 | | PB 1B | G4-3 | | 5 | 0 | 1 | 0 | 0 | 1 | 7 |
| Danny Tartabull, R (1, 9) OBP: 0.381, SLG: 0.418 | | G6-3 | | 1B 2B | | HR | G5-3 | | | 4 | 2 | 2 | 1 | 0 | 0 | 1 |
| Luis de los Santos, R (1, 3) OBP: 0.288, SLG: 0.304 | | G4-3 | | P4 | | F8 | | SH2-4 1B BB | | 3 | 0 | 0 | 0 | 1 | 0 | 1 |
| Rey Palacios, R (8, PR) (9, 3) | | | | | | | | | | 0 | 1 | 0 | 0 | 0 | 0 | 0 |
| Frank White, R (1, 4) OBP: 0.309, SLG: 0.303 | | P3 | | 1B BB | | F9 | | BB SH2-4 1B | | 3 | 1 | 1 | 0 | 1 | 0 | 0 |
| Bob Boone, R (1, 2) OBP: 0.331, SLG: 0.298 | | | 3B BB | G4-6-3 1B | | F7 | | SH2-4 | | 2 | 1 | 1 | 1 | 1 | 0 | 0 |

| Inning Stats | 1 | 2 | 3 | 4 | 5 | 6 | 7 | 8 | 9 |
|---|---|---|---|---|---|---|---|---|---|
| | R: 1 H: 1 E: 0 LOB: 1 K: 1 BB: 1 S: 12 P: 20 | R: 0 H: 0 E: 0 LOB: 0 K: 0 BB: 0 S: 9 P: 14 | R: 2 H: 2 E: 0 LOB: 1 K: 0 BB: 1 S: 10 P: 19 | R: 1 H: 2 E: 0 LOB: 1 K: 0 BB: 1 S: 12 P: 18 | R: 0 H: 1 E: 0 LOB: 1 K: 0 BB: 1 S: 7 P: 13 | R: 1 H: 1 E: 0 LOB: 0 K: 0 BB: 0 S: 5 P: 6 | R: 2 H: 3 E: 0 LOB: 1 K: 0 BB: 0 S: 12 P: 19 | R: 2 H: 1 E: 0 LOB: 3 K: 1 BB: 4 S: 20 P: 42 | |

| | 1B | 2B | 3B | HR | SF | SAC | DP | HBP | WP | PB | PA |
|---|---|---|---|---|---|---|---|---|---|---|---|
| | 7 | 1 | 2 | 1 | 0 | 1 | 2 | 0 | 0 | 1 | 41 |

| | AB | R | H | RBI | BB | SO | LOB |
|---|---|---|---|---|---|---|---|
| | 32 | 9 | 11 | 8 | 8 | 2 | 19 |

| PITCHER | | IP | WLS | BF | H | R | ER | SO | BB | IBB | HBP | BLK | WP | HR | S | P | ERA | WHIP |
|---|---|---|---|---|---|---|---|---|---|---|---|---|---|---|---|---|---|---|
| Mike Trujillo, R ERA: 5.21 | (1, 1) | 6.0 | L | 27 | 7 | 5 | 5 | 1 | 4 | 0 | 0 | 0 | 0 | 1 | 55 | 90 | 7.50 | 1.833 |
| Frank Williams, R ERA: 3.6 | (7, 1) | 1.1 | | 11 | 4 | 4 | 3 | 0 | 2 | 1 | 0 | 0 | 0 | 0 | 20 | 40 | 20.25 | 4.500 |
| Mike Schwabe, R ERA: | (8, 1) | 0.2 | | 3 | 0 | 0 | 0 | 1 | 1 | 0 | 0 | 0 | 0 | 0 | 12 | 21 | 0.00 | 1.500 |

| PITCHER | | IP | WLS | BF | H | R | ER | SO | BB | IBB | HBP | BLK | WP | HR | S | P | ERA | WHIP |
|---|---|---|---|---|---|---|---|---|---|---|---|---|---|---|---|---|---|---|

# Detroit Tigers @ Chicago White Sox

Comiskey Park, Chicago, IL

Mon May 29 1989, 4:33 AM EDT

Att. 12,425 - Overcast - 65 F

TOP

livebaseballscorecards.com

| Batter | 1 | 2 | 3 | 4 | 5 | 6 | 7 | 8 | 9 | AB | R | H | RBI | BB | SO | LOB |
|---|---|---|---|---|---|---|---|---|---|---|---|---|---|---|---|---|
| Gary Pettis, S (1, 8)<br>OBP: 0.349, SLG: 0.358 | B B C F C<br>2-3 ① K | | | B C B B B<br>4-1 BB BLK HR BB | C B B S B B<br>4-2 BB 1-2 BB | | L X<br>0-1 ① SH3-4 1-2 | | B B C B B<br>4-1 L1-3 BB | 1 | 1 | 0 | 0 | 3 | 1 | 0 |
| Fred Lynn, L (1, 7)<br>OBP: 0.291, SLG: 0.260 | X<br>0-0 ② G4-3 | | | 1 SAFE B X<br>1-0 ① P2 1-2 | B B B B<br>4-0 1-2 2-3 BB | | C B B F B F X<br>3-2 ② L9 2-3 | | P 1 SAFE 1 SAFE 1 SAFE F F B X<br>2-2 ② ③ L1-3 1-2 | 4 | 0 | 0 | 0 | 1 | 0 | 3 |
| Lou Whitaker, L (1, 4)<br>OBP: 0.395, SLG: 0.528 | F B X<br>1-1 ③ L9 | | | B C B S F X<br>2-2 ② L7 | B B X<br>2-0 ② P5 | | C X<br>0-1 ③ F8 | | | 4 | 0 | 0 | 0 | 0 | 0 | 5 |
| Alan Trammell, R (1, 6)<br>OBP: 0.339, SLG: 0.323 | | B C B C B X<br>3-2 ① G4-3 | | B C B B B<br>4-1 BB HR BB | B B F X<br>2-1 ③ P4 | | | X<br>0-0 F8 BB 1B | | 3 | 1 | 1 | 0 | 1 | 0 | 3 |
| Keith Moreland, R (1, 10)<br>OBP: 0.386, SLG: 0.441 | | C C X<br>0-2 ② F9 | | B B B C B<br>4-1 1-2 2-3 HR BB | | B C B X<br>2-1 F9 2B | | 1 SAFE B B C 1 C B B<br>4-2 1-2 BB | | 2 | 1 | 1 | 0 | 2 | 0 | 0 |
| Matt Nokes, L (1, 2)<br>OBP: 0.303, SLG: 0.450 | | B B S S X<br>2-2 ③ F8 | | B F B F X<br>2-2 1-H 2-H 3-H HR | | B X<br>1-0 ① F9 2-3 | | B B F B X<br>3-1 ① F8 2-3 | | 4 | 1 | 1 | 4 | 0 | 0 | 3 |
| Chet Lemon, R (1, 9)<br>OBP: 0.351, SLG: 0.303 | | | C C B B C<br>2-3 ① K | B C B F C<br>2-3 ③ K | | F B F X<br>1-2 ② L5 | | C C F X<br>0-2 ② P6 | | 4 | 0 | 0 | 0 | 0 | 2 | 3 |
| Dave Bergman, L (1, 3)<br>OBP: 0.352, SLG: 0.312 | | B B X<br>2-0 G5-4-3 1B | | B B C S B X<br>3-2 FC4-6 1B | | B B C X<br>2-1 ③ G3-1 | | X<br>0-0 ③ L8 | | 4 | 0 | 2 | 0 | 0 | 0 | 3 |
| Rick Schu, R (1, 5)<br>OBP: 0.400, SLG: 0.367 | | C B 1 SAFE X<br>1-1 ② ③ G5-4-3 1-2f | | C F F F X<br>0-2 ① FC4-6 BB BB 1-2f | | B B B<br>4-0 L9 SH3-4 BB | | X<br>0-0 ① G5-3 | | 3 | 0 | 0 | 0 | 1 | 0 | 2 |
| Inning Stats | R: 0 E: 0 K: 1 S: 6<br>H: 0 LOB: 0 BB: 0 P: 9 | R: 0 E: 0 K: 0 S: 9<br>H: 0 LOB: 0 BB: 0 P: 14 | R: 0 E: 0 K: 1 S: 6<br>H: 1 LOB: 0 BB: 0 P: 11 | R: 4 E: 0 K: 1 S: 14<br>H: 1 LOB: 0 BB: 3 P: 33 | R: 0 E: 0 K: 0 S: 13<br>H: 1 LOB: 3 BB: 2 P: 28 | R: 0 E: 0 K: 0 S: 8<br>H: 1 LOB: 1 BB: 0 P: 14 | R: 0 E: 0 K: 0 S: 8<br>H: 0 LOB: 1 BB: 1 P: 15 | R: 0 E: 0 K: 0 S: 10<br>H: 1 LOB: 2 BB: 1 P: 17 | R: 0 E: 0 K: 0 S: 6<br>H: 0 LOB: 0 BB: 1 P: 11 | 1B: 3 2B: 2 3B: 0 HR: 1<br>SF: 0 SAC: 1 DP: 2 HBP: 0 | | | | | | |

| | AB | 29 |
|---|---|---|
| | R | 4 |
| | H | 5 |
| | RBI | 4 |
| | BB | 8 |
| | SO | 3 |
| | LOB | 22 |

WP: 0 PB: 0 SB: 0 CS: 0 PA: 38

| PITCHER | | IP | WLS | BF | H | R | ER | SO | BB | IBB | HBP | BLK | WP | HR | S | P | ERA | WHIP |
|---|---|---|---|---|---|---|---|---|---|---|---|---|---|---|---|---|---|---|
| Eric King, R<br>ERA: 3.31 | (1, 1) | 4.1 | L | 20 | 3 | 4 | 4 | 3 | 5 | 0 | 0 | 1 | 0 | 1 | 45 | 88 | 8.31 | 1.846 |
| Bill Long, R<br>ERA: 6.12 | (5, 1) | 2.2 | | 10 | 1 | 0 | 0 | 0 | 1 | 0 | 0 | 0 | 0 | 0 | 19 | 36 | 0.00 | 0.750 |
| Jack Hardy, R<br>ERA: 4.91 | (8, 1) | 2.0 | | 8 | 1 | 0 | 0 | 0 | 2 | 0 | 0 | 0 | 0 | 0 | 16 | 28 | 0.00 | 1.500 |

| PITCHER | IP | WLS | BF | H | R | ER | SO | BB | IBB | HBP | BLK | WP | HR | S | P | ERA | WHIP |
|---|---|---|---|---|---|---|---|---|---|---|---|---|---|---|---|---|---|

| Batter | 1 | 2 | 3 | 4 | 5 | 6 | 7 | 8 | 9 | AB | R | H | RBI | BB | SO | LOB |
|---|---|---|---|---|---|---|---|---|---|---|---|---|---|---|---|---|
| Ozzie Guillen, L (1, 6)<br>OBP: 0.273, SLG: 0.297 | B B C C F X 2-2 P8 ① | | X 0-0 G5-3 ② | | B C B F B X 3-2 L8 ③ | | | B S C X 1-2 L9 ② | | 4 | 0 | 0 | 0 | 0 | 0 | 1 |
| Dave Gallagher, R (1, 8)<br>OBP: 0.367, SLG: 0.348 | B B C B C X 3-2 1B | | B B F F S 2-3 K ③ | | | C B B X 2-1 F8 ① | | C F X 0-2 FC4-6 ③ 1-2f | | 4 | 0 | 1 | 0 | 0 | 1 | 1 |
| Harold Baines, L (1, 10)<br>OBP: 0.435, SLG: 0.476 | X 0-0 F7 ② | | | B F C B C 2-3 K ① | | X 0-0 P6 ② | | | F X 0-1 HR 1B | 4 | 1 | 1 | 0 | 0 | 1 | 1 |
| Dan Pasqua, L (1, 7)<br>OBP: 0.325, SLG: 0.441 | B F F B B X 3-2 F7 ③ | | | X 0-0 P7 ② | | B C B F B S 3-3 K ③ | | | X 0-0 1-H HR | 4 | 1 | 1 | 2 | 0 | 1 | 1 |
| Ivan Calderon, R (1, 9)<br>OBP: 0.333, SLG: 0.431 | | B X 1-0 2B | | C B B B C B X 3-2 FC5 E 1B | | | C X 0-1 G3-1 ① | | B B F F X 2-2 P4 ① | 4 | 0 | 2 | 0 | 0 | 0 | 0 |
| Matt Merullo, L (1, 2)<br>OBP: 0.259, SLG: 0.275 | | B B F X 2-1 P6 ① | | X 0-0 E3 1-2 | | | B F X 1-1 G3-1 ② | | F C X 0-2 F9 ② | 4 | 0 | 0 | 0 | 0 | 0 | 2 |
| Carlos Martinez, R (1, 3)<br>OBP: 0.262, SLG: 0.349<br>Daryl Boston, L (9, PH)<br>OBP: 0.306, SLG: 0.259<br>Fred Manrique, R (9, PH)<br>OBP: 0.397, SLG: 0.508 | | C B C B X 2-2 F8 ② | | F X 0-1 FC5 2-3f ③ | | | X 0-0 G5-3 ③ | | X 0-0 BB 1B | 3<br>0<br>1 | 0<br>0<br>0 | 0<br>0<br>1 | 0<br>0<br>0 | 0<br>0<br>0 | 0<br>0<br>0 | 3<br>0<br>0 |
| Steve Lyons, L (1, 4)<br>OBP: 0.314, SLG: 0.303<br>Ron Kittle, R (9, PH)<br>OBP: 0.377, SLG: 0.537<br>Ron Karkovice, R (9, PR)<br>OBP: 0.244, SLG: 0.324 | | C S B B S 2-3 K ③ | | | C B S B B X 3-2 F8 ① | | | X 0-0 P4 ① | C B S B B B 4-2 1-2 BB | 3<br>0<br>0 | 0<br>0<br>0 | 0<br>0<br>0 | 0<br>0<br>0 | 0<br>1<br>0 | 1<br>0<br>0 | 1<br>0<br>0 |
| Eddie Williams, R (1, 5)<br>OBP: 0.358, SLG: 0.364 | | | B B F B S F C 3-3 K ① | | X 0-0 P3 ② | | | B B X 2-0 FC4-6 1B | B X 1-0 P6 ③ | 4 | 0 | 1 | 0 | 0 | 1 | 2 |
| Inning Stats | R: 0 E: 0 K: 0 S: 11 H: 1 LOB: 1 BB: 0 P: 19 | R: 0 E: 0 K: 1 S: 9 H: 1 LOB: 1 BB: 0 P: 16 | R: 0 E: 0 K: 2 S: 9 H: 0 LOB: 0 BB: 0 P: 14 | R: 0 E: 1 K: 1 S: 10 H: 1 LOB: 2 BB: 0 P: 15 | R: 0 E: 0 K: 0 S: 7 H: 0 LOB: 0 BB: 0 P: 13 | R: 0 E: 0 K: 1 S: 6 H: 0 LOB: 0 BB: 0 P: 11 | R: 0 E: 0 K: 0 S: 5 H: 0 LOB: 0 BB: 0 P: 6 | R: 0 E: 0 K: 0 S: 9 H: 1 LOB: 1 BB: 0 P: 12 | R: 2 E: 0 K: 0 S: 13 H: 3 LOB: 2 BB: 1 P: 20 | 1B: 5 2B: 1 3B: 0 HR: 1 | SF: 0 SAC: 0 DP: 0 HBP: 0 | | | | | | |

| PITCHER | | IP | WLS | BF | H | R | ER | SO | BB | IBB | HBP | BLK | WP | HR | S | P | ERA | WHIP |
|---|---|---|---|---|---|---|---|---|---|---|---|---|---|---|---|---|---|---|
| Doyle Alexander, R<br>ERA: 2.78 | (1, 1) | 7.0 | W | 25 | 3 | 0 | 0 | 5 | 0 | 0 | 0 | 0 | 0 | 0 | 57 | 94 | 0.00 | 0.429 |
| Mike Henneman, R<br>ERA: 5.82 | (8, 1) | 1.2 | | 8 | 3 | 2 | 2 | 0 | 0 | 0 | 0 | 0 | 0 | 1 | 18 | 23 | 10.80 | 1.800 |
| Willie Hernandez, L<br>ERA: 5.5 | (9, 1) | 0.1 | S | 3 | 1 | 0 | 0 | 0 | 1 | 0 | 0 | 0 | 0 | 0 | 4 | 9 | 0.00 | 6.000 |

| PITCHER | IP | WLS | BF | H | R | ER | SO | BB | IBB | HBP | BLK | WP | HR | S | P | ERA | WHIP |
|---|---|---|---|---|---|---|---|---|---|---|---|---|---|---|---|---|---|

# BOTTOM

## Detroit Tigers @ Chicago White Sox

Comiskey Park, Chicago, IL

Mon May 29 1989, 4:33 AM EDT

Att. 12,425 - Overcast - 65 F

livebaseballscorecards.com

| | |
|---|---|
| AB | 35 |
| R | 2 |
| H | 7 |
| RBI | 2 |
| BB | 1 |
| SO | 5 |
| LOB | 12 |

1B: 5 SF: 0 WP: 0 PA: 36
2B: 1 SAC: 0 PB: 0
3B: 0 DP: 0 SB: 0
HR: 1 HBP: 0 CS: 0

# Detroit Tigers @ Chicago White Sox

Comiskey Park, Chicago, IL

Tue May 30 1989, 8:05 PM EDT

Att. 9,227 - Unknown - 86 F

livebaseballscorecards.com

| Batter | 1 | 2 | 3 | 4 | 5 | 6 | 7 | 8 | 9 | AB | R | H | RBI | BB | SO | LOB |
|---|---|---|---|---|---|---|---|---|---|---|---|---|---|---|---|---|
| Gary Pettis, S (1, 8)<br>OBP: 0.353, SLG: 0.339 | B B C F B X<br>3-2 ①<br>G6-3 | | B C X<br>1-1 ②<br>FC4-6 S 1B<br>1-2f<br>2-3 | | B X<br>1-0 ③<br>G4-3 | | B F B B B<br>4-1<br>BB | | B C C B B B<br>4-2<br>E 1B BB | 3 | 2 | 0 | 0 | 2 | 0 | 2 |
| Fred Lynn, L (1, 7)<br>OBP: 0.295, SLG: 0.265 | C T C<br>0-3 ②<br>K | | F S F B B X<br>2-2<br>HR 1B<br>1-H<br>3-H | | | B B C B F F F X<br>3-2<br>1B FC5-4 1B | B 1 SAFE F B X<br>2-1 ③<br>F7 | | F B X<br>1-1<br>E4 1B<br>1-2 | 5 | 2 | 2 | 2 | 0 | 1 | 2 |
| Lou Whitaker, L (1, 4)<br>OBP: 0.400, SLG: 0.545 | S B B F S<br>2-3 ③<br>K | | B F B F B X<br>3-2<br>1-H<br>HR | | | X<br>0-0 ①<br>F8 | | B B B C C B<br>4-2<br>BB HR BB | C B S X<br>1-2<br>1-3<br>2-H<br>1B | 4 | 2 | 2 | 3 | 1 | 1 | 1 |
| Alan Trammell, R (1, 6)<br>OBP: 0.342, SLG: 0.323<br>Al Pedrique, R (9, PH)<br>OBP: 0.237, SLG: 0.250<br>(9, 6) | | B C B C B X<br>3-2 ①<br>G4-3 | B X<br>1-0 ③<br>G5-3 | | | X<br>0-0<br>FC5-4<br>1-3<br>1B | | B B B C F F B<br>4-2<br>1-2<br>HR BB | B C X<br>1-1 ①<br>P6 | 3<br>1 | 1<br>0 | 1<br>0 | 0<br>0 | 1<br>0 | 0<br>0 | 0<br>2 |
| Keith Moreland, R (1, 10)<br>OBP: 0.386, SLG: 0.459 | | B B C B B<br>4-1<br>CS BB | | B B F B X<br>3-1 ①<br>G5-3 | | C X<br>0-1 ②<br>FC5-4 WP<br>1-2f<br>3-H | | B X<br>1-0<br>1-H<br>2-H<br>HR | C B B F F F X<br>2-2 ②<br>P3 | 4 | 1 | 1 | 4 | 1 | 0 | 3 |
| Matt Nokes, L (1, 2)<br>OBP: 0.306, SLG: 0.444 | C B B B F C<br>3-3 ② ③<br>K<br>1-2 | | | B B B<br>4-0<br>G5-4-3 BB | | B B X<br>2-0 ③<br>G3-1<br>1-2 | | B X<br>1-0<br>1B | X<br>0-0 ③<br>G4-3 | 4 | 0 | 1 | 0 | 1 | 1 | 4 |
| Chet Lemon, R (1, 9)<br>OBP: 0.351, SLG: 0.303<br>Pat Sheridan, L (7, 9)<br>OBP: 0.292, SLG: 0.340 | | | B B X<br>2-0<br>FC4-6 BB 1B 1B | B B X<br>2-0 ② ③<br>G5-4-3<br>1-2f | | | C B B F B S<br>3-3 ①<br>K | B S B C S<br>2-3 ①<br>K | | 3<br>1 | 1<br>0 | 1<br>0 | 0<br>0 | 0<br>0 | 1<br>1 | 1<br>1 |
| Dave Bergman, L (1, 3)<br>OBP: 0.339, SLG: 0.299 | | | B B F F B X<br>3-2 ①<br>F9 | | C B B C B X<br>3-2 ①<br>F8 | | F B B B B F X<br>3-2 ②<br>G4-3 | C S F B X<br>1-2 ②<br>P5 | | 4 | 0 | 0 | 0 | 0 | 0 | 2 |
| Rick Schu, R (1, 5)<br>OBP: 0.410, SLG: 0.455 | | | 1 SAFE C C F B B B B<br>4-2<br>FC4-6<br>1-2<br>BB | | B C B X<br>2-1 ②<br>F8 | | B X<br>1-0<br>HR | C B F F C<br>1-3 ③<br>K | | 3 | 1 | 1 | 1 | 1 | 1 | 1 |
| Inning Stats | R: 0 H: 0<br>E: 0 LOB: 0<br>K: 2 BB: 0<br>S: 9 P: 14 | R: 0 H: 0<br>E: 0 LOB: 1<br>K: 1 BB: 1<br>S: 7 P: 17 | R: 4 H: 3<br>E: 0 LOB: 0<br>K: 0 BB: 1<br>S: 17 P: 33 | R: 0 H: 0<br>E: 0 LOB: 0<br>K: 0 BB: 1<br>S: 3 P: 12 | R: 0 H: 0<br>E: 0 LOB: 1<br>K: 0 BB: 0<br>S: 6 P: 12 | R: 1 H: 2<br>E: 0 LOB: 1<br>K: 0 BB: 0<br>S: 10 P: 15 | R: 1 H: 1<br>E: 0 LOB: 1<br>K: 1 BB: 1<br>S: 10 P: 23 | R: 3 H: 2<br>E: 0 LOB: 1<br>K: 2 BB: 2<br>S: 19 P: 33 | R: 1 H: 1<br>E: 1 LOB: 2<br>K: 0 BB: 1<br>S: 15 P: 24 | 1B: 6 SF: 0<br>2B: 1 SAC: 0<br>3B: 0 DP: 2<br>HR: 3 HBP: 0 | | | | | | |

## TOP

| | |
|---|---|
| AB | 35 |
| R | 10 |
| H | 9 |
| RBI | 10 |
| BB | 7 |
| SO | 6 |
| LOB | 19 |

WP: 1 PA: 42
PB: 0
SB: 1
CS: 1

| PITCHER | | IP | WLS | BF | H | R | ER | SO | BB | IBB | HBP | BLK | WP | HR | S | P | ERA | WHIP |
|---|---|---|---|---|---|---|---|---|---|---|---|---|---|---|---|---|---|---|
| Jeff Bittiger, R<br>ERA: 6.52 | (1, 1) | 5.0 | L | 20 | 4 | 5 | 5 | 3 | 3 | 0 | 0 | 0 | 0 | 1 | 47 | 96 | 9.00 | 1.400 |
| Tom McCarthy, R<br>ERA: 3.2 | (6, 1) | 2.0 | | 9 | 2 | 1 | 1 | 1 | 1 | 0 | 0 | 0 | 1 | 1 | 15 | 30 | 4.50 | 1.500 |
| Shawn Hillegas, R<br>ERA: 6.31 | (8, 1) | 1.0 | | 7 | 2 | 3 | 3 | 2 | 2 | 0 | 0 | 0 | 0 | 1 | 19 | 33 | 27.00 | 4.000 |
| Jack Hardy, R<br>ERA: 5.4 | (9, 1) | 1.0 | | 6 | 1 | 1 | 1 | 0 | 1 | 0 | 0 | 0 | 0 | 0 | 15 | 24 | 9.00 | 2.000 |

| PITCHER | IP | WLS | BF | H | R | ER | SO | BB | IBB | HBP | BLK | WP | HR | S | P | ERA | WHIP |
|---|---|---|---|---|---|---|---|---|---|---|---|---|---|---|---|---|---|

| Batter | 1 | 2 | 3 | 4 | 5 | 6 | 7 | 8 | 9 | AB | R | H | RBI | BB | SO | LOB |
|---|---|---|---|---|---|---|---|---|---|---|---|---|---|---|---|---|
| Dave Gallagher, R (1, 8)<br>OBP: 0.367, SLG: 0.350 | F C B F X 1-2 G4-3 ① | | B C B F B X 3-2 L8 ② | | | B F X 1-1 HR 1B | B C F F F X 1-2 G4-3 1-2 1B | | C B F X 1-2 F8 ② | 5 | 1 | 2 | 0 | 0 | 0 | 3 |
| Ozzie Guillen, L (1, 6)<br>OBP: 0.267, SLG: 0.290 | B C C X 1-2 G6-3 ② | | 1 SAFE X 0-0 G4-3 ③ | | | C X 0-1 L4 ① | B B X 2-0 G4-3 1-2f ② ③ | | X 0-0 G1-3 ③ | 5 | 0 | 0 | 0 | 0 | 0 | 6 |
| Harold Baines, L (1, 9)<br>OBP: 0.437, SLG: 0.473 | B B B B 4-0 BB | | | C B C B B X 3-2 F7 ① | | B B S F C 2-3 K ② | | X 0-0 1B | | 3 | 0 | 1 | 0 | 1 | 1 | 1 |
| Ron Kittle, R (1, 3)<br>OBP: 0.380, SLG: 0.554 | F C S 0-3 K ③ | | | B B B C B 4-1 G6-4-3 BB | | B X 1-0 1-H HR | | F B S B S 2-3 K ① | | 3 | 1 | 1 | 2 | 1 | 2 | 2 |
| Ivan Calderon, R (1, 10)<br>OBP: 0.332, SLG: 0.432 | | X 0-0 P4 ① | | F B B X 2-1 G6-4-3 1-2f ② ③ | | X 0-0 2B | | X 0-0 F8 ② | | 4 | 0 | 1 | 0 | 0 | 0 | 2 |
| Fred Manrique, R (1, 4)<br>OBP: 0.373, SLG: 0.476 | | X 0-0 G5-3 ② | | | B X 1-0 L4 ① | B C B F F S 2-3 K ③ | | B X 1-0 G5-3 ③ | | 4 | 0 | 0 | 0 | 0 | 1 | 2 |
| Dan Pasqua, L (1, 7)<br>OBP: 0.341, SLG: 0.514 | | B C B F C 2-3 K ③ | | | C C B B C 2-3 K ② | | C X 0-1 HR | | B B F B B 4-1 FC6-4 BB | 3 | 1 | 1 | 1 | 1 | 2 | 0 |
| Eddie Williams, R (1, 5)<br>OBP: 0.364, SLG: 0.371<br>Daryl Boston, L (9, PH)<br>OBP: 0.302, SLG: 0.255 | | | B X 1-0 1B | | F B F B X 2-2 1B | | F X 0-1 P6 ① | | B X 1-0 FC6-4 BB 1-2f ① | 3 | 0 | 2 | 0 | 0 | 0 | 0 |
| | | | | | | | | | | 1 | 0 | 0 | 0 | 0 | 0 | 1 |
| Ron Karkovice, R (1, 2)<br>OBP: 0.247, SLG: 0.316<br>Matt Merullo, L (9, PH)<br>OBP: 0.267, SLG: 0.275 | | | X 0-0 F8 ① | | C B C S 1-3 K ③ | | C F B B B B 4-2 1B BB | | F B B F B B B 4-2 1-2 BB | 2 | 0 | 0 | 0 | 1 | 1 | 2 |
| | | | | | | | | | | 0 | 0 | 0 | 0 | 1 | 0 | 0 |
| Inning Stats | R: 0 H: 0<br>E: 0 LOB: 1<br>K: 1 BB: 1<br>S: 10 P: 16 | R: 0 H: 0<br>E: 0 LOB: 0<br>K: 1 BB: 0<br>S: 5 P: 7 | R: 0 H: 1<br>E: 0 LOB: 1<br>K: 0 BB: 0<br>S: 6 P: 10 | R: 0 H: 0<br>E: 0 LOB: 0<br>K: 0 BB: 1<br>S: 6 P: 15 | R: 0 H: 1<br>E: 0 LOB: 1<br>K: 2 BB: 0<br>S: 10 P: 16 | R: 2 H: 3<br>E: 0 LOB: 1<br>K: 2 BB: 0<br>S: 13 P: 19 | R: 1 H: 2<br>E: 0 LOB: 1<br>K: 0 BB: 1<br>S: 12 P: 19 | R: 0 H: 1<br>E: 0 LOB: 1<br>K: 1 BB: 0<br>S: 6 P: 9 | R: 0 H: 0<br>E: 0 LOB: 2<br>K: 0 BB: 2<br>S: 8 P: 18 | 1B: 5 SF: 0<br>2B: 1 SAC: 0<br>3B: 0 DP: 2<br>HR: 2 HBP: 0 | | | | | | |

| PITCHER | IP | WLS | BF | H | R | ER | SO | BB | IBB | HBP | BLK | WP | HR | S | P | ERA | WHIP |
|---|---|---|---|---|---|---|---|---|---|---|---|---|---|---|---|---|---|
| Frank Tanana, L (1, 1)<br>ERA: 3.66 | 6.1 | W | 27 | 6 | 3 | 3 | 6 | 3 | 0 | 0 | 0 | 0 | 2 | 56 | 93 | 4.26 | 1.421 |
| Frank Williams, R (7, 1)<br>ERA: 3.35 | 2.2 | S | 11 | 2 | 0 | 0 | 1 | 2 | 0 | 0 | 0 | 0 | 0 | 20 | 36 | 0.00 | 1.500 |

| PITCHER | IP | WLS | BF | H | R | ER | SO | BB | IBB | HBP | BLK | WP | HR | S | P | ERA | WHIP |
|---|---|---|---|---|---|---|---|---|---|---|---|---|---|---|---|---|---|

# BOTTOM

## Detroit Tigers @ Chicago White Sox

Comiskey Park, Chicago, IL

Tue May 30 1989, 8:05 PM EDT

Att. 9,227 - Unknown - 86 F

livebaseballscorecards.com

| | |
|---|---|
| AB | 33 |
| R | 3 |
| H | 8 |
| RBI | 3 |
| BB | 5 |
| SO | 7 |
| LOB | 19 |

| | | | |
|---|---|---|---|
| 1B: 5 | SF: 0 | WP: 0 | PA: 38 |
| 2B: 1 | SAC: 0 | PB: 0 | |
| 3B: 0 | DP: 2 | SB: 0 | |
| HR: 2 | HBP: 0 | CS: 0 | |

| Batter | 1 | 2 | 3 | 4 | 5 | 6 | 7 | 8 | 9 | AB | R | H | RBI | BB | SO | LOB |
|---|---|---|---|---|---|---|---|---|---|---|---|---|---|---|---|---|
| Gary Pettis, S (1, 8)<br>OBP: 0.356, SLG: 0.333 | C B C B S<br>2-3<br>K | | B F X<br>1-1<br>G1-4-6-3<br>1-2f | | X<br>0-0<br>G5-3 | | | B B C C F F B F F<br>4-2 B<br>HR<br>BB | F C F F B F B B X<br>2-2<br>BB<br>1-2<br>1B | 4 | 1 | 1 | 0 | 1 | 1 | 3 |
| Chet Lemon, R (1, 9)<br>OBP: 0.341, SLG: 0.293 | S F X<br>0-2<br>F9 | | | C S X<br>0-2<br>G4-3 | B X<br>1-0<br>FC6-2<br>2-3<br>3-H | | | 1 SAFE S<br>1 SAFE<br>1 SAFE<br>1 SAFE B F B S<br>2-3<br>K | B X<br>1-0<br>P3 | 5 | 0 | 0 | 0 | 0 | 1 | 5 |
| Lou Whitaker, L (1, 4)<br>OBP: 0.400, SLG: 0.556 | B B C C C<br>2-3<br>K | | | C B X<br>1-1<br>F8 | X<br>0-0<br>P2 | | | 1 SAFE B X<br>1-0<br>1-H<br>HR | B B B B<br>4-0<br>1-2<br>2-3<br>BB | 4 | 1 | 1 | 2 | 1 | 1 | 2 |
| Alan Trammell, R (1, 6)<br>OBP: 0.349, SLG: 0.333 | | C C B B X<br>2-2<br>E5<br>G1-6-3 | | B B C B B<br>4-1<br>HR<br>BB | | B F S B X<br>2-2<br>L6<br>2B | | B X<br>1-0<br>1B<br>1B | F X<br>0-1<br>F9 | 4 | 1 | 2 | 0 | 1 | 0 | 3 |
| Keith Moreland, R (1, 3)<br>OBP: 0.390, SLG: 0.484 | | C B X<br>1-1<br>G1-6-3<br>1-2f | | C X<br>0-1<br>1-H<br>HR | | F F B X<br>1-2<br>L6<br>2-3 | | B B C C X<br>2-2<br>FC5-4<br>1-3<br>1B | | 4 | 1 | 2 | 2 | 0 | 0 | 2 |
| Fred Lynn, L (1, 10)<br>OBP: 0.300, SLG: 0.273 | | B B B C B<br>4-1<br>FC5-4<br>BB | | X<br>0-0<br>2B | | B B C C S<br>2-3<br>K | | F X<br>0-1<br>F7 | | 3 | 0 | 1 | 0 | 1 | 1 | 2 |
| Gary Ward, R (1, 7)<br>OBP: 0.305, SLG: 0.338 | | B C B X<br>2-1<br>FC5-4<br>1-2f | | C X<br>0-1<br>G3 | | | C B X<br>1-1<br>G3 | X<br>0-0<br>FC5-4<br>1-2f | | 4 | 0 | 0 | 0 | 0 | 0 | 4 |
| Mike Heath, R (1, 2)<br>OBP: 0.328, SLG: 0.436 | | | B F C T F X<br>1-2<br>G6-3 | | X<br>0-0<br>E5<br>2B<br>FC6-2 | | B F M X<br>1-2<br>G6-3 | | S X<br>0-1<br>G4-3 | 4 | 0 | 0 | 0 | 0 | 0 | 0 |
| Rick Schu, R (1, 5)<br>OBP: 0.419, SLG: 0.472 | | | B B B C S X<br>3-2<br>E5<br>5-1-4-6-3 | | B B F B X<br>3-1<br>FC6-2<br>1-3<br>2B | | B C B X<br>2-1<br>L6 | | B B F B B<br>4-1<br>BB<br>1B<br>BB | 3 | 0 | 1 | 0 | 1 | 0 | 0 |
| Inning Stats | R: 0 H: 0<br>E: 0 LOB: 0<br>K: 2 BB: 0<br>S: 9 P: 13 | R: 0 H: 0<br>E: 1 LOB: 1<br>K: 0 BB: 1<br>S: 8 P: 17 | R: 0 H: 0<br>E: 1 LOB: 0<br>K: 0 BB: 0<br>S: 9 P: 14 | R: 2 H: 2<br>E: 0 LOB: 1<br>K: 0 BB: 1<br>S: 11 P: 16 | R: 0 H: 1<br>E: 1 LOB: 2<br>K: 0 BB: 0<br>S: 6 P: 10 | R: 0 H: 1<br>E: 0 LOB: 0<br>K: 1 BB: 0<br>S: 9 P: 14 | R: 0 H: 0<br>E: 0 LOB: 0<br>K: 0 BB: 0<br>S: 7 P: 11 | R: 2 H: 3<br>E: 0 LOB: 2<br>K: 1 BB: 1<br>S: 17 P: 27 | R: 0 H: 1<br>E: 0 LOB: 3<br>K: 0 BB: 2<br>S: 12 P: 23 | 1B: 3 SF: 0<br>2B: 4 SAC: 0<br>3B: 0 DP: 3<br>HR: 2 HBP: 0 | | | | | | WP: 0 PA: 40<br>PB: 0<br>SB: 0<br>CS: 0 |

# TOP

## Detroit Tigers @ Chicago White Sox

Comiskey Park, Chicago, IL

Wed May 31 1989, 8:05 PM EDT

Att. 8,549 - Unknown - 63 F

livebaseballscorecards.com

| | |
|---|---|
| AB | 35 |
| R | 4 |
| H | 8 |
| RBI | 4 |
| BB | 5 |
| SO | 4 |
| LOB | 21 |

| PITCHER | | IP | WLS | BF | H | R | ER | SO | BB | IBB | HBP | BLK | WP | HR | S | P | ERA | WHIP |
|---|---|---|---|---|---|---|---|---|---|---|---|---|---|---|---|---|---|---|
| Greg Hibbard, L<br>ERA: 3.0 | (1, 1) | 6.0 | | 24 | 4 | 2 | 2 | 3 | 2 | 0 | 0 | 0 | 0 | 1 | 52 | 84 | 3.00 | 1.000 |
| Shawn Hillegas, R<br>ERA: 6.35 | (7, 1) | 1.0 | | 4 | 0 | 1 | 1 | 0 | 1 | 0 | 0 | 0 | 0 | 0 | 13 | 21 | 9.00 | 1.000 |
| Bobby Thigpen, R<br>ERA: 4.38 | (8, 1) | 1.1 | L | 8 | 3 | 1 | 1 | 1 | 1 | 0 | 0 | 0 | 0 | 1 | 14 | 24 | 6.75 | 3.000 |
| Tom McCarthy, R<br>ERA: 3.1 | (9, 1) | 0.2 | | 4 | 1 | 0 | 0 | 0 | 1 | 0 | 0 | 0 | 0 | 0 | 9 | 16 | 0.00 | 3.000 |

| PITCHER | IP | WLS | BF | H | R | ER | SO | BB | IBB | HBP | BLK | WP | HR | S | P | ERA | WHIP |
|---|---|---|---|---|---|---|---|---|---|---|---|---|---|---|---|---|---|

| Batter | 1 | 2 | 3 | 4 | 5 | 6 | 7 | 8 | 9 | AB | R | H | RBI | BB | SO | LOB |
|---|---|---|---|---|---|---|---|---|---|---|---|---|---|---|---|---|
| Dave Gallagher, R (1, 8)<br>OBP: 0.371, SLG: 0.351 | F9 | | 2B 1B BB | | CS 1B | | SH3 | | SH1-4 | 2 | 1 | 1 | 0 | 1 | 0 | 0 |
| Ozzie Guillen, L (1, 6)<br>OBP: 0.270, SLG: 0.294 | BB | | 1-3 1B 2B | | G4-3 | | G4-3 | | G6-3 | 4 | 1 | 1 | 0 | 1 | 0 | 4 |
| Harold Baines, L (1, 10)<br>OBP: 0.436, SLG: 0.468 | F8 | | 2-H 3-H 1B | | F7 | | 1B IBB | | K | 4 | 0 | 1 | 2 | 1 | 1 | 3 |
| Ron Kittle, R (1, 3)<br>OBP: 0.376, SLG: 0.546 | G4-3 | | K | | | L5 | 1-2 3-H 1B | | | 2 | 0 | 0 | 0 | 0 | 1 | 2 |
| Carlos Martinez, R (4, 3)<br>OBP: 0.269, SLG: 0.354 | | | | | | | | | | 2 | 0 | 1 | 1 | 0 | 0 | 0 |
| Dan Pasqua, L (1, 7)<br>OBP: 0.333, SLG: 0.475 | | F9 | | SH5-4 1B BB | | F8 | F7 | | | 3 | 0 | 0 | 0 | 1 | 0 | 2 |
| Ivan Calderon, R (1, 9)<br>OBP: 0.335, SLG: 0.439 | | F7 | | 1-2 SH5-4 1B | | 2B | | P3 | | 4 | 0 | 2 | 0 | 0 | 0 | 0 |
| Matt Merullo, L (1, 2)<br>OBP: 0.273, SLG: 0.272 | | L3 | | SH5-4 1-2 2-3 | | FC4-6 BB | | F8 | | 1 | 0 | 0 | 0 | 1 | 0 | 0 |
| Ron Karkovice, R (7, 2)<br>OBP: 0.244, SLG: 0.312 | | | | | | | | | | 1 | 0 | 0 | 0 | 0 | 0 | 0 |
| Steve Lyons, L (1, 4)<br>OBP: 0.306, SLG: 0.295 | | | P4 | P6 | | FC4-6 1-2f | | F9 | | 4 | 0 | 0 | 0 | 0 | 0 | 4 |
| Eddie Williams, R (1, 5)<br>OBP: 0.367, SLG: 0.374 | | | L9 | G6-3 | | | G4-3 SH3 1B | | G6-3 SH1-4 1B | 4 | 1 | 2 | 0 | 0 | 0 | 2 |
| Daryl Boston, L (9, PR)<br>OBP: 0.302, SLG: 0.255 | | | | | | | | | | 0 | 0 | 0 | 0 | 0 | 0 | 0 |
| Inning Stats | R: 0 E: 0 K: 0 S: 6 H: 0 LOB: 1 BB: 1 P: 12 | R: 0 E: 0 K: 0 S: 7 H: 0 LOB: 0 BB: 0 P: 11 | R: 2 E: 0 K: 1 S: 15 H: 2 LOB: 1 BB: 1 P: 28 | R: 0 E: 0 K: 0 S: 8 H: 1 LOB: 2 BB: 1 P: 17 | R: 0 E: 0 K: 0 S: 7 H: 1 LOB: 0 BB: 0 P: 8 | R: 0 E: 0 K: 0 S: 17 H: 1 LOB: 2 BB: 1 P: 27 | R: 1 E: 0 K: 0 S: 13 H: 2 LOB: 2 BB: 1 P: 24 | R: 0 E: 0 K: 0 S: 6 H: 0 LOB: 0 BB: 0 P: 11 | R: 0 E: 0 K: 1 S: 7 H: 1 LOB: 2 BB: 0 P: 11 | 1B: 6 2B: 2 3B: 0 HR: 0 SF: 0 SAC: 3 DP: 0 HBP: 0 | | | | | | |

| PITCHER | | IP | WLS | BF | H | R | ER | SO | BB | IBB | HBP | BLK | WP | HR | S | P | ERA | WHIP |
|---|---|---|---|---|---|---|---|---|---|---|---|---|---|---|---|---|---|---|
| Jeff Robinson, R<br>ERA: 4.4 | (1, 1) | 2.2 | | 10 | 0 | 1 | 1 | 0 | 2 | 0 | 0 | 0 | 0 | 0 | 18 | 35 | 3.38 | 0.750 |
| Paul Gibson, L<br>ERA: 5.13 | (3, 1) | 4.0 | | 20 | 6 | 2 | 2 | 1 | 2 | 1 | 0 | 0 | 0 | 0 | 48 | 81 | 4.50 | 2.000 |
| Mike Henneman, R<br>ERA: 5.4 | (7, 1) | 1.1 | W | 5 | 1 | 0 | 0 | 0 | 0 | 0 | 0 | 0 | 0 | 0 | 13 | 22 | 0.00 | 0.750 |
| Willie Hernandez, L<br>ERA: 5.21 | (9, 1) | 1.0 | S | 4 | 1 | 0 | 0 | 1 | 0 | 0 | 0 | 0 | 0 | 0 | 7 | 11 | 0.00 | 1.000 |

| PITCHER | IP | WLS | BF | H | R | ER | SO | BB | IBB | HBP | BLK | WP | HR | S | P | ERA | WHIP |
|---|---|---|---|---|---|---|---|---|---|---|---|---|---|---|---|---|---|

# BOTTOM

## Detroit Tigers @ Chicago White Sox

Comiskey Park, Chicago, IL

Wed May 31 1989, 8:05 PM EDT

Att. 8,549 - Unknown - 63 F

livebaseballscorecards.com

| | |
|---|---|
| AB | 31 |
| R | 3 |
| H | 8 |
| RBI | 3 |
| BB | 5 |
| SO | 2 |
| LOB | 17 |

| Batter | 1 | 2 | 3 | 4 | 5 | 6 | 7 | 8 | 9 | AB | R | H | RBI | BB | SO | LOB |
|---|---|---|---|---|---|---|---|---|---|---|---|---|---|---|---|---|
| Brady Anderson, L (1, 8)<br>OBP: 0.330, SLG: 0.376 | 4-1 S 1B BB | 4-0 F9 S BB | | 0-1 E4 SF9 1-3 | | 2-2 ① G1-6-3 | | 1-3 ② K | | 3 | 1 | 0 | 0 | 2 | 1 | 1 |
| Phil Bradley, R (1, 7)<br>OBP: 0.364, SLG: 0.422 | 3-3 ① K 1-2 | 1-2 ① F9 1-3 | | 4-0 BB IBB | | 0-0 ② G1 | | 2-1 ③ G6-3 | | 4 | 0 | 0 | 0 | 1 | 1 | 2 |
| Cal Ripken Jr., R (1, 6)<br>OBP: 0.353, SLG: 0.396 | 1-1 BB 2B 1B 2-H | 2-1 ② P3 | | 1-0 ② SF9 2-3 3-H | | 2-1 ③ G5-3 | | | 1-1 G4-6-3 1B | 4 | 1 | 2 | 2 | 0 | 0 | 1 |
| Mickey Tettleton, S (1, 2)<br>OBP: 0.339, SLG: 0.545 | 4-2 2B HR 1-2 BB | 3-2 ③ G4-3 | | 4-0 1-2 BB | | | 3-1 G3 SF8 2B | | 3-1 ① ② G4-6-3 1-2f | 3 | 2 | 1 | 0 | 2 | 0 | 2 |
| Joe Orsulak, L (1, 9)<br>OBP: 0.351, SLG: 0.419 | 2-1 HR 1-3 2-H 2B | | 0-1 ① G6-3 | 0-0 ③ G3 | | | 0-0 ① G3 2-3 | | 1-0 ③ G3 | 5 | 1 | 1 | 1 | 0 | 0 | 4 |
| Jim Traber, L (1, 3)<br>OBP: 0.255, SLG: 0.322 | 2-0 HR 2-H 3-H | | 2-2 ② G6-3 | | 3-2 ① F8 | | 0-2 ② SF8 3-H | | | 3 | 1 | 1 | 4 | 0 | 0 | 0 |
| Larry Sheets, L (1, 10)<br>OBP: 0.313, SLG: 0.386 | 0-0 ② G4-3 | | 1-1 ③ G3 | | 3-2 1B 2B | | 1-0 2B | | | 4 | 0 | 2 | 0 | 0 | 0 | 0 |
| Rene Gonzales, R (1, 5)<br>OBP: 0.323, SLG: 0.339 | 2-1 HR | | | 0-1 ① P3 | 1-0 G6-4-3 2-3 1B | | 1-1 ③ G6-3 | | | 4 | 1 | 2 | 1 | 0 | 0 | 1 |
| Billy Ripken, R (1, 4)<br>OBP: 0.342, SLG: 0.371 | 2-3 ③ K | | | 4-0 E SF9 BB | 1-2 ② ③ G6-4-3 1-2f | | | 0-0 ① G5-3 | | 3 | 1 | 0 | 0 | 1 | 1 | 2 |
| Inning Stats | R: 6 E: 0 K: 2 S: 18<br>H: 4 LOB: 0 BB: 2 P: 38 | R: 0 E: 0 K: 0 S: 9<br>H: 0 LOB: 1 BB: 1 P: 19 | R: 0 E: 0 K: 0 S: 7<br>H: 0 LOB: 0 BB: 0 P: 10 | R: 1 E: 1 K: 0 S: 6<br>H: 0 LOB: 3 BB: 3 P: 19 | R: 0 E: 0 K: 0 S: 11<br>H: 2 LOB: 1 BB: 0 P: 19 | R: 0 E: 0 K: 0 S: 7<br>H: 0 LOB: 0 BB: 0 P: 11 | R: 1 E: 0 K: 0 S: 9<br>H: 2 LOB: 1 BB: 0 P: 14 | R: 0 E: 0 K: 1 S: 6<br>H: 0 LOB: 0 BB: 0 P: 9 | R: 0 E: 0 K: 0 S: 5<br>H: 1 LOB: 0 BB: 0 P: 10 | 1B: 3 2B: 4 3B: 0 HR: 2<br>SF: 2 SAC: 0 DP: 2 HBP: 0 | | | | | | | |

# TOP

## Baltimore Orioles @ Detroit Tigers

Tiger Stadium, Detroit, MI

Thu Jun 01 1989, 7:05 PM EDT

Att. 14,861 - Unknown - 78 F

livebaseballscorecards.com

| | |
|---|---|
| AB | 33 |
| R | 8 |
| H | 9 |
| RBI | 8 |
| BB | 6 |
| SO | 3 |
| LOB | 13 |

WP: 0 PB: 0 SB: 2 CS: 0 PA: 41

| PITCHER | | IP | WLS | BF | H | R | ER | SO | BB | IBB | HBP | BLK | WP | HR | S | P | ERA | WHIP |
|---|---|---|---|---|---|---|---|---|---|---|---|---|---|---|---|---|---|---|
| Randy Nosek, R<br>ERA: 13.5 | (1, 1) | 0.2 | L | 8 | 4 | 6 | 6 | 1 | 2 | 0 | 0 | 0 | 0 | 2 | 15 | 33 | 81.00 | 9.000 |
| Mike Schwabe, R<br>ERA: 0.96 | (1, 1) | 6.0 | | 26 | 4 | 2 | 1 | 1 | 3 | 1 | 0 | 0 | 0 | 0 | 50 | 94 | 1.50 | 1.167 |
| Frank Williams, R<br>ERA: 3.15 | (7, 1) | 2.1 | | 7 | 1 | 0 | 0 | 1 | 0 | 0 | 0 | 0 | 0 | 0 | 13 | 22 | 0.00 | 0.429 |

| PITCHER | IP | WLS | BF | H | R | ER | SO | BB | IBB | HBP | BLK | WP | HR | S | P | ERA | WHIP |
|---|---|---|---|---|---|---|---|---|---|---|---|---|---|---|---|---|---|

# Baltimore Orioles @ Detroit Tigers

Tiger Stadium, Detroit, MI

Thu Jun 01 1989, 7:05 PM EDT

Att. 14,861 - Unknown - 78 F

## BOTTOM

| Batter | 1 | 2 | 3 | 4 | 5 | 6 | 7 | 8 | 9 | AB | R | H | RBI | BB | SO | LOB |
|---|---|---|---|---|---|---|---|---|---|---|---|---|---|---|---|---|
| Gary Pettis, S (1, 8)<br>OBP: 0.364, SLG: 0.391 | HR | 1B | | G3-6 | | | K | | | 4 | 1 | 2 | 1 | 0 | 1 | 1 |
| Fred Lynn, L (1, 7)<br>OBP: 0.305, SLG: 0.301 | 1B BB 1B | P9 | | | HR | | G6-3 | | | 4 | 1 | 2 | 1 | 0 | 0 | 2 |
| Lou Whitaker, L (1, 4)<br>OBP: 0.402, SLG: 0.552 | 1B BB | | G5-4-3 BB 1B | | P5 | | G5-3 | | | 3 | 0 | 1 | 0 | 1 | 0 | 0 |
| Alan Trammell, R (1, 6)<br>OBP: 0.347, SLG: 0.327 | F8 | | G5-4-3 BB | | P3 | | | P7 | | 3 | 0 | 0 | 0 | 1 | 0 | 2 |
| Keith Moreland, R (1, 10)<br>OBP: 0.386, SLG: 0.477 | G4-6-3 1B | | G5-4-3 | | F7 | | | P3 | | 4 | 0 | 1 | 0 | 0 | 0 | 2 |
| Matt Nokes, L (1, 2)<br>OBP: 0.298, SLG: 0.431 | G4-6-3 | | F9 | | | L5 | | G4-3 | | 4 | 0 | 0 | 0 | 0 | 0 | 4 |
| Pat Sheridan, L (1, 9)<br>OBP: 0.294, SLG: 0.340<br>Mike Heath, R (9, PH)<br>OBP: 0.322, SLG: 0.429 | | 1B | | G3 | | F8 | | | K2-3 | 3<br>1 | 0<br>0 | 1<br>0 | 0<br>0 | 0<br>0 | 0<br>1 | 0<br>0 |
| Dave Bergman, L (1, 3)<br>OBP: 0.348, SLG: 0.320<br>Gary Ward, R (9, PH)<br>OBP: 0.301, SLG: 0.333 | | P5 | | 1B 2B | | 1B | | | G5-3 | 3<br>1 | 1<br>0 | 2<br>0 | 0<br>0 | 0<br>0 | 0<br>0 | 1<br>0 |
| Rick Schu, R (1, 5)<br>OBP: 0.404, SLG: 0.450 | | F8 | | 2-H 1B | | G5-3 | | | F9 | 4 | 0 | 1 | 1 | 0 | 0 | 2 |
| Inning Stats | R: 1 E: 0 K: 0 S: 14<br>H: 3 LOB: 2 BB: 1 P: 21 | R: 0 E: 0 K: 0 S: 12<br>H: 2 LOB: 2 BB: 0 P: 18 | R: 0 E: 0 K: 0 S: 7<br>H: 1 LOB: 1 BB: 1 P: 12 | R: 1 E: 0 K: 0 S: 5<br>H: 2 LOB: 0 BB: 0 P: 7 | R: 1 E: 0 K: 0 S: 7<br>H: 1 LOB: 0 BB: 0 P: 13 | R: 0 E: 0 K: 0 S: 8<br>H: 1 LOB: 1 BB: 0 P: 12 | R: 0 E: 0 K: 1 S: 6<br>H: 0 LOB: 0 BB: 0 P: 10 | R: 0 E: 0 K: 0 S: 6<br>H: 0 LOB: 0 BB: 0 P: 8 | R: 0 E: 0 K: 1 S: 10<br>H: 0 LOB: 0 BB: 0 P: 15 | 1B: 7 2B: 1 3B: 0 HR: 2<br>SF: 0 SAC: 0 DP: 3 HBP: 0 | | | | | | |

| PITCHER | IP | WLS | BF | H | R | ER | SO | BB | IBB | HBP | BLK | WP | HR | S | P | ERA | WHIP |
|---|---|---|---|---|---|---|---|---|---|---|---|---|---|---|---|---|---|
| Dave Schmidt, R (1, 1)<br>ERA: 5.0 | 5.0 | W | 23 | 9 | 3 | 3 | 0 | 2 | 0 | 0 | 0 | 0 | 2 | 45 | 71 | 5.40 | 2.200 |
| Mark Thurmond, L (6, 1)<br>ERA: 2.79 | 4.0 | S | 13 | 1 | 0 | 0 | 2 | 0 | 0 | 0 | 0 | 0 | 0 | 30 | 45 | 0.00 | 0.250 |

| PITCHER | IP | WLS | BF | H | R | ER | SO | BB | IBB | HBP | BLK | WP | HR | S | P | ERA | WHIP |
|---|---|---|---|---|---|---|---|---|---|---|---|---|---|---|---|---|---|

| | |
|---|---|
| AB | 34 |
| R | 3 |
| H | 10 |
| RBI | 3 |
| BB | 2 |
| SO | 2 |
| LOB | 14 |

WP: 0 PB: 0 SB: 0 CS: 0 PA: 36

livebaseballscorecards.com

# Baltimore Orioles @ Detroit Tigers

Tiger Stadium, Detroit, MI

Fri Jun 02 1989, 7:05 PM EDT

Att. 19,758 - Unknown - 75 F

TOP

livebaseballscorecards.com

| Batter | 1 | 2 | 3 | 4 | 5 | 6 | 7 | 8 | 9 | AB | R | H | RBI | BB | SO | LOB |
|---|---|---|---|---|---|---|---|---|---|---|---|---|---|---|---|---|
| Brady Anderson, L (1, 8)<br>OBP: 0.327, SLG: 0.368 | 2-2 G1-3 | 1-0 F8 | 4-1 BB | | | 3-2 G1-3 | | 2-1 F9 | | 4 | 0 | 0 | 0 | 1 | 0 | 2 |
| Phil Bradley, R (1, 7)<br>OBP: 0.360, SLG: 0.416 | 2-1 G5-3 | 0-0 G4-3 | 1-1 F9 | | | 0-1 FC5-4 1B | | 1-3 K | | 5 | 0 | 1 | 0 | 0 | 1 | 5 |
| Cal Ripken Jr., R (1, 6)<br>OBP: 0.354, SLG: 0.401 | 1-1 BB 2B | | 2-2 F9 1B 1B | 1-0 F9 | | 1 SAFE C 1 SAFE B C 1 SAFE X<br>1-2 FC5-4<br>1-2f | | 0-2 G6-3 | | 5 | 1 | 2 | 0 | 0 | 0 | 1 |
| Mickey Tettleton, S (1, 2)<br>OBP: 0.335, SLG: 0.532 | 4-1 BB BB | | 2-3 K | 1-2 G5-3 | | 3-2 G4-3 | | | 3-3 K | 4 | 0 | 0 | 0 | 1 | 2 | 2 |
| Joe Orsulak, L (1, 9)<br>OBP: 0.361, SLG: 0.422 | 4-1<br>1-2<br>2-3 BB | | 0-0<br>1-2 1B 1B | 0-0 G4-3 | | | 0-1 E S 1B 1B | | 2-2 G4-3 | 4 | 2 | 2 | 0 | 1 | 0 | 0 |
| Jim Traber, L (1, 3)<br>OBP: 0.252, SLG: 0.315 | 1-0 F8 | | 2-0 F9<br>2-3 | | 0-1 L7 | | 1-0 FC1-6<br>1-H 1B | | 2-2 F7 | 5 | 0 | 1 | 1 | 0 | 0 | 5 |
| Larry Sheets, L (1, 10)<br>OBP: 0.324, SLG: 0.388 | | 4-2 CS BB | 1 SAFE 1 SAFE<br>0-0<br>1-2 2B 1B<br>3-H 1B | | 4-2 L1-5-3 BB | | 0-0 FC1-6<br>1-2f | | | 2 | 1 | 1 | 1 | 2 | 0 | 1 |
| Rene Gonzales, R (1, 5)<br>OBP: 0.333, SLG: 0.350 | | 2-1 1B<br>1-2 1B | 2-2 2B<br>1-2<br>2-H 1B | | 1-0 L1-5-3<br>1-2 | | 1-0 L9 | | | 4 | 0 | 2 | 1 | 0 | 0 | 2 |
| Billy Ripken, R (1, 4)<br>OBP: 0.347, SLG: 0.385 | | 1 SAFE<br>0-0<br>1-2 1B | 0-1<br>1-3<br>2-H 2B | | 2-2 G4-3 | | 2-1 P6 | | | 4 | 0 | 2 | 1 | 0 | 0 | 2 |
| Inning Stats | R: 0 E: 0 K: 0 S: 10<br>H: 1 LOB: 3 BB: 2 P: 24 | R: 0 E: 0 K: 0 S: 11<br>H: 2 LOB: 2 BB: 1 P: 18 | R: 3 E: 0 K: 1 S: 17<br>H: 5 LOB: 3 BB: 1 P: 30 | R: 0 E: 0 K: 0 S: 6<br>H: 0 LOB: 0 BB: 0 P: 8 | R: 0 E: 0 K: 0 S: 10<br>H: 0 LOB: 1 BB: 1 P: 16 | R: 0 E: 0 K: 0 S: 13<br>H: 1 LOB: 1 BB: 0 P: 20 | R: 1 E: 0 K: 0 S: 7<br>H: 2 LOB: 1 BB: 0 P: 11 | R: 0 E: 0 K: 1 S: 9<br>H: 0 LOB: 0 BB: 0 P: 12 | R: 0 E: 0 K: 1 S: 11<br>H: 0 LOB: 0 BB: 0 P: 18 | 1B: 9 2B: 2 3B: 0 HR: 0<br>SF: 0 SAC: 0 DP: 0 HBP: 0 | | | | | | |

| | AB | 37 |
|---|---|---|
| | R | 4 |
| | H | 11 |
| | RBI | 4 |
| | BB | 5 |
| | SO | 3 |
| | LOB | 20 |

WP: 0 PB: 0 SB: 1 CS: 1 PA: 42

| PITCHER | | IP | WLS | BF | H | R | ER | SO | BB | IBB | HBP | BLK | WP | HR | S | P | ERA | WHIP |
|---|---|---|---|---|---|---|---|---|---|---|---|---|---|---|---|---|---|---|
| Mike Trujillo, R<br>ERA: 5.82 | (1, 1) | 2.2 | L | 18 | 8 | 3 | 3 | 1 | 3 | 0 | 0 | 0 | 0 | 0 | 35 | 64 | 10.12 | 4.125 |
| Paul Gibson, L<br>ERA: 4.8 | (3, 1) | 4.2 | | 19 | 3 | 1 | 1 | 0 | 2 | 0 | 0 | 0 | 0 | 0 | 41 | 67 | 1.93 | 1.071 |
| Mike Henneman, R<br>ERA: 4.95 | (8, 1) | 1.2 | | 5 | 0 | 0 | 0 | 2 | 0 | 0 | 0 | 0 | 0 | 0 | 18 | 26 | 0.00 | 0.000 |

| PITCHER | IP | WLS | BF | H | R | ER | SO | BB | IBB | HBP | BLK | WP | HR | S | P | ERA | WHIP |
|---|---|---|---|---|---|---|---|---|---|---|---|---|---|---|---|---|---|

# Baltimore Orioles @ Detroit Tigers

Tiger Stadium, Detroit, MI

Fri Jun 02 1989, 7:05 PM EDT

Att. 19,758 - Unknown - 75 F

## BOTTOM

| Batter | 1 | 2 | 3 | 4 | 5 | 6 | 7 | 8 | 9 | AB | R | H | RBI | BB | SO | LOB |
|---|---|---|---|---|---|---|---|---|---|---|---|---|---|---|---|---|
| Gary Pettis, S (1, 8)<br>OBP: 0.370, SLG: 0.379 | C B B B B<br>4-1 S BB | | B B C F C<br>2-3 ③ K | | | B C F B F B X<br>3-2 ② G4-3 | | | C S B B B B<br>4-2 BB | 2 | 0 | 0 | 0 | 2 | 1 | 0 |
| Fred Lynn, L (1, 7)<br>OBP: 0.304, SLG: 0.320 | 1 SAFE 1 SAFE P C X<br>1-1 ① L9<br>1-2 | | | B F X<br>1-1 HR | | B C S B S<br>2-3 ③ K | | | B B C F B S<br>3-3 ② K | 4 | 1 | 1 | 1 | 0 | 2 | 2 |
| Lou Whitaker, L (1, 4)<br>OBP: 0.399, SLG: 0.545 | S F B S<br>1-3 ② K | | | B B B C X<br>3-1 G6-4-3 1B | | | B B C B C X<br>3-2 ① G3-1 | | C F B X<br>1-2 ③ L9 | 4 | 0 | 1 | 0 | 0 | 1 | 2 |
| Alan Trammell, R (1, 6)<br>OBP: 0.342, SLG: 0.322 | B C S S<br>1-3 ③ K | | | B B X<br>2-0 ①② G6-4-3<br>1-2f | | | B B B C X<br>3-1 ② L9 | | | 3 | 0 | 0 | 0 | 0 | 1 | 2 |
| Keith Moreland, R (1, 10)<br>OBP: 0.378, SLG: 0.466 | | B B C C X<br>2-2 ① L7 | | B C X<br>1-1 ③ G3 | | | C B X<br>1-1 ③ G5-3 | | | 3 | 0 | 0 | 0 | 0 | 0 | 0 |
| Matt Nokes, L (1, 2)<br>OBP: 0.292, SLG: 0.421 | | C X<br>0-1 ② P4 | | | B B X<br>2-0 ① P3 | | | B C B S F S<br>2-3 ① K | | 3 | 0 | 0 | 0 | 0 | 1 | 0 |
| Pat Sheridan, L (1, 9)<br>OBP: 0.286, SLG: 0.330 | | F B B B X<br>3-1 ③ F7 | | | B S X<br>1-1 ② G4-3 | | | C C B F B F B X<br>3-2 ② G3-1 | | 3 | 0 | 0 | 0 | 0 | 0 | 0 |
| Dave Bergman, L (1, 3)<br>OBP: 0.339, SLG: 0.311 | | | B B F X<br>2-1 ① F8 | | C B X<br>1-1 ③ P6 | | | C B X<br>1-1 ③ P6 | | 3 | 0 | 0 | 0 | 0 | 0 | 0 |
| Rick Schu, R (1, 5)<br>OBP: 0.380, SLG: 0.419 | | | C S S X<br>0-2 ② F9 | | | C F B B X<br>2-2 ① L9 | | | F C B C<br>1-3 ① K | 3 | 0 | 0 | 0 | 0 | 1 | 0 |
| Inning Stats | R: 0 H: 0<br>E: 0 LOB: 1<br>K: 2 BB: 1<br>S: 10 P: 16 | R: 0 H: 0<br>E: 0 LOB: 0<br>K: 0 BB: 0<br>S: 7 P: 12 | R: 0 H: 0<br>E: 0 LOB: 0<br>K: 1 BB: 0<br>S: 8 P: 12 | R: 1 H: 2<br>E: 0 LOB: 0<br>K: 0 BB: 0<br>S: 7 P: 14 | R: 0 H: 0<br>E: 0 LOB: 0<br>K: 0 BB: 0<br>S: 5 P: 9 | R: 0 H: 0<br>E: 0 LOB: 0<br>K: 1 BB: 0<br>S: 10 P: 17 | R: 0 H: 0<br>E: 0 LOB: 0<br>K: 0 BB: 0<br>S: 7 P: 14 | R: 0 H: 0<br>E: 0 LOB: 0<br>K: 1 BB: 0<br>S: 11 P: 17 | R: 0 H: 0<br>E: 0 LOB: 1<br>K: 2 BB: 1<br>S: 11 P: 20 | 1B: 1 SF: 0<br>2B: 0 SAC: 0<br>3B: 0 DP: 1<br>HR: 1 HBP: 0 | | | | | | WP: 0 PA: 30<br>PB: 0<br>SB: 1<br>CS: 0 |

livebaseballscorecards.com

| | AB | 28 |
|---|---|---|
| | R | 1 |
| | H | 2 |
| | RBI | 1 |
| | BB | 2 |
| | SO | 7 |
| | LOB | 6 |

| PITCHER | | IP | WLS | BF | H | R | ER | SO | BB | IBB | HBP | BLK | WP | HR | S | P | ERA | WHIP |
|---|---|---|---|---|---|---|---|---|---|---|---|---|---|---|---|---|---|---|
| Bob Milacki, R<br>ERA: 3.73 | (1, 1) | 8.1 | W | 28 | 2 | 1 | 1 | 6 | 2 | 0 | 0 | 0 | 0 | 1 | 70 | 121 | 1.08 | 0.480 |
| Kevin Hickey, L<br>ERA: 2.63 | (9, 1) | 0.2 | S | 2 | 0 | 0 | 0 | 1 | 0 | 0 | 0 | 0 | 0 | 0 | 6 | 10 | 0.00 | 0.000 |

| PITCHER | IP | WLS | BF | H | R | ER | SO | BB | IBB | HBP | BLK | WP | HR | S | P | ERA | WHIP |
|---|---|---|---|---|---|---|---|---|---|---|---|---|---|---|---|---|---|

| Batter | 1 | 2 | 3 | 4 | 5 | 6 | 7 | 8 | 9 | AB | R | H | RBI | BB | SO | LOB |
|---|---|---|---|---|---|---|---|---|---|---|---|---|---|---|---|---|
| Steve Finley, L (1, 8)<br>OBP: 0.228, SLG: 0.288 | B C C S 1-3 ① K | | B C X 1-1 ① SH1-4 1-2 | | F X 0-1 ② B5-3 | | X 0-0 ① F8 | C F S 0-3 ③ K | | 4 | 0 | 0 | 0 | 0 | 2 | 2 |
| Phil Bradley, R (1, 7)<br>OBP: 0.361, SLG: 0.410 | X 0-0 ② G1-3 | | B B B B 4-0 BB | | S F B B B B 4-2 HR BB | | B B C F X 2-2 ② G1-3 | | X 0-0 ① F9 | 3 | 1 | 0 | 0 | 2 | 0 | 0 |
| Cal Ripken Jr., R (1, 6)<br>OBP: 0.351, SLG: 0.411 | B X 1-0 ③ G6-3 | | B B F X 2-1 ② P4 | | C F F X 0-2 1-H HR | | B C X 1-1 ③ G6-3 | | B F S B F B X 3-2 ② G6-3 | 5 | 1 | 1 | 2 | 0 | 0 | 2 |
| Mickey Tettleton, S (1, 2)<br>OBP: 0.337, SLG: 0.528 | | C C X 0-2 ① P4 | B C S S 1-3 ③ K | | C X 0-1 1B 1B | | | F B B B F F X 3-2 1B 1B | F C S 0-3 ③ K | 5 | 1 | 2 | 0 | 0 | 2 | 2 |
| Joe Orsulak, L (1, 9)<br>OBP: 0.374, SLG: 0.434 | | C X 0-1 BLK 1B | | F F B B B F X 3-2 ① P5 | B X 1-0 1-3 1B | | | B X 1-0 S E 1-2 1B | | 4 | 1 | 3 | 0 | 0 | 0 | 0 |
| Jim Traber, L (1, 3)<br>OBP: 0.262, SLG: 0.323 | | B 1 SAFE B 1 SAFE 1 SAFE X 2-0 ② L8 | | X 0-0 1B | B C C X 1-2 ③ F7 | | | L B B X 2-1 E 1-2 2-H 1B | | 4 | 0 | 2 | 1 | 0 | 0 | 3 |
| Larry Sheets, L (1, 10)<br>OBP: 0.325, SLG: 0.382<br>Brady Anderson, L (8, PH)<br>OBP: 0.325, SLG: 0.366 | | F 1 SAFE F F P F 1 SAFE B 1 SAFE F 4-2 F F B F F F B 1-2 BB | | B B X 2-0 ② P4 | | B X 1-0 ① F8 | | L C B L 1-3 ① K | | 2 | 0 | 0 | 0 | 1 | 0 | 1 |
| | | | | | | | | | | 1 | 0 | 0 | 0 | 0 | 1 | 2 |
| Rene Gonzales, R (1, 5)<br>OBP: 0.329, SLG: 0.333 | | B B X 2-0 ③ G4-3 | | F S B S 1-3 ③ K | | C L B B B X 2-2 ② L4 | | C B B S F F B B 4-2 1-2 2-H BB | | 3 | 0 | 0 | 0 | 1 | 1 | 3 |
| Billy Ripken, R (1, 4)<br>OBP: 0.344, SLG: 0.381 | | | B C B X 2-1 SH1-4 1B | | C X 0-1 ① F8 | F B C B F X 2-2 ③ G1-3 | | B B C S S X 2-2 ② L6 | | 4 | 0 | 1 | 0 | 0 | 0 | 2 |
| Inning Stats | R: 0 E: 0 K: 1 S: 5 H: 0 LOB: 0 BB: 0 P: 7 | R: 0 E: 0 K: 0 S: 17 H: 1 LOB: 2 BB: 1 P: 24 | R: 0 E: 0 K: 1 S: 9 H: 1 LOB: 2 BB: 1 P: 19 | R: 0 E: 0 K: 1 S: 9 H: 1 LOB: 1 BB: 0 P: 15 | R: 2 E: 0 K: 0 S: 16 H: 3 LOB: 2 BB: 1 P: 22 | R: 0 E: 0 K: 0 S: 8 H: 0 LOB: 0 BB: 0 P: 13 | R: 0 E: 0 K: 0 S: 6 H: 0 LOB: 0 BB: 0 P: 9 | R: 2 E: 0 K: 2 S: 20 H: 3 LOB: 2 BB: 1 P: 33 | R: 0 E: 0 K: 1 S: 8 H: 0 LOB: 0 BB: 0 P: 11 | 1B: 8 2B: 0 3B: 0 HR: 1 SF: 0 SAC: 1 DP: 0 HBP: 0 | | | | | | |

# TOP

## Baltimore Orioles @ Detroit Tigers

Tiger Stadium, Detroit, MI

Sat Jun 03 1989, 7:05 PM EDT

Att. 19,738 - Unknown

livebaseballscorecards.com

| | |
|---|---|
| AB | 35 |
| R | 4 |
| H | 9 |
| RBI | 3 |
| BB | 4 |
| SO | 6 |
| LOB | 17 |

WP: 0 PB: 0 SB: 1 CS: 0 PA: 40

| PITCHER | | IP | WLS | BF | H | R | ER | SO | BB | IBB | HBP | BLK | WP | HR | S | P | ERA | WHIP |
|---|---|---|---|---|---|---|---|---|---|---|---|---|---|---|---|---|---|---|
| Doyle Alexander, R<br>ERA: 2.87 | (1, 1) | 7.0 | L | 31 | 7 | 3 | 3 | 3 | 3 | 0 | 0 | 1 | 0 | 1 | 74 | 116 | 3.86 | 1.429 |
| Willie Hernandez, L<br>ERA: 5.12 | (8, 1) | 0.1 | | 4 | 2 | 1 | 0 | 1 | 1 | 0 | 0 | 0 | 0 | 0 | 10 | 18 | 0.00 | 9.000 |
| Mike Henneman, R<br>ERA: 4.57 | (8, 1) | 1.2 | | 5 | 0 | 0 | 0 | 2 | 0 | 0 | 0 | 0 | 0 | 0 | 14 | 19 | 0.00 | 0.000 |

| PITCHER | IP | WLS | BF | H | R | ER | SO | BB | IBB | HBP | BLK | WP | HR | S | P | ERA | WHIP |
|---|---|---|---|---|---|---|---|---|---|---|---|---|---|---|---|---|---|

# Baltimore Orioles @ Detroit Tigers

Tiger Stadium, Detroit, MI

Sat Jun 03 1989, 7:05 PM EDT

Att. 19,738 - Unknown

## BOTTOM

| Batter | 1 | 2 | 3 | 4 | 5 | 6 | 7 | 8 | 9 | AB | R | H | RBI | BB | SO | LOB |
|---|---|---|---|---|---|---|---|---|---|---|---|---|---|---|---|---|
| Gary Pettis, S (1, 8)<br>OBP: 0.376, SLG: 0.377 | G4-3 | | FC6, 1B | | | BB | | G4-3 | | 3 | 1 | 1 | 0 | 1 | 0 | 0 |
| Fred Lynn, L (1, 7)<br>OBP: 0.308, SLG: 0.325 | 1B | | FC6<br>1-2f | | | WP, S<br>1-2<br>2-H<br>1B | | K | | 4 | 0 | 2 | 1 | 0 | 1 | 1 |
| Lou Whitaker, L (1, 4)<br>OBP: 0.392, SLG: 0.533 | K | | | G4-3 | | F7 | | F9 | | 4 | 0 | 0 | 0 | 0 | 1 | 3 |
| Alan Trammell, R (1, 6)<br>OBP: 0.335, SLG: 0.314 | L7 | | | K | | K<br>1-2<br>2-3 | | | K | 4 | 0 | 0 | 0 | 0 | 3 | 3 |
| Keith Moreland, R (1, 10)<br>OBP: 0.374, SLG: 0.460 | | G3-6, 1B | | G6-3 | | G5-3<br>2-3<br>3-H | | | P3 | 4 | 0 | 1 | 0 | 0 | 0 | 1 |
| Matt Nokes, L (1, 2)<br>OBP: 0.285, SLG: 0.410 | | G3-6<br>1-2f | | | G4-3 | | E5<br>G6-3, SH1-3 | | P5 | 4 | 0 | 0 | 0 | 0 | 0 | 1 |
| Pat Sheridan, L (1, 9)<br>OBP: 0.281, SLG: 0.324 | | G6-3 | | | G3-1 | | SH1-3<br>1-2 | | | 2 | 0 | 0 | 0 | 0 | 0 | 0 |
| Dave Bergman, L (1, 3)<br>OBP: 0.333, SLG: 0.305 | | | G3-1 | | G4-3 | | G6-3<br>2-3 | | | 2 | 0 | 0 | 0 | 0 | 0 | 0 |
| Gary Ward, R (7, PH)<br>OBP: 0.298, SLG: 0.329 | | | | | | | | | | 1 | 0 | 0 | 0 | 0 | 0 | 1 |
| Al Pedrique, R (8, 5)<br>OBP: 0.237, SLG: 0.250 | | | | | | | | | | 0 | 0 | 0 | 0 | 0 | 0 | 0 |
| Rick Schu, R (1, 5)<br>(8, 3)<br>OBP: 0.377, SLG: 0.435 | | | L9 | | | 2B | G4-3 | | | 3 | 0 | 1 | 0 | 0 | 0 | 1 |
| Inning Stats | R: 0<br>E: 0<br>K: 1<br>S: 8<br>H: 1<br>LOB: 1<br>BB: 0<br>P: 12 | R: 0<br>E: 0<br>K: 0<br>S: 4<br>H: 1<br>LOB: 0<br>BB: 0<br>P: 6 | R: 0<br>E: 0<br>K: 0<br>S: 13<br>H: 1<br>LOB: 1<br>BB: 0<br>P: 20 | R: 0<br>E: 0<br>K: 1<br>S: 8<br>H: 0<br>LOB: 0<br>BB: 0<br>P: 13 | R: 0<br>E: 0<br>K: 0<br>S: 5<br>H: 0<br>LOB: 0<br>BB: 0<br>P: 11 | R: 2<br>E: 0<br>K: 1<br>S: 15<br>H: 2<br>LOB: 1<br>BB: 1<br>P: 25 | R: 0<br>E: 1<br>K: 0<br>S: 6<br>H: 0<br>LOB: 1<br>BB: 0<br>P: 9 | R: 0<br>E: 0<br>K: 1<br>S: 7<br>H: 0<br>LOB: 0<br>BB: 0<br>P: 8 | R: 0<br>E: 0<br>K: 1<br>S: 8<br>H: 0<br>LOB: 0<br>BB: 0<br>P: 14 | | | | | | | |

livebaseballscorecards.com

| | |
|---|---|
| AB | 31 |
| R | 1 |
| H | 5 |
| RBI | 1 |
| BB | 1 |
| SO | 5 |
| LOB | 11 |

| PITCHER | | IP | WLS | BF | H | R | ER | SO | BB | IBB | HBP | BLK | WP | HR | S | P | ERA | WHIP |
|---|---|---|---|---|---|---|---|---|---|---|---|---|---|---|---|---|---|---|
| Brian Holton, R<br>ERA: 3.48 | (1, 1) | 5.0 | | 20 | 5 | 2 | 2 | 2 | 1 | 0 | 0 | 0 | 0 | 0 | 47 | 77 | 3.60 | 1.200 |
| Mark Huismann, R<br>ERA: 5.87 | (6, 1) | 1.0 | | 3 | 0 | 0 | 0 | 1 | 0 | 0 | 0 | 0 | 1 | 0 | 6 | 10 | 0.00 | 0.000 |
| Kevin Hickey, L<br>ERA: 2.3 | (7, 1) | 2.0 | W | 7 | 0 | 0 | 0 | 1 | 0 | 0 | 0 | 0 | 0 | 0 | 13 | 17 | 0.00 | 0.000 |
| Gregg Olson, R<br>ERA: 2.18 | (9, 1) | 1.0 | S | 3 | 0 | 0 | 0 | 1 | 0 | 0 | 0 | 0 | 0 | 0 | 8 | 14 | 0.00 | 0.000 |

| PITCHER | IP | WLS | BF | H | R | ER | SO | BB | IBB | HBP | BLK | WP | HR | S | P | ERA | WHIP |
|---|---|---|---|---|---|---|---|---|---|---|---|---|---|---|---|---|---|

| | | | | | | | | | | | | | | | | | |
|---|---|---|---|---|---|---|---|---|---|---|---|---|---|---|---|---|---|
| 1B: 4 | SF: 0 | WP: 1 | PA: 33 |
| 2B: 1 | SAC: 1 | PB: 0 | |
| 3B: 0 | DP: 1 | SB: 2 | |
| HR: 0 | HBP: 0 | CS: 0 | |

| Batter | 1 | 2 | 3 | 4 | 5 | 6 | 7 | 8 | 9 | AB | R | H | RBI | BB | SO | LOB |
|---|---|---|---|---|---|---|---|---|---|---|---|---|---|---|---|---|
| Mike Devereaux, R (1, 8)<br>OBP: 0.352, SLG: 0.463 | C B C F B X<br>2-2 G1-3 ① | C B B X<br>2-1 CS 1B ① | | | C C 1 SAFE B S<br>1-3 K ① | | X<br>0-0 HR 1B | | B C B X<br>2-1 E5 1B<br>2-H | 5 | 2 | 2 | 0 | 0 | 1 | 1 |
| Phil Bradley, R (1, 7)<br>OBP: 0.362, SLG: 0.422 | C F B X<br>1-2 G6-3 ② | B C 1 SAFE 1 SAFE 1 SAFE 1 SAFE<br>1-1 CS ③<br>1-2 | C X<br>0-1 G4-3 ① | | 1 SAFE C X<br>0-1 F8 ② | | 1 SAFE 1 SAFE B 1 SAFE S 1 SAFE 1 SAFE B B<br>3-1 X HR<br>1-H | | B C C B F F B B<br>4-2 1B BB | 4 | 1 | 1 | 2 | 1 | 0 | 1 |
| Cal Ripken Jr., R (1, 6)<br>OBP: 0.356, SLG: 0.415 | C B X<br>1-1 BB HR 1B | | B X<br>1-0 P3-4 BB 1B | | B B B 1 SAFE C F S<br>3-3 K ③ | | C B S X<br>1-2 P2 ③ | | B F F B X<br>2-2 1B<br>1-3<br>2-H | 5 | 1 | 3 | 1 | 0 | 1 | 1 |
| Mickey Tettleton, S (1, 10)<br>OBP: 0.344, SLG: 0.530 | B B C B C F B<br>4-2 HR BB<br>1-2 | | C C B B B B<br>4-2 BB<br>1-2 | | | C X<br>0-1 2B | | B X<br>1-0 G5-3 ① | C F B B S<br>2-3 K ③ | 3 | 1 | 1 | 0 | 2 | 1 | 2 |
| Randy Milligan, R (1, 3)<br>OBP: 0.377, SLG: 0.471 | B B C X<br>2-1 HR<br>1-H<br>2-H | | C B C B B F X<br>3-2 P3-4 ② ③<br>2-3f | | | B F B B F S<br>3-3 K ① | | B C S F S<br>1-3 K ② | | 4 | 1 | 1 | 3 | 0 | 2 | 3 |
| Bob Melvin, R (1, 2)<br>OBP: 0.319, SLG: 0.323 | C F B X<br>1-2 2B | | | B X<br>1-0 G5-3 ① | | X<br>0-0 F8 ② | | C B S S S<br>1-3 K ③ | | 4 | 0 | 1 | 0 | 0 | 1 | 1 |
| Joe Orsulak, L (1, 9)<br>OBP: 0.370, SLG: 0.427 | B B C B C X<br>3-2 G1-3 ③ | | | B B X<br>2-0 G6-4-3 1B | | B C C B B X<br>3-2 F8 ③ | | | B C F B B C<br>3-3 K ① | 4 | 0 | 1 | 0 | 0 | 1 | 2 |
| Rene Gonzales, R (1, 5)<br>OBP: 0.311, SLG: 0.313 | | X<br>0-0 F9 ① | | F 1 SAFE X<br>0-1 G6-4-3 ② ③<br>1-2f | | | C B B S F B F C<br>3-3 K ① | | B C B C B X<br>3-2 G6-3 ② | 4 | 0 | 0 | 0 | 0 | 1 | 1 |
| Billy Ripken, R (1, 4)<br>OBP: 0.341, SLG: 0.385 | | C C X<br>0-2 G1-3 ② | | | C B B S X<br>2-2 E6 | | C C C<br>0-3 K ② | | X<br>0-0 E 2B | 4 | 1 | 1 | 0 | 0 | 1 | 0 |
| Inning Stats | R: 3 H: 3<br>E: 0 LOB: 1<br>K: 0 BB: 1<br>S: 20 P: 34 | R: 0 H: 1<br>E: 0 LOB: 0<br>K: 0 BB: 0<br>S: 7 P: 10 | R: 0 H: 1<br>E: 0 LOB: 1<br>K: 0 BB: 1<br>S: 9 P: 17 | R: 0 H: 1<br>E: 0 LOB: 0<br>K: 0 BB: 0<br>S: 4 P: 7 | R: 0 H: 0<br>E: 1 LOB: 1<br>K: 2 BB: 0<br>S: 11 P: 17 | R: 0 H: 1<br>E: 0 LOB: 1<br>K: 1 BB: 0<br>S: 9 P: 15 | R: 2 H: 2<br>E: 0 LOB: 0<br>K: 2 BB: 0<br>S: 14 P: 21 | R: 0 H: 0<br>E: 0 LOB: 0<br>K: 2 BB: 0<br>S: 8 P: 11 | R: 2 H: 2<br>E: 1 LOB: 2<br>K: 2 BB: 1<br>S: 19 P: 35 | 1B: 6 SF: 0<br>2B: 4 SAC: 0<br>3B: 0 DP: 2<br>HR: 2 HBP: 0 | | | | | WP: 0 PA: 41<br>PB: 0<br>SB: 0<br>CS: 1 | |

| PITCHER | IP | WLS | BF | H | R | ER | SO | BB | IBB | HBP | BLK | WP | HR | S | P | ERA | WHIP |
|---|---|---|---|---|---|---|---|---|---|---|---|---|---|---|---|---|---|
| Frank Tanana, L (1, 1)<br>ERA: 3.81 | 8.2 | L | 38 | 10 | 7 | 5 | 8 | 3 | 0 | 0 | 0 | 0 | 2 | 95 | 157 | 5.19 | 1.500 |
| Mike Henneman, R (9, 1)<br>ERA: 4.5 | 0.1 | | 2 | 1 | 0 | 0 | 1 | 0 | 0 | 0 | 0 | 0 | 0 | 6 | 10 | 0.00 | 3.000 |

| PITCHER | IP | WLS | BF | H | R | ER | SO | BB | IBB | HBP | BLK | WP | HR | S | P | ERA | WHIP |
|---|---|---|---|---|---|---|---|---|---|---|---|---|---|---|---|---|---|

# Baltimore Orioles @ Detroit Tigers

Tiger Stadium, Detroit, MI

Sun Jun 04 1989, 3:33 AM EDT

Att. 23,621 - Unknown

TOP

livebaseballscorecards.com

| | |
|---|---|
| AB | 37 |
| R | 7 |
| H | 11 |
| RBI | 6 |
| BB | 3 |
| SO | 9 |
| LOB | 12 |

# Baltimore Orioles @ Detroit Tigers

Tiger Stadium, Detroit, MI

Sun Jun 04 1989, 3:33 AM EDT

Att. 23,621 - Unknown

## BOTTOM

| Batter | 1 | 2 | 3 | 4 | 5 | 6 | 7 | 8 | 9 | AB | R | H | RBI | BB | SO | LOB |
|---|---|---|---|---|---|---|---|---|---|---|---|---|---|---|---|---|
| Gary Pettis, S (1, 8) OBP: 0.400, SLG: 0.405 | C X / 0-1 CS 1B | | C B C B B F X / 3-2 BB 1B 1B | | B X / 1-0 S 1B | | C B C B X / 2-2 1B | | C C B S / 1-3 K ① | 5 | 1 | 4 | 0 | 0 | 1 | 0 |
| Rick Schu, R (1, 5) (8, 6) OBP: 0.345, SLG: 0.392 | S 1 SAFE B B F B X / 3-2 F8 ① | | X / 0-0 F9 ② | | 1 SAFE 1 SAFE C F B 1 SAFE X / 1-2 F9 ① | | C B F B F F B F F / 3-2 X F7 ② | | B C S X / 1-2 G6-3 ② | 5 | 0 | 0 | 0 | 0 | 0 | 4 |
| Lou Whitaker, L (1, 4) OBP: 0.392, SLG: 0.524 | 1 SAFE B B B B B / 4-0 1-2 BB ② | | F B B B S 1 SAFE B / 4-1 1B 1-2 BB | | B B F C S / 2-3 1-2 K ② | | B S C B F F S / 2-3 K ③ | | B B F F B X / 3-2 G3-1 ③ | 3 | 0 | 0 | 0 | 2 | 2 | 2 |
| Fred Lynn, L (1, 7) OBP: 0.307, SLG: 0.323 | B B C S B X / 3-2 P2 ③ | | S X / 0-1 1-2 2-H 1B | | X / 0-0 F7 ③ | | | B C X / 1-1 L8 ① | | 4 | 0 | 1 | 1 | 0 | 0 | 2 |
| Keith Moreland, R (1, 10) OBP: 0.371, SLG: 0.454 | | C B C X / 1-2 FC6-4 1B | B X / 1-0 F9 ③ | | | C F S / 0-3 K ① | | B B C X / 2-1 G6-3 ② | | 4 | 0 | 1 | 0 | 0 | 1 | 2 |
| Dave Bergman, L (1, 3) OBP: 0.331, SLG: 0.303 | | B C 1 SAFE F X / 1-2 FC6-4 1-2f ① | | B C B X / 2-1 L6 ① | | X / 0-0 F9 ② | | B C S B X / 2-2 BB HR 1B | | 4 | 1 | 1 | 0 | 0 | 0 | 1 |
| Chet Lemon, R (1, 9) OBP: 0.344, SLG: 0.301 | | 1 SAFE B 1 SAFE C B B F X / 3-2 P6 ② | | B F B X / 2-1 L9 ② | | B F B X / 2-1 2B | | B F B B B / 4-1 1-2 HR BB | | 3 | 1 | 1 | 0 | 1 | 0 | 1 |
| Mike Heath, R (1, 2) (8, 5) OBP: 0.333, SLG: 0.475 | | C F C / 0-3 K ③ | | B B F B F B / 4-2 BB | | B S S C / 1-3 K ③ | | B X / 1-0 1-H 2-H HR | | 3 | 1 | 1 | 3 | 1 | 2 | 2 |
| Al Pedrique, R (1, 6) OBP: 0.225, SLG: 0.237 | | | F C X / 0-2 G4-3 ① | C F B F X / 1-2 P4 ③ | | | B B X / 2-0 P3 ① | X / 0-0 G6-3 ③ | | 2 | 0 | 0 | 0 | 0 | 0 | 1 |
| Matt Nokes, L (7, PH) (8, 2) OBP: 0.281, SLG: 0.404 | | | | | | | | | | 2 | 0 | 0 | 0 | 0 | 0 | 0 |

livebaseballscorecards.com

| | |
|---|---|
| AB | 35 |
| R | 4 |
| H | 9 |
| RBI | 4 |
| BB | 4 |
| SO | 6 |
| LOB | 15 |

| Inning Stats | 1 | 2 | 3 | 4 | 5 | 6 | 7 | 8 | 9 |
|---|---|---|---|---|---|---|---|---|---|
| | R: 0 H: 1<br>E: 0 LOB: 1<br>K: 0 BB: 1<br>S: 8 P: 18 | R: 0 H: 1<br>E: 0 LOB: 1<br>K: 1 BB: 0<br>S: 12 P: 17 | R: 1 H: 2<br>E: 0 LOB: 2<br>K: 0 BB: 1<br>S: 12 P: 20 | R: 0 H: 0<br>E: 0 LOB: 1<br>K: 0 BB: 1<br>S: 10 P: 19 | R: 0 H: 1<br>E: 0 LOB: 1<br>K: 1 BB: 0<br>S: 8 P: 12 | R: 0 H: 1<br>E: 0 LOB: 1<br>K: 2 BB: 0<br>S: 9 P: 12 | R: 0 H: 1<br>E: 0 LOB: 1<br>K: 1 BB: 0<br>S: 16 P: 25 | R: 3 H: 2<br>E: 0 LOB: 0<br>K: 0 BB: 1<br>S: 10 P: 20 | R: 0 H: 0<br>E: 0 LOB: 0<br>K: 1 BB: 0<br>S: 9 P: 14 |

| | 1B | 2B | 3B | HR | SF | SAC | DP | HBP | WP | PB | SB | CS | PA |
|---|---|---|---|---|---|---|---|---|---|---|---|---|---|
| | 7 | 1 | 0 | 1 | 0 | 0 | 0 | 0 | 0 | 0 | 1 | 1 | 39 |

| PITCHER | | IP | WLS | BF | H | R | ER | SO | BB | IBB | HBP | BLK | WP | HR | S | P | ERA | WHIP |
|---|---|---|---|---|---|---|---|---|---|---|---|---|---|---|---|---|---|---|
| Jay Tibbs, R<br>ERA: 1.71 | (1, 1) | 5.0 | W | 22 | 5 | 1 | 1 | 2 | 3 | 0 | 0 | 0 | 0 | 0 | 50 | 86 | 1.80 | 1.600 |
| Mark Huismann, R<br>ERA: 5.19 | (6, 1) | 1.0 | | 4 | 1 | 0 | 0 | 2 | 0 | 0 | 0 | 0 | 0 | 0 | 9 | 12 | 0.00 | 1.000 |
| Mark Williamson, R<br>ERA: 3.69 | (7, 1) | 3.0 | S | 13 | 3 | 3 | 3 | 2 | 1 | 0 | 0 | 0 | 0 | 1 | 35 | 59 | 9.00 | 1.333 |

| PITCHER | | IP | WLS | BF | H | R | ER | SO | BB | IBB | HBP | BLK | WP | HR | S | P | ERA | WHIP |
|---|---|---|---|---|---|---|---|---|---|---|---|---|---|---|---|---|---|---|

| Batter | 1 | 2 | 3 | 4 | 5 | 6 | 7 | 8 | 9 | AB | R | H | RBI | BB | SO | LOB |
|---|---|---|---|---|---|---|---|---|---|---|---|---|---|---|---|---|
| Jody Reed, R (1, 6)<br>OBP: 0.352, SLG: 0.357 | B C B B B<br>4-1<br>G3<br>1B<br>BB | B B X<br>2-0 ② ③<br>G4-6-3<br>1-2f | | | B B B B<br>4-0<br>L5-3<br>BB | | B B C X<br>2-1 ①<br>G5-3 | | B C B B F B<br>4-2<br>BB<br>BB | 2 | 1 | 0 | 0 | 3 | 0 | 1 |
| Ed Romero, R (1, 4)<br>OBP: 0.281, SLG: 0.224 | B<br>1 SAFE<br>C X<br>1-1 ①<br>G3<br>1-2 | | B F F B B B<br>4-2<br>2B<br>G4-3<br>BB | | B L B<br>1 SAFE<br>1 SAFE<br>L B<br>1 SAFE<br>X<br>3-2 ① ②<br>L5-3<br>1-2 | | S B X<br>1-1 ②<br>P4 | | 1 SAFE<br>F P F B B B<br>4-2<br>1-2<br>BB | 3 | 1 | 0 | 0 | 2 | 0 | 2 |
| Wade Boggs, L (1, 5)<br>OBP: 0.399, SLG: 0.454 | B B C S B X<br>3-2<br>HR<br>2-H<br>1B | | B<br>1 SAFE<br>1 SAFE<br>1 SAFE<br>B C B X<br>3-1<br>G4-3<br>1-3<br>2B | | B X<br>1-0<br>1B | | C B B B C F X<br>3-2 ③<br>G4-3 | | B B C C X<br>2-2 ②<br>F7 | 5 | 1 | 3 | 1 | 0 | 0 | 2 |
| Mike Greenwell, L (1, 7)<br>OBP: 0.389, SLG: 0.463 | B X<br>1-0<br>1-H<br>HR | | X<br>0-0 ①<br>G4-3<br>2-3<br>3-H | | F C X<br>0-2 ③<br>F8 | | | X<br>0-0 ①<br>G6-3 | B S C X<br>1-2 ③<br>G4-3 | 5 | 1 | 1 | 3 | 0 | 0 | 4 |
| Dwight Evans, R (1, 9)<br>OBP: 0.425, SLG: 0.508 | B B B F F X<br>3-2<br>FC6-4<br>1B | | B X<br>1-0 ②<br>G6-3 | | | C B B B C X<br>3-2<br>HR | | C S B X<br>1-2<br>S<br>1B<br>1B | | 4 | 1 | 3 | 1 | 0 | 0 | 1 |
| Ellis Burks, R (1, 8)<br>OBP: 0.367, SLG: 0.495 | C C X<br>0-2 ②<br>FC6-4<br>S<br>1-2f | | C S S<br>0-3 ③<br>K | | | B B F F F C<br>2-3 ①<br>K | | B B F L B B<br>4-2<br>1B<br>1-2<br>BB | | 3 | 0 | 0 | 0 | 1 | 2 | 2 |
| Carlos Quintana, R (1, 10)<br>OBP: 0.417, SLG: 0.400 | B B C B S C<br>3-3 ③<br>K<br>1-2 | | | B B C B X<br>3-1 ①<br>L9 | | B F B B F B<br>4-2<br>L4-6<br>BB<br>BB | | B B C X<br>2-1 ②<br>1-3<br>2-H<br>1B | | 3 | 0 | 1 | 0 | 1 | 1 | 1 |
| Nick Esasky, R (1, 3)<br>OBP: 0.316, SLG: 0.451 | | B B B C B<br>4-1<br>G4-6-3<br>BB | | F X<br>0-1 ②<br>G6-3 | | B C B C B B<br>4-2<br>1-2<br>BB | | C B S B X<br>2-2 ③<br>G5-3 | | 2 | 0 | 0 | 0 | 2 | 0 | 2 |
| Rich Gedman, L (1, 2)<br>OBP: 0.266, SLG: 0.280 | | X<br>0-0 ①<br>F7 | | B C B S B X<br>3-2 ③<br>G4-3 | | B X<br>1-0 ② ③<br>L4-6<br>2-3 | | | X<br>0-0 ①<br>G4-3 | 4 | 0 | 0 | 0 | 0 | 0 | 3 |
| Inning Stats | R: 3 H: 3<br>E: 0 LOB: 1<br>K: 1 BB: 1<br>S: 16 P: 31 | R: 0 H: 0<br>E: 0 LOB: 0<br>K: 0 BB: 1<br>S: 3 P: 9 | R: 1 H: 1<br>E: 0 LOB: 1<br>K: 1 BB: 1<br>S: 9 P: 17 | R: 0 H: 0<br>E: 0 LOB: 0<br>K: 0 BB: 0<br>S: 7 P: 13 | R: 0 H: 1<br>E: 0 LOB: 1<br>K: 0 BB: 1<br>S: 7 P: 15 | R: 1 H: 1<br>E: 0 LOB: 1<br>K: 1 BB: 2<br>S: 12 P: 26 | R: 0 H: 0<br>E: 0 LOB: 0<br>K: 0 BB: 0<br>S: 8 P: 14 | R: 0 H: 2<br>E: 0 LOB: 2<br>K: 0 BB: 1<br>S: 11 P: 20 | R: 0 H: 0<br>E: 0 LOB: 2<br>K: 0 BB: 2<br>S: 12 P: 22 | 1B: 5 SF: 0<br>2B: 3 SAC: 0<br>3B: 0 DP: 3<br>HR: 2 HBP: 0 | | | | | | WP: 0 PA: 40<br>PB: 0<br>SB: 2<br>CS: 0 |

# TOP

## Boston Red Sox @ Detroit Tigers

Tiger Stadium, Detroit, MI

Mon Jun 05 1989, 7:05 PM EDT

Att. 20,722 - Unknown - 69 F

livebaseballscorecards.com

| | |
|---|---|
| AB | 31 |
| R | 5 |
| H | 8 |
| RBI | 5 |
| BB | 9 |
| SO | 3 |
| LOB | 18 |

| PITCHER | | IP | WLS | BF | H | R | ER | SO | BB | IBB | HBP | BLK | WP | HR | S | P | ERA | WHIP |
|---|---|---|---|---|---|---|---|---|---|---|---|---|---|---|---|---|---|---|
| David Palmer, R<br>ERA: 7.71 | (1, 1) | 4.2 | L | 21 | 5 | 4 | 4 | 2 | 4 | 0 | 0 | 0 | 0 | 1 | 39 | 82 | 7.71 | 1.929 |
| Paul Gibson, L<br>ERA: 4.76 | (5, 1) | 0.1 | | 1 | 0 | 0 | 0 | 0 | 0 | 0 | 0 | 0 | 0 | 0 | 3 | 3 | 0.00 | 0.000 |
| Mike Trujillo, R<br>ERA: 6.14 | (6, 1) | 0.1 | | 4 | 1 | 1 | 1 | 1 | 2 | 0 | 0 | 0 | 0 | 1 | 11 | 24 | 27.00 | 9.000 |
| Frank Williams, R<br>ERA: 2.93 | (6, 1) | 3.0 | | 12 | 2 | 0 | 0 | 0 | 3 | 0 | 0 | 0 | 0 | 0 | 26 | 49 | 0.00 | 1.667 |
| Willie Hernandez, L<br>ERA: 4.95 | (9, 1) | 0.2 | | 2 | 0 | 0 | 0 | 0 | 0 | 0 | 0 | 0 | 0 | 0 | 6 | 9 | 0.00 | 0.000 |

| PITCHER | IP | WLS | BF | H | R | ER | SO | BB | IBB | HBP | BLK | WP | HR | S | P | ERA | WHIP |
|---|---|---|---|---|---|---|---|---|---|---|---|---|---|---|---|---|---|

| Batter | 1 | 2 | 3 | 4 | 5 | 6 | 7 | 8 | 9 | AB | R | H | RBI | BB | SO | LOB |
|---|---|---|---|---|---|---|---|---|---|---|---|---|---|---|---|---|
| Gary Pettis, S (1, 8)<br>OBP: 0.394, SLG: 0.397 | B C F B F X<br>2-2 F7 ① | | C C B C<br>1-3 K ③ | | | C C B S<br>1-3 K ① | | C S X<br>0-2 1B | | 4 | 0 | 1 | 0 | 0 | 2 | 0 |
| Dave Bergman, L (1, 3)<br>OBP: 0.323, SLG: 0.295<br>Gary Ward, R (8, PH)<br>OBP: 0.294, SLG: 0.325 (9, 3) | B B B C C X<br>3-2 G4-3 ② | | | B C X<br>1-1 G1-3 ① | | B C X<br>1-1 G3 ② | | B C B S X<br>2-2 P3 ② | | 3<br>1 | 0<br>0 | 0<br>0 | 0<br>0 | 0<br>0 | 0<br>0 | 0<br>1 |
| Lou Whitaker, L (1, 4)<br>OBP: 0.389, SLG: 0.534 | C B B C B X<br>3-2 F9 ③ | | | B B C C X<br>2-2 G4-3 ② | | S B X<br>1-1 HR | | C F X<br>0-2 G4-3 ③ | | 4 | 1 | 1 | 1 | 0 | 0 | 1 |
| Fred Lynn, L (1, 7)<br>OBP: 0.300, SLG: 0.314 | | B B X<br>2-0 P3 ① | | C B C S<br>1-3 K ③ | | C B X<br>1-1 G4-3 ③ | | | C B C S<br>1-3 K ① | 4 | 0 | 0 | 0 | 0 | 2 | 0 |
| Keith Moreland, R (1, 10)<br>OBP: 0.374, SLG: 0.476 | | F B C B B X<br>3-2 HR | | | C C B B F F X<br>2-2 G1-3 ① | | B C B B F X<br>2-2 E2 G3-6-3 | | B S F X<br>1-2 1B | 4 | 1 | 2 | 1 | 0 | 0 | 0 |
| Matt Nokes, L (1, 2)<br>OBP: 0.280, SLG: 0.400 | | B B X<br>2-0 G1-3 ② | | | C B F B X<br>2-2 BB 1B | | B F B X<br>2-1 G3-6-3 ① ② 1-2f | | B C B B F S<br>3-3 K ② | 4 | 0 | 1 | 0 | 0 | 1 | 2 |
| Chet Lemon, R (1, 9)<br>OBP: 0.348, SLG: 0.301 | C F C<br>0-3 K ③ | | | | B B C 1 SAFE B 1 SAFE C F B<br>4-2 1-2 BB | | F C X<br>0-2 1B | | B C B F C<br>2-3 K ③ | 3 | 0 | 1 | 0 | 1 | 2 | 1 |
| Rick Schu, R (1, 5) (9, 6)<br>OBP: 0.328, SLG: 0.370 | | | X<br>0-0 F9 ① | | C F B F B S<br>2-3 K ② | | C 1 SAFE 1 SAFE 1 SAFE X<br>0-1 G4-3 ③ | | | 3 | 0 | 0 | 0 | 0 | 1 | 3 |
| Al Pedrique, R (1, 6)<br>OBP: 0.214, SLG: 0.225<br>Pat Sheridan, L (8, PH)<br>OBP: 0.278, SLG: 0.320<br>Mike Heath, R (9, 5)<br>OBP: 0.333, SLG: 0.475 | | | B X<br>1-0 F9 ② | | C B B S B F S<br>3-3 K ③ | | | B B C S S<br>2-3 K ① | | 2<br>1<br>0 | 0<br>0<br>0 | 0<br>0<br>0 | 0<br>0<br>0 | 0<br>0<br>0 | 1<br>1<br>0 | 2<br>0<br>0 |
| Inning Stats | R: 0 H: 0<br>E: 0 LOB: 0<br>K: 0 BB: 0<br>S: 10 P: 18 | R: 1 H: 1<br>E: 0 LOB: 0<br>K: 1 BB: 0<br>S: 8 P: 15 | R: 0 H: 0<br>E: 0 LOB: 0<br>K: 1 BB: 0<br>S: 5 P: 7 | R: 0 H: 0<br>E: 0 LOB: 0<br>K: 1 BB: 0<br>S: 8 P: 12 | R: 0 H: 1<br>E: 0 LOB: 2<br>K: 2 BB: 1<br>S: 19 P: 32 | R: 1 H: 1<br>E: 0 LOB: 0<br>K: 1 BB: 0<br>S: 9 P: 13 | R: 0 H: 1<br>E: 1 LOB: 1<br>K: 0 BB: 0<br>S: 11 P: 15 | R: 0 H: 1<br>E: 0 LOB: 1<br>K: 1 BB: 0<br>S: 12 P: 16 | R: 0 H: 1<br>E: 0 LOB: 1<br>K: 3 BB: 0<br>S: 12 P: 19 | 1B: 4<br>2B: 0<br>3B: 0<br>HR: 2 | SF: 0<br>SAC: 0<br>DP: 1<br>HBP: 0 | | | WP: 0<br>PB: 0<br>SB: 0<br>CS: 0 | PA: 34 | | |

| PITCHER | | IP | WLS | BF | H | R | ER | SO | BB | IBB | HBP | BLK | WP | HR | S | P | ERA | WHIP |
|---|---|---|---|---|---|---|---|---|---|---|---|---|---|---|---|---|---|---|
| Roger Clemens, R<br>ERA: 2.82 | (1, 1) | 7.1 | W | 28 | 5 | 2 | 2 | 7 | 1 | 0 | 0 | 0 | 0 | 2 | 76 | 120 | 2.46 | 0.818 |
| Rob Murphy, L<br>ERA: 2.18 | (8, 1) | 1.2 | S | 6 | 1 | 0 | 0 | 3 | 0 | 0 | 0 | 0 | 0 | 0 | 18 | 27 | 0.00 | 0.600 |

| PITCHER | IP | WLS | BF | H | R | ER | SO | BB | IBB | HBP | BLK | WP | HR | S | P | ERA | WHIP |
|---|---|---|---|---|---|---|---|---|---|---|---|---|---|---|---|---|---|

# BOTTOM

## Boston Red Sox @ Detroit Tigers

Tiger Stadium, Detroit, MI

Mon Jun 05 1989, 7:05 PM EDT

Att. 20,722 - Unknown - 69 F

livebaseballscorecards.com

| | |
|---|---|
| AB | 33 |
| R | 2 |
| H | 6 |
| RBI | 2 |
| BB | 1 |
| SO | 10 |
| LOB | 10 |

| Batter | 1 | 2 | 3 | 4 | 5 | 6 | 7 | 8 | 9 | AB | R | H | RBI | BB | SO | LOB |
|---|---|---|---|---|---|---|---|---|---|---|---|---|---|---|---|---|
| Jody Reed, R (1, 6)<br>OBP: 0.350, SLG: 0.354 | B C B X 2-1 G6-3 | | B B C B F X 3-2 G1-3 | | | B C X 1-1 FC4-6 1-2 1B | | C F S 0-3 K | | 4 | 0 | 1 | 0 | 0 | 1 | 1 |
| Danny Heep, L (1, 3)<br>OBP: 0.383, SLG: 0.357 | B S C B X 2-2 FC3-6 1B | | | B X 1-0 G3-1 | | X 0-0 FC4-6 1B 1-2f 2-3 | | C B X 1-1 1-3 2B | | 4 | 0 | 2 | 0 | 0 | 0 | 2 |
| Wade Boggs, L (1, 5)<br>OBP: 0.397, SLG: 0.449 | C C F B B X 2-2 FC3-6 1-2f | | | B F B B X 3-1 F8 | | B B C X 2-1 G5-3 1-2 3-H | | B S X 1-1 L7 | | 4 | 0 | 1 | 1 | 0 | 0 | 4 |
| Mike Greenwell, L (1, 7)<br>OBP: 0.382, SLG: 0.454 | C X 0-1 G4-3 | | | F F B S 1-3 K2-3 | | C X 0-1 G5-3 1-2f | | | X 0-0 G4-3 | 4 | 0 | 0 | 0 | 0 | 1 | 3 |
| Dwight Evans, R (1, 9)<br>OBP: 0.417, SLG: 0.497 | | B B C X 2-1 G1-3 | | | X 0-0 L8 | | C B X 1-1 G4-3 | | B B B C F S 3-3 K | 4 | 0 | 0 | 0 | 0 | 1 | 0 |
| Ellis Burks, R (1, 8)<br>OBP: 0.365, SLG: 0.495 | | C B S B B X 3-2 F7 | | | B F B B X 3-1 2B | | B C B S C 2-3 K | | S B X 1-1 F7 | 4 | 0 | 1 | 0 | 0 | 1 | 0 |
| Carlos Quintana, R (1, 10)<br>OBP: 0.333, SLG: 0.308 | | C B C B F X 2-2 G3 | | | F C F F F S 0-3 K | | S C S 0-3 K | | | 3 | 0 | 0 | 0 | 0 | 2 | 1 |
| Rich Gedman, L (1, 2)<br>OBP: 0.261, SLG: 0.273 | | | C F X 0-2 G1-3 | | X 0-0 G6-3 | | | C S B S 1-3 K | | 3 | 0 | 0 | 0 | 0 | 1 | 1 |
| Ed Romero, R (1, 4)<br>OBP: 0.288, SLG: 0.233<br>Sam Horn, L (8, PH)<br>OBP: 0.208, SLG: 0.163<br>Luis Rivera, R (8, PR)<br>(8, 4) | | | B C X 1-1 L1-6-3 | | | C B B X 2-1 FC4-6 1B 1B | | B B S B F B 4-2 2B BB | | 2<br>0<br>0 | 1<br>0<br>0 | 1<br>0<br>0 | 0<br>0<br>0 | 0<br>1<br>0 | 0<br>0<br>0 | 0<br>0<br>0 |
| Inning Stats | R: 0 H: 1<br>E: 0 LOB: 1<br>K: 0 BB: 0<br>S: 11 P: 17 | R: 0 H: 0<br>E: 0 LOB: 0<br>K: 0 BB: 0<br>S: 9 P: 16 | R: 0 H: 0<br>E: 0 LOB: 0<br>K: 0 BB: 0<br>S: 8 P: 12 | R: 0 H: 0<br>E: 0 LOB: 0<br>K: 1 BB: 0<br>S: 6 P: 11 | R: 0 H: 1<br>E: 0 LOB: 1<br>K: 1 BB: 0<br>S: 11 P: 14 | R: 1 H: 3<br>E: 0 LOB: 1<br>K: 0 BB: 0<br>S: 9 P: 14 | R: 0 H: 0<br>E: 0 LOB: 0<br>K: 2 BB: 0<br>S: 8 P: 11 | R: 0 H: 1<br>E: 0 LOB: 3<br>K: 2 BB: 1<br>S: 12 P: 19 | R: 0 H: 0<br>E: 0 LOB: 0<br>K: 1 BB: 0<br>S: 6 P: 10 | 1B: 4 SF: 0<br>2B: 2 SAC: 0<br>3B: 0 DP: 1<br>HR: 0 HBP: 0 | | | | | | |

# TOP

## Boston Red Sox @ Detroit Tigers

Tiger Stadium, Detroit, MI

Tue Jun 06 1989, 7:05 PM EDT
Att. 16,387 - Unknown - 78 F

livebaseballscorecards.com

| | |
|---|---|
| AB | 32 |
| R | 1 |
| H | 6 |
| RBI | 1 |
| BB | 1 |
| SO | 7 |
| LOB | 12 |

| PITCHER | | IP | WLS | BF | H | R | ER | SO | BB | IBB | HBP | BLK | WP | HR | S | P | ERA | WHIP |
|---|---|---|---|---|---|---|---|---|---|---|---|---|---|---|---|---|---|---|
| Mike Schwabe, R<br>ERA: 1.23 | (1, 1) | 5.1 | W | 21 | 5 | 1 | 1 | 2 | 0 | 0 | 0 | 0 | 0 | 0 | 52 | 82 | 1.69 | 0.938 |
| Paul Gibson, L<br>ERA: 4.7 | (6, 1) | 0.2 | | 1 | 0 | 0 | 0 | 0 | 0 | 0 | 0 | 0 | 0 | 0 | 2 | 2 | 0.00 | 0.000 |
| Mike Henneman, R<br>ERA: 4.18 | (7, 1) | 1.2 | | 7 | 1 | 0 | 0 | 4 | 1 | 0 | 0 | 0 | 0 | 0 | 18 | 27 | 0.00 | 1.200 |
| Willie Hernandez, L<br>ERA: 4.64 | (8, 1) | 1.1 | S | 4 | 0 | 0 | 0 | 1 | 0 | 0 | 0 | 0 | 0 | 0 | 8 | 13 | 0.00 | 0.000 |

| PITCHER | IP | WLS | BF | H | R | ER | SO | BB | IBB | HBP | BLK | WP | HR | S | P | ERA | WHIP |
|---|---|---|---|---|---|---|---|---|---|---|---|---|---|---|---|---|---|

# Boston Red Sox @ Detroit Tigers

Tiger Stadium, Detroit, MI

Tue Jun 06 1989, 7:05 PM EDT

Att. 16,387 - Unknown - 78 F

## BOTTOM

| Batter | 1 | 2 | 3 | 4 | 5 | 6 | 7 | 8 | 9 | AB | R | H | RBI | BB | SO | LOB |
|---|---|---|---|---|---|---|---|---|---|---|---|---|---|---|---|---|
| Gary Pettis, S (1, 8)<br>OBP: 0.408, SLG: 0.407 | B B B C C X<br>3-2<br>1B SF8 1B | | B C B B B<br>4-1<br>FC5-4 BB | | C B F X<br>1-2 ②<br>G4-3 | | C B B F X<br>2-2<br>SH3-4 1B | | | 3 | 1 | 2 | 0 | 1 | 0 | 0 |
| Rick Schu, R (1, 5)<br>OBP: 0.328, SLG: 0.368 | 1 SAFE C S X<br>0-2<br>CS 1B<br>1-3 | | P P 1 SAFE X<br>2-0 ③<br>FC5-4<br>1-2f | | F B B X<br>2-1 ③<br>P5 | | 1 SAFE 1 SAFE 1 SAFE X<br>0-0 ①<br>SH3-4<br>1-2 | | | 3 | 0 | 1 | 0 | 0 | 0 | 1 |
| Lou Whitaker, L (1, 4)<br>OBP: 0.383, SLG: 0.526 | X<br>0-0 ①<br>SF8<br>3-H | | | B F C X<br>1-2 ①<br>F8 | | B C F S<br>1-3 ①<br>K | F B B C X<br>2-2 ②<br>F8 | | | 3 | 0 | 0 | 1 | 0 | 1 | 1 |
| Keith Moreland, R (1, 3)<br>OBP: 0.371, SLG: 0.470 | C B B B F S<br>3-3 ②③<br>K<br>1-2 | | | C X<br>0-1 ②<br>1B 1B 1B | | F X<br>0-1 ②<br>F9 | B C B S X<br>2-2 ③<br>G5-3 | | | 4 | 1 | 1 | 0 | 0 | 1 | 2 |
| Gary Ward, R (1, 9)<br>OBP: 0.315, SLG: 0.345 | | B X<br>1-0 ①<br>G4-3 | | B S B X<br>2-1<br>1B 1B<br>1-2 | | B F B F X<br>2-2<br>1B 1B 1B | | X<br>0-0<br>FC6-4 BB<br>1B | | 4 | 2 | 3 | 0 | 0 | 0 | 0 |
| Fred Lynn, L (1, 10)<br>OBP: 0.310, SLG: 0.321 | S B F B X<br>2-2 ②<br>G5-3 | | | X<br>0-0<br>G5-4-3<br>1-2<br>2-H | | X<br>0-0<br>BB 1B<br>1-3 | | B 1 SAFE C B F B B<br>4-2<br>FC6-4 BB<br>1-2 | | 3 | 0 | 2 | 1 | 1 | 0 | 0 |
| Mike Heath, R (1, 2)<br>OBP: 0.328, SLG: 0.460 | B B X<br>2-0 ③<br>P3 | | | C X<br>0-1 ②③<br>G5-4-3<br>1-2f | | B F X<br>1-1<br>BB<br>1-2<br>3-H | | C B B B L F F X<br>3-2 ①<br>FC6-4<br>1B<br>1-2f<br>2-3 | | 4 | 0 | 1 | 1 | 0 | 0 | 4 |
| Kenny Williams, R (1, 7)<br>OBP: 0.232, SLG: 0.319<br>Pat Sheridan, L (6, PH) (7, 7)<br>OBP: 0.291, SLG: 0.327 | | | C B X<br>1-1 ①<br>P4 | | S X<br>0-1<br>HR | B S B B B<br>4-1<br>BB<br>1-2<br>2-3 | | X<br>0-0<br>G6-3<br>1-2<br>3-H | | 2<br>1 | 1<br>0 | 1<br>1 | 1<br>1 | 0<br>1 | 0<br>0 | 0<br>0 |
| Al Pedrique, R (1, 6)<br>OBP: 0.196, SLG: 0.205 | | | C B X<br>1-1 ②<br>L8 | | B F X<br>1-1 ①<br>F7 | F B C F B C<br>2-3 ③<br>K | | F B S B X<br>2-2 ②③<br>G6-3<br>1-2f | | 4 | 0 | 0 | 0 | 0 | 1 | 5 |
| Inning Stats | R: 1 H: 2<br>E: 0 LOB: 1<br>K: 1 BB: 0<br>S: 10 P: 16 | R: 0 H: 0<br>E: 0 LOB: 0<br>K: 0 BB: 0<br>S: 5 P: 10 | R: 0 H: 0<br>E: 0 LOB: 1<br>K: 0 BB: 1<br>S: 8 P: 14 | R: 1 H: 3<br>E: 0 LOB: 1<br>K: 0 BB: 0<br>S: 10 P: 13 | R: 1 H: 1<br>E: 0 LOB: 0<br>K: 0 BB: 0<br>S: 9 P: 13 | R: 1 H: 3<br>E: 0 LOB: 3<br>K: 2 BB: 1<br>S: 16 P: 26 | R: 0 H: 1<br>E: 0 LOB: 1<br>K: 0 BB: 0<br>S: 10 P: 16 | R: 1 H: 2<br>E: 0 LOB: 1<br>K: 0 BB: 1<br>S: 12 P: 21 | | 1B: 11 SF: 1<br>2B: 1 SAC: 1<br>3B: 0 DP: 3<br>HR: 1 HBP: 0 | | | | | | |

livebaseballscorecards.com

| | |
|---|---|
| AB | 31 |
| R | 5 |
| H | 12 |
| RBI | 5 |
| BB | 3 |
| SO | 3 |
| LOB | 13 |

WP: 0 PA: 36
PB: 0
SB: 0
CS: 1

| PITCHER | | IP | WLS | BF | H | R | ER | SO | BB | IBB | HBP | BLK | WP | HR | S | P | ERA | WHIP |
|---|---|---|---|---|---|---|---|---|---|---|---|---|---|---|---|---|---|---|
| Joe Price, L<br>ERA: 3.68 | (1, 1) | 5.2 | L | 24 | 8 | 4 | 4 | 2 | 1 | 0 | 0 | 0 | 0 | 1 | 51 | 78 | 6.35 | 1.588 |
| Bob Stanley, R<br>ERA: 4.65 | (6, 1) | 2.1 | | 12 | 4 | 1 | 1 | 1 | 2 | 0 | 0 | 0 | 0 | 0 | 29 | 51 | 3.86 | 2.571 |

| PITCHER | IP | WLS | BF | H | R | ER | SO | BB | IBB | HBP | BLK | WP | HR | S | P | ERA | WHIP |
|---|---|---|---|---|---|---|---|---|---|---|---|---|---|---|---|---|---|

| Batter | 1 | 2 | 3 | 4 | 5 | 6 | 7 | 8 | 9 | AB | R | H | RBI | BB | SO | LOB |
|---|---|---|---|---|---|---|---|---|---|---|---|---|---|---|---|---|
| Jody Reed, R (1, 6)<br>OBP: 0.347, SLG: 0.356 | C B X 1-1 F7 ① | | 1 SAFE C B F B X 2-2 G3 1-2 2B ① | | X 0-0 F7 ② | | X 0-0 F7 ① | B B C X 2-1 G5-3 ③ | | 5 | 0 | 1 | 0 | 0 | 0 | 1 |
| Danny Heep, L (1, 3)<br>OBP: 0.373, SLG: 0.348<br>Nick Esasky, R (7, 3)<br>OBP: 0.314, SLG: 0.449 | B B B C X 3-1 3B 1B | | B X 1-0 G3 2-3 ② | | B B X 2-0 F7 ③ | | B C B X 2-1 P6 ② | | B B X 2-0 P4 ① | 4 | 1 | 1 | 0 | 0 | 0 | 1 |
| | | | | | | | | | | 1 | 0 | 0 | 0 | 0 | 0 | 0 |
| Wade Boggs, L (1, 5)<br>OBP: 0.401, SLG: 0.468 | C B B F 1 SAFE F F F B 1-H G1-4-3 3B | | B C X 1-1 F8 ③ | | | C C F B B F X 2-2 G3 ① | C B C X 1-2 2B | | B B C C X 2-2 1B 1B SF3-5 1B | 5 | 2 | 3 | 1 | 0 | 0 | 1 |
| Mike Greenwell, L (1, 7)<br>OBP: 0.383, SLG: 0.450 | C S B B X 2-2 G1-4-3 ② 3-H | | | B B C C X 2-2 L4 ① | | B F X 1-1 G6-3 ② | I I I I 4-0 IBB | | F B X 1-1 SF3-5 1B 1-2 1B | 4 | 0 | 1 | 1 | 1 | 0 | 0 |
| Dwight Evans, R (1, 9)<br>OBP: 0.419, SLG: 0.492<br>Randy Kutcher, R (7, 9)<br>OBP: 0.417, SLG: 0.350 | C X 0-1 P5 ③ | | | B B F B C B 4-2 FC5-4 BB | | B C B S B B 4-2 WP 1B BB | B B B C X 3-1 F8 ③ | | B B B B C X 3-1 1-2 2-3 1B | 2 | 1 | 0 | 0 | 2 | 0 | 2 |
| | | | | | | | | | | 1 | 0 | 1 | 0 | 0 | 0 | 0 |
| Ellis Burks, R (1, 8)<br>OBP: 0.366, SLG: 0.493 | | C X 0-1 G5-3 ① | | B X 1-0 FC5-4 S 1-2f ② | | B B F B C F B 4-2 1B 1-2 1B BB | | C B B C B X 3-2 E CS 1B | B X 1-0 SF3-5 ② ③ 2-3 3-H | 3 | 1 | 1 | 1 | 1 | 0 | 1 |
| Sam Horn, L (1, 10)<br>OBP: 0.220, SLG: 0.159<br>Carlos Quintana, R (6, PH)<br>OBP: 0.353, SLG: 0.333 | | F C B X 1-2 G1-3 ② | | 1 SAFE F B S F F 1 SAFE 1 SAFE B 4-2 B B 1-2 BB | | B B F B C X 3-2 1B 1-H 2-H 1B | | X 0-0 B2 ① 1-3 | | 1 | 0 | 0 | 0 | 1 | 0 | 0 |
| | | | | | | | | | | 2 | 0 | 1 | 2 | 0 | 0 | 1 |
| Rich Gedman, L (1, 2)<br>OBP: 0.267, SLG: 0.275 | | C X 0-1 P2 ③ | | B B B C F F X 3-2 G3-1 ③ | | B X 1-0 1-3 1B | | I I I I 4-0 CS 1B IBB | | 3 | 1 | 1 | 0 | 1 | 0 | 2 |
| Ed Romero, R (1, 4)<br>OBP: 0.300, SLG: 0.250 | | | B B C X 2-1 2B 1B | | B B X 2-0 F8 ① | S X 0-1 F8 ③ | | B M F X 1-2 1-H 3-H 1B ② | | 4 | 0 | 2 | 1 | 0 | 0 | 2 |
| Inning Stats | R: 2 E: 0 K: 0 S: 15 H: 2 LOB: 0 BB: 0 P: 24 | R: 0 E: 0 K: 0 S: 7 H: 0 LOB: 0 BB: 0 P: 8 | R: 0 E: 0 K: 0 S: 8 H: 2 LOB: 1 BB: 0 P: 14 | R: 0 E: 0 K: 0 S: 14 H: 0 LOB: 2 BB: 2 P: 28 | R: 0 E: 0 K: 0 S: 3 H: 0 LOB: 0 BB: 0 P: 7 | R: 2 E: 0 K: 0 S: 18 H: 2 LOB: 2 BB: 2 P: 33 | R: 0 E: 0 K: 0 S: 8 H: 1 LOB: 2 BB: 1 P: 18 | R: 1 E: 1 K: 0 S: 9 H: 2 LOB: 1 BB: 1 P: 19 | R: 1 E: 0 K: 0 S: 9 H: 3 LOB: 1 BB: 0 P: 18 | 1B: 9 2B: 3 3B: 1 HR: 0 SF: 1 SAC: 0 DP: 1 HBP: 0 | | | | | | | |

# TOP

# Boston Red Sox @ Detroit Tigers

Tiger Stadium, Detroit, MI

Wed Jun 07 1989, 7:05 PM EDT

Att. 17,741 - Cloudy

livebaseballscorecards.com

| | |
|---|---|
| AB | 35 |
| R | 6 |
| H | 12 |
| RBI | 6 |
| BB | 6 |
| SO | 0 |
| LOB | 11 |

| PITCHER | | IP | WLS | BF | H | R | ER | SO | BB | IBB | HBP | BLK | WP | HR | S | P | ERA | WHIP |
|---|---|---|---|---|---|---|---|---|---|---|---|---|---|---|---|---|---|---|
| Doyle Alexander, R<br>ERA: 3.09 | (1, 1) | 5.2 | L | 26 | 6 | 4 | 4 | 0 | 4 | 0 | 0 | 0 | 1 | 0 | 63 | 112 | 6.35 | 1.765 |
| Frank Williams, R<br>ERA: 2.78 | (6, 1) | 2.1 | | 11 | 3 | 1 | 0 | 0 | 0 | 2 | 0 | 0 | 0 | 0 | 19 | 39 | 0.00 | 1.286 |
| Mike Trujillo, R<br>ERA: 6.26 | (9, 1) | 1.0 | | 5 | 3 | 1 | 1 | 0 | 0 | 0 | 0 | 0 | 0 | 0 | 9 | 18 | 9.00 | 3.000 |

| PITCHER | IP | WLS | BF | H | R | ER | SO | BB | IBB | HBP | BLK | WP | HR | S | P | ERA | WHIP |
|---|---|---|---|---|---|---|---|---|---|---|---|---|---|---|---|---|---|

| Batter | 1 | 2 | 3 | 4 | 5 | 6 | 7 | 8 | 9 | AB | R | H | RBI | BB | SO | LOB |
|---|---|---|---|---|---|---|---|---|---|---|---|---|---|---|---|---|
| Gary Pettis, S (1, 8)<br>OBP: 0.412, SLG: 0.405 | BCBX 2-1 BLK 1B | | BBCCFBX 3-2 E3 BLK | | | BBBB 4-0 FC3-6 BB BB | CX 0-1 G3 ③ | | | 3 | 0 | 1 | 0 | 1 | 0 | 2 |
| Fred Lynn, L (1, 7)<br>OBP: 0.308, SLG: 0.319<br>Gary Ward, R (3, 7)<br>OBP: 0.326, SLG: 0.349 | 1 SAFE<br>1 SAFE<br>P<br>1 SAFE<br>CBCX 2-2 P3 ① 1-2 | | 1 SAFE<br>CCX 0-1 G3 ③ 1-2 | | | BBBCB 4-1 FC3-6 1-2 BB | | BFCBBX 3-2 1B | | 1<br>2 | 0<br>0 | 0<br>1 | 0<br>0 | 0<br>1 | 0<br>0 | 1<br>1 |
| Lou Whitaker, L (1, 4)<br>OBP: 0.376, SLG: 0.515 | X 0-0 F7 ② | | | CBX 1-1 G4-3 ① | | X 0-0 FC3-6 ① 1-2f 2-3 | | X 0-0 F8 ① | | 4 | 0 | 0 | 0 | 0 | 0 | 4 |
| Keith Moreland, R (1, 3)<br>OBP: 0.368, SLG: 0.484 (8, 5) | BSFX 1-2 F9 ③ | | | CCX 0-2 HR | | CCC 0-3 K ② | | BBBCFCFC 3-3 K ② | | 4 | 1 | 1 | 1 | 0 | 2 | 4 |
| Matt Nokes, L (1, 10)<br>OBP: 0.275, SLG: 0.392<br>Chet Lemon, R (8, PH)<br>OBP: 0.346, SLG: 0.299 | | CBBX 2-1 F9 ① | | FBCFBS 2-3 K2-3 ② | | BX 1-0 F8 ③ | | BBBCCFC 3-3 K ③ | | 3<br>1 | 0<br>0 | 0<br>0 | 0<br>0 | 0<br>0 | 1<br>1 | 2<br>1 |
| Pat Sheridan, L (1, 9)<br>OBP: 0.292, SLG: 0.321<br>Kenny Williams, R (9, PH)<br>OBP: 0.231, SLG: 0.316 | | CBFBBS 3-3 K ② | | BFBBX 3-1 G1-3 ③ | | | BFBFBB 4-2 FC6-4 BB | | BCX 1-1 G1-3 ① | 2<br>1 | 0<br>0 | 0<br>0 | 0<br>0 | 1<br>0 | 1<br>0 | 0<br>0 |
| Mike Heath, R (1, 2)<br>OBP: 0.310, SLG: 0.433 | | CBBCS 2-3 K ③ | | | CX 0-1 G5-3 ① | | BBX 2-0 FC6-4 FC4-6 1-2f | | BBCBSX 3-2 G3-1 ② | 4 | 0 | 0 | 0 | 0 | 1 | 1 |
| Rick Schu, R (1, 5)<br>OBP: 0.309, SLG: 0.344 (8, 6) | | | CX 0-1 G6-3 ① | | CFBBX 2-2 G6-3 ② | | BX 1-0 FC4-6 E 1B 1-2f ② | | CSC 0-3 K ③ | 4 | 0 | 0 | 0 | 0 | 1 | 1 |
| Al Pedrique, R (1, 6)<br>OBP: 0.188, SLG: 0.196<br>Dave Bergman, L (7, PH)<br>OBP: 0.328, SLG: 0.301 (8, 3) | | | LCX 0-2 G4-3 ② | | CFBBBFFS 2-3 K ③ | | X 0-0 E9 1-3 1B | | | 2<br>1 | 0<br>0 | 0<br>1 | 0<br>0 | 0<br>0 | 1<br>0 | 0<br>0 |
| Inning Stats | R: 0 H: 1<br>E: 0 LOB: 1<br>K: 0 BB: 0<br>S: 10 P: 14 | R: 0 H: 0<br>E: 0 LOB: 0<br>K: 2 BB: 0<br>S: 8 P: 15 | R: 0 H: 0<br>E: 1 LOB: 1<br>K: 0 BB: 0<br>S: 11 P: 14 | R: 1 H: 1<br>E: 0 LOB: 0<br>K: 1 BB: 0<br>S: 11 P: 17 | R: 0 H: 0<br>E: 0 LOB: 0<br>K: 1 BB: 0<br>S: 11 P: 15 | R: 0 H: 0<br>E: 0 LOB: 2<br>K: 1 BB: 2<br>S: 6 P: 15 | R: 0 H: 1<br>E: 1 LOB: 2<br>K: 0 BB: 1<br>S: 7 P: 14 | R: 0 H: 1<br>E: 0 LOB: 1<br>K: 2 BB: 0<br>S: 12 P: 21 | R: 0 H: 0<br>E: 0 LOB: 0<br>K: 1 BB: 0<br>S: 8 P: 12 | 1B: 3<br>2B: 0<br>3B: 0<br>HR: 1 | SF: 0<br>SAC: 0<br>DP: 0<br>HBP: 0 | | | WP: 0<br>PB: 0<br>SB: 0<br>CS: 0 | PA: 35 | | |

| PITCHER | | IP | WLS | BF | H | R | ER | SO | BB | IBB | HBP | BLK | WP | HR | S | P | ERA | WHIP |
|---|---|---|---|---|---|---|---|---|---|---|---|---|---|---|---|---|---|---|
| John Dopson, R<br>ERA: 3.56 | (1, 1) | 7.0 | W | 29 | 4 | 1 | 1 | 5 | 3 | 0 | 0 | 2 | 0 | 1 | 67 | 110 | 1.29 | 1.000 |
| Rob Murphy, L<br>ERA: 2.06 | (8, 1) | 2.0 | | 6 | 0 | 0 | 0 | 3 | 0 | 0 | 0 | 0 | 0 | 0 | 17 | 27 | 0.00 | 0.000 |

| PITCHER | IP | WLS | BF | H | R | ER | SO | BB | IBB | HBP | BLK | WP | HR | S | P | ERA | WHIP |
|---|---|---|---|---|---|---|---|---|---|---|---|---|---|---|---|---|---|

# BOTTOM

## Boston Red Sox @ Detroit Tigers

Tiger Stadium, Detroit, MI

Wed Jun 07 1989, 7:05 PM EDT

Att. 17,741 - Cloudy

livebaseballscorecards.com

| | |
|---|---|
| AB | 32 |
| R | 1 |
| H | 4 |
| RBI | 1 |
| BB | 3 |
| SO | 8 |
| LOB | 17 |

# Detroit Tigers @ Toronto Blue Jays

SkyDome, Toronto, ON

Fri Jun 09 1989, 7:05 PM EDT

Att. 48,219 - Dome - 70 F

TOP

livebaseballscorecards.com

| Batter | 1 | 2 | 3 | 4 | 5 | 6 | 7 | 8 | 9 | AB | R | H | RBI | BB | SO | LOB |
|---|---|---|---|---|---|---|---|---|---|---|---|---|---|---|---|---|
| Gary Pettis, S (1, 8)<br>OBP: 0.406, SLG: 0.398 | C C F S<br>0-3 ① K | | 1 SAFE B B X<br>2-0 ① F7<br>1-2 | | S B C B X<br>2-2 ① L8 | | C F B B F X<br>2-2 ①<br>1-2<br>1B | | | 4 | 0 | 1 | 0 | 0 | 1 | 1 |
| Dave Bergman, L (1, 3)<br>OBP: 0.336, SLG: 0.304 | C B X<br>1-1 BB<br>1B | | B F B B B F B<br>4-2 FC6-4<br>BB | | C B B B B F X<br>3-2 ② P6 | | B F S F F B C<br>2-3 ② K | | | 2 | 0 | 1 | 0 | 1 | 0 | 0 |
| Kenny Williams, R (7, PH)<br>OBP: 0.229, SLG: 0.314 (7, 9) | | | | | | | | | | 1 | 0 | 0 | 0 | 0 | 1 | 2 |
| Lou Whitaker, L (1, 4)<br>OBP: 0.374, SLG: 0.508 | B B B B<br>4-0<br>1-2 G4-6-3<br>BB | | X<br>0-0 ② L4 | | C X<br>0-1 ③ P6 | | C X<br>0-1 ③ G3-1 | | | 3 | 0 | 0 | 0 | 1 | 0 | 4 |
| Keith Moreland, R (1, 10)<br>OBP: 0.359, SLG: 0.471 | F C F X<br>0-2 ② ③ G4-6-3<br>1-2f | | X<br>0-0 ③ FC6-4<br>1-2f | | | C B B B X<br>3-1 ① G5-3 | | C B F F S<br>1-3 ① K | | 4 | 0 | 0 | 0 | 0 | 1 | 4 |
| Matt Nokes, L (1, 2)<br>OBP: 0.275, SLG: 0.385 | | B B B B<br>4-0<br>G3-1 G5-3<br>BB | | B B C B X<br>3-1 ① F7 | | F S F B B F F F F<br>3-2 ② G6-3 | | S B B X<br>2-1 ② G4-3 | | 3 | 0 | 0 | 0 | 1 | 0 | 0 |
| Chet Lemon, R (1, 9)<br>OBP: 0.348, SLG: 0.297 | C B B F B X<br>3-2 ① G5-3<br>1-2 | | | B B B B<br>4-0<br>FC5 BB<br>BB | | B X<br>1-0<br>FC6-4<br>1B | | C B F F C<br>1-3 ③ K | | 1 | 0 | 0 | 0 | 1 | 0 | 1 |
| Gary Ward, R (5, 9)<br>OBP: 0.330, SLG: 0.352 (7, 3) | | | | | | | | | | 2 | 0 | 1 | 0 | 0 | 1 | 0 |
| Pat Sheridan, L (1, 7)<br>OBP: 0.293, SLG: 0.315 | C X<br>0-1 ② G3-1<br>2-3 | | | B B C 1 SAFE B B<br>4-1<br>1-2<br>BB | | B C X<br>1-1 ③ FC6-4<br>1-2f | | | X<br>0-0 ① P4 | 2 | 0 | 0 | 0 | 1 | 0 | 2 |
| Mike Heath, R (9, PH)<br>OBP: 0.306, SLG: 0.426 | | | | | | | | | | 1 | 0 | 0 | 0 | 0 | 0 | 0 |
| Rick Schu, R (1, 5)<br>OBP: 0.306, SLG: 0.338 | X<br>0-0 ③ G6-3 | | | C B X<br>1-1 ② F8 | | | B C X<br>1-1<br>1B<br>1B | | B B C F C<br>2-3 ② K | 4 | 0 | 1 | 0 | 0 | 1 | 3 |
| Mike Brumley, S (1, 6)<br>OBP: 0.295, SLG: 0.325 | | | S B H<br>2-1<br>S<br>HBP | X<br>0-0 ③ FC5<br>2-3f | | | B X<br>1-0 ① P2 | | B C F X<br>1-2 ③ G5-3 | 3 | 0 | 0 | 0 | 0 | 0 | 3 |

| | AB | 30 |
|---|---|---|
| | R | 0 |
| | H | 4 |
| | RBI | 0 |
| | BB | 5 |
| | SO | 5 |
| | LOB | 20 |

| Inning Stats | 1 | 2 | 3 | 4 | 5 | 6 | 7 | 8 | 9 |
|---|---|---|---|---|---|---|---|---|---|
| | R: 0 H: 1<br>E: 0 LOB: 1<br>K: 1 BB: 1<br>S: 10 P: 15 | R: 0 H: 0<br>E: 0 LOB: 1<br>K: 0 BB: 1<br>S: 6 P: 13 | R: 0 H: 0<br>E: 0 LOB: 2<br>K: 0 BB: 1<br>S: 6 P: 14 | R: 0 H: 0<br>E: 0 LOB: 2<br>K: 0 BB: 2<br>S: 6 P: 18 | R: 0 H: 0<br>E: 0 LOB: 0<br>K: 0 BB: 0<br>S: 8 P: 13 | R: 0 H: 1<br>E: 0 LOB: 1<br>K: 0 BB: 0<br>S: 13 P: 21 | R: 0 H: 2<br>E: 0 LOB: 2<br>K: 1 BB: 0<br>S: 14 P: 20 | R: 0 H: 0<br>E: 0 LOB: 0<br>K: 2 BB: 0<br>S: 10 P: 14 | R: 0 H: 0<br>E: 0 LOB: 0<br>K: 1 BB: 0<br>S: 7 P: 10 |

| 1B: 4 | SF: 0 | WP: 0 | PA: 36 |
|---|---|---|---|
| 2B: 0 | SAC: 0 | PB: 0 | |
| 3B: 0 | DP: 1 | SB: 1 | |
| HR: 0 | HBP: 1 | CS: 0 | |

| PITCHER | | IP | WLS | BF | H | R | ER | SO | BB | IBB | HBP | BLK | WP | HR | S | P | ERA | WHIP |
|---|---|---|---|---|---|---|---|---|---|---|---|---|---|---|---|---|---|---|
| Dave Stieb, R<br>ERA: 4.9 | (1, 1) | 6.0 | W | 25 | 2 | 0 | 0 | 1 | 5 | 0 | 1 | 0 | 0 | 0 | 49 | 94 | 0.00 | 1.167 |
| David Wells, L<br>ERA: 2.82 | (7, 1) | 3.0 | S | 11 | 2 | 0 | 0 | 4 | 0 | 0 | 0 | 0 | 0 | 0 | 31 | 44 | 0.00 | 0.667 |

| PITCHER | IP | WLS | BF | H | R | ER | SO | BB | IBB | HBP | BLK | WP | HR | S | P | ERA | WHIP |
|---|---|---|---|---|---|---|---|---|---|---|---|---|---|---|---|---|---|

# Detroit Tigers @ Toronto Blue Jays

SkyDome, Toronto, ON

Fri Jun 09 1989, 7:05 PM EDT

Att. 48,219 - Dome - 70 F

## BOTTOM

livebaseballscorecards.com

| Batter | 1 | 2 | 3 | 4 | 5 | 6 | 7 | 8 | 9 | AB | R | H | RBI | BB | SO | LOB |
|---|---|---|---|---|---|---|---|---|---|---|---|---|---|---|---|---|
| Junior Felix, S (1, 8)<br>OBP: 0.354, SLG: 0.471 | 0-0 E SF9 1B | 3-2 ② G4-3 1-2 | | 1-0 HBP | | 4-2 BB BB | | 2-1 ② 1-2 2B | | 3 | 1 | 2 | 0 | 1 | 0 | 1 |
| Tony Fernandez, S (1, 6)<br>OBP: 0.241, SLG: 0.308 | 1-2 E9 1-3 1B 1B | 4-0 FC6-4 BB | | 0-0 ③ F8 | | 4-1 1-2 BB | | 2-1 ③ G4-3 | | 3 | 1 | 1 | 0 | 2 | 0 | 2 |
| Kelly Gruber, R (1, 9)<br>OBP: 0.347, SLG: 0.422 | 2-0 ① SF9 3-H | 3-1 ③ FC6-4 1-2f | | | 1-1 G5-4-3 1B | 0-1 ③ G5-3 | | | | 3 | 0 | 1 | 1 | 0 | 0 | 4 |
| George Bell, R (1, 7)<br>OBP: 0.310, SLG: 0.436 | 1-1 BB 2-H 1B | | 0-1 ① F8 | | 1-0 ①② G5-4-3 1-2f | | 1-3 ① K | | | 4 | 0 | 1 | 1 | 0 | 1 | 1 |
| Fred McGriff, L (1, 3)<br>OBP: 0.386, SLG: 0.560 | 4-2 1-2 BB | | 1-3 ② K | | 2-0 E9 BB | | 2-3 ② K | | | 3 | 0 | 0 | 0 | 1 | 2 | 0 |
| Pat Borders, R (1, 10)<br>OBP: 0.259, SLG: 0.327 | 2-3 ② K | | 1-1 HBP | | 4-2 1-2 BB | | 1-1 WP 1B | | | 2 | 0 | 1 | 0 | 1 | 1 | 2 |
| Nelson Liriano, S (1, 4)<br>OBP: 0.345, SLG: 0.415 | 1-0 ③ P3 | | 1-3 ③ K | | 0-0 ③ G2-3 | | 2-3 ③ K 1-2 | | | 4 | 0 | 0 | 0 | 0 | 2 | 6 |
| Bob Brenly, R (1, 2)<br>OBP: 0.250, SLG: 0.246 | | 1-3 ① K | | 2-3 ① K | | 3-3 ① K | | 0-0 ① G5-3 | | 4 | 0 | 0 | 0 | 0 | 3 | 0 |
| Manuel Lee, S (1, 5)<br>OBP: 0.300, SLG: 0.286 | | 0-0 G4-3 1B | | 3-3 ② K | | 1-0 ② G1-3 | | 1-0 CS 1B | | 4 | 0 | 2 | 0 | 0 | 1 | 0 |
| Inning Stats | R: 2 E: 1 K: 1 S: 13 H: 3 LOB: 2 BB: 1 P: 24 | R: 0 E: 0 K: 1 S: 10 H: 1 LOB: 2 BB: 1 P: 20 | R: 0 E: 0 K: 2 S: 9 H: 0 LOB: 1 BB: 0 P: 12 | R: 0 E: 0 K: 2 S: 8 H: 0 LOB: 1 BB: 0 P: 14 | R: 0 E: 1 K: 0 S: 9 H: 1 LOB: 2 BB: 1 P: 17 | R: 0 E: 0 K: 1 S: 9 H: 0 LOB: 2 BB: 2 P: 21 | R: 0 E: 0 K: 3 S: 12 H: 1 LOB: 1 BB: 0 P: 18 | R: 0 E: 0 K: 0 S: 6 H: 2 LOB: 1 BB: 0 P: 11 | | 1B: 7 2B: 1 3B: 0 HR: 0 SF: 1 SAC: 0 DP: 1 HBP: 2 | | | | | | |

| | AB | 30 |
|---|---|---|
| | R | 2 |
| | H | 8 |
| | RBI | 2 |
| | BB | 5 |
| | SO | 10 |
| | LOB | 16 |

WP: 1 PB: 0 SB: 0 CS: 1 PA: 38

| PITCHER | IP | WLS | BF | H | R | ER | SO | BB | IBB | HBP | BLK | WP | HR | S | P | ERA | WHIP |
|---|---|---|---|---|---|---|---|---|---|---|---|---|---|---|---|---|---|
| Frank Tanana, L (1, 1)<br>ERA: 3.59 | 8.0 | L | 38 | 8 | 2 | 1 | 10 | 5 | 0 | 2 | 0 | 1 | 0 | 76 | 137 | 1.12 | 1.625 |

| PITCHER | IP | WLS | BF | H | R | ER | SO | BB | IBB | HBP | BLK | WP | HR | S | P | ERA | WHIP |
|---|---|---|---|---|---|---|---|---|---|---|---|---|---|---|---|---|---|

| Batter | 1 | 2 | 3 | 4 | 5 | 6 | 7 | 8 | 9 | AB | R | H | RBI | BB | SO | LOB |
|---|---|---|---|---|---|---|---|---|---|---|---|---|---|---|---|---|
| Gary Pettis, S (1, 8)<br>OBP: 0.411, SLG: 0.415 | G6-3 | | 0-1 FC1-6-5 1-H | 1-2 1B 1-3 | F8 | | G4-3 | | 2-2 S 1-3 | 6 | 2 | 3 | 1 | 0 | 0 | 1 |
| Kenny Williams, R (1, 7)<br>OBP: 0.226, SLG: 0.309<br>Pat Sheridan, L (4, PH) (4, 7)<br>OBP: 0.307, SLG: 0.330 | F8 | | FC1-6-5 G6-3 2-3 | 2-1 1B FC1-6 1-2 3-H | F8 | | | 1-0 E | 2-2 S 1-H 3-H | 2<br>4 | 1<br>1 | 0<br>3 | 0<br>3 | 0<br>0 | 0<br>0 | 1<br>0 |
| Lou Whitaker, L (1, 4)<br>OBP: 0.373, SLG: 0.507 | G1-3 | | 2-1 G6-3 2-3 | 1-1 FC1-6 1-3 2-H | | 1-2 | | 1-0 F9 | 0-2 P5 1-2 | 6 | 0 | 2 | 1 | 0 | 0 | 3 |
| Keith Moreland, R (1, 3)<br>OBP: 0.360, SLG: 0.469 | 2-2 2B SF9 1B | | 2-2 BB 2B 1B 3-H | 2-0 FC1-6 2B G6-3 1-2f 3-H | | 0-0 G6-3 | | 0-1 FC1 FC5-4 1-2 | | 5 | 3 | 2 | 2 | 0 | 0 | 3 |
| Gary Ward, R (1, 9)<br>OBP: 0.333, SLG: 0.359 | 2-3 K | | 4-1 2B BB 1-2 | 1-0 2B 1-3 | | 1-2 F9 | | 0-1 P3 | | 4 | 1 | 1 | 0 | 1 | 1 | 4 |
| Chet Lemon, R (1, 10)<br>OBP: 0.349, SLG: 0.313 | 2-2 SF9 2B 1-3 | | 2-2 2B 1-H 2-H | 0-1 G6-3 3-H | | 3-1 G5-3 | | 0-0 FC5-4 1-2f | | 5 | 0 | 2 | 3 | 0 | 0 | 4 |
| Mike Heath, R (1, 2)<br>OBP: 0.312, SLG: 0.414 | 2-2 SF9 2-3 3-H | H | 1-0 FC6-4 HBP | 4-0 BB | | | 2-3 K | | 2-3 K | 2 | 0 | 0 | 1 | 1 | 2 | 0 |
| Rick Schu, R (1, 5)<br>OBP: 0.286, SLG: 0.314 | 0-3 K | | 2-2 FC6-4 1-2f | 2-2 F9 | | | 0-0 G6-3 | | 1-1 F7 | 5 | 0 | 0 | 0 | 0 | 1 | 5 |
| Mike Brumley, S (1, 6)<br>OBP: 0.347, SLG: 0.349 | | | 2-1 2B 1B | 4-2 1B 1B BB | 2-1 F7 | | 0-0 1B | | 4-2 1B 1B BB | 3 | 3 | 2 | 0 | 2 | 0 | 0 |
| Inning Stats | R: 0 E: 0 K: 0 S: 7<br>H: 0 LOB: 0 BB: 0 P: 11 | R: 1 E: 0 K: 2 S: 19<br>H: 2 LOB: 1 BB: 0 P: 27 | R: 4 E: 0 K: 0 S: 19<br>H: 4 LOB: 2 BB: 1 P: 34 | R: 4 E: 0 K: 0 S: 17<br>H: 4 LOB: 2 BB: 2 P: 34 | R: 0 E: 0 K: 0 S: 5<br>H: 0 LOB: 0 BB: 0 P: 8 | R: 0 E: 0 K: 0 S: 9<br>H: 1 LOB: 1 BB: 0 P: 14 | R: 0 E: 0 K: 1 S: 6<br>H: 1 LOB: 1 BB: 0 P: 8 | R: 0 E: 1 K: 0 S: 7<br>H: 1 LOB: 2 BB: 0 P: 9 | R: 2 E: 0 K: 1 S: 18<br>H: 2 LOB: 1 BB: 1 P: 29 | 1B: 10 2B: 5 3B: 0 HR: 0<br>SF: 1 SAC: 0 DP: 0 HBP: 1 | | | | | | |

# TOP

## Detroit Tigers @ Toronto Blue Jays

SkyDome, Toronto, ON

Sat Jun 10 1989, 3:33 AM EDT

Att. 48,430 - Overcast - 60 F

livebaseballscorecards.com

| | |
|---|---|
| AB | 42 |
| R | 11 |
| H | 15 |
| RBI | 11 |
| BB | 4 |
| SO | 4 |
| LOB | 21 |

WP: 0 PB: 0 SB: 2 CS: 0 PA: 48

| PITCHER | | IP | WLS | BF | H | R | ER | SO | BB | IBB | HBP | BLK | WP | HR | S | P | ERA | WHIP |
|---|---|---|---|---|---|---|---|---|---|---|---|---|---|---|---|---|---|---|
| Jimmy Key, L<br>ERA: 3.62 | (1, 1) | 3.0 | L | 17 | 6 | 5 | 5 | 2 | 1 | 0 | 1 | 0 | 0 | 0 | 45 | 72 | 15.00 | 2.333 |
| Alex Sanchez, R<br>ERA: 10.03 | (4, 1) | 0.2 | | 8 | 4 | 4 | 4 | 0 | 2 | 0 | 0 | 0 | 0 | 0 | 14 | 29 | 54.00 | 9.000 |
| Xavier Hernandez, R<br>ERA: 3.09 | (4, 1) | 5.0 | | 21 | 4 | 2 | 2 | 2 | 1 | 0 | 0 | 0 | 0 | 0 | 40 | 63 | 3.60 | 1.000 |
| Tom Henke, R<br>ERA: 5.06 | (9, 1) | 0.1 | | 2 | 1 | 0 | 0 | 0 | 0 | 0 | 0 | 0 | 0 | 0 | 8 | 10 | 0.00 | 3.000 |

| PITCHER | | IP | WLS | BF | H | R | ER | SO | BB | IBB | HBP | BLK | WP | HR | S | P | ERA | WHIP |
|---|---|---|---|---|---|---|---|---|---|---|---|---|---|---|---|---|---|---|

# BOTTOM

## Detroit Tigers @ Toronto Blue Jays

SkyDome, Toronto, ON

Sat Jun 10 1989, 3:33 AM EDT
Att. 48,430 - Overcast - 60 F

livebaseballscorecards.com

| Batter | 1 | 2 | 3 | 4 | 5 | 6 | 7 | 8 | 9 | AB | R | H | RBI | BB | SO | LOB |
|---|---|---|---|---|---|---|---|---|---|---|---|---|---|---|---|---|
| Junior Felix, S (1, 9)<br>OBP: 0.356, SLG: 0.463 | 4-0 CS BB | | 2-3 ① K | | 0-1 2B 1B 1-2 2-3 1B | 3-2 ③ L8 | | 2-2 ② G6-3 | | 4 | 1 | 1 | 0 | 1 | 1 | 1 |
| Tony Fernandez, S (1, 6)<br>OBP: 0.263, SLG: 0.323 | 2-1 ① 1-2 1B | | 4-2 BB | | 3-2 1B FC5-4 1-3 2-H 3-H 2B | | 4-2 1B 1B BB BB | 4-1 1B BB | | 2 | 2 | 2 | 2 | 3 | 0 | 0 |
| Kelly Gruber, R (1, 5)<br>OBP: 0.348, SLG: 0.422 | 2-3 ② K | | 1-0 ② F9 | | 0-2 FC5-4 2-3 3-H 1B | | 1-3 ① K | 1-2 FC4 1-3 1B | | 5 | 0 | 2 | 1 | 0 | 2 | 3 |
| George Bell, R (1, 7)<br>OBP: 0.308, SLG: 0.431 | 2-0 ③ F9 | | 1 SAFE 2-1 ③ F8 | | 2-0 ① P6 | | 0-2 BB 1B BLK 1-2 1B | 1-0 ③ FC4 1-2f | | 5 | 1 | 1 | 0 | 0 | 0 | 6 |
| Fred McGriff, L (1, 3)<br>OBP: 0.386, SLG: 0.557 | | 3-0 BB BB 1B | | 1-2 ① G4-3 | 1-1 ② FC5-4 1-2f 3-H | | 3-1 BLK BB 1B 1-2 2-3 1B | | 1-2 ① G4-3 | 5 | 1 | 2 | 1 | 0 | 0 | 1 |
| Lloyd Moseby, L (1, 8)<br>OBP: 0.316, SLG: 0.345 | | 4-2 4-3 BB 1-2 BB | | 3-3 ② K | 1-0 ③ F8 | | 4-1 BLK 1B 1-2 2-3 3-H BB | | 1-2 ② G1 | 3 | 1 | 0 | 1 | 2 | 1 | 1 |
| Ernie Whitt, L (1, 2)<br>OBP: 0.429, SLG: 0.530 | | 4-2 ① 4-3 1-2 2-3 BB | | 3-2 ③ P5 | | 4-2 G4-6-3 BB | 1-1 ② P6 | | 0-1 ③ F8 | 3 | 0 | 0 | 0 | 2 | 0 | 3 |
| Rance Mulliniks, L (1, 10)<br>OBP: 0.316, SLG: 0.276<br>Pat Borders, R (5, PH)<br>OBP: 0.265, SLG: 0.327<br>Manuel Lee, S (6, PH)<br>OBP: 0.304, SLG: 0.291 | | 1-0 ② 4-3 1-2 2-3 | | | 4-1 1B 1B 2B BB | 1-1 ①② G4-6-3 1-2f | 1-1 ③ 1-H 2-H 3-H 1B | | | 1<br>0<br>2 | 0<br>1<br>0 | 0<br>0<br>1 | 0<br>1<br>2 | 0<br>0<br>0 | 0<br>0<br>0 | 2<br>0<br>1 |
| Nelson Liriano, S (1, 4)<br>OBP: 0.348, SLG: 0.417 | | 3-3 ③ K | | | 3-2 1B 2B 1-2 1B | 3-2 1B | | 3-2 ① L7 | | 4 | 1 | 2 | 0 | 0 | 1 | 2 |

| Inning Stats | | | | | | | | | | | | | | | | | | | | | | | | |
|---|---|---|---|---|---|---|---|---|---|---|---|---|---|---|---|---|---|---|---|---|---|---|---|---|
| | R: 0 | E: 0 | K: 1 | S: 6 | H: 1 | LOB: 1 | BB: 1 | P: 16 | R: 0 | E: 0 | K: 1 | S: 13 | H: 1 | LOB: 2 | BB: 2 | P: 28 | R: 0 | E: 0 | K: 1 | S: 8 | H: 0 | LOB: 1 | BB: 1 | P: 17 |
| | R: 0 | E: 0 | K: 1 | S: 12 | H: 0 | LOB: 0 | BB: 0 | P: 19 | R: 4 | E: 0 | K: 0 | S: 17 | H: 4 | LOB: 1 | BB: 1 | P: 31 | R: 0 | E: 0 | K: 0 | S: 10 | H: 1 | LOB: 1 | BB: 1 | P: 21 |
| | R: 4 | E: 0 | K: 1 | S: 15 | H: 3 | LOB: 1 | BB: 2 | P: 29 | R: 0 | E: 0 | K: 0 | S: 15 | H: 1 | LOB: 2 | BB: 1 | P: 26 | R: 0 | E: 0 | K: 0 | S: 10 | H: 0 | LOB: 0 | BB: 0 | P: 12 |
| | 1B: 10 | 2B: 1 | 3B: 0 | HR: 0 | SF: 0 | SAC: 0 | DP: 1 | HBP: 0 | WP: 0 | PB: 0 | SB: 0 | CS: 1 | PA: 43 | | | | | | | | | | | |

| PITCHER | | IP | WLS | BF | H | R | ER | SO | BB | IBB | HBP | BLK | WP | HR | S | P | ERA | WHIP |
|---|---|---|---|---|---|---|---|---|---|---|---|---|---|---|---|---|---|---|
| Jeff Robinson, R<br>ERA: 4.2 | (1, 1) | 1.1 | | 7 | 2 | 0 | 0 | 1 | 3 | 0 | 0 | 0 | 0 | 0 | 15 | 36 | 0.00 | 3.750 |
| Paul Gibson, L<br>ERA: 5.18 | (2, 1) | 2.2 | | 13 | 3 | 4 | 4 | 3 | 2 | 0 | 0 | 0 | 0 | 0 | 33 | 63 | 13.50 | 1.875 |
| Mike Henneman, R<br>ERA: 4.5 | (5, 1) | 2.1 | | 11 | 3 | 2 | 2 | 1 | 2 | 0 | 0 | 0 | 0 | 0 | 26 | 46 | 7.71 | 2.143 |
| Willie Hernandez, L<br>ERA: 5.32 | (7, 1) | 0.2 | | 4 | 2 | 2 | 2 | 0 | 1 | 0 | 0 | 1 | 0 | 0 | 7 | 16 | 27.00 | 4.500 |
| Frank Williams, R<br>ERA: 2.66 | (8, 1) | 2.0 | W | 8 | 1 | 0 | 0 | 0 | 1 | 0 | 0 | 0 | 0 | 0 | 25 | 38 | 0.00 | 1.000 |

| PITCHER | IP | WLS | BF | H | R | ER | SO | BB | IBB | HBP | BLK | WP | HR | S | P | ERA | WHIP |
|---|---|---|---|---|---|---|---|---|---|---|---|---|---|---|---|---|---|

| Batter | 1 | 2 | 3 | 4 | 5 | 6 | 7 | 8 | 9 | AB | R | H | RBI | BB | SO | LOB |
|---|---|---|---|---|---|---|---|---|---|---|---|---|---|---|---|---|
| Gary Pettis, S (1, 8)<br>OBP: 0.405, SLG: 0.408 | C B F X 1-2 P6 ① | | B F B S F B X 3-2 L7 ② | | | C X 0-1 CS 1B | | B S C B B C 3-3 K ② | | 4 | 0 | 1 | 0 | 0 | 1 | 2 |
| Kenny Williams, R (1, 7)<br>OBP: 0.220, SLG: 0.301<br>Al Pedrique, R (8, 6)<br>OBP: 0.188, SLG: 0.196 | B F X 1-1 G6-3 ② | | X 0-0 F9 ③ | | | B 1 SAFE X 1-0 L7 ① | | C X 0-1 FC5 2-3f ③ | | 4<br>0 | 0<br>0 | 0<br>0 | 0<br>0 | 0<br>0 | 0<br>0 | 3<br>0 |
| Lou Whitaker, L (1, 4)<br>OBP: 0.375, SLG: 0.517 | B X 1-0 2B | | | C B B X 2-1 F9 ① | | B C B 1 SAFE B X 3-1 G4-3 1-2 ②③ | | | M B C B F X 2-2 2B | 4 | 0 | 2 | 0 | 0 | 0 | 1 |
| Keith Moreland, R (1, 3)<br>OBP: 0.358, SLG: 0.461<br>(8, 5) | C X 0-1 G5-3 ③ | | | C F X 0-2 F8 ② | | | B C B B B 4-1 CS BB | | C B F S 1-3 K ① | 3 | 0 | 0 | 0 | 1 | 1 | 2 |
| Gary Ward, R (1, 9)<br>OBP: 0.320, SLG: 0.344 | | B X 1-0 G6-3 ① | | F B C B F X 2-2 F8 ③ | | | B F S F B B 1 SAFE C 3-3 K 1-2 ①② | | B C S S 1-3 K ② | 4 | 0 | 0 | 0 | 0 | 2 | 2 |
| Chet Lemon, R (1, 10)<br>OBP: 0.347, SLG: 0.311 | | X 0-0 1B | | | B C B X 2-1 G5-3 ① | | B C F C 1-3 K ③ | | B C F C 1-3 K ③ | 4 | 0 | 1 | 0 | 0 | 2 | 1 |
| Mike Heath, R (1, 2)<br>OBP: 0.316, SLG: 0.408<br>Dave Bergman, L (8, PH)<br>OBP: 0.341, SLG: 0.304<br>(8, 3) | C B X 1-1 L7 ② | | | | B B F S B B B 4-2 S BB | | | B B C F F B F B 4-2 FC5 BB BB | | 1<br>0 | 0<br>0 | 0<br>0 | 0<br>0 | 1<br>1 | 0<br>0 | 1<br>0 |
| Rick Schu, R (1, 5)<br>OBP: 0.278, SLG: 0.306<br>Pat Sheridan, L (8, PH)<br>OBP: 0.313, SLG: 0.330<br>(8, 7) | C B B X 2-1 G3 ③ | | | | X 0-0 F7 ② | | | B C F B B B 4-2 1-2 BB | | 2<br>0 | 0<br>0 | 0<br>0 | 0<br>0 | 0<br>1 | 0<br>0 | 2<br>0 |
| Mike Brumley, S (1, 6)<br>OBP: 0.333, SLG: 0.333<br>Matt Nokes, L (8, PH)<br>OBP: 0.273, SLG: 0.382<br>(8, 2) | | | B B B C X 3-1 G6-3 ① | | 1 SAFE B S C X 1-2 G5-3 1-2 ③ | | | B F S X 1-2 F9 ① | | 2<br>1 | 0<br>0 | 0<br>0 | 0<br>0 | 0<br>0 | 0<br>0 | 1<br>2 |
| Inning Stats | R: 0 E: 0 K: 0 S: 8 H: 1 LOB: 1 BB: 0 P: 11 | R: 0 E: 0 K: 0 S: 6 H: 1 LOB: 1 BB: 0 P: 10 | R: 0 E: 0 K: 0 S: 7 H: 0 LOB: 0 BB: 0 P: 13 | R: 0 E: 0 K: 0 S: 9 H: 0 LOB: 0 BB: 0 P: 13 | R: 0 E: 0 K: 0 S: 8 H: 0 LOB: 1 BB: 1 P: 15 | R: 0 E: 0 K: 0 S: 5 H: 1 LOB: 0 BB: 0 P: 9 | R: 0 E: 0 K: 2 S: 8 H: 0 LOB: 0 BB: 1 P: 16 | R: 0 E: 0 K: 1 S: 14 H: 0 LOB: 2 BB: 2 P: 26 | R: 0 E: 0 K: 3 S: 13 H: 1 LOB: 1 BB: 0 P: 18 | 1B: 2 2B: 3 3B: 0 HR: 0 | SF: 0 SAC: 0 DP: 1 HBP: 0 | | | | | | |

| PITCHER | IP | WLS | BF | H | R | ER | SO | BB | IBB | HBP | BLK | WP | HR | S | P | ERA | WHIP |
|---|---|---|---|---|---|---|---|---|---|---|---|---|---|---|---|---|---|
| Mike Flanagan, L (1, 1)<br>ERA: 3.8 | 7.0 | W | 24 | 3 | 0 | 0 | 2 | 2 | 0 | 0 | 0 | 0 | 0 | 51 | 87 | 0.00 | 0.714 |
| Duane Ward, R (8, 1)<br>ERA: 2.87 | 2.0 | S | 9 | 1 | 0 | 0 | 4 | 2 | 0 | 0 | 0 | 0 | 0 | 27 | 44 | 0.00 | 1.500 |

| PITCHER | IP | WLS | BF | H | R | ER | SO | BB | IBB | HBP | BLK | WP | HR | S | P | ERA | WHIP |
|---|---|---|---|---|---|---|---|---|---|---|---|---|---|---|---|---|---|

# TOP

## Detroit Tigers @ Toronto Blue Jays

SkyDome, Toronto, ON

Sun Jun 11 1989, 3:33 AM EDT

Att. 48,274 - Sunny

livebaseballscorecards.com

| | |
|---|---|
| AB | 29 |
| R | 0 |
| H | 4 |
| RBI | 0 |
| BB | 4 |
| SO | 6 |
| LOB | 17 |

# Detroit Tigers @ Toronto Blue Jays

SkyDome, Toronto, ON

Sun Jun 11 1989, 3:33 AM EDT

Att. 48,274 - Sunny

livebaseballscorecards.com

## BOTTOM

| Batter | 1 | 2 | 3 | 4 | 5 | 6 | 7 | 8 | 9 | AB | R | H | RBI | BB | SO | LOB |
|---|---|---|---|---|---|---|---|---|---|---|---|---|---|---|---|---|
| Junior Felix, S (1, 9)<br>OBP: 0.371, SLG: 0.500 | F F X<br>0-2<br>BB<br>1B | | C L X<br>0-2<br>1B | | C F X<br>0-2<br>2-H<br>HR | | B F C B B F F X<br>3-2<br>1B<br>SF9<br>1B | B C B B S C<br>3-3 ②<br>K | | 5 | 2 | 4 | 2 | 0 | 1 | 1 |
| Tony Fernandez, S (1, 6)<br>OBP: 0.261, SLG: 0.319 | C X<br>0-1 ①<br>F8 | | P X<br>1-0 ②<br>F7 | | B X<br>1-0<br>S<br>1B | | C B C C<br>1-3 ①<br>K | B C B X<br>2-1 ③<br>G5-3 | | 5 | 0 | 1 | 0 | 0 | 1 | 4 |
| Kelly Gruber, R (1, 5)<br>OBP: 0.351, SLG: 0.420 | P 1 SAFE<br>1 B F B B<br>4-1<br>1-2<br>BB | | 1 SAFE X<br>0-0 ③<br>G6-3 | | 1 SAFE<br>1 SAFE<br>1 F B B F F B<br>3-2 ②<br>X<br>L7<br>1-2 | | 1 SAFE F B X<br>1-1<br>2B<br>1-3<br>1B | | | 3 | 0 | 1 | 0 | 1 | 0 | 2 |
| George Bell, R (1, 7)<br>OBP: 0.303, SLG: 0.425 | C F X<br>0-2 ②<br>F7 | | | B B X<br>2-0 ①<br>P4 | B X<br>1-0 ③<br>F9 | | C X<br>0-1 ②<br>SF9<br>3-H | | | 3 | 0 | 0 | 1 | 0 | 0 | 3 |
| Fred McGriff, L (1, 3)<br>OBP: 0.388, SLG: 0.560 | B X<br>1-0 ③<br>F8 | | | X<br>0-0<br>1B | | X<br>0-0 ①<br>L4 | B 1 SAFE X<br>1-0<br>1-3<br>2B | | | 4 | 0 | 2 | 0 | 0 | 0 | 2 |
| Lloyd Moseby, L (1, 8)<br>OBP: 0.311, SLG: 0.338 | | C C X<br>0-2 ①<br>G1-3 | | C B X<br>1-1 ②<br>F8 | | C B B X<br>2-1 ②<br>G4-3 | B B F S F F S<br>2-3 ③<br>K | | | 4 | 0 | 0 | 0 | 0 | 1 | 3 |
| Ernie Whitt, L (1, 2)<br>OBP: 0.425, SLG: 0.529 | | C B B B C S<br>3-3 ②<br>K | | X<br>0-0 ③<br>P5 | | C X<br>0-1<br>2B | | C C B X<br>1-2 ①<br>F7 | | 4 | 0 | 1 | 0 | 0 | 1 | 1 |
| Rance Mulliniks, L (1, 10)<br>OBP: 0.327, SLG: 0.299<br>Tom Lawless, R (8, PR)<br>OBP: 0.286, SLG: 0.200 | | B B F F C<br>2-3 ③<br>K | | | X<br>0-0<br>HR<br>2B | I I I<br>4-0<br>IBB | | S X<br>0-1<br>2B<br>2B | | 3<br>0 | 1<br>1 | 2<br>0 | 0<br>0 | 1<br>0 | 1<br>0 | 0<br>0 |
| Nelson Liriano, S (1, 4)<br>OBP: 0.347, SLG: 0.418 | | | X<br>0-0 ①<br>G4-3 | | X<br>0-0 ①<br>F9 | B X<br>1-0 ③<br>G3 | | C C X<br>0-2<br>2-H<br>2B | | 4 | 0 | 1 | 1 | 0 | 0 | 3 |
| Inning Stats | R: 0 E: 0 K: 0 S: 11<br>H: 1 LOB: 2 BB: 1 P: 15 | R: 0 E: 0 K: 2 S: 9<br>H: 0 LOB: 0 BB: 0 P: 14 | R: 0 E: 0 K: 0 S: 7<br>H: 1 LOB: 1 BB: 0 P: 7 | R: 0 E: 0 K: 0 S: 5<br>H: 1 LOB: 1 BB: 0 P: 8 | R: 2 E: 0 K: 0 S: 11<br>H: 3 LOB: 1 BB: 0 P: 16 | R: 0 E: 0 K: 0 S: 6<br>H: 1 LOB: 2 BB: 1 P: 13 | R: 1 E: 0 K: 2 S: 18<br>H: 3 LOB: 2 BB: 0 P: 26 | R: 1 E: 0 K: 1 S: 13<br>H: 2 LOB: 1 BB: 0 P: 19 | | 1B: 6<br>2B: 5<br>3B: 0<br>HR: 1 | SF: 1<br>SAC: 0<br>DP: 0<br>HBP: 0 | | WP: 0<br>PB: 0<br>SB: 1<br>CS: 0 | PA: 38 | | |

| | AB | 35 |
|---|---|---|
| | R | 4 |
| | H | 12 |
| | RBI | 4 |
| | BB | 2 |
| | SO | 5 |
| | LOB | 19 |

| PITCHER | | IP | WLS | BF | H | R | ER | SO | BB | IBB | HBP | BLK | WP | HR | S | P | ERA | WHIP |
|---|---|---|---|---|---|---|---|---|---|---|---|---|---|---|---|---|---|---|
| Mike Schwabe, R<br>ERA: 2.14 | (1, 1) | 6.1 | L | 30 | 9 | 3 | 3 | 3 | 1 | 1 | 0 | 0 | 0 | 1 | 59 | 88 | 4.26 | 1.579 |
| Mike Trujillo, R<br>ERA: 6.2 | (7, 1) | 1.2 | | 8 | 3 | 1 | 1 | 2 | 0 | 0 | 0 | 0 | 0 | 0 | 21 | 30 | 5.40 | 1.800 |

| PITCHER | IP | WLS | BF | H | R | ER | SO | BB | IBB | HBP | BLK | WP | HR | S | P | ERA | WHIP |
|---|---|---|---|---|---|---|---|---|---|---|---|---|---|---|---|---|---|

| Batter | 1 | 2 | 3 | 4 | 5 | 6 | 7 | 8 | 9 | 10 | 11 | AB | R | H | RBI | BB | SO | LOB |
|---|---|---|---|---|---|---|---|---|---|---|---|---|---|---|---|---|---|---|
| Gary Pettis, S (1, 8)<br>OBP: 0.393, SLG: 0.388 | C B F B B X<br>3-2 ① G1-3 | B C S S S<br>2-3 ③ K | | C F B B B X<br>2-2 ③ G1-3 | | X<br>0-0 ② FC5-4 S<br>1-2f | | 1 SAFE C C F 1 SAFE 1 SAFE B F 1 SAFE<br>1-2 ① X F9 | | F B B B C F F B<br>4-2 CS BB | | 5 | 0 | 0 | 0 | 1 | 1 | 4 |
| Kenny Williams, R (1, 7)<br>OBP: 0.229, SLG: 0.303<br>Pat Sheridan, L (5, 7)<br>OBP: 0.321, SLG: 0.333 | B S B B X<br>2-1 BB BB E 1B | | B F B B B<br>4-1 S BB | | M F B S<br>1-3 ① K | B 1 SAFE B B C B<br>4-1 1-2 BB | | F S B F F S<br>1-3 ② K | | 1 SAFE 1 SAFE S C B 1 SAFE B F B<br>3-2 X ② 1-2 1B | | 2<br>2 | 1<br>0 | 1<br>1 | 0<br>0 | 1<br>1 | 1<br>1 | 0<br>1 |
| Chet Lemon, R (1, 10)<br>OBP: 0.342, SLG: 0.306 | C 1 SAFE 1 SAFE 1 SAFE 1 SAFE X<br>0-1 ② F9 | | B X<br>1-0 ① F7 | | B C X<br>1-1 F9 E 1B 1B | B X<br>1-0 ③ L9 | | B B X<br>2-0 ③ P6 | | 1 SAFE C 1 SAFE B 1 SAFE B B C S<br>3-3 ③ K | | 6 | 1 | 1 | 0 | 0 | 1 | 6 |
| Keith Moreland, R (1, 3)<br>OBP: 0.357, SLG: 0.453 | B B B B<br>4-0 E BB 1-2 BB | | B 1 SAFE 1 SAFE B C B S X<br>3-2 ② P4 1-2 | | B 1 SAFE B C 1 SAFE 1 SAFE B X<br>3-1 E5 1B 1-2 | | X<br>0-0 ① P4 | | X<br>0-0 ① F8 | | X<br>0-0 FC3-6 1B | 5 | 0 | 1 | 0 | 1 | 0 | 2 |
| Gary Ward, R (1, 9)<br>OBP: 0.321, SLG: 0.366 | B 2 B B B SAFE<br>4-0 E 1-2 2-3 BB | | B B B C F S<br>3-3 ③ K | | B X<br>1-0 ② F9 2-3 | | C B X<br>1-1 ② L9 | | C B C F X<br>1-2 HR | | B X<br>1-0 ① FC3-6 S 1B 1-2f | 5 | 2 | 1 | 1 | 1 | 1 | 4 |
| Mike Heath, R (1, 2)<br>OBP: 0.353, SLG: 0.442 | C F B X<br>1-2 E5 1-2 2-3 3-H | B B X<br>2-0 FC4 1B | C X<br>1-1 1-2 3-H 1B | | | S X<br>0-1 1B 1B | | C F B F X<br>1-2 1B | | S B S X<br>1-2 1-H 1B | | 6 | 0 | 5 | 2 | 0 | 0 | 2 |
| Rick Schu, R (1, 5)<br>OBP: 0.271, SLG: 0.295 | B S S S<br>1-3 ③ K | X<br>0-0 ① FC4 G5-3 1B 1-2f | C F X<br>0-2 ③ F8 | | | F 1 SAFE X<br>0-1 1-3 1B | | B B X<br>2-0 ② F8 | | | C B B B X<br>3-1 ② F9 | 6 | 0 | 1 | 0 | 0 | 1 | 8 |
| Al Pedrique, R (1, 4)<br>OBP: 0.189, SLG: 0.196<br>Lou Whitaker, L (11, PH)<br>OBP: 0.373, SLG: 0.514<br>(11, 4) | | B X<br>1-0 ① F9 | C B B X<br>2-1 G5-3 1-2 1B | | | C C B F B X<br>2-2 ① F7 | B C F B B F X<br>3-2 ③ F9 | | F X<br>0-1 ③ F8 | | B B X<br>2-0 ③ P6 | 5<br>1 | 0<br>0 | 1<br>0 | 0<br>0 | 0<br>0 | 0<br>0 | 3<br>1 |
| Mike Brumley, S (1, 6)<br>OBP: 0.339, SLG: 0.340 | | X<br>0-0 ② G6-3 | X<br>0-0 G5-3 1-2 2-3 | | | C B B B X<br>2-1 FC5-4 1B | | B X<br>1-0 1B | | C S S S<br>0-3 ① K | | 5 | 0 | 2 | 0 | 0 | 1 | 2 |
| Inning Stats | R: 1 E: 1 K: 1 S: 13<br>H: 1 LOB: 3 BB: 2 P: 28 | R: 0 E: 0 K: 1 S: 5<br>H: 0 LOB: 0 BB: 0 P: 8 | R: 0 E: 0 K: 1 S: 8<br>H: 0 LOB: 1 BB: 1 P: 19 | R: 0 E: 0 K: 0 S: 8<br>H: 2 LOB: 2 BB: 0 P: 14 | R: 1 E: 1 K: 1 S: 13<br>H: 2 LOB: 2 BB: 0 P: 20 | R: 0 E: 0 K: 0 S: 9<br>H: 1 LOB: 2 BB: 1 P: 18 | R: 0 E: 0 K: 0 S: 11<br>H: 2 LOB: 2 BB: 0 P: 15 | R: 0 E: 0 K: 1 S: 12<br>H: 1 LOB: 1 BB: 0 P: 17 | R: 1 E: 0 K: 0 S: 12<br>H: 2 LOB: 1 BB: 0 P: 16 | R: 0 E: 0 K: 2 S: 14<br>H: 1 LOB: 1 BB: 1 P: 24 | R: 1 E: 0 K: 0 S: 8<br>H: 2 LOB: 1 BB: 0 P: 15 | | | | | | | |

| PITCHER | | IP | WLS | BF | H | R | ER | SO | BB | IBB | HBP | BLK | WP | HR | S | P | ERA | WHIP |
|---|---|---|---|---|---|---|---|---|---|---|---|---|---|---|---|---|---|---|
| John Cerutti, L<br>ERA: 2.73 | (1, 1) | 5.2 | | 29 | 6 | 2 | 0 | 4 | 4 | 0 | 0 | 0 | 0 | 0 | 55 | 105 | 0.00 | 1.765 |
| David Wells, L<br>ERA: 2.76 | (6, 1) | 4.0 | | 18 | 6 | 1 | 1 | 2 | 1 | 0 | 0 | 0 | 0 | 1 | 47 | 68 | 2.25 | 1.750 |
| Tom Henke, R<br>ERA: 5.16 | (10, 1) | 1.1 | W | 6 | 2 | 1 | 1 | 1 | 0 | 0 | 0 | 0 | 0 | 0 | 11 | 21 | 6.75 | 1.500 |

| PITCHER | IP | WLS | BF | H | R | ER | SO | BB | IBB | HBP | BLK | WP | HR | S | P | ERA | WHIP |
|---|---|---|---|---|---|---|---|---|---|---|---|---|---|---|---|---|---|

# TOP

## Detroit Tigers @ Toronto Blue Jays

SkyDome, Toronto, ON

Mon Jun 12 1989, 7:05 PM EDT

Att. 48,531 - Dome - 68 F

livebaseballscorecards.com

| | |
|---|---|
| AB | 48 |
| R | 4 |
| H | 14 |
| RBI | 3 |
| BB | 5 |
| SO | 7 |
| LOB | 33 |

| | | | | | | | | | | | |
|---|---|---|---|---|---|---|---|---|---|---|---|
| 1B: 13 | SF: 0 | WP: 0 | PA: 53 |
| 2B: 0 | SAC: 0 | PB: 0 | |
| 3B: 0 | DP: 0 | SB: 3 | |
| HR: 1 | HBP: 0 | CS: 1 | |

# Detroit Tigers @ Toronto Blue Jays

SkyDome, Toronto, ON

Mon Jun 12 1989, 7:05 PM EDT

Att. 48,531 - Dome - 68 F

livebaseballscorecards.com

BOTTOM

| Batter | 1 | 2 | 3 | 4 | 5 | 6 | 7 | 8 | 9 | 10 | 11 | AB | R | H | RBI | BB | SO | LOB |
|---|---|---|---|---|---|---|---|---|---|---|---|---|---|---|---|---|---|---|
| Junior Felix, S (1, 8) OBP: 0.363, SLG: 0.485 | F8 | F8 | | FC1-6 1-2f 3-H | | G1-3 | | | 1B 1B | | K | 6 | 0 | 1 | 1 | 0 | 1 | 4 |
| Tony Fernandez, S (1, 6) OBP: 0.263, SLG: 0.322 | 1B 2B | F7 | 1 SAFE 1 SAFE 1 SAFE | F8 | | | F8 | | F9 | | 2B BB | 5 | 2 | 1 | 0 | 1 | 0 | 2 |
| Kelly Gruber, R (1, 9) OBP: 0.363, SLG: 0.437 | 2-H 1B | BB 1B | | | G6-3 | | 1B | | G1-4-3 1-2 1B | | 1-H 2-H 2B | 6 | 0 | 5 | 3 | 0 | 0 | 0 |
| George Bell, R (1, 7) OBP: 0.296, SLG: 0.415 | P2 | P3 | | | F8 | | F9 | | G1-4-3 1-2f | | | 5 | 0 | 0 | 0 | 0 | 0 | 5 |
| Fred McGriff, L (1, 3) OBP: 0.388, SLG: 0.568 | 1 SAFE K | | 1 SAFE 1-2 BB | | HR | | G3 | | | G4-3 | | 4 | 1 | 1 | 1 | 1 | 1 | 2 |
| Ernie Whitt, L (1, 2) OBP: 0.424, SLG: 0.525 | | FC6-4 1B 1B | G4-3 | | S 1B | | | F9 | | K | | 5 | 0 | 2 | 0 | 0 | 1 | 2 |
| Bob Brenly, R (11, 2) OBP: 0.250, SLG: 0.246 | | | | | | | | | | | | 0 | 0 | 0 | 0 | 0 | 0 | 0 |
| Rance Mulliniks, L (1, 10) OBP: 0.325, SLG: 0.298 | FC6-4 1-2 1B | | G6-3 | G6-3 | G6-3 1-2 | | | G6-3 | | G6-3 | | 4 | 0 | 1 | 0 | 0 | 0 | 1 |
| Pat Borders, R (10, PH) OBP: 0.263, SLG: 0.324 | | | | | | | | | | | | 1 | 0 | 0 | 0 | 0 | 0 | 0 |
| Manuel Lee, S (1, 5) OBP: 0.309, SLG: 0.297 | F8 | | | 1B FC1-6 1B | | L5 | | 1B | | | F9 | 5 | 1 | 2 | 0 | 0 | 0 | 2 |
| Nelson Liriano, S (1, 4) OBP: 0.348, SLG: 0.423 | FC6-4 1-2f 2-3 | | | 1 SAFE 1 SAFE FC1-6 1-3 1B | | G3 | | 1 SAFE G4-3 | | | 2B 2B | 5 | 1 | 2 | 0 | 0 | 0 | 3 |
| Inning Stats | R: 1 H: 2 E: 0 LOB: 1 K: 1 BB: 0 S: 11 P: 14 | R: 0 H: 2 E: 0 LOB: 2 K: 0 BB: 0 S: 14 P: 22 | R: 0 H: 1 E: 0 LOB: 2 K: 0 BB: 1 S: 9 P: 18 | R: 1 H: 2 E: 0 LOB: 1 K: 0 BB: 0 S: 9 P: 16 | R: 1 H: 2 E: 0 LOB: 1 K: 0 BB: 0 S: 15 P: 24 | R: 0 H: 0 E: 0 LOB: 0 K: 0 BB: 0 S: 6 P: 8 | R: 0 H: 1 E: 0 LOB: 1 K: 0 BB: 0 S: 8 P: 16 | R: 0 H: 1 E: 0 LOB: 1 K: 0 BB: 0 S: 5 P: 9 | R: 0 H: 2 E: 0 LOB: 1 K: 0 BB: 0 S: 7 P: 12 | R: 0 H: 0 E: 0 LOB: 0 K: 1 BB: 0 S: 8 P: 13 | R: 2 H: 2 E: 0 LOB: 1 K: 1 BB: 1 S: 10 P: 21 | 1B: 11 2B: 3 3B: 0 HR: 1 | SF: 0 SAC: 0 DP: 1 HBP: 0 | | | | | |

| | |
|---|---|
| AB | 46 |
| R | 5 |
| H | 15 |
| RBI | 5 |
| BB | 2 |
| SO | 3 |
| LOB | 21 |

WP: 0 PA: 48
PB: 0
SB: 1
CS: 0

| PITCHER | IP | WLS | BF | H | R | ER | SO | BB | IBB | HBP | BLK | WP | HR | S | P | ERA | WHIP |
|---|---|---|---|---|---|---|---|---|---|---|---|---|---|---|---|---|---|
| Doyle Alexander, R (1, 1) ERA: 3.11 | 8.0 | | 36 | 11 | 3 | 3 | 1 | 1 | 0 | 0 | 0 | 0 | 1 | 77 | 127 | 3.38 | 1.500 |
| Mike Henneman, R (9, 1) ERA: 4.33 | 1.0 | | 4 | 2 | 0 | 0 | 0 | 0 | 0 | 0 | 0 | 0 | 0 | 7 | 12 | 0.00 | 2.000 |
| Paul Gibson, L (10, 1) ERA: 5.36 | 1.2 | L | 7 | 1 | 2 | 2 | 2 | 1 | 0 | 0 | 0 | 0 | 0 | 17 | 32 | 10.80 | 1.200 |
| Frank Williams, R (11, 1) ERA: 2.66 | 0.0 | | 1 | 1 | 0 | 0 | 0 | 0 | 0 | 0 | 0 | 0 | 0 | 1 | 2 | ∞ | ∞ |

| PITCHER | IP | WLS | BF | H | R | ER | SO | BB | IBB | HBP | BLK | WP | HR | S | P | ERA | WHIP |
|---|---|---|---|---|---|---|---|---|---|---|---|---|---|---|---|---|---|

# Detroit Tigers @ Boston Red Sox

Fenway Park, Boston, MA

Tue Jun 13 1989, 7:05 PM EDT

Att. 30,969 - Unknown

TOP

| Batter | 1 | 2 | 3 | 4 | 5 | 6 | 7 | 8 | 9 | AB | R | H | RBI | BB | SO | LOB |
|---|---|---|---|---|---|---|---|---|---|---|---|---|---|---|---|---|
| Gary Pettis, S (1, 8)<br>OBP: 0.406, SLG: 0.398 | G4-3 | 1 SAFE X<br>1B<br>1-2 BLK 1B | | BFSBFBX<br>3-2 BLK 1B 1B | | BBBB<br>4-0 G5-3 1B<br>1-2 BB | CFBBBX<br>3-2<br>1-2<br>2-3 1B | | SSS<br>0-3 K | 5 | 2 | 3 | 0 | 1 | 1 | 3 |
| Dave Bergman, L (1, 3)<br>OBP: 0.343, SLG: 0.308 | BX<br>1-0 FC4-6 1B | BBX<br>2-0 F9 | | 1 SAFE<br>B 1 SAFE<br>C 1 SAFE<br>1 SAFE X<br>1-1 F7 | | CBFX<br>1-2<br>G5-3<br>1-2<br>2-3 1B | BBCBFFX<br>3-2 G3 | | | 5 | 0 | 2 | 0 | 0 | 0 | 6 |
| Lou Whitaker, L (1, 4)<br>OBP: 0.374, SLG: 0.509 | BCX<br>1-1 FC4-6 BB BLK<br>1-2f | X<br>0-0 PB BLK<br>1-3<br>2-H 1B | | C 1 SAFE BBBB<br>4-1 1B<br>1-2 WP BB | | BFX<br>1-1<br>G5-3<br>1-2<br>2-3f<br>3-H | CCX<br>0-2 G4-3 | | | 4 | 1 | 1 | 1 | 1 | 0 | 3 |
| Keith Moreland, R (1, 10)<br>OBP: 0.358, SLG: 0.448 | BBBBB<br>4-0 BB<br>1-2 BB | BCCBBS<br>3-3 K<br>1-3<br>3-H | | CBBBBCX<br>3-2 WP<br>1-3<br>2-H 1B | | BBBCBX<br>3-1 F8 | | CBBX<br>2-1 P3 | | 4 | 0 | 1 | 1 | 1 | 1 | 2 |
| Pat Sheridan, L (1, 7)<br>OBP: 0.321, SLG: 0.328<br>Gary Ward, R (7, PH)<br>OBP: 0.324, SLG: 0.369 (7, 7) | BBBBB<br>4-0<br>1-2<br>2-3 BB | SSBBBC<br>2-3 K | BBSCFCC<br>2-3<br>1-2<br>3-H K | | | BSBBX<br>3-1 E7<br>1B<br>SF8 1B | BSCBS<br>2-3 K | | | 2<br>2 | 0<br>1 | 0<br>1 | 0<br>0 | 1<br>0 | 2<br>1 | 1<br>0 |
| Chet Lemon, R (1, 9)<br>OBP: 0.343, SLG: 0.305<br>Kenny Williams, R (9, PR)<br>OBP: 0.229, SLG: 0.303 | BCBX<br>2-1 G3 | CFBFFBFS<br>3-3 K | | | BBFBFX<br>3-2 G6-3 | CX<br>0-1<br>1B 1B<br>2-3 1B | | | CBBBB<br>4-1<br>SH1-3 1B<br>BB | 4<br>0 | 0<br>0 | 1<br>0 | 0<br>0 | 1<br>0 | 1<br>0 | 3<br>0 |
| Mike Heath, R (1, 2)<br>OBP: 0.356, SLG: 0.438 (7, 5) | BCX<br>1-1 F8 | CBBBB<br>4-1 BB | | | CSS<br>0-3 K | FX<br>0-1 SF8<br>3-H | 1 SAFE<br>SB<br>1 SAFE X<br>1-1<br>SH1-3<br>1-2 1B | | | 3 | 0 | 1 | 1 | 1 | 1 | 0 |
| Rick Schu, R (1, 5)<br>OBP: 0.273, SLG: 0.288<br>Matt Nokes, L (7, PH)<br>OBP: 0.272, SLG: 0.380 (7, 2) | CBBBBCB<br>4-2<br>BLK<br>1B BB | BBBCBX<br>3-1 G5-3 | | | FBSC<br>1-3 K | BF 1 SAFE BX<br>2-1 F9 | SX<br>0-1 SH1-3<br>1-2<br>2-3 | | | 2<br>1 | 1<br>0 | 0<br>0 | 0<br>0 | 1<br>0 | 1<br>0 | 1<br>1 |
| Mike Brumley, S (1, 6)<br>OBP: 0.361, SLG: 0.352 | B 1 SAFE FX<br>1-1<br>1B<br>1-H 1B 1B | | | CBBBCFX<br>3-2 G4-3 | | BBBCB<br>4-1<br>1B WP<br>G5-3 BB | BBX<br>2-0<br>1B<br>1-2 1B | | CFS<br>0-3 K | 4 | 2 | 2 | 1 | 1 | 1 | 3 |
| Inning Stats | R: 0 H: 1<br>E: 0 LOB: 3<br>K: 0 BB: 2<br>S: 7 P: 21 | R: 3 H: 3<br>E: 0 LOB: 1<br>K: 1 BB: 1<br>S: 12 P: 23 | R: 0 H: 0<br>E: 0 LOB: 1<br>K: 2 BB: 1<br>S: 11 P: 23 | R: 2 H: 2<br>E: 0 LOB: 1<br>K: 1 BB: 1<br>S: 18 P: 34 | R: 0 H: 0<br>E: 0 LOB: 0<br>K: 2 BB: 0<br>S: 9 P: 13 | R: 1 H: 1<br>E: 0 LOB: 1<br>K: 0 BB: 2<br>S: 8 P: 21 | R: 1 H: 4<br>E: 1 LOB: 3<br>K: 0 BB: 0<br>S: 16 P: 29 | R: 0 H: 0<br>E: 0 LOB: 0<br>K: 1 BB: 0<br>S: 8 P: 12 | R: 0 H: 1<br>E: 0 LOB: 3<br>K: 2 BB: 1<br>S: 11 P: 16 | 1B: 12 SF: 1<br>2B: 0 SAC: 1<br>3B: 0 DP: 1<br>HR: 0 HBP: 0 | | | | | | |

livebaseballscorecards.com

| | AB | 36 |
|---|---|---|
| | R | 7 |
| | H | 12 |
| | RBI | 4 |
| | BB | 8 |
| | SO | 9 |
| | LOB | 23 |

WP: 2 PB: 1 SB: 0 CS: 0 PA: 46

| PITCHER | | IP | WLS | BF | H | R | ER | SO | BB | IBB | HBP | BLK | WP | HR | S | P | ERA | WHIP |
|---|---|---|---|---|---|---|---|---|---|---|---|---|---|---|---|---|---|---|
| John Dopson, R<br>ERA: 3.97 | (1, 1) | 3.2 | | 22 | 6 | 5 | 5 | 3 | 5 | 0 | 0 | 4 | 0 | 0 | 44 | 95 | 12.27 | 3.000 |
| Wes Gardner, R<br>ERA: 7.11 | (4, 1) | 1.1 | W | 7 | 1 | 1 | 1 | 3 | 2 | 0 | 0 | 0 | 2 | 0 | 17 | 32 | 6.75 | 2.250 |
| Rob Murphy, L<br>ERA: 2.35 | (6, 1) | 1.0 | | 2 | 0 | 0 | 0 | 0 | 0 | 0 | 0 | 0 | 0 | 0 | 4 | 8 | 0.00 | 0.000 |
| Bob Stanley, R<br>ERA: 4.87 | (7, 1) | 1.0 | | 7 | 4 | 1 | 1 | 0 | 0 | 0 | 0 | 0 | 0 | 0 | 16 | 29 | 9.00 | 4.000 |
| Lee Smith, R<br>ERA: 6.23 | (8, 1) | 2.0 | S | 8 | 1 | 0 | 0 | 3 | 1 | 0 | 0 | 0 | 0 | 0 | 19 | 28 | 0.00 | 1.000 |

| PITCHER | IP | WLS | BF | H | R | ER | SO | BB | IBB | HBP | BLK | WP | HR | S | P | ERA | WHIP |
|---|---|---|---|---|---|---|---|---|---|---|---|---|---|---|---|---|---|

# Detroit Tigers @ Boston Red Sox

Fenway Park, Boston, MA

Tue Jun 13 1989, 7:05 PM EDT

Att. 30,969 - Unknown

## BOTTOM

| Batter | 1 | 2 | 3 | 4 | 5 | 6 | 7 | 8 | 9 | AB | R | H | RBI | BB | SO | LOB |
|---|---|---|---|---|---|---|---|---|---|---|---|---|---|---|---|---|
| Jody Reed, R (1, 6)<br>OBP: 0.349, SLG: 0.369 | B B X<br>2-0<br>1B 2B | C F X<br>0-2 ②<br>G3 | | C B B B X<br>3-1<br>1B E 1B | C F B S<br>1-3 ③<br>K | | B B 1 C X SAFE<br>2-1<br>1-3 2B | | | 5 | 2 | 3 | 0 | 0 | 1 | 3 |
| Danny Heep, L (1, 9)<br>OBP: 0.429, SLG: 0.397<br>Randy Kutcher, R (7, 9)<br>OBP: 0.433, SLG: 0.400 | X<br>0-0<br>G3-6-3<br>2-H 1B | X<br>0-0<br>BB<br>2-H 3-H 1B | | C X<br>0-1<br>E<br>1-2 1B | | B C B X<br>2-1 ①<br>G4-3 | B B C B F B<br>4-2<br>BB | | | 4<br>0 | 0<br>0 | 3<br>0 | 3<br>0 | 0<br>1 | 0<br>0 | 0<br>0 |
| Wade Boggs, L (1, 5)<br>OBP: 0.405, SLG: 0.485 | B C C X<br>1-2 ① ②<br>G3-6-3<br>1-2f | B B B B<br>4-0<br>1-2 BB | | B C C X<br>1-2<br>E5<br>1-2 2-H | | C X<br>0-1 ②<br>G1-3 | C B B C F X<br>2-2 ③<br>L7 | | | 4 | 0 | 0 | 0 | 1 | 0 | 5 |
| Mike Greenwell, L (1, 7)<br>OBP: 0.383, SLG: 0.443 | B C B B X<br>3-1 ③<br>G5-3 | B F B F X<br>2-2 ③<br>F7 | | X<br>0-0 ③<br>F8 | | F S B B B X<br>3-2<br>BB 1B | | B C C X<br>1-2 ①<br>F8 | | 5 | 0 | 1 | 0 | 0 | 0 | 4 |
| Dwight Evans, R (1, 10)<br>OBP: 0.423, SLG: 0.493 | | C X<br>0-1<br>1B 1B 1B | B X<br>1-0 ①<br>F7 | | C S B X<br>1-2<br>2B E 1B | B B C B S F B<br>4-2<br>1-2 BB | | B X<br>1-0 ②<br>P4 | | 4 | 2 | 2 | 0 | 1 | 0 | 0 |
| Ellis Burks, R (1, 8)<br>OBP: 0.352, SLG: 0.474 | C B B S F B X<br>3-2 ①<br>L7 | C X<br>0-1 ②<br>G6-3 | | | B C X<br>1-1<br>E7<br>1-H 1B 2B | C S F B F B F F F<br>2-2 ③<br>F L7 | | B C X<br>1-1 ③<br>F9 | | 5 | 1 | 1 | 0 | 0 | 0 | 3 |
| Rich Gedman, L (1, 2)<br>OBP: 0.275, SLG: 0.299 | X<br>0-0<br>1B<br>1-2 2B 1B | X<br>0-0 ③<br>F7 | | | S F B C<br>1-3 ①<br>K | | S X<br>0-1 ①<br>1B | | | 4 | 1 | 2 | 0 | 0 | 1 | 1 |
| Nick Esasky, R (1, 3)<br>OBP: 0.333, SLG: 0.456 | B S F B X<br>2-2<br>2B<br>1-2 2-H 1B | | | B C S B B X<br>3-2 ①<br>P6 | B F X<br>1-1<br>FC4-6<br>3-H 1B | | C C F B F S<br>1-3 ②<br>K | | | 4 | 1 | 2 | 2 | 0 | 1 | 0 |
| Luis Rivera, R (1, 4)<br>OBP: 0.333, SLG: 0.636 | C B F F F F F F F X<br>1-2<br>1B<br>1-3 2-H 2B | | | C S S<br>0-3 ②<br>K | B X<br>1-0 ②<br>FC4-6<br>1-2f | | B C F X<br>1-2<br>2B 1B | | | 4 | 1 | 2 | 1 | 0 | 1 | 1 |
| Inning Stats | R: 1 H: 2<br>E: 0 LOB: 0<br>K: 0 BB: 0<br>S: 7 P: 13 | R: 4 H: 5<br>E: 0 LOB: 2<br>K: 0 BB: 1<br>S: 25 P: 37 | R: 0 H: 0<br>E: 0 LOB: 0<br>K: 0 BB: 0<br>S: 4 P: 5 | R: 1 H: 2<br>E: 1 LOB: 2<br>K: 1 BB: 0<br>S: 14 P: 21 | R: 2 H: 3<br>E: 1 LOB: 1<br>K: 2 BB: 0<br>S: 14 P: 20 | R: 0 H: 1<br>E: 0 LOB: 2<br>K: 0 BB: 1<br>S: 19 P: 30 | R: 0 H: 3<br>E: 0 LOB: 3<br>K: 1 BB: 1<br>S: 18 P: 28 | R: 0 H: 0<br>E: 0 LOB: 0<br>K: 0 BB: 0<br>S: 6 P: 9 | | 1B: 12 SF: 0<br>2B: 4 SAC: 0<br>3B: 0 DP: 1<br>HR: 0 HBP: 0 | | | | | | |

livebaseballscorecards.com

| | |
|---|---|
| AB | 39 |
| R | 8 |
| H | 16 |
| RBI | 6 |
| BB | 3 |
| SO | 4 |
| LOB | 17 |

| PITCHER | | IP | WLS | BF | H | R | ER | SO | BB | IBB | HBP | BLK | WP | HR | S | P | ERA | WHIP |
|---|---|---|---|---|---|---|---|---|---|---|---|---|---|---|---|---|---|---|
| David Palmer, R<br>ERA: 13.5 | (1, 1) | 1.1 | | 9 | 6 | 5 | 5 | 0 | 0 | 0 | 0 | 0 | 0 | 0 | 25 | 37 | 33.75 | 4.500 |
| Frank Williams, R<br>ERA: 2.86 | (2, 1) | 3.0 | L | 17 | 6 | 3 | 2 | 2 | 1 | 0 | 0 | 0 | 0 | 0 | 35 | 53 | 6.00 | 2.333 |
| Mike Henneman, R<br>ERA: 3.99 | (5, 1) | 2.1 | | 12 | 4 | 0 | 0 | 2 | 2 | 0 | 0 | 0 | 0 | 0 | 37 | 58 | 0.00 | 2.571 |
| Paul Gibson, L<br>ERA: 5.23 | (7, 1) | 1.1 | | 4 | 0 | 0 | 0 | 0 | 0 | 0 | 0 | 0 | 0 | 0 | 10 | 15 | 0.00 | 0.000 |

| PITCHER | IP | WLS | BF | H | R | ER | SO | BB | IBB | HBP | BLK | WP | HR | S | P | ERA | WHIP |
|---|---|---|---|---|---|---|---|---|---|---|---|---|---|---|---|---|---|

WP: 0 PA: 42
PB: 0
SB: 0
CS: 0

| Batter | 1 | 2 | 3 | 4 | 5 | 6 | 7 | 8 | 9 | AB | R | H | RBI | BB | SO | LOB |
|---|---|---|---|---|---|---|---|---|---|---|---|---|---|---|---|---|
| Gary Pettis, S (1, 8)<br>OBP: 0.394, SLG: 0.384 | L1 | | FC3-6<br>1-2<br>2-3 | | F8<br>2-3 | | K | | SH5-3<br>1-3 | 4 | 0 | 0 | 0 | 0 | 1 | 3 |
| Dave Bergman, L (1, 3)<br>OBP: 0.353, SLG: 0.315 | P7 | | | F8 | | 2B<br>G3<br>BB | FC6-4<br>1B | | FC5-4<br>3-H<br>1B | 4 | 1 | 2 | 1 | 1 | 0 | 0 |
| Lou Whitaker, L (1, 4)<br>OBP: 0.375, SLG: 0.525 | K | | | HR | | G3<br>1-3<br>1B<br>2B | FC6-4<br>1-2f | | P4 | 5 | 2 | 2 | 1 | 0 | 1 | 2 |
| Keith Moreland, R (1, 5)<br>OBP: 0.356, SLG: 0.444<br>Rick Schu, R (8, 5)<br>OBP: 0.270, SLG: 0.284 | | K | | F8 | | G3<br>2-3<br>3-H | | 1B<br>1B | FC5-4<br>1-2f | 4<br>1 | 1<br>0 | 1<br>0 | 1<br>0 | 0<br>0 | 1<br>0 | 1<br>1 |
| Matt Nokes, L (1, 10)<br>OBP: 0.288, SLG: 0.401 | | G6-3<br>1B | | 1B<br>2B | | 2-2<br>1B<br>3-H<br>1B | | G4-6-3<br>1-3<br>1B | | 4 | 1 | 4 | 1 | 0 | 0 | 0 |
| Pat Sheridan, L (1, 7)<br>OBP: 0.333, SLG: 0.342 | | G6-3<br>1-2f | | 2-H<br>1B | | FC6-4<br>1-2<br>1B | | G4-6-3<br>1-2<br>3-H<br>1B | | 4 | 0 | 3 | 2 | 0 | 0 | 1 |
| Chet Lemon, R (1, 9)<br>OBP: 0.341, SLG: 0.304 | | | F4 | | 2B<br>1B | F9 | | G4-6-3<br>1-2f<br>2-3 | | 4 | 1 | 1 | 0 | 0 | 0 | 4 |
| Mike Heath, R (1, 2)<br>OBP: 0.362, SLG: 0.446 | | | FC3-6<br>BB<br>HBP | | F8<br>1-H<br>2B | FC6-4<br>1-2f | | G5-3 | | 3 | 0 | 1 | 1 | 0 | 0 | 3 |
| Mike Brumley, S (1, 6)<br>OBP: 0.369, SLG: 0.339 | | | FC3-6<br>1-2<br>BB | | B2-4 | | G4-3 | | SH5-3<br>S<br>1B<br>BB | 2 | 1 | 0 | 0 | 2 | 0 | 1 |

| Inning Stats | 1 | 2 | 3 | 4 | 5 | 6 | 7 | 8 | 9 |
|---|---|---|---|---|---|---|---|---|---|
| | R: 0<br>E: 0<br>K: 1<br>S: 8 | R: 0<br>E: 0<br>K: 1<br>S: 6 | R: 0<br>E: 0<br>K: 0<br>S: 7 | R: 2<br>E: 0<br>K: 0<br>S: 11 | R: 1<br>E: 0<br>K: 0<br>S: 8 | R: 2<br>E: 0<br>K: 0<br>S: 10 | R: 0<br>E: 0<br>K: 1<br>S: 11 | R: 1<br>E: 0<br>K: 0<br>S: 8 | R: 1<br>E: 0<br>K: 0<br>S: 11 |
| | H: 0<br>LOB: 0<br>BB: 0<br>P: 14 | H: 1<br>LOB: 0<br>BB: 0<br>P: 10 | H: 0<br>LOB: 1<br>BB: 1<br>P: 14 | H: 3<br>LOB: 1<br>BB: 0<br>P: 19 | H: 2<br>LOB: 0<br>BB: 0<br>P: 11 | H: 3<br>LOB: 2<br>BB: 1<br>P: 21 | H: 1<br>LOB: 1<br>BB: 0<br>P: 15 | H: 3<br>LOB: 1<br>BB: 0<br>P: 13 | H: 1<br>LOB: 1<br>BB: 1<br>P: 23 |

1B: 10 SF: 0
2B: 4 SAC: 1
3B: 0 DP: 3
HR: 1 HBP: 1

WP: 0 PA: 40
PB: 0
SB: 1
CS: 0

| PITCHER | IP | WLS | BF | H | R | ER | SO | BB | IBB | HBP | BLK | WP | HR | S | P | ERA | WHIP |
|---|---|---|---|---|---|---|---|---|---|---|---|---|---|---|---|---|---|
| Mike Boddicker, R (1, 1)<br>ERA: 5.88 | 5.1 | L | 23 | 8 | 5 | 5 | 2 | 2 | 0 | 1 | 0 | 0 | 1 | 47 | 84 | 8.44 | 1.875 |
| Dennis Lamp, R (6, 1)<br>ERA: 3.68 | 3.0 | | 14 | 5 | 2 | 2 | 1 | 1 | 0 | 0 | 0 | 0 | 0 | 26 | 43 | 6.00 | 2.000 |
| Joe Price, L (9, 1)<br>ERA: 4.01 | 0.2 | | 3 | 1 | 0 | 0 | 0 | 0 | 0 | 0 | 0 | 0 | 0 | 7 | 13 | 0.00 | 1.500 |

| PITCHER | IP | WLS | BF | H | R | ER | SO | BB | IBB | HBP | BLK | WP | HR | S | P | ERA | WHIP |
|---|---|---|---|---|---|---|---|---|---|---|---|---|---|---|---|---|---|

# TOP

## Detroit Tigers @ Boston Red Sox

Fenway Park, Boston, MA

Wed Jun 14 1989, 7:05 PM EDT
Att. 32,656 - Unknown - 64 F

livebaseballscorecards.com

| | |
|---|---|
| AB | 35 |
| R | 7 |
| H | 14 |
| RBI | 7 |
| BB | 3 |
| SO | 3 |
| LOB | 16 |

| Batter | 1 | 2 | 3 | 4 | 5 | 6 | 7 | 8 | 9 | AB | R | H | RBI | BB | SO | LOB |
|---|---|---|---|---|---|---|---|---|---|---|---|---|---|---|---|---|
| Jody Reed, R (1, 4)<br>OBP: 0.346, SLG: 0.365 | C F C<br>0-3 ① K | | B C F B S<br>2-3 ③ K | | S B B X<br>2-1 1-3 2-H 1B | | C B X<br>1-1 ③ G6-3 | | B C B F F F B X<br>3-2 ② F8 | 5 | 0 | 1 | 1 | 0 | 2 | 3 |
| Randy Kutcher, R (1, 9)<br>OBP: 0.400, SLG: 0.400 | C S B B S<br>2-3 ② K | | | B S B B X<br>3-1 ① F8 | B X<br>1-0 ③ G1-3 | | | B X<br>1-0 G3-1 G3 2B | F B X<br>1-1 ③ FC6-4 1-2f | 5 | 1 | 1 | 0 | 0 | 1 | 4 |
| Wade Boggs, L (1, 5)<br>OBP: 0.407, SLG: 0.485 | C B B X<br>2-1 ③ G5-3 | | | C B B X<br>2-1 1B 1B | | B C X<br>1-1 1B | | C B X<br>1-1 ① G3-1 2-3 | | 4 | 0 | 2 | 0 | 0 | 0 | 1 |
| Mike Greenwell, L (1, 7)<br>OBP: 0.381, SLG: 0.439 | | C X<br>0-1 ① F9 | | X<br>0-0 G6-4-3 1-2 1B | | B S B X<br>2-1 ① F9 | | C X<br>0-1 ② G3 3-H | | 4 | 0 | 1 | 1 | 0 | 0 | 1 |
| Dwight Evans, R (1, 10)<br>OBP: 0.420, SLG: 0.486 | | B B B B<br>4-0 BB | | B B F C X<br>2-2 ② ③ G6-4-3 1-2f | | B C B F F B S<br>3-3 ② K | | X<br>0-0 ③ F8 | | 3 | 0 | 0 | 0 | 1 | 1 | 3 |
| Ellis Burks, R (1, 8)<br>OBP: 0.351, SLG: 0.475 | | B C C C<br>1-3 ② K | | | C S F B B S<br>2-3 ① K | F B B B X<br>3-1 ③ F8 | | | B B B C C X<br>3-2 2B 2B | 4 | 1 | 1 | 0 | 0 | 2 | 2 |
| Nick Esasky, R (1, 3)<br>OBP: 0.332, SLG: 0.452 | | X<br>0-0 ③ G5-3 | | | S B F X<br>1-2 ② G2-3 | | B X<br>1-0 1B | | C S C<br>0-3 ① K | 4 | 0 | 1 | 0 | 0 | 1 | 2 |
| Rick Cerone, R (1, 2)<br>OBP: 0.415, SLG: 0.388 | | | F X<br>0-1 ① L8 | | C C X<br>0-2 1B 1B 1B | | B B C S S<br>2-3 ① K | | C B B F X<br>2-2 2-H 2B | 4 | 1 | 2 | 1 | 0 | 1 | 1 |
| Luis Rivera, R (1, 6)<br>OBP: 0.375, SLG: 0.600 | | | C B X<br>1-1 ② G3-1 | | B B X<br>2-0 1B 1-2 1B | | F C X<br>0-2 ② F7 | | F S F B F X<br>1-2 FC6-4 1B | 4 | 0 | 2 | 0 | 0 | 0 | 1 |
| Inning Stats | R: 0 H: 0<br>E: 0 LOB: 0<br>K: 2 BB: 0<br>S: 8 P: 12 | R: 0 H: 0<br>E: 0 LOB: 1<br>K: 1 BB: 1<br>S: 6 P: 11 | R: 0 H: 0<br>E: 0 LOB: 0<br>K: 1 BB: 0<br>S: 7 P: 10 | R: 0 H: 2<br>E: 0 LOB: 1<br>K: 0 BB: 0<br>S: 8 P: 15 | R: 1 H: 3<br>E: 0 LOB: 2<br>K: 1 BB: 0<br>S: 14 P: 22 | R: 0 H: 1<br>E: 0 LOB: 1<br>K: 1 BB: 0<br>S: 10 P: 19 | R: 0 H: 1<br>E: 0 LOB: 1<br>K: 1 BB: 0<br>S: 9 P: 13 | R: 1 H: 1<br>E: 0 LOB: 0<br>K: 0 BB: 0<br>S: 6 P: 8 | R: 1 H: 3<br>E: 0 LOB: 2<br>K: 1 BB: 0<br>S: 21 P: 31 | 1B: 8 SF: 0<br>2B: 3 SAC: 0<br>3B: 0 DP: 1<br>HR: 0 HBP: 0 | | | | | | WP: 0 PA: 38<br>PB: 0<br>SB: 0<br>CS: 0 |

| PITCHER | | IP | WLS | BF | H | R | ER | SO | BB | IBB | HBP | BLK | WP | HR | S | P | ERA | WHIP |
|---|---|---|---|---|---|---|---|---|---|---|---|---|---|---|---|---|---|---|
| Frank Tanana, L<br>ERA: 3.48 | (1, 1) | 8.0 | W | 32 | 8 | 2 | 2 | 7 | 1 | 0 | 0 | 0 | 0 | 0 | 68 | 110 | 2.25 | 1.125 |
| Willie Hernandez, L<br>ERA: 5.48 | (9, 1) | 1.0 | | 6 | 3 | 1 | 1 | 1 | 0 | 0 | 0 | 0 | 0 | 0 | 21 | 31 | 9.00 | 3.000 |

| PITCHER | IP | WLS | BF | H | R | ER | SO | BB | IBB | HBP | BLK | WP | HR | S | P | ERA | WHIP |
|---|---|---|---|---|---|---|---|---|---|---|---|---|---|---|---|---|---|

# BOTTOM

## Detroit Tigers @ Boston Red Sox

Fenway Park, Boston, MA

Wed Jun 14 1989, 7:05 PM EDT

Att. 32,656 - Unknown - 64 F

livebaseballscorecards.com

| | |
|---|---|
| AB | 37 |
| R | 3 |
| H | 11 |
| RBI | 3 |
| BB | 1 |
| SO | 8 |
| LOB | 18 |

| Batter | 1 | 2 | 3 | 4 | 5 | 6 | 7 | 8 | 9 | AB | R | H | RBI | BB | SO | LOB |
|---|---|---|---|---|---|---|---|---|---|---|---|---|---|---|---|---|
| Claudell Washington, L (1, 9)<br>OBP: 0.322, SLG: 0.448 | B C C B B S<br>3-3 ① **K** | B C X<br>1-1 ③ F7 | | | F X<br>0-1 ① G3 | C C B F X<br>1-2 E2 **2-3** 1B | | C X<br>0-1 ② G3-1 | B B X<br>2-0 ③ G4-3 | 6 | 0 | 1 | 0 | 0 | 1 | 2 |
| Johnny Ray, S (1, 4)<br>OBP: 0.296, SLG: 0.344 | C B X<br>1-1 ② P6 | | B X<br>1-0 G4-3 2B | | B C B B B X<br>3-1 ② P2 | X<br>0-0 ② F8 | | C C B B B X<br>3-2 ③ G4-3 | | 5 | 0 | 1 | 0 | 0 | 0 | 2 |
| Devon White, S (1, 8)<br>OBP: 0.316, SLG: 0.480 | C B F X<br>1-2 ③ P6 | | B S F F X<br>1-2 ① F8 | | F C X<br>0-2 1B 2B 1B | B C X<br>1-1 ③ F9 | | | C F F B F F X<br>1-2 E 2B | 5 | 2 | 2 | 0 | 0 | 0 | 3 |
| Wally Joyner, L (1, 3)<br>OBP: 0.340, SLG: 0.354 | | F C B B F B B<br>4-2 1B HR BB | F B B X<br>2-1 ② G4-3 **2-3** | | B X<br>1-0 2B **1-3** 1B | | B X<br>1-0 ① G4-1 | | B C S X<br>1-2 ① L7 | 4 | 1 | 1 | 0 | 1 | 0 | 2 |
| Brian Downing, R (1, 10)<br>OBP: 0.357, SLG: 0.398 | | B S X<br>1-1 **1-2** HR 1B | C B B X<br>2-1 ③ P2 | | B B B C C X<br>3-2 **1-3** **3-H** 2B | | C S S<br>1-3 ② **K** | | B B C C F S<br>2-3 ② **K** | 5 | 1 | 2 | 1 | 0 | 2 | 2 |
| Chili Davis, S (1, 7)<br>OBP: 0.320, SLG: 0.399 | C X<br>0-1 **1-H** **2-H** HR | | B X<br>1-0 ① P7 | | I<br>4-0 IBB | | F B B B B C B<br>4-2 E 1B BB | | I I I I<br>4-0 E E E IBB | 2 | 2 | 1 | 3 | 3 | 0 | 0 |
| Lance Parrish, R (1, 2)<br>OBP: 0.333, SLG: 0.414 | | B C C B X<br>2-2 ① P3 | S B B S B X<br>3-2 ② F7 | S S B B B S<br>3-3 ③ **K** | | B B B X<br>3-0 **1-3** E5 1B | | | B S B X<br>2-1 **1-H** **2-H** E5 2B | 5 | 1 | 1 | 0 | 0 | 1 | 3 |
| Jack Howell, L (1, 5)<br>OBP: 0.316, SLG: 0.359 | B F X<br>1-1 ② F7 | | X<br>0-0 HR | | C B B B X<br>3-1 E G1-3 1B | X<br>0-0 ③ G4-3 | | | B S B B F F B<br>4-2 2B BB | 4 | 2 | 2 | 1 | 1 | 0 | 2 |
| Dick Schofield, R (1, 6)<br>OBP: 0.287, SLG: 0.295 | C B B F B B<br>4-2 BB | | C B B F B X<br>3-2 ③ G6-3 | | B B L L B F X<br>3-2 ① G1-3 **1-2** | | | B X<br>1-0 ① P3 | B F X<br>1-1 **1-H** **3-H** 2B | 4 | 0 | 1 | 2 | 1 | 0 | 1 |
| Inning Stats | R: 0 E: 0 K: 1 S: 8<br>H: 0 LOB: 0 BB: 0 P: 13 | R: 3 E: 0 K: 0 S: 16<br>H: 2 LOB: 1 BB: 2 P: 29 | R: 0 E: 0 K: 0 S: 9<br>H: 1 LOB: 1 BB: 0 P: 15 | R: 1 E: 0 K: 0 S: 8<br>H: 1 LOB: 0 BB: 0 P: 15 | R: 1 E: 0 K: 1 S: 14<br>H: 3 LOB: 3 BB: 1 P: 28 | R: 0 E: 1 K: 0 S: 13<br>H: 2 LOB: 2 BB: 0 P: 21 | R: 0 E: 1 K: 1 S: 8<br>H: 1 LOB: 2 BB: 1 P: 17 | R: 0 E: 0 K: 0 S: 6<br>H: 0 LOB: 0 BB: 0 P: 10 | R: 4 E: 1 K: 1 S: 21<br>H: 2 LOB: 1 BB: 2 P: 38 | 1B: 6 2B: 4 3B: 0 HR: 2<br>SF: 0 SAC: 0 DP: 0 HBP: 0 | | | | | | |

# California Angels @ Detroit Tigers

Tiger Stadium, Detroit, MI

Fri Jun 16 1989, 7:05 PM EDT

Att. 26,140 - Unknown - 65 F

TOP

livebaseballscorecards.com

| | |
|---|---|
| AB | 40 |
| R | 9 |
| H | 12 |
| RBI | 7 |
| BB | 6 |
| SO | 4 |
| LOB | 17 |

| PITCHER | | IP | WLS | BF | H | R | ER | SO | BB | IBB | HBP | BLK | WP | HR | S | P | ERA | WHIP |
|---|---|---|---|---|---|---|---|---|---|---|---|---|---|---|---|---|---|---|
| Mike Schwabe, R<br>ERA: 3.51 | (1, 1) | 4.2 | L | 23 | 7 | 5 | 5 | 1 | 2 | 0 | 0 | 0 | 0 | 2 | 52 | 90 | 9.64 | 1.929 |
| Charles Hudson, R<br>ERA: 6.0 | (5, 1) | 3.1 | | 15 | 3 | 0 | 0 | 2 | 1 | 1 | 0 | 0 | 0 | 0 | 30 | 58 | 0.00 | 1.200 |
| Mike Henneman, R<br>ERA: 3.86 | (9, 1) | 1.0 | | 8 | 2 | 4 | 0 | 1 | 1 | 1 | 0 | 0 | 0 | 0 | 21 | 38 | 0.00 | 3.000 |

| PITCHER | IP | WLS | BF | H | R | ER | SO | BB | IBB | HBP | BLK | WP | HR | S | P | ERA | WHIP |
|---|---|---|---|---|---|---|---|---|---|---|---|---|---|---|---|---|---|

WP: 0 PB: 0 SB: 0 CS: 0 PA: 46

| Batter | 1 | 2 | 3 | 4 | 5 | 6 | 7 | 8 | 9 | AB | R | H | RBI | BB | SO | LOB |
|---|---|---|---|---|---|---|---|---|---|---|---|---|---|---|---|---|
| Gary Pettis, S (1, 8)<br>OBP: 0.394, SLG: 0.374 | G5-3 | | BB | | G4-3 | | L3 | | BB | 3 | 1 | 0 | 0 | 2 | 0 | 0 |
| Dave Bergman, L (1, 3)<br>OBP: 0.354, SLG: 0.326 | 1B | | G4-3 | | F7 | | K | | 2B | 5 | 0 | 2 | 0 | 0 | 1 | 1 |
| Lou Whitaker, L (1, 4)<br>OBP: 0.375, SLG: 0.523 | F8 | | P8 | | 2B BB | | | 2B 1B | SF8 | 3 | 2 | 1 | 1 | 1 | 0 | 2 |
| Keith Moreland, R (1, 5)<br>(9, 2)<br>OBP: 0.352, SLG: 0.443 | F6 | | | L7 | 2B | | | F7 | P4 | 5 | 0 | 1 | 1 | 0 | 0 | 3 |
| Matt Nokes, L (1, 10)<br>(9, 2)<br>Rick Schu, R (9, 5)<br>OBP: 0.293, SLG: 0.404 | | G6-4-3 1B | | 1B 1B | P5 | | | F9 | BB | 4 | 1 | 2 | 0 | 0 | 0 | 2 |
| | | | | | | | | | | 0 | 0 | 0 | 0 | 1 | 0 | 0 |
| Chet Lemon, R (1, 9)<br>OBP: 0.347, SLG: 0.314 | | G6-4-3 1-2f | | 1B 1-3 1B | | G6-4-3 HBP | | BB 1-H 2B | K2-3 | 4 | 0 | 2 | 1 | 0 | 1 | 3 |
| Gary Ward, R (1, 7)<br>OBP: 0.339, SLG: 0.377 | 1B | | | 1B 1-2 3-H | P6 | | | BB | | 3 | 0 | 2 | 1 | 1 | 0 | 1 |
| Mike Heath, R (1, 2)<br>OBP: 0.351, SLG: 0.430 | G6-3 | | | L4 | G6-4-3 1-2f | | | 1-2 2-3 BB | | 3 | 0 | 0 | 0 | 0 | 0 | 4 |
| Scott Lusader, L (8, PH) | | | | | | | | | | 0 | 0 | 0 | 0 | 1 | 0 | 0 |
| Mike Henneman, R (9, 1) | | | | | | | | | | 0 | 0 | 0 | 0 | 0 | 0 | 0 |
| Mike Brumley, S (1, 6)<br>OBP: 0.348, SLG: 0.317 | | | G1-3 | L6 | | | F7 | K | | 4 | 0 | 0 | 0 | 0 | 1 | 5 |
| Inning Stats | R: 0 E: 0 K: 0 S: 14 H: 1 LOB: 1 BB: 0 P: 18 | R: 0 E: 0 K: 0 S: 5 H: 2 LOB: 1 BB: 0 P: 7 | R: 0 E: 0 K: 0 S: 10 H: 0 LOB: 1 BB: 1 P: 17 | R: 1 E: 0 K: 0 S: 12 H: 3 LOB: 2 BB: 0 P: 18 | R: 1 E: 0 K: 0 S: 11 H: 1 LOB: 1 BB: 1 P: 21 | R: 0 E: 0 K: 0 S: 3 H: 0 LOB: 0 BB: 0 P: 6 | R: 0 E: 0 K: 1 S: 7 H: 0 LOB: 0 BB: 0 P: 8 | R: 1 E: 0 K: 1 S: 17 H: 2 LOB: 3 BB: 2 P: 35 | R: 1 E: 0 K: 1 S: 15 H: 1 LOB: 2 BB: 2 P: 30 | 1B: 7 2B: 3 3B: 0 HR: 0 SF: 1 SAC: 0 DP: 2 HBP: 1 | | | | | | | |

| PITCHER | | IP | WLS | BF | H | R | ER | SO | BB | IBB | HBP | BLK | WP | HR | S | P | ERA | WHIP |
|---|---|---|---|---|---|---|---|---|---|---|---|---|---|---|---|---|---|---|
| Bert Blyleven, R<br>ERA: 2.49 | (1, 1) | 7.2 | W | 33 | 9 | 3 | 3 | 1 | 2 | 0 | 1 | 0 | 0 | 0 | 74 | 114 | 3.52 | 1.435 |
| Rich Monteleone, R<br>ERA: 1.35 | (8, 1) | 0.0 | | 1 | 0 | 0 | 0 | 0 | 1 | 0 | 0 | 0 | 0 | 0 | 2 | 6 | ∞ | ∞ |
| Bryan Harvey, R<br>ERA: 3.54 | (8, 1) | 1.1 | S | 8 | 1 | 1 | 1 | 2 | 3 | 0 | 0 | 0 | 0 | 0 | 18 | 40 | 6.75 | 3.000 |

| PITCHER | IP | WLS | BF | H | R | ER | SO | BB | IBB | HBP | BLK | WP | HR | S | P | ERA | WHIP |
|---|---|---|---|---|---|---|---|---|---|---|---|---|---|---|---|---|---|

# BOTTOM

## California Angels @ Detroit Tigers

Tiger Stadium, Detroit, MI

Fri Jun 16 1989, 7:05 PM EDT

Att. 26,140 - Unknown - 65 F

livebaseballscorecards.com

| | |
|---|---|
| AB | 34 |
| R | 4 |
| H | 10 |
| RBI | 4 |
| BB | 6 |
| SO | 3 |
| LOB | 21 |

# California Angels @ Detroit Tigers

Tiger Stadium, Detroit, MI

Sat Jun 17 1989, 3:33 AM EDT

Att. 39,961 - Overcast - 68 F

TOP

livebaseballscorecards.com

| Batter | 1 | 2 | 3 | 4 | 5 | 6 | 7 | 8 | 9 | AB | R | H | RBI | BB | SO | LOB |
|---|---|---|---|---|---|---|---|---|---|---|---|---|---|---|---|---|
| Claudell Washington, L (1, 9)<br>OBP: 0.319, SLG: 0.458 | C F X<br>0-2 ①<br>G3 | | F B B F B X<br>3-2<br>HR | C C B S<br>1-3 ②<br>K | | X<br>0-0 ②<br>G3 | | 1 SAFE X<br>0-0 ②<br>G1-3<br>1-2 | | 5 | 1 | 1 | 1 | 0 | 1 | 2 |
| Johnny Ray, S (1, 4)<br>OBP: 0.303, SLG: 0.360 | B X<br>1-0<br>E<br>1B | | C B X<br>1-1 ②<br>G6-3 | X<br>0-0<br>2-H<br>3B | | B F C S<br>1-3 ③<br>K | | F X<br>0-1<br>1B<br>2-H<br>1B | | 5 | 0 | 3 | 2 | 0 | 1 | 0 |
| Devon White, S (1, 8)<br>OBP: 0.321, SLG: 0.480 | X<br>0-0<br>E4<br>1-2 | | F H<br>1-1<br>S<br>1B<br>HBP | S C X<br>0-2 ③<br>L5 | | | S X<br>0-1<br>FC5-4<br>1B | S B B 1 SAFE S X<br>2-2<br>1-3<br>1B | | 4 | 1 | 2 | 0 | 0 | 0 | 2 |
| Wally Joyner, L (1, 3)<br>OBP: 0.337, SLG: 0.350 | B B F F F F X<br>2-2 ②<br>F8 | | 1 SAFE B X<br>1-0<br>1B<br>1B<br>1-H<br>1B | B X<br>1-0 ①<br>G3 | | | C B 1 SAFE F B X<br>2-2 ①<br>P5 | C B X<br>1-1 ③<br>F7 | | 5 | 1 | 1 | 1 | 0 | 0 | 5 |
| Brian Downing, R (1, 10)<br>OBP: 0.358, SLG: 0.402 | B X<br>1-0 ③<br>L5 | | C X<br>0-1<br>1B<br>1-3<br>1B | B C B X<br>2-1 ②<br>F8 | | | P X<br>1-0 ②<br>FC5-4<br>1-2f | | B C C B F F F B X<br>3-2<br>G4-3<br>2B | 5 | 0 | 2 | 0 | 0 | 0 | 3 |
| Chili Davis, S (1, 7)<br>OBP: 0.322, SLG: 0.399 | | C B X<br>1-1 ①<br>B2-3 | B F F B F F X<br>2-2<br>1-2<br>3-H<br>1B | X<br>0-0<br>1B<br>1B | | | X<br>0-0 ③<br>G4-3 | | X<br>0-0 ①<br>G4-3<br>2-3 | 5 | 0 | 2 | 1 | 0 | 0 | 2 |
| Lance Parrish, R (1, 2)<br>OBP: 0.330, SLG: 0.408 | | B B X<br>2-0 ②<br>G5-3 | C X<br>0-1 ③<br>L8 | X<br>0-0<br>1-2<br>1B | | | | X<br>0-0 ①<br>G5-3 | S C C<br>0-3 ②<br>K | 5 | 0 | 1 | 0 | 0 | 1 | 3 |
| Jack Howell, L (1, 5)<br>OBP: 0.318, SLG: 0.374 | B C X<br>1-1 ③<br>G4-3 | | B F B F F F B B<br>4-2<br>SH1-4<br>3B<br>BB | B X<br>1-0 ③<br>P5 | | | | X<br>0-0<br>HR | C F F B B B X<br>3-2 ③<br>L4 | 4 | 2 | 1 | 1 | 1 | 0 | 3 |
| Dick Schofield, R (1, 6)<br>OBP: 0.288, SLG: 0.296 | | | B F B F B X<br>3-2 ①<br>F8 | X<br>0-0 ①<br>SH1-4<br>1-2 | | C B F B S<br>2-3 ①<br>K | | X<br>0-0<br>G1-3<br>1B | | 3 | 1 | 1 | 0 | 0 | 1 | 0 |
| Inning Stats | R: 0 E: 1 K: 0 S: 11<br>H: 1 LOB: 2 BB: 0 P: 15 | R: 0 E: 0 K: 0 S: 5<br>H: 0 LOB: 0 BB: 0 P: 9 | R: 3 E: 0 K: 0 S: 19<br>H: 4 LOB: 2 BB: 0 P: 30 | R: 1 E: 0 K: 1 S: 12<br>H: 1 LOB: 1 BB: 1 P: 17 | R: 0 E: 0 K: 0 S: 6<br>H: 2 LOB: 2 BB: 0 P: 10 | R: 0 E: 0 K: 2 S: 7<br>H: 0 LOB: 0 BB: 0 P: 10 | R: 0 E: 0 K: 0 S: 8<br>H: 1 LOB: 1 BB: 0 P: 10 | R: 2 E: 0 K: 0 S: 11<br>H: 4 LOB: 2 BB: 0 P: 14 | R: 0 E: 0 K: 1 S: 14<br>H: 1 LOB: 1 BB: 0 P: 20 | 1B: 10 2B: 1 3B: 1 HR: 2<br>SF: 0 SAC: 1 DP: 0 HBP: 1 | | | | | | |

| | AB | 41 |
|---|---|---|
| | R | 6 |
| | H | 14 |
| | RBI | 6 |
| | BB | 1 |
| | SO | 4 |
| | LOB | 20 |

WP: 0 PB: 0 SB: 1 CS: 0 PA: 44

| PITCHER | | IP | WLS | BF | H | R | ER | SO | BB | IBB | HBP | BLK | WP | HR | S | P | ERA | WHIP |
|---|---|---|---|---|---|---|---|---|---|---|---|---|---|---|---|---|---|---|
| Doyle Alexander, R<br>ERA: 3.4 | (1, 1) | 7.2 | L | 38 | 12 | 6 | 6 | 3 | 1 | 0 | 1 | 0 | 0 | 2 | 74 | 107 | 7.04 | 1.696 |
| Frank Williams, R<br>ERA: 2.84 | (8, 1) | 0.1 | | 2 | 1 | 0 | 0 | 0 | 0 | 0 | 0 | 0 | 0 | 0 | 5 | 8 | 0.00 | 3.000 |
| Mike Trujillo, R<br>ERA: 5.96 | (9, 1) | 1.0 | | 4 | 1 | 0 | 0 | 1 | 0 | 0 | 0 | 0 | 0 | 0 | 14 | 20 | 0.00 | 1.000 |

| PITCHER | IP | WLS | BF | H | R | ER | SO | BB | IBB | HBP | BLK | WP | HR | S | P | ERA | WHIP |
|---|---|---|---|---|---|---|---|---|---|---|---|---|---|---|---|---|---|

| Batter | 1 | 2 | 3 | 4 | 5 | 6 | 7 | 8 | 9 | AB | R | H | RBI | BB | SO | LOB |
|---|---|---|---|---|---|---|---|---|---|---|---|---|---|---|---|---|
| Gary Pettis, S (1, 8)<br>OBP: 0.387, SLG: 0.361 | B C F B X<br>2-2 G5-3 ① | B B S X<br>2-1 G4-3 ③ | | F B X<br>1-1 FC6-4 ③<br>1-2f | | | B B B C B<br>4-1 S 1B BB | | B C X<br>1-1 FC5-4 ①<br>1-2f | 4 | 1 | 0 | 0 | 1 | 0 | 5 |
| Kenny Williams, R (1, 9)<br>OBP: 0.223, SLG: 0.295<br>Dave Bergman, L (9, 3)<br>OBP: 0.352, SLG: 0.323 | S C B S<br>1-3 K ② | | X<br>0-0 G6-3 ① | | B B F B X<br>3-1 P3 ① | | B B F S X<br>2-2 G5-3 ②<br>1-2 | | C S S<br>0-3 K ② | 4<br>1 | 0<br>0 | 0<br>0 | 0<br>0 | 0<br>0 | 1<br>1 | 1<br>1 |
| Tracy Jones, R (1, 7)<br>OBP: 0.241, SLG: 0.265 | C X<br>0-1 HR | | B B X<br>2-0 G6-3 ② | | C B X<br>1-1 G6-3 ② | | X<br>0-0 3<br>2-H 1B | | X<br>0-0 G4-3 ③ | 5 | 1 | 2 | 2 | 0 | 0 | 1 |
| Keith Moreland, R (1, 3)<br>OBP: 0.355, SLG: 0.444<br>(9, 5) | B C X<br>1-1 G6-3 ③ | | B B X<br>2-0 1B | | B C B F X<br>2-2 G6-3 ③ | | | C X<br>0-1 HBP 1B | | 4 | 0 | 2 | 0 | 0 | 0 | 0 |
| Gary Ward, R (1, 10)<br>OBP: 0.336, SLG: 0.400 | | F F B X<br>1-2 HR | F 1 SAFE B X<br>1-1 G5-3 ③ | | | C X<br>0-1 F8 ① | | C B C B C<br>2-3 K ① | | 4 | 1 | 1 | 1 | 0 | 1 | 2 |
| Mike Heath, R (1, 2)<br>OBP: 0.356, SLG: 0.427 | | C B X<br>1-1 G1-3 ① | | C X<br>0-1 1B 1B | | S F B B F X<br>2-2 F8 ② | | C B B B C H<br>4-2 1-2 HBP | | 3 | 0 | 1 | 0 | 0 | 0 | 0 |
| Rick Schu, R (1, 5)<br>OBP: 0.280, SLG: 0.286<br>Lou Whitaker, L (8, PH)<br>OBP: 0.374, SLG: 0.520<br>(9, 4) | | B B B C F X<br>3-2 G6-3 ② | | B F 1 SAFE F F B F B<br>3-3 S K ① | | C S B B B X<br>3-2 1B | | C B X<br>1-1 F8 ② | | 3<br>1 | 0<br>0 | 1<br>0 | 0<br>0 | 0<br>0 | 1<br>0 | 1<br>2 |
| Mike Brumley, S (1, 6)<br>OBP: 0.347, SLG: 0.317<br>Chet Lemon, R (8, PH)<br>OBP: 0.346, SLG: 0.312<br>(9, 9) | | F B X<br>1-1 1B 1B | | B 1 SAFE F X<br>1-1 F9 ② | | C X<br>0-1 G1-3 ③ | | C B F C<br>1-3 K ③ | | 3<br>1 | 0<br>0 | 1<br>0 | 0<br>0 | 0<br>0 | 0<br>1 | 2<br>2 |
| Al Pedrique, R (1, 4)<br>OBP: 0.228, SLG: 0.236<br>(9, 6) | | B B X<br>2-0 1-3 1B | | B B F 1 SAFE B C X<br>3-2 FC6-4 1-3 1B | | | C B C F X<br>1-2 G6-3 ① | | C C B B B X<br>3-2 FC5-4 1B | 4 | 0 | 3 | 0 | 0 | 0 | 0 |
| Inning Stats | R: 1 H: 1<br>E: 0 LOB: 0<br>K: 1 BB: 0<br>S: 10 P: 14 | R: 1 H: 3<br>E: 0 LOB: 2<br>K: 0 BB: 0<br>S: 13 P: 23 | R: 0 H: 1<br>E: 0 LOB: 1<br>K: 0 BB: 0<br>S: 5 P: 10 | R: 0 H: 2<br>E: 0 LOB: 2<br>K: 1 BB: 0<br>S: 15 P: 23 | R: 0 H: 0<br>E: 0 LOB: 0<br>K: 0 BB: 0<br>S: 7 P: 13 | R: 0 H: 1<br>E: 0 LOB: 1<br>K: 0 BB: 0<br>S: 11 P: 16 | R: 1 H: 1<br>E: 0 LOB: 1<br>K: 0 BB: 1<br>S: 9 P: 16 | R: 0 H: 1<br>E: 0 LOB: 2<br>K: 2 BB: 0<br>S: 12 P: 20 | R: 0 H: 1<br>E: 0 LOB: 1<br>K: 1 BB: 0<br>S: 9 P: 13 | 1B: 9<br>2B: 0<br>3B: 0<br>HR: 2 | SF: 0<br>SAC: 0<br>DP: 0<br>HBP: 1 | | | WP: 0<br>PB: 0<br>SB: 1<br>CS: 0 | PA: 39 | | |

| PITCHER | | IP | WLS | BF | H | R | ER | SO | BB | IBB | HBP | BLK | WP | HR | S | P | ERA | WHIP |
|---|---|---|---|---|---|---|---|---|---|---|---|---|---|---|---|---|---|---|
| Jim Abbott, L<br>ERA: 3.59 | (1, 1) | 7.0 | W | 30 | 9 | 3 | 3 | 2 | 1 | 0 | 0 | 0 | 0 | 2 | 70 | 115 | 3.86 | 1.429 |
| Greg Minton, R<br>ERA: 1.38 | (8, 1) | 0.0 | | 1 | 1 | 0 | 0 | 0 | 0 | 0 | 0 | 0 | 0 | 0 | 2 | 2 | ∞ | ∞ |
| Dan Petry, R<br>ERA: 3.52 | (8, 1) | 0.1 | | 2 | 0 | 0 | 0 | 1 | 0 | 0 | 1 | 0 | 0 | 0 | 5 | 11 | 0.00 | 0.000 |
| Bob McClure, L<br>ERA: 0.52 | (8, 1) | 1.2 | S | 6 | 1 | 0 | 0 | 2 | 0 | 0 | 0 | 0 | 0 | 0 | 14 | 20 | 0.00 | 0.600 |

| PITCHER | IP | WLS | BF | H | R | ER | SO | BB | IBB | HBP | BLK | WP | HR | S | P | ERA | WHIP |
|---|---|---|---|---|---|---|---|---|---|---|---|---|---|---|---|---|---|

# BOTTOM

## California Angels @ Detroit Tigers

Tiger Stadium, Detroit, MI

Sat Jun 17 1989, 3:33 AM EDT

Att. 39,961 - Overcast - 68 F

livebaseballscorecards.com

| | |
|---|---|
| AB | 37 |
| R | 3 |
| H | 11 |
| RBI | 3 |
| BB | 1 |
| SO | 5 |
| LOB | 17 |

| Batter | 1 | 2 | 3 | 4 | 5 | 6 | 7 | 8 | 9 | AB | R | H | RBI | BB | SO | LOB |
|---|---|---|---|---|---|---|---|---|---|---|---|---|---|---|---|---|
| Claudell Washington, L (1, 9)<br>OBP: 0.323, SLG: 0.456 | G4-3 | | | E 1B BB | G3-1 | | | FC6-4 1B | | 3 | 1 | 1 | 0 | 1 | 0 | 0 |
| Johnny Ray, S (1, 4)<br>OBP: 0.302, SLG: 0.358 | G4-3 | | | E9 1B 1-3 E 1B | L9 | | | K | | 4 | 1 | 1 | 0 | 0 | 1 | 1 |
| Devon White, S (1, 8)<br>OBP: 0.320, SLG: 0.475 | K | | | E 1B FC6-4 BB | | K | | FC6-4 1-2f CS | | 3 | 1 | 0 | 0 | 1 | 2 | 1 |
| Wally Joyner, L (1, 3)<br>OBP: 0.340, SLG: 0.353 | | G6-4-3 1B | | FC6-4 E 1-2 2-3 3-H 1B | | G4-3 | | CS 1-2 | F8 | 4 | 0 | 2 | 1 | 0 | 0 | 0 |
| Brian Downing, R (1, 10)<br>OBP: 0.353, SLG: 0.396 | | G6-4-3 1-2f | | K | | F9 | | | K | 4 | 0 | 0 | 0 | 0 | 2 | 4 |
| Chili Davis, S (1, 7)<br>OBP: 0.316, SLG: 0.392 | | L8 | | E1 FC6-4 1-2 2-3 3-H | | | K | | G6-3 | 4 | 0 | 0 | 1 | 0 | 1 | 2 |
| Lance Parrish, R (1, 2)<br>OBP: 0.326, SLG: 0.402 | | | G6-3 | FC6-4 1-2f 2-3 3-H | | | F7 | | | 3 | 0 | 0 | 1 | 0 | 0 | 2 |
| Jack Howell, L (1, 5)<br>OBP: 0.318, SLG: 0.369 | | | K | G1-3 | | | BB | | | 2 | 0 | 0 | 0 | 1 | 1 | 2 |
| Dick Schofield, R (1, 6)<br>OBP: 0.281, SLG: 0.288 | | | K | | L4 | | P5 | | | 3 | 0 | 0 | 0 | 0 | 1 | 1 |
| Inning Stats | R: 0 E: 0 K: 1 S: 8 H: 0 LOB: 0 BB: 0 P: 11 | R: 0 E: 0 K: 0 S: 7 H: 1 LOB: 0 BB: 0 P: 12 | R: 0 E: 0 K: 2 S: 9 H: 0 LOB: 0 BB: 0 P: 15 | R: 3 E: 2 K: 1 S: 15 H: 2 LOB: 2 BB: 2 P: 31 | R: 0 E: 0 K: 0 S: 6 H: 0 LOB: 0 BB: 0 P: 7 | R: 0 E: 0 K: 1 S: 10 H: 0 LOB: 0 BB: 0 P: 15 | R: 0 E: 0 K: 1 S: 10 H: 0 LOB: 1 BB: 1 P: 18 | R: 0 E: 0 K: 1 S: 6 H: 1 LOB: 0 BB: 0 P: 8 | R: 0 E: 0 K: 1 S: 8 H: 0 LOB: 0 BB: 0 P: 12 | 1B: 4 2B: 0 3B: 0 HR: 0 | SF: 0 SAC: 0 DP: 1 HBP: 0 | | | | | | |

| PITCHER | | IP | WLS | BF | H | R | ER | SO | BB | IBB | HBP | BLK | WP | HR | S | P | ERA | WHIP |
|---|---|---|---|---|---|---|---|---|---|---|---|---|---|---|---|---|---|---|
| David Palmer, R<br>ERA: 10.24 | (1, 1) | 3.2 | L | 16 | 3 | 3 | 2 | 4 | 2 | 0 | 0 | 0 | 0 | 0 | 36 | 64 | 4.91 | 1.364 |
| Paul Gibson, L<br>ERA: 4.74 | (4, 1) | 5.1 | | 17 | 1 | 0 | 0 | 4 | 1 | 0 | 0 | 0 | 0 | 0 | 43 | 65 | 0.00 | 0.375 |

| PITCHER | IP | WLS | BF | H | R | ER | SO | BB | IBB | HBP | BLK | WP | HR | S | P | ERA | WHIP |
|---|---|---|---|---|---|---|---|---|---|---|---|---|---|---|---|---|---|

# California Angels @ Detroit Tigers

Tiger Stadium, Detroit, MI

Sun Jun 18 1989, 3:33 AM EDT

Att. 25,928 - Sunny - 77 F

livebaseballscorecards.com

| | |
|---|---|
| AB | 30 |
| R | 3 |
| H | 4 |
| RBI | 3 |
| BB | 3 |
| SO | 8 |
| LOB | 13 |

| | | | | | | | | | |
|---|---|---|---|---|---|---|---|---|---|
| 1B: 4 | SF: 0 | WP: 0 | PA: 34 | | | | | | |
| 2B: 0 | SAC: 0 | PB: 0 | | | | | | | |
| 3B: 0 | DP: 1 | SB: 0 | | | | | | | |
| HR: 0 | HBP: 0 | CS: 1 | | | | | | | |

| Batter | 1 | 2 | 3 | 4 | 5 | 6 | 7 | 8 | 9 | AB | R | H | RBI | BB | SO | LOB |
|---|---|---|---|---|---|---|---|---|---|---|---|---|---|---|---|---|
| Gary Pettis, S (1, 8)<br>OBP: 0.390, SLG: 0.355 | C B C B B B<br>4-2<br>1B<br>BB | | B S B X<br>2-1 ①<br>F7 | | B C S B X<br>2-2 ③<br>L7 | | | B B C B B<br>4-1<br>BB BB<br>BB | | 2 | 0 | 0 | 0 | 2 | 0 | 0 |
| Scott Lusader, L (1, 9) | 1 B X<br>SAFE<br>1-0 ①<br>F8 | | X<br>0-0 ②<br>F8 | | | S X<br>0-1 ①<br>F8 | | L B C F F X<br>1-2 ②<br>L8 | | 4 | 0 | 0 | 0 | 0 | 0 | 2 |
| Lou Whitaker, L (1, 4)<br>OBP: 0.375, SLG: 0.518 | B X<br>1-0<br>G6-4-3<br>1-3<br>1B | | B B X<br>2-0 ③<br>G3 | | | C B B C F X<br>2-2 ②<br>G3-1 | | B B B B<br>4-0<br>BB<br>1-2<br>BB | | 3 | 0 | 1 | 0 | 1 | 0 | 0 |
| Keith Moreland, R (1, 10)<br>OBP: 0.358, SLG: 0.442 | B X<br>1-0 ② ③<br>G6-4-3<br>1-2f | | | B C B B X<br>3-1 ①<br>F7 | | C B B C B X<br>3-2<br>1B | | B B B B<br>4-0<br>1-2<br>2-3<br>BB | | 3 | 0 | 1 | 0 | 1 | 0 | 2 |
| Tracy Jones, R (1, 7)<br>OBP: 0.232, SLG: 0.255 | | B S F X<br>1-2 ①<br>G1-3 | | B C X<br>1-1 ②<br>L7 | | B C B F C<br>2-3 ③<br>K | | B B C X<br>2-1 ③<br>F9 | | 4 | 0 | 0 | 0 | 0 | 1 | 4 |
| Dave Bergman, L (1, 3)<br>OBP: 0.356, SLG: 0.328 | | B B X<br>2-0 ②<br>G3-1 | | C X<br>0-1<br>1B | | | C B B B C X<br>3-2<br>FC5-4<br>1B | | B B C F X<br>2-2 ①<br>G4-3 | 4 | 0 | 2 | 0 | 0 | 0 | 0 |
| Mike Heath, R (1, 2)<br>OBP: 0.352, SLG: 0.419 | C B X<br>1-1<br>BB<br>1B<br>1B | | | B X<br>1-0 ③<br>F9 | | | B X<br>1-0 ①<br>FC5-4<br>G6-4-3<br>1-2f | | C B B C S<br>2-3 ②<br>K | 4 | 1 | 1 | 0 | 0 | 1 | 2 |
| Rick Schu, R (1, 5)<br>OBP: 0.278, SLG: 0.276 | | B C C B B F B<br>4-2<br>1B<br>1-2<br>BB | | | B B C B C S<br>3-3 ①<br>K | | B B C B X<br>2-1 ② ③<br>G6-4-3<br>1-2f | | C B B C F B F X<br>3-2 ③<br>G3 | 3 | 0 | 0 | 0 | 1 | 1 | 1 |
| Al Pedrique, R (1, 6)<br>OBP: 0.233, SLG: 0.241 | | B C X<br>1-1 ③<br>1-3<br>2-H<br>1B | | | B B C X<br>2-1 ②<br>F9 | | | C B X<br>1-1 ①<br>G5-3 | | 3 | 0 | 1 | 1 | 0 | 0 | 0 |
| Inning Stats | R: 0 H: 1<br>E: 0 LOB: 1<br>K: 0 BB: 1<br>S: 5 P: 12 | R: 1 H: 2<br>E: 0 LOB: 2<br>K: 0 BB: 1<br>S: 11 P: 20 | R: 0 H: 0<br>E: 0 LOB: 0<br>K: 0 BB: 0<br>S: 4 P: 8 | R: 0 H: 1<br>E: 0 LOB: 1<br>K: 0 BB: 0<br>S: 7 P: 12 | R: 0 H: 0<br>E: 0 LOB: 0<br>K: 1 BB: 0<br>S: 8 P: 15 | R: 0 H: 1<br>E: 0 LOB: 1<br>K: 1 BB: 0<br>S: 12 P: 19 | R: 0 H: 1<br>E: 0 LOB: 0<br>K: 0 BB: 0<br>S: 6 P: 12 | R: 0 H: 0<br>E: 0 LOB: 3<br>K: 0 BB: 3<br>S: 10 P: 26 | R: 0 H: 0<br>E: 0 LOB: 0<br>K: 1 BB: 0<br>S: 11 P: 18 | 1B: 6<br>2B: 0<br>3B: 0<br>HR: 0 | SF: 0<br>SAC: 0<br>DP: 2<br>HBP: 0 | | | | | WP: 0<br>PB: 0<br>SB: 0<br>CS: 0 | PA: 35 |

| PITCHER | | IP | WLS | BF | H | R | ER | SO | BB | IBB | HBP | BLK | WP | HR | S | P | ERA | WHIP |
|---|---|---|---|---|---|---|---|---|---|---|---|---|---|---|---|---|---|---|
| Mike Witt, R<br>ERA: 4.66 | (1, 1) | 7.0 | W | 26 | 6 | 1 | 1 | 2 | 2 | 0 | 0 | 0 | 0 | 0 | 53 | 98 | 1.29 | 1.143 |
| Greg Minton, R<br>ERA: 1.36 | (8, 1) | 0.2 | | 3 | 0 | 0 | 0 | 0 | 1 | 0 | 0 | 0 | 0 | 0 | 8 | 14 | 0.00 | 1.500 |
| Bob McClure, L<br>ERA: 0.52 | (8, 1) | 0.0 | | 1 | 0 | 0 | 0 | 0 | 1 | 0 | 0 | 0 | 0 | 0 | 0 | 4 | ∞ | ∞ |
| Bryan Harvey, R<br>ERA: 3.32 | (8, 1) | 1.1 | S | 5 | 0 | 0 | 0 | 1 | 1 | 0 | 0 | 0 | 0 | 0 | 13 | 26 | 0.00 | 0.750 |

| PITCHER | IP | WLS | BF | H | R | ER | SO | BB | IBB | HBP | BLK | WP | HR | S | P | ERA | WHIP |
|---|---|---|---|---|---|---|---|---|---|---|---|---|---|---|---|---|---|

# BOTTOM

## California Angels @ Detroit Tigers

Tiger Stadium, Detroit, MI

Sun Jun 18 1989, 3:33 AM EDT

Att. 25,928 - Sunny - 77 F

livebaseballscorecards.com

| | |
|---|---|
| AB | 30 |
| R | 1 |
| H | 6 |
| RBI | 1 |
| BB | 5 |
| SO | 3 |
| LOB | 11 |

| Batter | 1 | 2 | 3 | 4 | 5 | 6 | 7 | 8 | 9 | AB | R | H | RBI | BB | SO | LOB |
|---|---|---|---|---|---|---|---|---|---|---|---|---|---|---|---|---|
| Gary Pettis, S (1, 8)<br>OBP: 0.397, SLG: 0.371 | C S B B F B B<br>4-2<br>S<br>2B<br>BB | B F B B B<br>4-1<br>BB 1B<br>1B<br>BB | | X<br>0-0<br>SF8<br>3B | | C B B F B C<br>3-3 ① | | | C X<br>0-1 ①<br>G3 | 3 | 3 | 1 | 0 | 2 | 1 | 0 |
| Scott Lusader, L (1, 9)<br>OBP: 0.200, SLG: 0.125 | C S B X<br>1-2 ①<br>F7<br>1-2 | X<br>0-0<br>BB<br>1B<br>1-2<br>2-H<br>3-H<br>1B | | C C X<br>0-2 ①<br>SF8<br>3-H | | B C X<br>1-1 ②<br>G3 | | | B X<br>1-0 ②<br>P6 | 4 | 1 | 1 | 3 | 0 | 0 | 1 |
| Lou Whitaker, L (1, 4)<br>OBP: 0.369, SLG: 0.506 | B S S B S<br>2-3 ②<br>K | B B B B X<br>3-1 ②<br>P5 | | B B C C F X<br>2-2 ②<br>P3 | | B X<br>1-0 ③<br>G3 | | | B S B C S<br>2-3 ③<br>K | 5 | 0 | 0 | 0 | 0 | 2 | 3 |
| Keith Moreland, R (1, 10)<br>OBP: 0.370, SLG: 0.453 | X<br>0-0<br>2-H<br>2B | B B F B B<br>4-1<br>1B<br>1-2<br>2-3<br>BB | | B B X<br>2-0<br>1B | | | C C B B B B<br>4-2<br>G6-4-3<br>BB | | | 2 | 0 | 2 | 1 | 2 | 0 | 0 |
| Dave Bergman, L (1, 3)<br>OBP: 0.359, SLG: 0.328 | B S S S B B B<br>4-2<br>BB | C C B B F X<br>2-2<br>1-2<br>2-H<br>3-H<br>1B | | C X<br>0-1 ③<br>F8 | | | F X<br>0-1 ① ②<br>G6-4-3<br>1-2f | | | 3 | 0 | 1 | 2 | 1 | 0 | 2 |
| Tracy Jones, R (1, 7)<br>OBP: 0.233, SLG: 0.255 | B B T C X<br>2-2 ③<br>G5-3 | B C B X<br>2-1 ③<br>P3 | | | F B B B F X<br>2-2<br>1B | | S B C B B X<br>3-2 ③<br>G6-3 | | | 4 | 0 | 1 | 0 | 0 | 0 | 4 |
| Mike Heath, R (1, 2)<br>OBP: 0.349, SLG: 0.412 | | X<br>0-0<br>CS<br>1B | X<br>0-0 ①<br>F8 | | C X<br>0-2 ①<br>L8 | | | C X<br>0-1 ①<br>G6-3 | | 4 | 0 | 1 | 0 | 0 | 0 | 1 |
| Rick Schu, R (1, 5)<br>OBP: 0.287, SLG: 0.286 | | B C B B C X<br>3-2 ①<br>2B<br>1-2<br>1B | B S S B F X<br>2-2<br>G6-4-3<br>1B | | B X<br>1-0 ②<br>L7 | | | B B X<br>2-0 ②<br>F7 | | 4 | 1 | 2 | 0 | 0 | 0 | 1 |
| Al Pedrique, R (1, 6)<br>OBP: 0.234, SLG: 0.258 | | L B B C B X<br>3-2<br>1-3<br>1B<br>2B | B C C B X<br>2-2 ② ③<br>G6-4-3<br>1-2f | | B C X<br>1-1 ③<br>F9 | | | C F C<br>0-3 ③<br>K | | 4 | 1 | 1 | 0 | 0 | 1 | 2 |
| Inning Stats | R: 1<br>E: 0<br>K: 1<br>S: 15<br>H: 1<br>LOB: 2<br>BB: 2<br>P: 28 | R: 4<br>E: 0<br>K: 0<br>S: 18<br>H: 5<br>LOB: 2<br>BB: 2<br>P: 39 | R: 0<br>E: 0<br>K: 0<br>S: 8<br>H: 1<br>LOB: 0<br>BB: 0<br>P: 12 | R: 1<br>E: 0<br>K: 0<br>S: 11<br>H: 2<br>LOB: 1<br>BB: 0<br>P: 15 | R: 0<br>E: 0<br>K: 0<br>S: 9<br>H: 1<br>LOB: 1<br>BB: 0<br>P: 13 | R: 0<br>E: 0<br>K: 1<br>S: 6<br>H: 0<br>LOB: 0<br>BB: 0<br>P: 11 | R: 0<br>E: 0<br>K: 0<br>S: 7<br>H: 0<br>LOB: 0<br>BB: 1<br>P: 14 | R: 0<br>E: 0<br>K: 1<br>S: 7<br>H: 0<br>LOB: 0<br>BB: 0<br>P: 9 | R: 0<br>E: 0<br>K: 1<br>S: 6<br>H: 0<br>LOB: 0<br>BB: 0<br>P: 9 | 1B: 7<br>2B: 2<br>3B: 1<br>HR: 0<br>SF: 1<br>SAC: 0<br>DP: 2<br>HBP: 0 | | | | | | |

# TOP

## Detroit Tigers @ Oakland Athletics

Oakland-Alameda County Coliseum, Oakland, CA

Mon Jun 19 1989, 7:05 PM PDT

Att. 38,607 - Unknown

livebaseballscorecards.com

| | |
|---|---|
| AB | 33 |
| R | 6 |
| H | 10 |
| RBI | 6 |
| BB | 5 |
| SO | 4 |
| LOB | 14 |

| PITCHER | | IP | WLS | BF | H | R | ER | SO | BB | IBB | HBP | BLK | WP | HR | S | P | ERA | WHIP |
|---|---|---|---|---|---|---|---|---|---|---|---|---|---|---|---|---|---|---|
| Dave Stewart, R<br>ERA: 3.91 | (1, 1) | 3.2 | L | 22 | 9 | 6 | 6 | 1 | 4 | 0 | 0 | 0 | 0 | 0 | 50 | 92 | 14.73 | 3.545 |
| Eric Plunk, R<br>ERA: 2.2 | (4, 1) | 3.1 | | 11 | 1 | 0 | 0 | 1 | 1 | 0 | 0 | 0 | 0 | 0 | 24 | 40 | 0.00 | 0.600 |
| Todd Burns, R<br>ERA: 1.74 | (8, 1) | 2.0 | | 6 | 0 | 0 | 0 | 2 | 0 | 0 | 0 | 0 | 0 | 0 | 13 | 18 | 0.00 | 0.000 |

| PITCHER | IP | WLS | BF | H | R | ER | SO | BB | IBB | HBP | BLK | WP | HR | S | P | ERA | WHIP |
|---|---|---|---|---|---|---|---|---|---|---|---|---|---|---|---|---|---|

| Batter | 1 | 2 | 3 | 4 | 5 | 6 | 7 | 8 | 9 | AB | R | H | RBI | BB | SO | LOB |
|---|---|---|---|---|---|---|---|---|---|---|---|---|---|---|---|---|
| Tony Phillips, S (1, 5) (8, 6)<br>OBP: 0.378, SLG: 0.385 | 4-2 FC5-4 SF8 1B BB | | 3-2 CS 1B 1-3 1B | | 2-1 L9 1-H 2B 2B | | 4-2 1B BB | | 1-1 G4-3 ③ | 3 | 2 | 2 | 1 | 2 | 0 | 0 |
| Carney Lansford, R (1, 10)<br>OBP: 0.401, SLG: 0.436 | 2-2 FC5-4 1-2 1B | | 0-0 1-2 3-H 1B | | 1-0 L9 ② 2-3 | | 2-0 1-3 1B | | | 4 | 0 | 3 | 1 | 0 | 0 | 1 |
| Dave Henderson, R (1, 8)<br>OBP: 0.333, SLG: 0.388 | 1-2 FC5-4 ① 1-2f 2-3 | | 2-2 F8 ① | | 2-1 3-H 2B | | 1-2 P6 ③ | | | 4 | 0 | 1 | 1 | 0 | 0 | 6 |
| Mark McGwire, R (1, 3)<br>OBP: 0.333, SLG: 0.500 | 3-1 SF8 ② 3-H | | 3-3 K ②③ 2-3 | | 3-2 G5 ③ | | | 2-3 K ① | | 3 | 0 | 0 | 1 | 0 | 2 | 3 |
| Terry Steinbach, R (1, 2) (9, 9)<br>OBP: 0.371, SLG: 0.414 | 1-3 K ③ | | | 2-2 G6-3 ① | | 2-2 P6 ① | | 2-2 G1-6-3 ② | | 4 | 0 | 0 | 0 | 0 | 1 | 1 |
| Glenn Hubbard, R (1, 4)<br>OBP: 0.309, SLG: 0.373 | | 0-1 L9 ① | | 0-0 G5-3 ② | | 0-3 K ② | | 4-2 BB | | 3 | 0 | 0 | 0 | 1 | 1 | 0 |
| Lance Blankenship, R (1, 9)<br>OBP: 0.267, SLG: 0.345<br>Ron Hassey, L (8, PH)<br>OBP: 0.278, SLG: 0.392 (9, 2) | 1-3 K ② | | 0-0 P4 ③ | | 2-3 K ③ | | | 0-3 K ③ | | 3<br>1 | 0<br>0 | 0<br>0 | 0<br>0 | 0<br>0 | 2<br>1 | 0<br>1 |
| Mike Gallego, R (1, 6)<br>OBP: 0.319, SLG: 0.333<br>Jamie Quirk, L (7, PH)<br>OBP: 0.167, SLG: 0.074 (8, 5) | 2-3 K ③ | | | 0-0 FC3-6 1B | | | 2-3 K ① | | 3-2 F9 ① | 2<br>2 | 0<br>0 | 1<br>0 | 0<br>0 | 0<br>0 | 1<br>1 | 0<br>0 |
| Luis Polonia, L (1, 7)<br>OBP: 0.307, SLG: 0.361 | | | 2-2 1B 1B 1B | | 1-1 FC3-6 ① 1-2f 2B | | 2-2 P5 ② | | 2-1 L9 ② | 4 | 2 | 1 | 0 | 0 | 0 | 1 |
| Inning Stats | R: 1 H: 1<br>E: 0 LOB: 1<br>K: 1 BB: 1<br>S: 15 P: 26 | R: 0 H: 0<br>E: 0 LOB: 0<br>K: 2 BB: 0<br>S: 8 P: 11 | R: 1 H: 3<br>E: 0 LOB: 2<br>K: 1 BB: 0<br>S: 14 P: 24 | R: 0 H: 0<br>E: 0 LOB: 0<br>K: 0 BB: 0<br>S: 5 P: 7 | R: 2 H: 3<br>E: 0 LOB: 1<br>K: 0 BB: 0<br>S: 15 P: 24 | R: 0 H: 0<br>E: 0 LOB: 0<br>K: 2 BB: 0<br>S: 10 P: 14 | R: 0 H: 1<br>E: 0 LOB: 2<br>K: 1 BB: 1<br>S: 20 P: 31 | R: 0 H: 0<br>E: 0 LOB: 1<br>K: 2 BB: 1<br>S: 12 P: 20 | R: 0 H: 0<br>E: 0 LOB: 0<br>K: 0 BB: 0<br>S: 7 P: 13 | 1B: 6<br>2B: 3<br>3B: 0<br>HR: 0 | SF: 1<br>SAC: 0<br>DP: 1<br>HBP: 0 | | | WP: 0<br>PB: 0<br>SB: 0<br>CS: 1 | PA: 37 | | |

| PITCHER | | IP | WLS | BF | H | R | ER | SO | BB | IBB | HBP | BLK | WP | HR | S | P | ERA | WHIP |
|---|---|---|---|---|---|---|---|---|---|---|---|---|---|---|---|---|---|---|
| Frank Tanana, L<br>ERA: 3.66 | (1, 1) | 5.0 | W | 22 | 7 | 4 | 4 | 4 | 1 | 0 | 0 | 0 | 0 | 0 | 57 | 92 | 7.20 | 1.600 |
| Frank Williams, R<br>ERA: 2.75 | (6, 1) | 1.2 | | 7 | 1 | 0 | 0 | 3 | 1 | 0 | 0 | 0 | 0 | 0 | 25 | 39 | 0.00 | 1.200 |
| Mike Henneman, R<br>ERA: 3.58 | (7, 1) | 2.1 | S | 8 | 0 | 0 | 0 | 2 | 1 | 0 | 0 | 0 | 0 | 0 | 24 | 39 | 0.00 | 0.429 |

| PITCHER | IP | WLS | BF | H | R | ER | SO | BB | IBB | HBP | BLK | WP | HR | S | P | ERA | WHIP |
|---|---|---|---|---|---|---|---|---|---|---|---|---|---|---|---|---|---|

# BOTTOM

## Detroit Tigers @ Oakland Athletics

Oakland-Alameda County Coliseum, Oakland, CA

Mon Jun 19 1989, 7:05 PM PDT

Att. 38,607 - Unknown

livebaseballscorecards.com

| | |
|---|---|
| AB | 33 |
| R | 4 |
| H | 8 |
| RBI | 4 |
| BB | 3 |
| SO | 9 |
| LOB | 13 |

| Batter | 1 | 2 | 3 | 4 | 5 | 6 | 7 | 8 | 9 | AB | R | H | RBI | BB | SO | LOB |
|---|---|---|---|---|---|---|---|---|---|---|---|---|---|---|---|---|
| Gary Pettis, S (1, 8)<br>OBP: 0.391, SLG: 0.359 | C B B C X<br>2-2 ① G4-3 | B X<br>1-0 ② G3-6<br>1-2f ③ | | B C B S B B<br>4-2 G3 1B BB | | S B C F F S<br>1-3 ② K | | | C F S<br>0-3 ① K | 4 | 0 | 0 | 0 | 1 | 2 | 2 |
| Scott Lusader, L (1, 9)<br>OBP: 0.333, SLG: 0.300<br>Gary Ward, R (4, PH)<br>OBP: 0.336, SLG: 0.398 (4, 9) | B F B B C X<br>3-2 1B | | C L B F F F B B F<br>3-2 X G4-3 BB 1B 1B | C X<br>0-1 G3 1B<br>1-2 | | B B F X<br>2-1 ③ G6-3 | | | B C B S X<br>2-2 ② F7 | 2<br>3 | 1<br>0 | 2<br>1 | 0<br>0 | 0<br>0 | 0<br>0 | 0<br>0 |
| Lou Whitaker, L (1, 4)<br>OBP: 0.366, SLG: 0.498 | C 1 SAFE B B B S C<br>3-3 ② K | | F C B B 1 SAFE B F F F<br>4-2 1 SAFE F B G4-3 1B BB<br>1-2 | X<br>0-0 ② G3<br>1-2<br>2-3 | | | X<br>0-0 ① L7 | | B B B C C X<br>3-2 E4 | 4 | 1 | 0 | 0 | 1 | 1 | 3 |
| Keith Moreland, R (1, 10)<br>OBP: 0.371, SLG: 0.449 | B B C X<br>2-1 ③ G4-3 | | C X<br>0-1 ① G4-3<br>1-2<br>2-3 | I I I<br>4-0 IBB | | | C X<br>0-1 1B | | C B S X<br>1-2 ③ F8 | 4 | 0 | 1 | 0 | 1 | 0 | 4 |
| Dave Bergman, L (1, 3)<br>OBP: 0.357, SLG: 0.321 | | F C B X<br>1-2 ① F7 | I I I<br>4-0 1B IBB | C B B C X<br>2-2 ③ G1-3 | | | B C B X<br>2-1 ② F8 | | | 3 | 0 | 0 | 0 | 1 | 0 | 4 |
| Tracy Jones, R (1, 7)<br>OBP: 0.242, SLG: 0.257 | | B B B B<br>4-0 1B 1B BB | B F B F F X<br>2-2 1-2 2-H 3-H 1B | | C C F B S<br>1-3 ① K | | B S B X<br>2-1 ③ F8 | | | 3 | 1 | 1 | 2 | 1 | 1 | 1 |
| Mike Heath, R (1, 2)<br>OBP: 0.345, SLG: 0.406 | | X<br>0-0 BB 1-3 1B 1B | C S B B F F F S<br>2-3 ② K | | B B C B F S<br>3-3 ② K | | | B C C B S<br>2-3 ① K | | 4 | 1 | 1 | 0 | 0 | 3 | 2 |
| Rick Schu, R (1, 5)<br>OBP: 0.286, SLG: 0.277 | | C B B F B B<br>4-2 1B 1-2 BB | B F B X<br>2-1 ③ F3 | | B B X<br>2-0 ③ P3 | | | C S B B C<br>2-3 ② K | | 3 | 0 | 0 | 0 | 1 | 1 | 2 |
| Al Pedrique, R (1, 6)<br>OBP: 0.235, SLG: 0.258 | | C B B X<br>2-1 G3-6 1-2 2-H 3-H 1B | | C B F C<br>1-3 ① K | | C F C X<br>0-2 ① P3 | | C B F F B S<br>2-3 ③ K | | 4 | 0 | 1 | 2 | 0 | 2 | 0 |
| Inning Stats | R: 0 E: 0 K: 1 S: 11<br>H: 1 LOB: 1 BB: 0 P: 21 | R: 2 E: 0 K: 0 S: 9<br>H: 2 LOB: 1 BB: 2 P: 21 | R: 2 E: 0 K: 1 S: 27<br>H: 2 LOB: 2 BB: 2 P: 44 | R: 0 E: 0 K: 1 S: 11<br>H: 1 LOB: 3 BB: 2 P: 22 | R: 0 E: 0 K: 2 S: 8<br>H: 0 LOB: 0 BB: 0 P: 14 | R: 0 E: 0 K: 1 S: 11<br>H: 0 LOB: 0 BB: 0 P: 14 | R: 0 E: 0 K: 0 S: 7<br>H: 1 LOB: 1 BB: 0 P: 11 | R: 0 E: 0 K: 3 S: 11<br>H: 0 LOB: 0 BB: 0 P: 17 | R: 0 E: 1 K: 1 S: 12<br>H: 0 LOB: 1 BB: 0 P: 18 | 1B: 7 2B: 0 3B: 0 HR: 0<br>SF: 0 SAC: 0 DP: 1 HBP: 0 | | | | | | |

# TOP

## Detroit Tigers @ Oakland Athletics

Oakland-Alameda County Coliseum, Oakland, CA

Tue Jun 20 1989, 3:33 AM PDT

Att. 30,184 - Sunny

livebaseballscorecards.com

| | |
|---|---|
| AB | 34 |
| R | 4 |
| H | 7 |
| RBI | 4 |
| BB | 6 |
| SO | 10 |
| LOB | 18 |

| PITCHER | | IP | WLS | BF | H | R | ER | SO | BB | IBB | HBP | BLK | WP | HR | S | P | ERA | WHIP |
|---|---|---|---|---|---|---|---|---|---|---|---|---|---|---|---|---|---|---|
| Storm Davis, R<br>ERA: 5.94 | (1, 1) | 3.1 | | 19 | 5 | 4 | 4 | 3 | 4 | 1 | 0 | 0 | 0 | 0 | 52 | 96 | 10.80 | 2.700 |
| Greg Cadaret, L<br>ERA: 2.28 | (4, 1) | 0.2 | | 4 | 1 | 0 | 0 | 0 | 0 | 1 | 0 | 0 | 0 | 0 | 6 | 12 | 0.00 | 1.500 |
| Gene Nelson, R<br>ERA: 2.23 | (5, 1) | 3.0 | W | 10 | 1 | 0 | 0 | 3 | 0 | 0 | 0 | 0 | 0 | 0 | 26 | 39 | 0.00 | 0.333 |
| Todd Burns, R<br>ERA: 1.68 | (8, 1) | 2.0 | S | 7 | 0 | 0 | 0 | 4 | 0 | 0 | 0 | 0 | 0 | 0 | 23 | 35 | 0.00 | 0.000 |

| PITCHER | IP | WLS | BF | H | R | ER | SO | BB | IBB | HBP | BLK | WP | HR | S | P | ERA | WHIP |
|---|---|---|---|---|---|---|---|---|---|---|---|---|---|---|---|---|---|

# Detroit Tigers @ Oakland Athletics

Oakland-Alameda County Coliseum, Oakland, CA

Tue Jun 20 1989, 3:33 AM PDT

Att. 30,184 - Sunny

livebaseballscorecards.com

## BOTTOM

| Batter | 1 | 2 | 3 | 4 | 5 | 6 | 7 | 8 | 9 | AB | R | H | RBI | BB | SO | LOB |
|---|---|---|---|---|---|---|---|---|---|---|---|---|---|---|---|---|
| Luis Polonia, L (1, 7)<br>OBP: 0.315, SLG: 0.369 | C B S F F B X<br>2-2 F4-3 WP SF8 1B | | B F X<br>1-1 ① F7 | | S B F F X<br>1-2 FC5-4 1B | | F C B X<br>1-2 FC4-6 1B | | | 4 | 1 | 3 | 0 | 0 | 0 | 1 |
| Dave Henderson, R (1, 8)<br>OBP: 0.332, SLG: 0.386 | P 1 B B C 2 C X SAFE SAFE<br>3-2 ① F4-3<br>1-3 | | F S B F F X<br>1-2 HR<br>1-2 1B | | 1 X SAFE<br>0-0 ① FC5-4 G3-6-1<br>1-2f | | X<br>0-0 ① FC4-6 G4-6-3<br>1-2f | | | 4 | 1 | 1 | 0 | 0 | 0 | 3 |
| Dave Parker, L (1, 10)<br>OBP: 0.307, SLG: 0.438 | B B F X<br>2-1 ② SF8<br>3-H | | B S X<br>1-1 ② L7 | | C S 1 F B B X SAFE<br>2-2 ②③ G3-6-1<br>1-2f | | S X<br>0-1 ②③ G4-6-3<br>1-2f | | | 3 | 0 | 0 | 1 | 0 | 0 | 4 |
| Mark McGwire, R (1, 3)<br>OBP: 0.336, SLG: 0.520 | B F B C S<br>2-3 ③ K | | B B C F X<br>2-2 HR<br>1-H 2-H | | | C B F F X<br>1-2 HR 2B | | F S S<br>0-3 ① K | | 4 | 2 | 2 | 3 | 0 | 2 | 0 |
| Carney Lansford, R (1, 5)<br>OBP: 0.398, SLG: 0.432 | | C B B X<br>2-1 ① F8 | B F X<br>1-1 ③ G6-3 | | | B B F B F F X<br>3-2 ① F8 | | B B F C B X<br>3-2 G4-3 1B | | 4 | 0 | 1 | 0 | 0 | 0 | 1 |
| Ron Hassey, L (1, 2)<br>OBP: 0.281, SLG: 0.393<br>Terry Steinbach, R (6, PH) (7, 2)<br>OBP: 0.372, SLG: 0.429 | | X<br>0-0 ② L6 | | C B F B F X<br>2-2 FC4 1B | | B C X<br>1-1 HR<br>2-H | | C 1 SAFE B 1 SAFE B X<br>2-1 ② G4-3<br>1-2 | | 2<br>2 | 0<br>1 | 1<br>1 | 0<br>2 | 0<br>0 | 0<br>0 | 0<br>1 |
| Tony Phillips, S (1, 6)<br>OBP: 0.380, SLG: 0.381 | | B F B B B<br>4-1 BB | | X<br>0-0 ① FC4<br>1-2f | | B X<br>1-0 ② B1 | | I I I I<br>4-0 IBB | | 2 | 0 | 0 | 0 | 2 | 0 | 1 |
| Glenn Hubbard, R (1, 4)<br>OBP: 0.307, SLG: 0.360 | C B C 1 SAFE F 1 SAFE X<br>1-2 ③ F9 | | | F F B F B X<br>2-2 ② F8 | | B B B C F B<br>4-2 WP BB | | F B F S<br>1-3 ③ K | | 3 | 0 | 0 | 0 | 1 | 1 | 4 |
| Stan Javier, S (1, 9)<br>OBP: 0.327, SLG: 0.339 | | | B B C B C X<br>3-2 1B HR 1B | B F B X<br>2-1 ③ G3 | | F B C S<br>1-3 ③ K<br>1-2 | | | | 3 | 1 | 1 | 0 | 0 | 1 | 2 |
| Inning Stats | R: 1 E: 0 K: 1 S: 14 H: 1 LOB: 0 BB: 0 P: 22 | R: 0 E: 0 K: 0 S: 8 H: 0 LOB: 1 BB: 1 P: 15 | R: 3 E: 0 K: 0 S: 17 H: 3 LOB: 0 BB: 0 P: 26 | R: 0 E: 0 K: 0 S: 11 H: 1 LOB: 1 BB: 0 P: 17 | R: 0 E: 0 K: 0 S: 9 H: 1 LOB: 0 BB: 0 P: 12 | R: 2 E: 0 K: 1 S: 16 H: 2 LOB: 1 BB: 1 P: 27 | R: 0 E: 0 K: 0 S: 6 H: 1 LOB: 0 BB: 0 P: 7 | R: 0 E: 0 K: 2 S: 11 H: 1 LOB: 2 BB: 1 P: 21 | | 1B: 7 2B: 1 3B: 0 HR: 2 | SF: 1 SAC: 0 DP: 2 HBP: 0 | | | | | | |

| | AB | 31 |
|---|---|---|
| | R | 6 |
| | H | 10 |
| | RBI | 6 |
| | BB | 3 |
| | SO | 4 |
| | LOB | 17 |

| PITCHER | | IP | WLS | BF | H | R | ER | SO | BB | IBB | HBP | BLK | WP | HR | S | P | ERA | WHIP |
|---|---|---|---|---|---|---|---|---|---|---|---|---|---|---|---|---|---|---|
| Charles Hudson, R<br>ERA: 6.35 | (1, 1) | 4.0 | | 18 | 5 | 4 | 4 | 1 | 1 | 0 | 0 | 0 | 1 | 1 | 50 | 80 | 9.00 | 1.500 |
| Brad Havens, L<br>ERA: 4.41 | (5, 1) | 3.0 | L | 12 | 4 | 2 | 2 | 1 | 1 | 0 | 0 | 0 | 1 | 1 | 31 | 46 | 6.00 | 1.667 |
| Frank Williams, R<br>ERA: 2.7 | (8, 1) | 1.0 | | 5 | 1 | 0 | 0 | 2 | 0 | 1 | 0 | 0 | 0 | 0 | 11 | 21 | 0.00 | 1.000 |

| PITCHER | IP | WLS | BF | H | R | ER | SO | BB | IBB | HBP | BLK | WP | HR | S | P | ERA | WHIP |
|---|---|---|---|---|---|---|---|---|---|---|---|---|---|---|---|---|---|

| Batter | 1 | 2 | 3 | 4 | 5 | 6 | 7 | 8 | 9 | AB | R | H | RBI | BB | SO | LOB |
|---|---|---|---|---|---|---|---|---|---|---|---|---|---|---|---|---|
| Gary Pettis, S (1, 8)<br>OBP: 0.388, SLG: 0.356 | C C B S<br>1-3 K | | M B F B X<br>2-2 F9 ① | | B X<br>1-0 1B<br>1-2 E 1B | | C C S<br>0-3 K ③ | | | 4 | 1 | 1 | 0 | 0 | 2 | 0 |
| Scott Lusader, L (1, 9)<br>OBP: 0.375, SLG: 0.357 | S T B X<br>1-2 E9 1B | | B F X<br>1-1 F8 ② | | B C S B X<br>2-2 E7 1-H 2-H 1B | | | B F B F B X<br>3-2 G3-1 ① | | 4 | 0 | 2 | 1 | 0 | 0 | 0 |
| Lou Whitaker, L (1, 4)<br>OBP: 0.364, SLG: 0.492 | B B B C F B<br>4-2 G6-4-3 BB | | C S C<br>0-3 K ③ | | C B X<br>1-1 F7 ③ | | | C X<br>0-1 F8 ② | | 3 | 0 | 0 | 0 | 1 | 1 | 1 |
| Keith Moreland, R (1, 10)<br>OBP: 0.369, SLG: 0.442 | C B X<br>1-1 G6-4-3 ② ③<br>1-2f | | | S B B X<br>2-1 G6-3 ① | | B F F B F X<br>2-2 F8 ① | | B B C B C B<br>4-2 BB | | 3 | 0 | 0 | 0 | 1 | 0 | 2 |
| Dave Bergman, L (1, 3)<br>OBP: 0.348, SLG: 0.313 | | C C B B S<br>2-3 K ① | | B C X<br>1-1 F9 ② | | C C X<br>0-2 G6-3 ② | | C B S X<br>1-2 F8 ③ | | 4 | 0 | 0 | 0 | 0 | 1 | 1 |
| Tracy Jones, R (1, 7)<br>OBP: 0.250, SLG: 0.265 | | B F F X<br>1-2 G1-3 ② | | C X<br>0-1 P5 ③ | | B F X<br>1-1 E 1B | | | C X<br>0-1 G6-4-3 1B | 4 | 0 | 2 | 0 | 0 | 0 | 0 |
| Mike Heath, R (1, 2)<br>OBP: 0.342, SLG: 0.429 | | B F F X<br>1-2 HR | | B B F B S S<br>3-3 K ① | F F 1 B B F B S<br>SAFE<br>3-3 K ③<br>1-3 | | | | C B C F B F B X<br>3-2 G6-4-3 ① ②<br>1-2f | 4 | 1 | 1 | 1 | 0 | 2 | 2 |
| Rick Schu, R (1, 5)<br>OBP: 0.284, SLG: 0.268 | | C B F B B B<br>4-2 BB | | | B B X<br>2-0 E6 1B 1B | | F X<br>0-1 G6-3 ① | | B C B X<br>2-1 G5-3 ③ | 3 | 1 | 0 | 0 | 1 | 0 | 0 |
| Al Pedrique, R (1, 6)<br>OBP: 0.225, SLG: 0.246 | | F B F C<br>1-3 K ③ | | | C S B B S<br>2-3 K ② | | S X<br>0-1 G1-3 ② | | | 3 | 0 | 0 | 0 | 0 | 2 | 2 |
| Inning Stats | R: 0 H: 1<br>E: 1 LOB: 1<br>K: 1 BB: 1<br>S: 10 P: 17 | R: 1 H: 1<br>E: 0 LOB: 1<br>K: 2 BB: 1<br>S: 14 P: 23 | R: 0 H: 0<br>E: 0 LOB: 0<br>K: 1 BB: 0<br>S: 8 P: 11 | R: 0 H: 0<br>E: 0 LOB: 0<br>K: 0 BB: 0<br>S: 6 P: 9 | R: 2 H: 2<br>E: 2 LOB: 1<br>K: 2 BB: 0<br>S: 13 P: 24 | R: 0 H: 1<br>E: 1 LOB: 1<br>K: 1 BB: 0<br>S: 13 P: 19 | R: 0 H: 0<br>E: 0 LOB: 0<br>K: 1 BB: 0<br>S: 7 P: 7 | R: 0 H: 0<br>E: 0 LOB: 1<br>K: 0 BB: 1<br>S: 10 P: 18 | R: 0 H: 1<br>E: 0 LOB: 0<br>K: 0 BB: 0<br>S: 9 P: 14 | 1B: 5 SF: 0<br>2B: 0 SAC: 0<br>3B: 0 DP: 2<br>HR: 1 HBP: 0 | | | | | | |

TOP

# Detroit Tigers @ Oakland Athletics

Oakland-Alameda County Coliseum, Oakland, CA

Wed Jun 21 1989, 7:05 PM PDT

Att. 28,654 - Unknown - 85 F

livebaseballscorecards.com

| | |
|---|---|
| AB | 32 |
| R | 3 |
| H | 6 |
| RBI | 2 |
| BB | 3 |
| SO | 8 |
| LOB | 8 |

| PITCHER | | IP | WLS | BF | H | R | ER | SO | BB | IBB | HBP | BLK | WP | HR | S | P | ERA | WHIP |
|---|---|---|---|---|---|---|---|---|---|---|---|---|---|---|---|---|---|---|
| Mike Moore, R<br>ERA: 2.15 | (1, 1) | 8.0 | W | 32 | 5 | 3 | 1 | 8 | 3 | 0 | 0 | 0 | 0 | 1 | 81 | 128 | 1.12 | 1.000 |
| Rick Honeycutt, L<br>ERA: 2.06 | (9, 1) | 1.0 | S | 3 | 1 | 0 | 0 | 0 | 0 | 0 | 0 | 0 | 0 | 0 | 9 | 14 | 0.00 | 1.000 |

| PITCHER | IP | WLS | BF | H | R | ER | SO | BB | IBB | HBP | BLK | WP | HR | S | P | ERA | WHIP |
|---|---|---|---|---|---|---|---|---|---|---|---|---|---|---|---|---|---|

| | |
|---|---|
| WP: 0 | PA: 35 |
| PB: 0 | |
| SB: 0 | |
| CS: 0 | |

| Batter | 1 | 2 | 3 | 4 | 5 | 6 | 7 | 8 | 9 | AB | R | H | RBI | BB | SO | LOB |
|---|---|---|---|---|---|---|---|---|---|---|---|---|---|---|---|---|
| Tony Phillips, S (1, 4)<br>OBP: 0.376, SLG: 0.378 | HR 1B | SF7 3-H | | K | | K | | G6-3 | | 4 | 1 | 1 | 1 | 0 | 2 | 2 |
| Dave Henderson, R (1, 8)<br>OBP: 0.334, SLG: 0.389 | B1 | 1-H 2B | | HR BB | | FC5-4 1-2f | | | | 3 | 1 | 1 | 1 | 1 | 0 | 2 |
| Dave Parker, L (1, 10)<br>OBP: 0.310, SLG: 0.462 | 1-H HR | G3-1 | | 1-H HR | | | G3-1 | | | 4 | 2 | 2 | 4 | 0 | 0 | 1 |
| Mark McGwire, R (1, 3)<br>OBP: 0.339, SLG: 0.518 | G1-6-3 | | 1B SH1-3 BB | P3 | | | 1B | | | 3 | 0 | 1 | 0 | 1 | 0 | 0 |
| Ron Hassey, L (1, 2)<br>OBP: 0.283, SLG: 0.387 | BB | | SH1-3 1-2 | | L8 | | K | | | 2 | 0 | 0 | 0 | 1 | 1 | 1 |
| Carney Lansford, R (1, 5)<br>OBP: 0.396, SLG: 0.429 | F9 | | 2-3 1B | | F9 | | F9 | | | 4 | 0 | 1 | 0 | 0 | 0 | 2 |
| Terry Steinbach, R (1, 7)<br>OBP: 0.366, SLG: 0.421 | | F7 | F9 | | G5-3 | | | G6-3 | | 4 | 0 | 0 | 0 | 0 | 0 | 2 |
| Lance Blankenship, R (9, 9)<br>OBP: 0.267, SLG: 0.345 | | | | | | | | | | 0 | 0 | 0 | 0 | 0 | 0 | 0 |
| Stan Javier, S (1, 9)<br>OBP: 0.330, SLG: 0.342 (9, 7) | | 1B SF7 1B | F4 | | | F9 | | F8 1B | | 4 | 1 | 2 | 0 | 0 | 0 | 2 |
| Mike Gallego, R (1, 6)<br>OBP: 0.323, SLG: 0.333 | | 1-3 2B 1B | | G5-3 | | FC5-4 BB | | 1-2 | | 3 | 1 | 1 | 0 | 1 | 0 | 1 |
| Inning Stats | R: 2 E: 0 K: 0 S: 9 H: 2 LOB: 1 BB: 1 P: 18 | R: 2 E: 0 K: 0 S: 11 H: 3 LOB: 1 BB: 0 P: 17 | R: 0 E: 0 K: 0 S: 8 H: 1 LOB: 2 BB: 1 P: 17 | R: 2 E: 0 K: 1 S: 10 H: 1 LOB: 0 BB: 1 P: 19 | R: 0 E: 0 K: 0 S: 5 H: 0 LOB: 0 BB: 0 P: 7 | R: 0 E: 0 K: 1 S: 11 H: 0 LOB: 1 BB: 1 P: 20 | R: 0 E: 0 K: 1 S: 12 H: 1 LOB: 1 BB: 0 P: 15 | R: 0 E: 0 K: 0 S: 7 H: 1 LOB: 1 BB: 0 P: 12 | | 1B: 6 2B: 1 3B: 0 HR: 2 | SF: 1 SAC: 1 DP: 0 HBP: 0 | | | | | |

| PITCHER | | IP | WLS | BF | H | R | ER | SO | BB | IBB | HBP | BLK | WP | HR | S | P | ERA | WHIP |
|---|---|---|---|---|---|---|---|---|---|---|---|---|---|---|---|---|---|---|
| Mike Schwabe, R<br>ERA: 4.61 | (1, 1) | 1.2 | L | 11 | 5 | 4 | 4 | 0 | 1 | 0 | 0 | 0 | 0 | 1 | 18 | 31 | 21.60 | 3.600 |
| Paul Gibson, L<br>ERA: 4.85 | (2, 1) | 2.1 | | 11 | 2 | 2 | 2 | 1 | 2 | 0 | 0 | 0 | 0 | 1 | 20 | 40 | 7.71 | 1.714 |
| Brad Havens, L<br>ERA: 3.54 | (5, 1) | 4.0 | | 15 | 2 | 0 | 0 | 2 | 1 | 0 | 0 | 0 | 0 | 0 | 35 | 54 | 0.00 | 0.750 |

| PITCHER | IP | WLS | BF | H | R | ER | SO | BB | IBB | HBP | BLK | WP | HR | S | P | ERA | WHIP |
|---|---|---|---|---|---|---|---|---|---|---|---|---|---|---|---|---|---|

# BOTTOM

## Detroit Tigers @ Oakland Athletics

Oakland-Alameda County Coliseum, Oakland, CA

Wed Jun 21 1989, 7:05 PM PDT

Att. 28,654 - Unknown - 85 F

livebaseballscorecards.com

| | |
|---|---|
| AB | 31 |
| R | 6 |
| H | 9 |
| RBI | 6 |
| BB | 4 |
| SO | 3 |
| LOB | 13 |

PA: 37

WP: 0 PB: 0 SB: 0 CS: 0

# Detroit Tigers @ Seattle Mariners

The Kingdome, Seattle, WA

Fri Jun 23 1989, 10:05 PM EDT

Att. 14,007 - Dome

TOP

livebaseballscorecards.com

| Batter | 1 | 2 | 3 | 4 | 5 | 6 | 7 | 8 | 9 | AB | R | H | RBI | BB | SO | LOB |
|---|---|---|---|---|---|---|---|---|---|---|---|---|---|---|---|---|
| Gary Pettis, S (1, 8)<br>OBP: 0.382, SLG: 0.346 | B X<br>1-0 ①<br>B1 | | 1 SAFE C B X<br>1-1 ③<br>G4-3 | | C S B B B X<br>3-2 ②<br>F7 | | X<br>0-0 ②<br>F8 | | B B C B B<br>4-1<br>S E BB | 4 | 1 | 0 | 0 | 1 | 0 | 2 |
| Scott Lusader, L (1, 9)<br>OBP: 0.381, SLG: 0.421 | C X<br>0-1 ②<br>F7 | | | X<br>0-0<br>1B G6-4-3 2B | C X<br>0-1<br>2B 1B | | C B X<br>1-1 ③<br>G2-3 | | C 1 SAFE C B F B F C<br>2-3 ②<br>1-2 | 5 | 2 | 2 | 0 | 0 | 1 | 2 |
| Lou Whitaker, L (1, 4)<br>OBP: 0.365, SLG: 0.492 | X<br>0-0 ③<br>P6 | | | B C B F B B<br>4-2<br>G6-4-3 1B 2B BB | F 1 SAFE 1 SAFE 1 SAFE B B 1 SAFE 1 SAFE B<br>3-1<br>1 SAFE X<br>1-H 2B | | | X<br>0-0 ①<br>G4-3 | B X<br>1-0<br>E3 1B<br>2-H | 4 | 2 | 1 | 1 | 1 | 0 | 0 |
| Alan Trammell, R (1, 6)<br>OBP: 0.341, SLG: 0.318 | | C C S<br>0-3 ①<br>K | | S X<br>0-1<br>G6-4-3 1B<br>1-2 2-3 | B B C F B F X<br>3-2 ③<br>G6-3 | | | C B C B F B B<br>4-2<br>BB HBP FC3-2 BB | C C B B F B B X<br>3-2<br>2-H 1B | 4 | 0 | 2 | 1 | 1 | 1 | 1 |
| Keith Moreland, R (1, 10)<br>OBP: 0.365, SLG: 0.433 | | B C B B F S<br>3-3 ②<br>K | | B X<br>1-0 ① ②<br>G6-4-3<br>1-2f 2-3 3-H | | C F B C<br>1-3 ①<br>K | | 1 SAFE 1 SAFE 1 SAFE B F F 1 SAFE H<br>2-2<br>FC3-2 BB HBP<br>1-2 | X<br>0-0 ③<br>G3 | 4 | 0 | 0 | 0 | 0 | 2 | 3 |
| Dave Bergman, L (1, 3)<br>OBP: 0.354, SLG: 0.322<br>Gary Ward, R (8, PH) (8, 3)<br>OBP: 0.341, SLG: 0.398 | | C B B B C F F X<br>3-2 ③<br>G4-3 | | B C X<br>1-1<br>3-H 2B | | B B B B<br>4-0<br>L9-3 BB | | S B B F B B<br>4-2<br>FC3-2<br>1-2 2-3 BB | | 2<br>0 | 0<br>0 | 1<br>0 | 1<br>0 | 1<br>1 | 0<br>0 | 0<br>0 |
| Tracy Jones, R (1, 7)<br>OBP: 0.250, SLG: 0.258 | | | B B X<br>2-0 ①<br>G5-3 | B B B B<br>4-0<br>BB | B B F B F X<br>3-2 ② ③<br>L9-3<br>1-2 | | | C X<br>0-1 ②<br>FC3-2<br>1-2 2-3 3-Hf | | 3 | 0 | 0 | 0 | 1 | 0 | 4 |
| Mike Heath, R (1, 2)<br>OBP: 0.347, SLG: 0.435 | | | B C B F B F F F F<br>4-2<br>F F B<br>BB | C B B F X<br>2-2 ③<br>P2 | | | B F B X<br>2-1<br>2B | C B F C<br>1-3 ③ | | 3 | 0 | 1 | 0 | 1 | 1 | 5 |
| Rick Schu, R (1, 5)<br>OBP: 0.277, SLG: 0.260<br>Fred Lynn, L (9, PH)<br>OBP: 0.306, SLG: 0.317<br>Mike Brumley, S (9, 5)<br>OBP: 0.347, SLG: 0.317 | | | C C F S<br>0-3 ②<br>K | | B B C X<br>2-1 ①<br>G5-3 | | L L B B L<br>2-3 ①<br>K | | B B F B S<br>2-3 ①<br>K | 3<br>1<br>0 | 0<br>0<br>0 | 0<br>0<br>0 | 0<br>0<br>0 | 0<br>0<br>0 | 2<br>1<br>0 | 2<br>0<br>0 |
| Inning Stats | R: 0 E: 0 K: 0 S: 4 H: 0 LOB: 0 BB: 0 P: 5 | R: 0 E: 0 K: 2 S: 11 H: 0 LOB: 0 BB: 0 P: 17 | R: 0 E: 0 K: 1 S: 15 H: 0 LOB: 1 BB: 1 P: 22 | R: 2 E: 0 K: 0 S: 11 H: 3 LOB: 2 BB: 2 P: 23 | R: 1 E: 0 K: 0 S: 13 H: 2 LOB: 1 BB: 0 P: 24 | R: 0 E: 0 K: 1 S: 6 H: 0 LOB: 0 BB: 1 P: 14 | R: 0 E: 0 K: 1 S: 8 H: 1 LOB: 1 BB: 0 P: 13 | R: 0 E: 0 K: 1 S: 13 H: 0 LOB: 3 BB: 2 P: 24 | R: 2 E: 1 K: 2 S: 15 H: 1 LOB: 1 BB: 1 P: 27 | 1B: 3 2B: 5 3B: 0 HR: 0 | SF: 0 SAC: 0 DP: 2 HBP: 1 | | | | | | |

| | AB | 33 |
|---|---|---|
| | R | 5 |
| | H | 7 |
| | RBI | 3 |
| | BB | 7 |
| | SO | 8 |
| | LOB | 19 |

WP: 0 PB: 0 SB: 1 CS: 0 PA: 41

| PITCHER | | IP | WLS | BF | H | R | ER | SO | BB | IBB | HBP | BLK | WP | HR | S | P | ERA | WHIP |
|---|---|---|---|---|---|---|---|---|---|---|---|---|---|---|---|---|---|---|
| Gene Harris, R<br>ERA: 3.52 | (1, 1) | 6.0 | | 25 | 5 | 3 | 3 | 4 | 4 | 0 | 0 | 0 | 0 | 0 | 60 | 105 | 4.50 | 1.500 |
| Michael Jackson, R<br>ERA: 4.27 | (7, 1) | 1.1 | | 7 | 1 | 0 | 0 | 1 | 1 | 0 | 1 | 0 | 0 | 0 | 14 | 25 | 0.00 | 1.500 |
| Dennis Powell, L<br>ERA: 4.23 | (8, 1) | 0.0 | | 1 | 0 | 0 | 0 | 0 | 1 | 0 | 0 | 0 | 0 | 0 | 2 | 6 | ∞ | ∞ |
| Mike Schooler, R<br>ERA: 1.73 | (8, 1) | 1.2 | L | 8 | 1 | 2 | 0 | 3 | 1 | 0 | 0 | 0 | 0 | 0 | 20 | 33 | 0.00 | 1.200 |

| PITCHER | IP | WLS | BF | H | R | ER | SO | BB | IBB | HBP | BLK | WP | HR | S | P | ERA | WHIP |
|---|---|---|---|---|---|---|---|---|---|---|---|---|---|---|---|---|---|

# BOTTOM

## Detroit Tigers @ Seattle Mariners

The Kingdome, Seattle, WA

Fri Jun 23 1989, 10:05 PM EDT

Att. 14,007 - Dome

| Batter | 1 | 2 | 3 | 4 | 5 | 6 | 7 | 8 | 9 | AB | R | H | RBI | BB | SO | LOB |
|---|---|---|---|---|---|---|---|---|---|---|---|---|---|---|---|---|
| Harold Reynolds, S (1, 4)<br>OBP: 0.355, SLG: 0.384 | G5-3 | | 2B | | FC3-6 | | F9 | | BB | 4 | 0 | 1 | 1 | 1 | 0 | 3 |
| Greg Briley, L (1, 7)<br>OBP: 0.355, SLG: 0.438<br>Henry Cotto, R (9, 7)<br>OBP: 0.306, SLG: 0.380 | G1-3 | | G6-3 | | G4-3 | | K | | F7 | 4 | 0 | 0 | 0 | 0 | 1 | 4 |
| | | | | | | | | | | 1 | 0 | 0 | 0 | 0 | 0 | 2 |
| Alvin Davis, L (1, 3)<br>OBP: 0.433, SLG: 0.490<br>Darnell Coles, R (9, 3)<br>OBP: 0.272, SLG: 0.321 | F8 | | | G4-3 | | G3-1 | | K | G5-3 | 4 | 0 | 0 | 0 | 0 | 1 | 0 |
| | | | | | | | | | | 1 | 0 | 0 | 0 | 0 | 0 | 2 |
| Jeffrey Leonard, R (1, 10)<br>OBP: 0.328, SLG: 0.465 | | P3 | | FC1-6 | | G5-3 | | HR | | 4 | 1 | 2 | 1 | 0 | 0 | 0 |
| Ken Griffey Jr., L (1, 8)<br>OBP: 0.344, SLG: 0.479 | | P6 | | FC1-6 | | HR | | 1B | BB | 3 | 1 | 1 | 1 | 1 | 0 | 1 |
| Jay Buhner, R (1, 9)<br>OBP: 0.367, SLG: 0.614 | | HR | | K | | G5-3 | | G5-4-3 | | 4 | 1 | 2 | 1 | 0 | 1 | 1 |
| Jim Presley, R (1, 5)<br>OBP: 0.319, SLG: 0.409 | | F8 | | K | | | F9 SH3-4 | G5-4-3 | | 3 | 0 | 0 | 0 | 1 | 1 | 2 |
| | | | | | | | BB | | | | | | | | | |
| Scott Bradley, L (1, 2)<br>OBP: 0.279, SLG: 0.352 | | | G6-3 | | FC3-6 | | SH3-4 | | SH2-4 | 3 | 1 | 2 | 0 | 0 | 0 | 0 |
| Omar Vizquel, S (1, 6)<br>OBP: 0.275, SLG: 0.260 | | | F7 | | FC3-6 | | BB | | SH2-4 | 2 | 0 | 1 | 0 | 1 | 0 | 0 |
| Inning Stats | R: 0<br>E: 0<br>K: 0<br>S: 7<br>H: 0<br>LOB: 0<br>BB: 0<br>P: 9 | R: 1<br>E: 0<br>K: 0<br>S: 7<br>H: 1<br>LOB: 0<br>BB: 0<br>P: 14 | R: 0<br>E: 0<br>K: 0<br>S: 8<br>H: 1<br>LOB: 1<br>BB: 0<br>P: 13 | R: 0<br>E: 0<br>K: 1<br>S: 10<br>H: 1<br>LOB: 1<br>BB: 0<br>P: 14 | R: 1<br>E: 0<br>K: 1<br>S: 7<br>H: 2<br>LOB: 1<br>BB: 0<br>P: 9 | R: 1<br>E: 0<br>K: 0<br>S: 9<br>H: 1<br>LOB: 0<br>BB: 0<br>P: 17 | R: 0<br>E: 0<br>K: 1<br>S: 8<br>H: 0<br>LOB: 2<br>BB: 2<br>P: 18 | R: 1<br>E: 0<br>K: 1<br>S: 13<br>H: 2<br>LOB: 1<br>BB: 1<br>P: 23 | R: 0<br>E: 0<br>K: 0<br>S: 7<br>H: 1<br>LOB: 2<br>BB: 1<br>P: 12 | 1B: 5<br>2B: 1<br>3B: 0<br>HR: 3<br>SF: 0<br>SAC: 2<br>DP: 1<br>HBP: 0 | WP: 0<br>PB: 0<br>SB: 1<br>CS: 0<br>PA: 39 | | | | | |

livebaseballscorecards.com

| | AB | R | H | RBI | BB | SO | LOB |
|---|---|---|---|---|---|---|---|
| | 33 | 4 | 9 | 4 | 4 | 4 | 15 |

| PITCHER | | IP | WLS | BF | H | R | ER | SO | BB | IBB | HBP | BLK | WP | HR | S | P | ERA | WHIP |
|---|---|---|---|---|---|---|---|---|---|---|---|---|---|---|---|---|---|---|
| Doyle Alexander, R<br>ERA: 3.42 | (1, 1) | 7.0 | | 29 | 6 | 3 | 3 | 3 | 2 | 0 | 0 | 0 | 0 | 2 | 56 | 94 | 3.86 | 1.143 |
| Mike Henneman, R<br>ERA: 3.63 | (8, 1) | 2.0 | W | 10 | 3 | 1 | 1 | 1 | 2 | 0 | 0 | 0 | 0 | 1 | 20 | 35 | 4.50 | 2.500 |

| PITCHER | IP | WLS | BF | H | R | ER | SO | BB | IBB | HBP | BLK | WP | HR | S | P | ERA | WHIP |
|---|---|---|---|---|---|---|---|---|---|---|---|---|---|---|---|---|---|

| Batter | 1 | 2 | 3 | 4 | 5 | 6 | 7 | 8 | 9 | AB | R | H | RBI | BB | SO | LOB |
|---|---|---|---|---|---|---|---|---|---|---|---|---|---|---|---|---|
| Gary Pettis, S (1, 8)<br>OBP: 0.373, SLG: 0.336 | F B F F C<br>1-3 ① K | | B B C S F X<br>2-2 ③ P4 | | X<br>0-0 ② F7 | | | C C B F B B X<br>3-2 ① F7 | | 4 | 0 | 0 | 0 | 0 | 1 | 2 |
| Scott Lusader, L (1, 9)<br>OBP: 0.360, SLG: 0.435 | F B B X<br>2-1 ② G4-3 | | | X<br>0-0 ③ F9-5 2B | B X<br>1-0 ③ G4-3 | | | B C C B B F F F X<br>3-2 ② G6-3 | | 4 | 0 | 1 | 0 | 0 | 0 | 2 |
| Lou Whitaker, L (1, 4)<br>OBP: 0.363, SLG: 0.486 | F B C B S<br>2-3 ③ K | | | B B C C X<br>2-2 ①② F9-5<br>2-3 | | F B C B F X<br>2-2 ① G6-3 | | B B B B<br>4-0 BB | | 3 | 0 | 0 | 0 | 1 | 1 | 1 |
| Alan Trammell, R (1, 6)<br>OBP: 0.340, SLG: 0.317 | | C B F C<br>1-3 ① K | | B S X<br>1-1 ② 1B | | B C X<br>1-1 ② G6-3 | | X<br>0-0 ③ L9 | | 4 | 0 | 1 | 0 | 0 | 1 | 1 |
| Keith Moreland, R (1, 5)<br>OBP: 0.363, SLG: 0.435 | | B X<br>1-0 2B | C 1 SAFE C B 1 SAFE X<br>1-2 ③ G3-1 | | | C B B C F B X<br>3-2 ③ L8 | | | C B B X<br>2-1 ① G4-3 | 4 | 0 | 1 | 0 | 0 | 0 | 1 |
| Fred Lynn, L (1, 10)<br>OBP: 0.305, SLG: 0.315 | | C S B S<br>1-3 ② K | | | B X<br>1-0 2B 1B | | F B X<br>1-1 ① F8 | | C F S<br>0-3 ② K | 4 | 1 | 1 | 0 | 0 | 2 | 1 |
| Dave Bergman, L (1, 3)<br>OBP: 0.357, SLG: 0.322<br>Mike Brumley, S (9, PR)<br>OBP: 0.347, SLG: 0.317 | | C F F B F X<br>1-2 ③ F8 | | | X<br>0-0 ① F8 | | C B B B F X<br>3-2 FC6-4 1B | | C B B B B<br>4-1 1B BB | 3<br>0 | 0<br>0 | 1<br>0 | 0<br>0 | 1<br>0 | 0<br>0 | 2<br>0 |
| Tracy Jones, R (1, 7)<br>OBP: 0.258, SLG: 0.274 | | | C X<br>0-1 ① F3 | | C B C B F X<br>2-2 1-H 2B | | B B X<br>2-0 ② FC6-4<br>1-2f | | C B X<br>1-1 FC6-4<br>1-2 1B | 4 | 0 | 2 | 1 | 0 | 0 | 1 |
| Mike Heath, R (1, 2)<br>OBP: 0.347, SLG: 0.427<br>Chet Lemon, R (9, PH)<br>OBP: 0.344, SLG: 0.310 | | | X<br>0-0 ② L6 | | B B B B<br>4-0 BB | | C 1 SAFE 1 SAFE F B 1 SAFE B 1 SAFE C<br>2-3 ③ K | | B X<br>1-0 ③ FC6-4<br>1-2f | 2<br>1 | 0<br>0 | 0<br>0 | 0<br>0 | 1<br>0 | 1<br>0 | 1<br>2 |
| Inning Stats | R: 0 E: 0 K: 2 S: 9<br>H: 0 LOB: 0 BB: 0 P: 14 | R: 0 E: 0 K: 2 S: 12<br>H: 1 LOB: 1 BB: 0 P: 16 | R: 0 E: 0 K: 0 S: 7<br>H: 0 LOB: 0 BB: 0 P: 9 | R: 0 E: 0 K: 0 S: 9<br>H: 2 LOB: 1 BB: 0 P: 13 | R: 1 E: 0 K: 0 S: 8<br>H: 2 LOB: 2 BB: 1 P: 16 | R: 0 E: 0 K: 0 S: 10<br>H: 0 LOB: 0 BB: 0 P: 16 | R: 0 E: 0 K: 1 S: 9<br>H: 1 LOB: 1 BB: 0 P: 17 | R: 0 E: 0 K: 0 S: 11<br>H: 0 LOB: 1 BB: 1 P: 21 | R: 0 E: 0 K: 1 S: 9<br>H: 1 LOB: 2 BB: 1 P: 17 | 1B: 4 2B: 4 3B: 0 HR: 0<br>SF: 0 SAC: 0 DP: 1 HBP: 0 | | | | | | |

# Detroit Tigers @ Seattle Mariners

The Kingdome, Seattle, WA

Sat Jun 24 1989, 10:05 PM EDT

Att. 15,824 - Dome

TOP

livebaseballscorecards.com

| | |
|---|---|
| AB | 33 |
| R | 1 |
| H | 7 |
| RBI | 1 |
| BB | 3 |
| SO | 6 |
| LOB | 14 |

| PITCHER | | IP | WLS | BF | H | R | ER | SO | BB | IBB | HBP | BLK | WP | HR | S | P | ERA | WHIP |
|---|---|---|---|---|---|---|---|---|---|---|---|---|---|---|---|---|---|---|
| Scott Bankhead, R<br>ERA: 3.34 | (1, 1) | 7.2 | W | 30 | 6 | 1 | 1 | 5 | 2 | 0 | 0 | 0 | 0 | 0 | 74 | 121 | 1.17 | 1.043 |
| Mike Schooler, R<br>ERA: 1.67 | (8, 1) | 1.1 | S | 6 | 1 | 0 | 0 | 1 | 1 | 0 | 0 | 0 | 0 | 0 | 10 | 18 | 0.00 | 1.500 |

| PITCHER | IP | WLS | BF | H | R | ER | SO | BB | IBB | HBP | BLK | WP | HR | S | P | ERA | WHIP |
|---|---|---|---|---|---|---|---|---|---|---|---|---|---|---|---|---|---|

# Detroit Tigers @ Seattle Mariners

The Kingdome, Seattle, WA

Sat Jun 24 1989, 10:05 PM EDT

Att. 15,824 - Dome

livebaseballscorecards.com

## BOTTOM

| Batter | 1 | 2 | 3 | 4 | 5 | 6 | 7 | 8 | 9 | AB | R | H | RBI | BB | SO | LOB |
|---|---|---|---|---|---|---|---|---|---|---|---|---|---|---|---|---|
| Harold Reynolds, S (1, 4)<br>OBP: 0.350, SLG: 0.378 | F8 | G6-3 | | FC6<br>1-2f | | G4-3 | | | | 4 | 0 | 0 | 0 | 0 | 0 | 3 |
| Henry Cotto, R (1, 7)<br>OBP: 0.311, SLG: 0.379 | 1B<br>1B<br>1B | HBP | | | F8 | | G5-3 | | | 3 | 1 | 1 | 0 | 0 | 0 | 0 |
| Jeffrey Leonard, R (1, 10)<br>OBP: 0.330, SLG: 0.466 | 1 SAFE<br>1B<br>1-2<br>2B<br>1B | F3 | | | 2-2<br>1B | | E5<br>FC5-4 | | | 4 | 1 | 2 | 0 | 0 | 0 | 1 |
| Jay Buhner, R (1, 9)<br>OBP: 0.349, SLG: 0.581 | F9 | F7 | | | 2-3<br>1 SAFE<br>1 SAFE<br>K | | 1 SAFE<br>1 SAFE<br>F7 | | | 4 | 0 | 0 | 0 | 0 | 1 | 4 |
| Ken Griffey Jr., L (1, 8)<br>OBP: 0.346, SLG: 0.477 | 2B<br>1-2<br>2-H<br>1B | G1-4-3<br>BB | | | G4-3 | | 1 SAFE<br>1 SAFE<br>1 SAFE<br>FC5-4<br>1-2f | | | 3 | 1 | 1 | 1 | 1 | 0 | 2 |
| Jim Presley, R (1, 3)<br>OBP: 0.318, SLG: 0.411 | 1B<br>1-3<br>2-H<br>2B | G1-4-3<br>1-2f | | | | G5-3 | | G1-3 | | 4 | 0 | 1 | 1 | 0 | 0 | 1 |
| Edgar Martinez, R (1, 5)<br>OBP: 0.333, SLG: 0.375 | 2-3<br>3-H<br>1B | | | F9 | | 2B | | G4-3 | | 4 | 0 | 2 | 1 | 0 | 0 | 0 |
| Omar Vizquel, S (1, 6)<br>OBP: 0.269, SLG: 0.254 | F7 | | | G4-3 | | G6-3 | | K | | 4 | 0 | 0 | 0 | 0 | 1 | 3 |
| Bill McGuire, R (1, 2)<br>OBP: 0.200, SLG: 0.261 | | P6 | | FC6<br>BB | | BB | | | | 1 | 0 | 0 | 0 | 2 | 0 | 0 |
| Inning Stats | R: 3<br>E: 0<br>K: 0<br>S: 12<br>H: 5<br>LOB: 2<br>BB: 0<br>P: 20 | R: 0<br>E: 0<br>K: 0<br>S: 5<br>H: 0<br>LOB: 1<br>BB: 0<br>P: 7 | R: 0<br>E: 0<br>K: 0<br>S: 2<br>H: 0<br>LOB: 0<br>BB: 1<br>P: 9 | R: 0<br>E: 0<br>K: 0<br>S: 9<br>H: 0<br>LOB: 1<br>BB: 1<br>P: 17 | R: 0<br>E: 0<br>K: 1<br>S: 11<br>H: 1<br>LOB: 1<br>BB: 0<br>P: 16 | R: 0<br>E: 0<br>K: 0<br>S: 6<br>H: 1<br>LOB: 2<br>BB: 1<br>P: 15 | R: 0<br>E: 1<br>K: 0<br>S: 11<br>H: 0<br>LOB: 1<br>BB: 0<br>P: 17 | R: 0<br>E: 0<br>K: 1<br>S: 8<br>H: 0<br>LOB: 0<br>BB: 0<br>P: 13 | | 1B: 5<br>2B: 2<br>3B: 0<br>HR: 0<br>SF: 0<br>SAC: 0<br>DP: 1<br>HBP: 1 | | | | WP: 0<br>PB: 0<br>SB: 0<br>CS: 0<br>PA: 35 | | |

| | AB | 31 |
|---|---|---|
| | R | 3 |
| | H | 7 |
| | RBI | 3 |
| | BB | 3 |
| | SO | 2 |
| | LOB | 14 |

| PITCHER | IP | WLS | BF | H | R | ER | SO | BB | IBB | HBP | BLK | WP | HR | S | P | ERA | WHIP |
|---|---|---|---|---|---|---|---|---|---|---|---|---|---|---|---|---|---|
| Frank Tanana, L (1, 1)<br>ERA: 3.64 | 8.0 | L | 35 | 7 | 3 | 3 | 2 | 3 | 0 | 1 | 0 | 0 | 0 | 64 | 114 | 3.38 | 1.250 |

| PITCHER | IP | WLS | BF | H | R | ER | SO | BB | IBB | HBP | BLK | WP | HR | S | P | ERA | WHIP |
|---|---|---|---|---|---|---|---|---|---|---|---|---|---|---|---|---|---|

# Detroit Tigers @ Seattle Mariners

The Kingdome, Seattle, WA

Sun Jun 25 1989, 6:33 AM EDT

Att. 19,950 - Dome

TOP

| Batter | 1 | 2 | 3 | 4 | 5 | 6 | 7 | 8 | 9 | AB | R | H | RBI | BB | SO | LOB |
|---|---|---|---|---|---|---|---|---|---|---|---|---|---|---|---|---|
| Scott Lusader, L (1, 8)<br>OBP: 0.345, SLG: 0.407 | B B C X 2-1 ① G6-3 | | | B X 1-0 FC6-4 1B | | | B F X 1-1 ① G6-3 | B F B X 2-1 ① F8 | | 4 | 0 | 1 | 0 | 0 | 0 | 0 |
| Gary Ward, R (1, 9)<br>OBP: 0.331, SLG: 0.385 | B X 1-0 ② G1-3 | | | B B F F X 2-2 ① FC6-4 G4-6-3 1-2f | | | F F B B X 2-2 ② G4-3 | S X 0-1 ② L8 | | 4 | 0 | 0 | 0 | 0 | 0 | 1 |
| Dave Bergman, L (1, 3)<br>OBP: 0.355, SLG: 0.340 | C B B X 2-1 ③ G4-3 | | | B X 1-0 ② ③ G4-6-3 1-2f | | | X 0-0 HR | B C F F F B B C 3-3 ③ K | | 4 | 1 | 1 | 1 | 0 | 1 | 1 |
| Alan Trammell, R (1, 6)<br>OBP: 0.338, SLG: 0.312 | | X 0-0 ① G6-3 | | | C X 0-1 ① G5-3 | | B B S B B B 4-1 1B 1B BB | | C C F B X 1-2 ① F9 | 3 | 1 | 0 | 0 | 1 | 0 | 0 |
| Keith Moreland, R (1, 5)<br>OBP: 0.361, SLG: 0.431 | | C F B X 1-2 ② G1-3 | | | C B B X 2-1 ② G6-3 | | B B C X 2-1 1B 1-2 1B 1B | | B C F X 1-2 ② F8 | 4 | 1 | 1 | 0 | 0 | 0 | 0 |
| Fred Lynn, L (1, 10)<br>OBP: 0.302, SLG: 0.312<br>Chet Lemon, R (7, PH)<br>OBP: 0.345, SLG: 0.312 | | F B X 1-1 ③ G1-3 | | | X 0-0 ③ G4-3 | | C F B X 1-2 BB 1B 1-2 2-H 1B | | C B B B X 2-1 ③ G6-3 | 2<br>2 | 0<br>0 | 0<br>1 | 0<br>1 | 0<br>0 | 0<br>0 | 0<br>0 |
| Tracy Jones, R (1, 7)<br>OBP: 0.274, SLG: 0.286 | | C B F X 1-2 G4-6-3 1B | | | | B F B B F F B 4-2 G6-4-3 BB | C B X 1-1 BB 1-2 2-H 1B | | | 2 | 0 | 2 | 1 | 1 | 0 | 0 |
| Mike Heath, R (1, 2)<br>OBP: 0.346, SLG: 0.420 | | B X 1-0 ① ② G4-6-3 1-2f | | | | B B F F X 2-2 ① ② G6-4-3 1-2f | B B B C B 4-1 1-2 2-3 BB | | | 2 | 0 | 0 | 0 | 1 | 0 | 2 |
| Mike Brumley, S (1, 4)<br>OBP: 0.338, SLG: 0.308<br>Lou Whitaker, L (7, PH)<br>OBP: 0.362, SLG: 0.484<br>(7, 4) | | C S T B S 1-3 ③ K | | | | B B X 2-0 ③ G3 | F X 0-1 ③ P5 | | | 2<br>1 | 0<br>0 | 0<br>0 | 0<br>0 | 0<br>0 | 1<br>0 | 0<br>3 |
| Inning Stats | R: 0 E: 0 K: 0 S: 5 H: 0 LOB: 0 BB: 0 P: 10 | R: 0 E: 0 K: 0 S: 6 H: 0 LOB: 0 BB: 0 P: 8 | R: 0 E: 0 K: 1 S: 8 H: 1 LOB: 0 BB: 0 P: 11 | R: 0 E: 0 K: 0 S: 5 H: 1 LOB: 0 BB: 0 P: 9 | R: 0 E: 0 K: 0 S: 5 H: 0 LOB: 0 BB: 0 P: 7 | R: 0 E: 0 K: 0 S: 7 H: 0 LOB: 0 BB: 1 P: 15 | R: 3 E: 0 K: 0 S: 17 H: 4 LOB: 3 BB: 2 P: 32 | R: 0 E: 0 K: 1 S: 9 H: 0 LOB: 0 BB: 0 P: 14 | R: 0 E: 0 K: 0 S: 9 H: 0 LOB: 0 BB: 0 P: 13 | 1B: 5 2B: 0 3B: 0 HR: 1 SF: 0 SAC: 0 DP: 3 HBP: 0 | | | | | | | |

livebaseballscorecards.com

| | |
|---|---|
| AB | 30 |
| R | 3 |
| H | 6 |
| RBI | 3 |
| BB | 3 |
| SO | 2 |
| LOB | 7 |

WP: 0 PB: 0 SB: 0 CS: 0 PA: 33

| PITCHER | | IP | WLS | BF | H | R | ER | SO | BB | IBB | HBP | BLK | WP | HR | S | P | ERA | WHIP |
|---|---|---|---|---|---|---|---|---|---|---|---|---|---|---|---|---|---|---|
| Bill Swift, R<br>ERA: 6.02 | (1, 1) | 6.2 | W | 23 | 4 | 3 | 3 | 1 | 2 | 0 | 0 | 0 | 0 | 1 | 45 | 78 | 4.05 | 0.900 |
| Dennis Powell, L<br>ERA: 4.23 | (7, 1) | 0.0 | | 1 | 1 | 0 | 0 | 0 | 0 | 0 | 0 | 0 | 0 | 0 | 3 | 4 | ∞ | ∞ |
| Michael Jackson, R<br>ERA: 4.07 | (7, 1) | 2.1 | S | 9 | 1 | 0 | 0 | 1 | 1 | 0 | 0 | 0 | 0 | 0 | 23 | 37 | 0.00 | 0.857 |

| PITCHER | IP | WLS | BF | H | R | ER | SO | BB | IBB | HBP | BLK | WP | HR | S | P | ERA | WHIP |
|---|---|---|---|---|---|---|---|---|---|---|---|---|---|---|---|---|---|

# Detroit Tigers @ Seattle Mariners

The Kingdome, Seattle, WA

Sun Jun 25 1989, 6:33 AM EDT

Att. 19,950 - Dome

## BOTTOM

| Batter | 1 | 2 | 3 | 4 | 5 | 6 | 7 | 8 | 9 | AB | R | H | RBI | BB | SO | LOB |
|---|---|---|---|---|---|---|---|---|---|---|---|---|---|---|---|---|
| Harold Reynolds, S (1, 4)<br>OBP: 0.348, SLG: 0.375 | G3-1 | E3<br>SF9<br>1B<br>1-3<br>3-H | | G3 | | L7 | | CS<br>1B<br>2-H | | 5 | 1 | 1 | 1 | 0 | 0 | 2 |
| Greg Briley, L (1, 7)<br>OBP: 0.352, SLG: 0.435<br>Henry Cotto, R (8, PH)<br>OBP: 0.311, SLG: 0.379 (9, 7) | G4-3<br>S<br>1B | SF9<br>2-3<br>3-H | | G3-1 | | G3 | | CS<br>1-2 | | 3<br>0 | 0<br>0 | 1<br>0 | 1<br>0 | 0<br>0 | 0<br>0 | 1<br>0 |
| Ken Griffey Jr., L (1, 8)<br>OBP: 0.348, SLG: 0.475 | SAFE<br>G4-3<br>1-2<br>BB | FC6-4<br>3-H<br>1B | | G3 | | | F8 | | | 3 | 0 | 1 | 1 | 1 | 0 | 0 |
| Jeffrey Leonard, R (1, 10)<br>OBP: 0.325, SLG: 0.459 | G4-3<br>1-2<br>2-3 | FC6-4<br>1-2f | | | L4 | | G6-3 | | | 4 | 0 | 0 | 0 | 0 | 0 | 3 |
| Jay Buhner, R (1, 9)<br>OBP: 0.368, SLG: 0.584 | K | | 1B | | G6-3<br>BB | | S<br>1B | | | 3 | 0 | 2 | 0 | 1 | 1 | 2 |
| Jim Presley, R (1, 3)<br>OBP: 0.313, SLG: 0.403 | | G5-3 | K | | SAFE<br>G6-3<br>1-2 | | K<br>1-2 | | | 4 | 0 | 0 | 0 | 0 | 2 | 3 |
| Edgar Martinez, R (1, 5)<br>OBP: 0.330, SLG: 0.370 | | 2B<br>1B | K | G6-3 | | | | G5-3 | | 4 | 1 | 1 | 0 | 0 | 1 | 2 |
| Scott Bradley, L (1, 2)<br>OBP: 0.293, SLG: 0.372 | SAFE<br>1B<br>E<br>1-3<br>2B | SAFE<br>1-2<br>1B | | | | G4-1<br>1B | | K | | 4 | 1 | 3 | 0 | 0 | 1 | 0 |
| Omar Vizquel, S (1, 6)<br>OBP: 0.274, SLG: 0.266 | | E<br>SF9<br>2-3<br>3-H<br>1B | K | | | G4-1<br>1-2 | | 1B<br>2B | | 4 | 2 | 2 | 1 | 0 | 1 | 3 |
| Inning Stats | R: 0 E: 0 K: 1 S: 14<br>H: 1 LOB: 2 BB: 1 P: 24 | R: 4 E: 1 K: 0 S: 20<br>H: 4 LOB: 1 BB: 0 P: 30 | R: 0 E: 0 K: 3 S: 13<br>H: 2 LOB: 2 BB: 0 P: 20 | R: 0 E: 0 K: 0 S: 15<br>H: 0 LOB: 0 BB: 0 P: 22 | R: 0 E: 0 K: 0 S: 8<br>H: 0 LOB: 1 BB: 1 P: 15 | R: 0 E: 0 K: 0 S: 9<br>H: 1 LOB: 1 BB: 0 P: 12 | R: 0 E: 0 K: 1 S: 8<br>H: 1 LOB: 1 BB: 0 P: 10 | R: 1 E: 0 K: 1 S: 15<br>H: 2 LOB: 0 BB: 0 P: 21 | | 1B: 9 2B: 2 3B: 0 HR: 0<br>SF: 1 SAC: 0 DP: 0 HBP: 0 | | | | | | |

livebaseballscorecards.com

| | |
|---|---|
| AB | 34 |
| R | 5 |
| H | 11 |
| RBI | 4 |
| BB | 2 |
| SO | 6 |
| LOB | 16 |

WP: 0 PB: 0 SB: 2 CS: 1 PA: 38

| PITCHER | | IP | WLS | BF | H | R | ER | SO | BB | IBB | HBP | BLK | WP | HR | S | P | ERA | WHIP |
|---|---|---|---|---|---|---|---|---|---|---|---|---|---|---|---|---|---|---|
| David Palmer, R<br>ERA: 7.36 | (1, 1) | 5.0 | L | 25 | 7 | 4 | 1 | 4 | 2 | 0 | 0 | 0 | 0 | 0 | 70 | 111 | 1.80 | 1.800 |
| Frank Williams, R<br>ERA: 2.6 | (6, 1) | 2.0 | | 8 | 2 | 0 | 0 | 1 | 0 | 0 | 0 | 0 | 0 | 0 | 17 | 22 | 0.00 | 1.000 |
| Willie Hernandez, L<br>ERA: 5.63 | (8, 1) | 1.0 | | 4 | 2 | 1 | 1 | 1 | 0 | 0 | 0 | 0 | 0 | 0 | 15 | 21 | 9.00 | 2.000 |

| PITCHER | IP | WLS | BF | H | R | ER | SO | BB | IBB | HBP | BLK | WP | HR | S | P | ERA | WHIP |
|---|---|---|---|---|---|---|---|---|---|---|---|---|---|---|---|---|---|

| Batter | 1 | 2 | 3 | 4 | 5 | 6 | 7 | 8 | 9 | AB | R | H | RBI | BB | SO | LOB |
|---|---|---|---|---|---|---|---|---|---|---|---|---|---|---|---|---|
| Steve Sax, R (1, 4)<br>OBP: 0.380, SLG: 0.397 | C F F X<br>0-2 G3 E 1B | | B X<br>1-0 CS 1B | C B B B S F X<br>3-2 2B | | C X<br>0-1 S 1B | | C X<br>0-1 HR | | 5 | 1 | 5 | 1 | 0 | 0 | 0 |
| Alvaro Espinoza, R (1, 6)<br>OBP: 0.290, SLG: 0.286 | F P B 1 SAFE X<br>2-1 FC6 L6-4 G3<br>1-2 | | 1 SAFE 1 SAFE 1 SAFE X<br>0-0 ② 1B<br>1-2 2B 1B | S F S<br>0-3 ③ K | | S L P X<br>1-2 ② F9 | | X<br>0-0 ③ G1-3 | | 5 | 1 | 1 | 0 | 0 | 1 | 3 |
| Don Mattingly, L (1, 3)<br>OBP: 0.367, SLG: 0.481 | B C B B X<br>3-1 ① G3<br>1-2<br>2-3 | | C X<br>0-1 2B<br>1-2 1B | | B X<br>1-0 FC4-6 1B 2B | B I I<br>4-0 1-2 IBB | | | C B X<br>1-1 ① P6 | 4 | 2 | 2 | 0 | 1 | 0 | 2 |
| Steve Balboni, R (1, 10)<br>OBP: 0.294, SLG: 0.490<br>Mike Pagliarulo, L (6, PH)<br>OBP: 0.282, SLG: 0.316 | C B X<br>1-1 ②③ L6-4<br>2-3 | | F F B B F B X<br>3-2 1B<br>1-H<br>2-H 2B | | B S B X<br>2-1 ① P6 | C S T B B F F S<br>2-3 ③ K | | | C F B X<br>1-2 2B | 3<br>2 | 1<br>0 | 1<br>1 | 2<br>0 | 0<br>0 | 0<br>1 | 3<br>2 |
| Jesse Barfield, R (1, 9)<br>OBP: 0.339, SLG: 0.397 | | B B F X<br>2-1 ① G5-3 | I I I I<br>4-0 1B IBB | | I I I I<br>4-0 FC4-6 IBB | | B B B C F F F X<br>3-2 ① F8 | | I I I I<br>4-0 FC6-4 IBB | 2 | 0 | 0 | 0 | 3 | 0 | 0 |
| Mel Hall, L (1, 7) | | B C F F X<br>1-2 ② L9 | B C B C B F X<br>3-2<br>1-2<br>2-H 1B | | B X<br>1-0 ② FC4-6 1B<br>1-2f<br>2-3 | | B X<br>1-0 ② L4 | | F F B S<br>1-3 ② K | 5 | 0 | 1 | 1 | 0 | 1 | 4 |
| Tom Brookens, R (1, 5)<br>OBP: 0.283, SLG: 0.366 | C B B X<br>2-1 2B | C C X<br>1-2 ③ P3 | | | C B B F B X<br>3-2<br>1-2<br>3-H 1B | | B B F C F B X<br>3-2 ③ L1 | | B X<br>1-0 ③ FC6-4<br>1-2f | 5 | 0 | 2 | 1 | 0 | 0 | 4 |
| Don Slaught, R (1, 2)<br>OBP: 0.339, SLG: 0.409 | B C F X<br>1-2 ③ L3 | | | X<br>0-0 ① L8 | C F F B X<br>1-2 ③ P4 | | | F B B S F C<br>2-3 ① K | | 4 | 0 | 0 | 0 | 0 | 1 | 3 |
| Roberto Kelly, R (1, 8)<br>OBP: 0.357, SLG: 0.414 | | | B F B T F X<br>2-2 ① G6-3 | B B X<br>2-0 ② G6-3 | | B F S F X<br>1-2 ① G4-3 | | S B B X<br>2-1 ② G5-3 | | 4 | 0 | 0 | 0 | 0 | 0 | 0 |
| Inning Stats | R: 0 H: 1<br>E: 1 LOB: 1<br>K: 0 BB: 0<br>S: 11 P: 16 | R: 0 H: 1<br>E: 0 LOB: 1<br>K: 0 BB: 0<br>S: 11 P: 17 | R: 3 H: 5<br>E: 0 LOB: 2<br>K: 0 BB: 1<br>S: 20 P: 34 | R: 0 H: 1<br>E: 0 LOB: 1<br>K: 1 BB: 0<br>S: 9 P: 14 | R: 1 H: 2<br>E: 0 LOB: 2<br>K: 0 BB: 1<br>S: 11 P: 23 | R: 0 H: 1<br>E: 0 LOB: 2<br>K: 1 BB: 1<br>S: 16 P: 23 | R: 0 H: 0<br>E: 0 LOB: 0<br>K: 0 BB: 0<br>S: 10 P: 17 | R: 1 H: 1<br>E: 0 LOB: 0<br>K: 1 BB: 0<br>S: 10 P: 14 | R: 0 H: 1<br>E: 0 LOB: 2<br>K: 1 BB: 1<br>S: 9 P: 17 | 1B: 7 SF: 0<br>2B: 6 SAC: 0<br>3B: 0 DP: 1<br>HR: 1 HBP: 0 | | | | | | |

# TOP

## New York Yankees @ Detroit Tigers

Tiger Stadium, Detroit, MI

Tue Jun 27 1989, 7:05 PM EDT

Att. 22,077 - Unknown - 78 F

livebaseballscorecards.com

| | |
|---|---|
| AB | 39 |
| R | 5 |
| H | 13 |
| RBI | 5 |
| BB | 4 |
| SO | 4 |
| LOB | 21 |

WP: 0 PA: 43
PB: 0
SB: 1
CS: 1

| PITCHER | | IP | WLS | BF | H | R | ER | SO | BB | IBB | HBP | BLK | WP | HR | S | P | ERA | WHIP |
|---|---|---|---|---|---|---|---|---|---|---|---|---|---|---|---|---|---|---|
| Paul Gibson, L<br>ERA: 5.06 | (1, 1) | 4.2 | | 24 | 9 | 4 | 4 | 1 | 0 | 2 | 0 | 0 | 0 | 0 | 55 | 93 | 7.71 | 1.929 |
| Mike Schwabe, R<br>ERA: 4.55 | (5, 1) | 0.1 | | 2 | 1 | 0 | 0 | 0 | 0 | 0 | 0 | 0 | 0 | 0 | 7 | 11 | 0.00 | 3.000 |
| Frank Williams, R<br>ERA: 2.59 | (6, 1) | 0.1 | | 1 | 0 | 0 | 0 | 0 | 0 | 0 | 0 | 0 | 0 | 0 | 4 | 5 | 0.00 | 0.000 |
| Mike Henneman, R<br>ERA: 3.62 | (6, 1) | 2.2 | | 11 | 2 | 1 | 1 | 2 | 0 | 1 | 0 | 0 | 0 | 1 | 32 | 49 | 3.38 | 0.750 |
| Brad Havens, L<br>ERA: 3.38 | (9, 1) | 1.0 | W | 5 | 1 | 0 | 0 | 1 | 0 | 1 | 0 | 0 | 0 | 0 | 9 | 17 | 0.00 | 1.000 |

| PITCHER | IP | WLS | BF | H | R | ER | SO | BB | IBB | HBP | BLK | WP | HR | S | P | ERA | WHIP |
|---|---|---|---|---|---|---|---|---|---|---|---|---|---|---|---|---|---|

# BOTTOM

## New York Yankees @ Detroit Tigers

Tiger Stadium, Detroit, MI

Tue Jun 27 1989, 7:05 PM EDT

Att. 22,077 - Unknown - 78 F

livebaseballscorecards.com

| Batter | 1 | 2 | 3 | 4 | 5 | 6 | 7 | 8 | 9 | AB | R | H | RBI | BB | SO | LOB |
|---|---|---|---|---|---|---|---|---|---|---|---|---|---|---|---|---|
| Scott Lusader, L (1, 8)<br>OBP: 0.324, SLG: 0.375 | F F X 0-2 1B S G4-3 1B | X 0-0 ③ P4 | | C F F X 0-2 ③ G4-3 | | C B B B F S 3-3 ② K | | F B S S 1-3 ③ K | | 5 | 1 | 1 | 0 | 0 | 2 | 2 |
| Tracy Jones, R (1, 7)<br>OBP: 0.300, SLG: 0.315 | B S B X 2-1 1-3 G4-3 1B | | C X 0-1 1B G4-3 2B | | F B C B F F X 2-2 WP BB 1B | B B B C B 4-1 BB | | | C X 0-1 1B 2B 1B | 4 | 3 | 4 | 0 | 1 | 0 | 0 |
| Lou Whitaker, L (1, 4)<br>OBP: 0.362, SLG: 0.482 | B B X 2-0 ① G4-3 1-2 3-H | | B B 2 SAFE B C C X 3-1 G4-3 2-3 1B | | B C B C X 2-2 ① P5 | X 0-0 ③ L9 | | | B 1 SAFE X 1-0 1-3 2B 1B | 5 | 1 | 2 | 1 | 0 | 0 | 3 |
| Alan Trammell, R (1, 6)<br>OBP: 0.344, SLG: 0.321 | C X 0-1 ② G5-3 | | C C X 0-2 ① G4-3 1-2 3-H | | B X 1-0 BB WP 1-2 SF9 1B | | B B B 4-0 FC4-6 BB | | B B F F B F 1 SAFE F F 3-2 X 1-H 3-H 2B | 4 | 1 | 2 | 3 | 1 | 0 | 2 |
| Keith Moreland, R (1, 5)<br>(8, 3)<br>OBP: 0.363, SLG: 0.427 | C B C F F B S 2-3 ③ K | | B C F H 2-2 HBP | | B I I I 4-0 BB 1-2 2-3 IBB | | F F B B X 2-2 ① P4 | | | 2 | 0 | 0 | 0 | 1 | 1 | 2 |
| Fred Lynn, L (1, 10)<br>OBP: 0.299, SLG: 0.308<br>Gary Ward, R (5, PH)<br>OBP: 0.333, SLG: 0.381 | | B C B X 2-1 ① F7 | F B S B S 2-3 ② K | | B B F B B 4-1 1-2 2-3 3-H BB | | S F B C 1-3 ② K | | | 2<br>1 | 0<br>0 | 0<br>0 | 0<br>1 | 0<br>1 | 1<br>1 | 2<br>1 |
| Dave Bergman, L (1, 3)<br>OBP: 0.354, SLG: 0.338<br>Rick Schu, R (7, PH)<br>OBP: 0.274, SLG: 0.257 (8, 5) | B C B B B C B 4-2 BB BB | S F B B B F S 3-3 K | | | B B X 2-0 ② SF9 3-H | | F B 1 SAFE X 1-1 ③ FC4-6 1-2f | | | 1<br>1 | 0<br>0 | 0<br>0 | 1<br>0 | 1<br>0 | 1<br>0 | 2<br>1 |
| Chet Lemon, R (1, 9)<br>OBP: 0.339, SLG: 0.306 | C F C 0-3 ② K | | | C B B F F F F F X 2-2 ① P6 | X 0-0 ③ F7 | | | F C X 0-2 ① F8 | | 4 | 0 | 0 | 0 | 0 | 1 | 3 |
| Mike Heath, R (1, 2)<br>OBP: 0.344, SLG: 0.409 | | B B B B 4-0 1-2 BB | | B B X 2-0 ② G5-3 | | B F B F X 2-2 ① P4 | | C C X 0-2 ② G6-3 | | 3 | 0 | 0 | 0 | 1 | 0 | 0 |
| Inning Stats | R: 1 H: 2<br>E: 0 LOB: 1<br>K: 1 BB: 0<br>S: 13 P: 19 | R: 0 H: 0<br>E: 0 LOB: 2<br>K: 1 BB: 2<br>S: 8 P: 18 | R: 1 H: 2<br>E: 0 LOB: 2<br>K: 2 BB: 0<br>S: 16 P: 26 | R: 0 H: 0<br>E: 0 LOB: 0<br>K: 0 BB: 0<br>S: 12 P: 16 | R: 2 H: 2<br>E: 0 LOB: 2<br>K: 0 BB: 2<br>S: 12 P: 27 | R: 0 H: 0<br>E: 0 LOB: 1<br>K: 1 BB: 1<br>S: 8 P: 17 | R: 0 H: 0<br>E: 0 LOB: 1<br>K: 1 BB: 1<br>S: 8 P: 16 | R: 0 H: 0<br>E: 0 LOB: 0<br>K: 1 BB: 0<br>S: 9 P: 10 | R: 2 H: 3<br>E: 0 LOB: 1<br>K: 0 BB: 0<br>S: 9 P: 13 | 1B: 7 SF: 1<br>2B: 2 SAC: 0<br>3B: 0 DP: 0<br>HR: 0 HBP: 1 | | | | | | |

| | AB | 32 |
|---|---|---|
| | R | 6 |
| | H | 9 |
| | RBI | 6 |
| | BB | 6 |
| | SO | 7 |
| | LOB | 18 |

WP: 1 PA: 40
PB: 0
SB: 1
CS: 0

| PITCHER | | IP | WLS | BF | H | R | ER | SO | BB | IBB | HBP | BLK | WP | HR | S | P | ERA | WHIP |
|---|---|---|---|---|---|---|---|---|---|---|---|---|---|---|---|---|---|---|
| Jimmy Jones, R<br>ERA: 5.63 | (1, 1) | 2.1 | | 14 | 4 | 2 | 2 | 2 | 2 | 0 | 1 | 0 | 0 | 0 | 30 | 51 | 7.71 | 2.571 |
| Greg Cadaret, L<br>ERA: 2.78 | (3, 1) | 2.0 | | 9 | 2 | 2 | 2 | 2 | 0 | 1 | 0 | 0 | 1 | 0 | 28 | 46 | 9.00 | 1.000 |
| Eric Plunk, R<br>ERA: 1.91 | (5, 1) | 2.1 | | 10 | 0 | 0 | 0 | 2 | 3 | 0 | 0 | 0 | 0 | 0 | 17 | 39 | 0.00 | 1.286 |
| Lee Guetterman, L<br>ERA: 2.01 | (7, 1) | 1.1 | L | 7 | 3 | 2 | 2 | 1 | 0 | 0 | 0 | 0 | 0 | 0 | 20 | 26 | 13.50 | 2.250 |

| PITCHER | IP | WLS | BF | H | R | ER | SO | BB | IBB | HBP | BLK | WP | HR | S | P | ERA | WHIP |
|---|---|---|---|---|---|---|---|---|---|---|---|---|---|---|---|---|---|

| Batter | 1 | 2 | 3 | 4 | 5 | 6 | 7 | 8 | 9 | 10 | AB | R | H | RBI | BB | SO | LOB |
|---|---|---|---|---|---|---|---|---|---|---|---|---|---|---|---|---|---|
| Luis Polonia, L (1, 7)<br>OBP: 0.316, SLG: 0.361 | B S B S B F X<br>3-2 ①<br>L8 | B S C X<br>1-2 ②<br>L9 | | C X<br>0-1<br>2-H 3-H<br>1B | | B C C S<br>1-3 ②<br>K | | B X<br>1-0<br>E2<br>1B | | I I I<br>4-0<br>IBB | 5 | 0 | 2 | 2 | 1 | 1 | 2 |
| Steve Sax, R (1, 4)<br>OBP: 0.376, SLG: 0.392 | B C B X<br>2-1<br>1B SF7 1B | B B B C X<br>3-1 ③<br>G5-3 | | 1 SAFE 1 SAFE 1 B X<br>1-0 ③<br>B1-3 | | B B B C C S<br>3-3 ③<br>K | | B S X<br>1-1 ③<br>G3 | | B C X<br>1-1 ③<br>G1-3 | 6 | 1 | 1 | 0 | 0 | 1 | 6 |
| Don Mattingly, L (1, 3)<br>OBP: 0.364, SLG: 0.476 | 1 SAFE B 1 SAFE 1 SAFE B X<br>2-0<br>BB SF7<br>1-3 1B | B F X<br>1-1 ①<br>L8 | X<br>0-0 ①<br>F7 | | | B C X<br>1-1 ①<br>F8 | | | C X<br>0-1 ①<br>L8 | | 5 | 0 | 1 | 0 | 0 | 0 | 0 |
| Mel Hall, L (1, 9)<br>OBP: 0.322, SLG: 0.440<br>Roberto Kelly, R (7, PR) (7, 8)<br>OBP: 0.360, SLG: 0.414 | C B F X<br>1-2 ②<br>SF7<br>1-2<br>3-H | X<br>0-0 ②<br>G4-3 | C X<br>0-1 ②<br>P6 | | | X<br>0-0<br>S<br>1B | | | C B B B F F B<br>4-2<br>S<br>BB | | 3 | 0 | 1 | 1 | 0 | 0 | 0 |
| | | | | | | | | | | | 0 | 0 | 0 | 0 | 1 | 0 | 0 |
| Ken Phelps, L (1, 10)<br>OBP: 0.354, SLG: 0.374<br>Steve Balboni, R (9, PH)<br>OBP: 0.292, SLG: 0.486 | B B B I<br>4-0<br>BB<br>IBB | B F C F B F F B F<br>3-3 S ③<br>K | B C B S B S<br>3-3 ③<br>K | | | | 1 SAFE 1 SAFE B 1 SAFE B X<br>2-0 ②<br>P6 | | P B F X<br>2-2 ②<br>P6 | | 3 | 0 | 0 | 0 | 1 | 2 | 1 |
| | | | | | | | | | | | 1 | 0 | 0 | 0 | 0 | 0 | 1 |
| Jesse Barfield, R (1, 8) (7, 9)<br>OBP: 0.344, SLG: 0.393 | B B B B<br>4-0<br>1-2 2-3<br>BB | | | C F B B F F X<br>2-2 ①<br>G5-3 | | C C B B B F F B<br>4-2<br>1B 2B<br>BB | B F 1 SAFE 1 SAFE B C B B<br>4-2<br>1-2<br>BB | | P C 1 SAFE 1 SAFE 1 SAFE S F S<br>1-3 ③<br>K<br>1-2 | | 2 | 1 | 0 | 0 | 3 | 1 | 1 |
| Mike Pagliarulo, L (1, 5)<br>OBP: 0.275, SLG: 0.307 | B C X<br>1-1 ③<br>G4-3 | | | B F B F X<br>2-2 ②<br>G5-3 | | F F X<br>0-2 ①<br>L7 | X<br>0-0 ③<br>F8 | | | B F B F X<br>2-2 ①<br>G1-3 | 5 | 0 | 0 | 0 | 0 | 0 | 6 |
| Don Slaught, R (1, 2)<br>OBP: 0.348, SLG: 0.429 | | B X<br>1-0<br>HR | | B X<br>1-0<br>E<br>1B 1B | | X<br>0-0<br>2B<br>1-2 1B | X<br>0-0 ①<br>G5-3 | | | H<br>1-0<br>SH1-3<br>HBP | 4 | 2 | 3 | 1 | 0 | 0 | 0 |
| Alvaro Espinoza, R (1, 6)<br>OBP: 0.289, SLG: 0.290 | | B B X<br>2-0 ①<br>L8 | | F X<br>0-1<br>E5<br>1-3 1B | | B F B X<br>2-1<br>1-3 2-H 2B | B X<br>1-0 ②<br>G4-3 | | | B S X<br>1-1 ②<br>SH1-3<br>1-2 | 4 | 1 | 1 | 1 | 0 | 0 | 1 |
| Inning Stats | R: 1 H: 2<br>E: 0 LOB: 3<br>K: 0 BB: 2<br>S: 12 P: 29 | R: 1 H: 1<br>E: 0 LOB: 0<br>K: 0 BB: 0<br>S: 7 P: 14 | R: 0 H: 0<br>E: 0 LOB: 0<br>K: 1 BB: 0<br>S: 10 P: 14 | R: 2 H: 2<br>E: 1 LOB: 1<br>K: 0 BB: 0<br>S: 14 P: 20 | R: 0 H: 0<br>E: 0 LOB: 0<br>K: 1 BB: 0<br>S: 6 P: 9 | R: 1 H: 2<br>E: 0 LOB: 2<br>K: 2 BB: 1<br>S: 16 P: 26 | R: 0 H: 1<br>E: 0 LOB: 2<br>K: 0 BB: 1<br>S: 7 P: 14 | R: 0 H: 1<br>E: 1 LOB: 1<br>K: 0 BB: 0<br>S: 5 P: 8 | R: 0 H: 0<br>E: 0 LOB: 1<br>K: 1 BB: 1<br>S: 14 P: 19 | R: 0 H: 0<br>E: 0 LOB: 2<br>K: 0 BB: 1<br>S: 7 P: 16 | 1B: 7 SF: 1<br>2B: 1 SAC: 1<br>3B: 0 DP: 0<br>HR: 1 HBP: 1 | | | | | | |

| PITCHER | | IP | WLS | BF | H | R | ER | SO | BB | IBB | HBP | BLK | WP | HR | S | P | ERA | WHIP |
|---|---|---|---|---|---|---|---|---|---|---|---|---|---|---|---|---|---|---|
| Doyle Alexander, R<br>ERA: 3.42 | (1, 1) | 8.0 | | 38 | 9 | 5 | 3 | 4 | 3 | 1 | 0 | 0 | 0 | 1 | 77 | 134 | 3.38 | 1.500 |
| Brad Havens, L<br>ERA: 3.32 | (9, 1) | 0.1 | | 2 | 0 | 0 | 0 | 0 | 1 | 0 | 0 | 0 | 0 | 0 | 5 | 9 | 0.00 | 3.000 |
| Mike Henneman, R<br>ERA: 3.46 | (9, 1) | 1.2 | W | 7 | 0 | 0 | 0 | 1 | 0 | 1 | 1 | 0 | 0 | 0 | 16 | 26 | 0.00 | 0.000 |

| PITCHER | IP | WLS | BF | H | R | ER | SO | BB | IBB | HBP | BLK | WP | HR | S | P | ERA | WHIP |
|---|---|---|---|---|---|---|---|---|---|---|---|---|---|---|---|---|---|

TOP

# New York Yankees @ Detroit Tigers

Tiger Stadium, Detroit, MI

Wed Jun 28 1989, 7:05 PM EDT

Att. 22,256 - Unknown - 70 F

livebaseballscorecards.com

| | |
|---|---|
| AB | 38 |
| R | 5 |
| H | 9 |
| RBI | 5 |
| BB | 6 |
| SO | 5 |
| LOB | 18 |

| | | | |
|---|---|---|---|
| 1B: 7 | SF: 1 | WP: 0 | PA: 47 |
| 2B: 1 | SAC: 1 | PB: 0 | |
| 3B: 0 | DP: 0 | SB: 2 | |
| HR: 1 | HBP: 1 | CS: 0 | |

| Batter | 1 | 2 | 3 | 4 | 5 | 6 | 7 | 8 | 9 | 10 | AB | R | H | RBI | BB | SO | LOB |
|---|---|---|---|---|---|---|---|---|---|---|---|---|---|---|---|---|---|
| Scott Lusader, L (1, 8)<br>OBP: 0.289, SLG: 0.333 (3, 9) | X 0-0 ① G3 | B X 1-0 ② FC3-6 1-2f | | | B C B X 2-1 ① F8 | | | B C B F B X 3-2 ① F8 | B X 1-0 ② P9 | | 4 | 0 | 0 | 0 | 0 | 0 | 1 |
| Rick Schu, R (9, PH)<br>OBP: 0.272, SLG: 0.255 (10, 5) | | | | | | | | | | | 1 | 0 | 0 | 0 | 0 | 0 | 2 |
| Tracy Jones, R (1, 7)<br>OBP: 0.303, SLG: 0.336 | C B B B B 4-1 FC9-6 BB | C 1 S B X SAFE 1-2 ③ L9 | | | C S X 0-2 ② G5-3 | | | X 0-0 HR | 2 SAFE F F C 0-3 ③ K | | 4 | 1 | 1 | 1 | 1 | 1 | 3 |
| Lou Whitaker, L (1, 4)<br>OBP: 0.366, SLG: 0.498 | B B X 2-0 ② FC9-6 FC5-4 1-2f | | B B B B 4-0 FC6-4 BB | | B B C B X 3-1 ③ L3 | | | B B S C X 2-2 1B 2B | | B B X 2-0 HR | 4 | 2 | 2 | 1 | 1 | 0 | 1 |
| Alan Trammell, R (1, 6)<br>OBP: 0.347, SLG: 0.325 | B X 1-0 ③ FC5-4 1-2f | | B C C X 1-2 ① FC6-4 FC1-6 1-2f | | | L B B S X 2-2 G5-4-3 1B | | B F F X 1-2 2-H 1B | | | 4 | 0 | 2 | 1 | 0 | 0 | 2 |
| Keith Moreland, R (1, 5)<br>OBP: 0.366, SLG: 0.426 | | S X 0-1 HR 1B | C F B B X 2-2 ② FC1-6 1-2f | | | B C F X 1-2 ①② G5-4-3 1-2f | | I I I I 4-0 G6-4-3 IBB | | | 3 | 1 | 1 | 0 | 1 | 0 | 2 |
| Mike Brumley, S (8, PR)<br>OBP: 0.338, SLG: 0.308 (9, 5) (10, 9) | | | | | | | | | | | 0 | 0 | 0 | 0 | 0 | 0 | 0 |
| Fred Lynn, L (1, 10)<br>OBP: 0.299, SLG: 0.326 | X 0-0 1-H HR | B B B X 3-0 ③ F9 | | | | C B X 1-1 ③ G4-3 | | C B B F X 2-2 ②③ G6-4-3 1-2f | | | 3 | 1 | 1 | 2 | 0 | 0 | 1 |
| Gary Ward, R (8, PH)<br>OBP: 0.331, SLG: 0.378 | | | | | | | | | | | 1 | 0 | 0 | 0 | 0 | 0 | 2 |
| Chet Lemon, R (1, 9)<br>OBP: 0.342, SLG: 0.306 | C S H 1-2 S SF8 HBP | | | B X 1-0 CS 1B | | | C F B S 1-3 ① K | | B B B B 4-0 SH1-4 BB | | 0 | 0 | 0 | 0 | 0 | 0 | 0 |
| Gary Pettis, S (2, PR)<br>OBP: 0.378, SLG: 0.338 (3, 8) | | | | | | | | | | | 2 | 1 | 1 | 0 | 1 | 1 | 0 |
| Dave Bergman, L (1, 3)<br>OBP: 0.360, SLG: 0.335 | B B B B 4-0 FC3-6 1-3 BB | | | B B 1 C B B SAFE 4-1 ① G6-4-3 1-2 BB | | | C F F X 0-2 ② G4-3 | | B 1 C X SAFE 1-1 ① SH1-4 1-2 | | 1 | 0 | 0 | 0 | 2 | 0 | 0 |
| Mike Heath, R (1, 2)<br>OBP: 0.341, SLG: 0.402 | C X 0-1 ① SF8 3-H | | | B X 1-0 ②③ G6-4-3 1-2f | | | C F B X 1-2 ③ F9 | | I I I I 4-0 IBB | | 2 | 0 | 0 | 1 | 1 | 0 | 1 |
| Inning Stats | R: 0 E: 0 K: 0 S: 4 H: 0 LOB: 1 BB: 1 P: 11 | R: 3 E: 0 K: 0 S: 11 H: 2 LOB: 1 BB: 1 P: 18 | R: 0 E: 0 K: 0 S: 7 H: 0 LOB: 1 BB: 1 P: 17 | R: 0 E: 0 K: 0 S: 3 H: 1 LOB: 0 BB: 1 P: 9 | R: 0 E: 0 K: 0 S: 7 H: 0 LOB: 0 BB: 0 P: 12 | R: 0 E: 0 K: 0 S: 8 H: 1 LOB: 0 BB: 0 P: 12 | R: 0 E: 0 K: 1 S: 10 H: 0 LOB: 0 BB: 0 P: 12 | R: 2 E: 0 K: 0 S: 13 H: 3 LOB: 2 BB: 1 P: 25 | R: 0 E: 0 K: 1 S: 6 H: 0 LOB: 2 BB: 2 P: 16 | R: 1 E: 0 K: 0 S: 1 H: 1 LOB: 0 BB: 0 P: 3 | 1B: 4 2B: 1 3B: 0 HR: 3 | SF: 1 SAC: 1 DP: 3 HBP: 1 | | | WP: 0 PB: 0 SB: 2 CS: 1 | | PA: 39 | |

| PITCHER | | IP | WLS | BF | H | R | ER | SO | BB | IBB | HBP | BLK | WP | HR | S | P | ERA | WHIP |
|---|---|---|---|---|---|---|---|---|---|---|---|---|---|---|---|---|---|---|
| Dave Eiland, R<br>ERA: 3.8 | (1, 1) | 7.1 | | 29 | 5 | 4 | 4 | 1 | 4 | 0 | 1 | 0 | 0 | 2 | 54 | 98 | 4.91 | 1.227 |
| Dave Righetti, L<br>ERA: 2.52 | (8, 1) | 1.2 | L | 10 | 3 | 2 | 2 | 1 | 1 | 2 | 0 | 0 | 0 | 1 | 16 | 37 | 10.80 | 2.400 |

| PITCHER | IP | WLS | BF | H | R | ER | SO | BB | IBB | HBP | BLK | WP | HR | S | P | ERA | WHIP |
|---|---|---|---|---|---|---|---|---|---|---|---|---|---|---|---|---|---|

# BOTTOM

# New York Yankees @ Detroit Tigers

Tiger Stadium, Detroit, MI

Wed Jun 28 1989, 7:05 PM EDT

Att. 22,256 - Unknown - 70 F

livebaseballscorecards.com

| | |
|---|---|
| AB | 29 |
| R | 6 |
| H | 8 |
| RBI | 6 |
| BB | 7 |
| SO | 2 |
| LOB | 15 |

# New York Yankees @ Detroit Tigers

Tiger Stadium, Detroit, MI

Thu Jun 29 1989, 7:05 PM EDT

Att. 22,455 - Sunny - 71 F

TOP

livebaseballscorecards.com

| Batter | 1 | 2 | 3 | 4 | 5 | 6 | 7 | 8 | 9 | AB | R | H | RBI | BB | SO | LOB |
|---|---|---|---|---|---|---|---|---|---|---|---|---|---|---|---|---|
| Steve Sax, R (1, 4)<br>OBP: 0.379, SLG: 0.394 | F9 | | G6-3 | | G4-3, 1B<br>1B | SAFE<br>SAFE<br>SAFE<br>G4-3, S<br>1-3<br>3-H<br>1B | | BB | | 4 | 1 | 2 | 1 | 1 | 0 | 0 |
| Luis Polonia, L (1, 7)<br>OBP: 0.314, SLG: 0.357 | K | | E4<br>1B | | 1-1<br>G4-3<br>1-2<br>1B | G4-3<br>1-3<br>3-H | | SAFE<br>K | | 5 | 1 | 1 | 1 | 0 | 2 | 2 |
| Don Mattingly, L (1, 3)<br>OBP: 0.365, SLG: 0.473 | E5<br>HR | | SAFE<br>FC6-4<br>1-3<br>1B | | G4-3<br>1-2<br>2-3 | IBB | | | F7 | 4 | 1 | 1 | 0 | 1 | 0 | 2 |
| Steve Balboni, R (1, 10)<br>OBP: 0.297, SLG: 0.503<br>Mel Hall, L (9, PH)<br>OBP: 0.320, SLG: 0.436 | 1-H<br>HR | | FC6-4<br>1-2f | | IBB<br>1B | K | | | P4 | 3<br>1 | 1<br>0 | 1<br>0 | 2<br>0 | 1<br>0 | 1<br>0 | 4<br>0 |
| Jesse Barfield, R (1, 9)<br>OBP: 0.345, SLG: 0.393 | K | | | K | 1-2<br>2-H<br>3-H<br>1B | | K | | 1B | 5 | 0 | 2 | 2 | 0 | 3 | 0 |
| Tom Brookens, R (1, 5)<br>OBP: 0.280, SLG: 0.353 | | G1-4-3<br>BB | | F8 | K | | K | | F8 | 4 | 0 | 0 | 0 | 1 | 2 | 3 |
| Don Slaught, R (1, 2)<br>OBP: 0.343, SLG: 0.421 | | P6 | | L8 | | K | G5-3 | | | 4 | 0 | 0 | 0 | 0 | 1 | 1 |
| Alvaro Espinoza, R (1, 6)<br>OBP: 0.293, SLG: 0.299 | | SAFE<br>SAFE<br>G1-4-3<br>1-2f | | | HR<br>1B | 1B<br>2B | | F8 | | 4 | 1 | 2 | 0 | 0 | 0 | 1 |
| Roberto Kelly, R (1, 8)<br>OBP: 0.363, SLG: 0.432 | | | F8 | | HR<br>1-2 | 1B<br>G4-3<br>2-3<br>1B | | F9 | | 4 | 2 | 2 | 1 | 0 | 0 | 0 |

| Inning Stats | 1 | 2 | 3 | 4 | 5 | 6 | 7 | 8 | 9 |
|---|---|---|---|---|---|---|---|---|---|
| | R: 2<br>E: 1<br>K: 2<br>S: 13 | H: 1<br>LOB: 0<br>BB: 0<br>P: 21 | R: 0<br>E: 0<br>K: 0<br>S: 4 | H: 0<br>LOB: 0<br>BB: 1<br>P: 9 | R: 0<br>E: 1<br>K: 0<br>S: 11 | H: 1<br>LOB: 2<br>BB: 0<br>P: 18 | R: 0<br>E: 0<br>K: 1<br>S: 6 | H: 0<br>LOB: 0<br>BB: 0<br>P: 10 | R: 3<br>E: 0<br>K: 1<br>S: 18 | H: 5<br>LOB: 2<br>BB: 1<br>P: 33 | R: 2<br>E: 0<br>K: 2<br>S: 19 | H: 3<br>LOB: 2<br>BB: 1<br>P: 28 | R: 0<br>E: 0<br>K: 2<br>S: 7 | H: 0<br>LOB: 0<br>BB: 0<br>P: 12 | R: 0<br>E: 0<br>K: 1<br>S: 11 | H: 0<br>LOB: 1<br>BB: 1<br>P: 17 | R: 0<br>E: 0<br>K: 0<br>S: 11 | H: 1<br>LOB: 1<br>BB: 0<br>P: 20 |

| | 1B | SF | WP | PA |
|---|---|---|---|---|
| | 8 | 0 | 0 | 42 |
| | 2B: 1 | SAC: 0 | PB: 0 | |
| | 3B: 0 | DP: 1 | SB: 1 | |
| | HR: 2 | HBP: 0 | CS: 0 | |

| | AB | 38 |
|---|---|---|
| | R | 7 |
| | H | 11 |
| | RBI | 7 |
| | BB | 4 |
| | SO | 9 |
| | LOB | 13 |

| PITCHER | | IP | WLS | BF | H | R | ER | SO | BB | IBB | HBP | BLK | WP | HR | S | P | ERA | WHIP |
|---|---|---|---|---|---|---|---|---|---|---|---|---|---|---|---|---|---|---|
| Frank Tanana, L<br>ERA: 3.72 | (1, 1) | 4.2 | | 23 | 7 | 5 | 3 | 3 | 1 | 1 | 0 | 0 | 0 | 2 | 49 | 86 | 5.79 | 1.714 |
| Ed Nunez, R<br>ERA: 4.15 | (5, 1) | 4.1 | L | 19 | 4 | 2 | 2 | 6 | 1 | 1 | 0 | 0 | 0 | 0 | 51 | 82 | 4.15 | 1.154 |

| PITCHER | IP | WLS | BF | H | R | ER | SO | BB | IBB | HBP | BLK | WP | HR | S | P | ERA | WHIP |
|---|---|---|---|---|---|---|---|---|---|---|---|---|---|---|---|---|---|

# BOTTOM

| Batter | 1 | 2 | 3 | 4 | 5 | 6 | 7 | 8 | 9 | AB | R | H | RBI | BB | SO | LOB |
|---|---|---|---|---|---|---|---|---|---|---|---|---|---|---|---|---|
| Gary Pettis, S (1, 8)<br>OBP: 0.371, SLG: 0.327 | C<br>X<br>0-1<br>B1-3 ① | | B<br>B<br>C<br>X<br>2-1<br>F9 ② | | C<br>C<br>B<br>B<br>F<br>F<br>B<br>F<br>F<br>4-2<br>B<br>E<br>BB | 1 SAFE<br>B<br>S<br>B<br>S<br>B<br>S<br>3-3<br>K ② | | B<br>S<br>X<br>1-1<br>B1 ① | 1 SAFE<br>C<br>S<br>B<br>C<br>1-3<br>K ③ | 5 | 1 | 0 | 0 | 1 | 2 | 2 |
| Tracy Jones, R (1, 7)<br>OBP: 0.307, SLG: 0.345 | B<br>B<br>X<br>2-0<br>G6-3 ② | | B<br>B<br>C<br>X<br>2-1<br>2B<br>2B | | B<br>1 SAFE<br>C<br>S<br>F<br>X<br>1-2<br>E8<br>1-H<br>1B | F<br>B<br>B<br>S<br>B<br>X<br>3-2<br>E<br>1-3<br>1B | | C<br>B<br>B<br>F<br>X<br>2-2<br>L5 ② | | 5 | 2 | 2 | 0 | 0 | 0 | 0 |
| Chet Lemon, R (1, 9)<br>OBP: 0.339, SLG: 0.308 | C<br>C<br>F<br>B<br>B<br>X<br>2-2<br>G4-3 ③ | | B<br>B<br>C<br>F<br>X<br>2-2<br>1B<br>2-H<br>2B | | X<br>0-0<br>L7 ① | B<br>B<br>B<br>C<br>X<br>3-1<br>E5<br>1-3<br>3-H | | X<br>0-0<br>E6<br>E<br>BB | | 5 | 1 | 1 | 1 | 0 | 0 | 2 |
| Alan Trammell, R (1, 6)<br>OBP: 0.352, SLG: 0.328 | | C<br>B<br>B<br>B<br>X<br>3-1<br>G5-3 ①<br>F<br>F<br>B<br>B<br>X<br>2-2<br>S<br>2-H<br>1B | B<br>B<br>C<br>X<br>2-1<br>1B<br>2B<br>2-H<br>1B | | B<br>X<br>1-0<br>G6-3 ③ | | B<br>B<br>B<br>B<br>4-0<br>E<br>1-2<br>BB | | 4 | 1 | 2 | 2 | 1 | 0 | 2 |
| Keith Moreland, R (1, 3)<br>OBP: 0.366, SLG: 0.425 | | C<br>B<br>B<br>C<br>F<br>X<br>2-2<br>BB<br>1B<br>1B | B<br>B<br>B<br>C<br>X<br>3-1<br>P6 ③<br>1-2 | | B<br>B<br>X<br>2-0<br>1-2<br>2B<br>1B | | C<br>B<br>X<br>1-1<br>G4-3 ① | B<br>X<br>1-0<br>E5<br>1-2<br>2-3 | | 5 | 0 | 2 | 0 | 0 | 0 | 3 |
| Gary Ward, R (1, 10)<br>OBP: 0.326, SLG: 0.372<br>Fred Lynn, L (5, PH)<br>OBP: 0.305, SLG: 0.333 | | S<br>C<br>C<br>0-3<br>K ② | | B<br>X<br>1-0<br>P3 ①<br>B<br>F<br>S<br>X<br>2-2<br>WP<br>1-H<br>2-H<br>2B | | | B<br>B<br>B<br>C<br>B<br>4-1<br>F8<br>1B<br>BB | C<br>F<br>X<br>0-2<br>L8 ③ | | 2<br>2 | 0<br>0 | 0<br>1 | 0<br>1 | 0<br>1 | 1<br>0 | 1<br>3 |
| Mike Heath, R (1, 2)<br>OBP: 0.350, SLG: 0.413 | | B<br>B<br>B<br>B<br>4-0<br>1B<br>1-2<br>BB | | B<br>S<br>F<br>X<br>1-2<br>F8<br>2B<br>B<br>C<br>S<br>B<br>F<br>B<br>X<br>3-2<br>P3 ③<br>2-3 | | | C<br>X<br>0-1<br>1-2<br>1B | | B<br>X<br>1-0<br>G1-3 ① | 4 | 0 | 2 | 0 | 1 | 0 | 1 |
| Rick Schu, R (1, 5)<br>OBP: 0.276, SLG: 0.260<br>Lou Whitaker, L (6, PH)<br>OBP: 0.369, SLG: 0.498 (7, 4) | | B<br>X<br>1-0<br>1-2<br>2-H<br>1B | | S<br>C<br>B<br>B<br>X<br>2-2<br>F8<br>2-3 | | B<br>F<br>B<br>B<br>C<br>B<br>4-2<br>1B<br>E<br>BB | B<br>X<br>1-0<br>F8<br>2-3 | | M<br>C<br>X<br>0-2<br>FC6-4<br>1B | 2<br>2 | 0<br>1 | 1<br>1 | 0<br>0 | 0<br>1 | 0<br>0 | 1<br>2 |
| Mike Brumley, S (1, 4)<br>OBP: 0.316, SLG: 0.286 (7, 5) | | | B<br>F<br>B<br>X<br>2-1<br>G6-3 ①<br>C<br>B<br>B<br>C<br>B<br>X<br>3-2<br>F7 ③ | | | C<br>B<br>F<br>B<br>B<br>F<br>F<br>S<br>3-3<br>K ① | B<br>C<br>B<br>F<br>X<br>2-2<br>P6 ③ | | S<br>B<br>B<br>C<br>X<br>2-2<br>FC6-4 ②<br>1-2f | 5 | 0 | 0 | 0 | 0 | 1 | 5 |
| Inning Stats | R: 0<br>E: 0<br>K: 0<br>S: 7<br>H: 0<br>LOB: 0<br>BB: 0<br>P: 11 | R: 0<br>E: 0<br>K: 1<br>S: 10<br>H: 2<br>LOB: 2<br>BB: 1<br>P: 20 | R: 2<br>E: 0<br>K: 0<br>S: 14<br>H: 3<br>LOB: 1<br>BB: 0<br>P: 27 | R: 0<br>E: 0<br>K: 0<br>S: 10<br>H: 1<br>LOB: 1<br>BB: 0<br>P: 17 | R: 3<br>E: 1<br>K: 0<br>S: 21<br>H: 3<br>LOB: 1<br>BB: 1<br>P: 35 | R: 1<br>E: 1<br>K: 2<br>S: 16<br>H: 1<br>LOB: 2<br>BB: 1<br>P: 33 | R: 0<br>E: 0<br>K: 0<br>S: 9<br>H: 1<br>LOB: 2<br>BB: 1<br>P: 17 | R: 0<br>E: 2<br>K: 0<br>S: 10<br>H: 0<br>LOB: 3<br>BB: 1<br>P: 18 | R: 0<br>E: 0<br>K: 1<br>S: 10<br>H: 1<br>LOB: 1<br>BB: 0<br>P: 14 | 1B: 8<br>2B: 4<br>3B: 0<br>HR: 0<br>SF: 0<br>SAC: 0<br>DP: 0<br>HBP: 0 | | | | | | |

| PITCHER | | IP | WLS | BF | H | R | ER | SO | BB | IBB | HBP | BLK | WP | HR | S | P | ERA | WHIP |
|---|---|---|---|---|---|---|---|---|---|---|---|---|---|---|---|---|---|---|
| Dave LaPoint, L<br>ERA: 5.48 | (1, 1) | 4.1 | | 23 | 8 | 5 | 4 | 1 | 2 | 0 | 0 | 0 | 0 | 0 | 55 | 98 | 8.31 | 2.308 |
| Eric Plunk, R<br>ERA: 1.8 | (5, 1) | 2.0 | W | 9 | 2 | 1 | 0 | 2 | 1 | 0 | 0 | 0 | 1 | 0 | 25 | 48 | 0.00 | 1.500 |
| Greg Cadaret, L<br>ERA: 2.7 | (7, 1) | 1.0 | | 5 | 1 | 0 | 0 | 0 | 1 | 0 | 0 | 0 | 0 | 0 | 9 | 17 | 0.00 | 2.000 |
| Dale Mohorcic, R<br>ERA: 3.98 | (8, 1) | 0.1 | | 4 | 0 | 0 | 0 | 0 | 1 | 0 | 0 | 0 | 0 | 0 | 5 | 12 | 0.00 | 3.000 |
| Dave Righetti, L<br>ERA: 2.43 | (8, 1) | 1.1 | S | 5 | 1 | 0 | 0 | 1 | 0 | 0 | 0 | 0 | 0 | 0 | 13 | 17 | 0.00 | 0.750 |

| PITCHER | IP | WLS | BF | H | R | ER | SO | BB | IBB | HBP | BLK | WP | HR | S | P | ERA | WHIP |
|---|---|---|---|---|---|---|---|---|---|---|---|---|---|---|---|---|---|

# New York Yankees @ Detroit Tigers

Tiger Stadium, Detroit, MI

Thu Jun 29 1989, 7:05 PM EDT

Att. 22,455 - Sunny - 71 F

livebaseballscorecards.com

| | |
|---|---|
| AB | 41 |
| R | 6 |
| H | 12 |
| RBI | 4 |
| BB | 5 |
| SO | 4 |
| LOB | 22 |

| Batter | 1 | 2 | 3 | 4 | 5 | 6 | 7 | 8 | 9 | AB | R | H | RBI | BB | SO | LOB |
|---|---|---|---|---|---|---|---|---|---|---|---|---|---|---|---|---|
| Gary Pettis, S (1, 8)<br>OBP: 0.372, SLG: 0.325 | C B S B B F F B<br>4-2<br>SH1-3 BLK<br>BB | | C B S B B C<br>3-3 ①<br>K | | B C F S<br>1-3 ③<br>K | | S B X<br>1-1<br>6-3 | B B X<br>2-0 ①<br>SH1-4<br>1-2<br>2-3 | B B C S F B F X<br>3-2<br>G4-6-3 1B<br>1-2<br>1B | 4 | 0 | 1 | 0 | 1 | 2 | 0 |
| Tracy Jones, R (1, 7)<br>OBP: 0.316, SLG: 0.345 | X<br>0-0 ①<br>SH1-3<br>1-3 | | B B B B<br>4-0<br>CS<br>BB | | | S X<br>0-1 ①<br>5-3 | B B C B B<br>4-1<br>1B<br>BB | C B B F S<br>2-3 ②<br>K | C X<br>0-1<br>G4-6-3<br>1-2<br>2-3<br>1B | 3 | 0 | 1 | 0 | 2 | 1 | 2 |
| Lou Whitaker, L (1, 4)<br>OBP: 0.370, SLG: 0.494<br>Scott Lusader, L (8, 9)<br>OBP: 0.282, SLG: 0.324 | B F B B X<br>3-1 ②<br>P6 | | X<br>0-0 ②<br>F9 | | | B B B C F F X<br>3-2 ②<br>F8 | X<br>0-0<br>FC6-4<br>1-3<br>1B | I I I I<br>4-0<br>1B<br>1B<br>IBB | C B X<br>1-1 ① ②<br>G4-6-3<br>1-2f<br>2-3<br>3-H | 4<br>1 | 1<br>0 | 1<br>0 | 0<br>0 | 1<br>0 | 0<br>0 | 2<br>2 |
| Alan Trammell, R (1, 6)<br>OBP: 0.352, SLG: 0.328 | B X<br>1-0 ③<br>F9 | | B 1 SAFE P<br>2-0 ③<br>CS<br>1-2 | B F C F X<br>1-2 ①<br>L8 | | C B F X<br>1-2<br>BB<br>1B<br>1B | 1-2 ②<br>P4 | F X<br>0-1<br>1B<br>1-2<br>2-H<br>3-H<br>2B<br>1B | B B B C F X<br>3-2 ③<br>L3 | 6 | 2 | 2 | 2 | 0 | 0 | 4 |
| Keith Moreland, R (1, 5)<br>OBP: 0.368, SLG: 0.424<br>Rick Schu, R (7, 5)<br>OBP: 0.282, SLG: 0.267 | | B B C S X<br>2-2<br>2B<br>SF9<br>1B | | F B F F X<br>1-2 ②<br>6-3 | | B B B B<br>4-0<br>1B<br>1-2<br>HR<br>BB | B 1 SAFE B X<br>2-0 ③<br>FC6-4<br>1-2f | B X<br>1-0<br>1-2<br>2-H<br>1B | | 3<br>0 | 2<br>1 | 1<br>0 | 0<br>0 | 1<br>0 | 0<br>0 | 2<br>0 |
| Fred Lynn, L (1, 10)<br>OBP: 0.314, SLG: 0.348<br>Mike Brumley, S (8, PR) (8, 4)<br>OBP: 0.325, SLG: 0.310 | | C B B F B X<br>3-2<br>3-1<br>1-3<br>2B | | B F F B X<br>2-2 ③<br>F9 | | X<br>0-0<br>1-2<br>2-H<br>HR<br>1B | | X<br>1-0<br>BB<br>1B<br>1B<br>WP<br>1-3<br>2-H<br>1B<br>2B | | 4<br>1 | 1<br>2 | 3<br>1 | 1<br>1 | 0<br>0 | 0<br>0 | 0<br>0 |
| Chet Lemon, R (1, 9)<br>OBP: 0.345, SLG: 0.328<br>Mike Schwabe, R (8, 1) | | F B B X<br>2-1 ①<br>SF9<br>3-H | | | C B B B C X<br>3-2 ①<br>F8 | S X<br>0-1<br>1-H<br>2-H<br>HR | | 4-1<br>1B<br>1-2<br>BB<br>1B<br>2-1<br>2-H<br>3-H<br>1B | | 3<br>0 | 2<br>0 | 2<br>0 | 5<br>0 | 1<br>0 | 0<br>0 | 0<br>0 |
| Dave Bergman, L (1, 3)<br>OBP: 0.355, SLG: 0.331 | | X<br>0-0 ②<br>3-1<br>2-3 | | | C B X<br>1-1 ②<br>L1 | C S C<br>0-3 ③<br>K | | 2-0 SAFE X<br>SH1-4<br>1-3<br>2-H<br>1B<br>1B<br>P5 | | 5 | 1 | 1 | 1 | 0 | 1 | 3 |
| Mike Heath, R (1, 2)<br>OBP: 0.366, SLG: 0.476 | | B B X<br>2-0 ③<br>P6 | | | B C B X<br>2-1<br>HR | | B F B X<br>2-1<br>HR | B F B B F 1 SAFE 1 SAFE 1 SAFE X<br>3-2<br>SH1-4<br>1-2<br>3-H<br>1B<br>1B | B C B X<br>2-1<br>1B<br>1B<br>G4-6-3<br>1B | 5 | 4 | 4 | 3 | 0 | 0 | 1 |
| Inning Stats | R: 0 H: 0<br>E: 0 LOB: 1<br>K: 0 BB: 1<br>S: 9 P: 17 | R: 1 H: 2<br>E: 0 LOB: 1<br>K: 0 BB: 0<br>S: 10 P: 19 | R: 0 H: 0<br>E: 0 LOB: 0<br>K: 1 BB: 1<br>S: 5 P: 13 | R: 0 H: 0<br>E: 0 LOB: 0<br>K: 0 BB: 0<br>S: 11 P: 15 | R: 1 H: 1<br>E: 0 LOB: 0<br>K: 1 BB: 0<br>S: 10 P: 17 | R: 4 H: 3<br>E: 0 LOB: 0<br>K: 1 BB: 1<br>S: 15 P: 23 | R: 1 H: 2<br>E: 0 LOB: 2<br>K: 0 BB: 1<br>S: 10 P: 20 | R: 8 H: 7<br>E: 0 LOB: 2<br>K: 1 BB: 2<br>S: 18 P: 42 | R: 1 H: 3<br>E: 0 LOB: 1<br>K: 0 BB: 0<br>S: 14 P: 23 | 1B: 13 SF: 1<br>2B: 2 SAC: 2<br>3B: 0 DP: 1<br>HR: 3 HBP: 0 | | | | | | |

| PITCHER | | IP | WLS | BF | H | R | ER | SO | BB | IBB | HBP | BLK | WP | HR | S | P | ERA | WHIP |
|---|---|---|---|---|---|---|---|---|---|---|---|---|---|---|---|---|---|---|
| Bob Milacki, R<br>ERA: 4.25 | (1, 1) | 5.2 | L | 25 | 6 | 6 | 6 | 2 | 3 | 0 | 0 | 1 | 0 | 2 | 57 | 101 | 9.53 | 1.588 |
| Mark Thurmond, L<br>ERA: 3.6 | (6, 1) | 0.2 | | 5 | 2 | 1 | 1 | 1 | 1 | 0 | 0 | 0 | 0 | 1 | 9 | 16 | 13.50 | 4.500 |
| Mike Smith, R<br>ERA: 54.0 | (7, 1) | 1.1 | | 13 | 7 | 8 | 8 | 1 | 1 | 1 | 0 | 0 | 1 | 0 | 20 | 45 | 54.00 | 6.000 |
| Kevin Hickey, L<br>ERA: 2.36 | (8, 1) | 1.1 | | 6 | 3 | 1 | 1 | 0 | 0 | 0 | 0 | 0 | 0 | 0 | 16 | 27 | 6.75 | 2.250 |

| PITCHER | IP | WLS | BF | H | R | ER | SO | BB | IBB | HBP | BLK | WP | HR | S | P | ERA | WHIP |
|---|---|---|---|---|---|---|---|---|---|---|---|---|---|---|---|---|---|

# TOP

## Detroit Tigers @ Baltimore Orioles

Memorial Stadium, Baltimore, MD

Fri Jun 30 1989, 7:05 PM EDT

Att. 40,594 - Unknown - 79 F

livebaseballscorecards.com

| | |
|---|---|
| AB | 39 |
| R | 16 |
| H | 17 |
| RBI | 13 |
| BB | 6 |
| SO | 4 |
| LOB | 16 |

| | | | |
|---|---|---|---|
| WP: 1 | PA: 50 | | |
| PB: 0 | | | |
| SB: 0 | | | |
| CS: 1 | | | |

# BOTTOM

## Detroit Tigers @ Baltimore Orioles

Memorial Stadium, Baltimore, MD

Fri Jun 30 1989, 7:05 PM EDT

Att. 40,594 - Unknown - 79 F

livebaseballscorecards.com

| Batter | 1 | 2 | 3 | 4 | 5 | 6 | 7 | 8 | 9 | AB | R | H | RBI | BB | SO | LOB |
|---|---|---|---|---|---|---|---|---|---|---|---|---|---|---|---|---|
| Brady Anderson, L (1, 8)<br>OBP: 0.328, SLG: 0.349 | 3-1 1-3 | | 3-2 BB 1B BB 1B | 4-0 FC6-4 IBB | | 0-1 4-3 | | | 0-2 6-3 | 4 | 1 | 1 | 0 | 1 | 0 | 0 |
| Phil Bradley, R (1, 7)<br>OBP: 0.370, SLG: 0.415 | 0-1 6-3 | | 2-0 BB BB 2B 1B<br>1-2 | 0-1 FC6-4 1B<br>1-2f 2-3 3-H | | 2-1 6-3 | | | 0-0 5-3 | 5 | 1 | 1 | 1 | 0 | 0 | 2 |
| Cal Ripken Jr., R (1, 6)<br>OBP: 0.348, SLG: 0.409 | 2-1 1B | | 4-1 BB 2B BB<br>1-2 2-3 | 2-1 1B<br>1-2 3-H | | | 2-1 5-3 | | 0-1 1B | 4 | 1 | 3 | 1 | 1 | 0 | 0 |
| Mickey Tettleton, S (1, 2)<br>OBP: 0.359, SLG: 0.532 | 2-3 K | | 4-1 2B BB<br>1-2 2-3 3-H | 0-0 L8 | | | 0-2 4-3 | | 0-0 P6 | 4 | 0 | 0 | 1 | 1 | 1 | 4 |
| Joe Orsulak, L (1, 9)<br>OBP: 0.355, SLG: 0.423 | | 0-2 4-3 | 1-1 2B<br>1-3 2-H 3-H | | 2-1 E8 6-3 | | 0-0 F9 | | | 4 | 0 | 1 | 2 | 0 | 0 | 0 |
| Jim Traber, L (1, 3)<br>OBP: 0.294, SLG: 0.388 | | 3-3 K | 2-1 F7 | | 1-3 K | | | 1-1 F8 | | 4 | 0 | 0 | 0 | 0 | 2 | 3 |
| Larry Sheets, L (1, 10)<br>OBP: 0.303, SLG: 0.386 | | 3-1 G3 | | 2-2 4-3 BB FC6-4 1B | 2 SAFE<br>2-2 6-3<br>2-3 | | | 0-2 3-1 2B | | 4 | 1 | 2 | 0 | 0 | 0 | 1 |
| Craig Worthington, R (1, 5)<br>OBP: 0.317, SLG: 0.331 | | | 4-2 G5-4-3 BB | 4-0 FC6-4 4-3 1B<br>1-2 BB | 3-2 F9 | | | 1-1 3-1<br>2-3 | | 2 | 1 | 0 | 0 | 2 | 0 | 2 |
| Rene Gonzales, R (1, 4)<br>OBP: 0.302, SLG: 0.299 | | | 1-1 G5-4-3<br>1-2f | 1-0 4-3<br>1-2 2-3 | | 3-2 4-3 | | 1-0 3-1 | | 4 | 0 | 0 | 0 | 0 | 0 | 4 |

| Inning Stats | 1 | 2 | 3 | 4 | 5 | 6 | 7 | 8 | 9 |
|---|---|---|---|---|---|---|---|---|---|
| | R: 0 H: 1<br>E: 0 LOB: 1<br>K: 1 BB: 0<br>S: 9 P: 16 | R: 0 H: 0<br>E: 0 LOB: 0<br>K: 1 BB: 0<br>S: 8 P: 14 | R: 3 H: 3<br>E: 0 LOB: 2<br>K: 0 BB: 3<br>S: 17 P: 36 | R: 2 H: 2<br>E: 0 LOB: 2<br>K: 0 BB: 2<br>S: 10 P: 23 | R: 0 H: 0<br>E: 1 LOB: 1<br>K: 1 BB: 0<br>S: 12 P: 20 | R: 0 H: 0<br>E: 0 LOB: 0<br>K: 0 BB: 0<br>S: 9 P: 14 | R: 0 H: 0<br>E: 0 LOB: 0<br>K: 0 BB: 0<br>S: 6 P: 8 | R: 0 H: 1<br>E: 0 LOB: 1<br>K: 0 BB: 0<br>S: 8 P: 11 | R: 0 H: 1<br>E: 0 LOB: 1<br>K: 0 BB: 0<br>S: 7 P: 7 |

| | | |
|---|---|---|
| AB | 35 | |
| R | 5 | |
| H | 8 | |
| RBI | 5 | |
| BB | 5 | |
| SO | 3 | |
| LOB | 16 | |

| | | | | | | | | | | | | | | | | | | | | | | | | | | | | | | |
|---|---|---|---|---|---|---|---|---|---|---|---|---|---|---|---|---|---|---|---|---|---|---|---|---|---|---|---|---|---|---|
| 1B: 6 | SF: 0 | WP: 0 | PA: 40 |
| 2B: 2 | SAC: 0 | PB: 0 | |
| 3B: 0 | DP: 1 | SB: 0 | |
| HR: 0 | HBP: 0 | CS: 0 | |

| PITCHER | | IP | WLS | BF | H | R | ER | SO | BB | IBB | HBP | BLK | WP | HR | S | P | ERA | WHIP |
|---|---|---|---|---|---|---|---|---|---|---|---|---|---|---|---|---|---|---|
| David Palmer, R<br>ERA: 7.79 | (1, 1) | 2.2 | | 14 | 4 | 3 | 3 | 2 | 3 | 0 | 0 | 0 | 0 | 0 | 32 | 62 | 10.12 | 2.625 |
| Mike Schwabe, R<br>ERA: 4.24 | (3, 1) | 6.1 | W | 26 | 4 | 2 | 2 | 1 | 1 | 1 | 0 | 0 | 0 | 0 | 54 | 87 | 2.84 | 0.789 |
| Mike Schwabe, R<br>ERA: 4.24 | (8, 1) | 6.1 | W | 26 | 4 | 2 | 2 | 1 | 1 | 1 | 0 | 0 | 0 | 0 | 54 | 87 | 2.84 | 0.789 |

| PITCHER | IP | WLS | BF | H | R | ER | SO | BB | IBB | HBP | BLK | WP | HR | S | P | ERA | WHIP |
|---|---|---|---|---|---|---|---|---|---|---|---|---|---|---|---|---|---|

| Batter | 1 | 2 | 3 | 4 | 5 | 6 | 7 | 8 | 9 | AB | R | H | RBI | BB | SO | LOB |
|---|---|---|---|---|---|---|---|---|---|---|---|---|---|---|---|---|
| Gary Pettis, S (1, 8)<br>OBP: 0.370, SLG: 0.321 | C<br>C<br>X<br>0-2<br>1B<br>1B<br>1B | C<br>B<br>F<br>S<br>1-3 ②<br>K | 1 SAFE<br>X<br>0-0 ③<br>G6-3 | B<br>X<br>1-0 ③<br>G4-3 | F<br>B<br>1 SAFE<br>F<br>B<br>X<br>2-2 ②<br>FC4-6<br>1B<br>1-2f<br>HR | 5 | 2 | 1 | 0 | 0 | 1 | 4 |
| Tracy Jones, R (1, 7)<br>OBP: 0.311, SLG: 0.338 | B<br>1 SAFE<br>C<br>X<br>1-1<br>1B<br>1-3<br>SF9<br>1B | B<br>1 SAFE<br>C<br>F<br>X<br>1-2 ③<br>F9 | F<br>F<br>B<br>B<br>S<br>2-3 ①<br>K | X<br>0-0 ①<br>B1-3 | 1 SAFE<br>B<br>1 SAFE<br>P<br>X<br>2-0<br>HR<br>1-2<br>1B | 5 | 2 | 2 | 0 | 0 | 1 | 1 |
| Lou Whitaker, L (1, 4)<br>OBP: 0.369, SLG: 0.504 | C<br>1 SAFE<br>B<br>B<br>X<br>2-1<br>1B<br>1-3<br>3-H<br>1B | B<br>B<br>C<br>B<br>F<br>F<br>X<br>3-2 ①<br>P6 | S<br>B<br>S<br>B<br>F<br>X<br>2-2<br>2B | C<br>C<br>B<br>B<br>F<br>X<br>2-2 ②<br>G4-3 | X<br>0-0<br>1-H<br>2-H<br>HR | 5 | 1 | 3 | 4 | 0 | 0 | 0 |
| Alan Trammell, R (1, 6)<br>OBP: 0.343, SLG: 0.318 | X<br>0-0 ①<br>SF9<br>3-H | B<br>C<br>B<br>C<br>B<br>X<br>3-2 ②<br>F7 | C<br>X<br>0-1 ②<br>F9 | C<br>S<br>B<br>B<br>S<br>2-3 ③<br>K | X<br>0-0 ③<br>F9 | 4 | 0 | 0 | 1 | 0 | 1 | 1 |
| Fred Lynn, L (1, 10)<br>OBP: 0.311, SLG: 0.344<br>Gary Ward, R (5, PH)<br>OBP: 0.321, SLG: 0.365 | S<br>B<br>X<br>1-1 ②<br>L4 | C<br>B<br>B<br>F<br>S<br>2-3 ③<br>K | C<br>B<br>B<br>C<br>B<br>F<br>C<br>3-3 ③<br>K | B<br>F<br>B<br>B<br>F<br>S<br>3-3 ①<br>K | 2 | 0 | 0 | 0 | 0 | 1 | 1 |
| | | | | | 2 | 0 | 0 | 0 | 0 | 2 | 1 |
| Chet Lemon, R (1, 9)<br>OBP: 0.342, SLG: 0.322 | B<br>S<br>1 SAFE<br>1 SAFE<br>1 SAFE<br>B<br>S<br>X<br>2-2<br>1-2<br>1B | B<br>B<br>B<br>C<br>B<br>4-1<br>G5-3<br>1B<br>BB | F<br>B<br>X<br>1-1<br>E5<br>2B | B<br>F<br>B<br>B<br>F<br>S<br>3-3 ①<br>K | B<br>X<br>1-0 ②<br>G5-3 | 3 | 2 | 1 | 0 | 1 | 0 | 0 |
| Dave Bergman, L (1, 3)<br>OBP: 0.348, SLG: 0.323 | C<br>B<br>B<br>F<br>F<br>F<br>X<br>2-2 ③<br>F8 | C<br>X<br>0-1 ①<br>L8 | F<br>B<br>1 SAFE<br>1 SAFE<br>F<br>B<br>1 SAFE<br>B<br>X<br>3-2 ①<br>F8 | X<br>0-0 ③<br>P9 | 4 | 0 | 0 | 0 | 0 | 0 | 4 |
| Mike Heath, R (1, 2)<br>OBP: 0.355, SLG: 0.466 | B<br>X<br>1-0 ①<br>G5-3 | 1 SAFE<br>C<br>X<br>0-1 ②<br>G5-3<br>1-2 | 1 SAFE<br>1 SAFE<br>X<br>0-0<br>1-H<br>2B | C<br>B<br>B<br>C<br>X<br>2-2 ①<br>G6-3 | 4 | 0 | 1 | 1 | 0 | 0 | 1 |
| Rick Schu, R (1, 5)<br>OBP: 0.298, SLG: 0.273 | B<br>B<br>C<br>B<br>C<br>B<br>B<br>4-2<br>BB | B<br>B<br>C<br>B<br>C<br>X<br>3-2<br>2-H<br>1B | C<br>F<br>C<br>0-3 ②<br>K | B<br>B<br>B<br>C<br>B<br>4-1<br>BB | 0 | 0 | 0 | 0 | 0 | 0 | 0 |
| Inning Stats | R: 2<br>E: 0<br>K: 0<br>S: 18<br>H: 4<br>LOB: 2<br>BB: 0<br>P: 26 | R: 0<br>E: 0<br>K: 1<br>S: 9<br>H: 0<br>LOB: 1<br>BB: 1<br>P: 16 | R: 0<br>E: 0<br>K: 1<br>S: 10<br>H: 0<br>LOB: 0<br>BB: 0<br>P: 18 | R: 1<br>E: 0<br>K: 0<br>S: 9<br>H: 1<br>LOB: 1<br>BB: 1<br>P: 16 | R: 0<br>E: 0<br>K: 2<br>S: 13<br>H: 1<br>LOB: 1<br>BB: 0<br>P: 20 | R: 1<br>E: 1<br>K: 1<br>S: 11<br>H: 1<br>LOB: 1<br>BB: 0<br>P: 16 | R: 0<br>E: 0<br>K: 1<br>S: 8<br>H: 0<br>LOB: 0<br>BB: 0<br>P: 12 | R: 0<br>E: 0<br>K: 1<br>S: 5<br>H: 0<br>LOB: 0<br>BB: 0<br>P: 9 | R: 3<br>E: 0<br>K: 0<br>S: 11<br>H: 2<br>LOB: 0<br>BB: 1<br>P: 20 | 1B: 6<br>2B: 2<br>3B: 0<br>HR: 1<br>SF: 1<br>SAC: 0<br>DP: 0<br>HBP: 0 | WP: 0<br>PB: 0<br>SB: 0<br>CS: 0<br>PA: 40 | | | | |

# Detroit Tigers @ Baltimore Orioles

Memorial Stadium, Baltimore, MD

Sun Jul 02 1989, 3:33 AM EDT

Att. 39,609 - Cloudy - 83 F

TOP

livebaseballscorecards.com

| | |
|---|---|
| AB | 34 |
| R | 7 |
| H | 8 |
| RBI | 6 |
| BB | 1 |
| SO | 6 |
| LOB | 13 |

| PITCHER | | IP | WLS | BF | H | R | ER | SO | BB | IBB | HBP | BLK | WP | HR | S | P | ERA | WHIP |
|---|---|---|---|---|---|---|---|---|---|---|---|---|---|---|---|---|---|---|
| Jay Tibbs, R<br>ERA: 2.82 | (1, 1) | 3.0 | | 14 | 4 | 2 | 2 | 2 | 1 | 0 | 0 | 0 | 0 | 0 | 37 | 60 | 6.00 | 1.667 |
| Mark Thurmond, L<br>ERA: 3.42 | (4, 1) | 2.1 | L | 11 | 2 | 2 | 1 | 2 | 1 | 0 | 0 | 0 | 0 | 0 | 27 | 45 | 3.86 | 1.286 |
| Mark Williamson, R<br>ERA: 3.12 | (6, 1) | 3.1 | | 13 | 2 | 2 | 2 | 3 | 1 | 0 | 0 | 0 | 0 | 0 | 28 | 46 | 5.40 | 0.900 |
| Mark Williamson, R<br>ERA: 3.12 | (9, 1) | 3.1 | | 13 | 2 | 2 | 2 | 3 | 1 | 0 | 0 | 0 | 0 | 0 | 28 | 46 | 5.40 | 0.900 |
| Kevin Hickey, L<br>ERA: 2.67 | (9, 1) | 0.1 | | 2 | 1 | 1 | 1 | 0 | 0 | 0 | 0 | 0 | 0 | 1 | 2 | 2 | 27.00 | 3.000 |

| PITCHER | IP | WLS | BF | H | R | ER | SO | BB | IBB | HBP | BLK | WP | HR | S | P | ERA | WHIP |
|---|---|---|---|---|---|---|---|---|---|---|---|---|---|---|---|---|---|

# BOTTOM

## Detroit Tigers @ Baltimore Orioles

Memorial Stadium, Baltimore, MD

Sun Jul 02 1989, 3:33 AM EDT

Att. 39,609 - Cloudy - 83 F

livebaseballscorecards.com

| Batter | 1 | 2 | 3 | 4 | 5 | 6 | 7 | 8 | 9 | AB | R | H | RBI | BB | SO | LOB |
|---|---|---|---|---|---|---|---|---|---|---|---|---|---|---|---|---|
| Mike Devereaux, R (1, 8)<br>OBP: 0.345, SLG: 0.409 | C B B C F X<br>2-2 ① G5-3 | F X<br>0-1 ③ F9 | | B X<br>1-0 ③ P8 | | | B F X<br>1-1 ① F7 | | B B C B B<br>4-1 G6-4-3 BB | 3 | 0 | 0 | 0 | 0 | 0 | 2 |
| Brady Anderson, L (7, PH)<br>OBP: 0.327, SLG: 0.344 (8, 8) | | | | | | | | | | 1 | 0 | 0 | 0 | 1 | 0 | 0 |
| Phil Bradley, R (1, 7)<br>OBP: 0.373, SLG: 0.425 | B F F F X<br>1-2 ② G4-3 | | B X<br>1-0 HR | | F X<br>0-1 BB BB 1B | | B C B F B F F F F<br>3-2 ② L4 | | C X<br>0-1 ②③ G6-4-3<br>1-2f | 5 | 1 | 2 | 1 | 0 | 0 | 1 |
| Cal Ripken Jr., R (1, 6)<br>OBP: 0.346, SLG: 0.415 | C F B F F B F X<br>2-2 1B | | B C B B F F F X<br>3-2 ① P8 | | B X<br>1-0 ① F8 | | B X<br>1-0 ③ G6-3 | | | 4 | 0 | 1 | 0 | 0 | 0 | 1 |
| Mickey Tettleton, S (1, 10)<br>OBP: 0.363, SLG: 0.539 (9, 2) | B B S F C<br>2-3 ③ K | | X<br>0-0 HR | | 1 SAFE 1 SAFE C S B 1 SAFE 1 SAFE B B<br>4-2 B BB 1-2 | | | S C X<br>0-2 BB 1B | | 3 | 1 | 2 | 1 | 1 | 1 | 1 |
| Randy Milligan, R (1, 3)<br>OBP: 0.441, SLG: 0.517 | | F B C B B B<br>4-2 1B 1B BB | B B X<br>2-0 ② G6-3 | | B C B B B<br>4-1 L4-3 1-2 2-3 BB | | | B B B C B<br>4-1 1-2 BB | | 1 | 1 | 0 | 0 | 3 | 0 | 0 |
| Bob Melvin, R (1, 2)<br>OBP: 0.307, SLG: 0.311 | C B 1 SAFE F 1 SAFE X<br>1-2 FC1-5 1B 1-3 1B | C X<br>0-1 FC5-4 1B | | | C B C B B F F B F X<br>3-2 ②③ L4-3 1-2 | | | B S M S<br>1-3 ① K | | 3 | 0 | 2 | 0 | 0 | 0 | 3 |
| Joe Orsulak, L (8, PH)<br>OBP: 0.355, SLG: 0.423 (9, 9) | | | | | | | | | | 1 | 0 | 0 | 0 | 0 | 1 | 2 |
| Craig Worthington, R (1, 5)<br>OBP: 0.319, SLG: 0.342 | B B F F 1 SAFE B X<br>3-2 FC1-5 1-2 3-H 1B | C S 1 SAFE F B 1 SAFE F F F B<br>2-2 ③ FC5-4 X 1-2f | | | | S X<br>0-1 ① G5-3 | | B 2 SAFE B X<br>2-0 ② F2 | | 4 | 0 | 1 | 1 | 0 | 0 | 3 |
| Steve Finley, L (1, 9)<br>OBP: 0.275, SLG: 0.319 | C 2 SAFE X<br>0-1 ① FC1-5 1-2 2-3f | | | B B B C C X<br>3-2 ① L8 | | B B B C F S<br>2-3 ② K | | B B F C F F X<br>2-2 ③ G4-3 | | 3 | 0 | 0 | 0 | 0 | 1 | 2 |
| Jim Traber, L (8, PH)<br>OBP: 0.292, SLG: 0.386 | | | | | | | | | | 1 | 0 | 0 | 0 | 0 | 0 | 2 |
| Mark Williamson, R (9, 1) | | | | | | | | | | 0 | 0 | 0 | 0 | 0 | 0 | 0 |
| Kevin Hickey, L (9, 1) | | | | | | | | | | 0 | 0 | 0 | 0 | 0 | 0 | 0 |
| Billy Ripken, R (1, 4)<br>OBP: 0.284, SLG: 0.325 | | C X<br>0-1 ② L7 | | B X<br>1-0 ② F8 | | C B X<br>1-1 ③ G6-3 | | | C X<br>0-1 ① F7 | 4 | 0 | 0 | 0 | 0 | 0 | 2 |

| | AB | 33 |
|---|---|---|
| | R | 3 |
| | H | 8 |
| | RBI | 3 |
| | BB | 5 |
| | SO | 3 |
| | LOB | 19 |

| Inning Stats | | | | | | | | | | | | | | | | | | | | | | | | |
|---|---|---|---|---|---|---|---|---|---|---|---|---|---|---|---|---|---|---|---|---|---|---|---|---|
| | R: 0 | H: 1 | R: 1 | H: 2 | R: 2 | H: 3 | R: 0 | H: 0 | R: 0 | H: 1 | R: 0 | H: 0 | R: 0 | H: 0 | R: 0 | H: 1 | R: 0 | H: 0 | 1B: 6 | SF: 0 | WP: 0 | PA: 38 | | |
| | E: 0 | LOB: 1 | E: 0 | LOB: 2 | E: 0 | LOB: 1 | E: 0 | LOB: 0 | E: 0 | LOB: 2 | E: 0 | LOB: 0 | E: 0 | LOB: 0 | E: 0 | LOB: 2 | E: 0 | LOB: 0 | 2B: 1 | SAC: 0 | PB: 0 | | | |
| | K: 1 | BB: 0 | K: 0 | BB: 1 | K: 0 | BB: 0 | K: 0 | BB: 0 | K: 0 | BB: 2 | K: 1 | BB: 0 | K: 0 | BB: 1 | K: 1 | BB: 1 | K: 0 | BB: 1 | 3B: 0 | DP: 2 | SB: 0 | | | |
| | S: 17 | P: 24 | S: 14 | P: 22 | S: 16 | P: 24 | S: 5 | P: 10 | S: 12 | P: 24 | S: 7 | P: 10 | S: 11 | P: 16 | S: 13 | P: 22 | S: 5 | P: 9 | HR: 2 | HBP: 0 | CS: 0 | | | |

| PITCHER | | IP | WLS | BF | H | R | ER | SO | BB | IBB | HBP | BLK | WP | HR | S | P | ERA | WHIP |
|---|---|---|---|---|---|---|---|---|---|---|---|---|---|---|---|---|---|---|
| Paul Gibson, L<br>ERA: 5.14 | (1, 1) | 4.1 | | 22 | 7 | 3 | 3 | 1 | 2 | 0 | 0 | 0 | 0 | 2 | 57 | 90 | 6.23 | 2.077 |
| Ed Nunez, R<br>ERA: 3.0 | (5, 1) | 1.2 | W | 5 | 0 | 0 | 0 | 1 | 1 | 0 | 0 | 0 | 0 | 0 | 14 | 24 | 0.00 | 0.600 |
| Mike Henneman, R<br>ERA: 3.21 | (7, 1) | 3.0 | S | 11 | 1 | 0 | 0 | 1 | 2 | 0 | 0 | 0 | 0 | 0 | 29 | 47 | 0.00 | 1.000 |

| PITCHER | IP | WLS | BF | H | R | ER | SO | BB | IBB | HBP | BLK | WP | HR | S | P | ERA | WHIP |
|---|---|---|---|---|---|---|---|---|---|---|---|---|---|---|---|---|---|

# Detroit Tigers @ Baltimore Orioles

Memorial Stadium, Baltimore, MD

Mon Jul 03 1989, 7:05 PM EDT

Att. 35,656 - Unknown - 85 F

TOP

livebaseballscorecards.com

| Batter | 1 | 2 | 3 | 4 | 5 | 6 | 7 | 8 | 9 | AB | R | H | RBI | BB | SO | LOB |
|---|---|---|---|---|---|---|---|---|---|---|---|---|---|---|---|---|
| Gary Pettis, S (1, 8)<br>OBP: 0.371, SLG: 0.319 | C F B X 1-2 G1-3 | | B B C B C F F B 4-2 G5-3 1B BB | S B B S B X 3-2 P5 | | | B B B C S F S 3-3 K | | C B X 1-1 FC4-6 1B | 4 | 1 | 1 | 0 | 1 | 1 | 2 |
| Tracy Jones, R (1, 7)<br>OBP: 0.304, SLG: 0.329<br>Scott Lusader, L (7, 7)<br>OBP: 0.268, SLG: 0.308 | X 0-0 E5 2B | | C 1 SAFE F B 1 X SAFE 1-2 G5-3 1-2 | S B B X 2-1 G6-3 | | | C X 0-1 F9 | | B X 1-0 FC4-6 1-2f | 4<br>1 | 1<br>0 | 0<br>0 | 0<br>0 | 0<br>0 | 0<br>0 | 3<br>1 |
| Lou Whitaker, L (1, 4)<br>OBP: 0.367, SLG: 0.498<br>Matt Sinatro, R (7, 2) | B 1 SAFE F 1 SAFE 1 SAFE B X 2-1 F9 | | B B B B B 4-1 1B BB | F B S C 1-3 K | | | F B B B C X 3-2 F8 | | | 3<br>0 | 0<br>0 | 0<br>0 | 0<br>0 | 1<br>0 | 1<br>0 | 1<br>0 |
| Keith Moreland, R (1, 5)<br>OBP: 0.378, SLG: 0.442<br>Rick Schu, R (6, 5)<br>OBP: 0.304, SLG: 0.306<br>(7, 4) | B B C 1 SAFE X 2-1 1-H 2B | | C X 0-1 1-2 2-H 1B | B C X 1-1 G4-6-3 1B | | | | B X 1-0 HR | | 3<br>0 | 0<br>1 | 3<br>0 | 2<br>0 | 0<br>0 | 0<br>0 | 0<br>0 |
| Fred Lynn, L (1, 10)<br>OBP: 0.305, SLG: 0.337 | X 0-0 G3 | | B B B C X 3-1 F9 | | X 0-0 G4-6-3 1-2f | | | C B F F X 1-2 G4-3 | | 4 | 0 | 0 | 0 | 0 | 0 | 4 |
| Chet Lemon, R (1, 9)<br>OBP: 0.344, SLG: 0.325 | | B C C F B S 2-3 K | | C S B X 1-2 BB 1B 1B | | F X 0-1 FC3-6 1B | | B C B C F S 2-3 K | | 4 | 1 | 2 | 0 | 0 | 2 | 0 |
| Dave Bergman, L (1, 3)<br>OBP: 0.346, SLG: 0.317 | | B X 1-0 F8 | | B B F B F F B 4-2 SH1-4 1B 1-2 BB | | B B C B F X 3-2 FC3-6 1-2f | | C B F B B X 3-2 G3-1 | | 3 | 0 | 0 | 0 | 1 | 0 | 1 |
| Mike Heath, R (1, 2)<br>OBP: 0.353, SLG: 0.460<br>(7, 5) | | X 0-0 G5-3 | | C B C B X 2-2 SH1-4 1-2 2-H 1B | | B F S C 1-3 K | | | X 0-0 F9 | 4 | 0 | 1 | 1 | 0 | 1 | 1 |
| Mike Brumley, S (1, 6)<br>OBP: 0.313, SLG: 0.297 | | | B F X 1-1 F9 | X 0-0 SH1-4 1-2 2-3 | | B X 1-0 F7 | | | B X 1-0 P6 | 3 | 0 | 0 | 0 | 0 | 0 | 1 |
| Inning Stats | R: 1 E: 1 K: 0 S: 9<br>H: 1 LOB: 1 BB: 0 P: 14 | R: 0 E: 0 K: 1 S: 6<br>H: 0 LOB: 0 BB: 0 P: 9 | R: 1 E: 0 K: 0 S: 14<br>H: 1 LOB: 2 BB: 2 P: 27 | R: 1 E: 0 K: 0 S: 15<br>H: 2 LOB: 2 BB: 1 P: 27 | R: 0 E: 0 K: 1 S: 6<br>H: 1 LOB: 0 BB: 0 P: 8 | R: 0 E: 0 K: 1 S: 9<br>H: 1 LOB: 1 BB: 0 P: 14 | R: 0 E: 0 K: 1 S: 9<br>H: 0 LOB: 0 BB: 0 P: 15 | R: 1 E: 0 K: 1 S: 12<br>H: 1 LOB: 0 BB: 0 P: 19 | R: 0 E: 0 K: 0 S: 5<br>H: 1 LOB: 1 BB: 0 P: 8 | 1B: 6<br>2B: 1<br>3B: 0<br>HR: 1 | SF: 0<br>SAC: 1<br>DP: 1<br>HBP: 0 | | | | | |

| | AB | 33 |
|---|---|---|
| | R | 4 |
| | H | 7 |
| | RBI | 3 |
| | BB | 3 |
| | SO | 5 |
| | LOB | 14 |

WP: 0 PB: 0 SB: 0 CS: 0 PA: 38

| PITCHER | | IP | WLS | BF | H | R | ER | SO | BB | IBB | HBP | BLK | WP | HR | S | P | ERA | WHIP |
|---|---|---|---|---|---|---|---|---|---|---|---|---|---|---|---|---|---|---|
| Brian Holton, R<br>ERA: 3.76 | (1, 1) | 3.0 | | 17 | 4 | 3 | 2 | 1 | 3 | 0 | 0 | 0 | 0 | 0 | 38 | 66 | 6.00 | 2.333 |
| Mike Smith, R<br>ERA: 13.5 | (4, 1) | 4.0 | W | 13 | 2 | 0 | 0 | 3 | 0 | 0 | 0 | 0 | 0 | 0 | 30 | 48 | 0.00 | 0.500 |
| Mark Thurmond, L<br>ERA: 3.47 | (8, 1) | 2.0 | | 8 | 2 | 1 | 1 | 1 | 0 | 0 | 0 | 0 | 0 | 1 | 17 | 27 | 4.50 | 1.000 |

| PITCHER | IP | WLS | BF | H | R | ER | SO | BB | IBB | HBP | BLK | WP | HR | S | P | ERA | WHIP |
|---|---|---|---|---|---|---|---|---|---|---|---|---|---|---|---|---|---|

# Detroit Tigers @ Baltimore Orioles

Memorial Stadium, Baltimore, MD

Mon Jul 03 1989, 7:05 PM EDT

Att. 35,656 - Unknown - 85 F

## BOTTOM

| Batter | 1 | 2 | 3 | 4 | 5 | 6 | 7 | 8 | 9 | AB | R | H | RBI | BB | SO | LOB |
|---|---|---|---|---|---|---|---|---|---|---|---|---|---|---|---|---|
| Brady Anderson, L (1, 8)<br>OBP: 0.335, SLG: 0.344 | 2-2 2B G5-3 HBP | 4-0 BB IBB | 1-1 G3-1 ③ | | 3-2 3B 1B | | 1-2 G4-3 ① | 4-2 1-2 2-3 BB | | 3 | 2 | 1 | 0 | 2 | 0 | 2 |
| Phil Bradley, R (1, 7)<br>OBP: 0.381, SLG: 0.442 | 2-1 G5-3 G3-4-1 1-3 2B | 4-1 G6-4-3 1-2 2-3 3-H BB | | 2-2 BB HR 1B | 2-1 1-H 2-H 3B | | 0-1 F8 ② | 0-1 FC5 ③ 2-3f | | 3 | 2 | 3 | 3 | 1 | 0 | 0 |
| Steve Finley, L (7, 7)<br>OBP: 0.271, SLG: 0.314 | | | | | | | | | | 2 | 0 | 0 | 0 | 0 | 0 | 3 |
| Cal Ripken Jr., R (1, 6)<br>OBP: 0.346, SLG: 0.416 | 0-1 G5-3 ① 2-3 3-H | 2-2 G6-4-3 ② ③ 1-2f | | 4-1 HR 1-2 BB | 0-0 L6 ② | | 1-1 2B | | | 4 | 1 | 1 | 1 | 1 | 0 | 5 |
| Mickey Tettleton, S (1, 2)<br>OBP: 0.367, SLG: 0.550 | 2-1 G3-4-1 ② 3-H | 1-0 1B SF7 1B | | 1-0 1-H 2-H HR | 3-1 G4-3 ③ | | 4-1 FC6-4 BB | | | 4 | 2 | 2 | 4 | 1 | 0 | 1 |
| Joe Orsulak, L (1, 9)<br>OBP: 0.360, SLG: 0.425 | 2-1 1B | 0-1 BB 1-3 1B | | 2-2 G4-3 ① | | 4-2 G3 1B 1B BB | 0-1 FC6-4 ③ 1-2f | | | 4 | 2 | 2 | 0 | 1 | 0 | 2 |
| Jim Traber, L (1, 3)<br>OBP: 0.289, SLG: 0.379 | 0-3 K ③ | 1-2 P5 ① | | 1-2 F8 ② | | 2-2 G3 1-2 1B | | 2-1 P3 ① | | 5 | 0 | 1 | 0 | 0 | 1 | 3 |
| Larry Sheets, L (1, 10)<br>OBP: 0.296, SLG: 0.383 | | 1-2 SH1-4 BB 2B | 0-1 SF7 ② 3-H | 1-0 F8 ③ | | 1-2 G3 ① 1-2 2-3 | | 0-2 G5-3 ② | | 4 | 1 | 1 | 1 | 0 | 0 | 2 |
| Craig Worthington, R (1, 5)<br>OBP: 0.329, SLG: 0.344 | 4-1 BB SH1-4 BB | 4-1 1B 1-2 BB | | 2-2 G1-3 3B HBP | | 1-2 G6-4-3 3-H 1B | | 1-0 BB 1B 1B | | 1 | 1 | 1 | 1 | 2 | 0 | 0 |
| Rene Gonzales, R (8, 5)<br>OBP: 0.309, SLG: 0.307 | | | | | | | | | | 1 | 0 | 1 | 0 | 0 | 0 | 0 |
| Billy Ripken, R (1, 4)<br>OBP: 0.288, SLG: 0.328 | 0-0 SH1-4 ① 1-2 2-3 | 0-2 1-2 2-H 1B | | 1-2 G1-3 ① 1-2 | 1-2 G6-4-3 ② ③ 1-2f | | | 2-2 FC5 BB 1-2 1B | | 4 | 0 | 2 | 1 | 0 | 0 | 3 |
| Inning Stats | R: 2 E: 0 K: 1 S: 15 H: 2 LOB: 1 BB: 0 P: 23 | R: 1 E: 0 K: 0 S: 9 H: 1 LOB: 2 BB: 3 P: 24 | R: 2 E: 0 K: 0 S: 14 H: 3 LOB: 2 BB: 1 P: 21 | R: 3 E: 0 K: 0 S: 15 H: 2 LOB: 0 BB: 1 P: 25 | R: 2 E: 0 K: 0 S: 16 H: 2 LOB: 1 BB: 0 P: 27 | R: 1 E: 0 K: 0 S: 17 H: 2 LOB: 2 BB: 1 P: 26 | R: 0 E: 0 K: 0 S: 10 H: 1 LOB: 2 BB: 1 P: 16 | R: 0 E: 0 K: 0 S: 14 H: 2 LOB: 3 BB: 1 P: 23 | | 1B: 10 2B: 3 3B: 1 HR: 1 | SF: 1 SAC: 1 DP: 2 HBP: 2 | | | WP: 0 PB: 0 SB: 0 CS: 0 | PA: 47 | |

| PITCHER | | IP | WLS | BF | H | R | ER | SO | BB | IBB | HBP | BLK | WP | HR | S | P | ERA | WHIP |
|---|---|---|---|---|---|---|---|---|---|---|---|---|---|---|---|---|---|---|
| Doyle Alexander, R<br>ERA: 3.71 | (1, 1) | 2.2 | L | 18 | 6 | 5 | 5 | 1 | 3 | 1 | 1 | 0 | 0 | 0 | 36 | 65 | 16.88 | 3.375 |
| Mike Schwabe, R<br>ERA: 5.2 | (3, 1) | 2.1 | | 13 | 4 | 5 | 5 | 0 | 1 | 0 | 1 | 0 | 0 | 1 | 33 | 55 | 19.29 | 2.143 |
| Ed Nunez, R<br>ERA: 3.38 | (6, 1) | 2.0 | | 10 | 3 | 1 | 1 | 0 | 2 | 0 | 0 | 0 | 0 | 0 | 27 | 42 | 4.50 | 2.500 |
| Willie Hernandez, L<br>ERA: 5.4 | (8, 1) | 1.0 | | 6 | 2 | 0 | 0 | 0 | 1 | 0 | 0 | 0 | 0 | 0 | 14 | 23 | 0.00 | 3.000 |

| PITCHER | IP | WLS | BF | H | R | ER | SO | BB | IBB | HBP | BLK | WP | HR | S | P | ERA | WHIP |
|---|---|---|---|---|---|---|---|---|---|---|---|---|---|---|---|---|---|

| | |
|---|---|
| AB | 35 |
| R | 11 |
| H | 15 |
| RBI | 11 |
| BB | 8 |
| SO | 1 |
| LOB | 21 |

livebaseballscorecards.com

| Batter | 1 | 2 | 3 | 4 | 5 | 6 | 7 | 8 | 9 | AB | R | H | RBI | BB | SO | LOB |
|---|---|---|---|---|---|---|---|---|---|---|---|---|---|---|---|---|
| Scott Lusader, L (1, 8)<br>OBP: 0.273, SLG: 0.293<br>Gary Pettis, S (8, PH)<br>OBP: 0.369, SLG: 0.317 (8, 8) | B C C S<br>1-3 ① K | | B 1 SAFE X<br>1-0 ① F7 | | S B B F B F B<br>4-2 FC6 BB | | | B C F X<br>1-2 ① G1-3 | | 2 | 0 | 0 | 0 | 1 | 1 | 1 |
| | | | | | | | | | | 1 | 0 | 0 | 0 | 0 | 0 | 0 |
| Tracy Jones, R (1, 7)<br>OBP: 0.297, SLG: 0.321 | B B F B F X<br>3-2 ② F3 | | B 1 SAFE F X<br>1-1 ② L9 | | X<br>0-0 ③ FC6 1-2f | | | B X<br>1-0 ② F8 | | 4 | 0 | 0 | 0 | 0 | 0 | 2 |
| Lou Whitaker, L (1, 4)<br>OBP: 0.375, SLG: 0.502 | C X<br>0-1 1B | | S B B B B<br>4-1 1-2 BB | | | B C C X<br>1-2 1B | | B B B B<br>4-0 1B BB | | 2 | 0 | 2 | 0 | 2 | 0 | 0 |
| Keith Moreland, R (1, 5)<br>OBP: 0.380, SLG: 0.443<br>Rick Schu, R (8, PR)<br>OBP: 0.304, SLG: 0.306 (8, 5) | B 1 SAFE B F B F X<br>3-2 1-2 1B | | C S B B F F B F X<br>3-2 ③ F9 | | | 1 SAFE B C X<br>1-1 ① P4 | | 1 SAFE C X<br>0-1 1-3 1B | | 4 | 0 | 2 | 0 | 0 | 0 | 3 |
| | | | | | | | | | | 0 | 0 | 0 | 0 | 0 | 0 | 0 |
| Fred Lynn, L (1, 10)<br>OBP: 0.310, SLG: 0.342<br>Gary Ward, R (8, PH)<br>OBP: 0.319, SLG: 0.362 | X<br>0-0 ③ 1-2 2-H 1B | | | C B F F X<br>1-2 ① F9 | | C B X<br>1-1 G4-6-3 1-2 1B | | B S C F C<br>1-3 ③ K | | 3 | 0 | 2 | 0 | 0 | 0 | 0 |
| | | | | | | | | | | 1 | 0 | 0 | 0 | 0 | 1 | 2 |
| Chet Lemon, R (1, 9)<br>OBP: 0.339, SLG: 0.319 | | S B F B F S<br>2-3 ① K | | X<br>0-0 ② F9 | | B C X<br>1-1 ②③ G4-6-3 1-2f | | | X<br>0-0 ① F7 | 4 | 0 | 0 | 0 | 0 | 1 | 2 |
| Dave Bergman, L (1, 3)<br>OBP: 0.340, SLG: 0.312<br>Alan Trammell, R (9, PH)<br>OBP: 0.342, SLG: 0.316 | | C F B S<br>1-3 ② K | | F B B C X<br>2-2 ③ G5-3 | | | S B B C B X<br>3-2 ① G3 | | B X<br>1-0 ② P4 | 3 | 0 | 0 | 0 | 0 | 1 | 0 |
| | | | | | | | | | | 1 | 0 | 0 | 0 | 0 | 0 | 0 |
| Mike Heath, R (1, 2)<br>OBP: 0.344, SLG: 0.447 | | C B F B B F T F F X<br>3-2 ③ L8 | | | B C X<br>1-1 ① G6-3 | | C S B B F B S<br>3-3 ② K | | C B X<br>1-1 ③ G6-3 | 4 | 0 | 0 | 0 | 0 | 1 | 0 |
| Mike Brumley, S (1, 6)<br>OBP: 0.314, SLG: 0.299 | | | X<br>0-0 BB 1B | | F B F X<br>1-2 ② G3-1 | | B F F F B X<br>2-2 ③ G6-3 | | | 3 | 0 | 1 | 0 | 0 | 0 | 0 |
| Inning Stats | R: 0 E: 0 K: 1 S: 12 H: 3 LOB: 3 BB: 0 P: 19 | R: 0 E: 0 K: 2 S: 13 H: 0 LOB: 0 BB: 0 P: 19 | R: 0 E: 0 K: 0 S: 11 H: 1 LOB: 2 BB: 1 P: 20 | R: 0 E: 0 K: 0 S: 8 H: 0 LOB: 0 BB: 0 P: 11 | R: 0 E: 0 K: 0 S: 9 H: 0 LOB: 1 BB: 1 P: 15 | R: 0 E: 0 K: 0 S: 9 H: 2 LOB: 1 BB: 0 P: 13 | R: 0 E: 0 K: 1 S: 11 H: 0 LOB: 0 BB: 0 P: 19 | R: 0 E: 0 K: 1 S: 10 H: 1 LOB: 2 BB: 1 P: 17 | R: 0 E: 0 K: 0 S: 4 H: 0 LOB: 0 BB: 0 P: 6 | 1B: 7 2B: 0 3B: 0 HR: 0 | SF: 0 SAC: 0 DP: 1 HBP: 0 | | | | | | |

| PITCHER | IP | WLS | BF | H | R | ER | SO | BB | IBB | HBP | BLK | WP | HR | S | P | ERA | WHIP |
|---|---|---|---|---|---|---|---|---|---|---|---|---|---|---|---|---|---|
| Don Schulze, R (1, 1)<br>ERA: | 7.0 | W | 27 | 6 | 0 | 0 | 4 | 2 | 0 | 0 | 0 | 0 | 0 | 73 | 116 | 0.00 | 1.143 |
| Lee Guetterman, L (8, 1)<br>ERA: 1.89 | 2.0 | S | 8 | 1 | 0 | 0 | 1 | 1 | 0 | 0 | 0 | 0 | 0 | 14 | 23 | 0.00 | 1.000 |

PITCHER IP WLS BF H R ER SO BB IBB HBP BLK WP HR S P ERA WHIP

# TOP

## Detroit Tigers @ New York Yankees

Yankee Stadium, Bronx, NY

Tue Jul 04 1989, 3:33 AM EDT

Att. 32,198 - Cloudy

livebaseballscorecards.com

| | |
|---|---|
| AB | 32 |
| R | 0 |
| H | 7 |
| RBI | 0 |
| BB | 3 |
| SO | 5 |
| LOB | 10 |

| | | | |
|---|---|---|---|
| 1B: 7 | SF: 0 | WP: 0 | PA: 35 |
| 2B: 0 | SAC: 0 | PB: 0 | |
| 3B: 0 | DP: 1 | SB: 0 | |
| HR: 0 | HBP: 0 | CS: 0 | |

| Batter | 1 | 2 | 3 | 4 | 5 | 6 | 7 | 8 | 9 | AB | R | H | RBI | BB | SO | LOB |
|---|---|---|---|---|---|---|---|---|---|---|---|---|---|---|---|---|
| Steve Sax, R (1, 4)<br>OBP: 0.374, SLG: 0.386 | G2-3 | | P9 | | 1B | | IBB | | | 3 | 0 | 1 | 0 | 1 | 0 | 1 |
| Luis Polonia, L (1, 7)<br>OBP: 0.319, SLG: 0.362 | | | L1-4-3 | | P3 | | G5-3 | | | 2 | 0 | 0 | 0 | 0 | 0 | 2 |
| Don Slaught, R (7, PH)<br>OBP: 0.342, SLG: 0.418 | | | | | | | | | | 1 | 0 | 0 | 0 | 0 | 0 | 2 |
| Mel Hall, L (8, 7)<br>OBP: 0.316, SLG: 0.421 | HBP | | | | | | | | | 0 | 0 | 0 | 0 | 0 | 0 | 0 |
| Don Mattingly, L (1, 3)<br>OBP: 0.367, SLG: 0.481 | 1B | | | G5-4-3 | | P6 | | FC1-4 WP | | 4 | 0 | 3 | 0 | 0 | 0 | 0 |
| Steve Balboni, R (1, 10)<br>OBP: 0.293, SLG: 0.484 | F8 | | | G5-4-3 | | FC5-4 | | FC1-4 | | 4 | 0 | 1 | 0 | 0 | 0 | 3 |
| Wayne Tolleson, S (8, PR)<br>OBP: 0.244, SLG: 0.182 | | | | | | | | | | 0 | 0 | 0 | 0 | 0 | 0 | 0 |
| Jesse Barfield, R (1, 9)<br>OBP: 0.339, SLG: 0.384 | | F8 | | 1B | | K | | FC6-4 | | 4 | 1 | 1 | 0 | 0 | 1 | 2 |
| Tom Brookens, R (1, 5)<br>OBP: 0.296, SLG: 0.360 | | F9 | | 1B | | FC5-4 | | FC6-4 | | 4 | 0 | 1 | 1 | 0 | 0 | 2 |
| Bob Geren, R (1, 2)<br>OBP: 0.417, SLG: 0.609 | | L5 | | F7 | | | SH1-4 | | | 3 | 0 | 1 | 0 | 0 | 0 | 1 |
| Alvaro Espinoza, R (1, 6)<br>OBP: 0.300, SLG: 0.305 | | | 1B | | G4-3 | | SH1-4 | | | 2 | 0 | 1 | 0 | 0 | 0 | 0 |
| Roberto Kelly, R (1, 8)<br>OBP: 0.365, SLG: 0.433 | | | F9 | | F8 | | K | | | 3 | 0 | 0 | 0 | 0 | 1 | 2 |
| Inning Stats | R: 0 H: 1<br>E: 0 LOB: 1<br>K: 0 BB: 0<br>S: 9 P: 13 | R: 0 H: 0<br>E: 0 LOB: 0<br>K: 0 BB: 0<br>S: 6 P: 11 | R: 0 H: 1<br>E: 0 LOB: 1<br>K: 0 BB: 0<br>S: 8 P: 13 | R: 1 H: 3<br>E: 0 LOB: 1<br>K: 0 BB: 0<br>S: 10 P: 13 | R: 0 H: 1<br>E: 0 LOB: 1<br>K: 0 BB: 0<br>S: 9 P: 17 | R: 0 H: 1<br>E: 0 LOB: 1<br>K: 1 BB: 0<br>S: 9 P: 14 | R: 0 H: 1<br>E: 0 LOB: 2<br>K: 1 BB: 1<br>S: 9 P: 17 | R: 0 H: 1<br>E: 0 LOB: 1<br>K: 0 BB: 0<br>S: 6 P: 10 | | 1B: 8 SF: 0<br>2B: 1 SAC: 1<br>3B: 0 DP: 1<br>HR: 0 HBP: 1 | | | | | | |

| PITCHER | IP | WLS | BF | H | R | ER | SO | BB | IBB | HBP | BLK | WP | HR | S | P | ERA | WHIP |
|---|---|---|---|---|---|---|---|---|---|---|---|---|---|---|---|---|---|
| Frank Tanana, L (1, 1)<br>ERA: 3.56 | 8.0 | L | 33 | 9 | 1 | 1 | 2 | 0 | 1 | 1 | 0 | 1 | 0 | 66 | 108 | 1.12 | 1.125 |

| PITCHER | IP | WLS | BF | H | R | ER | SO | BB | IBB | HBP | BLK | WP | HR | S | P | ERA | WHIP |
|---|---|---|---|---|---|---|---|---|---|---|---|---|---|---|---|---|---|

# BOTTOM

## Detroit Tigers @ New York Yankees

Yankee Stadium, Bronx, NY

Tue Jul 04 1989, 3:33 AM EDT

Att. 32,198 - Cloudy

livebaseballscorecards.com

| | |
|---|---|
| AB | 30 |
| R | 1 |
| H | 9 |
| RBI | 1 |
| BB | 1 |
| SO | 2 |
| LOB | 15 |

| Batter | 1 | 2 | 3 | 4 | 5 | 6 | 7 | 8 | 9 | AB | R | H | RBI | BB | SO | LOB |
|---|---|---|---|---|---|---|---|---|---|---|---|---|---|---|---|---|
| Scott Lusader, L (1, 8)<br>OBP: 0.271, SLG: 0.289 | F7 | | G4-3 | | | G4-6-3 1B | | | G3 | 4 | 0 | 1 | 0 | 0 | 0 | 0 |
| Gary Ward, R (1, 7)<br>OBP: 0.310, SLG: 0.351 | F8 | | F7 | | | F9 | | | F8 | 4 | 0 | 0 | 0 | 0 | 0 | 1 |
| Lou Whitaker, L (1, 4)<br>OBP: 0.370, SLG: 0.495 | G3 | | | G4-3 | | G4-6-3 1-2f | | | G3 | 4 | 0 | 0 | 0 | 0 | 0 | 1 |
| Keith Moreland, R (1, 3)<br>OBP: 0.383, SLG: 0.445 | | G6-4-3 1B | | FC4-6 1B | | | F9 | | | 3 | 0 | 2 | 0 | 0 | 0 | 0 |
| Fred Lynn, L (1, 10)<br>OBP: 0.306, SLG: 0.337 | | G6-4-3 1-2f | | FC4-6 1-2f | | | P6 | | | 3 | 0 | 0 | 0 | 0 | 0 | 2 |
| Chet Lemon, R (1, 9)<br>OBP: 0.339, SLG: 0.320 | | 2B 1B | | K | | | F7 | | | 3 | 0 | 1 | 0 | 0 | 1 | 1 |
| Mike Heath, R (1, 2)<br>OBP: 0.344, SLG: 0.451 | | B 1 SAFE F B 1 X SAFE 1-3 2B | | G5-3 | | | | G6-3 | | 3 | 0 | 1 | 0 | 0 | 0 | 0 |
| Matt Sinatro, R (8, 2) | | | | | | | | | | 0 | 0 | 0 | 0 | 0 | 0 | 0 |
| Rick Schu, R (1, 5)<br>OBP: 0.297, SLG: 0.298 | | K | | F7 | | | | L6 | | 3 | 0 | 0 | 0 | 0 | 1 | 2 |
| Mike Brumley, S (1, 6)<br>OBP: 0.303, SLG: 0.288 | | | G4-3 | K | | | | F9 | | 3 | 0 | 0 | 0 | 0 | 1 | 0 |
| Inning Stats | R: 0 E: 0 K: 0 S: 4 H: 0 LOB: 0 BB: 0 P: 7 | R: 0 E: 0 K: 1 S: 14 H: 3 LOB: 2 BB: 0 P: 20 | R: 0 E: 0 K: 0 S: 15 H: 0 LOB: 0 BB: 0 P: 18 | R: 0 E: 0 K: 1 S: 13 H: 1 LOB: 1 BB: 0 P: 17 | R: 0 E: 0 K: 1 S: 8 H: 0 LOB: 0 BB: 0 P: 13 | R: 0 E: 0 K: 0 S: 5 H: 1 LOB: 0 BB: 0 P: 7 | R: 0 E: 0 K: 0 S: 6 H: 0 LOB: 0 BB: 0 P: 9 | R: 0 E: 0 K: 0 S: 4 H: 0 LOB: 0 BB: 0 P: 7 | R: 0 E: 0 K: 0 S: 9 H: 0 LOB: 0 BB: 0 P: 10 | 1B: 4 2B: 1 3B: 0 HR: 0 | SF: 0 SAC: 0 DP: 2 HBP: 0 | | | | | |

| PITCHER | IP | WLS | BF | H | R | ER | SO | BB | IBB | HBP | BLK | WP | HR | S | P | ERA | WHIP |
|---|---|---|---|---|---|---|---|---|---|---|---|---|---|---|---|---|---|
| Andy Hawkins, R (1, 1)<br>ERA: 4.68 | 9.0 | W | 30 | 5 | 0 | 0 | 3 | 0 | 0 | 0 | 0 | 0 | 0 | 78 | 108 | 0.00 | 0.556 |

| PITCHER | IP | WLS | BF | H | R | ER | SO | BB | IBB | HBP | BLK | WP | HR | S | P | ERA | WHIP |
|---|---|---|---|---|---|---|---|---|---|---|---|---|---|---|---|---|---|

# Detroit Tigers @ New York Yankees

Yankee Stadium, Bronx, NY

Wed Jul 05 1989, 7:05 PM EDT

Att. 20,206 - Unknown

TOP

livebaseballscorecards.com

| | |
|---|---|
| AB | 30 |
| R | 0 |
| H | 5 |
| RBI | 0 |
| BB | 0 |
| SO | 3 |
| LOB | 7 |

1B: 4 2B: 1 3B: 0 HR: 0 SF: 0 SAC: 0 DP: 2 HBP: 0

WP: 0 PB: 0 SB: 0 CS: 0 PA: 30

| Batter | 1 | 2 | 3 | 4 | 5 | 6 | 7 | 8 | 9 | AB | R | H | RBI | BB | SO | LOB |
|---|---|---|---|---|---|---|---|---|---|---|---|---|---|---|---|---|
| Steve Sax, R (1, 4)<br>OBP: 0.380, SLG: 0.392 | B B C F F X<br>2-2 L8 ① | 1 SAFE C S P F B X<br>2-2 1B 1-3 3-H 1B | | B C X<br>1-1 1B S 1-3 1B | C B B X<br>2-1 WP 1B 1-H 1B | | C C 1 SAFE 1 SAFE P F B B X<br>3-2 HR 1-H 1B | | | 5 | 1 | 4 | 3 | 0 | 0 | 0 |
| Luis Polonia, L (1, 7)<br>OBP: 0.328, SLG: 0.383 | F B X<br>1-1 CS 1B | B B C X<br>2-1 2-3 3-H 1B | | B X<br>1-0 ① G3 1-2 | 1 SAFE X<br>0-0 WP 1-2 1B | | X<br>0-0 1-H HR | | | 5 | 1 | 4 | 3 | 0 | 0 | 2 |
| Don Mattingly, L (1, 3)<br>OBP: 0.365, SLG: 0.475 | C 1 SAFE B X<br>1-1 ②③ G6-3 1-2 | B B F X<br>2-1 ③ G3 | | I I I<br>4-0 1B IBB | C B B X<br>2-1 ③ G6-3 1-2 2-3 | | X<br>0-0 ① G3 | | | 4 | 0 | 0 | 0 | 1 | 0 | 5 |
| Steve Balboni, R (1, 10)<br>OBP: 0.295, SLG: 0.484<br>Ken Phelps, L (4, PH)<br>OBP: 0.369, SLG: 0.391 | B X<br>1-0 ① P3 | B X<br>1-0 BB 1B | B B B C X<br>3-1 1-2 2-3 3-H 1B | | X<br>0-0 2B 1B | B F F S<br>1-3 ② K | | | 2<br>3 | 0<br>0 | 1<br>2 | 0<br>1 | 0<br>0 | 0<br>1 | 0<br>0 |
| Jesse Barfield, R (1, 9)<br>OBP: 0.340, SLG: 0.388 | X<br>0-0 ① 1B SF8 1B | B C X<br>1-1 ① F4 | F B B F F F X<br>2-2 ② F4 | | B C B C F B X<br>3-2 1-3 2B | B F X<br>1-1 ③ G6-3 | | | 5 | 1 | 2 | 0 | 0 | 0 | 4 |
| Tom Brookens, R (1, 5)<br>OBP: 0.293, SLG: 0.354 | B B B C X<br>3-1 HBP 1-3 1B 1B | B B B C F X<br>2-2 ② F7 | B F X<br>1-1 ③ P3 | | B C X<br>1-1 ① G5-3 | | X<br>0-0 ① G5-3 | | 5 | 1 | 1 | 0 | 0 | 0 | 6 |
| Don Slaught, R (1, 2)<br>OBP: 0.343, SLG: 0.414 | X<br>0-0 ② SF8 3-H | B C B B F B<br>4-2 1-2 BB | | C S F B F X<br>1-2 ① L3 | I I I<br>4-0 L1-4 IBB | | X<br>0-0 ② G5-3 | | 2 | 0 | 0 | 1 | 2 | 0 | 0 |
| Alvaro Espinoza, R (1, 6)<br>OBP: 0.298, SLG: 0.300 | C 1 SAFE S F F 1 SAFE H<br>1-2 1B 1-2 1B HBP | B X<br>1-0 ③ G4-3 | | F X<br>0-1 ② G6-3 | C S B F X<br>1-2 ②③ L1-4 1-2 | | X<br>0-0 ③ G1-3 | | 4 | 1 | 0 | 0 | 0 | 0 | 5 |
| Roberto Kelly, R (1, 8)<br>OBP: 0.369, SLG: 0.434 | C F X<br>0-2 1B 1-3 2-H 1B 1B | | S C F B B B B<br>4-2 1B 1B BB | B B C C B F X<br>3-2 E4 S 1B | | F X<br>0-1 CI S 1B | | | 2 | 4 | 1 | 1 | 1 | 0 | 0 |
| Inning Stats | R: 0 E: 0 K: 0 S: 8<br>H: 1 LOB: 0 BB: 0 P: 12 | R: 4 E: 0 K: 0 S: 21<br>H: 5 LOB: 2 BB: 0 P: 31 | R: 0 E: 0 K: 0 S: 9<br>H: 1 LOB: 2 BB: 1 P: 18 | R: 1 E: 0 K: 0 S: 14<br>H: 2 LOB: 3 BB: 2 P: 30 | R: 1 E: 1 K: 0 S: 16<br>H: 2 LOB: 2 BB: 0 P: 24 | R: 0 E: 0 K: 0 S: 11<br>H: 2 LOB: 2 BB: 1 P: 20 | R: 3 E: 1 K: 1 S: 14<br>H: 2 LOB: 0 BB: 0 P: 18 | R: 0 E: 0 K: 0 S: 3<br>H: 0 LOB: 0 BB: 0 P: 3 | | 1B: 13 2B: 2 3B: 0 HR: 1<br>SF: 1 SAC: 0 DP: 1 HBP: 1 | | | | | | |

| PITCHER | | IP | WLS | BF | H | R | ER | SO | BB | IBB | HBP | BLK | WP | HR | S | P | ERA | WHIP |
|---|---|---|---|---|---|---|---|---|---|---|---|---|---|---|---|---|---|---|
| Brad Havens, L<br>ERA: 5.81 | (1, 1) | 2.2 | L | 16 | 7 | 4 | 4 | 0 | 1 | 0 | 1 | 0 | 0 | 0 | 37 | 59 | 13.50 | 3.000 |
| Mike Schwabe, R<br>ERA: 5.18 | (3, 1) | 5.1 | | 28 | 8 | 5 | 3 | 1 | 1 | 2 | 0 | 0 | 1 | 1 | 59 | 97 | 5.06 | 1.688 |

| PITCHER | IP | WLS | BF | H | R | ER | SO | BB | IBB | HBP | BLK | WP | HR | S | P | ERA | WHIP |
|---|---|---|---|---|---|---|---|---|---|---|---|---|---|---|---|---|---|

# BOTTOM

# Detroit Tigers @ New York Yankees

Yankee Stadium, Bronx, NY

Wed Jul 05 1989, 7:05 PM EDT

Att. 20,206 - Unknown

livebaseballscorecards.com

| | |
|---|---|
| AB | 37 |
| R | 9 |
| H | 15 |
| RBI | 9 |
| BB | 4 |
| SO | 1 |
| LOB | 22 |

| | | | |
|---|---|---|---|
| 1B: 13 | SF: 1 | WP: 1 | PA: 44 |
| 2B: 2 | SAC: 0 | PB: 0 | |
| 3B: 0 | DP: 1 | SB: 3 | |
| HR: 1 | HBP: 1 | CS: 1 | |

| Batter | 1 | 2 | 3 | 4 | 5 | 6 | 7 | 8 | 9 | 10 | 11 | AB | R | H | RBI | BB | SO | LOB |
|---|---|---|---|---|---|---|---|---|---|---|---|---|---|---|---|---|---|---|
| Gary Pettis, S (1, 8)<br>OBP: 0.373, SLG: 0.320 | G5-3 1B | BB 1-2 2-3 | | S 1B 1-2 2-3 | | B2 | | G6-3 1-2f | | G6-3 1-2 | | 5 | 0 | 2 | 0 | 1 | 0 | 3 |
| Gary Ward, R (1, 7)<br>OBP: 0.304, SLG: 0.353 | G5-3 1-2 | K | | SF9 2-3 3-H | | F9 | | | G4-3 2B 2B | K | | 5 | 1 | 1 | 1 | 0 | 2 | 5 |
| Lou Whitaker, L (1, 4)<br>OBP: 0.370, SLG: 0.500 | G6-4-3 BB | | G4-3 | P4 1-2 | | | G4-3 | | G4-3 2-3 | | HR | 5 | 1 | 1 | 1 | 1 | 0 | 3 |
| Alan Trammell, R (1, 6)<br>OBP: 0.349, SLG: 0.330 | G6-4-3 1-2f | | 2B 1B | 1B 3-H | | | 1B | | 2B 3-H | | F8 | 6 | 0 | 4 | 2 | 0 | 0 | 2 |
| Keith Moreland, R (1, 3)<br>OBP: 0.386, SLG: 0.449 | | 1B BB SF8 1B | 1B 1-3 | F9 | | | K | | IBB | | F7 | 5 | 1 | 2 | 0 | 1 | 1 | 3 |
| Fred Lynn, L (1, 10)<br>OBP: 0.302, SLG: 0.328 | | FC5 1B 1-2 BB | K | F8 | | | K | | F9 | | K | 5 | 0 | 0 | 0 | 1 | 3 | 5 |
| Chet Lemon, R (1, 9)<br>OBP: 0.341, SLG: 0.323 | | BB FC5 1-2 2-3 1B | G1-4-3 | K | | | | 1B 1-2 | F8 | | | 4 | 0 | 2 | 0 | 0 | 1 | 2 |
| Dave Bergman, L (9, PH)<br>OBP: 0.338, SLG: 0.310 | | | | | | | | | | | | 1 | 0 | 0 | 0 | 0 | 0 | 2 |
| Scott Lusader, L (9, 9)<br>OBP: 0.271, SLG: 0.289 | | | | | | | | | | | | 0 | 0 | 0 | 0 | 0 | 0 | 0 |
| Rick Schu, R (1, 5)<br>OBP: 0.293, SLG: 0.297 | | SF8 3-H | | E3 1B HBP SF9 | | | | P6 | | SH3-4 1B | | 4 | 1 | 1 | 1 | 0 | 0 | 1 |
| Matt Sinatro, R (1, 2) | | FC5 BB 1-2 2-3f | | SF9 1B 1B 1-2 HBP | | L4 | | G6-3 1-2 | | SH3-4 1-2 | | 2 | 1 | 0 | 0 | 0 | 0 | 2 |
| Tracy Jones, R (8, PH)<br>OBP: 0.301, SLG: 0.325 | | | | | | | | | | | | 1 | 0 | 1 | 0 | 0 | 0 | 0 |
| Mike Brumley, S (8, PR)<br>OBP: 0.303, SLG: 0.288 | | | | | | | | | | | | 0 | 0 | 0 | 0 | 0 | 0 | 0 |
| Mike Heath, R (8, 2)<br>OBP: 0.344, SLG: 0.451 | | | | | | | | | | | | 0 | 0 | 0 | 0 | 0 | 0 | 0 |
| Inning Stats | R: 0 E: 0 K: 0 S: 4 H: 1 LOB: 1 BB: 1 P: 10 | R: 1 E: 0 K: 1 S: 13 H: 2 LOB: 3 BB: 2 P: 28 | R: 0 E: 0 K: 1 S: 10 H: 2 LOB: 2 BB: 0 P: 15 | R: 2 E: 1 K: 0 S: 15 H: 2 LOB: 2 BB: 0 P: 24 | R: 0 E: 0 K: 1 S: 8 H: 0 LOB: 0 BB: 0 P: 13 | R: 0 E: 0 K: 0 S: 5 H: 0 LOB: 0 BB: 0 P: 7 | R: 0 E: 0 K: 2 S: 8 H: 1 LOB: 1 BB: 0 P: 9 | R: 0 E: 0 K: 0 S: 10 H: 2 LOB: 2 BB: 0 P: 14 | R: 1 E: 0 K: 0 S: 12 H: 2 LOB: 2 BB: 1 P: 23 | R: 0 E: 0 K: 1 S: 11 H: 1 LOB: 1 BB: 0 P: 17 | R: 1 E: 0 K: 1 S: 12 H: 1 LOB: 0 BB: 0 P: 20 | 1B: 10 2B: 3 3B: 0 HR: 1 SF: 2 SAC: 1 DP: 2 HBP: 1 | | | | | | |

| PITCHER | | IP | WLS | BF | H | R | ER | SO | BB | IBB | HBP | BLK | WP | HR | S | P | ERA | WHIP |
|---|---|---|---|---|---|---|---|---|---|---|---|---|---|---|---|---|---|---|
| Clay Parker, R<br>ERA: 2.49 | (1, 1) | 6.0 | | 29 | 7 | 3 | 1 | 3 | 3 | 0 | 1 | 0 | 0 | 0 | 55 | 97 | 1.50 | 1.667 |
| Lee Guetterman, L<br>ERA: 1.82 | (7, 1) | 2.0 | | 8 | 3 | 0 | 0 | 2 | 0 | 0 | 0 | 0 | 0 | 0 | 18 | 23 | 0.00 | 1.500 |
| Dave Righetti, L<br>ERA: 2.48 | (9, 1) | 2.0 | | 10 | 3 | 1 | 1 | 1 | 0 | 1 | 0 | 0 | 0 | 0 | 23 | 40 | 4.50 | 1.500 |
| Eric Plunk, R<br>ERA: 1.93 | (11, 1) | 1.0 | W | 4 | 1 | 1 | 1 | 1 | 0 | 0 | 0 | 0 | 0 | 1 | 12 | 20 | 9.00 | 1.000 |

| PITCHER | IP | WLS | BF | H | R | ER | SO | BB | IBB | HBP | BLK | WP | HR | S | P | ERA | WHIP |
|---|---|---|---|---|---|---|---|---|---|---|---|---|---|---|---|---|---|

# TOP

## Detroit Tigers @ New York Yankees

Yankee Stadium, Bronx, NY

Thu Jul 06 1989, 3:33 AM EDT

Att. 23,357 - Unknown

livebaseballscorecards.com

| | |
|---|---|
| AB | 43 |
| R | 5 |
| H | 14 |
| RBI | 5 |
| BB | 4 |
| SO | 7 |
| LOB | 28 |

WP: 0 PB: 0 SB: 1 CS: 0 PA: 51

| Batter | 1 | 2 | 3 | 4 | 5 | 6 | 7 | 8 | 9 | 10 | 11 | AB | R | H | RBI | BB | SO | LOB |
|---|---|---|---|---|---|---|---|---|---|---|---|---|---|---|---|---|---|---|
| Steve Sax, R (1, 4)<br>OBP: 0.376, SLG: 0.392 | L4 | | G6-3 1-3 | | S G6-3 1-H 2B | | F8 | | | G5-3 | SF9 3-H | 5 | 1 | 1 | 2 | 0 | 0 | 2 |
| Luis Polonia, L (1, 7)<br>OBP: 0.330, SLG: 0.381 | K | | BB | | G6-3 2-H | | | G6-3 | | 1B 1B | | 4 | 0 | 1 | 1 | 1 | 1 | 0 |
| Don Mattingly, L (1, 10) (9, 3)<br>OBP: 0.365, SLG: 0.473 | F8 | | F8 | | F9 | | | 1B | | 1-2 1B | | 5 | 0 | 2 | 0 | 0 | 0 | 2 |
| Ken Phelps, L (1, 3)<br>OBP: 0.362, SLG: 0.382<br>Tom Brookens, R (8, PH)<br>OBP: 0.291, SLG: 0.351<br>Dave Righetti, L (9, 1)<br>Wayne Tolleson, S (10, PH)<br>OBP: 0.241, SLG: 0.179<br>Eric Plunk, R (11, 1) | | L3 | | F7 | | F8 | | P6 | | G4-3 | | 3<br>1<br>0<br>1<br>0 | 0<br>0<br>0<br>0<br>0 | 0<br>0<br>0<br>0<br>0 | 0<br>0<br>0<br>0<br>0 | 0<br>0<br>0<br>0<br>0 | 0<br>0<br>0<br>0<br>0 | 0<br>1<br>0<br>2<br>0 |
| Mel Hall, L (1, 9)<br>OBP: 0.316, SLG: 0.444<br>Jesse Barfield, R (8, PH)<br>OBP: 0.341, SLG: 0.400<br>(9, 9) | | G6-3 | | HR | | F8 | | G1-3 | | | HR | 3<br>2 | 1<br>1 | 1<br>1 | 1<br>1 | 0<br>0 | 0<br>0 | 0<br>1 |
| Mike Pagliarulo, L (1, 5)<br>OBP: 0.282, SLG: 0.326 | HR | | P6 | | G4-3 | | | | K | | SH3-4 SF9 2B | 5 | 2 | 2 | 1 | 0 | 1 | 0 |
| Don Slaught, R (1, 2)<br>OBP: 0.344, SLG: 0.416 | G6-3 | | F9 | | | | SH1-4 2B | | K | | IBB | 4 | 0 | 1 | 0 | 1 | 1 | 0 |
| Alvaro Espinoza, R (1, 6)<br>OBP: 0.298, SLG: 0.300 | | | F8 | | CS 1B | | SH1-4 2-3 | | G1-3 | | SH3-4 1-2 2-3 | 3 | 0 | 1 | 0 | 0 | 0 | 0 |
| Roberto Kelly, R (1, 8)<br>OBP: 0.374, SLG: 0.433 | | | G6-3 S 1B | | S 2B 1-2 BB | | K | | | F9 | IBB | 3 | 1 | 1 | 0 | 2 | 1 | 1 |
| Inning Stats | R: 0 H: 0<br>E: 0 LOB: 0<br>K: 1 BB: 0<br>S: 7 P: 12 | R: 1 H: 1<br>E: 0 LOB: 0<br>K: 0 BB: 0<br>S: 9 P: 16 | R: 0 H: 1<br>E: 0 LOB: 2<br>K: 0 BB: 1<br>S: 9 P: 16 | R: 1 H: 1<br>E: 0 LOB: 0<br>K: 0 BB: 0<br>S: 8 P: 15 | R: 2 H: 2<br>E: 0 LOB: 0<br>K: 0 BB: 1<br>S: 11 P: 18 | R: 0 H: 0<br>E: 0 LOB: 0<br>K: 0 BB: 0<br>S: 5 P: 6 | R: 0 H: 1<br>E: 0 LOB: 1<br>K: 1 BB: 0<br>S: 7 P: 12 | R: 0 H: 1<br>E: 0 LOB: 1<br>K: 0 BB: 0<br>S: 12 P: 17 | R: 0 H: 0<br>E: 0 LOB: 0<br>K: 2 BB: 0<br>S: 9 P: 11 | R: 0 H: 2<br>E: 0 LOB: 2<br>K: 0 BB: 0<br>S: 11 P: 16 | R: 2 H: 2<br>E: 0 LOB: 2<br>K: 0 BB: 2<br>S: 5 P: 18 | 1B: 5 SF: 1<br>2B: 3 SAC: 2<br>3B: 0 DP: 0<br>HR: 3 HBP: 0 | | | | | | |

| PITCHER | | IP | WLS | BF | H | R | ER | SO | BB | IBB | HBP | BLK | WP | HR | S | P | ERA | WHIP |
|---|---|---|---|---|---|---|---|---|---|---|---|---|---|---|---|---|---|---|
| Charles Hudson, R<br>ERA: 5.94 | (1, 1) | 7.0 | | 28 | 6 | 4 | 4 | 2 | 2 | 0 | 0 | 0 | 0 | 2 | 56 | 95 | 5.14 | 1.143 |
| Willie Hernandez, L<br>ERA: 5.13 | (8, 1) | 1.1 | | 5 | 1 | 0 | 0 | 1 | 0 | 0 | 0 | 0 | 0 | 0 | 15 | 21 | 0.00 | 0.750 |
| Mike Henneman, R<br>ERA: 3.45 | (9, 1) | 2.1 | L | 13 | 4 | 2 | 2 | 1 | 0 | 2 | 0 | 0 | 0 | 1 | 22 | 41 | 7.71 | 1.714 |

| PITCHER | | IP | WLS | BF | H | R | ER | SO | BB | IBB | HBP | BLK | WP | HR | S | P | ERA | WHIP |
|---|---|---|---|---|---|---|---|---|---|---|---|---|---|---|---|---|---|---|

# BOTTOM

## Detroit Tigers @ New York Yankees

Yankee Stadium, Bronx, NY

Thu Jul 06 1989, 3:33 AM EDT

Att. 23,357 - Unknown

livebaseballscorecards.com

| | |
|---|---|
| AB | 39 |
| R | 6 |
| H | 11 |
| RBI | 6 |
| BB | 4 |
| SO | 4 |
| LOB | 9 |

WP: 0 PA: 46
PB: 0
SB: 3
CS: 1

| Batter | 1 | 2 | 3 | 4 | 5 | 6 | 7 | 8 | 9 | AB | R | H | RBI | BB | SO | LOB |
|---|---|---|---|---|---|---|---|---|---|---|---|---|---|---|---|---|
| Junior Felix, S (1, 8)<br>OBP: 0.329, SLG: 0.411 | B X<br>1-0<br>2B | B B B C B<br>4-1<br>BB | | | L B L C<br>1-3 ①<br>K | | B C X<br>1-1 ③<br>G5-3 | S B S F B B S<br>3-3 ③<br>K<br>1-2 | | 4 | 0 | 1 | 0 | 1 | 2 | 2 |
| Tony Fernandez, S (1, 6)<br>OBP: 0.296, SLG: 0.367 | L B B S S<br>2-3 ①<br>K | C C X<br>0-2 ③<br>G4-3 | | | B X<br>1-0 ②<br>F8 | | | B S B F B F B<br>4-2<br>1B<br>1B<br>BB | X<br>0-0 ①<br>P6 | 4 | 1 | 0 | 0 | 1 | 1 | 3 |
| Kelly Gruber, R (1, 5)<br>OBP: 0.360, SLG: 0.449 | B B S T T F B B<br>4-2<br>BB | | X<br>0-0 ①<br>G6-3 | | S B X<br>1-1 ③<br>L3 | | | C B F X<br>1-2<br>PB<br>1B<br>HR<br>1-3<br>1B | C B X<br>1-1 ②<br>L7 | 4 | 1 | 1 | 0 | 1 | 0 | 0 |
| George Bell, R (1, 7)<br>OBP: 0.323, SLG: 0.432 | X<br>0-0 ②<br>F7 | | B C F X<br>1-2 ②<br>G5-3 | | | B S B S X<br>2-2 ①<br>F7 | | C F X<br>0-2<br>PB<br>HR<br>1-2<br>3-H<br>1B | C X<br>0-1 ③<br>G5-3 | 5 | 1 | 1 | 1 | 0 | 0 | 2 |
| Fred McGriff, L (1, 3)<br>OBP: 0.376, SLG: 0.543 | X<br>0-0 ③<br>G4-1 | | C F C<br>0-3 ③<br>K | | | B B B C X<br>3-1 ②<br>G6-3 | | B B 2 SAFE B C B<br>4-1<br>HR<br>1-2<br>2-3<br>BB | | 3 | 1 | 0 | 0 | 1 | 1 | 2 |
| Pat Borders, R (1, 2)<br>OBP: 0.298, SLG: 0.368 | | B B C B B<br>4-1<br>1B<br>WP<br>BB | X<br>0-0<br>FC6-4<br>1B | | | B F B X<br>2-1 ③<br>F8 | | B X<br>1-0<br>1-H<br>2-H<br>3-H<br>HR | | 3 | 2 | 2 | 4 | 1 | 0 | 0 |
| Manuel Lee, S (1, 4)<br>OBP: 0.322, SLG: 0.333 | | X<br>0-0<br>G1-3<br>WP<br>1-3<br>1B | 1 SAFE X<br>0-0 ①<br>L8 | | | | B C C S<br>1-3 ①<br>K | X<br>0-0<br>S<br>1B | | 4 | 0 | 2 | 0 | 0 | 1 | 1 |
| Bob Brenly, R (1, 10)<br>OBP: 0.264, SLG: 0.280<br>Rance Mullinks, L (8, PH)<br>OBP: 0.306, SLG: 0.292 | F B B C C<br>2-3 ①<br>K<br>1-2<br>3-H | | P F 1 SAFE B X<br>2-1 ②<br>P5 | | | | B C C F B B C<br>3-3 ②<br>K | P S P 1 SAFE B F X<br>3-2 ①<br>F9 | | 3<br>1 | 0<br>0 | 0<br>0 | 0<br>0 | 0<br>0 | 2<br>0 | 2<br>1 |
| Tom Lawless, R (1, 9)<br>OBP: 0.279, SLG: 0.189 | C B X<br>1-1 ②<br>G1-3<br>2-3 | | B X<br>1-0 ③<br>FC6-4<br>1-2f | | | | B B B C B<br>4-1<br>BB | X<br>0-0 ②<br>F7 | | 3 | 0 | 0 | 0 | 1 | 0 | 3 |
| Inning Stats | R: 0 E: 0 K: 1 S: 10<br>H: 1 LOB: 2 BB: 1 P: 17 | R: 1 E: 0 K: 1 S: 11<br>H: 1 LOB: 2 BB: 2 P: 22 | R: 0 E: 0 K: 1 S: 7<br>H: 0 LOB: 0 BB: 0 P: 8 | R: 0 E: 0 K: 0 S: 6<br>H: 1 LOB: 1 BB: 0 P: 8 | R: 0 E: 0 K: 1 S: 6<br>H: 0 LOB: 0 BB: 0 P: 9 | R: 0 E: 0 K: 0 S: 7<br>H: 0 LOB: 0 BB: 0 P: 14 | R: 0 E: 0 K: 2 S: 10<br>H: 0 LOB: 1 BB: 1 P: 19 | R: 5 E: 0 K: 1 S: 22<br>H: 4 LOB: 1 BB: 2 P: 36 | R: 0 E: 0 K: 0 S: 5<br>H: 0 LOB: 0 BB: 0 P: 6 | 1B: 5 2B: 1 3B: 0 HR: 1<br>SF: 0 SAC: 0 DP: 0 HBP: 0 | | | | | | |

# TOP

## Toronto Blue Jays @ Detroit Tigers

Tiger Stadium, Detroit, MI

Fri Jul 07 1989, 7:05 PM EDT

Att. 25,213 - Unknown - 81 F

livebaseballscorecards.com

| | |
|---|---|
| AB | 34 |
| R | 6 |
| H | 7 |
| RBI | 5 |
| BB | 6 |
| SO | 7 |
| LOB | 16 |

WP: 1 PB: 1 SB: 1 CS: 0

PA: 40

| PITCHER | | IP | WLS | BF | H | R | ER | SO | BB | IBB | HBP | BLK | WP | HR | S | P | ERA | WHIP |
|---|---|---|---|---|---|---|---|---|---|---|---|---|---|---|---|---|---|---|
| Paul Gibson, L<br>ERA: 5.02 | (1, 1) | 7.0 | | 30 | 4 | 3 | 3 | 6 | 5 | 0 | 0 | 0 | 1 | 0 | 63 | 108 | 3.86 | 1.286 |
| Willie Hernandez, L<br>ERA: 6.15 | (8, 1) | 0.0 | L | 3 | 2 | 3 | 3 | 0 | 1 | 0 | 0 | 0 | 0 | 1 | 5 | 10 | ∞ | ∞ |
| Ed Nunez, R<br>ERA: 2.7 | (8, 1) | 2.0 | | 7 | 1 | 0 | 0 | 1 | 0 | 0 | 0 | 0 | 0 | 0 | 16 | 21 | 0.00 | 0.500 |

| PITCHER | IP | WLS | BF | H | R | ER | SO | BB | IBB | HBP | BLK | WP | HR | S | P | ERA | WHIP |
|---|---|---|---|---|---|---|---|---|---|---|---|---|---|---|---|---|---|

# Toronto Blue Jays @ Detroit Tigers

Tiger Stadium, Detroit, MI

Fri Jul 07 1989, 7:05 PM EDT

Att. 25,213 - Unknown - 81 F

BOTTOM

| Batter | 1 | 2 | 3 | 4 | 5 | 6 | 7 | 8 | 9 | AB | R | H | RBI | BB | SO | LOB |
|---|---|---|---|---|---|---|---|---|---|---|---|---|---|---|---|---|
| Gary Pettis, S (1, 8)<br>OBP: 0.380, SLG: 0.331 | C F B X<br>1-2<br>S G6-3 2B | | B B B B<br>4-0<br>BB | | B B B C C X<br>3-2<br>S 1B 1B | | X<br>0-0 ③<br>G4-3 | | | 3 | 2 | 2 | 0 | 1 | 0 | 0 |
| Tracy Jones, R (1, 10)<br>OBP: 0.299, SLG: 0.329 | B B F X<br>2-1 ①<br>G6-3<br>2-H | | 1 SAFE 1 SAFE 1 SAFE P S X<br>1-1 ③<br>F9 | | 1 SAFE B 1 SAFE B X<br>2-0 ②<br>G5-3<br>1-2 | | | X<br>0-0<br>FC4-5 2B | | 4 | 0 | 1 | 1 | 0 | 0 | 2 |
| Lou Whitaker, L (1, 4)<br>OBP: 0.368, SLG: 0.497 | X<br>0-0 ②<br>L3 | | | C C B X<br>1-2 ①<br>P4 | B F B X<br>2-1<br>2-H 1B | | | S B X<br>1-1 ①<br>FC4-5<br>2-3 | | 4 | 0 | 1 | 1 | 0 | 0 | 1 |
| Alan Trammell, R (1, 6)<br>OBP: 0.344, SLG: 0.324 | C X<br>0-1 ③<br>G3 | | | B B C B X<br>3-1 ②<br>G5-3 | B B C B F X<br>3-2 ③<br>G3 | | | B S S C<br>1-3 ②<br>K | | 4 | 0 | 0 | 0 | 0 | 1 | 2 |
| Keith Moreland, R (1, 3)<br>OBP: 0.391, SLG: 0.455 | | B F B F F X<br>2-2 ①<br>2B | | B B F X<br>2-1<br>1B | | B B B B<br>4-0<br>FC6-4 BB | | F B C S<br>1-3 ③<br>K | | 3 | 0 | 2 | 0 | 1 | 1 | 1 |
| Chet Lemon, R (1, 9)<br>OBP: 0.336, SLG: 0.317 | | S C B F B B X<br>3-2 ②<br>G5-3 | | F B X<br>1-1 ③<br>F9 | | C B C X<br>1-2 ①<br>FC6-4 G6-3<br>1-2f | | | C S B F S<br>1-3 ①<br>K | 4 | 0 | 0 | 0 | 0 | 1 | 2 |
| Gary Ward, R (1, 7)<br>OBP: 0.305, SLG: 0.374<br>Dave Bergman, L (9, PH)<br>OBP: 0.337, SLG: 0.308 | | X<br>0-0 ③<br>G5-3 | | | X<br>0-0<br>HR | C B X<br>1-1 ②③<br>G6-3<br>1-2f | | | B C S S B X<br>2-2<br>E5 | 3<br>1 | 1<br>0 | 1<br>0 | 1<br>0 | 0<br>0 | 0<br>0 | 1<br>0 |
| Rick Schu, R (1, 5)<br>OBP: 0.294, SLG: 0.322<br>Fred Lynn, L (9, PH)<br>OBP: 0.300, SLG: 0.327 | | | B X<br>1-0 ①<br>P4 | | B X<br>1-0<br>HR | | B X<br>1-0 ①<br>G6-3 | | B B B C B 1 SAFE S S S<br>3-3 ②<br>K | 3<br>1 | 1<br>0 | 1<br>0 | 1<br>0 | 0<br>0 | 0<br>1 | 0<br>1 |
| Matt Sinatro, R (1, 2)<br>Scott Lusader, L (9, PH)<br>OBP: 0.265, SLG: 0.283 | | | F B B X<br>2-1 ②<br>P4 | | B X<br>1-0 ①<br>F8 | | B C B X<br>2-1 ②<br>G1-3 | | B C B B S S S<br>3-3 ③<br>K | 3<br>1 | 0<br>0 | 0<br>0 | 0<br>0 | 0<br>0 | 0<br>1 | 0<br>1 |
| Inning Stats | R: 1 H: 1<br>E: 0 LOB: 0<br>K: 0 BB: 0<br>S: 9 P: 12 | R: 0 H: 1<br>E: 0 LOB: 0<br>K: 0 BB: 0<br>S: 9 P: 14 | R: 0 H: 0<br>E: 0 LOB: 1<br>K: 0 BB: 1<br>S: 6 P: 13 | R: 0 H: 1<br>E: 0 LOB: 1<br>K: 0 BB: 0<br>S: 9 P: 16 | R: 3 H: 4<br>E: 0 LOB: 1<br>K: 0 BB: 0<br>S: 12 P: 24 | R: 0 H: 0<br>E: 0 LOB: 0<br>K: 0 BB: 1<br>S: 5 P: 11 | R: 0 H: 0<br>E: 0 LOB: 0<br>K: 0 BB: 0<br>S: 4 P: 7 | R: 0 H: 1<br>E: 0 LOB: 1<br>K: 2 BB: 0<br>S: 9 P: 12 | R: 0 H: 0<br>E: 1 LOB: 1<br>K: 3 BB: 0<br>S: 13 P: 22 | 1B: 3 SF: 0<br>2B: 3 SAC: 0<br>3B: 0 DP: 1<br>HR: 2 HBP: 0 | | | | | | |

livebaseballscorecards.com

| | |
|---|---|
| AB | 34 |
| R | 4 |
| H | 8 |
| RBI | 4 |
| BB | 2 |
| SO | 5 |
| LOB | 11 |

WP: 0 PA: 36
PB: 0
SB: 2
CS: 0

| PITCHER | | IP | WLS | BF | H | R | ER | SO | BB | IBB | HBP | BLK | WP | HR | S | P | ERA | WHIP |
|---|---|---|---|---|---|---|---|---|---|---|---|---|---|---|---|---|---|---|
| Mike Flanagan, L<br>ERA: 3.66 | (1, 1) | 4.2 | | 21 | 7 | 4 | 4 | 0 | 1 | 0 | 0 | 0 | 0 | 2 | 42 | 73 | 7.71 | 1.714 |
| Steve Cummings, R<br>ERA: 2.38 | (5, 1) | 2.1 | W | 8 | 1 | 0 | 0 | 0 | 1 | 0 | 0 | 0 | 0 | 0 | 13 | 25 | 0.00 | 0.857 |
| David Wells, L<br>ERA: 3.23 | (8, 1) | 0.1 | | 1 | 0 | 0 | 0 | 0 | 0 | 0 | 0 | 0 | 0 | 0 | 2 | 3 | 0.00 | 0.000 |
| Tom Henke, R<br>ERA: 3.35 | (8, 1) | 1.2 | S | 6 | 0 | 0 | 0 | 5 | 0 | 0 | 0 | 0 | 0 | 0 | 19 | 30 | 0.00 | 0.000 |

| PITCHER | IP | WLS | BF | H | R | ER | SO | BB | IBB | HBP | BLK | WP | HR | S | P | ERA | WHIP |
|---|---|---|---|---|---|---|---|---|---|---|---|---|---|---|---|---|---|

| Batter | 1 | 2 | 3 | 4 | 5 | 6 | 7 | 8 | 9 | AB | R | H | RBI | BB | SO | LOB |
|---|---|---|---|---|---|---|---|---|---|---|---|---|---|---|---|---|
| Junior Felix, S (1, 9)<br>OBP: 0.335, SLG: 0.425 | F7 | | SH5-4 BB<br>1-2 | | F9 | | HR<br>1-H | | 1B<br>2-H 3-H | 4 | 1 | 2 | 4 | 1 | 0 | 0 |
| Tony Fernandez, S (1, 6)<br>OBP: 0.292, SLG: 0.362 | L4 | | SH5-4<br>1-2 2-3 | | L8 | | F9 | | F9 | 4 | 0 | 0 | 0 | 0 | 0 | 2 |
| Kelly Gruber, R (1, 5)<br>OBP: 0.358, SLG: 0.445 | F8 | | P8 | | | SF8 L8 S<br>1B | | G6-3 | K | 5 | 1 | 1 | 0 | 0 | 1 | 3 |
| George Bell, R (1, 7)<br>OBP: 0.318, SLG: 0.425 | | P3 | G6-3 | | | L8<br>1-3 | | G4-3 | F8 | 5 | 0 | 0 | 0 | 0 | 0 | 4 |
| Fred McGriff, L (1, 3)<br>OBP: 0.375, SLG: 0.540 | | 2B BB | K | | | SF8<br>3-H | | K | | 2 | 1 | 0 | 1 | 1 | 2 | 0 |
| Ernie Whitt, L (1, 2)<br>OBP: 0.396, SLG: 0.455 | | 1-H 2B | P3 | | | G3 | | | 2B 1B BB | 3 | 1 | 1 | 1 | 1 | 0 | 0 |
| Lloyd Moseby, L (1, 8)<br>OBP: 0.295, SLG: 0.312 | | K | 2B | | | | FC4-6 1B | | 1B E 2B<br>1-3 | 4 | 1 | 3 | 0 | 0 | 1 | 1 |
| Greg Myers, L (1, 10)<br>Tom Lawless, R (7, PR)<br>OBP: 0.279, SLG: 0.189<br>Rance Mulliniks, L (9, PH)<br>OBP: 0.309, SLG: 0.292 | | G6-3 | F8 | | | | FC4-6 HR<br>1-2f | | E 1B IBB | 3<br>0<br>0 | 0<br>1<br>1 | 0<br>0<br>0 | 0<br>0<br>0 | 0<br>0<br>1 | 0<br>0<br>0 | 3<br>0<br>0 |
| Nelson Liriano, S (1, 4)<br>OBP: 0.311, SLG: 0.367 | | | SH5-4 S HBP | | P6 | | F8 | | E5 1B<br>1-3 2-H 3-H | 3 | 1 | 1 | 1 | 0 | 0 | 1 |

# TOP

## Toronto Blue Jays @ Detroit Tigers

Tiger Stadium, Detroit, MI

Sat Jul 08 1989, 7:05 PM EDT

Att. 31,342 - Unknown - 82 F

livebaseballscorecards.com

| | |
|---|---|
| AB | 33 |
| R | 8 |
| H | 8 |
| RBI | 7 |
| BB | 4 |
| SO | 4 |
| LOB | 14 |

| Inning Stats | 1 | 2 | 3 | 4 | 5 | 6 | 7 | 8 | 9 |
|---|---|---|---|---|---|---|---|---|---|
| | R: 0<br>E: 0<br>K: 0<br>S: 8 | R: 1<br>E: 0<br>K: 1<br>S: 15 | R: 0<br>E: 0<br>K: 0<br>S: 6 | R: 0<br>E: 0<br>K: 1<br>S: 12 | R: 0<br>E: 0<br>K: 0<br>S: 7 | R: 1<br>E: 0<br>K: 0<br>S: 13 | R: 2<br>E: 0<br>K: 0<br>S: 12 | R: 0<br>E: 0<br>K: 1<br>S: 7 | R: 4<br>E: 1<br>K: 1<br>S: 14 |
| | H: 0<br>LOB: 0<br>BB: 0<br>P: 12 | H: 1<br>LOB: 1<br>BB: 1<br>P: 24 | H: 0<br>LOB: 2<br>BB: 1<br>P: 12 | H: 1<br>LOB: 1<br>BB: 0<br>P: 22 | H: 0<br>LOB: 0<br>BB: 0<br>P: 14 | H: 1<br>LOB: 0<br>BB: 0<br>P: 19 | H: 2<br>LOB: 1<br>BB: 0<br>P: 17 | H: 0<br>LOB: 0<br>BB: 0<br>P: 14 | H: 3<br>LOB: 1<br>BB: 2<br>P: 25 |

| 1B: 4 | SF: 1 | WP: 0 | PA: 40 |
|---|---|---|---|
| 2B: 3 | SAC: 1 | PB: 0 | |
| 3B: 0 | DP: 0 | SB: 2 | |
| HR: 1 | HBP: 1 | CS: 0 | |

| PITCHER | | IP | WLS | BF | H | R | ER | SO | BB | IBB | HBP | BLK | WP | HR | S | P | ERA | WHIP |
|---|---|---|---|---|---|---|---|---|---|---|---|---|---|---|---|---|---|---|
| Doyle Alexander, R<br>ERA: 3.79 | (1, 1) | 7.0 | L | 29 | 5 | 4 | 4 | 2 | 2 | 0 | 1 | 0 | 0 | 1 | 73 | 120 | 5.14 | 1.000 |
| Mike Henneman, R<br>ERA: 4.17 | (8, 1) | 1.0 | | 7 | 2 | 4 | 4 | 1 | 1 | 1 | 0 | 0 | 0 | 0 | 14 | 30 | 36.00 | 3.000 |
| Brad Havens, L<br>ERA: 5.6 | (9, 1) | 1.0 | | 4 | 1 | 0 | 0 | 1 | 0 | 0 | 0 | 0 | 0 | 0 | 7 | 9 | 0.00 | 1.000 |

| PITCHER | IP | WLS | BF | H | R | ER | SO | BB | IBB | HBP | BLK | WP | HR | S | P | ERA | WHIP |
|---|---|---|---|---|---|---|---|---|---|---|---|---|---|---|---|---|---|

# BOTTOM

| Batter | 1 | 2 | 3 | 4 | 5 | 6 | 7 | 8 | 9 | AB | R | H | RBI | BB | SO | LOB |
|---|---|---|---|---|---|---|---|---|---|---|---|---|---|---|---|---|
| Gary Pettis, S (1, 8)<br>OBP: 0.390, SLG: 0.358 | C B X<br>1-1 CS 1B | | B X<br>1-0 P9 ③ | | C B 1 SAFE F B B B<br>4-2 FC5-4 1-2 BB | | B C X<br>1-1 1-H SF9 3B | | B C B B C X<br>3-2 2B | 4 | 1 | 3 | 1 | 1 | 0 | 0 |
| Tracy Jones, R (1, 10)<br>OBP: 0.291, SLG: 0.321 | 1 SAFE<br>1 SAFE<br>1 SAFE<br>1 SAFE<br>C 1 SAFE X<br>0-1 F9 ①② 1-2 | | | B C X<br>1-1 G5-3 ① | C X<br>0-1 FC5-4 ③ 1-2f | | B B X<br>2-0 SF9 ② 3-H | | C B X<br>1-1 G6-3 ③ | 4 | 0 | 0 | 1 | 0 | 0 | 4 |
| Lou Whitaker, L (1, 4)<br>OBP: 0.367, SLG: 0.493 | B X<br>1-0 P4 ③ | | | C B B C B X<br>3-2 F9 1B 1B | | X<br>0-0 F9 ① | C B X<br>1-1 E7 | | | 4 | 0 | 1 | 0 | 0 | 0 | 0 |
| Alan Trammell, R (1, 6)<br>OBP: 0.342, SLG: 0.323 | | C B B X<br>2-1 G6-3 ① | | X<br>0-0 1-2 1B | | B F B X<br>2-1 G6-3 ② | B B C C F F F F F<br>2-3 S K ③ | | | 4 | 0 | 1 | 0 | 0 | 1 | 1 |
| Keith Moreland, R (1, 3)<br>OBP: 0.389, SLG: 0.452 | | B B C B X<br>3-1 G6-3 ② | | C C X<br>0-2 F9 ② 2-3 | | B B B X<br>3-0 E7 1B 1B | | F M B S<br>1-3 K ① | | 4 | 0 | 1 | 0 | 0 | 1 | 2 |
| Chet Lemon, R (1, 9)<br>OBP: 0.338, SLG: 0.333 | X<br>0-0 HR | | | C C 1 SAFE B B F 1 SAFE F B<br>3-2 X G5-3 ③ | | F F F X<br>0-2 2-3 1B | | S F B S<br>1-3 K ② | | 4 | 1 | 2 | 1 | 0 | 1 | 2 |
| Gary Ward, R (1, 7)<br>OBP: 0.299, SLG: 0.366<br>Dave Bergman, L (8, PH)<br>OBP: 0.335, SLG: 0.306<br>(9, 7) | C C B B F S<br>2-3 K ③ | | | | X<br>0-0 G6-3 ① | C B B F S<br>2-3 K ③ | | B C X<br>1-1 G6-3 ③ | | 3<br>1 | 0<br>0 | 0<br>0 | 0<br>0 | 0<br>0 | 2<br>0 | 2<br>0 |
| Rick Schu, R (1, 5)<br>OBP: 0.288, SLG: 0.315<br>Scott Lusader, L (9, PH)<br>OBP: 0.260, SLG: 0.277 | | | C B X<br>1-1 G5-3 ① | | C F B B B X<br>2-2 F8 ② | | C F B B F S<br>1-3 K ① | | B B C B C B S S F S<br>3-3 K ① | 3<br>1 | 0<br>0 | 0<br>0 | 0<br>0 | 0<br>0 | 1<br>1 | 0<br>0 |
| Matt Sinatro, R (1, 2)<br>OBP: 0.333, SLG: 0.250<br>Fred Lynn, L (9, PH)<br>OBP: 0.299, SLG: 0.325 | | | X<br>0-0 B1-3 ② | | B C B B F F B X<br>3-2 BB 1B | | C X<br>0-1 3B 1B | | C B S B B X<br>3-2 G3 ② | 3<br>1 | 1<br>0 | 2<br>0 | 0<br>0 | 0<br>0 | 0<br>0 | 0<br>0 |
| Inning Stats | R: 0 H: 1<br>E: 0 LOB: 0<br>K: 0 BB: 0<br>S: 5 P: 7 | R: 1 H: 1<br>E: 0 LOB: 0<br>K: 1 BB: 0<br>S: 9 P: 16 | R: 0 H: 0<br>E: 0 LOB: 0<br>K: 0 BB: 0<br>S: 4 P: 6 | R: 0 H: 2<br>E: 0 LOB: 2<br>K: 0 BB: 0<br>S: 14 P: 21 | R: 0 H: 1<br>E: 0 LOB: 2<br>K: 0 BB: 1<br>S: 12 P: 21 | R: 0 H: 2<br>E: 1 LOB: 2<br>K: 1 BB: 0<br>S: 11 P: 18 | R: 2 H: 2<br>E: 1 LOB: 1<br>K: 2 BB: 0<br>S: 19 P: 26 | R: 0 H: 0<br>E: 0 LOB: 0<br>K: 2 BB: 0<br>S: 8 P: 11 | R: 0 H: 1<br>E: 0 LOB: 1<br>K: 1 BB: 0<br>S: 12 P: 22 | 1B: 7<br>2B: 1<br>3B: 1<br>HR: 1 | SF: 1<br>SAC: 0<br>DP: 0<br>HBP: 0 | | | WP: 0<br>PB: 0<br>SB: 0<br>CS: 1 | PA: 38 | | |

| PITCHER | | IP | WLS | BF | H | R | ER | SO | BB | IBB | HBP | BLK | WP | HR | S | P | ERA | WHIP |
|---|---|---|---|---|---|---|---|---|---|---|---|---|---|---|---|---|---|---|
| John Cerutti, L<br>ERA: 2.68 | (1, 1) | 6.1 | W | 28 | 9 | 3 | 3 | 3 | 1 | 0 | 0 | 0 | 0 | 1 | 63 | 99 | 4.26 | 1.579 |
| David Wells, L<br>ERA: 3.2 | (7, 1) | 0.2 | | 3 | 0 | 0 | 0 | 1 | 0 | 0 | 0 | 0 | 0 | 0 | 11 | 16 | 0.00 | 0.000 |
| Duane Ward, R<br>ERA: 2.96 | (8, 1) | 2.0 | S | 7 | 1 | 0 | 0 | 3 | 0 | 0 | 0 | 0 | 0 | 0 | 20 | 33 | 0.00 | 0.500 |

| PITCHER | IP | WLS | BF | H | R | ER | SO | BB | IBB | HBP | BLK | WP | HR | S | P | ERA | WHIP |
|---|---|---|---|---|---|---|---|---|---|---|---|---|---|---|---|---|---|

# Toronto Blue Jays @ Detroit Tigers

Tiger Stadium, Detroit, MI

Sat Jul 08 1989, 7:05 PM EDT

Att. 31,342 - Unknown - 82 F

livebaseballscorecards.com

| | |
|---|---|
| AB | 36 |
| R | 3 |
| H | 10 |
| RBI | 3 |
| BB | 1 |
| SO | 7 |
| LOB | 11 |

| Batter | 1 | 2 | 3 | 4 | 5 | 6 | 7 | 8 | 9 | AB | R | H | RBI | BB | SO | LOB |
|---|---|---|---|---|---|---|---|---|---|---|---|---|---|---|---|---|
| Junior Felix, S (1, 8) (9, 9)<br>OBP: 0.333, SLG: 0.434 | L5 | | G5-3 | | F8 | | PO 1-2 | HR | | 4 | 1 | 1 | 1 | 0 | 0 | 0 |
| Tony Fernandez, S (1, 6)<br>OBP: 0.292, SLG: 0.360 | L4 | | 1B | | L7 | | | G6-3 | | 4 | 0 | 1 | 0 | 0 | 0 | 0 |
| Kelly Gruber, R (1, 5)<br>OBP: 0.356, SLG: 0.442 | K | | 1 SAFE 1-2 | | | F9 | | G4-3 | | 4 | 0 | 1 | 0 | 0 | 1 | 0 |
| George Bell, R (1, 7)<br>OBP: 0.320, SLG: 0.425 | | 1B 1B | L9 | | | F8 | | BB | | 3 | 1 | 1 | 0 | 1 | 0 | 2 |
| Fred McGriff, L (1, 3)<br>OBP: 0.376, SLG: 0.538 | | G6-4-3 1B 1-2 | | G4-3 | | BB | | K | | 3 | 0 | 1 | 0 | 1 | 1 | 1 |
| Pat Borders, R (1, 2)<br>OBP: 0.310, SLG: 0.374 | | G6-4-3 1-2 2-H | | FC5-4 | | P3 | | | 1B | 3 | 0 | 2 | 1 | 1 | 0 | 1 |
| Manuel Lee, S (1, 4)<br>OBP: 0.315, SLG: 0.326 | | G6-4-3 1-2f 2-3 | | P4 | | | K | | K | 4 | 0 | 0 | 0 | 0 | 2 | 4 |
| Bob Brenly, R (1, 10)<br>OBP: 0.255, SLG: 0.271<br>Ernie Whitt, L (9, PH)<br>OBP: 0.394, SLG: 0.453 | | L7 | | FC5-4 1-2f | | | F7 | | P6 | 3 | 0 | 0 | 0 | 0 | 0 | 2 |
| | | | | | | | | | | 1 | 0 | 0 | 0 | 0 | 0 | 1 |
| Tom Lawless, R (1, 9)<br>OBP: 0.283, SLG: 0.200<br>Lloyd Moseby, L (9, PH) (9, 8)<br>OBP: 0.294, SLG: 0.311 | | | K | | K | | PO | | K | 3 | 0 | 1 | 0 | 0 | 2 | 0 |
| | | | | | | | | | | 1 | 0 | 0 | 0 | 0 | 1 | 1 |
| Inning Stats | R: 0 E: 0 K: 1 S: 6 / H: 0 LOB: 0 BB: 0 P: 11 | R: 1 E: 0 K: 0 S: 10 / H: 3 LOB: 1 BB: 0 P: 12 | R: 0 E: 0 K: 1 S: 12 / H: 2 LOB: 2 BB: 0 P: 21 | R: 0 E: 0 K: 0 S: 6 / H: 0 LOB: 1 BB: 1 P: 12 | R: 0 E: 0 K: 1 S: 7 / H: 0 LOB: 0 BB: 0 P: 9 | R: 0 E: 0 K: 0 S: 9 / H: 0 LOB: 1 BB: 1 P: 17 | R: 0 E: 0 K: 1 S: 8 / H: 1 LOB: 0 BB: 0 P: 11 | R: 1 E: 0 K: 1 S: 8 / H: 1 LOB: 1 BB: 1 P: 15 | R: 0 E: 0 K: 2 S: 9 / H: 1 LOB: 1 BB: 0 P: 12 | 1B: 7 2B: 0 3B: 0 HR: 1 | SF: 0 SAC: 0 DP: 1 HBP: 0 | | | | | | |

| PITCHER | | IP | WLS | BF | H | R | ER | SO | BB | IBB | HBP | BLK | WP | HR | S | P | ERA | WHIP |
|---|---|---|---|---|---|---|---|---|---|---|---|---|---|---|---|---|---|---|
| Frank Tanana, L<br>ERA: 3.48 | (1, 1) | 8.0 | L | 32 | 7 | 2 | 2 | 5 | 3 | 0 | 0 | 0 | 0 | 1 | 66 | 108 | 2.25 | 1.250 |
| Ed Nunez, R<br>ERA: 2.45 | (9, 1) | 1.0 | | 4 | 1 | 0 | 0 | 2 | 0 | 0 | 0 | 0 | 0 | 0 | 9 | 12 | 0.00 | 1.000 |

| PITCHER | IP | WLS | BF | H | R | ER | SO | BB | IBB | HBP | BLK | WP | HR | S | P | ERA | WHIP |
|---|---|---|---|---|---|---|---|---|---|---|---|---|---|---|---|---|---|

# TOP

## Toronto Blue Jays @ Detroit Tigers

Tiger Stadium, Detroit, MI

Sun Jul 09 1989, 3:33 AM EDT

Att. 32,428 - Sunny

livebaseballscorecards.com

| | |
|---|---|
| AB | 33 |
| R | 2 |
| H | 8 |
| RBI | 2 |
| BB | 3 |
| SO | 7 |
| LOB | 12 |

| | | | | | | | | | |
|---|---|---|---|---|---|---|---|---|---|
| 1B: 7 | SF: 0 | WP: 0 | PA: 37 |
| 2B: 0 | SAC: 0 | PB: 0 | |
| 3B: 0 | DP: 1 | SB: 0 | |
| HR: 1 | HBP: 0 | CS: 0 | |

| Batter | 1 | 2 | 3 | 4 | 5 | 6 | 7 | 8 | 9 | AB | R | H | RBI | BB | SO | LOB |
|---|---|---|---|---|---|---|---|---|---|---|---|---|---|---|---|---|
| Gary Pettis, S (1, 8)<br>OBP: 0.382, SLG: 0.350 | G5-3 | | B1-3 | | | G3 | | G5-3 | | 4 | 0 | 0 | 0 | 0 | 0 | 0 |
| Dave Bergman, L (1, 3)<br>OBP: 0.328, SLG: 0.299 | G5-3 | | G3 | | | G4-1 | | G4-3 | | 4 | 0 | 0 | 0 | 0 | 0 | 0 |
| Lou Whitaker, L (1, 4)<br>OBP: 0.366, SLG: 0.490 | F6 | | | L8 | | FC6-4 1B | | | K | 4 | 0 | 1 | 0 | 0 | 1 | 0 |
| Alan Trammell, R (1, 6)<br>OBP: 0.337, SLG: 0.317 | | G5-3 | | G5-3 | | FC6-4 1-2f | | | K | 4 | 0 | 0 | 0 | 0 | 1 | 1 |
| Keith Moreland, R (1, 10)<br>OBP: 0.387, SLG: 0.447 | | F8 | | BB | | | G5-3 | | P4 | 3 | 0 | 0 | 0 | 1 | 0 | 0 |
| Fred Lynn, L (1, 7)<br>OBP: 0.304, SLG: 0.327 | | HBP BB | | P1 | | | 1B | | | 2 | 0 | 1 | 0 | 1 | 0 | 1 |
| Chet Lemon, R (1, 9)<br>OBP: 0.338, SLG: 0.330 | 1-2 HBP | | G5-3 | | | | P6 | | | 2 | 0 | 0 | 0 | 0 | 0 | 1 |
| Rick Schu, R (1, 5)<br>OBP: 0.282, SLG: 0.307 | G4-3 | | G5-3 | | | | F8 | | | 3 | 0 | 0 | 0 | 0 | 0 | 3 |
| Matt Sinatro, R (1, 2)<br>OBP: 0.250, SLG: 0.182 | | | G6-3 | | K | | | K | | 3 | 0 | 0 | 0 | 0 | 2 | 0 |
| Inning Stats | R: 0 H: 0<br>E: 0 LOB: 0<br>K: 0 BB: 0<br>S: 7 P: 12 | R: 0 H: 0<br>E: 0 LOB: 2<br>K: 0 BB: 1<br>S: 7 P: 16 | R: 0 H: 0<br>E: 0 LOB: 0<br>K: 0 BB: 0<br>S: 5 P: 6 | R: 0 H: 0<br>E: 0 LOB: 1<br>K: 0 BB: 1<br>S: 10 P: 19 | R: 0 H: 0<br>E: 0 LOB: 0<br>K: 1 BB: 0<br>S: 6 P: 7 | R: 0 H: 1<br>E: 0 LOB: 1<br>K: 0 BB: 0<br>S: 8 P: 12 | R: 0 H: 1<br>E: 0 LOB: 1<br>K: 0 BB: 0<br>S: 10 P: 18 | R: 0 H: 0<br>E: 0 LOB: 0<br>K: 1 BB: 0<br>S: 7 P: 11 | R: 0 H: 0<br>E: 0 LOB: 0<br>K: 2 BB: 0<br>S: 10 P: 13 | 1B: 2 SF: 0<br>2B: 0 SAC: 0<br>3B: 0 DP: 0<br>HR: 0 HBP: 1 | | | | | | |

| PITCHER | IP | WLS | BF | H | R | ER | SO | BB | IBB | HBP | BLK | WP | HR | S | P | ERA | WHIP |
|---|---|---|---|---|---|---|---|---|---|---|---|---|---|---|---|---|---|
| Dave Stieb, R (1, 1)<br>ERA: 4.02 | 7.0 | W | 26 | 2 | 0 | 0 | 1 | 2 | 0 | 1 | 0 | 0 | 0 | 53 | 90 | 0.00 | 0.571 |
| Tom Henke, R (8, 1)<br>ERA: 3.18 | 2.0 | S | 6 | 0 | 0 | 0 | 3 | 0 | 0 | 0 | 0 | 0 | 0 | 17 | 24 | 0.00 | 0.000 |

| PITCHER | IP | WLS | BF | H | R | ER | SO | BB | IBB | HBP | BLK | WP | HR | S | P | ERA | WHIP |
|---|---|---|---|---|---|---|---|---|---|---|---|---|---|---|---|---|---|

# BOTTOM

## Toronto Blue Jays @ Detroit Tigers

Tiger Stadium, Detroit, MI

Sun Jul 09 1989, 3:33 AM EDT

Att. 32,428 - Sunny

livebaseballscorecards.com

| | |
|---|---|
| AB | 29 |
| R | 0 |
| H | 2 |
| RBI | 0 |
| BB | 2 |
| SO | 4 |
| LOB | 6 |

| Batter | 1 | 2 | 3 | 4 | 5 | 6 | 7 | 8 | 9 | 10 | 11 | 12 | AB | R | H | RBI | BB | SO | LOB |
|---|---|---|---|---|---|---|---|---|---|---|---|---|---|---|---|---|---|---|---|
| Harold Reynolds, S (1, 4)<br>OBP: 0.356, SLG: 0.373 | F8 | | G4-3 | | | F7 | | E8 1B | | CS 1B | | 1B 1B | 6 | 1 | 3 | 1 | 0 | 0 | 0 |
| Henry Cotto, R (1, 7)<br>OBP: 0.293, SLG: 0.370 | K | | | G6-3 | | | G1-3 | G3 | | FC6-4 BB | | | 3 | 0 | 0 | 0 | 0 | 1 | 0 |
| Greg Briley, L (8, PH)<br>OBP: 0.345, SLG: 0.428 (8, 7) | | | | | | | | | | | | 1B 1B | 2 | 0 | 1 | 0 | 1 | 0 | 1 |
| Alvin Davis, L (1, 3)<br>OBP: 0.430, SLG: 0.458 | P5 | | | F8 | | | F9 | | 1B HBP E BB | FC6-4 | | | 3 | 0 | 0 | 0 | 1 | 0 | 0 |
| Bruce Fields, L (9, PR)<br>Edgar Martinez, R (9, 5)<br>OBP: 0.314, SLG: 0.324 | | | | | | | | | | | | 1B | 0 | 1 | 0 | 0 | 0 | 0 | 0 |
| Jeffrey Leonard, R (1, 10)<br>OBP: 0.320, SLG: 0.447 | | FC5-4 1B | | F9 | | | L6 | | E HBP | | P4 | | 2 | 1 | 1 | 1 | 0 | 0 | 1 |
| Darnell Coles, R (1, 9)<br>OBP: 0.305, SLG: 0.394 | | FC5-4 | | | K | | | HR | K | | P4 | | 4 | 0 | 1 | 0 | 0 | 0 | 0 |
| Ken Griffey Jr., L (1, 8)<br>OBP: 0.348, SLG: 0.473 | | P6 | | | L4-3 1B | | | F7 | E9 IBB | | BB | | 5 | 1 | 1 | 1 | 0 | 2 | 3 |
| Jim Presley, R (1, 5)<br>OBP: 0.311, SLG: 0.403 (9, 3) | | F7 | | | L4-3 | | | K | G6-4-3 IBB | | L4 | | 4 | 0 | 2 | 0 | 1 | 0 | 1 |
| Dave Valle, R (1, 2)<br>OBP: 0.335, SLG: 0.422 | | | L9 | | P4 | | | 1B 1B BB | G6-4-3 | | | F9 | 4 | 0 | 0 | 0 | 1 | 1 | 3 |
| Omar Vizquel, S (1, 6)<br>OBP: 0.280, SLG: 0.283<br>Scott Bradley, L (8, PH)<br>OBP: 0.310, SLG: 0.372<br>Dave Cochrane, S (8, 6)<br>OBP: 0.314, SLG: 0.350 | | | P4 | | P6 | | | E 1B | | K | | P3 | 4 | 0 | 1 | 0 | 1 | 0 | 3 |
| Inning Stats | R: 0 E: 0 K: 1 S: 10 H: 0 LOB: 0 BB: 0 P: 15 | R: 0 E: 0 K: 0 S: 7 H: 1 LOB: 1 BB: 0 P: 8 | R: 0 E: 0 K: 0 S: 10 H: 0 LOB: 0 BB: 0 P: 16 | R: 0 E: 0 K: 0 S: 5 H: 0 LOB: 0 BB: 0 P: 8 | R: 0 E: 0 K: 1 S: 7 H: 1 LOB: 0 BB: 0 P: 8 | R: 0 E: 0 K: 0 S: 5 H: 0 LOB: 0 BB: 0 P: 9 | R: 0 E: 0 K: 0 S: 10 H: 0 LOB: 0 BB: 0 P: 13 | R: 3 E: 1 K: 1 S: 19 H: 3 LOB: 1 BB: 1 P: 30 | R: 1 E: 1 K: 1 S: 11 H: 1 LOB: 2 BB: 2 P: 23 | R: 0 E: 0 K: 1 S: 9 H: 1 LOB: 1 BB: 1 P: 17 | R: 0 E: 0 K: 0 S: 8 H: 0 LOB: 1 BB: 1 P: 18 | R: 1 E: 0 K: 0 S: 14 H: 3 LOB: 2 BB: 0 P: 22 | | | | | | | |

| PITCHER | | IP | WLS | BF | H | R | ER | SO | BB | IBB | HBP | BLK | WP | HR | S | P | ERA | WHIP |
|---|---|---|---|---|---|---|---|---|---|---|---|---|---|---|---|---|---|---|
| Paul Gibson, L<br>ERA: 4.68 | (1, 1) | 7.1 | | 24 | 3 | 1 | 1 | 2 | 0 | 0 | 0 | 0 | 0 | 1 | 59 | 85 | 1.23 | 0.409 |
| Mike Henneman, R<br>ERA: 4.47 | (8, 1) | 1.0 | | 8 | 2 | 3 | 2 | 2 | 2 | 0 | 1 | 0 | 0 | 0 | 20 | 34 | 18.00 | 4.000 |
| Brad Havens, L<br>ERA: 5.6 | (9, 1) | 0.0 | | 1 | 1 | 0 | 0 | 0 | 0 | 0 | 0 | 0 | 0 | 0 | 3 | 5 | ∞ | ∞ |
| Ed Nunez, R<br>ERA: 1.98 | (9, 1) | 2.2 | | 10 | 1 | 0 | 0 | 1 | 2 | 1 | 0 | 0 | 0 | 0 | 19 | 41 | 0.00 | 1.125 |
| Mike Schwabe, R<br>ERA: 5.27 | (12, 1) | 1.0 | L | 5 | 3 | 1 | 1 | 0 | 0 | 0 | 0 | 0 | 0 | 0 | 14 | 22 | 9.00 | 3.000 |

| PITCHER | IP | WLS | BF | H | R | ER | SO | BB | IBB | HBP | BLK | WP | HR | S | P | ERA | WHIP |
|---|---|---|---|---|---|---|---|---|---|---|---|---|---|---|---|---|---|

TOP

# Seattle Mariners @ Detroit Tigers

Tiger Stadium, Detroit, MI

Thu Jul 13 1989, 7:05 PM EDT

Att. 14,879 - Overcast - 72 F

livebaseballscorecards.com

| | |
|---|---|
| AB | 42 |
| R | 5 |
| H | 10 |
| RBI | 3 |
| BB | 5 |
| SO | 5 |
| LOB | 12 |

1B: 9 SF: 0
2B: 1 SAC: 0
3B: 0 DP: 2
HR: 1 HBP: 1

WP: 0 PA: 48
PB: 0
SB: 0
CS: 1

| Batter | 1 | 2 | 3 | 4 | 5 | 6 | 7 | 8 | 9 | 10 | 11 | 12 | AB | R | H | RBI | BB | SO | LOB |
|---|---|---|---|---|---|---|---|---|---|---|---|---|---|---|---|---|---|---|---|
| Gary Pettis, S (1, 8)<br>OBP: 0.378, SLG: 0.346 | C B B F X<br>2-2<br>G1-3 ① | | B F F F B X<br>3-2<br>F9 ② | | F B B X<br>2-1<br>F9 ③ | | 1 SAFE 1 SAFE X<br>0-0<br>SH2-4 ①<br>1-2 | | B C B X<br>2-1<br>G6-3 S<br>1B<br>1B | | C B X<br>1-1<br>G4-3 ① | | 5 | 1 | 1 | 0 | 0 | 0 | 1 |
| Tracy Jones, R (1, 7)<br>OBP: 0.287, SLG: 0.322 | C S B F B B X<br>3-2<br>F9 ② | | B B X<br>2-0<br>P2 ③ | | | F X<br>0-1<br>1B 1B<br>2B | C F B B X<br>2-2<br>G6-3 ②<br>2-3 | | F 1 SAFE 1 SAFE B 1 SAFE 1 SAFE B X<br>2-1<br>G6-3 ①<br>1-3 | | B F B F S<br>2-3<br>K ② | | 6 | 1 | 1 | 0 | 0 | 1 | 2 |
| Lou Whitaker, L (1, 4)<br>OBP: 0.365, SLG: 0.487 | B S F B B X<br>3-2<br>G3 ③ | | | B B C X<br>2-1<br>L3 ① | | B X<br>1-0<br>BB 1B SF9<br>2-3<br>1B | B X<br>1-0<br>L9 ③ | | B X<br>1-0<br>S 1B<br>3-H<br>1B | | C B X<br>1-1<br>G3 ③ | | 6 | 1 | 2 | 1 | 0 | 0 | 1 |
| Alan Trammell, R (1, 6)<br>OBP: 0.341, SLG: 0.323 | | B B B B<br>4-0<br>E<br>E<br>BB | | X<br>0-0<br>BLK<br>2B | | C S C<br>0-3<br>K ① | | C B X<br>1-1<br>P3 ① | 1 SAFE B 1 SAFE C 1 SAFE X<br>1-1<br>S<br>1-2<br>1B | | | X<br>0-0<br>G1-3 ① | 5 | 1 | 2 | 0 | 1 | 1 | 2 |
| Keith Moreland, R (1, 3)<br>OBP: 0.382, SLG: 0.440 | | B 1 SAFE C S S<br>1-3<br>K ①<br>1-H | | B B F B F X<br>3-2<br>F9 ② | | 1 SAFE X<br>0-0<br>SF9 BB<br>1-2<br>3-H<br>1B | | X<br>0-0<br>F7 ② | S B B B C S<br>3-3<br>K ②<br>1-2<br>2-3 | | | B X<br>1-0<br>L4 ② | 6 | 0 | 1 | 1 | 0 | 2 | 3 |
| Chet Lemon, R (1, 9)<br>OBP: 0.345, SLG: 0.331 | C F B X<br>1-2<br>1B | C S B B B F F F F<br>3-2<br>F X<br>F7 ③<br>2-3 | | B B B B<br>4-0<br>1-2<br>2-3<br>BB | | F B B B F B<br>4-2<br>1B<br>BB | C B X<br>1-1<br>G5-3 ③ | | | | B S B B B<br>4-1<br>BB | | 3 | 0 | 1 | 0 | 3 | 0 | 3 |
| Gary Ward, R (1, 10)<br>OBP: 0.299, SLG: 0.368<br>Fred Lynn, L (8, PH)<br>OBP: 0.310, SLG: 0.330<br>Mike Brumley, S (10, PR)<br>OBP: 0.300, SLG: 0.284 | C B S S<br>1-3<br>K ② | | B B B C C X<br>3-2<br>E6<br>G3-1<br>1B | X<br>0-0<br>SF9 ②<br>2-3<br>3-H | | | | 1 SAFE X<br>0-0<br>BB<br>1-3<br>1B | S B F F F B F B B<br>4-2<br>CS<br>BB | | | X<br>0-0<br>G4-3 ③ | 2<br>1<br>1 | 0<br>0<br>0 | 1<br>1<br>0 | 1<br>0<br>0 | 0<br>1<br>0 | 1<br>0<br>1 | 1<br>0<br>1 |
| Mike Heath, R (1, 2)<br>OBP: 0.339, SLG: 0.439 | B X<br>1-0<br>F9 ③ | | 2 C B F S<br>1-3<br>K ①<br>1-H | B B F C 1 SAFE B B F X<br>3-2<br>F9 ③ | | | | B B B B<br>4-0<br>1-2<br>BB | 1 SAFE 1 SAFE C M F B F S<br>1-3<br>K ① ②<br>1-2 | | | | 4 | 0 | 0 | 0 | 1 | 2 | 5 |
| Rick Schu, R (1, 5)<br>OBP: 0.283, SLG: 0.302<br>Dave Bergman, L (8, PH)<br>OBP: 0.327, SLG: 0.298<br>Doug Strange, S (9, 5) | B B X<br>2-0<br>G5-3 ① | | B X<br>1-0<br>G3-1 ②<br>2-3 | | | | B B B B<br>4-0<br>G6-3 SH2-4<br>BB | B C B C F F X<br>2-2<br>F8 ③ | S B F F B B X<br>2-2<br>G4-3 ③ | | | | 2<br>1<br>1 | 0<br>0<br>0 | 0<br>0<br>0 | 0<br>0<br>0 | 1<br>0<br>0 | 0<br>0<br>0 | 1<br>3<br>1 |
| Inning Stats | R: 0 E: 0 K: 0 S: 10<br>H: 0 LOB: 0 BB: 0 P: 18 | R: 1 E: 1 K: 2 S: 10<br>H: 1 LOB: 1 BB: 1 P: 18 | R: 0 E: 0 K: 0 S: 6<br>H: 0 LOB: 0 BB: 0 P: 13 | R: 0 E: 0 K: 0 S: 14<br>H: 1 LOB: 1 BB: 0 P: 22 | R: 0 E: 1 K: 1 S: 9<br>H: 1 LOB: 1 BB: 0 P: 16 | R: 2 E: 0 K: 1 S: 12<br>H: 3 LOB: 2 BB: 1 P: 20 | R: 0 E: 0 K: 0 S: 5<br>H: 0 LOB: 1 BB: 1 P: 12 | R: 0 E: 0 K: 0 S: 11<br>H: 1 LOB: 3 BB: 2 P: 22 | R: 1 E: 0 K: 1 S: 12<br>H: 3 LOB: 2 BB: 0 P: 22 | R: 0 E: 0 K: 1 S: 14<br>H: 0 LOB: 1 BB: 1 P: 21 | R: 0 E: 0 K: 1 S: 7<br>H: 0 LOB: 0 BB: 0 P: 11 | R: 0 E: 0 K: 0 S: 4<br>H: 0 LOB: 1 BB: 1 P: 9 | 1B: 8<br>2B: 2<br>3B: 0<br>HR: 0 | SF: 1<br>SAC: 1<br>DP: 0<br>HBP: 0 | WP: 0<br>PB: 0<br>SB: 3<br>CS: 1 | PA: 52 | | | |

| PITCHER | | IP | WLS | BF | H | R | ER | SO | BB | IBB | HBP | BLK | WP | HR | S | P | ERA | WHIP |
|---|---|---|---|---|---|---|---|---|---|---|---|---|---|---|---|---|---|---|
| Randy Johnson, L<br>ERA: 4.52 | (1, 1) | 6.0 | | 27 | 6 | 3 | 2 | 4 | 3 | 0 | 0 | 1 | 0 | 0 | 61 | 111 | 3.00 | 1.500 |
| Jerry Reed, R<br>ERA: 2.7 | (7, 1) | 1.2 | | 6 | 0 | 0 | 0 | 0 | 1 | 0 | 0 | 0 | 0 | 0 | 10 | 18 | 0.00 | 0.600 |
| Dennis Powell, L<br>ERA: 4.58 | (8, 1) | 0.0 | | 1 | 1 | 0 | 0 | 0 | 0 | 0 | 0 | 0 | 0 | 0 | 1 | 1 | ∞ | ∞ |
| Michael Jackson, R<br>ERA: 4.15 | (8, 1) | 0.1 | | 2 | 0 | 0 | 0 | 0 | 1 | 0 | 0 | 0 | 0 | 0 | 5 | 11 | 0.00 | 3.000 |
| Mike Schooler, R<br>ERA: 1.77 | (9, 1) | 2.0 | | 9 | 3 | 1 | 1 | 2 | 1 | 0 | 0 | 0 | 0 | 0 | 26 | 43 | 4.50 | 2.000 |

| PITCHER | | IP | WLS | BF | H | R | ER | SO | BB | IBB | HBP | BLK | WP | HR | S | P | ERA | WHIP |
|---|---|---|---|---|---|---|---|---|---|---|---|---|---|---|---|---|---|---|
| Bill Swift, R<br>ERA: 5.78 | (11, 1) | 2.0 | W | 7 | 0 | 0 | 0 | 1 | 1 | 0 | 0 | 0 | 0 | 0 | 11 | 20 | 0.00 | 0.500 |

# Seattle Mariners @ Detroit Tigers

Tiger Stadium, Detroit, MI

Thu Jul 13 1989, 7:05 PM EDT

Att. 14,879 - Overcast - 72 F

BOTTOM

livebaseballscorecards.com

| | |
|---|---|
| AB | 43 |
| R | 4 |
| H | 10 |
| RBI | 3 |
| BB | 7 |
| SO | 7 |
| LOB | 24 |

| Batter | 1 | 2 | 3 | 4 | 5 | 6 | 7 | 8 | 9 | AB | R | H | RBI | BB | SO | LOB |
|---|---|---|---|---|---|---|---|---|---|---|---|---|---|---|---|---|
| Harold Reynolds, S (1, 4)<br>OBP: 0.358, SLG: 0.374 | C B X<br>1-1 ① L4 | | B F B B X<br>3-1 ① G4-3<br>1-2 | F F X<br>0-2 1B E<br>1-3 2-H 1B | C B B F B B<br>4-2 BB | X<br>0-0 ② G6-3 | | F S F B F X<br>1-2 FC6-4 1B<br>1-3 2-H 1B | 5 | 2 | 2 | 2 | 1 | 0 | 1 |
| Greg Briley, L (1, 7)<br>OBP: 0.344, SLG: 0.424 | C B B X<br>2-1 ② F8 | | F B S F S<br>1-3 ② K | B B 1 SAFE 1 SAFE 1 SAFE C X<br>2-1 E<br>1-2 3-H 1B | B X<br>1-0 ③ G4-3 | | C B B B X<br>3-1 ③ G6-3 | | B S B X<br>2-1 FC6-4<br>1-2 3-H 1B | 6 | 0 | 2 | 2 | 0 | 1 | 3 |
| Alvin Davis, L (1, 3)<br>OBP: 0.430, SLG: 0.455<br>Edgar Martinez, R (9, PH)<br>OBP: 0.312, SLG: 0.321<br>(9, 5) | C B X<br>1-1 ③ G1-3 | | B B X<br>2-0 1B 2-H 1B | X<br>0-0 E4<br>1-3 2-H | | B C B C B B<br>4-2 1B SF7 BB BB | | C F B F B B C<br>3-3 ① K | B C B C B X<br>2-2 FC6-4 1B<br>1-2f 2-3 1B | 4<br>1 | 1<br>1 | 1<br>0 | 1<br>0 | 1<br>0 | 1<br>0 | 1<br>2 |
| Jeffrey Leonard, R (1, 10)<br>OBP: 0.327, SLG: 0.447<br>Henry Cotto, R (9, PH)<br>OBP: 0.297, SLG: 0.374 | | B B B B<br>4-0 CS BB | F F B B F F X<br>2-2 1-3 1B | I I I<br>4-0 IBB | | C B C B F B B<br>4-2 1B 1-2 BB | | B C B X<br>2-1 ② G6-3 | B B X<br>2-0 1B 1-3 3-H 1B | 2<br>1 | 0<br>0 | 1<br>1 | 0<br>1 | 3<br>0 | 0<br>0 | 0<br>0 |
| Ken Griffey Jr., L (1, 8)<br>OBP: 0.347, SLG: 0.470 | | X<br>0-0 ① P6 | F B B X<br>2-1 ③ F7 | F C S<br>0-3 ③ K | | X<br>0-0 1-2 2-3 1B | | X<br>0-0 ③ F7 | B F F X<br>1-2 3-H 1B | 6 | 0 | 2 | 1 | 0 | 1 | 6 |
| Darnell Coles, R (1, 9)<br>OBP: 0.308, SLG: 0.404<br>Bruce Fields, L (9, PH)<br>OBP: 0.333, SLG: 0.667<br>(9, 9) | | B C X<br>1-1 ② 1-2 HR 1B | | F S F X<br>0-2 ① G6-3 | S F B B X<br>2-2 SF9 3B | B F F X<br>1-2 ① SF7 3-H | | | X<br>1-0 1B 2B<br>0-1 L3 | 3<br>2 | 2<br>1 | 2<br>1 | 1<br>1 | 0<br>0 | 0<br>0 | 0<br>2 |
| Jim Presley, R (1, 5)<br>OBP: 0.313, SLG: 0.417<br>(9, 3) | | B S 1 SAFE F B F F X<br>2-2 1-H HR | B X<br>1-0 BB 1B | F X<br>0-1 ① SF9 3-H | B X<br>1-0 ② F8 | | | | B B X<br>2-0 ① F8 | 4 | 2 | 2 | 3 | 0 | 0 | 3 |
| Scott Bradley, L (1, 2)<br>OBP: 0.318, SLG: 0.381 | B X<br>1-0 ③ G1-3 | | B B B C 1 SAFE B<br>4-1 1B 1-2 1B BB | X<br>0-0 2B | B X<br>1-0 ③ F8 | | | | B F B X<br>2-1 1B 2-H 1B | 4 | 2 | 2 | 1 | 1 | 0 | 2 |
| Omar Vizquel, S (1, 6)<br>OBP: 0.289, SLG: 0.279<br>Dave Cochrane, S (9, PH)<br>OBP: 0.324, SLG: 0.361<br>(9, 6) | | | B B B B<br>4-0 G4-3 1B BB | X<br>0-0 ② F8 | B B X<br>2-0 ② G6-3 | | B B C X<br>2-1 ① G5-3 | | F S X<br>0-2 1B 1-2 1B | 3<br>1 | 1<br>1 | 0<br>1 | 0<br>0 | 1<br>0 | 0<br>0 | 3<br>0 |
| Inning Stats | R: 0 H: 0<br>E: 0 LOB: 0<br>K: 0 BB: 0<br>S: 6 P: 10 | R: 2 H: 2<br>E: 0 LOB: 0<br>K: 0 BB: 1<br>S: 9 P: 17 | R: 1 H: 2<br>E: 0 LOB: 2<br>K: 1 BB: 1<br>S: 15 P: 29 | R: 3 H: 3<br>E: 1 LOB: 3<br>K: 1 BB: 2<br>S: 16 P: 27 | R: 1 H: 2<br>E: 0 LOB: 2<br>K: 0 BB: 1<br>S: 10 P: 19 | R: 1 H: 1<br>E: 0 LOB: 2<br>K: 0 BB: 2<br>S: 11 P: 22 | R: 0 H: 0<br>E: 0 LOB: 0<br>K: 0 BB: 0<br>S: 5 P: 10 | R: 0 H: 0<br>E: 0 LOB: 0<br>K: 1 BB: 0<br>S: 7 P: 12 | R: 5 H: 7<br>E: 0 LOB: 2<br>K: 0 BB: 0<br>S: 23 P: 36 | 1B: 13 SF: 2<br>2B: 2 SAC: 0<br>3B: 1 DP: 0<br>HR: 1 HBP: 0 | | | | | | WP: 0 PA: 51<br>PB: 0<br>SB: 0<br>CS: 1 |

| PITCHER | | IP | WLS | BF | H | R | ER | SO | BB | IBB | HBP | BLK | WP | HR | S | P | ERA | WHIP |
|---|---|---|---|---|---|---|---|---|---|---|---|---|---|---|---|---|---|---|
| Doyle Alexander, R<br>ERA: 4.02 | (1, 1) | 3.2 | L | 20 | 7 | 6 | 5 | 1 | 3 | 0 | 0 | 0 | 0 | 1 | 42 | 75 | 12.27 | 2.727 |
| Brad Havens, L<br>ERA: 5.65 | (4, 1) | 1.1 | | 9 | 2 | 1 | 1 | 1 | 1 | 1 | 0 | 0 | 0 | 0 | 14 | 27 | 6.75 | 2.250 |
| Frank Williams, R<br>ERA: 2.65 | (6, 1) | 2.0 | | 9 | 1 | 1 | 1 | 0 | 2 | 0 | 0 | 0 | 0 | 0 | 16 | 32 | 4.50 | 1.500 |
| Mike Schwabe, R<br>ERA: 6.04 | (8, 1) | 2.0 | | 13 | 7 | 5 | 5 | 1 | 0 | 0 | 0 | 0 | 0 | 0 | 30 | 48 | 22.50 | 3.500 |

| PITCHER | IP | WLS | BF | H | R | ER | SO | BB | IBB | HBP | BLK | WP | HR | S | P | ERA | WHIP |
|---|---|---|---|---|---|---|---|---|---|---|---|---|---|---|---|---|---|

# Seattle Mariners @ Detroit Tigers

Tiger Stadium, Detroit, MI

Fri Jul 14 1989, 7:05 PM EDT

Att. 18,059 - Unknown - 71 F

TOP

livebaseballscorecards.com

| | |
|---|---|
| AB | 42 |
| R | 13 |
| H | 17 |
| RBI | 12 |
| BB | 7 |
| SO | 3 |
| LOB | 23 |

# Seattle Mariners @ Detroit Tigers

Tiger Stadium, Detroit, MI

Fri Jul 14 1989, 7:05 PM EDT

Att. 18,059 - Unknown - 71 F

## BOTTOM

| Batter | 1 | 2 | 3 | 4 | 5 | 6 | 7 | 8 | 9 | AB | R | H | RBI | BB | SO | LOB |
|---|---|---|---|---|---|---|---|---|---|---|---|---|---|---|---|---|
| Gary Pettis, S (1, 8)<br>OBP: 0.372, SLG: 0.339 | B C B S C<br>2-3 ① K | | | C B C X<br>1-2 ① G4-3 | | F B F B F B X<br>3-2 ③ F8 | | | B C B X<br>2-1 ① G6-3 | 4 | 0 | 0 | 0 | 0 | 1 | 1 |
| Tracy Jones, R (1, 7)<br>OBP: 0.281, SLG: 0.315 | C C S<br>0-3 ② K | | | B B F X<br>2-1 ② G4-3 | | | C C F X<br>0-2 ① F8 | | X<br>0-0 ② G5-3 | 4 | 0 | 0 | 0 | 0 | 1 | 0 |
| Lou Whitaker, L (1, 4)<br>OBP: 0.362, SLG: 0.482<br>Mike Brumley, S (8, 4)<br>OBP: 0.297, SLG: 0.280 | B B X<br>2-0 ③ F8 | | | X<br>0-0 ③ F9 | | | B B C C B X<br>3-2 ② F8 | | B X<br>1-0 ③ L7 | 3<br>1 | 0<br>0 | 0<br>0 | 0<br>0 | 0<br>0 | 0<br>0 | 0<br>0 |
| Alan Trammell, R (1, 6)<br>OBP: 0.341, SLG: 0.321<br>Rick Schu, R (8, 5)<br>OBP: 0.283, SLG: 0.302 | | F B C B C<br>2-3 ① K | | | C B B B F B<br>4-2 G1-6-3 BB | | C B B X<br>2-1 ③ G5-3 | | | 2<br>0 | 0<br>0 | 0<br>0 | 0<br>0 | 1<br>0 | 1<br>0 | 0<br>0 |
| Keith Moreland, R (1, 3)<br>OBP: 0.382, SLG: 0.439 | | X<br>0-0 ② P3 | | | F F B X<br>1-2 ① ② G1-6-3<br>1-2f | | | B B X<br>2-0 2B 1B | | 3 | 0 | 1 | 0 | 0 | 0 | 1 |
| Fred Lynn, L (1, 10)<br>OBP: 0.306, SLG: 0.325 | | S C B F X<br>1-2 ③ G4-3 | | | B B X<br>2-0 ③ F9 | | | B B B C C X<br>3-2 ① P5 | | 3 | 0 | 0 | 0 | 0 | 0 | 1 |
| Chet Lemon, R (1, 9)<br>OBP: 0.349, SLG: 0.339 | | | B C C C X<br>1-2 ① P3 | | | X<br>0-0 G3 1B | | B B C X<br>2-1 1-3 2B | | 3 | 0 | 2 | 0 | 0 | 0 | 0 |
| Doug Strange, S (1, 5)<br>(8, 6) | | | S X<br>0-1 E9 G6-4-3 | | | B F C B F B X<br>3-2 ① G3<br>1-2 | | F F B B S<br>2-3 ② K | | 3 | 0 | 0 | 0 | 0 | 1 | 3 |
| Matt Sinatro, R (1, 2)<br>OBP: 0.200, SLG: 0.143 | | | C B X<br>1-1 ② ③ G6-4-3<br>1-2f | | | X<br>0-0 ② P3 | | B C B X<br>2-1 ③ G3-1 | | 3 | 0 | 0 | 0 | 0 | 0 | 4 |

| Inning Stats | | | | | | | | | | | | | | | | | | | | | | | | | | | | | | | | | | | |
|---|---|---|---|---|---|---|---|---|---|---|---|---|---|---|---|---|---|---|---|---|---|---|---|---|---|---|---|---|---|---|---|---|---|---|---|
| | R: 0 | E: 0 | K: 2 | S: 7 | H: 0 | LOB: 0 | BB: 0 | P: 11 | R: 0 | E: 0 | K: 1 | S: 8 | H: 0 | LOB: 0 | BB: 0 | P: 11 | R: 0 | E: 1 | K: 0 | S: 7 | H: 0 | LOB: 0 | BB: 0 | P: 9 | R: 0 | E: 0 | K: 0 | S: 6 | H: 0 | LOB: 0 | BB: 0 | P: 9 | R: 0 | E: 0 | K: 0 | S: 6 | H: 0 | LOB: 0 | BB: 1 | P: 13 |
| | R: 0 | E: 0 | K: 0 | S: 10 | H: 1 | LOB: 1 | BB: 0 | P: 16 | R: 0 | E: 0 | K: 0 | S: 9 | H: 0 | LOB: 0 | BB: 0 | P: 14 | R: 0 | E: 0 | K: 1 | S: 11 | H: 2 | LOB: 2 | BB: 0 | P: 22 | R: 0 | E: 0 | K: 0 | S: 4 | H: 0 | LOB: 0 | BB: 0 | P: 7 | 1B: 2 | 2B: 1 | 3B: 0 | HR: 0 | SF: 0 | SAC: 0 | DP: 2 | HBP: 0 | WP: 0 | PB: 0 | SB: 0 | CS: 0 | PA: 30 |

| PITCHER | IP | WLS | BF | H | R | ER | SO | BB | IBB | HBP | BLK | WP | HR | S | P | ERA | WHIP |
|---|---|---|---|---|---|---|---|---|---|---|---|---|---|---|---|---|---|
| Brian Holman, R (1, 1)<br>ERA: 3.93 | 9.0 | W | 30 | 3 | 0 | 0 | 4 | 1 | 0 | 0 | 0 | 0 | 0 | 68 | 112 | 0.00 | 0.444 |

| PITCHER | IP | WLS | BF | H | R | ER | SO | BB | IBB | HBP | BLK | WP | HR | S | P | ERA | WHIP |
|---|---|---|---|---|---|---|---|---|---|---|---|---|---|---|---|---|---|

| | |
|---|---|
| AB | 29 |
| R | 0 |
| H | 3 |
| RBI | 0 |
| BB | 1 |
| SO | 4 |
| LOB | 10 |

livebaseballscorecards.com

| Batter | 1 | 2 | 3 | 4 | 5 | 6 | 7 | 8 | 9 | AB | R | H | RBI | BB | SO | LOB |
|---|---|---|---|---|---|---|---|---|---|---|---|---|---|---|---|---|
| Harold Reynolds, S (1, 4) OBP: 0.358, SLG: 0.373 | 1-0 F7 | | 2-2 BB 1-2 1B | 0-2 G4-3 | | 2-3 K | | 2-1 S 1-3 3B 1B | 1-0 FC3-6 1-2f | 6 | 1 | 2 | 0 | 0 | 1 | 3 |
| Greg Briley, L (1, 7) OBP: 0.349, SLG: 0.451 | 2-1 G4-3 | | 1-2 L8 | | 1-2 1B 2B | 1-1 2B | | 2-2 1-H 2B 3-H 3B | 2-3 K | 6 | 2 | 3 | 2 | 0 | 1 | 3 |
| Alvin Davis, L (1, 3) OBP: 0.436, SLG: 0.467 | 1-1 HR | | 4-1 1-2 2-3 BB | | 4-2 1B 1B BB | 4-0 IBB | | 0-0 P4 | | 2 | 2 | 1 | 1 | 3 | 0 | 1 |
| Jeffrey Leonard, R (1, 10) OBP: 0.328, SLG: 0.449 | 1-1 G5-3 | | 3-2 G1-3 | | 2-0 G4-3 1B 1-2 2-3 1B | 2-3 K | | 0-0 3-H 2B | | 5 | 1 | 2 | 1 | 0 | 1 | 5 |
| Ken Griffey Jr., L (1, 8) OBP: 0.348, SLG: 0.468 | | 3-2 G1-3 | | 1-0 G4-3 S 1B 1B | 1-2 1B G4-3 1-2 2-H 3-H 1B | 2-3 K | | 3-1 L4 | | 5 | 1 | 2 | 2 | 0 | 1 | 3 |
| Darnell Coles, R (1, 9) OBP: 0.306, SLG: 0.399 | | 4-2 G4-3 BB | | 1-1 G4-3 1-3 | 0-1 G4-3 1-2 2-3 | | 2-3 K | 2-3 K | | 4 | 0 | 0 | 0 | 1 | 2 | 4 |
| Jim Presley, R (1, 5) OBP: 0.315, SLG: 0.415 | 1-0 G4-3 1-2f | | | 0-0 G3 WP 3-H 1B | 4-0 1B IBB | | 1-3 K | | 0-2 G6-3 | 4 | 0 | 1 | 1 | 1 | 1 | 1 |
| Dave Valle, R (1, 2) OBP: 0.349, SLG: 0.450 | | | 1-0 BB 1B 1B | 4-2 G3 1-2 BB | 0-1 G4-3 1-2 2-3 3-H 1B | | 1-1 G5-3 | | 2-0 HR | 4 | 1 | 3 | 2 | 1 | 0 | 0 |
| Omar Vizquel, S (1, 6) OBP: 0.292, SLG: 0.282 | | | 1-0 F7 | 1-2 G3 1-2 2-3 | 1-2 G4-3 1-2f | | | 0-0 1B 3B 1B | 0-0 FC3-6 1B | 5 | 1 | 2 | 0 | 0 | 0 | 6 |
| Inning Stats | R: 1 E: 0 K: 0 S: 7 H: 1 LOB: 0 BB: 0 P: 12 | R: 0 E: 0 K: 0 S: 6 H: 0 LOB: 0 BB: 1 P: 14 | R: 0 E: 0 K: 0 S: 12 H: 2 LOB: 3 BB: 1 P: 24 | R: 1 E: 0 K: 0 S: 14 H: 2 LOB: 2 BB: 1 P: 21 | R: 3 E: 0 K: 0 S: 17 H: 4 LOB: 2 BB: 2 P: 30 | R: 0 E: 0 K: 3 S: 11 H: 1 LOB: 2 BB: 1 P: 22 | R: 0 E: 0 K: 2 S: 11 H: 0 LOB: 0 BB: 0 P: 15 | R: 3 E: 0 K: 1 S: 15 H: 4 LOB: 1 BB: 0 P: 24 | R: 1 E: 0 K: 1 S: 9 H: 2 LOB: 1 BB: 0 P: 14 | 1B: 10 2B: 3 3B: 1 HR: 2 | SF: 0 SAC: 0 DP: 2 HBP: 0 | | | | | | |

# Seattle Mariners @ Detroit Tigers

Tiger Stadium, Detroit, MI

Sat Jul 15 1989, 7:05 PM EDT

Att. 22,894 - Unknown - 73 F

TOP

livebaseballscorecards.com

| | |
|---|---|
| AB | 41 |
| R | 9 |
| H | 16 |
| RBI | 9 |
| BB | 6 |
| SO | 7 |
| LOB | 26 |

| PITCHER | | IP | WLS | BF | H | R | ER | SO | BB | IBB | HBP | BLK | WP | HR | S | P | ERA | WHIP |
|---|---|---|---|---|---|---|---|---|---|---|---|---|---|---|---|---|---|---|
| Kevin Ritz, R ERA: 11.25 | (1, 1) | 4.0 | L | 23 | 8 | 5 | 5 | 0 | 4 | 0 | 0 | 0 | 1 | 1 | 49 | 89 | 11.25 | 3.000 |
| Mike Henneman, R ERA: 4.74 | (5, 1) | 3.0 | | 15 | 5 | 3 | 3 | 5 | 0 | 2 | 0 | 0 | 0 | 0 | 36 | 60 | 9.00 | 1.667 |
| Brad Havens, L ERA: 5.58 | (8, 1) | 2.0 | | 9 | 3 | 1 | 1 | 2 | 0 | 0 | 0 | 0 | 0 | 1 | 17 | 27 | 4.50 | 1.500 |

| PITCHER | IP | WLS | BF | H | R | ER | SO | BB | IBB | HBP | BLK | WP | HR | S | P | ERA | WHIP |
|---|---|---|---|---|---|---|---|---|---|---|---|---|---|---|---|---|---|

# Seattle Mariners @ Detroit Tigers

Tiger Stadium, Detroit, MI

Sat Jul 15 1989, 7:05 PM EDT

Att. 22,894 - Unknown - 73 F

## BOTTOM

| Batter | 1 | 2 | 3 | 4 | 5 | 6 | 7 | 8 | 9 | AB | R | H | RBI | BB | SO | LOB |
|---|---|---|---|---|---|---|---|---|---|---|---|---|---|---|---|---|
| Dave Bergman, L (1, 3)<br>OBP: 0.327, SLG: 0.315<br>Rick Schu, R (8, PH)<br>OBP: 0.288, SLG: 0.302 (9, 3) | F9 | | HR | | F7 | | | BB | | 3 | 1 | 1 | 1 | 0 | 0 | 0 |
| | | | | | | | | | | 0 | 0 | 0 | 0 | 1 | 0 | 0 |
| Keith Moreland, R (1, 10)<br>OBP: 0.384, SLG: 0.440 | 1B | | F9 | | | 1B | | FC1-4-6<br>1-2f | | 4 | 0 | 2 | 0 | 0 | 0 | 1 |
| Lou Whitaker, L (1, 4)<br>OBP: 0.358, SLG: 0.476 | F7 | | | P6 | | F8 | | | | 4 | 0 | 0 | 0 | 0 | 0 | 3 |
| Alan Trammell, R (1, 6)<br>OBP: 0.339, SLG: 0.328 | P6 | | | SF8<br>3B | | F8 | | | G4-3 | 4 | 1 | 1 | 0 | 0 | 0 | 2 |
| Fred Lynn, L (1, 7)<br>OBP: 0.306, SLG: 0.322<br>Tracy Jones, R (9, PH)<br>OBP: 0.280, SLG: 0.313 | | F7 | | SF8<br>1B<br>BB | | K | | | K | 2 | 1 | 0 | 0 | 1 | 1 | 1 |
| | | | | | | | | | | 1 | 0 | 0 | 0 | 0 | 1 | 0 |
| Chet Lemon, R (1, 9)<br>OBP: 0.344, SLG: 0.335 | | F8 | | SF8<br>1-2<br>3-H | | | F8 | | G6-3 | 3 | 0 | 0 | 1 | 0 | 0 | 0 |
| Doug Strange, S (1, 5)<br>OBP: 0.143, SLG: 0.143 | | F7 | | CS<br>1B<br>2-H | | | F9 | | | 3 | 0 | 1 | 1 | 0 | 0 | 0 |
| Gary Pettis, S (1, 8)<br>OBP: 0.367, SLG: 0.333 | | | G4-3 | CS<br>1-2 | K | | K | | | 3 | 0 | 0 | 0 | 0 | 2 | 0 |
| Matt Sinatro, R (1, 2)<br>OBP: 0.167, SLG: 0.118 | | | G4-3 | | G1-3 | | | F7 | | 3 | 0 | 0 | 0 | 0 | 0 | 0 |

| | AB | 30 |
|---|---|---|
| | R | 3 |
| | H | 5 |
| | RBI | 3 |
| | BB | 2 |
| | SO | 4 |
| | LOB | 7 |

livebaseballscorecards.com

| Inning Stats | 1 | 2 | 3 | 4 | 5 | 6 | 7 | 8 | 9 |
|---|---|---|---|---|---|---|---|---|---|
| | R: 0 H: 1<br>E: 0 LOB: 1<br>K: 0 BB: 0<br>S: 6 P: 13 | R: 0 H: 0<br>E: 0 LOB: 0<br>K: 0 BB: 0<br>S: 8 P: 15 | R: 1 H: 1<br>E: 0 LOB: 0<br>K: 0 BB: 0<br>S: 11 P: 15 | R: 2 H: 2<br>E: 0 LOB: 0<br>K: 0 BB: 1<br>S: 13 P: 25 | R: 0 H: 0<br>E: 0 LOB: 0<br>K: 1 BB: 0<br>S: 9 P: 14 | R: 0 H: 1<br>E: 0 LOB: 1<br>K: 1 BB: 0<br>S: 8 P: 13 | R: 0 H: 0<br>E: 0 LOB: 0<br>K: 1 BB: 0<br>S: 6 P: 8 | R: 0 H: 0<br>E: 0 LOB: 1<br>K: 0 BB: 1<br>S: 12 P: 20 | R: 0 H: 0<br>E: 0 LOB: 0<br>K: 1 BB: 0<br>S: 16 P: 21 |

| 1B: 3 | SF: 1 | WP: 0 | PA: 34 |
|---|---|---|---|
| 2B: 0 | SAC: 0 | PB: 0 | |
| 3B: 1 | DP: 0 | SB: 0 | |
| HR: 1 | HBP: 0 | CS: 1 | |

| PITCHER | | IP | WLS | BF | H | R | ER | SO | BB | IBB | HBP | BLK | WP | HR | S | P | ERA | WHIP |
|---|---|---|---|---|---|---|---|---|---|---|---|---|---|---|---|---|---|---|
| Scott Bankhead, R<br>ERA: 2.79 | (1, 1) | 7.0 | W | 26 | 5 | 3 | 3 | 3 | 1 | 0 | 0 | 0 | 0 | 1 | 61 | 103 | 3.86 | 0.857 |
| Keith Comstock, L<br>ERA: | (8, 1) | 2.0 | | 7 | 0 | 0 | 0 | 1 | 1 | 0 | 0 | 0 | 0 | 0 | 28 | 41 | 0.00 | 0.500 |

| PITCHER | IP | WLS | BF | H | R | ER | SO | BB | IBB | HBP | BLK | WP | HR | S | P | ERA | WHIP |
|---|---|---|---|---|---|---|---|---|---|---|---|---|---|---|---|---|---|

| Batter | 1 | 2 | 3 | 4 | 5 | 6 | 7 | 8 | 9 | AB | R | H | RBI | BB | SO | LOB |
|---|---|---|---|---|---|---|---|---|---|---|---|---|---|---|---|---|
| Harold Reynolds, S (1, 4)<br>OBP: 0.356, SLG: 0.369 | F X<br>0-1 ① G6-3 | B X<br>1-0 ② F8 | | B X<br>1-0 ③ F8 | | | S X<br>0-1 ① F7 | | B B B B<br>4-0 2B FC1-2 BB | 4 | 0 | 0 | 0 | 1 | 0 | 2 |
| Greg Briley, L (1, 7)<br>OBP: 0.351, SLG: 0.456 | C B B C F S<br>2-3 ② K | X<br>0-0 ③ F9 | | | B B X<br>2-0 ① G3 | | B F F X<br>1-2 BB SF8 1B<br>1-2 | | B C X<br>1-1 1-3 2B | 5 | 1 | 2 | 0 | 0 | 1 | 1 |
| Alvin Davis, L (1, 3)<br>OBP: 0.438, SLG: 0.466 | B B B C B<br>4-1 2B BB | | B B B B<br>4-0 2B G3 BB | | B B F X<br>2-1 ② F8 | | X<br>0-0 BB 1B<br>1-2<br>2-3 | | C B F X<br>1-2 ① L5 | 3 | 2 | 1 | 0 | 2 | 0 | 2 |
| Jeffrey Leonard, R (1, 10)<br>OBP: 0.334, SLG: 0.459 | X<br>0-0 BB 2B<br>1-H | | C S B B X<br>2-2 G3 G6-3 2B<br>1-3 | | B C X<br>1-1 1B | | B B F B B<br>4-1 BB<br>1-2<br>2-3<br>3-H | | F X<br>0-1 ② FC1-2<br>3-H | 4 | 1 | 3 | 2 | 1 | 0 | 2 |
| Ken Griffey Jr., L (1, 8)<br>OBP: 0.346, SLG: 0.463 | B B B B I<br>4-0 BB IBB | | B X<br>1-0 ① G3<br>2-3<br>3-H | | C B B X<br>2-1 ③ G3 | | B X<br>1-0 ② SF8<br>3-H | | B X<br>1-0 ③ F8 | 3 | 0 | 0 | 2 | 1 | 0 | 4 |
| Darnell Coles, R (1, 9)<br>OBP: 0.305, SLG: 0.394 | B B B B F B<br>4-1 BB<br>1-2<br>2-3 | | C F B B B F X<br>2-2 ② G6-3<br>3-H | | | B X<br>1-0 ① F8 | X<br>0-0 ③ F7 | | | 3 | 0 | 0 | 1 | 1 | 0 | 2 |
| Jim Presley, R (1, 5)<br>OBP: 0.310, SLG: 0.408 | X<br>0-0 ③ F9 | | X<br>0-0 ③ G5-3 | | | B C B C S<br>2-3 ② K | | X<br>0-0 ① L9 | | 4 | 0 | 0 | 0 | 0 | 1 | 3 |
| Dave Valle, R (1, 2)<br>OBP: 0.347, SLG: 0.442 | | C S H<br>1-2 HBP | | C B B F X<br>2-2 ① G6-3 | | S B B X<br>2-1 ③ P4 | | C F B X<br>1-2 ② G5-3 | | 3 | 0 | 0 | 0 | 0 | 0 | 0 |
| Dave Cochrane, S (1, 6)<br>OBP: 0.320, SLG: 0.354 | | B S S X<br>1-2 ① F9 | | F B B B X<br>3-1 ② L3 | | | F B B S B F X<br>3-2 1B 1B BB 1B | F B B X<br>2-1 ③ P5 | | 4 | 1 | 1 | 0 | 0 | 0 | 1 |
| Inning Stats | R: 1 H: 1<br>E: 0 LOB: 3<br>K: 1 BB: 3<br>S: 10 P: 24 | R: 0 H: 0<br>E: 0 LOB: 1<br>K: 0 BB: 0<br>S: 7 P: 10 | R: 2 H: 1<br>E: 0 LOB: 0<br>K: 0 BB: 1<br>S: 10 P: 19 | R: 0 H: 0<br>E: 0 LOB: 0<br>K: 0 BB: 0<br>S: 6 P: 12 | R: 0 H: 1<br>E: 0 LOB: 1<br>K: 0 BB: 0<br>S: 7 P: 14 | R: 0 H: 0<br>E: 0 LOB: 0<br>K: 1 BB: 0<br>S: 6 P: 11 | R: 2 H: 3<br>E: 0 LOB: 2<br>K: 0 BB: 1<br>S: 13 P: 22 | R: 0 H: 0<br>E: 0 LOB: 0<br>K: 0 BB: 0<br>S: 7 P: 10 | R: 0 H: 1<br>E: 0 LOB: 2<br>K: 0 BB: 1<br>S: 8 P: 15 | 1B: 4 SF: 1<br>2B: 3 SAC: 0<br>3B: 0 DP: 0<br>HR: 0 HBP: 1 | | | | | | WP: 0 PA: 41<br>PB: 0<br>SB: 0<br>CS: 0 |

# TOP

## Seattle Mariners @ Detroit Tigers

Tiger Stadium, Detroit, MI

Sun Jul 16 1989, 3:33 AM EDT

Att. 21,768 - Unknown

livebaseballscorecards.com

| | |
|---|---|
| AB | 33 |
| R | 5 |
| H | 7 |
| RBI | 5 |
| BB | 6 |
| SO | 2 |
| LOB | 17 |

| PITCHER | | IP | WLS | BF | H | R | ER | SO | BB | IBB | HBP | BLK | WP | HR | S | P | ERA | WHIP |
|---|---|---|---|---|---|---|---|---|---|---|---|---|---|---|---|---|---|---|
| Charles Hudson, R<br>ERA: 6.08 | (1, 1) | 6.1 | W | 30 | 6 | 5 | 5 | 2 | 3 | 1 | 1 | 0 | 0 | 0 | 56 | 104 | 7.11 | 1.421 |
| Ed Nunez, R<br>ERA: 1.65 | (7, 1) | 2.2 | S | 11 | 1 | 0 | 0 | 0 | 2 | 0 | 0 | 0 | 0 | 0 | 18 | 33 | 0.00 | 1.125 |

| PITCHER | IP | WLS | BF | H | R | ER | SO | BB | IBB | HBP | BLK | WP | HR | S | P | ERA | WHIP |
|---|---|---|---|---|---|---|---|---|---|---|---|---|---|---|---|---|---|

| Batter | 1 | 2 | 3 | 4 | 5 | 6 | 7 | 8 | 9 | AB | R | H | RBI | BB | SO | LOB |
|---|---|---|---|---|---|---|---|---|---|---|---|---|---|---|---|---|
| Dave Bergman, L (1, 3)<br>OBP: 0.329, SLG: 0.317 | L6 | 1B | | | F9<br>P8 | | | G6-3<br>1B | | 5 | 0 | 2 | 0 | 0 | 0 | 3 |
| Keith Moreland, R (1, 10)<br>OBP: 0.380, SLG: 0.435 | G5-3 | F9-6<br>2-3 | | | HR<br>1B | G6-3 | | G6-3<br>1-2f | | 5 | 1 | 1 | 0 | 0 | 0 | 4 |
| Lou Whitaker, L (1, 4)<br>OBP: 0.360, SLG: 0.486 | 1B<br>1B | | G4-3 | | HR<br>1-H | F7 | | | | 4 | 2 | 2 | 2 | 0 | 0 | 0 |
| Alan Trammell, R (1, 6)<br>OBP: 0.342, SLG: 0.343 | 1B<br>HR<br>1-2 | | E6<br>F8 | | HR | L8 | | | | 4 | 2 | 2 | 1 | 0 | 0 | 0 |
| Fred Lynn, L (1, 7)<br>OBP: 0.310, SLG: 0.325 | HR<br>1-3<br>2-H | | F8<br>1-2 | | BB<br>1B<br>BB | P4 | | | | 4 | 2 | 2 | 1 | 0 | 0 | 1 |
| Tracy Jones, R (1, 9)<br>OBP: 0.279, SLG: 0.328 | HR<br>1-H<br>3-H | | P3 | | F9 | G5-3 | | | | 4 | 1 | 1 | 3 | 0 | 0 | 2 |
| Doug Strange, S (1, 5)<br>OBP: 0.182, SLG: 0.182 | G4-3 | | | F7 | BB<br>BB<br>1-2<br>1B | G5-3 | | | | 4 | 0 | 1 | 0 | 0 | 0 | 0 |
| Gary Pettis, S (1, 8)<br>OBP: 0.367, SLG: 0.333<br>Gary Ward, R (2, 8)<br>OBP: 0.304, SLG: 0.367 | | L3 | | P4 | BB<br>1-2<br>2-3 | | | 1B | | 0<br>3 | 0<br>0 | 0<br>1 | 0<br>0 | 0<br>1 | 0<br>0 | 0<br>0 |
| Matt Sinatro, R (1, 2)<br>OBP: 0.227, SLG: 0.150 | | F9-6<br>1B | | G1-3 | BB<br>1-2<br>2-3<br>3-H | | | K | | 3 | 0 | 1 | 1 | 1 | 1 | 1 |
| Inning Stats | R: 4<br>E: 0<br>K: 0<br>S: 17<br>H: 4<br>LOB: 0<br>BB: 0<br>P: 24 | R: 0<br>E: 0<br>K: 0<br>S: 8<br>H: 2<br>LOB: 1<br>BB: 0<br>P: 12 | R: 0<br>E: 1<br>K: 0<br>S: 9<br>H: 0<br>LOB: 1<br>BB: 0<br>P: 15 | R: 0<br>E: 0<br>K: 0<br>S: 9<br>H: 0<br>LOB: 0<br>BB: 0<br>P: 13 | R: 4<br>E: 0<br>K: 0<br>S: 16<br>H: 5<br>LOB: 3<br>BB: 2<br>P: 34 | R: 0<br>E: 0<br>K: 0<br>S: 6<br>H: 0<br>LOB: 0<br>BB: 0<br>P: 10 | R: 0<br>E: 0<br>K: 0<br>S: 8<br>H: 0<br>LOB: 0<br>BB: 0<br>P: 12 | R: 0<br>E: 0<br>K: 1<br>S: 8<br>H: 2<br>LOB: 1<br>BB: 0<br>P: 12 | | 1B: 10<br>2B: 1<br>3B: 0<br>HR: 3<br>SF: 0<br>SAC: 0<br>DP: 2<br>HBP: 0 | | | | | WP: 0<br>PB: 0<br>SB: 0<br>CS: 0<br>PA: 38 | |

| PITCHER | | IP | WLS | BF | H | R | ER | SO | BB | IBB | HBP | BLK | WP | HR | S | P | ERA | WHIP |
|---|---|---|---|---|---|---|---|---|---|---|---|---|---|---|---|---|---|---|
| Gene Harris, R<br>ERA: 4.68 | (1, 1) | 2.0 | L | 11 | 6 | 4 | 4 | 0 | 0 | 0 | 0 | 0 | 0 | 1 | 25 | 36 | 18.00 | 3.000 |
| Jerry Reed, R<br>ERA: 3.14 | (3, 1) | 2.2 | | 15 | 5 | 4 | 4 | 0 | 1 | 0 | 0 | 0 | 0 | 2 | 31 | 53 | 13.50 | 2.250 |
| Dennis Powell, L<br>ERA: 4.32 | (5, 1) | 2.1 | | 9 | 1 | 0 | 0 | 0 | 1 | 0 | 0 | 0 | 0 | 0 | 18 | 32 | 0.00 | 0.857 |
| Michael Jackson, R<br>ERA: 4.08 | (8, 1) | 1.0 | | 3 | 1 | 0 | 0 | 1 | 0 | 0 | 0 | 0 | 0 | 0 | 7 | 11 | 0.00 | 1.000 |

| PITCHER | IP | WLS | BF | H | R | ER | SO | BB | IBB | HBP | BLK | WP | HR | S | P | ERA | WHIP |
|---|---|---|---|---|---|---|---|---|---|---|---|---|---|---|---|---|---|

# BOTTOM

## Seattle Mariners @ Detroit Tigers

Tiger Stadium, Detroit, MI

Sun Jul 16 1989, 3:33 AM EDT

Att. 21,768 - Unknown

livebaseballscorecards.com

| | |
|---|---|
| AB | 36 |
| R | 8 |
| H | 13 |
| RBI | 8 |
| BB | 2 |
| SO | 1 |
| LOB | 11 |

| Batter | 1 | 2 | 3 | 4 | 5 | 6 | 7 | 8 | 9 | AB | R | H | RBI | BB | SO | LOB |
|---|---|---|---|---|---|---|---|---|---|---|---|---|---|---|---|---|
| Rickey Henderson, R (1, 7)<br>OBP: 0.410, SLG: 0.392 | B F C X<br>1-2<br>S BB FC5 1B | | B B X<br>2-0 ①<br>P3 | | B B C B C X<br>3-2 ③<br>P3 | | | C B X<br>1-1 ①<br>F8 | | 4 | 1 | 1 | 0 | 0 | 0 | 0 |
| Carney Lansford, R (1, 5)<br>OBP: 0.403, SLG: 0.403 | C B B B F B<br>4-2<br>FC5 S 1-2 BB | | C B B B B<br>4-1<br>CS BB | | | B X<br>1-0<br>2B | | X<br>0-0 ②<br>B5-3 | | 2 | 0 | 1 | 0 | 2 | 0 | 0 |
| Jose Canseco, R (1, 9)<br>OBP: 0.238, SLG: 0.500 | C S S S<br>1-3 ①<br>K | | C B B B F S<br>3-3 ② ③<br>1-2 K | | | C B S F B B F X<br>3-2 ①<br>P3 | | F B B S S<br>2-3 ③<br>K | | 4 | 0 | 0 | 0 | 0 | 3 | 4 |
| Mark McGwire, R (1, 3)<br>OBP: 0.333, SLG: 0.491 | B C I I I<br>4-1<br>FC5 1-2 2-3 IBB | | | F F B X<br>1-2<br>FC6-4 1B | | B B C S B X<br>3-2 ②<br>F9 | | | B B F F C<br>2-3 ①<br>K | 3 | 0 | 1 | 0 | 1 | 1 | 1 |
| Dave Henderson, R (1, 8)<br>OBP: 0.316, SLG: 0.362 | B F B B X<br>2-1 ②<br>FC5 1-2 2-3f 3-H | | | C B B F B X<br>3-2 ①<br>F8 | | X<br>0-0 ③<br>L7 | | | S C B B B F B<br>4-2<br>BB | 3 | 0 | 0 | 1 | 1 | 0 | 4 |
| Terry Steinbach, R (1, 2)<br>OBP: 0.357, SLG: 0.416 | B B X<br>2-0 ③<br>L8 | | | C X<br>0-1 ②<br>FC6-4 1-2f | | | F X<br>0-1<br>FC6-4 1B | | S B C S<br>1-3 ②<br>K | 4 | 0 | 1 | 0 | 0 | 1 | 4 |
| Dave Parker, L (1, 10)<br>OBP: 0.316, SLG: 0.445 | | F C S<br>0-3 ①<br>K | | B B B S X<br>3-1 ③<br>F8 | | | X<br>0-0 ①<br>P2 | | C F F P B X<br>2-2 ③<br>F8 | 4 | 0 | 0 | 0 | 0 | 1 | 3 |
| Glenn Hubbard, R (1, 4)<br>OBP: 0.303, SLG: 0.314 | | B B X<br>2-0 ②<br>G6-3 | | | C S F F C<br>0-3 ①<br>K | | X<br>0-0 ②<br>P3 | | | 3 | 0 | 0 | 0 | 0 | 1 | 1 |
| Mike Gallego, R (1, 6)<br>OBP: 0.331, SLG: 0.346 | | C X<br>0-1 ③<br>L9 | | | B X<br>1-0 ②<br>L7 | | B X<br>1-0 ③<br>FC6-4 1-2f | | | 3 | 0 | 0 | 0 | 0 | 0 | 1 |
| Inning Stats | R: 1 H: 1<br>E: 0 LOB: 2<br>K: 1 BB: 2<br>S: 12 P: 26 | R: 0 H: 0<br>E: 0 LOB: 0<br>K: 1 BB: 0<br>S: 6 P: 8 | R: 0 H: 0<br>E: 0 LOB: 1<br>K: 1 BB: 1<br>S: 5 P: 14 | R: 0 H: 1<br>E: 0 LOB: 1<br>K: 0 BB: 0<br>S: 10 P: 17 | R: 0 H: 0<br>E: 0 LOB: 0<br>K: 1 BB: 0<br>S: 9 P: 13 | R: 0 H: 1<br>E: 0 LOB: 1<br>K: 0 BB: 0<br>S: 10 P: 17 | R: 0 H: 1<br>E: 0 LOB: 1<br>K: 0 BB: 0<br>S: 5 P: 6 | R: 0 H: 0<br>E: 0 LOB: 0<br>K: 1 BB: 0<br>S: 6 P: 9 | R: 0 H: 0<br>E: 0 LOB: 1<br>K: 2 BB: 1<br>S: 14 P: 22 | 1B: 3 SF: 0<br>2B: 2 SAC: 0<br>3B: 0 DP: 1<br>HR: 0 HBP: 0 | | | | | | |

TOP

# Oakland Athletics @ Detroit Tigers

Tiger Stadium, Detroit, MI

Mon Jul 17 1989, 7:05 PM EDT

Att. 21,844 - Unknown - 82 F

livebaseballscorecards.com

| | |
|---|---|
| AB | 30 |
| R | 1 |
| H | 4 |
| RBI | 1 |
| BB | 4 |
| SO | 7 |
| LOB | 18 |

| PITCHER | | IP | WLS | BF | H | R | ER | SO | BB | IBB | HBP | BLK | WP | HR | S | P | ERA | WHIP |
|---|---|---|---|---|---|---|---|---|---|---|---|---|---|---|---|---|---|---|
| Paul Gibson, L<br>ERA: 4.42 | (1, 1) | 7.0 | | 27 | 4 | 1 | 1 | 4 | 2 | 1 | 0 | 0 | 0 | 0 | 57 | 101 | 1.29 | 0.857 |
| Mike Henneman, R<br>ERA: 4.56 | (8, 1) | 2.0 | W | 7 | 0 | 0 | 0 | 3 | 1 | 0 | 0 | 0 | 0 | 0 | 20 | 31 | 0.00 | 0.500 |

| PITCHER | IP | WLS | BF | H | R | ER | SO | BB | IBB | HBP | BLK | WP | HR | S | P | ERA | WHIP |
|---|---|---|---|---|---|---|---|---|---|---|---|---|---|---|---|---|---|

# Oakland Athletics @ Detroit Tigers

Tiger Stadium, Detroit, MI

Mon Jul 17 1989, 7:05 PM EDT

Att. 21,844 - Unknown - 82 F

## BOTTOM

| Batter | 1 | 2 | 3 | 4 | 5 | 6 | 7 | 8 | 9 | AB | R | H | RBI | BB | SO | LOB |
|---|---|---|---|---|---|---|---|---|---|---|---|---|---|---|---|---|
| Gary Pettis, S (1, 8)<br>OBP: 0.365, SLG: 0.328 | L9 | | BB | | G6-3 | | | L7 | | 3 | 0 | 0 | 0 | 1 | 0 | 1 |
| Keith Moreland, R (1, 3)<br>OBP: 0.375, SLG: 0.429 | K | | F8 | | | L8 | | G6-3 | | 4 | 0 | 0 | 0 | 0 | 1 | 1 |
| Lou Whitaker, L (1, 4)<br>OBP: 0.358, SLG: 0.483 | P2 | | | F9 | | F7 | | | SH1-4, 1B | 4 | 1 | 1 | 0 | 0 | 0 | 0 |
| Alan Trammell, R (1, 6)<br>OBP: 0.338, SLG: 0.339 | | L5 | | L8 | | L9 | | | SH1-4 | 3 | 0 | 0 | 0 | 0 | 0 | 0 |
| Tracy Jones, R (1, 7)<br>OBP: 0.289, SLG: 0.330 | | L4-6, 1B, BB | | F9 | | | SH3-4, 1B | | IBB | 2 | 0 | 1 | 0 | 2 | 0 | 0 |
| Chet Lemon, R (1, 9)<br>OBP: 0.347, SLG: 0.339 | | 1B | E3, 2B | | | | SH3-4 | | 1B | 3 | 1 | 2 | 1 | 0 | 0 | 0 |
| Gary Ward, R (1, 10)<br>OBP: 0.301, SLG: 0.362<br>Fred Lynn, L (7, PH)<br>OBP: 0.308, SLG: 0.324 | | L4-6 | F8 | | | | F9 | | | 2<br>1 | 0<br>0 | 0<br>0 | 0<br>0 | 0<br>0 | 0<br>0 | 3<br>1 |
| Rick Schu, R (1, 5)<br>OBP: 0.289, SLG: 0.311 | | | K | | 2B | | F9 | | | 3 | 0 | 1 | 1 | 0 | 1 | 1 |
| Mike Heath, R (1, 2)<br>OBP: 0.333, SLG: 0.430 | | | F8 | | P3 | | | K | | 3 | 0 | 0 | 0 | 0 | 1 | 1 |
| Inning Stats | R: 0<br>E: 0<br>K: 1<br>S: 9<br>H: 0<br>LOB: 0<br>BB: 0<br>P: 17 | R: 0<br>E: 0<br>K: 0<br>S: 8<br>H: 1<br>LOB: 1<br>BB: 1<br>P: 19 | R: 0<br>E: 0<br>K: 1<br>S: 9<br>H: 0<br>LOB: 1<br>BB: 1<br>P: 19 | R: 0<br>E: 0<br>K: 0<br>S: 6<br>H: 0<br>LOB: 0<br>BB: 0<br>P: 10 | R: 1<br>E: 1<br>K: 0<br>S: 7<br>H: 1<br>LOB: 1<br>BB: 0<br>P: 14 | R: 0<br>E: 0<br>K: 0<br>S: 7<br>H: 0<br>LOB: 0<br>BB: 0<br>P: 10 | R: 0<br>E: 0<br>K: 0<br>S: 6<br>H: 1<br>LOB: 1<br>BB: 0<br>P: 10 | R: 0<br>E: 0<br>K: 1<br>S: 8<br>H: 0<br>LOB: 0<br>BB: 0<br>P: 12 | R: 1<br>E: 0<br>K: 0<br>S: 5<br>H: 2<br>LOB: 2<br>BB: 1<br>P: 9 | 1B: 4<br>2B: 2<br>3B: 0<br>HR: 0<br>SF: 0<br>SAC: 2<br>DP: 1<br>HBP: 0 | WP: 0<br>PB: 0<br>SB: 0<br>CS: 0<br>PA: 33 | | | | | |

livebaseballscorecards.com

| | AB | 28 |
|---|---|---|
| | R | 2 |
| | H | 5 |
| | RBI | 2 |
| | BB | 3 |
| | SO | 3 |
| | LOB | 8 |

| PITCHER | | IP | WLS | BF | H | R | ER | SO | BB | IBB | HBP | BLK | WP | HR | S | P | ERA | WHIP |
|---|---|---|---|---|---|---|---|---|---|---|---|---|---|---|---|---|---|---|
| Curt Young, L<br>ERA: 5.0 | (1, 1) | 6.0 | | 22 | 2 | 1 | 0 | 2 | 2 | 0 | 0 | 0 | 0 | 0 | 46 | 89 | 0.00 | 0.667 |
| Gene Nelson, R<br>ERA: 3.13 | (7, 1) | 2.0 | L | 8 | 2 | 1 | 1 | 1 | 0 | 0 | 0 | 0 | 0 | 0 | 15 | 20 | 4.50 | 1.000 |
| Rick Honeycutt, L<br>ERA: 2.52 | (9, 1) | 0.1 | | 3 | 1 | 0 | 0 | 0 | 0 | 1 | 0 | 0 | 0 | 0 | 4 | 8 | 0.00 | 3.000 |

| PITCHER | IP | WLS | BF | H | R | ER | SO | BB | IBB | HBP | BLK | WP | HR | S | P | ERA | WHIP |
|---|---|---|---|---|---|---|---|---|---|---|---|---|---|---|---|---|---|

# Oakland Athletics @ Detroit Tigers

Tiger Stadium, Detroit, MI

Tue Jul 18 1989, 7:05 PM EDT

Att. 21,792 - Unknown - 81 F

TOP

livebaseballscorecards.com

| Batter | 1 | 2 | 3 | 4 | 5 | 6 | 7 | 8 | 9 | AB | R | H | RBI | BB | SO | LOB |
|---|---|---|---|---|---|---|---|---|---|---|---|---|---|---|---|---|
| Rickey Henderson, R (1, 7) OBP: 0.410, SLG: 0.393 | B C C F C 1-3 ① K | | B 1 SAFE B X 2-0 1-2 HR 1B 1B | C B B X 2-1 ③ P4 | | B B C B X 3-1 2-H 3-H S 1B 1B | | C X 0-1 ② G6-3 | | 5 | 2 | 2 | 2 | 0 | 1 | 1 |
| Carney Lansford, R (1, 5) OBP: 0.409, SLG: 0.409 | B C B B C X 3-2 ② G6-3 | | C B X 1-1 1-2 2-H HR 1B | | C B S B X 2-2 L3 1B | C C X 0-2 1-H 1B | | C B B B F X 3-2 1B | | 5 | 1 | 4 | 2 | 0 | 0 | 0 |
| Dave Parker, L (1, 10) OBP: 0.317, SLG: 0.452 | B C B X 2-1 ③ G6-3 | | X 0-0 1-H 2-H HR | | F X 0-1 ①② 1-2 L3 | I I I 4-0 IBB | | S B B S S 2-3 ③ K | | 4 | 1 | 1 | 3 | 1 | 1 | 2 |
| Mark McGwire, R (1, 3) OBP: 0.334, SLG: 0.488 | | B B X 2-0 ① F8 | H 1-0 1B HBP | | B B B C X 3-1 1B | X 0-0 ③ F9 | | | X 0-0 ① F9 | 4 | 0 | 1 | 0 | 0 | 0 | 2 |
| Dave Henderson, R (1, 8) OBP: 0.314, SLG: 0.359 | | B S X 1-1 ② P3 | C B B F B X 3-2 1-2 1B | | X 0-0 ③ G5-3 | | B B C F S 2-3 ① K | | B B F F X 2-2 ② F8 | 5 | 0 | 1 | 0 | 0 | 1 | 1 |
| Ron Hassey, L (1, 2) OBP: 0.302, SLG: 0.369<br>Terry Steinbach, R (9, PH) (9, 2) OBP: 0.359, SLG: 0.421 | | B C B B X 3-1 ③ G4-3 | B B X 2-0 ③ G3 | | | B B B C B 4-1 G5-3 1B 1B BB | C B B B X 3-1 ② G4-3 | | B F X 1-1 2B | 3<br>1 | 1<br>0 | 0<br>1 | 0<br>0 | 1<br>0 | 0<br>0 | 2<br>0 |
| Tony Phillips, S (1, 4) OBP: 0.362, SLG: 0.364 | | | B F B C B B 4-2 CS BB | B X 1-0 ① F7 | | B B F C F 1 SAFE C 2-3 ① K | C B B C B B 4-2 BB | | F B C B S 2-3 ③ K | 3 | 0 | 0 | 0 | 2 | 2 | 2 |
| Lance Blankenship, R (1, 9) OBP: 0.281, SLG: 0.308 | | | B B S B C X 3-2 ①② 1-2 G3-1 | B B X 2-0 ② G1-3 | | C B 1 SAFE X 1-1 1-2 G5-3 1B 1B | C 1 SAFE 1 SAFE B B B X 3-1 ③ G1-3 | | | 4 | 1 | 1 | 0 | 0 | 0 | 2 |
| Mike Gallego, R (1, 6) OBP: 0.330, SLG: 0.349 | | | C C X 0-2 E5 1B 1B | B C F B F X 2-2 2B | | X 0-0 ② G5-3 1-2 2-3 | | C X 0-1 ① G5-3 | | 4 | 1 | 1 | 0 | 0 | 0 | 2 |
| Inning Stats | R: 0 E: 0 K: 1 S: 9 H: 0 LOB: 0 BB: 0 P: 15 | R: 0 E: 0 K: 0 S: 5 H: 0 LOB: 0 BB: 0 P: 11 | R: 4 E: 1 K: 0 S: 16 H: 4 LOB: 2 BB: 1 P: 32 | R: 0 E: 0 K: 0 S: 8 H: 1 LOB: 1 BB: 0 P: 15 | R: 0 E: 0 K: 0 S: 8 H: 2 LOB: 1 BB: 0 P: 13 | R: 3 E: 0 K: 1 S: 14 H: 3 LOB: 2 BB: 2 P: 28 | R: 0 E: 0 K: 1 S: 9 H: 0 LOB: 1 BB: 1 P: 21 | R: 0 E: 0 K: 1 S: 10 H: 1 LOB: 1 BB: 0 P: 15 | R: 0 E: 0 K: 1 S: 9 H: 1 LOB: 1 BB: 0 P: 14 | 1B: 9 2B: 3 3B: 0 HR: 1 SF: 0 SAC: 0 DP: 1 HBP: 1 | | | | | | |

| | AB | 38 |
|---|---|---|
| | R | 7 |
| | H | 12 |
| | RBI | 7 |
| | BB | 4 |
| | SO | 5 |
| | LOB | 14 |

WP: 0 PB: 0 SB: 1 CS: 1 PA: 43

| PITCHER | | IP | WLS | BF | H | R | ER | SO | BB | IBB | HBP | BLK | WP | HR | S | P | ERA | WHIP |
|---|---|---|---|---|---|---|---|---|---|---|---|---|---|---|---|---|---|---|
| Dave Beard, R<br>ERA: 1.8 | (1, 1) | 5.0 | L | 24 | 7 | 5 | 1 | 1 | 2 | 0 | 1 | 0 | 0 | 1 | 47 | 91 | 1.80 | 1.800 |
| Frank Williams, R<br>ERA: 2.91 | (6, 1) | 1.0 | | 7 | 3 | 2 | 2 | 1 | 0 | 1 | 0 | 0 | 0 | 0 | 13 | 23 | 18.00 | 3.000 |
| Brad Havens, L<br>ERA: 5.08 | (7, 1) | 3.0 | | 12 | 2 | 0 | 0 | 3 | 1 | 0 | 0 | 0 | 0 | 0 | 28 | 50 | 0.00 | 1.000 |

| PITCHER | IP | WLS | BF | H | R | ER | SO | BB | IBB | HBP | BLK | WP | HR | S | P | ERA | WHIP |
|---|---|---|---|---|---|---|---|---|---|---|---|---|---|---|---|---|---|

# Oakland Athletics @ Detroit Tigers

Tiger Stadium, Detroit, MI

Tue Jul 18 1989, 7:05 PM EDT

Att. 21,792 - Unknown - 81 F

livebaseballscorecards.com

## BOTTOM

| Batter | 1 | 2 | 3 | 4 | 5 | 6 | 7 | 8 | 9 | AB | R | H | RBI | BB | SO | LOB |
|---|---|---|---|---|---|---|---|---|---|---|---|---|---|---|---|---|
| Gary Pettis, S (1, 8)<br>OBP: 0.363, SLG: 0.323 | 4-2 1B SF9 BB | | 0-0 B2 | | 2-3 K | | | 1-0 P6 | | 3 | 1 | 0 | 0 | 1 | 1 | 1 |
| Keith Moreland, R (1, 10)<br>OBP: 0.374, SLG: 0.427 | 0-0 1B 1-3 1B<br>1 SAFE<br>1 SAFE | | 3-2 F8 | | | 3-1 P3 | | 1-2 G5-3 | | 4 | 0 | 1 | 0 | 0 | 0 | 0 |
| Lou Whitaker, L (1, 4)<br>OBP: 0.355, SLG: 0.478 | 1-1 SF9 3-H | | | 0-1 G4-3 | | 1-2 G4-3 | | | 0-1 L9 | 3 | 0 | 0 | 1 | 0 | 0 | 0 |
| Alan Trammell, R (1, 6)<br>OBP: 0.337, SLG: 0.337 | 0-1 G4-6-3 1-3 1B | | | 1-1 G6-3 | | 1-0 P5 | | | 1-3 K | 4 | 0 | 1 | 0 | 0 | 1 | 0 |
| Fred Lynn, L (1, 7)<br>OBP: 0.307, SLG: 0.319 | 1-1 G4-6-3 1-2f | | | 3-1 P7 | | | 4-2 BB | | 1-1 G3-1 | 3 | 0 | 0 | 0 | 1 | 0 | 2 |
| Dave Bergman, L (1, 3)<br>OBP: 0.330, SLG: 0.335<br>Gary Ward, R (7, PH) (8, 3)<br>OBP: 0.299, SLG: 0.360 | | 2-1 F9 | | | 1-1 HR | | 1-0 L7 | | | 2<br>1 | 1<br>0 | 1<br>0 | 1<br>0 | 0<br>0 | 0<br>0 | 0<br>1 |
| Chet Lemon, R (1, 9)<br>OBP: 0.344, SLG: 0.335 | | 1-3 K | | | 1-3 K2-3 | | 0-3 K | | | 3 | 0 | 0 | 0 | 0 | 3 | 1 |
| Doug Strange, S (1, 5)<br>OBP: 0.214, SLG: 0.286 | | 1-0 L8 | | | 2-0 2B | | 1-1 G4-3 | | | 3 | 0 | 1 | 0 | 0 | 0 | 1 |
| Mike Heath, R (1, 2)<br>OBP: 0.328, SLG: 0.422 | | | 3-1 G5-3 | | 2-2 L9 | | | 2-3 K | | 3 | 0 | 0 | 0 | 0 | 1 | 1 |
| Inning Stats | R: 1 H: 2<br>E: 0 LOB: 1<br>K: 0 BB: 1<br>S: 11 P: 17 | R: 0 H: 0<br>E: 0 LOB: 0<br>K: 1 BB: 0<br>S: 6 P: 10 | R: 0 H: 0<br>E: 0 LOB: 0<br>K: 0 BB: 0<br>S: 8 P: 14 | R: 0 H: 0<br>E: 0 LOB: 0<br>K: 0 BB: 0<br>S: 6 P: 10 | R: 1 H: 2<br>E: 0 LOB: 1<br>K: 2 BB: 0<br>S: 13 P: 21 | R: 0 H: 0<br>E: 0 LOB: 0<br>K: 0 BB: 0<br>S: 6 P: 11 | R: 0 H: 0<br>E: 0 LOB: 1<br>K: 0 BB: 1<br>S: 8 P: 14 | R: 0 H: 0<br>E: 0 LOB: 0<br>K: 1 BB: 0<br>S: 7 P: 11 | R: 0 H: 0<br>E: 0 LOB: 0<br>K: 1 BB: 0<br>S: 7 P: 9 | 1B: 2 SF: 1<br>2B: 1 SAC: 0<br>3B: 0 DP: 1<br>HR: 1 HBP: 0 | | | | | | |

| | AB | 29 |
|---|---|---|
| | R | 2 |
| | H | 4 |
| | RBI | 2 |
| | BB | 2 |
| | SO | 6 |
| | LOB | 7 |

| PITCHER | | IP | WLS | BF | H | R | ER | SO | BB | IBB | HBP | BLK | WP | HR | S | P | ERA | WHIP |
|---|---|---|---|---|---|---|---|---|---|---|---|---|---|---|---|---|---|---|
| Storm Davis, R<br>ERA: 5.4 | (1, 1) | 6.0 | W | 23 | 4 | 2 | 2 | 3 | 2 | 0 | 0 | 0 | 0 | 1 | 52 | 89 | 3.00 | 1.000 |
| Matt Young, L<br>ERA: 5.73 | (7, 1) | 0.1 | | 1 | 0 | 0 | 0 | 0 | 0 | 0 | 0 | 0 | 0 | 0 | 1 | 2 | 0.00 | 0.000 |
| Todd Burns, R<br>ERA: 2.14 | (7, 1) | 1.2 | | 5 | 0 | 0 | 0 | 2 | 0 | 0 | 0 | 0 | 0 | 0 | 12 | 17 | 0.00 | 0.000 |
| Dennis Eckersley, R<br>ERA: 1.31 | (9, 1) | 1.0 | | 3 | 0 | 0 | 0 | 1 | 0 | 0 | 0 | 0 | 0 | 0 | 7 | 9 | 0.00 | 0.000 |

| PITCHER | IP | WLS | BF | H | R | ER | SO | BB | IBB | HBP | BLK | WP | HR | S | P | ERA | WHIP |
|---|---|---|---|---|---|---|---|---|---|---|---|---|---|---|---|---|---|

| Batter | 1 | 2 | 3 | 4 | 5 | 6 | 7 | 8 | 9 | AB | R | H | RBI | BB | SO | LOB |
|---|---|---|---|---|---|---|---|---|---|---|---|---|---|---|---|---|
| Gary Pettis, S (1, 8)<br>OBP: 0.355, SLG: 0.315 | F B S X 1-2 ① F8 | F B B C F F C 2-3 ③ K | | | C F B S 1-3 ② K | | C B F S 1-3 ③ K | | S C F B S 1-3 ③ K | 5 | 0 | 0 | 0 | 0 | 4 | 4 |
| Keith Moreland, R (1, 3)<br>OBP: 0.369, SLG: 0.420 | C B F B F S 2-3 ② K | | B F F F B C 2-3 ① K | | X 0-0 ③ F8 | | | B X 1-0 ① G6-3 | | 4 | 0 | 0 | 0 | 0 | 2 | 0 |
| Lou Whitaker, L (1, 4)<br>OBP: 0.356, SLG: 0.478 | B B F S B F X 3-2 1B | | B B C X 2-1 G4-3 1B | | | B F C S 1-3 ① K | | C C X 0-2 ② P8 | | 4 | 0 | 2 | 0 | 0 | 1 | 0 |
| Alan Trammell, R (1, 6)<br>OBP: 0.336, SLG: 0.340 | C F B X 1-2 ③ G1-3 | | X 0-0 ② G4-3 1-2 | | | C B X 1-1 ② L7 | | B B X 2-0 2B | | 4 | 0 | 1 | 0 | 0 | 0 | 2 |
| Tracy Jones, R (1, 7)<br>OBP: 0.288, SLG: 0.328 | | X 0-0 HR 1B | B X 1-0 ③ G6-3 | | | B F S B X 2-2 ③ G5-3 | | B B F B S C 3-3 ③ K | | 4 | 1 | 1 | 0 | 0 | 1 | 2 |
| Chet Lemon, R (1, 9)<br>OBP: 0.346, SLG: 0.349 | | B X 1-0 1-H HR | | B B F S B X 3-2 CS 1B | | | S B F B S 2-3 ① K | | X 0-0 ① B1-3 | 4 | 1 | 2 | 2 | 0 | 1 | 0 |
| Gary Ward, R (1, 10)<br>OBP: 0.298, SLG: 0.364 | | B B X 2-0 ① L7 | | S B B X 2-1 ① L8 | | | C B S S 1-3 ② K | | B X 1-0 2B | 4 | 0 | 1 | 0 | 0 | 1 | 1 |
| Rick Schu, R (1, 5)<br>OBP: 0.294, SLG: 0.324 | | C X 0-1 2B | | C B B X 2-1 ②③ G4-3 1-2 | | | C B B X 2-1 3B 1B | | B C F X 1-2 ② L5 | 4 | 1 | 2 | 0 | 0 | 0 | 2 |
| Mike Heath, R (1, 2)<br>OBP: 0.331, SLG: 0.433 | | C 2 SAFE S T C 0-3 ② K | | | C B B C S 2-3 ① K | | X 0-0 1-H 3B | | B F B B B 4-1 BB | 3 | 0 | 1 | 1 | 1 | 2 | 1 |
| Inning Stats | R: 0 E: 0 K: 1 S: 14 H: 1 LOB: 1 BB: 0 P: 21 | R: 2 E: 0 K: 2 S: 14 H: 3 LOB: 1 BB: 0 P: 19 | R: 0 E: 0 K: 1 S: 8 H: 1 LOB: 1 BB: 0 P: 13 | R: 0 E: 0 K: 0 S: 7 H: 1 LOB: 0 BB: 0 P: 14 | R: 0 E: 0 K: 2 S: 7 H: 0 LOB: 0 BB: 0 P: 10 | R: 0 E: 0 K: 1 S: 8 H: 0 LOB: 0 BB: 0 P: 12 | R: 1 E: 0 K: 3 S: 12 H: 2 LOB: 1 BB: 0 P: 18 | R: 0 E: 0 K: 1 S: 8 H: 1 LOB: 1 BB: 0 P: 14 | R: 0 E: 0 K: 1 S: 10 H: 1 LOB: 2 BB: 1 P: 17 | 1B: 5 2B: 3 3B: 1 HR: 1 | SF: 0 SAC: 0 DP: 0 HBP: 0 | | | WP: 0 PB: 0 SB: 0 CS: 1 | PA: 37 | | |

| PITCHER | IP | WLS | BF | H | R | ER | SO | BB | IBB | HBP | BLK | WP | HR | S | P | ERA | WHIP |
|---|---|---|---|---|---|---|---|---|---|---|---|---|---|---|---|---|---|
| Chuck Finley, L (1, 1)<br>ERA: 2.51 | 9.0 | W | 37 | 10 | 3 | 3 | 12 | 1 | 0 | 0 | 0 | 0 | 1 | 88 | 138 | 3.00 | 1.222 |

| PITCHER | IP | WLS | BF | H | R | ER | SO | BB | IBB | HBP | BLK | WP | HR | S | P | ERA | WHIP |
|---|---|---|---|---|---|---|---|---|---|---|---|---|---|---|---|---|---|

# TOP

## Detroit Tigers @ California Angels

Anaheim Stadium, Anaheim, CA

Thu Jul 20 1989, 10:05 PM EDT

Att. 26,854 - Sunny

livebaseballscorecards.com

| | |
|---|---|
| AB | 36 |
| R | 3 |
| H | 10 |
| RBI | 3 |
| BB | 1 |
| SO | 12 |
| LOB | 12 |

# Detroit Tigers @ California Angels

Anaheim Stadium, Anaheim, CA

Thu Jul 20 1989, 10:05 PM EDT

Att. 26,854 - Sunny

livebaseballscorecards.com

## BOTTOM

| Batter | 1 | 2 | 3 | 4 | 5 | 6 | 7 | 8 | 9 | AB | R | H | RBI | BB | SO | LOB |
|---|---|---|---|---|---|---|---|---|---|---|---|---|---|---|---|---|
| Dick Schofield, R (1, 6)<br>OBP: 0.290, SLG: 0.315 | 4-2 G4-3 1B BB | | 1-3 ① K | | 1-0 ① G6-3 | 2-3 ③ K | | | 0-1 ① SH3 1-2 | 3 | 1 | 0 | 0 | 1 | 2 | 3 |
| Claudell Washington, L (1, 9)<br>OBP: 0.335, SLG: 0.478 | 3-2 ① G4-3 1-2 | | 1-1 HR | | 1-1 CS 1B | | 1-1 ① G1-3 | | 4-0 FC5 1B IBB | 4 | 2 | 2 | 1 | 1 | 0 | 1 |
| Johnny Ray, S (1, 4)<br>OBP: 0.320, SLG: 0.361 | SAFE<br>3-1 ② P6 | | 3-1 2B G6-3 1B | | 4-1 ② 1-2 BB | | 2-1 ② G6-3 | | 0-2 ② FC5 1B 1-2 2-3f | 4 | 1 | 1 | 0 | 1 | 0 | 3 |
| Wally Joyner, L (1, 3)<br>OBP: 0.342, SLG: 0.396 | 2-2 2-H 1B | | 1-1 G6-3 1-3 2B | | 3-0 ③ F9 | | 4-0 S BB | | 0-2 1-2 2-H 1B | 4 | 0 | 3 | 2 | 1 | 0 | 1 |
| Brian Downing, R (1, 10)<br>OBP: 0.384, SLG: 0.443 | 4-1 BB | | 0-1 ② G6-3 2-3 3-H | | | 2-1 ① P9 | 1-1 ③ P6 1-2 | | | 3 | 0 | 0 | 1 | 1 | 0 | 2 |
| Devon White, S (1, 8)<br>OBP: 0.304, SLG: 0.426 | 2-3 ③ K | | 2-0 ③ F9 | | | 1-1 1B 1B | | 0-0 CS 1B | | 4 | 0 | 2 | 0 | 0 | 1 | 3 |
| Chili Davis, S (1, 7)<br>OBP: 0.299, SLG: 0.377 | | 1-1 ① P6 | | 2-0 ① P8 | | 0-0 BB 1-3 1B | | 4-2 ① SAFE G1-4-3 1-2 BB | | 3 | 0 | 1 | 0 | 1 | 0 | 0 |
| Lance Parrish, R (1, 2)<br>OBP: 0.334, SLG: 0.435 | | 3-3 ② K | | 1-3 ② K | | 4-1 1-2 BB | | SAFE<br>1-2 ②③ G1-4-3 1-2f | | 3 | 0 | 0 | 0 | 1 | 2 | 1 |
| Jack Howell, L (1, 5)<br>OBP: 0.324, SLG: 0.411 | | 0-2 ③ F6 | | 2-2 ③ F7 | | 2-3 ② K | | | 4-2 FC5 SH3 BB | 3 | 0 | 0 | 0 | 1 | 1 | 3 |

| | AB | R | H | RBI | BB | SO | LOB |
|---|---|---|---|---|---|---|---|
| **AB** | 31 | | | | | | |
| **R** | 4 | | | | | | |
| **H** | 9 | | | | | | |
| **RBI** | 4 | | | | | | |
| **BB** | 8 | | | | | | |
| **SO** | 6 | | | | | | |
| **LOB** | 17 | | | | | | |

| Inning Stats | 1 | 2 | 3 | 4 | 5 | 6 | 7 | 8 | 9 | 1B | SF | WP | PA |
|---|---|---|---|---|---|---|---|---|---|---|---|---|---|
| R | 1 | 0 | 2 | 0 | 0 | 0 | 0 | 0 | 1 | 7 | 0 | 0 | 40 |
| E | 0 | 0 | 0 | 0 | 0 | 2 | 0 | 0 | 0 | 1 | 0 | 0 | |
| K | 1 | 1 | 1 | 1 | 0 | 2 | 0 | 0 | 0 | 2B | SAC | PB | |
| S | 20 | 9 | 12 | 9 | 5 | 13 | 6 | 10 | 10 | 1 | 1 | 0 | |
| H | 1 | 0 | 3 | 0 | 1 | 2 | 0 | 1 | 1 | 3B | DP | SB | |
| LOB | 2 | 0 | 1 | 0 | 1 | 3 | 1 | 0 | 2 | 0 | 1 | 1 | |
| BB | 2 | 0 | 0 | 0 | 0 | 1 | 1 | 1 | 1 | HR | HBP | CS | |
| P | 38 | 13 | 20 | 14 | 14 | 24 | 14 | 13 | 18 | 1 | 0 | 2 | |

| PITCHER | | IP | WLS | BF | H | R | ER | SO | BB | IBB | HBP | BLK | WP | HR | S | P | ERA | WHIP |
|---|---|---|---|---|---|---|---|---|---|---|---|---|---|---|---|---|---|---|
| Doyle Alexander, R<br>ERA: 4.04 | (1, 1) | 6.0 | | 28 | 7 | 3 | 3 | 6 | 4 | 0 | 0 | 0 | 0 | 1 | 68 | 123 | 4.50 | 1.833 |
| Ed Nunez, R<br>ERA: 1.47 | (7, 1) | 2.0 | | 7 | 1 | 0 | 0 | 0 | 2 | 0 | 0 | 0 | 0 | 0 | 16 | 27 | 0.00 | 1.500 |
| Mike Henneman, R<br>ERA: 4.67 | (9, 1) | 0.2 | L | 5 | 1 | 1 | 1 | 0 | 1 | 1 | 0 | 0 | 0 | 0 | 10 | 18 | 13.50 | 3.000 |

| Batter | 1 | 2 | 3 | 4 | 5 | 6 | 7 | 8 | 9 | AB | R | H | RBI | BB | SO | LOB |
|---|---|---|---|---|---|---|---|---|---|---|---|---|---|---|---|---|
| Dave Bergman, L (1, 3)<br>OBP: 0.336, SLG: 0.344 | C B B F B B<br>4-2 1B SF8-5-4 BB | B C S S X<br>1-2 ③ L8 | | X<br>0-0 2B<br>2-H 2B | | C B X<br>1-1 G1-6-3 1B | | B X<br>1-0 ② P6 | | 4 | 2 | 2 | 1 | 1 | 0 | 4 |
| Tracy Jones, R (1, 7)<br>OBP: 0.286, SLG: 0.330 | C C F B C<br>1-3 ① K | | C X<br>0-1 ① G5-3 | X<br>0-0 PB 2B<br>2-H | | X<br>0-0 ② G1-6-3<br>1-2 | | 2 SAFE F S B F X<br>1-2 ③ FC6-4<br>1-2f | | 5 | 0 | 1 | 1 | 0 | 1 | 4 |
| Lou Whitaker, L (1, 4)<br>OBP: 0.359, SLG: 0.488 | B X<br>1-0 SF8-5-4 1B<br>1-3 | F X<br>0-1 ② F8 | C S B F B B B<br>4-2 BB<br>2-3 | | | B F S F X<br>1-2 ③ P5 | | | C B B X<br>2-1 HR | 4 | 1 | 2 | 1 | 1 | 0 | 1 |
| Alan Trammell, R (1, 6)<br>OBP: 0.330, SLG: 0.335 | S C B B B X<br>3-2 ② ③ SF8-5-4<br>1-2 3-H | C X<br>0-1 ③ G3 | B F S B X<br>2-2 ③ L4 | | | | C B B X<br>2-1 ① G6-3 | | X<br>0-0 ① G3 | 4 | 0 | 0 | 1 | 0 | 0 | 2 |
| Keith Moreland, R (1, 10)<br>OBP: 0.369, SLG: 0.420<br>Mike Brumley, S (9, PR)<br>OBP: 0.297, SLG: 0.280 | | C B F S<br>1-3 ① K | C X<br>1-1 FC1-4 1B | C F F X<br>0-2 ① G6-3 | | S B F B X<br>2-2 ② G5-3 | | B X<br>2-0 S 1B | 5<br>0 | 0<br>0 | 2<br>0 | 0<br>0 | 0<br>0 | 1<br>0 | 0<br>0 |
| Chet Lemon, R (1, 9)<br>OBP: 0.343, SLG: 0.346 | C B B B X<br>3-1 WP 1B 1B | F B S F B F X<br>2-2 ① FC1-4 1B 2B<br>1-2f | S B C X<br>1-2 E1 G1-3 | | | B B F C F F X<br>2-2 ③ F8 | | | 1 SAFE C 1 SAFE B S S<br>1-3 ② K<br>1-2 | 5 | 2 | 1 | 0 | 0 | 1 | 2 |
| Doug Strange, S (1, 5)<br>OBP: 0.211, SLG: 0.263 | B B S S X<br>2-1 E 1B 1B<br>1-H | B F S X<br>1-2 ② L8 | 1 SAFE S B S X<br>1-2 ② G1-3<br>1-2 | | | | | X<br>0-0 ① F7 | B X<br>1-0 ③ P6 | 5 | 0 | 1 | 1 | 0 | 0 | 4 |
| Gary Pettis, S (1, 8)<br>OBP: 0.362, SLG: 0.320 | F X<br>0-1 E1 1B<br>1-3 | B F X<br>1-1 S 2B 1B<br>1-3 | B F C F B S<br>2-3 ③ K | | | | | B B B B<br>4-0 1B BB | | 3 | 1 | 2 | 0 | 1 | 1 | 1 |
| Mike Heath, R (1, 2)<br>OBP: 0.335, SLG: 0.441 | F B C F B B C<br>3-3 ② K | B B X<br>2-0 2B<br>1-H 3-H 2B | | | | F L X<br>0-2 ① P9 | | B X<br>1-0 FC6-4 1B<br>1-2 | | 4 | 1 | 2 | 2 | 0 | 1 | 2 |
| Inning Stats | R: 1 H: 1<br>E: 0 LOB: 0<br>K: 1 BB: 1<br>S: 11 P: 20 | R: 1 H: 3<br>E: 1 LOB: 2<br>K: 2 BB: 0<br>S: 17 P: 27 | R: 0 H: 0<br>E: 0 LOB: 0<br>K: 0 BB: 0<br>S: 6 P: 6 | R: 4 H: 5<br>E: 0 LOB: 2<br>K: 0 BB: 1<br>S: 21 P: 34 | R: 0 H: 0<br>E: 1 LOB: 1<br>K: 1 BB: 0<br>S: 14 P: 18 | R: 0 H: 1<br>E: 0 LOB: 1<br>K: 0 BB: 0<br>S: 10 P: 12 | R: 0 H: 0<br>E: 0 LOB: 0<br>K: 0 BB: 0<br>S: 10 P: 16 | R: 0 H: 1<br>E: 0 LOB: 2<br>K: 0 BB: 1<br>S: 7 P: 14 | R: 1 H: 2<br>E: 0 LOB: 2<br>K: 1 BB: 0<br>S: 8 P: 14 | 1B: 9 SF: 1<br>2B: 4 SAC: 0<br>3B: 0 DP: 1<br>HR: 1 HBP: 0 | | | | | | |

| PITCHER | | IP | WLS | BF | H | R | ER | SO | BB | IBB | HBP | BLK | WP | HR | S | P | ERA | WHIP |
|---|---|---|---|---|---|---|---|---|---|---|---|---|---|---|---|---|---|---|
| Mike Witt, R<br>ERA: 4.26 | (1, 1) | 3.2 | | 20 | 9 | 6 | 6 | 3 | 1 | 0 | 0 | 0 | 1 | 0 | 49 | 75 | 14.73 | 2.727 |
| Rich Monteleone, R<br>ERA: 1.29 | (4, 1) | 3.1 | | 13 | 1 | 0 | 0 | 1 | 1 | 0 | 0 | 0 | 0 | 0 | 40 | 58 | 0.00 | 0.600 |
| Greg Minton, R<br>ERA: 1.99 | (8, 1) | 1.0 | | 5 | 1 | 0 | 0 | 0 | 1 | 0 | 0 | 0 | 0 | 0 | 7 | 14 | 0.00 | 2.000 |
| Bryan Harvey, R<br>ERA: 3.98 | (9, 1) | 1.0 | W | 5 | 2 | 1 | 1 | 1 | 0 | 0 | 0 | 0 | 0 | 1 | 8 | 14 | 9.00 | 2.000 |

| PITCHER | IP | WLS | BF | H | R | ER | SO | BB | IBB | HBP | BLK | WP | HR | S | P | ERA | WHIP |
|---|---|---|---|---|---|---|---|---|---|---|---|---|---|---|---|---|---|

# TOP

# Detroit Tigers @ California Angels

Anaheim Stadium, Anaheim, CA

Fri Jul 21 1989, 10:05 PM EDT

Att. 34,924 - Unknown

livebaseballscorecards.com

| | |
|---|---|
| AB | 39 |
| R | 7 |
| H | 13 |
| RBI | 7 |
| BB | 3 |
| SO | 5 |
| LOB | 20 |

# Detroit Tigers @ California Angels

Anaheim Stadium, Anaheim, CA

Fri Jul 21 1989, 10:05 PM EDT

Att. 34,924 - Unknown

## BOTTOM

| Batter | 1 | 2 | 3 | 4 | 5 | 6 | 7 | 8 | 9 | AB | R | H | RBI | BB | SO | LOB |
|---|---|---|---|---|---|---|---|---|---|---|---|---|---|---|---|---|
| Claudell Washington, L (1, 9)<br>OBP: 0.336, SLG: 0.474 | G6-3 | BB | | P7 | | FC6-4<br>1-2f | | 1B<br>3-H | | 4 | 0 | 1 | 1 | 1 | 0 | 2 |
| Johnny Ray, S (1, 4)<br>OBP: 0.318, SLG: 0.358 | 1B<br>1B | F9 | | F8 | | | F7 | L8 | | 5 | 1 | 1 | 0 | 0 | 0 | 4 |
| Devon White, S (1, 8)<br>OBP: 0.308, SLG: 0.429 | 1B<br>1-2 | L6 | | CS<br>1-2 | K | | G4-6-3 | HR | | 5 | 2 | 3 | 0 | 0 | 1 | 1 |
| Wally Joyner, L (1, 3)<br>OBP: 0.346, SLG: 0.408 | 1B<br>1-3<br>2-H | | SF8 | | G4-3 | | G4-6-3<br>1-2f | | HR<br>1-H | 5 | 3 | 3 | 3 | 0 | 0 | 1 |
| Brian Downing, R (1, 10)<br>OBP: 0.390, SLG: 0.448 | IBB | | 1B<br>1-3 | | FC6-4 | | | 1B | | 3 | 1 | 3 | 0 | 1 | 0 | 0 |
| Chili Davis, S (1, 7)<br>OBP: 0.296, SLG: 0.373 | K | | L8 | | FC6-4<br>1-2f | | | K | | 4 | 0 | 0 | 0 | 0 | 2 | 7 |
| Lance Parrish, R (1, 2)<br>OBP: 0.337, SLG: 0.438 | 1B<br>1-2<br>2-H<br>3-H | | SF8<br>3-H | | | L9 | | 1B<br>1-2 | | 3 | 1 | 2 | 3 | 0 | 0 | 0 |
| Jack Howell, L (1, 5)<br>OBP: 0.320, SLG: 0.405 | G6-3 | | G1-3 | | | F8 | | K | | 4 | 0 | 0 | 0 | 0 | 1 | 5 |
| Dick Schofield, R (1, 6)<br>OBP: 0.298, SLG: 0.320 | | G4-3 | | CS<br>1B | | FC6-4<br>BB | | 1B<br>1-3<br>2-H | | 3 | 0 | 2 | 1 | 1 | 0 | 0 |
| Inning Stats | R: 3 H: 4<br>E: 0 LOB: 2<br>K: 1 BB: 1<br>S: 19 P: 31 | R: 0 H: 0<br>E: 0 LOB: 1<br>K: 0 BB: 1<br>S: 5 P: 12 | R: 1 H: 2<br>E: 0 LOB: 1<br>K: 0 BB: 0<br>S: 10 P: 14 | R: 0 H: 1<br>E: 0 LOB: 0<br>K: 0 BB: 0<br>S: 10 P: 14 | R: 0 H: 1<br>E: 0 LOB: 1<br>K: 1 BB: 0<br>S: 12 P: 18 | R: 0 H: 0<br>E: 0 LOB: 1<br>K: 0 BB: 1<br>S: 10 P: 20 | R: 0 H: 1<br>E: 0 LOB: 0<br>K: 0 BB: 0<br>S: 4 P: 5 | R: 2 H: 4<br>E: 0 LOB: 2<br>K: 2 BB: 0<br>S: 22 P: 32 | R: 2 H: 2<br>E: 0 LOB: 0<br>K: 0 BB: 0<br>S: 5 P: 8 | 1B: 14 SF: 1<br>2B: 0 SAC: 0<br>3B: 0 DP: 1<br>HR: 1 HBP: 0 | | | | | | |

| | AB | 36 |
|---|---|---|
| | R | 8 |
| | H | 15 |
| | RBI | 8 |
| | BB | 3 |
| | SO | 4 |
| | LOB | 20 |

livebaseballscorecards.com

| PITCHER | IP | WLS | BF | H | R | ER | SO | BB | IBB | HBP | BLK | WP | HR | S | P | ERA | WHIP |
|---|---|---|---|---|---|---|---|---|---|---|---|---|---|---|---|---|---|
| Frank Tanana, L (1, 1)<br>ERA: 3.61 | 5.0 | | 24 | 8 | 4 | 4 | 2 | 1 | 1 | 0 | 0 | 0 | 0 | 56 | 89 | 7.20 | 1.800 |
| Brad Havens, L (6, 1)<br>ERA: 5.0 | 2.1 | | 9 | 2 | 1 | 1 | 1 | 1 | 0 | 0 | 0 | 0 | 0 | 21 | 35 | 3.86 | 1.286 |
| Mike Henneman, R (8, 1)<br>ERA: 4.82 | 0.1 | | 4 | 3 | 1 | 1 | 1 | 0 | 0 | 0 | 0 | 0 | 0 | 13 | 19 | 27.00 | 9.000 |
| Dave Beard, R (8, 1)<br>ERA: 5.06 | 0.1 | L | 3 | 2 | 2 | 2 | 0 | 0 | 0 | 0 | 0 | 0 | 1 | 7 | 11 | 54.00 | 6.000 |

| PITCHER | IP | WLS | BF | H | R | ER | SO | BB | IBB | HBP | BLK | WP | HR | S | P | ERA | WHIP |
|---|---|---|---|---|---|---|---|---|---|---|---|---|---|---|---|---|---|

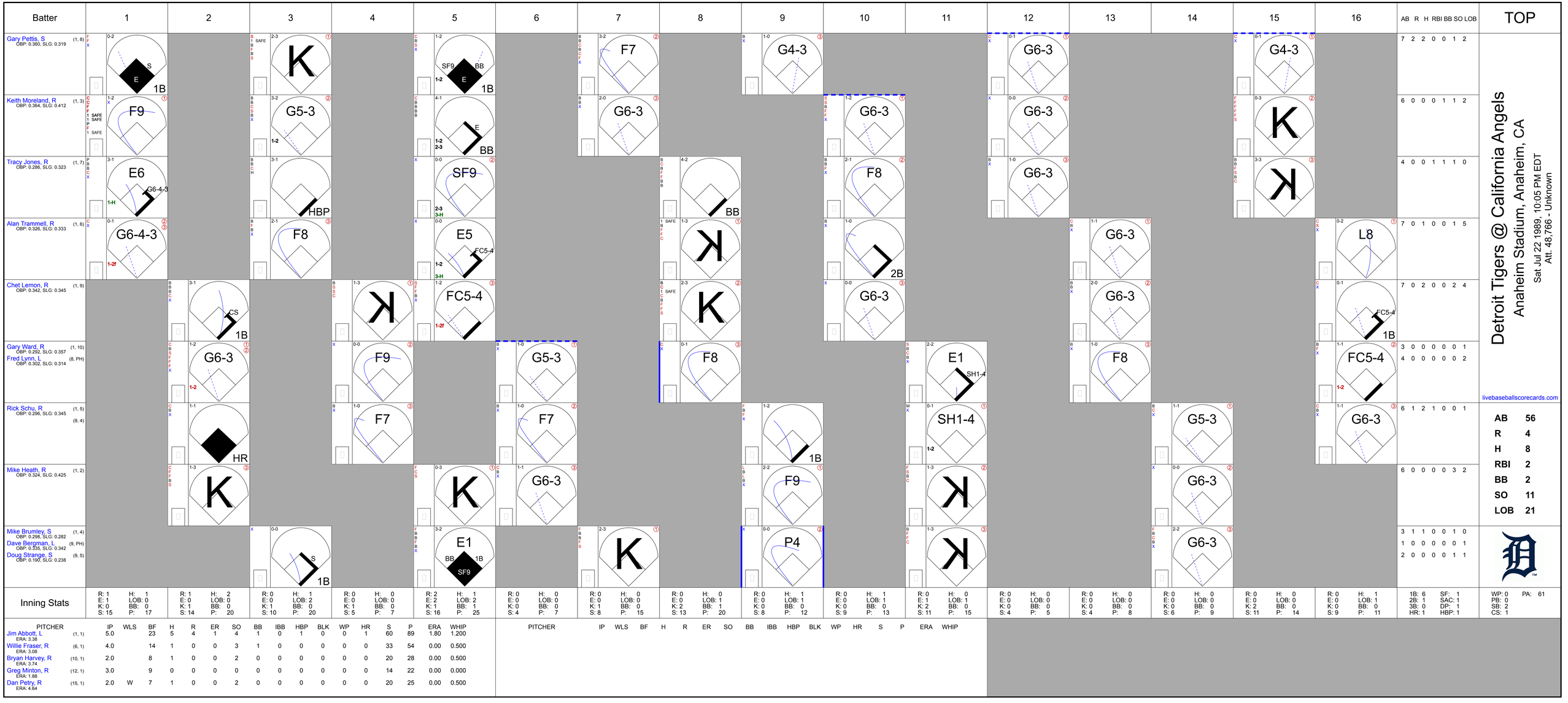
Batter
1
2
3
4
5
6
7
8
9
10
11
12
13
14
15
16
AB R H RBI BB SO LOB
TOP
Gary Pettis, S (1, 8) OBP: 0.360, SLG: 0.319
Keith Moreland, R (1, 3) OBP: 0.364, SLG: 0.412
Tracy Jones, R (1, 7) OBP: 0.286, SLG: 0.323
Alan Trammell, R (1, 6) OBP: 0.326, SLG: 0.333
Chet Lemon, R (1, 9) OBP: 0.342, SLG: 0.345
Gary Ward, R (1, 10) OBP: 0.292, SLG: 0.357
Fred Lynn, L (8, PH) OBP: 0.302, SLG: 0.314
Rick Schu, R (1, 5) (9, 4) OBP: 0.236, SLG: 0.345
Mike Heath, R (1, 2) OBP: 0.324, SLG: 0.425
Mike Brumley, S (1, 4) OBP: 0.298, SLG: 0.282
Dave Bergman, L (9, PH) OBP: 0.335, SLG: 0.342
Doug Strange, S (9, 5) OBP: 0.190, SLG: 0.238
Inning Stats
PITCHER IP WLS BF H R ER SO BB IBB HBP BLK WP HR S P ERA WHIP
Jim Abbott, L (1, 1) ERA: 3.38
Willie Fraser, R (6, 1) ERA: 3.08
Bryan Harvey, R (10, 1) ERA: 3.74
Greg Minton, R (12, 1) ERA: 1.88
Dan Petry, R (15, 1) ERA: 4.64
Detroit Tigers @ California Angels
Anaheim Stadium, Anaheim, CA
Sat Jul 22 1989, 10:05 PM EDT
Att. 48,766 - Unknown
livebaseballscorecards.com
AB 56
R 4
H 8
RBI 2
BB 2
SO 11
LOB 21
1B: 6 SF: 1
2B: 1 SAC: 1
3B: 0 DP: 1
HR: 1 HBP: 1
WP: 0 PA: 61
PB: 0
SB: 2
CS: 1

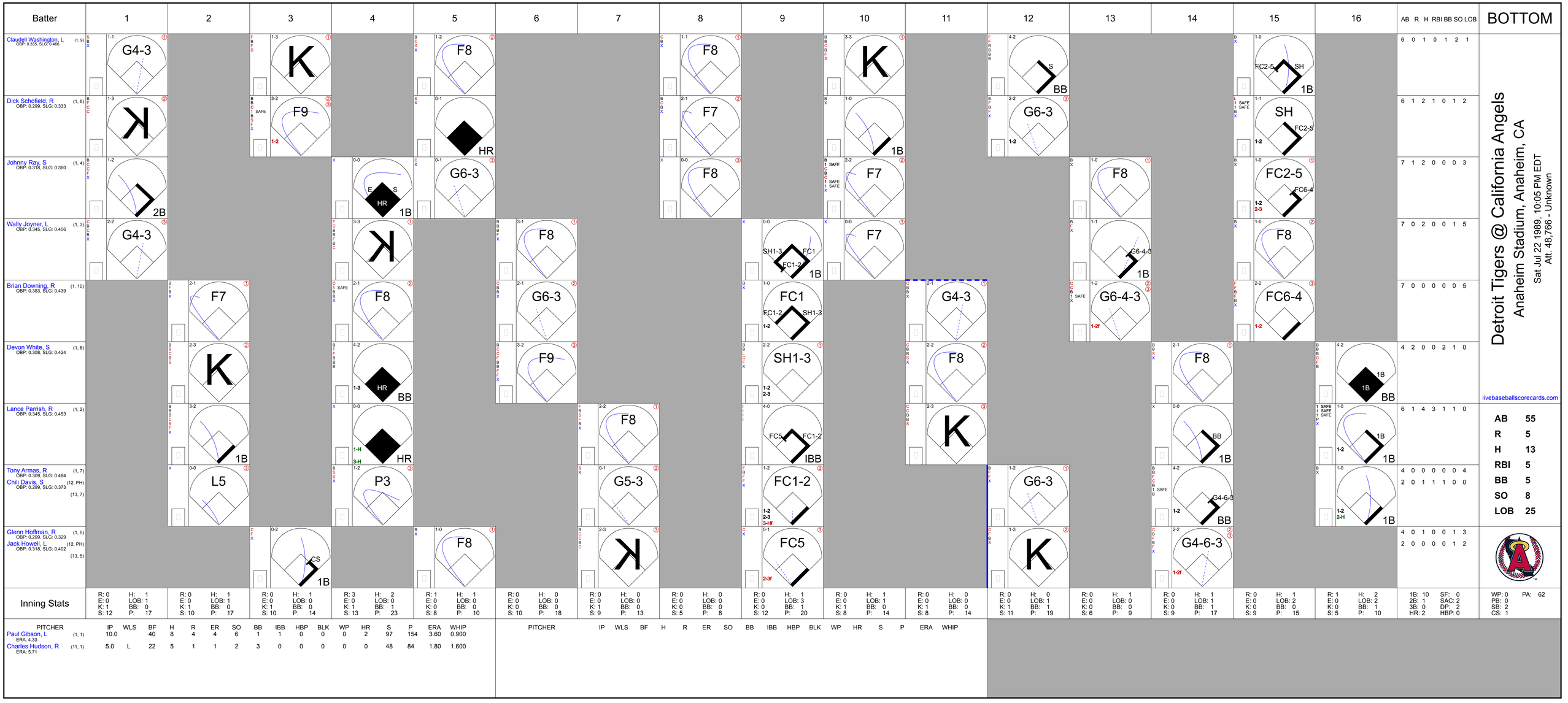
Batter
1
2
3
4
5
6
7
8
9
10
11
12
13
14
15
16
AB R H RBI BB SO LOB
BOTTOM
Claudell Washington, L (1, 9)
OBP: 0.335, SLG: 0.466
6 0 1 0 1 2 1
Dick Schofield, R (1, 6)
OBP: 0.299, SLG: 0.333
6 1 2 1 0 1 2
Johnny Ray, S (1, 4)
OBP: 0.318, SLG: 0.360
7 1 2 0 0 0 3
Wally Joyner, L (1, 3)
OBP: 0.345, SLG: 0.406
7 0 2 0 0 1 5
Brian Downing, R (1, 10)
OBP: 0.383, SLG: 0.439
7 0 0 0 0 0 5
Devon White, S (1, 8)
OBP: 0.308, SLG: 0.424
4 2 0 0 2 1 0
Lance Parrish, R (1, 2)
OBP: 0.345, SLG: 0.453
6 1 4 3 1 1 0
Tony Armas, R (1, 7)
OBP: 0.309, SLG: 0.484
4 0 0 0 0 0 4
Chili Davis, S (12, PH) (13, 7)
OBP: 0.299, SLG: 0.373
2 0 1 1 1 0 0
Glenn Hoffman, R (1, 5)
OBP: 0.299, SLG: 0.329
4 0 1 0 0 1 3
Jack Howell, L (12, PH) (13, 5)
OBP: 0.318, SLG: 0.402
2 0 0 0 0 1 2
Inning Stats
PITCHER IP WLS BF H R ER SO BB IBB HBP BLK WP HR S P ERA WHIP
Paul Gibson, L (1, 1)
ERA: 4.33
10.0 40 8 4 4 6 1 1 0 0 0 2 97 154 3.60 0.900
Charles Hudson, R (11, 1)
ERA: 5.71
5.0 L 22 5 1 1 2 3 0 0 0 0 0 48 84 1.80 1.600
PITCHER IP WLS BF H R ER SO BB IBB HBP BLK WP HR S P ERA WHIP
Detroit Tigers @ California Angels
Anaheim Stadium, Anaheim, CA
Sat Jul 22 1989, 10:05 PM EDT
Att. 48,766 - Unknown
livebaseballscorecards.com
AB 55
R 5
H 13
RBI 5
BB 5
SO 8
LOB 25
1B: 10 SF: 0
2B: 1 SAC: 2
3B: 0 DP: 2
HR: 2 HBP: 0
WP: 0 PA: 62
PB: 0
SB: 2
CS: 1

# TOP

# Detroit Tigers @ California Angels

Anaheim Stadium, Anaheim, CA

Sun Jul 23 1989, 6:33 AM EDT

Att. 29,444 - Sunny

livebaseballscorecards.com

| Batter | 1 | 2 | 3 | 4 | 5 | 6 | 7 | 8 | 9 | AB | R | H | RBI | BB | SO | LOB |
|---|---|---|---|---|---|---|---|---|---|---|---|---|---|---|---|---|
| Gary Pettis, S (1, 8)<br>OBP: 0.362, SLG: 0.323 | X 0-0 ① L7 | | B 2 SAFE X 1-0 ① SH1-4 1-2 2-3 | | B F B X 2-1 2-3 1B | | C B B B X 3-1 3-H 1B | | F X 0-1 ② F9 | 4 | 0 | 2 | 1 | 0 | 0 | 1 |
| Tracy Jones, R (1, 7)<br>OBP: 0.284, SLG: 0.320 | C B B F X 2-2 ② F9 | | X 0-0 ② G5-3 3-H | | F B F S 1-3 ③ K | | F 1 SAFE F 1 SAFE X 0-2 ③ P6 | | X 0-0 2-3 1B | 5 | 0 | 1 | 1 | 0 | 1 | 4 |
| Fred Lynn, L (1, 10)<br>OBP: 0.306, SLG: 0.321<br>Gary Ward, R (9, PH)<br>OBP: 0.291, SLG: 0.354 | C X 0-1 ③ G6-3 | | C B F B F X 2-2 ③ 2-H 1B | | | B X 1-0 ① G4-3 | | B X 1-0 G6-3 1B 2B | S C B B C 2-3 ③ K | 4<br>1 | 1<br>0 | 2<br>0 | 1<br>0 | 0<br>0 | 0<br>1 | 0<br>2 |
| Alan Trammell, R (1, 6)<br>OBP: 0.321, SLG: 0.328 | | C C F B X 1-2 ① F8 | | B C B X 2-1 ① L7 | | C B C F B S 2-3 ② K | | B C B L X 2-2 ① P3 | | 4 | 0 | 0 | 0 | 0 | 1 | 1 |
| Dave Bergman, L (1, 3)<br>OBP: 0.338, SLG: 0.342 | | B B B B 4-0 BB | | C B B B X 2-1 ② G4-3 | | F F B X 1-2 1B | | X 0-0 ② G6-3 2-3 | | 3 | 0 | 1 | 0 | 1 | 0 | 1 |
| Chet Lemon, R (1, 9)<br>OBP: 0.341, SLG: 0.343 | | C B S F X 1-2 ② L7 | | X 0-0 ③ G6-3 | | C C F B B S 2-3 ③ K | | C B X 1-1 3-H 1B | | 4 | 0 | 1 | 1 | 0 | 1 | 2 |
| Doug Strange, S (1, 5)<br>OBP: 0.200, SLG: 0.240 | | C C B B S 2-3 ③ K | | | B C F S 1-3 ① K | | B X 1-0 F8 G4-3 1B 1B | F X 0-1 ③ G3 | | 4 | 1 | 1 | 0 | 0 | 2 | 2 |
| Mike Heath, R (1, 2)<br>OBP: 0.333, SLG: 0.433 | | | B C C B B X 2-2 SH1-4 1B G5-3 1B | | F X 0-1 1B S 1B | | S X 0-1 ① G4-3 1-2 | | S F B X 1-2 1B PB 1B | 4 | 1 | 3 | 0 | 0 | 0 | 1 |
| Mike Brumley, S (1, 4)<br>OBP: 0.296, SLG: 0.281 | | | X 0-0 SH1-4 1-2 1B 1B | | B C F B B B F C 3-3 ② K 1-2 | | B F B X 2-1 ② F8 2-3 | | C B C M 1-3 ① K 1-2 | 4 | 1 | 1 | 0 | 0 | 2 | 3 |

| Inning Stats | | |

# Detroit Tigers @ California Angels

Anaheim Stadium, Anaheim, CA

Sun Jul 23 1989, 6:33 AM EDT

Att. 29,444 - Sunny

## BOTTOM

| Batter | 1 | 2 | 3 | 4 | 5 | 6 | 7 | 8 | 9 | AB | R | H | RBI | BB | SO | LOB |
|---|---|---|---|---|---|---|---|---|---|---|---|---|---|---|---|---|
| Claudell Washington, L (1, 9)<br>OBP: 0.336, SLG: 0.464 | B B C X<br>2-1 1B<br>1B | | C B 1 SAFE X<br>1-1 ① FC4<br>1-2f | S B B B X<br>3-1 ③ L6 | | | B X<br>1-0 ② G1-3 | | S S X<br>0-2 BB 1B HBP<br>1-3<br>1B | 5 | 1 | 2 | 0 | 0 | 0 | 2 |
| Johnny Ray, S (1, 4)<br>OBP: 0.319, SLG: 0.360 | 1 SAFE B C 1 SAFE 1 SAFE F 1 SAFE B X<br>2-2 ①<br>1-3<br>1B | | S B B X<br>2-1 ② L7 | | C X<br>0-1 ① G4-3 | | F S B X<br>1-2 ③ G4-3 | | F F F F X<br>0-2 HBP BB<br>1-2<br>3-H<br>1B | 5 | 0 | 2 | 1 | 0 | 0 | 1 |
| Devon White, S (1, 8)<br>OBP: 0.309, SLG: 0.422 | C F S<br>0-3 ② K | | 1 SAFE S 1 SAFE S 1 SAFE B B 1 SAFE C<br>2-3 ③ K | | M F B B X<br>2-2 CS<br>1B | | | B B X<br>2-0 ① F8 | B B B B<br>4-0 HBP<br>1-2<br>2-3<br>BB | 4 | 0 | 1 | 0 | 1 | 2 | 2 |
| Wally Joyner, L (1, 3)<br>OBP: 0.351, SLG: 0.406 | B B B I<br>4-0 IBB | | | B S X<br>1-1 G1-3<br>1B<br>1B | P B C F B B<br>4-2 ② FC6-4<br>1-2<br>BB | | | B F S B B X<br>3-2 ② F8 | C F B B H<br>3-2<br>1-2<br>2-3<br>3-H<br>HBP | 2 | 1 | 1 | 1 | 2 | 0 | 0 |
| Brian Downing, R (1, 10)<br>OBP: 0.382, SLG: 0.435 | B B C X<br>2-1 ③ P8 | | | B F B S F X<br>2-2 ① G1-3<br>1-2 | B X<br>1-0 ③ FC6-4<br>1-2f | | | B B B B<br>4-0 BB<br>BB | | 3 | 0 | 0 | 0 | 1 | 0 | 4 |
| Chili Davis, S (1, 7)<br>OBP: 0.301, SLG: 0.373 | | C B B S B X<br>3-2 ① G6-3 | C F B B B X<br>3-2 BB 1B<br>2-H<br>1B | | | F C X<br>0-2 ① P6 | | B F B B F F B<br>4-2<br>1-2<br>BB | | 3 | 1 | 1 | 1 | 1 | 0 | 0 |
| Bill Schroeder, R (1, 2)<br>OBP: 0.281, SLG: 0.441<br>Lance Parrish, R (8, PH)<br>OBP: 0.344, SLG: 0.452 (9, 2) | | B X<br>1-0 ② P9 | | S B C S<br>1-3 ② K | | X<br>0-0 ② G5-3 | | C B C B C<br>2-3 ③ K | | 3<br>1 | 0<br>0 | 0<br>0 | 0<br>0 | 0<br>0 | 1<br>1 | 1<br>2 |
| Jack Howell, L (1, 5)<br>OBP: 0.317, SLG: 0.397 | | B B B X<br>2-0 ③ G4-3 | | B B B B<br>4-0 1B E<br>1-2<br>BB | | B X<br>1-0 ③ F7 | | | B B F F X<br>2-2 ① G4-3 | 3 | 1 | 0 | 0 | 1 | 0 | 0 |
| Kent Anderson, R (1, 6)<br>OBP: 0.269, SLG: 0.229<br>Dick Schofield, R (9, PH)<br>OBP: 0.302, SLG: 0.336 | | | B B B C B<br>4-1 FC4<br>BB | B C B B F F X<br>3-2 E5<br>1-H<br>2-H<br>1B | | | B F B C X<br>2-2 ① G4-3 | | X<br>0-0 1B<br>1B | 2<br>1 | 0<br>1 | 1<br>1 | 1<br>1 | 1<br>0 | 0<br>0 | 0<br>0 |
| Inning Stats | R: 0 H: 2<br>E: 0 LOB: 2<br>K: 1 BB: 1<br>S: 10 P: 20 | R: 0 H: 0<br>E: 0 LOB: 0<br>K: 0 BB: 0<br>S: 5 P: 11 | R: 0 H: 0<br>E: 0 LOB: 1<br>K: 1 BB: 1<br>S: 8 P: 17 | R: 3 H: 3<br>E: 1 LOB: 1<br>K: 1 BB: 1<br>S: 18 P: 35 | R: 0 H: 1<br>E: 0 LOB: 1<br>K: 0 BB: 1<br>S: 9 P: 15 | R: 0 H: 0<br>E: 0 LOB: 0<br>K: 0 BB: 0<br>S: 5 P: 6 | R: 0 H: 0<br>E: 0 LOB: 0<br>K: 0 BB: 0<br>S: 7 P: 11 | R: 0 H: 0<br>E: 0 LOB: 2<br>K: 1 BB: 2<br>S: 10 P: 25 | R: 2 H: 3<br>E: 0 LOB: 3<br>K: 0 BB: 1<br>S: 14 P: 23 | 1B: 9 SF: 0<br>2B: 0 SAC: 0<br>3B: 0 DP: 0<br>HR: 0 HBP: 1 | | | | | | |

livebaseballscorecards.com

| | |
|---|---|
| AB | 32 |
| R | 5 |
| H | 9 |
| RBI | 4 |
| BB | 7 |
| SO | 4 |
| LOB | 12 |

| PITCHER | | IP | WLS | BF | H | R | ER | SO | BB | IBB | HBP | BLK | WP | HR | S | P | ERA | WHIP |
|---|---|---|---|---|---|---|---|---|---|---|---|---|---|---|---|---|---|---|
| Kevin Ritz, R<br>ERA: 5.4 | (1, 1) | 7.2 | | 32 | 6 | 3 | 2 | 3 | 4 | 1 | 0 | 0 | 0 | 0 | 66 | 128 | 2.35 | 1.304 |
| Mike Henneman, R<br>ERA: 5.09 | (8, 1) | 0.2 | L | 5 | 2 | 2 | 2 | 1 | 1 | 0 | 0 | 0 | 0 | 0 | 13 | 21 | 27.00 | 4.500 |
| Brad Havens, L<br>ERA: 5.0 | (9, 1) | 0.0 | | 3 | 1 | 0 | 0 | 0 | 1 | 0 | 1 | 0 | 0 | 0 | 7 | 14 | ∞ | ∞ |

| PITCHER | IP | WLS | BF | H | R | ER | SO | BB | IBB | HBP | BLK | WP | HR | S | P | ERA | WHIP |
|---|---|---|---|---|---|---|---|---|---|---|---|---|---|---|---|---|---|

| Batter | 1 | 2 | 3 | 4 | 5 | 6 | 7 | 8 | 9 | AB | R | H | RBI | BB | SO | LOB |
|---|---|---|---|---|---|---|---|---|---|---|---|---|---|---|---|---|
| Gary Pettis, S (1, 8)<br>OBP: 0.360, SLG: 0.318 | B C C B B F X<br>3-2 ①<br>G4-3 | | B B C S B F B<br>4-2<br>S<br>BB | | | X<br>0-0 ①<br>P5 | | C X<br>0-1 ②③<br>4-3-6-4-5<br>1-2f | | 3 | 0 | 0 | 0 | 1 | 0 | 1 |
| Keith Moreland, R (1, 10)<br>OBP: 0.360, SLG: 0.406 | B X<br>1-0 ②<br>P5 | | C B S C<br>1-3 ③<br>K<br>1-2 | | | B B C B X<br>3-1 ②<br>G5-3 | | | B B X<br>2-0 ①<br>F7 | 4 | 0 | 0 | 0 | 0 | 1 | 1 |
| Lou Whitaker, L (1, 4)<br>OBP: 0.359, SLG: 0.485<br>Rick Schu, R (8, 5)<br>OBP: 0.294, SLG: 0.343 | B S C X<br>1-2 ③<br>G3 | | | C B F B B B<br>4-2<br>FC5-4<br>BB | | S F B X<br>1-2 ③<br>G4-3 | | | C B F B X<br>2-2 ②<br>G5-3 | 2<br>1 | 0<br>0 | 0<br>0 | 0<br>0 | 1<br>0 | 0<br>0 | 0<br>0 |
| Alan Trammell, R (1, 6)<br>OBP: 0.321, SLG: 0.328<br>Mike Brumley, S (8, 4)<br>OBP: 0.293, SLG: 0.278 | | B X<br>1-0 ①<br>F8 | | B F X<br>1-1 ①<br>FC5-4<br>S<br>1-2f | | | X<br>0-0 ①<br>1B<br>1B | | B X<br>1-0 ③<br>L6 | 3<br>1 | 0<br>0 | 1<br>0 | 0<br>0 | 0<br>0 | 0<br>0 | 1<br>0 |
| Fred Lynn, L (1, 7)<br>OBP: 0.306, SLG: 0.322 | | B S S F X<br>1-2 ②<br>P6 | | F B 1 SAFE F F B F F F<br>2-3 ②<br>1 SAFE<br>S<br>K | | | B S X<br>1-1 ②<br>G1-4-3<br>1-2<br>1B | | | 3 | 0 | 1 | 0 | 0 | 1 | 1 |
| Dave Bergman, L (1, 3)<br>OBP: 0.338, SLG: 0.342 | | C X<br>0-1 ①<br>1B | | B S B X<br>2-1 ③<br>G3<br>1-2 | | | X<br>0-0 ①<br>L4 | | | 3 | 0 | 1 | 0 | 0 | 0 | 3 |
| Chet Lemon, R (1, 9)<br>OBP: 0.338, SLG: 0.339 | | X<br>0-0 ③<br>L7 | | | X<br>0-0 ①<br>G5-3 | | F B C F X<br>1-2 ②③<br>G1-4-3<br>1-2f | | | 3 | 0 | 0 | 0 | 0 | 0 | 3 |
| Doug Strange, S (1, 5)<br>(8, 6)<br>OBP: 0.179, SLG: 0.214 | | | X<br>0-0 ①<br>F7 | | C B F C<br>1-3 ②<br>K | | | F F X<br>0-2 ①<br>G6-3 | | 3 | 0 | 0 | 0 | 0 | 1 | 0 |
| Mike Heath, R (1, 2)<br>OBP: 0.333, SLG: 0.431 | | | B F F S<br>1-3 ②<br>K | | X<br>0-0 ③<br>P3 | | | C X<br>0-1<br>4-3-6-4-5<br>1B | | 3 | 0 | 1 | 0 | 0 | 1 | 0 |
| Inning Stats | R: 0 H: 0<br>E: 0 LOB: 0<br>K: 0 BB: 0<br>S: 8 P: 13 | R: 0 H: 1<br>E: 0 LOB: 1<br>K: 0 BB: 0<br>S: 8 P: 10 | R: 0 H: 0<br>E: 0 LOB: 1<br>K: 2 BB: 1<br>S: 10 P: 16 | R: 0 H: 0<br>E: 0 LOB: 1<br>K: 1 BB: 1<br>S: 14 P: 23 | R: 0 H: 0<br>E: 0 LOB: 0<br>K: 1 BB: 0<br>S: 5 P: 6 | R: 0 H: 0<br>E: 0 LOB: 0<br>K: 0 BB: 0<br>S: 6 P: 10 | R: 0 H: 2<br>E: 0 LOB: 1<br>K: 0 BB: 0<br>S: 8 P: 10 | R: 0 H: 1<br>E: 0 LOB: 0<br>K: 0 BB: 0<br>S: 7 P: 7 | R: 0 H: 0<br>E: 0 LOB: 0<br>K: 0 BB: 0<br>S: 5 P: 10 | 1B: 4 SF: 0<br>2B: 1 SAC: 0<br>3B: 0 DP: 2<br>HR: 0 HBP: 0 | | | | | | |

# TOP

## Detroit Tigers @ Milwaukee Brewers

Milwaukee County Stadium, Milwaukee, WI

Mon Jul 24 1989, 8:05 PM EDT

Att. 17,981 - Unknown - 82 F

livebaseballscorecards.com

| | |
|---|---|
| AB | 29 |
| R | 0 |
| H | 4 |
| RBI | 0 |
| BB | 2 |
| SO | 4 |
| LOB | 10 |

| PITCHER | | IP | WLS | BF | H | R | ER | SO | BB | IBB | HBP | BLK | WP | HR | S | P | ERA | WHIP |
|---|---|---|---|---|---|---|---|---|---|---|---|---|---|---|---|---|---|---|
| Chris Bosio, R<br>ERA: 2.77 | (1, 1) | 7.0 | W | 25 | 3 | 0 | 0 | 4 | 2 | 0 | 0 | 0 | 0 | 0 | 59 | 88 | 0.00 | 0.714 |
| Mark Knudson, R<br>ERA: 4.07 | (8, 1) | 1.0 | | 3 | 1 | 0 | 0 | 0 | 0 | 0 | 0 | 0 | 0 | 0 | 7 | 7 | 0.00 | 1.000 |
| Tony Fossas, L<br>ERA: 3.62 | (9, 1) | 1.0 | | 3 | 0 | 0 | 0 | 0 | 0 | 0 | 0 | 0 | 0 | 0 | 5 | 10 | 0.00 | 0.000 |

| PITCHER | IP | WLS | BF | H | R | ER | SO | BB | IBB | HBP | BLK | WP | HR | S | P | ERA | WHIP |
|---|---|---|---|---|---|---|---|---|---|---|---|---|---|---|---|---|---|

| Batter | 1 | 2 | 3 | 4 | 5 | 6 | 7 | 8 | 9 | AB | R | H | RBI | BB | SO | LOB |
|---|---|---|---|---|---|---|---|---|---|---|---|---|---|---|---|---|
| Mike Felder, S (1, 7)<br>OBP: 0.299, SLG: 0.313 (8, 8) | G6-3 | 1B 2B | | L8 | | 1 SAFE 1 SAFE<br>1-H FC1-5 3B | 1-2 BB | | | 4 | 1 | 2 | 1 | 1 | 0 | 0 |
| Jim Gantner, L (1, 4)<br>OBP: 0.303, SLG: 0.302 | G4-3 | S<br>2-H 1B | | G3 | | FC1-5 BB<br>3-H | K | | | 5 | 0 | 1 | 1 | 0 | 1 | 4 |
| Paul Molitor, R (1, 5)<br>OBP: 0.370, SLG: 0.423 | 1B<br>1B 1B | FC6-4<br>1-2 BB | | | L9 | 1-2 BB | | P5 | | 2 | 1 | 1 | 0 | 2 | 0 | 0 |
| Gus Polidor, R (7, 5)<br>OBP: 0.223, SLG: 0.260 | | | | | | | | | | 1 | 0 | 0 | 0 | 0 | 0 | 0 |
| Robin Yount, R (1, 8)<br>OBP: 0.375, SLG: 0.485 | 1-H 1B 1B | FC6-4<br>1-2f | | | G6-3 | K | | HR<br>1B | | 4 | 1 | 1 | 1 | 0 | 1 | 4 |
| Terry Francona, L (8, 9)<br>OBP: 0.251, SLG: 0.324 | | | | | | | | | | 1 | 1 | 1 | 0 | 0 | 0 | 0 |
| Rob Deer, R (1, 9)<br>OBP: 0.326, SLG: 0.480 | E<br>CS<br>2-H 1B | K | | | G4-3 | | G1-3 | 1-H HR | | 4 | 1 | 1 | 1 | 0 | 1 | 0 |
| Mark Knudson, R (8, 1) | | | | | | | | | | 0 | 0 | 0 | 0 | 0 | 0 | 0 |
| Joey Meyer, R (8, PH)<br>OBP: 0.276, SLG: 0.377 (9, 3) | | | | | | | | | | 1 | 1 | 1 | 2 | 0 | 0 | 0 |
| Greg Brock, L (1, 3)<br>OBP: 0.364, SLG: 0.409 | E4<br>CS<br>1-3 | FC5-4<br>1B | | | | 2B 1B | BB SF8 E<br>1B | K | | 5 | 2 | 3 | 0 | 0 | 1 | 1 |
| Tony Fossas, L (9, 1) | | | | | | | | | | 0 | 0 | 0 | 0 | 0 | 0 | 0 |
| Glenn Braggs, R (1, 10)<br>OBP: 0.312, SLG: 0.396 (8, 7) | G4-3<br>1-3<br>3-H | FC5-4<br>1-2f | | | | F7 | E5<br>SF8 BB<br>1-2 | G3 | | 5 | 0 | 0 | 0 | 0 | 0 | 4 |
| Charlie O'Brien, R (1, 2)<br>OBP: 0.343, SLG: 0.382 | | F8 | | L4 | | 1-H 1B 2B | BB<br>1-2<br>2-3 BB | | | 3 | 1 | 1 | 1 | 1 | 0 | 1 |
| Bill Spiers, L (1, 6)<br>OBP: 0.312, SLG: 0.294 | | L8 | | L9 | | 2-H 3B 1B | SF8<br>2-3<br>3-H | | | 3 | 1 | 1 | 2 | 0 | 0 | 0 |
| Inning Stats | R: 3<br>E: 1<br>K: 0<br>S: 18<br>H: 3<br>LOB: 1<br>BB: 0<br>P: 31 | R: 1<br>E: 0<br>K: 0<br>S: 10<br>H: 2<br>LOB: 2<br>BB: 1<br>P: 20 | R: 0<br>E: 0<br>K: 1<br>S: 11<br>H: 1<br>LOB: 1<br>BB: 0<br>P: 12 | R: 0<br>E: 0<br>K: 0<br>S: 4<br>H: 0<br>LOB: 0<br>BB: 0<br>P: 7 | R: 0<br>E: 0<br>K: 0<br>S: 7<br>H: 0<br>LOB: 0<br>BB: 0<br>P: 9 | R: 3<br>E: 0<br>K: 1<br>S: 13<br>H: 4<br>LOB: 2<br>BB: 1<br>P: 23 | R: 1<br>E: 1<br>K: 1<br>S: 16<br>H: 1<br>LOB: 3<br>BB: 2<br>P: 31 | R: 2<br>E: 0<br>K: 1<br>S: 14<br>H: 2<br>LOB: 0<br>BB: 0<br>P: 19 | | 1B: 9<br>2B: 2<br>3B: 1<br>HR: 1<br>SF: 1<br>SAC: 0<br>DP: 0<br>HBP: 0 | | | | WP: 0<br>PB: 0<br>SB: 1<br>CS: 2 | | PA: 43 |

| PITCHER | | IP | WLS | BF | H | R | ER | SO | BB | IBB | HBP | BLK | WP | HR | S | P | ERA | WHIP |
|---|---|---|---|---|---|---|---|---|---|---|---|---|---|---|---|---|---|---|
| Jack Morris, R<br>ERA: 5.35 | (1, 1) | 5.1 | L | 27 | 9 | 7 | 6 | 1 | 1 | 0 | 0 | 0 | 0 | 0 | 56 | 87 | 10.12 | 1.875 |
| Charles Hudson, R<br>ERA: 5.64 | (6, 1) | 0.2 | | 4 | 1 | 0 | 0 | 1 | 1 | 0 | 0 | 0 | 0 | 0 | 7 | 15 | 0.00 | 3.000 |
| Frank Williams, R<br>ERA: 2.87 | (7, 1) | 1.0 | | 7 | 1 | 1 | 0 | 1 | 2 | 0 | 0 | 0 | 0 | 0 | 16 | 31 | 0.00 | 3.000 |
| Ed Nunez, R<br>ERA: 2.33 | (8, 1) | 1.0 | | 5 | 2 | 2 | 2 | 1 | 0 | 0 | 0 | 0 | 0 | 1 | 14 | 19 | 18.00 | 2.000 |

| PITCHER | IP | WLS | BF | H | R | ER | SO | BB | IBB | HBP | BLK | WP | HR | S | P | ERA | WHIP |
|---|---|---|---|---|---|---|---|---|---|---|---|---|---|---|---|---|---|

# BOTTOM

# Detroit Tigers @ Milwaukee Brewers

Milwaukee County Stadium, Milwaukee, WI

Mon Jul 24 1989, 8:05 PM EDT

Att. 17,981 - Unknown - 82 F

livebaseballscorecards.com

| | |
|---|---|
| AB | 38 |
| R | 10 |
| H | 13 |
| RBI | 9 |
| BB | 4 |
| SO | 4 |
| LOB | 14 |

# Detroit Tigers @ Milwaukee Brewers

Milwaukee County Stadium, Milwaukee, WI

Tue Jul 25 1989, 8:05 PM EDT

Att. 16,737 - Unknown - 82 F

livebaseballscorecards.com

| Batter | 1 | 2 | 3 | 4 | 5 | 6 | 7 | 8 | 9 | AB | R | H | RBI | BB | SO | LOB |
|---|---|---|---|---|---|---|---|---|---|---|---|---|---|---|---|---|
| Gary Pettis, S (1, 8)<br>OBP: 0.368, SLG: 0.323 | 3-2 CS<br>1B | 4-2<br>1-2<br>BB | | 2-1 F7 ② | 0-0<br>1-2<br>3-H<br>1B | | 4-2 FC6-4<br>BB | | | 3 | 0 | 2 | 1 | 2 | 0 | 1 |
| Keith Moreland, R (1, 10)<br>OBP: 0.358, SLG: 0.403 | 1-2 ①<br>G1-3 BB<br>1-2<br>HR<br>1B | 1-1 G4-3 ③ | | 2-2 G4-3 ③ | 1-2 F7 ③ | | 2-1 FC6-4 ③<br>1-2f | | | 5 | 1 | 1 | 0 | 0 | 0 | 6 |
| Lou Whitaker, L (1, 4)<br>OBP: 0.362, SLG: 0.483<br>Mike Brumley, S (8, PR)<br>OBP: 0.293, SLG: 0.278 (8, 4) | 4-2<br>G1-3<br>1-2<br>HR<br>BB | 2-0 ① G4-3 | | 1-0<br>1B<br>G3<br>1B | 0-0 ① F7 | | | 4-1<br>G4-6-3<br>BB | | 3<br>0 | 2<br>0 | 1<br>0 | 0<br>0 | 2<br>0 | 0<br>0 | 0<br>0 |
| Alan Trammell, R (1, 6)<br>OBP: 0.319, SLG: 0.326 | 1-0 ②<br>G1-3<br>1-2<br>2-3 | 1-1 ②<br>G5-3 | | | 0-1<br>2B G3<br>1-3<br>1B<br>1B | 3-2<br>E5<br>BB | | 1-1 ①<br>F8 | | 5 | 1 | 1 | 0 | 0 | 0 | 3 |
| Fred Lynn, L (1, 7)<br>OBP: 0.311, SLG: 0.338<br>Tracy Jones, R (5, PH)<br>OBP: 0.280, SLG: 0.316 (5, 7) | 2-2<br>2-H<br>3-H<br>HR | 4-2<br>1B<br>BB | | | 1-1 ①<br>G3<br>1-2<br>3-H | 2-3 ②<br>K | | 0-1 ②③<br>G4-6-3<br>1-2f | | 1<br>3 | 1<br>0 | 1<br>0 | 3<br>1 | 1<br>0 | 0<br>1 | 0<br>3 |
| Dave Bergman, L (1, 3)<br>OBP: 0.343, SLG: 0.350 | 3-2<br>G4-3 ③ | 0-2<br>FC5-4<br>1-2<br>1B | | | 1-1<br>1B<br>2-3<br>2B | 4-2<br>1-2<br>BB | | | 2-3 ①<br>K | 4 | 1 | 2 | 0 | 1 | 1 | 0 |
| Chet Lemon, R (1, 9)<br>OBP: 0.335, SLG: 0.335 | 1-2 ①<br>G1-3 | 2-0 ③<br>FC5-4<br>1-2f | | | 4-0<br>1B<br>1B<br>IBB | 1-3 ③<br>K | | | 2-1 ②<br>G6-3 | 4 | 1 | 0 | 0 | 1 | 1 | 4 |
| Doug Strange, S (1, 5)<br>OBP: 0.167, SLG: 0.200<br>Rick Schu, R (5, PH)<br>OBP: 0.294, SLG: 0.342 (5, 5) | 0-0 ②<br>G3-1 | | | 0-0 ① F8 | 0-0<br>1B<br>1-3<br>2-H<br>3-H<br>1B | | 3-1 ①<br>G5-3 | | 0-0 ③<br>G6-3 | 2<br>3 | 0<br>0 | 0<br>1 | 0<br>2 | 0<br>0 | 0<br>0 | 0<br>0 |
| Mike Heath, R (1, 2)<br>OBP: 0.337, SLG: 0.433 | 1-1<br>BB<br>1B | | | 3-2<br>1B | 1-3 ②<br>K | | 0-0 ②<br>F9 | | | 4 | 0 | 2 | 0 | 0 | 1 | 2 |

| TOP | |
|---|---|
| AB | 37 |
| R | 7 |
| H | 11 |
| RBI | 7 |
| BB | 7 |
| SO | 4 |
| LOB | 19 |

| Inning Stats | 1 | 2 | 3 | 4 | 5 | 6 | 7 | 8 | 9 |
|---|---|---|---|---|---|---|---|---|---|
| | R: 3<br>E: 0<br>K: 0<br>S: 18 | H: 3<br>LOB: 0<br>BB: 1<br>P: 32 | R: 0<br>E: 0<br>K: 0<br>S: 13 | H: 1<br>LOB: 2<br>BB: 1<br>P: 20 | R: 0<br>E: 0<br>K: 0<br>S: 9 | H: 1<br>LOB: 2<br>BB: 1<br>P: 18 | R: 0<br>E: 0<br>K: 0<br>S: 9 | H: 1<br>LOB: 1<br>BB: 0<br>P: 16 | R: 4<br>E: 0<br>K: 1<br>S: 17 | H: 5<br>LOB: 2<br>BB: 1<br>P: 26 | R: 0<br>E: 1<br>K: 2<br>S: 12 | H: 0<br>LOB: 2<br>BB: 1<br>P: 22 | R: 0<br>E: 0<br>K: 0<br>S: 8 | H: 0<br>LOB: 1<br>BB: 1<br>P: 17 | R: 0<br>E: 0<br>K: 0<br>S: 5 | H: 0<br>LOB: 1<br>BB: 1<br>P: 10 | R: 0<br>E: 0<br>K: 1<br>S: 6 | H: 0<br>LOB: 0<br>BB: 0<br>P: 10 |

| | | |

# Detroit Tigers @ Milwaukee Brewers

Milwaukee County Stadium, Milwaukee, WI

Tue Jul 25 1989, 8:05 PM EDT

Att. 16,737 - Unknown - 82 F

livebaseballscorecards.com

## BOTTOM

| Batter | 1 | 2 | 3 | 4 | 5 | 6 | 7 | 8 | 9 | AB | R | H | RBI | BB | SO | LOB |
|---|---|---|---|---|---|---|---|---|---|---|---|---|---|---|---|---|
| Mike Felder, S (1, 7) OBP: 0.292, SLG: 0.305 | G4-3 | | F7 | | G5-3 | | G4-3 | | | 4 | 0 | 0 | 0 | 0 | 0 | 1 |
| Jim Gantner, L (1, 4) OBP: 0.302, SLG: 0.302 | WP, 1B; 1B | | SAFE; G4-3; 1-2 | | G6-3 | | | G3 | | 4 | 0 | 1 | 0 | 0 | 0 | 1 |
| Paul Molitor, R (1, 5) OBP: 0.367, SLG: 0.418 | L6 | | G4-3 | | L1 | | | G1-3 | | 4 | 0 | 0 | 0 | 0 | 0 | 2 |
| Robin Yount, R (1, 8) OBP: 0.379, SLG: 0.487 | WP; 1-2; 1B | | | 1B, E; SF9; 1B | | F9 | | BB | | 3 | 1 | 2 | 0 | 1 | 0 | 0 |
| Rob Deer, R (1, 9) OBP: 0.323, SLG: 0.475 | G5-3; 1-2, 2-3 | | | E5; SF9, 1B; 1-2 | | F8 | | K | | 4 | 0 | 0 | 0 | 0 | 1 | 4 |
| Greg Brock, L (1, 3) OBP: 0.366, SLG: 0.429 | | G6-3 | | 1-2, 2-3; 1B | | HR | | | G3 | 4 | 1 | 2 | 1 | 0 | 0 | 0 |
| Glenn Braggs, R (1, 10) OBP: 0.309, SLG: 0.393 | | G4-3 | | SF9; 2-3, 3-H | | K | | | K | 3 | 0 | 0 | 1 | 0 | 2 | 0 |
| B.J. Surhoff, L (1, 2) OBP: 0.272, SLG: 0.317 | | G3 | | L6 | | | L4 | | P6 | 4 | 0 | 0 | 0 | 0 | 0 | 2 |
| Bill Spiers, L (1, 6) OBP: 0.313, SLG: 0.295 | | | G4-3; 1B | G4-3 | | | F7 | | | 3 | 0 | 1 | 0 | 0 | 0 | 2 |
| Inning Stats | R: 0 E: 0 K: 0 S: 9 H: 2 LOB: 2 BB: 0 P: 18 | R: 0 E: 0 K: 0 S: 7 H: 0 LOB: 0 BB: 0 P: 12 | R: 0 E: 0 K: 0 S: 9 H: 1 LOB: 1 BB: 0 P: 13 | R: 1 E: 1 K: 0 S: 10 H: 2 LOB: 2 BB: 0 P: 14 | R: 0 E: 0 K: 0 S: 11 H: 0 LOB: 0 BB: 0 P: 19 | R: 1 E: 0 K: 1 S: 15 H: 1 LOB: 0 BB: 0 P: 25 | R: 0 E: 0 K: 0 S: 9 H: 0 LOB: 0 BB: 0 P: 15 | R: 0 E: 0 K: 1 S: 7 H: 0 LOB: 1 BB: 1 P: 15 | R: 0 E: 0 K: 1 S: 10 H: 0 LOB: 0 BB: 0 P: 16 | 1B: 5 2B: 0 3B: 0 HR: 1 SF: 1 SAC: 0 DP: 0 HBP: 0 | | | | | | | |

| | AB | 33 |
|---|---|---|
| | R | 2 |
| | H | 6 |
| | RBI | 2 |
| | BB | 1 |
| | SO | 3 |
| | LOB | 12 |

WP: 1 PB: 0 SB: 0 CS: 0 PA: 35

| PITCHER | | IP | WLS | BF | H | R | ER | SO | BB | IBB | HBP | BLK | WP | HR | S | P | ERA | WHIP |
|---|---|---|---|---|---|---|---|---|---|---|---|---|---|---|---|---|---|---|
| Doyle Alexander, R<br>ERA: 3.91 | (1, 1) | 7.0 | W | 28 | 6 | 2 | 1 | 1 | 0 | 0 | 0 | 0 | 1 | 1 | 70 | 116 | 1.29 | 0.857 |
| Mike Henneman, R<br>ERA: 4.91 | (8, 1) | 2.0 | | 7 | 0 | 0 | 0 | 2 | 1 | 0 | 0 | 0 | 0 | 0 | 17 | 31 | 0.00 | 0.500 |

| PITCHER | IP | WLS | BF | H | R | ER | SO | BB | IBB | HBP | BLK | WP | HR | S | P | ERA | WHIP |
|---|---|---|---|---|---|---|---|---|---|---|---|---|---|---|---|---|---|

| Batter | 1 | 2 | 3 | 4 | 5 | 6 | 7 | 8 | 9 | AB | R | H | RBI | BB | SO | LOB |
|---|---|---|---|---|---|---|---|---|---|---|---|---|---|---|---|---|
| Tracy Jones, R (1, 7)<br>OBP: 0.279, SLG: 0.311<br>Ed Nunez, R (8, 1) | S B X 1-1 ① G3 | | C B B B B 4-1 G5-4-3 BB | | C F X 0-2 ③ G4-3 | | | B C C S 1-3 ③ K | | 3 0 0 0 1 1 1<br>0 0 0 0 0 0 0 | | | | | | |
| Keith Moreland, R (1, 3)<br>OBP: 0.356, SLG: 0.401<br>Mike Brumley, S (9, PR)<br>OBP: 0.293, SLG: 0.278 | C X 0-1 ② P3 | | C 1 SAFE C B X 1-2 ②③ G5-4-3 1-2f | | | B B X 2-0 ① P5 | | | F F X 0-2 G4-6-3 1B | 4 0 1 0 0 0 1<br>0 0 0 0 0 0 0 | | | | | | |
| Lou Whitaker, L (1, 4)<br>OBP: 0.359, SLG: 0.478 | C C B B X 2-2 ③ F8 | | | X 0-0 ① G3 | | X 0-0 ② G3 | | | F 1 SAFE 1 SAFE 1 SAFE B 1 SAFE B X 2-1 ① F7 | 4 0 0 0 0 0 1 | | | | | | |
| Alan Trammell, R (1, 6)<br>OBP: 0.319, SLG: 0.323 | | B B C X 2-1 ① L9 | | B B B B 4-0 S BB | | C B C S 1-3 ③ K | | | F 1 SAFE B X 1-1 ②③ G4-6-3 1-2f | 3 0 0 0 1 1 1 | | | | | | |
| Chet Lemon, R (1, 9)<br>OBP: 0.339, SLG: 0.336 | | B C B B C F F B 4-2 HR BB | C 1 SAFE B B B F S 2-3 ② K 1-2 | | | | S C F B X 1-2 G4-6-3 1B | | | 2 1 1 0 1 1 1 | | | | | | |
| Gary Ward, R (1, 8)<br>OBP: 0.291, SLG: 0.373<br>(8, 7) | | B 1 SAFE C C X 1-2 1-H HR | | X 0-0 ③ F9 | | | X 0-0 ①② G4-6-3 1-2f | | | 3 1 1 2 0 0 2 | | | | | | |
| Rick Schu, R (1, 5)<br>OBP: 0.301, SLG: 0.345 | | C B B B F B 4-2 G6-4-3 BB | | | B X 1-0 1B | | C B S C 1-3 ③ K | | | 2 0 1 0 1 1 0 | | | | | | |
| Mike Heath, R (1, 10)<br>OBP: 0.332, SLG: 0.425<br>(8, 2) | | C B F X 1-2 ②③ G6-4-3 1-2f | | | X 0-0 ① F8 | | | C C X 0-2 ① F8 | | 3 0 0 0 0 0 2 | | | | | | |
| Matt Sinatro, R (1, 2)<br>OBP: 0.200, SLG: 0.130<br>Gary Pettis, S (8, 8)<br>OBP: 0.368, SLG: 0.323 | | | C B C X 1-2 ① G6-3 | | C 1 SAFE B X 1-1 ② P6 | | | X 0-0 ② F8 | | 3 0 0 0 0 0 1<br>0 0 0 0 0 0 0 | | | | | | |
| Inning Stats | R: 0 E: 0 K: 0 S: 7 H: 0 LOB: 0 BB: 0 P: 10 | R: 2 E: 0 K: 0 S: 14 H: 1 LOB: 0 BB: 2 P: 26 | R: 0 E: 0 K: 0 S: 7 H: 0 LOB: 0 BB: 1 P: 13 | R: 0 E: 0 K: 1 S: 5 H: 0 LOB: 1 BB: 1 P: 11 | R: 0 E: 0 K: 0 S: 7 H: 1 LOB: 1 BB: 0 P: 9 | R: 0 E: 0 K: 1 S: 5 H: 0 LOB: 0 BB: 0 P: 8 | R: 0 E: 0 K: 1 S: 8 H: 1 LOB: 0 BB: 0 P: 10 | R: 0 E: 0 K: 1 S: 7 H: 0 LOB: 0 BB: 0 P: 8 | R: 0 E: 0 K: 0 S: 7 H: 1 LOB: 1 BB: 0 P: 10 | 1B: 3 2B: 0 3B: 0 HR: 1 | SF: 0 SAC: 0 DP: 4 HBP: 0 | | | | | | |

TOP

# Detroit Tigers @ Milwaukee Brewers

Milwaukee County Stadium, Milwaukee, WI

Wed Jul 26 1989, 8:05 PM EDT

Att. 23,957 - Unknown - 85 F

livebaseballscorecards.com

| | |
|---|---|
| AB | 27 |
| R | 2 |
| H | 4 |
| RBI | 2 |
| BB | 4 |
| SO | 4 |
| LOB | 10 |

WP: 0 PB: 0 SB: 1 CS: 0 PA: 31

| PITCHER | | IP | WLS | BF | H | R | ER | SO | BB | IBB | HBP | BLK | WP | HR | S | P | ERA | WHIP |
|---|---|---|---|---|---|---|---|---|---|---|---|---|---|---|---|---|---|---|
| Teddy Higuera, L<br>ERA: 3.34 | (1, 1) | 8.0 | W | 28 | 3 | 2 | 2 | 4 | 4 | 0 | 0 | 0 | 0 | 1 | 60 | 95 | 2.25 | 0.875 |
| Dan Plesac, L<br>ERA: 2.61 | (9, 1) | 1.0 | S | 3 | 1 | 0 | 0 | 0 | 0 | 0 | 0 | 0 | 0 | 0 | 7 | 10 | 0.00 | 1.000 |

| PITCHER | | IP | WLS | BF | H | R | ER | SO | BB | IBB | HBP | BLK | WP | HR | S | P | ERA | WHIP |
|---|---|---|---|---|---|---|---|---|---|---|---|---|---|---|---|---|---|---|

| Batter | 1 | 2 | 3 | 4 | 5 | 6 | 7 | 8 | 9 | AB | R | H | RBI | BB | SO | LOB |
|---|---|---|---|---|---|---|---|---|---|---|---|---|---|---|---|---|
| Mike Felder, S (1, 7)<br>OBP: 0.297, SLG: 0.305 | X<br>0-0<br>CS<br>1B | | X<br>0-0 ①<br>B1 | | 1 SAFE<br>1 SAFE<br>C<br>B<br>1 SAFE<br>1 SAFE<br>1 SAFE<br>C<br>1 SAFE<br>1-2 ③<br>X<br>F7 | | | B<br>B<br>1 SAFE<br>L<br>1 SAFE<br>B<br>B<br>4-1<br>BB SH1-4<br>1-2<br>BB | | 3 | 0 | 1 | 0 | 1 | 0 | 2 |
| Jim Gantner, L (1, 4)<br>OBP: 0.300, SLG: 0.299 | B<br>1 SAFE<br>1 SAFE<br>C<br>B<br>X<br>2-1 ①②<br>G1-3<br>1-2 | | F<br>S<br>1 SAFE<br>F<br>B<br>X<br>1-2 ②<br>FC6-4<br>S<br>1-2f | | | B<br>B<br>X<br>2-0 ①<br>F8 | | B<br>L<br>X<br>1-1 ①<br>SH1-4<br>1-2<br>2-3 | | 3 | 0 | 0 | 0 | 0 | 0 | 2 |
| Paul Molitor, R (1, 5)<br>OBP: 0.368, SLG: 0.416 | B<br>B<br>F<br>F<br>B<br>B<br>4-2<br>HR<br>BB | | B<br>C<br>1 SAFE<br>1 SAFE<br>C<br>B<br>X<br>2-2 ③<br>G6-3<br>1-2 | | | C<br>C<br>B<br>F<br>X<br>1-2 ②<br>G5-3 | | I<br>I<br>I<br>I<br>4-0<br>BB<br>IBB | | 2 | 1 | 0 | 0 | 2 | 0 | 1 |
| Robin Yount, R (1, 8)<br>OBP: 0.380, SLG: 0.493 | B<br>1 SAFE<br>1 SAFE<br>B<br>B<br>X<br>3-0<br>1-H<br>HR | | | B<br>B<br>F<br>X<br>2-1 ①<br>G6-3 | | B<br>X<br>1-0 ③<br>G5-3 | | B<br>B<br>F<br>B<br>B<br>4-1<br>1-2<br>2-3<br>3-H<br>BB | | 3 | 1 | 1 | 3 | 1 | 0 | 0 |
| Rob Deer, R (1, 9)<br>OBP: 0.320, SLG: 0.470 | C<br>B<br>S<br>F<br>B<br>S<br>2-3 ③<br>K | | | B<br>C<br>F<br>X<br>1-2 ②<br>G6-3 | | | S<br>B<br>C<br>B<br>S<br>2-3 ①<br>K | B<br>X<br>1-0 ②<br>F9 | | 4 | 0 | 0 | 0 | 0 | 2 | 3 |
| Greg Brock, L (1, 3)<br>OBP: 0.359, SLG: 0.419 | | C<br>B<br>B<br>C<br>X<br>2-2 ①<br>G4-3 | | C<br>B<br>X<br>1-1 ③<br>P6 | | | C<br>B<br>F<br>C<br>1-3 ②<br>K | B<br>B<br>B<br>C<br>S<br>X<br>3-2 ③<br>P5 | | 4 | 0 | 0 | 0 | 0 | 1 | 3 |
| Glenn Braggs, R (1, 10)<br>OBP: 0.312, SLG: 0.395 | | B<br>X<br>1-0<br>G4-6-3<br>1B | | | B<br>F<br>C<br>F<br>B<br>S<br>2-3 ①<br>K | | B<br>B<br>C<br>X<br>2-1<br>S<br>1B | | | 3 | 0 | 2 | 0 | 0 | 1 | 0 |
| Charlie O'Brien, R (1, 2)<br>OBP: 0.333, SLG: 0.370 | | B<br>1 SAFE<br>C<br>X<br>1-1 ②③<br>G4-6-3<br>1-2f | | | B<br>B<br>C<br>B<br>C<br>F<br>F<br>X<br>3-2 ②<br>F8 | | C<br>B<br>B<br>X<br>2-1 ③<br>L4<br>1-2 | | | 3 | 0 | 0 | 0 | 0 | 0 | 2 |
| Gus Polidor, R (1, 6)<br>OBP: 0.238, SLG: 0.267<br>Bill Spiers, L (8, PH)<br>OBP: 0.317, SLG: 0.300 (9, 6) | | | B<br>B<br>B<br>C<br>F<br>B<br>4-2<br>FC6-4<br>BB | | C<br>X<br>0-1<br>1B | | | F<br>B<br>X<br>1-1<br>SH1-4 BLK<br>BB<br>1B | | 1<br>1 | 0<br>1 | 1<br>1 | 0<br>0 | 1<br>0 | 0<br>0 | 0<br>0 |
| Inning Stats | R: 2 H: 2<br>E: 0 LOB: 0<br>K: 1 BB: 1<br>S: 10 P: 21 | R: 0 H: 1<br>E: 0 LOB: 0<br>K: 0 BB: 0<br>S: 6 P: 10 | R: 0 H: 0<br>E: 0 LOB: 1<br>K: 0 BB: 1<br>S: 10 P: 17 | R: 0 H: 0<br>E: 0 LOB: 0<br>K: 0 BB: 0<br>S: 7 P: 11 | R: 0 H: 1<br>E: 0 LOB: 1<br>K: 1 BB: 0<br>S: 14 P: 20 | R: 0 H: 0<br>E: 0 LOB: 0<br>K: 0 BB: 0<br>S: 6 P: 10 | R: 0 H: 1<br>E: 0 LOB: 1<br>K: 2 BB: 0<br>S: 11 P: 18 | R: 1 H: 1<br>E: 0 LOB: 3<br>K: 0 BB: 3<br>S: 10 P: 28 | | 1B: 5 SF: 0<br>2B: 0 SAC: 1<br>3B: 0 DP: 1<br>HR: 1 HBP: 0 | | | | | | |

# BOTTOM

## Detroit Tigers @ Milwaukee Brewers

Milwaukee County Stadium, Milwaukee, WI

Wed Jul 26 1989, 8:05 PM EDT

Att. 23,957 - Unknown - 85 F

livebaseballscorecards.com

| | |
|---|---|
| AB | 27 |
| R | 3 |
| H | 6 |
| RBI | 3 |
| BB | 5 |
| SO | 4 |
| LOB | 13 |

WP: 0 PB: 0 SB: 2 CS: 1 PA: 33

| PITCHER | | IP | WLS | BF | H | R | ER | SO | BB | IBB | HBP | BLK | WP | HR | S | P | ERA | WHIP |
|---|---|---|---|---|---|---|---|---|---|---|---|---|---|---|---|---|---|---|
| Frank Tanana, L<br>ERA: 3.56 | (1, 1) | 7.0 | | 26 | 5 | 2 | 2 | 4 | 2 | 0 | 0 | 0 | 0 | 1 | 64 | 107 | 2.57 | 1.000 |
| Ed Nunez, R<br>ERA: 2.66 | (8, 1) | 1.0 | L | 7 | 1 | 1 | 1 | 0 | 2 | 1 | 0 | 1 | 0 | 0 | 10 | 28 | 9.00 | 3.000 |

| PITCHER | IP | WLS | BF | H | R | ER | SO | BB | IBB | HBP | BLK | WP | HR | S | P | ERA | WHIP |
|---|---|---|---|---|---|---|---|---|---|---|---|---|---|---|---|---|---|

| Batter | 1 | 2 | 3 | 4 | 5 | 6 | 7 | 8 | 9 | AB | R | H | RBI | BB | SO | LOB |
|---|---|---|---|---|---|---|---|---|---|---|---|---|---|---|---|---|
| Tracy Jones, R (1, 9)<br>OBP: 0.283, SLG: 0.315 | F7 | | FC6-4 1B | | | E5 G4-3 | 1-2 2-3 1B | | | 4 | 0 | 2 | 0 | 0 | 0 | 0 |
| Alan Trammell, R (1, 6)<br>OBP: 0.321, SLG: 0.330 | SF9 3B | | FC6-4 1-2f | | | BB G4-3 | F9 | | | 3 | 1 | 1 | 0 | 1 | 0 | 4 |
| Matt Sinatro, R (7, 2)<br>OBP: 0.200, SLG: 0.130 | | | | | | | | | | 0 | 0 | 0 | 0 | 0 | 0 | 0 |
| Lou Whitaker, L (1, 4)<br>OBP: 0.356, SLG: 0.475 | SF9 3-H | | | F8 | | G4-3 1-2 2-3 | | G6-4-3 1B | | 2 | 0 | 0 | 1 | 0 | 0 | 2 |
| Rick Schu, R (7, 5)<br>OBP: 0.305, SLG: 0.349 | | | | P2 | | K | | G6-4-3 1-2f | | 1 | 0 | 1 | 0 | 0 | 0 | 0 |
| Keith Moreland, R (1, 10)<br>OBP: 0.355, SLG: 0.399 | PO 1B | | | | | | | | | 4 | 0 | 1 | 0 | 0 | 1 | 3 |
| Fred Lynn, L (1, 7)<br>OBP: 0.310, SLG: 0.333 | 1 SAFE<br>PO 1-2 | P3 | | FC4-6 BB | | L4 | | F7 | | 3 | 0 | 0 | 0 | 1 | 0 | 2 |
| Dave Bergman, L (1, 3)<br>OBP: 0.342, SLG: 0.348 | | P5 | | FC4-6 1-2f | | | G3 | | FC5-4 1B | 4 | 0 | 1 | 0 | 0 | 0 | 1 |
| Gary Ward, R (1, 8)<br>OBP: 0.285, SLG: 0.364 | | K | | | F8 | | G4-3 | | FC5-4 1B 1-2f | 4 | 0 | 0 | 0 | 0 | 1 | 1 |
| Doug Strange, S (1, 5)<br>OBP: 0.206, SLG: 0.235 (7, 6) | | | 3-1 | | B1-3 | | 1B 1B 1B | | G4-6-3 1B 1-3 | 4 | 0 | 2 | 0 | 0 | 0 | 0 |
| Mike Heath, R (1, 2)<br>OBP: 0.332, SLG: 0.424 | | | G5-3 | | F9 | | 1B 1B 1-2 | | G4-6-3 1-2f | 3 | 0 | 1 | 0 | 0 | 0 | 0 |
| Mike Brumley, S (7, 4)<br>OBP: 0.290, SLG: 0.275 | | | | | | | | | | 1 | 0 | 0 | 0 | 0 | 0 | 2 |
| Inning Stats | R: 1 E: 0 K: 0 S: 8 / H: 2 LOB: 0 BB: 0 P: 15 | R: 0 E: 0 K: 1 S: 9 / H: 0 LOB: 0 BB: 0 P: 15 | R: 0 E: 0 K: 0 S: 11 / H: 1 LOB: 1 BB: 0 P: 19 | R: 0 E: 0 K: 0 S: 7 / H: 0 LOB: 1 BB: 1 P: 18 | R: 0 E: 0 K: 0 S: 4 / H: 0 LOB: 0 BB: 0 P: 6 | R: 0 E: 1 K: 1 S: 8 / H: 0 LOB: 2 BB: 1 P: 16 | R: 0 E: 0 K: 0 S: 14 / H: 3 LOB: 3 BB: 0 P: 22 | R: 0 E: 0 K: 0 S: 3 / H: 1 LOB: 0 BB: 0 P: 5 | R: 0 E: 0 K: 0 S: 8 / H: 2 LOB: 1 BB: 0 P: 11 | 1B: 8 2B: 0 3B: 1 HR: 0 / SF: 1 SAC: 0 DP: 2 HBP: 0 | | | | | | |

TOP

# Detroit Tigers @ Milwaukee Brewers

Milwaukee County Stadium, Milwaukee, WI

Thu Jul 27 1989, 4:33 AM EDT
Att. 30,451 - Cloudy - 88 F

livebaseballscorecards.com

| | |
|---|---|
| AB | 33 |
| R | 1 |
| H | 9 |
| RBI | 1 |
| BB | 2 |
| SO | 2 |
| LOB | 15 |

| PITCHER | | IP | WLS | BF | H | R | ER | SO | BB | IBB | HBP | BLK | WP | HR | S | P | ERA | WHIP |
|---|---|---|---|---|---|---|---|---|---|---|---|---|---|---|---|---|---|---|
| Jaime Navarro, R<br>ERA: 2.88 | (1, 1) | 5.0 | W | 18 | 3 | 1 | 1 | 1 | 1 | 0 | 0 | 0 | 0 | 0 | 39 | 73 | 1.80 | 0.800 |
| Tony Fossas, L<br>ERA: 3.38 | (6, 1) | 2.0 | | 11 | 3 | 0 | 0 | 1 | 1 | 0 | 0 | 0 | 0 | 0 | 22 | 38 | 0.00 | 2.000 |
| Chuck Crim, R<br>ERA: 3.34 | (8, 1) | 1.0 | | 3 | 1 | 0 | 0 | 0 | 0 | 0 | 0 | 0 | 0 | 0 | 3 | 5 | 0.00 | 1.000 |
| Mark Knudson, R<br>ERA: 4.01 | (9, 1) | 1.0 | | 4 | 2 | 0 | 0 | 0 | 0 | 0 | 0 | 0 | 0 | 0 | 8 | 11 | 0.00 | 2.000 |

| PITCHER | IP | WLS | BF | H | R | ER | SO | BB | IBB | HBP | BLK | WP | HR | S | P | ERA | WHIP |
|---|---|---|---|---|---|---|---|---|---|---|---|---|---|---|---|---|---|

# BOTTOM

**Detroit Tigers @ Milwaukee Brewers**
Milwaukee County Stadium, Milwaukee, WI
Thu Jul 27 1989, 4:33 AM EDT
Att. 30,451 - Cloudy - 88 F

livebaseballscorecards.com

| Batter | 1 | 2 | 3 | 4 | 5 | 6 | 7 | 8 | 9 | AB | R | H | RBI | BB | SO | LOB |
|---|---|---|---|---|---|---|---|---|---|---|---|---|---|---|---|---|
| Paul Molitor, R (1, 10)<br>OBP: 0.371, SLG: 0.419 | G1-3 | S 1B<br>1-3 1B | | G5-3<br>1-2 | | HR<br>1-3 2-H 2B | | F8 1B<br>1B BB | | 4 | 2 | 2 | 1 | 1 | 0 | 1 |
| Jim Gantner, L (1, 4)<br>OBP: 0.307, SLG: 0.304 | 2B 1B<br>1B | S<br>1-2 3-H 1B | | G4-3 | | HR<br>IBB | | FC4-6 1B<br>1-2 1B | | 4 | 2 | 3 | 1 | 1 | 0 | 0 |
| Rob Deer, R (1, 9)<br>OBP: 0.322, SLG: 0.481<br>Terry Francona, L (7, 9)<br>OBP: 0.250, SLG: 0.323 | 1B<br>1-3 2B | K<br>1-2 2-3 | | | G5-3 | HR<br>1-H 2-H 3-H | | F8<br>2-3 | | 4<br>1 | 2<br>0 | 2<br>0 | 4<br>0 | 0<br>0 | 1<br>0 | 2<br>2 |
| Robin Yount, R (1, 8)<br>OBP: 0.385, SLG: 0.495<br>Mike Felder, S (8, PR)<br>OBP: 0.297, SLG: 0.305 (9, 8) | 1B FC1-2-5<br>IBB | IBB | | | G6-3 | G5-4-3<br>1B | | FC4-6<br>1-2 3-H 1B | | 3<br>0 | 0<br>0 | 2<br>0 | 1<br>0 | 2<br>0 | 0<br>0 | 0<br>0 |
| Glenn Braggs, R (1, 7)<br>OBP: 0.310, SLG: 0.392 | FC1-2-5<br>1-3 2-H 3-H 1B | F7 | | | G5-3 | G5-4-3<br>1-2f | | FC4-6<br>1-2f 2-3 | | 5 | 0 | 1 | 2 | 0 | 0 | 6 |
| Greg Brock, L (1, 3)<br>OBP: 0.362, SLG: 0.434<br>Joey Meyer, R (8, 3)<br>OBP: 0.273, SLG: 0.372 | FC1-2-5<br>1-2 3-H | F7 | | | | 1B FC5-4<br>BB | HR | F9 | | 3<br>1 | 2<br>0 | 1<br>0 | 1<br>0 | 1<br>0 | 0<br>0 | 2<br>2 |
| Gus Polidor, R (1, 5)<br>OBP: 0.239, SLG: 0.267 | F8 | G5-3 | | | | FC5-4<br>1-3 1B | G6-3 | | | 4 | 0 | 1 | 0 | 0 | 0 | 2 |
| Charlie O'Brien, R (1, 2)<br>OBP: 0.321, SLG: 0.354<br>Dave Engle, R (8, 2)<br>OBP: 0.265, SLG: 0.359 | L5 | P7 | | | | FC5-4<br>1-2f 3-H 1B 2B | F8 | | | 4<br>0 | 1<br>0 | 0<br>0 | 1<br>0 | 0<br>0 | 0<br>0 | 1<br>0 |
| Bill Spiers, L (1, 6)<br>OBP: 0.329, SLG: 0.313 | 1B S<br>1B 1B | | | CS<br>1B | | 2B HR<br>1-2 1B | L9 | | | 4 | 2 | 3 | 0 | 0 | 0 | 0 |
| Inning Stats | R: 2 H: 3<br>E: 0 LOB: 2<br>K: 0 BB: 1<br>S: 14 P: 26 | R: 1 H: 3<br>E: 0 LOB: 3<br>K: 1 BB: 1<br>S: 13 P: 27 | R: 0 H: 0<br>E: 0 LOB: 0<br>K: 0 BB: 0<br>S: 7 P: 8 | R: 0 H: 1<br>E: 0 LOB: 0<br>K: 0 BB: 0<br>S: 5 P: 9 | R: 0 H: 0<br>E: 0 LOB: 0<br>K: 0 BB: 0<br>S: 10 P: 13 | R: 6 H: 5<br>E: 0 LOB: 0<br>K: 0 BB: 2<br>S: 13 P: 31 | R: 1 H: 1<br>E: 0 LOB: 0<br>K: 0 BB: 0<br>S: 11 P: 14 | R: 1 H: 2<br>E: 0 LOB: 2<br>K: 0 BB: 1<br>S: 8 P: 14 | | 1B: 11 SF: 0<br>2B: 2 SAC: 0<br>3B: 0 DP: 1<br>HR: 2 HBP: 0 | | | | | | |

| | AB | 37 |
|---|---|---|
| | R | 11 |
| | H | 15 |
| | RBI | 11 |
| | BB | 5 |
| | SO | 1 |
| | LOB | 18 |

WP: 0 PA: 42
PB: 0
SB: 3
CS: 1

| PITCHER | | IP | WLS | BF | H | R | ER | SO | BB | IBB | HBP | BLK | WP | HR | S | P | ERA | WHIP |
|---|---|---|---|---|---|---|---|---|---|---|---|---|---|---|---|---|---|---|
| Paul Gibson, L<br>ERA: 4.39 | (1, 1) | 5.0 | L | 23 | 7 | 3 | 3 | 1 | 0 | 2 | 0 | 0 | 0 | 0 | 49 | 83 | 5.40 | 1.400 |
| Charles Hudson, R<br>ERA: 6.53 | (6, 1) | 3.0 | | 19 | 8 | 8 | 8 | 0 | 2 | 1 | 0 | 0 | 0 | 2 | 32 | 59 | 24.00 | 3.333 |

| PITCHER | IP | WLS | BF | H | R | ER | SO | BB | IBB | HBP | BLK | WP | HR | S | P | ERA | WHIP |
|---|---|---|---|---|---|---|---|---|---|---|---|---|---|---|---|---|---|

# TOP

# Minnesota Twins @ Detroit Tigers

Tiger Stadium, Detroit, MI

Fri Jul 28 1989, 7:05 PM EDT

Sunny - 75 F

livebaseballscorecards.com

| Batter | 1 | 2 | 3 | 4 | 5 | 6 | 7 | 8 | 9 | AB | R | H | RBI | BB | SO | LOB |
|---|---|---|---|---|---|---|---|---|---|---|---|---|---|---|---|---|
| Randy Bush, L (1, 7) OBP: 0.330, SLG: 0.417 | B B S S S 2-3 ① K | B B F B B 4-1 1-2 2-3 3-H BB | | F X 0-1 ② F8 | | X 0-0 E5 1-2 | | F X 0-1 2B 1-3 2-H G1-2-3 1B | | 4 | 0 | 1 | 2 | 1 | 1 | 1 |
| Doug Baker, S (1, 6) OBP: 0.439, SLG: 0.455 | B X 1-0 ② F8 | S C B B B X 3-2 ③ F7 | | X 0-0 ③ F6 | | C S B B X 2-2 ② F8 | | B B S X 2-1 1-3 3-H 2B | | 4 | 0 | 0 | 0 | 0 | 0 | 5 |
| Carmen Castillo, R (8, PH) OBP: 0.317, SLG: 0.497 | | | | | | | | | | 1 | 0 | 1 | 1 | 0 | 0 | 0 |
| Greg Gagne, R (8, PR) OBP: 0.293, SLG: 0.381 (8, 6) | | | | | | | | | | 0 | 0 | 0 | 0 | 0 | 0 | 0 |
| Kirby Puckett, R (1, 8) OBP: 0.385, SLG: 0.491 | B X 1-0 ③ G4-3 | | S X 0-1 ① G6-3 | | C X 0-1 S BB 1B | B C X 1-1 ③ L7 | | B B F B S B 4-2 BB | | 4 | 0 | 1 | 0 | 1 | 0 | 2 |
| Kent Hrbek, L (1, 3) OBP: 0.364, SLG: 0.521 | | C C B B F B X 3-2 ① G4-3 | X 0-0 BB 2B | B B 1 SAFE 1 SAFE B F 1 B 4-1 1-2 S BB 1B | | | C B S S 1-3 ① K | X 0-0 ② ③ G1-2-3 3-Hf | | 4 | 0 | 1 | 0 | 1 | 1 | 3 |
| Brian Harper, R (8, 2) OBP: 0.340, SLG: 0.420 | | | | | | | | | | 0 | 0 | 0 | 0 | 0 | 0 | 0 |
| Gary Gaetti, R (1, 5) OBP: 0.290, SLG: 0.432 | B C B B B F F F C 3-3 ② K | B B B 4-0 BB BB | | C F F S 0-3 ① K | | | X 0-0 ② F7 | | C B F X 1-2 ① G4-3 | 4 | 0 | 0 | 0 | 1 | 2 | 2 |
| Jim Dwyer, L (1, 10) OBP: 0.397, SLG: 0.406 | B C B B B S F X 3-2 1B 2B | C C B B S 2-3 ② K | | B C F B F B F S 3-3 ② K 1-2 2-3 | | | F X 0-1 ③ F7 | | S C B B F F F S 2-3 ② K | 5 | 1 | 1 | 0 | 0 | 3 | 4 |
| Gene Larkin, S (1, 9) OBP: 0.352, SLG: 0.319 (8, 3) | B S C B B 2 SAFE F B 4-2 HBP 1B BB BB | B B B 4-0 1-2 2-3 FC6-4 BB | | B F C B F C 2-3 ③ K | | | | C B X 1-1 ① G3 | B C B B C X 3-2 ③ G4-3 | 3 | 1 | 0 | 0 | 2 | 1 | 2 |
| Tim Laudner, R (1, 2) OBP: 0.289, SLG: 0.333 | B B F B X 3-1 BB HBP 1-2 2-H 1B | X 0-0 ③ FC6-4 1-2f | | | | C B B B B 4-1 FC4 BB | | X 0-0 E4 BB 1B | | 2 | 0 | 1 | 1 | 1 | 0 | 3 |
| John Moses, S (8, PH) OBP: 0.344, SLG: 0.370 (8, 7) | | | | | | | | | | 1 | 1 | 0 | 0 | 0 | 0 | 0 |
| Al Newman, S (1, 4) OBP: 0.326, SLG: 0.283 | C H 1-1 BB 1-2 2-3 HBP | | | F B X 1-1 ① G6-3 | | B F X 1-1 ① FC4 E 1-2f | | B C B B B 4-1 1B 1-2 2B BB | | 2 | 1 | 0 | 0 | 1 | 0 | 1 |

| Inning Stats | | | | | | | | | | | | | | | | | | |
|---|---|---|---|---|---|---|---|---|---|---|---|---|---|---|---|---|---|---|
| | R: 0 | H: 0 | R: 2 | H: 2 | R: 0 | H: 1 | R: 0 | H: 0 | R: 0 | H: 1 | R: 0 | H: 0 | R: 0 | H: 0 | R: 2 | H: 2 | R: 0 | H: 0 |
| | E: 0 | LOB: 0 | E: 0 | LOB: 3 | E: 0 | LOB: 3 | E: 0 | LOB: 0 | E: 0 | LOB: 2 | E: 1 | LOB: 2 | E: 0 | LOB: 0 | E: 1 | LOB: 2 | E: 0 | LOB: 0 |
| | K: 1 | BB: 0 | K: 1 | BB: 2 | K: 1 | BB: 2 | K: 0 | BB: 0 | K: 3 | BB: 1 | K: 0 | BB: 1 | K: 1 | BB: 0 | K: 0 | BB: 2 | K: 1 | BB: 0 |
| | S: 5 | P: 9 | S: 23 | P: 47 | S: 7 | P: 17 | S: 5 | P: 6 | S: 16 | P: 25 | S: 9 | P: 17 | S: 6 | P: 7 | S: 11 | P: 22 | S: 12 | P: 18 |

| | 1B: 3 | SF: 0 | WP: 0 | PA: 43 |
|---|---|---|---|---|
| | 2B: 3 | SAC: 0 | PB: 0 | |
| | 3B: 0 | DP: 1 | SB: 2 | |
| | HR: 0 | HBP: 1 | CS: 0 | |

| | AB | 34 |
|---|---|---|
| | R | 4 |
| | H | 6 |
| | RBI | 4 |
| | BB | 8 |
| | SO | 8 |
| | LOB | 23 |

| PITCHER | | IP | WLS | BF | H | R | ER | SO | BB | IBB | HBP | BLK | WP | HR | S | P | ERA | WHIP |
|---|---|---|---|---|---|---|---|---|---|---|---|---|---|---|---|---|---|---|
| Kevin Ritz, R | (1, 1) | 6.0 | W | 30 | 4 | 2 | 2 | 6 | 6 | 0 | 1 | 0 | 0 | 0 | 65 | 121 | 3.00 | 1.667 |
| ERA: 4.58 | | | | | | | | | | | | | | | | | | |
| Ed Nunez, R | (7, 1) | 1.1 | | 8 | 2 | 2 | 1 | 1 | 1 | 0 | 0 | 0 | 0 | 0 | 14 | 22 | 6.75 | 2.250 |
| ERA: 2.91 | | | | | | | | | | | | | | | | | | |
| Mike Henneman, R | (8, 1) | 1.2 | S | 5 | 0 | 0 | 0 | 1 | 1 | 0 | 0 | 0 | 0 | 0 | 15 | 25 | 0.00 | 0.600 |
| ERA: 4.76 | | | | | | | | | | | | | | | | | | |

| PITCHER | IP | WLS | BF | H | R | ER | SO | BB | IBB | HBP | BLK | WP | HR | S | P | ERA | WHIP |
|---|---|---|---|---|---|---|---|---|---|---|---|---|---|---|---|---|---|

| Batter | 1 | 2 | 3 | 4 | 5 | 6 | 7 | 8 | 9 | AB | R | H | RBI | BB | SO | LOB |
|---|---|---|---|---|---|---|---|---|---|---|---|---|---|---|---|---|
| Gary Pettis, S (1, 8)<br>OBP: 0.374, SLG: 0.321 | B B C B B<br>4-1<br>SH5-3 S 1B<br>BB | | C F B X<br>1-2 ①<br>G6-3 | 1 SAFE<br>0-0 ③<br>CS<br>1-2 | B B C B B<br>4-1<br>F9 S 2B<br>BB | B B B B<br>4-0<br>S<br>BB | | B X<br>1-0 ①<br>SH5-4<br>2-3 | | 1 | 2 | 0 | 0 | 3 | 0 | 0 |
| Alan Trammell, R (1, 6)<br>OBP: 0.320, SLG: 0.326 | B C X<br>1-1 ①<br>SH5-3<br>1-3 | | C F B B X<br>2-2 ②<br>G5-3 | | 1 SAFE<br>F 1 SAFE<br>1 SAFE<br>B F X<br>1-2 ①<br>F9<br>1-3 | B B B B<br>4-0<br>S<br>1-2<br>BB | | C C B S<br>1-3 ②<br>K | | 3 | 0 | 0 | 0 | 1 | 1 | 2 |
| Tracy Jones, R (1, 7)<br>OBP: 0.290, SLG: 0.326 | B B F F F B F X<br>3-2<br>FC5-4<br>3-H 1B | | B F F B F F X<br>2-2<br>S<br>1B 1B | | X<br>0-0<br>WP<br>3-H 2B | S X<br>0-1 ③<br>G4-3 | | C S X<br>0-2 ③<br>G3 | | 5 | 1 | 3 | 2 | 0 | 0 | 3 |
| Keith Moreland, R (1, 3)<br>OBP: 0.357, SLG: 0.398 | B F 1 SAFE B B X<br>3-1 ②<br>FC5-4<br>1-2f | | B C B F F F X<br>2-2<br>HR<br>1-H 1B | | B C B C B X<br>3-2 ②<br>G6-3 | | B B B<br>4-0<br>S<br>1B BB | | | 3 | 2 | 1 | 1 | 1 | 0 | 2 |
| Chet Lemon, R (1, 9)<br>OBP: 0.341, SLG: 0.346 | C F X<br>0-2 ③<br>F9 | | C B X<br>1-1<br>1-H HR | | B B C B B<br>4-1<br>WP<br>BB | | F B C B S<br>2-3 ①<br>K | | | 3 | 1 | 1 | 2 | 1 | 1 | 2 |
| Gary Ward, R (1, 10)<br>OBP: 0.286, SLG: 0.359<br>Fred Lynn, L (7, PH)<br>OBP: 0.313, SLG: 0.336 | | B F B S X<br>2-2 ①<br>G5-3 | X<br>0-0 ③<br>G6-3 | | B S S B B B<br>4-2<br>1-2<br>2-3 BB | | B F B F B F X<br>3-2<br>FC3-6<br>1-H 1B | | | 2<br>1 | 0<br>0 | 0<br>1 | 0<br>1 | 1<br>0 | 0<br>0 | 0<br>0 |
| Rick Schu, R (1, 5)<br>OBP: 0.304, SLG: 0.342 | | B C B F B B<br>4-2<br>G5-3<br>BB | | C C B B F F X<br>2-2 ①<br>G6-3 | B X<br>1-0 ③<br>F7 | | 1 SAFE<br>S B B F C<br>2-3 ②<br>K | | | 3 | 0 | 0 | 0 | 1 | 1 | 4 |
| Mike Heath, R (1, 2)<br>OBP: 0.325, SLG: 0.415 | | B B C B F F X<br>3-2 ②<br>G5-3<br>1-2 | | C X<br>0-1 ②<br>G6-3 | | C B X<br>1-1 ①<br>G1-3 | B B S S F X<br>2-2 ③<br>FC3-6<br>1-2f | | | 4 | 0 | 0 | 0 | 0 | 0 | 2 |
| Mike Brumley, S (1, 4)<br>OBP: 0.298, SLG: 0.295 | | C B C S<br>1-3 ③<br>K | | X<br>0-0<br>CS<br>1B | | C S S<br>0-3 ②<br>K | | S L X<br>0-2<br>SH5-4<br>2B | | 4 | 0 | 2 | 0 | 0 | 2 | 1 |
| Inning Stats | R: 1 H: 1<br>E: 0 LOB: 1<br>K: 0 BB: 1<br>S: 13 P: 24 | R: 0 H: 0<br>E: 0 LOB: 1<br>K: 1 BB: 1<br>S: 12 P: 22 | R: 3 H: 3<br>E: 0 LOB: 0<br>K: 0 BB: 0<br>S: 18 P: 26 | R: 0 H: 1<br>E: 0 LOB: 0<br>K: 0 BB: 0<br>S: 8 P: 10 | R: 1 H: 1<br>E: 0 LOB: 3<br>K: 0 BB: 3<br>S: 12 P: 29 | R: 0 H: 0<br>E: 0 LOB: 2<br>K: 1 BB: 2<br>S: 7 P: 16 | R: 1 H: 1<br>E: 0 LOB: 1<br>K: 2 BB: 1<br>S: 14 P: 27 | R: 0 H: 1<br>E: 0 LOB: 1<br>K: 1 BB: 0<br>S: 10 P: 12 | | 1B: 5 SF: 0<br>2B: 2 SAC: 2<br>3B: 0 DP: 0<br>HR: 1 HBP: 0 | | | | WP: 1 PA: 40<br>PB: 0<br>SB: 5<br>CS: 1 | | |

| PITCHER | | IP | WLS | BF | H | R | ER | SO | BB | IBB | HBP | BLK | WP | HR | S | P | ERA | WHIP |
|---|---|---|---|---|---|---|---|---|---|---|---|---|---|---|---|---|---|---|
| Frank Viola, L<br>ERA: 3.79 | (1, 1) | 5.0 | L | 25 | 6 | 5 | 5 | 1 | 5 | 0 | 0 | 0 | 1 | 1 | 63 | 111 | 9.00 | 2.200 |
| Juan Berenguer, R<br>ERA: 3.25 | (6, 1) | 3.0 | | 14 | 2 | 1 | 1 | 4 | 3 | 0 | 0 | 0 | 0 | 0 | 31 | 55 | 3.00 | 1.667 |

| PITCHER | IP | WLS | BF | H | R | ER | SO | BB | IBB | HBP | BLK | WP | HR | S | P | ERA | WHIP |
|---|---|---|---|---|---|---|---|---|---|---|---|---|---|---|---|---|---|

# Minnesota Twins @ Detroit Tigers

Tiger Stadium, Detroit, MI

Fri Jul 28 1989, 7:05 PM EDT

Sunny - 75 F

BOTTOM

livebaseballscorecards.com

| | |
|---|---|
| AB | 29 |
| R | 6 |
| H | 8 |
| RBI | 6 |
| BB | 8 |
| SO | 5 |
| LOB | 16 |

| Batter | 1 | 2 | 3 | 4 | 5 | 6 | 7 | 8 | 9 | AB | R | H | RBI | BB | SO | LOB |
|---|---|---|---|---|---|---|---|---|---|---|---|---|---|---|---|---|
| Al Newman, S (1, 4)<br>OBP: 0.323, SLG: 0.282<br>Doug Baker, S (8, 4)<br>OBP: 0.439, SLG: 0.455 | 0-0 FC6-4 1B | | 1-0 P2 | | 1-1 SF9 3-H | 1-0 G1-3 | | 0-0 G4-3 | | 4<br>0 | 0<br>0 | 1<br>0 | 1<br>0 | 0<br>0 | 0<br>0 | 2<br>0 |
| John Moses, S (1, 7)<br>OBP: 0.351, SLG: 0.388 | B C 1 SAFE 1 SAFE C B X<br>2-2 FC6-4 1B 1-2f | | 0-1 G4-3 | | 1-0 1B WP 1-3 2B | | 1-1 2B 2B | 1-2 S 1B | | 5 | 2 | 3 | 0 | 0 | 0 | 1 |
| Kirby Puckett, R (1, 8)<br>OBP: 0.388, SLG: 0.491 | B B F X<br>2-1 L3 1B 1-2 | | | 0-0 G4-3 | 0-0 WP BB 2-3 3-H 1B | | B C B B B<br>4-1 2B BB | B S 1 SAFE B B F C<br>3-3 K 1-2 | | 4 | 1 | 2 | 1 | 1 | 1 | 1 |
| Kent Hrbek, L (1, 3)<br>OBP: 0.373, SLG: 0.544 | F B B B C F X<br>3-2 L3 1-2 | | | C X<br>0-1 HR | B C B B B<br>4-1 WP 1-2 BB | | B C X<br>1-1 L1-3 WP 1-H 2-H 2B | I I I I<br>4-0 IBB | | 3 | 2 | 2 | 3 | 2 | 0 | 2 |
| Carmen Castillo, R (1, 9)<br>OBP: 0.314, SLG: 0.484 | | F B F F B X<br>2-2 G4-3 | | C S B F S<br>1-3 K | C B F F F B B S<br>3-3 K 1-2 2-3 3-H | | S S F H<br>1-2 WP L1-3 HBP | B X<br>1-0 G3 | | 4 | 0 | 0 | 0 | 0 | 2 | 4 |
| Randy Bush, L (1, 10)<br>OBP: 0.324, SLG: 0.409 | | C F B C<br>1-3 K | | B F X<br>1-1 P5 | | B B F F X<br>2-2 G6-3 | F B X<br>1-1 L1-3 1-2 2-3 | | X<br>0-0 G3-1 | 5 | 0 | 0 | 0 | 0 | 1 | 2 |
| Brian Harper, R (1, 2)<br>OBP: 0.341, SLG: 0.416 | | B F X<br>1-1 1B | | | B B F X<br>2-1 E5 1B SF9 | B X<br>1-0 E5 2B | I I I I<br>4-0 WP IBB | | B B X<br>2-0 P3 | 4 | 1 | 1 | 0 | 1 | 0 | 0 |
| Greg Gagne, R (1, 6)<br>OBP: 0.288, SLG: 0.375 | | B S B B X<br>3-1 F8 | | | B S X<br>1-1 F9 | X<br>0-0 P4 | B B B F C S<br>3-3 K 1-2 2-3 3-H | | B F F B C<br>2-3 K | 5 | 0 | 0 | 0 | 0 | 2 | 5 |
| Victor Rodríguez, R (1, 5)<br>OBP: 0.400, SLG: 0.500 | | | B F X<br>1-1 G6-3 | | X<br>0-0 2B 1B 1-3 1B | B X<br>1-0 1-3 2B | B X<br>1-0 G5-3 | | | 4 | 1 | 2 | 0 | 0 | 0 | 2 |
| Inning Stats | R: 0 E: 0 K: 0 S: 10<br>H: 2 LOB: 1 BB: 0 P: 17 | R: 0 E: 0 K: 1 S: 11<br>H: 1 LOB: 1 BB: 0 P: 18 | R: 0 E: 0 K: 0 S: 5<br>H: 0 LOB: 0 BB: 0 P: 7 | R: 1 E: 0 K: 1 S: 9<br>H: 1 LOB: 0 BB: 0 P: 11 | R: 3 E: 1 K: 1 S: 15<br>H: 3 LOB: 2 BB: 1 P: 27 | R: 0 E: 1 K: 0 S: 7<br>H: 1 LOB: 2 BB: 0 P: 12 | R: 3 E: 0 K: 1 S: 14<br>H: 2 LOB: 2 BB: 2 P: 30 | R: 0 E: 0 K: 1 S: 8<br>H: 1 LOB: 2 BB: 1 P: 17 | R: 0 E: 0 K: 1 S: 5<br>H: 0 LOB: 0 BB: 0 P: 9 | 1B: 6 2B: 5 3B: 0 HR: 1<br>SF: 1 SAC: 0 DP: 1 HBP: 1 | | | | | | |

# TOP

## Minnesota Twins @ Detroit Tigers

Tiger Stadium, Detroit, MI

Fri Jul 28 1989, 7:05 PM EDT

Att. 24,322 - Unknown - 67 F

livebaseballscorecards.com

| | |
|---|---|
| AB | 38 |
| R | 7 |
| H | 11 |
| RBI | 5 |
| BB | 4 |
| SO | 6 |
| LOB | 19 |

WP: 2 PB: 0 SB: 1 CS: 0 PA: 44

| PITCHER | | IP | WLS | BF | H | R | ER | SO | BB | IBB | HBP | BLK | WP | HR | S | P | ERA | WHIP |
|---|---|---|---|---|---|---|---|---|---|---|---|---|---|---|---|---|---|---|
| Jeff Robinson, R<br>ERA: 3.89 | (1, 1) | 4.2 | L | 22 | 7 | 4 | 1 | 2 | 1 | 0 | 0 | 0 | 0 | 1 | 45 | 72 | 1.93 | 1.714 |
| Ramon Pena, R<br>ERA: 5.02 | (5, 1) | 1.2 | | 11 | 3 | 3 | 3 | 1 | 1 | 0 | 1 | 0 | 1 | 0 | 22 | 38 | 16.20 | 2.400 |
| Ed Nunez, R<br>ERA: 2.59 | (7, 1) | 2.2 | | 11 | 1 | 0 | 0 | 3 | 0 | 2 | 0 | 0 | 1 | 0 | 17 | 38 | 0.00 | 0.375 |

| PITCHER | IP | WLS | BF | H | R | ER | SO | BB | IBB | HBP | BLK | WP | HR | S | P | ERA | WHIP |
|---|---|---|---|---|---|---|---|---|---|---|---|---|---|---|---|---|---|

| Batter | 1 | 2 | 3 | 4 | 5 | 6 | 7 | 8 | 9 | AB | R | H | RBI | BB | SO | LOB |
|---|---|---|---|---|---|---|---|---|---|---|---|---|---|---|---|---|
| Gary Pettis, S (1, 8)<br>OBP: 0.367, SLG: 0.314 | B C B L C<br>2-3 ① K | S B X<br>1-1 ② G4-3 | | C B X<br>1-1 ② L7 | | F B X<br>1-1 ② G6-3 | | C X<br>0-1 ③ FC5-4<br>1-2f | | 5 | 0 | 0 | 0 | 0 | 1 | 2 |
| Dave Bergman, L (1, 3)<br>OBP: 0.349, SLG: 0.352<br>Gary Ward, R (9, PH)<br>OBP: 0.284, SLG: 0.357 | C C C B F B F F X<br>2-2 BB BB BB 1B | B B F B B B<br>4-1 BB BB | | C B B F X<br>2-2 1B | | B C B B X<br>3-1 ③ F8 | | | C B X<br>1-1 ① F8 | 3<br>1 | 1<br>0 | 2<br>0 | 0<br>0 | 1<br>0 | 0<br>0 | 1<br>0 |
| Lou Whitaker, L (1, 4)<br>OBP: 0.360, SLG: 0.484<br>Mike Brumley, S (8, 4)<br>OBP: 0.305, SLG: 0.313 | B C B 1 SAFE F B F F 1 SAFE<br>4-2 F B BB BB 1-2 1B BB | B F B F B B<br>4-2 1-2 BB | | B 1 SAFE F X<br>1-1 ③ F8 | | | C B B F X<br>2-2 HR | | B X<br>1-0 2B | 2<br>1 | 2<br>0 | 1<br>1 | 1<br>0 | 2<br>0 | 0<br>0 | 1<br>0 |
| Keith Moreland, R (1, 10)<br>OBP: 0.357, SLG: 0.396 | B B B B<br>4-0 1B BB 1-2 2-3 BB | B C F B B X<br>3-2 ③ G6-3 | | | B X<br>1-0 1B | | B B C F B X<br>3-2 ① G5-3 | | B C B X<br>2-1 ② P4 | 4 | 0 | 1 | 0 | 1 | 0 | 3 |
| Fred Lynn, L (1, 7)<br>OBP: 0.313, SLG: 0.333<br>Tracy Jones, R (7, PH)<br>OBP: 0.288, SLG: 0.323 (8, 7) | B B B C B<br>4-1 FC5 1B 1-2 2-3 3-H BB | | X<br>0-0 ① G3-1 | | B C B F 1 B X<br>3-2 ① F8 | | B X<br>1-0 ② F7 | | C B S F S<br>1-3 ③ K | 2<br>2 | 0<br>0 | 0<br>0 | 1<br>0 | 1<br>0 | 0<br>1 | 1<br>1 |
| Chet Lemon, R (1, 9)<br>OBP: 0.343, SLG: 0.352 | B S X<br>1-1 1-2 2-3 3-H 1B | | X<br>0-0 G3-1 2B | | C B X<br>1-1 ② P6 | | B B F C X<br>2-2 ③ F8 | | | 4 | 0 | 2 | 1 | 0 | 0 | 1 |
| Doug Strange, S (1, 6)<br>OBP: 0.184, SLG: 0.211 | X<br>0-0 ② P4 | B X<br>1-0 ② G3-1 2-3 | | | B X<br>1-0 ③ F8 | | | C B L X<br>1-2 E6 FC5-4 | | 4 | 0 | 0 | 0 | 0 | 0 | 5 |
| Rick Schu, R (1, 5)<br>OBP: 0.303, SLG: 0.340 | C F F F X<br>0-2 ③ FC5 2-3f | X<br>0-0 ③ F3 | | | | X<br>0-0 S 1B | | C X<br>0-1 ① F8 | | 4 | 0 | 1 | 0 | 0 | 0 | 5 |
| Matt Sinatro, R (1, 2)<br>OBP: 0.185, SLG: 0.120<br>Mike Heath, R (6, PH)<br>OBP: 0.322, SLG: 0.411 (7, 2) | | C X<br>0-1 ① G3 | | F X<br>0-1 ① G3 | | S C S<br>0-3 ① K 1-2 | | S B X<br>1-1 ② F9 | | 2<br>2 | 0<br>0 | 0<br>0 | 0<br>0 | 0<br>0 | 0<br>1 | 0<br>2 |
| Inning Stats | R: 2 E: 0 K: 1 S: 24<br>H: 2 LOB: 3 BB: 3 P: 41 | R: 0 E: 0 K: 0 S: 10<br>H: 0 LOB: 2 BB: 2 P: 22 | R: 0 E: 0 K: 0 S: 4<br>H: 1 LOB: 1 BB: 0 P: 5 | R: 0 E: 0 K: 0 S: 9<br>H: 1 LOB: 1 BB: 0 P: 13 | R: 0 E: 0 K: 0 S: 7<br>H: 1 LOB: 1 BB: 0 P: 13 | R: 0 E: 0 K: 1 S: 8<br>H: 1 LOB: 1 BB: 0 P: 12 | R: 1 E: 0 K: 0 S: 10<br>H: 1 LOB: 0 BB: 0 P: 18 | R: 0 E: 1 K: 0 S: 9<br>H: 0 LOB: 1 BB: 0 P: 11 | R: 0 E: 0 K: 1 S: 9<br>H: 1 LOB: 1 BB: 0 P: 14 | 1B: 5 2B: 2 3B: 0 HR: 1<br>SF: 0 SAC: 0 DP: 0 HBP: 0 | | | | | | | |

| PITCHER | | IP | WLS | BF | H | R | ER | SO | BB | IBB | HBP | BLK | WP | HR | S | P | ERA | WHIP |
|---|---|---|---|---|---|---|---|---|---|---|---|---|---|---|---|---|---|---|
| Mike Dyer, R<br>ERA: 6.97 | (1, 1) | 6.0 | W | 29 | 6 | 2 | 2 | 2 | 5 | 0 | 0 | 0 | 0 | 0 | 62 | 106 | 3.00 | 1.833 |
| Gary Wayne, L<br>ERA: 3.51 | (7, 1) | 2.0 | | 8 | 1 | 1 | 1 | 0 | 0 | 0 | 0 | 0 | 0 | 1 | 19 | 29 | 4.50 | 0.500 |
| Jeff Reardon, R<br>ERA: 4.27 | (9, 1) | 1.0 | | 4 | 1 | 0 | 0 | 1 | 0 | 0 | 0 | 0 | 0 | 0 | 9 | 14 | 0.00 | 1.000 |

| PITCHER | IP | WLS | BF | H | R | ER | SO | BB | IBB | HBP | BLK | WP | HR | S | P | ERA | WHIP |
|---|---|---|---|---|---|---|---|---|---|---|---|---|---|---|---|---|---|

# BOTTOM

## Minnesota Twins @ Detroit Tigers

Tiger Stadium, Detroit, MI

Fri Jul 28 1989, 7:05 PM EDT

Att. 24,322 - Unknown - 67 F

livebaseballscorecards.com

| | |
|---|---|
| AB | 36 |
| R | 3 |
| H | 8 |
| RBI | 3 |
| BB | 5 |
| SO | 3 |
| LOB | 22 |

| Batter | 1 | 2 | 3 | 4 | 5 | 6 | 7 | 8 | 9 | 10 | AB | R | H | RBI | BB | SO | LOB |
|---|---|---|---|---|---|---|---|---|---|---|---|---|---|---|---|---|---|
| John Moses, S (1, 7)<br>OBP: 0.352, SLG: 0.389 | S<br>1B | | L8<br>1B | | K | | | WP S<br>1B | | F8 | 5 | 1 | 2 | 0 | 0 | 1 | 0 |
| Randy Bush, L (1, 9)<br>OBP: 0.322, SLG: 0.405 | P3 | | 1B<br>1B<br>1B | | K | | | K<br>1-2 | | F9 | 5 | 1 | 1 | 0 | 0 | 2 | 2 |
| Kirby Puckett, R (1, 8)<br>OBP: 0.389, SLG: 0.491 | K<br>1-2 | | SAFE<br>SAFE<br>SAFE<br>1B<br>1-3<br>1B | | | L8 | | 1B<br>2-H<br>1B | | | 4 | 0 | 2 | 1 | 0 | 1 | 1 |
| Kent Hrbek, L (1, 3)<br>OBP: 0.384, SLG: 0.549 | FC5-4<br>BB | | G1-4-3<br>1-2<br>3-H<br>1B | | | BB | | SAFE<br>G5-4-3<br>1-2<br>1B | | | 2 | 0 | 2 | 1 | 2 | 0 | 0 |
| Gary Gaetti, R (1, 5)<br>OBP: 0.287, SLG: 0.427 | FC5-4<br>1-2f | | G1-4-3<br>1-2f | | | F8 | | G5-4-3<br>1-2f | | | 4 | 0 | 0 | 0 | 0 | 0 | 7 |
| Gene Larkin, S (1, 10)<br>OBP: 0.351, SLG: 0.316 | | S<br>BB | | F7 | | G1 | | | G4-3 | | 3 | 0 | 0 | 0 | 1 | 0 | 1 |
| Brian Harper, R (1, 2)<br>OBP: 0.335, SLG: 0.408 | | L9 | | F8 | | G6-3 | | | L7 | | 4 | 0 | 0 | 0 | 0 | 0 | 1 |
| Greg Gagne, R (1, 6)<br>OBP: 0.284, SLG: 0.369 | | SAFE<br>P4 | | P3 | | K | | | K | | 4 | 0 | 0 | 0 | 0 | 2 | 1 |
| Doug Baker, S (1, 4)<br>OBP: 0.400, SLG: 0.405 | | P6<br>1-2 | | K | | K | | | | L8 | 4 | 0 | 0 | 0 | 0 | 2 | 1 |
| Inning Stats | R: 0<br>E: 0<br>K: 1<br>S: 8<br>H: 1<br>LOB: 2<br>BB: 1<br>P: 16 | R: 0<br>E: 0<br>K: 0<br>S: 6<br>H: 0<br>LOB: 1<br>BB: 1<br>P: 15 | R: 1<br>E: 0<br>K: 0<br>S: 8<br>H: 3<br>LOB: 1<br>BB: 0<br>P: 11 | R: 0<br>E: 0<br>K: 0<br>S: 6<br>H: 0<br>LOB: 0<br>BB: 0<br>P: 9 | R: 0<br>E: 0<br>K: 3<br>S: 9<br>H: 0<br>LOB: 0<br>BB: 0<br>P: 12 | R: 0<br>E: 0<br>K: 0<br>S: 5<br>H: 0<br>LOB: 1<br>BB: 1<br>P: 10 | R: 0<br>E: 0<br>K: 2<br>S: 7<br>H: 0<br>LOB: 0<br>BB: 0<br>P: 10 | R: 1<br>E: 0<br>K: 1<br>S: 9<br>H: 3<br>LOB: 1<br>BB: 0<br>P: 12 | R: 0<br>E: 0<br>K: 1<br>S: 9<br>H: 0<br>LOB: 0<br>BB: 0<br>P: 14 | R: 0<br>E: 0<br>K: 0<br>S: 5<br>H: 0<br>LOB: 0<br>BB: 0<br>P: 9 | 1B: 7<br>2B: 0<br>3B: 0<br>HR: 0<br>SF: 0<br>SAC: 0<br>DP: 2<br>HBP: 0 | | | | | | WP: 1<br>PB: 0<br>SB: 3<br>CS: 0<br>PA: 38 |

| PITCHER | | IP | WLS | BF | H | R | ER | SO | BB | IBB | HBP | BLK | WP | HR | S | P | ERA | WHIP |
|---|---|---|---|---|---|---|---|---|---|---|---|---|---|---|---|---|---|---|
| Jack Morris, R<br>ERA: 4.95 | (1, 1) | 9.0 | | 35 | 7 | 2 | 2 | 8 | 3 | 0 | 0 | 0 | 1 | 0 | 67 | 109 | 2.00 | 1.111 |
| Mike Henneman, R<br>ERA: 4.68 | (10, 1) | 1.0 | W | 3 | 0 | 0 | 0 | 0 | 0 | 0 | 0 | 0 | 0 | 0 | 5 | 9 | 0.00 | 0.000 |

| PITCHER | IP | WLS | BF | H | R | ER | SO | BB | IBB | HBP | BLK | WP | HR | S | P | ERA | WHIP |
|---|---|---|---|---|---|---|---|---|---|---|---|---|---|---|---|---|---|

# TOP

## Minnesota Twins @ Detroit Tigers

Tiger Stadium, Detroit, MI

Sat Jul 29 1989, 7:05 PM EDT

Att. 32,864 - Unknown

livebaseballscorecards.com

| | |
|---|---|
| AB | 35 |
| R | 2 |
| H | 7 |
| RBI | 2 |
| BB | 3 |
| SO | 8 |
| LOB | 14 |

# Minnesota Twins @ Detroit Tigers

Tiger Stadium, Detroit, MI

Sat Jul 29 1989, 7:05 PM EDT

Att. 32,864 - Unknown

| Batter | 1 | 2 | 3 | 4 | 5 | 6 | 7 | 8 | 9 | 10 | AB | R | H | RBI | BB | SO | LOB |
|---|---|---|---|---|---|---|---|---|---|---|---|---|---|---|---|---|---|
| Gary Pettis, S (1, 8)<br>OBP: 0.375, SLG: 0.325 | X 0-0 G4-3 S 2B 1B | | X 0-0 CS 1B | | S B C B B X 3-2 2-H 1B | | F B S B S 2-3 ③ K | | | X 0-0 2-H 1B | 5 | 1 | 4 | 2 | 0 | 1 | 2 |
| Alan Trammell, R (1, 6)<br>OBP: 0.316, SLG: 0.322 | B X 1-0 ① G4-3 1-3 | | 1 SAFE 1 SAFE X 0-0 ②③ G5-3 1-2 | | 1 SAFE B 1 SAFE 1 SAFE C 1 SAFE 1 SAFE 1 SAFE B 3-1 B X G4-3 | | | B B X 2-0 ① G4-3 | | | 4 | 0 | 0 | 0 | 0 | 0 | 3 |
| Tracy Jones, R (1, 7)<br>OBP: 0.287, SLG: 0.326 | C B C X 1-2 2B 3-H | | | F C B X 1-2 ① G5-3 | | B X 1-0 ① G4-3 | | X 0-0 ② B2 | | | 4 | 0 | 1 | 1 | 0 | 0 | 0 |
| Chet Lemon, R (1, 9)<br>OBP: 0.341, SLG: 0.348 | B C B F B X 3-2 ② G5-3 | | | F B F X 1-2 ② G6-3 | | B B B C B 4-1 CS BB | | B C F B S 2-3 ③ K | | | 3 | 0 | 0 | 0 | 1 | 1 | 1 |
| Gary Ward, R (1, 3)<br>OBP: 0.285, SLG: 0.357<br>Dave Bergman, L (9, PH)<br>OBP: 0.347, SLG: 0.351 (10, 3) | B C B C F B X 3-2 ③ L7 | | | C X 0-1 FC5-4 1B | | F B B S B C 3-3 ②③ K 1-2 | | | B B B C X 3-1 ① L8 | | 3<br>1 | 0<br>0 | 1<br>0 | 0<br>0 | 0<br>0 | 1<br>0 | 2<br>0 |
| Rick Schu, R (1, 10)<br>OBP: 0.298, SLG: 0.333<br>Fred Lynn, L (9, PH)<br>OBP: 0.312, SLG: 0.332 | | B C X 1-1 ① G5-3 | | X 0-0 ③ FC5-4 1-2f | | | B F B X 2-1 ① F9 | | C F S 0-3 ② K | | 3<br>1 | 0<br>0 | 0<br>0 | 0<br>0 | 0<br>0 | 0<br>1 | 1<br>0 |
| Mike Heath, R (1, 2)<br>OBP: 0.326, SLG: 0.423 | | X 0-0 ② G6-3 | | | S B B B X 3-1 1B 2B | | X 0-0 1B 2B | | S B B F X 2-2 ③ G6-3 | | 4 | 1 | 2 | 0 | 0 | 0 | 0 |
| Doug Strange, S (1, 5)<br>OBP: 0.214, SLG: 0.238 | | C B S S 1-3 ③ K | | | L L S 0-3 ① K | | B C X 1-1 2-3 1B | | | B S F X 1-2 SH1-4 1B 1B | 4 | 1 | 2 | 0 | 0 | 2 | 1 |
| Mike Brumley, S (1, 4)<br>OBP: 0.296, SLG: 0.303 | | | C C B X 1-2 G6-3 | | B C S B B S 3-3 ② K | | B B C S C S 2-3 ② K | | | X 0-0 ① SH1-4 1-2 | 3 | 0 | 0 | 0 | 0 | 2 | 3 |
| Inning Stats | R: 1 E: 0 K: 0 S: 12 H: 2 LOB: 1 BB: 0 P: 20 | R: 0 E: 0 K: 1 S: 6 H: 0 LOB: 0 BB: 0 P: 8 | R: 0 E: 0 K: 0 S: 5 H: 1 LOB: 0 BB: 0 P: 6 | R: 0 E: 0 K: 0 S: 9 H: 1 LOB: 1 BB: 0 P: 11 | R: 1 E: 0 K: 2 S: 13 H: 2 LOB: 1 BB: 0 P: 25 | R: 0 E: 0 K: 1 S: 5 H: 0 LOB: 1 BB: 1 P: 13 | R: 0 E: 0 K: 2 S: 11 H: 2 LOB: 2 BB: 0 P: 18 | R: 0 E: 0 K: 1 S: 5 H: 0 LOB: 0 BB: 0 P: 9 | R: 0 E: 0 K: 1 S: 8 H: 0 LOB: 0 BB: 0 P: 13 | R: 1 E: 0 K: 0 S: 5 H: 2 LOB: 1 BB: 0 P: 6 | 1B: 7 2B: 4 3B: 0 HR: 0 | SF: 0 SAC: 1 DP: 1 HBP: 0 | | | | | | |

| PITCHER | IP | WLS | BF | H | R | ER | SO | BB | IBB | HBP | BLK | WP | HR | S | P | ERA | WHIP |
|---|---|---|---|---|---|---|---|---|---|---|---|---|---|---|---|---|---|
| Mark Guthrie, L (1, 1)<br>ERA: 2.25 | 6.1 | | 25 | 7 | 2 | 2 | 4 | 1 | 0 | 0 | 0 | 0 | 0 | 53 | 88 | 2.84 | 1.263 |
| Randy St. Claire, R (7, 1)<br>ERA: 5.79 | 2.0 | | 7 | 1 | 0 | 0 | 3 | 0 | 0 | 0 | 0 | 0 | 0 | 15 | 27 | 0.00 | 0.500 |
| Gary Wayne, L (9, 1)<br>ERA: 3.61 | 1.0 | L | 5 | 2 | 1 | 1 | 1 | 0 | 0 | 0 | 0 | 0 | 0 | 11 | 14 | 9.00 | 2.000 |

| PITCHER | IP | WLS | BF | H | R | ER | SO | BB | IBB | HBP | BLK | WP | HR | S | P | ERA | WHIP |
|---|---|---|---|---|---|---|---|---|---|---|---|---|---|---|---|---|---|

BOTTOM

livebaseballscorecards.com

| | |
|---|---|
| AB | 35 |
| R | 3 |
| H | 10 |
| RBI | 3 |
| BB | 1 |
| SO | 8 |
| LOB | 13 |

WP: 0 PB: 0 SB: 1 CS: 2 PA: 37

| Batter | 1 | 2 | 3 | 4 | 5 | 6 | 7 | 8 | 9 | AB | R | H | RBI | BB | SO | LOB |
|---|---|---|---|---|---|---|---|---|---|---|---|---|---|---|---|---|
| Randy Bush, L (1, 7)<br>OBP: 0.329, SLG: 0.420 | BBBBB<br>4-0<br>G1-3 1B<br>1B<br>BB | B X<br>1-0<br>1B<br>1B | | X<br>0-0<br>S<br>1B | | B X<br>1-0 ②<br>G3-1 | | C B F F B B X<br>3-2<br>1-H<br>HR | S B B B F F X<br>3-2<br>E3<br>1-H | 5 | 2 | 3 | 2 | 1 | 0 | 0 |
| Gene Larkin, S (1, 9)<br>OBP: 0.351, SLG: 0.316 | 1 SAFE<br>C B 1 SAFE<br>B F X 1 SAFE<br>2-2<br>G1-3<br>1-2 1B<br>1B | C S B 1 SAFE<br>F X 1 SAFE<br>1-2<br>G4-6-3<br>1-3 1B | | F 1 SAFE<br>1 SAFE<br>B B 1 SAFE<br>F S<br>2-3 ②<br>K | | B F B X<br>2-1 ③<br>F7 | | B B F F X<br>2-2 ③<br>F7 | B F B B F C<br>2-3 ③<br>K | 6 | 1 | 2 | 0 | 0 | 2 | 2 |
| Kirby Puckett, R (1, 8)<br>OBP: 0.387, SLG: 0.488<br>John Moses, S (8, 8)<br>OBP: 0.351, SLG: 0.386 | X<br>0-0 ①<br>G1-3<br>1-2<br>2-3 | X<br>0-0 ② ③<br>G4-6-3<br>1-2f | | 1 SAFE<br>B B B B B<br>4-0<br>1-2<br>BB | | | B B F X<br>2-1 ①<br>F9 | | F F X<br>0-2 ①<br>G3 | 3<br>1 | 0<br>0 | 0<br>0 | 0<br>0 | 1<br>0 | 0<br>0 | 4<br>0 |
| Kent Hrbek, L (1, 3)<br>OBP: 0.382, SLG: 0.543<br>Tim Laudner, R (9, PH)<br>OBP: 0.292, SLG: 0.337<br>(9, 3) | F B X<br>1-1<br>1B<br>HR<br>2-H 3-H<br>1B | | B X<br>1-0 ①<br>G3-1 | X<br>0-0 ③<br>P5 | | | X<br>0-0 ②<br>G3-1 | | B X<br>1-0<br>2B<br>SF8<br>1B | 4<br>1 | 1<br>1 | 1<br>1 | 2<br>0 | 0<br>0 | 0<br>0 | 2<br>0 |
| Gary Gaetti, R (1, 5)<br>OBP: 0.287, SLG: 0.425<br>Victor Rodríguez, R (8, 5)<br>OBP: 0.455, SLG: 0.636 | C X<br>0-1<br>1-2<br>HR<br>1B | | C B B B F S<br>3-3 ②<br>K | | B F X<br>1-1 ①<br>F7 | | B F F F F X<br>1-2<br>G5-3 | | B F B B X<br>2-1<br>SF8<br>1-3<br>2B<br>2B | 4<br>1 | 1<br>1 | 1<br>1 | 0<br>0 | 0<br>0 | 1<br>0 | 0<br>0 |
| Jim Dwyer, L (1, 10)<br>OBP: 0.404, SLG: 0.426<br>Carmen Castillo, R (9, PH)<br>OBP: 0.318, SLG: 0.484 | C X<br>0-1<br>1-H 2-H<br>HR | | B X<br>1-0<br>1B<br>1B | | C X<br>0-1 ②<br>P6 | | | B B C B B<br>4-1<br>1B<br>SF7<br>BB | I I I I I<br>4-0<br>2B<br>IBB | 3<br>0 | 2<br>1 | 2<br>0 | 3<br>0 | 1<br>1 | 0<br>0 | 0<br>0 |
| Brian Harper, R (1, 2)<br>OBP: 0.332, SLG: 0.405 | B X<br>1-0 ②<br>F8 | | B C B B B X<br>3-1<br>1-2<br>1B | | C B B B C X<br>2-2 ③<br>G5-3 | | | B F X<br>1-1 ①<br>L9 | X<br>0-0 ②<br>SF8<br>2-3<br>3-H | 4 | 0 | 1 | 1 | 0 | 0 | 1 |
| Doug Baker, S (1, 4)<br>OBP: 0.400, SLG: 0.429 | C C F F B F B X<br>2-2 ③<br>F9 | | B B B C C F S<br>3-3 ③<br>K | | | S F F B F F F F B<br>2-3 ①<br>S<br>K | | X<br>0-0<br>1-3<br>HR<br>1B | X<br>0-0<br>1-H 3-H<br>1B<br>2B | 5 | 2 | 2 | 2 | 0 | 2 | 2 |
| Greg Gagne, R (1, 6)<br>OBP: 0.286, SLG: 0.381 | | B C B F S<br>2-3 ①<br>K | | F S B F S<br>1-3 ①<br>K | | F F X<br>0-2<br>HR | | B B C X<br>2-1<br>SF7<br>3-H | X<br>0-0<br>E<br>E<br>2-H<br>1B | 4 | 2 | 2 | 3 | 0 | 2 | 0 |
| Inning Stats | R: 5 H: 4<br>E: 0 LOB: 0<br>K: 0 BB: 1<br>S: 17 P: 27 | R: 0 H: 2<br>E: 0 LOB: 1<br>K: 1 BB: 0<br>S: 9 P: 13 | R: 0 H: 2<br>E: 0 LOB: 2<br>K: 2 BB: 0<br>S: 11 P: 22 | R: 0 H: 1<br>E: 0 LOB: 2<br>K: 2 BB: 1<br>S: 9 P: 16 | R: 0 H: 0<br>E: 0 LOB: 0<br>K: 0 BB: 0<br>S: 7 P: 10 | R: 1 H: 1<br>E: 0 LOB: 0<br>K: 1 BB: 0<br>S: 14 P: 19 | R: 0 H: 0<br>E: 0 LOB: 0<br>K: 0 BB: 0<br>S: 8 P: 11 | R: 3 H: 2<br>E: 0 LOB: 0<br>K: 0 BB: 1<br>S: 13 P: 25 | R: 5 H: 4<br>E: 1 LOB: 1<br>K: 1 BB: 1<br>S: 17 P: 29 | 1B: 11 SF: 2<br>2B: 2 SAC: 0<br>3B: 0 DP: 1<br>HR: 3 HBP: 0 | | | | | | |

| PITCHER | | IP | WLS | BF | H | R | ER | SO | BB | IBB | HBP | BLK | WP | HR | S | P | ERA | WHIP |
|---|---|---|---|---|---|---|---|---|---|---|---|---|---|---|---|---|---|---|
| Doyle Alexander, R<br>ERA: 4.24 | (1, 1) | 7.2 | L | 37 | 12 | 9 | 9 | 6 | 3 | 0 | 0 | 0 | 0 | 3 | 85 | 138 | 10.56 | 1.957 |
| Ramon Pena, R<br>ERA: 6.89 | (8, 1) | 1.1 | | 10 | 4 | 5 | 4 | 1 | 0 | 1 | 0 | 0 | 0 | 0 | 20 | 34 | 27.00 | 3.000 |

| PITCHER | IP | WLS | BF | H | R | ER | SO | BB | IBB | HBP | BLK | WP | HR | S | P | ERA | WHIP |
|---|---|---|---|---|---|---|---|---|---|---|---|---|---|---|---|---|---|

# TOP

# Minnesota Twins @ Detroit Tigers

Tiger Stadium, Detroit, MI

Sun Jul 30 1989, 3:33 AM EDT

Att. 23,775 - Overcast - 69 F

livebaseballscorecards.com

| | |
|---|---|
| AB | 41 |
| R | 14 |
| H | 16 |
| RBI | 13 |
| BB | 4 |
| SO | 7 |
| LOB | 11 |

| Batter | 1 | 2 | 3 | 4 | 5 | 6 | 7 | 8 | 9 | AB | R | H | RBI | BB | SO | LOB |
|---|---|---|---|---|---|---|---|---|---|---|---|---|---|---|---|---|
| Gary Pettis, S (1, 8)<br>OBP: 0.375, SLG: 0.326 | K | | 1B | | 1B | | P4 | | K | 5 | 0 | 2 | 0 | 0 | 2 | 1 |
| Alan Trammell, R (1, 6)<br>OBP: 0.318, SLG: 0.322 | G5-3 | | F8 | | 1B | | HBP | | K | 3 | 0 | 1 | 0 | 0 | 0 | 2 |
| Doug Strange, S (8, 6)<br>OBP: 0.209, SLG: 0.233 | | | | | | | | | | 1 | 0 | 0 | 0 | 0 | 1 | 0 |
| Tracy Jones, R (1, 7)<br>OBP: 0.281, SLG: 0.319 | F8 | | | G6-3 | G4-3 | | L6 | | P4 | 5 | 0 | 0 | 0 | 0 | 0 | 4 |
| Chet Lemon, R (1, 10)<br>OBP: 0.343, SLG: 0.354 | | G5-4-3 1B | | F9 | | F8 | | L8 2B | | 4 | 1 | 2 | 0 | 0 | 0 | 0 |
| Gary Ward, R (1, 3)<br>OBP: 0.289, SLG: 0.383 | | G5-4-3 1-2f | | 2B | | HR | | L8 2-3 | | 4 | 1 | 2 | 1 | 0 | 0 | 2 |
| Kenny Williams, R (1, 9)<br>OBP: 0.230, SLG: 0.296 | | K | | FC5-4 BB | | F8 | | 2B SF9 1B | | 3 | 1 | 1 | 0 | 1 | 1 | 0 |
| Rick Schu, R (1, 5)<br>OBP: 0.297, SLG: 0.337 | | | G5-3 | FC5-4 1-2f | | G6-3 | | SF9 1-3 3-H 2B | | 4 | 0 | 1 | 1 | 0 | 0 | 2 |
| Mike Heath, R (1, 2)<br>OBP: 0.324, SLG: 0.418 | | | 1B BB | | F7 | | G5-3 | SF9 2-3 3-H | | 2 | 0 | 0 | 1 | 1 | 0 | 0 |
| Matt Sinatro, R (9, 2)<br>OBP: 0.185, SLG: 0.120 | | | | | | | | | | 0 | 0 | 0 | 0 | 0 | 0 | 0 |
| Mike Brumley, S (1, 4)<br>OBP: 0.295, SLG: 0.301 | | | P4 | | F7 | | HBP 1B | | P3 | 4 | 0 | 1 | 0 | 0 | 0 | 2 |
| Inning Stats | R: 0 E: 0 K: 1 S: 8 H: 0 LOB: 0 BB: 0 P: 12 | R: 0 E: 0 K: 1 S: 7 H: 1 LOB: 0 BB: 0 P: 9 | R: 0 E: 0 K: 0 S: 10 H: 1 LOB: 2 BB: 1 P: 16 | R: 0 E: 0 K: 0 S: 6 H: 1 LOB: 2 BB: 1 P: 13 | R: 0 E: 0 K: 0 S: 12 H: 2 LOB: 2 BB: 0 P: 16 | R: 1 E: 0 K: 0 S: 7 H: 1 LOB: 0 BB: 0 P: 10 | R: 0 E: 0 K: 0 S: 8 H: 0 LOB: 2 BB: 0 P: 10 | R: 2 E: 0 K: 0 S: 10 H: 3 LOB: 1 BB: 0 P: 17 | R: 0 E: 0 K: 2 S: 8 H: 0 LOB: 0 BB: 0 P: 12 | 1B: 6<br>2B: 3<br>3B: 0<br>HR: 1 | SF: 1<br>SAC: 0<br>DP: 1<br>HBP: 1 | | | | | |

| PITCHER | IP | WLS | BF | H | R | ER | SO | BB | IBB | HBP | BLK | WP | HR | S | P | ERA | WHIP |
|---|---|---|---|---|---|---|---|---|---|---|---|---|---|---|---|---|---|
| Allan Anderson, L (1, 1)<br>ERA: 4.13 | 8.0 | W | 36 | 10 | 3 | 1 | 2 | 2 | 0 | 1 | 0 | 0 | 1 | 68 | 103 | 1.12 | 1.500 |
| Jeff Reardon, R (9, 1)<br>ERA: 4.18 | 1.0 | | 3 | 0 | 0 | 0 | 2 | 0 | 0 | 0 | 0 | 0 | 0 | 8 | 12 | 0.00 | 0.000 |

| PITCHER | IP | WLS | BF | H | R | ER | SO | BB | IBB | HBP | BLK | WP | HR | S | P | ERA | WHIP |
|---|---|---|---|---|---|---|---|---|---|---|---|---|---|---|---|---|---|

# BOTTOM

## Minnesota Twins @ Detroit Tigers

Tiger Stadium, Detroit, MI

Sun Jul 30 1989, 3:33 AM EDT

Att. 23,775 - Overcast - 69 F

livebaseballscorecards.com

| | |
|---|---|
| AB | 35 |
| R | 3 |
| H | 10 |
| RBI | 3 |
| BB | 2 |
| SO | 4 |
| LOB | 13 |

WP: 0 PB: 0 SB: 0 CS: 0 PA: 39

# Texas Rangers @ Detroit Tigers

Tiger Stadium, Detroit, MI

Tue Aug 01 1989, 7:05 PM EDT

Att. 15,305 - Unknown - 75 F

TOP

livebaseballscorecards.com

| Batter | 1 | 2 | 3 | 4 | 5 | 6 | 7 | 8 | 9 | AB | R | H | RBI | BB | SO | LOB |
|---|---|---|---|---|---|---|---|---|---|---|---|---|---|---|---|---|
| Fred Manrique, R (1, 6)<br>OBP: 0.340, SLG: 0.418 | L B C X<br>1-2 FC5-4 1B SF8 1B | | C C B B C<br>2-3 ① K | X<br>0-0 ③ G5-3 | | | B X<br>1-0 2B | | B C C F F B F F F<br>2-2 F F X HR 2B | 4 | 1 | 2 | 0 | 0 | 1 | 1 |
| Cecil Espy, S (7, PR) (7, 8)<br>OBP: 0.304, SLG: 0.327 | | | | | | | | | | 1 | 1 | 1 | 0 | 0 | 0 | 0 |
| Rafael Palmeiro, L (1, 3)<br>OBP: 0.357, SLG: 0.396 | B S X<br>1-1 1-2 FC5-4 1B | | B B X<br>2-0 1B 2B | | B C B X<br>2-1 ① F8 | | C X<br>0-1 ② L7 | | X<br>0-0 ② P4 | 5 | 1 | 2 | 0 | 0 | 0 | 2 |
| Harold Baines, L (1, 10)<br>OBP: 0.424, SLG: 0.516 | B B C C F F X<br>2-2 ① FC5-4 1-2f 2-3 | | X<br>0-0 1B 2-H 1B | | F F C<br>0-3 ② K | | B B F B B<br>4-1 FC6-4 BB | | X<br>0-0 2-H HR | 4 | 1 | 2 | 3 | 1 | 1 | 2 |
| Ruben Sierra, S (1, 9)<br>OBP: 0.367, SLG: 0.578 | X<br>0-0 ② SF8 3-H | | C X<br>0-1 ② F8 | | B C B B B<br>4-1 FC6-4 BB | | B B B X<br>3-0 ③ FC6-4 1-2f | | S F B X<br>1-2 ③ 1B | 3 | 0 | 1 | 1 | 1 | 0 | 3 |
| Julio Franco, R (1, 4)<br>OBP: 0.386, SLG: 0.466 | C B B C S<br>2-3 ③ K | | B B B C B X<br>3-2 1-2 1B | | C F 1 SAFE X<br>0-2 ③ FC6-4 1-2f | | | B C B B F C<br>3-3 ① K | | 4 | 0 | 1 | 0 | 0 | 2 | 2 |
| Pete Incaviglia, R (1, 7)<br>OBP: 0.279, SLG: 0.438 | | X<br>0-0 ① G5-3 | C C S<br>0-3 ③ K | | S B F S<br>1-3 K CS | | | C B C B F S<br>3-3 ② K | | 4 | 0 | 0 | 0 | 0 | 3 | 2 |
| Steve Buechele, R (1, 5)<br>OBP: 0.304, SLG: 0.387 | | B B B C X<br>3-1 ② F9 | | C X<br>0-1 ① G3-1 | | B B B C C X<br>2-2 ① ② F9 1-2 | | B B X<br>2-0 FC6-4 1B | | 4 | 0 | 1 | 0 | 0 | 0 | 1 |
| Jeff Kunkel, R (1, 8) (7, 6)<br>OBP: 0.306, SLG: 0.438 | | B B S C X<br>2-2 1B | | X<br>0-0 G6-3 1B | | C S X<br>0-2 ③ G6-3 | | L C F B F X<br>1-2 ③ FC6-4 1-2f | | 4 | 0 | 2 | 0 | 0 | 0 | 1 |
| Chad Kreuter, S (1, 2)<br>OBP: 0.265, SLG: 0.200 | | 1 SAFE C C 1 SAFE 1 SAFE 1 SAFE B B X<br>2-2 ③ F9 | | B 1 SAFE B B C 1 SAFE F F X<br>3-2 ② G6-3 1-2 | | | F B F C<br>1-3 ① K | | F B F B F B X<br>3-2 ① F7 | 3 | 0 | 0 | 0 | 0 | 1 | 2 |
| Mike Stanley, R (9, PH)<br>OBP: 0.250, SLG: 0.177 | | | | | | | | | | 0 | 0 | 0 | 0 | 0 | 0 | 0 |
| Rick Leach, L (9, PH)<br>OBP: 0.364, SLG: 0.379 | | | | | | | | | | 1 | 0 | 0 | 0 | 0 | 0 | 0 |
| Jim Sundberg, R (9, 2)<br>OBP: 0.306, SLG: 0.317 | | | | | | | | | | 0 | 0 | 0 | 0 | 0 | 0 | 0 |

| Inning Stats | | | | | | | | | | |
|---|---|---|---|---|---|---|---|---|---|---|
| | R: 1 E: 0 K: 1 S: 14 | H: 2 LOB: 1 BB: 0 P: 20 | R: 0 E: 0 K: 0 S: 9 | H: 1 LOB: 1 BB: 0 P: 16 | R: 1 E: 0 K: 2 S: 13 | H: 3 LOB: 2 BB: 0 P: 20 | R: 0 E: 0 K: 0 S: 8 | H: 1 LOB: 1 BB: 0 P: 11 | R: 0 E: 0 K: 1 S: 9 | H: 0 LOB: 1 BB: 1 P: 15 |
| | R: 0 E: 0 K: 1 S: 9 | H: 0 LOB: 0 BB: 0 P: 12 | R: 0 E: 0 K: 1 S: 8 | H: 1 LOB: 2 BB: 1 P: 17 | R: 0 E: 0 K: 2 S: 13 | H: 1 LOB: 1 BB: 0 P: 22 | R: 2 E: 0 K: 0 S: 19 | H: 3 LOB: 1 BB: 0 P: 25 | 1B: 8 2B: 3 3B: 0 HR: 1 | SF: 1 SAC: 0 DP: 0 HBP: 0 |
| | | | | | | | | | WP: 1 PB: 0 SB: 0 CS: 1 | PA: 40 |

| | AB | 37 |
|---|---|---|
| | R | 4 |
| | H | 12 |
| | RBI | 4 |
| | BB | 2 |
| | SO | 8 |
| | LOB | 16 |

| PITCHER | | IP | WLS | BF | H | R | ER | SO | BB | IBB | HBP | BLK | WP | HR | S | P | ERA | WHIP |
|---|---|---|---|---|---|---|---|---|---|---|---|---|---|---|---|---|---|---|
| Frank Tanana, L<br>ERA: 3.5 | (1, 1) | 8.0 | | 35 | 9 | 2 | 2 | 8 | 2 | 0 | 0 | 0 | 1 | 0 | 83 | 133 | 2.25 | 1.375 |
| Mike Henneman, R<br>ERA: 4.81 | (9, 1) | 0.1 | | 2 | 1 | 1 | 1 | 0 | 0 | 0 | 0 | 0 | 0 | 0 | 14 | 19 | 27.00 | 3.000 |
| Paul Gibson, L<br>ERA: 4.44 | (9, 1) | 0.2 | L | 3 | 2 | 1 | 1 | 0 | 0 | 0 | 0 | 0 | 0 | 1 | 5 | 6 | 13.50 | 3.000 |

| PITCHER | IP | WLS | BF | H | R | ER | SO | BB | IBB | HBP | BLK | WP | HR | S | P | ERA | WHIP |
|---|---|---|---|---|---|---|---|---|---|---|---|---|---|---|---|---|---|

# Texas Rangers @ Detroit Tigers

Tiger Stadium, Detroit, MI

Tue Aug 01 1989, 7:05 PM EDT

Att. 15,305 - Unknown - 75 F

## BOTTOM

| Batter | 1 | 2 | 3 | 4 | 5 | 6 | 7 | 8 | 9 | AB | R | H | RBI | BB | SO | LOB |
|---|---|---|---|---|---|---|---|---|---|---|---|---|---|---|---|---|
| Gary Pettis, S (1, 8)<br>OBP: 0.374, SLG: 0.325 | X 0-0 ① G5-3 | | B F C X 1-2 1B | | B F B S C 2-3 ③ K | | | C B S S 1-3 ① K | | 4 | 0 | 1 | 0 | 0 | 2 | 1 |
| Alan Trammell, R (1, 6)<br>OBP: 0.318, SLG: 0.321 | C X 0-1 ② G6-3 | | 1 SAFE F 1 SAFE X 0-1 ③ L5 | | | C B B X 2-1 HR 1B | | B F B B F F X 3-2 ② G3-1 | | 4 | 1 | 1 | 0 | 0 | 0 | 1 |
| Lou Whitaker, L (1, 4)<br>OBP: 0.364, SLG: 0.493 | B B F B B 4-1 BB | | | B F X 1-1 ① F7 | | X 0-0 1-H HR | | B S B B C B 4-2 BB | | 2 | 1 | 1 | 2 | 2 | 0 | 0 |
| Fred Lynn, L (1, 10)<br>OBP: 0.311, SLG: 0.343 | X 0-0 ③ G6-3 | | | B X 1-0 HR | | B B C B C S 3-3 ① K | | B C 1 SAFE B X 2-1 ③ G4-3 | | 4 | 1 | 1 | 1 | 0 | 1 | 2 |
| Chet Lemon, R (1, 9)<br>OBP: 0.339, SLG: 0.349 | | B B C X 2-1 ① G6-3 | | C F X 0-2 ② F7 | | X 0-0 ② G5-3 | | | F B C C 1-3 ① K | 4 | 0 | 0 | 0 | 0 | 1 | 0 |
| Dave Bergman, L (1, 3)<br>OBP: 0.342, SLG: 0.344 | | X 0-0 ② G3 | | C B X 1-1 ③ G3 | | C B X 1-1 ③ G3 | | | X 0-0 ② P7 | 4 | 0 | 0 | 0 | 0 | 0 | 0 |
| Kenny Williams, R (1, 7)<br>OBP: 0.230, SLG: 0.290 | | B F F F F B S 2-3 ③ K | | | B C F B B B 4-2 G4-6-3 BB | | F F B F B C 2-3 ① K | | B B S B C C 3-3 ③ K | 3 | 0 | 0 | 0 | 1 | 3 | 0 |
| Doug Strange, S (1, 5)<br>OBP: 0.196, SLG: 0.217 | | | B B F C B S 3-3 ① K2-3 | | X 0-0 ① ② G4-6-3 1-2f | | X 0-0 ② G4-3 | | | 3 | 0 | 0 | 0 | 0 | 1 | 1 |
| Mike Heath, R (1, 2)<br>OBP: 0.324, SLG: 0.422 | | | B X 1-0 ② G4-3 | | X 0-0 2B | | C B B F X 2-2 ③ P4 | | | 3 | 0 | 1 | 0 | 0 | 0 | 0 |
| Inning Stats | R: 0 H: 0<br>E: 0 LOB: 1<br>K: 0 BB: 1<br>S: 5 P: 9 | R: 0 H: 0<br>E: 0 LOB: 0<br>K: 1 BB: 0<br>S: 8 P: 12 | R: 0 H: 1<br>E: 0 LOB: 1<br>K: 1 BB: 0<br>S: 9 P: 14 | R: 1 H: 1<br>E: 0 LOB: 0<br>K: 0 BB: 0<br>S: 8 P: 11 | R: 0 H: 1<br>E: 0 LOB: 1<br>K: 1 BB: 1<br>S: 7 P: 13 | R: 2 H: 2<br>E: 0 LOB: 0<br>K: 1 BB: 0<br>S: 9 P: 15 | R: 0 H: 0<br>E: 0 LOB: 0<br>K: 1 BB: 0<br>S: 8 P: 12 | R: 0 H: 0<br>E: 0 LOB: 1<br>K: 1 BB: 1<br>S: 11 P: 21 | R: 0 H: 0<br>E: 0 LOB: 0<br>K: 2 BB: 0<br>S: 7 P: 11 | 1B: 2 SF: 0<br>2B: 1 SAC: 0<br>3B: 0 DP: 1<br>HR: 2 HBP: 0 | | | | | | WP: 0 PA: 34<br>PB: 0<br>SB: 0<br>CS: 0 | |

livebaseballscorecards.com

| | AB | 31 |
|---|---|---|
| | R | 3 |
| | H | 5 |
| | RBI | 3 |
| | BB | 3 |
| | SO | 8 |
| | LOB | 5 |

| PITCHER | | IP | WLS | BF | H | R | ER | SO | BB | IBB | HBP | BLK | WP | HR | S | P | ERA | WHIP |
|---|---|---|---|---|---|---|---|---|---|---|---|---|---|---|---|---|---|---|
| Kevin Brown, R<br>ERA: 2.92 | (1, 1) | 8.0 | W | 31 | 5 | 3 | 3 | 6 | 3 | 0 | 0 | 0 | 0 | 2 | 65 | 107 | 3.38 | 1.000 |
| Jeff Russell, R<br>ERA: 1.6 | (9, 1) | 1.0 | S | 3 | 0 | 0 | 0 | 2 | 0 | 0 | 0 | 0 | 0 | 0 | 7 | 11 | 0.00 | 0.000 |

| PITCHER | IP | WLS | BF | H | R | ER | SO | BB | IBB | HBP | BLK | WP | HR | S | P | ERA | WHIP |
|---|---|---|---|---|---|---|---|---|---|---|---|---|---|---|---|---|---|

| Batter | 1 | 2 | 3 | 4 | 5 | 6 | 7 | 8 | 9 | AB | R | H | RBI | BB | SO | LOB |
|---|---|---|---|---|---|---|---|---|---|---|---|---|---|---|---|---|
| Cecil Espy, S (1, 8)<br>OBP: 0.309, SLG: 0.328 | F C B B B F B<br>4-2 CS BB | | C F B F F F X<br>1-2 G6-3 ③ | | C F B B X<br>2-2 S 1B | | | C B B B C B<br>4-2 3B BB | | 2 | 1 | 1 | 0 | 2 | 0 | 0 |
| Rafael Palmeiro, L (1, 3)<br>OBP: 0.360, SLG: 0.403 | C B 1 SAFE C 1 SAFE 1 SAFE P X<br>2-2 E7 G4-3 1-2 1B ① | | | B B B B<br>4-0 1B 1B 1B BB | 1 SAFE B B B X<br>2-0 G3-1 ③ 1-2 | | | 1 SAFE X<br>0-0 SF8 1-H 3B | | 3 | 2 | 2 | 1 | 1 | 0 | 1 |
| Harold Baines, L (1, 10)<br>OBP: 0.423, SLG: 0.513 | B X<br>1-0 G4-3 2-3 ② | | | F B B B X<br>3-1 1B 1B 1-2 1B | | B C X<br>1-1 G1-3 ① | | F F S<br>0-3 K2-3 ① | | 4 | 1 | 1 | 0 | 0 | 1 | 2 |
| Ruben Sierra, S (1, 9)<br>OBP: 0.364, SLG: 0.574 | B S B F S<br>2-3 K ③ | | | C B F S<br>1-3 K ① | | C B F B F S<br>2-3 K ② | | X<br>0-0 SF8 3-H ② | | 3 | 0 | 0 | 1 | 0 | 3 | 3 |
| Julio Franco, R (1, 4)<br>OBP: 0.384, SLG: 0.464 | | B F B B X<br>2-1 F9 ① | | C B B X<br>2-1 1B 1-2 2-3 1B | | B X<br>1-0 F8 ③ | | B C B X<br>2-1 F9 ③ | | 4 | 0 | 1 | 0 | 0 | 0 | 0 |
| Pete Incaviglia, R (1, 7)<br>OBP: 0.279, SLG: 0.435 | | F B B S X<br>2-2 G6-3 ② | | B B X<br>2-0 1B 1-3 2-H 3-H ② | | | B F S C<br>1-3 K ① | | C S S<br>0-3 K ① | 4 | 0 | 1 | 2 | 0 | 2 | 0 |
| Steve Buechele, R (1, 5)<br>OBP: 0.301, SLG: 0.383 | | B B X<br>2-0 G5-3 ③ | | B X<br>1-0 F9 ③ | | | B C B F F F F C<br>2-3 K ② | | B C B B C X<br>3-2 G5-3 ② | 4 | 0 | 0 | 0 | 0 | 1 | 1 |
| Jeff Kunkel, R (1, 6)<br>OBP: 0.305, SLG: 0.434 | | | B F C F S<br>1-3 K ① | | X<br>0-0 G3 ① | | S C B X<br>1-2 1B | | B F B B C X<br>3-2 G6-3 ③ | 4 | 0 | 1 | 0 | 0 | 1 | 0 |
| Chad Kreuter, S (1, 2)<br>OBP: 0.261, SLG: 0.196 | | X<br>0-0 G4-3 ② | | | C B F B F B F X<br>3-2 G6-3 ② | | C 1 SAFE S C<br>0-3 K ③ | | | 2 | 0 | 0 | 0 | 0 | 0 | 0 |
| Jack Daugherty, S (7, PH)<br>OBP: 0.314, SLG: 0.344 | | | | | | | | | | 1 | 0 | 0 | 0 | 0 | 1 | 1 |
| Jim Sundberg, R (7, 2)<br>OBP: 0.306, SLG: 0.317 | | | | | | | | | | 0 | 0 | 0 | 0 | 0 | 0 | 0 |
| Inning Stats | R: 0 E: 1 K: 1 S: 11 H: 1 LOB: 1 BB: 1 P: 19 | R: 0 E: 0 K: 0 S: 6 H: 0 LOB: 0 BB: 0 P: 12 | R: 0 E: 0 K: 1 S: 11 H: 0 LOB: 0 BB: 0 P: 13 | R: 2 E: 0 K: 1 S: 9 H: 3 LOB: 1 BB: 1 P: 22 | R: 0 E: 0 K: 0 S: 10 H: 1 LOB: 1 BB: 0 P: 17 | R: 0 E: 0 K: 1 S: 8 H: 0 LOB: 0 BB: 0 P: 12 | R: 0 E: 0 K: 3 S: 15 H: 1 LOB: 1 BB: 0 P: 19 | R: 2 E: 0 K: 1 S: 9 H: 1 LOB: 0 BB: 1 P: 15 | R: 0 E: 0 K: 1 S: 9 H: 0 LOB: 0 BB: 0 P: 15 | 1B: 6 2B: 0 3B: 1 HR: 0 | SF: 1 SAC: 0 DP: 0 HBP: 0 | | | | | |

| PITCHER | IP | WLS | BF | H | R | ER | SO | BB | IBB | HBP | BLK | WP | HR | S | P | ERA | WHIP |
|---|---|---|---|---|---|---|---|---|---|---|---|---|---|---|---|---|---|
| Kevin Ritz, R (1, 1)<br>ERA: 4.39 | 9.0 | W | 35 | 7 | 4 | 4 | 9 | 3 | 0 | 0 | 0 | 0 | 0 | 88 | 144 | 4.00 | 1.111 |

| PITCHER | IP | WLS | BF | H | R | ER | SO | BB | IBB | HBP | BLK | WP | HR | S | P | ERA | WHIP |
|---|---|---|---|---|---|---|---|---|---|---|---|---|---|---|---|---|---|

# TOP

## Texas Rangers @ Detroit Tigers

Tiger Stadium, Detroit, MI

Wed Aug 02 1989, 7:05 PM EDT

Att. 14,884 - Unknown - 83 F

livebaseballscorecards.com

| | |
|---|---|
| AB | 31 |
| R | 4 |
| H | 7 |
| RBI | 4 |
| BB | 3 |
| SO | 9 |
| LOB | 8 |

WP: 0 PA: 35
PB: 0
SB: 1
CS: 1

| Batter | 1 | 2 | 3 | 4 | 5 | 6 | 7 | 8 | 9 | AB | R | H | RBI | BB | SO | LOB |
|---|---|---|---|---|---|---|---|---|---|---|---|---|---|---|---|---|
| Gary Pettis, S (1, 8)<br>OBP: 0.372, SLG: 0.332 | C B B F B F X<br>3-2 2B 3B | B B S B C S<br>3-3 ② ③ K 1-2 | | | X<br>0-0 ① F8 | | C C S<br>0-3 ② K | | | 4 | 1 | 1 | 0 | 0 | 2 | 2 |
| Alan Trammell, R (1, 6)<br>OBP: 0.317, SLG: 0.323 | B B C F X<br>2-2 G3-1 HR 2B 3-H | B C X<br>1-1 ① G4-3 | | | C F F X<br>0-2 ② ③ L5-3 1-2 | | F B X<br>1-1 ③ G4-3 | | | 4 | 1 | 1 | 1 | 0 | 0 | 1 |
| Lou Whitaker, L (1, 4)<br>OBP: 0.360, SLG: 0.487 | B B C X<br>2-1 ① G3-1 2-3 | B C B C C<br>2-3 ② K | | | | X<br>0-0 ① G4-3 | | C B X<br>1-1 ① G3-1 | | 4 | 0 | 0 | 0 | 0 | 1 | 1 |
| Chet Lemon, R (1, 9)<br>OBP: 0.335, SLG: 0.344 | B F F B B X<br>3-2 ② P6 | | F C S<br>0-3 ③ K | | | C C B X<br>1-2 ② G4-3 | | C F X<br>0-2 ② G6-3 | | 4 | 0 | 0 | 0 | 0 | 1 | 1 |
| Tracy Jones, R (1, 10)<br>OBP: 0.285, SLG: 0.319 | B B B C F B<br>4-2 HR BB | | | X<br>0-0 ① F7 | | C X<br>0-1 1B | | S F X<br>0-2 ③ G3-1 | | 3 | 1 | 1 | 0 | 1 | 0 | 0 |
| Gary Ward, R (1, 3)<br>OBP: 0.290, SLG: 0.399 | C B B X<br>2-1 1-H 3-H HR | | | B B C B X<br>3-1 ② F9 | | B X<br>1-0 ③ P3 | | | | 3 | 1 | 1 | 3 | 0 | 0 | 1 |
| Kenny Williams, R (1, 7)<br>OBP: 0.232, SLG: 0.291 | C S B F F F S<br>1-3 ③ K | | | B X<br>1-0 1B | | | S X<br>0-1 ① P2 | | | 3 | 0 | 1 | 0 | 0 | 1 | 0 |
| Rick Schu, R (1, 5)<br>OBP: 0.303, SLG: 0.343 | | C F B F B X<br>2-2 CS 1B | | 1 SAFE B X<br>1-0 ③ F9 | | | X<br>0-0 HR 1B | | | 3 | 1 | 2 | 0 | 0 | 0 | 1 |
| Mike Heath, R (1, 2)<br>OBP: 0.329, SLG: 0.441 | | F X<br>0-1 ① P3 | | | C S X<br>0-2 L5-3 1B | | F B X<br>1-1 1-H HR | | | 3 | 1 | 2 | 2 | 0 | 0 | 1 |
| Inning Stats | R: 4 H: 3<br>E: 0 LOB: 0<br>K: 1 BB: 1<br>S: 23 P: 40 | R: 0 H: 1<br>E: 0 LOB: 1<br>K: 1 BB: 0<br>S: 9 P: 14 | R: 0 H: 0<br>E: 0 LOB: 0<br>K: 2 BB: 0<br>S: 8 P: 11 | R: 0 H: 1<br>E: 0 LOB: 1<br>K: 0 BB: 0<br>S: 5 P: 10 | R: 0 H: 1<br>E: 0 LOB: 0<br>K: 0 BB: 0<br>S: 8 P: 8 | R: 0 H: 1<br>E: 0 LOB: 1<br>K: 0 BB: 0<br>S: 7 P: 9 | R: 2 H: 2<br>E: 0 LOB: 0<br>K: 1 BB: 0<br>S: 10 P: 12 | R: 0 H: 0<br>E: 0 LOB: 0<br>K: 0 BB: 0<br>S: 8 P: 9 | | 1B: 5 SF: 0<br>2B: 3 SAC: 0<br>3B: 1 DP: 2<br>HR: 2 HBP: 0 | | | | WP: 0 PA: 32<br>PB: 0<br>SB: 0<br>CS: 1 | | |

| PITCHER | | IP | WLS | BF | H | R | ER | SO | BB | IBB | HBP | BLK | WP | HR | S | P | ERA | WHIP |
|---|---|---|---|---|---|---|---|---|---|---|---|---|---|---|---|---|---|---|
| Mike Jeffcoat, L<br>ERA: 4.81 | (1, 1) | 7.1 | L | 30 | 9 | 6 | 6 | 5 | 1 | 0 | 0 | 0 | 0 | 2 | 72 | 107 | 7.36 | 1.364 |
| Cecilio Guante, R<br>ERA: 3.53 | (8, 1) | 0.2 | | 2 | 0 | 0 | 0 | 0 | 0 | 0 | 0 | 0 | 0 | 0 | 6 | 6 | 0.00 | 0.000 |

| PITCHER | IP | WLS | BF | H | R | ER | SO | BB | IBB | HBP | BLK | WP | HR | S | P | ERA | WHIP |
|---|---|---|---|---|---|---|---|---|---|---|---|---|---|---|---|---|---|

# BOTTOM

## Texas Rangers @ Detroit Tigers

Tiger Stadium, Detroit, MI

Wed Aug 02 1989, 7:05 PM EDT

Att. 14,884 - Unknown - 83 F

livebaseballscorecards.com

| | |
|---|---|
| AB | 31 |
| R | 6 |
| H | 9 |
| RBI | 6 |
| BB | 1 |
| SO | 5 |
| LOB | 8 |

# Texas Rangers @ Detroit Tigers

Tiger Stadium, Detroit, MI

Thu Aug 03 1989, 7:05 PM EDT

Att. 16,039 - Sunny - 87 F

livebaseballscorecards.com

| Batter | 1 | 2 | 3 | 4 | 5 | 6 | 7 | 8 | 9 | AB | R | H | RBI | BB | SO | LOB |
|---|---|---|---|---|---|---|---|---|---|---|---|---|---|---|---|---|
| Cecil Espy, S (1, 8)<br>OBP: 0.306, SLG: 0.326 | X<br>0-0 P6 ① | | B X<br>1-0 SH2-3 ①<br>1-2 | | B C B L X<br>2-2 SH1-3 ①<br>1-2<br>2-3 | C C B S<br>1-3 K ② | B S C C<br>1-3 K ③ | | | 3 | 0 | 0 | 0 | 0 | 2 | 3 |
| Rafael Palmeiro, L (1, 3)<br>OBP: 0.359, SLG: 0.400 | C F B B B F X<br>3-2 1B | C F B B B F F B X<br>3-2 F9 ② | | | B B S X<br>2-1 G4-3 ②<br>2-3<br>3-H | B X<br>1-0 G3 ③ | | B F F C<br>1-3 K ① | | 5 | 0 | 1 | 1 | 0 | 1 | 3 |
| Harold Baines, L (1, 10)<br>OBP: 0.422, SLG: 0.510 | B C 1 SAFE B X<br>2-1 F7 ② | B F B B B X<br>3-1 G5-3 ③ | | | B C B F B B<br>4-2 E BB | | B B B C X<br>3-1 HR 1B | X<br>0-0 G1-3 ② | | 4 | 1 | 1 | 0 | 1 | 0 | 2 |
| Ruben Sierra, S (1, 9)<br>OBP: 0.366, SLG: 0.573 | B C B B X<br>3-1 G4-3 ③ | | | B F C B B B<br>4-2 G5-4-3 BB | B X<br>1-0 E8 1B<br>1-3<br>3-H | | X<br>0-0 HR 1B<br>1-2 | C S X<br>0-2 G4-3 ③ | | 4 | 1 | 2 | 1 | 1 | 0 | 1 |
| Julio Franco, R (1, 4)<br>OBP: 0.387, SLG: 0.472 | | C B F B X<br>2-2 L8 ① | | B 1 SAFE C 1 SAFE 1 SAFE B X<br>2-1 G5-4-3 ① ②<br>1-2f | 4-0 IBB | | C B C C X<br>1-2 HR<br>1-H<br>2-H | | F C X<br>0-2 1B | 4 | 1 | 2 | 3 | 1 | 0 | 1 |
| Pete Incaviglia, R (1, 7)<br>OBP: 0.278, SLG: 0.435 | | C X<br>0-1 F8 ② | | B B B X<br>3-0 2B | B F B F X<br>2-2 P3 ③ | | C B S X<br>1-2 G5-3 ① | | X<br>0-0 F8 ① | 5 | 0 | 1 | 0 | 0 | 0 | 4 |
| Fred Manrique, R (1, 5)<br>OBP: 0.341, SLG: 0.432 | | B B F B X<br>3-1 1B | F X<br>0-1 G4-3 ③ | | | C X<br>0-1 HR | F B B F X<br>2-2 F9 ② | | X<br>0-0 F7 ② | 5 | 1 | 2 | 1 | 0 | 0 | 2 |
| Jeff Kunkel, R (1, 6)<br>OBP: 0.313, SLG: 0.441 | | S B X<br>1-1 F7 ③ | | | B B B B<br>4-0 SH1-3 BB G4-3 BB | X<br>0-0 G6-3 ① | X<br>0-0 2B | | S T F X<br>0-2 1-2 1B | 4 | 1 | 2 | 0 | 1 | 0 | 1 |
| Jim Sundberg, R (1, 2)<br>OBP: 0.320, SLG: 0.317<br>Rick Leach, L (7, PH)<br>OBP: 0.367, SLG: 0.379<br>Chad Kreuter, S (7, 2)<br>OBP: 0.261, SLG: 0.196<br>Jack Daugherty, S (9, PH)<br>OBP: 0.306, SLG: 0.333 | | | B B B B<br>4-0 SH2-3 BB | P B 1 SAFE B B<br>4-0 G4-3 SH1-3 1-2 E BB | B B B B<br>4-0 BB | B B B B<br>4-0 IBB | | B T F C<br>1-3 K ③ | | 0 1 0 0 3 0 0<br>0 0 0 0 1 0 0<br>0 0 0 0 0 0 0<br>1 0 0 0 0 1 2 | | | | | | |
| Inning Stats | R: 0 E: 0 K: 0 S: 9<br>H: 1 LOB: 1 BB: 0 P: 17 | R: 0 E: 0 K: 0 S: 9<br>H: 1 LOB: 1 BB: 0 P: 15 | R: 0 E: 0 K: 0 S: 8<br>H: 0 LOB: 1 BB: 1 P: 19 | R: 0 E: 0 K: 0 S: 7<br>H: 1 LOB: 1 BB: 1 P: 16 | R: 2 E: 1 K: 0 S: 12<br>H: 1 LOB: 3 BB: 4 P: 34 | R: 1 E: 0 K: 1 S: 7<br>H: 1 LOB: 1 BB: 1 P: 13 | R: 3 E: 0 K: 1 S: 16<br>H: 4 LOB: 2 BB: 1 P: 28 | R: 0 E: 0 K: 1 S: 7<br>H: 0 LOB: 0 BB: 0 P: 8 | R: 0 E: 0 K: 1 S: 13<br>H: 2 LOB: 2 BB: 0 P: 14 | 1B: 7 2B: 2 3B: 0 HR: 2<br>SF: 0 SAC: 2 DP: 1 HBP: 0 | | | | | | |

| | AB | 35 |
|---|---|---|
| | R | 6 |
| | H | 11 |
| | RBI | 6 |
| | BB | 8 |
| | SO | 4 |
| | LOB | 19 |

WP: 0 PB: 0 SB: 0 CS: 0 PA: 45

| PITCHER | | IP | WLS | BF | H | R | ER | SO | BB | IBB | HBP | BLK | WP | HR | S | P | ERA | WHIP |
|---|---|---|---|---|---|---|---|---|---|---|---|---|---|---|---|---|---|---|
| Jeff Robinson, R<br>ERA: 3.89 | (1, 1) | 4.2 | | 22 | 4 | 2 | 2 | 0 | 5 | 0 | 0 | 0 | 0 | 0 | 42 | 92 | 3.86 | 1.929 |
| Ed Nunez, R<br>ERA: 3.76 | (5, 1) | 2.0 | | 13 | 5 | 4 | 4 | 1 | 1 | 1 | 0 | 0 | 0 | 2 | 23 | 42 | 18.00 | 3.000 |
| Mike Henneman, R<br>ERA: 4.62 | (7, 1) | 2.1 | W | 10 | 2 | 0 | 0 | 3 | 0 | 1 | 0 | 0 | 0 | 0 | 23 | 30 | 0.00 | 0.857 |

| PITCHER | | IP | WLS | BF | H | R | ER | SO | BB | IBB | HBP | BLK | WP | HR | S | P | ERA | WHIP |
|---|---|---|---|---|---|---|---|---|---|---|---|---|---|---|---|---|---|---|

# BOTTOM

## Texas Rangers @ Detroit Tigers

Tiger Stadium, Detroit, MI

Thu Aug 03 1989, 7:05 PM EDT

Att. 16,039 - Sunny - 87 F

livebaseballscorecards.com

| Batter | 1 | 2 | 3 | 4 | 5 | 6 | 7 | 8 | 9 | AB | R | H | RBI | BB | SO | LOB |
|---|---|---|---|---|---|---|---|---|---|---|---|---|---|---|---|---|
| Gary Pettis, S (1, 8)<br>OBP: 0.372, SLG: 0.328 | B C B F S 2-3 K ① | | B B B C S S 3-3 K ② | | B F B F B C 3-3 K ① | F B B B B 4-1 E 1-2 BB | | B B B B 4-0 1B 1-2 1B BB | | 3 | 1 | 0 | 0 | 2 | 3 | 0 |
| Alan Trammell, R (1, 6)<br>OBP: 0.318, SLG: 0.325 | B B X 2-0 P4 ② | | C B X 1-1 F8 ③ | | X 0-0 G5-3 ② | S C B X 1-2 E7 1-3 2-H 1B | | B B B C F F 2 SAFE F X 3-2 HBP 1B 1-3 2-H 1B | | 5 | 1 | 2 | 2 | 0 | 0 | 0 |
| Lou Whitaker, L (1, 4)<br>OBP: 0.363, SLG: 0.494 | B B X 2-0 F8 ③ | | | B X 1-0 HR | B C X 1-1 F7 ③ | I I I 4-0 FC5-4 IBB | | B F S F H 2-2 BB 1B 1-2 G5-2-3 HBP | | 3 | 1 | 1 | 1 | 1 | 0 | 0 |
| Fred Lynn, L (1, 10)<br>OBP: 0.314, SLG: 0.340<br>Tracy Jones, R (8, PH)<br>OBP: 0.287, SLG: 0.322 | | B C F B S 2-3 K ① | | B C B B B 4-1 E BB | | 4-0 1B BB 1B BB<br>2-3 K ② | | X 0-0 G5-2-3 BB 1-2 2-H 3-H 1B | | 2<br>1 | 1<br>0 | 0<br>1 | 0<br>2 | 2<br>0 | 2<br>0 | 3<br>0 |
| Chet Lemon, R (1, 9)<br>OBP: 0.339, SLG: 0.344 | | B B B C X 3-1 BB 1B | | S C X 0-2 E1 CI 1-3 | | 4-2 1B 1-2 BB<br>3-1 FC5-4 1-2* | | B B B B 4-0 G5-2-3 1-2 2-3 BB | | 3 | 1 | 1 | 0 | 2 | 0 | 4 |
| Dave Bergman, L (1, 3)<br>OBP: 0.339, SLG: 0.341<br>Gary Ward, R (6, PH)<br>OBP: 0.291, SLG: 0.398<br>(7, 3) | X 0-0 F9 ② | | B B B C F S 3-3 K ① | | | X 0-0 SH1-4 1B 1-2 2-3 1B | X 0-0 L5 ① | C X 0-1 G5-2-3 ① ② 1-2 2-3 3-Hf | | 2<br>3 | 0<br>1 | 0<br>1 | 0<br>0 | 0<br>0 | 1<br>0 | 3<br>3 |
| Doug Strange, S (1, 5)<br>OBP: 0.213, SLG: 0.217<br>Rick Schu, R (6, PH)<br>OBP: 0.303, SLG: 0.343<br>(7, 5) | 1 SAFE B B B C 1 C B SAFE 4-2 1-2 BB | | | X 0-0 CI 1-2 | | B X 1-0 SH1-4 1B 1-2 2-H 3-H 1B | X 0-0 B1-3 ② | C S X 0-2 L1 ③ | | 0<br>3 | 0<br>1 | 0<br>1 | 0<br>2 | 1<br>0 | 0<br>0 | 0<br>2 |
| Kenny Williams, R (1, 7)<br>OBP: 0.228, SLG: 0.286 | X 0-0 P6 ③ | | | S C F B S 1-3 K ② | | C 2 SAFE B 2 SAFE L X 1-2 SH1-4 ① 1-2 2-3 | C S X 0-2 G6-3 ③ | | | 3 | 0 | 0 | 0 | 0 | 1 | 5 |
| Mike Heath, R (1, 2)<br>OBP: 0.332, SLG: 0.442 | | | X 0-0 B1-3 ① | S B B C S 2-3 K ③ | | B X 1-0 BB E 2-H 3-H 1B | | S B X 1-1 BB 1B 1B | | 4 | 2 | 2 | 2 | 0 | 1 | 3 |
| Inning Stats | R: 0 E: 0 K: 1 S: 5 H: 0 LOB: 0 BB: 0 P: 11 | R: 0 E: 0 K: 1 S: 9 H: 1 LOB: 2 BB: 1 P: 18 | R: 0 E: 0 K: 1 S: 6 H: 0 LOB: 0 BB: 0 P: 10 | R: 1 E: 2 K: 3 S: 16 H: 1 LOB: 3 BB: 1 P: 27 | R: 0 E: 0 K: 1 S: 6 H: 0 LOB: 0 BB: 0 P: 10 | R: 5 E: 1 K: 1 S: 20 H: 4 LOB: 3 BB: 4 P: 45 | R: 0 E: 0 K: 0 S: 5 H: 0 LOB: 0 BB: 0 P: 5 | R: 3 E: 0 K: 0 S: 16 H: 3 LOB: 2 BB: 2 P: 30 | | 1B: 8<br>2B: 0<br>3B: 0<br>HR: 1 | SF: 0<br>SAC: 1<br>DP: 1<br>HBP: 1 | | | WP: 0<br>PB: 0<br>SB: 0<br>CS: 0 | PA: 43 | | |

| | AB | 32 |
|---|---|---|
| | R | 9 |
| | H | 9 |
| | RBI | 9 |
| | BB | 8 |
| | SO | 8 |
| | LOB | 23 |

| PITCHER | | IP | WLS | BF | H | R | ER | SO | BB | IBB | HBP | BLK | WP | HR | S | P | ERA | WHIP |
|---|---|---|---|---|---|---|---|---|---|---|---|---|---|---|---|---|---|---|
| Bobby Witt, R<br>ERA: 5.15 | (1, 1) | 5.0 | | 23 | 2 | 3 | 3 | 7 | 4 | 0 | 0 | 0 | 0 | 1 | 46 | 88 | 5.40 | 1.200 |
| Drew Hall, L<br>ERA: 4.63 | (6, 1) | 0.0 | | 1 | 1 | 0 | 0 | 0 | 0 | 0 | 0 | 0 | 0 | 0 | 1 | 1 | ∞ | ∞ |
| Gary Mielke, R<br>ERA: 4.34 | (6, 1) | 0.1 | | 4 | 2 | 2 | 2 | 0 | 1 | 0 | 0 | 0 | 0 | 0 | 6 | 13 | 54.00 | 9.000 |
| Cecilio Guante, R<br>ERA: 3.73 | (6, 1) | 1.2 | L | 9 | 2 | 3 | 3 | 1 | 1 | 1 | 0 | 0 | 0 | 0 | 16 | 31 | 16.20 | 1.800 |
| Kenny Rogers, L<br>ERA: 3.0 | (8, 1) | 1.0 | | 6 | 2 | 1 | 1 | 0 | 1 | 0 | 1 | 0 | 0 | 0 | 14 | 23 | 9.00 | 3.000 |

| PITCHER | IP | WLS | BF | H | R | ER | SO | BB | IBB | HBP | BLK | WP | HR | S | P | ERA | WHIP |
|---|---|---|---|---|---|---|---|---|---|---|---|---|---|---|---|---|---|

| Batter | 1 | 2 | 3 | 4 | 5 | 6 | 7 | 8 | 9 | AB | R | H | RBI | BB | SO | LOB |
|---|---|---|---|---|---|---|---|---|---|---|---|---|---|---|---|---|
| Gary Pettis, S (1, 8)<br>OBP: 0.373, SLG: 0.329 | G5-3 | CS<br>1-2 | G5-3 | | G4-3 | | 1B<br>1-3 | | CS<br>1B | 5 | 0 | 2 | 0 | 0 | 0 | 0 |
| Alan Trammell, R (1, 6)<br>OBP: 0.319, SLG: 0.335 | G5-3 | | HR | | P4 | | F8 | | 1B<br>1-2 | 5 | 1 | 2 | 1 | 0 | 0 | 2 |
| Lou Whitaker, L (1, 4)<br>OBP: 0.363, SLG: 0.490 | BB<br>1B | | F7 | | K | | | BB<br>2B | G3 | 3 | 0 | 0 | 0 | 2 | 1 | 1 |
| Gary Ward, R (1, 3)<br>(9, 7)<br>OBP: 0.295, SLG: 0.416 | FC6-4<br>1-2<br>1B | | HR | | | F7 | | P3 | | 4 | 1 | 2 | 1 | 0 | 0 | 1 |
| Tracy Jones, R (1, 10)<br>OBP: 0.284, SLG: 0.318<br>Fred Lynn, L (8, PH)<br>OBP: 0.313, SLG: 0.339 | FC6-4<br>1-2f | | G5-3 | | | G6-3 | | L7 | | 3<br>1 | 0<br>0 | 0<br>0 | 0<br>0 | 0<br>0 | 0<br>0 | 2<br>1 |
| Chet Lemon, R (1, 9)<br>OBP: 0.341, SLG: 0.353 | | G4-3<br>1B<br>2B | | G5-3 | | F9 | | 2B<br>1-3 | | 4 | 1 | 2 | 0 | 0 | 0 | 0 |
| Rick Schu, R (1, 5)<br>OBP: 0.297, SLG: 0.335 | | G4-3<br>2-3 | | G6-3 | | | L7 | P4 | | 4 | 0 | 0 | 0 | 0 | 0 | 3 |
| Mike Heath, R (1, 2)<br>OBP: 0.335, SLG: 0.457 | | F7 | | 1B | | | F8 | | HR | 4 | 1 | 2 | 1 | 0 | 0 | 1 |
| Kenny Williams, R (1, 7)<br>OBP: 0.236, SLG: 0.293<br>Dave Bergman, L (9, PH)<br>OBP: 0.337, SLG: 0.339<br>(9, 3) | | CS<br>3-H<br>1B | | K | | | 1B<br>1-2 | | P5 | 3<br>1 | 0<br>0 | 2<br>0 | 1<br>0 | 0<br>0 | 1<br>0 | 1<br>0 |
| Inning Stats | R: 0<br>E: 0<br>K: 0<br>S: 8<br>H: 1<br>LOB: 2<br>BB: 1<br>P: 15 | R: 1<br>E: 0<br>K: 0<br>S: 6<br>H: 2<br>LOB: 0<br>BB: 0<br>P: 9 | R: 2<br>E: 0<br>K: 0<br>S: 10<br>H: 2<br>LOB: 0<br>BB: 0<br>P: 14 | R: 0<br>E: 0<br>K: 1<br>S: 9<br>H: 1<br>LOB: 1<br>BB: 0<br>P: 13 | R: 0<br>E: 0<br>K: 1<br>S: 7<br>H: 0<br>LOB: 0<br>BB: 0<br>P: 10 | R: 0<br>E: 0<br>K: 0<br>S: 8<br>H: 0<br>LOB: 0<br>BB: 0<br>P: 10 | R: 0<br>E: 0<br>K: 0<br>S: 9<br>H: 2<br>LOB: 2<br>BB: 0<br>P: 11 | R: 0<br>E: 0<br>K: 0<br>S: 10<br>H: 1<br>LOB: 2<br>BB: 1<br>P: 20 | R: 1<br>E: 0<br>K: 0<br>S: 11<br>H: 3<br>LOB: 1<br>BB: 0<br>P: 20 | 1B: 7<br>2B: 2<br>3B: 0<br>HR: 3<br>SF: 0<br>SAC: 0<br>DP: 0<br>HBP: 0 | | | | | | |

| PITCHER | | IP | WLS | BF | H | R | ER | SO | BB | IBB | HBP | BLK | WP | HR | S | P | ERA | WHIP |
|---|---|---|---|---|---|---|---|---|---|---|---|---|---|---|---|---|---|---|
| Steve Rosenberg, L<br>ERA: 4.73 | (1, 1) | 6.2 | | 28 | 8 | 3 | 3 | 2 | 1 | 0 | 0 | 0 | 0 | 2 | 56 | 81 | 4.05 | 1.350 |
| Shawn Hillegas, R<br>ERA: 5.11 | (7, 1) | 2.0 | | 10 | 4 | 1 | 1 | 0 | 1 | 0 | 0 | 0 | 0 | 1 | 20 | 37 | 4.50 | 2.500 |
| Ken Patterson, L<br>ERA: 4.35 | (9, 1) | 0.1 | W | 1 | 0 | 0 | 0 | 0 | 0 | 0 | 0 | 0 | 0 | 0 | 2 | 4 | 0.00 | 0.000 |

| PITCHER | IP | WLS | BF | H | R | ER | SO | BB | IBB | HBP | BLK | WP | HR | S | P | ERA | WHIP |
|---|---|---|---|---|---|---|---|---|---|---|---|---|---|---|---|---|---|

# TOP

# Detroit Tigers @ Chicago White Sox

Comiskey Park, Chicago, IL

Fri Aug 04 1989, 8:05 PM EDT

Att. 16,918 - Unknown - 88 F

livebaseballscorecards.com

| | |
|---|---|
| AB | 37 |
| R | 4 |
| H | 12 |
| RBI | 4 |
| BB | 2 |
| SO | 2 |
| LOB | 12 |

# BOTTOM

## Detroit Tigers @ Chicago White Sox

Comiskey Park, Chicago, IL

Fri Aug 04 1989, 8:05 PM EDT

Att. 16,918 - Unknown - 88 F

| Batter | 1 | 2 | 3 | 4 | 5 | 6 | 7 | 8 | 9 | AB | R | H | RBI | BB | SO | LOB |
|---|---|---|---|---|---|---|---|---|---|---|---|---|---|---|---|---|
| Dave Gallagher, R (1, 8)<br>OBP: 0.350, SLG: 0.334 | P5 | | | G6-3 | | SH5-3, 1B | G5-3 | | | 4 | 1 | 1 | 0 | 0 | 0 | 2 |
| Scott Fletcher, R (1, 4)<br>OBP: 0.321, SLG: 0.283 | G1-3 | | | G4-6-3, 1B | | SH5-3 | | 1B | | 3 | 0 | 2 | 0 | 0 | 0 | 0 |
| Ivan Calderon, R (1, 9)<br>OBP: 0.329, SLG: 0.447 | G5-3 | | | G4-6-3 | | S, 1B | | F9 | | 4 | 0 | 1 | 1 | 0 | 0 | 2 |
| Greg Walker, L (1, 10)<br>OBP: 0.284, SLG: 0.351 | | F9 | | | 3B, BB | P6 | | F8 | | 3 | 1 | 0 | 0 | 1 | 0 | 2 |
| Dan Pasqua, L (1, 7)<br>OBP: 0.313, SLG: 0.406 | | K | | | F8 | P2 | | F9 | | 3 | 0 | 0 | 0 | 0 | 1 | 2 |
| Daryl Boston, L (8, 7)<br>OBP: 0.286, SLG: 0.326 | | | | | | | | | | 1 | 0 | 0 | 0 | 0 | 0 | 1 |
| Carlton Fisk, R (1, 2)<br>OBP: 0.333, SLG: 0.471 | | G5-3 | | | L8 | | FC2-6, 1B | | SH, 2B | 4 | 0 | 2 | 0 | 0 | 0 | 1 |
| Lance Johnson, L (9, PR)<br>OBP: 0.333, SLG: 0.333 | | | | | | | | | | 0 | 1 | 0 | 0 | 0 | 0 | 0 |
| Steve Lyons, L (1, 3)<br>OBP: 0.318, SLG: 0.338 | | | K | | 3B | | FC2-6, E | | SH, SH2-3 | 3 | 2 | 1 | 1 | 0 | 1 | 1 |
| Carlos Martinez, R (1, 5)<br>OBP: 0.311, SLG: 0.410 | | | G6-3 | | 2B | | K | | SH2-3 | 3 | 0 | 1 | 1 | 0 | 1 | 1 |
| Ozzie Guillen, L (1, 6)<br>OBP: 0.277, SLG: 0.327 | | | G4-3 | | G3-1 | | E5 | | 2B | 4 | 0 | 1 | 1 | 0 | 0 | 2 |
| Inning Stats | R: 0<br>E: 0<br>K: 0<br>S: 5<br>H: 0<br>LOB: 0<br>BB: 0<br>P: 8 | R: 0<br>E: 0<br>K: 1<br>S: 9<br>H: 0<br>LOB: 0<br>BB: 0<br>P: 14 | R: 0<br>E: 0<br>K: 1<br>S: 8<br>H: 0<br>LOB: 0<br>BB: 0<br>P: 12 | R: 0<br>E: 0<br>K: 0<br>S: 5<br>H: 1<br>LOB: 0<br>BB: 0<br>P: 8 | R: 2<br>E: 0<br>K: 0<br>S: 6<br>H: 2<br>LOB: 1<br>BB: 1<br>P: 13 | R: 1<br>E: 0<br>K: 0<br>S: 9<br>H: 2<br>LOB: 1<br>BB: 0<br>P: 12 | R: 0<br>E: 1<br>K: 1<br>S: 8<br>H: 1<br>LOB: 2<br>BB: 0<br>P: 12 | R: 0<br>E: 0<br>K: 0<br>S: 12<br>H: 1<br>LOB: 1<br>BB: 0<br>P: 19 | R: 2<br>E: 1<br>K: 0<br>S: 4<br>H: 2<br>LOB: 1<br>BB: 0<br>P: 7 | 1B: 5<br>2B: 3<br>3B: 1<br>HR: 0<br>SF: 0<br>SAC: 3<br>DP: 1<br>HBP: 0 | WP: 0<br>PB: 0<br>SB: 1<br>CS: 0<br>PA: 36 | | | | | |

livebaseballscorecards.com

| | AB | 32 |
|---|---|---|
| | R | 5 |
| | H | 9 |
| | RBI | 4 |
| | BB | 1 |
| | SO | 3 |
| | LOB | 14 |

| PITCHER | | IP | WLS | BF | H | R | ER | SO | BB | IBB | HBP | BLK | WP | HR | S | P | ERA | WHIP |
|---|---|---|---|---|---|---|---|---|---|---|---|---|---|---|---|---|---|---|
| Jack Morris, R<br>ERA: 4.86 | (1, 1) | 7.0 | | 28 | 6 | 3 | 3 | 3 | 1 | 0 | 0 | 0 | 0 | 0 | 50 | 79 | 3.86 | 1.000 |
| Charles Hudson, R<br>ERA: 6.57 | (8, 1) | 1.0 | | 5 | 2 | 1 | 1 | 0 | 0 | 0 | 0 | 0 | 0 | 0 | 13 | 21 | 9.00 | 2.000 |
| Paul Gibson, L<br>ERA: 4.43 | (9, 1) | 0.1 | L | 3 | 1 | 1 | 0 | 0 | 0 | 0 | 0 | 0 | 0 | 0 | 3 | 5 | 0.00 | 3.000 |

| PITCHER | IP | WLS | BF | H | R | ER | SO | BB | IBB | HBP | BLK | WP | HR | S | P | ERA | WHIP |
|---|---|---|---|---|---|---|---|---|---|---|---|---|---|---|---|---|---|

# Detroit Tigers @ Chicago White Sox

Comiskey Park, Chicago, IL

Sat Aug 05 1989, 8:05 PM EDT

Att. 19,266 - Unknown

TOP

livebaseballscorecards.com

| Batter | 1 | 2 | 3 | 4 | 5 | 6 | 7 | 8 | 9 | AB | R | H | RBI | BB | SO | LOB |
|---|---|---|---|---|---|---|---|---|---|---|---|---|---|---|---|---|
| Gary Pettis, S (1, 8)<br>OBP: 0.373, SLG: 0.326 | B C C B S<br>2-3 ① K | | 1 SAFE 1 SAFE B 1 SAFE B F X<br>2-1 ②③ G6-4-3<br>1-2f | | | B B 1 SAFE B B<br>4-0 G6-4-3<br>1-2<br>BB | B B C B C B<br>4-2<br>1-2 2-3 3-H<br>BB | | C B C S<br>1-3 ① K | 3 | 0 | 0 | 1 | 2 | 2 | 2 |
| Alan Trammell, R (1, 6)<br>OBP: 0.315, SLG: 0.331<br>Mike Brumley, S (7, 6)<br>OBP: 0.295, SLG: 0.301<br>(8, 9)<br>Matt Nokes, L (9, PH)<br>OBP: 0.297, SLG: 0.407<br>Charles Hudson, S (9, PR) | B C X<br>1-1 ② G1-3 | | | B B C B X<br>3-1 ① F8 | | C X<br>0-1 ②③ G6-4-3<br>1-2f | S X<br>0-1 ③ F9 | | C S B X<br>1-2 1B<br>1-3 | 4<br>0<br>1<br>0 | 0<br>0<br>0<br>0 | 0<br>0<br>1<br>0 | 0<br>0<br>0<br>0 | 0<br>0<br>0<br>0 | 0<br>0<br>0<br>0 | 5<br>0<br>0<br>0 |
| Lou Whitaker, L (1, 4)<br>OBP: 0.362, SLG: 0.496 | B S F B F X<br>2-2 ③ G4-3 | | | F B F B F F X<br>2-2 ② G6-3 | | | X<br>0-0 ① HR | F F B B X<br>2-2 ① G3-1 | F B B B C X<br>3-2 ② SF8<br>3-H | 4 | 1 | 1 | 2 | 0 | 0 | 0 |
| Fred Lynn, L (1, 10)<br>OBP: 0.311, SLG: 0.336 | | B B X<br>2-0 ① P6 | | X<br>0-0 ③ F7 | | | F S X<br>0-2 ① L5 | B C B F F X<br>2-2 1B 3B | C F C<br>0-3 ③ K | 5 | 1 | 1 | 0 | 0 | 1 | 1 |
| Dave Bergman, L (1, 3)<br>OBP: 0.340, SLG: 0.342 | | X<br>0-0 PB 1B | | | C X<br>0-1 ① F9 | | C X<br>0-1 ② F9 | B C F X<br>1-2 3B 1B | | 4 | 1 | 2 | 0 | 0 | 0 | 0 |
| Chet Lemon, R (1, 9)<br>OBP: 0.340, SLG: 0.350<br>Rick Schu, R (8, 5)<br>OBP: 0.297, SLG: 0.335 | | X<br>0-0 ② F9 | | | B C B B S F X<br>3-2 ② G5-3 | | C B B B S B<br>4-2 1B 1B BB | C B C S<br>1-3 ② K | | 3<br>0 | 1<br>0 | 0<br>0 | 0<br>0 | 1<br>0 | 1<br>0 | 3<br>0 |
| Doug Strange, S (1, 5)<br>OBP: 0.235, SLG: 0.280<br>(8, 6) | | B C X<br>1-1 ③ F8<br>1-2 | | | B B C X<br>2-1 ③ L9 | | C F X<br>0-2 1B 1B<br>1-3 BB 1B | C X<br>0-1<br>1-H 2-H 3B | | 4 | 1 | 2 | 2 | 0 | 0 | 1 |
| Mike Heath, R (1, 2)<br>OBP: 0.333, SLG: 0.453 | | | C B F B X<br>2-2 ① G4-3 | | | B F X<br>1-1 ① F8 | B B 1 SAFE F B X<br>3-1 BB 1B<br>1-2 3-H 1B | B B X<br>2-0 ③ F7 | | 4 | 0 | 1 | 1 | 0 | 0 | 1 |
| Kenny Williams, R (1, 7)<br>OBP: 0.253, SLG: 0.305 | | | M B F X<br>1-2 G6-4-3 1B | | | B X<br>1-0 BB 1B | S C X<br>0-2 BB<br>1-2 2-3 1B | | B B B B<br>4-0 1B S SF8 BB | 3 | 1 | 3 | 0 | 1 | 0 | 0 |
| Inning Stats | R: 0 E: 0 K: 1 S: 9<br>H: 0 LOB: 0 BB: 0 P: 14 | R: 0 E: 0 K: 0 S: 5<br>H: 1 LOB: 1 BB: 0 P: 8 | R: 0 E: 0 K: 0 S: 8<br>H: 1 LOB: 0 BB: 0 P: 13 | R: 0 E: 0 K: 0 S: 8<br>H: 0 LOB: 0 BB: 0 P: 13 | R: 0 E: 0 K: 0 S: 8<br>H: 0 LOB: 0 BB: 0 P: 13 | R: 0 E: 0 K: 0 S: 5<br>H: 1 LOB: 1 BB: 1 P: 11 | R: 3 E: 0 K: 0 S: 20<br>H: 4 LOB: 3 BB: 2 P: 31 | R: 2 E: 0 K: 1 S: 16<br>H: 3 LOB: 1 BB: 0 P: 24 | R: 1 E: 0 K: 2 S: 12<br>H: 1 LOB: 1 BB: 1 P: 21 | 1B: 9 2B: 0 3B: 1 HR: 1<br>SF: 1 SAC: 0 DP: 2 HBP: 0 | | | | | | |

| | AB | 35 |
|---|---|---|
| | R | 6 |
| | H | 11 |
| | RBI | 6 |
| | BB | 4 |
| | SO | 4 |
| | LOB | 13 |

WP: 0 PB: 1 SB: 1 CS: 0 PA: 40

| PITCHER | | IP | WLS | BF | H | R | ER | SO | BB | IBB | HBP | BLK | WP | HR | S | P | ERA | WHIP |
|---|---|---|---|---|---|---|---|---|---|---|---|---|---|---|---|---|---|---|
| Eric King, R<br>ERA: 3.84 | (1, 1) | 6.2 | W | 26 | 6 | 3 | 3 | 1 | 2 | 0 | 0 | 0 | 0 | 1 | 56 | 92 | 4.05 | 1.200 |
| Bill Long, R<br>ERA: 5.25 | (7, 1) | 0.2 | | 6 | 3 | 2 | 2 | 0 | 1 | 0 | 0 | 0 | 0 | 0 | 17 | 26 | 27.00 | 6.000 |
| Bobby Thigpen, R<br>ERA: 3.99 | (8, 1) | 1.2 | S | 8 | 2 | 1 | 1 | 3 | 1 | 0 | 0 | 0 | 0 | 0 | 18 | 30 | 5.40 | 1.800 |

| PITCHER | IP | WLS | BF | H | R | ER | SO | BB | IBB | HBP | BLK | WP | HR | S | P | ERA | WHIP |
|---|---|---|---|---|---|---|---|---|---|---|---|---|---|---|---|---|---|

# Detroit Tigers @ Chicago White Sox

Comiskey Park, Chicago, IL

Sat Aug 05 1989, 8:05 PM EDT

Att. 19,266 - Unknown

livebaseballscorecards.com

| Batter | 1 | 2 | 3 | 4 | 5 | 6 | 7 | 8 | 9 | AB | R | H | RBI | BB | SO | LOB |
|---|---|---|---|---|---|---|---|---|---|---|---|---|---|---|---|---|
| Dave Gallagher, R (1, 8)<br>OBP: 0.352, SLG: 0.337 | C X<br>0-1<br>1B<br>1B | | B C B X<br>2-1<br>1B<br>SF9<br>1B | B C X<br>1-1<br>G5-3 ③ | | C F B S<br>1-3<br>K ①<br>P 1 SAFE 1 SAFE<br>1-0<br>PO ③<br>1-2 | F C B X<br>1-2<br>CS<br>1B | | 5 | 1 | 3 | 0 | 0 | 1 | 3 |
| Scott Fletcher, R (1, 4)<br>OBP: 0.325, SLG: 0.288 | B L 1 SAFE 1 SAFE C B F B F<br>3-2<br>X<br>G4-6-3<br>1-3<br>1B | | C L B B 1 SAFE X<br>2-2<br>SF9<br>1-3<br>1B<br>1B | | B B C X<br>2-1<br>E2<br>2B<br>1B | X<br>0-0<br>SF8 ②<br>3-H | | C 1 SAFE P B X<br>2-1<br>F7 ① ②<br>1-2 | | 4 | 2 | 3 | 1 | 0 | 0 | 1 |
| Ivan Calderon, R (1, 9)<br>OBP: 0.327, SLG: 0.444 | F B B F S<br>2-3<br>K ① | | B F B X<br>2-1<br>SF9 ①<br>1-2<br>3-H | | F S B S<br>1-3<br>K ①<br>B B B B<br>4-0<br>BB<br>1B<br>1-2<br>2-3<br>BB | | | F S B B C<br>2-3<br>K ③ | | 3 | 1 | 0 | 1 | 1 | 3 | 3 |
| Greg Walker, L (1, 10)<br>OBP: 0.288, SLG: 0.347 | X<br>0-0<br>G4-6-3 ② ③<br>1-2f | | B B B B<br>4-0<br>1B<br>BB | | B C F B S<br>2-3<br>K ②<br>B B B B<br>4-0<br>1B<br>1-2<br>2-3<br>3-H<br>BB | | | | | 2 | 0 | 0 | 1 | 2 | 1 | 3 |
| Carlton Fisk, R (1, 2)<br>OBP: 0.345, SLG: 0.486 | | C B X<br>1-1<br>1B<br>1B | B X<br>1-0<br>1-2<br>2-H<br>1B | | C F B X<br>1-2<br>2-H<br>2B | C B X<br>1-1<br>1-3<br>2-H<br>3-H<br>1B | | | | 4 | 0 | 4 | 4 | 0 | 0 | 0 |
| Steve Lyons, L (1, 3)<br>OBP: 0.315, SLG: 0.333 | X<br>0-0<br>F9 ①<br>1B | | B C F S<br>1-3<br>K ②<br>1B | | B C B F F X<br>2-2<br>F8 ③ | F C S<br>0-3<br>K ③ | | | | 4 | 0 | 0 | 0 | 0 | 2 | 6 |
| Daryl Boston, L (1, 7)<br>OBP: 0.291, SLG: 0.326 | | L B F B B F X<br>3-2<br>F7 ②<br>1B | B S F B S<br>2-3<br>K ③<br>1B | | | C X<br>0-1<br>1B 1B<br>SF8<br>1B<br>F B B B B<br>4-1<br>FC4-6<br>BB | | | | 3 | 1 | 1 | 0 | 1 | 1 | 3 |
| Carlos Martinez, R (1, 5)<br>OBP: 0.315, SLG: 0.412 | | B B X<br>2-0<br>1-2<br>1B | C F F S<br>0-3<br>K ①<br>1B | | | B X<br>1-0<br>BB 1B<br>1-2<br>BB<br>1B<br>F C P 1 SAFE B S<br>2-3<br>K ① | | | | 4 | 1 | 2 | 0 | 0 | 2 | 1 |
| Ozzie Guillen, L (1, 6)<br>OBP: 0.277, SLG: 0.327 | | X<br>0-0<br>G3-1 ③<br>1B | B B C X<br>2-1<br>G4-3 ②<br>1B | | | X<br>0-0<br>BB BB<br>1-2<br>2-3<br>1B<br>1B<br>P 1 SAFE 1 SAFE F 1 SAFE X<br>1-1<br>FC4-6 ②<br>PO<br>1-2f | | | | 4 | 1 | 1 | 0 | 0 | 0 | 3 |
| Inning Stats | R: 0 E: 0 K: 1 S: 11<br>H: 2 LOB: 1 BB: 0 P: 16 | R: 0 E: 0 K: 0 S: 9<br>H: 2 LOB: 2 BB: 0 P: 15 | R: 2 E: 0 K: 2 S: 14<br>H: 3 LOB: 2 BB: 1 P: 28 | R: 0 E: 0 K: 1 S: 8<br>H: 0 LOB: 0 BB: 0 P: 11 | R: 1 E: 1 K: 2 S: 15<br>H: 2 LOB: 1 BB: 0 P: 23 | R: 4 E: 0 K: 2 S: 13<br>H: 4 LOB: 2 BB: 2 P: 24 | R: 0 E: 0 K: 1 S: 9<br>H: 0 LOB: 0 BB: 1 P: 14 | R: 0 E: 0 K: 1 S: 9<br>H: 1 LOB: 0 BB: 0 P: 13 | | 1B: 13<br>2B: 1<br>3B: 0<br>HR: 0 | SF: 2<br>SAC: 0<br>DP: 1<br>HBP: 0 | | | WP: 0<br>PB: 0<br>SB: 0<br>CS: 1 | PA: 40 | |

| PITCHER | | IP | WLS | BF | H | R | ER | SO | BB | IBB | HBP | BLK | WP | HR | S | P | ERA | WHIP |
|---|---|---|---|---|---|---|---|---|---|---|---|---|---|---|---|---|---|---|
| Doyle Alexander, R<br>ERA: 4.43 | (1, 1) | 5.2 | L | 31 | 12 | 7 | 6 | 7 | 3 | 0 | 0 | 0 | 0 | 0 | 65 | 111 | 9.53 | 2.647 |
| Ramon Pena, R<br>ERA: 6.0 | (6, 1) | 2.1 | | 8 | 2 | 0 | 0 | 3 | 1 | 0 | 0 | 0 | 0 | 0 | 23 | 33 | 0.00 | 1.286 |

| PITCHER | IP | WLS | BF | H | R | ER | SO | BB | IBB | HBP | BLK | WP | HR | S | P | ERA | WHIP |
|---|---|---|---|---|---|---|---|---|---|---|---|---|---|---|---|---|---|

| Batter | 1 | 2 | 3 | 4 | 5 | 6 | 7 | 8 | 9 | AB | R | H | RBI | BB | SO | LOB |
|---|---|---|---|---|---|---|---|---|---|---|---|---|---|---|---|---|
| Gary Pettis, S (1, 8)<br>OBP: 0.372, SLG: 0.324 | E5<br>FC6-4 | | L8-6<br>2-3 | | F9 | | | 1B<br>FC4-6<br>1B | | 4 | 1 | 1 | 0 | 0 | 0 | 2 |
| Alan Trammell, R (1, 6)<br>OBP: 0.318, SLG: 0.336 | FC6-4<br>CS BB<br>1-2f | | 2B<br>1-3<br>2B | | | B2-3 | | FC4-6 BB<br>SF7<br>1-3<br>1B | | 4 | 2 | 2 | 0 | 0 | 0 | 1 |
| Tracy Jones, R (1, 7)<br>OBP: 0.292, SLG: 0.328<br>Fred Lynn, L (8, PH)<br>OBP: 0.313, SLG: 0.336 (8, 7) | CS<br>1-2<br>BB | | 2-H<br>3-H<br>2B | | | L4-6 BB<br>1B | | FC4-6<br>1-2<br>BB | | 2<br>0 | 0<br>0 | 2<br>0 | 2<br>0 | 1<br>1 | 0<br>0 | 0<br>0 |
| Gary Ward, R (1, 3)<br>OBP: 0.296, SLG: 0.412<br>Dave Bergman, L (8, PH)<br>OBP: 0.339, SLG: 0.341 (8, 3) | G4-3<br>1-2<br>2-3 | | G6-3 | | | 1-2<br>BB | | FC4-6<br>1-2f<br>2-3<br>3-H | | 2<br>1 | 0<br>0 | 0<br>0 | 0<br>1 | 1<br>0 | 0<br>0 | 3<br>2 |
| Chet Lemon, R (1, 10)<br>OBP: 0.337, SLG: 0.346<br>Lou Whitaker, L (8, PH)<br>OBP: 0.361, SLG: 0.496 | | L6 | | G6-3 | | L4-6<br>2-3 | | SF7<br>3-H | | 3<br>0 | 0<br>0 | 0<br>0 | 0<br>1 | 0<br>0 | 0<br>0 | 2<br>0 |
| Mike Heath, R (1, 2)<br>OBP: 0.336, SLG: 0.454 | | G6-4-3<br>1B | | G6-3 | | | 1B | P4 | | 4 | 0 | 2 | 0 | 0 | 0 | 1 |
| Rick Schu, R (1, 5)<br>OBP: 0.291, SLG: 0.328 | | G6-4-3<br>1-2f | | F8 | | | F7 | | F9 | 4 | 0 | 0 | 0 | 0 | 0 | 2 |
| Kenny Williams, R (1, 9)<br>OBP: 0.258, SLG: 0.306 | | | L8-6 1B<br>1B | | K | | P6 | | G6-4-3<br>HBP | 3 | 0 | 1 | 0 | 0 | 1 | 1 |
| Mike Brumley, S (1, 4)<br>OBP: 0.293, SLG: 0.299 | | | 2B<br>1-2<br>2B<br>1B | | G5-3 | | G1-3 | | G6-4-3<br>1-2f | 4 | 1 | 1 | 0 | 0 | 0 | 2 |
| Inning Stats | R: 0 E: 1 K: 0 S: 9<br>H: 0 LOB: 1 BB: 1 P: 16 | R: 0 E: 0 K: 0 S: 5<br>H: 1 LOB: 0 BB: 0 P: 10 | R: 2 E: 0 K: 0 S: 12<br>H: 4 LOB: 1 BB: 0 P: 17 | R: 0 E: 0 K: 0 S: 4<br>H: 0 LOB: 0 BB: 0 P: 5 | R: 0 E: 0 K: 1 S: 7<br>H: 0 LOB: 0 BB: 0 P: 9 | R: 0 E: 0 K: 0 S: 7<br>H: 1 LOB: 1 BB: 1 P: 14 | R: 0 E: 0 K: 0 S: 5<br>H: 1 LOB: 1 BB: 0 P: 9 | R: 2 E: 0 K: 0 S: 10<br>H: 2 LOB: 1 BB: 1 P: 18 | R: 0 E: 0 K: 0 S: 8<br>H: 0 LOB: 0 BB: 0 P: 12 | 1B: 7 2B: 4 3B: 0 HR: 0<br>SF: 1 SAC: 0 DP: 4 HBP: 1 | | | | | | |

| PITCHER | | IP | WLS | BF | H | R | ER | SO | BB | IBB | HBP | BLK | WP | HR | S | P | ERA | WHIP |
|---|---|---|---|---|---|---|---|---|---|---|---|---|---|---|---|---|---|---|
| Greg Hibbard, L<br>ERA: 3.29 | (1, 1) | 7.0 | L | 29 | 9 | 4 | 4 | 1 | 2 | 0 | 0 | 0 | 0 | 0 | 53 | 84 | 5.14 | 1.571 |
| Shawn Hillegas, R<br>ERA: 5.11 | (8, 1) | 0.0 | | 1 | 0 | 0 | 0 | 0 | 1 | 0 | 0 | 0 | 0 | 0 | 0 | 4 | ∞ | ∞ |
| Ken Patterson, L<br>ERA: 4.33 | (8, 1) | 0.1 | | 1 | 0 | 0 | 0 | 0 | 0 | 0 | 0 | 0 | 0 | 0 | 1 | 3 | 0.00 | 0.000 |
| Tom McCarthy, R<br>ERA: 4.24 | (8, 1) | 1.2 | | 5 | 0 | 0 | 0 | 0 | 0 | 0 | 1 | 0 | 0 | 0 | 13 | 19 | 0.00 | 0.000 |

| PITCHER | IP | WLS | BF | H | R | ER | SO | BB | IBB | HBP | BLK | WP | HR | S | P | ERA | WHIP |
|---|---|---|---|---|---|---|---|---|---|---|---|---|---|---|---|---|---|

# TOP

## Detroit Tigers @ Chicago White Sox

Comiskey Park, Chicago, IL

Sun Aug 06 1989, 4:33 AM EDT
Att. 14,418 - Cloudy - 70 F

livebaseballscorecards.com

| | |
|---|---|
| AB | 31 |
| R | 4 |
| H | 9 |
| RBI | 4 |
| BB | 3 |
| SO | 1 |
| LOB | 16 |

WP: 0 PA: 36
PB: 0
SB: 0
CS: 2

| Batter | 1 | 2 | 3 | 4 | 5 | 6 | 7 | 8 | 9 | AB | R | H | RBI | BB | SO | LOB |
|---|---|---|---|---|---|---|---|---|---|---|---|---|---|---|---|---|
| Dave Gallagher, R (1, 8)<br>OBP: 0.352, SLG: 0.335 | C B B X 2-1 F9 ① | | B B B C B 4-1 G3 BB | | C X 0-1 G2-3 ① | | X 0-0 G6-3 ③ | | | 3 | 0 | 0 | 0 | 1 | 0 | 0 |
| Scott Fletcher, R (1, 4)<br>OBP: 0.324, SLG: 0.286 | B B B C C B 4-2 BB | | C C X 0-2 G3 ② 1-2 2-3 | | C B X 1-1 E4 1B | | | F F F C 0-3 K ① | | 3 | 0 | 0 | 0 | 1 | 1 | 2 |
| Ivan Calderon, R (1, 9)<br>OBP: 0.327, SLG: 0.442 | B B F X 2-1 F9 ② | | B B F X 2-1 P4 ③ | | B S S B B X 3-2 G6-4-3 2-3 1B | | | F C B F B B X 3-2 G4-3 ② | | 4 | 0 | 1 | 0 | 0 | 0 | 3 |
| Carlton Fisk, R (1, 10)<br>OBP: 0.343, SLG: 0.486 | 1 SAFE 1 SAFE C S 1 SAFE F B B B 3-2 X G5-3 ③ | | | C B X 1-1 1B 2B | C X 0-1 G6-4-3 ② ③ 1-2f | | | F B X 1-1 P6 ③ | | 4 | 1 | 1 | 0 | 0 | 0 | 3 |
| Carlos Martinez, R (1, 5)<br>OBP: 0.314, SLG: 0.408 | | C B F B F S 2-3 K ① | | B B F B F X 3-2 S SH G4-3 2-H 1B | | X 0-0 F8 ① | | | C B F X 1-2 G5-3 ① | 4 | 1 | 1 | 1 | 0 | 1 | 0 |
| Russ Morman, R (1, 3)<br>OBP: 0.357, SLG: 0.360<br>Lance Johnson, L (1, 7)<br>OBP: 0.167, SLG: 0.167 | | B C C B X 2-2 G3 ② | | C X 0-1 SH G4-3 E 1-2 SH1-4 | | C B B X 2-1 L7 ② | | | C B B X 2-1 F7 ② | 0<br>3 | 0<br>1 | 0<br>0 | 0<br>0 | 0<br>0 | 0<br>0 | 0<br>0 |
| Steve Lyons, L (1, 7)<br>(1, 3)<br>OBP: 0.314, SLG: 0.332 | | C B M B B F F X 3-2 G4-3 ③ | | C C B X 1-2 G4-3 ① 1-3 2-H | | B S B X 2-1 G4-3 ③ | | | C B B C X 2-2 1B 1B | 4 | 0 | 1 | 1 | 0 | 0 | 1 |
| Ron Karkovice, R (1, 2)<br>OBP: 0.267, SLG: 0.360 | | | B C X 1-1 G3 2B | B B B C X 3-1 SH1-4 ② 3-H | | | X 0-0 P6 ① | | B X 1-0 1-2 1B | 3 | 0 | 2 | 1 | 0 | 0 | 0 |
| Ozzie Guillen, L (1, 6)<br>OBP: 0.275, SLG: 0.324 | | | B C B X 2-1 F9 ① | X 0-0 G1-3 ③ | | | C X 0-1 L7 ② | | B X 1-0 G1-3 ③ | 4 | 0 | 0 | 0 | 0 | 0 | 3 |
| Inning Stats | R: 0 H: 0<br>E: 0 LOB: 1<br>K: 0 BB: 1<br>S: 10 P: 21 | R: 0 H: 0<br>E: 0 LOB: 0<br>K: 1 BB: 0<br>S: 13 P: 20 | R: 0 H: 1<br>E: 0 LOB: 2<br>K: 0 BB: 1<br>S: 10 P: 19 | R: 3 H: 2<br>E: 1 LOB: 0<br>K: 0 BB: 0<br>S: 13 P: 21 | R: 0 H: 1<br>E: 1 LOB: 1<br>K: 0 BB: 0<br>S: 9 P: 13 | R: 0 H: 0<br>E: 0 LOB: 0<br>K: 0 BB: 0<br>S: 5 P: 9 | R: 0 H: 0<br>E: 0 LOB: 0<br>K: 0 BB: 0<br>S: 4 P: 4 | R: 0 H: 0<br>E: 0 LOB: 0<br>K: 1 BB: 0<br>S: 10 P: 14 | R: 0 H: 2<br>E: 0 LOB: 2<br>K: 0 BB: 0<br>S: 10 P: 17 | 1B: 4 SF: 0<br>2B: 2 SAC: 2<br>3B: 0 DP: 1<br>HR: 0 HBP: 0 | | | | | | |

| PITCHER | IP | WLS | BF | H | R | ER | SO | BB | IBB | HBP | BLK | WP | HR | S | P | ERA | WHIP |
|---|---|---|---|---|---|---|---|---|---|---|---|---|---|---|---|---|---|
| Frank Tanana, L (1, 1)<br>ERA: 3.42 | 9.0 | W | 36 | 6 | 3 | 2 | 2 | 2 | 0 | 0 | 0 | 0 | 0 | 84 | 138 | 2.00 | 0.889 |

| PITCHER | IP | WLS | BF | H | R | ER | SO | BB | IBB | HBP | BLK | WP | HR | S | P | ERA | WHIP |
|---|---|---|---|---|---|---|---|---|---|---|---|---|---|---|---|---|---|

# BOTTOM

## Detroit Tigers @ Chicago White Sox

Comiskey Park, Chicago, IL

Sun Aug 06 1989, 4:33 AM EDT

Att. 14,418 - Cloudy - 70 F

livebaseballscorecards.com

| | |
|---|---|
| AB | 32 |
| R | 3 |
| H | 6 |
| RBI | 3 |
| BB | 2 |
| SO | 2 |
| LOB | 12 |

| Batter | 1 | 2 | 3 | 4 | 5 | 6 | 7 | 8 | 9 | AB | R | H | RBI | BB | SO | LOB |
|---|---|---|---|---|---|---|---|---|---|---|---|---|---|---|---|---|
| Paul Molitor, R (1, 5)<br>OBP: 0.367, SLG: 0.403 | B F S B X<br>2-2 ①<br>G6-3 | | B B C F B F S<br>3-3 ②<br>K | | B B B B<br>4-0<br>E 1B<br>WP<br>1-2<br>BB | | C S B F F X<br>1-2 ②<br>G1-3 | | | 3 | 1 | 0 | 0 | 1 | 1 | 0 |
| Jim Gantner, L (1, 4)<br>OBP: 0.313, SLG: 0.321 | C B X<br>1-1 ②<br>G4-3 | | X<br>0-0<br>2B | | B X<br>1-0<br>E6<br>WP<br>1-3<br>2-H<br>1B | | B B S C X<br>2-2 ③<br>F8 | | | 4 | 0 | 2 | 1 | 0 | 0 | 0 |
| Greg Brock, L (1, 3)<br>OBP: 0.372, SLG: 0.442 | B B F B X<br>3-1<br>2B | | C F C<br>0-3 ③<br>K | | C F B S<br>1-3 ③<br>K<br>2-3<br>3-H | | | C F F B B X<br>2-2 ①<br>G5-3 | | 4 | 0 | 1 | 0 | 0 | 2 | 2 |
| Robin Yount, R (1, 8)<br>OBP: 0.387, SLG: 0.507 | B B B I<br>4-0<br>FC6-4<br>IBB | | | C B C X<br>1-2 ①<br>G4-3 | | C B F B X<br>2-2<br>G6-3<br>1B<br>1B | | C B B B X<br>3-1 ②<br>G6-3 | | 3 | 1 | 1 | 0 | 1 | 0 | 0 |
| Terry Francona, L (1, 9)<br>OBP: 0.252, SLG: 0.327<br>Glenn Braggs, R (8, 7)<br>OBP: 0.300, SLG: 0.375 | C X<br>0-1 ③<br>FC6-4<br>1-2f | | | F F B X<br>1-2 ②<br>G4-3 | | B<br>1 SAFE<br>1 SAFE<br>X<br>1-0 ①<br>G6-3<br>1-2 | | C B F X<br>1-2 ③<br>G6-3 | | 4<br>0 | 0<br>0 | 0<br>0 | 0<br>0 | 0<br>0 | 0<br>0 | 3<br>0 |
| Joey Meyer, R (1, 10)<br>OBP: 0.266, SLG: 0.367 | | S B S S B S<br>2-3 ①<br>K | | C S S<br>0-3 ③<br>K | | B F C X<br>1-2 ②<br>G5-3 | | | C S B C<br>1-3 ①<br>K | 4 | 0 | 0 | 0 | 0 | 3 | 1 |
| Charlie O'Brien, R (1, 2)<br>OBP: 0.314, SLG: 0.342<br>B.J. Surhoff, L (9, PH)<br>OBP: 0.276, SLG: 0.321 | | B C C B F B X<br>3-2 ②<br>G6-3 | X<br>0-0 ①<br>P4 | | B C B C X<br>2-2<br>2-H<br>1B | | | | C B F F X<br>1-2 ②<br>F7 | 3<br>1 | 0<br>0 | 1<br>0 | 1<br>0 | 0<br>0 | 0<br>0 | 0<br>0 |
| Mike Felder, S (1, 7)<br>(8, 9)<br>OBP: 0.299, SLG: 0.298 | | C F B F X<br>1-2 ③<br>F7 | B C C X<br>1-2 ②<br>P6 | | C B C S<br>1-3 ③<br>K | | | | B B B C C B<br>4-2<br>BB | 3 | 0 | 0 | 0 | 1 | 1 | 1 |
| Bill Spiers, L (1, 6)<br>OBP: 0.310, SLG: 0.304 | | | B C B X<br>2-1 ①<br>G6-3 | | B X<br>1-0<br>BB<br>1B<br>1B | | B X<br>1-0 ①<br>F8 | | S F S<br>0-3 ③<br>K | 4 | 1 | 1 | 0 | 0 | 1 | 1 |
| Inning Stats | R: 0 H: 1<br>E: 0 LOB: 2<br>K: 0 BB: 1<br>S: 9 P: 19 | R: 0 H: 0<br>E: 0 LOB: 0<br>K: 1 BB: 0<br>S: 11 P: 17 | R: 0 H: 1<br>E: 0 LOB: 1<br>K: 2 BB: 0<br>S: 10 P: 15 | R: 0 H: 0<br>E: 0 LOB: 0<br>K: 1 BB: 0<br>S: 9 P: 11 | R: 2 H: 2<br>E: 1 LOB: 1<br>K: 1 BB: 1<br>S: 9 P: 17 | R: 1 H: 2<br>E: 0 LOB: 1<br>K: 1 BB: 0<br>S: 13 P: 20 | R: 0 H: 0<br>E: 0 LOB: 0<br>K: 0 BB: 0<br>S: 9 P: 13 | R: 0 H: 0<br>E: 0 LOB: 0<br>K: 0 BB: 0<br>S: 9 P: 15 | R: 0 H: 0<br>E: 0 LOB: 1<br>K: 2 BB: 1<br>S: 11 P: 17 | 1B: 4 SF: 0<br>2B: 2 SAC: 0<br>3B: 0 DP: 0<br>HR: 0 HBP: 0 | | | | | | |

| PITCHER | | IP | WLS | BF | H | R | ER | SO | BB | IBB | HBP | BLK | WP | HR | S | P | ERA | WHIP |
|---|---|---|---|---|---|---|---|---|---|---|---|---|---|---|---|---|---|---|
| Kevin Ritz, R<br>ERA: 3.89 | (1, 1) | 8.0 | W | 32 | 6 | 3 | 2 | 6 | 1 | 1 | 0 | 0 | 1 | 0 | 79 | 127 | 2.25 | 0.875 |
| Mike Henneman, R<br>ERA: 4.55 | (9, 1) | 1.0 | S | 4 | 0 | 0 | 0 | 2 | 1 | 0 | 0 | 0 | 0 | 0 | 11 | 17 | 0.00 | 1.000 |

| PITCHER | IP | WLS | BF | H | R | ER | SO | BB | IBB | HBP | BLK | WP | HR | S | P | ERA | WHIP |
|---|---|---|---|---|---|---|---|---|---|---|---|---|---|---|---|---|---|

# TOP

## Milwaukee Brewers @ Detroit Tigers

Tiger Stadium, Detroit, MI

Mon Aug 07 1989, 7:05 PM EDT

Cloudy - 64 F

livebaseballscorecards.com

| | |
|---|---|
| AB | 33 |
| R | 3 |
| H | 6 |
| RBI | 2 |
| BB | 3 |
| SO | 8 |
| LOB | 8 |

| | | | | | | | | | | | | | | | | | | |
|---|---|---|---|---|---|---|---|---|---|---|---|---|---|---|---|---|---|---|
| 1B: 4 | SF: 0 | WP: 1 | PA: 36 |
| 2B: 2 | SAC: 0 | PB: 0 | |
| 3B: 0 | DP: 0 | SB: 0 | |
| HR: 0 | HBP: 0 | CS: 0 | |

# Milwaukee Brewers @ Detroit Tigers

Tiger Stadium, Detroit, MI

Mon Aug 07 1989, 7:05 PM EDT

Cloudy - 64 F

livebaseballscorecards.com

## BOTTOM

| Batter | 1 | 2 | 3 | 4 | 5 | 6 | 7 | 8 | 9 | AB | R | H | RBI | BB | SO | LOB |
|---|---|---|---|---|---|---|---|---|---|---|---|---|---|---|---|---|
| Gary Pettis, S (1, 8)<br>OBP: 0.375, SLG: 0.326 | B B B B<br>4-0<br>E SF7<br>BB | | L B F F X<br>1-2 ②<br>G3-1 | | | X<br>0-0<br>E G5-3<br>1B | | 1 SAFE B X<br>1-0 ①<br>SH3-4<br>1-2 | | 2 | 2 | 1 | 0 | 1 | 0 | 0 |
| Alan Trammell, R (1, 6)<br>OBP: 0.317, SLG: 0.334 | 1 SAFE B B F B F X<br>3-2 ①<br>SF7<br>1-H | | C F F B X<br>1-2 ③<br>G6-3 | | | C X<br>0-1<br>E5 G5-3<br>1-3 | | I I I I<br>4-0<br>1B SF9<br>IBB | | 2 | 1 | 0 | 1 | 1 | 0 | 1 |
| Lou Whitaker, L (1, 10)<br>OBP: 0.360, SLG: 0.493 | S B B B C S<br>3-3 ②<br>K | | | C F B X<br>1-2 ①<br>F8 | | B B B C F 1 SAFE X<br>3-2 ②<br>G5-3<br>1-2<br>3-H | | C F X<br>0-2<br>SF9 BB<br>1B<br>1-3<br>2-H<br>1B | | 4 | 1 | 1 | 2 | 0 | 1 | 1 |
| Fred Lynn, L (1, 7)<br>OBP: 0.310, SLG: 0.332<br>Tracy Jones, R (8, PH)<br>OBP: 0.295, SLG: 0.328 (9, 7) | B B C B C X<br>3-2 ③<br>F9 | | | S C X<br>0-2 ②<br>G3-1 | | C S X<br>0-2 ③<br>F7 | | B B B C B<br>4-1<br>1B<br>1-2<br>BB | | 3<br>0 | 0<br>0 | 0<br>0 | 0<br>0 | 0<br>1 | 0<br>0 | 1<br>0 |
| Gary Ward, R (1, 9)<br>OBP: 0.295, SLG: 0.411 (8, 3) | | C X<br>0-1<br>CS 1B | | S X<br>0-1 ③<br>L7 | | | S B B X<br>2-1 ①<br>G5-3 | X<br>0-0 ②<br>SF9<br>2-3<br>3-H | | 3 | 0 | 1 | 1 | 0 | 0 | 0 |
| Dave Bergman, L (1, 3)<br>OBP: 0.343, SLG: 0.345<br>Kenny Williams, R (7, PR) (8, 9)<br>OBP: 0.258, SLG: 0.306<br>Chet Lemon, R (8, PH) (9, 9)<br>OBP: 0.339, SLG: 0.348 | | B S B C X<br>2-2 ①<br>1-2<br>1B | | | C L X<br>0-2 ①<br>G1-3 | | X<br>0-0<br>G3 1B | S B F X<br>1-2<br>1-2<br>3-H<br>1B | | 3<br>0<br>1 | 0<br>0<br>0 | 2<br>0<br>1 | 0<br>0<br>1 | 0<br>0<br>0 | 0<br>0<br>0 | 0<br>0<br>0 |
| Doug Strange, S (1, 5)<br>OBP: 0.218, SLG: 0.259 | | C 1 SAFE X<br>0-1 ②<br>F7 | | | X<br>0-0 ②<br>F8 | | B 1 SAFE B C X<br>2-1 ②<br>G3<br>1-2 | C S B S<br>1-3 ③<br>K | | 4 | 0 | 0 | 0 | 0 | 1 | 4 |
| Mike Heath, R (1, 2)<br>OBP: 0.332, SLG: 0.448 | | B F C T X<br>1-2 ③<br>F8 | | | S S S<br>0-3 ③<br>K | | B X<br>1-0 ③<br>G1-3 | | | 3 | 0 | 0 | 0 | 0 | 1 | 3 |
| Mike Brumley, S (1, 4)<br>OBP: 0.288, SLG: 0.294<br>Matt Nokes, L (8, PH)<br>OBP: 0.297, SLG: 0.407<br>Rick Schu, R (8, PH)<br>OBP: 0.294, SLG: 0.328 (9, 4) | | | C X<br>0-1 ①<br>G5-3 | | | C S B F X<br>1-2 ①<br>G5-3 | | F C B B B B<br>4-2<br>SH3-4<br>1B<br>BB | | 2<br>0<br>0 | 0<br>0<br>1 | 0<br>0<br>0 | 0<br>0<br>0 | 0<br>0<br>1 | 0<br>0<br>0 | 0<br>0<br>0 |
| Inning Stats | R: 1 E: 1 K: 1 S: 9 H: 0 LOB: 0 BB: 1 P: 22 | R: 0 E: 0 K: 0 S: 11 H: 2 LOB: 1 BB: 0 P: 14 | R: 0 E: 0 K: 0 S: 10 H: 0 LOB: 0 BB: 0 P: 12 | R: 0 E: 0 K: 0 S: 8 H: 0 LOB: 0 BB: 0 P: 9 | R: 0 E: 0 K: 1 S: 7 H: 0 LOB: 0 BB: 0 P: 7 | R: 1 E: 1 K: 0 S: 13 H: 1 LOB: 1 BB: 0 P: 17 | R: 0 E: 0 K: 0 S: 6 H: 1 LOB: 2 BB: 0 P: 11 | R: 3 E: 0 K: 1 S: 14 H: 2 LOB: 2 BB: 3 P: 29 | | 1B: 6 2B: 0 3B: 0 HR: 0 | | SF: 2 SAC: 1 DP: 0 HBP: 0 | | WP: 0 PB: 0 SB: 0 CS: 1 | | PA: 34 |

| | AB | 27 |
|---|---|---|
| | R | 5 |
| | H | 6 |
| | RBI | 5 |
| | BB | 4 |
| | SO | 3 |
| | LOB | 10 |

| PITCHER | | IP | WLS | BF | H | R | ER | SO | BB | IBB | HBP | BLK | WP | HR | S | P | ERA | WHIP |
|---|---|---|---|---|---|---|---|---|---|---|---|---|---|---|---|---|---|---|
| Chris Bosio, R<br>ERA: 2.59 | (1, 1) | 7.0 | | 26 | 4 | 2 | 0 | 2 | 1 | 0 | 0 | 0 | 0 | 0 | 64 | 92 | 0.00 | 0.714 |
| Tony Fossas, L<br>ERA: 4.26 | (8, 1) | 0.1 | L | 4 | 1 | 3 | 3 | 0 | 1 | 1 | 0 | 0 | 0 | 0 | 6 | 15 | 81.00 | 6.000 |
| Chuck Crim, R<br>ERA: 3.11 | (8, 1) | 0.2 | | 4 | 1 | 0 | 0 | 1 | 1 | 0 | 0 | 0 | 0 | 0 | 8 | 14 | 0.00 | 3.000 |

| PITCHER | IP | WLS | BF | H | R | ER | SO | BB | IBB | HBP | BLK | WP | HR | S | P | ERA | WHIP |
|---|---|---|---|---|---|---|---|---|---|---|---|---|---|---|---|---|---|

| Batter | 1 | 2 | 3 | 4 | 5 | 6 | 7 | 8 | 9 | AB | R | H | RBI | BB | SO | LOB |
|---|---|---|---|---|---|---|---|---|---|---|---|---|---|---|---|---|
| Paul Molitor, R (1, 5)<br>OBP: 0.368, SLG: 0.409<br>Bill Spiers, L (9, PR)<br>OBP: 0.310, SLG: 0.304 (9, 6) | X 0-0 B1-3 ① | | B X 1-0 L7 ① | | C B C X 1-2 HR | X 0-0 FC5-4 1-2f ③ | | | B F F B B B 4-2 L1-3 BB | 4 | 1 | 1 | 1 | 1 | 0 | 1 |
| | | | | | | | | | | 0 | 0 | 0 | 0 | 0 | 0 | 0 |
| Jim Gantner, L (1, 4)<br>OBP: 0.314, SLG: 0.324 | B B F B X 3-1 P2 ② | | X 0-0 1B | | F B X 1-1 1B 2B | | X 0-0 P5 ① | | F B X 1-1 L1-3 1-2 ②③ | 5 | 1 | 2 | 0 | 0 | 0 | 1 |
| Rob Deer, R (1, 9)<br>OBP: 0.318, SLG: 0.466 | C B B X 2-1 P2 ③ | | F B 1 SAFE F 1 SAFE C 1-3 K ② | | C B F B X 2-2 WP 2-H 1B | | C S S 0-3 K ② | | | 4 | 0 | 1 | 1 | 0 | 2 | 1 |
| Robin Yount, R (1, 10)<br>OBP: 0.386, SLG: 0.507 | | C X 0-1 F9 1B 2B | 1 SAFE B C B 1 SAFE F S 2-3 K ③ | | B F B C 1 SAFE 1 SAFE X 2-2 P6 ② | | B B X 2-0 G6-3 ③ | | | 4 | 1 | 1 | 0 | 0 | 1 | 2 |
| Greg Brock, L (1, 3)<br>OBP: 0.370, SLG: 0.436 | | B B B C X 3-1 F9 2-3 ① | F C B X 1-2 F7 ① | | B B B 4-0 1-2 BB | | | C C X 0-2 F7 ① | | 3 | 0 | 0 | 0 | 1 | 0 | 1 |
| Glenn Braggs, R (1, 7)<br>OBP: 0.301, SLG: 0.384 | | B F X 1-1 G4-3 WP S 3-H 1B | B X 1-0 L8 ② | | S F B S 1-3 K ③ | | | B B X 2-0 HR | | 4 | 2 | 2 | 2 | 0 | 1 | 2 |
| B.J. Surhoff, L (1, 2)<br>OBP: 0.279, SLG: 0.324 | | B B X 2-0 G4-3 1-3 ② | C C B X 1-2 S 1B | | | C X 0-1 L3 ① | | X 0-0 CS 1B | | 4 | 0 | 2 | 0 | 0 | 0 | 1 |
| Mike Felder, S (1, 8)<br>OBP: 0.298, SLG: 0.293 | | B L B B C B 4-2 S BB | C B F B F B X 2-2 L1-3 1-2 ③ | | | C B F B B X 2-2 G6-3 ② | | B B X 2-0 G1-3 1-2 ②③ | | 3 | 0 | 0 | 0 | 1 | 0 | 2 |
| Gus Polidor, R (1, 6)<br>OBP: 0.240, SLG: 0.259 (9, 5) | | 1 SAFE 1 SAFE C S S C 0-3 1-2 3-H K ③ | | | X 0-0 L9 ① | F X 0-1 FC5-4 1B | | | X 0-0 F7 ① | 4 | 0 | 1 | 0 | 0 | 1 | 1 |
| Inning Stats | R: 0 E: 0 K: 0 S: 5 H: 0 LOB: 0 BB: 0 P: 10 | R: 2 E: 0 K: 1 S: 12 H: 2 LOB: 1 BB: 1 P: 22 | R: 0 E: 0 K: 2 S: 8 H: 1 LOB: 0 BB: 0 P: 12 | R: 0 E: 0 K: 0 S: 11 H: 1 LOB: 1 BB: 0 P: 16 | R: 2 E: 0 K: 1 S: 15 H: 3 LOB: 2 BB: 1 P: 26 | R: 0 E: 0 K: 0 S: 8 H: 1 LOB: 1 BB: 0 P: 10 | R: 0 E: 0 K: 1 S: 5 H: 0 LOB: 0 BB: 0 P: 7 | R: 1 E: 0 K: 0 S: 6 H: 2 LOB: 0 BB: 0 P: 10 | R: 0 E: 0 K: 0 S: 5 H: 0 LOB: 1 BB: 1 P: 10 | 1B: 6 2B: 3 3B: 0 HR: 2 | SF: 0 SAC: 0 DP: 1 HBP: 0 | | | | | | |

# TOP

## Milwaukee Brewers @ Detroit Tigers

Tiger Stadium, Detroit, MI

Mon Aug 07 1989, 7:05 PM EDT

Att. 18,577 - Unknown - 62 F

livebaseballscorecards.com

| | |
|---|---|
| AB | 35 |
| R | 5 |
| H | 10 |
| RBI | 4 |
| BB | 3 |
| SO | 5 |
| LOB | 12 |

WP: 2 PB: 0 SB: 3 CS: 1 PA: 38

| PITCHER | | IP | WLS | BF | H | R | ER | SO | BB | IBB | HBP | BLK | WP | HR | S | P | ERA | WHIP |
|---|---|---|---|---|---|---|---|---|---|---|---|---|---|---|---|---|---|---|
| Paul Gibson, L<br>ERA: 4.57 | (1, 1) | 4.2 | L | 23 | 7 | 4 | 4 | 3 | 2 | 0 | 0 | 0 | 2 | 1 | 48 | 82 | 7.71 | 1.929 |
| Ed Nunez, R<br>ERA: 3.52 | (5, 1) | 4.1 | | 15 | 3 | 1 | 1 | 2 | 1 | 0 | 0 | 0 | 0 | 1 | 27 | 41 | 2.08 | 0.923 |

| PITCHER | IP | WLS | BF | H | R | ER | SO | BB | IBB | HBP | BLK | WP | HR | S | P | ERA | WHIP |
|---|---|---|---|---|---|---|---|---|---|---|---|---|---|---|---|---|---|

# BOTTOM

## Milwaukee Brewers @ Detroit Tigers

Tiger Stadium, Detroit, MI

Mon Aug 07 1989, 7:05 PM EDT

Att. 18,577 - Unknown - 62 F

| Batter | 1 | 2 | 3 | 4 | 5 | 6 | 7 | 8 | 9 | AB | R | H | RBI | BB | SO | LOB |
|---|---|---|---|---|---|---|---|---|---|---|---|---|---|---|---|---|
| Gary Pettis, S (1, 8)<br>OBP: 0.373, SLG: 0.322 | 4-2 S HR BB | | 3-3 ① K | | 0-0 ①② G1-2-3<br>1-2<br>2-3<br>3-Hf | | | 1-1 ① G1-3 | | 3 | 1 | 0 | 0 | 1 | 1 | 3 |
| Alan Trammell, R (1, 6)<br>OBP: 0.313, SLG: 0.330 | 1-1 ① F9 | | 3-2 ② F7 | | 2-0 ③ P1 | | | 1-0 ② P3 | | 4 | 0 | 0 | 0 | 0 | 0 | 3 |
| Lou Whitaker, L (1, 4)<br>OBP: 0.363, SLG: 0.503 | 2-1<br>1-H HR | | 0-0 ③ G4-3 | | | 4-2 G4-3 BB | | 0-0 1B | | 3 | 1 | 2 | 2 | 1 | 0 | 0 |
| Fred Lynn, L (1, 10)<br>OBP: 0.313, SLG: 0.329 | 4-2 G4-3 E6 BB | | | 4-2 G4-6-3 BB | | 0-0 ① G4-3<br>1-2 | | 1-0 ③ F7 | | 2 | 0 | 0 | 0 | 2 | 0 | 2 |
| Dave Bergman, L (1, 3)<br>OBP: 0.339, SLG: 0.341<br>Rick Schu, R (9, PH)<br>OBP: 0.293, SLG: 0.326 | 3-1 ② G4-3<br>1-2 | | | 2-2 ①② G4-6-3<br>1-2f | | 1-2 ② F8 | | | 1-0 ① G6-3 | 3<br>1 | 0<br>0 | 0<br>0 | 0<br>0 | 0<br>0 | 0<br>0 | 3<br>0 |
| Tracy Jones, R (1, 7)<br>OBP: 0.291, SLG: 0.322 | 3-1 ③ E6<br>2-H | | | 1-0 ③ P6 | | 2-1 ③ L7 | | | 0-2 ② G5-3 | 4 | 0 | 0 | 0 | 0 | 0 | 2 |
| Matt Nokes, L (1, 2)<br>OBP: 0.297, SLG: 0.406<br>Mike Heath, R (9, PH)<br>OBP: 0.331, SLG: 0.446 | | 0-1 ① G4-3 | | | 1-0<br>1B 1B<br>G1-2-3<br>1B | | 0-0 ① L7 | | 1-3 ③ K | 3<br>1 | 0<br>0 | 1<br>0 | 0<br>0 | 0<br>0 | 0<br>1 | 0<br>0 |
| Chet Lemon, R (1, 9)<br>OBP: 0.339, SLG: 0.348 | | 1-2 ② P6 | | | 0-1<br>G1-2-3 1B<br>1-2<br>1B | | 1-3 ② K | | | 3 | 0 | 1 | 0 | 0 | 1 | 0 |
| Doug Strange, S (1, 5)<br>OBP: 0.224, SLG: 0.263 | | 1-1 ③ G4-3 | | | 0-0<br>G1-2-3<br>1-2<br>2-3<br>1B | | 0-1 ③ G4-3 | | | 3 | 0 | 1 | 0 | 0 | 0 | 0 |
| Inning Stats | R: 2 H: 1<br>E: 1 LOB: 2<br>K: 0 BB: 2<br>S: 13 P: 29 | R: 0 H: 0<br>E: 0 LOB: 0<br>K: 0 BB: 0<br>S: 7 P: 9 | R: 0 H: 0<br>E: 0 LOB: 0<br>K: 1 BB: 0<br>S: 7 P: 13 | R: 0 H: 0<br>E: 0 LOB: 0<br>K: 0 BB: 1<br>S: 6 P: 13 | R: 0 H: 3<br>E: 0 LOB: 2<br>K: 0 BB: 0<br>S: 6 P: 9 | R: 0 H: 0<br>E: 0 LOB: 1<br>K: 0 BB: 1<br>S: 10 P: 17 | R: 0 H: 0<br>E: 0 LOB: 0<br>K: 1 BB: 0<br>S: 7 P: 8 | R: 0 H: 1<br>E: 0 LOB: 1<br>K: 0 BB: 0<br>S: 5 P: 8 | R: 0 H: 0<br>E: 0 LOB: 0<br>K: 1 BB: 0<br>S: 8 P: 10 | 1B: 4 SF: 0<br>2B: 0 SAC: 0<br>3B: 0 DP: 2<br>HR: 1 HBP: 0 | | | | | | WP: 0 PA: 34<br>PB: 0<br>SB: 1<br>CS: 0 |

livebaseballscorecards.com

| | AB | 30 |
|---|---|---|
| | R | 2 |
| | H | 5 |
| | RBI | 2 |
| | BB | 4 |
| | SO | 3 |
| | LOB | 13 |

| PITCHER | IP | WLS | BF | H | R | ER | SO | BB | IBB | HBP | BLK | WP | HR | S | P | ERA | WHIP |
|---|---|---|---|---|---|---|---|---|---|---|---|---|---|---|---|---|---|
| Tom Filer, R (1, 1)<br>ERA: 2.67 | 8.0 | W | 31 | 5 | 2 | 2 | 2 | 4 | 0 | 0 | 0 | 0 | 1 | 61 | 106 | 2.25 | 1.125 |
| Dan Plesac, L (9, 1)<br>ERA: 2.49 | 1.0 | S | 3 | 0 | 0 | 0 | 1 | 0 | 0 | 0 | 0 | 0 | 0 | 8 | 10 | 0.00 | 0.000 |

| PITCHER | IP | WLS | BF | H | R | ER | SO | BB | IBB | HBP | BLK | WP | HR | S | P | ERA | WHIP |
|---|---|---|---|---|---|---|---|---|---|---|---|---|---|---|---|---|---|

| Batter | 1 | 2 | 3 | 4 | 5 | 6 | 7 | 8 | 9 | AB | R | H | RBI | BB | SO | LOB |
|---|---|---|---|---|---|---|---|---|---|---|---|---|---|---|---|---|
| Paul Molitor, R (1, 10)<br>OBP: 0.365, SLG: 0.405 | B F F B X<br>2-2 ① P3 | | B 1 SAFE B 1 SAFE C X<br>2-1 ① FC6-4 G3-6-3<br>1-2f | | C B F B B X<br>3-2 ② G6-3 | | X<br>0-0 ③ FC6-4<br>1-2f | | | 4 | 0 | 0 | 0 | 0 | 0 | 2 |
| Jim Gantner, L (1, 4)<br>OBP: 0.313, SLG: 0.324 | C B S F B F F X<br>2-2 CS 1B | | X<br>0-0 ② ③ G3-6-3<br>1-2f | | B X<br>1-0 ③ G3 | | | B B B C F C<br>3-3 ① K | | 4 | 0 | 1 | 0 | 0 | 1 | 1 |
| Rob Deer, R (1, 9)<br>OBP: 0.319, SLG: 0.465 | 1 SAFE S B 1 SAFE B F 1 SAFE B C<br>3-3 ② ③ K<br>1-2 | | | F C F B F F B B X<br>3-2 1B B1-3 SF7 1B | | B F F F B S<br>2-3 ① K | | B F B C F B B<br>4-2 BB | | 3 | 1 | 1 | 0 | 1 | 2 | 1 |
| Robin Yount, R (1, 8)<br>OBP: 0.385, SLG: 0.512 | | C F X<br>0-2 HR | | X<br>0-0 ① B1-3<br>1-2 | | C B B X<br>2-1 ② F7 | | C S F B B S<br>2-3 ② K | | 4 | 1 | 1 | 1 | 0 | 1 | 2 |
| Greg Brock, L (1, 3)<br>OBP: 0.372, SLG: 0.442 | | B B B C X<br>3-1 ① F7 | | B X<br>1-0 3B 1B<br>2-3 | | C X<br>0-1 2B | | X<br>0-0 ③ F8 | | 4 | 1 | 2 | 0 | 0 | 0 | 1 |
| Glenn Braggs, R (1, 7)<br>OBP: 0.301, SLG: 0.383 | | B B C X<br>2-1 ② G5-3 | | B C X<br>1-1 ② SF7<br>3-H | | B B X<br>2-0 ③ F7 | | | B C X<br>1-1 G1-4-3 1B 1B | 3 | 0 | 1 | 1 | 0 | 0 | 1 |
| B.J. Surhoff, L (1, 2)<br>OBP: 0.284, SLG: 0.333 | | B B F F B B<br>4-2 BB | | B X<br>1-0 1-H 3B | | | L B B X<br>2-1 ① F7 | | X<br>0-0 G1-4-3 1B<br>1-2 | 3 | 0 | 2 | 1 | 1 | 0 | 0 |
| Gus Polidor, R (1, 5)<br>OBP: 0.232, SLG: 0.250 | | X<br>0-0 ③ G5-3 | | B C X<br>1-1 ③ F8 | | | C C F X<br>0-2 ② P3 | | C F B X<br>1-2 ① ② G1-4-3<br>1-2f 2-3 | 4 | 0 | 0 | 0 | 0 | 0 | 4 |
| Bill Spiers, L (1, 6)<br>OBP: 0.314, SLG: 0.300 | | | B B B B<br>4-0 FC6-4 BB | | F X<br>0-1 ① G6-3 | | B C B F B B<br>4-2 FC6-4 BB | | C S B S<br>1-3 ③ K | 2 | 0 | 0 | 0 | 2 | 1 | 1 |
| Inning Stats | R: 0 E: 0 K: 1 S: 12<br>H: 1 LOB: 1 BB: 0 P: 19 | R: 1 E: 0 K: 0 S: 10<br>H: 1 LOB: 1 BB: 1 P: 19 | R: 0 E: 0 K: 0 S: 3<br>H: 0 LOB: 0 BB: 1 P: 9 | R: 2 E: 0 K: 0 S: 13<br>H: 3 LOB: 1 BB: 0 P: 20 | R: 0 E: 0 K: 0 S: 6<br>H: 0 LOB: 0 BB: 0 P: 10 | R: 0 E: 0 K: 1 S: 9<br>H: 1 LOB: 1 BB: 0 P: 15 | R: 0 E: 0 K: 0 S: 9<br>H: 0 LOB: 1 BB: 1 P: 15 | R: 0 E: 0 K: 2 S: 11<br>H: 0 LOB: 1 BB: 1 P: 20 | R: 0 E: 0 K: 1 S: 9<br>H: 2 LOB: 1 BB: 0 P: 12 | 1B: 5 2B: 2 3B: 1 HR: 1<br>SF: 1 SAC: 0 DP: 3 HBP: 0 | | | | | | |

| PITCHER | | IP | WLS | BF | H | R | ER | SO | BB | IBB | HBP | BLK | WP | HR | S | P | ERA | WHIP |
|---|---|---|---|---|---|---|---|---|---|---|---|---|---|---|---|---|---|---|
| Jeff Robinson, R<br>ERA: 3.88 | (1, 1) | 7.0 | W | 28 | 6 | 3 | 3 | 2 | 3 | 0 | 0 | 0 | 0 | 1 | 62 | 107 | 3.86 | 1.286 |
| Willie Hernandez, L<br>ERA: 5.72 | (8, 1) | 2.0 | S | 8 | 2 | 0 | 0 | 3 | 1 | 0 | 0 | 0 | 0 | 0 | 20 | 32 | 0.00 | 1.500 |

| PITCHER | IP | WLS | BF | H | R | ER | SO | BB | IBB | HBP | BLK | WP | HR | S | P | ERA | WHIP |
|---|---|---|---|---|---|---|---|---|---|---|---|---|---|---|---|---|---|

# Milwaukee Brewers @ Detroit Tigers

Tiger Stadium, Detroit, MI

Tue Aug 08 1989, 7:05 PM EDT

Att. 16,503 - Unknown - 70 F

TOP

livebaseballscorecards.com

| | |
|---|---|
| AB | 31 |
| R | 3 |
| H | 8 |
| RBI | 3 |
| BB | 4 |
| SO | 5 |
| LOB | 13 |

| | | | |
|---|---|---|---|
| 1B: 5 | SF: 1 | WP: 0 | PA: 36 |
| 2B: 2 | SAC: 0 | PB: 0 | |
| 3B: 1 | DP: 3 | SB: 0 | |
| HR: 1 | HBP: 0 | CS: 1 | |

# Milwaukee Brewers @ Detroit Tigers

Tiger Stadium, Detroit, MI

Tue Aug 08 1989, 7:05 PM EDT

Att. 16,503 - Unknown - 70 F

livebaseballscorecards.com

## BOTTOM

| Batter | 1 | 2 | 3 | 4 | 5 | 6 | 7 | 8 | 9 | AB | R | H | RBI | BB | SO | LOB |
|---|---|---|---|---|---|---|---|---|---|---|---|---|---|---|---|---|
| Gary Pettis, S (1, 8)<br>OBP: 0.372, SLG: 0.319 | B X<br>1-0 ① G3 | C C B S<br>1-3 ③ K | | B C B F B B<br>4-2 G3 SH5-3 BB | | B B B C C X<br>3-2 ③ G5-3 | | | | 3 | 0 | 0 | 0 | 1 | 1 | 2 |
| Alan Trammell, R (1, 6)<br>OBP: 0.314, SLG: 0.328 | C F C<br>0-3 ② K | | B B B B<br>4-0 1B BB BB | C 1 SAFE X<br>0-1 ① SH5-3<br>1-2 | | | X<br>0-0 ① F9 | | | 2 | 1 | 0 | 0 | 1 | 1 | 0 |
| Lou Whitaker, L (1, 4)<br>OBP: 0.367, SLG: 0.504 | B X<br>1-0 1B | | X<br>0-0 BB BB<br>1-3 FC6-5 1B | C B X<br>1-1 ② G3<br>2-3 | | | B F B B B<br>4-1 CS BB | | | 3 | 1 | 2 | 0 | 1 | 0 | 1 |
| Fred Lynn, L (1, 7)<br>OBP: 0.312, SLG: 0.325 | 1 SAFE B 1 SAFE F B X<br>2-1 ③ L8 | | B C B B F F 1 SAFE 1 SAFE F<br>4-2 B FC6-5 BB<br>1-2 BB | B B F F B S<br>3-3 ③ K | | | C B C B F B 1 SAFE F S<br>3-3 ②③ K<br>1-2 | | | 3 | 0 | 0 | 0 | 1 | 2 | 3 |
| Dave Bergman, L (1, 3)<br>OBP: 0.337, SLG: 0.339<br>Gary Ward, R (3, PH)<br>OBP: 0.295, SLG: 0.406 (4, 3) | | B C F B B X<br>2-2 E6 1B 1B | B B F B F B<br>4-2 FC6-5 HR BB<br>1-2 2-3 3-H | | X<br>0-0 ① L8 | | | F S B X<br>1-2 ① G6-3 | | 1<br>2 | 1<br>1 | 0<br>0 | 0<br>1 | 0<br>1 | 0<br>0 | 0<br>0 |
| Chet Lemon, R (1, 9)<br>OBP: 0.335, SLG: 0.344 | | B B C L F X<br>2-2 ① F7 | B B C X<br>2-1 ① FC6-5 HR<br>1-2 2-3f 3-H | | B C X<br>1-1 ② G4-3 | | | C B X<br>1-1 ② G3-1 | | 4 | 1 | 0 | 1 | 0 | 0 | 3 |
| Matt Nokes, L (1, 10)<br>OBP: 0.296, SLG: 0.402 | C B F X<br>1-2 1B 1B<br>1-2 | | B B X<br>2-0 ② F7 | | F F B X<br>1-2 ③ G3-1 | | | B B F B X<br>3-1 ③ G6-3 | | 4 | 0 | 1 | 0 | 0 | 0 | 2 |
| Mike Heath, R (1, 2)<br>OBP: 0.331, SLG: 0.458 | | C B C S<br>1-3 ② K | B S C X<br>1-2 1-H 2-H HR | | | X<br>0-0 ① P2 | | | | 3 | 1 | 1 | 3 | 0 | 1 | 2 |
| Doug Strange, S (1, 5)<br>OBP: 0.230, SLG: 0.267 | | B F C B F X<br>2-2 1-2 2-H 1B | C X<br>0-1 ③ L5 | | | F B F S<br>1-3 ② K | | | | 3 | 0 | 1 | 1 | 0 | 1 | 0 |

| | AB | 28 |
|---|---|---|
| | R | 6 |
| | H | 5 |
| | RBI | 6 |
| | BB | 5 |
| | SO | 6 |
| | LOB | 13 |

| Inning Stats | | | | | | | | | | | | | | | | | | | | | | | | |
|---|---|---|---|---|---|---|---|---|---|---|---|---|---|---|---|---|---|---|---|---|---|---|---|---|
| | R: 0 | H: 1 | R: 1 | H: 2 | R: 5 | H: 2 | R: 0 | H: 0 | R: 0 | H: 0 | R: 0 | H: 0 | R: 0 | H: 0 | R: 0 | H: 0 | 1B: 4 | SF: 0 | WP: 0 | PA: 34 | | | | |
| | E: 0 | LOB: 1 | E: 1 | LOB: 2 | E: 0 | LOB: 0 | E: 0 | LOB: 1 | E: 0 | LOB: 0 | E: 0 | LOB: 1 | E: 0 | LOB: 0 | E: 0 | LOB: 0 | 2B: 1 | SAC: 1 | PB: 0 | | | | | |
| | K: 1 | BB: 0 | K: 2 | BB: 0 | K: 0 | BB: 3 | K: 1 | BB: 1 | K: 1 | BB: 0 | K: 1 | BB: 1 | K: 0 | BB: 0 | K: 0 | BB: 0 | 3B: 0 | DP: 1 | SB: 0 | | | | | |
| | S: 7 | P: 11 | S: 20 | P: 29 | S: 15 | P: 32 | S: 9 | P: 17 | S: 6 | P: 8 | S: 7 | P: 11 | S: 7 | P: 14 | S: 7 | P: 12 | HR: 1 | HBP: 0 | CS: 1 | | | | | |

| PITCHER | | IP | WLS | BF | H | R | ER | SO | BB | IBB | HBP | BLK | WP | HR | S | P | ERA | WHIP |
|---|---|---|---|---|---|---|---|---|---|---|---|---|---|---|---|---|---|---|
| Don August, R<br>ERA: 5.58 | (1, 1) | 2.0 | L | 13 | 4 | 4 | 3 | 3 | 2 | 0 | 0 | 0 | 0 | 0 | 32 | 53 | 13.50 | 3.000 |
| Bill Krueger, L<br>ERA: 3.53 | (3, 1) | 5.0 | | 18 | 1 | 2 | 2 | 3 | 3 | 0 | 0 | 0 | 0 | 1 | 39 | 69 | 3.60 | 0.800 |
| Mark Knudson, R<br>ERA: 3.97 | (8, 1) | 1.0 | | 3 | 0 | 0 | 0 | 0 | 0 | 0 | 0 | 0 | 0 | 0 | 7 | 12 | 0.00 | 0.000 |

| PITCHER | IP | WLS | BF | H | R | ER | SO | BB | IBB | HBP | BLK | WP | HR | S | P | ERA | WHIP |
|---|---|---|---|---|---|---|---|---|---|---|---|---|---|---|---|---|---|

| Batter | 1 | 2 | 3 | 4 | 5 | 6 | 7 | 8 | 9 | AB | R | H | RBI | BB | SO | LOB |
|---|---|---|---|---|---|---|---|---|---|---|---|---|---|---|---|---|
| Paul Molitor, R (1, 10)<br>OBP: 0.363, SLG: 0.403 | G4-3 | | F9 | | | L7 | | L5 | 1B | 5 | 0 | 1 | 1 | 0 | 0 | 0 |
| Jim Gantner, L (1, 4)<br>OBP: 0.314, SLG: 0.330 | G6-3 3B | | L8 | | | G3 | | S 1B | G3 | 5 | 1 | 2 | 0 | 0 | 0 | 1 |
| B.J. Surhoff, L (1, 2)<br>OBP: 0.281, SLG: 0.329 | G6-3 | | | K | | G4-3 | | G3-4-1 | | 4 | 0 | 0 | 1 | 0 | 1 | 1 |
| Robin Yount, R (1, 8)<br>OBP: 0.386, SLG: 0.512 | F8 | | | F9 | | | S 1B | | 1B BB E 1B | 4 | 1 | 2 | 0 | 0 | 0 | 0 |
| Greg Brock, L (1, 3)<br>OBP: 0.371, SLG: 0.440 | | K | | G6-3 | | | L7 | | 1 SAFE<br>P<br>B<br>1 SAFE<br>1 SAFE<br>B<br>B | 1 | 0 | 0 | 0 | 0 | 1 | 0 |
| Terry Francona, L (2, 3)<br>OBP: 0.254, SLG: 0.324 | | | | | | | | | 1B E BB | 2 | 1 | 0 | 0 | 1 | 0 | 1 |
| Glenn Braggs, R (1, 7)<br>OBP: 0.300, SLG: 0.380 | | G4-1 BB | | | K | | G5-3 | | P2 | 3 | 0 | 0 | 0 | 1 | 1 | 3 |
| Gus Polidor, R (1, 5)<br>OBP: 0.233, SLG: 0.250 | | G4-1 | | | G5-3 | | K | | E 1B | 4 | 1 | 1 | 0 | 0 | 1 | 2 |
| Mike Felder, S (1, 9)<br>OBP: 0.302, SLG: 0.310 | | G4-3 | | | BB | | | HR | K | 3 | 1 | 1 | 1 | 1 | 1 | 4 |
| Bill Spiers, L (1, 6)<br>OBP: 0.307, SLG: 0.293 | | | L7 | | G4-3 | | | L4 | E4 1B | 4 | 1 | 0 | 0 | 0 | 0 | 1 |
| Inning Stats | R: 1 E: 0 K: 0 S: 5<br>H: 1 LOB: 0 BB: 0 P: 9 | R: 0 E: 0 K: 1 S: 6<br>H: 0 LOB: 1 BB: 1 P: 14 | R: 0 E: 0 K: 0 S: 4<br>H: 0 LOB: 0 BB: 0 P: 4 | R: 0 E: 0 K: 1 S: 8<br>H: 0 LOB: 0 BB: 0 P: 12 | R: 0 E: 0 K: 1 S: 7<br>H: 0 LOB: 1 BB: 1 P: 12 | R: 0 E: 0 K: 0 S: 9<br>H: 0 LOB: 0 BB: 0 P: 11 | R: 0 E: 0 K: 1 S: 8<br>H: 1 LOB: 1 BB: 0 P: 9 | R: 1 E: 0 K: 0 S: 8<br>H: 2 LOB: 1 BB: 0 P: 13 | R: 4 E: 1 K: 1 S: 19<br>H: 3 LOB: 1 BB: 1 P: 28 | 1B: 5 2B: 0 3B: 1 HR: 1<br>SF: 0 SAC: 0 DP: 0 HBP: 0 | | | | | | |

# TOP

## Milwaukee Brewers @ Detroit Tigers

Tiger Stadium, Detroit, MI

Wed Aug 09 1989, 3:33 AM EDT

Att. 24,348 - Cloudy - 75 F

livebaseballscorecards.com

| | |
|---|---|
| AB | 35 |
| R | 6 |
| H | 7 |
| RBI | 3 |
| BB | 3 |
| SO | 5 |
| LOB | 13 |

| PITCHER | | IP | WLS | BF | H | R | ER | SO | BB | IBB | HBP | BLK | WP | HR | S | P | ERA | WHIP |
|---|---|---|---|---|---|---|---|---|---|---|---|---|---|---|---|---|---|---|
| Jack Morris, R<br>ERA: 4.6 | (1, 1) | 8.2 | L | 37 | 7 | 6 | 2 | 5 | 3 | 0 | 0 | 0 | 0 | 1 | 72 | 110 | 2.08 | 1.154 |
| Charles Hudson, R<br>ERA: 6.54 | (9, 1) | 0.1 | | 1 | 0 | 0 | 0 | 0 | 0 | 0 | 0 | 0 | 0 | 0 | 2 | 2 | 0.00 | 0.000 |

| PITCHER | IP | WLS | BF | H | R | ER | SO | BB | IBB | HBP | BLK | WP | HR | S | P | ERA | WHIP |
|---|---|---|---|---|---|---|---|---|---|---|---|---|---|---|---|---|---|

| Batter | 1 | 2 | 3 | 4 | 5 | 6 | 7 | 8 | 9 | AB | R | H | RBI | BB | SO | LOB |
|---|---|---|---|---|---|---|---|---|---|---|---|---|---|---|---|---|
| Gary Pettis, S (1, 8)<br>OBP: 0.370, SLG: 0.315 | B B C X 2-1 G6-3 ① | | C B B B B 4-1 BB 1B BB | | B F F X 1-2 G6-3 ② | | X 0-0 G6-3 ③ | | | 3 | 0 | 0 | 0 | 1 | 0 | 2 |
| Alan Trammell, R (1, 6)<br>OBP: 0.313, SLG: 0.327 | B F B X 2-1 G6-3 ② | | C 1 SAFE 1 SAFE X 0-1 FC5 BB 1-2 1B | | X 0-0 F7 ③ | | | F B B X 2-1 G4-3 ① | | 4 | 0 | 1 | 0 | 0 | 0 | 0 |
| Tracy Jones, R (1, 7)<br>OBP: 0.294, SLG: 0.320<br>(8, 9) | B B B C F B 4-2 BB | | C B F F F F F B B 4-2 B 1-2 2-3 BB | | | X 0-0 F7 ① | | B B F F F F B F X 3-2 F7 ② | | 2 | 0 | 0 | 0 | 2 | 0 | 0 |
| Gary Ward, R (1, 3)<br>OBP: 0.296, SLG: 0.405<br>Dave Bergman, L (8, PH)<br>OBP: 0.336, SLG: 0.338<br>(9, 3) | B B F C X 2-2 F8 ③ | | B F X 1-1 FC5 ③ 2-3f | | | C X 0-1 CS 1B | | C S B F X 1-2 G6-3 ③ | | 3<br>1 | 0<br>0 | 1<br>0 | 0<br>0 | 0<br>0 | 0<br>0 | 4<br>0 |
| Chet Lemon, R (1, 10)<br>OBP: 0.332, SLG: 0.340 | | C F X 0-2 G4-3 ① | | B B F B F X 3-2 F7 ① | | F F B B B S 3-3 K ②③ 1-2 | | | B C C F X 1-2 L5 ① | 4 | 0 | 0 | 0 | 0 | 1 | 1 |
| Rick Schu, R (1, 5)<br>OBP: 0.297, SLG: 0.346 | | F X 0-1 B5-3 ② | | C B F X 1-2 HR | | | C C X 0-2 G3 G6-3 1B | | C B C X 1-2 L9 ② | 4 | 1 | 2 | 1 | 0 | 0 | 0 |
| Mike Heath, R (1, 2)<br>OBP: 0.325, SLG: 0.450 | | C X 0-1 F9 ③ | | X 0-0 G6-3 ② | | | F B 1 SAFE X 1-1 G6-3 ① 1-2 | | C C F S 0-3 K ③ | 4 | 0 | 0 | 0 | 0 | 1 | 1 |
| Kenny Williams, R (1, 9)<br>OBP: 0.255, SLG: 0.302<br>Fred Lynn, L (7, PH)<br>OBP: 0.314, SLG: 0.325<br>(8, 7) | | | B S X 1-1 P4 ① | B F S S B F B F F X 3-2 G5-3 ③ | | | F B B B B B 4-1 G3 BB | | | 2<br>0 | 0<br>0 | 0<br>0 | 0<br>0 | 0<br>1 | 0<br>0 | 0<br>0 |
| Mike Brumley, S (1, 4)<br>OBP: 0.283, SLG: 0.288<br>Lou Whitaker, L (7, PH)<br>OBP: 0.366, SLG: 0.503<br>(8, 4) | | | X 0-0 F8 ② | | B F L X 1-2 L7 ① | | C C B X 1-2 G3 ② 1-2 2-3 | | | 2<br>1 | 0<br>0 | 0<br>0 | 0<br>0 | 0<br>0 | 0<br>0 | 0<br>2 |
| Inning Stats | R: 0 H: 0<br>E: 0 LOB: 1<br>K: 0 BB: 1<br>S: 9 P: 19 | R: 0 H: 0<br>E: 0 LOB: 0<br>K: 0 BB: 0<br>S: 7 P: 7 | R: 0 H: 1<br>E: 0 LOB: 3<br>K: 0 BB: 2<br>S: 14 P: 24 | R: 1 H: 1<br>E: 0 LOB: 0<br>K: 0 BB: 0<br>S: 13 P: 20 | R: 0 H: 0<br>E: 0 LOB: 0<br>K: 0 BB: 0<br>S: 7 P: 9 | R: 0 H: 1<br>E: 0 LOB: 1<br>K: 1 BB: 0<br>S: 6 P: 9 | R: 0 H: 1<br>E: 0 LOB: 2<br>K: 0 BB: 1<br>S: 10 P: 16 | R: 0 H: 0<br>E: 0 LOB: 0<br>K: 0 BB: 0<br>S: 12 P: 18 | R: 0 H: 0<br>E: 0 LOB: 0<br>K: 1 BB: 0<br>S: 11 P: 13 | 1B: 3<br>2B: 1<br>3B: 0<br>HR: 1 | SF: 0<br>SAC: 0<br>DP: 1<br>HBP: 0 | | | WP: 0<br>PB: 0<br>SB: 0<br>CS: 1 | PA: 34 | | |

| PITCHER | | IP | WLS | BF | H | R | ER | SO | BB | IBB | HBP | BLK | WP | HR | S | P | ERA | WHIP |
|---|---|---|---|---|---|---|---|---|---|---|---|---|---|---|---|---|---|---|
| Jerry Reuss, L<br>ERA: 4.89 | (1, 1) | 6.0 | | 24 | 4 | 1 | 1 | 1 | 3 | 0 | 0 | 0 | 0 | 1 | 59 | 91 | 1.50 | 1.167 |
| Chuck Crim, R<br>ERA: 3.04 | (7, 1) | 1.2 | W | 6 | 0 | 0 | 0 | 0 | 1 | 0 | 0 | 0 | 0 | 0 | 15 | 26 | 0.00 | 0.600 |
| Dan Plesac, L<br>ERA: 2.42 | (8, 1) | 1.1 | S | 4 | 0 | 0 | 0 | 1 | 0 | 0 | 0 | 0 | 0 | 0 | 15 | 18 | 0.00 | 0.000 |

| PITCHER | IP | WLS | BF | H | R | ER | SO | BB | IBB | HBP | BLK | WP | HR | S | P | ERA | WHIP |
|---|---|---|---|---|---|---|---|---|---|---|---|---|---|---|---|---|---|

# BOTTOM

## Milwaukee Brewers @ Detroit Tigers

Tiger Stadium, Detroit, MI

Wed Aug 09 1989, 3:33 AM EDT

Att. 24,348 - Cloudy - 75 F

livebaseballscorecards.com

| | |
|---|---|
| AB | 30 |
| R | 1 |
| H | 4 |
| RBI | 1 |
| BB | 4 |
| SO | 2 |
| LOB | 10 |

# Detroit Tigers @ Texas Rangers

Arlington Stadium, Arlington, TX

Thu Aug 10 1989, 8:05 PM EDT

Att. 35,266 - Unknown - 80 F

livebaseballscorecards.com

| Batter | 1 | 2 | 3 | 4 | 5 | 6 | 7 | 8 | 9 | AB | R | H | RBI | BB | SO | LOB |
|---|---|---|---|---|---|---|---|---|---|---|---|---|---|---|---|---|
| Gary Pettis, S (1, 8)<br>OBP: 0.369, SLG: 0.312 | G6-3 | | G3 | | S, BB | | | K | | 3 | 0 | 0 | 0 | 1 | 1 | 1 |
| Alan Trammell, R (1, 6)<br>OBP: 0.312, SLG: 0.324 | L8 | | BB, BB | | G6-3 | | | L6 | | 3 | 0 | 0 | 0 | 1 | 0 | 1 |
| Lou Whitaker, L (1, 4)<br>OBP: 0.369, SLG: 0.501 | BB | | BB | | | FC3-6, BB | | K | | 1 | 0 | 0 | 0 | 3 | 1 | 0 |
| Fred Lynn, L (1, 7)<br>OBP: 0.310, SLG: 0.320 | K | | K | | | K | | | K | 4 | 0 | 0 | 0 | 0 | 4 | 5 |
| Dave Bergman, L (1, 3)<br>OBP: 0.335, SLG: 0.336 | | L8 | | L8 | | FC3-6 | | | 2B, G3-1, 1B | 4 | 1 | 1 | 0 | 0 | 0 | 1 |
| Matt Nokes, L (1, 10)<br>OBP: 0.295, SLG: 0.404 | | K | | G4-3 | | F9 | | | G3-1, 2B | 4 | 0 | 1 | 0 | 0 | 1 | 1 |
| Chet Lemon, R (1, 9)<br>OBP: 0.328, SLG: 0.335 | | G6-3 | | K | | | F9 | | G3-1, 2B | 4 | 0 | 0 | 1 | 0 | 1 | 1 |
| Doug Strange, S (1, 5)<br>OBP: 0.231, SLG: 0.254 | | | G3, S, BB | | K | | K | | K | 3 | 0 | 0 | 0 | 1 | 3 | 1 |
| Mike Heath, R (1, 2)<br>OBP: 0.322, SLG: 0.444 | | | K | | K | | K | | | 3 | 0 | 0 | 0 | 0 | 3 | 1 |
| Inning Stats | R: 0<br>E: 0<br>K: 1<br>S: 8<br>H: 0<br>LOB: 1<br>BB: 1<br>P: 16 | R: 0<br>E: 0<br>K: 1<br>S: 7<br>H: 0<br>LOB: 0<br>BB: 0<br>P: 9 | R: 0<br>E: 0<br>K: 2<br>S: 18<br>H: 0<br>LOB: 3<br>BB: 3<br>P: 33 | R: 0<br>E: 0<br>K: 1<br>S: 6<br>H: 0<br>LOB: 0<br>BB: 0<br>P: 7 | R: 0<br>E: 0<br>K: 2<br>S: 10<br>H: 0<br>LOB: 1<br>BB: 1<br>P: 20 | R: 0<br>E: 1<br>K: 1<br>S: 15<br>H: 0<br>LOB: 1<br>BB: 1<br>P: 25 | R: 0<br>E: 0<br>K: 2<br>S: 8<br>H: 0<br>LOB: 0<br>BB: 0<br>P: 11 | R: 0<br>E: 0<br>K: 2<br>S: 13<br>H: 0<br>LOB: 0<br>BB: 0<br>P: 17 | R: 1<br>E: 0<br>K: 2<br>S: 14<br>H: 2<br>LOB: 1<br>BB: 0<br>P: 20 | 1B: 1<br>2B: 1<br>3B: 0<br>HR: 0<br>SF: 0<br>SAC: 0<br>DP: 0<br>HBP: 0 | WP: 0<br>PB: 0<br>SB: 2<br>CS: 0<br>PA: 35 | | | | | |

| TOP | |
|---|---|
| AB | 29 |
| R | 1 |
| H | 2 |
| RBI | 1 |
| BB | 6 |
| SO | 14 |
| LOB | 12 |

| PITCHER | | IP | WLS | BF | H | R | ER | SO | BB | IBB | HBP | BLK | WP | HR | S | P | ERA | WHIP |
|---|---|---|---|---|---|---|---|---|---|---|---|---|---|---|---|---|---|---|
| Nolan Ryan, R<br>ERA: 3.27 | (1, 1) | 8.1 | W | 33 | 2 | 1 | 1 | 13 | 6 | 0 | 0 | 0 | 0 | 0 | 93 | 148 | 1.08 | 0.960 |
| Jeff Russell, R<br>ERA: 1.84 | (9, 1) | 0.2 | S | 2 | 0 | 0 | 0 | 1 | 0 | 0 | 0 | 0 | 0 | 0 | 6 | 10 | 0.00 | 0.000 |

| PITCHER | IP | WLS | BF | H | R | ER | SO | BB | IBB | HBP | BLK | WP | HR | S | P | ERA | WHIP |
|---|---|---|---|---|---|---|---|---|---|---|---|---|---|---|---|---|---|

# Detroit Tigers @ Texas Rangers

Arlington Stadium, Arlington, TX

Thu Aug 10 1989, 8:05 PM EDT

Att. 35,266 - Unknown - 80 F

## BOTTOM

| Batter | 1 | 2 | 3 | 4 | 5 | 6 | 7 | 8 | 9 | AB | R | H | RBI | BB | SO | LOB |
|---|---|---|---|---|---|---|---|---|---|---|---|---|---|---|---|---|
| Cecil Espy, S (1, 8)<br>OBP: 0.305, SLG: 0.318 | F7 | B1 | | | SH5-4 | | G4-6-3 | | | 3 | 0 | 1 | 0 | 0 | 0 | 1 |
| Rafael Palmeiro, L (1, 3)<br>OBP: 0.351, SLG: 0.385 | 2B, BB | F8 | | | L8 | | G4-6-3 | | | 3 | 1 | 0 | 0 | 1 | 0 | 4 |
| Harold Baines, L (1, 10)<br>OBP: 0.414, SLG: 0.503 | 1B, 2B | | K | | G3-1 | | G3-1 | | | 4 | 0 | 1 | 1 | 0 | 1 | 2 |
| Ruben Sierra, S (1, 9)<br>OBP: 0.355, SLG: 0.553 | 1B, BB | | L8 | | | HR | | G4-3 | | 3 | 1 | 1 | 1 | 1 | 0 | 0 |
| Julio Franco, R (1, 4)<br>OBP: 0.378, SLG: 0.464 | 1B | | F8 | | | G5-3 | | L9 | | 4 | 0 | 1 | 0 | 0 | 0 | 0 |
| Pete Incaviglia, R (1, 7)<br>OBP: 0.276, SLG: 0.450 | F6 | | | G1-3 | | F8 | | HR | | 4 | 1 | 1 | 1 | 0 | 0 | 3 |
| Steve Buechele, R (1, 5)<br>OBP: 0.301, SLG: 0.392 | K | | | G5-3 | | K | | 1B | | 4 | 0 | 1 | 0 | 0 | 2 | 3 |
| Chad Kreuter, S (1, 2)<br>OBP: 0.256, SLG: 0.217 | | F9 | | F9 | | | HR | L7 | | 4 | 1 | 1 | 1 | 0 | 0 | 1 |
| Jeff Kunkel, R (1, 6)<br>OBP: 0.327, SLG: 0.465 | | 2B | | | SH5-4 | | G4-6-3, 1B | | | 2 | 0 | 2 | 0 | 0 | 0 | 0 |
| Fred Manrique, R (6, 6)<br>OBP: 0.352, SLG: 0.435 | | | | | 1B | | 1B | | | 1 | 0 | 1 | 0 | 0 | 0 | 0 |
| Inning Stats | R: 1<br>E: 0<br>K: 1<br>S: 16<br>H: 2<br>LOB: 3<br>P: 34 | R: 0<br>E: 0<br>K: 0<br>S: 8<br>H: 1<br>LOB: 1<br>BB: 0<br>P: 11 | R: 0<br>E: 0<br>K: 1<br>S: 6<br>H: 0<br>LOB: 0<br>BB: 0<br>P: 9 | R: 0<br>E: 0<br>K: 0<br>S: 10<br>H: 0<br>LOB: 0<br>BB: 0<br>P: 17 | R: 0<br>E: 0<br>K: 0<br>S: 6<br>H: 1<br>LOB: 1<br>BB: 0<br>P: 8 | R: 1<br>E: 0<br>K: 1<br>S: 9<br>H: 1<br>LOB: 0<br>BB: 0<br>P: 14 | R: 1<br>E: 0<br>K: 0<br>S: 7<br>H: 3<br>LOB: 1<br>BB: 0<br>P: 12 | R: 1<br>E: 0<br>K: 0<br>S: 10<br>H: 2<br>LOB: 1<br>BB: 0<br>P: 17 | | 1B: 5<br>2B: 2<br>3B: 0<br>HR: 3<br>SF: 0<br>SAC: 1<br>DP: 1<br>HBP: 0 | | | | | | |

livebaseballscorecards.com

| | |
|---|---|
| AB | 32 |
| R | 4 |
| H | 10 |
| RBI | 4 |
| BB | 2 |
| SO | 3 |
| LOB | 14 |

WP: 0 PB: 0 SB: 0 CS: 0 PA: 35

| PITCHER | IP | WLS | BF | H | R | ER | SO | BB | IBB | HBP | BLK | WP | HR | S | P | ERA | WHIP |
|---|---|---|---|---|---|---|---|---|---|---|---|---|---|---|---|---|---|
| Doyle Alexander, R (1, 1)<br>ERA: 4.43 | 8.0 | L | 35 | 10 | 4 | 4 | 3 | 2 | 0 | 0 | 0 | 0 | 3 | 72 | 122 | 4.50 | 1.500 |

| PITCHER | IP | WLS | BF | H | R | ER | SO | BB | IBB | HBP | BLK | WP | HR | S | P | ERA | WHIP |
|---|---|---|---|---|---|---|---|---|---|---|---|---|---|---|---|---|---|

| Batter | 1 | 2 | 3 | 4 | 5 | 6 | 7 | 8 | 9 | AB | R | H | RBI | BB | SO | LOB |
|---|---|---|---|---|---|---|---|---|---|---|---|---|---|---|---|---|
| Gary Pettis, S (1, 8)<br>OBP: 0.372, SLG: 0.314 | B C B M B F F B<br>4-2 CS BB | | C B B C X<br>2-2 E 1B<br>1-3 | | X<br>0-0 ① G3<br>1-2 | | C B B B X<br>3-1 1B | | C S S<br>0-3 ② K | 4 | 0 | 2 | 0 | 1 | 1 | 1 |
| Alan Trammell, R (1, 6)<br>OBP: 0.311, SLG: 0.323<br>Mike Brumley, S (1, 6)<br>OBP: 0.276, SLG: 0.281<br>Rick Schu, R (9, PH)<br>OBP: 0.296, SLG: 0.344 | 1 SAFE ①<br>1 SAFE ②<br>B F<br>1 SAFE<br>1 SAFE<br>S B X<br>2-2 G5-3<br>1-2 | | B X<br>1-0 E4 FC4-6<br>1-2<br>3-H | | B S B S S<br>2-3 ② K | | B F S B C<br>2-3 ③ K | | C B X<br>1-1 ③ G6-3 | 1<br>3<br>1 | 0<br>0<br>0 | 0<br>0<br>0 | 0<br>0<br>0 | 0<br>0<br>0 | 0<br>2<br>0 | 1<br>3<br>0 |
| Lou Whitaker, L (1, 4)<br>OBP: 0.368, SLG: 0.499 | X<br>0-0 ③ G4-3 | | S B X<br>1-1 ③ FC4-6<br>1-2f | | B F B X<br>2-1 1B<br>2-H | | | C B F C<br>1-3 ① K | | 4 | 0 | 1 | 1 | 0 | 1 | 2 |
| Fred Lynn, L (1, 10)<br>OBP: 0.312, SLG: 0.321 | | B B S X<br>2-1 FC4-6 1B | | B B F B F X<br>3-2 ① G3 | B B X<br>2-0 ③ L9 | | | C B B B B<br>4-1 1B 1B FC4-6 BB | | 3 | 1 | 1 | 0 | 1 | 0 | 1 |
| Dave Bergman, L (1, 3)<br>OBP: 0.337, SLG: 0.339 | | X<br>0-0 ① FC4-6 G6-4-3<br>1-2f | | X<br>0-0 1B G4-3 1B | | F X<br>0-1 ① G4-3 | | B X<br>1-0 FC4-6 1B<br>1-2 | | 4 | 0 | 2 | 0 | 0 | 0 | 1 |
| Matt Nokes, L (1, 2)<br>OBP: 0.294, SLG: 0.401 | | C B F X<br>1-2 ②③ G6-4-3<br>1-2f | | F B B F B F X<br>3-2 ② G4-3<br>1-2 | | X<br>0-0 ② G4-3 | | X<br>0-0 FC4-6<br>1-2<br>2-3 1B | | 4 | 0 | 1 | 0 | 0 | 0 | 2 |
| Tracy Jones, R (1, 7)<br>OBP: 0.293, SLG: 0.319 | | | B F B X<br>2-1 ① G4-3 | B X<br>1-0 FC4-6<br>2-3 1B | | B B X<br>2-0 ③ F8 | | B C X<br>1-1 ② FC4-6<br>1-2f<br>2-3<br>3-H | | 4 | 0 | 1 | 1 | 0 | 0 | 2 |
| Chet Lemon, R (1, 9)<br>OBP: 0.325, SLG: 0.331 | | | B B C S S X<br>2-2 ② G1-3 | B B S X<br>2-1 ③ FC4-6<br>1-2f | | | B F B B F S<br>3-3 ① K | B C X<br>1-1 ③ L6 | | 4 | 0 | 0 | 0 | 0 | 1 | 4 |
| Doug Strange, S (1, 5)<br>OBP: 0.246, SLG: 0.269 | | | C X<br>0-1 1B WP E 1B | F C B B X<br>2-2 G3 1B 1B | | | X<br>0-0 ② G4-1 | | B C B B X<br>3-1 ① G5-3 | 4 | 2 | 2 | 0 | 0 | 0 | 0 |
| Inning Stats | R: 0 H: 0<br>E: 0 LOB: 0<br>K: 0 BB: 1<br>S: 8 P: 14 | R: 0 H: 1<br>E: 0 LOB: 0<br>K: 0 BB: 0<br>S: 6 P: 9 | R: 1 H: 2<br>E: 1 LOB: 2<br>K: 0 BB: 0<br>S: 13 P: 21 | R: 0 H: 2<br>E: 0 LOB: 2<br>K: 0 BB: 0<br>S: 11 P: 20 | R: 1 H: 2<br>E: 0 LOB: 1<br>K: 1 BB: 0<br>S: 10 P: 18 | R: 0 H: 0<br>E: 0 LOB: 0<br>K: 0 BB: 0<br>S: 4 P: 6 | R: 0 H: 1<br>E: 0 LOB: 1<br>K: 2 BB: 0<br>S: 9 P: 17 | R: 1 H: 2<br>E: 0 LOB: 2<br>K: 1 BB: 1<br>S: 10 P: 18 | R: 0 H: 0<br>E: 0 LOB: 0<br>K: 1 BB: 0<br>S: 7 P: 11 | 1B: 10 SF: 0<br>2B: 0 SAC: 0<br>3B: 0 DP: 1<br>HR: 0 HBP: 0 | | | | | | |

# TOP

## Detroit Tigers @ Texas Rangers

Arlington Stadium, Arlington, TX

Fri Aug 11 1989, 8:05 PM EDT

Att. 26,400 - Unknown - 85 F

livebaseballscorecards.com

| | |
|---|---|
| AB | 36 |
| R | 3 |
| H | 10 |
| RBI | 2 |
| BB | 2 |
| SO | 5 |
| LOB | 17 |

WP: 1 PA: 38
PB: 0
SB: 0
CS: 1

| PITCHER | | IP | WLS | BF | H | R | ER | SO | BB | IBB | HBP | BLK | WP | HR | S | P | ERA | WHIP |
|---|---|---|---|---|---|---|---|---|---|---|---|---|---|---|---|---|---|---|
| Kevin Brown, R<br>ERA: 2.85 | (1, 1) | 8.0 | W | 35 | 10 | 3 | 2 | 4 | 2 | 0 | 0 | 0 | 1 | 0 | 71 | 123 | 2.25 | 1.500 |
| Kenny Rogers, L<br>ERA: 2.77 | (9, 1) | 1.0 | | 3 | 0 | 0 | 0 | 1 | 0 | 0 | 0 | 0 | 0 | 0 | 7 | 11 | 0.00 | 0.000 |

| PITCHER | IP | WLS | BF | H | R | ER | SO | BB | IBB | HBP | BLK | WP | HR | S | P | ERA | WHIP |
|---|---|---|---|---|---|---|---|---|---|---|---|---|---|---|---|---|---|

# Detroit Tigers @ Texas Rangers

Arlington Stadium, Arlington, TX

Fri Aug 11 1989, 8:05 PM EDT

Att. 26,400 - Unknown - 85 F

## BOTTOM

| Batter | 1 | 2 | 3 | 4 | 5 | 6 | 7 | 8 | 9 | AB | R | H | RBI | BB | SO | LOB |
|---|---|---|---|---|---|---|---|---|---|---|---|---|---|---|---|---|
| Cecil Espy, S (1, 8)<br>OBP: 0.307, SLG: 0.319 | B C X<br>1-1 E7 F8 1B | C B B B C X<br>3-2 S 2B 1B | | F X<br>0-1 ① G6-3 | | C F S<br>0-3 ① K | | F F X<br>0-2 ② P4 | | 5 | 1 | 2 | 0 | 0 | 1 | 2 |
| Fred Manrique, R (1, 6)<br>OBP: 0.349, SLG: 0.434 | C B B 2 SAFE F X<br>2-2 ① F8 2-3 | 1 SAFE B X<br>1-0 1-H 1B 2B | | B B C F F F B F C<br>3-3 ② K | | C F B F B X<br>2-2 ② P5 | | S F S<br>0-3 ③ K | | 5 | 1 | 1 | 1 | 0 | 2 | 3 |
| Ruben Sierra, S (1, 9)<br>OBP: 0.356, SLG: 0.559 | X<br>0-0 ② P2 | B C X<br>1-1 HR 2-H 1B | | B X<br>1-0 HR | | B S B S S<br>2-3 ③ K 2-3 | | | | 4 | 2 | 2 | 2 | 0 | 1 | 2 |
| Julio Franco, R (1, 4)<br>OBP: 0.379, SLG: 0.470 | B B C B B<br>4-1 BB | B X<br>1-0 1-H HR | | C F F S<br>0-3 ③ K | | | B F F X<br>1-2 ① F8 | | | 3 | 1 | 1 | 2 | 1 | 1 | 0 |
| Harold Baines, L (1, 10)<br>OBP: 0.411, SLG: 0.499<br>Rick Leach, L (7, PH)<br>OBP: 0.364, SLG: 0.372 | C X<br>0-1 ③ G3 | C F B F B F B X<br>3-2 ③ F8 | | | B C S B X<br>2-2 ① G2-3 | | F S B C<br>1-3 ② K | | | 3<br>1 | 0<br>0 | 0<br>0 | 0<br>0 | 0<br>0 | 0<br>1 | 2<br>0 |
| Pete Incaviglia, R (1, 7)<br>OBP: 0.281, SLG: 0.460 | | C B X<br>1-1 HR | B F B B F C<br>2-3 ① K | | B S B B B<br>4-1 CS BB BB | | S B B B B<br>4-1 BB | | | 2 | 1 | 1 | 1 | 2 | 1 | 0 |
| Steve Buechele, R (1, 5)<br>OBP: 0.301, SLG: 0.389 | | B C F S<br>1-3 ① K | B C X<br>1-1 ② L7 | | B B B B<br>4-0 1-2 BB | | X<br>0-0 ③ L5-3 | | | 3 | 0 | 0 | 0 | 1 | 1 | 1 |
| Chad Kreuter, S (1, 2)<br>OBP: 0.258, SLG: 0.220<br>Mike Stanley, R (8, PH)<br>OBP: 0.271, SLG: 0.203<br>(9, 2) | | B C C B X<br>2-2 ② G6-3 | F B C B F B X<br>3-2 1B | | B F B F B 2 SAFE S<br>3-3 ② ③ K 2-3 | | | X<br>0-0 1B | | 3<br>1 | 0<br>0 | 1<br>1 | 0<br>0 | 0<br>0 | 1<br>0 | 2<br>0 |
| Jack Daugherty, S (1, 3)<br>OBP: 0.357, SLG: 0.474 | | X<br>0-0 HR | C B X<br>1-1 ③ G4-3 | | | L F F B F B B X<br>3-2 WP 2B | | F B S B B X<br>3-2 ① F7 | | 4 | 1 | 2 | 1 | 0 | 0 | 2 |
| Inning Stats | R: 0 H: 1<br>E: 1 LOB: 2<br>K: 0 BB: 1<br>S: 9 P: 16 | R: 6 H: 6<br>E: 0 LOB: 0<br>K: 1 BB: 0<br>S: 21 P: 34 | R: 0 H: 1<br>E: 0 LOB: 1<br>K: 1 BB: 0<br>S: 11 P: 18 | R: 1 H: 1<br>E: 0 LOB: 0<br>K: 2 BB: 0<br>S: 13 P: 17 | R: 0 H: 0<br>E: 0 LOB: 2<br>K: 1 BB: 2<br>S: 7 P: 20 | R: 0 H: 1<br>E: 0 LOB: 1<br>K: 2 BB: 0<br>S: 15 P: 22 | R: 0 H: 0<br>E: 0 LOB: 1<br>K: 1 BB: 1<br>S: 8 P: 14 | R: 0 H: 1<br>E: 0 LOB: 1<br>K: 1 BB: 0<br>S: 10 P: 13 | | 1B: 5 SF: 0<br>2B: 3 SAC: 0<br>3B: 0 DP: 1<br>HR: 4 HBP: 0 | | | | | | |

livebaseballscorecards.com

| | |
|---|---|
| AB | 34 |
| R | 7 |
| H | 11 |
| RBI | 7 |
| BB | 4 |
| SO | 9 |
| LOB | 14 |

WP: 1 PA: 38
PB: 0
SB: 2
CS: 1

| PITCHER | | IP | WLS | BF | H | R | ER | SO | BB | IBB | HBP | BLK | WP | HR | S | P | ERA | WHIP |
|---|---|---|---|---|---|---|---|---|---|---|---|---|---|---|---|---|---|---|
| Frank Tanana, L<br>ERA: 3.7 | (1, 1) | 1.2 | L | 13 | 7 | 6 | 6 | 1 | 1 | 0 | 0 | 0 | 0 | 3 | 25 | 42 | 32.40 | 4.800 |
| Charles Hudson, R<br>ERA: 6.35 | (2, 1) | 3.1 | | 13 | 2 | 1 | 1 | 4 | 2 | 0 | 0 | 0 | 0 | 1 | 36 | 63 | 2.70 | 1.200 |
| Ed Nunez, R<br>ERA: 3.21 | (6, 1) | 3.0 | | 12 | 2 | 0 | 0 | 4 | 1 | 0 | 0 | 0 | 1 | 0 | 33 | 49 | 0.00 | 1.000 |

| PITCHER | IP | WLS | BF | H | R | ER | SO | BB | IBB | HBP | BLK | WP | HR | S | P | ERA | WHIP |
|---|---|---|---|---|---|---|---|---|---|---|---|---|---|---|---|---|---|

# Detroit Tigers @ Texas Rangers

Arlington Stadium, Arlington, TX

Sat Aug 12 1989, 8:05 PM EDT

Att. 38,421 - Unknown - 88 F

TOP

livebaseballscorecards.com

| Batter | 1 | 2 | 3 | 4 | 5 | 6 | 7 | 8 | 9 | AB | R | H | RBI | BB | SO | LOB |
|---|---|---|---|---|---|---|---|---|---|---|---|---|---|---|---|---|
| Gary Pettis, S (1, 8) OBP: 0.372, SLG: 0.316 | K | | 1B 2B 1B | G4-3 | | G5-3 | | WP SF7 1B | | 5 | 2 | 2 | 0 | 0 | 1 | 3 |
| Tracy Jones, R (1, 10) OBP: 0.295, SLG: 0.325 | G4-3 | | 2B 1-2 1B | | WP SF8 2B | | G5-3 | SF7 1-H 2-H | | 4 | 1 | 2 | 2 | 0 | 0 | 0 |
| Lou Whitaker, L (1, 4) OBP: 0.369, SLG: 0.499 | 1B 1B 2B | | L4 | | F7 | | 2B BB | K | | 4 | 1 | 1 | 0 | 1 | 1 | 3 |
| Gary Ward, R (1, 3) (7, 7) (8, 9) OBP: 0.307, SLG: 0.424 | 1B 2-3 1B | | 1-3 2-H 2B | | SF8 2-H | | 1-3 2B | | FC5-6 BB | 3 | 0 | 3 | 2 | 1 | 0 | 0 |
| Chet Lemon, R (1, 9) OBP: 0.325, SLG: 0.331 | FC6-4 1-2 3-H 1B | | G5-3 | | G4-3 | | F7 | 1 SAFE 1 SAFE | FC5-6 S 1-2f | 3 | 0 | 1 | 1 | 0 | 0 | 2 |
| Dave Bergman, L (7, PH) (7, 3) OBP: 0.335, SLG: 0.336 | | | | | | | | | | 2 | 0 | 0 | 0 | 0 | 0 | 3 |
| Rick Schu, R (1, 5) OBP: 0.293, SLG: 0.341 | FC6-4 1-2f | | G4-3 | | | L9 | F9 | 1 SAFE 1 SAFE | K 1-2 | 2 | 0 | 0 | 0 | 0 | 0 | 4 |
| Doug Strange, S (6, PH) (6, 5) OBP: 0.236, SLG: 0.257 | | | | | | | | | | 3 | 0 | 0 | 0 | 0 | 1 | 3 |
| Mike Heath, R (1, 2) OBP: 0.319, SLG: 0.451 | | E5 G1-6-3 | | K | | G3-1 | | HR | F8 | 5 | 1 | 1 | 1 | 0 | 1 | 1 |
| Kenny Williams, R (1, 7) (7, 9) OBP: 0.262, SLG: 0.305 | | G1-6-3 1-2f | | G1-3 HBP | | 1B 1B | | WP 1B SF7 BB | | 2 | 0 | 1 | 0 | 0 | 0 | 1 |
| Fred Lynn, L (8, PH) (8, 7) OBP: 0.315, SLG: 0.321 | | | | | | | | | | 0 | 1 | 0 | 0 | 1 | 0 | 0 |
| Mike Brumley, S (1, 6) OBP: 0.276, SLG: 0.280 | | G4-3 | | G1-3 1-2 | | 1-2 1B | | B3 | | 4 | 0 | 1 | 0 | 0 | 0 | 2 |
| Inning Stats | R: 1 E: 0 K: 1 S: 12 H: 3 LOB: 2 BB: 0 P: 18 | R: 0 E: 1 K: 0 S: 5 H: 0 LOB: 0 BB: 0 P: 5 | R: 1 E: 0 K: 0 S: 14 H: 3 LOB: 2 BB: 0 P: 21 | R: 0 E: 0 K: 1 S: 12 H: 0 LOB: 1 BB: 0 P: 17 | R: 1 E: 0 K: 0 S: 12 H: 1 LOB: 0 BB: 0 P: 19 | R: 0 E: 0 K: 0 S: 13 H: 2 LOB: 2 BB: 0 P: 23 | R: 0 E: 0 K: 0 S: 12 H: 1 LOB: 2 BB: 1 P: 19 | R: 3 E: 0 K: 1 S: 16 H: 2 LOB: 0 BB: 1 P: 27 | R: 0 E: 0 K: 1 S: 8 H: 0 LOB: 1 BB: 1 P: 16 | 1B: 7 2B: 4 3B: 0 HR: 1 SF: 2 SAC: 0 DP: 1 HBP: 1 | | | | | | |

| | |
|---|---|
| AB | 37 |
| R | 6 |
| H | 12 |
| RBI | 6 |
| BB | 3 |
| SO | 4 |
| LOB | 22 |

WP: 2 PB: 0 SB: 1 CS: 0 PA: 43

| PITCHER | | IP | WLS | BF | H | R | ER | SO | BB | IBB | HBP | BLK | WP | HR | S | P | ERA | WHIP |
|---|---|---|---|---|---|---|---|---|---|---|---|---|---|---|---|---|---|---|
| Mike Jeffcoat, L ERA: 4.42 | (1, 1) | 2.1 | | 13 | 6 | 2 | 2 | 1 | 0 | 0 | 0 | 0 | 0 | 0 | 26 | 35 | 7.71 | 2.571 |
| Gary Mielke, R ERA: 4.18 | (3, 1) | 3.1 | | 14 | 3 | 1 | 1 | 1 | 0 | 0 | 1 | 0 | 1 | 0 | 39 | 62 | 2.70 | 0.900 |
| Drew Hall, L ERA: 4.5 | (6, 1) | 0.2 | | 4 | 1 | 0 | 0 | 0 | 1 | 0 | 0 | 0 | 0 | 0 | 8 | 15 | 0.00 | 3.000 |
| Cecilio Guante, R ERA: 3.73 | (7, 1) | 0.2 | | 3 | 1 | 1 | 1 | 0 | 0 | 0 | 0 | 0 | 0 | 1 | 13 | 18 | 13.50 | 1.500 |
| Kenny Rogers, L ERA: 3.02 | (8, 1) | 1.2 | L | 8 | 1 | 2 | 2 | 2 | 2 | 0 | 0 | 0 | 1 | 0 | 16 | 32 | 10.80 | 1.800 |

| PITCHER | | IP | WLS | BF | H | R | ER | SO | BB | IBB | HBP | BLK | WP | HR | S | P | ERA | WHIP |
|---|---|---|---|---|---|---|---|---|---|---|---|---|---|---|---|---|---|---|
| Jeff Russell, R ERA: 1.82 | (9, 1) | 0.1 | | 1 | 0 | 0 | 0 | 0 | 0 | 0 | 0 | 0 | 0 | 0 | 2 | 3 | 0.00 | 0.000 |

| Batter | 1 | 2 | 3 | 4 | 5 | 6 | 7 | 8 | 9 | AB | R | H | RBI | BB | SO | LOB |
|---|---|---|---|---|---|---|---|---|---|---|---|---|---|---|---|---|
| Cecil Espy, S (1, 8)<br>OBP: 0.303, SLG: 0.315 | B C C F S<br>1-3 K ① | F B S C<br>1-3 K ②<br>2-3 | | X<br>0-0 F7 ② | | B F X<br>1-1 SF8 ②<br>3-H | | F B X<br>1-1 F7 ③ | | 4 | 0 | 0 | 1 | 0 | 2 | 3 |
| Rafael Palmeiro, L (1, 3)<br>OBP: 0.351, SLG: 0.389<br>Chad Kreuter, S (7, 2)<br>OBP: 0.258, SLG: 0.220<br>Rick Leach, L (9, PH)<br>OBP: 0.362, SLG: 0.370 | C B X<br>1-1 F7 ② | C X<br>0-1 WP 3B<br>3-H | | C C B X<br>1-2 P5 ③ | | X<br>0-0 G4-3 ③ | | | F F B X<br>1-2 E6 | 4<br>0<br>1 | 1<br>0<br>0 | 1<br>0<br>0 | 1<br>0<br>0 | 0<br>0<br>0 | 0<br>0<br>0 | 3<br>0<br>0 |
| Harold Baines, L (1, 10)<br>OBP: 0.411, SLG: 0.495 | B F B F B B F B<br>4-2 1B 2B BB | B B C B B<br>4-1 BB<br>3-H | | | C B C B X<br>2-2 F8 ① | X<br>0-0 F8 ① | | | C F F S<br>0-3 K ① | 3 | 1 | 0 | 0 | 2 | 1 | 1 |
| Ruben Sierra, S (1, 9)<br>OBP: 0.354, SLG: 0.555 | B C B B X<br>3-1 2B<br>1-3 1B | X<br>0-0 L4 ③ | | | B S C S<br>1-3 K ② | F C S<br>0-3 K ② | | | B B F F F X<br>2-2 F9 ② | 5 | 1 | 1 | 0 | 0 | 2 | 2 |
| Julio Franco, R (1, 4)<br>OBP: 0.379, SLG: 0.472 | F B B C 1 SAFE X<br>2-2 2B<br>1-H<br>3-H | | B X<br>1-0 L6 ① | | B X<br>1-0 F7 ③ | X<br>0-0 1B | | | B C B S S<br>2-3 K ③ | 5 | 0 | 2 | 2 | 0 | 1 | 1 |
| Pete Incaviglia, R (1, 7)<br>OBP: 0.284, SLG: 0.457 | C B B B B<br>4-1 FC6-4 BB | | S B B S X<br>2-2 P2 ② | | | B B B B<br>4-0 BB SH1-3 SF8 BB | B X<br>1-0 P4 ③ | | | 2 | 1 | 0 | 0 | 2 | 0 | 1 |
| Steve Buechele, R (1, 5)<br>OBP: 0.299, SLG: 0.385 | B B F X<br>2-1 FC6-4 ③<br>1-2f | | B C X<br>1-1 P4 ③ | | | X<br>0-0 SH1-3 ①<br>1-2 | | F B F B X<br>2-2 G4-3 ① | | 3 | 0 | 0 | 0 | 0 | 0 | 2 |
| Jim Sundberg, R (1, 2)<br>OBP: 0.305, SLG: 0.300<br>Jack Daugherty, S (6, PH)<br>OBP: 0.364, SLG: 0.462 (7, 3) | | F B C X<br>1-2 L5 ① | | C B B X<br>2-1 G6-3 ① | | B C S B B F B<br>4-2 BB BB | | F F B F B F S<br>2-3 K ② | | 2<br>1 | 0<br>0 | 0<br>0 | 0<br>0 | 0<br>1 | 0<br>1 | 0<br>0 |
| Fred Manrique, R (1, 6)<br>OBP: 0.360, SLG: 0.446 | | B F B F X<br>2-2 WP 3B 2B | | X<br>0-0 1B | | B C B B B<br>4-1 BB<br>1-2<br>2-3 | | X<br>0-0 1B | | 3 | 1 | 3 | 0 | 1 | 0 | 0 |
| Inning Stats | R: 2 H: 2<br>E: 0 LOB: 2<br>K: 1 BB: 2<br>S: 17 P: 34 | R: 2 H: 2<br>E: 0 LOB: 1<br>K: 1 BB: 1<br>S: 13 P: 21 | R: 0 H: 0<br>E: 0 LOB: 0<br>K: 0 BB: 0<br>S: 6 P: 10 | R: 0 H: 1<br>E: 0 LOB: 1<br>K: 0 BB: 0<br>S: 7 P: 10 | R: 0 H: 0<br>E: 0 LOB: 0<br>K: 1 BB: 0<br>S: 7 P: 11 | R: 1 H: 0<br>E: 0 LOB: 2<br>K: 0 BB: 3<br>S: 8 P: 21 | R: 0 H: 1<br>E: 0 LOB: 1<br>K: 1 BB: 0<br>S: 6 P: 7 | R: 0 H: 1<br>E: 0 LOB: 1<br>K: 1 BB: 0<br>S: 11 P: 16 | R: 0 H: 0<br>E: 1 LOB: 1<br>K: 2 BB: 0<br>S: 14 P: 19 | 1B: 4 SF: 1<br>2B: 2 SAC: 1<br>3B: 1 DP: 0<br>HR: 0 HBP: 0 | | | | | | |

| PITCHER | | IP | WLS | BF | H | R | ER | SO | BB | IBB | HBP | BLK | WP | HR | S | P | ERA | WHIP |
|---|---|---|---|---|---|---|---|---|---|---|---|---|---|---|---|---|---|---|
| Kevin Ritz, R<br>ERA: 4.5 | (1, 1) | 5.1 | | 27 | 5 | 5 | 5 | 3 | 6 | 0 | 0 | 0 | 2 | 0 | 55 | 103 | 8.44 | 2.062 |
| Paul Gibson, L<br>ERA: 4.5 | (6, 1) | 1.2 | W | 6 | 1 | 0 | 0 | 1 | 0 | 0 | 0 | 0 | 0 | 0 | 9 | 11 | 0.00 | 0.600 |
| Mike Henneman, R<br>ERA: 4.48 | (8, 1) | 1.0 | | 5 | 1 | 0 | 0 | 1 | 0 | 0 | 0 | 0 | 0 | 0 | 14 | 20 | 0.00 | 1.000 |
| Willie Hernandez, L<br>ERA: 5.52 | (9, 1) | 1.0 | S | 3 | 0 | 0 | 0 | 2 | 0 | 0 | 0 | 0 | 0 | 0 | 11 | 15 | 0.00 | 0.000 |

| PITCHER | IP | WLS | BF | H | R | ER | SO | BB | IBB | HBP | BLK | WP | HR | S | P | ERA | WHIP |
|---|---|---|---|---|---|---|---|---|---|---|---|---|---|---|---|---|---|

# BOTTOM

## Detroit Tigers @ Texas Rangers

Arlington Stadium, Arlington, TX

Sat Aug 12 1989, 8:05 PM EDT

Att. 38,421 - Unknown - 88 F

livebaseballscorecards.com

| | |
|---|---|
| AB | 33 |
| R | 5 |
| H | 7 |
| RBI | 4 |
| BB | 6 |
| SO | 7 |
| LOB | 13 |

WP: 2 PA: 41
PB: 0
SB: 0
CS: 0

| Batter | 1 | 2 | 3 | 4 | 5 | 6 | 7 | 8 | 9 | AB | R | H | RBI | BB | SO | LOB |
|---|---|---|---|---|---|---|---|---|---|---|---|---|---|---|---|---|
| Gary Pettis, S (1, 8)<br>OBP: 0.379, SLG: 0.319 | C B B C B B<br>4-2 S BB | | B F X<br>1-1 BB 1B | | B 1 SAFE B X<br>2-0 1B WP 1B<br>1-2 | | S B B B X<br>3-1 ②<br>G5-3<br>1-2 | | F B B F B B<br>4-2 HBP BB<br>1-2 1B | 3 | 2 | 2 | 0 | 2 | 0 | 1 |
| Dave Bergman, L (1, 3)<br>OBP: 0.339, SLG: 0.336 | F 1 SAFE S 1 SAFE 1 SAFE B B B X<br>2-2 ①<br>G1-3<br>1-2 | | 1 SAFE 1 SAFE B 1 SAFE B B B<br>4-0 BB<br>1-2 | | B S B B X<br>2-1 ②<br>L8<br>2-3 | | C B B B X<br>3-1 ③<br>2-H 1B | | C F F B H<br>2-2 1B HBP<br>1-2 2-3 | 3 | 0 | 1 | 0 | 1 | 0 | 3 |
| Lou Whitaker, L (1, 4)<br>OBP: 0.369, SLG: 0.497 | X<br>0-0 ②<br>P6 | | B C F B F F S<br>2-3 ②<br>K | | S F X<br>0-2 WP 1B<br>1-3 3-H | | | X<br>0-0 ①<br>G4-3 | B S S X<br>1-2 FC4-6 1B<br>1-2 2-H 3-H | 5 | 0 | 2 | 3 | 0 | 1 | 3 |
| Fred Lynn, L (1, 7)<br>OBP: 0.315, SLG: 0.318<br>Gary Ward, R (8, PH)<br>OBP: 0.309, SLG: 0.422 (8, 7) | B B B B<br>4-0 BB | | X<br>0-0 ③<br>P3 | | F B C S<br>1-3 ③<br>K<br>1-2 3-H | | | B B B C B<br>4-1 FC6-4 BB | B X<br>1-0 ③<br>FC4-6<br>1-2f | 2<br>1 | 0<br>0 | 0<br>0 | 0<br>0 | 1<br>1 | 1<br>0 | 3<br>2 |
| Matt Nokes, L (1, 10)<br>OBP: 0.290, SLG: 0.395<br>Tracy Jones, R (8, PH)<br>OBP: 0.294, SLG: 0.324 | C X<br>0-1 ③<br>F5 | | | C B X<br>1-1 ①<br>G6-3 | | X<br>0-0 ①<br>G3 | | C B X<br>1-1 ②<br>F7 | | 3<br>1 | 0<br>0 | 0<br>0 | 0<br>0 | 0<br>0 | 0<br>0 | 2<br>1 |
| Chet Lemon, R (1, 9)<br>OBP: 0.324, SLG: 0.330<br>Kenny Williams, R (9, 9)<br>OBP: 0.262, SLG: 0.305 | | S B C F B X<br>2-2 G4-6-3 1B | | B C S F B B S<br>3-3 ②<br>K | | C X<br>0-1 ②<br>F9 | | S B S X<br>1-2 ③<br>FC6-4<br>1-2f | | 4<br>0 | 0<br>0 | 1<br>0 | 0<br>0 | 0<br>0 | 1<br>0 | 1<br>0 |
| Doug Strange, S (1, 5)<br>OBP: 0.224, SLG: 0.243 | | C B 1 SAFE X<br>1-1 ① ②<br>G4-6-3<br>1-2f | | F X<br>0-1 ③<br>G5-3 | | X<br>0-0 ③<br>P4 | | | B F F B X<br>2-2 ①<br>F8 | 4 | 0 | 0 | 0 | 0 | 0 | 1 |
| Mike Heath, R (1, 2)<br>OBP: 0.314, SLG: 0.444 | | B B S L F S<br>2-3 ③<br>K | | | X<br>0-0 ①<br>P5 | | C B F B B S<br>3-3 ①<br>K | | C X<br>0-1 ②<br>G5-3 | 4 | 0 | 0 | 0 | 0 | 2 | 0 |
| Mike Brumley, S (1, 6)<br>OBP: 0.290, SLG: 0.289 | | | B F B F S<br>2-3 ①<br>K | | F X<br>0-1<br>L8 1B 1B 1B | | B B B C C F B<br>4-2 S 1B BB | | B X<br>1-0<br>HBP S 1B 1B | 3 | 2 | 2 | 0 | 1 | 1 | 0 |
| Inning Stats | R: 0 E: 0 K: 0 S: 8<br>H: 0 LOB: 2 BB: 2 P: 18 | R: 0 E: 0 K: 1 S: 10<br>H: 1 LOB: 0 BB: 0 P: 15 | R: 0 E: 0 K: 2 S: 11<br>H: 1 LOB: 2 BB: 1 P: 20 | R: 0 E: 0 K: 1 S: 8<br>H: 0 LOB: 0 BB: 0 P: 12 | R: 2 E: 0 K: 1 S: 12<br>H: 3 LOB: 1 BB: 0 P: 17 | R: 0 E: 0 K: 0 S: 4<br>H: 0 LOB: 0 BB: 0 P: 4 | R: 0 E: 0 K: 1 S: 10<br>H: 1 LOB: 2 BB: 1 P: 23 | R: 0 E: 0 K: 0 S: 7<br>H: 0 LOB: 1 BB: 1 P: 13 | R: 2 E: 0 K: 0 S: 15<br>H: 2 LOB: 2 BB: 1 P: 26 | 1B: 8 2B: 0 3B: 0 HR: 0<br>SF: 0 SAC: 0 DP: 1 HBP: 1 | | | | | | |

| PITCHER | | IP | WLS | BF | H | R | ER | SO | BB | IBB | HBP | BLK | WP | HR | S | P | ERA | WHIP |
|---|---|---|---|---|---|---|---|---|---|---|---|---|---|---|---|---|---|---|
| Bobby Witt, R<br>ERA: 5.23 | (1, 1) | 7.0 | | 29 | 6 | 2 | 2 | 6 | 4 | 0 | 0 | 0 | 1 | 0 | 63 | 109 | 2.57 | 1.429 |
| Kenny Rogers, L<br>ERA: 3.09 | (8, 1) | 1.2 | L | 7 | 1 | 1 | 1 | 0 | 1 | 0 | 0 | 0 | 0 | 0 | 13 | 22 | 5.40 | 1.200 |
| Jeff Russell, R<br>ERA: 1.99 | (9, 1) | 0.1 | | 4 | 1 | 1 | 1 | 0 | 1 | 0 | 1 | 0 | 0 | 0 | 9 | 17 | 27.00 | 6.000 |

| PITCHER | IP | WLS | BF | H | R | ER | SO | BB | IBB | HBP | BLK | WP | HR | S | P | ERA | WHIP |
|---|---|---|---|---|---|---|---|---|---|---|---|---|---|---|---|---|---|

# TOP

## Detroit Tigers @ Texas Rangers

Arlington Stadium, Arlington, TX

Sun Aug 13 1989, 8:05 PM EDT

Att. 21,056 - Unknown - 89 F

livebaseballscorecards.com

| | |
|---|---|
| AB | 33 |
| R | 4 |
| H | 8 |
| RBI | 3 |
| BB | 6 |
| SO | 6 |
| LOB | 17 |

| | | | | | | |
|---|---|---|---|---|---|---|
| WP: 1 | PA: 40 | | | | | |
| PB: 0 | | | | | | |
| SB: 3 | | | | | | |
| CS: 0 | | | | | | |

| Batter | 1 | 2 | 3 | 4 | 5 | 6 | 7 | 8 | 9 | AB | R | H | RBI | BB | SO | LOB |
|---|---|---|---|---|---|---|---|---|---|---|---|---|---|---|---|---|
| Cecil Espy, S (1, 8)<br>OBP: 0.306, SLG: 0.319 | M B X<br>1-1<br>S S<br>G4-3<br>1B | | F B X<br>1-1<br>BB 1B<br>1B | X<br>0-0 ③<br>G4-3 | | | C X<br>0-1<br>E SH3-4<br>G4-3<br>1B | F X<br>0-1 ③<br>G4-3 | | 5 | 2 | 3 | 0 | 0 | 0 | 4 |
| Fred Manrique, R (1, 6)<br>OBP: 0.367, SLG: 0.446 | 1 SAFE<br>1 SAFE<br>P M F 2 SAFE C<br>1-3 ①<br>K<br>1-2 | | X<br>0-0<br>G5-3 BB<br>1-2<br>1B | | B B B B<br>4-0<br>FC4-6<br>BB | | P X<br>1-0 ①<br>SH3-4<br>1-2 | | B C B B B<br>4-1<br>G4-3<br>BB | 2 | 0 | 1 | 0 | 2 | 1 | 1 |
| Harold Baines, L (1, 10)<br>OBP: 0.409, SLG: 0.490 | B B X<br>2-0 ②<br>G4-3<br>2-H | | B F B B F B<br>4-2<br>1-2<br>2-3<br>BB | | X<br>0-0 ①<br>F7 | | B B C F F F X<br>2-2<br>E6<br>G4-3<br>2-3 | | C B B S B F X<br>3-2 ①②<br>G4-3<br>1-2f | 4 | 0 | 0 | 1 | 1 | 0 | 3 |
| Ruben Sierra, S (1, 9)<br>OBP: 0.353, SLG: 0.550 | B B B B<br>4-0<br>BB | | B B X<br>2-0 ①<br>L3 | | B B F F X<br>2-2 ②<br>FC4-6<br>1B<br>1-2f | | X<br>0-0 ②<br>G4-3<br>1-2<br>3-H | | B C F C<br>1-3 ③<br>K | 4 | 0 | 0 | 1 | 1 | 1 | 5 |
| Julio Franco, R (1, 4)<br>OBP: 0.378, SLG: 0.470 | X<br>0-0 ③<br>F8 | | B S X<br>1-1 ②③<br>G5-3<br>2-3f | | B X<br>1-0<br>FC6-4<br>1-3<br>1B | | C S C<br>0-3 ③<br>K | | | 4 | 0 | 1 | 0 | 0 | 1 | 5 |
| Rafael Palmeiro, L (1, 3)<br>OBP: 0.350, SLG: 0.386 | | B X<br>1-0 ①<br>F9 | B B F X<br>2-1 ①<br>G6-3 | C F P F X<br>1-2 ③<br>FC6-4<br>1-2f | | | | B B B C S B<br>4-2<br>FC6-4<br>BB | | 3 | 0 | 0 | 0 | 1 | 0 | 2 |
| Pete Incaviglia, R (1, 7)<br>OBP: 0.283, SLG: 0.453 | | S C B B X<br>1-2 ②<br>F7 | B B B B<br>4-0<br>BB<br>BB | | X<br>0-0 ①<br>G5-3 | | | B B X<br>2-0 ①<br>FC6-4<br>FC5-4<br>1-2f | | 3 | 0 | 0 | 0 | 1 | 0 | 1 |
| Steve Buechele, R (1, 5)<br>OBP: 0.298, SLG: 0.382 | | B B B B<br>4-0<br>BB | B 1 SAFE F F X<br>1-2 ②<br>P3 | | C B F S<br>1-3 ②<br>K | | | 1 SAFE C X<br>0-1 ②<br>FC5-4<br>1B<br>1-2f | | 3 | 0 | 0 | 0 | 1 | 1 | 2 |
| Chad Kreuter, S (1, 2)<br>OBP: 0.260, SLG: 0.216<br>Jack Daugherty, S (8, PH)<br>OBP: 0.378, SLG: 0.475<br>Jim Sundberg, R (9, 2)<br>OBP: 0.305, SLG: 0.300 | | B B B C 1 SAFE F F S<br>3-3 ③<br>K | B B B C B F B<br>4-2<br>1-2<br>BB | | C S B C<br>1-3 ③<br>K | | | F B F F X<br>1-2<br>1-2<br>1B | | 2<br>1<br>0 | 0<br>0<br>0 | 0<br>1<br>0 | 0<br>0<br>0 | 1<br>0<br>0 | 2<br>0<br>0 | 1<br>0<br>0 |
| Inning Stats | R: 1 H: 1<br>E: 0 LOB: 1<br>K: 1 BB: 1<br>S: 8 P: 15 | R: 0 H: 0<br>E: 0 LOB: 1<br>K: 1 BB: 1<br>S: 8 P: 17 | R: 0 H: 2<br>E: 0 LOB: 2<br>K: 0 BB: 1<br>S: 8 P: 16 | R: 0 H: 0<br>E: 0 LOB: 2<br>K: 0 BB: 2<br>S: 8 P: 19 | R: 0 H: 1<br>E: 0 LOB: 2<br>K: 0 BB: 1<br>S: 10 P: 17 | R: 0 H: 0<br>E: 0 LOB: 0<br>K: 2 BB: 0<br>S: 7 P: 9 | R: 1 H: 1<br>E: 1 LOB: 1<br>K: 1 BB: 0<br>S: 14 P: 16 | R: 0 H: 1<br>E: 0 LOB: 2<br>K: 0 BB: 1<br>S: 10 P: 17 | R: 0 H: 0<br>E: 0 LOB: 0<br>K: 1 BB: 1<br>S: 8 P: 16 | | | | | | | |

# BOTTOM

## Detroit Tigers @ Texas Rangers

Arlington Stadium, Arlington, TX

Sun Aug 13 1989, 8:05 PM EDT

Att. 21,056 - Unknown - 89 F

livebaseballscorecards.com

| | |
|---|---|
| AB | 31 |
| R | 2 |
| H | 6 |
| RBI | 2 |
| BB | 8 |
| SO | 6 |
| LOB | 24 |

| | | | | | | | | | | | | | | | | | | | | | | | | | | | | | | |
|---|---|---|---|---|---|---|---|---|---|---|---|---|---|---|---|---|---|---|---|---|---|---|---|---|---|---|---|---|---|---|
| PITCHER | | IP | WLS | BF | H | R | ER | SO | BB | IBB | HBP | BLK | WP | HR | S | P | ERA | WHIP | PITCHER | IP | WLS | BF | H | R | ER | SO | BB | IBB | HBP | BLK | WP | HR | S | P | ERA | WHIP |
| Jeff Robinson, R<br>ERA: 3.61 | (1, 1) | 6.0 | | 27 | 4 | 1 | 1 | 4 | 6 | 0 | 0 | 0 | 0 | 0 | 49 | 93 | 1.50 | 1.667 | | | | | | | | | | | | | | | | | |
| Ed Nunez, R<br>ERA: 3.12 | (7, 1) | 1.0 | | 5 | 1 | 1 | 0 | 1 | 0 | 0 | 0 | 0 | 0 | 0 | 14 | 16 | 0.00 | 1.000 | | | | | | | | | | | | | | | | | |
| Mike Henneman, R<br>ERA: 4.41 | (8, 1) | 1.0 | W | 6 | 1 | 0 | 0 | 0 | 2 | 0 | 0 | 0 | 0 | 0 | 11 | 22 | 0.00 | 3.000 | | | | | | | | | | | | | | | | | |
| Willie Hernandez, L<br>ERA: 5.34 | (9, 1) | 1.0 | S | 2 | 0 | 0 | 0 | 1 | 0 | 0 | 0 | 0 | 0 | 0 | 7 | 11 | 0.00 | 0.000 | | | | | | | | | | | | | | | | | |

# Baltimore Orioles @ Detroit Tigers

Tiger Stadium, Detroit, MI

Mon Aug 14 1989, 7:05 PM EDT

Att. 17,447 - Unknown - 82 F

TOP

livebaseballscorecards.com

| Batter | 1 | 2 | 3 | 4 | 5 | 6 | 7 | 8 | 9 | 10 | AB | R | H | RBI | BB | SO | LOB |
|---|---|---|---|---|---|---|---|---|---|---|---|---|---|---|---|---|---|
| Mike Devereaux, R (1, 8)<br>OBP: 0.346, SLG: 0.396 | C B B S S 2-3 ① K | | | B C C S 1-3 ① K | | X 0-0 ② F8 | | | F B S F X 1-2 ② P3 | | 4 | 0 | 0 | 0 | 0 | 2 | 1 |
| Stan Jefferson, S (1, 9)<br>OBP: 0.182, SLG: 0.344 | X 0-0 ② B5-3 | | | S S B X 1-2 HR | | B B X 2-0 ③ L4 | | | B C C C 1-3 ③ K | | 4 | 1 | 1 | 1 | 0 | 1 | 1 |
| Cal Ripken Jr., R (1, 6)<br>OBP: 0.322, SLG: 0.397 | C X 0-1 ③ G6-3 | | | B X 1-0 ② G6-3 | | | B B F B X 3-1 ① G5-3 | | | B C B X 2-1 ① L5 | 4 | 0 | 0 | 0 | 0 | 0 | 0 |
| Larry Sheets, L (1, 10)<br>OBP: 0.287, SLG: 0.347 | | F X 0-1 ① P6 | | B B X 2-0 ③ G4-3 | | | B B C B X 3-1 ② F7 | | | B C X 1-1 ① BB HR 1B | 4 | 1 | 1 | 0 | 0 | 0 | 0 |
| Randy Milligan, R (1, 3)<br>OBP: 0.410, SLG: 0.471 | | B B X 2-0 ② G1 | | | B C B S X 2-2 ① G3 | | F S B B S 2-3 ③ K | | | F B X 1-1 ② L9 | 4 | 0 | 0 | 0 | 0 | 1 | 1 |
| Joe Orsulak, L (1, 7)<br>OBP: 0.343, SLG: 0.397 | | B X 1-0 ③ F9 | | | B F C S 1-3 ② K | | | B B C B B 4-1 G4-3 BB | | B B B F B 4-1 1-2 HR BB | 2 | 1 | 0 | 0 | 2 | 1 | 0 |
| Craig Worthington, R (1, 5)<br>OBP: 0.341, SLG: 0.402 | | | F B B B X 2-1 ① G1-3 | | C C B S 1-3 ③ K | | | F L S 0-3 ① K | | X 0-0 1-H 2-H HR | 4 | 1 | 1 | 3 | 0 | 2 | 1 |
| Bob Melvin, R (1, 2)<br>OBP: 0.306, SLG: 0.308 | | | B B C B X 3-1 ② F9 | | | B C F F S 1-3 ① K | | 1 SAFE B C X 1-1 ② ③ G4-3 1-2f | | C B X 1-1 1B | 4 | 0 | 1 | 0 | 0 | 1 | 1 |
| Billy Ripken, R (1, 4)<br>OBP: 0.290, SLG: 0.310 | | | F B B B X 3-1 ③ G6-3 | | | X 0-0 1B | | | S B S S X 1-2 ① P4 | B 1 SAFE S 1 SAFE X 1-1 ③ G6-3 | 4 | 0 | 1 | 0 | 0 | 0 | 1 |

| | AB | 34 |
|---|---|---|
| | R | 4 |
| | H | 5 |
| | RBI | 4 |
| | BB | 2 |
| | SO | 8 |
| | LOB | 6 |

| Inning Stats | 1 | 2 | 3 | 4 | 5 | 6 | 7 | 8 | 9 | 10 | 1B: 3 | SF: 0 | WP: 0 | PA: 36 |
|---|---|---|---|---|---|---|---|---|---|---|---|---|---|---|
| | R: 0 E: 0 K: 1 S: 6 | H: 0 LOB: 0 BB: 0 P: 8 | R: 0 E: 0 K: 0 S: 4 | H: 0 LOB: 0 BB: 0 P: 7 | R: 0 E: 0 K: 0 S: 6 | H: 0 LOB: 0 BB: 0 P: 14 | R: 1 E: 0 K: 1 S: 8 | H: 1 LOB: 0 BB: 0 P: 13 | R: 0 E: 0 K: 2 S: 9 | H: 0 LOB: 0 BB: 0 P: 13 | 2B: 0 3B: 0 HR: 2 | SAC: 0 DP: 1 HBP: 0 | PB: 0 SB: 0 CS: 0 | |
| | R: 0 E: 0 K: 1 S: 7 | H: 1 LOB: 1 BB: 0 P: 10 | R: 0 E: 0 K: 1 S: 7 | H: 0 LOB: 0 BB: 0 P: 15 | R: 0 E: 0 K: 1 S: 6 | H: 0 LOB: 0 BB: 1 P: 11 | R: 0 E: 0 K: 1 S: 10 | H: 0 LOB: 0 BB: 0 P: 13 | R: 3 E: 0 K: 0 S: 12 | H: 3 LOB: 1 BB: 1 P: 22 | | | | |

| PITCHER | IP | WLS | BF | H | R | ER | SO | BB | IBB | HBP | BLK | WP | HR | S | P | ERA | WHIP |
|---|---|---|---|---|---|---|---|---|---|---|---|---|---|---|---|---|---|
| Jack Morris, R (1, 1)<br>ERA: 4.5 | 10.0 | L | 36 | 5 | 4 | 4 | 8 | 2 | 0 | 0 | 0 | 0 | 2 | 75 | 126 | 3.60 | 0.700 |

| PITCHER | IP | WLS | BF | H | R | ER | SO | BB | IBB | HBP | BLK | WP | HR | S | P | ERA | WHIP |
|---|---|---|---|---|---|---|---|---|---|---|---|---|---|---|---|---|---|

# Baltimore Orioles @ Detroit Tigers

Tiger Stadium, Detroit, MI

Mon Aug 14 1989, 7:05 PM EDT

Att. 17,447 - Unknown - 82 F

livebaseballscorecards.com

| Batter | 1 | 2 | 3 | 4 | 5 | 6 | 7 | 8 | 9 | 10 | AB | R | H | RBI | BB | SO | LOB |
|---|---|---|---|---|---|---|---|---|---|---|---|---|---|---|---|---|---|
| Gary Pettis, S (1, 8)<br>OBP: 0.380, SLG: 0.322 | C S B B B F X<br>3-2<br>G4-3 S G4-3<br>1B | | F B X<br>1-1<br>1B | | | B X<br>1-0 ②<br>G4-3 | C C F B S<br>1-3 ③<br>K | | | | 4 | 1 | 2 | 0 | 0 | 1 | 0 |
| Dave Bergman, L (1, 3)<br>OBP: 0.335, SLG: 0.331 | B<br>1 SAFE<br>1 SAFE<br>C F X<br>1-2 ①<br>G4-3<br>1-3 | | X<br>0-0 ③<br>F8 | | | B X<br>1-0 ③<br>G4-3 | | | C B F F F X<br>1-2 ①<br>G5-3 | | 4 | 0 | 0 | 0 | 0 | 0 | 2 |
| Lou Whitaker, L (1, 4)<br>OBP: 0.368, SLG: 0.494 | B X<br>1-0 ②<br>G4-3<br>3-H | | | C B B C B X<br>3-2 ①<br>L4 | | | C B B B B<br>4-1<br>2B<br>BB | | S F B B B X<br>2-2 ②<br>F9 | | 3 | 0 | 0 | 1 | 1 | 0 | 0 |
| Fred Lynn, L (1, 7)<br>OBP: 0.314, SLG: 0.317<br>Gary Ward, R (4, PH)<br>OBP: 0.309, SLG: 0.426 (5, 7) | X<br>0-0 ③<br>G6-3 | | | B F B X<br>2-1 ②<br>P4 | | | X<br>0-0<br>1-3<br>2B | | B X<br>1-0 ③<br>F9 | | 1<br>3 | 0<br>0 | 0<br>1 | 0<br>0 | 0<br>0 | 0<br>0 | 0<br>0 |
| Matt Nokes, L (1, 10)<br>OBP: 0.287, SLG: 0.390<br>Tracy Jones, R (7, PH)<br>OBP: 0.292, SLG: 0.322 | | X<br>0-0 ①<br>F8 | | B S F S<br>1-3 ③<br>K | | | C S X<br>0-2 ①<br>G6-3 | | | C C B F S<br>1-3 ①<br>K2-3 | 2<br>2 | 0<br>0 | 0<br>0 | 0<br>0 | 0<br>0 | 1<br>1 | 0<br>2 |
| Doug Strange, S (1, 5)<br>OBP: 0.225, SLG: 0.244 | B X<br>1-0 ②<br>P7 | | C F F B B B X<br>2-2 ①<br>G3 | | | | B X<br>1-0 ②<br>L3 | | | B C X<br>1-1<br>BB<br>1B | 4 | 0 | 1 | 0 | 0 | 0 | 2 |
| Mike Heath, R (1, 2)<br>OBP: 0.313, SLG: 0.439 | C B F C<br>1-3 ③<br>K | | B B S X<br>2-1 ②<br>G6-3 | | | | B B B C F C<br>3-3 ③<br>K | | | C B B F F B F F B<br>4-2<br>1-2<br>BB | 3 | 0 | 0 | 0 | 1 | 2 | 2 |
| Kenny Williams, R (1, 9)<br>OBP: 0.257, SLG: 0.298 | | | B B B C X<br>3-1 ①<br>G6-3 | F C B X<br>1-2 ③<br>G6-3 | | | | B F X<br>1-1 ①<br>F7 | | B C B S B F X<br>3-2 ②<br>P5 | 4 | 0 | 0 | 0 | 0 | 0 | 2 |
| Mike Brumley, S (1, 6)<br>OBP: 0.281, SLG: 0.280 | | | C B X<br>1-1 ②<br>G4-3 | | | B X<br>1-0 ①<br>G5-3 | | X<br>0-0 ②<br>G4-3 | | B B B C C X<br>3-2 ③<br>G3-1 | 4 | 0 | 0 | 0 | 0 | 0 | 2 |
| Inning Stats | R: 1 H: 1<br>E: 0 LOB: 0<br>K: 0 BB: 0<br>S: 9 P: 14 | R: 0 H: 0<br>E: 0 LOB: 0<br>K: 1 BB: 0<br>S: 5 P: 7 | R: 0 H: 1<br>E: 0 LOB: 1<br>K: 0 BB: 0<br>S: 7 P: 12 | R: 0 H: 0<br>E: 0 LOB: 0<br>K: 1 BB: 0<br>S: 8 P: 14 | R: 0 H: 0<br>E: 0 LOB: 0<br>K: 0 BB: 0<br>S: 9 P: 14 | R: 0 H: 0<br>E: 0 LOB: 0<br>K: 0 BB: 0<br>S: 3 P: 6 | R: 0 H: 1<br>E: 0 LOB: 2<br>K: 1 BB: 1<br>S: 9 P: 17 | R: 0 H: 0<br>E: 0 LOB: 0<br>K: 1 BB: 0<br>S: 7 P: 9 | R: 0 H: 0<br>E: 0 LOB: 0<br>K: 0 BB: 0<br>S: 9 P: 13 | R: 0 H: 1<br>E: 0 LOB: 2<br>K: 1 BB: 1<br>S: 18 P: 30 | 1B: 3 SF: 0<br>2B: 1 SAC: 0<br>3B: 0 DP: 0<br>HR: 0 HBP: 0 | | | | | | WP: 0 PA: 36<br>PB: 0<br>SB: 1<br>CS: 0 |

## BOTTOM

| | |
|---|---|
| AB | 34 |
| R | 1 |
| H | 4 |
| RBI | 1 |
| BB | 2 |
| SO | 5 |
| LOB | 12 |

| PITCHER | | IP | WLS | BF | H | R | ER | SO | BB | IBB | HBP | BLK | WP | HR | S | P | ERA | WHIP |
|---|---|---|---|---|---|---|---|---|---|---|---|---|---|---|---|---|---|---|
| Brian Holton, R<br>ERA: 3.96 | (1, 1) | 3.0 | | 11 | 2 | 1 | 1 | 1 | 0 | 0 | 0 | 0 | 0 | 0 | 21 | 33 | 3.00 | 0.667 |
| Mark Thurmond, L<br>ERA: 3.69 | (4, 1) | 3.0 | | 11 | 1 | 0 | 0 | 1 | 1 | 0 | 0 | 0 | 0 | 0 | 22 | 40 | 0.00 | 0.667 |
| Dave Schmidt, R<br>ERA: 5.29 | (7, 1) | 3.0 | W | 9 | 0 | 0 | 0 | 2 | 0 | 0 | 0 | 0 | 0 | 0 | 23 | 33 | 0.00 | 0.000 |
| Gregg Olson, R<br>ERA: 2.22 | (10, 1) | 1.0 | S | 5 | 1 | 0 | 0 | 1 | 1 | 0 | 0 | 0 | 0 | 0 | 18 | 30 | 0.00 | 2.000 |

| PITCHER | IP | WLS | BF | H | R | ER | SO | BB | IBB | HBP | BLK | WP | HR | S | P | ERA | WHIP |
|---|---|---|---|---|---|---|---|---|---|---|---|---|---|---|---|---|---|

| Batter | 1 | 2 | 3 | 4 | 5 | 6 | 7 | 8 | 9 | AB | R | H | RBI | BB | SO | LOB |
|---|---|---|---|---|---|---|---|---|---|---|---|---|---|---|---|---|
| Mike Devereaux, R (1, 8)<br>OBP: 0.341, SLG: 0.390 | C F B B X 2-2 ① G6-3 | | X 0-0 ② G6-3 | | C B X 1-1 ② P2 | | | C C B B F X 2-2 ① F7 | | 4 | 0 | 0 | 0 | 0 | 0 | 0 |
| Phil Bradley, R (1, 7)<br>OBP: 0.372, SLG: 0.425 | F F B B B F F B 4-2 S BB | | B C X 1-1 ③ G5-3 | | F X 0-1 ③ F8 | | | F C F F X 0-2 ② G4-3 | | 3 | 0 | 0 | 0 | 1 | 0 | 0 |
| Cal Ripken Jr., R (1, 6)<br>OBP: 0.321, SLG: 0.402 | X 0-0 ② P4 | | | B C X 1-1 ① F7 | | B B C S F X 2-2 HR | | C X 0-1 ③ G5-3 | | 4 | 1 | 1 | 1 | 0 | 0 | 1 |
| Larry Sheets, L (1, 10)<br>OBP: 0.283, SLG: 0.341 | 1 SAFE B B X 2-0 ③ G1-3 **1-2** | | | C B F F X 1-2 ② G4-3 | | B B C C C X 2-2 ① L3 | | | S B S S 1-3 ① K | 4 | 0 | 0 | 0 | 0 | 1 | 1 |
| Joe Orsulak, L (1, 9)<br>OBP: 0.342, SLG: 0.405 | | C B B B F F F X 3-2 ① F8 | | B B X 2-0 HR | | X 0-0 ② F7 | | | F B X 1-1 ② F7 | 4 | 1 | 1 | 1 | 0 | 0 | 0 |
| Jim Traber, L (1, 3)<br>OBP: 0.274, SLG: 0.327 | | B F F B F X 2-2 1B | | X 0-0 BB 1B | | B B C F S 2-3 ③ K | | | S B B C S 2-3 ③ K | 4 | 0 | 2 | 0 | 0 | 2 | 0 |
| Craig Worthington, R (1, 5)<br>OBP: 0.341, SLG: 0.399 | | C B C B S 2-3 ② K | | C 1 SAFE B B B F F B 4-2 **1-2** BB | | | B X 1-0 ① P6 | | | 2 | 0 | 0 | 0 | 1 | 1 | 1 |
| Jamie Quirk, L (1, 2)<br>OBP: 0.196, SLG: 0.214 | | C F B F F F X 1-2 ③ G4-3 | | C F F B X 1-2 ③ F7 | | | B B X 2-0 ② G4-3 | | | 3 | 0 | 0 | 0 | 0 | 0 | 3 |
| Billy Ripken, R (1, 4)<br>OBP: 0.288, SLG: 0.307 | | | M F X 0-2 ① G6-3 | | C S X 0-2 ① L9 | | B B F F B X 3-2 ③ G5-3 | | | 3 | 0 | 0 | 0 | 0 | 0 | 0 |
| Inning Stats | R: 0 E: 0 K: 0 S: 9 H: 0 LOB: 1 BB: 1 P: 17 | R: 0 E: 0 K: 1 S: 17 H: 1 LOB: 1 BB: 0 P: 25 | R: 0 E: 0 K: 0 S: 6 H: 0 LOB: 0 BB: 0 P: 7 | R: 1 E: 0 K: 0 S: 15 H: 2 LOB: 2 BB: 1 P: 24 | R: 0 E: 0 K: 0 S: 7 H: 0 LOB: 0 BB: 0 P: 8 | R: 1 E: 0 K: 1 S: 11 H: 1 LOB: 0 BB: 0 P: 17 | R: 0 E: 0 K: 0 S: 5 H: 0 LOB: 0 BB: 0 P: 11 | R: 0 E: 0 K: 0 S: 11 H: 0 LOB: 0 BB: 0 P: 13 | R: 0 E: 0 K: 2 S: 8 H: 0 LOB: 0 BB: 0 P: 12 | 1B: 2 2B: 0 3B: 0 HR: 2 SF: 0 SAC: 0 DP: 0 HBP: 0 | | | | | | | |

# Baltimore Orioles @ Detroit Tigers

Tiger Stadium, Detroit, MI

Tue Aug 15 1989, 7:05 PM EDT

Att. 16,203 - Unknown - 70 F

TOP

livebaseballscorecards.com

| | |
|---|---|
| AB | 31 |
| R | 2 |
| H | 4 |
| RBI | 2 |
| BB | 2 |
| SO | 4 |
| LOB | 6 |

WP: 0 PB: 0 SB: 1 CS: 0 PA: 33

| PITCHER | | IP | WLS | BF | H | R | ER | SO | BB | IBB | HBP | BLK | WP | HR | S | P | ERA | WHIP |
|---|---|---|---|---|---|---|---|---|---|---|---|---|---|---|---|---|---|---|
| Doyle Alexander, R<br>ERA: 4.35 | (1, 1) | 7.0 | L | 27 | 4 | 2 | 2 | 2 | 2 | 0 | 0 | 0 | 0 | 2 | 70 | 109 | 2.57 | 0.857 |
| Mike Henneman, R<br>ERA: 4.34 | (8, 1) | 1.0 | | 3 | 0 | 0 | 0 | 0 | 0 | 0 | 0 | 0 | 0 | 0 | 11 | 13 | 0.00 | 0.000 |
| Paul Gibson, L<br>ERA: 4.46 | (9, 1) | 1.0 | | 3 | 0 | 0 | 0 | 2 | 0 | 0 | 0 | 0 | 0 | 0 | 8 | 12 | 0.00 | 0.000 |

| PITCHER | IP | WLS | BF | H | R | ER | SO | BB | IBB | HBP | BLK | WP | HR | S | P | ERA | WHIP |
|---|---|---|---|---|---|---|---|---|---|---|---|---|---|---|---|---|---|

# Baltimore Orioles @ Detroit Tigers

Tiger Stadium, Detroit, MI

Tue Aug 15 1989, 7:05 PM EDT

Att. 16,203 - Unknown - 70 F

## BOTTOM

| Batter | 1 | 2 | 3 | 4 | 5 | 6 | 7 | 8 | 9 | AB | R | H | RBI | BB | SO | LOB |
|---|---|---|---|---|---|---|---|---|---|---|---|---|---|---|---|---|
| Gary Pettis, S (1, 8)<br>OBP: 0.381, SLG: 0.320 | C F B B F B B<br>4-2 G4-3 S BB | | C F S<br>0-3 ③ K | | | X<br>0-0 ① F7 | | C B C B B B<br>4-2 BB | | 2 | 0 | 0 | 0 | 2 | 1 | 0 |
| Alan Trammell, R (1, 6)<br>OBP: 0.308, SLG: 0.320 | 1 SAFE<br>C B B F B F X<br>2-2 ① F9<br>1-2 | | | X<br>0-0 ① P4 | | C X<br>0-1 ② F8 | | X<br>0-0 ③ G3 | | 4 | 0 | 0 | 0 | 0 | 0 | 2 |
| Lou Whitaker, L (1, 4)<br>OBP: 0.367, SLG: 0.490 | B C B B X<br>3-1 ② G4-3<br>2-3 | | | B B B C B<br>4-1 BB | | B X<br>1-0 ③ G3-1 | | | B C X<br>1-1 ① F7 | 3 | 0 | 0 | 0 | 1 | 0 | 1 |
| Fred Lynn, L (1, 7)<br>OBP: 0.313, SLG: 0.313 | B B C S C<br>2-3 ③ K | | | S P F S<br>1-3 ② K | | | B S B B B<br>4-1 1B BB | | C X<br>0-1 ② G4-3 | 3 | 0 | 0 | 0 | 1 | 2 | 2 |
| Dave Bergman, L (1, 3)<br>OBP: 0.333, SLG: 0.329 | | B C B B X<br>3-1 ① L7 | | B C S F X<br>1-2 ③ F7 | | | C X<br>0-1 ① L6 | | B C B X<br>2-1 1B | 4 | 0 | 1 | 0 | 0 | 0 | 2 |
| Matt Nokes, L (1, 10)<br>OBP: 0.286, SLG: 0.387 | | B B X<br>2-0 ② G1-3 | | | X<br>0-0 ① G4-3 | | X<br>0-0 G4-6-3<br>1-2 1B | | B B X<br>2-0 ③ G3 | 4 | 0 | 1 | 0 | 0 | 0 | 1 |
| Doug Strange, S (1, 5)<br>OBP: 0.217, SLG: 0.235 | | C B B X<br>2-1 ③ G3 | | | C B F S<br>1-3 ② K | | B S C B B X<br>3-2 ②③ G4-6-3<br>1-2f | | | 3 | 0 | 0 | 0 | 0 | 1 | 2 |
| Mike Heath, R (1, 2)<br>OBP: 0.314, SLG: 0.437 | | | B B F C F X<br>2-2 ① G5-3 | | F B B B B X<br>3-1 1B | | | X<br>0-0 ① P4 | | 3 | 0 | 1 | 0 | 0 | 0 | 0 |
| Kenny Williams, R (1, 9)<br>OBP: 0.253, SLG: 0.293 | | | C B F B S<br>2-3 ② K | | X<br>0-0 ③ P5 | | | C C B B X<br>2-2 ② F8 | | 3 | 0 | 0 | 0 | 0 | 1 | 1 |
| Inning Stats | R: 0 H: 0<br>E: 0 LOB: 1<br>K: 1 BB: 1<br>S: 12 P: 23 | R: 0 H: 0<br>E: 0 LOB: 0<br>K: 0 BB: 0<br>S: 5 P: 12 | R: 0 H: 0<br>E: 0 LOB: 0<br>K: 2 BB: 0<br>S: 10 P: 14 | R: 0 H: 0<br>E: 0 LOB: 1<br>K: 1 BB: 1<br>S: 10 P: 15 | R: 0 H: 1<br>E: 0 LOB: 1<br>K: 1 BB: 0<br>S: 7 P: 11 | R: 0 H: 0<br>E: 0 LOB: 0<br>K: 0 BB: 0<br>S: 4 P: 5 | R: 0 H: 1<br>E: 0 LOB: 1<br>K: 0 BB: 1<br>S: 7 P: 14 | R: 0 H: 0<br>E: 0 LOB: 1<br>K: 0 BB: 1<br>S: 7 P: 13 | R: 0 H: 1<br>E: 0 LOB: 1<br>K: 0 BB: 0<br>S: 7 P: 12 | 1B: 3 SF: 0<br>2B: 0 SAC: 0<br>3B: 0 DP: 1<br>HR: 0 HBP: 0 | | | | | | WP: 0 PA: 33<br>PB: 0<br>SB: 1<br>CS: 0 | |

livebaseballscorecards.com

| | AB | 29 |
|---|---|---|
| | R | 0 |
| | H | 3 |
| | RBI | 0 |
| | BB | 4 |
| | SO | 5 |
| | LOB | 11 |

| PITCHER | IP | WLS | BF | H | R | ER | SO | BB | IBB | HBP | BLK | WP | HR | S | P | ERA | WHIP |
|---|---|---|---|---|---|---|---|---|---|---|---|---|---|---|---|---|---|
| Bob Milacki, R (1, 1)<br>ERA: 4.09 | 9.0 | W | 33 | 3 | 0 | 0 | 5 | 4 | 0 | 0 | 0 | 0 | 0 | 69 | 119 | 0.00 | 0.778 |

| PITCHER | IP | WLS | BF | H | R | ER | SO | BB | IBB | HBP | BLK | WP | HR | S | P | ERA | WHIP |
|---|---|---|---|---|---|---|---|---|---|---|---|---|---|---|---|---|---|

| Batter | 1 | 2 | 3 | 4 | 5 | 6 | 7 | 8 | 9 | AB | R | H | RBI | BB | SO | LOB |
|---|---|---|---|---|---|---|---|---|---|---|---|---|---|---|---|---|
| Mike Devereaux, R (1, 8)<br>OBP: 0.337, SLG: 0.384 | C B B F F F X<br>2-2 ① F9 | | B B C C B S<br>3-3 ② K | | | C S B B X<br>2-2 ① G6-3 | | C X<br>0-1 ② FC3-6<br>1-2f | | 4 | 0 | 0 | 0 | 0 | 1 | 2 |
| Phil Bradley, R (1, 7)<br>OBP: 0.369, SLG: 0.420 | S C S<br>0-3 ② K | | S C C<br>0-3 ③ K | | | C B S X<br>1-2 ② L9 | | B C C F S<br>1-3 ③ K | | 4 | 0 | 0 | 0 | 0 | 3 | 2 |
| Cal Ripken Jr., R (1, 6)<br>OBP: 0.321, SLG: 0.401 | C X<br>0-1 ③ L9 | | | B C B B X<br>3-1 CS 1B | | C B C C<br>1-3 ③ K | | | B C B X<br>2-1 ① P3 | 4 | 0 | 1 | 0 | 0 | 1 | 0 |
| Keith Moreland, R (1, 10)<br>OBP: 0.341, SLG: 0.378 | | C B S B B S<br>3-3 ① K | | 1 SAFE 1 SAFE B C C B X<br>2-2 ① ② P3<br>1-2 | | | B C B X<br>2-1 ① P3 | | B B C X<br>2-1 ② P9 | 4 | 0 | 0 | 0 | 0 | 1 | 1 |
| Randy Milligan, R (1, 3)<br>OBP: 0.408, SLG: 0.466 | | C B B X<br>2-1 ② G6-3 | | B B B B<br>4-0 BB | | | C B S B S<br>2-3 ② K | | C C B F B C<br>2-3 ③ K | 3 | 0 | 0 | 0 | 1 | 2 | 0 |
| Craig Worthington, R (1, 5)<br>OBP: 0.343, SLG: 0.398 | | H<br>1-0 HBP | | B C B 1 SAFE F 1 SAFE B S<br>3-3 ③ K | | | B C F B F F B B<br>4-2 BB | | | 1 | 0 | 0 | 0 | 1 | 1 | 1 |
| Stan Jefferson, S (1, 9)<br>OBP: 0.167, SLG: 0.314 | | 1 SAFE C F 1 SAFE B X<br>1-2 ③ G1-3 | | | B F B X<br>2-1 ① G4-3 | | B C X<br>1-1 ③ L9 | | | 3 | 0 | 0 | 0 | 0 | 0 | 2 |
| Bob Melvin, R (1, 2)<br>OBP: 0.306, SLG: 0.308 | | | B C F B X<br>2-2 SH2-3 1B | | C B B F C<br>2-3 ② K | | | C B B X<br>2-1 ① F8 | | 3 | 0 | 1 | 0 | 0 | 1 | 0 |
| Billy Ripken, R (1, 4)<br>OBP: 0.286, SLG: 0.305 | | | 1 SAFE X<br>0-0 ① SH2-3<br>1-2 | | B B X<br>2-0 ③ P6 | | | C S B X<br>1-2 E5 FC3-6 | | 2 | 0 | 0 | 0 | 0 | 0 | 0 |
| Inning Stats | R: 0 H: 0<br>E: 0 LOB: 0<br>K: 1 BB: 0<br>S: 10 P: 12 | R: 0 H: 0<br>E: 0 LOB: 1<br>K: 1 BB: 0<br>S: 8 P: 15 | R: 0 H: 1<br>E: 0 LOB: 1<br>K: 2 BB: 0<br>S: 10 P: 15 | R: 0 H: 1<br>E: 0 LOB: 1<br>K: 1 BB: 1<br>S: 8 P: 20 | R: 0 H: 0<br>E: 0 LOB: 0<br>K: 1 BB: 0<br>S: 6 P: 12 | R: 0 H: 0<br>E: 0 LOB: 0<br>K: 1 BB: 0<br>S: 9 P: 13 | R: 0 H: 0<br>E: 0 LOB: 1<br>K: 1 BB: 1<br>S: 11 P: 20 | R: 0 H: 0<br>E: 1 LOB: 1<br>K: 1 BB: 0<br>S: 11 P: 15 | R: 0 H: 0<br>E: 0 LOB: 0<br>K: 1 BB: 0<br>S: 8 P: 14 | 1B: 2 SF: 0<br>2B: 0 SAC: 1<br>3B: 0 DP: 0<br>HR: 0 HBP: 1 | | | | | WP: 0 PA: 32<br>PB: 0<br>SB: 0<br>CS: 1 | |

| PITCHER | IP | WLS | BF | H | R | ER | SO | BB | IBB | HBP | BLK | WP | HR | S | P | ERA | WHIP |
|---|---|---|---|---|---|---|---|---|---|---|---|---|---|---|---|---|---|
| Frank Tanana, L (1, 1)<br>ERA: 3.52 | 9.0 | W | 32 | 2 | 0 | 0 | 10 | 2 | 0 | 1 | 0 | 0 | 0 | 81 | 136 | 0.00 | 0.444 |

| PITCHER | IP | WLS | BF | H | R | ER | SO | BB | IBB | HBP | BLK | WP | HR | S | P | ERA | WHIP |
|---|---|---|---|---|---|---|---|---|---|---|---|---|---|---|---|---|---|

# TOP

## Baltimore Orioles @ Detroit Tigers

Tiger Stadium, Detroit, MI

Wed Aug 16 1989, 7:05 PM EDT

Att. 17,092 - Unknown - 72 F

livebaseballscorecards.com

| | |
|---|---|
| AB | 28 |
| R | 0 |
| H | 2 |
| RBI | 0 |
| BB | 2 |
| SO | 10 |
| LOB | 8 |

# Baltimore Orioles @ Detroit Tigers

Tiger Stadium, Detroit, MI

Wed Aug 16 1989, 7:05 PM EDT

Att. 17,092 - Unknown - 72 F

livebaseballscorecards.com

## BOTTOM

| Batter | 1 | 2 | 3 | 4 | 5 | 6 | 7 | 8 | 9 | AB | R | H | RBI | BB | SO | LOB |
|---|---|---|---|---|---|---|---|---|---|---|---|---|---|---|---|---|
| Gary Pettis, S (1, 8)<br>OBP: 0.383, SLG: 0.323 | K | | K | | BB | | 3B 2B | | | 3 | 1 | 1 | 0 | 1 | 2 | 0 |
| Alan Trammell, R (1, 6)<br>OBP: 0.310, SLG: 0.326 | K | | BB | | L9 | | 3B | | | 3 | 0 | 1 | 2 | 1 | 1 | 2 |
| Lou Whitaker, L (1, 4)<br>OBP: 0.366, SLG: 0.486 | F9 | | F8 | | K | | IBB | | | 3 | 0 | 0 | 0 | 1 | 1 | 3 |
| Fred Lynn, L (1, 7)<br>OBP: 0.310, SLG: 0.310<br>Gary Ward, R (7, PH) (8, 7)<br>OBP: 0.308, SLG: 0.424 | | K | | F9 | | G3-1 | P3 | | | 3<br>1 | 0<br>0 | 0<br>0 | 0<br>0 | 0<br>0 | 1<br>0 | 0<br>2 |
| Dave Bergman, L (1, 3)<br>OBP: 0.339, SLG: 0.349 | | L9 | | 1B 2B | | HR | BB | | | 3 | 2 | 2 | 1 | 1 | 0 | 0 |
| Matt Nokes, L (1, 10)<br>OBP: 0.290, SLG: 0.390 | | 1B 1B | | G3-6-1 1B | | P2 | K | | | 4 | 0 | 2 | 1 | 0 | 1 | 3 |
| Doug Strange, S (1, 5)<br>OBP: 0.218, SLG: 0.235 | | 1B | | G3-6-1 | | K | G4-3 | | | 4 | 0 | 1 | 0 | 0 | 1 | 1 |
| Mike Heath, R (1, 2)<br>OBP: 0.313, SLG: 0.434 | | F8 | | | L9 SH3-4 1B | | K | F8 | | 4 | 0 | 1 | 0 | 0 | 1 | 2 |
| Kenny Williams, R (1, 9)<br>OBP: 0.254, SLG: 0.290 | | | K | | SH3-4 | | 2B 3B BB | L8 | | 2 | 1 | 0 | 0 | 1 | 1 | 0 |
| Inning Stats | R: 0 E: 0 K: 2 S: 8 H: 0 LOB: 0 BB: 0 P: 10 | R: 0 E: 0 K: 1 S: 12 H: 2 LOB: 2 BB: 0 P: 18 | R: 0 E: 0 K: 2 S: 7 H: 0 LOB: 1 BB: 1 P: 16 | R: 1 E: 0 K: 0 S: 7 H: 2 LOB: 0 BB: 0 P: 11 | R: 0 E: 0 K: 1 S: 12 H: 1 LOB: 2 BB: 1 P: 20 | R: 1 E: 0 K: 1 S: 11 H: 1 LOB: 0 BB: 0 P: 13 | R: 2 E: 0 K: 2 S: 21 H: 2 LOB: 3 BB: 3 P: 41 | R: 0 E: 0 K: 0 S: 7 H: 0 LOB: 0 BB: 0 P: 12 | | 1B: 4 2B: 2 3B: 1 HR: 1 | SF: 0 SAC: 1 DP: 1 HBP: 0 | | | WP: 0 PB: 0 SB: 0 CS: 0 | PA: 36 | | |

| | AB | 30 |
|---|---|---|
| | R | 4 |
| | H | 8 |
| | RBI | 4 |
| | BB | 5 |
| | SO | 9 |
| | LOB | 13 |

| PITCHER | | IP | WLS | BF | H | R | ER | SO | BB | IBB | HBP | BLK | WP | HR | S | P | ERA | WHIP |
|---|---|---|---|---|---|---|---|---|---|---|---|---|---|---|---|---|---|---|
| Pete Harnisch, R<br>ERA: 4.92 | (1, 1) | 6.1 | L | 30 | 8 | 4 | 4 | 8 | 3 | 1 | 0 | 0 | 0 | 1 | 70 | 112 | 5.68 | 1.737 |
| Kevin Hickey, L<br>ERA: 2.58 | (7, 1) | 1.2 | | 6 | 0 | 0 | 0 | 1 | 1 | 0 | 0 | 0 | 0 | 0 | 15 | 29 | 0.00 | 0.600 |

| PITCHER | IP | WLS | BF | H | R | ER | SO | BB | IBB | HBP | BLK | WP | HR | S | P | ERA | WHIP |
|---|---|---|---|---|---|---|---|---|---|---|---|---|---|---|---|---|---|

| Batter | 1 | 2 | 3 | 4 | 5 | 6 | 7 | 8 | 9 | AB | R | H | RBI | BB | SO | LOB |
|---|---|---|---|---|---|---|---|---|---|---|---|---|---|---|---|---|
| Steve Sax, R (1, 4)<br>OBP: 0.376, SLG: 0.392 | C B X 1-1 L6 ① | C C X 0-2 G5-3 ③ | | | X 0-0 1B 1B | | X 0-0 SH5-3 ② 1-2 | | | 3 | 0 | 1 | 0 | 0 | 0 | 0 |
| Alvaro Espinoza, R (1, 6)<br>OBP: 0.310, SLG: 0.328 | B B X 2-0 F9 1B 2B | | F X 0-1 G5-4-3 1B | | 1 SAFE 1 SAFE 1 SAFE 1 SAFE B F F 1 SAFE X 1-2 1-2 1B | | X 0-0 G4-3 ③ | | | 4 | 1 | 3 | 0 | 0 | 0 | 1 |
| Don Mattingly, L (1, 3)<br>OBP: 0.346, SLG: 0.468 | B B C X 2-1 F9 ② 2-3 | | 1 SAFE C B X 1-1 L8 ① | | B B F S X 2-2 L3 ③ | | | C B X 1-1 G5-3 ① | | 4 | 0 | 0 | 0 | 0 | 0 | 4 |
| Steve Balboni, R (1, 10)<br>OBP: 0.300, SLG: 0.484 | B B B I 4-0 BB 1B IBB | | X 0-0 G5-4-3 ② ③ 1-2f | | | B B B C X 3-1 1B | | B C S S 1-3 K ② | | 3 | 1 | 1 | 0 | 1 | 1 | 1 |
| Jesse Barfield, R (1, 9)<br>OBP: 0.350, SLG: 0.426 | B B B B 4-0 1B BB 1-2 BB | | | X 0-0 G5-3 ① | | C F B F B F F S 2-3 K ① | | B C F B B S 3-3 K ③ | | 3 | 0 | 0 | 0 | 1 | 2 | 1 |
| Mel Hall, L (1, 7)<br>OBP: 0.310, SLG: 0.416 | B B B C F X 3-2 1B 1-3 2-H 3-H | | | C C B S 1-3 K ② | | B X 1-0 L9 ② | | | B B F F F C 2-3 K ① | 4 | 0 | 1 | 2 | 0 | 2 | 1 |
| Bob Geren, R (1, 2)<br>OBP: 0.391, SLG: 0.525 | B 1 SAFE C B 1 SAFE S X 2-2 F8 ③ | | | S B C B S 2-3 K ③ | | B B X 2-0 G5-3 ③ | | | C B F B X 2-2 F9 ② | 4 | 0 | 0 | 0 | 0 | 1 | 3 |
| Wayne Tolleson, S (1, 5)<br>OBP: 0.254, SLG: 0.242 | | F B B B X 3-1 L9 ① | | | B F S X 1-2 F8 ① | | B B C B B 4-1 SH5-3 BB | | B B X 2-0 1B | 3 | 0 | 1 | 0 | 1 | 0 | 0 |
| Roberto Kelly, R (1, 8)<br>OBP: 0.389, SLG: 0.450 | | B X 1-0 G5-3 ② | | | B X 1-0 P8 ② | | B B 1 SAFE 1 SAFE 1 SAFE F 1 SAFE L S 2-3 K ① | | C B 1 SAFE B F 1 SAFE 1 SAFE S 2-3 K ③ | 4 | 0 | 0 | 0 | 0 | 2 | 2 |
| Inning Stats | R: 2 E: 0 K: 0 S: 11 H: 2 LOB: 2 BB: 2 P: 29 | R: 0 E: 0 K: 0 S: 6 H: 0 LOB: 0 BB: 0 P: 10 | R: 0 E: 0 K: 0 S: 5 H: 1 LOB: 0 BB: 0 P: 6 | R: 0 E: 0 K: 2 S: 7 H: 0 LOB: 0 BB: 0 P: 10 | R: 0 E: 0 K: 0 S: 11 H: 2 LOB: 2 BB: 0 P: 16 | R: 0 E: 0 K: 1 S: 10 H: 1 LOB: 1 BB: 0 P: 18 | R: 0 E: 0 K: 1 S: 6 H: 0 LOB: 1 BB: 1 P: 12 | R: 0 E: 0 K: 2 S: 8 H: 0 LOB: 0 BB: 0 P: 13 | R: 0 E: 0 K: 2 S: 11 H: 1 LOB: 1 BB: 0 P: 19 | 1B: 6 2B: 1 3B: 0 HR: 0 | SF: 0 SAC: 1 DP: 1 HBP: 0 | | | | | | |

# TOP

## New York Yankees @ Detroit Tigers

Tiger Stadium, Detroit, MI

Thu Aug 17 1989, 7:05 PM EDT

Att. 23,863 - Sunny - 71 F

livebaseballscorecards.com

| | |
|---|---|
| AB | 32 |
| R | 2 |
| H | 7 |
| RBI | 2 |
| BB | 3 |
| SO | 8 |
| LOB | 13 |

WP: 0 PB: 0 SB: 0 CS: 0 PA: 36

| PITCHER | | IP | WLS | BF | H | R | ER | SO | BB | IBB | HBP | BLK | WP | HR | S | P | ERA | WHIP |
|---|---|---|---|---|---|---|---|---|---|---|---|---|---|---|---|---|---|---|
| Brian Dubois, L<br>ERA: 3.0 | (1, 1) | 6.0 | L | 26 | 6 | 2 | 2 | 3 | 2 | 1 | 0 | 0 | 0 | 0 | 51 | 94 | 3.00 | 1.333 |
| Ed Nunez, R<br>ERA: 2.95 | (7, 1) | 2.0 | | 6 | 0 | 0 | 0 | 3 | 0 | 0 | 0 | 0 | 0 | 0 | 13 | 20 | 0.00 | 0.000 |
| Paul Gibson, L<br>ERA: 4.42 | (9, 1) | 1.0 | | 4 | 1 | 0 | 0 | 2 | 0 | 0 | 0 | 0 | 0 | 0 | 11 | 19 | 0.00 | 1.000 |

| PITCHER | IP | WLS | BF | H | R | ER | SO | BB | IBB | HBP | BLK | WP | HR | S | P | ERA | WHIP |
|---|---|---|---|---|---|---|---|---|---|---|---|---|---|---|---|---|---|

| Batter | 1 | 2 | 3 | 4 | 5 | 6 | 7 | 8 | 9 | AB | R | H | RBI | BB | SO | LOB |
|---|---|---|---|---|---|---|---|---|---|---|---|---|---|---|---|---|
| Gary Pettis, S (1, 8)<br>OBP: 0.381, SLG: 0.320 | B B B C X 3-1 G6-3 ① | | B S C B X 2-2 F9 ① | | F B F B F X 2-2 G1-3 ③ | | | B F B B B 4-1 1B BB | | 3 | 0 | 0 | 0 | 1 | 0 | 0 |
| Alan Trammell, R (1, 6)<br>OBP: 0.307, SLG: 0.322 | B C C C 1-3 K ② | | B X 1-0 F8 ② | | | C B F B X 2-2 G6-3 ① | | B B F S F F X 2-2 F9 ① 2-3 | | 4 | 0 | 0 | 0 | 0 | 1 | 2 |
| Chet Lemon, R (1, 10)<br>OBP: 0.324, SLG: 0.330<br>Matt Nokes, L (8, PH)<br>OBP: 0.289, SLG: 0.388 | B S B F B X 3-2 1B | | B F B S C 2-3 K ③ | | | X 0-0 P2 ② | | 1 SAFE S 1 SAFE F B S 1-3 K ② | | 3<br>1 | 0<br>0 | 1<br>0 | 0<br>0 | 0<br>0 | 1<br>1 | 0<br>2 |
| Gary Ward, R (1, 7)<br>OBP: 0.307, SLG: 0.420 | F B C F F B F 1 SAFE F 2-2 X F8 ③ | | | B B F F F B F C 3-3 K ① | | B F X 1-1 F7 ③ | | 1 SAFE B F B X 2-1 1-2 3-H 1B | | 4 | 0 | 1 | 1 | 0 | 1 | 1 |
| Rick Schu, R (1, 5)<br>OBP: 0.292, SLG: 0.335 | | B B C B F F B 4-2 1B BB | | X 0-0 F8 ② | | | B C X 1-1 L7 ① | B C B X 2-1 P3 ③ | | 3 | 0 | 0 | 0 | 1 | 0 | 2 |
| Mike Heath, R (1, 2)<br>OBP: 0.315, SLG: 0.435 | | B S F B F F B X 3-2 F7 ① | | B X 1-0 1B | | | F B B F B X 3-2 1B | | F B X 1-1 P3 ① | 4 | 0 | 2 | 0 | 0 | 0 | 1 |
| Kenny Williams, R (1, 9)<br>OBP: 0.249, SLG: 0.283 | | 1 SAFE X 0-0 B1 ② | | B S C F C 1-3 K ③ | | | B F S B B S 2-3 K ② | | B S S B B B S 3-3 K ② | 4 | 0 | 0 | 0 | 0 | 3 | 3 |
| Dave Bergman, L (1, 3)<br>OBP: 0.338, SLG: 0.347 | | C B S F B F F F X 2-2 1-2 1B | | | B F F X 1-2 P3 ① | | B F C F S 1-3 K ③ | | B X 1-0 P6 ③ | 4 | 0 | 1 | 0 | 0 | 1 | 1 |
| Mike Brumley, S (1, 4)<br>OBP: 0.283, SLG: 0.289 | | B B S C S 2-3 K ③ | | | C B B X 2-1 F9 ② | | | X 0-0 F9 1B 2B | | 3 | 1 | 1 | 0 | 0 | 1 | 2 |
| Inning Stats | R: 0 H: 1<br>E: 0 LOB: 1<br>K: 1 BB: 0<br>S: 15 P: 24 | R: 0 H: 1<br>E: 0 LOB: 2<br>K: 1 BB: 1<br>S: 19 P: 30 | R: 0 H: 0<br>E: 0 LOB: 0<br>K: 1 BB: 0<br>S: 7 P: 12 | R: 0 H: 1<br>E: 0 LOB: 1<br>K: 2 BB: 0<br>S: 11 P: 16 | R: 0 H: 0<br>E: 0 LOB: 0<br>K: 0 BB: 0<br>S: 9 P: 14 | R: 0 H: 0<br>E: 0 LOB: 0<br>K: 0 BB: 0<br>S: 6 P: 9 | R: 0 H: 1<br>E: 0 LOB: 1<br>K: 2 BB: 0<br>S: 12 P: 19 | R: 1 H: 2<br>E: 0 LOB: 2<br>K: 1 BB: 1<br>S: 14 P: 25 | R: 0 H: 0<br>E: 0 LOB: 0<br>K: 1 BB: 0<br>S: 6 P: 11 | 1B: 5 SF: 0<br>2B: 1 SAC: 0<br>3B: 0 DP: 0<br>HR: 0 HBP: 0 | | | | | | WP: 0 PA: 35<br>PB: 0<br>SB: 0<br>CS: 0 | |

| PITCHER | | IP | WLS | BF | H | R | ER | SO | BB | IBB | HBP | BLK | WP | HR | S | P | ERA | WHIP |
|---|---|---|---|---|---|---|---|---|---|---|---|---|---|---|---|---|---|---|
| Greg Cadaret, L<br>ERA: 3.28 | (1, 1) | 7.0 | W | 28 | 5 | 1 | 1 | 7 | 2 | 0 | 0 | 0 | 0 | 0 | 81 | 130 | 1.29 | 1.000 |
| Lance McCullers, R<br>ERA: 5.23 | (8, 1) | 0.1 | | 1 | 0 | 0 | 0 | 0 | 0 | 0 | 0 | 0 | 0 | 0 | 5 | 7 | 0.00 | 0.000 |
| Dave Righetti, L<br>ERA: 2.93 | (8, 1) | 1.2 | S | 6 | 1 | 0 | 0 | 2 | 0 | 0 | 0 | 0 | 0 | 0 | 13 | 23 | 0.00 | 0.600 |

| PITCHER | IP | WLS | BF | H | R | ER | SO | BB | IBB | HBP | BLK | WP | HR | S | P | ERA | WHIP |
|---|---|---|---|---|---|---|---|---|---|---|---|---|---|---|---|---|---|

# BOTTOM

## New York Yankees @ Detroit Tigers

Tiger Stadium, Detroit, MI

Thu Aug 17 1989, 7:05 PM EDT

Att. 23,863 - Sunny - 71 F

livebaseballscorecards.com

| | |
|---|---|
| AB | 33 |
| R | 1 |
| H | 6 |
| RBI | 1 |
| BB | 2 |
| SO | 9 |
| LOB | 14 |

| Batter | 1 | 2 | 3 | 4 | 5 | 6 | 7 | 8 | 9 | AB | R | H | RBI | BB | SO | LOB |
|---|---|---|---|---|---|---|---|---|---|---|---|---|---|---|---|---|
| Steve Sax, R (1, 4)<br>OBP: 0.377, SLG: 0.393 | B C B F F B X<br>3-2<br>2B | | B B 1 SAFE L B B<br>4-1<br>G4-6-3<br>1-2<br>BB | | | B F F X<br>1-2 ①<br>G2-3<br>2-3 | | C C B X<br>1-2 ②<br>G6-3 | | 3 | 0 | 1 | 0 | 1 | 0 | 1 |
| Don Mattingly, L (1, 3)<br>OBP: 0.344, SLG: 0.465 | L X<br>0-1 ①<br>L9 | | B X<br>1-0 ② ③<br>G4-6-3<br>1-2f | | | B F C B F X<br>2-2 ②<br>P5 | | C B F B F X<br>2-2 ③<br>P7 | | 4 | 0 | 0 | 0 | 0 | 0 | 4 |
| Roberto Kelly, R (1, 8)<br>OBP: 0.388, SLG: 0.448 | 2 SAFE B F B X<br>2-1 ②<br>G5-3 | | | X<br>0-0 ①<br>P1 | | C B X<br>1-1<br>3-H<br>1B | | | S B F B F F X<br>2-2 ①<br>P3 | 4 | 0 | 1 | 1 | 0 | 0 | 1 |
| Mel Hall, L (1, 10)<br>OBP: 0.306, SLG: 0.410<br>Don Slaught, R (9, PH)<br>OBP: 0.328, SLG: 0.397 | C C B S<br>1-3 ③<br>K | | | S C F B B F B S<br>3-3 ②<br>K | | B C F S<br>1-3 ③<br>K | | | B F C B S<br>2-3 ②<br>K | 3<br>1 | 0<br>0 | 0<br>0 | 0<br>0 | 0<br>1 | 3<br>0 | 2<br>0 |
| Jesse Barfield, R (1, 9)<br>OBP: 0.351, SLG: 0.425 | | B F B X<br>2-1<br>G5-4-3<br>1B | | B F B B S X<br>2-2 ③<br>G5-3 | | | F C S<br>0-3 ①<br>K | | B C B B F F B<br>4-2<br>HR<br>BB | 3 | 1 | 1 | 0 | 1 | 1 | 0 |
| Bob Geren, R (1, 2)<br>OBP: 0.386, SLG: 0.541 | | 1 SAFE B F C B 1 SAFE B F F<br>3-2 ① ②<br>F X<br>G5-4-3<br>1-2f | | | F C B F X<br>1-2 ①<br>G5-3 | | C B B B F X<br>3-2 ②<br>G5-3 | | B F F B X<br>2-2<br>1-H<br>HR | 4 | 1 | 1 | 2 | 0 | 0 | 1 |
| Alvaro Espinoza, R (1, 6)<br>OBP: 0.310, SLG: 0.327 | B S X<br>1-1 ③<br>P5 | | | | F X<br>0-1 ②<br>B5-3 | | S F F X<br>0-2<br>1B | | B B B C C X<br>3-2 ③<br>F8 | 4 | 0 | 1 | 0 | 0 | 0 | 0 |
| Wayne Tolleson, S (1, 5)<br>OBP: 0.255, SLG: 0.238 | | | B S B B F B<br>4-2<br>BB<br>BB | | X<br>0-0 ③<br>P7 | | X<br>0-0 ③<br>F7 | | | 2 | 0 | 0 | 0 | 1 | 0 | 1 |
| Luis Polonia, L (1, 7)<br>OBP: 0.330, SLG: 0.384 | | | F X<br>0-1 ①<br>B1 | | | B X<br>1-0<br>E4<br>G2-3<br>1B | | C L B F F X<br>1-2 ①<br>G4-3 | | 3 | 1 | 0 | 0 | 0 | 0 | 1 |
| Inning Stats | R: 0 E: 0 K: 1 S: 11<br>H: 1 LOB: 1 BB: 0 P: 17 | R: 0 E: 0 K: 0 S: 10<br>H: 1 LOB: 0 BB: 0 P: 16 | R: 0 E: 0 K: 0 S: 6<br>H: 0 LOB: 1 BB: 2 P: 15 | R: 0 E: 0 K: 1 S: 9<br>H: 0 LOB: 0 BB: 0 P: 14 | R: 0 E: 0 K: 0 S: 7<br>H: 0 LOB: 0 BB: 0 P: 8 | R: 1 E: 1 K: 1 S: 13<br>H: 1 LOB: 1 BB: 0 P: 19 | R: 0 E: 0 K: 1 S: 12<br>H: 1 LOB: 1 BB: 0 P: 15 | R: 0 E: 0 K: 0 S: 12<br>H: 0 LOB: 0 BB: 0 P: 16 | R: 2 E: 0 K: 1 S: 17<br>H: 1 LOB: 0 BB: 1 P: 30 | 1B: 3 2B: 1 3B: 0 HR: 1<br>SF: 0 SAC: 0 DP: 2 HBP: 0 | | | | | | |

| PITCHER | | IP | WLS | BF | H | R | ER | SO | BB | IBB | HBP | BLK | WP | HR | S | P | ERA | WHIP |
|---|---|---|---|---|---|---|---|---|---|---|---|---|---|---|---|---|---|---|
| Jeff Robinson, R<br>ERA: 3.13 | (1, 1) | 8.0 | W | 29 | 4 | 1 | 0 | 4 | 2 | 0 | 0 | 0 | 0 | 0 | 80 | 120 | 0.00 | 0.750 |
| Willie Hernandez, L<br>ERA: 5.74 | (9, 1) | 1.0 | | 5 | 1 | 2 | 2 | 1 | 1 | 0 | 0 | 0 | 0 | 1 | 17 | 30 | 18.00 | 2.000 |

| PITCHER | IP | WLS | BF | H | R | ER | SO | BB | IBB | HBP | BLK | WP | HR | S | P | ERA | WHIP |
|---|---|---|---|---|---|---|---|---|---|---|---|---|---|---|---|---|---|

# New York Yankees @ Detroit Tigers

Tiger Stadium, Detroit, MI

Fri Aug 18 1989, 7:05 PM EDT

Att. 30,432 - Unknown

TOP

livebaseballscorecards.com

| | |
|---|---|
| AB | 31 |
| R | 3 |
| H | 5 |
| RBI | 3 |
| BB | 3 |
| SO | 5 |
| LOB | 11 |

WP: 0 PB: 0 SB: 0 CS: 0

PA: 34

# New York Yankees @ Detroit Tigers

Tiger Stadium, Detroit, MI

Fri Aug 18 1989, 7:05 PM EDT

Att. 30,432 - Unknown

livebaseballscorecards.com

## BOTTOM

| Batter | 1 | 2 | 3 | 4 | 5 | 6 | 7 | 8 | 9 | AB | R | H | RBI | BB | SO | LOB |
|---|---|---|---|---|---|---|---|---|---|---|---|---|---|---|---|---|
| Gary Pettis, S (1, 8)<br>OBP: 0.376, SLG: 0.315 | C B X 1-1 ① P7 | | F X 0-1 ① G6-3 | | S F B B C 2-3 ① K | C B B F C 2-3 ③ K | | B S B S F C 2-3 ③ K | | 5 | 0 | 0 | 0 | 0 | 3 | 2 |
| Alan Trammell, R (1, 6)<br>OBP: 0.306, SLG: 0.321 | B X 1-0 HR 1B | | B B F X 2-1 ② F8 | | B C B X 2-1 ② P8 | | C F B B X 2-2 ① F7 | | | 4 | 1 | 1 | 0 | 0 | 0 | 0 |
| Chet Lemon, R (1, 10)<br>OBP: 0.326, SLG: 0.339 | B X 1-0 1-H HR | | C X 0-1 ③ P1 | | B B B B 4-0 WP 1B BB | | B B F X 2-1 ② P5 | | | 3 | 1 | 1 | 2 | 1 | 0 | 0 |
| Gary Ward, R (1, 7)<br>OBP: 0.315, SLG: 0.438 | F S C 0-3 ② K | | | B B B C X 3-1 HR | F C X 0-2 WP 1-2 1B | | F B B B B 4-1 E BB | | | 3 | 1 | 2 | 1 | 1 | 1 | 0 |
| Rick Schu, R (1, 5)<br>OBP: 0.291, SLG: 0.349 | B F B F F X 2-2 HR | | | B B C F S 2-3 ① K | C B B B S S 3-3 ③ K 1-2 2-3 | | X 0-0 1-3 E9 | | | 4 | 1 | 1 | 1 | 0 | 2 | 3 |
| Mike Heath, R (1, 2)<br>OBP: 0.314, SLG: 0.436 | B X 1-0 ③ F8 | | | C B X 1-1 HR 2B | B B C X 2-1 ① G5-3 | C X 0-1 ③ L6 | | | | 4 | 1 | 1 | 0 | 0 | 0 | 2 |
| Kenny Williams, R (1, 9)<br>OBP: 0.249, SLG: 0.298 | | B X 1-0 ① P7 | | S B C F B B F X 3-2 2-H HR | S F B B F X 2-2 ② G5-3 | | | C B X 1-1 ① G5-3 | | 4 | 1 | 1 | 2 | 0 | 0 | 0 |
| Dave Bergman, L (1, 3)<br>OBP: 0.337, SLG: 0.357 | | F B B F X 2-2 ② F7 | | B C X 1-1 ② F7 | B F B X 2-1 HR | | | B X 1-0 ② G4-3 | | 4 | 1 | 1 | 1 | 0 | 0 | 0 |
| Mike Brumley, S (1, 4)<br>OBP: 0.289, SLG: 0.290 | | B S B F C 2-3 ③ K | | X 0-0 ③ F9 | | B B F B F B 4-2 BB | | X 0-0 1B | | 3 | 0 | 1 | 0 | 1 | 1 | 0 |
| Inning Stats | R: 3 H: 3<br>E: 0 LOB: 0<br>K: 1 BB: 0<br>S: 12 P: 18 | R: 0 H: 0<br>E: 0 LOB: 0<br>K: 1 BB: 0<br>S: 7 P: 12 | R: 0 H: 0<br>E: 0 LOB: 0<br>K: 0 BB: 0<br>S: 6 P: 8 | R: 3 H: 3<br>E: 0 LOB: 0<br>K: 1 BB: 0<br>S: 15 P: 25 | R: 0 H: 1<br>E: 0 LOB: 2<br>K: 2 BB: 1<br>S: 11 P: 22 | R: 1 H: 1<br>E: 0 LOB: 1<br>K: 1 BB: 1<br>S: 13 P: 25 | R: 0 H: 0<br>E: 1 LOB: 2<br>K: 0 BB: 1<br>S: 9 P: 17 | R: 0 H: 1<br>E: 0 LOB: 1<br>K: 1 BB: 0<br>S: 8 P: 12 | | 1B: 3 SF: 0<br>2B: 1 SAC: 0<br>3B: 0 DP: 0<br>HR: 5 HBP: 0 | | | | WP: 1 PA: 37<br>PB: 0<br>SB: 0<br>CS: 0 | | |

| | AB | 34 |
|---|---|---|
| | R | 7 |
| | H | 9 |
| | RBI | 7 |
| | BB | 3 |
| | SO | 7 |
| | LOB | 7 |

| PITCHER | | IP | WLS | BF | H | R | ER | SO | BB | IBB | HBP | BLK | WP | HR | S | P | ERA | WHIP |
|---|---|---|---|---|---|---|---|---|---|---|---|---|---|---|---|---|---|---|
| Chuck Cary, L<br>ERA: 3.21 | (1, 1) | 3.1 | L | 16 | 6 | 6 | 6 | 3 | 0 | 0 | 0 | 0 | 0 | 4 | 37 | 59 | 16.20 | 1.800 |
| Eric Plunk, R<br>ERA: 2.67 | (4, 1) | 3.2 | | 17 | 2 | 1 | 1 | 3 | 3 | 0 | 0 | 0 | 1 | 1 | 36 | 68 | 2.46 | 1.364 |
| Rich Gossage, R<br>ERA: 3.04 | (8, 1) | 1.0 | | 4 | 1 | 0 | 0 | 1 | 0 | 0 | 0 | 0 | 0 | 0 | 8 | 12 | 0.00 | 1.000 |

| PITCHER | IP | WLS | BF | H | R | ER | SO | BB | IBB | HBP | BLK | WP | HR | S | P | ERA | WHIP |
|---|---|---|---|---|---|---|---|---|---|---|---|---|---|---|---|---|---|

| Batter | 1 | 2 | 3 | 4 | 5 | 6 | 7 | 8 | 9 | AB | R | H | RBI | BB | SO | LOB |
|---|---|---|---|---|---|---|---|---|---|---|---|---|---|---|---|---|
| Steve Sax, R (1, 4)<br>OBP: 0.374, SLG: 0.389 | G3 | G4-3 | | FC4<br>1-2f | | | P5 | | G6-3 | 5 | 0 | 0 | 0 | 0 | 0 | 3 |
| Roberto Kelly, R (1, 8)<br>OBP: 0.385, SLG: 0.443 | B2 | | F9 | | G5-3 | | K | | BB | 4 | 0 | 0 | 0 | 1 | 1 | 0 |
| Don Mattingly, L (1, 3)<br>OBP: 0.344, SLG: 0.463 | 1B | | L8 | | K | | BB | | L9 | 4 | 0 | 1 | 0 | 1 | 1 | 1 |
| Steve Balboni, R (1, 10)<br>OBP: 0.295, SLG: 0.476 | P3 | | L4 | | F7 | | K | | | 4 | 0 | 0 | 0 | 0 | 1 | 2 |
| Mel Hall, L (1, 7)<br>OBP: 0.305, SLG: 0.408 | | E9<br>HR | | P2 | | G3-1 | | G5-3<br>1B | | 4 | 1 | 1 | 0 | 0 | 0 | 0 |
| Jesse Barfield, R (1, 9)<br>OBP: 0.355, SLG: 0.439 | | HR<br>1-H | | 2B<br>1B | | S<br>1B | | G5-3<br>1-2 | | 4 | 3 | 3 | 2 | 0 | 0 | 1 |
| Don Slaught, R (1, 2)<br>OBP: 0.325, SLG: 0.392 | | F7 | | G5-3 | | K<br>1-2 | | G6-3 | | 4 | 0 | 0 | 0 | 0 | 1 | 3 |
| Alvaro Espinoza, R (1, 6)<br>OBP: 0.312, SLG: 0.329 | | L9 | | E WP<br>1B<br>2-H | | 1B<br>2-H | | G5-3 | | 4 | 0 | 2 | 2 | 0 | 0 | 1 |
| Wayne Tolleson, S (1, 5)<br>OBP: 0.257, SLG: 0.240<br>Luis Polonia, L (9, PH)<br>OBP: 0.329, SLG: 0.383 | | 1B | | E5<br>FC4<br>1-3 | | G4-3 | | | G4-3 | 3<br>1 | 0<br>0 | 1<br>0 | 0<br>0 | 0<br>0 | 0<br>0 | 2<br>0 |
| Inning Stats | R: 0<br>E: 0<br>K: 0<br>S: 7<br>H: 1<br>LOB: 1<br>BB: 0<br>P: 10 | R: 2<br>E: 1<br>K: 0<br>S: 11<br>H: 2<br>LOB: 1<br>BB: 0<br>P: 20 | R: 0<br>E: 0<br>K: 0<br>S: 6<br>H: 0<br>LOB: 0<br>BB: 0<br>P: 9 | R: 1<br>E: 1<br>K: 0<br>S: 14<br>H: 2<br>LOB: 2<br>BB: 0<br>P: 21 | R: 0<br>E: 0<br>K: 1<br>S: 7<br>H: 0<br>LOB: 0<br>BB: 0<br>P: 10 | R: 1<br>E: 0<br>K: 1<br>S: 8<br>H: 2<br>LOB: 1<br>BB: 0<br>P: 9 | R: 0<br>E: 0<br>K: 2<br>S: 8<br>H: 0<br>LOB: 1<br>BB: 1<br>P: 14 | R: 0<br>E: 0<br>K: 0<br>S: 9<br>H: 1<br>LOB: 1<br>BB: 0<br>P: 13 | R: 0<br>E: 0<br>K: 0<br>S: 9<br>H: 0<br>LOB: 1<br>BB: 1<br>P: 16 | 1B: 6<br>2B: 1<br>3B: 0<br>HR: 1<br>SF: 0<br>SAC: 0<br>DP: 0<br>HBP: 0 | | | | | | |

| PITCHER | IP | WLS | BF | H | R | ER | SO | BB | IBB | HBP | BLK | WP | HR | S | P | ERA | WHIP |
|---|---|---|---|---|---|---|---|---|---|---|---|---|---|---|---|---|---|
| Jack Morris, R (1, 1)<br>ERA: 4.38 | 9.0 | W | 39 | 8 | 4 | 3 | 4 | 2 | 0 | 0 | 0 | 1 | 1 | 79 | 122 | 3.00 | 1.111 |

| PITCHER | IP | WLS | BF | H | R | ER | SO | BB | IBB | HBP | BLK | WP | HR | S | P | ERA | WHIP |
|---|---|---|---|---|---|---|---|---|---|---|---|---|---|---|---|---|---|

# TOP

## New York Yankees @ Detroit Tigers

Tiger Stadium, Detroit, MI

Sat Aug 19 1989, 7:05 PM EDT

Att. 30,454 - Unknown

livebaseballscorecards.com

| | |
|---|---|
| AB | 37 |
| R | 4 |
| H | 8 |
| RBI | 4 |
| BB | 2 |
| SO | 4 |
| LOB | 13 |

WP: 1 PA: 39
PB: 0
SB: 1
CS: 0

| Batter | 1 | 2 | 3 | 4 | 5 | 6 | 7 | 8 | 9 | AB | R | H | RBI | BB | SO | LOB |
|---|---|---|---|---|---|---|---|---|---|---|---|---|---|---|---|---|
| Gary Pettis, S (1, 8)<br>OBP: 0.374, SLG: 0.313 | B X 1-0 F7 ① | | L B B B C S 3-3 K ③ | | X 0-0 F7 ② | | S F C 0-3 K ① | X 0-0 1-3 2-H 3-H 1B | | 5 | 0 | 1 | 2 | 0 | 2 | 2 |
| Alan Trammell, R (1, 6)<br>OBP: 0.310, SLG: 0.323 | C F B F B B X 3-2 L9 ② | | | C B F B B X 2-2 1B | B F F F X 1-2 2B 1-2 2-3 1B | | B B B B 4-0 E S BB | B C 1 SAFE B C F B F F 3-2 X P6 ③ | | 4 | 0 | 2 | 0 | 1 | 0 | 2 |
| Rob Richie, L (1, 9)<br>OBP: 0.250, SLG: 0.500<br>Kenny Williams, R (9, 9)<br>OBP: 0.249, SLG: 0.298 | X 0-0 G6-3 ③ | | | B X 1-0 F8 ① | C B B F X 2-2 1-3 2-H 3-H 2B | | 1 SAFE B 1 SAFE B F X 2-1 P5 ② 1-3 | | | 4<br>0 | 0<br>0 | 1<br>0 | 2<br>0 | 0<br>0 | 0<br>0 | 2<br>0 |
| Dave Bergman, L (1, 3)<br>OBP: 0.334, SLG: 0.355<br>Gary Ward, R (5, PH)<br>OBP: 0.316, SLG: 0.436 (6, 3) | | B F C F C 1-3 K ① | | X 0-0 L8 ② | 4-0 IBB | | B S S S B F S 2-3 K ③ | | | 2<br>1 | 0<br>0 | 0<br>0 | 0<br>0 | 0<br>1 | 1<br>1 | 1<br>1 |
| Matt Nokes, L (1, 10)<br>OBP: 0.291, SLG: 0.386<br>Chet Lemon, R (5, PH)<br>OBP: 0.324, SLG: 0.337 | | B B B C F B 4-2 BB | | X 0-0 F8 ③ | X 0-0 G4-3 ③ | | | B X 1-0 L8 ① | | 1<br>2 | 0<br>0 | 0<br>0 | 0<br>0 | 1<br>0 | 0<br>0 | 1<br>3 |
| Fred Lynn, L (1, 7)<br>OBP: 0.309, SLG: 0.309 | | B B C F S 2-3 K ② | | | B F F X 1-2 1B 1B 1B | B F B X 2-1 P4 ① | | C X 0-1 G4-3 ② | | 4 | 1 | 1 | 0 | 0 | 1 | 1 |
| Doug Strange, S (1, 5)<br>OBP: 0.222, SLG: 0.239<br>Rick Schu, R (8, PH)<br>OBP: 0.294, SLG: 0.349 (9, 5) | | C B C F X 1-2 G4-3 ③ | | | X 0-0 1B 1B 1-2 2B 1B | S B X 1-1 F8 ② | | B B B B 4-0 BB E 1B BB | | 3<br>0 | 1<br>1 | 1<br>0 | 0<br>0 | 0<br>1 | 0<br>0 | 1<br>0 |
| Mike Heath, R (1, 2)<br>OBP: 0.314, SLG: 0.437 | | | B X 1-0 G5-3 ① | | B X 1-0 F9 ① | B C F B F B X 3-2 2B | | 1 SAFE X 0-0 E5 BB 1-2 1B | | 4 | 1 | 1 | 0 | 0 | 0 | 3 |
| Mike Brumley, S (1, 4)<br>OBP: 0.295, SLG: 0.291 | | | B C B F B F C 3-3 K ② | | B S B X 2-1 1-2 2-H 1B 2B 1B | B S F S 1-3 K ③ | | S B C B B B 4-2 1B 1-2 2-3 BB | | 3 | 1 | 1 | 1 | 1 | 2 | 1 |
| Inning Stats | R: 0 E: 0 K: 0 S: 6 H: 0 LOB: 0 BB: 0 P: 10 | R: 0 E: 0 K: 2 S: 13 H: 0 LOB: 1 BB: 1 P: 21 | R: 0 E: 0 K: 2 S: 8 H: 0 LOB: 0 BB: 0 P: 15 | R: 0 E: 0 K: 0 S: 6 H: 1 LOB: 1 BB: 0 P: 9 | R: 3 E: 0 K: 0 S: 16 H: 5 LOB: 3 BB: 1 P: 27 | R: 0 E: 0 K: 1 S: 11 H: 1 LOB: 1 BB: 0 P: 18 | R: 0 E: 0 K: 2 S: 9 H: 0 LOB: 1 BB: 1 P: 17 | R: 2 E: 1 K: 0 S: 13 H: 1 LOB: 2 BB: 2 P: 25 | | 1B: 6 2B: 2 3B: 0 HR: 0 | SF: 0 SAC: 0 DP: 0 HBP: 0 | | | WP: 0 PB: 0 SB: 1 CS: 0 | PA: 38 | | |

| PITCHER | | IP | WLS | BF | H | R | ER | SO | BB | IBB | HBP | BLK | WP | HR | S | P | ERA | WHIP |
|---|---|---|---|---|---|---|---|---|---|---|---|---|---|---|---|---|---|---|
| Andy Hawkins, R<br>ERA: 4.53 | (1, 1) | 4.2 | | 21 | 6 | 3 | 3 | 4 | 1 | 0 | 0 | 0 | 0 | 0 | 48 | 77 | 5.79 | 1.500 |
| Lee Guetterman, L<br>ERA: 2.95 | (5, 1) | 0.0 | | 1 | 0 | 0 | 0 | 0 | 0 | 1 | 0 | 0 | 0 | 0 | 0 | 4 | ∞ | ∞ |
| Lance McCullers, R<br>ERA: 5.04 | (5, 1) | 2.1 | | 9 | 1 | 0 | 0 | 3 | 1 | 0 | 0 | 0 | 0 | 0 | 21 | 36 | 0.00 | 0.857 |
| Dave Righetti, L<br>ERA: 2.88 | (8, 1) | 1.0 | L | 7 | 1 | 2 | 0 | 0 | 2 | 0 | 0 | 0 | 0 | 0 | 13 | 25 | 0.00 | 3.000 |

| PITCHER | IP | WLS | BF | H | R | ER | SO | BB | IBB | HBP | BLK | WP | HR | S | P | ERA | WHIP |
|---|---|---|---|---|---|---|---|---|---|---|---|---|---|---|---|---|---|

# BOTTOM

## New York Yankees @ Detroit Tigers

Tiger Stadium, Detroit, MI

Sat Aug 19 1989, 7:05 PM EDT

Att. 30,454 - Unknown

livebaseballscorecards.com

| | |
|---|---|
| AB | 33 |
| R | 5 |
| H | 8 |
| RBI | 5 |
| BB | 5 |
| SO | 7 |
| LOB | 18 |

| Batter | 1 | 2 | 3 | 4 | 5 | 6 | 7 | 8 | 9 | AB | R | H | RBI | BB | SO | LOB |
|---|---|---|---|---|---|---|---|---|---|---|---|---|---|---|---|---|
| Steve Sax, R (1, 4)<br>OBP: 0.374, SLG: 0.392 | B B C B C X<br>3-2 ①<br>G6-3 | | B B C X<br>2-1 ③<br>G4-3 | | B B B C B<br>4-1<br>1-2<br>BB | | B B X<br>2-0<br>1-H<br>2-H<br>3B | | B C C B B F X<br>3-2 ①<br>P6 | 4 | 0 | 1 | 2 | 1 | 0 | 0 |
| Roberto Kelly, R (1, 8)<br>OBP: 0.383, SLG: 0.442 | C F B B B X<br>3-2 ②<br>L9 | | | B B S C X<br>2-2<br>HR<br>2B | X<br>0-0 ③<br>F9 | | C F F S<br>0-3 ②<br>K | | C F B C<br>1-3 ②<br>K | 5 | 1 | 1 | 0 | 0 | 2 | 3 |
| Don Mattingly, L (1, 3)<br>OBP: 0.345, SLG: 0.460 | B B B C X<br>3-1 ③<br>G3-1 | | | B F F S<br>1-3 ①<br>K | | C F B F B F B<br>4-2<br>G5-4-3<br>BB | I I I I<br>4-0<br>IBB | | B S F B B F B F X<br>3-2 ③<br>G3 | 3 | 0 | 0 | 0 | 2 | 1 | 1 |
| Steve Balboni, R (1, 10)<br>OBP: 0.290, SLG: 0.468 | | B C X<br>1-1 ①<br>F8 | | B B F F F F B X<br>3-2 ②<br>P4 | | B B X<br>2-0 ①②<br>G5-4-3<br>1-2f | C B B F S<br>2-3 ③<br>K | | | 4 | 0 | 0 | 0 | 0 | 1 | 4 |
| Jesse Barfield, R (1, 9)<br>OBP: 0.356, SLG: 0.446 | | B B C C F B B<br>4-2<br>G6-4-3<br>BB | | B C B B F B X<br>3-2<br>2-H<br>HR | | B B X<br>2-0 ③<br>G6-3 | | B C S B X<br>2-2 ①<br>L8 | | 3 | 1 | 1 | 2 | 1 | 0 | 0 |
| Bob Geren, R (1, 2)<br>OBP: 0.378, SLG: 0.528<br>Ken Phelps, L (8, PH)<br>OBP: 0.348, SLG: 0.401<br>Don Slaught, R (8, 2)<br>OBP: 0.325, SLG: 0.392 | X<br>0-0 ②③<br>G6-4-3<br>1-2f | | | B B F X<br>2-1 ③<br>G4-3 | | | B F B X<br>2-1 ①<br>B5-3 | X<br>0-0 ②<br>G3-1 | | 3<br>1<br>0 | 0<br>0<br>0 | 0<br>0<br>0 | 0<br>0<br>0 | 0<br>0<br>0 | 0<br>0<br>0 | 1<br>0<br>0 |
| Alvaro Espinoza, R (1, 6)<br>OBP: 0.314, SLG: 0.333 | | | C F X<br>0-2 ①<br>G6-3 | | C X<br>0-1 ①<br>G1-3 | | C C B B F X<br>2-2<br>1B E 2B | B C S X<br>1-2<br>1B 1B | | 4 | 1 | 2 | 0 | 0 | 0 | 0 |
| Wayne Tolleson, S (1, 5)<br>OBP: 0.260, SLG: 0.267<br>Mel Hall, L (7, PH)<br>OBP: 0.308, SLG: 0.410<br>Steve Kiefer, R (7, 5)<br>OBP: 0.125, SLG: 0.125 | | | B B C C X<br>2-2<br>HR | | C B B S C<br>2-3 ②<br>K | | X<br>0-0<br>E<br>2-3<br>3B 1B | X<br>0-0<br>FC3-6<br>1-2<br>1B | | 2<br>1<br>1 | 1<br>1<br>0 | 1<br>1<br>1 | 1<br>0<br>0 | 0<br>0<br>0 | 1<br>0<br>0 | 0<br>0<br>0 |
| Luis Polonia, L (1, 7)<br>OBP: 0.328, SLG: 0.381 | | | X<br>0-0 ②<br>G5-3 | | B S F X<br>1-2<br>BB<br>1B | | F B B X<br>2-1<br>E4<br>1-2<br>3-H<br>3B | S X<br>0-1 ③<br>FC3-6<br>1-2f | | 4 | 1 | 1 | 1 | 0 | 0 | 3 |
| Inning Stats | R: 0 H: 0<br>E: 0 LOB: 0<br>K: 0 BB: 0<br>S: 8 P: 17 | R: 0 H: 0<br>E: 0 LOB: 0<br>K: 0 BB: 1<br>S: 6 P: 11 | R: 1 H: 1<br>E: 0 LOB: 0<br>K: 0 BB: 0<br>S: 9 P: 13 | R: 2 H: 2<br>E: 0 LOB: 0<br>K: 1 BB: 0<br>S: 15 P: 26 | R: 0 H: 1<br>E: 0 LOB: 2<br>K: 1 BB: 1<br>S: 10 P: 17 | R: 0 H: 0<br>E: 0 LOB: 0<br>K: 0 BB: 1<br>S: 6 P: 14 | R: 3 H: 3<br>E: 1 LOB: 2<br>K: 2 BB: 1<br>S: 17 P: 31 | R: 0 H: 2<br>E: 0 LOB: 2<br>K: 0 BB: 0<br>S: 10 P: 13 | R: 0 H: 0<br>E: 0 LOB: 0<br>K: 1 BB: 0<br>S: 12 P: 19 | 1B: 4 SF: 0<br>2B: 2 SAC: 0<br>3B: 1 DP: 2<br>HR: 2 HBP: 0 | | | | | WP: 0 PA: 39<br>PB: 0<br>SB: 0<br>CS: 0 | |

# TOP

## New York Yankees @ Detroit Tigers

Tiger Stadium, Detroit, MI

Sun Aug 20 1989, 3:33 AM EDT

Att. 33,499 - Cloudy - 74 F

livebaseballscorecards.com

| | |
|---|---|
| AB | 35 |
| R | 6 |
| H | 9 |
| RBI | 6 |
| BB | 4 |
| SO | 5 |
| LOB | 12 |

| PITCHER | | IP | WLS | BF | H | R | ER | SO | BB | IBB | HBP | BLK | WP | HR | S | P | ERA | WHIP |
|---|---|---|---|---|---|---|---|---|---|---|---|---|---|---|---|---|---|---|
| Steve Searcy, L<br>ERA: 5.4 | (1, 1) | 5.0 | | 21 | 4 | 3 | 3 | 2 | 3 | 0 | 0 | 0 | 0 | 2 | 52 | 92 | 5.40 | 1.400 |
| Ed Nunez, R<br>ERA: 3.26 | (6, 1) | 2.0 | W | 10 | 3 | 3 | 2 | 2 | 0 | 1 | 0 | 0 | 0 | 0 | 19 | 37 | 9.00 | 1.500 |
| Mike Henneman, R<br>ERA: 4.21 | (8, 1) | 2.0 | S | 8 | 2 | 0 | 0 | 1 | 0 | 0 | 0 | 0 | 0 | 0 | 22 | 32 | 0.00 | 1.000 |

| PITCHER | IP | WLS | BF | H | R | ER | SO | BB | IBB | HBP | BLK | WP | HR | S | P | ERA | WHIP |
|---|---|---|---|---|---|---|---|---|---|---|---|---|---|---|---|---|---|

| Batter | 1 | 2 | 3 | 4 | 5 | 6 | 7 | 8 | 9 | AB | R | H | RBI | BB | SO | LOB |
|---|---|---|---|---|---|---|---|---|---|---|---|---|---|---|---|---|
| Gary Pettis, S (1, 8)<br>OBP: 0.377, SLG: 0.317 | S F F X<br>0-2<br>G6-3 G6-3 1B<br>1B | | C B F B B F X<br>3-2<br>1B<br>1B | L B B C B X<br>3-2 ①<br>L9<br>2-3 | | F B X<br>1-1<br>S<br>1-2<br>1B | | B X<br>1-0 ②<br>G1-3 | | 5 | 2 | 3 | 0 | 0 | 0 | 1 |
| Alan Trammell, R (1, 6)<br>OBP: 0.309, SLG: 0.322 | C 1 SAFE C B X<br>1-2 ①<br>G6-3<br>1-2 | | B 1 SAFE F F 1 X<br>1-2<br>1B<br>1-3 2B<br>1B | B C F B F F B X<br>3-2 ②<br>SF9<br>3-H | | B F X<br>1-1 ②<br>P7<br>1-2<br>2-3 | | C X<br>0-1 ③<br>G3 | | 4 | 1 | 1 | 1 | 0 | 0 | 3 |
| Rob Richie, L (1, 9)<br>OBP: 0.375, SLG: 0.429<br>Kenny Williams, R (9, 9)<br>OBP: 0.249, SLG: 0.298 | B B C X<br>3-1 ②<br>G6-3<br>2-3 | | C 1 SAFE B X<br>1-1<br>2B<br>1-3 G4-3<br>3-H 1B | C C X<br>0-2 ③<br>G4-3 | | I I I I<br>4-0<br>IBB | | | | 3<br>0 | 1<br>0 | 1<br>0 | 1<br>0 | 1<br>0 | 0<br>0 | 1<br>0 |
| Dave Bergman, L (1, 3)<br>OBP: 0.339, SLG: 0.363<br>Gary Ward, R (5, PH)<br>OBP: 0.318, SLG: 0.437<br>(6, 3) | B S B X<br>2-1<br>1B<br>3-H 1B | | X<br>0-0<br>1B<br>1-3 3-H 2B | | B X<br>1-0<br>1B | X<br>0-0 ③<br>P2 | | | | 2<br>2 | 1<br>0 | 2<br>1 | 2<br>0 | 0<br>0 | 0<br>0 | 0<br>3 |
| Matt Nokes, L (1, 10)<br>OBP: 0.293, SLG: 0.387<br>Chet Lemon, R (5, PH)<br>OBP: 0.322, SLG: 0.335 | X<br>0-0<br>FC6<br>1-2 1B | | C B B X<br>2-1 ①<br>G4-3<br>3-H | | C F S<br>0-3 ①<br>K | | B C C S<br>2-3 ①<br>K | | | 2<br>2 | 0<br>0 | 1<br>0 | 1<br>0 | 0<br>0 | 0<br>2 | 1<br>1 |
| Fred Lynn, L (1, 7)<br>OBP: 0.312, SLG: 0.320 | S B 2 SAFE X<br>1-1 ③<br>FC6<br>1-2f | | I I I I<br>4-0<br>1B<br>IBB | | B 1 SAFE B C S F S<br>2-3 ②<br>K | | B B X<br>2-0<br>HR | | | 3 | 1 | 1 | 1 | 1 | 1 | 3 |
| Doug Strange, S (1, 5)<br>OBP: 0.234, SLG: 0.242 | | | C 2 SAFE F F F E B B X<br>2-2<br>G5-4-3<br>1-2 2-H 1B | | X<br>0-0 ③<br>G6-3 | | B B S B B<br>4-1<br>CS<br>BB | | | 3 | 0 | 1 | 1 | 1 | 1 | 1 |
| Mike Heath, R (1, 2)<br>OBP: 0.309, SLG: 0.431 | | S B B S F F X<br>1-3 ①<br>K<br>2-2 ②<br>G5-3 | X<br>0-0 ②<br>G5-4-3<br>1-2f ③ | | | S F B X<br>1-2 ①<br>G6-3 | 1 SAFE S F F B B C<br>3-3 ②<br>K<br>1-2 ③ | | | 4 | 0 | 0 | 0 | 0 | 1 | 3 |
| Mike Brumley, S (1, 4)<br>OBP: 0.300, SLG: 0.299 | | B F F S<br>1-3 ③<br>K | | C B B X<br>2-1<br>L9<br>SF9<br>2B | | B B B C B<br>4-1<br>S<br>1B<br>BB | | C F S<br>0-3 ①<br>K | | 3 | 1 | 1 | 0 | 1 | 2 | 0 |
| Inning Stats | R: 1 E: 0 K: 0 S: 14<br>H: 3 LOB: 2 BB: 0 P: 21 | R: 0 E: 0 K: 0 S: 11<br>H: 0 LOB: 0 BB: 0 P: 15 | R: 4 E: 0 K: 0 S: 18<br>H: 5 LOB: 1 BB: 1 P: 31 | R: 1 E: 0 K: 0 S: 13<br>H: 1 LOB: 0 BB: 0 P: 21 | R: 0 E: 0 K: 2 S: 10<br>H: 1 LOB: 1 BB: 0 P: 13 | R: 0 E: 0 K: 0 S: 9<br>H: 1 LOB: 3 BB: 2 P: 20 | R: 1 E: 0 K: 2 S: 9<br>H: 1 LOB: 0 BB: 1 P: 19 | R: 0 E: 0 K: 1 S: 6<br>H: 0 LOB: 0 BB: 0 P: 7 | | 1B: 9 2B: 2 3B: 0 HR: 1<br>SF: 1 SAC: 0 DP: 1 HBP: 0 | | | | | | |

| PITCHER | | IP | WLS | BF | H | R | ER | SO | BB | IBB | HBP | BLK | WP | HR | S | P | ERA | WHIP |
|---|---|---|---|---|---|---|---|---|---|---|---|---|---|---|---|---|---|---|
| Clay Parker, R<br>ERA: 4.12 | (1, 1) | 2.1 | | 16 | 8 | 5 | 5 | 2 | 0 | 1 | 0 | 0 | 0 | 0 | 42 | 66 | 19.29 | 3.429 |
| John Candelaria, L<br>ERA: 4.36 | (3, 1) | 3.0 | | 12 | 3 | 1 | 1 | 2 | 1 | 0 | 0 | 0 | 0 | 0 | 30 | 47 | 3.00 | 1.333 |
| Eric Plunk, R<br>ERA: 2.74 | (6, 1) | 1.2 | L | 7 | 1 | 1 | 1 | 2 | 1 | 1 | 0 | 0 | 0 | 1 | 12 | 27 | 5.40 | 1.200 |
| Lee Guetterman, L<br>ERA: 2.91 | (8, 1) | 1.0 | | 3 | 0 | 0 | 0 | 1 | 0 | 0 | 0 | 0 | 0 | 0 | 6 | 7 | 0.00 | 0.000 |

| PITCHER | IP | WLS | BF | H | R | ER | SO | BB | IBB | HBP | BLK | WP | HR | S | P | ERA | WHIP |
|---|---|---|---|---|---|---|---|---|---|---|---|---|---|---|---|---|---|

# BOTTOM

## New York Yankees @ Detroit Tigers

Tiger Stadium, Detroit, MI

Sun Aug 20 1989, 3:33 AM EDT

Att. 33,499 - Cloudy - 74 F

livebaseballscorecards.com

| | |
|---|---|
| AB | 33 |
| R | 7 |
| H | 12 |
| RBI | 7 |
| BB | 4 |
| SO | 7 |
| LOB | 17 |

| | | | |
|---|---|---|---|
| 1B: 9 | SF: 1 | WP: 0 | PA: 38 |
| 2B: 2 | SAC: 0 | PB: 0 | |
| 3B: 0 | DP: 1 | SB: 2 | |
| HR: 1 | HBP: 0 | CS: 1 | |

| Batter | 1 | 2 | 3 | 4 | 5 | 6 | 7 | 8 | 9 | AB | R | H | RBI | BB | SO | LOB |
|---|---|---|---|---|---|---|---|---|---|---|---|---|---|---|---|---|
| Rickey Henderson, R (1, 10)<br>OBP: 0.420, SLG: 0.410 | BBCBBB 4-1 S 1B G6-3 BB | CBCX 1-2 1B | | BX 1-0 G6-3 1-3 2-H 2B | | | CFX 0-2 ① G3-1 | | | 3 | 1 | 2 | 1 | 1 | 0 | 0 |
| Carney Lansford, R (1, 5)<br>OBP: 0.404, SLG: 0.407 | BX 1-0 G6-3 S 1-2 1B 1B | FX 0-1 ③ G6-3 | | BBCX 2-1 ② G6-3 2-3 3-H | | | BX 1-0 ② L3 | | | 4 | 1 | 1 | 1 | 0 | 0 | 2 |
| Jose Canseco, R (1, 9)<br>OBP: 0.327, SLG: 0.515 | CCX 0-2 ① G6-3 1-3 2-H | BBBSSB 4-1 BB | SCS 0-3 ③ K | | | | BFBSFS 2-3 ③ K | | | 3 | 0 | 0 | 1 | 1 | 2 | 2 |
| Terry Steinbach, R (1, 2)<br>OBP: 0.343, SLG: 0.385 | BSBFFX 2-2 ② G6-3 | X 0-0 ① P6 | | | CBBX 2-1 ① F7 | | | BSX 1-1 ① F7 | | 4 | 0 | 0 | 0 | 0 | 0 | 2 |
| Dave Henderson, R (1, 8)<br>OBP: 0.317, SLG: 0.373 | CCBBBX 2-2 HR 3-H 1B | BFFFFX 1-2 ② F9 | | | X 0-0 ② F7 | | | BFFFX 1-2 ② G6-3 | | 4 | 1 | 1 | 1 | 0 | 0 | 1 |
| Mark McGwire, R (1, 3)<br>OBP: 0.342, SLG: 0.454 | BCCCFBFFFX 2-2 1-H HR | FBBBX 2-1 ③ F8 | | | BCX 1-1 ③ F7 | | | X 0-0 ③ L5 | | 4 | 1 | 1 | 2 | 0 | 0 | 1 |
| Billy Beane, R (1, 7)<br>OBP: 0.250, SLG: 0.320 | BCBX 2-1 ③ G3-1 | | | SBBX 2-1 ① G6-3 | | X 0-0 ① G5-3 | | | BBCX 2-1 ① L8 | 4 | 0 | 0 | 0 | 0 | 0 | 0 |
| Tony Phillips, S (1, 4)<br>OBP: 0.338, SLG: 0.340 | | BCCFBX 2-2 ① P6 | | FBFBFX 2-2 E3 1B 2B | | FBFFFFBFBF 3-2 F F F F X ② P3 | | | BX 1-0 F7-6-3 1B | 4 | 1 | 1 | 0 | 0 | 0 | 0 |
| Walt Weiss, S (1, 6)<br>OBP: 0.276, SLG: 0.309 | | CCBBBBFX 3-2 ② L8 | | BBX 2-0 2B 1-2 G6-3 1B | | CCBFX 1-2 ③ F9 | | | X 0-0 ② ③ F7-6-3 1-2 | 4 | 1 | 1 | 0 | 0 | 0 | 1 |
| Inning Stats | R: 4 H: 3<br>E: 0 LOB: 0<br>K: 0 BB: 1<br>S: 21 P: 34 | R: 0 H: 1<br>E: 0 LOB: 1<br>K: 0 BB: 0<br>S: 13 P: 19 | R: 0 H: 0<br>E: 0 LOB: 1<br>K: 0 BB: 1<br>S: 9 P: 16 | R: 2 H: 2<br>E: 1 LOB: 1<br>K: 1 BB: 0<br>S: 13 P: 22 | R: 0 H: 0<br>E: 0 LOB: 0<br>K: 0 BB: 0<br>S: 5 P: 8 | R: 0 H: 0<br>E: 0 LOB: 0<br>K: 1 BB: 0<br>S: 15 P: 19 | R: 0 H: 0<br>E: 0 LOB: 0<br>K: 1 BB: 0<br>S: 8 P: 11 | R: 0 H: 0<br>E: 0 LOB: 0<br>K: 0 BB: 0<br>S: 7 P: 9 | R: 0 H: 1<br>E: 0 LOB: 0<br>K: 0 BB: 0<br>S: 4 P: 7 | 1B: 5 SF: 0<br>2B: 2 SAC: 0<br>3B: 0 DP: 1<br>HR: 1 HBP: 0 | | | | | | |

| PITCHER | | IP | WLS | BF | H | R | ER | SO | BB | IBB | HBP | BLK | WP | HR | S | P | ERA | WHIP |
|---|---|---|---|---|---|---|---|---|---|---|---|---|---|---|---|---|---|---|
| Frank Tanana, L<br>ERA: 3.64 | (1, 1) | 4.0 | L | 21 | 6 | 6 | 4 | 1 | 2 | 0 | 0 | 0 | 0 | 1 | 56 | 91 | 9.00 | 2.000 |
| Paul Gibson, L<br>ERA: 4.24 | (5, 1) | 5.0 | | 15 | 1 | 0 | 0 | 1 | 0 | 0 | 0 | 0 | 0 | 0 | 39 | 54 | 0.00 | 0.200 |

| PITCHER | | IP | WLS | BF | H | R | ER | SO | BB | IBB | HBP | BLK | WP | HR | S | P | ERA | WHIP |
|---|---|---|---|---|---|---|---|---|---|---|---|---|---|---|---|---|---|---|

# Oakland Athletics @ Detroit Tigers

Tiger Stadium, Detroit, MI

Mon Aug 21 1989, 3:33 AM EDT

Att. 6,197 - Sunny - 80 F

TOP

livebaseballscorecards.com

| | |
|---|---|
| AB | 34 |
| R | 6 |
| H | 7 |
| RBI | 6 |
| BB | 2 |
| SO | 2 |
| LOB | 9 |

| | | | | | | | | |
|---|---|---|---|---|---|---|---|---|
| 1B: 5 | SF: 0 | WP: 0 | PA: 36 |
| 2B: 2 | SAC: 0 | PB: 0 | |
| 3B: 0 | DP: 1 | SB: 2 | |
| HR: 1 | HBP: 0 | CS: 0 | |

| Batter | 1 | 2 | 3 | 4 | 5 | 6 | 7 | 8 | 9 | AB | R | H | RBI | BB | SO | LOB |
|---|---|---|---|---|---|---|---|---|---|---|---|---|---|---|---|---|
| Gary Pettis, S (1, 8)<br>OBP: 0.376, SLG: 0.315 | X<br>0-0 ①<br>L8 | | C B F S<br>1-3 ②<br>K | | S B B B B<br>4-1<br>F6-3<br>BB | | C B C S<br>1-3 ②<br>K | | | 2 | 0 | 0 | 0 | 1 | 1 | 0 |
| Doug Strange, S (5, PR)<br>OBP: 0.232, SLG: 0.239 (6, 5) | | | | | | | | | | 1 | 0 | 0 | 0 | 0 | 1 | 0 |
| Alan Trammell, R (1, 6)<br>OBP: 0.308, SLG: 0.324 | B X<br>1-0 ②<br>G6-3 | | B B C X<br>2-1<br>PB<br>2B | | X<br>0-0 ①②<br>F6-3<br>1-2 | | C B S F B F X<br>2-2<br>E6 | | | 4 | 0 | 1 | 0 | 0 | 0 | 1 |
| Chet Lemon, R (1, 10)<br>OBP: 0.324, SLG: 0.333 | S B B C B B<br>4-2<br>BB | | B B F B C B<br>4-2<br>2-3<br>BB | | B C F F B C<br>2-3 ③<br>K | | B C F F B S<br>2-3 ③<br>K | | | 2 | 0 | 0 | 0 | 2 | 2 | 2 |
| Gary Ward, R (1, 7)<br>OBP: 0.313, SLG: 0.429 | C B F C<br>1-3 ③<br>K | | B C F B S<br>2-3 ③<br>K | | | B B X<br>2-0 ①<br>F8 | | S T B B F B X<br>3-2 ①<br>F7 | | 4 | 0 | 0 | 0 | 0 | 2 | 3 |
| Rick Schu, R (1, 5)<br>OBP: 0.289, SLG: 0.342 (6, 4) | | B S X<br>1-1 ①<br>L9 | | F C B F B F S<br>2-3 ①<br>K | | C X<br>0-1 ②<br>F7 | | C B B C B C<br>3-3 ②<br>K | | 4 | 0 | 0 | 0 | 0 | 2 | 0 |
| Mike Heath, R (1, 2)<br>OBP: 0.312, SLG: 0.435 | | B C B X<br>2-1 ②<br>F8 | | X<br>0-0<br>WP BB<br>1B | | F F F B F F B B X<br>3-2<br>1B<br>2B | | B C X<br>1-1 ③<br>F9 | | 4 | 1 | 2 | 0 | 0 | 0 | 0 |
| Kenny Williams, R (1, 9)<br>OBP: 0.258, SLG: 0.301 | C S F B F B B F B<br>4-2<br>BB | | | B B B<br>4-0<br>WP<br>1-2<br>BB | | B B B C X<br>3-1<br>2-H<br>1B | | | S X<br>0-1 ①<br>G6-3 | 2 | 0 | 1 | 1 | 2 | 0 | 0 |
| Dave Bergman, L (1, 3)<br>OBP: 0.334, SLG: 0.358 | X<br>0-0 ③<br>G4-3 | | | B B C F S<br>2-3 ②<br>K<br>1-2<br>2-3 | | C F F B B F F X<br>2-2 ③<br>G4-3 | | | F B C B B F F X<br>3-2 ②<br>F8 | 4 | 0 | 0 | 0 | 0 | 1 | 4 |
| Mike Brumley, S (1, 4)<br>OBP: 0.292, SLG: 0.291 (6, 8) | | | X<br>0-0 ①<br>L4 | B B C X<br>2-1 ③<br>F9 | | | B C B B C X<br>3-2 ①<br>G4-3 | | B F B C B F C<br>3-3 ③<br>K | 4 | 0 | 0 | 0 | 0 | 1 | 2 |
| Inning Stats | R: 0 E: 0 K: 1 S: 7<br>H: 0 LOB: 1 BB: 1 P: 13 | R: 0 E: 0 K: 0 S: 10<br>H: 0 LOB: 1 BB: 1 P: 17 | R: 0 E: 0 K: 2 S: 11<br>H: 1 LOB: 2 BB: 1 P: 20 | R: 0 E: 0 K: 2 S: 11<br>H: 1 LOB: 2 BB: 1 P: 21 | R: 0 E: 0 K: 1 S: 6<br>H: 0 LOB: 1 BB: 1 P: 12 | R: 1 E: 0 K: 0 S: 17<br>H: 2 LOB: 1 BB: 0 P: 27 | R: 0 E: 1 K: 2 S: 15<br>H: 0 LOB: 1 BB: 0 P: 23 | R: 0 E: 0 K: 1 S: 9<br>H: 0 LOB: 0 BB: 0 P: 16 | R: 0 E: 0 K: 1 S: 11<br>H: 0 LOB: 0 BB: 0 P: 17 | 1B: 2 2B: 3 3B: 0 HR: 0<br>SF: 0 SAC: 0 DP: 1 HBP: 0 | | | | | | |

| PITCHER | IP | WLS | BF | H | R | ER | SO | BB | IBB | HBP | BLK | WP | HR | S | P | ERA | WHIP |
|---|---|---|---|---|---|---|---|---|---|---|---|---|---|---|---|---|---|
| Curt Young, L (1, 1)<br>ERA: 4.4 | 6.0 | W | 26 | 4 | 1 | 1 | 6 | 5 | 0 | 0 | 0 | 1 | 0 | 62 | 110 | 1.50 | 1.500 |
| Gene Nelson, R (7, 1)<br>ERA: 4.15 | 2.0 | | 7 | 0 | 0 | 0 | 3 | 0 | 0 | 0 | 0 | 0 | 0 | 24 | 39 | 0.00 | 0.000 |
| Matt Young, L (9, 1)<br>ERA: 4.5 | 1.0 | | 3 | 0 | 0 | 0 | 1 | 0 | 0 | 0 | 0 | 0 | 0 | 11 | 17 | 0.00 | 0.000 |

| PITCHER | IP | WLS | BF | H | R | ER | SO | BB | IBB | HBP | BLK | WP | HR | S | P | ERA | WHIP |
|---|---|---|---|---|---|---|---|---|---|---|---|---|---|---|---|---|---|

# BOTTOM

## Oakland Athletics @ Detroit Tigers

Tiger Stadium, Detroit, MI

Mon Aug 21 1989, 3:33 AM EDT

Att. 6,197 - Sunny - 80 F

livebaseballscorecards.com

| | |
|---|---|
| AB | 31 |
| R | 1 |
| H | 4 |
| RBI | 1 |
| BB | 5 |
| SO | 10 |
| LOB | 12 |

| | | | |
|---|---|---|---|
| 1B: 2 | SF: 0 | WP: 1 | PA: 36 |
| 2B: 3 | SAC: 0 | PB: 1 | |
| 3B: 0 | DP: 1 | SB: 0 | |
| HR: 0 | HBP: 0 | CS: 0 | |

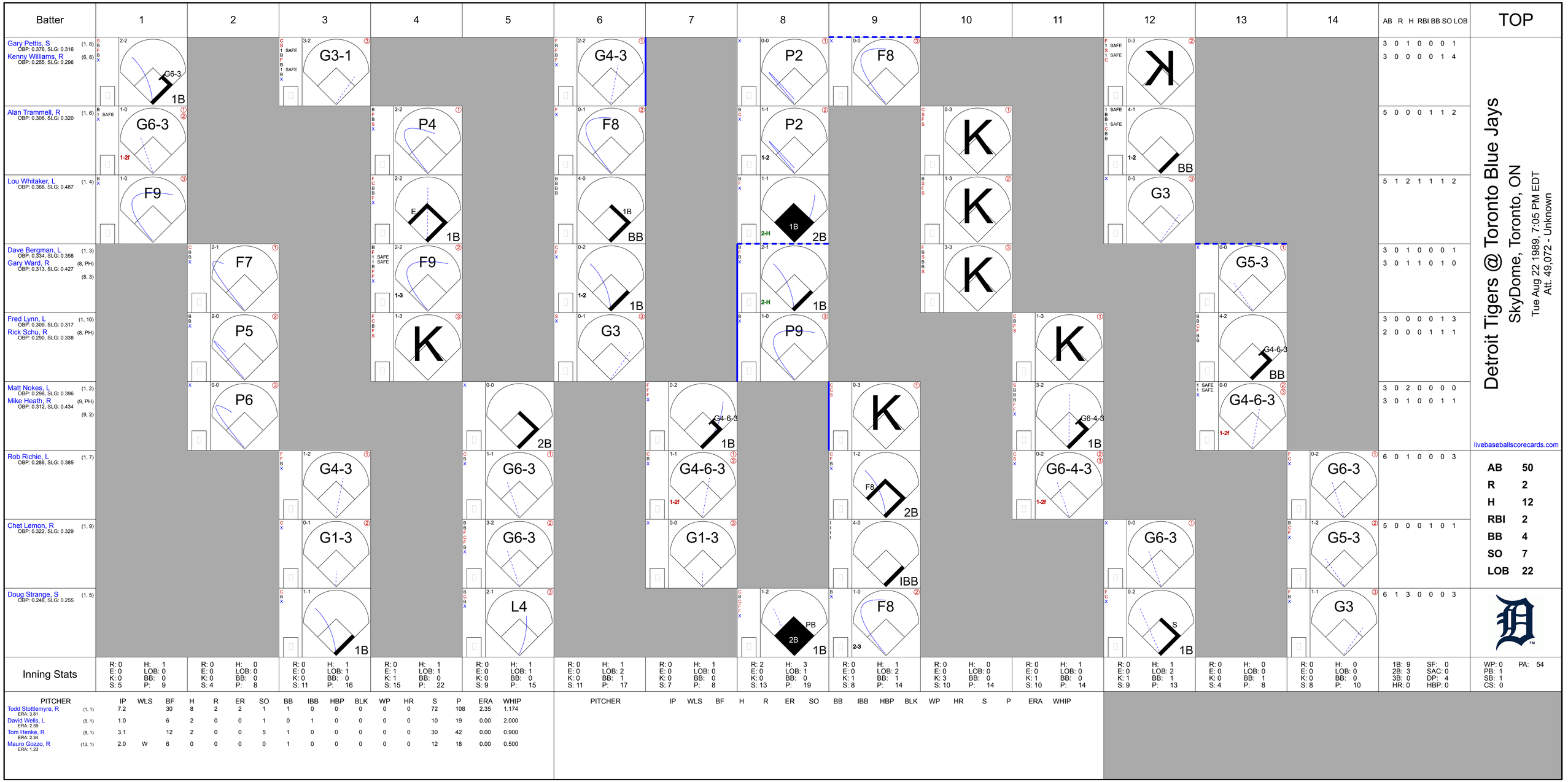

# Detroit Tigers @ Toronto Blue Jays

SkyDome, Toronto, ON

Tue Aug 22 1989, 7:05 PM EDT

Att. 49,072 - Unknown

| Batter | 1 | 2 | 3 | 4 | 5 | 6 | 7 | 8 | 9 | 10 | 11 | 12 | 13 | 14 | AB | R | H | RBI | BB | SO | LOB |
|---|---|---|---|---|---|---|---|---|---|---|---|---|---|---|---|---|---|---|---|---|---|
| Gary Pettis, S (1, 8) OBP: 0.376, SLG: 0.316 | G6-3 1B | | G3-1 | | | G4-3 | | P2 | F8 | | | K | | | 3 | 0 | 1 | 0 | 0 | 0 | 1 |
| Kenny Williams, R (6, 8) OBP: 0.255, SLG: 0.296 | | | | | | | | | | | | | | | 3 | 0 | 0 | 0 | 0 | 1 | 4 |
| Alan Trammell, R (1, 6) OBP: 0.306, SLG: 0.320 | G6-3 1-2f | | P4 | | | F8 | | P2 1-2 | | K | | 1-2 BB | | | 5 | 0 | 0 | 0 | 1 | 1 | 2 |
| Lou Whitaker, L (1, 4) OBP: 0.368, SLG: 0.487 | F9 | | E 1B | | | 1B BB | | 1B 2-H 2B | | K | | G3 | | | 5 | 1 | 2 | 1 | 1 | 1 | 2 |
| Dave Bergman, L (1, 3) OBP: 0.334, SLG: 0.358 | | F7 | F9 1-3 | | | 1-2 1B | | 2-H 1B | | K | | | G5-3 | | 3 | 0 | 1 | 0 | 0 | 0 | 1 |
| Gary Ward, R (8, PH) OBP: 0.313, SLG: 0.427 (8, 3) | | | | | | | | | | | | | | | 3 | 0 | 1 | 1 | 0 | 1 | 0 |
| Fred Lynn, L (1, 10) OBP: 0.309, SLG: 0.317 | | P5 | K | | | G3 | | P9 | | | K | | G4-6-3 BB | | 3 | 0 | 0 | 0 | 0 | 1 | 3 |
| Rick Schu, R (8, PH) OBP: 0.290, SLG: 0.338 | | | | | | | | | | | | | | | 2 | 0 | 0 | 0 | 1 | 1 | 1 |
| Matt Nokes, L (1, 2) OBP: 0.298, SLG: 0.396 | | P6 | | | 2B | | G4-6-3 1B | | K | | G6-4-3 1B | | G4-6-3 1-2f | | 3 | 0 | 2 | 0 | 0 | 0 | 0 |
| Mike Heath, R (9, PH) OBP: 0.312, SLG: 0.434 (9, 2) | | | | | | | | | | | | | | | 3 | 0 | 1 | 0 | 0 | 1 | 1 |
| Rob Richie, L (1, 7) OBP: 0.286, SLG: 0.385 | | | G4-3 | | G6-3 | | G4-6-3 1-2f | | F8 2B | | G6-4-3 1-2f | | | G6-3 | 6 | 0 | 1 | 0 | 0 | 0 | 3 |
| Chet Lemon, R (1, 9) OBP: 0.322, SLG: 0.329 | | | G1-3 | | G6-3 | | G1-3 | | IBB | | | G6-3 | | G5-3 | 5 | 0 | 0 | 0 | 1 | 0 | 1 |
| Doug Strange, S (1, 5) OBP: 0.248, SLG: 0.255 | | | 1B | | L4 | | | PB 2B 1B | F8 2-3 | | | S 1B | | G3 | 6 | 1 | 3 | 0 | 0 | 0 | 3 |

| Inning Stats | 1 | 2 | 3 | 4 | 5 | 6 | 7 | 8 | 9 | 10 | 11 | 12 | 13 | 14 | AB | R | H | RBI | BB | SO | LOB |
|---|---|---|---|---|---|---|---|---|---|---|---|---|---|---|---|---|---|---|---|---|---|
| | R: 0 E: 0 K: 0 S: 5 | H: 1 LOB: 0 BB: 0 P: 9 | R: 0 E: 0 K: 0 S: 4 | H: 0 LOB: 0 BB: 0 P: 8 | R: 0 E: 0 K: 0 S: 11 | H: 1 LOB: 1 BB: 0 P: 16 | R: 0 E: 1 K: 1 S: 15 | H: 1 LOB: 1 BB: 0 P: 22 | R: 0 E: 0 K: 0 S: 9 | H: 1 LOB: 1 BB: 0 P: 15 | R: 0 E: 0 K: 0 S: 11 | H: 1 LOB: 2 BB: 1 P: 17 | R: 0 E: 0 K: 0 S: 7 | H: 1 LOB: 0 BB: 0 P: 8 | R: 2 E: 0 K: 0 S: 13 | H: 3 LOB: 1 BB: 0 P: 19 | R: 0 E: 0 K: 1 S: 8 | H: 1 LOB: 2 BB: 1 P: 14 | R: 0 E: 0 K: 3 S: 10 | H: 0 LOB: 0 BB: 0 P: 14 | R: 0 E: 0 K: 1 S: 10 | H: 1 LOB: 0 BB: 0 P: 14 | R: 0 E: 0 K: 1 S: 9 | H: 1 LOB: 2 BB: 1 P: 13 | R: 0 E: 0 K: 0 S: 4 | H: 0 LOB: 0 BB: 1 P: 8 | R: 0 E: 0 K: 0 S: 8 | H: 0 LOB: 0 BB: 0 P: 10 | 1B: 9 2B: 3 3B: 0 HR: 0 | SF: 0 SAC: 0 DP: 4 HBP: 0 | WP: 0 PB: 1 SB: 1 CS: 0 | PA: 54 |

| PITCHER | | IP | WLS | BF | H | R | ER | SO | BB | IBB | HBP | BLK | WP | HR | S | P | ERA | WHIP |
|---|---|---|---|---|---|---|---|---|---|---|---|---|---|---|---|---|---|---|
| Todd Stottlemyre, R ERA: 3.81 | (1, 1) | 7.2 | | 30 | 8 | 2 | 2 | 1 | 1 | 0 | 0 | 0 | 0 | 0 | 72 | 108 | 2.35 | 1.174 |
| David Wells, L ERA: 2.59 | (8, 1) | 1.0 | | 6 | 2 | 0 | 0 | 1 | 0 | 1 | 0 | 0 | 0 | 0 | 10 | 19 | 0.00 | 2.000 |
| Tom Henke, R ERA: 2.34 | (9, 1) | 3.1 | | 12 | 2 | 0 | 0 | 5 | 1 | 0 | 0 | 0 | 0 | 0 | 30 | 42 | 0.00 | 0.900 |
| Mauro Gozzo, R ERA: 1.23 | (13, 1) | 2.0 | W | 6 | 0 | 0 | 0 | 0 | 1 | 0 | 0 | 0 | 0 | 0 | 12 | 18 | 0.00 | 0.500 |

| PITCHER | IP | WLS | BF | H | R | ER | SO | BB | IBB | HBP | BLK | WP | HR | S | P | ERA | WHIP |
|---|---|---|---|---|---|---|---|---|---|---|---|---|---|---|---|---|---|

livebaseballscorecards.com

| | |
|---|---|
| AB | 50 |
| R | 2 |
| H | 12 |
| RBI | 2 |
| BB | 4 |
| SO | 7 |
| LOB | 22 |

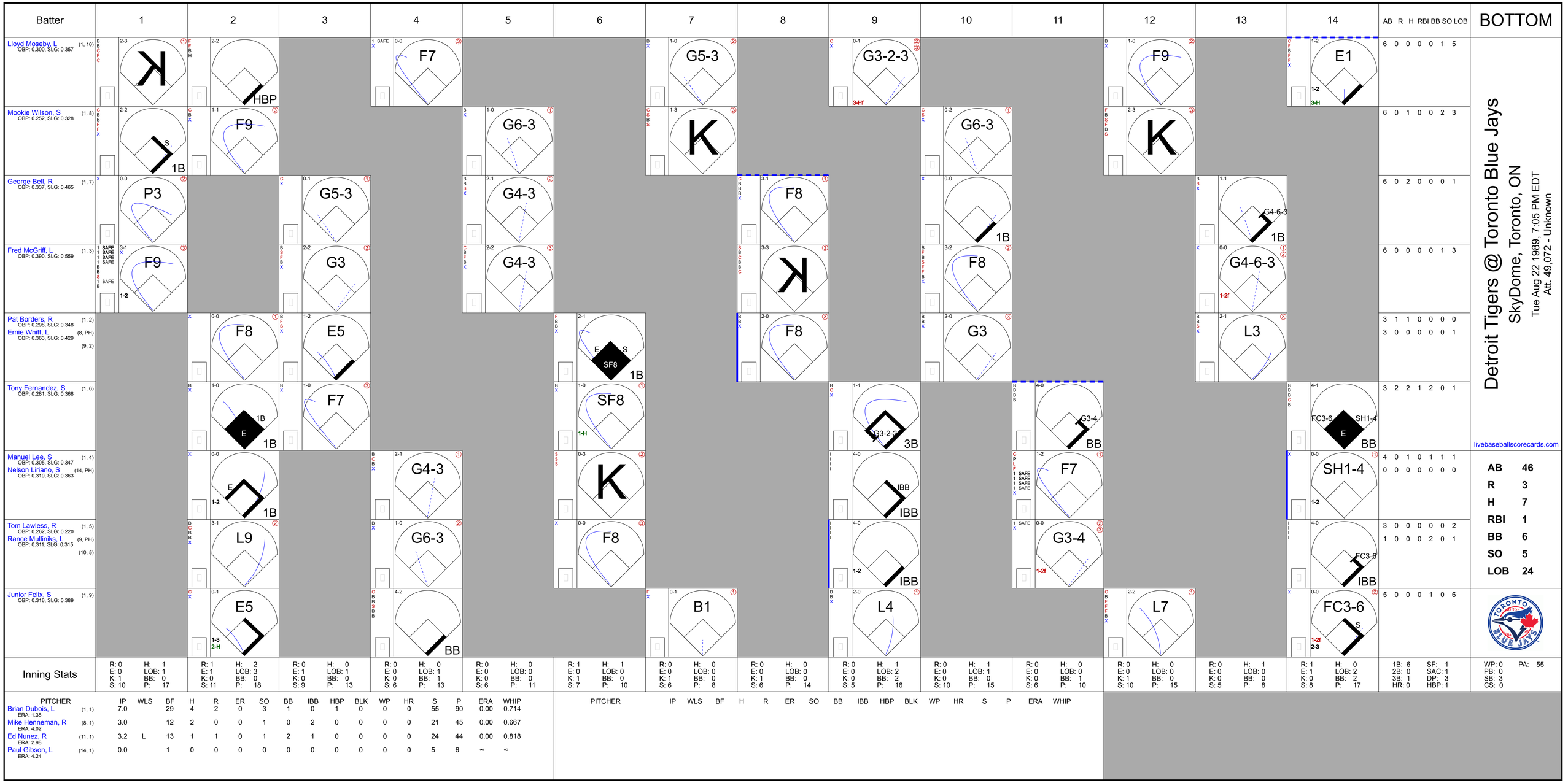
Batter
1
2
3
4
5
6
7
8
9
10
11
12
13
14
AB R H RBI BB SO LOB
BOTTOM
Lloyd Moseby, L (1, 10) OBP: 0.300, SLG: 0.357
K
HBP
6 0 0 0 0 1 5
Mookie Wilson, S (1, 8) OBP: 0.252, SLG: 0.328
S.
1B
F9
G6-3
G5-3
K
G3-2-3
3-Hf
F9
K
E1
1-2
3-H
6 0 1 0 0 2 3
George Bell, R (1, 7) OBP: 0.337, SLG: 0.465
P3
G5-3
G4-3
F8
G6-3
1B
G4-6-3
1B
6 0 2 0 0 0 1
Fred McGriff, L (1, 3) OBP: 0.390, SLG: 0.559
1 SAFE
1 SAFE
1 SAFE
1 SAFE
1 SAFE
1-2
F9
G3
G4-3
K
F8
G4-6-3
1-2f
6 0 0 0 0 1 3
Pat Borders, R (1, 2) OBP: 0.298, SLG: 0.348
Ernie Whitt, L (8, PH) OBP: 0.363, SLG: 0.429
(9, 2)
F8
E5
E
S
SF8
1B
F8
G3
L3
3 1 1 0 0 0 0
3 0 0 0 0 0 1
Tony Fernandez, S (1, 6) OBP: 0.281, SLG: 0.368
1B
E
1B
F7
SF8
1-H
G3-2-3
3B
G3-4
BB
FC3-6
SH1-4
E
BB
3 2 2 1 2 0 1
livebaseballscorecards.com
Manuel Lee, S (1, 4) OBP: 0.305, SLG: 0.347
Nelson Liriano, S (14, PH) OBP: 0.319, SLG: 0.363
E
1-2
1B
G4-3
K
IBB
IBB
F7
SH1-4
1-2
4 0 1 0 1 1 1
0 0 0 0 0 0 0
AB 46
R 3
H 7
RBI 1
BB 6
SO 5
LOB 24
Tom Lawless, R (1, 5) OBP: 0.262, SLG: 0.220
Rance Mulliniks, L (9, PH) OBP: 0.311, SLG: 0.315
(10, 5)
L9
G6-3
F8
1-2
IBB
G3-4
1-2f
FC3-6
IBB
3 0 0 0 0 0 2
1 0 0 0 2 0 1
Junior Felix, S (1, 9) OBP: 0.316, SLG: 0.389
E5
1-3
2-H
BB
B1
L4
L7
FC3-6
S.
1-2f
2-3
5 0 0 0 1 0 6
Inning Stats
R: 0 E: 0 K: 1 S: 10 H: 1 LOB: 1 BB: 0 P: 17
R: 1 E: 1 K: 0 S: 11 H: 2 LOB: 3 BB: 0 P: 18
R: 0 E: 1 K: 0 S: 9 H: 0 LOB: 1 BB: 0 P: 13
R: 0 E: 0 K: 0 S: 6 H: 0 LOB: 1 BB: 1 P: 13
R: 0 E: 0 K: 0 S: 6 H: 0 LOB: 0 BB: 0 P: 11
R: 1 E: 0 K: 1 S: 7 H: 1 LOB: 0 BB: 0 P: 10
R: 0 E: 0 K: 1 S: 6 H: 0 LOB: 0 BB: 0 P: 8
R: 0 E: 0 K: 1 S: 6 H: 0 LOB: 0 BB: 0 P: 14
R: 0 E: 0 K: 0 S: 5 H: 1 LOB: 2 BB: 2 P: 16
R: 0 E: 0 K: 0 S: 10 H: 1 LOB: 1 BB: 0 P: 15
R: 0 E: 0 K: 0 S: 6 H: 0 LOB: 0 BB: 1 P: 10
R: 0 E: 0 K: 1 S: 10 H: 0 LOB: 0 BB: 0 P: 15
R: 0 E: 0 K: 0 S: 5 H: 1 LOB: 0 BB: 0 P: 8
R: 1 E: 1 K: 0 S: 8 H: 0 LOB: 2 BB: 2 P: 17
1B: 6 2B: 0 3B: 1 HR: 0 SF: 1 SAC: 1 DP: 3 HBP: 1
WP: 0 PB: 0 SB: 3 CS: 0 PA: 55
PITCHER IP WLS BF H R ER SO BB IBB HBP BLK WP HR S P ERA WHIP
Brian Dubois, L (1, 1) ERA: 1.38 7.0 29 4 2 0 3 1 0 1 0 0 0 55 90 0.00 0.714
Mike Henneman, R (8, 1) ERA: 4.02 3.0 12 2 0 0 1 0 2 0 0 0 0 21 45 0.00 0.667
Ed Nunez, R (11, 1) ERA: 2.98 3.2 L 13 1 1 0 1 2 1 0 0 0 0 24 44 0.00 0.818
Paul Gibson, L (14, 1) ERA: 4.24 0.0 1 0 0 0 0 0 0 0 0 0 0 5 6 ∞ ∞
PITCHER IP WLS BF H R ER SO BB IBB HBP BLK WP HR S P ERA WHIP
Detroit Tigers @ Toronto Blue Jays
SkyDome, Toronto, ON
Tue Aug 22 1989, 7:05 PM EDT
Att. 49,072 - Unknown

| Batter | 1 | 2 | 3 | 4 | 5 | 6 | 7 | 8 | 9 | AB | R | H | RBI | BB | SO | LOB |
|---|---|---|---|---|---|---|---|---|---|---|---|---|---|---|---|---|
| Kenny Williams, R (1, 8)<br>OBP: 0.259, SLG: 0.305 | E7<br>HR<br>1B | | P8 | | G3-1<br>2B | | F7 | | | 4 | 1 | 2 | 0 | 0 | 0 | 1 |
| Alan Trammell, R (1, 6)<br>OBP: 0.303, SLG: 0.316 | P4 | | P8 | | G6-3 | | P3 | | | 4 | 0 | 0 | 0 | 0 | 0 | 3 |
| Lou Whitaker, L (1, 4)<br>OBP: 0.367, SLG: 0.493 | HR<br>3-H | | CS<br>1-2 | P6 | G3-1<br>2-3 | | | G5-3 | | 4 | 1 | 1 | 2 | 0 | 0 | 1 |
| Gary Ward, R (1, 3)<br>OBP: 0.317, SLG: 0.428<br>Dave Bergman, L (8, PH)<br>OBP: 0.333, SLG: 0.356 (8, 3) | CS<br>BB | | | 2B<br>2B<br>1B | K | | | L8 | | 2<br>1 | 1<br>0 | 1<br>0 | 0<br>0 | 1<br>0 | 1<br>0 | 1<br>0 |
| Rick Schu, R (1, 10)<br>OBP: 0.290, SLG: 0.343<br>Matt Nokes, L (8, PH)<br>OBP: 0.297, SLG: 0.394 | K<br>1-2 | | | 2B<br>1-3<br>2B | | K | | G4-3 | | 3<br>1 | 1<br>0 | 1<br>0 | 0<br>0 | 0<br>0 | 2<br>0 | 1<br>0 |
| Chet Lemon, R (1, 9)<br>OBP: 0.321, SLG: 0.331 | | G6-3 | | BB<br>2-H<br>3-H<br>2B | | G6-3 | | | P4 | 4 | 0 | 1 | 2 | 0 | 0 | 0 |
| Mike Heath, R (1, 2)<br>OBP: 0.316, SLG: 0.435<br>Mike Brumley, S (9, PH)<br>OBP: 0.290, SLG: 0.289 | | G5-3 | | PB<br>BB<br>BB | | 1B | | | K | 2<br>1 | 0<br>0 | 1<br>0 | 0<br>0 | 1<br>0 | 0<br>1 | 0<br>0 |
| Doug Strange, S (1, 5)<br>OBP: 0.248, SLG: 0.248 | K | | | PB<br>1-2<br>2-3<br>BB | | G1-3 | | | K | 3 | 0 | 0 | 0 | 1 | 2 | 1 |
| Rob Richie, L (1, 7)<br>OBP: 0.294, SLG: 0.333 | | | CS<br>BB | K<br>1-2<br>2-3 | | | G3 | | | 2 | 0 | 0 | 0 | 1 | 1 | 2 |

# Detroit Tigers @ Toronto Blue Jays

SkyDome, Toronto, ON

Wed Aug 23 1989, 7:05 PM EDT

Att. 49,233 - Unknown - 72 F

TOP

livebaseballscorecards.com

| | AB | R | H | RBI | BB | SO | LOB |
|---|---|---|---|---|---|---|---|
| | 31 | 4 | 7 | 4 | 4 | 7 | 10 |

| Inning Stats | 1 | 2 | 3 | 4 | 5 | 6 | 7 | 8 | 9 | 1B | SF | WP | PA |
|---|---|---|---|---|---|---|---|---|---|---|---|---|---|
| R | 2 | 0 | 0 | 2 | 0 | 0 | 0 | 0 | 0 | 3 | 0 | 0 | 36 |
| E | 1 | 0 | 0 | 0 | 0 | 0 | 0 | 0 | 0 | 2B 3 | SAC 0 | PB 1 | |
| K | 1 | 1 | 0 | 1 | 1 | 1 | 0 | 0 | 2 | 3B 0 | DP 0 | SB 0 | |
| S | 9 | 6 | 9 | 12 | 9 | 9 | 7 | 5 | 7 | HR 1 | HBP 0 | CS 2 | |
| H | 2 | 0 | 0 | 3 | 1 | 1 | 0 | 0 | 0 | | | | |
| LOB | 0 | 0 | 0 | 2 | 1 | 0 | 0 | 0 | 0 | | | | |
| BB | 1 | 0 | 1 | 2 | 0 | 0 | 0 | 0 | 0 | | | | |
| P | 19 | 11 | 15 | 30 | 12 | 13 | 12 | 7 | 7 | | | | |

| PITCHER | | IP | WLS | BF | H | R | ER | SO | BB | IBB | HBP | BLK | WP | HR | S | P | ERA | WHIP |
|---|---|---|---|---|---|---|---|---|---|---|---|---|---|---|---|---|---|---|
| John Cerutti, L<br>ERA: 2.95 | (1, 1) | 4.0 | | 19 | 6 | 4 | 4 | 3 | 4 | 0 | 0 | 0 | 0 | 1 | 39 | 80 | 9.00 | 2.500 |
| Frank Wills, R<br>ERA: 4.42 | (5, 1) | 4.0 | W | 13 | 1 | 0 | 0 | 2 | 0 | 0 | 0 | 0 | 0 | 0 | 27 | 39 | 0.00 | 0.250 |
| Duane Ward, R<br>ERA: 3.58 | (9, 1) | 1.0 | | 3 | 0 | 0 | 0 | 2 | 0 | 0 | 0 | 0 | 0 | 0 | 7 | 7 | 0.00 | 0.000 |

| PITCHER | IP | WLS | BF | H | R | ER | SO | BB | IBB | HBP | BLK | WP | HR | S | P | ERA | WHIP |
|---|---|---|---|---|---|---|---|---|---|---|---|---|---|---|---|---|---|

# Detroit Tigers @ Toronto Blue Jays

SkyDome, Toronto, ON

Wed Aug 23 1989, 7:05 PM EDT

Att. 49,233 - Unknown - 72 F

livebaseballscorecards.com

## BOTTOM

| Batter | 1 | 2 | 3 | 4 | 5 | 6 | 7 | 8 | 9 | AB | R | H | RBI | BB | SO | LOB |
|---|---|---|---|---|---|---|---|---|---|---|---|---|---|---|---|---|
| Lloyd Moseby, L (1, 10)<br>OBP: 0.299, SLG: 0.353 | B B C C X<br>2-2 ① G4-3 | | B B B F X<br>3-1 ① F7 | C B B S H<br>3-2 1-2 HBP | | F C X<br>0-2 ② G6-3 | | X<br>0-0 ① L6 | | 4 | 0 | 0 | 0 | 0 | 0 | 0 |
| Mookie Wilson, S (1, 8)<br>OBP: 0.251, SLG: 0.326 | F X<br>0-1 ② F8 | | X<br>0-0 ② F9 | C X<br>0-1 ③ P6 | | C B B B X<br>3-1 ③ G4-3 | | C X<br>0-1 E5 SF8 1B | | 5 | 1 | 1 | 0 | 0 | 0 | 2 |
| George Bell, R (1, 7)<br>OBP: 0.339, SLG: 0.465 | C B B B F F B F F B<br>4-2 BB | | C B X<br>1-1 ③ L7 | | B B F B C B<br>4-2 1B HR BB | | C B X<br>1-1 HR 1B | B X<br>1-0 ② SF8 3-H | | 2 | 2 | 1 | 1 | 2 | 0 | 0 |
| Fred McGriff, L (1, 3)<br>OBP: 0.393, SLG: 0.575 | B C B X<br>2-1 ③ P2 | | | X<br>0-0 HR | C B B X<br>2-1 1-3 HR 1B | | B B C X<br>2-1 1-H HR | B C F B B B<br>4-2 BB | | 4 | 3 | 3 | 3 | 1 | 0 | 1 |
| Ernie Whitt, L (1, 2)<br>OBP: 0.364, SLG: 0.436 | | B C X<br>1-1 ① F9 | | B B F B B<br>4-1 G3 2B BB | X<br>0-0 1-H 3-H HR | | B B C B F X<br>3-2 ① G3 | X<br>0-0 ③ G4-3 | | 4 | 2 | 1 | 3 | 1 | 0 | 1 |
| Tony Fernandez, S (1, 6)<br>OBP: 0.282, SLG: 0.376 | | B B X<br>2-0 G4-3 2B | | F C B B B X<br>2-2 ① G3 1-2 | B B F X<br>2-1 ① F7 | | B B F X<br>2-1 2B 3B | | | 4 | 1 | 2 | 0 | 0 | 0 | 1 |
| Rance Mulliniks, L (1, 5)<br>OBP: 0.314, SLG: 0.322 | | B B B X<br>3-0 ② G4-3 2-3 | | C B C X<br>1-2 2B 1B | B F S C<br>1-3 ② K | | B C B B X<br>3-1 3-H 2B | | | 4 | 0 | 2 | 1 | 0 | 1 | 1 |
| Nelson Liriano, S (1, 4)<br>OBP: 0.318, SLG: 0.365 | | C B B X<br>2-1 ③ G4-3 | | B B X<br>2-0 ② 1-H 2-H 1B 2B | B X<br>1-0 ③ F9 | | S C B S<br>1-3 ② K | | | 4 | 1 | 1 | 1 | 0 | 1 | 2 |
| Junior Felix, S (1, 9)<br>OBP: 0.318, SLG: 0.398 | | | F B F B F F B X<br>3-2 HR | B X<br>1-0 2-H HBP 1B | | X<br>0-0 ① G3 | B S X<br>1-1 ③ F9 | | | 4 | 1 | 2 | 2 | 0 | 0 | 1 |
| Inning Stats | R: 0 E: 0 K: 0 S: 12<br>H: 0 LOB: 1 BB: 1 P: 20 | R: 0 E: 0 K: 0 S: 6<br>H: 1 LOB: 1 BB: 0 P: 14 | R: 1 E: 0 K: 0 S: 10<br>H: 1 LOB: 0 BB: 0 P: 17 | R: 3 E: 0 K: 0 S: 14<br>H: 4 LOB: 2 BB: 1 P: 27 | R: 3 E: 0 K: 1 S: 11<br>H: 2 LOB: 0 BB: 1 P: 21 | R: 0 E: 0 K: 0 S: 6<br>H: 0 LOB: 0 BB: 0 P: 9 | R: 3 E: 0 K: 1 S: 16<br>H: 4 LOB: 1 BB: 0 P: 29 | R: 1 E: 1 K: 0 S: 7<br>H: 1 LOB: 1 BB: 1 P: 12 | | 1B: 5<br>2B: 3<br>3B: 1<br>HR: 4 | SF: 1<br>SAC: 0<br>DP: 0<br>HBP: 1 | | | | | |

| | AB | 35 |
|---|---|---|
| | R | 11 |
| | H | 13 |
| | RBI | 11 |
| | BB | 4 |
| | SO | 2 |
| | LOB | 9 |

| PITCHER | | IP | WLS | BF | H | R | ER | SO | BB | IBB | HBP | BLK | WP | HR | S | P | ERA | WHIP |
|---|---|---|---|---|---|---|---|---|---|---|---|---|---|---|---|---|---|---|
| Jeff Robinson, R<br>ERA: 4.05 | (1, 1) | 6.1 | L | 32 | 10 | 9 | 9 | 1 | 3 | 0 | 1 | 0 | 0 | 4 | 66 | 121 | 12.79 | 2.053 |
| Paul Gibson, L<br>ERA: 4.25 | (7, 1) | 1.2 | | 9 | 3 | 2 | 1 | 1 | 1 | 0 | 0 | 0 | 0 | 0 | 16 | 28 | 5.40 | 2.400 |

| PITCHER | IP | WLS | BF | H | R | ER | SO | BB | IBB | HBP | BLK | WP | HR | S | P | ERA | WHIP |
|---|---|---|---|---|---|---|---|---|---|---|---|---|---|---|---|---|---|

| Batter | 1 | 2 | 3 | 4 | 5 | 6 | 7 | 8 | 9 | AB | R | H | RBI | BB | SO | LOB |
|---|---|---|---|---|---|---|---|---|---|---|---|---|---|---|---|---|
| Kenny Williams, R (1, 8)<br>OBP: 0.259, SLG: 0.319 | F8 | | L4 | | | HR | | F8 | | 4 | 1 | 1 | 1 | 0 | 0 | 0 |
| Alan Trammell, R (1, 6)<br>OBP: 0.301, SLG: 0.314 | K | | L7 | | | F8 | | G4-3 | | 3 | 0 | 0 | 0 | 0 | 1 | 0 |
| Doug Strange, S (8, PH)<br>OBP: 0.245, SLG: 0.245 (8, 6) | | | | | | | | | | 1 | 0 | 0 | 0 | 0 | 0 | 0 |
| Lou Whitaker, L (1, 4)<br>OBP: 0.366, SLG: 0.489 | G4-3 | | | G3 | | K | | 1B BB | | 3 | 0 | 0 | 0 | 1 | 1 | 0 |
| Gary Ward, R (1, 7)<br>OBP: 0.320, SLG: 0.429 | | G1-6-3 1B | | L6 | | L6 | | 1-2 1B | | 4 | 0 | 2 | 0 | 0 | 0 | 0 |
| Rick Schu, R (1, 5)<br>OBP: 0.285, SLG: 0.337 | | B 1 SAFE 1 SAFE G1-6-3 1-2f | | F8 | | | G6-3 | F8 | | 4 | 0 | 0 | 0 | 0 | 0 | 3 |
| Chet Lemon, R (1, 9)<br>OBP: 0.325, SLG: 0.349 | | 3B 2B | | | G6-3 | | 2B | | HR | 4 | 2 | 3 | 1 | 0 | 0 | 0 |
| Mike Heath, R (1, 2)<br>OBP: 0.318, SLG: 0.443 | | 2-H 3B | | | FC1-6 1B | | F9 | | G1-5-3 | 4 | 0 | 2 | 1 | 0 | 0 | 1 |
| Dave Bergman, L (1, 3)<br>OBP: 0.332, SLG: 0.353 | | G4-3 | | | FC1-6 1-2f | | FC6 BB | | G1-3 | 3 | 0 | 0 | 0 | 1 | 0 | 2 |
| Mike Brumley, S (1, 10)<br>OBP: 0.287, SLG: 0.285 | | | G5-3 | | F9 | | FC6 1-2f | | G4-3 | 2 | 0 | 0 | 0 | 0 | 0 | 1 |
| Matt Nokes, L (7, PH)<br>OBP: 0.294, SLG: 0.390 | | | | | | | | | | 2 | 0 | 0 | 0 | 0 | 0 | 2 |

# TOP

# Detroit Tigers @ Toronto Blue Jays

SkyDome, Toronto, ON

Thu Aug 24 1989, 7:05 PM EDT
Att. 49,201 - Unknown - 73 F

livebaseballscorecards.com

| | |
|---|---|
| AB | 34 |
| R | 3 |
| H | 8 |
| RBI | 3 |
| BB | 2 |
| SO | 2 |
| LOB | 9 |

| Inning Stats | 1 | 2 | 3 | 4 | 5 | 6 | 7 | 8 | 9 | 1B: 3 | SF: 0 | WP: 0 | PA: 36 |
|---|---|---|---|---|---|---|---|---|---|---|---|---|---|
| R: | 0 | 1 | 0 | 0 | 0 | 1 | 0 | 0 | 1 | 2B: 2 | SAC: 0 | PB: 0 | |
| E: | 0 | 0 | 0 | 0 | 0 | 0 | 0 | 0 | 0 | 3B: 1 | DP: 1 | SB: 0 | |
| K: | 1 | 0 | 0 | 0 | 0 | 1 | 0 | 0 | 0 | HR: 2 | HBP: 0 | CS: 0 | |
| S: | 5 | 9 | 6 | 5 | 9 | 6 | 10 | 11 | 11 | | | | |
| H: | 0 | 3 | 0 | 0 | 1 | 1 | 1 | 1 | 1 | | | | |
| LOB: | 0 | 1 | 0 | 0 | 1 | 0 | 2 | 0 | 0 | | | | |
| BB: | 0 | 0 | 0 | 0 | 0 | 0 | 1 | 1 | 0 | | | | |
| P: | 6 | 17 | 10 | 9 | 14 | 12 | 17 | 20 | 16 | | | | |

| PITCHER | | IP | WLS | BF | H | R | ER | SO | BB | IBB | HBP | BLK | WP | HR | S | P | ERA | WHIP |
|---|---|---|---|---|---|---|---|---|---|---|---|---|---|---|---|---|---|---|
| Mike Flanagan, L<br>ERA: 3.83 | (1, 1) | 6.0 | W | 22 | 5 | 2 | 2 | 2 | 0 | 0 | 0 | 0 | 0 | 1 | 40 | 68 | 3.00 | 0.833 |
| Jim Acker, R<br>ERA: 2.62 | (7, 1) | 2.0 | | 10 | 2 | 0 | 0 | 0 | 2 | 0 | 0 | 0 | 0 | 0 | 21 | 37 | 0.00 | 2.000 |
| David Wells, L<br>ERA: 2.68 | (9, 1) | 1.0 | | 4 | 1 | 1 | 1 | 0 | 0 | 0 | 0 | 0 | 0 | 1 | 11 | 16 | 9.00 | 1.000 |

| PITCHER | IP | WLS | BF | H | R | ER | SO | BB | IBB | HBP | BLK | WP | HR | S | P | ERA | WHIP |
|---|---|---|---|---|---|---|---|---|---|---|---|---|---|---|---|---|---|

# Detroit Tigers @ Toronto Blue Jays

SkyDome, Toronto, ON

Thu Aug 24 1989, 7:05 PM EDT

Att. 49,201 - Unknown - 73 F

livebaseballscorecards.com

## BOTTOM

| Batter | 1 | 2 | 3 | 4 | 5 | 6 | 7 | 8 | 9 | AB | R | H | RBI | BB | SO | LOB |
|---|---|---|---|---|---|---|---|---|---|---|---|---|---|---|---|---|
| Lloyd Moseby, L (1, 10)<br>OBP: 0.297, SLG: 0.354 | F8 | | F4 | | F9 | F7 | 1-H 2B | | | 5 | 0 | 1 | 1 | 0 | 0 | 3 |
| Mookie Wilson, S (1, 8)<br>OBP: 0.256, SLG: 0.331 | S 1B | | SF7<br>3-H | | WP<br>1-H 1B | | 1B<br>G5-3 | | | 4 | 2 | 3 | 2 | 0 | 0 | 1 |
| George Bell, R (1, 7)<br>OBP: 0.340, SLG: 0.470<br>Tom Lawless, R (8, 7)<br>OBP: 0.273, SLG: 0.233 | F8<br>1-2 | | HR | | K<br>1-2 | | BB<br>SF7<br>1-2 | G4-6-3<br>1B | | 3<br>1 | 2<br>0 | 1<br>1 | 1<br>0 | 1<br>0 | 1<br>0 | 2<br>0 |
| Fred McGriff, L (1, 3)<br>OBP: 0.395, SLG: 0.573<br>Lee Mazzilli, S (9, 3)<br>OBP: 0.372, SLG: 0.416 | K | | BB | | 1B<br>2-H | | BB<br>2B<br>1-2<br>2-3 | G4-6-3<br>1-2f | | 3<br>0 | 1<br>0 | 1<br>0 | 1<br>0 | 2<br>0 | 1<br>0 | 2<br>0 |
| Ernie Whitt, L (1, 2)<br>OBP: 0.364, SLG: 0.434<br>Pat Borders, R (9, 2)<br>OBP: 0.298, SLG: 0.348 | | FC6-4<br>1B | G3-1 | | K | | PB<br>BB<br>1-2<br>2-3<br>3-H | F9 | | 4<br>0 | 1<br>0 | 1<br>0 | 1<br>0 | 1<br>0 | 1<br>0 | 2<br>0 |
| Tony Fernandez, S (1, 6)<br>OBP: 0.280, SLG: 0.373 | | FC6-4<br>1B<br>1-2f | K | | G6-3 | SF7<br>3-H | | | | 3 | 0 | 0 | 1 | 0 | 1 | 1 |
| Rance Mulliniks, L (1, 5)<br>OBP: 0.316, SLG: 0.328 | | 1B<br>1-3 | G4-3 | | P6 | PB<br>E<br>2B<br>1-3<br>2-H | | | | 4 | 1 | 2 | 1 | 0 | 0 | 0 |
| Nelson Liriano, S (1, 4)<br>OBP: 0.318, SLG: 0.372 | | G5-3 | F9 | | HR | E4<br>FC4-6<br>2-H<br>3-H | | | | 4 | 1 | 1 | 1 | 0 | 0 | 1 |
| Junior Felix, S (1, 9)<br>OBP: 0.322, SLG: 0.406 | | | SF7<br>3B | | S<br>1B 1B | BB | FC4-6<br>2B<br>1-2f | | | 3 | 3 | 2 | 0 | 1 | 0 | 1 |
| Inning Stats | R: 0 E: 0 K: 1 S: 12 H: 1 LOB: 1 BB: 0 P: 17 | R: 0 E: 0 K: 0 S: 9 H: 2 LOB: 1 BB: 0 P: 16 | R: 2 E: 0 K: 0 S: 15 H: 2 LOB: 1 BB: 1 P: 28 | R: 0 E: 0 K: 1 S: 5 H: 0 LOB: 0 BB: 0 P: 8 | R: 2 E: 0 K: 2 S: 13 H: 3 LOB: 1 BB: 0 P: 20 | R: 1 E: 0 K: 0 S: 9 H: 1 LOB: 1 BB: 1 P: 16 | R: 6 E: 1 K: 0 S: 27 H: 3 LOB: 1 BB: 3 P: 52 | R: 0 E: 0 K: 0 S: 5 H: 1 LOB: 0 BB: 0 P: 11 | | 1B: 8 2B: 2 3B: 1 HR: 2 | SF: 2 SAC: 0 DP: 1 HBP: 0 | | | | | | |

| PITCHER | IP | WLS | BF | H | R | ER | SO | BB | IBB | HBP | BLK | WP | HR | S | P | ERA | WHIP |
|---|---|---|---|---|---|---|---|---|---|---|---|---|---|---|---|---|---|
| Jack Morris, R (1, 1)<br>ERA: 4.77 | 6.0 | L | 31 | 10 | 8 | 8 | 4 | 4 | 0 | 0 | 0 | 1 | 2 | 68 | 120 | 12.00 | 2.333 |
| Frank Williams, R (7, 1)<br>ERA: 2.77 | 2.0 | | 10 | 3 | 3 | 0 | 0 | 1 | 0 | 0 | 0 | 0 | 0 | 27 | 48 | 0.00 | 2.000 |

| | |
|---|---|
| AB | 34 |
| R | 11 |
| H | 13 |
| RBI | 9 |
| BB | 5 |
| SO | 4 |
| LOB | 13 |

WP: 1 PB: 1 SB: 3 CS: 0 PA: 41

# Detroit Tigers @ Boston Red Sox

Fenway Park, Boston, MA

Fri Aug 25 1989, 7:05 PM EDT

Sunny - 73 F

TOP

livebaseballscorecards.com

| Batter | 1 | 2 | 3 | 4 | 5 | 6 | 7 | 8 | 9 | AB | R | H | RBI | BB | SO | LOB |
|---|---|---|---|---|---|---|---|---|---|---|---|---|---|---|---|---|
| Kenny Williams, R (1, 8)<br>OBP: 0.259, SLG: 0.314 | F8 | | | K | | G5-3 | | | BB, 1B, BB | 3 | 1 | 0 | 0 | 1 | 1 | 0 |
| Alan Trammell, R (1, 6)<br>OBP: 0.298, SLG: 0.311 | F8 | | | F8 | | P5 | | | K | 4 | 0 | 0 | 0 | 0 | 1 | 1 |
| Lou Whitaker, L (1, 4)<br>OBP: 0.367, SLG: 0.490 | K | | | F8 | | | G4-3, G4-3, 2B | | 1B, 1-2, BB | 3 | 1 | 1 | 0 | 1 | 1 | 0 |
| Dave Bergman, L (1, 3)<br>Rick Schu, R (9, PH)<br>OBP: 0.284, SLG: 0.335 | | G6-3 | | | L9 | | G4-3, 2-3 | | F8 | 3<br>1 | 0<br>0 | 0<br>0 | 0<br>0 | 0<br>0 | 0<br>0 | 1<br>2 |
| Matt Nokes, L (1, 10)<br>OBP: 0.298, SLG: 0.392<br>Mike Brumley, S (9, PR)<br>OBP: 0.287, SLG: 0.285 | | G3 | | | 1B | | G4-3, 3-H | | 1B, 1-2, 2-H | 4<br>0 | 0<br>0 | 2<br>0 | 2<br>0 | 0<br>0 | 0<br>0 | 0<br>0 |
| Gary Ward, R (1, 7)<br>OBP: 0.319, SLG: 0.426 | | G5-3 | | | 1B, 1-3, SAFE | | G6-3 | | K | 4 | 0 | 1 | 0 | 0 | 1 | 2 |
| Chet Lemon, R (1, 9)<br>OBP: 0.325, SLG: 0.347 | | | F8 | | L7 | | | G4-6-3, BB | | 2 | 0 | 0 | 0 | 1 | 0 | 2 |
| Doug Strange, S (1, 5)<br>OBP: 0.239, SLG: 0.238 | | | G4-3 | | F8 | | | G4-6-3, 1-2f, 1-2, SAFE | | 3 | 0 | 0 | 0 | 0 | 0 | 3 |
| Mike Heath, R (1, 2)<br>OBP: 0.315, SLG: 0.438 | | | K | | | P4 | | G6-3 | | 3 | 0 | 0 | 0 | 0 | 1 | 0 |
| Inning Stats | R: 0<br>E: 0<br>K: 1<br>S: 6<br>H: 0<br>LOB: 0<br>BB: 0<br>P: 8 | R: 0<br>E: 0<br>K: 0<br>S: 4<br>H: 0<br>LOB: 0<br>BB: 0<br>P: 5 | R: 0<br>E: 0<br>K: 1<br>S: 6<br>H: 0<br>LOB: 0<br>BB: 0<br>P: 9 | R: 0<br>E: 0<br>K: 1<br>S: 7<br>H: 0<br>LOB: 0<br>BB: 0<br>P: 8 | R: 0<br>E: 0<br>K: 0<br>S: 13<br>H: 2<br>LOB: 2<br>BB: 0<br>P: 21 | R: 0<br>E: 0<br>K: 0<br>S: 6<br>H: 0<br>LOB: 0<br>BB: 0<br>P: 6 | R: 1<br>E: 0<br>K: 0<br>S: 11<br>H: 1<br>LOB: 0<br>BB: 0<br>P: 18 | R: 0<br>E: 0<br>K: 0<br>S: 5<br>H: 0<br>LOB: 0<br>BB: 1<br>P: 12 | R: 1<br>E: 0<br>K: 2<br>S: 10<br>H: 1<br>LOB: 2<br>BB: 2<br>P: 24 | 1B: 3<br>2B: 1<br>3B: 0<br>HR: 0<br>SF: 0<br>SAC: 0<br>DP: 1<br>HBP: 0 | WP: 0<br>PB: 0<br>SB: 0<br>CS: 0<br>PA: 33 | | | | | |

| | AB | 30 |
|---|---|---|
| | R | 2 |
| | H | 4 |
| | RBI | 2 |
| | BB | 3 |
| | SO | 5 |
| | LOB | 11 |

| PITCHER | | IP | WLS | BF | H | R | ER | SO | BB | IBB | HBP | BLK | WP | HR | S | P | ERA | WHIP |
|---|---|---|---|---|---|---|---|---|---|---|---|---|---|---|---|---|---|---|
| Mike Smithson, R<br>ERA: 4.57 | (1, 1) | 7.0 | W | 24 | 3 | 1 | 1 | 3 | 0 | 0 | 0 | 0 | 0 | 0 | 53 | 75 | 1.29 | 0.429 |
| Greg Harris, R<br>ERA: 3.21 | (8, 1) | 1.0 | | 3 | 0 | 0 | 0 | 0 | 1 | 0 | 0 | 0 | 0 | 0 | 5 | 12 | 0.00 | 1.000 |
| Lee Smith, R<br>ERA: 4.08 | (9, 1) | 0.1 | | 3 | 0 | 1 | 1 | 1 | 2 | 0 | 0 | 0 | 0 | 0 | 5 | 16 | 27.00 | 6.000 |
| Rob Murphy, L<br>ERA: 2.52 | (9, 1) | 0.2 | S | 3 | 1 | 0 | 0 | 1 | 0 | 0 | 0 | 0 | 0 | 0 | 5 | 8 | 0.00 | 1.500 |

| PITCHER | IP | WLS | BF | H | R | ER | SO | BB | IBB | HBP | BLK | WP | HR | S | P | ERA | WHIP |
|---|---|---|---|---|---|---|---|---|---|---|---|---|---|---|---|---|---|

# BOTTOM

## Detroit Tigers @ Boston Red Sox

Fenway Park, Boston, MA

Fri Aug 25 1989, 7:05 PM EDT

Sunny - 73 F

| Batter | 1 | 2 | 3 | 4 | 5 | 6 | 7 | 8 | 9 | AB | R | H | RBI | BB | SO | LOB |
|---|---|---|---|---|---|---|---|---|---|---|---|---|---|---|---|---|
| Wade Boggs, L (1, 5)<br>OBP: 0.431, SLG: 0.466 | B B C B C X<br>3-2<br>G6-3 ① | B C B X<br>2-1<br>G6-4-3 ② ③<br>1-2f | | C X<br>0-1<br>P6 ② | | C B X<br>1-1<br>F8 ② | | B X<br>1-0<br>E8<br>FC1-2<br>1-3<br>1B | | 5 | 0 | 1 | 0 | 0 | 0 | 3 |
| Marty Barrett, R (1, 4)<br>OBP: 0.330, SLG: 0.340 | B C X<br>1-1<br>G5-3 ② | | B B X<br>2-0<br>FC5-4 1B<br>E<br>1B | C X<br>0-1<br>L8 ③ | | F B X<br>1-1<br>1B<br>1B | | C B F X<br>1-2<br>FC1-2 ②<br>FC6-4<br>1-2<br>3-H | | 5 | 1 | 2 | 0 | 0 | 0 | 3 |
| Ellis Burks, R (1, 8)<br>OBP: 0.359, SLG: 0.462 | B B X<br>2-0<br>S<br>1B | | B X<br>1-0<br>F7 ① | | C B B X<br>2-1<br>HR | X<br>0-0<br>1-2<br>1B | | B F S F X<br>1-2<br>FC6-4 ③<br>1-2f | | 5 | 1 | 3 | 1 | 0 | 0 | 3 |
| Mike Greenwell, L (1, 7)<br>OBP: 0.368, SLG: 0.452 | B B C B F B<br>4-2<br>FC6-4<br>1-2<br>BB | | X<br>0-0<br>FC5-4<br>1-2<br>1B | | B B B C X<br>3-1<br>1B | C B B B X<br>3-1<br>F7 ③ | | | | 3 | 0 | 2 | 0 | 1 | 0 | 2 |
| Nick Esasky, R (1, 3)<br>OBP: 0.335, SLG: 0.489 | X<br>0-0<br>FC6-4 ③<br>1-2f | | S B X<br>1-1<br>FC5-4 ②<br>E<br>1-2f<br>2-3 | | B B B C F S<br>3-3<br>K ① | | F B S X<br>1-2<br>G4-3 ① | | | 4 | 0 | 0 | 0 | 0 | 1 | 5 |
| Danny Heep, L (1, 9)<br>OBP: 0.373, SLG: 0.436<br>Kevin Romine, R (6, 9)<br>OBP: 0.317, SLG: 0.344 | | B B X<br>2-0<br>G6-3 ①<br>B B X<br>2-0<br>E3<br>1-2<br>3-H | | | X<br>0-0<br>P5 ② | | B X<br>1-0<br>E6<br>G4-3 | | | 3<br>1 | 0<br>0 | 0<br>0 | 0<br>0 | 0<br>0 | 0<br>0 | 2<br>0 |
| Dwight Evans, R (1, 10)<br>OBP: 0.390, SLG: 0.446 | | B X<br>1-0<br>E5<br>E<br>1B<br>B B B C E C<br>3-3<br>K ③ | | | B B C B F X<br>3-2<br>L6 ③ | | X<br>0-0<br>G4-3 ② ③<br>1-2f | | | 4 | 1 | 0 | 0 | 0 | 1 | 4 |
| Jody Reed, R (1, 6)<br>OBP: 0.360, SLG: 0.368 | | B C B F B X<br>3-2<br>E4<br>1B<br>1-2 | | B X<br>1-0<br>2B | | B X<br>1-0<br>HR | | B C C X<br>1-2<br>CS<br>2B | | 4 | 1 | 3 | 1 | 0 | 0 | 1 |
| Rich Gedman, L (1, 2)<br>OBP: 0.282, SLG: 0.288 | | C B F X<br>1-2<br>G6-4-3<br>1-3<br>2-H<br>1B | | B C F B S<br>2-3<br>K ① | | B F X<br>1-1<br>G1-3 ① | | B 2 SAFE C B B B<br>4-1<br>E<br>1B<br>FC1-2<br>2-3<br>BB ① | | 3 | 0 | 1 | 1 | 1 | 1 | 1 |
| Inning Stats | R: 0 E: 0 K: 0 S: 9<br>H: 1 LOB: 2 BB: 1 P: 19 | R: 1 E: 2 K: 0 S: 10<br>H: 1 LOB: 1 BB: 0 P: 19 | R: 1 E: 1 K: 1 S: 9<br>H: 2 LOB: 2 BB: 0 P: 18 | R: 0 E: 0 K: 1 S: 8<br>H: 1 LOB: 1 BB: 0 P: 11 | R: 1 E: 0 K: 1 S: 11<br>H: 2 LOB: 1 BB: 0 P: 22 | R: 1 E: 0 K: 0 S: 10<br>H: 3 LOB: 2 BB: 0 P: 17 | R: 0 E: 1 K: 0 S: 5<br>H: 0 LOB: 0 BB: 0 P: 7 | R: 0 E: 1 K: 0 S: 12<br>H: 2 LOB: 2 BB: 1 P: 20 | | 1B: 8 2B: 2 3B: 0 HR: 2<br>SF: 0 SAC: 0 DP: 2 HBP: 0 | | | | | | |

livebaseballscorecards.com

| | |
|---|---|
| AB | 37 |
| R | 4 |
| H | 12 |
| RBI | 3 |
| BB | 2 |
| SO | 3 |
| LOB | 24 |

WP: 0 PB: 0 SB: 1 CS: 1 PA: 39

| PITCHER | | IP | WLS | BF | H | R | ER | SO | BB | IBB | HBP | BLK | WP | HR | S | P | ERA | WHIP |
|---|---|---|---|---|---|---|---|---|---|---|---|---|---|---|---|---|---|---|
| Doyle Alexander, R<br>ERA: 4.31 | (1, 1) | 6.0 | L | 31 | 10 | 4 | 2 | 3 | 1 | 0 | 0 | 0 | 0 | 2 | 57 | 106 | 3.00 | 1.833 |
| Steve Searcy, L<br>ERA: 3.86 | (7, 1) | 2.0 | | 8 | 2 | 0 | 0 | 0 | 1 | 0 | 0 | 0 | 0 | 0 | 17 | 27 | 0.00 | 1.500 |

| PITCHER | IP | WLS | BF | H | R | ER | SO | BB | IBB | HBP | BLK | WP | HR | S | P | ERA | WHIP |
|---|---|---|---|---|---|---|---|---|---|---|---|---|---|---|---|---|---|

# Detroit Tigers @ Boston Red Sox

Fenway Park, Boston, MA

Fri Aug 25 1989, 7:05 PM EDT

Att. 35,158 - Unknown - 67 F

livebaseballscorecards.com

TOP

| Batter | 1 | 2 | 3 | 4 | 5 | 6 | 7 | 8 | 9 | AB | R | H | RBI | BB | SO | LOB |
|---|---|---|---|---|---|---|---|---|---|---|---|---|---|---|---|---|
| Kenny Williams, R (1, 8)<br>OBP: 0.254, SLG: 0.308 | S B F B X 2-2 ① P5 | | B C F B B F F F X 3-2 ③ G4-3 | | B S B S X 2-2 ② G5-3 | | S B X 1-1 ①② G1-6-4-3 1-2f | | | 4 | 0 | 0 | 0 | 0 | 0 | 2 |
| Dave Bergman, L (1, 3)<br>OBP: 0.328, SLG: 0.351 | B C B B C F F X 3-2 ② F7 | | | C B F F B X 2-2 ① P6 | C B X 1-1 1B 2B | | C B X 1-1 ③ G3-1 | | | 4 | 1 | 1 | 0 | 0 | 0 | 0 |
| Lou Whitaker, L (1, 4)<br>OBP: 0.369, SLG: 0.490 | F C X 0-2 ③ F7 | | | B B F B B 4-1 BB 1B BB | B X 1-0 2-H 1B | | | S B B X 2-1 ① F7 | | 2 | 1 | 1 | 1 | 1 | 0 | 0 |
| Doug Strange, S (7, 4)<br>OBP: 0.236, SLG: 0.236 | | | | | | | | | | 1 | 0 | 0 | 0 | 0 | 0 | 0 |
| Matt Nokes, L (1, 2)<br>OBP: 0.297, SLG: 0.387 | | B B S F B X 3-2 ① G3 | | B B B B 4-0 1B 1B 1-2 BB | F X 0-1 ③ G3 | | | F B S F B F F B X 3-2 ② G3-1 | | 3 | 0 | 0 | 0 | 1 | 0 | 1 |
| Fred Lynn, L (1, 10)<br>OBP: 0.308, SLG: 0.316 | | B C B B X 2-1 ② G4-3 | | F S X 0-2 1B 1-2 2-H 1B | | B X 1-0 ① G3 | | B B C S X 2-2 ③ G6-3 | | 4 | 0 | 1 | 1 | 0 | 0 | 0 |
| Gary Ward, R (1, 7)<br>OBP: 0.318, SLG: 0.423 | | B X 1-0 ③ P5 | | S B X 1-1 1-2 2-3 1B | | B C B F X 2-2 ② G1-3 | | | C F B F B X 2-2 ① F8 | 4 | 0 | 1 | 0 | 0 | 0 | 0 |
| Chet Lemon, R (1, 9)<br>OBP: 0.325, SLG: 0.344 | | | C F B H 2-2 G5-3 HBP | B F X 1-1 ② L9 | | B C C F F F B S 2-3 ③ K | | | B C X 1-1 ② G6-3 | 3 | 0 | 0 | 0 | 0 | 1 | 3 |
| Rick Schu, R (1, 5)<br>OBP: 0.283, SLG: 0.348 | | | C 1 SAFE B 1 SAFE X 1-1 ① G5-3 1-2 | F X 0-1 ③ P4 | | | B B F F X 2-2 HR | | B C X 1-1 ③ P3 | 4 | 1 | 1 | 1 | 0 | 0 | 4 |
| Mike Brumley, S (1, 6)<br>OBP: 0.288, SLG: 0.286 | | | B X 1-0 ② F7 | | C C B B S 2-3 ① K | | X 0-0 S1-6-4-3 1B | | | 3 | 0 | 1 | 0 | 0 | 1 | 1 |

| | AB | 32 |
|---|---|---|
| | R | 3 |
| | H | 6 |
| | RBI | 3 |
| | BB | 2 |
| | SO | 2 |
| | LOB | 11 |

| Inning Stats | 1 | 2 | 3 | 4 | 5 | 6 | 7 | 8 | 9 |
|---|---|---|---|---|---|---|---|---|---|
| | R: 0 H: 0<br>E: 0 LOB: 0<br>K: 0 BB: 0<br>S: 11 P: 16 | R: 0 H: 0<br>E: 0 LOB: 0<br>K: 0 BB: 0<br>S: 6 P: 12 | R: 0 H: 0<br>E: 0 LOB: 0<br>K: 0 BB: 0<br>S: 11 P: 18 | R: 1 H: 2<br>E: 0 LOB: 3<br>K: 0 BB: 2<br>S: 14 P: 26 | R: 1 H: 2<br>E: 0 LOB: 1<br>K: 1 BB: 0<br>S: 11 P: 17 | R: 0 H: 0<br>E: 0 LOB: 0<br>K: 1 BB: 0<br>S: 10 P: 15 | R: 1 H: 2<br>E: 0 LOB: 0<br>K: 0 BB: 0<br>S: 8 P: 12 | R: 0 H: 0<br>E: 0 LOB: 0<br>K: 0 BB: 0<br>S: 11 P: 18 | R: 0 H: 0<br>E: 0 LOB: 0<br>K: 0 BB: 0<br>S: 8 P: 12 |

| | 1B: 4 | SF: 0 | WP: 0 | PA: 35 |
|---|---|---|---|---|
| | 2B: 1 | SAC: 0 | PB: 0 | |
| | 3B: 0 | DP: 1 | SB: 0 | |
| | HR: 1 | HBP: 1 | CS: 0 | |

| PITCHER | | IP | WLS | BF | H | R | ER | SO | BB | IBB | HBP | BLK | WP | HR | S | P | ERA | WHIP |
|---|---|---|---|---|---|---|---|---|---|---|---|---|---|---|---|---|---|---|
| Eric Hetzel, R<br>ERA: 4.93 | (1, 1) | 3.1 | | 15 | 2 | 1 | 1 | 0 | 2 | 0 | 1 | 0 | 0 | 0 | 38 | 67 | 2.70 | 1.200 |
| Dennis Lamp, R<br>ERA: 2.76 | (4, 1) | 3.2 | W | 14 | 4 | 2 | 2 | 2 | 0 | 0 | 0 | 0 | 0 | 1 | 33 | 49 | 4.91 | 1.091 |
| Joe Price, L<br>ERA: 4.66 | (8, 1) | 1.0 | | 3 | 0 | 0 | 0 | 0 | 0 | 0 | 0 | 0 | 0 | 0 | 11 | 18 | 0.00 | 0.000 |
| Bob Stanley, R<br>ERA: 4.86 | (9, 1) | 1.0 | | 3 | 0 | 0 | 0 | 0 | 0 | 0 | 0 | 0 | 0 | 0 | 8 | 12 | 0.00 | 0.000 |

| PITCHER | IP | WLS | BF | H | R | ER | SO | BB | IBB | HBP | BLK | WP | HR | S | P | ERA | WHIP |
|---|---|---|---|---|---|---|---|---|---|---|---|---|---|---|---|---|---|

# BOTTOM

## Detroit Tigers @ Boston Red Sox

Fenway Park, Boston, MA

Fri Aug 25 1989, 7:05 PM EDT

Att. 35,158 - Unknown - 67 F

| Batter | 1 | 2 | 3 | 4 | 5 | 6 | 7 | 8 | 9 | AB | R | H | RBI | BB | SO | LOB |
|---|---|---|---|---|---|---|---|---|---|---|---|---|---|---|---|---|
| Wade Boggs, L (1, 5)<br>OBP: 0.432, SLG: 0.465 | B C C B F S 2-3 K ① | | C 1 SAFE B C B 1 SAFE 1 SAFE B B B 4-2 E 1B 1-2 BB | | B B B B 4-0 1B 1B BB | C F S 0-3 K ② | | B B B C X 3-1 E 2B 1B | | 3 | 2 | 1 | 0 | 2 | 2 | 2 |
| Jody Reed, R (1, 4)<br>OBP: 0.363, SLG: 0.370 | C C X 0-2 L7 ② | | B X 1-0 E2 1-3 2-H 1B | | B B C B F X 3-2 1B 1-3 1B | B B C X 2-1 E 2B 1B 1-2 3-H | | B C B S X 2-2 P3 ① | | 5 | 2 | 3 | 2 | 0 | 0 | 1 |
| Ellis Burks, R (1, 8)<br>OBP: 0.357, SLG: 0.458 | F X 0-1 G4-3 ③ | | F S 1 SAFE C 0-3 K ② | | B B S X 2-1 BB 1B 1-2 3-H 1B | B X 1-0 E5 2B 1-2 2-3 | | C F X 0-2 E4 2B 1B 1-3 | | 5 | 2 | 1 | 1 | 0 | 1 | 5 |
| Mike Greenwell, L (1, 7)<br>OBP: 0.369, SLG: 0.454<br>Randy Kutcher, R (6, PR) (7, 7)<br>OBP: 0.286, SLG: 0.383 | | C B F B B X 3-2 L8 ① | B B B X 3-0 F7 ③ | | B X 1-0 BB 1-2 2-H 1B | B X 1-0 1-H 2-H 3-H 2B | | X 0-0 1B 1-3 3-H 2B | | 4<br>1 | 0<br>1 | 2<br>1 | 4<br>1 | 0<br>0 | 0<br>0 | 2<br>0 |
| Nick Esasky, R (1, 3)<br>OBP: 0.336, SLG: 0.487 | | F X 0-1 G4-3 ② | | B X 1-0 F9 ① | B F S F F B B F F 4-2 BB 1-2 2-3 | B B B X 3-1 G5-3 ③ | | X 0-0 1B 2-H 3-H 1B | | 4 | 0 | 1 | 2 | 1 | 0 | 1 |
| Danny Heep, L (1, 9)<br>OBP: 0.370, SLG: 0.430 | | B F B X 2-1 G6-3 ③ | | B F X 1-1 G4-3 ② | F X 0-1 G3-1 ③ | | C X 0-1 G4-3 ① | B X 1-0 1-2 1B | | 5 | 0 | 1 | 0 | 0 | 0 | 3 |
| Dwight Evans, R (1, 10)<br>OBP: 0.390, SLG: 0.447 | | | B B B C B 4-1 1B SF8 BB | B X 1-0 G6-3 ③ | | C B F F S 1-3 K ① | B X 1-0 2B | C F B S 1-3 K ② | | 4 | 1 | 1 | 0 | 1 | 2 | 2 |
| Luis Rivera, R (1, 6)<br>OBP: 0.320, SLG: 0.385 | | | C 1 SAFE F F F B F B F 3-2 1 SAFE B X BB 1B 1-3 1B | | X 0-0 L7 ① | B X 1-0 1B 1B 1B | B F X 1-1 G5-3 ② | F B S B B C 3-3 K ③ | | 5 | 2 | 2 | 0 | 0 | 1 | 3 |
| Rick Cerone, R (1, 2)<br>OBP: 0.330, SLG: 0.358 | | | B B X 2-0 SF8 ① 3-H | | C B B S B X 3-2 P5 ② | C 1 SAFE 1 SAFE 1 SAFE X 0-1 E 1B 2B 1-3 1B | B B F F X 2-2 G3 ③ | | | 3 | 1 | 1 | 1 | 0 | 0 | 1 |
| Inning Stats | R: 0 E: 0 K: 1 S: 10 H: 0 LOB: 0 BB: 0 P: 12 | R: 0 E: 0 K: 0 S: 7 H: 0 LOB: 0 BB: 0 P: 12 | R: 2 E: 1 K: 1 S: 16 H: 2 LOB: 2 BB: 2 P: 33 | R: 0 E: 0 K: 0 S: 4 H: 0 LOB: 0 BB: 0 P: 7 | R: 2 E: 0 K: 0 S: 19 H: 3 LOB: 3 BB: 2 P: 36 | R: 4 E: 1 K: 2 S: 16 H: 4 LOB: 1 BB: 0 P: 25 | R: 0 E: 0 K: 0 S: 8 H: 1 LOB: 1 BB: 0 P: 12 | R: 3 E: 1 K: 2 S: 17 H: 4 LOB: 2 BB: 0 P: 27 | | 1B: 11 2B: 3 3B: 0 HR: 0 | SF: 1 SAC: 0 DP: 0 HBP: 0 | | | | | |

livebaseballscorecards.com

| | |
|---|---|
| AB | 39 |
| R | 11 |
| H | 14 |
| RBI | 11 |
| BB | 4 |
| SO | 6 |
| LOB | 20 |

WP: 0 PB: 0 SB: 0 CS: 0 PA: 44

| PITCHER | | IP | WLS | BF | H | R | ER | SO | BB | IBB | HBP | BLK | WP | HR | S | P | ERA | WHIP |
|---|---|---|---|---|---|---|---|---|---|---|---|---|---|---|---|---|---|---|
| Kevin Ritz, R<br>ERA: 4.84 | (1, 1) | 4.2 | L | 22 | 5 | 4 | 4 | 2 | 3 | 0 | 0 | 0 | 0 | 0 | 47 | 87 | 7.71 | 1.714 |
| Mike Henneman, R<br>ERA: 4.09 | (5, 1) | 1.0 | | 9 | 4 | 4 | 1 | 2 | 1 | 0 | 0 | 0 | 0 | 0 | 23 | 33 | 9.00 | 5.000 |
| Frank Williams, R<br>ERA: 3.09 | (6, 1) | 2.1 | | 13 | 5 | 3 | 3 | 2 | 0 | 0 | 0 | 0 | 0 | 0 | 27 | 44 | 11.57 | 2.143 |

| PITCHER | IP | WLS | BF | H | R | ER | SO | BB | IBB | HBP | BLK | WP | HR | S | P | ERA | WHIP |
|---|---|---|---|---|---|---|---|---|---|---|---|---|---|---|---|---|---|

# Detroit Tigers @ Boston Red Sox

Fenway Park, Boston, MA

Sat Aug 26 1989, 3:33 AM EDT

Att. 34,643 - Sunny

TOP

livebaseballscorecards.com

| Batter | 1 | 2 | 3 | 4 | 5 | 6 | 7 | 8 | 9 | AB | R | H | RBI | BB | SO | LOB |
|---|---|---|---|---|---|---|---|---|---|---|---|---|---|---|---|---|
| Kenny Williams, R (1, 8)<br>OBP: 0.253, SLG: 0.306 | G6-3 | 1B | | K | | | P6 | | P3 | 5 | 1 | 1 | 1 | 0 | 1 | 1 |
| Alan Trammell, R (1, 6)<br>OBP: 0.298, SLG: 0.311 | G4-3 | 1B | | G6-3 | | | BB | | K | 3 | 0 | 1 | 1 | 0 | 0 | 1 |
| Mike Brumley, S (6, 6)<br>OBP: 0.290, SLG: 0.284 | | | | | | | | | | 1 | 0 | 0 | 0 | 1 | 1 | 0 |
| Lou Whitaker, L (1, 4)<br>OBP: 0.368, SLG: 0.488 | BB 1B<br>1B | 1 SAFE<br>1 SAFE<br>F8 | | | P9 | | F9 | | | 4 | 0 | 1 | 0 | 0 | 0 | 2 |
| Matt Nokes, L (1, 10)<br>OBP: 0.296, SLG: 0.384 | BB<br>1-2<br>1B | G1-3 | | | F6 | | | G6-3 | | 4 | 0 | 1 | 0 | 0 | 0 | 0 |
| Dave Bergman, L (1, 3)<br>OBP: 0.327, SLG: 0.347 | 1-2<br>2-3<br>BB | K | | | L6 | | | K | | 3 | 0 | 0 | 0 | 1 | 2 | 0 |
| Fred Lynn, L (1, 7)<br>OBP: 0.310, SLG: 0.318 | P5 | 1B | | | | P2 | | WP 1B<br>1B | | 4 | 0 | 2 | 0 | 0 | 0 | 3 |
| Gary Ward, R (1, 9)<br>OBP: 0.317, SLG: 0.420 | | K | 1 SAFE<br>G5-3 | | | P3 | | 1-2<br>WP<br>1B | | 4 | 0 | 1 | 0 | 0 | 1 | 1 |
| Doug Strange, S (1, 5)<br>OBP: 0.246, SLG: 0.239 | G5-3<br>1B<br>1B | | | BB | | K | | G4-3<br>1-2<br>2-3 | | 3 | 1 | 1 | 0 | 1 | 1 | 2 |
| Mike Heath, R (1, 2)<br>OBP: 0.311, SLG: 0.432 | 1 SAFE<br>1 SAFE<br>1 SAFE<br>1 SAFE<br>G5-3<br>1-2 | | | P4 | | | K | | K | 4 | 0 | 0 | 0 | 0 | 2 | 2 |
| Inning Stats | R: 0<br>E: 0<br>K: 0<br>S: 16<br>H: 2<br>LOB: 3<br>BB: 1<br>P: 26 | R: 2<br>E: 0<br>K: 1<br>S: 14<br>H: 3<br>LOB: 1<br>BB: 0<br>P: 21 | R: 0<br>E: 0<br>K: 1<br>S: 10<br>H: 1<br>LOB: 1<br>BB: 0<br>P: 14 | R: 0<br>E: 0<br>K: 1<br>S: 13<br>H: 0<br>LOB: 1<br>BB: 1<br>P: 19 | R: 0<br>E: 0<br>K: 0<br>S: 5<br>H: 0<br>LOB: 0<br>BB: 0<br>P: 6 | R: 0<br>E: 0<br>K: 1<br>S: 7<br>H: 0<br>LOB: 0<br>BB: 0<br>P: 9 | R: 0<br>E: 0<br>K: 1<br>S: 7<br>H: 0<br>LOB: 1<br>BB: 1<br>P: 16 | R: 0<br>E: 0<br>K: 1<br>S: 15<br>H: 2<br>LOB: 2<br>BB: 0<br>P: 20 | R: 0<br>E: 0<br>K: 2<br>S: 8<br>H: 0<br>LOB: 0<br>BB: 0<br>P: 11 | 1B: 8<br>2B: 0<br>3B: 0<br>HR: 0<br>SF: 0<br>SAC: 0<br>DP: 0<br>HBP: 0 | WP: 1<br>PB: 0<br>SB: 0<br>CS: 0<br>PA: 38 | | | | | |

| | AB | 35 |
|---|---|---|
| | R | 2 |
| | H | 8 |
| | RBI | 2 |
| | BB | 3 |
| | SO | 8 |
| | LOB | 12 |

| PITCHER | | IP | WLS | BF | H | R | ER | SO | BB | IBB | HBP | BLK | WP | HR | S | P | ERA | WHIP |
|---|---|---|---|---|---|---|---|---|---|---|---|---|---|---|---|---|---|---|
| Roger Clemens, R<br>ERA: 3.36 | (1, 1) | 8.0 | W | 35 | 8 | 2 | 2 | 6 | 3 | 0 | 0 | 0 | 1 | 0 | 87 | 131 | 2.25 | 1.375 |
| Lee Smith, R<br>ERA: 4.0 | (9, 1) | 1.0 | S | 3 | 0 | 0 | 0 | 2 | 0 | 0 | 0 | 0 | 0 | 0 | 8 | 11 | 0.00 | 0.000 |

| PITCHER | IP | WLS | BF | H | R | ER | SO | BB | IBB | HBP | BLK | WP | HR | S | P | ERA | WHIP |
|---|---|---|---|---|---|---|---|---|---|---|---|---|---|---|---|---|---|

# Detroit Tigers @ Boston Red Sox

Fenway Park, Boston, MA

Sat Aug 26 1989, 3:33 AM EDT

Att. 34,643 - Sunny

BOTTOM

livebaseballscorecards.com

| Batter | 1 | 2 | 3 | 4 | 5 | 6 | 7 | 8 | 9 | AB | R | H | RBI | BB | SO | LOB |
|---|---|---|---|---|---|---|---|---|---|---|---|---|---|---|---|---|
| Wade Boggs, L (1, 5)<br>OBP: 0.431, SLG: 0.463 | B B X<br>2-0 G4-3 ① | C F B B X<br>2-2 1-2 3-H 1B | | B B X<br>2-0 G4-3 ② | | B F C X<br>1-2 F7 ③ | | | | 4 | 0 | 1 | 1 | 0 | 0 | 1 |
| Marty Barrett, R (1, 4)<br>OBP: 0.329, SLG: 0.342 | B B F B X<br>3-1 P5 ② | B F F X<br>1-2 G5-3 ③ | | B B C B C F X<br>3-2 G4-1 ③ | | | X<br>0-0 FC4-6 2B | | | 4 | 0 | 1 | 0 | 0 | 0 | 2 |
| Ellis Burks, R (1, 8)<br>OBP: 0.359, SLG: 0.457 | C B F F B B X<br>3-2 F9 ③ | | C S B X<br>1-2 G6-3 ① | | X<br>0-0 S 1B 1B | | H<br>1-0 FC4-6 HBP | | | 3 | 1 | 1 | 0 | 0 | 0 | 0 |
| Mike Greenwell, L (1, 7)<br>OBP: 0.370, SLG: 0.459 | | B C F B F B X<br>3-2 1B 2B | F B B B X<br>3-1 3B 2B | | B X<br>1-0 F9 ① | | C F X<br>0-2 FC4-6 G5-4-3 ①<br>1-2f 2-3 | | | 4 | 2 | 2 | 0 | 0 | 0 | 3 |
| Nick Esasky, R (1, 3)<br>OBP: 0.337, SLG: 0.491 | | B B C S B S<br>3-3 K ①<br>X<br>0-0 2-H 3B | | | 1 SAFE<br>1 SAFE<br>B X<br>1-0 G6-4-3 1-H 1B | | B S B B S F X<br>3-2 G5-4-3 ②③ 1-2f | | | 4 | 0 | 2 | 2 | 0 | 1 | 3 |
| Dwight Evans, R (1, 10)<br>OBP: 0.389, SLG: 0.443 | | B B B C F B<br>4-2 1B 1B BB<br>C C B B X<br>2-2 G1-3 ② | | | C X<br>0-1 G6-4-3 ②③ 1-2f | | | B B X<br>2-0 G6-3 ① | | 3 | 1 | 0 | 0 | 1 | 0 | 2 |
| Kevin Romine, R (1, 9)<br>OBP: 0.316, SLG: 0.339 | | C B C C<br>1-3 K ②<br>B B B I<br>4-0 IBB | | | | B B X<br>2-0 F7 ① | | S C B C<br>1-3 K ② | | 3 | 0 | 0 | 0 | 1 | 2 | 2 |
| Jody Reed, R (1, 6)<br>OBP: 0.362, SLG: 0.369 | | B C X<br>1-1 1B 1B 1-2 2-H 1B<br>C C B S<br>1-3 K2-3 ③ | | | | B S B B X<br>3-1 G4-3 ② | | B F C F F B B X<br>3-2 G5-3 ③ | | 4 | 1 | 1 | 1 | 0 | 1 | 2 |
| Rick Cerone, R (1, 2)<br>OBP: 0.333, SLG: 0.359 | | B C X<br>1-1 1B 1-3 2-H 1B | | C F B B B F B S<br>3-3 K ① | | B B B C B<br>4-1 BB | | | | 2 | 0 | 1 | 1 | 1 | 1 | 0 |

| | | | |

| Batter | 1 | 2 | 3 | 4 | 5 | 6 | 7 | 8 | 9 | AB | R | H | RBI | BB | SO | LOB |
|---|---|---|---|---|---|---|---|---|---|---|---|---|---|---|---|---|
| Gary Pettis, S (1, 8)<br>OBP: 0.375, SLG: 0.313 | S B S S<br>1-3 ① K | | M S S<br>0-3 ② K | | C S S<br>0-3 ② K | | B F B B B<br>4-1<br>1-2<br>BB | | | 3 | 0 | 0 | 0 | 1 | 3 | 2 |
| Dave Bergman, L (1, 3)<br>OBP: 0.326, SLG: 0.346 | B X<br>1-0 ② F7 | | B C B X<br>2-1 ③ F9 | | S B F B X<br>2-2 ③<br>1-2<br>2-H<br>1B | | B C B C X<br>2-2 ③ F9 | | | 4 | 0 | 1 | 0 | 0 | 0 | 2 |
| Lou Whitaker, L (1, 4)<br>OBP: 0.367, SLG: 0.486 | C B X<br>1-1 1B | | | B B C B X<br>3-1 ① F9 | | B F X<br>1-1 ① F9 | | C F S<br>0-3 ① K | | 4 | 0 | 1 | 0 | 0 | 1 | 0 |
| Matt Nokes, L (1, 2)<br>OBP: 0.297, SLG: 0.384<br>Mike Heath, R (8, PH)<br>OBP: 0.313, SLG: 0.434 (8, 2) | X<br>0-0 ③ P6 | | | S X<br>0-1 ② G3 | | X<br>0-0<br>1B | | C B X<br>1-1<br>WP<br>1B | | 3<br>1 | 0<br>0 | 1<br>1 | 0<br>0 | 0<br>0 | 0<br>0 | 1<br>0 |
| Fred Lynn, L (1, 7)<br>OBP: 0.310, SLG: 0.329<br>Chet Lemon, R (8, PH)<br>OBP: 0.324, SLG: 0.343 (8, 9) | | F B B S S<br>2-3 ① K | | B B B B X<br>3-1<br>HR | | C C X<br>0-2 ② F8 | | F B S S S<br>1-3 ② K | | 3<br>1 | 1<br>0 | 1<br>0 | 1<br>0 | 0<br>0 | 1<br>1 | 1<br>1 |
| Gary Ward, R (1, 10)<br>OBP: 0.312, SLG: 0.413 | | C X<br>0-1 ② G5-3 | | F C F S<br>0-3 ③ K | | F S B B S<br>2-3 ③ K | | C S F F B B X<br>2-2 ③ F8<br>1-2 | | 4 | 0 | 0 | 0 | 0 | 2 | 2 |
| Rick Schu, R (1, 5)<br>OBP: 0.287, SLG: 0.350 | | B B C X<br>2-1<br>FC6-4<br>1B | | | C C S<br>0-3 ① K | | B X<br>1-0<br>E5<br>BB | | C B S S X<br>1-2<br>G4-6-3<br>1B | 4 | 0 | 2 | 0 | 0 | 1 | 0 |
| Kenny Williams, R (1, 9)<br>OBP: 0.253, SLG: 0.305 (8, 7) | B X<br>1-0 ③ FC6-4<br>1-2f | | | | B S S S X<br>1-2<br>1B<br>1B<br>1B | | F B C B X<br>2-2 ① P6 | | X<br>0-0 ① ②<br>G4-6-3<br>1-2f | 4 | 0 | 1 | 0 | 0 | 0 | 3 |
| Mike Brumley, S (1, 6)<br>OBP: 0.289, SLG: 0.283 | | | F F F B B X<br>2-2 ① G4-3 | | F F X<br>0-2<br>1-2<br>1B<br>1B | | B F B F X<br>2-2 ② L7 | | B C X<br>1-1 ③ G4-3 | 4 | 0 | 1 | 0 | 0 | 0 | 1 |
| Inning Stats | R: 0 H: 1<br>E: 0 LOB: 1<br>K: 1 BB: 0<br>S: 7 P: 10 | R: 0 H: 1<br>E: 0 LOB: 1<br>K: 1 BB: 0<br>S: 8 P: 13 | R: 0 H: 0<br>E: 0 LOB: 0<br>K: 1 BB: 0<br>S: 9 P: 13 | R: 1 H: 1<br>E: 0 LOB: 0<br>K: 1 BB: 0<br>S: 10 P: 16 | R: 0 H: 3<br>E: 0 LOB: 3<br>K: 2 BB: 0<br>S: 15 P: 18 | R: 0 H: 1<br>E: 0 LOB: 1<br>K: 1 BB: 0<br>S: 9 P: 12 | R: 0 H: 0<br>E: 1 LOB: 2<br>K: 0 BB: 1<br>S: 11 P: 22 | R: 0 H: 1<br>E: 0 LOB: 1<br>K: 2 BB: 0<br>S: 13 P: 17 | R: 0 H: 1<br>E: 0 LOB: 0<br>K: 0 BB: 0<br>S: 6 P: 8 | 1B: 8 SF: 0<br>2B: 0 SAC: 0<br>3B: 0 DP: 1<br>HR: 1 HBP: 0 | | | | | | |

# TOP

## Detroit Tigers @ Boston Red Sox

Fenway Park, Boston, MA

Sun Aug 27 1989, 3:33 AM EDT

Att. 34,252 - Sunny - 74 F

livebaseballscorecards.com

| | |
|---|---|
| AB | 35 |
| R | 1 |
| H | 9 |
| RBI | 1 |
| BB | 1 |
| SO | 9 |
| LOB | 13 |

WP: 1 PA: 36
PB: 0
SB: 0
CS: 0

| PITCHER | | IP | WLS | BF | H | R | ER | SO | BB | IBB | HBP | BLK | WP | HR | S | P | ERA | WHIP |
|---|---|---|---|---|---|---|---|---|---|---|---|---|---|---|---|---|---|---|
| Wes Gardner, R<br>ERA: 5.97 | (1, 1) | 4.1 | | 18 | 5 | 1 | 1 | 5 | 0 | 0 | 0 | 0 | 0 | 1 | 43 | 62 | 2.08 | 1.154 |
| Joe Price, L<br>ERA: 4.5 | (5, 1) | 2.2 | W | 11 | 2 | 0 | 0 | 2 | 1 | 0 | 0 | 0 | 0 | 0 | 26 | 42 | 0.00 | 1.125 |
| Rob Murphy, L<br>ERA: 2.49 | (8, 1) | 1.0 | | 4 | 1 | 0 | 0 | 2 | 0 | 0 | 0 | 0 | 1 | 0 | 13 | 17 | 0.00 | 1.000 |
| Greg Harris, R<br>ERA: 3.18 | (9, 1) | 1.0 | | 3 | 1 | 0 | 0 | 0 | 0 | 0 | 0 | 0 | 0 | 0 | 6 | 8 | 0.00 | 1.000 |

| PITCHER | IP | WLS | BF | H | R | ER | SO | BB | IBB | HBP | BLK | WP | HR | S | P | ERA | WHIP |
|---|---|---|---|---|---|---|---|---|---|---|---|---|---|---|---|---|---|

# Detroit Tigers @ Boston Red Sox

Fenway Park, Boston, MA

Sun Aug 27 1989, 3:33 AM EDT

Att. 34,252 - Sunny - 74 F

BOTTOM

livebaseballscorecards.com

| Batter | 1 | 2 | 3 | 4 | 5 | 6 | 7 | 8 | 9 | AB | R | H | RBI | BB | SO | LOB |
|---|---|---|---|---|---|---|---|---|---|---|---|---|---|---|---|---|
| Wade Boggs, L (1, 5)<br>OBP: 0.430, SLG: 0.462 | C C X 0-2 G4-3 1B | | C B X 1-1 P4 ① | | B F C B X 2-2 F7 ② | | C B F B F F F F X 2-2 G4-3 ③ | | | 4 | 0 | 1 | 0 | 0 | 0 | 4 |
| Marty Barrett, R (1, 4)<br>OBP: 0.328, SLG: 0.338 | C 1 SAFE B C B X 2-2 G4-3 ① ② 1-2 | | B C B B X 3-1 G5-4-3 ② ③ 1-2f | | B B B B 4-0 HR BB 1-2 2-3 | | | B C C X 1-2 G6-3 ① | | 3 | 1 | 0 | 0 | 1 | 0 | 3 |
| Ellis Burks, R (1, 8)<br>OBP: 0.360, SLG: 0.466 | B X 1-0 P3 ③ | | | B C B B S X 3-2 F7 ① | B X 1-0 HR 1-H 2-H 3-H | | | B B X 2-0 E HR 1B | | 4 | 2 | 2 | 4 | 0 | 0 | 0 |
| Mike Greenwell, L (1, 7)<br>OBP: 0.367, SLG: 0.455 | | F F B X 1-2 G4-3 ① | | B X 1-0 L3 ② | X 0-0 F7 ③ | | | B X 1-0 E1 HR 1-3 | | 4 | 1 | 0 | 0 | 0 | 0 | 1 |
| Nick Esasky, R (1, 3)<br>OBP: 0.339, SLG: 0.498 | | S B X 1-1 G6-3 ② | | F F B B B X 3-2 1B | | X 0-0 F7 ① | | B X 1-0 HR 1-H 3-H | | 4 | 1 | 2 | 3 | 0 | 0 | 0 |
| Dwight Evans, R (1, 10)<br>OBP: 0.387, SLG: 0.441 | | B B B C C X 3-2 1B | | B S B 1 SAFE B F F X 3-2 P5 ③ | | S X 0-1 G5-3 ② | | B B X 2-0 L9 ② | | 4 | 0 | 1 | 0 | 0 | 0 | 1 |
| Luis Rivera, R (1, 6)<br>OBP: 0.319, SLG: 0.383 | | C S B 1 SAFE S 1-3 K ③ | | | B B C B X 3-1 E5 BB BB HR | X 0-0 P6 ③ | | B B S C F F X 2-2 1B | | 4 | 1 | 1 | 0 | 0 | 1 | 1 |
| Randy Kutcher, R (1, 9)<br>OBP: 0.290, SLG: 0.387<br>Kevin Romine, R (5, 9)<br>OBP: 0.311, SLG: 0.333 | | | B X 1-0 BB 1B | | X 0-0 L5 ① | | C X 0-1 G3 ① | C B F B S 2-3 K ③ | | 1<br>3 | 0<br>0 | 1<br>0 | 0<br>0 | 0<br>0 | 0<br>1 | 0<br>2 |
| Rick Cerone, R (1, 2)<br>OBP: 0.337, SLG: 0.357 | | | 1 SAFE B B 1 SAFE B B 4-0 G5-4-3 1-2 BB | | 1 SAFE 1 SAFE 1 SAFE B B C 1 SAFE B B 4-1 BB HR 1-2 BB | | X 0-0 G4-3 ② | | | 1 | 1 | 0 | 0 | 2 | 0 | 0 |
| Inning Stats | R: 0 E: 0 K: 0 S: 7 H: 1 LOB: 0 BB: 0 P: 10 | R: 0 E: 0 K: 1 S: 11 H: 1 LOB: 1 BB: 0 P: 17 | R: 0 E: 0 K: 0 S: 5 H: 1 LOB: 1 BB: 1 P: 14 | R: 0 E: 0 K: 0 S: 11 H: 1 LOB: 1 BB: 0 P: 21 | R: 4 E: 1 K: 0 S: 9 H: 1 LOB: 0 BB: 2 P: 23 | R: 0 E: 0 K: 0 S: 4 H: 0 LOB: 0 BB: 0 P: 4 | R: 0 E: 0 K: 0 S: 10 H: 0 LOB: 0 BB: 0 P: 12 | R: 3 E: 1 K: 1 S: 15 H: 3 LOB: 1 BB: 0 P: 26 | | 1B: 6 2B: 0 3B: 0 HR: 2 | SF: 0 SAC: 0 DP: 1 HBP: 0 | | | | | |

| | AB | 32 |
|---|---|---|
| | R | 7 |
| | H | 8 |
| | RBI | 7 |
| | BB | 3 |
| | SO | 2 |
| | LOB | 12 |

WP: 0 PB: 0 SB: 0 CS: 0 PA: 35

| PITCHER | | IP | WLS | BF | H | R | ER | SO | BB | IBB | HBP | BLK | WP | HR | S | P | ERA | WHIP |
|---|---|---|---|---|---|---|---|---|---|---|---|---|---|---|---|---|---|---|
| Brian Dubois, L<br>ERA: 0.95 | (1, 1) | 6.0 | L | 25 | 5 | 4 | 0 | 1 | 3 | 0 | 0 | 0 | 0 | 1 | 47 | 89 | 0.00 | 1.333 |
| Steve Searcy, L<br>ERA: 5.0 | (7, 1) | 2.0 | | 10 | 3 | 3 | 2 | 1 | 0 | 0 | 0 | 0 | 0 | 1 | 25 | 38 | 9.00 | 1.500 |

| PITCHER | IP | WLS | BF | H | R | ER | SO | BB | IBB | HBP | BLK | WP | HR | S | P | ERA | WHIP |
|---|---|---|---|---|---|---|---|---|---|---|---|---|---|---|---|---|---|

# Detroit Tigers @ Boston Red Sox

Fenway Park, Boston, MA

Mon Aug 28 1989, 7:05 PM EDT

Att. 33,307 - Unknown

TOP

livebaseballscorecards.com

| Batter | 1 | 2 | 3 | 4 | 5 | 6 | 7 | 8 | 9 | AB | R | H | RBI | BB | SO | LOB |
|---|---|---|---|---|---|---|---|---|---|---|---|---|---|---|---|---|
| Gary Pettis, S (1, 8)<br>OBP: 0.370, SLG: 0.308 | C B C B X 2-2 ① G5-3 | | B F S C 1-3 ② K | | | B F B B C C 3-3 ① K | B X 1-0 ① ② G6-4-3<br>1-2f<br>2-3<br>3-H | | B C X 1-1 ② L5 | 5 | 0 | 0 | 0 | 0 | 2 | 4 |
| Dave Bergman, L (1, 3)<br>OBP: 0.326, SLG: 0.349<br>Gary Ward, R (7, PH)<br>OBP: 0.310, SLG: 0.410 (7, 3) | C B C S 1-3 ② K | | C B F X 1-2 ③ G6-3 | | | B B C F X 2-2 F8 1B 2B | C B B F S 2-3 ③ K | | B F B S B S 3-3 ③ K | 3 | 1 | 1 | 0 | 0 | 1 | 0 |
| | | | | | | | | | | 2 | 0 | 0 | 0 | 0 | 2 | 3 |
| Lou Whitaker, L (1, 4)<br>OBP: 0.364, SLG: 0.481 | B F X 1-1 ③ L3 | | | X 0-0 ① P2 | | X 0-0 ② F8<br>2-3 | | X 0-0 ① P5 | | 4 | 0 | 0 | 0 | 0 | 0 | 1 |
| Matt Nokes, L (1, 10)<br>OBP: 0.300, SLG: 0.386 | | B B X 2-0 1B 1B | | B S B B S X 3-2 ② G4-3 | | C C X 0-2 1B 1B<br>3-H | | C B X 1-1 ② P4 | | 4 | 0 | 2 | 1 | 0 | 0 | 0 |
| Fred Lynn, L (1, 7)<br>OBP: 0.316, SLG: 0.334 | | X 0-0 1-2 1B | | B X 1-0 1B | | B B X 2-0 1-2 1B | | B S C X 1-2 ③ P5 | | 4 | 0 | 3 | 0 | 0 | 0 | 0 |
| Rick Schu, R (1, 5)<br>OBP: 0.282, SLG: 0.344 | | X 0-0 ① L4 | | C B S X 1-2 ③ F9 | | C C F S 0-3 ③ K2-3 | | | B X 1-0 ① G4-3 | 4 | 0 | 0 | 0 | 0 | 1 | 5 |
| Mike Heath, R (1, 2)<br>OBP: 0.315, SLG: 0.435 | | B X 1-0 ② L9 | | | C B B X 2-1 ① F8 | | C B B B X 3-1 1B G6-4-3 1B | | B B B C X 3-1 BB 2B 1B | 4 | 2 | 2 | 0 | 0 | 0 | 2 |
| Kenny Williams, R (1, 9)<br>OBP: 0.257, SLG: 0.305 | | X 0-0 ③ G1-3 | | | B X 1-0 ② G6-3 | | C B C B C B F X 3-2 G6-4-3 1B 1-2 1B | | B B B C C C B 4-2 2B 1-2 BB | 3 | 0 | 1 | 0 | 1 | 0 | 2 |
| Mike Brumley, S (1, 6)<br>OBP: 0.290, SLG: 0.284 | | | C C C 0-3 ① K | | B X 1-0 ③ G4-3 | | X 0-0 G6-4-3 1-2 2-3 1B | | C B B B F F X 3-2 1-3 2-H 2B | 3 | 0 | 1 | 0 | 0 | 1 | 0 |
| Chet Lemon, R (9, PH)<br>OBP: 0.325, SLG: 0.348 | | | | | | | | | | 1 | 0 | 1 | 1 | 0 | 0 | 0 |
| Inning Stats | R: 0<br>E: 0<br>K: 1<br>S: 8<br>H: 0<br>LOB: 0<br>BB: 0<br>P: 12 | R: 0<br>E: 0<br>K: 0<br>S: 5<br>H: 2<br>LOB: 2<br>BB: 0<br>P: 8 | R: 0<br>E: 0<br>K: 2<br>S: 9<br>H: 0<br>LOB: 0<br>BB: 0<br>P: 11 | R: 0<br>E: 0<br>K: 0<br>S: 8<br>H: 1<br>LOB: 1<br>BB: 0<br>P: 13 | R: 0<br>E: 0<br>K: 0<br>S: 4<br>H: 0<br>LOB: 0<br>BB: 0<br>P: 8 | R: 1<br>E: 0<br>K: 2<br>S: 15<br>H: 3<br>LOB: 2<br>BB: 0<br>P: 22 | R: 1<br>E: 0<br>K: 1<br>S: 11<br>H: 3<br>LOB: 1<br>BB: 0<br>P: 20 | R: 0<br>E: 0<br>K: 0<br>S: 6<br>H: 0<br>LOB: 0<br>BB: 0<br>P: 8 | R: 1<br>E: 0<br>K: 1<br>S: 14<br>H: 2<br>LOB: 2<br>BB: 1<br>P: 29 | 1B: 9<br>2B: 2<br>3B: 0<br>HR: 0<br>SF: 0<br>SAC: 0<br>DP: 1<br>HBP: 0 | WP: 0<br>PB: 0<br>SB: 0<br>CS: 0<br>PA: 38 | | | | | |

| | AB | 37 |
|---|---|---|
| | R | 3 |
| | H | 11 |
| | RBI | 2 |
| | BB | 1 |
| | SO | 7 |
| | LOB | 17 |

| PITCHER | | IP | WLS | BF | H | R | ER | SO | BB | IBB | HBP | BLK | WP | HR | S | P | ERA | WHIP |
|---|---|---|---|---|---|---|---|---|---|---|---|---|---|---|---|---|---|---|
| Mike Boddicker, R<br>ERA: 3.9 | (1, 1) | 6.0 | W | 26 | 8 | 2 | 2 | 5 | 0 | 0 | 0 | 0 | 0 | 0 | 55 | 86 | 3.00 | 1.333 |
| Rob Murphy, L<br>ERA: 2.53 | (7, 1) | 2.1 | | 9 | 2 | 1 | 1 | 1 | 1 | 0 | 0 | 0 | 0 | 0 | 16 | 29 | 3.86 | 1.286 |
| Lee Smith, R<br>ERA: 3.95 | (9, 1) | 0.2 | S | 3 | 1 | 0 | 0 | 1 | 0 | 0 | 0 | 0 | 0 | 0 | 9 | 16 | 0.00 | 1.500 |

| PITCHER | IP | WLS | BF | H | R | ER | SO | BB | IBB | HBP | BLK | WP | HR | S | P | ERA | WHIP |
|---|---|---|---|---|---|---|---|---|---|---|---|---|---|---|---|---|---|

# Detroit Tigers @ Boston Red Sox

Fenway Park, Boston, MA

Mon Aug 28 1989, 7:05 PM EDT

Att. 33,307 - Unknown

BOTTOM

| Batter | 1 | 2 | 3 | 4 | 5 | 6 | 7 | 8 | 9 | AB | R | H | RBI | BB | SO | LOB |
|---|---|---|---|---|---|---|---|---|---|---|---|---|---|---|---|---|
| Wade Boggs, L (1, 5) OBP: 0.433, SLG: 0.464 | 3-2 FC3-6 1B HR 1B | 4-0 WP BB IBB | | | 2-2 1B 1B 1B 1B | 1-1 ② F8 | | 0-2 1-2 1B | | 4 | 2 | 3 | 0 | 1 | 0 | 1 |
| Jody Reed, R (1, 4) OBP: 0.364, SLG: 0.371 | 2-3 ① K | 4-1 WP 1-2 2-3 BB | | | 2-2 1B 1B 1-2 FC5-2 1B | 1-2 1-2 1B | | 1-1 ③ P4 | | 4 | 0 | 2 | 0 | 1 | 1 | 3 |
| Ellis Burks, R (1, 8) OBP: 0.362, SLG: 0.466 | 2-0 FC3-6 1-2 1B | 2-2 ③ G5-3 1-2 2-3 3-H | | | 3-1 FC5-2 1B 1-2 2-3 SF7 1B | 0-2 ③ F9 | | | | 4 | 1 | 2 | 0 | 0 | 0 | 4 |
| Mike Greenwell, L (1, 7) OBP: 0.366, SLG: 0.453 | 1-1 ② FC3-6 1-2f 2-3 HR | 2-3 ① K | | | 0-0 FC5-2 1-2 2-3 3-H 1B | | 2-1 ① F8 | | | 4 | 1 | 1 | 1 | 0 | 1 | 2 |
| Nick Esasky, R (1, 3) OBP: 0.338, SLG: 0.502 | 2-1 1-H 3-H HR | 1-1 ② P6 | | | 0-0 ① FC5-2 1-2 2-3 3-Hf | | 1-1 ② G1-3 | | | 4 | 1 | 1 | 3 | 0 | 0 | 3 |
| Danny Heep, L (1, 9) OBP: 0.367, SLG: 0.427 | 0-0 ③ F8 | 0-0 ③ F9 | | | 1-1 ② SF7 3-H | | 3-3 ③ K | | | 2 | 0 | 0 | 0 | 0 | 0 | 0 |
| Kevin Romine, R (5, PH) (6, 9) OBP: 0.308, SLG: 0.332 | | | | | | | | | | 1 | 0 | 0 | 1 | 0 | 1 | 0 |
| Dwight Evans, R (1, 10) OBP: 0.384, SLG: 0.437 | | 2-1 ① F9 | 3-3 ① K | | 3-2 ③ F8 | | | 3-2 ① F8 | | 4 | 0 | 0 | 0 | 0 | 1 | 2 |
| Luis Rivera, R (1, 6) OBP: 0.322, SLG: 0.387 | | 2-1 BB WP 2B | 2-2 ② G3 | | | 2-0 ① G6-3 | | 3-0 1B HBP | | 3 | 1 | 1 | 0 | 0 | 0 | 0 |
| Rich Gedman, L (1, 2) OBP: 0.282, SLG: 0.288 | | 0-0 ② P4 | 2-1 ③ F7 | | | 0-1 1B 1B | | 0-0 ② P6 | | 4 | 0 | 1 | 0 | 0 | 0 | 2 |
| Inning Stats | R: 3 H: 3 E: 0 LOB: 0 K: 1 BB: 0 S: 14 P: 24 | R: 1 H: 1 E: 0 LOB: 2 K: 0 BB: 2 S: 9 P: 23 | R: 0 H: 0 E: 0 LOB: 0 K: 1 BB: 0 S: 6 P: 9 | R: 0 H: 0 E: 0 LOB: 0 K: 1 BB: 0 S: 8 P: 15 | R: 2 H: 4 E: 0 LOB: 2 K: 0 BB: 0 S: 17 P: 28 | R: 0 H: 2 E: 0 LOB: 2 K: 0 BB: 0 S: 11 P: 15 | R: 0 H: 0 E: 0 LOB: 0 K: 1 BB: 0 S: 7 P: 13 | R: 0 H: 1 E: 0 LOB: 2 K: 0 BB: 0 S: 9 P: 16 | | 1B: 9 SF: 1 2B: 1 SAC: 0 3B: 0 DP: 0 HR: 1 HBP: 1 | | | | | | |

livebaseballscorecards.com

| | |
|---|---|
| AB | 34 |
| R | 6 |
| H | 11 |
| RBI | 5 |
| BB | 2 |
| SO | 4 |
| LOB | 17 |

WP: 1 PA: 38
PB: 0
SB: 0
CS: 0

| PITCHER | | IP | WLS | BF | H | R | ER | SO | BB | IBB | HBP | BLK | WP | HR | S | P | ERA | WHIP |
|---|---|---|---|---|---|---|---|---|---|---|---|---|---|---|---|---|---|---|
| Jeff Robinson, R (1, 1) ERA: 4.58 | | 4.0 | L | 21 | 7 | 6 | 6 | 3 | 1 | 1 | 0 | 0 | 1 | 1 | 47 | 88 | 13.50 | 2.000 |
| Paul Gibson, L (5, 1) ERA: 4.17 | | 0.1 | | 2 | 1 | 0 | 0 | 0 | 0 | 0 | 0 | 0 | 0 | 0 | 2 | 2 | 0.00 | 3.000 |
| Frank Williams, R (5, 1) ERA: 3.02 | | 1.2 | | 7 | 2 | 0 | 0 | 0 | 0 | 0 | 0 | 0 | 0 | 0 | 16 | 24 | 0.00 | 1.200 |
| Mike Henneman, R (7, 1) ERA: 3.98 | | 2.0 | | 8 | 1 | 0 | 0 | 1 | 0 | 0 | 1 | 0 | 0 | 0 | 16 | 29 | 0.00 | 0.500 |

| PITCHER | IP | WLS | BF | H | R | ER | SO | BB | IBB | HBP | BLK | WP | HR | S | P | ERA | WHIP |
|---|---|---|---|---|---|---|---|---|---|---|---|---|---|---|---|---|---|

# Detroit Tigers @ Kansas City Royals

Royals Stadium, Kansas City, MO

Tue Aug 29 1989, 8:05 PM EDT
Att. 21,130 - Unknown - 75 F

TOP

livebaseballscorecards.com

| Batter | 1 | 2 | 3 | 4 | 5 | 6 | 7 | 8 | 9 | AB | R | H | RBI | BB | SO | LOB |
|---|---|---|---|---|---|---|---|---|---|---|---|---|---|---|---|---|
| Gary Pettis, S (1, 8)<br>OBP: 0.373, SLG: 0.310 | F B F B B X<br>3-2 ① 1-3 | | S X<br>0-1 2B 1B | F B B F C<br>2-3 ③ K | | X<br>0-0 1B<br>1-3<br>2-H 1B | | S B S B B F F B<br>4-2 BB | | 4 | 2 | 2 | 1 | 1 | 1 | 1 |
| Dave Bergman, L (1, 3)<br>OBP: 0.330, SLG: 0.363 | X<br>0-0 SF9 3B | | P B X<br>2-0 ① 1-H 2B 2B | | B B X<br>2-0 ① 4-3 | C B C X<br>1-2 2-H 3-H 1B | | B X<br>1-0 ② P7 | | 5 | 2 | 3 | 3 | 0 | 0 | 1 |
| Lou Whitaker, L (1, 4)<br>OBP: 0.362, SLG: 0.481 | B X<br>1-0 ② SF9 3-H | | X<br>0-0 2-H 2B | | C B F B X<br>2-2 ② G3 | C F B S<br>1-3 ② K | | B C F F B X<br>2-2 ③ G3 | | 4 | 0 | 1 | 2 | 0 | 1 | 2 |
| Matt Nokes, L (1, 10)<br>OBP: 0.298, SLG: 0.382 | S B B X<br>2-1 HBP 1B | | F B F X<br>1-2 ① F7 | | B B X<br>2-0 ③ P4 | X<br>0-0 ③ 4-3 | | | B C B L X<br>2-2 ① 4-3 | 5 | 0 | 1 | 0 | 0 | 0 | 2 |
| Chet Lemon, R (1, 9)<br>OBP: 0.329, SLG: 0.349 | H<br>1-0 1-2 HBP | | C F S<br>0-3 ② K | | | X<br>0-0 HBP 1B 1B | B S C F B X<br>2-2 4-3 G1 1B | | B C C F S<br>1-3 ② K | 4 | 1 | 2 | 0 | 0 | 2 | 1 |
| Kenny Williams, R (1, 7)<br>OBP: 0.258, SLG: 0.302<br>Rick Schu, R (6, 5)<br>OBP: 0.284, SLG: 0.345 | B X<br>1-0 ③ P2 | | B F B B X<br>3-1 ③ F7 | | | B S H<br>2-1 ① 1B 1B 1-2 HBP<br>C B S X | 1-2 ① G1<br>1-2 | | B B C X<br>2-1 1B | 2<br>2 | 1<br>0 | 0<br>1 | 0<br>0 | 0<br>0 | 0<br>0 | 3<br>1 |
| Doug Strange, S (1, 5)<br>OBP: 0.252, SLG: 0.254<br>(6, 6) | | C B F B F B F F X<br>3-2 ① F7 | | B C X<br>1-1 2B | | X<br>0-0 ② FC1-5 1B 1-2 2-H 1B | X<br>0-0 ② 4-3 2-3 | | B C F F B X<br>2-2 ③ G1 | 5 | 0 | 2 | 1 | 0 | 0 | 2 |
| Mike Heath, R (1, 2)<br>OBP: 0.315, SLG: 0.432 | | X<br>0-0 ② 3-1 | | S B S F B S<br>2-3 ① K | | S B B 2 B X SAFE<br>3-1 FC1-5 1B 1-2 2-H 1B | B S B F F B S<br>3-3 ③ K | | | 4 | 1 | 1 | 1 | 0 | 2 | 2 |
| Mike Brumley, S (1, 6)<br>OBP: 0.283, SLG: 0.277<br>(6, 7) | | B X<br>1-0 ③ 4-3 | | X<br>0-0 ② F9 | | X<br>0-0 ① FC1-5 1B 1B 1-2 2-3f | | B X<br>1-0 ① G1-3 | | 4 | 1 | 0 | 0 | 0 | 0 | 3 |
| Inning Stats | R: 1 H: 2<br>E: 0 LOB: 2<br>K: 0 BB: 0<br>S: 8 P: 16 | R: 0 H: 0<br>E: 0 LOB: 0<br>K: 0 BB: 0<br>S: 7 P: 11 | R: 2 H: 3<br>E: 0 LOB: 1<br>K: 1 BB: 0<br>S: 13 P: 18 | R: 0 H: 1<br>E: 0 LOB: 1<br>K: 2 BB: 0<br>S: 10 P: 15 | R: 0 H: 0<br>E: 0 LOB: 0<br>K: 0 BB: 0<br>S: 5 P: 11 | R: 5 H: 5<br>E: 0 LOB: 1<br>K: 1 BB: 0<br>S: 14 P: 21 | R: 0 H: 1<br>E: 0 LOB: 1<br>K: 1 BB: 0<br>S: 12 P: 18 | R: 0 H: 0<br>E: 0 LOB: 1<br>K: 0 BB: 1<br>S: 10 P: 18 | R: 0 H: 1<br>E: 0 LOB: 1<br>K: 1 BB: 0<br>S: 13 P: 20 | 1B: 9 SF: 1<br>2B: 3 SAC: 0<br>3B: 1 DP: 0<br>HR: 0 HBP: 2 | | | | | | |

| | AB | 39 |
|---|---|---|
| | R | 8 |
| | H | 13 |
| | RBI | 8 |
| | BB | 1 |
| | SO | 6 |
| | LOB | 18 |

WP: 0 PA: 43
PB: 0
SB: 0
CS: 0

| PITCHER | | IP | WLS | BF | H | R | ER | SO | BB | IBB | HBP | BLK | WP | HR | S | P | ERA | WHIP |
|---|---|---|---|---|---|---|---|---|---|---|---|---|---|---|---|---|---|---|
| Luis Aquino, R<br>ERA: 3.65 | (1, 1) | 5.0 | | 25 | 8 | 6 | 6 | 3 | 0 | 0 | 2 | 0 | 0 | 0 | 46 | 76 | 10.80 | 1.600 |
| Steve Crawford, R<br>ERA: 3.27 | (6, 1) | 3.0 | W | 14 | 4 | 2 | 2 | 2 | 1 | 0 | 0 | 0 | 0 | 0 | 33 | 52 | 6.00 | 1.667 |
| Rick Luecken, R<br>ERA: 1.64 | (9, 1) | 1.0 | | 4 | 1 | 0 | 0 | 1 | 0 | 0 | 0 | 0 | 0 | 0 | 13 | 20 | 0.00 | 1.000 |

| PITCHER | IP | WLS | BF | H | R | ER | SO | BB | IBB | HBP | BLK | WP | HR | S | P | ERA | WHIP |
|---|---|---|---|---|---|---|---|---|---|---|---|---|---|---|---|---|---|

| Batter | 1 | 2 | 3 | 4 | 5 | 6 | 7 | 8 | 9 | AB | R | H | RBI | BB | SO | LOB |
|---|---|---|---|---|---|---|---|---|---|---|---|---|---|---|---|---|
| Kevin Seitzer, R (1, 5)<br>OBP: 0.383, SLG: 0.320 | C C X<br>0-2 FC3-6 1B | C F B B B F F B<br>4-2 FC6 1-2 2-3 BB | | C B B B B<br>4-1 2B BB | B X<br>1-0 ② F8 | C B B B B<br>4-1 1-2 2-3 BB | | B B X<br>2-0 ① G1-3 | | 3 | 1 | 1 | 0 | 3 | 0 | 2 |
| Willie Wilson, S (1, 8)<br>OBP: 0.309, SLG: 0.359 | F S X<br>0-2 ① FC3-6 S 1B 1-2f | B X<br>1-0 ③ FC6 1-2f | | B B C X<br>2-1 BLK SF9 1-H 2B | F S B F X<br>1-2 ③ 4-3 | B B F F X<br>2-2 ③ F8 | | X<br>0-0 ② 5-3 | | 6 | 2 | 1 | 1 | 0 | 0 | 9 |
| George Brett, L (1, 3)<br>OBP: 0.347, SLG: 0.411 | S X<br>0-1 FC6-4 1-H 1B | | B C B B F B<br>4-2 1B 1B BB | B B B I<br>4-0 CS 2-3 IBB | | B B X<br>2-0 1B 1B 1B | B B B B<br>4-0 HBP 1B BB | B X<br>1-0 1B | | 3 | 3 | 3 | 1 | 3 | 0 | 0 |
| Bo Jackson, R (1, 10)<br>OBP: 0.308, SLG: 0.499 | X<br>0-0 ② FC6-4 1-2f | F S B F F S<br>1-3 ① K | S X<br>0-1 ② SF9 3-H | | C C F B S<br>1-3 ① K | B S C F B H<br>3-2 1B 1B 1-2 HBP | X<br>0-0 ③ L6 | | | 4 | 1 | 0 | 1 | 0 | 2 | 4 |
| Jim Eisenreich, L (1, 7)<br>OBP: 0.354, SLG: 0.453 | B X<br>1-0 ③ F8 | X<br>0-0 ② F8 | B<br>1-0 ③ CS 1-2 | X<br>0-0 S 2B 2B | 1 SAFE C B X<br>1-1 BB 1B 1-2 1B | L B X<br>1-1 1B 1-2 2-H E 1B | | | | 5 | 3 | 3 | 1 | 0 | 0 | 2 |
| Danny Tartabull, R (1, 9)<br>OBP: 0.373, SLG: 0.455<br>Gary Thurman, R (7, PR)<br>OBP: 0.318, SLG: 0.267 (8, 9) | B C X<br>1-1 ① F7 | X<br>0-0 1B 1-2 1B | | | S B B S<br>2-3 ① K2-3 2-3 | B C B S F S<br>2-3 ② K | S B B B X<br>3-1 S 1-3 2-H 1B | | | 5<br>0 | 0<br>0 | 2<br>0 | 1<br>0 | 0<br>0 | 2<br>0 | 3<br>0 |
| Kurt Stillwell, S (1, 6)<br>OBP: 0.341, SLG: 0.412 | B C B X<br>2-1 ② 4-3 | F B B F B X<br>3-2 1-3 2-H 1B | | B B F X<br>2-1 1B 3-H 2B | B C F X<br>1-2 BB 1-2 2-H 1B | C B S S<br>1-3 ① K 1-2 3-H | | | | 5 | 2 | 3 | 3 | 0 | 1 | 1 |
| Frank White, R (1, 4)<br>OBP: 0.313, SLG: 0.325 | X<br>0-0 BB 2B | B C B S X<br>2-2 ③ P3 | | B B B C X<br>3-1 1B 2-H 1B | B C S B F B B<br>4-2 BB 1B 1-2 2-3 BB | B B C F F S<br>2-3 ② K | | | | 4 | 0 | 2 | 1 | 1 | 1 | 4 |
| Mike Macfarlane, R (1, 2)<br>OBP: 0.276, SLG: 0.344 | H<br>1-0 BB HBP | | S F B X<br>1-2 ① F8 | C X<br>0-1 1-2 1B | B B X<br>2-0 BB 1-2 2-H 3-H 1B | B S F F C<br>1-3 ③ K | | | | 4 | 0 | 2 | 2 | 0 | 1 | 2 |
| Inning Stats | R: 1 E: 0 K: 0 S: 10 H: 2 LOB: 1 BB: 0 P: 11 | R: 0 E: 0 K: 0 S: 11 H: 1 LOB: 3 BB: 1 P: 20 | R: 1 E: 0 K: 1 S: 15 H: 2 LOB: 2 BB: 1 P: 25 | R: 2 E: 0 K: 0 S: 8 H: 1 LOB: 0 BB: 2 P: 20 | R: 2 E: 0 K: 1 S: 15 H: 4 LOB: 2 BB: 0 P: 24 | R: 3 E: 0 K: 2 S: 22 H: 4 LOB: 3 BB: 2 P: 41 | R: 3 E: 0 K: 3 S: 19 H: 2 LOB: 2 BB: 1 P: 34 | R: 0 E: 0 K: 0 S: 4 H: 1 LOB: 1 BB: 0 P: 7 | | 1B: 13 2B: 4 3B: 0 HR: 0 | SF: 1 SAC: 0 DP: 0 HBP: 2 | | | WP: 0 PB: 0 SB: 3 CS: 1 | PA: 50 | |

| PITCHER | | IP | WLS | BF | H | R | ER | SO | BB | IBB | HBP | BLK | WP | HR | S | P | ERA | WHIP |
|---|---|---|---|---|---|---|---|---|---|---|---|---|---|---|---|---|---|---|
| Jack Morris, R<br>ERA: 5.04 | (1, 1) | 4.1 | | 27 | 10 | 6 | 6 | 2 | 3 | 1 | 1 | 1 | 0 | 0 | 54 | 93 | 12.46 | 3.000 |
| Ed Nunez, R<br>ERA: 2.93 | (5, 1) | 0.2 | | 2 | 0 | 0 | 0 | 0 | 0 | 0 | 0 | 0 | 0 | 0 | 5 | 7 | 0.00 | 0.000 |
| Steve Searcy, L<br>ERA: 7.45 | (6, 1) | 0.2 | L | 8 | 4 | 3 | 3 | 2 | 2 | 0 | 0 | 0 | 0 | 0 | 19 | 36 | 40.50 | 9.000 |
| Paul Gibson, L<br>ERA: 4.24 | (6, 1) | 2.1 | | 12 | 3 | 3 | 2 | 3 | 1 | 0 | 1 | 0 | 0 | 0 | 26 | 46 | 7.71 | 1.714 |

| PITCHER | IP | WLS | BF | H | R | ER | SO | BB | IBB | HBP | BLK | WP | HR | S | P | ERA | WHIP |
|---|---|---|---|---|---|---|---|---|---|---|---|---|---|---|---|---|---|

# BOTTOM

## Detroit Tigers @ Kansas City Royals

Royals Stadium, Kansas City, MO

Tue Aug 29 1989, 8:05 PM EDT

Att. 21,130 - Unknown - 75 F

livebaseballscorecards.com

| | |
|---|---|
| AB | 39 |
| R | 12 |
| H | 17 |
| RBI | 11 |
| BB | 7 |
| SO | 7 |
| LOB | 27 |

| Batter | 1 | 2 | 3 | 4 | 5 | 6 | 7 | 8 | 9 | AB | R | H | RBI | BB | SO | LOB |
|---|---|---|---|---|---|---|---|---|---|---|---|---|---|---|---|---|
| Gary Pettis, S (1, 8)<br>OBP: 0.372, SLG: 0.310 | F S B B X 2-2 ① 4-3 | | S B F B F B C 3-3 ② K | | | C S B B B B X 3-2 L3 1B | | X 0-0 ② G6-3 | | 4 | 0 | 1 | 0 | 0 | 1 | 1 |
| Dave Bergman, L (1, 3)<br>OBP: 0.326, SLG: 0.359 | B F X 1-1 ② L8 | | F B B F B C 3-3 ③ K | | | C C X 0-2 ① ② L3 1-2 | | B C X 1-1 ③ G4-3 | | 4 | 0 | 0 | 0 | 0 | 1 | 2 |
| Lou Whitaker, L (1, 4)<br>OBP: 0.363, SLG: 0.480 | B T F F B F F F X 2-2 2B 1B | | | L C B F F S 1-3 ① K | | B B B B 4-0 BB | | | C X 0-1 ① 4-3 | 3 | 1 | 1 | 0 | 1 | 1 | 0 |
| Fred Lynn, L (1, 10)<br>OBP: 0.318, SLG: 0.338 | X 0-0 1-H 2B | | | B B F B B 4-1 BB | | B F B C F B S 3-3 ③ K | | | B C F B B S 3-3 ② K | 3 | 0 | 1 | 1 | 1 | 2 | 1 |
| Gary Ward, R (1, 7)<br>OBP: 0.309, SLG: 0.407 | S C B S 1-3 ③ K | | | C F B B F S 2-3 ② K | | | F B B X 2-1 ① 6-3 | | C X 1-1 1B | 4 | 0 | 1 | 0 | 0 | 2 | 2 |
| Chet Lemon, R (1, 9)<br>OBP: 0.328, SLG: 0.348 | | B B C F B X 3-2 G6-4-3 1B | | C X 0-1 ③ G3-1 | | | C B B F B X 3-2 ② 6-3 | | C B S C 1-3 ③ K | 4 | 0 | 1 | 0 | 0 | 1 | 2 |
| Doug Strange, S (1, 5)<br>OBP: 0.246, SLG: 0.248 | | X 0-0 ① ② G6-4-3 1-2f | | | B F X 1-1 ① B5-3 | | C C B B B F X 3-2 ③ G4-1 | | | 3 | 0 | 0 | 0 | 0 | 0 | 1 |
| Mike Heath, R (1, 2)<br>OBP: 0.315, SLG: 0.430 | | B X 1-0 ③ 5-3 | | | S X 0-1 ② G5-3 | | | B B B B 4-0 G6-3 WP BB | | 2 | 0 | 0 | 0 | 1 | 0 | 0 |
| Mike Brumley, S (1, 6)<br>OBP: 0.278, SLG: 0.272 | | | C B X 1-1 ① G3 | | C B B S S 2-3 ③ K | | | C B B S X 2-2 ① 1-3 G6-3 | | 3 | 0 | 0 | 0 | 0 | 1 | 1 |

# TOP

# Detroit Tigers @ Kansas City Royals

## Royals Stadium, Kansas City, MO

Wed Aug 30 1989, 8:05 PM EDT
Att. 20,176 - Unknown - 79 F

livebaseballscorecards.com

| | |
|---|---|
| AB | 30 |
| R | 1 |
| H | 5 |
| RBI | 1 |
| BB | 3 |
| SO | 9 |
| LOB | 10 |

| Inning Stats | 1 | 2 | 3 | 4 | 5 | 6 | 7 | 8 | 9 | | | | | | | |
|---|---|---|---|---|---|---|---|---|---|---|---|---|---|---|---|---|
| | R: 1 E: 0 K: 1 S: 16 | H: 2 LOB: 1 BB: 0 P: 22 | R: 0 E: 0 K: 0 S: 5 | H: 1 LOB: 0 BB: 0 P: 9 | R: 0 E: 0 K: 2 S: 9 | H: 0 LOB: 0 BB: 0 P: 16 | R: 0 E: 0 K: 2 S: 12 | H: 0 LOB: 1 BB: 1 P: 19 | R: 0 E: 0 K: 1 S: 7 | H: 0 LOB: 0 BB: 0 P: 10 | R: 0 E: 0 K: 1 S: 10 | H: 1 LOB: 1 BB: 1 P: 20 | R: 0 E: 0 K: 0 S: 9 | H: 0 LOB: 0 BB: 0 P: 17 | R: 0 E: 0 K: 0 S: 6 | H: 0 LOB: 1 BB: 1 P: 13 | R: 0 E: 0 K: 2 S: 10 | H: 1 LOB: 1 BB: 0 P: 15 |

| | | | | | | | | | | | | | | | | | | | | | | | | | | | | | | |
|---|---|---|---|---|---|---|---|---|---|---|---|---|---|---|---|---|---|---|---|---|---|---|---|---|---|---|---|---|---|---|
| 1B: 4 | SF: 0 | WP: 1 | PA: 33 |
| 2B: 2 | SAC: 0 | PB: 0 | |
| 3B: 0 | DP: 2 | SB: 0 | |
| HR: 0 | HBP: 0 | CS: 0 | |

| PITCHER | | IP | WLS | BF | H | R | ER | SO | BB | IBB | HBP | BLK | WP | HR | S | P | ERA | WHIP |
|---|---|---|---|---|---|---|---|---|---|---|---|---|---|---|---|---|---|---|
| Mark Gubicza, R<br>ERA: 2.87 | (1, 1) | 7.0 | W | 25 | 4 | 1 | 1 | 7 | 2 | 0 | 0 | 0 | 0 | 0 | 68 | 113 | 1.29 | 0.857 |
| Terry Leach, R<br>ERA: 3.46 | (8, 1) | 1.0 | | 4 | 0 | 0 | 0 | 0 | 1 | 0 | 0 | 0 | 1 | 0 | 6 | 13 | 0.00 | 1.000 |
| Jeff Montgomery, R<br>ERA: 1.33 | (9, 1) | 1.0 | | 4 | 1 | 0 | 0 | 2 | 0 | 0 | 0 | 0 | 0 | 0 | 10 | 15 | 0.00 | 1.000 |

| PITCHER | IP | WLS | BF | H | R | ER | SO | BB | IBB | HBP | BLK | WP | HR | S | P | ERA | WHIP |
|---|---|---|---|---|---|---|---|---|---|---|---|---|---|---|---|---|---|

| Batter | 1 | 2 | 3 | 4 | 5 | 6 | 7 | 8 | 9 | AB | R | H | RBI | BB | SO | LOB |
|---|---|---|---|---|---|---|---|---|---|---|---|---|---|---|---|---|
| Kevin Seitzer, R (1, 5)<br>OBP: 0.383, SLG: 0.320 | B C B C X<br>2-2<br>G6-3<br>1B<br>1B | B C X<br>1-1 ②<br>6-3 | | | C B C S<br>1-3 ①<br>K | B X<br>1-0<br>S<br>1B | | B B B C F X<br>3-2 ①<br>F9 | | 5 | 1 | 2 | 0 | 0 | 1 | 0 |
| Kurt Stillwell, S (1, 6)<br>OBP: 0.339, SLG: 0.407 | B B 1 SAFE X<br>2-1 ①<br>G6-3<br>1-2 | B X<br>1-0 ③<br>L7 | | | C B X<br>1-1 ②<br>F8 | B B B B<br>4-0<br>1-2<br>BB | | C B S B B X<br>3-2 ②<br>G4-3 | | 4 | 0 | 0 | 0 | 1 | 0 | 1 |
| George Brett, L (1, 3)<br>OBP: 0.347, SLG: 0.417 | C B X<br>1-1<br>2B<br>BB<br>2-H<br>1B | | C B B S C<br>2-3 ①<br>K | | F B B X<br>2-1<br>2B<br>3B | X<br>0-0 ③<br>F8 | | S B C X<br>1-2 ③<br>G6-3 | | 5 | 2 | 2 | 1 | 0 | 1 | 2 |
| Bo Jackson, R (1, 10)<br>OBP: 0.309, SLG: 0.501 | C C 1 SAFE S<br>0-3 ②<br>K | | B F X<br>1-1 ②<br>G6-3 | | C B F X<br>1-2<br>2B<br>3-H<br>2B | | C B X<br>1-1<br>2B<br>1B | | | 4 | 2 | 2 | 1 | 0 | 1 | 1 |
| Jim Eisenreich, L (1, 8)<br>(8, 7)<br>OBP: 0.358, SLG: 0.462 | B X<br>1-0<br>BB<br>1-3<br>2B | | B X<br>1-0<br>1B | | B X<br>1-0<br>WP<br>2-H<br>2B | | B B 1 SAFE X<br>2-0 ①<br>P7 | | | 4 | 0 | 3 | 1 | 0 | 0 | 1 |
| Danny Tartabull, R (1, 9)<br>OBP: 0.376, SLG: 0.458<br>Willie Wilson, S (7, PR)<br>OBP: 0.309, SLG: 0.359<br>(8, 8) | C S B B B B<br>4-2<br>BB<br>BB | | F B F 1 SAFE X<br>1-2 ③<br>L7 | | B S B B S B<br>4-2<br>FC6-4<br>2-3<br>BB | | S F B B X<br>2-2<br>1B<br>1-H<br>2B | | | 2<br>0 | 0<br>1 | 1<br>0 | 1<br>0 | 2<br>0 | 0<br>0 | 1<br>0 |
| Pat Tabler, R (1, 7)<br>OBP: 0.328, SLG: 0.310<br>Gary Thurman, R (7, PR)<br>OBP: 0.318, SLG: 0.267<br>(8, 9) | B B B C C B<br>4-2<br>1-2<br>2-3<br>3-H<br>BB | | | B B B C B<br>4-1<br>G6-4-3<br>BB | S X<br>0-1 ③<br>FC6-4<br>1-2f | | H<br>1-0<br>1B<br>HBP | | | 1<br>0 | 0<br>0 | 0<br>0 | 1<br>0 | 2<br>0 | 0<br>0 | 2<br>0 |
| Bob Boone, R (1, 2)<br>OBP: 0.354, SLG: 0.323 | B C C X<br>1-2 ③<br>F9 | | | B F F X<br>1-2 ①②<br>G6-4-3<br>1-2f | | C B X<br>1-1 ①<br>F7 | X<br>0-0 ②<br>1-3<br>2-H<br>1B | | | 4 | 0 | 1 | 1 | 0 | 0 | 4 |
| Bill Pecota, R (1, 4)<br>OBP: 0.247, SLG: 0.391 | | B F B F X<br>2-2 ①<br>L9 | | X<br>0-0 ③<br>F7 | | B X<br>1-0 ②<br>5-3 | S B X<br>1-1 ③<br>P2 | | | 4 | 0 | 0 | 0 | 0 | 0 | 2 |
| Inning Stats | R: 2 H: 3<br>E: 0 LOB: 3<br>K: 1 BB: 2<br>S: 18 P: 33 | R: 0 H: 0<br>E: 0 LOB: 0<br>K: 0 BB: 0<br>S: 6 P: 10 | R: 0 H: 1<br>E: 0 LOB: 1<br>K: 1 BB: 0<br>S: 9 P: 14 | R: 0 H: 0<br>E: 0 LOB: 0<br>K: 0 BB: 1<br>S: 5 P: 10 | R: 2 H: 3<br>E: 0 LOB: 2<br>K: 1 BB: 1<br>S: 15 P: 25 | R: 0 H: 1<br>E: 0 LOB: 2<br>K: 0 BB: 1<br>S: 5 P: 12 | R: 2 H: 3<br>E: 0 LOB: 2<br>K: 0 BB: 0<br>S: 9 P: 16 | R: 0 H: 0<br>E: 0 LOB: 0<br>K: 0 BB: 0<br>S: 9 P: 16 | | 1B: 6 SF: 0<br>2B: 4 SAC: 0<br>3B: 1 DP: 1<br>HR: 0 HBP: 1 | | | | | | |

| PITCHER | | IP | WLS | BF | H | R | ER | SO | BB | IBB | HBP | BLK | WP | HR | S | P | ERA | WHIP |
|---|---|---|---|---|---|---|---|---|---|---|---|---|---|---|---|---|---|---|
| Doyle Alexander, R<br>ERA: 4.44 | (1, 1) | 7.0 | L | 36 | 11 | 6 | 6 | 3 | 5 | 0 | 1 | 0 | 1 | 0 | 67 | 120 | 7.71 | 2.286 |
| Ed Nunez, R<br>ERA: 2.86 | (8, 1) | 1.0 | | 3 | 0 | 0 | 0 | 0 | 0 | 0 | 0 | 0 | 0 | 0 | 9 | 16 | 0.00 | 0.000 |

| PITCHER | IP | WLS | BF | H | R | ER | SO | BB | IBB | HBP | BLK | WP | HR | S | P | ERA | WHIP |
|---|---|---|---|---|---|---|---|---|---|---|---|---|---|---|---|---|---|

# BOTTOM

# Detroit Tigers @ Kansas City Royals

Royals Stadium, Kansas City, MO

Wed Aug 30 1989, 8:05 PM EDT

Att. 20,176 - Unknown - 79 F

livebaseballscorecards.com

| | |
|---|---|
| AB | 33 |
| R | 6 |
| H | 11 |
| RBI | 6 |
| BB | 5 |
| SO | 3 |
| LOB | 14 |

| | | | |
|---|---|---|---|
| WP: 1 | PA: 39 | | |
| PB: 0 | | | |
| SB: 1 | | | |
| CS: 0 | | | |

| Batter | 1 | 2 | 3 | 4 | 5 | 6 | 7 | 8 | 9 | AB | R | H | RBI | BB | SO | LOB |
|---|---|---|---|---|---|---|---|---|---|---|---|---|---|---|---|---|
| Gary Pettis, S (1, 8)<br>OBP: 0.370, SLG: 0.309 | S S S 0-3 ① K | | M X 0-1 ③ F9 | | | B B F X 2-1 1B 1-2 1B | | F B C B S 2-3 ③ K | | 4 | 0 | 1 | 0 | 0 | 2 | 1 |
| Dave Bergman, L (1, 3)<br>OBP: 0.326, SLG: 0.357 | C B S B F X 2-2 ② G4-3 | | | S X 0-1 ① P2 | | C X 0-1 ② 1-2 2-H 1B | | | C X 0-1 ① G4-3 | 4 | 0 | 1 | 0 | 0 | 0 | 0 |
| Lou Whitaker, L (1, 4)<br>OBP: 0.362, SLG: 0.477 | B X 1-0 ③ F7 | | | B B C S X 2-2 ② G4-3 | | B B F C C 2-3 ③ K | | | B B B B 4-0 G3-1 BB | 3 | 0 | 0 | 0 | 1 | 1 | 2 |
| Fred Lynn, L (1, 10)<br>OBP: 0.314, SLG: 0.333 | | F F B S 1-3 ① K | | X 0-0 ③ G3-1 | | | F B F F X 1-2 ① L3 | | C B B B C X 3-2 ② G3-1 1-2 | 4 | 0 | 0 | 0 | 0 | 1 | 1 |
| Gary Ward, R (1, 7)<br>OBP: 0.308, SLG: 0.405 | | B X 1-0 1B | B F C X 1-2 ① F8 | | | | X 0-0 ② F7 | | B B C C F B S 3-3 ③ K | 4 | 0 | 1 | 0 | 0 | 1 | 1 |
| Chet Lemon, R (1, 9)<br>OBP: 0.326, SLG: 0.346 | | F F S 0-3 ② K | X 0-0 ② G1-3 | | | | S B C B B X 3-2 ③ F7 | | | 3 | 0 | 0 | 0 | 0 | 1 | 1 |
| Doug Strange, S (1, 5)<br>OBP: 0.240, SLG: 0.242 | | B F B X 2-1 ③ G4-3 | C C B F F B X 2-2 ③ P5 | | | | | C X 0-1 ① L8 | | 3 | 0 | 0 | 0 | 0 | 0 | 1 |
| Mike Heath, R (1, 2)<br>OBP: 0.318, SLG: 0.435 | | | C B S F B C 2-3 ① K | | | B F X 1-1 1B 1B 1B | | C B F X 1-2 2B | | 3 | 0 | 2 | 0 | 0 | 1 | 0 |
| Mike Brumley, S (1, 6)<br>OBP: 0.274, SLG: 0.267 | | | X 0-0 ② G1-3 | | | L X 0-1 ① F7 | | C C S 0-3 ② K | | 3 | 0 | 0 | 0 | 0 | 1 | 2 |
| Inning Stats | R: 0 H: 0<br>E: 0 LOB: 0<br>K: 1 BB: 0<br>S: 8 P: 11 | R: 0 H: 1<br>E: 0 LOB: 1<br>K: 2 BB: 0<br>S: 9 P: 13 | R: 0 H: 0<br>E: 0 LOB: 0<br>K: 1 BB: 0<br>S: 7 P: 9 | R: 0 H: 0<br>E: 0 LOB: 0<br>K: 0 BB: 0<br>S: 6 P: 8 | R: 0 H: 0<br>E: 0 LOB: 0<br>K: 0 BB: 0<br>S: 9 P: 12 | R: 0 H: 3<br>E: 0 LOB: 2<br>K: 1 BB: 0<br>S: 11 P: 16 | R: 0 H: 0<br>E: 0 LOB: 0<br>K: 0 BB: 0<br>S: 8 P: 12 | R: 0 H: 1<br>E: 0 LOB: 1<br>K: 2 BB: 0<br>S: 11 P: 14 | R: 0 H: 0<br>E: 0 LOB: 1<br>K: 1 BB: 1<br>S: 9 P: 19 | 1B: 4 SF: 0<br>2B: 1 SAC: 0<br>3B: 0 DP: 0<br>HR: 0 HBP: 0 | | | | | | |

| PITCHER | | IP | WLS | BF | H | R | ER | SO | BB | IBB | HBP | BLK | WP | HR | S | P | ERA | WHIP |
|---|---|---|---|---|---|---|---|---|---|---|---|---|---|---|---|---|---|---|
| Bret Saberhagen, R<br>ERA: 2.47 | (1, 1) | 8.0 | W | 28 | 5 | 0 | 0 | 7 | 0 | 0 | 0 | 0 | 0 | 0 | 69 | 95 | 0.00 | 0.625 |
| Jeff Montgomery, R<br>ERA: 1.32 | (9, 1) | 1.0 | S | 4 | 0 | 0 | 0 | 1 | 1 | 0 | 0 | 0 | 0 | 0 | 9 | 19 | 0.00 | 1.000 |

| PITCHER | IP | WLS | BF | H | R | ER | SO | BB | IBB | HBP | BLK | WP | HR | S | P | ERA | WHIP |
|---|---|---|---|---|---|---|---|---|---|---|---|---|---|---|---|---|---|

# TOP

## Detroit Tigers @ Kansas City Royals

Royals Stadium, Kansas City, MO

Thu Aug 31 1989, 8:05 PM EDT

Att. 30,004 - Unknown

livebaseballscorecards.com

| | |
|---|---|
| AB | 31 |
| R | 0 |
| H | 5 |
| RBI | 0 |
| BB | 1 |
| SO | 8 |
| LOB | 9 |

# BOTTOM

## Detroit Tigers @ Kansas City Royals

Royals Stadium, Kansas City, MO

Thu Aug 31 1989, 8:05 PM EDT

Att. 30,004 - Unknown

livebaseballscorecards.com

| Batter | 1 | 2 | 3 | 4 | 5 | 6 | 7 | 8 | 9 | AB | R | H | RBI | BB | SO | LOB |
|---|---|---|---|---|---|---|---|---|---|---|---|---|---|---|---|---|
| Kevin Seitzer, R (1, 5)<br>OBP: 0.385, SLG: 0.327 | B C X<br>1-1<br>E<br>2B | | C C B B B S<br>3-3 ①<br>K | | B B C F B X<br>3-2<br>G3-1 WP<br>1B | | X<br>0-0<br>F9<br>1-H<br>2B | S B C S<br>1-3 ③<br>K | | 5 | 1 | 3 | 1 | 0 | 2 | 2 |
| Willie Wilson, S (1, 8)<br>OBP: 0.306, SLG: 0.354 | S B S F S<br>1-3 ①<br>K | | B C F S<br>1-3 ②<br>K | | C B F X<br>1-2 ②<br>G3-1<br>1-3 | | X<br>0-0 ②<br>F9<br>2-3 | | | 4 | 0 | 0 | 0 | 0 | 2 | 3 |
| George Brett, L (1, 3)<br>OBP: 0.351, SLG: 0.416 | F B B C B F B<br>4-2<br>E<br>BB | | B X<br>1-0 ③<br>G5-3 | | I<br>I<br>I<br>4-0<br>IBB | | I<br>I<br>I<br>4-0<br>IBB | | | 1 | 0 | 0 | 0 | 3 | 0 | 0 |
| Bo Jackson, R (1, 10)<br>OBP: 0.307, SLG: 0.496 | B X<br>1-0<br>E3<br>1-2<br>2-H | | | C F F F S<br>0-3 ①<br>K | C B S<br>1-3 ③<br>K2-3 | | S X<br>0-1 ③<br>B2 | | | 4 | 0 | 0 | 0 | 0 | 2 | 5 |
| Jim Eisenreich, L (1, 7)<br>OBP: 0.360, SLG: 0.460 | X<br>0-0 ②<br>F7 | | | B X<br>1-0<br>FC5-4<br>1B | | X<br>0-0 ①<br>F7 | | B B B B<br>4-0<br>S<br>1B<br>BB | | 3 | 1 | 1 | 0 | 1 | 0 | 2 |
| Danny Tartabull, R (1, 9)<br>OBP: 0.374, SLG: 0.454<br>Gary Thurman, R (7, 9)<br>OBP: 0.315, SLG: 0.263 | B B C S F S<br>2-3 ③<br>K | | | 1 SAFE<br>1 SAFE<br>F F B<br>1 SAFE<br>1 SAFE<br>B P<br>2-2<br>X<br>FC5-4<br>BB<br>1-2f ② | | X<br>0-0 ②<br>G6-3 | | C<br>1 SAFE<br>X<br>0-1 ①<br>B2 | | 3<br>1 | 0<br>0 | 0<br>0 | 0<br>0 | 0<br>0 | 1<br>0 | 3<br>1 |
| Kurt Stillwell, S (1, 6)<br>OBP: 0.341, SLG: 0.405 | | C C F B X<br>1-2 ①<br>G4-3 | | B B C<br>1 SAFE<br>B B<br>4-1<br>1-2<br>BB | | C C S<br>0-3 ③<br>K | | B B I I<br>4-0<br>1B<br>1-2<br>IBB | | 2 | 0 | 0 | 0 | 2 | 1 | 0 |
| Bob Boone, R (1, 2)<br>OBP: 0.353, SLG: 0.322 | | X<br>0-0 ②<br>G4-3 | | B C B X<br>2-1 ③<br>G4-3 | | | B X<br>1-0<br>FC3-6<br>1B | C B B S B X<br>3-2 ②<br>F7 | | 4 | 0 | 1 | 0 | 0 | 0 | 4 |
| Bill Pecota, R (1, 4)<br>OBP: 0.247, SLG: 0.384 | | C B C X<br>1-2 ③<br>G1-3 | | | B B F B X<br>3-1 ①<br>G4-3 | | X<br>0-0 ①<br>FC3-6<br>1-2f<br>2B | B B F S F F X<br>2-2<br>1-3<br>2-H<br>1B | | 4 | 1 | 1 | 1 | 0 | 0 | 1 |
| Inning Stats | R: 1 H: 1<br>E: 1 LOB: 2<br>K: 2 BB: 1<br>S: 15 P: 24 | R: 0 H: 0<br>E: 0 LOB: 0<br>K: 0 BB: 0<br>S: 8 P: 10 | R: 0 H: 0<br>E: 0 LOB: 0<br>K: 2 BB: 0<br>S: 7 P: 12 | R: 0 H: 1<br>E: 0 LOB: 2<br>K: 1 BB: 1<br>S: 13 P: 22 | R: 0 H: 1<br>E: 0 LOB: 2<br>K: 1 BB: 1<br>S: 11 P: 23 | R: 0 H: 0<br>E: 0 LOB: 0<br>K: 1 BB: 0<br>S: 5 P: 5 | R: 1 H: 2<br>E: 0 LOB: 2<br>K: 0 BB: 1<br>S: 6 P: 11 | R: 1 H: 1<br>E: 0 LOB: 2<br>K: 1 BB: 2<br>S: 13 P: 27 | | 1B: 4 SF: 0<br>2B: 2 SAC: 0<br>3B: 0 DP: 0<br>HR: 0 HBP: 0 | | | | | | |

| | |
|---|---|
| AB | 31 |
| R | 3 |
| H | 6 |
| RBI | 2 |
| BB | 6 |
| SO | 8 |
| LOB | 21 |

WP: 1 PA: 37
PB: 0
SB: 1
CS: 0

| PITCHER | | IP | WLS | BF | H | R | ER | SO | BB | IBB | HBP | BLK | WP | HR | S | P | ERA | WHIP |
|---|---|---|---|---|---|---|---|---|---|---|---|---|---|---|---|---|---|---|
| Kevin Ritz, R<br>ERA: 4.35 | (1, 1) | 7.0 | L | 31 | 5 | 2 | 1 | 7 | 2 | 2 | 0 | 0 | 1 | 0 | 65 | 107 | 1.29 | 1.000 |
| Mike Henneman, R<br>ERA: 4.05 | (8, 1) | 1.0 | | 6 | 1 | 1 | 1 | 1 | 1 | 1 | 0 | 0 | 0 | 0 | 13 | 27 | 9.00 | 2.000 |

| PITCHER | IP | WLS | BF | H | R | ER | SO | BB | IBB | HBP | BLK | WP | HR | S | P | ERA | WHIP |
|---|---|---|---|---|---|---|---|---|---|---|---|---|---|---|---|---|---|

| Batter | 1 | 2 | 3 | 4 | 5 | 6 | 7 | 8 | 9 | 10 | 11 | 12 | AB | R | H | RBI | BB | SO | LOB |
|---|---|---|---|---|---|---|---|---|---|---|---|---|---|---|---|---|---|---|---|
| Jerry Browne, S (1, 4)<br>OBP: 0.383, SLG: 0.414 | C C B B X<br>2-2<br>G1-3 ① | | S F X<br>0-2<br>G6-3 ② | | C X<br>0-1<br>F9 ③ | | | B C C B S<br>2-3<br>K ③ | | | B C F B F B X<br>3-2<br>FC3-6 SH1-4<br>1B | | 5 | 0 | 1 | 0 | 0 | 1 | 0 |
| Felix Fermin, R (1, 6)<br>OBP: 0.304, SLG: 0.264 | C C F X<br>0-2<br>L6 ② | | C B B X<br>2-1<br>G6-3 ③ | | | F F X<br>0-2<br>G4-3 ① | | | B C X<br>1-1<br>F9 ① | | X<br>0-0<br>SH1-4 ①<br>1-2 | | 4 | 0 | 0 | 0 | 0 | 0 | 0 |
| Joe Carter, R (1, 7)<br>(9, 9)<br>OBP: 0.298, SLG: 0.479 | B B C F B X<br>3-2<br>BB<br>1B | | | C X<br>0-1<br>G6-3 ① | | F B B F S<br>2-3<br>K ② | | | C X<br>0-1<br>HR | | I I I I<br>4-0<br>FC3-6<br>IBB | | 4 | 1 | 2 | 1 | 1 | 1 | 0 |
| Pete O'Brien, L (1, 3)<br>OBP: 0.363, SLG: 0.383 | B 1 SAFE B B B C C F B<br>4-2<br>1-2<br>BB | | | C B C C<br>1-3<br>K ② | | B B B C X<br>3-1<br>P8 ③ | | | X<br>0-0<br>P5 ② | | X<br>0-0<br>FC3-6 ②<br>1-2f<br>2-3 | | 4 | 0 | 0 | 0 | 1 | 1 | 2 |
| Brook Jacoby, R (1, 5)<br>OBP: 0.356, SLG: 0.431<br>Tommy Hinzo, S (9, PR)<br>Luis Aguayo, R (9, 5)<br>OBP: 0.233, SLG: 0.242 | X<br>0-0<br>L7 ③ | | | B B S S X<br>3-2<br>BB<br>1B | | | C X<br>0-1<br>G1-3 ① | | F S B B B B<br>4-2<br>FC6-4<br>BB | | B F F B S<br>2-3<br>K ③ | | 3<br>0<br>1 | 0<br>0<br>0 | 1<br>0<br>0 | 0<br>0<br>0 | 1<br>0<br>0 | 0<br>0<br>1 | 2<br>0<br>2 |
| Cory Snyder, R (1, 9)<br>OBP: 0.252, SLG: 0.363<br>Dion James, L (9, PH)<br>OBP: 0.358, SLG: 0.352<br>(9, 7) | | C B B F B F S<br>3-3<br>K ① | | B B F B B<br>4-1<br>1-2<br>BB | | | B C B C B B<br>4-2<br>CS<br>BB | | C 1 SAFE 1 SAFE X<br>0-1<br>FC6-4 ③<br>1-2f | | | B X<br>1-0<br>P6 ① | 1<br>2 | 0<br>0 | 0<br>0 | 0<br>0 | 2<br>0 | 1<br>0 | 0<br>1 |
| Brad Komminsk, R (1, 8)<br>OBP: 0.358, SLG: 0.510 | | B S S F B S<br>2-3<br>K ② | | C B B B C C<br>3-3<br>K ③ | | | C B 1 SAFE B F F S<br>2-3<br>1-2<br>K ② ③ | | | C S B B B X<br>2-2<br>F7 ① | | B C X<br>1-1<br>E5<br>S | 5 | 0 | 0 | 0 | 0 | 3 | 3 |
| Albert Belle, R (1, 10)<br>OBP: 0.258, SLG: 0.419 | | S B S F C<br>1-3<br>K ③ | | | X<br>0-0<br>G5-3 ① | | | S B X<br>1-1<br>G6-3 ① | | X<br>0-0<br>P3 ② | | X<br>0-0<br>F9 ② | 5 | 0 | 0 | 0 | 0 | 1 | 1 |
| Andy Allanson, R (1, 2)<br>OBP: 0.282, SLG: 0.280<br>Mike Young, S (8, PH)<br>OBP: 0.283, SLG: 0.255<br>Joel Skinner, R (8, 2)<br>OBP: 0.276, SLG: 0.294 | | | B B C C F X<br>2-2<br>G1-3 ① | | B C B B F X<br>3-2<br>P4 ② | | | C C C B X<br>1-2<br>G6-3 ② | | B C S S B C<br>2-3<br>K ③ | | F 1 SAFE 1 SAFE S S X<br>0-2<br>1-2<br>F9 ③ | 2<br>1<br>2 | 0<br>0<br>0 | 0<br>0<br>0 | 0<br>0<br>0 | 0<br>0<br>1 | 0<br>0<br>1 | 0<br>0<br>1 |
| Inning Stats | R: 0 H: 1<br>E: 0 LOB: 2<br>K: 0 BB: 1<br>S: 14 P: 23 | R: 0 H: 0<br>E: 0 LOB: 0<br>K: 3 BB: 0<br>S: 12 P: 18 | R: 0 H: 0<br>E: 0 LOB: 0<br>K: 0 BB: 0<br>S: 9 P: 13 | R: 0 H: 1<br>E: 0 LOB: 2<br>K: 2 BB: 1<br>S: 12 P: 23 | R: 0 H: 0<br>E: 0 LOB: 0<br>K: 0 BB: 0<br>S: 6 P: 9 | R: 0 H: 0<br>E: 0 LOB: 0<br>K: 1 BB: 0<br>S: 8 P: 13 | R: 0 H: 0<br>E: 0 LOB: 0<br>K: 1 BB: 1<br>S: 8 P: 14 | R: 0 H: 0<br>E: 0 LOB: 0<br>K: 1 BB: 0<br>S: 8 P: 12 | R: 1 H: 1<br>E: 0 LOB: 1<br>K: 0 BB: 1<br>S: 9 P: 14 | R: 0 H: 0<br>E: 0 LOB: 0<br>K: 1 BB: 0<br>S: 7 P: 11 | R: 0 H: 1<br>E: 0 LOB: 2<br>K: 1 BB: 1<br>S: 9 P: 18 | R: 0 H: 0<br>E: 1 LOB: 1<br>K: 0 BB: 0<br>S: 7 P: 9 | 1B: 3 SF: 0<br>2B: 0 SAC: 1<br>3B: 0 DP: 0<br>HR: 1 HBP: 0 | | | | | | |

| PITCHER | | IP | WLS | BF | H | R | ER | SO | BB | IBB | HBP | BLK | WP | HR | S | P | ERA | WHIP |
|---|---|---|---|---|---|---|---|---|---|---|---|---|---|---|---|---|---|---|
| Frank Tanana, L<br>ERA: 3.5 | (1, 1) | 8.2 | | 32 | 3 | 1 | 1 | 8 | 4 | 0 | 0 | 0 | 0 | 1 | 84 | 137 | 1.04 | 0.808 |
| Mike Henneman, R<br>ERA: 3.96 | (9, 1) | 1.2 | | 7 | 1 | 0 | 0 | 1 | 0 | 1 | 0 | 0 | 0 | 0 | 14 | 25 | 0.00 | 0.600 |
| Paul Gibson, L<br>ERA: 4.18 | (11, 1) | 1.2 | W | 6 | 0 | 0 | 0 | 1 | 0 | 0 | 0 | 0 | 0 | 0 | 11 | 15 | 0.00 | 0.000 |

| PITCHER | IP | WLS | BF | H | R | ER | SO | BB | IBB | HBP | BLK | WP | HR | S | P | ERA | WHIP |
|---|---|---|---|---|---|---|---|---|---|---|---|---|---|---|---|---|---|

TOP

# Cleveland Indians @ Detroit Tigers

Tiger Stadium, Detroit, MI

Fri Sep 01 1989, 7:05 PM EDT

Att. 14,576 - Unknown

livebaseballscorecards.com

| | |
|---|---|
| AB | 39 |
| R | 1 |
| H | 4 |
| RBI | 1 |
| BB | 5 |
| SO | 10 |
| LOB | 12 |

# Cleveland Indians @ Detroit Tigers

Tiger Stadium, Detroit, MI

Fri Sep 01 1989, 7:05 PM EDT

Att. 14,576 - Unknown

livebaseballscorecards.com

## BOTTOM

| Batter | 1 | 2 | 3 | 4 | 5 | 6 | 7 | 8 | 9 | 10 | 11 | 12 | AB | R | H | RBI | BB | SO | LOB |
|---|---|---|---|---|---|---|---|---|---|---|---|---|---|---|---|---|---|---|---|
| Gary Pettis, S (1, 8)<br>OBP: 0.372, SLG: 0.308 | B3 | | G6-3 | | | CS BB | | FC5-4 BB | | K | | 1-2 1B<br>2-3<br>3-H | 4 | 0 | 1 | 1 | 2 | 1 | 0 |
| Alan Trammell, R (1, 6)<br>OBP: 0.297, SLG: 0.309 | F8 | | G5-3 | | | 1-2 BB 1B | | 1-2 FC5-4 S | | | B1-3 | | 5 | 1 | 1 | 0 | 0 | 0 | 1 |
| Lou Whitaker, L (1, 4)<br>OBP: 0.359, SLG: 0.471 | G4-3 | | | F7 | | F9 | | L8 | | | F8 | | 5 | 0 | 0 | 0 | 0 | 0 | 2 |
| Gary Ward, R (1, 3)<br>OBP: 0.310, SLG: 0.406 | | P4 | | 0-0 2B | | 1B BB | | K | | | F8 | | 4 | 0 | 1 | 0 | 1 | 1 | 1 |
| Chet Lemon, R (1, 9)<br>OBP: 0.327, SLG: 0.346 | | BB 1B | | G6-3 | | 1-2 1B | | | G6-3 | | | K | 5 | 0 | 2 | 1 | 0 | 1 | 1 |
| Rick Schu, R (1, 10)<br>OBP: 0.280, SLG: 0.341 | | P5 | | G6-3 | | G4-3 | | | K | | | 4-0 BB | 3 | 0 | 0 | 0 | 0 | 0 | 4 |
| Fred Lynn, L (9, PH)<br>OBP: 0.315, SLG: 0.332 | | | | | | | | | | | | 1B 1B | 1 | 0 | 0 | 0 | 1 | 1 | 0 |
| Mike Mike Brumley, S (12, PR)<br>OBP: 0.274, SLG: 0.267 | | | | | | | | | | | | | 0 | 1 | 0 | 0 | 0 | 0 | 0 |
| Mike Heath, R (1, 2)<br>OBP: 0.319, SLG: 0.433 | | BB | | | G6-3 | | F8 | | F9 | | | 1B IBB 1B | 4 | 0 | 1 | 0 | 1 | 0 | 0 |
| Kenny Williams, R (1, 7)<br>OBP: 0.254, SLG: 0.297 | | K | | | F9 | | K | | | K | | 1B IBB | 4 | 0 | 0 | 0 | 0 | 3 | 2 |
| Dave Bergman, L (12, PH)<br>OBP: 0.327, SLG: 0.357 | | | | | | | | | | | | | 0 | 0 | 0 | 0 | 1 | 0 | 0 |
| Doug Strange, S (1, 5)<br>OBP: 0.231, SLG: 0.232 | | | G6-3 | | G4-3 | | G6-3 | | | G4-3 | | K | 5 | 0 | 0 | 0 | 0 | 1 | 3 |

| | | | | | | | | | | | | | | | | | | | |
|---|---|---|---|---|---|---|---|---|---|---|---|---|---|---|---|---|---|---|---|
| Inning Stats | R: 0<br>E: 0<br>K: 0<br>S: 3 | H: 0<br>LOB: 0<br>BB: 0<br>P: 4 | R: 0<br>E: 0<br>K: 1<br>S: 8 | H: 1<br>LOB: 2<br>BB: 1<br>P: 19 | R: 0<br>E: 0<br>K: 0<br>S: 8 | H: 0<br>LOB: 0<br>BB: 0<br>P: 14 | R: 0<br>E: 0<br>K: 0<br>S: 10 | H: 1<br>LOB: 1<br>BB: 0<br>P: 15 | R: 0<br>E: 0<br>K: 0<br>S: 7 | H: 0<br>LOB: 0<br>BB: 0<br>P: 8 | R: 1<br>E: 0<br>K: 0<br>S: 14 | H: 2<br>LOB: 2<br>BB: 2<br>P: 28 | R: 0<br>E: 0<br>K: 1<br>S: 7 | H: 0<br>LOB: 0<br>BB: 0<br>P: 12 | R: 0<br>E: 0<br>K: 1<br>S: 10 | H: 0<br>LOB: 1<br>BB: 1<br>P: 19 | R: 0<br>E: 0<br>K: 1<br>S: 7 | H: 0<br>LOB: 0<br>BB: 0<br>P: 10 | R: 0<br>E: 0<br>K: 2<br>S: 8 | H: 0<br>LOB: 0<br>BB: 0<br>P: 11 | R: 0<br>E: 0<br>K: 0<br>S: 7 | H: 0<br>LOB: 0<br>BB: 0<br>P: 8 | R: 1<br>E: 0<br>K: 2<br>S: 11 | H: 2<br>LOB: 3<br>BB: 2<br>P: 22 | 1B: 5<br>2B: 1<br>3B: 0<br>HR: 0 | SF: 0<br>SAC: 0<br>DP: 0<br>HBP: 0 | WP: 0<br>PB: 0<br>SB: 1<br>CS: 1 | PA: 46 |

| PITCHER | | IP | WLS | BF | H | R | ER | SO | BB | IBB | HBP | BLK | WP | HR | S | P | ERA | WHIP |
|---|---|---|---|---|---|---|---|---|---|---|---|---|---|---|---|---|---|---|
| Bud Black, L<br>ERA: 3.86 | (1, 1) | 8.0 | | 31 | 4 | 1 | 1 | 3 | 4 | 0 | 0 | 0 | 0 | 0 | 67 | 119 | 1.12 | 1.000 |
| Steve Olin, R<br>ERA: 1.93 | (9, 1) | 0.1 | | 1 | 0 | 0 | 0 | 0 | 0 | 0 | 0 | 0 | 0 | 0 | 2 | 3 | 0.00 | 0.000 |
| Jesse Orosco, L<br>ERA: 2.13 | (9, 1) | 2.2 | | 8 | 0 | 0 | 0 | 3 | 0 | 0 | 0 | 0 | 0 | 0 | 20 | 26 | 0.00 | 0.000 |
| Doug Jones, R<br>ERA: 2.6 | (12, 1) | 0.2 | L | 6 | 2 | 1 | 1 | 2 | 1 | 1 | 0 | 0 | 0 | 0 | 11 | 22 | 13.50 | 4.500 |

| PITCHER | IP | WLS | BF | H | R | ER | SO | BB | IBB | HBP | BLK | WP | HR | S | P | ERA | WHIP |
|---|---|---|---|---|---|---|---|---|---|---|---|---|---|---|---|---|---|

| | |
|---|---|
| AB | 40 |
| R | 2 |
| H | 6 |
| RBI | 2 |
| BB | 6 |
| SO | 8 |
| LOB | 14 |

| Batter | 1 | 2 | 3 | 4 | 5 | 6 | 7 | 8 | 9 | AB | R | H | RBI | BB | SO | LOB |
|---|---|---|---|---|---|---|---|---|---|---|---|---|---|---|---|---|
| Jerry Browne, S (1, 4)<br>OBP: 0.380, SLG: 0.410 | B F X 1-1 F7 ① | | L S B S 1-3 K ① | | X 0-0 FC3-6 FC6-4 1-2f ② | | C B S B F B X 3-2 L8 ② | | C F B F X 1-2 G4-3 ① | 5 | 0 | 0 | 0 | 0 | 1 | 3 |
| Felix Fermin, R (1, 6)<br>OBP: 0.301, SLG: 0.262 | C B X 1-1 G6-3 ② | | C B X 1-1 G1-3 ② | | X 0-0 FC6-4 1-2f ③ | | B C F X 1-2 F8 ③ | | B F B X 2-1 G3-1 ② | 4 | 0 | 0 | 0 | 0 | 0 | 3 |
| Dave Clark, L (9, PH)<br>OBP: 0.313, SLG: 0.378 | | | | | | | | | | 1 | 0 | 0 | 0 | 0 | 0 | 0 |
| Dion James, L (1, 10)<br>OBP: 0.366, SLG: 0.363 | B B B B 4-0 FC6-4 BB | | C B X 1-1 2-H 1B | | | X 0-0 FC6-4 BB 1B | | B B C F B X 3-2 L8 2B 2B | C F B F X 1-2 HBP 1B | 4 | 1 | 4 | 1 | 1 | 0 | 0 |
| Joe Carter, R (1, 7)<br>OBP: 0.297, SLG: 0.475 | C X 0-1 FC6-4 1-2f ③ | | F X 0-1 G6-3 ③ | | | S B X 1-1 P3 ① | | B B F X 2-1 L8 2-3 ① | B C H 2-1 1-2 HBP | 4 | 0 | 0 | 0 | 0 | 0 | 4 |
| Tommy Hinzo, S (9, PR) | | | | | | | | | | 0 | 0 | 0 | 0 | 0 | 0 | 0 |
| Pete O'Brien, L (1, 3)<br>OBP: 0.365, SLG: 0.393 | | B X 1-0 HR | | F B X 1-1 G1-3 ① | | B C B C B F B 4-2 FC6-4 1-2 BB | | C X 0-1 FC4-6 E 3-H 2B | B B X 2-0 F8 ③ | 4 | 2 | 2 | 2 | 1 | 0 | 2 |
| Brook Jacoby, R (1, 5)<br>OBP: 0.355, SLG: 0.428 | | X 0-0 F8 ① | | B C B X 2-1 G6-3 ② | | X 0-0 FC6-4 1-2f 2-3 ② | | B C B C F B B 4-2 FC4-6 BB | | 3 | 0 | 0 | 0 | 1 | 0 | 2 |
| Brad Komminsk, R (1, 8)<br>OBP: 0.349, SLG: 0.497 | | B C B B F C 3-3 K ② | | S F B B B S 3-3 K ③ | | S X 0-1 F7 ③ | | B B C X 2-1 FC4-6 E WP 1-2f 2-3 ② | | 4 | 0 | 0 | 0 | 0 | 2 | 4 |
| Albert Belle, R (1, 9)<br>OBP: 0.258, SLG: 0.414 | | C B C B B S 3-3 K ③ | | | F B S F F F X 1-2 FC3-6 1B | | S F B C 1-3 K ① | B C F F B B X 3-2 E4 FC6-4 1-3 3-H | | 4 | 0 | 1 | 0 | 0 | 2 | 1 |
| Andy Allanson, R (1, 2)<br>OBP: 0.285, SLG: 0.285 | | | C B B B X 3-1 1B 2B | | B B F B 1 SAFE X 3-1 F7 ① | | F F B B B B 4-2 BB | B B F S X 2-2 FC6-4 1-2f ③ | | 2 | 1 | 1 | 0 | 1 | 0 | 1 |
| Mike Young, S (8, PH)<br>OBP: 0.278, SLG: 0.250 | | | | | | | | | | 1 | 0 | 0 | 0 | 0 | 0 | 2 |
| Joel Skinner, R (8, 2)<br>OBP: 0.276, SLG: 0.294 | | | | | | | | | | 0 | 0 | 0 | 0 | 0 | 0 | 0 |
| Inning Stats | R: 0<br>E: 0<br>K: 0<br>S: 6<br>H: 0<br>LOB: 1<br>BB: 1<br>P: 12 | R: 1<br>E: 0<br>K: 2<br>S: 8<br>H: 1<br>LOB: 0<br>BB: 0<br>P: 15 | R: 1<br>E: 0<br>K: 1<br>S: 11<br>H: 2<br>LOB: 1<br>BB: 0<br>P: 17 | R: 0<br>E: 0<br>K: 1<br>S: 7<br>H: 0<br>LOB: 0<br>BB: 0<br>P: 13 | R: 0<br>E: 0<br>K: 0<br>S: 10<br>H: 1<br>LOB: 1<br>BB: 0<br>P: 14 | R: 0<br>E: 0<br>K: 0<br>S: 9<br>H: 1<br>LOB: 2<br>BB: 1<br>P: 14 | R: 0<br>E: 0<br>K: 1<br>S: 12<br>H: 0<br>LOB: 1<br>BB: 1<br>P: 21 | R: 2<br>E: 1<br>K: 0<br>S: 20<br>H: 2<br>LOB: 2<br>BB: 1<br>P: 36 | R: 0<br>E: 0<br>K: 0<br>S: 11<br>H: 1<br>LOB: 2<br>BB: 0<br>P: 19 | 1B: 4<br>2B: 3<br>3B: 0<br>HR: 1<br>SF: 0<br>SAC: 0<br>DP: 0<br>HBP: 1 | WP: 1<br>PB: 0<br>SB: 0<br>CS: 0<br>PA: 41 | | | | | |

| PITCHER | | IP | WLS | BF | H | R | ER | SO | BB | IBB | HBP | BLK | WP | HR | S | P | ERA | WHIP |
|---|---|---|---|---|---|---|---|---|---|---|---|---|---|---|---|---|---|---|
| Jeff Robinson, R<br>ERA: 4.5 | (1, 1) | 7.1 | W | 32 | 7 | 4 | 3 | 5 | 3 | 0 | 0 | 0 | 0 | 1 | 70 | 118 | 3.68 | 1.364 |
| Jeff Robinson, R<br>ERA: 4.5 | (8, 1) | 7.1 | W | 32 | 7 | 4 | 3 | 5 | 3 | 0 | 0 | 0 | 0 | 1 | 70 | 118 | 3.68 | 1.364 |
| Frank Williams, R<br>ERA: 2.98 | (8, 1) | 0.2 | | 4 | 0 | 0 | 0 | 0 | 1 | 0 | 0 | 0 | 1 | 0 | 13 | 24 | 0.00 | 1.500 |
| Mike Henneman, R<br>ERA: 3.91 | (9, 1) | 1.0 | | 5 | 1 | 0 | 0 | 0 | 0 | 0 | 1 | 0 | 0 | 0 | 11 | 19 | 0.00 | 1.000 |

| PITCHER | IP | WLS | BF | H | R | ER | SO | BB | IBB | HBP | BLK | WP | HR | S | P | ERA | WHIP |
|---|---|---|---|---|---|---|---|---|---|---|---|---|---|---|---|---|---|

# TOP

## Cleveland Indians @ Detroit Tigers

Tiger Stadium, Detroit, MI

Sat Sep 02 1989, 3:33 AM EDT

Att. 17,207 - Sunny - 73 F

livebaseballscorecards.com

| | |
|---|---|
| AB | 36 |
| R | 4 |
| H | 8 |
| RBI | 3 |
| BB | 4 |
| SO | 5 |
| LOB | 22 |

| Batter | 1 | 2 | 3 | 4 | 5 | 6 | 7 | 8 | 9 | AB | R | H | RBI | BB | SO | LOB |
|---|---|---|---|---|---|---|---|---|---|---|---|---|---|---|---|---|
| Gary Pettis, S (1, 8)<br>OBP: 0.377, SLG: 0.313<br>Scott Lusader, L (9, 8)<br>OBP: 0.260, SLG: 0.277 | BBBCB<br>4-1<br>1B<br>1B<br>BB | | X<br>0-0<br>FC6-4<br>1B | SBBX<br>2-1<br>FC9-6<br>1-3<br>2-H<br>1B | | CBX<br>1-1 ②③<br>G6-3<br>1-2f | | BBBCCFX<br>3-2 ②<br>E9<br>1-H<br>2-H<br>1B | | 4<br>0 | 1<br>0 | 3<br>0 | 2<br>0 | 1<br>0 | 0<br>0 | 1<br>0 |
| Alan Trammell, R (1, 6)<br>OBP: 0.296, SLG: 0.308 | 1 SAFE<br>BC<br>1 SAFE<br>X<br>1-1<br>1B<br>G6-4-3<br>1-3<br>1B | | X<br>0-0 ②<br>FC6-4<br>1-2f | 1 SAFE<br>BF<br>B<br>1 SAFE<br>FFB<br>3-2<br>X<br>FC9-6 ②<br>S<br>1-2f<br>3B<br>3-H | | | BCX<br>1-1 ①<br>G6-3 | BFBBCS<br>3-3<br>K | | 5 | 2 | 1 | 1 | 0 | 1 | 2 |
| Chet Lemon, R (1, 10)<br>OBP: 0.328, SLG: 0.353<br>(8, 9) | FBBBFX<br>2-2<br>G6-4-3<br>2-3<br>3-H<br>1B | | 1 SAFE<br>BBBCCSC<br>3-3 ③<br>K | FCBX<br>1-2<br>1-H<br>3B | | | CCC<br>0-3 ②<br>K | | | 4 | 0 | 2 | 2 | 0 | 2 | 1 |
| Gary Ward, R (1, 9)<br>OBP: 0.310, SLG: 0.413<br>Rob Richie, L (7, PH)<br>OBP: 0.333, SLG: 0.333<br>Jeff Robinson, R (8, 1)<br>Frank Williams, R (8, 1)<br>Mike Henneman, R (9, 1) | CBFX<br>1-2 ①②<br>G6-4-3<br>1-2f<br>3-H | | | 2-1<br>G6-3<br>3B<br>G5-3 | | | BSBBB<br>4-1<br>1B<br>BB | | | 3<br>0<br>0<br>0<br>0 | 1<br>0<br>0<br>0<br>0 | 1<br>0<br>0<br>0<br>0 | 0<br>1<br>0<br>0<br>0 | 0<br>0<br>0<br>0<br>0 | 0<br>0<br>0<br>0<br>0 | 2<br>0<br>0<br>0<br>0 |
| Rick Schu, R (1, 5)<br>OBP: 0.280, SLG: 0.339 | X<br>0-0 ③<br>F8 | | | BCBX<br>2-1 ①<br>G6-3<br>3-H | CFBFC<br>1-3 ①<br>K | | BX<br>1-0<br>1-3<br>1B | | | 4 | 0 | 1 | 1 | 0 | 1 | 0 |
| Mike Heath, R (1, 2)<br>OBP: 0.318, SLG: 0.430 | | FBX<br>1-1 ①<br>F9 | CFBFBX<br>2-2<br>S<br>1B<br>1B | X<br>0-0 ②<br>L9 | | FBBBFFC<br>2-3 ③<br>K | | | | 4 | 1 | 1 | 0 | 0 | 1 | 2 |
| Kenny Williams, R (1, 7)<br>OBP: 0.262, SLG: 0.296 | BBBCBB<br>4-1<br>G6-4-3<br>BB | | BBBB<br>4-0<br>1B<br>1B<br>1-2<br>BB | BFCBFFFS<br>2-3 ③<br>K | | | | SBBBFB<br>4-2<br>BB<br>1B<br>BB | | 1 | 2 | 0 | 0 | 3 | 1 | 0 |
| Dave Bergman, L (1, 3)<br>OBP: 0.332, SLG: 0.358 | CFBBBX<br>2-2 ②③<br>G6-4-3<br>1-2f | | BX<br>1-0<br>1B<br>1-3<br>2-H<br>1B | | | BBBSBB<br>4-1<br>G6-3<br>BB | | FB1 SAFEBBB<br>4-1<br>1B<br>1-2<br>E<br>BB | | 2 | 2 | 1 | 1 | 2 | 0 | 1 |
| Mike Brumley, S (1, 4)<br>OBP: 0.273, SLG: 0.266 | | | BX<br>1-0 ①<br>L8 | CSBFX<br>1-2<br>1B<br>FC9-6<br>1-2<br>3-H<br>1B | | BX<br>1-0 ①<br>L8 | | CBBBLX<br>3-2 ①<br>F7 | | 4 | 1 | 1 | 1 | 0 | 0 | 3 |
| Inning Stats | R: 2 E: 0 K: 0 S: 10<br>H: 2 LOB: 0 BB: 1 P: 18 | R: 0 E: 0 K: 0 S: 6<br>H: 0 LOB: 0 BB: 1 P: 13 | R: 0 E: 0 K: 1 S: 6<br>H: 1 LOB: 1 BB: 0 P: 10 | R: 6 E: 0 K: 0 S: 25<br>H: 6 LOB: 1 BB: 1 P: 45 | R: 0 E: 0 K: 2 S: 11<br>H: 0 LOB: 0 BB: 0 P: 14 | R: 0 E: 0 K: 0 S: 4<br>H: 0 LOB: 0 BB: 1 P: 10 | R: 0 E: 0 K: 2 S: 11<br>H: 1 LOB: 2 BB: 1 P: 19 | R: 2 E: 1 K: 1 S: 13<br>H: 1 LOB: 0 BB: 2 P: 30 | | 1B: 9 2B: 0 3B: 2 HR: 0<br>SF: 0 SAC: 0 DP: 3 HBP: 0 | | | | | | |

# Cleveland Indians @ Detroit Tigers

Tiger Stadium, Detroit, MI

Sat Sep 02 1989, 3:33 AM EDT

Att. 17,207 - Sunny - 73 F

BOTTOM

livebaseballscorecards.com

| | |
|---|---|
| AB | 31 |
| R | 10 |
| H | 11 |
| RBI | 8 |
| BB | 7 |
| SO | 6 |
| LOB | 12 |

| PITCHER | | IP | WLS | BF | H | R | ER | SO | BB | IBB | HBP | BLK | WP | HR | S | P | ERA | WHIP |
|---|---|---|---|---|---|---|---|---|---|---|---|---|---|---|---|---|---|---|
| Steve Davis, L<br>ERA: 7.83 | (1, 1) | 3.1 | L | 17 | 6 | 6 | 6 | 1 | 3 | 0 | 0 | 0 | 0 | 0 | 30 | 59 | 16.20 | 2.700 |
| Rich Yett, R<br>ERA: 4.87 | (4, 1) | 0.1 | | 4 | 3 | 2 | 2 | 0 | 0 | 0 | 0 | 0 | 0 | 0 | 13 | 20 | 54.00 | 9.000 |
| Ed Wojna, R<br>ERA: 5.18 | (4, 1) | 3.1 | | 13 | 1 | 1 | 1 | 4 | 3 | 0 | 0 | 0 | 0 | 0 | 32 | 56 | 2.70 | 1.200 |
| Steve Olin, R<br>ERA: 1.85 | (8, 1) | 1.0 | | 4 | 1 | 1 | 0 | 1 | 1 | 0 | 0 | 0 | 0 | 0 | 11 | 24 | 0.00 | 2.000 |

| PITCHER | IP | WLS | BF | H | R | ER | SO | BB | IBB | HBP | BLK | WP | HR | S | P | ERA | WHIP |
|---|---|---|---|---|---|---|---|---|---|---|---|---|---|---|---|---|---|

| Batter | 1 | 2 | 3 | 4 | 5 | 6 | 7 | 8 | 9 | AB | R | H | RBI | BB | SO | LOB |
|---|---|---|---|---|---|---|---|---|---|---|---|---|---|---|---|---|
| Jerry Browne, S (1, 4)<br>OBP: 0.382, SLG: 0.413 | B F S F X<br>1-2<br>1B 1B 2B | B B B B<br>4-0<br>BB | | | B X<br>1-0<br>1B 1B | | C B X<br>1-1 ①<br>G3-1 | | | 3 | 1 | 2 | 0 | 1 | 0 | 0 |
| Felix Fermin, R (1, 6)<br>OBP: 0.302, SLG: 0.262<br>Paul Zuvella, R (7, PH)<br>OBP: 0.229, SLG: 0.303<br>(7, 6) | L B S X<br>1-2<br>WP 1B FC6-4 1B<br>2-3 | F B 1 F B X SAFE<br>2-2 ③<br>G6-3 | | | B B B C C S<br>3-3 ②<br>K | | C X<br>0-1 ②<br>L9 | | | 3<br>1 | 1<br>0 | 1<br>0 | 0<br>0 | 0<br>0 | 1<br>0 | 2<br>0 |
| Dion James, L (1, 10)<br>OBP: 0.365, SLG: 0.361 | B F F S<br>1-3 ①<br>K | | B X<br>1-0 ①<br>F7 | | C S X<br>0-2<br>1-3 1B | | C X<br>0-1 ③<br>G3-1 | | | 4 | 0 | 1 | 0 | 0 | 1 | 2 |
| Joe Carter, R (1, 7)<br>OBP: 0.297, SLG: 0.473 | B X<br>1-0<br>FC6-4 WP 1B<br>1-2<br>3-H | | C F F B F F X<br>1-2 ②<br>G6-3 | | F F S<br>0-3 ③<br>K | | | C F B X<br>1-2 ①<br>F9 | | 4 | 0 | 1 | 1 | 0 | 1 | 2 |
| Pete O'Brien, L (1, 3)<br>OBP: 0.364, SLG: 0.390 | B B B I<br>4-0<br>FC6-4 IBB<br>1-2<br>2-3 | | F X<br>0-1 ③<br>P5 | | | C B F X<br>1-2 ①<br>L9 | | B F B B B X<br>3-1 ②<br>F7 | | 3 | 0 | 0 | 0 | 1 | 0 | 0 |
| Brook Jacoby, R (1, 5)<br>OBP: 0.354, SLG: 0.429 | C X<br>0-1 ②<br>FC6-4<br>1-2f<br>2-3<br>3-H | | | C F B B S<br>2-3 ①<br>K | | X<br>0-0<br>1B 2B | | F B X<br>1-1 ③<br>G4-3 | | 4 | 0 | 1 | 1 | 0 | 1 | 2 |
| Cory Snyder, R (1, 9)<br>OBP: 0.254, SLG: 0.364 | X<br>0-0 ③<br>G5-3 | | | X<br>0-0 ②<br>G1-3 | | B S X<br>1-1<br>G6-4-3<br>2-3 1B | | | X<br>0-0 ①<br>1B | 4 | 0 | 2 | 0 | 0 | 0 | 2 |
| Brad Komminsk, R (1, 8)<br>OBP: 0.341, SLG: 0.484 | | F B B X<br>2-1 ①<br>F7 | | S X<br>0-1 ③<br>P6 | | B B X<br>2-0 ② ③<br>G6-4-3<br>1-2f | | | C B X<br>1-1 ②<br>F9 | 4 | 0 | 0 | 0 | 0 | 0 | 2 |
| Andy Allanson, R (1, 2)<br>OBP: 0.285, SLG: 0.295 | | B F B X<br>2-1 ②<br>F8 | | | B C X<br>1-1 ①<br>G5-3 | | X<br>0-0<br>HR | | X<br>0-0 ③<br>G6-3 | 4 | 1 | 1 | 1 | 0 | 0 | 0 |
| Inning Stats | R: 2 H: 3<br>E: 0 LOB: 2<br>K: 1 BB: 1<br>S: 15 P: 23 | R: 0 H: 0<br>E: 0 LOB: 1<br>K: 0 BB: 1<br>S: 7 P: 17 | R: 0 H: 0<br>E: 0 LOB: 0<br>K: 0 BB: 0<br>S: 9 P: 11 | R: 0 H: 0<br>E: 0 LOB: 0<br>K: 1 BB: 0<br>S: 6 P: 8 | R: 0 H: 2<br>E: 0 LOB: 2<br>K: 2 BB: 0<br>S: 12 P: 17 | R: 0 H: 2<br>E: 0 LOB: 1<br>K: 0 BB: 0<br>S: 7 P: 11 | R: 1 H: 1<br>E: 0 LOB: 0<br>K: 0 BB: 0<br>S: 7 P: 8 | R: 0 H: 0<br>E: 0 LOB: 0<br>K: 0 BB: 0<br>S: 7 P: 12 | R: 0 H: 1<br>E: 0 LOB: 0<br>K: 0 BB: 0<br>S: 4 P: 5 | 1B: 6 SF: 0<br>2B: 2 SAC: 0<br>3B: 0 DP: 1<br>HR: 1 HBP: 0 | | | | | | |

| PITCHER | IP | WLS | BF | H | R | ER | SO | BB | IBB | HBP | BLK | WP | HR | S | P | ERA | WHIP |
|---|---|---|---|---|---|---|---|---|---|---|---|---|---|---|---|---|---|
| Jack Morris, R (1, 1)<br>ERA: 4.9 | 9.0 | W | 36 | 9 | 3 | 3 | 4 | 1 | 1 | 0 | 0 | 1 | 1 | 74 | 112 | 3.00 | 1.111 |

| PITCHER | IP | WLS | BF | H | R | ER | SO | BB | IBB | HBP | BLK | WP | HR | S | P | ERA | WHIP |
|---|---|---|---|---|---|---|---|---|---|---|---|---|---|---|---|---|---|

# TOP

## Cleveland Indians @ Detroit Tigers

Tiger Stadium, Detroit, MI

Sun Sep 03 1989, 3:33 AM EDT

Att. 18,130 - Sunny - 72 F

livebaseballscorecards.com

| | |
|---|---|
| AB | 34 |
| R | 3 |
| H | 9 |
| RBI | 3 |
| BB | 2 |
| SO | 4 |
| LOB | 12 |

TM

WP: 1 PA: 36
PB: 0
SB: 0
CS: 0

# Cleveland Indians @ Detroit Tigers

Tiger Stadium, Detroit, MI

Sun Sep 03 1989, 3:33 AM EDT

Att. 18,130 - Sunny - 72 F

livebaseballscorecards.com

## BOTTOM

| Batter | 1 | 2 | 3 | 4 | 5 | 6 | 7 | 8 | 9 | AB | R | H | RBI | BB | SO | LOB |
|---|---|---|---|---|---|---|---|---|---|---|---|---|---|---|---|---|
| Gary Pettis, S (1, 8)<br>OBP: 0.373, SLG: 0.309 | C B C B S<br>2-3 ① K | | B C X<br>1-1 ① G1-3 | C B X<br>1-1 ② ③ G6-4-3<br>1-2f | | B F S B X<br>2-2 ③ G3 | | S C X<br>0-2 ② P5 | | 5 | 0 | 0 | 0 | 0 | 1 | 3 |
| Alan Trammell, R (1, 6)<br>OBP: 0.299, SLG: 0.313<br>Mike Brumley, S (7, 6)<br>OBP: 0.276, SLG: 0.269 | L B B S X<br>2-2 G3 E 2B | | B C X<br>1-1 ② G5-3 | | X<br>0-0 FC3-6 1B | | B F B F B X<br>3-2 ① L6 | C B F X<br>1-2 1B HR<br>1-2 1B | | 3<br>2 | 1<br>1 | 2<br>1 | 0<br>0 | 0<br>0 | 0<br>0 | 0<br>0 |
| Lou Whitaker, L (1, 4)<br>OBP: 0.357, SLG: 0.468 | X<br>0-0 ② G3<br>2-3 | | B B C X<br>2-1 ③ G4-1 | | B 1 SAFE X<br>1-0 ① FC3-6 BB<br>1-2f | | C X<br>0-1 ② F8 | B X<br>1-0 HR<br>1-3 2-H 1B | | 5 | 1 | 1 | 1 | 0 | 0 | 2 |
| Fred Lynn, L (1, 7)<br>OBP: 0.322, SLG: 0.355<br>Kenny Williams, R (9, 7)<br>OBP: 0.262, SLG: 0.296 | B X<br>1-0 E1 E E<br>3-H | | | B B B B<br>4-0 1B 3B BB | B B F 1 SAFE B B<br>4-1 1-2 BB | | B F X<br>1-1 HR | B C F X<br>1-2 1-H HR<br>3-H | | 3<br>0 | 4<br>0 | 2<br>0 | 4<br>0 | 2<br>0 | 0<br>0 | 0<br>0 |
| Dave Bergman, L (1, 3)<br>OBP: 0.333, SLG: 0.359 | B B C X<br>2-1 E3<br>1-H | | | C B 1 SAFE 1 SAFE C X<br>1-2 3B 1B | C B S S<br>1-3 ② K | | B B B C F X<br>3-2 1B | C B X<br>1-1 ③ L6 | | 5 | 1 | 2 | 0 | 0 | 1 | 2 |
| Rob Richie, L (1, 10)<br>OBP: 0.318, SLG: 0.421 | X<br>0-0 ③ G4-3 | | | M L B B B X<br>3-2 1-H 2-H HR 3B | B C C F X<br>1-2 ③ P4 | | C B C F X<br>1-2 ③ G4-3 | | | 4 | 1 | 1 | 2 | 0 | 0 | 4 |
| Scott Lusader, L (1, 9)<br>OBP: 0.296, SLG: 0.360 | | C F B S<br>1-3 ① K2-3 | | X<br>0-0 3-H HR | | B C B B B<br>4-1 S BB | | C B S X<br>1-2 FC3-6 1B | | 3 | 1 | 2 | 2 | 1 | 1 | 0 |
| Doug Strange, S (1, 5)<br>OBP: 0.224, SLG: 0.225 | | C X<br>0-1 ② G1-3 | | X<br>0-0 ① L8 | C 1 SAFE S S<br>0-3 ① K<br>1-2 | | | 1 SAFE F 1 SAFE F 1 SAFE 1 SAFE 1 SAFE X<br>0-2 ① FC3-6 WP<br>1-2f 1B | | 4 | 1 | 0 | 0 | 0 | 1 | 2 |
| Mike Heath, R (1, 2)<br>OBP: 0.321, SLG: 0.431 | | F F B B C<br>2-3 ③ K | | X<br>0-0 G6-4-3 1B | | X<br>0-0 ② P2 | | B F B S B X<br>3-2 1B 1-H 1B | | 4 | 1 | 2 | 1 | 0 | 1 | 1 |
| Inning Stats | R: 2 E: 2 K: 1 S: 11 H: 1 LOB: 1 BB: 0 P: 18 | R: 0 E: 0 K: 2 S: 8 H: 0 LOB: 0 BB: 0 P: 11 | R: 0 E: 0 K: 0 S: 6 H: 0 LOB: 0 BB: 0 P: 10 | R: 4 E: 0 K: 0 S: 11 H: 4 LOB: 0 BB: 1 P: 20 | R: 0 E: 0 K: 1 S: 11 H: 1 LOB: 2 BB: 1 P: 18 | R: 0 E: 0 K: 1 S: 8 H: 0 LOB: 1 BB: 1 P: 14 | R: 1 E: 0 K: 0 S: 14 H: 2 LOB: 1 BB: 0 P: 22 | R: 5 E: 0 K: 0 S: 21 H: 5 LOB: 0 BB: 0 P: 29 | | 1B: 8<br>2B: 1<br>3B: 1<br>HR: 3 | SF: 0<br>SAC: 0<br>DP: 1<br>HBP: 0 | | WP: 1<br>PB: 0<br>SB: 1<br>CS: 0 | PA: 41 | | |

| | AB | 38 |
|---|---|---|
| | R | 12 |
| | H | 13 |
| | RBI | 10 |
| | BB | 3 |
| | SO | 5 |
| | LOB | 14 |

| PITCHER | | IP | WLS | BF | H | R | ER | SO | BB | IBB | HBP | BLK | WP | HR | S | P | ERA | WHIP |
|---|---|---|---|---|---|---|---|---|---|---|---|---|---|---|---|---|---|---|
| Tom Candiotti, R<br>ERA: 3.0 | (1, 1) | 3.1 | L | 18 | 5 | 6 | 4 | 3 | 1 | 0 | 0 | 0 | 0 | 1 | 34 | 56 | 10.80 | 1.800 |
| Rich Yett, R<br>ERA: 4.95 | (4, 1) | 4.0 | | 18 | 5 | 3 | 3 | 2 | 2 | 0 | 0 | 0 | 1 | 1 | 44 | 70 | 6.75 | 1.750 |
| Steve Olin, R<br>ERA: 2.88 | (8, 1) | 0.2 | | 5 | 3 | 3 | 3 | 0 | 0 | 0 | 0 | 0 | 0 | 1 | 12 | 16 | 40.50 | 4.500 |

| PITCHER | IP | WLS | BF | H | R | ER | SO | BB | IBB | HBP | BLK | WP | HR | S | P | ERA | WHIP |
|---|---|---|---|---|---|---|---|---|---|---|---|---|---|---|---|---|---|

| Batter | 1 | 2 | 3 | 4 | 5 | 6 | 7 | 8 | 9 | AB | R | H | RBI | BB | SO | LOB |
|---|---|---|---|---|---|---|---|---|---|---|---|---|---|---|---|---|
| Kevin Seitzer, R (1, 5)<br>OBP: 0.387, SLG: 0.324 | B B F X 2-1 ① F8 | | B C B B F X 3-2 ② G3 1-2 | | F B B B C F C 3-3 ② K | | B B B C B 4-1 1-2 2-3 BB | | C C B F X 1-2 ③ G3 | 4 | 0 | 0 | 0 | 1 | 1 | 4 |
| Willie Wilson, S (1, 8)<br>OBP: 0.298, SLG: 0.347 | B C B C F F B F S 3-3 ② K | | B S B B X 3-1 E 2-H 1B | | B B S F X 2-2 ③ G1-3 | | B B C B C X 3-2 ③ F8 | | | 4 | 0 | 1 | 1 | 0 | 1 | 4 |
| Jim Eisenreich, L (1, 7)<br>OBP: 0.354, SLG: 0.448 | C B B B B 4-1 BB | | C X 0-1 ① E4 1-3 | | | B B X 2-0 ① 4-3 | | F X 0-1 ① F7 | | 3 | 0 | 0 | 0 | 1 | 0 | 1 |
| Bo Jackson, R (1, 10)<br>OBP: 0.310, SLG: 0.510 | F S B F S 1-3 ③ K | | F C B X 1-2 ③ 4-3 | | | F C B S 1-3 ② K | | B X 1-0 ② L8 | | 4 | 0 | 0 | 0 | 0 | 2 | 3 |
| Pat Tabler, R (1, 3)<br>OBP: 0.328, SLG: 0.307 | | C X 0-1 ① 5-3 | | B X 1-0 ① F7 | | X 0-0 ③ F9 | | B B F F X 2-2 ③ 5-3 | | 4 | 0 | 0 | 0 | 0 | 0 | 0 |
| Matt Winters, L (1, 9)<br>OBP: 0.343, SLG: 0.372 | | C B X 1-1 ② P3 | | B X 1-0 ② 1-4-3 | | | B B X 2-0 ① F9 | | X 0-0 FC6-4 1B | 4 | 0 | 1 | 0 | 0 | 0 | 0 |
| Kurt Stillwell, S (1, 6)<br>OBP: 0.341, SLG: 0.408 | | C B B F B X 3-2 ③ P5 | | C X 0-1 ③ F8 | | | X 0-0 ② F8 | | B X 1-0 ① FC6-4 BB 1-2f | 4 | 0 | 0 | 0 | 0 | 0 | 1 |
| Bob Boone, R (1, 2)<br>OBP: 0.353, SLG: 0.322<br>Rey Palacios, R (7, PR)<br>OBP: 0.196, SLG: 0.238<br>(7, 2)<br>Bill Buckner, L (9, PH)<br>OBP: 0.241, SLG: 0.264 | | | B C B C B F X 3-2 ① P3 | | X 0-0 5-3 1B | | B C C X 1-2 BB BB 1B | | C X 0-1 ② F8 | 3 | 0 | 2 | 0 | 0 | 0 | 0 |
| | | | | | | | | | | 0 | 0 | 0 | 0 | 0 | 0 | 0 |
| | | | | | | | | | | 1 | 0 | 0 | 0 | 0 | 0 | 1 |
| Frank White, R (1, 4)<br>OBP: 0.316, SLG: 0.326<br>Danny Tartabull, R (7, PH)<br>OBP: 0.377, SLG: 0.454<br>Gary Thurman, R (7, PR)<br>OBP: 0.308, SLG: 0.256<br>Brad Wellman, R (7, 4)<br>OBP: 0.263, SLG: 0.270<br>Mike Macfarlane, R (9, PH)<br>OBP: 0.286, SLG: 0.341 | | | C X 0-1 G3 1B 1B | | B L X 1-1 ① 5-3 1-2 | | B B C B F B 4-2 BB 1-2 BB | | B B F B F F F B 4-2 1-2 BB | 2 | 1 | 1 | 0 | 0 | 0 | 1 |
| | | | | | | | | | | 0 | 0 | 0 | 0 | 1 | 0 | 0 |
| | | | | | | | | | | 0 | 0 | 0 | 0 | 0 | 0 | 0 |
| | | | | | | | | | | 0 | 0 | 0 | 0 | 0 | 0 | 0 |
| | | | | | | | | | | 0 | 0 | 0 | 0 | 1 | 0 | 0 |
| Inning Stats | R: 0 E: 0 K: 2 S: 13 H: 0 LOB: 1 BB: 1 P: 23 | R: 0 E: 0 K: 0 S: 7 H: 0 LOB: 0 BB: 0 P: 11 | R: 1 E: 1 K: 0 S: 16 H: 2 LOB: 2 BB: 0 P: 26 | R: 0 E: 0 K: 0 S: 4 H: 0 LOB: 0 BB: 0 P: 6 | R: 0 E: 0 K: 1 S: 10 H: 1 LOB: 1 BB: 0 P: 16 | R: 0 E: 0 K: 1 S: 5 H: 0 LOB: 0 BB: 0 P: 8 | R: 0 E: 0 K: 0 S: 11 H: 1 LOB: 3 BB: 2 P: 25 | R: 0 E: 0 K: 0 S: 6 H: 0 LOB: 0 BB: 0 P: 9 | R: 0 E: 0 K: 0 S: 12 H: 1 LOB: 2 BB: 1 P: 18 | 1B: 5 2B: 0 3B: 0 HR: 0 | SF: 0 SAC: 0 DP: 0 HBP: 0 | | | | | | |

| PITCHER | IP | WLS | BF | H | R | ER | SO | BB | IBB | HBP | BLK | WP | HR | S | P | ERA | WHIP |
|---|---|---|---|---|---|---|---|---|---|---|---|---|---|---|---|---|---|
| Doyle Alexander, R (1, 1)<br>ERA: 4.33 | 6.2 | W | 27 | 4 | 1 | 1 | 4 | 2 | 0 | 0 | 0 | 0 | 0 | 62 | 104 | 1.35 | 0.900 |
| Mike Henneman, R (7, 1)<br>ERA: 3.79 | 2.1 | S | 10 | 1 | 0 | 0 | 0 | 2 | 0 | 0 | 0 | 0 | 0 | 22 | 38 | 0.00 | 1.286 |

| PITCHER | IP | WLS | BF | H | R | ER | SO | BB | IBB | HBP | BLK | WP | HR | S | P | ERA | WHIP |
|---|---|---|---|---|---|---|---|---|---|---|---|---|---|---|---|---|---|

# Kansas City Royals @ Detroit Tigers

Tiger Stadium, Detroit, MI

Mon Sep 04 1989, 3:33 AM EDT

Att. 17,412 - Sunny - 78 F

TOP

livebaseballscorecards.com

| | |
|---|---|
| AB | 33 |
| R | 1 |
| H | 5 |
| RBI | 1 |
| BB | 4 |
| SO | 4 |
| LOB | 15 |

1B: 5 SF: 0
2B: 0 SAC: 0
3B: 0 DP: 0
HR: 0 HBP: 0

WP: 0 PA: 37
PB: 0
SB: 0
CS: 0

| Batter | 1 | 2 | 3 | 4 | 5 | 6 | 7 | 8 | 9 | AB | R | H | RBI | BB | SO | LOB |
|---|---|---|---|---|---|---|---|---|---|---|---|---|---|---|---|---|
| Gary Pettis, S (1, 8)<br>OBP: 0.373, SLG: 0.306 | B B F B S B<br>4-2<br>F8 E 1B<br>BB | | S B C F B F B F X<br>3-2 ①<br>1-4-3 | B F B C B B<br>4-2<br>1-2<br>2-3<br>BB | | X<br>0-0 ②<br>F7 | | B X<br>1-0 ①<br>FC1-5<br>1-2<br>2-3f | | 3 | 1 | 0 | 0 | 2 | 0 | 3 |
| Scott Lusader, L (1, 9)<br>OBP: 0.276, SLG: 0.333<br>Gary Ward, R (8, PH)<br>OBP: 0.309, SLG: 0.412 (9, 7) | B S 1 SAFE B F B S<br>3-3 ①<br>K<br>1-2 | | F B C B S<br>2-3 ②<br>K | B B C C X<br>2-2 ③<br>4-3 | | S B C B B F F X<br>3-2 ③<br>F8<br>2-3 | | C S B S<br>2-3 ②<br>K | | 4<br>1 | 0<br>0 | 0<br>0 | 0<br>0 | 0<br>0 | 2<br>1 | 5<br>2 |
| Lou Whitaker, L (1, 4)<br>OBP: 0.358, SLG: 0.467 | B S B F X<br>2-2 ②<br>F8<br>2-3 | | F X<br>0-1<br>1B | | C X<br>0-1<br>1B<br>1B | | X<br>0-0 ①<br>F8 | C S B B X<br>2-2 ③<br>F8 | | 5 | 0 | 2 | 0 | 0 | 0 | 3 |
| Fred Lynn, L (1, 10)<br>OBP: 0.324, SLG: 0.367 | B F B C X<br>2-2<br>3-H<br>1B | | S B B B X<br>3-1 ③<br>F7 | | B B B C X<br>3-1 ①<br>F8 | | X<br>0-0<br>HR | | | 4 | 1 | 2 | 2 | 0 | 0 | 2 |
| Dave Bergman, L (1, 3)<br>OBP: 0.330, SLG: 0.354 | C B F S<br>1-3 ③<br>K | | | B C F S<br>1-3 ①<br>K | X<br>0-0 ②<br>F6 | | B C F B F F X<br>2-2 ②<br>3-1 | | | 4 | 0 | 0 | 0 | 0 | 2 | 2 |
| Rob Richie, L (1, 7)<br>OBP: 0.346, SLG: 0.522<br>Frank Williams, R (8, 7) (9, 9) | | B F B C X<br>2-2 ①<br>L7 | | B C F B B X<br>2-2<br>1B<br>3B | C B B C X<br>2-2<br>1-3<br>1B | | X<br>0-0 ③<br>F8 | | | 4<br>0 | 1<br>0 | 2<br>0 | 0<br>0 | 0<br>0 | 0<br>0 | 0<br>0 |
| Doug Strange, S (1, 5)<br>OBP: 0.239, SLG: 0.263 | B X<br>1-0<br>HR | | | P F B X<br>2-1<br>BB E<br>3-H<br>1B | X<br>0-0 ③<br>P6 | | | B B X<br>2-0<br>1B<br>1B | | 4 | 2 | 3 | 2 | 0 | 0 | 2 |
| Mike Heath, R (1, 2)<br>OBP: 0.323, SLG: 0.432 | | F B S X<br>1-2 ②<br>L9 | | X<br>0-0<br>FC1<br>BB<br>1-2 | | B X<br>1-0<br>WP G1-3<br>1B | | X<br>0-0<br>FC1-5 1B<br>1-3<br>1B | | 4 | 0 | 2 | 0 | 0 | 0 | 1 |
| Mike Brumley, S (1, 6)<br>OBP: 0.275, SLG: 0.269 | | B X<br>1-0 ③<br>F7 | | F F C<br>0-3 ②<br>K | | X<br>0-0 ①<br>G1-3<br>1-2 | | X<br>0-0<br>FC1-5<br>1-2<br>3-H<br>1B | | 4 | 0 | 1 | 1 | 0 | 1 | 3 |
| Inning Stats | R: 1 H: 1<br>E: 1 LOB: 1<br>K: 2 BB: 1<br>S: 14 P: 26 | R: 1 H: 1<br>E: 0 LOB: 0<br>K: 0 BB: 0<br>S: 8 P: 13 | R: 0 H: 1<br>E: 0 LOB: 1<br>K: 1 BB: 0<br>S: 13 P: 21 | R: 1 H: 2<br>E: 1 LOB: 3<br>K: 2 BB: 1<br>S: 18 P: 28 | R: 0 H: 2<br>E: 0 LOB: 2<br>K: 0 BB: 0<br>S: 9 P: 14 | R: 0 H: 1<br>E: 0 LOB: 1<br>K: 0 BB: 0<br>S: 8 P: 12 | R: 1 H: 1<br>E: 0 LOB: 0<br>K: 0 BB: 0<br>S: 8 P: 10 | R: 1 H: 3<br>E: 0 LOB: 2<br>K: 1 BB: 0<br>S: 10 P: 17 | | 1B: 9 SF: 0<br>2B: 0 SAC: 0<br>3B: 1 DP: 0<br>HR: 2 HBP: 0 | | | | | | |

# BOTTOM

## Kansas City Royals @ Detroit Tigers

Tiger Stadium, Detroit, MI

Mon Sep 04 1989, 3:33 AM EDT

Att. 17,412 - Sunny - 78 F

livebaseballscorecards.com

| | |
|---|---|
| AB | 37 |
| R | 5 |
| H | 12 |
| RBI | 5 |
| BB | 2 |
| SO | 6 |
| LOB | 23 |

WP: 1 PA: 39
PB: 0
SB: 0
CS: 0

| PITCHER | | IP | WLS | BF | H | R | ER | SO | BB | IBB | HBP | BLK | WP | HR | S | P | ERA | WHIP |
|---|---|---|---|---|---|---|---|---|---|---|---|---|---|---|---|---|---|---|
| Bret Saberhagen, R<br>ERA: 2.52 | (1, 1) | 7.0 | L | 33 | 9 | 4 | 3 | 5 | 2 | 0 | 0 | 0 | 1 | 2 | 78 | 124 | 3.86 | 1.571 |
| Larry McWilliams, L<br>ERA: 4.17 | (8, 1) | 0.1 | | 4 | 3 | 1 | 1 | 0 | 0 | 0 | 0 | 0 | 0 | 0 | 4 | 7 | 27.00 | 9.000 |
| Rick Luecken, R<br>ERA: 1.42 | (8, 1) | 0.2 | | 2 | 0 | 0 | 0 | 1 | 0 | 0 | 0 | 0 | 0 | 0 | 6 | 10 | 0.00 | 0.000 |

| PITCHER | IP | WLS | BF | H | R | ER | SO | BB | IBB | HBP | BLK | WP | HR | S | P | ERA | WHIP |
|---|---|---|---|---|---|---|---|---|---|---|---|---|---|---|---|---|---|

# Kansas City Royals @ Detroit Tigers

Tiger Stadium, Detroit, MI

Tue Sep 05 1989, 7:05 PM EDT

Att. 12,742 - Unknown - 79 F

TOP

livebaseballscorecards.com

| Batter | 1 | 2 | 3 | 4 | 5 | 6 | 7 | 8 | 9 | AB | R | H | RBI | BB | SO | LOB |
|---|---|---|---|---|---|---|---|---|---|---|---|---|---|---|---|---|
| Kevin Seitzer, R (1, 5)<br>OBP: 0.386, SLG: 0.323 | G5-3 | | SF9<br>3-H | | L4-6, 1B<br>BB | | L6 | | K | 2 | 0 | 0 | 1 | 1 | 0 | 1 |
| Rey Palacios, R (7, 5)<br>OBP: 0.196, SLG: 0.238 | | | | | | | | | | 0 | 0 | 0 | 0 | 0 | 0 | 0 |
| Bill Buckner, L (9, PH)<br>OBP: 0.240, SLG: 0.263 | | | | | | | | | | 1 | 0 | 0 | 0 | 0 | 1 | 0 |
| Kurt Stillwell, S (1, 6)<br>OBP: 0.344, SLG: 0.414 | G6-3<br>1B | | FC3-6<br>1-2f<br>2-3<br>BB | | 1-2<br>1B | | | F8<br>1B<br>2B | | 4 | 0 | 3 | 0 | 0 | 0 | 2 |
| Bill Pecota, R (8, PR)<br>OBP: 0.262, SLG: 0.395 | | | | | | | | | | 0 | 1 | 0 | 0 | 0 | 0 | 0 |
| (8, 6) | | | | | | | | | | | | | | | | |
| George Brett, L (1, 3)<br>OBP: 0.350, SLG: 0.416 | G6-3<br>1-2f | | 1-2<br>BB | | L4-6<br>2-3 | | | F8<br>2-3 | | 3 | 0 | 0 | 0 | 1 | 0 | 4 |
| Pat Tabler, R (8, 3)<br>OBP: 0.328, SLG: 0.307 | | | | | | | | | | 0 | 0 | 0 | 0 | 0 | 0 | 0 |
| Bo Jackson, R (1, 7)<br>OBP: 0.308, SLG: 0.507 | | K | K | | | K | | BB<br>3-H<br>1B | | 3 | 0 | 0 | 0 | 0 | 3 | 3 |
| Jeff Schulz, L (8, PH)<br>OBP: 0.667, SLG: 0.667 | | | | | | | | | | 1 | 0 | 1 | 1 | 0 | 0 | 0 |
| (8, 7) | | | | | | | | | | | | | | | | |
| Jim Eisenreich, L (1, 8)<br>OBP: 0.353, SLG: 0.446 | | K | | G3-1 | | G6-4-3<br>1B | | K | | 4 | 0 | 1 | 0 | 0 | 2 | 2 |
| Gary Thurman, R (8, 8)<br>OBP: 0.308, SLG: 0.256 | | | | | | | | | | 0 | 0 | 0 | 0 | 0 | 0 | 0 |
| Danny Tartabull, R (1, 10)<br>OBP: 0.378, SLG: 0.453 | | G6-3 | | FC6-4<br>1B | | G6-4-3<br>1-2f | | FC4-6<br>1-2<br>BB | | 3 | 0 | 1 | 0 | 1 | 0 | 1 |
| Matt Winters, L (1, 9)<br>OBP: 0.339, SLG: 0.361 | | | 1B 1B<br>SF9<br>BB | F8 | | | K | FC4-6<br>1-2f | | 3 | 1 | 0 | 0 | 1 | 1 | 3 |
| Bob Boone, R (1, 2)<br>OBP: 0.354, SLG: 0.323 | | | FC3-6<br>1-2<br>1B | FC6-4<br>1-2f | | | F7 | | G6-3 | 2 | 0 | 1 | 0 | 0 | 0 | 1 |
| Mike Macfarlane, R (6, 2)<br>OBP: 0.282, SLG: 0.336 | | | | | | | | | | 2 | 0 | 0 | 0 | 0 | 0 | 0 |
| Frank White, R (1, 4)<br>OBP: 0.318, SLG: 0.329 | | | FC3-6<br>1-2<br>2-3<br>1B | | G3-1 | | 1B | | G5-3 | 3 | 0 | 2 | 0 | 0 | 0 | 0 |
| Brad Wellman, R (7, PR)<br>OBP: 0.261, SLG: 0.268 | | | | | | | | | | 1 | 0 | 0 | 0 | 0 | 0 | 0 |
| (7, 4) | | | | | | | | | | | | | | | | |
| Inning Stats | R: 0<br>E: 0<br>K: 0<br>S: 7<br>H: 1<br>LOB: 0<br>BB: 0<br>P: 12 | R: 0<br>E: 0<br>K: 2<br>S: 7<br>H: 0<br>LOB: 0<br>BB: 0<br>P: 10 | R: 1<br>E: 0<br>K: 1<br>S: 18<br>H: 2<br>LOB: 3<br>BB: 2<br>P: 31 | R: 0<br>E: 0<br>K: 0<br>S: 5<br>H: 1<br>LOB: 0<br>BB: 0<br>P: 9 | R: 0<br>E: 0<br>K: 0<br>S: 5<br>H: 1<br>LOB: 1<br>BB: 1<br>P: 10 | R: 0<br>E: 0<br>K: 1<br>S: 8<br>H: 1<br>LOB: 0<br>BB: 0<br>P: 12 | R: 0<br>E: 0<br>K: 1<br>S: 8<br>H: 1<br>LOB: 1<br>BB: 0<br>P: 13 | R: 1<br>E: 0<br>K: 1<br>S: 11<br>H: 2<br>LOB: 2<br>BB: 1<br>P: 20 | R: 0<br>E: 0<br>K: 1<br>S: 7<br>H: 0<br>LOB: 0<br>BB: 0<br>P: 10 | 1B: 8<br>2B: 2<br>3B: 0<br>HR: 0<br>SF: 1<br>SAC: 0<br>DP: 3<br>HBP: 0 | | | | | | |

| | AB | 32 |
|---|---|---|
| | R | 2 |
| | H | 9 |
| | RBI | 2 |
| | BB | 4 |
| | SO | 7 |
| | LOB | 17 |

WP: 0 PA: 37
PB: 0
SB: 0
CS: 0

| PITCHER | | IP | WLS | BF | H | R | ER | SO | BB | IBB | HBP | BLK | WP | HR | S | P | ERA | WHIP |
|---|---|---|---|---|---|---|---|---|---|---|---|---|---|---|---|---|---|---|
| Kevin Ritz, R<br>ERA: 3.99 | (1, 1) | 7.0 | W | 28 | 7 | 1 | 1 | 5 | 3 | 0 | 0 | 0 | 0 | 0 | 58 | 97 | 1.29 | 1.429 |
| Shawn Holman, R<br>ERA: 4.5 | (8, 1) | 2.0 | | 9 | 2 | 1 | 1 | 2 | 1 | 0 | 0 | 0 | 0 | 0 | 18 | 30 | 4.50 | 1.500 |

| PITCHER | IP | WLS | BF | H | R | ER | SO | BB | IBB | HBP | BLK | WP | HR | S | P | ERA | WHIP |
|---|---|---|---|---|---|---|---|---|---|---|---|---|---|---|---|---|---|

# BOTTOM

| Batter | 1 | 2 | 3 | 4 | 5 | 6 | 7 | 8 | 9 | AB | R | H | RBI | BB | SO | LOB |
|---|---|---|---|---|---|---|---|---|---|---|---|---|---|---|---|---|
| Gary Pettis, S (1, 8)<br>OBP: 0.376, SLG: 0.310 | BCX 2-1 1B 1B | | | BSFFX 1-2 E7 G4-3 SF7 1B | BFBFFS 2-3 ③ K | | FFFBBBX 3-2 G3 1B | | | 5 | 2 | 3 | 0 | 0 | 1 | 3 |
| Kenny Williams, R (8, 9)<br>OBP: 0.262, SLG: 0.296 | SX 1-0 G1-3 | | | | | | | | | 0 | 0 | 0 | 0 | 0 | 0 | 0 |
| Alan Trammell, R (1, 6)<br>OBP: 0.300, SLG: 0.315 | X | 0-0 1B 1-H SF8 1B | SBBBX 2-1 ① L9 | BX 1-0 ① G4-3 2-3 | | BX 1-0 ① F8 | X 0-0 ① P5 | | | 1 | 0 | 1 | 1 | 0 | 0 | 0 |
| Mike Brumley, S (1, PR) (2, 6)<br>OBP: 0.269, SLG: 0.263 | | | | | | | | | | 4 | 1 | 0 | 0 | 0 | 0 | 2 |
| Lou Whitaker, L (1, 4)<br>OBP: 0.360, SLG: 0.468 | BBCCBX 3-2 E S 1-3 1B | BTTTTS 1-3 ② K | | BBBI 4-0 IBB | | BFX 1-1 BB BB 1B | BX 1-0 ② G3 1-2 | | | 4 | 2 | 2 | 0 | 1 | 1 | 1 |
| Rick Schu, R (8, 4)<br>OBP: 0.280, SLG: 0.339 | | | | | | | | | | 0 | 0 | 0 | 0 | 0 | 0 | 0 |
| Fred Lynn, L (1, 10)<br>OBP: 0.322, SLG: 0.364 | CBX 1-1 ① SF8 3-H | CFX 0-2 ③ G6-3 | | BCFX 1-2 ② SF7 3-H | | BBBB 4-0 BB 1-2 1B BB | CBBFS 2-3 ③ K | | | 2 | 1 | 0 | 2 | 1 | 1 | 1 |
| Dave Bergman, L (1, 3)<br>OBP: 0.331, SLG: 0.351 | BBBBB 4-0 1B 1-3 2B BB | BBBBB 4-0 2B BB | BCX 1-1 ③ G5-3 | | | CFX 0-2 ② F9 | | BCX 1-1 ① G3 | | 3 | 1 | 0 | 0 | 2 | 0 | 3 |
| Scott Lusader, L (1, 9)<br>OBP: 0.317, SLG: 0.368 | CCFBBBX 3-2 2B 1-2 3-H 1B | CCBFX 1-2 1-3 2B | | | BBX 2-0 ① F8 | BFCBBB 4-2 1B E 1-2 2-3 BB | | CCBBBFB 4-2 G6-3 HBP BB | | 3 | 2 | 2 | 1 | 2 | 0 | 0 |
| (8, 8) | | | | | | | | | | | | | | | | |
| Rob Richie, L (1, 7)<br>OBP: 0.333, SLG: 0.481 | CBCCS 1-3 ② K | BSS SAFE X 1-1 ① P5 | | BX 1-0 ② L9 | X 0-0 E9 1-H 2-H 3-H 1B | H 1-0 G6-3 1-2 HBP | | | | 4 | 0 | 1 | 2 | 0 | 1 | 4 |
| Jeff Datz, R (8, 2) | | | | | | | | | | 0 | 0 | 0 | 0 | 0 | 0 | 0 |
| Doug Strange, S (1, 5)<br>OBP: 0.259, SLG: 0.274 | X 0-0 1B 1-H 2-H 2B | BBSBBFFB 4-2 G4-6-3 BB | | BBBB 4-0 BB BB | CBBBB 4-1 FC5-4 BB | CX 0-1 ② G6-3 1-2 2-3 | | | | 2 | 1 | 1 | 2 | 3 | 0 | 2 |
| Mike Heath, R (1, 2)<br>OBP: 0.324, SLG: 0.430 | CBX 1-1 2-H 1B | CBBBBX 3-1 ② ③ G4-6-3 1-2f | | BBBBB 4-0 1-2 BB | CBBBX 3-1 ③ FC5-4 1-2f | BFCS 1-3 ③ K | | | | 4 | 0 | 1 | 1 | 1 | 1 | 7 |
| (8, 7) | | | | | | | | | | | | | | | | |
| Inning Stats | R: 6 E: 0 K: 1 S: 19 H: 6 LOB: 1 BB: 1 P: 35 | R: 0 E: 0 K: 1 S: 9 H: 0 LOB: 0 BB: 0 P: 12 | R: 0 E: 0 K: 0 S: 11 H: 1 LOB: 2 BB: 2 P: 24 | R: 1 E: 1 K: 0 S: 10 H: 1 LOB: 1 BB: 1 P: 18 | R: 0 E: 0 K: 1 S: 6 H: 0 LOB: 2 BB: 2 P: 19 | R: 3 E: 1 K: 0 S: 12 H: 2 LOB: 2 BB: 3 P: 29 | R: 0 E: 0 K: 1 S: 9 H: 1 LOB: 1 BB: 0 P: 15 | R: 0 E: 0 K: 1 S: 10 H: 0 LOB: 2 BB: 1 P: 17 | | 1B: 9 2B: 2 3B: 0 HR: 0 SF: 2 SAC: 0 DP: 1 HBP: 1 | | | | | | |

| PITCHER | | IP | WLS | BF | H | R | ER | SO | BB | IBB | HBP | BLK | WP | HR | S | P | ERA | WHIP |
|---|---|---|---|---|---|---|---|---|---|---|---|---|---|---|---|---|---|---|
| Tom Gordon, R<br>ERA: 3.25 | (1, 1) | 0.2 | L | 9 | 6 | 6 | 6 | 1 | 1 | 0 | 0 | 0 | 0 | 0 | 18 | 33 | 81.00 | 10.500 |
| Steve Crawford, R<br>ERA: 2.75 | (1, 1) | 4.0 | | 18 | 2 | 1 | 0 | 1 | 4 | 1 | 0 | 0 | 0 | 0 | 33 | 69 | 0.00 | 1.500 |
| Terry Leach, R<br>ERA: 4.1 | (5, 1) | 1.1 | | 9 | 2 | 3 | 2 | 1 | 3 | 0 | 0 | 0 | 0 | 0 | 16 | 35 | 13.50 | 3.750 |
| Luis Aquino, R<br>ERA: 3.57 | (7, 1) | 1.0 | | 4 | 1 | 0 | 0 | 1 | 0 | 0 | 0 | 0 | 0 | 0 | 9 | 15 | 0.00 | 1.000 |
| Jeff Montgomery, R<br>ERA: 1.29 | (8, 1) | 1.0 | | 5 | 0 | 0 | 0 | 1 | 1 | 0 | 1 | 0 | 0 | 0 | 10 | 17 | 0.00 | 1.000 |

| PITCHER | IP | WLS | BF | H | R | ER | SO | BB | IBB | HBP | BLK | WP | HR | S | P | ERA | WHIP |
|---|---|---|---|---|---|---|---|---|---|---|---|---|---|---|---|---|---|

# Kansas City Royals @ Detroit Tigers

Tiger Stadium, Detroit, MI

Tue Sep 05 1989, 7:05 PM EDT

Att. 12,742 - Unknown - 79 F

livebaseballscorecards.com

| | |
|---|---|
| AB | 32 |
| R | 10 |
| H | 11 |
| RBI | 9 |
| BB | 10 |
| SO | 5 |
| LOB | 23 |

WP: 0 PA: 45
PB: 0
SB: 1
CS: 0

| Batter | 1 | 2 | 3 | 4 | 5 | 6 | 7 | 8 | 9 | AB | R | H | RBI | BB | SO | LOB |
|---|---|---|---|---|---|---|---|---|---|---|---|---|---|---|---|---|
| Kevin Seitzer, R (1, 5)<br>OBP: 0.387, SLG: 0.326 | C B F B S<br>2-3 ① K | | X<br>0-0 HR 2B | | B B B B<br>4-0 BB BB | | C S B X<br>1-2 1B 1B | | B C X<br>1-1 ② G6-3 | 4 | 1 | 2 | 0 | 1 | 1 | 0 |
| Kurt Stillwell, S (1, 6)<br>OBP: 0.348, SLG: 0.415 | B C F B S<br>2-3 ② K | | X<br>0-0 ② P2 | | B 1 SAFE C B B F B<br>4-2 ① G3<br>1-2 BB | | L B B X<br>2-1 G4-6-3<br>1-2 1B | | B C B B B C X<br>3-2 FC4-6 1B | 4 | 0 | 2 | 0 | 1 | 1 | 1 |
| George Brett, L (1, 3)<br>OBP: 0.351, SLG: 0.427 | B B C B B X<br>3-1 HR 2B | | B C B F B X<br>3-2 2-H HR | | C B 1 SAFE X<br>1-1 ② G3<br>1-2 | | S X<br>0-1 ②③ G4-6-3<br>1-2f | | X<br>0-0 ③ FC4-6<br>1-2f | 5 | 2 | 2 | 2 | 0 | 0 | 4 |
| Bo Jackson, R (1, 7)<br>OBP: 0.312, SLG: 0.514 | B X<br>1-0 2-H HR | | C F B S<br>1-3 ③ K | | I I I I<br>4-0 IBB | | | B B B B<br>4-0 1B BB | | 2 | 1 | 1 | 2 | 2 | 1 | 0 |
| Jim Eisenreich, L (1, 8)<br>OBP: 0.352, SLG: 0.444 | C B X<br>1-1 ③ L7 | | | B C F X<br>1-2 S 1B 1B | B S B X<br>2-1 ③ 4-3 | | | B C F B X<br>2-2 ① F7 | | 4 | 1 | 1 | 0 | 0 | 0 | 3 |
| Danny Tartabull, R (1, 10)<br>OBP: 0.374, SLG: 0.448 | | B C C B F S<br>2-3 ① K | | B B C B C S<br>3-3 ① K<br>1-2 | | S B X<br>1-1 ① 6-3 | | C B B C X<br>2-2 ② P6 | | 4 | 0 | 0 | 0 | 0 | 2 | 2 |
| Pat Tabler, R (1, 9)<br>OBP: 0.330, SLG: 0.307 | | C B F F C<br>1-3 ② K | | C B B B B<br>4-1 1B BB | | B B X<br>2-0 ② P9 | | X<br>0-0 1-2 1B | | 3 | 0 | 1 | 0 | 1 | 1 | 0 |
| Frank White, R (1, 4)<br>OBP: 0.318, SLG: 0.328 | | F X<br>0-1 ③ P6 | | B F X<br>1-1 G5-4-3<br>1-2<br>2-H 1B | | X<br>0-0 ③ G1-3 | | B X<br>1-0 ③ 6-3 | | 4 | 0 | 1 | 1 | 0 | 0 | 2 |
| Bob Boone, R (1, 2)<br>OBP: 0.351, SLG: 0.319 | | | B X<br>1-0 ① 6-3 | X<br>0-0 ②③ G5-4-3<br>1-2f | | | B B C X<br>2-1 ① F7 | | F B C B X<br>2-2 ① F9 | 4 | 0 | 0 | 0 | 0 | 0 | 2 |
| Inning Stats | R: 2 E: 0 K: 2 S: 11<br>H: 2 LOB: 0 BB: 0 P: 20 | R: 0 E: 0 K: 2 S: 10<br>H: 0 LOB: 0 BB: 0 P: 13 | R: 2 E: 0 K: 1 S: 9<br>H: 2 LOB: 0 BB: 0 P: 14 | R: 1 E: 0 K: 1 S: 10<br>H: 2 LOB: 1 BB: 1 P: 19 | R: 0 E: 0 K: 0 S: 6<br>H: 0 LOB: 2 BB: 3 P: 21 | R: 0 E: 0 K: 0 S: 4<br>H: 0 LOB: 0 BB: 0 P: 7 | R: 0 E: 0 K: 0 S: 9<br>H: 2 LOB: 1 BB: 0 P: 14 | R: 0 E: 0 K: 0 S: 8<br>H: 1 LOB: 2 BB: 1 P: 17 | R: 0 E: 0 K: 0 S: 9<br>H: 1 LOB: 1 BB: 0 P: 15 | 1B: 6 2B: 2 3B: 0 HR: 2<br>SF: 0 SAC: 0 DP: 2 HBP: 0 | | | | | | |

TOP

# Kansas City Royals @ Detroit Tigers

Tiger Stadium, Detroit, MI

Wed Sep 06 1989, 7:05 PM EDT

Att. 12,903 - Unknown - 65 F

livebaseballscorecards.com

| | |
|---|---|
| AB | 34 |
| R | 5 |
| H | 10 |
| RBI | 5 |
| BB | 5 |
| SO | 6 |
| LOB | 14 |

WP: 0 PB: 0 SB: 1 CS: 0 PA: 39

| PITCHER | | IP | WLS | BF | H | R | ER | SO | BB | IBB | HBP | BLK | WP | HR | S | P | ERA | WHIP |
|---|---|---|---|---|---|---|---|---|---|---|---|---|---|---|---|---|---|---|
| Frank Tanana, L<br>ERA: 3.67 | (1, 1) | 3.1 | | 17 | 6 | 5 | 5 | 6 | 1 | 0 | 0 | 0 | 0 | 2 | 39 | 65 | 13.50 | 2.100 |
| Ed Nunez, R<br>ERA: 2.82 | (4, 1) | 0.2 | W | 1 | 0 | 0 | 0 | 0 | 0 | 0 | 0 | 0 | 0 | 0 | 1 | 1 | 0.00 | 0.000 |
| Brian Dubois, L<br>ERA: 0.75 | (5, 1) | 5.0 | S | 21 | 4 | 0 | 0 | 0 | 3 | 1 | 0 | 0 | 0 | 0 | 36 | 74 | 0.00 | 1.400 |

| PITCHER | IP | WLS | BF | H | R | ER | SO | BB | IBB | HBP | BLK | WP | HR | S | P | ERA | WHIP |
|---|---|---|---|---|---|---|---|---|---|---|---|---|---|---|---|---|---|

| Batter | 1 | 2 | 3 | 4 | 5 | 6 | 7 | 8 | 9 | AB | R | H | RBI | BB | SO | LOB |
|---|---|---|---|---|---|---|---|---|---|---|---|---|---|---|---|---|
| Gary Pettis, S (1, 8)<br>OBP: 0.378, SLG: 0.310 | C S X<br>0-2 ① L9 | B S F B S<br>2-3 ③ K | | C C B B B<br>4-2 BLK S BB | | C C B F X<br>1-2 1B' S E 1B | B B F 1 SAFE 1 SAFE B F F B<br>4-2 1-2 HR BB | | | 3 | 2 | 1 | 0 | 2 | 1 | 0 |
| Mike Heath, R (1, 2)<br>OBP: 0.325, SLG: 0.429 | F X<br>0-1 ② F8 | | S F B B X<br>2-2 2B 2B 1B | C X<br>0-1 ② P4 1-2 | | P P B C L F F X<br>3-2 E 1-3 G3 1B | B S X<br>1-1 ② L9 | | | 5 | 2 | 2 | 0 | 0 | 0 | 3 |
| Lou Whitaker, L (1, 4)<br>OBP: 0.362, SLG: 0.477 | B F X<br>1-1 ③ G3 | | F C X<br>0-2 1-3 2B 2B | I I I<br>4-0 BLK IBB | | B C X<br>1-1 FC6 G3 1-3 3-H | B B B X<br>3-0 1-H 2-H HR | | | 4 | 2 | 2 | 3 | 1 | 0 | 1 |
| Gary Ward, R (1, 3)<br>OBP: 0.310, SLG: 0.416<br>Dave Bergman, L (4, PH)<br>OBP: 0.333, SLG: 0.350 (5, 3) | | X<br>0-0 ① 4-3 | X<br>0-0 1B G3-2 2B 2-H 3-H 2B | F B B I I<br>4-1 1-2 2-3 IBB | | B S H<br>2-1 G3 HBP | C C B X<br>1-2 ③ 4-3 | | | 2<br>1 | 0<br>0 | 1<br>0 | 2<br>0 | 0<br>1 | 0<br>0 | 0<br>0 |
| Chet Lemon, R (1, 9)<br>OBP: 0.327, SLG: 0.351 | | B C B F B X<br>3-2 E 1B | L S X<br>0-2 ① F8 | F B C X<br>1-2 ③ F9 | | B C C F F S<br>1-3 ① K | | X<br>0-0 ① L7 | | 5 | 1 | 1 | 0 | 0 | 1 | 7 |
| Rick Schu, R (1, 10)<br>OBP: 0.285, SLG: 0.348<br>Fred Lynn, L (6, PH)<br>OBP: 0.323, SLG: 0.365 | | B B X<br>2-0 E7 1-H WP 2B | B C X<br>1-1 BB 2-3 1B | | C F B S<br>1-3 ① K | X<br>0-0 ② G3 1-2 2-3 3-H | | B C X<br>1-1 1B | | 3<br>2 | 1<br>0 | 2<br>1 | 1<br>1 | 0<br>0 | 1<br>0 | 0<br>2 |
| Kenny Williams, R (1, 7)<br>OBP: 0.265, SLG: 0.296<br>Scott Lusader, L (3, PH)<br>OBP: 0.328, SLG: 0.383 (4, 7) | | B B S T B B<br>4-2 HR 3-H BB | B F C B B B<br>4-2 1-2 BB | | X<br>0-0 2B | B X<br>1-0 ③ 4-3 | | B B F B C X<br>3-2 ② F9 | | 0<br>3 | 1<br>0 | 0<br>1 | 0<br>1 | 1<br>0 | 0<br>1 | 0<br>3 |
| Mike Brumley, S (1, 6)<br>OBP: 0.273, SLG: 0.283 | | 1 SAFE 1 SAFE X<br>0-0 1-H HR | X<br>0-0 ② ③ G3-2 3-Hf | | B S B C S<br>2-3 ② K | | B F X<br>1-1 E4 CS 1B | B B C X<br>2-1 ③ F7 | | 5 | 1 | 2 | 2 | 0 | 1 | 5 |
| Doug Strange, S (1, 5)<br>OBP: 0.259, SLG: 0.273 | | F F B X<br>1-2 ② 6-3 | | X<br>0-0 ① F7 | X<br>0-0 ③ G3 | | B B X<br>2-0 ① BB 2-3 HR 1B | | | 4 | 1 | 1 | 0 | 0 | 0 | 1 |
| Inning Stats | R: 0 E: 0 K: 0 S: 7 H: 0 LOB: 0 BB: 0 P: 8 | R: 4 E: 1 K: 1 S: 14 H: 3 LOB: 0 BB: 1 P: 26 | R: 2 E: 0 K: 0 S: 15 H: 4 LOB: 2 BB: 1 P: 22 | R: 0 E: 0 K: 0 S: 9 H: 0 LOB: 3 BB: 3 P: 22 | R: 0 E: 0 K: 2 S: 8 H: 1 LOB: 1 BB: 0 P: 11 | R: 2 E: 1 K: 1 S: 20 H: 2 LOB: 2 BB: 0 P: 27 | R: 3 E: 1 K: 0 S: 12 H: 3 LOB: 0 BB: 1 P: 24 | R: 0 E: 0 K: 0 S: 8 H: 1 LOB: 1 BB: 0 P: 14 | | 1B: 8 2B: 4 3B: 0 HR: 2 | SF: 0 SAC: 0 DP: 1 HBP: 1 | | | | | |

# BOTTOM

## Kansas City Royals @ Detroit Tigers

Tiger Stadium, Detroit, MI

Wed Sep 06 1989, 7:05 PM EDT

Att. 12,903 - Unknown - 65 F

livebaseballscorecards.com

| | |
|---|---|
| AB | 37 |
| R | 11 |
| H | 14 |
| RBI | 9 |
| BB | 6 |
| SO | 4 |
| LOB | 22 |

WP: 1 PA: 44
PB: 0
SB: 2
CS: 1

| PITCHER | | IP | WLS | BF | H | R | ER | SO | BB | IBB | HBP | BLK | WP | HR | S | P | ERA | WHIP |
|---|---|---|---|---|---|---|---|---|---|---|---|---|---|---|---|---|---|---|
| Charlie Leibrandt, L<br>ERA: 5.23 | (1, 1) | 2.0 | L | 13 | 6 | 6 | 6 | 1 | 1 | 0 | 0 | 0 | 1 | 1 | 28 | 43 | 27.00 | 3.500 |
| Terry Leach, R<br>ERA: 3.96 | (3, 1) | 3.0 | | 16 | 4 | 2 | 0 | 2 | 2 | 2 | 0 | 1 | 0 | 0 | 36 | 59 | 0.00 | 2.000 |
| Larry McWilliams, L<br>ERA: 4.17 | (6, 1) | 0.0 | | 2 | 0 | 0 | 0 | 0 | 0 | 0 | 1 | 0 | 0 | 0 | 3 | 6 | ∞ | ∞ |
| Rick Luecken, R<br>ERA: 3.07 | (6, 1) | 2.0 | | 9 | 3 | 3 | 3 | 1 | 1 | 0 | 0 | 0 | 0 | 1 | 18 | 32 | 13.50 | 2.000 |
| Luis Aquino, R<br>ERA: 3.54 | (8, 1) | 1.0 | | 4 | 1 | 0 | 0 | 0 | 0 | 0 | 0 | 0 | 0 | 0 | 8 | 14 | 0.00 | 1.000 |

| PITCHER | | IP | WLS | BF | H | R | ER | SO | BB | IBB | HBP | BLK | WP | HR | S | P | ERA | WHIP |
|---|---|---|---|---|---|---|---|---|---|---|---|---|---|---|---|---|---|---|

| Batter | 1 | 2 | 3 | 4 | 5 | 6 | 7 | 8 | 9 | AB | R | H | RBI | BB | SO | LOB |
|---|---|---|---|---|---|---|---|---|---|---|---|---|---|---|---|---|
| Dave Gallagher, R (1, 8) (4, 9)<br>OBP: 0.323, SLG: 0.311 | F7 | | K | | 5-3 | | 4-3 | | FC5-2<br>2-3<br>3-H | 5 | 0 | 0 | 0 | 0 | 1 | 2 |
| Scott Fletcher, R (1, 4)<br>OBP: 0.333, SLG: 0.297 | 5-3 | | 1B | | 3-1 | | | BB<br>2B<br>6-3 | 4-3 | 4 | 1 | 1 | 0 | 1 | 0 | 2 |
| Ivan Calderon, R (1, 3)<br>OBP: 0.328, SLG: 0.434 | 1B | | F9 | | | 6-3 | | 6-3<br>1-3<br>SF9<br>2B | | 4 | 1 | 2 | 0 | 0 | 0 | 1 |
| Carlton Fisk, R (1, 2)<br>OBP: 0.339, SLG: 0.454 | 5-3 | | | 5-3 | | 5-3 | | 6-3<br>2-3<br>3-H | | 4 | 0 | 0 | 1 | 0 | 0 | 2 |
| Greg Walker, L (1, 10)<br>OBP: 0.285, SLG: 0.333 | | F9 | | F9 | | 1B | | SF9<br>3-H | | 3 | 0 | 1 | 1 | 0 | 0 | 0 |
| Carlos Martinez, R (1, 5)<br>OBP: 0.342, SLG: 0.415 | | HR | | 1B | | 6-3 | | F8 | | 4 | 1 | 2 | 1 | 0 | 0 | 1 |
| Daryl Boston, L (1, 7)<br>OBP: 0.324, SLG: 0.395 | | 4-3 | | P5 | | | HR | | K | 4 | 1 | 1 | 1 | 0 | 1 | 1 |
| Sammy Sosa, R (1, 9) (4, 8)<br>Lance Johnson, L (9, PH)<br>OBP: 0.295, SLG: 0.373<br>OBP: 0.360, SLG: 0.388 | | 6-3 | | | F6 | | K | | FC5-2<br>1B<br>2B | 3<br>1 | 0<br>0 | 0<br>1 | 0<br>0 | 0<br>0 | 1<br>0 | 0<br>0 |
| Ozzie Guillen, L (1, 6)<br>OBP: 0.277, SLG: 0.332 | | | F7 | | HR | | P3 | | FC5-2<br>1-3<br>2B | 4 | 1 | 2 | 1 | 0 | 0 | 0 |
| Inning Stats | R: 0 E: 0 K: 0 S: 4<br>H: 1 LOB: 1 BB: 0 P: 4 | R: 1 E: 0 K: 0 S: 4<br>H: 1 LOB: 0 BB: 0 P: 4 | R: 0 E: 0 K: 1 S: 6<br>H: 1 LOB: 1 BB: 0 P: 6 | R: 0 E: 0 K: 0 S: 4<br>H: 1 LOB: 1 BB: 0 P: 4 | R: 1 E: 0 K: 0 S: 4<br>H: 1 LOB: 0 BB: 0 P: 4 | R: 0 E: 0 K: 0 S: 4<br>H: 1 LOB: 1 BB: 0 P: 4 | R: 1 E: 0 K: 1 S: 6<br>H: 1 LOB: 0 BB: 0 P: 6 | R: 2 E: 0 K: 0 S: 4<br>H: 1 LOB: 0 BB: 1 P: 8 | R: 0 E: 0 K: 1 S: 7<br>H: 2 LOB: 2 BB: 0 P: 7 | 1B: 5 2B: 2 3B: 0 HR: 3<br>SF: 1 SAC: 0 DP: 0 HBP: 0 | | | | | | |

| PITCHER | IP | WLS | BF | H | R | ER | SO | BB | IBB | HBP | BLK | WP | HR | S | P | ERA | WHIP |
|---|---|---|---|---|---|---|---|---|---|---|---|---|---|---|---|---|---|
| Jack Morris, R (1, 1)<br>ERA: 4.93 | 8.1 | W | 36 | 10 | 5 | 5 | 3 | 1 | 0 | 0 | 0 | 0 | 3 | 41 | 45 | 5.40 | 1.320 |
| Mike Henneman, R (9, 1)<br>ERA: 3.76 | 0.2 | S | 2 | 0 | 0 | 0 | 0 | 0 | 0 | 0 | 0 | 0 | 0 | 2 | 2 | 0.00 | 0.000 |

| PITCHER | IP | WLS | BF | H | R | ER | SO | BB | IBB | HBP | BLK | WP | HR | S | P | ERA | WHIP |
|---|---|---|---|---|---|---|---|---|---|---|---|---|---|---|---|---|---|

# Chicago White Sox @ Detroit Tigers

Tiger Stadium, Detroit, MI

Fri Sep 08 1989, 7:05 PM EDT

Att. 14,586 - Unknown

TOP

| | |
|---|---|
| AB | 36 |
| R | 5 |
| H | 10 |
| RBI | 5 |
| BB | 1 |
| SO | 3 |
| LOB | 9 |

livebaseballscorecards.com

| Batter | 1 | 2 | 3 | 4 | 5 | 6 | 7 | 8 | 9 | AB | R | H | RBI | BB | SO | LOB |
|---|---|---|---|---|---|---|---|---|---|---|---|---|---|---|---|---|
| Gary Pettis, S (1, 8)<br>OBP: 0.381, SLG: 0.313 | F8 | | 5-3 | | FC6-4 1B<br>1-2 | 1B<br>1-2<br>2-H | | BB E<br>1-2 | | 4 | 0 | 2 | 1 | 1 | 0 | 0 |
| Mike Heath, R (1, 2)<br>OBP: 0.323, SLG: 0.426 | F9 S 1B | | 5-3 | | F8 | G5-3<br>2-3f | | E3<br>1-2<br>2-3 | | 5 | 0 | 1 | 0 | 0 | 0 | 6 |
| Lou Whitaker, L (1, 4)<br>OBP: 0.361, SLG: 0.473 | BB FC6-4<br>1-2 | | | F7 | K | | 6-3 | F7 | | 4 | 0 | 0 | 0 | 1 | 1 | 4 |
| Gary Ward, R (1, 7)<br>OBP: 0.310, SLG: 0.419<br>Scott Lusader, L (7, 7)<br>OBP: 0.333, SLG: 0.387 | F9<br>2-3 | | | 2B 2B | FC6-4<br>1-2f<br>2-3 | | 2B 1B | F7 | | 3<br>2 | 1<br>1 | 1<br>1 | 0<br>0 | 0<br>0 | 0<br>0 | 4<br>2 |
| Rick Schu, R (1, 10)<br>OBP: 0.288, SLG: 0.355 | FC6-4<br>1-2f | | | P2 | | SH1-4 1B 1B<br>1B | E<br>1-H<br>2B | | | 4 | 2 | 2 | 1 | 0 | 0 | 3 |
| Kenny Williams, R (1, 9)<br>OBP: 0.272, SLG: 0.300 | | 5-3 | | BB 2B | | SH1-4<br>1-2<br>1B<br>1B | E9 G3<br>2-H<br>1B | | | 3 | 2 | 2 | 1 | 1 | 0 | 0 |
| Dave Bergman, L (1, 3)<br>OBP: 0.333, SLG: 0.353 | | 6-3 | 2B<br>1-H<br>2-H | | SH1-4<br>1-2<br>2-3 | | G3<br>2-3 | | | 3 | 0 | 1 | 2 | 0 | 0 | 1 |
| Mike Brumley, S (1, 6)<br>OBP: 0.272, SLG: 0.282 | | P3 | 6-3 | | BB<br>2-H<br>3-H<br>1B<br>1B | | K | | | 4 | 1 | 1 | 2 | 0 | 1 | 2 |
| Doug Strange, S (1, 5)<br>OBP: 0.272, SLG: 0.282 | | | 6-3 | FC6-4 1B<br>1B | | G5-3 1B<br>1-2<br>BB | | CS BB<br>1B | | 3 | 0 | 2 | 0 | 1 | 0 | 0 |
| Inning Stats | R: 0 H: 1<br>E: 0 LOB: 2<br>K: 0 BB: 1<br>S: 4 P: 8 | R: 0 H: 0<br>E: 0 LOB: 0<br>K: 0 BB: 0<br>S: 3 P: 3 | R: 0 H: 0<br>E: 0 LOB: 0<br>K: 0 BB: 0<br>S: 3 P: 3 | R: 2 H: 2<br>E: 0 LOB: 1<br>K: 0 BB: 1<br>S: 5 P: 9 | R: 0 H: 2<br>E: 0 LOB: 2<br>K: 1 BB: 0<br>S: 7 P: 7 | R: 3 H: 4<br>E: 0 LOB: 1<br>K: 0 BB: 1<br>S: 6 P: 10 | R: 2 H: 3<br>E: 1 LOB: 1<br>K: 1 BB: 0<br>S: 8 P: 8 | R: 0 H: 1<br>E: 1 LOB: 2<br>K: 0 BB: 1<br>S: 4 P: 8 | | 1B: 10 SF: 0<br>2B: 3 SAC: 1<br>3B: 0 DP: 1<br>HR: 0 HBP: 0 | | | | | | |

| PITCHER | | IP | WLS | BF | H | R | ER | SO | BB | IBB | HBP | BLK | WP | HR | S | P | ERA | WHIP |
|---|---|---|---|---|---|---|---|---|---|---|---|---|---|---|---|---|---|---|
| Greg Hibbard, L<br>ERA: 3.31 | (1, 1) | 5.1 | L | 26 | 8 | 5 | 5 | 1 | 2 | 0 | 0 | 0 | 0 | 0 | 26 | 34 | 8.44 | 1.875 |
| Tom McCarthy, R<br>ERA: 3.34 | (6, 1) | 0.0 | | 2 | 1 | 0 | 0 | 0 | 1 | 0 | 0 | 0 | 0 | 0 | 1 | 5 | ∞ | ∞ |
| Donn Pall, R<br>ERA: 3.29 | (6, 1) | 1.2 | | 7 | 3 | 2 | 2 | 1 | 0 | 0 | 0 | 0 | 0 | 0 | 9 | 9 | 10.80 | 1.800 |
| Ken Patterson, L<br>ERA: 4.74 | (8, 1) | 0.0 | | 2 | 1 | 0 | 0 | 0 | 1 | 0 | 0 | 0 | 0 | 0 | 1 | 5 | ∞ | ∞ |
| Barry Jones, R<br>ERA: 3.79 | (8, 1) | 1.0 | | 3 | 0 | 0 | 0 | 0 | 0 | 0 | 0 | 0 | 0 | 0 | 3 | 3 | 0.00 | 0.000 |

| PITCHER | IP | WLS | BF | H | R | ER | SO | BB | IBB | HBP | BLK | WP | HR | S | P | ERA | WHIP |
|---|---|---|---|---|---|---|---|---|---|---|---|---|---|---|---|---|---|

# BOTTOM

## Chicago White Sox @ Detroit Tigers

Tiger Stadium, Detroit, MI

Fri Sep 08 1989, 7:05 PM EDT

Att. 14,586 - Unknown

livebaseballscorecards.com

| | |
|---|---|
| AB | 35 |
| R | 7 |
| H | 13 |
| RBI | 7 |
| BB | 4 |
| SO | 2 |
| LOB | 22 |

WP: 0 PA: 40
PB: 0
SB: 1
CS: 1

# Chicago White Sox @ Detroit Tigers

Tiger Stadium, Detroit, MI

Sat Sep 09 1989, 3:33 AM EDT

Att. 18,791 - Unknown

TOP

| Batter | 1 | 2 | 3 | 4 | 5 | 6 | 7 | 8 | 9 | AB | R | H | RBI | BB | SO | LOB |
|---|---|---|---|---|---|---|---|---|---|---|---|---|---|---|---|---|
| Lance Johnson, L (1, 7)<br>OBP: 0.368, SLG: 0.389 | 4-2 BB<br>1-0 1B | | 1-2 1B<br>2-H | | 3-2 G4-3 | | 2-1 L8 | 1-1 P5 | | 5 | 1 | 2 | 3 | 1 | 0 | 2 |
| Scott Fletcher, R (1, 4)<br>OBP: 0.335, SLG: 0.298 | 1 SAFE<br>1 SAFE<br>4-0 BB<br>1-2 | 2-0 1B | 2-2 G1-3 | | | 2-2 E5<br>FC6-4 1B | | 2-0 1B<br>1B | 2-0 G5-3 | 5 | 2 | 2 | 0 | 1 | 0 | 1 |
| Ivan Calderon, R (1, 10)<br>OBP: 0.328, SLG: 0.434 | 0-2 2B<br>1-3<br>2-H | 4-2 BB<br>1-2 | | 1-1 G1-3 | | 2-3 K | | 2-3 K | 2-0 G5-3 | 5 | 1 | 1 | 1 | 1 | 2 | 2 |
| Carlos Martinez, R (1, 5)<br>OBP: 0.345, SLG: 0.421 | 0-0 SF<br>2-3<br>3-H | 0-1 F8 | | 2-2 FC6-4 2B | | 0-0 FC6-4<br>1-2 1B | | 1-2 HBP 1B<br>1-3 HR | 1-0 L8 | 5 | 2 | 3 | 1 | 0 | 0 | 2 |
| Daryl Boston, L (1, 9)<br>OBP: 0.330, SLG: 0.397<br>Dave Gallagher, R (8, 9)<br>OBP: 0.323, SLG: 0.311 | 0-0 E9<br>2-H<br>3-H 1B | 2-2 F9 | | 4-0 FC6-4 IBB | | 1-0 FC6-4<br>1-2f<br>2-3 | | 0-0 HBP<br>1-2<br>3-H HR 1B | | 4<br>0 | 2<br>0 | 2<br>0 | 2<br>0 | 1<br>0 | 0<br>0 | 4<br>0 |
| Sammy Sosa, R (1, 8)<br>OBP: 0.292, SLG: 0.362 | 3-3 K | 0-1 P4 | | 3-2 FC6-4<br>1-2f<br>2-3 | | 0-0 G4-3 | | 2-0<br>1-2<br>2-3 HR HBP | | 4 | 1 | 0 | 0 | 0 | 1 | 7 |
| Steve Lyons, L (1, 3)<br>OBP: 0.315, SLG: 0.338 (8, 6) | 4-0 E<br>1B IBB | | 1-2 G4-3 | 0-0 G4-3 | | | 1-0 G3<br>G3 1B | 0-0<br>1-H<br>2-H<br>3-H HR | | 4 | 2 | 2 | 4 | 1 | 0 | 2 |
| Ron Karkovice, R (1, 2)<br>OBP: 0.309, SLG: 0.402 | 0-3 K | | 3-3 K | | 1-2 G5-3 | | 1-1 G3<br>1-2 | 1-2 1B | | 5 | 0 | 1 | 0 | 0 | 2 | 3 |
| Ozzie Guillen, L (1, 6)<br>OBP: 0.278, SLG: 0.335<br>Jerry Hairston, S (8, PH)<br>Greg Walker, L (8, 3)<br>OBP: 0.285, SLG: 0.333 | 1-0 E9<br>1-3<br>2-H 1B | | 2-2 1B | | 2-2 F8 | | 0-0 G3<br>2-3 | 0-1 F7 | | 4<br>1<br>0 | 2<br>0<br>0 | 2<br>0<br>0 | 1<br>0<br>0 | 0<br>0<br>0 | 0<br>0<br>0 | 1<br>1<br>0 |
| Inning Stats | R: 7<br>E: 3<br>K: 2<br>S: 18<br>H: 4<br>LOB: 1<br>BB: 3<br>P: 34 | R: 0<br>E: 0<br>K: 0<br>S: 13<br>H: 1<br>LOB: 2<br>BB: 1<br>P: 21 | R: 1<br>E: 0<br>K: 1<br>S: 24<br>H: 2<br>LOB: 1<br>BB: 0<br>P: 33 | R: 0<br>E: 0<br>K: 0<br>S: 12<br>H: 1<br>LOB: 2<br>BB: 1<br>P: 22 | R: 0<br>E: 0<br>K: 0<br>S: 10<br>H: 0<br>LOB: 0<br>BB: 0<br>P: 16 | R: 0<br>E: 1<br>K: 1<br>S: 9<br>H: 1<br>LOB: 2<br>BB: 0<br>P: 14 | R: 0<br>E: 0<br>K: 0<br>S: 6<br>H: 1<br>LOB: 1<br>BB: 0<br>P: 10 | R: 5<br>E: 0<br>K: 1<br>S: 16<br>H: 5<br>LOB: 1<br>BB: 0<br>P: 25 | R: 0<br>E: 0<br>K: 0<br>S: 3<br>H: 0<br>LOB: 0<br>BB: 0<br>P: 8 | 1B: 11<br>2B: 3<br>3B: 0<br>HR: 1<br>SF: 1<br>SAC: 0<br>DP: 0<br>HBP: 1 | | | | | | |

| | |
|---|---|
| AB | 42 |
| R | 13 |
| H | 15 |
| RBI | 12 |
| BB | 5 |
| SO | 5 |
| LOB | 25 |

WP: 0 PB: 0 SB: 0 CS: 0 PA: 49

livebaseballscorecards.com

| PITCHER | | IP | WLS | BF | H | R | ER | SO | BB | IBB | HBP | BLK | WP | HR | S | P | ERA | WHIP |
|---|---|---|---|---|---|---|---|---|---|---|---|---|---|---|---|---|---|---|
| Jeff Robinson, R<br>ERA: 4.73 | (1, 1) | 0.0 | L | 1 | 0 | 1 | 1 | 0 | 1 | 0 | 0 | 0 | 0 | 0 | 4 | 8 | ∞ | ∞ |
| Ed Nunez, R<br>ERA: 3.02 | (1, 1) | 3.0 | | 19 | 7 | 7 | 3 | 3 | 2 | 1 | 0 | 0 | 0 | 0 | 51 | 80 | 9.00 | 3.000 |
| Shawn Holman, R<br>ERA: 1.8 | (4, 1) | 3.0 | | 13 | 2 | 0 | 0 | 1 | 0 | 1 | 0 | 0 | 0 | 0 | 31 | 52 | 0.00 | 0.667 |
| Frank Williams, R<br>ERA: 3.56 | (7, 1) | 2.0 | | 13 | 6 | 5 | 5 | 1 | 0 | 0 | 1 | 0 | 0 | 1 | 22 | 35 | 22.50 | 3.000 |
| Steve Searcy, L<br>ERA: 6.75 | (9, 1) | 1.0 | | 3 | 0 | 0 | 0 | 0 | 0 | 0 | 0 | 0 | 0 | 0 | 3 | 8 | 0.00 | 0.000 |

| PITCHER | IP | WLS | BF | H | R | ER | SO | BB | IBB | HBP | BLK | WP | HR | S | P | ERA | WHIP |
|---|---|---|---|---|---|---|---|---|---|---|---|---|---|---|---|---|---|

| Batter | 1 | 2 | 3 | 4 | 5 | 6 | 7 | 8 | 9 | AB | R | H | RBI | BB | SO | LOB |
|---|---|---|---|---|---|---|---|---|---|---|---|---|---|---|---|---|
| Gary Pettis, S (1, 8)<br>OBP: 0.379, SLG: 0.316 | L B B S B X<br>3-2 ① L8 | | B L C C<br>1-3 ① K | B F C F F C<br>1-3 ③ K | | | B X<br>1-0 2B 3B | | B X<br>1-0 ① F7 | 5 | 1 | 1 | 0 | 0 | 2 | 3 |
| Mike Heath, R (1, 2)<br>OBP: 0.320, SLG: 0.421<br>Rick Schu, R (8, 5)<br>OBP: 0.291, SLG: 0.355 | C S S<br>0-3 ② K | | C B X<br>1-1 ② G5-3 | | S S B X<br>1-2 ① G5-3 | | F B F S<br>1-3 ① K | | C C B B B B<br>4-2 BB | 4<br>0 | 0<br>0 | 0<br>0 | 0<br>0 | 0<br>1 | 2<br>0 | 1<br>0 |
| Lou Whitaker, L (1, 4)<br>OBP: 0.364, SLG: 0.483<br>Jeff Datz, R (8, 2) | C X<br>0-1 ③ F8 | | C B B X<br>2-1 HR | | B B B B<br>4-0 FC3-6 BB | | X<br>0-0 1B 1B<br>3-H 2B | | B S B F X<br>2-2 ② F7 | 3<br>1 | 2<br>0 | 2<br>0 | 2<br>0 | 1<br>0 | 0<br>0 | 0<br>1 |
| Fred Lynn, L (1, 10)<br>OBP: 0.322, SLG: 0.363 | | F B X<br>1-1 ① F7 | X<br>0-0 ③ F8 | | B F B X<br>2-1 ② FC3-6<br>1-2f | | F F X<br>0-2 1B<br>2-3 1B | | B X<br>1-0 ③ F9 | 5 | 0 | 1 | 0 | 0 | 0 | 2 |
| Dave Bergman, L (1, 3)<br>OBP: 0.335, SLG: 0.355 | | X<br>0-0 BB 1B 1B | | B B F B C F X<br>3-2 ① F7 | C B X<br>1-1 ③ P4 | | B B X<br>2-0 G4-6-3<br>1-2 1B<br>3-H | | | 4 | 0 | 2 | 1 | 0 | 0 | 1 |
| Scott Lusader, L (1, 9)<br>OBP: 0.329, SLG: 0.379 | | L X<br>0-1 BB<br>1-2 1B | | B C B X<br>2-1 ② F8 | | C F B B S<br>1-3 ① K | B F X<br>1-1 ② ③ G4-6-3<br>1-2f | | | 4 | 0 | 1 | 0 | 0 | 1 | 2 |
| Rob Richie, L (1, 7)<br>OBP: 0.353, SLG: 0.516 | | X<br>0-0 ② F8 | | B C B B F X<br>3-2 BB BB 1B | | B B B C F X<br>3-2 G6-3 2B | | C F C<br>0-3 ① K | | 4 | 0 | 2 | 0 | 0 | 1 | 2 |
| Doug Strange, S (1, 5)<br>OBP: 0.277, SLG: 0.278<br>(8, 4) | | B B B B<br>4-0<br>1-2<br>2-3 BB | | B B B B<br>4-0<br>1-2 BB | | F X<br>0-1 ② G6-3<br>2-3 | | X<br>0-0 ② L6 | | 2 | 0 | 0 | 0 | 2 | 0 | 1 |
| Mike Brumley, S (1, 6)<br>OBP: 0.272, SLG: 0.277 | | X<br>0-0 ③ G2-3 | | C S B B B B B<br>4-2<br>1-2<br>2-3 BB | | F S C<br>0-3 ③ K | | C B X<br>1-1 ③ L7 | | 3 | 0 | 0 | 0 | 1 | 1 | 4 |
| Inning Stats | R: 0 E: 0 K: 1 S: 8<br>H: 0 LOB: 0 BB: 0 P: 11 | R: 0 E: 0 K: 0 S: 7<br>H: 2 LOB: 3 BB: 1 P: 12 | R: 1 E: 0 K: 1 S: 8<br>H: 1 LOB: 0 BB: 0 P: 12 | R: 0 E: 0 K: 1 S: 16<br>H: 1 LOB: 3 BB: 2 P: 33 | R: 0 E: 0 K: 0 S: 7<br>H: 0 LOB: 1 BB: 1 P: 15 | R: 0 E: 0 K: 2 S: 11<br>H: 1 LOB: 1 BB: 0 P: 15 | R: 2 E: 0 K: 1 S: 11<br>H: 4 LOB: 1 BB: 0 P: 16 | R: 0 E: 0 K: 1 S: 6<br>H: 0 LOB: 0 BB: 0 P: 7 | R: 0 E: 0 K: 0 S: 7<br>H: 0 LOB: 1 BB: 1 P: 15 | 1B: 5<br>2B: 2<br>3B: 1<br>HR: 1 | SF: 0<br>SAC: 0<br>DP: 1<br>HBP: 0 | | | WP: 0<br>PB: 0<br>SB: 0<br>CS: 0 | PA: 40 | | |

| PITCHER | | IP | WLS | BF | H | R | ER | SO | BB | IBB | HBP | BLK | WP | HR | S | P | ERA | WHIP |
|---|---|---|---|---|---|---|---|---|---|---|---|---|---|---|---|---|---|---|
| Melido Perez, R<br>ERA: 5.19 | (1, 1) | 6.1 | W | 31 | 8 | 3 | 3 | 6 | 4 | 0 | 0 | 0 | 0 | 1 | 65 | 108 | 4.26 | 1.895 |
| Bill Long, R<br>ERA: 4.56 | (7, 1) | 0.2 | | 2 | 1 | 0 | 0 | 0 | 0 | 0 | 0 | 0 | 0 | 0 | 3 | 6 | 0.00 | 1.500 |
| Shawn Hillegas, R<br>ERA: 4.66 | (8, 1) | 1.0 | | 3 | 0 | 0 | 0 | 1 | 0 | 0 | 0 | 0 | 0 | 0 | 6 | 7 | 0.00 | 0.000 |
| Bobby Thigpen, R<br>ERA: 3.63 | (9, 1) | 1.0 | | 4 | 0 | 0 | 0 | 0 | 1 | 0 | 0 | 0 | 0 | 0 | 7 | 15 | 0.00 | 1.000 |

| PITCHER | IP | WLS | BF | H | R | ER | SO | BB | IBB | HBP | BLK | WP | HR | S | P | ERA | WHIP |
|---|---|---|---|---|---|---|---|---|---|---|---|---|---|---|---|---|---|

# BOTTOM

## Chicago White Sox @ Detroit Tigers

Tiger Stadium, Detroit, MI

Sat Sep 09 1989, 3:33 AM EDT

Att. 18,791 - Unknown

livebaseballscorecards.com

| | |
|---|---|
| AB | 35 |
| R | 3 |
| H | 9 |
| RBI | 3 |
| BB | 5 |
| SO | 7 |
| LOB | 17 |

| Batter | 1 | 2 | 3 | 4 | 5 | 6 | 7 | 8 | 9 | AB | R | H | RBI | BB | SO | LOB |
|---|---|---|---|---|---|---|---|---|---|---|---|---|---|---|---|---|
| Lance Johnson, L (1, 7)<br>OBP: 0.377, SLG: 0.398 | F8 | CS 1-2 | G3-1 S 1B | | F9 | | 1B | | G5-3 E 2-3 1B | 5 | 1 | 3 | 0 | 0 | 0 | 0 |
| Scott Fletcher, R (1, 4)<br>OBP: 0.336, SLG: 0.298 | HR BB | | G3-1 1-3 | | G6-3 | | 1-2 1B | | G5-3 1-2 3-H | 4 | 1 | 1 | 1 | 1 | 0 | 2 |
| Ivan Calderon, R (1, 10)<br>OBP: 0.328, SLG: 0.439 | 1-H HR | | F9 | | P4 | | P3 | | E5 2-H 1B | 5 | 1 | 2 | 3 | 0 | 0 | 3 |
| Carlton Fisk, R (1, 2)<br>OBP: 0.340, SLG: 0.451 | BB | | K | | | F8 | | G6-3 SH5-4 1B | K | 4 | 0 | 1 | 0 | 1 | 2 | 2 |
| Daryl Boston, L (1, 9)<br>OBP: 0.326, SLG: 0.391<br>Sammy Sosa, R (9, 8)<br>OBP: 0.292, SLG: 0.362 | P5 | | | P5 | | L4 | | SH5-4 1-2 | | 3<br>0 | 0<br>0 | 0<br>0 | 0<br>0 | 0<br>0 | 0<br>0 | 1<br>0 |
| Carlos Martinez, R (1, 5)<br>OBP: 0.347, SLG: 0.420 | K | | | 1B G4-1 BB | | 1B | | G6-3 2-3 | | 3 | 1 | 1 | 0 | 1 | 1 | 2 |
| Steve Lyons, L (1, 3)<br>OBP: 0.314, SLG: 0.337 | | K | G4-1 1-3 1B | | G3-1 | | | K | | 4 | 0 | 1 | 0 | 0 | 2 | 2 |
| Ozzie Guillen, L (1, 6)<br>OBP: 0.280, SLG: 0.335 | | CS BB | G4-1 1-2 3-H | | | L6 | | | 1B SH3-4 G5-3 1B | 3 | 1 | 1 | 1 | 1 | 0 | 1 |
| Dave Gallagher, R (1, 8)<br>OBP: 0.321, SLG: 0.309<br>(9, 9) | | F8 | L9 | | | K | | | SH3-4 1-2 | 3 | 0 | 0 | 0 | 0 | 1 | 2 |
| Inning Stats | R: 2<br>E: 0<br>K: 1<br>S: 13<br>H: 1<br>LOB: 1<br>BB: 2<br>P: 26 | R: 0<br>E: 0<br>K: 1<br>S: 10<br>H: 0<br>LOB: 0<br>BB: 1<br>P: 16 | R: 0<br>E: 0<br>K: 1<br>S: 9<br>H: 1<br>LOB: 1<br>BB: 0<br>P: 16 | R: 1<br>E: 0<br>K: 0<br>S: 8<br>H: 1<br>LOB: 1<br>BB: 1<br>P: 17 | R: 0<br>E: 0<br>K: 0<br>S: 6<br>H: 0<br>LOB: 0<br>BB: 0<br>P: 10 | R: 0<br>E: 0<br>K: 0<br>S: 9<br>H: 1<br>LOB: 1<br>BB: 0<br>P: 13 | R: 0<br>E: 0<br>K: 1<br>S: 9<br>H: 2<br>LOB: 2<br>BB: 0<br>P: 13 | R: 0<br>E: 0<br>K: 1<br>S: 6<br>H: 1<br>LOB: 1<br>BB: 0<br>P: 9 | R: 2<br>E: 1<br>K: 1<br>S: 12<br>H: 3<br>LOB: 1<br>BB: 0<br>P: 17 | 1B: 9<br>2B: 0<br>3B: 0<br>HR: 1<br>SF: 0<br>SAC: 2<br>DP: 0<br>HBP: 0 | | | | | | |

| PITCHER | IP | WLS | BF | H | R | ER | SO | BB | IBB | HBP | BLK | WP | HR | S | P | ERA | WHIP |
|---|---|---|---|---|---|---|---|---|---|---|---|---|---|---|---|---|---|
| Doyle Alexander, R (1, 1)<br>ERA: 4.29 | 8.0 | | 34 | 7 | 3 | 3 | 5 | 4 | 0 | 0 | 0 | 0 | 1 | 70 | 120 | 3.38 | 1.375 |
| Mike Henneman, R (9, 1)<br>ERA: 3.94 | 1.0 | W | 6 | 3 | 2 | 2 | 1 | 0 | 0 | 0 | 0 | 0 | 0 | 12 | 17 | 18.00 | 3.000 |

| PITCHER | IP | WLS | BF | H | R | ER | SO | BB | IBB | HBP | BLK | WP | HR | S | P | ERA | WHIP |
|---|---|---|---|---|---|---|---|---|---|---|---|---|---|---|---|---|---|

TOP

# Chicago White Sox @ Detroit Tigers

Tiger Stadium, Detroit, MI

Sun Sep 10 1989, 3:33 AM EDT

Att. 15,597 - Unknown

livebaseballscorecards.com

| | |
|---|---|
| AB | 34 |
| R | 5 |
| H | 10 |
| RBI | 5 |
| BB | 4 |
| SO | 6 |
| LOB | 15 |

| Batter | 1 | 2 | 3 | 4 | 5 | 6 | 7 | 8 | 9 | AB | R | H | RBI | BB | SO | LOB |
|---|---|---|---|---|---|---|---|---|---|---|---|---|---|---|---|---|
| Gary Pettis, S (1, 8)<br>OBP: 0.378, SLG: 0.314<br>Kenny Williams, R (9, 9)<br>OBP: 0.272, SLG: 0.300<br>Gary Ward, R (9, PH)<br>OBP: 0.309, SLG: 0.417 | B X 1-0 ① F8 | | | L B F B X 2-2 ① P5 | B S C S 1-3 ③ K | | | C B B B B 4-1 PB G1-3 FC4-2 BB | F B B X 2-1 ② FC6-2 BB BB 2-3 3-H | 3 0 0 0 1 1 0<br>0 0 0 0 0 0 0<br>1 0 0 0 0 0 3 | | | | | | |
| Dave Bergman, L (1, 3)<br>OBP: 0.339, SLG: 0.365 | C B X 1-1 ② P6 | | | B B F B X 2-1 HR | | B X 1-0 G1-3 1B | | 1 SAFE X 0-0 ① G1-3 1-2 | B B B C F B 4-2 BB 1-2 | 4 1 2 1 1 0 1 | | | | | | |
| Lou Whitaker, L (1, 4)<br>OBP: 0.364, SLG: 0.479 | B F B S B S 3-3 ③ K | | | B B B B 4-0 2B BB | | B B S F C 2-3 ① K | | C C F B F F F 2-2 ② X FC4-2 2-H | B B B C B 4-1 1-2 2-3 3-H BB | 3 1 0 1 2 2 2 | | | | | | |
| Fred Lynn, L (1, 7)<br>OBP: 0.321, SLG: 0.364 | | F F X 0-2 ① P5 | | X 0-0 1-H 2B 2B | | X 0-0 ② G1-3 1-2 | | C B F S 1-3 ③ K | | 4 1 1 1 0 1 2 | | | | | | |
| Matt Nokes, L (1, 10)<br>OBP: 0.301, SLG: 0.385<br>Rob Richie, L (9, PR)<br>OBP: 0.353, SLG: 0.516 | | F X 0-1 ② G3 | | C F F X 0-2 2-H 2B | | B S S B X 2-2 ③ G1-3 | | | C B B F B B 4-2 BB 1B BB | 3 0 1 1 1 0 1<br>0 1 0 0 0 0 0 | | | | | | |
| Scott Lusader, L (1, 9)<br>OBP: 0.338, SLG: 0.377<br>(9, 8) | | B B C X 2-1 ③ G4-3 | | F F B F X 1-2 ② F9 | | | X 0-0 SH3-4 1B | | B B B C B 4-1 1B 1-2 1B BB | 3 1 1 0 1 0 1 | | | | | | |
| Doug Strange, S (1, 5)<br>OBP: 0.285, SLG: 0.281 | | | B B B C S F F B 4-2 G1-6-3 BB | F B F B X 2-2 G4-3 | | | X 0-0 ① SH3-4 1-2 | | S X 0-1 SH5-3 1B 1-3 2-H FC6-2 1B | 2 0 1 1 1 0 1 | | | | | | |
| Mike Heath, R (1, 2)<br>OBP: 0.319, SLG: 0.419 | | | C F X 0-2 ① ② G1-6-3 1-2f | | C B B B S F S 3-3 ① K | | B C C B B X 3-2 ② L7 | | X 0-0 FC6-2 SH5-3 1-2 BB 3-H 1B | 4 1 1 1 0 1 2 | | | | | | |
| Mike Brumley, S (1, 6)<br>OBP: 0.268, SLG: 0.273 | | | B X 1-0 ③ G3-1 | | X 0-0 ② G3 | | B B X 2-0 ③ F9 | | B X 1-0 ① SH5-3 1-2 2-3 | 3 0 0 0 0 0 1 | | | | | | |
| Inning Stats | R: 0 H: 0<br>E: 0 LOB: 0<br>K: 1 BB: 0<br>S: 6 P: 11 | R: 0 H: 0<br>E: 0 LOB: 0<br>K: 0 BB: 0<br>S: 7 P: 9 | R: 0 H: 0<br>E: 0 LOB: 0<br>K: 0 BB: 1<br>S: 8 P: 13 | R: 3 H: 3<br>E: 0 LOB: 1<br>K: 0 BB: 1<br>S: 17 P: 28 | R: 0 H: 0<br>E: 0 LOB: 0<br>K: 2 BB: 0<br>S: 8 P: 12 | R: 0 H: 1<br>E: 0 LOB: 1<br>K: 1 BB: 0<br>S: 8 P: 13 | R: 0 H: 1<br>E: 0 LOB: 1<br>K: 0 BB: 0<br>S: 6 P: 11 | R: 0 H: 0<br>E: 0 LOB: 1<br>K: 1 BB: 1<br>S: 13 P: 20 | R: 3 H: 2<br>E: 0 LOB: 3<br>K: 0 BB: 4<br>S: 12 P: 31 | 1B: 4 SF: 0<br>2B: 2 SAC: 2<br>3B: 0 DP: 1<br>HR: 1 HBP: 0 | | | | | | |

| PITCHER | IP | WLS | BF | H | R | ER | SO | BB | IBB | HBP | BLK | WP | HR | S | P | ERA | WHIP |
|---|---|---|---|---|---|---|---|---|---|---|---|---|---|---|---|---|---|
| Richard Dotson, R (1, 1)<br>ERA: 4.86 | 7.0 | | 27 | 5 | 3 | 3 | 4 | 2 | 0 | 0 | 0 | 0 | 1 | 60 | 97 | 3.86 | 1.000 |
| Shawn Hillegas, R (8, 1)<br>ERA: 4.61 | 1.0 | | 4 | 0 | 0 | 0 | 1 | 1 | 0 | 0 | 0 | 0 | 0 | 13 | 20 | 0.00 | 1.000 |
| Bobby Thigpen, R (9, 1)<br>ERA: 3.96 | 0.2 | L | 8 | 2 | 3 | 3 | 0 | 4 | 0 | 0 | 0 | 0 | 0 | 12 | 31 | 40.50 | 9.000 |

| PITCHER | IP | WLS | BF | H | R | ER | SO | BB | IBB | HBP | BLK | WP | HR | S | P | ERA | WHIP |
|---|---|---|---|---|---|---|---|---|---|---|---|---|---|---|---|---|---|

# BOTTOM

## Chicago White Sox @ Detroit Tigers

Tiger Stadium, Detroit, MI

Sun Sep 10 1989, 3:33 AM EDT

Att. 15,597 - Unknown

livebaseballscorecards.com

| | |
|---|---|
| AB | 30 |
| R | 6 |
| H | 7 |
| RBI | 6 |
| BB | 7 |
| SO | 5 |
| LOB | 14 |

# Detroit Tigers @ Cleveland Indians

Cleveland Municipal Stadium, Cleveland, OH

Tue Sep 12 1989, 7:05 PM EDT

Att. 5,523 - Unknown - 66 F

livebaseballscorecards.com

| Batter | 1 | 2 | 3 | 4 | 5 | 6 | 7 | 8 | 9 | AB | R | H | RBI | BB | SO | LOB |
|---|---|---|---|---|---|---|---|---|---|---|---|---|---|---|---|---|
| Gary Pettis, S (1, 8) OBP: 0.377, SLG: 0.313 | 1-2 G6-3 | | 1-0 G1-6-3 1-2f | | | 1-2 FC6-4 1B | | 0-1 G4-3 | | 4 | 0 | 1 | 0 | 0 | 0 | 1 |
| Mike Heath, R (1, 2) OBP: 0.318, SLG: 0.417 | 2-2 P3 | | | 1-0 1B 1B | | 0-0 F9 | | 2-0 F8 | | 4 | 0 | 1 | 0 | 0 | 0 | 1 |
| Kenny Williams, R (1, 9) OBP: 0.272, SLG: 0.304 | 0-1 2B | | | 1-3 K | | 0-0 FC6-4 1-2f | | | 1-0 P2 | 4 | 0 | 1 | 0 | 0 | 1 | 2 |
| Gary Ward, R (1, 7) OBP: 0.308, SLG: 0.415 | 0-0 L1 | | | 2-0 1-3 1B | | 0-0 F9 | | | 1-3 K | 4 | 0 | 1 | 0 | 0 | 1 | 2 |
| Rick Schu, R (1, 5) OBP: 0.294, SLG: 0.354 | | 1-0 F8 | | 4-2 BB | | | 0-0 SH5-4 1B | | 2-1 L4-3 | 3 | 0 | 1 | 0 | 1 | 0 | 0 |
| Dave Bergman, L (1, 3) OBP: 0.337, SLG: 0.363 | | 0-2 G5-3 | | 2-2 G1-3 | | | 0-0 SH5-4 1-2 | | | 2 | 0 | 0 | 0 | 0 | 0 | 2 |
| Mike Brumley, S (1, 6) OBP: 0.264, SLG: 0.269 | | 1-3 K | | | 2-3 K | | 0-2 G5-3 | | | 3 | 0 | 0 | 0 | 0 | 2 | 1 |
| Doug Strange, S (1, 4) OBP: 0.280, SLG: 0.275 | | | 2-2 G5-3 | | 2-2 P5 | | 1-1 G1-3 | | | 3 | 0 | 0 | 0 | 0 | 0 | 1 |
| Jeff Datz, R (1, 10) | | | 4-0 G1-6-3 BB | | 0-0 P3 | | | 2-1 G5-3 | | 2 | 0 | 0 | 0 | 1 | 0 | 0 |

| TOP | |
|---|---|
| AB | 29 |
| R | 0 |
| H | 5 |
| RBI | 0 |
| BB | 2 |
| SO | 4 |
| LOB | 10 |

| Inning Stats | 1 | 2 | 3 | 4 | 5 | 6 | 7 | 8 | 9 |
|---|---|---|---|---|---|---|---|---|---|
| R | 0 | 0 | 0 | 0 | 0 | 0 | 0 | 0 | 0 |
| H | 1 | 0 | 0 | 2 | 0 | 1 | 1 | 0 | 0 |
| E | 0 | 0 | 0 | 0 | 0 | 0 | 0 | 0 | 0 |
| LOB | 1 | 0 | 0 | 2 | 0 | 1 | 1 | 0 | 0 |
| K | 0 | 1 | 0 | 1 | 0 | 0 | 0 | 1 | 1 |
| BB | 0 | 0 | 1 | 1 | 0 | 0 | 0 | 0 | 0 |
| S | 9 | 8 | 5 | 11 | 10 | 6 | 7 | 5 | 9 |
| P | 12 | 10 | 12 | 21 | 14 | 7 | 8 | 9 | 11 |

| | |
|---|---|
| 1B | 4 |
| 2B | 1 |
| 3B | 0 |
| HR | 0 |
| SF | 0 |
| SAC | 1 |
| DP | 1 |
| HBP | 0 |
| WP | 0 |
| PB | 0 |
| SB | 0 |
| CS | 0 |
| PA | 32 |

| PITCHER | | IP | WLS | BF | H | R | ER | SO | BB | IBB | HBP | BLK | WP | HR | S | P | ERA | WHIP |
|---|---|---|---|---|---|---|---|---|---|---|---|---|---|---|---|---|---|---|
| Bud Black, L (1, 1) ERA: 3.51 | | 9.0 | W | 32 | 5 | 0 | 0 | 4 | 2 | 0 | 0 | 0 | 0 | 0 | 68 | 104 | 0.00 | 0.778 |

# BOTTOM

## Detroit Tigers @ Cleveland Indians

Cleveland Municipal Stadium, Cleveland, OH

Tue Sep 12 1989, 7:05 PM EDT

Att. 5,523 - Unknown - 66 F

livebaseballscorecards.com

| Batter | 1 | 2 | 3 | 4 | 5 | 6 | 7 | 8 | 9 | AB | R | H | RBI | BB | SO | LOB |
|---|---|---|---|---|---|---|---|---|---|---|---|---|---|---|---|---|
| Jerry Browne, S (1, 4)<br>OBP: 0.380, SLG: 0.409 | C B F F B X<br>2-2 G4-3 ① | | 1 SAFE C 1 SAFE 1 SAFE X<br>0-1 F7 ② | | B S B B X<br>3-1 P4 ③ | | | B X<br>1-0 CS 1B<br>2-H | | 4 | 0 | 1 | 1 | 0 | 0 | 2 |
| Dion James, L (1, 7)<br>OBP: 0.375, SLG: 0.386<br>Denny Gonzalez, R (8, PH)<br>OBP: 0.455, SLG: 0.500<br>Brad Komminsk, R (8, PR)<br>OBP: 0.330, SLG: 0.453<br>(9, 8) | B B C C F B F X<br>3-2 G4-3 ② | | B 1 SAFE C S 1 SAFE B S<br>2-3 K ③ | | | B X<br>1-0 L5 ① | | C 1 SAFE 1 SAFE 1 SAFE C F B H<br>2-2 HBP ②<br>1-2 | | 3<br>0<br>0 | 0<br>0<br>0 | 0<br>0<br>0 | 0<br>0<br>0 | 0<br>0<br>0 | 1<br>0<br>0 | 1<br>0<br>0 |
| Joe Carter, R (1, 8)<br>OBP: 0.295, SLG: 0.473<br>(9, 7) | B B C C F X<br>3-2 P7 ③ | | | C B C F B X<br>2-2 G1-3 ① | | F B F X<br>1-2 P3 ② | | B 1 SAFE X<br>1-0 F7 ③ | | 4 | 0 | 0 | 0 | 0 | 0 | 1 |
| Albert Belle, R (1, 10)<br>OBP: 0.258, SLG: 0.407 | | X<br>0-0 P6 ① | | B X<br>1-0 G6-3 ② | | X<br>0-0 F9 ③ | | | | 3 | 0 | 0 | 0 | 0 | 0 | 0 |
| Pete O'Brien, L (1, 3)<br>OBP: 0.361, SLG: 0.383 | | C F B X<br>1-2 G5-3 1B | | B B C F X<br>2-2 1B | | | C B B X<br>2-1 F8 ① | | | 3 | 0 | 2 | 0 | 0 | 0 | 0 |
| Brook Jacoby, R (1, 5)<br>OBP: 0.350, SLG: 0.424 | | B B C F X<br>2-2 G5-3 ②<br>1-2 | | B F B X<br>2-1 F8 ③ | | | S B F F B B C<br>3-3 K ② | | | 3 | 0 | 0 | 0 | 0 | 1 | 2 |
| Cory Snyder, R (1, 9)<br>OBP: 0.259, SLG: 0.378 | X<br>0-0 G6-3 ③ | | | | B F B F B F X<br>3-2 G6-3 2B | | C X<br>0-1 G6-3 ③ | | | 3 | 0 | 1 | 0 | 0 | 0 | 1 |
| Joel Skinner, R (1, 2)<br>OBP: 0.273, SLG: 0.289<br>Tommy Hinzo, S (8, PR)<br>Tom Magrann, R (9, 2) | | | X<br>0-0 G4-3 ① | | B B C X<br>2-1 G6-3 ① | | | C B C F X<br>1-2 SH3-4 1B 1B | | 3<br>0<br>0 | 0<br>1<br>0 | 1<br>0<br>0 | 0<br>0<br>0 | 0<br>0<br>0 | 0<br>0<br>0 | 1<br>0<br>0 |
| Felix Fermin, R (1, 6)<br>OBP: 0.298, SLG: 0.258 | | | B X<br>1-0 1B | | B C S X<br>1-2 G6-3 ②<br>2-3 | | | 1 SAFE 1 SAFE X<br>0-0 SH3-4 ①<br>1-2 | | 2 | 0 | 1 | 0 | 0 | 0 | 1 |
| Inning Stats | R: 0 E: 0 K: 0 S: 11 H: 0 LOB: 0 BB: 0 P: 19 | R: 0 E: 0 K: 0 S: 8 H: 1 LOB: 1 BB: 0 P: 11 | R: 0 E: 0 K: 1 S: 7 H: 1 LOB: 1 BB: 0 P: 10 | R: 0 E: 0 K: 0 S: 10 H: 1 LOB: 1 BB: 0 P: 17 | R: 0 E: 0 K: 0 S: 11 H: 1 LOB: 1 BB: 0 P: 20 | R: 0 E: 0 K: 0 S: 5 H: 0 LOB: 0 BB: 0 P: 7 | R: 0 E: 0 K: 1 S: 8 H: 0 LOB: 0 BB: 0 P: 13 | R: 1 E: 0 K: 0 S: 10 H: 2 LOB: 1 BB: 0 P: 15 | | 1B: 5<br>2B: 1<br>3B: 0<br>HR: 0 | SF: 0<br>SAC: 1<br>DP: 0<br>HBP: 1 | | | | | |

| AB | 28 |
|---|---|
| R | 1 |
| H | 6 |
| RBI | 1 |
| BB | 0 |
| SO | 2 |
| LOB | 9 |

WP: 0 PA: 30
PB: 0
SB: 0
CS: 1

| PITCHER | | IP | WLS | BF | H | R | ER | SO | BB | IBB | HBP | BLK | WP | HR | S | P | ERA | WHIP |
|---|---|---|---|---|---|---|---|---|---|---|---|---|---|---|---|---|---|---|
| Frank Tanana, L<br>ERA: 3.57 | (1, 1) | 8.0 | L | 30 | 6 | 1 | 1 | 2 | 0 | 0 | 1 | 0 | 0 | 0 | 70 | 112 | 1.12 | 0.750 |

| PITCHER | IP | WLS | BF | H | R | ER | SO | BB | IBB | HBP | BLK | WP | HR | S | P | ERA | WHIP |
|---|---|---|---|---|---|---|---|---|---|---|---|---|---|---|---|---|---|

| Batter | 1 | 2 | 3 | 4 | 5 | 6 | 7 | 8 | 9 | AB | R | H | RBI | BB | SO | LOB |
|---|---|---|---|---|---|---|---|---|---|---|---|---|---|---|---|---|
| Gary Pettis, S (1, 8)<br>OBP: 0.377, SLG: 0.314 | B B C X 2-1 S PB 1B | | X 0-0 1B 1-2 SF7 1B | | C X 0-1 ① G6-3 | | B S X 1-1 ① G3 | B C B B F S 3-3 ③ K | | 5 | 2 | 2 | 0 | 0 | 1 | 1 |
| Dave Bergman, L (1, 3)<br>OBP: 0.335, SLG: 0.361 | B 1 SAFE L X 1-1 ① F7 | | L X 0-1 ① F8 | | B C B X 2-1 ② G5-3 | | C B C X 1-2 ② P6 | | X 0-0 G4-3 SH1-3 1B | 5 | 0 | 1 | 0 | 0 | 0 | 3 |
| Lou Whitaker, L (1, 4)<br>OBP: 0.369, SLG: 0.482 | 1 SAFE B B F B B 4-1 PB 1-2 BB | | F B C B X 2-2 S 1-3 2-H 1B | | X 0-0 1B 1B | | C B B B B 4-1 BB 1B BB | | X 0-0 ① SH1-3 1-2 | 2 | 0 | 2 | 1 | 2 | 0 | 0 |
| Fred Lynn, L (1, 7)<br>OBP: 0.322, SLG: 0.366 | B B S F S 2-3 ② K 1-3 2-H | | X 0-0 ② SF7 3-H | | X 0-0 1-3 1B | | 1 SAFE C 1 SAFE X 0-1 BB 1-2 1B | | B X 1-0 ② G4-3 2-3 | 4 | 0 | 2 | 1 | 0 | 1 | 2 |
| Matt Nokes, L (1, 10)<br>OBP: 0.298, SLG: 0.380<br>Gary Ward, R (7, PH)<br>OBP: 0.310, SLG: 0.413 | B B B C F S 3-3 ③ K | | B F 1 SAFE B B X 3-1 ③ G3 1-2 | | X 0-0 ③ G4-3 | | B B C B B 4-1 1-2 2-3 BB | | F B B C C 2-3 ③ K | 3<br>1 | 0<br>0 | 0<br>0 | 0<br>1 | 0<br>1 | 1<br>1 | 4<br>1 |
| Scott Lusader, L (1, 9)<br>OBP: 0.325, SLG: 0.361<br>Kenny Williams, R (7, PH)<br>OBP: 0.271, SLG: 0.303<br>(7, 9) | | C F B S 1-3 ① K | | B C X 1-1 ① G4-3 | | B C X 1-1 ① G4-3 | C S C 0-3 ③ K | | | 3<br>1 | 0<br>0 | 0<br>0 | 0<br>0 | 0<br>0 | 1<br>1 | 0<br>3 |
| Mike Heath, R (1, 2)<br>OBP: 0.317, SLG: 0.415 | | B X 1-0 ② B2 | | B B X 2-0 ② P4 | | S S X 0-2 ② G4-3 | | F B B F B X 3-2 G3 G3 1B | | 4 | 0 | 1 | 0 | 0 | 0 | 0 |
| Doug Strange, S (1, 5)<br>OBP: 0.285, SLG: 0.281 | | B C X 1-1 ③ G4-3 | | X 0-0 FC6 1B | | B F B S X 2-2 E S 1B | | F 1 SAFE X 0-1 ① G3 1-2 | | 4 | 0 | 2 | 0 | 0 | 0 | 1 |
| Mike Brumley, S (1, 6)<br>OBP: 0.264, SLG: 0.269 | | | C F F B F B F X 2-2 1B 1B 1B | B 1 SAFE X 1-0 ③ FC6 1-2f | | F 1 SAFE 1 SAFE B B X 2-1 ③ G4-3 1-3 | | X 0-0 ② G3 2-3 | | 4 | 1 | 1 | 0 | 0 | 0 | 3 |
| Inning Stats | R: 1 H: 1<br>E: 0 LOB: 1<br>K: 2 BB: 1<br>S: 11 P: 23 | R: 0 H: 0<br>E: 0 LOB: 0<br>K: 1 BB: 0<br>S: 6 P: 9 | R: 2 H: 3<br>E: 0 LOB: 1<br>K: 0 BB: 0<br>S: 15 P: 22 | R: 0 H: 1<br>E: 0 LOB: 1<br>K: 0 BB: 0<br>S: 5 P: 9 | R: 0 H: 2<br>E: 0 LOB: 2<br>K: 0 BB: 0<br>S: 7 P: 9 | R: 0 H: 1<br>E: 0 LOB: 3<br>K: 0 BB: 2<br>S: 10 P: 15 | R: 0 H: 1<br>E: 0 LOB: 1<br>K: 1 BB: 0<br>S: 12 P: 22 | R: 0 H: 1<br>E: 0 LOB: 1<br>K: 1 BB: 0<br>S: 9 P: 15 | R: 0 H: 1<br>E: 0 LOB: 1<br>K: 1 BB: 0<br>S: 6 P: 9 | 1B: 11 SF: 1<br>2B: 0 SAC: 1<br>3B: 0 DP: 0<br>HR: 0 HBP: 0 | | | | | | |

# TOP

## Detroit Tigers @ Cleveland Indians

Cleveland Municipal Stadium, Cleveland, OH

Wed Sep 13 1989, 7:05 PM EDT

Att. 5,068 - Unknown - 63 F

livebaseballscorecards.com

| | |
|---|---|
| AB | 36 |
| R | 3 |
| H | 11 |
| RBI | 2 |
| BB | 3 |
| SO | 6 |
| LOB | 18 |

WP: 0 PA: 41
PB: 2
SB: 3
CS: 0

| PITCHER | | IP | WLS | BF | H | R | ER | SO | BB | IBB | HBP | BLK | WP | HR | S | P | ERA | WHIP |
|---|---|---|---|---|---|---|---|---|---|---|---|---|---|---|---|---|---|---|
| Tom Candiotti, R<br>ERA: 3.21 | (1, 1) | 6.2 | L | 31 | 9 | 3 | 2 | 3 | 2 | 0 | 0 | 0 | 0 | 0 | 62 | 101 | 2.70 | 1.650 |
| Jeff Kaiser, L<br>ERA: | (7, 1) | 0.0 | | 1 | 0 | 0 | 0 | 0 | 1 | 0 | 0 | 0 | 0 | 0 | 1 | 5 | ∞ | ∞ |
| Steve Olin, R<br>ERA: 2.67 | (7, 1) | 1.1 | | 5 | 1 | 0 | 0 | 2 | 0 | 0 | 0 | 0 | 0 | 0 | 12 | 18 | 0.00 | 0.750 |
| Jesse Orosco, L<br>ERA: 2.14 | (9, 1) | 1.0 | | 4 | 1 | 0 | 0 | 1 | 0 | 0 | 0 | 0 | 0 | 0 | 6 | 9 | 0.00 | 1.000 |

| PITCHER | IP | WLS | BF | H | R | ER | SO | BB | IBB | HBP | BLK | WP | HR | S | P | ERA | WHIP |
|---|---|---|---|---|---|---|---|---|---|---|---|---|---|---|---|---|---|

# BOTTOM

## Detroit Tigers @ Cleveland Indians

Cleveland Municipal Stadium, Cleveland, OH

Wed Sep 13 1989, 7:05 PM EDT

Att. 5,068 - Unknown - 63 F

livebaseballscorecards.com

| Batter | 1 | 2 | 3 | 4 | 5 | 6 | 7 | 8 | 9 | AB | R | H | RBI | BB | SO | LOB |
|---|---|---|---|---|---|---|---|---|---|---|---|---|---|---|---|---|
| Jerry Browne, S (1, 4)<br>OBP: 0.377, SLG: 0.406 | C B S B C 2-3 ① K | | X 0-0 ③ G4-3 | | X 0-0 ② G6-3 3-H | | B F F X 1-2 ③ F7 | | | 4 | 0 | 0 | 1 | 0 | 1 | 1 |
| Dion James, L (1, 7)<br>OBP: 0.371, SLG: 0.382 | B S X 1-1 ② F9 | | | F S X 0-2 ① G1 | B B B C X 3-1 ③ G4-3 | | | C B B S C 2-3 ① K | | 4 | 0 | 0 | 0 | 0 | 1 | 1 |
| Joe Carter, R (1, 8)<br>OBP: 0.295, SLG: 0.470 | B B F B B 4-1 BB | | | C F B B B X 3-2 ② F7 | | X 0-0 ① F7 | | C X 0-1 ② G6-3 | | 3 | 0 | 0 | 0 | 1 | 0 | 0 |
| Pete O'Brien, L (1, 3)<br>OBP: 0.362, SLG: 0.384 | X 0-0 ③ P4 | | | B C X 1-1 WP 1B | | C C B F X 1-2 1B 1B | | F X 0-1 ③ F8 | | 4 | 0 | 2 | 0 | 0 | 0 | 1 |
| Brook Jacoby, R (1, 5)<br>OBP: 0.349, SLG: 0.421 | | X 0-0 ① G6-3 | | C B B B B 4-1 1-2 BB | | F C B F F X 1-2 ② L5 | | | C B F B B X 3-2 ① P3 | 3 | 0 | 0 | 0 | 1 | 0 | 1 |
| Dave Clark, L (1, 10)<br>OBP: 0.314, SLG: 0.373 | | C B B X 2-1 ② G3-1 | | F S B F X 1-2 ③ G4-3 | | B B X 2-0 1-3 1B | | | B C X 1-1 ② G3-1 | 4 | 0 | 1 | 0 | 0 | 0 | 2 |
| Cory Snyder, R (1, 9)<br>OBP: 0.259, SLG: 0.377 | | C S B B B B X 3-2 ③ G1-3 | | | S B B X 2-1 1B G6-3 1B | F F S 0-3 ③ K | | | B C B S X 2-2 ③ L9 | 4 | 1 | 1 | 0 | 0 | 1 | 2 |
| Joel Skinner, R (1, 2)<br>OBP: 0.276, SLG: 0.292 | | | C B B B F S 2-3 ① K | | B F X 1-1 WP 1-3 1B | | C C F B S 1-3 ① K | | | 2 | 0 | 1 | 0 | 0 | 1 | 0 |
| Beau Allred, L (7, PH)<br>OBP: 0.400, SLG: 0.500 | | | | | | | | | | 1 | 0 | 0 | 0 | 0 | 1 | 0 |
| Tom Magrann, R (8, 2) | | | | | | | | | | 0 | 0 | 0 | 0 | 0 | 0 | 0 |
| Felix Fermin, R (1, 6)<br>OBP: 0.297, SLG: 0.257 | | | S X 0-1 ② F9 | | C B B B B F X 3-2 ① L4 1-2 | | B B C S S 2-3 ② K | | | 2 | 0 | 0 | 0 | 0 | 0 | 2 |
| Mike Young, S (7, PH)<br>OBP: 0.283, SLG: 0.245 | | | | | | | | | | 1 | 0 | 0 | 0 | 0 | 1 | 0 |
| Luis Aguayo, R (8, 6)<br>OBP: 0.234, SLG: 0.253 | | | | | | | | | | 0 | 0 | 0 | 0 | 0 | 0 | 0 |
| Inning Stats | R: 0 H: 0<br>E: 0 LOB: 1<br>K: 1 BB: 1<br>S: 7 P: 14 | R: 0 H: 0<br>E: 0 LOB: 0<br>K: 0 BB: 0<br>S: 6 P: 11 | R: 0 H: 0<br>E: 0 LOB: 0<br>K: 1 BB: 0<br>S: 7 P: 9 | R: 0 H: 1<br>E: 0 LOB: 2<br>K: 0 BB: 1<br>S: 13 P: 22 | R: 1 H: 2<br>E: 0 LOB: 1<br>K: 0 BB: 0<br>S: 10 P: 19 | R: 0 H: 2<br>E: 0 LOB: 2<br>K: 1 BB: 0<br>S: 13 P: 17 | R: 0 H: 0<br>E: 0 LOB: 0<br>K: 2 BB: 0<br>S: 10 P: 14 | R: 0 H: 0<br>E: 0 LOB: 0<br>K: 1 BB: 0<br>S: 7 P: 9 | R: 0 H: 0<br>E: 0 LOB: 0<br>K: 0 BB: 0<br>S: 8 P: 14 | 1B: 5 SF: 0<br>2B: 0 SAC: 0<br>3B: 0 DP: 0<br>HR: 0 HBP: 0 | | | | | | |

| | AB | 32 |
|---|---|---|
| | R | 1 |
| | H | 5 |
| | RBI | 1 |
| | BB | 2 |
| | SO | 6 |
| | LOB | 10 |

WP: 2 PA: 34
PB: 0
SB: 0
CS: 0

| PITCHER | IP | WLS | BF | H | R | ER | SO | BB | IBB | HBP | BLK | WP | HR | S | P | ERA | WHIP |
|---|---|---|---|---|---|---|---|---|---|---|---|---|---|---|---|---|---|
| Jack Morris, R (1, 1)<br>ERA: 4.69 | 9.0 | W | 34 | 5 | 1 | 1 | 6 | 2 | 0 | 0 | 0 | 2 | 0 | 81 | 129 | 1.00 | 0.778 |

| PITCHER | IP | WLS | BF | H | R | ER | SO | BB | IBB | HBP | BLK | WP | HR | S | P | ERA | WHIP |
|---|---|---|---|---|---|---|---|---|---|---|---|---|---|---|---|---|---|

| Batter | 1 | 2 | 3 | 4 | 5 | 6 | 7 | 8 | 9 | AB | R | H | RBI | BB | SO | LOB |
|---|---|---|---|---|---|---|---|---|---|---|---|---|---|---|---|---|
| Gary Pettis, S (1, 8)<br>OBP: 0.376, SLG: 0.314 | X 0-0 1B | | C B S B C 2-3 ② K | | F B S B B X 3-2 ③ P6 | | | X 0-0 ② G4-3 | | 4 | 0 | 1 | 0 | 0 | 1 | 1 |
| Dave Bergman, L (1, 3)<br>OBP: 0.337, SLG: 0.360 | 1 SAFE B 1 SAFE 1 SAFE F 1 B C X 2-2 1-2 1B | | B X 1-0 ③ P6 | | | X 0-0 ① F9 | | B B C B B 4-1 BB | | 3 | 0 | 1 | 0 | 1 | 0 | 0 |
| Lou Whitaker, L (1, 4)<br>OBP: 0.368, SLG: 0.480 | B S I S 1-3 ① K | | | C B X 1-1 FC3-6 1B | | C C C 0-3 ② K | | B C B S X 2-2 ③ P3 | | 4 | 0 | 1 | 0 | 0 | 2 | 3 |
| Fred Lynn, L (1, 7)<br>OBP: 0.321, SLG: 0.364 | C F C 0-3 ② K | | | X 0-0 ① FC3-6 1-2f | | S F B F B F X 2-2 ③ G4-3 | | | B C S B F X 2-2 G6-4-3 1B | 4 | 0 | 1 | 0 | 0 | 1 | 3 |
| Matt Nokes, L (1, 10)<br>OBP: 0.298, SLG: 0.380<br>Gary Ward, R (9, PH)<br>OBP: 0.309, SLG: 0.412 | B C F B F B X 3-2 ③ P6 | | | F F B X 1-2 ② F7 | | | S X 0-1 1B | | C X 0-1 ① ② G6-4-3 1-2f | 3<br>1 | 0<br>0 | 1<br>0 | 0<br>0 | 0<br>0 | 0<br>0 | 3<br>1 |
| Scott Lusader, L (1, 9)<br>OBP: 0.313, SLG: 0.347<br>Kenny Williams, R (9, PH)<br>OBP: 0.274, SLG: 0.305 | | F B S S S 1-3 ① K | | B B S B C F C 3-3 ③ K | | | F P B F X 2-2 ① F8 | | C X 0-1 1B | 3<br>1 | 0<br>0 | 0<br>1 | 0<br>0 | 0<br>0 | 2<br>0 | 2<br>0 |
| Mike Heath, R (1, 2)<br>OBP: 0.317, SLG: 0.416 | | B X 1-0 ② F9 | | | F B B X 2-1 SH3 2B | | X 0-0 ② F8 | | B B C S S 2-3 ③ K | 4 | 0 | 1 | 0 | 0 | 1 | 2 |
| Doug Strange, S (1, 5)<br>OBP: 0.281, SLG: 0.277 | | B S B C C 2-3 ③ K | | | B S X 1-1 ① SH3 2-3 | | X 0-0 ③ F7 | | | 2 | 0 | 0 | 0 | 0 | 1 | 1 |
| Mike Brumley, S (1, 6)<br>OBP: 0.260, SLG: 0.265 | | | L B S C 1-3 ① K | | B S F B S 2-3 ② K | | | C F S 0-3 ① K | | 3 | 0 | 0 | 0 | 0 | 3 | 1 |
| Inning Stats | R: 0 E: 0 K: 2 S: 14 H: 2 LOB: 2 BB: 0 P: 20 | R: 0 E: 0 K: 2 S: 7 H: 0 LOB: 0 BB: 0 P: 11 | R: 0 E: 0 K: 2 S: 7 H: 0 LOB: 0 BB: 0 P: 11 | R: 0 E: 0 K: 1 S: 10 H: 1 LOB: 1 BB: 0 P: 15 | R: 0 E: 0 K: 1 S: 10 H: 1 LOB: 1 BB: 0 P: 18 | R: 0 E: 0 K: 1 S: 9 H: 0 LOB: 0 BB: 0 P: 11 | R: 0 E: 0 K: 0 S: 8 H: 1 LOB: 1 BB: 0 P: 9 | R: 0 E: 0 K: 1 S: 8 H: 0 LOB: 1 BB: 1 P: 14 | R: 0 E: 0 K: 1 S: 11 H: 2 LOB: 1 BB: 0 P: 15 | 1B: 6 2B: 1 3B: 0 HR: 0 | SF: 0 SAC: 1 DP: 1 HBP: 0 | | | | | | |

# TOP

## Detroit Tigers @ Cleveland Indians

Cleveland Municipal Stadium, Cleveland, OH

Thu Sep 14 1989, 7:05 PM EDT

Att. 7,300 - Cloudy - 50 F

livebaseballscorecards.com

| | |
|---|---|
| AB | 32 |
| R | 0 |
| H | 7 |
| RBI | 0 |
| BB | 1 |
| SO | 11 |
| LOB | 17 |

| PITCHER | | IP | WLS | BF | H | R | ER | SO | BB | IBB | HBP | BLK | WP | HR | S | P | ERA | WHIP |
|---|---|---|---|---|---|---|---|---|---|---|---|---|---|---|---|---|---|---|
| Rod Nichols, R<br>ERA: 3.98 | (1, 1) | 7.2 | W | 29 | 5 | 0 | 0 | 10 | 1 | 0 | 0 | 0 | 0 | 0 | 70 | 104 | 0.00 | 0.783 |
| Jesse Orosco, L<br>ERA: 2.1 | (8, 1) | 1.1 | S | 5 | 2 | 0 | 0 | 1 | 0 | 0 | 0 | 0 | 0 | 0 | 14 | 20 | 0.00 | 1.500 |

| PITCHER | IP | WLS | BF | H | R | ER | SO | BB | IBB | HBP | BLK | WP | HR | S | P | ERA | WHIP |
|---|---|---|---|---|---|---|---|---|---|---|---|---|---|---|---|---|---|

# BOTTOM

## Detroit Tigers @ Cleveland Indians

Cleveland Municipal Stadium, Cleveland, OH

Thu Sep 14 1989, 7:05 PM EDT

Att. 7,300 - Cloudy - 50 F

livebaseballscorecards.com

| Batter | 1 | 2 | 3 | 4 | 5 | 6 | 7 | 8 | 9 | AB | R | H | RBI | BB | SO | LOB |
|---|---|---|---|---|---|---|---|---|---|---|---|---|---|---|---|---|
| Jerry Browne, S (1, 4)<br>OBP: 0.376, SLG: 0.406 | 2-2 WP SF7 2B | 1-1 F9 ③ | | | 1-1 1-3 ① 1-2 | | 3-2 G4-3 ③ | | | 4 | 1 | 1 | 0 | 0 | 0 | 1 |
| Dion James, L (1, 10)<br>OBP: 0.370, SLG: 0.380 | 0-3 K ① | | 2-2 F8 ① | | 0-0 L4 ② | | | 0-0 HR 1B | | 4 | 1 | 1 | 0 | 0 | 1 | 2 |
| Joe Carter, R (1, 7)<br>OBP: 0.294, SLG: 0.474 | 3-2 E5 SF7 WP 1B | | 2-2 F7 ② | | 0-1 G6-3 ③ | | | 2-1 1-H HR | | 4 | 2 | 1 | 2 | 0 | 0 | 2 |
| Pete O'Brien, L (1, 3)<br>OBP: 0.364, SLG: 0.384 | 4-0 1B 1-2 2-3 IBB | | 4-2 BB | | | 0-0 F8 ① | | 2-0 CS 1B | | 2 | 0 | 1 | 0 | 2 | 0 | 0 |
| Brook Jacoby, R (1, 5)<br>OBP: 0.349, SLG: 0.425 | 3-2 SF7 ② 2-3 3-H | | 1-0 F7 ③ | | | 0-0 3B | | 3-2 F9 ① | | 3 | 0 | 1 | 1 | 0 | 0 | 2 |
| Cory Snyder, R (1, 9)<br>OBP: 0.259, SLG: 0.376 | 1-1 1-2 3-H 1B | | | 0-3 K ① | | 0-3 K ② | | 1-2 P4 ② | | 4 | 0 | 1 | 1 | 0 | 2 | 2 |
| Brad Komminsk, R (1, 8)<br>OBP: 0.330, SLG: 0.451 | 3-3 K ③ | | | 3-1 CS 1B | | 3-3 K ③ | | 3-2 CS ③ 1-2 | | 3 | 0 | 1 | 0 | 0 | 2 | 3 |
| Joel Skinner, R (1, 2)<br>OBP: 0.271, SLG: 0.287 | | 2-1 P6 ① | | 1-2 E5 ② CS 1-2 | | | 1-0 G4-3 ① | | | 3 | 0 | 0 | 0 | 0 | 0 | 1 |
| Felix Fermin, R (1, 6)<br>OBP: 0.297, SLG: 0.257 | | 1-3 K ② | | 1-0 CS ③ 1-2 | 2-1 1-3 1B | | 0-1 G6-3 ② | | | 3 | 0 | 1 | 0 | 0 | 1 | 0 |
| Inning Stats | R: 2 E: 1 K: 2 S: 23 H: 2 LOB: 2 BB: 1 P: 39 | R: 0 E: 0 K: 1 S: 8 H: 0 LOB: 0 BB: 0 P: 12 | R: 0 E: 0 K: 0 S: 10 H: 0 LOB: 1 BB: 1 P: 19 | R: 0 E: 1 K: 1 S: 8 H: 1 LOB: 0 BB: 0 P: 13 | R: 0 E: 0 K: 0 S: 7 H: 1 LOB: 1 BB: 0 P: 10 | R: 0 E: 0 K: 2 S: 8 H: 1 LOB: 1 BB: 0 P: 11 | R: 0 E: 0 K: 0 S: 6 H: 0 LOB: 0 BB: 0 P: 10 | R: 2 E: 0 K: 0 S: 13 H: 3 LOB: 0 BB: 0 P: 24 | | 1B: 5 2B: 1 3B: 1 HR: 1 | SF: 1 SAC: 0 DP: 0 HBP: 0 | | | | | |

| | AB | 30 |
|---|---|---|
| | R | 4 |
| | H | 8 |
| | RBI | 4 |
| | BB | 2 |
| | SO | 6 |
| | LOB | 13 |

WP: 1 PB: 0 SB: 0 CS: 3 PA: 35

| PITCHER | | IP | WLS | BF | H | R | ER | SO | BB | IBB | HBP | BLK | WP | HR | S | P | ERA | WHIP |
|---|---|---|---|---|---|---|---|---|---|---|---|---|---|---|---|---|---|---|
| Kevin Ritz, R<br>ERA: 3.56 | (1, 1) | 7.0 | L | 28 | 5 | 2 | 0 | 6 | 1 | 1 | 0 | 0 | 1 | 0 | 70 | 114 | 0.00 | 0.857 |
| Paul Gibson, L<br>ERA: 4.29 | (8, 1) | 1.0 | | 5 | 3 | 2 | 2 | 0 | 0 | 0 | 0 | 0 | 0 | 1 | 13 | 24 | 18.00 | 3.000 |

| PITCHER | IP | WLS | BF | H | R | ER | SO | BB | IBB | HBP | BLK | WP | HR | S | P | ERA | WHIP |
|---|---|---|---|---|---|---|---|---|---|---|---|---|---|---|---|---|---|

| Batter | 1 | 2 | 3 | 4 | 5 | 6 | 7 | 8 | 9 | AB | R | H | RBI | BB | SO | LOB |
|---|---|---|---|---|---|---|---|---|---|---|---|---|---|---|---|---|
| Gary Pettis, S (1, 8)<br>OBP: 0.376, SLG: 0.311 | C X<br>0-1 ①<br>G3-1 | | B B B C F F B<br>4-2<br>2B<br>1-2<br>2-3<br>BB | B B F F S<br>2-3 ②<br>K | | | C B B B B<br>4-1<br>FC3-6<br>BB | | C X<br>0-1 ①<br>G4-3 | 3 | 1 | 0 | 0 | 2 | 1 | 3 |
| Dave Bergman, L (1, 3)<br>OBP: 0.337, SLG: 0.363<br>Gary Ward, R (7, PH)<br>OBP: 0.310, SLG: 0.410 (7, 3) | C B S F F F X<br>1-2 ②<br>L8 | | C X<br>0-1<br>1-H<br>2-H<br>3-H<br>2B | B B F B C X<br>3-2 ③<br>P7 | | | B C 1 S X SAFE<br>1-2 ①<br>L7 | | B C B B S F F B<br>4-2<br>2B<br>BB | 3<br>1 | 0<br>0 | 1<br>0 | 3<br>0 | 0<br>1 | 0<br>0 | 3<br>1 |
| Lou Whitaker, L (1, 4)<br>OBP: 0.366, SLG: 0.479 | X<br>0-0 ③<br>G4-3 | | F B B B F S<br>3-3 ②<br>K | | B S X<br>1-1 ①<br>F8 | | B B X<br>2-0 ②<br>FC3-6<br>1B<br>1-2f<br>1B | | F B B X<br>2-1<br>1-3<br>2B | 5 | 1 | 1 | 0 | 0 | 1 | 2 |
| Fred Lynn, L (1, 7)<br>OBP: 0.322, SLG: 0.363 | | F B F X<br>1-2 ①<br>F9 | B B F B F B<br>4-2<br>BB | | F B S B S<br>2-3 ②<br>K | | B B C X<br>2-1<br>1B<br>1-3<br>1B | | B X<br>1-0 ②<br>F8 | 4 | 0 | 1 | 0 | 1 | 1 | 2 |
| Matt Nokes, L (1, 10)<br>OBP: 0.295, SLG: 0.375<br>Alan Trammell, R (7, PH)<br>OBP: 0.301, SLG: 0.316 | | B M F F F F B X<br>2-2 ②<br>G3 | X<br>0-0 ③<br>G3 | | B X<br>1-0 ③<br>F8 | | B B C F X<br>2-2<br>1-3<br>3-H<br>1B | | B C X<br>1-1 ③<br>G4-3 | 3<br>2 | 0<br>0 | 0<br>1 | 0<br>1 | 0<br>0 | 0<br>0 | 2<br>2 |
| Scott Lusader, L (1, 9)<br>OBP: 0.310, SLG: 0.342 | | C B C S<br>1-3 ③<br>K | | X<br>0-0 ①<br>F8 | | S B B B X<br>2-1<br>G6-3<br>S<br>1B | B X<br>1-0 ③<br>P8 | | | 4 | 0 | 1 | 0 | 0 | 1 | 2 |
| Mike Heath, R (1, 2)<br>OBP: 0.319, SLG: 0.415 | | | B B B C B<br>4-1<br>BB<br>1B<br>2B<br>BB | X<br>0-0<br>E<br>1B<br>1B | | F S B B S<br>2-3 ①<br>K<br>1-2 | | F F B F X<br>1-2 ①<br>G4-3 | | 3 | 1 | 1 | 0 | 1 | 1 | 1 |
| Doug Strange, S (1, 5)<br>OBP: 0.287, SLG: 0.283 | | | B X<br>1-0<br>BB<br>2B<br>1-2<br>1B | B B B C X<br>3-1<br>E<br>1-2<br>1B | | X<br>0-0 ②<br>G6-3<br>2-3 | | B B C S B F X<br>3-2 ②<br>P6 | | 4 | 1 | 2 | 0 | 0 | 0 | 1 |
| Mike Brumley, S (1, 6)<br>OBP: 0.256, SLG: 0.260 | | | C B S B S<br>2-3 ①<br>K | S X<br>0-1<br>E3<br>1-2<br>2-3 | | C B F F B X<br>2-2 ③<br>F8 | | C X<br>0-1 ③<br>F8 | | 4 | 0 | 0 | 0 | 0 | 1 | 5 |
| Inning Stats | R: 0 H: 0<br>E: 0 LOB: 0<br>K: 0 BB: 0<br>S: 9 P: 10 | R: 0 H: 0<br>E: 0 LOB: 0<br>K: 1 BB: 0<br>S: 11 P: 15 | R: 3 H: 2<br>E: 0 LOB: 2<br>K: 2 BB: 3<br>S: 16 P: 34 | R: 0 H: 2<br>E: 1 LOB: 3<br>K: 1 BB: 0<br>S: 12 P: 20 | R: 0 H: 0<br>E: 0 LOB: 0<br>K: 1 BB: 0<br>S: 6 P: 10 | R: 0 H: 1<br>E: 0 LOB: 1<br>K: 1 BB: 0<br>S: 10 P: 16 | R: 1 H: 2<br>E: 0 LOB: 2<br>K: 0 BB: 1<br>S: 11 P: 23 | R: 0 H: 0<br>E: 0 LOB: 0<br>K: 0 BB: 0<br>S: 10 P: 14 | R: 0 H: 1<br>E: 0 LOB: 2<br>K: 0 BB: 1<br>S: 11 P: 19 | 1B: 6 SF: 0<br>2B: 2 SAC: 0<br>3B: 0 DP: 0<br>HR: 0 HBP: 0 | | | | | | WP: 0 PA: 41<br>PB: 0<br>SB: 1<br>CS: 0 |

| PITCHER | | IP | WLS | BF | H | R | ER | SO | BB | IBB | HBP | BLK | WP | HR | S | P | ERA | WHIP |
|---|---|---|---|---|---|---|---|---|---|---|---|---|---|---|---|---|---|---|
| Rick Aguilera, R<br>ERA: 2.98 | (1, 1) | 6.0 | W | 27 | 5 | 3 | 3 | 6 | 3 | 0 | 0 | 0 | 0 | 0 | 64 | 105 | 4.50 | 1.333 |
| Gary Wayne, L<br>ERA: 3.44 | (7, 1) | 0.2 | | 4 | 1 | 1 | 1 | 0 | 1 | 0 | 0 | 0 | 0 | 0 | 7 | 16 | 13.50 | 3.000 |
| Tim Drummond, R<br>ERA: 4.7 | (7, 1) | 2.1 | S | 10 | 2 | 0 | 0 | 0 | 1 | 0 | 0 | 0 | 0 | 0 | 25 | 40 | 0.00 | 1.286 |

| PITCHER | IP | WLS | BF | H | R | ER | SO | BB | IBB | HBP | BLK | WP | HR | S | P | ERA | WHIP |
|---|---|---|---|---|---|---|---|---|---|---|---|---|---|---|---|---|---|

# TOP

## Detroit Tigers @ Minnesota Twins

Hubert H. Humphrey Metrodome, Minneapolis, MN

Fri Sep 15 1989, 8:05 PM EDT

Att. 22,156 - Dome

livebaseballscorecards.com

| | |
|---|---|
| AB | 36 |
| R | 4 |
| H | 8 |
| RBI | 4 |
| BB | 5 |
| SO | 6 |
| LOB | 24 |

# BOTTOM

## Detroit Tigers @ Minnesota Twins

Hubert H. Humphrey Metrodome, Minneapolis, MN

Fri Sep 15 1989, 8:05 PM EDT

Att. 22,156 - Dome

livebaseballscorecards.com

| Batter | 1 | 2 | 3 | 4 | 5 | 6 | 7 | 8 | 9 | AB | R | H | RBI | BB | SO | LOB |
|---|---|---|---|---|---|---|---|---|---|---|---|---|---|---|---|---|
| Al Newman, S (1, 4) (7, 5)<br>OBP: 0.346, SLG: 0.310 | S B X<br>1-1 G5-3 ①<br>F H<br>1-1 FC5 1B 1-2 HBP | B B C C X<br>2-2 F8 ① | B B B C F B<br>4-2 S BB | B B B X<br>3-0 1B 1-3 1B | | | 3 | 0 | 1 | 0 | 1 | 0 | 0 |
| Dan Gladden, R (1, 7)<br>OBP: 0.335, SLG: 0.413 | C C B F B X<br>2-2 2B E 1B<br>B B F X<br>2-1 P9 ② | B X<br>1-0 P4 ② | 1 SAFE B 1 SAFE F 1 SAFE B B B X<br>3-1 F8 ② | B X<br>1-0 1-3 3-H 1B | | | 5 | 1 | 2 | 1 | 0 | 0 | 3 |
| Kirby Puckett, R (1, 8)<br>OBP: 0.378, SLG: 0.459 | B 1 SAFE 1 SAFE 1 SAFE B X<br>2-0 E G3 1-3 2B<br>B X<br>1-0 1-2 2-H 1B | X<br>0-0 G6-3 ③ | B C B B I<br>4-1 1-2 IBB | F X<br>0-1 G5-3 ③ | | | 4 | 1 | 2 | 1 | 1 | 0 | 2 |
| Brian Harper, R (1, 2)<br>OBP: 0.348, SLG: 0.438 | I I I I<br>4-0 G3 E IBB<br>B C B X<br>2-1 FC5 ③ 2-3f | C B B B B<br>4-1 1B BB | C C S<br>0-3 K ③ | C B X<br>1-1 FC6-4 1B | | | 3 | 0 | 1 | 0 | 2 | 1 | 4 |
| Gene Larkin, S (1, 10)<br>OBP: 0.354, SLG: 0.367 | B X<br>1-0 E5 G3 1-2 2-3 3-H | B B F F X<br>2-2 L8 ① | B F 1 SAFE B C X<br>2-2 ① FC3-6 1-2 1B | C B B F X<br>2-2 HR | B X<br>1-0 ① FC6-4 G6-3 BB 1-2f | | 5 | 1 | 2 | 2 | 0 | 0 | 3 |
| Kent Hrbek, L (1, 3)<br>OBP: 0.348, SLG: 0.509<br>Paul Sorrento, L (8, PH) (9, 3)<br>OBP: 0.556, SLG: 0.333 | C B B B X<br>3-1 ② G3 1-2 2-3 3-H | B B B<br>4-0 G6-3 BLK 2B BB | X<br>0-0 ② FC3-6 1-2f | S B B X<br>2-1 ① G4-1 | B C B F B B<br>4-2 G6-3 1-2 BB | | 3<br>0 | 1<br>0 | 0<br>0 | 1<br>0 | 1<br>1 | 0<br>0 | 3<br>0 |
| Carmen Castillo, R (1, 9)<br>OBP: 0.310, SLG: 0.464<br>John Moses, S (7, PH) (8, 9)<br>OBP: 0.333, SLG: 0.374 | C B X<br>1-1 ③ G3-1 | C F B X<br>1-2 ② G6-3 1-3 | F S B B X<br>2-2 ③ F8 | S B X<br>1-1 S 1B 1B | F F B B B X<br>3-2 ② G6-3 1-2 2-3 | | 3<br>2 | 0<br>1 | 0<br>1 | 0<br>0 | 0<br>0 | 0<br>0 | 4<br>2 |
| Greg Gagne, R (1, 6)<br>OBP: 0.302, SLG: 0.426 | B F X<br>1-1 ① G6-3 | X<br>0-0 3-H 2B | X<br>0-0 HR | S F S<br>0-3 ② K 1-2 | F F X<br>0-2 ③ G3 | | 5 | 1 | 2 | 2 | 0 | 1 | 3 |
| Terry Jorgensen, R (1, 5)<br>OBP: 0.188, SLG: 0.071<br>Chip Hale, L (6, PH) (7, 4)<br>OBP: 0.156, SLG: 0.226<br>Doug Baker, S (7, PH) (8, 4)<br>OBP: 0.373, SLG: 0.400 | B X<br>1-0 HBP 1B 1B | C S F B B S<br>2-3 ③ K | | | F B F X<br>1-2 ① G4-3 X | 0-0 1B 1B 2-H 1B | 2<br>1<br>1 | 1<br>0<br>1 | 0<br>0<br>1 | 0<br>0<br>1 | 1<br>0<br>0 | 1<br>0<br>0 | 1<br>0<br>0 |
| Inning Stats | R: 2 E: 1 K: 0 S: 12 H: 2 LOB: 2 BB: 1 P: 26 | R: 1 E: 0 K: 0 S: 9 H: 2 LOB: 2 BB: 0 P: 17 | R: 1 E: 0 K: 1 S: 11 H: 1 LOB: 1 BB: 1 P: 20 | R: 0 E: 0 K: 0 S: 5 H: 0 LOB: 0 BB: 0 P: 8 | R: 0 E: 0 K: 0 S: 8 H: 1 LOB: 1 BB: 1 P: 16 | R: 1 E: 0 K: 1 S: 12 H: 1 LOB: 2 BB: 2 P: 24 | R: 3 E: 0 K: 1 S: 15 H: 5 LOB: 2 BB: 0 P: 24 | R: 0 E: 0 K: 0 S: 11 H: 1 LOB: 2 BB: 1 P: 20 | | 1B: 9 2B: 2 3B: 0 HR: 2 | SF: 0 SAC: 0 DP: 0 HBP: 1 | | | WP: 0 PB: 0 SB: 2 CS: 0 | PA: 44 | |

| | AB | 37 |
|---|---|---|
| | R | 8 |
| | H | 13 |
| | RBI | 8 |
| | BB | 6 |
| | SO | 3 |
| | LOB | 25 |

| PITCHER | | IP | WLS | BF | H | R | ER | SO | BB | IBB | HBP | BLK | WP | HR | S | P | ERA | WHIP |
|---|---|---|---|---|---|---|---|---|---|---|---|---|---|---|---|---|---|---|
| Brian Dubois, L<br>ERA: 1.55 | (1, 1) | 5.0 | L | 25 | 6 | 4 | 3 | 1 | 2 | 1 | 1 | 1 | 0 | 0 | 45 | 87 | 5.40 | 1.600 |
| Ed Nunez, R<br>ERA: 3.47 | (6, 1) | 1.2 | | 10 | 3 | 3 | 3 | 2 | 1 | 1 | 0 | 0 | 0 | 2 | 22 | 39 | 16.20 | 2.400 |
| Paul Gibson, L<br>ERA: 4.36 | (7, 1) | 0.0 | | 2 | 2 | 0 | 0 | 0 | 0 | 0 | 0 | 0 | 0 | 0 | 2 | 5 | ∞ | ∞ |
| Shawn Holman, R<br>ERA: 1.42 | (7, 1) | 1.1 | | 7 | 2 | 1 | 1 | 0 | 1 | 0 | 0 | 0 | 0 | 0 | 14 | 24 | 6.75 | 2.250 |

| PITCHER | IP | WLS | BF | H | R | ER | SO | BB | IBB | HBP | BLK | WP | HR | S | P | ERA | WHIP |
|---|---|---|---|---|---|---|---|---|---|---|---|---|---|---|---|---|---|

# Detroit Tigers @ Minnesota Twins

Hubert H. Humphrey Metrodome, Minneapolis, MN

Sat Sep 16 1989, 8:05 PM EDT

Att. 31,727 - Dome

TOP

livebaseballscorecards.com

| Batter | 1 | 2 | 3 | 4 | 5 | 6 | 7 | 8 | 9 | AB | R | H | RBI | BB | SO | LOB |
|---|---|---|---|---|---|---|---|---|---|---|---|---|---|---|---|---|
| Gary Pettis, S (1, 8)<br>OBP: 0.376, SLG: 0.309 | B B C F B X 3-2 F8 ① | | B B B B 4-0 BB | | B S X 1-1 F9 ① | 1 SAFE 1 SAFE 1 SAFE S B B 1 SAFE B F 4-2 B 1-2 BB | | S C B B S 2-3 K ③ | | 3 | 0 | 0 | 0 | 2 | 1 | 3 |
| Mike Heath, R (1, 2)<br>OBP: 0.320, SLG: 0.415 | C B B X 2-1 G5-3 ② | | 1 SAFE C X 0-1 G4-3 ③ | | C B X 1-1 1B 2-H 1B | S B B X 2-1 G5-3 ②③ 2-3f | | | B C B F F B X 3-2 HR 1B | 5 | 2 | 2 | 1 | 0 | 0 | 3 |
| Alan Trammell, R (1, 10)<br>OBP: 0.304, SLG: 0.327 | B X 1-0 G6-3 ③ | | | B X 1-0 1B 1B 1B | B X 1-0 1B 1-2 1B 1B | | X 0-0 P6 ① | | C X 0-1 1-H HR | 5 | 3 | 3 | 2 | 0 | 0 | 0 |
| Gary Ward, R (1, 7)<br>OBP: 0.314, SLG: 0.413 | | C X 0-1 G6-3 ① | | X 0-0 1B 1-2 1B | C C B F B X 2-2 1B 1-2 2-H 1B | | C F B F S 1-3 K ② | | B B F F B F F F B 4-2 WP 1B BB | 3 | 0 | 2 | 1 | 0 | 0 | 0 |
| Rob Richie, L (7, PH)<br>OBP: 0.361, SLG: 0.500 (7, 7) | | | | | | | | | | 1 | 1 | 0 | 0 | 1 | 1 | 0 |
| Rick Schu, R (1, 5)<br>OBP: 0.288, SLG: 0.347 | | B X 1-0 G4-3 ② | | X 0-0 F8 ① | B B B C X 3-1 P8 ② | | B F C C 1-3 K ③ | | C B F F X 1-2 F7 ① | 5 | 0 | 0 | 0 | 0 | 1 | 5 |
| Kenny Williams, R (1, 9)<br>OBP: 0.278, SLG: 0.307 | | C H 1-1 HBP | | B X 1-0 L7 ② | X 0-0 1-2 2-H 1B | | | F B C B B X 3-2 BB 1B | F B F X 1-2 P7 ② 1-2 | 2 | 0 | 1 | 1 | 0 | 0 | 2 |
| Scott Lusader, L (8, PH)<br>OBP: 0.318, SLG: 0.350 (8, 9) | | | | | | | | | | 1 | 0 | 1 | 0 | 0 | 0 | 0 |
| Matt Nokes, L (9, PH)<br>OBP: 0.293, SLG: 0.373 | | | | | | | | | | 1 | 0 | 0 | 0 | 0 | 0 | 1 |
| Dave Bergman, L (1, 3)<br>OBP: 0.338, SLG: 0.364 | | B F C X 1-2 P5 ③ | | C C B X 1-2 1-2 2-H 1B | X 0-0 G3-1 ③ | | | B S B S S 2-3 K ① | B C X 1-1 2-H 1B | 5 | 0 | 2 | 2 | 0 | 1 | 4 |
| Mike Brumley, S (1, 6)<br>OBP: 0.252, SLG: 0.256 | | | S S X 0-2 G4-3 ① | S X 0-1 G6-3 ③ | | C C B X 1-2 P2 ① | | C F X 0-2 F7 ② | C C F S 0-3 K ③ | 3 | 0 | 0 | 0 | 0 | 0 | 2 |
| Lou Whitaker, L (8, PH)<br>OBP: 0.365, SLG: 0.477 (8, 4) | | | | | | | | | | 2 | 0 | 0 | 0 | 0 | 1 | 2 |
| Doug Strange, S (1, 4)<br>OBP: 0.297, SLG: 0.296 (8, 6) | | | X 0-0 G6-3 ② | | B C C X 1-2 1B 2B | C B S X 1-2 G5-3 BB 1B | | B B B C B 4-1 1-2 BB | | 3 | 1 | 2 | 0 | 1 | 0 | 0 |
| Inning Stats | R: 0 E: 0 K: 0 S: 6 H: 0 LOB: 0 BB: 0 P: 12 | R: 0 E: 0 K: 0 S: 7 H: 0 LOB: 1 BB: 0 P: 10 | R: 0 E: 0 K: 0 S: 6 H: 0 LOB: 1 BB: 1 P: 10 | R: 1 E: 0 K: 0 S: 9 H: 3 LOB: 2 BB: 0 P: 12 | R: 3 E: 0 K: 0 S: 16 H: 5 LOB: 2 BB: 0 P: 25 | R: 0 E: 0 K: 0 S: 10 H: 1 LOB: 1 BB: 1 P: 18 | R: 0 E: 0 K: 2 S: 8 H: 0 LOB: 0 BB: 0 P: 10 | R: 0 E: 0 K: 2 S: 13 H: 1 LOB: 2 BB: 1 P: 24 | R: 3 E: 0 K: 1 S: 23 H: 3 LOB: 1 BB: 1 P: 33 | 1B: 11 2B: 1 3B: 0 HR: 1 SF: 0 SAC: 0 DP: 1 HBP: 1 | | | | | | | |

| | AB | 39 |
|---|---|---|
| | R | 7 |
| | H | 13 |
| | RBI | 7 |
| | BB | 4 |
| | SO | 5 |
| | LOB | 22 |

WP: 1 PB: 0 SB: 0 CS: 0 PA: 44

| PITCHER | | IP | WLS | BF | H | R | ER | SO | BB | IBB | HBP | BLK | WP | HR | S | P | ERA | WHIP |
|---|---|---|---|---|---|---|---|---|---|---|---|---|---|---|---|---|---|---|
| Allan Anderson, L<br>ERA: 3.78 | (1, 1) | 6.0 | W | 29 | 9 | 4 | 4 | 0 | 2 | 0 | 1 | 0 | 0 | 0 | 54 | 87 | 6.00 | 1.833 |
| Juan Berenguer, R<br>ERA: 3.75 | (7, 1) | 2.1 | | 12 | 3 | 3 | 3 | 4 | 2 | 0 | 0 | 0 | 0 | 1 | 35 | 56 | 11.57 | 2.143 |
| Gary Wayne, L<br>ERA: 3.41 | (9, 1) | 0.2 | S | 3 | 1 | 0 | 0 | 1 | 0 | 0 | 0 | 0 | 1 | 0 | 9 | 11 | 0.00 | 1.500 |

| PITCHER | IP | WLS | BF | H | R | ER | SO | BB | IBB | HBP | BLK | WP | HR | S | P | ERA | WHIP |
|---|---|---|---|---|---|---|---|---|---|---|---|---|---|---|---|---|---|

| Batter | 1 | 2 | 3 | 4 | 5 | 6 | 7 | 8 | 9 | AB | R | H | RBI | BB | SO | LOB |
|---|---|---|---|---|---|---|---|---|---|---|---|---|---|---|---|---|
| Al Newman, S (1, 5)<br>OBP: 0.345, SLG: 0.309 | G5-3 | | CS 1B | | P5 | F8 | | SH2-4 | | 4 | 0 | 1 | 0 | 0 | 0 | 1 |
| Randy Bush, L (1, 9)<br>OBP: 0.352, SLG: 0.452 | 1B 2B 1B | | P6 | | 1B HR 2B | FC6-4 | | BB | | 4 | 2 | 3 | 1 | 0 | 0 | 1 |
| Carmen Castillo, R (8, PH)<br>OBP: 0.310, SLG: 0.464 | | | | | | 2-H | | | | 0 | 0 | 0 | 0 | 0 | 0 | 0 |
| John Moses, S (8, PH)<br>OBP: 0.336, SLG: 0.374 | | | | | | 1B | | | | 0 | 0 | 0 | 0 | 1 | 0 | 0 |
| (9, 9) | | | | | | | | | | | | | | | | |
| Kirby Puckett, R (1, 8)<br>OBP: 0.380, SLG: 0.461 | 2B 1B | | 1-2 1B | | HR 1B | FC6-4 | | SF8 | | 4 | 2 | 3 | 1 | 0 | 0 | 1 |
| Kent Hrbek, L (1, 3)<br>OBP: 0.348, SLG: 0.520 | 1-H 3-H 2B | | K | | 1-H 3-H HR | | G3-1 | G4-3 | | 5 | 1 | 2 | 5 | 0 | 1 | 3 |
| Brian Harper, R (1, 2)<br>OBP: 0.347, SLG: 0.434 | G6-3 | | | G1-3 | | HBP | P4 | | | 3 | 0 | 0 | 0 | 0 | 0 | 1 |
| Lenny Webster, R (8, 2)<br>OBP: 0.250, SLG: 0.250 | | | | | | | | | | 0 | 0 | 0 | 0 | 0 | 0 | 0 |
| Paul Sorrento, L (1, 10)<br>OBP: 0.462, SLG: 0.300 | P7 | | | G4-3 | F7 | | 3B 1B | | | 4 | 1 | 1 | 0 | 0 | 0 | 2 |
| Dan Gladden, R (1, 7)<br>OBP: 0.336, SLG: 0.417 | | F8 | | 1B BB | F8 | | 1-H 3B | | | 3 | 0 | 1 | 1 | 1 | 0 | 1 |
| Chip Hale, L (1, 4)<br>OBP: 0.194, SLG: 0.257 | | F9 | | 1-2 1B | | SH1-4 1B 1B | L6 | | | 4 | 1 | 2 | 0 | 0 | 0 | 1 |
| Greg Gagne, R (1, 6)<br>OBP: 0.302, SLG: 0.427 | | F9 | | K | | SH1-4 1-2 | | SH2-4 SF8 2B | | 3 | 1 | 1 | 0 | 0 | 1 | 2 |
| Inning Stats | R: 2 E: 0 K: 0 S: 10 H: 3 LOB: 1 BB: 0 P: 14 | R: 0 E: 0 K: 0 S: 8 H: 0 LOB: 0 BB: 0 P: 14 | R: 0 E: 0 K: 1 S: 7 H: 2 LOB: 2 BB: 0 P: 11 | R: 0 E: 0 K: 1 S: 14 H: 1 LOB: 2 BB: 1 P: 23 | R: 3 E: 0 K: 0 S: 13 H: 3 LOB: 1 BB: 0 P: 18 | R: 1 E: 0 K: 0 S: 8 H: 2 LOB: 1 BB: 0 P: 10 | R: 1 E: 0 K: 0 S: 11 H: 2 LOB: 1 BB: 0 P: 15 | R: 1 E: 0 K: 0 S: 7 H: 1 LOB: 1 BB: 1 P: 11 | | 1B: 9 2B: 4 3B: 1 HR: 1 | SF: 1 SAC: 2 DP: 1 HBP: 1 | | | | | |

| PITCHER | IP | WLS | BF | H | R | ER | SO | BB | IBB | HBP | BLK | WP | HR | S | P | ERA | WHIP |
|---|---|---|---|---|---|---|---|---|---|---|---|---|---|---|---|---|---|
| Doyle Alexander, R (1, 1)<br>ERA: 4.45 | 7.0 | L | 35 | 13 | 7 | 7 | 2 | 1 | 0 | 1 | 0 | 0 | 1 | 71 | 105 | 9.00 | 2.000 |
| Paul Gibson, L (8, 1)<br>ERA: 4.42 | 0.1 | | 2 | 1 | 1 | 1 | 0 | 0 | 0 | 0 | 0 | 0 | 0 | 4 | 4 | 27.00 | 3.000 |
| Mike Henneman, R (8, 1)<br>ERA: 3.9 | 0.2 | | 3 | 0 | 0 | 0 | 0 | 1 | 0 | 0 | 0 | 0 | 0 | 3 | 7 | 0.00 | 1.500 |

| PITCHER | IP | WLS | BF | H | R | ER | SO | BB | IBB | HBP | BLK | WP | HR | S | P | ERA | WHIP |
|---|---|---|---|---|---|---|---|---|---|---|---|---|---|---|---|---|---|

# BOTTOM

## Detroit Tigers @ Minnesota Twins

Hubert H. Humphrey Metrodome, Minneapolis, MN

Sat Sep 16 1989, 8:05 PM EDT

Att. 31,727 - Dome

livebaseballscorecards.com

| | |
|---|---|
| AB | 34 |
| R | 8 |
| H | 14 |
| RBI | 8 |
| BB | 2 |
| SO | 2 |
| LOB | 13 |

WP: 0 PA: 40
PB: 0
SB: 0
CS: 1

| Batter | 1 | 2 | 3 | 4 | 5 | 6 | 7 | 8 | 9 | AB | R | H | RBI | BB | SO | LOB |
|---|---|---|---|---|---|---|---|---|---|---|---|---|---|---|---|---|
| Gary Pettis, S (1, 8)<br>OBP: 0.380, SLG: 0.313 | 4-2 G4-3 S 1B BB | 1-0 1B 1B | 2-2 F8 ② | | 0-0 1B 1-3 2-H 1B | | 1-3 K ② | | 2-2 1B 1B | 5 | 1 | 3 | 1 | 1 | 1 | 2 |
| Alan Trammell, R (1, 6)<br>OBP: 0.307, SLG: 0.329 | 1-2 G4-3 ① 1-3 | 2-2 1-3 1B | 1-2 F7 ③ | | 1-1 1-3 3-H 1B | | 3-2 G5-3 ③ | | 3-1 G6-4-3 1-2 1B | 6 | 0 | 3 | 1 | 0 | 0 | 3 |
| Lou Whitaker, L (1, 4)<br>OBP: 0.363, SLG: 0.476<br>Jeff Datz, R (8, 2) | 1-2 L6 ② | 0-2 P6 ③ | | 2-1 P5 ① | 0-0 G4-3 ③ | | | 2-1 1B 1B 2B | 0-0 G6-4-3 ② ③ 1-2f | 5<br>1 | 1<br>0 | 1<br>0 | 0<br>0 | 0<br>0 | 0<br>0 | 5<br>2 |
| Fred Lynn, L (1, 10)<br>OBP: 0.328, SLG: 0.375 | 1-1 BB 1B 3-H 1B | | 1-1 E 2B | 3-3 K ② | | 3-2 2B 2B | | 2-1 1B 2-3 1B | | 5 | 3 | 4 | 1 | 0 | 1 | 0 |
| Dave Bergman, L (1, 3)<br>OBP: 0.341, SLG: 0.365 | 4-1 1B 1-2 BB | | 2-0 E9 SH2-4 SH 2-H 1B | 1-1 G4-3 ③ | | 0-0 P4 ① | | 1-0 1-3 3-H 1B | | 4 | 1 | 2 | 1 | 1 | 0 | 1 |
| Scott Lusader, L (1, 9)<br>OBP: 0.337, SLG: 0.361<br>Kenny Williams, R (8, PH)<br>OBP: 0.277, SLG: 0.306 (8, 9) | 1-0 1-2 2-H 1B | | 4-2 SH SH2-4 1B BB | | 2-2 G5-3 1B 1B | 0-1 F8 ② | | 2-3 K ① | | 3<br>1 | 2<br>0 | 2<br>0 | 1<br>0 | 1<br>0 | 0<br>1 | 1<br>2 |
| Rob Richie, L (1, 7)<br>OBP: 0.359, SLG: 0.514<br>Rick Schu, R (8, PH)<br>OBP: 0.287, SLG: 0.346 (8, 5) | 0-3 K ③ | | 0-0 SH2-4 ① 1-2 2-3 | | 3-2 G5-3 ① 1-2 | 0-1 2-H 2B | | 1-1 P6 ② | | 3<br>1 | 0<br>0 | 1<br>0 | 1<br>0 | 0<br>0 | 1<br>0 | 3<br>2 |
| Doug Strange, S (1, 5)<br>OBP: 0.291, SLG: 0.289 (8, 4) | | 0-3 K ① | 1-0 SH 1B 2-3 3-H | | 3-3 K2-3 ② | 3-2 G4-3 ③ | | 2-2 G5-3 ③ | | 4 | 0 | 0 | 1 | 0 | 2 | 4 |
| Mike Heath, R (1, 2)<br>OBP: 0.321, SLG: 0.413 (8, 7) | | 0-0 F8 ② | 0-0 1-2 3-H 1B | | 4-2 1B 1B BB | | 1-3 K2-3 ① | | 2-1 P3 ① | 4 | 1 | 1 | 1 | 1 | 1 | 0 |
| Inning Stats | R: 2 E: 0 K: 1 S: 16 H: 2 LOB: 2 BB: 2 P: 27 | R: 0 E: 0 K: 1 S: 13 H: 2 LOB: 2 BB: 0 P: 14 | R: 3 E: 1 K: 0 S: 16 H: 3 LOB: 2 BB: 1 P: 27 | R: 0 E: 0 K: 1 S: 8 H: 0 LOB: 0 BB: 0 P: 14 | R: 2 E: 0 K: 1 S: 17 H: 3 LOB: 2 BB: 1 P: 30 | R: 1 E: 0 K: 0 S: 13 H: 2 LOB: 1 BB: 0 P: 19 | R: 0 E: 0 K: 2 S: 11 H: 0 LOB: 0 BB: 0 P: 16 | R: 1 E: 0 K: 1 S: 14 H: 3 LOB: 2 BB: 0 P: 24 | R: 0 E: 0 K: 0 S: 10 H: 2 LOB: 1 BB: 0 P: 17 | 1B: 13 2B: 4 3B: 0 HR: 0 | SF: 0 SAC: 2 DP: 1 HBP: 0 | | | | | | |

# TOP

## Detroit Tigers @ Minnesota Twins

Hubert H. Humphrey Metrodome, Minneapolis, MN

Sun Sep 17 1989, 4:33 AM EDT

Att. 24,489 - Dome

livebaseballscorecards.com

| | |
|---|---|
| AB | 42 |
| R | 9 |
| H | 17 |
| RBI | 8 |
| BB | 4 |
| SO | 7 |
| LOB | 25 |

WP: 0 PB: 0 SB: 1 CS: 0 PA: 48

| PITCHER | | IP | WLS | BF | H | R | ER | SO | BB | IBB | HBP | BLK | WP | HR | S | P | ERA | WHIP |
|---|---|---|---|---|---|---|---|---|---|---|---|---|---|---|---|---|---|---|
| Mike Dyer, R<br>ERA: 5.15 | (1, 1) | 2.1 | L | 18 | 7 | 5 | 5 | 2 | 3 | 0 | 0 | 0 | 0 | 0 | 37 | 57 | 19.29 | 4.286 |
| Roy Smith, R<br>ERA: 3.98 | (3, 1) | 2.2 | | 12 | 3 | 2 | 2 | 2 | 1 | 0 | 0 | 0 | 0 | 0 | 33 | 55 | 6.75 | 1.500 |
| German Gonzalez, R<br>ERA: 4.15 | (6, 1) | 2.0 | | 8 | 2 | 1 | 1 | 2 | 0 | 0 | 0 | 0 | 0 | 0 | 24 | 35 | 4.50 | 1.000 |
| Greg Booker, R<br>ERA: 4.3 | (8, 1) | 0.0 | | 3 | 3 | 1 | 1 | 0 | 0 | 0 | 0 | 0 | 0 | 0 | 5 | 10 | ∞ | ∞ |
| Shane Rawley, L<br>ERA: 5.21 | (8, 1) | 2.0 | | 7 | 2 | 0 | 0 | 1 | 0 | 0 | 0 | 0 | 0 | 0 | 19 | 31 | 0.00 | 1.000 |

| PITCHER | IP | WLS | BF | H | R | ER | SO | BB | IBB | HBP | BLK | WP | HR | S | P | ERA | WHIP |
|---|---|---|---|---|---|---|---|---|---|---|---|---|---|---|---|---|---|

| Batter | 1 | 2 | 3 | 4 | 5 | 6 | 7 | 8 | 9 | AB | R | H | RBI | BB | SO | LOB |
|---|---|---|---|---|---|---|---|---|---|---|---|---|---|---|---|---|
| Al Newman, S (1, 4)<br>OBP: 0.345, SLG: 0.308<br>Chip Hale, L (8, 4)<br>OBP: 0.194, SLG: 0.257 | B C S<br>1-3 ① K | | X<br>0-0 ① F8 | | B B C X<br>2-1 2-H 1B | | X<br>0-0 ③ G6-3 | | | 4<br>0 | 0<br>0 | 1<br>0 | 1<br>0 | 0<br>0 | 1<br>0 | 0<br>0 |
| Dan Gladden, R (1, 7)<br>OBP: 0.336, SLG: 0.416<br>Randy Bush, L (9, 7)<br>OBP: 0.352, SLG: 0.452 | X<br>0-0 G5-4-3 1B | | B B X<br>2-0 ② G5-3 | | X<br>0-0 ② F9 | | | S C B X<br>1-2 ① G5-3 | | 4<br>0 | 0<br>0 | 1<br>0 | 0<br>0 | 0<br>0 | 0<br>0 | 1<br>0 |
| Kirby Puckett, R (1, 8)<br>OBP: 0.379, SLG: 0.460<br>John Moses, S (8, PR)<br>OBP: 0.336, SLG: 0.374<br>(9, 8) | B F B X<br>2-1 ② ③ G5-4-3 1-2f | | B B X<br>2-0 ③ G6-3 | | F B F B F S<br>2-3 ③ K | | | F B X<br>1-1 FC6-4 1B | | 4<br>0 | 0<br>0 | 1<br>0 | 0<br>0 | 0<br>0 | 1<br>0 | 2<br>0 |
| Brian Harper, R (1, 2)<br>OBP: 0.347, SLG: 0.433<br>Lenny Webster, R (7, 2)<br>OBP: 0.200, SLG: 0.200 | | C F B F X<br>1-2 FC5-4 1B | C S X<br>0-2 ① F8 | | | B X<br>1-0 ① L8 | | B X<br>1-0 ② FC6-4 1-2f | | 3<br>1 | 0<br>0 | 1<br>0 | 0<br>0 | 0<br>0 | 0<br>1 | 0<br>1 |
| Gene Larkin, S (1, 3)<br>OBP: 0.355, SLG: 0.365 | | B B X<br>2-0 ① FC5-4 BB 1-2f 1B | C B B B B<br>4-1 BB | | | C B B B B<br>4-1 1B BB | | C F X<br>0-2 ③ P7 | | 2<br>1 | 1<br>0 | 0<br>0 | 0<br>0 | 2<br>0 | 0<br>0 | 2<br>2 |
| Gary Gaetti, R (1, 10)<br>OBP: 0.288, SLG: 0.412 | | B S B F B B<br>4-2 1B 1-2 BB | X<br>0-0 ② P2 | | | F B X<br>1-1 G5-4-3 1-2 1B | | | B B B C S F F S<br>3-3 ① K | 3<br>0 | 0<br>0 | 1<br>0 | 0<br>0 | 1<br>0 | 1<br>0 | 1<br>0 |
| Carmen Castillo, R (1, 9)<br>OBP: 0.310, SLG: 0.463<br>Paul Sorrento, L (9, PH)<br>OBP: 0.429, SLG: 0.273 | B C X<br>1-1 FC5-4 1-2 2-H 1B | | C B B B X<br>3-1 ③ G4-3 | | | B B X<br>2-0 ② ③ G5-4-3 1-2f | | | B C X<br>1-1 ② F8 | 3<br>1 | 0<br>0 | 1<br>0 | 1<br>0 | 0<br>0 | 0<br>0 | 3<br>0 |
| Greg Gagne, R (1, 6)<br>OBP: 0.303, SLG: 0.430<br>Doug Baker, S (6, 6)<br>OBP: 0.364, SLG: 0.388 | B B X<br>2-0 ② L8 | | | | X<br>0-0 1B 2B | | B C F X<br>1-2 ① F7 | | B F B B X<br>3-1 ③ F9 | 2<br>2 | 1<br>0 | 1<br>0 | 0<br>0 | 0<br>0 | 0<br>0 | 2<br>0 |
| Terry Jorgensen, R (1, 5)<br>OBP: 0.158, SLG: 0.059 | B B X<br>2-0 ③ FC5-4 1-2f | | | | F B F B X<br>2-2 ① G6-3 | | X<br>0-0 ② G6-3 | | | 3 | 0 | 0 | 0 | 0 | 0 | 3 |
| Inning Stats | R: 0 H: 1<br>E: 0 LOB: 0<br>K: 1 BB: 0<br>S: 6 P: 9 | R: 1 H: 2<br>E: 0 LOB: 2<br>K: 0 BB: 1<br>S: 11 P: 23 | R: 0 H: 0<br>E: 0 LOB: 0<br>K: 0 BB: 0<br>S: 3 P: 7 | R: 0 H: 0<br>E: 0 LOB: 1<br>K: 0 BB: 1<br>S: 7 P: 14 | R: 1 H: 2<br>E: 0 LOB: 1<br>K: 1 BB: 0<br>S: 11 P: 17 | R: 0 H: 1<br>E: 0 LOB: 1<br>K: 0 BB: 1<br>S: 5 P: 13 | R: 0 H: 0<br>E: 0 LOB: 0<br>K: 0 BB: 0<br>S: 5 P: 6 | R: 0 H: 1<br>E: 0 LOB: 1<br>K: 0 BB: 0<br>S: 9 P: 12 | R: 0 H: 0<br>E: 0 LOB: 0<br>K: 1 BB: 0<br>S: 9 P: 16 | 1B: 6<br>2B: 1<br>3B: 0<br>HR: 0 | SF: 0<br>SAC: 0<br>DP: 2<br>HBP: 0 | | | WP: 0<br>PB: 0<br>SB: 0<br>CS: 0 | PA: 35 | | |

| PITCHER | IP | WLS | BF | H | R | ER | SO | BB | IBB | HBP | BLK | WP | HR | S | P | ERA | WHIP |
|---|---|---|---|---|---|---|---|---|---|---|---|---|---|---|---|---|---|
| Steve Searcy, L (1, 1)<br>ERA: 5.09 | 7.0 | W | 28 | 6 | 2 | 2 | 2 | 3 | 0 | 0 | 0 | 0 | 0 | 48 | 89 | 2.57 | 1.286 |
| Mike Henneman, R (8, 1)<br>ERA: 3.81 | 2.0 | | 7 | 1 | 0 | 0 | 1 | 0 | 0 | 0 | 0 | 0 | 0 | 18 | 28 | 0.00 | 0.500 |

| PITCHER | IP | WLS | BF | H | R | ER | SO | BB | IBB | HBP | BLK | WP | HR | S | P | ERA | WHIP |
|---|---|---|---|---|---|---|---|---|---|---|---|---|---|---|---|---|---|

# BOTTOM

## Detroit Tigers @ Minnesota Twins

Hubert H. Humphrey Metrodome, Minneapolis, MN

Sun Sep 17 1989, 4:33 AM EDT

Att. 24,489 - Dome

livebaseballscorecards.com

| | |
|---|---|
| AB | 32 |
| R | 2 |
| H | 7 |
| RBI | 2 |
| BB | 3 |
| SO | 3 |
| LOB | 15 |

| Batter | 1 | 2 | 3 | 4 | 5 | 6 | 7 | 8 | 9 | AB | R | H | RBI | BB | SO | LOB |
|---|---|---|---|---|---|---|---|---|---|---|---|---|---|---|---|---|
| Gary Pettis, S (1, 8)<br>OBP: 0.377, SLG: 0.309 | F X<br>0-1 ①<br>B1-3 | | F F B S<br>1-3 ①<br>K | | F B X<br>1-1 ③<br>FC4-6<br>1-2f | | S S B X<br>1-2 ②<br>G3 | | | 4 | 0 | 0 | 0 | 0 | 1 | 2 |
| Alan Trammell, R (1, 6)<br>OBP: 0.307, SLG: 0.327 | C B B B B<br>4-1<br>BB<br>BB | | B C F B S<br>2-3 ②<br>K | | | X<br>0-0 ①<br>G6-3 | B C X<br>1-1 ③<br>P4 | | | 3 | 0 | 0 | 0 | 1 | 1 | 1 |
| Lou Whitaker, L (1, 4)<br>OBP: 0.363, SLG: 0.473 | X<br>0-0 ②<br>F8 | | B C F B F X<br>2-2 ③<br>G3 | | | B B C B S F F F F<br>4-2<br>1B<br>1B<br>BB | | B C B F X<br>2-2 ①<br>P6 | | 3 | 1 | 0 | 0 | 1 | 0 | 2 |
| Dave Bergman, L (1, 3)<br>OBP: 0.342, SLG: 0.365 | B C F B B B<br>4-2<br>1-2<br>BB | | | B S B F B F F X<br>3-2 ①<br>L8 | | B X<br>1-0<br>1B 1B<br>FC4-6<br>1-3<br>1B | | C C B F F B X<br>2-2 ②<br>G4-3 | | 3 | 1 | 1 | 0 | 1 | 0 | 0 |
| Matt Nokes, L (1, 10)<br>OBP: 0.293, SLG: 0.371 | F X<br>0-1 ③<br>G3 | | | C X<br>0-1 ②<br>P4 | | B F B X<br>2-1<br>FC4-6 1B<br>1-2<br>3-H<br>1B | | B C B F X<br>2-2 ③<br>G4-3 | | 4 | 0 | 1 | 1 | 0 | 0 | 2 |
| Scott Lusader, L (1, 9)<br>OBP: 0.333, SLG: 0.356 | | C B B B S X<br>3-2 ①<br>P7 | | B C F B X<br>2-2 ③<br>G6-3 | | B B F B S X<br>3-2<br>FC4-6<br>1-2<br>2-3<br>1B | | | B C C B B S<br>3-3 ①<br>K | 4 | 0 | 1 | 0 | 0 | 1 | 0 |
| Rob Richie, L (1, 7)<br>OBP: 0.366, SLG: 0.514<br>Gary Ward, R (6, PH)<br>OBP: 0.311, SLG: 0.410 (6, 7) | | X<br>0-0 ②<br>F7 | | | C F B X<br>1-2<br>FC6-4<br>1B | C B B X<br>2-1 ②<br>FC4-6<br>1-2f<br>2-3<br>3-H | | | C C F S<br>0-3 ②<br>K | 2<br>2 | 0<br>0 | 1<br>0 | 0<br>1 | 0<br>0 | 0<br>1 | 0<br>2 |
| Mike Heath, R (1, 2)<br>OBP: 0.317, SLG: 0.409 | | C B B B C C<br>3-3 ③<br>K | | | F S B B X<br>2-2 ①<br>FC6-4<br>FC4-6<br>1-2f | B B X<br>2-0 ③<br>F9 | | | C C X<br>0-2 ③<br>G6-3 | 4 | 0 | 0 | 0 | 0 | 1 | 3 |
| Doug Strange, S (1, 5)<br>OBP: 0.291, SLG: 0.286 | | | C B B B B<br>4-1<br>BB | | C B B F X<br>2-2 ②<br>L4 | | C S X<br>0-2 ①<br>F9 | | | 2 | 0 | 0 | 0 | 1 | 0 | 1 |
| Inning Stats | R: 0<br>E: 0<br>K: 0<br>S: 8<br>H: 0<br>LOB: 2<br>BB: 2<br>P: 16 | R: 0<br>E: 0<br>K: 1<br>S: 7<br>H: 0<br>LOB: 0<br>BB: 0<br>P: 13 | R: 0<br>E: 0<br>K: 2<br>S: 11<br>H: 0<br>LOB: 1<br>BB: 1<br>P: 20 | R: 0<br>E: 0<br>K: 0<br>S: 10<br>H: 0<br>LOB: 0<br>BB: 0<br>P: 15 | R: 0<br>E: 0<br>K: 0<br>S: 11<br>H: 1<br>LOB: 1<br>BB: 0<br>P: 17 | R: 2<br>E: 0<br>K: 0<br>S: 16<br>H: 3<br>LOB: 2<br>BB: 1<br>P: 30 | R: 0<br>E: 0<br>K: 0<br>S: 8<br>H: 0<br>LOB: 0<br>BB: 0<br>P: 10 | R: 0<br>E: 0<br>K: 0<br>S: 11<br>H: 0<br>LOB: 0<br>BB: 0<br>P: 17 | R: 0<br>E: 0<br>K: 2<br>S: 10<br>H: 0<br>LOB: 0<br>BB: 0<br>P: 13 | 1B: 4<br>2B: 0<br>3B: 0<br>HR: 0<br>SF: 0<br>SAC: 0<br>DP: 0<br>HBP: 0 | | | | | | |

| PITCHER | | IP | WLS | BF | H | R | ER | SO | BB | IBB | HBP | BLK | WP | HR | S | P | ERA | WHIP |
|---|---|---|---|---|---|---|---|---|---|---|---|---|---|---|---|---|---|---|
| Bob Milacki, R<br>ERA: 3.85 | (1, 1) | 5.1 | W | 24 | 4 | 2 | 2 | 3 | 4 | 0 | 0 | 0 | 0 | 0 | 60 | 104 | 3.38 | 1.500 |
| Mark Thurmond, L<br>ERA: 3.78 | (6, 1) | 0.1 | | 1 | 0 | 0 | 0 | 0 | 0 | 0 | 0 | 0 | 0 | 0 | 2 | 4 | 0.00 | 0.000 |
| Mark Williamson, R<br>ERA: 2.97 | (6, 1) | 3.1 | S | 10 | 0 | 0 | 0 | 2 | 0 | 0 | 0 | 0 | 0 | 0 | 30 | 43 | 0.00 | 0.000 |

| PITCHER | IP | WLS | BF | H | R | ER | SO | BB | IBB | HBP | BLK | WP | HR | S | P | ERA | WHIP |
|---|---|---|---|---|---|---|---|---|---|---|---|---|---|---|---|---|---|

# TOP

## Detroit Tigers @ Baltimore Orioles

Memorial Stadium, Baltimore, MD

Tue Sep 19 1989, 7:05 PM EDT
Att. 22,378 - Unknown - 65 F

livebaseballscorecards.com

| | |
|---|---|
| AB | 31 |
| R | 2 |
| H | 4 |
| RBI | 2 |
| BB | 4 |
| SO | 5 |
| LOB | 13 |

| | | | | | | | | | | | | | | | | | | |
|---|---|---|---|---|---|---|---|---|---|---|---|---|---|---|---|---|---|---|
| | | | | | | | | | | | | | | | | | | |
| | | | | | | | | | | | | | | | | | | |
| | | | | | | | | | | | | | | | | | | |

| Batter | 1 | 2 | 3 | 4 | 5 | 6 | 7 | 8 | 9 | AB | R | H | RBI | BB | SO | LOB |
|---|---|---|---|---|---|---|---|---|---|---|---|---|---|---|---|---|
| Steve Finley, L (1, 7)<br>OBP: 0.303, SLG: 0.325 | B F S C<br>1-3 K ① | X<br>0-0 G4-3 ③ | | | B B B B<br>4-0 1B G5-4-3 BB | X<br>0-0 FC4 ③<br>1-2f | | | | 3 | 1 | 0 | 0 | 1 | 1 | 3 |
| Joe Orsulak, L (1, 9)<br>OBP: 0.353, SLG: 0.420 | C B S S<br>1-3 K ② | | C S X<br>0-2 G4-3 ① | | B X<br>1-0 G5-4-3 1B<br>1-3 | | B F B F F F B F B B<br>4-2 BB | | | 3 | 0 | 1 | 0 | 1 | 1 | 0 |
| Cal Ripken Jr., R (1, 6)<br>OBP: 0.315, SLG: 0.406 | X<br>0-0 1B | X<br>0-0 F8 ② | | | X<br>0-0 G5-4-3 ① ②<br>1-2f<br>3-H | | C F B X<br>1-2 P6 ① | | | 4 | 0 | 1 | 0 | 0 | 0 | 2 |
| Larry Sheets, L (1, 10)<br>OBP: 0.304, SLG: 0.359 | B C B X<br>2-1 F9 ③ | B C S B S<br>2-3 K ③ | | | X<br>0-0 G4-3 ③ | | B B S C 1 B X SAFE<br>3-2 F7 ② | | | 4 | 0 | 0 | 0 | 0 | 1 | 2 |
| Randy Milligan, R (1, 3)<br>OBP: 0.394, SLG: 0.468 | | S B B C F F B C<br>3-3 K ① | B C C B B X<br>3-2 G6-3 ① | | F B X<br>1-1 WP SF7 2B | C S F B B X<br>2-2 G6-3 ③ | | | | 4 | 1 | 1 | 0 | 0 | 1 | 1 |
| Mike Devereaux, R (1, 8)<br>OBP: 0.330, SLG: 0.380 | | B C B B S C<br>3-3 K ② | F B X<br>1-1 F7 ② | | | L B C F X<br>1-2 G5-3 ①<br>2-3 | | X<br>0-0 G6-3 ① | | 4 | 0 | 0 | 0 | 0 | 1 | 1 |
| Craig Worthington, R (1, 5)<br>OBP: 0.338, SLG: 0.383 | B B S B B S F F B<br>4-2 2B BB | | B F X<br>1-1 HR | | | C F H<br>1-2 BB HBP | | B C X<br>1-1 L7 ② | | 2 | 2 | 1 | 1 | 1 | 0 | 0 |
| Jamie Quirk, L (1, 2)<br>OBP: 0.265, SLG: 0.236 | S X<br>0-1 1B 2B<br>1-H | | B S C B S<br>2-3 K ③ | | | S S C X<br>0-2 SF7 ②<br>3-H | | F B F B X<br>2-2 L9 ③ | | 3 | 1 | 1 | 2 | 0 | 1 | 0 |
| Tim Hulett, R (1, 4)<br>OBP: 0.343, SLG: 0.419 | | F F B B B X<br>3-2 1B<br>2-H | | | X<br>0-0 HR | C B B B S B<br>4-2 FC4 BB<br>1-2 | | | | 2 | 1 | 2 | 2 | 1 | 0 | 0 |
| Inning Stats | R: 0 E: 0 K: 2 S: 9<br>H: 1 LOB: 1 BB: 0 P: 13 | R: 2 E: 0 K: 2 S: 18<br>H: 2 LOB: 1 BB: 1 P: 31 | R: 0 E: 0 K: 1 S: 7<br>H: 0 LOB: 0 BB: 0 P: 9 | R: 1 E: 0 K: 1 S: 10<br>H: 1 LOB: 0 BB: 0 P: 17 | R: 2 E: 0 K: 0 S: 4<br>H: 2 LOB: 0 BB: 1 P: 9 | R: 1 E: 0 K: 0 S: 14<br>H: 1 LOB: 2 BB: 1 P: 21 | R: 0 E: 0 K: 0 S: 15<br>H: 0 LOB: 1 BB: 1 P: 25 | R: 0 E: 0 K: 0 S: 6<br>H: 0 LOB: 0 BB: 0 P: 9 | | 1B: 3 2B: 2 3B: 0 HR: 2<br>SF: 1 SAC: 0 DP: 1 HBP: 1 | | | | WP: 1 PB: 0 SB: 0 CS: 0<br>PA: 35 | | |

| PITCHER | | IP | WLS | BF | H | R | ER | SO | BB | IBB | HBP | BLK | WP | HR | S | P | ERA | WHIP |
|---|---|---|---|---|---|---|---|---|---|---|---|---|---|---|---|---|---|---|
| Jack Morris, R<br>ERA: 4.87 | (1, 1) | 5.2 | L | 27 | 7 | 6 | 6 | 6 | 3 | 0 | 1 | 0 | 1 | 2 | 61 | 99 | 9.53 | 1.765 |
| Frank Williams, R<br>ERA: 3.44 | (6, 1) | 2.1 | | 8 | 0 | 0 | 0 | 0 | 1 | 0 | 0 | 0 | 0 | 0 | 22 | 35 | 0.00 | 0.429 |

| PITCHER | IP | WLS | BF | H | R | ER | SO | BB | IBB | HBP | BLK | WP | HR | S | P | ERA | WHIP |
|---|---|---|---|---|---|---|---|---|---|---|---|---|---|---|---|---|---|

# Detroit Tigers @ Baltimore Orioles

Memorial Stadium, Baltimore, MD

Tue Sep 19 1989, 7:05 PM EDT

Att. 22,378 - Unknown - 65 F

BOTTOM

livebaseballscorecards.com

| | |
|---|---|
| AB | 29 |
| R | 6 |
| H | 7 |
| RBI | 5 |
| BB | 4 |
| SO | 6 |
| LOB | 9 |

| Batter | 1 | 2 | 3 | 4 | 5 | 6 | 7 | 8 | 9 | AB | R | H | RBI | BB | SO | LOB |
|---|---|---|---|---|---|---|---|---|---|---|---|---|---|---|---|---|
| Gary Pettis, S (1, 8)<br>OBP: 0.374, SLG: 0.306 | B F B F X 2-2 P6 | | F C X 0-2 G3 | | X 0-0 FC5-4 CS 1-2f | | | B B C S X 2-2 L9 | | 4 | 0 | 0 | 0 | 0 | 0 | 1 |
| Alan Trammell, R (1, 6)<br>OBP: 0.306, SLG: 0.329 | C X 0-1 E 2B | | C B X 1-1 F7 | | 1 SAFE B 1 SAFE 1 SAFE C F B F F 2-3 S K 1-2 | | | C B B C X 2-2 F9 | | 4 | 1 | 1 | 0 | 0 | 1 | 1 |
| Lou Whitaker, L (1, 4)<br>OBP: 0.361, SLG: 0.470<br>Mike Brumley, S (8, PH)<br>OBP: 0.251, SLG: 0.255 (8, 4) | B C C B B S 3-3 K | | F B X 1-1 F9 | | | F X 0-1 G3 | | B C B X 2-1 F9 | | 3<br>1 | 0<br>0 | 0<br>0 | 0<br>0 | 0<br>0 | 1<br>0 | 1<br>0 |
| Gary Ward, R (1, 7)<br>OBP: 0.312, SLG: 0.407<br>Scott Lusader, L (9, PH)<br>OBP: 0.330, SLG: 0.352 | C B B F B F X 3-2 E4 1B 2-H | | | F B C B F B B 4-2 2B G5-3 BB | | F B C X 1-2 G1-3 | | | C C B B S 2-3 K | 2<br>1 | 1<br>0 | 0<br>0 | 0<br>0 | 1<br>0 | 0<br>1 | 0<br>0 |
| Rick Schu, R (1, 10)<br>OBP: 0.292, SLG: 0.354<br>Matt Nokes, L (9, PH)<br>OBP: 0.292, SLG: 0.370 | C X 0-1 1-3 1B | | | F B F F B X 2-2 1-3 2B | | B C F B X 2-2 L3 | | | B C X 1-1 F8 | 0<br>1 | 0<br>0 | 0<br>0 | 0<br>0 | 0<br>0 | 0<br>0 | 0<br>0 |
| Mike Heath, R (1, 2)<br>OBP: 0.315, SLG: 0.405<br>Jeff Datz, R (7, 2)<br>OBP: 0.429, SLG: 0.200 | 1 SAFE B C X 1-1 F9 | | | X 0-0 G5-3 3-H | | | B B X 2-0 G5-3 | | F S F B X 1-2 1B | 3<br>1 | 0<br>0 | 0<br>1 | 1<br>0 | 0<br>0 | 0<br>0 | 3<br>0 |
| Kenny Williams, R (1, 9)<br>OBP: 0.274, SLG: 0.302<br>Rob Richie, L (9, PH)<br>OBP: 0.357, SLG: 0.500 | | F B F B B S 3-3 K | | X 0-0 F9 2-3 | | | X 0-0 P3 | | C F C S 0-3 K | 3<br>1 | 0<br>0 | 0<br>0 | 0<br>0 | 0<br>0 | 1<br>1 | 1<br>1 |
| Dave Bergman, L (1, 3)<br>OBP: 0.342, SLG: 0.365 | | B C C B F C 2-3 K | | C B X 1-1 P2 | | | C B X 1-1 FC6-4 1B | | | 3 | 0 | 1 | 0 | 0 | 1 | 1 |
| Doug Strange, S (1, 5)<br>OBP: 0.292, SLG: 0.287 | | B X 1-0 G5-3 | | | X 0-0 FC5-4 1B | | X 0-0 FC6-4 1-2f | | | 3 | 0 | 1 | 0 | 0 | 0 | 1 |
| Inning Stats | R: 1 E: 1 K: 1 S: 16 H: 2 LOB: 2 BB: 0 P: 25 | R: 0 E: 0 K: 2 S: 8 H: 0 LOB: 0 BB: 0 P: 14 | R: 0 E: 0 K: 0 S: 7 H: 0 LOB: 0 BB: 0 P: 9 | R: 1 E: 0 K: 0 S: 11 H: 1 LOB: 1 BB: 1 P: 18 | R: 0 E: 0 K: 1 S: 7 H: 1 LOB: 0 BB: 0 P: 9 | R: 0 E: 0 K: 0 S: 8 H: 0 LOB: 0 BB: 0 P: 11 | R: 0 E: 0 K: 0 S: 5 H: 1 LOB: 1 BB: 0 P: 8 | R: 0 E: 0 K: 0 S: 8 H: 0 LOB: 0 BB: 0 P: 14 | R: 0 E: 0 K: 2 S: 12 H: 1 LOB: 1 BB: 0 P: 16 | 1B: 4 2B: 2 3B: 0 HR: 0 | SF: 0 SAC: 0 DP: 0 HBP: 0 | | | | | | |

# TOP

## Detroit Tigers @ Baltimore Orioles

Memorial Stadium, Baltimore, MD

Wed Sep 20 1989, 7:05 PM EDT

Att. 30,644 - Unknown

livebaseballscorecards.com

| | |
|---|---|
| AB | 30 |
| R | 2 |
| H | 4 |
| RBI | 1 |
| BB | 1 |
| SO | 6 |
| LOB | 10 |

| PITCHER | | IP | WLS | BF | H | R | ER | SO | BB | IBB | HBP | BLK | WP | HR | S | P | ERA | WHIP |
|---|---|---|---|---|---|---|---|---|---|---|---|---|---|---|---|---|---|---|
| Jeff Ballard, L<br>ERA: 3.57 | (1, 1) | 7.0 | W | 27 | 5 | 2 | 1 | 4 | 1 | 0 | 0 | 0 | 0 | 0 | 62 | 94 | 1.29 | 0.857 |
| Kevin Hickey, L<br>ERA: 2.77 | (8, 1) | 1.0 | | 3 | 0 | 0 | 0 | 0 | 0 | 0 | 0 | 0 | 0 | 0 | 8 | 14 | 0.00 | 0.000 |
| Gregg Olson, R<br>ERA: 1.79 | (9, 1) | 1.0 | | 4 | 1 | 0 | 0 | 2 | 0 | 0 | 0 | 0 | 0 | 0 | 12 | 16 | 0.00 | 1.000 |

| PITCHER | IP | WLS | BF | H | R | ER | SO | BB | IBB | HBP | BLK | WP | HR | S | P | ERA | WHIP |
|---|---|---|---|---|---|---|---|---|---|---|---|---|---|---|---|---|---|

# BOTTOM

## Detroit Tigers @ Baltimore Orioles

Memorial Stadium, Baltimore, MD

Wed Sep 20 1989, 7:05 PM EDT

Att. 30,644 - Unknown

livebaseballscorecards.com

| Batter | 1 | 2 | 3 | 4 | 5 | 6 | 7 | 8 | 9 | AB | R | H | RBI | BB | SO | LOB |
|---|---|---|---|---|---|---|---|---|---|---|---|---|---|---|---|---|
| Phil Bradley, R (1, 7)<br>OBP: 0.367, SLG: 0.416 | B X<br>1-0 F9 ① | S C X<br>0-2 1B | | X<br>0-0 S<br>1-2 1B | S B B I I<br>4-1 1B<br>1-2 1B IBB | F B B B S F C<br>3-3 K ③ | | B X<br>1-0 P6 ② | | 4 | 1 | 2 | 0 | 1 | 1 | 2 |
| Steve Finley, L (8, 7)<br>OBP: 0.302, SLG: 0.324 | | | | | | | | | | 1 | 0 | 0 | 0 | 0 | 0 | 0 |
| Tim Hulett, R (1, 4)<br>OBP: 0.368, SLG: 0.441 | C B B C X<br>2-2 BB 1B 1B<br>C B 1 SAFE F B T S<br>2-3 K ③ | | | P L C F B X<br>2-2 P3 ① | C S F X<br>0-2 1B<br>1-2<br>2-3<br>3-H 1B | | F B X<br>1-1 BB BB SF9 1B | C S T X<br>0-2 FC6-4 1B | | 6 | 2 | 4 | 1 | 0 | 1 | 3 |
| Cal Ripken Jr., R (1, 6)<br>OBP: 0.317, SLG: 0.404 | B B 1 SAFE B C F 1 SAFE B<br>4-2 1B 1B<br>1-2 BB | C X<br>0-1 G6-3 ① | B B B C S B<br>4-2 FC6-4<br>1-2<br>2-3 BB | S F F F S<br>0-3 K ② | | | B B C S B F F B<br>4-2 BB BB<br>1-2 BB | S X<br>0-1 FC6-4 ③<br>1-2f | | 3 | 1 | 0 | 0 | 3 | 1 | 4 |
| Mickey Tettleton, S (1, 10)<br>OBP: 0.379, SLG: 0.530 | B F B X<br>2-1 1B 1B<br>1-2<br>2-H 1B | C B C B X<br>2-2 HR | B C B S C<br>2-3 K ② | C S X<br>0-2 1B<br>1-2<br>2-H<br>3-H | | | B C F B C<br>2-3 K ① | | | 5 | 1 | 3 | 4 | 0 | 2 | 5 |
| Randy Milligan, R (1, 3)<br>OBP: 0.397, SLG: 0.469 | X<br>0-0 1B<br>1-2<br>2-H 1B | C B X<br>1-1 S 1B FC6-4 1B | F C X<br>0-2 FC6-4 ③<br>1-2f | B F B B C X<br>3-2 F9 ③ | | | B B C B B<br>4-1 BB<br>1-2<br>2-3 BB | | | 4 | 1 | 2 | 1 | 1 | 0 | 5 |
| Craig Worthington, R (1, 5)<br>OBP: 0.340, SLG: 0.387 | B B C X<br>2-1 ②<br>1-3<br>2-H 1B | B C C X<br>1-2 FC6-4<br>1-2 1B | | B B B C X<br>3-1 2B 1B | B C C B S<br>2-3 K ① | F X<br>0-1 SF9 ②<br>3-H | | | | 4 | 1 | 3 | 1 | 0 | 1 | 0 |
| Mike Devereaux, R (1, 8)<br>OBP: 0.331, SLG: 0.381 | C F F B B F X<br>2-2 G4-3 ③ | C B X<br>1-1 FC6-4 ②<br>1-2f<br>2-H | | 1 SAFE B C X<br>1-1 SH3-4<br>1-H 1B 2B | B S C C<br>1-3 K ② | B B B C F B<br>4-2<br>1-2<br>2-3 BB | | | | 4 | 1 | 1 | 2 | 1 | 1 | 3 |
| Bob Melvin, R (1, 2)<br>OBP: 0.279, SLG: 0.291 | | B B S C X<br>2-2 F8 ①<br>1 SAFE<br>C 1 SAFE<br>1 SAFE<br>1 SAFE<br>B S 1 SAFE S | 1-3 K ③ | | C 2 SAFE X<br>0-1 SH3-4 ①<br>2-3 | F B S F F B B F B<br>4-2 1B BB | F B F F C<br>1-3 K ③ | | | 3 | 0 | 0 | 0 | 1 | 2 | 4 |
| Stan Jefferson, S (1, 9)<br>OBP: 0.246, SLG: 0.355 | | B C B C B S<br>3-3 K ② | | C C X<br>0-2 S 1B 1B | B S B B B<br>4-1 1B S 1B BB | C S B B X<br>2-2<br>1-2 1B | | C S B X<br>1-2 G3 ① | | 4 | 1 | 2 | 0 | 1 | 1 | 0 |
| Inning Stats | R: 2 E: 0 K: 0 S: 17 H: 4 LOB: 2 BB: 1 P: 30 | R: 0 E: 0 K: 2 S: 13 H: 1 LOB: 1 BB: 0 P: 20 | R: 2 E: 0 K: 1 S: 15 H: 3 LOB: 1 BB: 0 P: 21 | R: 0 E: 0 K: 1 S: 17 H: 2 LOB: 3 BB: 1 P: 24 | R: 4 E: 0 K: 1 S: 23 H: 4 LOB: 2 BB: 2 P: 38 | R: 0 E: 0 K: 3 S: 18 H: 1 LOB: 2 BB: 1 P: 30 | R: 1 E: 0 K: 2 S: 18 H: 1 LOB: 3 BB: 3 P: 34 | R: 0 E: 0 K: 0 S: 10 H: 1 LOB: 1 BB: 0 P: 12 | | 1B: 15<br>2B: 1<br>3B: 0<br>HR: 1 | | SF: 1<br>SAC: 1<br>DP: 0<br>HBP: 0 | | WP: 0<br>PB: 0<br>SB: 4<br>CS: 0 | PA: 48 | |

| | AB | 38 |
|---|---|---|
| | R | 9 |
| | H | 17 |
| | RBI | 9 |
| | BB | 8 |
| | SO | 10 |
| | LOB | 26 |

| PITCHER | | IP | WLS | BF | H | R | ER | SO | BB | IBB | HBP | BLK | WP | HR | S | P | ERA | WHIP |
|---|---|---|---|---|---|---|---|---|---|---|---|---|---|---|---|---|---|---|
| Frank Tanana, L<br>ERA: 3.69 | (1, 1) | 3.1 | L | 21 | 10 | 4 | 4 | 3 | 2 | 0 | 0 | 0 | 0 | 1 | 56 | 87 | 10.80 | 3.600 |
| Ed Nunez, R<br>ERA: 4.09 | (4, 1) | 1.1 | | 10 | 4 | 4 | 4 | 2 | 1 | 1 | 0 | 0 | 0 | 0 | 26 | 40 | 27.00 | 3.750 |
| Shawn Holman, R<br>ERA: 2.16 | (5, 1) | 2.0 | | 12 | 2 | 1 | 1 | 4 | 4 | 0 | 0 | 0 | 0 | 0 | 35 | 65 | 4.50 | 3.000 |
| Mike Henneman, R<br>ERA: 3.75 | (7, 1) | 1.1 | | 5 | 1 | 0 | 0 | 1 | 0 | 0 | 0 | 0 | 0 | 0 | 14 | 17 | 0.00 | 0.750 |

| PITCHER | IP | WLS | BF | H | R | ER | SO | BB | IBB | HBP | BLK | WP | HR | S | P | ERA | WHIP |
|---|---|---|---|---|---|---|---|---|---|---|---|---|---|---|---|---|---|

# Boston Red Sox @ Detroit Tigers

Tiger Stadium, Detroit, MI

Fri Sep 22 1989, 7:05 PM EDT

Att. 16,341 - Unknown - 70 F

TOP

livebaseballscorecards.com

| Batter | 1 | 2 | 3 | 4 | 5 | 6 | 7 | 8 | 9 | AB | R | H | RBI | BB | SO | LOB |
|---|---|---|---|---|---|---|---|---|---|---|---|---|---|---|---|---|
| Wade Boggs, L (1, 5)<br>OBP: 0.425, SLG: 0.445 | P5 | | F7 | | | 1B SF8 2B | K | BB 1B 1B | BB IBB | 5 | 1 | 2 | 0 | 1 | 1 | 2 |
| Jody Reed, R (1, 4) (6, 6)<br>OBP: 0.373, SLG: 0.392 | G5-3 | | | G6-3 | | P9 1B 1B | 1B 2B 1B | BB 1B | BB | 5 | 2 | 3 | 1 | 1 | 0 | 0 |
| Dwight Evans, R (1, 10)<br>OBP: 0.390, SLG: 0.462 | 1B | | | G6-3 | | SF8 | 1B 2B | BB | G6-3 | 4 | 1 | 2 | 4 | 1 | 0 | 3 |
| Mike Greenwell, L (1, 7)<br>OBP: 0.369, SLG: 0.437 | F8 | | | G6-3 | | 1B 1B | 1B IBB | F9 | | 4 | 0 | 1 | 0 | 1 | 0 | 4 |
| Nick Esasky, R (1, 3)<br>OBP: 0.343, SLG: 0.500 | | G4-6-3 BB | | | F8 2B | P9 | K | | SH1-4 1B SF8 BB | 3 | 1 | 1 | 0 | 2 | 1 | 4 |
| Danny Heep, L (1, 9)<br>OBP: 0.360, SLG: 0.411<br>Carlos Quintana, R (9, 9)<br>OBP: 0.307, SLG: 0.309 | | G4-6-3 1-2f | | | F8 | 1B | FC6-4 1B | | SF8 SH1-4 BB 1B | 5<br>0 | 1<br>0 | 3<br>0 | 2<br>0 | 0<br>0 | 0<br>0 | 2<br>0 |
| Luis Rivera, R (1, 6)<br>OBP: 0.302, SLG: 0.361<br>Sam Horn, L (6, PH)<br>OBP: 0.262, SLG: 0.189<br>Marty Barrett, R (6, 4)<br>OBP: 0.318, SLG: 0.318 | G4-3 | | | | K | K | FC6-4 1B | | SH1-4 | 2<br>1<br>1 | 0<br>0<br>0 | 0<br>0<br>0 | 0<br>0<br>0 | 0<br>1<br>0 | 1<br>2<br>2 | 1<br>2<br>2 |
| Kevin Romine, R (1, 8)<br>OBP: 0.328, SLG: 0.339<br>Jeff Stone, L (9, PH)<br>OBP: 0.250, SLG: 0.279 (9, 8) | | | K | | F9 | | 1B 2B BB | K | BB SF8 IBB | 3<br>0 | 1<br>0 | 0<br>0 | 0<br>0 | 1<br>1 | 2<br>0 | 1<br>0 |
| Rich Gedman, L (1, 2)<br>OBP: 0.273, SLG: 0.289<br>John Marzano, R (7, PH)<br>OBP: 0.455, SLG: 0.700 (7, 2) | | | F8 | | | HR | 1B 2B 1B | K | SF8 | 2<br>2 | 1<br>1 | 1<br>1 | 1<br>0 | 0<br>1 | 0<br>0 | 0<br>0 |
| Inning Stats | R: 0 H: 1<br>E: 0 LOB: 1<br>K: 0 BB: 0<br>S: 5 P: 12 | R: 0 H: 0<br>E: 0 LOB: 0<br>K: 0 BB: 1<br>S: 11 P: 17 | R: 0 H: 0<br>E: 0 LOB: 0<br>K: 1 BB: 0<br>S: 9 P: 16 | R: 0 H: 0<br>E: 0 LOB: 0<br>K: 0 BB: 0<br>S: 5 P: 9 | R: 0 H: 1<br>E: 0 LOB: 1<br>K: 1 BB: 0<br>S: 9 P: 16 | R: 3 H: 5<br>E: 0 LOB: 2<br>K: 1 BB: 0<br>S: 23 P: 34 | R: 4 H: 4<br>E: 0 LOB: 2<br>K: 2 BB: 2<br>S: 17 P: 33 | R: 0 H: 2<br>E: 0 LOB: 3<br>K: 2 BB: 1<br>S: 13 P: 22 | R: 2 H: 1<br>E: 0 LOB: 3<br>K: 0 BB: 4<br>S: 10 P: 31 | 1B: 10 SF: 2<br>2B: 3 SAC: 1<br>3B: 0 DP: 1<br>HR: 1 HBP: 0 | | | | | | |

| | |
|---|---|
| AB | 37 |
| R | 9 |
| H | 14 |
| RBI | 9 |
| BB | 8 |
| SO | 7 |
| LOB | 21 |

WP: 0 PA: 48
PB: 0
SB: 0
CS: 0

| PITCHER | | IP | WLS | BF | H | R | ER | SO | BB | IBB | HBP | BLK | WP | HR | S | P | ERA | WHIP |
|---|---|---|---|---|---|---|---|---|---|---|---|---|---|---|---|---|---|---|
| Doyle Alexander, R<br>ERA: 4.46 | (1, 1) | 5.2 | | 24 | 7 | 3 | 3 | 2 | 1 | 0 | 0 | 0 | 0 | 1 | 57 | 96 | 4.76 | 1.412 |
| Frank Williams, R<br>ERA: 3.55 | (6, 1) | 0.1 | | 2 | 0 | 1 | 1 | 1 | 1 | 0 | 0 | 0 | 0 | 0 | 7 | 14 | 27.00 | 3.000 |
| Paul Gibson, L<br>ERA: 4.48 | (7, 1) | 0.1 | | 2 | 1 | 0 | 0 | 1 | 0 | 0 | 0 | 0 | 0 | 0 | 5 | 8 | 0.00 | 3.000 |
| Mike Henneman, R<br>ERA: 3.89 | (7, 1) | 1.2 | | 12 | 5 | 3 | 3 | 3 | 1 | 1 | 0 | 0 | 0 | 0 | 23 | 41 | 16.20 | 3.600 |
| Ed Nunez, R<br>ERA: 4.35 | (9, 1) | 1.0 | L | 8 | 1 | 2 | 2 | 0 | 2 | 2 | 0 | 0 | 0 | 0 | 10 | 31 | 18.00 | 3.000 |

| PITCHER | | IP | WLS | BF | H | R | ER | SO | BB | IBB | HBP | BLK | WP | HR | S | P | ERA | WHIP |
|---|---|---|---|---|---|---|---|---|---|---|---|---|---|---|---|---|---|---|

# Boston Red Sox @ Detroit Tigers

Tiger Stadium, Detroit, MI

Fri Sep 22 1989, 7:05 PM EDT

Att. 16,341 - Unknown - 70 F

## BOTTOM

| Batter | 1 | 2 | 3 | 4 | 5 | 6 | 7 | 8 | 9 | AB | R | H | RBI | BB | SO | LOB |
|---|---|---|---|---|---|---|---|---|---|---|---|---|---|---|---|---|
| Gary Pettis, S (1, 8)<br>OBP: 0.378, SLG: 0.311 | 1-2 2B 1B | | 1-0 S 1B 1B | 2-2 ② G3 2-3 | | | 2-1 1B 1B | | 4-2 G4-6-3 BB | 4 | 2 | 3 | 0 | 1 | 0 | 1 |
| Alan Trammell, R (1, 6)<br>OBP: 0.309, SLG: 0.334 | 1-1 G4-3 1-H 2B | | 3-0 1-H HR 1B | 1-0 ③ G5-3 | | | 0-2 G6-4-3 1-3 1B | | 1-2 ②③ G4-6-3 1-2f | 5 | 1 | 3 | 2 | 0 | 0 | 2 |
| Lou Whitaker, L (1, 4)<br>OBP: 0.361, SLG: 0.468<br>Rick Schu, R (6, 5)<br>OBP: 0.290, SLG: 0.352 | 0-2 ① G4-3 2-3 | | 0-1 ② F9 | | 4-1 L8-4-3 BB | | 0-1 ②③ G6-4-3 1-2f | | | 2 | 0 | 0 | 0 | 1 | 0 | 2 |
| | | | | | | | | | | 1 | 0 | 0 | 0 | 0 | 0 | 2 |
| Matt Nokes, L (1, 10)<br>OBP: 0.299, SLG: 0.386<br>Mike Brumley, S (8, PR)<br>OBP: 0.251, SLG: 0.255 | 4-1 G4-3 BB | | 1-0 1-H HR | | 3-1 ①② L8-4-3 1-2 | | | 0-0 E FC5 PB 1B | | 3 | 1 | 2 | 2 | 1 | 0 | 1 |
| | | | | | | | | | | 0 | 1 | 0 | 0 | 0 | 0 | 0 |
| Dave Bergman, L (1, 3)<br>OBP: 0.340, SLG: 0.362<br>Gary Ward, R (8, PH)<br>OBP: 0.311, SLG: 0.406<br>(9, 3) | 1-1 ②③ G4-3 1-2f | | 3-3 ③ K | | 2-3 ③ K | | | 2-3 1 SAFE 1 SAFE K | | 3 | 0 | 0 | 0 | 0 | 2 | 2 |
| | | | | | | | | | | 1 | 0 | 0 | 0 | 0 | 1 | 1 |
| Scott Lusader, L (1, 9)<br>OBP: 0.330, SLG: 0.352<br>Kenny Williams, R (8, PH)<br>OBP: 0.273, SLG: 0.301<br>(9, 7) | | 1-1 ① G5-3 | | 0-1 HR 1B | | 0-0 ① P5 | | 2-3 ② K2-3 | | 3 | 1 | 1 | 0 | 0 | 0 | 0 |
| | | | | | | | | | | 1 | 0 | 0 | 0 | 0 | 1 | 1 |
| Rob Richie, L (1, 7)<br>OBP: 0.356, SLG: 0.561<br>Chet Lemon, R (8, PH)<br>OBP: 0.326, SLG: 0.350<br>(9, 9) | 0-0 ② G3-1 | | 1 SAFE 1 SAFE 0-0 1-H HR | | 1-1 ② G4-3 | | | 1 SAFE 0-0 FC5 PB 1-3 | | 3 | 1 | 1 | 2 | 0 | 0 | 0 |
| | | | | | | | | | | 1 | 0 | 0 | 0 | 0 | 0 | 1 |
| Doug Strange, S (1, 5)<br>OBP: 0.291, SLG: 0.286<br>(6, 4) | 1-1 ③ G6-3 | | 1-1 G3 G5-3 1B | | 2-3 ③ K | | | 3-2 ③ F6 2-3 3-H | | 4 | 0 | 1 | 0 | 0 | 1 | 2 |
| Mike Heath, R (1, 2)<br>OBP: 0.312, SLG: 0.401 | | 1-1 ① G4-3 | 2-0 ① G5-3 1-2 | | | | 1-2 ① G4-3 | | 2-2 ① F9 | 4 | 0 | 0 | 0 | 0 | 0 | 1 |
| Inning Stats | R: 1 H: 2<br>E: 0 LOB: 1<br>K: 0 BB: 1<br>S: 12 P: 18 | R: 0 H: 0<br>E: 0 LOB: 0<br>K: 0 BB: 0<br>S: 5 P: 7 | R: 3 H: 3<br>E: 0 LOB: 0<br>K: 1 BB: 0<br>S: 13 P: 22 | R: 2 H: 3<br>E: 0 LOB: 1<br>K: 0 BB: 0<br>S: 10 P: 16 | R: 0 H: 0<br>E: 0 LOB: 0<br>K: 1 BB: 1<br>S: 6 P: 15 | R: 0 H: 0<br>E: 0 LOB: 0<br>K: 1 BB: 0<br>S: 6 P: 9 | R: 0 H: 2<br>E: 0 LOB: 1<br>K: 0 BB: 0<br>S: 10 P: 13 | R: 1 H: 1<br>E: 1 LOB: 2<br>K: 2 BB: 0<br>S: 16 P: 23 | R: 0 H: 0<br>E: 0 LOB: 0<br>K: 0 BB: 1<br>S: 12 P: 19 | 1B: 8 SF: 0<br>2B: 2 SAC: 0<br>3B: 0 DP: 4<br>HR: 2 HBP: 0 | | | | | | |

livebaseballscorecards.com

| | |
|---|---|
| AB | 35 |
| R | 7 |
| H | 11 |
| RBI | 6 |
| BB | 3 |
| SO | 5 |
| LOB | 16 |

| PITCHER | | IP | WLS | BF | H | R | ER | SO | BB | IBB | HBP | BLK | WP | HR | S | P | ERA | WHIP |
|---|---|---|---|---|---|---|---|---|---|---|---|---|---|---|---|---|---|---|
| John Dopson, R<br>ERA: 4.14 | (1, 1) | 3.1 | | 18 | 8 | 6 | 6 | 1 | 1 | 0 | 0 | 0 | 0 | 2 | 36 | 56 | 16.20 | 2.700 |
| Joe Price, L<br>ERA: 4.59 | (4, 1) | 1.2 | | 5 | 0 | 0 | 0 | 1 | 1 | 0 | 0 | 0 | 0 | 0 | 10 | 22 | 0.00 | 0.600 |
| Mike Smithson, R<br>ERA: 4.93 | (6, 1) | 1.1 | | 5 | 1 | 0 | 0 | 1 | 0 | 0 | 0 | 0 | 0 | 0 | 11 | 17 | 0.00 | 0.750 |
| Rob Murphy, L<br>ERA: 2.94 | (7, 1) | 1.2 | W | 7 | 2 | 1 | 0 | 2 | 0 | 0 | 0 | 0 | 0 | 0 | 21 | 28 | 0.00 | 1.200 |
| Lee Smith, R<br>ERA: 3.68 | (9, 1) | 1.0 | S | 3 | 0 | 0 | 0 | 0 | 1 | 0 | 0 | 0 | 0 | 0 | 12 | 19 | 0.00 | 1.000 |

| PITCHER | IP | WLS | BF | H | R | ER | SO | BB | IBB | HBP | BLK | WP | HR | S | P | ERA | WHIP |
|---|---|---|---|---|---|---|---|---|---|---|---|---|---|---|---|---|---|

| Batter | 1 | 2 | 3 | 4 | 5 | 6 | 7 | 8 | 9 | AB | R | H | RBI | BB | SO | LOB |
|---|---|---|---|---|---|---|---|---|---|---|---|---|---|---|---|---|
| Wade Boggs, L (1, 5)<br>OBP: 0.427, SLG: 0.446 | B C B F F X<br>2-2 FC5-4 1B | X<br>0-0 2-H 1B | | B B B C B<br>4-1 BB 1B BB | | C B F F F B F F B<br>3-2 L7 ③ | | B C B X<br>2-1 E7 BB 1-3 2-H BB 1B | B C B X<br>2-1 G4-3 ③ | 5 | 1 | 3 | 2 | 1 | 0 | 1 |
| Jody Reed, R (1, 4)<br>OBP: 0.375, SLG: 0.393 | C X<br>0-1 FC5-4 BB 1B 1B 1-2f ① | B B X<br>2-0 F8 ② | | B B B C X<br>3-1 BB 1-2 1B | | | C C B B X<br>2-2 G3-1 BB 1B | C B F B B B<br>4-2 BB BB BB | | 4 | 1 | 2 | 0 | 1 | 0 | 2 |
| Dwight Evans, R (1, 10)<br>OBP: 0.394, SLG: 0.462 | C B F B 1 SAFE 1 SAFE X<br>2-2 BB 1B 1-2 1B | B C B X<br>2-1 P3 ③ | | B F B B B<br>4-1 G4-6-3 1-2 2-3 BB | | | C B B 1 SAFE 1 B B<br>4-1 G3-1 1-2 BB | B B B B<br>4-0 BB 1-2 2-3 3-H BB | | 2 | 1 | 1 | 1 | 3 | 0 | 1 |
| Mike Greenwell, L (1, 7)<br>OBP: 0.368, SLG: 0.435 | B C B F F X<br>2-2 P5 ② | X<br>0-0 1B 1B 1B | X<br>0-0 G4-6-3 ② ③ 1-2f | | | | B B F X<br>2-1 G3-1 ① 1-2 2-3 | B C F S<br>1-3 K ② | | 5 | 0 | 1 | 0 | 0 | 1 | 10 |
| Nick Esasky, R (1, 3)<br>OBP: 0.347, SLG: 0.500 | B S S S B F F F B F F F<br>4-2 B 1B 1-2 2-3 BB | B B F F F 1 SAFE X<br>2-2 1B 1-2 1B | | | F F B C<br>1-3 K ① | | I I I I<br>4-0 G6-4-3 IBB | B B B B C B<br>4-1 1-2 2-3 3-H BB | | 2 | 0 | 1 | 1 | 3 | 1 | 0 |
| Danny Heep, L (1, 9)<br>OBP: 0.363, SLG: 0.413<br>Carlos Quintana, R (7, PH)<br>OBP: 0.299, SLG: 0.300 (7, 9) | B B C B F F F X<br>3-2 1-3 2-H 3-H 1B | B C B B X<br>3-1 G6-4-3 1-2 2-3 1B | | | C B B B X<br>3-1 G4-3 ② | | B B X<br>2-0 G6-4-3 ② ③ 1-2f | C X<br>0-1 G4-3 ③ | | 3<br>2 | 0<br>0 | 2<br>0 | 2<br>0 | 0<br>0 | 0<br>0 | 0<br>6 |
| Luis Rivera, R (1, 6)<br>OBP: 0.304, SLG: 0.359 | B F F B S<br>2-3 K ③ | B S S F B F B C<br>3-3 K ① | | | F S B S<br>1-3 K ③ | | | X<br>0-0 CS BB 1B | B B B B<br>4-0 FC5-4 BB | 4 | 0 | 1 | 0 | 1 | 3 | 5 |
| Kevin Romine, R (1, 8)<br>OBP: 0.326, SLG: 0.333 | | B F B B F X<br>3-2 G6-3 ① | B S X<br>1-1 G6-4-3 ② ③ 1-2f | | | X<br>0-0 G6-3 ① | | B B B C B<br>4-1 1B 1B 1-2 BB | B C F B C<br>2-3 K ① | 4 | 1 | 0 | 0 | 1 | 1 | 4 |
| Rich Gedman, L (1, 2)<br>OBP: 0.276, SLG: 0.296<br>Jeff Stone, L (8, PR)<br>OBP: 0.250, SLG: 0.279<br>John Marzano, R (8, 2)<br>OBP: 0.417, SLG: 0.636 | | B B X<br>2-0 1B 2B | | B B X<br>2-0 P6 ① | | B F B S S<br>2-3 K ② | | M B S B B X<br>3-2 E 1B BB 1-2 2-3 1B ① | F X<br>0-1 FC5-4 1-2f ② | 4<br>0<br>1 | 1<br>1<br>0 | 2<br>0<br>0 | 0<br>0<br>0 | 0<br>0<br>0 | 1<br>0<br>0 | 0<br>0<br>1 |
| Inning Stats | R: 2 H: 3<br>E: 0 LOB: 2<br>K: 1 BB: 1<br>S: 27 P: 42 | R: 1 H: 2<br>E: 0 LOB: 1<br>K: 0 BB: 0<br>S: 8 P: 17 | R: 0 H: 3<br>E: 0 LOB: 2<br>K: 1 BB: 0<br>S: 13 P: 22 | R: 0 H: 1<br>E: 0 LOB: 2<br>K: 0 BB: 2<br>S: 6 P: 19 | R: 0 H: 0<br>E: 0 LOB: 0<br>K: 2 BB: 0<br>S: 8 P: 13 | R: 0 H: 0<br>E: 0 LOB: 0<br>K: 1 BB: 0<br>S: 13 P: 18 | R: 0 H: 1<br>E: 0 LOB: 2<br>K: 0 BB: 2<br>S: 7 P: 21 | R: 3 H: 3<br>E: 1 LOB: 3<br>K: 1 BB: 4<br>S: 15 P: 37 | R: 0 H: 0<br>E: 0 LOB: 1<br>K: 1 BB: 1<br>S: 7 P: 15 | 1B: 12 SF: 0<br>2B: 1 SAC: 0<br>3B: 0 DP: 3<br>HR: 0 HBP: 0 | | | | | | |

# TOP

## Boston Red Sox @ Detroit Tigers

Tiger Stadium, Detroit, MI

Sat Sep 23 1989, 3:33 AM EDT
Att. 22,783 - Cloudy - 50 F

livebaseballscorecards.com

| | |
|---|---|
| AB | 36 |
| R | 6 |
| H | 13 |
| RBI | 6 |
| BB | 10 |
| SO | 7 |
| LOB | 30 |

| PITCHER | | IP | WLS | BF | H | R | ER | SO | BB | IBB | HBP | BLK | WP | HR | S | P | ERA | WHIP |
|---|---|---|---|---|---|---|---|---|---|---|---|---|---|---|---|---|---|---|
| Kevin Ritz, R<br>ERA: 3.78 | (1, 1) | 3.1 | L | 21 | 9 | 3 | 3 | 2 | 3 | 0 | 0 | 0 | 0 | 0 | 53 | 99 | 8.10 | 3.600 |
| Steve Searcy, L<br>ERA: 5.4 | (4, 1) | 4.0 | | 16 | 4 | 3 | 3 | 3 | 2 | 1 | 0 | 0 | 0 | 0 | 36 | 69 | 6.75 | 1.500 |
| Shawn Holman, R<br>ERA: 1.8 | (8, 1) | 1.2 | | 9 | 0 | 0 | 0 | 2 | 4 | 0 | 0 | 0 | 0 | 0 | 15 | 36 | 0.00 | 2.400 |

| PITCHER | IP | WLS | BF | H | R | ER | SO | BB | IBB | HBP | BLK | WP | HR | S | P | ERA | WHIP |
|---|---|---|---|---|---|---|---|---|---|---|---|---|---|---|---|---|---|

WP: 0 PA: 46
PB: 0
SB: 0
CS: 1

# BOTTOM

## Boston Red Sox @ Detroit Tigers

Tiger Stadium, Detroit, MI

Sat Sep 23 1989, 3:33 AM EDT

Att. 22,783 - Cloudy - 50 F

| Batter | 1 | 2 | 3 | 4 | 5 | 6 | 7 | 8 | 9 | AB | R | H | RBI | BB | SO | LOB |
|---|---|---|---|---|---|---|---|---|---|---|---|---|---|---|---|---|
| Gary Pettis, S (1, 8)<br>OBP: 0.376, SLG: 0.308 | E4 | BB<br>1-2 BB | | K | | | G4-3 | | G4-3 | 4 | 0 | 0 | 0 | 1 | 1 | 0 |
| Alan Trammell, R (1, 6)<br>OBP: 0.311, SLG: 0.333 | K | BB<br>1-2<br>2-3 BB | | | F9 | | G6-4-3<br>HBP | | | 2 | 0 | 0 | 0 | 1 | 1 | 0 |
| Dave Bergman, L (1, 3)<br>OBP: 0.342, SLG: 0.364<br>Gary Ward, R (7, PH)<br>OBP: 0.310, SLG: 0.404 (8, 3) | 1B<br>1B | K | | | FC6-4<br>1B<br>1B | | G6-4-3<br>1-2f | | | 3<br>1 | 0<br>0 | 2<br>0 | 0<br>0 | 0<br>0 | 1<br>0 | 3<br>1 |
| Matt Nokes, L (1, 10)<br>OBP: 0.309, SLG: 0.411 | BB<br>1-3<br>1B | | HR | | FC6-4<br>1-2<br>1B | | | 2B | | 4 | 1 | 4 | 1 | 0 | 0 | 0 |
| Scott Lusader, L (1, 9)<br>OBP: 0.330, SLG: 0.344<br>Kenny Williams, R (8, PH)<br>OBP: 0.272, SLG: 0.300 (9, 7) | BB<br>1-2 | K | K | | FC6-4<br>1-2f<br>2-3 | | | K | | 2<br>1 | 0<br>0 | 0<br>0 | 0<br>0 | 1<br>0 | 1<br>1 | 2<br>1 |
| Rob Richie, L (1, 7)<br>OBP: 0.354, SLG: 0.535<br>Chet Lemon, R (8, PH)<br>OBP: 0.325, SLG: 0.349 (9, 9) | K | | G5-4-3<br>BB | | G6-3 | | | G5-3 | | 2<br>1 | 0<br>0 | 0<br>0 | 0<br>0 | 1<br>0 | 1<br>0 | 5<br>1 |
| Rick Schu, R (1, 5)<br>OBP: 0.286, SLG: 0.347 | | K | G5-4-3<br>1-2f | | | P3 | | K | | 4 | 0 | 0 | 0 | 0 | 2 | 2 |
| Doug Strange, S (1, 4)<br>OBP: 0.290, SLG: 0.281 | | BB BB<br>BB | | L3 | | L9 | | | L3 | 3 | 0 | 0 | 0 | 1 | 0 | 0 |
| Jeff Datz, R (1, 2)<br>OBP: 0.273, SLG: 0.111 | | F8 | | K | | G6-3 | | | G5-3 | 4 | 0 | 0 | 0 | 0 | 1 | 1 |
| Inning Stats | R: 0 H: 2<br>E: 1 LOB: 3<br>K: 2 BB: 1<br>S: 14 P: 23 | R: 0 H: 0<br>E: 0 LOB: 3<br>K: 2 BB: 3<br>S: 10 P: 25 | R: 1 H: 1<br>E: 0 LOB: 0<br>K: 1 BB: 1<br>S: 11 P: 20 | R: 0 H: 0<br>E: 0 LOB: 0<br>K: 2 BB: 0<br>S: 9 P: 13 | R: 0 H: 2<br>E: 0 LOB: 2<br>K: 0 BB: 0<br>S: 9 P: 12 | R: 0 H: 0<br>E: 0 LOB: 0<br>K: 0 BB: 0<br>S: 4 P: 9 | R: 0 H: 0<br>E: 0 LOB: 0<br>K: 0 BB: 0<br>S: 6 P: 8 | R: 0 H: 1<br>E: 0 LOB: 1<br>K: 2 BB: 0<br>S: 12 P: 15 | R: 0 H: 0<br>E: 0 LOB: 0<br>K: 0 BB: 0<br>S: 9 P: 12 | 1B: 4 SF: 0<br>2B: 1 SAC: 0<br>3B: 0 DP: 2<br>HR: 1 HBP: 1 | | | | | | WP: 0 PA: 37<br>PB: 0<br>SB: 0<br>CS: 0 | |

livebaseballscorecards.com

| | AB | 31 |
|---|---|---|
| | R | 1 |
| | H | 6 |
| | RBI | 1 |
| | BB | 5 |
| | SO | 9 |
| | LOB | 16 |

| PITCHER | | IP | WLS | BF | H | R | ER | SO | BB | IBB | HBP | BLK | WP | HR | S | P | ERA | WHIP |
|---|---|---|---|---|---|---|---|---|---|---|---|---|---|---|---|---|---|---|
| Mike Boddicker, R<br>ERA: 3.92 | (1, 1) | 6.1 | W | 29 | 5 | 1 | 1 | 7 | 5 | 0 | 1 | 0 | 0 | 1 | 61 | 108 | 1.42 | 1.579 |
| Rob Murphy, L<br>ERA: 2.86 | (7, 1) | 2.2 | S | 8 | 1 | 0 | 0 | 2 | 0 | 0 | 0 | 0 | 0 | 0 | 23 | 29 | 0.00 | 0.375 |

| PITCHER | IP | WLS | BF | H | R | ER | SO | BB | IBB | HBP | BLK | WP | HR | S | P | ERA | WHIP |
|---|---|---|---|---|---|---|---|---|---|---|---|---|---|---|---|---|---|

| Batter | 1 | 2 | 3 | 4 | 5 | 6 | 7 | 8 | 9 | AB | R | H | RBI | BB | SO | LOB |
|---|---|---|---|---|---|---|---|---|---|---|---|---|---|---|---|---|
| Wade Boggs, L (1, 5)<br>OBP: 0.426, SLG: 0.446 | 1-1 G6-3 | | 3-1 E 1B SF8 1B | 2-2 L7 | | | 0-1 SH1-4 2B 1B | | 3-1 G6-3 | 5 | 2 | 2 | 0 | 0 | 0 | 0 |
| Jody Reed, R (1, 4)<br>OBP: 0.376, SLG: 0.394 | 3-2 F8 | | 2-1 E5 SF8 BB 1-3 1B | | 2-1 G6-4-3 1B | | 1-1 SH1-4 1-2 | | 2-2 G4-3 | 4 | 0 | 2 | 0 | 0 | 0 | 0 |
| Dwight Evans, R (1, 10)<br>OBP: 0.396, SLG: 0.465 | 1-2 F9 | | 4-2 SF8 1-2 BB | | 0-1 G6-4-3 1-2f | | 0-2 F7 2-H 2B | | 0-2 1B | 4 | 0 | 2 | 1 | 1 | 0 | 1 |
| Mike Greenwell, L (1, 7)<br>OBP: 0.369, SLG: 0.435 | | 4-2 1B 2B BB | 1-0 SF8 1-2 2-3 3-H | | 0-0 1B | | 4-1 BB | | 0-0 F8 | 2 | 1 | 1 | 1 | 2 | 0 | 1 |
| Nick Esasky, R (1, 3)<br>OBP: 0.346, SLG: 0.498 | | 2-2 2B SF7 1-2 1B | 2-3 K | | 0-0 G1-3 | | 1-0 F7 2-3 | | | 4 | 1 | 1 | 0 | 0 | 1 | 5 |
| Danny Heep, L (1, 9)<br>OBP: 0.364, SLG: 0.416<br>Kevin Romine, R (7, 9)<br>OBP: 0.326, SLG: 0.333 | | 0-0 G4-3 1-3 2-H 2B | 4-0 IBB | | | 3-2 P6 | 1-0 P6 | | | 3<br>0 | 0<br>0 | 1<br>0 | 1<br>0 | 1<br>0 | 0<br>0 | 2<br>0 |
| Jeff Stone, L (1, 8)<br>OBP: 0.269, SLG: 0.304 | | 0-1 SF7 3-H | 1-2 F8 | | | 1-1 S 1B | | 1-2 G1-6-4 1B | | 3 | 0 | 2 | 1 | 0 | 0 | 3 |
| Luis Rivera, R (1, 6)<br>OBP: 0.300, SLG: 0.355 | | 1-2 G4-3 2-3 | 0-3 K | | | 1-0 F9 1-2 | | 0-1 G1-6-4 1-2f | | 4 | 0 | 0 | 0 | 0 | 1 | 3 |
| Rich Gedman, L (1, 2)<br>OBP: 0.272, SLG: 0.292 | | 0-3 K | 0-3 K | | | 1-3 K | | 3-3 K | | 4 | 0 | 0 | 0 | 0 | 4 | 2 |
| Inning Stats | R: 0 H: 0<br>E: 0 LOB: 0<br>K: 0 BB: 0<br>S: 8 P: 13 | R: 2 H: 2<br>E: 0 LOB: 1<br>K: 1 BB: 1<br>S: 14 P: 21 | R: 1 H: 2<br>E: 1 LOB: 3<br>K: 1 BB: 2<br>S: 15 P: 32 | R: 0 H: 0<br>E: 0 LOB: 0<br>K: 2 BB: 0<br>S: 12 P: 14 | R: 0 H: 2<br>E: 0 LOB: 1<br>K: 0 BB: 0<br>S: 6 P: 8 | R: 0 H: 1<br>E: 0 LOB: 1<br>K: 1 BB: 0<br>S: 9 P: 15 | R: 1 H: 2<br>E: 0 LOB: 2<br>K: 0 BB: 1<br>S: 11 P: 18 | R: 0 H: 1<br>E: 0 LOB: 0<br>K: 1 BB: 0<br>S: 9 P: 13 | R: 0 H: 1<br>E: 0 LOB: 1<br>K: 0 BB: 0<br>S: 9 P: 14 | 1B: 9 SF: 2<br>2B: 2 SAC: 1<br>3B: 0 DP: 2<br>HR: 0 HBP: 0 | | | | | | |

| PITCHER | IP | WLS | BF | H | R | ER | SO | BB | IBB | HBP | BLK | WP | HR | S | P | ERA | WHIP |
|---|---|---|---|---|---|---|---|---|---|---|---|---|---|---|---|---|---|
| Jack Morris, R (1, 1)<br>ERA: 4.82 | 9.0 | L | 40 | 11 | 4 | 4 | 6 | 3 | 1 | 0 | 0 | 0 | 0 | 93 | 148 | 4.00 | 1.556 |

| PITCHER | IP | WLS | BF | H | R | ER | SO | BB | IBB | HBP | BLK | WP | HR | S | P | ERA | WHIP |
|---|---|---|---|---|---|---|---|---|---|---|---|---|---|---|---|---|---|

# TOP

## Boston Red Sox @ Detroit Tigers

Tiger Stadium, Detroit, MI

Sun Sep 24 1989, 3:33 AM EDT

Att. 16,601 - Sunny - 52 F

livebaseballscorecards.com

| | |
|---|---|
| AB | 33 |
| R | 4 |
| H | 11 |
| RBI | 4 |
| BB | 4 |
| SO | 6 |
| LOB | 17 |

WP: 0 PA: 40
PB: 0
SB: 1
CS: 0

| Batter | 1 | 2 | 3 | 4 | 5 | 6 | 7 | 8 | 9 | AB | R | H | RBI | BB | SO | LOB |
|---|---|---|---|---|---|---|---|---|---|---|---|---|---|---|---|---|
| Gary Pettis, S (1, 8)<br>OBP: 0.377, SLG: 0.306 | F B B B B<br>4-1 S S 1B BB | | B B C C X<br>2-2 ① G4-3 | | B X<br>1-0 ② G3-1 | | | B B C B C F B<br>4-2 G4-3 BB | | 2 | 1 | 0 | 0 | 2 | 0 | 0 |
| Alan Trammell, R (1, 6)<br>OBP: 0.308, SLG: 0.329 | 1 SAFE<br>S X<br>0-1 ① G6-3 1-2 | | X<br>0-0 ② F7 | | B X<br>1-0 ③ P5 | | | 1 SAFE<br>1 SAFE<br>B S C X<br>1-2 ① G4-3 1-2 | | 4 | 0 | 0 | 0 | 0 | 0 | 2 |
| Dave Bergman, L (1, 3)<br>OBP: 0.344, SLG: 0.366 | S C B X<br>1-2 2-H 1B | | B B B C X<br>3-1 ③ F7 | | | C F X<br>0-2 G4-3 1B | | B X<br>1-0 ② G3 | | 4 | 0 | 2 | 1 | 0 | 0 | 1 |
| Matt Nokes, L (1, 10)<br>OBP: 0.304, SLG: 0.405 | S C F B S<br>1-3 ② K | | | B X<br>1-0 ① L7 | | B F B F F F F F B<br>3-2 F F X ① F8 | | S S S<br>0-3 ③ K | | 4 | 0 | 0 | 0 | 0 | 2 | 3 |
| Scott Lusader, L (1, 9)<br>OBP: 0.327, SLG: 0.340 | B B C C F F F F B<br>3-3 C ③ K | | | S X<br>0-1 1B FC6-4 1B | | C 1 SAFE C B F F F F X<br>1-2 ② G4-3 1-2 | | | B C B C B F S<br>3-3 ① K | 4 | 1 | 1 | 0 | 0 | 2 | 2 |
| Rob Richie, L (1, 7)<br>OBP: 0.346, SLG: 0.511 | | C B B X<br>2-1 ① P4 | | B B C B S X<br>3-2 FC6-4 1-3 1B | | X<br>0-0 ③ P6 | | | B C B F C<br>2-3 ② K | 4 | 0 | 1 | 0 | 0 | 1 | 1 |
| Mike Heath, R (1, 2)<br>OBP: 0.311, SLG: 0.399 | | C C B B F B F X<br>3-2 1B | | C B F X<br>1-2 ② FC6-4 1-2f 3-H | | | X<br>0-0 ① G6-3 | | B C F B S<br>2-3 ③ K | 4 | 0 | 1 | 1 | 0 | 1 | 1 |
| Doug Strange, S (1, 4)<br>OBP: 0.286, SLG: 0.276 | | C B B S F S<br>2-3 ② K | | X<br>0-0 ③ F9 | | | C F B S<br>1-3 ② K | | | 3 | 0 | 0 | 0 | 0 | 2 | 2 |
| Rick Schu, R (1, 5)<br>OBP: 0.283, SLG: 0.343 | | C B B B X<br>3-1 ③ G1-3 | | | X<br>0-0 ① G6-3 | | C X<br>0-1 ③ F8 | | | 3 | 0 | 0 | 0 | 0 | 0 | 1 |
| Inning Stats | R: 1 H: 1<br>E: 0 LOB: 1<br>K: 2 BB: 1<br>S: 17 P: 26 | R: 0 H: 1<br>E: 0 LOB: 1<br>K: 1 BB: 0<br>S: 13 P: 23 | R: 0 H: 0<br>E: 0 LOB: 0<br>K: 0 BB: 0<br>S: 6 P: 11 | R: 1 H: 2<br>E: 0 LOB: 1<br>K: 0 BB: 0<br>S: 10 P: 15 | R: 0 H: 0<br>E: 0 LOB: 0<br>K: 0 BB: 0<br>S: 3 P: 5 | R: 0 H: 1<br>E: 0 LOB: 1<br>K: 0 BB: 0<br>S: 20 P: 24 | R: 0 H: 0<br>E: 0 LOB: 0<br>K: 1 BB: 0<br>S: 6 P: 7 | R: 0 H: 0<br>E: 0 LOB: 1<br>K: 1 BB: 1<br>S: 10 P: 16 | R: 0 H: 0<br>E: 0 LOB: 0<br>K: 3 BB: 0<br>S: 10 P: 17 | 1B: 5 SF: 0<br>2B: 0 SAC: 0<br>3B: 0 DP: 0<br>HR: 0 HBP: 0 | | | | | | |

| PITCHER | | IP | WLS | BF | H | R | ER | SO | BB | IBB | HBP | BLK | WP | HR | S | P | ERA | WHIP |
|---|---|---|---|---|---|---|---|---|---|---|---|---|---|---|---|---|---|---|
| Oil Can Boyd, R<br>ERA: 4.42 | (1, 1) | 5.0 | W | 20 | 4 | 2 | 2 | 3 | 1 | 0 | 0 | 0 | 0 | 0 | 49 | 80 | 3.60 | 1.000 |
| Dennis Lamp, R<br>ERA: 2.45 | (6, 1) | 3.0 | | 11 | 1 | 0 | 0 | 2 | 1 | 0 | 0 | 0 | 0 | 0 | 36 | 47 | 0.00 | 0.667 |
| Lee Smith, R<br>ERA: 3.63 | (9, 1) | 1.0 | S | 3 | 0 | 0 | 0 | 3 | 0 | 0 | 0 | 0 | 0 | 0 | 10 | 17 | 0.00 | 0.000 |

| PITCHER | IP | WLS | BF | H | R | ER | SO | BB | IBB | HBP | BLK | WP | HR | S | P | ERA | WHIP |
|---|---|---|---|---|---|---|---|---|---|---|---|---|---|---|---|---|---|

# BOTTOM

# Boston Red Sox @ Detroit Tigers

Tiger Stadium, Detroit, MI

Sun Sep 24 1989, 3:33 AM EDT

Att. 16,601 - Sunny - 52 F

livebaseballscorecards.com

| | |
|---|---|
| AB | 32 |
| R | 2 |
| H | 5 |
| RBI | 2 |
| BB | 2 |
| SO | 8 |
| LOB | 13 |

| | | | |
|---|---|---|---|
| WP: 0 | PA: 34 | | |
| PB: 0 | | | |
| SB: 2 | | | |
| CS: 0 | | | |

| Batter | 1 | 2 | 3 | 4 | 5 | 6 | 7 | 8 | 9 | AB | R | H | RBI | BB | SO | LOB |
|---|---|---|---|---|---|---|---|---|---|---|---|---|---|---|---|---|
| Lloyd Moseby, L (1, 8)<br>OBP: 0.302, SLG: 0.348 | S B F C<br>1-3 ① K | | B B C S B X<br>3-2 FC6-4 1B | | C B X<br>1-1 ② L6 | | | S B M B P S<br>3-3 ① K | | 4 | 0 | 1 | 0 | 0 | 2 | 0 |
| Mookie Wilson, S (1, 7)<br>OBP: 0.276, SLG: 0.334 | B B C F X<br>2-2 ② P4 | | S 1 SAFE B 1 SAFE 1 SAFE 1 SAFE F X<br>1-2 ② FC6-4 1-2f | | X<br>0-0 1B | | | C F B F F S<br>1-3 ② K | | 4 | 0 | 1 | 0 | 0 | 1 | 1 |
| George Bell, R (1, 10)<br>OBP: 0.330, SLG: 0.463 | B F C B S<br>2-3 ③ K | | 1 SAFE B F B 1 SAFE 1 SAFE C C C<br>2-3 ③ K | | B 1 SAFE F X<br>1-1 ③ P3 | | | B C C S<br>1-3 ③ K | | 4 | 0 | 0 | 0 | 0 | 3 | 2 |
| Fred McGriff, L (1, 3)<br>OBP: 0.401, SLG: 0.536 | | S B F B B B<br>4-2 HR BB | | B B X<br>2-0 BB 1B | | S C S<br>0-3 ① K | | | B B C B F F F B<br>4-2 FC6-4 BB | 2 | 1 | 1 | 0 | 2 | 1 | 0 |
| Kelly Gruber, R (1, 5)<br>OBP: 0.325, SLG: 0.440 | | F X<br>0-1 ① F7 | | X<br>0-0 ① P6 | | B B B X<br>3-0 ② F7 | | | X<br>0-0 ① FC6-4 1-2f | 4 | 0 | 0 | 0 | 0 | 0 | 3 |
| Tony Fernandez, S (1, 6)<br>OBP: 0.292, SLG: 0.393 | | 1 SAFE B F B C F X<br>2-2 1-H HR | | B B B<br>4-0 1-2 FC5-4 BB | | B B C C X<br>2-2 ③ G5-3 | | | B C C F S<br>1-3 ② K | 3 | 1 | 1 | 2 | 1 | 1 | 1 |
| Manuel Lee, S (1, 4)<br>OBP: 0.300, SLG: 0.333 | | C B B B C B<br>4-2 G6-3 BB | | B F S S<br>1-3 ② K | | | X<br>0-0 ① G4-3 | | C 1 SAFE F S<br>0-3 ③ K | 3 | 0 | 0 | 0 | 1 | 2 | 3 |
| Pat Borders, R (1, 2)<br>OBP: 0.286, SLG: 0.342 | | 1 SAFE 1 SAFE X<br>0-0 ② ③ G6-3 1-2 | | C X<br>0-1 ③ FC5-4 1-2f | | | B S X<br>1-1 ② P4 | | | 3 | 0 | 0 | 0 | 0 | 0 | 3 |
| Glenallen Hill, R (1, 9)<br>OBP: 0.333, SLG: 0.372 | | | S B X<br>1-1 ① G6-3 | | B C B C X<br>2-2 ① G6-3 | | X<br>0-0 ③ P3 | | | 3 | 0 | 0 | 0 | 0 | 0 | 0 |
| Inning Stats | R: 0 E: 0 K: 2 S: 9 H: 0 LOB: 0 BB: 0 P: 14 | R: 2 E: 0 K: 0 S: 11 H: 1 LOB: 0 BB: 2 P: 21 | R: 0 E: 0 K: 1 S: 11 H: 1 LOB: 1 BB: 0 P: 18 | R: 0 E: 0 K: 1 S: 7 H: 1 LOB: 2 BB: 1 P: 14 | R: 0 E: 0 K: 0 S: 8 H: 1 LOB: 1 BB: 0 P: 12 | R: 0 E: 0 K: 1 S: 7 H: 0 LOB: 0 BB: 0 P: 12 | R: 0 E: 0 K: 0 S: 4 H: 0 LOB: 0 BB: 0 P: 5 | R: 0 E: 0 K: 3 S: 12 H: 0 LOB: 0 BB: 0 P: 16 | R: 0 E: 0 K: 2 S: 12 H: 0 LOB: 1 BB: 1 P: 17 | 1B: 3 2B: 0 3B: 0 HR: 1 | SF: 0 SAC: 0 DP: 0 HBP: 0 | | | | | |

# TOP

## Toronto Blue Jays @ Detroit Tigers

Tiger Stadium, Detroit, MI

Mon Sep 25 1989, 7:05 PM EDT

Att. 15,990 - Unknown - 59 F

livebaseballscorecards.com

| | |
|---|---|
| AB | 30 |
| R | 2 |
| H | 4 |
| RBI | 2 |
| BB | 4 |
| SO | 10 |
| LOB | 13 |

WP: 0 PB: 0 SB: 0 CS: 0 PA: 34

| PITCHER | | IP | WLS | BF | H | R | ER | SO | BB | IBB | HBP | BLK | WP | HR | S | P | ERA | WHIP |
|---|---|---|---|---|---|---|---|---|---|---|---|---|---|---|---|---|---|---|
| Brian Dubois, L<br>ERA: 1.75 | (1, 1) | 7.0 | L | 27 | 4 | 2 | 2 | 5 | 3 | 0 | 0 | 0 | 0 | 1 | 57 | 96 | 2.57 | 1.000 |
| Paul Gibson, L<br>ERA: 4.41 | (8, 1) | 2.0 | | 7 | 0 | 0 | 0 | 5 | 1 | 0 | 0 | 0 | 0 | 0 | 24 | 33 | 0.00 | 0.500 |

| PITCHER | IP | WLS | BF | H | R | ER | SO | BB | IBB | HBP | BLK | WP | HR | S | P | ERA | WHIP |
|---|---|---|---|---|---|---|---|---|---|---|---|---|---|---|---|---|---|

| Batter | 1 | 2 | 3 | 4 | 5 | 6 | 7 | 8 | 9 | AB | R | H | RBI | BB | SO | LOB |
|---|---|---|---|---|---|---|---|---|---|---|---|---|---|---|---|---|
| Gary Pettis, S (1, 8)<br>OBP: 0.376, SLG: 0.306 | B C B F X<br>2-2 2B 1B | | F C B B C<br>2-3 K ① | | F C F C<br>0-3 K ③ | | | B C F S<br>1-3 K ① | | 4 | 0 | 1 | 0 | 0 | 3 | 0 |
| Alan Trammell, R (1, 6)<br>OBP: 0.310, SLG: 0.333 | 1 SAFE B B X<br>2-0 1-3 2B | | B B X<br>2-0 L5 ② | | | B B X<br>2-0 F9 ① | | X<br>0-0 1B | | 4 | 0 | 2 | 0 | 0 | 0 | 0 |
| Lou Whitaker, L (1, 4)<br>OBP: 0.360, SLG: 0.467 | X<br>0-0 G1-3 ① | | S B F B S<br>2-3 K ③ | | | C B F B B X<br>3-2 1B | | S B 1 SAFE X<br>1-1 F7 ② | | 4 | 0 | 1 | 0 | 0 | 1 | 3 |
| Gary Ward, R (1, 10)<br>OBP: 0.307, SLG: 0.400<br>Matt Nokes, L (8, PH)<br>OBP: 0.303, SLG: 0.403 | S B F B C<br>2-3 K ② | | | S B B X<br>2-1 F7 ① | | F 1 SAFE B B F F F B<br>3-2 F X F9 ② | | F B B F X<br>2-2 G4-3 ③ | | 3<br>1 | 0<br>0 | 0<br>0 | 0<br>0 | 0<br>0 | 1<br>0 | 3<br>1 |
| Chet Lemon, R (1, 9)<br>OBP: 0.323, SLG: 0.347<br>Scott Lusader, L (9, PH)<br>OBP: 0.324, SLG: 0.337 | B C C B X<br>2-2 F8 ③ | | | B X<br>1-0 G6-3 ② | | C B B B 1 SAFE S B C<br>3-3 K ③ | | | C B F X<br>1-2 F8 ① | 3<br>1 | 0<br>0 | 0<br>0 | 0<br>0 | 0<br>0 | 1<br>0 | 3<br>0 |
| Mike Heath, R (1, 2)<br>OBP: 0.311, SLG: 0.399<br>Rob Richie, L (9, PH)<br>OBP: 0.340, SLG: 0.500 | | X<br>0-0 G5-3 ① | | B C X<br>1-1 1B | | | X<br>0-0 F9 ① | | B B B B C C S<br>3-3 K ② | 3<br>1 | 0<br>0 | 1<br>0 | 0<br>0 | 0<br>0 | 0<br>1 | 0<br>0 |
| Rick Schu, R (1, 5)<br>OBP: 0.284, SLG: 0.342<br>Doug Strange, S (9, PH)<br>OBP: 0.284, SLG: 0.275 | C B X<br>1-1 WP 1B | | | B F F B 1 SAFE C<br>2-3 K ③ | | | C B X<br>1-1 F9 ② | | C B S<br>0-3 K ③ | 3<br>1 | 0<br>0 | 1<br>0 | 0<br>0 | 0<br>0 | 1<br>1 | 1<br>0 |
| Kenny Williams, R (1, 7)<br>OBP: 0.273, SLG: 0.300 | B C C B B S<br>3-3 1-2 K ② | | | | B X<br>1-0 G5-3 ① | | F C F B F B B X<br>3-2 1B | | | 3 | 0 | 1 | 0 | 0 | 1 | 1 |
| Dave Bergman, L (1, 3)<br>OBP: 0.341, SLG: 0.363 | C S F B B S<br>1-3 K ③ | | | | C C S<br>0-3 K ② | | X<br>0-0 G4-3 ③ | | | 3 | 0 | 0 | 0 | 0 | 2 | 2 |
| Inning Stats | R: 0 H: 2<br>E: 0 LOB: 2<br>K: 1 BB: 0<br>S: 11 P: 19 | R: 0 H: 1<br>E: 0 LOB: 1<br>K: 2 BB: 0<br>S: 10 P: 15 | R: 0 H: 0<br>E: 0 LOB: 0<br>K: 2 BB: 0<br>S: 7 P: 13 | R: 0 H: 1<br>E: 0 LOB: 1<br>K: 1 BB: 0<br>S: 8 P: 14 | R: 0 H: 0<br>E: 0 LOB: 0<br>K: 2 BB: 0<br>S: 8 P: 9 | R: 0 H: 1<br>E: 0 LOB: 1<br>K: 1 BB: 0<br>S: 13 P: 24 | R: 0 H: 1<br>E: 0 LOB: 1<br>K: 0 BB: 0<br>S: 9 P: 13 | R: 0 H: 1<br>E: 0 LOB: 1<br>K: 1 BB: 0<br>S: 9 P: 13 | R: 0 H: 0<br>E: 0 LOB: 0<br>K: 2 BB: 0<br>S: 9 P: 13 | 1B: 6 SF: 0<br>2B: 1 SAC: 0<br>3B: 0 DP: 0<br>HR: 0 HBP: 0 | | | | | | WP: 1 PA: 34<br>PB: 0<br>SB: 0<br>CS: 0 | |

| PITCHER | | IP | WLS | BF | H | R | ER | SO | BB | IBB | HBP | BLK | WP | HR | S | P | ERA | WHIP |
|---|---|---|---|---|---|---|---|---|---|---|---|---|---|---|---|---|---|---|
| Jimmy Key, L<br>ERA: 3.82 | (1, 1) | 7.0 | W | 27 | 6 | 0 | 0 | 9 | 0 | 0 | 0 | 0 | 1 | 0 | 66 | 107 | 0.00 | 0.857 |
| Tom Henke, R<br>ERA: 2.02 | (8, 1) | 2.0 | S | 7 | 1 | 0 | 0 | 3 | 0 | 0 | 0 | 0 | 0 | 0 | 18 | 26 | 0.00 | 0.500 |

| PITCHER | IP | WLS | BF | H | R | ER | SO | BB | IBB | HBP | BLK | WP | HR | S | P | ERA | WHIP |
|---|---|---|---|---|---|---|---|---|---|---|---|---|---|---|---|---|---|

# BOTTOM

## Toronto Blue Jays @ Detroit Tigers

Tiger Stadium, Detroit, MI

Mon Sep 25 1989, 7:05 PM EDT

Att. 15,990 - Unknown - 59 F

livebaseballscorecards.com

| | |
|---|---|
| AB | 34 |
| R | 0 |
| H | 7 |
| RBI | 0 |
| BB | 0 |
| SO | 12 |
| LOB | 14 |

# Toronto Blue Jays @ Detroit Tigers

Tiger Stadium, Detroit, MI

Tue Sep 26 1989, 7:05 PM EDT

Att. 16,185 - Unknown - 56 F

TOP

livebaseballscorecards.com

| Batter | 1 | 2 | 3 | 4 | 5 | 6 | 7 | 8 | 9 | AB | R | H | RBI | BB | SO | LOB |
|---|---|---|---|---|---|---|---|---|---|---|---|---|---|---|---|---|
| Lloyd Moseby, L (1, 8)<br>OBP: 0.303, SLG: 0.348 | C B C C<br>1-3 ① K | | B B B C B<br>4-1 BB E 1B BB | | S B B F X<br>2-2 CS 1B | | X<br>0-0 ② F7 | | B X<br>1-0 ③ FC6-4 1-2f | 4 | 1 | 1 | 0 | 1 | 1 | 1 |
| Mookie Wilson, S (1, 7)<br>OBP: 0.274, SLG: 0.331 | B C B X<br>2-1 ② P8 | | B X<br>1-0 E5 BB 1B 1-2 | | B 1 SAFE 1 SAFE 1 SAFE S C C<br>1-3 ① ② K 1-2 | | B B X<br>2-0 ③ F8 | | | 4 | 1 | 0 | 0 | 0 | 1 | 2 |
| George Bell, R (1, 10)<br>OBP: 0.331, SLG: 0.463 | F F X<br>0-2 1B | | B X<br>1-0 ② F7 | | B B B C F X<br>3-2 ③ G6-3 | | | F X<br>0-1 G4-6-3 1B | | 4 | 0 | 2 | 0 | 0 | 0 | 2 |
| Fred McGriff, L (1, 3)<br>OBP: 0.402, SLG: 0.534 | S 1 SAFE C C<br>0-3 ③ K | | B B B C F B B<br>4-2 1B 1-2 2-3 BB | | | B F C B B X<br>3-2 FC1-4 1B | | F B F F X<br>1-2 ① ② G4-6-3 1-2f | | 3 | 0 | 1 | 0 | 1 | 1 | 2 |
| Kelly Gruber, R (1, 5)<br>OBP: 0.326, SLG: 0.440 | | B X<br>1-0 ① G6-3 | S X<br>0-1 1-2 2-H 3-H 1B | | | B F S S B X<br>2-2 ① FC1-4 1B 1-2f 1B | | B S S B B B<br>4-2 BB | | 3 | 1 | 1 | 2 | 1 | 0 | 1 |
| Tony Fernandez, S (1, 6)<br>OBP: 0.290, SLG: 0.390 | | F C B B C<br>2-3 ② K | B B X<br>2-0 ③ P7 | | | F C B 1 SAFE F X<br>1-2 ② P5 | | P B S S X<br>2-2 ③ P5 | | 4 | 0 | 0 | 0 | 0 | 1 | 4 |
| Manuel Lee, S (1, 4)<br>OBP: 0.306, SLG: 0.337 | | B B C B B<br>4-1 BB | | F C B X<br>1-2 ① F8 | | 1 SAFE F C 1 SAFE 1 SAFE X<br>0-2 1B 1-2 1B | | | F X<br>0-1 FC3-6 1B | 3 | 0 | 2 | 0 | 1 | 0 | 0 |
| Pat Borders, R (1, 2)<br>OBP: 0.286, SLG: 0.340 | C 1 SAFE B 1 SAFE 1 SAFE B F C<br>2-3 ③ K | | | F M B C<br>1-3 ② K | | B B X<br>2-0 ③ 1-3 2-H 1B | | | 1 SAFE B X<br>1-0 ① FC3-6 FC6-4 1-2f | 4 | 0 | 1 | 1 | 0 | 2 | 2 |
| Glenallen Hill, R (1, 9)<br>OBP: 0.313, SLG: 0.348<br>Junior Felix, S (9, PH)<br>OBP: 0.313, SLG: 0.389 (9, 9) | | | X<br>0-0 ① F8 | B B C G B S<br>3-3 ③ K | | | B X<br>1-0 ① G1-3 | | F F B S<br>1-3 ② K | 3<br>1 | 0<br>0 | 0<br>0 | 0<br>0 | 1<br>1 | 0<br>1 | 0<br>1 |
| Inning Stats | R: 0 E: 0 K: 2 S: 11<br>H: 1 LOB: 1 BB: 0 P: 14 | R: 0 E: 0 K: 2 S: 8<br>H: 0 LOB: 1 BB: 1 P: 17 | R: 2 E: 1 K: 0 S: 9<br>H: 1 LOB: 2 BB: 2 P: 21 | R: 0 E: 0 K: 2 S: 9<br>H: 0 LOB: 0 BB: 0 P: 14 | R: 0 E: 0 K: 1 S: 9<br>H: 1 LOB: 0 BB: 0 P: 15 | R: 1 E: 0 K: 0 S: 14<br>H: 3 LOB: 2 BB: 0 P: 22 | R: 0 E: 0 K: 0 S: 3<br>H: 0 LOB: 0 BB: 0 P: 6 | R: 0 E: 0 K: 0 S: 12<br>H: 1 LOB: 1 BB: 1 P: 18 | R: 0 E: 0 K: 1 S: 7<br>H: 1 LOB: 1 BB: 0 P: 10 | 1B: 8 2B: 0 3B: 0 HR: 0<br>SF: 0 SAC: 0 DP: 1 HBP: 0 | | | | | | |

| | AB | 33 |
|---|---|---|
| | R | 3 |
| | H | 8 |
| | RBI | 3 |
| | BB | 4 |
| | SO | 8 |
| | LOB | 15 |

WP: 0 PB: 0 SB: 0 CS: 1 PA: 37

| PITCHER | | IP | WLS | BF | H | R | ER | SO | BB | IBB | HBP | BLK | WP | HR | S | P | ERA | WHIP |
|---|---|---|---|---|---|---|---|---|---|---|---|---|---|---|---|---|---|---|
| Frank Tanana, L<br>ERA: 3.61 | (1, 1) | 7.0 | | 29 | 6 | 3 | 1 | 7 | 3 | 0 | 0 | 0 | 0 | 0 | 63 | 109 | 1.29 | 1.286 |
| Mike Henneman, R<br>ERA: 3.8 | (8, 1) | 2.0 | W | 8 | 2 | 0 | 0 | 1 | 1 | 0 | 0 | 0 | 0 | 0 | 19 | 28 | 0.00 | 1.500 |

| PITCHER | | IP | WLS | BF | H | R | ER | SO | BB | IBB | HBP | BLK | WP | HR | S | P | ERA | WHIP |
|---|---|---|---|---|---|---|---|---|---|---|---|---|---|---|---|---|---|---|

# BOTTOM

## Toronto Blue Jays @ Detroit Tigers

Tiger Stadium, Detroit, MI

Tue Sep 26 1989, 7:05 PM EDT

Att. 16,185 - Unknown - 56 F

livebaseballscorecards.com

| Batter | 1 | 2 | 3 | 4 | 5 | 6 | 7 | 8 | 9 | AB | R | H | RBI | BB | SO | LOB |
|---|---|---|---|---|---|---|---|---|---|---|---|---|---|---|---|---|
| Gary Pettis, S (1, 8)<br>OBP: 0.378, SLG: 0.309 | X 0-0 CS 1B | | F X 0-1 F8 ② | | | F B X 1-1 G5-3 ① | | C B F F X 1-2 BB 1B | B C X 1-1 1B 1B<br>1-2<br>2-H<br>3-H | 5 | 0 | 3 | 2 | 0 | 0 | 1 |
| Alan Trammell, R (1, 6)<br>OBP: 0.311, SLG: 0.333 | B 1 SAFE C P X 2-1 E5 ① ②<br>1-2 | | X 0-0 L4 ③ | | | C F X 0-2 G6-3 ② | | B 1 SAFE S B F F B 1 SAFE 1 SAFE 4-2 F B<br>1-2 BB 1B | C X 0-1 1B<br>1-2<br>2-H | 4 | 0 | 1 | 1 | 1 | 0 | 2 |
| Lou Whitaker, L (1, 4)<br>OBP: 0.361, SLG: 0.465 | B B F B H 4-1 FC6-4 HBP | | | C X 0-1 P4 ① | | C B C B B B 4-2 BB | | B L S S 1-3 K ① | | 2 | 0 | 0 | 0 | 1 | 1 | 2 |
| Gary Ward, R (1, 3)<br>OBP: 0.304, SLG: 0.396<br>Dave Bergman, L (8, PH)<br>OBP: 0.340, SLG: 0.362 (9, 3) | B X 1-0 FC6-4 ③<br>1-2f | | | S B B F X 2-2 L9 ② | | C S B C 1-3 K ③ | | B F C F B S 2-3 K ② | | 3<br>1 | 0<br>0 | 0<br>0 | 0<br>0 | 0<br>0 | 1<br>1 | 2<br>2 |
| Chet Lemon, R (1, 9)<br>OBP: 0.323, SLG: 0.347<br>Fred Lynn, L (8, PH)<br>OBP: 0.327, SLG: 0.374 (9, 7) | | B C F B B X 3-2 G5-3 ① | | B B C B X 3-1 G6-3 ③ | | | B S B B B X 3-1 3B 1B | F F B X 1-2 P6 ③ | | 3<br>1 | 1<br>0 | 1<br>0 | 0<br>0 | 0<br>0 | 0<br>0 | 0<br>2 |
| Rick Schu, R (1, 10)<br>OBP: 0.281, SLG: 0.338<br>Rob Richie, L (9, PH)<br>OBP: 0.333, SLG: 0.490 | | B B X 2-0 P4 ② | | | C X 0-1 G5-3 ① | | S F X 0-2 F9 ① | | B B C C S 2-3 K ① | 3<br>1 | 0<br>0 | 0<br>0 | 0<br>0 | 0<br>0 | 0<br>1 | 1<br>0 |
| Mike Heath, R (1, 2)<br>OBP: 0.312, SLG: 0.397<br>Scott Lusader, L (9, PH)<br>OBP: 0.321, SLG: 0.333 | X 0-0 G6-3 ③ | | | | H 1-0 FC6-4 HBP | | X 0-0 L4 ② | | C C B B B B F X 3-2 E1 HBP BB 1B | 2<br>1 | 0<br>1 | 0<br>0 | 0<br>0 | 0<br>0 | 0<br>0 | 1<br>0 |
| Kenny Williams, R (1, 7)<br>OBP: 0.273, SLG: 0.308 (9, 9)<br>Matt Nokes, L (9, PH)<br>OBP: 0.306, SLG: 0.403<br>Mike Brumley, S (9, PR)<br>OBP: 0.251, SLG: 0.255 | | B X 1-0 G6-3 ① | | 1 SAFE C B 1 SAFE C B X 2-2 FC6-4 ②<br>1-2f | | | S B S S B F B X 3-2<br>1-H 3B | | B B B 1 SAFE C S 1 SAFE B 4-2 HBP<br>1-2 1B BB | 3<br><br>0<br>0 | 0<br><br>0<br>1 | 1<br><br>0<br>0 | 1<br><br>0<br>0 | 0<br><br>1<br>0 | 0<br><br>0<br>0 | 1<br><br>0<br>0 |
| Doug Strange, S (1, 5)<br>OBP: 0.289, SLG: 0.272 | | | B B B B 4-0 BB | | B X 1-0 F7 ③ | | C B F B B F F X 3-2 P5 ③ | | B F H 2-1 1B 1B HBP<br>1-2<br>2-3 | 2 | 1 | 0 | 0 | 1 | 0 | 2 |
| Inning Stats | R: 0 E: 1 K: 0 S: 6 H: 1 LOB: 1 BB: 0 P: 12 | R: 0 E: 0 K: 0 S: 5 H: 0 LOB: 0 BB: 0 P: 10 | R: 0 E: 0 K: 0 S: 4 H: 0 LOB: 1 BB: 1 P: 9 | R: 0 E: 0 K: 0 S: 7 H: 0 LOB: 0 BB: 0 P: 12 | R: 0 E: 0 K: 0 S: 6 H: 0 LOB: 1 BB: 0 P: 10 | R: 0 E: 0 K: 1 S: 10 H: 0 LOB: 1 BB: 1 P: 16 | R: 1 E: 0 K: 0 S: 15 H: 2 LOB: 1 BB: 0 P: 24 | R: 0 E: 0 K: 2 S: 18 H: 1 LOB: 2 BB: 1 P: 27 | R: 3 E: 1 K: 1 S: 14 H: 2 LOB: 2 BB: 1 P: 26 | 1B: 5<br>2B: 0<br>3B: 1<br>HR: 0 | SF: 0<br>SAC: 0<br>DP: 0<br>HBP: 3 | | | | | |

| | AB | 31 |
|---|---|---|
| | R | 4 |
| | H | 6 |
| | RBI | 4 |
| | BB | 4 |
| | SO | 4 |
| | LOB | 16 |

| PITCHER | | IP | WLS | BF | H | R | ER | SO | BB | IBB | HBP | BLK | WP | HR | S | P | ERA | WHIP |
|---|---|---|---|---|---|---|---|---|---|---|---|---|---|---|---|---|---|---|
| Mike Flanagan, L<br>ERA: 3.93 | (1, 1) | 6.0 | | 22 | 1 | 0 | 0 | 1 | 2 | 0 | 2 | 0 | 0 | 0 | 38 | 69 | 0.00 | 0.500 |
| David Wells, L<br>ERA: 2.45 | (7, 1) | 1.1 | | 8 | 3 | 1 | 1 | 1 | 1 | 0 | 0 | 0 | 0 | 0 | 26 | 41 | 6.75 | 3.000 |
| Duane Ward, R<br>ERA: 3.64 | (8, 1) | 1.0 | L | 6 | 0 | 3 | 2 | 2 | 1 | 0 | 1 | 0 | 0 | 0 | 17 | 31 | 18.00 | 1.000 |
| Tom Henke, R<br>ERA: 2.02 | (9, 1) | 0.0 | | 2 | 2 | 0 | 0 | 0 | 0 | 0 | 0 | 0 | 0 | 0 | 4 | 5 | ∞ | ∞ |

| PITCHER | IP | WLS | BF | H | R | ER | SO | BB | IBB | HBP | BLK | WP | HR | S | P | ERA | WHIP |
|---|---|---|---|---|---|---|---|---|---|---|---|---|---|---|---|---|---|

WP: 0 PB: 0 SB: 0 CS: 1 PA: 38

# Toronto Blue Jays @ Detroit Tigers

Tiger Stadium, Detroit, MI

Wed Sep 27 1989, 7:05 PM EDT

Att. 18,331 - Unknown - 55 F

TOP

livebaseballscorecards.com

| Batter | 1 | 2 | 3 | 4 | 5 | 6 | 7 | 8 | 9 | AB | R | H | RBI | BB | SO | LOB |
|---|---|---|---|---|---|---|---|---|---|---|---|---|---|---|---|---|
| Lloyd Moseby, L (1, 8) OBP: 0.302, SLG: 0.348 | L7 | | G6-3 | | B1 | | P3 1B 2B (1-H) | L7 | | 5 | 1 | 1 | 1 | 0 | 0 | 3 |
| Mookie Wilson, S (1, 7) OBP: 0.273, SLG: 0.330 | G3-1 | | G6-3 | | G1-6-3 (2-3) | | P3 (2-3) | | G3-1 3B 1B | 5 | 1 | 1 | 0 | 0 | 0 | 2 |
| Fred McGriff, L (1, 3) OBP: 0.403, SLG: 0.532 | BB | | BB | | F8 | | 1B BB | | G3-1 (1-2) | 2 | 0 | 0 | 0 | 3 | 0 | 2 |
| George Bell, R (1, 10) OBP: 0.331, SLG: 0.462 | P3 | | L5 | | | G6-3 | 1B (1-2, 3-H) | | 3B IBB | 4 | 1 | 1 | 1 | 1 | 0 | 2 |
| Tony Fernandez, S (1, 6) OBP: 0.293, SLG: 0.395 | | FC3-6 1B | | BB | | G4-3 | G4-3 | | HR 3B (1-H, 2-H) | 4 | 2 | 2 | 2 | 1 | 0 | 2 |
| Ernie Whitt, L (1, 2) OBP: 0.350, SLG: 0.420 | | FC3-6 1B (1-2f) | | K (1-3) | | 2B | | BB | HR BB | 3 | 1 | 1 | 0 | 2 | 1 | 2 |
| Kelly Gruber, R (1, 5) OBP: 0.329, SLG: 0.447 | | 1B (1-2) | | 1B (3-H) | | L6 | | F7 | HR (1-H, 3-H) | 5 | 1 | 3 | 4 | 0 | 0 | 2 |
| Nelson Liriano, S (1, 4) OBP: 0.331, SLG: 0.379 | | P5 | | P6 | | | FC1-6 BB | F7 (1-2) | F8 | 4 | 0 | 0 | 0 | 1 | 0 | 3 |
| Junior Felix, S (1, 9) OBP: 0.314, SLG: 0.390 | | F8 | | | G1-6-3 2B | | FC1-6 (1-2f) 2B | IBB | F9 | 4 | 1 | 1 | 0 | 1 | 0 | 3 |

| | AB | 36 |
|---|---|---|
| | R | 8 |
| | H | 10 |
| | RBI | 8 |
| | BB | 9 |
| | SO | 1 |
| | LOB | 21 |

| Inning Stats | | | | | | | | | | |
|---|---|---|---|---|---|---|---|---|---|---|
| | R: 0 E: 0 K: 0 S: 10 | H: 0 LOB: 1 BB: 1 P: 17 | R: 0 E: 1 K: 0 S: 11 | H: 2 LOB: 2 BB: 0 P: 17 | R: 0 E: 0 K: 0 S: 6 | H: 0 LOB: 1 BB: 1 P: 15 | R: 1 E: 0 K: 1 S: 6 | H: 1 LOB: 0 BB: 1 P: 14 | R: 0 E: 0 K: 0 S: 9 | H: 1 LOB: 1 BB: 0 P: 12 |
| | R: 0 E: 0 K: 0 S: 11 | H: 1 LOB: 1 BB: 0 P: 19 | R: 2 E: 0 K: 0 S: 15 | H: 2 LOB: 2 BB: 2 P: 27 | R: 0 E: 0 K: 0 S: 8 | H: 0 LOB: 2 BB: 2 P: 20 | R: 5 E: 0 K: 0 S: 13 | H: 3 LOB: 0 BB: 2 P: 25 | 1B: 5 2B: 3 3B: 1 HR: 1 | SF: 0 SAC: 0 DP: 0 HBP: 0 |
| | WP: 0 PB: 0 SB: 2 CS: 0 | PA: 45 | | | | | | | | |

| PITCHER | | IP | WLS | BF | H | R | ER | SO | BB | IBB | HBP | BLK | WP | HR | S | P | ERA | WHIP |
|---|---|---|---|---|---|---|---|---|---|---|---|---|---|---|---|---|---|---|
| Doyle Alexander, R (1, 1) ERA: 4.44 | | 7.0 | L | 32 | 7 | 3 | 3 | 1 | 5 | 0 | 0 | 0 | 0 | 0 | 68 | 121 | 3.86 | 1.714 |
| Paul Gibson, L (8, 1) ERA: 4.64 | | 1.1 | | 10 | 2 | 4 | 4 | 0 | 2 | 2 | 0 | 0 | 0 | 0 | 16 | 40 | 27.00 | 3.000 |
| Frank Williams, R (9, 1) ERA: 3.64 | | 0.2 | | 3 | 1 | 1 | 1 | 0 | 0 | 0 | 0 | 0 | 0 | 1 | 5 | 5 | 13.50 | 1.500 |

| PITCHER | IP | WLS | BF | H | R | ER | SO | BB | IBB | HBP | BLK | WP | HR | S | P | ERA | WHIP |
|---|---|---|---|---|---|---|---|---|---|---|---|---|---|---|---|---|---|

| Batter | 1 | 2 | 3 | 4 | 5 | 6 | 7 | 8 | 9 | AB | R | H | RBI | BB | SO | LOB |
|---|---|---|---|---|---|---|---|---|---|---|---|---|---|---|---|---|
| Gary Pettis, S (1, 8)<br>OBP: 0.375, SLG: 0.306 | B B B C C S<br>3-3 ① K | | X<br>0-0 ② F7 | | F C B S<br>1-3 ③ K | | | B B B C X<br>3-1 ①② G4-3-6<br>1-2f | | 4 | 0 | 0 | 0 | 0 | 2 | 1 |
| Alan Trammell, R (1, 6)<br>OBP: 0.316, SLG: 0.338 | B X<br>1-0 2B 2B | | B C B B B B<br>4-1 BB BB | | | C S T F F X<br>0-2 G4-3 F8 1B | | C C B B F F H<br>3-2 HBP<br>X<br>0-0 ③ L9 | | 2 | 1 | 2 | 0 | 1 | 0 | 0 |
| Lou Whitaker, L (1, 4)<br>OBP: 0.362, SLG: 0.466 | C S T X<br>0-2 2-H 2B | | B B B B<br>4-0 1-2 BB | | | B B B C X<br>3-1 ① F8<br>1-2 | | | | 3 | 0 | 1 | 1 | 1 | 0 | 2 |
| Fred Lynn, L (1, 7)<br>OBP: 0.324, SLG: 0.370 | F C F S<br>0-3 ② K | | C B F B X<br>2-2 ③ G3 | | | F C X<br>0-2 ② G4-3<br>2-3 | | | B B C S T F X<br>2-2 ① F8 | 4 | 0 | 0 | 0 | 0 | 1 | 4 |
| Matt Nokes, L (1, 10)<br>OBP: 0.301, SLG: 0.397 | B C C X<br>1-2 ③ G3 | | | X<br>0-0 ① G4-3 | | B F X<br>1-1 ③ P5 | | | C C B S<br>1-3 ② K | 4 | 0 | 0 | 0 | 0 | 1 | 2 |
| Dave Bergman, L (1, 3)<br>OBP: 0.340, SLG: 0.361 | | C B B B B C X<br>3-2 ① G4-3 | | X<br>0-0 CS 1B | | | C C X<br>0-2 ① L7 | | C S B F X<br>1-2 ③ P6 | 4 | 0 | 1 | 0 | 0 | 0 | 0 |
| Chet Lemon, R (1, 9)<br>OBP: 0.321, SLG: 0.344 | | B C X<br>1-1 ② F9 | | B 1 SAFE B C X<br>2-1 ②③ G1<br>1-2 | | | F C X<br>0-2 ② P2 | | | 3 | 0 | 0 | 0 | 0 | 0 | 1 |
| Doug Strange, S (1, 5)<br>OBP: 0.284, SLG: 0.267 | | B B F F S<br>2-3 ③ K | | | C B F S<br>1-3 ① K | | B C F X<br>1-2 ③ G3 | | | 3 | 0 | 0 | 0 | 0 | 2 | 0 |
| Mike Heath, R (1, 2)<br>OBP: 0.312, SLG: 0.395 | | | C B S B C<br>2-3 ① K | | B C C S<br>1-3 ② K | | | B B B C B<br>4-1 G4-3-6 BB | | 2 | 0 | 0 | 0 | 1 | 2 | 0 |
| Inning Stats | R: 1 H: 2<br>E: 0 LOB: 1<br>K: 2 BB: 0<br>S: 15 P: 20 | R: 0 H: 0<br>E: 0 LOB: 0<br>K: 1 BB: 0<br>S: 8 P: 14 | R: 0 H: 0<br>E: 0 LOB: 2<br>K: 1 BB: 2<br>S: 8 P: 20 | R: 0 H: 1<br>E: 0 LOB: 0<br>K: 0 BB: 0<br>S: 4 P: 6 | R: 0 H: 0<br>E: 0 LOB: 0<br>K: 3 BB: 0<br>S: 9 P: 12 | R: 0 H: 1<br>E: 0 LOB: 1<br>K: 0 BB: 0<br>S: 12 P: 16 | R: 0 H: 0<br>E: 0 LOB: 0<br>K: 0 BB: 0<br>S: 9 P: 10 | R: 0 H: 0<br>E: 0 LOB: 1<br>K: 0 BB: 1<br>S: 8 P: 18 | R: 0 H: 0<br>E: 0 LOB: 0<br>K: 1 BB: 0<br>S: 12 P: 16 | 1B: 2 SF: 0<br>2B: 2 SAC: 0<br>3B: 0 DP: 1<br>HR: 0 HBP: 1 | | | | | WP: 0 PA: 33<br>PB: 0<br>SB: 0<br>CS: 1 | | |

| PITCHER | | IP | WLS | BF | H | R | ER | SO | BB | IBB | HBP | BLK | WP | HR | S | P | ERA | WHIP |
|---|---|---|---|---|---|---|---|---|---|---|---|---|---|---|---|---|---|---|
| Dave Stieb, R<br>ERA: 3.35 | (1, 1) | 7.2 | W | 29 | 4 | 1 | 1 | 7 | 3 | 0 | 1 | 0 | 0 | 0 | 72 | 115 | 1.17 | 0.913 |
| Tom Henke, R<br>ERA: 1.99 | (8, 1) | 1.1 | S | 4 | 0 | 0 | 0 | 1 | 0 | 0 | 0 | 0 | 0 | 0 | 13 | 17 | 0.00 | 0.000 |

| PITCHER | IP | WLS | BF | H | R | ER | SO | BB | IBB | HBP | BLK | WP | HR | S | P | ERA | WHIP |
|---|---|---|---|---|---|---|---|---|---|---|---|---|---|---|---|---|---|

# Toronto Blue Jays @ Detroit Tigers

Tiger Stadium, Detroit, MI

Wed Sep 27 1989, 7:05 PM EDT

Att. 18,331 - Unknown - 55 F

BOTTOM

livebaseballscorecards.com

| | |
|---|---|
| AB | 29 |
| R | 1 |
| H | 4 |
| RBI | 1 |
| BB | 3 |
| SO | 8 |
| LOB | 10 |

| Batter | 1 | 2 | 3 | 4 | 5 | 6 | 7 | 8 | 9 | AB | R | H | RBI | BB | SO | LOB |
|---|---|---|---|---|---|---|---|---|---|---|---|---|---|---|---|---|
| Gary Pettis, S (1, 8)<br>OBP: 0.376, SLG: 0.306 | S F B B F S<br>2-3 ① K | | B S F B B B F B<br>4-2 1-2 BB | | | F B C S<br>1-3 ① K | | C B X<br>1-1 E G6-3 1B | | 3 | 1 | 1 | 0 | 1 | 2 | 0 |
| Alan Trammell, R (1, 6)<br>OBP: 0.316, SLG: 0.336 | B B B C X<br>3-1 ② L8 | | B F C C<br>1-3 ③ K | | | B B B B<br>4-0 1B BB | | C B 1 SAFE B B C F F X<br>3-2 ② G6-3 1-H | | 3 | 0 | 0 | 1 | 1 | 1 | 2 |
| Lou Whitaker, L (1, 4)<br>OBP: 0.359, SLG: 0.462 | C F X<br>0-2 ③ F7 | | | C X<br>0-1 ① P4 | | C B B X<br>2-1 ② F8 | | C S B B B F X<br>2-2 ③ F9 | | 4 | 0 | 0 | 0 | 0 | 0 | 1 |
| Fred Lynn, L (1, 7)<br>OBP: 0.326, SLG: 0.370 | | B F B B B F X<br>3-2 ① F7 | | C S C<br>0-3 ② K | | X<br>0-0 1-2 1B | | | B B C B C T B<br>4-2 1B BB BB | 3 | 0 | 1 | 0 | 1 | 1 | 0 |
| Matt Nokes, L (1, 10)<br>OBP: 0.298, SLG: 0.392<br>Rick Schu, R (9, PH)<br>OBP: 0.280, SLG: 0.337 | | B B X<br>2-0 ② G5-3 | | B S C S<br>1-3 ③ K | | F F S<br>0-3 ③ K | | | B B C B C T C<br>2-3 ① K | 3<br>1 | 0<br>0 | 0<br>0 | 0<br>0 | 0<br>0 | 2<br>1 | 2<br>1 |
| Dave Bergman, L (1, 3)<br>OBP: 0.337, SLG: 0.358<br>Chet Lemon, R (9, PH)<br>OBP: 0.323, SLG: 0.344 | | B B X<br>2-0 ③ F8 | | | C C X<br>0-2 ① L9 | | C B F X<br>1-2 ① G4-3 | | B B B B B<br>4-0 1-2 1B BB | 3<br>0 | 0<br>0 | 0<br>0 | 0<br>0 | 0<br>1 | 0<br>0 | 0<br>0 |
| Scott Lusader, L (1, 9)<br>OBP: 0.313, SLG: 0.324<br>Kenny Williams, R (9, PH)<br>OBP: 0.272, SLG: 0.307 | | | S C C<br>0-3 ① K | | X<br>0-0 ② P4 | C B C B S<br>2-3 ② K | | | C B B B B C X<br>3-2 ② L9 | 3<br>1 | 0<br>0 | 0<br>0 | 0<br>0 | 0<br>0 | 2<br>0 | 0<br>2 |
| Doug Strange, S (1, 5)<br>OBP: 0.285, SLG: 0.265<br>Gary Ward, R (9, PH)<br>OBP: 0.306, SLG: 0.398 | | | B B F B F F F F X<br>3-2 ② F9 | | B B B C C B<br>4-2 BB | B C B C B F S<br>3-3 ③ K | | | S F X<br>0-2 1-2 2-3 1B | 2<br>1 | 0<br>0 | 0<br>1 | 0<br>0 | 1<br>0 | 1<br>0 | 0<br>0 |
| Mike Heath, R (1, 2)<br>OBP: 0.311, SLG: 0.393 | | | X<br>0-0 WP 1B | | F F B B F C<br>2-3 ③ K | | | C B B F B X<br>3-2 ① G6-3 | X<br>0-0 ③ F8 | 4 | 0 | 1 | 0 | 0 | 1 | 4 |
| Inning Stats | R: 0 E: 0 K: 1 S: 9<br>H: 0 LOB: 0 BB: 0 P: 14 | R: 0 E: 0 K: 0 S: 5<br>H: 0 LOB: 0 BB: 0 P: 12 | R: 0 E: 0 K: 2 S: 16<br>H: 1 LOB: 2 BB: 1 P: 24 | R: 0 E: 0 K: 2 S: 8<br>H: 0 LOB: 0 BB: 0 P: 9 | R: 0 E: 0 K: 1 S: 10<br>H: 0 LOB: 1 BB: 1 P: 16 | R: 0 E: 0 K: 2 S: 9<br>H: 1 LOB: 2 BB: 1 P: 16 | R: 0 E: 0 K: 2 S: 10<br>H: 0 LOB: 0 BB: 0 P: 16 | R: 1 E: 1 K: 0 S: 14<br>H: 1 LOB: 0 BB: 0 P: 23 | R: 0 E: 0 K: 1 S: 13<br>H: 1 LOB: 3 BB: 2 P: 26 | 1B: 4 2B: 0 3B: 0 HR: 0<br>SF: 0 SAC: 0 DP: 0 HBP: 0 | | | | | | |

# TOP

## Detroit Tigers @ New York Yankees

Yankee Stadium, Bronx, NY

Fri Sep 29 1989, 7:05 PM EDT

Att. 21,448 - Unknown - 69 F

livebaseballscorecards.com

| | |
|---|---|
| AB | 31 |
| R | 1 |
| H | 4 |
| RBI | 1 |
| BB | 5 |
| SO | 11 |
| LOB | 12 |

WP: 1 PB: 0 SB: 0 CS: 0 PA: 36

| PITCHER | | IP | WLS | BF | H | R | ER | SO | BB | IBB | HBP | BLK | WP | HR | S | P | ERA | WHIP |
|---|---|---|---|---|---|---|---|---|---|---|---|---|---|---|---|---|---|---|
| Eric Plunk, R<br>ERA: 3.28 | (1, 1) | 8.0 | W | 31 | 3 | 1 | 0 | 10 | 4 | 0 | 0 | 0 | 1 | 0 | 84 | 137 | 0.00 | 0.875 |
| Dave Righetti, L<br>ERA: 3.0 | (9, 1) | 1.0 | | 5 | 1 | 0 | 0 | 1 | 1 | 0 | 0 | 0 | 0 | 0 | 10 | 19 | 0.00 | 2.000 |

| PITCHER | IP | WLS | BF | H | R | ER | SO | BB | IBB | HBP | BLK | WP | HR | S | P | ERA | WHIP |
|---|---|---|---|---|---|---|---|---|---|---|---|---|---|---|---|---|---|

| Batter | 1 | 2 | 3 | 4 | 5 | 6 | 7 | 8 | 9 | AB | R | H | RBI | BB | SO | LOB |
|---|---|---|---|---|---|---|---|---|---|---|---|---|---|---|---|---|
| Steve Sax, R (1, 4)<br>OBP: 0.364, SLG: 0.387 | C B X 1-1 L9 ① | | B B F X 2-1 G6-3 ② | | B C S S 1-3 K ① | F X 0-1 G5-3 ③ | | C B B B F X 3-2 G4-6-3 ② ③ 1-2f | | 5 | 0 | 0 | 0 | 0 | 1 | 6 |
| Wayne Tolleson, S (9, 4)<br>OBP: 0.256, SLG: 0.252 | | | | | | | | | | 0 | 0 | 0 | 0 | 0 | 0 | 0 |
| Luis Polonia, L (1, 10)<br>OBP: 0.337, SLG: 0.387 | F X 0-1 F8 ② | | X 0-0 3-H 1B | | B F C F S 1-3 K ② | | X 0-0 P5 ① | | | 4 | 0 | 1 | 1 | 0 | 1 | 2 |
| Don Mattingly, L (1, 3)<br>OBP: 0.351, SLG: 0.475 | B F X 1-1 G3 ③ | | 1 SAFE C X 0-1 L4 ③ | | B F F X 1-2 1B 1-2 3-H 1B | | B C B X 2-1 1B 1B | | | 4 | 0 | 2 | 1 | 0 | 0 | 1 |
| Mel Hall, L (1, 7)<br>OBP: 0.296, SLG: 0.431 | | X 0-0 HR | | B F B F F F B X 3-2 HR | B C F X 1-2 1-3 2-H 1B | | X 0-0 BB 1-3 1B | | | 4 | 2 | 4 | 3 | 0 | 0 | 0 |
| Jesse Barfield, R (1, 9)<br>OBP: 0.343, SLG: 0.414 | | B C C B S 2-3 K ① | | C B B S S X 2-2 G5-3 ① | F B B F S 2-3 K ③ | | B B C B F B 4-2 1-2 BB | | | 3 | 0 | 0 | 0 | 1 | 2 | 2 |
| Roberto Kelly, R (1, 8)<br>OBP: 0.369, SLG: 0.417 | | B B C F B X 3-2 L8 ② | | B X 1-0 F7 ② | | B B X 2-0 L7 ① | S F C 0-3 K ② | | | 4 | 0 | 0 | 0 | 0 | 1 | 3 |
| Mike Blowers, R (1, 5)<br>OBP: 0.303, SLG: 0.258 | | C F C 0-3 K ③ | | S F X 0-2 G5-3 ③ | | B B B B 4-0 FC4-6 BB | B B B C F S 3-3 K ③ | | | 3 | 0 | 0 | 0 | 1 | 2 | 3 |
| Alvaro Espinoza, R (1, 6)<br>OBP: 0.297, SLG: 0.324 | | | F S F F B F X 1-2 F8 1B 2B | | F X 0-1 1B 1B 2B | X 0-0 ② FC4-6 1B 1-2f | | X 0-0 ① G5-3 | | 4 | 2 | 2 | 0 | 0 | 0 | 1 |
| Brian Dorsett, R (1, 2)<br>OBP: 0.400, SLG: 0.357 | | | B F X 1-1 F8 ① 2-3 | | X 0-0 1B 1B 2-3 1B | S X 0-1 1-2 1B | | B B S S F B 4-2 G4-6-3 BB | | 3 | 1 | 2 | 0 | 1 | 0 | 1 |
| Inning Stats | R: 0 E: 0 K: 0 S: 6 H: 0 LOB: 0 BB: 0 P: 8 | R: 1 E: 0 K: 2 S: 11 H: 1 LOB: 0 BB: 0 P: 16 | R: 1 E: 0 K: 0 S: 13 H: 2 LOB: 1 BB: 0 P: 17 | R: 1 E: 0 K: 0 S: 12 H: 1 LOB: 0 BB: 0 P: 18 | R: 2 E: 0 K: 3 S: 19 H: 4 LOB: 2 BB: 0 P: 25 | R: 0 E: 0 K: 0 S: 6 H: 1 LOB: 2 BB: 1 P: 12 | R: 0 E: 0 K: 2 S: 12 H: 2 LOB: 3 BB: 1 P: 21 | R: 0 E: 0 K: 0 S: 6 H: 0 LOB: 0 BB: 1 P: 13 | | 1B: 7 2B: 2 3B: 0 HR: 2 | SF: 0 SAC: 0 DP: 1 HBP: 0 | | | | | |

| PITCHER | IP | WLS | BF | H | R | ER | SO | BB | IBB | HBP | BLK | WP | HR | S | P | ERA | WHIP |
|---|---|---|---|---|---|---|---|---|---|---|---|---|---|---|---|---|---|
| Jack Morris, R (1, 1)<br>ERA: 4.86 | 8.0 | L | 37 | 11 | 5 | 5 | 7 | 3 | 0 | 0 | 0 | 0 | 2 | 85 | 130 | 5.62 | 1.750 |

| PITCHER | IP | WLS | BF | H | R | ER | SO | BB | IBB | HBP | BLK | WP | HR | S | P | ERA | WHIP |
|---|---|---|---|---|---|---|---|---|---|---|---|---|---|---|---|---|---|

# BOTTOM

## Detroit Tigers @ New York Yankees

Yankee Stadium, Bronx, NY

Fri Sep 29 1989, 7:05 PM EDT

Att. 21,448 - Unknown - 69 F

livebaseballscorecards.com

| | |
|---|---|
| AB | 34 |
| R | 5 |
| H | 11 |
| RBI | 5 |
| BB | 3 |
| SO | 7 |
| LOB | 19 |

PA: 37

WP: 0 PB: 0 SB: 0 CS: 0

# Detroit Tigers @ New York Yankees

Yankee Stadium, Bronx, NY

Sat Sep 30 1989, 7:05 PM EDT

Att. 20,313 - Unknown - 60 F

TOP

livebaseballscorecards.com

| Batter | 1 | 2 | 3 | 4 | 5 | 6 | 7 | 8 | 9 | AB | R | H | RBI | BB | SO | LOB |
|---|---|---|---|---|---|---|---|---|---|---|---|---|---|---|---|---|
| Gary Pettis, S (1, 8)<br>OBP: 0.377, SLG: 0.310 | B B C F X<br>2-2<br>2B | C B X<br>1-1 ③<br>FC3-6<br>1-2f | | | C C B B F B F X<br>3-2<br>S<br>1B | | B X<br>1-0 ①<br>F9 | | C X<br>0-1 ①②<br>G6-4-3<br>1-2f | 5 | 1 | 2 | 0 | 0 | 0 | 3 |
| Alan Trammell, R (1, 6)<br>OBP: 0.313, SLG: 0.333<br>Rick Schu, R (7, 5)<br>OBP: 0.279, SLG: 0.336 | F F F X<br>0-2 ①<br>F9 | | B B X<br>2-0 ①<br>F7 | | 1 SAFE 1 SAFE B F 1 SAFE X<br>1-1 ①<br>P2 | | B C X<br>1-1 ②<br>F8 | | F B F F X<br>1-2 ③<br>F7 | 4<br>1 | 0<br>0 | 0<br>0 | 0<br>0 | 0<br>0 | 0<br>0 | 2<br>0 |
| Lou Whitaker, L (1, 4)<br>OBP: 0.359, SLG: 0.459<br>Mike Brumley, S (7, 6)<br>OBP: 0.251, SLG: 0.255 | B B X<br>2-0<br>FC1 | | X<br>0-0 ②<br>F8 | | C F X<br>0-2 ②<br>F8<br>1-2 | | S B B B B<br>4-1<br>1B<br>BB | | | 3<br>0 | 0<br>0 | 0<br>0 | 0<br>0 | 1<br>0 | 0<br>0 | 2<br>0 |
| Fred Lynn, L (1, 7)<br>OBP: 0.328, SLG: 0.371 | F F B X<br>1-2 ②<br>F9 | | F B X<br>1-1 ③<br>G3-1 | | B B X<br>2-0<br>2-H<br>1B | | X<br>0-0<br>1-2<br>1B | | | 4 | 0 | 2 | 1 | 0 | 0 | 2 |
| Matt Nokes, L (1, 10)<br>OBP: 0.299, SLG: 0.390<br>Gary Ward, R (7, PH)<br>OBP: 0.305, SLG: 0.397 | B X<br>1-0 ③<br>F8 | | | B B B C B<br>4-1<br>1B<br>1B<br>BB | X<br>0-0 ③<br>P6 | | B X<br>1-0 ③<br>F9 | | | 2<br>1 | 1<br>0 | 0<br>0 | 0<br>0 | 1<br>0 | 0<br>0 | 3<br>2 |
| Dave Bergman, L (1, 3)<br>OBP: 0.342, SLG: 0.361<br>Kenny Williams, R (8, PH)<br>OBP: 0.271, SLG: 0.306<br>(8, 3) | | B S B B B<br>4-1<br>1B<br>BB | | X<br>0-0<br>1-2<br>1B | | C X<br>0-1<br>G5-3<br>1B<br>1B | | B F X<br>1-1 ①<br>G3 | | 2<br>1 | 0<br>0 | 2<br>0 | 0<br>0 | 1<br>0 | 0<br>0 | 0<br>0 |
| Chet Lemon, R (1, 9)<br>OBP: 0.324, SLG: 0.345 | | C X<br>0-1<br>FC3-6<br>1-2<br>1B | | B B B C C F X<br>3-2 ①<br>F9 | | 1 SAFE X<br>0-0<br>1-2<br>1B | | B C B B X<br>3-1 ②<br>G6-3 | | 4 | 0 | 2 | 0 | 0 | 0 | 2 |
| Doug Strange, S (1, 5)<br>OBP: 0.284, SLG: 0.264<br>(7, 4) | | B C X<br>1-1 ①<br>F7 | | F B B C F B F X<br>3-2<br>G6-4-3<br>1-2<br>2-H<br>1B | | F X<br>0-1 ①<br>P5 | | C X<br>0-1 ③<br>G1-3 | | 4 | 0 | 1 | 1 | 0 | 0 | 4 |
| Mike Heath, R (1, 2)<br>OBP: 0.309, SLG: 0.390<br>Jeff Datz, R (7, 2)<br>OBP: 0.333, SLG: 0.200 | | S S X<br>0-2 ②<br>F9 | | C F B X<br>1-2 ②③<br>G6-4-3<br>1-2f | | X<br>0-0 ②③<br>G5-3<br>2-3f | | | C F F X<br>0-2<br>G6-4-3<br>1B | 3<br>1 | 0<br>0 | 0<br>1 | 0<br>0 | 0<br>0 | 0<br>0 | 6<br>0 |
| Inning Stats | R: 0 H: 1<br>E: 1 LOB: 2<br>K: 0 BB: 0<br>S: 12 P: 18 | R: 0 H: 1<br>E: 0 LOB: 2<br>K: 0 BB: 1<br>S: 10 P: 16 | R: 0 H: 0<br>E: 0 LOB: 0<br>K: 0 BB: 0<br>S: 4 P: 7 | R: 1 H: 2<br>E: 0 LOB: 1<br>K: 0 BB: 1<br>S: 14 P: 25 | R: 1 H: 2<br>E: 0 LOB: 1<br>K: 0 BB: 0<br>S: 12 P: 18 | R: 0 H: 2<br>E: 0 LOB: 1<br>K: 0 BB: 0<br>S: 6 P: 6 | R: 0 H: 1<br>E: 0 LOB: 2<br>K: 0 BB: 1<br>S: 6 P: 13 | R: 0 H: 0<br>E: 0 LOB: 0<br>K: 0 BB: 0<br>S: 6 P: 10 | R: 0 H: 1<br>E: 0 LOB: 0<br>K: 0 BB: 0<br>S: 10 P: 11 | 1B: 9<br>2B: 1<br>3B: 0<br>HR: 0 | SF: 0<br>SAC: 0<br>DP: 3<br>HBP: 0 | | | | | |

| | AB | 35 |
|---|---|---|
| | R | 2 |
| | H | 10 |
| | RBI | 2 |
| | BB | 3 |
| | SO | 0 |
| | LOB | 26 |

WP: 0 PA: 38
PB: 0
SB: 1
CS: 0

| PITCHER | | IP | WLS | BF | H | R | ER | SO | BB | IBB | HBP | BLK | WP | HR | S | P | ERA | WHIP |
|---|---|---|---|---|---|---|---|---|---|---|---|---|---|---|---|---|---|---|
| Andy Hawkins, R<br>ERA: 4.8 | (1, 1) | 6.0 | W | 27 | 8 | 2 | 2 | 0 | 2 | 0 | 0 | 0 | 0 | 0 | 58 | 90 | 3.00 | 1.667 |
| Lee Guetterman, L<br>ERA: 2.45 | (7, 1) | 3.0 | S | 11 | 2 | 0 | 0 | 0 | 1 | 0 | 0 | 0 | 0 | 0 | 22 | 34 | 0.00 | 1.000 |

| PITCHER | IP | WLS | BF | H | R | ER | SO | BB | IBB | HBP | BLK | WP | HR | S | P | ERA | WHIP |
|---|---|---|---|---|---|---|---|---|---|---|---|---|---|---|---|---|---|

| Batter | 1 | 2 | 3 | 4 | 5 | 6 | 7 | 8 | 9 | AB | R | H | RBI | BB | SO | LOB |
|---|---|---|---|---|---|---|---|---|---|---|---|---|---|---|---|---|
| Steve Sax, R (1, 4)<br>OBP: 0.365, SLG: 0.388 | B C B B C C<br>3-3 ① K | | B C C S<br>1-3 ② K | | B B B C B<br>4-1 L8 S SF9 BB | S X<br>0-1 1B 2B<br>2-H | | B B F F C<br>2-3 ① K | | 3 | 2 | 1 | 1 | 1 | 2 | 0 |
| Wayne Tolleson, S (7, 4)<br>OBP: 0.255, SLG: 0.250 | | | | | | | | | | 1 | 0 | 0 | 0 | 0 | 1 | 0 |
| Luis Polonia, L (1, 7)<br>OBP: 0.338, SLG: 0.388 | C X<br>0-1 CS 1B | | B C C C<br>1-3 ③ K | | B B L C X<br>2-2 ① L8<br>1-3 | X<br>0-0 1B 1B<br>2-H | | B B L C B S F S<br>3-3 ② K | | 4 | 0 | 2 | 1 | 0 | 1 | 1 |
| Marcus Lawton, S (8, PH)<br>OBP: 0.182, SLG: 0.182 | | | | | | | | | | 1 | 0 | 0 | 0 | 0 | 1 | 0 |
| (9, 7) | | | | | | | | | | | | | | | | |
| Don Mattingly, L (1, 3)<br>OBP: 0.352, SLG: 0.480 | B C B X<br>2-1 ② 1-2 1B | | | B F X<br>1-1 HR | B B X<br>2-0 ② SF9<br>3-H | B B B C S S<br>3-3 ② K | | B F F S<br>1-3 ③ K | | 4 | 1 | 2 | 2 | 0 | 2 | 1 |
| Mel Hall, L (1, 9)<br>OBP: 0.295, SLG: 0.429 | C F S<br>0-3 ③ K | | | B C B B F X<br>3-2 ① G4-3 | B F B F F B F X<br>3-2 ③ G6-3 | B F F X<br>1-2 1-3 1B | | | | 4 | 0 | 1 | 0 | 0 | 1 | 1 |
| Steve Balboni, R (1, 10)<br>OBP: 0.297, SLG: 0.453 | | C B B B B<br>4-1 FC6-4 BB | | B S B C X<br>2-2 G5-3 1B 1B 1B | | 4-0 2B 2B BB<br>L9 | | | | 2 | 2 | 1 | 0 | 2 | 0 | 2 |
| Jesse Barfield, R (1, 8)<br>OBP: 0.344, SLG: 0.416 | | S C F S<br>0-3 ① K | | C B B X<br>2-1 G5-3 1-2 1B 1B | | B B X<br>2-0 1-3 2B 2B | B C B C S<br>2-3 ① K | | | 4 | 2 | 2 | 0 | 0 | 2 | 1 |
| Brian Dorsett, R (1, 2)<br>OBP: 0.421, SLG: 0.444 | C C B C<br>1-3 ② K | | | B S S B F B X<br>3-2 ② G5-3 1-2 2-3 | | S B S X<br>1-2 2-H 3-H 2B 2B | F X<br>0-1 1B | | | 4 | 1 | 2 | 2 | 0 | 1 | 3 |
| Alvaro Espinoza, R (1, 6)<br>OBP: 0.298, SLG: 0.327 | B B X<br>2-0 ③ FC6-4 1-2f | | | S X<br>0-1 2-H 3-H 1B | | X<br>0-0 2-H 2B 2B | F X<br>0-1 ② L9 | | | 4 | 1 | 2 | 3 | 0 | 0 | 2 |
| Mike Blowers, R (1, 5)<br>OBP: 0.270, SLG: 0.229 | | | B B C X<br>2-1 ① G1-3 | B B F F C<br>2-3 ③ K | | X<br>0-0 ① G5-3 | B B X<br>2-0 ③ P6 | | | 4 | 0 | 0 | 0 | 0 | 1 | 3 |
| Inning Stats | R: 0 H: 2<br>E: 0 LOB: 1<br>K: 2 BB: 0<br>S: 10 P: 15 | R: 0 H: 0<br>E: 0 LOB: 1<br>K: 2 BB: 1<br>S: 9 P: 16 | R: 0 H: 0<br>E: 0 LOB: 0<br>K: 2 BB: 0<br>S: 8 P: 12 | R: 3 H: 4<br>E: 0 LOB: 1<br>K: 1 BB: 0<br>S: 19 P: 32 | R: 1 H: 0<br>E: 0 LOB: 0<br>K: 0 BB: 1<br>S: 10 P: 21 | R: 5 H: 6<br>E: 0 LOB: 2<br>K: 1 BB: 1<br>S: 17 P: 30 | R: 0 H: 1<br>E: 0 LOB: 1<br>K: 1 BB: 0<br>S: 8 P: 12 | R: 0 H: 0<br>E: 0 LOB: 0<br>K: 3 BB: 0<br>S: 10 P: 16 | | 1B: 8 SF: 1<br>2B: 4 SAC: 0<br>3B: 0 DP: 0<br>HR: 1 HBP: 0 | | | | | WP: 0 PA: 39<br>PB: 0<br>SB: 1<br>CS: 1 | |

| PITCHER | | IP | WLS | BF | H | R | ER | SO | BB | IBB | HBP | BLK | WP | HR | S | P | ERA | WHIP |
|---|---|---|---|---|---|---|---|---|---|---|---|---|---|---|---|---|---|---|
| Kevin Ritz, R<br>ERA: 4.38 | (1, 1) | 5.0 | L | 25 | 8 | 7 | 7 | 7 | 3 | 0 | 0 | 0 | 0 | 1 | 60 | 107 | 12.60 | 2.200 |
| Steve Searcy, L<br>ERA: 6.04 | (6, 1) | 0.2 | | 6 | 4 | 2 | 2 | 1 | 0 | 0 | 0 | 0 | 0 | 0 | 11 | 15 | 27.00 | 6.000 |
| Ed Nunez, R<br>ERA: 4.17 | (6, 1) | 2.1 | | 8 | 1 | 0 | 0 | 4 | 0 | 0 | 0 | 0 | 0 | 0 | 20 | 32 | 0.00 | 0.429 |

| PITCHER | IP | WLS | BF | H | R | ER | SO | BB | IBB | HBP | BLK | WP | HR | S | P | ERA | WHIP |
|---|---|---|---|---|---|---|---|---|---|---|---|---|---|---|---|---|---|

# BOTTOM

## Detroit Tigers @ New York Yankees

Yankee Stadium, Bronx, NY

Sat Sep 30 1989, 7:05 PM EDT
Att. 20,313 - Unknown - 60 F

livebaseballscorecards.com

| | |
|---|---|
| AB | 35 |
| R | 9 |
| H | 13 |
| RBI | 9 |
| BB | 3 |
| SO | 12 |
| LOB | 14 |

| Batter | 1 | 2 | 3 | 4 | 5 | 6 | 7 | 8 | 9 | AB | R | H | RBI | BB | SO | LOB |
|---|---|---|---|---|---|---|---|---|---|---|---|---|---|---|---|---|
| Gary Pettis, S (1, 8)<br>OBP: 0.375, SLG: 0.309 | E5 CS | 1B | | F8 | | | L9 | | G4-3 | 5 | 0 | 1 | 0 | 0 | 0 | 0 |
| Alan Trammell, R (1, 6)<br>OBP: 0.314, SLG: 0.334 | F9 1-2 | F8 | | | G3-6-3 BB | | 2B 2B | | F9 | 4 | 1 | 1 | 0 | 1 | 0 | 2 |
| Lou Whitaker, L (1, 4)<br>OBP: 0.361, SLG: 0.462 | FC6-4 BB | | 1B FC4 1B | | G3-6-3 1-2f | | E 2-H 2B | | G1-3 | 4 | 1 | 2 | 1 | 1 | 0 | 1 |
| Gary Ward, R (1, 3)<br>OBP: 0.306, SLG: 0.397 | FC6-4 1-2f | | FC4 1-3 1B | | BB | | E BB | | | 2 | 0 | 1 | 0 | 0 | 0 | 1 |
| Dave Bergman, L (5, PH)<br>OBP: 0.345, SLG: 0.361 (5, 3) | | | | | | | | | | 0 | 0 | 0 | 0 | 2 | 0 | 0 |
| Chet Lemon, R (1, 9)<br>OBP: 0.323, SLG: 0.343 | | E 1B 1B BB | FC4 E 1-2f 3-H | | G5-3 | | E5 1-2 2-3 | | | 3 | 1 | 0 | 1 | 1 | 0 | 4 |
| Rick Schu, R (1, 5)<br>OBP: 0.278, SLG: 0.335 | | E7 1-3 E 1B | L7 1-3 | | | G4-3 | F7 | | | 4 | 1 | 1 | 0 | 0 | 0 | 4 |
| Mike Heath, R (1, 2)<br>OBP: 0.308, SLG: 0.389 | | E7 S E 2-H 3-H 1B | G6-3 | | | B2-3 | | F9 | | 4 | 1 | 1 | 1 | 0 | 0 | 1 |
| Kenny Williams, R (1, 7)<br>OBP: 0.269, SLG: 0.302 | | F9 | | F7 | | G5-3 | | G3 | | 3 | 0 | 0 | 0 | 0 | 0 | 1 |
| Scott Lusader, L (8, PH)<br>OBP: 0.310, SLG: 0.320 (8, 7) | | | | | | | | | | 1 | 0 | 0 | 0 | 0 | 0 | 0 |
| Doug Strange, S (1, 10)<br>OBP: 0.280, SLG: 0.260 | | K 2-H | | F7 | | | K | P3 | | 3 | 0 | 0 | 0 | 0 | 2 | 0 |
| Matt Nokes, L (8, PH)<br>OBP: 0.298, SLG: 0.388 | | | | | | | | | | 1 | 0 | 0 | 0 | 0 | 0 | 0 |
| Inning Stats | R: 0 E: 1 K: 0 S: 8 H: 0 LOB: 1 BB: 1 P: 19 | R: 3 E: 2 K: 1 S: 12 H: 3 LOB: 1 BB: 1 P: 25 | R: 1 E: 1 K: 0 S: 6 H: 2 LOB: 1 BB: 0 P: 10 | R: 0 E: 0 K: 0 S: 8 H: 0 LOB: 0 BB: 0 P: 12 | R: 0 E: 0 K: 0 S: 11 H: 0 LOB: 1 BB: 2 P: 22 | R: 0 E: 0 K: 0 S: 5 H: 0 LOB: 0 BB: 0 P: 9 | R: 1 E: 1 K: 1 S: 12 H: 2 LOB: 3 BB: 1 P: 25 | R: 0 E: 0 K: 0 S: 5 H: 0 LOB: 0 BB: 0 P: 7 | R: 0 E: 0 K: 0 S: 6 H: 0 LOB: 0 BB: 0 P: 13 | 1B: 5 2B: 2 3B: 0 HR: 0 | SF: 0 SAC: 0 DP: 1 HBP: 0 | | | | | | |

| PITCHER | IP | WLS | BF | H | R | ER | SO | BB | IBB | HBP | BLK | WP | HR | S | P | ERA | WHIP |
|---|---|---|---|---|---|---|---|---|---|---|---|---|---|---|---|---|---|
| Kevin Mmahat, L (1, 1)<br>ERA: 12.91 | 2.0 | L | 11 | 3 | 3 | 2 | 1 | 2 | 0 | 0 | 0 | 0 | 0 | 20 | 44 | 9.00 | 2.500 |
| Clay Parker, R (3, 1)<br>ERA: 3.68 | 4.0 | | 15 | 2 | 1 | 1 | 0 | 2 | 0 | 0 | 0 | 0 | 0 | 30 | 53 | 2.25 | 1.000 |
| Lance McCullers, R (7, 1)<br>ERA: 4.57 | 3.0 | | 13 | 2 | 1 | 1 | 1 | 1 | 0 | 0 | 0 | 0 | 0 | 23 | 45 | 3.00 | 1.000 |

| PITCHER | IP | WLS | BF | H | R | ER | SO | BB | IBB | HBP | BLK | WP | HR | S | P | ERA | WHIP |
|---|---|---|---|---|---|---|---|---|---|---|---|---|---|---|---|---|---|

TOP

# Detroit Tigers @ New York Yankees

Yankee Stadium, Bronx, NY

Sun Oct 01 1989, 3:33 AM EDT

Att. 30,079 - Sunny - 70 F

livebaseballscorecards.com

| | |
|---|---|
| AB | 34 |
| R | 5 |
| H | 7 |
| RBI | 3 |
| BB | 5 |
| SO | 2 |
| LOB | 14 |

WP: 0 PA: 39
PB: 0
SB: 1
CS: 1

| Batter | 1 | 2 | 3 | 4 | 5 | 6 | 7 | 8 | 9 | AB | R | H | RBI | BB | SO | LOB |
|---|---|---|---|---|---|---|---|---|---|---|---|---|---|---|---|---|
| Steve Sax, R (1, 4)<br>OBP: 0.364, SLG: 0.387 | K | | 2B G3 1B | | F9 | G1-3 | | | G3 | 4 | 1 | 1 | 0 | 0 | 1 | 3 |
| Wayne Tolleson, S (8, 4)<br>OBP: 0.255, SLG: 0.250 | | | | | | | | | | 0 | 0 | 0 | 0 | 0 | 0 | 0 |
| Randy Velarde, R (9, PH)<br>OBP: 0.389, SLG: 0.480 | | | | | | | | | | 1 | 0 | 0 | 0 | 0 | 0 | 0 |
| Alvaro Espinoza, R (1, 6)<br>OBP: 0.301, SLG: 0.332 | BB BB 1B | | G3 1-3 E 2B | | 1B | | G5-3 | | G6-3 | 5 | 1 | 3 | 0 | 0 | 0 | 0 |
| Don Mattingly, L (1, 3)<br>OBP: 0.351, SLG: 0.477 | BB 1-2 BB | | G3 2-3 3-H | | F9 | | G6-3 | | P2 | 4 | 0 | 0 | 1 | 1 | 0 | 2 |
| Steve Balboni, R (1, 10)<br>OBP: 0.296, SLG: 0.460 | F7 | | L7 3-H | | K | | HR | | | 4 | 1 | 1 | 1 | 0 | 1 | 3 |
| Jesse Barfield, R (1, 8)<br>OBP: 0.345, SLG: 0.415 | FC6-4 1-2 2-3 BB | | BB | | | P6 | K | | | 2 | 0 | 0 | 0 | 2 | 1 | 0 |
| Brian Dorsett, R (1, 2)<br>OBP: 0.391, SLG: 0.409 | FC6-4 1-2f | | G1-3 | | | G4-3 | | FC3-6 1B | | 4 | 0 | 1 | 0 | 0 | 0 | 4 |
| Mel Hall, L (1, 9)<br>OBP: 0.295, SLG: 0.427 | | F7 | | G4-3 | | 1B BB 1B | | FC3-6 1-2f 1B | | 4 | 0 | 1 | 0 | 0 | 0 | 1 |
| Mike Blowers, R (1, 5)<br>OBP: 0.317, SLG: 0.263 | | G6-4-3 1B | | K | | 1B 1-2 BB | | G4-3-6-3 1-2 1B | | 3 | 0 | 2 | 0 | 1 | 1 | 0 |
| Marcus Lawton, S (1, 7)<br>OBP: 0.214, SLG: 0.214 | | G6-4-3 1-2f | | P1 | | 1-2 2-3 1B | | G4-3-6-3 1-2f | | 3 | 0 | 1 | 0 | 0 | 0 | 1 |
| Hal Morris, L (8, PH)<br>OBP: 0.316, SLG: 0.278 | | | | | | | | | | 1 | 0 | 0 | 0 | 0 | 0 | 2 |
| Luis Polonia, L (9, 7)<br>OBP: 0.338, SLG: 0.388 | | | | | | | | | | 0 | 0 | 0 | 0 | 0 | 0 | 0 |
| Inning Stats | R: 0 E: 0 K: 1 S: 11 H: 1 LOB: 3 BB: 2 P: 25 | R: 0 E: 0 K: 0 S: 5 H: 1 LOB: 0 BB: 0 P: 6 | R: 2 E: 1 K: 0 S: 8 H: 2 LOB: 1 BB: 1 P: 16 | R: 0 E: 0 K: 1 S: 7 H: 0 LOB: 0 BB: 0 P: 9 | R: 0 E: 0 K: 1 S: 8 H: 1 LOB: 1 BB: 0 P: 11 | R: 0 E: 0 K: 0 S: 16 H: 2 LOB: 3 BB: 1 P: 27 | R: 1 E: 0 K: 1 S: 12 H: 1 LOB: 0 BB: 0 P: 15 | R: 0 E: 0 K: 0 S: 12 H: 2 LOB: 1 BB: 0 P: 17 | R: 0 E: 0 K: 0 S: 8 H: 0 LOB: 0 BB: 0 P: 11 | 1B: 8 2B: 1 3B: 0 HR: 1 | SF: 0 SAC: 0 DP: 2 HBP: 0 | | | | | | |

| PITCHER | IP | WLS | BF | H | R | ER | SO | BB | IBB | HBP | BLK | WP | HR | S | P | ERA | WHIP |
|---|---|---|---|---|---|---|---|---|---|---|---|---|---|---|---|---|---|
| Frank Tanana, L (1, 1)<br>ERA: 3.58 | 6.2 | W | 31 | 8 | 3 | 2 | 3 | 4 | 0 | 0 | 0 | 0 | 1 | 63 | 105 | 2.70 | 1.800 |
| Mike Henneman, R (7, 1)<br>ERA: 3.7 | 2.1 | S | 8 | 2 | 0 | 0 | 1 | 0 | 0 | 0 | 0 | 0 | 0 | 24 | 32 | 0.00 | 0.857 |

| PITCHER | IP | WLS | BF | H | R | ER | SO | BB | IBB | HBP | BLK | WP | HR | S | P | ERA | WHIP |
|---|---|---|---|---|---|---|---|---|---|---|---|---|---|---|---|---|---|

# BOTTOM

## Detroit Tigers @ New York Yankees

Yankee Stadium, Bronx, NY

Sun Oct 01 1989, 3:33 AM EDT
Att. 30,079 - Sunny - 70 F

livebaseballscorecards.com

| | |
|---|---|
| AB | 35 |
| R | 3 |
| H | 10 |
| RBI | 2 |
| BB | 4 |
| SO | 4 |
| LOB | 16 |