Detroit Tigers - 1991

Batter	1	2	3	4	5	6	7	8	9	AB	R	H	RBI	BB	SO	LOB
Steve Sax, R (1, 4) OBP: 0.200, SLG: 0.200	X 0-0 ① F9		B C F B F X 2-2 ① G4-3	C 1 SAFE S B B F X 2-2 ① ② G5-3 1-2		B B X 2-0 ② ③ G6-4-3 1-2f			C B S X 1-2 1B	5	0	1	0	0	0	4
Don Mattingly, L (1, 3) OBP: 0.400, SLG: 0.400	C B X 1-1 S 1B 1B		B F B X 2-1 HR 1B	C C X 0-2 ③ F7			C S B X 1-2 ① G3-1		B B X 2-0 ② P9	5	2	2	0	0	0	1
Roberto Kelly, R (1, 8) OBP: 0.400, SLG: 0.250	B F F X 1-2 ② L8		C S S 0-3 ② K		B B C B B 4-1 CS BB		X 0-0 BB 1B		S B C C S 1-3 ③ K	4	0	1	0	1	2	3
Kevin Maas, L (1, 10) OBP: 0.750, SLG: 2.000	B 1 SAFE B F B C B 4-2 1B 1-2 BB		X 0-0 1-H HR		C B 1 SAFE B 1 SAFE 1 SAFE S B F 3-2 X ① ② P9 1-2		B B B B 4-0 G6-4-3 1-2 BB			2	1	1	2	2	0	1
Hensley Meulens, R (1, 7) OBP: 0.500, SLG: 0.500	C B X 1-1 1-2 2-H 1B		X 0-0 1B 1B		X 0-0 ③ P6		F S X 0-2 ② ③ G6-4-3 1-2f			4	0	2	1	0	0	2
Jesse Barfield, R (1, 9) OBP: 0.250, SLG: 0.250	B C F B B S 3-3 ③ K		1 SAFE B B S S C 1 SAFE X 2-2 1-2 1B			B B F C X 2-2 ① G6-3		B C B F B X 3-2 ① G6-3		4	0	1	0	0	1	2
Jim Leyritz, R (1, 2) Matt Nokes, L (6, PH) (6, 2) Randy Velarde, R (8, PH) (8, 5)		C B B X 2-1 ① F8	B X 1-0 ③ G5-3			B F S F B X 2-2 E4 FC		C B B X 2-1 ② F9		2 1 1	0 0 0	0 0 0	0 0 0	0 0 0	0 0 0	2 0 0
Mike Blowers, R (1, 5) OBP: 0.500, SLG: 2.000 Torey Lovullo, S (6, PH) (6, 5) Bob Geren, R (8, 2)		C B F X 1-2 ② L9		B C B X 2-1 HR		B B B I 4-0 FC IBB		C S B B S 2-3 ③ K		2 1 0	1 0 0	1 0 0	1 0 0	0 1 0	0 1 0	0 0 0
Alvaro Espinoza, R (1, 6) OBP: 0.333, SLG: 0.333 Mel Hall, L (9, PH)		X 0-0 ③ G4-3		B X 1-0 CS 1B		C F F B X 1-2 FC G6-4-3 1-2 2-3			B X 1-0 ① P3	3 1	0 0	1 0	0 0	0 0	0 0	2 0
Inning Stats	R: 1 H: 2 E: 0 LOB: 2 K: 1 BB: 1 S: 13 P: 23	R: 0 H: 0 E: 0 LOB: 0 K: 0 BB: 0 S: 6 P: 9	R: 2 H: 4 E: 0 LOB: 2 K: 1 BB: 0 S: 15 P: 22	R: 1 H: 2 E: 0 LOB: 0 K: 0 BB: 0 S: 10 P: 15	R: 0 H: 0 E: 0 LOB: 0 K: 0 BB: 1 S: 6 P: 13	R: 0 H: 0 E: 1 LOB: 2 K: 0 BB: 1 S: 12 P: 23	R: 0 H: 1 E: 0 LOB: 1 K: 0 BB: 1 S: 7 P: 12	R: 0 H: 0 E: 0 LOB: 0 K: 1 BB: 0 S: 8 P: 15	R: 0 H: 1 E: 0 LOB: 1 K: 1 BB: 0 S: 9 P: 14	1B: 8 SF: 0 2B: 0 SAC: 0 3B: 0 DP: 2 HR: 2 HBP: 0						

TOP

New York Yankees @ Detroit Tigers

Tiger Stadium, Detroit, MI

Mon Apr 08 1991, 3:33 AM EDT

Att. 47,382 - Cloudy - 72 F

livebaseballscorecards.com

AB	35
R	4
H	10
RBI	4
BB	4
SO	4
LOB	17

PITCHER		IP	WLS	BF	H	R	ER	SO	BB	IBB	HBP	BLK	WP	HR	S	P	ERA	WHIP
Frank Tanana, L ERA: 7.2	(1, 1)	5.0		23	8	4	4	2	2	0	0	0	0	2	50	82	7.20	2.000
Dan Petry, R ERA:	(6, 1)	1.0		5	0	0	0	0	0	1	0	0	0	0	12	23	0.00	0.000
Paul Gibson, L ERA:	(7, 1)	2.0	W	7	1	0	0	1	1	0	0	0	0	0	15	27	0.00	1.000
Mike Henneman, R ERA:	(9, 1)	1.0	S	4	1	0	0	1	0	0	0	0	0	0	9	14	0.00	1.000

PITCHER	IP	WLS	BF	H	R	ER	SO	BB	IBB	HBP	BLK	WP	HR	S	P	ERA	WHIP

Batter	1	2	3	4	5	6	7	8	9	AB	R	H	RBI	BB	SO	LOB
Tony Phillips, S (1, 10)	F B B B F C 3-3 ① K	B 2 SAFE X 1-0 ③ F7			B 1 SAFE B C 1 SAFE C S 2-3 ② K		1 SAFE 1 SAFE B 1 SAFE 1 SAFE M 1 SAFE B 1 SAFE 4-2 B M 1 SAFE F B 1-2 2B BB	B C B B F B 4-2 FC5-4 1-2 2-3 BB		3	1	0	0	2	2	2
Lloyd Moseby, L (1, 7) OBP: 0.400, SLG: 0.500	B B X 2-0 HR 2B	C C C C 1-3 ① K			B B B B 4-0 1-2 2B BB		X 0-0 ① P2	B B C C X 2-2 ③ FC5-4 1-2f		4	2	1	0	1	1	5
Alan Trammell, R (1, 6) OBP: 0.500, SLG: 1.500	B X 1-0 2-H HR	C X 0-1 ② G5-3			B C B X 2-1 1-H 2-H 2B		C B 1 SAFE B 1 B X 3-1 ② P2 2-3			4	1	2	4	0	0	2
Cecil Fielder, R (1, 3) OBP: 0.500, SLG: 0.667	B C B X 2-1 ② F8	F B X 1-1 ③ F9			I I I I 4-0 IBB		C X 0-1 1-H 3-H 1B 2B			3	0	1	2	1	0	0
Lou Whitaker, L (1, 4) Tony Bernazard, S (4, 4) OBP: 0.333, SLG: 0.333	B B C B B B 4-1 BB	S B C B S 2-3 ① K			B X 1-0 ③ F8		B S B S S X 2-2 ③ 2-H 1B			0 3	0 0	0 1	0 0	1 0	0 1	0 2
Rob Deer, R (1, 9)	1 SAFE B F F B F X 2-2 ③ F7			S B F B S 3-3 ② K		B S C S 1-3 ① K		C C S 0-3 ① K		4	0	0	0	0	3	1
Mickey Tettleton, S (1, 2) OBP: 0.500, SLG: 0.333		X 0-0 FC4-6 1B		C B B S C 2-3 ③ K		B B C X 2-1 ② G3		B B B F B 4-1 CS BB		3	0	1	0	1	1	0
Travis Fryman, R (1, 5) OBP: 0.500, SLG: 0.333		C S B S 1-3 ① K			F X 0-1 BB 2B 1B	B F B X 2-1 ③ G5-3		S B B B S B B 4-2 ② BB S 1-2 BB		3	1	1	0	1	1	1
Milt Cuyler, S (1, 8) OBP: 0.500, SLG: 0.333		B X 1-0 ② FC4-6 1-2f			1 SAFE C M S 0-3 ① K		B X 1-0 S BB 2B 1B	B 1 SAFE F B B B B 4-1 1-2 BB BB		3	1	1	0	1	1	2
Inning Stats	R: 2 E: 0 K: 1 S: 12 H: 2 LOB: 1 BB: 1 P: 26	R: 0 E: 1 K: 1 S: 6 H: 1 LOB: 1 BB: 0 P: 9	R: 0 E: 0 K: 1 S: 7 H: 0 LOB: 0 BB: 0 P: 9	R: 0 E: 0 K: 3 S: 9 H: 0 LOB: 0 BB: 0 P: 16	R: 2 E: 0 K: 2 S: 11 H: 2 LOB: 2 BB: 2 P: 24	R: 0 E: 0 K: 1 S: 7 H: 0 LOB: 0 BB: 0 P: 12	R: 2 E: 0 K: 0 S: 12 H: 3 LOB: 1 BB: 1 P: 22	R: 0 E: 0 K: 1 S: 12 H: 0 LOB: 3 BB: 4 P: 30		1B: 4 2B: 3 3B: 0 HR: 1	SF: 0 SAC: 0 DP: 0 HBP: 0					

PITCHER		IP	WLS	BF	H	R	ER	SO	BB	IBB	HBP	BLK	WP	HR	S	P	ERA	WHIP
Tim Leary, R ERA: 6.0	(1, 1)	6.0		26	5	4	4	9	2	1	0	0	0	1	52	96	6.00	1.167
Greg Cadaret, L ERA: 54.0	(7, 1)	0.1	L	3	1	2	2	0	1	0	0	0	0	0	5	10	54.00	6.000
Eric Plunk, R ERA:	(7, 1)	1.1		7	2	0	0	1	3	0	0	0	0	0	14	31	0.00	3.750
Steve Farr, R ERA:	(8, 1)	0.1		2	0	0	0	0	1	0	0	0	0	0	5	11	0.00	3.000

PITCHER	IP	WLS	BF	H	R	ER	SO	BB	IBB	HBP	BLK	WP	HR	S	P	ERA	WHIP

BOTTOM

New York Yankees @ Detroit Tigers

Tiger Stadium, Detroit, MI

Mon Apr 08 1991, 3:33 AM EDT

Att. 47,382 - Cloudy - 72 F

livebaseballscorecards.com

AB	30
R	6
H	8
RBI	6
BB	8
SO	10
LOB	15

WP: 0 PB: 0 SB: 2 CS: 1 PA: 38

Batter	1	2	3	4	5	6	7	8	9	AB	R	H	RBI	BB	SO	LOB
Steve Sax, R (1, 4) OBP: 0.250, SLG: 0.143	B B B B 4-0 G6-4-3 1B BB		1 SAFE M X 0-1 ① SH5-3 1-2		B B B C X 3-1 ③ F8		X 0-0 ① SH5-4 1-2		B X 1-0 ① G6-3	2	0	0	0	1	0	0
Don Mattingly, L (1, 3) OBP: 0.400, SLG: 0.333	C B X 1-1 G6-4-3 1-2 1B		B X 1-0 ② L7			C B X 1-1 ① G4-3	I I I I 4-0 BB IBB		B B C F X 2-2 ② P4	4	0	1	0	1	0	1
Roberto Kelly, R (1, 8) OBP: 0.300, SLG: 0.125	B F C X 1-2 ① ② G6-4-3 1-2f 2-3		X 0-0 ③ G4-3			B X 1-0 ② G4-3	C F B S 1-3 ② K		B B C B B 4-1 BB 3B BB	4	1	0	0	1	1	5
Kevin Maas, L (1, 10) OBP: 0.667, SLG: 1.000	B B X 2-0 ③ F9			B B B C X 3-1 ① F7		B C B C B F B 4-2 E 2B BB	B B B B 4-0 1-2 2-3 BB		B 1 SAFE 1 SAFE B F B F F F 4-2 B 1-2 3B BB	2	2	0	0	3	0	1
Mel Hall, L (1, 7) Hensley Meulens, R (7, PH) OBP: 0.500, SLG: 0.833 (7, 7)		C X 0-1 ① G4-3		B X 1-0 ② F8		B X 1-0 E5 BB 1-3 2B	B C S B S 2-3 ③ K		B F X 1-1 1-H 2-H 3B	3 2	1 0	0 1	0 2	0 0	0 1	1 3
Matt Nokes, L (1, 2) OBP: 0.500, SLG: 0.600		B C X 1-1 2B		B F X 1-1 FC6-4 1B		B B B C F B 4-2 2B 1-2 BB		C X 0-1 ① G3	C F B X 1-2 ③ G6-3	4	0	2	0	1	0	1
Jesse Barfield, R (1, 9) OBP: 0.375, SLG: 0.429		C B X 1-1 ② G6-3		B B F X 2-1 ③ FC6-4 1-2f		X 0-0 1-3 2-H 3-H 2B	B S B B F B 4-2 1B BB			3	0	1	2	1	0	2
Torey Lovullo, S (1, 5) Jim Leyritz, R (8, PH) OBP: 0.333, SLG: 0.333 Alvaro Espinoza, R (8, 6) OBP: 0.333, SLG: 0.333		B X 1-0 ③ L7			B C B F C 2-3 ① K	C B C F F X 1-2 ③ P6		X 0-0 G4-6-3 1-2 1B		3 1 0	0 0 0	0 1 0	0 0 0	0 0 0	1 0 0	3 0 0
Randy Velarde, R (1, 6) OBP: 0.400, SLG: 0.400 (8, 5)			B B X 2-0 SH5-3 1B		C F B S 1-3 ② K		C C B X 1-2 BB SH5-4 1B	C B X 1-1 ② ③ G4-6-3 1-2f		4	0	2	0	0	1	2
Inning Stats	R: 0 H: 1 E: 0 LOB: 1 K: 0 BB: 1 S: 6 P: 14	R: 0 H: 1 E: 0 LOB: 1 K: 0 BB: 0 S: 7 P: 10	R: 0 H: 1 E: 0 LOB: 1 K: 0 BB: 0 S: 5 P: 8	R: 0 H: 1 E: 0 LOB: 1 K: 0 BB: 0 S: 7 P: 14	R: 0 H: 0 E: 0 LOB: 0 K: 2 BB: 0 S: 8 P: 14	R: 2 H: 1 E: 1 LOB: 2 K: 0 BB: 2 S: 15 P: 27	R: 0 H: 1 E: 0 LOB: 3 K: 2 BB: 2 S: 10 P: 22	R: 0 H: 1 E: 0 LOB: 1 K: 0 BB: 1 S: 7 P: 12	R: 2 H: 1 E: 0 LOB: 1 K: 0 BB: 2 S: 14 P: 27	1B: 5 SF: 0 2B: 2 SAC: 2 3B: 1 DP: 2 HR: 0 HBP: 0				WP: 0 PA: 42 PB: 0 SB: 0 CS: 0		

TOP

New York Yankees @ Detroit Tigers

Tiger Stadium, Detroit, MI

Wed Apr 10 1991, 3:33 AM EDT

Att. 7,842 - Cloudy - 42 F

livebaseballscorecards.com

AB	32
R	4
H	8
RBI	4
BB	8
SO	4
LOB	19

PITCHER		IP	WLS	BF	H	R	ER	SO	BB	IBB	HBP	BLK	WP	HR	S	P	ERA	WHIP
Walt Terrell, R ERA:	(1, 1)	6.2	L	30	6	2	0	3	3	1	0	0	0	0	55	100	0.00	1.350
John Cerutti, L ERA: 7.71	(7, 1)	2.1		12	2	2	2	1	4	0	0	0	0	0	24	48	7.71	2.571

PITCHER	IP	WLS	BF	H	R	ER	SO	BB	IBB	HBP	BLK	WP	HR	S	P	ERA	WHIP

Batter	1	2	3	4	5	6	7	8	9	AB	R	H	RBI	BB	SO	LOB
Tony Phillips, S (1, 4) OBP: 0.333, SLG: 0.286	K		P8			P7			2B	4	0	1	0	0	1	0
Lloyd Moseby, L (1, 7) Pete Incaviglia, R (9, PH)	F7			F7		L8			K	3 1	0 0	0 0	0 0	0 0	0 1	0 1
Alan Trammell, R (1, 6) OBP: 0.375, SLG: 0.857	L9			S BB			L7		G5-3	3	0	0	0	1	0	1
Cecil Fielder, R (1, 3) OBP: 0.250, SLG: 0.286		G5-3		F7			F7		K	4	0	0	0	0	1	2
Mickey Tettleton, S (1, 2) OBP: 0.286, SLG: 0.167		P3		1 SAFE 1-2 K			F7			3	0	0	0	0	1	1
Rob Deer, R (1, 9)		BB			P7			F8		2	0	0	0	1	0	0
Dave Bergman, L (1, 10)		F9			L8			E6		3	0	0	0	0	0	1
Travis Fryman, R (1, 5) OBP: 0.286, SLG: 0.167			K		G5-3			F7		3	0	0	0	0	1	1
Milt Cuyler, S (1, 8) John Shelby, S (8, PH) (9, 8)			P4			G3-1		K		2 1	0 0	0 0	0 0	0 0	0 1	0 1
Inning Stats	R: 0 E: 0 K: 1 S: 8 H: 0 LOB: 0 BB: 0 P: 14	R: 0 E: 0 K: 0 S: 11 H: 0 LOB: 1 BB: 1 P: 21	R: 0 E: 0 K: 1 S: 14 H: 0 LOB: 0 BB: 0 P: 19	R: 0 E: 0 K: 1 S: 6 H: 0 LOB: 1 BB: 1 P: 11	R: 0 E: 0 K: 0 S: 7 H: 0 LOB: 0 BB: 0 P: 11	R: 0 E: 0 K: 0 S: 6 H: 0 LOB: 0 BB: 0 P: 9	R: 0 E: 0 K: 0 S: 10 H: 0 LOB: 0 BB: 0 P: 14	R: 0 E: 1 K: 1 S: 12 H: 0 LOB: 1 BB: 0 P: 17	R: 0 E: 0 K: 2 S: 9 H: 1 LOB: 1 BB: 0 P: 14	1B: 0 2B: 1 3B: 0 HR: 0 SF: 0 SAC: 0 DP: 0 HBP: 0						

PITCHER		IP	WLS	BF	H	R	ER	SO	BB	IBB	HBP	BLK	WP	HR	S	P	ERA	WHIP
Scott Sanderson, R ERA:	(1, 1)	8.0	W	28	1	0	0	4	2	0	0	0	0	0	75	117	0.00	0.375
Greg Cadaret, L ERA: 13.5	(9, 1)	1.0		3	0	0	0	2	0	0	0	0	0	0	8	13	0.00	0.000

PITCHER	IP	WLS	BF	H	R	ER	SO	BB	IBB	HBP	BLK	WP	HR	S	P	ERA	WHIP

BOTTOM

New York Yankees @ Detroit Tigers

Tiger Stadium, Detroit, MI

Wed Apr 10 1991, 3:33 AM EDT

Att. 7,842 - Cloudy - 42 F

livebaseballscorecards.com

AB	29
R	0
H	1
RBI	0
BB	2
SO	6
LOB	8

Batter	1	2	3	4	5	6	7	8	9	AB	R	H	RBI	BB	SO	LOB
Steve Sax, R (1, 4) OBP: 0.385, SLG: 0.333	C F F B X 1-2 1B HR 1B	F X 0-1 1B S SF7 1B		B C X 1-1 FC6 1B		B B X 2-0 ① F9		C F X 0-2 ③ G4-3		5	2	3	0	0	0	0
Don Mattingly, L (1, 3) OBP: 0.467, SLG: 0.429	B F B 1 SAFE X 2-1 1-3 HR 1B	B B X 2-0 1-3 1B		B X 1-0 ① FC6 1-2f 2B		C X 0-1 ② G6-3			B B C X 2-1 BB 1B	5	2	3	0	0	0	1
Roberto Kelly, R (1, 8) OBP: 0.333, SLG: 0.583	B S F X 1-2 1-H 3-H HR	X 0-0 ① SF7 3-H		C C X 0-2 CS 2-H 2B		B B S C X 2-2 ③ P9			C S B F F S 1-3 ① K	4	1	2	5	0	1	1
Kevin Maas, L (1, 10) OBP: 0.643, SLG: 0.667	B C B B B 4-1 BB 1B BB	B X 1-0 ② F8		B B I I 4-0 CS IBB			B C F B C 2-3 ① K		B B B C S B 4-2 1-2 BB	2	0	0	0	3	1	1
Mel Hall, L (1, 9) Jesse Barfield, R (4, PH) OBP: 0.455, SLG: 0.444 (4, 9)	B X 1-0 ① F7	C X 0-1 ③ L7		S B B B I 4-1 ② 1-2 2-3 IBB			C B S F X 1-2 G5-2-3 1B		B B C B C S 3-3 ② K	2 2	0 0	0 1	0 0	0 1	0 1	2 2
Matt Nokes, L (1, 2) OBP: 0.444, SLG: 0.500 Jim Leyritz, R (7, PH) OBP: 0.250, SLG: 0.250 (7, 2) Bob Geren, R (8, 2)	C F F B B F X 2-2 1-2 BB 1B		B B X 2-0 ① P2	B F B C X 2-2 ③ G3-1			B B F S S B F X 3-2 ② G5-2-3 1-2		B C F B B X 2-2 ③ G1-3	3 1 1	0 0 0	1 0 0	0 0 0	0 0 0	0 0 0	2 1 2
Hensley Meulens, R (1, 7) OBP: 0.400, SLG: 0.556	X 0-0 ② P4		B B B B 4-0 BB		C S S 0-3 ① K		B B F F F B X 3-2 ③ F8			3	0	0	0	1	1	3
Torey Lovullo, S (1, 5) Mike Blowers, R (5, PH) OBP: 0.250, SLG: 1.000 (5, 5)	B B B B 4-0 1-2 2-3 BB	F 1 SAFE X 0-1 ② P9		B C S X 1-2 ② G1-3				B X 1-0 ① G5-3		1 2	0 0	0 0	0 0	1 0	0 0	1 0
Randy Velarde, R (1, 6) OBP: 0.250, SLG: 0.250 Scott Lusader, L (8, PH) Alvaro Espinoza, R (8, 6) OBP: 0.333, SLG: 0.333	C B B C S 2-3 ③ K		P 1 P S S B S 3-3 ③ K		C S B S 1-3 ③ K			B C X 1-1 ② P7		3 1 0	0 0 0	0 0 0	0 0 0	0 0 0	3 0 0	4 0 0
Inning Stats	R: 3 E: 0 K: 1 S: 20 H: 4 LOB: 3 BB: 2 P: 37	R: 1 E: 0 K: 0 S: 7 H: 2 LOB: 1 BB: 0 P: 10	R: 0 E: 0 K: 1 S: 8 H: 0 LOB: 1 BB: 1 P: 15	R: 1 E: 1 K: 0 S: 10 H: 2 LOB: 2 BB: 2 P: 22	R: 0 E: 0 K: 2 S: 9 H: 0 LOB: 0 BB: 0 P: 11	R: 0 E: 0 K: 0 S: 6 H: 0 LOB: 0 BB: 0 P: 10	R: 0 E: 0 K: 1 S: 15 H: 1 LOB: 1 BB: 0 P: 24	R: 0 E: 0 K: 0 S: 6 H: 0 LOB: 0 BB: 0 P: 8	R: 0 E: 0 K: 2 S: 15 H: 1 LOB: 2 BB: 1 P: 27	1B: 8 2B: 1 3B: 0 HR: 1 SF: 1 SAC: 0 DP: 0 HBP: 0						

TOP

New York Yankees @ Detroit Tigers

Tiger Stadium, Detroit, MI

Thu Apr 11 1991, 3:33 AM EDT

Att. 8,392 - Cloudy - 47 F

livebaseballscorecards.com

AB	35
R	5
H	10
RBI	5
BB	6
SO	7
LOB	20

WP: 0 PB: 0 SB: 1 CS: 2 PA: 42

PITCHER		IP	WLS	BF	H	R	ER	SO	BB	IBB	HBP	BLK	WP	HR	S	P	ERA	WHIP
Bill Gullickson, R ERA: 13.5	(1, 1)	3.1		22	8	5	5	2	3	1	0	0	0	1	41	74	13.50	3.300
Paul Gibson, L ERA:	(4, 1)	3.0	W	10	1	0	0	3	0	1	0	0	0	0	26	41	0.00	0.333
Dan Petry, R ERA:	(7, 1)	0.2		2	0	0	0	0	0	0	0	0	0	0	8	14	0.00	0.000
Mike Henneman, R ERA:	(8, 1)	2.0		8	1	0	0	2	1	0	0	0	0	0	21	35	0.00	1.000

PITCHER	IP	WLS	BF	H	R	ER	SO	BB	IBB	HBP	BLK	WP	HR	S	P	ERA	WHIP

BOTTOM

New York Yankees @ Detroit Tigers

Tiger Stadium, Detroit, MI

Thu Apr 11 1991, 3:33 AM EDT

Att. 8,392 - Cloudy - 47 F

livebaseballscorecards.com

Batter	1	2	3	4	5	6	7	8	9	AB	R	H	RBI	BB	SO	LOB
Tony Phillips, S (1, 4) OBP: 0.286, SLG: 0.182	BCBBB 4-1 L4-6 S BB		BMBBSC 3-3 ① K		CX 0-1 ② G6-3		CX 0-1 E6 SH3-4 BB 1B	CCBBBX 3-2 ① P4		4	1	0	0	1	1	1
Lloyd Moseby, L (1, 7) OBP: 0.308, SLG: 0.273	CB1SAFEX 1-1 ① P5		BBFFFX 2-2 ② L8		X 0-0 ③ F7		1SAFE 1SAFE BBL1BF1SAFE 4-2 B SH3-4 1B 1-2 BB	X 0-0 1B FC 1B		4	2	1	0	1	0	2
Alan Trammell, R (1, 6) OBP: 0.333, SLG: 0.636	BCBBFX 3-2 ②③ L4-6 1-3		FBBBFFX 3-2 ③ P8			BCSFBBX 3-2 ① G6-3	X 0-0 ① SH3-4 1-2 2-3	1SAFE 1B1BFBFX 3-2 BB FC BB 1-3 1B		4	1	1	0	0	0	2
Cecil Fielder, R (1, 3) OBP: 0.385, SLG: 0.364 Luis de los Santos, R (9, 3)		FX 0-1 HR 1B		SBBSFBH 4-2 1B G6-3 HBP		BSCX 1-2 E5 BB 1B 1B	BSCX 1-2 1B BB 2-H 3-H 1B	S1SAFEX 0-1 FC BB BB 1-2 3-H		4 0	4 0	2 0	3 0	0 0	0 0	1 0
Pete Incaviglia, R (1, 10) OBP: 0.667, SLG: 1.200		BCX 1-1 1-H HR		BFX 1-1 G6-3 1-3 SF8 1B		X 0-0 ② P9	SBX 1-1 BB S 1-3 1B	BCSBBFFB 4-2 BB 1-2 2-3 BB		4	2	3	2	1	0	1
Rob Deer, R (1, 9) OBP: 0.250, SLG: 0.100		BFBSBBFFX 3-2 ① G5-3		BBCBSFX 3-2 ① G6-3 2-3 3-H		BBX 2-0 BB 1B 1-2 1B	CFBBBS 3-3 ② K 1-2	BSBSBBB 4-2 1-2 2-3 3-H BB		4	1	1	2	1	1	3
Mickey Tettleton, S (1, 2) OBP: 0.364, SLG: 0.143 Andy Allanson, R (8, PH) (9, 2)		BFFBS 2-3 ② K		BSCX 1-2 ② SF8 3-H		BSBBBSB 4-2 1B 1-2 2-3 BB	BBBFB 4-1 BB BB	SBBSS 2-3 ② K		1 1	0 0	0 0	1 0	2 0	1 1	0 3
Travis Fryman, R (1, 5) OBP: 0.333, SLG: 0.200		X 0-0 ③ P3		BX 1-0 ③ F7		BCBFFX 2-2 1-2 2-H 3-H 1B	SCBBFFBB 4-2 1-2 2-3 3-H BB	CSBBX 2-2 ③ P6		4	0	1	3	1	0	3
Milt Cuyler, S (1, 8) OBP: 0.300, SLG: 0.333			X 0-0 2B	LBX 1-1 ① G4-3		BBSX 2-1 ③ L4	BCCC 1-3 ③ K			4	0	1	0	0	1	5
Inning Stats	R: 0 E: 0 K: 0 S: 6 H: 0 LOB: 0 BB: 1 P: 14	R: 2 E: 0 K: 1 S: 13 H: 2 LOB: 0 BB: 0 P: 19	R: 0 E: 0 K: 1 S: 12 H: 1 LOB: 1 BB: 0 P: 20	R: 2 E: 0 K: 0 S: 13 H: 1 LOB: 0 BB: 0 P: 23	R: 0 E: 0 K: 0 S: 5 H: 0 LOB: 0 BB: 0 P: 6	R: 2 E: 1 K: 0 S: 17 H: 2 LOB: 2 BB: 1 P: 31	R: 3 E: 1 K: 2 S: 20 H: 2 LOB: 3 BB: 3 P: 38	R: 2 E: 0 K: 1 S: 21 H: 2 LOB: 3 BB: 2 P: 39		1B: 8 2B: 2 3B: 0 HR: 1 SF: 1 SAC: 1 DP: 1 HBP: 1						

	AB	34
	R	11
	H	10
	RBI	11
	BB	7
	SO	5
	LOB	21

PITCHER		IP	WLS	BF	H	R	ER	SO	BB	IBB	HBP	BLK	WP	HR	S	P	ERA	WHIP
Dave Eiland, R ERA: 9.0	(1, 1)	4.0		17	4	4	4	2	1	0	1	0	0	1	44	76	9.00	1.250
John Habyan, R ERA:	(5, 1)	1.2	L	9	2	2	0	0	1	0	0	0	0	0	20	33	0.00	1.800
Lee Guetterman, L ERA: 13.5	(6, 1)	0.2		4	0	2	2	0	1	0	0	0	0	0	7	13	27.00	1.500
Eric Plunk, R ERA: 11.57	(7, 1)	1.0		12	4	3	2	2	4	0	0	0	0	0	30	58	18.00	8.000
Greg Cadaret, L ERA: 9.0	(8, 1)	0.2		2	0	0	0	1	0	0	0	0	0	0	6	10	0.00	0.000

PITCHER	IP	WLS	BF	H	R	ER	SO	BB	IBB	HBP	BLK	WP	HR	S	P	ERA	WHIP

Chicago White Sox @ Detroit Tigers

Tiger Stadium, Detroit, MI

Fri Apr 12 1991, 7:05 PM EDT

Att. 10,847 - Cloudy - 46 F

TOP

livebaseballscorecards.com

Batter	1	2	3	4	5	6	7	8	9	AB	R	H	RBI	BB	SO	LOB
Tim Raines, S (1, 10) OBP: 0.200, SLG: 0.154	G1-3		WP, FC, 2B		G4-3, BB		S, BB		F9	3	1	1	0	2	0	0
Lance Johnson, L (1, 8) OBP: 0.214, SLG: 0.154	G4-3		G6-4-3, FC, BB		G4-3		G4-3		S, 2B, 1B	4	1	1	0	1	0	2
Robin Ventura, L (1, 5) OBP: 0.333, SLG: 0.273 Joey Cora, S (8, PR) Craig Grebeck, R (8, 5)	FC6-4, 1B		FC, G6-4-3 1-2 2-H		L7			E9, 1B, 1B 1 SAFE 1 SAFE 1 SAFE 1 SAFE 1 SAFE	2B, BB 1-2	4 0 0	0 1 1	2 0 0	1 0 0	0 0 1	0 0 0	2 0 0
Frank Thomas, R (1, 3) OBP: 0.231, SLG: 0.250	FC6-4 1-2f		G6-4-3 1-2f 2-3			K		F8	2B 1-H 2-H	5	0	1	2	0	1	4
Carlton Fisk, R (1, 2) OBP: 0.455, SLG: 0.400 Ron Karkovice, R (8, PR) OBP: 0.500, SLG: 0.500 (8, 2)		G3	G6-3			BB		WP, 1B, 1B 2-H	K	3 1	0 0	1 0	1 0	1 0	0 1	1 1
Cory Snyder, R (1, 7) OBP: 0.333, SLG: 0.333		BB, 1B	K		K			1B 1-2		4	0	2	0	0	2	1
Sammy Sosa, R (1, 9) OBP: 0.417, SLG: 0.900		1 SAFE FC4-6 1-2 BB	B2		F8			K 2-3		3	0	0	0	1	1	3
Ozzie Guillen, L (1, 6) OBP: 0.333, SLG: 0.200		P2	CS, BB				P2	G1-3		3	0	0	0	1	0	5
Scott Fletcher, R (1, 4) OBP: 0.333, SLG: 0.583		FC4-6 1-2f	CS 1-2		K		G3		L9	4	0	0	0	0	1	2
Inning Stats	R: 0 E: 0 K: 0 S: 7 H: 1 LOB: 1 BB: 0 P: 15	R: 0 E: 0 K: 0 S: 9 H: 1 LOB: 2 BB: 1 P: 20	R: 1 E: 0 K: 0 S: 11 H: 1 LOB: 1 BB: 1 P: 19	R: 0 E: 0 K: 1 S: 10 H: 0 LOB: 0 BB: 1 P: 17	R: 0 E: 0 K: 1 S: 7 H: 0 LOB: 1 BB: 1 P: 15	R: 0 E: 0 K: 2 S: 8 H: 0 LOB: 1 BB: 1 P: 15	R: 0 E: 0 K: 0 S: 9 H: 0 LOB: 1 BB: 1 P: 17	R: 1 E: 1 K: 1 S: 13 H: 3 LOB: 3 BB: 0 P: 24	R: 2 E: 0 K: 1 S: 13 H: 2 LOB: 1 BB: 1 P: 22	1B: 6 2B: 2 3B: 0 HR: 0 SF: 0 SAC: 0 DP: 1 HBP: 0	WP: 2 PB: 0 SB: 2 CS: 1 PA: 42					

PITCHER		IP	WLS	BF	H	R	ER	SO	BB	IBB	HBP	BLK	WP	HR	S	P	ERA	WHIP
Steve Searcy, L ERA: 2.57	(1, 1)	7.0	L	30	4	2	2	4	6	0	0	0	1	0	62	121	2.57	1.429
Mike Henneman, R ERA:	(8, 1)	0.2		4	2	0	0	1	0	0	0	0	1	0	10	19	0.00	3.000
Jerry Don Gleaton, L ERA: 13.5	(8, 1)	1.1		7	2	2	2	1	1	0	0	0	0	0	15	24	13.50	2.250

PITCHER		IP	WLS	BF	H	R	ER	SO	BB	IBB	HBP	BLK	WP	HR	S	P	ERA	WHIP

AB	34
R	4
H	8
RBI	4
BB	7
SO	6
LOB	21

Batter	1	2	3	4	5	6	7	8	9	AB	R	H	RBI	BB	SO	LOB
Tony Phillips, S (1, 4) OBP: 0.211, SLG: 0.133	B C B F X 2-2 G6-3 ①		C C X 0-2 F8 ②		B X 1-0 SF8 ② 3-H		C B S B F B C 3-3 K ①		B X 1-0 L9 ③	4	0	0	1	0	1	0
Lloyd Moseby, L (1, 7) OBP: 0.353, SLG: 0.333	C B S C 1-3 K ②		X 0-0 E5 S		B C X 1-1 E S 1B		X 0-0 G6-4-3 1B			4	0	2	0	0	1	0
Alan Trammell, R (1, 6) OBP: 0.375, SLG: 0.538	C F B B X 2-2 G3 ③		B 1 SAFE C C G 1 SAFE F F 1 SAFE B 4-2 B B 1-2 BB		B B B B 4-0 1-3 BB		1 SAFE X 0-0 G6-4-3 ② ③ 1-2f			2	0	0	0	2	0	1
Cecil Fielder, R (1, 3) OBP: 0.294, SLG: 0.267		C B B S S 2-3 K ①	S C B B S 2-3 K ③		X 0-0 F9 ③			C S X 0-2 L6 ①		4	0	0	0	0	2	4
Pete Incaviglia, R (1, 10) OBP: 0.700, SLG: 1.000		B B B C S F X 3-2 BB 1B		X 0-0 F8 ①		C B S X 1-2 BB 1B		B B B C B 4-1 FC1-4 BB		3	0	2	0	1	0	0
Rob Deer, R (1, 9) OBP: 0.188, SLG: 0.071		C F 1 SAFE B B B 1 S 3-3 K ②		C C B B C 2-3 K ②		F B 1 F B S 2-3 K ①		B X 1-0 FC1-4 ② 1-2f		4	0	0	0	0	3	3
Mickey Tettleton, S (1, 2) OBP: 0.333, SLG: 0.100		B B 1 SAFE B B B 4-0 1-2 BB		S B B X 2-1 F7 ③		C X 0-1 F9 ②		B B C X 2-1 F8 ③		3	0	0	0	1	0	2
Travis Fryman, R (1, 5) OBP: 0.400, SLG: 0.417 Tony Bernazard, S (9, PH) OBP: 0.250, SLG: 0.250		B C X 1-1 P5 ③			X 0-0 SF8 3B	B B B B 4-0 FC6-4 1-2 BB			S S F S S 0-3 K ①	2	1	1	0	1	0	2
										1	0	0	0	0	1	0
Milt Cuyler, S (1, 8) OBP: 0.231, SLG: 0.250 Dave Bergman, L (9, PH)			B F X 1-1 B5-3 ①		X 0-0 G3 ①	B X 1-0 FC6-4 ③ 1-2f			C F X 0-2 F7 ②	3	0	0	0	0	0	3
										1	0	0	0	0	0	0
Inning Stats	R: 0 E: 0 K: 1 S: 9 H: 0 LOB: 0 BB: 0 P: 14	R: 0 E: 0 K: 2 S: 12 H: 1 LOB: 2 BB: 1 P: 25	R: 0 E: 1 K: 1 S: 13 H: 0 LOB: 2 BB: 1 P: 20	R: 0 E: 0 K: 1 S: 6 H: 0 LOB: 0 BB: 0 P: 10	R: 1 E: 0 K: 0 S: 6 H: 2 LOB: 2 BB: 1 P: 12	R: 0 E: 0 K: 1 S: 9 H: 1 LOB: 2 BB: 1 P: 17	R: 0 E: 0 K: 1 S: 6 H: 1 LOB: 0 BB: 0 P: 9	R: 0 E: 0 K: 0 S: 7 H: 0 LOB: 1 BB: 1 P: 14	R: 0 E: 0 K: 1 S: 8 H: 0 LOB: 0 BB: 0 P: 9	1B: 4 2B: 0 3B: 1 HR: 0	SF: 1 SAC: 0 DP: 1 HBP: 0					

PITCHER	IP	WLS	BF	H	R	ER	SO	BB	IBB	HBP	BLK	WP	HR	S	P	ERA	WHIP
Alex Fernandez, R (1, 1) ERA: 1.23	7.1	W	32	5	1	1	7	5	0	0	0	0	0	65	115	1.23	1.364
Bobby Thigpen, R (8, 1) ERA:	1.2	S	5	0	0	0	1	0	0	0	0	0	0	11	15	0.00	0.000

PITCHER	IP	WLS	BF	H	R	ER	SO	BB	IBB	HBP	BLK	WP	HR	S	P	ERA	WHIP

BOTTOM

Chicago White Sox @ Detroit Tigers

Tiger Stadium, Detroit, MI

Fri Apr 12 1991, 7:05 PM EDT

Att. 10,847 - Cloudy - 46 F

livebaseballscorecards.com

AB	31
R	1
H	5
RBI	1
BB	5
SO	8
LOB	15

1B: 4 SF: 1
2B: 0 SAC: 0
3B: 1 DP: 1
HR: 0 HBP: 0

WP: 0 PA: 37
PB: 0
SB: 2
CS: 0

Batter	1	2	3	4	5	6	7	8	9	AB	R	H	RBI	BB	SO	LOB
Tim Raines, S (1, 7) OBP: 0.250, SLG: 0.278	P4		F8 1B 2B		L9		P4		BB 1B 2-H 3-H	5	1	2	2	0	0	0
Scott Fletcher, R (1, 4) OBP: 0.294, SLG: 0.438	K		F8 2-3		L9			P4	BB 1-2	4	0	0	0	1	1	1
Carlton Fisk, R (1, 10) OBP: 0.438, SLG: 0.357	WP BB		1B 3-H		P6			G5-3	G6-3	4	0	1	1	1	0	2
Frank Thomas, R (1, 3) OBP: 0.294, SLG: 0.214	IBB 1-2		F9			G1-3 SH1-3 BB		K		2	0	0	0	2	1	1
Cory Snyder, R (1, 9) OBP: 0.250, SLG: 0.250	K		F9			SH1-3 1-2			G5-3	3	0	0	0	0	1	3
Sammy Sosa, R (1, 8) OBP: 0.375, SLG: 0.714		G3		G6-3		G1-3 2-3			1B S G4-3 1B	4	1	1	0	0	0	1
Ron Karkovice, R (1, 2) OBP: 0.500, SLG: 0.500		1B		F8		L5			G4-3 BB 1B 1-3 1B	4	1	2	0	0	0	1
Craig Grebeck, R (1, 5) OBP: 0.600, SLG: 0.333		F7		1B			G6-3		G4-3 1B 1-2 BB	3	1	1	0	1	0	1
Ozzie Guillen, L (1, 6) OBP: 0.250, SLG: 0.143		G4-3		G3			G4-3		G4-3 1-2 2-3 3-H	4	0	0	1	0	0	4
Inning Stats	R: 0 E: 0 K: 2 S: 8 H: 0 LOB: 2 BB: 2 P: 20	R: 0 E: 0 K: 0 S: 5 H: 1 LOB: 1 BB: 0 P: 7	R: 1 E: 0 K: 0 S: 14 H: 2 LOB: 1 BB: 0 P: 19	R: 0 E: 0 K: 0 S: 7 H: 1 LOB: 1 BB: 0 P: 11	R: 0 E: 0 K: 0 S: 5 H: 0 LOB: 0 BB: 0 P: 6	R: 0 E: 0 K: 0 S: 7 H: 0 LOB: 1 BB: 1 P: 11	R: 0 E: 0 K: 0 S: 4 H: 0 LOB: 0 BB: 0 P: 8	R: 0 E: 0 K: 1 S: 9 H: 0 LOB: 0 BB: 0 P: 12	R: 3 E: 0 K: 0 S: 22 H: 3 LOB: 2 BB: 2 P: 35	1B: 6 2B: 1 3B: 0 HR: 0 SF: 0 SAC: 1 DP: 0 HBP: 0							

PITCHER		IP	WLS	BF	H	R	ER	SO	BB	IBB	HBP	BLK	WP	HR	S	P	ERA	WHIP
Frank Tanana, L ERA: 5.27	(1, 1)	8.2	L	38	7	4	4	3	4	1	0	0	1	0	78	123	4.15	1.269
Paul Gibson, L ERA:	(9, 1)	0.1		1	0	0	0	0	0	0	0	0	0	0	3	6	0.00	0.000

PITCHER	IP	WLS	BF	H	R	ER	SO	BB	IBB	HBP	BLK	WP	HR	S	P	ERA	WHIP

TOP

Chicago White Sox @ Detroit Tigers

Tiger Stadium, Detroit, MI

Sat Apr 13 1991, 3:33 AM EDT

Att. 10,673 - Cloudy - 47 F

livebaseballscorecards.com

AB	33
R	4
H	7
RBI	4
BB	5
SO	3
LOB	14

Batter	1	2	3	4	5	6	7	8	9	AB	R	H	RBI	BB	SO	LOB
Tony Phillips, S (1, 8) OBP: 0.217, SLG: 0.316	HR		FC3-6 2B 1-2f			K			L7	4	1	1	1	0	1	1
Dave Bergman, L (1, 10) OBP: 0.125, SLG: 0.250	G6-3		1-3 2B			F8			P6	4	0	1	0	0	0	0
Alan Trammell, R (1, 6) OBP: 0.300, SLG: 0.412	P4		G6-3			G6-3			G6-3	4	0	0	0	0	0	2
Cecil Fielder, R (1, 3) OBP: 0.250, SLG: 0.222	P4			K			F9			3	0	0	0	0	1	0
Lou Whitaker, L (1, 4)		K		K			BB			2	0	0	0	1	2	0
Mickey Tettleton, S (1, 2) OBP: 0.278, SLG: 0.077		P2		K			K 1-2			3	0	0	0	0	2	1
Pete Incaviglia, R (1, 7) OBP: 0.538, SLG: 0.727		L9			P5			P4		3	0	0	0	0	0	0
Rob Deer, R (1, 9) OBP: 0.211, SLG: 0.063			FC3-6 BB		K			K		2	0	0	0	1	2	0
Travis Fryman, R (1, 5) OBP: 0.333, SLG: 0.333			F7		K			K		3	0	0	0	0	2	1
Inning Stats	R: 1 E: 0 K: 0 S: 7 H: 1 LOB: 0 BB: 0 P: 9	R: 0 E: 0 K: 1 S: 7 H: 0 LOB: 0 BB: 0 P: 9	R: 0 E: 0 K: 0 S: 11 H: 1 LOB: 2 BB: 1 P: 19	R: 0 E: 0 K: 3 S: 9 H: 0 LOB: 0 BB: 0 P: 12	R: 0 E: 0 K: 2 S: 7 H: 0 LOB: 0 BB: 0 P: 9	R: 0 E: 0 K: 1 S: 10 H: 0 LOB: 0 BB: 0 P: 14	R: 0 E: 0 K: 1 S: 8 H: 0 LOB: 1 BB: 1 P: 15	R: 0 E: 0 K: 2 S: 12 H: 0 LOB: 0 BB: 0 P: 16	R: 0 E: 0 K: 0 S: 4 H: 0 LOB: 0 BB: 0 P: 6	1B: 0 2B: 2 3B: 0 HR: 1 SF: 0 SAC: 0 DP: 1 HBP: 0						

PITCHER	IP	WLS	BF	H	R	ER	SO	BB	IBB	HBP	BLK	WP	HR	S	P	ERA	WHIP
Jack McDowell, R (1, 1) ERA: 1.0	9.0	W	30	2	1	1	10	2	0	0	0	0	1	75	109	1.00	0.444

PITCHER	IP	WLS	BF	H	R	ER	SO	BB	IBB	HBP	BLK	WP	HR	S	P	ERA	WHIP

BOTTOM

Chicago White Sox @ Detroit Tigers

Tiger Stadium, Detroit, MI

Sat Apr 13 1991, 3:33 AM EDT

Att. 10,673 - Cloudy - 47 F

livebaseballscorecards.com

AB	28
R	1
H	2
RBI	1
BB	2
SO	10
LOB	5

WP: 0 PA: 30
PB: 0
SB: 0
CS: 1

Batter	1	2	3	4	5	6	7	8	9	AB	R	H	RBI	BB	SO	LOB
Mookie Wilson, S (1, 8) OBP: 0.167, SLG: 0.182	C B X 1-1 ① G6-3	C 1 SAFE 1 SAFE 1 SAFE X 0-1 1-2 1B		C F X 0-2 E5			X 0-0 ① P2	C C S 0-3 ③ K		5	0	1	0	0	1	0
Roberto Alomar, S (1, 4) OBP: 0.412, SLG: 0.429	B B C F F X 2-2 G1-3 WP 1B	B X 1-0 ③ F8		1 SAFE P L B C B F X 3-2 ③ F7			B C B X 2-1 F9 1B 2B	B C C F S 1-3 ① K		5	1	2	0	0	1	3
Kelly Gruber, R (1, 5) OBP: 0.389, SLG: 0.500	B X 1-0 ② G1-3 1-3		C B X 1-1 HR		C X 0-1 CS 1B		X 0-0 ② F9 2-3		B C F B B S 3-3 ② K	5	1	2	1	0	1	2
Joe Carter, R (1, 7) OBP: 0.361, SLG: 0.588	C S X 0-2 ③ G6-3		B F B B F X 3-2 ① G6-3		B C X 1-1 ① ② G6-3 1-2		B X 1-0 WP 1B 3-H 1B		C B B X 2-1 ③ G6-3	5	0	1	1	0	0	2
John Olerud, L (1, 3) OBP: 0.367, SLG: 0.360		C B B B B 4-1 BB 1B BB	B B X 2-0 ② G4-3		X 0-0 ③ G1-3		X 0-0 WP 1-2 1B			3	1	1	0	1	0	0
Rance Mulliniks, L (1, 10) OBP: 0.316, SLG: 0.313 Pat Tabler, R (7, PH) OBP: 0.545, SLG: 0.875		B B B B 4-0 G4-6-3 1B 1-2 1B BB	F F B B B B 4-2 BB			B X 1-0 ① G1-3	B I I 4-0 1-2 2-3 IBB			1 0	1 0	0 0	0 0	2 1	0 0	0 0
Mark Whiten, S (1, 9) OBP: 0.379, SLG: 0.462		B B X 2-0 G4-6-3 1-2 2-H 1B	C C C 0-3 ③ K			C B X 1-1 FC5-4 1B B B X 2-0 ③ G5-3				4	0	2	1	0	1	4
Greg Myers, L (1, 2) OBP: 0.292, SLG: 0.273	B X 1-0 ① ② G4-6-3 1-2f 2-3			F C B X 1-2 ① F8		F X 0-1 ② FC5-4 1-2f		F S B S 1-3 ① K		4	0	0	0	0	1	3
Manuel Lee, S (1, 6) OBP: 0.400, SLG: 0.400		X 0-0 1B 3-H 1B		B C C F C 1-3 ② K		B S F F X 1-2 ③ F7		C B B B X 3-1 ② G6-3		4	0	1	1	0	1	1
Inning Stats	R: 0 E: 0 K: 0 S: 10 H: 1 LOB: 1 BB: 0 P: 14	R: 2 E: 0 K: 0 S: 7 H: 3 LOB: 2 BB: 2 P: 19	R: 1 E: 0 K: 1 S: 11 H: 1 LOB: 1 BB: 1 P: 21	R: 0 E: 1 K: 1 S: 15 H: 0 LOB: 1 BB: 0 P: 19	R: 0 E: 0 K: 0 S: 5 H: 1 LOB: 0 BB: 0 P: 6	R: 0 E: 0 K: 0 S: 9 H: 1 LOB: 1 BB: 0 P: 12	R: 1 E: 0 K: 0 S: 7 H: 3 LOB: 3 BB: 1 P: 16	R: 0 E: 0 K: 2 S: 8 H: 0 LOB: 0 BB: 0 P: 12	R: 0 E: 0 K: 2 S: 9 H: 0 LOB: 0 BB: 0 P: 15	1B: 8 2B: 1 3B: 0 HR: 1 SF: 0 SAC: 0 DP: 1 HBP: 0						

PITCHER		IP	WLS	BF	H	R	ER	SO	BB	IBB	HBP	BLK	WP	HR	S	P	ERA	WHIP
Walt Terrell, R ERA: 2.7	(1, 1)	6.2	L	32	10	4	4	2	3	0	0	0	1	1	63	100	5.40	1.950
John Cerutti, L ERA: 3.86	(7, 1)	2.1		8	0	0	0	4	0	1	0	0	1	0	18	34	0.00	0.000

PITCHER	IP	WLS	BF	H	R	ER	SO	BB	IBB	HBP	BLK	WP	HR	S	P	ERA	WHIP

TOP

Toronto Blue Jays @ Detroit Tigers

Tiger Stadium, Detroit, MI

Mon Apr 15 1991, 7:05 PM EDT

Att. 9,632 - Cloudy - 54 F

livebaseballscorecards.com

AB	36
R	4
H	10
RBI	4
BB	4
SO	6
LOB	15

WP: 2	PA: 40		
PB: 0			
SB: 0			
CS: 1			

Toronto Blue Jays @ Detroit Tigers

Tiger Stadium, Detroit, MI

Mon Apr 15 1991, 7:05 PM EDT

Att. 9,632 - Cloudy - 54 F

BOTTOM

Batter	1	2	3	4	5	6	7	8	9	AB	R	H	RBI	BB	SO	LOB
Tony Phillips, S (1, 10) OBP: 0.185, SLG: 0.261	C B B B S 2-3 K ①	F B X 1-1 F8 ③			F B B F F X 2-2 L3 ①		C X 0-1 G4-3 ②			4	0	0	0	0	1	2
Lou Whitaker, L (1, 4) OBP: 0.625, SLG: 1.000	B B B C B 4-1 G5-3 1B BB		L F B X 1-2 G3-1 ①		C B B B F B 4-2 BB		C X 0-1 HR			2	2	1	1	2	0	0
Alan Trammell, R (1, 6) OBP: 0.250, SLG: 0.333	B B 1 SAFE C 1 SAFE X 2-1 G5-3 ② 1-2		B C F S 2-3 K ②		1 SAFE F 1 B C F S 1-3 K ②		B X 1-0 G5-3 ③			4	0	0	0	0	2	2
Cecil Fielder, R (1, 3) OBP: 0.250, SLG: 0.227	X 0-0 1B 2-H		C F F S 0-3 K ③		B C S S S 1-3 K ③			S B X 1-1 F9 ①		4	0	1	1	0	2	1
Pete Incaviglia, R (1, 7) OBP: 0.471, SLG: 0.667	B B S C B S 3-3 K ③			X 0-0 PB SF7 2B		B X 1-0 G6-3 ①		F B C S 1-3 K ②		4	1	1	0	0	2	1
Mickey Tettleton, S (1, 2) OBP: 0.273, SLG: 0.118		C B S S S 1-3 K ①		C B X 1-1 P6 ①		F X 0-1 1B		B B X 2-0 G4-3 ③		4	0	1	0	0	1	1
Rob Deer, R (1, 9) OBP: 0.261, SLG: 0.056		B F B S B B 4-2 BB BB		S B B B S B 4-2 2-3 BB		C B S B B B S 3-3 K ②			B C S B F S 2-3 K ①	2	0	0	0	2	2	1
Travis Fryman, R (1, 5) OBP: 0.333, SLG: 0.353 Dave Bergman, L (9, PH) OBP: 0.111, SLG: 0.222		B S X 1-1 P3 ②		B S S B F B F F F 3-2 X SF7 ② 3-H		X 0-0 1-3 1B ③			C F X 0-2 G4-3 ②	2 1	0 0	1 0	1 0	0 0	0 0	1 0
Milt Cuyler, S (1, 8) OBP: 0.250, SLG: 0.214 Mark Salas, L (9, PH)		B B B B 4-0 1-2 BB		B C 1 SAFE X 1-1 G4-3 ③			B X 1-0 F9 ①		X 0-0 F7 ③	2 1	0 0	0 0	0 0	1 0	0 0	1 0
Inning Stats	R: 1 H: 1 E: 0 LOB: 1 K: 2 BB: 1 S: 10 P: 21	R: 0 H: 0 E: 0 LOB: 2 K: 1 BB: 2 S: 9 P: 20	R: 0 H: 0 E: 0 LOB: 0 K: 2 BB: 0 S: 10 P: 13	R: 1 H: 1 E: 0 LOB: 1 K: 0 BB: 1 S: 14 P: 23	R: 0 H: 0 E: 0 LOB: 1 K: 2 BB: 1 S: 13 P: 21	R: 0 H: 2 E: 0 LOB: 2 K: 1 BB: 0 S: 7 P: 11	R: 1 H: 1 E: 0 LOB: 0 K: 0 BB: 0 S: 6 P: 8	R: 0 H: 0 E: 0 LOB: 0 K: 1 BB: 0 S: 6 P: 10	R: 0 H: 0 E: 0 LOB: 0 K: 1 BB: 0 S: 8 P: 10	1B: 3 SF: 1 2B: 1 SAC: 0 3B: 0 DP: 0 HR: 1 HBP: 0						

livebaseballscorecards.com

AB	30
R	3
H	5
RBI	3
BB	5
SO	10
LOB	10

WP: 0 PA: 36
PB: 1
SB: 0
CS: 0

PITCHER		IP	WLS	BF	H	R	ER	SO	BB	IBB	HBP	BLK	WP	HR	S	P	ERA	WHIP
Todd Stottlemyre, R ERA: 3.27	(1, 1)	6.0	W	26	4	2	1	8	5	0	0	0	0	0	63	109	1.50	1.500
Jim Acker, R ERA: 1.04	(7, 1)	2.0		7	1	1	1	1	0	0	0	0	0	1	12	18	4.50	0.500
Duane Ward, R ERA: 2.25	(9, 1)	1.0	S	3	0	0	0	1	0	0	0	0	0	0	8	10	0.00	0.000

PITCHER	IP	WLS	BF	H	R	ER	SO	BB	IBB	HBP	BLK	WP	HR	S	P	ERA	WHIP

Batter	1	2	3	4	5	6	7	8	9	AB	R	H	RBI	BB	SO	LOB
Mookie Wilson, S (1, 8) OBP: 0.125, SLG: 0.133	L7		G4-3			G6-3		L8		4	0	0	0	0	0	1
Roberto Alomar, S (1, 4) OBP: 0.395, SLG: 0.438	P6			G4-3		2B		K		4	0	1	0	0	1	1
Kelly Gruber, R (1, 5) OBP: 0.400, SLG: 0.486	L4			P9		BB		FC6-4 1-2 1B		3	0	1	0	1	0	0
Joe Carter, R (1, 7) OBP: 0.325, SLG: 0.526		G6-3		K		P9		FC6-4 1-2f		4	0	0	0	0	1	4
John Olerud, L (1, 3) OBP: 0.382, SLG: 0.414		P4			G6-3 SF9 2B		G4-3		G6-3 1B	4	1	2	0	0	0	0
Rance Mulliniks, L (1, 10) OBP: 0.261, SLG: 0.250		G6-3			G6-3 2-3		G3-1		G6-3 1-2f	4	0	0	0	0	0	2
Mark Whiten, S (1, 9) OBP: 0.364, SLG: 0.448			F9		SF9 3-H		FC6-4 1B		G4-3	3	0	1	1	0	0	0
Greg Myers, L (1, 2) OBP: 0.308, SLG: 0.417			HR		G4-3		FC6-4 1-2f			2	1	1	1	0	0	0
Pat Borders, R (7, PH) (7, 2)										1	0	0	0	0	0	1
Manuel Lee, S (1, 6) OBP: 0.394, SLG: 0.370			G6-3			K		1B BB		2	0	0	0	1	1	0
Inning Stats	R: 0 E: 0 K: 0 S: 5 H: 0 LOB: 0 BB: 0 P: 8	R: 0 E: 0 K: 0 S: 5 H: 0 LOB: 0 BB: 0 P: 7	R: 1 E: 0 K: 0 S: 8 H: 1 LOB: 0 BB: 0 P: 13	R: 0 E: 0 K: 1 S: 10 H: 0 LOB: 0 BB: 0 P: 14	R: 1 E: 0 K: 0 S: 8 H: 1 LOB: 0 BB: 0 P: 13	R: 0 E: 0 K: 1 S: 12 H: 1 LOB: 2 BB: 1 P: 22	R: 0 E: 0 K: 0 S: 9 H: 1 LOB: 1 BB: 0 P: 14	R: 0 E: 0 K: 1 S: 13 H: 1 LOB: 2 BB: 1 P: 23	R: 0 E: 0 K: 0 S: 5 H: 1 LOB: 0 BB: 0 P: 5	1B: 3 2B: 2 3B: 0 HR: 1 SF: 1 SAC: 0 DP: 1 HBP: 0	WP: 0 PB: 0 SB: 0 CS: 0 PA: 34					

TOP

Toronto Blue Jays @ Detroit Tigers

Tiger Stadium, Detroit, MI

Tue Apr 16 1991, 7:05 PM EDT

Att. 10,791 - Sunny - 61 F

livebaseballscorecards.com

AB	31
R	2
H	6
RBI	2
BB	2
SO	3
LOB	9

PITCHER		IP	WLS	BF	H	R	ER	SO	BB	IBB	HBP	BLK	WP	HR	S	P	ERA	WHIP
Bill Gullickson, R ERA: 6.3	(1, 1)	6.2	W	25	4	2	2	2	1	0	0	0	0	1	55	88	2.70	0.750
Paul Gibson, L ERA:	(7, 1)	1.0		4	0	0	0	1	1	0	0	0	0	0	7	15	0.00	1.000
Mike Henneman, R ERA:	(8, 1)	1.1	S	5	2	0	0	0	0	0	0	0	0	0	13	16	0.00	1.500

PITCHER		IP	WLS	BF	H	R	ER	SO	BB	IBB	HBP	BLK	WP	HR	S	P	ERA	WHIP

Toronto Blue Jays @ Detroit Tigers

Tiger Stadium, Detroit, MI

Tue Apr 16 1991, 7:05 PM EDT

Att. 10,791 - Sunny - 61 F

livebaseballscorecards.com

BOTTOM

Batter	1	2	3	4	5	6	7	8	9	AB	R	H	RBI	BB	SO	LOB
Tony Phillips, S (1, 4) OBP: 0.161, SLG: 0.222	L7		P9		G5-3		K			4	0	0	0	0	1	1
Alan Trammell, R (1, 6) OBP: 0.286, SLG: 0.333	BB		K		3B, 1B		G6-3			3	1	1	1	1	1	0
Rob Deer, R (1, 9) OBP: 0.333, SLG: 0.286	P6			2B	3B			BB, 1B, HR		3	1	2	1	1	0	1
Cecil Fielder, R (1, 3) OBP: 0.286, SLG: 0.240	P8			K	BB			1B, HR		3	1	1	0	1	1	2
Pete Incaviglia, R (1, 7) OBP: 0.381, SLG: 0.526		G4-3		F9	K			K		4	0	0	0	0	2	5
Luis de los Santos, R (1, 10)		G6-3		F7		G1-3		K		3	0	0	0	0	0	1
Tony Bernazard, S (8, PH) OBP: 0.200, SLG: 0.200										1	0	0	0	0	1	2
Travis Fryman, R (1, 5) OBP: 0.400, SLG: 0.571	BLK, 1B				2B, E, 1B	K				4	2	3	3	0	1	0
Andy Allanson, R (1, 2)	F9				P7	G6-3		F7		4	0	0	0	0	0	2
John Shelby, S (1, 8) OBP: 0.250, SLG: 0.500			G5-3		E7, 1B, 2B		P8			3	1	1	0	0	0	0
Milt Cuyler, S (8, 8) OBP: 0.250, SLG: 0.214										0	0	0	0	0	0	0

Inning Stats	1	2	3	4	5	6	7	8	9
	R: 0 E: 0 K: 0 S: 8	H: 0 LOB: 1 BB: 1 P: 14	R: 0 E: 0 K: 0 S: 10	H: 1 LOB: 1 BB: 0 P: 15	R: 0 E: 0 K: 1 S: 7	H: 0 LOB: 0 BB: 0 P: 9	R: 0 E: 0 K: 1 S: 14	H: 1 LOB: 1 BB: 0 P: 20	R: 3 E: 1 K: 1 S: 14	H: 4 LOB: 2 BB: 1 P: 25	R: 0 E: 0 K: 1 S: 5	H: 0 LOB: 0 BB: 0 P: 8	R: 0 E: 0 K: 1 S: 9	H: 0 LOB: 0 BB: 0 P: 14	R: 3 E: 0 K: 2 S: 14	H: 2 LOB: 0 BB: 1 P: 27

| | | | | | | | | | |

Toronto Blue Jays @ Detroit Tigers

Tiger Stadium, Detroit, MI

Wed Apr 17 1991, 3:33 AM EDT
Att. 16,355 - Sunny - 56 F

Batter		1	2	3	4	5	6	7	8	9	10	AB	R	H	RBI	BB	SO	LOB
Mookie Wilson, S OBP: 0.143, SLG: 0.150	(1, 8)	G5-3		BB 1B 1B	G1-6-3			G3-1			P8	5	1	1	0	0	0	2
Roberto Alomar, S OBP: 0.372, SLG: 0.389	(1, 4)	G6-3		1B SF8 BB	G3-1			G1-3			G6-3	4	1	0	0	1	0	1
Kelly Gruber, R OBP: 0.378, SLG: 0.538	(1, 5)	HR		SF8		G5-3		P8			K	4	1	1	2	0	1	0
Joe Carter, R OBP: 0.341, SLG: 0.524	(1, 7)	1B		BB 1B		P9			L6			4	0	2	1	0	0	0
Pat Tabler, R OBP: 0.600, SLG: 0.800	(1, 3)	P9		BB		BB			G6-3 1B			2	0	1	0	2	0	1
Mark Whiten, S OBP: 0.324, SLG: 0.406	(1, 9)		K	SF8		K2-3			G6-3			3	0	0	1	0	2	2
Pat Borders, R	(1, 2)		F8	P7			F7			P3		4	0	0	0	0	0	2
Manuel Lee, S OBP: 0.378, SLG: 0.333	(1, 6)		K		G1-6-3 1B BB		K			P7		3	0	0	0	1	2	0
Glenallen Hill, R OBP: 0.500, SLG: 0.400	(1, 10)			BB 1B SF8 1B	1 SAFE 1 SAFE C 1 SAFE B 1 SAFE 1 SAFE X G1-6-3 1B		G5-3			F8		4	1	2	0	0	0	0

Inning Stats	1	2	3	4	5	6	7	8	9	10	1B: 6	SF: 2	WP: 0	PA: 39
	R: 1 H: 2	R: 0 H: 0	R: 3 H: 3	R: 0 H: 1	R: 0 H: 0	R: 0 H: 0	R: 0 H: 0	R: 0 H: 1	R: 0 H: 0	R: 0 H: 0	2B: 0 SAC: 0	PB: 0		
	E: 0 LOB: 1	E: 0 LOB: 0	E: 0 LOB: 2	E: 0 LOB: 1	E: 0 LOB: 1	E: 0 LOB: 0	E: 0 LOB: 0	E: 0 LOB: 0	E: 0 LOB: 0	E: 0 LOB: 0	3B: 0 DP: 2	SB: 0		
	K: 0 BB: 0	K: 2 BB: 0	K: 0 BB: 2	K: 0 BB: 1	K: 1 BB: 1	K: 1 BB: 0	K: 0 BB: 0	K: 0 BB: 0	K: 0 BB: 0	K: 1 BB: 0	HR: 1 HBP: 0	CS: 0		
	S: 14 P: 20	S: 7 P: 8	S: 14 P: 32	S: 9 P: 20	S: 11 P: 20	S: 8 P: 9	S: 5 P: 7	S: 6 P: 8	S: 8 P: 12	S: 10 P: 11				

PITCHER		IP	WLS	BF	H	R	ER	SO	BB	IBB	HBP	BLK	WP	HR	S	P	ERA	WHIP
Steve Searcy, L ERA: 5.59	(1, 1)	2.2		15	5	4	4	2	2	0	0	0	0	1	34	57	13.50	2.625
Dan Petry, R ERA:	(3, 1)	6.1		21	2	0	0	2	2	0	0	0	0	0	48	79	0.00	0.632
Mike Henneman, R ERA:	(10, 1)	1.0	W	3	0	0	0	1	0	0	0	0	0	0	10	11	0.00	0.000

PITCHER	IP	WLS	BF	H	R	ER	SO	BB	IBB	HBP	BLK	WP	HR	S	P	ERA	WHIP

livebaseballscorecards.com

AB	33
R	4
H	7
RBI	4
BB	4
SO	5
LOB	8

Toronto Blue Jays @ Detroit Tigers

Tiger Stadium, Detroit, MI

Wed Apr 17 1991, 3:33 AM EDT

Att. 16,355 - Sunny - 56 F

livebaseballscorecards.com

Batter	1	2	3	4	5	6	7	8	9	10	AB	R	H	RBI	BB	SO	LOB
Tony Phillips, S (1, 4) OBP: 0.200, SLG: 0.207 Lou Whitaker, L (9, PH) OBP: 0.667, SLG: 1.600 (10, 4)	P3		HBP BLK BB		HBP BB		FC6-4 1-2f		1-H 2-H HR		2	0	0	0	2	0	1
											1	1	1	3	0	0	0
Alan Trammell, R (1, 6) OBP: 0.303, SLG: 0.357	1B 2B		SAFE G5-3 1-2		G5-4-3 HBP 1-2			P4	P6		4	1	1	0	0	0	1
Rob Deer, R (1, 9) OBP: 0.344, SLG: 0.280	BLK 2-H 1B		HBP BB		G5-4-3 1-2f			K	K	K	4	0	1	1	1	2	2
Cecil Fielder, R (1, 3) OBP: 0.303, SLG: 0.241	L7		1-2 2-3 HBP			P7		1B	G4-3		4	0	1	0	0	0	1
Pete Incaviglia, R (1, 7) OBP: 0.348, SLG: 0.458 Milt Cuyler, S (10, PR) OBP: 0.250, SLG: 0.214	SAFE G6-3 1-2		G4-3			G5-3		K	E S PB 1B		5	0	1	0	0	1	5
											0	1	0	0	0	0	0
Luis de los Santos, R (1, 10) Dave Bergman, L (9, PH) OBP: 0.182, SLG: 0.200		G6-3		L8		K2-3			K	SAFE PB 1-3 IBB	3	0	0	0	0	1	0
											1	0	0	0	1	1	0
Travis Fryman, R (1, 5) OBP: 0.379, SLG: 0.520		P5		G5-3			G5-4-3 1B		K	PB 1-2 3-H	5	0	1	0	0	1	1
Andy Allanson, R (1, 2) Mickey Tettleton, S (9, PH) OBP: 0.304, SLG: 0.167 (10, 2)		P1		G6-3			SAFE G5-4-3 1-2f		1B HR 1B		3	0	0	0	0	0	1
											1	1	1	0	0	0	0
John Shelby, S (1, 8) OBP: 0.375, SLG: 0.500			F9		K		FC6-4 1B		1-2 HR 1B		4	1	2	0	0	1	0
Inning Stats	R: 1 H: 2 E: 0 LOB: 1 K: 0 BB: 0 S: 13 P: 20	R: 0 H: 0 E: 0 LOB: 0 K: 0 BB: 0 S: 4 P: 6	R: 0 H: 0 E: 0 LOB: 3 K: 0 BB: 2 S: 7 P: 18	R: 0 H: 0 E: 0 LOB: 0 K: 0 BB: 0 S: 7 P: 13	R: 0 H: 0 E: 0 LOB: 1 K: 1 BB: 1 S: 7 P: 15	R: 0 H: 0 E: 0 LOB: 0 K: 1 BB: 0 S: 6 P: 9	R: 0 H: 2 E: 0 LOB: 1 K: 0 BB: 0 S: 11 P: 17	R: 0 H: 1 E: 0 LOB: 1 K: 2 BB: 0 S: 10 P: 15	R: 3 H: 3 E: 0 LOB: 0 K: 2 BB: 0 S: 18 P: 28	R: 1 H: 1 E: 0 LOB: 2 K: 1 BB: 1 S: 6 P: 14	1B: 7 SF: 0 2B: 1 SAC: 0 3B: 0 DP: 2 HR: 1 HBP: 2						

PITCHER		IP	WLS	BF	H	R	ER	SO	BB	IBB	HBP	BLK	WP	HR	S	P	ERA	WHIP
Denis Boucher, L ERA: 2.92	(1, 1)	7.0		28	4	1	1	2	3	0	2	2	0	0	55	98	1.29	1.000
Duane Ward, R ERA: 5.4	(8, 1)	2.2	L	15	5	4	3	5	0	1	0	0	0	1	34	57	10.12	1.875

PITCHER	IP	WLS	BF	H	R	ER	SO	BB	IBB	HBP	BLK	WP	HR	S	P	ERA	WHIP

AB	37
R	5
H	9
RBI	4
BB	4
SO	7
LOB	12

WP: 0 PA: 43
PB: 1
SB: 1
CS: 0

Detroit Tigers @ Chicago White Sox

Comiskey Park, Chicago, IL

Thu Apr 18 1991, 4:33 AM EDT

Att. 42,191 - Cloudy - 54 F

TOP

livebaseballscorecards.com

Batter	1	2	3	4	5	6	7	8	9	AB	R	H	RBI	BB	SO	LOB
Tony Phillips, S (1, 10) OBP: 0.268, SLG: 0.429 (6, 6)	F7		G4-3 1-3	3B HR		G4-6-3 1B		PB 1B		6	2	4	3	0	0	1
Alan Trammell, R (1, 6) OBP: 0.368, SLG: 0.424 (6, 1) Frank Tanana, L	1B 1B		HR 3-H	2B G6-3 1B 3-H 1B		G4-6-3 1-2f		K		5 1	3 0	4 0	2 0	0 0	0 1	1 1
Lou Whitaker, L (1, 4) OBP: 0.769, SLG: 1.500 Tony Bernazard, S (5, 4) OBP: 0.286, SLG: 0.286	S 1-3 1B		HR 1-2 BB	G6-3 1-3 2B 1B 1-2 1B		1B		G4-3 1-2		3 2	2 0	3 1	0 0	1 0	0 0	0 1
Cecil Fielder, R (1, 3) OBP: 0.351, SLG: 0.375 Dave Bergman, L (4, 3) OBP: 0.154, SLG: 0.167	F9		HR 1-H 2-H	BB G6-3 1B BB 1B 1-2 2-H		G2-3			L5 F7	3 2	2 0	2 0	4 0	1 0	0 0	2 1
Pete Incaviglia, R (1, 7) OBP: 0.333, SLG: 0.407 Milt Cuyler, S (4, 8) OBP: 0.278, SLG: 0.250	F7 1-2		FC3-6 BB	G6-3 1-2 2-3 3-H K			PB 1B			3 2	0 0	0 1	1 0	1 0	1 0	6 0
Mickey Tettleton, S (1, 2) OBP: 0.276, SLG: 0.167 (7, 9)		P6	FC3-6 1-2f	HR 2-H 3-H G5-3			K 1-2		G6-3	6	2	1	2	0	1	4
Rob Deer, R (1, 9) OBP: 0.351, SLG: 0.500 Andy Allanson, R (7, 2)		G5-3 F7	HR 1-H	HR 2-H	K		K 2-3			5 0	2 0	2 0	4 0	0 0	2 0	1 0
John Shelby, S (1, 8) OBP: 0.308, SLG: 0.462 (4, 7)	F8 2B		E5 BB HR	F8			F9			5	1	1	0	0	0	1
Travis Fryman, R (1, 5) OBP: 0.406, SLG: 0.500 Luis de los Santos, R (4, 5)			G4-3 S 1B BB F8	HR 1-2 BB	F8			K2-3		1 2	2 0	0 0	0 0	2 0	0 1	1 0

Inning Stats	1	2	3	4	5	6	7	8	9
	R: 0 E: 0 K: 0 S: 11	H: 2 LOB: 2 BB: 0 P: 19	R: 0 E: 0 K: 0 S: 7	H: 0 LOB: 0 BB: 0 P: 14	R: 6 E: 0 K: 0 S: 22	H: 4 LOB: 1 BB: 3 P: 46	R: 10 E: 1 K: 1 S: 33	H: 9 LOB: 2 BB: 2 P: 50	R: 0 E: 0 K: 1 S: 8	H: 0 LOB: 0 BB: 0 P: 11	R: 0 E: 0 K: 0 S: 8	H: 2 LOB: 1 BB: 0 P: 9	R: 0 E: 0 K: 2 S: 12	H: 1 LOB: 1 BB: 0 P: 18	R: 0 E: 0 K: 2 S: 10	H: 1 LOB: 1 BB: 0 P: 13	R: 0 E: 0 K: 0 S: 6	H: 0 LOB: 0 BB: 0 P: 9

	AB	46
	R	16
	H	19
	RBI	16
	BB	5
	SO	6
	LOB	20

	1B: 12	SF: 0	WP: 0	PA: 51
	2B: 2	SAC: 0	PB: 2	
	3B: 1	DP: 1	SB: 3	
	HR: 4	HBP: 0	CS: 0	

PITCHER		IP	WLS	BF	H	R	ER	SO	BB	IBB	HBP	BLK	WP	HR	S	P	ERA	WHIP
Jack McDowell, R ERA: 3.48	(1, 1)	2.2	L	16	5	6	6	0	3	0	0	0	0	2	36	71	20.25	3.000
Brian Drahman, R ERA: 23.14	(3, 1)	0.2		8	5	5	5	0	1	0	0	0	0	0	13	21	67.50	9.000
Ken Patterson, L ERA: 9.82	(4, 1)	2.2		16	7	5	4	2	1	0	0	0	0	2	40	57	13.50	3.000
Scott Radinsky, L ERA:	(7, 1)	1.0		4	1	0	0	2	0	0	0	0	0	0	12	18	0.00	1.000
Donn Pall, R ERA:	(8, 1)	1.0		4	1	0	0	2	0	0	0	0	0	0	10	13	0.00	1.000

PITCHER		IP	WLS	BF	H	R	ER	SO	BB	IBB	HBP	BLK	WP	HR	S	P	ERA	WHIP
Bobby Thigpen, R ERA: 1.5	(9, 1)	1.0		3	0	0	0	0	0	0	0	0	0	0	6	9	0.00	0.000

Batter	1	2	3	4	5	6	7	8	9	AB	R	H	RBI	BB	SO	LOB
Tim Raines, S (1, 10) OBP: 0.237, SLG: 0.206	C B S C 1-3 ① K		B F F B F B X 3-2 S 1B			F B X 1-1 ① F8		F B C F B B X 3-2 ①② G6-4-3 1-2f		4	0	1	0	0	1	1
Lance Johnson, L (1, 8) OBP: 0.250, SLG: 0.226	F B F F B C 2-3 ② K		C F X 0-2 ② F7 1-2			B F X 1-1 G1-3 1B 1B		C C C 0-3 ③ K		4	0	1	0	0	2	1
Robin Ventura, L (1, 5) OBP: 0.433, SLG: 0.500	B B X 2-0 1B		B B X 2-0 ③ G4-3			C B B F F X 2-2 G1-3 1-2 1B			F B B F F X 3-2 ① G4-3	4	0	2	0	0	0	1
Frank Thomas, R (1, 3) OBP: 0.286, SLG: 0.290	B B S 1 SAFE X 2-1 ③ F9			F B F B X 2-2 ① F7		X 0-0 ② G1-3 1-2 2-3			B C C X 1-2 1B	4	0	1	0	0	0	3
Carlton Fisk, R (1, 2) OBP: 0.444, SLG: 0.440		B C X 1-1 G3 1B		X 0-0 ② G6-3		C X 0-1 ③ G4-3			B B X 2-0 ② F9	2	0	1	0	0	0	0
Matt Merullo, L (5, 2) OBP: 0.333, SLG: 0.333										2	0	0	0	0	0	3
Sammy Sosa, R (1, 9) OBP: 0.300, SLG: 0.538		F B B X 2-1 ① G3 1-2		B C X 1-1 ③ P3			B X 1-0 ① G6-3		X 0-0 ③ G1-3	4	0	0	0	0	0	2
Cory Snyder, R (1, 7) OBP: 0.190, SLG: 0.150		S F B F B X 2-2 ② F9			F C B B X 2-2 ① G1-3		X 0-0 ② G5-3			3	0	0	0	0	0	1
Ozzie Guillen, L (1, 6) OBP: 0.185, SLG: 0.120		X 0-0 ③ P4			X 0-0 ② F8		B C B C X 2-2 ③ F9			1	0	0	0	0	0	1
Craig Grebeck, R (5, PH) OBP: 0.375, SLG: 0.167 (6, 6)										2	0	0	0	0	0	0
Scott Fletcher, R (1, 4) OBP: 0.393, SLG: 0.577			F B B F X 2-2 ① G6-3		X 0-0 ③ G4-3			X 0-0 G6-4-3 1B		1	0	0	0	0	0	0
Joey Cora, S (5, PH) OBP: 0.333, SLG: 0.333 (6, 4)										2	0	1	0	0	0	0
Inning Stats	R: 0 H: 1 E: 0 LOB: 1 K: 2 BB: 0 S: 9 P: 16	R: 0 H: 1 E: 0 LOB: 1 K: 0 BB: 0 S: 9 P: 14	R: 0 H: 1 E: 0 LOB: 1 K: 0 BB: 0 S: 11 P: 18	R: 0 H: 0 E: 0 LOB: 0 K: 0 BB: 0 S: 6 P: 9	R: 0 H: 0 E: 0 LOB: 0 K: 0 BB: 0 S: 5 P: 7	R: 0 H: 2 E: 0 LOB: 2 K: 0 BB: 0 S: 11 P: 15	R: 0 H: 0 E: 0 LOB: 0 K: 0 BB: 0 S: 5 P: 8	R: 0 H: 1 E: 0 LOB: 0 K: 1 BB: 0 S: 8 P: 11	R: 0 H: 1 E: 0 LOB: 1 K: 0 BB: 0 S: 10 P: 16	1B: 7 SF: 0 2B: 0 SAC: 0 3B: 0 DP: 1 HR: 0 HBP: 0						

PITCHER		IP	WLS	BF	H	R	ER	SO	BB	IBB	HBP	BLK	WP	HR	S	P	ERA	WHIP
Frank Tanana, L ERA: 3.18	(1, 1)	9.0	W	33	7	0	0	3	0	0	0	0	0	0	74	114	0.00	0.778
Frank Tanana, L ERA: 3.18	(6, 1)	9.0	W	33	7	0	0	3	0	0	0	0	0	0	74	114	0.00	0.778

PITCHER	IP	WLS	BF	H	R	ER	SO	BB	IBB	HBP	BLK	WP	HR	S	P	ERA	WHIP

BOTTOM

Detroit Tigers @ Chicago White Sox

Comiskey Park, Chicago, IL

Thu Apr 18 1991, 4:33 AM EDT

Att. 42,191 - Cloudy - 54 F

livebaseballscorecards.com

AB	33
R	0
H	7
RBI	0
BB	0
SO	3
LOB	13

WP: 0 PA: 33
PB: 0
SB: 1
CS: 0

Detroit Tigers @ Chicago White Sox

Comiskey Park, Chicago, IL

Sat Apr 20 1991, 4:33 AM EDT

Att. 36,420 - Cloudy - 42 F

TOP

livebaseballscorecards.com

Batter	1	2	3	4	5	6	7	8	9	10	11	12	AB	R	H	RBI	BB	SO	LOB
Tony Phillips, S (1, 4) OBP: 0.340, SLG: 0.462	4-2 FC1-6 BB		1-2 CS 1B			4-2 F9 BB	3-2 G4-3			0-0 1B		1-0 2-H BB 1B	4	0	3	1	2	0	1
Alan Trammell, R (1, 6) OBP: 0.364, SLG: 0.395	2-1 FC1-6 FC5-4 1-2f		2-0 CS 1-2	0-2 G6-3		2-0 P2		1-0 G4-3 1B		0-0 F7		4-1 1-2 BB	5	0	1	0	1	0	3
Rob Deer, R (1, 9) OBP: 0.372, SLG: 0.543	2-3 K			1-0 F9 2B		4-1 1-2 BB		1-0 P5			1-1 G3 2B	2-3 K	5	0	2	0	1	2	4
Cecil Fielder, R (1, 3) OBP: 0.310, SLG: 0.324	1-1 FC5-4 1-2f			1-2 F9 2-3		1-1 F9 2-3		0-1 G4-3 1-2f			0-0 G3 2-3		5	0	0	0	0	0	6
Pete Incaviglia, R (1, 7) OBP: 0.288, SLG: 0.344		2-0 G1-3		0-0 F9		1-0 G6-3			2-0 G6-3		1-3 K		5	0	0	0	0	1	4
Milt Cuyler, S (12, 8) OBP: 0.278, SLG: 0.250													0	0	0	0	0	0	0
Travis Fryman, R (1, 5) OBP: 0.378, SLG: 0.452		1-2 G6-3			2-2 CS 1B		1-2 G5-3		0-2 P2		0-0 F8		5	0	1	0	0	0	1
Mickey Tettleton, S (1, 10) OBP: 0.294, SLG: 0.241		0-3 K			2-2 FC6-4 1-2 1B		2-1 2B 2B		1-3 K			1-0 P6	5	1	2	0	0	2	0
John Shelby, S (1, 8) OBP: 0.278, SLG: 0.444 (12, 7)			1-2 G2-3		2-1 FC6-4 1-2f		2-1 G5-3			1-1 G3		0-0 1B 2B	5	1	1	0	0	0	2
Andy Allanson, R (1, 2) OBP: 0.077, SLG: 0.154			2-0 G6-3		2-0 G1-3		1-0 2-H 2B			1-2 G1-3		1-0 F9	5	0	1	1	0	0	2
Inning Stats	R: 0 H: 0 E: 0 LOB: 1 K: 1 BB: 1 S: 14 P: 23	R: 0 H: 0 E: 0 LOB: 0 K: 1 BB: 0 S: 7 P: 10	R: 0 H: 1 E: 0 LOB: 0 K: 0 BB: 0 S: 7 P: 13	R: 0 H: 1 E: 0 LOB: 1 K: 0 BB: 0 S: 9 P: 11	R: 0 H: 2 E: 0 LOB: 1 K: 0 BB: 0 S: 11 P: 19	R: 0 H: 0 E: 0 LOB: 2 K: 0 BB: 2 S: 10 P: 21	R: 1 H: 2 E: 0 LOB: 1 K: 0 BB: 0 S: 11 P: 20	R: 0 H: 1 E: 0 LOB: 0 K: 0 BB: 0 S: 4 P: 6	R: 0 H: 0 E: 0 LOB: 0 K: 1 BB: 0 S: 7 P: 10	R: 0 H: 1 E: 0 LOB: 1 K: 0 BB: 0 S: 7 P: 9	R: 0 H: 1 E: 0 LOB: 1 K: 1 BB: 0 S: 8 P: 10	R: 1 H: 2 E: 0 LOB: 2 K: 1 BB: 1 S: 8 P: 17	1B: 6 2B: 5 3B: 0 HR: 0	SF: 0 SAC: 0 DP: 1 HBP: 0	WP: 0 PB: 0 SB: 0 CS: 2	PA: 49			

PITCHER		IP	WLS	BF	H	R	ER	SO	BB	IBB	HBP	BLK	WP	HR	S	P	ERA	WHIP
Greg Hibbard, L ERA: 2.08	(1, 1)	6.2		27	6	1	1	2	3	0	0	0	0	0	66	111	1.35	1.350
Donn Pall, R ERA:	(7, 1)	3.1		11	2	0	0	1	0	0	0	0	0	0	21	31	0.00	0.600
Scott Radinsky, L ERA: 2.7	(11, 1)	1.2	L	9	3	1	1	1	1	0	0	0	0	0	13	22	5.40	2.400
Bobby Thigpen, R ERA: 1.42	(12, 1)	0.1		1	0	0	0	1	0	0	0	0	0	0	3	5	0.00	0.000

PITCHER	IP	WLS	BF	H	R	ER	SO	BB	IBB	HBP	BLK	WP	HR	S	P	ERA	WHIP

AB	44
R	2
H	11
RBI	2
BB	4
SO	5
LOB	23

Detroit Tigers @ Chicago White Sox

Comiskey Park, Chicago, IL

Sat Apr 20 1991, 4:33 AM EDT

Att. 36,420 - Cloudy - 42 F

BOTTOM

Batter	1	2	3	4	5	6	7	8	9	10	11	12	AB	R	H	RBI	BB	SO	LOB
Tim Raines, S (1, 7) OBP: 0.227, SLG: 0.179	F8		G1-3			F8		G5-3		G4-3 IBB		F7	5	0	0	0	1	0	3
Lance Johnson, L (1, 8) OBP: 0.243, SLG: 0.250	K			F8 2B		G4-3		G6-3		G4-3			5	0	1	0	0	1	4
Robin Ventura, L (1, 5) OBP: 0.412, SLG: 0.467	P5			F8			P5		G1-3 1B		FC4-6 1B		4	0	1	0	0	0	1
Craig Grebeck, R (9, PR) OBP: 0.444, SLG: 0.286 (10, 5)													1	0	1	0	0	0	0
Frank Thomas, R (1, 3) OBP: 0.275, SLG: 0.278		1B		K			K		K		FC4-6 P4-3		5	0	1	0	0	3	3
Carlton Fisk, R (1, 2) OBP: 0.433, SLG: 0.464		F8		K			1B 2B		G1-3		P4-3		3	0	1	0	0	1	2
Ron Karkovice, R (7, PR) OBP: 0.333, SLG: 0.417 (8, 2)													2	1	0	0	0	0	2
Dan Pasqua, L (1, 10) OBP: 0.133, SLG: 0.071		F7		F8			1B		IBB			E1 FC6-4 1B	4	0	1	1	1	0	1
Sammy Sosa, R (1, 9) OBP: 0.265, SLG: 0.467		G5-3		K			F9		P2			K	4	0	0	0	0	1	5
Matt Merullo, L (12, PH) OBP: 0.333, SLG: 0.333													0	0	0	0	0	0	0
Cory Snyder, R (12, PH) OBP: 0.182, SLG: 0.143													1	0	0	0	0	1	1
Ozzie Guillen, L (1, 6) OBP: 0.219, SLG: 0.167			L8	L8				P6		SH1-4 1B		FC6-4 1B	5	0	2	0	0	0	0
Scott Fletcher, R (1, 4) OBP: 0.387, SLG: 0.552			G1-3			G6-3		G5-3 1B		SH1-4		FC6-4	3	0	1	0	0	0	0
Joey Cora, S (8, PR) OBP: 0.250, SLG: 0.250 (9, 4)													1	0	0	0	0	0	2
Inning Stats	R: 0 E: 0 K: 1 S: 14 H: 0 LOB: 0 BB: 0 P: 20	R: 0 E: 0 K: 0 S: 5 H: 1 LOB: 1 BB: 0 P: 10	R: 0 E: 0 K: 0 S: 8 H: 0 LOB: 0 BB: 0 P: 15	R: 0 E: 0 K: 2 S: 11 H: 1 LOB: 1 BB: 0 P: 19	R: 0 E: 0 K: 1 S: 6 H: 0 LOB: 0 BB: 0 P: 10	R: 0 E: 0 K: 0 S: 4 H: 0 LOB: 0 BB: 0 P: 8	R: 1 E: 0 K: 1 S: 10 H: 2 LOB: 2 BB: 0 P: 11	R: 0 E: 0 K: 0 S: 7 H: 1 LOB: 2 BB: 0 P: 12	R: 0 E: 0 K: 1 S: 9 H: 1 LOB: 2 BB: 1 P: 14	R: 0 E: 0 K: 0 S: 5 H: 1 LOB: 1 BB: 1 P: 11	R: 0 E: 0 K: 0 S: 5 H: 1 LOB: 0 BB: 0 P: 8	R: 0 E: 1 K: 1 S: 12 H: 1 LOB: 2 BB: 0 P: 15	1B: 7 2B: 3 3B: 0 HR: 0 SF: 0 SAC: 1 DP: 2 HBP: 0						

PITCHER	IP	WLS	BF	H	R	ER	SO	BB	IBB	HBP	BLK	WP	HR	S	P	ERA	WHIP
Walt Terrell, R (1, 1) ERA: 2.14	7.2		28	5	1	1	5	0	0	0	0	0	0	63	102	1.17	0.652
Paul Gibson, L (8, 1) ERA:	0.1		2	1	0	0	0	0	0	0	0	0	0	5	6	0.00	3.000
Mike Henneman, R (9, 1) ERA:	3.0	W	12	2	0	0	1	0	2	0	0	0	0	17	31	0.00	0.667
Jerry Don Gleaton, L (12, 1) ERA: 7.71	1.0	S	4	1	0	0	1	0	0	0	0	0	0	11	14	0.00	1.000

PITCHER	IP	WLS	BF	H	R	ER	SO	BB	IBB	HBP	BLK	WP	HR	S	P	ERA	WHIP

AB	43
R	1
H	9
RBI	1
BB	2
SO	7
LOB	24

WP: 0 PB: 0 SB: 0 CS: 0 PA: 46

livebaseballscorecards.com

Batter	1	2	3	4	5	6	7	8	9	AB	R	H	RBI	BB	SO	LOB
Tony Phillips, S (1, 6) OBP: 0.346, SLG: 0.442	C B B B C S 3-3 ① K		B B F X 2-1 ① G3		B C X 1-1 E8 G4-3 3-H 1B		1 SAFE 1 SAFE B 1 SAFE F B 1 SAFE X 2-1 ①② G6-3 1-2f	L B B B I 4-1 FC6-4 IBB		4	0	1	1	1	1	1
Lloyd Moseby, L (1, 7) OBP: 0.273, SLG: 0.250	B B S X 2-1 ② F7		B S C S 1-3 ② K		B B B F X 3-1 ② G4-3 2-3		X 0-0 ③ G4-3	C X 0-1 ③ FC6-4 1-2f		5	0	0	0	0	1	4
Lou Whitaker, L (1, 4) OBP: 0.667, SLG: 1.091	C X 0-1 ③ F7		B X 1-0 ③ G4-3		S C B B B B 4-2 BB			C B B B C B 4-2 HR BB	X 0-0 ① F8	3	1	0	0	2	0	0
Cecil Fielder, R (1, 3) OBP: 0.319, SLG: 0.390		B B B B 4-0 WP BB BB		B S B F S 2-3 ① K	C B C B S 2-3 ③ K			B X 1-0 1-H HR	C F S 0-3 ② K	4	1	1	2	1	3	2
Mickey Tettleton, S (1, 2) OBP: 0.342, SLG: 0.233 Milt Cuyler, S (8, PR) OBP: 0.263, SLG: 0.235 (8, 8)		B B B B C S B 4-2 WP 1-2 BB		B B F B B 4-1 WP BB		B X 2-0 ① F8		B B B B C B 4-1 FC5-6 BB	X 0-0 E1	1 1	0 0	0 0	0 0	3 0	0 0	0 0
Mark Salas, L (1, 10)		B S B X 2-1 ① P2 1-2 2-3		B B C X 2-1 ② P2		F F B B S 2-3 ② K		1 SAFE X 0-0 ① FC5-6 BB 1-2f 2B	1 SAFE B 1 SAFE B F 1 SAFE X 2-1 ③ G4-3	5	1	0	0	0	1	5
Rob Deer, R (1, 9) OBP: 0.383, SLG: 0.514		B B F B B 4-1 FC5 BB		C C B B B S 3-3 ③ K 1-2		B S B B B 4-1 BB		B B B C X 3-1 ② F7		2	0	0	0	2	1	2
John Shelby, S (1, 8) OBP: 0.318, SLG: 0.524 Andy Allanson, R (8, 2) OBP: 0.077, SLG: 0.154		S F B S 1-3 ② K			B X 1-0 E 3B	B X 1-0 ③ G2-3		B B C B B 4-1 2B 1-2 BB		3 0	1 0	1 0	0 0	1 0	1 0	4 0
Travis Fryman, R (1, 5) OBP: 0.366, SLG: 0.457		B B X 2-0 ③ FC5 1-2f			B F B X 2-1 ① G6-3		C S B F X 1-2 E5 G6-3	C B S B X 2-2 1-3 2-H 2B		4	0	1	1	0	0	4
Inning Stats	R: 0 E: 0 K: 1 S: 7 H: 0 LOB: 0 BB: 0 P: 12	R: 0 E: 0 K: 1 S: 9 H: 0 LOB: 3 BB: 3 P: 26	R: 0 E: 0 K: 1 S: 6 H: 0 LOB: 0 BB: 0 P: 10	R: 0 E: 0 K: 2 S: 9 H: 0 LOB: 1 BB: 1 P: 20	R: 1 E: 1 K: 1 S: 12 H: 2 LOB: 2 BB: 1 P: 25	R: 0 E: 0 K: 1 S: 6 H: 0 LOB: 1 BB: 1 P: 15	R: 0 E: 1 K: 0 S: 7 H: 0 LOB: 0 BB: 0 P: 10	R: 3 E: 0 K: 0 S: 14 H: 2 LOB: 3 BB: 4 P: 36	R: 0 E: 1 K: 1 S: 7 H: 0 LOB: 1 BB: 0 P: 9	1B: 1 2B: 1 3B: 1 HR: 1	SF: 0 SAC: 0 DP: 1 HBP: 0						

TOP

Detroit Tigers @ Chicago White Sox

Comiskey Park, Chicago, IL

Sun Apr 21 1991, 4:33 AM EDT

Att. 29,776 - Sunny - 51 F

livebaseballscorecards.com

AB	32
R	4
H	4
RBI	4
BB	10
SO	8
LOB	22

WP: 2 PB: 0 SB: 0 CS: 0 PA: 42

PITCHER		IP	WLS	BF	H	R	ER	SO	BB	IBB	HBP	BLK	WP	HR	S	P	ERA	WHIP
Melido Perez, R ERA: 1.64	(1, 1)	5.2		25	2	1	1	7	6	0	0	0	2	0	48	106	1.59	1.412
Wayne Edwards, L ERA: 8.44	(6, 1)	1.1		5	0	1	1	0	1	0	0	0	0	0	10	18	6.75	0.750
Bobby Thigpen, R ERA: 3.68	(8, 1)	1.0		8	2	2	2	0	2	1	0	0	0	1	12	30	18.00	4.000
Brian Drahman, R ERA: 16.2	(9, 1)	1.0	W	4	0	0	0	1	0	0	0	0	0	0	7	9	0.00	0.000

PITCHER	IP	WLS	BF	H	R	ER	SO	BB	IBB	HBP	BLK	WP	HR	S	P	ERA	WHIP

Batter	1	2	3	4	5	6	7	8	9	AB	R	H	RBI	BB	SO	LOB
Tim Raines, S (1, 7) OBP: 0.224, SLG: 0.163	L F B B F X 2-2 ① G4-3		B F X 1-1 ② G5-3			C B X 1-1 ① F9	B S B C X 2-2 ③ FC5 1-2f		I I I I 4-0 1B IBB	4	0	0	0	1	0	3
Lance Johnson, L (1, 8) OBP: 0.238, SLG: 0.244	B X 1-0 ② G6-3		M B B X 2-1 ③ G4-3			B X 1-0 ② G1-3		B C X 1-1 ① G6-3	C X 0-1 1-2 2-H 1B	5	0	1	1	0	0	1
Robin Ventura, L (1, 5) OBP: 0.421, SLG: 0.500	X 0-0 ③ L5			C X 0-1 G5-4-3 1B		B B X 2-0 1B 2B		C B X 1-1 ② G1-3		4	0	2	0	0	0	0
Carlton Fisk, R (1, 10) OBP: 0.441, SLG: 0.452 Joey Cora, S (8, PR) OBP: 0.250, SLG: 0.250		B F X 1-1 ① F8		X 0-0 ①② G5-4-3 1-2f		B C S F X 1-2 ③ 2-H 1B		B B S B S B 4-2 S BB		3 0	0 0	1 0	0 0	1 0	0 0	1 0
Dan Pasqua, L (1, 9) OBP: 0.118, SLG: 0.063 Sammy Sosa, R (7, 9) OBP: 0.250, SLG: 0.438		B X 1-0 ② G4-3		C B C B X 2-2 ③ G4-3			S X 0-1 ① F8	F F B F B F F B S 3-3 ③ K 1-2		2 2	0 0	0 0	0 0	0 0	0 1	0 1
Frank Thomas, R (1, 3) OBP: 0.273, SLG: 0.275		B B B X 3-0 ③ F9			C B S B X 2-2 WP SH1-3 1B 1B		C F B B S 2-3 ② K		B B C C X 2-2 ① F8	4	1	1	0	0	1	0
Ron Karkovice, R (1, 2) OBP: 0.357, SLG: 0.500 Matt Merullo, L (9, PH) OBP: 0.250, SLG: 0.250			F L B B X 2-2 ① L7		1 SAFE X 0-0 ① SH1-3 1-2		B B C B X 3-1 1B 2B		X 0-0 ② G3	2 1	1 0	1 0	0 0	0 0	0 0	0 0
Ozzie Guillen, L (1, 6) OBP: 0.306, SLG: 0.242			X 0-0 3B 1B		B F X 1-1 L4-3 2-H 1B		I I I I 4-0 1B IBB		B F C F F F F X 1-2 E 1B	3	2	3	1	1	0	0
Scott Fletcher, R (1, 4) OBP: 0.400, SLG: 0.606			1 SAFE F P B 1 SAFE F X 2-2 1-H 3B		B X 1-0 ②③ L4-3 1-2		B X 1-0 FC5 1-2 2-H 1B		B F X 1-1 E9 1-H 1B	4	1	2	2	0	0	1
Inning Stats	R: 0 H: 0 E: 0 LOB: 0 K: 0 BB: 0 S: 6 P: 9	R: 0 H: 0 E: 0 LOB: 0 K: 0 BB: 0 S: 4 P: 9	R: 1 H: 2 E: 0 LOB: 1 K: 0 BB: 0 S: 12 P: 18	R: 0 H: 1 E: 0 LOB: 0 K: 0 BB: 0 S: 6 P: 8	R: 1 H: 2 E: 0 LOB: 0 K: 0 BB: 0 S: 7 P: 11	R: 0 H: 2 E: 0 LOB: 2 K: 0 BB: 0 S: 8 P: 13	R: 1 H: 2 E: 0 LOB: 2 K: 1 BB: 1 S: 11 P: 23	R: 0 H: 0 E: 0 LOB: 2 K: 1 BB: 1 S: 12 P: 21	R: 2 H: 2 E: 1 LOB: 2 K: 0 BB: 1 S: 15 P: 23	1B: 8 SF: 0 2B: 3 SAC: 1 3B: 1 DP: 2 HR: 0 HBP: 0						WP: 1 PA: 38 PB: 0 SB: 1 CS: 0

PITCHER		IP	WLS	BF	H	R	ER	SO	BB	IBB	HBP	BLK	WP	HR	S	P	ERA	WHIP
Bill Gullickson, R ERA: 5.4	(1, 1)	6.2		27	9	3	3	1	0	1	0	0	1	0	51	86	4.05	1.350
John Cerutti, L ERA: 3.18	(7, 1)	1.0		3	0	0	0	0	0	0	0	0	0	0	7	11	0.00	0.000
Mike Henneman, R ERA:	(8, 1)	0.2		3	0	0	0	1	1	0	0	0	0	0	11	20	0.00	1.500
Paul Gibson, L ERA:	(9, 1)	0.1	L	5	2	2	0	0	0	1	0	0	0	0	12	18	0.00	6.000

PITCHER	IP	WLS	BF	H	R	ER	SO	BB	IBB	HBP	BLK	WP	HR	S	P	ERA	WHIP

BOTTOM

Detroit Tigers @ Chicago White Sox

Comiskey Park, Chicago, IL

Sun Apr 21 1991, 4:33 AM EDT

Att. 29,776 - Sunny - 51 F

livebaseballscorecards.com

AB	34
R	5
H	11
RBI	4
BB	3
SO	2
LOB	7

Batter	1	2	3	4	5	6	7	8	9	AB	R	H	RBI	BB	SO	LOB
Tony Phillips, S (1, 6) (9, 8) OBP: 0.321, SLG: 0.404	G1-3		K	G4-6-3			L4		SH	4	1	0	0	0	1	1
John Shelby, S (1, 7) OBP: 0.308, SLG: 0.480	P5		F8		G4-3		BB 1B		FC5-2	4	0	1	0	0	0	0
Pete Incaviglia, R (9, PH) OBP: 0.286, SLG: 0.344										0	0	0	0	0	0	0
Lloyd Moseby, L (9, PH) (9, 7) OBP: 0.261, SLG: 0.238										1	1	0	0	0	0	2
Lou Whitaker, L (1, 4) OBP: 0.652, SLG: 1.000	G4-3			1B HR 2B	G3-1		FC6-4 BB		2B HR IBB	3	2	1	0	2	0	0
Cecil Fielder, R (1, 3) OBP: 0.346, SLG: 0.435		1B		HR 1B	G6-3		FC6-4		HR 2B	5	2	3	2	0	0	2
Mickey Tettleton, S (1, 2) OBP: 0.349, SLG: 0.324		BB		HR	G4-3			F7	K	4	1	1	3	1	1	2
Andy Allanson, R (9, 2) OBP: 0.077, SLG: 0.154										0	0	0	0	0	0	0
Rob Deer, R (1, 9) OBP: 0.365, SLG: 0.548		K	K		G6-3			K	HR	5	1	1	3	0	3	1
Dave Bergman, L (1, 10) OBP: 0.313, SLG: 0.231		BB		HR 1B		BB		FC5-4 1B	BB	1	1	1	0	2	0	0
Luis de los Santos, R (8, PH) OBP: 0.200, SLG: 0.111										1	0	1	0	1	0	0
Travis Fryman, R (1, 5) OBP: 0.348, SLG: 0.500		F9		HR		K		FC5-4	K	5	1	1	2	0	2	5
Milt Cuyler, S (1, 8) OBP: 0.273, SLG: 0.250			G4-3	G4-6-3 1B			G3		SH FC5-2 2B	3	0	1	0	0	0	0
Alan Trammell, R (9, PH) (9, 6) OBP: 0.378, SLG: 0.436										1	0	1	0	0	0	0

Inning Stats	1	2	3	4	5	6	7	8	9
R:	0	0	0	5	0	0	0	0	5
E:	0	0	0	0	0	0	0	0	0
K:	0	1	1	1	0	1	0	1	2
S:	6	8	8	14	8	10	7	9	16
H:	0	1	0	6	0	0	1	1	3
LOB:	0	2	0	0	0	1	2	1	1
BB:	0	2	0	0	0	1	1	0	2
P:	9	18	12	23	10	16	12	15	30

1B: 6	SF: 0	WP: 1
2B: 3	SAC: 1	PA: 44
3B: 0	DP: 1	PB: 0
HR: 3	HBP: 0	SB: 0
		CS: 0

PITCHER		IP	WLS	BF	H	R	ER	SO	BB	IBB	HBP	BLK	WP	HR	S	P	ERA	WHIP
Andy Hawkins, R ERA: 8.68	(1, 1)	3.1		17	6	5	5	3	2	0	0	0	0	2	33	57	13.50	2.400
John Habyan, R ERA: 1.0	(4, 1)	3.1		12	2	0	0	1	1	0	0	0	0	0	24	35	0.00	0.900
Greg Cadaret, L ERA: 7.27	(7, 1)	1.1	L	8	2	2	2	1	1	0	0	0	0	0	16	27	13.50	2.250
Steve Farr, R ERA: 5.68	(9, 1)	1.0		7	2	3	3	2	1	1	0	0	1	1	13	26	27.00	3.000

PITCHER	IP	WLS	BF	H	R	ER	SO	BB	IBB	HBP	BLK	WP	HR	S	P	ERA	WHIP

TOP

Detroit Tigers @ New York Yankees

Yankee Stadium, Bronx, NY

Mon Apr 22 1991, 7:05 PM EDT

Att. 12,938 - Cloudy - 51 F

livebaseballscorecards.com

AB	37
R	10
H	12
RBI	10
BB	6
SO	7
LOB	13

BOTTOM

Detroit Tigers @ New York Yankees

Yankee Stadium, Bronx, NY

Mon Apr 22 1991, 7:05 PM EDT

Att. 12,938 - Cloudy - 51 F

livebaseballscorecards.com

Batter	1	2	3	4	5	6	7	8	9	AB	R	H	RBI	BB	SO	LOB
Steve Sax, R (1, 4) OBP: 0.281, SLG: 0.259	F X 0-1 G3 ①	B B B B 4-0 BB 1B BB		B C F X 1-2 F8 ②			B C F B X 2-2 L9 ②		C B X 1-1 F8 ①	4	1	0	0	1	0	1
Don Mattingly, L (1, 10) OBP: 0.368, SLG: 0.314	B B X 2-0 G6-3 ②	C C B F X 1-2 P5 ②		B B C F X 2-2 G6-3 ③			C F B X 1-2 BB 1B 1B		B C X 1-1 G1-3 ② 1-2	5	0	1	0	0	0	3
Roberto Kelly, R (1, 8) OBP: 0.333, SLG: 0.349	B B B C F B 4-2 BB	B B B B 4-0 1B 1-2 2-3 BB			B F B X 2-1 G6-3 ①		X 0-0 BB 1-2 1B		B C B S X 2-2 2-3 1B	3	0	2	0	2	0	0
Kevin Maas, L (1, 3) OBP: 0.528, SLG: 0.500	B X 1-0 G4-3 ③	B C B X 2-1 FC6-4 1-2 2-H 3-H 1B			B C S B X 2-2 F9 ②		B C B B B 4-1 1-2 2-3 BB		C B B B C S 2-3 K ③	4	0	1	2	1	1	3
Hensley Meulens, R (1, 7) OBP: 0.265, SLG: 0.281		a b c 1-3 K ③ a b c 2-0 FC6-4 1-2			B S F F B B X 3-2 G5-3 ③		S C B B F S 2-3 K ③			4	0	0	0	0	2	5
Jesse Barfield, R (1, 9) OBP: 0.452, SLG: 0.455		B B B B 4-0 1B 2B BB	X 0-0 P3 ①			C B F X 1-2 FC9-6 SH1-3 1B		B C C S 1-3 K ①		3	1	1	0	1	1	0
Mike Blowers, R (1, 5) OBP: 0.300, SLG: 0.353		C B B X 2-1 2B 1-2 2B 1B	C B F F F B F B F 3-2 X G6-3 ②			F X 0-1 SH1-3 ① 1-2		C X 0-1 G4-3 ②		3	1	1	0	0	0	0
Bob Geren, R (1, 2) OBP: 0.125, SLG: 0.250		B B X 2-0 2B 1-3 2-H 2B	S B B B S S S 3-3 K ③			B X 1-0 FC9-6 ② ③ 2-3		B F X 1-1 F9 ③		4	1	1	1	0	1	1
Alvaro Espinoza, R (1, 6) OBP: 0.455, SLG: 0.581		B X 1-0 BB 1B 2-H 3-H 2B		C X 0-1 F8 ①			F F B X 1-2 G6-3 ①		C B X 1-1 1B G1-3 1B	4	1	2	2	0	0	0
Inning Stats	R: 0 E: 0 K: 0 S: 6 H: 0 LOB: 1 BB: 1 P: 13	R: 5 E: 0 K: 1 S: 14 H: 4 LOB: 2 BB: 3 P: 37	R: 0 E: 0 K: 1 S: 11 H: 0 LOB: 0 BB: 0 P: 17	R: 0 E: 0 K: 0 S: 8 H: 0 LOB: 0 BB: 0 P: 11	R: 0 E: 0 K: 0 S: 9 H: 0 LOB: 0 BB: 0 P: 16	R: 0 E: 0 K: 0 S: 6 H: 1 LOB: 0 BB: 0 P: 8	R: 0 E: 0 K: 1 S: 15 H: 2 LOB: 3 BB: 1 P: 25	R: 0 E: 0 K: 1 S: 7 H: 0 LOB: 0 BB: 0 P: 9	R: 0 E: 0 K: 1 S: 12 H: 2 LOB: 2 BB: 0 P: 19	1B: 7 2B: 3 3B: 0 HR: 0	SF: 0 SAC: 1 DP: 1 HBP: 0						

	AB	34
	R	5
	H	9
	RBI	5
	BB	5
	SO	5
	LOB	13

WP: 0 PB: 0 SB: 0 CS: 0 PA: 40

PITCHER		IP	WLS	BF	H	R	ER	SO	BB	IBB	HBP	BLK	WP	HR	S	P	ERA	WHIP
Steve Searcy, L ERA: 8.74	(1, 1)	1.2		12	3	5	5	1	4	0	0	0	0	0	17	43	27.00	4.200
John Cerutti, L ERA: 1.69	(2, 1)	5.0		18	4	0	0	1	0	0	0	0	0	0	47	73	0.00	0.800
Jerry Don Gleaton, L ERA: 4.91	(7, 1)	1.1	W	5	0	0	0	2	1	0	0	0	0	0	12	20	0.00	0.750
Paul Gibson, L ERA:	(9, 1)	1.0		5	2	0	0	1	0	0	0	0	0	0	12	19	0.00	2.000

PITCHER		IP	WLS	BF	H	R	ER	SO	BB	IBB	HBP	BLK	WP	HR	S	P	ERA	WHIP

Batter	1	2	3	4	5	6	7	8	9	AB	R	H	RBI	BB	SO	LOB
Tony Phillips, S (1, 6) OBP: 0.317, SLG: 0.392	C B C B X 2-2 ① G5-3			S B F X 1-2 G5-4-3 1B		X 0-0 ③ G1			C C B F B X 2-2 ② F8	4	0	1	0	0	0	1
Travis Fryman, R (1, 5) OBP: 0.320, SLG: 0.455	X 0-0 ② P6			C X 0-1 ①② G5-4-3 1-2f			F B X 1-1 ① F7		B C X 1-1 ③ F9	4	0	0	0	0	0	1
Lou Whitaker, L (1, 4) OBP: 0.577, SLG: 0.824	B C B B C X 3-2 ③ L4			B C B B S X 3-2 ③ G4-3			L X 0-1 ② G4-3			3	0	0	0	0	0	0
Cecil Fielder, R (1, 3) OBP: 0.364, SLG: 0.449		F B B S S 2-3 ① K			B F F X 1-2 G4-6-3 1B		B F X 1-1 FC3-6 1B			3	0	2	0	0	1	0
Mickey Tettleton, S (1, 2) OBP: 0.326, SLG: 0.297		C F F T B B S 2-3 ② K			F X 0-1 ①② G4-6-3 1-2f		C B F X 1-2 ③ FC3-6 1-2f			3	0	0	0	0	1	2
Rob Deer, R (1, 9) OBP: 0.345, SLG: 0.511		B C B S X 2-2 ③ F9			B F F B X 2-2 ③ P3			B C C S 1-3 ① K		3	0	0	0	0	1	0
Pete Incaviglia, R (1, 7) OBP: 0.289, SLG: 0.324			B B F B B 4-1 G4-6-3 BB			X 0-0 ① G6-3		B S S S 1-3 ② K		2	0	0	0	1	1	0
Luis de los Santos, R (1, 10) OBP: 0.231, SLG: 0.167			B C B X 2-1 ① F9			X 0-0 E7 1B		B C B B F S 3-3 ③ K		3	0	1	0	0	1	1
Milt Cuyler, S (1, 8) OBP: 0.250, SLG: 0.227 John Shelby, S (9, PH) OBP: 0.296, SLG: 0.462			B X 1-0 ②③ G4-6-3 1-2f			B X 1-0 ② G6-3			C F B B B X 3-2 ① G6-3	2 1	0 0	0 0	0 0	0 0	0 0	2 0
Inning Stats	R: 0 H: 0 E: 0 LOB: 0 K: 0 BB: 0 S: 7 P: 12	R: 0 H: 0 E: 0 LOB: 0 K: 2 BB: 0 S: 11 P: 17	R: 0 H: 0 E: 0 LOB: 0 K: 0 BB: 1 S: 4 P: 11	R: 0 H: 1 E: 0 LOB: 0 K: 0 BB: 0 S: 8 P: 12	R: 0 H: 1 E: 0 LOB: 0 K: 0 BB: 0 S: 8 P: 11	R: 0 H: 1 E: 1 LOB: 1 K: 0 BB: 0 S: 4 P: 5	R: 0 H: 1 E: 0 LOB: 1 K: 0 BB: 0 S: 9 P: 12	R: 0 H: 0 E: 0 LOB: 0 K: 3 BB: 0 S: 9 P: 14	R: 0 H: 0 E: 0 LOB: 0 K: 0 BB: 0 S: 9 P: 15	1B: 4 SF: 0 2B: 0 SAC: 0 3B: 0 DP: 3 HR: 0 HBP: 0						

TOP

Detroit Tigers @ New York Yankees

Yankee Stadium, Bronx, NY

Tue Apr 23 1991, 7:05 PM EDT

Att. 14,789 - Sunny - 63 F

livebaseballscorecards.com

AB	28
R	0
H	4
RBI	0
BB	1
SO	5
LOB	7

WP: 0 PA: 29
PB: 0
SB: 0
CS: 0

PITCHER		IP	WLS	BF	H	R	ER	SO	BB	IBB	HBP	BLK	WP	HR	S	P	ERA	WHIP
Dave Eiland, R ERA: 3.86	(1, 1)	7.0	W	23	4	0	0	2	1	0	0	0	0	0	51	80	0.00	0.714
Steve Farr, R ERA: 4.32	(8, 1)	2.0		6	0	0	0	3	0	0	0	0	0	0	18	29	0.00	0.000

PITCHER	IP	WLS	BF	H	R	ER	SO	BB	IBB	HBP	BLK	WP	HR	S	P	ERA	WHIP

Detroit Tigers @ New York Yankees

Yankee Stadium, Bronx, NY

Tue Apr 23 1991, 7:05 PM EDT

Att. 14,789 - Sunny - 63 F

livebaseballscorecards.com

BOTTOM

Batter	1	2	3	4	5	6	7	8	9	AB	R	H	RBI	BB	SO	LOB
Roberto Kelly, R (1, 8) OBP: 0.345, SLG: 0.426	B S C B X 2-2 L3 1B	X 0-0 ③ G6-3			B F F B X 2-2 HR		B X 1-0 ① G5-3			4	1	2	1	0	0	2
Steve Sax, R (1, 4) OBP: 0.295, SLG: 0.276	C 1 SAFE 1 SAFE 1 SAFE B F X 1-2 ① ② L3 1-2		F X 0-1 ① P4		B B C F X 2-2 S 1B		C B B B C X 3-2 G3-6-3 2-H 1B			4	0	2	1	0	0	1
Don Mattingly, L (1, 3) OBP: 0.377, SLG: 0.370	B B X 2-0 HR		B B F B X 3-1 ② P6		B B B I 4-0 1-2 IBB		1 SAFE 1 SAFE 1 SAFE C B 1 SAFE B 1 SAFE X 2-1 ② ③ G3-6-3 1-2f			3	1	1	1	1	0	1
Kevin Maas, L (1, 10) OBP: 0.491, SLG: 0.447	B C B S C 2-3 ③ K		C B S B X 2-2 ③ F7		C B X 1-1 ③ P4			C S B X 1-2 ① G4-3		4	0	0	0	0	1	2
Hensley Meulens, R (1, 7) OBP: 0.263, SLG: 0.278		C C B B B S 3-3 ① K		B B C C F X 2-2 ① L9		B X 1-0 FC5-4 1B		S S B S 1-3 ② K		4	0	1	0	0	2	0
Jesse Barfield, R (1, 9) OBP: 0.435, SLG: 0.432		B B C S C 2-3 ② K		B B X 2-0 ② G6-3		1 SAFE 1 SAFE C B C 1 SAFE 1 SAFE F B 2-2 ① X F8		X 0-0 1B		4	0	1	0	0	1	1
Mike Blowers, R (1, 5) OBP: 0.292, SLG: 0.333		B C S B X 2-2 1B 2B 1B		B B F X 2-1 ③ P3		B 1 SAFE 1 SAFE 1 SAFE 1 SAFE B X 2-0 ② FC5-4 1-2f		B F S B F X 2-2 ③ G4-3		4	1	1	0	0	0	2
Bob Geren, R (1, 2) OBP: 0.182, SLG: 0.273		C B 1 SAFE B X 2-1 2B 1-3 E 1B			X 0-0 ① P6	1 SAFE C B 1 SAFE S C 1-3 ③ K				3	1	1	0	0	1	1
Alvaro Espinoza, R (1, 6) OBP: 0.472, SLG: 0.647		C B X 1-1 E2 1-H 3-H 2B			X 0-0 ② L6		F B X 1-1 S 1B 2B			3	1	2	1	0	0	0
Inning Stats	R: 1 E: 0 K: 1 S: 10 H: 2 LOB: 0 BB: 0 P: 17	R: 2 E: 1 K: 2 S: 14 H: 3 LOB: 1 BB: 0 P: 24	R: 0 E: 0 K: 0 S: 7 H: 0 LOB: 0 BB: 0 P: 12	R: 0 E: 0 K: 0 S: 7 H: 0 LOB: 0 BB: 0 P: 13	R: 1 E: 0 K: 0 S: 10 H: 2 LOB: 2 BB: 1 P: 19	R: 0 E: 0 K: 1 S: 9 H: 1 LOB: 1 BB: 0 P: 15	R: 1 E: 0 K: 0 S: 8 H: 2 LOB: 0 BB: 0 P: 15	R: 0 E: 0 K: 1 S: 11 H: 1 LOB: 1 BB: 0 P: 15		1B: 7 2B: 3 3B: 0 HR: 2	SF: 0 SAC: 0 DP: 2 HBP: 0		WP: 0 PB: 0 SB: 2 CS: 0	PA: 34		

	AB	33
	R	5
	H	11
	RBI	4
	BB	1
	SO	5
	LOB	10

PITCHER		IP	WLS	BF	H	R	ER	SO	BB	IBB	HBP	BLK	WP	HR	S	P	ERA	WHIP
Frank Tanana, L ERA: 3.72	(1, 1)	6.1	L	29	10	5	4	4	0	1	0	0	0	2	63	111	5.68	1.579
Jerry Don Gleaton, L ERA: 3.38	(7, 1)	1.2		5	1	0	0	1	0	0	0	0	0	0	13	19	0.00	0.600

PITCHER	IP	WLS	BF	H	R	ER	SO	BB	IBB	HBP	BLK	WP	HR	S	P	ERA	WHIP

Detroit Tigers @ Toronto Blue Jays

SkyDome, Toronto, ON

Thu Apr 25 1991, 7:05 PM EDT

Att. 49,688 - Dome - 70 F

TOP

livebaseballscorecards.com

Batter	1	2	3	4	5	6	7	8	9	AB	R	H	RBI	BB	SO	LOB
Tony Phillips, S (1, 4) (8, 9) OBP: 0.328, SLG: 0.389	C B B X 2-1 ① G1-3		B X 1-0 ③ G5-3			B F F 1 SAFE F 1 SAFE B F B 3-2 1 SAFE X FC6-4 1-2 1B		B C B B B 4-1 2B BB		3	0	1	0	1	0	0
Alan Trammell, R (1, 6) OBP: 0.388, SLG: 0.465	B C B C F B X 3-2 FC2-4 1B			B B X 2-0 ① G1-3		B X 1-0 ② FC6-4 BB 1B 1-2f 2-3		X 0-0 ① 1-H 2B		4	1	2	0	0	0	2
Rob Deer, R (1, 9) OBP: 0.345, SLG: 0.489 Lou Whitaker, L (8, PH) OBP: 0.556, SLG: 0.778 (8, 4)	X 0-0 ② FC2-4 1-2f			C B X 1-1 ② F8		B B B 4-0 1B BB 1-2		C S B B X 2-2 ② G1-3		2 1	0 0	0 0	0 0	1 0	0 0	1 1
Cecil Fielder, R (1, 3) OBP: 0.356, SLG: 0.434	B B C C B X 3-2 ③ F8			X 0-0 ③ G6-3		C F B F X 1-2 1B 1-2 2-H 3-H		S S B X 1-2 ③ P3		4	0	1	2	0	0	2
Pete Incaviglia, R (1, 10) OBP: 0.268, SLG: 0.297 Dave Bergman, L (9, PH) OBP: 0.353, SLG: 0.357 John Shelby, S (9, PR) OBP: 0.296, SLG: 0.462		S X 0-1 ① G1-3			B C B X 2-1 ① F9	B X 1-0 ③ G1-3			C X 0-1 G1 2B	3 1 0	0 0 0	0 1 0	0 0 0	0 0 0	0 0 0	2 0 0
Travis Fryman, R (1, 5) OBP: 0.296, SLG: 0.417		C B B X 2-1 ② P2			F B C S 1-3 ② K		C F X 0-2 ① P4		X 0-0 ① G1 2-3	4	0	0	0	0	1	1
Luis de los Santos, R (1, 7) OBP: 0.250, SLG: 0.143 Mickey Tettleton, S (9, PH) OBP: 0.319, SLG: 0.289		B F B C F X 2-2 ③ F9			B B S C X 2-2 ③ P4		B F B B B 4-1 FC5-4 BB		C B B B F F B F S 3-3 ② K	2 1	0 0	0 0	0 0	1 0	0 1	0 2
Andy Allanson, R (1, 2) OBP: 0.063, SLG: 0.125 Mark Salas, L (9, PH)			C S F B B X 2-2 ① G5-3			C F F C 0-3 ① K	1 SAFE F F X 0-2 ② FC5-4 1-2f		S H 1-1 HBP	3 0	0 0	0 0	0 0	1 0	1 0	1 0
Milt Cuyler, S (1, 8) OBP: 0.259, SLG: 0.240 Tony Bernazard, S (9, PH) OBP: 0.250, SLG: 0.250			B S B S B F S 3-3 ② K			C B B X 2-1 FC6-4 1B 1B	M B X 1-1 ③ F7		F X 0-1 ③ G4-3	3 1	1 0	1 0	0 0	0 0	1 0	1 3
Inning Stats	R: 0 E: 0 K: 0 S: 10 H: 1 LOB: 1 BB: 0 P: 18	R: 0 E: 0 K: 0 S: 8 H: 0 LOB: 0 BB: 0 P: 12	R: 0 E: 0 K: 1 S: 9 H: 0 LOB: 0 BB: 0 P: 15	R: 0 E: 0 K: 0 S: 4 H: 0 LOB: 0 BB: 0 P: 7	R: 0 E: 0 K: 1 S: 8 H: 0 LOB: 0 BB: 0 P: 13	R: 2 E: 0 K: 1 S: 17 H: 3 LOB: 2 BB: 1 P: 29	R: 0 E: 0 K: 0 S: 9 H: 0 LOB: 1 BB: 1 P: 14	R: 0 E: 0 K: 0 S: 8 H: 1 LOB: 1 BB: 1 P: 15	R: 0 E: 0 K: 1 S: 11 H: 1 LOB: 3 BB: 0 P: 15	1B: 4 2B: 2 3B: 0 HR: 0	SF: 0 SAC: 0 DP: 0 HBP: 1						

	AB	32
	R	2
	H	6
	RBI	2
	BB	3
	SO	4
	LOB	16

WP: 0 PB: 0 SB: 0 CS: 0 PA: 36

PITCHER	IP	WLS	BF	H	R	ER	SO	BB	IBB	HBP	BLK	WP	HR	S	P	ERA	WHIP
Jimmy Key, L (1, 1) ERA: 1.86	7.0	W	27	4	2	2	3	2	0	0	0	0	0	65	108	2.57	0.857
Jim Acker, R (8, 1) ERA: 1.93	1.0		4	1	0	0	0	1	0	0	0	0	0	8	15	0.00	2.000
Duane Ward, R (9, 1) ERA: 3.72	1.0	S	5	1	0	0	1	0	0	1	0	0	0	11	15	0.00	1.000

PITCHER	IP	WLS	BF	H	R	ER	SO	BB	IBB	HBP	BLK	WP	HR	S	P	ERA	WHIP

BOTTOM

Detroit Tigers @ Toronto Blue Jays

SkyDome, Toronto, ON

Thu Apr 25 1991, 7:05 PM EDT

Att. 49,688 - Dome - 70 F

livebaseballscorecards.com

Batter	1	2	3	4	5	6	7	8	9	AB	R	H	RBI	BB	SO	LOB
Devon White, S (1, 8) OBP: 0.369, SLG: 0.500	C X 0-1 FC5-4 S 1B		1 SAFE 1 SAFE 1 SAFE P B X 2-0 SH1-4 1-2 1B	B X 1-0 ③ G1-3			B B C X 2-1 1B 2B			4	1	3	0	0	0	2
Roberto Alomar, S (1, 4) OBP: 0.333, SLG: 0.385	B 1 SAFE 1 SAFE P L X 2-1 ① F7 1-2		L X 0-1 ① SH1-4 1-2 2-3		X 0-0 G3 PB 2B		B F B X 2-1 ② 2-H 1B			3	1	2	0	0	0	1
Kelly Gruber, R (1, 5) OBP: 0.348, SLG: 0.482	B C B B B 4-1 FC5-4 BB		I I I I 4-0 1B IBB		B S S X 1-2 ① G3 2-3		S F X 0-2 ③ G5-3			2	0	0	0	2	0	2
Joe Carter, R (1, 9) OBP: 0.405, SLG: 0.603	F F F X 0-2 ② FC5-4 1-2f 2-3		B F X 1-1 ② G4-6-3 1-2 2-H 3-H 1B		X 0-0 ② F7			C S B X 1-2 SH1-4 1B		4	0	2	2	0	0	3
John Olerud, L (1, 3) OBP: 0.373, SLG: 0.510	B B X 2-0 ③ G1-3		F B X 1-1 ②③ G4-6-3 1-2f		B B S F F X 2-2 ③ F8 3-H			1 SAFE X 0-0 ① SH1-4 1-2		3	0	0	0	0	0	4
Rance Mulliniks, L (1, 10) OBP: 0.350, SLG: 0.344 Pat Tabler, R (8, PH) OBP: 0.567, SLG: 0.591		B X 1-0 ① G1-3		B X 1-0 ① G4-3		C X 0-1 ① F7		I I I I 4-0 G5-4-3 IBB		3 0	0 0	0 0	0 0	0 1	0 0	0 0
Greg Myers, L (1, 2) OBP: 0.267, SLG: 0.333 Mark Whiten, S (8, PH) OBP: 0.314, SLG: 0.364 Pat Borders, R (9, 2) OBP: 0.043, SLG: 0.043		C X 0-1 ② G6-3		B X 1-0 ② P5		C B B X 2-1 ② F7		S B B B X 2-2 ②③ G5-4-3 1-2f		3 1 0	0 0 0	0 0 0	0 0 0	0 0 0	0 0 0	0 2 0
Manuel Lee, S (1, 6) OBP: 0.365, SLG: 0.302		C C B X 1-2 ③ G1-3		B S X 1-1 1B 1B		C F X 0-2 ③ G6-3				3	0	1	0	0	0	0
Mookie Wilson, S (1, 7) OBP: 0.258, SLG: 0.310			C B B X 2-1 SH1-4 1B 1B	F F X 0-2 1-2 1B			B X 1-0 ① F7			3	1	2	0	0	0	0
Inning Stats	R: 0 E: 0 K: 0 S: 11 H: 1 LOB: 2 BB: 1 P: 18	R: 0 E: 0 K: 0 S: 6 H: 0 LOB: 0 BB: 0 P: 8	R: 2 E: 0 K: 0 S: 10 H: 3 LOB: 1 BB: 1 P: 19	R: 0 E: 0 K: 0 S: 8 H: 2 LOB: 2 BB: 0 P: 12	R: 1 E: 0 K: 0 S: 10 H: 1 LOB: 0 BB: 0 P: 13	R: 0 E: 0 K: 0 S: 7 H: 0 LOB: 0 BB: 0 P: 9	R: 0 E: 0 K: 0 S: 8 H: 2 LOB: 1 BB: 0 P: 13	R: 0 E: 0 K: 0 S: 8 H: 1 LOB: 1 BB: 1 P: 15		1B: 8 2B: 2 3B: 0 HR: 0 SF: 0 SAC: 2 DP: 2 HBP: 0						

	AB	29
	R	3
	H	10
	RBI	2
	BB	3
	SO	0
	LOB	14

WP: 0 PB: 1 SB: 1 CS: 0 PA: 34

PITCHER		IP	WLS	BF	H	R	ER	SO	BB	IBB	HBP	BLK	WP	HR	S	P	ERA	WHIP
Dan Petry, R ERA: 1.2	(1, 1)	7.0	L	31	10	3	2	0	1	1	0	0	0	0	63	96	2.57	1.571
Paul Gibson, L ERA:	(8, 1)	1.0		3	0	0	0	0	0	1	0	0	0	0	5	11	0.00	0.000

PITCHER	IP	WLS	BF	H	R	ER	SO	BB	IBB	HBP	BLK	WP	HR	S	P	ERA	WHIP

Batter	1	2	3	4	5	6	7	8	9	AB	R	H	RBI	BB	SO	LOB
Tony Phillips, S (1, 5) OBP: 0.353, SLG: 0.414	F X 0-1 G5-4-3 1B		B C C X 1-2 2B 1B		B X 1-0 3-H 1B			C B C S 1-3 ① K		4	1	3	1	0	1	0
Alan Trammell, R (1, 6) OBP: 0.377, SLG: 0.468	F 1 SAFE X 0-1 ① ② G5-4-3 1-2f		1 SAFE B B X 2-0 1-H 2B		F B F B 1 F X 1-2 ③ F9 SAFE			C F B F X 1-2 ② G6-3		4	0	1	1	0	0	2
Lou Whitaker, L (1, 4) OBP: 0.516, SLG: 0.818	X 0-0 ③ L7		X 0-0 ③ F8			B B X 2-0 ① F9		B B C B C X 3-2 HR		4	1	1	1	0	0	1
Cecil Fielder, R (1, 3) OBP: 0.365, SLG: 0.429		B S F B B B 4-2 G4-3 BB		X 0-0 ① G6-3		C F B F X 1-2 ② G5-3		X 0-0 1B		3	0	1	0	1	0	0
Mickey Tettleton, S (1, 2) OBP: 0.294, SLG: 0.262		B X 1-0 ① G4-3 1-2		B B C X 2-1 ② G3		B B C F F F B X 3-2 ③ P4		C B B S F B F X 3-2 ③ G4-3		4	0	0	0	0	0	2
Rob Deer, R (1, 9) OBP: 0.339, SLG: 0.529		B B S S F S 2-3 ② K		B C F B B C 3-3 ③ K			B F B X 2-1 HR		B B C S X 2-2 ① G4-3	4	1	1	1	0	2	1
Pete Incaviglia, R (1, 7) OBP: 0.267, SLG: 0.317		B B S X 2-1 ③ L5		B S F B X 2-2 G3-1 1B 2B			B B F F S 2-3 ① K		X 0-0 ② P4	4	1	1	0	0	1	1
Tony Bernazard, S (1, 10) OBP: 0.167, SLG: 0.167			B X 1-0 ① L4	F F B F B F X 1-2 ① P1			X 0-0 ② G4-3		C B S S F S 1-3 ③ K	4	0	0	0	0	1	1
Milt Cuyler, S (1, 8) OBP: 0.233, SLG: 0.214			B X 1-0 ② L5	B X 1-0 ② G3-1 2-3			B B X 2-0 ③ P5			3	0	0	0	0	0	1

TOP

Detroit Tigers @ Toronto Blue Jays

SkyDome, Toronto, ON

Fri Apr 26 1991, 7:05 PM EDT

Att. 50,170 - Dome - 70 F

livebaseballscorecards.com

AB	34
R	4
H	8
RBI	4
BB	1
SO	5
LOB	9

Inning Stats	1	2	3	4	5	6	7	8	9
	R: 0 H: 1 E: 0 LOB: 0 K: 0 BB: 0 S: 5 P: 5	R: 0 H: 0 E: 0 LOB: 1 K: 1 BB: 1 S: 9 P: 18	R: 1 H: 2 E: 0 LOB: 1 K: 0 BB: 0 S: 7 P: 12	R: 0 H: 0 E: 0 LOB: 0 K: 1 BB: 0 S: 6 P: 11	R: 1 H: 2 E: 0 LOB: 1 K: 0 BB: 0 S: 14 P: 20	R: 0 H: 0 E: 0 LOB: 0 K: 0 BB: 0 S: 10 P: 16	R: 1 H: 1 E: 0 LOB: 0 K: 1 BB: 0 S: 7 P: 13	R: 1 H: 2 E: 0 LOB: 1 K: 1 BB: 0 S: 16 P: 24	R: 0 H: 0 E: 0 LOB: 0 K: 1 BB: 0 S: 8 P: 11

1B: 4 SF: 0
2B: 2 SAC: 0
3B: 0 DP: 1
HR: 2 HBP: 0

WP: 0 PA: 35
PB: 0
SB: 0
CS: 0

PITCHER		IP	WLS	BF	H	R	ER	SO	BB	IBB	HBP	BLK	WP	HR	S	P	ERA	WHIP
Todd Stottlemyre, R ERA: 3.91	(1, 1)	7.0	W	27	6	3	3	3	1	0	0	0	0	1	58	95	3.86	1.000
Mike Timlin, R ERA: 2.57	(8, 1)	1.0		5	2	1	1	1	0	0	0	0	0	1	16	24	9.00	2.000
Duane Ward, R ERA: 3.38	(9, 1)	1.0	S	3	0	0	0	1	0	0	0	0	0	0	8	11	0.00	0.000

PITCHER	IP	WLS	BF	H	R	ER	SO	BB	IBB	HBP	BLK	WP	HR	S	P	ERA	WHIP

Detroit Tigers @ Toronto Blue Jays

SkyDome, Toronto, ON

Fri Apr 26 1991, 7:05 PM EDT

Att. 50,170 - Dome - 70 F

livebaseballscorecards.com

BOTTOM

Batter	1	2	3	4	5	6	7	8	9	AB	R	H	RBI	BB	SO	LOB
Devon White, S (1, 8) OBP: 0.362, SLG: 0.484	C B X 1-1 G5-4-3 1B		B B F S B X 3-2 ① G4-3 3-H	B S F B X 2-2 ③ G4-3			C B F B S 2-3 ② K			4	0	1	1	0	1	1
Roberto Alomar, S (1, 4) OBP: 0.329, SLG: 0.377	C F B 1 SAFE X 1-2 ① ② G5-4-3 1-2f		B B X 2-0 ② G3		X 0-0 S S 1B		B C F F B B F X 3-2 ③ F8			4	0	1	0	0	0	1
Kelly Gruber, R (1, 5) OBP: 0.329, SLG: 0.450	C C B B F F F F B 3-2 ③ F8		X 0-0 ③ G5-3		B 1 SAFE B 1 SAFE 1 SAFE B F F 1 SAFE 3-2 ① 1 SAFE F 1 SAFE F X F9			F B B C B F X 3-2 ① F4		4	0	0	0	0	0	1
Joe Carter, R (1, 7) OBP: 0.410, SLG: 0.606		C X 0-1 ① F9		F B X 1-1 1B 1B 2B	B 1 SAFE B I I 4-0 G6-4-3 1-2 IBB			B F B F S 2-3 ② K		3	1	1	0	1	1	0
John Olerud, L (1, 3) OBP: 0.365, SLG: 0.491		C B C B X 2-2 ② F7		B X 1-0 G3 1B 2B 2-3 1B	C C B B X 2-2 ② ③ G6-4-3 1-2f 2-3			F B B B C C 3-3 ③ K		4	1	1	0	0	1	2
Rance Mulliniks, L (1, 10) OBP: 0.366, SLG: 0.364 Pat Tabler, R (4, PH) OBP: 0.563, SLG: 0.583	X 0-0 3B 1B	C X 0-1 G3 1-2 2B 1B 3-H		B C F B F X 2-2 ① G5-3						1 2	1 1	1 1	0 1	0 0	0 0	0 0
Mark Whiten, S (1, 9) OBP: 0.315, SLG: 0.404	B X 1-0 1-H 3B	C B F B F X 2-2 ① G3 1-2 2-3		B F B B S X 3-2 ② G5-3						3	0	1	1	0	0	2
Greg Myers, L (1, 2) OBP: 0.271, SLG: 0.356	X 0-0 ③ P6	S S B B B X 3-2 F8 2-H 2B 3-H		B B X 2-0 ③ G4-3						3	0	1	2	0	0	1
Manuel Lee, S (1, 6) OBP: 0.364, SLG: 0.339			B C B X 2-1 G4-3 3B	F B B X 2-1 ② F8 2-3			B B B C X 3-1 ① G4-3			3	1	1	0	0	0	1
Inning Stats	R: 0 H: 1 E: 0 LOB: 0 K: 0 BB: 0 S: 13 P: 18	R: 1 H: 2 E: 0 LOB: 1 K: 0 BB: 0 S: 8 P: 11	R: 1 H: 1 E: 0 LOB: 0 K: 0 BB: 0 S: 7 P: 14	R: 3 H: 4 E: 0 LOB: 1 K: 0 BB: 0 S: 17 P: 28	R: 0 H: 1 E: 0 LOB: 1 K: 0 BB: 1 S: 9 P: 18	R: 0 H: 0 E: 0 LOB: 0 K: 0 BB: 0 S: 8 P: 15	R: 0 H: 0 E: 0 LOB: 0 K: 1 BB: 0 S: 10 P: 18	R: 0 H: 0 E: 0 LOB: 0 K: 2 BB: 0 S: 10 P: 18		1B: 5 SF: 0 2B: 2 SAC: 0 3B: 2 DP: 2 HR: 0 HBP: 0						

	AB	31
	R	5
	H	9
	RBI	5
	BB	1
	SO	3
	LOB	9

WP: 0 PB: 0 SB: 2 CS: 0 PA: 32

PITCHER		IP	WLS	BF	H	R	ER	SO	BB	IBB	HBP	BLK	WP	HR	S	P	ERA	WHIP
Walt Terrell, R ERA: 3.7	(1, 1)	3.1	L	17	8	5	5	0	0	0	0	0	0	0	40	62	13.50	2.400
John Cerutti, L ERA: 1.26	(4, 1)	3.2		12	1	0	0	1	0	1	0	0	0	0	32	60	0.00	0.273
Mark Leiter, R ERA:	(8, 1)	1.0		3	0	0	0	2	0	0	0	0	0	0	10	18	0.00	0.000

PITCHER	IP	WLS	BF	H	R	ER	SO	BB	IBB	HBP	BLK	WP	HR	S	P	ERA	WHIP

Batter	1	2	3	4	5	6	7	8	9	AB	R	H	RBI	BB	SO	LOB
Tony Phillips, S (1, 7) OBP: 0.361, SLG: 0.468	B F B B X 3-1 ① G5-3			B X 1-0 2B E 1B	B X 1-0 ③ F8			F B B X 2-1 HR		4	2	2	1	0	0	0
Alan Trammell, R (1, 6) OBP: 0.368, SLG: 0.471	C B F F X 1-2 ② F8			B B 1 SAFE F 1 SAFE 1 SAFE X 2-1 1-3 E 2B		B B B C X 3-1 ① F7		C B X 1-1 ③ F7		4	1	1	0	0	0	0
Lou Whitaker, L (1, 4) OBP: 0.457, SLG: 0.692	X 0-0 ③ G3			C B X 1-1 E3 F8 BB 1B 2-H 3-H		B B C S X 2-2 ② G3			B C C B X 2-2 ① G3	4	1	0	1	0	0	0
Cecil Fielder, R (1, 3) OBP: 0.358, SLG: 0.407		X 0-0 ① G6-3		B B F F B F B 4-2 1B 1-2 BB		B S F B B S 3-3 ③ K			B B X 2-0 ② F9	3	0	0	0	1	1	0
Rob Deer, R (1, 9) OBP: 0.318, SLG: 0.491		C B B F F B X 3-2 ② G5-3		B C B B F X 2-2 ① F8 2-3			F B C B B S 3-3 ① K		B B S B F F X 3-2 ③ G6-3	4	0	0	0	0	1	2
Pete Incaviglia, R (1, 10) OBP: 0.271, SLG: 0.318		C F B F B B X 3-2 ③ F9		F B B X 2-1 G6-4-3 1-2 1B 3-H			F C C 0-3 ② K			3	0	1	1	0	1	0
Travis Fryman, R (1, 5) OBP: 0.298, SLG: 0.412		F B X 1-1 CS 1B	S B X 1-1 ②③ G6-4-3 1-2f				X 0-0 ③ F3			3	0	1	0	0	0	2
Andy Allanson, R (1, 2) OBP: 0.053, SLG: 0.105		1 SAFE L 1 SAFE 1 SAFE S F X 0-2 ①② F7 1-2			B F B S F F S 2-3 ① K			B B S B X 3-1 ① G5-3		3	0	0	0	0	1	1
Milt Cuyler, S (1, 8) OBP: 0.212, SLG: 0.194		F X 0-1 ③ P4			C B X 1-1 ② L3			L F B B F B X 3-2 ② G3		3	0	0	0	0	0	0
Inning Stats	R: 0 H: 0 E: 0 LOB: 0 K: 0 BB: 0 S: 7 P: 11	R: 0 H: 0 E: 0 LOB: 0 K: 0 BB: 0 S: 9 P: 15	R: 0 H: 1 E: 0 LOB: 0 K: 0 BB: 0 S: 8 P: 9	R: 3 H: 3 E: 1 LOB: 1 K: 0 BB: 1 S: 15 P: 28	R: 0 H: 0 E: 0 LOB: 0 K: 1 BB: 0 S: 8 P: 12	R: 0 H: 0 E: 0 LOB: 0 K: 1 BB: 0 S: 8 P: 16	R: 0 H: 0 E: 0 LOB: 0 K: 2 BB: 0 S: 7 P: 10	R: 1 H: 1 E: 0 LOB: 0 K: 0 BB: 0 S: 10 P: 19	R: 0 H: 0 E: 0 LOB: 0 K: 0 BB: 0 S: 8 P: 15	1B: 3 SF: 0 2B: 1 SAC: 0 3B: 0 DP: 1 HR: 1 HBP: 0						

TOP

Detroit Tigers @ Toronto Blue Jays

SkyDome, Toronto, ON

Sat Apr 27 1991, 3:33 AM EDT

Att. 50,211 - Sunny - 68 F

livebaseballscorecards.com

AB	31
R	4
H	5
RBI	3
BB	1
SO	4
LOB	5

	WP: 0	PA: 32
	PB: 0	
	SB: 0	
	CS: 1	

PITCHER		IP	WLS	BF	H	R	ER	SO	BB	IBB	HBP	BLK	WP	HR	S	P	ERA	WHIP
David Wells, L ERA: 5.16	(1, 1)	3.1	L	15	4	3	2	0	1	0	0	0	0	0	37	60	5.40	1.500
Willie Fraser, R ERA: 1.59	(4, 1)	4.2		14	1	1	1	4	0	0	0	0	0	1	35	60	1.93	0.214
Bob MacDonald, L ERA:	(9, 1)	1.0		3	0	0	0	0	0	0	0	0	0	0	8	15	0.00	0.000

PITCHER	IP	WLS	BF	H	R	ER	SO	BB	IBB	HBP	BLK	WP	HR	S	P	ERA	WHIP

Batter	1	2	3	4	5	6	7	8	9	AB	R	H	RBI	BB	SO	LOB
Devon White, S (1, 8) OBP: 0.356, SLG: 0.470	B C X 1-1 G6-3 1B		C C B X 1-2 ③ F8		C F B S 1-3 ③ K			C F F X 0-2 ① G5-3		4	0	1	0	0	1	2
Roberto Alomar, S (1, 4) OBP: 0.313, SLG: 0.356	1 X SAFE 0-0 ① G6-3 1-2			B B C F X 2-2 E3 S 1B		C F X 0-2 ① F8		C F S 0-3 ② K		4	1	0	0	0	1	1
Kelly Gruber, R (1, 5) OBP: 0.338, SLG: 0.453	B S S F F F B B S 3-3 ② K			C S B X 1-2 FC6-4 1-H 1B		X 0-0 CS 1B		X 0-0 ③ G4-3		4	0	2	1	0	1	1
Joe Carter, R (1, 10) OBP: 0.390, SLG: 0.573	B F F S 1-3 ③ K			X 0-0 ① FC6-4 G4-6-3 1-2f		C B F B X 2-2 ②③ G6-3 1-2			C B X 1-1 ① F7	4	0	0	0	0	1	3
John Olerud, L (1, 3) OBP: 0.373, SLG: 0.500		X 0-0 ① F7		B C X 1-1 ②③ G4-6-3 1-2f			B B X 2-0 1B SF8 2B		C B B B B 4-1 BB	3	1	1	0	1	0	1
Mark Whiten, S (1, 9) OBP: 0.310, SLG: 0.392		B F X 1-1 ② F8			B S X 1-1 ① G3-1		C X 0-1 SF8 WP 2-3 1B		B B F B F X 3-2 ② P6	4	0	1	0	0	0	1
Greg Myers, L (1, 2) OBP: 0.280, SLG: 0.348 Pat Borders, R (7, PH) (8, 2) OBP: 0.040, SLG: 0.042		B C B X 2-1 ③ F8			S B B B B 4-1 1B BB		C B B F X 2-2 ① SF8 1-3 3-H		B F C B X 2-2 ③ G5-3	1 1	0 0	0 0	0 1	1 0	0 0	0 1
Manuel Lee, S (1, 6) OBP: 0.348, SLG: 0.322			C E B B X 1-2 ① G1-3		C B B B S B X 3-2 ② P6		B C C S 1-3 ② K			3	0	0	0	0	1	2
Glenallen Hill, R (1, 7) OBP: 0.333, SLG: 0.231			F F B X 1-2 ② F8		X 0-0 1-2 1B		B F C B S 2-3 ③ K			3	0	1	0	0	1	1

Detroit Tigers @ Toronto Blue Jays

SkyDome, Toronto, ON

Sat Apr 27 1991, 3:33 AM EDT
Att. 50,211 - Sunny - 68 F

BOTTOM

livebaseballscorecards.com

AB	31
R	2
H	6
RBI	2
BB	2
SO	6
LOB	13

Inning Stats	1	2	3	4	5	6	7	8	9
	R: 0 H: 1 E: 0 LOB: 1 K: 2 BB: 0 S: 12 P: 17	R: 0 H: 0 E: 0 LOB: 0 K: 0 BB: 0 S: 5 P: 8	R: 0 H: 0 E: 0 LOB: 0 K: 0 BB: 0 S: 9 P: 12	R: 1 H: 1 E: 1 LOB: 0 K: 0 BB: 0 S: 9 P: 13	R: 0 H: 1 E: 0 LOB: 2 K: 1 BB: 1 S: 10 P: 19	R: 0 H: 1 E: 0 LOB: 0 K: 0 BB: 0 S: 7 P: 9	R: 1 H: 2 E: 0 LOB: 1 K: 2 BB: 0 S: 12 P: 19	R: 0 H: 0 E: 0 LOB: 0 K: 1 BB: 0 S: 8 P: 8	R: 0 H: 0 E: 0 LOB: 1 K: 0 BB: 1 S: 9 P: 19

1B: 5	SF: 1
2B: 1	SAC: 0
3B: 0	DP: 1
HR: 0	HBP: 0

WP: 1	PA: 34
PB: 0	
SB: 1	
CS: 1	

PITCHER		IP	WLS	BF	H	R	ER	SO	BB	IBB	HBP	BLK	WP	HR	S	P	ERA	WHIP
Bill Gullickson, R ERA: 4.37	(1, 1)	6.0	W	24	6	2	1	3	1	0	0	0	0	0	55	83	1.50	1.167
Paul Gibson, L ERA:	(7, 1)	1.2		5	0	0	0	3	0	0	0	0	1	0	16	21	0.00	0.000
Mike Henneman, R ERA:	(8, 1)	1.1	S	5	0	0	0	0	1	0	0	0	0	0	10	20	0.00	0.750

PITCHER	IP	WLS	BF	H	R	ER	SO	BB	IBB	HBP	BLK	WP	HR	S	P	ERA	WHIP

Batter	1	2	3	4	5	6	7	8	9	AB	R	H	RBI	BB	SO	LOB
Tony Phillips, S (1, 4) (8, 8) OBP: 0.364, SLG: 0.485	F B X 1-1 G4-3 2B		B F C X 1-2 HR 1B	B F B X 2-1 SF9 ② 3-H		C C F F C 0-3 K ③		C B X 1-1 F9 ③		4	1	2	1	0	1	2
Alan Trammell, R (1, 6) OBP: 0.371, SLG: 0.518	B X 1-0 G4-3 ① 2-3		C 1 SAFE B B 1 B X 3-1 HR 1-H	B B C X 2-1 G6-3 ③			C X 0-1 HR 1B		B C F B B F X 3-2 G6-3 ①	5	2	2	2	0	0	1
Rob Deer, R (1, 9) OBP: 0.324, SLG: 0.466	B B B F B 4-1 BB		B B X 2-0 P6 ①		C S B S 1-3 K ①		1 SAFE F B C B F B 1 SAFE F 3-3 K ① F C		B B B B 4-0 WP BB	3	0	0	0	2	2	1
Cecil Fielder, R (1, 3) OBP: 0.375, SLG: 0.484	C S B 1 B S SAFE 2-3 K ②		X 0-0 G4-3 2B		X 0-0 E 1B		X 0-0 1-H HR		S B S B F B S 3-3 K ②	5	1	3	2	0	2	3
Pete Incaviglia, R (1, 10) OBP: 0.245, SLG: 0.286	1 SAFE F B X 1-1 F8 ③		B F C B X 2-2 G4-3 ② 2-3		S X 0-1 E4 G6-4-3 1-2		X 0-0 G4-3 ②		S S S 0-3 K ③ 1-2	5	0	0	0	0	1	5
Travis Fryman, R (1, 5) OBP: 0.279, SLG: 0.382		C F B X 1-2 F8 ①	B S B S X 2-2 G5-3 ③		B B X 2-0 G6-4-3 ②③ 1-2f		X 0-0 L8 ③			4	0	0	0	0	0	3
John Shelby, S (1, 7) OBP: 0.345, SLG: 0.462		B F B F B B B 4-2 BB		F B B B B 4-1 2B BB		C B X 1-1 G6-3 ①		B B C C S 2-3 K ①		0	1	0	0	2	0	0
Luis de los Santos, R (4, 7) OBP: 0.235, SLG: 0.133										1	0	0	0	0	0	0
Dave Bergman, L (8, PH) (8, 7) OBP: 0.333, SLG: 0.333										1	0	0	0	0	1	0
Andy Allanson, R (1, 2) OBP: 0.136, SLG: 0.227		1 SAFE C F B B 1 SAFE C 1-3 K ②		L 1 SAFE X 0-1 SH1-4 SF9 2B 1-H		B X 1-0 SH3 1B		F C B B B B F B 4-2 BB		3	1	2	1	0	1	1
Mickey Tettleton, S (8, PH) OBP: 0.308, SLG: 0.262										0	0	0	0	1	0	0
Milt Cuyler, S (1, 8) OBP: 0.206, SLG: 0.188		B 1 SAFE 1 SAFE B F X 2-1 P3 ③		C X 0-1 SH1-4 ① 2-3		X 0-0 SH3 ② 1-2		S B C B B S 3-3 K ②		1	0	0	0	0	0	1
Lou Whitaker, L (8, PH) OBP: 0.444, SLG: 0.667										1	0	0	0	0	1	1
(8, 4)																

TOP

Detroit Tigers @ Toronto Blue Jays

SkyDome, Toronto, ON

Sun Apr 28 1991, 3:33 AM EDT

Att. 50,134 - Dome - 70 F

livebaseballscorecards.com

AB	33
R	6
H	9
RBI	6
BB	5
SO	9
LOB	18

Inning Stats	1	2	3	4	5	6	7	8	9
	R: 0 E: 0 K: 1 S: 9 H: 1 LOB: 2 BB: 1 P: 18	R: 0 E: 0 K: 1 S: 10 H: 0 LOB: 1 BB: 1 P: 18	R: 2 E: 0 K: 0 S: 13 H: 3 LOB: 1 BB: 0 P: 23	R: 2 E: 0 K: 0 S: 9 H: 1 LOB: 0 BB: 1 P: 17	R: 0 E: 1 K: 1 S: 7 H: 1 LOB: 1 BB: 0 P: 10	R: 0 E: 0 K: 1 S: 9 H: 1 LOB: 1 BB: 0 P: 11	R: 2 E: 0 K: 1 S: 11 H: 2 LOB: 0 BB: 0 P: 14	R: 0 E: 0 K: 2 S: 11 H: 0 LOB: 1 BB: 1 P: 21	R: 0 E: 0 K: 2 S: 11 H: 0 LOB: 1 BB: 1 P: 21

1B: 4	SF: 1
2B: 3	SAC: 2
3B: 0	DP: 1
HR: 2	HBP: 0

WP: 1	PA: 41
PB: 0	
SB: 0	
CS: 0	

PITCHER		IP	WLS	BF	H	R	ER	SO	BB	IBB	HBP	BLK	WP	HR	S	P	ERA	WHIP
Denis Boucher, L ERA: 3.68	(1, 1)	4.0		20	5	4	4	2	3	0	0	0	0	1	41	76	9.00	2.000
Mike Timlin, R ERA: 3.12	(5, 1)	3.1	W	15	4	2	2	4	1	0	0	0	0	1	33	47	5.40	1.500
Bob MacDonald, L ERA:	(8, 1)	0.2		2	0	0	0	1	0	0	0	0	0	0	5	9	0.00	0.000
Duane Ward, R ERA: 3.09	(9, 1)	1.0	S	4	0	0	0	2	1	0	0	0	1	0	11	21	0.00	1.000

PITCHER	IP	WLS	BF	H	R	ER	SO	BB	IBB	HBP	BLK	WP	HR	S	P	ERA	WHIP

Detroit Tigers @ Toronto Blue Jays

SkyDome, Toronto, ON

Sun Apr 28 1991, 3:33 AM EDT

Att. 50,134 - Dome - 70 F

BOTTOM

Batter	1	2	3	4	5	6	7	8	9	AB	R	H	RBI	BB	SO	LOB
Devon White, S (1, 8) OBP: 0.385, SLG: 0.486	4-1 L4-3 BB		B C 1 SAFE F F X 1-2 E 1B FC5-2 1B	B C X 1-1 FC6-4 1B		F B X 1-1 1-3 2-H 3-H 2B 1B	B 1 SAFE X 1-0 ③ FC6-4 1-2f			4	1	3	2	1	0	1
Roberto Alomar, S (1, 4) OBP: 0.318, SLG: 0.372	B 1 SAFE X 1-0 ①② L4-3 1-2		C X 0-1 FC5-2 E 1-2 2-3 1B	B F 1 SAFE B X 2-1 ③ FC6-4 1-2f		1 SAFE P 1 SAFE B X 2-0 F8 1B 1-H 3-H 2B		B F C B B C 3-3 ① K		5	1	2	2	0	1	2
Kelly Gruber, R (1, 5) OBP: 0.329, SLG: 0.435	B C B F C 2-3 ③ K		B F C X 1-2 E5 FC5-2 1-2 2-3 3-H		B B B F F X 3-2 ① F9 X 0-0 ② F8 2-3			B F F B F X 2-2 K 1B		5	0	1	1	0	1	3
Joe Carter, R (1, 7) OBP: 0.391, SLG: 0.563		C S B B C 2-3 ① K F F B B X 2-2 ① FC5-2 1-2 2-3 3-Hf			B F X 1-1 G4-6-3 1B B B X 2-0 3-H 1B			1 SAFE B C B F F S 2-3 ②③ K 1-2		5	0	2	1	0	2	4
Pat Tabler, R (1, 3) OBP: 0.500, SLG: 0.500		C S B F B B X 3-2 ② F8 B X 1-0 ② L6			B C 1 SAFE 1 SAFE 1 SAFE 1 SAFE C F X 1-2 ②③ G4-6-3 1-2f X 0-0 ③ P4					4	0	0	0	0	0	5
Kenny Williams, R (1, 9) OBP: 0.500, SLG: 0.333		B S B B S X 2-2 1B E 1B C B F B B C 3-3 ③ K				S H 1-1 SH5-4 1B 1B HBP X 0-0 ① F9				3	2	1	0	0	1	3
Glenallen Hill, R (1, 10) OBP: 0.455, SLG: 0.647		1 SAFE 1 SAFE 1 SAFE X 0-0 E1 1-H 1B		F X 0-1 HR		P 1 SAFE B X 2-0 SH5-4 1-2 1B 1B B S X 1-1 1B 2B				4	3	4	1	0	0	0
Pat Borders, R (1, 2) OBP: 0.036, SLG: 0.037	B X 1-0 ③ G1-3			B B S X 2-1 ① F9		X 0-0 ① SH5-4 1-2 2-3 C X 0-1 ② G5-3				3	0	0	0	0	0	2
Manuel Lee, S (1, 6) OBP: 0.370, SLG: 0.339			B F X 1-1 1B E 1B 1B	C B B F X 2-2 ② G6-3		F B F B B B 4-2 1B 2B BB X 0-0 FC6-4 2-H 1B				3	2	2	1	1	0	0
Inning Stats	R: 0 E: 0 K: 1 S: 5 H: 0 LOB: 0 BB: 1 P: 12	R: 1 E: 1 K: 1 S: 12 H: 2 LOB: 1 BB: 0 P: 20	R: 1 E: 1 K: 1 S: 18 H: 3 LOB: 3 BB: 0 P: 27	R: 1 E: 0 K: 0 S: 11 H: 2 LOB: 1 BB: 0 P: 18	R: 0 E: 0 K: 0 S: 9 H: 1 LOB: 0 BB: 0 P: 14	R: 5 E: 0 K: 0 S: 13 H: 4 LOB: 1 BB: 1 P: 23	R: 1 E: 0 K: 0 S: 7 H: 2 LOB: 1 BB: 0 P: 9	R: 0 E: 0 K: 2 S: 11 H: 1 LOB: 0 BB: 0 P: 18		1B: 12 2B: 3 3B: 0 HR: 1	SF: 0 SAC: 1 DP: 2 HBP: 1					

livebaseballscorecards.com

AB	36
R	9
H	15
RBI	8
BB	2
SO	5
LOB	20

WP: 0 PB: 0 SB: 0 CS: 0 PA: 40

PITCHER		IP	WLS	BF	H	R	ER	SO	BB	IBB	HBP	BLK	WP	HR	S	P	ERA	WHIP
Frank Tanana, L ERA: 3.71	(1, 1)	5.0		23	8	3	2	3	1	0	0	0	0	1	55	91	3.60	1.800
Mark Leiter, R ERA: 20.25	(6, 1)	0.1	L	4	1	3	3	0	1	0	1	0	0	0	6	12	81.00	6.000
John Cerutti, L ERA: 2.4	(6, 1)	0.2		5	3	2	2	0	0	0	0	0	0	0	7	11	27.00	4.500
Jerry Don Gleaton, L ERA: 3.68	(7, 1)	2.0		8	3	1	1	2	0	0	0	0	0	0	18	27	4.50	1.500

PITCHER	IP	WLS	BF	H	R	ER	SO	BB	IBB	HBP	BLK	WP	HR	S	P	ERA	WHIP

Batter	1	2	3	4	5	6	7	8	9	AB	R	H	RBI	BB	SO	LOB
Tony Phillips, S (1, 7) OBP: 0.354, SLG: 0.479	F7		FC1-5 FC3-6 1B 1-2 2-3f		F9 1-3		2B		K 1-2	5	0	1	0	0	1	4
Alan Trammell, R (1, 6) OBP: 0.388, SLG: 0.517	G3-6-3 HBP		FC3-6 1-2 2-H 1B		E 1B 3-H 1B		P2		F8	4	0	2	2	0	0	2
Lou Whitaker, L (1, 4) OBP: 0.400, SLG: 0.581	G3-6-3 1-2f		FC3-6 1-2f 2-3		F8		G3-1			4	0	0	0	0	0	5
Cecil Fielder, R (1, 3) OBP: 0.368, SLG: 0.471		G4-3	K		E8 1-3 1B			K		4	0	1	0	0	2	2
Mickey Tettleton, S (1, 2) OBP: 0.321, SLG: 0.333		BB	K	K	P3			HR		3	1	1	1	1	1	2
Rob Deer, R (1, 9) OBP: 0.320, SLG: 0.452		P1		FC5-4 1B		P5		K		4	0	1	0	0	1	1
Pete Incaviglia, R (1, 10) OBP: 0.228, SLG: 0.264		K		FC5-4 WP 1-2f		G4-3		K		4	0	0	0	0	2	2
Travis Fryman, R (1, 5) OBP: 0.292, SLG: 0.368			FC1-5 1B BB	K 1-2		L8			BB	2	0	0	0	2	1	1
Milt Cuyler, S (1, 8) OBP: 0.237, SLG: 0.222			FC1-5 1-2 1B		F9 WP 1B		K		K	4	2	2	0	0	2	1
Inning Stats	R: 0 E: 0 K: 0 S: 6 H: 0 LOB: 0 BB: 0 P: 8	R: 0 E: 0 K: 1 S: 10 H: 0 LOB: 1 BB: 1 P: 19	R: 1 E: 0 K: 1 S: 13 H: 2 LOB: 2 BB: 1 P: 21	R: 0 E: 0 K: 2 S: 13 H: 1 LOB: 1 BB: 0 P: 15	R: 1 E: 1 K: 0 S: 10 H: 3 LOB: 2 BB: 0 P: 16	R: 0 E: 0 K: 0 S: 5 H: 0 LOB: 0 BB: 0 P: 7	R: 0 E: 0 K: 1 S: 9 H: 1 LOB: 1 BB: 0 P: 13	R: 1 E: 0 K: 3 S: 11 H: 1 LOB: 0 BB: 0 P: 17	R: 0 E: 0 K: 2 S: 9 H: 0 LOB: 1 BB: 1 P: 16	1B: 6 2B: 1 3B: 0 HR: 1 SF: 0 SAC: 0 DP: 1 HBP: 1	WP: 2 PB: 0 SB: 1 CS: 0 PA: 38					

PITCHER	IP	WLS	BF	H	R	ER	SO	BB	IBB	HBP	BLK	WP	HR	S	P	ERA	WHIP
Bret Saberhagen, R (1, 1) ERA: 3.34	7.0	L	30	7	2	2	5	2	0	1	0	2	0	66	99	2.57	1.286
Steve Crawford, R (8, 1) ERA: 5.4	2.0		8	1	1	1	5	1	0	0	0	0	1	20	33	4.50	1.000

PITCHER	IP	WLS	BF	H	R	ER	SO	BB	IBB	HBP	BLK	WP	HR	S	P	ERA	WHIP

Detroit Tigers @ Kansas City Royals

Royals Stadium, Kansas City, MO

Mon Apr 29 1991, 8:05 PM EDT

Att. 20,477 - Cloudy - 60 F

TOP

livebaseballscorecards.com

AB	34
R	3
H	8
RBI	3
BB	3
SO	10
LOB	20

Batter	1	2	3	4	5	6	7	8	9	AB	R	H	RBI	BB	SO	LOB
Jim Eisenreich, L (1, 7) OBP: 0.323, SLG: 0.438	B B C C S 2-3 ① K		F B X 1-1 ③ F7		C 1 SAFE X 0-1 ② P6		F B B X 2-1 CS 1B			4	0	1	0	0	1	1
Bill Pecota, R (1, 5) OBP: 0.375, SLG: 0.231	B C F S 1-3 ② K			C X 0-1 G3 S 1B 1B	B F X 1-1 ③ F7 1-2		1 SAFE P C B X 2-1 ②③ F8 1-2			4	1	1	0	0	1	2
Danny Tartabull, R (1, 9) OBP: 0.315, SLG: 0.456	C F B B F B X 3-2 ③ G6-3			B X 1-0 ① F9		F C X 0-2 SH1-4 1B 1B		B C S S X 1-2 ① G5-3		4	0	1	0	0	0	1
Kirk Gibson, L (1, 10) OBP: 0.324, SLG: 0.545		B S B F X 2-2 ① G4-3		C B F X 1-2 ② G3 1-3		B X 1-0 SH1-4 1-2 1B		B X 1-0 ② P6		4	0	1	0	0	0	1
Mike Macfarlane, R (1, 2) OBP: 0.364, SLG: 0.442		C F B S 1-3 ② K		S S X 0-2 1B 3-H 1B		X 0-0 ① SH1-4 1-2 2-3		C X 0-1 1B		3	0	2	1	0	1	0
Russ Morman, R (1, 3) OBP: 0.350, SLG: 0.316		C X 0-1 FC6-4 1B		X 0-0 1-2 1B		I I I 4-0 IBB		B B C S F F X 2-2 ③ F9		3	0	2	0	1	0	1
Kurt Stillwell, S (1, 6) OBP: 0.379, SLG: 0.433		B X 1-0 ③ FC6-4 1-2f		C B S B B C 3-3 ③ K		B C F C 1-3 ② K			B X 1-0 ① P2	4	0	0	0	0	2	6
Gary Thurman, R (1, 8) OBP: 0.250, SLG: 0.227			B S X 1-1 ① B1-3		S C B F F B X 2-2 ① L4	B S B B C C C 3-3 ③ K			S B X 1-1 ② L9	4	0	0	0	0	1	3
Terry Shumpert, R (1, 4) OBP: 0.222, SLG: 0.240			B B C F X 2-2 ② G6-3		B B F B B 4-1 WP BB		B S X 1-1 ① F9		C B S X 1-2 ③ P4	3	0	0	0	1	0	0
Inning Stats	R: 0 H: 0 E: 0 LOB: 0 K: 2 BB: 0 S: 10 P: 16	R: 0 H: 1 E: 0 LOB: 1 K: 1 BB: 0 S: 9 P: 13	R: 0 H: 0 E: 0 LOB: 0 K: 0 BB: 0 S: 7 P: 11	R: 1 H: 3 E: 0 LOB: 2 K: 1 BB: 0 S: 13 P: 18	R: 0 H: 0 E: 0 LOB: 1 K: 0 BB: 1 S: 10 P: 17	R: 0 H: 2 E: 0 LOB: 3 K: 2 BB: 1 S: 11 P: 20	R: 0 H: 1 E: 0 LOB: 0 K: 0 BB: 0 S: 7 P: 11	R: 0 H: 1 E: 0 LOB: 1 K: 0 BB: 0 S: 11 P: 15	R: 0 H: 0 E: 0 LOB: 0 K: 0 BB: 0 S: 6 P: 9	1B: 8 SF: 0 2B: 0 SAC: 1 3B: 0 DP: 0 HR: 0 HBP: 0						WP: 1 PA: 36 PB: 0 SB: 1 CS: 1

Detroit Tigers @ Kansas City Royals

Royals Stadium, Kansas City, MO

Mon Apr 29 1991, 8:05 PM EDT

Att. 20,477 - Cloudy - 60 F

BOTTOM

livebaseballscorecards.com

AB	33
R	1
H	8
RBI	1
BB	2
SO	6
LOB	15

PITCHER		IP	WLS	BF	H	R	ER	SO	BB	IBB	HBP	BLK	WP	HR	S	P	ERA	WHIP
Steve Searcy, L ERA: 6.48	(1, 1)	5.1	W	23	6	1	1	4	1	0	0	0	1	0	54	81	1.69	1.312
Paul Gibson, L ERA:	(6, 1)	3.2	S	13	2	0	0	2	0	1	0	0	0	0	30	49	0.00	0.545

PITCHER	IP	WLS	BF	H	R	ER	SO	BB	IBB	HBP	BLK	WP	HR	S	P	ERA	WHIP

Batter	1	2	3	4	5	6	7	8	9	AB	R	H	RBI	BB	SO	LOB
Tony Phillips, S (1, 7) OBP: 0.356, SLG: 0.493	G4-3		P6	CS 1-2	G4-3 SF7 2B		SF8 1-H		1B BB E 1B	4	2	2	1	0	0	0
Alan Trammell, R (1, 6) OBP: 0.375, SLG: 0.484	F9		F8		G4-3 2-3		P3		SAFE 1B E BB 1-2	4	1	0	0	1	0	1
Lou Whitaker, L (1, 4) OBP: 0.444, SLG: 0.706	HBP BB			BB 1B HR 1B	SF7 3-H			HR	E BB 1-2 2-3 1B	3	3	3	2	1	0	0
Cecil Fielder, R (1, 3) OBP: 0.370, SLG: 0.458 Mike Henneman, R (9, 1)	HBP 1-2			BB HR 1-2 1B	K			K	E6 BB G4-6-3 1-3 2-H 3-H	4 0	2 0	1 0	0 0	0 0	2 0	1 0
Mickey Tettleton, S (1, 2) OBP: 0.344, SLG: 0.354	P6			HR BB 1-2 2-3		F8		1B 2B	G4-6-3 BB IBB	3	2	1	0	2	0	2
Rob Deer, R (1, 9) OBP: 0.338, SLG: 0.500		K		HR 1-H 2-H 3-H		G5-3		E 1B 1B 2-3	G4-6-3 BB 1-2 2-3 3-H	4	2	2	5	1	1	0
Mark Salas, L (1, 10) OBP: 0.182, SLG: 0.100 Luis de los Santos, R (9, PH) OBP: 0.222, SLG: 0.125 (9, 3)		K		P5		F8		E9 1-H 3-H 1B	G4-6-3 1-2f 2-3 3-H	4 1	0 0	1 0	1 0	0 0	1 0	0 2
Travis Fryman, R (1, 5) OBP: 0.271, SLG: 0.339		G6-3		L5			F9	K	L9	5	0	0	0	0	1	2
Milt Cuyler, S (1, 8) OBP: 0.262, SLG: 0.250			G3	CS 1B			SF8 S 1B	K		4	1	2	0	0	1	1
Inning Stats	R: 0 E: 0 K: 0 S: 8 H: 0 LOB: 2 BB: 1 P: 19	R: 0 E: 0 K: 2 S: 9 H: 0 LOB: 0 BB: 0 P: 12	R: 0 E: 0 K: 0 S: 6 H: 0 LOB: 0 BB: 0 P: 9	R: 4 E: 0 K: 0 S: 17 H: 4 LOB: 0 BB: 1 P: 24	R: 1 E: 0 K: 1 S: 10 H: 1 LOB: 0 BB: 0 P: 17	R: 0 E: 0 K: 0 S: 3 H: 0 LOB: 0 BB: 0 P: 6	R: 1 E: 0 K: 0 S: 9 H: 1 LOB: 0 BB: 0 P: 13	R: 3 E: 1 K: 3 S: 17 H: 4 LOB: 1 BB: 0 P: 23	R: 4 E: 1 K: 0 S: 9 H: 2 LOB: 1 BB: 3 P: 26	1B: 8 2B: 2 3B: 0 HR: 2	SF: 2 SAC: 0 DP: 1 HBP: 1						

PITCHER	IP	WLS	BF	H	R	ER	SO	BB	IBB	HBP	BLK	WP	HR	S	P	ERA	WHIP
Luis Aquino, R (1, 1) ERA: 7.82	7.0		29	6	6	6	3	2	0	1	0	0	1	62	100	7.71	1.143
Jeff Montgomery, R (8, 1) ERA: 1.74	1.0	L	7	4	3	2	3	0	0	0	0	0	1	17	23	18.00	4.000
Dan Schatzeder, L (9, 1) ERA: 13.5	1.0		8	2	4	2	0	2	1	0	0	0	0	9	26	18.00	4.000

PITCHER	IP	WLS	BF	H	R	ER	SO	BB	IBB	HBP	BLK	WP	HR	S	P	ERA	WHIP

TOP

Detroit Tigers @ Kansas City Royals

Royals Stadium, Kansas City, MO

Tue Apr 30 1991, 8:05 PM EDT

Att. 18,204 - Cloudy - 61 F

livebaseballscorecards.com

AB	36
R	13
H	12
RBI	9
BB	5
SO	6
LOB	9

1B: 8	SF: 2	WP: 0	PA: 45
2B: 2	SAC: 0	PB: 0	
3B: 0	DP: 1	SB: 1	
HR: 2	HBP: 1	CS: 1	

Batter	1	2	3	4	5	6	7	8	9	AB	R	H	RBI	BB	SO	LOB
Warren Cromartie, L (1, 3) OBP: 0.360, SLG: 0.391	G4-3 2B		G4-6-3 1B		FC5-4 BB	G5-3	F8			4	1	2	0	1	0	5
Bill Pecota, R (1, 5) OBP: 0.381, SLG: 0.235	G4-3 2-3		G4-6-3 1B 1-2		FC5-4 1B 1-2f		1B 3B BB	L7		4	1	1	0	1	0	2
Danny Tartabull, R (1, 9) OBP: 0.321, SLG: 0.452	K		G4-6-3 1B 1-2 2-3		K		3B 1B 1-2	P5		5	1	2	0	0	2	2
Kirk Gibson, L (1, 10) OBP: 0.342, SLG: 0.543	BB		G4-6-3 1-2f 2-3 3-H		1B 1-2		K	1B		4	0	2	0	1	1	4
Jim Eisenreich, L (1, 7) OBP: 0.314, SLG: 0.449	G1-3		G3		L6		SF8 3B 1-H 2-H	L7		5	1	1	2	0	0	6
Mike Macfarlane, R (1, 2) OBP: 0.383, SLG: 0.500		PB SF9 2B		G6-3	K	BB BB BB				4	2	2	0	1	1	0
Kurt Stillwell, S (1, 6) OBP: 0.380, SLG: 0.429		G5-3		F9	FC6-4 1B 1-2	1B BB			SF8 3-H	3	0	1	1	1	0	1
Brian McRae, S (1, 8) OBP: 0.137, SLG: 0.224		SF9 2-H		IHR	FC6-4 1-2	SF8 3-H			G4-3	3	1	2	3	0	0	0
David Howard, S (1, 4) OBP: 0.091, SLG: 0.091 Russ Morman, R (7, PH) OBP: 0.350, SLG: 0.316 Terry Puhl, L (7, PH) Terry Shumpert, R (7, PR) OBP: 0.218, SLG: 0.235 (8, 4)		F9		G4-3	FC6-4 1-2f 2-3	BB 1-2 2-3				3 0 0 1	0 0 0 0	0 0 0 0	0 0 0 0	0 0 1 0	0 0 0 1	2 0 0 0
Inning Stats	R: 0 H: 1 E: 0 LOB: 2 K: 1 BB: 1 S: 10 P: 16	R: 1 H: 1 E: 0 LOB: 0 K: 0 BB: 0 S: 9 P: 15	R: 1 H: 3 E: 0 LOB: 1 K: 0 BB: 0 S: 6 P: 11	R: 1 H: 1 E: 0 LOB: 0 K: 0 BB: 0 S: 7 P: 8	R: 0 H: 1 E: 0 LOB: 2 K: 1 BB: 1 S: 13 P: 19	R: 0 H: 2 E: 0 LOB: 2 K: 1 BB: 0 S: 13 P: 21	R: 3 H: 2 E: 0 LOB: 3 K: 1 BB: 4 S: 18 P: 37	R: 0 H: 1 E: 0 LOB: 1 K: 0 BB: 0 S: 5 P: 7	R: 1 H: 1 E: 0 LOB: 0 K: 1 BB: 0 S: 7 P: 9	1B: 8 2B: 2 3B: 2 HR: 1	SF: 3 SAC: 0 DP: 1 HBP: 0			WP: 0 PB: 1 SB: 0 CS: 0	PA: 45		

PITCHER		IP	WLS	BF	H	R	ER	SO	BB	IBB	HBP	BLK	WP	HR	S	P	ERA	WHIP
Walt Terrell, R ERA: 3.6	(1, 1)	5.2		27	9	3	2	3	2	0	0	0	0	0	54	84	3.18	1.941
Jerry Don Gleaton, L ERA: 6.75	(6, 1)	0.2		6	2	3	3	1	2	0	0	0	0	0	14	27	40.50	6.000
John Cerutti, L ERA: 2.35	(7, 1)	0.1		2	0	0	0	0	1	0	0	0	0	0	2	6	0.00	3.000
Mark Leiter, R ERA: 16.2	(7, 1)	0.1	W	2	0	0	0	0	1	0	0	0	0	0	6	10	0.00	3.000
Mike Henneman, R ERA: 0.69	(8, 1)	2.0	S	8	2	1	1	1	0	0	0	0	0	0	12	16	4.50	1.000

PITCHER		IP	WLS	BF	H	R	ER	SO	BB	IBB	HBP	BLK	WP	HR	S	P	ERA	WHIP
Mike Henneman, R ERA: 0.69	(9, 1)	2.0	S	8	2	1	1	1	0	0	0	0	0	0	12	16	4.50	1.000

BOTTOM

Detroit Tigers @ Kansas City Royals

Royals Stadium, Kansas City, MO

Tue Apr 30 1991, 8:05 PM EDT

Att. 18,204 - Cloudy - 61 F

livebaseballscorecards.com

AB	36
R	7
H	13
RBI	6
BB	6
SO	5
LOB	22

Batter	1	2	3	4	5	6	7	8	9	AB	R	H	RBI	BB	SO	LOB
Tony Phillips, S (1, 7) OBP: 0.348, SLG: 0.475	B C B X 2-1 2B 1B		F B X 1-1 ② G6-3		C B 2 SAFE B S B S 3-3 ② K		X 0-0 ② L8		F C B B S 2-3 ② K	5	1	1	0	0	2	2
Alan Trammell, R (1, 6) OBP: 0.390, SLG: 0.485	C 1 SAFE F X 0-2 ① P6		B B C F B F B 4-2 2B BB		B C X 1-1 HBP 2-H 1B 1B		1 SAFE 1 SAFE S B X 1-1 ③ F8 1-2		B S C B X 2-2 1B	4	2	2	1	1	0	2
Lou Whitaker, L (1, 4) OBP: 0.480, SLG: 0.757	1 SAFE F 1 SAFE B 1 SAFE B C B F 3-2 X 1-H 2B		B B F X 2-1 1-H 2B		B B C S 1 SAFE F H 3-2 1B 1-2 1B HBP			B B B B 4-0 HR BB	B B 1 SAFE C 1 SAFE C X 2-2 ③ L4	3	1	2	2	1	0	1
Cecil Fielder, R (1, 3) OBP: 0.365, SLG: 0.447	C S S 0-3 ② K		C B B X 2-1 ③ G6-3		B X 1-0 ③ 1-H 2-H 1B			B C S S 1-3 ① K		4	0	1	1	0	2	3
Mickey Tettleton, S (1, 2) OBP: 0.338, SLG: 0.404	B C B B F X 3-2 ③ P6			B S F X 1-2 ① F8		B B C X 2-1 ① G3-1		X 0-0 1-H HR		4	1	1	2	0	0	1
Rob Deer, R (1, 9) OBP: 0.345, SLG: 0.485		X 0-0 ① F8		S F B B B F B 4-2 G6-3 BB		B C S F B B F X 3-2 ② F7		B B B F F B 4-2 S BB		2	0	0	0	2	0	0
Pete Incaviglia, R (1, 10) OBP: 0.213, SLG: 0.246		X 0-0 ② F8		C X 0-1 ② ③ G6-3 1-2f		C S C 0-3 ③ K		B F S S 1-3 ② K 1-2		4	0	0	0	0	2	2
Travis Fryman, R (1, 5) OBP: 0.270, SLG: 0.333		C F B X 1-2 ③ P5			X 0-0 SH1-3 1B 1B		B C B X 2-1 ① G5-3	F B F B X 2-2 ③ G4-3		4	1	1	0	0	0	1
Milt Cuyler, S (1, 8) OBP: 0.267, SLG: 0.256			C B B B X 3-1 ① G1-3		1 SAFE X 0-0 ① SH1-3 1-2		X 0-0 S 1B		B S B X 2-1 ① G3	3	0	1	0	0	0	0
Inning Stats	R: 1 H: 2 E: 0 LOB: 1 K: 1 BB: 0 S: 15 P: 23	R: 0 H: 0 E: 0 LOB: 0 K: 0 BB: 0 S: 5 P: 6	R: 1 H: 1 E: 0 LOB: 1 K: 0 BB: 1 S: 11 P: 23	R: 0 H: 0 E: 0 LOB: 0 K: 0 BB: 1 S: 8 P: 13	R: 2 H: 3 E: 0 LOB: 2 K: 1 BB: 0 S: 11 P: 19	R: 0 H: 0 E: 0 LOB: 0 K: 1 BB: 0 S: 10 P: 15	R: 0 H: 1 E: 0 LOB: 1 K: 0 BB: 0 S: 6 P: 9	R: 2 H: 1 E: 0 LOB: 1 K: 2 BB: 2 S: 12 P: 24	R: 0 H: 1 E: 0 LOB: 1 K: 1 BB: 0 S: 11 P: 19	1B: 6 SF: 0 2B: 2 SAC: 1 3B: 0 DP: 1 HR: 1 HBP: 1						

PITCHER		IP	WLS	BF	H	R	ER	SO	BB	IBB	HBP	BLK	WP	HR	S	P	ERA	WHIP
Mike Boddicker, R ERA: 3.05	(1, 1)	7.1	L	33	8	6	6	4	4	0	1	0	0	1	72	123	7.36	1.636
Steve Crawford, R ERA: 4.05	(8, 1)	1.2		6	1	0	0	2	0	0	0	0	0	0	17	28	0.00	0.600

PITCHER	IP	WLS	BF	H	R	ER	SO	BB	IBB	HBP	BLK	WP	HR	S	P	ERA	WHIP

TOP

Detroit Tigers @ Kansas City Royals

Royals Stadium, Kansas City, MO

Wed May 01 1991, 8:05 PM EDT

Att. 18,536 - Sunny - 66 F

livebaseballscorecards.com

AB	33
R	6
H	9
RBI	6
BB	4
SO	6
LOB	12

BOTTOM

Batter	1	2	3	4	5	6	7	8	9	AB	R	H	RBI	BB	SO	LOB
Warren Cromartie, L (1, 3) OBP: 0.367, SLG: 0.429	X 0-0 ① G4-3		C X 0-1 2B		C B X 1-1 1B		1 SAFE 1 SAFE 1 SAFE 1 SAFE F B C F 1 SAFE 2-2 ② F7		B X 1-0 ③ FC5-4 1-2f	5	0	2	0	0	0	2
Bill Pecota, R (1, 5) OBP: 0.320, SLG: 0.190	C B X 1-1 ② G6-3		B B X 2-0 ③ G1-3		C C B B F X 2-2 ③ F8		B X 1-0 ③ F8			4	0	0	0	0	0	3
Danny Tartabull, R (1, 9) OBP: 0.341, SLG: 0.506	C C X 0-2 1B			C F X 0-2 ① G4-3		X 0-0 G4-3 1B 1B		X 0-0 HR		4	2	3	1	0	0	0
Kirk Gibson, L (1, 10) OBP: 0.325, SLG: 0.514	B C X 1-1 ③ P6			B X 1-0 ② F9		C 1 SAFE C S 0-3 ① K		B F B X 2-1 ① F9		4	0	0	0	0	1	2
Jim Eisenreich, L (1, 7) OBP: 0.311, SLG: 0.438		B C X 1-1 CS 1B		F X 0-1 ③ F8		F B X 1-1 ② G4-3 1-2		B X 1-0 ② F7		4	0	1	0	0	0	1
Mike Macfarlane, R (1, 2) OBP: 0.375, SLG: 0.483		1 SAFE B 1 SAFE P F F C 2-3 ① K			F B X 1-1 E5 FC4-6	B X 1-0 2-H 1B		B S F C 1-3 ③ K		4	0	1	1	0	2	1
Kurt Stillwell, S (1, 6) OBP: 0.360, SLG: 0.403		B 1 SAFE X 1-0 ② L7			C S F B X 1-2 ① FC4-6 1-2f 3B	B 1 SAFE C C X 1-2 ③ P6			B C F X 1-2 ① G4-3	4	1	0	0	0	0	3
Brian McRae, S (1, 8) OBP: 0.164, SLG: 0.269		1 SAFE P C 1-1 ③ CS 1-2	M C X 0-2 ① G3-1		F X 0-1 1-H SF7 3B		B B B B 4-0 BB		X 0-0 ② B3	3	1	1	1	1	0	0
Terry Shumpert, R (1, 4) OBP: 0.207, SLG: 0.226 Terry Puhl, L (9, PH) David Howard, S (9, PR) OBP: 0.091, SLG: 0.091			S X 0-1 ② G5-3		B B X 2-0 ② SF7 3-H		1 SAFE 1 SAFE L B X 1-1 ① P2		B C F F B B F B 4-2 FC5-4 BB	2 0 0	0 0 0	0 0 0	1 0 0	0 1 0	0 0 0	1 0 0
Inning Stats	R: 0 E: 0 K: 0 S: 8 H: 1 LOB: 1 BB: 0 P: 10	R: 0 E: 0 K: 1 S: 9 H: 1 LOB: 0 BB: 0 P: 12	R: 0 E: 0 K: 0 S: 8 H: 1 LOB: 1 BB: 0 P: 10	R: 0 E: 0 K: 0 S: 6 H: 0 LOB: 0 BB: 0 P: 7	R: 2 E: 1 K: 0 S: 15 H: 2 LOB: 1 BB: 0 P: 22	R: 1 E: 0 K: 1 S: 10 H: 2 LOB: 1 BB: 0 P: 13	R: 0 E: 0 K: 0 S: 7 H: 0 LOB: 1 BB: 1 P: 15	R: 1 E: 0 K: 1 S: 7 H: 1 LOB: 0 BB: 0 P: 11	R: 0 E: 0 K: 0 S: 9 H: 0 LOB: 1 BB: 1 P: 15	1B: 5 2B: 1 3B: 1 HR: 1 SF: 1 SAC: 0 DP: 0 HBP: 0							

PITCHER	IP	WLS	BF	H	R	ER	SO	BB	IBB	HBP	BLK	WP	HR	S	P	ERA	WHIP
Bill Gullickson, R (1, 1) ERA: 3.81	5.2	W	24	7	3	1	2	0	0	0	0	0	0	53	70	1.59	1.235
Paul Gibson, L (6, 1) ERA: 0.55	2.0		8	1	1	1	0	1	0	0	0	0	1	14	26	4.50	1.000
Mike Henneman, R (8, 1) ERA: 0.63	1.1	S	5	0	0	0	1	1	0	0	0	0	0	12	19	0.00	0.750

PITCHER	IP	WLS	BF	H	R	ER	SO	BB	IBB	HBP	BLK	WP	HR	S	P	ERA	WHIP

Detroit Tigers @ Kansas City Royals

Royals Stadium, Kansas City, MO

Wed May 01 1991, 8:05 PM EDT

Att. 18,536 - Sunny - 66 F

livebaseballscorecards.com

AB	34
R	4
H	8
RBI	4
BB	2
SO	3
LOB	13

Batter	1	2	3	4	5	6	7	8	9	10	11	AB	R	H	RBI	BB	SO	LOB
Brian Downing, R (1, 10) OBP: 0.500, SLG: 0.500	C B C B F X 2-2 S SH3 1B	C C B X 1-2 ② P3	C S X 0-2 E 1-2 2-3 1B		C F S 0-3 ③ K			B C B F S 2-3 ① K		B P 1 SAFE X 2-0 1-2 1B		6	0	3	0	0	2	1
Mario Diaz, R (1, 6) Kevin Reimer, L (10, PH) Jeff Huson, L (10, 6) OBP: 0.150, SLG: 0.105 OBP: 0.295, SLG: 0.450 OBP: 0.292, SLG: 0.302	X 0-0 ① SH3 1-2	X 0-0 ③ F7	B B C F X 2-2 E9 1-3 2-H 3-H 1B			C B X 1-1 G4-3		C X 0-1 ② F8		X 0-0 ② F7		4 1 0	0 0 0	1 0 0	2 0 0	0 0 0	0 0 0	1 2 0
Rafael Palmeiro, L (1, 3) OBP: 0.358, SLG: 0.533	B B B 4-0 S BB		2-1 HR F8 ③			B X 1-0 ② F7		B X 1-0 2B		B C F B S 2-3 ③ K		5	1	2	1	1	1	4
Ruben Sierra, S (1, 9) OBP: 0.304, SLG: 0.560	B B B C F F S 3-3 ② K	C B F B X 2-2 G6-3 3B	B C X 1-1 ① F8			B C B B B 4-1 BB		B X 1-0 ③ G6-3			B B B X 3-0 ① G4-3	5	1	1	0	1	1	3
Julio Franco, R (1, 4) OBP: 0.250, SLG: 0.276	C B B B I 4-1 1-2 2-3 IBB	C X 0-1 ① G6-3 3-H	B C C B F F F F B 3-2 ② G5-3			B 1 SAFE F C P B X 3-2 ③ G4-3			B F B F X 2-2 ① F8		B B X 2-0 ② G1-3	5	0	0	1	1	0	1
Juan Gonzalez, R (1, 7) OBP: 0.440, SLG: 0.619	C F B B B C 2-3 ③ K	B C B B B B 4-1 BB 1B BB	B B B 4-0 BB				C F B S 1-3 ① K		C X 0-1 ② G6-3		B B X 2-0 ③ F8	4	1	0	0	2	2	3
Mike Stanley, R (1, 2) OBP: 0.407, SLG: 0.429		B B C X 2-1 HR	C B B B C B 4-2 1B 1B E 1-2 BB	1 SAFE C F B F B S 2-3 ③ K			S F F F B B B C 3-3 ② K		C B X 1-1 ③ F8			4	2	1	1	1	2	1
Steve Buechele, R (1, 5) OBP: 0.348, SLG: 0.414		C B S B B B B 4-2 SH2-4 BB	B X 1-0 1B E 1-2 2-H 1B		C X 0-1 ① F9		S B B S B B 4-2 BB			L S B X 1-2 G5-3 ①		3	1	1	1	2	0	0
Gary Pettis, S (1, 8) OBP: 0.389, SLG: 0.326		B L 1 SAFE 1 SAFE B X 2-1 ① SH2-4 1-2	F B S B B S 3-3 ② K		S B B C F B X 3-2 ② F7		X 0-0 ③ G4-3			X 0-0 1B 1B		4	0	1	0	0	1	3
Inning Stats	R: 0 E: 0 K: 2 S: 13 H: 1 LOB: 3 BB: 2 P: 28	R: 1 E: 0 K: 0 S: 10 H: 1 LOB: 1 BB: 1 P: 19	R: 5 E: 1 K: 1 S: 22 H: 5 LOB: 2 BB: 2 P: 42	R: 0 E: 0 K: 1 S: 13 H: 0 LOB: 1 BB: 1 P: 23	R: 0 E: 0 K: 1 S: 9 H: 0 LOB: 0 BB: 0 P: 12	R: 0 E: 0 K: 0 S: 8 H: 0 LOB: 1 BB: 1 P: 16	R: 0 E: 0 K: 2 S: 11 H: 0 LOB: 1 BB: 1 P: 19	R: 0 E: 0 K: 1 S: 7 H: 1 LOB: 1 BB: 0 P: 11	R: 0 E: 0 K: 0 S: 7 H: 0 LOB: 0 BB: 0 P: 10	R: 0 E: 0 K: 1 S: 10 H: 2 LOB: 2 BB: 0 P: 14	R: 0 E: 0 K: 0 S: 3 H: 0 LOB: 0 BB: 0 P: 10	1B: 6 2B: 1 3B: 1 HR: 2	SF: 0 SAC: 2 DP: 0 HBP: 0		WP: 0 PB: 0 SB: 2 CS: 0	PA: 51		

PITCHER		IP	WLS	BF	H	R	ER	SO	BB	IBB	HBP	BLK	WP	HR	S	P	ERA	WHIP
Frank Tanana, L ERA: 4.71	(1, 1)	2.1		16	4	5	5	2	4	1	0	0	0	2	33	69	19.29	3.429
Mark Leiter, R ERA: 5.14	(3, 1)	5.1		23	4	1	1	6	3	0	0	0	0	0	59	99	1.69	1.312
Jerry Don Gleaton, L ERA: 5.79	(8, 1)	1.1		4	0	0	0	0	0	0	0	0	0	0	8	12	0.00	0.000
Mike Henneman, R ERA: 0.55	(10, 1)	2.0	W	8	2	0	0	1	0	0	0	0	0	0	13	24	0.00	1.000

PITCHER	IP	WLS	BF	H	R	ER	SO	BB	IBB	HBP	BLK	WP	HR	S	P	ERA	WHIP

Texas Rangers @ Detroit Tigers

Tiger Stadium, Detroit, MI

Fri May 03 1991, 7:05 PM EDT

Att. 13,337 - Sunny - 54 F

TOP

livebaseballscorecards.com

AB	41
R	6
H	10
RBI	6
BB	8
SO	9
LOB	19

Texas Rangers @ Detroit Tigers

Tiger Stadium, Detroit, MI

Fri May 03 1991, 7:05 PM EDT

Att. 13,337 - Sunny - 54 F

livebaseballscorecards.com

BOTTOM

Batter	1	2	3	4	5	6	7	8	9	10	11	AB	R	H	RBI	BB	SO	LOB
Tony Phillips, S (1, 7) (9, 8) OBP: 0.337, SLG: 0.453	G2-3	FC4-6 1-2f 2-3 3-H		BB BB 1B 1-2 2-H	CS 1-2	F7		F9		F8		6	0	1	2	0	0	2
Alan Trammell, R (1, 6) OBP: 0.386, SLG: 0.458	BB	F9		P4		P6		F9			SH5-4 BLK 1B BB	4	1	0	0	2	0	4
Lou Whitaker, L (1, 4) OBP: 0.491, SLG: 0.718	F9		FC4-6 BB BB	BB 1-2 2-3 BB		BB			G4-3		SH5-4 1-3	2	0	0	0	3	0	1
Cecil Fielder, R (1, 3) OBP: 0.374, SLG: 0.430	G5-3		FC4-6 1-2 BB	1B 1-2 2-3 3-H BB		P6			K		IBB	3	0	0	1	3	1	2
Mickey Tettleton, S (1, 2) OBP: 0.352, SLG: 0.414		1B BB 1B 1B	FC4-6 1-2f 2-3	K			K		HR 1B		1-2 3-H 1B	6	2	3	1	0	2	5
Rob Deer, R (1, 9) OBP: 0.360, SLG: 0.528		1B 1B FC4-6 1-2 BB	F8	K			1B		1-H HR			4	2	2	2	1	1	5
Pete Incaviglia, R (1, 10) OBP: 0.212, SLG: 0.242		FC4-6 1B 1-2 2-3 1B	F8		K		K		P3			5	0	1	0	0	2	3
Travis Fryman, R (1, 5) OBP: 0.278, SLG: 0.352		FC4-6 1-2 2-3 3-H 1B		1B 2B	L8		F9			G5-3		5	1	2	1	0	0	1
Milt Cuyler, S (1, 8) OBP: 0.292, SLG: 0.250		K		BB 1B BB BB	CS BB			K		G5-3		1	1	0	0	2	1	3
Dave Bergman, L (8, PH) (9, 7) OBP: 0.300, SLG: 0.294												2	0	0	0	0	1	0

Inning Stats	1	2	3	4	5	6	7	8	9	10	11
	R: 0 E: 0 K: 0 S: 9	H: 0 LOB: 1 BB: 1 P: 20	R: 2 E: 0 K: 1 S: 21	H: 3 LOB: 2 BB: 1 P: 38	R: 0 E: 0 K: 0 S: 11	H: 0 LOB: 2 BB: 2 P: 22	R: 2 E: 0 K: 2 S: 14	H: 2 LOB: 3 BB: 3 P: 33	R: 0 E: 0 K: 1 S: 8	H: 0 LOB: 0 BB: 1 P: 15	R: 0 E: 0 K: 0 S: 14	H: 0 LOB: 1 BB: 1 P: 26	R: 0 E: 0 K: 2 S: 12	H: 1 LOB: 1 BB: 0 P: 18	R: 0 E: 0 K: 1 S: 6	H: 0 LOB: 0 BB: 0 P: 8	R: 2 E: 0 K: 1 S: 13	H: 2 LOB: 0 BB: 0 P: 18	R: 0 E: 0 K: 0 S: 9	H: 0 LOB: 0 BB: 0 P: 13	R: 1 E: 0 K: 0 S: 4	H: 1 LOB: 2 BB: 2 P: 15

	AB	R	H	RBI	BB	SO	LOB
Texas Rangers	38	7	9	7	11	8	26

1B: 7 2B: 1 3B: 0 HR: 1 SF: 0 SAC: 1 DP: 0 HBP: 0

WP: 0 PB: 0 SB: 0 CS: 1 PA: 51

PITCHER		IP	WLS	BF	H	R	ER	SO	BB	IBB	HBP	BLK	WP	HR	S	P	ERA	WHIP
Scott Chiamparino, R ERA: 4.35	(1, 1)	3.1		21	5	4	4	1	6	0	0	0	0	0	47	96	10.80	3.300
Gerald Alexander, R ERA:	(4, 1)	3.0		12	1	0	0	4	3	0	0	0	0	0	37	70	0.00	1.333
Rich Gossage, R ERA:	(7, 1)	1.2		5	0	0	0	2	0	0	0	0	0	0	11	14	0.00	0.000
Jeff Russell, R ERA: 1.5	(9, 1)	2.0		8	2	2	2	1	0	0	0	0	0	1	22	31	9.00	1.000
Brad Arnsberg, R ERA: 6.43	(11, 1)	0.0	L	1	0	1	1	0	1	0	0	0	0	0	1	5	∞	∞

PITCHER		IP	WLS	BF	H	R	ER	SO	BB	IBB	HBP	BLK	WP	HR	S	P	ERA	WHIP
Mike Jeffcoat, L ERA: 1.42	(11, 1)	0.1		3	1	0	0	0	0	1	0	1	0	0	3	10	0.00	3.000

Texas Rangers @ Detroit Tigers

Tiger Stadium, Detroit, MI

Sat May 04 1991, 7:05 PM EDT

Att. 16,051 - Sunny - 60 F

livebaseballscorecards.com

TOP

Batter	1	2	3	4	5	6	7	8	9	AB	R	H	RBI	BB	SO	LOB
Jack Daugherty, S (1, 7) OBP: 0.241, SLG: 0.160	G1-3	1B		SH1-4 BB		K		K		4	0	1	1	1	2	1
Gary Pettis, S (8, 8) OBP: 0.389, SLG: 0.326										0	0	0	0	0	0	0
Geno Petralli, L (1, 2) OBP: 0.313, SLG: 0.262	G3 BB	P2		SH1-4		K		F8		3	0	0	0	1	1	4
Rafael Palmeiro, L (1, 3) OBP: 0.349, SLG: 0.506	G3	G3		G4-6-3 IBB		L3			P2	4	0	0	0	1	0	4
Ruben Sierra, S (1, 9) OBP: 0.286, SLG: 0.525	G4-3		G6-3	G4-6-3			F7		P4	5	0	0	0	0	0	4
Julio Franco, R (1, 4) OBP: 0.271, SLG: 0.333		E6	HR 1B		WP G3 1B		P4		HR	5	3	3	1	0	0	0
Kevin Reimer, L (1, 10) OBP: 0.313, SLG: 0.442		1B 1B 1B BB	K		G3		1B		K	3	1	1	0	1	1	2
Brian Downing, R (9, PH) OBP: 0.492, SLG: 0.489										1	0	0	0	0	1	0
Juan Gonzalez, R (1, 8) OBP: 0.517, SLG: 0.833		1B 1B 1B	HR		IBB			SH1-4 1B		3	2	3	2	1	0	0
(8, 7)								2B								
Denny Walling, L (1, 5)		F7	K		K					2	0	0	0	0	1	3
Steve Buechele, R (5, PH) OBP: 0.343, SLG: 0.407								SH1-4		1	0	0	0	0	1	2
(5, 5)																
Jeff Huson, L (1, 6) OBP: 0.320, SLG: 0.318		1B 1B		SH1-4 BB		P2		1B		1	0	1	1	1	0	0
Mario Diaz, R (5, PH) OBP: 0.182, SLG: 0.143										2	0	1	1	0	0	2
(5, 6)																

Inning Stats	1	2	3	4	5	6	7	8	9
	R: 0 E: 0 K: 0 S: 7	H: 0 LOB: 1 BB: 1 P: 12	R: 2 E: 1 K: 0 S: 16	H: 3 LOB: 3 BB: 1 P: 27	R: 2 E: 0 K: 2 S: 13	H: 2 LOB: 0 BB: 0 P: 20	R: 0 E: 0 K: 0 S: 7	H: 0 LOB: 2 BB: 3 P: 20	R: 0 E: 0 K: 1 S: 12	H: 1 LOB: 2 BB: 1 P: 16	R: 0 E: 0 K: 2 S: 7	H: 0 LOB: 0 BB: 0 P: 13	R: 0 E: 0 K: 0 S: 6	H: 1 LOB: 1 BB: 0 P: 11	R: 1 E: 0 K: 1 S: 11	H: 2 LOB: 1 BB: 0 P: 17	R: 1 E: 0 K: 1 S: 11	H: 1 LOB: 0 BB: 0 P: 18

	AB	34
	R	6
	H	10
	RBI	6
	BB	6
	SO	7
	LOB	22

	1B: 7	SF: 0	WP: 1	PA: 42
	2B: 1	SAC: 2	PB: 0	
	3B: 0	DP: 1	SB: 1	
	HR: 2	HBP: 0	CS: 0	

PITCHER		IP	WLS	BF	H	R	ER	SO	BB	IBB	HBP	BLK	WP	HR	S	P	ERA	WHIP
Dan Petry, R ERA: 1.65	(1, 1)	1.1		10	3	2	1	0	2	0	0	0	0	0	19	32	6.75	3.750
John Cerutti, L ERA: 3.0	(2, 1)	2.2		12	2	2	2	2	2	1	0	0	0	1	24	47	6.75	1.500
Paul Gibson, L ERA: 0.89	(5, 1)	4.0		16	4	1	1	4	0	1	0	0	1	0	36	57	2.25	1.000
Jerry Don Gleaton, L ERA: 6.1	(9, 1)	1.0	L	4	1	1	1	1	0	0	0	0	0	1	11	18	9.00	1.000

PITCHER		IP	WLS	BF	H	R	ER	SO	BB	IBB	HBP	BLK	WP	HR	S	P	ERA	WHIP

Texas Rangers @ Detroit Tigers

Tiger Stadium, Detroit, MI

Sat May 04 1991, 7:05 PM EDT

Att. 16,051 - Sunny - 60 F

livebaseballscorecards.com

BOTTOM

Batter	1	2	3	4	5	6	7	8	9	AB	R	H	RBI	BB	SO	LOB
Tony Phillips, S (1, 7) (9, 5) OBP: 0.340, SLG: 0.438	B F B B F B 4-2 G3 WP BB		B C B B X 3-1 G1 ① 3-H		1 SAFE 1 SAFE C 1 SAFE B X 1-1 G4-3 ① 1-3		C B B C B S 3-3 K ③ 1-2		B C B B F B 4-2 L4-3 BB	3	0	0	1	2	1	2
Alan Trammell, R (1, 6) OBP: 0.386, SLG: 0.455	1 SAFE B C C 1 SAFE C B X 2-2 L4 ①		B C B F X 2-2 S 1B		X 0-0 G6-3 ② 3-H			X 0-0 PB BB 1B 1B	X 0-0 L4-3 ① ② 1-2	5	1	2	1	0	0	2
Lou Whitaker, L (1, 4) OBP: 0.467, SLG: 0.651	C B F X 1-2 G3 ② 1-3		B B C B C C 3-3 K ② 1-2		B F F F B C 2-3 K ③			1 SAFE B B B B 4-0 1B PB 1B 1-2 BB	X 0-0 G3 ③	4	1	0	0	1	2	2
Cecil Fielder, R (1, 3) OBP: 0.368, SLG: 0.415	B C F B B B 4-2 BB		B F S S 1-3 K ③			B S S F S 1-3 K ①		B C F S 1-3 K ①		3	0	0	0	1	3	3
Mickey Tettleton, S (1, 2) OBP: 0.347, SLG: 0.403	F C B X 1-2 F8 ③			B X 1-0 1B		C F B B S 2-3 K ②		C B S B B S 3-3 K ② 1-2 2-3		4	0	1	0	0	2	4
Rob Deer, R (1, 9) OBP: 0.355, SLG: 0.513		F B C S 1-3 K ①		B C F S 1-3 K ①		C B S S 1-3 K ③		B X 1-0 BB 1B 2-3 3-H 1B		4	1	1	1	0	3	1
Pete Incaviglia, R (1, 10) OBP: 0.214, SLG: 0.231		C B F X 1-2 P4 ②		X 0-0 P4 ②			S B C S 1-3 K ①	C B B S F B B 4-2 1B 1-2 BB		3	0	0	0	1	1	1
Travis Fryman, R (1, 5) OBP: 0.268, SLG: 0.338		B X 1-0 F9 ③		F S C 0-3 K ③			X 0-0 G5-3 ②	B B F F X 2-2 1-2 2-H 3-H 1B		3	0	0	0	0	1	1
Dave Bergman, L (8, PH) (9, 7) OBP: 0.333, SLG: 0.333										1	0	1	2	0	0	0
Milt Cuyler, S (1, 8) OBP: 0.327, SLG: 0.304			B X 1-0 G1 3B		B B C B B 4-1 G4-3 S G6-3 BB		C B F B B B 4-2 S BB	B C C B C 2-3 K ③		2	2	1	0	2	1	2
Inning Stats	R: 0 H: 0 E: 0 LOB: 2 K: 0 BB: 2 S: 13 P: 25	R: 0 H: 0 E: 0 LOB: 0 K: 1 BB: 0 S: 7 P: 10	R: 1 H: 2 E: 0 LOB: 1 K: 2 BB: 0 S: 12 P: 22	R: 0 H: 1 E: 0 LOB: 1 K: 2 BB: 0 S: 8 P: 10	R: 1 H: 0 E: 0 LOB: 0 K: 1 BB: 1 S: 8 P: 15	R: 0 H: 0 E: 0 LOB: 0 K: 3 BB: 0 S: 10 P: 14	R: 0 H: 0 E: 0 LOB: 1 K: 2 BB: 1 S: 9 P: 17	R: 3 H: 3 E: 0 LOB: 2 K: 3 BB: 2 S: 17 P: 34	R: 0 H: 0 E: 0 LOB: 0 K: 0 BB: 1 S: 4 P: 8	1B: 5 SF: 0 2B: 1 SAC: 0 3B: 1 DP: 1 HR: 0 HBP: 0						

	AB	32
	R	5
	H	6
	RBI	5
	BB	7
	SO	14
	LOB	18

	WP: 1	PA: 39
	PB: 1	
	SB: 3	
	CS: 0	

PITCHER		IP	WLS	BF	H	R	ER	SO	BB	IBB	HBP	BLK	WP	HR	S	P	ERA	WHIP
Bobby Witt, R ERA: 4.24	(1, 1)	7.2		34	5	5	5	13	6	0	0	0	1	0	78	137	5.87	1.435
Rich Gossage, R ERA:	(8, 1)	1.1	W	5	1	0	0	1	1	0	0	0	0	0	10	18	0.00	1.500

PITCHER	IP	WLS	BF	H	R	ER	SO	BB	IBB	HBP	BLK	WP	HR	S	P	ERA	WHIP

Batter	1	2	3	4	5	6	7	8	9	AB	R	H	RBI	BB	SO	LOB
Jack Daugherty, S (1, 7) OBP: 0.265, SLG: 0.200	F C B B B X 3-2 ① G6-3		C X 0-1 ② G3		B B X 2-0 1B 1B	X 0-0 1-2 1B		C F B X 1-2 ② G1-3 2-3		5	0	2	0	0	0	1
Geno Petralli, L (1, 2) OBP: 0.314, SLG: 0.267 Mike Stanley, R (6, PH) OBP: 0.379, SLG: 0.391 (6, 2)	X 0-0 ② G4-3		B B X 2-0 ③ G3-1		B X 1-0 1-2 1B	C X 0-1 ③ F8		S X 0-1 ③ G6-3		3 2	0 0	1 0	0 0	0 0	0 0	0 3
Rafael Palmeiro, L (1, 3) OBP: 0.341, SLG: 0.488	C B B X 2-1 ③ L1			C S B X 1-2 ① G4-3	B B B F X 3-1 ② P7		B F F B B F F F X 3-2 ① F9		C F B B B X 3-2 F8 G3 1B 1B	5	1	1	0	0	0	2
Ruben Sierra, S (1, 9) OBP: 0.292, SLG: 0.553		C X 0-1 HR		B C X 1-1 1B 1B 1B	B F X 1-1 ③ G4-3		C S B F X 1-2 ② P2		F B F B F F X 2-2 ① G3 1-2	5	2	2	1	0	0	3
Julio Franco, R (1, 4) OBP: 0.289, SLG: 0.345		B B B B 4-0 1B BB		C X 0-1 ② F9		C B X 2-1 G3 E 2B	C B B B B 4-1 FC4 BB		B X 1-0 ② F8 2-3	3	1	1	0	2	0	2
Kevin Reimer, L (1, 10) OBP: 0.333, SLG: 0.457 Brian Downing, R (7, PH) OBP: 0.492, SLG: 0.490		B F 1 X SAFE 1-1 G5-4-3 1-2 1B		X 0-0 1-3 1B 1B		F X 0-1 ① G3 2-3	C B F X 1-2 ③ FC4 1-2f		C S X 0-2 1B 1B 1B	3 2	0 1	2 1	0 0	0 0	0 0	1 1
Juan Gonzalez, R (1, 8) OBP: 0.529, SLG: 0.828 Gary Pettis, S (9, PR) OBP: 0.389, SLG: 0.326		B B F S X 2-2 ① L8		B F X 1-1 1-2 3-H 1B		B B F C B X 3-2 E6 PB 1B 3-H		B X 1-0 2B 2B	S X 0-1 1-2 3-H 1B	5 0	2 0	3 0	3 0	0 0	0 0	2 0
Steve Buechele, R (1, 5) OBP: 0.333, SLG: 0.391 (8, 6)		B B X 2-0 ② ③ G5-4-3 1-2f		S B B B X 3-1 ③ P6		S B X 1-1 ② L8 1-2		C B X 1-1 ① F9	B B C B F X 3-2 1-3 2-H 1B	5	0	1	1	0	0	6
Jeff Huson, L (1, 6) OBP: 0.308, SLG: 0.304 Mario Diaz, R (6, PH) OBP: 0.217, SLG: 0.182 (6, 6) Denny Walling, L (8, PH) OBP: 0.167, SLG: 0.182 (8, 5)			B C M B X 2-2 ① F8		B C B X 2-1 ① F8	B B X 2-0 2-H 1B		B B B C C X 3-2 G1-3 2-H 2B	B X 1-0 ③ F8	2 1 2	0 0 0	0 1 1	0 1 1	0 0 0	0 0 0	0 0 2
Inning Stats	R: 0 H: 0 E: 0 LOB: 0 K: 0 BB: 0 S: 6 P: 11	R: 1 H: 2 E: 0 LOB: 1 K: 0 BB: 1 S: 8 P: 17	R: 0 H: 0 E: 0 LOB: 0 K: 0 BB: 0 S: 6 P: 10	R: 1 H: 3 E: 0 LOB: 2 K: 0 BB: 0 S: 12 P: 18	R: 0 H: 2 E: 0 LOB: 2 K: 0 BB: 0 S: 8 P: 17	R: 2 H: 3 E: 1 LOB: 2 K: 0 BB: 0 S: 13 P: 21	R: 0 H: 0 E: 0 LOB: 1 K: 0 BB: 1 S: 14 P: 23	R: 1 H: 2 E: 0 LOB: 1 K: 0 BB: 0 S: 11 P: 17	R: 2 H: 4 E: 0 LOB: 2 K: 0 BB: 0 S: 18 P: 28	1B: 12 SF: 0 2B: 3 SAC: 0 3B: 0 DP: 1 HR: 1 HBP: 0						

PITCHER	IP	WLS	BF	H	R	ER	SO	BB	IBB	HBP	BLK	WP	HR	S	P	ERA	WHIP
Walt Terrell, R (1, 1) ERA: 3.79	5.2	W	26	8	4	3	0	1	0	0	0	0	1	49	88	4.76	1.588
Steve Searcy, L (6, 1) ERA: 6.35	0.1		3	2	0	0	0	0	0	0	0	0	0	4	6	0.00	6.000
Paul Gibson, L (7, 1) ERA: 0.84	1.0		4	0	0	0	0	1	0	0	0	0	0	14	23	0.00	1.000
Mike Henneman, R (8, 1) ERA: 1.96	2.0		12	6	3	3	0	0	0	0	0	0	0	29	45	13.50	3.000

PITCHER	IP	WLS	BF	H	R	ER	SO	BB	IBB	HBP	BLK	WP	HR	S	P	ERA	WHIP

TOP

Texas Rangers @ Detroit Tigers

Tiger Stadium, Detroit, MI

Sun May 05 1991, 3:33 AM EDT

Att. 14,619 - Cloudy - 60 F

livebaseballscorecards.com

AB	43
R	7
H	16
RBI	7
BB	2
SO	0
LOB	23

WP: 0	PA: 45				
PB: 1					
SB: 0					
CS: 0					

Texas Rangers @ Detroit Tigers

Tiger Stadium, Detroit, MI

Sun May 05 1991, 3:33 AM EDT

Att. 14,619 - Cloudy - 60 F

livebaseballscorecards.com

BOTTOM

Batter	1	2	3	4	5	6	7	8	9	AB	R	H	RBI	BB	SO	LOB
Tony Phillips, S (1, 7) OBP: 0.352, SLG: 0.447	B S B S F B S 3-3 ① K	X 0-0 S 2B 1B 1-2 2-H 3-H		B X 1-0 1B	F F F B X 1-2 ① G6-3	B X 1-0 1B				5	1	3	2	0	1	0
Alan Trammell, R (1, 6) OBP: 0.387, SLG: 0.463	C C X 0-2 1B	B S B S X 2-2 1-H 2-H 2B		1 SAFE 1 SAFE B B 1 SAFE C 1 SAFE X 2-1 ② F9	C B B S F S 2-3 ② K	B C X 1-1 ② F7				5	0	2	2	0	1	2
Lou Whitaker, L (1, 4) OBP: 0.462, SLG: 0.617	1 SAFE B 1 SAFE X 1-0 ② F9	B B C B B 4-1 BB		1 SAFE F 1 SAFE 1 SAFE B B B C S 3-3 ③ K	C X 0-1 1B	B F X 1-1 ③ F8				4	0	1	0	1	1	3
Cecil Fielder, R (1, 3) OBP: 0.354, SLG: 0.395	B 1 SAFE B B F F 1 SAFE S 3-3 ③ K	X 0-0 ② F9			C F F B X 1-2 ① P5	B S X 1-1 ③ F8				4	0	0	0	0	1	4
Mickey Tettleton, S (1, 2) OBP: 0.354, SLG: 0.415	2-0 1B 2B 2B 3-3 ③ K				C C B B B B 4-2 HR BB		B B S B F S 3-3 ① K			3	2	1	0	1	2	2
Rob Deer, R (1, 9) OBP: 0.381, SLG: 0.613	B X 1-0 2B 1B 2-3 1B	C S B B X 2-2 CS 1B			C F F B X 1-2 1-H HR		B B X 2-0 HR			4	3	4	3	0	0	0
Pete Incaviglia, R (1, 10) OBP: 0.216, SLG: 0.221	B S F B B F S 2-3 ① K	F F B S 1-3 ① K			B X 1-0 ② G5-3		H 1-0 G4-3 HBP			3	0	0	0	0	2	3
Travis Fryman, R (1, 5) OBP: 0.279, SLG: 0.351	X 0-0 1-3 3-H 1B 2B	B B F B S C 3-3 ② ③ K 1-2			F B B B B 4-1 BB		B F F X 1-2 ② ③ G4-3 1-2f			3	1	1	1	1	1	2
Milt Cuyler, S (1, 8) OBP: 0.321, SLG: 0.286	B B B B C B 4-1 S 1B 2B BB			B S L B F X 2-2 ① L6	F C B B C 2-3 ③ K			X 0-0 ① F7		3	1	0	0	1	1	1
Inning Stats	R: 0 E: 0 K: 2 S: 11 H: 1 LOB: 1 BB: 0 P: 18	R: 5 E: 0 K: 2 S: 19 H: 5 LOB: 2 BB: 2 P: 37	R: 0 E: 0 K: 2 S: 9 H: 1 LOB: 0 BB: 0 P: 15	R: 0 E: 0 K: 1 S: 10 H: 1 LOB: 1 BB: 0 P: 18	R: 2 E: 0 K: 1 S: 15 H: 1 LOB: 1 BB: 2 P: 28	R: 0 E: 0 K: 1 S: 12 H: 1 LOB: 1 BB: 0 P: 16	R: 1 E: 0 K: 1 S: 7 H: 1 LOB: 0 BB: 0 P: 14	R: 0 E: 0 K: 0 S: 6 H: 1 LOB: 1 BB: 0 P: 9		1B: 7 2B: 3 3B: 0 HR: 2	SF: 0 SAC: 0 DP: 1 HBP: 1			WP: 0 PB: 0 SB: 2 CS: 1	PA: 39		

PITCHER		IP	WLS	BF	H	R	ER	SO	BB	IBB	HBP	BLK	WP	HR	S	P	ERA	WHIP
Kevin Brown, R ERA: 5.88	(1, 1)	1.1	L	11	6	5	5	3	1	0	0	0	0	0	23	41	33.75	5.250
John Barfield, L ERA: 3.86	(2, 1)	2.2		10	2	0	0	4	1	0	0	0	0	0	26	47	0.00	1.125
Brad Arnsberg, R ERA: 8.22	(5, 1)	0.2		5	1	2	2	0	2	0	0	0	0	1	12	23	27.00	4.500
Kenny Rogers, L ERA: 11.77	(5, 1)	1.1		5	1	0	0	2	0	0	0	0	0	0	15	21	0.00	0.750
Gerald Alexander, R ERA: 1.13	(7, 1)	0.1		3	1	1	1	1	0	0	1	0	0	1	4	10	27.00	3.000

PITCHER		IP	WLS	BF	H	R	ER	SO	BB	IBB	HBP	BLK	WP	HR	S	P	ERA	WHIP
Mike Jeffcoat, L ERA: 1.13	(7, 1)	1.2		5	1	0	0	0	0	0	0	0	0	0	9	13	0.00	0.600

AB	34
R	8
H	12
RBI	8
BB	4
SO	10
LOB	17

Kansas City Royals @ Detroit Tigers

Tiger Stadium, Detroit, MI

Tue May 07 1991, 7:05 PM EDT

Att. 11,506 - Sunny - 59 F

TOP

livebaseballscorecards.com

Batter	1	2	3	4	5	6	7	8	9	AB	R	H	RBI	BB	SO	LOB
Brian McRae, S (1, 8) OBP: 0.219, SLG: 0.329	G1-3	CS, 2-H, 3-H, 1B			G6-4-3, 1-3, 1B			F9		4	0	2	2	0	0	0
Bill Pecota, R (1, 5) OBP: 0.310, SLG: 0.237	G4-3	CS, 1-2	L9		G6-4-3, 1-2f			K		4	0	0	0	0	1	2
Kirk Gibson, L (1, 10) OBP: 0.303, SLG: 0.443	F8		F7			K		F9		4	0	0	0	0	1	0
Danny Tartabull, R (1, 9) OBP: 0.313, SLG: 0.441		K	L8			K			K	4	0	0	0	0	3	0
Jim Eisenreich, L (1, 7) OBP: 0.312, SLG: 0.407	2B, 1B			G4-3		1B			G6-3	4	1	2	0	0	0	0
Mike Macfarlane, R (1, 2) OBP: 0.354, SLG: 0.431		L3		G6-3		F7			P3	4	0	0	0	0	0	2
Carmelo Martinez, R (1, 3) OBP: 0.286, SLG: 0.269		1-H, 1B, 2B		K			K			3	1	1	1	0	2	0
Kurt Stillwell, S (1, 6) OBP: 0.333, SLG: 0.354		1B, 1B, IBB			F8		G4-3			2	1	0	0	1	0	0
Terry Shumpert, R (1, 4) OBP: 0.232, SLG: 0.238		1-3, 2-H, 1B			1B		K			3	1	2	1	0	1	0

	AB	32
	R	4
	H	7
	RBI	4
	BB	1
	SO	8
	LOB	4

Inning Stats										
	R: 0 E: 0 K: 0 S: 11	H: 0 LOB: 0 BB: 0 P: 17	R: 4 E: 0 K: 1 S: 18	H: 4 LOB: 0 BB: 1 P: 29	R: 0 E: 0 K: 0 S: 6	H: 0 LOB: 0 BB: 0 P: 8	R: 0 E: 0 K: 1 S: 8	H: 0 LOB: 0 BB: 0 P: 10	R: 0 E: 0 K: 0 S: 8	H: 2 LOB: 1 BB: 0 P: 11
	R: 0 E: 0 K: 2 S: 9	H: 1 LOB: 1 BB: 0 P: 13	R: 0 E: 0 K: 2 S: 8	H: 0 LOB: 0 BB: 0 P: 14	R: 0 E: 0 K: 1 S: 8	H: 0 LOB: 0 BB: 0 P: 12	R: 0 E: 0 K: 1 S: 7	H: 0 LOB: 0 BB: 0 P: 8	1B: 6 2B: 1 3B: 0 HR: 0	SF: 0 SAC: 0 DP: 1 HBP: 0
	WP: 0 PB: 0 SB: 0 CS: 1	PA: 34								

PITCHER		IP	WLS	BF	H	R	ER	SO	BB	IBB	HBP	BLK	WP	HR	S	P	ERA	WHIP
Bill Gullickson, R (1, 1) ERA: 4.08		7.0	W	27	7	4	4	6	0	1	0	0	0	0	68	102	5.14	1.000
Paul Gibson, L (8, 1) ERA: 0.77		2.0	S	6	0	0	0	2	0	0	0	0	0	0	15	20	0.00	0.000

PITCHER	IP	WLS	BF	H	R	ER	SO	BB	IBB	HBP	BLK	WP	HR	S	P	ERA	WHIP

BOTTOM

Kansas City Royals @ Detroit Tigers

Tiger Stadium, Detroit, MI

Tue May 07 1991, 7:05 PM EDT

Att. 11,506 - Sunny - 59 F

livebaseballscorecards.com

Batter	1	2	3	4	5	6	7	8	9	AB	R	H	RBI	BB	SO	LOB
Tony Phillips, S (1, 5) OBP: 0.366, SLG: 0.459	X 0-0 1B	1 SAFE X 0-0 ② G1-3 1-2 2-3		C 1 SAFE X 0-1 ② 1-3 2-H 1B		X 0-0 E9 1B 1B				4	1	3	1	0	0	2
Alan Trammell, R (1, 6) OBP: 0.381, SLG: 0.453	X 0-0 ① L9	C X 0-1 ③ L4		F B 1 SAFE B S 1 SAFE F X 2-2 ③ F8		B B F F F F X 2-2 2-H 1B				4	0	1	1	0	0	4
Lou Whitaker, L (1, 4) OBP: 0.435, SLG: 0.569	B 1 SAFE F X 1-1 ② P6		B X 1-0 ① F8		C B X 1-1 ① G3-1	B B F B X 3-1 ③ G4-3				4	0	0	0	0	0	2
Cecil Fielder, R (1, 3) OBP: 0.350, SLG: 0.382	C 1 SAFE F F S 0-3 ③ K		B S B F B S 3-3 ② K		B B S B F F B 4-2 BB BB		B S B X 2-1 ① G4-3			3	0	0	0	1	2	1
Mickey Tettleton, S (1, 10) OBP: 0.361, SLG: 0.403		B B B C F B 4-2 BB 1B BB	B B F B X 3-1 ③ G1-3		B F B B F F B 4-2 1-2 BB		B F C B B S 3-3 ② K			2	1	0	0	2	1	0
Rob Deer, R (1, 9) OBP: 0.386, SLG: 0.598		B B F B B 4-1 1B 1B 1-2 BB	B F B B B 4-1 1B BLK 1B BB		F C B F S 1-3 ② K		F C B B B S 3-3 ③ K			2	2	0	0	2	2	2
Pete Incaviglia, R (1, 7) OBP: 0.205, SLG: 0.208		B B C S B F X 3-2 ① P4	F 1 SAFE B C X 1-2 ① P6		C C S 0-3 ③ K			B B F S S 2-3 ① K		4	0	0	0	0	2	5
Andy Allanson, R (1, 2) OBP: 0.192, SLG: 0.269		X 0-0 G1-3 1B 1-3 2-H 1B	1 SAFE 1 SAFE B B X 2-0 1B 1-3 1B			B S S C 1-3 ① K		B F B F S 2-3 ② K		4	1	2	1	0	2	0
Milt Cuyler, S (1, 8) OBP: 0.333, SLG: 0.302		S F B F X 1-2 G1-3 1-2 3-H 1B	B X 1-0 1B 1-2 3-H 1B			C X 0-1 ② G1		B X 1-0 ③ F7		4	0	2	2	0	0	0
Inning Stats	R: 0 E: 0 K: 1 S: 8 H: 1 LOB: 1 BB: 0 P: 9	R: 2 E: 0 K: 0 S: 15 H: 2 LOB: 2 BB: 2 P: 27	R: 0 E: 0 K: 1 S: 6 H: 0 LOB: 0 BB: 0 P: 13	R: 2 E: 0 K: 0 S: 12 H: 3 LOB: 1 BB: 1 P: 22	R: 0 E: 0 K: 2 S: 15 H: 0 LOB: 2 BB: 2 P: 25	R: 1 E: 1 K: 1 S: 13 H: 2 LOB: 1 BB: 0 P: 19	R: 0 E: 0 K: 2 S: 8 H: 0 LOB: 0 BB: 0 P: 16	R: 0 E: 0 K: 2 S: 7 H: 0 LOB: 0 BB: 0 P: 12		1B: 8 2B: 0 3B: 0 HR: 0 SF: 0 SAC: 0 DP: 0 HBP: 0					

	AB	31
	R	5
	H	8
	RBI	5
	BB	5
	SO	9
	LOB	16

WP: 0 PB: 0 SB: 0 CS: 0 PA: 36

PITCHER		IP	WLS	BF	H	R	ER	SO	BB	IBB	HBP	BLK	WP	HR	S	P	ERA	WHIP
Mike Boddicker, R ERA: 3.59	(1, 1)	4.1		23	6	4	4	2	5	0	0	1	0	0	49	88	8.31	2.538
Kevin Appier, R ERA: 3.74	(5, 1)	3.2	L	13	2	1	0	7	0	0	0	0	0	0	35	55	0.00	0.545

PITCHER	IP	WLS	BF	H	R	ER	SO	BB	IBB	HBP	BLK	WP	HR	S	P	ERA	WHIP

Batter	1	2	3	4	5	6	7	8	9	AB	R	H	RBI	BB	SO	LOB
Brian McRae, S (1, 8) OBP: 0.221, SLG: 0.324	C L B X 1-2 1B		B F B F B X 3-2 ② G6-3		B X 1-0 ② G1-3		B B C F B F F X 3-2 ② G4-3			4	0	1	0	0	0	0
Bill Pecota, R (1, 5) OBP: 0.326, SLG: 0.268	1 SAFE 1 SAFE F F 1 SAFE B F 1 SAFE 1 SAFE 2-3 ① K		C B C F B X 2-2 ③ F7		C X 0-1 2B		B C B B F F B 4-2 BB			3	0	1	0	1	1	1
Kirk Gibson, L (1, 9) OBP: 0.301, SLG: 0.435	B S 1 SAFE 1 B 1 SAFE X 2-1 ② F8			B C S B X 2-2 S BB 1B	B C X 1-1 ③ G4-3		B C F F B S 2-3 ③ K			4	1	1	0	0	1	3
Danny Tartabull, R (1, 10) OBP: 0.320, SLG: 0.438	B 1 SAFE 1 SAFE 1 SAFE 1 SAFE B B C X 3-1 1-3 1B			B 1 SAFE B F B B 4-1 S 1-2 1B BB		C B B X 2-1 ① P5		B B S S F S 2-3 ① K		3	1	1	0	1	1	0
Mike Macfarlane, R (1, 2) OBP: 0.349, SLG: 0.461	C B X 1-1 ③ G4-3			B C B F F F B F S 3-3 ① K 1-2 2-3		X 0-0 HR		X 0-0 ② L8		4	1	1	1	0	1	4
Jim Eisenreich, L (1, 7) OBP: 0.320, SLG: 0.411		X 0-0 ① G3-1		B X 1-0 G5-3 2-H 3-H 1B		C B F B X 2-2 1B		C B X 1-1 ③ F8		4	0	2	2	0	0	0
Carmelo Martinez, R (1, 3) OBP: 0.281, SLG: 0.267		C C S 0-3 ② K		1 SAFE S C 1 SAFE 1 SAFE F 1 SAFE B 1 SAFE 1-2 ② G5-3 1-2		1 SAFE C B B B 1 SAFE 1 B C S 3-3 ② K			C B B B C B F X 3-2 G6-4-3 1B	4	0	1	0	0	2	2
David Howard, S (1, 6) OBP: 0.188, SLG: 0.071 Kurt Stillwell, S (6, PH) OBP: 0.326, SLG: 0.345 (6, 6)	C X 0-1 ③ G6-3			X 0-0 ③ L6		B C B X 2-1 ③ F7			S S S 0-3 ① K	2 2	0 0	0 0	0 0	0 0	0 1	1 2
Terry Shumpert, R (1, 4) OBP: 0.222, SLG: 0.227 Warren Cromartie, L (9, PH) OBP: 0.350, SLG: 0.378			C F B B B F F B F F 3-3 S ① K		B S S S 1-3 ① K		B F B X 2-1 ① L7		C B X 1-1 ② ③ G6-4-3 1-2f	3 1	0 0	0 0	0 0	0 0	2 0	0 1
Inning Stats	R: 0 H: 2 E: 0 LOB: 2 K: 1 BB: 0 S: 13 P: 22	R: 0 H: 0 E: 0 LOB: 0 K: 1 BB: 0 S: 6 P: 6	R: 0 H: 0 E: 0 LOB: 0 K: 1 BB: 0 S: 14 P: 22	R: 2 H: 2 E: 0 LOB: 1 K: 1 BB: 1 S: 16 P: 27	R: 0 H: 1 E: 0 LOB: 1 K: 1 BB: 0 S: 8 P: 11	R: 1 H: 2 E: 0 LOB: 1 K: 1 BB: 0 S: 11 P: 20	R: 0 H: 0 E: 0 LOB: 1 K: 1 BB: 1 S: 14 P: 25	R: 0 H: 0 E: 0 LOB: 0 K: 1 BB: 0 S: 7 P: 10	R: 0 H: 1 E: 0 LOB: 0 K: 1 BB: 0 S: 9 P: 13	1B: 6 SF: 0 2B: 1 SAC: 0 3B: 0 DP: 1 HR: 1 HBP: 0						

PITCHER		IP	WLS	BF	H	R	ER	SO	BB	IBB	HBP	BLK	WP	HR	S	P	ERA	WHIP
Frank Tanana, L ERA: 4.75	(1, 1)	5.1	W	24	7	3	3	5	1	0	0	0	0	1	63	98	5.06	1.500
Mark Leiter, R ERA: 3.72	(6, 1)	2.2		9	0	0	0	3	1	0	0	0	0	0	26	45	0.00	0.375
Mike Henneman, R ERA: 1.86	(9, 1)	1.0		3	1	0	0	1	0	0	0	0	0	0	9	13	0.00	1.000

PITCHER	IP	WLS	BF	H	R	ER	SO	BB	IBB	HBP	BLK	WP	HR	S	P	ERA	WHIP

TOP

Kansas City Royals @ Detroit Tigers

Tiger Stadium, Detroit, MI

Wed May 08 1991, 3:33 AM EDT

Att. 14,495 - Cloudy - 59 F

livebaseballscorecards.com

AB	34
R	3
H	8
RBI	3
BB	2
SO	9
LOB	14

Batter	1	2	3	4	5	6	7	8	9	AB	R	H	RBI	BB	SO	LOB
Tony Phillips, S (1, 10) OBP: 0.376, SLG: 0.450	X 0-0 ① F8	S C F B B B 4-2 BB		F B B B 4-1 BB	F B B B C F B 4-2 1B 1-2 2-3 3-H BB		B X 1-0 ② G5-3			2	0	0	1	3	0	0
Alan Trammell, R (1, 6) OBP: 0.363, SLG: 0.429	B F C C 1-3 ② K	B C F B X 2-2 ③ G4-3		B C B B C X 3-2 ② F9 2-3	B B X 2-0 ② F7		B C C B X 2-2 ③ G5-3			5	0	0	0	0	1	8
Lou Whitaker, L (1, 4) OBP: 0.432, SLG: 0.545	X 0-0 ③ P2		C C B C 1-3 ① K	1 SAFE B B F B B B 4-1 1-2 BB	B S B B C X 3-2 1-3 2-H 3-H 1B			B C F B B F S 3-3 ① K		4	0	1	2	1	2	0
Cecil Fielder, R (1, 3) OBP: 0.352, SLG: 0.376		B F X 1-1 BB 1B 1B	C B F C 1-3 ② K	B F S B B S 3-3 ③ K	X 0-0 ③ F9			B B B B 4-0 BB		4	1	1	0	1	2	5
Mickey Tettleton, S (1, 2) OBP: 0.364, SLG: 0.394		B F B B F B 4-2 1-2 1B 1B BB	C B S B B B X 3-2 1B		C S B B F B C 3-3 ① K	X 0-0 ① G4-3		C C B B C 2-3 ② K		4	1	1	0	1	2	1
Rob Deer, R (1, 9) OBP: 0.387, SLG: 0.576		B B S B S S X 3-2 ① P6	B F B B X 3-1 ③ P3		F B B F B B 4-2 FC 1B E BB	B B B 4-0 FC4-6 BB		C C B S 1-3 ③ K		3	1	0	0	2	1	4
Lloyd Moseby, L (1, 7) OBP: 0.333, SLG: 0.400		C F B B X 2-2 1-2 2-H 1B		X 0-0 1B 3B	B 1 SAFE X 1-0 E 1-2 BB 1B	C S B X 1-2 ② FC4-6 1-2f				4	2	3	1	0	0	1
Travis Fryman, R (1, 5) OBP: 0.278, SLG: 0.346		C C B B F C 2-3 ② K		X 0-0 F9 SH1-3 3-H 1B	C X 0-1 FC BB BB 1B 1-3 2-H	F C C 0-3 ③ K				4	1	1	1	0	2	4
Milt Cuyler, S (1, 8) OBP: 0.349, SLG: 0.309		B S X 1-1 1-3 2-H 1B		1 SAFE B B 1 SAFE X 2-0 ① SH1-3 1-2	B B 1 SAFE B C B 4-1 BB 1-2 1B BB		C B X 1-1 ① G5-3			2	1	1	1	1	0	0
Inning Stats	R: 0 E: 0 K: 1 S: 5 H: 0 LOB: 0 BB: 0 P: 6	R: 2 E: 0 K: 1 S: 22 H: 3 LOB: 3 BB: 2 P: 41	R: 0 E: 0 K: 2 S: 11 H: 1 LOB: 1 BB: 0 P: 19	R: 1 E: 0 K: 1 S: 11 H: 2 LOB: 3 BB: 2 P: 27	R: 4 E: 1 K: 1 S: 18 H: 2 LOB: 2 BB: 3 P: 39	R: 0 E: 0 K: 1 S: 7 H: 0 LOB: 1 BB: 1 P: 12	R: 0 E: 0 K: 0 S: 6 H: 0 LOB: 0 BB: 0 P: 10	R: 0 E: 0 K: 3 S: 10 H: 0 LOB: 1 BB: 1 P: 20		1B: 7 2B: 0 3B: 1 HR: 0 SF: 0 SAC: 1 DP: 0 HBP: 0						

BOTTOM

Kansas City Royals @ Detroit Tigers

Tiger Stadium, Detroit, MI

Wed May 08 1991, 3:33 AM EDT

Att. 14,495 - Cloudy - 59 F

livebaseballscorecards.com

AB	32
R	7
H	8
RBI	6
BB	9
SO	10
LOB	23

PITCHER		IP	WLS	BF	H	R	ER	SO	BB	IBB	HBP	BLK	WP	HR	S	P	ERA	WHIP
Storm Davis, R ERA: 4.11	(1, 1)	3.2	L	21	6	3	3	4	4	0	0	0	0	0	46	87	7.36	2.727
Luis Aquino, R ERA: 7.2	(4, 1)	1.0		8	1	4	1	2	3	0	0	0	0	0	17	38	9.00	4.000
Dan Schatzeder, L ERA: 10.5	(5, 1)	0.0		1	1	0	0	0	0	0	0	0	0	0	3	6	∞	∞
Steve Crawford, R ERA: 7.0	(5, 1)	1.1		5	0	0	0	1	1	0	0	0	0	0	8	13	0.00	0.750
Mark Davis, L ERA: 5.4	(7, 1)	2.0		7	0	0	0	3	1	0	0	0	0	0	16	30	0.00	0.500

PITCHER	IP	WLS	BF	H	R	ER	SO	BB	IBB	HBP	BLK	WP	HR	S	P	ERA	WHIP

Batter	1	2	3	4	5	6	7	8	9	AB	R	H	RBI	BB	SO	LOB
Tony Phillips, S (1, 5) (8, 7) OBP: 0.364, SLG: 0.433	X 0-0 ① L4		X 0-0 ②③ L4-6 2-3			B S B X 2-1 ① F7		C C B B F S 2-3 ① K		4	0	0	0	0	1	1
Alan Trammell, R (1, 6) OBP: 0.368, SLG: 0.426	B B X 2-0 ② G6-3			B F B B B 4-1 HR BB		X 0-0 G3-1 S 1B		C C F F X 0-2 ② F9		3	1	1	0	1	0	0
Lou Whitaker, L (1, 4) OBP: 0.423, SLG: 0.517	C B F S 1-3 ③ K			X 0-0 ① F8		C B C F X 1-2 ② G3-1 1-3		F B B B F B 4-2 E BB		3	0	0	0	1	1	2
Cecil Fielder, R (1, 3) OBP: 0.348, SLG: 0.402		B B S F S 2-3 ① K		B F 1 SAFE X 1-1 1-H HR		S S B S 1-3 ③ K		B X 1-0 E3 1-3		4	1	1	2	0	2	2
Mickey Tettleton, S (1, 2) OBP: 0.359, SLG: 0.427		B C B C X 2-2 ② F8		C S C 0-3 ② K			X 0-0 HR	B F X 1-1 ③ G3		4	1	1	1	0	1	2
Rob Deer, R (1, 9) OBP: 0.382, SLG: 0.557		B B F C F B F B 4-2 BB		C S B X 1-2 ③ P2			B B B S F F S 3-3 ① K		C B C B S 2-3 ① K	3	0	0	0	1	2	0
Lloyd Moseby, L (1, 10) OBP: 0.323, SLG: 0.379		X 0-0 ③ G6-3			C C F B F X 1-2 ① G6-3		B B X 2-0 F8 S 1B		B F B X 2-1 ② P6	4	0	1	0	0	0	1
Pete Incaviglia, R (1, 7) OBP: 0.210, SLG: 0.213 Travis Fryman, R (8, 5) OBP: 0.275, SLG: 0.341			C F B X 1-2 L4-6 SH3-4 1B		S X 0-1 ② G6-3		S F B X 1-2 ② F8 1-3		B B F F B X 3-2 ③ F8	3 1	0 0	1 0	0 0	0 0	0 0	1 0
Milt Cuyler, S (1, 8) OBP: 0.338, SLG: 0.298			L B X 1-1 ① SH3-4 1-2		X 0-0 ③ P3		B F S B S 2-3 ③ K			2	0	0	0	0	1	1
Inning Stats	R: 0 E: 0 K: 1 S: 5 H: 0 LOB: 0 BB: 0 P: 8	R: 0 E: 0 K: 1 S: 11 H: 0 LOB: 1 BB: 1 P: 19	R: 0 E: 0 K: 0 S: 6 H: 1 LOB: 0 BB: 0 P: 8	R: 2 E: 0 K: 1 S: 10 H: 1 LOB: 0 BB: 1 P: 16	R: 0 E: 0 K: 0 S: 8 H: 0 LOB: 0 BB: 0 P: 9	R: 0 E: 0 K: 1 S: 10 H: 1 LOB: 1 BB: 0 P: 14	R: 1 E: 0 K: 2 S: 12 H: 2 LOB: 1 BB: 0 P: 20	R: 0 E: 1 K: 1 S: 15 H: 0 LOB: 2 BB: 1 P: 23	R: 0 E: 0 K: 1 S: 8 H: 0 LOB: 0 BB: 0 P: 15	1B: 3 2B: 1 3B: 0 HR: 2	SF: 0 SAC: 1 DP: 1 HBP: 0						

TOP

Detroit Tigers @ Minnesota Twins

Hubert H. Humphrey Metrodome, Minneapolis, MN

Thu May 09 1991, 8:05 PM EDT
Att. 10,765 - Dome - 70 F

livebaseballscorecards.com

AB	31
R	3
H	5
RBI	3
BB	3
SO	8
LOB	10

WP: 0 PB: 0 SB: 2 CS: 0 PA: 35

PITCHER	IP	WLS	BF	H	R	ER	SO	BB	IBB	HBP	BLK	WP	HR	S	P	ERA	WHIP
Kevin Tapani, R (1, 1) ERA: 2.66	7.0	L	27	5	3	3	6	2	0	0	0	0	2	62	94	3.86	1.000
Steve Bedrosian, R (8, 1) ERA: 3.57	2.0		8	0	0	0	2	1	0	0	0	0	0	23	38	0.00	0.500

PITCHER	IP	WLS	BF	H	R	ER	SO	BB	IBB	HBP	BLK	WP	HR	S	P	ERA	WHIP

BOTTOM

Detroit Tigers @ Minnesota Twins

Hubert H. Humphrey Metrodome, Minneapolis, MN

Thu May 09 1991, 8:05 PM EDT

Att. 10,765 - Dome - 70 F

livebaseballscorecards.com

Batter	1	2	3	4	5	6	7	8	9	AB	R	H	RBI	BB	SO	LOB
Dan Gladden, R (1, 7) OBP: 0.289, SLG: 0.324	F9		G1-6-3 1-2f			3B		F8		4	0	1	0	0	0	1
Chuck Knoblauch, R (1, 4) OBP: 0.370, SLG: 0.400	K			G6-3		G6-3		2B		4	0	1	0	0	1	1
Kirby Puckett, R (1, 8) OBP: 0.348, SLG: 0.476	2B			G1-3			F8	K		4	0	1	0	0	1	1
Chili Davis, S (1, 10) OBP: 0.432, SLG: 0.505	G4-3			F8			F7		F7	4	0	0	0	0	0	1
Brian Harper, R (1, 2) OBP: 0.373, SLG: 0.522		G6-3			G4-3		1B		F8	4	0	1	0	0	0	0
Gene Larkin, S (1, 3) OBP: 0.278, SLG: 0.302		F8			F8		BB 1-2 1B		G6-3	4	0	1	0	0	0	0
Shane Mack, R (1, 9) OBP: 0.280, SLG: 0.432		CS 1B			G6-3		BB 1-2 2-3			2	0	1	0	1	0	0
Mike Pagliarulo, L (1, 5) OBP: 0.209, SLG: 0.224 Carmen Castillo, R (7, PH) OBP: 0.231, SLG: 0.333 Scott Leius, R (8, 5) OBP: 0.421, SLG: 0.370		CS 1-2	G1-6-3 1B			G1-6-3	G4-3			2 1 0	0 0 0	1 0 0	0 0 0	0 0 0	0 0 0	0 3 0
Greg Gagne, R (1, 6) OBP: 0.358, SLG: 0.566			F8			G5-3		F9		3	0	0	0	0	0	1

| | | |

Batter	1	2	3	4	5	6	7	8	9	AB	R	H	RBI	BB	SO	LOB
Tony Phillips, S (1, 4) (8, 5) OBP: 0.363, SLG: 0.425	B B B B 4-0 CS BB		X 0-0 ① SH5-4 1-2 2-3		X 0-0 ② P3		B X 1-0 ② F9			2	0	0	0	1	0	1
Alan Trammell, R (1, 6) OBP: 0.355, SLG: 0.408	1 SAFE C 1 SAFE B 1 F B S 2-3 ① ② K 1-2		C F S 0-3 ② K		B F C C 1-3 ③ K		F X 0-1 ③ G6-3			4	0	0	0	0	3	4
Rob Deer, R (1, 9) OBP: 0.377, SLG: 0.538	B B B B 4-0 BB		F B F S 2-3 ③ K		C B B F B X 3-2 ① P4			X 0-0 ① F7		3	0	0	0	1	1	2
Cecil Fielder, R (1, 3) OBP: 0.362, SLG: 0.426	B S 1 SAFE F B C 2-3 ③ K			B B F B S F X 3-2 2B	X 0-0 HR 1B			C B B F X 2-2 1B		4	1	3	0	0	1	1
Pete Incaviglia, R (1, 7) OBP: 0.214, SLG: 0.218 Dave Bergman, L (8, PH) (8, 7) OBP: 0.318, SLG: 0.316		B S X 1-1 G4-6-3 1B		F C B B B C 2-3 ① K	C B B F B X 3-2 ② F9			C B B C B X 3-2 ② P5		3 1	0 0	1 0	0 0	0 0	1 0	2 1
Travis Fryman, R (1, 5) OBP: 0.277, SLG: 0.376 Lou Whitaker, L (8, PH) (8, 4) OBP: 0.418, SLG: 0.508	B B F B 1 SAFE C 1 SAFE X 3-2 ① F8			X 0-0 ② F8	B B X 2-0 1-H HR			C B B C B X 2-1 ③ F7		3 1	1 0	1 0	2 0	0 0	0 0	2 1
Luis de los Santos, R (1, 10) OBP: 0.238, SLG: 0.211 Lloyd Moseby, L (9, PH) OBP: 0.313, SLG: 0.367	B B X 2-0 ② ③ G4-6-3 1-2f			C F B X 1-2 ③ F8	C B B X 2-1 2B			B X 1-0 ① G4-3		3 1	0 0	1 0	0 0	0 0	0 0	2 0
Andy Allanson, R (1, 2) OBP: 0.241, SLG: 0.286 Mark Salas, L (9, PH) OBP: 0.167, SLG: 0.091			B C B X 2-1 SH5-4 1B 1B	B S F B B B 4-2 BB	B X 1-0 ③ F8			C S B F F S 1-3 ② K		2 1	0 0	1 0	0 0	1 0	0 1	1 0
Milt Cuyler, S (1, 8) OBP: 0.338, SLG: 0.300 Mickey Tettleton, S (9, PH) OBP: 0.355, SLG: 0.421			1 SAFE L B L X 1-2 SH5-4 1B	C F X 0-2 ① P4			X 0-0 ① G3		X 0-0 ③ F7	3 1	0 0	1 0	0 0	0 0	0 0	1 0
Inning Stats	R: 0 E: 0 K: 2 S: 6 H: 0 LOB: 1 BB: 2 P: 18	R: 0 E: 0 K: 0 S: 6 H: 1 LOB: 0 BB: 0 P: 12	R: 0 E: 0 K: 2 S: 12 H: 2 LOB: 2 BB: 0 P: 17	R: 0 E: 0 K: 1 S: 11 H: 1 LOB: 1 BB: 0 P: 17	R: 0 E: 0 K: 1 S: 9 H: 0 LOB: 1 BB: 1 P: 14	R: 2 E: 0 K: 0 S: 11 H: 3 LOB: 1 BB: 0 P: 22	R: 0 E: 0 K: 0 S: 4 H: 0 LOB: 0 BB: 0 P: 5	R: 0 E: 0 K: 0 S: 9 H: 1 LOB: 1 BB: 0 P: 16	R: 0 E: 0 K: 1 S: 7 H: 0 LOB: 0 BB: 0 P: 9	1B: 5 2B: 2 3B: 0 HR: 1 SF: 0 SAC: 1 DP: 1 HBP: 0						

TOP

Detroit Tigers @ Minnesota Twins

Hubert H. Humphrey Metrodome, Minneapolis, MN

Fri May 10 1991, 8:05 PM EDT

Att. 16,012 - Dome - 70 F

livebaseballscorecards.com

AB	32
R	2
H	8
RBI	2
BB	3
SO	7
LOB	18

WP: 0 PB: 0 SB: 0 CS: 1 PA: 36

PITCHER		IP	WLS	BF	H	R	ER	SO	BB	IBB	HBP	BLK	WP	HR	S	P	ERA	WHIP
Mark Guthrie, L ERA: 6.23	(1, 1)	6.0	W	26	7	2	2	6	3	0	0	0	0	1	55	100	3.00	1.667
Terry Leach, R ERA: 3.38	(7, 1)	1.2		6	1	0	0	0	0	0	0	0	0	0	11	17	0.00	0.600
Rick Aguilera, R ERA: 2.13	(8, 1)	1.1	S	4	0	0	0	1	0	0	0	0	0	0	9	13	0.00	0.000

PITCHER	IP	WLS	BF	H	R	ER	SO	BB	IBB	HBP	BLK	WP	HR	S	P	ERA	WHIP

BOTTOM

Detroit Tigers @ Minnesota Twins

Hubert H. Humphrey Metrodome, Minneapolis, MN

Fri May 10 1991, 8:05 PM EDT

Att. 16,012 - Dome - 70 F

livebaseballscorecards.com

Batter	1	2	3	4	5	6	7	8	9	AB	R	H	RBI	BB	SO	LOB
Dan Gladden, R (1, 7) OBP: 0.297, SLG: 0.349	1-2 1B 3B	0-0 FC6-4 1-2f		0-1 SH2-3 1-2 2-3		2-2 CS 1B		1-2 G6-3 1-2f		4	1	2	0	0	0	4
Pedro Munoz, R (1, 9) OBP: 0.250, SLG: 0.250	2-2 F9		1-2 G6-4-3 1B	1-2 G4-3 3-H		2-3 K 1-2				4	0	1	1	0	1	3
Kirby Puckett, R (1, 8) OBP: 0.345, SLG: 0.468	0-0 G1-3 3-H 1B		1-1 G6-4-3 1-2f	0-0 G4-3		0-0 F9				4	0	1	1	0	0	2
Chili Davis, S (1, 10) OBP: 0.426, SLG: 0.489	0-0 G1-3 1-2		4-0 2B BB		0-0 P6		3-2 F7			3	1	0	0	1	0	1
Brian Harper, R (1, 2) OBP: 0.380, SLG: 0.534	2-1 G5-3		1-1 1-H 1B 2B		1-0 2B 1B		0-1 P4			4	2	2	1	0	0	1
Mike Pagliarulo, L (1, 5) OBP: 0.243, SLG: 0.286 Scott Leius, R (7, PH) OBP: 0.410, SLG: 0.357 (8, 5)		2-2 G3 2B	3-1 2-H 1B		2-0 1-H FC5-2 2B		2-2 G5-3			3 1	0 0	3 0	2 0	0 0	0 0	0 0
Gene Larkin, S (1, 3) OBP: 0.293, SLG: 0.304	0-0 G3 2-3	2-2 F8			4-2 FC6-4 FC5-2 BB			1-1 1B 1B		3	0	1	0	1	0	2
Greg Gagne, R (1, 6) OBP: 0.353, SLG: 0.550	2-2 P6			1-0 E6 SH2-3 1B G4-3	0-0 FC5-2 FC6-4 1-2 3-H			0-0 G6-3 1-2 1B		4	1	1	0	0	0	3
Al Newman, S (1, 4) OBP: 0.324, SLG: 0.267	4-2 FC6-4 BB			0-0 SH2-3 1-2 1B	1-1 FC6-4 1-2f 2-3			1-0 P3		3	0	1	0	1	0	4
Inning Stats	R: 1 E: 0 K: 0 S: 10 H: 2 LOB: 1 BB: 0 P: 15	R: 0 E: 0 K: 0 S: 10 H: 1 LOB: 2 BB: 1 P: 18	R: 2 E: 0 K: 0 S: 14 H: 3 LOB: 1 BB: 1 P: 26	R: 1 E: 1 K: 0 S: 8 H: 1 LOB: 1 BB: 0 P: 10	R: 1 E: 0 K: 0 S: 8 H: 2 LOB: 2 BB: 1 P: 16	R: 0 E: 0 K: 1 S: 10 H: 1 LOB: 0 BB: 0 P: 13	R: 0 E: 0 K: 0 S: 10 H: 0 LOB: 0 BB: 0 P: 15	R: 0 E: 0 K: 0 S: 7 H: 2 LOB: 1 BB: 0 P: 10		1B: 8 2B: 3 3B: 1 HR: 0	SF: 0 SAC: 1 DP: 2 HBP: 0					

	AB	33
	R	5
	H	12
	RBI	5
	BB	3
	SO	1
	LOB	20

PITCHER		IP	WLS	BF	H	R	ER	SO	BB	IBB	HBP	BLK	WP	HR	S	P	ERA	WHIP
Walt Terrell, R ERA: 4.28	(1, 1)	4.1	L	24	9	5	4	0	2	0	0	0	0	0	45	75	8.31	2.538
Mark Leiter, R ERA: 3.0	(5, 1)	2.1		8	1	0	0	1	1	0	0	0	0	0	21	32	0.00	0.857
Jerry Don Gleaton, L ERA: 5.4	(7, 1)	1.1		5	2	0	0	0	0	0	0	0	0	0	11	16	0.00	1.500

PITCHER	IP	WLS	BF	H	R	ER	SO	BB	IBB	HBP	BLK	WP	HR	S	P	ERA	WHIP

Batter	1	2	3	4	5	6	7	8	9	AB	R	H	RBI	BB	SO	LOB
Tony Phillips, S (1, 4) (8, 7) OBP: 0.364, SLG: 0.418	C B B B X 3-1 1B S SF8 1B	S B B 1 SAFE B 1 SAFE B 4-1 1-2 BB		1 SAFE C C 2 SAFE B X 1-2 ② L8 1-2			X 0-0 ① G4-3		B C B C F F B F F 3-3 C ③ K	4	1	1	0	1	1	2
Alan Trammell, R (1, 6) OBP: 0.351, SLG: 0.402	1 SAFE C F B F 1 SAFE 1 SAFE F F 3-2 B B B X BB HR 1-3 1B	C B X 1-1 ② P6 2-3		F B B X 2-1 ③ L7			C C B B X 2-2 ② F8			4	1	1	0	0	0	3
Rob Deer, R (1, 9) OBP: 0.373, SLG: 0.521	B F F B 1 SAFE B B 4-2 HR 1-2 BB	B X 1-0 ③ F8			X 0-0 ① G5-3		C F B S 1-3 ③ K			3	1	0	0	1	1	2
Cecil Fielder, R (1, 3) OBP: 0.350, SLG: 0.410	B F C X 1-2 ① P4		F B X 1-1 ① G6-3		B F S F S 1-3 ② K			S X 0-1 ① P2		4	0	0	0	0	1	3
Pete Incaviglia, R (1, 7) OBP: 0.218, SLG: 0.225 Lou Whitaker, L (8, PH) (8, 4) OBP: 0.413, SLG: 0.500	B F X 1-1 ② SF8 3-H		S B S C 1-3 ② K		F X 0-1 1B			X 0-0 ② F8		2 1	0 0	1 0	1 0	0 0	1 0	0 0
Travis Fryman, R (1, 5) OBP: 0.286, SLG: 0.416	B S B B F X 3-2 1-H 2-H HR		X 0-0 S 1B		C X 0-1 ③ G1-3			X 0-0 ③ F7		4	1	2	3	0	0	1
Luis de los Santos, R (1, 10) OBP: 0.217, SLG: 0.190 Lloyd Moseby, L (6, PH) OBP: 0.324, SLG: 0.375	C C B F B X 2-2 ③ G6-3		B B X 2-0 ③ F8 1-2			C F B X 1-2 ① L3			C X 0-1 1B	2 2	0 0	0 1	0 0	0 0	0 0	1 0
Andy Allanson, R (1, 2) OBP: 0.219, SLG: 0.258 Mickey Tettleton, S (9, PH) OBP: 0.351, SLG: 0.416		B F B F X 2-2 ① F7		C F B B F F S 2-3 ① K		B S X 1-1 ② F7			1 SAFE S B B C X 2-2 ① P6	3 1	0 0	0 0	0 0	0 0	1 0	0 1
Milt Cuyler, S (1, 8) OBP: 0.352, SLG: 0.317 Dave Bergman, L (9, PH) OBP: 0.304, SLG: 0.300		X 0-0 S BB 1B		X 0-0 S 1B		X 0-0 ③ F8			C 1 SAFE S B F S 1-3 ② K	3 1	0 0	2 0	0 0	0 0	0 1	0 1
Inning Stats	R: 4 E: 0 K: 0 S: 22 H: 3 LOB: 0 BB: 1 P: 39	R: 0 E: 0 K: 0 S: 8 H: 1 LOB: 2 BB: 1 P: 16	R: 0 E: 0 K: 1 S: 7 H: 1 LOB: 1 BB: 0 P: 11	R: 0 E: 0 K: 1 S: 11 H: 1 LOB: 1 BB: 0 P: 16	R: 0 E: 0 K: 1 S: 9 H: 1 LOB: 1 BB: 0 P: 10	R: 0 E: 0 K: 0 S: 6 H: 0 LOB: 0 BB: 0 P: 8	R: 0 E: 0 K: 1 S: 7 H: 0 LOB: 0 BB: 0 P: 10	R: 0 E: 0 K: 0 S: 4 H: 0 LOB: 0 BB: 0 P: 4	R: 0 E: 0 K: 2 S: 16 H: 1 LOB: 1 BB: 0 P: 22	1B: 7 2B: 0 3B: 0 HR: 1 SF: 1 SAC: 0 DP: 0 HBP: 0						

TOP

Detroit Tigers @ Minnesota Twins

Hubert H. Humphrey Metrodome, Minneapolis, MN

Sat May 11 1991, 8:05 PM EDT

Att. 23,063 - Dome - 70 F

livebaseballscorecards.com

AB	34
R	4
H	8
RBI	4
BB	2
SO	6
LOB	14

WP: 0 PB: 0 SB: 4 CS: 0 PA: 37

PITCHER		IP	WLS	BF	H	R	ER	SO	BB	IBB	HBP	BLK	WP	HR	S	P	ERA	WHIP
Allan Anderson, L ERA: 4.07	(1, 1)	4.0		20	6	4	4	2	2	0	0	0	0	1	48	82	9.00	2.000
Carl Willis, R ERA: 5.19	(5, 1)	3.0	W	10	1	0	0	2	0	0	0	0	0	0	22	28	0.00	0.333
Steve Bedrosian, R ERA: 3.38	(8, 1)	1.0		3	0	0	0	0	0	0	0	0	0	0	4	4	0.00	0.000
Rick Aguilera, R ERA: 1.98	(9, 1)	1.0	S	4	1	0	0	2	0	0	0	0	0	0	16	22	0.00	1.000

PITCHER	IP	WLS	BF	H	R	ER	SO	BB	IBB	HBP	BLK	WP	HR	S	P	ERA	WHIP

Detroit Tigers @ Minnesota Twins

Hubert H. Humphrey Metrodome, Minneapolis, MN

Sat May 11 1991, 8:05 PM EDT

Att. 23,063 - Dome - 70 F

livebaseballscorecards.com

BOTTOM

Batter	1	2	3	4	5	6	7	8	9	AB	R	H	RBI	BB	SO	LOB
Dan Gladden, R (1, 7) OBP: 0.317, SLG: 0.376	G5-3	E 3B		FC5-4 BB BB		K BB		CS 1B		3	1	2	1	2	0	0
Chuck Knoblauch, R (1, 4) OBP: 0.382, SLG: 0.417	2B 1B	E8 2B		FC5-4 1-2 BB		1 SAFE 1 SAFE 1 SAFE 1 SAFE 1 SAFE 1-2		CS 1-2		3	1	2	1	1	1	1
Kirby Puckett, R (1, 8) OBP: 0.342, SLG: 0.469				FC5-4 WP 1-2 2-3 1B			1B 2B			4	1	1	0	0	2	4
Chili Davis, S (1, 10) OBP: 0.445, SLG: 0.531	2B 1-2 1B		HR	1B 1-2 BB			CS IBB			2	1	2	1	2	0	0
Brian Harper, R (1, 2) OBP: 0.410, SLG: 0.571	1-3 2-H 2B		1B	1B 1-2 2-H 1B			CS 1-3 2-H 1B			4	0	4	2	0	0	0
Pedro Munoz, R (1, 9) OBP: 0.250, SLG: 0.143	K		L5	G5-4-3 BB			K			3	0	0	0	1	2	5
Gene Larkin, S (1, 3) OBP: 0.290, SLG: 0.300		G4-3	FC4-6 1-2 1B	F8			F9 1-2 3-H			4	0	1	0	0	0	3
Greg Gagne, R (1, 6) OBP: 0.348, SLG: 0.530		3B BB	K	G5-4-3 1-2f				P3		3	1	0	0	1	1	3
Scott Leius, R (1, 5) OBP: 0.381, SLG: 0.323 Al Newman, S (8, PH) (9, 5) OBP: 0.314, SLG: 0.258		L8	FC4-6 1-2f			F9		F8		3 1	0 0	0 0	0 0	0 0	0 0	3 0
Inning Stats	R: 1 E: 0 K: 2 S: 16 H: 3 LOB: 2 BB: 0 P: 22	R: 2 E: 1 K: 1 S: 13 H: 2 LOB: 1 BB: 1 P: 24	R: 1 E: 0 K: 1 S: 15 H: 3 LOB: 2 BB: 3 P: 20	R: 0 E: 0 K: 0 S: 7 H: 1 LOB: 2 BB: 3 P: 20	R: 0 E: 0 K: 0 S: 5 H: 0 LOB: 0 BB: 1 P: 10	R: 0 E: 0 K: 1 S: 6 H: 0 LOB: 0 BB: 1 P: 11	R: 1 E: 0 K: 1 S: 11 H: 2 LOB: 1 BB: 1 P: 19	R: 0 E: 0 K: 0 S: 4 H: 1 LOB: 0 BB: 0 P: 7		1B: 7 2B: 4 3B: 1 HR: 1 SF: 0 SAC: 0 DP: 2 HBP: 0						

AB	30
R	5
H	12
RBI	5
BB	7
SO	6
LOB	19

WP: 1 PB: 0 SB: 0 CS: 3 PA: 38

PITCHER		IP	WLS	BF	H	R	ER	SO	BB	IBB	HBP	BLK	WP	HR	S	P	ERA	WHIP
Steve Searcy, L ERA: 7.45	(1, 1)	2.1		16	8	4	4	3	1	0	0	0	0	1	33	52	15.43	3.857
Mark Leiter, R ERA: 2.63	(3, 1)	1.2		7	1	0	0	1	3	0	0	0	1	0	18	34	0.00	2.400
Jerry Don Gleaton, L ERA: 4.61	(5, 1)	2.0		6	0	0	0	1	2	0	0	0	0	0	11	21	0.00	1.000
Mike Henneman, R ERA: 2.11	(7, 1)	2.0	L	8	3	1	1	1	0	1	0	0	0	0	15	26	4.50	1.500

PITCHER	IP	WLS	BF	H	R	ER	SO	BB	IBB	HBP	BLK	WP	HR	S	P	ERA	WHIP

Batter	1	2	3	4	5	6	7	8	9	AB	R	H	RBI	BB	SO	LOB
Tony Phillips, S (1, 6) OBP: 0.353, SLG: 0.404	S B X 1-1 F8 ①		1 SAFE C 1 SAFE C 1 SAFE B B F X 2-2 G6-4-3 ② ③ 1-2f			F B X 1-1 F7 ①		X 0-0 FC3-6 ② 2B 1-2f		4	0	0	0	0	0	2
Lloyd Moseby, L (1, 10) OBP: 0.316, SLG: 0.389	C C T B B B X 3-2 G1-6-3 ②			B X 1-0 F8 ①		C X 0-1 F9 ②		X 0-0 1-3 2B		4	0	1	0	0	0	0
Lou Whitaker, L (1, 4) OBP: 0.405, SLG: 0.476	F C X 0-2 G4-3 ③			B B B B 4-0 G5-4-3 BB		L F X 0-2 G3-1 ③		S X 0-1 G3 ③		3	0	0	0	1	0	2
Cecil Fielder, R (1, 3) OBP: 0.347, SLG: 0.431		F B S B S 2-3 K ①		X 0-0 G5-4-3 ② ③ 1-2f			X 0-0 G5-3 ①		F X 0-1 HR	4	1	1	1	0	1	1
Mickey Tettleton, S (1, 2) OBP: 0.357, SLG: 0.420		S S B B B X 2-2 1B			B B F X 2-1 E3 FC5-4		B X 1-0 FC6-4 1B		S B B S B S 3-3 K ①	4	0	2	0	0	1	0
Rob Deer, R (1, 9) OBP: 0.361, SLG: 0.500		B T T S 1-3 K ②			X 0-0 FC5-4 WP ① 1-2f		B B B C X 3-1 F7 ②		X 0-0 G5-3 ②	4	0	0	0	0	1	3
Pete Incaviglia, R (1, 7) OBP: 0.220, SLG: 0.226		S B F S 1-3 K ③			C B B B X 3-1 FC 2-3		X 0-0 FC6-4 ③ 1-2f		B B B C X 3-1 HR 1B	4	1	1	0	0	1	3
Travis Fryman, R (1, 5) OBP: 0.284, SLG: 0.441			B S B S X 2-2 F7 ①		C B B F X 2-2 F7 ②			S F B F C 1-3 K ①	X 0-0 1-H HR	4	1	1	2	0	1	2
Milt Cuyler, S (1, 8) OBP: 0.365, SLG: 0.333 Luis de los Santos, R (9, PH) OBP: 0.208, SLG: 0.182			X 0-0 G6-4-3 1B		M B F B B X 3-2 G4-3 ③			X 0-0 FC3-6 1B	B S B X 2-1 G3 ③	3 1	0 0	2 0	0 0	0 0	0 0	2 0
Inning Stats	R: 0 E: 0 K: 0 S: 9 H: 0 LOB: 0 BB: 0 P: 13	R: 0 E: 0 K: 3 S: 12 H: 1 LOB: 1 BB: 0 P: 18	R: 0 E: 0 K: 0 S: 8 H: 1 LOB: 0 BB: 0 P: 12	R: 0 E: 0 K: 0 S: 2 H: 0 LOB: 0 BB: 1 P: 7	R: 0 E: 2 K: 0 S: 11 H: 0 LOB: 2 BB: 0 P: 21	R: 0 E: 0 K: 0 S: 7 H: 0 LOB: 0 BB: 0 P: 8	R: 0 E: 0 K: 0 S: 5 H: 1 LOB: 1 BB: 0 P: 9	R: 0 E: 0 K: 1 S: 9 H: 2 LOB: 2 BB: 0 P: 10	R: 3 E: 0 K: 1 S: 11 H: 3 LOB: 0 BB: 0 P: 19	1B: 5 2B: 1 3B: 0 HR: 2	SF: 0 SAC: 0 DP: 2 HBP: 0						

PITCHER		IP	WLS	BF	H	R	ER	SO	BB	IBB	HBP	BLK	WP	HR	S	P	ERA	WHIP
Scott Erickson, R ERA: 1.45	(1, 1)	7.0	W	25	3	0	0	3	1	0	0	0	1	0	54	88	0.00	0.571
Terry Leach, R ERA: 3.18	(8, 1)	0.2		4	2	0	0	1	0	0	0	0	0	0	7	8	0.00	3.000
Larry Casian, L ERA: 5.28	(8, 1)	1.1		7	3	3	3	1	0	0	0	0	0	2	13	21	20.25	2.250

PITCHER	IP	WLS	BF	H	R	ER	SO	BB	IBB	HBP	BLK	WP	HR	S	P	ERA	WHIP

TOP

Detroit Tigers @ Minnesota Twins

Hubert H. Humphrey Metrodome, Minneapolis, MN

Sun May 12 1991, 4:33 AM EDT

Att. 13,189 - Dome - 70 F

livebaseballscorecards.com

AB	35
R	3
H	8
RBI	3
BB	1
SO	5
LOB	15

1B: 5	SF: 0	WP: 1	PA: 36
2B: 1	SAC: 0	PB: 0	
3B: 0	DP: 2	SB: 0	
HR: 2	HBP: 0	CS: 0	

Batter	1	2	3	4	5	6	7	8	9	AB	R	H	RBI	BB	SO	LOB
Shane Mack, R (1, 7) OBP: 0.309, SLG: 0.449	F X 0-1 1B S 1B 1B	B X 1-0 ② P3		B B B C F F F S 3-3 ③ K		B X 1-0 DI 1B 1-3 1B		B X 1-0 1B 1B 1B		5	2	3	0	0	1	0
Chuck Knoblauch, R (1, 4) OBP: 0.398, SLG: 0.434	P L F F X 1-2 1B 1-3 HR 1B	C B X 1-1 ③ G6-3			X 0-0 1B 1B	C B X 1-1 1-2 3-H 1B		B X 1-0 FC5-4 1B 1-2 1B		5	1	4	1	0	0	0
Kirby Puckett, R (1, 8) OBP: 0.344, SLG: 0.466	B F X 1-1 1-3 HR 3-H 1B		X 0-0 ① G4-3		B X 1-0 ① F9	B X 1-0 ③ F9 2-3		B X 1-0 FC5-4 1-2 2-H 1B		5	1	2	2	0	0	3
Chili Davis, S (1, 10) OBP: 0.444, SLG: 0.584	C F X 0-2 2-H 3-H HR		X 0-0 HR		F X 0-1 ② F8		C B F X 1-2 ① P5	B X 1-0 ① FC5-4 G6-4-3 1-2f 2-3		5	2	2	4	0	0	3
Randy Bush, L (1, 3) OBP: 0.289, SLG: 0.225 Gene Larkin, S (7, PH) OBP: 0.297, SLG: 0.295 (8, 3)	B X 1-0 ① F7		X 0-0 ② P6		1 SAFE B 1 SAFE B X 2-0 1-2 1B		B B F B F B 4-2 WP G5-3 1B BB	B B C F B X 3-2 ②③ G6-4-3 1-2f		3 1	0 1	1 0	0 0	0 1	0 0	0 2
Pedro Munoz, R (1, 9) OBP: 0.333, SLG: 0.364	B X 1-0 FC4-6 1B		B B S X 2-1 2B		B B F S F F X 2-2 ③ G6-3		C S X 0-2 ② G5-3 1-2			4	0	2	0	0	0	3
Mike Pagliarulo, L (1, 5) OBP: 0.233, SLG: 0.274 Scott Leius, R (7, PH) OBP: 0.395, SLG: 0.323 (8, 5)	X 0-0 ② FC4-6 FC5-4 1-2f	B F X 1-1 ③ F9				C B X 1-1 ① F8	C S B B B B 4-2 WP 1B 2-3 BB			3 0	0 0	0 0	0 0	0 1	0 0	2 0
Junior Ortiz, R (1, 2) OBP: 0.341, SLG: 0.206	C X 0-1 ③ FC5-4 1-2f			C F B X 1-2 ① G4-3		F B F X 1-2 ② L8	B F B C X 2-2 WP 1-2 3-H 1B			4	0	1	1	0	0	1
Al Newman, S (1, 6) OBP: 0.308, SLG: 0.257		C F X 0-2 ① G6-3		B F B B X 3-1 ② G4-3		S X 0-1 1B 1B 1B	C B B B S 2-3 ③ K 1-2 2-3			4	1	1	0	0	1	2
Inning Stats	R: 4 H: 5 E: 0 LOB: 1 K: 0 BB: 0 S: 17 P: 20	R: 0 H: 0 E: 0 LOB: 0 K: 0 BB: 0 S: 6 P: 8	R: 1 H: 2 E: 0 LOB: 1 K: 0 BB: 0 S: 7 P: 10	R: 0 H: 0 E: 0 LOB: 0 K: 1 BB: 0 S: 10 P: 17	R: 0 H: 2 E: 0 LOB: 2 K: 0 BB: 0 S: 10 P: 15	R: 1 H: 3 E: 0 LOB: 2 K: 0 BB: 0 S: 11 P: 16	R: 1 H: 1 E: 0 LOB: 2 K: 1 BB: 2 S: 16 P: 29	R: 1 H: 3 E: 0 LOB: 1 K: 0 BB: 0 S: 7 P: 14		1B: 13 2B: 1 3B: 0 HR: 2	SF: 0 SAC: 0 DP: 1 HBP: 0				WP: 2 PB: 0 SB: 1 CS: 0	PA: 41	

PITCHER		IP	WLS	BF	H	R	ER	SO	BB	IBB	HBP	BLK	WP	HR	S	P	ERA	WHIP
Bill Gullickson, R ERA: 4.79	(1, 1)	6.0	L	30	12	6	6	1	0	0	0	0	0	2	61	86	9.00	2.000
Steve Searcy, L ERA: 7.59	(7, 1)	2.0		11	4	2	2	1	2	0	0	0	2	0	23	43	9.00	3.000

PITCHER	IP	WLS	BF	H	R	ER	SO	BB	IBB	HBP	BLK	WP	HR	S	P	ERA	WHIP

BOTTOM

Detroit Tigers @ Minnesota Twins

Hubert H. Humphrey Metrodome, Minneapolis, MN

Sun May 12 1991, 4:33 AM EDT

Att. 13,189 - Dome - 70 F

livebaseballscorecards.com

AB	39
R	8
H	16
RBI	8
BB	2
SO	2
LOB	16

Batter	1	2	3	4	5	6	7	8	9	AB	R	H	RBI	BB	SO	LOB
Tony Phillips, S (1, 9) OBP: 0.350, SLG: 0.393	X 0-0 ① G3-1		B B B C F B 4-2 F8 G4-3 BB		C X 0-1 ③ G4-3			B X 1-0 ② F7		3	0	0	0	1	0	0
Alan Trammell, R (1, 6) OBP: 0.347, SLG: 0.406	B F S X 1-2 2B		1 SAFE X 0-0 ① G4-3 1-2			B B C X 2-1 ① G6-3		C S C 0-3 ③ K		4	0	1	0	0	1	1
Lou Whitaker, L (1, 4) OBP: 0.386, SLG: 0.448	B B F C F F F X 2-2 ② P7		B X 1-0 ② F8 2-3			B X 1-0 ② G5-3			C X 0-1 ① B5-3	4	0	0	0	0	0	2
Cecil Fielder, R (1, 3) OBP: 0.344, SLG: 0.425	B S B S X 2-2 ③ F8		F B F B B X 3-2 ③ G4-3			B X 1-0 ③ G3			B B X 2-0 G5-4-3 1B	4	0	1	0	0	0	2
Mickey Tettleton, S (1, 2) OBP: 0.353, SLG: 0.405		B B S F B B 4-2 FC4-6 BB		B B F S B C 3-3 ① K			B B X 2-0 ① F8		X 0-0 ② ③ G5-4-3 1-2f	3	0	0	0	1	1	1
Lloyd Moseby, L (1, 7) OBP: 0.293, SLG: 0.359		C C B X 1-2 ① FC4-6 S 1-2f		F B B F X 2-2 ② G4-3			B B C F X 2-2 ② G3-1			3	0	0	0	0	0	1
Travis Fryman, R (1, 5) OBP: 0.286, SLG: 0.438		1 SAFE C B B F S 2-3 ② K 1-2		B X 1-0 ③ L7			B S B X 2-1 CS 1B			3	0	1	0	0	1	1
Pete Incaviglia, R (1, 10) OBP: 0.234, SLG: 0.267		F B B B S F B 4-2 BB		B B S B S C 3-3 ① K			S 0-1 ③ CS 1-2	S B B X 2-1 HR		2	1	1	1	1	1	0
Milt Cuyler, S (1, 8) OBP: 0.355, SLG: 0.324 Dave Bergman, L (8, PH) OBP: 0.292, SLG: 0.286 John Shelby, S (8, 8) OBP: 0.345, SLG: 0.462		B B B F S S 3-3 ③ K		C X 0-1 ② P4				B C X 1-1 ① L8		2 1 0	0 0 0	0 0 0	0 0 0	0 0 0	1 0 0	2 0 0
Inning Stats	R: 0 H: 1 E: 0 LOB: 1 K: 0 BB: 0 S: 13 P: 18	R: 0 H: 0 E: 0 LOB: 2 K: 2 BB: 2 S: 14 P: 28	R: 0 H: 0 E: 0 LOB: 1 K: 0 BB: 1 S: 7 P: 15	R: 0 H: 0 E: 0 LOB: 0 K: 1 BB: 0 S: 7 P: 13	R: 0 H: 0 E: 0 LOB: 0 K: 1 BB: 0 S: 7 P: 10	R: 0 H: 0 E: 0 LOB: 0 K: 0 BB: 0 S: 4 P: 8	R: 0 H: 1 E: 0 LOB: 0 K: 0 BB: 0 S: 7 P: 13	R: 1 H: 1 E: 0 LOB: 0 K: 1 BB: 0 S: 8 P: 12	R: 0 H: 1 E: 0 LOB: 0 K: 0 BB: 0 S: 4 P: 6	1B: 2 2B: 1 3B: 0 HR: 1	SF: 0 SAC: 0 DP: 1 HBP: 0					

PITCHER		IP	WLS	BF	H	R	ER	SO	BB	IBB	HBP	BLK	WP	HR	S	P	ERA	WHIP
Nolan Ryan, R ERA: 2.94	(1, 1)	4.1		17	1	0	0	4	3	0	0	0	0	0	44	80	0.00	0.923
John Barfield, L ERA: 2.81	(5, 1)	2.1	W	8	1	0	0	0	0	0	0	0	0	0	14	24	0.00	0.429
Rich Gossage, R ERA: 2.35	(7, 1)	1.1		4	1	1	1	1	0	0	0	0	0	1	9	13	6.75	0.750
Mike Jeffcoat, L ERA: 1.59	(9, 1)	1.0		3	1	0	0	0	0	0	0	0	0	0	4	6	0.00	1.000

PITCHER	IP	WLS	BF	H	R	ER	SO	BB	IBB	HBP	BLK	WP	HR	S	P	ERA	WHIP

TOP

Detroit Tigers @ Texas Rangers

Arlington Stadium, Arlington, TX

Mon May 13 1991, 8:05 PM EDT

Att. 26,544 - Cloudy - 87 F

livebaseballscorecards.com

AB	29
R	1
H	4
RBI	1
BB	3
SO	5
LOB	10

WP: 0 PA: 33
PB: 0
SB: 1
CS: 1

Detroit Tigers @ Texas Rangers

Arlington Stadium, Arlington, TX

Mon May 13 1991, 8:05 PM EDT

Att. 26,544 - Cloudy - 87 F

livebaseballscorecards.com

BOTTOM

Batter	1	2	3	4	5	6	7	8	9	AB	R	H	RBI	BB	SO	LOB
Brian Downing, R (1, 10) OBP: 0.455, SLG: 0.438	P6		FC6-4 IBB	F7			1-3 1B 2B	WP IBB		3	1	1	0	2	0	2
Mario Diaz, R (1, 6) OBP: 0.216, SLG: 0.171 Jack Daugherty, S (7, PH) OBP: 0.234, SLG: 0.167 Jeff Huson, L (8, 6) OBP: 0.308, SLG: 0.316	F8		FC6-4 1B 1-2f 3-H		G6-3		E 1B IBB 3-H	F8		3 0 1	1 1 0	0 0 0	1 0 0	0 1 0	0 0 0	1 0 3
Rafael Palmeiro, L (1, 3) OBP: 0.341, SLG: 0.487	F8		FC6-4 1B 1-2		F8		E9 1B 1-H 2-H	G3 1-2 2-3 3-H		5	0	2	1	0	0	2
Ruben Sierra, S (1, 9) OBP: 0.370, SLG: 0.573	G1-3		FC6-4 1B 1-2 2-H		CS 1B			1B S 1B BB		3	1	2	1	1	0	0
Julio Franco, R (1, 4) OBP: 0.311, SLG: 0.376	G4-3		FC6-4 1-2f 2-3		1 SAFE 1 SAFE CS 1-2	F9		1B 1B 1-3 1B		4	1	1	0	0	0	2
Juan Gonzalez, R (1, 7) OBP: 0.444, SLG: 0.667	1B	F8		L9				1 SAFE 1 SAFE 1 SAFE 1 SAFE 1 SAFE E 1B 1B 1-3 3-H		4	1	2	1	0	0	0
Mike Stanley, R (1, 2) OBP: 0.378, SLG: 0.333	1 SAFE 1 SAFE P9			F8		F8		1 SAFE E WP 1B 1-2 3-H		4	1	1	1	0	0	1
Steve Buechele, R (1, 5) OBP: 0.351, SLG: 0.393			2B FC6-4 1B	1B BB			G6-3	F8		3	1	1	0	1	0	2
Gary Pettis, S (1, 8) OBP: 0.375, SLG: 0.333			1-3 2B	1-2 1B			2B CS 1B	E4 WP 1-3 2-H		4	0	3	0	0	0	1
Inning Stats	R: 0 E: 0 K: 0 S: 8 H: 0 LOB: 0 BB: 0 P: 12	R: 0 E: 0 K: 0 S: 10 H: 1 LOB: 1 BB: 0 P: 16	R: 2 E: 0 K: 0 S: 13 H: 4 LOB: 2 BB: 1 P: 24	R: 0 E: 0 K: 0 S: 11 H: 1 LOB: 2 BB: 1 P: 19	R: 0 E: 0 K: 0 S: 5 H: 1 LOB: 0 BB: 0 P: 9	R: 0 E: 0 K: 0 S: 4 H: 0 LOB: 0 BB: 0 P: 6	R: 2 E: 1 K: 0 S: 11 H: 3 LOB: 1 BB: 1 P: 18	R: 4 E: 1 K: 0 S: 18 H: 3 LOB: 2 BB: 2 P: 38		1B: 11 2B: 2 3B: 0 HR: 0 SF: 0 SAC: 0 DP: 0 HBP: 0						

	AB	34
	R	8
	H	13
	RBI	5
	BB	5
	SO	0
	LOB	14

WP: 1 PB: 0 SB: 1 CS: 2 PA: 40

PITCHER		IP	WLS	BF	H	R	ER	SO	BB	IBB	HBP	BLK	WP	HR	S	P	ERA	WHIP
John Cerutti, L ERA: 3.33	(1, 1)	6.1	L	28	9	4	3	0	1	1	0	0	0	0	58	95	4.26	1.579
Jerry Don Gleaton, L ERA: 5.4	(7, 1)	1.1		10	4	4	2	0	1	2	0	0	0	0	19	42	13.50	3.750
Paul Gibson, L ERA: 0.69	(8, 1)	0.1		1	0	0	0	0	0	0	0	0	1	0	3	5	0.00	0.000

PITCHER	IP	WLS	BF	H	R	ER	SO	BB	IBB	HBP	BLK	WP	HR	S	P	ERA	WHIP

Batter	1	2	3	4	5	6	7	8	9	AB	R	H	RBI	BB	SO	LOB
Lloyd Moseby, L (1, 7) OBP: 0.283, SLG: 0.341	B B B C X 3-1 1B		C B C B X 2-2 ① G6-3		1 SAFE 1 SAFE 1 SAFE C 1 SAFE P 1 SAFE 1 SAFE B 3-2 ② 1 SAFE 1 SAFE B F 1 SAFE X P8		C X 0-1 ① FC4-6 1-2f		B B X 2-0 ③ G4-3	5	0	1	0	0	0	2
Alan Trammell, R (1, 6) OBP: 0.336, SLG: 0.391	1 SAFE X 0-0 ① L6		C X 0-1 ① E6 1B		P X 1-0 ③ G5-3		B S C X 1-2 ② P5			4	0	0	0	0	0	3
Lou Whitaker, L (1, 4) OBP: 0.380, SLG: 0.437	1 SAFE 1 SAFE F 1 SAFE B B X 2-1 ② F7		B C B X 2-1 G4-6-3 2-3 1B			B C X 1-1 ① G3	C S F B X 1-2 ③ G3			4	0	1	0	0	0	2
Cecil Fielder, R (1, 3) OBP: 0.341, SLG: 0.419	1 SAFE 1 SAFE C F B B X 2-2 ③ G5-3		C X 0-1 ② ③ G4-6-3 1-2f			F B F X 1-2 1B 1B		B F B X 2-1 ① G5-3		4	1	1	0	0	0	3
Mickey Tettleton, S (1, 2) OBP: 0.368, SLG: 0.414		C X 0-1 FC5-4 1B		B B B C B 4-1 G5-4-3 BB		B C F F B X 2-2 1B 1-2 1B		B S X 1-1 ② P7		3	0	2	0	1	0	0
Rob Deer, R (1, 9) OBP: 0.349, SLG: 0.480		B B F X 2-1 ① FC5-4 1B 1-2f 1B		B F F S 1-3 ① K		S B C S 1-3 ② K		F B C X 1-2 ③ L6		4	1	0	0	0	2	4
Travis Fryman, R (1, 5) OBP: 0.294, SLG: 0.440		F X 0-1 1B 1-2 1B		B B X 2-0 ② ③ G5-4-3 1-2f		B C B F X 2-2 1-3 2-H 1B			B F C B F F X 2-2 ① G5-3	4	0	2	1	0	0	1
Pete Incaviglia, R (1, 10) OBP: 0.245, SLG: 0.311	X 0-0 G5-3 1-2 2-H 1B				B B X 2-0 ① L9	F S S 0-3 ③ K			F S B X 1-2 HR	4	1	2	2	0	1	2
Milt Cuyler, S (1, 8) OBP: 0.367, SLG: 0.319 Dave Bergman, L (9, PH) OBP: 0.280, SLG: 0.273	B F B X 2-1 ② ③ G5-3 1-2f				L S B B B F B 4-2 BB		B B B C C B 4-2 FC4-6 BB		B B B C F X 3-2 ② G1-3	1 1	0 0	0 0	0 0	2 0	0 0	2 0
Inning Stats	R: 0 E: 0 K: 0 S: 8 H: 1 LOB: 1 BB: 0 P: 15	R: 1 E: 0 K: 0 S: 9 H: 3 LOB: 1 BB: 0 P: 13	R: 0 E: 1 K: 0 S: 9 H: 1 LOB: 1 BB: 0 P: 13	R: 0 E: 0 K: 1 S: 5 H: 0 LOB: 0 BB: 1 P: 12	R: 0 E: 0 K: 0 S: 10 H: 0 LOB: 1 BB: 1 P: 18	R: 1 E: 0 K: 2 S: 18 H: 3 LOB: 2 BB: 0 P: 25	R: 0 E: 0 K: 0 S: 11 H: 0 LOB: 1 BB: 1 P: 17	R: 0 E: 0 K: 0 S: 7 H: 0 LOB: 0 BB: 0 P: 11	R: 1 E: 0 K: 0 S: 12 H: 1 LOB: 0 BB: 0 P: 20	1B: 8 2B: 0 3B: 0 HR: 1 SF: 0 SAC: 0 DP: 3 HBP: 0						

TOP

Detroit Tigers @ Texas Rangers

Arlington Stadium, Arlington, TX

Tue May 14 1991, 8:05 PM EDT

Att. 14,507 - Overcast - 70 F

livebaseballscorecards.com

AB	34
R	3
H	9
RBI	3
BB	3
SO	3
LOB	19

PITCHER		IP	WLS	BF	H	R	ER	SO	BB	IBB	HBP	BLK	WP	HR	S	P	ERA	WHIP
Scott Chiamparino, R ERA: 4.09	(1, 1)	5.2	W	25	8	2	2	2	2	0	0	0	0	0	56	93	3.18	1.765
Gerald Alexander, R ERA: 1.88	(6, 1)	2.1		8	0	0	0	1	1	0	0	0	0	0	21	31	0.00	0.429
Jeff Russell, R ERA: 1.72	(9, 1)	1.0	S	4	1	1	1	0	0	0	0	0	0	1	12	20	9.00	1.000

PITCHER	IP	WLS	BF	H	R	ER	SO	BB	IBB	HBP	BLK	WP	HR	S	P	ERA	WHIP

Batter	1	2	3	4	5	6	7	8	9	AB	R	H	RBI	BB	SO	LOB
Brian Downing, R (1, 10) OBP: 0.446, SLG: 0.429	F X 0-1 ① F7		B F B X 2-1 ③ G6-3		1 SAFE 1 SAFE 1 SAFE 1 SAFE B C X 1-1 ② BB, 3B 1-2 1B	B C F S 1-3 ③ K				4	1	1	0	0	1	0
Jeff Huson, L (1, 6) OBP: 0.333, SLG: 0.310	B B B B 4-0 G3-1, S, BB			B C B F X 2-2 ① G4-3	B B B B 4-0 3B, BB 1-2		B C B B B 4-1 CS, BB			1	1	0	0	3	0	0
Rafael Palmeiro, L (1, 3) OBP: 0.346, SLG: 0.504	B C S F B X 2-2 ② G3-1 1-3			B B F X 2-1 1B, 1B C B X 1-1 1B, 3B 1-H 2-H			B 1 SAFE 1 SAFE 1 SAFE 1 SAFE F 1 SAFE X 1-1 ① F7			4	2	2	2	0	0	2
Ruben Sierra, S (1, 9) OBP: 0.374, SLG: 0.570	B F F B F F F S 2-3 ③ K			B F B X 2-1 1B, 1B 1-2 C B X 1-1 1B, 1B 3-H			C B 1 SAFE C P X 2-2 ② P5			4	0	2	1	0	1	2
Julio Franco, R (1, 4) OBP: 0.317, SLG: 0.381		B X 1-0 G6-3, 1B		C B X 1-1 ② F8 P F 1 SAFE C B X 2-2 1B 1-3			B F 1 SAFE 1-1 ③ CS 1-2	C C C 0-3 ① K		4	0	2	0	0	1	2
Juan Gonzalez, R (1, 7) OBP: 0.433, SLG: 0.639		C B C 1 SAFE F S 1-3 ① K		F B B F X 2-2 1B 1-3 2-H B 1 SAFE B S X 2-1 ③ F7				X 0-0 ② P5		4	0	1	1	0	1	3
Geno Petralli, L (1, 2) OBP: 0.348, SLG: 0.300		X 0-0 ② ③ G6-3 1-2f		B C F F B F S 2-3 ③ K		B F F B B X 3-2 ① P5		F C B B F F B B 4-2 BB		3	0	0	0	1	1	3
Steve Buechele, R (1, 5) OBP: 0.347, SLG: 0.420			C X 0-1 ① G6-3		B X 1-0 ① P5	B F F B F B X 3-2 HR		C B X 1-1 ③ F7		4	1	1	1	0	0	1
Gary Pettis, S (1, 8) OBP: 0.373, SLG: 0.323			C B F S 1-3 ② K		B B B C B 4-1 CS, BB	C B B S F F S 2-3 ② K				2	0	0	0	1	2	0
Inning Stats	R: 0 E: 0 K: 1 S: 12 H: 0 LOB: 1 BB: 1 P: 20	R: 0 E: 0 K: 1 S: 6 H: 1 LOB: 0 BB: 0 P: 8	R: 0 E: 0 K: 1 S: 7 H: 0 LOB: 0 BB: 0 P: 10	R: 1 E: 0 K: 1 S: 17 H: 3 LOB: 2 BB: 0 P: 28	R: 3 E: 0 K: 0 S: 14 H: 4 LOB: 2 BB: 2 P: 29	R: 1 E: 0 K: 2 S: 16 H: 1 LOB: 0 BB: 0 P: 25	R: 0 E: 0 K: 0 S: 8 H: 0 LOB: 0 BB: 1 P: 15	R: 0 E: 0 K: 1 S: 10 H: 0 LOB: 1 BB: 1 P: 15		1B: 7 2B: 0 3B: 1 HR: 1 SF: 0 SAC: 0 DP: 1 HBP: 0				WP: 0 PB: 0 SB: 1 CS: 2 PA: 36		

BOTTOM

Detroit Tigers @ Texas Rangers

Arlington Stadium, Arlington, TX

Tue May 14 1991, 8:05 PM EDT

Att. 14,507 - Overcast - 70 F

livebaseballscorecards.com

AB	30
R	5
H	9
RBI	5
BB	5
SO	7
LOB	13

PITCHER		IP	WLS	BF	H	R	ER	SO	BB	IBB	HBP	BLK	WP	HR	S	P	ERA	WHIP
Dan Petry, R ERA: 2.28	(1, 1)	4.2	L	23	8	4	4	4	3	0	0	0	0	0	54	91	7.71	2.357
Mark Leiter, R ERA: 2.65	(5, 1)	3.1		12	1	1	1	3	2	0	0	0	0	1	36	59	2.70	0.900

PITCHER	IP	WLS	BF	H	R	ER	SO	BB	IBB	HBP	BLK	WP	HR	S	P	ERA	WHIP

Batter	1	2	3	4	5	6	7	8	9	10	11	12	AB	R	H	RBI	BB	SO	LOB
Lloyd Moseby, L (1, 7) OBP: 0.300, SLG: 0.354	B B X 2-0 P6 ①		B C X 1-1 G6-4-3 1B		S C B X 1-2 G4-3 ②			C B S X 1-2 SH5-4 BB BB 1B	1 SAFE 1 SAFE F X 0-1 1-3 1B			S B X 1-1 F7 1B 2B	4	0	2	0	0	0	0
John Shelby, S (8, PR) OBP: 0.387, SLG: 0.536 (8, 7)													2	2	2	0	0	0	0
Lou Whitaker, L (1, 4) OBP: 0.378, SLG: 0.421	B B B B C X 3-1 PB BB SF7 1B		F 1 SAFE X 0-1 L9 ①		F B B X 2-1 F8 ③			B B B B 4-0 BB SH5-4 1-2 BB	C X 0-1 P5 ②			F X 0-1 F8 ①	5	1	1	0	1	0	4
Alan Trammell, R (1, 6) OBP: 0.339, SLG: 0.381	B B B B C F B 4-2 PB 1-2 BB		C C X 0-2 G6-4-3 ② ③ 1-2f			F X 0-1 F8 ①		B X 1-0 SH5-4 ① 1-2 2-3	B F C F B F X 2-2 G5-3 ③			B B B I 4-0 BB 1B IBB	3	0	0	0	2	0	3
Cecil Fielder, R (1, 3) OBP: 0.333, SLG: 0.405	F B S B X 2-2 SF7 ② 1-2 2-H			B B X 2-0 F7 ①		B X 1-0 P2 ②		I I I I 4-0 BB IBB		S S B S 1-3 K ①		B X 1-0 F7 ② 2-3	4	0	0	1	1	1	2
Mickey Tettleton, S (1, 2) OBP: 0.375, SLG: 0.413	B S C B B F S 2-3 K ③			B B B C B 4-1 BB 2B BB		S C F X 0-2 1B		B S F B S 2-3 K ②		F S B F S 1-3 K ②		C X 0-1 BB 1-2 3-H 1B	5	1	2	1	1	3	4
Rob Deer, R (1, 9) OBP: 0.356, SLG: 0.467		X 0-0 P2 ①		B B B B 4-0 1-2 2B BB		F S S 0-3 K ③		S B F B F B B 4-2 1-2 2-3 3-H BB		B F X 1-1 F8 ③		F B B B F B 4-2 1-2 2-3 BB	3	0	0	1	3	1	1
Travis Fryman, R (1, 5) OBP: 0.287, SLG: 0.434	B F F C 1-3 K ②		S X 0-1 1-H 2-H 2B ②				F B F C 1-3 K ①	X 0-0 F7 ③			B B F B F S 3-3 K ①	B B C F S 2-3 K ③	6	0	1	1	0	4	6
Pete Incaviglia, R (1, 10) OBP: 0.243, SLG: 0.298	S B B B F F B 4-2 WP BB		B B B C F S 3-3 K ③				X 0-0 F8 ②	X 0-0 G6-3 ①			B B S S B X 3-2 G6-3 ②		4	0	0	0	1	1	1
Milt Cuyler, S (1, 8) OBP: 0.357, SLG: 0.311	1 SAFE 1 SAFE B C B B X 3-1 G1-3 ③ 1-2				L X 0-1 G3 ①			B C S B F S 2-3 K ③	C B X 1-1 1B 1B			B B C X 2-1 F9 ③	5	0	1	0	0	1	1
Inning Stats	R: 1 H: 1 E: 0 LOB: 1 K: 1 BB: 1 S: 12 P: 25	R: 0 H: 0 E: 0 LOB: 1 K: 1 BB: 1 S: 9 P: 17	R: 0 H: 1 E: 0 LOB: 0 K: 0 BB: 0 S: 7 P: 8	R: 1 H: 1 E: 0 LOB: 1 K: 1 BB: 2 S: 7 P: 20	R: 0 H: 0 E: 0 LOB: 0 K: 0 BB: 0 S: 7 P: 10	R: 0 H: 1 E: 0 LOB: 1 K: 1 BB: 0 S: 10 P: 11	R: 0 H: 0 E: 0 LOB: 0 K: 2 BB: 0 S: 8 P: 11	R: 1 H: 1 E: 0 LOB: 3 K: 1 BB: 3 S: 11 P: 27	R: 0 H: 2 E: 0 LOB: 2 K: 0 BB: 0 S: 12 P: 15	R: 0 H: 0 E: 0 LOB: 0 K: 2 BB: 0 S: 9 P: 12	R: 0 H: 0 E: 0 LOB: 0 K: 1 BB: 0 S: 8 P: 16	R: 1 H: 2 E: 0 LOB: 3 K: 1 BB: 2 S: 13 P: 25	1B: 7 SF: 1 2B: 2 SAC: 1 3B: 0 DP: 1 HR: 0 HBP: 0						WP: 1 PA: 52 PB: 1 SB: 0 CS: 0

PITCHER		IP	WLS	BF	H	R	ER	SO	BB	IBB	HBP	BLK	WP	HR	S	P	ERA	WHIP
Bobby Witt, R ERA: 4.02	(1, 1)	8.0		34	5	3	2	7	6	1	0	0	1	0	71	129	2.25	1.375
Jeff Russell, R ERA: 1.53	(9, 1)	2.0		8	2	0	0	2	0	0	0	0	0	0	21	27	0.00	1.000
Rich Gossage, R ERA: 2.6	(11, 1)	2.0	W	10	2	1	1	2	1	1	0	0	0	0	21	41	4.50	1.500

PITCHER	IP	WLS	BF	H	R	ER	SO	BB	IBB	HBP	BLK	WP	HR	S	P	ERA	WHIP

TOP

Detroit Tigers @ Texas Rangers

Arlington Stadium, Arlington, TX

Wed May 15 1991, 8:05 PM EDT

Att. 18,581 - Cloudy - 82 F

livebaseballscorecards.com

AB	41
R	4
H	9
RBI	4
BB	9
SO	11
LOB	22

Detroit Tigers @ Texas Rangers

Arlington Stadium, Arlington, TX

Wed May 15 1991, 8:05 PM EDT

Att. 18,581 - Cloudy - 82 F

livebaseballscorecards.com

BOTTOM

Batter	1	2	3	4	5	6	7	8	9	10	11	12	AB	R	H	RBI	BB	SO	LOB
Jeff Huson, L (1, 6) OBP: 0.342, SLG: 0.344	B C S B X 2-2 G1-3 ①		B C B B B B 4-1 E E BB		X 0-0 3B		B B C X 2-1 F8 ②	B C C C B F B X 3-2 G5-3 ③		S B X 1-1 F9 ③			3	1	1	0	1	0	0
Steve Buechele, R (8, PH) OBP: 0.340, SLG: 0.411 (9, 5)													2	0	0	0	0	0	5
Jack Daugherty, S (1, 7) OBP: 0.283, SLG: 0.196	B F F B F B X 3-2 S 1B		B X 1-0 E4 1-H		B B B B 4-0 BB		X 0-0 G6-3 ③		C C B B B B X 3-2 1B		B B C B B 4-1 G4-6-3 BB		4	0	2	0	2	0	0
Rafael Palmeiro, L (1, 3) OBP: 0.338, SLG: 0.488	B F F B F B S 3-3 K 1-2 ②		B B F C B S 3-3 K ①		C X 0-1 L6 ②			C B B B B X 3-1 WP 1B 1B ①	1 SAFE C B 1 SAFE 1 SAFE X 1-1 P2 ①		C 1 SAFE B 1 SAFE B X 2-1 P6 ①		6	1	1	0	0	2	6
Ruben Sierra, S (1, 9) OBP: 0.372, SLG: 0.555	B F X 1-1 F9 ③		B C B B B B 4-1 G6-3 BB		B B C B F F F S 3-3 K ③			C F X 0-2 1B SF7 1-2 1B	B 1 SAFE X 1-0 F8 ②		B B X 2-0 G4-6-3 ②③ 1-2f		5	1	1	0	1	1	5
Julio Franco, R (1, 4)		X 0-0 BB 1B	B C X 1-1 G6-3 ②③ 1-2f			C B F X 1-2 F9 ①		C C B X 1-2 P3 ①	C F 1 SAFE 1 SAFE 1 SAFE B F F B 2-3 S K ③			C X 0-1 HR 1B	6	1	2	0	0	1	5
Kevin Reimer, L (1, 10) OBP: 0.292, SLG: 0.373	B X 1-0 L8 ①	B X 1-0 G3 ①			B S B C C X 2-2 F7 ②			B B C F F B X 3-2 S BB 1B 1-3 2-H		B B C B B 4-1 CS BB		L B B L F B X 3-2 F9 ①	3	0	0	0	0	0	1
Brian Downing, R (8, PH) OBP: 0.452, SLG: 0.436													1	0	1	1	0	0	0
Gary Pettis, S (8, PR) OBP: 0.377, SLG: 0.318													1	0	0	0	1	0	1
Juan Gonzalez, R (1, 8) OBP: 0.438, SLG: 0.697	B F S 1 SAFE F 1 SAFE C 1-3 K ②		S F F B S 1-3 K ②			C B X 1-1 2B		P C B X 2-1 SF7 ② 3-H	1 SAFE B 1 SAFE 1 SAFE B F 1 SAFE S B 3-2 BLK 1B 1-2			B B X 2-0 HR 1-H	5	1	3	3	0	2	1
Denny Walling, L (1, 5) OBP: 0.227, SLG: 0.158	B 1 SAFE 1 SAFE B B B 4-0 BB 1-2		X 0-0 L7 ③			B C B X 2-1 G4-3 ③		P F B B B 4-1 BB 1-2		1 SAFE B 1 SAFE 1 SAFE B F B F F 3-2 F X G5-3 ② 1-2			2	0	0	0	2	0	1
Mario Diaz, R (9, 6) OBP: 0.211, SLG: 0.167													1	0	0	0	0	0	1
Geno Petralli, L (1, 2) OBP: 0.333, SLG: 0.286	B B X 2-0 F7 ③				B B C F X 2-2 G4-3 ①		B X 1-0 L9 ①	B B C F F B 4-2 1-2 2-3 BB		B C B B S F F B 4-2 BB			3	0	0	0	0	0	2
Mike Stanley, R (8, PH) OBP: 0.404, SLG: 0.333 (9, 2)													0	0	0	0	2	0	0

	AB	R	H	RBI	BB	SO	LOB
	42	5	11	4	9	6	28

Inning Stats	1	2	3	4	5	6	7	8	9	10	11	12
	R: 0 H: 1 E: 0 LOB: 1 K: 1 BB: 0 S: 13 P: 22	R: 0 H: 1 E: 0 LOB: 2 K: 1 BB: 1 S: 7 P: 15	R: 1 H: 0 E: 1 LOB: 1 K: 1 BB: 2 S: 8 P: 21	R: 0 H: 0 E: 0 LOB: 0 K: 1 BB: 0 S: 6 P: 8	R: 0 H: 1 E: 0 LOB: 2 K: 1 BB: 1 S: 12 P: 21	R: 0 H: 1 E: 0 LOB: 1 K: 0 BB: 0 S: 10 P: 16	R: 0 H: 0 E: 0 LOB: 0 K: 0 BB: 0 S: 4 P: 7	R: 2 H: 3 E: 0 LOB: 3 K: 0 BB: 2 S: 24 P: 42	R: 0 H: 1 E: 0 LOB: 1 K: 1 BB: 0 S: 11 P: 18	R: 0 H: 1 E: 0 LOB: 2 K: 0 BB: 2 S: 15 P: 30	R: 0 H: 0 E: 0 LOB: 0 K: 0 BB: 1 S: 4 P: 12	R: 2 H: 2 E: 0 LOB: 0 K: 0 BB: 0 S: 7 P: 12

1B: 8 SF: 1
2B: 1 SAC: 0
3B: 1 DP: 2
HR: 1 HBP: 0

WP: 1 PA: 52
PB: 0
SB: 2
CS: 1

PITCHER		IP	WLS	BF	H	R	ER	SO	BB	IBB	HBP	BLK	WP	HR	S	P	ERA	WHIP
Walt Terrell, R ERA: 3.83	(1, 1)	7.0		30	5	2	1	5	4	0	0	0	0	0	62	115	1.29	1.286
Paul Gibson, L ERA: 1.03	(8, 1)	0.1		2	1	0	0	0	0	0	0	0	0	0	6	7	0.00	3.000
Mike Henneman, R ERA: 2.08	(8, 1)	0.1		3	1	1	1	0	1	0	0	0	1	0	9	16	27.00	6.000
Jerry Don Gleaton, L ERA: 4.67	(8, 1)	2.1		11	2	0	0	1	3	0	0	1	0	0	33	62	0.00	2.143
Steve Searcy, L ERA: 7.94	(11, 1)	1.1	L	6	2	2	2	0	1	0	0	0	0	1	11	24	13.50	2.250

PITCHER	IP	WLS	BF	H	R	ER	SO	BB	IBB	HBP	BLK	WP	HR	S	P	ERA	WHIP

Minnesota Twins @ Detroit Tigers

Tiger Stadium, Detroit, MI

Fri May 17 1991, 7:05 PM EDT

Att. 13,673 - Cloudy - 55 F

livebaseballscorecards.com

Batter	1	2	3	4	5	6	7	8	9	AB	R	H	RBI	BB	SO	LOB
Dan Gladden, R (1, 7) OBP: 0.314, SLG: 0.374	B F B X 2-1 F9	B B S B F F X 3-2 P6			B 1 SAFE X 1-0 F8-4 1-2	B S C B X 2-2 1-2 1B		B B C B X 3-1 L9		5	0	1	0	0	0	3
Chuck Knoblauch, R (1, 4) OBP: 0.373, SLG: 0.409	B C F B F X 2-2 L8		X 0-0 G4-3		B X 1-0 1B 2B	C B F F B X 2-2 F8			X 0-0 G6-3	5	1	1	0	0	0	2
Kirby Puckett, R (1, 8) OBP: 0.343, SLG: 0.448	C B X 1-1 2B		B F B B F F X 3-2 L9		B B X 2-0 2B E 2-H 1B		B S F B B 4-2 G4-6-3 PB BB		B B F B B 4-1 E 1B 1B BB	3	2	2	1	2	0	0
Shane Mack, R (9, PR) OBP: 0.300, SLG: 0.415 (9, 8)										0	1	0	0	0	0	0
Kent Hrbek, L (1, 3) OBP: 0.314, SLG: 0.323	B F X 1-1 P6		C F B B F B F F X 3-2 G4-3		C F X 0-2 E8 1-H 2B		B B B B 4-0 G4-6-3 1-2 BB		S F X 0-2 E8 1B 1-3 3B 1B	4	1	2	0	1	0	1
Randy Bush, L (9, 3) OBP: 0.280, SLG: 0.222										0	0	0	0	0	0	0
Chili Davis, S (1, 10) OBP: 0.426, SLG: 0.564		B F F F B F E F X 2-2 G4-6-3 2B 1B		X 0-0 G4-3	I I I 4-0 IBB		B B F B X 3-1 G4-6-3 1-2f 2-3		C X 0-1 3B 1-2 3-H 1B	4	2	2	1	1	0	2
Pedro Munoz, R (1, 9) OBP: 0.417, SLG: 0.619		B B X 2-0 G4-6-3 1-2 1B		B F X 1-1 G6-3	S B F F B F S 2-3 K		B B F B B 4-1 PB BB		S B C B B X 3-2 1-H 2-H 3B	4	0	2	2	1	1	2
Mike Pagliarulo, L (1, 5) OBP: 0.241, SLG: 0.299		L B X 1-1 G4-6-3 1-2f 2-3		X 0-0 G6-3		C B C B B F F S 3-2 G3	B C B B F F S 3-3 K 1-2 3-H		B B B B 4-0 G6-4-3 BB	3	0	0	0	0	0	2
Scott Leius, R (7, PH) OBP: 0.400, SLG: 0.313 (7, 5)										1	0	0	0	1	1	1
Junior Ortiz, R (1, 2) OBP: 0.370, SLG: 0.289		B C X 1-1 E 3-H 2B			F C F B X 1-2 1B 2B	S C B F F B B F B 4-2 1B BB		C X 0-1 G6-3	F X 0-1 G6-4-3 1-2f	4	1	2	1	1	0	2
Greg Gagne, R (1, 6) OBP: 0.346, SLG: 0.526		B C F X 1-2 E6 2-3			X 0-0 F8-4 2-H 1B	B F F S 1-3 K		B B S F X 2-2 L1		4	0	1	1	0	1	2
Inning Stats	R: 0 E: 0 K: 0 S: 10 H: 1 LOB: 1 BB: 0 P: 16	R: 1 E: 1 K: 0 S: 18 H: 3 LOB: 2 BB: 0 P: 28	R: 0 E: 0 K: 0 S: 11 H: 0 LOB: 0 BB: 0 P: 17	R: 0 E: 0 K: 0 S: 4 H: 0 LOB: 0 BB: 0 P: 5	R: 3 E: 1 K: 1 S: 16 H: 5 LOB: 2 BB: 1 P: 27	R: 0 E: 0 K: 1 S: 18 H: 1 LOB: 2 BB: 1 P: 30	R: 1 E: 0 K: 1 S: 9 H: 0 LOB: 1 BB: 3 P: 27	R: 0 E: 0 K: 0 S: 7 H: 0 LOB: 0 BB: 0 P: 12	R: 3 E: 1 K: 0 S: 12 H: 3 LOB: 2 BB: 2 P: 23	1B: 7 2B: 6 3B: 1 HR: 0	SF: 0 SAC: 0 DP: 4 HBP: 0						

	AB	37
	R	8
	H	13
	RBI	6
	BB	7
	SO	3
	LOB	17

WP: 0 PB: 1 SB: 0 CS: 0 PA: 44

PITCHER		IP	WLS	BF	H	R	ER	SO	BB	IBB	HBP	BLK	WP	HR	S	P	ERA	WHIP
Bill Gullickson, R ERA: 4.89	(1, 1)	4.2	L	23	9	4	3	0	0	1	0	0	0	0	54	86	5.79	1.929
Mark Leiter, R ERA: 2.37	(5, 1)	2.0		10	1	1	0	2	4	0	0	0	0	0	28	57	0.00	2.500
Paul Gibson, L ERA: 1.88	(7, 1)	2.1		11	3	3	3	1	2	0	0	0	0	0	23	42	11.57	2.143

PITCHER	IP	WLS	BF	H	R	ER	SO	BB	IBB	HBP	BLK	WP	HR	S	P	ERA	WHIP

Minnesota Twins @ Detroit Tigers

Tiger Stadium, Detroit, MI

Fri May 17 1991, 7:05 PM EDT

Att. 13,673 - Cloudy - 55 F

BOTTOM

Batter	1	2	3	4	5	6	7	8	9	AB	R	H	RBI	BB	SO	LOB
Tony Phillips, S (1, 7) OBP: 0.359, SLG: 0.392	C C B F B F B B 4-2 S BB	F B B B B 4-1 1-2 2-3 BB			B X 1-0 1B 1B		B F B X 2-1 F9 ①	X 0-0 F8 ③		3	0	1	0	2	0	1
Lou Whitaker, L (1, 4) OBP: 0.379, SLG: 0.420	C C B F C 1-3 K ①	B X 1-0 F9 ③			S B X 1-1 BB 1-3 1B		C X 0-1 BB HBP 1B		F B X 1-1 G3-1 ①	5	0	2	0	0	1	4
Alan Trammell, R (1, 6) OBP: 0.333, SLG: 0.368	1 SAFE C F F 1 SAFE C 0-3 1-2 K ②		B X 1-0 G6-3 ①		X 0-0 P2 ①		L B F H 2-2 BB 1-2 HBP		C S B F B X 2-2 P3 ②	4	0	0	0	0	1	3
Cecil Fielder, R (1, 3) OBP: 0.329, SLG: 0.392	X 0-0 G5-3 ③		F B S B C 2-3 K ②		F X 0-1 P3 ②		F B B B F B 4-2 1-2 2-3 BB		X 0-0 L7 ③	4	0	0	0	1	1	3
Mickey Tettleton, S (1, 2) OBP: 0.379, SLG: 0.411		B X 1-0 E SF8 G6-3 1B	B B F S B X 3-2 G3-1 ③		B B C B B 4-1 1-2 BB		X 0-0 P6 ②			3	1	1	0	1	0	3
John Shelby, S (1, 9) OBP: 0.343, SLG: 0.469		S B X 1-1 G6-3 ① 1-2		F B X 1-1 G6-3 ①	C S X 0-2 F7 ③		F F B F S 1-3 K ③			4	0	0	0	0	1	7
Dave Bergman, L (1, 10) OBP: 0.276, SLG: 0.269		B B B X 3-0 E9 BB 2-3 1B		B C B F X 2-2 L6 ②		F X 0-1 G4-3 ①		C X 0-1 L8 ①		4	0	1	0	0	0	0
Travis Fryman, R (1, 5) OBP: 0.286, SLG: 0.440		X 0-0 SF8 ② 3-H		C X 0-1 2B		C X 0-1 G6-3 ②		C B X 1-1 P3 ②		3	0	1	1	0	0	0
Milt Cuyler, S (1, 8) OBP: 0.364, SLG: 0.312		C B B S B B 4-2 BB BB		C X 0-1 G4-3 ③		B B C C X 2-2 G6-3 ③		B X 1-0 1B		3	0	1	0	1	0	1
Inning Stats	R: 0 E: 0 K: 2 S: 13 H: 0 LOB: 1 BB: 1 P: 18	R: 1 E: 1 K: 0 S: 9 H: 2 LOB: 3 BB: 2 P: 23	R: 0 E: 0 K: 1 S: 7 H: 0 LOB: 0 BB: 0 P: 13	R: 0 E: 0 K: 0 S: 9 H: 1 LOB: 1 BB: 0 P: 12	R: 0 E: 0 K: 0 S: 10 H: 2 LOB: 3 BB: 1 P: 16	R: 0 E: 0 K: 0 S: 7 H: 0 LOB: 0 BB: 0 P: 9	R: 0 E: 0 K: 1 S: 13 H: 1 LOB: 3 BB: 1 P: 22	R: 0 E: 0 K: 0 S: 6 H: 1 LOB: 1 BB: 0 P: 8	R: 0 E: 0 K: 0 S: 7 H: 0 LOB: 0 BB: 0 P: 10	1B: 6 2B: 1 3B: 0 HR: 0	SF: 1 SAC: 0 DP: 0 HBP: 1						

	AB	33
	R	1
	H	7
	RBI	1
	BB	5
	SO	4
	LOB	22

WP: 0 PB: 0 SB: 1 CS: 0 PA: 40

livebaseballscorecards.com

PITCHER		IP	WLS	BF	H	R	ER	SO	BB	IBB	HBP	BLK	WP	HR	S	P	ERA	WHIP
Scott Erickson, R ERA: 1.44	(1, 1)	6.1	W	31	6	1	1	3	5	0	1	0	0	0	63	107	1.42	1.737
Steve Bedrosian, R ERA: 2.82	(7, 1)	2.2	S	9	1	0	0	1	0	0	0	0	0	0	18	24	0.00	0.375

PITCHER	IP	WLS	BF	H	R	ER	SO	BB	IBB	HBP	BLK	WP	HR	S	P	ERA	WHIP

Batter	1	2	3	4	5	6	7	8	9	AB	R	H	RBI	BB	SO	LOB
Dan Gladden, R (1, 7) OBP: 0.303, SLG: 0.359	B B C X 2-1 F9 ①	1 SAFE B F 1 B S X 2-2 L5 ② ③ 1-2		B X 1-0 F7 ③			B C C F B X 2-2 L8 ①		C S B 1 SAFE X 1-2 G6-4-3 ② ③ 1-2f	5	0	0	0	0	0	4
Chuck Knoblauch, R (1, 4) OBP: 0.370, SLG: 0.405	C B F X 1-2 P4 ②		B X 1-0 1B		B X 1-0 F9 ①		C F B B B X 3-2 G6-3 ②			4	0	1	0	0	0	0
Kirby Puckett, R (1, 8) OBP: 0.347, SLG: 0.471	X 0-0 HR		C 1 SAFE X 1-1 L8 ①		B B C X 2-1 G6-4-3 1B		X 0-0 G5-3 ③			4	1	2	1	0	0	1
Chili Davis, S (1, 10) OBP: 0.421, SLG: 0.550	B B F X 2-1 G5-3 ③		X 0-0 F8 ②		B B X 2-0 G6-4-3 ② ③ 1-2f			B B F B B 4-1 F8 BB		3	0	0	0	1	0	2
Brian Harper, R (1, 2) OBP: 0.408, SLG: 0.571		B C X 1-1 BB HR 1B	1 SAFE 1 SAFE B B B F X 2-1 P6 ③			B B B C S F X 3-2 G6-3 ①		C X 0-1 F8 ① 1-2		4	1	1	0	0	0	2
Kent Hrbek, L (1, 3) OBP: 0.321, SLG: 0.316		B C S B B 1 SAFE F B 4-2 HR BB 1-2		B C B B B C B 4-2 FC5-4 BB		B X 1-0 G3 ②		F B S C 1-3 K ②		2	1	0	0	2	1	1
Shane Mack, R (1, 9) OBP: 0.313, SLG: 0.464		B X 1-0 HR 1-H 2-H		B F X 1-1 FC5-4 E ① 1-2f		B B B C B 4-1 1B BB		B X 1-0 F9 ③		3	1	1	3	1	0	2
Scott Leius, R (1, 5) OBP: 0.396, SLG: 0.314 Al Newman, S (9, PH) OBP: 0.295, SLG: 0.250 (9, 5)		B X 1-0 F9 ①		1 SAFE 1 SAFE B B X 2-0 E2 1-2		1 SAFE 1 SAFE F F 1 SAFE 1 SAFE 1 SAFE X 0-2 1B 1-2			B B S B X 3-1 G5-3 ①	3 1	0 0	1 0	0 0	0 0	0 0	1 0
Greg Gagne, R (1, 6) OBP: 0.352, SLG: 0.525		B F B F F B F X 3-2 CS 1B		C F B F B F F S 2-3 K ②		B X 1-0 F8 ③			X 0-0 G6-4-3 1B	4	0	2	0	0	1	4
Inning Stats	R: 1 H: 1 E: 0 LOB: 0 K: 0 BB: 0 S: 8 P: 13	R: 3 H: 3 E: 0 LOB: 0 K: 0 BB: 1 S: 15 P: 27	R: 0 H: 1 E: 0 LOB: 1 K: 0 BB: 0 S: 6 P: 10	R: 0 H: 0 E: 1 LOB: 2 K: 1 BB: 1 S: 12 P: 22	R: 0 H: 1 E: 0 LOB: 0 K: 0 BB: 0 S: 4 P: 9	R: 0 H: 1 E: 0 LOB: 2 K: 0 BB: 1 S: 11 P: 20	R: 0 H: 0 E: 0 LOB: 0 K: 0 BB: 0 S: 8 P: 13	R: 0 H: 0 E: 0 LOB: 1 K: 1 BB: 1 S: 7 P: 13	R: 0 H: 1 E: 0 LOB: 0 K: 0 BB: 0 S: 6 P: 10	1B: 6 SF: 0 2B: 0 SAC: 0 3B: 0 DP: 2 HR: 2 HBP: 0						

PITCHER	IP	WLS	BF	H	R	ER	SO	BB	IBB	HBP	BLK	WP	HR	S	P	ERA	WHIP
Frank Tanana, L (1, 1) ERA: 4.71	8.0	L	34	7	4	4	2	4	0	0	0	0	2	71	127	4.50	1.375
Mike Henneman, R (9, 1) ERA: 1.99	1.0		3	1	0	0	0	0	0	0	0	0	0	6	10	0.00	1.000

PITCHER	IP	WLS	BF	H	R	ER	SO	BB	IBB	HBP	BLK	WP	HR	S	P	ERA	WHIP

TOP

Minnesota Twins @ Detroit Tigers

Tiger Stadium, Detroit, MI

Sat May 18 1991, 3:33 AM EDT
Att. 31,432 - Cloudy - 57 F

livebaseballscorecards.com

AB	33
R	4
H	8
RBI	4
BB	4
SO	2
LOB	17

WP: 0 PA: 37
PB: 0
SB: 0
CS: 1

Batter	1	2	3	4	5	6	7	8	9	AB	R	H	RBI	BB	SO	LOB
Tony Phillips, S (1, 10) OBP: 0.354, SLG: 0.382	G6-3	SF8			G6-3		G1-3		WP, BB	3	0	0	1	1	0	1
Lou Whitaker, L (1, 4) OBP: 0.370, SLG: 0.400	F7	F8			F7		F8		BB	4	0	0	0	1	0	2
Alan Trammell, R (1, 6) OBP: 0.336, SLG: 0.364	BB, BB, BB		P4		1B		L9		F7	4	0	1	0	1	0	4
Cecil Fielder, R (1, 3) OBP: 0.327, SLG: 0.383	BB, 1-2		L8		F7			P2		3	0	0	0	1	0	1
Rob Deer, R (1, 9) OBP: 0.360, SLG: 0.463	1-2, 2-3, BB		K			1B		P1		3	0	1	0	1	1	0
Travis Fryman, R (1, 5) OBP: 0.285, SLG: 0.429	K			S, BB	K			K		3	0	0	0	1	3	4
Pete Incaviglia, R (1, 7) OBP: 0.245, SLG: 0.299 Lloyd Moseby, L (9, PH) OBP: 0.294, SLG: 0.347		F8		P4		G6-4-3, 1B			G5-3	3 1	0 0	1 0	0 0	0 0	0 0	1 0
Andy Allanson, R (1, 2) OBP: 0.229, SLG: 0.294 Dave Bergman, L (9, PH) OBP: 0.300, SLG: 0.269		1B, SF8, 2B		F8, 1-2		G6-4-3, 1-2f			WP, BB, BB	3 0	1 0	1 0	0 0	0 1	0 0	3 0
Milt Cuyler, S (1, 8) OBP: 0.374, SLG: 0.325 Mickey Tettleton, S (9, PH) OBP: 0.376, SLG: 0.406		2-3, 1B		L8			S, 1B		F9	3 1	0 0	2 0	0 0	0 0	0 0	1 1
Inning Stats	R: 0 E: 0 K: 1 S: 14 H: 0 LOB: 3 BB: 3 P: 30	R: 1 E: 0 K: 0 S: 10 H: 2 LOB: 1 BB: 0 P: 16	R: 0 E: 0 K: 1 S: 6 H: 0 LOB: 0 BB: 0 P: 10	R: 0 E: 0 K: 0 S: 7 H: 0 LOB: 1 BB: 1 P: 14	R: 0 E: 0 K: 0 S: 11 H: 1 LOB: 1 BB: 0 P: 17	R: 0 E: 0 K: 1 S: 9 H: 2 LOB: 1 BB: 0 P: 16	R: 0 E: 0 K: 0 S: 11 H: 1 LOB: 1 BB: 0 P: 18	R: 0 E: 0 K: 1 S: 8 H: 0 LOB: 0 BB: 0 P: 13	R: 0 E: 0 K: 0 S: 7 H: 0 LOB: 3 BB: 3 P: 24	1B: 5 2B: 1 3B: 0 HR: 0	SF: 1 SAC: 0 DP: 1 HBP: 0						

PITCHER		IP	WLS	BF	H	R	ER	SO	BB	IBB	HBP	BLK	WP	HR	S	P	ERA	WHIP
Mark Guthrie, L ERA: 5.01	(1, 1)	6.0	W	26	5	1	1	3	4	0	0	0	0	0	57	103	1.50	1.500
Terry Leach, R ERA: 2.7	(7, 1)	0.1		2	1	0	0	0	0	0	0	0	0	0	7	11	0.00	3.000
Larry Casian, L ERA: 4.76	(7, 1)	0.2		2	0	0	0	0	0	0	0	0	0	0	4	7	0.00	0.000
Rick Aguilera, R ERA: 1.62	(8, 1)	2.0	S	9	0	0	0	1	3	0	0	0	1	0	15	37	0.00	1.500

PITCHER	IP	WLS	BF	H	R	ER	SO	BB	IBB	HBP	BLK	WP	HR	S	P	ERA	WHIP

BOTTOM

Minnesota Twins @ Detroit Tigers

Tiger Stadium, Detroit, MI

Sat May 18 1991, 3:33 AM EDT

Att. 31,432 - Cloudy - 57 F

livebaseballscorecards.com

AB	31
R	1
H	6
RBI	1
BB	7
SO	4
LOB	18

1B: 5	SF: 1	WP: 1	PA: 39
2B: 1	SAC: 0	PB: 0	
3B: 0	DP: 1	SB: 2	
HR: 0	HBP: 0	CS: 0	

Minnesota Twins @ Detroit Tigers

Tiger Stadium, Detroit, MI

Sun May 19 1991, 3:33 AM EDT

Att. 17,148 - Sunny - 66 F

TOP

livebaseballscorecards.com

Batter	1	2	3	4	5	6	7	8	9	AB	R	H	RBI	BB	SO	LOB
Dan Gladden, R (1, 7) OBP: 0.295, SLG: 0.348	G6-3		L9		G5-3 1-2			F9		4	0	0	0	0	0	2
Pedro Munoz, R (1, 9) OBP: 0.407, SLG: 0.583	P4-1 1B		K		F9			P3		3	0	1	0	0	1	2
Randy Bush, L (8, PH) OBP: 0.275, SLG: 0.217 (8, 9)										1	0	0	0	0	0	0
Kirby Puckett, R (1, 8) OBP: 0.344, SLG: 0.465	P4-1 1-2f		P3			P4			G6-4-3 1B	4	0	1	0	0	0	2
Kent Hrbek, L (1, 3) OBP: 0.310, SLG: 0.303		F8		L9		G4-3			G6-4-3 1-2f	4	0	0	0	0	0	1
Chili Davis, S (1, 10) OBP: 0.412, SLG: 0.537		F7		K		G3			K	3	0	0	0	0	1	0
Gene Larkin, S (9, PH) OBP: 0.290, SLG: 0.288										1	0	0	0	0	1	0
Brian Harper, R (1, 2) OBP: 0.396, SLG: 0.553		G6-3		G6-3			F8			3	0	0	0	0	0	0
Mike Pagliarulo, L (1, 5) OBP: 0.267, SLG: 0.389			IHR		HR		G5-4-3 1B			3	2	3	2	0	0	0
Greg Gagne, R (1, 6) OBP: 0.351, SLG: 0.529			E 2B		G4-3		G5-4-3 1-2f			3	1	1	0	0	0	1
Al Newman, S (1, 4) OBP: 0.319, SLG: 0.279			E1 2-H 1B		G5-3 1B			G4-3		3	0	2	0	0	0	0

	AB	32
	R	3
	H	8
	RBI	2
	BB	0
	SO	3
	LOB	8

Inning Stats	1	2	3	4	5	6	7	8	9	1B: 5	SF: 0	WP: 0	PA: 32
R:	0	0	2	0	1	0	0	0	0	2B: 2	SAC: 0	PB: 0	
E:	0	0	1	0	0	0	0	0	0	3B: 0	DP: 3	SB: 0	
K:	0	0	1	0	1	0	0	0	1	HR: 2	HBP: 0	CS: 0	
S:	6	5	13	9	9	5	5	6	8				
LOB:	0	0	1	0	1	0	1	0	1				
BB:	0	0	0	0	0	0	0	0	0				
P:	12	8	18	13	15	8	9	11	14				
H:	1	0	3	0	2	0	1	0	1				

PITCHER		IP	WLS	BF	H	R	ER	SO	BB	IBB	HBP	BLK	WP	HR	S	P	ERA	WHIP
Dan Petry, R ERA: 2.27	(1, 1)	8.0	W	30	8	3	2	2	0	0	0	0	0	1	60	99	2.25	1.000
Paul Gibson, L ERA: 1.82	(9, 1)	1.0		2	0	0	0	1	0	0	0	0	0	0	6	9	0.00	0.000

PITCHER		IP	WLS	BF	H	R	ER	SO	BB	IBB	HBP	BLK	WP	HR	S	P	ERA	WHIP

Minnesota Twins @ Detroit Tigers

Tiger Stadium, Detroit, MI

Sun May 19 1991, 3:33 AM EDT

Att. 17,148 - Sunny - 66 F

Batter		1	2	3	4	5	6	7	8	9	AB	R	H	RBI	BB	SO	LOB
Tony Phillips, S OBP: 0.355, SLG: 0.391	(1, 7)	2-2 BB HR 1B; 3-2 F7		1-2 F7		0-0 2B		0-0 FC6-4 1-2f			5	1	2	0	0	0	2
Lou Whitaker, L OBP: 0.381, SLG: 0.391	(1, 4)	4-0 1-2 HR BB	4-1 BB BB	4-1 1-2 FC6-4 BB		0-0 F7			1-0 F7		2	1	0	0	3	0	1
Alan Trammell, R OBP: 0.331, SLG: 0.352	(1, 6)	1-1 L5	0-2 F8	1-0 FC6-4 1-2f		1-0 F8			4-0 BB		4	0	0	0	1	0	6
Cecil Fielder, R OBP: 0.322, SLG: 0.398	(1, 3)	2-1 1-H 2-H HR	0-0 F7		0-0 F9		1-1 L9		0-1 F7		5	1	1	3	0	0	2
Mickey Tettleton, S OBP: 0.385, SLG: 0.430	(1, 2)	2-1 E 1B HR 1B	4-0 1-2 BB		1-2 3B		2-3 K		0-0 F9		4	1	2	0	1	1	1
Rob Deer, R OBP: 0.350, SLG: 0.446	(1, 9)	2-3 K	3-2 G5-3		1-3 K		1-0 P3				4	0	0	0	0	2	4
Pete Incaviglia, R OBP: 0.264, SLG: 0.340	(1, 10)	2-1 E 1-2 HR 1B		0-0 HR	4-1 BB			3-3 K			3	2	2	1	1	1	0
Travis Fryman, R OBP: 0.276, SLG: 0.414	(1, 5)	2-1 FC 1-2 2-3 HR		2-1 P4	3-3 K			1-0 P2			4	1	0	0	0	1	4
Milt Cuyler, S OBP: 0.379, SLG: 0.361	(1, 8)	1-1 1-H 2-H 3-H HR		4-2 BB BB		1-2 F8		0-1 E3 FC6-4			3	1	1	4	1	0	0

livebaseballscorecards.com

AB	34
R	8
H	8
RBI	8
BB	7
SO	5
LOB	20

Inning Stats	1	2	3	4	5	6	7	8	9			
	R: 7 H: 5 E: 1 LOB: 0 K: 1 BB: 1 S: 23 P: 44	R: 0 H: 0 E: 0 LOB: 2 K: 0 BB: 2 S: 9 P: 20	R: 1 H: 1 E: 0 LOB: 2 K: 0 BB: 2 S: 11 P: 23	R: 0 H: 1 E: 0 LOB: 2 K: 2 BB: 1 S: 11 P: 20	R: 0 H: 1 E: 0 LOB: 1 K: 0 BB: 0 S: 6 P: 8	R: 0 H: 0 E: 0 LOB: 0 K: 1 BB: 0 S: 6 P: 10	R: 0 H: 0 E: 1 LOB: 1 K: 1 BB: 0 S: 7 P: 11	R: 0 H: 0 E: 0 LOB: 1 K: 0 BB: 1 S: 4 P: 9		1B: 3 SF: 0 2B: 1 SAC: 0 3B: 1 DP: 0 HR: 3 HBP: 0	WP: 0 PA: 41 PB: 0 SB: 0 CS: 0	

PITCHER		IP	WLS	BF	H	R	ER	SO	BB	IBB	HBP	BLK	WP	HR	S	P	ERA	WHIP
Jack Morris, R ERA: 5.34	(1, 1)	4.0	L	26	7	8	4	3	6	0	0	0	0	3	54	107	9.00	3.250
Carl Willis, R ERA: 3.38	(5, 1)	4.0		15	1	0	0	2	1	0	0	0	0	0	23	38	0.00	0.500

PITCHER	IP	WLS	BF	H	R	ER	SO	BB	IBB	HBP	BLK	WP	HR	S	P	ERA	WHIP

Batter	1	2	3	4	5	6	7	8	9	AB	R	H	RBI	BB	SO	LOB
Brady Anderson, L (1, 8) OBP: 0.329, SLG: 0.250	L B C X 1-2 G4-3		C C F X 0-2 S 1B 1B	X 0-0 1B 1B SF9 2-3 3-H 1B		C C B B S 2-3 K		C B X 1-1 F8		5	2	2	1	0	1	1
Dwight Evans, R (1, 9) OBP: 0.389, SLG: 0.363	C T F C 0-3 K		B B F F X 2-2 1B 1B 1-H 1B	C X 0-1 1B 1-2 3-H 1B		C B X 1-1 G4-3		C T B F X 1-2 G1-3		3	1	2	2	0	1	0
Randy Milligan, R (4, PR) OBP: 0.325, SLG: 0.299 (4, 3)										2	0	0	0	0	0	1
Cal Ripken Jr., R (1, 6) OBP: 0.417, SLG: 0.606	X 0-0 G6-3		C X 0-1 1B 1-3 1B	S F F B F F B X 2-2 1-2 2-3 1B		F X 0-1 P3			C X 0-1 F8	5	0	2	0	0	0	0
Sam Horn, L (1, 10) OBP: 0.329, SLG: 0.435		S C B F C 1-3 K	X 0-0 BB 1-3 3-H 1B	C X 0-1 SF9 3-H			X 0-0 FC3-6 1B		B F X 1-1 P5	2	0	1	1	0	1	0
Bob Melvin, R (4, PH) OBP: 0.319, SLG: 0.302										1	0	1	1	0	0	0
Ernie Whitt, L (9, PH) OBP: 0.286, SLG: 0.219										1	0	0	0	0	0	0
David Segui, S (1, 3) (4, 9)		C S B B X 2-2 G1-4-3	B B B B 4-0 1-2 BB	C C B B F X 2-2 P8			B X 1-0 P9		C S S 0-3 K	4	0	0	0	1	1	3
Joe Orsulak, L (1, 7) OBP: 0.306, SLG: 0.355		B B F X 2-1 WP 1B	C X 0-1 G3		F F B B X 2-2 G5-4-3 1B		F B X 1-1 FC3-6 1-2f			4	0	2	0	0	0	4
Craig Worthington, R (1, 5) OBP: 0.313, SLG: 0.373	B F B C B X 3-2 G6-3 1-2			B C X 1-1 G6-3 1B 1B	F B 1 SAFE 1 SAFE 1 SAFE X 1-1 G5-4-3 1-2f		C B C F X 1-2 P2			3	1	1	0	0	0	2
Tim Hulett, R (6, 5) OBP: 0.297, SLG: 0.529										1	0	0	0	0	0	1
Chris Hoiles, R (1, 2) OBP: 0.311, SLG: 0.369			C X 0-1 G6-3	B F B X 2-1 1B G6-3 1-2 1B	B X 1-0 2B			S B S B X 2-2 1B		4	1	3	0	0	0	0
Billy Ripken, R (1, 4) OBP: 0.233, SLG: 0.212			B B C X 2-1 L9	B B X 2-0 G6-3 1-2 2-3	S X 0-1 G5-3			B F C F X 1-2 L5		4	0	0	0	0	0	4
Inning Stats	R: 0 E: 0 K: 1 S: 8 H: 0 LOB: 0 BB: 0 P: 9	R: 0 E: 0 K: 1 S: 12 H: 1 LOB: 1 BB: 0 P: 20	R: 2 E: 0 K: 0 S: 16 H: 4 LOB: 3 BB: 1 P: 24	R: 3 E: 0 K: 0 S: 20 H: 5 LOB: 2 BB: 0 P: 29	R: 0 E: 0 K: 0 S: 8 H: 2 LOB: 1 BB: 0 P: 12	R: 0 E: 0 K: 1 S: 7 H: 0 LOB: 0 BB: 0 P: 10	R: 0 E: 0 K: 0 S: 8 H: 1 LOB: 1 BB: 0 P: 11	R: 0 E: 0 K: 0 S: 13 H: 1 LOB: 1 BB: 0 P: 18	R: 0 E: 0 K: 1 S: 7 H: 0 LOB: 0 BB: 0 P: 8	1B: 13 2B: 1 3B: 0 HR: 0 SF: 1 SAC: 0 DP: 1 HBP: 0						

PITCHER		IP	WLS	BF	H	R	ER	SO	BB	IBB	HBP	BLK	WP	HR	S	P	ERA	WHIP
Walt Terrell, R ERA: 4.47	(1, 1)	3.1		20	9	5	5	2	1	0	0	0	1	0	44	66	13.50	3.000
Mark Leiter, R ERA: 2.37	(4, 1)	0.0		1	1	0	0	0	0	0	0	0	0	0	6	8	∞	∞
Jerry Don Gleaton, L ERA: 3.86	(4, 1)	3.2	W	13	3	0	0	1	0	0	0	0	0	0	29	41	0.00	0.818
Mike Henneman, R ERA: 1.82	(8, 1)	2.0		7	1	0	0	1	0	0	0	0	0	0	20	26	0.00	0.500

PITCHER	IP	WLS	BF	H	R	ER	SO	BB	IBB	HBP	BLK	WP	HR	S	P	ERA	WHIP

TOP

Baltimore Orioles @ Detroit Tigers

Tiger Stadium, Detroit, MI

Mon May 20 1991, 7:05 PM EDT

Att. 22,231 - Sunny - 71 F

livebaseballscorecards.com

AB	39
R	5
H	14
RBI	5
BB	1
SO	4
LOB	16

WP: 1 PA: 41
PB: 0
SB: 1
CS: 0

Baltimore Orioles @ Detroit Tigers

Tiger Stadium, Detroit, MI

Mon May 20 1991, 7:05 PM EDT

Att. 22,231 - Sunny - 71 F

livebaseballscorecards.com

BOTTOM

Batter	1	2	3	4	5	6	7	8	9	AB	R	H	RBI	BB	SO	LOB
Tony Phillips, S (1, 9) OBP: 0.369, SLG: 0.402	4-2 BB S BB BB	0-0 ① G6-3		0-1 G4-6-3 1B	0-0 1-2 3-H 1B		2-1 1B			4	1	3	1	1	0	0
Lou Whitaker, L (1, 4) OBP: 0.373, SLG: 0.380	2-1 ① P2	3-2 2B 1B		2-0 ②③ G4-6-3 1-2f	2-2 ② L7		1-2 ② F9			5	1	1	0	0	0	5
Alan Trammell, R (1, 6) OBP: 0.333, SLG: 0.357	4-1 BB BB 1-2 HR BB	2-0 ② P4			2-1 1B 2B 0-0 F9 ③		1-0 ③ P8			4	2	1	0	1	0	4
Cecil Fielder, R (1, 3) OBP: 0.331, SLG: 0.404	4-2 BB HR 1-2 2-3 BB	1-1 1-H 2B			4-1 1B 2B BB	3-1 ① P8		2-3 ① K		3	2	1	1	2	1	0
Mickey Tettleton, S (1, 2) OBP: 0.394, SLG: 0.433	4-0 HR 1-2 2-3 3-H BB	2-0 ③ P7			1-0 2B 1B 1-3 2-H 1B	1-2 E 1B 1B		1-0 ② F9		4	2	2	2	1	0	1
Pete Incaviglia, R (1, 7) OBP: 0.287, SLG: 0.394	1-0 1-H 2-H 3-H HR		3-3 ① K		0-2 1-3 3-H 1B 2B	2-2 FC6-4 1-2 1B		4-1 BB		4	2	3	5	1	1	0
Mark Salas, L (1, 10) OBP: 0.154, SLG: 0.083 Luis de los Santos, R (3, PH) OBP: 0.200, SLG: 0.174 Dave Bergman, L (5, PH) OBP: 0.323, SLG: 0.269 Rob Deer, R (6, PH) OBP: 0.345, SLG: 0.439	1-3 ② K		3-2 ② G3-1		4-0 1B 1B IBB	2-0 ② FC6-4 1-2f 2-3		2-0 ③ P9		1 1 0 2	0 0 1 0	0 0 0 0	0 0 1 0	0 0 1 0	1 0 0 0	0 0 0 3
Travis Fryman, R (1, 5) OBP: 0.282, SLG: 0.412	4-2 BB		1-1 ③ P3		1-1 1B 1-3 2-H 3-H 1B	3-2 ③ G4-3				3	0	1	2	1	0	2
Milt Cuyler, S (1, 8) OBP: 0.364, SLG: 0.345	0-0 ③ P8			2-1 ① G4-3	3-3 ① K		1-0 ① G6-3			4	0	0	0	0	1	3

	AB	35
	R	11
	H	12
	RBI	11
	BB	8
	SO	4
	LOB	18

Inning Stats	1	2	3	4	5	6	7	8	9
	R: 5 E: 0 K: 1 S: 17 H: 1 LOB: 1 BB: 5 P: 40	R: 1 E: 0 K: 0 S: 9 H: 2 LOB: 1 BB: 0 P: 17	R: 0 E: 0 K: 1 S: 9 H: 0 LOB: 0 BB: 0 P: 16	R: 0 E: 0 K: 0 S: 5 H: 1 LOB: 0 BB: 0 P: 9	R: 5 E: 0 K: 1 S: 18 H: 5 LOB: 2 BB: 2 P: 35	R: 0 E: 1 K: 0 S: 13 H: 2 LOB: 2 BB: 0 P: 24	R: 0 E: 0 K: 0 S: 7 H: 1 LOB: 1 BB: 0 P: 12	R: 0 E: 0 K: 1 S: 6 H: 0 LOB: 1 BB: 1 P: 15	

1B: 8	SF: 0	WP: 0	PA: 43
2B: 3	SAC: 0	PB: 0	
3B: 0	DP: 1	SB: 1	
HR: 1	HBP: 0	CS: 0	

PITCHER		IP	WLS	BF	H	R	ER	SO	BB	IBB	HBP	BLK	WP	HR	S	P	ERA	WHIP
Bob Milacki, R ERA: 4.32	(1, 1)	0.2	L	8	1	5	5	1	5	0	0	0	0	1	16	39	67.50	9.000
Kevin Hickey, L ERA: 3.86	(1, 1)	2.1		9	2	1	1	1	0	0	0	0	0	0	19	34	3.86	0.857
Mark Williamson, R ERA: 6.87	(4, 1)	1.1		11	6	5	5	1	1	1	0	0	0	0	19	38	33.75	5.250
Jeff Ballard, L ERA: 4.27	(5, 1)	3.2		15	3	0	0	1	1	0	0	0	0	0	30	57	0.00	1.091

PITCHER		IP	WLS	BF	H	R	ER	SO	BB	IBB	HBP	BLK	WP	HR	S	P	ERA	WHIP

Batter	1	2	3	4	5	6	7	8	9	AB	R	H	RBI	BB	SO	LOB
Brady Anderson, L (1, 8) OBP: 0.333, SLG: 0.237	G1-3	G4-3		BB			BB		K	3	0	0	0	2	1	1
Tim Hulett, R (1, 5) OBP: 0.310, SLG: 0.579	BB		G6-3	F7			F8		HR	4	2	1	2	1	0	4
Cal Ripken Jr., R (1, 6) OBP: 0.417, SLG: 0.606	1B		P5		P2		P6		2B	5	1	2	0	0	0	1
Randy Milligan, R (1, 3) OBP: 0.328, SLG: 0.321 Joe Orsulak, L (9, 9) OBP: 0.306, SLG: 0.355	E6 3B		1B		G5-3			K	K	5 0	1 0	2 0	2 0	0 0	2 0	2 0
Bob Melvin, R (1, 10) OBP: 0.294, SLG: 0.277 Sam Horn, L (9, PH) OBP: 0.338, SLG: 0.435	P3		P4		G6-3			P8	IBB	4 0	0 0	0 0	0 0	0 1	0 0	1 0
Chris Hoiles, R (1, 2) OBP: 0.316, SLG: 0.362	1B			L7		F9		BB	F7	4	0	1	0	1	0	2
David Segui, S (1, 9) OBP: 0.200, SLG: 0.111 (9, 3)	L9			G5-3		P8		1B		4	0	1	0	0	0	1
Jeff McKnight, S (1, 7) OBP: 0.265, SLG: 0.250		L9		BB		G6-3		F8		3	0	0	0	1	0	2
Billy Ripken, R (1, 4) OBP: 0.245, SLG: 0.225 Juan Bell, R (9, PR) OBP: 0.087, SLG: 0.087 (9, 4)		F9		1B			G6-3		HR	4 0	0 1	2 0	0 0	0 0	0 0	0 0
Inning Stats	R: 3 E: 1 K: 0 S: 14 H: 3 LOB: 1 BB: 1 P: 23	R: 0 E: 0 K: 0 S: 6 H: 0 LOB: 0 BB: 0 P: 10	R: 0 E: 0 K: 0 S: 7 H: 1 LOB: 1 BB: 0 P: 9	R: 0 E: 0 K: 0 S: 6 H: 1 LOB: 3 BB: 2 P: 16	R: 0 E: 0 K: 0 S: 4 H: 0 LOB: 0 BB: 0 P: 6	R: 0 E: 0 K: 0 S: 8 H: 0 LOB: 0 BB: 0 P: 11	R: 0 E: 0 K: 0 S: 7 H: 0 LOB: 1 BB: 1 P: 14	R: 0 E: 0 K: 1 S: 14 H: 1 LOB: 2 BB: 1 P: 22	R: 2 E: 0 K: 2 S: 18 H: 3 LOB: 2 BB: 1 P: 27	1B: 6 2B: 1 3B: 1 HR: 1 SF: 0 SAC: 0 DP: 0 HBP: 0						

PITCHER		IP	WLS	BF	H	R	ER	SO	BB	IBB	HBP	BLK	WP	HR	S	P	ERA	WHIP
John Cerutti, L ERA: 3.48	(1, 1)	6.2		29	5	3	3	0	4	0	0	0	0	0	50	87	4.05	1.350
Paul Gibson, L ERA: 2.3	(7, 1)	1.2	L	10	4	2	2	2	1	0	0	0	0	1	25	34	10.80	3.000
Mike Henneman, R ERA: 1.78	(9, 1)	0.2		3	0	0	0	1	0	1	0	0	0	0	9	17	0.00	0.000

PITCHER	IP	WLS	BF	H	R	ER	SO	BB	IBB	HBP	BLK	WP	HR	S	P	ERA	WHIP

TOP

Baltimore Orioles @ Detroit Tigers

Tiger Stadium, Detroit, MI

Tue May 21 1991, 7:05 PM EDT

Att. 11,339 - Cloudy - 77 F

livebaseballscorecards.com

AB	36
R	5
H	9
RBI	4
BB	6
SO	3
LOB	14

WP: 0 PB: 0 SB: 0 CS: 0 PA: 42

Baltimore Orioles @ Detroit Tigers

Tiger Stadium, Detroit, MI

Tue May 21 1991, 7:05 PM EDT

Att. 11,339 - Cloudy - 77 F

BOTTOM

Batter	1	2	3	4	5	6	7	8	9	AB	R	H	RBI	BB	SO	LOB
Tony Phillips, S (1, 5) OBP: 0.377, SLG: 0.400	BBBB 4-0 1B 1B BB	BBBB 4-0 2B BB		FCBBBX 3-2 ① L4		C1SAFEBX 1-1 ③ 1-H 1B			CX 0-1 ① G1-3	3	2	1	0	2	0	0
Lou Whitaker, L (1, 4) OBP: 0.374, SLG: 0.392	CBX 1-1 G5-4-3 1B 1-3 1B	BC1SAFECX 1-2 1-H 2B 2B		CFX 0-2 ② F8			FBLBBX 3-2 ① G3		BFX 1-1 ② P8	5	1	2	1	0	0	0
Alan Trammell, R (1, 6) OBP: 0.349, SLG: 0.381	CX 0-1 G5-4-3 1-2 3-H 1B	BX 1-0 2-H 2B		CFC 0-3 ③ K			X 0-0 S 1B		FX 0-1 1B	5	0	4	2	0	1	0
Cecil Fielder, R (1, 3) OBP: 0.327, SLG: 0.397	X 0-0 ①② G5-4-3 1-2f 2-3	FSBBFBS 3-3 ③ K			X 0-0 L3 1B		BCBSBX 3-2 ② G5-3 1-2		CSS 0-3 ③ K	5	0	1	0	0	2	5
Mickey Tettleton, S (1, 2) OBP: 0.405, SLG: 0.462	BBBCB 4-1 BB BB		BFBSBFX 3-2 HR		CBBX 2-1 ①② L3 1-2		IIII 4-0 IBB			2	1	1	1	2	0	1
Rob Deer, R (1, 9) OBP: 0.342, SLG: 0.427	SSBFBBFB 4-2 1-2 BB		BSFX 1-2 ① P5		FSC 0-3 ③ K		BFSBFFFBS 3-3 ③ K			3	0	0	0	1	2	2
Lloyd Moseby, L (1, 7) OBP: 0.291, SLG: 0.327	BCX 1-1 ③ F7		BBBCX 3-1 ② G3-1			BSFFBBBFB 4-2 FC3-6 BB		SBX 1-1 ① G4-3		3	0	0	0	1	0	3
Pete Incaviglia, R (1, 10) OBP: 0.286, SLG: 0.383		X 0-0 ① F9	BCBBB 4-1 BB			CSBX 1-2 ① F8		CSC 0-3 ② K		3	0	0	0	1	1	1
Milt Cuyler, S (1, 8) OBP: 0.350, SLG: 0.330		X 0-0 ② G3	BFX 1-1 ③ G4-3			MBX 1-1 ② FC3-6 S 1-2f 1B		BX 1-0 ③ P4		4	0	0	0	0	0	2
Inning Stats	R: 1 E: 0 K: 0 S: 12 H: 2 LOB: 3 BB: 3 P: 26	R: 2 E: 0 K: 1 S: 10 H: 2 LOB: 1 BB: 1 P: 19	R: 1 E: 0 K: 0 S: 12 H: 1 LOB: 1 BB: 1 P: 24	R: 0 E: 0 K: 1 S: 9 H: 0 LOB: 0 BB: 0 P: 12	R: 0 E: 0 K: 1 S: 6 H: 1 LOB: 0 BB: 0 P: 8	R: 0 E: 0 K: 0 S: 11 H: 1 LOB: 2 BB: 1 P: 18	R: 0 E: 0 K: 1 S: 13 H: 1 LOB: 2 BB: 1 P: 26	R: 0 E: 0 K: 1 S: 6 H: 0 LOB: 0 BB: 0 P: 8	R: 0 E: 0 K: 1 S: 9 H: 1 LOB: 1 BB: 0 P: 10	1B: 6 2B: 3 3B: 0 HR: 1 SF: 0 SAC: 0 DP: 2 HBP: 0						

livebaseballscorecards.com

AB	33
R	4
H	9
RBI	4
BB	7
SO	6
LOB	14

WP: 0 PB: 0 SB: 2 CS: 0 PA: 40

PITCHER		IP	WLS	BF	H	R	ER	SO	BB	IBB	HBP	BLK	WP	HR	S	P	ERA	WHIP
Jose Mesa, R ERA: 3.9	(1, 1)	6.1		30	8	4	4	3	6	0	0	0	0	1	64	114	5.68	2.211
Mark Williamson, R ERA: 6.63	(7, 1)	0.2		3	0	0	0	1	0	1	0	0	0	0	9	19	0.00	0.000
Mike Flanagan, L ERA: 3.16	(8, 1)	1.0	W	3	0	0	0	1	0	0	0	0	0	0	6	8	0.00	0.000
Gregg Olson, R ERA: 2.77	(9, 1)	1.0	S	4	1	0	0	1	0	0	0	0	0	0	9	10	0.00	1.000

PITCHER	IP	WLS	BF	H	R	ER	SO	BB	IBB	HBP	BLK	WP	HR	S	P	ERA	WHIP

Batter	1	2	3	4	5	6	7	8	9	AB	R	H	RBI	BB	SO	LOB
Brady Anderson, L (1, 8) OBP: 0.316, SLG: 0.226	C C B F B X 2-2 F8		X 0-0 F8		B B B F X 3-1 SF9 2-3 3-H			C B F X 1-2 G4-3		3	0	0	1	0	0	1
Tim Hulett, R (1, 5) OBP: 0.326, SLG: 0.595	B X 1-0 2B		B C B X 2-1 FC6-4 1-2f		C F F B F F F B X 2-2 P6			B B X 2-0 HR 1B		4	1	2	0	0	0	2
Cal Ripken Jr., R (1, 6) OBP: 0.413, SLG: 0.617	C X 0-1 G6-3			F X 0-1 B1-3		C X 0-1 P8		X 0-0 1-H HR		4	1	1	2	0	0	1
Sam Horn, L (1, 10) OBP: 0.333, SLG: 0.466	S X 0-1 G1-3			B X 1-0 F8		C S F B S 1-3 K		B X 1-0 HR		4	1	1	1	0	1	1
Randy Milligan, R (1, 3) OBP: 0.326, SLG: 0.313		B X 1-0 P8		B B X 2-0 F8		B C C B X 2-2 P3		B B F B B 4-1 BB		3	0	0	0	1	0	0
Joe Orsulak, L (1, 7) OBP: 0.314, SLG: 0.371		C X 0-1 P4			X 0-0 1B 2B		B B X 2-0 G5-4-3 1B	B S F C 1-3 K		4	1	2	0	0	1	1
Chris Hoiles, R (1, 2) OBP: 0.301, SLG: 0.342		C S B F X 1-2 F8			B X 1-0 F7		1 SAFE F X 0-1 G5-4-3 1-2f		C B B F X 2-2 P4	4	0	0	0	0	0	2
David Segui, S (1, 9) OBP: 0.214, SLG: 0.154			C F F X 0-2 G6-3		C B F F F X 1-2 2B SF9 2-H 1B		B X 1-0 P6		B B C C F X 2-2 L6	4	1	1	1	0	0	0
Juan Bell, R (1, 4) OBP: 0.148, SLG: 0.185			B B X 2-0 FC6-4 1B		F B X 1-1 SF9 1-3 2B			B X 1-0 G1	B B C F C 2-3 K	4	0	2	0	0	1	0
Inning Stats	R: 0 E: 0 K: 0 S: 9 H: 1 LOB: 1 BB: 0 P: 12	R: 0 E: 0 K: 0 S: 7 H: 0 LOB: 0 BB: 0 P: 9	R: 0 E: 0 K: 0 S: 8 H: 1 LOB: 1 BB: 0 P: 12	R: 0 E: 0 K: 0 S: 4 H: 0 LOB: 0 BB: 0 P: 7	R: 2 E: 0 K: 0 S: 17 H: 3 LOB: 1 BB: 0 P: 25	R: 0 E: 0 K: 1 S: 9 H: 0 LOB: 0 BB: 0 P: 12	R: 0 E: 0 K: 0 S: 4 H: 1 LOB: 0 BB: 0 P: 7	R: 3 E: 0 K: 1 S: 11 H: 3 LOB: 1 BB: 1 P: 21	R: 0 E: 0 K: 1 S: 10 H: 0 LOB: 0 BB: 0 P: 16	1B: 4 2B: 3 3B: 0 HR: 2	SF: 1 SAC: 0 DP: 1 HBP: 0						

TOP

Baltimore Orioles @ Detroit Tigers

Tiger Stadium, Detroit, MI

Wed May 22 1991, 7:05 PM EDT

Att. 13,440 - Sunny - 85 F

livebaseballscorecards.com

AB	34
R	5
H	9
RBI	5
BB	1
SO	3
LOB	8

WP: 0 PB: 0 SB: 0 CS: 0 PA: 36

PITCHER		IP	WLS	BF	H	R	ER	SO	BB	IBB	HBP	BLK	WP	HR	S	P	ERA	WHIP
Bill Gullickson, R ERA: 5.03	(1, 1)	7.2	W	31	9	5	5	1	0	0	0	0	0	2	65	96	5.87	1.174
Mark Leiter, R ERA: 2.37	(8, 1)	0.0		1	0	0	0	0	1	0	0	0	0	0	1	5	∞	∞
Jerry Don Gleaton, L ERA: 3.63	(8, 1)	1.1		4	0	0	0	2	0	0	0	0	0	0	13	20	0.00	0.000

PITCHER	IP	WLS	BF	H	R	ER	SO	BB	IBB	HBP	BLK	WP	HR	S	P	ERA	WHIP

Baltimore Orioles @ Detroit Tigers

Tiger Stadium, Detroit, MI

Wed May 22 1991, 7:05 PM EDT

Att. 13,440 - Sunny - 85 F

BOTTOM

livebaseballscorecards.com

Batter	1	2	3	4	5	6	7	8	9	AB	R	H	RBI	BB	SO	LOB
Lloyd Moseby, L (1, 7) OBP: 0.283, SLG: 0.316	P5	G4-3 1-2 2-3 3-H		P6		1B		K		5	0	1	1	0	1	2
Lou Whitaker, L (1, 4) OBP: 0.378, SLG: 0.396	G1-6-3	G4-3 2-H 3-H 1B		HR 1B		P5				4	1	2	2	0	0	1
Alan Trammell, R (1, 6) OBP: 0.340, SLG: 0.370	P3	G4-3 2-3		P6		F8				4	0	0	0	0	0	3
Cecil Fielder, R (1, 3) OBP: 0.331, SLG: 0.441		HR G5-3		1-H HR		P9				4	2	2	3	0	0	2
Mickey Tettleton, S (1, 2) OBP: 0.410, SLG: 0.463 Andy Allanson, R (6, 2) OBP: 0.222, SLG: 0.286		1B 2B BB	BB 1B	K			G3-1			2 1	1 0	1 0	0 0	1 0	1 0	0 0
Rob Deer, R (1, 9) OBP: 0.347, SLG: 0.425		1-2 2B 1B	1-2 BB	F7			P3			3	1	1	0	1	0	0
Pete Incaviglia, R (1, 10) OBP: 0.293, SLG: 0.405		BB 1-H 2-H G4-3 2B	K	E 2B			L4			4	2	2	2	0	1	2
John Shelby, S (1, 8) OBP: 0.333, SLG: 0.429 Milt Cuyler, S (9, 8) OBP: 0.350, SLG: 0.330		G4-3 1B BB BB	L7	E4 2-H G5-4-3				L7		3 0	1 0	0 0	0 0	1 0	0 0	2 0
Travis Fryman, R (1, 5) OBP: 0.281, SLG: 0.402		1-2 2-3 G4-3 1B BB	P8	1-2f G5-4-3				G6-3		3	1	0	0	1	0	3
Inning Stats	R: 0 E: 0 K: 0 S: 6 H: 0 LOB: 0 BB: 0 P: 12	R: 6 E: 0 K: 0 S: 21 H: 4 LOB: 1 BB: 3 P: 43	R: 0 E: 0 K: 1 S: 11 H: 1 LOB: 2 BB: 1 P: 19	R: 2 E: 0 K: 1 S: 10 H: 2 LOB: 0 BB: 0 P: 16	R: 1 E: 1 K: 0 S: 7 H: 1 LOB: 0 BB: 0 P: 11	R: 0 E: 0 K: 0 S: 5 H: 1 LOB: 1 BB: 0 P: 6	R: 0 E: 0 K: 0 S: 4 H: 0 LOB: 0 BB: 0 P: 8	R: 0 E: 0 K: 1 S: 7 H: 0 LOB: 0 BB: 0 P: 10		1B: 5 2B: 2 3B: 0 HR: 2 SF: 0 SAC: 0 DP: 1 HBP: 0						

	AB	33
	R	9
	H	9
	RBI	8
	BB	4
	SO	3
	LOB	15

WP: 0 PB: 0 SB: 0 CS: 0 PA: 37

PITCHER		IP	WLS	BF	H	R	ER	SO	BB	IBB	HBP	BLK	WP	HR	S	P	ERA	WHIP
Ben McDonald, R ERA: 7.03	(1, 1)	1.0	L	9	3	6	6	0	3	0	0	0	0	1	17	39	54.00	6.000
Bob Milacki, R ERA: 4.15	(2, 1)	5.0		22	6	3	2	2	1	0	0	0	0	1	43	68	3.60	1.400
Paul Kilgus, L ERA: 3.77	(7, 1)	1.0		3	0	0	0	0	0	0	0	0	0	0	4	8	0.00	0.000
Gregg Olson, R ERA: 2.57	(8, 1)	1.0		3	0	0	0	1	0	0	0	0	0	0	7	10	0.00	0.000

PITCHER	IP	WLS	BF	H	R	ER	SO	BB	IBB	HBP	BLK	WP	HR	S	P	ERA	WHIP

Batter	1	2	3	4	5	6	7	8	9	AB	R	H	RBI	BB	SO	LOB
Wade Boggs, L (1, 5) OBP: 0.454, SLG: 0.482	X 0-0 G1-3 1B 1B		B B C B X 3-1 ① G5-3		C B C B X 2-2 ②③ G1-4-3 1-2f		B S B B B 4-1 SH3-4 BB		B B F X 2-1 FC6-4 BB 1B 1B	4	1	2	0	1	0	1
Jody Reed, R (1, 4) OBP: 0.263, SLG: 0.227	C 1 SAFE B C X 1-2 G1-3 1-2 1B		B X 1-0 ② G5-3			C B B X 2-1 ① L6	L 1 SAFE X 0-1 ① SH3-4 1-2		C B B F B B 4-2 FC6-4 1-2 BB	3	0	1	0	1	0	0
Ellis Burks, R (1, 8) OBP: 0.371, SLG: 0.432	B C B X 2-1 ① G1-3 1-2 2-3		C X 0-1 ③ F8			F B B C X 2-2 HR	C F B F F F X 1-2 ② L7		C B X 1-1 ① FC6-4 FC4-6 1B 1-2f 2-3	5	1	1	1	0	0	5
Jack Clark, R (1, 10) OBP: 0.385, SLG: 0.347 Kevin Romine, R (9, PR) OBP: 0.217, SLG: 0.364	I I I I 4-0 IBB			X 0-0 ① G5-3		C B B B C F F B 4-2 1B 1B BB BB	C B S B B B 4-2 BB		C X 0-1 FC4-6 1-2 3-H 1B	2 0	1 0	1 0	1 0	3 0	0 0	0 0
Mike Greenwell, L (1, 7) OBP: 0.362, SLG: 0.459	B C B X 2-1 ② P5			B F S B X 2-2 ② G4-3		B B C X 2-1 BB 1B 1-2 1B	C S S 0-3 ③ K		X 0-0 ② FC4-6 1-2f 2-3	5	0	1	0	0	1	7
Tom Brunansky, R (1, 9) OBP: 0.327, SLG: 0.488	C C B B F X 2-2 ③ G6-3			B C B B B 4-1 BB		S F F C 0-3 ② K		B C F C B F B S 3-3 ① K	F C F F F B F X 1-2 ③ P6	4	0	0	0	1	2	7
Carlos Quintana, R (1, 3) OBP: 0.365, SLG: 0.383		B B C X 2-1 G4-6-3 1B	C 1 SAFE 1 SAFE C B B F X 2-2 ③ G6-3			B C B X 2-1 BB 1-2 2-3 1B		C S F B S 1-3 ② K		4	0	2	0	0	1	1
Tony Peña, R (1, 2) OBP: 0.296, SLG: 0.354		X 0-0 ①② G4-6-3 1-2f			C B X 1-1 ① F8	B B B B 4-0 1-2 2-3 3-H BB		C B X 1-1 1B		3	0	1	1	1	0	1
Luis Rivera, R (1, 6) OBP: 0.349, SLG: 0.387 Mike Marshall, R (8, PH) OBP: 0.333, SLG: 0.472 Mike Brumley, S (8, 6)		B C B B X 3-1 ③ P6			B C C B F X 2-2 G1-4-3 1B	B F C X 1-2 ③ F9		S X 0-1 ③ F7		3 1 0	0 0 0	1 0 0	0 0 0	0 0 0	0 0 0	3 1 0
Inning Stats	R: 0 H: 2 E: 0 LOB: 3 K: 0 BB: 1 S: 12 P: 23	R: 0 H: 1 E: 0 LOB: 0 K: 0 BB: 0 S: 5 P: 10	R: 0 H: 0 E: 0 LOB: 0 K: 0 BB: 0 S: 5 P: 9	R: 0 H: 0 E: 0 LOB: 1 K: 0 BB: 1 S: 9 P: 17	R: 0 H: 1 E: 0 LOB: 0 K: 0 BB: 0 S: 9 P: 14	R: 2 H: 3 E: 0 LOB: 3 K: 1 BB: 2 S: 20 P: 37	R: 0 H: 0 E: 0 LOB: 2 K: 1 BB: 2 S: 13 P: 22	R: 0 H: 1 E: 0 LOB: 1 K: 2 BB: 0 S: 12 P: 17	R: 1 H: 2 E: 0 LOB: 2 K: 0 BB: 1 S: 16 P: 24	1B: 9 SF: 0 2B: 0 SAC: 1 3B: 0 DP: 2 HR: 1 HBP: 0						

PITCHER		IP	WLS	BF	H	R	ER	SO	BB	IBB	HBP	BLK	WP	HR	S	P	ERA	WHIP
Frank Tanana, L ERA: 4.55	(1, 1)	5.2		25	7	2	2	1	2	1	0	0	0	1	57	102	3.18	1.588
Mark Leiter, R ERA: 2.25	(6, 1)	1.0		5	0	0	0	0	2	0	0	0	0	0	11	21	0.00	2.000
Mike Henneman, R ERA: 1.67	(7, 1)	1.2	W	10	3	1	0	3	2	0	0	0	0	0	25	41	0.00	3.000
Paul Gibson, L ERA: 2.25	(9, 1)	0.2	S	2	0	0	0	0	0	0	0	0	0	0	8	9	0.00	0.000

PITCHER	IP	WLS	BF	H	R	ER	SO	BB	IBB	HBP	BLK	WP	HR	S	P	ERA	WHIP

TOP

Boston Red Sox @ Detroit Tigers

Tiger Stadium, Detroit, MI

Thu May 23 1991, 7:05 PM EDT

Att. 14,744 - Cloudy - 83 F

livebaseballscorecards.com

AB	34
R	3
H	10
RBI	3
BB	7
SO	4
LOB	26

WP: 0	PA: 42					
PB: 0						
SB: 0						
CS: 0						

Batter	1	2	3	4	5	6	7	8	9	AB	R	H	RBI	BB	SO	LOB
Tony Phillips, S (1, 6) OBP: 0.380, SLG: 0.399	B B C B C B 4-2 S BB		B B X 2-0 ③ G4-3		F B X 1-1 ③ G3-1			C B X 1-1 SH1-4 SH 1B 1B		3	1	1	0	1	0	0
Lou Whitaker, L (1, 4) OBP: 0.377, SLG: 0.404	1 SAFE S B 1 SAFE 1 SAFE S X 1-2 ① F7			C X 0-1 G3 1B 2B		B B B C X 3-1 ① F8		1 SAFE 1 SAFE M 1 SAFE 1 SAFE X 0-1 SH SH1-4 1-2 1B		3	2	1	0	0	0	1
Lloyd Moseby, L (1, 7) OBP: 0.270, SLG: 0.300	B B 1 SAFE C C B F S 3-3 ② K 1-2			B B X 2-0 ① G3 2-3		X 0-0 ② F9		X 0-0 ① SH1-4 1-2 2-3		3	0	0	0	0	1	2
Cecil Fielder, R (1, 3) OBP: 0.335, SLG: 0.439	S C F S 0-3 ③ K			F F B B F X 2-2 G4-3 1B 3-H 1B		S C B F B B S 3-3 ③ K		I I I I 4-0 1B IBB		3	1	1	1	1	2	1
Mickey Tettleton, S (1, 2) OBP: 0.406, SLG: 0.455		C C B F X 1-2 ① G3-1		X 0-0 ② G4-3 1-2			B S C B B S 3-3 ① K	X 0-0 1-2 2-H 3-H 1B		4	0	1	2	0	1	1
Rob Deer, R (1, 9) OBP: 0.351, SLG: 0.423		C C B S 1-3 ② K		B B B X 3-0 2-H 1B			S F B F B B B 4-2 2B BB	B S F B F F X 2-2 ② L7		3	1	1	1	1	1	2
Pete Incaviglia, R (1, 10) OBP: 0.291, SLG: 0.409		S F B S 1-3 ③ K		1 SAFE C S S S 0-3 ③ K			X 0-0 1-H 2B	S S F X 0-2 ③ F8		4	0	1	1	0	2	3
Travis Fryman, R (1, 5) OBP: 0.275, SLG: 0.392			F C B F X 1-2 ① P2		C B F B F F F S 2-3 ① K		S B S B C 2-3 ② K			3	0	0	0	0	2	1
John Shelby, S (1, 8) OBP: 0.310, SLG: 0.395 Milt Cuyler, S (8, 8) OBP: 0.350, SLG: 0.330			B S X 1-1 ② G1-3		S X 0-1 ② F7		B S 2 B F S 2 SAFE 2-3 ③ K			3 0	0 0	0 0	0 0	0 0	1 0	1 0
Inning Stats	R: 0 E: 0 K: 2 S: 13 H: 0 LOB: 1 BB: 1 P: 21	R: 0 E: 0 K: 2 S: 10 H: 0 LOB: 0 BB: 0 P: 13	R: 0 E: 0 K: 0 S: 7 H: 0 LOB: 0 BB: 0 P: 11	R: 2 E: 0 K: 1 S: 12 H: 3 LOB: 1 BB: 0 P: 19	R: 0 E: 0 K: 1 S: 10 H: 0 LOB: 0 BB: 0 P: 13	R: 0 E: 0 K: 1 S: 7 H: 0 LOB: 0 BB: 0 P: 13	R: 1 E: 0 K: 3 S: 13 H: 1 LOB: 1 BB: 1 P: 24	R: 2 E: 1 K: 0 S: 15 H: 2 LOB: 2 BB: 1 P: 22		1B: 4 2B: 2 3B: 0 HR: 0 SF: 0 SAC: 2 DP: 0 HBP: 0						

PITCHER		IP	WLS	BF	H	R	ER	SO	BB	IBB	HBP	BLK	WP	HR	S	P	ERA	WHIP
Roger Clemens, R ERA: 2.48	(1, 1)	7.0	L	28	5	4	4	10	2	0	0	0	0	0	74	117	5.14	1.000
Tony Fossas, L ERA: 3.72	(8, 1)	0.1		3	0	0	0	0	0	1	0	0	0	0	3	7	0.00	0.000
Jeff Gray, R ERA: 1.71	(8, 1)	0.2		3	1	1	0	0	0	0	0	0	0	0	10	12	0.00	1.500

PITCHER		IP	WLS	BF	H	R	ER	SO	BB	IBB	HBP	BLK	WP	HR	S	P	ERA	WHIP

BOTTOM

Boston Red Sox @ Detroit Tigers

Tiger Stadium, Detroit, MI

Thu May 23 1991, 7:05 PM EDT

Att. 14,744 - Cloudy - 83 F

livebaseballscorecards.com

AB	29
R	5
H	6
RBI	5
BB	3
SO	10
LOB	12

WP: 0 PA: 34
PB: 0
SB: 1
CS: 0

Batter	1	2	3	4	5	6	7	8	9	AB	R	H	RBI	BB	SO	LOB
Wade Boggs, L (1, 5) OBP: 0.464, SLG: 0.493	C B B B X 3-1 G3-1 2B	I I I I 4-0 1B IBB		B C B B B 4-1 1B BB		C B X 1-1 HR 1B		C X 0-1 ① G4-3		3	1	2	0	2	0	0
Carlos Quintana, R (1, 3) OBP: 0.380, SLG: 0.421	X 0-0 ① G3-1 2-3	F X 0-1 FC6-4 1-2 2-H 3-H 1B		S B B X 2-1 1-2 1B		B B B C X 3-1 1-H HR		B B X 2-0 1B 1B 1B		5	2	4	4	0	0	1
Ellis Burks, R (1, 8) OBP: 0.365, SLG: 0.423	X 0-0 ② G5-3	B X 1-0 ③ FC6-4 1-2f		B F S B S 2-3 ② K		C S B X 1-2 ② P4		C X 0-1 1B 1-2 1B		5	0	1	0	0	1	5
Mike Marshall, R (1, 10) OBP: 0.293, SLG: 0.415	F X 0-1 ③ G3-1	S X 0-1 ① G5-3		C B F B S 2-3 ③ K		S X 0-1 ③ P4		B S S S 1-3 ② K		5	0	0	0	0	2	5
Mike Greenwell, L (1, 7) OBP: 0.363, SLG: 0.453	C C B F X 1-2 ① F9	X 0-0 ② G4-3		X 0-0 ① F7		B B B B 4-0 G3 1B BB		B C B X 2-1 1-3 2-H 1B		4	1	1	1	1	0	0
Tom Brunansky, R (1, 9) OBP: 0.316, SLG: 0.470	B S B X 2-1 ② L7	X 0-0 ③ F8		X 0-0 ② G5-3		B B C X 2-1 ① G3 1-2		1 SAFE B 1 SAFE 1 C S F X 1-2 ③ F9		5	0	0	0	0	0	3
Tony Peña, R (1, 2) OBP: 0.307, SLG: 0.371	S C T X 0-2 1B 2B	X 0-0 HR 1B		C B F B X 2-2 ③ G5-3		X 0-0 FC1-6-5 2-H 1B		F B B B B X 3-1 ① F9		5	2	3	1	0	0	0
Jody Reed, R (1, 4) OBP: 0.267, SLG: 0.253	B B C X 2-1 2B 1B 2-H 1B	C B 1 SAFE 1 SAFE 1 SAFE S B X 2-2 1-H HR		B B C C B X 3-2 ① P2		C F B B B X 2-2 ② FC1-6-5 2-3		C B B F B X 3-2 ② F9		5	2	2	3	0	0	1
Luis Rivera, R (1, 6) OBP: 0.352, SLG: 0.438	B X 1-0 1B 1-3 2B	B X 1-0 ① F8		X 0-0 HR		B C F S 1-3 ③ K		C B B F X 2-2 ③ P3		5	2	2	1	0	1	1
Inning Stats	R: 0 H: 1 E: 0 LOB: 1 K: 0 BB: 0 S: 6 P: 9	R: 3 H: 4 E: 0 LOB: 2 K: 0 BB: 1 S: 16 P: 27	R: 0 H: 0 E: 0 LOB: 0 K: 0 BB: 0 S: 4 P: 4	R: 2 H: 3 E: 0 LOB: 2 K: 2 BB: 1 S: 14 P: 27	R: 0 H: 0 E: 0 LOB: 0 K: 0 BB: 0 S: 5 P: 7	R: 3 H: 3 E: 0 LOB: 0 K: 0 BB: 0 S: 13 P: 21	R: 1 H: 1 E: 0 LOB: 1 K: 1 BB: 1 S: 9 P: 18	R: 1 H: 3 E: 0 LOB: 2 K: 1 BB: 0 S: 14 P: 20	R: 0 H: 0 E: 0 LOB: 0 K: 0 BB: 0 S: 8 P: 16	1B: 9 SF: 0 2B: 3 SAC: 0 3B: 0 DP: 0 HR: 3 HBP: 0						WP: 0 PA: 45 PB: 0 SB: 0 CS: 0

TOP

Boston Red Sox @ Detroit Tigers

Tiger Stadium, Detroit, MI

Fri May 24 1991, 7:05 PM EDT
Att. 16,546 - Cloudy - 80 F

livebaseballscorecards.com

AB	42
R	10
H	15
RBI	10
BB	3
SO	4
LOB	16

PITCHER		IP	WLS	BF	H	R	ER	SO	BB	IBB	HBP	BLK	WP	HR	S	P	ERA	WHIP
Dan Petry, R ERA: 3.23	(1, 1)	3.1	L	20	8	5	5	0	1	1	0	0	0	1	34	57	13.50	2.700
Steve Searcy, L ERA: 8.42	(4, 1)	3.0		14	4	4	4	2	1	0	0	0	0	2	27	47	12.00	1.667
Mark Leiter, R ERA: 2.53	(7, 1)	1.1		6	2	1	1	2	0	0	0	0	0	0	14	20	6.75	1.500
Jerry Don Gleaton, L ERA: 3.57	(8, 1)	0.1		2	1	0	0	0	0	0	0	0	0	0	6	9	0.00	3.000
Mike Henneman, R ERA: 1.61	(9, 1)	1.0		3	0	0	0	0	0	0	0	0	0	0	8	16	0.00	0.000

PITCHER	IP	WLS	BF	H	R	ER	SO	BB	IBB	HBP	BLK	WP	HR	S	P	ERA	WHIP

Boston Red Sox @ Detroit Tigers

Tiger Stadium, Detroit, MI

Fri May 24 1991, 7:05 PM EDT

Att. 16,546 - Cloudy - 80 F

livebaseballscorecards.com

BOTTOM

Batter	1	2	3	4	5	6	7	8	9	AB	R	H	RBI	BB	SO	LOB
Tony Phillips, S (1, 4) (9, 5) OBP: 0.392, SLG: 0.426	B B B B 4-0 G4-3 BB		B B F C B B 4-2 HR BB	B C F X 1-2 G4-6-3 ②③ 1-2f			X 0-0 1-H HR	F B F X 1-2 S 1B		3	2	2	2	2	0	2
Alan Trammell, R (1, 6) OBP: 0.329, SLG: 0.357	1 SAFE B 1 SAFE B F 1 SAFE 1 SAFE X 2-1 G4-3 ①② 1-2f		C X 0-1 F8 ①		B X 1-0 F7 ①		B C C B X 2-2 E5 HR	C B B S B S 3-3 K ③ 1-2		5	1	0	0	0	1	3
Rob Deer, R (1, 9) OBP: 0.352, SLG: 0.441	B C B B B 4-1 FC6-4 BB		X 0-0 1-H HR		C F B B C 2-3 K ②		S B B S S S 2-3 K ②		C B B F X 2-2 F8 ①	4	1	1	2	1	2	1
Cecil Fielder, R (1, 3) OBP: 0.337, SLG: 0.458	B 1 SAFE B X 2-0 FC6-4 ③ 1-2f		B B S F X 2-2 1B		F B X 1-1 G5-3 ③		B S B B X 3-1 1-H HR		B S F X 1-2 G5-3 ②	5	1	2	2	0	0	1
Pete Incaviglia, R (1, 7) OBP: 0.280, SLG: 0.392		B X 1-0 F8 ①	B B F B F S 3-3 K ②			B X 1-0 G5-3 ①	S S B S 1-3 K ③		C X 0-1 F7 ③	5	0	0	0	0	2	1
Luis de los Santos, R (1, 10) OBP: 0.214, SLG: 0.192 Lloyd Moseby, L (8, PH) OBP: 0.281, SLG: 0.311		B X 1-0 2B 1B	B B X 2-0 G4-3 ③			C B X 1-1 G4-3 ②		B C C X 1-2 HR 1B		3 1	1 1	1 1	0 1	0 0	0 0	1 0
Travis Fryman, R (1, 5) OBP: 0.270, SLG: 0.383 Lou Whitaker, L (8, PH) OBP: 0.374, SLG: 0.400 (9, 4)		C X 0-1 F8 ②		C C B B S 2-3 K ①		C F C 0-3 K ③		B C B F X 2-2 L9 ①		3 1	0 0	0 0	0 0	0 0	2 0	1 1
Andy Allanson, R (1, 2) OBP: 0.256, SLG: 0.342 Mickey Tettleton, S (8, PH) OBP: 0.403, SLG: 0.451 (9, 2)		B X 1-0 1-H 2B		B C B C X 2-2 BB 1B			X 0-0 L9 ①	C 1 SAFE B B X 2-1 F8 ②		3 1	0 0	2 0	1 0	0 0	0 0	0 1
Milt Cuyler, S (1, 8) OBP: 0.358, SLG: 0.326 John Shelby, S (8, PH) OBP: 0.326, SLG: 0.487 (9, 8)		B 2 SAFE B X 2-0 P6 ③		L B B F F 1 SAFE B B 4-2 G4-6-3 BB 1-2			C F B B B B 4-2 HR BB	B B B C C X 3-2 1-H HR		1 1	1 1	0 1	0 2	2 0	0 0	1 0
Inning Stats	R: 0 H: 0 E: 0 LOB: 1 K: 0 BB: 2 S: 4 P: 16	R: 1 H: 2 E: 0 LOB: 1 K: 0 BB: 0 S: 6 P: 11	R: 2 H: 2 E: 0 LOB: 1 K: 1 BB: 1 S: 12 P: 23	R: 0 H: 1 E: 0 LOB: 1 K: 1 BB: 1 S: 12 P: 21	R: 0 H: 0 E: 0 LOB: 0 K: 1 BB: 0 S: 6 P: 10	R: 0 H: 0 E: 0 LOB: 0 K: 1 BB: 0 S: 6 P: 8	R: 4 H: 2 E: 1 LOB: 0 K: 2 BB: 1 S: 15 P: 27	R: 2 H: 3 E: 0 LOB: 1 K: 1 BB: 0 S: 17 P: 29	R: 0 H: 0 E: 0 LOB: 0 K: 0 BB: 0 S: 8 P: 11						

	AB	36
	R	9
	H	10
	RBI	9
	BB	5
	SO	7
	LOB	13

1B: 5 SF: 0 WP: 0 PA: 41
2B: 1 SAC: 0 PB: 0
3B: 0 DP: 2 SB: 1
HR: 4 HBP: 0 CS: 0

PITCHER		IP	WLS	BF	H	R	ER	SO	BB	IBB	HBP	BLK	WP	HR	S	P	ERA	WHIP
Tom Bolton, L ERA: 3.56	(1, 1)	6.1	W	29	6	6	6	4	5	0	0	0	0	2	53	102	8.53	1.737
Jeff Gray, R ERA: 2.33	(7, 1)	0.2		4	2	2	1	2	0	0	0	0	0	1	11	18	13.50	3.000
Tony Fossas, L ERA: 4.35	(8, 1)	0.2		3	1	1	1	0	0	0	0	0	0	1	8	15	13.50	1.500
Jeff Reardon, R ERA: 1.42	(8, 1)	1.1	S	5	1	0	0	1	0	0	0	0	0	0	14	21	0.00	0.750

PITCHER	IP	WLS	BF	H	R	ER	SO	BB	IBB	HBP	BLK	WP	HR	S	P	ERA	WHIP

Batter	1	2	3	4	5	6	7	8	9	AB	R	H	RBI	BB	SO	LOB
Wade Boggs, L (1, 5) OBP: 0.464, SLG: 0.500	C C B B F X 2-2 ① F8		X 0-0 ③ G6-3		C B B X 2-1 WP 1B 2B		C X 0-1 G6-3 1-3 1B			4	1	2	0	0	0	0
Carlos Quintana, R (1, 3) OBP: 0.377, SLG: 0.412	C F X 0-2 ② G3-1			B X 1-0 ① G5-3	S B B F B B 4-2 1B 2-3 BB		B X 1-0 ② ③ G6-3 1-2f			3	0	0	0	1	0	2
Ellis Burks, R (1, 8) OBP: 0.368, SLG: 0.425	F B S C 1-3 ③ K			S F X 0-2 1B 1B 1B	B C C B F F F B X 3-2 1-3 3-H 1B			C B S X 1-2 ① G6-3		4	1	2	1	0	1	0
Mike Marshall, R (1, 7) OBP: 0.289, SLG: 0.400 Steve Lyons, L (8, 7) OBP: 0.345, SLG: 0.556		S B F C 1-3 ① K		F X 0-1 1B 1-2 1B	S S C 0-3 ③ K			S S S 0-3 ② K		4 0	0 0	1 0	0 0	0 0	3 0	2 0
Mike Greenwell, L (1, 10) OBP: 0.355, SLG: 0.442		X 0-0 ② F7		C X 0-1 ② F7		B C C X 1-2 ① P2		C B X 1-1 ③ G4-3		4	0	0	0	0	0	2
Tom Brunansky, R (1, 9) OBP: 0.321, SLG: 0.471		X 0-0 1B		C B X 1-1 1-3 2-H 1B		B B F F X 2-2 ② G6-3			B S X 1-1 ① F9	4	0	2	1	0	0	0
Tony Peña, R (1, 2) OBP: 0.299, SLG: 0.360		B C X 1-1 ③ P6		C X 0-1 ③ G1-3		X 0-0 ③ F8			B B X 2-0 ② G6-3	4	0	0	0	0	0	3
Jody Reed, R (1, 4) OBP: 0.262, SLG: 0.248 Jack Clark, R (9, PH) OBP: 0.382, SLG: 0.344			B B X 2-0 ① P4		B C C X 1-2 ① G6-3		C X 0-1 ① L7		S C B F B B C 3-3 ③ K	3 1	0 0	0 0	0 0	0 1	0 0	0 0
Luis Rivera, R (1, 6) OBP: 0.351, SLG: 0.427			C B B B X 3-1 ② L3		B C B X 2-1 ② G3-1		B C B B F F B 4-2 1B BB			2	0	0	0	1	0	0
Inning Stats	R: 0 H: 0 E: 0 LOB: 0 K: 1 BB: 0 S: 10 P: 13	R: 0 H: 1 E: 0 LOB: 1 K: 1 BB: 0 S: 7 P: 9	R: 0 H: 0 E: 0 LOB: 0 K: 0 BB: 0 S: 4 P: 9	R: 1 H: 3 E: 0 LOB: 2 K: 0 BB: 0 S: 12 P: 14	R: 1 H: 2 E: 0 LOB: 2 K: 1 BB: 1 S: 18 P: 30	R: 0 H: 0 E: 0 LOB: 0 K: 0 BB: 0 S: 7 P: 10	R: 0 H: 1 E: 0 LOB: 1 K: 0 BB: 1 S: 8 P: 13	R: 0 H: 0 E: 0 LOB: 0 K: 1 BB: 0 S: 8 P: 10	R: 0 H: 0 E: 0 LOB: 0 K: 1 BB: 0 S: 7 P: 13	1B: 6 SF: 0 2B: 1 SAC: 0 3B: 0 DP: 1 HR: 0 HBP: 0						

PITCHER		IP	WLS	BF	H	R	ER	SO	BB	IBB	HBP	BLK	WP	HR	S	P	ERA	WHIP
Walt Terrell, R ERA: 4.29	(1, 1)	6.1	W	28	7	2	2	3	2	0	0	0	1	0	65	96	2.84	1.421
Mike Henneman, R ERA: 1.47	(7, 1)	2.2	S	7	0	0	0	2	0	0	0	0	0	0	16	25	0.00	0.000

PITCHER	IP	WLS	BF	H	R	ER	SO	BB	IBB	HBP	BLK	WP	HR	S	P	ERA	WHIP

TOP

Boston Red Sox @ Detroit Tigers

Tiger Stadium, Detroit, MI

Sat May 25 1991, 7:05 PM EDT

Att. 19,179 - Cloudy - 76 F

livebaseballscorecards.com

AB	33
R	2
H	7
RBI	2
BB	2
SO	5
LOB	9

1B: 6	SF: 0	WP: 1	PA: 35
2B: 1	SAC: 0	PB: 0	
3B: 0	DP: 1	SB: 0	
HR: 0	HBP: 0	CS: 0	

Boston Red Sox @ Detroit Tigers

Tiger Stadium, Detroit, MI

Sat May 25 1991, 7:05 PM EDT

Att. 19,179 - Cloudy - 76 F

livebaseballscorecards.com

BOTTOM

Batter	1	2	3	4	5	6	7	8	9	AB	R	H	RBI	BB	SO	LOB
Tony Phillips, S (1, 10) OBP: 0.400, SLG: 0.427	B X 1-0 FC6-4 1B		B B B B 4-0 E S 1-2 2B BB	B C B S S 2-3 ③ K		I I I I 4-0 BB IBB				2	1	1	0	2	1	0
Lou Whitaker, L (1, 4) OBP: 0.378, SLG: 0.398	C B F X 1-2 ① F9		B B X 2-0 E6 2B 1-3 2-H		C B F F B F B F X 3-2 2B 1B	B 1 SAFE B B C B 4-1 1-2 BB				3	0	1	1	1	0	2
Alan Trammell, R (1, 6) OBP: 0.327, SLG: 0.361	B C F B X 2-2 ② FC6-4 FC6-4 1-2f		B B B C X 3-1 1-3 3-H 2B		M F B F X 1-2 ① P3	X 0-0 ③ P4				4	0	1	1	0	0	5
Cecil Fielder, R (1, 3) OBP: 0.335, SLG: 0.459	B C F X 1-2 ③ FC6-4 1-2f		F B F X 1-2 ① L6		B X 1-0 1-3 2B		C X 0-1 ① L6			4	0	1	0	0	0	3
Rob Deer, R (1, 9) OBP: 0.350, SLG: 0.458		C B B X 2-1 HR	S C B B C 2-3 ② K		F S B F B F B S 3-3 ② K		C S B S 1-3 ② K			4	1	1	1	0	3	4
Pete Incaviglia, R (1, 7) OBP: 0.279, SLG: 0.382 John Shelby, S (9, 7) OBP: 0.326, SLG: 0.487	B X 1-0 ① F8		B B B B 4-0 BB		C S B B S 2-3 ③ K		B S F B B X 3-2 ③ G6-3			3 0	0 0	0 0	0 0	1 0	1 0	2 0
Travis Fryman, R (1, 5) OBP: 0.262, SLG: 0.371	B C C B C 2-3 ② K		S C B S S 1-3 ③ K			C S B F F F X 1-2 E6 G4-3 S		B B F C F F B F F 3-2 X G1-3		4	0	0	0	0	2	3
Andy Allanson, R (1, 2) OBP: 0.233, SLG: 0.310	B X 1-0 ③ F8			B F C X 1-2 ① G5-3		X 0-0 ① P6		B C X 1-1 ② G5-3		4	0	0	0	0	0	1
Milt Cuyler, S (1, 8) OBP: 0.355, SLG: 0.316			B C B S B B 4-2 S BB E BB	C B C S 1-3 ② K		B C S F F B B F X 3-2 ② G4-3 1-3		X 0-0 ③ B3-4		3	1	0	0	1	1	1
Inning Stats	R: 0 H: 1 E: 0 LOB: 1 K: 0 BB: 0 S: 10 P: 15	R: 1 H: 1 E: 0 LOB: 0 K: 1 BB: 0 S: 7 P: 13	R: 2 H: 1 E: 1 LOB: 3 K: 2 BB: 3 S: 14 P: 35	R: 0 H: 0 E: 0 LOB: 0 K: 2 BB: 0 S: 9 P: 13	R: 0 H: 2 E: 0 LOB: 2 K: 2 BB: 0 S: 19 P: 29	R: 0 H: 0 E: 1 LOB: 3 K: 0 BB: 2 S: 15 P: 27	R: 0 H: 0 E: 0 LOB: 0 K: 1 BB: 0 S: 8 P: 12	R: 0 H: 0 E: 0 LOB: 0 K: 0 BB: 0 S: 10 P: 14		1B: 2 SF: 0 2B: 2 SAC: 0 3B: 0 DP: 0 HR: 1 HBP: 0					WP: 0 PA: 36 PB: 0 SB: 3 CS: 0	

PITCHER		IP	WLS	BF	H	R	ER	SO	BB	IBB	HBP	BLK	WP	HR	S	P	ERA	WHIP
Matt Young, L ERA: 3.73	(1, 1)	2.2	L	15	3	3	3	2	3	0	0	0	0	1	28	59	10.12	2.250
Dennis Lamp, R ERA: 6.59	(3, 1)	3.0		13	2	0	0	5	0	1	0	0	0	0	44	67	0.00	0.667
Joe Hesketh, L ERA: 3.63	(6, 1)	0.0		1	0	0	0	0	1	0	0	0	0	0	1	5	∞	∞
Greg Harris, R ERA: 4.7	(6, 1)	2.1		7	0	0	0	1	0	0	0	0	0	0	19	27	0.00	0.000

PITCHER	IP	WLS	BF	H	R	ER	SO	BB	IBB	HBP	BLK	WP	HR	S	P	ERA	WHIP

AB	31
R	3
H	5
RBI	3
BB	5
SO	8
LOB	21

Batter	1	2	3	4	5	6	7	8	9	AB	R	H	RBI	BB	SO	LOB
Jody Reed, R (1, 4) OBP: 0.278, SLG: 0.266	1-1 1B	0-1 1B			0-0 ① G5-3		0-2 1-3 1B		1-2 1B	5	1	4	0	0	0	0
Carlos Quintana, R (1, 3) OBP: 0.377, SLG: 0.411	3-2 ① F9	3-2 FC6-4 1-2 1B			1-3 ② K		2-3 ① K		0-1 1B 1-2 1B	5	0	2	0	0	2	3
Ellis Burks, R (1, 8) OBP: 0.376, SLG: 0.432	1-0 G6-4-3 1-2 1B	1-2 ③ FC6-4 1-2f			0-1 1B		2-2 ② F8		0-2 1-2 2-H 1B	5	0	3	1	0	0	4
Jack Clark, R (1, 10) OBP: 0.377, SLG: 0.338	2-2 ② ③ G6-4-3 1-2f		2-3 ① K		0-0 1-3 1B		2-2 ③ F9		3-2 ③ G6-3	5	0	1	0	0	1	6
Kevin Romine, R (1, 7) OBP: 0.222, SLG: 0.320		4-1 FC1-4 BB	2-3 ② K		2-3 ③ K			1-0 ① L3		3	0	0	0	1	2	2
Tom Brunansky, R (1, 9) OBP: 0.313, SLG: 0.458		0-0 ① F8	2-1 ③ G6-3			0-3 ① K		1-1 ② G5-3		4	0	0	0	0	1	1
Mike Brumley, S (1, 5) OBP: 0.250, SLG: 0.250		1-0 ② FC1-4 1-2f 1B HR		3-2 ① F7		1-2 G1-4-3 1B		1-1 ③ L4		4	1	1	0	0	0	1
John Marzano, R (1, 2) OBP: 0.273, SLG: 0.364		2-2 1-2 HR 1B		0-0 ② G5-3		0-1 ② ③ G1-4-3 1-2f			1-1 ① G4-3	4	1	1	0	0	0	1
Luis Rivera, R (1, 6) OBP: 0.357, SLG: 0.459		1-2 1-H 2-H HR		3-1 ③ G6-3			4-2 1B BB		2-3 ② K	3	1	1	3	1	1	0
Inning Stats	R: 0 E: 0 K: 0 S: 11 H: 2 LOB: 1 BB: 0 P: 18	R: 3 E: 0 K: 0 S: 22 H: 4 LOB: 2 BB: 1 P: 34	R: 0 E: 0 K: 2 S: 9 H: 0 LOB: 0 BB: 0 P: 15	R: 0 E: 0 K: 0 S: 9 H: 0 LOB: 0 BB: 0 P: 15	R: 0 E: 0 K: 2 S: 10 H: 2 LOB: 2 BB: 0 P: 13	R: 0 E: 0 K: 1 S: 8 H: 1 LOB: 0 BB: 0 P: 9	R: 0 E: 0 K: 1 S: 17 H: 1 LOB: 2 BB: 1 P: 27	R: 0 E: 0 K: 0 S: 5 H: 0 LOB: 0 BB: 0 P: 8	R: 1 E: 0 K: 1 S: 19 H: 3 LOB: 2 BB: 0 P: 26	1B: 12 2B: 0 3B: 0 HR: 1 SF: 0 SAC: 0 DP: 2 HBP: 0						

TOP

Boston Red Sox @ Detroit Tigers

Tiger Stadium, Detroit, MI

Sun May 26 1991, 3:33 AM EDT

Att. 24,821 - Cloudy - 76 F

livebaseballscorecards.com

AB	38
R	4
H	13
RBI	4
BB	2
SO	7
LOB	18

WP: 0 PB: 0 SB: 0 CS: 0 PA: 40

PITCHER		IP	WLS	BF	H	R	ER	SO	BB	IBB	HBP	BLK	WP	HR	S	P	ERA	WHIP
John Cerutti, L ERA: 4.13	(1, 1)	1.2		11	6	3	3	0	1	0	0	0	0	1	29	47	16.20	4.200
Mark Leiter, R ERA: 2.1	(2, 1)	4.1	W	17	4	0	0	5	1	0	0	0	0	0	46	67	0.00	1.154
Paul Gibson, L ERA: 2.31	(7, 1)	3.0	S	12	3	1	1	2	0	0	0	0	0	0	35	51	3.00	1.000

PITCHER	IP	WLS	BF	H	R	ER	SO	BB	IBB	HBP	BLK	WP	HR	S	P	ERA	WHIP

Boston Red Sox @ Detroit Tigers

Tiger Stadium, Detroit, MI

Sun May 26 1991, 3:33 AM EDT

Att. 24,821 - Cloudy - 76 F

livebaseballscorecards.com

BOTTOM

Batter	1	2	3	4	5	6	7	8	9	AB	R	H	RBI	BB	SO	LOB
Tony Phillips, S (1, 5) OBP: 0.411, SLG: 0.446	HR 1B	L8		CS 1B		F9 CS WP 1B		2B		5	2	4	1	0	0	0
Lou Whitaker, L (1, 4) OBP: 0.386, SLG: 0.423	HR	2B BB		G5-4-3 BB		F9		G6-3		3	2	1	2	2	0	3
Alan Trammell, R (1, 6) OBP: 0.335, SLG: 0.367	HR BB	2B		G5-4-3		WP BB		L1		3	1	1	1	2	0	2
Cecil Fielder, R (1, 3) OBP: 0.339, SLG: 0.475	HR	P5			K	FC5-4 IBB				3	1	1	2	1	1	1
Mickey Tettleton, S (1, 2) OBP: 0.399, SLG: 0.470	K	G5-3			HR	FC5-4				4	1	1	1	0	1	3
Rob Deer, R (1, 9) OBP: 0.353, SLG: 0.478	HR		G4-3		BB		G6-3			3	1	1	1	1	0	0
Lloyd Moseby, L (1, 7) OBP: 0.279, SLG: 0.308 Milt Cuyler, S (8, 8) OBP: 0.355, SLG: 0.316	1B		K		K		G4-3			4 0	0 0	1 0	0 0	0 0	2 0	1 0
Pete Incaviglia, R (1, 10) OBP: 0.271, SLG: 0.370	F8	F9			G6-3		G6-3			4	0	0	0	0	0	2
John Shelby, S (1, 8) OBP: 0.340, SLG: 0.500 (8, 7)	F8			1B 2B		CS 1B BB		G6-3		3	1	1	0	1	0	1
Inning Stats	R: 5 E: 0 K: 1 S: 17 H: 5 LOB: 1 BB: 1 P: 29	R: 1 E: 0 K: 0 S: 7 H: 1 LOB: 1 BB: 1 P: 14	R: 0 E: 0 K: 1 S: 9 H: 0 LOB: 0 BB: 0 P: 15	R: 1 E: 0 K: 0 S: 9 H: 2 LOB: 0 BB: 1 P: 15	R: 1 E: 0 K: 2 S: 16 H: 1 LOB: 1 BB: 1 P: 28	R: 1 E: 0 K: 0 S: 6 H: 1 LOB: 2 BB: 3 P: 19	R: 0 E: 0 K: 0 S: 5 H: 0 LOB: 0 BB: 0 P: 10	R: 0 E: 0 K: 0 S: 8 H: 1 LOB: 1 BB: 0 P: 12		1B: 4 2B: 3 3B: 0 HR: 4	SF: 0 SAC: 0 DP: 1 HBP: 0						

	AB	32
	R	9
	H	11
	RBI	8
	BB	7
	SO	4
	LOB	13

WP: 1 PB: 0 SB: 0 CS: 3 PA: 39

PITCHER		IP	WLS	BF	H	R	ER	SO	BB	IBB	HBP	BLK	WP	HR	S	P	ERA	WHIP
Dana Kiecker, R ERA: 7.2	(1, 1)	1.1	L	11	5	6	6	1	2	0	0	0	0	3	18	34	40.50	5.250
Joe Hesketh, L ERA: 4.05	(2, 1)	4.1		20	5	3	3	3	4	1	0	0	1	1	45	85	6.23	2.077
Tony Fossas, L ERA: 3.55	(6, 1)	2.1		8	1	0	0	0	0	0	0	0	0	0	14	23	0.00	0.429

PITCHER	IP	WLS	BF	H	R	ER	SO	BB	IBB	HBP	BLK	WP	HR	S	P	ERA	WHIP

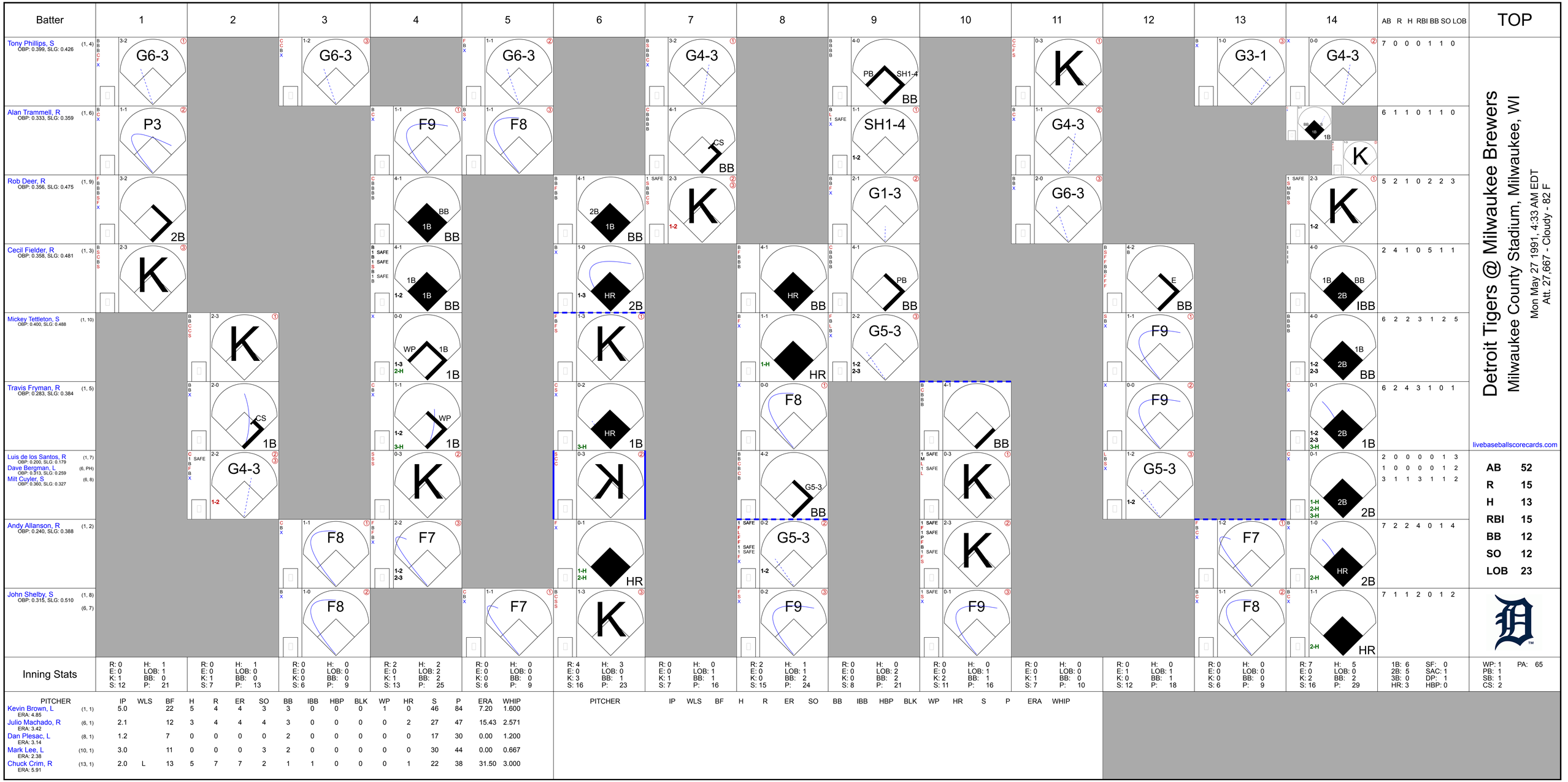
Batter
1
2
3
4
5
6
7
8
9
10
11
12
13
14
AB R H RBI BB SO LOB
TOP
Tony Phillips, S (1, 4) OBP: 0.399, SLG: 0.426
G6-3
G6-3
G6-3
G4-3
PB SH1-4 BB
G6-3
G3-1
G4-3
7 0 0 0 1 1 0
Alan Trammell, R (1, 6) OBP: 0.333, SLG: 0.359
P3
F9
F8
CS BB
SH1-4
G4-3
K
6 1 1 0 1 1 0
Rob Deer, R (1, 9) OBP: 0.356, SLG: 0.475
2B
BB
2B BB
K
G1-3
G6-3
K
5 2 1 0 2 2 3
Cecil Fielder, R (1, 3) OBP: 0.358, SLG: 0.481
K
1B BB
HR 2B
HR
PB BB
E BB
1B BB IBB
2 4 1 0 5 1 1
Mickey Tettleton, S (1, 10) OBP: 0.400, SLG: 0.488
K
WP 1B
K
G5-3
F9
1B 2B BB
6 2 2 3 1 2 5
Travis Fryman, R (1, 5) OBP: 0.283, SLG: 0.384
K
CS 1B
WP 1B
HR 1B
F8
BB
F9
2B 1B
6 2 4 3 1 0 1
Luis de los Santos, R (1, 7) OBP: 0.200, SLG: 0.179
Dave Bergman, L (6, PH) OBP: 0.313, SLG: 0.259
Milt Cuyler, S (6, 8) OBP: 0.360, SLG: 0.327
G4-3
K
K
G5-3 BB
G5-3
2B 2B
2 0 0 0 0 1 3
1 0 0 0 0 1 2
3 1 1 3 1 1 2
Andy Allanson, R (1, 2) OBP: 0.240, SLG: 0.388
F8
F7
HR
G5-3
F7
HR 2B
7 2 2 4 0 1 4
John Shelby, S (1, 8) OBP: 0.315, SLG: 0.510
(6, 7)
F8
F7
K
F9
F9
F8
HR
7 1 1 2 0 1 2
Inning Stats
R: 0 E: 0 K: 1 S: 12
H: 1 LOB: 1 BB: 0 P: 21
R: 0 E: 0 K: 1 S: 7
H: 1 LOB: 0 BB: 0 P: 13
R: 0 E: 0 K: 0 S: 6
H: 0 LOB: 0 BB: 0 P: 9
R: 2 E: 0 K: 1 S: 13
H: 2 LOB: 2 BB: 2 P: 25
R: 0 E: 0 K: 0 S: 6
H: 0 LOB: 0 BB: 0 P: 9
R: 4 E: 0 K: 3 S: 16
H: 3 LOB: 0 BB: 1 P: 23
R: 0 E: 0 K: 1 S: 7
H: 0 LOB: 1 BB: 1 P: 16
R: 2 E: 0 K: 0 S: 15
H: 1 LOB: 1 BB: 2 P: 24
R: 0 E: 0 K: 0 S: 8
H: 0 LOB: 2 BB: 2 P: 21
R: 0 E: 0 K: 2 S: 11
H: 0 LOB: 1 BB: 1 P: 16
R: 0 E: 0 K: 1 S: 7
H: 0 LOB: 0 BB: 0 P: 10
R: 0 E: 1 K: 0 S: 12
H: 0 LOB: 1 BB: 1 P: 18
R: 0 E: 0 K: 0 S: 6
H: 0 LOB: 0 BB: 0 P: 9
R: 7 E: 0 K: 2 S: 16
H: 5 LOB: 0 BB: 2 P: 29
1B: 6 2B: 5 3B: 0 HR: 3
SF: 0 SAC: 1 DP: 1 HBP: 0
WP: 1 PB: 1 SB: 1 CS: 2
PA: 65
PITCHER IP WLS BF H R ER SO BB IBB HBP BLK WP HR S P ERA WHIP
Kevin Brown, L (1, 1) ERA: 4.85 5.0 22 5 4 4 3 3 0 0 0 1 0 46 84 7.20 1.600
Julio Machado, R (6, 1) ERA: 3.42 2.1 12 3 4 4 4 3 0 0 0 0 2 27 47 15.43 2.571
Dan Plesac, L (8, 1) ERA: 3.14 1.2 7 0 0 0 0 2 0 0 0 0 0 17 30 0.00 1.200
Mark Lee, L (10, 1) ERA: 2.38 3.0 11 0 0 0 3 2 0 0 0 0 0 30 44 0.00 0.667
Chuck Crim, R (13, 1) ERA: 5.91 2.0 L 13 5 7 7 2 1 1 0 0 0 1 22 38 31.50 3.000
Detroit Tigers @ Milwaukee Brewers
Milwaukee County Stadium, Milwaukee, WI
Mon May 27 1991, 4:33 AM EDT
Att. 27,667 - Cloudy - 82 F
livebaseballscorecards.com
AB 52
R 15
H 13
RBI 15
BB 12
SO 12
LOB 23

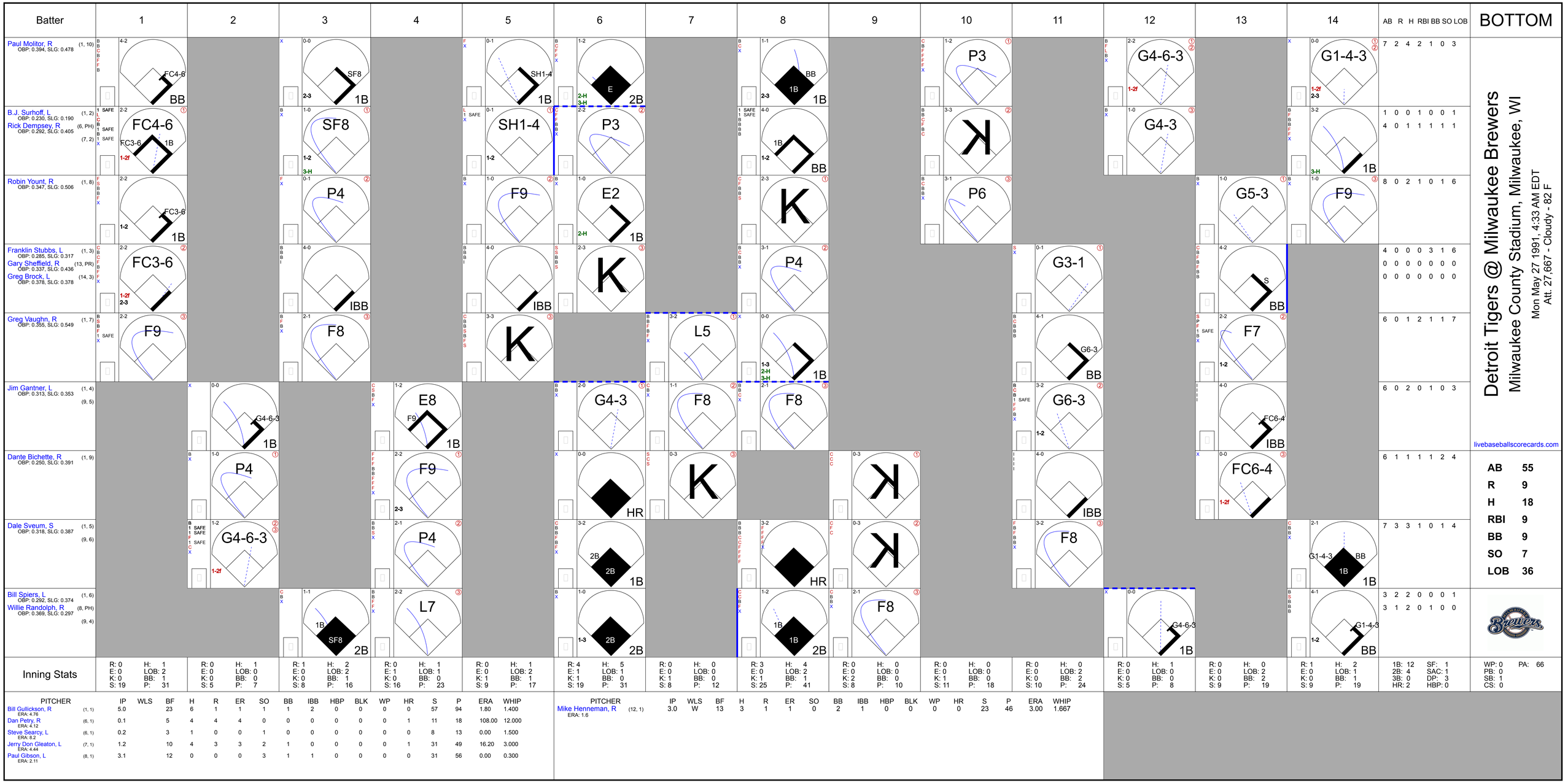
Batter
1
2
3
4
5
6
7
8
9
10
11
12
13
14
AB R H RBI BB SO LOB
BOTTOM
Paul Molitor, R (1, 10)
OBP: 0.394, SLG: 0.478
7 2 4 2 1 0 3
B.J. Surhoff, L (1, 2)
OBP: 0.230, SLG: 0.190
Rick Dempsey, R (6, PH)
OBP: 0.292, SLG: 0.405
(7, 2)
1 0 0 1 0 0 1
4 0 1 1 1 1 1
Robin Yount, R (1, 8)
OBP: 0.347, SLG: 0.506
8 0 2 1 0 1 6
Franklin Stubbs, L (1, 3)
OBP: 0.285, SLG: 0.317
Gary Sheffield, R (13, PR)
OBP: 0.337, SLG: 0.436
Greg Brock, L (14, 3)
OBP: 0.378, SLG: 0.378
4 0 0 0 3 1 6
0 0 0 0 0 0 0
0 0 0 0 0 0 0
Greg Vaughn, R (1, 7)
OBP: 0.355, SLG: 0.549
6 0 1 2 1 1 7
Jim Gantner, L (1, 4)
OBP: 0.313, SLG: 0.353
(9, 5)
6 0 2 0 1 0 3
Dante Bichette, R (1, 9)
OBP: 0.250, SLG: 0.391
6 1 1 1 1 2 4
Dale Sveum, S (1, 5)
OBP: 0.318, SLG: 0.387
(9, 6)
7 3 3 1 0 1 4
Bill Spiers, L (1, 6)
OBP: 0.292, SLG: 0.374
Willie Randolph, R (8, PH)
OBP: 0.369, SLG: 0.297
(9, 4)
3 2 2 0 0 0 1
3 1 2 0 1 0 0
Detroit Tigers @ Milwaukee Brewers
Milwaukee County Stadium, Milwaukee, WI
Mon May 27 1991, 4:33 AM EDT
Att. 27,667 - Cloudy - 82 F
livebaseballscorecards.com
AB 55
R 9
H 18
RBI 9
BB 9
SO 7
LOB 36
Inning Stats
1: R: 0 E: 0 K: 0 S: 19 | H: 1 LOB: 2 BB: 1 P: 31
2: R: 0 E: 0 K: 0 S: 5 | H: 1 LOB: 0 P: 7
3: R: 1 E: 0 K: 0 S: 8 | H: 2 LOB: 2 BB: 1 P: 16
4: R: 0 E: 1 K: 0 S: 16 | H: 1 LOB: 1 BB: 0 P: 23
5: R: 0 E: 0 K: 1 S: 9 | H: 1 LOB: 2 BB: 1 P: 17
6: R: 4 E: 1 K: 1 S: 19 | H: 5 LOB: 1 BB: 0 P: 31
7: R: 0 E: 0 K: 1 S: 8 | H: 0 LOB: 0 BB: 0 P: 12
8: R: 3 E: 0 K: 1 S: 25 | H: 4 LOB: 2 BB: 1 P: 41
9: R: 0 E: 0 K: 2 S: 8 | H: 0 LOB: 0 BB: 0 P: 10
10: R: 0 E: 0 K: 1 S: 11 | H: 0 LOB: 0 BB: 0 P: 18
11: R: 0 E: 0 K: 0 S: 10 | H: 0 LOB: 2 BB: 2 P: 24
12: R: 0 E: 0 K: 0 S: 5 | H: 1 LOB: 0 BB: 0 P: 8
13: R: 0 E: 0 K: 0 S: 9 | H: 0 LOB: 2 BB: 2 P: 19
14: R: 1 E: 0 K: 0 S: 9 | H: 2 LOB: 1 BB: 1 P: 19
1B: 12 2B: 4 3B: 0 HR: 2
SF: 1 SAC: 1 DP: 3 HBP: 0
WP: 0 PB: 0 SB: 1 CS: 0
PA: 66
PITCHER IP WLS BF H R ER SO BB IBB HBP BLK WP HR S P ERA WHIP
Bill Gullickson, R (1, 1) ERA: 4.76 5.0 23 6 1 1 1 1 2 0 0 0 0 57 94 1.80 1.400
Dan Petry, R (6, 1) ERA: 4.12 0.1 5 4 4 0 0 0 0 0 0 1 0 11 18 108.00 12.000
Steve Searcy, L (6, 1) ERA: 8.2 0.2 3 1 0 0 1 0 0 0 0 0 0 8 13 0.00 1.500
Jerry Don Gleaton, L (7, 1) ERA: 4.44 1.2 10 4 3 3 2 1 0 0 0 0 1 31 49 16.20 3.000
Paul Gibson, L (8, 1) ERA: 2.11 3.1 12 0 0 0 3 1 1 0 0 0 0 31 56 0.00 0.300
PITCHER IP WLS BF H R ER SO BB IBB HBP BLK WP HR S P ERA WHIP
Mike Henneman, R (12, 1) ERA: 1.6 3.0 W 13 3 1 1 0 2 1 0 0 0 0 23 46 3.00 1.667

Detroit Tigers @ Milwaukee Brewers

Milwaukee County Stadium, Milwaukee, WI

Tue May 28 1991, 8:05 PM EDT

Att. 12,981 - Sunny - 93 F

TOP

livebaseballscorecards.com

Batter	1	2	3	4	5	6	7	8	9	AB	R	H	RBI	BB	SO	LOB
Tony Phillips, S (1, 4) OBP: 0.396, SLG: 0.421	B F B B X 3-1 ① F8			B X 1-0 ① G3		C B X 1-1 ① G3		B B X 2-0 2B 2-3 1B		4	0	1	0	0	0	0
Milt Cuyler, S (1, 8) OBP: 0.347, SLG: 0.317	C B F B X 2-2 ② F8			B B C B C X 3-2 ② G6-3		X 0-0 ② P5		B X 1-0 ② SF3 3-H		3	0	0	1	0	0	0
Alan Trammell, R (1, 6) OBP: 0.335, SLG: 0.361 Luis de los Santos, R (6, PH) OBP: 0.219, SLG: 0.233 (6, 5)	B B F F F F B C 3-3 ③ K			F B B X 2-1 1B 1B		B B F F F F F B X 3-2 ③ G6-3		B B F X 2-1 1-3 2B		2 2	0 0	1 1	0 0	0 0	1 0	0 0
Cecil Fielder, R (1, 3) OBP: 0.359, SLG: 0.482 Andy Allanson, R (6, 3) OBP: 0.231, SLG: 0.373		F X 0-1 ① F7		X 0-0 1-3 1B			B X 1-0 ① F8	F B X 1-1 ③ L7		2 2	0 0	1 0	0 0	0 0	0 2	0 2
Mickey Tettleton, S (1, 2) OBP: 0.395, SLG: 0.480 Mark Salas, L (4, 2) OBP: 0.133, SLG: 0.071		B C B B B X 3-1 ② F8		B B B C X 3-1 ③ G3			C B X 1-1 ② F8		C B B S X 2-2 ① G5-3	2 2	0 0	0 0	0 0	0 0	0 0	2 0
Rob Deer, R (1, 9) OBP: 0.360, SLG: 0.493		F B F B X 2-2 ③ G5-3			B S B B C 2-3 ① K		C B S F B F B B 4-2 BB		C F X 0-2 HR	3	1	1	1	1	1	0
Dave Bergman, L (1, 10) OBP: 0.306, SLG: 0.258			B B F B X 3-1 ① G4-3		C B X 1-1 1B		C B B B C F X 3-2 ③ F7		C B B S S 2-3 ② K	4	0	1	0	0	1	1
Travis Fryman, R (1, 5) OBP: 0.282, SLG: 0.387 (6, 6)			B C X 1-1 ② F7		F C F X 0-2 ② F7			B X 1-0 1B SF3 2B	B C B C B F S S 3-3 ③ K	4	1	1	0	0	1	1
John Shelby, S (1, 7) OBP: 0.298, SLG: 0.481			B B X 2-0 ③ G3-1		B C X 1-1 ③ L9			B B C B S S 3-3 ① K		3	0	0	0	0	1	2

| | | |

BOTTOM

Detroit Tigers @ Milwaukee Brewers

Milwaukee County Stadium, Milwaukee, WI

Tue May 28 1991, 8:05 PM EDT

Att. 12,981 - Sunny - 93 F

livebaseballscorecards.com

Batter	1	2	3	4	5	6	7	8	9	AB	R	H	RBI	BB	SO	LOB
Paul Molitor, R (1, 3) OBP: 0.389, SLG: 0.486 Greg Brock, L (7, PR) OBP: 0.378, SLG: 0.378 (8, 3)	HR F9		FC5-4 BB HR 1-2f		G6-3		E5 1B			5 0	2 0	1 0	1 0	0 0	0 0	3 0
Willie Randolph, R (1, 4) OBP: 0.380, SLG: 0.290	FC6-4 BB	1B HR BB	1-2 HR BB		G4-3		K			2	2	0	0	3	1	1
Gary Sheffield, R (1, 10) OBP: 0.351, SLG: 0.476	1 SAFE FC6-4 2B 1-2f	F9	1-H 2-H HR			1B 1B BB	G6-3 1B 1-2			4	3	2	3	1	0	2
Robin Yount, R (1, 8) OBP: 0.352, SLG: 0.514 B.J. Surhoff, L (5, 8) OBP: 0.234, SLG: 0.195	1 SAFE 1 SAFE 1 SAFE 1 SAFE 1-H 1B 2B	1-2 HR 1B	G4-3			1B G1-3 1B 1-3	G6-3 1-2f			3 2	2 1	2 1	1 0	0 0	0 0	0 2
Greg Vaughn, R (1, 7) OBP: 0.350, SLG: 0.535	F7	L8		K		G1-3 HR 1B 1-3 3-H		P3		5	1	1	1	0	1	3
Dale Sveum, S (1, 5) OBP: 0.344, SLG: 0.436	HR 2-H 1B	1-H 2-H HR		BB		G1-3 1-2 3-H		1B BB		3	2	2	5	2	0	1
Dante Bichette, R (1, 9) OBP: 0.261, SLG: 0.436	1-H HR	L6		K		2-H HR		G6-4-3 1-2 1B		5	2	3	4	0	1	1
Rick Dempsey, R (1, 2) OBP: 0.283, SLG: 0.383	1B 1B		F9	G4-3		G6-3		G6-4-3 1-2f		5	0	1	0	0	0	3
Bill Spiers, L (1, 6) OBP: 0.300, SLG: 0.379	1-2 1B		FC5-4 1B		G4-3	G4-3				4	0	2	0	0	0	0
Inning Stats	R: 5 E: 0 K: 0 S: 19 H: 6 LOB: 2 BB: 1 P: 32	R: 3 E: 0 K: 0 S: 9 H: 2 LOB: 0 BB: 1 P: 17	R: 3 E: 0 K: 0 S: 9 H: 2 LOB: 0 BB: 1 P: 18	R: 0 E: 0 K: 2 S: 10 H: 0 LOB: 1 BB: 1 P: 19	R: 0 E: 0 K: 0 S: 7 H: 0 LOB: 0 BB: 0 P: 13	R: 4 E: 0 K: 0 S: 14 H: 3 LOB: 0 BB: 1 P: 25	R: 0 E: 1 K: 1 S: 7 H: 1 LOB: 2 BB: 0 P: 10	R: 0 E: 0 K: 0 S: 6 H: 1 LOB: 1 BB: 1 P: 14		1B: 9 2B: 1 3B: 0 HR: 5 SF: 0 SAC: 0 DP: 2 HBP: 0				WP: 0 PB: 0 SB: 0 CS: 0 PA: 44	

	AB	38
	R	15
	H	15
	RBI	15
	BB	6
	SO	3
	LOB	16

PITCHER		IP	WLS	BF	H	R	ER	SO	BB	IBB	HBP	BLK	WP	HR	S	P	ERA	WHIP
Frank Tanana, L ERA: 5.3	(1, 1)	0.2	L	9	6	5	5	0	1	0	0	0	0	2	17	28	67.50	10.500
Dan Petry, R ERA: 5.18	(1, 1)	2.1		13	4	6	6	0	2	0	0	0	0	2	20	39	23.14	2.571
Steve Searcy, L ERA: 8.04	(4, 1)	5.0		22	5	4	4	3	3	0	0	0	0	1	44	81	7.20	1.600

PITCHER	IP	WLS	BF	H	R	ER	SO	BB	IBB	HBP	BLK	WP	HR	S	P	ERA	WHIP

Batter	1	2	3	4	5	6	7	8	9	AB	R	H	RBI	BB	SO	LOB
Tony Phillips, S (1, 7) OBP: 0.393, SLG: 0.417	X 0-0 ① G3			C B X 1-1 ① F8		C X 0-1 ① F7		C B F F 1 X SAFE 1-2 1-3 3-H 1B		4	0	1	1	0	0	0
Lou Whitaker, L (1, 4) OBP: 0.375, SLG: 0.412	B C C B F S 2-3 ② K			B S F B X 2-2 ② F9		B C B X 2-1 ② F7		B X 1-0 ② SF8 3-H		3	0	0	1	0	1	0
Alan Trammell, R (1, 6) OBP: 0.333, SLG: 0.364	C B X 1-1 ③ P6			B B X 2-0 2B		X 0-0 ③ G5-3		C X 0-1 ③ G5-3		4	0	1	0	0	0	1
Cecil Fielder, R (1, 10) OBP: 0.357, SLG: 0.476		X 0-0 ① F9		C B X 1-1 ③ F8			X 0-0 ① F9		F C F F B F F B B 3-2 X FC3-6 1B	4	0	1	0	0	0	1
Mickey Tettleton, S (1, 2) OBP: 0.385, SLG: 0.465		C F X 0-2 ② G1-3			B B F F C 2-3 ① K		F B X 1-1 ② G5-3		B B B B C F F X 3-2 ① FC3-6 1-2f	4	0	0	0	0	1	1
Rob Deer, R (1, 9) OBP: 0.352, SLG: 0.479		C B B F C 2-3 ③ K			B X 1-0 ② G5-3		F B S B B F S 3-3 ③ K		B C B F B B F X 3-2 ② F9	4	0	0	0	0	2	1
Dave Bergman, L (1, 3) OBP: 0.325, SLG: 0.314			C F F X 0-2 ① G4-3		X 0-0 2B			X 0-0 E 1B 1B 1B	F C B X 1-2 ③ G5-3	4	1	2	0	0	0	1
Travis Fryman, R (1, 5) OBP: 0.283, SLG: 0.382			F B B S B X 3-2 ② P3		C B C F B F B B 4-2 BB			C B C X 1-2 ① F7		2	0	0	0	1	0	1
Milt Cuyler, S (1, 8) OBP: 0.347, SLG: 0.317			C F S 0-3 ③ K		F B B F S 2-3 ③ K			X 0-0 E1 1B 1-3 SF8 1B		3	1	1	0	0	2	2
Inning Stats	R: 0 H: 0 E: 0 LOB: 0 K: 1 BB: 0 S: 7 P: 10	R: 0 H: 0 E: 0 LOB: 0 K: 1 BB: 0 S: 7 P: 9	R: 0 H: 0 E: 0 LOB: 0 K: 1 BB: 0 S: 10 P: 13	R: 0 H: 1 E: 0 LOB: 1 K: 0 BB: 0 S: 8 P: 14	R: 0 H: 1 E: 0 LOB: 2 K: 2 BB: 1 S: 12 P: 21	R: 0 H: 0 E: 0 LOB: 0 K: 0 BB: 0 S: 5 P: 7	R: 0 H: 0 E: 0 LOB: 0 K: 1 BB: 0 S: 7 P: 11	R: 2 H: 3 E: 1 LOB: 1 K: 0 BB: 0 S: 12 P: 15	R: 0 H: 1 E: 1 LOB: 1 K: 0 BB: 0 S: 18 P: 28	1B: 4 SF: 1 2B: 2 SAC: 0 3B: 0 DP: 0 HR: 0 HBP: 0						WP: 0 PA: 34 PB: 0 SB: 0 CS: 0	

PITCHER		IP	WLS	BF	H	R	ER	SO	BB	IBB	HBP	BLK	WP	HR	S	P	ERA	WHIP
Jaime Navarro, R ERA: 3.61	(1, 1)	9.0	W	34	6	2	2	6	1	0	0	0	0	0	86	128	2.00	0.778

PITCHER	IP	WLS	BF	H	R	ER	SO	BB	IBB	HBP	BLK	WP	HR	S	P	ERA	WHIP

TOP

Detroit Tigers @ Milwaukee Brewers

Milwaukee County Stadium, Milwaukee, WI

Wed May 29 1991, 4:33 AM EDT
Att. 21,673 - Cloudy - 81 F

livebaseballscorecards.com

AB	32
R	2
H	6
RBI	2
BB	1
SO	6
LOB	8

Detroit Tigers @ Milwaukee Brewers

Milwaukee County Stadium, Milwaukee, WI

Wed May 29 1991, 4:33 AM EDT

Att. 21,673 - Cloudy - 81 F

livebaseballscorecards.com

Batter	1	2	3	4	5	6	7	8	9	AB	R	H	RBI	BB	SO	LOB
Paul Molitor, R (1, 3) OBP: 0.391, SLG: 0.497	C F B X 1-2 G6-3 ①		C X 0-1 1B 3B		B L B X 2-1 1-2 2-H 3B 1B		B C B B C F F F F 3-2 X F7 ②			4	2	2	1	0	0	0
Greg Brock, L (8, 3) OBP: 0.378, SLG: 0.378										0	0	0	0	0	0	0
B.J. Surhoff, L (1, 2) OBP: 0.242, SLG: 0.221	B X 1-0 G3-1 ②		B X 1-0 G6-4-3 3-H 1B		X 0-0 1-H 2-H SF9 3B		C B X 1-1 L7 ③			4	1	2	3	0	0	0
Gary Sheffield, R (1, 10) OBP: 0.357, SLG: 0.471	B C B B C B 4-2 S BB		F X 0-1 G6-4-3 ② ③ 1-2f		C B F F B F X 2-2 F8 ①			X 0-0 BB 1B 1B		3	1	1	0	1	0	2
Robin Yount, R (1, 8) OBP: 0.345, SLG: 0.506	F B B S X 2-2 P3 ③ 1-2			X 0-0 G4-3 ①	F S X 0-2 SF9 ② 3-H			X 0-0 L4 ①		3	0	0	1	0	0	2
Greg Vaughn, R (1, 7) OBP: 0.354, SLG: 0.538		B S B F X 2-2 SH1-3 2B		C B B S F B X 3-2 L7 ②	F C X 0-2 G5-3 ③			1 SAFE 1 SAFE B P 1 SAFE 1 SAFE 1 SAFE B B 4-0 G1 1B 1-2 BB		3	0	1	0	1	0	0
Jim Gantner, L (1, 4) OBP: 0.319, SLG: 0.359		C X 0-1 SH1-3 ① 2-3		B X 1-0 1B		B B B C X 3-1 F7 ①		S F B X 1-2 G1 1-2 2-H 1B		3	0	2	1	0	0	0
Dante Bichette, R (1, 9) OBP: 0.260, SLG: 0.428		B B B B 4-0 G6-4-3 BB		B X 1-0 F8 ③		X 0-0 G6-3 ②		C F X 0-2 G1 ② 1-2 2-3		3	0	0	0	1	0	3
Dale Sveum, S (1, 5) OBP: 0.340, SLG: 0.439		C B B B X 2-1 G6-4-3 ② ③ 1-2f			B X 1-0 1B 2B	B B B C B X 3-1 G3-1 ③		B C X 1-1 L7 ③		4	1	1	0	0	0	4
Bill Spiers, L (1, 6) OBP: 0.301, SLG: 0.371			B X 1-0 G3 ①		B B B B 4-0 1B 3B BB		X 0-0 F8 ①			2	1	0	0	1	0	0
Inning Stats	R: 0 E: 0 K: 0 S: 9 H: 0 LOB: 1 BB: 1 P: 17	R: 0 E: 0 K: 0 S: 7 H: 1 LOB: 1 BB: 1 P: 15	R: 1 E: 0 K: 0 S: 6 H: 2 LOB: 0 BB: 0 P: 8	R: 0 E: 0 K: 0 S: 7 H: 1 LOB: 1 BB: 0 P: 12	R: 4 E: 0 K: 0 S: 15 H: 3 LOB: 0 BB: 1 P: 24	R: 0 E: 0 K: 0 S: 5 H: 0 LOB: 0 BB: 0 P: 11	R: 0 E: 0 K: 0 S: 10 H: 0 LOB: 0 BB: 0 P: 14	R: 1 E: 0 K: 0 S: 11 H: 2 LOB: 2 BB: 1 P: 16		1B: 5 2B: 2 3B: 2 HR: 0	SF: 1 SAC: 1 DP: 2 HBP: 0			WP: 0 PB: 0 SB: 1 CS: 0	PA: 35	

	AB	29
	R	6
	H	9
	RBI	6
	BB	4
	SO	0
	LOB	11

PITCHER	IP	WLS	BF	H	R	ER	SO	BB	IBB	HBP	BLK	WP	HR	S	P	ERA	WHIP
Walt Terrell, R (1, 1) ERA: 4.59	8.0	L	35	9	6	6	0	4	0	0	0	0	0	70	117	6.75	1.625

PITCHER	IP	WLS	BF	H	R	ER	SO	BB	IBB	HBP	BLK	WP	HR	S	P	ERA	WHIP

TOP

Detroit Tigers @ Cleveland Indians

Cleveland Municipal Stadium, Cleveland, OH

Fri May 31 1991, 7:05 PM EDT

Att. 22,658 - Sunny - 80 F

livebaseballscorecards.com

Batter	1	2	3	4	5	6	7	8	9	AB	R	H	RBI	BB	SO	LOB
Tony Phillips, S (1, 6) OBP: 0.398, SLG: 0.419 Alan Trammell, R (8, 6) OBP: 0.333, SLG: 0.364	B B C B X 3-1 F7 BLK G4-3 1B		C B X 1-1 3B 1B	B B F B B 4-1 1-2 2-3 BB		B B C S X 2-2 ② G4-3		B B C F F B C 3-3 ① K		4 0	2 0	2 0	0 0	1 0	1 0	0 0
Lou Whitaker, L (1, 4) OBP: 0.369, SLG: 0.420	C 1 SAFE L X 0-2 ① F7 1-3		B X 1-0 1-H G3-1 3B	X 0-0 ③ F7		X 0-0 ③ G4-3		X 0-0 ② P5		5	1	1	1	0	0	4
Dave Bergman, L (1, 10) OBP: 0.333, SLG: 0.385	F X 0-1 ② G4-3 3-H		C X 0-1 ① G3-1 3-H		F C F B X 1-2 HR		B B B B 4-0 1B 1B BB	C S F B S 1-3 ③ K		4	2	1	3	1	1	0
Cecil Fielder, R (1, 3) OBP: 0.358, SLG: 0.474	B X 1-0 ③ F9		X 0-0 G3-6-1 1B		S S B B S 2-3 ① K		C C B X 1-2 1B 2B 1-3 1B		F B S C 1-3 ① K	5	1	2	0	0	2	0
Mickey Tettleton, S (1, 2) OBP: 0.398, SLG: 0.481		B F B B B S T B 4-2 1B SF8 BB	F B B B S X 3-2 ②③ G3-6-1 1-2f		F X 0-1 WP E 2B		B B B C F F X 3-2 2B 2B G4-3 1-2 3-H 1B		C X 0-1 2B 1B	4	3	3	1	1	0	1
Pete Incaviglia, R (1, 7) OBP: 0.283, SLG: 0.394		X 0-0 1-3 1B		F B B B X 3-1 ① G4-3	S C B B S 2-3 ② K		B C S X 1-2 G4-3 1-3 2-H 2B		B B X 2-0 1-3 2B	5	0	3	1	0	1	1
Rob Deer, R (1, 9) OBP: 0.342, SLG: 0.464		S X 0-1 ① F9	F B X 1-1 ② G5-3	S B B S X 2-2 E7 2-H			F B B S F B X 3-2 ① G4-3 2-3 3-H		B B C C B S 3-3 ② K	5	0	0	1	0	1	5
Travis Fryman, R (1, 5) OBP: 0.282, SLG: 0.381 John Shelby, S (9, PH) OBP: 0.293, SLG: 0.472		X 0-0 ② SF8 3-H	F X 0-1 BB 1B 1B	C S X 0-2 ③ G6-3			X 0-0 ② G1-3		S B C F F F B F F 3-2 ③ F B X F8	3 1	0 0	1 0	1 0	0 0	0 0	2 2
Milt Cuyler, S (1, 8) OBP: 0.344, SLG: 0.315		B B C X 2-1 ③ F8	S X 0-1 BB 1-2 1B			B B C C F B F F F 3-2 ① X L9	F F F X 0-2 ③ G4-3			4	0	1	0	0	0	2
Inning Stats	R: 1 H: 1 E: 0 LOB: 0 K: 0 BB: 0 S: 8 P: 12	R: 1 H: 1 E: 0 LOB: 1 K: 0 BB: 1 S: 9 P: 15	R: 2 H: 3 E: 0 LOB: 0 K: 0 BB: 0 S: 9 P: 14	R: 0 H: 2 E: 0 LOB: 3 K: 0 BB: 1 S: 10 P: 18	R: 2 H: 2 E: 1 LOB: 1 K: 2 BB: 0 S: 18 P: 25	R: 0 H: 0 E: 0 LOB: 0 K: 0 BB: 0 S: 11 P: 16	R: 3 H: 3 E: 0 LOB: 1 K: 0 BB: 1 S: 19 P: 31	R: 0 H: 0 E: 0 LOB: 0 K: 2 BB: 0 S: 10 P: 14	R: 0 H: 2 E: 0 LOB: 2 K: 2 BB: 0 S: 18 P: 27	1B: 9 SF: 1 2B: 3 SAC: 0 3B: 1 DP: 1 HR: 1 HBP: 0						

AB	40
R	9
H	14
RBI	8
BB	3
SO	6
LOB	17

WP: 1 PA: 44
PB: 0
SB: 0
CS: 0

PITCHER		IP	WLS	BF	H	R	ER	SO	BB	IBB	HBP	BLK	WP	HR	S	P	ERA	WHIP
Eric King, R ERA: 5.4	(1, 1)	3.2		19	7	4	4	0	2	0	0	1	0	0	35	58	9.82	2.455
Sergio Valdez, R ERA: 7.0	(4, 1)	2.1	W	13	4	5	4	2	1	0	0	0	1	1	37	57	15.43	2.143
Shawn Hillegas, R ERA: 1.71	(7, 1)	3.0	S	12	3	0	0	4	0	0	0	0	0	0	40	57	0.00	1.000

PITCHER	IP	WLS	BF	H	R	ER	SO	BB	IBB	HBP	BLK	WP	HR	S	P	ERA	WHIP

Detroit Tigers @ Cleveland Indians

Cleveland Municipal Stadium, Cleveland, OH

Fri May 31 1991, 7:05 PM EDT

Att. 22,658 - Sunny - 80 F

livebaseballscorecards.com

BOTTOM

Batter	1	2	3	4	5	6	7	8	9	AB	R	H	RBI	BB	SO	LOB
Alex Cole, L (1, 8) OBP: 0.375, SLG: 0.397	4-1 1B 1B BB	4-1 S S E BB	2-1 G4-3 2-3		2-1 CS 1B		2-1 F7			3	2	1	0	2	0	1
Mark Lewis, R (1, 4) OBP: 0.391, SLG: 0.427	1-1 1B G6-4-3 1-3 1B	3-2 G5-3 1-2	0-0 F8		3-2 E6 1-2 1B		3-2 F8			5	1	2	0	0	0	2
Chris James, R (1, 10) OBP: 0.324, SLG: 0.367	2-1 G6-4-3 1-3 3-H 1B	1-2 G4-3 HBP 1B 2-H 1B		1-2 G4-3 1B 1B	4-0 IBB		1-0 F9			4	1	3	1	1	0	0
Albert Belle, R (1, 7) OBP: 0.331, SLG: 0.523 Turner Ward, S (9, 9) OBP: 0.289, SLG: 0.300	3-2 G6-4-3 1-2f 3-H	2-1 G4-3 1B HBP 1-2		1-2 G4-3 1B 1-2	3-3 K			2-3 K		4	1	1	0	0	2	3
										0	0	0	0	0	0	0
Carlos Baerga, S (1, 5) OBP: 0.347, SLG: 0.419	3-2 BB 1B 1B	1-1 G4-3 1-2 2-3		0-1 G4-3 1-2 2-3		1-1 G4-3		1-0 F8		5	1	1	0	0	0	4
Brook Jacoby, R (1, 3) OBP: 0.276, SLG: 0.375	4-1 1B 2B 1-2 BB	0-0 2-H 3-H 1B		4-0 IBB		0-1 2B 3B 1B		1-0 HR		3	3	3	3	2	0	0
Beau Allred, L (1, 9) OBP: 0.395, SLG: 0.402 Mike Huff, R (4, PH) OBP: 0.402, SLG: 0.330 (5, 9) (9, 7)	1-0 2B 1-3 2-H 1B	2-2 F9		0-3 K		1-2 L6		1-2 S HBP		2	1	1	1	0	0	1
										2	0	0	0	0	1	4
Joel Skinner, R (1, 2) OBP: 0.328, SLG: 0.468	1-2 1-H 3-H 2B		0-0 G4-3	0-0 G5-3		0-1 1-3 3B 2B		1-0 P5 1-2		5	1	2	2	0	0	4
Felix Fermin, R (1, 6) OBP: 0.272, SLG: 0.281	0-1 G4-3		3-1 G4-3 2B		1-2 F8	2-0 2-H 3-H 3B				4	0	2	2	0	0	1
Inning Stats	R: 5 E: 0 K: 0 S: 19 H: 5 LOB: 1 BB: 2 P: 38	R: 3 E: 0 K: 0 S: 15 H: 2 LOB: 1 BB: 1 P: 27	R: 0 E: 0 K: 0 S: 6 H: 1 LOB: 1 BB: 0 P: 11	R: 0 E: 0 K: 1 S: 12 H: 2 LOB: 3 BB: 1 P: 18	R: 0 E: 1 K: 1 S: 12 H: 2 LOB: 2 BB: 1 P: 25	R: 2 E: 0 K: 0 S: 11 H: 3 LOB: 1 BB: 0 P: 15	R: 0 E: 0 K: 0 S: 6 H: 0 LOB: 0 BB: 0 P: 12	R: 1 E: 0 K: 1 S: 10 H: 1 LOB: 1 BB: 0 P: 16		1B: 11 2B: 3 3B: 1 HR: 1 SF: 0 SAC: 0 DP: 1 HBP: 2						

	AB	37
	R	11
	H	16
	RBI	9
	BB	5
	SO	3
	LOB	20

WP: 0 PA: 44
PB: 0
SB: 3
CS: 1

PITCHER		IP	WLS	BF	H	R	ER	SO	BB	IBB	HBP	BLK	WP	HR	S	P	ERA	WHIP
Kevin Ritz, R ERA: 67.5	(1, 1)	0.2	L	7	4	5	5	0	2	0	0	0	0	0	14	32	67.50	9.000
Mark Leiter, R ERA: 3.04	(1, 1)	1.0		8	3	3	3	0	1	0	1	0	0	0	17	28	27.00	4.000
Mike Dalton, L ERA:	(2, 1)	1.1		5	1	0	0	0	0	0	0	0	0	0	9	16	0.00	0.750
Jerry Don Gleaton, L ERA: 4.1	(4, 1)	2.0		11	4	0	0	2	0	2	0	0	0	0	24	43	0.00	2.000
Dan Petry, R ERA: 5.48	(6, 1)	1.0		5	3	2	2	0	0	0	0	0	0	0	11	15	18.00	3.000

PITCHER		IP	WLS	BF	H	R	ER	SO	BB	IBB	HBP	BLK	WP	HR	S	P	ERA	WHIP
Paul Gibson, L ERA: 2.23	(7, 1)	2.0		8	1	1	1	1	0	0	1	0	0	1	16	28	4.50	0.500

Batter	1	2	3	4	5	6	7	8	9	AB	R	H	RBI	BB	SO	LOB
Milt Cuyler, S (1, 8) OBP: 0.344, SLG: 0.315 Mickey Tettleton, S (8, PH) OBP: 0.395, SLG: 0.478 (8, 7)	C X 0-1 ① G6-3		C C B F B B F X 3-2 CS 1B			C F C 0-3 ① K		C S S 0-3 ② K		3 1	0 0	1 0	0 0	0 0	1 1	0 1
Lou Whitaker, L (1, 4) OBP: 0.366, SLG: 0.410	B C F H 2-2 E G6-3 HBP		1 SAFE B X 1-0 ②③ P5 1-2			B X 1-0 ② G4-3		F S C 0-3 ③ K		3	1	0	0	0	1	2
Alan Trammell, R (1, 6) OBP: 0.326, SLG: 0.355	B B 1 SAFE X 2-0 E5 1-3			F C C 0-3 ① K		F B X 1-1 ③ L8			X 0-0 ① F9	4	0	0	0	0	1	1
Cecil Fielder, R (1, 3) OBP: 0.351, SLG: 0.463	X 0-0 ② G6-3 3-H			S X 0-1 ② P9			C S B X 1-2 ① F9		B X 1-0 ② G4-3	4	0	0	1	0	0	1
Pete Incaviglia, R (1, 10) OBP: 0.282, SLG: 0.390	S F X 0-2 ③ G5-3			C S B B F S 2-3 ③ K			F F X 0-2 1B 1B		X 0-0 ③ P4	4	0	1	0	0	1	1
Rob Deer, R (1, 9) OBP: 0.342, SLG: 0.461		B C C S 1-3 ① K			X 0-0 ① P4		X 0-0 G5-4-3 1-2 1B			3	0	1	0	0	1	0
Travis Fryman, R (1, 5) OBP: 0.283, SLG: 0.380		C B B X 2-1 ② G5-3			F B B F X 2-2 1B		F S X 0-2 ②③ G5-4-3 1-2f			3	0	1	0	0	0	2
Andy Allanson, R (1, 2) OBP: 0.218, SLG: 0.352		X 0-0 ③ P3			1 SAFE X 0-0 ② F8			X 0-0 ① L8		3	0	0	0	0	0	1
John Shelby, S (1, 7) (8, 8) OBP: 0.295, SLG: 0.482			S F X 0-2 ① G5-3		B X 1-0 ③ L8			C B S B X 2-2 2B		3	0	1	0	0	0	1
Inning Stats	R: 1 H: 0 E: 1 LOB: 1 K: 0 BB: 0 S: 9 P: 13	R: 0 H: 0 E: 0 LOB: 0 K: 1 BB: 0 S: 6 P: 9	R: 0 H: 1 E: 0 LOB: 0 K: 0 BB: 0 S: 9 P: 13	R: 0 H: 0 E: 0 LOB: 0 K: 2 BB: 0 S: 9 P: 11	R: 0 H: 1 E: 0 LOB: 1 K: 0 BB: 0 S: 6 P: 9	R: 0 H: 0 E: 0 LOB: 0 K: 1 BB: 0 S: 6 P: 8	R: 0 H: 2 E: 0 LOB: 1 K: 0 BB: 0 S: 10 P: 11	R: 0 H: 1 E: 0 LOB: 1 K: 2 BB: 0 S: 10 P: 12	R: 0 H: 0 E: 0 LOB: 0 K: 0 BB: 0 S: 3 P: 4	1B: 4 SF: 0 2B: 1 SAC: 0 3B: 0 DP: 1 HR: 0 HBP: 1						

TOP

Detroit Tigers @ Cleveland Indians

Cleveland Municipal Stadium, Cleveland, OH

Sat Jun 01 1991, 3:33 AM EDT

Att. 22,535 - Sunny - 68 F

livebaseballscorecards.com

AB	31
R	1
H	5
RBI	1
BB	0
SO	6
LOB	10

WP: 0 PB: 0 SB: 0 CS: 1 PA: 32

PITCHER		IP	WLS	BF	H	R	ER	SO	BB	IBB	HBP	BLK	WP	HR	S	P	ERA	WHIP
Greg Swindell, L ERA: 2.5	(1, 1)	9.0	W	32	5	1	0	6	0	0	1	0	0	0	68	90	0.00	0.556

PITCHER	IP	WLS	BF	H	R	ER	SO	BB	IBB	HBP	BLK	WP	HR	S	P	ERA	WHIP

BOTTOM

Detroit Tigers @ Cleveland Indians

Cleveland Municipal Stadium, Cleveland, OH

Sat Jun 01 1991, 3:33 AM EDT

Att. 22,535 - Sunny - 68 F

livebaseballscorecards.com

Batter	1	2	3	4	5	6	7	8	9	AB	R	H	RBI	BB	SO	LOB
Alex Cole, L (1, 8) OBP: 0.357, SLG: 0.377	G6-3		F8		B5-3	PO	F7			4	0	0	0	0	0	0
Mark Lewis, R (1, 4) OBP: 0.387, SLG: 0.422	3B 1B		P5		G6-3		F8			4	1	1	0	0	0	0
Chris James, R (1, 10) OBP: 0.333, SLG: 0.385	1-H 3B		P3		BB		FC6-4 1B			3	0	2	1	1	0	0
Albert Belle, R (1, 7) OBP: 0.324, SLG: 0.509 Turner Ward, S (8, 9) OBP: 0.289, SLG: 0.300	K			F9	F7		FC6-4			4 0	0 0	0 0	0 0	0 0	1 0	3 0
Carlos Baerga, S (1, 5) OBP: 0.350, SLG: 0.427	G6-3			G4-3		F8 2B		CS 1B		4	1	2	0	0	0	1
Brook Jacoby, R (1, 3) OBP: 0.275, SLG: 0.379		G6-3		1B 2B		G5-3		L4		4	1	1	0	0	0	2
Beau Allred, L (1, 9) OBP: 0.398, SLG: 0.400 (8, 7)		1B		IBB		F8		G3		3	0	1	0	1	0	1
Joel Skinner, R (1, 2) OBP: 0.343, SLG: 0.469		F8		1B		1B IBB				2	0	1	1	1	0	1
Felix Fermin, R (1, 6) OBP: 0.274, SLG: 0.283		G3		F9		PO 1B				3	0	1	1	0	0	3
Inning Stats	R: 1 H: 2 E: 0 LOB: 1 K: 1 BB: 0 S: 13 P: 20	R: 0 H: 1 E: 0 LOB: 1 K: 0 BB: 0 S: 8 P: 10	R: 0 H: 0 E: 0 LOB: 0 K: 0 BB: 0 S: 5 P: 7	R: 1 H: 2 E: 0 LOB: 2 K: 0 BB: 1 S: 9 P: 20	R: 0 H: 0 E: 0 LOB: 1 K: 0 BB: 1 S: 4 P: 8	R: 1 H: 2 E: 0 LOB: 1 K: 0 BB: 1 S: 8 P: 17	R: 0 H: 1 E: 0 LOB: 1 K: 0 BB: 0 S: 8 P: 13	R: 0 H: 1 E: 0 LOB: 0 K: 0 BB: 0 S: 5 P: 8		1B: 6 SF: 0 2B: 2 SAC: 0 3B: 1 DP: 0 HR: 0 HBP: 0						

AB	31
R	3
H	9
RBI	3
BB	3
SO	1
LOB	11

PITCHER	IP	WLS	BF	H	R	ER	SO	BB	IBB	HBP	BLK	WP	HR	S	P	ERA	WHIP
Bill Gullickson, R (1, 1) ERA: 4.59	8.0	L	34	9	3	3	1	1	2	0	0	0	0	60	103	3.38	1.250

PITCHER	IP	WLS	BF	H	R	ER	SO	BB	IBB	HBP	BLK	WP	HR	S	P	ERA	WHIP

Detroit Tigers @ Cleveland Indians

Cleveland Municipal Stadium, Cleveland, OH

Sun Jun 02 1991, 3:33 AM EDT

Att. 14,164 - Cloudy - 70 F

livebaseballscorecards.com

Batter	1	2	3	4	5	6	7	8	9	AB	R	H	RBI	BB	SO	LOB
Milt Cuyler, S (1, 8) OBP: 0.341, SLG: 0.330	C F C 0-3 ① K		B C L F X 1-2 SF7 3B			B S B F B X 2-2 ① G4-3		L B 1 F B B S SAFE 3-3 ② K 1-2		4	1	1	0	0	2	1
Lou Whitaker, L (1, 4) OBP: 0.363, SLG: 0.408	B S X 1-1 E3 WP 1B		S X 0-1 ② SF7 3-H			C B B F X 2-2 ② G1-3		B F B S B X 3-2 ③ 1B 2-H		3	1	1	1	0	0	0
Alan Trammell, R (1, 6) OBP: 0.325, SLG: 0.349	L B 1 B F S SAFE 2-3 ② K		B X 1-0 ③ F8			B B B C C B 4-2 BB			C S B X 1-2 ① G6-3	3	0	0	0	1	1	1
Cecil Fielder, R (1, 3) OBP: 0.354, SLG: 0.464	1 SAFE B X 1-0 1-H 1B			B S B C X 2-2 ① G5-3		B B C B S C 3-3 ③ K			F B B X 2-1 1B	4	0	2	1	0	1	1
Mickey Tettleton, S (1, 2) OBP: 0.386, SLG: 0.464	C B C X 1-2 ③ P6			C B B X 2-1 ② G3			C S B B B S 3-3 ① K		S B C B F F S 2-3 ② K	4	0	0	0	0	2	2
Pete Incaviglia, R (1, 7) OBP: 0.275, SLG: 0.379		B C C B B X 3-2 ① F8		B S B S X 2-2 ③ G6-3			B S B B B X 3-1 ② G5-3		C B B S S 2-3 ③ K	4	0	0	0	0	1	1
Rob Deer, R (1, 9) OBP: 0.337, SLG: 0.452		B F C B S 2-3 ② K			F S B B F B X 3-2 ① P8		X 0-0 ③ P3			3	0	0	0	0	1	0
Dave Bergman, L (1, 10) John Shelby, S (8, PR) OBP: 0.333, SLG: 0.366 OBP: 0.295, SLG: 0.482		F B F F B F X 2-2 ③ G4-3			B B B S F F X 3-2 ② L8			C B B C B B 4-2 FC3-6 BB		2 0	0 0	0 0	0 0	1 0	0 0	0 0
Travis Fryman, R (1, 5) OBP: 0.278, SLG: 0.373			C B B S C 2-3 ① K		F B C B F S 2-3 ③ K			B X 1-0 ① FC3-6 PB 1-2f 1B		3	0	0	0	0	2	1
Inning Stats	R: 1 H: 1 E: 1 LOB: 1 K: 2 BB: 0 S: 12 P: 17	R: 0 H: 0 E: 0 LOB: 0 K: 1 BB: 0 S: 10 P: 17	R: 1 H: 1 E: 0 LOB: 0 K: 1 BB: 0 S: 10 P: 14	R: 0 H: 0 E: 0 LOB: 0 K: 0 BB: 0 S: 8 P: 14	R: 0 H: 0 E: 0 LOB: 0 K: 1 BB: 0 S: 12 P: 20	R: 0 H: 0 E: 0 LOB: 1 K: 1 BB: 1 S: 11 P: 22	R: 0 H: 0 E: 0 LOB: 0 K: 1 BB: 0 S: 6 P: 12	R: 0 H: 1 E: 0 LOB: 2 K: 1 BB: 1 S: 9 P: 20	R: 0 H: 1 E: 0 LOB: 1 K: 2 BB: 0 S: 13 P: 20	1B: 3 SF: 1 2B: 0 SAC: 0 3B: 1 DP: 0 HR: 0 HBP: 0						

	AB	30
	R	2
	H	4
	RBI	2
	BB	2
	SO	10
	LOB	7

WP: 1 PB: 1 SB: 0 CS: 0 PA: 33

PITCHER	IP	WLS	BF	H	R	ER	SO	BB	IBB	HBP	BLK	WP	HR	S	P	ERA	WHIP
Tom Candiotti, R (1, 1) ERA: 2.25	8.0	W	29	3	2	1	8	2	0	0	0	1	0	78	136	1.12	0.625
Doug Jones, R (9, 1) ERA: 7.64	1.0	S	4	1	0	0	2	0	0	0	0	0	0	13	20	0.00	1.000

PITCHER	IP	WLS	BF	H	R	ER	SO	BB	IBB	HBP	BLK	WP	HR	S	P	ERA	WHIP

Batter	1	2	3	4	5	6	7	8	9	AB	R	H	RBI	BB	SO	LOB
Alex Cole, L (1, 8) OBP: 0.352, SLG: 0.367	C C F B B B F F B 4-2 CS BB		B B X 2-0 ① ② SF7-5-4 2-3 3-H		B X 1-0 ② F7		B F C B S 2-3 ② K			2	0	0	1	1	1	3
Mark Lewis, R (1, 4) OBP: 0.376, SLG: 0.409	1 SAFE C 1 SAFE 1 SAFE 1 SAFE X 0-1 ① ② P4 1-2		1 SAFE B B B 1 SAFE F 1 SAFE 1 SAFE S 1 SAFE F B 1 SAFE 1 SAFE 1 SAFE 1-3 ③ K		B B B C F X 3-2 ③ G6-3		C S B C 1-3 ③ K			4	0	0	0	0	2	5
Chris James, R (1, 10) OBP: 0.332, SLG: 0.382	B C C B X 2-2 ③ G5-3			C B X 1-1 ① P4		X 0-0 CS 1B		S S F C 0-3 ① K		4	0	1	0	0	1	0
Carlos Baerga, S (1, 5) OBP: 0.348, SLG: 0.423		B B X 2-0 ① F7		C X 0-1 1B 1B 1B		B B F X 2-1 ① F8		C X 0-1 ② G4-3		4	1	1	0	0	0	1
Brook Jacoby, R (1, 3) OBP: 0.274, SLG: 0.375		C B C B S 2-3 ② K		F 1 SAFE B B B X 3-1 1B 1-2 1B		B F 1 SAFE 1 SAFE B C B 1 SAFE S 3-3 ② ③ K 1-2		B X 1-0 ③ P4		4	0	1	0	0	2	1
Joel Skinner, R (1, 2) OBP: 0.343, SLG: 0.463		X 0-0 ③ G6-3		X 0-0 ② 1B 1-3 2-H			S S B X 1-2 ① P6			3	0	1	1	0	0	0
Turner Ward, S (1, 9) OBP: 0.290, SLG: 0.293			B B B C X 3-1 E6 E 1B SF7-5-4	C B S B B F X 3-2 ③ G6-3			B B S B B 4-1 1B 1B BB			2	2	0	0	1	0	1
Felix Fermin, R (1, 6) OBP: 0.284, SLG: 0.294			C 1 SAFE F X 0-2 SF7-5-4 E 1-2 1B		X 0-0 ① G6-3		B 1 SAFE X 1-0 1B 1-3 1B			3	0	2	0	0	0	0
Jerry Browne, S (1, 7) OBP: 0.233, SLG: 0.242 Mike Huff, R (8, 7) OBP: 0.402, SLG: 0.330			M L X 0-2 E7 1-2 2-3		B C S F B B X 3-2 2B		F 1 SAFE X 0-1 1-2 3-H 1B			3 0	0 0	2 0	1 0	0 0	0 0	2 0
Inning Stats	R: 0 E: 0 K: 0 S: 10 H: 0 LOB: 0 BB: 1 P: 16	R: 0 E: 0 K: 1 S: 5 H: 0 LOB: 0 BB: 0 P: 9	R: 1 E: 2 K: 1 S: 12 H: 1 LOB: 1 BB: 0 P: 18	R: 1 E: 0 K: 0 S: 11 H: 3 LOB: 1 BB: 0 P: 18	R: 0 E: 0 K: 0 S: 9 H: 1 LOB: 1 BB: 0 P: 16	R: 0 E: 0 K: 1 S: 6 H: 1 LOB: 1 BB: 0 P: 11	R: 1 E: 0 K: 2 S: 13 H: 2 LOB: 2 BB: 1 P: 22	R: 0 E: 0 K: 1 S: 7 H: 0 LOB: 0 BB: 0 P: 8		1B: 7 2B: 3 3B: 0 HR: 0	SF: 1 SAC: 0 DP: 2 HBP: 0			WP: 0 PB: 0 SB: 0 CS: 2	PA: 32	

PITCHER		IP	WLS	BF	H	R	ER	SO	BB	IBB	HBP	BLK	WP	HR	S	P	ERA	WHIP
Frank Tanana, L ERA: 5.0	(1, 1)	7.0	L	29	8	3	2	5	2	0	0	0	0	0	66	110	2.57	1.429
Mike Henneman, R ERA: 1.56	(8, 1)	1.0		3	0	0	0	1	0	0	0	0	0	0	7	8	0.00	0.000

PITCHER	IP	WLS	BF	H	R	ER	SO	BB	IBB	HBP	BLK	WP	HR	S	P	ERA	WHIP

BOTTOM

Detroit Tigers @ Cleveland Indians

Cleveland Municipal Stadium, Cleveland, OH

Sun Jun 02 1991, 3:33 AM EDT

Att. 14,164 - Cloudy - 70 F

livebaseballscorecards.com

AB	29
R	3
H	8
RBI	3
BB	2
SO	6
LOB	13

Batter	1	2	3	4	5	6	7	8	9	AB	R	H	RBI	BB	SO	LOB
Milt Cuyler, S (1, 8) OBP: 0.338, SLG: 0.328	B C B F C 2-3 ① K		B X 1-0 F8 BB 1B		F B B X 2-1 ② G5-3		B F L S 1-3 ③ K		B B F C B B F F F X 3-2 X F8 ③	4	0	1	0	0	2	1
Dave Bergman, L (9, PH) OBP: 0.327, SLG: 0.357										1	0	0	0	0	0	1
Lou Whitaker, L (1, 4) OBP: 0.373, SLG: 0.414	C B B F X 2-2 1B 1B		1 SAFE B 1 SAFE B B B 4-0 G5-4-3 BB 1-2		B S X 1-1 ③ L1			S B B X 2-1 BB 1B		3	0	2	0	1	0	0
Alan Trammell, R (1, 6) OBP: 0.323, SLG: 0.347	X 0-0 1-3 1B		B X 1-0 ① F8 2-3			B X 1-0 ① L5		C F B B B X 3-2 ① F7		4	0	1	0	0	0	3
Cecil Fielder, R (1, 3) OBP: 0.357, SLG: 0.462	C B B F S 2-3 ② K		X 0-0 ② ③ G5-4-3 1-2f			S X 0-1 1B		S B B F B B 4-2 1-2 BB		3	0	1	0	1	1	4
Mickey Tettleton, S (1, 2) OBP: 0.376, SLG: 0.451	X 0-0 ③ F7			F B B B F F F S 2-3 ① K		B B X 2-0 ② F8		B B C S S 2-3 ② K		4	0	0	0	0	2	5
Pete Incaviglia, R (1, 7) OBP: 0.274, SLG: 0.375		B F B F B S 3-3 ① K		C X 0-1 1B		B C S S F B B F X 3-2 ③ F9		S X 0-1 ③ L9		4	0	1	0	0	1	3
Rob Deer, R (1, 9) OBP: 0.335, SLG: 0.447		B B S C B F F X 3-2 1B		X 0-0 ② F7			B B C F F F X 2-2 ① P5		B X 1-0 ① F8	4	0	1	0	0	0	1
Mark Salas, L (1, 10) OBP: 0.105, SLG: 0.056	B X 1-0 ② L9			C B X 1-1 ③ F8			X 0-0 ② G3		C B B X 2-1 ② F8	4	0	0	0	0	0	2
Travis Fryman, R (1, 5) OBP: 0.283, SLG: 0.382		1 SAFE F S X 0-2 ③ L1			F B B B F C 3-3 ① K		X 0-0 1B		B F B X 2-1 2B	4	0	2	0	0	1	1
Inning Stats	R: 0 E: 0 K: 2 S: 11 H: 2 LOB: 2 BB: 0 P: 17	R: 0 E: 0 K: 1 S: 12 H: 1 LOB: 1 BB: 0 P: 19	R: 0 E: 0 K: 0 S: 3 H: 1 LOB: 1 BB: 1 P: 9	R: 0 E: 0 K: 1 S: 10 H: 1 LOB: 1 BB: 0 P: 13	R: 0 E: 0 K: 1 S: 7 H: 0 LOB: 0 BB: 0 P: 13	R: 0 E: 0 K: 0 S: 9 H: 1 LOB: 1 BB: 0 P: 15	R: 0 E: 0 K: 1 S: 10 H: 1 LOB: 1 BB: 0 P: 13	R: 0 E: 0 K: 1 S: 12 H: 1 LOB: 2 BB: 1 P: 23	R: 0 E: 0 K: 0 S: 12 H: 1 LOB: 1 BB: 0 P: 20	1B: 8 2B: 1 3B: 0 HR: 0 SF: 0 SAC: 0 DP: 1 HBP: 0						

TOP

Detroit Tigers @ Cleveland Indians

Cleveland Municipal Stadium, Cleveland, OH

Mon Jun 03 1991, 7:05 PM EDT

Att. 6,832 - Sunny - 76 F

livebaseballscorecards.com

AB	35
R	0
H	9
RBI	0
BB	2
SO	7
LOB	21

PITCHER		IP	WLS	BF	H	R	ER	SO	BB	IBB	HBP	BLK	WP	HR	S	P	ERA	WHIP
Charles Nagy, R ERA: 3.76	(1, 1)	7.0	W	29	8	0	0	6	1	0	0	0	0	0	64	103	0.00	1.286
Shawn Hillegas, R ERA: 1.57	(8, 1)	2.0	S	8	1	0	0	1	1	0	0	0	0	0	22	39	0.00	1.000

PITCHER	IP	WLS	BF	H	R	ER	SO	BB	IBB	HBP	BLK	WP	HR	S	P	ERA	WHIP

Batter	1	2	3	4	5	6	7	8	9	AB	R	H	RBI	BB	SO	LOB
Alex Cole, L (1, 8) OBP: 0.359, SLG: 0.373	B B C F X 2-2 G6-3 ①			C B X 1-1 G6-4-3 1B		B C L B 1 SAFE 1 SAFE 1 SAFE X 2-2 FC6-4 1B 1-2f BB ①	B C C F B B X 3-2 FC6-4 1B 3-H			4	1	2	1	0	0	1
Mark Lewis, R (1, 4) OBP: 0.366, SLG: 0.397	F X 0-1 G6-3 ②			1 SAFE 1 SAFE P X 1-0 G6-4-3 ① ② 1-2f		X 0-0 F7 ②	C 1 SAFE X 0-1 FC6-4 ③ 1-2f			4	0	0	0	0	0	3
Chris James, R (1, 10) OBP: 0.330, SLG: 0.379	C S B B B C 3-3 K2-3 ③			S C B F F X 1-2 F8 ③		1 SAFE B 1 SAFE C 1 SAFE F 1 SAFE X 1-2 BB BB 1B 1-3		B F S F F B X 2-2 F9 ①		4	0	1	0	0	1	0
Carlos Baerga, S (1, 5) OBP: 0.346, SLG: 0.415		C C B X 1-2 P6 ①			C C F X 0-2 G1-3 ①	B B B 4-0 BB 1-2 BB		B L C X 1-2 G6-3 ②		3	0	0	0	1	0	0
Beau Allred, L (1, 9) (8, 7) OBP: 0.410, SLG: 0.408		C C X 0-2 P5 ②			B B X 2-0 1B	B F B F B 4-2 1-2 2-3 3-H BB		B B F X 2-1 1B		3	0	2	1	1	0	0
Brook Jacoby, R (1, 3) OBP: 0.266, SLG: 0.364		B C B B X 3-1 F8 ③			F 1 SAFE B X 1-1 F8 ②	X 0-0 L5 ③		X 0-0 G5-3 ③		4	0	0	0	0	0	5
Joel Skinner, R (1, 2) OBP: 0.356, SLG: 0.486			B C X 1-1 G2-3 ①		C B B B X 3-1 1-3 1B		B C F B X 2-2 SH5-4 1B 2B			3	1	2	0	0	0	0
Felix Fermin, R (1, 6) OBP: 0.279, SLG: 0.288			C X 0-1 F9 ②		X 0-0 L6 ③		X 0-0 SH5-4 2-3 ①			2	0	0	0	0	0	2
Jerry Browne, S (1, 7) OBP: 0.236, SLG: 0.245 Turner Ward, S (8, 9) OBP: 0.290, SLG: 0.293			C B B X 2-1 G6-3 ③			C C F B F B F F X 2-2 FC6-4 1B	X 0-0 F7 ②			3 0	0 0	1 0	0 0	0 0	0 0	1 0
Inning Stats	R: 0 E: 0 K: 1 S: 8 H: 0 LOB: 0 BB: 0 P: 13	R: 0 E: 0 K: 0 S: 8 H: 0 LOB: 0 BB: 0 P: 12	R: 0 E: 0 K: 0 S: 6 H: 0 LOB: 0 BB: 0 P: 9	R: 0 E: 0 K: 0 S: 9 H: 1 LOB: 0 BB: 0 P: 11	R: 0 E: 0 K: 0 S: 10 H: 2 LOB: 2 BB: 0 P: 16	R: 1 E: 0 K: 0 S: 17 H: 2 LOB: 3 BB: 2 P: 30	R: 1 E: 0 K: 0 S: 11 H: 2 LOB: 1 BB: 0 P: 16	R: 0 E: 0 K: 0 S: 12 H: 1 LOB: 1 BB: 0 P: 17		1B: 7 2B: 1 3B: 0 HR: 0	SF: 0 SAC: 1 DP: 1 HBP: 0			WP: 0 PB: 0 SB: 0 CS: 0	PA: 33	

PITCHER	IP	WLS	BF	H	R	ER	SO	BB	IBB	HBP	BLK	WP	HR	S	P	ERA	WHIP
Walt Terrell, R (1, 1) ERA: 4.33	8.0	L	33	8	2	2	1	2	0	0	0	0	0	81	124	2.25	1.250

PITCHER	IP	WLS	BF	H	R	ER	SO	BB	IBB	HBP	BLK	WP	HR	S	P	ERA	WHIP

BOTTOM

Detroit Tigers @ Cleveland Indians

Cleveland Municipal Stadium, Cleveland, OH

Mon Jun 03 1991, 7:05 PM EDT

Att. 6,832 - Sunny - 76 F

livebaseballscorecards.com

AB	30
R	2
H	8
RBI	2
BB	2
SO	1
LOB	12

Batter	1	2	3	4	5	6	7	8	9	AB	R	H	RBI	BB	SO	LOB
Harold Reynolds, S (1, 4) OBP: 0.364, SLG: 0.369	G6-3	F9		HR BB		G3 S HR BB	G4-3		2-H 2B	4	2	1	1	2	0	2
Henry Cotto, R (1, 8) OBP: 0.361, SLG: 0.487	E 1B FC4-6 BB		1B BB	1-H HR		1-2 G3 HR BB		K	IBB	2	4	2	2	2	0	0
Ken Griffey Jr., L (8, PH) OBP: 0.375, SLG: 0.470 (8, 8)										1	0	0	0	1	1	0
Edgar Martinez, R (1, 5) OBP: 0.455, SLG: 0.461	E1 FC4-6 1-3 1B	F9	1B BB	1B		G3 1-2 2-3		G5-3	K	6	0	2	0	0	1	5
Tracy Jones, R (1, 10) OBP: 0.339, SLG: 0.474	FC4-6 IBB	K	1-2 BB			2-H 3-H HR		BB 1B		3	1	2	3	2	1	1
Pete O'Brien, L (1, 3) OBP: 0.306, SLG: 0.416	FC4-6 1-2f 2-3 3-H		1B 1-2 BB	F8		K		1-2 BB		3	0	0	1	2	1	4
Jay Buhner, R (1, 9) OBP: 0.363, SLG: 0.521	F9		1-2 2-H 1B		K	G6-3		F8		5	0	1	1	0	1	4
Alonzo Powell, R (1, 7) OBP: 0.200, SLG: 0.300		F8	G3		K		F8		WP SH3-4 2B BB	4	0	0	0	0	1	2
Greg Briley, L (9, PH) OBP: 0.268, SLG: 0.276 (9, 7)										0	1	0	0	1	0	0
Dave Valle, R (1, 2) OBP: 0.281, SLG: 0.222		P6		G6-3	BB		F8		SH3-4 1-2	3	0	0	0	1	0	0
Jeff Schaefer, R (1, 6) OBP: 0.241, SLG: 0.235		2B		F9	K		1B		F9	4	0	2	0	0	1	1
Omar Vizquel, S (9, PH) OBP: 0.280, SLG: 0.287 (9, 6)										1	0	0	0	0	0	1
Inning Stats	R: 1 E: 1 K: 0 S: 9 H: 1 LOB: 2 BB: 2 P: 23	R: 0 E: 0 K: 0 S: 7 H: 1 LOB: 1 BB: 0 P: 16	R: 1 E: 0 K: 1 S: 18 H: 2 LOB: 2 BB: 1 P: 28	R: 2 E: 0 K: 0 S: 13 H: 2 LOB: 2 BB: 2 P: 24	R: 0 E: 0 K: 3 S: 12 H: 0 LOB: 1 BB: 1 P: 21	R: 3 E: 0 K: 1 S: 16 H: 1 LOB: 0 BB: 2 P: 28	R: 0 E: 0 K: 0 S: 7 H: 1 LOB: 1 BB: 0 P: 10	R: 0 E: 0 K: 1 S: 15 H: 1 LOB: 2 BB: 1 P: 26	R: 1 E: 0 K: 1 S: 12 H: 1 LOB: 2 BB: 2 P: 24	1B: 6 2B: 2 3B: 0 HR: 2 SF: 0 SAC: 1 DP: 0 HBP: 0						

TOP

Seattle Mariners @ Detroit Tigers

Tiger Stadium, Detroit, MI

Tue Jun 04 1991, 7:05 PM EDT

Att. 11,993 - Sunny - 67 F

livebaseballscorecards.com

AB	36
R	8
H	10
RBI	8
BB	11
SO	7
LOB	20

PITCHER		IP	WLS	BF	H	R	ER	SO	BB	IBB	HBP	BLK	WP	HR	S	P	ERA	WHIP
John Cerutti, L ERA: 4.66	(1, 1)	4.0	L	23	6	4	4	1	4	1	0	0	0	1	47	91	9.00	2.500
Mark Leiter, R ERA: 3.86	(5, 1)	1.1		8	1	3	3	3	3	0	0	0	0	1	22	40	20.25	3.000
Mike Dalton, L ERA:	(6, 1)	1.2		6	1	0	0	1	0	0	0	0	0	0	13	19	0.00	0.600
Dan Petry, R ERA: 5.4	(8, 1)	0.2		3	1	0	0	1	0	0	0	0	0	0	10	15	0.00	1.500
Jerry Don Gleaton, L ERA: 4.1	(8, 1)	0.0		1	0	0	0	0	1	0	0	0	0	0	2	6	∞	∞

PITCHER		IP	WLS	BF	H	R	ER	SO	BB	IBB	HBP	BLK	WP	HR	S	P	ERA	WHIP
Mike Henneman, R ERA: 1.75	(8, 1)	1.1		7	1	1	1	1	1	1	0	0	1	0	15	29	6.75	1.500

WP: 1	PA: 48			
PB: 0				
SB: 1				
CS: 0				

Batter	1	2	3	4	5	6	7	8	9	AB	R	H	RBI	BB	SO	LOB
Tony Phillips, S (1, 10) OBP: 0.398, SLG: 0.415	C B B F X 2-2 ① L1		B X 1-0 ② G3-1		B B X 2-0 ② F7	B X 1-0 FC3-6 1B 1-2 2-3 3-H			B B B C B 4-1 BB	4	0	1	1	1	0	0
Lou Whitaker, L (1, 4) OBP: 0.367, SLG: 0.406	C B B X 2-1 ② F7		C X 0-1 ③ F8		B B B C X 3-1 1B	S B X 1-1 ② FC3-6 BLK 1-2f 2-3 3-H			C B S B F S 2-3 ① K	5	0	1	1	0	1	3
Alan Trammell, R (1, 6) OBP: 0.325, SLG: 0.345	B X 1-0 1B 1B			B F B B B 4-1 G5-3 1B BB	B F B X 2-1 ③ G4-3	B F X 1-1 ③ G5-3 1-2 3-H			B C S S 1-3 ② K	4	1	1	0	1	1	3
Cecil Fielder, R (1, 3) OBP: 0.353, SLG: 0.455	B C X 1-1 1-2 1B			C X 0-1 ① G5-3 1-2		X 0-0 ① P4	B S F X 1-2 ① G6-3		C B S X 1-2 ③ P2	5	0	1	0	0	0	2
Mickey Tettleton, S (1, 2) OBP: 0.379, SLG: 0.448	X 0-0 ③ P7			B F C B B B 4-2 1B BB		B X 1-0 WP 1B 1B 1B	B C B S F B X 3-2 ② G4-3			3	1	1	0	1	0	2
Pete Incaviglia, R (1, 7) OBP: 0.280, SLG: 0.378		B S X 1-1 ① G5-3		B C 1 SAFE X 1-1 1-2 2-H 1B		S B F X 1-2 WP 1-2 1B 1B	X 0-0 ③ G6-3			4	1	2	1	0	0	0
Rob Deer, R (1, 9) OBP: 0.333, SLG: 0.439		C B F B B S 3-3 ② K		F S B B B X 3-2 ② P1		B S C B B B B 4-2 BB 1B 1B 1-2 2-3 BB		C B B X 2-1 ① P6		3	1	0	0	1	1	2
Travis Fryman, R (1, 5) OBP: 0.288, SLG: 0.385		X 0-0 ③ F9		B F C B C 2-3 ③ K		B C F B X 2-2 1B BB FC3-6 1B 1-2 2-H 3-H		B C B X 2-1 G1-6-3 1B		4	1	2	2	0	1	2
Milt Cuyler, S (1, 8) OBP: 0.333, SLG: 0.322 John Shelby, S (6, PH) (7, 8) OBP: 0.302, SLG: 0.474			B B C C B X 3-2 ① G4-3		B X 1-0 ① P6	B F B F B B 4-2 FC3-6 1B BB BLK 1-2 2-3		S B B S X 2-2 ② ③ G1-6-3 1-2f		2 1	0 1	0 1	0 0	0 1	0 0	0 1
Inning Stats	R: 0 H: 2 E: 0 LOB: 2 K: 0 BB: 0 S: 9 P: 15	R: 0 H: 0 E: 0 LOB: 0 K: 1 BB: 0 S: 6 P: 10	R: 0 H: 0 E: 0 LOB: 0 K: 0 BB: 0 S: 6 P: 10	R: 1 H: 1 E: 0 LOB: 2 K: 1 BB: 2 S: 13 P: 27	R: 0 H: 1 E: 0 LOB: 1 K: 0 BB: 0 S: 6 P: 14	R: 5 H: 4 E: 0 LOB: 1 K: 0 BB: 2 S: 17 P: 32	R: 0 H: 0 E: 0 LOB: 0 K: 0 BB: 0 S: 8 P: 12	R: 0 H: 1 E: 0 LOB: 0 K: 2 BB: 0 S: 7 P: 13	R: 0 H: 0 E: 0 LOB: 1 K: 0 BB: 1 S: 11 P: 19	1B: 9 SF: 0 2B: 0 SAC: 0 3B: 0 DP: 1 HR: 0 HBP: 0						

PITCHER		IP	WLS	BF	H	R	ER	SO	BB	IBB	HBP	BLK	WP	HR	S	P	ERA	WHIP
Brian Holman, R ERA: 3.67	(1, 1)	5.1	W	27	7	6	6	2	4	0	0	0	1	0	52	100	10.12	2.062
Russ Swan, L ERA: 2.45	(6, 1)	0.1		2	1	0	0	0	0	0	0	0	0	0	3	5	0.00	3.000
Bill Swift, R ERA: 3.25	(6, 1)	2.1		7	1	0	0	0	0	0	0	1	0	0	17	28	0.00	0.429
Rob Murphy, L ERA: 2.37	(9, 1)	0.1		2	0	0	0	1	1	0	0	0	0	0	5	11	0.00	3.000
Michael Jackson, R ERA: 2.12	(9, 1)	0.2	S	2	0	0	0	1	0	0	0	0	0	0	6	8	0.00	0.000

PITCHER	IP	WLS	BF	H	R	ER	SO	BB	IBB	HBP	BLK	WP	HR	S	P	ERA	WHIP

BOTTOM

Seattle Mariners @ Detroit Tigers

Tiger Stadium, Detroit, MI

Tue Jun 04 1991, 7:05 PM EDT

Att. 11,993 - Sunny - 67 F

livebaseballscorecards.com

AB	35
R	6
H	9
RBI	5
BB	5
SO	4
LOB	15

WP: 1 PA: 40
PB: 0
SB: 0
CS: 0

Batter	1	2	3	4	5	6	7	8	9	AB	R	H	RBI	BB	SO	LOB
Harold Reynolds, S (1, 4) OBP: 0.366, SLG: 0.366	B C X 1-1 F7	X 0-0 F7			B C B B B 4-1 G6-4-3 BB BB		C B B B B 4-1 1B BB			2	0	0	0	2	0	3
Edgar Martinez, R (1, 5) OBP: 0.456, SLG: 0.459 Jeff Schaefer, R (7, PR) OBP: 0.241, SLG: 0.235 (7, 5)	C C S 0-3 K	C X 0-1 F9			B B B B 4-0 G6-4-3 1-2 BB		C B S F F F X 1-2 1B			3 0	0 0	1 0	0 0	1 0	1 0	0 0
Ken Griffey Jr., L (1, 8) OBP: 0.372, SLG: 0.462	C C F B X 1-2 G4-3	B B B C C T F F B 4-2 BB			C X 0-1 G6-4-3 1-2f 2-3		B B X 2-0 F8			3	0	0	0	1	0	4
Tracy Jones, R (1, 7) OBP: 0.333, SLG: 0.459		X 0-0 E1 BB G4-6-3 1B	F 1 SAFE B 1 SAFE X 1-1 P6		B C X 1-1 F7			C B B S X 2-2 P6		4	1	1	0	0	0	2
Alvin Davis, L (1, 10) OBP: 0.291, SLG: 0.318		B B B B 4-0 G4-6-3 BB BB	1 SAFE 1 SAFE X 0-0 F8			C B C C 1-3 K		X 0-0 L4		3	0	0	0	1	1	1
Pete O'Brien, L (1, 3) OBP: 0.306, SLG: 0.412 Alonzo Powell, R (7, 3) OBP: 0.190, SLG: 0.286		B B B B B 4-0 G4-6-3 1-2 2-3 BB		B B F B X 3-1 P4		C F B B C 2-3 K		F S S 0-3 K		2 1	0 0	0 0	0 0	1 0	1 1	0 0
Greg Briley, L (1, 9) OBP: 0.266, SLG: 0.273 Henry Cotto, R (4, PH) OBP: 0.360, SLG: 0.481 (4, 9)		B B B C X 3-1 G4-6-3 1-2f 2-3 3-H		B C X 1-1 1B		C B S B S 2-3 K		F C X 0-2 L7		1 3	0 0	0 1	0 0	0 1	0 0	2 0
Omar Vizquel, S (1, 6) OBP: 0.286, SLG: 0.288		B B B B 4-0 BB BB		X 0-0 F8			B C X 1-1 G4-6-3 1B		B X 1-0 P6	3	0	1	0	1	0	1
Dave Valle, R (1, 2) OBP: 0.280, SLG: 0.217		B B B B 4-0 1-2 BB		B X 1-0 G4-3			C F X 0-2 G4-6-3 1-2f		F F F S 0-3 K	3	0	0	0	1	1	2
Inning Stats	R: 0 E: 0 K: 1 S: 9 H: 0 LOB: 0 BB: 0 P: 11	R: 1 E: 1 K: 0 S: 4 H: 1 LOB: 3 BB: 4 P: 23	R: 0 E: 0 K: 0 S: 10 H: 0 LOB: 1 BB: 1 P: 15	R: 0 E: 0 K: 0 S: 6 H: 1 LOB: 1 BB: 0 P: 11	R: 0 E: 0 K: 0 S: 5 H: 0 LOB: 1 BB: 2 P: 14	R: 0 E: 0 K: 3 S: 9 H: 0 LOB: 0 BB: 0 P: 14	R: 0 E: 0 K: 0 S: 13 H: 2 LOB: 2 BB: 1 P: 21	R: 0 E: 0 K: 1 S: 7 H: 0 LOB: 0 BB: 0 P: 9	R: 0 E: 0 K: 1 S: 8 H: 0 LOB: 0 BB: 0 P: 9	1B: 4 2B: 0 3B: 0 HR: 0	SF: 0 SAC: 0 DP: 3 HBP: 0					

PITCHER		IP	WLS	BF	H	R	ER	SO	BB	IBB	HBP	BLK	WP	HR	S	P	ERA	WHIP
Kevin Ritz, R ERA: 23.14	(1, 1)	1.2		9	1	1	1	1	4	0	0	0	0	0	12	33	5.40	3.000
Jerry Don Gleaton, L ERA: 3.52	(2, 1)	4.1	W	16	1	0	0	3	3	0	0	0	0	0	31	55	0.00	0.923
Paul Gibson, L ERA: 2.08	(7, 1)	3.0	S	11	2	0	0	2	1	0	0	0	0	0	28	39	0.00	1.000

PITCHER	IP	WLS	BF	H	R	ER	SO	BB	IBB	HBP	BLK	WP	HR	S	P	ERA	WHIP

Seattle Mariners @ Detroit Tigers

Tiger Stadium, Detroit, MI

Wed Jun 05 1991, 7:05 PM EDT

Att. 12,609 - Sunny - 72 F

TOP

livebaseballscorecards.com

AB	28
R	1
H	4
RBI	0
BB	8
SO	6
LOB	15

WP: 0	PA: 36		
PB: 0			
SB: 0			
CS: 0			

Seattle Mariners @ Detroit Tigers

Tiger Stadium, Detroit, MI

Wed Jun 05 1991, 7:05 PM EDT

Att. 12,609 - Sunny - 72 F

BOTTOM

Batter	1	2	3	4	5	6	7	8	9	AB	R	H	RBI	BB	SO	LOB
Tony Phillips, S (1, 10) OBP: 0.401, SLG: 0.415	G4-3	P5	BB, 1-2, 2-H, 1B		1B		FC1-6, BB	F9		5	0	2	1	1	0	3
Lou Whitaker, L (1, 4) OBP: 0.374, SLG: 0.412	WP, SF8, 2B		HR, BB; BB		P8		FC1-6, G4-3, 1-2f			3	2	1	0	2	0	2
Alan Trammell, R (1, 6) OBP: 0.332, SLG: 0.344	SF8, BB, 2-3, BB		HR, 1-2, BB; FC6-4, 1-2f		1B, 1-2		G4-3, 1-2			3	1	1	0	2	0	4
Cecil Fielder, R (1, 3) OBP: 0.359, SLG: 0.472	SAFE; BB, 1-2, BB		HR, 1-H, 2-H	SF8, 1B	K		G4-3			4	2	2	3	1	1	3
Mickey Tettleton, S (1, 2) OBP: 0.385, SLG: 0.453	SF8, 2-3, 3-H		E, 1B, BB	1B, 1-3		G3		BB, 1B		3	1	2	1	1	0	0
Pete Incaviglia, R (1, 7) OBP: 0.277, SLG: 0.371	BB, 1-2		K	SF8, 3-H		K		K		3	0	0	1	1	3	2
Rob Deer, R (1, 9) OBP: 0.335, SLG: 0.438	K		E5, 1B, 1B, 1-2	K		BB, 1B		BB, 1B, 1-2		5	1	2	0	0	2	5
Travis Fryman, R (1, 5) OBP: 0.291, SLG: 0.382		K	BB, 1B, 1-2, 2-H	G2-3		FC6-4, 1-2, BB		K		4	0	1	1	1	2	3
Milt Cuyler, S (1, 8) OBP: 0.329, SLG: 0.312		F8	F7		K	FC6-4, 1-2f		BB, 1-2, 2-3		4	0	0	0	1	1	4
Inning Stats	R: 1 E: 0 K: 1 S: 16 H: 1 LOB: 3 BB: 3 P: 35	R: 0 E: 0 K: 1 S: 6 H: 0 LOB: 0 BB: 0 P: 10	R: 5 E: 1 K: 1 S: 20 H: 3 LOB: 3 BB: 4 P: 44	R: 1 E: 0 K: 1 S: 21 H: 2 LOB: 1 BB: 0 P: 36	R: 0 E: 0 K: 2 S: 12 H: 2 LOB: 2 BB: 0 P: 19	R: 0 E: 0 K: 1 S: 11 H: 1 LOB: 2 BB: 1 P: 21	R: 0 E: 0 K: 0 S: 9 H: 0 LOB: 1 BB: 1 P: 16	R: 0 E: 0 K: 2 S: 14 H: 2 LOB: 3 BB: 1 P: 22		1B: 9 2B: 1 3B: 0 HR: 1	SF: 2 SAC: 0 DP: 0 HBP: 0					

	AB	34
	R	7
	H	11
	RBI	7
	BB	10
	SO	9
	LOB	26

WP: 1 PB: 0 SB: 0 CS: 0 PA: 46

livebaseballscorecards.com

PITCHER		IP	WLS	BF	H	R	ER	SO	BB	IBB	HBP	BLK	WP	HR	S	P	ERA	WHIP
Rich DeLucia, R ERA: 4.99	(1, 1)	2.0	L	14	2	5	5	2	6	0	0	0	1	1	28	64	22.50	4.000
Pat Rice, R ERA: 0.53	(3, 1)	4.0		22	7	2	1	5	2	0	0	0	0	0	58	101	2.25	2.250
Russ Swan, L ERA: 2.37	(7, 1)	1.0		4	0	0	0	0	1	0	0	0	0	0	9	16	0.00	1.000
Rob Murphy, L ERA: 2.25	(8, 1)	1.0		6	2	0	0	2	1	0	0	0	0	0	14	22	0.00	3.000

PITCHER	IP	WLS	BF	H	R	ER	SO	BB	IBB	HBP	BLK	WP	HR	S	P	ERA	WHIP

Batter	1	2	3	4	5	6	7	8	9	AB	R	H	RBI	BB	SO	LOB
Harold Reynolds, S (1, 4) OBP: 0.367, SLG: 0.371	G3		G6-3, S, 1B		F9		G4-3		1-H, 2B, 2B	5	1	2	1	0	0	1
Henry Cotto, R (1, 9) OBP: 0.363, SLG: 0.488	S, 1B		G6-3 1-3			G6-3		G6-3	2-H, 2B	5	0	2	1	0	0	1
Ken Griffey Jr., L (1, 8) OBP: 0.373, SLG: 0.453	K 1-2		F9			L4		BB	IBB	3	0	0	0	2	1	2
Alvin Davis, L (1, 3) OBP: 0.299, SLG: 0.323	BB			FC4-6, 1B		1B		F8	G4-3	4	0	2	0	1	0	3
Pete O'Brien, L (1, 10) OBP: 0.300, SLG: 0.403	G3			F8		G4-3		P2		4	0	0	0	0	0	5
Tracy Jones, R (1, 7) OBP: 0.343, SLG: 0.462		G4-3		F8			1B, SF9, 1B		DI, 1B, 1B	4	2	2	0	0	0	1
Scott Bradley, L (1, 2) OBP: 0.214, SLG: 0.189		F9		FC4-6 1-2f			1-3, 1B		F7	3	0	1	0	0	0	1
Jay Buhner, R (9, PH) OBP: 0.360, SLG: 0.515										1	0	0	0	0	0	1
Omar Vizquel, S (1, 6) OBP: 0.280, SLG: 0.284		F8			B2-3		SF9 3-H		DI, 1B 1-H, 2B	2	0	0	1	0	0	0
Edgar Martinez, R (9, PH) OBP: 0.459, SLG: 0.462										1	1	1	1	0	0	0
Jeff Schaefer, R (1, 5) OBP: 0.232, SLG: 0.226			K		P3		F8		L8	2	0	0	0	0	1	0
Greg Briley, L (7, PH) OBP: 0.264, SLG: 0.271										1	0	0	0	0	0	1
(7, 5)																
Alonzo Powell, R (9, PH) OBP: 0.182, SLG: 0.273										1	0	0	0	0	0	1
Inning Stats	R: 0 E: 0 K: 1 S: 11 H: 1 LOB: 2 BB: 1 P: 20	R: 0 E: 0 K: 0 S: 5 H: 0 LOB: 0 BB: 0 P: 8	R: 0 E: 0 K: 1 S: 8 H: 1 LOB: 1 BB: 0 P: 14	R: 0 E: 0 K: 0 S: 4 H: 1 LOB: 1 BB: 0 P: 8	R: 0 E: 0 K: 0 S: 5 H: 0 LOB: 0 BB: 0 P: 8	R: 0 E: 0 K: 0 S: 9 H: 1 LOB: 1 BB: 0 P: 15	R: 1 E: 0 K: 0 S: 8 H: 2 LOB: 1 BB: 0 P: 12	R: 0 E: 0 K: 0 S: 7 H: 0 LOB: 1 BB: 1 P: 14	R: 3 E: 0 K: 0 S: 17 H: 4 LOB: 2 BB: 1 P: 32	1B: 8 2B: 2 3B: 0 HR: 0 SF: 1 SAC: 0 DP: 0 HBP: 0	WP: 0 PB: 0 SB: 2 CS: 0 PA: 40					

TOP

Seattle Mariners @ Detroit Tigers

Tiger Stadium, Detroit, MI

Thu Jun 06 1991, 3:33 AM EDT

Att. 15,600 - Cloudy - 77 F

livebaseballscorecards.com

AB	36
R	4
H	10
RBI	4
BB	3
SO	2
LOB	17

PITCHER		IP	WLS	BF	H	R	ER	SO	BB	IBB	HBP	BLK	WP	HR	S	P	ERA	WHIP
Bill Gullickson, R ERA: 4.34	(1, 1)	8.0	W	33	7	2	2	2	2	0	0	0	0	0	58	100	2.25	1.125
Paul Gibson, L ERA: 2.27	(9, 1)	0.1		2	1	0	0	0	0	0	0	0	0	0	6	10	0.00	3.000
Mike Henneman, R ERA: 1.96	(9, 1)	0.2	S	5	2	2	2	0	0	1	0	0	0	0	10	21	27.00	3.000

PITCHER	IP	WLS	BF	H	R	ER	SO	BB	IBB	HBP	BLK	WP	HR	S	P	ERA	WHIP

Batter	1	2	3	4	5	6	7	8	9	AB	R	H	RBI	BB	SO	LOB
Tony Phillips, S (1, 9) OBP: 0.398, SLG: 0.411	B C B X 2-1 F9 ①		B B B C X 3-1 F8 ①		B B B C X 3-1 1B		S S X 0-2 G4-3 ②			4	0	1	0	0	0	0
Lou Whitaker, L (1, 4) OBP: 0.377, SLG: 0.432	C B C C F B F B B 4-2 HR BB		X 0-0 HR		B B B C 1 SAFE X 3-1 F8 ③		C X 0-1 G6-3 ③			3	2	1	1	1	0	1
Alan Trammell, R (1, 6) OBP: 0.330, SLG: 0.342	1 SAFE B 1 SAFE F 1 SAFE F B S 2-3 K ②		C B X 1-1 G5-4-3 1B			X 0-0 G6-3 ①		B B X 2-0 G6-3 ①		4	0	1	0	0	1	1
Cecil Fielder, R (1, 3) OBP: 0.366, SLG: 0.492	B 1 SAFE F B S 1 SAFE X 2-2 1-H HR		B F B X 2-1 G5-4-3 ② ③ 1-2f			B S B C B X 3-2 1B 1B 1B		B B S B S F X 3-2 G4-6-3 1B		4	2	3	2	0	0	1
Mickey Tettleton, S (1, 2) OBP: 0.388, SLG: 0.450	B B B B 4-0 BB			F C B B X 2-2 G3 ①		B B X 2-0 S 1-3 1B 1B		B X 1-0 G4-6-3 ② ③ 1-2f		3	1	1	0	1	0	1
Pete Incaviglia, R (1, 7) OBP: 0.272, SLG: 0.364	S B F C 1-3 K ③			C B X 1-1 F9 ②		S F B B B F S 3-3 K ② 1-2				3	0	0	0	0	2	3
Dave Bergman, L (1, 10) OBP: 0.327, SLG: 0.356		B C S S 1-3 K ①		B B C F X 2-2 F7 ③		B B B C B F X 3-2 FC6-4 2-H 3-H 1B				3	0	1	2	0	1	0
John Shelby, S (1, 8) OBP: 0.288, SLG: 0.450		B C S X 1-2 P2 ②			B C X 1-1 G3-1 ①	X 0-0 FC6-4 1-2f ③				3	0	0	0	0	0	1
Travis Fryman, R (1, 5) OBP: 0.286, SLG: 0.375		X 0-0 L7 ③			F X 0-1 G4-3 ②		F B C X 1-2 F8 ①			3	0	0	0	0	0	0
Inning Stats	R: 2 H: 1 E: 0 LOB: 1 K: 2 BB: 2 S: 15 P: 30	R: 0 H: 0 E: 0 LOB: 0 K: 1 BB: 0 S: 7 P: 9	R: 1 H: 2 E: 0 LOB: 0 K: 0 BB: 0 S: 7 P: 13	R: 0 H: 0 E: 0 LOB: 0 K: 0 BB: 0 S: 8 P: 13	R: 0 H: 1 E: 0 LOB: 1 K: 0 BB: 0 S: 8 P: 15	R: 2 H: 3 E: 0 LOB: 1 K: 1 BB: 0 S: 14 P: 25	R: 0 H: 0 E: 0 LOB: 0 K: 0 BB: 0 S: 8 P: 9	R: 0 H: 1 E: 0 LOB: 0 K: 0 BB: 0 S: 6 P: 12		1B: 6 SF: 0 2B: 0 SAC: 0 3B: 0 DP: 2 HR: 2 HBP: 0						

PITCHER		IP	WLS	BF	H	R	ER	SO	BB	IBB	HBP	BLK	WP	HR	S	P	ERA	WHIP
Scott Bankhead, R ERA: 5.12	(1, 1)	5.2	L	25	7	5	5	4	2	0	0	0	0	2	58	104	7.94	1.588
Russ Swan, L ERA: 2.27	(6, 1)	1.1		4	0	0	0	0	0	0	0	0	0	0	9	10	0.00	0.000
Bill Swift, R ERA: 3.14	(8, 1)	1.0		3	1	0	0	0	0	0	0	0	0	0	6	12	0.00	1.000

PITCHER	IP	WLS	BF	H	R	ER	SO	BB	IBB	HBP	BLK	WP	HR	S	P	ERA	WHIP

BOTTOM

Seattle Mariners @ Detroit Tigers

Tiger Stadium, Detroit, MI

Thu Jun 06 1991, 3:33 AM EDT

Att. 15,600 - Cloudy - 77 F

livebaseballscorecards.com

AB	30
R	5
H	8
RBI	5
BB	2
SO	4
LOB	8

Batter	1	2	3	4	5	6	7	8	9	AB	R	H	RBI	BB	SO	LOB
Tony Phillips, S (1, 10) OBP: 0.400, SLG: 0.435	B B X 2-0 1B E 2B	F 1 SAFE 0-1 ③ PO 1-2	F B C B B X 3-2 ① L4		B F B B B C X 3-2 HR		B S F S 1-3 ① K			4	2	2	1	0	1	0
Lou Whitaker, L (1, 4) OBP: 0.380, SLG: 0.455	B 2 SAFE L L B X 2-2 E 2-3 1B	C B B X 2-1 ② G4-3	C C B B B F B X 3-2 HR		B C B B F B X 3-2 ② F8					4	1	2	1	0	0	0
Alan Trammell, R (1, 6) OBP: 0.329, SLG: 0.340	X 0-0 ① P4	C S X 0-2 PB 1B	S F X 0-2 ③ F7				B C S X 1-2 ③ F8			4	0	1	0	0	0	2
Cecil Fielder, R (1, 3) OBP: 0.368, SLG: 0.495	B F C B F F C 2-3 ② K	C B B S S S 2-3 ③ K 1-3				S F B X 1-2 1B 1B 2B		C B B F B F B 4-2 G4-3 BB		3	1	1	0	1	2	3
Pete Incaviglia, R (1, 7) OBP: 0.272, SLG: 0.361 Milt Cuyler, S (9, 8) OBP: 0.329, SLG: 0.312	X 0-0 E4 FC6-4 1-3 3-H	B C B B X 3-1 ① E4			X 0-0 SH1-4 1B G4-3 2-3 1B			C B X 1-1 ①② G4-3 1-2f		4	1	1	0	0	0	2
										0	0	0	0	0	0	0
Rob Deer, R (1, 9) OBP: 0.338, SLG: 0.439	B X 1-0 ③ FC6-4 1-2f			X 0-0 ② 1B	B B B X 3-0 G4-3 SH1-4 1-2 3-H 1B			B F S C 1-3 ③ K		4	0	2	1	0	1	2
Travis Fryman, R (1, 5) OBP: 0.287, SLG: 0.374		C X 0-1 PO 1B		X 0-0 ③ G5-3	B X 1-0 ① SH1-4 1-2 2-3				B C F F F F X 1-2 ① F8	3	0	1	0	0	0	0
John Shelby, S (1, 8) OBP: 0.271, SLG: 0.422 (9, 7)		B 1 SAFE 1 SAFE 1 SAFE B F X 2-1 ① F9	C B S B C 2-3 ① K		S B B F F X 2-2 ② G4-3 2-3 3-H				C F B B F B F X 3-2 ② F9	4	0	0	1	0	1	2
Andy Allanson, R (1, 2) OBP: 0.203, SLG: 0.328		C F B F F S 1-3 ② K	C B F F F C 1-3 ② K		X 0-0 ③ F7				C S B X 1-2 ③ F7	4	0	0	0	0	2	2
Inning Stats	R: 1 H: 2 E: 1 LOB: 2 K: 1 BB: 0 S: 12 P: 19	R: 0 H: 1 E: 0 LOB: 0 K: 1 BB: 0 S: 10 P: 13	R: 0 H: 1 E: 0 LOB: 1 K: 1 BB: 0 S: 11 P: 18	R: 0 H: 1 E: 1 LOB: 0 K: 0 BB: 0 S: 4 P: 7	R: 2 H: 2 E: 0 LOB: 0 K: 2 BB: 0 S: 18 P: 27	R: 2 H: 3 E: 0 LOB: 1 K: 0 BB: 0 S: 11 P: 18	R: 0 H: 0 E: 0 LOB: 0 K: 1 BB: 0 S: 9 P: 14	R: 0 H: 0 E: 0 LOB: 0 K: 1 BB: 1 S: 8 P: 14	R: 0 H: 0 E: 0 LOB: 0 K: 0 BB: 0 S: 14 P: 19	1B: 6 SF: 0 2B: 2 SAC: 1 3B: 0 DP: 1 HR: 2 HBP: 0						

TOP

Detroit Tigers @ California Angels

Anaheim Stadium, Anaheim, CA

Fri Jun 07 1991, 10:05 PM EDT

Att. 49,977 - Sunny - 74 F

livebaseballscorecards.com

AB	34
R	5
H	10
RBI	4
BB	1
SO	7
LOB	13

PITCHER		IP	WLS	BF	H	R	ER	SO	BB	IBB	HBP	BLK	WP	HR	S	P	ERA	WHIP
Fernando Valenzuela, L ERA: 7.2	(1, 1)	5.0	L	23	9	5	4	5	0	0	0	0	0	2	59	89	7.20	1.800
Joe Grahe, R ERA:	(6, 1)	3.0		10	1	0	0	2	1	0	0	0	0	0	24	41	0.00	0.667
Scott Bailes, L ERA: 3.66	(9, 1)	1.0		3	0	0	0	0	0	0	0	0	0	0	14	19	0.00	0.000

PITCHER	IP	WLS	BF	H	R	ER	SO	BB	IBB	HBP	BLK	WP	HR	S	P	ERA	WHIP

WP: 0 PA: 37
PB: 2
SB: 0
CS: 0

Detroit Tigers @ California Angels

Anaheim Stadium, Anaheim, CA

Fri Jun 07 1991, 10:05 PM EDT

Att. 49,977 - Sunny - 74 F

BOTTOM

Batter	1	2	3	4	5	6	7	8	9	AB	R	H	RBI	BB	SO	LOB
Luis Polonia, L (1, 7) OBP: 0.373, SLG: 0.406	C B C X 1-2 ① F8			C B X 1-1 ① G4-3		C B C B X 2-2 ② G6-3			C B X 1-1 ① G1-3	4	0	0	0	0	0	0
Wally Joyner, L (1, 3) OBP: 0.403, SLG: 0.500	X 0-0 ② G1-4-3			X 0-0 ② G4-3		C S C 0-3 ③ K			F C B X 1-2 ② G3	4	0	0	0	0	1	0
Dave Winfield, R (1, 9) OBP: 0.323, SLG: 0.551	C B C B X 2-2 ③ F8			B C X 1-1 ③ P6			B X 1-0 G5-3 1B		B B S B X 3-1 1B	4	0	2	0	0	0	0
Dave Parker, L (1, 10) OBP: 0.252, SLG: 0.289		C S B S 1-3 ① K			B X 1-0 1B 2B		X 0-0 ① F8		C B S F X 1-2 ③ P3	4	0	1	0	0	1	2
Lance Parrish, R (1, 2) OBP: 0.309, SLG: 0.396		B X 1-0 ② F8			B C B X 2-1 2-3 1B		C C B B X 2-2 ② G5-3 1-2			3	0	1	0	0	0	1
Dave Gallagher, R (1, 8) OBP: 0.415, SLG: 0.383		C B B C X 2-2 ③ P2			C B F F B X 2-2 ① F8		F B X 1-1 ③ G6-3			3	0	0	0	0	0	3
Jack Howell, L (1, 5) OBP: 0.375, SLG: 0.436			C B C X 1-2 ① F9		B C B C B C 3-3 ② K			C B X 1-1 ① G4-3		3	0	0	0	0	1	2
Luis Sojo, R (1, 4) OBP: 0.240, SLG: 0.274			B C B X 2-1 ② G6-3		B C F B B F F X 3-2 ③ P2			X 0-0 ② F7		3	0	0	0	0	0	2
Dick Schofield, R (1, 6) OBP: 0.356, SLG: 0.315			S F B F B X 2-2 ③ P2			C F X 0-2 ① G6-3		B X 1-0 ③ F8		3	0	0	0	0	0	0
Inning Stats	R: 0 H: 0 E: 0 LOB: 0 K: 0 BB: 0 S: 7 P: 10	R: 0 H: 0 E: 0 LOB: 0 K: 1 BB: 0 S: 7 P: 11	R: 0 H: 0 E: 0 LOB: 0 K: 0 BB: 0 S: 9 P: 14	R: 0 H: 0 E: 0 LOB: 0 K: 0 BB: 0 S: 5 P: 7	R: 0 H: 2 E: 0 LOB: 2 K: 1 BB: 0 S: 15 P: 26	R: 0 H: 0 E: 0 LOB: 0 K: 1 BB: 0 S: 9 P: 11	R: 0 H: 1 E: 0 LOB: 1 K: 0 BB: 0 S: 7 P: 11	R: 0 H: 0 E: 0 LOB: 0 K: 0 BB: 0 S: 4 P: 6	R: 0 H: 1 E: 0 LOB: 1 K: 0 BB: 0 S: 11 P: 17	1B: 3 SF: 0 2B: 1 SAC: 0 3B: 0 DP: 0 HR: 0 HBP: 0						WP: 0 PA: 31 PB: 0 SB: 0 CS: 0	

livebaseballscorecards.com

AB	31
R	0
H	4
RBI	0
BB	0
SO	3
LOB	10

PITCHER	IP	WLS	BF	H	R	ER	SO	BB	IBB	HBP	BLK	WP	HR	S	P	ERA	WHIP
Frank Tanana, L (1, 1) ERA: 4.38	9.0	W	31	4	0	0	3	0	0	0	0	0	0	74	113	0.00	0.444

PITCHER	IP	WLS	BF	H	R	ER	SO	BB	IBB	HBP	BLK	WP	HR	S	P	ERA	WHIP

Detroit Tigers @ California Angels

Anaheim Stadium, Anaheim, CA

Sat Jun 08 1991, 10:05 PM EDT

Att. 59,502 - Sunny - 72 F

livebaseballscorecards.com

Batter	1	2	3	4	5	6	7	8	9	AB	R	H	RBI	BB	SO	LOB
Tony Phillips, S (1, 10) OBP: 0.402, SLG: 0.433	2-2 FC4-6 1B		2-3 K			1-0 G5-3		4-0 HR 1-2 BB		3	1	1	0	1	1	0
Lou Whitaker, L (1, 4) OBP: 0.377, SLG: 0.469	3-1 FC4-6 1-2f			0-0 E7 FC5-4		1-3 K		2-0 HR 1-H 2-H		4	1	1	3	0	1	1
Alan Trammell, R (1, 6) OBP: 0.332, SLG: 0.359	1-3 K			0-1 FC5-4 1-2f			1-2 HR	0-2 CS 1B		4	1	2	1	0	1	2
Cecil Fielder, R (1, 3) OBP: 0.366, SLG: 0.490	0-0 F9			0-1 F8			1-0 G5-3 1B	2-3 K 1-2		4	0	1	0	0	1	3
Pete Incaviglia, R (1, 7) OBP: 0.267, SLG: 0.354		2-2 F8		0-0 G5-3			1-0 G5-3 1-2		0-0 P3	3	0	0	0	0	0	2
Milt Cuyler, S (8, 8) OBP: 0.326, SLG: 0.310										1	0	0	0	0	0	0
Rob Deer, R (1, 9) OBP: 0.332, SLG: 0.429		1-3 K			1-0 P3		1-1 P3		0-0 G4-3	4	0	0	0	0	1	1
Travis Fryman, R (1, 5) OBP: 0.281, SLG: 0.366		3-3 K			2-3 K		0-0 G5-3		2-2 G5-3	4	0	0	0	0	2	1
John Shelby, S (1, 8) (8, 7) OBP: 0.260, SLG: 0.403			1-0 F7		1-1 F9			1-0 G6-3		3	0	0	0	0	0	0
Andy Allanson, R (1, 2) OBP: 0.210, SLG: 0.328			0-3 K			0-0 G1-3		3-1 BB HR 1B		3	1	1	0	0	1	0
Inning Stats	R: 0 E: 0 K: 1 S: 10 H: 1 LOB: 1 BB: 0 P: 16	R: 0 E: 0 K: 2 S: 12 H: 0 LOB: 0 BB: 0 P: 18	R: 0 E: 0 K: 2 S: 7 H: 0 LOB: 0 BB: 0 P: 10	R: 0 E: 1 K: 0 S: 6 H: 0 LOB: 1 BB: 0 P: 6	R: 0 E: 0 K: 1 S: 7 H: 0 LOB: 0 BB: 0 P: 11	R: 0 E: 0 K: 1 S: 5 H: 0 LOB: 0 BB: 0 P: 7	R: 1 E: 0 K: 0 S: 13 H: 2 LOB: 1 BB: 0 P: 17	R: 3 E: 0 K: 1 S: 10 H: 3 LOB: 0 BB: 1 P: 22	R: 0 E: 0 K: 0 S: 6 H: 0 LOB: 0 BB: 0 P: 8	1B: 4 2B: 0 3B: 0 HR: 2	SF: 0 SAC: 0 DP: 0 HBP: 0						

PITCHER	IP	WLS	BF	H	R	ER	SO	BB	IBB	HBP	BLK	WP	HR	S	P	ERA	WHIP
Jim Abbott, L (1, 1) ERA: 3.54	7.1	L	30	6	4	4	7	1	0	0	0	0	2	67	102	4.91	0.955
Mark Eichhorn, R (8, 1) ERA: 0.28	1.2		4	0	0	0	1	0	0	0	0	0	0	9	13	0.00	0.000

PITCHER	IP	WLS	BF	H	R	ER	SO	BB	IBB	HBP	BLK	WP	HR	S	P	ERA	WHIP

AB	33
R	4
H	6
RBI	4
BB	1
SO	8
LOB	10

1B: 4 SF: 0
2B: 0 SAC: 0
3B: 0 DP: 0
HR: 2 HBP: 0

WP: 0 PA: 34
PB: 0
SB: 0
CS: 1

Detroit Tigers @ California Angels

Anaheim Stadium, Anaheim, CA

Sat Jun 08 1991, 10:05 PM EDT

Att. 59,502 - Sunny - 72 F

BOTTOM

Batter	1	2	3	4	5	6	7	8	9	AB	R	H	RBI	BB	SO	LOB
Luis Polonia, L (1, 7) OBP: 0.371, SLG: 0.403	K		1-0 S 1-2 3-H 1B		1-3 K			0-0 G6-3		4	0	1	1	0	2	1
Wally Joyner, L (1, 3) OBP: 0.400, SLG: 0.495	G6-3		0-0 F9 2-3		1-3 K			0-1 1B		4	0	1	0	0	1	3
Dave Winfield, R (1, 9) OBP: 0.317, SLG: 0.540	L6		2-2 L5 1-2 3-H			2-1 F7		1-3 K		4	0	0	0	0	1	2
Dave Parker, L (1, 10) OBP: 0.257, SLG: 0.289 Ruben Amaro Jr, S (9, PR)		1-1 G3		0-0 G6-3		4-2 F7-3 BB			0-1 1B SH3-4 1B	3 0	0 0	1 0	0 0	1 0	0 0	0 0
Jack Howell, L (1, 5) OBP: 0.353, SLG: 0.405 Luis Sojo, R (9, PH) OBP: 0.240, SLG: 0.274		1-2 P6		2-3 K		1-0 F7-3 1-2			0-0 SH3-4 1-2	3 0	0 0	0 0	0 0	0 0	1 0	1 0
Donnie Hill, S (1, 4) OBP: 0.376, SLG: 0.400		3-2 G6-3		2-2 G3			0-0 L5		2-2 G4-6-3 2-3 1B	4	0	1	0	0	0	0
Max Venable, L (1, 8) OBP: 0.235, SLG: 0.196			3-2 F9		1-1 F8		1-1 G6-3		0-0 G4-6-3 1-2f	4	0	0	0	0	0	2
Ron Tingley, R (1, 2) OBP: 0.233, SLG: 0.345			3-1 1B 1B		2-2 HR		0-3 K			3	2	2	1	0	1	0
Dick Schofield, R (1, 6) OBP: 0.362, SLG: 0.323			0-1 F9 1B E 1-3 1B		0-1 1B			1-2 G4-3		3	1	2	0	0	0	0

	AB	32
	R	3
	H	8
	RBI	2
	BB	1
	SO	6
	LOB	9

livebaseballscorecards.com

Inning Stats	1	2	3	4	5	6	7	8	9	1B: 7	SF: 0	WP: 0	PA: 34
R:	0	0	2	0	1	0	0	0	0	2B: 1	SAC: 1	PB: 0	
E:	0	0	0	0	0	0	0	0	0	3B: 0	DP: 2	SB: 1	
K:	1	0	0	0	2	0	1	1	0	HR: 1	HBP: 0	CS: 0	
S:	6	8	13	7	14	5	6	9	8				
H:	0	0	3	0	2	0	0	1	2				
LOB:	0	0	1	0	1	0	0	1	2				
BB:	0	0	0	0	0	1	0	0	0				
P:	13	13	22	11	18	12	7	11	10				

PITCHER		IP	WLS	BF	H	R	ER	SO	BB	IBB	HBP	BLK	WP	HR	S	P	ERA	WHIP
Walt Terrell, R ERA: 4.16	(1, 1)	7.1	W	27	5	3	2	5	1	0	0	0	0	1	62	100	2.46	0.818
Paul Gibson, L ERA: 2.23	(8, 1)	0.2		4	2	0	0	1	0	0	0	0	0	0	8	9	0.00	3.000
Mike Henneman, R ERA: 1.91	(9, 1)	1.0	S	3	1	0	0	0	0	0	0	0	0	0	6	8	0.00	1.000

PITCHER	IP	WLS	BF	H	R	ER	SO	BB	IBB	HBP	BLK	WP	HR	S	P	ERA	WHIP

Detroit Tigers @ California Angels

Anaheim Stadium, Anaheim, CA

Sun Jun 09 1991, 6:33 AM EDT

Att. 42,677 - Sunny - 78 F

livebaseballscorecards.com

Batter	1	2	3	4	5	6	7	8	9	AB	R	H	RBI	BB	SO	LOB
Tony Phillips, S (1, 4) OBP: 0.406, SLG: 0.447	F B B L X 2-2 ① L4		B C S B B F B 4-2 2B BB			X 0-0 HR	B B B C F B 4-2 BB 1-2 BB		F X 0-1 ① G4-3	3	1	1	1	2	0	0
Travis Fryman, R (1, 5) OBP: 0.289, SLG: 0.380	F S S 0-3 ② K		B S 1 SAFE 1 SAFE F X 1-2 ③ 1-H 2B			B B B C F F F F F 3-3 ① F S K	B B B B B 4-0 1-2 2-3 BB		X 0-0 2B 2B	4	1	2	0	1	2	0
Alan Trammell, R (1, 6) OBP: 0.333, SLG: 0.362	B B B B 4-0 BB			X 0-0 ① F7		B B X 2-0 ② F8	C S C 0-3 ③ K		B X 1-0 2-H 2B	4	0	1	1	1	1	3
Cecil Fielder, R (1, 3) OBP: 0.363, SLG: 0.481	C B S B S 2-3 ③ K			C C B S 1-3 ② K		B F C B B B 4-2 BB BB		S B S S 1-3 ① K	C C B S 1-3 ② K	4	0	0	0	1	4	2
Pete Incaviglia, R (1, 7) OBP: 0.276, SLG: 0.354		B B F C X 2-2 ① G4-3		F B X 1-1 CS 1B		S B B B S B 4-2 1-2 BB		B B C B B 4-1 1B 1B BB	B F X 1-1 ③ P3	3	1	1	0	2	0	1
Rob Deer, R (1, 9) OBP: 0.330, SLG: 0.425		F B C S 1-3 ② K		S B 1-1 ③ CS 1-2	C B F S 1-3 ① K	S B B B C S 2-3 ③ K		B B S B F X 3-2 1B 1-2 1B		4	0	1	0	0	3	2
Mickey Tettleton, S (1, 10) OBP: 0.380, SLG: 0.439		X 0-0 ③ G6-3			B X 1-0 ② P3		C X 0-1 ① G5-3	C S S 0-3 ② K		4	0	0	0	0	1	2
John Shelby, S (1, 8) OBP: 0.273, SLG: 0.408			B X 1-0 ① F8		B B B C X 3-1 1B	B S F B B X 3-2 ② P4		X 0-0 1-2 2-H 1B		4	0	2	1	0	0	0
Andy Allanson, R (1, 2) OBP: 0.215, SLG: 0.328 Mark Salas, L (8, PH) OBP: 0.100, SLG: 0.053 (8, 2)			C S B S 1-3 ② K		B S C S 1-3 ③ K		S S B B X 2-2 BB BB 1B	B F S S 1-3 ③ K		3 1	0 0	1 0	0 0	0 0	2 1	1 2
Inning Stats	R: 0 H: 0 E: 0 LOB: 1 K: 2 BB: 1 S: 9 P: 17	R: 0 H: 0 E: 0 LOB: 0 K: 1 BB: 0 S: 7 P: 10	R: 0 H: 1 E: 0 LOB: 2 K: 1 BB: 1 S: 10 P: 17	R: 0 H: 1 E: 0 LOB: 0 K: 1 BB: 0 S: 7 P: 10	R: 0 H: 1 E: 0 LOB: 1 K: 2 BB: 0 S: 9 P: 15	R: 1 H: 1 E: 0 LOB: 2 K: 2 BB: 2 S: 17 P: 32	R: 0 H: 1 E: 0 LOB: 3 K: 1 BB: 2 S: 13 P: 26	R: 1 H: 2 E: 0 LOB: 2 K: 3 BB: 1 S: 14 P: 23	R: 1 H: 2 E: 0 LOB: 1 K: 1 BB: 0 S: 9 P: 12	1B: 5 SF: 0 2B: 3 SAC: 0 3B: 0 DP: 0 HR: 1 HBP: 0						

	AB	34
	R	3
	H	9
	RBI	3
	BB	7
	SO	14
	LOB	13

	WP: 0	PA: 42
	PB: 0	
	SB: 0	
	CS: 1	

PITCHER		IP	WLS	BF	H	R	ER	SO	BB	IBB	HBP	BLK	WP	HR	S	P	ERA	WHIP
Chuck Finley, L ERA: 3.12	(1, 1)	6.2	W	28	5	1	1	9	5	0	0	0	0	1	69	120	1.35	1.500
Jeff Robinson, R ERA: 3.1	(7, 1)	1.1		8	2	1	1	4	2	0	0	0	0	0	17	30	6.75	3.000
Mark Eichhorn, R ERA: 0.53	(9, 1)	1.0		5	2	1	1	1	0	0	0	0	0	0	9	12	9.00	2.000

PITCHER	IP	WLS	BF	H	R	ER	SO	BB	IBB	HBP	BLK	WP	HR	S	P	ERA	WHIP

Detroit Tigers @ California Angels

Anaheim Stadium, Anaheim, CA

Sun Jun 09 1991, 6:33 AM EDT

Att. 42,677 - Sunny - 78 F

BOTTOM

Batter	1	2	3	4	5	6	7	8	9	AB	R	H	RBI	BB	SO	LOB
Luis Polonia, L (1, 7) OBP: 0.368, SLG: 0.395	BBBB 4-0 G4-3 S BB	CFX 0-2 ③ G4-3		FSX 0-2 ①② G4-3-6-3-1-4 1-2f 3-H		BBX 2-0 ② G6-3		BX 1-0 ① F7		4	0	0	0	1	0	3
Wally Joyner, L (1, 3) OBP: 0.404, SLG: 0.512	PBCCBX 3-2 ① G4-3 1-3		X 0-0 ① F9	FFBX 1-2 1B 1B		CBFX 1-2 HR		BSX 1-1 1B		5	1	3	1	0	0	1
Dave Winfield, R (1, 9) OBP: 0.319, SLG: 0.552	X 0-0 ② P6	BCX 1-1 ② G5-3	BSX 1-1 1-3 1B			BX 1-0 HR		BCBX 2-1 ② F8		5	1	2	1	0	0	2
Dave Parker, L (1, 10) OBP: 0.256, SLG: 0.297	X 0-0 ③ G6-3	X 0-0 ③ G5-3	BSBSBS 3-3 ③ K			X 0-0 3B		BFX 1-1 ③ G4-3		5	0	1	0	0	1	4
Lance Parrish, R (1, 2) OBP: 0.319, SLG: 0.401 Ron Tingley, R (7, 2) OBP: 0.233, SLG: 0.345		BFCFFBBB 4-2 1B 1B FC3-2 BB		BCFFFX 1-2 E 1B 1B 1B	CX 0-1 FC6-4 1B	BCBFFS 2-3 ③ K				3 0	1 0	2 0	0 0	1 0	1 0	1 0
Jack Howell, L (1, 5) OBP: 0.364, SLG: 0.413		BCBBX 3-1 FC3-2 1B G3 1-2 1B		X 0-0 E4 1B 1B 1B 1-3 1B	FX 0-1 ① F9		BSCS 1-3 ① K			4	2	2	0	0	1	1
Donnie Hill, S (1, 4) OBP: 0.381, SLG: 0.404	CBSX 1-2 G3 FC3-2 1-2 2-3 1B			X 0-0 1B 1-2 3-H 1B	CBFBS 2-3 ② K		FX 0-1 ② G6-3			4	1	2	1	0	1	1
Max Venable, L (1, 8) OBP: 0.236, SLG: 0.200		FFX 0-2 ① FC3-2 G3 1-2 2-3 3-Hf		X 0-0 1B 1-2 2-3 G4-3-6-3-1-4 1B	BBX 2-0 ③ FC6-4 1-2f		BX 1-0 E6			4	1	1	0	0	0	4
Dick Schofield, R (1, 6) OBP: 0.359, SLG: 0.321		BFBFFFX 2-2 ② G3 1-2 2-3 3-H		X 0-0 G4-3-6-3-1-4 1-3 2-H 3-H 1B		CFBBBX 2-2 ① F7	CSBFFX 1-2 ③ L4			4	0	1	3	0	0	3
Inning Stats	R: 0 E: 0 K: 0 S: 6 H: 0 LOB: 1 BB: 1 P: 12	R: 1 E: 0 K: 0 S: 19 H: 2 LOB: 2 BB: 1 P: 29	R: 0 E: 0 K: 0 S: 4 H: 0 LOB: 0 BB: 0 P: 5	R: 4 E: 1 K: 1 S: 20 H: 7 LOB: 2 BB: 0 P: 26	R: 0 E: 0 K: 1 S: 8 H: 1 LOB: 1 BB: 0 P: 12	R: 2 E: 0 K: 1 S: 12 H: 3 LOB: 1 BB: 0 P: 20	R: 0 E: 1 K: 1 S: 11 H: 0 LOB: 1 BB: 0 P: 14	R: 0 E: 0 K: 0 S: 7 H: 1 LOB: 1 BB: 0 P: 12		1B: 11 2B: 0 3B: 1 HR: 2	SF: 0 SAC: 0 DP: 1 HBP: 0					

livebaseballscorecards.com

AB	38
R	7
H	14
RBI	6
BB	2
SO	4
LOB	20

PITCHER		IP	WLS	BF	H	R	ER	SO	BB	IBB	HBP	BLK	WP	HR	S	P	ERA	WHIP
Dan Gakeler, R ERA: 15.0	(1, 1)	3.0	L	18	7	5	5	0	2	0	0	0	0	0	38	56	15.00	3.000
Mike Dalton, L ERA: 3.18	(4, 1)	2.2		13	6	2	2	2	0	0	0	0	0	2	28	43	6.75	2.250
Steve Searcy, L ERA: 7.49	(6, 1)	2.1		9	1	0	0	2	0	0	0	0	0	0	21	31	0.00	0.429

PITCHER	IP	WLS	BF	H	R	ER	SO	BB	IBB	HBP	BLK	WP	HR	S	P	ERA	WHIP

Detroit Tigers @ Oakland Athletics

Oakland-Alameda County Coliseum, Oakland, CA

Mon Jun 10 1991, 7:05 PM PDT

Att. 22,499 - Sunny - 62 F

TOP

livebaseballscorecards.com

Batter	1	2	3	4	5	6	7	8	9	AB	R	H	RBI	BB	SO	LOB
Tony Phillips, S (1, 10) OBP: 0.402, SLG: 0.454	F9		3B		SF7		K	K		4	0	1	2	0	2	4
Lou Whitaker, L (1, 4) OBP: 0.378, SLG: 0.464	K		G3		1B		BB	G4-3		4	1	1	0	1	1	4
Alan Trammell, R (1, 6) OBP: 0.335, SLG: 0.375	L9		F9			HR	BB		P2	4	2	1	1	1	0	0
Cecil Fielder, R (1, 3) OBP: 0.359, SLG: 0.472		G5-3	P3			K	BB		F9	4	0	0	1	1	1	0
Mickey Tettleton, S (1, 2) OBP: 0.380, SLG: 0.434 (8, 7)		K	F9			BB	1B		F7	4	0	1	2	1	1	0
Pete Incaviglia, R (1, 7) OBP: 0.272, SLG: 0.347		K			G5-3	K	F8			3	0	0	0	0	2	1
Mark Salas, L (7, PH) OBP: 0.095, SLG: 0.050										1	0	0	0	0	0	2
Milt Cuyler, S (7, 8) OBP: 0.326, SLG: 0.310										0	0	0	0	0	0	0
John Shelby, S (1, 8) OBP: 0.284, SLG: 0.413 (7, 7)			F8		2B SF7	P5		SH1-4 BB		4	1	2	0	0	0	1
Andy Allanson, R (8, PR) OBP: 0.215, SLG: 0.328 (8, 2)										0	0	0	0	0	0	0
Rob Deer, R (1, 9) OBP: 0.342, SLG: 0.443			3B				BB			2	2	2	0	2	0	0
			2B		2B			SH1-4								
Travis Fryman, R (1, 5) OBP: 0.290, SLG: 0.376			G5-3		1B		K		SH1-4	2	0	0	0	1	1	2
					BB											

Inning Stats	1	2	3	4	5	6	7	8	9	1B	SF	WP	PA
R	0	0	1	0	1	1	3	0	0	4	1	0	41
E	0	0	0	0	0	0	0	0	0	2B	SAC	PB	
K	1	2	0	0	0	2	2	1	0	2	1	0	
S	6	8	11	7	11	13	15	12	9	3B	DP	SB	
H	0	0	2	0	3	1	1	1	0	1	0	0	
LOB	0	0	0	0	2	1	2	3	0	HR	HBP	CS	
BB	0	0	0	0	1	1	4	1	0	1	0	0	
P	12	11	17	13	19	20	36	25	10				

	AB	32
	R	6
	H	8
	RBI	6
	BB	7
	SO	8
	LOB	14

PITCHER		IP	WLS	BF	H	R	ER	SO	BB	IBB	HBP	BLK	WP	HR	S	P	ERA	WHIP
Dave Stewart, R ERA: 5.24	(1, 1)	7.0		33	7	6	6	7	6	0	0	0	0	1	71	128	7.71	1.857
Steve Chitren, R ERA: 2.51	(8, 1)	0.2		4	1	0	0	1	1	0	0	0	0	0	9	19	0.00	3.000
Johnny Guzman, L ERA:	(8, 1)	0.1	W	1	0	0	0	0	0	0	0	0	0	0	3	6	0.00	0.000
Dennis Eckersley, R ERA: 2.67	(9, 1)	1.0		3	0	0	0	0	0	0	0	0	0	0	9	10	0.00	0.000

PITCHER	IP	WLS	BF	H	R	ER	SO	BB	IBB	HBP	BLK	WP	HR	S	P	ERA	WHIP

BOTTOM

Detroit Tigers @ Oakland Athletics

Oakland-Alameda County Coliseum, Oakland, CA

Mon Jun 10 1991, 7:05 PM PDT

Att. 22,499 - Sunny - 62 F

livebaseballscorecards.com

Batter	1	2	3	4	5	6	7	8	9	AB	R	H	RBI	BB	SO	LOB
Rickey Henderson, R (1, 7) OBP: 0.417, SLG: 0.345	BBCBB 4-1 S BB		BBC1SAFEBFFFB 4-2 FC1-4 1-2 BB		BBBB 4-0 S 1B BB	CBBFFFX 2-2 1-2 3-H 1B		CSX 0-2 1B 1-2 2B 1B		2	2	2	1	3	0	0
Dave Henderson, R (1, 8) OBP: 0.399, SLG: 0.608	1SAFEBBC1SAFESBFX 3-2 ① G5-3 1-2		CBSBBX 2-2 ② FC1-4 1-2f 2-3		1SAFECCS 0-3 ① K 1-3	SCBX 1-2 ③ F9		BLX 1-1 1-2 2-3 2B 1B		5	1	1	0	0	1	6
Jose Canseco, R (1, 9) OBP: 0.352, SLG: 0.435	BX 1-0 ② L4		CX 0-1 ③ F9		BX 1-0 ② P6		CBFX 1-2 ① G6-3	FSFX 0-2 1B 1-H 2-H 3-H HR 2B		5	1	1	3	0	0	4
Harold Baines, L (1, 10) OBP: 0.415, SLG: 0.545 Willie Wilson, S (4, PH) OBP: 0.272, SLG: 0.331	BCFBFBX 3-2 ③ G1-3			CCBBBFBX 3-2 HR 2B	BFSBFX 2-2 3-H 1B		CBFX 1-2 ② F7	BFBX 2-1 2-3 HR 1B		1 4	0 2	0 3	0 1	0 0	0 0	1 0
Mark McGwire, R (1, 3) OBP: 0.383, SLG: 0.409		BCSC 1-3 ① K		BBCBX 3-1 2-H HR	B1SAFEX 1-0 ③ P3		SBX 1-1 E5 HR	BBX 2-0 1-H 3-H HR		5	3	2	5	0	1	1
Ernest Riles, L (1, 5) OBP: 0.340, SLG: 0.386 Vance Law, R (8, PH) OBP: 0.323, SLG: 0.379 (9, 5)		CX 0-1 ② F7		BCFFBFX 2-2 1B		BBBCB 4-1 F9-6-4 1B BB	BBCX 2-1 1-H HR	FX 0-1 G5-4-3 1B		3 1	2 0	2 1	2 0	1 0	0 0	0 0
Terry Steinbach, R (1, 2) OBP: 0.347, SLG: 0.438	CFBFX 1-2 ③ G4-3			1SAFEBFF1SAFE1SAFECF1SAFEX 1-2 ① F9		1SAFEX 0-0 F9-6-4 1-2 1B	BSBFX 2-2 2B	X 0-0 ① ② G5-4-3 1-2f		5	0	2	0	0	0	2
Mike Gallego, R (1, 6) OBP: 0.356, SLG: 0.319			BBBBB 4-0 FC1-4 BB BB	BX 1-0 ② P1		X 0-0 ① ② F9-6-4 1-2 2-3	CSX 0-2 ③ G1-3	BBCFBBB 4-2 FC4 BB		3	0	0	0	2	0	4
Lance Blankenship, R (1, 4) OBP: 0.351, SLG: 0.347			B1SAFE1SAFEFX 1-1 ① F8	FC1SAFEX 0-2 ③ F9		BBBCFB 4-2 1B BB		1B 1B 2B 1B 1-0 FC4 1-2f		4	1	1	0	1	0	3
Inning Stats	R: 0 E: 0 K: 0 S: 10 H: 0 LOB: 1 BB: 1 P: 21	R: 0 E: 0 K: 1 S: 9 H: 0 LOB: 0 BB: 0 P: 11	R: 0 E: 0 K: 0 S: 10 H: 0 LOB: 2 BB: 2 P: 21	R: 2 E: 0 K: 0 S: 20 H: 3 LOB: 1 BB: 0 P: 30	R: 1 E: 0 K: 1 S: 9 H: 1 LOB: 1 BB: 1 P: 17	R: 1 E: 0 K: 0 S: 13 H: 2 LOB: 2 BB: 2 P: 24	R: 2 E: 1 K: 0 S: 16 H: 2 LOB: 1 BB: 0 P: 23	R: 6 E: 0 K: 0 S: 20 H: 7 LOB: 1 BB: 1 P: 32		1B: 9 2B: 4 3B: 0 HR: 3 SF: 0 SAC: 0 DP: 2 HBP: 0						

PITCHER		IP	WLS	BF	H	R	ER	SO	BB	IBB	HBP	BLK	WP	HR	S	P	ERA	WHIP
Kevin Ritz, R ERA: 12.27	(1, 1)	5.0		25	5	4	4	2	5	0	0	0	0	1	60	106	7.20	2.000
Dan Petry, R ERA: 5.2	(6, 1)	1.2		8	2	2	0	0	1	0	0	0	0	1	21	33	0.00	1.800
Mike Henneman, R ERA: 2.84	(7, 1)	0.1	L	6	5	4	4	0	0	0	0	0	0	0	17	22	108.00	15.000
Jerry Don Gleaton, L ERA: 3.98	(8, 1)	1.0		6	3	2	2	0	1	0	0	0	0	1	9	18	18.00	4.000

PITCHER	IP	WLS	BF	H	R	ER	SO	BB	IBB	HBP	BLK	WP	HR	S	P	ERA	WHIP

AB	38
R	12
H	15
RBI	12
BB	7
SO	2
LOB	21

WP: 0 PA: 45
PB: 0
SB: 3
CS: 0

Batter	1	2	3	4	5	6	7	8	9	AB	R	H	RBI	BB	SO	LOB
Tony Phillips, S (1, 7) OBP: 0.402, SLG: 0.452	G3			1B BB		F7	FC4-6 1B	K		5	1	2	0	0	1	1
Lou Whitaker, L (1, 4) OBP: 0.383, SLG: 0.465	CS BB			F8		1B 1B	FC4-6		P5	4	1	2	1	1	0	1
Alan Trammell, R (1, 6) OBP: 0.336, SLG: 0.376	G4-3 1-2			P3		1B 2B 1-3	FC4-6 1-2f 2-3		WP 1B	5	2	2	0	0	0	4
Cecil Fielder, R (1, 3) OBP: 0.360, SLG: 0.468		P3		1B BB 1-2		2B 1B 1-2 3-H	K		G5-3 1-H	4	0	1	1	1	1	2
Mickey Tettleton, S (1, 2) OBP: 0.386, SLG: 0.442		P6		1B 1-3 2-H		2B 1-3 2-H	BB 1-2		F8	4	0	2	2	1	0	0
Rob Deer, R (1, 9) OBP: 0.336, SLG: 0.433		K		G4-3		K	K			4	0	0	0	0	3	7
Dave Bergman, L (1, 10) OBP: 0.321, SLG: 0.333			G5-3		F7	BB		G3		3	0	0	0	1	0	0
Travis Fryman, R (1, 5) OBP: 0.284, SLG: 0.368			F8		F9	F7		G5-3		4	0	0	0	0	0	3
Milt Cuyler, S (1, 8) OBP: 0.331, SLG: 0.323			K		L3		1B 1B	2B		4	1	2	0	0	1	0
Inning Stats	R: 0 E: 0 K: 0 S: 4 H: 0 LOB: 0 BB: 1 P: 10	R: 0 E: 0 K: 1 S: 8 H: 0 LOB: 0 BB: 0 P: 10	R: 0 E: 0 K: 1 S: 5 H: 0 LOB: 0 BB: 0 P: 7	R: 1 E: 0 K: 0 S: 16 H: 2 LOB: 2 BB: 1 P: 30	R: 0 E: 0 K: 0 S: 8 H: 0 LOB: 0 BB: 0 P: 11	R: 2 E: 0 K: 1 S: 18 H: 4 LOB: 3 BB: 1 P: 27	R: 1 E: 0 K: 2 S: 16 H: 3 LOB: 3 BB: 1 P: 28	R: 0 E: 0 K: 1 S: 9 H: 1 LOB: 1 BB: 0 P: 15	R: 1 E: 0 K: 0 S: 10 H: 1 LOB: 0 BB: 0 P: 18	1B: 9 2B: 2 3B: 0 HR: 0 SF: 0 SAC: 0 DP: 0 HBP: 0						

PITCHER	IP	WLS	BF	H	R	ER	SO	BB	IBB	HBP	BLK	WP	HR	S	P	ERA	WHIP
Andy Hawkins, R (1, 1) ERA: 7.05	5.1	L	23	6	3	3	2	2	0	0	0	0	0	50	79	5.06	1.500
Gene Nelson, R (6, 1) ERA: 9.0	2.2		14	4	1	1	4	2	0	0	0	0	0	34	59	3.38	2.250
Bruce Walton, R (9, 1) ERA: 6.14	1.0		4	1	1	1	0	0	0	0	0	1	0	10	18	9.00	1.000

PITCHER	IP	WLS	BF	H	R	ER	SO	BB	IBB	HBP	BLK	WP	HR	S	P	ERA	WHIP

TOP

Detroit Tigers @ Oakland Athletics

Oakland-Alameda County Coliseum, Oakland, CA

Tue Jun 11 1991, 7:05 PM PDT

Att. 27,014 - Sunny - 65 F

livebaseballscorecards.com

AB	37
R	5
H	11
RBI	4
BB	4
SO	6
LOB	18

Batter	1	2	3	4	5	6	7	8	9	AB	R	H	RBI	BB	SO	LOB
Rickey Henderson, R (1, 7) OBP: 0.419, SLG: 0.345	C C F B F X 1-2 CS 1B			B B B C X 3-1 ① P4		B C X 1-1 ③ P3		B B C B B 4-1 1-2 BB		3	0	1	0	1	0	0
Dave Henderson, R (1, 10) OBP: 0.397, SLG: 0.602	B X 1-0 ① ② G6-3 1-2			B B B C F F X 3-2 ② F9			B S B F X 2-2 1B 1B	B S S B B F S 3-3 ③ K		4	0	1	0	0	1	3
Jose Canseco, R (1, 9) OBP: 0.350, SLG: 0.446	C S B X 1-2 ③ P4			S S X 0-2 HR			C X 0-1 ① F7		F B B X 2-1 ① F7	4	1	1	1	0	0	1
Mark McGwire, R (1, 3) OBP: 0.381, SLG: 0.402		C X 0-1 ① G1-3		F B B X 2-1 ③ G2-3			B C X 1-1 ② P4		C B B B B 4-1 BB BB	3	0	0	0	1	0	1
Ernest Riles, L (1, 4) OBP: 0.344, SLG: 0.385		F X 0-1 ② G4-3			B X 1-0 ① F9		B X 1-0 1-2 1B		B B B C C F B B 4-2 1-2 G5-4-3 BB	3	0	1	0	1	0	0
Terry Steinbach, R (1, 2) OBP: 0.339, SLG: 0.427		B B F X 2-1 ③ F9			C B X 1-1 ② G4-3		X 0-0 ③ F9		F X 0-1 ② ③ G5-4-3 1-2f	4	0	0	0	0	0	4
Willie Wilson, S (1, 8) OBP: 0.266, SLG: 0.323			B B B C F X 3-2 ① F7		S B B F F F X 2-2 ③ F9			L F F B X 1-2 ① G6-3		3	0	0	0	0	0	0
Vance Law, R (1, 5) OBP: 0.308, SLG: 0.361			B B X 2-0 ② F9			B B B C F X 2-2 ① G4-3		X 0-0 ② F8		3	0	0	0	0	0	0
Mike Gallego, R (1, 6) OBP: 0.356, SLG: 0.315			B B B C C S 3-3 ③ K			X 0-0 ② G6-3		B B B C B 4-1 BB BB		2	0	0	0	1	1	0
Inning Stats	R: 0 H: 1 E: 0 LOB: 0 K: 0 BB: 0 S: 9 P: 12	R: 0 H: 0 E: 0 LOB: 0 K: 0 BB: 0 S: 6 P: 8	R: 0 H: 0 E: 0 LOB: 0 K: 1 BB: 0 S: 7 P: 15	R: 1 H: 1 E: 0 LOB: 0 K: 0 BB: 0 S: 11 P: 19	R: 0 H: 0 E: 0 LOB: 0 K: 0 BB: 0 S: 8 P: 12	R: 0 H: 0 E: 0 LOB: 0 K: 0 BB: 0 S: 7 P: 10	R: 0 H: 2 E: 0 LOB: 2 K: 0 BB: 0 S: 9 P: 13	R: 0 H: 0 E: 0 LOB: 2 K: 1 BB: 2 S: 11 P: 23	R: 0 H: 0 E: 0 LOB: 1 K: 0 BB: 2 S: 8 P: 18	1B: 3 SF: 0 2B: 0 SAC: 0 3B: 0 DP: 1 HR: 1 HBP: 0						WP: 0 PA: 33 PB: 0 SB: 0 CS: 1	

PITCHER		IP	WLS	BF	H	R	ER	SO	BB	IBB	HBP	BLK	WP	HR	S	P	ERA	WHIP
Bill Gullickson, R ERA: 4.04	(1, 1)	7.2	W	28	4	1	1	1	2	0	0	0	0	1	64	105	1.17	0.783
Mike Henneman, R ERA: 2.75	(8, 1)	1.1	S	5	0	0	0	1	2	0	0	0	0	0	12	25	0.00	1.500

PITCHER	IP	WLS	BF	H	R	ER	SO	BB	IBB	HBP	BLK	WP	HR	S	P	ERA	WHIP

BOTTOM

Detroit Tigers @ Oakland Athletics

Oakland-Alameda County Coliseum, Oakland, CA

Tue Jun 11 1991, 7:05 PM PDT

Att. 27,014 - Sunny - 65 F

livebaseballscorecards.com

AB	29
R	1
H	4
RBI	1
BB	4
SO	2
LOB	9

Batter	1	2	3	4	5	6	7	8	9	AB	R	H	RBI	BB	SO	LOB
Tony Phillips, S (1, 7) OBP: 0.399, SLG: 0.446	B S C X 1-2 G3			C F B F B S 2-3 K		F B B B F B 4-2 1B BB	C S C 0-3 K			3	0	0	0	1	2	0
Lou Whitaker, L (1, 4) OBP: 0.386, SLG: 0.465	C F X 0-2 G3			F B B X 2-1 L6		B C C B 1 SAFE B 1 SAFE X 3-2 1-3 BB 1B		C B X 1-1 G6-3 1B		4	0	2	0	0	0	0
Alan Trammell, R (1, 6) OBP: 0.331, SLG: 0.368	B C S F C 2-3 K			X 0-0 L9		X 0-0 F9		1 SAFE X 0-0 1-2 G6-3		4	0	0	0	0	1	3
Cecil Fielder, R (1, 10) OBP: 0.358, SLG: 0.461		F B F B S 2-3 K			S B B F B F X 3-2 F8	B F B S B 1 SAFE B 4-2 1-2 BB		B S B S F S 3-3 K		3	0	0	0	1	2	1
Mickey Tettleton, S (1, 2) OBP: 0.383, SLG: 0.434		C F B B B F X 3-2 P3			B C B B B C B 4-2 BB BB BB	F F B B S 2-3 K		B B C B F S 3-3 K		3	0	0	0	1	2	4
Dave Bergman, L (1, 3) OBP: 0.317, SLG: 0.314		C B C F F B F X 2-2 F8			C B 1 SAFE C F B B 1 SAFE B 4-2 1-2 BB BB	C C F B F X 2-2 P6			C F B X 1-2 G3	3	0	0	0	1	0	3
Rob Deer, R (1, 9) OBP: 0.335, SLG: 0.426			S C B F B X 2-2 P3		B B F S B B 4-2 1-2 2-3 BB		C B B B F S 3-3 K		B S S F S 1-3 K	3	0	0	0	1	2	0
Travis Fryman, R (1, 5) OBP: 0.279, SLG: 0.360			B C B B F X 3-2 P6		F B B S B B F S 2-3 K		C S F B F C 1-3 K		C C S 0-3 K	4	0	0	0	0	3	3
Milt Cuyler, S (1, 8) OBP: 0.331, SLG: 0.346			B C X 1-1 G3		B F S F X 1-2 F9		B X 1-0 HR			3	1	1	1	0	0	3

TOP

Detroit Tigers @ Oakland Athletics

Oakland-Alameda County Coliseum, Oakland, CA

Wed Jun 12 1991, 3:33 AM PDT

Att. 30,404 - Sunny - 64 F

livebaseballscorecards.com

AB	30
R	1
H	3
RBI	1
BB	5
SO	12
LOB	17

Inning Stats	1	2	3	4	5	6	7	8	9	1B	SF	WP	PA
R	0	0	0	0	0	0	1	0	0	2	0	0	35
E	0	0	0	0	0	0	0	0	0	0	0	0	
K	1	1	0	1	1	1	3	2	2	0	0	0	
S	10	13	9	7	19	16	12	9	10	2B	SAC	PB	
H	0	0	0	0	0	1	1	1	0	0	0	0	
LOB	0	0	0	0	3	3	0	0	0	3B	DP	SB	
BB	0	0	0	0	3	2	0	0	0	0	0	0	
P	13	20	15	11	37	31	17	16	12	HR	HBP	CS	

PITCHER		IP	WLS	BF	H	R	ER	SO	BB	IBB	HBP	BLK	WP	HR	S	P	ERA	WHIP
Mike Moore, R ERA: 3.94	(1, 1)	6.0	W	24	1	0	0	5	5	0	0	0	0	0	74	127	0.00	1.000
Steve Chitren, R ERA: 2.7	(7, 1)	1.1		6	2	1	1	3	0	0	0	0	0	1	15	21	6.75	1.500
Dennis Eckersley, R ERA: 2.51	(8, 1)	1.2	S	5	0	0	0	4	0	0	0	0	0	0	16	24	0.00	0.000

PITCHER	IP	WLS	BF	H	R	ER	SO	BB	IBB	HBP	BLK	WP	HR	S	P	ERA	WHIP

Batter	1	2	3	4	5	6	7	8	9	AB	R	H	RBI	BB	SO	LOB
Rickey Henderson, R (1, 10) OBP: 0.415, SLG: 0.338	B C C B X 2-2 P4 ①		1 SAFE 1 SAFE 1 SAFE B B X 2-0 F9 ③		I I I I 4-0 IBB		C C B B S 2-3 K ①			3	0	0	0	1	1	1
Mike Gallego, R (1, 6) OBP: 0.349, SLG: 0.307	B B B C S X 3-2 F9 ②			B C B C F X 2-2 G5-3 ①	C F B F S 1-3 K ③		F C S 0-3 K ②			4	0	0	0	0	2	2
Jose Canseco, R (1, 9) OBP: 0.349, SLG: 0.457	B B C X 2-1 P2 ③			B C X 1-1 F7 ②		B C B C X 2-2 HR	C B B X 2-1 G5-3 ③			4	1	1	1	0	0	0
Dave Henderson, R (1, 8) OBP: 0.402, SLG: 0.599		B B C X 2-1 F9 ①		B B B C B 4-1 BB		C B B F F B F B 4-2 1B G3 BB		B B B B 4-0 E S 1B BB		1	1	0	0	3	0	0
Mark McGwire, R (1, 3) OBP: 0.374, SLG: 0.393		B C S B C 2-3 K ②		F 1 SAFE S 1 SAFE 1 SAFE B X 1-2 F8 ③		F 1 SAFE X 0-1 G3 ① 1-2		F B S B B C 3-3 K ①		4	0	0	0	0	2	3
Terry Steinbach, R (1, 2) OBP: 0.343, SLG: 0.447		C B C B X 2-2 F7 ③			B F X 1-1 HR	C B S X 1-2 F9 ②		X 0-0 1-H 1B		4	1	2	2	0	0	1
Willie Wilson, S (1, 7) OBP: 0.273, SLG: 0.323			C C F B S 1-3 K ①		B C F B X 2-2 SH1-3 1B	F B B B B 4-1 1B BB		B S X 1-1 F7 ②		3	0	1	0	1	1	1
Vance Law, R (1, 5) OBP: 0.309, SLG: 0.359			C B X 1-1 P3 ②		X 0-0 SH1-3 ① 1-2	B C F F F X 1-2 FC6-4 1-2 2-3 1B		C S C 0-3 K ③		3	0	1	0	0	1	1
Lance Blankenship, R (1, 4) OBP: 0.350, SLG: 0.340			B B C M F B B 4-2 BB		C C S 0-3 K ②	S C B B X 2-2 FC6-4 ③ 1-2f				2	0	0	0	1	1	4
Inning Stats	R: 0 H: 0 E: 0 LOB: 0 K: 0 BB: 0 S: 8 P: 15	R: 0 H: 0 E: 0 LOB: 0 K: 1 BB: 0 S: 8 P: 14	R: 0 H: 0 E: 0 LOB: 1 K: 1 BB: 1 S: 10 P: 18	R: 0 H: 0 E: 0 LOB: 1 K: 0 BB: 1 S: 10 P: 18	R: 1 H: 2 E: 0 LOB: 2 K: 2 BB: 1 S: 14 P: 22	R: 1 H: 2 E: 0 LOB: 3 K: 0 BB: 2 S: 21 P: 35	R: 0 H: 0 E: 0 LOB: 0 K: 2 BB: 0 S: 8 P: 12	R: 1 H: 1 E: 0 LOB: 1 K: 2 BB: 1 S: 9 P: 17		1B: 3 SF: 0 2B: 0 SAC: 1 3B: 0 DP: 0 HR: 2 HBP: 0						

BOTTOM

Detroit Tigers @ Oakland Athletics

Oakland-Alameda County Coliseum, Oakland, CA

Wed Jun 12 1991, 3:33 AM PDT

Att. 30,404 - Sunny - 64 F

livebaseballscorecards.com

AB	28
R	3
H	5
RBI	3
BB	6
SO	8
LOB	13

PITCHER		IP	WLS	BF	H	R	ER	SO	BB	IBB	HBP	BLK	WP	HR	S	P	ERA	WHIP
Frank Tanana, L ERA: 4.27	(1, 1)	6.0	L	27	4	2	2	4	4	1	0	0	0	2	71	122	3.00	1.333
Dan Petry, R ERA: 5.17	(7, 1)	2.0		8	1	1	1	4	1	0	0	0	0	0	17	29	4.50	1.000

PITCHER	IP	WLS	BF	H	R	ER	SO	BB	IBB	HBP	BLK	WP	HR	S	P	ERA	WHIP

Batter	1	2	3	4	5	6	7	8	9	AB	R	H	RBI	BB	SO	LOB
Tony Phillips, S (1, 7) OBP: 0.391, SLG: 0.435	C X 0-1 ① F7	C B F C 1-3 ② K 1-2			C B B S S 2-3 ① K		F B B C X 2-2 ① G4-3		S C B B F X 2-2 ③ F8	5	0	0	0	0	2	1
Lou Whitaker, L (1, 4) OBP: 0.388, SLG: 0.460	B B F B B 4-1 WP HR BB	C B B B F X 3-2 ③ F9			B B C B B 4-1 FC5-4 BB		B S S S 1-3 ② K			2	1	0	0	2	1	1
Alan Trammell, R (1, 6) OBP: 0.333, SLG: 0.368	B T SAFE C B F F B B 4-2 HR 1-2 BB		F F X 0-2 ① P4		X 0-0 ② F7		X 0-0 FC6-4 1B			3	1	1	0	1	0	1
Cecil Fielder, R (1, 3) OBP: 0.357, SLG: 0.471	B X 1-0 HR 1-H 2-H		B C F F S 1-3 ② K		F B X 1-1 ③ FC5-4 1-2f		X 0-0 ③ FC6-4 1-2f			4	1	1	3	0	1	2
Mickey Tettleton, S (1, 2) OBP: 0.385, SLG: 0.429	B B C B F C 3-3 ② K		S B F B B B 4-2 BB			B C F F B F B B 4-2 SH1-3 S BB		B B X 2-0 ① F7		2	0	0	0	2	1	0
Travis Fryman, R (1, 5) OBP: 0.275, SLG: 0.354	S B S B C 2-3 ③ K		B F B B X 3-1 ③ F7			F B X 1-1 ① SH1-3 1-3		C B F X 1-2 ② F9		3	0	0	0	0	1	1
Mark Salas, L (1, 10) OBP: 0.080, SLG: 0.042		F X 0-1 ① G3-1		B F B B X 2-1 ① F8		X 0-0 ② G4-3		C F B S 1-3 ③ K		4	0	0	0	0	1	1
Rob Deer, R (1, 9) OBP: 0.333, SLG: 0.438		C X 0-1 HR		B B C B F S 3-3 ② K		C X 0-1 ③ F8			S S B B B C 3-3 ① K	4	1	1	1	0	2	1
Milt Cuyler, S (1, 8) OBP: 0.335, SLG: 0.368		F H 1-1 S HBP		F B B X 2-1 ③ L9			X 0-0 HR		X 0-0 ② P1	3	1	1	1	0	0	0
Inning Stats	R: 3 H: 1 E: 0 LOB: 0 K: 2 BB: 2 S: 13 P: 27	R: 1 H: 1 E: 0 LOB: 1 K: 1 BB: 0 S: 11 P: 16	R: 0 H: 0 E: 0 LOB: 1 K: 1 BB: 1 S: 11 P: 19	R: 0 H: 0 E: 0 LOB: 0 K: 1 BB: 0 S: 7 P: 14	R: 0 H: 0 E: 0 LOB: 1 K: 1 BB: 1 S: 7 P: 14	R: 0 H: 0 E: 0 LOB: 1 K: 0 BB: 1 S: 9 P: 14	R: 1 H: 2 E: 0 LOB: 1 K: 1 BB: 0 S: 9 P: 12	R: 0 H: 0 E: 0 LOB: 0 K: 1 BB: 0 S: 7 P: 11	R: 0 H: 0 E: 0 LOB: 0 K: 1 BB: 0 S: 8 P: 13	1B: 1 SF: 0 2B: 0 SAC: 1 3B: 0 DP: 0 HR: 3 HBP: 1						

PITCHER		IP	WLS	BF	H	R	ER	SO	BB	IBB	HBP	BLK	WP	HR	S	P	ERA	WHIP
Rich DeLucia, R ERA: 5.03	(1, 1)	6.0		27	3	5	5	6	5	0	1	0	1	3	59	105	7.50	1.333
Russ Swan, L ERA: 2.91	(7, 1)	0.2		3	1	0	0	1	0	0	0	0	0	0	7	10	0.00	1.500
Bill Swift, R ERA: 2.78	(7, 1)	1.1	W	4	0	0	0	1	0	0	0	0	0	0	8	12	0.00	0.000
Michael Jackson, R ERA: 2.09	(9, 1)	1.0	S	3	0	0	0	1	0	0	0	0	0	0	8	13	0.00	0.000

PITCHER	IP	WLS	BF	H	R	ER	SO	BB	IBB	HBP	BLK	WP	HR	S	P	ERA	WHIP

TOP

Detroit Tigers @ Seattle Mariners

The Kingdome, Seattle, WA

Thu Jun 13 1991, 10:05 PM EDT

Att. 15,557 - Dome - 70 F

livebaseballscorecards.com

AB	30
R	5
H	4
RBI	5
BB	5
SO	9
LOB	8

1B: 1	SF: 0	WP: 1	PA: 37
2B: 0	SAC: 1	PB: 0	
3B: 0	DP: 0	SB: 2	
HR: 3	HBP: 1	CS: 0	

BOTTOM

Batter	1	2	3	4	5	6	7	8	9	AB	R	H	RBI	BB	SO	LOB
Henry Cotto, R (1, 7) OBP: 0.370, SLG: 0.479	0-1 1B G3-6-1 1B		3-2 ① G5-3		0-1 ③ G5-3		1-2 ② F9			4	1	1	0	0	0	1
Harold Reynolds, S (1, 4) OBP: 0.376, SLG: 0.398	3-2 G3-6-1 BB 1-3 1B 1B		3-1 ② F9			1-0 2B 2B	2-1 ③ P3			4	2	2	0	0	0	0
Ken Griffey Jr., L (1, 8) OBP: 0.384, SLG: 0.480	4-1 G3-6-1 1-2 BB		3-2 ③ G4-3			3-2 SH2-3 2-H 2B		1-2 1B 2B		3	1	2	1	1	0	0
Pete O'Brien, L (1, 3) OBP: 0.295, SLG: 0.380	0-0 ① ② G3-6-1 1-2f 2-3 3-H			0-0 ① F8		4-0 SH2-3 BB		0-0 HR 2-H 1B		3	1	1	1	1	0	2
Jay Buhner, R (1, 9) OBP: 0.353, SLG: 0.526	2-0 3-H 1B			1-0 ② G6-3		0-1 ① SH2-3 1-2 2-3		0-0 ① P3		3	0	1	1	0	0	1
Alvin Davis, L (1, 10) OBP: 0.304, SLG: 0.365	2-0 ③ F7			2-1 ③ F7		4-0 IBB		2-1 1-H HR		3	1	1	2	1	0	1
Scott Bradley, L (1, 2) OBP: 0.191, SLG: 0.169		3-1 ① F7			1-1 ① F8	2-2 ② P7		2-2 ② F8		3	0	0	0	0	0	3
Dave Valle, R (8, PH) (9, 2) OBP: 0.268, SLG: 0.203										1	0	0	0	0	0	0
Omar Vizquel, S (1, 6) OBP: 0.281, SLG: 0.299		1-3 ② K			1-0 2B	0-0 ③ G3		0-0 ③ B5-3		4	0	1	0	0	1	3
Jeff Schaefer, R (1, 5) OBP: 0.219, SLG: 0.246		0-0 ③ G4-3			1-0 ② F8		0-0 ① P4			3	0	0	0	0	0	1
Inning Stats	R: 2 H: 3 E: 0 LOB: 1 K: 0 BB: 1 S: 9 P: 20	R: 0 H: 0 E: 0 LOB: 0 K: 1 BB: 0 S: 6 P: 10	R: 0 H: 0 E: 0 LOB: 0 K: 0 BB: 0 S: 8 P: 17	R: 0 H: 0 E: 0 LOB: 0 K: 0 BB: 0 S: 4 P: 7	R: 0 H: 1 E: 0 LOB: 1 K: 0 BB: 0 S: 6 P: 9	R: 1 H: 2 E: 0 LOB: 3 K: 0 BB: 2 S: 11 P: 25	R: 0 H: 0 E: 0 LOB: 0 K: 0 BB: 0 S: 6 P: 9	R: 3 H: 3 E: 0 LOB: 0 K: 0 BB: 0 S: 11 P: 16		1B: 4 SF: 0 2B: 4 SAC: 1 3B: 0 DP: 1 HR: 1 HBP: 0						

PITCHER	IP	WLS	BF	H	R	ER	SO	BB	IBB	HBP	BLK	WP	HR	S	P	ERA	WHIP
Walt Terrell, R (1, 1) ERA: 4.19	6.0		26	6	3	3	1	2	1	0	0	0	0	44	88	4.50	1.333
Paul Gibson, L (7, 1) ERA: 2.72	2.0	L	9	3	3	3	0	0	0	0	0	0	1	17	25	13.50	1.500

PITCHER	IP	WLS	BF	H	R	ER	SO	BB	IBB	HBP	BLK	WP	HR	S	P	ERA	WHIP

Detroit Tigers @ Seattle Mariners

The Kingdome, Seattle, WA

Thu Jun 13 1991, 10:05 PM EDT

Att. 15,557 - Dome - 70 F

livebaseballscorecards.com

AB	31
R	6
H	9
RBI	5
BB	3
SO	1
LOB	12

PA: 35

Batter	1	2	3	4	5	6	7	8	9	AB	R	H	RBI	BB	SO	LOB
Tony Phillips, S (1, 6) OBP: 0.391, SLG: 0.434	C C B S 1-3 ① K		C 1 SAFE B X 1-1 ③ 1B 1-2 1B	X 0-0 ③ FC6-4 3-H 1B		1 SAFE X 0-0 ③ F8			C X 0-1 ③ F9	5	0	2	1	0	1	1
Lou Whitaker, L (1, 4) OBP: 0.385, SLG: 0.451	B B X 2-0 ② G3		C C C B C 1-3 ① K	B S X 1-1 ② P5			C B B B B 4-1 G6-4-3 BB			3	0	0	0	1	1	3
Skeeter Barnes, R (1, 7) OBP: 0.250, SLG: 1.000	B X 1-0 HR		B F B F B F F X 3-2 ② P4	X 0-0 ③ FC6-4 1-2f			X 0-0 ① ② G6-4-3 1-2f			4	1	1	1	0	0	4
Cecil Fielder, R (1, 10) OBP: 0.355, SLG: 0.467	B B B X 3-0 ③ F9		C X 0-1 ① 1-3 1B 2-H		F B X 1-1 ① G5-3		S B B X 2-1 ③ G6-3			4	0	1	1	0	0	0
Mickey Tettleton, S (1, 2) OBP: 0.378, SLG: 0.419		B S B B F X 3-2 ① G3	C B B X 2-1 ③ G3		B X 1-0 ② P5			X 0-0 ① G4-3		4	0	0	0	0	0	2
Dave Bergman, L (1, 3) OBP: 0.328, SLG: 0.315		C B F B B F B 4-2 FC6-4 BB		X 0-0 BB 3B 1B	B B B C X 3-1 ③ G6-3			C C S 0-3 ② K2-3-4-5-3		3	1	1	0	1	1	0
Rob Deer, R (1, 9) OBP: 0.332, SLG: 0.434		B C B S F B C 3-3 ② K		S B B S X 2-2 ① P5		B F B C S 2-3 ① K		S B B C X 2-2 2-4 1B		4	0	1	0	0	2	2
Travis Fryman, R (1, 5) OBP: 0.279, SLG: 0.354		F C F B X 1-2 ③ FC6-4 1-2f		F B B B B 4-1 BB 1-2 3B		C F B X 1-2 FC3-6 1-2f 1B		F S 0-2 ③ 2-4 1-2	X 0-0 ① F9	3	1	1	0	1	0	1
Milt Cuyler, S (1, 8) OBP: 0.340, SLG: 0.386			X 0-0 1B 1B 1B	B S X 1-1 3B 1-H 1B 2-H		B B B C X 3-1 ② FC3-6 1-2f			C X 0-1 ② G4-3	4	2	2	2	0	0	1
Inning Stats	R: 1 H: 1 E: 0 LOB: 0 K: 1 BB: 0 S: 6 P: 13	R: 0 H: 0 E: 0 LOB: 1 K: 1 BB: 1 S: 14 P: 25	R: 1 H: 3 E: 0 LOB: 2 K: 1 BB: 0 S: 15 P: 22	R: 3 H: 3 E: 0 LOB: 1 K: 0 BB: 1 S: 11 P: 19	R: 0 H: 0 E: 0 LOB: 0 K: 0 BB: 0 S: 5 P: 10	R: 0 H: 1 E: 0 LOB: 1 K: 1 BB: 0 S: 9 P: 15	R: 0 H: 0 E: 0 LOB: 0 K: 0 BB: 1 S: 4 P: 10	R: 0 H: 1 E: 0 LOB: 1 K: 1 BB: 0 S: 9 P: 11	R: 0 H: 0 E: 0 LOB: 0 K: 0 BB: 0 S: 5 P: 5	1B: 7 SF: 0 2B: 0 SAC: 0 3B: 1 DP: 1 HR: 1 HBP: 0						WP: 0 PA: 37 PB: 0 SB: 0 CS: 0

Detroit Tigers @ Seattle Mariners

The Kingdome, Seattle, WA

Fri Jun 14 1991, 10:05 PM EDT

Att. 20,616 - Dome - 70 F

TOP

livebaseballscorecards.com

AB	34
R	5
H	9
RBI	5
BB	3
SO	5
LOB	14

PITCHER		IP	WLS	BF	H	R	ER	SO	BB	IBB	HBP	BLK	WP	HR	S	P	ERA	WHIP
Brian Holman, R ERA: 3.7	(1, 1)	5.0	L	24	7	5	5	3	2	0	0	0	0	1	51	89	9.00	1.800
Calvin Jones, R ERA:	(6, 1)	3.0		11	2	0	0	2	1	0	0	0	0	0	22	36	0.00	1.000
Dave Burba, R ERA: 2.7	(9, 1)	1.0		3	0	0	0	0	0	0	0	0	0	0	5	5	0.00	0.000

PITCHER	IP	WLS	BF	H	R	ER	SO	BB	IBB	HBP	BLK	WP	HR	S	P	ERA	WHIP

Detroit Tigers @ Seattle Mariners

The Kingdome, Seattle, WA

Fri Jun 14 1991, 10:05 PM EDT

Att. 20,616 - Dome - 70 F

BOTTOM

Batter	1	2	3	4	5	6	7	8	9	AB	R	H	RBI	BB	SO	LOB
Henry Cotto, R (1, 8) OBP: 0.365, SLG: 0.464	B B X 2-0 G6-3 ①		B C B B B 4-1 BB			C C S 0-3 K ②		C X 0-1 G1-3 ②		3	0	0	0	1	1	0
Harold Reynolds, S (1, 4) OBP: 0.378, SLG: 0.395	B C B X 2-1 F7 ②		P B 1 SAFE C 1 SAFE X 2-1 F8 ③			B F C B B B 4-2 BB BB		B B B B 4-0 WP E BB		2	1	0	0	2	0	1
Alvin Davis, L (1, 10) OBP: 0.308, SLG: 0.364	C F X 0-2 P5 ③			B B F C B X 3-2 L6 ①		B B B B 4-0 1-2 BB		B C B X 2-1 E9 1-H 1B		3	0	1	1	1	0	0
Pete O'Brien, L (1, 3) OBP: 0.290, SLG: 0.373		B F X 1-1 F8 ①		B X 1-0 P6 ②		C B F X 1-2 G4-3 ③		X 0-0 G4-3 ③		4	0	0	0	0	0	3
Alonzo Powell, R (1, 9) OBP: 0.156, SLG: 0.194		C B C B B F X 3-2 G5-3 ②		B X 1-0 F9 ③			B B B B 4-0 BB		C C B C 1-3 K ①	3	0	0	0	1	1	0
Greg Briley, L (1, 7) OBP: 0.266, SLG: 0.272 Jay Buhner, R (9, PH) OBP: 0.351, SLG: 0.522		X 0-0 1B			C X 0-1 G4-3 ①		B C B C S 2-3 K ①		C B B B X 3-1 F8 ②	3 1	0 0	1 0	0 0	0 0	1 0	1 0
Dave Cochrane, S (1, 5)		B 1 SAFE B X 2-0 G4-3 ③			F S S 0-3 K ②		X 0-0 F7 ②		C S B S 1-3 K ③	4	0	0	0	0	2	2
Omar Vizquel, S (1, 6) OBP: 0.276, SLG: 0.293			C X 0-1 G4-3 ①		B C X 1-1 G3 ③		F B X 1-1 L8 ③			3	0	0	0	0	0	1
Dave Valle, R (1, 2) OBP: 0.263, SLG: 0.199			B B C B C X 3-2 G1-3 ②			F C X 0-2 G3 ①		C F F S 0-3 K2-3 ①		3	0	0	0	0	1	0
Inning Stats	R: 0 E: 0 K: 0 S: 6 H: 0 LOB: 0 BB: 0 P: 10	R: 0 E: 0 K: 0 S: 8 H: 1 LOB: 1 BB: 0 P: 14	R: 0 E: 0 K: 0 S: 9 H: 0 LOB: 1 BB: 1 P: 17	R: 0 E: 0 K: 0 S: 5 H: 0 LOB: 0 BB: 0 P: 10	R: 0 E: 0 K: 1 S: 7 H: 0 LOB: 0 BB: 0 P: 8	R: 0 E: 0 K: 1 S: 11 H: 0 LOB: 2 BB: 2 P: 20	R: 0 E: 0 K: 1 S: 6 H: 0 LOB: 1 BB: 1 P: 13	R: 1 E: 1 K: 1 S: 9 H: 1 LOB: 1 BB: 1 P: 15	R: 0 E: 0 K: 2 S: 8 H: 0 LOB: 0 BB: 0 P: 13	1B: 2 2B: 0 3B: 0 HR: 0	SF: 0 SAC: 0 DP: 0 HBP: 0						

livebaseballscorecards.com

AB	29
R	1
H	2
RBI	1
BB	5
SO	6
LOB	8

WP: 1 PB: 0 SB: 0 CS: 0 PA: 34

PITCHER		IP	WLS	BF	H	R	ER	SO	BB	IBB	HBP	BLK	WP	HR	S	P	ERA	WHIP
Dan Gakeler, R ERA: 5.06	(1, 1)	7.2	W	30	2	1	1	4	5	0	0	0	1	0	60	106	1.17	0.913
Paul Gibson, L ERA: 2.68	(8, 1)	0.2		2	0	0	0	1	0	0	0	0	0	0	4	5	0.00	0.000
Mike Henneman, R ERA: 2.7	(9, 1)	0.2		2	0	0	0	1	0	0	0	0	0	0	5	9	0.00	0.000

PITCHER	IP	WLS	BF	H	R	ER	SO	BB	IBB	HBP	BLK	WP	HR	S	P	ERA	WHIP

Detroit Tigers @ Seattle Mariners

The Kingdome, Seattle, WA

Sat Jun 15 1991, 10:05 PM EDT

Att. 27,417 - Dome - 70 F

livebaseballscorecards.com

Batter	1	2	3	4	5	6	7	8	9	AB	R	H	RBI	BB	SO	LOB
Tony Phillips, S (1, 4) OBP: 0.389, SLG: 0.428	X 0-0 ① F9		B F B B X 3-1 ② F9		C B B F B B 4-2 BB BB		C B B F S 1-3 ② K			3	0	0	0	1	1	0
Skeeter Barnes, R (1, 7) OBP: 0.250, SLG: 0.571	B S B B X 3-1 ② F9		C C B X 1-2 ③ G6-3		S B B B B 4-1 1-2 BB		C X 0-1 ③ G6-3			3	0	0	0	1	0	0
Alan Trammell, R (1, 6) OBP: 0.328, SLG: 0.361	B C B X 2-1 ③ L8			B B B C F X 3-2 ① F8	S F C 0-3 ③ K			C C X 0-2 ① G5-3		4	0	0	0	0	1	2
Cecil Fielder, R (1, 3) OBP: 0.357, SLG: 0.465 Mike Dalton, L (8, 1)		B C C S 1-3 ① K		B C C B B B 4-2 WP BB		S B B S F F X 2-2 1B BB 1B		X 0-0 ② G4-3		3 0	0 0	1 0	0 0	1 0	1 0	0 0
Mickey Tettleton, S (1, 10) OBP: 0.380, SLG: 0.414 (8, 3)		B B F C B B 4-2 HR BB		B C B F S 2-3 ② K 1-2		B C B F S B 4-2 G5-3 1B 1-2 BB		B X 1-0 ③ G6-3		2	1	0	0	2	1	1
Travis Fryman, R (1, 5) OBP: 0.288, SLG: 0.374		C X 0-1 1-H HR		B C C B B F B 4-2 BB		S B X 1-1 1-2 2-3 1B			C C B B F S 2-3 ① K	3	1	2	2	1	1	0
Rob Deer, R (1, 9) OBP: 0.331, SLG: 0.431		C C B B F S 2-3 ② K		S S B C 1-3 ③ K		C S B S 1-3 ① K			X 0-0 G1 1B	4	0	1	0	0	3	5
Andy Allanson, R (1, 2) OBP: 0.221, SLG: 0.328 Dave Bergman, L (9, PH) OBP: 0.323, SLG: 0.309	C X 0-1 ③ P6			B X 1-0 ① 1B	B F B S X 2-1 ② ③ G5-3 2-3f				F B S X 1-2 ② G1 1-2	3 1	0 0	1 0	0 0	0 0	0 0	3 1
Milt Cuyler, S (1, 8) OBP: 0.331, SLG: 0.375			C B B F C 2-3 ① K	F B X 1-1 ② B1-3			X 0-0 ① G4-3		B X 1-0 ③ G4-3	4	0	0	0	0	1	1

Inning Stats	1	2	3	4	5	6	7	8	9
	R: 0 H: 0 E: 0 LOB: 0 K: 0 BB: 0 S: 5 P: 10	R: 2 H: 1 E: 0 LOB: 0 K: 2 BB: 1 S: 13 P: 20	R: 0 H: 0 E: 0 LOB: 0 K: 1 BB: 0 S: 8 P: 14	R: 0 H: 0 E: 0 LOB: 2 K: 2 BB: 2 S: 14 P: 28	R: 0 H: 1 E: 0 LOB: 2 K: 1 BB: 2 S: 9 P: 19	R: 0 H: 2 E: 0 LOB: 2 K: 1 BB: 1 S: 15 P: 25	R: 0 H: 0 E: 0 LOB: 0 K: 1 BB: 0 S: 7 P: 8	R: 0 H: 0 E: 0 LOB: 0 K: 0 BB: 0 S: 5 P: 6	R: 0 H: 1 E: 0 LOB: 1 K: 1 BB: 0 S: 9 P: 13

1B: 4	SF: 0	WP: 1
2B: 0	SAC: 0	PA: 36
3B: 0	DP: 1	PB: 0
HR: 1	HBP: 0	SB: 0
		CS: 0

AB	30
R	2
H	5
RBI	2
BB	6
SO	9
LOB	13

PITCHER		IP	WLS	BF	H	R	ER	SO	BB	IBB	HBP	BLK	WP	HR	S	P	ERA	WHIP
Randy Johnson, L ERA: 4.72	(1, 1)	6.0	W	26	4	2	2	7	6	0	0	0	1	1	64	116	3.00	1.667
Bill Swift, R ERA: 2.55	(7, 1)	3.0	S	10	1	0	0	2	0	0	0	0	0	0	21	27	0.00	0.333

PITCHER	IP	WLS	BF	H	R	ER	SO	BB	IBB	HBP	BLK	WP	HR	S	P	ERA	WHIP

BOTTOM

Detroit Tigers @ Seattle Mariners

The Kingdome, Seattle, WA

Sat Jun 15 1991, 10:05 PM EDT

Att. 27,417 - Dome - 70 F

Batter	1	2	3	4	5	6	7	8	9	AB	R	H	RBI	BB	SO	LOB
Harold Reynolds, S (1, 4) OBP: 0.383, SLG: 0.393 Jeff Schaefer, R (6, PH) OBP: 0.227, SLG: 0.254 (7, 4)	BCCBBB 4-2 G4-3 BB HBP BB	BBBB 4-0 G5-4-3 BB	X 0-0 ③ FC6-4 1-2f			4-1 2B FC4-2 BB 0-1 E5 WP 1-2 3-H		X 0-0 1B 1B 1B		1 1 0 0 3 0 1 2 1 1 0 0 0 1						
Henry Cotto, R (1, 7) OBP: 0.382, SLG: 0.475 Greg Briley, L (8, PR) OBP: 0.266, SLG: 0.272 (9, 7)	1 SAFE 1 SAFE BBCTBCB SAFE 4-2 HBP G4-3 BB 1-2 BB	CX 0-1 ①② G5-4-3 1-2f	CH 1-1 2B HBP			2-1 FC4-2 1-3 BB 2B 2-2 ③ G6-3 1-2 2-3		FBX 1-1 1B 1B 1-2 1B		4 3 2 0 1 0 3 0 0 0 0 0 0 0						
Ken Griffey Jr., L (1, 8) OBP: 0.379, SLG: 0.470	CCS 0-3 ① K	BBFFC 2-3 ③ K	X 0-0 ① L8			SFBS 1-3 ① K	SBBFBX 3-2 ① G3	BFBBX 3-1 1-2 2-H 1B		6 0 1 1 0 3 5						
Pete O'Brien, L (1, 3) OBP: 0.294, SLG: 0.385 Dave Valle, R (7, 3) OBP: 0.265, SLG: 0.203	BFFBBX 3-2 ② G4-3 1-2 2-3	BX 1-0 2B 2B	BX 1-0 ② 1-H 2B			BX 1-0 ② FC4-2 BB BB BB 2-3 3-H	CX 0-1 FC5-4 BB 1B	BSFS 1-3 ③ K		4 2 2 1 0 0 4 2 0 1 0 0 1 2						
Alvin Davis, L (1, 10) OBP: 0.315, SLG: 0.360	BBI-I 4-0 BB HBP 1B IBB	CFBBS 2-3 ① K	BCCS 1-3 ③ K			BBBB 4-0 BB BB BB 1-2 BB	CBBBB 4-1 FC5-4 1-2 BB			2 2 0 0 3 2 1						
Jay Buhner, R (1, 9) OBP: 0.362, SLG: 0.517 Alonzo Powell, R (6, PR) OBP: 0.152, SLG: 0.188 (7, 9)	H 1-0 BB 1B 1-2 2-3 3-H HBP	IIII 4-0 2B IBB			BCSS 1-3 ① K	BBBCB 4-1 BB BB PB BB 1-2 2-3 3-H	CFX 0-2 ② FC5-4 1-2f 2-3			1 2 0 2 2 1 0 1 1 0 0 0 0 2						
Scott Bradley, L (1, 2) OBP: 0.219, SLG: 0.164 (9, 5)	BBBCBCFFB 4-2 1B BB 1-2 2-3 3-H	CBFFFFC 1-3 ② K			BBFBBB 4-1 BB	BBSBBB 4-1 PB BB PB WP BB 1-2 2-3 3-H	BBBCX 3-1 ③ G4-3			2 1 0 2 3 1 4						
Dave Cochrane, S (1, 5) OBP: 0.333, SLG: 0.375 (9, 2)	X 0-0 1B 1-2 2-H 3-H	BFBCFFBX 3-2 1B 2B 1-H 2-H			BBX 2-0 ② F8	BBCFBBB 4-2 WP PB E BB 1-2 2-3 3-H		X 0-0 ① G5-3		4 2 2 5 1 0 1						
Omar Vizquel, S (1, 6) OBP: 0.279, SLG: 0.292	CBBFX 2-2 ③ G1-3	X 0-0 FC6-4 2-H 1B			BFBFS 2-3 ③ K	BSBBCFB 4-2 WP E BB 1-3 2-H 3-H		FBLBX 2-2 ② G5-3		4 0 1 1 1 1 3						
Inning Stats	R: 4 H: 1 E: 0 LOB: 2 K: 1 BB: 4 S: 17 P: 39	R: 0 H: 0 E: 0 LOB: 0 K: 1 BB: 1 S: 5 P: 11	R: 3 H: 3 E: 0 LOB: 1 K: 2 BB: 1 S: 17 P: 28	R: 1 H: 1 E: 0 LOB: 0 K: 1 BB: 0 S: 6 P: 9	R: 0 H: 0 E: 0 LOB: 1 K: 2 BB: 1 S: 8 P: 17	R: 6 H: 1 E: 1 LOB: 3 K: 1 BB: 6 S: 21 P: 51	R: 0 H: 1 E: 0 LOB: 2 K: 0 BB: 1 S: 11 P: 21	R: 1 H: 3 E: 0 LOB: 2 K: 1 BB: 0 S: 12 P: 19		1B: 6 SF: 0 2B: 4 SAC: 0 3B: 0 DP: 1 HR: 0 HBP: 2						

livebaseballscorecards.com

AB	33
R	15
H	10
RBI	12
BB	14
SO	9
LOB	27

WP: 2 PA: 49
PB: 1
SB: 0
CS: 0

PITCHER		IP	WLS	BF	H	R	ER	SO	BB	IBB	HBP	BLK	WP	HR	S	P	ERA	WHIP
Kevin Ritz, R ERA: 15.75	(1, 1)	0.2	L	7	0	4	4	1	3	1	1	0	0	0	13	33	54.00	4.500
John Cerutti, L ERA: 5.18	(1, 1)	3.1		16	5	4	4	4	1	1	1	0	0	0	32	54	10.80	1.800
Steve Searcy, L ERA: 8.15	(5, 1)	1.2		12	1	6	4	3	6	0	0	0	0	0	19	52	21.60	4.200
Mike Dalton, L ERA: 3.38	(6, 1)	2.1		14	4	1	1	1	2	0	0	0	2	0	33	56	3.86	2.571
Mike Dalton, L ERA: 3.38	(8, 1)	2.1		14	4	1	1	1	2	0	0	0	2	0	33	56	3.86	2.571

PITCHER	IP	WLS	BF	H	R	ER	SO	BB	IBB	HBP	BLK	WP	HR	S	P	ERA	WHIP

Batter	1	2	3	4	5	6	7	8	9	AB	R	H	RBI	BB	SO	LOB
Milt Cuyler, S (1, 8) OBP: 0.327, SLG: 0.369	B X 1-0 ① G3	C B X 1-1 ③ F8		C X 0-1 1B WP 1B		S B C S 1-3 ③ K			C S X 0-2 ③ F7	5	1	1	0	0	1	2
Lou Whitaker, L (1, 4) OBP: 0.383, SLG: 0.446	L B B X 2-1 ② G6-3		X 0-0 ① F8	C B B 1 SAFE X 2-1 WP 1-3 1B			B X 1-0 ① G5-3			4	0	1	0	0	0	0
Alan Trammell, R (1, 6) OBP: 0.327, SLG: 0.359	C B B C F S 2-3 ③ K		B B S X 2-1 HR 1B	B C F F B X 2-2 ③ G5-3 1-2 3-H			B X 1-0 ② L6			4	1	1	0	0	1	1
Cecil Fielder, R (1, 10) OBP: 0.363, SLG: 0.485		B B C B C B 4-2 1B SF BB	C B B S 1 SAFE X 2-2 1-H HR		F F X 0-2 ① L5		B S X 1-1 2-5 2B			3	2	2	2	1	0	0
Mickey Tettleton, S (1, 2) OBP: 0.378, SLG: 0.410		C F B B B X 3-2 BB SF SF6 1-3 1B	X 0-0 ② G1-3		B C C F B S 2-3 ② K		B 1-0 ③ 2-5 2-3	X 0-0 ① P3		4	1	1	0	0	1	0
Skeeter Barnes, R (1, 7) OBP: 0.250, SLG: 0.800		C B X 1-1 SF SF6 BB FC5-4 1-2 3-H	B B X 2-0 HR		B C X 1-1 ③ P6			C S X 0-2 ② G1-3		3	2	1	2	0	0	0
Dave Bergman, L (1, 3) OBP: 0.319, SLG: 0.293		B B B B 4-0 FC5-4 BB 1-2 2-3	B B B C F X 3-2 ③ F8			C S B B S 2-3 ① K		B X 1-0 ③ G6-3		3	0	0	0	1	1	0
Rob Deer, R (1, 9) OBP: 0.325, SLG: 0.424		C B X 1-1 ① SF6 2-3 3-H		F X 0-1 ① F7		B F B F B S 3-3 ② K			B B S X 2-1 ① F7	3	0	0	1	0	1	0
Travis Fryman, R (1, 5) OBP: 0.283, SLG: 0.366		C X 0-1 ② FC5-4 1-2f 3-H		C F F B F X 1-2 ② F7		B X 1-0 E5			B X 1-0 ② G6-3	4	0	0	1	0	0	1
Inning Stats	R: 0 E: 0 K: 1 S: 7 H: 0 LOB: 0 BB: 0 P: 12	R: 3 E: 1 K: 0 S: 13 H: 1 LOB: 1 BB: 2 P: 27	R: 3 E: 0 K: 0 S: 11 H: 3 LOB: 0 BB: 0 P: 20	R: 1 E: 0 K: 0 S: 15 H: 2 LOB: 1 BB: 0 P: 20	R: 0 E: 0 K: 1 S: 9 H: 0 LOB: 0 BB: 0 P: 12	R: 0 E: 1 K: 3 S: 10 H: 0 LOB: 1 BB: 0 P: 17	R: 0 E: 0 K: 0 S: 4 H: 1 LOB: 1 BB: 0 P: 8	R: 0 E: 0 K: 0 S: 5 H: 0 LOB: 0 BB: 0 P: 6	R: 0 E: 0 K: 0 S: 6 H: 0 LOB: 0 BB: 0 P: 9	1B: 4 2B: 1 3B: 0 HR: 2	SF: 2 SAC: 0 DP: 0 HBP: 0						

PITCHER	IP	WLS	BF	H	R	ER	SO	BB	IBB	HBP	BLK	WP	HR	S	P	ERA	WHIP
Pat Rice, R (1, 1) ERA: 3.0	2.1	L	13	3	5	3	1	2	0	0	0	0	1	26	49	11.57	2.143
Dave Burba, R (3, 1) ERA: 3.55	2.2		11	3	2	2	1	0	0	0	0	1	1	29	42	6.75	1.125
Russ Swan, L (6, 1) ERA: 2.75	2.0		8	1	0	0	3	0	0	0	0	0	0	14	25	0.00	0.500
Rob Murphy, L (8, 1) ERA: 1.9	1.0		3	0	0	0	0	0	0	0	0	0	0	5	6	0.00	0.000
Michael Jackson, R (9, 1) ERA: 2.04	1.0		3	0	0	0	0	0	0	0	0	0	0	6	9	0.00	0.000

PITCHER	IP	WLS	BF	H	R	ER	SO	BB	IBB	HBP	BLK	WP	HR	S	P	ERA	WHIP

TOP

Detroit Tigers @ Seattle Mariners

The Kingdome, Seattle, WA

Sun Jun 16 1991, 6:33 AM EDT

Att. 53,287 - Dome - 70 F

livebaseballscorecards.com

AB	33
R	7
H	7
RBI	6
BB	2
SO	5
LOB	4

Detroit Tigers @ Seattle Mariners

The Kingdome, Seattle, WA

Sun Jun 16 1991, 6:33 AM EDT

Att. 53,287 - Dome - 70 F

livebaseballscorecards.com

Batter	1	2	3	4	5	6	7	8	9	AB	R	H	RBI	BB	SO	LOB
Harold Reynolds, S (1, 4) OBP: 0.384, SLG: 0.391	F8	P7		1B			F7		BB, 1B, BB	4	0	1	0	1	0	3
Henry Cotto, R (1, 7) OBP: 0.383, SLG: 0.472	S, 1B		P4	G4-3			G5-3		BB, 1B	5	0	2	1	0	0	2
Ken Griffey Jr., L (1, 8) OBP: 0.379, SLG: 0.471	K		WP, 2B	G4-3				P8	BB	4	1	1	0	1	1	1
Pete O'Brien, L (1, 10) OBP: 0.292, SLG: 0.385	G4-3		2B	K				P5	G3	5	0	1	1	0	1	4
Alvin Davis, L (1, 3) OBP: 0.318, SLG: 0.379		1B, 1B	G6-3	F7				HR		4	1	2	1	0	0	1
Jay Buhner, R (1, 9) OBP: 0.352, SLG: 0.500		F9	G4-3		K			K		4	0	0	0	0	2	2
Dave Cochrane, S (1, 5) OBP: 0.462, SLG: 0.500		1B		F8	G4-6-3				FC5-4	4	0	3	0	0	0	0
Scott Bradley, L (1, 2) OBP: 0.237, SLG: 0.200		1B		1B	G4-6-3				FC5-4, BB	3	0	2	0	0	0	1
Alonzo Powell, R (9, PH) OBP: 0.147, SLG: 0.182				2B					1B	1	1	0	0	0	0	1
Omar Vizquel, S (1, 6) OBP: 0.275, SLG: 0.287		P5		G6-3			F9		L9	3	0	0	0	0	0	4
Dave Valle, R (9, PH) OBP: 0.264, SLG: 0.201										1	0	0	0	0	0	1
Inning Stats	R: 0 E: 0 K: 1 S: 11 H: 1 LOB: 1 BB: 0 P: 17	R: 0 E: 0 K: 0 S: 13 H: 3 LOB: 3 BB: 0 P: 18	R: 1 E: 0 K: 0 S: 11 H: 2 LOB: 1 BB: 0 P: 17	R: 0 E: 0 K: 0 S: 8 H: 2 LOB: 2 BB: 0 P: 12	R: 0 E: 0 K: 1 S: 8 H: 0 LOB: 0 BB: 0 P: 13	R: 0 E: 0 K: 1 S: 6 H: 1 LOB: 0 BB: 0 P: 8	R: 0 E: 0 K: 0 S: 4 H: 0 LOB: 0 BB: 0 P: 7	R: 1 E: 0 K: 1 S: 7 H: 1 LOB: 0 BB: 0 P: 11	R: 1 E: 0 K: 0 S: 18 H: 2 LOB: 3 BB: 2 P: 32	1B: 8 2B: 3 3B: 0 HR: 1 SF: 0 SAC: 0 DP: 1 HBP: 0	WP: 1 PB: 0 SB: 1 CS: 0 PA: 40					

PITCHER	IP	WLS	BF	H	R	ER	SO	BB	IBB	HBP	BLK	WP	HR	S	P	ERA	WHIP
Bill Gullickson, R (1, 1) ERA: 3.89	8.0	W	33	10	2	2	4	0	0	0	0	1	1	68	103	2.25	1.250
Paul Gibson, L (9, 1) ERA: 2.81	1.0		7	2	1	1	0	2	0	0	0	0	0	18	32	9.00	4.000

AB	38
R	3
H	12
RBI	3
BB	2
SO	4
LOB	20

Oakland Athletics @ Detroit Tigers

Tiger Stadium, Detroit, MI

Tue Jun 18 1991, 7:05 PM EDT

Att. 23,664 - Cloudy - 83 F

TOP

livebaseballscorecards.com

Batter	1	2	3	4	5	6	7	8	9	AB	R	H	RBI	BB	SO	LOB
Rickey Henderson, R (1, 7) OBP: 0.428, SLG: 0.370	B F C B F F X 2-2 ① P4		B B C B B 4-1 BB			B C B B X 3-1 ① L7		C B X 1-1 G4-6-3 1B		3	0	1	0	1	0	0
Dave Henderson, R (1, 8) OBP: 0.403, SLG: 0.588	F X 0-1 ② F7		C B B B F X 3-2 ③ F9			B F B F F X 2-2 1B		X 0-0 ②③ G4-6-3 1-2f		4	0	1	0	0	0	3
Jose Canseco, R (1, 9) OBP: 0.351, SLG: 0.475	B S B F B C 3-3 ③ K			B B F B F B 4-2 FC5-4 BB		C S B B 1 SAFE X 2-2 ② F7			C B B F X 2-2 ① G4-3	3	0	0	0	1	1	1
Mark McGwire, R (1, 3) OBP: 0.371, SLG: 0.419		S B X 1-1 ① F8		B 1 SAFE 1 SAFE 1 SAFE C B F F C 2-3 ① K		B X 1-0 ③ P3			X 0-0 ② F8	4	0	0	0	0	1	2
Terry Steinbach, R (1, 2) OBP: 0.335, SLG: 0.429		B S C X 1-2 ② F8		1 SAFE 1 SAFE 1 SAFE X 0-0 ② FC5-4 1-2f			B B C X 2-1 ① P3		C B C X 1-2 1B 1B	4	0	1	0	0	0	1
Harold Baines, L (1, 10) OBP: 0.410, SLG: 0.532 Mike Moore, R (9, PR)		C B B B B C X 3-2 ③ G6-3		C B F B C 2-3 ③ K			S C B B B S 3-3 ② K		F C B B B B F F X 3-2 1-2 1B	4 0	0 0	1 0	0 0	0 0	2 0	1 0
Vance Law, R (1, 5) OBP: 0.316, SLG: 0.347 Jamie Quirk, L (9, PH) OBP: 0.356, SLG: 0.329			B B B C B 4-1 SH1-3 BB		B B F C X 2-2 ① P6		B F B S B B 4-2 BB		B S S F X 1-2 ③ G3-1	1 1	0 0	0 0	0 0	2 0	0 0	0 2
Mike Gallego, R (1, 4) (8, 6) OBP: 0.333, SLG: 0.293			C 1 SAFE X 0-1 ① SH1-3 1-2		B F C C 1-3 ② K		B F 1 SAFE C 1 SAFE X 1-2 ③ G6-3			2	0	0	0	0	1	1
Ernest Riles, L (1, 6) OBP: 0.331, SLG: 0.367 Lance Blankenship, R (8, PH) OBP: 0.323, SLG: 0.310 (8, 4)			B C C B F X 2-2 ② F7		C B C B X 2-2 ③ P2			C B C B X 2-2 ① G6-3		2 1	0 0	0 0	0 0	0 0	0 0	1 0
Inning Stats	R: 0 H: 0 E: 0 LOB: 0 K: 1 BB: 0 S: 10 P: 15	R: 0 H: 0 E: 0 LOB: 0 K: 0 BB: 0 S: 8 P: 13	R: 0 H: 0 E: 0 LOB: 2 K: 0 BB: 2 S: 11 P: 24	R: 0 H: 0 E: 0 LOB: 1 K: 2 BB: 1 S: 10 P: 18	R: 0 H: 0 E: 0 LOB: 0 K: 1 BB: 0 S: 9 P: 14	R: 0 H: 1 E: 0 LOB: 1 K: 0 BB: 0 S: 10 P: 18	R: 0 H: 0 E: 0 LOB: 1 K: 1 BB: 1 S: 10 P: 20	R: 0 H: 1 E: 0 LOB: 0 K: 0 BB: 0 S: 6 P: 9	R: 0 H: 2 E: 0 LOB: 2 K: 0 BB: 0 S: 16 P: 23	1B: 4 SF: 0 2B: 0 SAC: 1 3B: 0 DP: 1 HR: 0 HBP: 0						WP: 0 PA: 34 PB: 0 SB: 0 CS: 0	

	AB	29
	R	0
	H	4
	RBI	0
	BB	4
	SO	5
	LOB	12

PITCHER		IP	WLS	BF	H	R	ER	SO	BB	IBB	HBP	BLK	WP	HR	S	P	ERA	WHIP
Frank Tanana, L ERA: 3.84	(1, 1)	8.2	W	33	4	0	0	5	4	0	0	0	0	0	86	149	0.00	0.923
Mike Henneman, R ERA: 2.68	(9, 1)	0.1	S	1	0	0	0	0	0	0	0	0	0	0	4	5	0.00	0.000

PITCHER	IP	WLS	BF	H	R	ER	SO	BB	IBB	HBP	BLK	WP	HR	S	P	ERA	WHIP

Batter	1	2	3	4	5	6	7	8	9	AB	R	H	RBI	BB	SO	LOB
Tony Phillips, S (1, 10) OBP: 0.383, SLG: 0.420	B C B S B F F X 3-2 G3 ①		F B B B S F C 3-3 K ③			C B B B F X 3-2 F8 ③		C 1 SAFE B C B F X 2-2 G6-3 ② ③ 1-2		4	0	0	0	0	1	1
Lou Whitaker, L (1, 4) OBP: 0.382, SLG: 0.441	X 0-0 F7 ②			B F B X 2-1 F8 ①			B C B B F B 4-2 SH1-4 2B BB			2	1	0	0	1	0	0
Alan Trammell, R (1, 6) OBP: 0.324, SLG: 0.356	X 0-0 F7 ③			B C X 1-1 F8 ②			1 SAFE C 1 SAFE X 0-1 SH1-4 ① 1-2			2	0	0	0	0	0	0
Cecil Fielder, R (1, 3) OBP: 0.363, SLG: 0.487		B C B X 2-1 G1-3 ①		B C X 1-1 P6 ③			X 0-0 E 2-H 2B			3	1	1	1	0	0	0
Mickey Tettleton, S (1, 2) OBP: 0.382, SLG: 0.411		B C B B B 4-1 BB			C B B B X 3-1 G3 ①		F B X 1-1 E9 2-H 1B			2	0	1	1	1	0	0
Rob Deer, R (1, 9) OBP: 0.321, SLG: 0.418		C B F S 1-3 K ②			B F B X 2-1 P4 ②		F B B C B X 3-2 L4 ②			3	0	0	0	0	1	2
Skeeter Barnes, R (1, 7) OBP: 0.267, SLG: 0.692		C B C B F X 2-2 F7 ③			C X 0-1 CS 1B		C X 0-1 G6-3 ③			3	0	1	0	0	0	2
Travis Fryman, R (1, 5) OBP: 0.279, SLG: 0.361			B S C X 1-2 F8 ①		1 SAFE 1 SAFE 1 SAFE F B 1 SAFE C 1-2 CS ③ 1-2	B C C C 1-3 K ①		X 0-0 G4-3 ①		3	0	0	0	0	1	0
Milt Cuyler, S (1, 8) OBP: 0.327, SLG: 0.364			C B B X 2-1 G6-3 ②			C B B X 2-1 G1-3 ②		B C C B F F H 3-2 CS HBP		2	0	0	0	0	0	0
Inning Stats	R: 0 E: 0 K: 0 S: 7 H: 0 LOB: 0 BB: 0 P: 10	R: 0 E: 0 K: 1 S: 10 H: 0 LOB: 1 BB: 1 P: 19	R: 0 E: 0 K: 1 S: 9 H: 0 LOB: 0 BB: 0 P: 15	R: 0 E: 0 K: 0 S: 6 H: 0 LOB: 0 BB: 0 P: 10	R: 0 E: 0 K: 0 S: 8 H: 1 LOB: 0 BB: 0 P: 14	R: 0 E: 0 K: 1 S: 8 H: 0 LOB: 0 BB: 0 P: 14	R: 2 E: 1 K: 0 S: 12 H: 2 LOB: 1 BB: 1 P: 20	R: 0 E: 0 K: 0 S: 9 H: 0 LOB: 0 BB: 0 P: 14		1B: 2 2B: 1 3B: 0 HR: 0 SF: 0 SAC: 1 DP: 0 HBP: 1						WP: 0 PB: 0 SB: 0 CS: 2 PA: 29

PITCHER	IP	WLS	BF	H	R	ER	SO	BB	IBB	HBP	BLK	WP	HR	S	P	ERA	WHIP
Bob Welch, R (1, 1) ERA: 3.22	8.0	L	28	3	2	2	3	2	0	1	0	0	0	69	116	2.25	0.625

PITCHER	IP	WLS	BF	H	R	ER	SO	BB	IBB	HBP	BLK	WP	HR	S	P	ERA	WHIP

Oakland Athletics @ Detroit Tigers

Tiger Stadium, Detroit, MI

Tue Jun 18 1991, 7:05 PM EDT

Att. 23,664 - Cloudy - 83 F

livebaseballscorecards.com

AB	24
R	2
H	3
RBI	2
BB	2
SO	3
LOB	5

Batter	1	2	3	4	5	6	7	8	9	AB	R	H	RBI	BB	SO	LOB
Rickey Henderson, R (1, 7) OBP: 0.427, SLG: 0.373	C B B B X 3-1 G4-3 1B 2B	C C B B B X 3-2 P9 ③			B B B C X 3-1 G6-3 ①	B B B B 4-0 1-2 BB			C B B C X 2-2 F9 ①	4	1	1	0	1	0	0
Ernest Riles, L (1, 5) OBP: 0.330, SLG: 0.370 Vance Law, R (9, PH) OBP: 0.325, SLG: 0.356 (9, 5)	B B X 2-0 G4-3 ① 2-3		B B C B X 3-1 1B 2B		B C B F B S 3-3 K ②	B B C F X 2-2 F9 ③			B S B X 2-1 FC6-4 1B	4 1	0 0	1 1	0 0	0 0	1 0	3 0
Jose Canseco, R (1, 9) OBP: 0.352, SLG: 0.486	B S X 1-1 G1-3 ②		B F C B X 2-2 S 1B 2-2 ① 1B		C B X 1-1 HR		C B S S B X 3-2 F8 ①		C B B B B X 3-1 F7 ②	5	2	2	1	0	0	2
Harold Baines, L (1, 10) OBP: 0.414, SLG: 0.531	B C B X 2-1 1B 3-H 1B		B B F B C X 3-2 G6-4-3 1-H 1B		B B C B B 4-1 1B BB		F B B C B X 3-2 G1-3 ②		B X 1-0 FC6-4 1-2f ③	4	0	2	2	1	0	1
Dave Henderson, R (1, 8) OBP: 0.404, SLG: 0.586	C S X 0-2 1-3 1B		B B F X 2-1 G6-4-3 ② ③ 1-2f		S B X 1-1 1-2 1B		B S F X 1-2 G1-3 ③			4	0	2	0	0	0	1
Mark McGwire, R (1, 3) OBP: 0.373, SLG: 0.441	B C B S C 2-3 K ③			B C X 1-1 SH3 2B	C F F B X 1-2 G4-3 ③			X 0-0 HR		4	1	2	1	0	1	4
Jamie Quirk, L (1, 2) OBP: 0.344, SLG: 0.318		X 0-0 F9 ①		X 0-0 SH3 2-3 ①		B F X 1-1 F7 ①		F B B F S 2-3 K ①		3	0	0	0	0	1	0
Lance Blankenship, R (1, 4) OBP: 0.321, SLG: 0.316		C B X 1-1 WP SF9 2B		B B C X 2-1 G6-3 ②		C B B X 2-1 F7 ②		C S S 0-3 K ②		4	1	1	0	0	1	1
Mike Gallego, R (1, 6) OBP: 0.332, SLG: 0.293		F F B X 1-2 SF9 2-H ②		B F S S 1-3 K ③		F B S B X 2-2 BB 1B		X 0-0 F7 ③		3	0	1	1	0	1	1
Inning Stats	R: 1 H: 3 E: 0 LOB: 2 K: 1 BB: 0 S: 13 P: 23	R: 1 H: 1 E: 0 LOB: 0 K: 0 BB: 0 S: 9 P: 14	R: 1 H: 3 E: 0 LOB: 0 K: 0 BB: 0 S: 10 P: 20	R: 0 H: 1 E: 0 LOB: 1 K: 1 BB: 0 S: 8 P: 12	R: 1 H: 2 E: 0 LOB: 2 K: 1 BB: 1 S: 14 P: 27	R: 0 H: 1 E: 0 LOB: 2 K: 0 BB: 1 S: 10 P: 21	R: 0 H: 0 E: 0 LOB: 0 K: 0 BB: 0 S: 9 P: 16	R: 1 H: 1 E: 0 LOB: 0 K: 2 BB: 0 S: 8 P: 10	R: 0 H: 1 E: 0 LOB: 1 K: 0 BB: 0 S: 8 P: 16	1B: 7 SF: 1 2B: 4 SAC: 1 3B: 0 DP: 1 HR: 2 HBP: 0						

TOP

Oakland Athletics @ Detroit Tigers

Tiger Stadium, Detroit, MI

Wed Jun 19 1991, 7:05 PM EDT

Att. 22,658 - Sunny - 85 F

livebaseballscorecards.com

AB	36
R	5
H	13
RBI	5
BB	2
SO	5
LOB	13

WP: 1 PA: 40
PB: 0
SB: 1
CS: 0

PITCHER		IP	WLS	BF	H	R	ER	SO	BB	IBB	HBP	BLK	WP	HR	S	P	ERA	WHIP
Walt Terrell, R ERA: 4.37	(1, 1)	4.2	L	23	10	4	4	3	1	0	0	0	1	1	50	91	7.71	2.357
Dan Petry, R ERA: 5.01	(5, 1)	3.1		13	2	1	1	2	1	0	0	0	0	1	31	52	2.70	0.900
Mike Munoz, L ERA:	(9, 1)	1.0		4	1	0	0	0	0	0	0	0	0	0	8	16	0.00	1.000

PITCHER	IP	WLS	BF	H	R	ER	SO	BB	IBB	HBP	BLK	WP	HR	S	P	ERA	WHIP

Oakland Athletics @ Detroit Tigers

Tiger Stadium, Detroit, MI

Wed Jun 19 1991, 7:05 PM EDT

Att. 22,658 - Sunny - 85 F

livebaseballscorecards.com

BOTTOM

Batter	1	2	3	4	5	6	7	8	9	AB	R	H	RBI	BB	SO	LOB
Tony Phillips, S (1, 4) OBP: 0.387, SLG: 0.416	G4-3	BB		BB		BB		K		2	0	0	0	2	1	0
Lou Whitaker, L (1, 10) OBP: 0.392, SLG: 0.442	SH1-3; 2B; BB	F9		G6-4-3; BB		BB		PB; E; 1B; 1B		2	2	1	0	3	0	3
Alan Trammell, R (1, 6) OBP: 0.319, SLG: 0.350	SH1-3		F8	G6-4-3		K		E6; PB; 1B		4	1	0	0	0	1	5
Cecil Fielder, R (1, 3) OBP: 0.367, SLG: 0.494	2B		FC4-6; BB; 1B		P4		K	1B		5	0	3	3	0	1	0
Mickey Tettleton, S (1, 2) OBP: 0.382, SLG: 0.418	G4-3		FC4-6; BB		SF7; 3B		G5-3	P4		4	1	1	0	1	0	2
Lloyd Moseby, L (1, 7) OBP: 0.288, SLG: 0.309		BB; 1B; 1B	FC4-6; BB		SF7		2B; BB		G4-3	3	0	1	1	1	0	2
John Shelby, S (1, 9) OBP: 0.291, SLG: 0.418		P5	BB		G6-3		2B		K	4	0	1	0	1	1	1
Travis Fryman, R (1, 5) OBP: 0.275, SLG: 0.356		K	P4			K	P6		F8	3	0	0	0	0	2	4
Dave Bergman, L (7, PH) OBP: 0.314, SLG: 0.288										1	0	0	0	0	0	2
Skeeter Barnes, R (8, 5) OBP: 0.267, SLG: 0.692										0	0	0	0	0	0	0
Mark Salas, L (9, PH) OBP: 0.077, SLG: 0.040										1	0	0	0	0	0	0
Milt Cuyler, S (1, 8) OBP: 0.326, SLG: 0.361		BB		G5-3		F7		G5-3		4	0	1	0	0	0	0
Inning Stats	R: 1 E: 0 K: 0 S: 8 H: 1 LOB: 1 BB: 1 P: 13	R: 0 E: 0 K: 1 S: 10 H: 2 LOB: 3 BB: 1 P: 17	R: 0 E: 0 K: 0 S: 11 H: 1 LOB: 3 BB: 2 P: 23	R: 0 E: 0 K: 0 S: 4 H: 0 LOB: 1 BB: 2 P: 13	R: 1 E: 0 K: 0 S: 8 H: 1 LOB: 0 BB: 0 P: 14	R: 0 E: 0 K: 2 S: 13 H: 0 LOB: 2 BB: 1 P: 23	R: 0 E: 0 K: 1 S: 10 H: 1 LOB: 2 BB: 1 P: 19	R: 2 E: 1 K: 1 S: 21 H: 2 LOB: 1 BB: 0 P: 32	R: 0 E: 0 K: 1 S: 8 H: 0 LOB: 0 BB: 0 P: 10	1B: 5 2B: 2 3B: 1 HR: 0 SF: 1 SAC: 1 DP: 1 HBP: 1						

	AB	33
	R	4
	H	8
	RBI	4
	BB	8
	SO	6
	LOB	19

	WP: 0	PA: 44
	PB: 1	
	SB: 0	
	CS: 0	

PITCHER		IP	WLS	BF	H	R	ER	SO	BB	IBB	HBP	BLK	WP	HR	S	P	ERA	WHIP
Andy Hawkins, R ERA: 6.41	(1, 1)	3.1		20	4	1	1	1	6	0	0	0	0	0	32	65	2.70	3.000
Gene Nelson, R ERA: 8.56	(4, 1)	3.0	W	11	1	1	1	3	1	0	1	0	0	0	26	45	3.00	0.667
Rick Honeycutt, L ERA: 4.5	(7, 1)	0.1		3	1	0	0	0	1	0	0	0	0	0	3	7	0.00	6.000
Steve Chitren, R ERA: 2.38	(7, 1)	1.0		4	1	1	0	1	0	0	0	0	0	0	14	21	0.00	1.000
Dennis Eckersley, R ERA: 2.4	(8, 1)	1.1	S	6	1	1	0	1	0	0	0	0	0	0	18	26	0.00	0.750

PITCHER	IP	WLS	BF	H	R	ER	SO	BB	IBB	HBP	BLK	WP	HR	S	P	ERA	WHIP

Batter	1	2	3	4	5	6	7	8	9	AB	R	H	RBI	BB	SO	LOB
Luis Polonia, L (1, 7) OBP: 0.356, SLG: 0.376	B B C F B X 3-2 E 1B	C F X 0-2 P8 ②			C F X 0-2 1B S 1B	C C B B F B X 3-2 S 1-H 3-H 1B		B B B X 3-0 FC4-6 S ① ② 1-2f 2-3		5	1	3	2	0	0	2
Dick Schofield, R (1, 6) OBP: 0.365, SLG: 0.317	B 1 SAFE 1 SAFE B B C X 3-1 E9 FC1-2 1-3 1B	B B F X 2-1 L5 ③			C C X 0-2 L9 ①	B X 1-0 G4-3 ③ 2-3		B B 1 SAFE C 1 SAFE 1 SAFE S X 2-2 L3 ③ 1-2		5	0	1	0	0	0	3
Wally Joyner, L (1, 3) OBP: 0.379, SLG: 0.483	C X 0-1 FC1-2 E 1B ① 2-3		B X 1-0 G3 ①		F 1 SAFE 1 SAFE 1 SAFE 1 SAFE C 1 SAFE 1 SAFE X 0-2 P5 ②		B C X 1-1 FC6-4 1B		C X 0-1 L6 ①	5	1	1	0	0	0	3
Dave Winfield, R (1, 9) OBP: 0.325, SLG: 0.534	I I I I 4-0 E 1B IBB		C F F X 0-2 G5-3 ②		B C X 1-1 FC6-4 1-3 1B		C B 1 SAFE B S F F F F 2-2 FC6-4 ① 1-2f HR		B C X 1-1 G4-3 ②	4	2	1	0	1	0	1
Dave Parker, L (1, 10) OBP: 0.253, SLG: 0.305	X 0-0 E3 1B 1-2 2-3 3-H		B B C X 2-1 L8 ③		F X 0-1 FC6-4 ③ 1-2f		1 SAFE B 1 SAFE C X 1-1 1-H HR		S X 0-1 G6-3 ③	5	1	1	3	0	0	4
Gary Gaetti, R (1, 5) OBP: 0.296, SLG: 0.397	S F B B F F B S 3-3 K ②			C B S X 1-2 F8 ①		B B S X 2-1 P6 ①	B B X 2-0 G6-3 1B			4	0	1	0	0	1	3
Dave Gallagher, R (1, 8) OBP: 0.389, SLG: 0.354	B F C B X 2-2 1-3 2-H 3-H 1B			B F X 1-1 G3 ②		B X 1-0 FC6-4 BB 1B 1B	B F B 1 SAFE X 2-1 G6-3 ② ③ 1-2f			4	1	2	2	0	0	1
Luis Sojo, R (1, 4) OBP: 0.245, SLG: 0.263 Donnie Hill, S (4, PR) OBP: 0.379, SLG: 0.382 (4, 4)	F F B X 1-2 G1-3 ③			H 1-0 HBP		B C B F B B 4-2 FC6-4 1-2 BB		C B B B B 4-1 FC4-6 1B BB		1 0	0 0	0 0	0 0	0 2	0 0	2 0
Ron Tingley, R (1, 2) OBP: 0.233, SLG: 0.268		C B F B X 2-2 G6-3 ①		C B S X 1-2 P4 ③		B F X 1-1 FC6-4 S 1B ② 1-2f 2-3		1 SAFE B X 1-0 FC4-6 1-2 1B		4	1	1	0	0	0	3
Inning Stats	R: 3 H: 3 E: 2 LOB: 2 K: 1 BB: 1 S: 19 P: 35	R: 0 H: 0 E: 0 LOB: 0 K: 0 BB: 0 S: 8 P: 12	R: 0 H: 0 E: 0 LOB: 0 K: 0 BB: 0 S: 7 P: 10	R: 0 H: 0 E: 0 LOB: 1 K: 0 BB: 0 S: 8 P: 12	R: 0 H: 2 E: 0 LOB: 2 K: 0 BB: 0 S: 13 P: 14	R: 2 H: 2 E: 0 LOB: 1 K: 0 BB: 1 S: 12 P: 24	R: 2 H: 3 E: 0 LOB: 0 K: 0 BB: 0 S: 14 P: 22	R: 0 H: 1 E: 0 LOB: 1 K: 0 BB: 1 S: 6 P: 16	R: 0 H: 0 E: 0 LOB: 0 K: 0 BB: 0 S: 6 P: 7	1B: 10 2B: 0 3B: 0 HR: 1	SF: 0 SAC: 0 DP: 1 HBP: 1					

TOP

California Angels @ Detroit Tigers

Tiger Stadium, Detroit, MI

Thu Jun 20 1991, 7:05 PM EDT

Att. 13,744 - Sunny - 86 F

livebaseballscorecards.com

AB	37
R	7
H	11
RBI	7
BB	3
SO	1
LOB	22

PITCHER		IP	WLS	BF	H	R	ER	SO	BB	IBB	HBP	BLK	WP	HR	S	P	ERA	WHIP
Dan Gakeler, R ERA: 4.96	(1, 1)	5.2		27	6	5	3	1	1	1	1	0	0	0	62	98	4.76	1.235
Paul Gibson, L ERA: 3.14	(6, 1)	0.2	L	6	4	2	2	0	0	0	0	0	0	1	17	27	27.00	6.000
John Cerutti, L ERA: 4.85	(7, 1)	2.2		8	1	0	0	0	1	0	0	0	0	0	14	27	0.00	0.750

PITCHER	IP	WLS	BF	H	R	ER	SO	BB	IBB	HBP	BLK	WP	HR	S	P	ERA	WHIP

California Angels @ Detroit Tigers

Tiger Stadium, Detroit, MI

Thu Jun 20 1991, 7:05 PM EDT

Att. 13,744 - Sunny - 86 F

livebaseballscorecards.com

BOTTOM

Batter	1	2	3	4	5	6	7	8	9	AB	R	H	RBI	BB	SO	LOB
Tony Phillips, S (1, 4) OBP: 0.387, SLG: 0.411	C B B F F B B 4-2 HBP BB	X 0-0 ③ P3		B C B C F B B 4-2 1-2 3B BB		C S B B B X 3-2 ① G3-1		S C S 0-3 ③ K		3	1	0	0	2	1	2
Skeeter Barnes, R (1, 7) OBP: 0.278, SLG: 0.750	C C B X 1-2 ① P8	X 0-0 ① P9		B F X 1-1 1-H 2-H HR 3B		B B C B X 3-1 1B			B C X 1-1 ① G1-3	3	1	1	2	0	0	1
Lloyd Moseby, L (6, PH) (7, 7) OBP: 0.293, SLG: 0.314										2	0	1	0	0	0	0
Alan Trammell, R (1, 6) OBP: 0.317, SLG: 0.359	B C B S F X 2-2 ② P8		B X 1-0 ② P3	F F F X 0-2 3-H HR		C X 0-1 ② F9			B B C X 2-1 ② G6-3	5	1	1	2	0	0	2
Cecil Fielder, R (1, 3) OBP: 0.371, SLG: 0.504	B H 2-0 1-2 HBP		F B B S X 2-2 HR	B B S B B 4-1 BB		1 SAFE B F B 1 - SAFE F S 2-3 ③ K			X 0-0 ③ P7	3	1	1	1	1	1	1
Rob Deer, R (1, 9) OBP: 0.320, SLG: 0.412	C C B B B F S 3-3 ③ K		C B B B F B F B 4-2 1B BB	B X 1-0 ③ P3			B B C B X 3-1 ① P9			3	0	0	0	1	1	3
Travis Fryman, R (1, 5) OBP: 0.279, SLG: 0.358		X 0-0 G1-3 BB 1B	X 0-0 ③ 1-3 1B		X 0-0 ① F9		C B C B X 2-2 ② G5-3			4	0	2	0	0	0	0
Mickey Tettleton, S (1, 10) OBP: 0.384, SLG: 0.414	C B B B C B 4-2 1-2 G1-3 BB			H 1-0 CS HBP	C B X 1-1 ② P8		C C B C 1-3 ③ K			2	0	0	0	1	1	0
Andy Allanson, R (1, 2) OBP: 0.239, SLG: 0.333	X 0-0 ① P9			C S X 0-2 ① 1-2 BB 3B 1B	B B B B 4-0 BB			C B B X 2-1 ① G3-1		2	1	1	0	1	0	2
Mark Salas, L (8, PH) (9, 2) OBP: 0.074, SLG: 0.038										1	0	0	0	0	0	0
Milt Cuyler, S (1, 8) OBP: 0.318, SLG: 0.352	C B B F F X 2-2 ② 1-2 2-3 G1-3			M X 0-1 ② P6	L X 0-1 ③ B1-3			C C B S 1-3 ② K		4	0	0	0	0	1	4
Inning Stats	R: 0 E: 0 K: 1 S: 14 H: 0 LOB: 2 BB: 1 P: 26	R: 0 E: 0 K: 0 S: 9 H: 1 LOB: 2 BB: 1 P: 15	R: 1 E: 0 K: 0 S: 9 H: 2 LOB: 2 BB: 1 P: 16	R: 4 E: 0 K: 0 S: 16 H: 3 LOB: 1 BB: 2 P: 27	R: 0 E: 0 K: 0 S: 5 H: 0 LOB: 1 BB: 1 P: 10	R: 0 E: 0 K: 1 S: 10 H: 1 LOB: 1 BB: 0 P: 18	R: 0 E: 0 K: 1 S: 8 H: 0 LOB: 0 BB: 0 P: 14	R: 0 E: 0 K: 2 S: 8 H: 0 LOB: 0 BB: 0 P: 11	R: 0 E: 0 K: 0 S: 5 H: 0 LOB: 0 BB: 0 P: 8	1B: 4 2B: 0 3B: 1 HR: 2	SF: 0 SAC: 0 DP: 0 HBP: 2			WP: 0 PB: 0 SB: 0 CS: 1	PA: 40		

	AB	32
	R	5
	H	7
	RBI	5
	BB	6
	SO	5
	LOB	15

PITCHER		IP	WLS	BF	H	R	ER	SO	BB	IBB	HBP	BLK	WP	HR	S	P	ERA	WHIP
Chuck Finley, L ERA: 3.79	(1, 1)	3.0		16	3	2	2	1	3	0	2	0	0	1	32	58	6.00	2.000
Floyd Bannister, L ERA: 3.78	(4, 1)	0.2		6	3	3	3	0	2	0	0	0	0	1	15	24	40.50	7.500
Joe Grahe, R ERA: 6.39	(4, 1)	4.1	W	15	1	0	0	4	1	0	0	0	0	0	32	55	0.00	0.462
Bryan Harvey, R ERA: 0.89	(9, 1)	1.0	S	3	0	0	0	0	0	0	0	0	0	0	5	8	0.00	0.000

PITCHER	IP	WLS	BF	H	R	ER	SO	BB	IBB	HBP	BLK	WP	HR	S	P	ERA	WHIP

Batter	1	2	3	4	5	6	7	8	9	AB	R	H	RBI	BB	SO	LOB
Luis Polonia, L (1, 7) OBP: 0.350, SLG: 0.370	B B C X 2-1 L7		B L B C F F X 2-2 G6-3		C X 0-1 G6-3 3-H L F X 0-2 G6-3			X 0-0 F7		4	0	0	1	0	0	1
Dick Schofield, R (1, 6) OBP: 0.368, SLG: 0.321	B X 1-0 1B 1B		B B C X 2-1 G6-4-3 1B					B B C X 2-1 G1-6-3		4	0	2	0	0	0	1
Wally Joyner, L (1, 3) OBP: 0.381, SLG: 0.484	X 0-0 FC6-4 1-2 1B		F 1 SAFE X 1-1 G6-4-3 1-2f			B X 1-0 F7		B X 1-0 1B 1B		4	1	2	0	0	0	1
Dave Winfield, R (1, 9) OBP: 0.328, SLG: 0.534	C B X 1-1 P6			B F F X 1-2 G6-3		C X 0-1 G4-6-3 1B		C S F X 0-2 1B 1-2 1B		4	0	2	0	0	0	2
Dave Parker, L (1, 10) OBP: 0.253, SLG: 0.305	B X 1-0 FC6-4 1-2f			B X 1-0 P9		X 0-0 G4-6-3 1-2f		B B F X 2-1 1-3 2-H 1B		4	0	1	1	0	0	3
Gary Gaetti, R (1, 5) OBP: 0.292, SLG: 0.391		C X 0-1 L9		X 0-0 G6-3			C B F B F F X 2-2 G6-3	S X 0-1 P4		4	0	0	0	0	0	2
Dave Gallagher, R (1, 8) OBP: 0.395, SLG: 0.362		B C B F X 2-2 F9			L C B X 1-2 SH5-4 BB G6-3 1B		B X 1-0 1B		B L F S 1-3 K	4	1	2	0	0	1	0
Donnie Hill, S (1, 4) OBP: 0.383, SLG: 0.390		C X 0-1 2B			B B B B 4-0 SH5-4 1-2 BB		F F F X 0-2 F8		C B C B X 2-2 P9	3	0	1	0	1	0	1
Ron Tingley, R (1, 2) OBP: 0.230, SLG: 0.263		B F B F S 2-3 K			X 0-0 SH5-4 1-2 2-3		X 0-0 P5		B B F S X 2-2 L8	1	0	0	0	0	1	1
Max Venable, L (7, PH) OBP: 0.260, SLG: 0.243										1	0	0	0	0	0	1
John Orton, R (7, 2) OBP: 0.238, SLG: 0.286										0	0	0	0	0	0	0
Jack Howell, L (9, PH) OBP: 0.348, SLG: 0.362										1	0	0	0	0	0	0

Inning Stats																																	
	R: 0	H: 2	E: 0	LOB: 2	K: 0	BB: 0	S: 7	P: 12	R: 0	H: 1	E: 0	LOB: 1	K: 1	BB: 0	S: 10	P: 14	R: 0	H: 1	E: 0	LOB: 0	K: 0	BB: 0	S: 9	P: 14	R: 0	H: 0	E: 0	LOB: 0	K: 0	BB: 0	S: 5	P: 7
	R: 1	H: 1	E: 0	LOB: 1	K: 0	BB: 1	S: 9	P: 14	R: 0	H: 1	E: 0	LOB: 0	K: 0	BB: 0	S: 4	P: 5	R: 0	H: 1	E: 0	LOB: 1	K: 0	BB: 0	S: 11	P: 14	R: 1	H: 3	E: 0	LOB: 2	K: 0	BB: 0	S: 12	P: 17
	R: 0	H: 0	E: 0	LOB: 0	K: 1	BB: 0	S: 10	P: 15	1B: 9	SF: 0	2B: 1	SAC: 1	3B: 0	DP: 2	HR: 0	HBP: 0	WP: 0	PA: 36	PB: 0	SB: 0	CS: 0											

PITCHER	IP	WLS	BF	H	R	ER	SO	BB	IBB	HBP	BLK	WP	HR	S	P	ERA	WHIP
Bill Gullickson, R (1, 1) ERA: 3.71	9.0	W	36	10	2	2	2	1	0	0	0	0	0	77	112	2.00	1.222
Bill Gullickson, R (7, 1) ERA: 3.71	9.0	W	36	10	2	2	2	1	0	0	0	0	0	77	112	2.00	1.222

PITCHER	IP	WLS	BF	H	R	ER	SO	BB	IBB	HBP	BLK	WP	HR	S	P	ERA	WHIP

TOP

California Angels @ Detroit Tigers

Tiger Stadium, Detroit, MI

Fri Jun 21 1991, 7:05 PM EDT

Att. 27,094 - Cloudy - 85 F

livebaseballscorecards.com

AB	34
R	2
H	10
RBI	2
BB	1
SO	2
LOB	13

California Angels @ Detroit Tigers

Tiger Stadium, Detroit, MI

Fri Jun 21 1991, 7:05 PM EDT

Att. 27,094 - Cloudy - 85 F

BOTTOM

livebaseballscorecards.com

Batter	1	2	3	4	5	6	7	8	9	AB	R	H	RBI	BB	SO	LOB
Tony Phillips, S (1, 10) (7, 5) OBP: 0.384, SLG: 0.406	C C F B B B F X 3-2 F8 ①		1 SAFE 1 SAFE 1 SAFE X 0-0 1-3 1B		C F B F F X 1-2 G4-3 ②		X 0-0 P8 ①	S C B F X 1-2 1-2f FC6 ③		5	0	1	0	0	0	1
Lou Whitaker, L (1, 4) OBP: 0.389, SLG: 0.434	B B B C F X 3-2 P5 ②		B B X 2-0 F9 ③		B B F X 2-1 G4-3 ③		B B B B 4-0 HR SH1-4 BB			3	1	0	0	1	0	2
Alan Trammell, R (1, 6) OBP: 0.315, SLG: 0.358 Skeeter Barnes, R (4, 5) OBP: 0.300, SLG: 0.722 Bill Gullickson, R (7, 1)	X 0-0 P3 ③			F F B B X 2-2 F7 ①		F X 0-1 2B SF8 1B	X 0-0 SH1-4 ② 1-2			1 2 0	0 1 0	0 1 0	0 0 0	0 0 0	0 0 0	0 0 0
Cecil Fielder, R (1, 3) OBP: 0.376, SLG: 0.508 Dave Bergman, L (8, 3) OBP: 0.314, SLG: 0.288		X 0-0 F8 ①		B B F B B 4-1 HR BB		B B X 2-0 SF8 HR 1-3 2B	B S B F B B 4-2 HR BB			2 0	3 0	1 0	0 0	2 0	0 0	0 0
Mickey Tettleton, S (1, 2) OBP: 0.386, SLG: 0.450		C X 0-1 G3 ②		F B C B B X 3-2 1-H HR		B B S C X 2-2 SF8 ① 2-3 3-H	B B X 2-0 1-H 2-H HR			3	2	2	6	0	0	0
Lloyd Moseby, L (1, 7) OBP: 0.278, SLG: 0.297		C B X 1-1 G4-3 ③		S B X 1-1 G6-3 ②		B S B S X 2-2 L4 ②	B X 1-0 G3 ③			4	0	0	0	0	0	1
Rob Deer, R (1, 9) OBP: 0.327, SLG: 0.427			C B S B B F B 4-2 G5-4-3 BB	X 0-0 G5-3 ③		F B X 1-1 HR 3-H		C C B B B F F B 4-2 FC6 BB		2	1	1	2	2	0	0
Travis Fryman, R (1, 5) (4, 6) OBP: 0.283, SLG: 0.372			B 1 SAFE 1 SAFE F F X 1-2 1-2f G5-4-3 ① ②		X 0-0 HR	B B B B 4-0 BB		C F B B B S 3-3 K ①		3	1	1	1	1	1	2
Milt Cuyler, S (1, 8) OBP: 0.317, SLG: 0.350			B C C B F B X 3-2 1B 1B		C X 0-1 L7 ①	B C S B F F S 2-3 K ③		B B B C C X 3-2 F9 ②		4	0	1	0	0	1	2
Inning Stats	R: 0 E: 0 K: 0 S: 9 H: 0 LOB: 0 BB: 0 P: 15	R: 0 E: 0 K: 0 S: 5 H: 0 LOB: 0 BB: 0 P: 6	R: 0 E: 0 K: 0 S: 12 H: 2 LOB: 2 BB: 1 P: 22	R: 2 E: 0 K: 0 S: 10 H: 1 LOB: 0 BB: 1 P: 20	R: 1 E: 0 K: 0 S: 10 H: 1 LOB: 0 BB: 0 P: 13	R: 3 E: 0 K: 1 S: 16 H: 3 LOB: 1 BB: 1 P: 29	R: 3 E: 0 K: 0 S: 6 H: 1 LOB: 0 BB: 2 P: 17	R: 0 E: 0 K: 1 S: 14 H: 0 LOB: 1 BB: 1 P: 25		1B: 3 2B: 1 3B: 0 HR: 4 SF: 1 SAC: 1 DP: 1 HBP: 0						

	AB	29
	R	9
	H	8
	RBI	9
	BB	6
	SO	2
	LOB	8

WP: 0 PB: 0 SB: 0 CS: 0 PA: 37

PITCHER		IP	WLS	BF	H	R	ER	SO	BB	IBB	HBP	BLK	WP	HR	S	P	ERA	WHIP
Kirk McCaskill, R ERA: 3.94	(1, 1)	5.0	L	22	6	5	5	0	2	0	0	0	0	2	49	81	9.00	1.600
Scott Bailes, L ERA: 3.0	(6, 1)	0.2		2	0	0	0	0	0	0	0	0	0	0	6	10	0.00	0.000
Jeff Robinson, R ERA: 4.89	(6, 1)	2.1		13	2	4	4	2	4	0	0	0	0	2	27	56	15.43	2.571

PITCHER	IP	WLS	BF	H	R	ER	SO	BB	IBB	HBP	BLK	WP	HR	S	P	ERA	WHIP

Batter	1	2	3	4	5	6	7	8	9	AB	R	H	RBI	BB	SO	LOB
Luis Polonia, L (1, 7) OBP: 0.357, SLG: 0.385	3-1 BB 1B SF7 1B	2-2 G1-3 1-3 2B		1-1 1B 1B		2-0 ① FC3-6 S 1-2f 1B	0-0 ③ G6-3		3-2 1-H 2-H 3-H 2B	6	2	4	3	0	0	2
Dick Schofield, R (1, 6) OBP: 0.377, SLG: 0.326 Luis Sojo, R (9, 4) OBP: 0.245, SLG: 0.263	2-2 BB BB 1-2 1B 1B	4-1 G1-3 BB		1-0 1-3 1B		4-0 1B 1-2 BB		2-3 ① K	1-1 ③ G6-3	4 0	1 0	2 0	0 0	2 0	1 0	1 0
Wally Joyner, L (1, 3) OBP: 0.381, SLG: 0.480	4-1 BB 1-2 2-3 1B BB	2-3 ① K		1-0 ② P6		3-1 1-3 2-H 1B		2-3 ② K2-3		4	1	1	1	1	2	5
Dave Winfield, R (1, 9) OBP: 0.322, SLG: 0.525	3-1 ① SF7 3-H	0-1 ② G1-3 1-2 2-3 3-H		3-2 ③ G5-3		1-3 ② K		3-3 ③ K		4	0	0	2	0	2	6
Dave Parker, L (1, 10) OBP: 0.256, SLG: 0.319	0-0 ② F7	3-2 ③ F9			1-0 HR	2-3 ③ K			1-0 WP 1B 2B 1B	5	2	2	1	0	1	6
Gary Gaetti, R (1, 5) OBP: 0.290, SLG: 0.385	4-0 1B 1-2 2-3 BB		0-1 ① G5-3		0-0 ① G6-3		0-0 ① G6-3		1-1 ① P9	4	0	0	0	1	0	1
Dave Gallagher, R (1, 8) OBP: 0.395, SLG: 0.365	2-2 1-2 2-H 3-H 1B		1-3 ② K		0-1 ② P8		2-2 ② G6-3		1-2 WP 1-2 2B 1B	5	1	2	2	0	1	0
Donnie Hill, S (1, 4) OBP: 0.384, SLG: 0.394 (9, 6)	3-2 ③ G3		2-2 ③ F7		0-0 ③ L7		2-1 1B 2B		4-2 1-2 2-3 2B BB	4	2	1	0	1	0	2
Ron Tingley, R (1, 2) OBP: 0.258, SLG: 0.290		1-2 2B G1-3 1B		0-0 ① P7		1-1 FC3-6 1B	1-2 2-H 1B		2-3 ② K	5	1	3	1	0	1	3
Inning Stats	R: 3 E: 0 K: 0 S: 18 H: 3 LOB: 2 BB: 2 P: 39	R: 1 E: 0 K: 1 S: 16 H: 2 LOB: 2 BB: 1 P: 28	R: 0 E: 0 K: 1 S: 8 H: 0 LOB: 0 BB: 0 P: 11	R: 0 E: 0 K: 0 S: 11 H: 2 LOB: 2 BB: 0 P: 16	R: 1 E: 0 K: 0 S: 5 H: 1 LOB: 0 BB: 0 P: 6	R: 1 E: 0 K: 2 S: 12 H: 2 LOB: 2 BB: 1 P: 25	R: 1 E: 0 K: 0 S: 12 H: 2 LOB: 1 BB: 0 P: 17	R: 0 E: 0 K: 3 S: 10 H: 0 LOB: 0 BB: 0 P: 17	R: 3 E: 0 K: 1 S: 18 H: 3 LOB: 1 BB: 1 P: 31	1B: 11 2B: 3 3B: 0 HR: 1 SF: 1 SAC: 0 DP: 0 HBP: 0						

TOP

California Angels @ Detroit Tigers

Tiger Stadium, Detroit, MI

Sat Jun 22 1991, 7:05 PM EDT
Att. 21,809 - Cloudy - 57 F

livebaseballscorecards.com

AB	41
R	10
H	15
RBI	10
BB	5
SO	8
LOB	26

PITCHER		IP	WLS	BF	H	R	ER	SO	BB	IBB	HBP	BLK	WP	HR	S	P	ERA	WHIP
Kevin Ritz, R ERA: 18.0	(1, 1)	1.0	L	11	5	4	4	0	3	0	0	0	0	0	25	53	36.00	8.000
Dan Petry, R ERA: 4.94	(2, 1)	4.1		18	4	2	2	2	1	0	0	0	0	1	36	57	4.15	1.154
Steve Searcy, L ERA: 7.82	(6, 1)	2.2		11	3	1	1	5	0	0	0	0	0	0	31	49	3.38	1.125
Mike Munoz, L ERA: 13.5	(9, 1)	1.0		7	3	3	3	1	1	0	0	0	1	0	18	31	27.00	4.000

PITCHER	IP	WLS	BF	H	R	ER	SO	BB	IBB	HBP	BLK	WP	HR	S	P	ERA	WHIP

WP: 1	PA: 47		
PB: 0			
SB: 1			
CS: 0			

California Angels @ Detroit Tigers

Tiger Stadium, Detroit, MI

Sat Jun 22 1991, 7:05 PM EDT

Att. 21,809 - Cloudy - 57 F

livebaseballscorecards.com

BOTTOM

Batter	1	2	3	4	5	6	7	8	9	AB	R	H	RBI	BB	SO	LOB
Tony Phillips, S (1, 5) OBP: 0.388, SLG: 0.409	BBCCBB 4-2 BB		X 0-0 L8 2B		CBBBCB 4-2 BB		BSCX 1-2 ② G4-3		X 0-0 ③ F8	3	0	1	0	2	0	1
Lou Whitaker, L (1, 4) OBP: 0.387, SLG: 0.427	BBBCF1FX SAFE 3-2 ① P9		CBBBB 4-1 BB		BCBBBFFS 3-3 ① K		CCBBFBS 3-3 ③ K			3	0	0	0	1	2	2
Rob Deer, R (1, 9) OBP: 0.322, SLG: 0.419	BBBX 3-0 ② P6		CBSX 1-2 ② L8 2-3		SFBFBX 2-2 ② P3			BFFC 1-3 ① K		4	0	0	0	0	1	4
Cecil Fielder, R (1, 3) OBP: 0.371, SLG: 0.500	CSS 0-3 ③ K		SFBS 1-3 ③ K		BX 1-0 ③ P8			CX 0-1 ② G5-3		4	0	0	0	0	2	4
Mickey Tettleton, S (1, 2) OBP: 0.388, SLG: 0.464		BBX 2-0 ① P9		BBCBB 4-1 2B PB BB		CX 0-1 ① F8		BBCFBFFX 3-2 HR		3	2	1	1	1	0	0
Travis Fryman, R (1, 6) OBP: 0.286, SLG: 0.379		CFBX 1-2 ② G4-3		SBSSBFBX 3-2 PB 1-3 2B		BBCBX 3-1 1B		BX 1-0 ③ F9		4	0	2	0	0	0	0
John Shelby, S (1, 10) OBP: 0.289, SLG: 0.446		SBBFBX 3-2 HR		BFBFC 2-3 ① K		X 0-0 ② F9			BBCX 2-1 ① G4-3	4	1	1	1	0	1	3
Lloyd Moseby, L (1, 7) OBP: 0.277, SLG: 0.295		BBSCS 2-3 ③ K		FBCS 1-3 ② K 2-3 3-H		CCBX 1-2 ③ G4-3			FBFX 1-2 FC6-4 1B	4	0	1	0	0	2	2
Milt Cuyler, S (1, 8) OBP: 0.310, SLG: 0.341			BBBCCX 3-2 ① P3	CBBX 2-1 ③ P7			BBCBCX 3-2 ① P4		FBSFX 1-2 ② FC6-4 1-2f	4	0	0	0	0	0	2
Inning Stats	R: 0 E: 0 K: 1 S: 10 H: 0 LOB: 1 BB: 1 P: 20	R: 1 E: 0 K: 1 S: 10 H: 1 LOB: 0 BB: 0 P: 18	R: 0 E: 0 K: 1 S: 11 H: 1 LOB: 2 BB: 1 P: 20	R: 1 E: 0 K: 2 S: 13 H: 1 LOB: 1 BB: 1 P: 25	R: 0 E: 0 K: 1 S: 11 H: 0 LOB: 1 BB: 1 P: 21	R: 0 E: 0 K: 0 S: 8 H: 1 LOB: 1 BB: 0 P: 12	R: 0 E: 0 K: 1 S: 10 H: 0 LOB: 0 BB: 0 P: 17	R: 1 E: 0 K: 1 S: 11 H: 1 LOB: 0 BB: 0 P: 16	R: 0 E: 0 K: 0 S: 10 H: 1 LOB: 1 BB: 0 P: 14	1B: 2 2B: 2 3B: 0 HR: 2	SF: 0 SAC: 0 DP: 0 HBP: 0						

PITCHER		IP	WLS	BF	H	R	ER	SO	BB	IBB	HBP	BLK	WP	HR	S	P	ERA	WHIP
Mark Langston, L ERA: 3.34	(1, 1)	7.0	W	29	4	2	1	7	4	0	0	0	0	1	73	133	1.29	1.143
Mark Eichhorn, R ERA: 0.92	(8, 1)	2.0		8	2	1	1	1	0	0	0	0	0	1	21	30	4.50	1.000

PITCHER	IP	WLS	BF	H	R	ER	SO	BB	IBB	HBP	BLK	WP	HR	S	P	ERA	WHIP

AB	33
R	3
H	6
RBI	2
BB	4
SO	8
LOB	18

WP: 0 PB: 1 SB: 0 CS: 0 PA: 37

Batter	1	2	3	4	5	6	7	8	9	10	AB	R	H	RBI	BB	SO	LOB
Luis Polonia, L (1, 7) OBP: 0.351, SLG: 0.377	C F B B C 2-3 ① K		X 0-0 ② L9		F C B X 1-2 E5 CS 2-H			B F X 1-1 ③ G4-3		B F B B S X 3-2 ③ G3	5	0	0	0	0	1	2
Dick Schofield, R (1, 6) OBP: 0.374, SLG: 0.324 John Orton, R (10, 2) OBP: 0.238, SLG: 0.286	B C X 1-1 ② L7		B B C C X 2-2 1B		B B 2-0 ③ CS 2-3	C B F F B S 2-3 ① K			B C B C X 2-2 ① P5		4 0	0 0	1 0	0 0	0 0	1 0	0 0
Wally Joyner, L (1, 3) OBP: 0.379, SLG: 0.484	B C B C F X 2-2 3B		B C X 1-1 ③ P6			S S B X 1-2 ② F9			C X 0-1 ② F8		4	0	1	0	0	0	1
Dave Winfield, R (1, 9) OBP: 0.317, SLG: 0.516	B C C S 1-3 ③ K			F X 0-1 ① G4-3		B X 1-0 ③ L8			B S S S 1-3 ③ K		4	0	0	0	0	2	1
Dave Parker, L (1, 10) OBP: 0.259, SLG: 0.325 Max Venable, L (10, PR) OBP: 0.260, SLG: 0.243		S S B C 1-3 ① K		S S X 0-2 CS 1B			B C S B X 2-2 ① P6			X 0-0 1B G3 2B	4 0	0 1	2 0	0 0	0 0	1 0	0 0
Gary Gaetti, R (1, 5) OBP: 0.293, SLG: 0.396		B F X 1-1 HR		F B X 1-1 ② ③ F8 1-2			X 0-0 ② G5-3			S S B B F B B 4-2 G3 1B BB	3	1	1	1	1	0	1
Dave Gallagher, R (1, 8) OBP: 0.388, SLG: 0.359		C B X 1-1 ② P4			B B X 2-0 ① G6-3		F B F B B F S 3-3 ③ K			M X 0-1 G3 1-2 2-3 1B	4	0	1	0	0	1	0
Luis Sojo, R (1, 4) OBP: 0.246, SLG: 0.272 Donnie Hill, S (10, PH) OBP: 0.381, SLG: 0.391 (10, 6)		C X 0-1 ③ F7			C X 0-1 E 2B			B X 1-0 ① G3		B X 1-0 ① G3 1-2 2-3 3-H	3 1	1 0	1 0	0 1	0 0	0 0	0 2
Ron Tingley, R (1, 2) OBP: 0.246, SLG: 0.277 Jack Howell, L (10, PH) OBP: 0.343, SLG: 0.356 (10, 4)			B X 1-0 ① G6-3		L X 0-1 ② F9			B F B S S 2-3 ② K		X 0-0 ② P6	3 1	0 0	0 0	0 0	0 0	1 0	1 2
Inning Stats	R: 0 H: 1 E: 0 LOB: 1 K: 2 BB: 0 S: 12 P: 18	R: 1 H: 1 E: 0 LOB: 0 K: 1 BB: 0 S: 9 P: 12	R: 0 H: 1 E: 0 LOB: 1 K: 0 BB: 0 S: 7 P: 11	R: 0 H: 1 E: 0 LOB: 0 K: 0 BB: 0 S: 7 P: 8	R: 1 H: 1 E: 1 LOB: 0 K: 0 BB: 0 S: 8 P: 13	R: 0 H: 0 E: 0 LOB: 0 K: 1 BB: 0 S: 9 P: 13	R: 0 H: 0 E: 0 LOB: 0 K: 1 BB: 0 S: 8 P: 13	R: 0 H: 0 E: 0 LOB: 0 K: 1 BB: 0 S: 6 P: 10	R: 0 H: 0 E: 0 LOB: 0 K: 1 BB: 0 S: 8 P: 11	R: 1 H: 2 E: 0 LOB: 2 K: 0 BB: 1 S: 11 P: 19	1B: 3 2B: 2 3B: 1 HR: 1	SF: 0 SAC: 0 DP: 0 HBP: 0					

PITCHER		IP	WLS	BF	H	R	ER	SO	BB	IBB	HBP	BLK	WP	HR	S	P	ERA	WHIP
Frank Tanana, L ERA: 3.65	(1, 1)	7.0		25	5	2	1	5	0	0	0	0	0	1	60	88	1.29	0.714
Mike Henneman, R ERA: 2.74	(8, 1)	2.1		10	2	1	1	2	1	0	0	0	0	0	21	33	3.86	1.286
Paul Gibson, L ERA: 3.1	(10, 1)	0.2	W	2	0	0	0	0	0	0	0	0	0	0	4	7	0.00	0.000

PITCHER	IP	WLS	BF	H	R	ER	SO	BB	IBB	HBP	BLK	WP	HR	S	P	ERA	WHIP

California Angels @ Detroit Tigers

Tiger Stadium, Detroit, MI

Sun Jun 23 1991, 7:05 PM EDT

Att. 23,785 - Sunny - 77 F

TOP

livebaseballscorecards.com

AB	36
R	3
H	7
RBI	2
BB	1
SO	7
LOB	10

WP: 0 PA: 38
PB: 0
SB: 0
CS: 2

Batter	1	2	3	4	5	6	7	8	9	10	AB	R	H	RBI	BB	SO	LOB
Tony Phillips, S (1, 5) OBP: 0.385, SLG: 0.405	X 0-0 ① B5-3		1 SAFE CFS 0-3 ②③ K 1-2			SSBBBX 2-2 ③ G6-3		SBSSX 1-2 ② G1-3		CBBBCBX 3-2 1B BB 1-3 2-H 1B	5	0	1	1	0	1	2
Lou Whitaker, L (1, 4) OBP: 0.387, SLG: 0.420	BBCSSBFB 4-2 FC6-4 BB			SCX 0-2 ① G4-3			CFX 0-2 ① G5-3	SBFBSS 2-3 ③ K		1 SAFE BBBCBB 4-1 1B 1-2 BB	3	0	0	0	2	1	1
Rob Deer, R (1, 9) OBP: 0.320, SLG: 0.414	BSSB 1 SAFE SS 2-3 ② K			CBFBX 2-2 ② F8			BFX 1-1 ② L7		SSC 0-3 ① K	CX 0-1 1-2 2-3 3-H 1B	5	0	1	1	0	2	1
Cecil Fielder, R (1, 3) OBP: 0.369, SLG: 0.496	X 0-0 ③ FC6-4 1-2f			FSBBS 1-3 ③ K			FBSBX 2-2 1B 1B 1B		BFCBS 2-3 ② K		4	1	1	0	0	2	1
Mickey Tettleton, S (1, 10) OBP: 0.390, SLG: 0.480		CBBBBX 3-1 ① G1-3			X 0-0 ① G6-3		BBX 2-0 1B 1-2 1B		BBBCBX 3-2 HR		4	1	2	1	0	0	0
Travis Fryman, R (1, 6) OBP: 0.286, SLG: 0.377		CCFBS 1-3 ② K			BSFX 1-2 ② G1		CFX 0-2 FC3-6 1-2 2-H 1B		FBCFS 1-3 ③ K		4	0	1	1	0	2	0
John Shelby, S (1, 8) OBP: 0.287, SLG: 0.437		CBBSSX 2-2 ③ G5-3			CFC 0-3 ③ K		SBX 1-1 ③ FC3-6 1-2f			CSBBBFX 2-2 1B 1B	4	1	1	0	0	1	2
Lloyd Moseby, L (1, 7) OBP: 0.287, SLG: 0.296			SBBBBB 4-1 CS BB			FCX 0-2 ① G3		BSX 1-1 SH1-4 1B		C 1 SAFE LBBC 2-3 ① K	3	0	1	0	1	1	1
Andy Allanson, R (1, 2) OBP: 0.233, SLG: 0.324 Alan Trammell, R (10, PH) OBP: 0.315, SLG: 0.358 Dave Bergman, L (10, PH) OBP: 0.324, SLG: 0.300 Milt Cuyler, S (10, PR) OBP: 0.310, SLG: 0.341			BC 1 SAFE X 1-1 ① L4			BX 1-0 ② G5-3		X 0-0 ① SH1-4 1-2		X 0-0 1B 1B 1-2 1B	2 0 1 0	0 0 0 1	0 0 1 0	0 0 0 0	0 0 0 0	0 0 0 0	1 0 0 0
Inning Stats	R: 0 H: 0 E: 0 LOB: 1 K: 1 BB: 1 S: 8 P: 14	R: 0 H: 0 E: 0 LOB: 0 K: 1 BB: 0 S: 9 P: 15	R: 0 H: 0 E: 0 LOB: 0 K: 1 BB: 1 S: 6 P: 11	R: 0 H: 0 E: 0 LOB: 0 K: 1 BB: 0 S: 9 P: 12	R: 0 H: 0 E: 0 LOB: 0 K: 1 BB: 0 S: 7 P: 8	R: 0 H: 0 E: 0 LOB: 0 K: 0 BB: 0 S: 7 P: 10	R: 1 H: 3 E: 0 LOB: 2 K: 0 BB: 0 S: 14 P: 20	R: 0 H: 1 E: 0 LOB: 1 K: 1 BB: 0 S: 9 P: 13	R: 1 H: 1 E: 0 LOB: 0 K: 3 BB: 0 S: 13 P: 19	R: 2 H: 4 E: 0 LOB: 3 K: 1 BB: 1 S: 14 P: 25	1B: 8 2B: 0 3B: 0 HR: 1	SF: 0 SAC: 1 DP: 0 HBP: 0					

PITCHER		IP	WLS	BF	H	R	ER	SO	BB	IBB	HBP	BLK	WP	HR	S	P	ERA	WHIP
Jim Abbott, L ERA: 3.27	(1, 1)	6.2		24	3	1	1	5	2	0	0	0	0	0	58	87	1.35	0.750
Mark Eichhorn, R ERA: 0.91	(7, 1)	0.2		3	1	0	0	0	0	0	0	0	0	0	5	7	0.00	1.500
Bryan Harvey, R ERA: 1.13	(8, 1)	1.2		6	1	1	1	4	0	0	0	0	0	1	19	28	5.40	0.600
Scott Bailes, L ERA: 3.29	(10, 1)	0.1		2	1	1	1	1	0	0	0	0	0	0	7	11	27.00	3.000
Jeff Robinson, R ERA: 5.12	(10, 1)	0.0	L	2	2	0	0	0	0	0	0	0	0	0	4	7	∞	∞

PITCHER		IP	WLS	BF	H	R	ER	SO	BB	IBB	HBP	BLK	WP	HR	S	P	ERA	WHIP
Floyd Bannister, L ERA: 3.78	(10, 1)	0.0		1	0	0	0	0	1	0	0	0	0	0	1	5	∞	∞
Joe Grahe, R ERA: 6.39	(10, 1)	0.0		1	1	1	1	0	0	0	0	0	0	0	2	2	∞	∞

California Angels @ Detroit Tigers

Tiger Stadium, Detroit, MI

Sun Jun 23 1991, 7:05 PM EDT

Att. 23,785 - Sunny - 77 F

BOTTOM

livebaseballscorecards.com

AB	35
R	4
H	9
RBI	4
BB	3
SO	10
LOB	9

WP: 0 PA: 39
PB: 0
SB: 0
CS: 1

Batter	1	2	3	4	5	6	7	8	9	AB	R	H	RBI	BB	SO	LOB
Paul Molitor, R (1, 3) OBP: 0.401, SLG: 0.506	B C F F B S 2-3 ① K		B X 1-0 1B SF7 2B	B C C F C 1-3 ① K				X 0-1 1B SF9 2B X 0-1 FC 2B 1-2 2-3 3-H		5	3	2	1	0	2	2
Greg Brock, L (8, 3) OBP: 0.435, SLG: 0.418										0	0	0	0	0	0	0
Darryl Hamilton, L (1, 9) OBP: 0.344, SLG: 0.326	B X 1-0 ② G4-3		B L X 1-1 ② CS 1B 2-3	B C X 1-1 ② L7				X 0-1 BB SF9 1B 2-3 X 1-1 E 2B 1-H 2-H 3-H		5	1	3	3	0	0	0
(8, 8)																
B.J. Surhoff, L (1, 2) OBP: 0.260, SLG: 0.233	B B X 2-0 1B 1B 1B		X 0-0 ① SF7 3-H	C C B X 1-2 ③ F9				X 0-1 ① SF9 1-2 3-H X 1-1 E6 2-3		3	1	1	2	0	0	1
Rick Dempsey, R (8, 2) OBP: 0.254, SLG: 0.338										0	0	0	0	0	0	0
Robin Yount, R (1, 8) OBP: 0.338, SLG: 0.427	B C S F B X 2-2 1B 1-2 1B		B B X 2-0 ② ③ P3 1-2			B C F X 1-2 ① G6-3		X 4-0 BB 1B IBB X 0-3 ② K		4	1	1	0	1	1	3
Dante Bichette, R (8, 9) OBP: 0.272, SLG: 0.417										0	0	0	0	0	0	0
Greg Vaughn, R (1, 7) OBP: 0.342, SLG: 0.509	B C X 1-1 1-3 2-H 1B			B B X 2-0 ① F7		X 0-0 ② L7		C B S S 1-3 ② K X 0-0 ① F8		5	0	1	1	0	1	2
Franklin Stubbs, L (1, 10) OBP: 0.286, SLG: 0.353	C F X 0-2 ③ P3			B F B F X 2-2 HR		B B B C X 3-1 ③ P4		C S B B F F B B 4-2 1B 1B 1-2 2-3 BB X 0-0 ② F8		3	1	1	1	0	0	2
Candy Maldonado, R (8, PH) OBP: 0.444, SLG: 0.333										1	1	0	0	1	0	0
Jim Gantner, L (1, 4) OBP: 0.313, SLG: 0.336		B B X 2-0 ① G3	B B B B 4-0 BB				F B X 1-1 G6-4-3 1B	B C X 1-1 1B FC 1B 1-2 2-H 3-H	B F F B F X 2-2 ③ F7	4	1	2	2	1	0	0
Dale Sveum, S (1, 5) OBP: 0.311, SLG: 0.343		B C F B B X 3-2 ② F7	F C B F X 1-2 ② P5				B X 1-0 ① P1	B X 1-0 FC BB 2B 1-3 2-H 1B		4	1	1	1	0	0	2
Bill Spiers, L (1, 6) OBP: 0.295, SLG: 0.325		F B B C X 2-2 ③ G4-3	X 0-0 ③ F8				C X 0-1 ② ③ G6-4-3 1-2f	B C B B B 4-1 FC 2B 1-2 BB		3	1	0	0	1	0	2
Inning Stats	R: 1 H: 3 E: 0 LOB: 2 K: 1 BB: 0 S: 16 P: 24	R: 0 H: 0 E: 0 LOB: 0 K: 0 BB: 0 S: 7 P: 14	R: 1 H: 2 E: 0 LOB: 0 K: 0 BB: 0 S: 5 P: 9	R: 1 H: 1 E: 0 LOB: 1 K: 0 BB: 1 S: 9 P: 18	R: 0 H: 0 E: 0 LOB: 0 K: 1 BB: 0 S: 9 P: 12	R: 0 H: 0 E: 0 LOB: 0 K: 0 BB: 0 S: 6 P: 10	R: 0 H: 1 E: 0 LOB: 0 K: 0 BB: 0 S: 5 P: 7	R: 8 H: 5 E: 1 LOB: 2 K: 2 BB: 3 S: 25 P: 43	R: 0 H: 0 E: 0 LOB: 0 K: 0 BB: 0 S: 6 P: 8	1B: 8 SF: 2 2B: 3 SAC: 0 3B: 0 DP: 1 HR: 1 HBP: 0						WP: 0 PA: 43 PB: 0 SB: 0 CS: 1

PITCHER		IP	WLS	BF	H	R	ER	SO	BB	IBB	HBP	BLK	WP	HR	S	P	ERA	WHIP
Walt Terrell, R ERA: 4.58	(1, 1)	7.2	L	32	9	6	6	3	1	1	0	0	0	1	65	108	7.04	1.304
Paul Gibson, L ERA: 3.83	(8, 1)	0.0		4	2	1	1	0	2	0	0	0	0	0	8	18	∞	∞
Mark Leiter, R ERA: 3.99	(8, 1)	1.1		7	1	4	4	1	0	0	0	0	0	0	15	19	27.00	0.750

PITCHER	IP	WLS	BF	H	R	ER	SO	BB	IBB	HBP	BLK	WP	HR	S	P	ERA	WHIP

TOP

Milwaukee Brewers @ Detroit Tigers

Tiger Stadium, Detroit, MI

Tue Jun 25 1991, 7:05 PM EDT

Att. 13,765 - Cloudy - 82 F

livebaseballscorecards.com

AB	37
R	11
H	12
RBI	11
BB	4
SO	4
LOB	14

BOTTOM

Milwaukee Brewers @ Detroit Tigers

Tiger Stadium, Detroit, MI

Tue Jun 25 1991, 7:05 PM EDT

Att. 13,765 - Cloudy - 82 F

livebaseballscorecards.com

Batter	1	2	3	4	5	6	7	8	9	AB	R	H	RBI	BB	SO	LOB
Tony Phillips, S (1, 5) OBP: 0.388, SLG: 0.409	F8		S 1B		1B		1-2 1B		K	5	0	3	0	0	1	1
Lou Whitaker, L (1, 4) OBP: 0.383, SLG: 0.414	L9		1-2 K		F9		G4-3		1-2 FC6-4 1B	5	0	1	0	0	1	4
Travis Fryman, R (1, 6) OBP: 0.292, SLG: 0.399	G6-3			HR		WP G4-3 2B		BB 1B SF7 1B	P4	5	3	3	1	0	0	2
Cecil Fielder, R (1, 10) OBP: 0.367, SLG: 0.490		K		F8		L4		1-2 BB 1B	FC6-4 1-2f	5	0	1	0	0	1	3
Mickey Tettleton, S (1, 2) OBP: 0.388, SLG: 0.472		G1-3		BB		2-H G4-3		F8		3	0	0	1	1	0	2
Rob Deer, R (1, 9) OBP: 0.322, SLG: 0.411		BB		K		K		1-2 2-3 BB		2	0	0	0	2	2	1
Dave Bergman, L (1, 3) OBP: 0.320, SLG: 0.302		G5-3		G4-3			1B 1B	SF7 3-H		3	0	1	1	0	0	2
John Shelby, S (1, 7) OBP: 0.276, SLG: 0.418			G4-3		E4 CS		F8	G4-3		4	0	0	0	0	0	3
Milt Cuyler, S (1, 8) OBP: 0.309, SLG: 0.339			L5		1-2 K		K		WP 1B	4	0	1	0	0	2	2
Inning Stats	R: 0 H: 0 E: 0 LOB: 0 K: 0 BB: 0 S: 6 P: 10	R: 0 H: 0 E: 0 LOB: 1 K: 1 BB: 1 S: 6 P: 13	R: 0 H: 1 E: 0 LOB: 1 K: 1 BB: 0 S: 10 P: 15	R: 1 H: 1 E: 0 LOB: 1 K: 1 BB: 1 S: 9 P: 19	R: 0 H: 1 E: 1 LOB: 1 K: 1 BB: 0 S: 8 P: 12	R: 1 H: 1 E: 0 LOB: 0 K: 1 BB: 0 S: 10 P: 15	R: 0 H: 2 E: 0 LOB: 2 K: 1 BB: 0 S: 16 P: 25	R: 1 H: 2 E: 0 LOB: 2 K: 0 BB: 1 S: 14 P: 28	R: 0 H: 2 E: 0 LOB: 2 K: 1 BB: 0 S: 13 P: 18	1B: 8 SF: 1 2B: 1 SAC: 0 3B: 0 DP: 0 HR: 1 HBP: 0						

	AB	36
	R	3
	H	10
	RBI	3
	BB	3
	SO	7
	LOB	20

WP: 2 PA: 40
PB: 0
SB: 1
CS: 1

PITCHER		IP	WLS	BF	H	R	ER	SO	BB	IBB	HBP	BLK	WP	HR	S	P	ERA	WHIP
Bill Wegman, R ERA: 3.86	(1, 1)	6.0	W	25	5	2	2	5	2	0	0	0	1	1	52	89	3.00	1.167
Mark Lee, L ERA: 3.41	(7, 1)	1.0		4	1	0	0	1	0	0	0	0	0	0	13	20	0.00	1.000
Darren Holmes, R ERA: 2.87	(8, 1)	1.0		6	2	1	1	0	1	0	0	0	0	0	14	28	9.00	3.000
Mark Knudson, R ERA: 6.46	(9, 1)	1.0		5	2	0	0	1	0	0	0	0	1	0	13	18	0.00	2.000

PITCHER	IP	WLS	BF	H	R	ER	SO	BB	IBB	HBP	BLK	WP	HR	S	P	ERA	WHIP

Batter	1	2	3	4	5	6	7	8	9	10	11	12	13	AB	R	H	RBI	BB	SO	LOB
Paul Molitor, R (1, 3) OBP: 0.403, SLG: 0.516	1-2 1B 1B 1B	1-1 G5-3			2-1 G6-3 2-3			2-1 2B 1B 1B	0-1 1-H 3-H HR			1-0 L9		6	3	3	3	0	0	2
Darryl Hamilton, L (1, 9) OBP: 0.347, SLG: 0.340	2-0 1B 1-2 SF8 1B		2-2 G4-3		1-2 F8			1-0 1-3 1B 2B	1-3 K			1-1 G6-3		5	2	2	0	0	1	1
Dante Bichette, R (12, PH) OBP: 0.270, SLG: 0.415 (12, 9)														1	0	0	0	0	0	0
B.J. Surhoff, L (1, 2) OBP: 0.261, SLG: 0.234	1-0 1-3 2-H 1B		2-0 G1-3			0-1 G1-5-3		0-0 BB 2-H 3-H 1B	1-2 G5-3			0-2 L4		3	0	1	1	0	0	0
Willie Randolph, R (8, PH) OBP: 0.430, SLG: 0.359														1	0	1	2	0	0	0
Rick Dempsey, R (8, 2) OBP: 0.247, SLG: 0.328														2	0	0	0	0	0	0
Robin Yount, R (1, 8) OBP: 0.334, SLG: 0.421	2-2 SF8 3-H		1-3 K			0-2 L1		4-0 1-2 BB		1-0 G5-3			1-0 F9	4	0	0	1	1	1	0
Greg Vaughn, R (1, 7) OBP: 0.333, SLG: 0.495	1-2 F8			0-1 F9		1-1 G6-3		1-1 F7		1-2 G5-3			0-1 P3	6	0	0	0	0	0	3
Franklin Stubbs, L (1, 10) OBP: 0.279, SLG: 0.344	0-0 F9			3-1 F8			2-3 K2-3	2-3 K		0-0 L3			0-0 G4-3	5	0	0	0	0	2	3
Candy Maldonado, R (13, PH) OBP: 0.400, SLG: 0.286														1	0	0	0	0	0	0
Jim Gantner, L (1, 4) OBP: 0.315, SLG: 0.342		1-0 SH3-1 2B		0-1 L7			1-0 F8		2-2 FC3-6 HR 1B		2-1 G1-3			5	1	2	0	0	0	0
Dale Sveum, S (1, 5) OBP: 0.310, SLG: 0.340	0-0 SH3-1 2-3				3-2 L7		2-3 K		1-0 FC3-6 1-2 1B		2-3 K			4	0	1	0	0	2	0
Bill Spiers, L (1, 6) OBP: 0.292, SLG: 0.327	1-2 L6				1-0 G6-3 2B			1-0 L8	0-0 FC3-6 1-2f 2-3 HR		0-0 G5-3			5	1	1	0	0	0	3
Inning Stats	R: 2 H: 3 E: 0 LOB: 1 K: 0 BB: 0 S: 12 P: 19	R: 0 H: 1 E: 0 LOB: 1 K: 0 BB: 0 S: 8 P: 11	R: 0 H: 0 E: 0 LOB: 0 K: 1 BB: 0 S: 7 P: 12	R: 0 H: 0 E: 0 LOB: 0 K: 0 BB: 0 S: 6 P: 9	R: 0 H: 1 E: 0 LOB: 1 K: 0 BB: 0 S: 12 P: 19	R: 0 H: 0 E: 0 LOB: 0 K: 0 BB: 0 S: 7 P: 8	R: 0 H: 0 E: 0 LOB: 0 K: 2 BB: 0 S: 7 P: 12	R: 2 H: 3 E: 0 LOB: 2 K: 1 BB: 1 S: 10 P: 21	R: 3 H: 3 E: 0 LOB: 0 K: 1 BB: 0 S: 14 P: 19	R: 0 H: 0 E: 0 LOB: 0 K: 0 BB: 0 S: 6 P: 8	R: 0 H: 0 E: 0 LOB: 0 K: 1 BB: 0 S: 6 P: 10	R: 0 H: 0 E: 0 LOB: 0 K: 0 BB: 0 S: 6 P: 8	R: 0 H: 0 E: 0 LOB: 0 K: 0 BB: 0 S: 4 P: 5	1B: 7 SF: 1 2B: 3 SAC: 1 3B: 0 DP: 0 HR: 1 HBP: 0						WP: 0 PA: 51 PB: 0 SB: 0 CS: 0	

PITCHER		IP	WLS	BF	H	R	ER	SO	BB	IBB	HBP	BLK	WP	HR	S	P	ERA	WHIP
Dan Gakeler, R ERA: 4.94	(1, 1)	7.1		29	7	4	4	3	0	0	0	0	0	0	63	98	4.91	0.955
Paul Gibson, L ERA: 3.83	(8, 1)	0.0		1	1	0	0	0	0	0	0	0	0	0	1	1	∞	∞
Mike Henneman, R ERA: 3.18	(8, 1)	2.2		12	3	3	3	2	1	0	0	0	0	1	25	39	10.12	1.500
John Cerutti, L ERA: 4.53	(11, 1)	3.0	W	9	0	0	0	1	0	0	0	0	0	0	16	23	0.00	0.000

PITCHER	IP	WLS	BF	H	R	ER	SO	BB	IBB	HBP	BLK	WP	HR	S	P	ERA	WHIP

TOP

Milwaukee Brewers @ Detroit Tigers

Tiger Stadium, Detroit, MI

Wed Jun 26 1991, 7:05 PM EDT

Att. 13,355 - Cloudy - 86 F

livebaseballscorecards.com

AB	48
R	7
H	11
RBI	7
BB	1
SO	6
LOB	12

Milwaukee Brewers @ Detroit Tigers

Tiger Stadium, Detroit, MI

Wed Jun 26 1991, 7:05 PM EDT

Att. 13,355 - Cloudy - 86 F

livebaseballscorecards.com

BOTTOM

Batter	1	2	3	4	5	6	7	8	9	10	11	12	13	AB	R	H	RBI	BB	SO	LOB
Tony Phillips, S (1, 5) OBP: 0.383, SLG: 0.402	3-2 G3	1-1 F9		1-0 G3			3-1 G6-3 HR 1B		1-0 P2		1-0 L8		0-0 F7	7	1	1	0	0	0	3
Lou Whitaker, L (1, 4) OBP: 0.380, SLG: 0.424	2-2 L9		1-2 HR		1-2 G3		2-0 SF9 3-H		2-2 F8		2-1 G3		4-0 1B IBB	5	1	1	2	1	0	0
Travis Fryman, R (1, 6) OBP: 0.292, SLG: 0.393	4-2 BB		2-0 F8		3-3 K		3-2 G6-3 1-2		2-0 F9		2-3 K		2-2 1-2 2-H 1B	6	0	1	1	1	2	1
Cecil Fielder, R (1, 3) OBP: 0.366, SLG: 0.498	3-2 G6-3		1-1 F8		1-2 1B		1-1 2-H HR			1-2 F7		2-0 F7		6	1	2	2	0	0	1
Mickey Tettleton, S (1, 2) OBP: 0.398, SLG: 0.490 Skeeter Barnes, R (10, PR) OBP: 0.300, SLG: 0.722 Andy Allanson, R (11, 2) OBP: 0.243, SLG: 0.333		4-2 E 1B BB	2-1 HR		2-1 G4-3		3-2 FC6-4 1B			4-1 1B FC4-2 HBP		2-2 1B		3 0 1	2 0 0	2 0 1	1 0 0	1 0 0	0 0 0	1 0 0
Rob Deer, R (1, 9) OBP: 0.322, SLG: 0.409	2-2 FC3-6 1-2 1B	1-3 K		0-0 P6		0-0 FC6-4 1-2f				1-1 FC4-2 1-3 1B		2-3 K		6	0	2	0	0	2	2
John Shelby, S (1, 7) OBP: 0.269, SLG: 0.396	1-2 FC3-6 1-2f 2-H 1B		1-2 L8	3-2 G3-1			0-2 F7			4-0 FC4-2 IBB		2-3 K		5	1	0	0	1	1	2
Mark Salas, L (1, 10) OBP: 0.129, SLG: 0.133 Alan Trammell, R (10, PH) OBP: 0.317, SLG: 0.359	1-1 G4-3 2-H 1B		1-2 G6-3 2B	0-0 L8			0-1 L8			0-0 FC4-2 FC6-4 1-2 2-3 3-Hf			1-0 SH1-4 1B	4 2	0 1	2 1	1 0	0 0	0 0	0 3
Milt Cuyler, S (1, 8) OBP: 0.306, SLG: 0.335	1-0 G4-3 2-3		0-1 G6-3 2-3				0-0 1B SF9 1B		0-0 G3	1-2 FC6-4 1-2f			3-1 SH1-4 1-2	5	1	1	0	0	0	5
Inning Stats	R: 0 H: 0 E: 0 LOB: 1 K: 0 BB: 1 S: 14 P: 26	R: 2 H: 2 E: 1 LOB: 1 K: 0 BB: 1 S: 15 P: 25	R: 2 H: 2 E: 0 LOB: 0 K: 1 BB: 0 S: 11 P: 18	R: 0 H: 0 E: 0 LOB: 0 K: 0 BB: 0 S: 10 P: 13	R: 0 H: 1 E: 0 LOB: 1 K: 1 BB: 0 S: 11 P: 18	R: 0 H: 1 E: 0 LOB: 1 K: 0 BB: 0 S: 5 P: 8	R: 3 H: 4 E: 0 LOB: 1 K: 0 BB: 0 S: 14 P: 26	R: 0 H: 0 E: 0 LOB: 0 K: 0 BB: 0 S: 7 P: 7	R: 0 H: 0 E: 0 LOB: 0 K: 0 BB: 0 S: 5 P: 10	R: 0 H: 1 E: 0 LOB: 3 K: 0 BB: 1 S: 10 P: 21	R: 0 H: 0 E: 0 LOB: 0 K: 1 BB: 0 S: 6 P: 11	R: 0 H: 1 E: 0 LOB: 1 K: 2 BB: 0 S: 10 P: 18	R: 1 H: 2 E: 0 LOB: 2 K: 0 BB: 1 S: 7 P: 17	1B: 10 2B: 1 3B: 0 HR: 3	SF: 1 SAC: 1 DP: 0 HBP: 1	WP: 0 PB: 0 SB: 0 CS: 0	PA: 57			

PITCHER		IP	WLS	BF	H	R	ER	SO	BB	IBB	HBP	BLK	WP	HR	S	P	ERA	WHIP
Jaime Navarro, R ERA: 3.83	(1, 1)	6.2		31	9	7	7	2	2	0	0	0	0	3	75	126	9.45	1.650
Chuck Crim, R ERA: 5.1	(7, 1)	2.2		12	2	0	0	0	0	1	1	0	0	0	23	41	0.00	0.750
Mark Lee, L ERA: 3.24	(10, 1)	1.2		5	0	0	0	1	0	0	0	0	0	0	10	16	0.00	0.000
Julio Machado, R ERA: 3.11	(12, 1)	1.2	L	9	3	1	1	2	0	1	0	0	0	0	17	35	5.40	1.800

PITCHER	IP	WLS	BF	H	R	ER	SO	BB	IBB	HBP	BLK	WP	HR	S	P	ERA	WHIP

AB	50
R	8
H	14
RBI	7
BB	4
SO	5
LOB	18

Milwaukee Brewers @ Detroit Tigers

Tiger Stadium, Detroit, MI

Thu Jun 27 1991, 7:05 PM EDT

Att. 13,606 - Cloudy - 88 F

livebaseballscorecards.com

Batter	1	2	3	4	5	6	7	8	9	AB	R	H	RBI	BB	SO	LOB
Paul Molitor, R (1, 10) OBP: 0.403, SLG: 0.525	B C B X 2-1 F7 ①		S F S 0-3 K ③			1-2 HR B B B X 3-2 L7 ③			1 SAFE B B X 2-0 SH1-4 HR 1-2 1B	5	2	2	1	0	1	2
Darryl Hamilton, L (1, 9) OBP: 0.343, SLG: 0.337	X 0-0 1B			B C B F X 2-2 G4-3 ①		C B X 1-1 F7 ①	C F B X 1-2 G4-3 ①		X 0-0 SH1-4 ① 1-2 2-3	4	0	1	0	0	0	0
B.J. Surhoff, L (1, 2) OBP: 0.259, SLG: 0.235	X 0-0 P4 ②			F X 0-1 F7 ②		B X 1-0 HR 1B	C S B C 1-3 K ②		X 0-0 SF9 ② 3-H	4	1	1	1	0	1	1
Robin Yount, R (1, 8) OBP: 0.332, SLG: 0.415	C F C 0-3 K ③			F B F F S 1-3 K ③		B S C F B S 2-3 K ②	B B X 2-0 F8 ③		I I I 4-0 HR IBB	4	1	0	0	1	3	2
Greg Vaughn, R (1, 7) OBP: 0.339, SLG: 0.524		X 0-0 G5-3 ①			F B F C 1-3 K ①	S X 0-1 1-H HR		X 0-0 G1-3 1B	X 0-0 1-H 2-H HR	5	2	3	5	0	1	0
Greg Brock, L (1, 3) OBP: 0.419, SLG: 0.400		C S B B C 2-3 K ②			B X 1-0 F7 ②	B B C S S X 2-2 S 1B 1B 1B		B B 1 SAFE 1 SAFE 1 SAFE X 2-0 P5 ① 1-1	B C X 1-1 F7 ③	5	1	1	0	0	1	1
Willie Randolph, R (1, 4) OBP: 0.432, SLG: 0.358		X 0-0 G1-3 ③			B B C B B 4-1 1B BB B X 1-0 S 1B 1-2 1B			C S 1 SAFE B 1 SAFE F 1 SAFE B B X 3-2 G1-3 ② 1-2		3	1	1	0	1	0	1
Jim Gantner, L (1, 5) OBP: 0.318, SLG: 0.345			B B X 2-0 G3 ①		X 0-0 1-2 1B B C B F F X 2-2 BB 1-H 2-H 1B			B B F F X 2-2 G4-3 ③		4	0	2	2	0	0	1
Bill Spiers, L (1, 6) OBP: 0.297, SLG: 0.323			C X 0-1 G3 ②		X 0-0 P5 ③ B B B 4-0 1-2 BB				B B C B B 4-1 SH1-4 1B SF9 BB	2	1	0	0	2	0	2
Inning Stats	R: 0 E: 0 K: 1 S: 7 H: 1 LOB: 1 BB: 0 P: 9	R: 0 E: 0 K: 1 S: 5 H: 0 LOB: 0 BB: 0 P: 7	R: 0 E: 0 K: 1 S: 6 H: 0 LOB: 0 BB: 0 P: 8	R: 0 E: 0 K: 1 S: 9 H: 0 LOB: 0 BB: 0 P: 12	R: 0 E: 0 K: 1 S: 7 H: 1 LOB: 2 BB: 1 P: 13	R: 5 E: 0 K: 1 S: 23 H: 6 LOB: 2 BB: 1 P: 40	R: 0 E: 0 K: 1 S: 7 H: 0 LOB: 0 BB: 0 P: 11	R: 0 E: 0 K: 0 S: 9 H: 1 LOB: 1 BB: 0 P: 16	R: 4 E: 0 K: 0 S: 7 H: 2 LOB: 0 BB: 2 P: 18	1B: 8 2B: 0 3B: 0 HR: 3 SF: 1 SAC: 1 DP: 0 HBP: 0						

WP: 0 PB: 0 SB: 2 CS: 1 PA: 42

TOP	
AB	36
R	9
H	11
RBI	9
BB	4
SO	7
LOB	10

PITCHER		IP	WLS	BF	H	R	ER	SO	BB	IBB	HBP	BLK	WP	HR	S	P	ERA	WHIP
Bill Gullickson, R ERA: 3.94	(1, 1)	5.2	L	26	8	5	5	6	1	0	0	0	0	2	54	79	7.94	1.588
Mike Munoz, L ERA: 6.23	(6, 1)	2.1		9	1	0	0	1	1	0	0	0	0	0	19	37	0.00	0.857
Steve Searcy, L ERA: 8.15	(9, 1)	0.2		4	1	2	2	0	1	0	0	0	0	0	4	10	27.00	3.000
Mark Leiter, R ERA: 4.55	(9, 1)	0.1		3	1	2	2	0	0	1	0	0	0	1	3	8	54.00	3.000

PITCHER	IP	WLS	BF	H	R	ER	SO	BB	IBB	HBP	BLK	WP	HR	S	P	ERA	WHIP

Batter	1	2	3	4	5	6	7	8	9	AB	R	H	RBI	BB	SO	LOB
Tony Phillips, S (1, 5) OBP: 0.377, SLG: 0.395	C X 0-1 ① P4		X 0-0 ① ② G4-6-3 1-2f		1 SAFE F S 1 SAFE B F X 1-2 ③ G4-3 1-2			1 SAFE B B X 2-0 ① F8		4	0	0	0	0	0	3
Lou Whitaker, L (1, 4) OBP: 0.378, SLG: 0.418	C X 0-1 ② L3		B C B B C B 4-2 BB			S X 0-1 ① G4-3		B F X 1-1 ② P2		3	0	0	0	1	0	1
Travis Fryman, R (1, 6) OBP: 0.291, SLG: 0.391	S B F B F B C 3-3 ③ K		C F F S 0-3 ③ K			F B X 1-1 1B		C 1 SAFE S B S 1-3 ③ K		4	0	1	0	0	3	2
Cecil Fielder, R (1, 3) OBP: 0.365, SLG: 0.493		B B B B 4-0 HR BB		S B C F B X 2-2 ① G5-3		B S X 1-1 ② P3			X 0-0 ① F7	3	1	0	0	1	0	1
Mickey Tettleton, S (1, 2) OBP: 0.394, SLG: 0.500	C B F C 1-3 ① K			C B B F B F S 3-3 ② K		B C X 1-1 ③ F8			F B C B B X 3-2 HR	4	1	1	1	0	2	2
Rob Deer, R (1, 9) OBP: 0.321, SLG: 0.419	B C C X 1-2 1-H HR			S B C F X 1-2 ③ L5			B F S X 1-2 ① F7		F F S 0-3 ② K	4	1	1	2	0	1	0
Mark Salas, L (1, 10) OBP: 0.118, SLG: 0.121	C X 0-1 ② F7				S C X 0-2 ① F9		C B X 1-1 ② F9		C B S X 1-2 ③ P6	3	0	0	0	0	0	0
Andy Allanson, R (9, PH) OBP: 0.240, SLG: 0.329										1	0	0	0	0	0	0
John Shelby, S (1, 7) OBP: 0.262, SLG: 0.384	S F B X 1-2 ③ G3				S B S B F S 2-3 ② K		B B X 2-0 ③ L8			3	0	0	0	0	1	0
Milt Cuyler, S (1, 8) OBP: 0.312, SLG: 0.337			B F B B B 4-1 G4-6-3 BB		C F B F X 1-2 S 1B			B F X 1-1 E4		2	0	1	0	1	0	0
Inning Stats	R: 0 E: 0 K: 1 S: 8 H: 0 LOB: 0 BB: 0 P: 11	R: 2 E: 0 K: 1 S: 11 H: 1 LOB: 0 BB: 1 P: 18	R: 0 E: 0 K: 1 S: 8 H: 0 LOB: 1 BB: 2 P: 16	R: 0 E: 0 K: 1 S: 12 H: 0 LOB: 0 BB: 0 P: 18	R: 0 E: 0 K: 1 S: 15 H: 1 LOB: 1 BB: 0 P: 19	R: 0 E: 0 K: 0 S: 8 H: 1 LOB: 1 BB: 0 P: 11	R: 0 E: 0 K: 0 S: 6 H: 0 LOB: 0 BB: 0 P: 10	R: 0 E: 1 K: 1 S: 8 H: 0 LOB: 1 BB: 0 P: 13	R: 1 E: 0 K: 1 S: 10 H: 1 LOB: 0 BB: 0 P: 14	1B: 2 2B: 0 3B: 0 HR: 2 SF: 0 SAC: 0 DP: 1 HBP: 0						

PITCHER	IP	WLS	BF	H	R	ER	SO	BB	IBB	HBP	BLK	WP	HR	S	P	ERA	WHIP
Chris Bosio, R (1, 1) ERA: 3.24	8.0	W	30	3	2	2	6	3	0	0	0	0	1	76	116	2.25	0.750
Dan Plesac, L (9, 1) ERA: 2.28	1.0		4	1	1	1	1	0	0	0	0	0	1	10	14	9.00	1.000

PITCHER	IP	WLS	BF	H	R	ER	SO	BB	IBB	HBP	BLK	WP	HR	S	P	ERA	WHIP

BOTTOM

Milwaukee Brewers @ Detroit Tigers

Tiger Stadium, Detroit, MI

Thu Jun 27 1991, 7:05 PM EDT

Att. 13,606 - Cloudy - 88 F

livebaseballscorecards.com

AB	31
R	3
H	4
RBI	3
BB	3
SO	7
LOB	9

Batter	1	2	3	4	5	6	7	8	9	AB	R	H	RBI	BB	SO	LOB
Mike Huff, R (1, 8) OBP: 0.374, SLG: 0.348	C B F C 1-3 ① K		B B C S X 2-2 ① F8		C B S B X 2-2 ② G5-3		C F B B F F X 2-2 ③ F7			4	0	0	0	0	1	1
Felix Fermin, R (1, 6) OBP: 0.289, SLG: 0.286	F B F X 1-2 1B		X 0-0 1B		B B C X 2-1 ③ L7			B C B X 2-1 ① G4-3		4	0	2	0	0	0	0
Chris James, R (1, 3) OBP: 0.305, SLG: 0.350	C B F F 1 SAFE 1 SAFE S 1-3 ② K		S F B S 1-3 ② K			F F X 0-2 ① G4-3		X 0-0 ② G5-3		4	0	0	0	0	2	2
Albert Belle, R (1, 10) OBP: 0.318, SLG: 0.494	B C S 1 SAFE C 1-3 ③ K		C B C B S 2-3 ③ K			F B F F S 1-3 ② K		B B F F F B F S 3-3 ③ K		4	0	0	0	0	4	2
Carlos Baerga, S (1, 5) OBP: 0.349, SLG: 0.415		B C X 1-1 ① G5-3		B X 1-0 ① F8		B X 1-0 ③ F8			C F X 0-2 ① G4-3	4	0	0	0	0	0	0
Glenallen Hill, R (1, 7) OBP: 0.319, SLG: 0.433		B B B B 4-0 1B BB		B S F B S 2-3 ② K			C B B B B 4-1 1B SF7 BB		F C B B B B 4-2 2B BB	1	1	0	0	3	1	0
Mark Whiten, S (1, 9) OBP: 0.285, SLG: 0.346		B S C F X 1-2 ② F9		B B C B F F F F F 4-2 F B BB			B X 1-0 1-3 1B		C F X 0-2 ② F8	3	0	1	0	1	0	2
Joel Skinner, R (1, 2) OBP: 0.277, SLG: 0.360 Mike Aldrete, L (9, PH) OBP: 0.396, SLG: 0.410	1 SAFE F B S 1 SAFE F X 1-2 1-2 1B			C X 0-1 ③ F9			F X 0-1 ① SF7 3-H		C F X 0-2 1-3 2B	2 1	0 0	1 1	1 0	0 0	0 0	1 0
Mark Lewis, R (1, 4) OBP: 0.300, SLG: 0.315	C B C B S 2-3 ③ K				B F F X 1-2 ① F8		B X 1-0 ② F9		C F X 0-2 ③ G1-3	4	0	0	0	0	1	5
Inning Stats	R: 0 E: 0 K: 3 S: 13 H: 1 LOB: 1 BB: 0 P: 17	R: 0 E: 0 K: 1 S: 13 H: 1 LOB: 2 BB: 1 P: 22	R: 0 E: 0 K: 2 S: 10 H: 1 LOB: 1 BB: 0 P: 15	R: 0 E: 0 K: 1 S: 13 H: 0 LOB: 1 BB: 1 P: 20	R: 0 E: 0 K: 0 S: 8 H: 0 LOB: 0 BB: 0 P: 13	R: 0 E: 0 K: 1 S: 8 H: 0 LOB: 0 BB: 0 P: 10	R: 1 E: 0 K: 0 S: 10 H: 1 LOB: 1 BB: 1 P: 18	R: 0 E: 0 K: 1 S: 7 H: 0 LOB: 0 BB: 0 P: 12	R: 0 E: 0 K: 0 S: 14 H: 1 LOB: 2 BB: 1 P: 18	1B: 4 2B: 1 3B: 0 HR: 0 SF: 1 SAC: 0 DP: 0 HBP: 0						

PITCHER		IP	WLS	BF	H	R	ER	SO	BB	IBB	HBP	BLK	WP	HR	S	P	ERA	WHIP
Frank Tanana, L ERA: 3.49	(1, 1)	7.0	W	28	4	1	1	8	3	0	0	0	0	0	75	115	1.29	1.000
Mike Henneman, R ERA: 3.04	(8, 1)	2.0		8	1	0	0	1	1	0	0	0	0	0	21	30	0.00	1.000

PITCHER	IP	WLS	BF	H	R	ER	SO	BB	IBB	HBP	BLK	WP	HR	S	P	ERA	WHIP

Cleveland Indians @ Detroit Tigers

Tiger Stadium, Detroit, MI

Fri Jun 28 1991, 7:05 PM EDT

Att. 16,991 - Cloudy - 87 F

TOP

livebaseballscorecards.com

AB	31
R	1
H	5
RBI	1
BB	4
SO	9
LOB	13

WP: 0 PA: 36
PB: 0
SB: 0
CS: 0

Cleveland Indians @ Detroit Tigers

Tiger Stadium, Detroit, MI

Fri Jun 28 1991, 7:05 PM EDT

Att. 16,991 - Cloudy - 87 F

livebaseballscorecards.com

BOTTOM

Batter	1	2	3	4	5	6	7	8	9	AB	R	H	RBI	BB	SO	LOB
Tony Phillips, S (1, 7) OBP: 0.382, SLG: 0.414	4-1 1B 2B BB	2-3 ② K			1-0 HR	3-1 1-H 2B				3	2	2	2	1	1	1
Lou Whitaker, L (1, 4) OBP: 0.380, SLG: 0.419	2-2 1-2 2B 1B	2-0 ③ G4-3			1-0 FC1-6 1B	2-1 ③ L8				4	1	2	0	0	0	2
Alan Trammell, R (1, 6) OBP: 0.316, SLG: 0.361	1-1 F8 1-H 2-H HR 2B		0-0 ① G1-3		1-1 ① FC1-6 1-2f BB		0-1 ① G4-3			4	1	1	2	0	0	1
Cecil Fielder, R (1, 3) OBP: 0.369, SLG: 0.509	0-0 ① F8 2-3		2-0 HR		4-2 1-2 BB		2-2 2B			3	1	2	1	1	0	1
Mickey Tettleton, S (1, 10) OBP: 0.395, SLG: 0.512	3-1 3-H HR		2-1 ② L7		3-2 ② F7		4-0 G5-4-3 IBB			3	1	1	2	1	0	2
Rob Deer, R (1, 9) OBP: 0.317, SLG: 0.412	1-1 ② L6		3-2 ③ G4-3		0-1 ③ L6		1-1 ②③ G5-4-3 1-2f			4	0	0	0	0	0	4
Travis Fryman, R (1, 5) OBP: 0.287, SLG: 0.384	3-3 ③ K			2-1 ① L6		2-1 ① G5-3		1-2 ① F7		4	0	0	0	0	1	0
Andy Allanson, R (1, 2) OBP: 0.241, SLG: 0.325		0-1 1B		2-3 ② K		3-2 ② P2		0-2 ② F9		4	0	1	0	0	1	0
Milt Cuyler, S (1, 8) OBP: 0.310, SLG: 0.331		0-0 ① L7		2-1 ③ L8		4-1 2B BB		0-0 ③ F8		3	1	0	0	1	0	1
Inning Stats	R: 4 E: 0 K: 1 S: 16 H: 3 LOB: 0 BB: 1 P: 30	R: 0 E: 0 K: 1 S: 8 H: 1 LOB: 1 BB: 0 P: 12	R: 1 E: 0 K: 0 S: 7 H: 1 LOB: 0 BB: 0 P: 14	R: 0 E: 0 K: 1 S: 8 H: 0 LOB: 0 BB: 0 P: 14	R: 1 E: 0 K: 0 S: 16 H: 2 LOB: 2 BB: 1 P: 26	R: 1 E: 0 K: 0 S: 11 H: 1 LOB: 1 BB: 1 P: 25	R: 0 E: 0 K: 0 S: 7 H: 1 LOB: 1 BB: 1 P: 14	R: 0 E: 0 K: 0 S: 9 H: 0 LOB: 0 BB: 0 P: 10		1B: 3 2B: 3 3B: 0 HR: 3	SF: 0 SAC: 0 DP: 1 HBP: 0					

	AB	32
	R	7
	H	9
	RBI	7
	BB	4
	SO	3
	LOB	12

WP: 0 PB: 0 SB: 0 CS: 0 PA: 36

PITCHER		IP	WLS	BF	H	R	ER	SO	BB	IBB	HBP	BLK	WP	HR	S	P	ERA	WHIP
Denis Boucher, L ERA: 5.45	(1, 1)	4.1	L	22	7	6	6	3	2	0	0	0	0	3	50	88	12.46	2.077
Jeff Shaw, R ERA: 5.11	(5, 1)	2.2		11	2	1	1	0	1	1	0	0	0	0	23	47	3.38	1.125
Doug Jones, R ERA: 7.4	(8, 1)	1.0		3	0	0	0	0	0	0	0	0	0	0	9	10	0.00	0.000

PITCHER	IP	WLS	BF	H	R	ER	SO	BB	IBB	HBP	BLK	WP	HR	S	P	ERA	WHIP

Cleveland Indians @ Detroit Tigers

Tiger Stadium, Detroit, MI

Sat Jun 29 1991, 3:33 AM EDT

Att. 39,091 - Cloudy - 87 F

TOP

livebaseballscorecards.com

Batter	1	2	3	4	5	6	7	8	9	AB	R	H	RBI	BB	SO	LOB
Alex Cole, L (1, 8) OBP: 0.370, SLG: 0.338	B C B X 2-1 G4-3 ①		B C B X 2-1 F8 ③		B X 1-0 BB 1B 1B		F F X 0-2 F8 ②		B C B F B F F F F 4-2 BB	4	1	1	0	1	0	1
Jerry Browne, S (1, 4) OBP: 0.259, SLG: 0.237	C X 0-1 L9 ②			C X 0-1 G3-1 ①	B B B B 4-0 1-2 1B BB		B X 1-0 L8 ③		B B C X 2-1 P3 ②	4	0	0	0	1	0	2
Mike Aldrete, L (1, 7) OBP: 0.412, SLG: 0.429 Chris James, R (8, PH) OBP: 0.303, SLG: 0.347 (8, 7)	B B F B X 3-1 G1-6-3 ③			F C X 0-2 1B 1B 1B	C X 0-1 1-2 2-H 1B			C C B F B F X 2-2 L9 ①	C X 0-1 F7 ③	3 2	1 0	2 0	1 0	0 0	0 0	0 1
Albert Belle, R (1, 10) OBP: 0.316, SLG: 0.505		B F C B B F X 3-2 HR		X 0-0 L6 ②	B X 1-0 G1-3 ③			C C B B B X 3-2 F8 ②		4	1	1	1	0	0	3
Carlos Baerga, S (1, 5) OBP: 0.352, SLG: 0.414		C B B F F X 2-2 G3-1 ①		B B F X 2-1 1-2 1B 1B		B X 1-0 L3 ①		C B B B B 4-1 1B 1B BB		3	1	1	0	1	0	0
Mark Whiten, S (1, 9) OBP: 0.290, SLG: 0.350		X 0-0 F8 ②		B C C F F F X 1-2 1-2 2-H 1B		L X 0-1 G3-1 ②		C 1 SAFE X 0-1 1-2 1B 1B		4	0	2	1	0	0	0
Brook Jacoby, R (1, 3) OBP: 0.267, SLG: 0.325		B S T X 1-2 F7 ③		X 0-0 G5-3 ③		F B S C 1-3 K ③		X 0-0 1-3 2-H 1B		4	0	1	1	0	1	2
Sandy Alomar Jr., R (1, 2) OBP: 0.232, SLG: 0.233			C F B F B X 2-2 G4-6-3 1B		S B C X 1-2 G5-3 ①		B B X 2-0 L8 ①	C X 0-1 G5-3 ③		4	0	1	0	0	0	2
Felix Fermin, R (1, 6) OBP: 0.289, SLG: 0.291			C F B B F F X 2-2 1-2f G4-6-3 ① ②		B C X 1-1 P4 ②		S B X 1-1 2B		C B B X 2-1 G3-1 ①	4	0	1	0	0	0	1
Inning Stats	R: 0 E: 0 K: 0 S: 6 H: 0 LOB: 0 BB: 0 P: 11	R: 1 E: 0 K: 0 S: 12 H: 1 LOB: 0 BB: 0 P: 18	R: 0 E: 0 K: 0 S: 11 H: 1 LOB: 0 BB: 0 P: 17	R: 1 E: 0 K: 0 S: 15 H: 3 LOB: 2 BB: 0 P: 18	R: 1 E: 0 K: 0 S: 9 H: 2 LOB: 2 BB: 1 P: 17	R: 0 E: 0 K: 1 S: 6 H: 0 LOB: 0 BB: 0 P: 8	R: 0 E: 0 K: 0 S: 7 H: 1 LOB: 1 BB: 0 P: 11	R: 1 E: 0 K: 0 S: 14 H: 2 LOB: 2 BB: 1 P: 23	R: 0 E: 0 K: 0 S: 12 H: 0 LOB: 1 BB: 1 P: 20	1B: 8 2B: 1 3B: 0 HR: 1 SF: 0 SAC: 0 DP: 1 HBP: 0							

	AB	36
	R	4
	H	10
	RBI	4
	BB	3
	SO	1
	LOB	12

WP: 0 PB: 0 SB: 0 CS: 0 PA: 39

PITCHER		IP	WLS	BF	H	R	ER	SO	BB	IBB	HBP	BLK	WP	HR	S	P	ERA	WHIP
Rusty Meacham, R ERA: 3.86	(1, 1)	7.0	W	29	8	3	3	1	1	0	0	0	0	1	66	100	3.86	1.286
John Cerutti, L ERA: 4.66	(8, 1)	0.2		5	2	1	1	0	1	0	0	0	0	0	12	21	13.50	4.500
Mike Henneman, R ERA: 2.96	(8, 1)	1.1	S	5	0	0	0	0	1	0	0	0	0	0	14	22	0.00	0.750

PITCHER	IP	WLS	BF	H	R	ER	SO	BB	IBB	HBP	BLK	WP	HR	S	P	ERA	WHIP

Cleveland Indians @ Detroit Tigers

Tiger Stadium, Detroit, MI

Sat Jun 29 1991, 3:33 AM EDT

Att. 39,091 - Cloudy - 87 F

livebaseballscorecards.com

BOTTOM

Batter	1	2	3	4	5	6	7	8	9	AB	R	H	RBI	BB	SO	LOB
Tony Phillips, S (1, 7) OBP: 0.386, SLG: 0.415	K	3B 1B		FC3-6 1B	IBB		G6-3			4	1	2	1	1	1	0
Lou Whitaker, L (1, 4) OBP: 0.380, SLG: 0.429	FC4 1B	HR 3B		FC3-6 1B	G3			F9		5	1	2	2	0	0	4
Alan Trammell, R (1, 6) OBP: 0.317, SLG: 0.374	F8	HR		P2		1B 1B		G4-3		5	1	2	2	0	0	2
Cecil Fielder, R (1, 10) OBP: 0.370, SLG: 0.518	FC4	K		G4-3		FC5-4 1B		HR		5	1	2	1	0	1	2
Mickey Tettleton, S (1, 2) OBP: 0.403, SLG: 0.516		1B BB	G4-3 1B		BB 1B	K		1B		4	2	3	0	1	1	2
Dave Bergman, L (1, 3) OBP: 0.325, SLG: 0.299		2B 1B	G4-3		2B BB	K		P5		4	1	1	0	1	1	4
Travis Fryman, R (1, 5) OBP: 0.286, SLG: 0.386		K	P6		2B	FC5-4				4	0	1	1	0	1	5
Rob Deer, R (1, 9) OBP: 0.316, SLG: 0.413		G4-3 1B 2B	P3		K		P5			4	1	1	2	0	1	3
Milt Cuyler, S (1, 8) OBP: 0.309, SLG: 0.330		G4-3		1B FC3-6 1B	G5-3		P3			4	1	1	0	0	0	3
Inning Stats	R: 0 E: 0 K: 1 S: 12 H: 1 LOB: 1 BB: 0 P: 16	R: 6 E: 0 K: 2 S: 18 H: 5 LOB: 0 BB: 1 P: 33	R: 0 E: 0 K: 0 S: 10 H: 1 LOB: 1 BB: 0 P: 18	R: 1 E: 0 K: 0 S: 10 H: 2 LOB: 1 BB: 0 P: 16	R: 1 E: 0 K: 1 S: 13 H: 2 LOB: 3 BB: 2 P: 27	R: 0 E: 0 K: 2 S: 11 H: 2 LOB: 2 BB: 0 P: 18	R: 0 E: 0 K: 0 S: 4 H: 0 LOB: 0 BB: 0 P: 8	R: 1 E: 0 K: 0 S: 14 H: 2 LOB: 1 BB: 0 P: 15		1B: 10 2B: 2 3B: 1 HR: 2	SF: 0 SAC: 0 DP: 0 HBP: 0						

	AB	39
	R	9
	H	15
	RBI	9
	BB	3
	SO	6
	LOB	25

	WP: 0	PA: 42
	PB: 0	
	SB: 0	
	CS: 0	

PITCHER		IP	WLS	BF	H	R	ER	SO	BB	IBB	HBP	BLK	WP	HR	S	P	ERA	WHIP
Charles Nagy, R ERA: 3.9	(1, 1)	3.0	L	19	9	7	7	3	1	0	0	0	0	1	46	75	21.00	3.333
Dave Otto, L ERA: 2.25	(4, 1)	4.0		18	4	1	1	3	1	1	0	0	0	0	32	61	2.25	1.250
Doug Jones, R ERA: 7.46	(8, 1)	1.0		5	2	1	1	0	0	0	0	0	0	1	14	15	9.00	2.000

PITCHER	IP	WLS	BF	H	R	ER	SO	BB	IBB	HBP	BLK	WP	HR	S	P	ERA	WHIP

Batter	1	2	3	4	5	6	7	8	9	AB	R	H	RBI	BB	SO	LOB
Alex Cole, L (1, 8) OBP: 0.380, SLG: 0.345	B B C X 2-1 ① L8		F B X 1-1 1B FC6-4 1B		X 0-0 1B 1B 1B		B B C B B 4-1 BB		C F B X 1-2 ① F9	3	1	2	0	1	0	0
Mike Huff, R (9, PH) OBP: 0.372, SLG: 0.345										1	0	0	0	0	0	3
Jerry Browne, S (1, 4) OBP: 0.263, SLG: 0.242	C B B X 2-1 ② F7		X 0-0 FC6-4 1-3 1B		X 0-0 1B 1-2 1B		C B B X 2-1 ③ F7		F F F X 0-2 ② P3	5	0	2	0	0	0	4
Mike Aldrete, L (1, 3) OBP: 0.426, SLG: 0.432	B B C B F B 4-2 BB		B B B C C X 3-1 ② FC6-4 FC6-4 1-2f 3-H		X 0-0 G4-6-3 1-2 2-3 1B			C X 0-1 G4-3 1B	B S X 1-1 ③ G4-3	2	0	1	1	1	0	1
Carlos Baerga, S (8, PH) OBP: 0.353, SLG: 0.415										2	0	1	0	0	0	3
(8, 5)																
Albert Belle, R (1, 10) OBP: 0.310, SLG: 0.495	B F X 1-1 ③ G5-3		X 0-0 ③ FC6-4 1-2f		S S B X 1-2 ② ③ G4-6-3 1-2f			B B S F X 2-2 ① ② G4-3 1-2f		4	0	0	0	0	0	6
Chris James, R (1, 7) OBP: 0.309, SLG: 0.357		B X 1-0 ① F8		B X 1-0 1B		B C X 1-1 G3-6 1B		C B F B X 2-2 2B		4	0	3	0	0	0	0
Mark Whiten, S (1, 9) OBP: 0.283, SLG: 0.341		C S X 0-2 ② F8		S B X 1-1 ① F8		F X 0-1 ① ② G3-6 1-2f		F F B S 1-3 ③ K2-3		4	0	0	0	0	1	3
Brook Jacoby, R (1, 5) OBP: 0.271, SLG: 0.325		X 0-0 1B		F B B X 2-1 ② P6		B X 1-0 ③ F8			B B B C B 4-1 1B 1B BB	3	0	1	0	1	0	1
(8, 3)																
Felix Fermin, R (1, 6) OBP: 0.284, SLG: 0.286		C X 0-1 ③ F8		C X 0-1 B1-3			B B C X 2-1 ① G4-3		B C X 1-1 1B 1-2 1B	3	0	0	0	0	0	2
Mark Lewis, R (7, 6) OBP: 0.303, SLG: 0.318										1	0	1	0	0	0	0
Joel Skinner, R (1, 2) OBP: 0.276, SLG: 0.357			B C B F C 2-3 ① K		B B C B X 3-1 ① G4-3		B X 1-0 ② G6-3		X 0-0 1-2 2-3 1B	4	0	1	0	0	1	0
Sandy Alomar Jr., R (9, PR) OBP: 0.232, SLG: 0.233										0	0	0	0	0	0	0
Inning Stats	R: 0 E: 0 K: 0 S: 8 H: 0 LOB: 1 BB: 1 P: 17	R: 0 E: 0 K: 0 S: 7 H: 1 LOB: 1 BB: 0 P: 8	R: 1 E: 0 K: 1 S: 9 H: 2 LOB: 1 BB: 0 P: 15	R: 0 E: 0 K: 0 S: 7 H: 1 LOB: 1 BB: 0 P: 11	R: 0 E: 0 K: 0 S: 8 H: 3 LOB: 2 BB: 0 P: 12	R: 0 E: 0 K: 0 S: 5 H: 1 LOB: 0 BB: 0 P: 7	R: 0 E: 0 K: 0 S: 6 H: 0 LOB: 1 BB: 1 P: 15	R: 0 E: 0 K: 1 S: 11 H: 2 LOB: 1 BB: 0 P: 16	R: 0 E: 0 K: 0 S: 13 H: 2 LOB: 3 BB: 1 P: 20	1B: 11 2B: 1 3B: 0 HR: 0	SF: 0 SAC: 0 DP: 3 HBP: 0						

TOP

Cleveland Indians @ Detroit Tigers

Tiger Stadium, Detroit, MI

Sun Jun 30 1991, 3:33 AM EDT

Att. 24,640 - Cloudy - 80 F

livebaseballscorecards.com

AB	36
R	1
H	12
RBI	1
BB	3
SO	2
LOB	23

PITCHER		IP	WLS	BF	H	R	ER	SO	BB	IBB	HBP	BLK	WP	HR	S	P	ERA	WHIP
Walt Terrell, R ERA: 4.36	(1, 1)	7.0	W	29	8	1	1	1	2	0	0	0	0	0	50	85	1.29	1.429
Paul Gibson, L ERA: 3.75	(8, 1)	1.0		7	4	0	0	1	1	0	0	0	0	0	15	25	0.00	5.000
Mark Leiter, R ERA: 4.4	(9, 1)	1.0	S	3	0	0	0	0	0	0	0	0	0	0	9	11	0.00	0.000

PITCHER	IP	WLS	BF	H	R	ER	SO	BB	IBB	HBP	BLK	WP	HR	S	P	ERA	WHIP

Batter	1	2	3	4	5	6	7	8	9	AB	R	H	RBI	BB	SO	LOB
Tony Phillips, S (1, 4) OBP: 0.387, SLG: 0.420	B B B C C X 3-2 HR 1B	C C B B B X 3-2 1-H 2-H 2B		1 SAFE B B B F F S 3-3 ② K 1-3			C F F B F B B X 3-2 ① P4			4	1	2	2	0	1	1
Lou Whitaker, L (1, 10) OBP: 0.382, SLG: 0.442	B X 1-0 1-H HR	B B F B B B 4-1 BB		B B X 2-0 ③ P5			B B B C C X 3-2 ② P5			3	1	1	2	1	0	1
Alan Trammell, R (1, 6) OBP: 0.313, SLG: 0.368	C B X 1-1 ① P4	B B X 2-0 ③ F8			C B X 1-1 ① F7		X 0-0 ③ L9			4	0	0	0	0	0	2
Cecil Fielder, R (1, 3) OBP: 0.368, SLG: 0.513	C C F S 0-3 ② K		B F F S 1-3 ① K		B B B C B 4-1 BB			F B S B X 2-2 ① G6-3		3	0	0	0	1	2	0
Mickey Tettleton, S (1, 2) OBP: 0.397, SLG: 0.507	C B B B C C 3-3 ③ K		C B S B B S 3-3 ② K		X 0-0 ② F9			B F B S C 2-3 ② K		4	0	0	0	0	3	1
Travis Fryman, R (1, 5) OBP: 0.286, SLG: 0.384		C B F B X 2-2 ① G5-3	B S B X 2-1 FC5-4 1B		S B C S 1-3 ③ K			X 0-0 ③ F7		4	0	1	0	0	1	1
Rob Deer, R (1, 9) OBP: 0.316, SLG: 0.410		C S B B B B B 4-2 1B 2B BB	S F B X 1-2 ③ FC5-4 1-2f			B F F S 1-3 ① K				2	1	0	0	1	1	1
John Shelby, S (1, 7) OBP: 0.255, SLG: 0.373		S B C B S 2-3 ② K		F B F B B X 3-2 ① L8			B F B S X 2-2 ② G3			3	0	0	0	0	1	1
Milt Cuyler, S (1, 8) OBP: 0.314, SLG: 0.335		B C B X 2-1 1-2 2B 1B		C B X 1-1 S 1B			B C M B B F F X 3-2 ③ P5			3	1	2	0	0	0	0
Inning Stats	R: 2 H: 2 E: 0 LOB: 0 K: 2 BB: 0 S: 13 P: 21	R: 2 H: 2 E: 0 LOB: 2 K: 1 BB: 2 S: 15 P: 34	R: 0 H: 1 E: 0 LOB: 1 K: 2 BB: 0 S: 11 P: 18	R: 0 H: 1 E: 0 LOB: 1 K: 1 BB: 0 S: 9 P: 18	R: 0 H: 0 E: 0 LOB: 1 K: 1 BB: 1 S: 7 P: 13	R: 0 H: 0 E: 0 LOB: 0 K: 1 BB: 0 S: 11 P: 17	R: 0 H: 0 E: 0 LOB: 0 K: 0 BB: 0 S: 9 P: 15	R: 0 H: 0 E: 0 LOB: 0 K: 1 BB: 0 S: 7 P: 11		1B: 4 SF: 0 2B: 1 SAC: 0 3B: 0 DP: 0 HR: 1 HBP: 0						

PITCHER		IP	WLS	BF	H	R	ER	SO	BB	IBB	HBP	BLK	WP	HR	S	P	ERA	WHIP
Rod Nichols, R ERA: 3.71	(1, 1)	7.0	L	30	6	4	4	8	3	0	0	0	0	1	75	136	5.14	1.286
Shawn Hillegas, R ERA: 1.87	(8, 1)	1.0		3	0	0	0	1	0	0	0	0	0	0	7	11	0.00	0.000

PITCHER	IP	WLS	BF	H	R	ER	SO	BB	IBB	HBP	BLK	WP	HR	S	P	ERA	WHIP

BOTTOM

Cleveland Indians @ Detroit Tigers

Tiger Stadium, Detroit, MI

Sun Jun 30 1991, 3:33 AM EDT

Att. 24,640 - Cloudy - 80 F

livebaseballscorecards.com

AB	30
R	4
H	6
RBI	4
BB	3
SO	9
LOB	8

Batter	1	2	3	4	5	6	7	8	9	AB	R	H	RBI	BB	SO	LOB
Tony Phillips, S (1, 5) OBP: 0.384, SLG: 0.416	C X 0-1 ① G4-3			X 0-0 ① G3-1		C B X 1-1 ③ F7			F F F B F X 1-2 1B 1B 1B	3	0	0	0	0	0	0
Skeeter Barnes, R (6, 5) OBP: 0.333, SLG: 0.737										1	1	1	0	0	0	0
Lou Whitaker, L (1, 4) OBP: 0.380, SLG: 0.438	B S B F B X 3-2 ② F8			C B X 1-1 ② G4-3			C B B F F X 2-2 ① G3		B C X 1-1 BB 1B 1-2 G3-1 1B	4	1	1	0	0	0	0
Dave Bergman, L (1, 3) OBP: 0.313, SLG: 0.286	C B X 1-1 ③ F8			C S B B X 2-2 ③ G5-3			B C B X 2-1 ② F7		X 0-0 G3-1 BB 1-2 2-H 1B	3	0	0	0	0	0	0
Andy Allanson, R (9, PH) OBP: 0.250, SLG: 0.333										1	0	1	1	0	0	0
Cecil Fielder, R (1, 10) OBP: 0.370, SLG: 0.511		F C B S 1-3 ① K			X 0-0 FC5-4 1B		B F S B C 2-3 K		B B B B 4-0 G3-1 1-2 2-3 BB	3	0	1	0	1	2	0
Mickey Tettleton, S (1, 2) OBP: 0.394, SLG: 0.502	C B B C X 2-2 ② P4				C B B S S 2-3 ① K			X 0-0 ① F8	F B F F B X 2-2 ② G3-1 1-2 2-3 3-H	2	0	0	0	0	1	1
Mark Salas, L (5, 2) OBP: 0.111, SLG: 0.114										2	0	0	1	0	0	2
Travis Fryman, R (1, 6) OBP: 0.282, SLG: 0.378	B F X 1-1 ③ P6				C B C X 1-2 ② P3			B C B X 2-1 ② L7	B F S B F F F X 2-2 ③ F9	4	0	0	0	0	0	3
Rob Deer, R (1, 9) OBP: 0.316, SLG: 0.409			X 0-0 ① F8		C X 0-1 ③ FC5-4 1-2f			X 0-0 1B		3	0	1	0	0	0	1
John Shelby, S (1, 7) OBP: 0.248, SLG: 0.362			F X 0-1 ② F8			C F C 0-3 ① K		F F S 0-3 ③ K		3	0	0	0	0	2	1
Milt Cuyler, S (1, 8) OBP: 0.310, SLG: 0.330			C B B B F F F B S 3-3 ③ K			C C B S 1-3 ② K			B S B X 2-1 ① G6-3	3	0	0	0	0	2	0
Inning Stats	R: 0 E: 0 K: 0 S: 7 H: 0 LOB: 0 BB: 0 P: 11	R: 0 E: 0 K: 1 S: 8 H: 0 LOB: 0 BB: 0 P: 12	R: 0 E: 0 K: 1 S: 8 H: 0 LOB: 0 BB: 0 P: 11	R: 0 E: 0 K: 0 S: 6 H: 0 LOB: 0 BB: 0 P: 9	R: 0 E: 0 K: 1 S: 9 H: 1 LOB: 1 BB: 0 P: 12	R: 0 E: 0 K: 2 S: 8 H: 0 LOB: 0 BB: 0 P: 10	R: 0 E: 0 K: 1 S: 9 H: 0 LOB: 0 BB: 0 P: 15	R: 0 E: 0 K: 1 S: 7 H: 1 LOB: 1 BB: 0 P: 9	R: 2 E: 0 K: 0 S: 20 H: 3 LOB: 2 BB: 1 P: 32	1B: 5 2B: 0 3B: 0 HR: 0	SF: 0 SAC: 0 DP: 0 HBP: 0						

TOP

Detroit Tigers @ Baltimore Orioles

Memorial Stadium, Baltimore, MD

Mon Jul 01 1991, 7:05 PM EDT

Att. 28,835 - Sunny - 84 F

livebaseballscorecards.com

AB	32
R	2
H	5
RBI	2
BB	1
SO	7
LOB	8

PITCHER	IP	WLS	BF	H	R	ER	SO	BB	IBB	HBP	BLK	WP	HR	S	P	ERA	WHIP
Ben McDonald, R (1, 1) ERA: 5.63	8.0	W	26	2	0	0	7	0	0	0	0	0	0	62	89	0.00	0.250
Paul Kilgus, L (9, 1) ERA: 5.32	1.0		7	3	2	2	0	1	0	0	0	0	0	20	32	18.00	4.000

PITCHER	IP	WLS	BF	H	R	ER	SO	BB	IBB	HBP	BLK	WP	HR	S	P	ERA	WHIP

WP: 0 PB: 0 SB: 0 CS: 0 PA: 33

BOTTOM

Detroit Tigers @ Baltimore Orioles

Memorial Stadium, Baltimore, MD

Mon Jul 01 1991, 7:05 PM EDT

Att. 28,835 - Sunny - 84 F

livebaseballscorecards.com

Batter	1	2	3	4	5	6	7	8	9	AB	R	H	RBI	BB	SO	LOB
Brady Anderson, L (1, 8) OBP: 0.315, SLG: 0.261	C F X 0-2 1B HR 1B		B F B F F F F F X 2-2 ① G4-3	B C C B F X 2-2 ② F7		X 0-0 ② G1-3		B X 1-0 ③ L7		5	1	1	0	0	0	2
Joe Orsulak, L (1, 9) OBP: 0.285, SLG: 0.305	1 SAFE 1 SAFE 1 SAFE C B B 1 SAFE X 2-1 1-3 HR 1B		B F B F B X 3-2 L4 1B	B S X 1-1 ③ FC4-6 1-2f		C B B S F F B B 4-2 BB				3	1	2	0	1	0	1
Cal Ripken Jr., R (1, 6) OBP: 0.411, SLG: 0.619 Juan Bell, R (8, 6) OBP: 0.179, SLG: 0.185	C B C X 1-2 1-H 3-H HR		B F B B F X 3-2 ② ③ L4 1-2		X 0-0 ① F8	C F B B B X 3-2 ③ G4-3				4 0	1 0	1 0	3 0	0 0	0 0	2 0
Sam Horn, L (1, 10) OBP: 0.346, SLG: 0.521	B X 1-0 ① G1-4-3			X 0-0 1B 2B 1B	S F X 0-2 HR		B B X 2-0 ① F7			4	2	2	1	0	0	0
Randy Milligan, R (1, 3) OBP: 0.375, SLG: 0.440	C F B X 1-2 ② L5			B X 1-0 2B 1-2 HR 1B	B B B B 4-0 HR BB		B X 1-0 ② G4-3			3	2	1	0	1	0	0
Leo Gomez, R (1, 5) OBP: 0.357, SLG: 0.412	C F B X 1-2 ③ F9			B F B X 2-1 1-3 2-H HR 2B	F C B X 1-2 1-H HR		B C X 1-1 ③ G5-3			4	2	2	3	0	0	0
David Segui, S (1, 7) OBP: 0.300, SLG: 0.369		C X 0-1 ① F7		X 0-0 2-H 3-H HR	C S B S 1-3 ② K			F B B F F F B S 3-3 ① K		4	1	1	3	0	2	0
Chris Hoiles, R (1, 2) OBP: 0.299, SLG: 0.328		C F F B C 1-3 ② K		B X 1-0 ① F8	F X 0-1 ③ G6-3			B X 1-0 ② F8		4	0	0	0	0	1	0
Billy Ripken, R (1, 4) OBP: 0.263, SLG: 0.262		B X 1-0 ③ F9		B B B B 4-0 FC4-6 BB		X 0-0 ① G6-3		B B B B 4-0 BB		2	0	0	0	2	0	0
Inning Stats	R: 3 H: 3 E: 0 LOB: 0 K: 0 BB: 0 S: 15 P: 21	R: 0 H: 0 E: 0 LOB: 0 K: 1 BB: 0 S: 7 P: 9	R: 0 H: 1 E: 0 LOB: 0 K: 0 BB: 0 S: 13 P: 21	R: 4 H: 4 E: 0 LOB: 1 K: 0 BB: 1 S: 12 P: 23	R: 3 H: 2 E: 0 LOB: 0 K: 1 BB: 1 S: 12 P: 18	R: 0 H: 0 E: 0 LOB: 1 K: 0 BB: 0 S: 9 P: 16	R: 0 H: 0 E: 0 LOB: 0 K: 0 BB: 0 S: 4 P: 8	R: 0 H: 0 E: 0 LOB: 1 K: 1 BB: 1 S: 7 P: 16		1B: 5 SF: 0 2B: 2 SAC: 0 3B: 0 DP: 1 HR: 4 HBP: 0				WP: 0 PA: 37 PB: 0 SB: 0 CS: 0		

PITCHER		IP	WLS	BF	H	R	ER	SO	BB	IBB	HBP	BLK	WP	HR	S	P	ERA	WHIP
Dan Gakeler, R ERA: 6.41	(1, 1)	3.0	L	15	7	6	6	1	0	0	0	0	0	1	39	58	18.00	2.333
John Cerutti, L ERA: 4.75	(4, 1)	1.0		5	1	1	1	0	1	0	0	0	0	1	8	16	9.00	2.000
Steve Searcy, L ERA: 8.41	(5, 1)	2.0		10	2	3	3	1	2	0	0	0	0	2	21	34	13.50	2.000
Mike Munoz, L ERA: 4.26	(7, 1)	2.0		7	0	0	0	1	1	0	0	0	0	0	11	24	0.00	0.500

PITCHER	IP	WLS	BF	H	R	ER	SO	BB	IBB	HBP	BLK	WP	HR	S	P	ERA	WHIP

Batter	1	2	3	4	5	6	7	8	9	AB	R	H	RBI	BB	SO	LOB
Tony Phillips, S (1, 4) OBP: 0.390, SLG: 0.428	4-1 BB	2-1 2B		1-2 G6-3		0-0 FC5-4 1B			1-0 2B	4	1	3	1	1	0	1
Travis Fryman, R (1, 6) OBP: 0.280, SLG: 0.378	0-0 2B	1-2 G5-3			1-1 G5-3	0-0 FC5-4			0-0 F9	5	1	1	1	0	0	4
Rob Deer, R (1, 9) OBP: 0.311, SLG: 0.401	0-1 L3	0-1 P4			1-0 G5-3		0-3 K		0-1 F8	5	0	0	0	0	1	3
Cecil Fielder, R (1, 3) OBP: 0.372, SLG: 0.521	1-2 1B		0-1 G5-3		0-0 HR		0-2 F8			4	1	2	2	0	0	0
Mickey Tettleton, S (1, 10) OBP: 0.388, SLG: 0.493	2-0 L5		3-2 G5-3		1-0 E6		0-1 P4			4	0	0	0	0	0	1
Skeeter Barnes, R (1, 5) OBP: 0.320, SLG: 0.652	0-1 1B		0-0 F9		2-2 P5			1-1 F9		4	0	1	0	0	0	1
John Shelby, S (1, 7) OBP: 0.239, SLG: 0.349	1-1 F7			2-0 G6-3		2-1 F8		1-2 G2-3		4	0	0	0	0	0	2
Andy Allanson, R (1, 2) OBP: 0.250, SLG: 0.341		2-3 K		3-1 B3 2B		1-1 F8		0-1 G5-3		4	0	1	0	0	1	0
Milt Cuyler, S (1, 8) OBP: 0.313, SLG: 0.333		2-2 2B 1B		0-0 B3		1-1 1B 1B			1-0 G3-1	4	1	2	0	0	0	1
Inning Stats	R: 2 E: 0 K: 0 S: 12 H: 3 LOB: 2 BB: 1 P: 20	R: 1 E: 0 K: 1 S: 14 H: 2 LOB: 1 BB: 0 P: 21	R: 0 E: 0 K: 0 S: 6 H: 0 LOB: 0 BB: 0 P: 9	R: 0 E: 0 K: 0 S: 9 H: 1 LOB: 1 BB: 0 P: 15	R: 1 E: 1 K: 0 S: 8 H: 1 LOB: 1 BB: 0 P: 13	R: 0 E: 0 K: 0 S: 8 H: 2 LOB: 2 BB: 0 P: 12	R: 0 E: 0 K: 1 S: 8 H: 0 LOB: 0 BB: 0 P: 8	R: 0 E: 0 K: 0 S: 8 H: 0 LOB: 0 BB: 0 P: 10	R: 0 E: 0 K: 0 S: 5 H: 1 LOB: 1 BB: 0 P: 7	1B: 5 2B: 4 3B: 0 HR: 1	SF: 0 SAC: 0 DP: 0 HBP: 0						

PITCHER	IP	WLS	BF	H	R	ER	SO	BB	IBB	HBP	BLK	WP	HR	S	P	ERA	WHIP
Jeff Ballard, L (1, 1) ERA: 5.14	5.2	L	28	9	4	4	1	1	0	0	0	0	1	56	89	6.35	1.765
Todd Frohwirth, R (6, 1) ERA: 1.19	2.2		9	1	0	0	1	0	0	0	0	0	0	19	23	0.00	0.375
Gregg Olson, R (9, 1) ERA: 3.48	0.2		2	0	0	0	0	0	0	0	0	0	0	3	3	0.00	0.000

TOP

Detroit Tigers @ Baltimore Orioles

Memorial Stadium, Baltimore, MD

Tue Jul 02 1991, 7:05 PM EDT
Att. 30,898 - Cloudy - 85 F

livebaseballscorecards.com

AB	38
R	4
H	10
RBI	4
BB	1
SO	2
LOB	13

1B: 5	SF: 0	WP: 0	PA: 39
2B: 4	SAC: 0	PB: 0	
3B: 0	DP: 0	SB: 0	
HR: 1	HBP: 0	CS: 0	

Batter	1	2	3	4	5	6	7	8	9	AB	R	H	RBI	BB	SO	LOB
Mike Devereaux, R (1, 8) OBP: 0.326, SLG: 0.447	B B B C X 3-1 G6-4-3 1B		C B F B S 2-3 ② K		X 0-0 E 1B 2-H 1B		C B X 1-1 HBP 1B		C X 0-1 WP 1B 1B	5	1	4	1	0	1	0
Brady Anderson, L (1, 7) OBP: 0.324, SLG: 0.268	B F 1 SAFE F F X 1-2 ① F8		C B X 1-1 ③ G4-3		1 B C F X SAFE 1-2 FC5-4 1-H 1B		P C T F F H 2-2 1-2 HBP		B B C B X 3-1 WP 1-2 1B	4	0	2	1	0	0	1
Cal Ripken Jr., R (1, 6) OBP: 0.405, SLG: 0.609	X 0-0 ② ③ G6-4-3 1-2f			B C L C 1-3 ① K	F X 0-1 ③ FC5-4 1-2f		B C F X 1-2 ③ F9		F F S 0-3 ② K	5	0	0	0	0	2	6
Sam Horn, L (1, 10) OBP: 0.340, SLG: 0.512 Tim Hulett, R (8, PH) OBP: 0.272, SLG: 0.352		C F X 0-2 ① P5		C X 0-1 ② F9		F B X 1-1 ① F8		B B B B 4-0 E BB	C S B B F X 2-2 ③ L6 1-2 2-3	3	0	0	0	0	0	0
										1	0	0	0	1	0	2
Randy Milligan, R (1, 3) OBP: 0.374, SLG: 0.434		B C X 1-1 ② F7		B X 1-0 ③ F8		C B B B B 4-1 1B BB		B C B X 2-1 ① F9		3	0	0	0	1	0	1
Joe Orsulak, L (1, 9) OBP: 0.288, SLG: 0.313		B B X 2-0 1B 2B			C B X 1-1 E6 2B G4-3	B F F X 1-2 ② 1-3 1B		B F F X 1-2 ② L9		4	1	2	0	0	0	1
Leo Gomez, R (1, 5) OBP: 0.354, SLG: 0.407		B C F B X 2-2 2-3 1B			B F B B C F S 3-3 ① K	B F B F F X 2-2 ③ F8		B B F S F F X 2-2 E6 1-2		4	0	1	0	0	1	3
Bob Melvin, R (1, 2) OBP: 0.333, SLG: 0.358 Ernie Whitt, L (8, PH) OBP: 0.333, SLG: 0.279 (9, 2)		S F B C 1-3 ③ K			C C F B X 1-2 1-3 1B 2B		S S B S 1-3 ① K	C B C S 1-3 ③ K		3	1	1	0	0	2	2
										1	0	0	0	0	1	2
Juan Bell, R (1, 4) OBP: 0.169, SLG: 0.175 David Segui, S (9, PH) OBP: 0.297, SLG: 0.365			C S F B F X 1-2 ① G3		X 0-0 ② G4-3 3-H		X 0-0 ② P6		S F B X 1-2 ① G4-3	3	0	0	1	0	0	1
										1	0	0	0	0	0	0
Inning Stats	R: 0 E: 0 K: 0 S: 7 H: 1 LOB: 0 BB: 0 P: 11	R: 0 E: 0 K: 1 S: 12 H: 2 LOB: 2 BB: 0 P: 18	R: 0 E: 0 K: 1 S: 10 H: 0 LOB: 0 BB: 0 P: 14	R: 0 E: 0 K: 1 S: 6 H: 0 LOB: 0 BB: 0 P: 8	R: 3 E: 2 K: 1 S: 18 H: 3 LOB: 1 BB: 0 P: 24	R: 0 E: 0 K: 0 S: 10 H: 1 LOB: 1 BB: 1 P: 18	R: 0 E: 0 K: 1 S: 14 H: 1 LOB: 2 BB: 0 P: 18	R: 0 E: 1 K: 1 S: 13 H: 0 LOB: 2 BB: 1 P: 23	R: 0 E: 0 K: 1 S: 14 H: 2 LOB: 2 BB: 0 P: 20	1B: 8 2B: 2 3B: 0 HR: 0 SF: 0 SAC: 0 DP: 1 HBP: 1							
										WP: 1 PB: 0 SB: 0 CS: 0 PA: 40						

PITCHER		IP	WLS	BF	H	R	ER	SO	BB	IBB	HBP	BLK	WP	HR	S	P	ERA	WHIP
Bill Gullickson, R ERA: 3.74	(1, 1)	5.2	W	24	7	3	0	4	1	0	0	0	0	0	59	87	0.00	1.412
Mark Leiter, R ERA: 4.22	(6, 1)	1.1		6	1	0	0	1	0	0	1	0	0	0	18	24	0.00	0.750
Paul Gibson, L ERA: 3.75	(8, 1)	0.0		1	0	0	0	0	1	0	0	0	0	0	0	4	∞	∞
Mike Henneman, R ERA: 2.84	(8, 1)	2.0	S	9	2	0	0	2	0	0	0	0	1	0	27	39	0.00	1.000

PITCHER	IP	WLS	BF	H	R	ER	SO	BB	IBB	HBP	BLK	WP	HR	S	P	ERA	WHIP

BOTTOM

Detroit Tigers @ Baltimore Orioles

Memorial Stadium, Baltimore, MD

Tue Jul 02 1991, 7:05 PM EDT
Att. 30,898 - Cloudy - 85 F

livebaseballscorecards.com

AB	37
R	3
H	10
RBI	3
BB	2
SO	7
LOB	19

Batter	1	2	3	4	5	6	7	8	9	AB	R	H	RBI	BB	SO	LOB
Tony Phillips, S (1, 5) OBP: 0.390, SLG: 0.431	B B B C C X 3-2 ① F7		B B X 2-0 HR 1B 3-H		C B S F F B S 2-3 ③ K		B F B C F S 2-3 ② K		C X 0-1 1B 2B	5	2	2	1	0	2	1
Lou Whitaker, L (1, 4) OBP: 0.384, SLG: 0.456	B X 1-0 ② P4		B B B C 1 X SAFE 3-1 HR 1-H			C B F F B X 2-2 1B SH3 1B 1B	C B X 1-1 ③ L8		C B B F X 2-2 1B 2-H	5	2	3	3	0	0	0
Travis Fryman, R (1, 6) OBP: 0.276, SLG: 0.373	X 0-0 ③ F7		C B X 1-1 ③ G1-3			F X 0-1 ① SH3 1-2		C F C 0-3 ① K	F B S C 1-3 ③ K	4	0	0	0	0	2	1
Cecil Fielder, R (1, 3) OBP: 0.376, SLG: 0.522		C X 0-1 ① G6-3		C B B B B 4-1 G6-3 BB		S C X 0-2 1B 1B 2-3		B S S B X 2-2 1B		3	1	2	0	1	0	0
Mickey Tettleton, S (1, 2) OBP: 0.386, SLG: 0.489		C C B X 1-2 ② P4		B S F F B X 2-2 ① ② G6-3 1-2f		S B B B X 2-1 BB 1B 1B 1-3 3-H		X 0-0 ② L7		4	1	1	1	0	0	2
Mark Salas, L (1, 10) OBP: 0.105, SLG: 0.108 Rob Deer, R (6, PH) OBP: 0.312, SLG: 0.399	B B S B F X 3-2 ③ P9		B B C B F S 3-3 ③ K			B S B B B 4-1 1B BB 1-2		B B S S B X 3-2 ③ L9		2 1	0 0	0 0	0 0	0 1	1 0	0 1
Skeeter Barnes, R (1, 9) OBP: 0.379, SLG: 0.692			X 0-0 G3 1B 2B		X 0-0 ① P5	C B X 1-1 G4-6-3 1B 1-2 2-H 3-H			B B B B 4-0 S SF7 BB	3	2	2	2	1	0	0
John Shelby, S (1, 7) OBP: 0.231, SLG: 0.336			X 0-0 ① G3 2-3		X 0-0 ② L8	B F B F B X 3-2 ② ③ G4-6-3 1-2f			1 SAFE X 0-0 ① P3	4	0	0	0	0	0	4
Milt Cuyler, S (1, 8) OBP: 0.312, SLG: 0.338			L F P P S 2-3 ② K		C F B B X 2-2 2B		C B F S 1-3 ① K		1 SAFE 1 SAFE P B F B X 3-1 ② SF7 1-H	3	0	1	1	0	2	1
Inning Stats	R: 0 E: 0 K: 0 S: 5 H: 0 LOB: 0 BB: 0 P: 9	R: 0 E: 0 K: 0 S: 8 H: 0 LOB: 0 BB: 0 P: 12	R: 3 E: 0 K: 1 S: 12 H: 3 LOB: 0 BB: 0 P: 18	R: 0 E: 0 K: 1 S: 8 H: 0 LOB: 0 BB: 1 P: 17	R: 0 E: 0 K: 1 S: 10 H: 1 LOB: 1 BB: 0 P: 14	R: 3 E: 0 K: 0 S: 17 H: 4 LOB: 1 BB: 1 P: 29	R: 0 E: 0 K: 2 S: 9 H: 0 LOB: 0 BB: 0 P: 13	R: 0 E: 0 K: 1 S: 10 H: 1 LOB: 1 BB: 0 P: 15	R: 2 E: 0 K: 1 S: 12 H: 2 LOB: 1 BB: 1 P: 21	1B: 7 2B: 3 3B: 0 HR: 1 SF: 1 SAC: 1 DP: 2 HBP: 0						

PITCHER		IP	WLS	BF	H	R	ER	SO	BB	IBB	HBP	BLK	WP	HR	S	P	ERA	WHIP
Bob Milacki, R ERA: 4.35	(1, 1)	5.1	L	23	7	6	6	3	1	0	0	0	0	1	54	85	10.12	1.500
Kevin Hickey, L ERA: 6.08	(6, 1)	0.0		1	0	0	0	0	1	0	0	0	0	0	1	5	∞	∞
Mark Williamson, R ERA: 3.93	(6, 1)	1.2		5	1	0	0	2	0	0	0	0	0	0	14	22	0.00	0.600
Mike Flanagan, L ERA: 2.5	(8, 1)	1.0		4	1	0	0	1	0	0	0	0	0	0	10	15	0.00	1.000
Paul Kilgus, L ERA: 5.59	(9, 1)	1.0		6	2	2	2	1	1	0	0	0	0	0	12	21	18.00	3.000

PITCHER	IP	WLS	BF	H	R	ER	SO	BB	IBB	HBP	BLK	WP	HR	S	P	ERA	WHIP

TOP

Detroit Tigers @ Baltimore Orioles

Memorial Stadium, Baltimore, MD

Wed Jul 03 1991, 7:05 PM EDT

Att. 46,702 - Cloudy - 83 F

livebaseballscorecards.com

AB	34
R	8
H	11
RBI	8
BB	3
SO	7
LOB	10

WP: 0 PB: 0 SB: 2 CS: 0 PA: 39

Detroit Tigers @ Baltimore Orioles

Memorial Stadium, Baltimore, MD

Wed Jul 03 1991, 7:05 PM EDT

Att. 46,702 - Cloudy - 83 F

livebaseballscorecards.com

BOTTOM

Batter	1	2	3	4	5	6	7	8	9	AB	R	H	RBI	BB	SO	LOB
Mike Devereaux, R (1, 8) OBP: 0.327, SLG: 0.444	4-2 G4-6-3 BB		3-2 G4-6-3 1B		1-2 P5 ②		1-2 P6 ①		1-2 F9 ②	4	0	1	0	1	0	1
Billy Ripken, R (1, 4) OBP: 0.263, SLG: 0.262 Ernie Whitt, L (9, PH) OBP: 0.329, SLG: 0.274	0-0 G4-6-3 1-2f ①②		1 SAFE 1-1 G4-6-3 1-2f ②③		0-0 1B		2-1 L4 ②		1-2 F8 ③	4 1	0 0	1 0	0 0	0 0	0 0	3 0
Cal Ripken Jr., R (1, 6) OBP: 0.406, SLG: 0.606	3-2 E8			4-0 BB G5-3 SF8 BB	2-0 F9 ③		1-1 2-H 1B ③			3	1	1	0	1	0	1
Randy Milligan, R (1, 3) OBP: 0.375, SLG: 0.435	1-1 G5-3 ③			2-0 G5-3 1-2 ①		2-2 G2-3 1B		0-2 E 1B		4	0	2	0	0	0	2
Leo Gomez, R (1, 5) OBP: 0.351, SLG: 0.397		0-0 G6-3 ①		4-2 BB BB		0-0 G2-3 1-2 ①		2-3 K ①		3	0	0	0	1	1	2
Chris Hoiles, R (1, 10) OBP: 0.304, SLG: 0.329		3-1 1B		4-0 1-2 2-3 BB		3-1 P4 ②		0-1 F9 ②		3	0	1	0	1	0	2
Joe Orsulak, L (1, 9) OBP: 0.283, SLG: 0.309		0-1 F8 ②		0-0 SF8 3-H ②		1-2 G4-3 ③		0-1 E3 1-3		3	0	0	1	0	0	3
David Segui, S (1, 7) OBP: 0.296, SLG: 0.370		1-3 K ③		1-2 G4-3 ③			1-0 2B 2B	1-0 F7 ③		4	1	1	0	0	1	5
Bob Melvin, R (1, 2) OBP: 0.333, SLG: 0.365 Brady Anderson, L (9, PH) OBP: 0.322, SLG: 0.266			1-3 K ①		1-1 G5-3 ①		0-0 2-H 1B 2B		3-3 K ①	3 1	0 0	1 0	1 0	0 0	1 1	0 0
Inning Stats	R: 0 E: 1 K: 0 S: 9 H: 0 LOB: 1 BB: 1 P: 17	R: 0 E: 0 K: 1 S: 8 H: 1 LOB: 1 BB: 0 P: 12	R: 0 E: 0 K: 1 S: 8 H: 1 LOB: 0 BB: 0 P: 13	R: 1 E: 0 K: 0 S: 8 H: 0 LOB: 2 BB: 3 P: 23	R: 0 E: 0 K: 0 S: 7 H: 1 LOB: 1 BB: 0 P: 11	R: 0 E: 0 K: 0 S: 10 H: 1 LOB: 1 BB: 0 P: 16	R: 1 E: 0 K: 0 S: 9 H: 3 LOB: 1 BB: 0 P: 14	R: 0 E: 1 K: 1 S: 13 H: 1 LOB: 2 BB: 0 P: 16	R: 0 E: 0 K: 1 S: 10 H: 0 LOB: 0 BB: 0 P: 15	1B: 6 2B: 2 3B: 0 HR: 0	SF: 1 SAC: 0 DP: 2 HBP: 0					WP: 0 PB: 0 SB: 0 CS: 0	PA: 38

	AB	33
	R	2
	H	8
	RBI	2
	BB	4
	SO	4
	LOB	19

PITCHER		IP	WLS	BF	H	R	ER	SO	BB	IBB	HBP	BLK	WP	HR	S	P	ERA	WHIP
Frank Tanana, L ERA: 3.43	(1, 1)	7.0	W	30	7	2	2	2	4	0	0	0	0	0	59	106	2.57	1.571
Mark Leiter, R ERA: 3.97	(8, 1)	2.0		8	1	0	0	2	0	0	0	0	0	0	23	31	0.00	0.500

PITCHER	IP	WLS	BF	H	R	ER	SO	BB	IBB	HBP	BLK	WP	HR	S	P	ERA	WHIP

Detroit Tigers @ Boston Red Sox

Fenway Park, Boston, MA

Thu Jul 04 1991, 7:05 PM EDT

Att. 33,611 - Sunny - 71 F

livebaseballscorecards.com

TOP

Batter	1	2	3	4	5	6	7	8	9	AB	R	H	RBI	BB	SO	LOB
Tony Phillips, S (1, 5) OBP: 0.390, SLG: 0.434	C S B X 1-2 1B		B F B C X 2-2 2B	C B B C X 2-2 ③ F8			B B B C F S 3-3 ① K		B C C B X 2-2 ① G5-3	5	0	2	0	0	1	2
Lou Whitaker, L (1, 4) OBP: 0.381, SLG: 0.455	B 1 SAFE X 1-0 ① P5		B S B B F X 2-2 ③ F7		B S B B X 2-1 ① G3		C B F F F F F B F B 3-2 X ② F8		S B B B X 2-1 2B	5	0	1	0	0	0	2
Travis Fryman, R (1, 6) OBP: 0.282, SLG: 0.388	C 1 SAFE C C F X 0-2 ② F8			F F B X 1-2 HR 1B	B F X 1-1 HR 1B		B B X 2-0 HR		F B S S 1-3 ② K	5	3	3	1	0	1	2
Cecil Fielder, R (1, 10) OBP: 0.376, SLG: 0.531	X 0-0 ③ F9			F B 1 SAFE 1 SAFE S S 1 SAFE F B F 2-2 F X ① F8	S X 0-1 1-H HR		B S B B X 3-1 1B		B S X 1-1 ③ G6-3	5	1	2	2	0	0	3
Mickey Tettleton, S (1, 2) OBP: 0.384, SLG: 0.498		C B F F F B C 2-3 ① K		C F F F 1 SAFE X 0-2 1-H HR	B F C B F B S 3-3 ② K		F B F F B S 2-3 ③ K			4	1	1	2	0	3	1
Skeeter Barnes, R (1, 7) OBP: 0.364, SLG: 0.667		S C L 0-3 ② K		F X 0-1 S E 2B	B F B S S F B S 3-3 ③ K			M S F X 0-2 ① G3-1		4	1	1	0	0	2	0
Dave Bergman, L (1, 3) OBP: 0.322, SLG: 0.278		C B C X 1-2 ③ F7		B B B C B 4-1 1B 2-H BB		C F C 0-3 ① K		B B B C C F F F B 4-2 BB		2	0	0	0	2	1	0
Rob Deer, R (1, 9) OBP: 0.308, SLG: 0.393			C S C 0-3 ① K	B F S S 1-3 ② K		B X 1-0 ② G5-3		S F S 0-3 ② K		4	0	0	0	0	3	2
Milt Cuyler, S (1, 8) OBP: 0.311, SLG: 0.337			C B F F F S 1-3 ② K	F X 0-1 1-2 1B		X 0-0 ③ G6-3		X 0-0 ③ G5-3		4	0	1	0	0	1	1
Inning Stats	R: 0 E: 0 K: 0 S: 9 H: 1 LOB: 1 BB: 0 P: 11	R: 0 E: 0 K: 2 S: 10 H: 0 LOB: 0 BB: 0 P: 13	R: 0 E: 0 K: 2 S: 14 H: 1 LOB: 1 BB: 0 P: 19	R: 3 E: 0 K: 1 S: 24 H: 4 LOB: 2 BB: 1 P: 34	R: 2 E: 0 K: 2 S: 14 H: 2 LOB: 0 BB: 0 P: 23	R: 0 E: 0 K: 1 S: 5 H: 0 LOB: 0 BB: 0 P: 6	R: 1 E: 0 K: 2 S: 16 H: 2 LOB: 1 BB: 0 P: 29	R: 0 E: 0 K: 1 S: 13 H: 0 LOB: 1 BB: 1 P: 17	R: 0 E: 0 K: 1 S: 10 H: 1 LOB: 1 BB: 0 P: 16	1B: 5 2B: 3 3B: 0 HR: 3	SF: 0 SAC: 0 DP: 0 HBP: 0				WP: 0 PB: 0 SB: 1 CS: 0	PA: 40	

	AB	38
	R	6
	H	11
	RBI	5
	BB	2
	SO	12
	LOB	13

PITCHER		IP	WLS	BF	H	R	ER	SO	BB	IBB	HBP	BLK	WP	HR	S	P	ERA	WHIP
Danny Darwin, R ERA: 5.16	(1, 1)	5.0	L	24	8	5	5	7	1	0	0	0	0	2	71	100	9.00	1.800
Joe Hesketh, L ERA: 3.91	(6, 1)	4.0		16	3	1	1	5	1	0	0	0	0	1	44	68	2.25	1.000

PITCHER	IP	WLS	BF	H	R	ER	SO	BB	IBB	HBP	BLK	WP	HR	S	P	ERA	WHIP

Detroit Tigers @ Boston Red Sox

Fenway Park, Boston, MA

Thu Jul 04 1991, 7:05 PM EDT

Att. 33,611 - Sunny - 71 F

BOTTOM

Batter	1	2	3	4	5	6	7	8	9	AB	R	H	RBI	BB	SO	LOB
Wade Boggs, L (1, 5) OBP: 0.410, SLG: 0.436	B B X 2-0 G6-3 ①		C B C X 1-2 1B		B B B B 4-0 BB		B F B F X 2-2 L8 ①		C X 0-1 G3-1 ②	4	0	1	0	1	0	1
Jody Reed, R (1, 4) OBP: 0.320, SLG: 0.353	C B X 1-1 G5-3 ②		B C B B F X 3-2 F8 ③		B X 1-0 F7 ③		C B F X 1-2 FC1-6 1-2 1B		F X 0-1 1B	5	0	2	0	0	0	3
Mo Vaughn, L (1, 3) OBP: 0.323, SLG: 0.593 Carlos Quintana, R (7, PH) OBP: 0.379, SLG: 0.411 (8, 3)	C B B B X 2-1 F7 ③			C S B S 1-3 K ①		S X 0-1 HR	C B B X 2-1 FC1-6 ② 1-2f 2-3		C F F X 0-2 G5-3 ③	3 2	1 0	1 0	1 0	0 0	1 0	0 3
Jack Clark, R (1, 10) OBP: 0.353, SLG: 0.361		B F B B B X 3-1 G6-3 ①		C B F B B S 3-3 K ②		B B F B B 4-1 1B BB	X 0-0 P6 ③			3	0	0	0	1	1	2
Mike Greenwell, L (1, 7) OBP: 0.370, SLG: 0.445		X 0-0 G3 ②		X 0-0 1B		B B F C B X 3-2 F9 ①		X 0-0 F8 ①		4	0	1	0	0	0	1
Ellis Burks, R (1, 8) OBP: 0.310, SLG: 0.419		B B B B 4-0 BB		1 SAFE C B B F B S 3-3 K ③		B B C X 2-1 1-2 1B		B B X 2-0 FC5-4 1B		3	0	2	0	1	1	1
Tom Brunansky, R (1, 9) OBP: 0.285, SLG: 0.387		B B C B 1 SAFE C X 3-2 F8 ③			B C S X 1-2 2B	B B B C X 3-1 P6 ②		S B C B B F X 3-2 FC5-4 FC6-4 1-2f ②		4	0	1	0	0	0	4
Tony Peña, R (1, 2) OBP: 0.314, SLG: 0.354			B B C F B X 3-2 G5-3 ①		C B X 1-1 G1-3 ①	X 0-0 G1-3 ③		C X 0-1 FC6-4 ③ 1-2f		4	0	0	0	0	0	4
Luis Rivera, R (1, 6) OBP: 0.367, SLG: 0.448 Steve Lyons, L (9, PH) OBP: 0.329, SLG: 0.431			B B X 2-0 L7 ②		B F X 1-1 L7 ②		B C B F X 2-2 FC1-6 1B		B X 1-0 F9 ①	3 1	0 0	1 0	0 0	0 0	0 0	1 0
Inning Stats	R: 0 H: 0 E: 0 LOB: 0 K: 0 BB: 0 S: 5 P: 10	R: 0 H: 0 E: 0 LOB: 1 K: 0 BB: 1 S: 6 P: 16	R: 0 H: 1 E: 0 LOB: 1 K: 0 BB: 0 S: 10 P: 19	R: 0 H: 1 E: 0 LOB: 1 K: 3 BB: 0 S: 11 P: 18	R: 0 H: 1 E: 0 LOB: 2 K: 0 BB: 1 S: 8 P: 16	R: 1 H: 2 E: 0 LOB: 2 K: 0 BB: 1 S: 11 P: 23	R: 0 H: 2 E: 0 LOB: 2 K: 0 BB: 0 S: 12 P: 19	R: 0 H: 1 E: 0 LOB: 1 K: 0 BB: 0 S: 8 P: 13	R: 0 H: 1 E: 0 LOB: 1 K: 0 BB: 0 S: 9 P: 10	1B: 7 2B: 1 3B: 0 HR: 1	SF: 0 SAC: 0 DP: 0 HBP: 0			WP: 0 PB: 0 SB: 0 CS: 0	PA: 39		

livebaseballscorecards.com

AB	36
R	1
H	9
RBI	1
BB	3
SO	3
LOB	20

PITCHER		IP	WLS	BF	H	R	ER	SO	BB	IBB	HBP	BLK	WP	HR	S	P	ERA	WHIP
Rusty Meacham, R ERA: 2.92	(1, 1)	5.1	W	24	5	1	1	3	3	0	0	0	0	1	48	96	1.69	1.500
John Cerutti, L ERA: 4.66	(6, 1)	1.0		5	2	0	0	0	0	0	0	0	0	0	12	20	0.00	2.000
Mike Henneman, R ERA: 2.7	(7, 1)	2.2		10	2	0	0	0	0	0	0	0	0	0	20	28	0.00	0.750

PITCHER	IP	WLS	BF	H	R	ER	SO	BB	IBB	HBP	BLK	WP	HR	S	P	ERA	WHIP

Batter	1	2	3	4	5	6	7	8	9	AB	R	H	RBI	BB	SO	LOB
Tony Phillips, S (1, 4) OBP: 0.386, SLG: 0.428	C X 0-1 ① P3		C F 1 X SAFE 0-2 ③ G3			X 0-0 ① G5-3		S B B X 2-1 ③ G5-3		4	0	0	0	0	0	1
Skeeter Barnes, R (1, 5) OBP: 0.351, SLG: 0.647	X 0-0 ② F9			B C F X 1-2 ① G5-3		X 0-0 ② G5-3			B X 1-0 E5 2B	4	0	1	0	0	0	0
Travis Fryman, R (1, 6) OBP: 0.278, SLG: 0.382	C F F B B C 2-3 ③ K			B S B C B S 3-3 ② K		F S F S 0-3 ③ K			X 0-0 ① G6-3	4	0	0	0	0	3	1
Cecil Fielder, R (1, 3) OBP: 0.375, SLG: 0.537		B B C X 2-1 ① F7		B F X 1-1 ③ F9			X 0-0 HR		X 0-0 ② E5 2-3	4	1	1	1	0	0	1
Mickey Tettleton, S (1, 10) OBP: 0.386, SLG: 0.496		C C B B S 2-3 ② K			B B B B 4-0 2B BB		X 0-0 G5-4-3 1B		B S B C F S 2-3 ③ K	3	0	1	0	1	2	1
Pete Incaviglia, R (1, 7) OBP: 0.267, SLG: 0.341		B X 1-0 ③ G1-3			C F S 0-3 ① K		B X 1-0 ① ② G5-4-3 1-2f			3	0	0	0	0	1	2
Rob Deer, R (1, 9) OBP: 0.308, SLG: 0.396			C B S X 1-2 ① F9		X 0-0 1-3 2B		B X 1-0 ③ F8			3	0	1	0	0	0	0
Andy Allanson, R (1, 2) OBP: 0.241, SLG: 0.329			B B C X 2-1 ② G1-3		C B B F B F S 3-3 ② K			C B X 1-1 ① F9		3	0	0	0	0	1	2
Milt Cuyler, S (1, 8) OBP: 0.311, SLG: 0.337			C M F F X 0-2 1B		S S C 0-3 ③ K			B B C B C C 3-3 ② K		3	0	1	0	0	2	2
Inning Stats	R: 0 E: 0 K: 1 S: 8 H: 0 LOB: 0 BB: 0 P: 10	R: 0 E: 0 K: 1 S: 6 H: 0 LOB: 0 BB: 0 P: 11	R: 0 E: 0 K: 0 S: 13 H: 1 LOB: 1 BB: 0 P: 16	R: 0 E: 0 K: 1 S: 8 H: 0 LOB: 0 BB: 0 P: 13	R: 0 E: 0 K: 3 S: 11 H: 1 LOB: 2 BB: 1 P: 18	R: 0 E: 0 K: 1 S: 6 H: 0 LOB: 0 BB: 0 P: 6	R: 1 E: 0 K: 0 S: 4 H: 2 LOB: 0 BB: 0 P: 6	R: 0 E: 0 K: 1 S: 7 H: 0 LOB: 0 BB: 0 P: 13	R: 0 E: 1 K: 1 S: 7 H: 1 LOB: 1 BB: 0 P: 10	1B: 2 2B: 2 3B: 0 HR: 1 SF: 0 SAC: 0 DP: 1 HBP: 0							

TOP

Detroit Tigers @ Boston Red Sox

Fenway Park, Boston, MA

Fri Jul 05 1991, 7:05 PM EDT

Att. 33,997 - Cloudy - 66 F

livebaseballscorecards.com

AB	31
R	1
H	5
RBI	1
BB	1
SO	9
LOB	10

WP: 0 PB: 0 SB: 0 CS: 0 PA: 32

PITCHER	IP	WLS	BF	H	R	ER	SO	BB	IBB	HBP	BLK	WP	HR	S	P	ERA	WHIP
Kevin Morton, L (1, 1) ERA: 1.0	9.0	W	32	5	1	1	9	1	0	0	0	0	1	70	103	1.00	0.667

PITCHER	IP	WLS	BF	H	R	ER	SO	BB	IBB	HBP	BLK	WP	HR	S	P	ERA	WHIP

Detroit Tigers @ Boston Red Sox

Fenway Park, Boston, MA

Fri Jul 05 1991, 7:05 PM EDT

Att. 33,997 - Cloudy - 66 F

BOTTOM

livebaseballscorecards.com

Batter	1	2	3	4	5	6	7	8	9	AB	R	H	RBI	BB	SO	LOB
Wade Boggs, L (1, 5) OBP: 0.416, SLG: 0.444	B S X 1-1 1B FC5 2B	C B B C B B 4-2 2B 1B BB		B F X 1-1 FC2-6 1B		B B X 2-0 WP HR 1B		C C B X 1-2 ① FC4-6 1B 1-2f 2B		4	4	3	0	1	0	1
Jody Reed, R (1, 4) OBP: 0.325, SLG: 0.359	B B B B 4-0 FC5 1B BB	B X 1-0 1B 1-3 2-H 2B		B 1 SAFE X 1-0 ① FC2-6 1-2f		C B X 1-1 ② P5		B C B X 2-1 2B 1-2 1B		4	2	2	1	1	0	2
Mo Vaughn, L (1, 3) OBP: 0.389, SLG: 0.633	B X 1-0 FC6-4 FC5 1-2 2-3 1B	I I I I 4-0 1B IBB		C B B B F S 3-3 ② K		B C B F F F B 4-2 HR 1-2 BB		B B X 2-0 1-H 2-H SF8 2B		3	2	2	2	2	1	1
Jack Clark, R (1, 10) OBP: 0.353, SLG: 0.377	F X 0-1 ① FC5 FC6-4 1-2 2-3f 3-H	S B C B F X 2-2 BB 1-3 2-H 3-H 1B		F C F X 0-2 ③ P4		X 0-0 1-H 2-H HR		S B B X 2-1 ② SF8 3-H		4	1	2	7	0	0	3
Mike Greenwell, L (1, 7) OBP: 0.368, SLG: 0.439	X 0-0 ② FC6-4 1-2f 2-3	B B B B 4-0 1-2 BB			X 0-0 ① G4-3	X 0-0 ③ F8		B F X 1-1 ③ G4-3		4	0	0	0	1	0	2
Ellis Burks, R (1, 8) OBP: 0.309, SLG: 0.416	B F B C B F X 3-2 ③ G5-3	C B F B X 2-2 ③ F9			C X 0-1 1B	X 0-0 ① G5-3				4	0	1	0	0	0	5
Tom Brunansky, R (1, 9) OBP: 0.288, SLG: 0.386		C C B B B X 2-2 G5-3 2B 1B	C S X 0-2 ① F9		X 0-0 ② L8		B F B F B F B 4-2 G6-4-3 BB			3	1	1	0	1	0	1
Tony Peña, R (1, 2) OBP: 0.310, SLG: 0.348		1 SAFE X 0-0 ① G5-3 1-2	B B C T S 2-3 ② K		X 0-0 ③ F9		B X 1-0 ② ③ G6-4-3 1-2f			4	0	0	0	0	1	3
Luis Rivera, R (1, 6) OBP: 0.365, SLG: 0.443		B B F B F X 3-2 ② L7	C X 0-1 ③ L6			C X 0-1 ① G4-3		B X 1-0 FC4-6 1B		4	0	1	0	0	0	1

Inning Stats	1	2	3	4	5	6	7	8	9
	R: 1 H: 2 E: 0 LOB: 2 K: 0 BB: 1 S: 10 P: 19	R: 3 H: 3 E: 0 LOB: 3 K: 0 BB: 3 S: 17 P: 39	R: 0 H: 0 E: 0 LOB: 0 K: 1 BB: 0 S: 8 P: 10	R: 0 H: 1 E: 0 LOB: 1 K: 1 BB: 0 S: 10 P: 15	R: 0 H: 1 E: 0 LOB: 1 K: 0 BB: 0 S: 5 P: 5	R: 3 H: 2 E: 0 LOB: 0 K: 0 BB: 1 S: 12 P: 19	R: 0 H: 0 E: 0 LOB: 0 K: 0 BB: 1 S: 5 P: 10	R: 3 H: 3 E: 0 LOB: 0 K: 0 BB: 0 S: 11 P: 20	

AB	34	
R	10	
H	12	
RBI	10	
BB	6	
SO	2	
LOB	19	

PITCHER		IP	WLS	BF	H	R	ER	SO	BB	IBB	HBP	BLK	WP	HR	S	P	ERA	WHIP	
Walt Terrell, R ERA: 4.69	(1, 1)	6.0	L	32	9	7	7	2	4	1	0	0	1	1	62	107	10.50	2.167	
Mike Munoz, L ERA: 6.48	(7, 1)	2.0		9	3	3	3	0	1	0	0	0	0	0	16	30	13.50	2.000	

PITCHER	IP	WLS	BF	H	R	ER	SO	BB	IBB	HBP	BLK	WP	HR	S	P	ERA	WHIP

1B: 8	SF: 1	WP: 1	PA: 41
2B: 3	SAC: 0	PB: 0	
3B: 0	DP: 1	SB: 0	
HR: 1	HBP: 0	CS: 0	

Detroit Tigers @ Boston Red Sox

Fenway Park, Boston, MA

Sat Jul 06 1991, 3:33 AM EDT

Att. 34,440 - Cloudy - 70 F

livebaseballscorecards.com

TOP

Batter	1	2	3	4	5	6	7	8	9	AB	R	H	RBI	BB	SO	LOB
Tony Phillips, S (1, 5) OBP: 0.389, SLG: 0.434	F F B F X 1-2 1B 1B	1 SAFE 1 SAFE C I P X 1-2 ① G3 1-2		C B C X 1-2 CS 1B			C X 0-1 1B 2B		C B X 1-1 ② L6	5	0	3	0	0	0	1
Lou Whitaker, L (1, 4) OBP: 0.381, SLG: 0.453	C X 0-1 1-2 1B	B C B B C X 3-2 ② G6-3 2-H		1 SAFE B 1-0 ③ CS 1-2	B B B C X 3-1 ① F8		X 0-0 G5-4-3 2-3 1B		B C B F S 2-3 ③ K	5	0	2	0	0	1	1
Travis Fryman, R (1, 6) OBP: 0.274, SLG: 0.377	B C B S S 2-3 ① K	B B S B F S 3-3 ③ K			B C F B S 2-3 ② K		F X 0-1 ②③ G5-4-3 1-2f			4	0	0	0	0	3	5
Cecil Fielder, R (1, 10) OBP: 0.371, SLG: 0.530	S X 0-1 ② F9		F B S S 1-3 ① K		B B X 2-0 ③ G6-3			B S X 1-1 ① P5		4	0	0	0	0	1	2
Mickey Tettleton, S (1, 2) OBP: 0.388, SLG: 0.500	B B X 2-0 ③ G3-1		F C B B S 2-3 ② K			B B X 2-0 1B 2B		B C X 1-1 BB 1B		4	0	2	0	0	1	2
Dave Bergman, L (1, 3) OBP: 0.352, SLG: 0.297 Skeeter Barnes, R (8, PR) OBP: 0.351, SLG: 0.647 (8, 3)		B C B B B C F B 4-2 HR BB	F B B B F X 2-2 1B			B B C C X 2-2 ① 2-3 1B		F B B B C B 4-2 1-2 BB		2 0	1 0	2 0	0 0	2 0	0 0	0 0
Pete Incaviglia, R (1, 7) OBP: 0.267, SLG: 0.356		F S X 0-2 1-H HR	S X 0-1 ③ P4			B B S F S 2-3 ② K		X 0-0 ② F9		4	1	1	2	0	1	4
Rob Deer, R (1, 9) OBP: 0.308, SLG: 0.405		S X 0-1 HR		S X 0-1 ① F8		B C X 1-1 ③ P5		S C B F B S 2-3 ③ K		4	1	1	1	0	1	3
John Shelby, S (1, 8) OBP: 0.238, SLG: 0.336 Milt Cuyler, S (2, PR) OBP: 0.309, SLG: 0.333 (2, 8) Mark Salas, L (9, PH) OBP: 0.103, SLG: 0.105		F H 1-1 PB G3 WP HBP		C C S 0-3 ② K			S F C 0-3 ① K		X 0-0 ① P2	0 2 1	0 1 0	0 0 0	0 0 0	0 0 0	0 2 0	0 0 0
Inning Stats	R: 0 H: 2 E: 0 LOB: 2 K: 1 BB: 0 S: 12 P: 17	R: 4 H: 2 E: 0 LOB: 1 K: 1 BB: 1 S: 19 P: 30	R: 0 H: 1 E: 0 LOB: 1 K: 2 BB: 0 S: 12 P: 17	R: 0 H: 1 E: 0 LOB: 0 K: 1 BB: 0 S: 8 P: 10	R: 0 H: 0 E: 0 LOB: 0 K: 1 BB: 0 S: 6 P: 13	R: 0 H: 2 E: 0 LOB: 1 K: 1 BB: 0 S: 9 P: 16	R: 0 H: 2 E: 0 LOB: 1 K: 1 BB: 0 S: 8 P: 8	R: 0 H: 1 E: 0 LOB: 2 K: 1 BB: 1 S: 11 P: 19	R: 0 H: 0 E: 0 LOB: 0 K: 1 BB: 0 S: 6 P: 9	1B: 7 SF: 0 2B: 2 SAC: 0 3B: 0 DP: 1 HR: 2 HBP: 1						

	AB	35
	R	4
	H	11
	RBI	3
	BB	2
	SO	10
	LOB	18

PITCHER		IP	W/L/S	BF	H	R	ER	SO	BB	IBB	HBP	BLK	WP	HR	S	P	ERA	WHIP
Roger Clemens, R ERA: 2.22	(1, 1)	8.0	W	35	11	4	4	9	2	0	1	0	1	2	85	130	4.50	1.625
Jeff Reardon, R ERA: 2.7	(9, 1)	1.0	S	3	0	0	0	1	0	0	0	0	0	0	6	9	0.00	0.000

PITCHER	IP	W/L/S	BF	H	R	ER	SO	BB	IBB	HBP	BLK	WP	HR	S	P	ERA	WHIP

Detroit Tigers @ Boston Red Sox

Fenway Park, Boston, MA

Sat Jul 06 1991, 3:33 AM EDT

Att. 34,440 - Cloudy - 70 F

livebaseballscorecards.com

BOTTOM

Batter	1	2	3	4	5	6	7	8	9	AB	R	H	RBI	BB	SO	LOB
Wade Boggs, L (1, 5) OBP: 0.422, SLG: 0.447	BBBB 4-0 BB, 1B, 1B BB	BCCFX 1-2 ② F8			BFBBFFB 4-2 1B BB		CBX 1-1 1B 1-3 1B 1B	BX 1-0 E7 G5-4-3 2-H 1B		3	2	2	0	2	0	0
Jody Reed, R (1, 4) OBP: 0.326, SLG: 0.360	CLX 0-2 BB, 1B 1-2 1B	BCX 1-1 ③ P3			BX 1-0 ① F7		CBX 1-1 1B 1-2 1B 3-H 1B	X 0-0 ① ② G5-4-3 1-2f		5	2	2	1	0	0	2
Mo Vaughn, L (1, 3) OBP: 0.400, SLG: 0.618 Kevin Romine, R (7, PR) OBP: 0.222, SLG: 0.302 Tony Peña, R (8, 2) OBP: 0.309, SLG: 0.347	FX 0-1 ① P4		BBCX 2-1 1B		X 0-0 ② F9		BX 1-0 1B 1-2 1B 2-H 1B	SSSBX 1-2 ③ P3		4 0 1	0 1 0	2 0 0	1 0 0	0 0 0	0 0 0	3 0 0
Jack Clark, R (1, 10) OBP: 0.352, SLG: 0.374	CSBBFS 2-3 ② K		CBCX 1-2 ① F8		SBX 1-1 1-2 1B		X 0-0 ① F8			4	0	1	0	0	1	5
Mike Greenwell, L (1, 7) OBP: 0.369, SLG: 0.438	BFBBBB 4-1 WP, 1B 1-2 2-3 BB		BX 1-0 ② F7		BCX 1-1 ③ L7		BFFX 1-2 E 1-2 2-H 1B			3	0	1	1	1	0	3
Ellis Burks, R (1, 8) OBP: 0.308, SLG: 0.414	BX 1-0 WP 1-2 2-H 3-H 1B		CBX 1-1 ③ F8			BCBX 2-1 ① P4	BFX 1-1 ② P2			4	0	1	2	0	0	3
Tom Brunansky, R (1, 9) OBP: 0.298, SLG: 0.388	BIII 4-0 FC5-4 1-2 2-3 IBB			BBBB 4-0 G6-4-3 BB		CSBBBFBB 4-2 G6-4-3 BB	CX 0-1 E5 1-2 2-H 1B			1	0	1	1	3	0	0
John Marzano, R (1, 2) OBP: 0.286, SLG: 0.375 Carlos Quintana, R (7, PH) OBP: 0.378, SLG: 0.409 (8, 3)	BX 1-0 ③ FC5-4 1-2f			CBCFX 1-2 ① F8		X 0-0 ② ③ G6-4-3 1-2f	X 0-0 ③ G4-3			3 1	0 0	0 0	0 0	0 0	0 0	5 2
Luis Rivera, R (1, 6) OBP: 0.368, SLG: 0.450		BX 1-0 ① F9		CX 0-1 ② ③ G6-4-3 1-2f			SFX 0-2 1B 1B 1B	X 0-0 E 2B		4	2	2	0	0	0	1
Inning Stats	R: 2 H: 2 E: 0 LOB: 3 K: 1 BB: 3 S: 12 P: 28	R: 0 H: 0 E: 0 LOB: 0 K: 0 BB: 0 S: 7 P: 10	R: 0 H: 1 E: 0 LOB: 1 K: 0 BB: 0 S: 8 P: 13	R: 0 H: 0 E: 0 LOB: 0 K: 0 BB: 1 S: 6 P: 11	R: 0 H: 1 E: 0 LOB: 2 K: 0 BB: 1 S: 9 P: 16	R: 0 H: 0 E: 0 LOB: 0 K: 0 BB: 1 S: 6 P: 12	R: 4 H: 6 E: 1 LOB: 2 K: 0 BB: 0 S: 17 P: 22	R: 1 H: 2 E: 1 LOB: 0 K: 0 BB: 0 S: 7 P: 9		1B: 11 SF: 0 2B: 1 SAC: 0 3B: 0 DP: 3 HR: 0 HBP: 0						

	AB	33
	R	7
	H	12
	RBI	6
	BB	6
	SO	1
	LOB	24

WP: 1 PA: 39
PB: 0
SB: 0
CS: 0

PITCHER		IP	WLS	BF	H	R	ER	SO	BB	IBB	HBP	BLK	WP	HR	S	P	ERA	WHIP
Dan Gakeler, R ERA: 6.06	(1, 1)	6.0		27	5	3	3	1	5	1	0	0	1	0	51	93	4.50	1.667
Paul Gibson, L ERA: 4.29	(7, 1)	0.0	L	3	3	1	1	0	0	0	0	0	0	0	5	8	∞	∞
Mark Leiter, R ERA: 3.75	(7, 1)	2.0		9	4	3	2	0	0	0	0	0	0	0	16	20	9.00	2.000

PITCHER	IP	WLS	BF	H	R	ER	SO	BB	IBB	HBP	BLK	WP	HR	S	P	ERA	WHIP

Detroit Tigers @ Boston Red Sox

Fenway Park, Boston, MA

Sun Jul 07 1991, 3:33 AM EDT

Att. 33,648 - Overcast - 72 F

livebaseballscorecards.com

Batter	1	2	3	4	5	6	7	8	9	AB	R	H	RBI	BB	SO	LOB
Tony Phillips, S (1, 4) (6, 5) OBP: 0.386, SLG: 0.434	C B C F B S 2-3 K ①		B B X 2-0 G5-3 ①	B B B C X 3-1 L5-4 ① ② 2-3		B C C F B 2 SAFE 2 SAFE B 3-2 X G3 ① 1-3		B M S F B X 2-2 1B 2B		5	0	1	0	0	1	4
Skeeter Barnes, R (1, 5) OBP: 0.375, SLG: 0.730 Lou Whitaker, L (6, PH) (6, 4) OBP: 0.386, SLG: 0.456	F B X 1-1 G5-3 ②		B B F X 2-1 1B 1B	B X 1-0 1-H 3-H HR		B B B I 4-0 G5-4-3 IBB		B B X 2-0 2-3 1B		3 1	1 0	2 1	3 0	0 1	0 0	0 0
Travis Fryman, R (1, 6) OBP: 0.280, SLG: 0.381	B B X 2-0 1B		B 1 SAFE 1 SAFE B X 2-0 G6-4-3 1-2 1B	B C X 1-1 1B		S X 0-1 G5-4-3 ② ③ 1-2f		F S S 0-3 K ①		5	0	3	0	0	1	4
Cecil Fielder, R (1, 3) OBP: 0.365, SLG: 0.521	B F B F X 2-2 F9 ③		B B X 2-0 G6-4-3 ② ③ 1-2f	X 0-0 G5-3 ③			B F C B B S 3-3 K ①	C F X 0-2 P4 ②		5	0	0	0	0	1	6
Pete Incaviglia, R (1, 10) OBP: 0.276, SLG: 0.360		B F B B B B 4-1 2B BB		F B B F F X 2-2 SH BB 1B 1B	C S B B X 2-2 F9 ①		B B B B C X 3-1 HR 1B	X 0-0 F9 ③		4	2	2	0	1	0	2
Rob Deer, R (1, 9) OBP: 0.312, SLG: 0.420		C S S 0-3 K ①		B B S X 2-1 BB SH 1-2 1B 1B	B X 1-0 1B		S B B B B X 3-1 1-H HR		B B S C F X 2-2 F7 ①	5	2	3	2	0	1	1
John Shelby, S (1, 7) OBP: 0.230, SLG: 0.325		B F C B B B C 3-3 K ②		B M X 1-1 SH 1B BB HR 1-2 2-3	C B C B X 2-2 F8 ②		S C B F S 1-3 K ②		B F C X 1-2 G5-3 ②	4	1	0	0	0	2	2
Andy Allanson, R (1, 2) OBP: 0.261, SLG: 0.360	C B X 1-1 1-3 2B			B B B B 4-0 L5-4 1B 1-2 2-3 3-H BB	C X 0-1 P3 ③		X 0-0 2B		B C X 1-1 P5 ③	4	0	2	1	1	0	1
Milt Cuyler, S (1, 8) OBP: 0.312, SLG: 0.333		X 0-0 G1-3 ③		C S X 0-2 HR 1-2 2-3 3-H 1B		B B C B B 4-1 G3 S BB	X 0-0 F9 ③			3	1	1	1	1	0	3
Inning Stats	R: 0 H: 1 E: 0 LOB: 1 K: 1 BB: 0 S: 10 P: 17	R: 0 H: 1 E: 0 LOB: 2 K: 2 BB: 1 S: 10 P: 18	R: 0 H: 2 E: 0 LOB: 1 K: 0 BB: 0 S: 5 P: 13	R: 5 H: 5 E: 1 LOB: 1 K: 0 BB: 1 S: 17 P: 31	R: 0 H: 1 E: 0 LOB: 1 K: 0 BB: 0 S: 9 P: 14	R: 0 H: 0 E: 0 LOB: 1 K: 0 BB: 2 S: 8 P: 19	R: 2 H: 3 E: 0 LOB: 1 K: 2 BB: 0 S: 13 P: 23	R: 0 H: 2 E: 0 LOB: 2 K: 1 BB: 0 S: 12 P: 16	R: 0 H: 0 E: 0 LOB: 0 K: 0 BB: 0 S: 9 P: 13	1B: 10 SF: 0 2B: 4 SAC: 1 3B: 0 DP: 3 HR: 2 HBP: 0						

	AB	39
	R	7
	H	15
	RBI	7
	BB	4
	SO	6
	LOB	23

WP: 0 PA: 44
PB: 0
SB: 1
CS: 0

TOP

PITCHER		IP	WLS	BF	H	R	ER	SO	BB	IBB	HBP	BLK	WP	HR	S	P	ERA	WHIP
Tom Bolton, L ERA: 4.62	(1, 1)	3.2	L	20	8	5	1	3	2	0	0	0	0	1	39	75	2.46	2.727
Dennis Lamp, R ERA: 3.96	(4, 1)	2.1		10	2	0	0	0	1	1	0	0	0	0	20	37	0.00	1.286
Greg Harris, R ERA: 4.55	(7, 1)	0.2		5	3	2	2	2	0	0	0	0	0	1	12	22	27.00	4.500
Jeff Gray, R ERA: 1.93	(7, 1)	2.1		9	2	0	0	1	0	0	0	0	0	0	22	30	0.00	0.857

PITCHER	IP	WLS	BF	H	R	ER	SO	BB	IBB	HBP	BLK	WP	HR	S	P	ERA	WHIP

Detroit Tigers @ Boston Red Sox

Fenway Park, Boston, MA

Sun Jul 07 1991, 3:33 AM EDT

Att. 33,648 - Overcast - 72 F

BOTTOM

livebaseballscorecards.com

Batter	1	2	3	4	5	6	7	8	9	AB	R	H	RBI	BB	SO	LOB
Wade Boggs, L (1, 5) OBP: 0.427, SLG: 0.463	0-1 G3-1		2-1 G6-4-3 1B		1-0 F8 1B 2B 1-3 2-H		1-0 1B 2B		0-1 SH5-4 2B	5	2	4	1	0	0	0
Jody Reed, R (1, 4) OBP: 0.325, SLG: 0.357	1-1 G6-3		0-1 G6-4-3 1-2f		3-2 SF8 3-H		4-1 1B 1B BB		0-1 SH5-4 2-3	2	1	0	1	1	0	1
Carlos Quintana, R (1, 3) OBP: 0.379, SLG: 0.411 Steve Lyons, L (9, PH) OBP: 0.329, SLG: 0.431 Kevin Romine, R (9, PH) OBP: 0.217, SLG: 0.295	2-1 G4-3			3-2 G4-6-3 1B	1-0 F8 2-3		1-0 1B FC4-6 1B 1-3 2-H		0-1 G4-3	4 0 1	1 0 0	2 0 0	1 0 0	0 0 0	0 0 0	1 0 1
Mo Vaughn, L (1, 10) OBP: 0.400, SLG: 0.590		1-3 K		0-0 G4-6-3 1-2f	1-2 3-H		1-0 FC4-6 1-3 3-H		1-3 K	5	0	2	2	0	2	2
Mike Greenwell, L (1, 7) OBP: 0.368, SLG: 0.435		1-0 F7		2-1 2B 1B	0-0 G4-3		0-1 FC4-6 1-2f 3-H			4	0	1	1	0	0	2
Ellis Burks, R (1, 8) OBP: 0.311, SLG: 0.418		1-0 E7 1B		1-0 2B 1-3		2-1 F9 1 SAFE	1-2 G3			4	0	2	0	0	0	1
Tom Brunansky, R (1, 9) OBP: 0.297, SLG: 0.384		4-1 BB		2-2 L8		1-3 K		0-0 G5-3		3	0	0	0	1	1	2
Tony Peña, R (1, 2) OBP: 0.308, SLG: 0.343		0-1 G4-3			4-0 1B 2B BB		0-2 F7	1-0 F8		3	1	0	0	1	0	2
Luis Rivera, R (1, 6) OBP: 0.367, SLG: 0.448 Jack Clark, R (8, PH) OBP: 0.351, SLG: 0.373 Mike Brumley, S (9, 6) OBP: 0.235, SLG: 0.219			3-1 L8		1-2 2B SF8 1-2		1-2 G5-3	0-1 P2		3 1 0	1 0 0	1 0 0	0 0 0	0 0 0	0 0 0	0 0 0
Inning Stats	R: 0 H: 0 E: 0 LOB: 0 K: 0 BB: 0 S: 6 P: 9	R: 0 H: 1 E: 1 LOB: 2 K: 1 BB: 1 S: 8 P: 15	R: 0 H: 1 E: 0 LOB: 0 K: 0 BB: 0 S: 6 P: 11	R: 0 H: 3 E: 0 LOB: 2 K: 0 BB: 0 S: 11 P: 19	R: 3 H: 3 E: 0 LOB: 1 K: 0 BB: 1 S: 12 P: 23	R: 0 H: 0 E: 0 LOB: 0 K: 1 BB: 0 S: 9 P: 12	R: 3 H: 3 E: 0 LOB: 1 K: 0 BB: 1 S: 12 P: 21	R: 0 H: 0 E: 0 LOB: 0 K: 0 BB: 0 S: 4 P: 5	R: 0 H: 1 E: 0 LOB: 1 K: 1 BB: 0 S: 10 P: 11	1B: 8 SF: 1 2B: 4 SAC: 1 3B: 0 DP: 2 HR: 0 HBP: 0						

	AB	35
	R	6
	H	12
	RBI	6
	BB	3
	SO	3
	LOB	12

WP: 0 PA: 40
PB: 0
SB: 0
CS: 0

PITCHER		IP	WLS	BF	H	R	ER	SO	BB	IBB	HBP	BLK	WP	HR	S	P	ERA	WHIP
Bill Gullickson, R ERA: 4.0	(1, 1)	6.1	W	30	10	6	6	2	3	0	0	0	0	0	58	102	8.53	2.053
Paul Gibson, L ERA: 4.26	(7, 1)	0.1		2	1	0	0	0	0	0	0	0	0	0	3	4	0.00	3.000
Rusty Meacham, R ERA: 2.57	(7, 1)	1.2		6	1	0	0	0	0	0	0	0	0	0	11	13	0.00	0.600
John Cerutti, L ERA: 4.59	(9, 1)	0.2	S	2	0	0	0	1	0	0	0	0	0	0	6	7	0.00	0.000

PITCHER	IP	WLS	BF	H	R	ER	SO	BB	IBB	HBP	BLK	WP	HR	S	P	ERA	WHIP

Kansas City Royals @ Detroit Tigers

Tiger Stadium, Detroit, MI

Thu Jul 11 1991, 7:05 PM EDT

Att. 18,101 - Sunny - 84 F

TOP

livebaseballscorecards.com

Batter	1	2	3	4	5	6	7	8	9	AB	R	H	RBI	BB	SO	LOB
Gary Thurman, R (1, 7) OBP: 0.303, SLG: 0.365	4-2 G4-3 S E BB	1-0 BB 2B 1B 1-3 2-H	1-1 ② G5-3		3-3 ② K			1-2 ② F9		4	2	1	1	1	1	1
Brian McRae, S (1, 8) OBP: 0.287, SLG: 0.362	2-0 ① P3 1-2	4-0 2B BB BB 1-2	1-2 ③ L7		1-3 ③ K			3-2 ③ G3		4	1	0	0	1	1	2
George Brett, L (1, 10) OBP: 0.322, SLG: 0.379	0-0 ② G4-3 2-3	1-1 BB HR 2B 1-3 2-H 3-H		3-3 ① K		2-2 ① G4-3			2-1 ① L7	5	1	1	2	0	1	1
Danny Tartabull, R (1, 9) OBP: 0.363, SLG: 0.601	4-1 E BB E6 BB	4-0 BB HR IBB		2-3 ② K		2-2 ② G5-3			0-0 ② F9	3	1	0	0	2	1	0
Warren Cromartie, L (1, 3) OBP: 0.379, SLG: 0.425	4-1 E6 1-2 BB	4-2 HR 1-2 2-3 3-H BB		1-2 1B 1B		2-1 ③ G6-3			3-2 1B	3	1	2	1	2	0	0
Mike Macfarlane, R (1, 2) OBP: 0.323, SLG: 0.496	3-2 ③ E6 1-2 2-H 3-H	0-0 HR 1-H 2-H 3-H		0-0 FC6-4 1-2 1B			0-1 ① G5-3		1-0 ③ F9	5	1	2	4	0	0	3
Bill Pecota, R (1, 5) OBP: 0.333, SLG: 0.421		2-2 G5-3 2-0 F7		1-1 ③ FC6-4 1-2f			2-2 ② G1-3			4	0	0	0	0	0	2
Terry Shumpert, R (1, 4) OBP: 0.273, SLG: 0.340		3-1 1B 2B 1-2 F8			1-2 1B		2-3 ③ K			4	1	2	0	0	1	0
David Howard, S (1, 6) OBP: 0.173, SLG: 0.087		4-0 1B 2B BB	1-1 ① L8		1-2 ① F7			1-1 ① L7		3	1	0	0	1	0	1

Inning Stats	1	2	3	4	5	6	7	8	9
	R: 1 E: 1 K: 0 S: 9	H: 0 LOB: 2 BB: 3 P: 26	R: 8 E: 0 K: 0 S: 18	H: 4 LOB: 0 BB: 4 P: 44	R: 0 E: 0 K: 0 S: 7	H: 0 LOB: 0 BB: 0 P: 10	R: 0 E: 0 K: 2 S: 12	H: 2 LOB: 2 BB: 0 P: 19	R: 0 E: 0 K: 2 S: 14	H: 1 LOB: 1 BB: 0 P: 20	R: 0 E: 0 K: 0 S: 8	H: 0 LOB: 0 BB: 0 P: 14	R: 0 E: 0 K: 1 S: 8	H: 0 LOB: 0 BB: 0 P: 12	R: 0 E: 0 K: 0 S: 9	H: 0 LOB: 0 BB: 0 P: 14	R: 0 E: 0 K: 0 S: 7	H: 1 LOB: 1 BB: 0 P: 13

| | | |

Kansas City Royals @ Detroit Tigers

Tiger Stadium, Detroit, MI

Thu Jul 11 1991, 7:05 PM EDT

Att. 18,101 - Sunny - 84 F

livebaseballscorecards.com

BOTTOM

Batter	1	2	3	4	5	6	7	8	9	AB	R	H	RBI	BB	SO	LOB
Tony Phillips, S (1, 5) OBP: 0.389, SLG: 0.435	B S B B C X 3-2 WP 1B		C 1 SAFE B S B F B F B 4-2 1B 1-2 1B BB		C S B B S 2-3 K ①	B X 1-0 1-2 2-H 3-H 1B		B F S C 1-3 K ③		4	1	2	2	1	2	1
Lou Whitaker, L (1, 4) OBP: 0.382, SLG: 0.450	B B F C B 1 SAFE X 3-2 P4 ①		B C B F F F S 2-3 K ①		C B F B X 2-2 F8 ②	S F F F X 1-2 G4-3 ③			B B C B X 3-1 G6-4-3 1B	5	0	1	0	0	1	5
Rob Deer, R (1, 9) OBP: 0.307, SLG: 0.412	B F X 1-1 P4 ②		B F S S 1-3 K ②		X 0-0 F7 ③		F S B B B S 3-3 K ①		C F B S 1-3 K ①	5	0	0	0	0	3	4
Cecil Fielder, R (1, 3) OBP: 0.363, SLG: 0.516	C S B S 1-3 K ③ 1-2		F S X 0-2 1B 1-2 2-H 1B			S B S F X 1-2 G5-3 ①	B X 1-0 G5-3 ②		B X 1-0 G6-4-3 ② ③ 1-2f	5	0	1	1	0	1	2
Mickey Tettleton, S (1, 2) OBP: 0.392, SLG: 0.504		C B F S 1-3 K ①	S C B X 1-2 1-2 2-H 1B			S B F X 1-2 1B SF8 1B	C B S B X 2-2 1B			4	1	3	1	0	1	0
Pete Incaviglia, R (1, 10) OBP: 0.280, SLG: 0.363		B B B C X 3-1 1B	S F B S 1-3 K ③			B F C B F F X 2-2 BB 1B 1-2 1B	B S B S B F C 3-3 K ③			4	1	2	0	0	2	3
Lloyd Moseby, L (1, 7) OBP: 0.286, SLG: 0.294		B B F B F X 3-2 F7 ②	S B X 1-1 P3 ①			C B F B B X 3-2 BB 1B 1-2 2-3 1B		C B F C 1-3 K ①		4	1	1	0	0	1	1
Travis Fryman, R (1, 6) OBP: 0.276, SLG: 0.377		C X 0-1 P5 ③	C S B F X 1-2 F8 ②			S F B X 1-2 SF8 ② 3-H		B X 1-0 G1-3 ②		3	0	0	1	0	0	1
Milt Cuyler, S (1, 8) OBP: 0.319, SLG: 0.335			B B C B B 4-1 BB 1B BB	F B X 1-1 P6 ③		B B B B 4-0 1B 1-2 2-3 BB		F X 0-1 1B		2	1	1	0	2	0	0
Inning Stats	R: 0 E: 0 K: 1 S: 11 H: 1 LOB: 1 BB: 0 P: 19	R: 0 E: 0 K: 1 S: 10 H: 1 LOB: 1 BB: 0 P: 17	R: 2 E: 0 K: 3 S: 22 H: 2 LOB: 2 BB: 2 P: 35	R: 0 E: 0 K: 0 S: 8 H: 0 LOB: 0 BB: 0 P: 11	R: 0 E: 0 K: 1 S: 7 H: 0 LOB: 0 BB: 0 P: 11	R: 3 E: 0 K: 0 S: 24 H: 4 LOB: 2 BB: 1 P: 38	R: 0 E: 0 K: 2 S: 11 H: 1 LOB: 1 BB: 0 P: 20	R: 0 E: 0 K: 2 S: 9 H: 1 LOB: 1 BB: 0 P: 12	R: 0 E: 0 K: 1 S: 6 H: 1 LOB: 0 BB: 0 P: 11	1B: 11 2B: 0 3B: 0 HR: 0 SF: 1 SAC: 0 DP: 1 HBP: 0							

	AB	36
	R	5
	H	11
	RBI	5
	BB	3
	SO	11
	LOB	17

WP: 1 PB: 0 SB: 0 CS: 0 PA: 40

PITCHER		IP	WLS	BF	H	R	ER	SO	BB	IBB	HBP	BLK	WP	HR	S	P	ERA	WHIP
Kevin Appier, R ERA: 4.1	(1, 1)	5.2	W	27	7	5	5	6	3	0	0	0	1	0	76	123	7.94	1.765
Steve Crawford, R ERA: 5.13	(6, 1)	1.1		6	2	0	0	2	0	0	0	0	0	0	17	28	0.00	1.500
Storm Davis, R ERA: 4.04	(8, 1)	2.0		7	2	0	0	3	0	0	0	0	0	0	15	23	0.00	1.000

PITCHER	IP	WLS	BF	H	R	ER	SO	BB	IBB	HBP	BLK	WP	HR	S	P	ERA	WHIP

Batter	1	2	3	4	5	6	7	8	9	AB	R	H	RBI	BB	SO	LOB
Gary Thurman, R (1, 7) OBP: 0.299, SLG: 0.358	L B B F X 2-2 ① G5-3		C B F B X 2-2 CS 1B	C B 1 SAFE 1 SAFE 1 SAFE B 1 SAFE X 2-1 ③ G5-3		S F C 0-3 ② K 2-3		C X 0-1 ③ G1-3		5	0	1	0	0	1	4
Brian McRae, S (1, 8) OBP: 0.289, SLG: 0.363	C C B X 1-2 ② P6		F 1 SAFE 1 SAFE L F X 0-2 ① ② F7 1-2		F B C B X 2-2 2B 1B 1B	F B B B X 3-1 ③ G4-3			C B S B X 2-2 G3 1B	5	1	2	0	0	0	2
George Brett, L (1, 10) OBP: 0.324, SLG: 0.388	B C B B F F F F X 3-2 2B		B C S F X 1-2 ③ F7	1 SAFE B 1 SAFE X 1-0 1B 1-3 2B			B F F B F X 2-2 ① F7		X 0-0 ① G3 1-2	5	0	2	0	0	0	1
Danny Tartabull, R (1, 9) OBP: 0.364, SLG: 0.594	B C B B I 4-1 IBB			B F C B F X 2-2 ① G6-3	B B C B B 4-1 1B BB		X 0-0 ② G5-3		C S S 0-3 ② K	3	0	0	0	2	1	1
Todd Benzinger, S (1, 3) OBP: 0.250, SLG: 0.268	X 0-0 ③ G1-3			C B F F X 1-2 ② G5-3	X 0-0 G5-4-3 1-2 2-3 3-H 1B		B B B C B 4-1 BB		C S S 0-3 ③ K	4	0	1	1	1	1	3
Mike Macfarlane, R (1, 2) OBP: 0.322, SLG: 0.490		B X 1-0 ① L7		B C B B B 4-1 1B 1B BB	F B B B X 3-1 ① P6		C B S X 1-2 ③ P2			3	1	0	0	1	0	4
Bill Pecota, R (1, 5) OBP: 0.345, SLG: 0.438		C B X 1-1 G3 1B	C X 0-1 1B 1-2 1B 1B	X 0-0 ② ③ G5-4-3 1-2f				B X 1-0 F9 2B		4	1	3	0	0	0	3
Terry Shumpert, R (1, 4) OBP: 0.277, SLG: 0.343		F F F 1 SAFE X 0-2 ② G3 1-2	F S B F B B X 3-2 1B 1-3 2-H 1B			X 0-0 S SH1-4 1B		C F X 0-2 ① G6-3		4	0	2	1	0	0	2
David Howard, S (1, 6) OBP: 0.182, SLG: 0.102		C X 0-1 ③ P2	F 1 SAFE X 0-1 1-3 3-H 1B			B 1 SAFE F X 1-1 ① SH1-4 1-2		X 0-0 ② F9 2-3		3	0	1	1	0	0	2
Inning Stats	R: 0 H: 1 E: 0 LOB: 2 K: 0 BB: 1 S: 14 P: 24	R: 0 H: 1 E: 0 LOB: 1 K: 0 BB: 0 S: 9 P: 11	R: 0 H: 1 E: 0 LOB: 0 K: 0 BB: 0 S: 11 P: 14	R: 2 H: 3 E: 0 LOB: 2 K: 0 BB: 1 S: 19 P: 31	R: 1 H: 3 E: 0 LOB: 2 K: 0 BB: 1 S: 9 P: 19	R: 0 H: 1 E: 0 LOB: 1 K: 1 BB: 0 S: 8 P: 12	R: 0 H: 0 E: 0 LOB: 1 K: 0 BB: 1 S: 9 P: 16	R: 0 H: 1 E: 0 LOB: 1 K: 0 BB: 0 S: 7 P: 8	R: 0 H: 1 E: 0 LOB: 1 K: 2 BB: 0 S: 10 P: 12	1B: 9 SF: 0 2B: 3 SAC: 1 3B: 0 DP: 1 HR: 0 HBP: 0						

PITCHER		IP	WLS	BF	H	R	ER	SO	BB	IBB	HBP	BLK	WP	HR	S	P	ERA	WHIP
Frank Tanana, L ERA: 3.48	(1, 1)	6.0		29	10	3	3	1	2	1	0	0	0	0	70	111	4.50	2.000
Paul Gibson, L ERA: 4.08	(7, 1)	2.1	W	10	2	0	0	0	1	0	0	0	0	0	20	30	0.00	1.286
Mike Henneman, R ERA: 2.67	(9, 1)	0.2	S	2	0	0	0	2	0	0	0	0	0	0	6	6	0.00	0.000

PITCHER	IP	WLS	BF	H	R	ER	SO	BB	IBB	HBP	BLK	WP	HR	S	P	ERA	WHIP

TOP

Kansas City Royals @ Detroit Tigers

Tiger Stadium, Detroit, MI

Fri Jul 12 1991, 7:05 PM EDT

Att. 23,737 - Cloudy - 72 F

livebaseballscorecards.com

AB	36
R	3
H	12
RBI	3
BB	4
SO	3
LOB	22

WP: 0 PA: 41
PB: 0
SB: 1
CS: 1

BOTTOM

Kansas City Royals @ Detroit Tigers

Tiger Stadium, Detroit, MI

Fri Jul 12 1991, 7:05 PM EDT

Att. 23,737 - Cloudy - 72 F

livebaseballscorecards.com

Batter	1	2	3	4	5	6	7	8	9	AB	R	H	RBI	BB	SO	LOB
Tony Phillips, S (1, 5) OBP: 0.390, SLG: 0.434	G3		BB		F8		SH2-4 1-2	1B 1-H		3	0	1	1	1	0	0
Lou Whitaker, L (1, 4) OBP: 0.386, SLG: 0.451	K		P2		E 1B		E E BB	FC5-4 1-3		4	1	2	0	1	1	1
Alan Trammell, R (1, 6) OBP: 0.311, SLG: 0.365	G6-3			G6-3	E8 1-3		F8	FC5-4 1-2f		5	0	1	0	0	0	4
Cecil Fielder, R (1, 3) OBP: 0.365, SLG: 0.535		HR		HR	K		E6 1-H 2-H			4	2	2	2	0	1	2
Mickey Tettleton, S (1, 2) OBP: 0.394, SLG: 0.500		F9		HBP BB	K		IBB			2	0	0	0	2	1	0
Pete Incaviglia, R (1, 10) OBP: 0.279, SLG: 0.376		G6-3		F8	HR		G6-3			4	1	1	1	0	0	3
Lloyd Moseby, L (1, 7) OBP: 0.284, SLG: 0.284		P6		FC6-4 1-2 HBP	G5-3			G4-3		3	0	0	0	0	0	0
Rob Deer, R (1, 9) OBP: 0.304, SLG: 0.406			L7	FC6-4 1-2f	G1-3			K		4	0	0	0	0	1	2
Milt Cuyler, S (1, 8) OBP: 0.322, SLG: 0.332			G3		G5-3		E SH2-4 E BB	S 1B BB		2	2	0	0	2	0	0
Inning Stats	R: 0 H: 0 E: 0 LOB: 0 K: 1 BB: 0 S: 7 P: 11	R: 1 H: 1 E: 0 LOB: 0 K: 0 BB: 0 S: 5 P: 10	R: 0 H: 0 E: 0 LOB: 1 K: 0 BB: 1 S: 9 P: 15	R: 1 H: 1 E: 0 LOB: 2 K: 0 BB: 1 S: 10 P: 19	R: 0 H: 2 E: 1 LOB: 2 K: 1 BB: 0 S: 11 P: 19	R: 1 H: 1 E: 0 LOB: 0 K: 1 BB: 0 S: 11 P: 18	R: 2 H: 0 E: 1 LOB: 2 K: 0 BB: 3 S: 9 P: 24	R: 1 H: 2 E: 0 LOB: 2 K: 1 BB: 1 S: 12 P: 21		1B: 4 SF: 0 2B: 0 SAC: 1 3B: 0 DP: 0 HR: 3 HBP: 1						WP: 0 PA: 39 PB: 0 SB: 1 CS: 0

	AB	31
	R	6
	H	7
	RBI	4
	BB	6
	SO	4
	LOB	12

PITCHER		IP	WLS	BF	H	R	ER	SO	BB	IBB	HBP	BLK	WP	HR	S	P	ERA	WHIP
Mark Gubicza, R ERA: 5.82	(1, 1)	6.0		26	5	3	3	3	2	0	1	0	0	3	53	92	4.50	1.167
Mike Magnante, L ERA: 3.86	(7, 1)	0.1	L	3	0	2	0	0	2	0	0	0	0	0	3	13	0.00	6.000
Storm Davis, R ERA: 4.0	(7, 1)	0.2		4	0	0	0	0	0	1	0	0	0	0	6	11	0.00	0.000
Jeff Montgomery, R ERA: 4.62	(8, 1)	1.0		6	2	1	1	1	1	0	0	0	0	0	12	21	9.00	3.000

PITCHER	IP	WLS	BF	H	R	ER	SO	BB	IBB	HBP	BLK	WP	HR	S	P	ERA	WHIP

Batter	1	2	3	4	5	6	7	8	9	AB	R	H	RBI	BB	SO	LOB
Brian McRae, S (1, 8) OBP: 0.285, SLG: 0.357	P5		G4-3	FC6-4 1-2f 2-H			G4-3		K	5	0	0	0	0	1	3
Bill Pecota, R (1, 5) OBP: 0.346, SLG: 0.437	1B		G1-3	G5-3			P5		FC5-4 1-2 2-3	5	0	2	0	0	0	1
George Brett, L (1, 10) OBP: 0.321, SLG: 0.390	L7		2B	2B	K		G3-1		SF8 2-3 3-H	4	1	1	1	0	1	1
Danny Tartabull, R (1, 9) OBP: 0.364, SLG: 0.605	F9		2-H 2B		G5-3			HR	FC5-4 1-2f	5	1	2	2	0	0	3
Jim Eisenreich, L (1, 7) OBP: 0.328, SLG: 0.377		G6-3	G6-3		F7			F7		4	0	0	0	0	0	1
Todd Benzinger, S (1, 3) OBP: 0.243, SLG: 0.260		K2-3		K		F8		L7		4	0	0	0	0	2	0
Brent Mayne, L (1, 2) OBP: 0.363, SLG: 0.329		1B 2B		E 1B 1B		1B		F7		4	1	3	0	0	0	0
Terry Shumpert, R (1, 4) OBP: 0.278, SLG: 0.340 Kurt Stillwell, S (9, PH) OBP: 0.305, SLG: 0.346		1B BB		E5 1B 1-2 E		L9			1B BB SF8 BB	2 0	1 1	0 0	0 0	1 1	0 0	2 0
David Howard, S (1, 6) OBP: 0.207, SLG: 0.135 Warren Cromartie, L (9, PH) OBP: 0.385, SLG: 0.425		1-2 2-H 1B		FC6-4 1-2 2-H 1B		G4-3			SF8 1B 1-2 BB	3 0	0 0	2 0	1 0	0 1	0 0	1 0
Inning Stats	R: 0 E: 0 K: 0 S: 8 H: 1 LOB: 1 BB: 0 P: 11	R: 0 E: 0 K: 1 S: 9 H: 2 LOB: 2 BB: 1 P: 15	R: 1 E: 0 K: 0 S: 10 H: 2 LOB: 1 BB: 0 P: 16	R: 2 E: 2 K: 1 S: 16 H: 2 LOB: 1 BB: 0 P: 23	R: 0 E: 0 K: 1 S: 6 H: 0 LOB: 0 BB: 0 P: 9	R: 0 E: 0 K: 0 S: 9 H: 1 LOB: 1 BB: 0 P: 14	R: 0 E: 0 K: 0 S: 3 H: 0 LOB: 0 BB: 0 P: 4	R: 1 E: 0 K: 0 S: 5 H: 1 LOB: 0 BB: 0 P: 6	R: 1 E: 0 K: 1 S: 15 H: 1 LOB: 2 BB: 2 P: 25	1B: 6 2B: 3 3B: 0 HR: 1 SF: 1 SAC: 0 DP: 0 HBP: 0	WP: 0 PB: 0 SB: 0 CS: 0 PA: 40					

PITCHER	IP	WLS	BF	H	R	ER	SO	BB	IBB	HBP	BLK	WP	HR	S	P	ERA	WHIP
Walt Terrell, R (1, 1) ERA: 4.6	8.0	W	35	9	5	3	3	2	0	0	0	0	1	71	107	3.38	1.375
Mike Henneman, R (9, 1) ERA: 2.62	1.0		5	1	0	0	1	1	0	0	0	0	0	10	16	0.00	2.000

PITCHER	IP	WLS	BF	H	R	ER	SO	BB	IBB	HBP	BLK	WP	HR	S	P	ERA	WHIP

TOP

Kansas City Royals @ Detroit Tigers

Tiger Stadium, Detroit, MI

Sat Jul 13 1991, 3:33 AM EDT

Att. 38,739 - Cloudy - 67 F

livebaseballscorecards.com

AB	36
R	5
H	10
RBI	4
BB	3
SO	4
LOB	12

Kansas City Royals @ Detroit Tigers

Tiger Stadium, Detroit, MI

Sat Jul 13 1991, 3:33 AM EDT

Att. 38,739 - Cloudy - 67 F

livebaseballscorecards.com

BOTTOM

Batter	1	2	3	4	5	6	7	8	9	AB	R	H	RBI	BB	SO	LOB
Tony Phillips, S (1, 9) OBP: 0.391, SLG: 0.435	4-2 1B 2B BB	2-3 ② K	2-2 ③ P5			1-2 1-H 2B 2B		0-0 ① P3		4	2	1	1	1	1	1
Lou Whitaker, L (1, 4) OBP: 0.386, SLG: 0.458	0-1 ① F9	1-2 1B 2B		3-1 ① G3-1		0-0 2-H 2B		3-2 ② P2		5	1	2	1	0	0	1
Alan Trammell, R (1, 6) OBP: 0.312, SLG: 0.366	0-1 1-3 2B 1B	2-1 BB 2-H HR 1B		2-3 ② K		0-1 ② F9		2-2 ③ G6-3		5	2	2	1	0	1	1
Cecil Fielder, R (1, 3) OBP: 0.369, SLG: 0.538	2-1 G3 1-H 3-H 2B	4-0 1-2 HR BB		3-3 ③ K		4-0 IBB				2	1	1	2	2	1	0
Mickey Tettleton, S (1, 2) OBP: 0.395, SLG: 0.510	4-0 G3 IBB	3-1 1-H 2-H HR			2-3 ① K	0-3 ③ K				3	1	1	3	1	2	2
Pete Incaviglia, R (1, 10) OBP: 0.274, SLG: 0.368	1-2 ② G3 1-2 2-3	3-2 ③ P4			1-1 ② P5		2-2 ① L8			4	0	0	0	0	0	2
Lloyd Moseby, L (1, 7) OBP: 0.303, SLG: 0.308	4-0 IBB		1-2 1B		3-2 ③ G4-3		2-2 2B			3	0	2	0	1	0	0
Travis Fryman, R (1, 5) OBP: 0.272, SLG: 0.372	1-2 ③ G4-3		2-3 ① K			2-2 ① F7	1-3 ② K			4	0	0	0	0	2	5
Milt Cuyler, S (1, 8) OBP: 0.321, SLG: 0.330		0-0 ① L6	2-3 ② K			2-2 S 2B 1B	0-0 ③ G6-3			4	1	1	0	0	1	2
Inning Stats	R: 2 E: 0 K: 0 S: 15 H: 2 LOB: 3 BB: 3 P: 31	R: 4 E: 0 K: 1 S: 14 H: 3 LOB: 0 BB: 1 P: 29	R: 0 E: 0 K: 2 S: 12 H: 1 LOB: 1 BB: 0 P: 19	R: 0 E: 0 K: 2 S: 8 H: 0 LOB: 0 BB: 0 P: 16	R: 0 E: 0 K: 1 S: 8 H: 0 LOB: 0 BB: 0 P: 14	R: 2 E: 0 K: 1 S: 16 H: 3 LOB: 2 BB: 1 P: 24	R: 0 E: 0 K: 1 S: 10 H: 1 LOB: 1 BB: 0 P: 15	R: 0 E: 0 K: 0 S: 7 H: 0 LOB: 0 BB: 0 P: 12		1B: 4 2B: 5 3B: 0 HR: 1	SF: 0 SAC: 0 DP: 0 HBP: 0			WP: 0 PB: 0 SB: 1 CS: 0	PA: 39		

	AB	34
	R	8
	H	10
	RBI	8
	BB	5
	SO	8
	LOB	14

PITCHER		IP	WLS	BF	H	R	ER	SO	BB	IBB	HBP	BLK	WP	HR	S	P	ERA	WHIP
Bret Saberhagen, R ERA: 3.4	(1, 1)	4.0	L	22	6	6	6	5	2	2	0	0	0	1	49	95	13.50	2.000
Steve Crawford, R ERA: 5.4	(5, 1)	1.2		9	3	2	2	1	0	1	0	0	0	0	21	35	10.80	1.800
Mike Magnante, L ERA: 3.38	(6, 1)	2.1		8	1	0	0	2	0	0	0	0	0	0	20	30	0.00	0.429

PITCHER	IP	WLS	BF	H	R	ER	SO	BB	IBB	HBP	BLK	WP	HR	S	P	ERA	WHIP

Batter	1	2	3	4	5	6	7	8	9	AB	R	H	RBI	BB	SO	LOB
Brian McRae, S (1, 8) OBP: 0.286, SLG: 0.375	B F L X 1-2 ① P5	1 SAFE 1 SAFE C B B 1 P F X SAFE 3-2 1-H HR		B B B F F X 3-2 ② L9	F C B C 1-3 ① K		B X 1-0 ① G4-3	X 0-0 1-H 2-H 3-H HR		6	2	2	6	0	1	0
Bill Pecota, R (1, 5) OBP: 0.346, SLG: 0.432	B C X 1-1 HR 1B	B B F X 2-1 ③ L9		C B X 1-1 1B 1B	C B B F B X 3-2 ② G6-3		B B S X 2-1 ② G1-3	C X 0-1 ② G1-3		6	2	2	0	0	0	0
George Brett, L (1, 10) OBP: 0.324, SLG: 0.405 Kevin Seitzer, R (7, PH) OBP: 0.358, SLG: 0.349	B X 1-0 1-H HR	B S F F X 1-2 ① L9	B X 1-0 1B 1-2 1B	B B X 2-0 ③ G6-3		B B F F B F B 4-2 BB	B C X 1-1 ③ G5-3		4 1	2 0	2 0	2 0	0 1	0 0	0 0
Danny Tartabull, R (1, 9) OBP: 0.366, SLG: 0.602 Gary Thurman, R (6, PR) OBP: 0.295, SLG: 0.352 (6, 9)	B S S F F S 1-3 ② K	S C F X 0-2 ② F9	B B S F B F X 3-2 1B 1-3 2-H 1B			B B B B 4-0 HR BB	X 0-0 ③ F8		B F X 1-1 ① F9	3 2	1 1	1 0	1 0	1 0	1 0	0 1
Jim Eisenreich, L (1, 7) OBP: 0.336, SLG: 0.389	B F B C X 2-2 ③ G6-3	X 0-0 HR 2B	C X 0-1 1B 1-2 3-H 1B			C B B F F S 2-3 ① K		C C F X 0-2 1B 1B	C F F B X 2-2 G3-1 1B	6	3	4	1	0	1	1
Mike Macfarlane, R (1, 2) OBP: 0.326, SLG: 0.514	C F S 0-3 ① K	X 0-0 2-H HR	B C X 1-1 BB 1B 1-3 2-H 1B			C B F B X 2-2 1-H HR		B B F F S 2-3 ① K	S B X 1-1 ② G3-1 1-2	6	2	3	5	0	2	2
Todd Benzinger, S (1, 3) OBP: 0.260, SLG: 0.299	C B X 1-1 HR	B F F F B X 2-2 FC6-4 1B	C B F F X 1-2 BB 1-2 3-H 1B			B C B X 2-1 ② G4-3		X 0-0 1B 1B 1-2 HR 1B	C B F X 1-2 ③ F7	6	2	4	2	0	0	2
Terry Shumpert, R (1, 4) OBP: 0.285, SLG: 0.343	X 0-0 ② G5-3	F X 0-1 ③ FC6-4 1-2f	B B B B 4-0 1-2 2-3 BB			S C X 0-2 1B		C F B B F X 2-2 1B 1-2 2-H HR 1B		4	1	2	1	1	0	1
David Howard, S (1, 6) OBP: 0.222, SLG: 0.143	F H 1-1 HR HBP	G1-3 F7				B F C F B F B F S 3-3 ③ K		C B X 1-1 1-2 2-3 HR 1B		4	2	1	0	0	1	4
Inning Stats	R: 2 E: 0 K: 1 S: 14 H: 2 LOB: 0 BB: 0 P: 20	R: 3 E: 0 K: 1 S: 13 H: 2 LOB: 0 BB: 0 P: 19	R: 2 E: 0 K: 0 S: 16 H: 3 LOB: 1 BB: 0 P: 19	R: 4 E: 0 K: 0 S: 24 H: 6 LOB: 3 BB: 1 P: 40	R: 0 E: 0 K: 1 S: 7 H: 0 LOB: 0 BB: 0 P: 13	R: 2 E: 0 K: 2 S: 18 H: 2 LOB: 1 BB: 1 P: 31	R: 0 E: 0 K: 0 S: 7 H: 0 LOB: 1 BB: 1 P: 14	R: 5 E: 0 K: 1 S: 19 H: 5 LOB: 0 BB: 0 P: 25	R: 0 E: 0 K: 0 S: 11 H: 1 LOB: 1 BB: 0 P: 16	1B: 14 2B: 1 3B: 0 HR: 6 SF: 0 SAC: 0 DP: 0 HBP: 1						

PITCHER		IP	WLS	BF	H	R	ER	SO	BB	IBB	HBP	BLK	WP	HR	S	P	ERA	WHIP
Bill Gullickson, R ERA: 4.44	(1, 1)	2.2	L	16	7	7	7	2	0	0	1	0	0	4	41	56	23.62	2.625
Mike Munoz, L ERA: 9.64	(3, 1)	1.0		10	6	4	4	0	1	0	0	0	0	0	22	36	36.00	7.000
Dan Gakeler, R ERA: 7.55	(4, 1)	5.1		26	8	7	7	4	2	0	0	0	0	2	66	105	11.81	1.875

PITCHER	IP	WLS	BF	H	R	ER	SO	BB	IBB	HBP	BLK	WP	HR	S	P	ERA	WHIP

TOP

Kansas City Royals @ Detroit Tigers

Tiger Stadium, Detroit, MI

Sun Jul 14 1991, 3:33 AM EDT

Att. 33,202 - Sunny - 79 F

livebaseballscorecards.com

AB	48
R	18
H	21
RBI	18
BB	3
SO	6
LOB	11

1B: 14	SF: 0	WP: 0	PA: 52
2B: 1	SAC: 0	PB: 0	
3B: 0	DP: 0	SB: 0	
HR: 6	HBP: 1	CS: 0	

BOTTOM

Batter	1	2	3	4	5	6	7	8	9	AB	R	H	RBI	BB	SO	LOB
Tony Phillips, S (1, 10) OBP: 0.388, SLG: 0.429	F9		G4-3		FC6-4 E, BB	K			K	4	1	0	0	1	2	1
Lou Whitaker, L (1, 4) OBP: 0.389, SLG: 0.456	L3		1B, BB		1-2 FC6-4, BB		F8, 2B		F9	1	0	0	0	2	0	0
Skeeter Barnes, R (6, 4) OBP: 0.381, SLG: 0.744										2	0	1	0	0	0	1
Alan Trammell, R (1, 6) OBP: 0.314, SLG: 0.378	HR		1-3 FC6-4, 1B		1-2f 2-3 FC6-4 E		F9		P3	5	1	2	1	0	0	4
Cecil Fielder, R (1, 3) OBP: 0.366, SLG: 0.533	F8		1-2f FC6-4		1-3 3-H E1		2-3 F8			3	0	0	0	0	0	3
Dave Bergman, L (6, 3) OBP: 0.348, SLG: 0.293										1	0	0	0	0	0	1
Mickey Tettleton, S (1, 2) OBP: 0.396, SLG: 0.508		BB		K	F7		F8			1	0	0	0	1	1	0
Mark Salas, L (5, 2) OBP: 0.098, SLG: 0.100										2	0	0	0	0	0	3
Rob Deer, R (1, 9) OBP: 0.300, SLG: 0.401		L4		K		G6-3		F7		4	0	0	0	0	1	1
Lloyd Moseby, L (1, 7) OBP: 0.311, SLG: 0.347		F7		1B		HR		G4-3		4	1	2	1	0	0	1
Travis Fryman, R (1, 5) OBP: 0.272, SLG: 0.380		K		K		HR		F8		4	1	1	1	0	2	2
Milt Cuyler, S (1, 8) OBP: 0.320, SLG: 0.329			K		P6	K			2B	1	0	0	0	0	1	0
John Shelby, S (5, PH) OBP: 0.233, SLG: 0.333 (6, 8)										3	0	1	0	0	1	0
Inning Stats	R: 1 H: 1 E: 0 LOB: 0 K: 0 BB: 0 S: 14 P: 22	R: 0 H: 0 E: 0 LOB: 1 K: 1 BB: 1 S: 8 P: 16	R: 0 H: 1 E: 0 LOB: 2 K: 1 BB: 1 S: 13 P: 21	R: 0 H: 1 E: 0 LOB: 1 K: 3 BB: 0 S: 15 P: 24	R: 1 H: 0 E: 1 LOB: 2 K: 0 BB: 2 S: 9 P: 20	R: 2 H: 2 E: 0 LOB: 0 K: 2 BB: 0 S: 14 P: 22	R: 0 H: 1 E: 0 LOB: 1 K: 0 BB: 0 S: 9 P: 15	R: 0 H: 0 E: 0 LOB: 0 K: 0 BB: 0 S: 8 P: 12	R: 0 H: 1 E: 0 LOB: 1 K: 1 BB: 0 S: 10 P: 13	1B: 2 SF: 0 2B: 2 SAC: 0 3B: 0 DP: 0 HR: 3 HBP: 0						

PITCHER		IP	WLS	BF	H	R	ER	SO	BB	IBB	HBP	BLK	WP	HR	S	P	ERA	WHIP
Tom Gordon, R ERA: 3.87	(1, 1)	6.0	W	28	5	4	3	7	4	0	0	0	0	3	73	125	4.50	1.500
Luis Aquino, R ERA: 3.36	(7, 1)	3.0	S	11	2	0	0	1	0	0	0	0	0	0	27	40	0.00	0.667

PITCHER	IP	WLS	BF	H	R	ER	SO	BB	IBB	HBP	BLK	WP	HR	S	P	ERA	WHIP

Kansas City Royals @ Detroit Tigers

Tiger Stadium, Detroit, MI

Sun Jul 14 1991, 3:33 AM EDT

Att. 33,202 - Sunny - 79 F

livebaseballscorecards.com

AB	35
R	4
H	7
RBI	3
BB	4
SO	8
LOB	17

Batter	1	2	3	4	5	6	7	8	9	AB	R	H	RBI	BB	SO	LOB
Julio Franco, R (1, 4) OBP: 0.382, SLG: 0.455	B B B B 4-0 1B HR BB	F X 0-1 ② F9		B B C X 2-1 1B		C X 0-1 ② G4-3 1-2	B X 1-0 ③ FC4-6 1-2f			4	1	1	0	1	0	5
Rafael Palmeiro, L (1, 3) OBP: 0.370, SLG: 0.526	B C 1 SAFE 1 SAFE F X 1-2 HR 1B	F F B C 1-3 ③ K		S F 1 SAFE 1 SAFE P X 1-2 ③ F9		B B B X 3-0 1B BB 2-H 1B		B B X 2-0 ① G5-3		5	1	2	1	0	1	3
Ruben Sierra, S (1, 9) OBP: 0.383, SLG: 0.516	X 0-0 1-H 2-H HR	B C S S 1-3 ① K			X 0-0 ① G3-1	B B C S B 4-2 1B 1-2 BB		C B S B X 2-2 ② G5-3		4	1	1	3	1	1	0
Juan Gonzalez, R (1, 8) (9, 7) OBP: 0.375, SLG: 0.517	C F B S 1-3 ① K	B F B S S S 2-3 ② K			B B X 2-0 2B 2B	B B X 2-0 1-2 2-3 1B		C S B F B X 2-2 ③ L8		5	1	2	0	0	2	0
Kevin Reimer, L (1, 7) Brian Downing, R (9, PH) OBP: 0.379, SLG: 0.450 Gary Pettis, S (9, 8) OBP: 0.335, SLG: 0.256	F X 0-1 ② F9	C B B X 2-1 ③ G4-3			B F B F X 2-2 L8 2-H 2B	C B B C B C 3-3 ③ K			F C B F X 1-2 ① F9	4 1 0	0 0 0	1 0 0	1 0 0	0 0 0	1 0 0	3 0 0
Steve Buechele, R (1, 5) OBP: 0.352, SLG: 0.474	C S S 0-3 ③ K			C C B X 1-2 ① G6-3	C B C B X 2-2 ② L8 2-3		C B B C F B X 3-2 ① G3		X 0-0 ② G5-3	5	0	0	0	0	1	1
Dean Palmer, R (1, 10) OBP: 0.267, SLG: 0.364		B B C X 2-1 ① P9		B S C B X 2-2 ② G4-3	B C X 1-1 ③ F8		B F B X 2-1 1B		B S S S 1-3 ③ K	5	0	1	0	0	1	1
Ivan Rodriguez, R (1, 2) OBP: 0.341, SLG: 0.407		B X 1-0 1B 1B		B B X 2-0 HR 1B		C X 0-1 ① G1-3	1 SAFE C 1 SAFE F X 0-2 FC4-6 1-2 1B			4	1	3	0	0	0	0
Jeff Huson, L (1, 6) OBP: 0.311, SLG: 0.311 Mario Diaz, R (7, PH) (7, 6) OBP: 0.324, SLG: 0.350		X 0-0 1-2 1B		C X 0-1 1-H HR		B C X 1-1 G4-3 1B 1B	C F B B S 2-3 ② K			3 1	2 0	3 0	2 0	0 0	0 1	0 2
Inning Stats	R: 3 H: 2 E: 0 LOB: 0 K: 2 BB: 1 S: 12 P: 18	R: 0 H: 2 E: 0 LOB: 2 K: 1 BB: 0 S: 9 P: 13	R: 0 H: 0 E: 0 LOB: 0 K: 2 BB: 0 S: 8 P: 13	R: 2 H: 3 E: 0 LOB: 1 K: 0 BB: 0 S: 15 P: 22	R: 1 H: 2 E: 0 LOB: 1 K: 0 BB: 0 S: 10 P: 17	R: 1 H: 3 E: 0 LOB: 3 K: 1 BB: 1 S: 13 P: 26	R: 0 H: 2 E: 0 LOB: 2 K: 1 BB: 0 S: 13 P: 21	R: 0 H: 0 E: 0 LOB: 0 K: 0 BB: 0 S: 8 P: 14	R: 0 H: 0 E: 0 LOB: 0 K: 1 BB: 0 S: 8 P: 10	1B: 10 SF: 0 2B: 2 SAC: 0 3B: 0 DP: 0 HR: 2 HBP: 0						

PITCHER		IP	WLS	BF	H	R	ER	SO	BB	IBB	HBP	BLK	WP	HR	S	P	ERA	WHIP
Rusty Meacham, R ERA: 4.91	(1, 1)	4.1		23	9	6	6	5	1	0	0	0	0	2	49	75	12.46	2.308
Paul Gibson, L ERA: 4.04	(5, 1)	2.2		14	5	1	1	2	1	0	0	0	0	0	31	55	3.38	2.250
John Cerutti, L ERA: 4.41	(8, 1)	1.0		3	0	0	0	0	0	0	0	0	0	0	8	14	0.00	0.000
Mike Henneman, R ERA: 2.57	(9, 1)	1.0	W	3	0	0	0	1	0	0	0	0	0	0	8	10	0.00	0.000

PITCHER	IP	WLS	BF	H	R	ER	SO	BB	IBB	HBP	BLK	WP	HR	S	P	ERA	WHIP

Texas Rangers @ Detroit Tigers

Tiger Stadium, Detroit, MI

Mon Jul 15 1991, 7:05 PM EDT

Att. 14,365 - Sunny - 80 F

TOP

livebaseballscorecards.com

AB	41
R	7
H	14
RBI	7
BB	2
SO	8
LOB	15

WP: 0 PA: 43
PB: 0
SB: 0
CS: 0

Texas Rangers @ Detroit Tigers

Tiger Stadium, Detroit, MI

Mon Jul 15 1991, 7:05 PM EDT

Att. 14,365 - Sunny - 80 F

livebaseballscorecards.com

BOTTOM

Batter	1	2	3	4	5	6	7	8	9	AB	R	H	RBI	BB	SO	LOB
Tony Phillips, S (1, 5) OBP: 0.388, SLG: 0.438	B B C X 2-1 F8 1B 1B	C P 1 SAFE 1 SAFE P F B S 3-3 ② K 1-2		B X 1-0 ① F8		C X 0-1 ② F8			F B B C B X 3-2 HR	5	2	2	1	0	1	2
Lou Whitaker, L (1, 4) OBP: 0.391, SLG: 0.469	B X 1-0 ① F8 1-2	B C F B X 2-2 ③ F7		1 SAFE B 1 P B C X 3-1 ② IHR 1-2		B F C X 1-2 1B				4	1	2	1	0	0	2
Alan Trammell, R (1, 6) OBP: 0.320, SLG: 0.387	B B X 2-0 1B 2-H		B X 1-0 E HR 1B	C B X 1-1 2B		C F C 0-3 ③ K				4	1	3	1	0	1	1
Cecil Fielder, R (1, 3) OBP: 0.362, SLG: 0.526	X 0-0 ② F7		X 0-0 E3 HR 1-3	S B X 1-1 ③ G6-3			B S S S 1-3 ① K			4	1	0	0	0	1	3
Mickey Tettleton, S (1, 2) OBP: 0.397, SLG: 0.520	B B B C X 3-1 ③ G4-3		B B X 2-0 HR 1-H 3-H		C C B B B X 3-2 1B		C B S B B X 3-2 ② G3			4	1	2	3	0	0	1
Pete Incaviglia, R (1, 10) OBP: 0.274, SLG: 0.366		B C X 1-1 HR 1B	S S F F S 0-3 ① K		S C B B S 1-3 ① K		B C B B X 3-1 ③ G6-3			4	1	1	0	0	2	1
Lloyd Moseby, L (1, 7) OBP: 0.308, SLG: 0.374		X 0-0 1-H HR	X 0-0 ② F8		C S F S 0-3 ② K			B X 1-0 ① G6-3		4	1	1	2	0	1	1
Rob Deer, R (1, 9) OBP: 0.296, SLG: 0.395		C B B F F C 2-3 ① K	F X 0-1 ③ L5		B C S B B S 3-3 ③ K			B S X 1-1 ② F8		4	0	0	0	0	2	1
Milt Cuyler, S (1, 8) OBP: 0.323, SLG: 0.329		B F X 1-1 S 1B		B F B B B 4-1 CS BB		C B X 1-1 ① G5-3		L M B B X 2-2 ③ F8		3	0	1	0	1	0	0
Inning Stats	R: 1 E: 0 K: 0 S: 7 H: 2 LOB: 1 BB: 0 P: 15	R: 2 E: 0 K: 2 S: 18 H: 3 LOB: 1 BB: 0 P: 25	R: 3 E: 1 K: 1 S: 12 H: 2 LOB: 0 BB: 0 P: 15	R: 1 E: 0 K: 0 S: 9 H: 2 LOB: 1 BB: 1 P: 18	R: 0 E: 0 K: 3 S: 13 H: 1 LOB: 1 BB: 0 P: 20	R: 0 E: 0 K: 1 S: 10 H: 1 LOB: 1 BB: 0 P: 12	R: 0 E: 0 K: 1 S: 8 H: 0 LOB: 0 BB: 0 P: 15	R: 0 E: 0 K: 0 S: 6 H: 0 LOB: 0 BB: 0 P: 10	R: 1 E: 0 K: 0 S: 3 H: 1 LOB: 0 BB: 0 P: 6							

	AB	36
	R	8
	H	12
	RBI	8
	BB	1
	SO	8
	LOB	12

1B: 7 SF: 0 WP: 0 PA: 37
2B: 1 SAC: 0 PB: 0
3B: 0 DP: 0 SB: 1
HR: 4 HBP: 0 CS: 1

PITCHER		IP	WLS	BF	H	R	ER	SO	BB	IBB	HBP	BLK	WP	HR	S	P	ERA	WHIP
Gerald Alexander, R ERA: 3.45	(1, 1)	3.0		17	7	6	5	3	0	0	0	0	0	2	37	55	15.00	2.333
Terry Mathews, R ERA: 5.93	(4, 1)	4.0		16	4	1	1	5	1	0	0	0	0	0	40	65	2.25	1.250
Mike Jeffcoat, L ERA: 3.32	(8, 1)	1.0	L	4	1	1	1	0	0	0	0	0	0	1	9	16	9.00	1.000

PITCHER	IP	WLS	BF	H	R	ER	SO	BB	IBB	HBP	BLK	WP	HR	S	P	ERA	WHIP

Texas Rangers @ Detroit Tigers

Tiger Stadium, Detroit, MI

Tue Jul 16 1991, 7:05 PM EDT

Att. 16,662 - Sunny - 85 F

livebaseballscorecards.com

TOP

Batter	1	2	3	4	5	6	7	8	9	AB	R	H	RBI	BB	SO	LOB
Jeff Huson, L (1, 6) OBP: 0.306, SLG: 0.306	B C S B C 2-3 ① K		F C B F B X 2-2 ③ L8			C X 0-1 ① P7	B B C B X 3-1 HR 1-H 2-H 1B		B C X 1-1 ② FC5-2 1-2 3-H	3	0	0	0	0	1	1
Brian Downing, R (7, PR) OBP: 0.381, SLG: 0.452										1	0	1	2	0	0	0
Mario Diaz, R (7, 6) OBP: 0.321, SLG: 0.346										1	1	0	0	0	0	2
Rafael Palmeiro, L (1, 3) OBP: 0.373, SLG: 0.539	B C F B X 2-2 G4-3 2B			F F B F X 1-2 ① F7		B B 1 SAFE X 2-0 WP 1-3 1B	B X 1-0 HR 1-H		B S F X 1-2 ③ F7	5	1	3	2	0	0	2
Ruben Sierra, S (1, 9) OBP: 0.379, SLG: 0.512	B F X 1-1 ② G4-3 2-3			B B C X 2-1 ② G3		X 0-0 ② SF8 3-H	B X 1-0 ③ F9			3	0	0	1	0	0	2
Julio Franco, R (1, 4) OBP: 0.381, SLG: 0.450	B X 1-0 ③ L4			B S B X 2-1 ③ G4-3		C B B B B 4-1 1-2 BB		F C B B B X 3-2 ① G6-3		3	0	0	0	1	0	1
Juan Gonzalez, R (1, 10) OBP: 0.370, SLG: 0.509		C B C S 1-3 ① K			C B B S F B X 3-2 ① P2	C B X 1-1 ③ P3		B C F F X 1-2 ② G5-3		4	0	0	0	0	1	2
Kevin Reimer, L (1, 7) OBP: 0.321, SLG: 0.391		B F X 1-1 ② G3			X 0-0 1B		B C B B F B 4-2 FC5-4 BB	F B F S 1-3 ③ K		2	0	1	0	1	0	0
John Russell, R (8, PH) OBP: 0.136, SLG: 0.143										1	0	0	0	0	1	0
Dean Palmer, R (1, 5) OBP: 0.254, SLG: 0.345		B C F B F S 2-3 ③ K			C F F S 0-3 ② K		B F X 1-1 ① FC5-4 FC4-1 BB 1-2f		B B B C F S 3-3 ① K	3	0	0	0	0	2	2
Steve Buechele, R (7, 5) OBP: 0.351, SLG: 0.472										1	0	0	0	0	1	0
Ivan Rodriguez, R (1, 2) OBP: 0.337, SLG: 0.393			C X 0-1 ① F9		B X 1-0 ③ P4		B B C B B 4-1 WP FC4-1 1-2 1B BB		B B X 2-0 E5 1B FC5-2	3	1	0	0	1	0	1
Gary Pettis, S (1, 8) OBP: 0.338, SLG: 0.258			S B B F B F X 3-2 ② F7			B B C C F B B 4-2 1B SF8 BB	C X 0-1 ② FC4-1 WP 1-2 2-3f 1B		X 0-0 FC5-2 1-3 1B	3	2	1	0	1	0	2
Inning Stats	R: 0 E: 0 K: 1 S: 9 H: 1 LOB: 1 BB: 0 P: 15	R: 0 E: 0 K: 2 S: 9 H: 0 LOB: 0 BB: 0 P: 13	R: 0 E: 0 K: 0 S: 10 H: 0 LOB: 0 BB: 0 P: 15	R: 0 E: 0 K: 0 S: 8 H: 0 LOB: 0 BB: 0 P: 13	R: 0 E: 0 K: 1 S: 10 H: 1 LOB: 1 BB: 0 P: 14	R: 1 E: 0 K: 0 S: 10 H: 1 LOB: 2 BB: 2 P: 21	R: 4 E: 0 K: 0 S: 11 H: 2 LOB: 1 BB: 2 P: 25	R: 0 E: 0 K: 1 S: 10 H: 0 LOB: 0 BB: 0 P: 15	R: 0 E: 1 K: 1 S: 10 H: 1 LOB: 2 BB: 0 P: 17	1B: 4 2B: 1 3B: 0 HR: 1	SF: 1 SAC: 0 DP: 0 HBP: 0	WP: 2 PB: 0 SB: 0 CS: 0	PA: 38				

	AB	33
	R	5
	H	6
	RBI	5
	BB	4
	SO	6
	LOB	15

PITCHER		IP	WLS	BF	H	R	ER	SO	BB	IBB	HBP	BLK	WP	HR	S	P	ERA	WHIP
Mark Leiter, R ERA: 3.88	(1, 1)	6.0		24	3	2	2	4	3	0	0	0	1	0	58	97	3.00	1.000
Walt Terrell, R ERA: 4.73	(7, 1)	0.2		4	1	1	1	0	1	0	0	0	1	0	7	15	13.50	3.000
John Cerutti, L ERA: 4.47	(7, 1)	1.1		5	1	2	2	1	0	0	0	0	0	1	12	19	13.50	0.750
Mike Henneman, R ERA: 2.53	(9, 1)	1.0	W	5	1	0	0	1	0	0	0	0	0	0	10	17	0.00	1.000

PITCHER	IP	WLS	BF	H	R	ER	SO	BB	IBB	HBP	BLK	WP	HR	S	P	ERA	WHIP

Texas Rangers @ Detroit Tigers

Tiger Stadium, Detroit, MI

Tue Jul 16 1991, 7:05 PM EDT

Att. 16,662 - Sunny - 85 F

BOTTOM

livebaseballscorecards.com

Batter	1	2	3	4	5	6	7	8	9	AB	R	H	RBI	BB	SO	LOB
Tony Phillips, S (1, 9) (4, 5) OBP: 0.387, SLG: 0.436	1-0 1B 1B 1B	0-1 G1-3			1-2 G4-3			3-2 G4-3		4	1	1	0	0	0	0
Lou Whitaker, L (1, 4) OBP: 0.389, SLG: 0.466	0-0 1B 1B E 1-3 1B	2-1 F8			2-2 G6-3			0-0 L8		4	1	1	0	0	0	0
Alan Trammell, R (1, 6) OBP: 0.321, SLG: 0.388 Rob Deer, R (4, 9) OBP: 0.298, SLG: 0.406	2-1 E G6-3 1-2 3-H 1B		0-2 G6-3			0-0 G6-3		0-0 HR		2 2	1 1	1 1	1 1	0 0	0 0	0 0
Cecil Fielder, R (1, 3) OBP: 0.363, SLG: 0.526	0-0 E9 G6-3 BB SF8 1-3 2-H 1B		2-1 G4-6-3 1B			0-3 K		1-0 F7		4	1	2	0	0	1	0
Mickey Tettleton, S (1, 2) OBP: 0.399, SLG: 0.518 Skeeter Barnes, R (9, PR) OBP: 0.381, SLG: 0.744	4-2 G6-3 1-2 BB		2-0 G4-6-3 1-2f			1-2 G3-1			1-1 E SH1-3 SF8 1B	3 0	0 1	1 0	0 0	1 0	0 0	1 0
Pete Incaviglia, R (1, 10) OBP: 0.270, SLG: 0.360	0-0 G6-3 1-2 2-3 3-H			2-2 G5-3			2-0 G6-3		0-0 SH1-3 1-2	3	0	0	1	0	0	2
Lloyd Moseby, L (1, 7) OBP: 0.315, SLG: 0.376	0-1 SF8 3-H			1-1 B1-3			1-0 1B		4-0 E IBB	2	0	1	1	1	0	0
Travis Fryman, R (1, 5) (4, 6) OBP: 0.269, SLG: 0.375	3-3 K			1-3 K			0-0 F8		0-0 E8 1-2 2-3	4	0	0	0	0	2	4
Milt Cuyler, S (1, 8) OBP: 0.319, SLG: 0.324 Dave Bergman, L (9, PH) OBP: 0.344, SLG: 0.293		2-2 L3			0-1 G4-3		1-1 G3		0-0 SF8 3-H	3 0	0 0	0 0	0 1	0 0	0 0	1 0

Inning Stats	1	2	3	4	5	6	7	8	9
	R: 4 H: 4 E: 1 LOB: 1 K: 1 BB: 1 S: 13 P: 23	R: 0 H: 0 E: 0 LOB: 0 K: 0 BB: 0 S: 7 P: 11	R: 0 H: 1 E: 0 LOB: 0 K: 0 BB: 0 S: 6 P: 10	R: 0 H: 0 E: 0 LOB: 0 K: 1 BB: 0 S: 8 P: 12	R: 0 H: 0 E: 0 LOB: 0 K: 0 BB: 0 S: 8 P: 11	R: 0 H: 0 E: 0 LOB: 0 K: 1 BB: 0 S: 7 P: 8	R: 0 H: 1 E: 0 LOB: 1 K: 0 BB: 0 S: 5 P: 9	R: 1 H: 1 E: 0 LOB: 0 K: 0 BB: 0 S: 8 P: 12	R: 1 H: 1 E: 1 LOB: 2 K: 0 BB: 1 S: 5 P: 10

	AB	31
	R	6
	H	8
	RBI	5
	BB	2
	SO	3
	LOB	8

1B: 7 SF: 2
2B: 0 SAC: 1
3B: 0 DP: 1
HR: 1 HBP: 0

WP: 0 PA: 36
PB: 0
SB: 0
CS: 0

PITCHER		IP	WLS	BF	H	R	ER	SO	BB	IBB	HBP	BLK	WP	HR	S	P	ERA	WHIP
Kevin Brown, R ERA: 4.53	(1, 1)	8.1	L	34	8	6	5	3	1	1	0	0	0	1	65	104	5.40	1.080
Jeff Russell, R ERA: 3.14	(9, 1)	0.1		2	0	0	0	0	0	0	0	0	0	0	2	2	0.00	0.000

PITCHER	IP	WLS	BF	H	R	ER	SO	BB	IBB	HBP	BLK	WP	HR	S	P	ERA	WHIP

Batter	1	2	3	4	5	6	7	8	9	10	AB	R	H	RBI	BB	SO	LOB
Brian Downing, R (1, 10) OBP: 0.382, SLG: 0.448	F9		1-2 F9 G3-1 1B		K 1-2		1 SAFE 1 SAFE 1 SAFE 1 SAFE 1 SAFE B 1 SAFE B 1 SAFE 4-1 1B 1-2 BB		C F X 0-2 G6-3 1-2f		4	0	1	0	1	1	3
Rafael Palmeiro, L (1, 3) OBP: 0.373, SLG: 0.537	F8		G3-1 1-2		P3		B C X 1-1 G4-3 1-3 2-H 1B			C X 0-1 G4-3 1B	5	0	2	1	0	0	2
Ruben Sierra, S (1, 9) OBP: 0.376, SLG: 0.506	HR BB		B C B F X 2-2 F9 2-3		P5		B B X 2-0 G4-3 1-2f			B X 1-0 G4-3 1-2	4	1	0	0	1	0	5
Julio Franco, R (1, 4) OBP: 0.381, SLG: 0.457	C 1 SAFE 1 SAFE 1 SAFE B F B F 1 SAFE 2-2 1 SAFE X 1-H HR		C B X 1-1 F8	B C B X 2-1 F9				C X 0-1 G1-3		I I I I 4-0 G6-4-3 IBB	4	1	1	2	1	0	1
Steve Buechele, R (1, 5) OBP: 0.348, SLG: 0.465	BB			B B C X 2-1 F8		B X 1-0 P5		X 0-0 G6-3		B X 1-0 G6-4-3 1-2f	4	0	0	0	1	0	2
Dean Palmer, R (1, 7) OBP: 0.254, SLG: 0.339	K			B S B C X 2-2 1B		B C X 1-1 F7		C F B X 1-2 G6-3			4	0	1	0	0	1	1
Mike Stanley, R (1, 2) OBP: 0.350, SLG: 0.400		B S F B F S 2-3 K		C S S 0-3 K			B C B X 2-1 HR		C F X 0-2 G6-3		3	1	1	1	0	2	1
Jeff Huson, L (9, PH) (9, 6) OBP: 0.305, SLG: 0.304											1	0	0	0	0	0	0
Mario Diaz, R (1, 6) OBP: 0.313, SLG: 0.336		B X 1-0 F9		C F B F S 1-3 K2-3			C B S X 1-2 L9		B F B X 2-1 BB 1B		3	0	0	0	0	1	1
Kevin Reimer, L (9, PH) OBP: 0.324, SLG: 0.394											1	0	1	0	0	0	0
Ivan Rodriguez, R (9, 2) OBP: 0.337, SLG: 0.393											0	0	0	0	0	0	0
Gary Pettis, S (1, 8) OBP: 0.347, SLG: 0.265		F X 0-1 F9			B B C F F B X 3-2 S 1B		B X 1-0 BB 1B		C B B B B 4-1 G6-3 1-2 BB		3	1	2	0	1	0	0
Inning Stats	R: 2 E: 0 K: 1 S: 16 H: 1 LOB: 1 BB: 2 P: 32	R: 0 E: 0 K: 1 S: 7 H: 0 LOB: 0 BB: 0 P: 10	R: 0 E: 0 K: 0 S: 11 H: 1 LOB: 1 BB: 0 P: 15	R: 0 E: 0 K: 2 S: 12 H: 1 LOB: 1 BB: 0 P: 17	R: 0 E: 0 K: 1 S: 11 H: 1 LOB: 1 BB: 0 P: 18	R: 0 E: 0 K: 0 S: 5 H: 0 LOB: 0 BB: 0 P: 9	R: 2 E: 0 K: 0 S: 10 H: 3 LOB: 1 BB: 1 P: 21	R: 0 E: 0 K: 0 S: 6 H: 0 LOB: 0 BB: 0 P: 7	R: 0 E: 0 K: 0 S: 9 H: 1 LOB: 1 BB: 1 P: 15	R: 0 E: 0 K: 0 S: 4 H: 1 LOB: 1 BB: 1 P: 10	1B: 7 2B: 0 3B: 0 HR: 2	SF: 0 SAC: 0 DP: 3 HBP: 0						

PITCHER		IP	WLS	BF	H	R	ER	SO	BB	IBB	HBP	BLK	WP	HR	S	P	ERA	WHIP
Scott Aldred, L ERA: 5.68	(1, 1)	6.1		28	6	4	4	5	3	0	0	0	0	2	69	116	5.68	1.421
Paul Gibson, L ERA: 3.99	(7, 1)	0.2		2	1	0	0	0	0	0	0	0	0	0	3	6	0.00	1.500
Walt Terrell, R ERA: 4.61	(8, 1)	3.0	W	11	2	0	0	0	1	1	0	0	0	0	19	32	0.00	1.000

PITCHER	IP	WLS	BF	H	R	ER	SO	BB	IBB	HBP	BLK	WP	HR	S	P	ERA	WHIP

TOP

Texas Rangers @ Detroit Tigers

Tiger Stadium, Detroit, MI

Wed Jul 17 1991, 3:33 AM EDT

Att. 25,450 - Cloudy - 86 F

livebaseballscorecards.com

AB	36
R	4
H	9
RBI	4
BB	5
SO	5
LOB	16

WP: 0 PB: 0 SB: 1 CS: 0 PA: 41

Batter	1	2	3	4	5	6	7	8	9	10	AB	R	H	RBI	BB	SO	LOB
Tony Phillips, S (1, 5) (9, 6) OBP: 0.382, SLG: 0.429	X 0-0 ① P8	1 SAFE 1 SAFE B B 1 SAFE C 1 SAFE B F 3-2 X ③ G3 1-2			S B B B S X 3-2 ① F8		B C B X 2-1 ① G1-3	C B X 1-1 ③ F8			5	0	0	0	0	0	4
Lou Whitaker, L (1, 4) OBP: 0.395, SLG: 0.472	B C X 1-1 2B		C C B F F B X 2-2 WP 1B		C B B B B 4-1 HBP E FC4-6 BB		F B X 1-1 ② G4-3		B B B B 4-0 BB		3	1	2	0	2	0	0
Lloyd Moseby, L (1, 7) OBP: 0.302, SLG: 0.358	B B B C X 3-1 ② P2		C 1 SAFE B X 1-1 ① P5		S 1 SAFE B B X 2-1 E6 FC4-6 HBP 1-2		X 0-0 ③ G3-1		L L X 0-2 ① F9		5	0	0	0	0	0	4
Cecil Fielder, R (1, 3) OBP: 0.364, SLG: 0.521	X 0-0 ③ P3		B B B B 4-0 1-2 BB		F B S H 2-2 FC4-6 HBP 1-2 2-3			F B F S 1-3 ① K	B S F B C 2-3 ② K		3	0	0	0	1	2	2
Mickey Tettleton, S (1, 2) OBP: 0.394, SLG: 0.510 Skeeter Barnes, R (8, PR) OBP: 0.372, SLG: 0.725 (9, 5)		B C B F S 2-3 ① K	X 0-0 ② P5		B B F F X 2-2 ② FC4-6 FC6-4 1-2f 2-3 3-H			C B X 1-1 E3 WP 1B BB	S C X 0-2 ③ F9		4 1	0 1	0 0	0 0	1 0	0 0	1 1
Pete Incaviglia, R (1, 10) OBP: 0.273, SLG: 0.358 John Shelby, S (10, PR) OBP: 0.233, SLG: 0.333	B B X 2-0 ② G5-3	X 0-0 ③ P3			X 0-0 ③ FC6-4 1-2f			F B X 1-1 BB WP 1-2 1B	S B B B B 4-1 HR BB		4 0	0 1	1 0	0 0	1 0	0 0	4 0
Rob Deer, R (1, 9) OBP: 0.299, SLG: 0.414	B B B C B 4-1 2B 1B BB			B X 1-0 ① P3		X 0-0 ① P8		X 0-0 ② L3	X 0-0 1-H HR		4	2	1	2	1	0	2
Travis Fryman, R (1, 6) OBP: 0.269, SLG: 0.378 Dave Bergman, L (8, PH) OBP: 0.351, SLG: 0.293 Andy Allanson, R (9, 2) OBP: 0.261, SLG: 0.360	S S B X 1-2 1-3 1B 2B			C S B S 1-3 ② K		F F B S 1-3 ② K		F C F B F B B B 4-2 BB 1-2 2-3 BB			3 0 0	1 0 0	1 0 0	0 0 0	0 1 0	2 0 0	0 0 0
Milt Cuyler, S (1, 8) OBP: 0.322, SLG: 0.325	X 0-0 S 2-H 3-H 1B			M X 0-1 ③ G4-3		X 0-0 ③ P6		B B B C B 4-1 1-2 2-3 3-H BB			3	0	1	3	1	0	0
Inning Stats	R: 0 E: 0 K: 0 S: 6 H: 1 LOB: 1 BB: 0 P: 10	R: 2 E: 0 K: 1 S: 12 H: 2 LOB: 1 BB: 1 P: 24	R: 0 E: 0 K: 0 S: 9 H: 1 LOB: 2 BB: 1 P: 16	R: 0 E: 0 K: 1 S: 6 H: 0 LOB: 0 BB: 0 P: 8	R: 1 E: 1 K: 0 S: 12 H: 0 LOB: 2 BB: 1 P: 25	R: 0 E: 0 K: 1 S: 5 H: 0 LOB: 0 BB: 0 P: 6	R: 0 E: 0 K: 0 S: 5 H: 0 LOB: 0 BB: 0 P: 8	R: 1 E: 1 K: 1 S: 15 H: 1 LOB: 3 BB: 2 P: 27	R: 0 E: 0 K: 1 S: 9 H: 0 LOB: 1 BB: 1 P: 15	R: 2 E: 0 K: 0 S: 2 H: 1 LOB: 1 BB: 1 P: 6	1B: 3 2B: 2 3B: 0 HR: 1	SF: 0 SAC: 0 DP: 0 HBP: 1	WP: 2 PB: 0 SB: 1 CS: 0	PA: 43				

PITCHER		IP	WLS	BF	H	R	ER	SO	BB	IBB	HBP	BLK	WP	HR	S	P	ERA	WHIP
Jose Guzman, R ERA: 2.92	(1, 1)	7.1		33	5	4	2	4	3	0	1	0	1	0	62	107	2.46	1.091
Jeff Russell, R ERA: 3.04	(8, 1)	1.2		8	0	0	0	1	3	0	0	0	1	0	17	32	0.00	1.800
Wayne Rosenthal, R ERA: 6.0	(10, 1)	0.0	L	2	1	2	2	0	1	0	0	0	0	1	2	6	∞	∞

PITCHER	IP	WLS	BF	H	R	ER	SO	BB	IBB	HBP	BLK	WP	HR	S	P	ERA	WHIP

BOTTOM

Texas Rangers @ Detroit Tigers

Tiger Stadium, Detroit, MI

Wed Jul 17 1991, 3:33 AM EDT

Att. 25,450 - Cloudy - 86 F

livebaseballscorecards.com

AB	35
R	6
H	6
RBI	6
BB	7
SO	5
LOB	21

Batter	1	2	3	4	5	6	7	8	9	AB	R	H	RBI	BB	SO	LOB
Tony Phillips, S (1, 10) OBP: 0.386, SLG: 0.441	B B C B C F F F F 4-2 B BB BB	X 0-0 SF7 1-H 2-H 3-H 3B	C S B F X 1-2 E3 1B BB 2-3 3-H		B C B C B S 3-3 ③ K		C B B X 2-1 ① 1-H 3-H 2B	F X 0-1 1B 1-2 1B		5	2	3	5	1	1	1
Lou Whitaker, L (1, 4) OBP: 0.394, SLG: 0.469 Skeeter Barnes, R (7, PH) OBP: 0.378, SLG: 0.714 (7, 4)	1 SAFE X 0-0 ① F7	B X 1-0 ② SF7 3-H	C B B B F B 4-2 1B 1-2 BB			X 0-0 ① F8	X 0-0 E6 1B 2B	B C X 1-1 1B 1-2 2-H 1B		2	0	0	1	1	0	1
										2	1	1	1	0	0	0
Lloyd Moseby, L (1, 7) OBP: 0.314, SLG: 0.364 Pete Incaviglia, R (7, 7) OBP: 0.276, SLG: 0.361	B B B B 4-0 1-2 BB	B S B X 2-1 ③ G6-3	S F B X 1-2 1-2 2-3 3-H 1B			C F B S 1-3 ② K	C C F X 0-2 2B 1-2 SF8 1B	B X 1-0 1-3 2-H 1B		4	1	2	1	1	1	0
										1	0	1	1	0	0	0
Cecil Fielder, R (1, 3) OBP: 0.364, SLG: 0.528 Dave Bergman, L (6, PH) OBP: 0.351, SLG: 0.308 (6, 3)	C B B F F S 2-3 ② K	1-0 HR G6-3				B C B B S S C 3-3 ③ K	C B B B C X 3-2 WP 1-3 2-H 2B	C B C B B S 3-3 ③ K		3	1	1	1	0	1	5
										3	0	1	1	0	2	2
Mickey Tettleton, S (1, 2) OBP: 0.392, SLG: 0.504 Mark Salas, L (7, PH) OBP: 0.093, SLG: 0.098 (7, 2)	B C C S 1-3 ③ K	C X 0-1 ① P5	B S S B S 2-3 ① K				1-2 1B BB BB 1-0 ② SF8 3-H	C F B X 1-2 ① G3-1		3	1	0	0	1	2	2
										1	0	0	1	0	0	0
Rob Deer, R (1, 9) OBP: 0.303, SLG: 0.410		B B S B B 4-1 1B BB 3B BB	S S B B B B 4-2 1B 2B BB	B S F S 1-3 ② K			4-1 1B 1-2 WP BB 3-3 ③ K 2-3	C B S S S 2-3 ② K		3	3	0	0	3	3	1
Scott Livingstone, L (1, 5) OBP: 0.667, SLG: 0.600		B F B B B 4-1 1B 1-2 3B BB	1 SAFE B X 1-0 2B 1-2 E 1B	C C F F S 0-3 ③ K			C B X 1-1 WP 1-3 2-H 2B 1B	C B F B X 2-2 1B 1B	C B C X 1-2 ③ G4-3	5	4	3	1	1	1	0
Travis Fryman, R (1, 6) OBP: 0.271, SLG: 0.385	X 0-0 ① P2	B X 1-0 E 1-3 2-H 1B 2B			B B C B S S 3-3 ① K		F B B B X 2-1 1B 1-H 3-H 2B 2B	S X 0-1 ① F8		5	2	2	2	0	1	3
Milt Cuyler, S (1, 8) OBP: 0.324, SLG: 0.328 John Shelby, S (7, 8) OBP: 0.231, SLG: 0.331	S B B B C X 3-2 1-2 2-3 3B 1B	B S F F S 1-3 ② K			X 0-0 ② G3-1		B B X 2-0 WP 2-3 2B 1B	B X 1-0 ② P4		4	2	2	0	0	1	2
										1	0	0	0	0	0	1
Inning Stats	R: 0 E: 0 K: 2 S: 14 H: 0 LOB: 2 BB: 2 P: 25	R: 4 E: 0 K: 0 S: 10 H: 2 LOB: 0 BB: 2 P: 24	R: 4 E: 1 K: 1 S: 22 H: 4 LOB: 3 BB: 2 P: 37	R: 0 E: 0 K: 3 S: 11 H: 0 LOB: 0 BB: 0 P: 14	R: 0 E: 0 K: 2 S: 7 H: 0 LOB: 0 BB: 0 P: 13	R: 0 E: 0 K: 2 S: 7 H: 0 LOB: 0 BB: 0 P: 11	R: 7 E: 1 K: 1 S: 24 H: 6 LOB: 1 BB: 2 P: 46	R: 2 E: 0 K: 1 S: 14 H: 4 LOB: 2 BB: 0 P: 22	R: 0 E: 0 K: 1 S: 9 H: 0 LOB: 0 BB: 0 P: 13	1B: 10 2B: 4 3B: 1 HR: 1 SF: 2 SAC: 0 DP: 0 HBP: 0						

TOP

Detroit Tigers @ Kansas City Royals

Royals Stadium, Kansas City, MO

Fri Jul 19 1991, 8:05 PM EDT

Att. 30,587 - Sunny - 95 F

livebaseballscorecards.com

AB	42
R	17
H	16
RBI	15
BB	8
SO	13
LOB	18

WP: 3 PB: 0 SB: 0 CS: 0 PA: 52

PITCHER		IP	WLS	BF	H	R	ER	SO	BB	IBB	HBP	BLK	WP	HR	S	P	ERA	WHIP
Tom Gordon, R ERA: 4.17	(1, 1)	6.0	L	31	6	8	6	10	6	0	0	0	0	1	71	124	9.00	2.000
Carlos Maldonado, R ERA: 8.22	(7, 1)	0.1		8	5	7	5	0	2	0	0	0	2	0	15	30	135.00	21.000
Mike Magnante, L ERA: 3.75	(7, 1)	2.2		13	5	2	2	3	0	0	0	0	1	0	32	51	6.75	1.875

PITCHER	IP	WLS	BF	H	R	ER	SO	BB	IBB	HBP	BLK	WP	HR	S	P	ERA	WHIP

Batter	1	2	3	4	5	6	7	8	9	AB	R	H	RBI	BB	SO	LOB
Brian McRae, S (1, 8) OBP: 0.282, SLG: 0.370	F7		G6-3		P6			F8		4	0	0	0	0	0	3
Kirk Gibson, L (1, 7) OBP: 0.322, SLG: 0.435	F8			F8		F8		F7		3	0	0	0	0	0	0
Jim Eisenreich, L (7, 7) OBP: 0.331, SLG: 0.382										1	0	0	0	0	0	1
George Brett, L (1, 10) OBP: 0.324, SLG: 0.400	G4-3			G4-3		G4-3		G4-3 1-2		3	0	0	0	0	0	0
Warren Cromartie, L (8, PH) OBP: 0.390, SLG: 0.422										1	0	0	0	0	0	1
Danny Tartabull, R (1, 9) OBP: 0.376, SLG: 0.615		F9		2B		1B			G6-3	3	0	2	0	0	0	0
Gary Thurman, R (6, PR) OBP: 0.304, SLG: 0.362 (7, 9)										1	0	0	0	0	0	0
Todd Benzinger, S (1, 3) OBP: 0.267, SLG: 0.319		K		P5		F9			F9	4	0	0	0	0	1	2
Kevin Seitzer, R (1, 5) OBP: 0.352, SLG: 0.358	1B		F9		G5-3				F8	4	0	1	0	0	0	0
Brent Mayne, L (1, 2) OBP: 0.333, SLG: 0.315	G4-3		1B	2B	P6					3	0	1	0	0	0	1
Terry Shumpert, R (1, 4) OBP: 0.276, SLG: 0.323		G1-3	K		P6					3	0	0	0	0	1	1
David Howard, S (1, 6) OBP: 0.227, SLG: 0.162		G3	1B					DI 1B		3	0	2	0	0	0	0
Inning Stats	R: 0 H: 0 E: 0 LOB: 0 K: 0 BB: 0 S: 3 P: 5	R: 0 H: 1 E: 0 LOB: 1 K: 1 BB: 0 S: 8 P: 13	R: 0 H: 0 E: 0 LOB: 0 K: 0 BB: 0 S: 10 P: 12	R: 0 H: 1 E: 0 LOB: 1 K: 0 BB: 0 S: 11 P: 16	R: 0 H: 2 E: 0 LOB: 2 K: 1 BB: 0 S: 8 P: 9	R: 0 H: 1 E: 0 LOB: 1 K: 0 BB: 0 S: 10 P: 17	R: 0 H: 0 E: 0 LOB: 0 K: 0 BB: 0 S: 6 P: 6	R: 0 H: 1 E: 0 LOB: 1 K: 0 BB: 0 S: 11 P: 16	R: 0 H: 0 E: 0 LOB: 0 K: 0 BB: 0 S: 7 P: 10	1B: 4 SF: 0 2B: 2 SAC: 0 3B: 0 DP: 0 HR: 0 HBP: 0						

PITCHER	IP	WLS	BF	H	R	ER	SO	BB	IBB	HBP	BLK	WP	HR	S	P	ERA	WHIP
Bill Gullickson, R (1, 1) ERA: 4.19	7.0	W	26	5	0	0	2	0	0	0	0	0	0	56	78	0.00	0.714
John Cerutti, L (8, 1) ERA: 4.31	2.0		7	1	0	0	0	0	0	0	0	0	0	18	26	0.00	0.500

PITCHER	IP	WLS	BF	H	R	ER	SO	BB	IBB	HBP	BLK	WP	HR	S	P	ERA	WHIP

BOTTOM

Detroit Tigers @ Kansas City Royals

Royals Stadium, Kansas City, MO

Fri Jul 19 1991, 8:05 PM EDT

Att. 30,587 - Sunny - 95 F

livebaseballscorecards.com

AB	33
R	0
H	6
RBI	0
BB	0
SO	2
LOB	9

WP: 0	PA: 33		
PB: 0			
SB: 0			
CS: 0			

Detroit Tigers @ Kansas City Royals

Royals Stadium, Kansas City, MO

Sat Jul 20 1991, 4:33 AM EDT

Att. 31,057 - Sunny - 93 F

TOP

livebaseballscorecards.com

Batter	1	2	3	4	5	6	7	8	9	AB	R	H	RBI	BB	SO	LOB
Milt Cuyler, S (1, 8) OBP: 0.318, SLG: 0.321	C F B X 1-2 ① G3		B F F B F B 1 SAFE X 3-2 ① ② G4-6-3 1-2f 3-H		B M C B X 2-2 ① F9	B B C T F X 2-2 ③ G3		M C B B B C 3-3 ③ K		5	0	0	0	0	1	4
Lou Whitaker, L (1, 4) OBP: 0.395, SLG: 0.469 Skeeter Barnes, R (7, PR) OBP: 0.370, SLG: 0.698 (7, 4)	C C B X 1-2 ② F7		C X 0-1 1B		B C X 1-1 ② F7		F B C B F F F B X 3-2 1B 1B		B C F F B F F S 2-3 ① K	4 1	0 0	2 0	0 0	0 0	0 1	2 0
Lloyd Moseby, L (1, 7) OBP: 0.310, SLG: 0.365	B B S S B T F X 3-2 2B		B X 1-0 ③ F7		B F F X 1-2 ③ FC6-4 1-2f		X 0-0 ① F7		C B F S 1-3 ② K	5	0	1	0	0	1	4
Cecil Fielder, R (1, 10) OBP: 0.362, SLG: 0.524	B B S X 2-1 ③ L9			B B F C B X 3-2 ① G5-3		S S X 0-2 HR 1B	C F X 0-2 ② P4		B X 1-0 ③ F7	5	1	1	0	0	0	2
Mickey Tettleton, S (1, 2) OBP: 0.393, SLG: 0.515		C B B X 2-1 ① F7		B B B C X 3-1 ② G3		C B B B X 3-1 1-H HR	B B B C F X 3-2 1-3 BB 1B			4	1	2	2	0	0	0
Dave Bergman, L (1, 3) OBP: 0.366, SLG: 0.383		X 0-0 ② F8		B C X 1-1 3B		B B B C X 3-1 HR	S B B C B 4-2 1-2 BB			3	1	2	1	1	0	0
Pete Incaviglia, R (1, 9) OBP: 0.271, SLG: 0.354		C S B S 1-3 ③ K		S C B F S 1-3 ③ K		B X 1-0 ① G5-3	X 0-0 ③ G3			4	0	0	0	0	2	4
Scott Livingstone, L (1, 5) OBP: 0.600, SLG: 0.667			X 0-0 1B G4-6-3 2B		B X 1-0 1B 1B	X 0-0 ② F9		X 0-0 ① P5		4	1	2	0	0	0	0
Travis Fryman, R (1, 6) OBP: 0.277, SLG: 0.388			B F B X 2-1 G4-6-3 2-3 1B		C X 0-1 FC6-4 1-2 1B	C B S B B F B 4-2 BB		B F F S 1-3 ② K		3	0	2	0	1	1	0
Inning Stats	R: 0 H: 1 E: 0 LOB: 1 K: 0 BB: 0 S: 13 P: 20	R: 0 H: 0 E: 0 LOB: 0 K: 1 BB: 0 S: 6 P: 9	R: 1 H: 3 E: 0 LOB: 1 K: 0 BB: 0 S: 10 P: 16	R: 0 H: 1 E: 0 LOB: 1 K: 1 BB: 0 S: 11 P: 19	R: 0 H: 2 E: 0 LOB: 2 K: 0 BB: 0 S: 11 P: 16	R: 3 H: 3 E: 0 LOB: 1 K: 0 BB: 1 S: 16 P: 29	R: 0 H: 2 E: 0 LOB: 3 K: 0 BB: 1 S: 16 P: 26	R: 0 H: 0 E: 0 LOB: 0 K: 2 BB: 0 S: 7 P: 11	R: 0 H: 0 E: 0 LOB: 0 K: 2 BB: 0 S: 10 P: 14	1B: 7 SF: 0 2B: 2 SAC: 0 3B: 1 DP: 1 HR: 2 HBP: 0						

AB	38
R	4
H	12
RBI	3
BB	2
SO	6
LOB	16

WP: 0 PA: 40
PB: 0
SB: 0
CS: 0

PITCHER		IP	WLS	BF	H	R	ER	SO	BB	IBB	HBP	BLK	WP	HR	S	P	ERA	WHIP
Mike Boddicker, R ERA: 3.72	(1, 1)	5.2	W	27	10	4	4	2	1	0	0	0	0	0	63	103	6.35	1.941
Luis Aquino, R ERA: 2.97	(6, 1)	3.1	S	13	2	0	0	4	1	0	0	0	0	0	37	57	0.00	0.900

PITCHER	IP	WLS	BF	H	R	ER	SO	BB	IBB	HBP	BLK	WP	HR	S	P	ERA	WHIP

Detroit Tigers @ Kansas City Royals

Royals Stadium, Kansas City, MO

Sat Jul 20 1991, 4:33 AM EDT

Att. 31,057 - Sunny - 93 F

BOTTOM

Batter	1	2	3	4	5	6	7	8	9	AB	R	H	RBI	BB	SO	LOB
Brian McRae, S (1, 8) OBP: 0.284, SLG: 0.372	C B M X 1-2 G3 SF9 2B		F X 0-1 SF8 ① 3-H	F B B X 2-1 F8 ③		F 1 SAFE X 0-1 F9 ①		1 SAFE B B B F B 4-1 1-2 BB		3	1	1	1	1	0	2
Kirk Gibson, L (1, 7) OBP: 0.324, SLG: 0.434 Jim Eisenreich, L (8, 7) OBP: 0.329, SLG: 0.380	C B B X 2-1 G3 ① 2-3		B F X 1-1 G3 1-3 1B 1B		B H 2-0 1B S 1B HBP	X 0-0 P5 ②		B C X 1-1 L6 ③		3 1	2 0	1 0	0 0	0 0	0 0	2 2
George Brett, L (1, 10) OBP: 0.323, SLG: 0.397	S F F X 0-2 SF9 ② 3-H		F B B S X 2-2 G3 ② 1-2 3-H		B F 1 SAFE 1 SAFE B F F 1 SAFE B 4-2 F B 1B 1B 1-2 BB	X 0-0 F8 ③				2	1	0	2	1	0	2
Danny Tartabull, R (1, 9) OBP: 0.381, SLG: 0.617	B S B F B S 3-3 K ③		C X 0-1 PB 1B 2-H 1B		F X 0-1 1B 1B 1-2 2-3 1B		B B X 2-0 CS 1B			4	2	3	1	0	1	0
Warren Cromartie, L (1, 3) OBP: 0.394, SLG: 0.426 Todd Benzinger, S (8, 3) OBP: 0.267, SLG: 0.319		F B X 1-1 G4-3 ①	B C X 1-1 E S 1-H 1B		X 0-0 G6-4-3 1B 1-3 2-H 3-H 1B		C B S B S 2-3 K ① ② 1-2			4 0	0 0	2 0	3 0	0 0	1 0	1 0
Bill Pecota, R (1, 4) OBP: 0.339, SLG: 0.408 (8, 5)		C C B B B F F S 2-3 K2-3 ②	C S B X 1-2 G6-3 ③ 1-3		X 0-0 G6-4-3 1-2 3-H 1B		C C B F X 1-2 G5-3 ③			4	0	1	1	0	1	1
Kevin Seitzer, R (1, 5) OBP: 0.352, SLG: 0.358 Terry Shumpert, R (8, 4) OBP: 0.275, SLG: 0.321		C C B B B S 2-3 K ③		X 0-0 G5-4-3 BB 1B	B S B C X 2-2 G6-4-3 ① ② 1-2f 2-3			C B X 1-1 L5 ①		3 1	0 0	1 0	0 0	0 0	1 0	2 0
Tim Spehr, R (1, 2) OBP: 0.571, SLG: 0.500			B B F F X 2-2 1B SF8 2B	B 1 SAFE F B B F F 1 SAFE F 4-2 B G5-4-3 1-2 BB	C S F B X 1-2 G1-3 ③			B B F B B 4-1 BB BB		2	1	1	0	2	0	1
David Howard, S (1, 6) OBP: 0.241, SLG: 0.169			B L X 1-1 1B G3 2-3 1B	B M L X 1-2 G5-4-3 ① ② 1-2f 2-3		B C B B B 4-1 BB		C 1 SAFE 1 SAFE 1 SAFE S X 0-2 F9 ②		3	1	1	0	1	0	3
Inning Stats	R: 1 H: 1 E: 0 LOB: 0 K: 1 BB: 0 S: 12 P: 18	R: 0 H: 0 E: 0 LOB: 0 K: 2 BB: 0 S: 10 P: 15	R: 4 H: 5 E: 0 LOB: 1 K: 0 BB: 0 S: 19 P: 27	R: 0 H: 1 E: 0 LOB: 1 K: 0 BB: 1 S: 10 P: 17	R: 3 H: 3 E: 0 LOB: 1 K: 0 BB: 1 S: 15 P: 24	R: 0 H: 0 E: 0 LOB: 1 K: 0 BB: 1 S: 5 P: 9	R: 0 H: 1 E: 0 LOB: 0 K: 1 BB: 0 S: 8 P: 13	R: 0 H: 0 E: 0 LOB: 2 K: 0 BB: 2 S: 9 P: 19		1B: 9 SF: 2 2B: 2 SAC: 0 3B: 0 DP: 2 HR: 0 HBP: 1						

livebaseballscorecards.com

AB	30
R	8
H	11
RBI	8
BB	5
SO	4
LOB	16

WP: 0 PA: 38
PB: 1
SB: 2
CS: 1

PITCHER		IP	WLS	BF	H	R	ER	SO	BB	IBB	HBP	BLK	WP	HR	S	P	ERA	WHIP
Rusty Meacham, R ERA: 6.0	(1, 1)	2.2	L	13	5	5	4	3	0	0	0	0	0	0	36	53	13.50	1.875
Paul Gibson, L ERA: 4.22	(3, 1)	3.1		17	5	3	3	0	3	0	1	0	0	0	35	57	8.10	2.400
Jerry Don Gleaton, L ERA: 3.74	(7, 1)	2.0		8	1	0	0	1	2	0	0	0	0	0	17	32	0.00	1.500

PITCHER	IP	WLS	BF	H	R	ER	SO	BB	IBB	HBP	BLK	WP	HR	S	P	ERA	WHIP

Batter	1	2	3	4	5	6	7	8	9	AB	R	H	RBI	BB	SO	LOB
Milt Cuyler, S (1, 8) OBP: 0.317, SLG: 0.324	B X 1-0 2B	B S F B F B S 3-3 ③ K			C B X 1-1 ② G3			B C B F B X 3-2 ① L8		4	0	1	0	0	1	0
Lou Whitaker, L (1, 10) OBP: 0.393, SLG: 0.469	B B X 2-0 ① F7		C C B F F B X 2-2 ① G6-3		B F F C 1-3 ③ K			B F F X 1-2 1B 2B		4	1	1	0	0	1	1
Scott Livingstone, L (1, 5) OBP: 0.429, SLG: 0.462	S B B F F F S 2-3 ② K		B X 1-0 ② F7			C X 0-1 ① F9		C X 0-1 ② G1-3		4	0	0	0	0	1	2
Cecil Fielder, R (1, 3) OBP: 0.360, SLG: 0.520	B F S B X 2-2 ③ F8		X 0-0 ③ P5			X 0-0 ② F9		S C B F F B F X 2-2 2-H 1B		4	0	1	1	0	0	1
Mickey Tettleton, S (1, 2) OBP: 0.388, SLG: 0.507		B B X 2-0 ① G3		B X 1-0 ① P3		C S B B S 2-3 ③ K		C B B B X 3-1 ③ F9		4	0	0	0	0	1	1
Rob Deer, R (1, 9) OBP: 0.302, SLG: 0.406		B B X 2-0 ② G4-3		S X 0-1 ② F8			B B B B 4-0 G6-4-3 1B BB		C S B S 1-3 ① K	3	0	0	0	1	1	0
Skeeter Barnes, R (1, 4) OBP: 0.400, SLG: 0.723		X 0-0 E HR 2B		B B X 2-0 CS BB 1B			1 SAFE C B 1 SAFE X 1-1 G6-4-3 1-2 1B		C B F S 1-3 ② K	4	1	3	0	0	1	0
Pete Incaviglia, R (1, 7) OBP: 0.271, SLG: 0.349		S X 0-1 E6 HR 2-3		1 SAFE B B B B B 4-0 1-2 BB			B X 1-0 ① ② G6-4-3 1-2f 2-3		S X 0-1 ③ P3	3	1	0	0	1	0	3
Travis Fryman, R (1, 6) OBP: 0.278, SLG: 0.397		B B X 2-0 1-H 3-H HR		B B 2-0 ③ CS 2-3	S F B C 1-3 ① K		C C B B X 2-2 ③ G6-3			3	1	1	3	0	1	1
Inning Stats	R: 0 H: 1 E: 0 LOB: 1 K: 1 BB: 0 S: 10 P: 17	R: 3 H: 2 E: 1 LOB: 0 K: 1 BB: 0 S: 10 P: 19	R: 0 H: 0 E: 0 LOB: 0 K: 0 BB: 0 S: 7 P: 10	R: 0 H: 1 E: 0 LOB: 1 K: 0 BB: 1 S: 4 P: 13	R: 0 H: 0 E: 0 LOB: 0 K: 2 BB: 0 S: 8 P: 11	R: 0 H: 0 E: 0 LOB: 0 K: 1 BB: 0 S: 6 P: 8	R: 0 H: 1 E: 0 LOB: 1 K: 0 BB: 1 S: 6 P: 14	R: 1 H: 2 E: 0 LOB: 1 K: 0 BB: 0 S: 16 P: 25	R: 0 H: 0 E: 0 LOB: 0 K: 2 BB: 0 S: 8 P: 10	1B: 3 SF: 0 2B: 3 SAC: 0 3B: 0 DP: 1 HR: 1 HBP: 0						WP: 0 PA: 36 PB: 0 SB: 0 CS: 1

Detroit Tigers @ Kansas City Royals

Royals Stadium, Kansas City, MO

Sun Jul 21 1991, 4:33 AM EDT

Att. 27,759 - Cloudy - 94 F

TOP

livebaseballscorecards.com

AB	33
R	4
H	7
RBI	4
BB	2
SO	7
LOB	9

PITCHER		IP	WLS	BF	H	R	ER	SO	BB	IBB	HBP	BLK	WP	HR	S	P	ERA	WHIP
Kevin Appier, R ERA: 3.71	(1, 1)	6.0	W	24	4	3	0	5	2	0	0	0	0	1	45	82	0.00	1.000
Storm Davis, R ERA: 3.74	(7, 1)	2.0		8	3	1	1	0	0	0	0	0	0	0	22	35	4.50	1.500
Jeff Montgomery, R ERA: 4.04	(9, 1)	1.0		3	0	0	0	2	0	0	0	0	0	0	8	10	0.00	0.000

PITCHER	IP	WLS	BF	H	R	ER	SO	BB	IBB	HBP	BLK	WP	HR	S	P	ERA	WHIP

BOTTOM

Batter	1	2	3	4	5	6	7	8	9	AB	R	H	RBI	BB	SO	LOB
Brian McRae, S (1, 8) OBP: 0.285, SLG: 0.371	B X 1-0 P2 ①		B B C X 2-1 1B ③		C X 0-1 G4-3 ③		B C B F B F B 4-2 BB	F C X 0-2 G3 ③		4	0	1	0	1	0	1
Kirk Gibson, L (1, 7) OBP: 0.320, SLG: 0.428 Jim Eisenreich, L (9, 7) OBP: 0.329, SLG: 0.380	B S S T B F X 2-2 P4 ②		B X 1-0 F9 ③			B F B X 2-1 P5 ①	X 0-0 F7 ②			4 0	0 0	0 0	0 0	0 0	0 0	2 0
George Brett, L (1, 10) OBP: 0.325, SLG: 0.422	C B X 1-1 P4 ③			F B S B F F X 2-2 HR		B X 1-0 HR	B C B B 1 F X SAFE 3-2 G6-3 ③			4	2	2	2	0	0	1
Danny Tartabull, R (1, 9) OBP: 0.382, SLG: 0.617		B B B C B 4-1 BB		C B F F S 1-3 K ①		X 0-0 G3-1 1B 2B		S X 0-1 G6-3 ①		3	1	1	0	1	1	0
Todd Benzinger, S (1, 3) OBP: 0.261, SLG: 0.311		X 0-0 F8 ①		S B B F S 2-3 K ②		B X 1-0 G3-1 ② 2-3		C C X 0-2 G3-1 ②		4	0	0	0	0	1	2
Bill Pecota, R (1, 5) OBP: 0.348, SLG: 0.416	B B S X 2-1 F8 ②			C B X 1-1 S 1B		C B X 1-1 HR 1B 3-H		X 0-0 S 1B		4	2	3	1	0	0	1
Kurt Stillwell, S (1, 6) OBP: 0.310, SLG: 0.354	B C B X 2-1 F9 ③			B C F F F B F B X 3-2 P2 ③ 1-2		1 SAFE X 0-0 HR 1-H		B 1 SAFE B 1 SAFE F 1 SAFE S 1 SAFE B 4-2 3B BB 1-2		3	2	1	2	1	0	2
Brent Mayne, L (1, 2) OBP: 0.330, SLG: 0.313			X 0-0 F7 ①		B C X 1-1 G4-3 ①	C X 0-1 G4-3 ③		B B X 2-0 3B 1B 1-2 2-H		4	1	1	1	0	0	0
Terry Shumpert, R (1, 4) OBP: 0.274, SLG: 0.329			C B C F S 1-3 K ②		B C F X 1-2 G5-3 ②		X 0-0 G5-3 ①	X 0-0 3B 1-H 2-H		4	0	1	2	0	1	0
Inning Stats	R: 0 H: 0 E: 0 LOB: 0 K: 0 BB: 0 S: 8 P: 12	R: 0 H: 0 E: 0 LOB: 1 K: 0 BB: 1 S: 6 P: 14	R: 0 H: 1 E: 0 LOB: 1 K: 1 BB: 0 S: 8 P: 12	R: 1 H: 2 E: 0 LOB: 1 K: 2 BB: 0 S: 19 P: 28	R: 0 H: 0 E: 0 LOB: 0 K: 0 BB: 0 S: 7 P: 9	R: 4 H: 4 E: 0 LOB: 0 K: 0 BB: 0 S: 10 P: 15	R: 0 H: 0 E: 0 LOB: 1 K: 0 BB: 1 S: 8 P: 15	R: 3 H: 3 E: 0 LOB: 1 K: 0 BB: 1 S: 14 P: 20		1B: 5 SF: 0 2B: 1 SAC: 0 3B: 1 DP: 0 HR: 3 HBP: 0						

PITCHER		IP	WLS	BF	H	R	ER	SO	BB	IBB	HBP	BLK	WP	HR	S	P	ERA	WHIP
Mark Leiter, R ERA: 4.31	(1, 1)	5.2	L	25	7	5	5	3	1	0	0	0	0	3	56	88	7.94	1.412
John Cerutti, L ERA: 4.2	(6, 1)	1.1		5	0	0	0	0	1	0	0	0	0	0	10	17	0.00	0.750
Mike Henneman, R ERA: 2.95	(8, 1)	1.0		7	3	3	3	0	1	0	0	0	0	0	14	20	27.00	4.000

PITCHER	IP	WLS	BF	H	R	ER	SO	BB	IBB	HBP	BLK	WP	HR	S	P	ERA	WHIP

Detroit Tigers @ Kansas City Royals

Royals Stadium, Kansas City, MO

Sun Jul 21 1991, 4:33 AM EDT

Att. 27,759 - Cloudy - 94 F

livebaseballscorecards.com

AB	34
R	8
H	10
RBI	8
BB	3
SO	3
LOB	9

Batter	1	2	3	4	5	6	7	8	9	AB	R	H	RBI	BB	SO	LOB
Scott Leius, R (1, 5) OBP: 0.378, SLG: 0.395	B F B X 2-1 SH1-3 1B G4-3 1B		B C B C X 2-2 ② G6-3		C S B F B X 2-2 ③ F7			B B X 2-0 ① G6-3	F F X 0-2 ③ FC4-6 1-2f	4	1	1	0	0	0	0
Mike Pagliarulo, L (9, PH) OBP: 0.329, SLG: 0.422										1	0	0	0	0	0	1
Chuck Knoblauch, R (1, 4) OBP: 0.346, SLG: 0.342	C 1 SAFE B 1 SAFE X 1-1 G4-3 SH1-3 1-2 1B		B X 1-0 ③ G5-3			C C B F X 1-2 ① P2		C B B F B B 4-2 1B 1B BB		3	1	1	0	1	0	0
Kirby Puckett, R (1, 8) OBP: 0.363, SLG: 0.500	X 0-0 ① SH1-3 1-2 2-3			F X 0-1 2B SF9 1B		B B X 2-0 ② G6-3		C B X 1-1 FC6-4 1B 1-3 1B		3	1	2	0	0	0	0
Chili Davis, S (1, 10) OBP: 0.363, SLG: 0.503	X 0-0 ② G4-3 2-3 3-H			B 1 SAFE B B C 1 SAFE X 3-1 SF9 1-3 2B		B C C C C 2-3 ③ K		C B C 1 SAFE B F B X 3-2 FC6-4 1-2 3-H 1B		4	0	2	2	0	1	1
Brian Harper, R (1, 2) OBP: 0.343, SLG: 0.464	B X 1-0 ③ L8			X 0-0 ① SF9 2-3 3-H			X 0-0 ① F8	B F B B X 3-1 ② FC6-4 FC4 1-2f 2-3		3	0	0	1	0	0	3
Shane Mack, R (1, 7) OBP: 0.333, SLG: 0.458		C B X 1-1 ① F8		C B C B S 2-3 ② K2-3			B B B C B 4-1 1B BB	S B X 1-1 ③ FC4 1-2f		3	0	0	0	1	1	3
Kent Hrbek, L (1, 3) OBP: 0.354, SLG: 0.425		F C X 0-2 ② G5-3		C B B F X 2-2 ③ F9			C B B X 2-1 ② F8		C S B B B X 3-2 ① G4-3	4	0	0	0	0	0	2
Gene Larkin, S (1, 9) OBP: 0.354, SLG: 0.356		B C X 1-1 ③ G4-3			B C X 1-1 ① F8		C B X 1-1 1-2 1B		B B C B F S 3-3 ② K	4	0	1	0	0	1	0
Greg Gagne, R (1, 6) OBP: 0.289, SLG: 0.376			X 0-0 ① F9		S X 0-1 ② L8		B C B F S 2-3 ③ K		X 0-0 FC4-6 1B	2	0	0	0	0	0	0
Randy Bush, L (7, PH) OBP: 0.327, SLG: 0.400										0	0	0	0	0	0	0
Al Newman, S (7, PH) OBP: 0.278, SLG: 0.236										2	0	1	0	0	1	2
(7, 6)																
Inning Stats	R: 1 E: 0 K: 0 S: 7 H: 2 LOB: 1 BB: 0 P: 11	R: 0 E: 0 K: 0 S: 7 H: 0 LOB: 0 BB: 0 P: 9	R: 0 E: 0 K: 0 S: 5 H: 0 LOB: 0 BB: 0 P: 8	R: 1 E: 0 K: 1 S: 11 H: 2 LOB: 1 BB: 0 P: 18	R: 0 E: 0 K: 0 S: 8 H: 0 LOB: 0 BB: 0 P: 11	R: 0 E: 0 K: 1 S: 8 H: 0 LOB: 0 BB: 0 P: 13	R: 0 E: 0 K: 1 S: 9 H: 1 LOB: 2 BB: 1 P: 18	R: 1 E: 0 K: 0 S: 13 H: 2 LOB: 2 BB: 1 P: 27	R: 0 E: 0 K: 1 S: 10 H: 1 LOB: 1 BB: 0 P: 16	1B: 7 2B: 1 3B: 0 HR: 0 SF: 1 SAC: 1 DP: 0 HBP: 0						

TOP

Minnesota Twins @ Detroit Tigers

Tiger Stadium, Detroit, MI

Tue Jul 23 1991, 7:05 PM EDT

Att. 21,976 - Sunny - 82 F

livebaseballscorecards.com

AB	33
R	3
H	8
RBI	3
BB	2
SO	4
LOB	12

WP: 0 PB: 0 SB: 0 CS: 0 PA: 37

PITCHER		IP	WLS	BF	H	R	ER	SO	BB	IBB	HBP	BLK	WP	HR	S	P	ERA	WHIP
Frank Tanana, L ERA: 3.46	(1, 1)	6.0	W	22	4	2	2	2	0	0	0	0	0	0	46	70	3.00	0.667
Rusty Meacham, R ERA: 5.82	(7, 1)	0.2		4	1	0	0	0	1	0	0	0	0	0	6	13	0.00	3.000
Paul Gibson, L ERA: 4.33	(7, 1)	0.2		5	2	1	1	1	1	0	0	0	0	0	12	24	13.50	4.500
Mike Henneman, R ERA: 2.87	(8, 1)	1.2	S	6	1	0	0	1	0	0	0	0	0	0	14	24	0.00	0.600

PITCHER	IP	WLS	BF	H	R	ER	SO	BB	IBB	HBP	BLK	WP	HR	S	P	ERA	WHIP

Minnesota Twins @ Detroit Tigers

Tiger Stadium, Detroit, MI

Tue Jul 23 1991, 7:05 PM EDT

Att. 21,976 - Sunny - 82 F

livebaseballscorecards.com

Batter	1	2	3	4	5	6	7	8	9	AB	R	H	RBI	BB	SO	LOB
Tony Phillips, S (1, 5) OBP: 0.387, SLG: 0.444	B B C S B F X 3-2 F7 ①	F B F X 1-2 FC5-4 ③ 1-2f			B C B B X 3-1 HR 1B 1B		C B B C X 2-2 FC3-6 2B			4	1	2	0	0	0	2
Lou Whitaker, L (1, 4) OBP: 0.398, SLG: 0.472	C C F B F B X 2-2 G4-3 HR 1B		C B B X 2-1 G4-3 ①		X 0-0 HR 1B 1-2		B B L B B 4-1 FC3-6 BB			3	2	2	0	1	0	0
Lloyd Moseby, L (1, 7) OBP: 0.300, SLG: 0.353	B B X 2-0 G4-3 ② 1-2		X 0-0 L8 ②		B F S X 1-2 F8 ①		S X 0-1 FC3-6 G5-4-3 ① 1-2f 2-3			4	0	0	0	0	0	5
Cecil Fielder, R (1, 10) OBP: 0.362, SLG: 0.537	C F B B X 2-2 HR 2-H		B F B B X 3-1 P6 ③		S S X 0-2 HR 1-H 2-H		B 1 SAFE B X 2-0 G5-4-3 ②③ 1-2f			4	2	2	5	0	0	2
Mickey Tettleton, S (1, 2) OBP: 0.384, SLG: 0.500	B B X 2-0 F8 ③			F B B F F S 2-3 K ①	S B F S 1-3 K ②			C X 0-1 G3-1 ①		4	0	0	0	0	2	0
Dave Bergman, L (1, 3) OBP: 0.362, SLG: 0.376		B C C X 1-2 1B 1B		C B S B F X 2-2 F7 ②	C C B F B X 2-2 F7 ③			F C B B F X 2-2 G3 ②		4	0	1	0	0	0	0
Rob Deer, R (1, 9) OBP: 0.304, SLG: 0.405		C C F B F F F C 1-3 K ①		B B C B B 4-1 2B BB	X 0-0 P9 ①			S X 0-1 1B		3	1	1	0	1	1	1
Travis Fryman, R (1, 6) OBP: 0.277, SLG: 0.398		X 0-0 P3 ②		X 0-0 2B 1-H	B F F F B F S 2-3 K ②			F F 1 SAFE B X 1-2 G5-3 ③		4	0	1	1	0	1	2
Milt Cuyler, S (1, 8) OBP: 0.318, SLG: 0.324		B X 1-0 FC5-4 1B 1-2		X 0-0 G5-3 ③	B X 1-0 G1-3 ③					3	0	1	0	0	0	1
Inning Stats	R: 2 H: 2 E: 0 LOB: 0 K: 0 BB: 0 S: 14 P: 25	R: 0 H: 2 E: 0 LOB: 2 K: 1 BB: 0 S: 15 P: 19	R: 0 H: 0 E: 0 LOB: 0 K: 0 BB: 0 S: 5 P: 10	R: 1 H: 1 E: 0 LOB: 1 K: 1 BB: 1 S: 11 P: 19	R: 3 H: 3 E: 0 LOB: 0 K: 1 BB: 0 S: 16 P: 23	R: 0 H: 0 E: 0 LOB: 0 K: 1 BB: 0 S: 6 P: 9	R: 0 H: 1 E: 0 LOB: 1 K: 0 BB: 1 S: 7 P: 15	R: 0 H: 1 E: 0 LOB: 1 K: 0 BB: 0 S: 11 P: 14		1B: 6 SF: 0 2B: 2 SAC: 0 3B: 0 DP: 1 HR: 2 HBP: 0				WP: 0 PA: 35 PB: 0 SB: 0 CS: 0		

	AB	33
	R	6
	H	10
	RBI	6
	BB	2
	SO	4
	LOB	13

PITCHER		IP	WLS	BF	H	R	ER	SO	BB	IBB	HBP	BLK	WP	HR	S	P	ERA	WHIP
Jack Morris, R ERA: 3.47	(1, 1)	1.2		9	4	2	2	1	0	0	0	0	0	1	26	40	10.80	2.400
Allan Anderson, L ERA: 4.82	(2, 1)	3.1	L	15	4	4	4	2	1	0	0	0	0	1	35	56	10.80	1.500
Carl Willis, R ERA: 2.44	(6, 1)	2.2		9	1	0	0	1	1	0	0	0	0	0	19	32	0.00	0.750
Rick Aguilera, R ERA: 2.93	(8, 1)	0.1		2	1	0	0	0	0	0	0	0	0	0	5	6	0.00	3.000

PITCHER	IP	WLS	BF	H	R	ER	SO	BB	IBB	HBP	BLK	WP	HR	S	P	ERA	WHIP

Batter	1	2	3	4	5	6	7	8	9	AB	R	H	RBI	BB	SO	LOB
Randy Bush, L (1, 9) OBP: 0.330, SLG: 0.394	P4		F9		FC5-4 1B			HR 1B BB	G4-3	4	1	1	0	1	0	1
Chuck Knoblauch, R (1, 4) OBP: 0.343, SLG: 0.338	P2		G5-3		FC5-4 S 1-2f			P2		4	0	0	0	0	0	2
Kirby Puckett, R (1, 8) OBP: 0.365, SLG: 0.499	1B		BB		F8 1-2			F8		3	0	1	0	1	0	2
Kent Hrbek, L (1, 3) OBP: 0.353, SLG: 0.422	G4-3		G4-3			K		HR 1B 1-2		4	1	1	0	0	1	2
Chili Davis, S (1, 10) OBP: 0.365, SLG: 0.515		1B 2B		L7		K		1-H 2-H HR		4	1	2	3	0	1	0
Brian Harper, R (1, 2) OBP: 0.342, SLG: 0.461		F9		F8 1B		G5-3		G5-3		4	0	1	0	0	0	1
Shane Mack, R (1, 7) OBP: 0.332, SLG: 0.455		BB 1B 2-3		F8 1-2			F9		G3	4	0	1	0	0	0	1
Mike Pagliarulo, L (1, 5) OBP: 0.332, SLG: 0.425		G5-3 BB 1-2		G3			G6-3		2B	3	0	1	0	1	0	1
Greg Gagne, R (1, 6) OBP: 0.286, SLG: 0.372		G5-3 1-2f			P2		F8		F9	3	0	0	0	0	0	3
Gene Larkin, S (9, PH) OBP: 0.352, SLG: 0.353										1	0	0	0	0	0	1
Inning Stats	R: 0 E: 0 K: 0 S: 9 H: 1 LOB: 1 BB: 0 P: 12	R: 0 E: 0 K: 0 S: 9 H: 2 LOB: 2 BB: 1 P: 20	R: 0 E: 0 K: 0 S: 6 H: 0 LOB: 1 BB: 1 P: 14	R: 0 E: 0 K: 0 S: 7 H: 1 LOB: 1 BB: 0 P: 8	R: 0 E: 0 K: 0 S: 8 H: 1 LOB: 1 BB: 0 P: 13	R: 0 E: 0 K: 2 S: 12 H: 0 LOB: 0 BB: 0 P: 17	R: 0 E: 0 K: 0 S: 6 H: 0 LOB: 0 BB: 0 P: 10	R: 3 E: 0 K: 0 S: 11 H: 2 LOB: 0 BB: 1 P: 19	R: 0 E: 0 K: 0 S: 10 H: 1 LOB: 1 BB: 0 P: 13	1B: 5 2B: 2 3B: 0 HR: 1 SF: 0 SAC: 0 DP: 1 HBP: 0						

PITCHER	IP	WLS	BF	H	R	ER	SO	BB	IBB	HBP	BLK	WP	HR	S	P	ERA	WHIP
Bill Gullickson, R (1, 1) ERA: 4.15	7.2	W	32	7	3	3	2	3	0	0	0	0	1	64	107	3.52	1.304
Mike Henneman, R (8, 1) ERA: 2.8	1.1	S	5	1	0	0	0	0	0	0	0	0	0	14	19	0.00	0.750

PITCHER	IP	WLS	BF	H	R	ER	SO	BB	IBB	HBP	BLK	WP	HR	S	P	ERA	WHIP

TOP

Minnesota Twins @ Detroit Tigers

Tiger Stadium, Detroit, MI

Wed Jul 24 1991, 7:05 PM EDT

Att. 18,391 - Cloudy - 79 F

livebaseballscorecards.com

AB	34
R	3
H	8
RBI	3
BB	3
SO	2
LOB	14

WP: 0 PB: 0 SB: 1 CS: 0 PA: 37

Batter	1	2	3	4	5	6	7	8	9	AB	R	H	RBI	BB	SO	LOB
Tony Phillips, S (1, 4) (8, 5) OBP: 0.392, SLG: 0.448	B C S F X 1-2 1B	B C C B X 2-2 1-3 2-H 1B			C B C F B F F B X 3-2 G6-3 ②		X 0-0 1-3 1B	I I I 4-0 E IBB		4	0	3	1	1	0	0
Skeeter Barnes, R (1, 5) OBP: 0.396, SLG: 0.700 Lou Whitaker, L (7, PH) (8, 4) OBP: 0.401, SLG: 0.476	1 SAFE B B 1 SAFE 1 F X 2-1 1-2 1B	B C B B F S 3-3 K ③			C F S 0-3 K ③		1 SAFE X 0-0 1-2 3-H 1B	B B F B X 3-1 E4 1-2 2-H 1B		3 2	0 0	1 2	0 1	0 0	2 0	2 0
Rob Deer, R (1, 9) OBP: 0.303, SLG: 0.405	B B C S S 2-3 K ①	B S F X 1-2 P8 ①				F B S F F B X 2-2 G3 2B 2B	S S B S 1-3 K ①	S B F S 1-3 K ③		5	1	1	0	0	3	6
Cecil Fielder, R (1, 3) OBP: 0.358, SLG: 0.531	S B X 1-1 F7 ②	B C B F X 2-2 P3 ②				F F C 0-3 K ①	F S B F F S 1-3 K ②			4	0	0	0	0	2	5
Mickey Tettleton, S (1, 10) OBP: 0.379, SLG: 0.493	C F C 0-3 K ③		S B C S 1-3 K ③			F B F B X 2-2 G3 2-3 ②	C C B B B S 3-3 K ③			4	0	0	0	0	3	5
Travis Fryman, R (1, 6) OBP: 0.283, SLG: 0.410		B B F B B 4-1 S BB 1B BB		X 0-0 F7 ①		B C B X 2-1 1B 3-H 2B		F B B X 2-1 E8 3B		3	3	2	1	1	0	0
John Shelby, S (1, 7) OBP: 0.231, SLG: 0.328		X 0-0 P3 ①		S C F B F B F X 2-2 F8 ②		F B S X 1-2 2-H 1B		B C S X 1-2 G5-3 ①		4	0	1	1	0	0	1
Andy Allanson, R (1, 2) OBP: 0.250, SLG: 0.344		1 SAFE B 1 SAFE C B S S 2-3 K ②		F F F B X 1-2 F8 ③		C X 0-1 G1-3 ③		B S F X 1-2 G5-3 ②		4	0	0	0	0	1	2
Milt Cuyler, S (1, 8) OBP: 0.324, SLG: 0.329		S B B F B F B 4-2 1B S 1-2 BB			B C C B S 2-3 K ①		C B B B 4-1 1B 1B BB	B C F X 1-2 1B E 2B		2	2	1	0	2	1	0
Inning Stats	R: 0 E: 0 K: 2 S: 14 H: 2 LOB: 2 BB: 0 P: 20	R: 1 E: 0 K: 2 S: 14 H: 1 LOB: 2 BB: 2 P: 29	R: 0 E: 0 K: 1 S: 9 H: 0 LOB: 0 BB: 0 P: 13	R: 0 E: 0 K: 0 S: 11 H: 0 LOB: 0 BB: 0 P: 14	R: 0 E: 0 K: 2 S: 12 H: 0 LOB: 0 BB: 0 P: 17	R: 2 E: 0 K: 1 S: 18 H: 3 LOB: 1 BB: 0 P: 25	R: 1 E: 0 K: 3 S: 14 H: 2 LOB: 2 BB: 1 P: 23	R: 2 E: 2 K: 1 S: 18 H: 3 LOB: 2 BB: 1 P: 31		1B: 7 2B: 3 3B: 1 HR: 0	SF: 0 SAC: 0 DP: 0 HBP: 0			WP: 0 PB: 0 SB: 2 CS: 0	PA: 39		

PITCHER		IP	WLS	BF	H	R	ER	SO	BB	IBB	HBP	BLK	WP	HR	S	P	ERA	WHIP
David West, L ERA: 3.57	(1, 1)	5.2	L	25	6	3	3	8	2	0	0	0	0	0	76	116	4.76	1.412
Terry Leach, R ERA: 3.44	(6, 1)	0.1		3	1	1	1	0	1	0	0	0	0	0	4	8	27.00	6.000
Mark Guthrie, L ERA: 4.99	(7, 1)	1.2		10	4	2	1	3	0	1	0	0	0	0	27	44	5.40	2.400
Steve Bedrosian, R ERA: 3.33	(8, 1)	0.1		1	0	0	0	1	0	0	0	0	0	0	3	4	0.00	0.000

PITCHER	IP	WLS	BF	H	R	ER	SO	BB	IBB	HBP	BLK	WP	HR	S	P	ERA	WHIP

BOTTOM

Minnesota Twins @ Detroit Tigers

Tiger Stadium, Detroit, MI

Wed Jul 24 1991, 7:05 PM EDT

Att. 18,391 - Cloudy - 79 F

livebaseballscorecards.com

AB	35
R	6
H	11
RBI	4
BB	4
SO	12
LOB	21

Batter	1	2	3	4	5	6	7	8	9	AB	R	H	RBI	BB	SO	LOB
Dan Gladden, R (1, 7) OBP: 0.330, SLG: 0.381	C B B F X 2-2 F9	F B B B F X 3-2 E7 1-H 2-H 3-H 1B		X 0-0 1-H 2-H 1B 2B	C F P B S 2-3 K 1-2	B C B F B X 3-2 G1-3	C X 0-1 FC5 1-2 2-3f		5	1	2	4	0	1	2
Jarvis Brown, R (7, 9) OBP: 0.235, SLG: 0.235										1	0	0	0	0	0	2
Chuck Knoblauch, R (1, 4) OBP: 0.340, SLG: 0.332	B B F X 2-1 P3	B X 1-0 F9		B C B F B B 4-2 1B BB		B X 1-0 G1-3	F F B B X 2-2 G4-3		B C X 1-1 P4	5	0	0	0	1	0	4
Kirby Puckett, R (1, 8) OBP: 0.370, SLG: 0.501	B C B X 2-1 S 1B		B B B 4-0 G6-4-3 BB	B C B F F X 2-2 BB 1-3 3-H 1B		B F F X 1-2 FC6-4 1B		X 0-0 G5-3		4	0	3	1	1	0	0
Chili Davis, S (1, 10) OBP: 0.365, SLG: 0.512	C 1 SAFE S B B F S 2-3 K 1-2		X 0-0 G6-4-3 1-2f	S B B B 4-1 1-2 BB		B X 1-0 FC6-4 WP 1-2f		B F F B X 2-2 G5-4-3 1B		4	0	1	0	1	1	3
Brian Harper, R (1, 2) OBP: 0.343, SLG: 0.458		B C X 1-1 SH1-3 1B 1B 1B	C X 0-1 L5	F B B X 2-1 F8		C 1 SAFE B B I I 4-1 FC5 1-2 IBB		B X 1-0 G5-4-3 1-2f		4	1	1	0	1	0	4
Shane Mack, R (1, 9) OBP: 0.333, SLG: 0.451 (7, 7)	C B X 1-1 SH1-3 1-2 1B 1B			S B B F F B X 3-2 G1-3	B B B C B 4-1 G5-4-3 BB BLK BB	C C X 0-2 FC5 1-2f			S F S 0-3 K	4	2	1	0	1	1	2
Kent Hrbek, L (1, 3) OBP: 0.358, SLG: 0.434	B X 1-0 SH1-3 1-2 2-3			B B B B 4-0 1B 2B BB	F B C 1 SAFE P B F B 4-2 G5-4-3 1-2 BB		B B B C X 3-1 P5		C B X 1-1 HR	2	2	1	1	2	0	0
Scott Leius, R (1, 5) OBP: 0.393, SLG: 0.427	B B B I 4-0 1B E IBB			C F X 0-2 1-2 2B 1B	X 0-0 G5-4-3 1-2f 2-3		B F X 1-1 HR		B B B B 4-0 FC5 1B BB	3	3	2	1	2	0	2
Greg Gagne, R (1, 6) OBP: 0.292, SLG: 0.380	B S S X 1-2 P6			S F S 0-3 K	B B X 2-0 S 3-H 1B		B S X 1-1 2B		F C B F X 1-2 FC5 1-2 1B	5	0	3	0	0	1	5

Inning Stats																				
	R: 0	H: 1	R: 3	H: 3	R: 0	H: 0	R: 3	H: 3	R: 1	H: 1	R: 0	H: 1	R: 1	H: 2	R: 0	H: 1	R: 1	H: 2	1B: 10	SF: 0	WP: 1	PA: 47
	E: 0	LOB: 1	E: 1	LOB: 1	E: 0	LOB: 0	E: 0	LOB: 3	E: 0	LOB: 2	E: 0	LOB: 1	E: 0	LOB: 1	E: 0	LOB: 0	E: 0	LOB: 2	2B: 2	SAC: 1	PB: 0	
	K: 1	BB: 0	K: 0	BB: 1	K: 0	BB: 1	K: 1	BB: 3	K: 1	BB: 2	K: 0	BB: 1	K: 0	BB: 0	K: 0	BB: 0	K: 1	BB: 1	3B: 0	DP: 3	SB: 2	
	S: 11	P: 19	S: 12	P: 24	S: 3	P: 7	S: 20	P: 39	S: 11	P: 21	S: 9	P: 16	S: 12	P: 22	S: 5	P: 8	S: 13	P: 20	HR: 2	HBP: 0	CS: 0	

PITCHER		IP	WLS	BF	H	R	ER	SO	BB	IBB	HBP	BLK	WP	HR	S	P	ERA	WHIP
Scott Aldred, L ERA: 8.1	(1, 1)	3.2	L	19	6	6	5	2	2	1	0	0	0	0	37	68	12.27	2.182
Rusty Meacham, R ERA: 5.87	(4, 1)	1.1		9	2	1	1	1	4	0	0	1	0	0	20	42	6.75	4.500
John Cerutti, L ERA: 4.21	(6, 1)	2.0		10	3	1	1	0	0	1	0	0	1	1	21	38	4.50	1.500
Jerry Don Gleaton, L ERA: 3.63	(8, 1)	1.0		3	1	0	0	0	0	0	0	0	0	0	5	8	0.00	1.000
Paul Gibson, L ERA: 4.4	(9, 1)	1.0		6	2	1	1	1	1	0	0	0	0	1	13	20	9.00	3.000

PITCHER	IP	WLS	BF	H	R	ER	SO	BB	IBB	HBP	BLK	WP	HR	S	P	ERA	WHIP

TOP

Minnesota Twins @ Detroit Tigers

Tiger Stadium, Detroit, MI

Thu Jul 25 1991, 7:05 PM EDT

Att. 20,007 - Sunny - 78 F

livebaseballscorecards.com

AB	37
R	9
H	14
RBI	7
BB	9
SO	4
LOB	24

Batter	1	2	3	4	5	6	7	8	9	AB	R	H	RBI	BB	SO	LOB
Tony Phillips, S (1, 9) (4, 4) OBP: 0.390, SLG: 0.444	C B M F B X 2-2 G6-3 ①	S B B B X 3-1 G6-3 ③ 1-2		C C B B B X 3-2 G5-3 ①		B B B C C F F S 3-3 K ③			C F B F X 1-2 1B 1B	5	0	1	0	0	1	3
Lou Whitaker, L (1, 4) OBP: 0.405, SLG: 0.483 Skeeter Barnes, R (4, 9) OBP: 0.375, SLG: 0.660	B C B B X 2-1 2B		L F B B X 1-2 2B 1B	X 0-0 G6-3 ②			B S B X 2-1 G4-3 ①		C S X 0-2 F8 ②	2 3	1 0	2 0	0 0	0 0	0 1	0 1
Lloyd Moseby, L (1, 7) OBP: 0.304, SLG: 0.363	C B F B S 2-3 K ②		B B 1 SAFE X 2-0 1-H 2B 2B	C C B B X 2-2 G5-3 ③			S B F X 1-2 P5 ②		B C F F F B X 2-2 1-2 1B	5	1	2	1	0	1	1
Cecil Fielder, R (1, 10) OBP: 0.356, SLG: 0.529	B S B S B S 3-3 K ③		X 0-0 G6-3 2-H 2B		F B B X 2-1 G5-3 ①		B X 1-0 G5-3 ③		C F B S 1-3 K ③	5	0	1	1	0	2	3
Mickey Tettleton, S (1, 2) OBP: 0.375, SLG: 0.486		X 0-0 F9 ①	B C X 1-1 G6-3 ① 2-3		X 0-0 G4-1 ②			C B F X 1-2 G3-1 ①		4	0	0	0	0	0	1
Dave Bergman, L (1, 3) OBP: 0.358, SLG: 0.364	B B C F B B 4-2 E 1B BB		B B X 2-0 G1-3 ②		B B B C C X 3-2 F7 ③			B B C F X 2-2 G4-3 ②		3	1	0	0	1	0	1
Travis Fryman, R (1, 6) OBP: 0.285, SLG: 0.409	C S B X 1-2 E4 1B 1-3		C B F F B F F B B 4-2 BB BB			B F C X 1-2 G6-3 ①		C X 0-1 1B		3	0	1	0	1	0	1
Scott Livingstone, L (1, 5) OBP: 0.500, SLG: 0.563		B 1 SAFE X 1-0 1-3 3-H 1B ②	F B B B B 4-1 1-2 BB			B B F B X 3-1 2B		C X 0-1 L7 ③		3	0	2	1	1	0	1
Milt Cuyler, S (1, 8) OBP: 0.323, SLG: 0.325		C B B B B 4-1 S BB	S X 0-1 F9 ③			C F B X 1-2 L7 ②			C B X 1-1 P7 ①	3	0	0	0	1	0	4
Inning Stats	R: 0 H: 1 E: 0 LOB: 1 K: 2 BB: 0 S: 12 P: 21	R: 1 H: 1 E: 1 LOB: 2 K: 0 BB: 2 S: 10 P: 23	R: 2 H: 3 E: 0 LOB: 3 K: 0 BB: 2 S: 16 P: 30	R: 0 H: 0 E: 0 LOB: 0 K: 0 BB: 0 S: 7 P: 12	R: 0 H: 0 E: 0 LOB: 0 K: 0 BB: 0 S: 6 P: 11	R: 0 H: 1 E: 0 LOB: 1 K: 1 BB: 0 S: 13 P: 21	R: 0 H: 0 E: 0 LOB: 0 K: 0 BB: 0 S: 6 P: 10	R: 0 H: 1 E: 0 LOB: 1 K: 0 BB: 0 S: 10 P: 13	R: 0 H: 2 E: 0 LOB: 2 K: 1 BB: 0 S: 17 P: 22	1B: 5 SF: 0 2B: 4 SAC: 0 3B: 0 DP: 0 HR: 0 HBP: 0						

PITCHER		IP	WLS	BF	H	R	ER	SO	BB	IBB	HBP	BLK	WP	HR	S	P	ERA	WHIP
Scott Erickson, R ERA: 2.07	(1, 1)	5.2	W	27	6	3	2	2	4	0	0	0	0	0	59	110	3.18	1.765
Steve Bedrosian, R ERA: 3.12	(6, 1)	3.1	S	13	3	0	0	2	0	0	0	0	0	0	38	53	0.00	0.900

PITCHER	IP	WLS	BF	H	R	ER	SO	BB	IBB	HBP	BLK	WP	HR	S	P	ERA	WHIP

BOTTOM

Minnesota Twins @ Detroit Tigers

Tiger Stadium, Detroit, MI

Thu Jul 25 1991, 7:05 PM EDT

Att. 20,007 - Sunny - 78 F

livebaseballscorecards.com

AB	36
R	3
H	9
RBI	3
BB	4
SO	4
LOB	16

Batter	1	2	3	4	5	6	7	8	9	10	AB	R	H	RBI	BB	SO	LOB
Tony Phillips, S (1, 4) OBP: 0.385, SLG: 0.438	C B B S S 2-3 ① K		C B B B X 3-1 ① F8		C B B X 2-1 ② F8		B C C C 1-3 ③ K			B C F X 1-2 E8 E 1B	5	1	0	0	0	2	1
Scott Livingstone, L (1, 5) OBP: 0.476, SLG: 0.500	C B B B B 4-1 1B BB		C B B B F S 3-3 ② K		X 0-0 ③ G6-3			C C F X 0-2 ① G4-3		B C F X 1-2 2-H 1B	4	0	1	1	1	1	0
Lloyd Moseby, L (1, 7) OBP: 0.300, SLG: 0.357	B S F B X 2-2 G6-4-3 1-2 1B		B B X 2-0 ③ P4			B X 1-0 ① G3-1		B C B F B X 3-2 ② G5-3		B 1 SAFE L F 1 SAFE 1 SAFE M 1-3 ① K	5	0	1	0	0	1	1
Cecil Fielder, R (1, 10) (10, 3) OBP: 0.354, SLG: 0.525	F S F X 0-2 ② ③ G6-4-3 1-2f			X 0-0 ① G5-3		F S S 0-3 ② K		X 0-0 ③ G6-3		X 0-0 1-2 1B	5	0	1	0	0	1	2
Mickey Tettleton, S (1, 2) OBP: 0.375, SLG: 0.483		B C X 1-1 ① F9		C B B B S B 4-2 E 2B BB		B X 1-0 1B			C S S 0-3 ① K	B X 1-0 ② P3	4	1	1	0	1	1	2
Dave Bergman, L (1, 3) OBP: 0.345, SLG: 0.348 Skeeter Barnes, R (10, PH) OBP: 0.375, SLG: 0.660 Mark Salas, L (10, PH) OBP: 0.091, SLG: 0.095 Mike Henneman, R (10, 1)		B C F C 1-3 ② K		C F B S 1-3 ② K 1-3		C F F S 0-3 ③ K			C B C F B B X 3-2 ② G3	B F C F S 1-3 ③ K	4 0 1 0	0 0 0 0	0 0 0 0	0 0 0 0	0 0 0 0	3 0 1 0	2 0 2 0
Travis Fryman, R (1, 6) OBP: 0.291, SLG: 0.426		B S C F F F B X 2-2 BB 1B		B F X 1-1 3-H 2B			X 0-0 ① F8		X 0-0 HR		4	1	3	2	0	0	0
Rob Deer, R (1, 9) OBP: 0.308, SLG: 0.411		B B S B B 4-1 1-2 BB		B C F X 1-2 ③ L4			B C S B B X 3-2 G6-3 2B		C B X 1-1 1B		3	0	2	0	1	0	1
Milt Cuyler, S (1, 8) OBP: 0.318, SLG: 0.320		C B B B C B X 3-2 ③ G4-3			B C X 1-1 ① G6-3		X 0-0 ② G6-3 2-3		X 0-0 ③ G3		4	0	0	0	0	0	4
Inning Stats	R: 0 E: 0 K: 1 S: 11 H: 1 LOB: 1 BB: 1 P: 19	R: 0 E: 0 K: 1 S: 15 H: 1 LOB: 2 BB: 1 P: 26	R: 0 E: 0 K: 1 S: 6 H: 0 LOB: 0 BB: 0 P: 14	R: 1 E: 1 K: 1 S: 11 H: 1 LOB: 1 BB: 1 P: 18	R: 0 E: 0 K: 0 S: 5 H: 0 LOB: 0 BB: 0 P: 8	R: 0 E: 0 K: 2 S: 9 H: 1 LOB: 1 BB: 0 P: 11	R: 0 E: 0 K: 1 S: 8 H: 1 LOB: 1 BB: 0 P: 12	R: 0 E: 0 K: 0 S: 8 H: 0 LOB: 0 BB: 0 P: 11	R: 1 E: 0 K: 1 S: 11 H: 2 LOB: 1 BB: 0 P: 15	R: 1 E: 2 K: 2 S: 15 H: 2 LOB: 2 BB: 0 P: 20	1B: 6 2B: 2 3B: 0 HR: 1 SF: 0 SAC: 0 DP: 1 HBP: 0						

PITCHER	IP	WLS	BF	H	R	ER	SO	BB	IBB	HBP	BLK	WP	HR	S	P	ERA	WHIP
Kevin Brown, R (1, 1) ERA: 4.29	8.2		34	6	2	1	8	3	0	0	0	0	1	81	130	1.04	1.038
Jeff Russell, R (9, 1) ERA: 2.95	0.1	L	4	2	1	0	0	0	0	0	0	0	0	9	12	0.00	6.000
Kenny Rogers, L (10, 1) ERA: 6.47	0.2		3	1	0	0	1	0	0	0	0	0	0	5	7	0.00	1.500
Rich Gossage, R (10, 1) ERA: 3.9	0.1		1	0	0	0	1	0	0	0	0	0	0	4	5	0.00	0.000

PITCHER	IP	WLS	BF	H	R	ER	SO	BB	IBB	HBP	BLK	WP	HR	S	P	ERA	WHIP

TOP

Detroit Tigers @ Texas Rangers

Arlington Stadium, Arlington, TX

Fri Jul 26 1991, 8:05 PM EDT

Att. 40,383 - Cloudy - 86 F

livebaseballscorecards.com

AB	39
R	3
H	9
RBI	3
BB	3
SO	10
LOB	15

Batter	1	2	3	4	5	6	7	8	9	10	AB	R	H	RBI	BB	SO	LOB
Brian Downing, R (1, 10) OBP: 0.386, SLG: 0.446	C F X 0-2 ① P5		B C X 1-1 BB 1B 1B		B B C B X 3-1 1B 1B SF9 1B		C B F X 1-2 F9 1B 1B		B B B C F S 3-3 ② K		5	1	3	0	0	1	0
Julio Franco, R (1, 4) OBP: 0.386, SLG: 0.458	C X 0-1 ② G6-3		B C B F X 2-2 ① F7		F B X 1-1 1B 1-2 1B		B X 1-0 CS 1-2 1B		B F B F X 2-2 1B		5	0	3	0	0	0	1
Ruben Sierra, S (1, 9) OBP: 0.367, SLG: 0.500	C B B F F X 2-2 2B		C X 0-1 BB 1-2 1B		C B X 1-1 G6-4-3 1-2 2-3 1B		B X 1-0 ① F9 2-3		C F B 1 SAFE 1 SAFE B S 2-3 ③ K		5	0	3	0	0	1	3
Rafael Palmeiro, L (1, 3) OBP: 0.381, SLG: 0.528	I I I I 4-0 IBB		B B B B 4-0 1-2 2-3 BB		C F B X 1-2 ① SF9 3-H		1 SAFE B C B 1 SAFE B 1 SAFE C 1 SAFE 3-3 ②③ K 1-2			B F X 1-1 FC6-4 1B	2	0	1	1	2	1	2
Juan Gonzalez, R (1, 8) OBP: 0.357, SLG: 0.493 (9, 7)	C B B B S F S 2-3 ③ K		X 0-0 ② P3		C B X 1-1 ②③ G6-4-3 1-2f			B X 1-0 1B E 2B		B F X 1-1 ① FC6-4 WP 1-2f	5	1	1	0	0	1	8
Kevin Reimer, L (1, 7) OBP: 0.329, SLG: 0.415 Steve Buechele, R (8, PH) OBP: 0.342, SLG: 0.467 (9, 5)		F S X 0-2 2B	F C X 0-2 ③ L6			B S C C 1-3 ① K		X 0-0 FC6-2-4 2-3 1B		B B F F B S 3-3 ② K 1-2	3	0	1	0	0	1	3
											2	0	1	0	0	1	1
Dean Palmer, R (1, 5) OBP: 0.274, SLG: 0.364 Gary Pettis, S (8, PR) OBP: 0.347, SLG: 0.282 (9, 8)	B H 2-0 G6-4-3 HBP			C F B X 1-2 ① F8		B C X 1-1 3B		F X 0-1 ① FC6-2-4 CS 1-2f 3-H		B B S B B B 4-1 BB	3	0	1	0	0	0	1
											0	0	0	0	1	0	0
Ivan Rodriguez, R (1, 2) OBP: 0.306, SLG: 0.361	X 0-0 ① P3			B X 1-0 ② G5-3		X 0-0 ② P4		S 1 SAFE 1 SAFE X 0-1 ② F9		C X 0-1 ③ F9	5	0	0	0	0	0	6
Jeff Huson, L (1, 6) OBP: 0.302, SLG: 0.293 Mike Stanley, R (8, PH) OBP: 0.346, SLG: 0.395 Mario Diaz, R (9, 6) OBP: 0.302, SLG: 0.322	B F X 1-1 ②③ G6-4-3 1-2f			L C B X 1-2 ③ G6-3		X 0-0 ③ L3		1 SAFE 0-0 ③ CS 1-2	F C S 0-3 ① K		3	0	0	0	0	0	3
											0	0	0	0	0	0	0
											1	0	0	0	0	1	0
Inning Stats	R: 0 H: 1 E: 0 LOB: 2 K: 1 BB: 1 S: 13 P: 21	R: 0 H: 1 E: 0 LOB: 1 K: 0 BB: 0 S: 6 P: 9	R: 0 H: 2 E: 0 LOB: 3 K: 0 BB: 1 S: 11 P: 18	R: 0 H: 0 E: 0 LOB: 0 K: 0 BB: 0 S: 7 P: 10	R: 1 H: 3 E: 0 LOB: 1 K: 0 BB: 0 S: 11 P: 18	R: 0 H: 1 E: 0 LOB: 1 K: 1 BB: 0 S: 7 P: 9	R: 0 H: 2 E: 0 LOB: 1 K: 1 BB: 0 S: 8 P: 14	R: 1 H: 2 E: 1 LOB: 1 K: 0 BB: 0 S: 6 P: 7	R: 0 H: 1 E: 0 LOB: 1 K: 3 BB: 0 S: 12 P: 19	R: 0 H: 1 E: 0 LOB: 2 K: 1 BB: 1 S: 10 P: 19	1B: 10 SF: 1 2B: 3 SAC: 0 3B: 1 DP: 2 HR: 0 HBP: 1						

PITCHER		IP	WLS	BF	H	R	ER	SO	BB	IBB	HBP	BLK	WP	HR	S	P	ERA	WHIP
Walt Terrell, R ERA: 4.45	(1, 1)	6.1		30	10	1	1	2	1	1	1	0	0	0	60	93	1.42	1.737
Jerry Don Gleaton, L ERA: 3.57	(7, 1)	0.2		1	0	0	0	1	0	0	0	0	0	0	3	6	0.00	0.000
John Kiely, R ERA:	(8, 1)	0.0		1	1	1	1	0	0	0	0	0	0	0	1	2	∞	∞
Paul Gibson, L ERA: 4.33	(8, 1)	1.0		3	1	0	0	0	0	0	0	0	0	0	5	5	0.00	1.000
Mike Henneman, R ERA: 2.71	(9, 1)	2.0	W	9	2	0	0	4	1	0	0	0	1	0	22	38	0.00	1.500

PITCHER		IP	WLS	BF	H	R	ER	SO	BB	IBB	HBP	BLK	WP	HR	S	P	ERA	WHIP
Mike Henneman, R ERA: 2.71	(10, 1)	2.0	W	9	2	0	0	4	1	0	0	0	1	0	22	38	0.00	1.500

BOTTOM

Detroit Tigers @ Texas Rangers

Arlington Stadium, Arlington, TX

Fri Jul 26 1991, 8:05 PM EDT

Att. 40,383 - Cloudy - 86 F

livebaseballscorecards.com

AB	39
R	2
H	14
RBI	1
BB	3
SO	7
LOB	28

WP: 1 PA: 45
PB: 0
SB: 0
CS: 2

Batter	1	2	3	4	5	6	7	8	9	AB	R	H	RBI	BB	SO	LOB
Tony Phillips, S (1, 4) OBP: 0.388, SLG: 0.447	X 0-0 ① F8		S X 0-1 HR		B B X 2-0 ① F8	B C C B B B 4-2 BB BB		X 0-0 FC5-4 1-2 1B		4	1	2	1	1	0	0
Skeeter Barnes, R (1, 7) OBP: 0.361, SLG: 0.614	B C C X 1-2 ② F9		X 0-0 ① P2		X 0-0 ② F8	B 1 SAFE B C 1 B S B 4-2 1-2 BB		B B F F S 2-3 ① K		4	0	0	0	1	1	2
Travis Fryman, R (1, 6) OBP: 0.289, SLG: 0.421	C S B S 1-3 ③ K		B S X 1-1 ② G6-3		B B B B 4-0 BB 1B BB	B B S B F C 3-3 ③ K		F S B F F F F X 1-2 ② FC5-4 1-2f 2-3		4	1	0	0	1	2	4
Cecil Fielder, R (1, 3) OBP: 0.357, SLG: 0.525		B B F X 2-1 HR 1B	B F X 1-1 ③ P2		B F B B F B 4-2 BB 1B 1-2 BB		X 0-0 1B 1B	F B S B S 2-3 ③ K		4	1	2	0	1	1	2
Mickey Tettleton, S (1, 10) OBP: 0.381, SLG: 0.509		C B B B X 2-1 1-H HR		B B S X 2-2 HR	C S B X 2-2 BB 1-2 2-H 1B		B C B F X 2-2 1-3 1B		B C F B B S 3-3 ① K	5	2	4	4	0	1	0
Rob Deer, R (1, 9) OBP: 0.309, SLG: 0.407		C B B B F X 2-2 ① P4		B S C B B B 4-2 1B BB	B C B C B B 4-2 1-2 2-3 BB		F C X 0-2 ① P6		B B C C B S 3-3 ② K	3	0	0	0	2	1	2
Andy Allanson, R (1, 2) OBP: 0.248, SLG: 0.337		C C F B B F B X 3-2 ② L5		C X 0-1 CS 1-3 1B	C C B S 1-3 ③ K		S S F S 0-3 ② K		C B B S S 2-3 ③ K	5	0	1	0	0	3	5
Scott Livingstone, L (1, 5) OBP: 0.444, SLG: 0.458		F X 0-1 FC6-4 1B		B F B F F B F F F 3-2 ① P6	B X 1-0 ① L8		S C B S 1-3 ③ K			4	0	1	0	0	1	4
Milt Cuyler, S (1, 8) OBP: 0.317, SLG: 0.319		B 1 SAFE B C B X 3-1 ③ FC6-4 1-2f		C B S B F X 2-2 ②③ F7 1-2	B C X 1-1 ② G5-3			C B F X 1-2 FC5-4 1B 1B		4	0	1	0	0	0	3
Inning Stats	R: 0 H: 0 E: 0 LOB: 0 K: 1 BB: 0 S: 7 P: 9	R: 2 H: 3 E: 0 LOB: 1 K: 0 BB: 0 S: 16 P: 28	R: 1 H: 1 E: 0 LOB: 0 K: 0 BB: 0 S: 7 P: 9	R: 1 H: 2 E: 0 LOB: 1 K: 0 BB: 1 S: 20 P: 31	R: 1 H: 1 E: 0 LOB: 3 K: 1 BB: 3 S: 12 P: 29	R: 0 H: 0 E: 0 LOB: 2 K: 1 BB: 2 S: 10 P: 23	R: 0 H: 2 E: 0 LOB: 2 K: 2 BB: 0 S: 14 P: 17	R: 0 H: 2 E: 0 LOB: 2 K: 2 BB: 0 S: 17 P: 23	R: 0 H: 0 E: 0 LOB: 0 K: 3 BB: 0 S: 9 P: 17	1B: 8 SF: 0 2B: 0 SAC: 0 3B: 0 DP: 0 HR: 3 HBP: 0						WP: 0 PA: 43 PB: 0 SB: 0 CS: 1

TOP

Detroit Tigers @ Texas Rangers

Arlington Stadium, Arlington, TX

Sat Jul 27 1991, 8:05 PM EDT

Att. 40,112 - Cloudy - 78 F

livebaseballscorecards.com

AB	37
R	5
H	11
RBI	5
BB	6
SO	10
LOB	22

PITCHER		IP	WLS	BF	H	R	ER	SO	BB	IBB	HBP	BLK	WP	HR	S	P	ERA	WHIP
John Barfield, L ERA: 4.17	(1, 1)	3.0		15	5	4	4	1	1	0	0	0	0	3	35	57	12.00	2.000
Gerald Alexander, R ERA: 3.77	(4, 1)	1.2	W	7	1	1	1	0	2	0	0	0	0	0	19	34	5.40	1.800
Wayne Rosenthal, R ERA: 2.93	(5, 1)	1.1		10	3	0	0	2	3	0	0	0	0	0	22	44	0.00	4.500
Kenny Rogers, L ERA: 6.21	(7, 1)	3.0	S	11	2	0	0	7	0	0	0	0	0	0	36	51	0.00	0.667

PITCHER	IP	WLS	BF	H	R	ER	SO	BB	IBB	HBP	BLK	WP	HR	S	P	ERA	WHIP

Detroit Tigers @ Texas Rangers

Arlington Stadium, Arlington, TX

Sat Jul 27 1991, 8:05 PM EDT

Att. 40,112 - Cloudy - 78 F

BOTTOM

Batter	1	2	3	4	5	6	7	8	9	AB	R	H	RBI	BB	SO	LOB
Brian Downing, R (1, 10) OBP: 0.383, SLG: 0.439	C X 0-1 ① G5-3		X 0-0 ① G6-3 1-2	C F B B F F B B 4-2 1B 1B BB		B C S X 1-2 ② F9		B C C B X 2-2 ③ F7		4	1	0	0	1	0	1
Julio Franco, R (1, 4) OBP: 0.387, SLG: 0.459	B C C X 1-2 ② G6-3		B S B X 2-1 BB S 1B 2-H 1B	C B X 1-1 1B 1-2 2-3 1B		C B X 1-1 ③ G6-3				4	1	2	1	0	0	0
Ruben Sierra, S (1, 9) OBP: 0.368, SLG: 0.499	B B B C F S 3-3 ③ K		1 SAFE X 0-0 ② L9	B B X 2-0 ② 1-3 2-H 3-H 1B			B B B B 4-0 HR BB			3	1	1	2	1	1	1
Rafael Palmeiro, L (1, 3) OBP: 0.385, SLG: 0.536		B B C X 2-1 HR	B I I I 4-0 BB 1-2 1B IBB	I I I I 4-0 FC6-4 IBB			F X 0-1 ① F8			2	2	1	1	2	0	1
Kevin Reimer, L (1, 7) OBP: 0.329, SLG: 0.411 Dean Palmer, R (7, PH) (8, 7) OBP: 0.282, SLG: 0.410	F B F B X 2-2 ① F8	B B F B B 4-1 1B 1-2 2-3 BB	X 0-0 ③ FC6-4 1-2f		C X 0-1 1-H HR				2	0	0	0	1	0	2
Juan Gonzalez, R (1, 8) OBP: 0.355, SLG: 0.490	B F X 1-1 ② F8	F X 0-1 1-2 2-H 3-H 1B		B S X 1-1 ① F7			B F X 1-1 ② G6-3			4	0	1	2	0	0	0
Steve Buechele, R (1, 5) OBP: 0.341, SLG: 0.464	C B B X 2-1 1B	F B B X 2-1 ③ G5-3		C B B B F X 3-2 ② L5			C X 0-1 ③ G6-3			4	0	1	0	0	0	2
Ivan Rodriguez, R (1, 2) OBP: 0.304, SLG: 0.357	C B S S 1-3 ③ K			C F X 0-2 1B SH3-4 1B 1B	C S B S 1-3 ③ K2-3			B C B X 2-1 ① G3		4	1	1	0	0	2	1
Jeff Huson, L (1, 6) OBP: 0.302, SLG: 0.294			B X 1-0 G6-3 1B 1B	B X 1-0 ① SH3-4 1-2		X 0-0 ① P4		C C B B X 2-2 ② P4		3	1	1	0	0	0	0

livebaseballscorecards.com

	AB	31
	R	8
	H	9
	RBI	8
	BB	5
	SO	3
	LOB	8

Inning Stats	1	2	3	4	5	6	7	8	9
	R: 0 E: 0 K: 1 S: 8	H: 0 LOB: 0 BB: 0 P: 12	R: 1 E: 0 K: 1 S: 12	H: 2 LOB: 1 BB: 0 P: 20	R: 3 E: 0 K: 0 S: 10	H: 3 LOB: 2 BB: 2 P: 23	R: 2 E: 0 K: 0 S: 12	H: 3 LOB: 2 BB: 2 P: 24	R: 0 E: 0 K: 1 S: 8	H: 0 LOB: 0 BB: 0 P: 13
	R: 0 E: 0 K: 0 S: 6	H: 0 LOB: 0 BB: 0 P: 8	R: 2 E: 0 K: 0 S: 8	H: 1 LOB: 0 BB: 1 P: 13	R: 0 E: 0 K: 0 S: 8	H: 0 LOB: 0 BB: 0 P: 14				

	1B: 7	SF: 0	WP: 0	PA: 37
	2B: 0	SAC: 1	PB: 0	
	3B: 0	DP: 0	SB: 1	
	HR: 2	HBP: 0	CS: 0	

PITCHER		IP	WLS	BF	H	R	ER	SO	BB	IBB	HBP	BLK	WP	HR	S	P	ERA	WHIP
Mark Leiter, R ERA: 4.71	(1, 1)	3.0		16	5	4	4	2	1	1	0	0	0	1	30	55	12.00	2.000
John Kiely, R ERA: 81.0	(4, 1)	0.1	L	4	2	2	2	0	1	0	0	0	0	0	10	16	54.00	9.000
John Cerutti, L ERA: 4.17	(4, 1)	0.2		3	1	0	0	0	0	1	0	0	0	0	2	8	0.00	1.500
Rusty Meacham, R ERA: 5.4	(5, 1)	2.0		6	0	0	0	1	0	0	0	0	0	0	14	21	0.00	0.000
Paul Gibson, L ERA: 4.48	(7, 1)	2.0		8	1	2	2	0	1	0	0	0	0	1	16	27	9.00	1.000

PITCHER	IP	WLS	BF	H	R	ER	SO	BB	IBB	HBP	BLK	WP	HR	S	P	ERA	WHIP

Batter	1	2	3	4	5	6	7	8	9	AB	R	H	RBI	BB	SO	LOB
Tony Phillips, S (1, 4) OBP: 0.383, SLG: 0.441	C S B B S 2-3 ① K		B X 1-0 ② F7		S B C S 1-3 ③ K		F C X 0-2 ③ FC4 1-2f		B B S B X 3-1 ② F7	5	0	0	0	0	2	4
Scott Livingstone, L (1, 5) OBP: 0.438, SLG: 0.429	C F B S 1-3 ② K		X 0-0 ③ F8			C F B C 1-3 ① K		B B C F B F B 4-2 1B 1B BB	B B F F B X 3-2 HR 1B	4	2	1	0	1	2	0
Lloyd Moseby, L (1, 7) OBP: 0.310, SLG: 0.383	B C F S 1-3 ③ K			F B S B S 2-3 ① K		B S B B C F B 4-2 PB BB		F F X 0-2 1B 1-3 2B 1B	C X 0-1 1-H HR	4	2	2	2	1	2	0
Cecil Fielder, R (1, 10) OBP: 0.358, SLG: 0.531		F X 0-1 HR		C B S B C 2-3 ② K		C S B F F B X 2-2 ② F8 1-2		B X 1-0 2B 1-2 3-H 1B	C B S S 1-3 ③ K	5	1	2	2	0	2	1
Mickey Tettleton, S (1, 2) OBP: 0.380, SLG: 0.508 Andy Allanson, R (8, 2) OBP: 0.248, SLG: 0.337		B C B B F X 3-2 ① L4		C F X 0-2 ③ G4-3		C X 0-1 ③ F8		C B X 1-1 1-3 2-H 2B		4 0	0 0	1 0	1 0	0 0	0 0	1 0
Dave Bergman, L (1, 3) OBP: 0.339, SLG: 0.340 Skeeter Barnes, R (7, PH) OBP: 0.355, SLG: 0.603 (7, 3) Mark Salas, L (8, PH) OBP: 0.089, SLG: 0.093 (8, 3)		B B X 2-0 ② G3-1			C C B B X 2-2 ① P3		C B L B B X 3-2 ① F9	B F B F F F X 2-2 ① P4		2 1 1	0 0 0	0 0 0	0 0 0	0 0 0	0 0 0	0 0 2
Travis Fryman, R (1, 6) OBP: 0.294, SLG: 0.432	B S B X 2-1 HR				B B S F B B 4-2 S BB		C X 0-1 FC6-4 1B	C F B C 1-3 ② K		3	1	2	1	1	1	2
Rob Deer, R (1, 9) OBP: 0.306, SLG: 0.402	C S B B F S 2-3 ③ K				F B B B S C 3-3 ② K 1-2		X 0-0 ② FC6-4 1B 1-2f	C B F B S 2-3 ③ K		4	0	0	0	0	3	4
Milt Cuyler, S (1, 8) OBP: 0.320, SLG: 0.319			B C C S 1-3 ① K		F B B C F B B 4-2 BB		B X 1-0 FC4 1-2 1B		C C B S 1-3 ① K	3	0	1	0	1	2	0
Inning Stats	R: 0 E: 0 K: 3 S: 9 H: 0 LOB: 0 BB: 0 P: 13	R: 2 E: 0 K: 1 S: 12 H: 2 LOB: 0 BB: 0 P: 21	R: 0 E: 0 K: 1 S: 5 H: 0 LOB: 0 BB: 0 P: 7	R: 0 E: 0 K: 2 S: 9 H: 0 LOB: 0 BB: 0 P: 13	R: 0 E: 0 K: 2 S: 14 H: 0 LOB: 2 BB: 2 P: 28	R: 0 E: 0 K: 1 S: 13 H: 0 LOB: 1 BB: 1 P: 20	R: 0 E: 0 K: 0 S: 10 H: 2 LOB: 2 BB: 0 P: 14	R: 2 E: 0 K: 2 S: 21 H: 3 LOB: 2 BB: 1 P: 32	R: 2 E: 0 K: 2 S: 13 H: 2 LOB: 0 BB: 0 P: 21	1B: 5 2B: 1 3B: 0 HR: 3 SF: 0 SAC: 0 DP: 0 HBP: 0						

TOP

Detroit Tigers @ Texas Rangers

Arlington Stadium, Arlington, TX

Sun Jul 28 1991, 8:05 PM EDT

Att. 40,411 - Cloudy - 88 F

livebaseballscorecards.com

AB	36
R	6
H	9
RBI	6
BB	4
SO	14
LOB	14

WP: 0 PB: 1 SB: 1 CS: 0 PA: 40

PITCHER		IP	WLS	BF	H	R	ER	SO	BB	IBB	HBP	BLK	WP	HR	S	P	ERA	WHIP
Nolan Ryan, R ERA: 2.8	(1, 1)	5.1	W	20	2	2	2	10	2	0	0	0	0	2	52	86	3.38	0.750
Mike Jeffcoat, L ERA: 3.6	(6, 1)	1.2		12	5	2	2	0	2	0	0	0	0	0	29	45	10.80	4.200
Rich Gossage, R ERA: 3.78	(8, 1)	1.0		3	0	0	0	2	0	0	0	0	0	0	12	17	0.00	0.000
Brad Arnsberg, R ERA: 9.35	(9, 1)	1.0		5	2	2	2	2	0	0	0	0	0	1	13	21	18.00	2.000

PITCHER	IP	WLS	BF	H	R	ER	SO	BB	IBB	HBP	BLK	WP	HR	S	P	ERA	WHIP

Detroit Tigers @ Texas Rangers

Arlington Stadium, Arlington, TX

Sun Jul 28 1991, 8:05 PM EDT

Att. 40,411 - Cloudy - 88 F

BOTTOM

Batter	1	2	3	4	5	6	7	8	9	AB	R	H	RBI	BB	SO	LOB
Brian Downing, R (1, 10) OBP: 0.384, SLG: 0.438	F7		K		1B		1B	G5-3		5	1	2	1	0	1	0
Rafael Palmeiro, L (1, 3) OBP: 0.385, SLG: 0.534	F8		K	K	K		HBP 1B	FC4-6		5	1	2	0	0	2	2
Ruben Sierra, S (1, 9) OBP: 0.366, SLG: 0.495	K			P2		F8	HBP	FC4-6		5	1	1	1	0	1	1
Julio Franco, R (1, 4) OBP: 0.390, SLG: 0.459		G6-3		F9		E S	WP HBP	F8		4	3	2	0	0	0	1
Juan Gonzalez, R (1, 8) OBP: 0.360, SLG: 0.497 (8, 7)		1 SAFE 1 SAFE G6-3			2B	1 SAFE 1 SAFE	K	F8 WP		4	1	3	2	0	1	1
Steve Buechele, R (1, 5) OBP: 0.340, SLG: 0.461		G6-3			F8	PB 2B 1B	F8			4	1	1	1	0	0	3
Dean Palmer, R (1, 7) OBP: 0.295, SLG: 0.405 Mike Stanley, R (7, 2) OBP: 0.351, SLG: 0.395		K			1B BB	2B BB	BB			1 2 0 0 2 1 0 0 0 0 0 1 0 0						
John Russell, R (1, 2) OBP: 0.125, SLG: 0.130 Kevin Reimer, L (6, PH) OBP: 0.332, SLG: 0.419 (7, 7) Gary Pettis, S (7, PH) OBP: 0.346, SLG: 0.281 (8, 8)			F7		P3	1-H 2-H 2B	K			2 0 0 0 0 0 2 1 0 1 2 0 0 0 1 0 0 0 0 1 2						
Mario Diaz, R (1, 6) OBP: 0.305, SLG: 0.325 Jeff Huson, L (6, PH) OBP: 0.300, SLG: 0.291 (7, 6)			G1		1B	F7	G4-3			2 0 1 1 0 0 0 2 0 0 0 0 0 3						
Inning Stats	R: 0 E: 0 K: 1 S: 7 H: 0 LOB: 0 BB: 0 P: 11	R: 1 E: 0 K: 1 S: 11 H: 2 LOB: 0 BB: 0 P: 16	R: 0 E: 0 K: 1 S: 9 H: 0 LOB: 0 BB: 0 P: 15	R: 0 E: 0 K: 1 S: 11 H: 0 LOB: 0 BB: 0 P: 15	R: 2 E: 0 K: 1 S: 19 H: 3 LOB: 2 BB: 1 P: 33	R: 3 E: 0 K: 1 S: 15 H: 3 LOB: 1 BB: 1 P: 26	R: 4 E: 0 K: 1 S: 20 H: 4 LOB: 2 BB: 1 P: 37	R: 0 E: 0 K: 0 S: 7 H: 1 LOB: 1 BB: 0 P: 10		1B: 11 2B: 2 3B: 0 HR: 0 SF: 0 SAC: 0 DP: 1 HBP: 1						

livebaseballscorecards.com

	AB	R	H	RBI	BB	SO	LOB
	36	10	13	8	3	7	15

WP: 1 PB: 1 SB: 1 CS: 0 PA: 40

PITCHER		IP	WLS	BF	H	R	ER	SO	BB	IBB	HBP	BLK	WP	HR	S	P	ERA	WHIP
Frank Tanana, L ERA: 3.66	(1, 1)	5.2	L	24	7	5	5	6	1	0	0	0	0	0	64	102	7.94	1.412
John Kiely, R ERA: 108.0	(6, 1)	0.1		7	4	5	5	0	1	0	1	0	0	0	16	28	135.00	15.000
Jerry Don Gleaton, L ERA: 3.47	(7, 1)	1.0		5	1	0	0	1	1	0	0	0	1	0	12	23	0.00	2.000
Rusty Meacham, R ERA: 5.19	(8, 1)	1.0		4	1	0	0	0	0	0	0	0	0	0	7	10	0.00	1.000

PITCHER	IP	WLS	BF	H	R	ER	SO	BB	IBB	HBP	BLK	WP	HR	S	P	ERA	WHIP

Batter	1	2	3	4	5	6	7	8	9	AB	R	H	RBI	BB	SO	LOB
Tony Phillips, S (1, 4) OBP: 0.383, SLG: 0.452	B B C F X 2-2 SH1-3 2B		B B X 2-0 HR		C C S 0-3 ① K		B C X 1-1 ③ F8		B X 1-0 ③ P6	5	1	2	1	0	1	1
Skeeter Barnes, R (1, 5) OBP: 0.338, SLG: 0.574	C X 0-1 ① SH1-3 2-3		X 0-0 ① P6		B B C X 2-1 ② G5-3			X 0-0 ① P3		3	0	0	0	0	0	0
Travis Fryman, R (1, 6) OBP: 0.297, SLG: 0.434	S F B F S 1-3 ② K		B S B X 2-1 1B 2B		B C X 1-1 ③ G6-3			B C F B B F B 4-2 BB BB		3	1	1	0	1	1	1
Cecil Fielder, R (1, 3) OBP: 0.354, SLG: 0.525	X 0-0 ③ G6-3		X 0-0 ② P6			S B F S 1-3 ① K		1 SAFE 1 SAFE S F X 0-2 ② L8		4	0	0	0	0	1	3
Mickey Tettleton, S (1, 10) OBP: 0.384, SLG: 0.513		B F B S F C 2-3 ① K	F X 0-1 2-H 1B			X 0-0 2B		B B B B 4-0 1-2 BB		3	0	2	1	1	1	0
Rob Deer, R (1, 9) OBP: 0.305, SLG: 0.409		S X 0-1 HR	B B F B F X 3-2 ③ F7			F B S B B F C 3-3 ② K		C S B B F S 2-3 ③ K		4	1	1	1	0	2	4
John Shelby, S (1, 7) OBP: 0.226, SLG: 0.320 Lloyd Moseby, L (9, PH) OBP: 0.308, SLG: 0.381		F B C S 1-3 ② K	B X 1-0 ① G5-3			F B C B S 3-3 ③ K			C F B S 1-3 ① K	3 1	0 0	0 0	0 0	0 0	2 1	1 0
Andy Allanson, R (1, 2) OBP: 0.250, SLG: 0.330 Mark Salas, L (9, PH) OBP: 0.109, SLG: 0.093		B S B S F T F T F B 4-2 B BB	F B X 1-1 ② P6				B C B X 2-1 ① G5-3		F S H 1-2 HBP	2 0	0 0	0 0	0 0	1 0	0 0	0 0
Milt Cuyler, S (1, 8) OBP: 0.316, SLG: 0.316 Dave Bergman, L (9, PH) OBP: 0.336, SLG: 0.337		X 0-0 ③ P5	B B B C F X 3-2 ③ L5				B X 1-0 ② F7		X 0-0 ② F9	3 1	0 0	0 0	0 0	0 0	0 0	1 1
Inning Stats	R: 0 E: 0 K: 1 S: 10 H: 1 LOB: 1 BB: 0 P: 13	R: 1 E: 0 K: 2 S: 16 H: 1 LOB: 1 BB: 1 P: 23	R: 2 E: 0 K: 0 S: 10 H: 3 LOB: 1 BB: 0 P: 17	R: 0 E: 0 K: 0 S: 7 H: 0 LOB: 0 BB: 0 P: 12	R: 0 E: 0 K: 1 S: 7 H: 0 LOB: 0 BB: 0 P: 10	R: 0 E: 0 K: 3 S: 11 H: 1 LOB: 1 BB: 0 P: 18	R: 0 E: 0 K: 0 S: 5 H: 0 LOB: 0 BB: 0 P: 9	R: 0 E: 0 K: 1 S: 11 H: 0 LOB: 2 BB: 2 P: 21	R: 0 E: 0 K: 1 S: 7 H: 0 LOB: 1 BB: 0 P: 10	1B: 1 2B: 3 3B: 0 HR: 2	SF: 0 SAC: 1 DP: 0 HBP: 1				WP: 0 PB: 0 SB: 0 CS: 0	PA: 37	

Detroit Tigers @ Minnesota Twins

Hubert H. Humphrey Metrodome, Minneapolis, MN

Mon Jul 29 1991, 8:05 PM EDT

Att. 35,599 - Dome - 70 F

TOP

livebaseballscorecards.com

AB	32
R	3
H	6
RBI	3
BB	3
SO	9
LOB	12

PITCHER		IP	WLS	BF	H	R	ER	SO	BB	IBB	HBP	BLK	WP	HR	S	P	ERA	WHIP
David West, L ERA: 3.6	(1, 1)	7.1	W	30	6	3	3	7	2	0	0	0	0	2	70	110	3.68	1.091
Steve Bedrosian, R ERA: 3.54	(8, 1)	0.1		2	0	0	0	0	1	0	0	0	0	0	3	7	0.00	3.000
Rick Aguilera, R ERA: 2.72	(8, 1)	1.1	S	5	0	0	0	2	0	0	1	0	0	0	11	16	0.00	0.000

PITCHER		IP	WLS	BF	H	R	ER	SO	BB	IBB	HBP	BLK	WP	HR	S	P	ERA	WHIP

Batter	1	2	3	4	5	6	7	8	9	AB	R	H	RBI	BB	SO	LOB
Dan Gladden, R (1, 7) OBP: 0.338, SLG: 0.403	C F F X 0-2 G5-3 1B 1B	C B C S 1-3 ③ K			B F F B B X 3-2 FC1-6 1B	S X 0-1 ③ P3		F B B F B F F B 4-2 FC5-2 1-2 2-3 3-H BB		4	1	2	1	1	1	3
Chuck Knoblauch, R (1, 4) OBP: 0.343, SLG: 0.343	P F 1 SAFE 1 SAFE X 1-1 ① G5-3 1-2		B X 1-0 1B 1B 1B		1 SAFE X 0-0 ① FC1-6 S 1-2f		B B X 2-0 ① L7	B C B C X 2-2 ② FC5-2 FC6-4 1-2 2-3 3-Hf		5	1	1	0	0	0	5
Kirby Puckett, R (1, 8) OBP: 0.367, SLG: 0.491	B X 1-0 G6-4-3 2-H 1B		X 0-0 F8 1B 1-2 1B		1 SAFE C 1 SAFE 1 SAFE X 0-1 ② P4		X 0-0 ② F8	X 0-0 ③ FC6-4 1-2f		5	0	2	1	0	0	4
Kent Hrbek, L (1, 3) OBP: 0.363, SLG: 0.428	C B B B X 3-1 ②③ G6-4-3 1-2f		B B X 2-0 G6-4-3 1-2 2-H 1B		B X 1-0 ③ F8 1-2		B C C B B B 4-2 BB			3	0	1	1	1	0	2
Chili Davis, S (1, 10) OBP: 0.367, SLG: 0.519		B F S B B F F F X 3-2 G4-6-3 1B	B S X 1-1 ① F8 2-3			B C F X 1-2 ① G3-1	B X 1-0 ③ F9			4	0	1	0	0	0	3
Brian Harper, R (1, 2) OBP: 0.346, SLG: 0.453		F X 0-1 ①② G4-6-3 1-2f	B X 1-0 ②③ G6-4-3 1-2f			C S X 0-2 3B 1B		S F F F X 0-2 1B HBP FC5-2 1B		4	1	2	0	0	0	3
Shane Mack, R (1, 9) OBP: 0.341, SLG: 0.472		B X 1-0 1B 2B		F F C 0-3 ① K		C S F X 0-2 1-H 1B 3B		B F 1 SAFE H 2-1 FC5-2 1B 1-2 BB HBP		3	3	2	1	0	1	0
Mike Pagliarulo, L (1, 5) OBP: 0.332, SLG: 0.414 Scott Leius, R (8, PH) OBP: 0.397, SLG: 0.432 (9, 5)	I I I I 4-0 1B IBB			C S F F B F B F B 3-2 ② X G6-3		F B B B F X 3-2 ② F9		C M B X 1-2 BB FC5-2 FC5-2 1-2 2-3 1B		2 1	0 0	0 1	0 0	1 0	0 0	1 0
Greg Gagne, R (1, 6) OBP: 0.292, SLG: 0.377	B C X 1-1 1-3 2-H 1B			F S S 0-3 ③ K		F B F F B X 3-2 3-H 1B		B X 1-0 ① FC5-2 FC5-2 BB 1-2 2-3 3-Hf		4	0	2	2	0	1	3
Inning Stats	R: 1 E: 0 K: 0 S: 10 H: 2 LOB: 0 BB: 0 P: 14	R: 1 E: 0 K: 1 S: 13 H: 3 LOB: 2 BB: 1 P: 23	R: 1 E: 0 K: 0 S: 6 H: 3 LOB: 1 BB: 0 P: 11	R: 0 E: 0 K: 2 S: 13 H: 0 LOB: 0 BB: 0 P: 16	R: 0 E: 0 K: 0 S: 7 H: 1 LOB: 1 BB: 0 P: 11	R: 2 E: 0 K: 0 S: 19 H: 3 LOB: 1 BB: 0 P: 26	R: 0 E: 0 K: 0 S: 5 H: 0 LOB: 1 BB: 1 P: 12	R: 1 E: 0 K: 0 S: 18 H: 2 LOB: 3 BB: 1 P: 28		1B: 12 2B: 1 3B: 1 HR: 0	SF: 0 SAC: 0 DP: 3 HBP: 1					

BOTTOM

Detroit Tigers @ Minnesota Twins

Hubert H. Humphrey Metrodome, Minneapolis, MN

Mon Jul 29 1991, 8:05 PM EDT

Att. 35,599 - Dome - 70 F

livebaseballscorecards.com

AB	35
R	6
H	14
RBI	6
BB	3
SO	3
LOB	24

WP: 0 PB: 0 SB: 1 CS: 0 PA: 39

PITCHER		IP	WLS	BF	H	R	ER	SO	BB	IBB	HBP	BLK	WP	HR	S	P	ERA	WHIP
Bill Gullickson, R ERA: 4.31	(1, 1)	5.2	L	27	12	5	5	3	0	1	0	0	0	0	66	99	7.94	2.118
Paul Gibson, L ERA: 4.52	(6, 1)	1.1		7	1	1	1	0	1	0	1	0	0	0	13	22	6.75	1.500
John Kiely, R ERA: 43.2	(8, 1)	1.0		5	1	0	0	0	1	0	0	0	0	0	12	20	0.00	2.000

PITCHER	IP	WLS	BF	H	R	ER	SO	BB	IBB	HBP	BLK	WP	HR	S	P	ERA	WHIP

Detroit Tigers @ Minnesota Twins

Hubert H. Humphrey Metrodome, Minneapolis, MN

Tue Jul 30 1991, 4:33 AM EDT
Att. 42,035 - Dome - 70 F

livebaseballscorecards.com

TOP

Batter	1	2	3	4	5	6	7	8	9	AB	R	H	RBI	BB	SO	LOB
Tony Phillips, S (1, 4) OBP: 0.384, SLG: 0.451	G4-3	G4-3 1-3		L7		1-2 1B			FC6-4 1B	5	0	2	0	0	0	1
Scott Livingstone, L (1, 5) OBP: 0.417, SLG: 0.406 Skeeter Barnes, R (9, PH) OBP: 0.333, SLG: 0.565	2B 2B 1B	F7		K		G4-3			FC6-4 1-2f 2B	4 1	1 1	1 0	0 0	0 0	1 0	3 1
Lloyd Moseby, L (1, 10) OBP: 0.318, SLG: 0.403	2B 1-3 2B		1B 2B 1B	F7			F8		WP G4-3 2-H 2B	5	3	3	1	0	0	0
Cecil Fielder, R (1, 3) OBP: 0.353, SLG: 0.524	2-H 3-H 2B		F9		G5-3		L5		G4-3 2-H	5	0	1	3	0	0	1
Mickey Tettleton, S (1, 2) OBP: 0.387, SLG: 0.513	FC5 BB		2B E 1-2 1B		G3		1B		G5-3	4	1	2	0	1	0	0
Travis Fryman, R (1, 6) OBP: 0.296, SLG: 0.435	K		E 1-3 2-H 2B		L6		F9			4	1	1	1	0	1	3
Rob Deer, R (1, 9) OBP: 0.304, SLG: 0.407	FC5 1-2f		E7 G4-3 2-H 3-H 1B			K		G4-3		4	0	1	2	0	1	2
John Shelby, S (1, 7) OBP: 0.220, SLG: 0.311		G1-3	G4-3 2-3			G4-3		K		4	0	0	0	0	1	1
Milt Cuyler, S (1, 8) OBP: 0.319, SLG: 0.316		G4-3 S BB	G3			1B 1B		F9		3	0	1	0	1	0	1
Totals										**AB 39**						
										R 7						
										H 12						
										RBI 7						
										BB 2						
										SO 4						
										LOB 13						

Inning Stats																								
	R: 2	H: 3	R: 0	H: 0	R: 3	H: 4	R: 0	H: 0	R: 0	H: 0	R: 0	H: 2	R: 0	H: 1	R: 0	H: 0	R: 2	H: 2	1B: 8	SF: 0	WP: 1	PA: 41
	E: 0	LOB: 2	E: 0	LOB: 1	E: 1	LOB: 1	E: 0	LOB: 0	E: 0	LOB: 2	E: 0	LOB: 1	E: 0	LOB: 0	E: 1	LOB: 0	2B: 4	SAC: 0	PB: 0	
	K: 1	BB: 1	K: 0	BB: 1	K: 0	BB: 0	K: 1	BB: 0	K: 1	BB: 0	K: 0	BB: 0	K: 0	BB: 0	K: 0	BB: 0	K: 0	BB: 0	3B: 0	DP: 0	SB: 1	
	S: 15	P: 27	S: 5	P: 13	S: 17	P: 23	S: 9	P: 12	S: 8	P: 13	S: 13	P: 16	S: 7	P: 9	S: 7	P: 13	S: 15	P: 25	HR: 0	HBP: 0	CS: 0	

PITCHER		IP	WLS	BF	H	R	ER	SO	BB	IBB	HBP	BLK	WP	HR	S	P	ERA	WHIP
Scott Erickson, R ERA: 2.34	(1, 1)	3.0		18	7	5	5	1	2	0	0	0	0	0	37	63	15.00	3.000
Carl Willis, R ERA: 2.16	(4, 1)	4.1	W	16	3	0	0	2	0	0	0	0	0	0	39	53	0.00	0.692
Mark Guthrie, L ERA: 5.08	(8, 1)	1.2		7	2	2	2	1	0	0	0	0	1	0	20	35	10.80	1.200

PITCHER	IP	WLS	BF	H	R	ER	SO	BB	IBB	HBP	BLK	WP	HR	S	P	ERA	WHIP

BOTTOM

Detroit Tigers @ Minnesota Twins

Hubert H. Humphrey Metrodome, Minneapolis, MN

Tue Jul 30 1991, 4:33 AM EDT

Att. 42,035 - Dome - 70 F

livebaseballscorecards.com

Batter	1	2	3	4	5	6	7	8	9	AB	R	H	RBI	BB	SO	LOB
Dan Gladden, R (1, 7) OBP: 0.341, SLG: 0.401	B B B B 4-0 3B 1B BB	B F L F B B F X 3-2 FC6-4 2-3 1B	C F B 1 SAFE S 1-3 ② K		X 0-0 ① L6	C F B X 1-2 ③ F8		B C B B B 4-1 BB BB		4	1	1	0	2	1	4
Chuck Knoblauch, R (1, 4) OBP: 0.345, SLG: 0.345	B B C X 2-1 1-2 3B 1B	X 0-0 ① SF7 3-H	B X 1-0 1-2 3-H 1B		B B C X 2-1 ② G5-3		C X 0-1 ① G5-3	B B C B B 4-1 FC6-4 1-2 BB		4	1	2	2	1	0	0
Kirby Puckett, R (1, 8) OBP: 0.366, SLG: 0.496	C B B X 2-1 1-H WP 2-H 3B	B X 1-0 ② FC6-4 1B BB 1-2f	S B B F S 2-3 ③ K		C B B C X 2-2 1B 2B		X 0-0 ② F9	C X 0-1 ③ FC6-4 1-2f		6	1	2	2	0	1	5
Chili Davis, S (1, 10) OBP: 0.370, SLG: 0.517	S S B B F B C 3-3 ① K 3-H	C B B F B B 4-2 1B 1-2 BB		F B B F B X 3-2 ① G6-3	B B F S B F X 3-2 2-3 1B		B B F B S B 4-2 2B BB			3	1	1	0	2	1	0
Shane Mack, R (1, 9) OBP: 0.349, SLG: 0.488	B X 1-0 2B	B S S F B F X 2-2 ③ 1-3 2-3 1B		S F B B X 2-2 WP 1B 1B	F S 0-3 ③ K		B B 1 SAFE X 2-0 1-H 2B			5	1	4	1	0	1	2
Gene Larkin, S (1, 3) OBP: 0.362, SLG: 0.357	B F B B B 4-1 BB		F B X 1-1 2B 1B	1 SAFE 1 SAFE B B B X 2-0 ② P4 1-2		C X 0-1 1B 1B	B B B F B 4-1 BB			3	1	2	0	2	0	1
Scott Leius, R (1, 5) OBP: 0.407, SLG: 0.451 Al Newman, S (7, PH) (8, 5) OBP: 0.271, SLG: 0.231	C F B X 1-2 ② F9	B B B C 1 SAFE X 3-1 F9 1-H 1B 2B	B C X 1-1 2-H 3B 1B		1 SAFE C B 1 SAFE X 1-1 1-2 1B	C B X 1-1 ③ F8				4 2 3 2 0 0 2 1 0 0 0 0 0 2						
Junior Ortiz, R (1, 2) OBP: 0.310, SLG: 0.273	B X 1-0 ③ G1-3		F X 0-1 ① F9 2-3	X 0-0 1-H 3B	B L C X 1-2 ① F8			X 0-0 ① P4		5	0	1	1	0	0	5
Greg Gagne, R (1, 6) OBP: 0.294, SLG: 0.379		B B C B X 3-1 1B SF7 2B	B B B B 4-0 1B BB	B X 1-0 ③ F9		F F B F S 1-3 ② K		C C B F S 1-3 ② K2-3		4	1	1	0	1	2	3
Inning Stats	R: 3 E: 0 K: 1 S: 14 H: 3 LOB: 2 BB: 2 P: 32	R: 1 E: 0 K: 0 S: 15 H: 3 LOB: 3 BB: 1 P: 28	R: 2 E: 0 K: 2 S: 13 H: 3 LOB: 2 BB: 1 P: 25	R: 2 E: 0 K: 0 S: 11 H: 3 LOB: 1 BB: 0 P: 20	R: 0 E: 0 K: 1 S: 13 H: 2 LOB: 2 BB: 0 P: 20	R: 0 E: 0 K: 1 S: 14 H: 2 LOB: 2 BB: 0 P: 18	R: 1 E: 0 K: 0 S: 9 H: 1 LOB: 2 BB: 2 P: 20	R: 0 E: 0 K: 1 S: 9 H: 0 LOB: 2 BB: 2 P: 18		1B: 10 2B: 5 3B: 2 HR: 0 SF: 1 SAC: 0 DP: 0 HBP: 0						

AB	39
R	9
H	17
RBI	8
BB	8
SO	6
LOB	24

WP: 2 PB: 0 SB: 0 CS: 0 PA: 48

PITCHER		IP	WLS	BF	H	R	ER	SO	BB	IBB	HBP	BLK	WP	HR	S	P	ERA	WHIP
Scott Aldred, L ERA: 10.45	(1, 1)	0.1		6	3	3	3	1	2	0	0	0	1	0	10	26	81.00	15.000
Rusty Meacham, R ERA: 5.2	(1, 1)	1.2		8	3	1	1	0	1	0	0	0	0	0	19	34	5.40	2.400
John Cerutti, L ERA: 4.62	(3, 1)	2.0	L	13	6	4	4	2	1	0	0	0	1	0	24	45	18.00	3.500
Jerry Don Gleaton, L ERA: 3.46	(5, 1)	2.2		15	5	1	1	2	2	0	0	0	0	0	34	55	3.38	2.625
Mike Henneman, R ERA: 2.66	(7, 1)	1.1		6	0	0	0	1	2	0	0	0	0	0	11	21	0.00	1.500

PITCHER	IP	WLS	BF	H	R	ER	SO	BB	IBB	HBP	BLK	WP	HR	S	P	ERA	WHIP

Batter	1	2	3	4	5	6	7	8	9	AB	R	H	RBI	BB	SO	LOB
Luis Polonia, L (1, 7) OBP: 0.343, SLG: 0.371	L B X 1-1 ① G3-1		L X 0-1 ①② G6-3 1-2f		B B C C X 2-2 ③ G4-3			X 0-0 ③ G6-3		4	0	0	0	0	0	2
Wally Joyner, L (1, 3) OBP: 0.367, SLG: 0.467	X 0-0 ② G4-3		C C C B X 1-2 1B			X 0-0 ① F7			S B X 1-1 ① P6	4	0	1	0	0	0	0
Dave Winfield, R (1, 9) OBP: 0.327, SLG: 0.513	C F X 0-2 1B		S C B X 1-2 ③ F7			B X 1-0 G6-3 1B			B X 1-0 ② F8	4	0	2	0	0	0	1
Dave Parker, L (1, 10) OBP: 0.285, SLG: 0.363	B B F C X 2-2 ③ G4-3			X 0-0 ① F8		B S B B B X 3-1 ②③ G6-3 1-2f			F F B B B X 3-2 ③ G6-3	4	0	0	0	0	0	2
Gary Gaetti, R (1, 5) OBP: 0.291, SLG: 0.374		B X 1-0 ① F7		F F F C 0-3 ② K			C S B C 1-3 ① K			3	0	0	0	0	2	0
Lance Parrish, R (1, 2) OBP: 0.298, SLG: 0.381 Ron Tingley, R (7, 2) OBP: 0.261, SLG: 0.293		B C C X 1-2 HR		C B F B C 2-3 ③ K			S C B C 1-3 ② K			3 0	1 0	1 0	1 0	0 0	2 0	0 0
Dave Gallagher, R (1, 8) OBP: 0.362, SLG: 0.370		X 0-0 G5-4-3 1B			B X 1-0 ① L5		B C X 1-1 ③ F9			3	0	1	0	0	0	0
Luis Sojo, R (1, 4) OBP: 0.281, SLG: 0.310		F X 0-1 ②③ G5-4-3 1-2f			C X 0-1 ② G5-3			B B B C C X 3-2 ① G5-3		3	0	0	0	0	0	1
Dick Schofield, R (1, 6) OBP: 0.344, SLG: 0.293			C B B F X 2-2 G6-3 1B		B C F B X 2-2 2B			B B B C C S 3-3 ② K		3	0	2	0	0	1	0
Inning Stats	R: 0 H: 1 E: 0 LOB: 1 K: 0 BB: 0 S: 9 P: 12	R: 1 H: 2 E: 0 LOB: 0 K: 0 BB: 0 S: 7 P: 9	R: 0 H: 2 E: 0 LOB: 1 K: 0 BB: 0 S: 11 P: 15	R: 0 H: 0 E: 0 LOB: 0 K: 2 BB: 0 S: 8 P: 10	R: 0 H: 1 E: 0 LOB: 1 K: 0 BB: 0 S: 9 P: 14	R: 0 H: 1 E: 0 LOB: 0 K: 0 BB: 0 S: 4 P: 8	R: 0 H: 0 E: 0 LOB: 0 K: 2 BB: 0 S: 8 P: 11	R: 0 H: 0 E: 0 LOB: 0 K: 1 BB: 0 S: 7 P: 13	R: 0 H: 0 E: 0 LOB: 0 K: 0 BB: 0 S: 6 P: 11	1B: 5 SF: 0 2B: 1 SAC: 0 3B: 0 DP: 3 HR: 1 HBP: 0						

PITCHER	IP	WLS	BF	H	R	ER	SO	BB	IBB	HBP	BLK	WP	HR	S	P	ERA	WHIP
Walt Terrell, R (1, 1) ERA: 4.23	9.0	W	31	7	1	1	5	0	0	0	0	0	1	69	103	1.00	0.778

PITCHER	IP	WLS	BF	H	R	ER	SO	BB	IBB	HBP	BLK	WP	HR	S	P	ERA	WHIP

TOP

California Angels @ Detroit Tigers

Tiger Stadium, Detroit, MI

Wed Jul 31 1991, 7:05 PM EDT

Att. 17,626 - Sunny - 84 F

livebaseballscorecards.com

AB	31
R	1
H	7
RBI	1
BB	0
SO	5
LOB	6

1B: 5	SF: 0	WP: 0	PA: 31
2B: 1	SAC: 0	PB: 0	
3B: 0	DP: 3	SB: 0	
HR: 1	HBP: 0	CS: 0	

California Angels @ Detroit Tigers

Tiger Stadium, Detroit, MI

Wed Jul 31 1991, 7:05 PM EDT

Att. 17,626 - Sunny - 84 F

livebaseballscorecards.com

BOTTOM

Batter	1	2	3	4	5	6	7	8	9	AB	R	H	RBI	BB	SO	LOB
Tony Phillips, S (1, 4) OBP: 0.382, SLG: 0.449	X 0-0 ① P3		B 1 SAFE B B C X 3-1 ① F7		S B B X 2-1 1B		B F B F B X 3-2 ② P6			4	0	1	0	0	0	1
Skeeter Barnes, R (1, 5) OBP: 0.329, SLG: 0.561	B B F B X 3-1 CS 2B		B 1 SAFE X 1-0 E5 CS 1-2		B C X 1-1 ③ P6		X 0-0 ③ G6-3			4	0	1	0	0	0	2
Travis Fryman, R (1, 6) OBP: 0.296, SLG: 0.431	S C B X 1-2 ②③ F8 2-3		1 SAFE C 1 SAFE S B 1 SAFE B S 2-3 ②③ K 1-2 2-3			B C B S B F B 4-2 BB E BB		C C B F B F B X 3-2 ① G5-3		3	0	0	0	1	1	3
Cecil Fielder, R (1, 3) OBP: 0.354, SLG: 0.539		F B F X 1-2 HR		F S X 0-2 ① G4-3		B S X 1-1 E5 BB 1-2		B X 1-0 HR		4	2	2	2	0	0	1
Mickey Tettleton, S (1, 10) OBP: 0.385, SLG: 0.508		B C F S 1-3 ① K		C B B F S 2-3 ② K		B B C S B B 4-2 1-2 2-3 BB		C B S B C 2-3 ② K		3	0	0	0	1	3	0
Rob Deer, R (1, 9) OBP: 0.306, SLG: 0.416		B X 1-0 HR		B F B F B B 4-2 BB		S C S 0-3 ① K		B X 1-0 ③ P1		3	1	1	1	1	1	3
Lloyd Moseby, L (1, 7) OBP: 0.312, SLG: 0.394		C X 0-1 ② P6		X 0-0 ③ F9		F B B F B S 3-3 ② K				3	0	0	0	0	1	4
Andy Allanson, R (1, 2) OBP: 0.243, SLG: 0.320		B C X 1-1 ③ F9			X 0-0 ① P3	B F C B F X 2-2 ③ L7				3	0	0	0	0	0	3
Milt Cuyler, S (1, 8) OBP: 0.320, SLG: 0.317 John Shelby, S (6, 8) OBP: 0.218, SLG: 0.308			C M X 0-2 CS E 1B		C B X 1-1 ② L3		C X 0-1 ① G1-3			2 1	0 0	1 0	0 0	0 0	0 0	0 0
Inning Stats	R: 0 H: 1 E: 0 LOB: 0 K: 0 BB: 0 S: 6 P: 10	R: 2 H: 2 E: 0 LOB: 0 K: 1 BB: 0 S: 11 P: 15	R: 0 H: 1 E: 1 LOB: 1 K: 1 BB: 0 S: 9 P: 15	R: 0 H: 0 E: 0 LOB: 1 K: 1 BB: 1 S: 9 P: 15	R: 0 H: 1 E: 0 LOB: 1 K: 0 BB: 0 S: 7 P: 11	R: 0 H: 0 E: 1 LOB: 3 K: 2 BB: 2 S: 17 P: 31	R: 0 H: 0 E: 0 LOB: 0 K: 0 BB: 0 S: 6 P: 9	R: 1 H: 1 E: 0 LOB: 0 K: 1 BB: 0 S: 10 P: 17		1B: 2 SF: 0 2B: 1 SAC: 0 3B: 0 DP: 0 HR: 3 HBP: 0						

	AB	30
	R	3
	H	6
	RBI	3
	BB	3
	SO	6
	LOB	17

WP: 0 PA: 33
PB: 0
SB: 0
CS: 3

PITCHER	IP	WLS	BF	H	R	ER	SO	BB	IBB	HBP	BLK	WP	HR	S	P	ERA	WHIP
Mark Langston, L (1, 1) ERA: 3.48	8.0	L	33	6	3	3	6	3	0	0	0	0	3	75	123	3.38	1.125

PITCHER	IP	WLS	BF	H	R	ER	SO	BB	IBB	HBP	BLK	WP	HR	S	P	ERA	WHIP

Batter	1	2	3	4	5	6	7	8	9	AB	R	H	RBI	BB	SO	LOB
Luis Polonia, L (1, 7) OBP: 0.344, SLG: 0.371	F F B X 1-2 F7		B C X 1-1 B1-3		F B B X 2-1 E3 S FC1-5 1-2 3-H		X 0-0 1B		C X 0-1 L3 1B	5	0	2	1	0	0	1
Donnie Hill, S (1, 4) OBP: 0.353, SLG: 0.337	B B B C X 3-1 L9		B L F B X 2-2 F8		B X 1-0 FC1-5 FC6-4 1-2 2-3f		B 1 SAFE F 1 SAFE 1 SAFE F X 1-2 F8		B B C S X 2-2 L3 1-2	5	0	0	0	0	0	4
Wally Joyner, L (1, 3) OBP: 0.366, SLG: 0.464	B C S B F F X 2-2 1B			X 0-0 F7	S F S 0-3 K		1 SAFE B X 1-0 P2			4	0	1	0	0	1	3
Dave Winfield, R (1, 9) OBP: 0.323, SLG: 0.507	B S S S 1-3 K			C B F S 1-3 K	B S B F F X 2-2 FC6-4 1-2f 2-3			F X 0-1 P6		4	0	0	0	0	2	3
Dave Parker, L (1, 10) OBP: 0.284, SLG: 0.362		B F B X 2-1 P4		X 0-0 1B		X 0-0 G4-3		B S S B X 2-2 G4-3		4	0	1	0	0	0	0
Gary Gaetti, R (1, 5) OBP: 0.296, SLG: 0.392		B F X 1-1 2B		X 0-0 F9		F X 0-1 2B		S F B X 1-2 HR		4	1	3	1	0	0	1
Lance Parrish, R (1, 2) OBP: 0.301, SLG: 0.392		X 0-0 P3			F B X 1-1 HR	S C S 0-3 K		B B B B 4-0 BB		3	1	1	1	1	1	2
Max Venable, L (1, 8) OBP: 0.301, SLG: 0.352		C F S 0-3 K			X 0-0 1B E 2B	B F X 1-1 G3-1		C C F X 0-2 G4-3		4	1	1	0	0	1	3
Dick Schofield, R (1, 6) OBP: 0.342, SLG: 0.293			X 0-0 P5		M F B F F X 1-2 FC1-5 E 2-3 1B		B C B C C 2-3 K		S C F C 0-3 K	4	0	1	0	0	2	0
Inning Stats	R: 0 E: 0 K: 1 S: 13 H: 1 LOB: 1 BB: 0 P: 20	R: 0 E: 0 K: 1 S: 8 H: 1 LOB: 1 BB: 0 P: 11	R: 0 E: 0 K: 0 S: 6 H: 0 LOB: 0 BB: 0 P: 9	R: 0 E: 0 K: 1 S: 6 H: 1 LOB: 1 BB: 0 P: 7	R: 2 E: 1 K: 1 S: 18 H: 3 LOB: 2 BB: 0 P: 25	R: 0 E: 0 K: 1 S: 8 H: 1 LOB: 1 BB: 0 P: 9	R: 0 E: 0 K: 1 S: 8 H: 1 LOB: 1 BB: 0 P: 12	R: 1 E: 0 K: 0 S: 12 H: 1 LOB: 1 BB: 1 P: 19	R: 0 E: 0 K: 1 S: 9 H: 1 LOB: 0 BB: 0 P: 11	1B: 5 2B: 4 3B: 0 HR: 2	SF: 0 SAC: 0 DP: 1 HBP: 0						

California Angels @ Detroit Tigers

Tiger Stadium, Detroit, MI

Thu Aug 01 1991, 3:33 AM EDT

Att. 25,092 - Sunny - 85 F

TOP

livebaseballscorecards.com

AB	37
R	3
H	10
RBI	3
BB	1
SO	7
LOB	17

WP: 0 PB: 0 SB: 1 CS: 0 PA: 38

PITCHER		IP	WLS	BF	H	R	ER	SO	BB	IBB	HBP	BLK	WP	HR	S	P	ERA	WHIP
Mark Leiter, R ERA: 4.57	(1, 1)	7.2	W	33	9	3	3	6	0	0	0	0	0	2	75	104	3.52	1.174
Mike Henneman, R ERA: 2.6	(8, 1)	1.1	S	5	1	0	0	1	1	0	0	0	0	0	13	19	0.00	1.500

PITCHER	IP	WLS	BF	H	R	ER	SO	BB	IBB	HBP	BLK	WP	HR	S	P	ERA	WHIP

California Angels @ Detroit Tigers

Tiger Stadium, Detroit, MI

Thu Aug 01 1991, 3:33 AM EDT

Att. 25,092 - Sunny - 85 F

livebaseballscorecards.com

Batter	1	2	3	4	5	6	7	8	9	AB	R	H	RBI	BB	SO	LOB
Tony Phillips, S (1, 8) (8, 5) OBP: 0.383, SLG: 0.449	C C B B F B X 3-2 E FC 1B 1B	S B S F B B X 3-2 ② 1B 1-2 3-H 1B		B X 1-0 ③ F7		C B S B X 2-2 ③ L4				4	1	2	1	0	0	2
Lou Whitaker, L (1, 4) OBP: 0.406, SLG: 0.484	B F X 1-1 ① P6	B F F B X 2-2 1-3 1B			B C F F B X 2-2 ① F8		B C B C X 2-2 G6-3 1B			4	0	2	0	0	0	1
Lloyd Moseby, L (1, 7) OBP: 0.304, SLG: 0.384	B B X 2-0 FC 1B 1-3	C B X 1-1 ③ G4-3			B S B X 2-1 ② P2		B F C X 1-2 ① L8			4	0	0	0	0	0	4
Cecil Fielder, R (1, 10) OBP: 0.355, SLG: 0.546	C B S B X 2-2 G6-4-3 1-3 3-H 1B		C B X 1-1 ① P3		B B B F F X 3-2 HR		C X 0-1 ②③ G6-3 1-2f			4	1	2	2	0	0	1
Mickey Tettleton, S (1, 2) OBP: 0.381, SLG: 0.502	B S F X 1-2 ②③ G6-4-3 1-2f		C F F F B F S 1-3 ② K		S F B B B X 2-2 ③ G5-3			C F B C 1-3 ① K		4	0	0	0	0	2	2
Dave Bergman, L (1, 3) OBP: 0.333, SLG: 0.327		C S B B B B B 4-2 1B 1B BB	C F B C 1-3 ③ K			B B X 2-0 ① G3		F C B B S 2-3 ② K		3	1	0	0	1	2	0
Travis Fryman, R (1, 6) OBP: 0.301, SLG: 0.441	B C B F F B 1 SAFE X 3-2 1B 1-2 1B			X 0-0 G6-4-3 1B		B F F F F S 1-3 ② K		B B B S S X 3-2 3B		4	1	3	0	0	1	0
Rob Deer, R (1, 9) OBP: 0.306, SLG: 0.412	B C B F C 2-3 ① K			F S B B B F X 3-2 ①② G6-4-3 1-2f		B B B B B 4-1 BB BB		C S F S 0-3 ③ K		3	0	0	0	1	2	4
Scott Livingstone, L (1, 5) OBP: 0.462, SLG: 0.529 John Shelby, S (8, 8) OBP: 0.218, SLG: 0.308	B X 1-0 CS 1-3 2-H 1B			X 0-0 HR		S B B B F B B 4-2 1-2 BB				2 0	1 0	2 0	2 0	1 0	0 0	0 0
Inning Stats	R: 1 E: 1 K: 0 S: 13 H: 2 LOB: 1 BB: 0 P: 22	R: 2 E: 0 K: 1 S: 19 H: 4 LOB: 2 BB: 1 P: 35	R: 0 E: 0 K: 2 S: 11 H: 0 LOB: 0 BB: 0 P: 14	R: 1 E: 0 K: 0 S: 7 H: 2 LOB: 0 BB: 0 P: 11	R: 1 E: 0 K: 0 S: 12 H: 1 LOB: 0 BB: 0 P: 21	R: 0 E: 0 K: 1 S: 12 H: 0 LOB: 2 BB: 2 P: 25	R: 0 E: 0 K: 0 S: 8 H: 1 LOB: 0 BB: 0 P: 11	R: 0 E: 0 K: 3 S: 13 H: 1 LOB: 1 BB: 0 P: 19		1B: 8 2B: 0 3B: 1 HR: 2 SF: 0 SAC: 0 DP: 3 HBP: 0						

PITCHER		IP	WLS	BF	H	R	ER	SO	BB	IBB	HBP	BLK	WP	HR	S	P	ERA	WHIP
Mike Fetters, R ERA: 6.05	(1, 1)	1.2	L	11	6	3	2	1	1	0	0	0	0	0	30	54	10.80	4.200
Floyd Bannister, L ERA: 3.96	(2, 1)	4.0		16	3	2	2	3	2	0	0	0	0	2	41	69	4.50	1.250
Scott Bailes, L ERA: 4.46	(6, 1)	2.1		8	2	0	0	3	0	0	0	0	0	0	24	35	0.00	0.857

PITCHER	IP	WLS	BF	H	R	ER	SO	BB	IBB	HBP	BLK	WP	HR	S	P	ERA	WHIP

AB	32
R	5
H	11
RBI	5
BB	3
SO	7
LOB	14

WP: 0 PB: 0 SB: 0 CS: 1 PA: 35

Batter	1	2	3	4	5	6	7	8	9	AB	R	H	RBI	BB	SO	LOB
Bernie Williams, S (1, 8) OBP: 0.402, SLG: 0.423	X 0-0 CS 1B	B X 1-0 ② G5-3 1-2 2-3		C B X 1-1 ③ G5-3			S X 0-1 ① FC6-4 FC4-6 1-2f			4	0	1	0	0	0	3
Steve Sax, R (1, 4) OBP: 0.341, SLG: 0.395	L 1 SAFE 1 SAFE 1 SAFE F B X 1-2 ① 2B G3-1 1B	B B X 2-0 ③ P6			B B C S X 2-2 G4-3 G4-3 2B		B C X 1-1 ② FC4-6 WP 1-2f			4	2	2	0	0	0	3
Don Mattingly, L (1, 3) OBP: 0.347, SLG: 0.402	1 SAFE C X 0-1 G3-1 2B 1-3	B X 1-0 E SF8 1B			B C X 1-1 ① G4-3 2-3		B B B C X 3-1 ③ F8 1-2			4	1	2	0	0	0	2
Mel Hall, L (1, 9) OBP: 0.338, SLG: 0.507	B F S B X 2-2 ② G3-1 2-3 3-H	B F B X 2-1 E7 SF8 1-3			X 0-0 ② G4-3 3-H			X 0-0 ① F9		4	0	0	2	0	0	2
Hensley Meulens, R (1, 10) OBP: 0.265, SLG: 0.330	B C F B B B 4-2 BB	B C B C B C X 3-2 ① SF8 2-3 3-H			B C C C S 1-3 ③ K			B F S B X 2-2 ② G1-3		2	0	0	1	1	1	0
Mike Humphreys, R (1, 7)	B C X 1-1 ③ F9	B B C B S F F S 3-3 ② K				B F C B X 2-2 ① P6		B X 1-0 ③ F9		4	0	0	0	0	1	3
Matt Nokes, L (1, 2) OBP: 0.312, SLG: 0.539		B C F B X 2-2 ① L8	X 0-0 ③ G4-3			F X 0-1 ② G4-3			B B C X 2-1 ① P2	4	0	0	0	0	0	1
Alvaro Espinoza, R (1, 6) OBP: 0.306, SLG: 0.367		B F B F X 2-2 G5-3 1B 1B		F F X 0-2 ① F9		F B X 1-1 ③ G5-3			C B F B B F X 3-2 G6-4-3 1B	4	0	2	0	0	0	0
Pat Kelly, R (1, 5) OBP: 0.294, SLG: 0.364		B B 1 SAFE F X 2-1 G5-3 1-2 1B		X 0-0 ② L8		C B X 1-1 FC6-4 1B			C X 0-1 ②③ G6-4-3 1-2f	4	0	2	0	0	0	1
Inning Stats	R: 1 H: 3 E: 0 LOB: 2 K: 0 BB: 1 S: 13 P: 21	R: 0 H: 2 E: 0 LOB: 2 K: 0 BB: 0 S: 10 P: 19	R: 1 H: 1 E: 1 LOB: 1 K: 1 BB: 0 S: 12 P: 21	R: 0 H: 0 E: 0 LOB: 0 K: 0 BB: 0 S: 6 P: 7	R: 1 H: 1 E: 0 LOB: 0 K: 1 BB: 0 S: 9 P: 13	R: 0 H: 0 E: 0 LOB: 0 K: 0 BB: 0 S: 7 P: 10	R: 0 H: 1 E: 0 LOB: 1 K: 0 BB: 0 S: 8 P: 13	R: 0 H: 0 E: 0 LOB: 0 K: 0 BB: 0 S: 5 P: 8	R: 0 H: 1 E: 0 LOB: 0 K: 0 BB: 0 S: 8 P: 13	1B: 7 SF: 1 2B: 2 SAC: 0 3B: 0 DP: 1 HR: 0 HBP: 0						

New York Yankees @ Detroit Tigers

Tiger Stadium, Detroit, MI

Fri Aug 02 1991, 7:05 PM EDT

Att. 25,578 - Cloudy - 89 F

TOP

livebaseballscorecards.com

AB	34
R	3
H	9
RBI	3
BB	1
SO	2
LOB	15

WP: 1 PA: 36
PB: 0
SB: 0
CS: 1

PITCHER		IP	WLS	BF	H	R	ER	SO	BB	IBB	HBP	BLK	WP	HR	S	P	ERA	WHIP
Frank Tanana, L ERA: 3.6	(1, 1)	7.0	W	30	8	3	2	2	1	0	0	0	1	0	65	104	2.57	1.286
Paul Gibson, L ERA: 4.39	(8, 1)	2.0		6	1	0	0	0	0	0	0	0	0	0	13	21	0.00	0.500

PITCHER	IP	WLS	BF	H	R	ER	SO	BB	IBB	HBP	BLK	WP	HR	S	P	ERA	WHIP

New York Yankees @ Detroit Tigers

Tiger Stadium, Detroit, MI

Fri Aug 02 1991, 7:05 PM EDT

Att. 25,578 - Cloudy - 89 F

livebaseballscorecards.com

BOTTOM

Batter	1	2	3	4	5	6	7	8	9	AB	R	H	RBI	BB	SO	LOB
Tony Phillips, S (1, 8) OBP: 0.385, SLG: 0.452 John Shelby, S (5, PH) OBP: 0.215, SLG: 0.304 (6, 8)	B B C C X 2-2 ① L7	B F B B B 4-1 BB BB		C F X 0-2 HR 2B	B B C B C X 3-2 ① ② G1-6-3 1-2f 2-3			C S B S 1-3 ① K		2 2	1 0	1 0	0 0	1 0	0 1	0 2
Lou Whitaker, L (1, 4) OBP: 0.409, SLG: 0.495	C B X 1-1 2B 1B	1 SAFE C B 1 B B F B SAFE 4-2 1-2 BB		C B X 1-1 2-H HR	B S B F S 2-3 ③ K			B B C X 2-1 ② G4-3		4	2	2	2	1	1	1
Lloyd Moseby, L (1, 7) OBP: 0.301, SLG: 0.384	F B B 1 X SAFE 2-1 F8 1-H 2B 2B	F B X 1-1 ③ F7		C C B B X 2-2 ① L8		S S B S S 1-3 ① K		C X 0-1 ③ G3-1		5	1	1	1	0	1	2
Cecil Fielder, R (1, 10) OBP: 0.354, SLG: 0.546	B F B B B C F X 3-2 ② F8 2-3		F S X 0-2 1B SF8 2B	B S C X 1-2 ② P4		B S X 1-1 ② G5-3				4	1	1	0	0	0	1
Mickey Tettleton, S (1, 2) OBP: 0.382, SLG: 0.500	C B B B B 4-1 2B BB		B B B C X 3-1 BB 2-3 1B	C B B F C 2-3 ③ K		B X 1-0 ③ G6-3				3	0	1	0	1	1	0
Dave Bergman, L (1, 3) OBP: 0.347, SLG: 0.340	C C X 0-2 1-3 3-H 2B		B C B B B 4-1 1-2 BB		B B C F B B 4-2 HR BB		B X 1-0 ① G3			2	1	1	1	2	0	0
Travis Fryman, R (1, 6) OBP: 0.303, SLG: 0.448	C F B B C 2-3 ③ K		C F B C 1-3 ① K	S X 0-1 1-H HR			C B B B B 4-1 FC4-6 BB			3	1	1	2	1	2	5
Rob Deer, R (1, 9) OBP: 0.305, SLG: 0.414		X 0-0 ① G6-3	B B S X 2-1 ② SF8 3-H		C B S B X 2-2 G1-6-3 2B		B X 1-0 ② FC4-6 1-2f			3	0	1	1	0	0	1
Scott Livingstone, L (1, 5) OBP: 0.442, SLG: 0.486		C F F F B C 1-3 ② K	B X 1-0 ③ G4-3		B B B B 4-0 G1-6-3 BB		F 1 SAFE X 0-1 ③ L5			3	0	0	0	1	1	3
Inning Stats	R: 2 H: 3 E: 0 LOB: 2 K: 1 BB: 1 S: 18 P: 32	R: 0 H: 0 E: 0 LOB: 2 K: 1 BB: 2 S: 12 P: 22	R: 1 H: 2 E: 0 LOB: 2 K: 1 BB: 1 S: 12 P: 23	R: 2 H: 2 E: 0 LOB: 0 K: 1 BB: 0 S: 14 P: 20	R: 2 H: 2 E: 0 LOB: 1 K: 1 BB: 2 S: 13 P: 28	R: 0 H: 0 E: 0 LOB: 0 K: 1 BB: 0 S: 6 P: 9	R: 0 H: 0 E: 0 LOB: 1 K: 0 BB: 1 S: 5 P: 11	R: 0 H: 0 E: 0 LOB: 0 K: 1 BB: 0 S: 7 P: 10		1B: 2 SF: 1 2B: 5 SAC: 0 3B: 0 DP: 1 HR: 2 HBP: 0					WP: 0 PA: 39 PB: 0 SB: 0 CS: 0	

	AB	31
	R	7
	H	9
	RBI	7
	BB	7
	SO	7
	LOB	15

PITCHER		IP	WLS	BF	H	R	ER	SO	BB	IBB	HBP	BLK	WP	HR	S	P	ERA	WHIP
Scott Kamieniecki, R ERA: 3.9	(1, 1)	3.1	L	21	7	5	5	3	4	0	0	0	0	1	50	88	13.50	3.300
Eric Plunk, R ERA: 5.34	(4, 1)	0.2		6	2	2	2	1	2	0	0	0	0	1	13	26	27.00	6.000
Steve Howe, L ERA: 1.61	(5, 1)	2.0		5	0	0	0	2	0	0	0	0	0	0	12	20	0.00	0.000
John Habyan, R ERA: 2.09	(7, 1)	1.0		4	0	0	0	0	1	0	0	0	0	0	5	11	0.00	1.000
Steve Farr, R ERA: 1.33	(8, 1)	1.0		3	0	0	0	1	0	0	0	0	0	0	7	10	0.00	0.000

PITCHER	IP	WLS	BF	H	R	ER	SO	BB	IBB	HBP	BLK	WP	HR	S	P	ERA	WHIP

New York Yankees @ Detroit Tigers

Tiger Stadium, Detroit, MI

Sat Aug 03 1991, 7:05 PM EDT

Att. 30,927 - Cloudy - 75 F

TOP

livebaseballscorecards.com

Batter	1	2	3	4	5	6	7	8	9	AB	R	H	RBI	BB	SO	LOB
Bernie Williams, S (1, 8) OBP: 0.402, SLG: 0.422	1-1 2B 1B		1-0 G3-1 1-3		1-0 G4-3		1-1 L9		3-2 1B	5	1	2	0	0	0	2
Steve Sax, R (1, 4) OBP: 0.340, SLG: 0.393	2-1 F8		0-1 G6-3 3-H		0-1 G3-1 S 1B		0-0 L8		2-3 K	5	0	1	1	0	1	3
Don Mattingly, L (1, 3) OBP: 0.348, SLG: 0.403	0-1 G3 1-H 2B		0-0 G6-3		2-1 G3-1 1-3			4-0 G3-1 HR BB	0-0 P6	4	1	1	1	1	0	2
Mel Hall, L (1, 7) (8, 9) OBP: 0.335, SLG: 0.502	0-0 G3 2-3			0-0 2B G4-3 1B	1-1 F7			1-2 P4	1-3 K	5	1	1	0	0	1	4
Matt Nokes, L (1, 2) OBP: 0.311, SLG: 0.538	1-1 P4			1-0 G4-3 1-3 2B		1-2 G4-3		0-0 G3-1 1-2		4	0	1	0	0	0	2
Pat Sheridan, L (1, 9) OBP: 0.261, SLG: 0.409 Mike Humphreys, R (8, PH) (8, 7)		2-0 F7		3-2 L3		1-0 G3		4-2 HR BB		3 0	0 1	0 0	0 0	0 1	0 0	2 0
Kevin Maas, L (1, 10) OBP: 0.345, SLG: 0.396		2-2 G6-3 1B		1-1 G4-3 2-3 3-H		3-1 F8		3-2 1-H 2-H HR		4	1	2	4	0	0	1
Randy Velarde, R (1, 5) OBP: 0.336, SLG: 0.305		2-0 G6-3 1-2f		4-2 BB			1-1 1B	1-1 1B		3	0	2	0	1	0	1
Carlos Rodriguez, S (1, 6) OBP: 0.211, SLG: 0.189 Hensley Meulens, R (8, PH) OBP: 0.263, SLG: 0.328 Alvaro Espinoza, R (8, 6) OBP: 0.306, SLG: 0.367			3-2 E3 G3-1 WP G6-3	1-0 P5			1-1 F9	0-3 K		3 1 0	1 0 0	0 0 0	0 0 0	0 0 0	0 1 0	3 1 0
Inning Stats	R: 1 E: 0 K: 0 S: 10 H: 2 LOB: 1 BB: 0 P: 13	R: 0 E: 0 K: 0 S: 6 H: 1 LOB: 0 BB: 0 P: 12	R: 1 E: 1 K: 0 S: 8 H: 0 LOB: 0 BB: 0 P: 12	R: 1 E: 0 K: 0 S: 10 H: 2 LOB: 2 BB: 1 P: 20	R: 0 E: 0 K: 0 S: 7 H: 1 LOB: 1 BB: 0 P: 11	R: 0 E: 0 K: 0 S: 8 H: 0 LOB: 0 BB: 0 P: 13	R: 0 E: 0 K: 0 S: 7 H: 1 LOB: 1 BB: 0 P: 10	R: 3 E: 0 K: 1 S: 15 H: 2 LOB: 1 BB: 2 P: 28	R: 0 E: 0 K: 2 S: 14 H: 1 LOB: 1 BB: 0 P: 20	1B: 7 2B: 2 3B: 0 HR: 1 SF: 0 SAC: 0 DP: 1 HBP: 0						

	AB	37
	R	6
	H	10
	RBI	6
	BB	3
	SO	3
	LOB	21

WP: 1 PB: 0 SB: 1 CS: 0 PA: 40

PITCHER		IP	WLS	BF	H	R	ER	SO	BB	IBB	HBP	BLK	WP	HR	S	P	ERA	WHIP
Bill Gullickson, R ERA: 4.22	(1, 1)	7.0	W	29	7	3	2	0	1	0	0	0	1	0	56	91	2.57	1.143
Paul Gibson, L ERA: 4.74	(8, 1)	0.2		5	1	3	3	0	2	0	0	0	0	1	10	22	40.50	4.500
Mike Henneman, R ERA: 2.55	(8, 1)	1.1	S	6	2	0	0	3	0	0	0	0	0	0	19	26	0.00	1.500

PITCHER	IP	WLS	BF	H	R	ER	SO	BB	IBB	HBP	BLK	WP	HR	S	P	ERA	WHIP

New York Yankees @ Detroit Tigers

Tiger Stadium, Detroit, MI

Sat Aug 03 1991, 7:05 PM EDT

Att. 30,927 - Cloudy - 75 F

livebaseballscorecards.com

BOTTOM

Batter	1	2	3	4	5	6	7	8	9	AB	R	H	RBI	BB	SO	LOB
Milt Cuyler, S (1, 8) OBP: 0.319, SLG: 0.316	C B X 1-1 S BB 1B 1B	C B X 1-1 ① F8	C M F B B B X 3-2 ② ③ G4-3 1-2 3-H			X 0-0 ① B1-3		X 0-0 ① SH3-4 1-2		4	1	1	0	0	0	2
Lou Whitaker, L (1, 4) OBP: 0.409, SLG: 0.502	1 SAFE B B C 1 SAFE B 1 SAFE C 1 SAFE 4-2 1 SAFE B 1B SF9 1-2 BB	B X 1-0 ② F9		B B B C X 3-1 ① G4-3		C B F B B X 3-2 HR		B B C 2 SAFE C X 2-2 ② F8		4	2	1	1	1	0	1
Travis Fryman, R (1, 6) OBP: 0.304, SLG: 0.444	S B B 1 B S C SAFE 3-3 ① K 2-3	C B F H 2-2 1B HBP		C B B F F B 4-2 WP BB		X 0-0 ② F9		B S F S 1-3 ③ K		3	0	0	0	1	2	3
Cecil Fielder, R (1, 3) OBP: 0.356, SLG: 0.545	B X 1-0 1B 2B 1-3 3-H 1B	X 0-0 1-3 1B		C F B B S 2-3 ② K 1-2		F S X 0-2 ③ L8				4	1	2	1	0	1	1
Mickey Tettleton, S (1, 10) OBP: 0.384, SLG: 0.503	B S B X 2-1 ② SF9 3-H	C B B B X 3-1 ③ L8		B B C C B B 4-2 BB			S B X 1-1 2B			2	0	1	1	1	0	2
Rob Deer, R (1, 9) OBP: 0.305, SLG: 0.412	B B X 2-0 2B 1-2 1B	C C X 0-2 ① G5-6-3	B X 1-0 ③ F7				B B X 2-0 ① P4			4	1	1	0	0	0	3
Lloyd Moseby, L (1, 7) OBP: 0.305, SLG: 0.390	C X 0-1 1B 1-H 2-H 2B	B S H 2-1 S WP 1B HBP		B F X 1-1 ① G3			C X 0-1 ② G6-3			3	2	1	2	0	0	1
Skeeter Barnes, R (1, 5) OBP: 0.338, SLG: 0.551	B C B X 2-1 2-H 1B	B 1 SAFE B B C 1 SAFE C F B B 4-2 1B S 1-2 CS BB		C F B B B F B X 3-2 ② G6-3			C X 0-1 ③ F8			3	0	1	1	1	0	1
Andy Allanson, R (1, 2) OBP: 0.252, SLG: 0.327	B C S B F X 2-2 ③ G4-3		S X 0-1 CS 1-3 2-H 1B			B B B C C F X 3-2 ③ P4		C B B S X 2-2 SH3-4 1B		4	0	2	1	0	0	1
Inning Stats	R: 5 E: 0 K: 1 S: 19 H: 5 LOB: 1 BB: 1 P: 36	R: 0 E: 0 K: 0 S: 8 H: 1 LOB: 2 BB: 0 P: 15	R: 1 E: 0 K: 0 S: 13 H: 1 LOB: 1 BB: 1 P: 22	R: 0 E: 0 K: 1 S: 11 H: 0 LOB: 2 BB: 2 P: 25	R: 0 E: 0 K: 0 S: 9 H: 0 LOB: 0 BB: 0 P: 16	R: 1 E: 0 K: 0 S: 8 H: 1 LOB: 0 BB: 0 P: 11	R: 0 E: 0 K: 0 S: 7 H: 1 LOB: 1 BB: 0 P: 10	R: 0 E: 0 K: 1 S: 10 H: 1 LOB: 1 BB: 0 P: 15		1B: 7 2B: 2 3B: 0 HR: 1 SF: 1 SAC: 1 DP: 0 HBP: 2						

PITCHER		IP	WLS	BF	H	R	ER	SO	BB	IBB	HBP	BLK	WP	HR	S	P	ERA	WHIP
Jeff Johnson, L ERA: 4.2	(1, 1)	2.1	L	18	7	6	6	1	2	0	2	0	1	0	36	66	23.14	3.857
Tim Leary, R ERA: 6.54	(3, 1)	4.0		15	2	1	1	1	2	0	0	0	1	1	35	65	2.25	1.000
Lee Guetterman, L ERA: 2.34	(7, 1)	1.1		5	1	0	0	0	0	0	0	0	0	0	11	15	0.00	0.750
John Habyan, R ERA: 2.08	(8, 1)	0.1		1	0	0	0	1	0	0	0	0	0	0	3	4	0.00	0.000

PITCHER	IP	WLS	BF	H	R	ER	SO	BB	IBB	HBP	BLK	WP	HR	S	P	ERA	WHIP

AB	31
R	7
H	10
RBI	7
BB	4
SO	3
LOB	15

WP: 2 PB: 0 SB: 3 CS: 2 PA: 39

Batter	1	2	3	4	5	6	7	8	9	10	AB	R	H	RBI	BB	SO	LOB
Bernie Williams, S (1, 8) OBP: 0.398, SLG: 0.427	B B C C X 2-2 G4-3 ①		B 1 SAFE C B F S 2-3 K ②	F F F X 0-2 1B 1-2 2-H 3-H		B X 1-0 SF7 2B 1-3 2-H		X 0-0 L8 ①		X 0-0 G4-3 ①	6	0	2	3	0	1	1
Steve Sax, R (1, 4) OBP: 0.342, SLG: 0.397	B B C F X 2-2 S G3 2B		B F B B B 4-1 BB 1-2	B C X 1-1 L7 ③		C X 0-1 SF7 ② 2-3 3-H		C B X 1-1 CS 1B		X 0-0 F9 ②	4	1	2	1	1	0	2
Don Mattingly, L (1, 3) OBP: 0.345, SLG: 0.397	B C X 1-1 G3 ② 2-H		B B F F S 2-3 K ③		B S C X 1-2 G4-3 ①	B B X 2-0 G1-3 ③		B 1 SAFE C B F 1 SAFE 1 SAFE 1 SAFE 1 SAFE 2-2 F8 ② ③ 1-2		B B F F B B 4-2 BB	5	0	0	1	1	1	4
Mel Hall, L (1, 9) OBP: 0.335, SLG: 0.505	X 0-0 G4-3 ③			B F X 1-1 G5-3 ① 4-0 1-2	F S B X 1-2 3B		S F X 0-2 BB WP 1B 1B		C B B C C C 2-3 K ①	F B F F F X 2-2 F8 ③	6	1	2	0	0	1	1
Hensley Meulens, R (1, 7) OBP: 0.262, SLG: 0.321		B B S X 2-1 G5-3 ①		B B B B 4-0 1B BB 1B BB	C X 0-1 G5-3 ②		B F C X 1-2 G6-3 ① 1-2		C C B X 1-2 E4 BB 1B		4	1	0	0	1	0	2
Mike Humphreys, R (1, 5) Alvaro Espinoza, R (7, 6) OBP: 0.308, SLG: 0.369		C F C 0-3 K ②		1 SAFE C B 1 SAFE 1 SAFE F 1 SAFE B 1 SAFE 4-2 B 1 SAFE B 1B 1B 1B BB 1-2	B F F S 1-3 K ③		X 0-0 F7 ②		F X 0-1 BB 1-2 1B		3 1	1 0	0 1	0 0	1 0	2 0	2 0
Kevin Maas, L (1, 10) OBP: 0.351, SLG: 0.398		B C B C S 2-3 K ③		B F C F B X 2-2 1B 1B 1B 1-2 2-3		C C X 0-2 1B 2B 1B	I I I 4-0 BB 1B IBB		B F B C B B 4-2 BB 1-2 2-3		3	2	2	0	2	1	0
Bob Geren, R (1, 2) OBP: 0.245, SLG: 0.250			B C X 1-1 BB 1B	X 0-0 1B 1B 1-2 2-3 3-H		1 SAFE C 1 SAFE L L 0-3 K ① B B B C B 4-1 1B BB 1-2 2-3			C C S 0-3 K ②		4	0	2	1	1	2	4
Randy Velarde, R (1, 6) OBP: 0.339, SLG: 0.309 (7, 5)			B B C B X 3-1 F9 ①	B B X 2-0 P6 ②		C X 0-1 2B SF7 1B 1-2	C B C X 1-2 1B 1-2 2-H 3-H		F C B X 1-2 L9 ③		5	1	2	1	0	0	7

Inning Stats																						
	R: 1	H: 1	R: 0	H: 0	R: 0	H: 1	R: 3	H: 3	R: 0	H: 1	R: 2	H: 3	R: 1	H: 2	R: 0	H: 1	R: 0	H: 0	1B: 10	SF: 1	WP: 1	PA: 49
	E: 0	LOB: 0	E: 0	LOB: 0	E: 0	LOB: 2	E: 0	LOB: 2	K: 1	LOB: 1	E: 0	LOB: 1	E: 0	LOB: 2	K: 0	LOB: 0	E: 1	LOB: 3	E: 0	LOB: 1	2B: 2	SAC: 0	PB: 0	
	K: 0	BB: 0	K: 2	BB: 0	K: 2	BB: 1	K: 0	BB: 2	S: 11	P: 14	K: 1	BB: 0	K: 0	BB: 2	K: 0	BB: 0	K: 2	BB: 1	K: 0	BB: 1	3B: 1	DP: 0	SB: 1	
	S: 9	P: 14	S: 8	P: 12	S: 11	P: 23	S: 16	P: 30			S: 12	P: 15	K: 0	P: 21	S: 6	P: 9	S: 16	P: 24	S: 8	P: 14	HR: 0	HBP: 0	CS: 1	

PITCHER		IP	WLS	BF	H	R	ER	SO	BB	IBB	HBP	BLK	WP	HR	S	P	ERA	WHIP
Scott Aldred, L ERA: 10.05	(1, 1)	4.0		20	5	4	4	4	3	0	0	0	0	0	44	79	9.00	2.000
Jerry Don Gleaton, L ERA: 3.95	(5, 1)	2.0		11	5	3	3	2	0	0	0	0	0	0	26	32	13.50	2.500
John Kiely, R ERA: 27.0	(7, 1)	1.0		5	1	0	0	0	1	1	0	0	1	0	8	18	0.00	2.000
Paul Gibson, L ERA: 4.61	(8, 1)	2.0		9	2	0	0	2	1	0	0	0	0	0	22	33	0.00	1.500
Mike Henneman, R ERA: 2.51	(10, 1)	1.0	W	4	0	0	0	0	1	0	0	0	0	0	8	14	0.00	1.000

PITCHER	IP	WLS	BF	H	R	ER	SO	BB	IBB	HBP	BLK	WP	HR	S	P	ERA	WHIP

TOP

New York Yankees @ Detroit Tigers

Tiger Stadium, Detroit, MI

Sun Aug 04 1991, 3:33 AM EDT
Att. 30,022 - Cloudy - 75 F

livebaseballscorecards.com

AB	41
R	7
H	13
RBI	7
BB	7
SO	8
LOB	23

Batter	1	2	3	4	5	6	7	8	9	10	AB	R	H	RBI	BB	SO	LOB
Milt Cuyler, S (1, 8) OBP: 0.319, SLG: 0.314	C B B C F B X 3-2 ① L8		B 1 SAFE B 1 SAFE X 2-0 1B 1-2 1B		1 SAFE B 1 SAFE X 1-0 ① F7	S C X 0-2 ② FC4-6 1-2f		C B F X 1-2 ① F8		1 SAFE B 1 SAFE C F H 2-2 1B BB 1-2 HBP	5	0	1	0	0	0	2
Lou Whitaker, L (1, 4) OBP: 0.407, SLG: 0.500	C B X 1-1 ② F7		B S B C C 2-3 ② K		B 1 SAFE X 1-0 ③ WP 1B 1-H 2B	1 SAFE 1 SAFE B X 1-0 ③ F8		C B B C X 2-2 ② F9		F B B B B 4-1 1B 1-2 2-3 BB	5	1	1	1	1	1	3
Lloyd Moseby, L (1, 7) OBP: 0.318, SLG: 0.406	B C B F C 2-3 ③ K		F F X 0-2 ③ 1-2 2-H 1B		B C B S X 2-2 BB S 2-H 1B		B C X 1-1 HR 2B	F B C B X 2-2 ③ G6-3		C C F B F X 1-2 1-2 2-3 3-H 1B	6	1	4	2	0	1	0
Cecil Fielder, R (1, 10) OBP: 0.354, SLG: 0.549 (10, 3)		B C S X 1-2 ① G1-3		B S B S F F X 2-2 ① L6	B S X 1-1 ② F7		B F B X 2-1 2-H HR		X 0-0 ① P2		5	1	1	2	0	0	1
Mickey Tettleton, S (1, 2) OBP: 0.386, SLG: 0.502		B B B C F X 3-2 ② G3		B F B F B F B 4-2 BLK BB SF7 BB	B B I I 4-0 BB 1-2 IBB		C C B B X 2-2 BLK 1B		C B C B S 2-3 ② K		3	1	1	0	2	1	0
Dave Bergman, L (1, 3) OBP: 0.354, SLG: 0.337	C B X 1-1 ③ F9			C F B B B B 4-2 BLK 1-2 BB	B F B B C B 4-2 1-2 2-3 BB	C F S 0-3 ① K 1-2			C S B F X 1-2 HR		1	0	0	0	2	0	0
Skeeter Barnes, R (7, PH) OBP: 0.333, SLG: 0.543 (8, 3)											1	0	0	0	0	1	1
Tony Phillips, S (9, PH) OBP: 0.387, SLG: 0.462											1	1	1	1	0	0	0
Mike Henneman, R (10, 1)											0	0	0	0	0	0	0
Travis Fryman, R (1, 6) OBP: 0.305, SLG: 0.452			X 0-0 HR	B C B S F X 2-2 SF7 1-2 2-H	X 0-0 ③ F8		B B B B 4-0 BB		S B C B F B C 3-3 ③ K		3	1	1	2	1	1	3
Rob Deer, R (1, 9) OBP: 0.301, SLG: 0.406			B C S F F B S 2-3 ① K	B F B S C 2-3 ③ K		F C B X 1-2 ① G5-3	C S B S 1-3 ② K			B X 1-0 ① P5	5	0	0	0	0	3	3
Scott Livingstone, L (1, 5) OBP: 0.479, SLG: 0.512			C B B B B 4-1 1B 1B BB		B C B B X 3-1 2B 1B	C C B B B X 3-2 FC4-6 1B	B C C C 1-3 ③ K			C C X 0-2 BB HBP 1B 1B	4	2	3	0	1	1	2
Inning Stats	R: 0 E: 0 K: 1 S: 9 H: 0 LOB: 0 BB: 0 P: 15	R: 0 E: 0 K: 0 S: 8 H: 0 LOB: 0 BB: 0 P: 13	R: 1 E: 0 K: 2 S: 14 H: 3 LOB: 2 BB: 1 P: 24	R: 1 E: 0 K: 1 S: 17 H: 0 LOB: 1 BB: 0 P: 31	R: 2 E: 0 K: 0 S: 12 H: 3 LOB: 3 BB: 2 P: 28	R: 0 E: 0 K: 0 S: 10 H: 1 LOB: 1 BB: 0 P: 15	R: 2 E: 0 K: 3 S: 17 H: 3 LOB: 2 BB: 1 P: 28	R: 0 E: 0 K: 0 S: 9 H: 0 LOB: 0 BB: 0 P: 14	R: 1 E: 0 K: 2 S: 12 H: 1 LOB: 0 BB: 0 P: 18	R: 1 E: 0 K: 0 S: 12 H: 2 LOB: 3 BB: 1 P: 20	1B: 8 2B: 2 3B: 0 HR: 3	SF: 1 SAC: 0 DP: 0 HBP: 1					

PITCHER		IP	WLS	BF	H	R	ER	SO	BB	IBB	HBP	BLK	WP	HR	S	P	ERA	WHIP
Wade Taylor, R ERA: 6.61	(1, 1)	4.1		20	5	4	4	4	3	0	0	1	0	1	52	92	8.31	1.846
Steve Howe, L ERA: 1.59	(5, 1)	0.2		5	1	0	0	0	1	1	0	0	1	0	8	19	0.00	3.000
Lee Guetterman, L ERA: 2.65	(6, 1)	1.0		7	4	2	2	0	0	0	0	0	0	1	17	27	18.00	4.000
John Habyan, R ERA: 2.04	(7, 1)	1.0		4	0	0	0	3	1	0	0	1	0	0	10	16	0.00	1.000
Steve Farr, R ERA: 1.63	(8, 1)	2.1	L	12	3	2	2	2	1	0	1	0	0	1	33	52	7.71	1.714

BOTTOM

New York Yankees @ Detroit Tigers

Tiger Stadium, Detroit, MI

Sun Aug 04 1991, 3:33 AM EDT

Att. 30,022 - Cloudy - 75 F

livebaseballscorecards.com

AB	39
R	8
H	13
RBI	8
BB	7
SO	9
LOB	15

WP: 1 PB: 0 SB: 1 CS: 0 PA: 48

Batter	1	2	3	4	5	6	7	8	9	AB	R	H	RBI	BB	SO	LOB
Bernie Williams, S (1, 8) OBP: 0.398, SLG: 0.430	G4-3		G6-3, 1B, 2B		SH5-4, 2B, BB		G4-3		G6-3	4	2	1	0	1	0	0
Steve Sax, R (1, 4) OBP: 0.339, SLG: 0.393	F8		G6-3 2-3		SH5-4 1-2 2-3		G6-3		G4-3	4	0	0	0	0	0	1
Don Mattingly, L (1, 3) OBP: 0.349, SLG: 0.407	HR		G3		2B, SF8, IBB		HR, 1B			3	3	2	1	1	0	1
Mel Hall, L (1, 7) OBP: 0.344, SLG: 0.525	1B		3-H, 1B		SF8 1-3 2-H 3-H, 2B		1 SAFE 1-H, HR			4	1	4	5	0	0	0
Matt Nokes, L (1, 2) OBP: 0.307, SLG: 0.533	F8		F8		SF8 2-3 3-H		K			3	0	0	1	0	1	2
Pat Sheridan, L (1, 9) OBP: 0.260, SLG: 0.400		F8		G6-3	K			L9-3, 1B		4	0	1	0	0	1	1
Kevin Maas, L (1, 10) OBP: 0.348, SLG: 0.394		K		G3		K		1 SAFE P5		4	0	0	0	0	2	1
Alvaro Espinoza, R (1, 6) OBP: 0.307, SLG: 0.368		1B		G6-3		F7		1 SAFE 1-2 L9-3		4	0	1	0	0	0	1
Pat Kelly, R (1, 5) OBP: 0.294, SLG: 0.361		G6-3			SH5-4, BB, 2B, 1B	F9			G4-3	4	1	1	0	0	0	1
Inning Stats	R: 1 E: 0 K: 0 S: 7 H: 2 LOB: 1 BB: 0 P: 12	R: 0 E: 0 K: 1 S: 8 H: 1 LOB: 1 BB: 0 P: 15	R: 1 E: 0 K: 0 S: 7 H: 2 LOB: 1 BB: 0 P: 12	R: 0 E: 0 K: 0 S: 6 H: 0 LOB: 0 BB: 0 P: 9	R: 3 E: 0 K: 1 S: 14 H: 2 LOB: 1 BB: 2 P: 25	R: 0 E: 0 K: 1 S: 10 H: 0 LOB: 0 BB: 0 P: 16	R: 2 E: 0 K: 1 S: 16 H: 2 LOB: 0 BB: 0 P: 22	R: 0 E: 0 K: 0 S: 4 H: 1 LOB: 0 BB: 0 P: 8	R: 0 E: 0 K: 0 S: 8 H: 0 LOB: 0 BB: 0 P: 12	1B: 6 2B: 3 3B: 0 HR: 2 SF: 1 SAC: 1 DP: 1 HBP: 0						

TOP

New York Yankees @ Detroit Tigers

Tiger Stadium, Detroit, MI

Mon Aug 05 1991, 7:05 PM EDT

Att. 25,938 - Cloudy - 74 F

livebaseballscorecards.com

AB	34
R	7
H	10
RBI	7
BB	2
SO	4
LOB	8

PITCHER		IP	WLS	BF	H	R	ER	SO	BB	IBB	HBP	BLK	WP	HR	S	P	ERA	WHIP
Walt Terrell, R ERA: 4.42	(1, 1)	4.1	L	22	7	5	5	1	1	1	0	0	0	1	37	65	10.38	1.846
Jerry Don Gleaton, L ERA: 3.94	(5, 1)	4.2		16	3	2	2	3	0	0	0	0	0	1	43	66	3.86	0.643

PITCHER	IP	WLS	BF	H	R	ER	SO	BB	IBB	HBP	BLK	WP	HR	S	P	ERA	WHIP

WP: 0 PB: 0 SB: 0 CS: 0 PA: 38

Batter	1	2	3	4	5	6	7	8	9	AB	R	H	RBI	BB	SO	LOB
Milt Cuyler, S (1, 8) OBP: 0.327, SLG: 0.320	B C X 1-1 S G3 1B		C B F B S 2-3 ② K			C B B B B 4-1 HR BB	F X 0-1 1B		F B B X 2-1 G3-1 1-2 1B	4	1	3	0	1	1	0
Lou Whitaker, L (1, 4) OBP: 0.404, SLG: 0.505	B B B C 1 SAFE C X 3-2 ① G3 1-2		B X 1-0 ③ F7			X 0-0 1-H HR	C S X 0-2 ③ F8		C X 0-1 ② G3-1 1-2 2-3	5	1	1	2	0	0	4
Tony Phillips, S (1, 7) OBP: 0.385, SLG: 0.466	C F S 0-3 ② K 2-3			C B B F F F B C 3-3 ① K		F B B X 2-1 HR		B S F X 1-2 ① G6-3	B B F X 2-1 ③ G6-3	5	1	1	1	0	2	3
Cecil Fielder, R (1, 10) OBP: 0.353, SLG: 0.553	C B S F B X 2-2 ③ F8			C S B C 1-3 ② K		B B S C S 2-3 ① K		B S B S B F X 3-2 HR		4	1	1	1	0	2	1
Mickey Tettleton, S (1, 2) OBP: 0.385, SLG: 0.497		B F C S S 1-3 ① K		B C B F B B 4-2 BB		B C B C S 2-3 ② K		F B B B C F S 2-3 ② K		3	0	0	0	1	3	0
Dave Bergman, L (1, 3) OBP: 0.366, SLG: 0.375		F X 0-1 HR		C B C X 1-2 ③ G4-3		B B C B S F B 4-2 BB		F C B X 1-2 1B		3	1	2	1	1	0	1
Travis Fryman, R (1, 6) OBP: 0.302, SLG: 0.447		F C B B S 2-3 ② K			C B B F S 2-3 ① K	C X 0-1 ③ P4		C B F B B B X 3-2 ③ F9		4	0	0	0	0	2	2
Rob Deer, R (1, 9) OBP: 0.300, SLG: 0.403		S B C B S 2-3 ③ K			C C S 0-3 ② K		B C B S F S 2-3 ① K		B B B C F F B 4-2 G3-1 1B BB	3	0	0	0	1	3	0
Scott Livingstone, L (1, 5) OBP: 0.451, SLG: 0.477 Skeeter Barnes, R (9, PH) OBP: 0.329, SLG: 0.535			C B C C X 1-2 ① G4-3		F C S 0-3 ③ K		B F B F C 2-3 ② K		X 0-0 ① F8	3 1	0 0	0 0	0 0	0 0	2 0	0 1
Inning Stats	R: 0 H: 1 E: 0 LOB: 1 K: 1 BB: 0 S: 12 P: 18	R: 1 H: 1 E: 0 LOB: 0 K: 3 BB: 0 S: 11 P: 16	R: 0 H: 0 E: 0 LOB: 0 K: 1 BB: 0 S: 7 P: 11	R: 0 H: 0 E: 0 LOB: 1 K: 2 BB: 1 S: 13 P: 22	R: 0 H: 0 E: 0 LOB: 0 K: 3 BB: 0 S: 9 P: 11	R: 3 H: 2 E: 0 LOB: 1 K: 2 BB: 2 S: 15 P: 29	R: 0 H: 1 E: 0 LOB: 1 K: 2 BB: 0 S: 12 P: 16	R: 1 H: 2 E: 0 LOB: 1 K: 1 BB: 0 S: 17 P: 27	R: 0 H: 1 E: 0 LOB: 2 K: 0 BB: 1 S: 10 P: 18	1B: 4 SF: 0 2B: 0 SAC: 0 3B: 0 DP: 0 HR: 4 HBP: 0						WP: 0 PA: 39 PB: 0 SB: 1 CS: 0

PITCHER		IP	WLS	BF	H	R	ER	SO	BB	IBB	HBP	BLK	WP	HR	S	P	ERA	WHIP
Scott Sanderson, R ERA: 4.47	(1, 1)	6.0	W	25	4	4	4	12	3	0	0	0	0	3	67	107	6.00	1.167
Eric Plunk, R ERA: 5.31	(7, 1)	2.0		10	3	1	1	3	1	0	0	0	0	1	32	50	4.50	2.000
Lee Guetterman, L ERA: 2.6	(9, 1)	1.0	S	4	1	0	0	0	0	0	0	0	0	0	7	11	0.00	1.000

PITCHER	IP	WLS	BF	H	R	ER	SO	BB	IBB	HBP	BLK	WP	HR	S	P	ERA	WHIP

BOTTOM

New York Yankees @ Detroit Tigers

Tiger Stadium, Detroit, MI

Mon Aug 05 1991, 7:05 PM EDT

Att. 25,938 - Cloudy - 74 F

livebaseballscorecards.com

AB	35
R	5
H	8
RBI	5
BB	4
SO	15
LOB	12

Batter	1	2	3	4	5	6	7	8	9	AB	R	H	RBI	BB	SO	LOB
Tony Phillips, S (1, 7) OBP: 0.386, SLG: 0.465	B X 1-0 1B FC5-2/5 1B	C B F B F X 2-2 ③ F8			S B B F C 2-3 ② K		B F 1 SAFE 1 SAFE P B B 4-1 1-2 BB			3	0	1	0	1	1	0
Lou Whitaker, L (1, 4) OBP: 0.403, SLG: 0.502	B C B X 2-1 FC5-2-5 1-3 1B		C B C S 1-3 ① K		X 0-0 ③ G4-1		C B B X 2-1 ② P5			4	0	1	0	0	1	2
Travis Fryman, R (1, 6) OBP: 0.304, SLG: 0.446	B B X 2-0 ① FC5-2-5 BB 1-3 3-H		F B B X 2-1 WP 1B			B B B B 4-0 BB BB	S B X 1-1 ③ L6			3	0	1	0	1	0	4
Cecil Fielder, R (1, 3) OBP: 0.350, SLG: 0.548	B X 1-0 ② P3		S F B X 1-2 ② L7 1-2			F 1 SAFE F F S 0-3 ① K		B B C X 2-1 ① G4-3		4	0	0	0	0	1	4
Mickey Tettleton, S (1, 10) OBP: 0.386, SLG: 0.494	B B C B B 4-1 1-2 BB		X 0-0 ③ F9			1 SAFE B B B B 4-0 1-2 BB		B B S S C 2-3 ② K		2	0	0	0	2	1	1
Skeeter Barnes, R (1, 5) OBP: 0.316, SLG: 0.514 Scott Livingstone, L (8, PH) OBP: 0.442, SLG: 0.467 (8, 5)	C C F X 0-2 ③ G6-3			B X 1-0 ① G5-3		F B F B S 2-3 ② K		B S S S 1-3 ③ K		3 1	0 0	0 0	0 0	0 0	1 1	5 0
Rob Deer, R (1, 9) OBP: 0.301, SLG: 0.411 Dave Bergman, L (9, PH) OBP: 0.364, SLG: 0.371		B B C F X 2-2 HR		F C B S 1-3 ② K		C B S B B C 3-3 ③ K		B F S S S 1-3 ① K2-3		3 1	1 0	1 0	1 0	0 0	2 1	2 0
Andy Allanson, R (1, 2) OBP: 0.248, SLG: 0.321 Mark Salas, L (7, PH) OBP: 0.104, SLG: 0.089 (7, 2)		X 0-0 ① L6		X 0-0 ③ G5-3			S B X 1-1 ① P4	B C X 1-1 ② P6		2 2	0 0	0 0	0 0	0 0	0 0	0 0
Milt Cuyler, S (1, 8) OBP: 0.326, SLG: 0.319		C B B S S 2-3 ② K			C B B B C F X 3-2 ① G1-3		B B C B C F F X 3-2 S 1B	X 0-0 ③ P4		4	0	1	0	0	1	0
Inning Stats	R: 0 H: 2 E: 0 LOB: 3 K: 0 BB: 1 S: 10 P: 20	R: 1 H: 1 E: 0 LOB: 0 K: 1 BB: 0 S: 11 P: 17	R: 0 H: 1 E: 0 LOB: 1 K: 1 BB: 0 S: 9 P: 13	R: 0 H: 0 E: 0 LOB: 0 K: 1 BB: 0 S: 5 P: 7	R: 0 H: 0 E: 0 LOB: 0 K: 1 BB: 0 S: 8 P: 13	R: 0 H: 0 E: 0 LOB: 2 K: 3 BB: 2 S: 10 P: 23	R: 0 H: 1 E: 0 LOB: 2 K: 0 BB: 1 S: 13 P: 23	R: 0 H: 0 E: 0 LOB: 0 K: 2 BB: 0 S: 8 P: 13	R: 0 H: 0 E: 0 LOB: 0 K: 1 BB: 0 S: 6 P: 8	1B: 4 SF: 0 2B: 0 SAC: 0 3B: 0 DP: 0 HR: 1 HBP: 0						

PITCHER		IP	WLS	BF	H	R	ER	SO	BB	IBB	HBP	BLK	WP	HR	S	P	ERA	WHIP
Jimmy Key, L ERA: 2.84	(1, 1)	5.2	W	24	4	1	1	6	3	0	0	0	1	1	50	87	1.59	1.235
David Weathers, R ERA:	(6, 1)	0.1		1	0	0	0	1	0	0	0	0	0	0	3	6	0.00	0.000
Duane Ward, R ERA: 2.38	(7, 1)	2.0		8	1	0	0	2	1	0	0	0	0	0	21	36	0.00	1.000
Tom Henke, R ERA: 1.42	(9, 1)	1.0	S	3	0	0	0	1	0	0	0	0	0	0	6	8	0.00	0.000

PITCHER	IP	WLS	BF	H	R	ER	SO	BB	IBB	HBP	BLK	WP	HR	S	P	ERA	WHIP

TOP

Detroit Tigers @ Toronto Blue Jays

SkyDome, Toronto, ON

Tue Aug 06 1991, 7:05 PM EDT

Att. 50,305 - Sunny - 72 F

livebaseballscorecards.com

AB	32
R	1
H	5
RBI	1
BB	4
SO	10
LOB	18

WP: 1 PA: 36
PB: 0
SB: 1
CS: 0

Batter	1	2	3	4	5	6	7	8	9	AB	R	H	RBI	BB	SO	LOB
Devon White, S (1, 8) OBP: 0.350, SLG: 0.432	B X 1-0 HBP 1B 1B		B B B B 4-0 S BB		S B S B F X 2-2 ② G5-3		B X 1-0 ③ G5-3			3	1	1	0	1	0	2
Roberto Alomar, S (1, 4) OBP: 0.355, SLG: 0.440	C H 1-1 S 1B 1-2 SF7 HBP		1 SAFE 1 SAFE 1 SAFE B B B X 2-0 ① F9		C C B B B X 2-2 FC6-4 2-3 1B			C F C 0-3 ① K		3	1	1	0	0	1	1
Joe Carter, R (1, 7) OBP: 0.353, SLG: 0.539	B X 1-0 1-2 2-H 1B		F X 0-1 ② F8		B F 1 SAFE B X 2-1 ③ FC6-4 1-2f			S B B F F X 2-2 ② F7		4	0	1	1	0	0	3
John Olerud, L (1, 3) OBP: 0.339, SLG: 0.449 Mookie Wilson, S (8, PR) OBP: 0.280, SLG: 0.369 Ed Sprague, R (9, 3) OBP: 0.349, SLG: 0.397	B X 1-0 ① SF7 2-H		1 SAFE 1 SAFE 1 SAFE C B X 1-1 ③ G4-3 1-2			B C X 1-1 ① G3		C F B F B B X 3-2 1B 1B		3 0 0	0 0 0	1 0 0	1 0 0	0 0 0	0 0 0	1 0 0
Kelly Gruber, R (1, 5) OBP: 0.329, SLG: 0.470	X 0-0 ② L8		C B F B B X 3-2 ① G4-3			X 0-0 ② F3		X 0-0 1-2 1B		4	0	1	0	0	0	1
Pat Tabler, R (1, 10) OBP: 0.329, SLG: 0.263	B B 1 SAFE X 2-0 ③ F8		B C B X 2-1 ② F9			B B X 2-0 ③ G5-3		B F X 1-1 ③ G1-3		4	0	0	0	0	0	3
Cory Snyder, R (1, 9) OBP: 0.212, SLG: 0.275		F S B S 1-3 ① K	C B F B B S 3-3 ③ K				X 0-0 WP SH1-4 1B			3	0	1	0	0	2	0
Pat Borders, R (1, 2) OBP: 0.268, SLG: 0.329		C X 0-1 ② G6-3			F B C X 1-2 1B SH2-4 1B		1 SAFE X 0-0 ① SH1-4 1-2			2	0	1	0	0	0	0
Manuel Lee, S (1, 6) OBP: 0.278, SLG: 0.282		B B C F B X 3-2 ③ F7			1 SAFE X 0-0 ① SH2-4 1-2		C B B X 2-1 ② G4-3 2-3			2	0	0	0	0	0	1
Inning Stats	R: 2 E: 0 K: 0 S: 6 H: 2 LOB: 1 BB: 0 P: 12	R: 0 E: 0 K: 1 S: 8 H: 0 LOB: 0 BB: 0 P: 12	R: 0 E: 0 K: 0 S: 5 H: 0 LOB: 1 BB: 1 P: 12	R: 0 E: 0 K: 1 S: 8 H: 0 LOB: 0 BB: 0 P: 16	R: 0 E: 0 K: 0 S: 13 H: 2 LOB: 2 BB: 0 P: 20	R: 0 E: 0 K: 0 S: 4 H: 0 LOB: 0 BB: 0 P: 7	R: 0 E: 0 K: 0 S: 5 H: 1 LOB: 1 BB: 0 P: 8	R: 0 E: 0 K: 1 S: 14 H: 2 LOB: 2 BB: 0 P: 20		1B: 7 2B: 0 3B: 0 HR: 0 SF: 1 SAC: 2 DP: 0 HBP: 1						

PITCHER	IP	WLS	BF	H	R	ER	SO	BB	IBB	HBP	BLK	WP	HR	S	P	ERA	WHIP
John Cerutti, L (1, 1) ERA: 4.35	8.0	L	33	7	2	2	3	1	0	1	0	1	0	63	107	2.25	1.000

PITCHER	IP	WLS	BF	H	R	ER	SO	BB	IBB	HBP	BLK	WP	HR	S	P	ERA	WHIP

BOTTOM

Detroit Tigers @ Toronto Blue Jays

SkyDome, Toronto, ON

Tue Aug 06 1991, 7:05 PM EDT
Att. 50,305 - Sunny - 72 F

livebaseballscorecards.com

AB	28
R	2
H	7
RBI	2
BB	1
SO	3
LOB	12

WP: 1 PB: 0 SB: 2 CS: 0
PA: 33

Batter	1	2	3	4	5	6	7	8	9	AB	R	H	RBI	BB	SO	LOB
Milt Cuyler, S (1, 8) OBP: 0.328, SLG: 0.319	B X 1-0 S 1B	1 SAFE B 1 SAFE X 1-0 FC4-6 1-2f			B B B B 4-0 BB			C M S 0-3 K		3	0	1	0	1	1	1
Lou Whitaker, L (1, 4) OBP: 0.398, SLG: 0.495	X 0-0 P5		C B X 1-1 F7		1 SAFE 1 SAFE C C 1 SAFE 1 SAFE S 0-3 K			M F X 0-2 F9		4	0	0	0	0	1	2
Tony Phillips, S (1, 10) OBP: 0.384, SLG: 0.465	B C F X 1-2 F7 1-2		S C B B S 2-3 K			B S B B B S S 3-3 K			F B B B X 3-1 1B 2B	4	0	1	0	0	2	1
Cecil Fielder, R (1, 3) OBP: 0.349, SLG: 0.545	B S S F S 1-3 K		X 0-0 F9			S B S X 1-2 G6-3			S S B B X 2-2 WP 2-3 1B	4	0	1	0	0	1	1
Mickey Tettleton, S (1, 2) OBP: 0.382, SLG: 0.488		B C F X 1-2 E1 HR		S C B F B B F F F 3-2 G4-3		C B X 1-1 F9			C B F S 1-3 K	4	1	0	0	0	1	2
Travis Fryman, R (1, 6) OBP: 0.303, SLG: 0.452		F X 0-1 1-H HR		B F S S 1-3 K			S F S 0-3 K		F B S S 1-3 K	4	1	1	2	0	3	2
John Moses, S (1, 7)		B X 1-0 F7		B C F B F F F X 2-2 G3			S S B S 1-3 K		S B B B B S F S 3-3 K 1-2	3	0	0	0	0	1	0
Dave Bergman, L (9, PH) OBP: 0.361, SLG: 0.368										1	0	0	0	0	1	2
Rob Deer, R (1, 9) OBP: 0.301, SLG: 0.409		B F B B F B 4-2 FC4-6 BB			B B C F B C 3-3 K		C B F F X 1-2 F7			2	0	0	0	1	1	0
Scott Livingstone, L (1, 5) OBP: 0.418, SLG: 0.438		X 0-0 FC4-6 FC4-6 1-2f			B B C B F C 3-3 K			C B B F B X 3-2 F7		3	0	0	0	0	1	1
Inning Stats	R: 0 E: 0 K: 1 S: 9 H: 1 LOB: 1 BB: 0 P: 12	R: 2 E: 1 K: 0 S: 10 H: 1 LOB: 1 BB: 1 P: 17	R: 0 E: 0 K: 1 S: 6 H: 0 LOB: 0 BB: 0 P: 9	R: 0 E: 0 K: 1 S: 17 H: 0 LOB: 0 BB: 0 P: 23	R: 0 E: 0 K: 3 S: 9 H: 0 LOB: 1 BB: 1 P: 19	R: 0 E: 0 K: 1 S: 8 H: 0 LOB: 0 BB: 0 P: 13	R: 0 E: 0 K: 2 S: 10 H: 0 LOB: 0 BB: 0 P: 12	R: 0 E: 0 K: 1 S: 9 H: 0 LOB: 0 BB: 0 P: 12	R: 0 E: 0 K: 3 S: 15 H: 2 LOB: 2 BB: 0 P: 25	1B: 2 2B: 1 3B: 0 HR: 1 SF: 0 SAC: 0 DP: 0 HBP: 0						

PITCHER	IP	WLS	BF	H	R	ER	SO	BB	IBB	HBP	BLK	WP	HR	S	P	ERA	WHIP
Juan Guzman, R (1, 1) ERA: 3.02	7.0	W	26	2	2	1	9	2	0	0	0	0	1	69	105	1.29	0.571
Duane Ward, R (8, 1) ERA: 2.35	1.0		3	0	0	0	1	0	0	0	0	0	0	9	12	0.00	0.000
Tom Henke, R (9, 1) ERA: 1.38	1.0	S	5	2	0	0	3	0	0	0	0	1	0	15	25	0.00	2.000

PITCHER	IP	WLS	BF	H	R	ER	SO	BB	IBB	HBP	BLK	WP	HR	S	P	ERA	WHIP

TOP

Detroit Tigers @ Toronto Blue Jays

SkyDome, Toronto, ON

Wed Aug 07 1991, 7:05 PM EDT

Att. 50,324 - Cloudy - 77 F

livebaseballscorecards.com

AB	32
R	2
H	4
RBI	2
BB	2
SO	13
LOB	12

WP: 1 PA: 34
PB: 0
SB: 1
CS: 0

Batter	1	2	3	4	5	6	7	8	9	AB	R	H	RBI	BB	SO	LOB
Devon White, S (1, 8) OBP: 0.353, SLG: 0.440	C B F B X 2-2 HR		B F S F X 1-2 ① F7		C X 0-1 ① B1-3		B B B I 4-0 1B 1B IBB	B X 1-0 1-3 2-H 1B		4	2	2	2	1	0	0
Roberto Alomar, S (1, 4) OBP: 0.351, SLG: 0.436	C S B F X 1-2 ① F8		C B F F B S 2-3 ② K2-3		B C F B F X 2-2 ② F7		B X 1-0 ② SF9 3-H	B B X 2-0 ③ F7		4	0	0	1	0	1	2
Joe Carter, R (1, 7) OBP: 0.357, SLG: 0.542	X 0-0 2B		B B B B 4-0 S BB		S F X 0-2 ③ G6-3		S B F B B X 3-2 1-3 2-H 1B			3	0	2	1	1	0	0
John Olerud, L (1, 3) OBP: 0.341, SLG: 0.447	C B B X 2-1 ② P8		1 SAFE B B B C F B 4-2 1-2 BB			C F B X 1-2 ① G3-1	B B X 2-0 1-2 3-H 1B			3	0	1	1	1	0	1
Kelly Gruber, R (1, 5) OBP: 0.324, SLG: 0.462	X 0-0 ③ G6-3		C C X 0-2 ③ G3-1			B C X 1-1 ② G5-3	C B F B S 2-3 ③ K			4	0	0	0	0	1	5
Pat Tabler, R (1, 10) OBP: 0.335, SLG: 0.279 Rance Mulliniks, L (8, PH) OBP: 0.393, SLG: 0.372		C B B X 2-1 2B		B X 1-0 G4-3 1B		B C B C X 2-2 ③ P3		B S B B F B 4-2 SH2-3 1B BB		3 0	0 1	2 0	0 0	0 1	0 0	0 0
Cory Snyder, R (1, 9) OBP: 0.214, SLG: 0.272		X 0-0 ① G1-3		F S X 0-2 ① F7			B B B B 4-0 SH5-4 1B SF9 BB	B X 1-0 ① SH2-3 1-2		2	1	0	0	1	0	2
Pat Borders, R (1, 2) OBP: 0.269, SLG: 0.330 Mookie Wilson, S (7, PR) OBP: 0.280, SLG: 0.369 Greg Myers, L (8, 2) OBP: 0.305, SLG: 0.403		F B B B F X 3-2 ② F9		1 SAFE X 0-0 ② G4-3 1-2			B X 1-0 SH5-4 1-2 1B 1B	B X 1-0 ② L8		3 0 1	0 1 0	1 0 0	0 0 0	0 0 0	0 0 0	2 0 1
Manuel Lee, S (1, 6) OBP: 0.278, SLG: 0.280		F C B S 1-3 ③ K		C B C B X 2-2 ③ F7			X 0-0 ① SH5-4 1-2 2-3	F F B B B F B 4-2 1B BB		2	0	0	0	1	1	2
Inning Stats	R: 1 H: 2 E: 0 LOB: 1 K: 0 BB: 0 S: 11 P: 16	R: 0 H: 1 E: 0 LOB: 1 K: 1 BB: 0 S: 9 P: 15	R: 0 H: 0 E: 0 LOB: 2 K: 1 BB: 2 S: 13 P: 24	R: 0 H: 1 E: 0 LOB: 1 K: 0 BB: 0 S: 8 P: 11	R: 0 H: 0 E: 0 LOB: 0 K: 0 BB: 0 S: 9 P: 11	R: 0 H: 0 E: 0 LOB: 0 K: 0 BB: 0 S: 8 P: 12	R: 3 H: 3 E: 0 LOB: 2 K: 1 BB: 2 S: 10 P: 27	R: 1 H: 1 E: 0 LOB: 2 K: 0 BB: 2 S: 9 P: 22		1B: 5 SF: 1 2B: 2 SAC: 2 3B: 0 DP: 0 HR: 1 HBP: 0						

BOTTOM

Detroit Tigers @ Toronto Blue Jays

SkyDome, Toronto, ON

Wed Aug 07 1991, 7:05 PM EDT

Att. 50,324 - Cloudy - 77 F

livebaseballscorecards.com

AB	29
R	5
H	8
RBI	5
BB	6
SO	3
LOB	15

PITCHER		IP	WLS	BF	H	R	ER	SO	BB	IBB	HBP	BLK	WP	HR	S	P	ERA	WHIP
Frank Tanana, L ERA: 3.69	(1, 1)	6.2	L	30	6	4	4	2	3	1	0	0	0	1	64	108	5.40	1.350
Paul Gibson, L ERA: 4.61	(7, 1)	0.0		1	1	0	0	0	0	0	0	0	0	0	1	3	∞	∞
John Kiely, R ERA: 20.25	(7, 1)	1.1		7	1	1	1	1	2	0	0	0	0	0	12	27	6.75	2.250

PITCHER	IP	WLS	BF	H	R	ER	SO	BB	IBB	HBP	BLK	WP	HR	S	P	ERA	WHIP

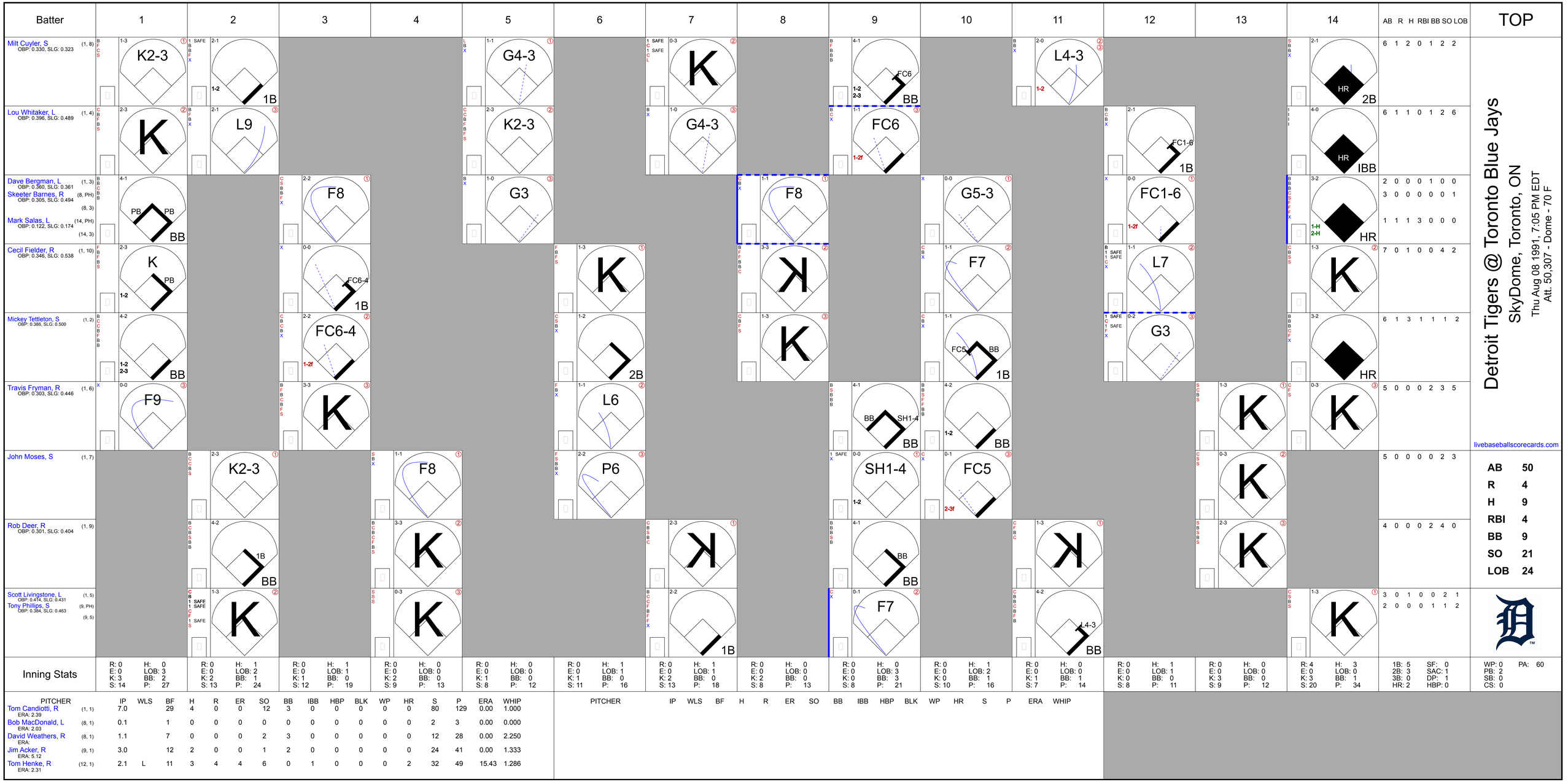
Batter
1
2
3
4
5
6
7
8
9
10
11
12
13
14
AB R H RBI BB SO LOB
TOP
Milt Cuyler, S (1, 8) OBP: 0.330, SLG: 0.323
K2-3
1B
HR
2B
6 1 2 0 1 2 2
Lou Whitaker, L (1, 4) OBP: 0.396, SLG: 0.489
K
L9
K2-3
G4-3
FC6
FC1-6
HR
IBB
6 1 1 0 1 2 6
Dave Bergman, L (1, 3) OBP: 0.360, SLG: 0.361
Skeeter Barnes, R (8, PH) OBP: 0.305, SLG: 0.494 (8, 3)
Mark Salas, L (14, PH) OBP: 0.122, SLG: 0.174 (14, 3)
PB PB BB
F8
G3
G5-3
FC1-6
HR
2 0 0 0 1 0 0
3 0 0 0 0 0 1
1 1 1 3 0 0 0
Cecil Fielder, R (1, 10) OBP: 0.346, SLG: 0.538
K PB
FC6-4
F7
L7
7 0 1 0 0 4 2
Mickey Tettleton, S (1, 2) OBP: 0.386, SLG: 0.500
BB
FC6-4
FC5 BB
G3
HR
6 1 3 1 1 1 2
Travis Fryman, R (1, 6) OBP: 0.303, SLG: 0.446
F9
K
L6
P6
BB SH1-4 BB
5 0 0 0 2 3 5
John Moses, S (1, 7)
K2-3
F8
SH1-4
FC5
5 0 0 0 0 2 3
Rob Deer, R (1, 9) OBP: 0.301, SLG: 0.404
1B BB
BB
4 0 0 0 2 4 0
Scott Livingstone, L (1, 5) OBP: 0.474, SLG: 0.431
Tony Phillips, S (9, PH) OBP: 0.384, SLG: 0.463 (9, 5)
F7
L4-3 BB
3 0 1 0 0 2 1
2 0 0 0 1 1 2
Detroit Tigers @ Toronto Blue Jays
SkyDome, Toronto, ON
Thu Aug 08 1991, 7:05 PM EDT
Att. 50,307 - Dome - 70 F
livebaseballscorecards.com
AB 50
R 4
H 9
RBI 4
BB 9
SO 21
LOB 24
Inning Stats
R: 0 H: 0 E: 0 LOB: 3 K: 3 BB: 2 S: 14 P: 27
R: 0 H: 1 E: 0 LOB: 2 K: 2 BB: 1 S: 13 P: 24
R: 0 H: 1 E: 0 LOB: 1 K: 1 BB: 0 S: 12 P: 19
R: 0 H: 0 E: 0 LOB: 1 K: 2 BB: 0 S: 9 P: 13
R: 0 H: 0 E: 0 LOB: 0 K: 1 BB: 0 S: 8 P: 12
R: 0 H: 1 E: 0 LOB: 1 K: 1 BB: 0 S: 11 P: 16
R: 0 H: 1 E: 0 LOB: 1 K: 2 BB: 1 S: 13 P: 18
R: 0 H: 0 E: 0 LOB: 0 K: 2 BB: 0 S: 8 P: 13
R: 0 H: 0 E: 0 LOB: 3 K: 0 BB: 3 S: 8 P: 21
R: 0 H: 1 E: 0 LOB: 0 K: 0 BB: 1 S: 10 P: 16
R: 0 H: 0 E: 0 LOB: 2 K: 1 BB: 1 S: 7 P: 16
R: 0 H: 0 E: 0 LOB: 0 K: 1 BB: 1 S: 7 P: 14
R: 0 H: 1 E: 0 LOB: 1 K: 0 BB: 0 S: 8 P: 11
R: 0 H: 0 E: 0 LOB: 0 K: 3 BB: 0 S: 9 P: 12
R: 4 H: 3 E: 0 LOB: 0 K: 3 BB: 1 S: 20 P: 34
1B: 5 SF: 0 2B: 3 SAC: 1 3B: 0 DP: 1 HR: 2 HBP: 0
WP: 0 PA: 60 PB: 2 SB: 0 CS: 0
PITCHER IP WLS BF H R ER SO BB IBB HBP BLK WP HR S P ERA WHIP
Tom Candiotti, R (1, 1) ERA: 2.39 7.0 L 29 4 0 0 12 3 0 0 0 0 0 0 80 129 0.00 1.000
Bob MacDonald, L (8, 1) ERA: 2.03 0.1 1 0 0 0 0 0 0 0 0 0 0 2 3 0.00 0.000
David Weathers, R (8, 1) ERA: 1.1 7 0 0 0 2 3 0 0 0 0 0 0 12 28 0.00 2.250
Jim Acker, R (9, 1) ERA: 5.12 3.0 12 2 0 0 1 2 0 0 0 0 0 24 41 0.00 1.333
Tom Henke, R (12, 1) ERA: 2.31 2.1 L 11 3 4 4 6 0 1 0 0 0 2 32 49 15.43 1.286
PITCHER IP WLS BF H R ER SO BB IBB HBP BLK WP HR S P ERA WHIP

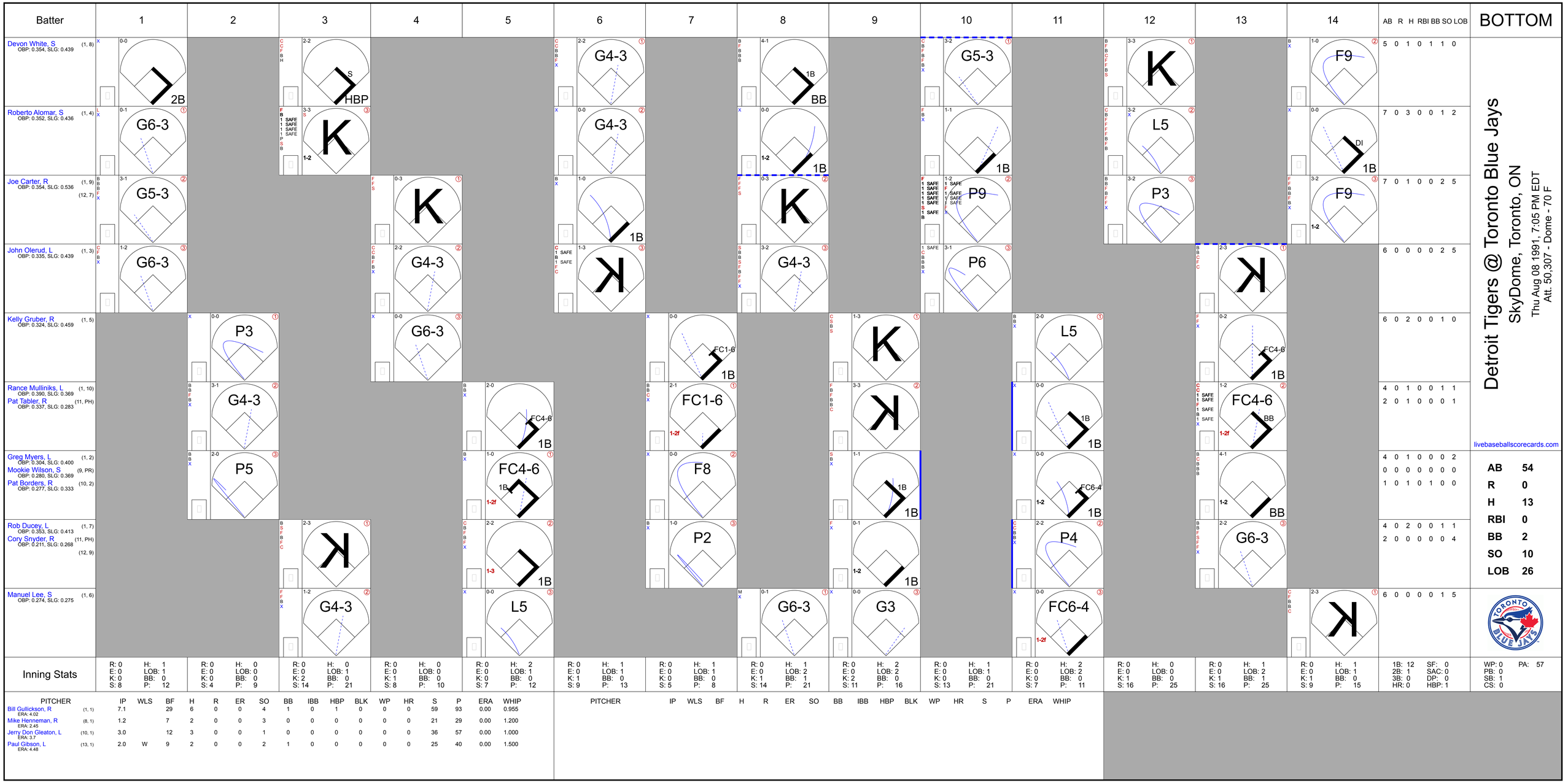

Detroit Tigers @ Toronto Blue Jays

SkyDome, Toronto, ON

Thu Aug 08 1991, 7:05 PM EDT

Att. 50,307 - Dome - 70 F

livebaseballscorecards.com

Batter	1	2	3	4	5	6	7	8	9	10	11	12	13	14	AB R H RBI BB SO LOB
Devon White, S (1, 8) OBP: 0.354, SLG: 0.439	0-0 2B		2-2 S HBP			2-2 G4-3		4-1 1B BB		3-2 G5-3		3-3 K		1-0 F9	5 0 1 0 1 1 0
Roberto Alomar, S (1, 4) OBP: 0.352, SLG: 0.436	0-1 G6-3		3-3 K 1-2			0-0 G4-3		0-0 1B 1-2		1-1 1B		3-2 L5		0-0 DI 1B	7 0 3 0 0 1 2
Joe Carter, R (1, 9) OBP: 0.354, SLG: 0.536 (12, 7)	3-1 G5-3			0-3 K		1-0 1B		0-3 K		1-2 P9		3-2 P3		3-2 F9 1-2	7 0 1 0 0 2 5
John Olerud, L (1, 3) OBP: 0.335, SLG: 0.439	1-2 G6-3			2-2 G4-3		1-3 K		3-2 G4-3		3-1 P6			2-3 K		6 0 0 0 0 2 5
Kelly Gruber, R (1, 5) OBP: 0.324, SLG: 0.459		0-0 P3		0-0 G6-3			0-0 FC1-6 1B		1-3 K		2-0 L5		0-2 FC4-6 1B		6 0 2 0 0 1 0
Rance Mulliniks, L (1, 10) OBP: 0.390, SLG: 0.369 Pat Tabler, R (11, PH) OBP: 0.337, SLG: 0.283		3-1 G4-3			2-0 FC4-6 1B		2-1 FC1-6 1-2f		3-3 K		0-0 1B 1B		1-2 FC4-6 BB 1-2f		4 0 1 0 0 1 1 2 0 1 0 0 0 1
Greg Myers, L (1, 2) OBP: 0.304, SLG: 0.400 Mookie Wilson, S (9, PR) OBP: 0.280, SLG: 0.369 Pat Borders, R (10, 2) OBP: 0.277, SLG: 0.333		2-0 P5			1-0 FC4-6 1B 1-2f		0-0 F8		1-1 1B 1B		0-0 FC6-4 1-2 1B		4-1 BB 1-2		4 0 1 0 0 0 2 0 0 0 0 0 0 0 1 0 1 0 1 0 0
Rob Ducey, L (1, 7) OBP: 0.353, SLG: 0.413 Cory Snyder, R (11, PH) OBP: 0.211, SLG: 0.268 (12, 9)			2-3 K		2-2 1B 1-3		1-0 P2		0-1 1B 1-2		2-2 P4		2-2 G6-3		4 0 2 0 0 1 1 2 0 0 0 0 0 4
Manuel Lee, S (1, 6) OBP: 0.274, SLG: 0.275			1-2 G4-3		0-0 L5			0-1 G6-3	0-0 G3		0-0 FC6-4 1-2f			2-3 K	6 0 0 0 0 1 5

Inning Stats	1	2	3	4	5	6	7	8	9	10	11	12	13	14	AB	R	H	RBI	BB	SO	LOB
	R: 0 E: 0 K: 0 S: 8	H: 1 LOB: 1 BB: 0 P: 12	R: 0 E: 0 K: 0 S: 4	H: 0 LOB: 0 BB: 0 P: 9	R: 0 E: 0 K: 2 S: 14	H: 0 LOB: 1 BB: 0 P: 21	R: 0 E: 0 K: 1 S: 8	H: 0 LOB: 0 BB: 0 P: 10	R: 0 E: 0 K: 0 S: 7	H: 2 LOB: 1 BB: 0 P: 12	R: 0 E: 0 K: 1 S: 9	H: 1 LOB: 1 BB: 0 P: 13	R: 0 E: 0 K: 0 S: 5	H: 1 LOB: 1 BB: 0 P: 8	R: 0 E: 0 K: 1 S: 14	H: 1 LOB: 2 BB: 1 P: 21	R: 0 E: 0 K: 2 S: 11	H: 2 LOB: 2 BB: 0 P: 16	R: 0 E: 0 K: 0 S: 13	H: 1 LOB: 1 BB: 0 P: 21	R: 0 E: 0 K: 0 S: 7	H: 2 LOB: 2 BB: 0 P: 11	R: 0 E: 0 K: 1 S: 16	H: 0 LOB: 0 BB: 0 P: 25	R: 0 E: 0 K: 1 S: 16	H: 1 LOB: 2 BB: 1 P: 25	R: 0 E: 0 K: 1 S: 9	H: 1 LOB: 1 BB: 0 P: 15	1B: 12 2B: 1 3B: 0 HR: 0	SF: 0 SAC: 0 DP: 0 HBP: 1	WP: 0 PB: 0 SB: 1 CS: 0	PA: 57

PITCHER		IP	WLS	BF	H	R	ER	SO	BB	IBB	HBP	BLK	WP	HR	S	P	ERA	WHIP
Bill Gullickson, R ERA: 4.02	(1, 1)	7.1		29	6	0	0	4	1	0	1	0	0	0	59	93	0.00	0.955
Mike Henneman, R ERA: 2.45	(8, 1)	1.2		7	2	0	0	3	0	0	0	0	0	0	21	29	0.00	1.200
Jerry Don Gleaton, L ERA: 3.7	(10, 1)	3.0		12	3	0	0	1	0	0	0	0	0	0	36	57	0.00	1.000
Paul Gibson, L ERA: 4.48	(13, 1)	2.0	W	9	2	0	0	2	1	0	0	0	0	0	25	40	0.00	1.500

PITCHER	IP	WLS	BF	H	R	ER	SO	BB	IBB	HBP	BLK	WP	HR	S	P	ERA	WHIP

Batter	1	2	3	4	5	6	7	8	9	AB	R	H	RBI	BB	SO	LOB
Milt Cuyler, S (1, 8) OBP: 0.331, SLG: 0.326	C B X 1-1 ① F7		1 SAFE B B F 1 SAFE F B F C 3-3 ② K 1-2		B X 1-0 G6-3 2B		B C B X 2-1 ③ F8		B B F B B 4-1 G4-3 BB	4	0	1	0	1	1	1
Lou Whitaker, L (1, 4) OBP: 0.396, SLG: 0.495	F B C B X 2-2 ② F8		B B C S B F X 3-2 2-H HR		F B C F B F X 2-2 ② G6-3 2-3			B B B B 4-0 1B 1B BB	B F 1 SAFE B X 2-1 ① F8	4	2	1	2	1	0	2
Tony Phillips, S (1, 5) OBP: 0.385, SLG: 0.463 Scott Livingstone, L (8, PR) OBP: 0.407, SLG: 0.423 (8, 5)	B B C X 2-1 ③ F7		X 0-0 1B		B B B S C X 3-2 ③ F8			1 SAFE B 1 SAFE 1 SAFE B F X 2-1 1B 1B G6-3 1-3 1B	C 1 B F B B X SAFE 3-2 ② G4-3 1-2	4 1	0 1	2 0	0 0	0 0	0 0	1 1
Cecil Fielder, R (1, 3) OBP: 0.347, SLG: 0.535		B S F X 1-2 ① P6	X 0-0 ③ F7			B F F B S 2-3 ① K		S S X 0-2 G6-3 1B FC6-5 1-2 3-H 1B	I I I I 4-0 IBB	4	1	1	1	1	1	1
Mickey Tettleton, S (1, 10) OBP: 0.388, SLG: 0.500		B B F B B 4-1 BB		B X 1-0 1B		C B B C F C 2-3 ② K		L B X 1-1 FC6-5 G6-3 1B 1-2 2-3	B X 2-0 ③ F9	4	0	2	0	1	1	2
Travis Fryman, R (1, 6) OBP: 0.303, SLG: 0.447		B C B X 2-1 ② P4		S B F S 1-3 ① K		C C F X 0-2 2B		B F B F X 2-2 ① G6-3 1-2 2-3 3-H		4	0	1	1	0	1	4
Mark Salas, L (1, 2) OBP: 0.115, SLG: 0.163 Skeeter Barnes, R (8, PH) OBP: 0.313, SLG: 0.494 Andy Allanson, R (8, 2) OBP: 0.248, SLG: 0.321		F X 0-1 ③ G4-3		B X 1-0 ② P5		B B F X 2-1 ③ G4-3		I I I I 4-0 FC6-5 IBB		3 0 0	0 0 0	0 0 0	0 0 0	0 1 0	0 0 0	3 0 0
John Moses, S (1, 7)			B B B B 4-0 S HR BB	B X 1-0 ③ F8			L C B S 1-3 ① K	C B F F X 1-2 ② FC6-5 1-2 2-3f 3-H		3	1	0	1	1	1	3
Rob Deer, R (1, 9) OBP: 0.299, SLG: 0.399			X 0-0 ① P6		C B C F F S 1-3 ① K		C S B B F C 2-3 ② K	X 0-0 ③ F9		4	0	0	0	0	2	3
Inning Stats	R: 0 E: 0 K: 0 S: 7 H: 0 LOB: 0 BB: 0 P: 12	R: 0 E: 0 K: 0 S: 8 H: 0 LOB: 1 BB: 1 P: 15	R: 2 E: 0 K: 1 S: 12 H: 2 LOB: 1 BB: 1 P: 22	R: 0 E: 0 K: 1 S: 6 H: 1 LOB: 1 BB: 0 P: 10	R: 0 E: 0 K: 1 S: 14 H: 1 LOB: 1 BB: 0 P: 21	R: 0 E: 0 K: 2 S: 14 H: 1 LOB: 1 BB: 0 P: 20	R: 0 E: 0 K: 2 S: 9 H: 0 LOB: 0 BB: 0 P: 14	R: 3 E: 0 K: 0 S: 15 H: 3 LOB: 2 BB: 2 P: 29	R: 0 E: 0 K: 0 S: 7 H: 0 LOB: 2 BB: 2 P: 22	1B: 5 2B: 2 3B: 0 HR: 1	SF: 0 SAC: 0 DP: 0 HBP: 0						

TOP

Detroit Tigers @ New York Yankees

Yankee Stadium, Bronx, NY

Sat Aug 10 1991, 3:33 AM EDT

Cloudy - 80 F

livebaseballscorecards.com

AB	35
R	5
H	8
RBI	5
BB	6
SO	7
LOB	21

PITCHER		IP	WLS	BF	H	R	ER	SO	BB	IBB	HBP	BLK	WP	HR	S	P	ERA	WHIP
Scott Sanderson, R ERA: 4.44	(1, 1)	7.0	L	29	5	3	3	7	3	0	0	0	0	1	70	118	3.86	1.143
Lee Guetterman, L ERA: 2.78	(8, 1)	2.0		12	3	2	2	0	1	2	0	0	0	0	22	47	9.00	2.000

PITCHER	IP	WLS	BF	H	R	ER	SO	BB	IBB	HBP	BLK	WP	HR	S	P	ERA	WHIP

Batter	1	2	3	4	5	6	7	8	9	AB	R	H	RBI	BB	SO	LOB
Bernie Williams, S (1, 8) OBP: 0.362, SLG: 0.385	F7		G4-3		K		G4-3 3-H			4	0	0	1	0	1	0
Steve Sax, R (1, 4) OBP: 0.334, SLG: 0.384	FC1-6 BB		F9		G6-3		P6			3	0	0	0	1	0	0
Mel Hall, L (1, 9) OBP: 0.337, SLG: 0.513	FC1-6 1-2f		K		1B			G4-3		4	0	1	0	0	1	1
Matt Nokes, L (1, 2) OBP: 0.306, SLG: 0.520	K			G6-3 1B 1B	F8			G3-1		4	0	1	0	0	1	2
Hensley Meulens, R (1, 7) OBP: 0.259, SLG: 0.312		F9		K		G5-3		F8		4	0	0	0	0	1	1
Kevin Maas, L (1, 3) OBP: 0.343, SLG: 0.385		F9		G6-3 1-2 1B		G1-3			F8	4	0	1	0	0	0	0
Alvaro Espinoza, R (1, 6) OBP: 0.306, SLG: 0.364		1B 1B		G6-3 1-2 2-3		F7			F7	4	0	1	0	0	0	2
Pat Sheridan, L (1, 10) OBP: 0.265, SLG: 0.372		1-2 1B		IBB			K		P5	2	0	1	0	1	1	0
Mike Humphreys, R (9, PH)										1	0	0	0	0	0	0
Pat Kelly, R (1, 5) OBP: 0.290, SLG: 0.363		K		K			G4-3 3B			3	1	1	0	0	2	5
Inning Stats	R: 0 E: 0 K: 1 S: 12 H: 0 LOB: 1 BB: 1 P: 21	R: 0 E: 0 K: 1 S: 13 H: 2 LOB: 2 BB: 0 P: 18	R: 0 E: 0 K: 1 S: 8 H: 0 LOB: 0 BB: 0 P: 13	R: 0 E: 0 K: 2 S: 10 H: 2 LOB: 3 BB: 1 P: 19	R: 0 E: 0 K: 1 S: 9 H: 1 LOB: 1 BB: 0 P: 14	R: 0 E: 0 K: 0 S: 6 H: 0 LOB: 0 BB: 0 P: 8	R: 1 E: 0 K: 1 S: 11 H: 1 LOB: 0 BB: 0 P: 17	R: 0 E: 0 K: 0 S: 6 H: 0 LOB: 0 BB: 0 P: 9	R: 0 E: 0 K: 0 S: 9 H: 0 LOB: 0 BB: 0 P: 15	1B: 5 2B: 0 3B: 1 HR: 0	SF: 0 SAC: 0 DP: 0 HBP: 0						

PITCHER	IP	WLS	BF	H	R	ER	SO	BB	IBB	HBP	BLK	WP	HR	S	P	ERA	WHIP
Mark Leiter, R (1, 1) ERA: 4.25	7.0	W	29	6	1	1	7	1	1	0	0	0	0	69	110	1.29	1.000
Jerry Don Gleaton, L (8, 1) ERA: 3.55	2.0		6	0	0	0	0	0	0	0	0	0	0	15	24	0.00	0.000

PITCHER	IP	WLS	BF	H	R	ER	SO	BB	IBB	HBP	BLK	WP	HR	S	P	ERA	WHIP

BOTTOM

Detroit Tigers @ New York Yankees

Yankee Stadium, Bronx, NY

Sat Aug 10 1991, 3:33 AM EDT

Cloudy - 80 F

livebaseballscorecards.com

AB	33
R	1
H	6
RBI	1
BB	2
SO	7
LOB	11

1B: 5 SF: 0
2B: 0 SAC: 0
3B: 1 DP: 0
HR: 0 HBP: 0

WP: 0 PA: 35
PB: 0
SB: 0
CS: 0

Batter	1	2	3	4	5	6	7	8	9	AB	R	H	RBI	BB	SO	LOB
Milt Cuyler, S (1, 8) OBP: 0.333, SLG: 0.323	X 0-0 ① G4-3			C F B B F B B 4-2 G4-3 S G3-2-3 BB		B C F B B X 2-2 ② G4-3		C F B B H 3-2 HBP		2	1	0	0	1	0	0
Lou Whitaker, L (1, 4) OBP: 0.392, SLG: 0.489	B C B X 2-1 ② F8			1 SAFE B C 1 SAFE B X 2-1 ① G4-3 1-3		B C C B B X 3-2 ③ F7		B S C X 1-2 ③ G6-3		4	0	0	0	0	0	3
Tony Phillips, S (1, 9) OBP: 0.385, SLG: 0.462 John Moses, S (7, PR) OBP: 0.154, SLG: 0.167 (7, 9)	S B B X 2-1 ③ G4-3			B F B C B X 3-2 ② G3-2-3 3-H			C B B F F B F X 3-2 G6-4-3 1B		B F B F B X 3-2 2B 2B	3 1	0 1	1 1	1 1	0 0	0 0	0 0
Cecil Fielder, R (1, 10) OBP: 0.346, SLG: 0.535 Skeeter Barnes, R (9, PR) OBP: 0.313, SLG: 0.494		C F B B B X 3-2 ① L4		B C C S 1-3 ③ K			1 SAFE 1 SAFE F 1 SAFE X 0-1 ① ② G6-4-3 1-2f		B S S F X 1-2 WP 1B 2-H 2B	4 0	0 1	1 0	1 0	0 0	1 0	1 0
Mickey Tettleton, S (1, 2) OBP: 0.389, SLG: 0.499		B F C B B F F X 3-2 ② G4-3			B X 1-0 FC4-6 1B		B B F B S B 4-2 BB		C B C B S 2-3 ① K 2-3	3	0	1	0	1	1	1
Travis Fryman, R (1, 6) OBP: 0.300, SLG: 0.442		C B B S F X 2-2 ③ P4			C X 0-1 ① FC4-6 S 1-2f G4-3		B S C S 1-3 ③ K		X 0-0 ② F7	4	1	0	0	0	1	4
Dave Bergman, L (1, 3) OBP: 0.357, SLG: 0.357			C B B F C 2-3 ① K		F B B B X 3-1 ② G4-3 2-H			S F B F F F B B X 3-2 ① G4-3	C X 0-1 3-H 1B	4	0	1	2	0	1	0
Scott Livingstone, L (1, 5) OBP: 0.397, SLG: 0.429		B X 1-0 ② G1-3			B C C C 1-3 ③ K			X 0-0 2B	C C B S 1-3 ③ K	4	0	1	0	0	2	2
John Shelby, S (1, 7) OBP: 0.211, SLG: 0.297			F B B B X 3-1 ③ G3			X 0-0 ① G5-3		B B 2 SAFE F 2 SAFE X 2-1 ② F8		3	0	0	0	0	0	1
Inning Stats	R: 0 E: 0 K: 0 S: 5 H: 0 LOB: 0 BB: 0 P: 9	R: 0 E: 0 K: 0 S: 12 H: 0 LOB: 0 BB: 0 P: 20	R: 0 E: 0 K: 1 S: 6 H: 0 LOB: 0 BB: 0 P: 12	R: 1 E: 0 K: 1 S: 11 H: 0 LOB: 0 BB: 1 P: 21	R: 1 E: 1 K: 1 S: 8 H: 1 LOB: 0 BB: 0 P: 13	R: 0 E: 0 K: 0 S: 7 H: 0 LOB: 0 BB: 0 P: 12	R: 0 E: 0 K: 1 S: 12 H: 1 LOB: 1 BB: 1 P: 20	R: 0 E: 0 K: 0 S: 14 H: 1 LOB: 2 BB: 0 P: 23	R: 2 E: 0 K: 2 S: 16 H: 3 LOB: 2 BB: 0 P: 23	1B: 3 2B: 3 3B: 0 HR: 0 SF: 0 SAC: 0 DP: 1 HBP: 1							

Detroit Tigers @ New York Yankees

Yankee Stadium, Bronx, NY

Sat Aug 10 1991, 7:05 PM EDT

Att. 28,744 - Sunny - 76 F

TOP

livebaseballscorecards.com

AB	32
R	4
H	6
RBI	4
BB	2
SO	6
LOB	12

WP: 1 PB: 0 SB: 2 CS: 0 PA: 35

PITCHER		IP	WLS	BF	H	R	ER	SO	BB	IBB	HBP	BLK	WP	HR	S	P	ERA	WHIP
Wade Taylor, R ERA: 6.81	(1, 1)	7.0	L	24	2	2	1	4	2	0	0	0	0	0	61	107	1.29	0.571
Steve Howe, L ERA: 1.52	(8, 1)	1.0		5	1	0	0	0	0	0	1	0	0	0	14	23	0.00	1.000
Steve Farr, R ERA: 1.95	(9, 1)	1.0		6	3	2	2	2	0	0	0	0	1	0	16	23	18.00	3.000

PITCHER	IP	WLS	BF	H	R	ER	SO	BB	IBB	HBP	BLK	WP	HR	S	P	ERA	WHIP

BOTTOM

Detroit Tigers @ New York Yankees

Yankee Stadium, Bronx, NY

Sat Aug 10 1991, 7:05 PM EDT

Att. 28,744 - Sunny - 76 F

livebaseballscorecards.com

Batter	1	2	3	4	5	6	7	8	9	AB	R	H	RBI	BB	SO	LOB
Bernie Williams, S (1, 8) OBP: 0.358, SLG: 0.381	G1-3			1B		F9		P5		4	0	1	0	0	0	0
Steve Sax, R (1, 4) OBP: 0.333, SLG: 0.383	F8			P1		K		1B		4	0	1	0	0	1	1
Mel Hall, L (1, 7) OBP: 0.336, SLG: 0.508	F7			F7		BB		G1-3		3	0	0	0	1	0	2
Matt Nokes, L (1, 10) OBP: 0.305, SLG: 0.516		G4-3		F9		P6			G1-6-3 1B	4	0	1	0	0	0	2
Pat Sheridan, L (1, 9) OBP: 0.276, SLG: 0.370		F9			G5-3 BB		WP 1B		G1-6-3 1-2f	3	0	1	0	1	0	1
Kevin Maas, L (1, 3) OBP: 0.340, SLG: 0.381		G3-1			F7		F7		P6	4	0	0	0	0	0	2
Randy Velarde, R (1, 6) OBP: 0.336, SLG: 0.307			F8		G5-3 1-2		G5-3 1-2			3	0	0	0	0	0	2
Bob Geren, R (1, 2) OBP: 0.245, SLG: 0.242			P2		BB		K			2	0	0	0	1	1	1
Pat Kelly, R (1, 5) OBP: 0.286, SLG: 0.358			G6-3		G5-3			G6-3		3	0	0	0	0	0	2

	AB	R	H	RBI	BB	SO	LOB
	30	0	4	0	3	2	13

Inning Stats	1	2	3	4	5	6	7	8	9
	R: 0 E: 0 K: 0 S: 4	H: 0 LOB: 0 BB: 0 P: 5	R: 0 E: 0 K: 0 S: 6	H: 0 LOB: 0 BB: 0 P: 10	R: 0 E: 0 K: 0 S: 8	H: 0 LOB: 0 BB: 0 P: 12	R: 0 E: 0 K: 0 S: 5	H: 1 LOB: 1 BB: 0 P: 7	R: 0 E: 0 K: 0 S: 11	H: 0 LOB: 2 BB: 2 P: 20	R: 0 E: 0 K: 1 S: 9	H: 0 LOB: 1 BB: 1 P: 19	R: 0 E: 0 K: 1 S: 7	H: 1 LOB: 1 BB: 0 P: 10	R: 0 E: 0 K: 0 S: 11	H: 1 LOB: 1 BB: 0 P: 15	R: 0 E: 0 K: 0 S: 7	H: 1 LOB: 0 BB: 0 P: 9

	1B	SF	WP	PA
	4	0	1	33
	2B	SAC	PB	
	0	0	0	
	3B	DP	SB	
	0	1	0	
	HR	HBP	CS	
	0	0	0	

PITCHER	IP	WLS	BF	H	R	ER	SO	BB	IBB	HBP	BLK	WP	HR	S	P	ERA	WHIP
Walt Terrell, R (1, 1) ERA: 4.15	9.0	W	33	4	0	0	2	3	0	0	0	1	0	68	107	0.00	0.778

PITCHER	IP	WLS	BF	H	R	ER	SO	BB	IBB	HBP	BLK	WP	HR	S	P	ERA	WHIP

Batter	1	2	3	4	5	6	7	8	9	AB	R	H	RBI	BB	SO	LOB
Milt Cuyler, S (1, 8) OBP: 0.334, SLG: 0.329	C C B F S 1-3 ① K		B B C B C B 4-2 FC5-4 BB		F C B X 1-2 1B 1-H 2-H 3B		B F C F S 1-3 ② K		B B C F S 2-3 ③ K	4	1	1	2	1	3	1
Skeeter Barnes, R (1, 4) OBP: 0.310, SLG: 0.481	B F B X 2-1 ② P3		1 SAFE 1 SAFE 1 SAFE B C 1 SAFE 1 SAFE B X 2-1 ② F7		B X 1-0 G6-3 3-H 1B		B C X 1-1 ③ FC5-4 1-2f			4	0	1	1	0	0	2
Tony Phillips, S (1, 5) OBP: 0.384, SLG: 0.468 Scott Livingstone, L (8, 5) OBP: 0.397, SLG: 0.429	B B X 2-0 HR		B 1 SAFE C B B X 3-1 ③ FC5-4 1-2f		1 SAFE 1 SAFE B C C X 1-2 ②③ G6-3 1-2f			B C B X 2-1 ① G6-3		4 0	1 0	1 0	1 0	0 0	0 0	2 0
Cecil Fielder, R (1, 3) OBP: 0.345, SLG: 0.535	B C C X 1-2 ③ G5-3			B S B F X 2-2 ① P3		B B F B F S 3-3 ① K		B X 1-0 HR 2B		4	1	1	0	0	1	0
Mickey Tettleton, S (1, 10) OBP: 0.388, SLG: 0.504		B C B S B S 3-3 ① K		B C C S S 2-3 ② K		C S B B S 3-3 ② K		B X 1-0 2-H HR		4	1	1	2	0	3	0
Travis Fryman, R (1, 6) OBP: 0.299, SLG: 0.440		B X 1-0 ② G5-3		F C X 0-2 ③ F7		B B X 2-0 1B		F B F S 1-3 ② K		4	0	1	0	0	1	0
Rob Deer, R (1, 9) OBP: 0.300, SLG: 0.399		B B F B B 4-1 FC6-4 BB		X 0-0 1B 3B 1B		B S B B S C 3-3 ③ K		C C B B F X 2-2 ③ F7		3	1	1	0	1	1	1
John Shelby, S (1, 7) OBP: 0.205, SLG: 0.289		1 SAFE F B 1 SAFE 1 SAFE 1 SAFE X 1-1 ③ FC6-4 1-2f		X 0-0 ① F9		B X 1-0 ① F9			B C X 1-1 ① G4-3	4	0	0	0	0	0	2
Andy Allanson, R (1, 2) OBP: 0.256, SLG: 0.327			C B B C S 2-3 ① K		1 SAFE C B X 1-1 1-2 3B 1B		B X 1-0 FC5-4 1B		C S B F B B S 3-3 ② K	4	1	2	0	0	2	0
Inning Stats	R: 1 H: 1 E: 0 LOB: 0 K: 1 BB: 0 S: 10 P: 16	R: 0 H: 0 E: 0 LOB: 1 K: 1 BB: 1 S: 7 P: 16	R: 0 H: 0 E: 0 LOB: 1 K: 1 BB: 1 S: 9 P: 20	R: 0 H: 0 E: 0 LOB: 0 K: 1 BB: 0 S: 9 P: 13	R: 3 H: 4 E: 0 LOB: 0 K: 0 BB: 0 S: 11 P: 15	R: 0 H: 1 E: 0 LOB: 1 K: 3 BB: 0 S: 10 P: 21	R: 0 H: 1 E: 0 LOB: 1 K: 1 BB: 0 S: 9 P: 13	R: 2 H: 2 E: 0 LOB: 0 K: 1 BB: 0 S: 11 P: 18	R: 0 H: 0 E: 0 LOB: 0 K: 2 BB: 0 S: 9 P: 15	1B: 5 SF: 0 2B: 1 SAC: 0 3B: 1 DP: 1 HR: 2 HBP: 0						WP: 0 PA: 37 PB: 0 SB: 0 CS: 0

TOP

Detroit Tigers @ New York Yankees

Yankee Stadium, Bronx, NY

Sun Aug 11 1991, 3:33 AM EDT

Cloudy - 80 F

livebaseballscorecards.com

AB	35
R	6
H	9
RBI	6
BB	2
SO	11
LOB	8

PITCHER		IP	WLS	BF	H	R	ER	SO	BB	IBB	HBP	BLK	WP	HR	S	P	ERA	WHIP
Greg Cadaret, L ERA: 3.97	(1, 1)	8.0	W	34	9	6	6	9	2	0	0	0	0	2	76	132	6.75	1.375
John Habyan, R ERA: 1.97	(9, 1)	1.0		3	0	0	0	2	0	0	0	0	0	0	9	15	0.00	0.000

PITCHER	IP	WLS	BF	H	R	ER	SO	BB	IBB	HBP	BLK	WP	HR	S	P	ERA	WHIP

BOTTOM

Detroit Tigers @ New York Yankees

Yankee Stadium, Bronx, NY

Sun Aug 11 1991, 3:33 AM EDT

Cloudy - 80 F

livebaseballscorecards.com

Batter	1	2	3	4	5	6	7	8	9	AB	R	H	RBI	BB	SO	LOB
Bernie Williams, S (1, 8) OBP: 0.374, SLG: 0.383	BBX 2-0 BB 1B 1B	CBBX 2-1 ② G4-3			CSBBBFBB 4-2 G6-3 1B 1-2 BB	CB1 SAFE B1 SAFE BB 4-1 2B WP 1-2 BB		BBCFBB 4-2 F8 1B 2B BB		2	4	1	0	3	0	0
Steve Sax, R (1, 10) OBP: 0.336, SLG: 0.386	BBBC1 SAFE1 SAFE1 SAFEB 4-1 1B BLK 1-2 BB	CCSS 0-3 ③ K			BCLX 1-2 ① G6-3 1-2 2-3	CX 0-1 WP SF8 1-3 2-H 2B		1 SAFE BX 1-0 F8 2B 1-2 1B		4	3	2	1	1	1	2
Mel Hall, L (1, 9) OBP: 0.340, SLG: 0.506	X 0-0 1B BLK 1B 1-3 2-H 1B	BSSBFFFS 2-3 ① K			IIII 4-0 G3-1 1B 1B IBB	CBBBB 4-1 2-3 3-H BB		FBCFBBX 2-2 ① F9		3	2	1	1	2	1	2
Hensley Meulens, R (1, 3) OBP: 0.262, SLG: 0.316	BFX 1-1 1B 1B F8-2 1-3 3-H 1B	CSFSS 0-3 ② K			SSSFFX 1-2 G3-1 1B 2-H 3-H 1B	BX 1-0 ② SF8 3-H		X 0-0 ② F8 1-2 2-3		4	1	2	3	0	1	2
Matt Nokes, L (1, 2) OBP: 0.303, SLG: 0.510	FBX 1-1 ① F8	FX 0-1 ③ F7			FBX 1-1 ② G3-1 1-2 2-3	BSSSFBX 2-2 ③ P5		IIII 4-0 2B IBB		4	0	0	0	1	0	5
Randy Velarde, R (1, 5) OBP: 0.346, SLG: 0.322	1 SAFE B1 SAFE SX 1-1 1B 1-2 3-H 1B			BFX 1-1 ① G1-3	FBBBB 4-1 1B BB		CX 0-1 ① F9	SBX 1-1 1-3 2-H 3-H 2B		4	0	2	3	1	0	0
Mike Humphreys, R (1, 7) OBP: 0.273, SLG: 0.111	BFBBBX 3-1 1-2 2-3 1B			CBCX 1-2 ② G6-3	X 0-0 ③ 1-3 2-H 3-H 1B		CBBBBCX 3-2 ② P2	BX 1-0 ③ F7		5	0	2	2	0	0	2
Alvaro Espinoza, R (1, 6) OBP: 0.306, SLG: 0.366	CX 0-1 ②③ F8-2 3-H			SBCFBFFS 2-3 ③ K		CBBFX 2-2 ① F9	BSX 1-1 2B			4	0	1	0	0	1	3
Pat Kelly, R (1, 4) OBP: 0.290, SLG: 0.360		FBLX 1-2 ① F8			CX 0-1 G6-3 BB 1B 1B	FX 0-1 BB 2B 1B	SX 0-1 ③ F9			4	2	2	0	0	0	1
Inning Stats	R: 3 H: 5 E: 0 LOB: 2 K: 0 BB: 1 S: 13 P: 25	R: 0 H: 0 E: 0 LOB: 0 K: 1 BB: 0 S: 8 P: 11	R: 0 H: 0 E: 0 LOB: 0 K: 2 BB: 0 S: 11 P: 13	R: 0 H: 0 E: 0 LOB: 0 K: 1 BB: 0 S: 11 P: 15	R: 4 H: 3 E: 0 LOB: 2 K: 0 BB: 3 S: 17 P: 32	R: 3 H: 2 E: 0 LOB: 1 K: 0 BB: 2 S: 14 P: 27	R: 0 H: 1 E: 0 LOB: 1 K: 0 BB: 0 S: 9 P: 13	R: 2 H: 2 E: 0 LOB: 2 K: 0 BB: 2 S: 11 P: 24		1B: 10 SF: 1 2B: 4 SAC: 0 3B: 0 DP: 1 HR: 0 HBP: 0						

	AB	34
	R	12
	H	13
	RBI	10
	BB	8
	SO	4
	LOB	17

WP: 1 PA: 43
PB: 0
SB: 0
CS: 0

PITCHER		IP	WLS	BF	H	R	ER	SO	BB	IBB	HBP	BLK	WP	HR	S	P	ERA	WHIP
John Cerutti, L ERA: 4.72	(1, 1)	0.1		6	4	3	3	0	1	0	0	1	0	0	9	18	81.00	15.000
Dan Gakeler, R ERA: 7.68	(1, 1)	4.0	L	16	3	4	4	4	1	1	0	0	0	0	47	69	9.00	1.000
Paul Gibson, L ERA: 4.79	(5, 1)	1.0		8	3	3	3	0	3	0	0	0	1	0	13	28	27.00	6.000
John Kiely, R ERA: 14.85	(6, 1)	2.2		13	3	2	2	0	1	1	0	0	0	0	25	45	6.75	1.500

PITCHER	IP	WLS	BF	H	R	ER	SO	BB	IBB	HBP	BLK	WP	HR	S	P	ERA	WHIP

Batter	1	2	3	4	5	6	7	8	9	10	AB	R	H	RBI	BB	SO	LOB
Milt Cuyler, S (1, 8) OBP: 0.334, SLG: 0.327	B5-3		G5-3		K	CS 1-H BB		E6 1-3		1B	5	0	1	0	1	1	3
Lou Whitaker, L (1, 4) OBP: 0.389, SLG: 0.481	G4-3		K		P6	F9		FC3-6 IBB		P4	5	0	0	0	1	1	4
Tony Phillips, S (1, 9) OBP: 0.382, SLG: 0.464	E3		K			F7	FC6-4 BB	1-2f			3	0	0	0	1	1	0
John Shelby, S (7, PR) OBP: 0.204, SLG: 0.287 (7, 9)						CS 1-2					1	0	0	0	0	0	3
Cecil Fielder, R (1, 10) OBP: 0.344, SLG: 0.530	P3			F9		2B 1B BB	K		P2		4	1	0	0	1	1	2
Dave Bergman, L (1, 3) OBP: 0.366, SLG: 0.419	HR			K		2B HR 1-2 1B	FC6-4 1-2f		HR		5	3	3	2	0	1	1
Travis Fryman, R (1, 6) OBP: 0.298, SLG: 0.439	B5-3			K		HR 1-3 2-H 2B	K		G6-3		5	1	1	1	0	2	1
John Moses, S (1, 7) OBP: 0.167, SLG: 0.125	K			1B		E5 HR		G5-3	F8		4	1	0	0	1	1	2
Mark Salas, L (1, 2) OBP: 0.130, SLG: 0.176	1B			F8		HR 1-H 2-H 3-H		E		F7	2	0	1	0	0	0	1
Mickey Tettleton, S (6, PH) OBP: 0.390, SLG: 0.513 (6, 2)											2	1	1	4	1	0	0
Scott Livingstone, L (1, 5) OBP: 0.400, SLG: 0.431	F7			1B		BB		K		P3	2	0	1	0	0	0	1
Skeeter Barnes, R (6, PH) OBP: 0.311, SLG: 0.470 (6, 5)											2	1	0	0	1	1	1
Inning Stats	R: 0 E: 1 K: 0 S: 8 H: 0 LOB: 1 BB: 0 P: 9	R: 1 E: 0 K: 1 S: 15 H: 2 LOB: 1 BB: 0 P: 23	R: 0 E: 0 K: 2 S: 7 H: 0 LOB: 0 BB: 0 P: 11	R: 0 E: 0 K: 2 S: 8 H: 0 LOB: 0 BB: 0 P: 15	R: 0 E: 0 K: 1 S: 11 H: 1 LOB: 2 BB: 1 P: 19	R: 6 E: 1 K: 0 S: 23 H: 3 LOB: 0 BB: 3 P: 44	R: 0 E: 0 K: 2 S: 9 H: 0 LOB: 1 BB: 1 P: 17	R: 0 E: 1 K: 1 S: 11 H: 0 LOB: 3 BB: 2 P: 23	R: 1 E: 0 K: 0 S: 6 H: 1 LOB: 0 BB: 0 P: 9	R: 0 E: 0 K: 0 S: 8 H: 1 LOB: 1 BB: 0 P: 12	1B: 4 2B: 1 3B: 0 HR: 3 SF: 0 SAC: 0 DP: 0 HBP: 0						

PITCHER		IP	WLS	BF	H	R	ER	SO	BB	IBB	HBP	BLK	WP	HR	S	P	ERA	WHIP
Tim Leary, R ERA: 6.51	(1, 1)	5.1		23	4	3	3	6	2	0	0	0	0	1	58	92	5.06	1.125
Rich Monteleone, R ERA: 3.71	(6, 1)	0.0		2	1	0	0	0	0	0	0	0	0	0	5	8	∞	∞
Lee Guetterman, L ERA: 2.91	(6, 1)	0.2		4	1	4	2	0	2	0	0	0	0	1	9	21	27.00	4.500
Eric Plunk, R ERA: 5.19	(7, 1)	3.0		14	1	1	1	3	2	1	0	0	0	1	26	49	3.00	1.000
Steve Farr, R ERA: 1.92	(10, 1)	1.0	W	4	1	0	0	0	0	0	0	0	0	0	8	12	0.00	1.000

PITCHER	IP	WLS	BF	H	R	ER	SO	BB	IBB	HBP	BLK	WP	HR	S	P	ERA	WHIP

TOP

Detroit Tigers @ New York Yankees

Yankee Stadium, Bronx, NY

Sun Aug 11 1991, 7:05 PM EDT

Att. 34,733 - Sunny - 77 F

livebaseballscorecards.com

AB	40
R	8
H	8
RBI	7
BB	7
SO	9
LOB	19

WP: 0	PB: 0	SB: 2	CS: 1
PA: 48			

Batter	1	2	3	4	5	6	7	8	9	10	AB	R	H	RBI	BB	SO	LOB
Bernie Williams, S (1, 8) OBP: 0.375, SLG: 0.373	4-1 G5-3 1B BB	1-3 K		4-1 CS BB		3-2 F8		0-0 SH5-4 1-2 2-3		1-2 F9	3	1	0	0	2	1	2
Steve Sax, R (1, 4) OBP: 0.340, SLG: 0.394	2-1 G5-3 1-2		1-2 S CS 2B 1B	1-0 FC5 1-2 2B		0-1 E5 1-3 1B		0-0 SF9 3-H		1-1 HR 1B	5	2	4	1	0	0	1
Mel Hall, L (1, 10) OBP: 0.343, SLG: 0.514	1-2 2-H 1B		1-2 F9 1-2	4-0 FC5 IBB		0-0 G6-3		0-1 G3-1		1-0 1-H HR	5	1	2	3	1	0	4
Hensley Meulens, R (1, 7) OBP: 0.262, SLG: 0.311 Matt Nokes, L (9, 2) OBP: 0.302, SLG: 0.508	2-3 K		4-0 BB 2-3 BB	1-0 FC5 1-2 2-3f			3-3 K		0-0 E1 SH5-4 1B 1B		3 1	0 1	0 0	0 0	1 0	2 0	3 0
Kevin Maas, L (1, 3) OBP: 0.341, SLG: 0.380	1-0 G4-3		4-2 S 2B BB 1-2		0-1 F7		2-0 F8		1-0 SH5-4 1B 1B 1-2		4	2	1	0	1	0	1
Randy Velarde, R (1, 6) OBP: 0.357, SLG: 0.344 (10, 7)	2-0 SH5-4 1B SF7 1B		1-2 E S 2B 1-H 3-H		0-0 G6-3		0-1 1B		0-0 SH5-4 1-2 2-3		4	2	3	2	0	0	0
Mike Humphreys, R (1, 9) OBP: 0.269, SLG: 0.136 (9, 7) Don Mattingly, L (9, PH) OBP: 0.356, SLG: 0.414 Alvaro Espinoza, R (9, PR) OBP: 0.306, SLG: 0.366 (10, 6)	0-1 SF7 SH5-4 1-2 1B		3-2 E5 S 2-3		1-0 F9		2-2 F8		1-0 2-H 3-H 1B		4 1 0	0 0 0	1 1 0	0 2 0	0 0 0	0 0 0	2 0 0
Bob Geren, R (1, 2) OBP: 0.240, SLG: 0.237 Pat Sheridan, L (8, PH) OBP: 0.281, SLG: 0.366 (9, 9)	0-0 SH5-4 1-2 2-3		3-1 G5-3 1-2 3-H			1-3 K		4-2 SH5-4 1B SF9 BB	3-1 F8		2 1	0 1	0 0	0 1	0 1	1 0	1 1
Pat Kelly, R (1, 5) OBP: 0.292, SLG: 0.363	2-1 SF7 2-3 3-H			1-0 G6-3		1-0 E 1B 1B		2-2 SH5-4 1-2	1-1 L6		4	0	2	1	0	0	1
Inning Stats	R: 1 H: 1 E: 0 LOB: 1 K: 1 BB: 1 S: 10 P: 20	R: 1 H: 2 E: 0 LOB: 1 K: 1 BB: 0 S: 9 P: 14	R: 3 H: 2 E: 1 LOB: 1 K: 0 BB: 2 S: 17 P: 34	R: 0 H: 1 E: 0 LOB: 2 K: 0 BB: 2 S: 5 P: 15	R: 0 H: 0 E: 0 LOB: 0 K: 0 BB: 0 S: 4 P: 5	R: 0 H: 2 E: 1 LOB: 2 K: 1 BB: 0 S: 10 P: 15	R: 0 H: 1 E: 0 LOB: 1 K: 1 BB: 0 S: 9 P: 16	R: 1 H: 1 E: 0 LOB: 1 K: 0 BB: 1 S: 9 P: 15	R: 2 H: 2 E: 1 LOB: 1 K: 0 BB: 0 S: 8 P: 14	R: 2 H: 2 E: 0 LOB: 0 K: 0 BB: 0 S: 7 P: 10	1B: 11 SF: 2 2B: 2 SAC: 3 3B: 0 DP: 0 HR: 1 HBP: 0						

PITCHER	IP	WLS	BF	H	R	ER	SO	BB	IBB	HBP	BLK	WP	HR	S	P	ERA	WHIP
Scott Aldred, L (1, 1) ERA: 9.53	2.2		14	4	4	2	2	3	0	0	0	0	0	28	53	6.75	2.625
Dan Gakeler, R (3, 1) ERA: 7.24	2.2		13	3	1	0	1	1	1	0	0	0	0	21	41	0.00	1.500
Jerry Don Gleaton, L (6, 1) ERA: 3.44	1.2		7	2	0	0	1	0	0	0	0	0	0	15	25	0.00	1.200
Mike Henneman, R (8, 1) ERA: 2.64	2.0		11	3	3	2	0	1	0	0	0	0	0	17	29	9.00	2.000
Paul Gibson, L (10, 1) ERA: 5.01	0.1	L	3	2	2	2	0	0	0	0	0	0	1	7	10	54.00	6.000

PITCHER	IP	WLS	BF	H	R	ER	SO	BB	IBB	HBP	BLK	WP	HR	S	P	ERA	WHIP

BOTTOM

Detroit Tigers @ New York Yankees

Yankee Stadium, Bronx, NY

Sun Aug 11 1991, 7:05 PM EDT
Att. 34,733 - Sunny - 77 F

livebaseballscorecards.com

AB	37
R	10
H	14
RBI	9
BB	6
SO	4
LOB	16

WP: 0 PA: 48
PB: 0
SB: 4
CS: 2

Chicago White Sox @ Detroit Tigers

Tiger Stadium, Detroit, MI

Tue Aug 13 1991, 7:05 PM EDT

Cloudy - 84 F

TOP

livebaseballscorecards.com

Batter	1	2	3	4	5	6	7	8	9	AB	R	H	RBI	BB	SO	LOB
Tim Raines, S (1, 7) OBP: 0.361, SLG: 0.347	X 0-0 CS 1B		B B B 4-0 G3-6-1 BB		C X 0-1 1-2 2-3 1B		C F B C 1-3 ① K	B X 1-0 1-2 1B		4	0	3	0	1	1	0
Robin Ventura, L (1, 5) OBP: 0.386, SLG: 0.466 Joey Cora, S (6, 6) OBP: 0.328, SLG: 0.310 Carlton Fisk, R (8, PH) OBP: 0.325, SLG: 0.409 Lance Johnson, L (8, 8) OBP: 0.274, SLG: 0.292	1 SAFE C B F B B C 3-3 ①② K 1-2		1 SAFE 1 SAFE 1 SAFE C 1 SAFE 1 SAFE 1 SAFE X 0-1 ②③ G3-6-1 1-2f		B B X 2-0 ③ L4	B X 1-0 ② F9	B X 1-0 ② F9	B X 1-0 ③ F9		3 1 1 0	0 0 0 0	0 0 0 0	0 0 0 0	0 0 0 0	1 0 0 0	5 0 2 0
Frank Thomas, R (1, 10) OBP: 0.454, SLG: 0.562	X 0-0 2B			B X 1-0 ① P3		B X 1-0 ① F8	B C C B F F B B 4-2 BB		B B X 2-0 HR 1B	4	1	2	0	1	0	0
Ron Kittle, R (1, 3) OBP: 0.296, SLG: 0.326	B C C F B B F X 3-2 ③ P4			B X 1-0 ② F9		F F F B F B F B B 4-2 1B 2B BB	F B F B X 2-2 ③ G4-3		C F X 0-2 1-H HR	4	2	1	2	1	0	2
Dan Pasqua, L (1, 9) OBP: 0.372, SLG: 0.471 Warren Newson, L (8, 9) OBP: 0.434, SLG: 0.425		C B B B B 4-1 CS BB		B B C X 2-1 ③ P7		B B X 2-0 WP 1-3 2B 1B		C F F S 1-3 ① K	C X 0-1 G5-4-3 1B	3 1	1 0	1 1	0 0	1 0	1 0	0 0
Craig Grebeck, R (1, 4) OBP: 0.336, SLG: 0.479 (5, 6) (6, 5) (8, 6)		B X 1-0 ① F9			C B B X 2-1 1B BB 1B	B X 1-0 1-H HR 3-H 2B		C X 0-1 ② L6	B F B B X 3-1 ①② G5-4-3 1-2f	5	1	2	2	0	0	2
Mike Huff, R (1, 8) OBP: 0.365, SLG: 0.360 (8, 4)		B B 1 SAFE 1 SAFE C S F S 2-3 ②③ K 1-2			F C F X 0-2 ① F8	B S B F B X 3-2 ② F7		C F B B B X 3-2 HR	C S B B X 2-2 1B	5	1	2	1	0	1	3
Ron Karkovice, R (1, 2) OBP: 0.327, SLG: 0.475			B F C F F X 1-2 HR		C B B B C B 4-2 1-2 1B BB	B F B C F B X 3-2 2-H HR		S B X 1-1 1B 2B	C B S B B S 2-3 ③ K	4	3	3	3	1	1	1
Ozzie Guillen, L (1, 6) OBP: 0.274, SLG: 0.321 Scott Fletcher, R (5, PH) OBP: 0.267, SLG: 0.263 (5, 4) (8, 5)			X 0-0 ① B5-3		C X 0-1 ② F8	C F B C 1-3 ③ K		B X 1-0 1B 2-H 1B		1 3	0 0	0 1	0 1	0 0	0 1	0 2
Inning Stats	R: 0 E: 0 K: 1 S: 10 H: 2 LOB: 1 BB: 0 P: 16	R: 0 E: 0 K: 1 S: 6 H: 0 LOB: 0 BB: 1 P: 13	R: 1 E: 0 K: 0 S: 8 H: 1 LOB: 0 BB: 1 P: 13	R: 0 E: 0 K: 0 S: 4 H: 0 LOB: 0 BB: 0 P: 8	R: 0 E: 0 K: 0 S: 13 H: 2 LOB: 3 BB: 1 P: 21	R: 4 E: 0 K: 1 S: 18 H: 3 LOB: 0 BB: 1 P: 33	R: 0 E: 0 K: 1 S: 11 H: 0 LOB: 1 BB: 1 P: 19	R: 2 E: 0 K: 1 S: 14 H: 4 LOB: 2 BB: 0 P: 22	R: 2 E: 0 K: 1 S: 14 H: 4 LOB: 1 BB: 0 P: 23	1B: 9 2B: 3 3B: 0 HR: 4	SF: 0 SAC: 0 DP: 2 HBP: 0						

	AB	39
	R	9
	H	16
	RBI	9
	BB	5
	SO	6
	LOB	17

WP: 1 PB: 0 SB: 0 CS: 2 PA: 44

PITCHER		IP	WLS	BF	H	R	ER	SO	BB	IBB	HBP	BLK	WP	HR	S	P	ERA	WHIP
Frank Tanana, L ERA: 3.86	(1, 1)	5.2	W	26	8	5	5	2	4	0	0	0	1	2	56	100	7.94	2.118
Jerry Don Gleaton, L ERA: 3.64	(6, 1)	2.0		10	3	2	2	3	1	0	0	0	0	1	26	41	9.00	2.000
Mike Henneman, R ERA: 2.84	(8, 1)	1.1		8	5	2	2	1	0	0	0	0	0	1	16	27	13.50	3.750

PITCHER	IP	WLS	BF	H	R	ER	SO	BB	IBB	HBP	BLK	WP	HR	S	P	ERA	WHIP

Batter	1	2	3	4	5	6	7	8	9	AB	R	H	RBI	BB	SO	LOB
Milt Cuyler, S (1, 8) OBP: 0.333, SLG: 0.329	C C B F B F X 2-2 F8 ①		L 1 SAFE X 0-1 SH SF8 WP 1-3 2-H	X 0-0 2B 2B	B C S B F F B F X 3-2 F8 ①		F B F B F X 2-2 P5 ①			4	2	1	0	0	0	0
Lou Whitaker, L (1, 4) OBP: 0.386, SLG: 0.481	C X 0-1 F9 ②		X 0-0 SF8 ① 2-3 3-H	B F B B X 3-1 E HR 2B 2-H	C B F C 1-3 K ②		B C B C X 2-2 G4-3 ②			4	1	1	2	0	1	0
Tony Phillips, S (1, 7) OBP: 0.382, SLG: 0.466 John Moses, S (5, 7) OBP: 0.150, SLG: 0.111	X 0-0 F7 ③		B F B B X 3-1 HR 2B 3-H	X 0-0 FC HR 2-3	C C S 0-3 K ③		C B X 1-1 G5-3 ③			3 2	2 0	1 0	0 0	0 0	0 1	1 0
Cecil Fielder, R (1, 10) OBP: 0.346, SLG: 0.543		B B C F E X 2-2 G1-3 ①	B C X 1-1 HR 2-H	F F B X 1-2 HR 1-H 3-H		B S B B B 4-1 FC5-4 BB		B C S F S 1-3 K ①		4	2	2	5	1	1	0
Mickey Tettleton, S (1, 2) OBP: 0.392, SLG: 0.514	C F S 0-3 K ②	C X 0-1 1B 2B	B B B C F B 4-2 BB			B B F B X 3-1 FC5-4 WP ① 1-2f		B B B C B 4-1 BB		3	2	1	0	2	1	1
Dave Bergman, L (1, 3) OBP: 0.367, SLG: 0.408	B C B F B F B 4-2 BB	C B B B C F B 4-2 1B BB	C F S 0-3 K ①			C B B F S 2-3 K ② 1-2		B S S S 1-3 K ②		3	0	0	0	2	3	3
Travis Fryman, R (1, 6) OBP: 0.299, SLG: 0.439	B C S B F B S 3-3 K ③	B B X 2-0 1-2 2-H 1B	F B S X 1-2 F8 ②			B X 1-0 BB 2-H 1B		B F F B S 2-3 K ③		5	0	2	2	0	2	3
Rob Deer, R (1, 9) OBP: 0.305, SLG: 0.399		C B X 2-1 SH E 1B 1B	F B F B B F B 1-2 BB			F B B F B B B 4-2 1-2 BB				2	1	1	0	2	1	2
Scott Livingstone, L (1, 5) OBP: 0.391, SLG: 0.419		B SAFE X 1-1 E 1-2 SF8 1B	B X 1-0 F8 ③			X 0-0 F7 ③				4	1	1	0	0	0	6
Inning Stats	R: 0 E: 0 K: 0 S: 8 H: 0 LOB: 0 BB: 0 P: 10	R: 0 E: 0 K: 2 S: 14 H: 0 LOB: 1 BB: 1 P: 23	R: 6 E: 1 K: 1 S: 24 H: 6 LOB: 2 BB: 1 P: 40	R: 4 E: 1 K: 1 S: 19 H: 3 LOB: 2 BB: 2 P: 33	R: 0 E: 0 K: 2 S: 12 H: 0 LOB: 0 BB: 0 P: 16	R: 1 E: 0 K: 1 S: 10 H: 1 LOB: 2 BB: 2 P: 24	R: 0 E: 0 K: 0 S: 9 H: 0 LOB: 0 BB: 0 P: 14	R: 0 E: 0 K: 3 S: 11 H: 0 LOB: 1 BB: 1 P: 19		1B: 4 2B: 4 3B: 0 HR: 2 SF: 1 SAC: 1 DP: 0 HBP: 0						

PITCHER		IP	WLS	BF	H	R	ER	SO	BB	IBB	HBP	BLK	WP	HR	S	P	ERA	WHIP
Alex Fernandez, R ERA: 5.25	(1, 1)	2.1	L	16	6	6	6	2	2	0	0	0	1	1	39	63	23.14	3.429
Ken Patterson, L ERA: 2.83	(3, 1)	5.2		27	4	5	4	8	5	0	0	0	1	1	68	116	6.35	1.588

PITCHER	IP	WLS	BF	H	R	ER	SO	BB	IBB	HBP	BLK	WP	HR	S	P	ERA	WHIP

BOTTOM

Chicago White Sox @ Detroit Tigers

Tiger Stadium, Detroit, MI

Tue Aug 13 1991, 7:05 PM EDT

Cloudy - 84 F

livebaseballscorecards.com

AB	34
R	11
H	10
RBI	9
BB	7
SO	10
LOB	16

WP: 2 PB: 0 SB: 0 CS: 0 PA: 43

Chicago White Sox @ Detroit Tigers

Tiger Stadium, Detroit, MI

Tue Aug 13 1991, 7:05 PM EDT

Att. 29,339 - Cloudy - 76 F

TOP

livebaseballscorecards.com

Batter	1	2	3	4	5	6	7	8	9	AB	R	H	RBI	BB	SO	LOB
Tim Raines, S (1, 10) OBP: 0.359, SLG: 0.352	G2-3		FC6-4 1-2f			HR		G3-1	F7	5	1	1	1	0	0	3
Robin Ventura, L (1, 5) OBP: 0.387, SLG: 0.471	G3-1		F7			FC4-6 1B		1B 3B		4	1	2	0	0	0	1
Frank Thomas, R (1, 3) OBP: 0.453, SLG: 0.558	G4-3			G4-3		F8		1B BB		3	0	0	0	1	0	1
Dan Pasqua, L (1, 9) OBP: 0.374, SLG: 0.471		1B		K		FC4-6 1-2f		1-2 1B 3-H		4	0	2	1	0	1	1
Carlton Fisk, R (1, 2) OBP: 0.327, SLG: 0.422		HR		K			G4-3 2B	K		4	1	2	1	0	2	2
Warren Newson, L (1, 7) OBP: 0.427, SLG: 0.410		L8			G6-3		K		G6-3 BB	3	0	0	0	1	1	1
Mike Huff, R (9, PR) OBP: 0.365, SLG: 0.360										0	0	0	0	0	0	0
Lance Johnson, L (1, 8) OBP: 0.271, SLG: 0.289		G1-3			G4-3		G4-3 2-3		G6-3 1-2	4	0	0	0	0	0	2
Joey Cora, S (1, 4) OBP: 0.323, SLG: 0.305			L6		G3-1		P5		P6	3	0	0	0	0	0	1
Ron Kittle, R (9, PH) OBP: 0.291, SLG: 0.319										1	0	0	0	0	0	1
Ozzie Guillen, L (1, 6) OBP: 0.276, SLG: 0.321			FC6-4 1B			G3		G3	BB	3	0	1	0	1	0	0

Inning Stats	R: 0 E: 0 K: 0 S: 4	H: 0 LOB: 0 BB: 0 P: 7	R: 1 E: 0 K: 0 S: 7	H: 2 LOB: 0 BB: 0 P: 12	R: 0 E: 0 K: 0 S: 7	H: 1 LOB: 1 BB: 0 P: 10	R: 0 E: 0 K: 2 S: 9	H: 0 LOB: 0 BB: 0 P: 12	R: 0 E: 0 K: 0 S: 6	H: 0 LOB: 0 BB: 0 P: 7
	R: 1 E: 0 K: 0 S: 11	H: 2 LOB: 1 BB: 0 P: 20	R: 0 E: 0 K: 1 S: 10	H: 1 LOB: 1 BB: 0 P: 14	R: 1 E: 0 K: 1 S: 7	H: 2 LOB: 2 BB: 1 P: 15	R: 0 E: 0 K: 0 S: 11	H: 0 LOB: 2 BB: 2 P: 24	1B: 4 2B: 1 3B: 1 HR: 2	SF: 0 SAC: 0 DP: 0 HBP: 0	WP: 0 PB: 0 SB: 0 CS: 0	PA: 37

	AB	34
	R	3
	H	8
	RBI	3
	BB	3
	SO	4
	LOB	13

PITCHER	IP	WLS	BF	H	R	ER	SO	BB	IBB	HBP	BLK	WP	HR	S	P	ERA	WHIP
Bill Gullickson, R (1, 1) ERA: 4.0	7.2	W	31	8	3	3	3	1	0	0	0	0	2	58	93	3.52	1.174
Mike Henneman, R (8, 1) ERA: 2.78	1.1	S	6	0	0	0	1	2	0	0	0	0	0	14	28	0.00	1.500

PITCHER	IP	WLS	BF	H	R	ER	SO	BB	IBB	HBP	BLK	WP	HR	S	P	ERA	WHIP

Batter	1	2	3	4	5	6	7	8	9	AB	R	H	RBI	BB	SO	LOB
Milt Cuyler, S (1, 8) OBP: 0.332, SLG: 0.328	B F B S B S 3-3 K ①		B C F F F X 1-2 BB 1B 1B	B C X 1-1 G6-3 ③		B B X 2-0 G4-3 ③ 1-2				4	1	1	0	0	1	2
Tony Phillips, S (1, 4) OBP: 0.383, SLG: 0.465	C F F F B B F F F 2-3 C K ②		1 SAFE B S 1 SAFE 1 SAFE B F B B 4-1 1B 1-2 BB		X 0-0 F9 BB E 1B		C F S 0-3 K ①			3	1	1	0	1	2	0
Alan Trammell, R (1, 6) OBP: 0.327, SLG: 0.391	C X 0-1 1B		B B F X 2-1 1-2 2-H 1B		B B B C B 4-1 S 1-2 BB		B B X 2-0 F7 ②			3	0	2	1	1	0	0
Cecil Fielder, R (1, 3) OBP: 0.345, SLG: 0.540	B C B F F F B S 3-3 K ③		X 0-0 F8 ③		B B X 2-0 F9 ① 2-3		C C B B F B F B 4-2 BB			3	0	0	0	1	1	5
Travis Fryman, R (1, 5) OBP: 0.299, SLG: 0.437		F X 0-1 FC6-4 1B		X 0-0 G5-3 ①	S P B F S 2-3 K ② 1-3 3-H		F S B B S 2-3 K ③			4	0	1	0	0	2	2
Rob Deer, R (1, 9) OBP: 0.304, SLG: 0.396		F C B B X 2-2 FC6-4 G6-4-3 ① 1-2f		B S B B B 4-1 FC5-4 1B 1B BB	X 0-0 G5-3 ③			S S F B S 1-3 K ①		3	1	0	0	1	1	2
Pete Incaviglia, R (1, 10) OBP: 0.270, SLG: 0.347	B S B X 2-1 G6-4-3 ②③ 1-2f			B B X 2-0 FC5-4 1-2 1B		F B S B S 2-3 K ①		C B S S 1-3 K ②		4	0	1	0	0	2	1
Skeeter Barnes, R (1, 7) OBP: 0.304, SLG: 0.459			C X 0-1 P3 ①	C F B X 1-2 FC5-4 WP ② 1-2f 2-3 1B		C S X 0-2 G6-3 ②		F S S 0-3 K ③		2	1	0	0	0	0	2
John Moses, S (6, PH) OBP: 0.136, SLG: 0.100										2	0	0	0	0	1	0
(7, 7)																
Andy Allanson, R (1, 2) OBP: 0.267, SLG: 0.336			B C S C 1-3 K ②	1 SAFE B B B C X 3-1 1-H 3-H 1B		X 0-0 WP 1B				3	0	2	2	0	1	0
Inning Stats	R: 0 E: 0 K: 3 S: 18 H: 1 LOB: 1 BB: 0 P: 26	R: 0 E: 0 K: 0 S: 7 H: 1 LOB: 0 BB: 0 P: 11	R: 1 E: 0 K: 1 S: 14 H: 2 LOB: 2 BB: 1 P: 22	R: 2 E: 0 K: 0 S: 10 H: 2 LOB: 1 BB: 1 P: 21	R: 1 E: 0 K: 1 S: 8 H: 1 LOB: 1 BB: 1 P: 15	R: 0 E: 0 K: 1 S: 8 H: 1 LOB: 1 BB: 0 P: 12	R: 0 E: 0 K: 2 S: 11 H: 0 LOB: 1 BB: 1 P: 19	R: 0 E: 0 K: 3 S: 10 H: 0 LOB: 0 BB: 0 P: 12		1B: 8 2B: 0 3B: 0 HR: 0 SF: 0 SAC: 0 DP: 1 HBP: 0						

BOTTOM

Chicago White Sox @ Detroit Tigers

Tiger Stadium, Detroit, MI

Tue Aug 13 1991, 7:05 PM EDT

Att. 29,339 - Cloudy - 76 F

livebaseballscorecards.com

AB	31
R	4
H	8
RBI	3
BB	4
SO	11
LOB	14

PITCHER		IP	WLS	BF	H	R	ER	SO	BB	IBB	HBP	BLK	WP	HR	S	P	ERA	WHIP
Greg Hibbard, L ERA: 4.38	(1, 1)	4.0	L	20	7	4	3	4	2	0	0	0	1	0	50	81	6.75	2.250
Brian Drahman, R ERA: 4.12	(5, 1)	0.1		2	0	0	0	0	1	0	0	0	0	0	2	8	0.00	3.000
Melido Perez, R ERA: 3.08	(5, 1)	3.2		13	1	0	0	7	1	0	0	0	1	0	34	49	0.00	0.545

PITCHER	IP	WLS	BF	H	R	ER	SO	BB	IBB	HBP	BLK	WP	HR	S	P	ERA	WHIP

Batter	1	2	3	4	5	6	7	8	9	AB	R	H	RBI	BB	SO	LOB
Tim Raines, S (1, 7) OBP: 0.363, SLG: 0.356	B X 1-0 1B 1B		C B X 1-1 G3 S 1B	B F B B C X 3-2 HR 1B		S B B B B 4-1 3B BB		C B B B F X 3-2 ① F8		4	3	3	0	1	0	0
Robin Ventura, L (1, 5) (6, 3) OBP: 0.389, SLG: 0.479	C B X 1-1 1B 1-2 1B		B C B C B X 3-2 ① G6-3 1-2	C X 0-1 1-H HR		C B B C 1 SAFE 1 SAFE S 2-3 ① K		B X 1-0 BB 2B 1B		5	2	3	2	0	1	2
Frank Thomas, R (1, 10) OBP: 0.454, SLG: 0.556	C B F B X 2-2 FC5 1-2 2-H 1B		B B C B B 4-1 G3 BB	B B S C B 4-2 PO BB		B 1 SAFE C 1 SAFE 1 SAFE B C X 2-2 ② P4		C B F B S 2-3 ② K		3	0	1	1	2	1	2
Dan Pasqua, L (1, 3) OBP: 0.371, SLG: 0.467 Craig Grebeck, R (6, PH) OBP: 0.346, SLG: 0.500 (6, 5)	F C B B F F F X 2-2 ① F7		X 0-0 ② G3 1-2 2-3	C C F B 1 SAFE S 1-3 ② K		X 0-0 1-H 3B		B C B F B B 4-2 1-2 2B BB		3 1	0 1	0 1	0 1	0 1	1 0	5 0
Warren Newson, L (1, 9) OBP: 0.415, SLG: 0.395 Mike Huff, R (6, PH) OBP: 0.371, SLG: 0.369 (6, 9)	B F C B B F X 3-2 ② L7		B S C X 1-2 ③ G3-1	B C 1 SAFE 1-1 ③ PO 1-2	C X 1-1 ① G4-3	B B I I 4-0 IBB		C C X 0-2 1-H 2-H 2B		3 1	0 0	0 1	0 2	0 1	0 0	4 0
Lance Johnson, L (1, 8) OBP: 0.270, SLG: 0.288	X 0-0 ③ FC5 1-2f			B B C X 2-1 BB HR 1B	C X 0-1 ② F8	X 0-0 ③ L3		F M B F S 1-3 ③ K		5	1	1	0	0	1	5
Ron Karkovice, R (1, 2) OBP: 0.321, SLG: 0.456		C B B C B X 3-2 ① F9		C 1 SAFE 1 SAFE P S X 1-2 ① P3	C S B B F B B 4-2 1B BB		B X 1-0 ① F9		B X 1-0 ① G3-1	4	0	0	0	1	0	1
Joey Cora, S (1, 4) OBP: 0.325, SLG: 0.304		B F X 1-1 ② G4-3		1 SAFE 1 SAFE 1 SAFE P B B B 4-0 1-2 HR BB	B C B 1 SAFE 1 SAFE 1 SAFE 1 F X 2-2 1-3 1B		B C B F F X 2-2 ② L4		F B S B F S 2-3 ② K	4	1	1	0	1	1	0
Ozzie Guillen, L (1, 6) OBP: 0.275, SLG: 0.327		B X 1-0 ③ G6-3		X 0-0 1-H 2-H HR	C F B F 1 SAFE B X 2-2 ③ G3		C F F F B F X 1-2 ③ L9		B C B X 2-1 ③ G4-3	5	1	1	3	0	0	2
Inning Stats	R: 1 H: 3 E: 0 LOB: 2 K: 0 BB: 0 S: 18 P: 27	R: 0 H: 0 E: 0 LOB: 0 K: 0 BB: 0 S: 6 P: 11	R: 0 H: 1 E: 0 LOB: 2 K: 0 BB: 1 S: 10 P: 19	R: 5 H: 4 E: 0 LOB: 0 K: 1 BB: 2 S: 20 P: 34	R: 0 H: 1 E: 0 LOB: 2 K: 0 BB: 1 S: 14 P: 23	R: 1 H: 1 E: 0 LOB: 2 K: 1 BB: 2 S: 9 P: 21	R: 0 H: 0 E: 0 LOB: 0 K: 0 BB: 0 S: 11 P: 15	R: 2 H: 2 E: 0 LOB: 1 K: 2 BB: 1 S: 16 P: 27	R: 0 H: 0 E: 0 LOB: 0 K: 1 BB: 0 S: 7 P: 12	1B: 8 SF: 0 2B: 1 SAC: 0 3B: 1 DP: 0 HR: 2 HBP: 0					WP: 0 PA: 46 PB: 0 SB: 1 CS: 0	

TOP

Chicago White Sox @ Detroit Tigers

Tiger Stadium, Detroit, MI

Wed Aug 14 1991, 7:05 PM EDT

Att. 21,114 - Cloudy - 85 F

livebaseballscorecards.com

AB	38
R	9
H	12
RBI	9
BB	7
SO	5
LOB	21

PITCHER		IP	WLS	BF	H	R	ER	SO	BB	IBB	HBP	BLK	WP	HR	S	P	ERA	WHIP
Walt Terrell, R ERA: 4.41	(1, 1)	3.1		21	8	6	6	0	3	0	0	0	0	2	49	84	16.20	3.300
Paul Gibson, L ERA: 4.98	(4, 1)	4.0	L	17	3	2	2	2	2	1	0	0	0	0	43	74	4.50	1.250
Dan Gakeler, R ERA: 7.17	(8, 1)	1.2		7	1	1	1	3	1	0	0	0	0	0	19	31	5.40	1.200

PITCHER	IP	WLS	BF	H	R	ER	SO	BB	IBB	HBP	BLK	WP	HR	S	P	ERA	WHIP

Batter	1	2	3	4	5	6	7	8	9	AB	R	H	RBI	BB	SO	LOB
Tony Phillips, S (1, 5) OBP: 0.385, SLG: 0.471	C F B B X 2-2 HR		S B B B B 4-1 FC6-4 WP SF8 BB		B S C X 1-2 E4 FC5 1B	B B C B B 4-1 1B BB BB	B 1 SAFE F 1 SAFE B X 2-1 ③ P5		B S B X 2-1 ② SF7 3-H	3	2	1	2	2	0	1
Lou Whitaker, L (1, 4) OBP: 0.390, SLG: 0.480	X 0-0 ① G3		B B B C B 4-1 FC6-4 1-2 BB		B X 1-0 E 1-2 1B	1 SAFE B F 1 SAFE B B S 1 SAFE 1 SAFE 4-2 F B BB 1B BB 1-2 BB		B B B C C B 4-2 BB BB	B F F B S 2-3 ③ K	3	2	1	0	3	1	2
Alan Trammell, R (1, 6) OBP: 0.325, SLG: 0.388	C B C S 1-3 ② K		C F F F X 0-2 ① FC6-4 1-2f 2-3		B F S X 1-2 ② FC5 1B 1-H 2-3f	C C B B X 2-2 ② BB BB 1-2 2-H 1B		B X 1-0 ① L7		5	1	1	0	0	1	4
Cecil Fielder, R (1, 10) OBP: 0.348, SLG: 0.543	B B X 2-0 ③ 2B		1 SAFE 1 SAFE X 0-0 ② SF8 3-H		X 0-0 FC6 BB 3-H 1B	B B C B B 4-1 BB 1-2 2-3 BB		B C S S 1-3 ② K		3	0	2	2	1	1	1
Mickey Tettleton, S (1, 2) OBP: 0.397, SLG: 0.513		B B C B B 4-1 G1-3 BB	C B 1 SAFE B F B 1 SAFE X 3-2 ③ F8		B B B B B 4-0 FC6 1-2 BB	S B B B B 4-1 1-2 2-3 3-H BB		B B B B 4-0 1-2 BB		1	0	0	1	4	0	1
Dave Bergman, L (1, 3) OBP: 0.359, SLG: 0.398 Skeeter Barnes, R (6, PH) OBP: 0.301, SLG: 0.453 (7, 3) Mark Salas, L (8, PH) OBP: 0.127, SLG: 0.173 (9, 3)	B B C C F X 2-2 ① G1-3 1-2	C C B C 1-3 ① K	X 0-0 ③ FC6 1-2f 2-3	B F F X 1-2 ③ F8	B B C B B 2-2 ③ G3			3 1 1	0 0 0	0 0 0	0 0 0	1 0 0	3 3 2
Rob Deer, R (1, 9) OBP: 0.308, SLG: 0.394	C S B B B F B B 4-2 BB	B B C B S F F F S 3-3 ② K			F B F B B B B 4-2 HR BB	B B B B 4-0 FC1-6 BB	C F S 0-3 ① K	2	1	0	0	3	2	0
Pete Incaviglia, R (1, 7) OBP: 0.273, SLG: 0.362 John Moses, S (9, PR) OBP: 0.136, SLG: 0.100	S B C B B S 3-3 ② K	B S B B F X 3-2 ③ F8			B X 1-0 1-H HR	F S S 0-3 ① K	C F B X 1-2 2B SF7 1B	5 0	1 1	2 0	2 0	0 0	2 0	3 0
Milt Cuyler, S (1, 8) OBP: 0.329, SLG: 0.324 Scott Livingstone, L (9, PH) OBP: 0.400, SLG: 0.444	C X 0-1 ③ G4-3				B B C X 2-1 ① P5	B C F B X 2-2 ① F8	1 SAFE B 1 SAFE 1 SAFE X 1-0 ② FC1-6 1-2f		B F F X 1-2 1-3 2B	4 1	0 0	0 1	0 0	0 0	0 0	3 0
Inning Stats	R: 1 H: 2 E: 0 LOB: 1 K: 1 BB: 0 S: 8 P: 13	R: 0 H: 0 E: 0 LOB: 2 K: 1 BB: 2 S: 13 P: 26	R: 1 H: 0 E: 0 LOB: 1 K: 0 BB: 2 S: 11 P: 22	R: 0 H: 0 E: 0 LOB: 0 K: 2 BB: 0 S: 12 P: 19	R: 2 H: 2 E: 2 LOB: 2 K: 0 BB: 1 S: 11 P: 20	R: 3 H: 2 E: 0 LOB: 3 K: 0 BB: 5 S: 18 P: 44	R: 0 H: 0 E: 0 LOB: 1 K: 1 BB: 1 S: 6 P: 13	R: 0 H: 0 E: 0 LOB: 2 K: 1 BB: 2 S: 9 P: 21	R: 1 H: 2 E: 0 LOB: 2 K: 2 BB: 0 S: 14 P: 20	1B: 4 SF: 2 2B: 2 SAC: 0 3B: 0 DP: 0 HR: 2 HBP: 0						

PITCHER		IP	WLS	BF	H	R	ER	SO	BB	IBB	HBP	BLK	WP	HR	S	P	ERA	WHIP
Charlie Hough, R ERA: 3.7	(1, 1)	5.1		29	5	7	5	4	8	0	0	0	1	2	65	125	8.44	2.438
Donn Pall, R ERA: 2.28	(6, 1)	0.1		2	1	0	0	0	1	0	0	0	0	0	4	10	0.00	6.000
Scott Radinsky, L ERA: 2.1	(6, 1)	1.1	W	7	0	0	0	1	3	0	0	0	0	0	12	28	0.00	2.250
Bobby Thigpen, R ERA: 3.19	(8, 1)	2.0	S	9	2	1	1	3	1	0	0	0	0	0	21	35	4.50	1.500

PITCHER	IP	WLS	BF	H	R	ER	SO	BB	IBB	HBP	BLK	WP	HR	S	P	ERA	WHIP

BOTTOM

Chicago White Sox @ Detroit Tigers

Tiger Stadium, Detroit, MI

Wed Aug 14 1991, 7:05 PM EDT

Att. 21,114 - Cloudy - 85 F

livebaseballscorecards.com

AB	32
R	8
H	8
RBI	7
BB	13
SO	8
LOB	23

Batter	1	2	3	4	5	6	7	8	9	AB	R	H	RBI	BB	SO	LOB
Tim Raines, S (1, 7) OBP: 0.364, SLG: 0.355	C B X 1-1 CS 1B		B B X 2-0 ① F7		B B F B B B 4-1 E FC BB		C C B B F B X 3-2 ② G6-3		B B C F C 2-3 ③ K	4	1	1	0	1	1	3
Robin Ventura, L (1, 5) (8, 3) OBP: 0.388, SLG: 0.477	B 1 SAFE X 1-0 ① F9		C X 0-1 1-2 2-3 3-H 1B		C X 0-1 E3 E 1-3		B C X 1-1 ③ G4-3			4	0	1	1	0	0	2
Frank Thomas, R (1, 10) OBP: 0.451, SLG: 0.552	C 1 SAFE 1 SAFE B B B F F X 2-2 ②③ G5-3 1-2		C F B B B X 3-2 ② SF8 3-H		X 0-0 FC 1-2 3-H			C B S F C 1-3 ① K		3	0	0	2	0	1	2
Dan Pasqua, L (1, 3) OBP: 0.368, SLG: 0.462 Craig Grebeck, R (8, PH) OBP: 0.351, SLG: 0.512 (8, 5)		X 0-0 ① F7	F B B B X 3-1 ③ L8		B X 1-0 ② P6			C B F X 1-2 1B 2B		3 1	0 1	0 1	0 0	0 0	0 0	4 0
Carlton Fisk, R (1, 2) OBP: 0.323, SLG: 0.417		S C B B X 1-2 ② P3		C B X 1-1 ① F7	C F B B B X 2-2 ③ G4-3			B F F S 1-3 ② K		4	0	0	0	0	1	3
Warren Newson, L (1, 9) OBP: 0.417, SLG: 0.398 Mike Huff, R (6, PH) OBP: 0.372, SLG: 0.370 (6, 9)		C F B S 1-3 ③ K		B B B C S X 3-2 1B		B C F X 1-2 ① L8		B X 1-0 2-H 1B		2 2	0 0	1 1	0 1	0 0	1 0	0 0
Lance Johnson, L (1, 8) OBP: 0.270, SLG: 0.287			C B B C F X 2-2 1B 1B 1B 1B	B X 1-0 ② F9		C C B F B F X 2-2 ② G1-3		X 0-0 ③ G2-3		4	1	1	0	0	0	2
Joey Cora, S (1, 4) OBP: 0.324, SLG: 0.303			1 SAFE C X 0-1 1B 1B 1-2 SF8 1B	C C B X 1-2 ③ L7		X 0-0 ③ G6-3			C B S F X 1-2 ① G3	4	1	1	0	0	0	1
Ozzie Guillen, L (1, 6) OBP: 0.275, SLG: 0.327			B F F B F X 2-2 1B 1-2 2-3 1B		C F B F C 1-3 ① K		F B X 1-1 ① G4-3		B X 1-0 ② F8	4	0	1	0	0	1	0
Inning Stats	R: 0 E: 0 K: 0 S: 7 H: 1 LOB: 0 BB: 0 P: 11	R: 0 E: 0 K: 1 S: 7 H: 0 LOB: 0 BB: 0 P: 9	R: 2 E: 0 K: 0 S: 18 H: 4 LOB: 0 BB: 0 P: 30	R: 0 E: 0 K: 0 S: 9 H: 1 LOB: 1 BB: 0 P: 15	R: 1 E: 2 K: 1 S: 12 H: 0 LOB: 2 BB: 1 P: 20	R: 0 E: 0 K: 0 S: 9 H: 0 LOB: 0 BB: 0 P: 12	R: 0 E: 0 K: 0 S: 8 H: 0 LOB: 0 BB: 0 P: 13	R: 1 E: 0 K: 2 S: 12 H: 2 LOB: 1 BB: 0 P: 16	R: 0 E: 0 K: 1 S: 8 H: 0 LOB: 0 BB: 0 P: 12	1B: 7 2B: 1 3B: 0 HR: 0 SF: 1 SAC: 0 DP: 0 HBP: 0						

TOP

Chicago White Sox @ Detroit Tigers

Tiger Stadium, Detroit, MI

Thu Aug 15 1991, 7:05 PM EDT

Att. 20,247 - Cloudy - 75 F

livebaseballscorecards.com

AB	35
R	4
H	8
RBI	4
BB	1
SO	5
LOB	17

PITCHER		IP	WLS	BF	H	R	ER	SO	BB	IBB	HBP	BLK	WP	HR	S	P	ERA	WHIP
Mark Leiter, R ERA: 4.21	(1, 1)	5.0	W	23	6	3	2	2	1	0	0	0	0	0	53	85	3.60	1.400
Jerry Don Gleaton, L ERA: 3.65	(6, 1)	2.1		8	1	1	1	1	0	0	0	0	0	0	24	34	3.86	0.429
Mike Henneman, R ERA: 2.72	(8, 1)	1.2	S	6	1	0	0	2	0	0	0	0	0	0	13	19	0.00	0.600

PITCHER		IP	WLS	BF	H	R	ER	SO	BB	IBB	HBP	BLK	WP	HR	S	P	ERA	WHIP

BOTTOM

Chicago White Sox @ Detroit Tigers

Tiger Stadium, Detroit, MI

Thu Aug 15 1991, 7:05 PM EDT

Att. 20,247 - Cloudy - 75 F

livebaseballscorecards.com

Batter	1	2	3	4	5	6	7	8	9	AB	R	H	RBI	BB	SO	LOB
Tony Phillips, S (1, 10) OBP: 0.388, SLG: 0.471	C C B B B F F B 4-2 HR BB	1 SAFE B 1 SAFE B B C S B 4-2 BB 1-2 2B BB		C X 0-1 1B			X 0-0 ① L7			2	2	1	0	2	0	0
Lou Whitaker, L (1, 4) OBP: 0.394, SLG: 0.500	F C X 0-2 1-H HR	B C B B B 4-1 1-2 2B 2-3 BB		C B B F B X 3-2 ③ F9			C C X 0-2 HR			3	3	2	3	1	0	1
Alan Trammell, R (1, 6) OBP: 0.324, SLG: 0.389	B C X 1-1 ① G4-3	B B X 2-0 1-H 2-H 3-H 2B			C B F F F X 1-2 ① F8		B F C B F B F X 3-2 ② G6-3			4	0	1	3	0	0	0
Cecil Fielder, R (1, 3) OBP: 0.345, SLG: 0.538	B C F B B X 3-2 ② G5-3	B C B B X 3-1 ③ G6-3			X 0-0 ② P5		B X 1-0 ③ P3			4	0	0	0	0	0	1
Mickey Tettleton, S (1, 2) OBP: 0.396, SLG: 0.513	B B C B B S F X 3-2 2B		C C F F F X 1-2 ① G6-3		F C B B B C 3-3 ③ K			C B S B B X 3-2 ① G4-3		4	0	1	0	0	1	0
Travis Fryman, R (1, 5) OBP: 0.296, SLG: 0.433	S X 0-1 ③ F8		C X 0-1 ② G6-3			C F X 0-2 ① F9		C X 0-1 ② L9		4	0	0	0	0	0	1
Pete Incaviglia, R (1, 7) OBP: 0.273, SLG: 0.360 John Moses, S (9, 7) OBP: 0.136, SLG: 0.100		B C X 1-1 ① L8	C X 0-1 ③ L4			S B B X 2-1 1B		X 0-0 ③ P3		4 0	0 0	1 0	0 0	0 0	0 0	0 0
Rob Deer, R (1, 9) OBP: 0.308, SLG: 0.392		B F B S B B 4-2 FC3-6 BB		B B C X 2-1 ① G6-3		B F X 1-1 ② P3				2	0	0	0	1	0	1
Milt Cuyler, S (1, 8) OBP: 0.326, SLG: 0.321		C 1 SAFE 1 SAFE B B X 2-1 ② FC3-6 BB S 1-2f 2B		C X 0-1 ② G4-3		C B B F F X 2-2 ③ G4-3				3	1	0	0	0	0	2
Inning Stats	R: 2 H: 2 E: 0 LOB: 1 K: 0 BB: 1 S: 18 P: 29	R: 3 H: 1 E: 0 LOB: 1 K: 0 BB: 3 S: 12 P: 32	R: 0 H: 0 E: 0 LOB: 0 K: 0 BB: 0 S: 9 P: 10	R: 0 H: 1 E: 0 LOB: 1 K: 0 BB: 0 S: 9 P: 14	R: 0 H: 0 E: 0 LOB: 0 K: 1 BB: 0 S: 9 P: 13	R: 0 H: 1 E: 0 LOB: 1 K: 0 BB: 0 S: 11 P: 16	R: 1 H: 1 E: 0 LOB: 0 K: 0 BB: 0 S: 10 P: 14	R: 0 H: 0 E: 0 LOB: 0 K: 0 BB: 0 S: 6 P: 9		1B: 2 SF: 0 2B: 2 SAC: 0 3B: 0 DP: 0 HR: 2 HBP: 0				WP: 0 PA: 34 PB: 0 SB: 1 CS: 0		

	AB	30
	R	6
	H	6
	RBI	6
	BB	4
	SO	1
	LOB	6

PITCHER		IP	WLS	BF	H	R	ER	SO	BB	IBB	HBP	BLK	WP	HR	S	P	ERA	WHIP
Jeff Carter, R ERA: 7.88	(1, 1)	5.0	L	23	4	5	5	1	4	0	0	0	0	1	57	98	9.00	1.600
Brian Drahman, R ERA: 3.97	(6, 1)	3.0		11	2	1	1	0	0	0	0	0	0	1	27	39	3.00	0.667

PITCHER	IP	WLS	BF	H	R	ER	SO	BB	IBB	HBP	BLK	WP	HR	S	P	ERA	WHIP

Toronto Blue Jays @ Detroit Tigers

Tiger Stadium, Detroit, MI

Fri Aug 16 1991, 7:05 PM EDT

Att. 43,186 - Cloudy - 86 F

TOP

livebaseballscorecards.com

Batter	1	2	3	4	5	6	7	8	9	AB	R	H	RBI	BB	SO	LOB
Devon White, S (1, 8) OBP: 0.352, SLG: 0.441	C B X 1-1 ① F9		B S F X 1-2 ② G6-3			B B 1 SAFE 1 SAFE B C X 3-1 ① L5		C B B B S C 3-3 ② K		4	0	0	0	0	1	1
Roberto Alomar, S (1, 4) OBP: 0.347, SLG: 0.420	C B X 1-1 ② G1-3		B X 1-0 ③ B2-3			S F 1 SAFE 1 SAFE B F 1 SAFE B X 2-2 ② F9		C B B B F X 2-2 ③ F7		4	0	0	0	0	0	1
Joe Carter, R (1, 9) OBP: 0.354, SLG: 0.557	X 0-0 ③ G6-3			B B B X 3-0 ① G1-3		B 1 SAFE C F F 1 SAFE F 1 SAFE F 3-2 F B B X 1B 1-3 1B			X 0-0 G6-4-3 1B	4	0	2	0	0	0	0
Candy Maldonado, R (1, 7) OBP: 0.294, SLG: 0.431		C B B S C 2-3 ① K		X 0-0 G3		X 0-0 1-2 3-H 1B			C X 0-1 ① ② G6-4-3 1-2f	4	0	1	1	0	1	1
Kelly Gruber, R (1, 5) OBP: 0.310, SLG: 0.448		X 0-0 HR		C B B X 2-1 ③ F8		F X 0-1 ③ P2			F C C 0-3 ③ K	4	1	1	1	0	1	2
Ed Sprague, R (1, 3) OBP: 0.364, SLG: 0.420		B F B X 2-1 ② F8			X 0-0 ① G3-1		C X 0-1 ① L7			3	0	0	0	0	0	0
Pat Tabler, R (1, 10) OBP: 0.331, SLG: 0.295		B B B C X 3-1 2B			B X 1-0 ② F8		C B X 1-1 ② F8			3	0	1	0	0	0	0
Pat Borders, R (1, 2) OBP: 0.272, SLG: 0.320		B F C X 1-2 ③ P4			C B X 1-1 ③ F7		C B C F F X 1-2 ③ G5-3			3	0	0	0	0	0	1
Manuel Lee, S (1, 6) OBP: 0.274, SLG: 0.276			B X 1-0 ① G4-3			C X 0-1 1B 1B		C C X 0-2 ① G4-3		3	1	1	0	0	0	0
Inning Stats	R: 0 E: 0 K: 0 S: 5 H: 0 LOB: 0 BB: 0 P: 7	R: 1 E: 0 K: 1 S: 11 H: 2 LOB: 1 BB: 0 P: 19	R: 0 E: 0 K: 0 S: 5 H: 0 LOB: 0 BB: 0 P: 8	R: 0 E: 0 K: 0 S: 4 H: 0 LOB: 0 BB: 0 P: 9	R: 0 E: 0 K: 0 S: 4 H: 0 LOB: 0 BB: 0 P: 6	R: 1 E: 0 K: 0 S: 18 H: 3 LOB: 2 BB: 0 P: 26	R: 0 E: 0 K: 0 S: 9 H: 0 LOB: 0 BB: 0 P: 11	R: 0 E: 0 K: 1 S: 9 H: 0 LOB: 0 BB: 0 P: 14	R: 0 E: 0 K: 1 S: 6 H: 1 LOB: 0 BB: 0 P: 6	1B: 4 2B: 1 3B: 0 HR: 1	SF: 0 SAC: 0 DP: 1 HBP: 0						

	AB	32
	R	2
	H	6
	RBI	2
	BB	0
	SO	3
	LOB	6

WP: 0 PB: 0 SB: 0 CS: 0 PA: 32

PITCHER		IP	WLS	BF	H	R	ER	SO	BB	IBB	HBP	BLK	WP	HR	S	P	ERA	WHIP
John Cerutti, L	(1, 1)	8.0	W	30	6	2	2	2	0	0	0	0	0	1	66	101	2.25	0.750
ERA: 4.46																		
Dan Gakeler, R	(9, 1)	1.0	S	2	0	0	0	1	0	0	0	0	0	0	5	5	0.00	0.000
ERA: 7.03																		

PITCHER	IP	WLS	BF	H	R	ER	SO	BB	IBB	HBP	BLK	WP	HR	S	P	ERA	WHIP

Batter	1	2	3	4	5	6	7	8	9	AB	R	H	RBI	BB	SO	LOB
Milt Cuyler, S (1, 8) OBP: 0.328, SLG: 0.326	B S B X 2-1 L8 ①		B X 1-0 1B 2B		B C B X 2-1 G6-3 ②			C S B B X 2-2 E7 1B 1B		4	2	2	0	0	0	0
Tony Phillips, S (1, 4) OBP: 0.389, SLG: 0.479	C F B X 1-2 HR		X 0-0 L7 ②		C B F B X 2-2 F9 ③			F F F B B F B X 3-2 BB BB 1B 2-H 1B		4	2	2	2	0	0	1
Alan Trammell, R (1, 6) OBP: 0.326, SLG: 0.389	B S X 1-1 L8 ②		C B X 1-1 2-H 1B			C X 0-1 L9 ①		B B B B 4-0 BB 1-2 1B BB		3	1	1	1	1	0	0
Cecil Fielder, R (1, 3) OBP: 0.342, SLG: 0.533	C B C X 1-2 P4 ③		S X 0-1 F8 ③			B B C S F X 2-2 F8 ②		C C B S 1-3 K ②		4	0	0	0	0	1	3
Mickey Tettleton, S (1, 10) OBP: 0.397, SLG: 0.511		B B X 2-0 1B		B B C F X 2-2 F8 ①		B B C S F X 3-2 G4-3 ③		B C B B S B 4-2 FC5-4 1B 1-2 2-3 BB		3	0	1	0	1	0	0
Travis Fryman, R (1, 5) OBP: 0.296, SLG: 0.431		F B F B B X 3-2 F8 ①		X 0-0 F7 ②			X 0-0 G5-3 ①	F F X 0-2 FC5-4 1-2 2-H 3-H 1B		4	0	1	2	0	0	1
Pete Incaviglia, R (1, 7) OBP: 0.268, SLG: 0.354 John Moses, S (9, 7) OBP: 0.136, SLG: 0.100		1 SAFE B X 1-0 F7 ②		C X 0-1 E5			B B X 2-0 L8 ②	X 0-0 FC5-4 ③ 1-2f 2-3		4 0	0 0	0 0	0 0	0 0	0 0	3 0
Rob Deer, R (1, 9) OBP: 0.306, SLG: 0.389		B C B S C 2-3 K ③		B B B C F S 3-3 K ③			F C S 0-3 K ③			3	0	0	0	0	3	2
Andy Allanson, R (1, 2) OBP: 0.260, SLG: 0.328			C B X 1-1 P3 ①		S B B X 2-1 F8 ①			F B B X 2-1 G6-3 ①		3	0	0	0	0	0	0
Inning Stats	R: 1 H: 1 E: 0 LOB: 0 K: 0 BB: 0 S: 10 P: 15	R: 0 H: 1 E: 0 LOB: 1 K: 1 BB: 0 S: 8 P: 16	R: 1 H: 2 E: 0 LOB: 1 K: 0 BB: 0 S: 8 P: 11	R: 0 H: 0 E: 1 LOB: 1 K: 1 BB: 0 S: 9 P: 14	R: 0 H: 0 E: 0 LOB: 0 K: 0 BB: 0 S: 7 P: 13	R: 0 H: 0 E: 0 LOB: 0 K: 0 BB: 0 S: 9 P: 14	R: 0 H: 0 E: 0 LOB: 0 K: 1 BB: 0 S: 5 P: 7	R: 3 H: 3 E: 1 LOB: 2 K: 1 BB: 2 S: 19 P: 35		1B: 5 SF: 0 2B: 1 SAC: 0 3B: 0 DP: 0 HR: 1 HBP: 0						

BOTTOM

Toronto Blue Jays @ Detroit Tigers

Tiger Stadium, Detroit, MI

Fri Aug 16 1991, 7:05 PM EDT

Att. 43,186 - Cloudy - 86 F

livebaseballscorecards.com

AB	32
R	5
H	7
RBI	5
BB	2
SO	4
LOB	10

WP: 0 PA: 34
PB: 0
SB: 0
CS: 0

PITCHER		IP	WLS	BF	H	R	ER	SO	BB	IBB	HBP	BLK	WP	HR	S	P	ERA	WHIP
Jimmy Key, L ERA: 3.01	(1, 1)	7.1	L	28	5	3	3	3	0	0	0	0	0	1	61	99	3.68	0.682
Duane Ward, R ERA: 2.85	(8, 1)	0.2		6	2	2	2	1	2	0	0	0	0	0	14	26	27.00	6.000

PITCHER	IP	WLS	BF	H	R	ER	SO	BB	IBB	HBP	BLK	WP	HR	S	P	ERA	WHIP

Toronto Blue Jays @ Detroit Tigers

Tiger Stadium, Detroit, MI

Sat Aug 17 1991, 7:05 PM EDT

Att. 46,634 - Cloudy - 68 F

TOP

livebaseballscorecards.com

Batter	1	2	3	4	5	6	7	8	9	AB	R	H	RBI	BB	SO	LOB
Devon White, S (1, 8) OBP: 0.350, SLG: 0.437	C B X 1-2 L7 ①	B C S 1 SAFE B C 2-3 K ③			B B C B 4-1 1B 1B BB		C X 0-1 G5-3 ①		C X 0-1 G1-3 ①	4	1	0	0	1	1	1
Roberto Alomar, S (1, 4) OBP: 0.346, SLG: 0.418	B B B C X 3-1 F9 ②		F C B F B X 2-2 F8 ①		X 0-0 1B 1-2 1B		B B C B X 3-1 G5-3 ②		B S B F F X 2-2 G5-3 ②	5	0	1	0	0	0	0
Joe Carter, R (1, 9) OBP: 0.353, SLG: 0.553	B C S B X 2-2 G5-3 ③		C F X 0-2 F8 ②		S B F B X 2-2 G6-4-3 1-3 2-H 1B		F X 0-1 L7 ③		B B F F F X 2-2 G5-3 ③	5	0	1	1	0	0	0
Candy Maldonado, R (1, 7) OBP: 0.293, SLG: 0.447		B F S X 1-2 HR	F F C 0-3 K ③		F 1 SAFE B C 1 SAFE X 1-2 G6-4-3 ② ③ 1-2f			X 0-0 G5-3 ①		4	1	1	1	0	1	2
John Olerud, L (1, 3) OBP: 0.349, SLG: 0.462		B B B B C F B 4-2 WP 1B BB		B F B X 3-1 HR		B B B C B 4-1 2B BB		B B B C B 4-1 BB 2B BB		1	4	1	1	3	0	0
Kelly Gruber, R (1, 5) OBP: 0.306, SLG: 0.442		F B 1 SAFE B C X 2-2 F8 ① 1-2		X 0-0 F7 ①		C 1 SAFE X 0-1 F9 ①		S X 0-1 P2 ②		4	0	0	0	0	0	3
Ed Sprague, R (1, 10) OBP: 0.364, SLG: 0.418 Rance Mulliniks, L (8, PH) OBP: 0.385, SLG: 0.351		C X 0-1 1B SF7 2-H 1B		C F F C 0-3 K ②		F 1 SAFE 1 SAFE F B S 1-3 K ②		B B B B 4-0 2B 1-2 BB		3	1	1	1	0	2	1
										0	0	0	0	1	0	0
Pat Borders, R (1, 2) OBP: 0.282, SLG: 0.338		1 SAFE B C X 1-1 1-3 1B		B C B X 2-1 F8 ③		1 SAFE B F X 1-1 1-H 2B		B X 1-0 1-3 2-H 2B		4	0	3	2	0	0	0
Manuel Lee, S (1, 6) OBP: 0.271, SLG: 0.273		B B C T F X 2-2 SF7 ② 3-H			B C B F B X 3-2 L4 ①	F X 0-1 G1-3 ③		B X 1-0 G6-3 ③		3	0	0	1	0	0	3
Inning Stats	R: 0 E: 0 K: 0 S: 8 H: 0 LOB: 0 BB: 0 P: 14	R: 3 E: 0 K: 1 S: 19 H: 3 LOB: 1 BB: 1 P: 31	R: 0 E: 0 K: 1 S: 10 H: 0 LOB: 0 BB: 0 P: 12	R: 1 E: 0 K: 1 S: 9 H: 1 LOB: 0 BB: 0 P: 14	R: 1 E: 0 K: 0 S: 11 H: 2 LOB: 1 BB: 1 P: 21	R: 1 E: 0 K: 1 S: 10 H: 1 LOB: 1 BB: 1 P: 16	R: 0 E: 0 K: 0 S: 6 H: 0 LOB: 0 BB: 0 P: 9	R: 1 E: 0 K: 0 S: 6 H: 1 LOB: 2 BB: 2 P: 16	R: 0 E: 0 K: 0 S: 11 H: 0 LOB: 0 BB: 0 P: 15	1B: 4 2B: 2 3B: 0 HR: 2		SF: 1 SAC: 0 DP: 1 HBP: 0				

	AB	33
	R	7
	H	8
	RBI	7
	BB	5
	SO	4
	LOB	10

WP: 1 PB: 0 SB: 0 CS: 0 PA: 39

PITCHER		IP	WLS	BF	H	R	ER	SO	BB	IBB	HBP	BLK	WP	HR	S	P	ERA	WHIP
Scott Aldred, L ERA: 9.7	(1, 1)	4.1	L	19	4	5	5	3	2	0	0	0	1	2	50	82	10.38	1.385
Paul Gibson, L ERA: 4.93	(5, 1)	2.2		11	3	1	1	1	1	0	0	0	0	0	23	35	3.38	1.500
Dan Gakeler, R ERA: 7.11	(8, 1)	0.2		5	1	1	1	0	2	0	0	0	0	0	5	14	13.50	4.500
Jeff Kaiser, L ERA:	(8, 1)	1.1		4	0	0	0	0	0	0	0	0	0	0	12	17	0.00	0.000

PITCHER	IP	WLS	BF	H	R	ER	SO	BB	IBB	HBP	BLK	WP	HR	S	P	ERA	WHIP

BOTTOM

Toronto Blue Jays @ Detroit Tigers

Tiger Stadium, Detroit, MI

Sat Aug 17 1991, 7:05 PM EDT

Att. 46,634 - Cloudy - 68 F

livebaseballscorecards.com

Batter	1	2	3	4	5	6	7	8	9	AB	R	H	RBI	BB	SO	LOB
Tony Phillips, S (1, 5) OBP: 0.385, SLG: 0.473	K		K		F8	E1 1-2 HR		F7		5	1	0	0	0	2	1
Lou Whitaker, L (1, 4) OBP: 0.397, SLG: 0.509	WP 1B 1B		L4		E 1B SF9 BB	1-H 2-H HR		P2		4	2	2	3	1	0	0
Alan Trammell, R (1, 6) OBP: 0.330, SLG: 0.390	SAFE WP 1-2 1B		P4		E6 SF9 1-3 1B 1B	WP BB		G4-3		4	1	2	0	1	0	0
Cecil Fielder, R (1, 10) OBP: 0.343, SLG: 0.531	K 1-2 2-3			BB BB BB	SF9 2-3 3-H	G5-4-3 1-3 BB			K	2	0	0	1	2	2	2
Mickey Tettleton, S (1, 2) OBP: 0.397, SLG: 0.507	BB			L9	1B BB	G5-4-3 1-2f			F7	3	0	0	0	2	0	3
Dave Bergman, L (1, 3) OBP: 0.365, SLG: 0.400 Skeeter Barnes, R (7, PH) OBP: 0.298, SLG: 0.448 (8, 3) Mark Salas, L (9, PH) OBP: 0.125, SLG: 0.170	K			BB 1-2 BB	1-2 3-H 1B	P6			K	2 1 1	0 0 0	1 0 0	1 0 0	1 0 0	1 0 1	3 0 0
Pete Incaviglia, R (1, 7) OBP: 0.264, SLG: 0.348		K	K	K	K	F8				4	0	0	0	0	3	4
Rob Deer, R (1, 9) OBP: 0.312, SLG: 0.389		G3-6-3 BB		1-2 2-3 BB	E HR BB	BB				0	1	0	0	4	0	0
Milt Cuyler, S (1, 8) OBP: 0.324, SLG: 0.322		G3-6-3 1-2f		G3	SAFE K	P3				4	0	0	0	0	1	6
Inning Stats	R: 0 E: 0 K: 3 S: 16 H: 2 LOB: 3 BB: 1 P: 27	R: 0 E: 0 K: 1 S: 7 H: 0 LOB: 0 BB: 1 P: 12	R: 0 E: 0 K: 1 S: 9 H: 0 LOB: 0 BB: 0 P: 12	R: 0 E: 0 K: 1 S: 16 H: 0 LOB: 3 BB: 3 P: 32	R: 2 E: 1 K: 1 S: 18 H: 2 LOB: 2 BB: 2 P: 32	R: 3 E: 1 K: 1 S: 15 H: 1 LOB: 1 BB: 3 P: 29	R: 0 E: 0 K: 0 S: 6 H: 0 LOB: 1 BB: 1 P: 14	R: 0 E: 0 K: 0 S: 9 H: 0 LOB: 0 BB: 0 P: 12	R: 0 E: 0 K: 2 S: 8 H: 0 LOB: 0 BB: 0 P: 11	1B: 4 2B: 0 3B: 0 HR: 1 SF: 1 SAC: 0 DP: 2 HBP: 0	WP: 3 PB: 0 SB: 0 CS: 0 PA: 42					

AB	30
R	5
H	5
RBI	5
BB	11
SO	10
LOB	19

PITCHER		IP	WLS	BF	H	R	ER	SO	BB	IBB	HBP	BLK	WP	HR	S	P	ERA	WHIP
Juan Guzman, R ERA: 3.48	(1, 1)	4.2		23	3	2	2	6	7	0	0	0	1	0	58	106	3.86	2.143
Mike Timlin, R ERA: 3.42	(5, 1)	0.2		7	2	3	2	2	2	0	0	0	0	1	20	31	27.00	6.000
Jim Acker, R ERA: 5.28	(6, 1)	0.0		1	0	0	0	0	1	0	0	0	1	0	2	6	∞	∞
Bob MacDonald, L ERA: 2.31	(6, 1)	2.2	W	8	0	0	0	0	1	0	0	0	0	0	16	27	0.00	0.375
Tom Henke, R ERA: 2.87	(9, 1)	1.0	S	3	0	0	0	2	0	0	0	0	0	0	8	11	0.00	0.000

PITCHER	IP	WLS	BF	H	R	ER	SO	BB	IBB	HBP	BLK	WP	HR	S	P	ERA	WHIP

Batter	1	2	3	4	5	6	7	8	9	AB	R	H	RBI	BB	SO	LOB
Devon White, S (1, 8) OBP: 0.352, SLG: 0.445	HR	G6-3			1B		K		E8	5	1	3	1	0	1	0
Roberto Alomar, S (1, 4) OBP: 0.346, SLG: 0.423	HR		F8		K2-3		1B SF7 BB		L8	4	2	1	1	1	1	2
Joe Carter, R (1, 9) OBP: 0.353, SLG: 0.551	S HBP		P3			F7	SF7 1B 1-3		K	4	0	1	0	0	1	1
John Olerud, L (1, 3) OBP: 0.348, SLG: 0.459	P5		G4-3			1B 2B BB	SF7 1-2 3-H			2	1	0	1	1	0	1
Candy Maldonado, R (1, 7) OBP: 0.298, SLG: 0.444	BB 1-3			F9		2B 1B 1-2	F8			3	0	1	0	1	0	1
Kelly Gruber, R (1, 5) OBP: 0.305, SLG: 0.442	P4			G5-3		2B 1-3 2-H		P4		4	0	1	1	0	0	2
Rance Mulliniks, L (1, 10) OBP: 0.382, SLG: 0.348 Pat Tabler, R (6, PH) OBP: 0.333, SLG: 0.293	F7			G6-3		IBB		F9		2 1	0 0	0 0	0 0	0 1	0 0	2 0
Greg Myers, L (1, 2) OBP: 0.302, SLG: 0.405 Pat Borders, R (6, PH) OBP: 0.279, SLG: 0.335 (6, 2)		L8			F7	F8		K		2 2	0 0	0 0	0 0	0 0	0 1	0 3
Manuel Lee, S (1, 6) OBP: 0.270, SLG: 0.272 Rob Ducey, L (6, PH) OBP: 0.339, SLG: 0.392 Rene Gonzales, R (6, 6) OBP: 0.320, SLG: 0.298		F7			G5-3	K			K	2 1 1	0 0 0	0 0 0	0 0 0	0 0 0	0 1 0	0 3 0
Inning Stats	R: 2 H: 2 E: 0 LOB: 2 K: 0 BB: 1 S: 9 P: 19	R: 0 H: 0 E: 0 LOB: 0 K: 0 BB: 0 S: 7 P: 13	R: 0 H: 0 E: 0 LOB: 0 K: 0 BB: 0 S: 7 P: 11	R: 0 H: 0 E: 0 LOB: 0 K: 0 BB: 0 S: 5 P: 10	R: 0 H: 1 E: 0 LOB: 1 K: 1 BB: 0 S: 12 P: 19	R: 1 H: 2 E: 0 LOB: 3 K: 1 BB: 2 S: 10 P: 22	R: 1 H: 1 E: 0 LOB: 1 K: 1 BB: 1 S: 13 P: 21	R: 0 H: 0 E: 0 LOB: 0 K: 1 BB: 0 S: 6 P: 9	R: 0 H: 1 E: 1 LOB: 1 K: 2 BB: 0 S: 15 P: 22	1B: 4 SF: 1 2B: 1 SAC: 0 3B: 0 DP: 0 HR: 2 HBP: 1						

TOP

Toronto Blue Jays @ Detroit Tigers

Tiger Stadium, Detroit, MI

Sun Aug 18 1991, 3:33 AM EDT

Att. 48,724 - Sunny - 77 F

livebaseballscorecards.com

AB	33
R	4
H	7
RBI	4
BB	4
SO	6
LOB	15

WP: 0 PA: 39
PB: 0
SB: 2
CS: 0

PITCHER		IP	WLS	BF	H	R	ER	SO	BB	IBB	HBP	BLK	WP	HR	S	P	ERA	WHIP
Bill Gullickson, R ERA: 4.11	(1, 1)	0.0		3	2	2	2	0	0	0	1	0	0	2	2	5	∞	∞
Jerry Don Gleaton, L ERA: 3.41	(1, 1)	4.0		13	0	0	0	0	1	0	0	0	0	0	26	48	0.00	0.250
Jeff Kaiser, L ERA: 3.38	(5, 1)	1.1	L	9	3	1	1	1	1	1	0	0	0	0	17	35	6.75	3.000
Dan Gakeler, R ERA: 6.79	(6, 1)	3.2		14	2	1	1	5	1	0	0	0	0	0	39	58	2.46	0.818

PITCHER	IP	WLS	BF	H	R	ER	SO	BB	IBB	HBP	BLK	WP	HR	S	P	ERA	WHIP

Toronto Blue Jays @ Detroit Tigers

Tiger Stadium, Detroit, MI

Sun Aug 18 1991, 3:33 AM EDT

Att. 48,724 - Sunny - 77 F

livebaseballscorecards.com

BOTTOM

Batter	1	2	3	4	5	6	7	8	9	AB	R	H	RBI	BB	SO	LOB
Tony Phillips, S (1, 5) OBP: 0.386, SLG: 0.472	1-0 S 1B 1B	4-0 BB 1-3 BB			0-3 K2-3 ①			1-3 K ①		3	1	1	0	1	2	0
Lou Whitaker, L (1, 4) OBP: 0.395, SLG: 0.504	1-0 P4 ①	4-1 FC5 1-2 3-H BB			2-1 F8 ②			1-1 F7 ②		3	0	0	0	1	0	1
Alan Trammell, R (1, 6) OBP: 0.329, SLG: 0.388	2-1 BB 1-H 1B	1-2 FC5 1-2f ③			2-1 P5 ③			0-1 E6 FC6-4		4	0	1	1	0	0	2
Cecil Fielder, R (1, 10) OBP: 0.342, SLG: 0.527	4-2 1-2 BB		1-0 P4 ①			2-2 G5-3 ①		1-1 FC6-4 1-2f ③		3	0	0	0	1	0	1
Mickey Tettleton, S (1, 2) OBP: 0.396, SLG: 0.504	0-2 F8 ②		3-2 P5 ②			2-2 G4-6-3 1B			2-3 K ①	4	0	1	0	0	1	2
Dave Bergman, L (1, 3) OBP: 0.356, SLG: 0.388	1-3 K ③		2-3 K ③			1-2 G4-6-3 1-2f ②③			0-3 K ②	4	0	0	0	0	3	3
Pete Incaviglia, R (1, 7) OBP: 0.260, SLG: 0.342		1-0 F7 ①		3-2 L7 ①			3-3 K ①		1-3 K ③	4	0	0	0	0	2	0
Rob Deer, R (1, 9) OBP: 0.310, SLG: 0.386		3-3 K ②		2-1 G5-3 ②			1-1 F8 ②			3	0	0	0	0	1	0
Milt Cuyler, S (1, 8) OBP: 0.325, SLG: 0.320		4-2 E S PB BB		2-3 K ③			1-0 G4-3 ③			2	1	0	0	1	1	0

	AB	30
	R	2
	H	3
	RBI	1
	BB	4
	SO	10
	LOB	9

Inning Stats	1	2	3	4	5	6	7	8	9	1B: 3	SF: 0	WP: 0	PA: 34
R	1	1	0	0	0	0	0	0	0	2B: 0	SAC: 0	PB: 1	
E	0	0	0	0	0	1	0	1	0	3B: 0	DP: 1	SB: 2	
K	1	1	0	1	1	0	1	0	3	HR: 0	HBP: 0	CS: 0	
S	12	11	8	9	8	9	6	9	9				
H	2	0	0	0	0	1	0	0	0				
LOB	2	2	0	0	0	0	0	1	0				
BB	1	3	0	0	0	0	0	0	0				
P	21	27	14	16	12	14	11	12	12				

PITCHER		IP	WLS	BF	H	R	ER	SO	BB	IBB	HBP	BLK	WP	HR	S	P	ERA	WHIP
Tom Candiotti, R ERA: 2.34	(1, 1)	7.0	W	27	3	2	1	6	4	0	0	0	0	0	63	115	1.29	1.000
Duane Ward, R ERA: 2.82	(8, 1)	1.0		4	0	0	0	1	0	0	0	0	0	0	9	12	0.00	0.000
Tom Henke, R ERA: 2.79	(9, 1)	1.0	S	3	0	0	0	3	0	0	0	0	0	0	9	12	0.00	0.000

PITCHER	IP	WLS	BF	H	R	ER	SO	BB	IBB	HBP	BLK	WP	HR	S	P	ERA	WHIP

Batter	1	2	3	4	5	6	7	8	9	AB	R	H	RBI	BB	SO	LOB
Milt Cuyler, S (1, 8) OBP: 0.323, SLG: 0.319	B C S B S 2-3 ① K	F X 0-1 1-2 1B		B B F B C F S 3-3 ③ K		B X 1-0 ③ L8			P F B B X 3-1 ② G4-3 1-3	5	0	1	0	0	2	4
Lou Whitaker, L (1, 4) OBP: 0.393, SLG: 0.503	C B X 1-1 2B	C B X 1-1 ③ F9			L S F B X 1-2 ① F8		C B B X 2-1 ① P2		B X 1-0 ③ G4-3	5	0	1	0	0	0	4
Tony Phillips, S (1, 5) OBP: 0.382, SLG: 0.468	F B B S S 2-3 ② K		B C F F F F S 1-3 ① K		F F F F B F F F B 3-3 B S ② K		X 0-0 ② G3			4	0	0	0	0	3	1
Cecil Fielder, R (1, 10) OBP: 0.342, SLG: 0.524	B B C B B 4-1 BB		S C S 0-3 ② K		C S F S 0-3 ③ K		B B S X 2-1 ③ G5-3			3	0	0	0	1	2	0
Mickey Tettleton, S (1, 2) OBP: 0.394, SLG: 0.500	C F X 1-2 ③ L9		B B C C X 2-1 ③ P4			B B F B B 4-1 1B BB		B F X 1-1 ① F8		3	1	0	0	1	0	2
Travis Fryman, R (1, 6) OBP: 0.300, SLG: 0.439		S C B B B X 2-2 1B 2B		B X 1-0 2B 2B		1 SAFE B 1 SAFE X 1-0 1B 1-3 1B		X 0-0 ② G3		4	2	3	0	0	0	0
Dave Bergman, L (1, 3) OBP: 0.360, SLG: 0.398		L B B F C 2-3 ① K		B B X 2-0 2-H 2B		F B 1 SAFE C X 1-2 S 1-3 3-H 1B		B B F C X 2-2 ③ P4		4	0	2	2	0	1	1
Pete Incaviglia, R (1, 7) OBP: 0.264, SLG: 0.342 John Moses, S (9, PR) (9, 7) OBP: 0.136, SLG: 0.100	S X 0-1 1B 2-H 1B			F F B C 1-3 ① K		S B S S 1-3 ① K			B B F S B B 4-2 G4-3 S BB	3 0	0 0	1 0	1 0	1 0	2 0	3 0
Skeeter Barnes, R (1, 9) OBP: 0.286, SLG: 0.429		1 SAFE F F B 1 SAFE B F X 2-2 ② F8		B X 1-0 ② G5-3		1 SAFE P 1 SAFE 1 SAFE B B F F S 3-3 ② K 1-2			L 1 SAFE 1 SAFE L L 0-3 ① K	4	0	0	0	0	2	5
Inning Stats	R: 0 E: 0 K: 2 S: 12 H: 1 LOB: 2 BB: 1 P: 22	R: 1 E: 0 K: 1 S: 16 H: 3 LOB: 2 BB: 0 P: 23	R: 0 E: 0 K: 2 S: 11 H: 0 LOB: 0 BB: 0 P: 14	R: 1 E: 0 K: 2 S: 10 H: 2 LOB: 1 BB: 0 P: 18	R: 0 E: 0 K: 2 S: 16 H: 0 LOB: 0 BB: 0 P: 20	R: 1 E: 0 K: 2 S: 13 H: 2 LOB: 2 BB: 1 P: 23	R: 0 E: 0 K: 0 S: 5 H: 0 LOB: 0 BB: 0 P: 9	R: 0 E: 0 K: 0 S: 6 H: 0 LOB: 0 BB: 0 P: 9	R: 0 E: 0 K: 1 S: 9 H: 0 LOB: 2 BB: 1 P: 16	1B: 4 2B: 4 3B: 0 HR: 0 SF: 0 SAC: 0 DP: 0 HBP: 0						

PITCHER		IP	WLS	BF	H	R	ER	SO	BB	IBB	HBP	BLK	WP	HR	S	P	ERA	WHIP
Alex Fernandez, R ERA: 5.26	(1, 1)	5.0	L	25	8	3	3	9	2	0	0	0	0	0	70	108	5.40	2.000
Melido Perez, R ERA: 3.11	(6, 1)	4.0		13	0	0	0	3	1	0	0	0	0	0	28	46	0.00	0.250

PITCHER	IP	WLS	BF	H	R	ER	SO	BB	IBB	HBP	BLK	WP	HR	S	P	ERA	WHIP

TOP

Detroit Tigers @ Chicago White Sox

Comiskey Park, Chicago, IL

Mon Aug 19 1991, 8:05 PM EDT
Att. 42,406 - Cloudy - 68 F

livebaseballscorecards.com

AB	35
R	3
H	8
RBI	3
BB	3
SO	12
LOB	20

Batter	1	2	3	4	5	6	7	8	9	AB	R	H	RBI	BB	SO	LOB
Tim Raines, S (1, 7) OBP: 0.360, SLG: 0.352	C F B F B F X 2-2 ① L6		B C B B F F X 3-2 ③ G3-1		C B B F F B X 3-2 ② G1-6-3 1B		B B 1 SAFE C C X 2-2 ② P3		B F X 1-1 ③ G6-3	5	0	1	0	0	0	4
Robin Ventura, L (1, 5) OBP: 0.385, SLG: 0.474	B C F B B X 3-2 ② G6-3			B F B X 2-1 HR	C 1 SAFE 1 SAFE X 0-1 ②③ G1-6-3 1-2f		S B F B B X 3-2 ③ P3			4	1	1	1	0	0	3
Frank Thomas, R (1, 3) OBP: 0.452, SLG: 0.553	B F C B X 2-2 ③ G6-3			X 0-0 ① G4-3		C B B S X 2-2 ① P3		X 0-0 FC5-4 1B		4	0	1	0	0	0	0
Carlton Fisk, R (1, 10) OBP: 0.332, SLG: 0.422 Joey Cora, S (8, PR) OBP: 0.316, SLG: 0.297		C B X 1-1 ① P5		C X 0-1 BB BB 1B		B B C B F X 3-2 ② G6-3		B C 1 SAFE X 1-1 ① FC5-4 CS 1-2f		4 0	0 0	1 0	0 0	0 0	0 0	1 0
Ron Karkovice, R (1, 2) OBP: 0.331, SLG: 0.482		B S X 1-1 1B		B B B B 4-0 BB 1-2 BB		B X 1-0 ③ L7		1 SAFE B 1 SAFE F 1 SAFE C B B 1 SAFE 3-2 ② F9		3	0	1	0	1	0	1
Craig Grebeck, R (1, 4) OBP: 0.359, SLG: 0.511		C 1 SAFE B F E F F 1 SAFE S 1-3 ② K		B B B B 4-0 FC4 1-2 2-3 BB			C S B B X 2-2 1B SF8 1B	B B B C 1 C SAFE 3-2 ③ CS 1-2	C F B B S 2-3 ① K	3	1	1	0	1	2	1
Dan Pasqua, L (1, 9) OBP: 0.365, SLG: 0.463 Lance Johnson, L (7, PR) OBP: 0.281, SLG: 0.298 (8, 8)		C C 1 SAFE 1 SAFE B C 1-3 ③ K		C B B S 2-3 ② K			1 SAFE X 0-0 1B 1-2 1B		B C X 1-1 2B 1B	3 1	0 0	1 1	0 0	0 0	2 0	4 0
Mike Huff, R (1, 8) OBP: 0.371, SLG: 0.369 (8, 9)			B X 1-0 ① F9	B C C X 1-2 ③ FC4 1-2f			X 0-0 1-2 2-3 1B		C 1 SAFE C B B X 2-2 1-3 2B	4	0	2	0	0	0	3
Ozzie Guillen, L (1, 6) OBP: 0.272, SLG: 0.325			F X 0-1 ② G6-3		C X 0-1 ① G6-3		B B X 2-0 ① SF8 3-H		B X 1-0 ② F7	3	0	0	1	0	0	2
Inning Stats	R: 0 E: 0 K: 0 S: 11 H: 0 LOB: 0 BB: 0 P: 18	R: 0 E: 0 K: 2 S: 13 H: 1 LOB: 1 BB: 0 P: 17	R: 0 E: 0 K: 0 S: 7 H: 0 LOB: 0 BB: 0 P: 11	R: 1 E: 0 K: 1 S: 11 H: 2 LOB: 3 BB: 2 P: 24	R: 0 E: 0 K: 0 S: 8 H: 1 LOB: 0 BB: 0 P: 11	R: 0 E: 0 K: 0 S: 7 H: 0 LOB: 0 BB: 0 P: 13	R: 1 E: 0 K: 0 S: 12 H: 3 LOB: 2 BB: 0 P: 21	R: 0 E: 0 K: 0 S: 9 H: 1 LOB: 1 BB: 0 P: 16	R: 0 E: 0 K: 1 S: 11 H: 2 LOB: 2 BB: 0 P: 18	1B: 8 2B: 1 3B: 0 HR: 1	SF: 1 SAC: 0 DP: 1 HBP: 0						

PITCHER		IP	WLS	BF	H	R	ER	SO	BB	IBB	HBP	BLK	WP	HR	S	P	ERA	WHIP
Frank Tanana, L ERA: 3.8	(1, 1)	7.0	W	29	7	2	2	3	2	0	0	0	0	1	69	115	2.57	1.286
Paul Gibson, L ERA: 4.81	(8, 1)	2.0	S	8	3	0	0	1	0	0	0	0	0	0	20	34	0.00	1.500

PITCHER	IP	WLS	BF	H	R	ER	SO	BB	IBB	HBP	BLK	WP	HR	S	P	ERA	WHIP

BOTTOM

Detroit Tigers @ Chicago White Sox

Comiskey Park, Chicago, IL

Mon Aug 19 1991, 8:05 PM EDT

Att. 42,406 - Cloudy - 68 F

livebaseballscorecards.com

AB	34
R	2
H	10
RBI	2
BB	2
SO	4
LOB	19

WP: 0 PA: 38
PB: 0
SB: 0
CS: 1

Batter	1	2	3	4	5	6	7	8	9	AB	R	H	RBI	BB	SO	LOB
Tony Phillips, S (1, 5) OBP: 0.387, SLG: 0.469	B X 1-0 CS 1B		B H 2-0 1B G4-3 HBP	1 SAFE B P B C B 4-1 ② 1-2 BB		1 SAFE 1 SAFE 1 SAFE B B B X 2-0 1-3 1B		F B B B X 3-1 ③ F8		3	1	2	0	1	0	1
Skeeter Barnes, R (9, 5) OBP: 0.286, SLG: 0.429										0	0	0	0	0	0	0
Lou Whitaker, L (1, 4) OBP: 0.390, SLG: 0.499	C B S B 1 SAFE S 2-3 ① ② K 1-2		X 0-0 G4-3 PB 2B 1-3 1B	C B C S 1-3 ③ K		1 SAFE F B F S 1-3 ③ K			F F X 0-2 ① P6	5	1	1	0	0	3	4
Lloyd Moseby, L (1, 7) OBP: 0.315, SLG: 0.418	B X 1-0 HR		B S C B F F B X 3-2 ① G4-3 1-3 3-H		B C F B X 2-2 ① F7		B C X 1-1 ① G6-3		B S X 1-1 ② P5	5	1	1	2	0	0	1
Cecil Fielder, R (1, 10) OBP: 0.342, SLG: 0.527	B F B B X 3-1 ③ F8		X 0-0 1B 3-H 2B		B S F F X 1-2 G3 2B		X 0-0 ② F7		X 0-0 ③ G6-3	5	1	2	1	0	0	0
Mickey Tettleton, S (1, 2) OBP: 0.395, SLG: 0.499		B B B B C B 4-1 E BB	B X 1-0 2-H 1B		C X 0-1 ② G3 2-3		C X 0-1 ③ P6			3	0	1	1	1	0	1
Rob Deer, R (1, 9) OBP: 0.307, SLG: 0.382		X 0-0 ① L5	B X 1-0 ② F7		X 0-0 ③ G5-3			S B F X 1-2 ① G5-3		4	0	0	0	0	0	3
Dave Bergman, L (1, 3) OBP: 0.351, SLG: 0.387		C B X 1-1 FC 1-2	C X 0-1 ③ F9			B B C S X 2-2 ① G3-1		B B C F X 2-2 ② F8		4	0	0	0	0	0	2
Travis Fryman, R (1, 6) OBP: 0.299, SLG: 0.437		B F B B B F X 3-2 ② F8		B S X 1-1 ① P4		B X 1-0 ② L1		S X 0-1 3B 1B		4	1	1	0	0	0	2
Milt Cuyler, S (1, 8) OBP: 0.327, SLG: 0.329		C X 0-1 ③ L7		C S B B X 2-2 CS 1B		S B X 1-1 1B 1B		B B X 2-0 1-H 3B		4	0	3	1	0	0	2
Inning Stats	R: 1 H: 2 E: 0 LOB: 0 K: 1 BB: 0 S: 7 P: 14	R: 0 H: 0 E: 1 LOB: 2 K: 0 BB: 1 S: 9 P: 17	R: 3 H: 3 E: 0 LOB: 1 K: 0 BB: 0 S: 11 P: 18	R: 0 H: 1 E: 0 LOB: 1 K: 1 BB: 1 S: 10 P: 17	R: 0 H: 1 E: 0 LOB: 1 K: 0 BB: 0 S: 10 P: 13	R: 0 H: 2 E: 0 LOB: 2 K: 1 BB: 0 S: 10 P: 17	R: 0 H: 0 E: 0 LOB: 0 K: 0 BB: 0 S: 5 P: 6	R: 1 H: 2 E: 0 LOB: 1 K: 0 BB: 0 S: 11 P: 19	R: 0 H: 0 E: 0 LOB: 0 K: 0 BB: 0 S: 6 P: 7	1B: 7 SF: 0 2B: 3 SAC: 0 3B: 1 DP: 1 HR: 1 HBP: 1						

TOP

Detroit Tigers @ Chicago White Sox

Comiskey Park, Chicago, IL

Tue Aug 20 1991, 8:05 PM EDT

Att. 34,404 - Sunny - 72 F

livebaseballscorecards.com

AB	37
R	5
H	11
RBI	5
BB	2
SO	3
LOB	16

PITCHER		IP	WLS	BF	H	R	ER	SO	BB	IBB	HBP	BLK	WP	HR	S	P	ERA	WHIP
Charlie Hough, R ERA: 3.8	(1, 1)	8.0	L	37	11	5	5	3	2	0	1	0	0	1	73	121	5.62	1.625
Scott Radinsky, L ERA: 2.18	(9, 1)	1.0		3	0	0	0	0	0	0	0	0	0	0	6	7	0.00	0.000

PITCHER	IP	WLS	BF	H	R	ER	SO	BB	IBB	HBP	BLK	WP	HR	S	P	ERA	WHIP

Batter	1	2	3	4	5	6	7	8	9	AB	R	H	RBI	BB	SO	LOB
Tim Raines, S (1, 7) OBP: 0.363, SLG: 0.354	X 0-0 G4-6-3 1B			C B B B B 4-1 CS BB		B X 1-0 ① G3		C C B B F F B X 3-2 G4-6-3 1B		3	0	2	0	1	0	0
Robin Ventura, L (1, 5) OBP: 0.382, SLG: 0.470	F F B X 1-2 ①② G4-6-3 1-2f			X 0-0 ① F8		B B X 2-0 ② G3		L F X 0-2 ②③ G4-6-3 1-2f		4	0	0	0	0	0	3
Frank Thomas, R (1, 10) OBP: 0.453, SLG: 0.555	F B B B C F X 3-2 ③ G5-3			C B B X 2-1 ② BB 1-2 1B		B C X 1-1 2B			C B C B C 2-3 ① K	4	0	2	0	0	1	0
Dan Pasqua, L (1, 9) OBP: 0.364, SLG: 0.459		B B B C X 3-1 ① F7		F C B B B 4-2 BB 1-2		S C F B X 1-2 ③ F9			B B X 2-0 ② P4	3	0	0	0	1	0	1
Carlton Fisk, R (1, 3) OBP: 0.328, SLG: 0.417		C S S S 1-3 ② K		S F B X 1-2 ③ G5-3			X 0-0 ① G5-3		X 0-0 ③ G6-3	4	0	0	0	0	1	2
Lance Johnson, L (1, 8) OBP: 0.279, SLG: 0.296		B C F C 1-3 ③ K			F X 0-1 ① G6-3		F X 0-1 ② G4-3			3	0	0	0	0	1	0
Ron Karkovice, R (1, 2) OBP: 0.339, SLG: 0.496			B C X 1-1 L4-6 2B		B C F B C 2-3 ② K		B C F B B X 3-2 FC6-4 1B			3	0	2	0	0	1	0
Craig Grebeck, R (1, 4) OBP: 0.358, SLG: 0.504			C B B B X 3-1 ①② L4-6 2-3		B B C B B 4-1 BB		C B C F X 1-2 ③ FC6-4 1-2f			2	0	0	0	1	0	2
Ozzie Guillen, L (1, 6) OBP: 0.270, SLG: 0.323			F X 0-1 ③ F8		L X 0-1 ③ F7			C S B X 1-2 ① L9		3	0	0	0	0	0	1

BOTTOM

Detroit Tigers @ Chicago White Sox

Comiskey Park, Chicago, IL

Tue Aug 20 1991, 8:05 PM EDT

Att. 34,404 - Sunny - 72 F

livebaseballscorecards.com

AB	29
R	0
H	6
RBI	0
BB	3
SO	4
LOB	9

Inning Stats	1	2	3	4	5	6	7	8	9
	R: 0 E: 0 K: 0 S: 8	R: 0 E: 0 K: 2 S: 8	R: 0 E: 0 K: 0 S: 6	R: 0 E: 0 K: 0 S: 9	R: 0 E: 0 K: 1 S: 8	R: 0 E: 0 K: 0 S: 8	R: 0 E: 0 K: 0 S: 10	R: 0 E: 0 K: 0 S: 11	R: 0 E: 0 K: 1 S: 5
	H: 1 LOB: 0 BB: 0 P: 12	H: 0 LOB: 0 BB: 0 P: 13	H: 1 LOB: 0 BB: 0 P: 10	H: 1 LOB: 2 BB: 2 P: 20	H: 0 LOB: 1 BB: 1 P: 14	H: 1 LOB: 1 BB: 0 P: 13	H: 1 LOB: 1 BB: 0 P: 14	H: 1 LOB: 0 BB: 0 P: 15	H: 0 LOB: 0 BB: 0 P: 9

	1B: 4	SF: 0	WP: 0	PA: 32
	2B: 3	SAC: 0	PB: 0	
	3B: 0	DP: 3	SB: 0	
	HR: 0	HBP: 0	CS: 1	

PITCHER	IP	WLS	BF	H	R	ER	SO	BB	IBB	HBP	BLK	WP	HR	S	P	ERA	WHIP
Walt Terrell, R (1, 1) ERA: 4.17	9.0	W	32	6	0	0	4	3	0	0	0	0	0	73	120	0.00	1.000

PITCHER	IP	WLS	BF	H	R	ER	SO	BB	IBB	HBP	BLK	WP	HR	S	P	ERA	WHIP

Batter	1	2	3	4	5	6	7	8	9	AB	R	H	RBI	BB	SO	LOB
Milt Cuyler, S (1, 8) OBP: 0.325, SLG: 0.325	B C B F B F F X 3-2 ① F9	B C F C 1-3 ③ K			B C B X 2-1 E4 1B 1B	C B S B B F B 4-2 G5-3 HR BB	C C B B F C 2-3 ③ K		X 0-0 ③ G4-3	5	2	0	0	1	2	4
Skeeter Barnes, R (1, 4) (9, 9) OBP: 0.301, SLG: 0.479	B F L F X 1-2 2B	C C B X 1-2 HR			1 SAFE B 1 SAFE M 1 F X 1-2 1B 1-2 1B	X 0-0 ② G5-3 1-2		B X 1-0 ① P4		5	2	3	1	0	0	1
Alan Trammell, R (1, 6) OBP: 0.330, SLG: 0.386	B C X 1-1 ② G1-3	B B C F F B X 3-2 ① G5-3			F X 0-1 1B HR 1-3 2-H 1B	B B B C B 4-1 HR BB		C X 0-1 ② G3		4	2	1	1	1	0	1
Cecil Fielder, R (1, 3) OBP: 0.345, SLG: 0.534	C B X 1-1 ③ G5-3	X 0-0 ② F8			X 0-0 HR 1-2 3-H 1B	S B X 1-1 1-H 2-H HR		B C F B B X 3-2 1B		5	2	3	4	0	0	1
Mickey Tettleton, S (1, 10) OBP: 0.395, SLG: 0.504		C C X 0-2 HR	B B B B 4-0 BB		C B F B S 2-3 ① K	B X 1-0 ③ G4-3		X 0-0 ③ F7		4	1	1	1	1	1	3
Rob Deer, R (1, 9) OBP: 0.308, SLG: 0.388 Lou Whitaker, L (9, 4) OBP: 0.390, SLG: 0.499		C B C X 1-2 ① P3	B B 1 SAFE B C F X 3-2 ③ L8		C X 0-1 1-H 2-H HR		B B B B 4-0 G1-3 BB		B B F X 2-1 E5 2B	4 0	2 0	1 0	3 0	1 0	0 0	1 0
Travis Fryman, R (1, 5) OBP: 0.296, SLG: 0.432		C B C S 1-3 K E SH4-3		F B X 1-1 ① F9	B B S F B F F F X 3-2 ② L4	X 0-0 ① G1-3 1-2			C F S 0-3 ① K	5	1	0	0	0	2	2
Pete Incaviglia, R (1, 7) OBP: 0.267, SLG: 0.339 John Moses, S (7, PR) OBP: 0.130, SLG: 0.095 (7, 7)		1 SAFE C F F B B F B B B 4-2 SH4-3 1-3 BB		C B B B F X 3-2 ② G6-3	F B B C S 2-3 ③ K		S B B B B 4-1 BB		F X 0-1 ② F7	2 1	0 0	0 0	0 0	2 0	1 0	0 1
Andy Allanson, R (1, 2) OBP: 0.260, SLG: 0.333		X 0-0 ② SH4-3 1-2 3-H		C B C C 1-3 ③ K		C B B F X 2-2 ① G4-3	S F B B X 2-2 ② P5		B C 1 SAFE F X 1-2 1-H 2B	4	0	1	2	0	1	2
Inning Stats	R: 0 H: 1 E: 0 LOB: 1 K: 0 BB: 0 S: 13 P: 19	R: 2 H: 1 E: 1 LOB: 1 K: 2 BB: 1 S: 17 P: 24	R: 1 H: 1 E: 0 LOB: 1 K: 0 BB: 1 S: 11 P: 22	R: 0 H: 0 E: 0 LOB: 0 K: 1 BB: 0 S: 8 P: 13	R: 5 H: 4 E: 1 LOB: 0 K: 2 BB: 0 S: 22 P: 32	R: 3 H: 1 E: 0 LOB: 2 K: 0 BB: 2 S: 11 P: 23	R: 0 H: 0 E: 0 LOB: 2 K: 1 BB: 2 S: 9 P: 21	R: 0 H: 1 E: 0 LOB: 1 K: 0 BB: 0 S: 7 P: 11	R: 1 H: 1 E: 1 LOB: 1 K: 1 BB: 0 S: 11 P: 14	1B: 4 SF: 0 2B: 2 SAC: 1 3B: 0 DP: 0 HR: 4 HBP: 0					WP: 1 PA: 46 PB: 0 SB: 0 CS: 0	

TOP

Detroit Tigers @ Chicago White Sox

Comiskey Park, Chicago, IL

Wed Aug 21 1991, 8:05 PM EDT

Att. 41,754 - Sunny - 83 F

livebaseballscorecards.com

AB	39
R	12
H	10
RBI	12
BB	6
SO	7
LOB	16

PITCHER		IP	WLS	BF	H	R	ER	SO	BB	IBB	HBP	BLK	WP	HR	S	P	ERA	WHIP
Wilson Alvarez, L ERA: 3.63	(1, 1)	4.0	L	21	5	6	5	3	2	0	0	0	1	2	56	88	11.25	1.750
Donn Pall, R ERA: 2.89	(5, 1)	1.2		9	2	4	3	2	2	0	0	0	0	1	23	40	16.20	2.400
Brian Drahman, R ERA: 4.13	(6, 1)	1.1		7	1	1	1	1	2	0	0	0	0	1	12	26	6.75	2.250
Ken Patterson, L ERA: 2.77	(8, 1)	1.0		4	1	0	0	0	0	0	0	0	0	0	7	11	0.00	1.000
Bobby Thigpen, R ERA: 3.12	(9, 1)	1.0		5	1	1	0	1	0	0	0	0	0	0	11	14	0.00	1.000

PITCHER	IP	WLS	BF	H	R	ER	SO	BB	IBB	HBP	BLK	WP	HR	S	P	ERA	WHIP

BOTTOM

Detroit Tigers @ Chicago White Sox

Comiskey Park, Chicago, IL

Wed Aug 21 1991, 8:05 PM EDT

Att. 41,754 - Sunny - 83 F

Batter	1	2	3	4	5	6	7	8	9	AB	R	H	RBI	BB	SO	LOB
Tim Raines, S (1, 7) OBP: 0.367, SLG: 0.357	2-1 CS 1B	4-1 BB		1-1 CS 1-2	2-2 F9		0-0 HR 1-2 1B		3-1 HR 1B	4	2	3	0	1	0	0
Robin Ventura, L (1, 5) OBP: 0.382, SLG: 0.482	1 SAFE 1 SAFE 1 SAFE 2-2 F9 1 SAFE	1-1 G4-3			1-0 HR		2-1 1-H 2-H HR		0-3 K	5	2	2	4	0	1	3
(8, 3) C F 1 B P F SAFE																
Frank Thomas, R (1, 10) OBP: 0.454, SLG: 0.573	1 SAFE 1 SAFE 3-2 1-2 1B 3B		3-2 F8		3-2 G6-3		1-2 HR		1-0 1-H HR	5	3	3	3	0	0	0
Dan Pasqua, L (1, 3) OBP: 0.364, SLG: 0.456	4-2 1B BB BB		1-3 K		1-3 K		2-2 F8		2-3 K	2	0	0	0	1	2	0
Craig Grebeck, R (7, PH) OBP: 0.353, SLG: 0.496 (8, 5)										2	0	0	0	0	1	0
Warren Newson, L (1, 9) OBP: 0.430, SLG: 0.473	4-2 1B 1-2 BB		0-0 HR			3-2 G4-3	2-1 F9			2	1	1	1	1	0	0
Mike Huff, R (7, PH) OBP: 0.370, SLG: 0.367 (8, 9)										1	0	0	0	0	0	0
Ron Karkovice, R (1, 2) OBP: 0.341, SLG: 0.496	1-1 1-2 2-3 3-H 1B		3-2 G5-3			2-2 G6-3		0-0 F8		2	0	1	1	0	0	0
Matt Merullo, L (6, 2) OBP: 0.265, SLG: 0.301										2	0	0	0	0	0	0
Lance Johnson, L (1, 8) OBP: 0.276, SLG: 0.293	0-1 G3			0-0 F8		1-2 L4		3-2 G1-6-3		4	0	0	0	0	0	3
Joey Cora, S (1, 4) OBP: 0.310, SLG: 0.291 (8, 6)		1-3 K		1-1 F7			1-2 F8	2-1 F8		4	0	0	0	0	1	0
Ozzie Guillen, L (1, 6) OBP: 0.271, SLG: 0.324		0-0 P6		2-2 CS 1B			0-1 1B HR 1B		3-2 F9	2	0	1	0	0	0	0
Scott Fletcher, R (7, PH) OBP: 0.269, SLG: 0.265 (8, 4)										2	1	1	0	0	0	0
Inning Stats	R: 1 E: 0 K: 0 S: 22 H: 3 LOB: 3 BB: 2 P: 37	R: 0 E: 0 K: 1 S: 7 H: 0 LOB: 1 BB: 1 P: 13	R: 1 E: 0 K: 1 S: 13 H: 1 LOB: 0 BB: 0 P: 20	R: 0 E: 0 K: 0 S: 10 H: 1 LOB: 0 BB: 0 P: 14	R: 1 E: 0 K: 1 S: 10 H: 1 LOB: 0 BB: 0 P: 17	R: 0 E: 0 K: 0 S: 11 H: 0 LOB: 0 BB: 0 P: 17	R: 4 E: 0 K: 0 S: 16 H: 4 LOB: 0 BB: 0 P: 24	R: 0 E: 0 K: 0 S: 6 H: 0 LOB: 0 BB: 0 P: 11	R: 2 E: 0 K: 2 S: 13 H: 2 LOB: 0 BB: 0 P: 22	1B: 6 2B: 0 3B: 1 HR: 5	SF: 0 SAC: 0 DP: 0 HBP: 0						

PITCHER	IP	WLS	BF	H	R	ER	SO	BB	IBB	HBP	BLK	WP	HR	S	P	ERA	WHIP
Mark Leiter, R (1, 1) ERA: 4.28	5.0	W	22	6	3	3	3	3	0	0	0	0	2	62	101	5.40	1.800
John Cerutti, L (6, 1) ERA: 4.81	2.0		10	4	4	4	0	0	0	0	0	0	2	27	41	18.00	2.000
Jerry Don Gleaton, L (8, 1) ERA: 3.59	2.0		8	2	2	2	2	0	0	0	0	0	1	19	33	9.00	1.000

PITCHER	IP	WLS	BF	H	R	ER	SO	BB	IBB	HBP	BLK	WP	HR	S	P	ERA	WHIP

livebaseballscorecards.com

AB	37
R	9
H	12
RBI	9
BB	3
SO	5
LOB	6

WP: 0 PB: 0 SB: 0 CS: 2 PA: 41

Seattle Mariners @ Detroit Tigers

Tiger Stadium, Detroit, MI

Fri Aug 23 1991, 7:05 PM EDT

Att. 30,214 - Sunny - 77 F

TOP

livebaseballscorecards.com

Batter	1	2	3	4	5	6	7	8	9	AB	R	H	RBI	BB	SO	LOB
Edgar Martinez, R (1, 5) OBP: 0.403, SLG: 0.428	G4-3		G1-3		G6-3	1B		G6-4-3 1-2f	1B 1-2 BB	5	0	1	0	1	0	1
Harold Reynolds, S (1, 4) OBP: 0.340, SLG: 0.344	S BB		K		S 2B BB	F9		1B 1B	1-3 2-H 1B	4	2	2	1	2	1	1
Ken Griffey Jr., L (1, 8) OBP: 0.402, SLG: 0.544	K 1-2		S 1B		SAFE HR 1-H 2B		1B 1B	1B 1-3 1B	1 SAFE 3-3	6	1	4	1	0	2	3
Pete O'Brien, L (1, 10) OBP: 0.301, SLG: 0.400	IBB		IBB 1-2		HR 2-H		BB 1-3 1B	1B 1-2 3-H		3	1	3	3	2	0	0
Jay Buhner, R (1, 9) OBP: 0.331, SLG: 0.539	K		K		1B 1B		FC5-4 1-2 BB	F8		4	0	1	0	1	2	6
Tino Martinez, L (1, 3) OBP: 0.400, SLG: 0.400		G6-3		F7	1B		P6		FC4-6 BB FC4-6 1B	5	1	2	0	0	0	3
Greg Briley, L (1, 7) OBP: 0.286, SLG: 0.307		K		G1-3	L7		F8		FC4-6 1-2 BB	3	0	0	0	0	1	2
Tracy Jones, R (7, PH) (7, 7) OBP: 0.333, SLG: 0.391										1	0	0	0	1	0	3
Dave Cochrane, S (1, 2) OBP: 0.281, SLG: 0.367		2B		K		F8 X	FC5-4 1-2f		FC4-6 FC4-6 1-2f 2-3	5	0	1	0	0	1	5
Omar Vizquel, S (1, 6) OBP: 0.304, SLG: 0.290	G5-3				K	G6-3		G6-4-3 1B	FC4-6 BB 1B 1-2f 3-H	5	1	1	1	0	1	2

Inning Stats	1	2	3	4	5	6	7	8	9
	R: 0 E: 0 K: 2 S: 11	R: 0 E: 0 K: 1 S: 10	R: 0 E: 0 K: 2 S: 10	R: 0 E: 0 K: 1 S: 9	R: 3 E: 0 K: 1 S: 24	R: 0 E: 0 K: 0 S: 17	R: 0 E: 0 K: 0 S: 15	R: 1 E: 0 K: 0 S: 10	R: 2 E: 0 K: 1 S: 20
	H: 0 LOB: 2 BB: 2 P: 21	H: 1 LOB: 1 BB: 0 P: 13	H: 1 LOB: 2 BB: 1 P: 16	H: 0 LOB: 0 BB: 0 P: 13	H: 4 LOB: 2 BB: 1 P: 41	H: 1 LOB: 1 BB: 0 P: 26	H: 2 LOB: 3 BB: 1 P: 28	H: 4 LOB: 2 BB: 0 P: 17	H: 2 LOB: 2 BB: 2 P: 35

1B: 12	SF: 0
2B: 2	SAC: 0
3B: 0	DP: 1
HR: 1	HBP: 0

WP: 0	PA: 48
PB: 0	
SB: 3	
CS: 0	

AB	41
R	6
H	15
RBI	6
BB	7
SO	8
LOB	26

PITCHER		IP	WLS	BF	H	R	ER	SO	BB	IBB	HBP	BLK	WP	HR	S	P	ERA	WHIP
Bill Gullickson, R ERA: 4.13	(1, 1)	6.0	W	29	7	3	3	7	2	2	0	0	0	1	81	130	4.50	1.500
Paul Gibson, L ERA: 4.82	(7, 1)	1.2		10	5	1	1	0	1	0	0	0	0	0	22	41	5.40	3.600
Jerry Don Gleaton, L ERA: 3.82	(8, 1)	1.0		8	3	2	2	0	2	0	0	0	0	0	19	32	18.00	5.000
Jeff Kaiser, L ERA: 3.0	(9, 1)	0.1	S	1	0	0	0	1	0	0	0	0	0	0	4	7	0.00	0.000

PITCHER	IP	WLS	BF	H	R	ER	SO	BB	IBB	HBP	BLK	WP	HR	S	P	ERA	WHIP

Batter	1	2	3	4	5	6	7	8	9	AB	R	H	RBI	BB	SO	LOB
Milt Cuyler, S (1, 8) OBP: 0.323, SLG: 0.322	C B X 1-1 B1-3 ①		X 0-0 G4-3 ①	F L X 0-2 G4-3 ② 2-3 3-H	C X 0-1 FC5-2 WP 1-2 2-3 1B 1B	B C F B X 2-2 G4-3 ③		S B S B B S 3-3 K ③		6	1	1	1	0	1	2
Lou Whitaker, L (1, 4) OBP: 0.395, SLG: 0.497	B B F B C X 3-2 F8 ②		B B B B 4-0 BB E BB	B F S B B B 4-2 BB	B B F F B B 4-2 FC5-2 1-2 2-3 3-H 1B BB		B C B B B 4-1 PB BB			1	1	0	0	4	0	0
Alan Trammell, R (1, 6) OBP: 0.325, SLG: 0.380	B X 1-0 P6 ③		C B B 1 SAFE X 2-1 E4 BB 1-2	X 0-0 L8 ③	X 0-0 FC5-2 ② 1B 1-2 2-3 3-Hf 1B		B B X 2-0 F7 ①			5	1	0	0	0	0	7
Cecil Fielder, R (1, 10) OBP: 0.345, SLG: 0.532		B X 1-0 BB BB 1B	B F X 1-1 F8 ②		X 0-0 L8 ① B B F X 3-1 1B BB 1-3 2-H 3-H 1B		C B S B S 2-3 K ② 1-2			5	0	2	2	0	1	3
Mickey Tettleton, S (1, 2) OBP: 0.400, SLG: 0.512		X 0-0 F8 ①	B B B B 4-0 1-2 2-3 BB		C B B X 2-1 HR B B B B 4-2 1B BB 1-2		B C B B B 4-1 BB			2	1	1	1	3	0	1
Lloyd Moseby, L (1, 7) OBP: 0.317, SLG: 0.414		S C F B B F B X 3-2 F8 ②	S C B B B S 3-3 K ③		B B B C B 4-2 3B BB B B B X 4-2 1-2 2-3 3-H 1B		C B X 1-1 G4-3 ③			4	1	1	1	1	1	6
Rob Deer, R (1, 9) OBP: 0.311, SLG: 0.393		B B F B F B 4-2 BB 1-2 BB		F F B X 1-2 G5-3 ① ! SAFE X 0-1 1B 3B 1-H B B B X 3-1 P3 ③				C S B B B B 4-2 BB		3	1	1	1	2	0	3
Dave Bergman, L (1, 3) OBP: 0.358, SLG: 0.386		C B C B B F B 4-2 1-2 2-3 BB		B C S B F B F F F 3-2 X 2B G4-3 1B	B B F B B 4-1 1B 1B WP BB	B X 1-1 G5-3 ①		C F B B F F 1 SAFE C 2-3 K ①		3	2	1	0	2	1	1
Travis Fryman, R (1, 5) OBP: 0.297, SLG: 0.434		B F F B B X 3-2 G5-3 ③		F X 0-1 G4-3 1-3 2B	B X 1-0 WP 1B 1-2 3-H FC5-2 1B	C X 0-1 L4 ②		C B F C 1-3 K ②		5	0	2	1	0	1	4
Inning Stats	R: 0 E: 0 K: 0 S: 6 H: 0 LOB: 0 BB: 0 P: 11	R: 0 E: 0 K: 0 S: 15 H: 1 LOB: 3 BB: 2 P: 30	R: 0 E: 1 K: 1 S: 8 H: 0 LOB: 3 BB: 2 P: 22	R: 1 E: 0 K: 0 S: 18 H: 2 LOB: 2 BB: 1 P: 26	R: 7 E: 0 K: 0 S: 25 H: 6 LOB: 3 BB: 4 P: 52	R: 0 E: 0 K: 0 S: 7 H: 0 LOB: 0 BB: 0 P: 10	R: 0 E: 0 K: 1 S: 8 H: 0 LOB: 2 BB: 2 P: 21	R: 0 E: 0 K: 3 S: 13 H: 0 LOB: 1 BB: 1 P: 23		1B: 6 2B: 1 3B: 1 HR: 1	SF: 0 SAC: 0 DP: 0 HBP: 0			WP: 1 PB: 1 SB: 0 CS: 0	PA: 46	

BOTTOM

Seattle Mariners @ Detroit Tigers

Tiger Stadium, Detroit, MI

Fri Aug 23 1991, 7:05 PM EDT

Att. 30,214 - Sunny - 77 F

livebaseballscorecards.com

AB	34
R	8
H	9
RBI	7
BB	12
SO	5
LOB	27

PITCHER		IP	WLS	BF	H	R	ER	SO	BB	IBB	HBP	BLK	WP	HR	S	P	ERA	WHIP
Brian Holman, R ERA: 3.87	(1, 1)	4.1	L	26	5	5	5	1	7	0	0	0	0	1	55	107	10.38	2.769
Calvin Jones, R ERA: 2.05	(5, 1)	0.1		6	3	2	2	0	2	0	0	0	1	0	11	23	54.00	15.000
Russ Swan, L ERA: 3.03	(5, 1)	2.1		10	1	1	1	1	2	0	0	0	0	0	21	42	3.86	1.286
Michael Jackson, R ERA: 2.58	(8, 1)	1.0		4	0	0	0	3	1	0	0	0	0	0	13	23	0.00	1.000

PITCHER	IP	WLS	BF	H	R	ER	SO	BB	IBB	HBP	BLK	WP	HR	S	P	ERA	WHIP

Batter	1	2	3	4	5	6	7	8	9	AB	R	H	RBI	BB	SO	LOB
Harold Reynolds, S (1, 4) OBP: 0.338, SLG: 0.341	B X 1-0 ① L7		B 1 SAFE 1 SAFE C B B 1 SAFE C F 3-3 ② K 1-2		B B F C C 2-3 ① K		B C X 1-1 ② L9 3-H			4	0	0	0	0	2	3
Tino Martinez, L (1, 3) OBP: 0.222, SLG: 0.222	C B C F X 1-2 ② G6-3		B C C X 1-2 ③ L7		C B C B B C 3-3 ② K		X 0-0 ③ F7			4	0	0	0	0	1	3
Ken Griffey Jr., L (1, 8) OBP: 0.400, SLG: 0.541	C B C X 1-2 1B			B C F S 1-3 ① K	F X 0-1 ③ G4-3			F B B X 2-1 ① F9		4	0	1	0	0	1	2
Jay Buhner, R (1, 9) OBP: 0.331, SLG: 0.538	1 SAFE 1 SAFE 1 SAFE C C 1 SAFE B B S 2-3 ③ K			F B B X 3-1 ② G5-3		S F B B B C 3-3 ① K		C B X 1-1 L4-6 2B		4	0	1	0	0	2	1
Pete O'Brien, L (1, 10) OBP: 0.301, SLG: 0.398		C X 0-1 ① G3-1		C B X 1-1 BB 1B		B C X 1-1 ② F9		B B X 2-0 ②③ L4-6 2-3		4	0	1	0	0	0	1
Tracy Jones, R (1, 7) OBP: 0.333, SLG: 0.385 Greg Briley, L (9, PH) OBP: 0.285, SLG: 0.305		B F X 1-1 ② G6-3		B B C B S F F B 4-2 1-2 BB		B B F F X 2-2 ③ F7			C C B B B C 3-3 ① K	2 1	0 0	0 0	0 0	1 0	0 1	0 0
Dave Valle, R (1, 2) OBP: 0.254, SLG: 0.228 Scott Bradley, L (9, PH) OBP: 0.275, SLG: 0.242		B C B F X 2-2 ③ L9		B C C X 1-2 ③ P6			C B B C X 2-2 HR		C F S 0-3 ② K	3 1	1 0	1 0	1 0	0 0	0 1	2 0
Jeff Schaefer, R (1, 5) OBP: 0.268, SLG: 0.339 Alvin Davis, L (9, PH) OBP: 0.295, SLG: 0.336			B C X 1-1 ① G5-3		F B C X 1-2 1B		X 0-0 G3 BLK 2B		B C X 1-1 ③ F8	3 1	1 0	2 0	0 0	0 0	0 0	0 0
Omar Vizquel, S (1, 6) OBP: 0.307, SLG: 0.294			B C C B X 2-2 S 1B		C C B X 1-2 1-2 1B		X 0-0 ① G3 2-3			3	0	2	0	0	0	1
Inning Stats	R: 0 E: 0 K: 1 S: 11 H: 1 LOB: 1 BB: 0 P: 16	R: 0 E: 0 K: 0 S: 7 H: 0 LOB: 0 BB: 0 P: 10	R: 0 E: 0 K: 1 S: 14 H: 1 LOB: 1 BB: 0 P: 21	R: 0 E: 0 K: 1 S: 14 H: 1 LOB: 2 BB: 1 P: 24	R: 0 E: 0 K: 2 S: 14 H: 2 LOB: 2 BB: 0 P: 21	R: 0 E: 0 K: 1 S: 8 H: 0 LOB: 0 BB: 0 P: 14	R: 2 E: 0 K: 0 S: 8 H: 2 LOB: 0 BB: 0 P: 11	R: 0 E: 0 K: 0 S: 5 H: 1 LOB: 0 BB: 0 P: 10	R: 0 E: 0 K: 2 S: 8 H: 0 LOB: 0 BB: 0 P: 12	1B: 5 2B: 3 3B: 0 HR: 1	SF: 0 SAC: 0 DP: 1 HBP: 0					

PITCHER		IP	WLS	BF	H	R	ER	SO	BB	IBB	HBP	BLK	WP	HR	S	P	ERA	WHIP
Frank Tanana, L ERA: 3.72	(1, 1)	8.0	W	32	8	2	2	6	1	0	0	1	0	1	81	127	2.25	1.125
Dan Gakeler, R ERA: 6.67	(9, 1)	1.0		3	0	0	0	2	0	0	0	0	0	0	8	12	0.00	0.000

PITCHER	IP	WLS	BF	H	R	ER	SO	BB	IBB	HBP	BLK	WP	HR	S	P	ERA	WHIP

TOP

Seattle Mariners @ Detroit Tigers

Tiger Stadium, Detroit, MI

Sat Aug 24 1991, 3:33 AM EDT

Att. 42,135 - Sunny - 76 F

livebaseballscorecards.com

AB	34
R	2
H	8
RBI	1
BB	1
SO	8
LOB	13

Batter	1	2	3	4	5	6	7	8	9	AB	R	H	RBI	BB	SO	LOB
Milt Cuyler, S (1, 8) OBP: 0.323, SLG: 0.319	X 0-0 P3 ①	B B C B C B 4-2 BB		L B B L B B 4-2 FC4-6 PB G6-3 1-2 BB	C X 0-1 G4-3 ③		B F B S C 2-3 K ②			3	1	0	0	2	1	3
Skeeter Barnes, R (1, 4) (7, 5) OBP: 0.315, SLG: 0.510	B X 1-0 HR	1 SAFE B C B 1 SAFE 1 B C F 3-3 S K ③		B B F B S B 4-2 FC4-6 1-2 2-3 BB		X 0-0 L9 ①	B X 1-0 1-3 3-H 1B			4	1	2	2	1	1	1
Alan Trammell, R (1, 6) OBP: 0.327, SLG: 0.382 Lou Whitaker, L (7, 4) OBP: 0.394, SLG: 0.496	B B C C C X 3-2 E3 BB 1B		F X 0-1 HR 1B	C X 0-1 FC4-6 G6-3 1-2f 2-3 3-H ①		B C F X 1-2 E 1B	F F B B X 2-2 L9 ③			4 1	2 0	2 0	1 0	0 0	0 0	2 3
Cecil Fielder, R (1, 3) OBP: 0.346, SLG: 0.536	B B B C B 4-1 1B 1-2 BB		B F 1 SAFE X 1-1 1-H HR	F S F B B F X 2-2 G6-3 ② 1-2 3-H		B X 1-0 E8 1-2		C X 0-1 L8 ①		4	1	1	3	1	0	2
Mickey Tettleton, S (1, 10) OBP: 0.400, SLG: 0.509	B B C X 2-1 1-2 2-H 1B		C B B B X 3-1 G5-3 ①	C B B B I 4-1 IBB		X 0-0 F7 ②		B C B S B X 3-2 L8 ②		4	0	1	1	1	0	2
Travis Fryman, R (1, 5) (7, 6) OBP: 0.294, SLG: 0.429	C C S 0-3 K ②		S B S B S 2-3 K ②	X 0-0 L3 ③		B X 1-0 G4-3 ③		S C B S 1-3 K ③		5	0	0	0	0	3	6
Rob Deer, R (1, 9) OBP: 0.311, SLG: 0.391	C F S 0-3 K ③		B S X 1-1 PB 1B		C F B X 1-2 F8 ①		B C B S S 2-3 K ①			4	0	1	0	0	2	2
Pete Incaviglia, R (1, 7) OBP: 0.271, SLG: 0.336 John Moses, S (7, PR) OBP: 0.130, SLG: 0.095 (8, 7)		B C B B B 4-1 CS BB	C S F B B B C 3-3 1-2 K ③		B C X 1-1 G4-3 ②		S B B B B 4-1 S 1B BB			2 0	0 1	0 0	0 0	2 0	1 0	1 0
Andy Allanson, R (1, 2) OBP: 0.275, SLG: 0.336		B C 1 SAFE F B X 2-2 L5 ① ② 1-2		X 0-0 PB BB FC4-6 1B	B B B C C B 4-2 BB		S S B B B F B 4-2 1B 1-3 BB			2	1	1	0	2	0	1
Inning Stats	R: 2 E: 1 K: 2 S: 14 H: 2 LOB: 2 BB: 1 P: 24	R: 0 E: 0 K: 1 S: 10 H: 0 LOB: 1 BB: 2 P: 23	R: 2 E: 0 K: 2 S: 15 H: 3 LOB: 1 BB: 0 P: 25	R: 2 E: 0 K: 0 S: 14 H: 1 LOB: 2 BB: 3 P: 28	R: 0 E: 0 K: 0 S: 9 H: 0 LOB: 1 BB: 1 P: 15	R: 0 E: 1 K: 0 S: 7 H: 1 LOB: 2 BB: 0 P: 10	R: 1 E: 0 K: 2 S: 14 H: 1 LOB: 3 BB: 2 P: 29	R: 0 E: 0 K: 1 S: 8 H: 0 LOB: 0 BB: 0 P: 12		1B: 6 2B: 0 3B: 0 HR: 2			SF: 0 SAC: 0 DP: 0 HBP: 0			WP: 0 PB: 2 SB: 2 CS: 1	PA: 42

PITCHER		IP	WLS	BF	H	R	ER	SO	BB	IBB	HBP	BLK	WP	HR	S	P	ERA	WHIP
Randy Johnson, L ERA: 3.69	(1, 1)	3.0	L	20	6	6	5	5	5	0	0	0	0	2	44	85	15.00	3.667
Bill Swift, R ERA: 1.93	(4, 1)	3.0		13	1	0	0	0	1	1	0	0	0	0	25	40	0.00	0.667
Calvin Jones, R ERA: 2.35	(7, 1)	1.0		6	1	1	1	2	2	0	0	0	0	0	14	29	9.00	3.000
Rob Murphy, L ERA: 2.4	(8, 1)	1.0		3	0	0	0	1	0	0	0	0	0	0	8	12	0.00	0.000

PITCHER	IP	WLS	BF	H	R	ER	SO	BB	IBB	HBP	BLK	WP	HR	S	P	ERA	WHIP

BOTTOM

Seattle Mariners @ Detroit Tigers

Tiger Stadium, Detroit, MI

Sat Aug 24 1991, 3:33 AM EDT

Att. 42,135 - Sunny - 76 F

livebaseballscorecards.com

AB	33
R	7
H	8
RBI	7
BB	9
SO	8
LOB	23

Batter	1	2	3	4	5	6	7	8	9	AB	R	H	RBI	BB	SO	LOB
Greg Briley, L (1, 9) (9, 7) OBP: 0.290, SLG: 0.315	X 0-0 SH2-3 1B 2B		F X 0-1 G6-3 1B 1B		B X 1-0 SH5-3 1-2 1B		B B C B F X 3-2 ② G5-3 1-2		B B C X 2-1 ② G6-3	5	1	3	0	0	0	1
Harold Reynolds, S (1, 4) OBP: 0.339, SLG: 0.343	X 0-0 ① SH2-3 2-3		1 SAFE C X 0-1 G6-3 1-2 1B		L L X 0-2 ① SH5-3 1-2 2-3		B X 1-0 2-3 1B		B X 1-0 ③ L9	3	0	2	0	0	0	0
Ken Griffey Jr., L (1, 8) OBP: 0.401, SLG: 0.538	B B B B 4-0 1B SF9 BB		F B 1 SAFE X 1-1 ① ② G6-3 1-2f 2-3		I I I I 4-0 G3-6-1 IBB		B X 1-0 ③ G3			2	1	0	0	2	0	4
Pete O'Brien, L (1, 7) (9, 3) OBP: 0.302, SLG: 0.398	B 1 SAFE 1 SAFE B X 2-0 1-3 3-H 1B		B B B I 4-0 FC4-6 IBB		B F F X 1-2 ② ③ G3-6-1 1-2f			C B F C 1-3 ① K		3	0	1	1	1	1	3
Tino Martinez, L (1, 3) OBP: 0.154, SLG: 0.167 Jay Buhner, R (9, 9) OBP: 0.331, SLG: 0.538	X 0-0 ② SF9 3-H		B X 1-0 ③ FC4-6 1-2f			B B C B X 3-1 ① F9		B B C C F S 2-3 ② K		3 0	0 0	0 0	1 0	0 0	1 0	2 0
Alvin Davis, L (1, 10) OBP: 0.295, SLG: 0.333 Tracy Jones, R (8, PR) OBP: 0.333, SLG: 0.385	X 0-0 ③ F8			C C B B X 2-2 ① L7		B X 1-0 ② G4-3		B B B B 4-0 BB		3 0	0 0	0 0	0 0	1 0	0 0	1 0
Dave Cochrane, S (1, 5) OBP: 0.273, SLG: 0.356 Jeff Schaefer, R (9, 5) OBP: 0.268, SLG: 0.339		C F C 0-3 ① K		B X 1-0 ② G4-3		B X 1-0 ③ P6		B X 1-0 ③ G3		4 0	0 0	0 0	0 0	0 0	1 0	1 0
Omar Vizquel, S (1, 6) OBP: 0.304, SLG: 0.290		B C F C 1-3 ② K		C B F B F S 2-3 ③ K			B B X 2-0 ① G4-3		C X 0-1 ① G1-3	4	0	0	0	0	2	0
Dave Valle, R (1, 2) OBP: 0.261, SLG: 0.250		X 0-0 ③ G5-3			X 0-0 SH5-3 1B 1B		C B C X 1-2 1B G5-3 1B		B C B X 2-1 HR	4	1	3	1	0	0	0
Inning Stats	R: 2 H: 2 E: 0 LOB: 1 K: 0 BB: 1 S: 5 P: 11	R: 0 H: 0 E: 0 LOB: 0 K: 2 BB: 0 S: 7 P: 8	R: 0 H: 2 E: 0 LOB: 2 K: 0 BB: 1 S: 7 P: 13	R: 0 H: 0 E: 0 LOB: 0 K: 1 BB: 0 S: 8 P: 13	R: 0 H: 2 E: 0 LOB: 2 K: 0 BB: 1 S: 8 P: 14	R: 0 H: 0 E: 0 LOB: 0 K: 0 BB: 0 S: 4 P: 9	R: 0 H: 2 E: 0 LOB: 2 K: 0 BB: 0 S: 9 P: 17	R: 0 H: 0 E: 0 LOB: 1 K: 2 BB: 1 S: 8 P: 16	R: 1 H: 1 E: 0 LOB: 0 K: 0 BB: 0 S: 7 P: 12	1B: 7 SF: 1 2B: 1 SAC: 2 3B: 0 DP: 2 HR: 1 HBP: 0						

PITCHER	IP	WLS	BF	H	R	ER	SO	BB	IBB	HBP	BLK	WP	HR	S	P	ERA	WHIP
Walt Terrell, R (1, 1) ERA: 4.11	9.0	W	38	9	3	3	5	2	2	0	0	0	1	63	113	3.00	1.222

PITCHER	IP	WLS	BF	H	R	ER	SO	BB	IBB	HBP	BLK	WP	HR	S	P	ERA	WHIP

TOP

Seattle Mariners @ Detroit Tigers

Tiger Stadium, Detroit, MI

Sun Aug 25 1991, 3:33 AM EDT

Att. 29,480 - Cloudy - 83 F

livebaseballscorecards.com

AB	31
R	3
H	9
RBI	3
BB	4
SO	5
LOB	12

SEATTLE MARINERS™

Seattle Mariners @ Detroit Tigers

Tiger Stadium, Detroit, MI

Sun Aug 25 1991, 3:33 AM EDT

Att. 29,480 - Cloudy - 83 F

BOTTOM

Batter	1	2	3	4	5	6	7	8	9	AB	R	H	RBI	BB	SO	LOB
Milt Cuyler, S (1, 8) OBP: 0.322, SLG: 0.316	C C B B B F B 4-2 HR BB	B X 1-0 G3-1 ③			B B B C C X 3-2 G3-1 ②		C 1 SAFE B C F X 1-2 F9 ②		F B X 1-1 FC3-6 ② 1B DI 1-2f 2-3	4	1	0	0	1	0	6
Lou Whitaker, L (1, 4) OBP: 0.397, SLG: 0.504	C F 1 SAFE B 1 SAFE B X 2-2 HR 1-H	B C F B B S 3-3 K ①			B C B C B 4-2 BB		X 0-0 F8 ③		C B B F X 2-2 1B 1-3 3-H	4	1	2	3	1	1	2
Lloyd Moseby, L (1, 7) OBP: 0.310, SLG: 0.405	B C B F X 2-2 P6 ①	B X 1-0 L8 ②			F 1 SAFE 1 SAFE F P X 1-2 F8 ③			B B C F S 2-3 K ①		4	0	0	0	0	1	1
Cecil Fielder, R (1, 10) OBP: 0.345, SLG: 0.536	B X 1-0 P4 ②	B S B C B X 3-2 2B				B F X 1-1 G6-3 ①		X 0-0 L6 ②		4	0	1	0	0	0	0
Mickey Tettleton, S (1, 2) OBP: 0.396, SLG: 0.504	B C B X 2-1 G4-3 ③	B C C T S 1-3 K ③				C C B F B S 2-3 K ②		B S C B X 2-2 L7 ③		4	0	0	0	0	2	1
Dave Bergman, L (1, 3) OBP: 0.358, SLG: 0.385 Alan Trammell, R (9, PH) OBP: 0.326, SLG: 0.380		X 0-0 CS 1B		X 0-0 F9 ①		B C C C 1-3 K ③			B C X 1-1 F8 ①	3 1	0 0	1 0	0 0	0 0	1 0	0 0
Travis Fryman, R (1, 6) OBP: 0.296, SLG: 0.429	B F S B X 2-2 1B 1-2			F B C X 1-2 P3 ②			C F B F B B B F F S 3-3 K ①		C B X 1-1 1B 1B	4	1	2	0	0	1	0
Scott Livingstone, L (1, 5) OBP: 0.405, SLG: 0.448	C B S C 1-3 K ②			F C B S 1-3 K ③			B X 1-0 1B		X 0-0 FC3-6 1B 1-3 1B	4	1	2	0	0	2	1
Skeeter Barnes, R (1, 9) OBP: 0.324, SLG: 0.515 Tony Phillips, S (9, PH) OBP: 0.388, SLG: 0.470	B F X 1-1 1-2				B B X 2-0 P3 ①		F X 0-1 1-3		B X 1-0 FC3-6 1-2 3-H	3 1	0 0	2 1	0 1	0 0	0 0	0 0
Inning Stats	R: 2 E: 0 K: 0 S: 12 H: 1 LOB: 0 BB: 1 P: 23	R: 0 E: 0 K: 1 S: 10 H: 3 LOB: 2 BB: 0 P: 15	R: 0 E: 0 K: 2 S: 12 H: 1 LOB: 1 BB: 0 P: 20	R: 0 E: 0 K: 1 S: 7 H: 0 LOB: 0 BB: 0 P: 9	R: 0 E: 0 K: 0 S: 10 H: 0 LOB: 1 BB: 1 P: 19	R: 0 E: 0 K: 2 S: 9 H: 0 LOB: 0 BB: 0 P: 13	R: 0 E: 0 K: 1 S: 14 H: 2 LOB: 2 BB: 0 P: 19	R: 0 E: 0 K: 1 S: 8 H: 0 LOB: 0 BB: 0 P: 12	R: 2 E: 0 K: 0 S: 11 H: 4 LOB: 2 BB: 0 P: 17	1B: 9 2B: 1 3B: 0 HR: 1 SF: 0 SAC: 0 DP: 0 HBP: 0						WP: 0 PB: 0 SB: 0 CS: 1 PA: 38	

livebaseballscorecards.com

	AB	36
	R	4
	H	11
	RBI	4
	BB	2
	SO	8
	LOB	11

PITCHER		IP	WLS	BF	H	R	ER	SO	BB	IBB	HBP	BLK	WP	HR	S	P	ERA	WHIP
Erik Hanson, R ERA: 3.98	(1, 1)	8.0		32	7	2	2	8	2	0	0	0	0	1	82	130	2.25	1.125
Russ Swan, L ERA: 3.02	(9, 1)	0.1		1	0	0	0	0	0	0	0	0	0	0	2	3	0.00	0.000
Mike Schooler, R ERA: 4.58	(9, 1)	0.1	L	4	3	1	1	0	0	0	0	0	0	0	6	9	27.00	9.000
Rob Murphy, L ERA: 2.4	(9, 1)	0.0		1	1	1	1	0	0	0	0	0	0	0	3	5	∞	∞

PITCHER	IP	WLS	BF	H	R	ER	SO	BB	IBB	HBP	BLK	WP	HR	S	P	ERA	WHIP

Batter	1	2	3	4	5	6	7	8	9	AB	R	H	RBI	BB	SO	LOB
Milt Cuyler, S (1, 8) OBP: 0.320, SLG: 0.312	C B F B B B 4-2 S 2B BB		M B C B S 2-3 ① K		X 0-0 ① G6-3	B B X 2-0 ③ P6 1-2		B L P F L 2-3 ① K		4	1	0	0	1	2	3
Lou Whitaker, L (1, 4) OBP: 0.399, SLG: 0.511	B B B C C X 3-2 1-H 2B		B C S X 1-2 2B 2B		C C X 0-2 ② F7		X 0-0 2B FC4-2 1B	C X 0-1 ② F8		5	1	3	1	0	0	1
Lloyd Moseby, L (1, 7) OBP: 0.313, SLG: 0.410	C S C 0-3 ① K		B F X 1-1 F9 2-H 2B		B X 1-0 1B		X 0-0 ① F8	C F P X 1-2 ③ P3		5	0	2	1	0	1	3
Cecil Fielder, R (1, 10) OBP: 0.345, SLG: 0.536	C F B F B B B 4-2 FC6-4 BB		F B X 1-1 ② F9 2-3		X 0-0 ③ P4		B B X 2-0 FC4-2 1-3 1B 2B		C C S 0-3 ① K	4	1	1	0	1	1	2
Mickey Tettleton, S (1, 2) OBP: 0.396, SLG: 0.501	C S C 0-3 ② K		B F C B X 2-2 ③ G4-3			C F B B B X 2-2 CS 1B	I I I 4-0 FC4-2 1B IBB		X 0-0 ② F9	4	1	1	0	1	1	3
Dave Bergman, L (1, 3) OBP: 0.358, SLG: 0.390 Tony Phillips, S (7, PH) (7, 9) OBP: 0.386, SLG: 0.468	X 0-0 ③ FC6-4 1-2f			B C X 1-1 ① F8		S B C X 1-2 ① F X 1B FC6-4 2B 1-2	0-1 ② FC4-2 1B 1-2 2-3 3-Hf		B C S C 1-3 ③ K	3 2	1 0	1 0	0 0	0 0	0 1	2 3
Travis Fryman, R (1, 6) OBP: 0.300, SLG: 0.432		B X 1-0 ① G5-3		B X 1-0 PB G5-3 1B	X 0-0 FC6-4 2-3 1B	C B C B X 2-2 1-2 2-H 3-H 1B				4	0	3	2	0	0	0
Scott Livingstone, L (1, 5) OBP: 0.385, SLG: 0.423		X 0-0 ② G4-3		X 0-0 ② G5-3 1-2		C X 0-1 ② FC6-4 1B 1-2f 3-H	X 0-0 ③ L3			4	0	0	1	0	0	4
Skeeter Barnes, R (1, 9) OBP: 0.330, SLG: 0.514 (7, 3)		B B B C X 3-1 ③ F8		B C C B X 2-2 ③ G4-3 2-3		B B S B X 3-1 S 1-3 1B		F C F F B X 1-2 1B		4	0	2	0	0	0	1
Inning Stats	R: 1 H: 1 E: 0 LOB: 2 K: 2 BB: 2 S: 15 P: 26	R: 0 H: 0 E: 0 LOB: 0 K: 0 BB: 0 S: 4 P: 8	R: 1 H: 2 E: 0 LOB: 1 K: 1 BB: 0 S: 13 P: 20	R: 0 H: 1 E: 0 LOB: 1 K: 0 BB: 0 S: 7 P: 11	R: 0 H: 1 E: 0 LOB: 1 K: 0 BB: 0 S: 6 P: 7	R: 1 H: 4 E: 0 LOB: 2 K: 0 BB: 0 S: 12 P: 20	R: 2 H: 3 E: 0 LOB: 2 K: 0 BB: 1 S: 9 P: 17	R: 0 H: 1 E: 0 LOB: 1 K: 1 BB: 0 S: 15 P: 17	R: 0 H: 0 E: 0 LOB: 0 K: 2 BB: 0 S: 7 P: 8	1B: 8 SF: 0 2B: 5 SAC: 0 3B: 0 DP: 0 HR: 0 HBP: 0						

PITCHER		IP	WLS	BF	H	R	ER	SO	BB	IBB	HBP	BLK	WP	HR	S	P	ERA	WHIP
Joe Grahe, R ERA: 5.96	(1, 1)	6.0	L	28	9	3	3	3	2	0	0	0	0	0	57	92	4.50	1.833
Scott Bailes, L ERA: 4.35	(7, 1)	0.1		4	2	2	2	0	0	1	0	0	0	0	3	9	54.00	6.000
Chris Beasley, R ERA: 1.8	(7, 1)	1.2		7	2	0	0	1	0	0	0	0	0	0	21	25	0.00	1.200
Jeff Robinson, R ERA: 5.65	(9, 1)	1.0		3	0	0	0	2	0	0	0	0	0	0	7	8	0.00	0.000

PITCHER	IP	WLS	BF	H	R	ER	SO	BB	IBB	HBP	BLK	WP	HR	S	P	ERA	WHIP

TOP

Detroit Tigers @ California Angels

Anaheim Stadium, Anaheim, CA

Mon Aug 26 1991, 10:05 PM EDT

Att. 29,104 - Sunny - 70 F

livebaseballscorecards.com

AB	39
R	5
H	13
RBI	5
BB	3
SO	6
LOB	22

Batter	1	2	3	4	5	6	7	8	9	AB	R	H	RBI	BB	SO	LOB
Luis Polonia, L (1, 7) OBP: 0.353, SLG: 0.383	B X 1-0 G5-3 ①		L C B S 1-3 K ①		B F B C F B X 3-2 2-H 2B		C B B F X 2-2 1B		B B C F X 2-2 G6-3 ③	5	0	2	1	0	1	2
Wally Joyner, L (1, 3) OBP: 0.362, SLG: 0.504	C S B X 1-2 F7 ②		B C X 1-1 G4-6-3 ② ③ 1-2f		B B C C B F S 3-3 K ③		X 0-0 G4-3 ③			4	0	0	0	0	1	4
Dave Winfield, R (1, 9) OBP: 0.320, SLG: 0.489	C X 0-1 G6-3 ③			B X 1-0 1B 1B		B C B X 2-1 FC4-6 1B 1B		C X 0-1 F7 ①		4	0	2	0	0	0	0
Dave Parker, L (1, 10) OBP: 0.282, SLG: 0.362		F B X 1-1 F8 ①		B X 1-0 F7 ①		B 1 SAFE B X 2-0 P2 ①		C X 0-1 1B 1B		4	0	1	0	0	0	2
Gary Gaetti, R (1, 5) OBP: 0.297, SLG: 0.410		B X 1-0 1B		1 SAFE F F F B X 1-2 G4-6-3 1-3 1B		1 SAFE 1 SAFE X 0-0 FC4-6 1-2 1B		X 0-0 1-2 1B		4	0	4	0	0	0	0
Junior Felix, S (1, 8) OBP: 0.299, SLG: 0.342		C C S 0-3 K ②		X 0-0 G4-6-3 ② ③ 1-2f		S F B F X 1-2 FC4-6 ② 1-2f 2-3		B S C F B S 2-3 K ②		4	0	0	0	0	2	7
Lance Parrish, R (1, 2) OBP: 0.292, SLG: 0.386		C B S B C 2-3 K ③		C B X 1-1 G1-3 ①		B B C X 2-1 G5-3 ③		B B C C F F B X 3-2 G5-3 ③		4	0	0	0	0	1	5
Luis Sojo, R (1, 4) OBP: 0.282, SLG: 0.330			B X 1-0 E7 1B		B B B C C F B 4-2 G5-3 2B BB		B C B F B F X 3-2 G6-3 ①		C B X 1-1 G6-3 ①	3	1	1	0	1	0	0
Dick Schofield, R (1, 6) OBP: 0.328, SLG: 0.263 Donnie Hill, S (9, PH) OBP: 0.344, SLG: 0.319			F B S B F F F F X 2-2 FC G4-6-3		X 0-0 G5-3 ② 1-2		B C B X 2-1 G6-3 ②		C B B B X 2-2 G4-3 ②	3 1	0 0	0 0	0 0	0 0	0 0	2 0
Inning Stats	R: 0 E: 0 K: 0 S: 6 H: 0 LOB: 0 BB: 0 P: 8	R: 0 E: 0 K: 2 S: 9 H: 1 LOB: 1 BB: 0 P: 13	R: 0 E: 1 K: 1 S: 13 H: 1 LOB: 1 BB: 0 P: 18	R: 0 E: 0 K: 0 S: 6 H: 2 LOB: 1 BB: 0 P: 9	R: 1 E: 0 K: 1 S: 14 H: 1 LOB: 1 BB: 1 P: 25	R: 0 E: 0 K: 0 S: 10 H: 2 LOB: 2 BB: 0 P: 17	R: 0 E: 0 K: 0 S: 10 H: 1 LOB: 1 BB: 0 P: 17	R: 0 E: 0 K: 1 S: 14 H: 2 LOB: 2 BB: 0 P: 19	R: 0 E: 0 K: 0 S: 8 H: 0 LOB: 0 BB: 0 P: 13	1B: 9 2B: 1 3B: 0 HR: 0	SF: 0 SAC: 0 DP: 2 HBP: 0						

PITCHER	IP	WLS	BF	H	R	ER	SO	BB	IBB	HBP	BLK	WP	HR	S	P	ERA	WHIP
Mark Leiter, R (1, 1) ERA: 4.09	6.0	W	25	7	1	1	4	1	0	0	0	0	0	58	90	1.50	1.333
Dan Gakeler, R (7, 1) ERA: 6.32	3.0	S	12	3	0	0	1	0	0	0	0	0	0	32	49	0.00	1.000

PITCHER	IP	WLS	BF	H	R	ER	SO	BB	IBB	HBP	BLK	WP	HR	S	P	ERA	WHIP

BOTTOM

Detroit Tigers @ California Angels

Anaheim Stadium, Anaheim, CA

Mon Aug 26 1991, 10:05 PM EDT

Att. 29,104 - Sunny - 70 F

livebaseballscorecards.com

AB	36
R	1
H	10
RBI	1
BB	1
SO	5
LOB	22

WP: 0 PB: 0 SB: 0 CS: 0 PA: 37

Batter	1	2	3	4	5	6	7	8	9	AB	R	H	RBI	BB	SO	LOB
Tony Phillips, S (1, 4) OBP: 0.387, SLG: 0.467	C B S F B S 2-3 ① K			X 0-0 G5-3 1B		B F B B B 4-1 HBP BB		C B X 1-1 ① G4-3		3	0	1	0	1	1	0
Skeeter Barnes, R (1, 5) OBP: 0.319, SLG: 0.495	F B S B F S 2-3 ② K			P C L B X 2-2 ① G5-3 1-2		C B B F C 2-3 ① K		C B C S 1-3 ② K		4	0	0	0	0	3	2
Alan Trammell, R (1, 10) OBP: 0.323, SLG: 0.375	C S X 0-2 ③ G6-3			C C 2 SAFE X 0-2 ② P2		B F X 1-1 ② F7		S B F B S 2-3 ③ K		4	0	0	0	0	1	2
Cecil Fielder, R (1, 3) OBP: 0.345, SLG: 0.533		F B B S B X 3-2 ① G5-3		S X 0-1 ③ G4-3		S H 1-1 1-2 HBP			S F S 0-3 ① K	3	0	0	0	0	1	1
Travis Fryman, R (1, 6) OBP: 0.299, SLG: 0.437		S C B B S 1-3 ② K			F F B B S 2-3 ① K	B F B B X 2-1 ③ P3			F X 0-1 HR	4	1	1	1	0	2	2
Rob Deer, R (1, 9) OBP: 0.308, SLG: 0.387		B S B F B C 3-3 ③ K			F B S S S 1-3 ② K		B S B C F C 2-3 ① K		C S S 0-3 ② K	4	0	0	0	0	4	0
Pete Incaviglia, R (1, 7) OBP: 0.274, SLG: 0.343			B C S S S 1-3 ① K		X 0-0 2B 2B		S B X 1-1 ② G6-3		C B B B X 3-1 1B	4	1	2	0	0	1	0
Andy Allanson, R (1, 2) OBP: 0.284, SLG: 0.352 Mickey Tettleton, S (9, PH) OBP: 0.395, SLG: 0.500			B F X 1-1 ② F7		X 0-0 2-H 2B		B C B S S X 2-2 1B		C C X 0-2 ③ G4-3	3 1	0 0	2 0	1 0	0 0	0 0	0 1
Milt Cuyler, S (1, 8) OBP: 0.318, SLG: 0.310			C X 0-1 ③ G6-3		B S B S F F B S 3-3 ③ K		L X 0-1 ③ G4-3			3	0	0	0	0	1	2
Inning Stats	R: 0 E: 0 K: 2 S: 11 H: 0 LOB: 0 BB: 0 P: 15	R: 0 E: 0 K: 2 S: 9 H: 0 LOB: 0 BB: 0 P: 16	R: 0 E: 0 K: 1 S: 7 H: 0 LOB: 0 BB: 0 P: 9	R: 0 E: 0 K: 0 S: 10 H: 1 LOB: 1 BB: 0 P: 11	R: 1 E: 0 K: 3 S: 13 H: 2 LOB: 1 BB: 0 P: 19	R: 0 E: 0 K: 1 S: 9 H: 0 LOB: 2 BB: 1 P: 19	R: 0 E: 0 K: 1 S: 11 H: 1 LOB: 1 BB: 0 P: 16	R: 0 E: 0 K: 2 S: 8 H: 0 LOB: 0 BB: 0 P: 12	R: 1 E: 0 K: 2 S: 13 H: 2 LOB: 1 BB: 0 P: 16	1B: 3 2B: 2 3B: 0 HR: 1	SF: 0 SAC: 0 DP: 0 HBP: 1					

TOP

Detroit Tigers @ California Angels

Anaheim Stadium, Anaheim, CA

Tue Aug 27 1991, 10:05 PM EDT

Att. 27,494 - Sunny - 68 F

livebaseballscorecards.com

AB	33
R	2
H	6
RBI	2
BB	1
SO	14
LOB	10

PITCHER		IP	WLS	BF	H	R	ER	SO	BB	IBB	HBP	BLK	WP	HR	S	P	ERA	WHIP
Chuck Finley, L ERA: 3.81	(1, 1)	6.2	W	26	4	1	1	10	1	0	1	0	0	0	68	103	1.35	0.750
Mark Eichhorn, R ERA: 1.1	(7, 1)	1.1		4	0	0	0	2	0	0	0	0	0	0	10	14	0.00	0.000
Bryan Harvey, R ERA: 1.53	(9, 1)	1.0	S	5	2	1	1	2	0	0	0	0	0	1	13	16	9.00	2.000

PITCHER	IP	WLS	BF	H	R	ER	SO	BB	IBB	HBP	BLK	WP	HR	S	P	ERA	WHIP

Detroit Tigers @ California Angels

Anaheim Stadium, Anaheim, CA

Tue Aug 27 1991, 10:05 PM EDT

Att. 27,494 - Sunny - 68 F

BOTTOM

Batter	1	2	3	4	5	6	7	8	9	AB	R	H	RBI	BB	SO	LOB
Luis Polonia, L (1, 7) OBP: 0.355, SLG: 0.384	B X 1-0 CS 1B		C B B 1 SAFE 1 SAFE B F X 3-2 G4-3 ③		F X 0-1 G4-3 ②		F B C X 1-2 CS S 1B 3-H			4	0	2	1	0	0	1
Shawn Abner, R (1, 8) OBP: 0.232, SLG: 0.301	C 1 SAFE C B S 1-3 K ①② 1-2			X 0-0 G6-3 ①	F F B F B B X 3-2 P4 ③		1 SAFE 1 SAFE 1 SAFE 1 SAFE C F B 1 SAFE 1 SAFE 4-2 1 SAFE B B F 1 SAFE F B 2 SAFE F CS BB ② 1-3			3	0	0	0	1	1	1
Wally Joyner, L (1, 3) OBP: 0.361, SLG: 0.502	B C B S F B X 3-2 F8 ③			C X 0-1 G4-3 ②		B C F F X 1-2 G4-3 ①	F B C 1 SAFE 1-2 CS ③ 1-2	F X 0-1 SH1-3 1B		4	0	1	0	0	0	0
Dave Winfield, R (1, 10) OBP: 0.322, SLG: 0.490		C B B B F S 3-3 K ①		F B B B X 3-1 BB 1B 1B		C B B X 2-1 FC1-4 1B		X 0-0 SH1-3 ① 1-2		3	1	2	0	0	1	0
Gary Gaetti, R (1, 5) OBP: 0.297, SLG: 0.407		B B F S F B X 3-2 G1-3 ②		1 SAFE F F B B B 1 SAFE B B 4-2 1B 1B 1-2 BB		X 0-0 FC1-4 FC4-6 ② 1-2f		C X 0-1 F8 ②		3	1	0	0	1	0	2
Lance Parrish, R (1, 2) OBP: 0.291, SLG: 0.384		B B C B S F S 3-3 K ③		B B X 2-0 1B 1B 1-3 2-H		B X 1-0 FC4-6 ③ 1-2f		S S B C 1-3 K ③		4	0	1	1	0	2	2
Junior Felix, S (1, 9) OBP: 0.306, SLG: 0.354			C B X 1-1 F8 ①	F F B 1 SAFE F 1 SAFE X 1-2 1B 1-3 3-H			B X 1-0 SH 2B			3	1	2	1	0	0	0
Luis Sojo, R (1, 4) OBP: 0.281, SLG: 0.328			C X 0-1 G6-3 ②	B C F S 1-3 K ③			B X 1-0 SH 1B 2-H			2	1	0	0	0	1	2
Dick Schofield, R (1, 6) OBP: 0.328, SLG: 0.264			C B C X 1-2 1B	C B X 1-1 G1-3 ①			B X 1-0 P4 ①			3	0	1	0	0	0	1
Inning Stats	R: 0 E: 0 K: 1 S: 8 H: 1 LOB: 0 BB: 0 P: 13	R: 0 E: 0 K: 2 S: 11 H: 0 LOB: 0 BB: 0 P: 20	R: 0 E: 0 K: 0 S: 10 H: 1 LOB: 1 BB: 0 P: 15	R: 2 E: 0 K: 1 S: 15 H: 3 LOB: 2 BB: 1 P: 26	R: 0 E: 0 K: 0 S: 8 H: 0 LOB: 0 BB: 0 P: 12	R: 0 E: 0 K: 0 S: 8 H: 1 LOB: 1 BB: 0 P: 12	R: 2 E: 1 K: 0 S: 13 H: 2 LOB: 0 BB: 1 P: 22	R: 0 E: 0 K: 1 S: 8 H: 1 LOB: 1 BB: 0 P: 9		1B: 8 2B: 1 3B: 0 HR: 0 SF: 0 SAC: 2 DP: 0 HBP: 0						

livebaseballscorecards.com

AB	29
R	4
H	9
RBI	3
BB	2
SO	5
LOB	9

WP: 0 PB: 0 SB: 1 CS: 3 PA: 34

PITCHER		IP	WLS	BF	H	R	ER	SO	BB	IBB	HBP	BLK	WP	HR	S	P	ERA	WHIP
John Cerutti, L ERA: 4.78	(1, 1)	6.0	L	26	7	4	3	4	1	0	0	0	0	0	62	102	4.50	1.333
Jerry Don Gleaton, L ERA: 3.76	(7, 1)	1.0		3	1	0	0	0	1	0	0	0	0	0	11	18	0.00	2.000
Kevin Ritz, R ERA: 16.2	(8, 1)	1.0		4	1	0	0	1	0	0	0	0	0	0	8	9	0.00	1.000

PITCHER	IP	WLS	BF	H	R	ER	SO	BB	IBB	HBP	BLK	WP	HR	S	P	ERA	WHIP

Batter	1	2	3	4	5	6	7	8	9	AB	R	H	RBI	BB	SO	LOB
Tony Phillips, S (1, 4) OBP: 0.384, SLG: 0.463	X 0-0 ① P4		C S C 0-3 ② K		C B B F X 2-2 ③ FC5-4 1-2f			B C X 1-1 ② G5-3		4	0	0	0	0	1	2
Travis Fryman, R (1, 5) OBP: 0.299, SLG: 0.436	C X 0-1 ② F9		X 0-0 ③ P4			C X 0-1 FC1-4 1B		S F B C 1-3 ③ K		4	0	1	0	0	1	0
Alan Trammell, R (1, 6) OBP: 0.319, SLG: 0.371	C B C X 1-2 ③ F7			C S S 0-3 ① K		P S X 1-1 ① FC1-4 1-2f			B B C B C S 3-3 ① K	4	0	0	0	0	2	1
Cecil Fielder, R (1, 3) OBP: 0.342, SLG: 0.528		B X 1-0 ① P3		B F C S 1-3 ② K		1 SAFE F F B 1 S SAFE 1-3 ② K			B F X 1-1 ② F7	4	0	0	0	0	2	1
Mickey Tettleton, S (1, 10) OBP: 0.394, SLG: 0.497		C B C X 1-2 BB 1B		X 0-0 ③ F8		C F X 0-2 ③ G6-3			F B B B S B F F S 3-3 ③ K	4	0	1	0	0	1	1
Pete Incaviglia, R (1, 7) OBP: 0.278, SLG: 0.344		F F B B B 1 SAFE B 4-2 1-2 BB			C F X 0-2 1B 1B		X 0-0 ① P2			2	0	1	0	1	0	0
Rob Deer, R (1, 9) OBP: 0.306, SLG: 0.384		C X 0-1 ② P4			F B B X 2-1 ① F7		B X 1-0 ② F7			3	0	0	0	0	0	3
Skeeter Barnes, R (1, 8) OBP: 0.320, SLG: 0.491		X 0-0 ③ L5			B X 1-0 FC5-4 1-2 1B		C B C B B F S 3-3 ③ K			3	0	1	0	0	1	2
Andy Allanson, R (1, 2) OBP: 0.277, SLG: 0.344			C X 0-1 ① G1-3		X 0-0 ② P6			C B F B F F S 2-3 ① K		3	0	0	0	0	1	2
Inning Stats	R: 0 H: 0 E: 0 LOB: 0 K: 0 BB: 0 S: 6 P: 7	R: 0 H: 1 E: 0 LOB: 2 K: 0 BB: 1 S: 9 P: 15	R: 0 H: 0 E: 0 LOB: 0 K: 1 BB: 0 S: 6 P: 6	R: 0 H: 0 E: 0 LOB: 0 K: 2 BB: 0 S: 7 P: 8	R: 0 H: 2 E: 0 LOB: 2 K: 0 BB: 0 S: 10 P: 15	R: 0 H: 1 E: 0 LOB: 1 K: 1 BB: 0 S: 11 P: 12	R: 0 H: 0 E: 0 LOB: 0 K: 1 BB: 0 S: 6 P: 10	R: 0 H: 0 E: 0 LOB: 0 K: 2 BB: 0 S: 10 P: 14	R: 0 H: 0 E: 0 LOB: 0 K: 2 BB: 0 S: 10 P: 17	1B: 4 SF: 0 2B: 0 SAC: 0 3B: 0 DP: 0 HR: 0 HBP: 0						

TOP

Detroit Tigers @ California Angels

Anaheim Stadium, Anaheim, CA

Wed Aug 28 1991, 6:33 AM EDT

Att. 24,882 - Sunny - 78 F

livebaseballscorecards.com

AB	31
R	0
H	4
RBI	0
BB	1
SO	9
LOB	12

WP: 0 PA: 32
PB: 0
SB: 0
CS: 0

PITCHER		IP	WLS	BF	H	R	ER	SO	BB	IBB	HBP	BLK	WP	HR	S	P	ERA	WHIP
Jim Abbott, L ERA: 2.95	(1, 1)	7.1	W	27	4	0	0	6	1	0	0	0	0	0	60	80	0.00	0.682
Mark Eichhorn, R ERA: 1.09	(8, 1)	0.2		2	0	0	0	1	0	0	0	0	0	0	5	7	0.00	0.000
Bryan Harvey, R ERA: 1.5	(9, 1)	1.0	S	3	0	0	0	2	0	0	0	0	0	0	10	17	0.00	0.000

PITCHER	IP	WLS	BF	H	R	ER	SO	BB	IBB	HBP	BLK	WP	HR	S	P	ERA	WHIP

Batter	1	2	3	4	5	6	7	8	9	AB	R	H	RBI	BB	SO	LOB
Luis Polonia, L (1, 7) OBP: 0.356, SLG: 0.387	B X 1-0 CS 1B		L B C X 1-2 ③ F9			C F X 0-2 G3-1 2-H 2B		B X 1-0 ③ G3		4	0	2	1	0	0	0
Donnie Hill, S (1, 6) OBP: 0.340, SLG: 0.314 (7, 4)	1 SAFE 1 SAFE P X 1-0 ① F7			B F F F X 1-2 ① P5		X 0-0 ② G3-1 2-3				3	0	0	0	0	0	3
Wally Joyner, L (1, 3) OBP: 0.359, SLG: 0.499	1 SAFE 1 SAFE B B F 1 SAFE B F F F 3-2 ② ③ F X G6-3 1-2			C C X 0-2 ② P6		B C F S 1-3 ③ K				3	0	0	0	0	1	3
Gary Gaetti, R (1, 5) OBP: 0.297, SLG: 0.407		B F X 1-1 G5-3 1B		S B B F S 2-3 ③ K			B X 1-0 ① F9			3	0	1	0	0	1	0
Dave Parker, L (1, 10) OBP: 0.282, SLG: 0.364 Shawn Abner, R (7, PR) OBP: 0.232, SLG: 0.301		C B F F B F X 2-2 ① F7			B X 1-0 ① G4-3		B F B B S X 3-2 G6-3 2B			3 0	0 0	1 0	0 0	0 0	0 0	1 0
Junior Felix, S (1, 8) OBP: 0.301, SLG: 0.348		B 1 SAFE X 1-0 ② G5-3 1-2			F B B B X 3-1 ② F7		S X 0-1 ② G6-3 2-3			3	0	0	0	0	0	2
Max Venable, L (1, 9) OBP: 0.282, SLG: 0.340		C B F F B F B F X 3-2 ③ F7			X 0-0 ③ G1-6-3		X 0-0 ③ G2-3			3	0	0	0	0	0	3
Luis Sojo, R (1, 4) OBP: 0.282, SLG: 0.329 Dick Schofield, R (6, PR) OBP: 0.327, SLG: 0.263 (7, 6)			X 0-0 ① F8			B C F X 1-2 SH3-4 2B 1B		B X 1-0 ① F7		2 1	0 1	1 0	0 0	0 0	0 0	0 0
Ron Tingley, R (1, 2) OBP: 0.257, SLG: 0.260			C X 0-1 ② G5-3			X 0-0 ① SH3-4 1-2		C C B S 1-3 ② K		2	0	0	0	0	1	0
Inning Stats	R: 0 E: 0 K: 0 S: 8 H: 1 LOB: 0 BB: 0 P: 12	R: 0 E: 0 K: 0 S: 14 H: 1 LOB: 1 BB: 0 P: 21	R: 0 E: 0 K: 0 S: 6 H: 0 LOB: 0 BB: 0 P: 7	R: 0 E: 0 K: 1 S: 10 H: 0 LOB: 0 BB: 0 P: 13	R: 0 E: 0 K: 0 S: 4 H: 0 LOB: 0 BB: 0 P: 8	R: 1 E: 0 K: 1 S: 11 H: 2 LOB: 2 BB: 0 P: 13	R: 0 E: 0 K: 0 S: 7 H: 1 LOB: 2 BB: 0 P: 11	R: 0 E: 0 K: 1 S: 5 H: 0 LOB: 0 BB: 0 P: 8		1B: 3 2B: 2 3B: 0 HR: 0	SF: 0 SAC: 1 DP: 0 HBP: 0					

BOTTOM

Detroit Tigers @ California Angels

Anaheim Stadium, Anaheim, CA

Wed Aug 28 1991, 6:33 AM EDT

Att. 24,882 - Sunny - 78 F

livebaseballscorecards.com

AB	27
R	1
H	5
RBI	1
BB	0
SO	3
LOB	12

PITCHER		IP	WLS	BF	H	R	ER	SO	BB	IBB	HBP	BLK	WP	HR	S	P	ERA	WHIP
Bill Gullickson, R ERA: 3.99	(1, 1)	8.0	L	28	5	1	1	3	0	0	0	0	0	0	65	93	1.12	0.625

PITCHER	IP	WLS	BF	H	R	ER	SO	BB	IBB	HBP	BLK	WP	HR	S	P	ERA	WHIP

Batter	1	2	3	4	5	6	7	8	9	10	AB	R	H	RBI	BB	SO	LOB
Tony Phillips, S (1, 9) OBP: 0.384, SLG: 0.461 Skeeter Barnes, R (9, PR) OBP: 0.320, SLG: 0.491 (9, 9)	B C X 1-1 F8 ①		C B X 1-1 1B		1 SAFE B C 1 SAFE X 1-1 G3 ② 1-2		B C F B S 2-3 K ②		S B B B B 4-1 FC4-6 ① 1-2 BB		4 0	0 0	1 0	0 0	1 0	1 0	1 0
Lou Whitaker, L (1, 4) OBP: 0.399, SLG: 0.507	C X 0-1 G4-3 ②		C B 1 SAFE B X 2-1 F7 ③		B B B C B 4-1 BB		F B B S B F F B 4-2 BB BB		B F 1 SAFE 1 SAFE X 1-1 FC4-6 ② 1-2f		3	0	0	0	2	0	2
Alan Trammell, R (1, 6) OBP: 0.317, SLG: 0.366	C B F B S 2-3 K ③			B X 1-0 G5-3 ① B C X 1-1 F9 ③			B C 1 SAFE B F B B 4-2 BB 1-2		C B X 1-1 G4-3 ③		4	0	0	0	1	1	3
Cecil Fielder, R (1, 3) OBP: 0.341, SLG: 0.524	B S B B B F S 3-3 K ①			B B B X 3-0 G3-1 ②		B F F B F F B B 4-2 HR BB	S F B F C 1-3 K ③			F F B S 1-3 K ①	4	1	0	0	1	3	2
Mickey Tettleton, S (1, 2) OBP: 0.394, SLG: 0.503	C B S S 1-3 K ②			B F B S B B 4-2 BB BB		C B B X 2-1 1-H HR		C B X 1-1 F9 ①		C B X 1-1 G3-1 ②	4	1	1	2	1	1	0
Lloyd Moseby, L (1, 7) OBP: 0.315, SLG: 0.412	B C X 1-1 F8 ③			B S 1 SAFE B B B S B 4-2 1-2 BB		B S S B X 2-2 G3 ①		B X 1-0 2B		B F B F F C 2-3 K ③	4	0	1	0	1	1	0
Pete Incaviglia, R (1, 10) OBP: 0.278, SLG: 0.355			X 0-0 HR	B B S B B X 3-1 G1-3 ③		B S S B B X 3-2 G5-3 ②		C X 0-1 P6 ②			4	1	1	1	0	0	3
Scott Livingstone, L (1, 5) OBP: 0.366, SLG: 0.400	S B B B C X 3-2 G4-3 ①				C C B S 1-3 K ①	F X 0-1 G4-3 ③		B X 1-0 G3-1 ③			4	0	0	0	0	1	1
Milt Cuyler, S (1, 8) OBP: 0.320, SLG: 0.310	B C C S 1-3 K ②				B S B B B 4-1 G3 BB		S C F B B F B F C 3-3 K ①		F X 0-1 CS 1B		3	0	1	0	1	2	0
Inning Stats	R: 0 E: 0 K: 1 S: 7 H: 0 LOB: 0 BB: 0 P: 10	R: 0 E: 0 K: 2 S: 8 H: 0 LOB: 0 BB: 0 P: 13	R: 1 E: 0 K: 1 S: 11 H: 2 LOB: 1 BB: 0 P: 18	R: 0 E: 0 K: 0 S: 8 H: 0 LOB: 2 BB: 2 P: 23	R: 0 E: 0 K: 1 S: 9 H: 0 LOB: 2 BB: 2 P: 20	R: 2 E: 0 K: 0 S: 14 H: 1 LOB: 0 BB: 1 P: 25	R: 0 E: 0 K: 3 S: 19 H: 0 LOB: 2 BB: 2 P: 33	R: 0 E: 0 K: 0 S: 6 H: 1 LOB: 1 BB: 0 P: 9	R: 0 E: 0 K: 0 S: 7 H: 1 LOB: 1 BB: 1 P: 13	R: 0 E: 0 K: 2 S: 9 H: 0 LOB: 0 BB: 0 P: 13	1B: 2 2B: 1 3B: 0 HR: 2	SF: 0 SAC: 0 DP: 0 HBP: 0					WP: 0 PB: 0 SB: 0 CS: 1	PA: 42

PITCHER	IP	WLS	BF	H	R	ER	SO	BB	IBB	HBP	BLK	WP	HR	S	P	ERA	WHIP
Ron Darling, R (1, 1) ERA: 4.18	6.2		30	3	3	3	7	7	0	0	0	0	2	72	137	4.05	1.500
Gene Nelson, R (7, 1) ERA: 7.43	1.1		5	1	0	0	1	0	0	0	0	0	0	10	14	0.00	0.750
Rick Honeycutt, L (9, 1) ERA: 3.62	1.0		4	1	0	0	0	1	0	0	0	0	0	7	13	0.00	2.000
Dennis Eckersley, R (10, 1) ERA: 2.54	1.0	W	3	0	0	0	2	0	0	0	0	0	0	9	13	0.00	0.000

PITCHER	IP	WLS	BF	H	R	ER	SO	BB	IBB	HBP	BLK	WP	HR	S	P	ERA	WHIP

TOP

Detroit Tigers @ Oakland Athletics

Oakland-Alameda County Coliseum, Oakland, CA

Fri Aug 30 1991, 7:05 PM PDT

Att. 31,774 - Cloudy - 62 F

livebaseballscorecards.com

AB	34
R	3
H	5
RBI	3
BB	8
SO	10
LOB	12

Batter	1	2	3	4	5	6	7	8	9	10	AB	R	H	RBI	BB	SO	LOB
Rickey Henderson, R (1, 10) OBP: 0.401, SLG: 0.408	B S B X 2-1 HR		C B X 1-1 ② L7			C B B C F X 2-2 HR	B B X 2-0 ③ P6		1 SAFE 1 SAFE B B B C F 1 SAFE F 3-2 X ②③ L1 1-2		5	2	2	2	0	0	3
Dave Henderson, R (1, 8) OBP: 0.351, SLG: 0.489	B C S B X 2-2 ① P2		S S B X 1-2 ③ G1-3			B X 1-0 ① G5-3		F B X 1-1 ① P4		C X 0-1 ① F7	5	0	0	0	0	0	0
Jose Canseco, R (1, 9) OBP: 0.356, SLG: 0.551	X 0-0 G4-6-3 1B			C X 0-1 ① F8		S B X 1-1 ② P4		S B B B S X 2-2 HR		C B B B F X 3-2 S S HR 1B	5	2	3	1	0	0	0
Terry Steinbach, R (1, 2) OBP: 0.328, SLG: 0.424	X 0-0 ②③ G4-6-3 1-2f			B X 1-0 ② G6-3		C B B C X 2-2 1B		B B B B 4-0 BB BB		C B 1 SAFE 1 SAFE B F 1 SAFE B S 3-3 ② K 1-2	4	0	1	0	1	1	2
Brook Jacoby, R (1, 5) OBP: 0.284, SLG: 0.325		S B B B X 3-1 2B		B B C B B 4-1 BB		X 0-0 ③ F7		X 0-0 ② F9		B B I 4-0 2-3 HR IBB	3	1	1	0	2	0	2
Mark McGwire, R (1, 3) OBP: 0.337, SLG: 0.397	F F B X 1-2 ① G1-3			1 SAFE S C 1 SAFE 1 SAFE B B F C 2-3 ③ K			B B B C C B 4-2 FC6-5 SH1-4 BB	B B B B 4-0 1-2 BB		S F B X 1-2 1-H 3-H HR	3	1	1	3	2	1	2
Scott Brosius, R (1, 7) (8, 4) OBP: 0.279, SLG: 0.425	C X 0-1 ② P3				X 0-0 ① G5-3		X 0-0 ① SH1-4 1-2	C B S X 1-2 ③ G4-3			2	0	0	0	0	0	1
Ernest Riles, L (8, PH) (9, 6) OBP: 0.289, SLG: 0.308											1	0	0	0	0	0	2
Mike Gallego, R (1, 4) (8, 6) (9, 4) OBP: 0.332, SLG: 0.360	C B X 1-1 ③ G6-3				B F X 1-1 ② F7		X 0-0 ② FC6-5 1B 2-3		B B C F X 2-2 L1 1B		4	0	1	0	0	0	2
Mike Bordick, R (1, 6) OBP: 0.284, SLG: 0.276			B C F X 1-2 ① G6-3		B F B X 2-1 ③ G5-3		B C C X 1-2 1B		1 SAFE B L 1 SAFE B L L 2-3 ① K		2	0	0	0	0	0	0
Harold Baines, L (7, PH) OBP: 0.384, SLG: 0.490											1	0	1	0	0	0	0
Brad Komminsk, R (7, PR) (8, 7) OBP: 0.100, SLG: 0.100											1	0	0	0	0	1	1
Inning Stats	R: 1 E: 0 K: 0 S: 7 H: 2 LOB: 0 BB: 0 P: 11	R: 0 E: 0 K: 0 S: 9 H: 1 LOB: 1 BB: 0 P: 14	R: 0 E: 0 K: 0 S: 8 H: 0 LOB: 0 BB: 0 P: 11	R: 0 E: 0 K: 1 S: 8 H: 0 LOB: 1 BB: 1 P: 15	R: 0 E: 0 K: 0 S: 5 H: 0 LOB: 0 BB: 0 P: 8	R: 1 E: 0 K: 0 S: 11 H: 2 LOB: 1 BB: 0 P: 17	R: 0 E: 0 K: 0 S: 8 H: 1 LOB: 2 BB: 1 P: 15	R: 1 E: 0 K: 0 S: 9 H: 1 LOB: 2 BB: 2 P: 21	R: 0 E: 0 K: 1 S: 10 H: 1 LOB: 0 BB: 0 P: 17	R: 3 E: 0 K: 1 S: 11 H: 2 LOB: 0 BB: 1 P: 22	1B: 5 2B: 2 3B: 0 HR: 4	SF: 0 SAC: 1 DP: 2 HBP: 0					

PITCHER		IP	WLS	BF	H	R	ER	SO	BB	IBB	HBP	BLK	WP	HR	S	P	ERA	WHIP
Frank Tanana, L ERA: 3.68	(1, 1)	6.2		27	6	2	2	1	2	0	0	0	0	2	55	88	2.70	1.200
Dan Gakeler, R ERA: 6.36	(7, 1)	1.0		6	1	1	1	0	2	0	0	0	0	1	7	20	9.00	3.000
Jerry Don Gleaton, L ERA: 4.05	(8, 1)	2.0	L	9	3	3	3	2	0	1	0	0	0	1	24	43	13.50	1.500

PITCHER	IP	WLS	BF	H	R	ER	SO	BB	IBB	HBP	BLK	WP	HR	S	P	ERA	WHIP

BOTTOM

Detroit Tigers @ Oakland Athletics

Oakland-Alameda County Coliseum, Oakland, CA

Fri Aug 30 1991, 7:05 PM PDT
Att. 31,774 - Cloudy - 62 F

livebaseballscorecards.com

AB	36
R	6
H	10
RBI	6
BB	5
SO	3
LOB	15

1B: 5 2B: 2 3B: 0 HR: 4 | SF: 0 SAC: 1 DP: 2 HBP: 0

WP: 0 PB: 0 SB: 2 CS: 0 PA: 42

Batter	1	2	3	4	5	6	7	8	9	10	AB	R	H	RBI	BB	SO	LOB
Lloyd Moseby, L (1, 7) OBP: 0.315, SLG: 0.403	1-2 G4-3 ①		1-3 K ①	2-1 G3 ②		4-2 2B BB	4-2 S BB		2-1 L6 ③		4	1	0	0	2	1	3
Lou Whitaker, L (1, 4) OBP: 0.400, SLG: 0.512	0-1 2B		2-2 G3 ②	2-1 P5 ③		1-1 S 1B 2B 1-H 2-H	2-3 K ②			2-2 WP SH3-4 1B	6	1	3	2	0	1	4
Alan Trammell, R (1, 6) OBP: 0.315, SLG: 0.363	2-3 K ②		1-0 G6-3 ③		1-3 K ①	3-2 1B 2-H	0-2 G4-3 ③ 1-2 2-3			1-1 SH3-4 ① 1-2	5	0	1	1	0	2	3
Scott Livingstone, L (8, 5) OBP: 0.366, SLG: 0.400											0	0	0	0	0	0	0
Cecil Fielder, R (1, 3) OBP: 0.341, SLG: 0.521	2-3 K ③			3-2 2B BB 1B	2-2 G5-3 ②	3-3 K ②		2-2 F9 ①		4-0 WP IBB	5	1	1	0	1	2	2
Mickey Tettleton, S (1, 2) OBP: 0.391, SLG: 0.498		1-1 L3 ①		0-3 K ①	0-1 BB 1B	1-0 G4-3 ③		0-0 L3 ②		3-3 K ②	6	0	1	0	0	2	4
Rob Deer, R (1, 9) OBP: 0.310, SLG: 0.383		2-1 P4 ②		4-2 2B 2B BB 1-2	4-2 BB 1-2		4-0 2B BB	1-1 P3 ③		4-1 IBB 1-2 2-3	1	1	0	0	3	0	0
Skeeter Barnes, R (7, PR) OBP: 0.317, SLG: 0.487											1	1	0	0	0	0	0
(7, 9)																	
Tony Phillips, S (10, PH) OBP: 0.385, SLG: 0.461											0	0	0	0	1	0	0
(10, 9)																	
Travis Fryman, R (1, 5) OBP: 0.299, SLG: 0.437		1-0 BB 1B		2-0 2B 1-3 2-H 2B	2-2 L6 ③		1-2 F8 ①		0-0 G6-3 ①	1-0 P2 ③	6	1	2	1	0	0	6
(8, 6)																	
Pete Incaviglia, R (1, 10) OBP: 0.291, SLG: 0.361		4-1 BB 1-2		4-1 2B BB		4-2 FC2-6 BB	1-0 2B 2B 1-H		4-0 SH2-4 BB		1	1	1	1	4	0	0
Milt Cuyler, S (1, 8) OBP: 0.322, SLG: 0.317		3-3 K ③		2-2 2B 1-3 2-H 3-H		1-1 FC2-6 S ① 1-2f 2B	1-1 S 2-H 2B		0-0 SH2-4 ② 1-2		4	1	2	3	0	1	3
Inning Stats	R: 0 E: 0 K: 2 S: 11 H: 1 LOB: 1 BB: 0 P: 16	R: 0 E: 0 K: 1 S: 9 H: 1 LOB: 2 BB: 1 P: 20	R: 0 E: 0 K: 1 S: 7 H: 0 LOB: 0 BB: 0 P: 11	R: 3 E: 0 K: 1 S: 21 H: 3 LOB: 2 BB: 2 P: 40	R: 0 E: 0 K: 1 S: 14 H: 1 LOB: 2 BB: 1 P: 23	R: 3 E: 0 K: 1 S: 15 H: 2 LOB: 1 BB: 2 P: 32	R: 2 E: 0 K: 1 S: 14 H: 2 LOB: 3 BB: 2 P: 27	R: 0 E: 0 K: 0 S: 7 H: 0 LOB: 0 BB: 0 P: 10	R: 0 E: 0 K: 0 S: 4 H: 0 LOB: 1 BB: 1 P: 10	R: 0 E: 0 K: 1 S: 12 H: 1 LOB: 3 BB: 2 P: 27	1B: 5 2B: 6 3B: 0 HR: 0	SF: 0 SAC: 2 DP: 0 HBP: 0					

PITCHER	IP	WLS	BF	H	R	ER	SO	BB	IBB	HBP	BLK	WP	HR	S	P	ERA	WHIP
Mike Moore, R (1, 1) ERA: 3.42	5.1		29	7	6	6	6	6	0	0	0	0	0	70	128	10.12	2.438
Steve Chitren, R (6, 1) ERA: 4.36	1.0		5	1	1	1	1	1	0	0	0	0	0	10	22	9.00	2.000
Rick Honeycutt, L (7, 1) ERA: 3.9	0.1		4	2	1	1	1	1	0	0	0	0	0	8	16	27.00	9.000
Gene Nelson, R (7, 1) ERA: 7.11	1.2		6	0	0	0	0	1	0	0	0	0	0	11	18	0.00	0.600
Joe Klink, L (9, 1) ERA: 3.96	1.0		4	1	0	0	0	0	0	0	0	0	0	8	13	0.00	1.000

PITCHER	IP	WLS	BF	H	R	ER	SO	BB	IBB	HBP	BLK	WP	HR	S	P	ERA	WHIP
Dennis Eckersley, R (10, 1) ERA: 2.51	0.2	W	4	0	0	0	1	0	2	0	0	1	0	7	19	0.00	0.000

TOP

Detroit Tigers @ Oakland Athletics

Oakland-Alameda County Coliseum, Oakland, CA

Sat Aug 31 1991, 3:33 AM PDT

Att. 43,726 - Sunny - 69 F

livebaseballscorecards.com

AB	39
R	8
H	11
RBI	8
BB	11
SO	9
LOB	25

WP: 1	PB: 0	SB: 4	CS: 0
PA: 52			

Batter	1	2	3	4	5	6	7	8	9	10	AB	R	H	RBI	BB	SO	LOB
Rickey Henderson, R (1, 10) OBP: 0.402, SLG: 0.405	C F B B B B 4-2 G3-6-1 BB		B B C B F S 3-3 K ③		B B C C S 2-3 K ③	I I I I 4-0 SF7 HBP IBB	B B C X 2-1 FC5-4 ③ 1-2f		I I I I 4-0 G6-4-3 IBB		3	0	0	0	3	2	4
Ernest Riles, L (1, 5) OBP: 0.289, SLG: 0.308 Brook Jacoby, R (6, PH) OBP: 0.287, SLG: 0.326 (7, 5)	B C X 1-1 G3-6-1 ① ② 1-2f			C X 0-1 G4-3 ①		B B B B 1-1 BB 2B 1B C F B B B X WP 1B SF7 1B		B X 1-0 G6-4-3 ② ③ 1-2f			3	1	1	0	0	0	1
						C SF7 1-2 2-3 3-H HBP					2	1	1	1	0	0	2
Jose Canseco, R (1, 9) OBP: 0.358, SLG: 0.550	C C F B S 1-3 K ③			B F B S F S 2-3 K ②		B B B B 4-0 1-2 2B BB		X 0-0 WP 1-2 1B		B B B C B 4-1 E 1B BB	3	2	1	1	2	2	0
						B SF7 1-2 2-3 3-H											
Harold Baines, L (1, 7) OBP: 0.385, SLG: 0.492 Brad Komminsk, R (7, 7) OBP: 0.100, SLG: 0.100 Ron Witmeyer, L (8, PH) Scott Brosius, R (9, 7) OBP: 0.273, SLG: 0.415		X 0-0 F8 ①		B C B B X 3-1 1B 1B		B B B B 3-2 1H 2H 1B 1B 2B G6-3		B M B L S 2-3 K ①		C 1 B X SAFE 1-1 FC 1-2 1B	4	1	2	2	0	0	2
											0	0	0	0	0	0	0
											1	0	0	0	0	1	2
											1	0	0	0	0	0	1
Dave Henderson, R (1, 8) OBP: 0.356, SLG: 0.491		B B B C F B 4-2 BB BB		S B X 1-1 1-2 1B		B B C F X 2-2 1B 2-3 1B 1B	B B X 2-0 WP WP 1B	B F F F B I I 4-2 FC6 1-2 2-3 IBB		B C L B S 2-3 K ①	4	1	3	0	2	1	2
Mark McGwire, R (1, 3) OBP: 0.341, SLG: 0.399		F B F B B B 4-2 G4-6-1 1-2 BB		F F B B S 2-3 K ③		F X 0-1 1B 1-2 2B 3-H 1B	B C S F B B F B B 4-2 WP 1-2 BB	X 0-0 SF7 ② 3-H		F B X 1-1 1-2 2-H 1B	3	1	2	3	2	1	2
Jamie Quirk, L (1, 2) OBP: 0.299, SLG: 0.281 Terry Steinbach, R (6, PH) OBP: 0.328, SLG: 0.424 (7, 2)		B S X 1-1 G4-6-1 ② ③ 1-2f	C X 0-1 G4-3 ①	C B F F F X 1-2 2B HBP 1-2 2-H 1B	X 0-0 L9 ①	C F B B F X 2-2 FC6 ③ 1-2f				2	0	0	0	0	0	2
											3	1	1	1	0	0	4
Mike Gallego, R (1, 4) OBP: 0.330, SLG: 0.360			X 0-0 F7 ①	B B C C F X 2-2 G5-3 ②	B F B S X 2-2 HBP 1-3 2-H SF7 2B	B X 1-0 F9 ②			B X 1-0 E6 SH2-4		5	1	1	1	0	0	2
Mike Bordick, R (1, 6) OBP: 0.289, SLG: 0.273			B F F F C 1-3 K ②	C B B B B B 4-1 BB	B B F B X 3-1 F9 ①	C C B B F F B B 4-2 FC5-4 1-2 2-3 BB			X 0-0 SH2-4 ① 1-2		2	0	0	0	2	1	2

Inning Stats										
	R: 0 H: 0 E: 0 LOB: 0 K: 1 BB: 1 S: 8 P: 14	R: 0 H: 0 E: 0 LOB: 1 K: 0 BB: 2 S: 7 P: 16	R: 0 H: 0 E: 0 LOB: 0 K: 2 BB: 0 S: 8 P: 12	R: 0 H: 2 E: 0 LOB: 2 K: 2 BB: 0 S: 13 P: 21	R: 0 H: 0 E: 0 LOB: 1 K: 1 BB: 1 S: 10 P: 18	R: 7 H: 6 E: 0 LOB: 2 K: 0 BB: 2 S: 23 P: 46	R: 0 H: 1 E: 0 LOB: 3 K: 0 BB: 2 S: 14 P: 27	R: 1 H: 2 E: 0 LOB: 2 K: 1 BB: 1 S: 15 P: 26	R: 0 H: 0 E: 1 LOB: 1 K: 0 BB: 1 S: 3 P: 9	R: 1 H: 1 E: 1 LOB: 2 K: 1 BB: 1 S: 8 P: 16

1B: 10	SF: 2
2B: 2	SAC: 1
3B: 0	DP: 3
HR: 0	HBP: 1

WP: 3 PA: 51
PB: 0
SB: 0
CS: 0

PITCHER		IP	WLS	BF	H	R	ER	SO	BB	IBB	HBP	BLK	WP	HR	S	P	ERA	WHIP
Walt Terrell, R ERA: 4.25	(1, 1)	5.0		24	6	5	5	6	5	0	0	0	0	0	56	101	9.00	2.200
Paul Gibson, L ERA: 5.02	(6, 1)	0.1		4	2	0	0	0	0	1	0	0	0	0	9	19	0.00	6.000
Kevin Ritz, R ERA: 15.68	(6, 1)	0.1		2	0	2	2	0	0	0	1	0	0	0	2	5	54.00	0.000
Jeff Kaiser, L ERA: 2.7	(6, 1)	0.1		1	0	0	0	0	0	0	0	0	0	0	2	2	0.00	0.000
Dan Gakeler, R ERA: 6.3	(7, 1)	2.0		12	3	1	1	1	2	1	0	0	3	0	29	53	4.50	2.500

PITCHER		IP	WLS	BF	H	R	ER	SO	BB	IBB	HBP	BLK	WP	HR	S	P	ERA	WHIP
John Cerutti, L ERA: 4.71	(9, 1)	1.1	L	8	1	1	0	1	1	1	0	0	0	0	11	25	0.00	1.500

BOTTOM

Detroit Tigers @ Oakland Athletics

Oakland-Alameda County Coliseum, Oakland, CA

Sat Aug 31 1991, 3:33 AM PDT
Att. 43,726 - Sunny - 69 F

livebaseballscorecards.com

AB	36
R	9
H	12
RBI	9
BB	11
SO	8
LOB	26

Batter	1	2	3	4	5	6	7	8	9	AB	R	H	RBI	BB	SO	LOB
Tony Phillips, S (1, 9) OBP: 0.386, SLG: 0.459 Rob Deer, R (9, 9) OBP: 0.310, SLG: 0.383	B X 1-0 ① P5	B C B C B S 3-3 ② K		B B B B 4-0 BB		B C C B B X 3-2 BB 1B		X 0-0 ② F7		4 0	0 0	1 0	0 0	1 0	1 0	3 0
Lou Whitaker, L (1, 4) OBP: 0.400, SLG: 0.514	X 0-0 G3 1B 2B	C B B X 2-1 ③ G4-3		F X 0-1 ② SF8 3-H		F B B B B 4-1 1-2 BB		C B 1 SAFE B X 2-1 ③ F8		3	1	1	1	1	0	3
Lloyd Moseby, L (1, 7) OBP: 0.317, SLG: 0.403	B X 1-0 ② G3 2-3		B S F B X 2-2 1B 1B	C C F X 0-2 ③ G5-3		B S S B F B X 3-2 ③ F9			B C C X 1-2 HR 1B	5	1	2	0	0	0	4
Cecil Fielder, R (1, 3) OBP: 0.341, SLG: 0.519	B S B X 2-1 3-H 1B		S C 1 SAFE X 0-2 ① P5		B F B B X 3-1 ① F7		F B B B F F B 4-2 BB BB		B X 1-0 ① P5	4	0	1	1	1	0	2
Mickey Tettleton, S (1, 2) OBP: 0.392, SLG: 0.499	C B S X 1-2 ③ F8		1 SAFE 1 SAFE S X 0-1 1-3 1B		B X 1-0 2B		B F X 1-1 ① F8		1 SAFE X 0-0 ② F7	5	0	2	0	0	0	3
Travis Fryman, R (1, 6) OBP: 0.300, SLG: 0.442		C F B F X 1-2 ① F7	B C B B S X 3-2 ② P3		C X 0-1 ② F8		B B C S B F B 4-2 1-2 G6-4-3 BB		1 SAFE B F 1 SAFE B 1 SAFE X 2-1 1-H HR	4	1	1	2	1	0	3
Pete Incaviglia, R (1, 10) OBP: 0.293, SLG: 0.362		C S B F X 1-2 BB 1B 1B	B B S S S 2-3 ③ K		F B F S 1-3 ③ K		X 0-0 ② ③ G6-4-3 1-2f		X 0-0 1B	5	1	2	0	0	2	5
Scott Livingstone, L (1, 5) OBP: 0.368, SLG: 0.385		B B B B 4-0 1B 1-2 BB		B B F B X 3-1 ① F8		X 0-0 ① L8		C C B B F B B 4-2 BB	F S S 0-3 ③ K	3	0	0	0	2	1	1
Milt Cuyler, S (1, 8) OBP: 0.323, SLG: 0.319		C S B B X 2-2 1-2 2-H 1B		X 0-0 E1 SF8 1B		C X 0-1 ② G4-3		B B 1 SAFE B C X 3-1 ① P1		4	1	2	1	0	0	1
Inning Stats	R: 1 E: 0 K: 0 S: 8 H: 2 LOB: 1 BB: 0 P: 13	R: 1 E: 0 K: 1 S: 16 H: 2 LOB: 2 BB: 1 P: 29	R: 0 E: 0 K: 1 S: 14 H: 2 LOB: 2 BB: 0 P: 21	R: 1 E: 1 K: 0 S: 9 H: 1 LOB: 1 BB: 1 P: 16	R: 0 E: 0 K: 1 S: 8 H: 1 LOB: 1 BB: 0 P: 13	R: 0 E: 0 K: 0 S: 11 H: 1 LOB: 2 BB: 1 P: 21	R: 0 E: 0 K: 0 S: 9 H: 0 LOB: 1 BB: 2 P: 18	R: 0 E: 0 K: 0 S: 8 H: 0 LOB: 1 BB: 1 P: 17	R: 2 E: 0 K: 1 S: 11 H: 3 LOB: 1 BB: 0 P: 15	1B: 9 2B: 2 3B: 0 HR: 1 SF: 1 SAC: 0 DP: 1 HBP: 0						

PITCHER	IP	WLS	BF	H	R	ER	SO	BB	IBB	HBP	BLK	WP	HR	S	P	ERA	WHIP
Bob Welch, R (1, 1) ERA: 4.1	7.0	L	35	9	3	2	3	6	0	0	0	0	0	78	138	2.57	2.143
Curt Young, L (8, 1) ERA: 4.69	1.0		4	1	1	1	0	0	0	0	0	0	0	8	14	9.00	1.000
Gene Nelson, R (9, 1) ERA: 7.15	1.0		5	2	1	1	1	0	0	0	0	0	1	8	11	9.00	2.000

PITCHER	IP	WLS	BF	H	R	ER	SO	BB	IBB	HBP	BLK	WP	HR	S	P	ERA	WHIP

TOP

Detroit Tigers @ Oakland Athletics

Oakland-Alameda County Coliseum, Oakland, CA

Sun Sep 01 1991, 3:33 AM PDT
Att. 33,173 - Sunny - 70 F

livebaseballscorecards.com

AB	37
R	5
H	12
RBI	5
BB	6
SO	4
LOB	25

BOTTOM

Detroit Tigers @ Oakland Athletics

Oakland-Alameda County Coliseum, Oakland, CA

Sun Sep 01 1991, 3:33 AM PDT

Att. 33,173 - Sunny - 70 F

livebaseballscorecards.com

Batter	1	2	3	4	5	6	7	8	9	AB	R	H	RBI	BB	SO	LOB
Lance Blankenship, R (1, 7) OBP: 0.312, SLG: 0.322 Terry Steinbach, R (8, PH) OBP: 0.328, SLG: 0.424 (9, 2)	B X 1-0 ① F7		C F X 0-2 ② L9			C C F B B F C 2-3 ② K		B X 1-0 ② SF8 2-3 3-H		3 0 0 0 0 1 0 0 0 0 1 0 0 0						
Dave Henderson, R (1, 8) OBP: 0.354, SLG: 0.487	B X 1-0 ② P5		B C X 1-1 ③ G6-3			X 0-0 ③ P3		C F B B S 2-3 ③ K		4 0 0 0 0 1 2						
Jose Canseco, R (1, 9) OBP: 0.357, SLG: 0.547	S F B X 1-2 1B			C F C 0-3 ① K			S B X 1-1 ① F8		S F X 0-2 ① P6	4 0 1 0 0 1 0						
Harold Baines, L (1, 10) OBP: 0.383, SLG: 0.489 Rickey Henderson, R (9, PH) OBP: 0.401, SLG: 0.404	B X 1-0 ③ L8			S B F F B B X 3-2 ② F8			X 0-0 ② G4-3		F F B X 1-2 ② F9	3 0 0 0 0 0 1 1 0 0 0 0 0 0						
Mark McGwire, R (1, 3) OBP: 0.338, SLG: 0.395		B X 1-0 ① G4-3		C B F B F B S 3-3 ③ K			F B C B F X 2-2 ③ G1-3		B B C C B F X 3-2 ③ F7	4 0 0 0 0 1 0						
Brook Jacoby, R (1, 5) OBP: 0.288, SLG: 0.329		X 0-0 ② G6-3		B F F X 1-2 ① G6-3				X 0-0 1B 1B 2B		3 1 1 0 0 0 0						
Jamie Quirk, L (1, 2) OBP: 0.305, SLG: 0.287 Willie Wilson, S (8, PR) OBP: 0.293, SLG: 0.318 (9, 7)		C F B B X 2-2 1B		S F B F X 1-2 ② G3-1				C X 0-1 SH1-4 1B SF8 2-3 1B		3 0 2 0 0 0 0 0 1 0 0 0 0 0						
Mike Gallego, R (1, 4) OBP: 0.330, SLG: 0.360		C C B F F F X 1-2 ③ F9		C B F X 1-2 ③ G6-3				X 0-0 SF8 SH1-4 1-2 3-H 1B		3 0 1 1 0 0 1						
Mike Bordick, R (1, 6) OBP: 0.287, SLG: 0.271 Ernest Riles, L (6, PH) OBP: 0.288, SLG: 0.307 (7, 6)			C F B S 1-3 ① K			B B C B X 3-1 ① L9		L B X 1-1 ① SH1-4 1-2 2-3		1 0 0 0 0 1 0 1 0 0 0 0 0 0						
Inning Stats	R: 0 H: 1 E: 0 LOB: 1 K: 0 BB: 0 S: 6 P: 10	R: 0 H: 1 E: 0 LOB: 1 K: 0 BB: 0 S: 11 P: 15	R: 0 H: 0 E: 0 LOB: 0 K: 1 BB: 0 S: 8 P: 10	R: 0 H: 0 E: 0 LOB: 0 K: 2 BB: 0 S: 11 P: 17	R: 0 H: 0 E: 0 LOB: 0 K: 0 BB: 0 S: 10 P: 13	R: 0 H: 0 E: 0 LOB: 0 K: 1 BB: 0 S: 8 P: 13	R: 0 H: 0 E: 0 LOB: 0 K: 0 BB: 0 S: 7 P: 10	R: 2 H: 3 E: 0 LOB: 2 K: 1 BB: 0 S: 10 P: 14	R: 0 H: 0 E: 0 LOB: 0 K: 0 BB: 0 S: 10 P: 14	1B: 4 SF: 1 2B: 1 SAC: 1 3B: 0 DP: 0 HR: 0 HBP: 0						

	AB	30
	R	2
	H	5
	RBI	2
	BB	0
	SO	5
	LOB	4

PITCHER		IP	WLS	BF	H	R	ER	SO	BB	IBB	HBP	BLK	WP	HR	S	P	ERA	WHIP
Mark Leiter, R ERA: 3.94	(1, 1)	8.0	W	29	5	2	2	5	0	0	0	0	0	0	71	102	2.25	0.625
Jerry Don Gleaton, L ERA: 3.99	(9, 1)	1.0	S	3	0	0	0	0	0	0	0	0	0	0	10	14	0.00	0.000

PITCHER	IP	WLS	BF	H	R	ER	SO	BB	IBB	HBP	BLK	WP	HR	S	P	ERA	WHIP

Batter	1	2	3	4	5	6	7	8	9	AB	R	H	RBI	BB	SO	LOB
Tony Phillips, S (1, 7) OBP: 0.385, SLG: 0.464	B B C B C F F X 3-2 F7 ①		C B B X 2-1 F8 ① 3-H		F B B X 2-1 1B ①	B B X 2-0 FC5-2-5 ① FC4-6 1-2 3-H		B 1 SAFE X 1-0 HR 1-H	B B F B X 3-1 G3-1 ② 2-3	6	1	2	2	0	0	3
Skeeter Barnes, R (9, 7) OBP: 0.317, SLG: 0.487										0	0	0	0	0	0	0
Lou Whitaker, L (1, 4) OBP: 0.400, SLG: 0.517	C B B X 2-1 HR		B B C X 2-1 G5-3 ②		C B B B B 4-1 HR BB BB	B C C X 1-2 FC4-6 ② 1-2f 2-H		B B B C X 3-1 G4-3 ① S B X 1-1 G4-3 ③		5	2	1	1	1	0	2
Lloyd Moseby, L (1, 10) OBP: 0.318, SLG: 0.399	B C F F C 1-3 K ②		B X 1-0 G4-3 ③		B 1 SAFE B B B 4-0 HR BB 1-2	C F X 0-2 G4-3 ③		B B F F X 2-2 2B 1B 1B		2	1	0	0	1	1	0
Pete Incaviglia, R (6, PH) OBP: 0.294, SLG: 0.363										2	1	1	0	0	0	1
Cecil Fielder, R (1, 3) OBP: 0.342, SLG: 0.525	B B X 2-0 F7 ③			B X 1-0 P5 ① C C C X 1-2 HR 1-H 2-H			C X 0-1 F8 ①	B B C F B X 3-2 2B 1-3 1B		5	2	2	3	0	0	0
Dave Bergman, L (8, 3) OBP: 0.358, SLG: 0.390										0	0	0	0	0	0	0
Mickey Tettleton, S (1, 2) OBP: 0.390, SLG: 0.495		C B F S 1-3 K ①		C B S S X 1-2 HBP 2B 1B	C C B S 1-3 K2-3 ②		B S B B C B X 3-2 L9 ②	B X 1-0 P3 ②		5	1	1	0	0	2	2
Travis Fryman, R (1, 6) OBP: 0.303, SLG: 0.444		B F F B B X 3-2 G6-3 ②		C F F F H 1-2 2B HBP 1-2	C C X 0-2 F7 ③		F B B F X 2-2 2B	C B B S X 2-2 1B 2-H 3-H		4	0	2	2	0	0	0
Rob Deer, R (1, 9) OBP: 0.315, SLG: 0.392		C B S F X 1-2 1B		B C X 1-1 2B 1-3 2-H		B X 1-0 1B 2B	I I I I 4-0 IBB	B B X 2-0 P4 ③		4	1	3	1	1	0	1
Scott Livingstone, L (1, 5) OBP: 0.370, SLG: 0.398		X 0-0 G4-3 ③		B S F F X 1-2 G4-3 ②		F X 0-1 1B FC5-2-5 1B 2-3	X 0-0 G4-3 ③		B X 1-0 G3-1 2B	5	0	2	0	0	0	5
Milt Cuyler, S (1, 8) OBP: 0.326, SLG: 0.328			X 0-0 WP 3B	B F X 1-1 P3 ③		X 0-0 FC5-2-5 E 1B 1-3 3-H		X 0-0 HR 1B	S C F B F S 1-3 K ①	5	3	3	1	0	1	3
Inning Stats	R: 1 H: 1 E: 0 LOB: 0 K: 1 BB: 0 S: 13 P: 21	R: 0 H: 1 E: 0 LOB: 1 K: 1 BB: 0 S: 11 P: 16	R: 1 H: 1 E: 0 LOB: 0 K: 0 BB: 0 S: 6 P: 11	R: 1 H: 2 E: 0 LOB: 2 K: 0 BB: 0 S: 15 P: 21	R: 3 H: 2 E: 0 LOB: 0 K: 1 BB: 2 S: 12 P: 24	R: 2 H: 3 E: 1 LOB: 1 K: 0 BB: 0 S: 11 P: 15	R: 0 H: 1 E: 0 LOB: 2 K: 0 BB: 1 S: 9 P: 18	R: 4 H: 5 E: 0 LOB: 1 K: 0 BB: 0 S: 15 P: 29	R: 0 H: 1 E: 0 LOB: 1 K: 1 BB: 0 S: 10 P: 16	1B: 8 SF: 0 2B: 5 SAC: 0 3B: 1 DP: 0 HR: 3 HBP: 1						

TOP

Detroit Tigers @ Seattle Mariners

The Kingdome, Seattle, WA

Mon Sep 02 1991, 10:05 PM EDT

Att. 20,208 - Dome - 70 F

livebaseballscorecards.com

AB	43
R	12
H	17
RBI	10
BB	3
SO	4
LOB	17

PITCHER		IP	WLS	BF	H	R	ER	SO	BB	IBB	HBP	BLK	WP	HR	S	P	ERA	WHIP
Rich DeLucia, R ERA: 4.53	(1, 1)	5.0	L	27	10	8	7	3	2	0	1	0	1	2	61	98	12.60	2.400
Russ Swan, L ERA: 3.73	(6, 1)	2.1		12	4	3	3	0	0	1	0	0	0	1	23	41	11.57	1.714
Rob Murphy, L ERA: 2.47	(8, 1)	0.2		4	2	1	1	0	0	0	0	0	0	0	8	16	13.50	3.000
Mike Schooler, R ERA: 3.63	(9, 1)	1.0		4	1	0	0	1	0	0	0	0	0	0	10	16	0.00	1.000

PITCHER	IP	WLS	BF	H	R	ER	SO	BB	IBB	HBP	BLK	WP	HR	S	P	ERA	WHIP

WP: 1	PA: 47		
PB: 0			
SB: 0			
CS: 0			

Detroit Tigers @ Seattle Mariners

The Kingdome, Seattle, WA

Mon Sep 02 1991, 10:05 PM EDT

Att. 20,208 - Dome - 70 F

BOTTOM

Batter	1	2	3	4	5	6	7	8	9	AB	R	H	RBI	BB	SO	LOB
Edgar Martinez, R (1, 5) OBP: 0.409, SLG: 0.452	B X 1-0 G4-3 ①		B C F B F F S 2-3 K ③		B F B X 2-1 F9 ③		B B B C F F F B 4-2 1-2 2-3 BB		B F B F X 2-2 1-2 1B	4	0	1	0	1	1	1
Harold Reynolds, S (1, 4) OBP: 0.337, SLG: 0.339	C B B B X 3-1 G4-3 ②			B X 1-0 G3 3B		B B C L F B X 3-2 F8 ①	B B C C B X 2-2 G5-3 ③		X 0-0 F9 ②	5	1	1	0	0	0	5
Ken Griffey Jr., L (1, 8) OBP: 0.398, SLG: 0.540	C B B B F F X 2-2 P6 ③			S X 0-1 P2 ①		B B X 2-0 F8 ②		B X 1-0 HR	B C B B C C X 3-2 G4-3 ③	5	1	1	1	0	0	3
Pete O'Brien, L (1, 7) OBP: 0.299, SLG: 0.387		B B C F X 2-2 F8 ①		B X 1-0 G3 ② 3-H		B B F X 2-1 G4-3 ③		B C B X 2-1 F7 ①		4	0	0	1	0	0	0
Tino Martinez, L (1, 3) OBP: 0.256, SLG: 0.385		C X 0-1 HR		C X 0-1 L7 ③			B C X 1-1 F8 ①	B F C S 1-3 K ②		4	1	1	1	0	1	0
Alvin Davis, L (1, 10) OBP: 0.297, SLG: 0.333		C B B C X 2-2 P6 ②			F C B B X 2-2 G6-3 G3 1B 1B		C X 0-1 1B 1B 2B	B C B X 2-1 1B		4	2	3	0	0	0	0
Greg Briley, L (1, 9) Jay Buhner, R (8, PH) (9, 9) OBP: 0.298, SLG: 0.321 OBP: 0.334, SLG: 0.533		C B B X 2-1 G4-3 ③			F S X 0-2 G3 ① 1-2		B X 1-0 F7 ②	C B B X 2-1 F7 ③		3 1	0 0	0 0	0 0	0 0	0 0	2 1
Dave Cochrane, S (1, 2) OBP: 0.275, SLG: 0.348			F C B F C 1-3 K ①		B B X 2-0 G6-3 ② 2-3		B X 1-0 BB 1B 2-3 1B		S B C B X 2-2 F8 ①	4	0	1	0	0	1	1
Omar Vizquel, S (1, 6) Tracy Jones, R (9, PH) OBP: 0.301, SLG: 0.289 OBP: 0.329, SLG: 0.372			C B F B X 2-2 G4-3 ②		F C B X 1-2 3-H 1B		X 0-0 BB 1-2 3-H 1B		B B C B F B 4-2 1B BB	3 0	0 0	2 0	2 0	0 1	0 0	0 0
Inning Stats	R: 0 H: 0 E: 0 LOB: 0 K: 0 BB: 0 S: 7 P: 13	R: 1 H: 1 E: 0 LOB: 0 K: 0 BB: 0 S: 10 P: 16	R: 0 H: 0 E: 0 LOB: 0 K: 2 BB: 0 S: 12 P: 17	R: 1 H: 1 E: 0 LOB: 0 K: 0 BB: 0 S: 6 P: 8	R: 1 H: 2 E: 0 LOB: 1 K: 0 BB: 0 S: 12 P: 19	R: 0 H: 0 E: 0 LOB: 0 K: 0 BB: 0 S: 7 P: 14	R: 1 H: 3 E: 0 LOB: 3 K: 0 BB: 1 S: 14 P: 23	R: 1 H: 2 E: 0 LOB: 1 K: 1 BB: 0 S: 10 P: 18	R: 0 H: 1 E: 0 LOB: 2 K: 0 BB: 1 S: 12 P: 23	1B: 6 SF: 0 2B: 1 SAC: 0 3B: 1 DP: 0 HR: 2 HBP: 0						WP: 0 PA: 39 PB: 0 SB: 0 CS: 0	

livebaseballscorecards.com

AB	37
R	5
H	10
RBI	5
BB	2
SO	3
LOB	13

PITCHER		IP	WLS	BF	H	R	ER	SO	BB	IBB	HBP	BLK	WP	HR	S	P	ERA	WHIP
Bill Gullickson, R ERA: 4.04	(1, 1)	6.2	W	28	7	4	4	2	1	0	0	0	0	1	65	105	5.40	1.200
Paul Gibson, L ERA: 4.98	(7, 1)	2.1	S	11	3	1	1	1	1	0	0	0	0	1	25	46	3.86	1.714

PITCHER	IP	WLS	BF	H	R	ER	SO	BB	IBB	HBP	BLK	WP	HR	S	P	ERA	WHIP

Batter	1	2	3	4	5	6	7	8	9	AB	R	H	RBI	BB	SO	LOB
Tony Phillips, S (1, 7) OBP: 0.382, SLG: 0.460	X 0-0 ① L7		C B B B X 3-1 ② G4-3			B F B X 2-1 ① G4-3		B 1 SAFE X 1-0 ② P7		4	0	0	0	0	0	1
Lou Whitaker, L (1, 4) OBP: 0.396, SLG: 0.512	C X 0-1 ② L8		B X 1-0 ③ F9			B C B X 2-1 ② F7		X 0-0 ③ F8		4	0	0	0	0	0	1
Dave Bergman, L (1, 3) OBP: 0.355, SLG: 0.387	C B F X 1-2 1B			B C F X 1-2 ① G5-3		B C B F B F X 3-2 ③ P6			B B X 2-0 ① G3-1	4	0	1	0	0	0	0
Cecil Fielder, R (1, 10) OBP: 0.345, SLG: 0.525 Skeeter Barnes, R (9, PR) OBP: 0.317, SLG: 0.487	F B F B X 2-2 ③ F8			C S B B B X 3-2 ② 1B			B F F B F B B 4-2 BB		B B F F B F B 4-2 BB	2 0	0 0	1 0	0 0	0 0	2 0	1 0
Mickey Tettleton, S (1, 2) OBP: 0.387, SLG: 0.490		B X 1-0 ① G3		C B B F S 2-3 ③ K			F B S S S 1-3 ① K		B 1 SAFE B 1 SAFE S 1 SAFE 1 SAFE X 2-1 ② L9	4	0	0	0	0	2	2
Travis Fryman, R (1, 6) OBP: 0.303, SLG: 0.443		B C F X 1-2 1B			B F S B B F X 3-2 ① G3		C B S B S 2-3 ② K		F X 0-1 ③ G1-3	4	0	1	0	0	1	2
Rob Deer, R (1, 9) OBP: 0.313, SLG: 0.389		B B X 2-0 ② F7			C C S 0-3 ② K		S X 0-1 ③ F8			3	0	0	0	0	1	2
Scott Livingstone, L (1, 5) OBP: 0.368, SLG: 0.395		B X 1-0 ③ G3			B X 1-0 1B			F O B X 1-2 ① G4-3		3	0	1	0	0	0	1
Milt Cuyler, S (1, 8) OBP: 0.326, SLG: 0.328			B B C B C X 3-2 ① G3-1		1 SAFE 1 SAFE B F S 1 SAFE B F B 3-3 F S ③ K			B F F B B X 3-2 1B		3	0	1	0	0	1	1
Inning Stats	R: 0 E: 0 K: 0 S: 9 H: 1 LOB: 1 BB: 0 P: 12	R: 0 E: 0 K: 0 S: 6 H: 1 LOB: 1 BB: 0 P: 11	R: 0 E: 0 K: 0 S: 6 H: 0 LOB: 0 BB: 0 P: 13	R: 0 E: 0 K: 1 S: 9 H: 1 LOB: 0 BB: 0 P: 15	R: 0 E: 0 K: 2 S: 13 H: 1 LOB: 1 BB: 0 P: 20	R: 0 E: 0 K: 0 S: 8 H: 0 LOB: 0 BB: 0 P: 15	R: 0 E: 0 K: 2 S: 11 H: 0 LOB: 1 BB: 1 P: 18	R: 0 E: 0 K: 0 S: 8 H: 1 LOB: 1 BB: 0 P: 13	R: 0 E: 0 K: 0 S: 8 H: 0 LOB: 1 BB: 1 P: 16	1B: 5 2B: 0 3B: 0 HR: 0 SF: 0 SAC: 0 DP: 0 HBP: 0							

TOP

Detroit Tigers @ Seattle Mariners

The Kingdome, Seattle, WA

Tue Sep 03 1991, 10:05 PM EDT

Att. 11,441 - Dome - 70 F

livebaseballscorecards.com

AB	31
R	0
H	5
RBI	0
BB	2
SO	5
LOB	11

WP: 0 PB: 0 SB: 0 CS: 0 PA: 33

PITCHER		IP	WLS	BF	H	R	ER	SO	BB	IBB	HBP	BLK	WP	HR	S	P	ERA	WHIP
Brian Holman, R ERA: 3.59	(1, 1)	8.0	W	29	5	0	0	5	1	0	0	0	0	0	70	117	0.00	0.750
Bill Swift, R ERA: 1.95	(9, 1)	1.0	S	4	0	0	0	0	1	0	0	0	0	0	8	16	0.00	1.000

PITCHER	IP	WLS	BF	H	R	ER	SO	BB	IBB	HBP	BLK	WP	HR	S	P	ERA	WHIP

Batter	1	2	3	4	5	6	7	8	9	AB	R	H	RBI	BB	SO	LOB
Edgar Martinez, R (1, 5) OBP: 0.407, SLG: 0.449	C B B X 2-1 F8 ①		X 0-0 F9 ②		B S B X 2-1 F8 ② 2-3		B F B B I 4-1 IBB			3	0	0	0	1	0	3
Harold Reynolds, S (1, 4) OBP: 0.338, SLG: 0.340	C B B B B F X 3-2 1B		B B F X 2-1 1-H 1B		X 0-0 L7 ③		B X 1-0 G4-3 ③			4	0	2	1	0	0	4
Ken Griffey Jr., L (1, 8) OBP: 0.395, SLG: 0.536	B C B 1 SAFE X 2-1 F7 ②		B X 1-0 G6-3 ③			B F X 1-1 G6-3 ①		X 0-0 F8 ①		4	0	0	0	0	0	2
Jay Buhner, R (1, 9) OBP: 0.336, SLG: 0.530	1 SAFE 1 SAFE 1 SAFE 1 SAFE X 0-0 P3 ③			B B B C F B 4-2 G6-4-3 BB		B B F B F B 4-2 BB		B B F X 2-1 G6-3 ②		2	0	0	0	2	0	1
Pete O'Brien, L (1, 3)		B B B C C X 3-2 F8 ①		1 SAFE C B 1 SAFE X 1-1 F8 ①		B X 1-0 F8 ②		C B X 1-1 G4-3 ③		4	0	0	0	0	0	2
Tracy Jones, R (1, 7) OBP: 0.323, SLG: 0.364 Greg Briley, L (8, 7) OBP: 0.298, SLG: 0.321		B C F S 1-3 K ②		1 SAFE B X 1-0 G6-4-3 ② ③ 1-2f		C F B X 1-2 G3 ③				3 0	0 0	0 0	0 0	0 0	1 0	2 0
Tino Martinez, L (1, 10) OBP: 0.283, SLG: 0.390		C B C B X 2-2 F7 ③			B B B C F B 4-2 F8 1B BB		B B C X 2-1 SH2-4 1B			2	0	1	0	1	0	0
Jeff Schaefer, R (1, 6) OBP: 0.270, SLG: 0.336			C B F B F B F X 3-2 G4-3 ①		X 0-0 1-2 1B		B 1 SAFE X 1-0 SH2-4 ① 1-2			2	0	1	0	0	0	0
Dave Valle, R (1, 2) OBP: 0.258, SLG: 0.253			C B C B B B 4-2 PB 1B BB		L X 0-1 P3 ①		C B F X 1-2 L5 ②			2	1	0	0	1	0	3
Inning Stats	R: 0 E: 0 K: 0 S: 8 H: 1 LOB: 1 BB: 0 P: 15	R: 0 E: 0 K: 1 S: 9 H: 0 LOB: 0 BB: 0 P: 15	R: 1 E: 0 K: 0 S: 11 H: 1 LOB: 1 BB: 1 P: 21	R: 0 E: 0 K: 0 S: 5 H: 0 LOB: 0 BB: 1 P: 11	R: 0 E: 0 K: 0 S: 8 H: 1 LOB: 2 BB: 1 P: 14	R: 0 E: 0 K: 0 S: 8 H: 0 LOB: 1 BB: 1 P: 15	R: 0 E: 0 K: 0 S: 8 H: 1 LOB: 2 BB: 1 P: 17	R: 0 E: 0 K: 0 S: 5 H: 0 LOB: 0 BB: 0 P: 8		1B: 4 2B: 0 3B: 0 HR: 0	SF: 0 SAC: 1 DP: 1 HBP: 0					

PITCHER	IP	WLS	BF	H	R	ER	SO	BB	IBB	HBP	BLK	WP	HR	S	P	ERA	WHIP
Scott Aldred, L (1, 1) ERA: 7.06	8.0	L	32	4	1	0	1	4	1	0	0	0	0	62	116	0.00	1.000

PITCHER	IP	WLS	BF	H	R	ER	SO	BB	IBB	HBP	BLK	WP	HR	S	P	ERA	WHIP

BOTTOM

Detroit Tigers @ Seattle Mariners

The Kingdome, Seattle, WA

Tue Sep 03 1991, 10:05 PM EDT

Att. 11,441 - Dome - 70 F

livebaseballscorecards.com

AB	26
R	1
H	4
RBI	1
BB	5
SO	1
LOB	17

PB: 1

SB: 0

CS: 0

Batter	1	2	3	4	5	6	7	8	9	AB	R	H	RBI	BB	SO	LOB
Rickey Henderson, R (1, 7) OBP: 0.398, SLG: 0.398	C B B B C X 3-2 L9		B F X 1-1 S BB BB 1B	B C C B B X 3-2 P3			F B C F X 1-2 G5-3		C B F X 1-2 P6	5	1	1	0	0	0	0
Dave Henderson, R (1, 8) OBP: 0.356, SLG: 0.486	C X 0-1 F8		1 SAFE F 1 SAFE 1 SAFE 1 SAFE B B X 2-1 L8		B B C C X 2-2 CS 1B		B F B B B 4-1 BB		S S B S 1-3 K	4	0	1	0	1	1	1
Jose Canseco, R (1, 9) OBP: 0.353, SLG: 0.536 Brad Komminsk, R (7, 9) OBP: 0.100, SLG: 0.100	B B X 2-0 G5-3		B B S 1 SAFE B 1 SAFE B 4-1 BB S SF9 1-2 BB		B B F C 1 SAFE F F 1 SAFE B 3-3 S K 1-2		C B S C 1-3 K			3	1	0	0	1	2	2
										0	0	0	0	0	0	0
Terry Steinbach, R (1, 2) OBP: 0.328, SLG: 0.418		B C B C X 2-2 L7	C B I I 4-1 SF9 BB 1-2 2-3 IBB		B B F B F X 3-2 G6-3		1 SAFE B 2-3 K			3	0	0	0	1	1	1
Harold Baines, L (1, 10) OBP: 0.387, SLG: 0.496 Willie Wilson, S (8, PR) OBP: 0.293, SLG: 0.318		B F B B B X 3-1 HR	F B B B F F B B 4-2 E 1-2 2-3 3-H BB			F B X 1-1 2B 1B		C C C X 0-2 S 1B		3	1	3	2	1	0	0
										0	0	0	0	0	0	0
Mark McGwire, R (1, 3) OBP: 0.337, SLG: 0.392		C C B X 1-2 2B G5-3 1B	S X 0-1 SF9 1-2 2-3 3-H			C B C F S 1-3 K		B F B X 2-1 F9		3	1	1	1	0	1	2
Brook Jacoby, R (1, 5) OBP: 0.282, SLG: 0.325		X 0-0 G5-3 1-3 2B	X 0-0 G4-3			B B C F F X 2-2 F8		1 SAFE S S S 0-3 K2-3 1-2		4	0	1	0	0	1	4
Mike Gallego, R (1, 4) OBP: 0.329, SLG: 0.360		B B C C F F F X 2-2 G5-3 2-3 3-H		C B B C X 2-2 L8		1 SAFE C C F B X 1-2 1-3 2B		C F B S 1-3 K		4	0	1	1	0	1	3
Mike Bordick, R (1, 6) OBP: 0.278, SLG: 0.262		B C B X 2-1 L8		C B X 1-1 G1-3		B C B F X 2-2 G4-3			C S B B F S 2-3 K	4	0	0	0	0	1	3
Inning Stats	R: 0 E: 0 K: 0 S: 6 H: 0 LOB: 0 BB: 0 P: 11	R: 2 E: 0 K: 0 S: 17 H: 3 LOB: 1 BB: 0 P: 27	R: 2 E: 1 K: 0 S: 12 H: 1 LOB: 2 BB: 3 P: 27	R: 0 E: 0 K: 0 S: 8 H: 0 LOB: 0 BB: 0 P: 14	R: 0 E: 0 K: 1 S: 11 H: 1 LOB: 0 BB: 0 P: 19	R: 0 E: 0 K: 1 S: 16 H: 2 LOB: 2 BB: 0 P: 23	R: 0 E: 0 K: 2 S: 12 H: 0 LOB: 1 BB: 1 P: 20	R: 0 E: 0 K: 2 S: 11 H: 1 LOB: 2 BB: 0 P: 14	R: 0 E: 0 K: 2 S: 10 H: 0 LOB: 0 BB: 0 P: 14	1B: 5 2B: 3 3B: 0 HR: 1 SF: 1 SAC: 0 DP: 1 HBP: 0						

PITCHER		IP	WLS	BF	H	R	ER	SO	BB	IBB	HBP	BLK	WP	HR	S	P	ERA	WHIP
Frank Tanana, L ERA: 3.74	(1, 1)	7.0	L	31	7	4	4	4	3	1	0	0	0	1	82	141	5.14	1.429
Dan Gakeler, R ERA: 6.1	(8, 1)	2.0		7	1	0	0	4	0	0	0	0	0	0	21	28	0.00	0.500

PITCHER	IP	WLS	BF	H	R	ER	SO	BB	IBB	HBP	BLK	WP	HR	S	P	ERA	WHIP

TOP

Oakland Athletics @ Detroit Tigers

Tiger Stadium, Detroit, MI

Thu Sep 05 1991, 7:05 PM EDT

Att. 16,953 - Cloudy - 74 F

livebaseballscorecards.com

AB	33
R	4
H	8
RBI	4
BB	4
SO	8
LOB	16

WP: 0	PB: 0	SB: 3	CS: 1
PA: 38			

Oakland Athletics @ Detroit Tigers

Tiger Stadium, Detroit, MI

Thu Sep 05 1991, 7:05 PM EDT

Att. 16,953 - Cloudy - 74 F

livebaseballscorecards.com

BOTTOM

Batter	1	2	3	4	5	6	7	8	9	AB	R	H	RBI	BB	SO	LOB
Tony Phillips, S (1, 5) OBP: 0.382, SLG: 0.458	B C B B F S 3-3 ① K		B C B C B B 4-2 1B SF7 BB	B B C B F F F F F 3-3 S ② K		C X 0-1 ③ FC4 1-2f			C F B B X 2-2 FC6-4 BB 1B	4	1	1	0	1	2	3
Lou Whitaker, L (1, 4) OBP: 0.398, SLG: 0.511	B C F B B X 3-2 ② G4-3		B B B C X 3-2 1B WP 1-3 1B	B X 1-0 ③ G4-3			B B B B 4-0 FC4-6 BB		B C B B B 4-1 FC6-4 1-2 BB	3	0	1	0	2	0	2
Lloyd Moseby, L (1, 7) OBP: 0.316, SLG: 0.395 Skeeter Barnes, R (9, PH) OBP: 0.317, SLG: 0.487 Dave Bergman, L (9, PH) OBP: 0.353, SLG: 0.384	B B B B 4-0 FC6-4 BB		B F B B X 3-1 ① SF7 3-H		C B F X 1-2 ① G3		B C B F X 2-2 ① FC4-6 1-2f		C B B S S 2-3 ② K	2 0 1	0 0 0	0 0 0	1 0 0	1 0 0	0 0 0	1 0 2
Cecil Fielder, R (1, 3) OBP: 0.345, SLG: 0.524	C B S 1 SAFE X 1-2 ③ FC6-4 1-2f		S B F B X 2-2 ② 1B 1-3		S X 0-1 1B		C B F X 1-2 ② P7		C B X 1-1 ③ FC6-4 1-2f 2-3	5	0	2	0	0	0	4
Mickey Tettleton, S (1, 2) OBP: 0.386, SLG: 0.487		C F B B X 2-2 ① G4-3	B C B B S F F B 4-2 BB		B C S S 1-3 ② K		C B S B X 2-2 ③ P6			3	0	0	0	1	1	2
Travis Fryman, R (1, 6) OBP: 0.300, SLG: 0.439		X 0-0 ② G6-3	B B F F C 2-3 ③ K		F X 0-1 ③ P6			C B X 1-1 ① G4-3		4	0	0	0	0	1	3
Rob Deer, R (1, 9) OBP: 0.314, SLG: 0.390		B F B X 2-1 BB 1B		X 0-0 FC5-4 1B		C F S 0-3 ① K		S X 0-1 ② P6		4	0	2	0	0	1	0
Pete Incaviglia, R (1, 10) OBP: 0.294, SLG: 0.359		B B B C F 1 SAFE B 4-2 1-2 BB		B F F X 1-2 ① FC5-4 2B 1-2f		S B B X 2-1 ② G5-3		X 0-0 ③ P4		3	0	0	0	1	0	1
Milt Cuyler, S (1, 8) OBP: 0.328, SLG: 0.331		B B S F C 2-3 ③ K		B B X 2-0 1-3 2B		B F B C B B 4-2 FC4 BB			C B C B S 2-3 ① K	3	0	1	0	1	2	2
Inning Stats	R: 0 E: 0 K: 1 S: 9 H: 0 LOB: 1 BB: 1 P: 20	R: 0 E: 0 K: 1 S: 11 H: 1 LOB: 2 BB: 1 P: 21	R: 1 E: 0 K: 1 S: 17 H: 2 LOB: 2 BB: 2 P: 35	R: 0 E: 0 K: 1 S: 13 H: 2 LOB: 2 BB: 0 P: 20	R: 0 E: 0 K: 1 S: 10 H: 1 LOB: 1 BB: 0 P: 12	R: 0 E: 0 K: 1 S: 9 H: 0 LOB: 1 BB: 1 P: 15	R: 0 E: 0 K: 0 S: 9 H: 0 LOB: 1 BB: 1 P: 18	R: 0 E: 0 K: 0 S: 5 H: 0 LOB: 0 BB: 0 P: 6	R: 0 E: 0 K: 2 S: 12 H: 1 LOB: 2 BB: 1 P: 23	1B: 6 2B: 1 3B: 0 HR: 0 SF: 1 SAC: 0 DP: 0 HBP: 0						

AB	32
R	1
H	7
RBI	1
BB	7
SO	8
LOB	20

WP: 1 PB: 0 SB: 0 CS: 0 PA: 40

PITCHER		IP	WLS	BF	H	R	ER	SO	BB	IBB	HBP	BLK	WP	HR	S	P	ERA	WHIP
Mike Moore, R ERA: 3.35	(1, 1)	6.0	W	29	6	1	1	6	6	0	0	0	1	0	69	127	1.50	2.000
Joe Klink, L ERA: 3.88	(7, 1)	0.1		1	0	0	0	0	0	0	0	0	0	0	3	5	0.00	0.000
Gene Nelson, R ERA: 6.86	(7, 1)	1.2		5	0	0	0	0	0	0	0	0	0	0	11	15	0.00	0.000
Rick Honeycutt, L ERA: 3.81	(9, 1)	0.1		3	1	0	0	1	1	0	0	0	0	0	7	15	0.00	6.000
Dennis Eckersley, R ERA: 2.87	(9, 1)	0.2	S	2	0	0	0	1	0	0	0	0	0	0	5	8	0.00	0.000

PITCHER	IP	WLS	BF	H	R	ER	SO	BB	IBB	HBP	BLK	WP	HR	S	P	ERA	WHIP

Oakland Athletics @ Detroit Tigers

Tiger Stadium, Detroit, MI

Fri Sep 06 1991, 7:05 PM EDT

Att. 24,797 - Cloudy - 78 F

TOP

livebaseballscorecards.com

Batter	1	2	3	4	5	6	7	8	9	AB	R	H	RBI	BB	SO	LOB
Rickey Henderson, R (1, 7) OBP: 0.396, SLG: 0.395	B C B X 2-1 F7 ①		B B B C X 3-1 G6-3 ③			X 0-0 L5 ②		C B F S 1-3 K 2-3 ②		3	0	0	0	0	0	0
Scott Hemond, R (6, 2) OBP: 0.231, SLG: 0.167										1	0	0	0	0	1	1
Ernest Riles, L (1, 5) OBP: 0.283, SLG: 0.301	C X 0-1 G4-3 ②			B X 1-0 F9 ①		B X 1-0 G3 ③		B B C X 2-1 G1-3 ③		4	0	0	0	0	0	1
Jose Canseco, R (1, 9) OBP: 0.355, SLG: 0.536	B B C T F B 4-2 CS BB			C X 0-1 G1-3 ②			F S B X 1-2 HR 1B		C B B B B X 3-1 F9 ①	2	0	1	0	1	0	0
Scott Brosius, R (7, PR) OBP: 0.267, SLG: 0.405 (7, 9)										1	1	0	0	0	0	0
Harold Baines, L (1, 10) OBP: 0.388, SLG: 0.502	F B 1-1 CS 1-2 ③	C B T F B B X 3-2 G3 ①		B B X 2-0 L9 ③			B X 1-0 1-H HR		B C B B F B 4-2 BB	3	1	1	2	1	0	0
Dave Henderson, R (1, 8) OBP: 0.356, SLG: 0.487		C S B X 1-2 G6-3 2B			S B B F F X 2-2 P6 ①		C B B X 2-1 G6-3 ①		S X 0-1 P5 ②	3	0	1	0	0	0	1
Brad Komminsk, R (7, 7) OBP: 0.095, SLG: 0.095										1	0	0	0	0	0	1
Jamie Quirk, L (1, 2) OBP: 0.307, SLG: 0.290		X 0-0 G6-3 2-3 ②			C X 0-1 1B		B B F F X 2-2 F7 ②		F C B S 1-3 K ③	2	0	1	0	0	0	1
Dann Howitt, L (6, 7) OBP: 0.250, SLG: 1.000 (7, 8)										2	0	0	0	0	1	2
Mark McGwire, R (1, 3) OBP: 0.335, SLG: 0.389		B X 1-0 P6 ③			X 0-0 F9 ②		B C X 1-1 F9 ③			3	0	0	0	0	0	3
Ron Witmeyer, L (7, 3)										0	0	0	0	0	0	0
Mike Gallego, R (1, 4) OBP: 0.328, SLG: 0.359			X 0-0 G5-3 ①		B B B C C X 3-2 F8 ③			B C F X 1-2 WP K 1B		2	0	0	0	0	0	1
Lance Blankenship, R (6, 4) OBP: 0.314, SLG: 0.327										1	0	1	0	0	0	0
Mike Bordick, R (1, 6) OBP: 0.274, SLG: 0.257			C B X 1-1 G4-3 ②			X 0-0 G5-3 ①		C F B B B S 3-3 K 1-2 ①		3	0	0	0	0	1	1

	AB	31
	R	2
	H	5
	RBI	2
	BB	2
	SO	3
	LOB	12

Inning Stats																		
	R: 0	H: 0	R: 0	H: 1	R: 0	H: 0	R: 0	H: 0	R: 0	H: 1	R: 0	H: 0	R: 2	H: 2	R: 0	H: 1	R: 0	H: 0
	E: 0	LOB: 0	E: 0	LOB: 1	E: 0	LOB: 0	E: 0	LOB: 0	E: 0	LOB: 1	E: 0	LOB: 0	E: 0	LOB: 1	E: 0	LOB: 1	E: 0	LOB: 1
	K: 0	BB: 1	K: 0	BB: 0	K: 0	BB: 0	K: 0	BB: 0	K: 0	BB: 0	K: 0	BB: 0	K: 0	BB: 0	K: 2	BB: 0	K: 1	BB: 1
	S: 8	P: 15	S: 9	P: 14	S: 5	P: 9	S: 4	P: 7	S: 10	P: 15	S: 3	P: 4	S: 11	P: 18	S: 11	P: 18	S: 9	P: 17

	1B: 3	SF: 0	WP: 1	PA: 34
	2B: 1	SAC: 0	PB: 0	
	3B: 0	DP: 0	SB: 0	
	HR: 1	HBP: 0	CS: 1	

PITCHER		IP	WLS	BF	H	R	ER	SO	BB	IBB	HBP	BLK	WP	HR	S	P	ERA	WHIP
Walt Terrell, R ERA: 4.16	(1, 1)	8.0	W	29	5	2	2	2	1	0	0	0	1	1	61	100	2.25	0.750
Kevin Ritz, R ERA: 14.29	(9, 1)	1.0		4	0	0	0	1	1	0	0	0	0	0	9	17	0.00	1.000

PITCHER	IP	WLS	BF	H	R	ER	SO	BB	IBB	HBP	BLK	WP	HR	S	P	ERA	WHIP

Batter	1	2	3	4	5	6	7	8	9	AB	R	H	RBI	BB	SO	LOB
Tony Phillips, S (1, 5) (6, 7) OBP: 0.383, SLG: 0.458	X 0-0 G4-1 1B 1B	F F B B B S 3-3 K ③		B X 1-0 L8 ①	B B B C X 3-1 BB HR 1B 2-H	B B C S F X 2-2 F7 ②				5	2	2	1	0	1	4
Lou Whitaker, L (1, 4) OBP: 0.399, SLG: 0.512 Johnny Paredes, R (6, 4)	F B X 1-1 G4-1 ① 1-2		C B X 1-1 G3 ①	B 1 SAFE 1 SAFE B X 2-0 BB 1B 2B 1-H	B B F B B B 4-1 HR BB 1-2	B X 1-0 P6 ③				3 1	2 0	1 0	1 0	1 0	0 0	1 1
Lloyd Moseby, L (1, 7) OBP: 0.329, SLG: 0.419 Scott Livingstone, L (6, 5) OBP: 0.365, SLG: 0.391	S B B X 2-1 1B 2-H	C B F B X 2-2 HR 1B	B F B B B 4-1 BB 1B BB	B B C X 2-1 HR 1-H 2-H	B S F F S 1-3 K ①					3 1	3 0	3 0	4 0	1 0	0 1	0 0
Cecil Fielder, R (1, 3) OBP: 0.346, SLG: 0.529 Dave Bergman, L (6, 3) OBP: 0.351, SLG: 0.382	B X 1-0 F8 ②	B B X 2-0 HR 1-H	B B F B B 4-1 WP 1B BB 1-2 2-3	B X 1-0 P4 ①	B B C C F X 2-2 F8 ②					3 1	1 0	1 0	2 0	1 0	0 0	1 0
Mickey Tettleton, S (1, 2) OBP: 0.385, SLG: 0.486 Mark Salas, L (5, PH) OBP: 0.121, SLG: 0.164 (6, 2)	X 0-0 F8 ③	B B X 2-0 G4-3 ②	B B B C S X 3-2 WP 1B 1-2 2-H 3-H	X 0-0 G4-3 ②	X 0-0 G3-1 ③					3 2	0 0	1 0	2 0	0 0	0 0	1 0
Travis Fryman, R (1, 6) OBP: 0.303, SLG: 0.449	X 0-0 F9 2B	C C F B F B F X 2-2 BB 1B	B F F F X 1-2 F8 ② 1-2 2-3	B F B F B X 3-2 HR	C B F S 1-3 K ①					5	1	3	1	0	1	2
Rob Deer, R (1, 9) OBP: 0.319, SLG: 0.393	C F B F B F B B 4-2 BB	B B B B 4-0 1-2 BB	B B C S B B 4-2 FC6-4 BB	X 0-0 F8 ③				B X 1-0 2B		2	0	1	0	3	0	0
Pete Incaviglia, R (1, 10) OBP: 0.291, SLG: 0.355 Shawn Hare, L (6, PH)	C S B X 1-2 F9 ① 2-3	X 0-0 P2 ③	X 0-0 FC6-4 ③ 1-2f	B S B B B 4-1 G1-4-3 BB				F B X 1-1 P5 ②		3 1	0 0	0 0	0 0	0 1	0 0	7 1
Milt Cuyler, S (1, 8) OBP: 0.330, SLG: 0.335 Skeeter Barnes, R (8, 8) OBP: 0.315, SLG: 0.483	F B F B B C 3-3 K ②		B X 1-0 2B S 1B	C B S B B X 3-2 1B 2B	X 0-0 G1-4-3 ① 1-2			B X 1-0 P5 ③		4 1	2 0	2 0	0 0	0 0	1 0	3 1
Inning Stats	R: 1 H: 2 E: 0 LOB: 1 K: 0 BB: 0 S: 7 P: 11	R: 0 H: 1 E: 0 LOB: 2 K: 2 BB: 1 S: 14 P: 25	R: 2 H: 3 E: 0 LOB: 2 K: 0 BB: 1 S: 14 P: 27	R: 3 H: 3 E: 0 LOB: 3 K: 0 BB: 3 S: 15 P: 35	R: 5 H: 4 E: 0 LOB: 0 K: 0 BB: 1 S: 14 P: 30	R: 0 H: 0 E: 0 LOB: 1 K: 0 BB: 1 S: 7 P: 14	R: 0 H: 0 E: 0 LOB: 0 K: 1 BB: 0 S: 9 P: 12	R: 0 H: 1 E: 0 LOB: 1 K: 1 BB: 0 S: 7 P: 11		1B: 7 SF: 0 2B: 4 SAC: 0 3B: 0 DP: 0 HR: 3 HBP: 0						

PITCHER		IP	WLS	BF	H	R	ER	SO	BB	IBB	HBP	BLK	WP	HR	S	P	ERA	WHIP
Bob Welch, R ERA: 4.26	(1, 1)	3.1	L	20	8	5	5	2	2	0	0	0	0	1	38	70	13.50	3.000
Steve Chitren, R ERA: 4.45	(4, 1)	0.2		6	1	1	1	0	3	0	0	0	1	0	12	28	13.50	6.000
Curt Young, L ERA: 5.34	(5, 1)	0.0		4	3	4	4	0	1	0	0	0	0	1	8	20	∞	∞
Kevin Campbell, R ERA: 3.0	(5, 1)	3.0		11	1	1	1	1	1	0	0	0	0	1	22	36	3.00	0.667
Bruce Walton, R ERA: 4.66	(8, 1)	1.0		4	1	0	0	1	0	0	0	0	0	0	7	11	0.00	1.000

PITCHER	IP	WLS	BF	H	R	ER	SO	BB	IBB	HBP	BLK	WP	HR	S	P	ERA	WHIP

BOTTOM

Oakland Athletics @ Detroit Tigers

Tiger Stadium, Detroit, MI

Fri Sep 06 1991, 7:05 PM EDT

Att. 24,797 - Cloudy - 78 F

livebaseballscorecards.com

AB	38
R	11
H	14
RBI	11
BB	7
SO	4
LOB	22

WP: 1 PA: 45
PB: 0
SB: 1
CS: 0

Batter	1	2	3	4	5	6	7	8	9	AB	R	H	RBI	BB	SO	LOB
Rickey Henderson, R (1, 7) OBP: 0.394, SLG: 0.391	C S B S 1-3 K		B C X 1-1 P4		C B F B S 2-3 K		B X 1-0 L7		I I I I 4-0 1B IBB	4	0	0	0	1	2	3
Dann Howitt, L (1, 8) OBP: 0.500, SLG: 1.000 Brook Jacoby, R (9, PH) OBP: 0.282, SLG: 0.325 Jamie Quirk, L (9, PH) OBP: 0.311, SLG: 0.294 Brad Komminsk, R (9, PR) OBP: 0.095, SLG: 0.095 (9, 8)	B B F S X 2-2 P5			B F X 1-1 HR 1B		F S B F X 1-2 FC6-5 2B		X 0-0 1B 1B	C X 0-1 1-3 2-H 1B	4 0 1 0	1 0 0 0	3 0 1 0	0 0 1 0	0 0 0 0	0 0 0 0	0 0 0 0
Jose Canseco, R (1, 9) OBP: 0.353, SLG: 0.538	F B B X 2-1 F8			F X 0-1 1-H HR		X 0-0 FC6-5 FC4-6 2-3		C S F B X 1-2 F8	C B B B X 3-1 P1	5	1	1	2	0	0	4
Harold Baines, L (1, 10) OBP: 0.384, SLG: 0.498		B X 1-0 P5	C B X 1-1 P4			X 0-0 FC4-6 1-2f		B X 1-0 F8		4	0	0	0	0	0	2
Terry Steinbach, R (1, 2) OBP: 0.327, SLG: 0.416		C B F B X 2-2 G4-3	X 0-0 G6-3			B X 1-0 F8		1 SAFE X 0-0 1-2 1B		4	0	1	0	0	0	1
Ron Witmeyer, L (1, 3) OBP: 0.091, SLG: 0.091 Mark McGwire, R (9, 3) OBP: 0.335, SLG: 0.389		B C B B F F X 3-2 G6-3	F C B B B X 2-2 1B				B X 1-0 F7	B X 1-0 P6		4 0	0 0	1 0	0 0	0 0	0 0	2 0
Scott Brosius, R (1, 5) OBP: 0.271, SLG: 0.422 Vance Law, R (7, 5) OBP: 0.305, SLG: 0.274			X 0-0 P3 B S S C 1-3 K				B C C X 1-2 E 2B		B X 1-0 F8	3 1	0 0	1 0	0 0	0 0	1 0	1 0
Mike Gallego, R (1, 4) OBP: 0.329, SLG: 0.358			H 1-0 HBP		C F B B B F X 2-2 P2		B F B B B F X 3-2 F9		F S B B B X 2-2 SH5-4 1B 1B	3	1	1	0	0	0	1
Mike Bordick, R (1, 6) OBP: 0.269, SLG: 0.253			B 1 SAFE 1 SAFE C 1 SAFE F X 1-2 F8		B F F B X 2-2 F8		B F B F X 2-2 E5 2-3		L X 0-1 SH5-4 1-2	3	0	0	0	0	0	2
Inning Stats	R: 0 E: 0 K: 1 S: 8 H: 0 LOB: 0 BB: 0 P: 13	R: 0 E: 0 K: 0 S: 8 H: 0 LOB: 0 BB: 0 P: 14	R: 0 E: 0 K: 0 S: 6 H: 0 LOB: 0 BB: 0 P: 9	R: 2 E: 0 K: 1 S: 13 H: 3 LOB: 1 BB: 0 P: 18	R: 0 E: 0 K: 1 S: 10 H: 0 LOB: 0 BB: 0 P: 16	R: 0 E: 0 K: 0 S: 7 H: 1 LOB: 1 BB: 0 P: 9	R: 0 E: 1 K: 0 S: 11 H: 1 LOB: 2 BB: 0 P: 19	R: 0 E: 0 K: 0 S: 8 H: 2 LOB: 2 BB: 0 P: 11	R: 1 E: 0 K: 0 S: 10 H: 2 LOB: 2 BB: 1 P: 20	1B: 6 2B: 2 3B: 0 HR: 1 SF: 0 SAC: 1 DP: 0 HBP: 1						WP: 0 PB: 0 SB: 0 CS: 0 PA: 39	

PITCHER		IP	WLS	BF	H	R	ER	SO	BB	IBB	HBP	BLK	WP	HR	S	P	ERA	WHIP
Mark Leiter, R ERA: 3.87	(1, 1)	8.2	L	36	8	3	3	3	0	0	1	0	0	1	77	118	3.12	0.923
Jerry Don Gleaton, L ERA: 3.99	(9, 1)	0.0		1	0	0	0	0	0	1	0	0	0	0	0	4	∞	∞
Dan Gakeler, R ERA: 6.06	(9, 1)	0.1		2	1	0	0	0	0	0	0	0	0	0	4	7	0.00	3.000

PITCHER	IP	WLS	BF	H	R	ER	SO	BB	IBB	HBP	BLK	WP	HR	S	P	ERA	WHIP

TOP

Oakland Athletics @ Detroit Tigers

Tiger Stadium, Detroit, MI

Sat Sep 07 1991, 7:05 PM EDT

Att. 34,737 - Cloudy - 82 F

livebaseballscorecards.com

AB	36
R	3
H	9
RBI	3
BB	1
SO	3
LOB	16

Oakland Athletics @ Detroit Tigers

Tiger Stadium, Detroit, MI

Sat Sep 07 1991, 7:05 PM EDT

Att. 34,737 - Cloudy - 82 F

livebaseballscorecards.com

BOTTOM

Batter	1	2	3	4	5	6	7	8	9	AB	R	H	RBI	BB	SO	LOB
Tony Phillips, S (1, 5) OBP: 0.379, SLG: 0.453	X 0-0 G1-3 ①		B 1 SAFE C 1 SAFE 1 SAFE X 1-1 G4-3 ① 1-2	X 0-0 G1-4-3 ③		1 SAFE B X 1-0 P5 ③			C C B S 1-3 K ②	5	0	0	0	0	1	5
Lou Whitaker, L (1, 4) OBP: 0.395, SLG: 0.505	B B B C C X 3-2 L8 ②		C B B X 2-1 L9 ②		C C X 0-2 F8 ①		C C B B F F S 2-3 K ①		B X 1-0 L9 ③	5	0	0	0	0	1	1
Lloyd Moseby, L (1, 7) OBP: 0.332, SLG: 0.433	B S X 1-1 HR		B B B C F B 4-2 BB		X 0-0 F8 ②		C F B S 1-3 K ②			3	1	1	1	1	1	0
Cecil Fielder, R (1, 3) OBP: 0.346, SLG: 0.526	C X 0-1 P4 ③		B B S F B S 3-3 K ③		C C B B B B 4-2 2B BB		S S B S 1-3 K ③			3	0	0	0	1	2	2
Mickey Tettleton, S (1, 2) OBP: 0.388, SLG: 0.488 Johnny Paredes, R (8, PR) Andy Allanson, R (9, 2) OBP: 0.277, SLG: 0.344		C B B F B F F B 4-2 1B BB		B C X 1-1 L8 ①	B X 1-0 1-3 2B			B F B B S F B 4-2 BB		2 0 0	0 0 0	1 0 0	0 0 0	2 0 0	0 0 0	0 0 0
Travis Fryman, R (1, 6) OBP: 0.305, SLG: 0.449		B X 1-0 G4-6-3 1-2 1B		B B C S X 2-2 1B G2-3 1B	B X 1-0 G5-3 ③			1 SAFE B S B L 1 SAFE 1 SAFE C 2-3 K ①		4	0	2	0	0	1	3
Rob Deer, R (1, 9) OBP: 0.319, SLG: 0.392		B B B C S F S 3-3 K ①		B X 1-0 G2-3 ② 1-2		S C X 0-2 G6-3 1B		S F B F S 1-3 K ②		4	0	1	0	0	2	4
Shawn Hare, L (1, 10)		B S B F X 2-2 G4-6-3 ② ③ 1-2f		F B F B B B 4-2 1B BB		C B X 1-1 G6-3 ① ② 1-2f		B B C B S X 3-2 F8 ③		3	0	0	0	1	0	4
Milt Cuyler, S (1, 8) OBP: 0.334, SLG: 0.340 Dave Bergman, L (9, PH) OBP: 0.349, SLG: 0.379			X 0-0 G4-3 1B	X 0-0 1-2 2-3 1B		X 0-0 1B			S F B B B F B X 3-2 P6 ①	3 1	0 0	3 0	0 0	0 0	0 0	0 0
Inning Stats	R: 1 E: 0 K: 0 S: 8 H: 1 LOB: 0 BB: 0 P: 12	R: 0 E: 0 K: 1 S: 12 H: 1 LOB: 1 BB: 1 P: 22	R: 0 E: 0 K: 1 S: 10 H: 1 LOB: 2 BB: 1 P: 20	R: 0 E: 0 K: 0 S: 10 H: 2 LOB: 3 BB: 1 P: 18	R: 0 E: 0 K: 0 S: 8 H: 1 LOB: 2 BB: 1 P: 14	R: 0 E: 0 K: 0 S: 7 H: 2 LOB: 1 BB: 0 P: 9	R: 0 E: 0 K: 3 S: 11 H: 0 LOB: 0 BB: 0 P: 15	R: 0 E: 0 K: 2 S: 13 H: 0 LOB: 1 BB: 1 P: 23	R: 0 E: 0 K: 1 S: 8 H: 0 LOB: 0 BB: 0 P: 13	1B: 6 2B: 1 3B: 0 HR: 1 SF: 0 SAC: 0 DP: 2 HBP: 0							

	AB	33
	R	1
	H	8
	RBI	1
	BB	5
	SO	8
	LOB	19

	WP: 0	PA: 38
	PB: 0	
	SB: 0	
	CS: 0	

PITCHER		IP	WLS	BF	H	R	ER	SO	BB	IBB	HBP	BLK	WP	HR	S	P	ERA	WHIP
Joe Slusarski, R ERA: 5.16	(1, 1)	6.0	W	28	8	1	1	2	4	0	0	0	0	1	55	95	1.50	2.000
Joe Klink, L ERA: 3.83	(7, 1)	0.2		2	0	0	0	2	0	0	0	0	0	0	8	11	0.00	0.000
Gene Nelson, R ERA: 6.64	(7, 1)	1.1		5	0	0	0	3	1	0	0	0	0	0	16	27	0.00	0.750
Dennis Eckersley, R ERA: 2.83	(9, 1)	1.0	S	3	0	0	0	1	0	0	0	0	0	0	8	13	0.00	0.000

PITCHER	IP	WLS	BF	H	R	ER	SO	BB	IBB	HBP	BLK	WP	HR	S	P	ERA	WHIP

Batter	1	2	3	4	5	6	7	8	9	AB	R	H	RBI	BB	SO	LOB
Rickey Henderson, R (1, 7) OBP: 0.392, SLG: 0.389	C F C 0-3 ① K		X 0-0 ③ F7	B B X 2-0 ③ P6			B C B X 2-1 ① G5-3		C B F B F B X 3-2 2-H 1B	5	0	1	1	0	1	2
Dann Howitt, L (1, 8) OBP: 0.417, SLG: 0.750 Dave Henderson, R (9, PH) OBP: 0.355, SLG: 0.486 Willie Wilson, S (9, 8) OBP: 0.293, SLG: 0.318	C B X 1-1 ② F9		X 0-0 1B 1B 1B	B B C S 2-3 ① K			C X 0-1 ② G4-3		S S S X 0-2 ③ G4-3	4 1 0	1 0 0	1 0 0	0 0 0	0 0 0	1 0 0	0 1 0
Jose Canseco, R (1, 9) OBP: 0.354, SLG: 0.542	B B X 2-0 ③ F8			B B C X 2-1 1B 1-3 FC5-4 1B	B B X 2-0 1B 3B		C B S S 1-3 ③ K			4	2	2	0	0	1	0
Harold Baines, L (1, 10) OBP: 0.385, SLG: 0.505		X 0-0 HR		B B S X 2-1 ① L4	3 SAFE C X 0-1 1B 3-H 1B			C B B B X 3-1 ① F8		4	1	2	2	0	0	2
Terry Steinbach, R (1, 2) OBP: 0.329, SLG: 0.417	C F B X 1-2 ① F9			X 0-0 FC5-4 1-3 3-H 1B	B X 1-0 G5-4-3 1-2 1B			B S S B S 2-3 ② K		4	0	2	1	0	1	0
Mark McGwire, R (1, 3) OBP: 0.332, SLG: 0.385	C B S B X 2-2 ② P4			F B F X 1-2 ② FC5-4 1-2f 3-H 2B	X 0-0 ② ③ G5-4-3 1-2f			S S B B S 2-3 ③ K		4	1	0	1	0	1	3
Scott Brosius, R (1, 5) OBP: 0.275, SLG: 0.438 Vance Law, R (8, 5) OBP: 0.310, SLG: 0.274	B F B F X 2-2 ③ L4			X 0-0 1-H E 2B		C B X 1-1 ① G6-3			B F B B B 4-1 SH3-4 1B BB	3 0	1 1	1 0	1 0	0 1	0 0	0 0
Lance Blankenship, R (1, 4) OBP: 0.326, SLG: 0.331 Mike Gallego, R (9, 4) OBP: 0.329, SLG: 0.358			C B C X 1-2 CS 1B	B C B B C B 4-2 E BB		B F C B B B 4-2 CS BB			B X 1-0 ① SH3-4 1-2	1 0	0 0	1 0	0 0	2 0	0 0	0 0
Mike Bordick, R (1, 6) OBP: 0.269, SLG: 0.253			1 SAFE S X 0-1 ① ② F8 1-2	C X 0-1 E9 1-3 2-H 1B		1 SAFE B 1 SAFE B F 1 SAFE P X 3-1 ② ③ G6-3 1-2			S C C 0-3 ② K	4	0	1	1	0	1	3
Inning Stats	R: 0 E: 0 K: 1 S: 6 H: 0 LOB: 0 BB: 0 P: 9	R: 1 E: 0 K: 0 S: 10 H: 1 LOB: 0 BB: 0 P: 15	R: 0 E: 0 K: 0 S: 6 H: 1 LOB: 0 BB: 0 P: 7	R: 4 E: 1 K: 0 S: 15 H: 5 LOB: 2 BB: 1 P: 26	R: 1 E: 0 K: 1 S: 8 H: 3 LOB: 1 BB: 0 P: 13	R: 0 E: 0 K: 0 S: 7 H: 0 LOB: 0 BB: 1 P: 14	R: 0 E: 0 K: 1 S: 7 H: 0 LOB: 0 BB: 0 P: 10	R: 0 E: 0 K: 2 S: 8 H: 0 LOB: 0 BB: 0 P: 15	R: 1 E: 0 K: 1 S: 12 H: 1 LOB: 1 BB: 1 P: 20	1B: 8 2B: 1 3B: 1 HR: 1 SF: 0 SAC: 1 DP: 1 HBP: 0						

TOP

Oakland Athletics @ Detroit Tigers

Tiger Stadium, Detroit, MI

Sun Sep 08 1991, 3:33 AM EDT

Att. 28,873 - Cloudy - 87 F

livebaseballscorecards.com

AB	34
R	7
H	11
RBI	7
BB	3
SO	6
LOB	11

WP: 0 PB: 0 SB: 0 CS: 2 PA: 38

PITCHER		IP	WLS	BF	H	R	ER	SO	BB	IBB	HBP	BLK	WP	HR	S	P	ERA	WHIP
Bill Gullickson, R ERA: 4.24	(1, 1)	4.1	L	22	9	6	6	2	1	0	0	0	0	1	43	67	12.46	2.308
Dave Haas, R ERA: 2.08	(5, 1)	4.1		15	2	1	1	4	2	0	0	0	0	0	33	59	2.08	0.923
Jeff Kaiser, L ERA: 2.45	(9, 1)	0.1		1	0	0	0	0	0	0	0	0	0	0	3	3	0.00	0.000

PITCHER	IP	WLS	BF	H	R	ER	SO	BB	IBB	HBP	BLK	WP	HR	S	P	ERA	WHIP

Oakland Athletics @ Detroit Tigers

Tiger Stadium, Detroit, MI

Sun Sep 08 1991, 3:33 AM EDT

Att. 28,873 - Cloudy - 87 F

livebaseballscorecards.com

BOTTOM

Batter	1	2	3	4	5	6	7	8	9	AB	R	H	RBI	BB	SO	LOB
Milt Cuyler, S (1, 8) OBP: 0.333, SLG: 0.338	G3		G6-3		FC6-4		BB, 1B		G3	5	1	1	0	0	0	2
Lou Whitaker, L (1, 4) OBP: 0.398, SLG: 0.506	K		1B		1B, 1-3, 3-H, 1B		1-2, BB			3	0	2	1	1	1	0
Lloyd Moseby, L (1, 7) OBP: 0.335, SLG: 0.431	HR, HBP		K		G6-4-3, 1-3, 3-H, 1B		L8			3	1	1	1	0	1	3
Cecil Fielder, R (1, 3) OBP: 0.345, SLG: 0.529	1-H, HR			F8	G6-4-3, 1-2f			G6-3		4	1	1	2	0	0	2
Mickey Tettleton, S (1, 2) OBP: 0.387, SLG: 0.486	L8			P2	G3			1B		4	0	1	0	0	0	0
Johnny Paredes, R (8, PR)										0	0	0	0	0	0	0
Skeeter Barnes, R (9, 9) OBP: 0.315, SLG: 0.483										0	0	0	0	0	0	0
Travis Fryman, R (1, 6) OBP: 0.303, SLG: 0.446		P2		E6	K			K		4	0	0	0	0	2	1
Rob Deer, R (1, 9) OBP: 0.317, SLG: 0.389		F9		K	K			F8		3	0	0	0	0	2	1
Dave Bergman, L (8, PH) OBP: 0.348, SLG: 0.377										1	0	0	0	0	0	1
Andy Allanson, R (9, 2) OBP: 0.277, SLG: 0.344										0	0	0	0	0	0	0
Pete Incaviglia, R (1, 10) OBP: 0.290, SLG: 0.353		P4			FC6-4, 1B		G5-3		F8	4	1	1	0	0	0	0
Scott Livingstone, L (1, 5) OBP: 0.364, SLG: 0.389			G4-3		FC6-4, 1-2		G3		K	3	0	1	0	0	0	0
Shawn Hare, L (9, PH)										1	0	0	0	0	1	0
Inning Stats	R: 2, E: 0, K: 1, S: 11, H: 1, LOB: 0, BB: 0, P: 18	R: 0, E: 0, K: 0, S: 8, H: 0, LOB: 0, BB: 0, P: 14	R: 0, E: 0, K: 1, S: 8, H: 1, LOB: 1, BB: 0, P: 10	R: 0, E: 1, K: 1, S: 11, H: 0, LOB: 1, BB: 0, P: 20	R: 2, E: 0, K: 0, S: 16, H: 4, LOB: 1, BB: 0, P: 28	R: 0, E: 0, K: 2, S: 9, H: 0, LOB: 0, BB: 0, P: 11	R: 0, E: 0, K: 0, S: 10, H: 1, LOB: 2, BB: 1, P: 19	R: 0, E: 0, K: 1, S: 12, H: 1, LOB: 1, BB: 0, P: 16	R: 0, E: 0, K: 1, S: 7, H: 0, LOB: 0, BB: 0, P: 11	1B: 7, 2B: 0, 3B: 0, HR: 1, SF: 0, SAC: 0, DP: 1, HBP: 1						

	AB	35
	R	4
	H	8
	RBI	4
	BB	1
	SO	7
	LOB	10

WP: 0, PB: 0, SB: 0, CS: 0, PA: 37

PITCHER		IP	WLS	BF	H	R	ER	SO	BB	IBB	HBP	BLK	WP	HR	S	P	ERA	WHIP
Dave Stewart, R ERA: 5.17	(1, 1)	7.0	W	30	7	4	4	5	1	0	1	0	0	1	73	120	5.14	1.143
Gene Nelson, R ERA: 6.59	(8, 1)	0.1		2	1	0	0	0	0	0	0	0	0	0	8	10	0.00	3.000
Dennis Eckersley, R ERA: 2.76	(8, 1)	1.2	S	5	0	0	0	2	0	0	0	0	0	0	11	17	0.00	0.000

PITCHER	IP	WLS	BF	H	R	ER	SO	BB	IBB	HBP	BLK	WP	HR	S	P	ERA	WHIP

Batter	1	2	3	4	5	6	7	8	9	AB	R	H	RBI	BB	SO	LOB
Wade Boggs, L (1, 5) OBP: 0.432, SLG: 0.472	B B B C X 3-1 1B 1B 2B 1B	B B F B F F 1 SAFE X 3-2 ② G1-3 1-2			C C B B B F B 1 SAFE 1 SAFE B 4-2 SH3-4 1-2 BB		B B C B X 3-1 ② L7			3	1	1	0	1	0	1
Jody Reed, R (1, 4) OBP: 0.333, SLG: 0.360	C B B B X 2-1 ① F7	C X 0-1 ③ F7			X 0-0 ① SH3-4 1-2 2-3		C B B B X 3-1 ③ G5-3			3	0	0	0	0	0	2
Carlos Quintana, R (1, 3) OBP: 0.390, SLG: 0.436	1 SAFE X 0-0 1B 1-2 2B 1B		B C C B B F B C 3-3 ① K		I I I I 4-0 IBB			B C X 1-1 ① G6-3		3	1	1	0	1	1	0
Jack Clark, R (1, 10) OBP: 0.364, SLG: 0.433	S B B C B S 3-3 ② K		X 0-0 ② F9		B B S X 2-1 ② SF8 3-H			B C F B X 2-2 ② F9		3	0	0	1	0	1	2
Mike Greenwell, L (1, 7) OBP: 0.353, SLG: 0.430	B X 1-0 1-2 2-3 2B 1B		X 0-0 ③ G1-6-3		B X 1-0 ③ L8			H 1-0 HBP		3	1	1	0	0	0	2
Ellis Burks, R (1, 8) OBP: 0.314, SLG: 0.426	B C B B S X 3-2 1-H 2-H 3-H 2B			B B C C X 2-2 ① G6-3		X 0-0 ① P6		S B B B S S 2-3 ③ K		4	0	1	3	0	1	1
Tom Brunansky, R (1, 9) OBP: 0.296, SLG: 0.387	C C B F X 1-2 ③ F7			B X 1-0 ② L8		B B B C X 3-1 ② F7			F X 0-1 ① F9	4	0	0	0	0	0	1
Tony Peña, R (1, 2) OBP: 0.287, SLG: 0.331		B X 1-0 ① G6-3		B C B X 2-1 2-4 1B		C B B B X 3-1 ③ F9			F F S 0-3 ② K	4	0	1	0	0	1	0
Luis Rivera, R (1, 6) OBP: 0.325, SLG: 0.390		B F S B F X 2-2 G1-3 1B		B 1-0 ③ 2-4 1-2	C B X 1-1 SH3-4 BB SF8 1B		F C F B B X 2-2 ① G6-3		B C C X 1-1 ③ G5-3	4	1	2	0	0	0	0
Inning Stats	R: 3 H: 4 E: 0 LOB: 1 K: 1 BB: 0 S: 16 P: 29	R: 0 H: 1 E: 0 LOB: 1 K: 0 BB: 0 S: 11 P: 17	R: 0 H: 0 E: 0 LOB: 0 K: 1 BB: 0 S: 6 P: 9	R: 0 H: 1 E: 0 LOB: 1 K: 0 BB: 0 S: 6 P: 12	R: 1 H: 1 E: 0 LOB: 2 K: 0 BB: 2 S: 9 P: 21	R: 0 H: 0 E: 0 LOB: 0 K: 0 BB: 0 S: 5 P: 11	R: 0 H: 0 E: 0 LOB: 0 K: 0 BB: 0 S: 8 P: 16	R: 0 H: 0 E: 0 LOB: 1 K: 1 BB: 0 S: 8 P: 14	R: 0 H: 0 E: 0 LOB: 0 K: 1 BB: 0 S: 7 P: 8	1B: 6 SF: 1 2B: 1 SAC: 1 3B: 0 DP: 0 HR: 0 HBP: 1						WP: 0 PA: 36 PB: 0 SB: 0 CS: 0

PITCHER		IP	WLS	BF	H	R	ER	SO	BB	IBB	HBP	BLK	WP	HR	S	P	ERA	WHIP
Frank Tanana, L ERA: 3.77	(1, 1)	8.0	L	34	7	4	4	3	1	1	1	0	0	0	69	129	4.50	1.000
Dan Gakeler, R ERA: 5.97	(9, 1)	1.0		3	0	0	0	1	0	0	0	0	0	0	7	8	0.00	0.000

PITCHER	IP	WLS	BF	H	R	ER	SO	BB	IBB	HBP	BLK	WP	HR	S	P	ERA	WHIP

TOP

Boston Red Sox @ Detroit Tigers

Tiger Stadium, Detroit, MI

Tue Sep 10 1991, 7:05 PM EDT

Att. 16,859 - Sunny - 77 F

livebaseballscorecards.com

AB	31
R	4
H	7
RBI	4
BB	2
SO	4
LOB	9

Batter	1	2	3	4	5	6	7	8	9	AB	R	H	RBI	BB	SO	LOB
Tony Phillips, S (1, 5) OBP: 0.376, SLG: 0.449	X 0-0 ① G6-3			B X 1-0 ① F8			C C B B X 2-2 ① G4-3		B C 1 SAFE C 1 SAFE B X 2-2 ①② G4-6-3 1-2f	4	0	0	0	0	0	1
Lou Whitaker, L (1, 4) OBP: 0.397, SLG: 0.503	C B S X 1-2 ② G4-3			X 0-0 ② P6			B C B B B 4-1 ② 1B BB		C F X 0-2 ③ G6-3	3	0	0	0	1	0	0
Alan Trammell, R (1, 6) OBP: 0.316, SLG: 0.363	C B F X 1-2 ③ G4-3			C X 0-1 ③ P9			B 1 SAFE C X 1-1 ① 1-2 1B			3	0	1	0	0	0	0
Cecil Fielder, R (1, 10) OBP: 0.343, SLG: 0.526		C S B F X 1-2 ① G6-3			S F B S 1-3 ① K		C F F B S 1-3 ② K			3	0	0	0	0	2	2
Mickey Tettleton, S (1, 2) OBP: 0.385, SLG: 0.483		B X 1-0 ② F8			B B C X 2-1 ② G4-1		C B X 1-1 ③ G3-1			3	0	0	0	0	0	2
Dave Bergman, L (1, 3) OBP: 0.342, SLG: 0.369		C B C C 1-3 ③ K			F B F F F X 1-2 ③ F9			C F X 0-2 ① G3-1		3	0	0	0	0	1	0
Rob Deer, R (1, 9) OBP: 0.315, SLG: 0.386			S S B S 1-3 ① K			C B F B B F F S 3-3 ① K		S X 0-1 ② G6-3		3	0	0	0	0	2	0
Pete Incaviglia, R (1, 7) OBP: 0.287, SLG: 0.349			C S X 0-2 ② P4			X 0-0 ② P3		B B S B S F C 3-3 ③ K		3	0	0	0	0	1	0
Milt Cuyler, S (1, 8) OBP: 0.333, SLG: 0.338			B B C X 2-1 ③ L8			B B B C X 3-1 ③ L8			B C C X 1-2 G4-6-3 1B	3	0	1	0	0	0	0
Inning Stats	R: 0 H: 0 E: 0 LOB: 0 K: 0 BB: 0 S: 7 P: 9	R: 0 H: 0 E: 0 LOB: 0 K: 1 BB: 0 S: 8 P: 11	R: 0 H: 0 E: 0 LOB: 0 K: 1 BB: 0 S: 8 P: 11	R: 0 H: 0 E: 0 LOB: 0 K: 0 BB: 0 S: 4 P: 5	R: 0 H: 0 E: 0 LOB: 0 K: 1 BB: 0 S: 10 P: 14	R: 0 H: 0 E: 0 LOB: 0 K: 1 BB: 0 S: 8 P: 14	R: 0 H: 1 E: 0 LOB: 2 K: 1 BB: 1 S: 12 P: 21	R: 0 H: 0 E: 0 LOB: 0 K: 1 BB: 0 S: 9 P: 12	R: 0 H: 1 E: 0 LOB: 0 K: 0 BB: 0 S: 9 P: 12	1B: 2 SF: 0 2B: 0 SAC: 0 3B: 0 DP: 1 HR: 0 HBP: 0						

PITCHER	IP	WLS	BF	H	R	ER	SO	BB	IBB	HBP	BLK	WP	HR	S	P	ERA	WHIP
Roger Clemens, R (1, 1) ERA: 2.44	9.0	W	29	2	0	0	6	1	0	0	0	0	0	75	109	0.00	0.333

PITCHER	IP	WLS	BF	H	R	ER	SO	BB	IBB	HBP	BLK	WP	HR	S	P	ERA	WHIP

BOTTOM

Boston Red Sox @ Detroit Tigers

Tiger Stadium, Detroit, MI

Tue Sep 10 1991, 7:05 PM EDT

Att. 16,859 - Sunny - 77 F

livebaseballscorecards.com

AB	28
R	0
H	2
RBI	0
BB	1
SO	6
LOB	5

WP: 0 PA: 29
PB: 0
SB: 0
CS: 0

Batter	1	2	3	4	5	6	7	8	9	AB	R	H	RBI	BB	SO	LOB
Wade Boggs, L (1, 5) OBP: 0.431, SLG: 0.470	C X 0-1 ① F7	B X 1-0 ③ FC6-4 1-2f			C C X 0-2 ③ G4-3			B B C X 2-1 G5-4-3 1B		4	0	1	0	0	0	2
Jody Reed, R (1, 4) OBP: 0.333, SLG: 0.358	C X 0-1 ② F8		B B C X 2-1 ① F8			C C B B B B 4-2 BB		C B X 1-1 ②③ G5-4-3 1-2f		3	0	0	0	1	0	1
Phil Plantier, L (1, 9) OBP: 0.472, SLG: 0.611	C X 0-1 ③ G4-3		F C B B F F B X 3-2 ② G4-3			C B X 1-1 ① F8			B B X 2-0 ① P3	4	0	0	0	0	0	1
Jack Clark, R (1, 10) OBP: 0.361, SLG: 0.429		B C B F X 2-2 ① P1	B S C F B X 2-2 ③ P3			F B C B X 2-2 ② L5			S C C 0-3 ② K	4	0	0	0	0	1	1
Mike Greenwell, L (1, 7) OBP: 0.351, SLG: 0.427		C F S 0-3 ② K		F F B B B F F X 2-2 ① F8		C X 0-1 ③ F8			B X 1-0 ③ F7	4	0	0	0	0	1	1
Mo Vaughn, L (1, 3) OBP: 0.367, SLG: 0.413		B B B C X 3-1 1B 1B 1B		B X 1-0 ② F7			B B X 2-0 G5-4-3 1B			3	1	2	0	0	0	0
Ellis Burks, R (1, 8) OBP: 0.314, SLG: 0.426		C X 0-1 1B 1-2 1B 1B		B C S B X 2-2 ③ G6-3			S B B C X 2-2 ①② G5-4-3 1-2f			3	1	1	0	0	0	1
Tony Peña, R (1, 2) OBP: 0.288, SLG: 0.331		F B F F B X 2-2 1B 1-2 2-H 1B			C B C S X 1-2 ① G3		B C S X 1-2 ③ G5-3			3	0	1	1	0	0	0
Luis Rivera, R (1, 6) OBP: 0.325, SLG: 0.389		B X 1-0 FC6-4 1-3 2-H 1B			B C F B S 2-3 ② K			F B B C X 2-2 ① G6-3		3	0	1	1	0	1	0

TOP

Boston Red Sox @ Detroit Tigers

Tiger Stadium, Detroit, MI

Wed Sep 11 1991, 7:05 PM EDT

Att. 16,710 - Cloudy - 70 F

livebaseballscorecards.com

AB	31
R	2
H	6
RBI	2
BB	1
SO	3
LOB	7

Inning Stats	1	2	3	4	5	6	7	8	9
R	0	2	0	0	0	0	0	0	0
E	0	0	0	0	0	0	0	0	0
K	0	1	0	0	1	0	0	0	1
S	6	15	11	9	9	9	7	7	5
H	0	4	0	0	0	0	1	1	0
LOB	0	2	0	0	0	1	0	0	0
BB	0	0	0	0	0	1	0	0	0
P	6	24	18	14	12	16	12	12	8

1B	6
2B	0
3B	0
HR	0
SF	0
SAC	0
DP	2
HBP	0
WP	0
PB	0
SB	0
CS	0
PA	32

PITCHER	IP	WLS	BF	H	R	ER	SO	BB	IBB	HBP	BLK	WP	HR	S	P	ERA	WHIP
Walt Terrell, R (1, 1) ERA: 4.06	9.0	W	32	6	2	2	3	1	0	0	0	0	0	78	122	2.00	0.778

PITCHER	IP	WLS	BF	H	R	ER	SO	BB	IBB	HBP	BLK	WP	HR	S	P	ERA	WHIP

Boston Red Sox @ Detroit Tigers

Tiger Stadium, Detroit, MI

Wed Sep 11 1991, 7:05 PM EDT

Att. 16,710 - Cloudy - 70 F

BOTTOM

Batter	1	2	3	4	5	6	7	8	9	AB	R	H	RBI	BB	SO	LOB
Milt Cuyler, S (1, 8) OBP: 0.331, SLG: 0.337	E4 G4-3 BB FC6-5-4		G5-3 1-2	1B 1-2 3-H 1B		K 1-2		FC5-6 HR 1-2 2-3f		5	2	1	1	0	1	4
Tony Phillips, S (1, 5) OBP: 0.380, SLG: 0.452	FC6-5-4 G4-3 1-2 BB		FC6-4 HBP	1B 1-2 2-H 1B		2B 2-H		F7		3	0	2	2	1	0	2
Alan Trammell, R (1, 6) OBP: 0.314, SLG: 0.370	G4-3 1-2 2-3		FC6-4 BB 1-2f 2-3	K		G6-3		HR 1-H 2-H		5	1	1	3	0	1	7
Cecil Fielder, R (1, 3) OBP: 0.345, SLG: 0.531	FC6-5-4 2-3 3-H		BB 1-2		HR 1-2		K 2-3	BB 4-1		3	1	1	2	2	1	1
Skeeter Barnes, R (1, 10) OBP: 0.310, SLG: 0.471	K		K 2-3		B5-3 0-1		CS 1B 2-0	K2-3 3-3		5	0	1	0	0	3	5
Rob Deer, R (1, 9) OBP: 0.314, SLG: 0.385		P3 1-0		G5-3 0-0	K 2-3		CS 0-0 1-2			4	0	1	0	0	1	0
Pete Incaviglia, R (1, 7) OBP: 0.288, SLG: 0.349 Lloyd Moseby, L (7, PH) (8, 7) OBP: 0.333, SLG: 0.429	G4-3 1-2			1B G6-3 1B 2-0 1B	K 1-3		K 3-3 1-2 2-3			3 1	1 0	1 0	0 0	0 0	1 1	0 2
Andy Allanson, R (1, 2) OBP: 0.277, SLG: 0.341	K 2-3			G6-3 0-1 1-2		G6-3 1-0		FC5-6 1B 2-2		4	0	1	0	0	1	1
Johnny Paredes, R (1, 4) OBP: 0.800, SLG: 0.800			FC6-4 G5-3 1-1	1B 1B 2-3 1B 1-0		S 2B 1B 0-0		FC5-6 HR 1-2 0-0		4	3	4	0	0	0	0
Inning Stats	R: 1 H: 0 E: 1 LOB: 1 K: 1 BB: 1 S: 11 P: 18	R: 0 H: 0 E: 0 LOB: 0 K: 1 BB: 0 S: 9 P: 13	R: 0 H: 1 E: 0 LOB: 3 K: 1 BB: 1 S: 14 P: 27	R: 2 H: 4 E: 0 LOB: 2 K: 1 BB: 0 S: 13 P: 22	R: 1 H: 1 E: 0 LOB: 0 K: 2 BB: 0 S: 11 P: 15	R: 1 H: 2 E: 0 LOB: 1 K: 1 BB: 0 S: 10 P: 16	R: 0 H: 2 E: 0 LOB: 1 K: 2 BB: 0 S: 9 P: 16	R: 3 H: 3 E: 0 LOB: 1 K: 1 BB: 1 S: 15 P: 28		1B: 10 SF: 0 2B: 1 SAC: 0 3B: 0 DP: 0 HR: 2 HBP: 1						

PITCHER		IP	WLS	BF	H	R	ER	SO	BB	IBB	HBP	BLK	WP	HR	S	P	ERA	WHIP
Matt Young, L ERA: 5.01	(1, 1)	3.2	L	20	5	3	2	3	2	0	1	0	0	0	43	73	4.91	1.909
Dennis Lamp, R ERA: 4.15	(4, 1)	2.2		13	5	2	2	5	0	0	0	0	0	1	31	48	6.75	1.875
Tony Fossas, L ERA: 4.17	(7, 1)	1.1		5	2	2	2	1	0	0	0	0	0	0	11	18	13.50	1.500
Greg Harris, R ERA: 3.71	(8, 1)	0.0		2	1	1	1	0	1	0	0	0	0	1	2	8	∞	∞
Jeff Plympton, R ERA:	(8, 1)	0.1		1	0	0	0	1	0	0	0	0	0	0	5	8	0.00	0.000

PITCHER	IP	WLS	BF	H	R	ER	SO	BB	IBB	HBP	BLK	WP	HR	S	P	ERA	WHIP

AB	37
R	8
H	13
RBI	8
BB	3
SO	10
LOB	22

WP: 0 PA: 41
PB: 0
SB: 1
CS: 2

livebaseballscorecards.com

Batter	1	2	3	4	5	6	7	8	9	AB	R	H	RBI	BB	SO	LOB
Tony Phillips, S (1, 6) (8, 7) OBP: 0.379, SLG: 0.450	B B C F B F X 3-2 ① F8		B B F B B B 4-1 BB BB		1 SAFE B 1 SAFE B 1 SAFE X 2-0 ③ F7		B C B B C X 3-2 ③ F7 1-2			3	0	0	0	1	0	2
Lou Whitaker, L (1, 4) OBP: 0.395, SLG: 0.499	C C X 0-2 ② G3		B B C B F B 4-2 1-2 2-3 BB			B X 1-0 ① G4-3		B X 1-0 ① P5		3	0	0	0	1	0	0
Lloyd Moseby, L (1, 7) OBP: 0.329, SLG: 0.423 Johnny Paredes, R (8, PH) OBP: 0.667, SLG: 0.667 (8, 6)	B B B C X 3-1 ③ P6		C B X 1-1 ②③ G2-3 3-Hf			C B C F F B X 2-2 E6 BB		B S B S B F X 3-2 ② F7		3 1	0 0	0 0	0 0	0 0	0 0	3 0
Cecil Fielder, R (1, 3) OBP: 0.346, SLG: 0.530 Andy Allanson, R (8, 3) OBP: 0.277, SLG: 0.341		F F X 0-2 FC6-4 1B		S S B F X 1-2 G4-6-3 1B		S 1 SAFE C F 1 SAFE 1 SAFE B 1 SAFE S 1-3 ② K		B F F S 1-3 ③ K		4 0	0 0	2 0	0 0	0 0	2 0	1 0
Mickey Tettleton, S (1, 2) OBP: 0.384, SLG: 0.480 Rich Rowland, R (8, 2)		B X 1-0 ① FC6-4 FC5-4 1-2f		B B X 2-0 ①② G4-6-3 1-2f		B 1 SAFE B F B B 4-1 1-2 BB		C C B S 1-3 ① K		2 1	0 0	0 0	0 0	1 0	0 1	2 0
Pete Incaviglia, R (1, 10) OBP: 0.284, SLG: 0.344		C S C 0-3 ② K		S B X 1-1 ③ G1-3		S X 0-1 ③ F8		B B X 2-0 ② G5-3		4	0	0	0	0	1	3
Rob Deer, R (1, 9) OBP: 0.315, SLG: 0.383 Skeeter Barnes, R (7, PR) OBP: 0.308, SLG: 0.467 (7, 9)		B B 1 SAFE X 2-0 ③ FC5-4 1-2f		B F B B X 3-1 ① G1-3		B B C F F F B B 4-2 S BB		F B B F B X 3-2 ③ L5		2 1	0 0	0 0	0 0	1 0	0 0	1 0
Scott Livingstone, L (1, 5) OBP: 0.363, SLG: 0.387			X 0-0 BB SH1-4 G2-3 1B		B S F B C 2-3 ② K		1 SAFE B 1 SAFE X 1-0 ① F7			3	0	1	0	0	1	1
Milt Cuyler, S (1, 8) OBP: 0.332, SLG: 0.337			L 1 SAFE X 0-1 ① SH1-4 1-2		X 0-0 1B		1 SAFE B B B C X 3-1 ② L8			2	0	1	0	0	0	1
Inning Stats	R: 0 E: 0 K: 0 S: 9 H: 0 LOB: 0 BB: 0 P: 15	R: 0 E: 0 K: 1 S: 8 H: 1 LOB: 1 BB: 0 P: 11	R: 0 E: 0 K: 0 S: 8 H: 1 LOB: 2 BB: 2 P: 17	R: 0 E: 0 K: 0 S: 7 H: 1 LOB: 0 BB: 0 P: 11	R: 0 E: 0 K: 1 S: 7 H: 1 LOB: 1 BB: 0 P: 14	R: 0 E: 1 K: 1 S: 13 H: 0 LOB: 2 BB: 1 P: 21	R: 0 E: 0 K: 0 S: 10 H: 0 LOB: 2 BB: 1 P: 21	R: 0 E: 0 K: 1 S: 8 H: 0 LOB: 0 BB: 0 P: 13	R: 0 E: 0 K: 1 S: 7 H: 0 LOB: 0 BB: 0 P: 13	1B: 4 2B: 0 3B: 0 HR: 0	SF: 0 SAC: 1 DP: 2 HBP: 0					

TOP

Detroit Tigers @ Milwaukee Brewers

Milwaukee County Stadium, Milwaukee, WI

Thu Sep 12 1991, 8:05 PM EDT

Att. 9,835 - Cloudy - 70 F

livebaseballscorecards.com

AB	29
R	0
H	4
RBI	0
BB	4
SO	5
LOB	14

WP: 0 PA: 34
PB: 0
SB: 1
CS: 0

PITCHER		IP	WLS	BF	H	R	ER	SO	BB	IBB	HBP	BLK	WP	HR	S	P	ERA	WHIP
Chris Bosio, R ERA: 3.18	(1, 1)	6.0	W	25	4	0	0	3	4	0	0	0	0	0	56	97	0.00	1.333
Julio Machado, R ERA: 3.31	(7, 1)	1.0		3	0	0	0	0	0	0	0	0	0	0	6	13	0.00	0.000
Mark Lee, L ERA: 3.62	(8, 1)	1.0		3	0	0	0	1	0	0	0	0	0	0	8	13	0.00	0.000
Doug Henry, R ERA: 1.37	(9, 1)	1.0		3	0	0	0	1	0	0	0	0	0	0	7	13	0.00	0.000

PITCHER	IP	WLS	BF	H	R	ER	SO	BB	IBB	HBP	BLK	WP	HR	S	P	ERA	WHIP

Batter	1	2	3	4	5	6	7	8	9	AB	R	H	RBI	BB	SO	LOB
Paul Molitor, R (1, 10) OBP: 0.404, SLG: 0.507	P3		G4-3			1B 1-2	3B 1-2 3-H BB			3	1	1	1	1	0	0
Willie Randolph, R (1, 4) OBP: 0.425, SLG: 0.375	G1-4-3 1B			F8		G4-6-3 1-3 2-H 1B	K			4	0	2	1	0	1	3
B.J. Surhoff, L (1, 2) OBP: 0.309, SLG: 0.370	G1-4-3 1-2			F9		G4-6-3 1-2f	1-H 2-H 3-H 3B			4	0	1	3	0	0	3
Robin Yount, R (1, 8) OBP: 0.342, SLG: 0.406 Franklin Stubbs, L (7, PR) OBP: 0.279, SLG: 0.360 (8, 3)	P4			F8			1B 2B BB			3 0	1 0	1 0	0 0	1 0	0 0	1 0
Greg Vaughn, R (1, 7) OBP: 0.316, SLG: 0.448		K			FC4-6 1B		SH 1B 2-H 1B			4	1	2	1	0	2	2
Darryl Hamilton, L (1, 9) OBP: 0.336, SLG: 0.362 (8, 8)		B5-3			FC4-6 CS 1-2f		K SH 1B FC5-2 2-3 F7			3	0	0	0	0	0	1
Jim Gantner, L (1, 5) OBP: 0.310, SLG: 0.356		F9			L7 1-2		FC5-2 BB BB 1-3 3-H 1B G4-3			4	1	1	1	0	0	1
George Canale, L (1, 3) Dante Bichette, R (7, PH) OBP: 0.267, SLG: 0.376 (8, 9)			G4-6-3 BB			FC4-6 BB	BB FC5-2 1-2 3B BB K			0 1	0 1	0 1	0 1	2 1	0 1	0 0
Bill Spiers, L (1, 6) OBP: 0.332, SLG: 0.370			G4-6-3 1-2f			FC4-6 1B 1-2f 1B	FC5-2 BB 1-2 2-3 3-Hf 3B			3	2	0	0	0	0	5
Inning Stats	R: 0 E: 0 K: 0 S: 7 H: 1 LOB: 1 BB: 0 P: 13	R: 0 E: 0 K: 1 S: 8 H: 0 LOB: 0 BB: 0 P: 13	R: 0 E: 0 K: 0 S: 8 H: 0 LOB: 0 BB: 1 P: 16	R: 0 E: 0 K: 0 S: 7 H: 0 LOB: 0 BB: 0 P: 12	R: 0 E: 0 K: 0 S: 7 H: 1 LOB: 0 BB: 0 P: 9	R: 1 E: 0 K: 0 S: 11 H: 2 LOB: 1 BB: 1 P: 18	R: 6 E: 1 K: 2 S: 24 H: 4 LOB: 2 BB: 3 P: 44	R: 0 E: 0 K: 1 S: 7 H: 0 LOB: 0 BB: 0 P: 9		1B: 6 2B: 1 3B: 1 HR: 0 SF: 0 SAC: 1 DP: 2 HBP: 0						

PITCHER		IP	WLS	BF	H	R	ER	SO	BB	IBB	HBP	BLK	WP	HR	S	P	ERA	WHIP
Mark Leiter, R ERA: 3.9	(1, 1)	6.0	L	23	6	3	3	1	2	0	0	0	0	0	52	88	4.50	1.333
John Cerutti, L ERA: 4.71	(7, 1)	0.0		2	1	0	0	0	0	0	0	0	0	0	2	3	∞	∞
Dave Haas, R ERA: 5.4	(7, 1)	0.2		4	0	1	0	1	2	0	0	0	0	0	9	19	0.00	3.000
Paul Gibson, L ERA: 4.97	(7, 1)	0.1		3	1	3	2	1	1	0	0	0	0	0	9	15	54.00	6.000
Kevin Ritz, R ERA: 13.14	(8, 1)	1.0		3	0	0	0	1	0	0	0	0	0	0	7	9	0.00	0.000

PITCHER	IP	WLS	BF	H	R	ER	SO	BB	IBB	HBP	BLK	WP	HR	S	P	ERA	WHIP

BOTTOM

Detroit Tigers @ Milwaukee Brewers

Milwaukee County Stadium, Milwaukee, WI

Thu Sep 12 1991, 8:05 PM EDT

Att. 9,835 - Cloudy - 70 F

livebaseballscorecards.com

AB	29
R	7
H	8
RBI	7
BB	5
SO	4
LOB	16

Detroit Tigers @ Milwaukee Brewers

Milwaukee County Stadium, Milwaukee, WI

Fri Sep 13 1991, 8:05 PM EDT

Att. 14,554 - Cloudy - 72 F

TOP

livebaseballscorecards.com

Batter	1	2	3	4	5	6	7	8	9	AB	R	H	RBI	BB	SO	LOB
Milt Cuyler, S (1, 8) OBP: 0.330, SLG: 0.336	1-0 CS 1B		B1-3	G3		G3		1 SAFE S 1 SAFE B 1 C B S 2-3 K 1-2		5	0	1	0	0	1	5
Lou Whitaker, L (1, 4) OBP: 0.396, SLG: 0.498	2-2 FC5-4 1-2 1B		2-0 1B		0-0 F7		1-2 F7		2-2 P6	5	0	2	0	0	0	0
Tony Phillips, S (1, 9) OBP: 0.377, SLG: 0.446	0-1 F7		1-0 F9		1-0 G3		2-2 E6 1B		2-2 2B	4	0	0	0	0	0	2
Skeeter Barnes, R (7, PR) OBP: 0.313, SLG: 0.480 (7, 9)										1	0	1	0	0	0	0
Cecil Fielder, R (1, 10) OBP: 0.345, SLG: 0.527	0-2 FC5-4 1-2f		1-0 G5-3		0-3 K		2-1 G6-4-3 1-2 1B		1-1 P6	5	0	1	0	0	1	3
Mickey Tettleton, S (1, 2) OBP: 0.388, SLG: 0.491		4-2 BB BB		1-0 HR		3-1 1B 2B	1-1 G6-4-3 1-2f		4-0 IBB	3	2	2	1	2	0	2
Lloyd Moseby, L (1, 7) OBP: 0.331, SLG: 0.425		0-2 F7		0-1 2B		1-0 G6-3		4-2 SH5-3 S 1B BB	1-0 G4-3	4	1	1	0	1	0	4
Travis Fryman, R (1, 6) OBP: 0.303, SLG: 0.445		0-0 F8		2-2 F8		3-2 1B 1B		1 SAFE B S X 1-1 SH5-3 1-3		3	0	1	0	0	0	2
Dave Bergman, L (1, 3) OBP: 0.351, SLG: 0.371		4-0 1-2 BB		4-2 BB		1-2 L8		0-2 FC3-6 3-H 1B		2	0	1	1	2	0	2
Scott Livingstone, L (1, 5) OBP: 0.358, SLG: 0.381		0-1 G3-1		1-1 F7		3-1 1-3 2-H 1B		1-0 FC3-6 S 1-2f		4	0	1	1	0	0	5

Inning Stats																								
	R: 0	H: 2		R: 0	H: 0		R: 0	H: 1		R: 1	H: 2		R: 0	H: 0		R: 1	H: 3		R: 0	H: 1		R: 1	H: 1		R: 0	H: 1		1B: 7	SF: 0		WP: 0	PA: 42
	E: 0	LOB: 1		E: 0	LOB: 2		E: 0	LOB: 1		E: 0	LOB: 2		E: 0	LOB: 0		E: 0	LOB: 2		E: 1	LOB: 2		E: 0	LOB: 1		E: 0	LOB: 2		2B: 3	SAC: 1		PB: 0	
	K: 0	BB: 0		K: 0	BB: 2		K: 0	BB: 0		K: 0	BB: 1		K: 1	BB: 0		K: 0	BB: 0		K: 0	BB: 0		K: 1	BB: 1		K: 0	BB: 1		3B: 0	DP: 1		SB: 2	
	S: 9	P: 12		S: 12	P: 20		S: 5	P: 10		S: 14	P: 23		S: 5	P: 6		S: 14	P: 26		S: 10	P: 16		S: 11	P: 19		S: 9	P: 19		HR: 1	HBP: 0		CS: 1	

PITCHER		IP	WLS	BF	H	R	ER	SO	BB	IBB	HBP	BLK	WP	HR	S	P	ERA	WHIP
Jaime Navarro, R ERA: 4.01	(1, 1)	6.1		31	9	2	2	1	3	0	0	0	0	1	67	110	2.84	1.895
Mark Lee, L ERA: 3.73	(7, 1)	0.2	L	2	0	1	1	0	1	0	0	0	0	0	4	9	13.50	1.500
Chuck Crim, R ERA: 4.96	(8, 1)	2.0		9	2	0	0	1	0	1	0	0	0	0	18	32	0.00	1.000

PITCHER	IP	WLS	BF	H	R	ER	SO	BB	IBB	HBP	BLK	WP	HR	S	P	ERA	WHIP

AB	36
R	3
H	11
RBI	3
BB	5
SO	2
LOB	25

Batter	1	2	3	4	5	6	7	8	9	AB	R	H	RBI	BB	SO	LOB
Paul Molitor, R (1, 10) OBP: 0.403, SLG: 0.505	F B F B B X 3-2 WP 2B 1B		B 1 SAFE F 1 SAFE 1 SAFE 1 SAFE C B F 2-3 F S K ①		B X 1-0 ② F9		1 SAFE P X 1-0 ② F7			4	1	1	0	0	1	2
Willie Randolph, R (1, 4) OBP: 0.426, SLG: 0.379	C L B B F X 2-2 G4-3 G4-3 1-H 2B		C X 0-1 G4-3 1-2 1B		F C S 0-3 ③ K		C X 0-1 ③ F8			4	1	2	1	0	1	1
B.J. Surhoff, L (1, 2) OBP: 0.306, SLG: 0.366	X 0-0 ① G4-3 2-3		X 0-0 ② ③ G4-3 1-2f			C X 0-1 E6 SH5-4 1B		X 0-0 ① G6-3		4	0	0	0	0	0	3
Robin Yount, R (1, 8) OBP: 0.341, SLG: 0.405	X 0-0 ② G4-3 3-H			C S F X 0-2 ① G5-3		F F B X 1-2 SH5-4 1-2 1B		F X 0-1 E6 F8-4		4	0	1	1	0	0	0
Greg Vaughn, R (1, 7) OBP: 0.316, SLG: 0.447	F S B B X 2-2 ③ F8			B F B F X 2-2 E FC 1B		X 0-0 ① SH5-4 1-2 2-3		B B B F X 3-1 ② ③ F8-4 1-2		3	0	1	0	0	0	1
Darryl Hamilton, L (1, 9) OBP: 0.336, SLG: 0.360 Dante Bichette, R (9, PH) OBP: 0.267, SLG: 0.375		C C B F B X 2-2 ① F9		B C 1 SAFE B X 2-1 FC 1-3		I I I 4-0 G6-4-3 IBB		B B B C F X 3-2 ① P4		2 1	0 0	0 0	0 0	1 0	0 0	1 0
Jim Gantner, L (1, 5) OBP: 0.309, SLG: 0.353		X 0-0 ② F7		I I I 4-0 G6-4-3 IBB		X 0-0 ② ③ G6-4-3 1-2f		C B X 1-1 ② F8		3	0	0	0	1	0	3
George Canale, L (1, 3) Dale Sveum, S (9, PH) OBP: 0.304, SLG: 0.342		C S X 0-2 ③ L3		C X 0-1 ② ③ G6-4-3 1-2f			C S S 0-3 ① K	B B S F S 2-3 ③ K		3 1	0 0	0 0	0 0	0 0	1 1	3 0
Bill Spiers, L (1, 6) OBP: 0.334, SLG: 0.371			C X 0-1 1B 1B		B B X 2-0 ① F7		H 1-0 HBP			2	0	1	0	0	0	0

BOTTOM

Detroit Tigers @ Milwaukee Brewers

Milwaukee County Stadium, Milwaukee, WI

Fri Sep 13 1991, 8:05 PM EDT

Att. 14,554 - Cloudy - 72 F

livebaseballscorecards.com

AB	31
R	2
H	6
RBI	2
BB	2
SO	4
LOB	14

Inning Stats	1	2	3	4	5	6	7	8	9
	R: 2 H: 2 E: 0 LOB: 0 K: 0 BB: 0 S: 12 P: 19	R: 0 H: 0 E: 0 LOB: 0 K: 0 BB: 0 S: 8 P: 10	R: 0 H: 2 E: 0 LOB: 1 K: 1 BB: 0 S: 10 P: 12	R: 0 H: 1 E: 1 LOB: 2 K: 0 BB: 1 S: 11 P: 19	R: 0 H: 0 E: 0 LOB: 0 K: 1 BB: 0 S: 5 P: 8	R: 0 H: 1 E: 1 LOB: 2 K: 0 BB: 1 S: 7 P: 12	R: 0 H: 0 E: 0 LOB: 1 K: 1 BB: 0 S: 7 P: 8	R: 0 H: 0 E: 1 LOB: 0 K: 0 BB: 0 S: 5 P: 8	R: 0 H: 0 E: 0 LOB: 0 K: 1 BB: 0 S: 8 P: 14

1B: 5 SF: 0
2B: 2 SAC: 1
3B: 0 DP: 4
HR: 0 HBP: 1

WP: 1 PA: 35
PB: 0
SB: 0
CS: 0

PITCHER		IP	WLS	BF	H	R	ER	SO	BB	IBB	HBP	BLK	WP	HR	S	P	ERA	WHIP
Bill Gullickson, R ERA: 4.15	(1, 1)	8.0	W	32	6	2	2	3	0	2	1	0	1	0	65	96	2.25	0.750
Jeff Kaiser, L ERA: 1.93	(9, 1)	1.0	S	3	0	0	0	1	0	0	0	0	0	0	8	14	0.00	0.000

PITCHER	IP	WLS	BF	H	R	ER	SO	BB	IBB	HBP	BLK	WP	HR	S	P	ERA	WHIP

Batter	1	2	3	4	5	6	7	8	9	AB	R	H	RBI	BB	SO	LOB
Milt Cuyler, S (1, 8) OBP: 0.333, SLG: 0.338	P5		1B BB		3B 2B		F9		1B BB	3	2	1	0	2	0	1
Skeeter Barnes, R (1, 7) OBP: 0.326, SLG: 0.512	S 2B		FC5-4 1B		SF7 3B		FC6-4		1B	4	1	3	1	0	0	1
Lloyd Moseby, L (9, PH) OBP: 0.333, SLG: 0.427 (9, 7)									1B	1	0	1	2	0	0	0
Alan Trammell, R (1, 6) OBP: 0.313, SLG: 0.368	G5-3		FC5-4		SF7			K	FC5-4 1B	4	0	1	2	0	1	3
Cecil Fielder, R (1, 3) OBP: 0.344, SLG: 0.530	F8			HR	G4-3			K	FC5-4	5	1	1	1	0	1	3
Travis Fryman, R (1, 5) OBP: 0.302, SLG: 0.443		F8		1B		G6-3		L5		4	0	1	0	0	0	0
Rob Deer, R (1, 9) OBP: 0.314, SLG: 0.381		F9		F8		P4			CS BB	3	0	0	0	1	0	1
Pete Incaviglia, R (1, 10) OBP: 0.283, SLG: 0.343		F9		K		G6-3			BB 1B 1B	4	1	1	0	0	1	1
Andy Allanson, R (1, 2) OBP: 0.271, SLG: 0.333		L7		K					BB 1B	3	0	0	0	0	2	1
Mickey Tettleton, S (9, PH) OBP: 0.390, SLG: 0.492 (9, 2)							K			1	1	1	0	0	0	0
Johnny Paredes, R (1, 4) OBP: 0.444, SLG: 0.444			F7		F9		E6 FC6-4		K	3	0	0	0	0	0	0
Lou Whitaker, L (9, PH) OBP: 0.395, SLG: 0.496 (9, 4)										1	0	0	0	0	1	2
Inning Stats	R: 0 E: 0 K: 0 S: 8 H: 1 LOB: 1 BB: 0 P: 14	R: 0 E: 0 K: 0 S: 5 H: 0 LOB: 0 BB: 0 P: 8	R: 0 E: 0 K: 0 S: 10 H: 1 LOB: 2 BB: 1 P: 18	R: 1 E: 0 K: 2 S: 13 H: 2 LOB: 1 BB: 0 P: 20	R: 2 E: 0 K: 0 S: 11 H: 2 LOB: 0 BB: 0 P: 18	R: 0 E: 0 K: 0 S: 5 H: 0 LOB: 0 BB: 0 P: 7	R: 0 E: 1 K: 1 S: 9 H: 0 LOB: 1 BB: 0 P: 15	R: 0 E: 0 K: 2 S: 7 H: 0 LOB: 0 BB: 0 P: 13	R: 3 E: 0 K: 1 S: 16 H: 4 LOB: 2 BB: 2 P: 32	1B: 6 2B: 2 3B: 1 HR: 1 SF: 1 SAC: 0 DP: 0 HBP: 0	WP: 0 PB: 0 SB: 1 CS: 1 PA: 40					

PITCHER		IP	WLS	BF	H	R	ER	SO	BB	IBB	HBP	BLK	WP	HR	S	P	ERA	WHIP
Dan Plesac, L ERA: 3.22	(1, 1)	8.0	L	32	6	3	3	5	1	0	0	0	0	1	68	113	3.38	0.875
Julio Machado, R ERA: 3.65	(9, 1)	0.2		5	2	3	3	1	2	0	0	0	0	0	10	25	40.50	6.000
Chuck Crim, R ERA: 4.94	(9, 1)	0.1		3	2	0	0	0	0	0	0	0	0	0	6	7	0.00	6.000

PITCHER	IP	WLS	BF	H	R	ER	SO	BB	IBB	HBP	BLK	WP	HR	S	P	ERA	WHIP

TOP

Detroit Tigers @ Milwaukee Brewers

Milwaukee County Stadium, Milwaukee, WI

Sat Sep 14 1991, 8:05 PM EDT
Att. 26,644 - Cloudy - 76 F

livebaseballscorecards.com

AB	36
R	6
H	10
RBI	6
BB	3
SO	6
LOB	13

BOTTOM

Detroit Tigers @ Milwaukee Brewers

Milwaukee County Stadium, Milwaukee, WI

Sat Sep 14 1991, 8:05 PM EDT

Att. 26,644 - Cloudy - 76 F

livebaseballscorecards.com

Batter	1	2	3	4	5	6	7	8	9	AB	R	H	RBI	BB	SO	LOB
Paul Molitor, R (1, 3) OBP: 0.402, SLG: 0.504	X 0-0 ① G5-3		C B B F F X 2-2 ① G5-3		F B F B S 2-3 ② K		B B S X 2-1 ② G5-3		F X 0-1 2B 2B	5	1	1	0	0	1	3
Willie Randolph, R (1, 4) OBP: 0.423, SLG: 0.380	C B B B X 3-1 2B		B F X 1-1 ② F9		B C B F X 2-2 ③ FC6-4 1-2f		X 0-0 ③ G5-3		B X 1-0 ② G5-3	5	0	1	0	0	0	4
B.J. Surhoff, L (1, 10) OBP: 0.307, SLG: 0.368	B B F B B 4-1 BB		B B X 2-0 ③ G3-1			C B X 1-1 ① L4		B C B F S 2-3 ① K	B B B C X 3-1 2-H 2B	4	0	1	1	1	1	0
Robin Yount, R (1, 8) OBP: 0.340, SLG: 0.403	C T B F X 1-2 ② F7			F B C X 1-2 FC5-4 1B		B B B C X 3-1 ② L9		X 0-0 ② G6-3	B S X 1-1 ③ G6-3	5	0	1	0	0	0	3
Greg Vaughn, R (1, 7) OBP: 0.318, SLG: 0.453	B B C X 2-1 ③ P3			B B F 1 SAFE C 1 SAFE 1 SAFE 1 SAFE B 3-2 ① L7		X 0-0 HR		B B S B B 4-1 BB		3	1	1	1	1	0	3
Dante Bichette, R (1, 9) OBP: 0.264, SLG: 0.371		B S B B S T X 3-2 ① F9		S B X 1-1 ② FC5-4 FC5-4 1-2f		C X 0-1 ③ F7		B B S X 2-1 ③ F9		4	0	0	0	0	0	2
Jim Gantner, L (1, 5) OBP: 0.311, SLG: 0.354		B B B C X 3-1 ② G4-3		X 0-0 ③ FC5-4 1-2f			X 0-0 SH3-4 BB 1B		B F B F X 2-2 2B PB 1B	4	1	2	0	0	0	1
Rick Dempsey, R (1, 2) OBP: 0.345, SLG: 0.378 Darryl Hamilton, L (9, PH) OBP: 0.338, SLG: 0.365		B X 1-0 E5			B B B C B 4-1 FC6-4 BB		B C B F B 1 SAFE 1 SAFE 1 SAFE F 4-2 B SH3-4 1-2 BB		B C B S X 2-2 PB SF7 1-3 2B	1 1	0 1	0 1	0 0	2 0	0 0	0 0
Dale Sveum, S (1, 6) OBP: 0.300, SLG: 0.339		B B F F B S 3-3 ③ K			C S B X 1-2 ① P2		X 0-0 ① SH3-4 1-2 2-3		S B F X 1-2 ① SF7 2-H 3-H	2	0	0	1	0	1	2
Inning Stats	R: 0 E: 0 K: 0 S: 10 H: 1 LOB: 2 BB: 1 P: 20	R: 0 E: 1 K: 1 S: 10 H: 0 LOB: 1 BB: 0 P: 20	R: 0 E: 0 K: 0 S: 7 H: 0 LOB: 0 BB: 0 P: 12	R: 0 E: 0 K: 0 S: 11 H: 1 LOB: 1 BB: 0 P: 16	R: 0 E: 0 K: 1 S: 10 H: 0 LOB: 1 BB: 1 P: 19	R: 1 E: 0 K: 0 S: 7 H: 1 LOB: 0 BB: 0 P: 11	R: 0 E: 0 K: 0 S: 8 H: 1 LOB: 2 BB: 1 P: 14	R: 0 E: 0 K: 1 S: 7 H: 0 LOB: 1 BB: 1 P: 15	R: 3 E: 0 K: 0 S: 16 H: 4 LOB: 1 BB: 0 P: 26	1B: 3 2B: 4 3B: 0 HR: 1 SF: 1 SAC: 1 DP: 0 HBP: 0							

AB	34
R	4
H	8
RBI	3
BB	4
SO	3
LOB	18

PITCHER		IP	WLS	BF	H	R	ER	SO	BB	IBB	HBP	BLK	WP	HR	S	P	ERA	WHIP
Scott Aldred, L ERA: 6.11	(1, 1)	6.0	W	24	3	1	1	2	2	0	0	0	0	1	55	98	1.50	0.833
Jerry Don Gleaton, L ERA: 3.97	(7, 1)	0.1		3	1	0	0	0	1	0	0	0	0	0	5	9	0.00	6.000
Dan Gakeler, R ERA: 5.82	(7, 1)	1.2		6	0	0	0	1	1	0	0	0	0	0	10	20	0.00	0.600
Jeff Kaiser, L ERA: 3.86	(9, 1)	0.0		1	1	1	1	0	0	0	0	0	0	0	3	5	∞	∞
Mike Henneman, R ERA: 2.92	(9, 1)	1.0		6	3	2	2	0	0	0	0	0	0	0	13	21	18.00	3.000

PITCHER		IP	WLS	BF	H	R	ER	SO	BB	IBB	HBP	BLK	WP	HR	S	P	ERA	WHIP

Batter	1	2	3	4	5	6	7	8	9	AB	R	H	RBI	BB	SO	LOB
Milt Cuyler, S (1, 8) OBP: 0.333, SLG: 0.337	L3 1B		G5-3			G4-3		E4 FC4-6 1-3		4	0	1	0	0	0	1
Lou Whitaker, L (1, 4) OBP: 0.392, SLG: 0.491	SAFE SAFE 1-2 L3		F9			G4-3		SAFE 1-2f 3-H FC4-6		4	0	0	1	0	0	2
Alan Trammell, R (1, 6) OBP: 0.315, SLG: 0.370	P3			G6-4-3 1B		FC6-4 1B		F9		4	0	2	0	0	0	1
Cecil Fielder, R (1, 10) OBP: 0.343, SLG: 0.533		HR		G6-4-3 1-2f		FC6-4 1-2f			F8	4	1	1	1	0	0	2
Mickey Tettleton, S (1, 2) OBP: 0.390, SLG: 0.491		BB BB		1B			K		F8	3	0	1	0	1	1	0
Lloyd Moseby, L (1, 7) OBP: 0.332, SLG: 0.424		F8		F9			G3-1		1B 1B	4	1	1	0	0	0	2
Dave Bergman, L (1, 3) OBP: 0.354, SLG: 0.370		SAFE 1-2 G4-6-3 BB			G6-3		G4-1		1B 1-2 1B	3	0	1	0	1	0	0
Shawn Hare, L (1, 9) Travis Fryman, R (9, PH) OBP: 0.304, SLG: 0.444		G4-6-3 1-2f			F7			P4	1-3 2-H 1B	3 1	0 0	0 1	0 1	0 0	0 0	2 0
Scott Livingstone, L (1, 5) OBP: 0.367, SLG: 0.390 Tony Phillips, S (9, PH) OBP: 0.376, SLG: 0.445			1B		G6-3			E FC4-6 1B		3 1	1 0	2 0	0 0	0 0	0 1	0 2
Inning Stats	R: 0 H: 1 E: 0 LOB: 0 K: 0 BB: 0 S: 5 P: 8	R: 1 H: 1 E: 0 LOB: 1 K: 0 BB: 2 S: 11 P: 25	R: 0 H: 1 E: 0 LOB: 0 K: 0 BB: 0 S: 6 P: 8	R: 0 H: 2 E: 0 LOB: 1 K: 0 BB: 0 S: 9 P: 15	R: 0 H: 0 E: 0 LOB: 0 K: 0 BB: 0 S: 8 P: 11	R: 0 H: 1 E: 0 LOB: 1 K: 0 BB: 0 S: 7 P: 10	R: 0 H: 0 E: 0 LOB: 0 K: 1 BB: 0 S: 5 P: 8	R: 1 H: 1 E: 1 LOB: 1 K: 0 BB: 0 S: 10 P: 15	R: 1 H: 3 E: 0 LOB: 2 K: 1 BB: 0 S: 24 P: 35	1B: 9 SF: 0 2B: 1 SAC: 0 3B: 0 DP: 3 HR: 1 HBP: 0						

PITCHER	IP	WLS	BF	H	R	ER	SO	BB	IBB	HBP	BLK	WP	HR	S	P	ERA	WHIP
Bill Wegman, R (1, 1) ERA: 3.09	8.2	W	34	9	3	2	1	2	0	0	0	0	1	73	120	2.08	1.269
Doug Henry, R (9, 1) ERA: 1.35	0.1	S	2	1	0	0	1	0	0	0	0	0	0	12	15	0.00	3.000

PITCHER	IP	WLS	BF	H	R	ER	SO	BB	IBB	HBP	BLK	WP	HR	S	P	ERA	WHIP

TOP

Detroit Tigers @ Milwaukee Brewers

Milwaukee County Stadium, Milwaukee, WI

Sun Sep 15 1991, 4:33 AM EDT

Att. 13,296 - Cloudy - 85 F

livebaseballscorecards.com

AB	34
R	3
H	10
RBI	3
BB	2
SO	2
LOB	12

WP: 0 PA: 36
PB: 0
SB: 0
CS: 0

Detroit Tigers @ Milwaukee Brewers

Milwaukee County Stadium, Milwaukee, WI

Sun Sep 15 1991, 4:33 AM EDT

Att. 13,296 - Cloudy - 85 F

livebaseballscorecards.com

BOTTOM

Batter	1	2	3	4	5	6	7	8	9	AB	R	H	RBI	BB	SO	LOB
Paul Molitor, R (1, 3) OBP: 0.400, SLG: 0.501	G6-3	F8			F8		BB, 1B, BB	G6-4-3 (1-2f)		4	1	0	0	1	0	4
Willie Randolph, R (1, 4) OBP: 0.422, SLG: 0.376	BB, BB, BB	G5-3 (1-2, 2-3)			F8		SAFE, SAFE, SAFE, SAFE, F7			3	0	0	0	1	0	3
B.J. Surhoff, L (1, 2) OBP: 0.307, SLG: 0.365	SAFE, SAFE, SAFE, SAFE, L9	G3-1			G4-3		SAFE, 1B, SF7 (1-2), BB			3	1	0	0	1	0	3
Robin Yount, R (1, 10) OBP: 0.341, SLG: 0.402	SAFE, SAFE, SAFE, BB (1-2), BB		F9			P4	FC6-4 (1-3, 2-H), 1B			3	0	1	1	1	0	0
Greg Vaughn, R (1, 7) OBP: 0.319, SLG: 0.455	BB (1-2, 2-3), BB		F7			HR, 2B	SF7 (3-H)			2	1	1	1	1	0	0
Dante Bichette, R (1, 9) OBP: 0.264, SLG: 0.378	F9		F7			HR (2-H)	FC6-4 (1-2f)			4	1	1	2	0	0	4
Darryl Hamilton, L (1, 8) OBP: 0.340, SLG: 0.367		1B, 2B		L5		FC5-4, BB		G4-3		3	1	1	0	1	0	0
Dale Sveum, S (1, 5) OBP: 0.304, SLG: 0.342		G5-3 (2-H), 1B		K		FC5-4 (1-2f), FC4-6		1B		4	0	2	1	0	1	1
Bill Spiers, L (1, 6) OBP: 0.336, SLG: 0.372		G5-3, 1B		G4-3		SAFE, SAFE, FC4-6 (1-2f)		G6-4-3 (1-2), 1B		4	0	2	0	0	0	1
Inning Stats	R: 0, E: 0, K: 0, S: 9 H: 0, LOB: 3, BB: 3, P: 23	R: 1, E: 0, K: 0, S: 13 H: 3, LOB: 2, BB: 0, P: 19	R: 0, E: 0, K: 0, S: 7 H: 0, LOB: 0, BB: 0, P: 12	R: 0, E: 0, K: 1, S: 11 H: 0, LOB: 0, BB: 0, P: 16	R: 0, E: 0, K: 0, S: 4 H: 0, LOB: 0, BB: 0, P: 7	R: 2, E: 0, K: 0, S: 11 H: 2, LOB: 1, BB: 1, P: 19	R: 2, E: 0, K: 0, S: 13 H: 1, LOB: 1, BB: 2, P: 23	R: 0, E: 0, K: 0, S: 6 H: 2, LOB: 1, BB: 0, P: 10		1B: 5, 2B: 2, 3B: 0, HR: 1 SF: 1, SAC: 0, DP: 1, HBP: 0						

AB	30
R	5
H	8
RBI	5
BB	6
SO	1
LOB	16

WP: 0, PB: 0, SB: 0, CS: 0 — PA: 37

PITCHER		IP	WLS	BF	H	R	ER	SO	BB	IBB	HBP	BLK	WP	HR	S	P	ERA	WHIP
Frank Tanana, L ERA: 3.8	(1, 1)	6.0	L	27	5	3	3	1	4	0	0	0	0	1	55	96	4.50	1.500
Kevin Ritz, R ERA: 14.21	(7, 1)	0.1		3	0	2	2	0	2	0	0	0	0	0	5	14	54.00	6.000
Dave Haas, R ERA: 4.76	(7, 1)	0.2		3	1	0	0	0	0	0	0	0	0	0	8	9	0.00	1.500
Paul Gibson, L ERA: 4.91	(8, 1)	1.0		4	2	0	0	0	0	0	0	0	0	0	6	10	0.00	2.000

PITCHER	IP	WLS	BF	H	R	ER	SO	BB	IBB	HBP	BLK	WP	HR	S	P	ERA	WHIP

Batter	1	2	3	4	5	6	7	8	9	AB	R	H	RBI	BB	SO	LOB
Lloyd Moseby, L (1, 7) OBP: 0.325, SLG: 0.414	B F F F S 1-3 ① K	B X 1-0 ③ G5-3		C X 0-1 ③ FC6-4 1-2f		C S F S 0-3 ③ K			B B C X 2-1 ①② G3-6 1-2f	5	0	0	0	0	2	4
Lou Whitaker, L (1, 4) OBP: 0.392, SLG: 0.489	B C C F X 1-2 2B 1B		B B B B 4-0 BB BB		B F B B X 2-1 ① L8		C B B X 2-1 ① G4-3		B C C F B X 2-2 ③ F8	4	0	1	0	1	0	1
Alan Trammell, R (1, 6) OBP: 0.319, SLG: 0.375	B X 1-0 1-3 2B	1 SAFE 1 SAFE B B B C B 4-1 1-2 BB			C F X 0-2 2B 1B 1B		X 0-0 ② F7			3	1	2	0	1	0	0
Cecil Fielder, R (1, 3) OBP: 0.341, SLG: 0.530	S B F S 1-3 ② K	B S X 1-1 ① L6			S S F B F S 1-3 ② K		B B X 2-0 ③ G4-3			4	0	0	0	0	2	5
Mickey Tettleton, S (1, 2) OBP: 0.389, SLG: 0.489	C S S 0-3 ③ K	B S S B S 2-3 ② K			B B F X 2-1 2B 1-2 1B			X 0-0 ① F8		4	0	1	0	0	2	4
Travis Fryman, R (1, 5) OBP: 0.307, SLG: 0.449		C X 0-1 1B FC3-2 1B	B S S S 1-3 ③ K		F S B F X 1-2 1-3 2-H 2B			C S B B F X 2-2 1B		4	0	3	1	0	1	2
Rob Deer, R (1, 9) OBP: 0.312, SLG: 0.377		B C B F B S 3-3 ① K		B F F B S 2-3 ① K	S S S 0-3 ③ K			F S F B S 1-3 ② K		4	0	0	0	0	4	4
Pete Incaviglia, R (1, 10) OBP: 0.286, SLG: 0.345		C B X 1-1 1-3 FC3-2 1B		F X 0-1 FC3-6 1B		F X 0-1 ① P4		S S B B S 2-3 ③ K		4	0	2	0	0	1	1
Milt Cuyler, S (1, 8) OBP: 0.331, SLG: 0.335 Tony Phillips, S (9, PH) OBP: 0.377, SLG: 0.445 Skeeter Barnes, R (9, PR) OBP: 0.326, SLG: 0.512		F B F F B X 2-2 ② FC3-2 1-2 3-H		B B F X 2-1 ② FC3-6 FC6-4 1-2f		B F F B S 2-3 ② K			B B B C B 4-1 G3-6 BB	3 0 0	0 0 0	0 0 0	0 0 0	0 1 0	1 0 0	3 0 0
Inning Stats	R: 0 H: 2 E: 0 LOB: 2 K: 3 BB: 0 S: 15 P: 19	R: 0 H: 2 E: 0 LOB: 2 K: 1 BB: 0 S: 12 P: 19	R: 0 H: 0 E: 0 LOB: 2 K: 2 BB: 2 S: 9 P: 21	R: 0 H: 1 E: 0 LOB: 1 K: 1 BB: 0 S: 9 P: 13	R: 1 H: 3 E: 0 LOB: 2 K: 2 BB: 0 S: 19 P: 25	R: 0 H: 0 E: 0 LOB: 0 K: 2 BB: 0 S: 9 P: 11	R: 0 H: 0 E: 0 LOB: 0 K: 0 BB: 0 S: 4 P: 8	R: 0 H: 1 E: 0 LOB: 1 K: 2 BB: 0 S: 12 P: 17	R: 0 H: 0 E: 0 LOB: 1 K: 0 BB: 1 S: 7 P: 15	1B: 7 2B: 2 3B: 0 HR: 0	SF: 0 SAC: 0 DP: 1 HBP: 0					

TOP

Detroit Tigers @ Cleveland Indians

Cleveland Municipal Stadium, Cleveland, OH

Tue Sep 17 1991, 7:05 PM EDT

Att. 5,749 - Cloudy - 69 F

livebaseballscorecards.com

AB	35
R	1
H	9
RBI	1
BB	3
SO	13
LOB	24

WP: 0 PB: 0 SB: 0 CS: 0 PA: 38

PITCHER		IP	WLS	BF	H	R	ER	SO	BB	IBB	HBP	BLK	WP	HR	S	P	ERA	WHIP
Doug Jones, R ERA: 5.44	(1, 1)	8.0	W	35	9	1	1	13	2	0	0	0	0	0	89	133	1.12	1.375
Steve Olin, R ERA: 3.8	(9, 1)	1.0	S	3	0	0	0	0	1	0	0	0	0	0	7	15	0.00	1.000

PITCHER	IP	WLS	BF	H	R	ER	SO	BB	IBB	HBP	BLK	WP	HR	S	P	ERA	WHIP

BOTTOM

Detroit Tigers @ Cleveland Indians

Cleveland Municipal Stadium, Cleveland, OH

Tue Sep 17 1991, 7:05 PM EDT

Att. 5,749 - Cloudy - 69 F

livebaseballscorecards.com

Batter	1	2	3	4	5	6	7	8	9	AB	R	H	RBI	BB	SO	LOB
Alex Cole, L (1, 8) OBP: 0.393, SLG: 0.347	B C B C B F F B 4-2 F9-3 BB		X 0-0 1B 1B 1B	I I 4-0 IBB			B X 1-0 CS 1B			2	1	2	0	2	0	0
Mark Lewis, R (1, 6) OBP: 0.287, SLG: 0.315	1 SAFE C X 0-1 ① ② F9-3 1-2		1 SAFE 1 SAFE 1 SAFE P X 1-0 1B SF9 1-3 1B	C X 0-1 ② ③ G5-3 2-3f			B F B 1 SAFE F 1 SAFE F X 2-2 ① F9			4	1	1	0	0	0	5
Carlos Baerga, S (1, 4) OBP: 0.348, SLG: 0.396	C F B F B B B 4-2 BB		F B F B B X 3-2 1-3 3-H 1B		B X 1-0 ① F9		1 SAFE 1 SAFE B C B S B F F 3-2 ② ③ F9 1-2			3	0	1	1	1	0	1
Albert Belle, R (1, 7) OBP: 0.320, SLG: 0.532 Jose Gonzalez, R (9, 9) OBP: 0.183, SLG: 0.204	C B B C S 2-3 ③ K		B X 1-0 ② SF9 3-H		F F B X 1-2 ② G5-3			F B S B X 2-2 ① G6-3		3 0	0 0	0 0	0 0	1 0	0 0	1 0
Mike Aldrete, L (1, 3) OBP: 0.374, SLG: 0.313		C F F F C 0-3 ① K	B C B X 2-1 ③ G1-3		B C B C B F F X 3-2 ③ G4-3			X 0-0 ② G5-3		4	0	0	0	0	1	1
Carlos Martinez, R (1, 10) OBP: 0.327, SLG: 0.423		C B X 1-1 1B		C X 0-1 ① G5-3		S B F X 1-2 ① G5-3		B C F X 1-2 ③ G4-3		4	0	1	0	0	0	0
Jim Thome, L (1, 5) OBP: 0.271, SLG: 0.326		C F F B F X 1-2 ② F7		B S B X 2-1 1B 2B 1B		H 1-0 G6-3 HBP				2	1	1	0	0	0	1
Joel Skinner, R (1, 2) OBP: 0.273, SLG: 0.294		F 1 SAFE 1 SAFE B B 1 SAFE B F S 3-3 ③ K		C X 0-1 2B 1-3 1B		B X 1-0 ② G6-3 1-2				3	0	1	0	0	1	2
Wayne Kirby, L (1, 9) OBP: 0.250, SLG: 0.500 (9, 7)			M C C 0-3 ① K	F X 0-1 G5-3 1-3 3-H 2B			F B S F S 1-3 ③ K			3	0	1	1	0	2	1
Inning Stats	R: 0 H: 0 E: 0 LOB: 1 K: 1 BB: 2 S: 12 P: 22	R: 0 H: 1 E: 0 LOB: 1 K: 2 BB: 0 S: 15 P: 20	R: 2 H: 3 E: 0 LOB: 1 K: 1 BB: 0 S: 12 P: 18	R: 1 H: 3 E: 0 LOB: 2 K: 0 BB: 1 S: 10 P: 16	R: 0 H: 0 E: 0 LOB: 0 K: 0 BB: 0 S: 9 P: 14	R: 0 H: 0 E: 0 LOB: 1 K: 1 BB: 0 S: 8 P: 12	R: 0 H: 1 E: 0 LOB: 0 K: 0 BB: 0 S: 13 P: 19	R: 0 H: 0 E: 0 LOB: 0 K: 0 BB: 0 S: 7 P: 10		1B: 7 SF: 1 2B: 2 SAC: 0 3B: 0 DP: 2 HR: 0 HBP: 1						

	AB	28
	R	3
	H	8
	RBI	3
	BB	3
	SO	5
	LOB	12

PITCHER	IP	WLS	BF	H	R	ER	SO	BB	IBB	HBP	BLK	WP	HR	S	P	ERA	WHIP
Walt Terrell, R (1, 1) ERA: 4.03	8.0	L	33	8	3	3	5	2	1	1	0	0	0	86	131	3.38	1.250

PITCHER	IP	WLS	BF	H	R	ER	SO	BB	IBB	HBP	BLK	WP	HR	S	P	ERA	WHIP

WP: 0 PB: 0 SB: 0 CS: 1 PA: 33

Batter	1	2	3	4	5	6	7	8	9	AB	R	H	RBI	BB	SO	LOB
Milt Cuyler, S (1, 8) OBP: 0.330, SLG: 0.334	B X 1-0 S S 1B		B X 1-0 G6-3 ① L F X 0-2 G4-3 ③				C B X 1-1 G4-3 ③			4	0	1	0	0	0	1
Lou Whitaker, L (1, 4) OBP: 0.391, SLG: 0.487	1 SAFE 1 SAFE C 1 SAFE B C F F X 1-2 G5-3 ① 1-2		B X 1-0 2B 1B 1B		B C S X 1-2 F9 ①			X 0-0 G4-3 ①		4	1	1	0	0	0	1
Alan Trammell, R (1, 10) OBP: 0.318, SLG: 0.377	B C S X 1-2 P2 ② 2-3		B F X 1-1 1B 2B 1-3		S S F B B S 2-3 K ②			B B C C S 2-3 K ②		4	1	1	0	0	2	1
Cecil Fielder, R (1, 3) OBP: 0.342, SLG: 0.529 Skeeter Barnes, R (8, PR) OBP: 0.326, SLG: 0.512 (8, 3)	C X 0-1 L1 ③		B X 1-0 1B 2-H 3-H		C S S 0-3 K ③			X 0-0 1B		4 0	0 0	2 0	2 0	0 0	1 0	1 0
Mickey Tettleton, S (1, 2) OBP: 0.386, SLG: 0.484		B C S S B F B X 3-2 G4-3 ① F B B S F S 2-3 K ②				B B B C X 3-1 G3 ①		B 1 SAFE B C 1 SAFE C X 2-2 P6 ③		4	0	0	0	0	1	2
Lloyd Moseby, L (1, 7) OBP: 0.324, SLG: 0.412		B B X 2-0 1B 1B B F X 1-1 F9 ③				B B C B F C 3-3 K ②			X 0-0 G6-3 ①	4	0	1	0	0	1	1
Travis Fryman, R (1, 6) OBP: 0.305, SLG: 0.445	C 1 SAFE C X 0-2 P2 ②			S B S B S 2-3 K ①		C B B F X 2-2 G6-3 ③			C F B C 1-3 K ②	4	0	0	0	0	2	1
Pete Incaviglia, R (1, 9) OBP: 0.286, SLG: 0.344	B 1 SAFE 1 S S B F X 1-2 1B 2-2			B B X 2-0 G5-3 ②			X 0-0 G6-3 ①		B C X 1-1 G6-3 ③	4	0	1	0	0	0	0
Scott Livingstone, L (1, 5) OBP: 0.366, SLG: 0.388		X 0-0 P6 ③		F B X 1-1 1B			C C S 0-3 K ②			3	0	1	0	0	1	2
Inning Stats	R: 0 H: 1 E: 0 LOB: 1 K: 0 BB: 0 S: 11 P: 14	R: 0 H: 2 E: 0 LOB: 2 K: 0 BB: 0 S: 12 P: 19	R: 2 H: 3 E: 0 LOB: 1 K: 1 BB: 0 S: 11 P: 18	R: 0 H: 1 E: 0 LOB: 1 K: 1 BB: 0 S: 9 P: 14	R: 0 H: 0 E: 0 LOB: 0 K: 2 BB: 0 S: 10 P: 13	R: 0 H: 0 E: 0 LOB: 0 K: 1 BB: 0 S: 8 P: 16	R: 0 H: 0 E: 0 LOB: 0 K: 1 BB: 0 S: 6 P: 7	R: 0 H: 1 E: 0 LOB: 1 K: 1 BB: 0 S: 8 P: 12	R: 0 H: 0 E: 0 LOB: 0 K: 1 BB: 0 S: 6 P: 8	1B: 7 SF: 0 2B: 1 SAC: 0 3B: 0 DP: 0 HR: 0 HBP: 0						

PITCHER	IP	WLS	BF	H	R	ER	SO	BB	IBB	HBP	BLK	WP	HR	S	P	ERA	WHIP
Charles Nagy, R (1, 1) ERA: 3.98	9.0	W	35	8	2	2	8	0	0	0	0	0	0	81	121	2.00	0.889

PITCHER	IP	WLS	BF	H	R	ER	SO	BB	IBB	HBP	BLK	WP	HR	S	P	ERA	WHIP

TOP

Detroit Tigers @ Cleveland Indians

Cleveland Municipal Stadium, Cleveland, OH

Wed Sep 18 1991, 7:05 PM EDT

Att. 4,976 - Cloudy - 66 F

livebaseballscorecards.com

AB	35
R	2
H	8
RBI	2
BB	0
SO	8
LOB	10

WP: 0 PA: 35
PB: 0
SB: 2
CS: 0

Batter	1	2	3	4	5	6	7	8	9	AB	R	H	RBI	BB	SO	LOB
Alex Cole, L (1, 8) OBP: 0.391, SLG: 0.349	C X 0-1 ① F8		X 0-0 ① B2-3		P 1-0 ③ CS 1-2	X 0-0 G4-3 SF9 2B		C B F C 1-3 ③ K		4	1	1	0	0	1	0
Felix Fermin, R (1, 6) OBP: 0.308, SLG: 0.302	F B F F X 1-2 1B 1B 1B		X 0-0 G3-6-3 1B			F B F F F X 1-2 ① G4-3 2-3				3	1	2	0	0	0	1
Carlos Baerga, S (1, 4) OBP: 0.348, SLG: 0.397	F C 1 SAFE F F F X 0-2 1B E 1-3 1B		X 0-0 ② ③ G3-6-3 1-2f			X 0-0 ② SF9 3-H				2	1	1	1	0	0	1
Albert Belle, R (1, 7) OBP: 0.320, SLG: 0.530	C X 0-1 E9 1-H 3-H 1B			C B C B X 2-2 ① G4-3		X 0-0 ③ G5-3				3	0	1	1	0	0	0
Jose Gonzalez, R (9, 9) OBP: 0.183, SLG: 0.204										0	0	0	0	0	0	0
Mike Aldrete, L (1, 3) OBP: 0.368, SLG: 0.308	B S F S 1-3 ② K			B X 1-0 ② G1-3			X 0-0 ① L7			3	0	0	0	0	1	1
Carlos Martinez, R (1, 10) OBP: 0.323, SLG: 0.417	B S X 1-1 ③ F9			C B B B F X 3-2 ③ G6-3			B X 1-0 ② F8			3	0	0	0	0	0	1
Jim Thome, L (1, 5) OBP: 0.255, SLG: 0.306		F S F B F B B X 3-2 ① L1			B X 1-0 ① F9		F B C F B F S 2-3 ③ K			3	0	0	0	0	1	0
Joel Skinner, R (1, 2) OBP: 0.274, SLG: 0.295		C B B B X 3-1 ② G6-3			X 0-0 FC3-6 1B			F F X 0-2 ① G3		3	0	1	0	0	0	0
Wayne Kirby, L (1, 9) OBP: 0.143, SLG: 0.286 (9, 7)		L S B S 1-3 ③ K			F F X 0-2 ② FC3-6 CS 1-2f			X 0-0 ② P6		3	0	0	0	0	1	1
Inning Stats	R: 2 H: 3 E: 1 LOB: 1 K: 1 BB: 0 S: 18 P: 21	R: 0 H: 0 E: 0 LOB: 0 K: 1 BB: 0 S: 10 P: 17	R: 0 H: 1 E: 0 LOB: 0 K: 0 BB: 0 S: 3 P: 3	R: 0 H: 0 E: 0 LOB: 0 K: 0 BB: 0 S: 7 P: 13	R: 0 H: 1 E: 0 LOB: 0 K: 0 BB: 0 S: 6 P: 7	R: 1 H: 1 E: 0 LOB: 0 K: 0 BB: 0 S: 8 P: 9	R: 0 H: 0 E: 0 LOB: 0 K: 1 BB: 0 S: 7 P: 10	R: 0 H: 0 E: 0 LOB: 0 K: 1 BB: 0 S: 7 P: 8		1B: 5 SF: 1 2B: 1 SAC: 0 3B: 0 DP: 1 HR: 0 HBP: 0						

PITCHER	IP	WLS	BF	H	R	ER	SO	BB	IBB	HBP	BLK	WP	HR	S	P	ERA	WHIP
Bill Gullickson, R (1, 1) ERA: 4.08	8.0	L	28	6	3	2	4	0	0	0	0	0	0	66	88	2.25	0.750

PITCHER	IP	WLS	BF	H	R	ER	SO	BB	IBB	HBP	BLK	WP	HR	S	P	ERA	WHIP

BOTTOM

Detroit Tigers @ Cleveland Indians

Cleveland Municipal Stadium, Cleveland, OH

Wed Sep 18 1991, 7:05 PM EDT

Att. 4,976 - Cloudy - 66 F

livebaseballscorecards.com

AB	27
R	3
H	6
RBI	2
BB	0
SO	4
LOB	5

Milwaukee Brewers @ Detroit Tigers

Tiger Stadium, Detroit, MI

Fri Sep 20 1991, 7:05 PM EDT

Att. 13,966 - Sunny - 54 F

TOP

livebaseballscorecards.com

Batter	1	2	3	4	5	6	7	8	9	AB	R	H	RBI	BB	SO	LOB
Paul Molitor, R (1, 10) OBP: 0.395, SLG: 0.493	C B S X 1-2 G1-3 ①		F C C 0-3 K ②		B B F B F X 3-2 1B SF7 1B 1B ①	I I I 4-0 BB IBB	C B X 1-1 G6-3 ③			4	1	1	0	1	1	0
Willie Randolph, R (1, 4) OBP: 0.430, SLG: 0.376	B F B B B C F B 4-2 BB		B B C B B 4-1 1B 1B BB		1 SAFE B B B F 1 SAFE X 2-1 1B 1B 1-2 1B	B B B B 4-0 BB 1-2 2-3		B X 1-0 G5-3 ①		2	2	1	0	3	0	0
B.J. Surhoff, L (1, 2) OBP: 0.308, SLG: 0.363	B F B F X 2-2 F8 ②		X 0-0 1B 1-3 1B		B X 1-0 1B 1-2 2-3 1B	B X 1-0 G3 ③		C B B X 2-1 G6-3 ②		5	0	2	0	0	0	4
Robin Yount, R (1, 8) OBP: 0.346, SLG: 0.404 Franklin Stubbs, L (7, 3) OBP: 0.281, SLG: 0.360	B F C S 1-3 K ③		X 0-0 1-2 3-H 1B		S F F B X 1-2 SF7 ① 3-H	X 0-0 F9 ①	C B B B F B 4-2 1B BB			3 0	0 0	1 0	2 0	0 1	1 0	1 0
Greg Vaughn, R (1, 7) OBP: 0.318, SLG: 0.452	S B B B S S 3-3 K ①	C B B X 2-1 F8 ③		S S B F B B 1 SAFE 1 SAFE X 3-2 L4-3 1-2 2-H 1B		X 0-0 E5 BB 1B HR	B X 1-0 1-2 1B			5	1	2	1	0	1	2
Darryl Hamilton, L (1, 9) OBP: 0.340, SLG: 0.363	B F B C F X 2-2 G4-3 ②	B C B F X 2-2 F7 ①	B X 1-0 L4-3 ② ③ 1-2			C F B F S 1-3 K ②	B B B C X 3-1 F7 ③			5	0	0	0	0	1	5
Jim Gantner, L (1, 5) OBP: 0.310, SLG: 0.351	B F F B F F X 2-2 P4 ③	X 0-0 F9 ②			B C C B F X 2-2 G4-3 ①	C X 0-1 BB HR 1-2 1B		X 0-0 P6 ①		5	1	1	0	0	0	0
George Canale, L (1, 3) OBP: 0.375, SLG: 0.364 Jim Olander, R (7, PH) (7, 8)	C F B B X 2-2 G3 ①	F C B B B B 4-2 BB			B B F B S B 4-2 BB G3-1 BB	B B B 4-0 1-2 2-3 HR BB		C S C 0-3 K ②		1 1	0 1	0 0	0 0	2 1	0 1	0 0
Bill Spiers, L (1, 6) OBP: 0.330, SLG: 0.380		B B B C S F C X 3-2 HR	C B B S F C 2-3 K ③			C X 0-1 G3-1 ② 1-2	C B X 1-1 1-H 2-H 3-H HR		C B B X 2-1 L8 ③	5	2	2	5	0	1	2

Inning Stats	1	2	3	4	5	6	7	8	9
	R: 0 H: 0 E: 0 LOB: 1 K: 1 BB: 1 S: 12 P: 20	R: 0 H: 0 E: 0 LOB: 0 K: 1 BB: 0 S: 12 P: 19	R: 2 H: 3 E: 0 LOB: 2 K: 1 BB: 1 S: 15 P: 26	R: 0 H: 0 E: 0 LOB: 1 K: 1 BB: 1 S: 10 P: 18	R: 2 H: 4 E: 0 LOB: 1 K: 0 BB: 0 S: 15 P: 26	R: 0 H: 0 E: 0 LOB: 3 K: 0 BB: 3 S: 9 P: 24	R: 4 H: 2 E: 1 LOB: 0 K: 1 BB: 1 S: 12 P: 19	R: 0 H: 1 E: 0 LOB: 2 K: 0 BB: 1 S: 8 P: 19	R: 0 H: 0 E: 0 LOB: 0 K: 1 BB: 0 S: 6 P: 8

1B: 8	SF: 1	WP: 0	PA: 45
2B: 1	SAC: 0	PB: 0	
3B: 0	DP: 1	SB: 0	
HR: 2	HBP: 0	CS: 0	

	AB	36
	R	8
	H	10
	RBI	8
	BB	8
	SO	6
	LOB	14

PITCHER		IP	WLS	BF	H	R	ER	SO	BB	IBB	HBP	BLK	WP	HR	S	P	ERA	WHIP
Mark Leiter, R ERA: 4.07	(1, 1)	4.1	L	23	7	4	4	4	3	0	0	0	0	1	63	107	8.31	2.308
Jerry Don Gleaton, L ERA: 3.88	(5, 1)	1.2		7	0	0	0	0	2	1	0	0	0	0	10	26	0.00	1.200
Dan Gakeler, R ERA: 5.79	(7, 1)	0.1		2	0	1	1	0	0	0	0	0	0	0	2	2	27.00	0.000
Jeff Kaiser, L ERA: 9.0	(7, 1)	0.1		4	2	3	2	1	1	0	0	0	0	1	8	14	54.00	9.000
Dave Haas, R ERA: 4.05	(7, 1)	1.0		5	1	0	0	0	1	0	0	0	0	0	8	17	0.00	2.000

PITCHER		IP	WLS	BF	H	R	ER	SO	BB	IBB	HBP	BLK	WP	HR	S	P	ERA	WHIP
Paul Gibson, L ERA: 4.84	(8, 1)	1.1		4	0	0	0	1	0	0	0	0	0	0	8	13	0.00	0.000

BOTTOM

Milwaukee Brewers @ Detroit Tigers

Tiger Stadium, Detroit, MI

Fri Sep 20 1991, 7:05 PM EDT

Att. 13,966 - Sunny - 54 F

livebaseballscorecards.com

Batter	1	2	3	4	5	6	7	8	9	AB	R	H	RBI	BB	SO	LOB
Milt Cuyler, S (1, 8) OBP: 0.331, SLG: 0.335	B C B X 2-1 ① G4-3		B 1 SAFE B B C X 3-1 SF9 BB 1-2 1B		C B X 1-1 G6-4-3 1B		B F C B S 2-3 ② K		C F B X 1-2 ① G4-3	5	0	2	0	0	1	0
Tony Phillips, S (1, 4) OBP: 0.377, SLG: 0.450 (7, 9)	B C F X 1-2 ② F9		B B C B B B 4-1 HBP 1-2 2-3 BB		C L X 0-2 ①② G6-4-3 1-2f		X 0-0 HR		C B B B C X 3-2 ② F7	4	1	1	1	1	0	1
Alan Trammell, R (1, 6) OBP: 0.317, SLG: 0.383	C B F B X 2-2 HR		C B B X 2-1 ① P3		B C B X 2-1 ③ P3		B X 1-0 ③ F9		C X 0-1 ③ G5-3	5	1	1	1	0	0	3
Cecil Fielder, R (1, 3) OBP: 0.342, SLG: 0.527	F B B B B 4-1 FC6-4 BB		F B B X 2-1 ② SF9 2-3 3-H			B C S S 1-3 ① K		F F F B C 1-3 ① K		2	0	0	1	1	2	0
Travis Fryman, R (1, 5) OBP: 0.306, SLG: 0.451	B B X 2-0 ③ FC6-4 1-2f		B B F H 3-1 1-2 HBP			B X 1-0 HR		C B C B B F X 3-2 ② F9		3	1	1	1	0	0	1
Pete Incaviglia, R (1, 10) OBP: 0.288, SLG: 0.341		F F F S 0-3 ① K	B B S X 2-1 ③ P2			B B B B 4-0 BB		B B B C B 4-1 BB 1B BB		2	1	0	0	2	1	3
Rob Deer, R (1, 9) OBP: 0.310, SLG: 0.375 Lou Whitaker, L (6, PH) OBP: 0.391, SLG: 0.486 (7, 4)	C B F B F B C 3-3 ② K		B S S B S 2-3 ① K			F F X 0-2 ② L7		C B B C F F B B 4-2 1-2 1B BB		2 1	0 0	0 0	0 0	0 1	2 0	0 1
Skeeter Barnes, R (1, 7) OBP: 0.321, SLG: 0.504 Lloyd Moseby, L (6, PH) OBP: 0.325, SLG: 0.412 (7, 7)	B B C X 2-1 ③ G6-3		B B F L B X 3-2 ② F7			B C S S 1-3 ③ K		C B S S X 1-2 1-2 2-H 1B		2 2	0 0	0 1	0 1	0 0	0 1	0 1
Andy Allanson, R (1, 2) OBP: 0.274, SLG: 0.331 Mark Salas, L (7, PH) OBP: 0.119, SLG: 0.161 (8, 2) Mickey Tettleton, S (8, PH) OBP: 0.386, SLG: 0.483 (9, 2)			B C B B B 4-1 BB 1B SF9 BB		S S B F B B S 3-3 ③ K		S S F F C 1-3 ① K	F B S B S 2-3 ③ K		1 1 1	1 0 0	0 0 0	0 0 0	1 0 0	1 1 2	0 0 2
Inning Stats	R: 1 H: 1 E: 0 LOB: 1 K: 0 BB: 1 S: 10 P: 21	R: 0 H: 0 E: 0 LOB: 0 K: 2 BB: 0 S: 10 P: 15	R: 1 H: 1 E: 0 LOB: 3 K: 0 BB: 2 S: 11 P: 31	R: 0 H: 0 E: 0 LOB: 0 K: 2 BB: 0 S: 10 P: 18	R: 0 H: 1 E: 0 LOB: 0 K: 0 BB: 0 S: 7 P: 10	R: 1 H: 1 E: 0 LOB: 1 K: 2 BB: 1 S: 10 P: 17	R: 1 H: 1 E: 0 LOB: 0 K: 2 BB: 0 S: 10 P: 14	R: 1 H: 1 E: 0 LOB: 2 K: 2 BB: 2 S: 19 P: 34	R: 0 H: 0 E: 0 LOB: 0 K: 0 BB: 0 S: 8 P: 12	1B: 3 SF: 1 2B: 0 SAC: 0 3B: 0 DP: 1 HR: 3 HBP: 1						

	AB	31
	R	5
	H	6
	RBI	5
	BB	6
	SO	10
	LOB	12

WP: 0 PA: 39
PB: 0
SB: 0
CS: 0

PITCHER		IP	WLS	BF	H	R	ER	SO	BB	IBB	HBP	BLK	WP	HR	S	P	ERA	WHIP
Dan Plesac, L ERA: 3.24	(1, 1)	5.0	W	21	3	2	2	4	3	0	1	0	0	1	48	95	3.60	1.200
Julio Machado, R ERA: 3.82	(6, 1)	2.2		12	2	3	3	5	2	0	0	0	0	2	29	48	10.12	1.500
Mark Lee, L ERA: 3.68	(8, 1)	0.1		3	1	0	0	1	1	0	0	0	0	0	10	17	0.00	6.000
Doug Henry, R ERA: 1.26	(9, 1)	1.0	S	3	0	0	0	0	0	0	0	0	0	0	8	12	0.00	0.000

PITCHER		IP	WLS	BF	H	R	ER	SO	BB	IBB	HBP	BLK	WP	HR	S	P	ERA	WHIP

Batter	1	2	3	4	5	6	7	8	9	AB	R	H	RBI	BB	SO	LOB
Paul Molitor, R (1, 3) OBP: 0.396, SLG: 0.491	B B C X 2-1 ① L4		B B C B X 3-1 ② G5-3		B C B B B 4-1 F9 1B 2B BB		M 1 SAFE 1 SAFE X 0-1 ① L8		B F F B B B 4-2 1B BB	3	1	0	0	2	0	1
George Canale, L (9, PR) (9, 3) OBP: 0.375, SLG: 0.364										0	0	0	0	0	0	0
Willie Randolph, R (1, 4) OBP: 0.432, SLG: 0.379	B X 1-0 BB 1B		B B C F C 2-3 ③ K		B X 1-0 2B E 1B 1-2 2-H 3-H		C C X 0-2 ② F9		C B B F B X 3-2 1B 1-2 2-H	5	1	3	3	0	1	1
Robin Yount, R (1, 8) OBP: 0.342, SLG: 0.400	B C B 1 SAFE B X 3-1 ② F9			X 0-0 E5 BB	B C B X 2-1 ② F9 2-3		B C B X 2-1 ③ L9		C F S 0-3 ③ K	5	0	0	0	0	1	6
Greg Vaughn, R (1, 7) OBP: 0.322, SLG: 0.455	B F F B B F B 4-2 1-2 BB			B C F B B 1 SAFE B 4-2 G6-4-3 1-2 BB	B F X 1-1 E7 1-H 3-H 2B			B B C C X 2-2 ① L8		2	0	1	1	2	0	0
Rick Dempsey, R (1, 2) OBP: 0.346, SLG: 0.373	B C B S S 2-3 ③ K			C B X 1-1 ① F9	X 0-0 ③ G6-3			C F B F B B B 4-2 FC5-4 BB		3	0	0	0	1	1	5
Dante Bichette, R (1, 9) OBP: 0.259, SLG: 0.369		B C C B B F S 3-3 ① K		B F C X 1-2 ②③ G6-4-3 1-2f		C S B S 1-3 ① K		S X 0-1 ② FC5-4 CS 1-2f		4	0	0	0	0	2	3
Jim Gantner, L (1, 5) OBP: 0.310, SLG: 0.350		B B X 2-0 ② G3			X 0-0 ① SH3-4 1B 1B	B B B C X 3-1 ② L8		B 1 SAFE 1-0 ③ CS 1-2	X 0-0 ① G3	4	1	1	0	0	0	0
Tim McIntosh, R (1, 10) OBP: 0.500, SLG: 0.750	B S C B F F F X 2-2 ③ L8			B X 1-0 SH3-4 1-2 1B 1B	X 0-0 ③ F8				B B X 2-0 1B 2B	4	1	2	0	0	0	0
Jim Olander, R (9, PR)										0	1	0	0	0	0	0
Dale Sveum, S (1, 6) OBP: 0.300, SLG: 0.338			B B S C F X 2-2 ① G6-3		X 0-0 ① SH3-4 1-2 2-3		C B F F B X 2-2 1B		C F F B S 1-3 ② K2-3	3	0	1	0	0	1	1
Inning Stats	R: 0 E: 0 K: 1 S: 11 H: 1 LOB: 2 BB: 1 P: 23	R: 0 E: 0 K: 1 S: 11 H: 0 LOB: 0 BB: 0 P: 18	R: 0 E: 0 K: 1 S: 9 H: 0 LOB: 0 BB: 0 P: 16	R: 0 E: 1 K: 0 S: 8 H: 0 LOB: 1 BB: 1 P: 14	R: 4 E: 1 K: 0 S: 10 H: 4 LOB: 1 BB: 1 P: 19	R: 0 E: 0 K: 1 S: 6 H: 0 LOB: 0 BB: 0 P: 10	R: 0 E: 0 K: 0 S: 11 H: 1 LOB: 1 BB: 0 P: 15	R: 0 E: 0 K: 0 S: 8 H: 0 LOB: 0 BB: 1 P: 15	R: 1 E: 0 K: 2 S: 14 H: 2 LOB: 2 BB: 1 P: 24	1B: 6 2B: 2 3B: 0 HR: 0 SF: 0 SAC: 1 DP: 1 HBP: 0						

PITCHER	IP	WLS	BF	H	R	ER	SO	BB	IBB	HBP	BLK	WP	HR	S	P	ERA	WHIP
Frank Tanana, L (1, 1) ERA: 3.81	8.2	L	38	8	5	4	5	5	0	0	0	0	0	85	151	4.15	1.500
Mike Henneman, R (9, 1) ERA: 2.91	0.1		1	0	0	0	1	0	0	0	0	0	0	3	3	0.00	0.000

PITCHER	IP	WLS	BF	H	R	ER	SO	BB	IBB	HBP	BLK	WP	HR	S	P	ERA	WHIP

TOP

Milwaukee Brewers @ Detroit Tigers

Tiger Stadium, Detroit, MI

Sat Sep 21 1991, 7:05 PM EDT

Att. 18,317 - Sunny - 61 F

livebaseballscorecards.com

AB	33
R	5
H	8
RBI	4
BB	5
SO	6
LOB	17

WP: 0	PA: 40
PB: 0	
SB: 0	
CS: 1	

Milwaukee Brewers @ Detroit Tigers

Tiger Stadium, Detroit, MI

Sat Sep 21 1991, 7:05 PM EDT

Att. 18,317 - Sunny - 61 F

BOTTOM

Batter	1	2	3	4	5	6	7	8	9	AB	R	H	RBI	BB	SO	LOB
Tony Phillips, S (1, 9) OBP: 0.376, SLG: 0.447	C S X 0-2 G5-3		B B B C B 4-1 E BB			X 0-0 G4-3		B C F B X 2-2 G6-3		3	0	0	0	1	0	0
Lou Whitaker, L (1, 4) OBP: 0.390, SLG: 0.482	B B B C F B 4-2 HR BB		B 1 SAFE B B X 3-0 G3 1-3			C B B F X 2-2 G1		C X 0-1 F9		3	1	0	0	1	0	1
Alan Trammell, R (1, 6) OBP: 0.316, SLG: 0.384	C B C F S 1-3 K		F B F X 1-2 L1			B X 1-0 2B		B F B F F C 2-3 K		4	0	1	0	0	2	2
Cecil Fielder, R (1, 3) OBP: 0.341, SLG: 0.531	1 SAFE S B X 1-1 1-H HR			B B F S S 2-3 K		B B S S B F C 3-3 K			B B C X 2-1 F9	4	1	1	2	0	2	1
Mickey Tettleton, S (1, 2) OBP: 0.385, SLG: 0.480	B C X 1-1 F8			B C X 1-1 G4-3			B S B C X 2-2 G3		B B B B 4-0 G3-1 BB	3	0	0	0	1	0	0
Lloyd Moseby, L (1, 7) OBP: 0.320, SLG: 0.405		L B B F B F C 3-3 K		X 0-0 G4-3			B B B C C S 3-3 K		B C X 1-1 G3-1 1-2	4	0	0	0	0	2	1
Travis Fryman, R (1, 5) OBP: 0.306, SLG: 0.449		C B S S 1-3 K			X 0-0 L6		B C S X 1-2 E 1B		B S X 1-1 P3	4	0	1	0	0	1	1
Pete Incaviglia, R (1, 10) OBP: 0.287, SLG: 0.339 Dave Bergman, L (7, PH) OBP: 0.352, SLG: 0.368 Johnny Paredes, R (7, PR) OBP: 0.444, SLG: 0.444		B C S B S 2-3 K			S S C 0-3 K		S B B X 2-1 1-3 E4			2 1 0	0 0 0	0 0 0	0 0 0	0 0 0	2 0 0	0 1 0
Milt Cuyler, S (1, 8) OBP: 0.329, SLG: 0.333			B B C X 2-1 G1-3		B S M B B X 3-2 G3-1		C S F 1 SAFE 1 SAFE S 0-3 K			3	0	0	0	0	1	2
Inning Stats	R: 2 E: 0 K: 1 S: 13 H: 1 LOB: 0 BB: 1 P: 20	R: 0 E: 0 K: 3 S: 10 H: 0 LOB: 0 BB: 0 P: 16	R: 0 E: 1 K: 0 S: 7 H: 0 LOB: 1 BB: 1 P: 17	R: 0 E: 0 K: 1 S: 6 H: 0 LOB: 0 BB: 0 P: 9	R: 0 E: 0 K: 1 S: 7 H: 0 LOB: 0 BB: 0 P: 10	R: 0 E: 0 K: 1 S: 9 H: 1 LOB: 1 BB: 0 P: 15	R: 0 E: 1 K: 2 S: 15 H: 1 LOB: 2 BB: 0 P: 23	R: 0 E: 0 K: 1 S: 10 H: 0 LOB: 0 BB: 0 P: 14	R: 0 E: 0 K: 0 S: 6 H: 0 LOB: 1 BB: 1 P: 14	1B: 1 2B: 1 3B: 0 HR: 1	SF: 0 SAC: 0 DP: 0 HBP: 0			WP: 0 PB: 0 SB: 0 CS: 0	PA: 34		

	AB	31
	R	2
	H	3
	RBI	2
	BB	3
	SO	10
	LOB	9

livebaseballscorecards.com

PITCHER		IP	WLS	BF	H	R	ER	SO	BB	IBB	HBP	BLK	WP	HR	S	P	ERA	WHIP
Bill Wegman, R ERA: 3.05	(1, 1)	8.0	W	30	3	2	2	10	2	0	0	0	0	1	77	124	2.25	0.625
Doug Henry, R ERA: 1.21	(9, 1)	1.0	S	4	0	0	0	0	1	0	0	0	0	0	6	14	0.00	1.000

PITCHER	IP	WLS	BF	H	R	ER	SO	BB	IBB	HBP	BLK	WP	HR	S	P	ERA	WHIP

Batter	1	2	3	4	5	6	7	8	9	AB	R	H	RBI	BB	SO	LOB
Paul Molitor, R (1, 10) OBP: 0.397, SLG: 0.490	F B F F F X 1-2 FC4-6 BB 1B		C F B F B B B F B 4-2 1B BB		B C F B S 2-3 ③ K		F X 0-1 G6-3 ①	I I I 4-0 1B IBB		3	0	1	0	2	1	0
Willie Randolph, R (1, 4) OBP: 0.429, SLG: 0.376	C B B 1 SAFE F F F F B 4-2 B 1-2 FC4-6 BB		B C F B X 2-2 ① L8			C X 0-1 G6-3 ①	X 0-0 G6-3 ②	C S X 0-2 SF9 ② 2-3 3-H		3	0	0	1	1	0	1
B.J. Surhoff, L (1, 2) OBP: 0.313, SLG: 0.370 Rick Dempsey, R (9, 2) OBP: 0.346, SLG: 0.373	B X 1-0 FC4-6 ① L4-3 1-2f 2-3		B B X 2-0 G6-3 1-2 1B			B X 1-0 1B 1B 2B	C X 0-1 1B	X 0-0 1-2 3-H 1B		5 0	1 0	4 0	1 0	0 0	0 0	2 0
Robin Yount, R (1, 8) OBP: 0.341, SLG: 0.398 Jim Olander, R (9, 8) OBP: 0.322, SLG: 0.454	B F B X 2-1 ② L4-3 ③ 1-2		X 0-0 ② G6-3 ③ 1-2f			X 0-0 1B 1B 2-3 1B	X 0-0 ③ L9	C B B S B X 3-2 ③ F7		5 0	1 0	1 0	0 0	0 0	0 0	7 0
Greg Vaughn, R (1, 7) OBP: 0.322, SLG: 0.454		C F B B C 2-3 ① K	B C B X 3-1 ① G5-3			B X 1-0 BB 1B SF8 1-3 3-H 1B	C B F B X 2-2 3B 1B	B X 1-0 ① F9		5	2	2	1	0	1	0
Darryl Hamilton, L (1, 9) OBP: 0.346, SLG: 0.375		C B B X 2-1 HR 1B	C B X 1-1 ② F8			C F 1 SAFE B B X 2-2 SF8 BB 1-2 3-H 1B	X 0-0 2B 3B 1-H	B C X 1-1 ② 1B		5	2	4	2	0	0	0
Jim Gantner, L (1, 5) OBP: 0.308, SLG: 0.347		X 0-0 ② F8	X 0-0 ③ L9			B 1 SAFE C B 1 B B 4-1 1-2 2-3 BB	B B S F B F F X 3-2 ① G5-3	X 0-0 ③ G4-3		4	0	0	0	1	0	2
George Canale, L (1, 3) OBP: 0.400, SLG: 0.615		B B C B X 3-1 1-H HR			C C X 0-2 ① F8	C X 0-1 ② SF8 2-3 3-H	B B B B 4-0 2B SF9 BB			2	2	1	3	1	0	0
Bill Spiers, L (1, 6) OBP: 0.329, SLG: 0.381		C B X 1-1 ③ G4-3			B B B C F X 3-2 ② F7	X 0-0 ③ L8	B B X 2-0 SF9 1-3 3-H 1B 2B			4	1	1	1	0	0	2
Inning Stats	R: 0 H: 1 E: 0 LOB: 1 K: 0 BB: 1 S: 13 P: 21	R: 2 H: 2 E: 0 LOB: 0 K: 1 BB: 0 S: 10 P: 18	R: 0 H: 1 E: 0 LOB: 1 K: 0 BB: 1 S: 9 P: 17	R: 0 H: 0 E: 0 LOB: 0 K: 0 BB: 0 S: 5 P: 9	R: 0 H: 0 E: 0 LOB: 0 K: 1 BB: 0 S: 9 P: 14	R: 3 H: 4 E: 0 LOB: 2 K: 0 BB: 1 S: 12 P: 20	R: 0 H: 1 E: 0 LOB: 1 K: 0 BB: 0 S: 6 P: 6	R: 4 H: 4 E: 0 LOB: 2 K: 0 BB: 2 S: 17 P: 35	R: 0 H: 1 E: 0 LOB: 0 K: 0 BB: 0 S: 4 P: 6	1B: 10 SF: 2 2B: 3 SAC: 0 3B: 1 DP: 2 HR: 1 HBP: 0						

PITCHER		IP	WLS	BF	H	R	ER	SO	BB	IBB	HBP	BLK	WP	HR	S	P	ERA	WHIP
Walt Terrell, R ERA: 4.15	(1, 1)	5.1	L	24	8	5	5	2	2	0	0	0	0	1	54	91	8.44	1.875
John Cerutti, L ERA: 4.67	(6, 1)	0.2		3	0	0	0	0	1	0	0	0	0	0	4	8	0.00	1.500
Dan Gakeler, R ERA: 5.83	(7, 1)	1.0		5	2	1	1	0	0	0	0	0	0	0	9	11	9.00	2.000
Jerry Don Gleaton, L ERA: 4.24	(8, 1)	0.1		4	2	1	1	0	1	0	0	0	0	0	7	16	27.00	9.000
Dave Haas, R ERA: 3.68	(8, 1)	0.2		4	1	2	2	0	0	1	0	0	0	0	7	14	27.00	1.500

PITCHER		IP	WLS	BF	H	R	ER	SO	BB	IBB	HBP	BLK	WP	HR	S	P	ERA	WHIP
Paul Gibson, L ERA: 4.78	(9, 1)	1.0		3	1	0	0	0	0	0	0	0	0	0	4	6	0.00	1.000

TOP

Milwaukee Brewers @ Detroit Tigers

Tiger Stadium, Detroit, MI

Sun Sep 22 1991, 3:33 AM EDT
Att. 15,752 - Cloudy - 64 F

livebaseballscorecards.com

AB	36
R	9
H	14
RBI	9
BB	5
SO	2
LOB	14

WP: 0	PA: 43		
PB: 0			
SB: 0			
CS: 0			

BOTTOM

Batter	1	2	3	4	5	6	7	8	9	AB	R	H	RBI	BB	SO	LOB
Tony Phillips, S (1, 9) (9, 6) OBP: 0.375, SLG: 0.448	C B F B X 2-2 G4-3 ①		B B B C X 3-1 L8 ③		C B B B X 3-1 L3 ③			C S X 0-2 F9 ①	C X 0-1 1-H 3-H 3B	5	0	1	2	0	0	1
Lou Whitaker, L (1, 4) OBP: 0.387, SLG: 0.478	B B X 2-0 P2 ②			X 0-0 F9 ①		C F B X 1-2 G3 ①		B X 1-0 F9 ②	C B X 1-1 G6-3 ③	4	0	0	0	0	0	1
Johnny Paredes, R (9, 4) OBP: 0.400, SLG: 0.400										1	0	0	0	0	0	1
Alan Trammell, R (1, 6) OBP: 0.318, SLG: 0.384	B B B B C X 3-1 F8 ③			B S F X 1-2 BB 2B 1B		F X 0-1 P3 ②		C B B B F F B 4-2 1-2 BB		3	1	1	0	1	0	0
Shawn Hare, L (9, 9)										0	0	0	0	0	0	0
Cecil Fielder, R (1, 10) OBP: 0.341, SLG: 0.528		C B B F X 2-2 E6 G1-6-3		B 1 SAFE B F B B 4-1 2B 1-2 BB		B S B B X 3-1 F7 ③		C B B F B S 3-3 K ③		3	0	0	0	1	1	2
Mickey Tettleton, S (1, 2) OBP: 0.384, SLG: 0.480		B X 1-0 F8 ①		B C B S S 2-3 K ②			B S B X 2-1 2B		C C B B B X 3-2 F9 ①	4	0	1	0	0	1	3
Lloyd Moseby, L (1, 7) OBP: 0.323, SLG: 0.409		C X 0-1 ② ③ G1-6-3 1-2f		B B B X 3-0 1-3 2-H 2B			C X 0-1 ① L4		F F B B B F F B B 4-2 1B 1B BB	3	1	1	1	1	0	2
Travis Fryman, R (1, 5) OBP: 0.305, SLG: 0.448		B X 1-0 ① G5-3	C X 0-1 ③ F8				B C C B X 2-2 ② G5-3		X 0-0 1B 1-3 3B 1B	4	1	1	0	0	0	3
Dave Bergman, L (1, 3) OBP: 0.350, SLG: 0.383		C X 0-1 HR			B X 1-0 ① G4-3		B X 1-0 ③ F9		C F F B S 1-3 ② K	4	1	1	1	0	1	3
Milt Cuyler, S (1, 8) OBP: 0.330, SLG: 0.333		B X 1-0 ② G4-3			B B C X 2-1 ② G3			B B B B 4-0 BB BB	X 0-0 1-3 3-H 3B 1B	3	1	1	1	1	0	0
Inning Stats	R: 0 E: 0 K: 0 S: 6 H: 0 LOB: 0 BB: 0 P: 13	R: 0 E: 1 K: 0 S: 6 H: 0 LOB: 0 BB: 0 P: 9	R: 1 E: 0 K: 0 S: 6 H: 1 LOB: 0 BB: 0 P: 11	R: 1 E: 0 K: 1 S: 11 H: 2 LOB: 2 BB: 1 P: 21	R: 0 E: 0 K: 0 S: 5 H: 0 LOB: 0 BB: 0 P: 11	R: 0 E: 0 K: 0 S: 7 H: 0 LOB: 0 BB: 0 P: 11	R: 0 E: 0 K: 0 S: 8 H: 1 LOB: 1 BB: 0 P: 13	R: 0 E: 0 K: 1 S: 10 H: 0 LOB: 2 BB: 2 P: 22	R: 3 E: 0 K: 1 S: 17 H: 3 LOB: 1 BB: 1 P: 26	1B: 3 2B: 2 3B: 1 HR: 1	SF: 0 SAC: 0 DP: 1 HBP: 0						

PITCHER		IP	WLS	BF	H	R	ER	SO	BB	IBB	HBP	BLK	WP	HR	S	P	ERA	WHIP
Chris Bosio, R ERA: 3.04	(1, 1)	5.0	W	19	3	2	2	1	1	0	0	0	0	1	34	65	3.60	0.800
Chuck Crim, R ERA: 4.82	(6, 1)	2.0		7	1	0	0	0	0	0	0	0	0	0	15	24	0.00	0.500
Darren Holmes, R ERA: 5.32	(8, 1)	1.0		5	0	0	0	1	2	0	0	0	0	0	10	22	0.00	2.000
Ed Nunez, R ERA: 6.2	(9, 1)	1.0		7	3	3	3	1	1	0	0	0	0	0	17	26	27.00	4.000

PITCHER	IP	WLS	BF	H	R	ER	SO	BB	IBB	HBP	BLK	WP	HR	S	P	ERA	WHIP

Milwaukee Brewers @ Detroit Tigers

Tiger Stadium, Detroit, MI

Sun Sep 22 1991, 3:33 AM EDT

Att. 15,752 - Cloudy - 64 F

livebaseballscorecards.com

AB	34
R	5
H	7
RBI	5
BB	4
SO	3
LOB	16

WP: 0 PB: 0 SB: 0 CS: 0 PA: 38

Batter	1	2	3	4	5	6	7	8	9	AB	R	H	RBI	BB	SO	LOB
Alex Cole, L (1, 8) OBP: 0.395, SLG: 0.358	X 0-0 ① G5-3		B C X 1-1 2B			X 0-0 ① B5-3	B B B C F F X 3-2 ③ L8			4	0	1	0	0	0	2
Felix Fermin, R (1, 6) OBP: 0.310, SLG: 0.304	F X 0-1 ② G6-3		S C X 0-2 ③ F9			B X 1-0 1B		C X 0-1 ① G6-3		4	0	1	0	0	0	1
Carlos Baerga, S (1, 4) OBP: 0.345, SLG: 0.394	B B X 2-0 1B			B B F L S 2-3 ① K		1 B X SAFE 1-0 ② F7		B B B C X 3-1 ② G3-1		4	0	1	0	0	1	1
Albert Belle, R (1, 7) OBP: 0.316, SLG: 0.528	C B F S 1-3 ③ K			B B X 2-0 ② G6-3		C B B F S 2-3 ③ K		F C B F S 1-3 ③ K		4	0	0	0	0	3	2
Mike Aldrete, L (1, 3) OBP: 0.363, SLG: 0.302		C X 0-1 ① G3-1		C S B F B X 2-2 ③ G4-3			B C X 1-1 E7 1B 1B		C B S B X 2-2 ① P5	4	1	0	0	0	0	0
Carlos Martinez, R (1, 10) OBP: 0.323, SLG: 0.411		B B S S F B X 3-2 ② P4			F F X 0-2 FC4-6 1B		F F X 0-2 ① F9		X 0-0 ② G6-3	4	0	1	0	0	0	1
Jim Thome, L (1, 5) OBP: 0.226, SLG: 0.254		B X 1-0 ③ F8			X 0-0 ① FC4-6 1-2f		C B C F B S 2-3 ② K		C C S 0-3 ③ K	4	0	0	0	0	2	2
Eddie Taubensee, L (1, 2) OBP: 0.148, SLG: 0.042			X 0-0 ① P5		B X 1-0 ② F8		B C X 1-1 1B 1-3 1B			3	0	1	0	0	0	1
Wayne Kirby, L (1, 9) OBP: 0.211, SLG: 0.263			L X 0-1 ② F9		B X 1-0 ③ G6-3		B B C X 2-1 1-2 3-H 1B			3	0	1	1	0	0	1
Inning Stats	R: 0 E: 0 K: 1 S: 7 H: 1 LOB: 1 BB: 0 P: 10	R: 0 E: 0 K: 0 S: 7 H: 0 LOB: 0 BB: 0 P: 11	R: 0 E: 0 K: 0 S: 8 H: 1 LOB: 1 BB: 0 P: 9	R: 0 E: 0 K: 1 S: 8 H: 0 LOB: 0 BB: 0 P: 14	R: 0 E: 0 K: 0 S: 6 H: 1 LOB: 1 BB: 0 P: 8	R: 0 E: 0 K: 1 S: 6 H: 1 LOB: 1 BB: 0 P: 10	R: 1 E: 1 K: 1 S: 17 H: 2 LOB: 2 BB: 0 P: 26	R: 0 E: 0 K: 1 S: 8 H: 0 LOB: 0 BB: 0 P: 12	R: 0 E: 0 K: 1 S: 7 H: 0 LOB: 0 BB: 0 P: 9	1B: 5 2B: 1 3B: 0 HR: 0	SF: 0 SAC: 0 DP: 0 HBP: 0						

PITCHER	IP	WLS	BF	H	R	ER	SO	BB	IBB	HBP	BLK	WP	HR	S	P	ERA	WHIP
Bill Gullickson, R (1, 1) ERA: 3.94	7.0	W	28	6	1	0	4	0	0	0	0	0	0	59	88	0.00	0.857
Mike Henneman, R (8, 1) ERA: 2.84	2.0	S	6	0	0	0	2	0	0	0	0	0	0	15	21	0.00	0.000
Mike Henneman, R (9, 1) ERA: 2.84	2.0	S	6	0	0	0	2	0	0	0	0	0	0	15	21	0.00	0.000

PITCHER	IP	WLS	BF	H	R	ER	SO	BB	IBB	HBP	BLK	WP	HR	S	P	ERA	WHIP

TOP

Cleveland Indians @ Detroit Tigers

Tiger Stadium, Detroit, MI

Mon Sep 23 1991, 7:05 PM EDT

Att. 9,453 - Cloudy - 63 F

livebaseballscorecards.com

AB	34
R	1
H	6
RBI	1
BB	0
SO	6
LOB	11

1B: 5	SF: 0	WP: 0	PA: 34
2B: 1	SAC: 0	PB: 0	
3B: 0	DP: 0	SB: 0	
HR: 0	HBP: 0	CS: 0	

BOTTOM

Cleveland Indians @ Detroit Tigers

Tiger Stadium, Detroit, MI

Mon Sep 23 1991, 7:05 PM EDT

Att. 9,453 - Cloudy - 63 F

livebaseballscorecards.com

Batter	1	2	3	4	5	6	7	8	9	AB	R	H	RBI	BB	SO	LOB
Tony Phillips, S (1, 9) OBP: 0.376, SLG: 0.450	BBBCB 4-1 G3-6-3 BB		BFBX 2-1 2B		BX 1-0 ② L4		BBFBX 3-1 ① F7			3	0	1	0	1	0	1
Lou Whitaker, L (1, 4) OBP: 0.388, SLG: 0.478	FBB1X SAFE 1 SAFE 2-1 ①② G3-6-3 1-2f		X 0-0 ③ L9		CBFFX 1-2 2-H 1B		BCX 1-1 S BB 1B			4	0	2	1	0	0	2
Alan Trammell, R (1, 10) OBP: 0.320, SLG: 0.383 (9, 6)	BFFBX 2-2 ③ G5-3			CBFFX 1-2 FC3-6 1B 1B	BCX 1-1 ③ P6		1 SAFE BFB 1 SAFE 1 SAFE B 4-1 1-2 S BB			3	0	1	0	1	0	1
Cecil Fielder, R (1, 3) OBP: 0.343, SLG: 0.529		BBFBX 3-1 ① F7		B 1 SAFE X 1-0 1-2 FC3-6 1B		FCBX 1-2 E SF7 1B	BBFBI 4-1 1-2 2-3 G4-6-3 IBB			3	1	2	0	1	0	0
Mickey Tettleton, S (1, 2) OBP: 0.383, SLG: 0.477		BBBCB 4-1 BB		BX 1-0 ① FC3-6 FC6 1-2f 2-3		CX 0-1 ① L9	BFBFX 2-2 ②③ G4-6-3 1-2f			3	0	0	0	1	0	6
Lloyd Moseby, L (1, 7) OBP: 0.322, SLG: 0.406		SSX 0-2 ② F9	X 0-0 ② P2		BCX 1-1 E 1-2 1B			CBBFX 2-2 ① L7		4	0	1	0	0	0	3
Travis Fryman, R (1, 6) (9, 5) OBP: 0.305, SLG: 0.445		CBCBC 2-3 ③ K		SBX 1-1 ③ FC6 1-2f		CFX 0-2 FC 1-2 2-3		BCBBFB 4-2 E S FC6-2 BB		3	0	0	0	1	1	5
Scott Livingstone, L (1, 5) OBP: 0.365, SLG: 0.390 Skeeter Barnes, R (8, PH) OBP: 0.319, SLG: 0.500 Mike Henneman, R (9, 1)			X 0-0 ① F9		BFFX 1-2 SH3-4 1B 1B	X 0-0 ② SF7 3-H		BCLFX 1-2 ② FC6-2 S 1-H		2	1	1	1	0	0	0
										1	0	0	0	0	0	1
										0	0	0	0	0	0	0
Milt Cuyler, S (1, 8) OBP: 0.328, SLG: 0.330			BCX 1-1 ② F8		X 0-0 ① SH3-4 1-2	SSBBS 2-3 ③ K		1 SAFE 1 SAFE CBCBFBF 3-3 S ③ K 1-2		3	0	0	0	0	2	3
Inning Stats	R: 0 E: 0 K: 0 S: 6 H: 0 LOB: 0 BB: 1 P: 14	R: 0 E: 0 K: 1 S: 9 H: 0 LOB: 1 BB: 1 P: 18	R: 0 E: 0 K: 0 S: 6 H: 1 LOB: 1 BB: 0 P: 9	R: 0 E: 0 K: 0 S: 9 H: 2 LOB: 2 BB: 0 P: 13	R: 1 E: 0 K: 0 S: 11 H: 2 LOB: 1 BB: 0 P: 15	R: 1 E: 1 K: 1 S: 14 H: 2 LOB: 2 BB: 0 P: 18	R: 0 E: 0 K: 0 S: 9 H: 1 LOB: 2 BB: 2 P: 23	R: 0 E: 0 K: 1 S: 14 H: 0 LOB: 1 BB: 1 P: 24		1B: 7 2B: 1 3B: 0 HR: 0 SF: 1 SAC: 1 DP: 2 HBP: 0						

AB	29
R	2
H	8
RBI	2
BB	5
SO	3
LOB	22

WP: 0 PB: 0 SB: 4 CS: 0 PA: 36

PITCHER		IP	WLS	BF	H	R	ER	SO	BB	IBB	HBP	BLK	WP	HR	S	P	ERA	WHIP
Eric King, R ERA: 4.76	(1, 1)	6.1	L	31	8	2	1	2	3	1	0	0	0	0	61	105	1.42	1.737
Garland Kiser, L ERA:	(7, 1)	1.0		3	0	0	0	0	1	0	0	0	0	0	8	16	0.00	1.000
Rod Nichols, R ERA: 3.52	(8, 1)	0.2		2	0	0	0	1	0	0	0	0	0	0	9	13	0.00	0.000

PITCHER	IP	WLS	BF	H	R	ER	SO	BB	IBB	HBP	BLK	WP	HR	S	P	ERA	WHIP

Batter	1	2	3	4	5	6	7	8	9	AB	R	H	RBI	BB	SO	LOB
Alex Cole, L (1, 8) OBP: 0.398, SLG: 0.363	B C F B X 2-2 G4-3 S G5-3 1B		B C B B B 4-1 G5-4-3 BB		C X 0-1 2B 1B			F F B X 1-2 G4-6-3 1B		3	1	2	0	1	0	1
Jerry Browne, S (1, 5) OBP: 0.290, SLG: 0.274	B 1 SAFE B 1 SAFE 1 SAFE C 1 SAFE 1 SAFE 1 SAFE 3-2 1 SAFE B F X G4-3 1-3 ①		B C 1 SAFE B X 2-1 L8 ①		F X 0-1 1-3 2B			X 0-0 G4-6-3 1-2f ① ②		4	0	0	0	0	1	4
Carlos Baerga, S (1, 4) OBP: 0.343, SLG: 0.391	B S B B F X 3-2 G5-3 3-H ②		X 0-0 G5-4-3 1-2f ② ③		F C B S 1-3 K ③			B X 1-0 G6-3 ③		4	0	0	1	0	0	1
Albert Belle, R (1, 7) OBP: 0.317, SLG: 0.535	S C C 0-3 K ③			B B S B X 3-1 F8 ①		B B C L B X 3-2 G5-3 ①			X 0-0 B1-3 ①	4	1	2	1	0	1	0
Carlos Martinez, R (1, 10) OBP: 0.326, SLG: 0.417		B B X 2-0 BB 1B		B F X 1-1 G4-3 ②		B F F X 1-2 G4-6-3 1B			F B X 1-1 HR	4	0	2	0	0	0	1
Luis Lopez, R (1, 3) OBP: 0.234, SLG: 0.264		B C X 1-1 F7 ①		F S X 0-2 WP 1B		F B F X 1-2 G4-6-3 1-2f ② ③			B F F B X 2-2 2B	4	0	1	0	0	0	2
Jose Gonzalez, R (1, 9) OBP: 0.177, SLG: 0.196		C F B B B F B X 3-2 F9 ②		C B 1-1 WP ③ 1-3			B X 1-0 P6 ①		X 0-0 G6-3 ②	5	0	0	0	0	2	3
Felix Fermin, R (1, 6) OBP: 0.310, SLG: 0.302		B B B B 4-0 1-2 BB			C B X 1-1 G3-1 ①		B B C B S S 3-3 K ②		C B B S F F S 2-3 K ③	2	0	0	0	1	0	0
Eddie Taubensee, L (1, 2) OBP: 0.200, SLG: 0.111		B X 1-0 P3 ③			B B C X 2-1 F9 ②		F B F B F B X 3-2 G4-3 ③			3	0	2	0	0	0	2
Inning Stats	R: 1 H: 1 E: 0 LOB: 0 K: 1 BB: 0 S: 12 P: 20	R: 0 H: 1 E: 0 LOB: 2 K: 0 BB: 1 S: 8 P: 19	R: 0 H: 0 E: 0 LOB: 0 K: 0 BB: 1 S: 4 P: 10	R: 0 H: 1 E: 0 LOB: 0 K: 0 BB: 0 S: 8 P: 13	R: 0 H: 2 E: 0 LOB: 2 K: 1 BB: 0 S: 11 P: 15	R: 0 H: 1 E: 0 LOB: 0 K: 0 BB: 0 S: 9 P: 14	R: 0 H: 0 E: 0 LOB: 0 K: 1 BB: 0 S: 8 P: 15	R: 0 H: 1 E: 0 LOB: 0 K: 0 BB: 0 S: 5 P: 7	R: 1 H: 2 E: 0 LOB: 1 K: 1 BB: 0 S: 12 P: 17	1B: 6 SF: 0 2B: 2 SAC: 0 3B: 0 DP: 3 HR: 1 HBP: 0						WP: 1 PA: 35 PB: 0 SB: 1 CS: 0

PITCHER		IP	WLS	BF	H	R	ER	SO	BB	IBB	HBP	BLK	WP	HR	S	P	ERA	WHIP
Scott Aldred, L ERA: 5.36	(1, 1)	8.1	W	33	9	2	2	3	2	0	0	0	1	1	71	122	2.16	1.320
Jerry Don Gleaton, L ERA: 4.2	(9, 1)	0.2		2	0	0	0	1	0	0	0	0	0	0	6	8	0.00	0.000

PITCHER	IP	WLS	BF	H	R	ER	SO	BB	IBB	HBP	BLK	WP	HR	S	P	ERA	WHIP

TOP

Cleveland Indians @ Detroit Tigers

Tiger Stadium, Detroit, MI

Tue Sep 24 1991, 7:05 PM EDT

Att. 10,074 - Sunny - 52 F

livebaseballscorecards.com

AB	33
R	2
H	9
RBI	2
BB	2
SO	4
LOB	14

Batter	1	2	3	4	5	6	7	8	9	AB	R	H	RBI	BB	SO	LOB
Tony Phillips, S (1, 9) OBP: 0.374, SLG: 0.447	C X 0-1 G4-3 ①	C X 0-1 G4-3 ①		B C B F B X 3-2 G1 ③		C B 1 SAFE 1 SAFE 1 SAFE B X 2-1 BB PB 1-2 1B		X 0-0 F7 ①		5	0	1	0	0	0	2
Lou Whitaker, L (1, 4) OBP: 0.388, SLG: 0.476	C B X 1-1 WP WP 1B 1B	F B F X 1-2 FC4-2 S 3-H ②			B C X 1-1 G6-3 ①	B B C C B 4-2 BB 1-2 2-3 BB		X 0-0 L7 ②		4	1	1	0	1	0	2
Alan Trammell, R (1, 10) OBP: 0.323, SLG: 0.385	1 SAFE B B 1 SAFE X 2-0 L8 ②	P S B B X 3-1 L8 ③ 1-2			F X 0-1 S HR 1B	B B B 4-0 FC5-4 1-2 2-3 3-H BB		C B B B X 3-1 FC6-4 1-2 1B		4	1	2	1	1	0	2
Cecil Fielder, R (1, 3) OBP: 0.342, SLG: 0.525	B C B B S B 4-2 BB 1-2 1B BB		X 0-0 F9 ①		F F F B X 1-2 L8 ②	C B S B S 2-3 K ②		B F S F B X 2-2 FC6-4 1-2f ③		4	1	0	0	1	1	6
Mickey Tettleton, S (1, 2) OBP: 0.384, SLG: 0.483	B C S B B F B 4-2 1B 2B 1-2 2-3 BB		B C S B S 2-3 K ②		S B F B B X 3-2 1-H HR	B C X 1-1 FC5-4 1-2f ③				3	2	1	2	1	1	3
Lloyd Moseby, L (1, 7) OBP: 0.328, SLG: 0.409	C X 0-1 2B 1-3 2-H 3-H 1B		B B B 4-0 FC5-4 BB		B X 1-0 1B		C B F C 1-3 K ①			3	1	2	2	1	1	0
Travis Fryman, R (1, 6) OBP: 0.305, SLG: 0.445	B X 1-0 1-H 3-H 2B		1 SAFE B B C 1 SAFE B X 3-1 FC5-4 1-2f ③		F F X 0-2 L3 ③		B C S B B S 3-3 K ②			4	0	1	2	0	1	2
Scott Livingstone, L (1, 5) OBP: 0.353, SLG: 0.376	S B B X 2-1 L8 ③			B X 1-0 F8 ①		B B C X 2-1 G3-1 ①	B F F F B X 2-2 P4 ③			4	0	0	0	0	0	1
Milt Cuyler, S (1, 8) OBP: 0.331, SLG: 0.337		L B B X 2-1 FC4-2 3B		L B S F B S 2-3 K ②		B B B C B 4-1 PB 1B BB BB		B X 1-0 1B 1B		3	1	2	0	1	1	0
Inning Stats	R: 4 E: 0 K: 0 S: 14 H: 3 LOB: 1 BB: 2 P: 28	R: 0 E: 0 K: 0 S: 10 H: 1 LOB: 1 BB: 0 P: 15	R: 0 E: 0 K: 1 S: 6 H: 0 LOB: 1 BB: 1 P: 15	R: 0 E: 0 K: 1 S: 8 H: 0 LOB: 0 BB: 0 P: 14	R: 2 E: 0 K: 0 S: 15 H: 3 LOB: 1 BB: 0 P: 21	R: 1 E: 0 K: 1 S: 12 H: 1 LOB: 3 BB: 3 P: 31	R: 0 E: 0 K: 2 S: 11 H: 0 LOB: 0 BB: 0 P: 17	R: 0 E: 0 K: 0 S: 9 H: 2 LOB: 2 BB: 0 P: 15		1B: 7 2B: 1 3B: 1 HR: 1	SF: 0 SAC: 0 DP: 0 HBP: 0			WP: 2 PB: 1 SB: 2 CS: 0	PA: 40		

PITCHER		IP	WLS	BF	H	R	ER	SO	BB	IBB	HBP	BLK	WP	HR	S	P	ERA	WHIP
Charles Nagy, R ERA: 4.15	(1, 1)	5.0	L	25	7	6	6	2	3	0	0	0	2	1	53	93	10.80	2.000
Tom Kramer, R ERA: 18.0	(6, 1)	2.0		10	1	1	1	3	3	0	0	0	0	0	23	48	4.50	2.000
Jeff Shaw, R ERA: 3.24	(8, 1)	1.0		5	2	0	0	0	0	0	0	0	0	0	9	15	0.00	2.000

PITCHER	IP	WLS	BF	H	R	ER	SO	BB	IBB	HBP	BLK	WP	HR	S	P	ERA	WHIP

BOTTOM

Cleveland Indians @ Detroit Tigers

Tiger Stadium, Detroit, MI

Tue Sep 24 1991, 7:05 PM EDT

Att. 10,074 - Sunny - 52 F

livebaseballscorecards.com

AB	34
R	7
H	10
RBI	7
BB	6
SO	5
LOB	18

Batter	1	2	3	4	5	6	7	8	9	AB	R	H	RBI	BB	SO	LOB
Alex Cole, L (1, 8) OBP: 0.401, SLG: 0.367	B S S B F X 2-2 ① G6-3		B F 1 SAFE 1 SAFE X 1-1 1-2 1B		B X 1-0 ① G4-3 2-3	B B X 2-0 1B		1 SAFE 1 SAFE 1 SAFE C F B B 1 SAFE 2-2 ③ CS 1-2 3-H	X 0-0 2B SF8 1B	5	1	3	0	0	0	1
Mark Lewis, R (1, 6) OBP: 0.289, SLG: 0.317	X 0-0 ② G4-3		C B X 1-1 ② L9		B F F B X 2-2 2B 3-H 2B	B C 1 SAFE 1 SAFE X 1-1 ③ P4			L 1 SAFE 1 SAFE 1 SAFE L F 1 SAFE 1 SAFE 1 SAFE 0-3 C ①	5	1	1	1	0	1	4
Carlos Baerga, S (1, 4) OBP: 0.343, SLG: 0.392	B C S F X 1-2 ③ G3-1		B B X 2-0 ③ G3		B C F H 2-2 2B HBP		X 0-0 ① F8		B F 1 SAFE 1 SAFE B 1 SAFE F B X 3-2 SF8 1-3 2B	4	1	1	0	0	0	2
Albert Belle, R (1, 7) OBP: 0.318, SLG: 0.534 Jose Gonzalez, R (9, 7) OBP: 0.177, SLG: 0.196		F F B B B F S 3-3 ① K	X 0-0 ① P3	B S B F X 2-2 1-H 2-H 2B			C B F F S 1-3 ② K		I I I I 4-0 IBB	4 0	1 0	1 0	2 0	1 0	2 0	0 0
Mike Aldrete, L (1, 3) OBP: 0.364, SLG: 0.308		B X 1-0 ② G4-3	B F B B C F B 4-2 BB	B S B B X 2-1 WP 3-H 2B			C C B S 1-3 ③ K		B F B X 2-1 2-3 3-H SF8	3	0	1	2	1	1	0
Carlos Martinez, R (1, 10) OBP: 0.324, SLG: 0.410		B F B B S B 4-2 BB	S B X 1-1 ② F8	B X 1-0 ② G6-3 2-3				B C F S 1-3 ① K	S C S 0-3 ③ K	4	0	0	0	1	2	4
Jim Thome, L (1, 5) OBP: 0.212, SLG: 0.238		1 SAFE F X 0-1 ③ G6-3	B B F F X 2-2 ③ G3	B B X 2-1 ③ F7				B B F S F B F X 3-2 E3 FC3-6 BB CS		4	0	0	0	0	0	3
Eddie Taubensee, L (1, 2) OBP: 0.235, SLG: 0.200			B B F F C 2-3 ① K	B F F B F X 2-2 2B 3B	B X 1-0 ① G4-3			B S B C 1 SAFE B B 4-2 FC3-6 1-2 BB		3	1	1	0	1	1	0
Wayne Kirby, L (1, 9) OBP: 0.261, SLG: 0.348			C B B X 2-1 1B 1B	X 0-0 G4-3 2B 3-H 2B	M B C S 1-3 ② K			B C F X 1-2 ② FC3-6 CS 1-2f 2-3		4	1	2	1	0	1	2
Inning Stats	R: 0 E: 0 K: 0 S: 10 H: 0 LOB: 0 BB: 0 P: 13	R: 0 E: 0 K: 1 S: 10 H: 0 LOB: 1 BB: 1 P: 18	R: 0 E: 0 K: 1 S: 10 H: 2 LOB: 2 BB: 0 P: 18	R: 0 E: 0 K: 0 S: 9 H: 0 LOB: 1 BB: 1 P: 16	R: 5 E: 0 K: 0 S: 19 H: 5 LOB: 1 BB: 0 P: 33	R: 0 E: 0 K: 1 S: 7 H: 1 LOB: 1 BB: 0 P: 12	R: 0 E: 0 K: 2 S: 8 H: 0 LOB: 0 BB: 0 P: 10	R: 0 E: 1 K: 1 S: 15 H: 0 LOB: 1 BB: 1 P: 26	R: 1 E: 0 K: 2 S: 13 H: 2 LOB: 2 BB: 1 P: 22	1B: 4 2B: 5 3B: 1 HR: 0 SF: 1 SAC: 0 DP: 0 HBP: 1						

TOP

Cleveland Indians @ Detroit Tigers

Tiger Stadium, Detroit, MI

Wed Sep 25 1991, 7:05 PM EDT

Att. 9,563 - Cloudy - 56 F

livebaseballscorecards.com

AB	36
R	6
H	10
RBI	6
BB	4
SO	8
LOB	16

PITCHER		IP	WLS	BF	H	R	ER	SO	BB	IBB	HBP	BLK	WP	HR	S	P	ERA	WHIP
Mark Leiter, R ERA: 4.22	(1, 1)	4.1	L	21	5	4	4	2	2	0	1	0	0	0	50	83	8.31	1.615
Dan Gakeler, R ERA: 5.94	(5, 1)	0.1		3	2	1	1	0	0	0	0	0	1	0	6	11	27.00	6.000
Paul Gibson, L ERA: 4.65	(5, 1)	2.2		11	1	0	0	4	1	0	0	0	0	0	27	44	0.00	0.750
Jerry Don Gleaton, L ERA: 4.25	(8, 1)	1.1		6	2	1	1	1	0	1	0	0	0	0	15	27	6.75	1.500
Mike Henneman, R ERA: 2.82	(9, 1)	0.1		1	0	0	0	1	0	0	0	0	0	0	3	3	0.00	0.000

PITCHER	IP	WLS	BF	H	R	ER	SO	BB	IBB	HBP	BLK	WP	HR	S	P	ERA	WHIP

Cleveland Indians @ Detroit Tigers

Tiger Stadium, Detroit, MI

Wed Sep 25 1991, 7:05 PM EDT

Att. 9,563 - Cloudy - 56 F

livebaseballscorecards.com

BOTTOM

Batter	1	2	3	4	5	6	7	8	9	AB	R	H	RBI	BB	SO	LOB
Tony Phillips, S (1, 9) OBP: 0.373, SLG: 0.447	K	K 1-2		G4-3			2B		F7	5	1	1	0	0	2	3
Lou Whitaker, L (1, 4) OBP: 0.391, SLG: 0.483	2B		G5-4-3 BB 1B 1B		G3		2-H 2B			4	1	3	1	0	0	0
Alan Trammell, R (1, 10) OBP: 0.323, SLG: 0.381	G6-3		G5-4-3 1-2 BB		G6-3		F7			3	0	0	0	1	0	2
Cecil Fielder, R (1, 3) OBP: 0.341, SLG: 0.523 Johnny Paredes, R (8, PR) OBP: 0.400, SLG: 0.400 Mark Salas, L (9, 3) OBP: 0.119, SLG: 0.161	F8		G5-4-3 1-2f 2-3		K			L6-3 1B		4 0 0	0 0 0	1 0 0	0 0 0	0 0 0	1 0 0	3 0 0
Mickey Tettleton, S (1, 2) OBP: 0.384, SLG: 0.483		S G1-3 G4-3 1B	3-H 1B			F9		K		4	1	2	1	0	1	1
Lloyd Moseby, L (1, 7) OBP: 0.325, SLG: 0.404 Pete Incaviglia, R (8, PH) OBP: 0.286, SLG: 0.338 (9, 7)		G1-3 1-2	G4-3			G4-3		L6-3 1-2		3 1	0 0	0 0	0 0	0 0	0 0	2 1
Travis Fryman, R (1, 6) OBP: 0.308, SLG: 0.450	G4-3 S 1B 1B			2B		L6			G6-4-3 1B	4	1	3	0	0	0	0
Scott Livingstone, L (1, 5) OBP: 0.344, SLG: 0.366 Dave Bergman, L (9, PH) OBP: 0.348, SLG: 0.381	G4-3 1-3 2-H			F8			K		G6-4-3 1-2f	3 1	0 0	0 0	1 0	0 0	1 0	2 1
Milt Cuyler, S (1, 8) OBP: 0.333, SLG: 0.338	S 3-H 1B			K			F8		1B	4	0	2	1	0	1	1
Inning Stats	R: 0 E: 0 K: 1 S: 10 H: 1 LOB: 1 BB: 0 P: 14	R: 2 E: 0 K: 1 S: 21 H: 3 LOB: 1 BB: 0 P: 29	R: 1 E: 0 K: 0 S: 10 H: 2 LOB: 1 BB: 1 P: 20	R: 0 E: 0 K: 1 S: 11 H: 1 LOB: 1 BB: 0 P: 15	R: 0 E: 0 K: 1 S: 7 H: 0 LOB: 0 BB: 0 P: 7	R: 0 E: 0 K: 0 S: 6 H: 0 LOB: 0 BB: 0 P: 10	R: 1 E: 0 K: 1 S: 9 H: 2 LOB: 1 BB: 0 P: 12	R: 0 E: 0 K: 1 S: 8 H: 1 LOB: 1 BB: 0 P: 12	R: 0 E: 0 K: 0 S: 11 H: 2 LOB: 1 BB: 0 P: 19	1B: 8 2B: 5 3B: 0 HR: 0	SF: 0 SAC: 0 DP: 3 HBP: 0						

	AB	36
	R	4
	H	12
	RBI	4
	BB	1
	SO	6
	LOB	16

WP: 0 PB: 0 SB: 3 CS: 0 PA: 37

PITCHER		IP	WLS	BF	H	R	ER	SO	BB	IBB	HBP	BLK	WP	HR	S	P	ERA	WHIP
Doug Jones, R ERA: 5.4	(1, 1)	7.0	W	31	10	4	4	5	1	0	0	0	0	0	77	110	5.14	1.571
Eric Bell, L ERA:	(8, 1)	1.0		2	0	0	0	1	0	0	0	0	0	0	5	9	0.00	0.000
Steve Olin, R ERA: 3.65	(9, 1)	1.0	S	4	2	0	0	0	0	0	0	0	0	0	11	19	0.00	2.000

PITCHER	IP	WLS	BF	H	R	ER	SO	BB	IBB	HBP	BLK	WP	HR	S	P	ERA	WHIP

Batter	1	2	3	4	5	6	7	8	9	AB	R	H	RBI	BB	SO	LOB
Alex Cole, L (1, 8) OBP: 0.397, SLG: 0.363	C B F B C 2-3 ① K		B X 1-0 ① SH5-3 1-2	B B X 2-0 ③ G5-3			C B B S X 2-2 ② G3 2-H		B B C X 2-1 ② L7	4	0	0	1	0	1	1
Jerry Browne, S (1, 5) OBP: 0.289, SLG: 0.270	C F B S 1-3 ② K		S B X 1-1 ② G6-3 2-3		B X 1-0 ① G5-3		C B B S F B F B 4-2 2B BB		C B X 1-1 ③ G4-3	4	1	0	0	1	1	1
Carlos Baerga, S (1, 4) OBP: 0.348, SLG: 0.397	C L X 0-2 3B 1B		B H 2-0 HBP		B B X 2-0 ② 1B		B X 1-0 1-H 2B			3	1	3	1	0	0	0
Albert Belle, R (1, 7) OBP: 0.320, SLG: 0.537	B X 1-0 1-H 3B		X 0-0 ③ L6		X 0-0 ③ G5-3		I I I 4-0 IBB			3	0	1	1	1	0	2
Luis Lopez, R (1, 3) OBP: 0.238, SLG: 0.267	S B B X 2-1 ③ G6-3			C X 0-1 HR 1B		X 0-0 ① G4-3	B F F X 1-2 ③ G4-3			3	1	1	0	0	0	1
Mike Aldrete, L (7, PH) OBP: 0.362, SLG: 0.306 (7, 3)										1	0	0	0	0	0	2
Carlos Martinez, R (1, 10) OBP: 0.322, SLG: 0.420		L L B B X 2-2 ① L6		B X 1-0 1-H HR		S C X 0-2 ② G1-3		C B S S 1-3 ① K		4	1	1	2	0	1	0
Mark Lewis, R (1, 6) OBP: 0.289, SLG: 0.316		B X 1-0 ② F9	X 0-0 CS 1B		X 0-0 ③ F8			C B B B F F C 3-3 ② K		4	0	1	0	0	1	0
Jose Gonzalez, R (1, 9) OBP: 0.181, SLG: 0.192	S C F B B B B S 3-3 ③ K		B F B B X 3-1 ① ② G6-3 1-2			C B C B F B B 4-2 S S G3 BB	L B X 1-1 ③ P2			2	1	0	0	1	1	1
Wayne Kirby, L (8, PH) OBP: 0.250, SLG: 0.333 (8, 9)										1	0	0	0	0	0	0
Eddie Taubensee, L (1, 2) OBP: 0.263, SLG: 0.235			B B F F X 2-2 G6-3 SH5-3 1B	F S B X 1-2 1B			1 SAFE 1 SAFE 1 SAFE 1 SAFE L 1 C B B S 2-3 ① K 1-2		C C F F B X 1-2 ① G5-3	4	0	2	0	0	1	1
Inning Stats	R: 1 H: 2 E: 0 LOB: 1 K: 2 BB: 0 S: 12 P: 18	R: 0 H: 0 E: 0 LOB: 0 K: 1 BB: 0 S: 8 P: 14	R: 0 H: 1 E: 0 LOB: 2 K: 0 BB: 0 S: 7 P: 13	R: 2 H: 4 E: 0 LOB: 1 K: 0 BB: 0 S: 10 P: 17	R: 0 H: 1 E: 0 LOB: 0 K: 0 BB: 0 S: 3 P: 6	R: 0 H: 0 E: 0 LOB: 0 K: 0 BB: 0 S: 5 P: 5	R: 2 H: 1 E: 0 LOB: 2 K: 1 BB: 3 S: 17 P: 35	R: 0 H: 0 E: 0 LOB: 0 K: 2 BB: 0 S: 9 P: 14	R: 0 H: 0 E: 0 LOB: 0 K: 0 BB: 0 S: 9 P: 13	1B: 6 SF: 0 2B: 1 SAC: 1 3B: 1 DP: 0 HR: 1 HBP: 1						

TOP

Cleveland Indians @ Detroit Tigers

Tiger Stadium, Detroit, MI

Thu Sep 26 1991, 7:05 PM EDT

Att. 9,914 - Cloudy - 51 F

livebaseballscorecards.com

AB	33
R	5
H	9
RBI	5
BB	3
SO	6
LOB	9

WP: 0 PA: 38
PB: 0
SB: 2
CS: 1

PITCHER		IP	WLS	BF	H	R	ER	SO	BB	IBB	HBP	BLK	WP	HR	S	P	ERA	WHIP
Frank Tanana, L ERA: 3.91	(1, 1)	6.2		30	9	5	5	4	2	0	1	0	0	1	59	100	6.75	1.650
Dave Haas, R ERA: 3.68	(7, 1)	0.0		1	0	0	0	0	0	1	0	0	0	0	0	4	∞	∞
John Cerutti, L ERA: 4.66	(7, 1)	0.1	W	1	0	0	0	0	0	0	0	0	0	0	3	4	0.00	0.000
Mike Henneman, R ERA: 2.76	(8, 1)	2.0	S	6	0	0	0	2	0	0	0	0	0	0	18	27	0.00	0.000

PITCHER	IP	WLS	BF	H	R	ER	SO	BB	IBB	HBP	BLK	WP	HR	S	P	ERA	WHIP

Cleveland Indians @ Detroit Tigers

Tiger Stadium, Detroit, MI

Thu Sep 26 1991, 7:05 PM EDT

Att. 9,914 - Cloudy - 51 F

livebaseballscorecards.com

BOTTOM

Batter	1	2	3	4	5	6	7	8	9	AB	R	H	RBI	BB	SO	LOB
Milt Cuyler, S (1, 8) OBP: 0.333, SLG: 0.337	B X 1-0 G4-3 ①		B B S X 2-1 SH1-3 ① 1-2 3-H		C F X 0-2 G6-3 ②		1 SAFE M F 1 SAFE H 1-2 FC5-4 BB HBP 1-2			2	1	0	1	0	0	0
Tony Phillips, S (1, 4) (9, 7) OBP: 0.372, SLG: 0.444	B F B X 2-1 G6-3 ②		X 0-0 G5-3 ②		B X 1-0 F8 ③		B B B B 4-0 FC5-4 BB 1-2 2-3			3	0	0	0	1	0	1
Alan Trammell, R (1, 6) OBP: 0.320, SLG: 0.377	C X 0-1 L7 ③		C B X 1-1 P6 ③			X 0-0 F8 ①	B B F X 2-1 FC5-4 FC5 1B ② 1-2f 2-H 3-H			4	0	0	2	0	0	2
Cecil Fielder, R (1, 3) OBP: 0.342, SLG: 0.523		F B X 1-1 G6-3 ①		S B B F B X 3-2 HR 1B		X 0-0 G4-3 ②	1 SAFE 1 SAFE B B B X 2-0 FC5 1B 1-2			4	1	2	0	0	0	0
Travis Fryman, R (1, 5) OBP: 0.307, SLG: 0.447		B C F B X 2-2 L7 ②		F F F B S 1-3 K ①		F B B B B 4-1 1B BB	B C X 1-1 FC5 ③ 1-2 2-3f			3	0	0	0	1	1	3
Pete Incaviglia, R (1, 10) OBP: 0.288, SLG: 0.347		X 0-0 1B 3B		B S 1 SAFE S S 1-3 K ②		1 SAFE B B B X 2-1 1-3 1B		B F C F B X 2-2 G5-3 ①		4	1	2	0	0	1	1
Rob Deer, R (1, 9) OBP: 0.312, SLG: 0.383		B S X 1-1 CS 3-H 1B		B B X 2-0 1-H HR		B B X 2-0 L5 ③		B B C B S C 3-3 K ②		4	1	2	3	0	1	2
Skeeter Barnes, R (1, 7) OBP: 0.319, SLG: 0.496 Lou Whitaker, L (8, PH) (9, 4) OBP: 0.390, SLG: 0.482	B B 2-0 CS 1-2 ③	B X 1-0 1B SH1-3 1B	F B X 1-1 G5-3 ③				C M B S 1-3 K ① B F X 1-1 F9 ③			3	1	1	0	0	1	0
										1	0	0	0	0	0	0
Andy Allanson, R (1, 2) OBP: 0.282, SLG: 0.338 Johnny Paredes, R (7, PR) OBP: 0.400, SLG: 0.400 Mickey Tettleton, S (8, 2) OBP: 0.384, SLG: 0.483			1 SAFE C 1 SAFE F X 0-2 SH1-3 1-3 1B		C X 0-1 G5-3 ①		S B X 1-1 BB HBP FC5-4 1B			3	0	2	0	0	0	0
										0	1	0	0	0	0	0
										0	0	0	0	0	0	0
Inning Stats	R: 0 E: 0 K: 0 S: 5 H: 0 LOB: 0 BB: 0 P: 8	R: 1 E: 0 K: 0 S: 8 H: 2 LOB: 0 BB: 0 P: 14	R: 1 E: 0 K: 0 S: 9 H: 2 LOB: 1 BB: 0 P: 13	R: 2 E: 0 K: 2 S: 13 H: 2 LOB: 0 BB: 0 P: 21	R: 0 E: 0 K: 0 S: 6 H: 0 LOB: 0 BB: 0 P: 7	R: 0 E: 0 K: 0 S: 6 H: 1 LOB: 2 BB: 1 P: 14	R: 2 E: 0 K: 1 S: 12 H: 2 LOB: 2 BB: 1 P: 24	R: 0 E: 0 K: 1 S: 9 H: 0 LOB: 0 BB: 0 P: 15		1B: 7 2B: 0 3B: 1 HR: 1	SF: 0 SAC: 1 DP: 0 HBP: 1					

	AB	31
	R	6
	H	9
	RBI	6
	BB	2
	SO	4
	LOB	9

	WP: 0	PA: 36
	PB: 0	
	SB: 0	
	CS: 1	

PITCHER		IP	WLS	BF	H	R	ER	SO	BB	IBB	HBP	BLK	WP	HR	S	P	ERA	WHIP
Dave Otto, L ERA: 4.35	(1, 1)	6.1	L	29	8	6	4	3	2	0	1	0	0	1	54	91	5.68	1.579
Rod Nichols, R ERA: 3.49	(7, 1)	1.1		5	1	0	0	1	0	0	0	0	0	0	12	22	0.00	0.750
Eric Bell, L ERA:	(8, 1)	0.1		1	0	0	0	0	0	0	0	0	0	0	2	3	0.00	0.000

PITCHER	IP	WLS	BF	H	R	ER	SO	BB	IBB	HBP	BLK	WP	HR	S	P	ERA	WHIP

Batter	1	2	3	4	5	6	7	8	9	AB	R	H	RBI	BB	SO	LOB
Brady Anderson, L (1, 8) (8, 7) OBP: 0.340, SLG: 0.321	C F B B X 2-2 1B SF8 2B		B X 1-0 PB G3 1B		B X 1-1 1-H E3 3B 1B 3-2 L9			C B C B F X 2-2 F9		5	2	3	0	0	0	3
Joe Orsulak, L (1, 7) (8, 9) OBP: 0.318, SLG: 0.358	C X 0-1 1B 2-3 1B		1 SAFE B 1 SAFE B 1 SAFE 1 SAFE P C X 3-1 ② G3 1-2		B F B B B 4-1 3B BB	C B B S X 2-2 ① G6-3		B 1 SAFE B B B 4-0 1-2 2B BB		3	2	1	0	2	0	1
Cal Ripken Jr., R (1, 6) OBP: 0.377, SLG: 0.567	F X 0-1 ① SF8 3-H		C B B B F F X 3-2 ③ G4-3 2-3		C F X 0-2 1-H 2-H HR 3B	F B C F X 1-2 ② P3		B F F B X 2-2 1-H 2-H 2B		4	1	2	5	0	0	1
Sam Horn, L (1, 10) OBP: 0.322, SLG: 0.500 Randy Milligan, R (8, PH) OBP: 0.371, SLG: 0.408	B S X 1-1 ② FC5-4 1-3 1B			B S X 1-1 ① G1-3	F X 0-1 3-H HR	B C S B B S 3-3 ③ K		4-0 IBB		4 0	1 0	2 0	2 0	0 1	1 0	0 0
Glenn Davis, R (1, 3) OBP: 0.323, SLG: 0.483 David Segui, S (8, 3) OBP: 0.300, SLG: 0.327	B C X 1-1 ③ FC5-4 1-2f			B B B C X 3-1 ① FC5-4 BB 1B	B X 1-0 HR		C X 0-1 ① G5-3	C S S 0-3 ③ K		5 0	1 0	2 0	1 0	0 0	1 0	3 0
Dwight Evans, R (1, 9) OBP: 0.386, SLG: 0.382 Mike Devereaux, R (8, 8) OBP: 0.316, SLG: 0.435		B B C C T B X 3-2 ① G4-3		F B C B B B 4-2 1-2 FC5-4 BB	B B X 2-0 ① L6		C X 0-1 ② G5-3		C S S 1-3 ① K2-3	3 1	0 0	0 0	0 0	1 0	0 1	0 0
Leo Gomez, R (1, 5) OBP: 0.301, SLG: 0.409		C B X 1-1 ② F9		C X 0-1 ② FC5-4 1-2f 2-3	B B C F B B 4-2 FC4-6 E BB		C C B C 1-3 ③ K		S B S S B F C 2-3 ② K	4	0	0	0	1	2	2
Chris Hoiles, R (1, 2) OBP: 0.316, SLG: 0.405		C B B X 2-1 ③ F9		B C F X 1-2 ③ P4	F S B X 1-2 E6 FC4-6 1-2			C B F B F B X 3-2 E6 FC1-6	X 0-0 ③ G6-3	5	0	0	0	0	0	3
Juan Bell, R (1, 4) OBP: 0.191, SLG: 0.240			F X 0-1 ① F8		B L X 1-1 1B E 1B 0-0 ② FC4-6 1-2f 2-3			B L X 1-1 ① FC1-6 BB 1-2f 2B		4	2	1	0	0	0	3
Inning Stats	R: 1 E: 0 K: 0 S: 11 H: 3 LOB: 1 BB: 0 P: 15	R: 0 E: 0 K: 0 S: 8 H: 0 LOB: 0 BB: 0 P: 14	R: 0 E: 0 K: 0 S: 10 H: 1 LOB: 1 BB: 0 P: 16	R: 0 E: 0 K: 0 S: 11 H: 1 LOB: 2 BB: 1 P: 20	R: 6 E: 2 K: 0 S: 22 H: 5 LOB: 2 BB: 2 P: 39	R: 0 E: 0 K: 1 S: 10 H: 0 LOB: 0 BB: 0 P: 16	R: 0 E: 0 K: 1 S: 7 H: 0 LOB: 0 BB: 0 P: 8	R: 2 E: 1 K: 1 S: 16 H: 1 LOB: 2 BB: 2 P: 32	R: 0 E: 0 K: 2 S: 8 H: 0 LOB: 0 BB: 0 P: 11	1B: 6 2B: 2 3B: 1 HR: 2 SF: 1 SAC: 0 DP: 0 HBP: 0						

Baltimore Orioles @ Detroit Tigers

Tiger Stadium, Detroit, MI

Fri Sep 27 1991, 7:05 PM EDT

Att. 13,449 - Cloudy - 54 F

TOP

livebaseballscorecards.com

AB	38
R	9
H	11
RBI	8
BB	5
SO	5
LOB	16

PITCHER		IP	WLS	BF	H	R	ER	SO	BB	IBB	HBP	BLK	WP	HR	S	P	ERA	WHIP
Walt Terrell, R ERA: 4.32	(1, 1)	4.0	L	22	9	6	6	0	2	0	0	0	0	1	50	81	13.50	2.750
Dave Haas, R ERA: 4.32	(5, 1)	1.0		6	1	1	1	0	1	0	0	0	0	1	12	23	9.00	2.000
Kevin Ritz, R ERA: 11.74	(6, 1)	2.2		11	1	2	0	2	1	0	0	0	0	0	30	49	0.00	0.750
Jeff Kaiser, L ERA: 9.0	(8, 1)	0.0		1	0	0	0	0	0	1	0	0	0	0	0	4	∞	∞
Dan Gakeler, R ERA: 5.82	(8, 1)	1.1		4	0	0	0	3	0	0	0	0	0	0	11	14	0.00	0.000

PITCHER	IP	WLS	BF	H	R	ER	SO	BB	IBB	HBP	BLK	WP	HR	S	P	ERA	WHIP

BOTTOM

Baltimore Orioles @ Detroit Tigers

Tiger Stadium, Detroit, MI

Fri Sep 27 1991, 7:05 PM EDT

Att. 13,449 - Cloudy - 54 F

Batter	1	2	3	4	5	6	7	8	9	AB	R	H	RBI	BB	SO	LOB
Milt Cuyler, S (1, 8) OBP: 0.337, SLG: 0.339	BBCBB 4-1 1B BB		BX 1-0 S G5-3 1B	BCFBBX 3-2 ③ F9		BX 1-0 1B S FC4-6 1B		BBBCB 4-1 E SF8 BB		3	3	2	0	2	0	0
Tony Phillips, S (1, 4) (6, 9) OBP: 0.374, SLG: 0.446	CCFFX 0-2 ① FC5-4 1B 1-2		B 1 SAFE F 1 SAFE 1 SAFE BFFB 3-3 C ① K 1-3		BX 1-0 E BB 1B 1B	BBX 2-0 FC4-6 1B 1-3		CBX 1-1 E3 FC6-4 1-3		5	1	3	0	0	1	2
Alan Trammell, R (1, 6) OBP: 0.319, SLG: 0.374 Scott Livingstone, L (8, 5) OBP: 0.344, SLG: 0.366 Rich Rowland, R (8, PH) (9, 2)	BBX 2-0 ② FC5-4 BB 1-2f		X 0-0 ② G5-3 3-H		BBBBX 4-0 E 1B BB 1-2	CX 0-1 ① FC4-6 G5-4-3 1-2f 3-H		X 0-0 ② SF8 3-H		3 0 0	1 0 0	0 0 0	2 0 1	1 0 0	0 0 0	2 0 0
Cecil Fielder, R (1, 3) OBP: 0.343, SLG: 0.521	CBBBB 4-1 1-2 BB		BBBFX 3-1 1B 2B 1B		X 0-0 E4 BB 1B FC4-6 1-2 2-3	BBSBX 3-1 ②③ G5-4-3 1-2f		BCBX 2-1 ③ FC6-4 1-2f		4	2	1	0	1	0	4
Travis Fryman, R (1, 5) (8, 6) OBP: 0.310, SLG: 0.450	BFFFBFFBS 3-3 ③ K		BFBFFFX 2-2 2B 1-2 1B		CFBX 1-2 FC4-6 BB 1B 1-2 2-H 3-H	BBFBX 3-1 F7 FC4-2 2B		BFCBS 2-3 ① K		5	0	3	2	0	2	2
Mickey Tettleton, S (1, 10) OBP: 0.383, SLG: 0.482		BBCX 2-1 F7	CBBX 2-1 1-3 2-H 2B		BCSBC 2-3 ① K	CBX 1-1 ① F7 2-3		BCBCBC 3-3 ② K		5	0	1	1	0	2	3
Pete Incaviglia, R (1, 7) OBP: 0.287, SLG: 0.342		FBCBFX 2-2 ② L6	BCSTBX 2-2 ③ G4-3		CBBBB 4-1 FC4-6 1-2 2-3 BB	BX 1-0 ② FC4-2 3-H		CX 0-1 ③ G5-3		4	0	0	0	1	0	3
Skeeter Barnes, R (1, 9) OBP: 0.322, SLG: 0.496 Lou Whitaker, L (5, PH) (6, 4) OBP: 0.388, SLG: 0.479	BX 1-0 1B			BCBFX 2-2 ① F9	BX 1-0 ② FC4-6 1-2f 2-3 3-H	BX 1-0 ③ F7				2 2	0 0	1 0	0 1	0 0	0 0	0 3
Andy Allanson, R (1, 2) OBP: 0.276, SLG: 0.331 Lloyd Moseby, L (8, PH) OBP: 0.324, SLG: 0.402 Johnny Paredes, R (9, 5) OBP: 0.400, SLG: 0.400	LBX 1 SAFE 1 SAFE 2-1 ③ P3			X 0-0 ② F8	BX 1-0 ③ F8			CBCBS 2-3 ① K2-3		3 1 0	0 0 0	0 0 0	0 0 0	0 0 0	0 1 0	3 0 0
Inning Stats	R: 0 H: 1 E: 0 LOB: 2 K: 1 BB: 2 S: 14 P: 27	R: 0 H: 1 E: 0 LOB: 1 K: 0 BB: 0 S: 9 P: 16	R: 2 H: 4 E: 0 LOB: 2 K: 1 BB: 0 S: 18 P: 31	R: 0 H: 0 E: 0 LOB: 0 K: 0 BB: 0 S: 7 P: 12	R: 3 H: 2 E: 1 LOB: 2 K: 1 BB: 2 S: 11 P: 25	R: 1 H: 2 E: 0 LOB: 0 K: 0 BB: 0 S: 6 P: 12	R: 0 H: 1 E: 0 LOB: 1 K: 0 BB: 0 S: 6 P: 12	R: 1 H: 0 E: 1 LOB: 1 K: 1 BB: 1 S: 9 P: 18	R: 0 H: 0 E: 0 LOB: 0 K: 2 BB: 0 S: 8 P: 13	1B: 9 2B: 2 3B: 0 HR: 0	SF: 1 SAC: 0 DP: 1 HBP: 0					WP: 0 PB: 0 SB: 3 CS: 0	PA: 43

livebaseballscorecards.com

	AB	37
	R	7
	H	11
	RBI	7
	BB	5
	SO	6
	LOB	22

PITCHER		IP	WLS	BF	H	R	ER	SO	BB	IBB	HBP	BLK	WP	HR	S	P	ERA	WHIP
Arthur Rhodes, L ERA: 9.0	(1, 1)	4.0		23	8	5	4	2	3	0	0	0	0	0	53	97	9.00	2.750
Mark Williamson, R ERA: 4.52	(5, 1)	2.1	W	10	3	1	1	1	1	0	0	0	0	0	16	34	3.86	1.714
Todd Frohwirth, R ERA: 1.71	(7, 1)	1.0		5	0	1	0	1	1	0	0	0	0	0	8	17	0.00	1.000
Jim Poole, L ERA: 1.95	(8, 1)	0.1		1	0	0	0	0	0	0	0	0	0	0	1	1	0.00	0.000
Gregg Olson, R ERA: 2.93	(8, 1)	1.1	S	4	0	0	0	2	0	0	0	0	0	0	10	17	0.00	0.000

PITCHER	IP	WLS	BF	H	R	ER	SO	BB	IBB	HBP	BLK	WP	HR	S	P	ERA	WHIP

Batter	1	2	3	4	5	6	7	8	9	10	AB	R	H	RBI	BB	SO	LOB
Mike Devereaux, R (1, 8) OBP: 0.317, SLG: 0.435	C F X 0-2 2B 1B	C B B S F F X 2-2 ② F8	C C S 0-3 ① K	X 0-0 ① SH3-4 1-2	B B C S S X 2-2 E7 2B 2-H 1B	4	2	2	1	0	1	0
Joe Orsulak, L (1, 7) OBP: 0.319, SLG: 0.359 (10, 9)	L 1 SAFE X 0-1 1-H 2B	B F X 1-1 ③ G6-3	B B B B 4-0 FC6-4 BB	B X 1-0 ② G4-3 2-3	C X 0-1 ② P5	4	0	1	1	1	0	3
Cal Ripken Jr., R (1, 6) OBP: 0.378, SLG: 0.567	B X 1-0 ① P4	B X 1-0 ① F9	C F B X 1-2 ② FC6-4 1B 1-2f	C X 0-1 1B 3-H	S X 0-1 2B 2-H	5	0	2	2	0	0	2
Sam Horn, L (1, 10) OBP: 0.323, SLG: 0.497	F B F B S 2-3 ② K	C S S 0-3 ② K	B C X 1-1 FC5 1-2 1B	C B B X 2-1 ③ F7	I I I I 4-0 IBB	4	0	1	0	1	2	2
Glenn Davis, R (1, 3) OBP: 0.320, SLG: 0.480	C C X 0-2 ③ P6	B X 1-0 2B	B F B F X 2-2 ③ FC5 1-2f	B B C X 2-1 ① G5-3	B B F S B S 3-3 ③ K	5	0	1	0	0	1	5
David Segui, S (10, 3) OBP: 0.300, SLG: 0.327											0	0	0	0	0	0	0
Chito Martinez, L (1, 9) OBP: 0.302, SLG: 0.488	X 0-0 ① F7	C X 0-1 ③ L7	X 0-0 G4-3	C X 0-1 G6-4-3 1B		4	0	1	0	0	0	1
Chris Hoiles, R (10, 2) OBP: 0.316, SLG: 0.405											0	0	0	0	0	0	0
Tim Hulett, R (1, 5) OBP: 0.252, SLG: 0.335	C C B S 1-3 ② K	C B S B S 2-3 ① K	C B B F X 2-2 ② L8	X 0-0 ②③ G6-4-3 1-2f		4	0	0	0	0	2	1
Bob Melvin, R (1, 2) OBP: 0.284, SLG: 0.314	F B B F C 2-3 ③ K	X 0-0 ② F9	X 0-0 ③ P4	B X 1-0 SH3-4 E 1B		3	0	0	0	0	1	0
Brady Anderson, L (10, PH) OBP: 0.343, SLG: 0.324						1	1	1	0	0	0	0
(10, 7)																	
Billy Ripken, R (1, 4) OBP: 0.263, SLG: 0.275	X 0-0 ① F7	C B C X 1-2 ③ G5-3	C B B B B 4-1 G4-3 SH3-4 1B BB	X 0-0 ① SH3-4 1-2		2	0	0	0	0	0	0
Dwight Evans, R (8, PH) OBP: 0.388, SLG: 0.382						0	0	0	0	1	0	0
Juan Bell, R (8, PR) OBP: 0.191, SLG: 0.240						0	1	0	0	0	0	0
(8, 4)																	
Inning Stats	R: 1 H: 2 E: 0 LOB: 1 K: 1 BB: 0 S: 12 P: 15	R: 0 H: 0 E: 0 LOB: 0 K: 2 BB: 0 S: 7 P: 10	R: 0 H: 0 E: 0 LOB: 0 K: 0 BB: 0 S: 8 P: 11	R: 0 H: 1 E: 0 LOB: 1 K: 1 BB: 0 S: 7 P: 9	R: 0 H: 0 E: 0 LOB: 0 K: 1 BB: 0 S: 7 P: 10	R: 0 H: 1 E: 0 LOB: 2 K: 1 BB: 1 S: 11 P: 19	R: 0 H: 0 E: 0 LOB: 0 K: 0 BB: 0 S: 5 P: 7	R: 1 H: 1 E: 0 LOB: 1 K: 0 BB: 1 S: 7 P: 14	R: 0 H: 1 E: 0 LOB: 0 K: 0 BB: 0 S: 5 P: 7	R: 2 H: 3 E: 1 LOB: 2 K: 1 BB: 1 S: 12 P: 22	1B: 6 SF: 0 2B: 3 SAC: 2 3B: 0 DP: 1 HR: 0 HBP: 0						

PITCHER	IP	WLS	BF	H	R	ER	SO	BB	IBB	HBP	BLK	WP	HR	S	P	ERA	WHIP
Bill Gullickson, R (1, 1) ERA: 3.9	9.1		37	8	4	3	6	2	0	0	0	0	0	74	110	2.89	1.071
Mike Henneman, R (10, 1) ERA: 2.73	0.2	W	4	1	0	0	1	0	1	0	0	0	0	7	14	0.00	1.500

PITCHER	IP	WLS	BF	H	R	ER	SO	BB	IBB	HBP	BLK	WP	HR	S	P	ERA	WHIP

TOP

Baltimore Orioles @ Detroit Tigers

Tiger Stadium, Detroit, MI

Sat Sep 28 1991, 3:33 AM EDT

Att. 22,541 - Sunny - 56 F

livebaseballscorecards.com

AB	36
R	4
H	9
RBI	4
BB	3
SO	7
LOB	14

WP: 0 PA: 41
PB: 0
SB: 0
CS: 0

Baltimore Orioles @ Detroit Tigers

Tiger Stadium, Detroit, MI

Sat Sep 28 1991, 3:33 AM EDT

Att. 22,541 - Sunny - 56 F

livebaseballscorecards.com

Batter	1	2	3	4	5	6	7	8	9	10	AB	R	H	RBI	BB	SO	LOB
Tony Phillips, S (1, 8) (9, 5) OBP: 0.372, SLG: 0.443	B F C B F X 2-2 P6 ①		1 SAFE C 1 F S 0-3 K ②			X 0-0 F8 ① 2-3		B 1 SAFE F 1 SAFE B F F F B 3-2 X G3-1 ②③ 1-2		B X 1-0 2B 1B ② 1-2	5	1	1	0	0	1	3
Lou Whitaker, L (1, 4) OBP: 0.388, SLG: 0.481	X 0-0 G1-3 ②		1 SAFE B B B C C C 3-3 K ③			X 0-0 SF9 ② 3-H			B B F B B 4-1 1B BB C F B X	1-2 2B 1-H 2-H 3-H	3	0	1	4	1	1	1
Lloyd Moseby, L (1, 7) OBP: 0.322, SLG: 0.404	X 0-0 2B			C F B B X 2-2 F9 ①		S C F X 0-2 F8 ③			1 SAFE B 1 SAFE C L S 1-3 K ①		4	0	1	0	0	1	1
Cecil Fielder, R (1, 10) OBP: 0.342, SLG: 0.519	C B B X 2-1 G6-3 ③			F B F B S 2-3 K ②			B F S B X 2-2 F8 ①		C B F 1 SAFE B X 2-2 G6-4-3 1B 1-2		4	0	1	0	0	1	1
Mickey Tettleton, S (1, 2) OBP: 0.382, SLG: 0.486		B S C B S 2-3 K ①		F C C 0-3 K ③			B X 1-0 HR		B X 1-0 G6-4-3 ②③ 1-2f		4	1	1	1	0	2	2
Dave Bergman, L (1, 3) OBP: 0.353, SLG: 0.382 Alan Trammell, R (10, PH) OBP: 0.318, SLG: 0.373	B C B B C F B 4-2 FC5-4 BB			B C C X 1-2 G4-6-3 1B			C F X 0-2 P5 ②			B B B C X 3-1 G6-3 ①	2 1	0 0	1 0	0 0	1 0	0 0	0 0
Travis Fryman, R (1, 6) OBP: 0.309, SLG: 0.448	B C F X 1-2 FC5-4 CS ② 1-2f			B X 1-0 G4-6-3 ①② 1-2f			B B F B X 3-1 G6-3 ③			B C B B B 4-1 1B 2B 1B BB	3	1	0	0	1	0	2
Pete Incaviglia, R (1, 9) OBP: 0.287, SLG: 0.340 Johnny Paredes, R (8, PR) OBP: 0.400, SLG: 0.400 Milt Cuyler, S (9, 8) OBP: 0.338, SLG: 0.341	S S B 1-2 CS ③ 1-2		B B F B B S X 3-2 F9 ①			B B B C C S X 3-2 G6-3 ③		B B B S F B B 4-2 FC1-6 BB		B X 1-0 1B 2B 1B 1-2	2 0 1	0 0 1	0 0 1	0 0 0	1 0 0	0 0 0	0 0 0
Scott Livingstone, L (1, 5) OBP: 0.344, SLG: 0.365 Skeeter Barnes, R (8, PR) OBP: 0.326, SLG: 0.500 (9, 9)			F B F B X 2-2 1B			X 0-0 E4 F8 SF9		M X 0-1 FC1-6 CS ① 1-2f		B B C X 2-1 1B 1-2 2-3	3 1	1 0	1 1	0 0	0 0	0 0	1 0
Inning Stats	R: 0 E: 0 K: 0 S: 8 H: 1 LOB: 1 BB: 0 P: 12	R: 0 E: 0 K: 1 S: 11 H: 0 LOB: 0 BB: 1 P: 19	R: 0 E: 0 K: 2 S: 12 H: 1 LOB: 1 BB: 0 P: 20	R: 0 E: 0 K: 2 S: 9 H: 0 LOB: 0 BB: 0 P: 13	R: 0 E: 0 K: 0 S: 7 H: 1 LOB: 0 BB: 0 P: 12	R: 1 E: 1 K: 0 S: 7 H: 0 LOB: 0 BB: 0 P: 7	R: 1 E: 0 K: 0 S: 9 H: 1 LOB: 0 BB: 0 P: 15	R: 0 E: 0 K: 0 S: 9 H: 0 LOB: 1 BB: 1 P: 16	R: 0 E: 0 K: 1 S: 8 H: 1 LOB: 1 BB: 1 P: 16	R: 3 E: 0 K: 0 S: 10 H: 4 LOB: 1 BB: 1 P: 22	1B: 6 2B: 2 3B: 0 HR: 1 SF: 1 SAC: 0 DP: 2 HBP: 0						

PITCHER		IP	WLS	BF	H	R	ER	SO	BB	IBB	HBP	BLK	WP	HR	S	P	ERA	WHIP
35 Mike Mussina, R ERA: 3.09	(1, 1)	8.0		28	4	2	1	5	2	0	0	0	0	1	72	114	1.12	0.750
Mike Flanagan, L ERA: 2.33	(9, 1)	1.0		4	1	0	0	1	1	0	0	0	0	0	8	16	0.00	2.000
Gregg Olson, R ERA: 3.28	(10, 1)	0.2	L	6	4	3	3	0	1	0	0	0	0	0	10	22	40.50	7.500

PITCHER	IP	WLS	BF	H	R	ER	SO	BB	IBB	HBP	BLK	WP	HR	S	P	ERA	WHIP

BOTTOM

AB	33
R	5
H	9
RBI	5
BB	4
SO	6
LOB	11

WP: 0 PA: 39
PB: 0
SB: 0
CS: 2

Batter	1	2	3	4	5	6	7	8	9	AB	R	H	RBI	BB	SO	LOB
Luis Mercedes, R (1, 7) OBP: 0.260, SLG: 0.239	F C F B F S 1-3 ① K		C F B X 1-2 HR 1-2 1B		B X 1-0 ② B1-3		F X 0-1 1B BB 1B	C B S X 1-2 2-H 1B		4	2	2	0	0	1	0
Brady Anderson, L (8, PH) OBP: 0.345, SLG: 0.327 (8, 7)										1	0	1	1	0	0	0
Mike Devereaux, R (1, 8) OBP: 0.315, SLG: 0.432	B S B F B S 3-3 ② K		X 0-0 ① F9 2-3		C B F C 1-3 ③ K		X 0-0 ② F9	B B X 2-0 ② L5		5	0	0	0	0	2	4
Cal Ripken Jr., R (1, 6) OBP: 0.381, SLG: 0.579	F X 0-1 1B		F F B 1 SAFE X 1-2 1-H 3-H HR			B X 1-0 HR	F B F 1 SAFE B B X 3-2 1-3 BB WP BB 1B	B X 1-0 ③ P4		5	3	4	4	0	0	1
Glenn Davis, R (1, 3) OBP: 0.316, SLG: 0.468	C B B F X 2-2 ③ G1-3		X 0-0 ② F8			B B S S S X 2-2 ① P3	B B F B C B 4-2 WP BB 1-2 BB		F B B X 2-1 ① P2	4	0	0	0	1	0	1
Dwight Evans, R (1, 9) OBP: 0.386, SLG: 0.377		C X 0-1 ① F9	B S S F S 2-3 ③ K			S S S X 1-2 ② F7	B B B C B 4-1 1-2 2-3 3-H BB		B S X 1-1 ② G6-3	3	0	0	1	1	1	0
Joe Orsulak, L (7, PR) OBP: 0.318, SLG: 0.358 (7, 9)										1	0	0	0	0	0	0
Randy Milligan, R (1, 10) OBP: 0.375, SLG: 0.411		F B B F B S 3-3 ② K		B X 1-0 CS 1B		B F X 1-1 BB 1B	F B F F B F H 3-2 1-2 2-3 3-H HBP		B B B C X 3-1 1B	4	0	3	0	0	1	0
Leo Gomez, R (1, 5) OBP: 0.302, SLG: 0.405	B B B B 4-0 BB		B F B S C 2-3 ① ② K 1-2			B B F B S B 4-2 FC6-4 1-2 BB	X 0-0 ③ P5		F B F B S 2-3 ③ K	3	0	0	0	2	2	5
Billy Ripken, R (1, 4) OBP: 0.263, SLG: 0.275	F F F B B X 1-2 ③ L9			B B X 2-0 ③ F9		C X 0-1 ③ FC6-4 1-2f		X 0-0 WP SH1-4 1B 1B		4	1	1	0	0	0	3
Jeff Tackett, R (1, 2) OBP: 0.300, SLG: 0.125			C B F B F F B X 3-2 F9 1B HR 1B		F F B B X 2-2 ① G5-3		C X 0-1 ① G3	X 0-0 ① SH1-4 1-2		3	1	1	0	0	0	0

TOP

Baltimore Orioles @ Detroit Tigers

Tiger Stadium, Detroit, MI

Sun Sep 29 1991, 3:33 AM EDT

Att. 17,925 - Sunny - 63 F

livebaseballscorecards.com

AB	37
R	7
H	12
RBI	6
BB	4
SO	7
LOB	14

Inning Stats	1	2	3	4	5	6	7	8	9				
R:	0	0	3	0	0	1	2	1	0	1B:	10	SF:	0
E:	0	0	0	0	0	0	0	0	0	2B:	0	SAC:	1
K:	2	1	1	1	0	0	0	0	1	3B:	0	DP:	0
S:	13	9	16	5	7	13	16	7	9	HR:	2	HBP:	1
H:	1	0	3	1	0	2	2	2	1	WP:	2	PA:	43
LOB:	1	1	0	0	0	2	3	1	1	PB:	0		
BB:	0	1	0	0	0	1	2	0	0	SB:	0		
P:	19	17	23	10	11	22	30	11	17	CS:	1		

PITCHER		IP	WLS	BF	H	R	ER	SO	BB	IBB	HBP	BLK	WP	HR	S	P	ERA	WHIP
Scott Aldred, L ERA: 5.72	(1, 1)	6.2	L	32	9	6	6	6	4	0	0	0	0	2	74	124	8.10	1.950
Dave Haas, R ERA: 4.15	(7, 1)	0.1		2	0	0	0	0	0	0	1	0	1	0	5	8	0.00	0.000
Dan Gakeler, R ERA: 5.79	(8, 1)	2.0		9	3	1	1	1	0	0	0	0	1	0	16	28	4.50	1.500

PITCHER	IP	WLS	BF	H	R	ER	SO	BB	IBB	HBP	BLK	WP	HR	S	P	ERA	WHIP

Baltimore Orioles @ Detroit Tigers

Tiger Stadium, Detroit, MI

Sun Sep 29 1991, 3:33 AM EDT

Att. 17,925 - Sunny - 63 F

BOTTOM

livebaseballscorecards.com

Batter	1	2	3	4	5	6	7	8	9	AB	R	H	RBI	BB	SO	LOB
Tony Phillips, S (1, 8) OBP: 0.376, SLG: 0.446	BCBCX 2-2 BB 1B 1B	CBFBBX 3-2 F8 WP 1B			CBCX 1-2 ① F8		X 0-0 G3-1 1B 1-2 1B	BBCBFB 4-2 1-2 BB		4	1	3	0	1	0	0
Lou Whitaker, L (1, 4) OBP: 0.389, SLG: 0.479	BFB1 SAFE BF1 SAFE B 4-2 FC4-6 1B 1-2 1B BB	FCBBFX 2-2 ② F8 1-3			BCX 1-1 ② G3-1		SBBFX 2-2 G3-1 1-2 2-3 1B	X 0-0 ③ F9 3-H		4	1	1	0	1	0	3
Pete Incaviglia, R (1, 7) OBP: 0.292, SLG: 0.345	X 0-0 FC4-6 1B 1-2 2-H	SSBS 1-3 ③ K			FX 0-1 2B		FSS 0-3 ① K		FBFBBB 4-2 G5-4-3 BB	4	0	2	1	1	2	4
Cecil Fielder, R (1, 10) OBP: 0.340, SLG: 0.515	CBFS 1-3 ① K	SSBFBS 2-3 ① K			SBFFBFBS 3-3 ③ K		BSSSBX 2-2 ② G3-1 1-2 2-3 3-H		X 0-0 ①② G5-4-3 1-2f	5	0	0	1	0	3	6
Mickey Tettleton, S (1, 2) OBP: 0.379, SLG: 0.481	BCX 1-1 ② FC4-6 BB 1B 1-2f 2-3	FBX 1-1 ② P2				X 0-0 ① F8	BBCFBC 3-3 ③ K		B X 1-0 ③ F7	5	0	0	0	0	1	4
Dave Bergman, L (1, 3) OBP: 0.360, SLG: 0.397	CCX 0-2 BB 1-2 3-H 1B	BBBFX 3-1 ③ G3-1				BBCFFX 2-2 1B		B X 1-0 G3-1 PB 2B		4	1	3	1	0	0	0
Travis Fryman, R (1, 6) OBP: 0.309, SLG: 0.445	BBSFBB 4-2 1-2 2-3 BB			B X 1-0 ① F8		CBSBX 2-2 ② F8		BBCSBFC 3-3 ① K		3	0	0	0	1	1	2
Skeeter Barnes, R (1, 9) OBP: 0.320, SLG: 0.489 Shawn Hare, L (8, PH) (9, 9)	BBCFS 2-3 ③ K			F BCX 1-2 ② P3		BCX 1-1 ③ F8		SCX 0-2 ② G3-1 2-3		3 1	0 0	0 0	0 0	0 0	1 0	4 1
Scott Livingstone, L (1, 5) OBP: 0.349, SLG: 0.364		B X 1-0 ① G3		B SBX 2-1 ③ L8			X 0-0 1B 1B G3-1 1B	BCBBB 4-1 BB BB		3	1	1	0	1	0	0
Inning Stats	R: 2 H: 3 E: 0 LOB: 3 K: 2 BB: 2 S: 19 P: 33	R: 0 H: 1 E: 0 LOB: 1 K: 1 BB: 0 S: 11 P: 18	R: 0 H: 0 E: 0 LOB: 0 K: 1 BB: 0 S: 8 P: 14	R: 0 H: 0 E: 0 LOB: 0 K: 0 BB: 0 S: 6 P: 10	R: 0 H: 1 E: 0 LOB: 1 K: 1 BB: 0 S: 12 P: 17	R: 0 H: 1 E: 0 LOB: 1 K: 0 BB: 0 S: 10 P: 15	R: 1 H: 3 E: 0 LOB: 2 K: 2 BB: 0 S: 14 P: 21	R: 1 H: 1 E: 0 LOB: 2 K: 1 BB: 2 S: 12 P: 24	R: 0 H: 0 E: 0 LOB: 0 K: 0 BB: 1 S: 4 P: 9							

AB	36
R	4
H	10
RBI	3
BB	5
SO	8
LOB	24

PITCHER		IP	WLS	BF	H	R	ER	SO	BB	IBB	HBP	BLK	WP	HR	S	P	ERA	WHIP
Jose Mesa, R ERA: 5.97	(1, 1)	6.0	W	29	9	3	3	5	2	0	0	0	1	0	71	114	4.50	1.833
Todd Frohwirth, R ERA: 1.66	(7, 1)	3.0	S	12	1	1	0	3	3	0	0	0	0	0	25	47	0.00	1.333

PITCHER	IP	WLS	BF	H	R	ER	SO	BB	IBB	HBP	BLK	WP	HR	S	P	ERA	WHIP

1B: 8	SF: 0	WP: 1	PA: 41
2B: 2	SAC: 0	PB: 1	
3B: 0	DP: 1	SB: 0	
HR: 0	HBP: 0	CS: 0	

Batter	1	2	3	4	5	6	7	8	9	AB	R	H	RBI	BB	SO	LOB
Mike Devereaux, R (1, 8) OBP: 0.313, SLG: 0.429	F C F S 0-3 ① K		C C B B B S 3-3 ② K			B C F B X 2-2 ① F7		C B B F B S 3-3 ③ K		4	0	0	0	0	3	1
Joe Orsulak, L (1, 7) OBP: 0.317, SLG: 0.359	B B F F X 2-2 ② F8		X 0-0 ③ F8			B S X 1-1 ② F8			B F F B X 2-2 E SF8 2B	4	1	1	0	0	0	0
Cal Ripken Jr., R (1, 6) OBP: 0.381, SLG: 0.578	X 0-0 1B 1B			F C X 0-2 ① G4-3		B C F F C 1-3 ③ K			B F B X 2-1 E5 3B 2-3 1B	4	1	2	0	0	1	0
Sam Horn, L (1, 10) OBP: 0.322, SLG: 0.494	X 0-0 FC6-4 1-2 1B			C B B C F S 2-3 ② K			S B S S 1-3 ① K		F F S 0-3 ① K	4	0	1	0	0	3	2
Glenn Davis, R (1, 3) OBP: 0.309, SLG: 0.459	C X 0-1 ③ FC6-4 1-2f			X 0-0 ③ F7			F F B F X 1-2 ② G1-3		F B S F F F X 1-2 ② SF8 3-H	3	0	0	1	0	0	2
Chito Martinez, L (1, 9) OBP: 0.306, SLG: 0.512		C B X 1-1 ① F7			B B X 2-0 HR		F X 0-1 ③ G3		B F B X 2-1 2-H 3B	4	1	2	2	0	0	0
Leo Gomez, R (1, 5) OBP: 0.300, SLG: 0.402 Brady Anderson, L (9, PH) OBP: 0.344, SLG: 0.325		B F C F B C 2-3 ② K			C S B B F X 2-2 ① F8			X 0-0 ① P4	B C B S S 2-3 ③ K	3 1	0 0	0 0	0 0	0 0	1 1	0 1
Chris Hoiles, R (1, 2) OBP: 0.314, SLG: 0.401		B F B S C 2-3 ③ K			C B F B F X 2-2 ② F9			C B S B X 2-2 ② F8		3	0	0	0	0	1	0
Billy Ripken, R (1, 4) OBP: 0.264, SLG: 0.273			B X 1-0 ① G4-3		F C B B B X 3-2 ③ L8			B S C B F B B 4-2 BB		2	0	0	0	1	0	0
Inning Stats	R: 0 H: 2 E: 0 LOB: 2 K: 1 BB: 0 S: 11 P: 13	R: 0 H: 0 E: 0 LOB: 0 K: 2 BB: 0 S: 9 P: 14	R: 0 H: 0 E: 0 LOB: 0 K: 1 BB: 0 S: 5 P: 9	R: 0 H: 0 E: 0 LOB: 0 K: 1 BB: 0 S: 8 P: 10	R: 1 H: 1 E: 0 LOB: 0 K: 0 BB: 0 S: 12 P: 21	R: 0 H: 0 E: 0 LOB: 0 K: 1 BB: 0 S: 9 P: 13	R: 0 H: 0 E: 0 LOB: 0 K: 1 BB: 0 S: 9 P: 11	R: 0 H: 0 E: 0 LOB: 1 K: 1 BB: 1 S: 10 P: 19	R: 2 H: 3 E: 1 LOB: 1 K: 2 BB: 0 S: 19 P: 28	1B: 3 SF: 1 2B: 1 SAC: 0 3B: 1 DP: 0 HR: 1 HBP: 0					WP: 0 PA: 34 PB: 0 SB: 0 CS: 0	

PITCHER	IP	WLS	BF	H	R	ER	SO	BB	IBB	HBP	BLK	WP	HR	S	P	ERA	WHIP
Mark Leiter, R (1, 1) ERA: 4.14	9.0	W	34	6	3	3	10	1	0	0	0	0	1	92	138	3.00	0.778

PITCHER	IP	WLS	BF	H	R	ER	SO	BB	IBB	HBP	BLK	WP	HR	S	P	ERA	WHIP

TOP

Baltimore Orioles @ Detroit Tigers

Tiger Stadium, Detroit, MI

Mon Sep 30 1991, 7:05 PM EDT

Att. 11,824 - Sunny - 80 F

livebaseballscorecards.com

AB	32
R	3
H	6
RBI	3
BB	1
SO	10
LOB	6

BOTTOM

Baltimore Orioles @ Detroit Tigers

Tiger Stadium, Detroit, MI

Mon Sep 30 1991, 7:05 PM EDT

Att. 11,824 - Sunny - 80 F

livebaseballscorecards.com

Batter	1	2	3	4	5	6	7	8	9	AB	R	H	RBI	BB	SO	LOB
Tony Phillips, S (1, 6) (2, 5) OBP: 0.374, SLG: 0.443	2-2 G4-3 ①	3-1 P7 ②		2-0 HR 1B		0-0 G4-3 ①		3-3 K ①		5	1	1	0	0	1	1
Lou Whitaker, L (1, 4) OBP: 0.392, SLG: 0.489	1-2 HR 1B	2-1 FC6-4 1-2 1B		0-0 1-H HR		1-1 P6 ②		1-2 1B		5	2	4	2	0	0	0
Pete Incaviglia, R (1, 7) OBP: 0.293, SLG: 0.354	0-1 1-H HR	1-0 FC6-4 1-2f ③		4-2 1B BB		1-1 L7 ③		2-0 P3 ②		4	1	1	2	1	0	3
Cecil Fielder, R (1, 10) OBP: 0.342, SLG: 0.515	4-2 HR BB		1-1 F8 ①	0-1 1-2 1B			1-1 1B 2B 1B	2-3 K ③		4	2	2	0	1	1	1
Mickey Tettleton, S (1, 2) OBP: 0.381, SLG: 0.489	3-1 1-H HR		4-2 BB	1-3 K ③			0-1 1-2 2B 1B			3	2	2	2	1	1	2
Dave Bergman, L (1, 3) OBP: 0.353, SLG: 0.388	2-2 L3 ②		1-3 K ②		0-0 L3 ①		0-0 F9 ①			4	0	0	0	0	1	3
Travis Fryman, R (1, 5) (2, 6) OBP: 0.309, SLG: 0.446	2-2 F8 ③		2-1 F9 ③		0-0 P4 ②		1-0 1-H 2-H 2B			4	0	1	2	0	0	1
Skeeter Barnes, R (1, 8) (8, 9) OBP: 0.325, SLG: 0.486		1-0 1B 1B		0-0 L7 ①		4-2 BB	0-0 L8 ②			3	0	1	0	1	0	1
Shawn Hare, L (1, 9) Milt Cuyler, S (8, 8) OBP: 0.338, SLG: 0.341		1-1 L7 ①		3-1 G4-3 ②		1-0 F7 ③		2-0 G1-3 ③		4 0	0 0	0 0	0 0	0 0	0 0	3 0
Inning Stats	R: 4 H: 3 E: 0 LOB: 0 K: 0 BB: 1 S: 24 P: 38	R: 0 H: 2 E: 0 LOB: 2 K: 0 BB: 0 S: 8 P: 16	R: 0 H: 0 E: 0 LOB: 1 K: 1 BB: 1 S: 11 P: 19	R: 2 H: 3 E: 0 LOB: 2 K: 1 BB: 1 S: 13 P: 23	R: 0 H: 0 E: 0 LOB: 1 K: 0 BB: 1 S: 5 P: 10	R: 0 H: 0 E: 0 LOB: 0 K: 0 BB: 0 S: 5 P: 7	R: 2 H: 3 E: 0 LOB: 1 K: 0 BB: 0 S: 8 P: 12	R: 0 H: 1 E: 0 LOB: 1 K: 2 BB: 0 S: 11 P: 17		1B: 8 SF: 0 2B: 1 SAC: 0 3B: 0 DP: 0 HR: 3 HBP: 0						

	AB	36
	R	8
	H	12
	RBI	8
	BB	4
	SO	4
	LOB	15

WP: 0 PA: 40
PB: 0
SB: 0
CS: 0

PITCHER		IP	WLS	BF	H	R	ER	SO	BB	IBB	HBP	BLK	WP	HR	S	P	ERA	WHIP
Dave Johnson, R ERA: 7.29	(1, 1)	3.2	L	21	7	6	6	1	3	0	0	0	0	3	50	89	14.73	2.727
Anthony Telford, R ERA: 5.06	(4, 1)	4.1		19	5	2	2	3	1	0	0	0	0	0	35	53	4.15	1.385

PITCHER	IP	WLS	BF	H	R	ER	SO	BB	IBB	HBP	BLK	WP	HR	S	P	ERA	WHIP

Detroit Tigers @ Boston Red Sox

Fenway Park, Boston, MA

Tue Oct 01 1991, 7:05 PM EDT

Att. 31,942 - Cloudy - 69 F

livebaseballscorecards.com

TOP

Batter	1	2	3	4	5	6	7	8	9	AB	R	H	RBI	BB	SO	LOB
Tony Phillips, S (1, 6) (2, 5) OBP: 0.373, SLG: 0.443	G4-3		G4-3		HR 2B		G4-3		K	5	1	1	0	0	1	0
Lou Whitaker, L (1, 4) OBP: 0.394, SLG: 0.491	F7		G4-3		HR IBB		WP 1B		G5-3 2B	4	1	2	0	1	0	0
Pete Incaviglia, R (1, 7) OBP: 0.292, SLG: 0.361	K		K		1-H 2-H HR		L9 1-2		G5-3 2-3	5	1	1	3	0	2	2
Cecil Fielder, R (1, 10) OBP: 0.341, SLG: 0.512		F9	F9	G5-3				K	IBB	4	0	0	0	1	1	0
Mickey Tettleton, S (1, 2) OBP: 0.383, SLG: 0.488		HR BB	1B	F8		P6		2B BB	K	3	2	1	0	2	1	2
Dave Bergman, L (1, 3) OBP: 0.356, SLG: 0.412		1-H HR	F8			G3-1		1-H 2B	2B	4	2	2	3	0	0	1
Travis Fryman, R (1, 5) (2, 6) OBP: 0.312, SLG: 0.454		K			HR	BB		2-H 2B		3	1	2	2	1	1	0
Skeeter Barnes, R (1, 8) (8, 9) OBP: 0.316, SLG: 0.473		G4-3			K	G5-3		P3		4	0	0	0	0	1	2
Shawn Hare, L (1, 9) Milt Cuyler, S (8, 8) OBP: 0.338, SLG: 0.341			G4-3	G4-3			G6-3	G4-3		4 0	0 0	0 0	0 0	0 0	0 0	1 0
Inning Stats	R: 0 E: 0 K: 1 S: 8 H: 0 LOB: 0 BB: 0 P: 14	R: 2 E: 0 K: 1 S: 12 H: 1 LOB: 0 BB: 1 P: 24	R: 0 E: 0 K: 0 S: 7 H: 0 LOB: 0 BB: 0 P: 11	R: 0 E: 0 K: 1 S: 9 H: 1 LOB: 1 BB: 0 P: 14	R: 4 E: 0 K: 1 S: 14 H: 3 LOB: 0 BB: 1 P: 27	R: 0 E: 0 K: 0 S: 8 H: 0 LOB: 1 BB: 1 P: 18	R: 0 E: 0 K: 0 S: 9 H: 1 LOB: 1 BB: 0 P: 21	R: 2 E: 0 K: 1 S: 12 H: 2 LOB: 1 BB: 1 P: 18	R: 0 E: 0 K: 2 S: 10 H: 1 LOB: 2 BB: 1 P: 18	1B: 2 2B: 4 3B: 0 HR: 3	SF: 0 SAC: 0 DP: 0 HBP: 0			WP: 1 PB: 0 SB: 0 CS: 0		PA: 41	

	AB	36
	R	8
	H	9
	RBI	8
	BB	5
	SO	7
	LOB	8

PITCHER		IP	WLS	BF	H	R	ER	SO	BB	IBB	HBP	BLK	WP	HR	S	P	ERA	WHIP
Roger Clemens, R ERA: 2.54	(1, 1)	5.0	L	22	5	6	6	4	1	1	0	0	0	3	50	90	10.80	1.200
Dana Kiecker, R ERA: 7.36	(6, 1)	2.0		8	1	0	0	0	1	0	0	0	1	0	17	39	0.00	1.000
Dan Petry, R ERA: 4.88	(8, 1)	1.0		6	2	2	2	1	1	0	0	0	0	0	12	18	18.00	3.000
Tony Fossas, L ERA: 3.44	(9, 1)	1.0		5	1	0	0	2	0	1	0	0	0	0	10	18	0.00	1.000

PITCHER		IP	WLS	BF	H	R	ER	SO	BB	IBB	HBP	BLK	WP	HR	S	P	ERA	WHIP

Batter	1	2	3	4	5	6	7	8	9	AB	R	H	RBI	BB	SO	LOB
Wade Boggs, L (1, 5) OBP: 0.421, SLG: 0.458	C F F B B X 2-2 G1-3 ①		B F C B C 2-3 K ②		C B F F F X 1-2 G6-3 ③		B X 1-0 L9 2B		C B B F B X 3-2 1-3 2B 2B	5	1	2	0	0	1	0
Jody Reed, R (1, 4) OBP: 0.352, SLG: 0.386	B F B X 2-1 1B 1B		C C F B B B X 3-2 G4-3 ③			C B C X 1-2 FC5-4 CI 2B 1B	B C C X 1-2 L9 ② 2-3		C B B B X 3-1 2-H 3-H 2B	5	1	3	2	0	0	1
Phil Plantier, L (1, 7) OBP: 0.438, SLG: 0.630	B 1 SAFE 1 SAFE B C F S 2-3 K ②			S F B S 1-3 K ①		C B B F F S 2-3 K ①	C S B B S 2-3 K ③		C S F S 0-3 K ②	5	0	0	0	0	5	4
Jack Clark, R (1, 10) OBP: 0.366, SLG: 0.455	C B S X 1-2 1-2 1B			X 0-0 2B		F X 0-1 CI FC5-4 1-2		B B C X 2-1 1B	S S B F X 1-2 G5-3 ③	4	0	3	0	0	0	1
Carlos Quintana, R (1, 3) OBP: 0.379, SLG: 0.417	B C B F B X 3-2 G6-3 ③			B B B B 4-0 BB		S B S B F X 2-2 FC5-4 ② 2B 1-2f 2-3 2B		B X 1-0 L8 ①		3	1	0	0	1	0	5
Tom Brunansky, R (1, 9) OBP: 0.303, SLG: 0.395		X 0-0 P4 ①		B C B F B X 3-2 P2 ②		B B B X 2-0 1-3 3-H 2B 2B		B C S B B C 3-3 K ②		4	1	1	1	0	1	3
Luis Rivera, R (1, 6) OBP: 0.315, SLG: 0.383		F B C B X 2-2 G4-3 ②		B B B C F X 3-2 F7 ③		B B C B X 3-1 2-H 3-H 2B		C B X 1-1 F8 ③		4	0	1	2	0	0	3
Tony Peña, R (1, 2) OBP: 0.288, SLG: 0.321 Mo Vaughn, L (9, PH) OBP: 0.339, SLG: 0.374		F F B F B F X 2-2 G3-4-1 ③			C B F B X 2-2 G4-3 ①	B C C F X 1-2 F9 ③			B B X 2-0 F9 ①	3	0	0	0	0	0	1
										1	0	0	0	0	0	0
Bob Zupcic, R (1, 8) OBP: 0.136, SLG: 0.273 Steve Lyons, L (7, PH) OBP: 0.283, SLG: 0.366 (8, 8)			C X 0-1 G5-3 ①		C B S X 1-2 G1-3 ②		C F B B B X 3-2 G4-3 ①		B X 1-0 2B 2B 1B	2	0	0	0	0	0	0
										2	1	1	0	0	0	0
Inning Stats	R: 0 E: 0 K: 1 S: 15 H: 2 LOB: 2 BB: 0 P: 25	R: 0 E: 0 K: 0 S: 9 H: 0 LOB: 0 BB: 0 P: 13	R: 0 E: 0 K: 1 S: 9 H: 0 LOB: 0 BB: 0 P: 14	R: 0 E: 0 K: 1 S: 10 H: 1 LOB: 2 BB: 1 P: 21	R: 0 E: 0 K: 0 S: 11 H: 0 LOB: 0 BB: 0 P: 15	R: 3 E: 1 K: 1 S: 20 H: 3 LOB: 1 BB: 0 P: 31	R: 0 E: 0 K: 1 S: 10 H: 1 LOB: 1 BB: 0 P: 17	R: 0 E: 0 K: 1 S: 8 H: 1 LOB: 1 BB: 0 P: 15	R: 2 E: 0 K: 1 S: 15 H: 3 LOB: 1 BB: 0 P: 25	1B: 5 2B: 6 3B: 0 HR: 0 SF: 0 SAC: 0 DP: 0 HBP: 0							

BOTTOM

Detroit Tigers @ Boston Red Sox

Fenway Park, Boston, MA

Tue Oct 01 1991, 7:05 PM EDT

Att. 31,942 - Cloudy - 69 F

livebaseballscorecards.com

AB	38
R	5
H	11
RBI	5
BB	1
SO	7
LOB	18

PITCHER		IP	WLS	BF	H	R	ER	SO	BB	IBB	HBP	BLK	WP	HR	S	P	ERA	WHIP
Frank Tanana, L ERA: 3.8	(1, 1)	5.2	W	25	6	3	0	4	1	0	0	0	0	0	70	114	0.00	1.235
Dan Gakeler, R ERA: 5.7	(6, 1)	1.0		4	1	0	0	0	0	0	0	0	0	0	11	17	0.00	1.000
Jerry Don Gleaton, L ERA: 4.23	(7, 1)	0.1		1	0	0	0	1	0	0	0	0	0	0	3	5	0.00	0.000
Mike Henneman, R ERA: 2.88	(8, 1)	2.0		10	4	2	2	2	0	0	0	0	0	0	23	40	9.00	2.000

PITCHER	IP	WLS	BF	H	R	ER	SO	BB	IBB	HBP	BLK	WP	HR	S	P	ERA	WHIP

WP: 0 PB: 0 SB: 0 CS: 0 PA: 40

Batter	1	2	3	4	5	6	7	8	9	AB	R	H	RBI	BB	SO	LOB
Tony Phillips, S (1, 5) (8, 9) OBP: 0.370, SLG: 0.439	B F C S 1-3 ① K		C F B B B S 3-3 ① K	B C F F X 1-2 ③ G6-3			X 0-0 ② G5-3		C B X 1-1 ① G6-3	5	0	0	0	0	2	0
Skeeter Barnes, R (1, 8) OBP: 0.319, SLG: 0.477	C C F X 0-2 CS FC WP 1B		B B X 2-0 1B 2B		B F S B B S 3-3 ① K		F F X 0-2 ③ P4		X 0-0 ② G6-3	5	2	2	0	0	1	0
Pete Incaviglia, R (1, 7) OBP: 0.291, SLG: 0.358	1 SAFE X 0-0 FC CS 1-2		B B F F X 2-2 BB 1B 2-H 1B		F B C S 1-3 ② K			B B B C X 3-1 ① F8	B C B B F F X 3-2 ③ G5-3	5	0	1	1	0	1	1
Cecil Fielder, R (1, 3) OBP: 0.343, SLG: 0.511	B B F B S B 4-2 ② WP 1-2 2-3 BB		S X 0-1 BB 1-2 1B		B B F F F B S 3-3 ③ K			S F F B B B B 4-2 1B 1B BB BB		2	1	1	0	2	1	0
Travis Fryman, R (1, 6) OBP: 0.311, SLG: 0.453	C S B B B C 2-3 ③ K 1-2 3-H		X 0-0 ② L8			B F B F B S 3-3 ① K		C B F F X 1-2 BB 1B 1-2 1B		4	0	1	0	0	2	3
Rob Deer, R (1, 9) OBP: 0.312, SLG: 0.381 Lou Whitaker, L (8, PH) OBP: 0.395, SLG: 0.492 (8, 4)		B S C S 1-3 ① K	F B S T B B F B 4-2 FC6-4 1-2 2-3 BB			B X 1-0 ② G5-3		B S B X 2-1 BB 1-2 2-3 1B		2 1	0 0	0 1	0 0	1 0	1 0	0 0
Rich Rowland, R (1, 10) OBP: 0.400, SLG: 0.333 Mickey Tettleton, S (8, PH) OBP: 0.382, SLG: 0.487 (8, 2)		B B F C X 2-2 1B	B X 1-0 ③ FC6-4 1-2f			B C B S B F B 4-2 FC6-4 BB		C S F S 0-3 ② K		2 1	0 0	1 0	0 0	1 0	0 1	3 3
Andy Allanson, R (1, 2) OBP: 0.271, SLG: 0.324 Alan Trammell, R (8, PH) OBP: 0.320, SLG: 0.373 Scott Livingstone, L (8, 5) OBP: 0.349, SLG: 0.364		C F S 0-3 ② K		X 0-0 ① F9		F 1 SAFE X 0-1 ③ FC6-4 1-2f		B B B B 4-0 1-2 2-3 3-H BB		3 0 0	0 0 0	0 0 0	0 1 0	0 1 0	1 0 0	2 0 0
Johnny Paredes, R (1, 4) OBP: 0.308, SLG: 0.308 Milt Cuyler, S (8, PH) OBP: 0.338, SLG: 0.340 Paul Gibson, R (8, 1)		1 SAFE C 1 SAFE X 0-1 ③ G5-3		X 0-0 ② L7			C X 0-1 ① G6-3	X 0-0 ③ G1-3		3 1 0	0 0 0	0 0 0	0 0 0	0 0 0	0 0 0	1 3 0

TOP

Detroit Tigers @ Boston Red Sox

Fenway Park, Boston, MA

Wed Oct 02 1991, 7:05 PM EDT
Att. 32,003 - Sunny - 73 F

livebaseballscorecards.com

AB	34
R	3
H	7
RBI	2
BB	5
SO	10
LOB	16

Inning Stats	1	2	3	4	5	6	7	8	9
	R: 1 E: 0 K: 2 S: 13	R: 0 E: 0 K: 2 S: 11	R: 1 E: 0 K: 1 S: 15	R: 0 E: 0 K: 0 S: 6	R: 0 E: 0 K: 3 S: 9	R: 0 E: 0 K: 1 S: 9	R: 0 E: 0 K: 0 S: 6	R: 1 E: 0 K: 1 S: 15	R: 0 E: 0 K: 0 S: 7
	H: 1 LOB: 1 BB: 1 P: 20	H: 1 LOB: 1 BB: 0 P: 14	H: 3 LOB: 3 BB: 1 P: 27	H: 0 LOB: 0 BB: 0 P: 7	H: 0 LOB: 0 BB: 0 P: 16	H: 0 LOB: 1 BB: 1 P: 17	H: 0 LOB: 0 BB: 0 P: 6	H: 2 LOB: 3 BB: 2 P: 29	H: 0 LOB: 0 BB: 0 P: 11

| | | |

Batter	1	2	3	4	5	6	7	8	9	AB	R	H	RBI	BB	SO	LOB
Wade Boggs, L (1, 5) OBP: 0.422, SLG: 0.461	B C X 1-1 2B 2B	C B X 1-1 ③ FC6 1-2f			B F C X 1-2 E4 G6-3 1-2	X 0-0 ② 1-3 1B 1B		C B B X 2-1 SF8 3B		4	1	2	0	0	0	3
Scott Cooper, L (7, 5) OBP: 0.333, SLG: 0.550										1	1	1	0	0	0	0
Jody Reed, R (1, 4) OBP: 0.352, SLG: 0.387	C B X 1-1 G6-3 2-H 2B		B C X 1-1 ① G6-3		L L B F X 1-2 ①② G6-3 1-2f 2-3	C C B X 1-2 1-2 1B		F B B C X 2-2 ① F9		5	0	2	1	0	0	3
Phil Plantier, L (1, 7) OBP: 0.430, SLG: 0.619	C B B S C 2-3 ① K		C S B B X 2-2 ② F7		F F B B X 2-2 1B 3-H 1B	B B B C F F X 3-2 ③ P6		B B F B X 3-1 ② SF8 3-H		4	1	1	2	0	1	3
Jack Clark, R (1, 10) OBP: 0.367, SLG: 0.454	X 0-0 ② G6-3 2-3		B B F B F F B 4-2 BB		X 0-0 BB 1B 1-2 1B		B S F X 1-2 CI F8 BB 2B	B X 1-0 ③ G6-3		3	1	1	0	1	0	1
Mo Vaughn, L (1, 3) OBP: 0.341, SLG: 0.374	B B B C X 3-1 ③ F7	F C X 1-2 ③ G1-3			X 0-0 BB 1-2 2-H 1B		F B B B F F B B 4-2 2B 1-2 BB			3	0	1	1	1	0	2
Wayne Housie, S (7, PR) OBP: 0.500, SLG: 0.500										0	0	0	0	0	0	0
Carlos Quintana, R (8, 3) OBP: 0.379, SLG: 0.417										0	0	0	0	0	0	0
Tom Brunansky, R (1, 9) OBP: 0.305, SLG: 0.395		F B X 1-1 ① P3		X 0-0 G3-6-3 1B	B B B 4-0 1-2 2-3 BB		B B X 2-0 ① F8 2-3			3	0	1	0	1	0	2
Steve Lyons, L (1, 8) OBP: 0.282, SLG: 0.369	C B B F X 2-2 ② G6-3			P 1 SAFE X 1-0 ①② G3-6-3 1-2f	C B S B B X 3-2 ③ F8		1 SAFE X 0-0 1-3 2B 3-H			4	0	1	1	0	0	4
Tony Peña, R (1, 2) OBP: 0.290, SLG: 0.319	C C B B B F B B 4-2 1B BB			B X 1-0 ③ G3		F F B B X 2-2 ① G5-3	I I I I 4-0 G4-6-3 IBB			2	0	0	0	2	0	0
Luis Rivera, R (1, 6) OBP: 0.319, SLG: 0.387	C B B X 2-1 FC6 1-2 1B				B B C C F F X 2-2 G6-3 E 1B 1B	B B X 2-0 1B 1B	B C X 1-1 ②③ G4-6-3 1-2f			4	1	3	0	0	0	3
Inning Stats	R: 1 H: 2 E: 0 LOB: 1 K: 1 BB: 0 S: 10 P: 17	R: 0 H: 1 E: 0 LOB: 2 K: 0 BB: 1 S: 12 P: 22	R: 0 H: 0 E: 0 LOB: 1 K: 0 BB: 1 S: 11 P: 19	R: 0 H: 1 E: 0 LOB: 0 K: 0 BB: 0 S: 4 P: 5	R: 2 H: 4 E: 1 LOB: 3 K: 0 BB: 1 S: 20 P: 33	R: 0 H: 3 E: 0 LOB: 2 K: 0 BB: 0 S: 12 P: 20	R: 1 H: 1 E: 1 LOB: 3 K: 0 BB: 2 S: 10 P: 22	R: 1 H: 1 E: 0 LOB: 0 K: 0 BB: 0 S: 8 P: 16		1B: 9 2B: 3 3B: 1 HR: 0	SF: 1 SAC: 0 DP: 3 HBP: 0					

BOTTOM

Detroit Tigers @ Boston Red Sox

Fenway Park, Boston, MA

Wed Oct 02 1991, 7:05 PM EDT

Att. 32,003 - Sunny - 73 F

livebaseballscorecards.com

AB	33
R	5
H	13
RBI	5
BB	5
SO	1
LOB	21

WP: 0 PB: 0 SB: 0 CS: 0 PA: 40

PITCHER		IP	WLS	BF	H	R	ER	SO	BB	IBB	HBP	BLK	WP	HR	S	P	ERA	WHIP
Walt Terrell, R ERA: 4.24	(1, 1)	6.1	L	34	12	4	1	1	4	0	0	0	0	0	77	131	1.42	2.526
Dave Haas, R ERA: 3.86	(7, 1)	0.2		2	0	0	0	0	0	1	0	0	0	0	2	7	0.00	0.000
Paul Gibson, L ERA: 4.69	(8, 1)	1.0		4	1	1	1	0	0	0	0	0	0	0	8	16	9.00	1.000

PITCHER	IP	WLS	BF	H	R	ER	SO	BB	IBB	HBP	BLK	WP	HR	S	P	ERA	WHIP

Detroit Tigers @ Boston Red Sox

Fenway Park, Boston, MA

Thu Oct 03 1991, 7:05 PM EDT

Att. 31,162 - Sunny - 68 F

TOP

livebaseballscorecards.com

Batter	1	2	3	4	5	6	7	8	9	AB	R	H	RBI	BB	SO	LOB
Milt Cuyler, S (1, 8) OBP: 0.337, SLG: 0.338	C B X 1-1 P4 ①	L 1 SAFE B 1 SAFE X 2-1 L8 ②		C X 0-1 1-2 1B			C F S 0-3 K ②	B X 1-0 P4 ②		5	0	1	0	0	1	3
Tony Phillips, S (1, 5) OBP: 0.370, SLG: 0.439	B F X 1-1 E5 1B SF7	1 SAFE F C P X 1-2 FC6-4 ③ 1-2f		B F B F F S 2-3 K ③			B X 1-0 2B 1B	X 0-0 BB HR 1-2 3-H 1B		5	2	2	1	0	1	3
Pete Incaviglia, R (1, 10) OBP: 0.295, SLG: 0.361	B B B C F B 4-2 1B HR BB	B S X 1-1 L8 ①	B S B B X 3-1 P3 ①				B B B X 3-0 1-3 2B	B B C B B 4-1 HR 1-2 2-3 BB		3	2	1	0	2	0	0
Cecil Fielder, R (1, 3) OBP: 0.345, SLG: 0.516 Dave Bergman, L (8, 3) OBP: 0.356, SLG: 0.412	X 0-0 HR 1-2 2-3 1B	B X 1-0 G5-3 ②	X 0-0 G4-3 ②				I I I I 4-0 IBB	C X 0-1 HR 1-H 2-H 3-H		4 0	2 0	2 0	4 0	1 0	0 0	0 0
Travis Fryman, R (1, 6) OBP: 0.310, SLG: 0.450	B S B B F X 2-2 SF7 ② 3-H	B B B B C B 4-1 BB	B B B C F X 2-2 F7 ③				B S F B S 2-3 K ③	B C S B S 2-3 K ③		3	0	0	1	1	2	3
Rob Deer, R (1, 9) OBP: 0.313, SLG: 0.387	B B X 2-0 HR 1-H 2-H	B C F C C 1-3 K ③		B X 1-0 G4-3 ①				C B B F B B 4-2 SH1-3 1B BB	C X 0-1 F7 ①	4	2	1	3	1	1	1
Skeeter Barnes, R (1, 7) OBP: 0.323, SLG: 0.490	B X 1-0 F8 ③			F X 0-1 G5-3 ①		B F B X 2-1 CS 2B		1 SAFE X 0-0 SH1-3 ① 1-2	C C B B X 2-2 G3 2B	4	0	2	0	0	0	0
Andy Allanson, R (1, 2) OBP: 0.266, SLG: 0.318 Mickey Tettleton, S (8, PH) OBP: 0.383, SLG: 0.487 (8, 2)		C B X 1-1 G5-3 ①		B C C X 1-2 G5-3 ②		F S B S 1-3 K ② ③ 2-3		X 0-0 1B 1B 2-H 1B	B F X 1-1 G3 ② 2-3	3 2	0 1	0 1	0 1	0 0	1 0	1 1
Johnny Paredes, R (1, 4) OBP: 0.375, SLG: 0.375 Lou Whitaker, L (8, PH) OBP: 0.396, SLG: 0.492 (8, 4)		X 0-0 FC6-4 1B		B X 1-0 1B 1B			C X 0-1 G5-3 ①	B B C T F B F X 3-2 BB HR 1-3 1B 1B	B B B C C X 3-2 F6 ③	3 2	0 1	2 1	0 0	0 0	0 0	0 1
Inning Stats	R: 4 H: 2 E: 1 LOB: 0 K: 0 BB: 1 S: 12 P: 23	R: 0 H: 1 E: 0 LOB: 1 K: 0 BB: 0 S: 9 P: 12	R: 0 H: 0 E: 0 LOB: 1 K: 1 BB: 1 S: 7 P: 14	R: 0 H: 2 E: 0 LOB: 2 K: 1 BB: 0 S: 12 P: 16	R: 0 H: 0 E: 0 LOB: 0 K: 0 BB: 0 S: 6 P: 11	R: 0 H: 1 E: 0 LOB: 0 K: 1 BB: 0 S: 6 P: 10	R: 0 H: 2 E: 0 LOB: 3 K: 2 BB: 1 S: 10 P: 20	R: 6 H: 4 E: 0 LOB: 0 K: 1 BB: 2 S: 17 P: 31	R: 0 H: 1 E: 0 LOB: 1 K: 0 BB: 0 S: 10 P: 16	1B: 8 SF: 1 2B: 3 SAC: 1 3B: 0 DP: 0 HR: 2 HBP: 0						

AB	38
R	10
H	13
RBI	10
BB	5
SO	6
LOB	13

WP: 0 PA: 45
PB: 0
SB: 0
CS: 1

PITCHER		IP	WLS	BF	H	R	ER	SO	BB	IBB	HBP	BLK	WP	HR	S	P	ERA	WHIP
Kevin Morton, L ERA: 4.59	(1, 1)	6.2	L	31	8	4	0	4	2	1	0	0	0	1	59	101	0.00	1.500
Dennis Lamp, R ERA: 4.7	(7, 1)	0.2		5	2	3	3	1	1	0	0	0	0	0	12	21	40.50	4.500
Tony Fossas, L ERA: 3.47	(8, 1)	0.1		2	1	0	0	0	0	0	0	0	0	0	2	3	0.00	3.000
Dan Petry, R ERA: 4.99	(8, 1)	1.1		7	2	3	3	1	1	0	0	0	0	1	16	28	20.25	2.250

PITCHER	IP	WLS	BF	H	R	ER	SO	BB	IBB	HBP	BLK	WP	HR	S	P	ERA	WHIP

Detroit Tigers @ Boston Red Sox

Fenway Park, Boston, MA

Thu Oct 03 1991, 7:05 PM EDT

Att. 31,162 - Sunny - 68 F

BOTTOM

Batter	1	2	3	4	5	6	7	8	9	AB	R	H	RBI	BB	SO	LOB
Jody Reed, R (1, 4) OBP: 0.349, SLG: 0.384	G6-3		L8			F8	G6-3 2-3 3-H		F7	5	0	0	1	0	0	2
Steve Lyons, L (1, 8) OBP: 0.282, SLG: 0.363 Bob Zupcic, R (9, PH) OBP: 0.130, SLG: 0.261	G1-3 BB		P5			L3	G3		P4	3 1	0 0	0 0	0 0	1 0	0 0	2 0
Carlos Quintana, R (1, 3) OBP: 0.378, SLG: 0.418	G1-3 1-2		K			2B		G1-4-3		4	0	1	0	0	1	1
Jack Clark, R (1, 10) OBP: 0.366, SLG: 0.451	BB			K		F7		G4-3		3	0	0	0	1	1	1
Phil Plantier, L (1, 7) OBP: 0.432, SLG: 0.636	F8			G4-3			2B 1B 1B	HR		4	2	2	1	0	0	2
Tom Brunansky, R (1, 9) OBP: 0.306, SLG: 0.397		K		G1-3			1B 1-3 2B	3B BB		3	2	1	0	1	1	0
Scott Cooper, L (1, 5) OBP: 0.400, SLG: 0.667		FC6 1B			F7		SH3-4 1B G6-3 2-H 3-H 1B	3B 1-H		4	1	3	3	0	0	0
John Marzano, R (1, 2) OBP: 0.278, SLG: 0.342 Mo Vaughn, L (7, PH) OBP: 0.344, SLG: 0.377 Wayne Housie, S (7, PR) OBP: 0.500, SLG: 0.500 Tony Peña, R (8, 2) OBP: 0.289, SLG: 0.319		L5			G6-3		G6-3 SH3-4 1-2 1B	G6-3		2 1 0 1	0 0 0 0	0 1 0 0	0 0 0 0	0 0 0 0	0 0 0 0	1 0 0 1
Luis Rivera, R (1, 6) OBP: 0.317, SLG: 0.384		FC6 1-2f			G5-3		SH3-4 1-2 2-3		F8	3	0	0	0	0	0	1
Inning Stats	R: 0 E: 0 K: 0 S: 12 H: 0 LOB: 2 BB: 2 P: 26	R: 0 E: 0 K: 1 S: 9 H: 1 LOB: 1 BB: 0 P: 14	R: 0 E: 0 K: 1 S: 7 H: 0 LOB: 0 BB: 0 P: 8	R: 0 E: 0 K: 1 S: 6 H: 0 LOB: 0 BB: 0 P: 11	R: 0 E: 0 K: 0 S: 11 H: 0 LOB: 0 BB: 0 P: 15	R: 0 E: 0 K: 0 S: 7 H: 1 LOB: 1 BB: 0 P: 11	R: 3 E: 0 K: 0 S: 15 H: 4 LOB: 2 BB: 0 P: 21	R: 2 E: 0 K: 0 S: 8 H: 2 LOB: 1 BB: 1 P: 16	R: 0 E: 0 K: 0 S: 5 H: 0 LOB: 0 BB: 0 P: 10	1B: 4 2B: 2 3B: 1 HR: 1 SF: 0 SAC: 1 DP: 0 HBP: 0				WP: 0 PB: 0 SB: 0 CS: 0		PA: 38

livebaseballscorecards.com

AB	34
R	5
H	8
RBI	5
BB	3
SO	3
LOB	11

PITCHER		IP	WLS	BF	H	R	ER	SO	BB	IBB	HBP	BLK	WP	HR	S	P	ERA	WHIP
Bill Gullickson, R ERA: 3.9	(1, 1)	7.0	W	29	6	3	3	3	2	0	0	0	0	0	67	106	3.86	1.143
Dan Gakeler, R ERA: 5.88	(8, 1)	1.0		6	2	2	2	0	1	0	0	0	0	1	8	16	18.00	3.000
Jerry Don Gleaton, L ERA: 4.17	(9, 1)	1.0		3	0	0	0	0	0	0	0	0	0	0	5	10	0.00	0.000

PITCHER	IP	WLS	BF	H	R	ER	SO	BB	IBB	HBP	BLK	WP	HR	S	P	ERA	WHIP

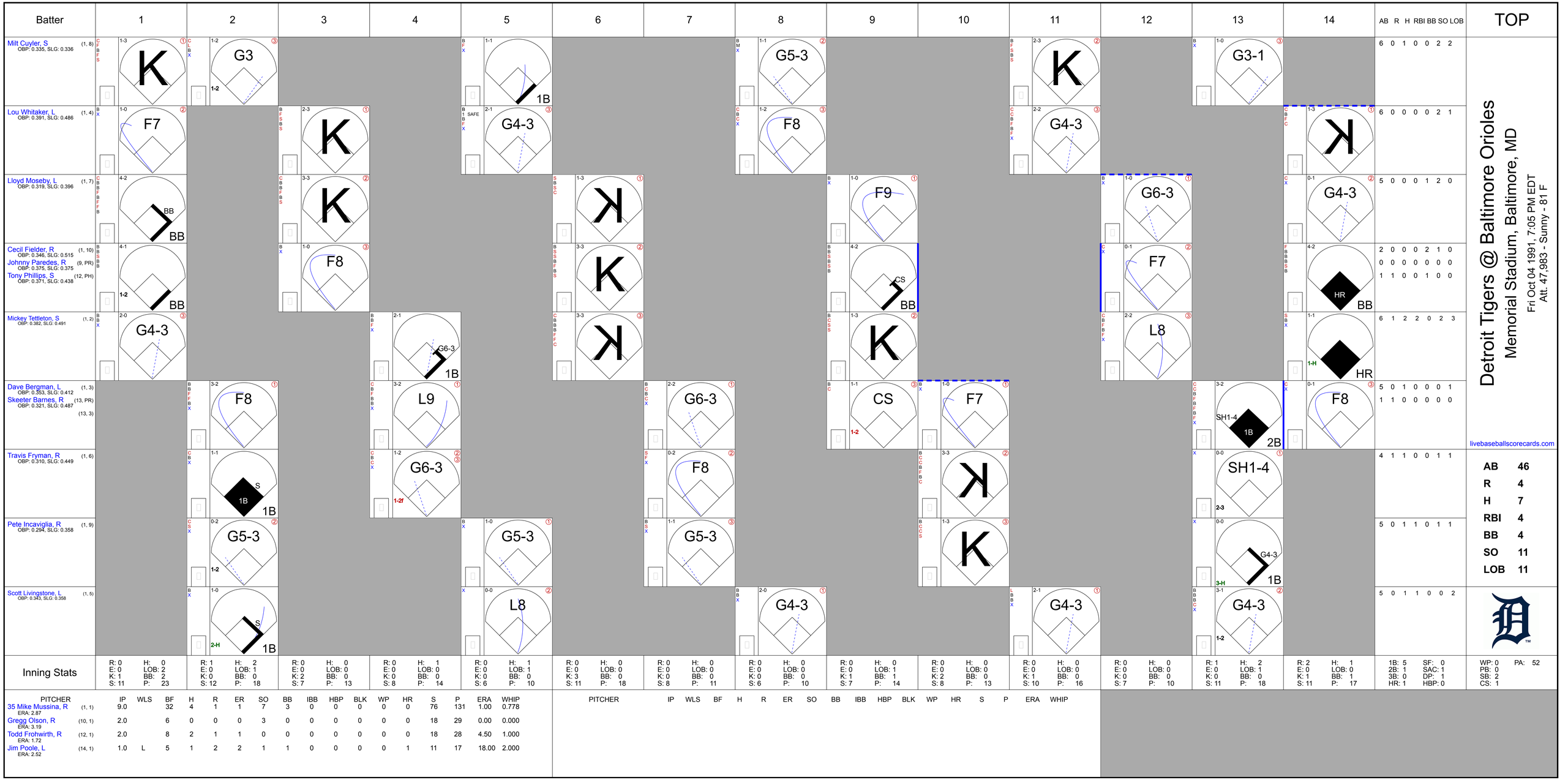
Batter
1
2
3
4
5
6
7
8
9
10
11
12
13
14
AB R H RBI BB SO LOB
TOP
Milt Cuyler, S (1, 8) OBP: 0.335, SLG: 0.336
Lou Whitaker, L (1, 4) OBP: 0.391, SLG: 0.486
Lloyd Moseby, L (1, 7) OBP: 0.319, SLG: 0.396
Cecil Fielder, R (1, 10) OBP: 0.346, SLG: 0.515
Johnny Paredes, R (9, PR) OBP: 0.375, SLG: 0.375
Tony Phillips, S (12, PH) OBP: 0.371, SLG: 0.438
Mickey Tettleton, S (1, 2) OBP: 0.382, SLG: 0.491
Dave Bergman, L (1, 3) OBP: 0.353, SLG: 0.412
Skeeter Barnes, R (13, PR) OBP: 0.321, SLG: 0.487
(13, 3)
Travis Fryman, R (1, 6) OBP: 0.310, SLG: 0.449
Pete Incaviglia, R (1, 9) OBP: 0.294, SLG: 0.358
Scott Livingstone, L (1, 5) OBP: 0.343, SLG: 0.358
Detroit Tigers @ Baltimore Orioles
Memorial Stadium, Baltimore, MD
Fri Oct 04 1991, 7:05 PM EDT
Att. 47,983 - Sunny - 81 F
livebaseballscorecards.com
AB 46
R 4
H 7
RBI 4
BB 4
SO 11
LOB 11
Inning Stats
PITCHER IP WLS BF H R ER SO BB IBB HBP BLK WP HR S P ERA WHIP
35 Mike Mussina, R (1, 1) ERA: 2.87 9.0 32 4 1 1 7 3 0 0 0 0 0 76 131 1.00 0.778
Gregg Olson, R (10, 1) ERA: 3.19 2.0 6 0 0 0 3 0 0 0 0 0 0 18 29 0.00 0.000
Todd Frohwirth, R (12, 1) ERA: 1.72 2.0 8 2 1 1 0 0 0 0 0 0 0 18 28 4.50 1.000
Jim Poole, L (14, 1) ERA: 2.52 1.0 L 5 1 2 2 1 1 0 0 0 0 1 11 17 18.00 2.000
1B: 5 SF: 0
2B: 1 SAC: 1
3B: 0 DP: 1
HR: 1 HBP: 0
PA: 52
WP: 0
PB: 0
SB: 2
CS: 1

BOTTOM

Detroit Tigers @ Baltimore Orioles

Memorial Stadium, Baltimore, MD

Fri Oct 04 1991, 7:05 PM EDT

Att. 47,983 - Sunny - 81 F

livebaseballscorecards.com

Batter	1	2	3	4	5	6	7	8	9	10	11	12	13	14	AB	R	H	RBI	BB	SO	LOB
Luis Mercedes, R (1, 7) OBP: 0.259, SLG: 0.241	K		G4-3		B5-3			L4		P2		K		1B	3	0	0	0	0	1	0
Brady Anderson, L (8, PH) OBP: 0.336, SLG: 0.314 (9, 7)															3	0	0	0	0	1	1
Bob Melvin, R (14, PH) OBP: 0.287, SLG: 0.317															1	0	1	0	0	0	0
Mike Devereaux, R (1, 8) OBP: 0.312, SLG: 0.429	P3		FC6-4 1B			G6-3		F9		DI 1B		K		F8	7	0	2	0	0	1	1
Cal Ripken Jr., R (1, 6) OBP: 0.376, SLG: 0.570	K		FC6-4 1-2f			G5-3		G4-3		F9		3B		F9	7	0	1	0	0	1	4
Glenn Davis, R (1, 10) OBP: 0.302, SLG: 0.453		HR		F8		K			F9 SH3-4 BB	BB		F7			3	1	1	1	1	1	0
Joe Orsulak, L (9, PR) OBP: 0.323, SLG: 0.362															1	0	0	0	1	0	1
Dwight Evans, R (1, 9) OBP: 0.389, SLG: 0.377		F9		L7			F8		SH3-4	F9			SH5-4 1B BB		4	1	0	0	1	0	3
David Segui, S (1, 3) OBP: 0.314, SLG: 0.338		1B		BLK 1B			BB 1B		IBB		L4		SH5-4		4	0	3	0	1	0	0
Tim Hulett, R (1, 5) OBP: 0.255, SLG: 0.350		F8		K			F8		F9		BB		G6-4-3 1B		3	0	0	0	0	1	3
Chito Martinez, L (9, PH) OBP: 0.304, SLG: 0.505															0	0	0	0	0	0	0
Leo Gomez, R (9, PH) OBP: 0.305, SLG: 0.411 (10, 5)															2	0	1	1	1	0	2
Chris Hoiles, R (1, 2) OBP: 0.304, SLG: 0.384		G5-3			K		BB		G4-3		F9		G6-4-3		5	0	0	0	1	1	5
Juan Bell, R (1, 4) OBP: 0.191, SLG: 0.238			P6		K		G1-3			F9 1B 1B	K			G4-3	6	0	1	0	0	2	3
Inning Stats	R: 0 E: 0 K: 2 S: 9 H: 0 LOB: 0 BB: 0 P: 12	R: 1 E: 0 K: 0 S: 20 H: 2 LOB: 1 BB: 0 P: 26	R: 0 E: 0 K: 0 S: 12 H: 1 LOB: 1 BB: 0 P: 19	R: 0 E: 0 K: 1 S: 9 H: 1 LOB: 1 BB: 0 P: 15	R: 0 E: 0 K: 2 S: 10 H: 0 LOB: 0 BB: 0 P: 14	R: 0 E: 0 K: 1 S: 7 H: 0 LOB: 0 BB: 0 P: 11	R: 0 E: 0 K: 0 S: 8 H: 1 LOB: 2 BB: 1 P: 16	R: 0 E: 0 K: 0 S: 6 H: 0 LOB: 0 BB: 0 P: 11	R: 0 E: 0 K: 0 S: 7 H: 0 LOB: 2 BB: 2 P: 17	R: 0 E: 0 K: 0 S: 14 H: 2 LOB: 3 BB: 1 P: 23	R: 0 E: 0 K: 1 S: 12 H: 0 LOB: 1 BB: 1 P: 20	R: 0 E: 0 K: 2 S: 10 H: 1 LOB: 1 BB: 0 P: 13	R: 1 E: 0 K: 0 S: 5 H: 1 LOB: 0 BB: 1 P: 11	R: 0 E: 0 K: 0 S: 9 H: 1 LOB: 1 BB: 0 P: 15	1B: 8 2B: 0 3B: 1 HR: 1	SF: 0 SAC: 2 DP: 1 HBP: 0	WP: 0 PB: 0 SB: 0 CS: 0	PA: 57

	AB	49
	R	2
	H	10
	RBI	2
	BB	6
	SO	9
	LOB	23

PITCHER		IP	WLS	BF	H	R	ER	SO	BB	IBB	HBP	BLK	WP	HR	S	P	ERA	WHIP
Scott Aldred, L ERA: 5.18	(1, 1)	7.0		27	5	1	1	6	1	0	0	1	0	1	75	113	1.29	0.857
Dan Gakeler, R ERA: 5.77	(8, 1)	1.1		6	0	0	0	1	1	0	0	0	0	0	9	22	0.00	0.750
Paul Gibson, L ERA: 4.61	(9, 1)	1.2		8	2	0	0	0	1	0	0	0	0	0	18	29	0.00	1.800
Jerry Don Gleaton, L ERA: 4.06	(11, 1)	2.0		8	1	0	0	3	1	0	0	0	0	0	22	33	0.00	1.000
Dave Haas, R ERA: 4.35	(13, 1)	1.0	W	4	1	1	1	0	1	0	0	0	0	0	5	11	9.00	2.000

PITCHER		IP	WLS	BF	H	R	ER	SO	BB	IBB	HBP	BLK	WP	HR	S	P	ERA	WHIP
John Cerutti, L ERA: 4.6	(14, 1)	1.0	S	4	1	0	0	0	0	0	0	0	0	0	9	15	0.00	1.000

Batter	1	2	3	4	5	6	7	8	9	AB	R	H	RBI	BB	SO	LOB
Tony Phillips, S (1, 8) OBP: 0.369, SLG: 0.436	C X 0-1 1B 1B 1B	C B B B X 3-1 ③ P5			F C F S 0-3 ② K		C S B B F F X 1-3 ① K		C S B B F F X 2-2 ② F9	5	0	1	0	0	2	1
Lou Whitaker, L (1, 4) OBP: 0.393, SLG: 0.493	B X 1-0 1B 1-2 1B		X 0-0 ① L1		B B C B X 3-1 HR		B C X 1-1 ② G4-3		B B B C F F B 4-2 BB	4	1	2	1	1	0	0
Pete Incaviglia, R (1, 7) OBP: 0.290, SLG: 0.353	F C S 0-3 ① K		B F F F S 1-3 ② K		S S B B B X 3-2 ③ F7		B C C S 2-3 ③ K		F B S F B S 2-3 ③ K	5	0	0	0	0	4	3
Cecil Fielder, R (1, 10) OBP: 0.345, SLG: 0.512	S X 0-1 ② F7		C S X 0-2 ③ F9			F B B C B F F B 4-2 FC1-5 BB BB		B B F C B F X 3-2 ① F9		3	0	0	0	1	0	2
Mickey Tettleton, S (1, 2) OBP: 0.385, SLG: 0.491	B X 1-0 ③ 1-3 2-3 1B			B B C S B B 4-2 BB		S B B B C B 4-2 BB FC1-5 1-2 BB		F C B X 1-2 ② F9		2	0	1	0	2	0	0
Dave Bergman, L (1, 3) OBP: 0.350, SLG: 0.407 Skeeter Barnes, R (6, PH) OBP: 0.323, SLG: 0.494 (6, 5)		C X 0-1 ① L6		C B X 1-1 ① F7		B L X 1-1 ① FC1-5 BB 1-2 2-3f		B X 1-0 WP 2B 2B		2	0	0	0	0	0	1
										2	1	1	0	0	0	2
Travis Fryman, R (1, 6) OBP: 0.309, SLG: 0.449		B F F C 1-3 ② K		X 0-0 ② F9		C S C 0-3 ② K		B B B C F X 3-2 2-H 2B		4	0	1	1	0	2	3
Scott Livingstone, L (1, 5) OBP: 0.346, SLG: 0.384 Rob Deer, R (6, PH) OBP: 0.314, SLG: 0.386 (6, 9)		C B S B B B F X 3-2 HR		X 0-0 ③ L7		B B B B 4-0 1-2 2-3 BB		B X 1-0 ③ G6-3		2	1	1	1	0	0	1
										1	0	0	0	1	0	1
Shawn Hare, L (1, 9) OBP: 0.143, SLG: 0.105 Rich Rowland, R (6, PH) OBP: 0.333, SLG: 0.250 Mark Salas, L (6, 3) OBP: 0.117, SLG: 0.158		B X 1-0 2B			F F X 0-2 ① F8	C F B L C 1-3 ③ K			X 0-0 ① G3-1	2	0	1	0	0	0	0
										1	0	0	0	0	1	3
										1	0	0	0	0	0	0
Inning Stats	R: 0 H: 3 E: 0 LOB: 3 K: 1 BB: 0 S: 9 P: 11	R: 1 H: 2 E: 0 LOB: 1 K: 1 BB: 0 S: 12 P: 20	R: 0 H: 0 E: 0 LOB: 0 K: 1 BB: 0 S: 8 P: 9	R: 0 H: 0 E: 0 LOB: 1 K: 0 BB: 1 S: 6 P: 11	R: 1 H: 1 E: 0 LOB: 0 K: 1 BB: 0 S: 12 P: 18	R: 0 H: 0 E: 0 LOB: 3 K: 2 BB: 3 S: 15 P: 29	R: 0 H: 0 E: 0 LOB: 0 K: 2 BB: 0 S: 10 P: 14	R: 1 H: 2 E: 0 LOB: 1 K: 0 BB: 0 S: 12 P: 21	R: 0 H: 0 E: 0 LOB: 1 K: 1 BB: 1 S: 13 P: 21	1B: 3 SF: 0 2B: 3 SAC: 0 3B: 0 DP: 0 HR: 2 HBP: 0						

TOP

Detroit Tigers @ Baltimore Orioles

Memorial Stadium, Baltimore, MD

Sat Oct 05 1991, 3:33 AM EDT

Att. 49,289 - Cloudy - 75 F

livebaseballscorecards.com

AB	34
R	3
H	8
RBI	3
BB	5
SO	9
LOB	17

WP: 1 PA: 39
PB: 0
SB: 0
CS: 0

PITCHER		IP	WLS	BF	H	R	ER	SO	BB	IBB	HBP	BLK	WP	HR	S	P	ERA	WHIP
Dave Johnson, R ERA: 7.07	(1, 1)	5.0		23	6	2	2	4	3	0	0	0	0	2	53	83	3.60	1.800
Jim Poole, L ERA: 2.41	(6, 1)	1.2	W	6	0	0	0	3	1	0	0	0	0	0	16	24	0.00	0.600
Mark Williamson, R ERA: 4.48	(7, 1)	2.1	S	10	2	1	1	2	1	0	0	0	1	0	28	47	3.86	1.286

PITCHER	IP	WLS	BF	H	R	ER	SO	BB	IBB	HBP	BLK	WP	HR	S	P	ERA	WHIP

Batter	1	2	3	4	5	6	7	8	9	AB	R	H	RBI	BB	SO	LOB
Mike Devereaux, R (1, 8) OBP: 0.314, SLG: 0.429	F9		K		1B		SH1-3	BB		3	1	1	0	1	1	0
Joe Orsulak, L (1, 7) OBP: 0.323, SLG: 0.361	L6		BB		SF8		BB	3B		1	0	0	1	1	0	0
Dwight Evans, R (7, PH) OBP: 0.391, SLG: 0.377										0	0	0	0	1	0	0
Brady Anderson, L (7, PR) OBP: 0.338, SLG: 0.324										1	0	1	3	0	0	0
(8, 7)																
Cal Ripken Jr., R (1, 6) OBP: 0.376, SLG: 0.570	2B		BB		P4		K	FC6-2-5		4	0	1	0	1	1	4
Sam Horn, L (1, 10) OBP: 0.326, SLG: 0.502	HBP		K			G4-3	BB	G4-3		2	0	0	0	0	1	2
David Segui, S (7, PH) OBP: 0.316, SLG: 0.340										2	0	1	1	0	0	2
Glenn Davis, R (1, 3) OBP: 0.306, SLG: 0.462	F8			K		HR	BB			3	1	1	0	1	1	2
Chito Martinez, L (1, 9) OBP: 0.303, SLG: 0.514		K		K		HR	L3			4	1	1	2	0	2	3
Leo Gomez, R (1, 5) OBP: 0.304, SLG: 0.412		K		K		K		BB		4	0	1	0	0	3	0
Luis Mercedes, R (8, PR) OBP: 0.259, SLG: 0.241										0	1	0	0	0	0	0
Tim Hulett, R (9, 5) OBP: 0.255, SLG: 0.350								2B		0	0	0	0	0	0	0
Bob Melvin, R (1, 2) OBP: 0.282, SLG: 0.311		K			F9	K		K		4	0	0	0	0	3	1
Juan Bell, R (1, 4) OBP: 0.201, SLG: 0.249		F7			2B		PB SH1-3 1B	BB		3	3	2	0	1	0	0
Inning Stats	R: 0 E: 0 K: 0 S: 9 H: 1 LOB: 2 BB: 0 P: 15	R: 0 E: 0 K: 3 S: 12 H: 0 LOB: 0 BB: 0 P: 16	R: 0 E: 0 K: 2 S: 13 H: 0 LOB: 2 BB: 2 P: 27	R: 0 E: 0 K: 3 S: 9 H: 0 LOB: 0 BB: 0 P: 13	R: 1 E: 0 K: 0 S: 12 H: 2 LOB: 1 BB: 0 P: 18	R: 2 E: 0 K: 2 S: 15 H: 2 LOB: 0 BB: 0 P: 26	R: 1 E: 0 K: 1 S: 15 H: 2 LOB: 3 BB: 2 P: 29	R: 3 E: 0 K: 1 S: 15 H: 2 LOB: 2 BB: 2 P: 26		1B: 3 2B: 3 3B: 2 HR: 1	SF: 1 SAC: 1 DP: 0 HBP: 1					

BOTTOM

Detroit Tigers @ Baltimore Orioles

Memorial Stadium, Baltimore, MD

Sat Oct 05 1991, 3:33 AM EDT

Att. 49,289 - Cloudy - 75 F

livebaseballscorecards.com

AB	31
R	7
H	9
RBI	7
BB	6
SO	12
LOB	14

PITCHER		IP	WLS	BF	H	R	ER	SO	BB	IBB	HBP	BLK	WP	HR	S	P	ERA	WHIP
Mark Leiter, R ERA: 4.21	(1, 1)	6.1	L	28	6	4	4	10	2	0	1	0	0	1	75	123	5.68	1.263
Jeff Kaiser, L ERA: 9.0	(7, 1)	0.0		1	0	0	0	0	1	0	0	0	0	0	1	5	∞	∞
Dan Gakeler, R ERA: 5.74	(7, 1)	0.1		1	0	0	0	1	0	0	0	0	0	0	4	4	0.00	0.000
Paul Gibson, L ERA: 4.59	(7, 1)	0.1		3	1	0	0	0	1	0	0	0	0	0	5	12	0.00	6.000
Dave Haas, R ERA: 6.75	(8, 1)	0.1		4	1	3	3	1	2	0	0	0	0	0	8	18	81.00	9.000

PITCHER		IP	WLS	BF	H	R	ER	SO	BB	IBB	HBP	BLK	WP	HR	S	P	ERA	WHIP
John Cerutti, L ERA: 4.57	(8, 1)	0.2		3	1	0	0	0	0	0	0	0	0	0	7	8	0.00	1.500

WP: 0 PB: 1 SB: 0 CS: 0 PA: 40

Batter	1	2	3	4	5	6	7	8	9	AB	R	H	RBI	BB	SO	LOB
Milt Cuyler, S (1, 8) OBP: 0.335, SLG: 0.337	C F B X 1-2 E1 1B 1B	X 0-0 G1-3 1B		F B B S C 2-3 ① K		F F S 0-3 ① K	F F B F B F B S 3-3 ③ K			5	1	2	0	0	3	1
Lou Whitaker, L (1, 4) OBP: 0.391, SLG: 0.489 Johnny Paredes, R (6, PH) OBP: 0.333, SLG: 0.333 (6, 4)	C 1 SAFE B X 1-1 E3 1B 1-3 1B	1 SAFE B B B C F 1 F F 3-2 ② X G1-3 1-2		B B X 2-0 ② P5	S B S B S 2-3 ② K	B X 1-0 ① P2				3 2	1 0	0 0	0 0	0 0	0 1	2 0
Lloyd Moseby, L (1, 7) OBP: 0.321, SLG: 0.396	B B S S F B X 3-2 1B 1B 1B 1-2 3-H 1B	B S X 1-1 ③ F9		F B B F B C 3-3 ③ K		C X 0-1 1B 1B		C X 0-1 ② G3-1		5	1	2	1	0	1	1
Cecil Fielder, R (1, 10) OBP: 0.347, SLG: 0.513	C F X 0-2 ① P2		C F B S 1-3 ① K		S B B S B X 3-2 1B 2B 1B	C B B C X 2-2 BB 1-3 1B		B B S S X 2-2 1B		5	1	3	0	0	1	2
Mickey Tettleton, S (1, 2) OBP: 0.387, SLG: 0.491	X 0-0 1B 1B 1-2 2-H 1B		B C B F X 2-2 ② P2		X 0-0 2B G4-3 1-2 1B	B S B B B 4-1 FC4-6 1-2 BB		F S S 0-3 ③ K		4	2	2	1	1	1	1
Tony Phillips, S (1, 9) OBP: 0.371, SLG: 0.438 (5, 5)	S B F X 1-2 1B 1-2 2-3 1B	S B S B B B 4-2 1B 1B BB		B X 1-0 G4-3 1-3 2-H 2B	B S B F X 2-2 ③ FC4-6 1-2f			B F X 1-1 ① G3-1		4	1	2	1	1	0	3
Dave Bergman, L (1, 3) OBP: 0.351, SLG: 0.407	B X 1-0 G5-4-3 1-3 2-H 3-H 1B	S B X 1-1 1B 1-3 1B		X 0-0 ① G4-3 2-3 3-H			F C S 0-3 ① K		S F F B B B S 3-3 ② K	5	0	2	3	0	2	1
Travis Fryman, R (1, 6) OBP: 0.309, SLG: 0.447	B B X 2-0 ② ③ G5-4-3 1-2f	C B B X 2-1 1-2 3-H 1B		B B S X 2-1 ② G4-3			C S B B B C 2-3 ② K		B B S C B S 3-3 ③ K	5	0	1	1	0	2	3
Scott Livingstone, L (1, 5) OBP: 0.341, SLG: 0.378 Skeeter Barnes, R (5, PH) OBP: 0.325, SLG: 0.491 (5, 9)		B S X 1-1 ① P5	B C X 1-1 ③ G4-3		C F B X 1-2 ③ G6-3		C B B B F B 4-2 BB			2 1	0 0	0 0	0 0	0 1	0 0	2 1
Inning Stats	R: 4 H: 5 E: 1 LOB: 1 K: 0 BB: 0 S: 18 P: 27	R: 0 H: 1 E: 0 LOB: 1 K: 0 BB: 0 S: 10 P: 15	R: 1 H: 2 E: 0 LOB: 2 K: 1 BB: 1 S: 14 P: 25	R: 0 H: 0 E: 0 LOB: 0 K: 2 BB: 0 S: 7 P: 14	R: 2 H: 3 E: 0 LOB: 1 K: 0 BB: 0 S: 11 P: 18	R: 0 H: 2 E: 0 LOB: 3 K: 2 BB: 1 S: 15 P: 25	R: 0 H: 0 E: 0 LOB: 1 K: 3 BB: 1 S: 14 P: 23	R: 0 H: 1 E: 0 LOB: 1 K: 1 BB: 0 S: 9 P: 12	R: 0 H: 0 E: 0 LOB: 0 K: 2 BB: 0 S: 9 P: 16	1B: 13 SF: 0 2B: 1 SAC: 0 3B: 0 DP: 1 HR: 0 HBP: 0						WP: 0 PA: 44 PB: 0 SB: 0 CS: 0

Detroit Tigers @ Baltimore Orioles

Memorial Stadium, Baltimore, MD

Sun Oct 06 1991, 3:33 AM EDT

Att. 50,700 - Cloudy - 65 F

TOP

livebaseballscorecards.com

AB	41
R	7
H	14
RBI	7
BB	3
SO	11
LOB	17

PITCHER		IP	WLS	BF	H	R	ER	SO	BB	IBB	HBP	BLK	WP	HR	S	P	ERA	WHIP
Bob Milacki, R ERA: 4.01	(1, 1)	2.2	L	17	8	5	4	1	1	0	0	0	0	0	40	64	13.50	3.375
Todd Frohwirth, R ERA: 1.87	(3, 1)	2.0		9	3	2	2	2	0	0	0	0	0	0	17	31	9.00	1.500
Jim Poole, L ERA: 2.36	(5, 1)	1.0		6	2	0	0	2	1	0	0	0	0	0	15	24	0.00	3.000
Anthony Telford, R ERA: 4.05	(6, 1)	2.1		9	1	0	0	4	1	0	0	0	0	0	26	40	0.00	0.857
Gregg Olson, R ERA: 3.18	(9, 1)	0.1		1	0	0	0	0	0	0	0	0	0	0	2	3	0.00	0.000

PITCHER		IP	WLS	BF	H	R	ER	SO	BB	IBB	HBP	BLK	WP	HR	S	P	ERA	WHIP
Mike Flanagan, L ERA: 2.38	(9, 1)	0.2		2	0	0	0	2	0	0	0	0	0	0	7	13	0.00	0.000

Detroit Tigers @ Baltimore Orioles

Memorial Stadium, Baltimore, MD

Sun Oct 06 1991, 3:33 AM EDT

Att. 50,700 - Cloudy - 65 F

BOTTOM

Batter	1	2	3	4	5	6	7	8	9	AB	R	H	RBI	BB	SO	LOB
Mike Devereaux, R (1, 8) OBP: 0.313, SLG: 0.431	2-2 G1-6-3 3B		1-1 P6			0-3 K			1-3 K G5-4-3	4	1	1	0	0	2	0
Joe Orsulak, L (1, 7) OBP: 0.321, SLG: 0.358	1-2 G1-6-3 3-H			1-1 F9		0-0 G4-3			0-1 F8	4	0	0	1	0	0	1
Cal Ripken Jr., R (1, 6) OBP: 0.374, SLG: 0.566	0-0 L4			1-1 G6-3		1-1 G5-3			1-0 G5-4-3 1-2f	4	0	0	0	0	0	1
Glenn Davis, R (1, 3) OBP: 0.307, SLG: 0.460	0-1 P1			0-3 K			1-2 G5-4-3 1B			3	0	1	0	0	1	0
Randy Milligan, R (1, 10) OBP: 0.373, SLG: 0.406		3-3 K			0-1 FC6-5 1B 1B		1-2 G5-4-3 1-2f			3	0	1	0	0	1	1
Dwight Evans, R (1, 9) OBP: 0.393, SLG: 0.378		4-1 G4-6-3 BB			0-2 G1-3 FC6-5 1-2 1B		1-1 G6-3			2	0	1	0	1	0	0
Leo Gomez, R (1, 5) OBP: 0.302, SLG: 0.409		0-1 G4-6-3 1-2f			0-1 FC6-5 G1-3 1-2 2-3f			1-1 F9		3	0	0	0	0	0	3
Bob Melvin, R (1, 2) OBP: 0.279, SLG: 0.307			2-1 F9		0-0 G1-3 1-2 2-3			3-1 L8		3	0	0	0	0	0	2
Billy Ripken, R (1, 4) OBP: 0.253, SLG: 0.261			1-1 G5-3		1-1 L1			1-2 G6-3		3	0	0	0	0	0	2

Inning Stats																																	
	R: 1	H: 1		R: 0	H: 0		R: 0	H: 0		R: 0	H: 0		R: 0	H: 2		R: 0	H: 0		R: 0	H: 1		R: 0	H: 0		R: 0	H: 0		1B: 3	SF: 0		WP: 0	PA: 30	
	E: 0	LOB: 0		E: 0	LOB: 0		E: 0	LOB: 0		E: 0	LOB: 0		E: 0	LOB: 2		E: 0	LOB: 0		E: 0	LOB: 0		E: 0	LOB: 0		E: 0	LOB: 0		2B: 0	SAC: 0		PB: 1		
	K: 0	BB: 0		K: 1	BB: 1		K: 0	BB: 0		K: 1	BB: 0		K: 0	BB: 0		K: 1	BB: 0		K: 0	BB: 0		K: 0	BB: 0		K: 1	BB: 0		3B: 1	DP: 3		SB: 0		
	S: 10	P: 13		S: 7	P: 14		S: 6	P: 10		S: 7	P: 9		S: 10	P: 11		S: 6	P: 7		S: 9	P: 12		S: 7	P: 12		S: 6	P: 8		HR: 0	HBP: 0		CS: 0		

PITCHER	IP	WLS	BF	H	R	ER	SO	BB	IBB	HBP	BLK	WP	HR	S	P	ERA	WHIP
Frank Tanana, L (1, 1) ERA: 3.69	9.0	W	30	4	1	1	4	1	0	0	0	0	0	68	96	1.00	0.556

PITCHER	IP	WLS	BF	H	R	ER	SO	BB	IBB	HBP	BLK	WP	HR	S	P	ERA	WHIP

livebaseballscorecards.com

AB	29
R	1
H	4
RBI	1
BB	1
SO	4
LOB	10