

# Detroit Tigers - 1991

Batter	1	2	3	4	5	6	7	8	9	AB	R	H	RBI	BB	SO	LOB	TOP								
Steve Sax, R OBP: 0.200, SLG: 0.200	F9		G4-3	G5-3		G6-4-3			1B	5	0	1	0	0	0	4									
Don Mattingly, L OBP: 0.400, SLG: 0.400	1B		HR	F7			G3-1		P9	5	2	2	0	0	0	1									
Roberto Kelly, R OBP: 0.400, SLG: 0.250	L8		K						K	4	0	1	0	1	2	3									
Kevin Maas, L OBP: 0.750, SLG: 2.000	1B		HR							2	1	1	2	2	0	1									
Hensley Meulens, R OBP: 0.500, SLG: 0.500	1B		1B							4	0	2	1	0	0	2									
Jesse Barfield, R OBP: 0.250, SLG: 0.250	K		1B							4	0	1	0	0	1	2									
Jim Leyritz, R			F8	G5-3						2	0	0	0	0	0	2									
Matt Nokes, L										1	0	0	0	0	0	0									
Randy Velarde, R										1	0	0	0	0	0	0									
Mike Blowers, R Torey Lovullo, S			L9							2	1	1	1	0	0	0									
Bob Geren, R										1	0	0	0	1	1	0									
Alvaro Espinoza, R Mel Hall, L			G4-3							3	0	1	0	0	0	2									
<b>Inning Stats</b>	R: 1 E: 0 K: 1 S: 13	H: 2 LOB: 2 BB: 1 P: 23	R: 0 E: 0 K: 0 S: 6	H: 0 LOB: 0 BB: 0 P: 9	R: 2 E: 0 K: 1 S: 15	H: 4 LOB: 2 BB: 0 P: 22	R: 1 E: 0 K: 0 S: 10	H: 2 LOB: 0 BB: 0 P: 15	R: 0 E: 0 K: 0 S: 6	H: 0 LOB: 0 BB: 1 P: 13	R: 0 E: 1 K: 0 S: 12	H: 0 LOB: 2 BB: 1 P: 23	R: 0 E: 0 K: 0 S: 7	H: 1 LOB: 1 BB: 1 P: 12	R: 0 E: 0 K: 1 S: 8	H: 0 LOB: 0 BB: 0 P: 15	R: 0 E: 0 K: 1 S: 9	H: 1 LOB: 1 BB: 0 P: 14	1B: 8 2B: 0 3B: 0 HR: 2	SF: 0 SAC: 0 DP: 2 HBP: 0	WP: 0 PB: 0 SB: 1 CS: 2	PA: 39			
<b>PITCHER</b>	IP	WLS	BF	H	R	ER	SO	BB	IBB	HBP	BLK	WP	HR	S	P	ERA	WHIP								
Frank Tanana, L ERA: 7.2	5.0		23	8	4	4	2	2	0	0	0	0	2	50	82	7.20	2.000								
Dan Petry, R ERA:	1.0		5	0	0	0	0	0	1	0	0	0	0	12	23	0.00	0.000								
Paul Gibson, L ERA:	2.0	W	7	1	0	0	1	1	0	0	0	0	0	15	27	0.00	1.000								
Mike Henneman, R ERA:	1.0	S	4	1	0	0	1	0	0	0	0	0	0	9	14	0.00	1.000								

New York Yankees @ Detroit Tigers  
Tiger Stadium, Detroit, MI  
Mon Apr 08 1991, 3:33 AM EDT  
Att: 47,382 - Cloudy - 72 F

AB 35  
R 4  
H 10  
RBI 4  
BB 4  
SO 4  
LOB 17



Batter	1	2	3	4	5	6	7	8	9	AB	R	H	RBI	BB	SO	LOB	BOTTOM								
Tony Phillips, S	K	F7			K					3	1	0	0	2	2	2									
Lloyd Moseby, L	HR		K		2B					4	2	1	0	1	1	5									
Alan Trammell, R	HR		G5-3		2B					4	1	2	4	0	0	2									
Cecil Fielder, R	F8		F9		IBB					3	0	1	2	1	0	0									
Lou Whitaker, L										0	0	0	0	1	0	0									
Tony Bernazard, S	BB				F8					3	0	1	0	0	1	2									
Rob Deer, R	F7									4	0	0	0	0	3	1									
Mickey Tettleton, S										3	0	1	0	1	1	0									
Travis Fryman, R										3	1	1	0	1	1	1									
Mitt Cuyler, S										3	1	1	0	1	1	2									
<b>Inning Stats</b>	R: 2 E: 0 K: 1 S: 12	H: 2 LOB: 1 BB: 1 P: 26	R: 0 E: 1 K: 1 S: 6	H: 1 LOB: 1 BB: 0 P: 9	R: 0 E: 0 K: 1 S: 7	H: 0 LOB: 0 BB: 0 P: 9	R: 0 E: 0 K: 3 S: 9	H: 0 LOB: 0 BB: 0 P: 16	R: 2 E: 0 K: 2 S: 11	H: 2 LOB: 2 BB: 2 P: 24	R: 0 E: 0 K: 1 S: 7	H: 0 LOB: 0 BB: 0 P: 12	R: 2 E: 0 K: 0 S: 12	H: 3 LOB: 1 BB: 1 P: 22	R: 0 E: 0 K: 1 S: 12	H: 0 LOB: 3 BB: 4 P: 30	1B: 4 2B: 3 3B: 0 HR: 1	SF: 0 SAC: 0 DP: 0 HBP: 0	WP: 0 PB: 0 SB: 2 CS: 1	PA: 38					
<b>PITCHER</b>	IP	WLS	BF	H	R	ER	SO	BB	IBB	HBP	BLK	WP	HR	S	P	ERA	WHIP								
Tim Leary, R ERA: 6.0	6.0		26	5	4	4	9	2	1	0	0	0	0	5	10	6.00	1.167								
Greg Cadaret, L ERA: 54.0	0.1	L	3	1	2	2	0	1	0	0	0	0	0	5	10	54.00	6.000								
Eric Plunk, R ERA:	1.1		7	2	0	0	1	3	0	0	0	0	0	14	31	0.00	3.750								
Steve Farr, R ERA:	0.1		2	0	0	0	0	1	0	0	0	0	0	5	11	0.00	3.000								

New York Yankees @ Detroit Tigers  
Tiger Stadium, Detroit, MI  
Mon Apr 08 1991, 3:33 AM EDT  
Att: 47,382 - Cloudy - 72 F

AB 30  
R 6  
H 8  
RBI 6  
BB 8  
SO 10  
LOB 15






Batter	1	2	3	4	5	6	7	8	9	AB	R	H	RBI	BB	SO	LOB	TOP			
Steve Sax, R OBP: 0.250, SLG: 0.143 (1, 4)										2	0	0	0	1	0	0				
Don Mattingly, L OBP: 0.400, SLG: 0.333 (1, 3)										4	0	1	0	1	0	1				
Roberto Kelly, R OBP: 0.300, SLG: 0.125 (1, 8)										4	1	0	0	1	1	5				
Kevin Maas, L OBP: 0.667, SLG: 1.000 (1, 10)										2	2	0	0	3	0	1				
Mel Hall, L Hensley Meulens, R (7, PH) OBP: 0.500, SLG: 0.833 (7, 7)										3	1	0	0	0	0	1				
Matt Nokes, L OBP: 0.500, SLG: 0.600 (1, 2)										4	0	2	0	1	0	1				
Jesse Barfield, R OBP: 0.375, SLG: 0.429 (1, 9)										3	0	1	2	1	0	2				
Torey Lovullo, S Jim Leyritz, R (8, PH) Alvaro Espinoza, R (8, 6) OBP: 0.333, SLG: 0.333 OBP: 0.333, SLG: 0.333 (8, 6)										3	0	0	0	0	1	3				
Randy Velarde, R OBP: 0.400, SLG: 0.400 (8, 5)										4	0	2	0	0	1	2				
<b>Inning Stats</b>	R: 0 E: 0 K: 0 S: 6	H: 1 LOB: 1 BB: 1 P: 14	R: 0 E: 0 K: 0 S: 7	H: 1 LOB: 1 BB: 0 P: 10	R: 0 E: 0 K: 0 S: 5	H: 1 LOB: 1 BB: 0 P: 8	R: 0 E: 0 K: 0 S: 7	H: 1 LOB: 0 BB: 0 P: 14	R: 0 E: 0 K: 2 S: 8	H: 1 LOB: 3 BB: 2 P: 27	R: 0 E: 0 K: 2 S: 10	H: 1 LOB: 3 BB: 2 P: 22	R: 0 E: 0 K: 0 S: 7	H: 1 LOB: 1 BB: 1 P: 12	R: 2 E: 0 K: 0 S: 14	H: 1 LOB: 1 BB: 2 P: 27	1B: 5 2B: 2 3B: 1 HR: 0	SF: 0 SAC: 2 DP: 2 HBP: 0	WP: 0 PB: 0 SB: 0 CS: 0	PA: 42
<b>PITCHER</b>	IP WLS BF	H R ER SO	BB IBB HBP BLK	WP HR S P	ERA WHIP	<b>PITCHER</b>	IP WLS BF	H R ER SO	BB IBB HBP BLK	WP HR S P	ERA WHIP									
Walt Terrell, R ERA: 7.71 (1, 1)	6.2 L 30	6 2 0 3	3 1 0 0	0 0 55 100	0.00 1.350	John Cerutti, L ERA: 7.71 (7, 1)	2.1 12	2 2 2 1	4 0 0 0	0 0 24 48	7.71 2.571									

New York Yankees @ Detroit Tigers  
Tiger Stadium, Detroit, MI  
Wed Apr 10 1991, 3:33 AM EDT  
Att: 7,842 - Cloudy - 42 F

AB 32  
R 4  
H 8  
RBI 4  
BB 8  
SO 4  
LOB 19



Batter	1	2	3	4	5	6	7	8	9	AB	R	H	RBI	BB	SO	LOB	BOTTOM			
Tony Phillips, S OBP: 0.333, SLG: 0.286 (1, 4)										4	0	1	0	0	1	0				
Lloyd Moseby, L Pete Incaviglia, R (9, PH) OBP: 0.250, SLG: 0.286 OBP: 0.333, SLG: 0.167 (9, 8)										3	0	0	0	0	0	0				
Alan Trammell, R OBP: 0.375, SLG: 0.857 (1, 6)										3	0	0	0	1	0	1				
Cecil Fielder, R OBP: 0.250, SLG: 0.286 (1, 3)										4	0	0	0	0	1	2				
Mickey Tettleton, S OBP: 0.286, SLG: 0.167 (1, 2)										3	0	0	0	0	1	1				
Rob Deer, R (1, 9)										2	0	0	0	1	0	0				
Dave Bergman, L (1, 10)										3	0	0	0	0	0	1				
Travis Fryman, R OBP: 0.286, SLG: 0.167 (1, 5)										3	0	0	0	0	1	1				
Mitt Cuyler, S John Shelby, S (8, PH) OBP: 0.333, SLG: 0.200 OBP: 0.333, SLG: 0.200 (9, 8)										2	0	0	0	0	0	0				
<b>Inning Stats</b>	R: 0 E: 0 K: 1 S: 8	H: 0 LOB: 0 BB: 0 P: 14	R: 0 E: 0 K: 0 S: 11	H: 0 LOB: 1 BB: 1 P: 21	R: 0 E: 0 K: 1 S: 6	H: 0 LOB: 1 BB: 1 P: 11	R: 0 E: 0 K: 0 S: 7	H: 0 LOB: 0 BB: 0 P: 11	R: 0 E: 0 K: 0 S: 6	H: 0 LOB: 0 BB: 0 P: 9	R: 0 E: 0 K: 0 S: 10	H: 0 LOB: 0 BB: 0 P: 14	R: 0 E: 1 K: 1 S: 12	H: 0 LOB: 1 BB: 0 P: 17	R: 0 E: 0 K: 2 S: 9	H: 1 LOB: 1 BB: 0 P: 14	1B: 0 2B: 1 3B: 0 HR: 0	SF: 0 SAC: 0 DP: 0 HBP: 0	WP: 0 PB: 0 SB: 1 CS: 0	PA: 31
<b>PITCHER</b>	IP WLS BF	H R ER SO	BB IBB HBP BLK	WP HR S P	ERA WHIP	<b>PITCHER</b>	IP WLS BF	H R ER SO	BB IBB HBP BLK	WP HR S P	ERA WHIP									
Scott Sanderson, R ERA: 13.5 (9, 1)	8.0 W 28	1 0 0 4	2 0 0 0	0 0 8 117	0.00 0.375	Greg Cadaret, L ERA: 13.5 (9, 1)	1.0 3	0 0 0 2	0 0 0 0	0 0 8 13	0.00 0.000									

New York Yankees @ Detroit Tigers  
Tiger Stadium, Detroit, MI  
Wed Apr 10 1991, 3:33 AM EDT  
Att: 7,842 - Cloudy - 42 F

AB 29  
R 0  
H 1  
RBI 0  
BB 2  
SO 6  
LOB 8









Batter	1	2	3	4	5	6	7	8	9	AB	R	H	RBI	BB	SO	LOB	TOP										
Tim Raines, S (1, 10) OBP: 0.200, SLG: 0.154	G1-3		WP FC 2B		G4-3 BB		S BB		F9	3	1	1	0	2	0	0											
Lance Johnson, L (1, 8) OBP: 0.214, SLG: 0.154	G4-3		G6-4-3 FC BB		G4-3		G4-3		S 2B 1B	4	1	1	0	1	0	2											
Robin Ventura, L (1, 5) OBP: 0.333, SLG: 0.273 Joey Cora, S (8, PR) Craig Grebeck, R (8, 5)	FC6-4 1B		FC G6-4-3		L7				E9 1B 1B	4	0	2	1	0	0	2											
Frank Thomas, R (1, 3) OBP: 0.231, SLG: 0.250	FC6-4		G6-4-3						F8 2B	5	0	1	2	0	1	4											
Carlton Fisk, R (1, 2) OBP: 0.455, SLG: 0.400 Ron Karkovics, R (8, PR) Cory Snyder, R (1, 7) OBP: 0.333, SLG: 0.333		G3	G6-3						F8 2B	3	0	1	1	1	0	1											
Sammy Sosa, R (1, 9) OBP: 0.417, SLG: 0.990		BB 1B			K				WP 1B 2H 1B	4	0	2	0	0	2	1											
Ozzie Guillen, L (1, 6) OBP: 0.333, SLG: 0.200		FC4-6 BB			B2				K	3	0	0	0	1	1	3											
Scott Fletcher, R (1, 4) OBP: 0.333, SLG: 0.583		P2			CS BB				K	3	0	0	0	1	0	5											
Inning Stats	R: 0 E: 0 K: 0 S: 7	H: 1 LOB: 1 BB: 0 P: 15	R: 0 E: 0 K: 0 S: 9	H: 1 LOB: 2 BB: 1 P: 20	R: 1 E: 0 K: 0 S: 11	H: 1 LOB: 1 BB: 1 P: 19	R: 0 E: 0 K: 1 S: 10	H: 0 LOB: 0 BB: 1 P: 17	R: 0 E: 0 K: 1 S: 8	H: 0 LOB: 1 BB: 1 P: 15	R: 0 E: 0 K: 0 S: 9	H: 0 LOB: 0 BB: 1 P: 17	R: 1 E: 1 K: 1 S: 13	H: 3 LOB: 3 BB: 0 P: 24	R: 2 E: 0 K: 1 S: 13	H: 2 LOB: 1 BB: 1 P: 22	1B: 6 2B: 2 3B: 0 HR: 0	SF: 0 SAC: 0 DP: 1 HBP: 0	WP: 2 PB: 0 SB: 2 CS: 1	PA: 42							
PITCHER	IP	WLS	BF	H	R	ER	SO	BB	IBB	HBP	BLK	WP	HR	S	P	ERA	WHIP										
Steve Searcy, L (1, 1) ERA: 2.97	7.0	L	30	4	2	2	4	6	0	0	0	1	0	62	121	2.57	1.429										
Mike Henneman, R (8, 1) ERA: 13.5	0.2		4	2	0	0	1	0	0	0	0	1	0	10	19	0.00	3.000										
Jerry Don Gleaton, L (8, 1)	1.1		7	2	2	2	1	1	0	0	0	0	0	15	24	13.50	2.250										

Chicago White Sox @ Detroit Tigers  
Tiger Stadium, Detroit, MI  
Fri Apr 12 1991, 7:05 PM EDT  
Att: 10,847 - Cloudy - 46 F

livebaseballscorecards.com

AB 34  
R 4  
H 8  
RBI 4  
BB 7  
SO 6  
LOB 21



Batter	1	2	3	4	5	6	7	8	9	AB	R	H	RBI	BB	SO	LOB	BOTTOM										
Tony Phillips, S (1, 4) OBP: 0.211, SLG: 0.133	G6-3		F8		SF8		K		L9	4	0	0	1	0	1	0											
Lloyd Moseby, L (1, 7) OBP: 0.353, SLG: 0.333	K		E5 S		E S 1B		G6-4-3 1B			4	0	2	0	0	1	0											
Alan Trammell, R (1, 6) OBP: 0.375, SLG: 0.538	G3		BB		BB		G6-4-3			2	0	0	0	2	0	1											
Cecil Fielder, R (1, 3) OBP: 0.294, SLG: 0.267		K	K		F9				L6	4	0	0	0	0	2	4											
Pete Incaviglia, R (1, 10) OBP: 0.700, SLG: 1.000		BB 1B			F8		BB 1B		FC1-4 BB	3	0	2	0	1	0	0											
Rob Deer, R (1, 9) OBP: 0.188, SLG: 0.071		K			K		K		FC1-4	4	0	0	0	0	3	3											
Mickey Tettleton, S (1, 2) OBP: 0.333, SLG: 0.100		BB			F7		F9		F8	3	0	0	0	1	0	2											
Travis Fryman, R (1, 5) OBP: 0.400, SLG: 0.417 Tony Bemazard, S (9, PH) Mitt Cuyler, S (1, 8) Dave Bergman, L (9, PH)		P5					SF8 3B		K	2	1	1	0	1	0	2											
Inning Stats	R: 0 E: 0 K: 1 S: 9	H: 0 LOB: 0 BB: 0 P: 14	R: 0 E: 0 K: 2 S: 12	H: 1 LOB: 2 BB: 1 P: 25	R: 0 E: 1 K: 1 S: 13	H: 0 LOB: 2 BB: 1 P: 20	R: 0 E: 0 K: 1 S: 6	H: 0 LOB: 0 BB: 0 P: 10	R: 1 E: 0 K: 0 S: 6	H: 2 LOB: 2 BB: 1 P: 12	R: 0 E: 0 K: 1 S: 9	H: 1 LOB: 2 BB: 1 P: 17	R: 0 E: 0 K: 0 S: 6	H: 1 LOB: 0 BB: 0 P: 9	R: 0 E: 0 K: 0 S: 7	H: 0 LOB: 1 BB: 1 P: 14	R: 0 E: 0 K: 1 S: 8	H: 0 LOB: 0 BB: 0 P: 9	1B: 4 2B: 0 3B: 1 HR: 0	SF: 1 SAC: 0 DP: 1 HBP: 0	WP: 0 PB: 0 SB: 2 CS: 0	PA: 37					
PITCHER	IP	WLS	BF	H	R	ER	SO	BB	IBB	HBP	BLK	WP	HR	S	P	ERA	WHIP										
Alex Fernandez, R (1, 1) ERA: 1.23	7.1	W	32	5	1	1	7	5	0	0	0	0	0	65	115	1.23	1.364										
Bobby Thigpen, R (8, 1) ERA:	1.2	S	5	0	0	0	1	0	0	0	0	0	0	11	15	0.00	0.000										

Chicago White Sox @ Detroit Tigers  
Tiger Stadium, Detroit, MI  
Fri Apr 12 1991, 7:05 PM EDT  
Att: 10,847 - Cloudy - 46 F

livebaseballscorecards.com

AB 31  
R 1  
H 5  
RBI 1  
BB 5  
SO 8  
LOB 15





Batter	1	2	3	4	5	6	7	8	9	AB	R	H	RBI	BB	SO	LOB	TOP										
<b>Tim Raines, S</b> OBP: 0.250, SLG: 0.278 (1, 7)										5	1	2	2	0	0	0	<b>Chicago White Sox @ Detroit Tigers</b> Tiger Stadium, Detroit, MI Sat Apr 13 1991, 3:33 AM EDT Att: 10,673 - Cloudy - 47 F										
<b>Scott Fletcher, R</b> OBP: 0.294, SLG: 0.438 (1, 4)										4	0	0	0	1	1												
<b>Carlton Fisk, R</b> OBP: 0.438, SLG: 0.357 (1, 10)										4	0	1	1	1	0	2											
<b>Frank Thomas, R</b> OBP: 0.294, SLG: 0.214 (1, 3)										2	0	0	0	2	1	1											
<b>Cory Snyder, R</b> OBP: 0.250, SLG: 0.250 (1, 9)										3	0	0	0	0	1	3											
<b>Sammy Sosa, R</b> OBP: 0.375, SLG: 0.714 (1, 8)										4	1	1	0	0	0	1											
<b>Ron Karkovics, R</b> OBP: 0.500, SLG: 0.500 (1, 2)										4	1	2	0	0	0	1											
<b>Craig Grebeck, R</b> OBP: 0.600, SLG: 0.333 (1, 5)										3	1	1	0	1	0	1											
<b>Ozzie Guillen, L</b> OBP: 0.250, SLG: 0.143 (1, 6)										4	0	0	1	0	0	4											
<b>Inning Stats</b>	R: 0 E: 0 K: 2 S: 8	H: 0 LOB: 2 BB: 2 P: 20	R: 0 E: 0 K: 0 S: 5	H: 1 LOB: 1 BB: 0 P: 7	R: 1 E: 0 K: 0 S: 14	H: 2 LOB: 1 BB: 0 P: 19	R: 0 E: 0 K: 0 S: 7	H: 1 LOB: 1 BB: 0 P: 11	R: 0 E: 0 K: 0 S: 5	H: 0 LOB: 0 BB: 0 P: 6	R: 0 E: 0 K: 0 S: 4	H: 0 LOB: 0 BB: 0 P: 8	R: 0 E: 0 K: 1 S: 9	H: 0 LOB: 0 BB: 0 P: 12	R: 3 E: 0 K: 0 S: 22	H: 3 LOB: 2 BB: 2 P: 35	1B: 6 2B: 1 3B: 0 HR: 0	SF: 0 SAC: 1 DP: 0 HBP: 0	WP: 1 PB: 0 SB: 0 CS: 1	PA: 39							
<b>PITCHER</b>	IP	WLS	BF	H	R	ER	SO	BB	IBB	HBP	BLK	WP	HR	S	P	ERA	WHIP										
<b>Frank Tanana, L</b> ERA: 5.27 (1, 1)	8.2	L	38	7	4	4	3	4	1	0	0	1	0	78	123	4.15	1.269										
<b>Paul Gibson, L</b> ERA: (9, 1)	0.1		1	0	0	0	0	0	0	0	0	0	0	3	6	0.00	0.000										

Batter	1	2	3	4	5	6	7	8	9	AB	R	H	RBI	BB	SO	LOB	BOTTOM										
<b>Tony Phillips, S</b> OBP: 0.217, SLG: 0.316 (1, 8)										4	1	1	1	0	1	1	<b>Chicago White Sox @ Detroit Tigers</b> Tiger Stadium, Detroit, MI Sat Apr 13 1991, 3:33 AM EDT Att: 10,673 - Cloudy - 47 F										
<b>Dave Bergman, L</b> OBP: 0.125, SLG: 0.250 (1, 10)										4	0	1	0	0	0	0											
<b>Alan Trammell, R</b> OBP: 0.300, SLG: 0.412 (1, 6)										4	0	0	0	0	0	2											
<b>Cecil Fielder, R</b> OBP: 0.250, SLG: 0.222 (1, 3)										3	0	0	0	0	1	0											
<b>Lou Whitaker, L</b> (1, 4)										2	0	0	0	1	2	0											
<b>Mickey Tettleton, S</b> OBP: 0.278, SLG: 0.077 (1, 2)										3	0	0	0	0	2	1											
<b>Pete Incaviglia, R</b> OBP: 0.538, SLG: 0.727 (1, 7)										3	0	0	0	0	0	0											
<b>Rob Deer, R</b> OBP: 0.211, SLG: 0.063 (1, 9)										2	0	0	0	1	2	0											
<b>Travis Fryman, R</b> OBP: 0.333, SLG: 0.333 (1, 5)										3	0	0	0	0	2	1											
<b>Inning Stats</b>	R: 1 E: 0 K: 0 S: 7	H: 1 LOB: 0 BB: 0 P: 9	R: 0 E: 0 K: 1 S: 7	H: 0 LOB: 0 BB: 0 P: 9	R: 0 E: 0 K: 0 S: 11	H: 1 LOB: 2 BB: 1 P: 19	R: 0 E: 0 K: 3 S: 9	H: 0 LOB: 0 BB: 0 P: 12	R: 0 E: 0 K: 2 S: 7	H: 0 LOB: 0 BB: 0 P: 9	R: 0 E: 0 K: 1 S: 10	H: 0 LOB: 0 BB: 0 P: 14	R: 0 E: 0 K: 1 S: 8	H: 0 LOB: 1 BB: 1 P: 15	R: 0 E: 0 K: 2 S: 12	H: 0 LOB: 0 BB: 0 P: 16	R: 0 E: 0 K: 0 S: 4	H: 0 LOB: 0 BB: 0 P: 6	1B: 0 2B: 2 3B: 0 HR: 1	SF: 0 SAC: 0 DP: 1 HBP: 0	WP: 0 PB: 0 SB: 0 CS: 1	PA: 30					
<b>PITCHER</b>	IP	WLS	BF	H	R	ER	SO	BB	IBB	HBP	BLK	WP	HR	S	P	ERA	WHIP										
<b>Jack McDowell, R</b> ERA: 1.0 (1, 1)	9.0	W	30	2	1	1	10	2	0	0	0	0	1	75	109	1.00	0.444										



Batter	1	2	3	4	5	6	7	8	9	AB	R	H	RBI	BB	SO	LOB	TOP											
<b>Mookie Wilson, S</b> OBP: 0.167, SLG: 0.182	1-1 G6-3	0-1 SAFE SAFE SAFE		0-2 E5			0-0 P2	0-3 K		5	0	1	0	0	1	0												
<b>Roberto Alomar, S</b> OBP: 0.412, SLG: 0.429	2-2 G1-3 WP 1B	1-0 F8		3-2 F7			2-1 F9 1B 2B		1-3 K	5	1	2	0	0	1	3												
<b>Kelly Gruber, R</b> OBP: 0.389, SLG: 0.500	1-0 G1-3		1-1 HR		0-1 CS 1B		0-0 F9		3-3 K	5	1	2	1	0	1	2												
<b>Joe Carter, R</b> OBP: 0.361, SLG: 0.588	0-2 G6-3		3-2 G6-3		1-1 G6-3		1-0 WP 1B		2-1 G6-3	5	0	1	1	0	0	2												
<b>John Olerud, L</b> OBP: 0.367, SLG: 0.360		4-1 BB 1B		2-0 G4-3		0-0 G1-3		0-0 WP 1B		3	1	1	0	1	0	0												
<b>Rance Mulliniks, L</b> OBP: 0.316, SLG: 0.313		4-0 BB 1B		4-2 BB		1-0 G1-3		4-0 WP 1B		1	1	0	0	2	0	0												
<b>Pat Tabler, R</b> OBP: 0.545, SLG: 0.875		G4-6-3 1B BB		BB			1-2 2-3 IBB			0	0	0	0	1	0	0												
<b>Mark Whiten, S</b> OBP: 0.379, SLG: 0.462		2-0 G4-6-3 1B		0-3 K		1-1 FC5-4 1B		2-0 G5-3		4	0	2	1	0	1	4												
<b>Greg Myers, L</b> OBP: 0.292, SLG: 0.273		1-0 G4-6-3		1-2 F8		0-1 FC5-4		1-3 K		4	0	0	0	0	1	3												
<b>Manuel Lee, S</b> OBP: 0.400, SLG: 0.400		0-0 1B		1-3 K		1-2 F7		3-1 G6-3		4	0	1	1	0	1	1												
<b>Inning Stats</b>	R: 0 E: 0 K: 0 S: 10	H: 1 LOB: 1 BB: 0 P: 14	R: 2 E: 0 K: 0 S: 7	H: 3 LOB: 2 BB: 2 P: 19	R: 1 E: 0 K: 1 S: 11	H: 1 LOB: 1 BB: 0 P: 21	R: 0 E: 1 K: 1 S: 15	H: 0 LOB: 1 BB: 0 P: 19	R: 0 E: 0 K: 0 S: 5	H: 1 LOB: 1 BB: 0 P: 12	R: 1 E: 0 K: 0 S: 7	H: 3 LOB: 3 BB: 1 P: 16	R: 0 E: 0 K: 2 S: 8	H: 0 LOB: 0 BB: 0 P: 12	R: 0 E: 0 K: 2 S: 9	H: 0 LOB: 0 BB: 0 P: 15	1B: 8 2B: 1 3B: 0 HR: 1	SF: 0 SAC: 0 DP: 1 HBP: 0	WP: 2 PB: 2 SB: 0 CS: 1	PA: 40								
<b>PITCHER</b>	IP	WLS	BF	H	R	ER	SO	BB	IBB	HBP	BLK	WP	HR	S	P	ERA	WHIP											
<b>Walt Terrell, R</b> ERA: 2.7	(1, 1)	6.2	L	32	10	4	4	2	3	0	0	0	1	1	63	100	5.40	1.950										
<b>John Cerutti, L</b> ERA: 3.86	(7, 1)	2.1		8	0	0	0	4	0	1	0	0	1	0	18	34	0.00	0.000										

Toronto Blue Jays @ Detroit Tigers  
Tiger Stadium, Detroit, MI  
Mon Apr 15 1991, 7:05 PM EDT  
Att: 9,632 - Cloudy - 54 F

AB	36
R	4
H	10
RBI	4
BB	4
SO	6
LOB	15



Batter	1	2	3	4	5	6	7	8	9	AB	R	H	RBI	BB	SO	LOB	BOTTOM											
<b>Tony Phillips, S</b> OBP: 0.185, SLG: 0.261	2-3 K	1-1 F8			2-2 L3		0-1 G4-3			4	0	0	0	0	1	2												
<b>Lou Whitaker, L</b> OBP: 0.625, SLG: 1.000	4-1 G5-3 1B BB		1-2 G3-1		4-2 BB		0-1 HR			2	2	1	1	2	0	0												
<b>Alan Trammell, R</b> OBP: 0.250, SLG: 0.333	2-1 G5-3		2-3 K		1-3 K		1-0 G5-3			4	0	0	0	0	2	2												
<b>Cecil Fielder, R</b> OBP: 0.250, SLG: 0.227	0-0 1B		0-3 K		1-3 K			1-1 F9		4	0	1	1	0	2	1												
<b>Pete Incaviglia, R</b> OBP: 0.471, SLG: 0.667	3-3 K			0-0 PB SF7 2B		1-0 G6-3		1-3 K		4	1	1	0	0	2	1												
<b>Mickey Tettleton, S</b> OBP: 0.273, SLG: 0.118		1-3 K		1-1 P6		0-1 1B		2-0 G4-3		4	0	1	0	0	1	1												
<b>Rob Deer, R</b> OBP: 0.261, SLG: 0.056		4-2 BB BB		4-2 BB		3-3 K			2-3 K	2	0	0	0	2	2	1												
<b>Travis Fryman, R</b> OBP: 0.333, SLG: 0.353		1-1 P3		3-2 SF7		0-0 1B			0-2 G4-3	2	0	1	1	0	0	1												
<b>Dave Bergman, L</b> OBP: 0.111, SLG: 0.222				3-H		1-3 1B				1	0	0	0	0	0	0												
<b>Mitt Cuyler, S</b> OBP: 0.250, SLG: 0.214		4-0 1B		1-1 G4-3			1-0 F9			2	0	0	0	1	0	1												
<b>Mark Salas, L</b>		1-2 BB							0-0 F7	1	0	0	0	0	0	0												
<b>Inning Stats</b>	R: 1 E: 0 K: 2 S: 10	H: 1 LOB: 1 BB: 1 P: 21	R: 0 E: 0 K: 1 S: 9	H: 0 LOB: 2 BB: 2 P: 20	R: 0 E: 0 K: 2 S: 10	H: 0 LOB: 0 BB: 0 P: 13	R: 1 E: 0 K: 0 S: 14	H: 1 LOB: 1 BB: 1 P: 23	R: 0 E: 0 K: 2 S: 13	H: 2 LOB: 2 BB: 1 P: 21	R: 1 E: 0 K: 0 S: 6	H: 1 LOB: 0 BB: 0 P: 8	R: 0 E: 0 K: 1 S: 6	H: 0 LOB: 0 BB: 0 P: 10	R: 0 E: 0 K: 1 S: 8	H: 0 LOB: 0 BB: 0 P: 10	1B: 3 2B: 1 3B: 0 HR: 1	SF: 1 SAC: 0 DP: 0 HBP: 0	WP: 0 PB: 1 SB: 0 CS: 0	PA: 36								
<b>PITCHER</b>	IP	WLS	BF	H	R	ER	SO	BB	IBB	HBP	BLK	WP	HR	S	P	ERA	WHIP											
<b>Todd Stottlemyre, R</b> ERA: 3.27	(1, 1)	6.0	W	26	4	2	1	8	5	0	0	0	0	1	12	18	4.50	1.500										
<b>Jim Acker, R</b> ERA: 1.04	(7, 1)	2.0		7	1	1	1	1	0	0	0	0	0	1	12	18	4.50	0.500										
<b>Duane Ward, R</b> ERA: 2.25	(9, 1)	1.0	S	3	0	0	0	1	0	0	0	0	0	0	8	10	0.00	0.000										

Toronto Blue Jays @ Detroit Tigers  
Tiger Stadium, Detroit, MI  
Mon Apr 15 1991, 7:05 PM EDT  
Att: 9,632 - Cloudy - 54 F

AB	30
R	3
H	5
RBI	3
BB	5
SO	10
LOB	10





Batter	1	2	3	4	5	6	7	8	9	AB	R	H	RBI	BB	SO	LOB	TOP					
Mookie Wilson, S (1, 8) OBP: 0.125, SLG: 0.133	L7		G4-3			G6-3		L8		4	0	0	0	0	0	1	Toronto Blue Jays @ Detroit Tigers Tiger Stadium, Detroit, MI Tue Apr 16 1991, 7:05 PM EDT Att: 10,791 - Sunny - 61 F					
Roberto Alomar, S (1, 4) OBP: 0.395, SLG: 0.438	P6			G4-3		2B		K		4	0	1	0	0	1							
Kelly Gruber, R (1, 5) OBP: 0.400, SLG: 0.486	L4			P9		BB		FC6-4 1B		3	0	1	0	1	0							
Joe Carter, R (1, 7) OBP: 0.325, SLG: 0.526		G6-3		K		P9		FC6-4		4	0	0	0	0	1	4						
John Olerud, L (1, 3) OBP: 0.382, SLG: 0.414	P4				G6-3 SF9 2B		G4-3		G6-3 1B	4	1	2	0	0	0	0						
Rance Mulliniks, L (1, 10) OBP: 0.281, SLG: 0.250	G6-3				G6-3		G3-1		G6-3	4	0	0	0	0	0	2						
Mark Whiten, S (1, 9) OBP: 0.364, SLG: 0.448			F9		SF9		FC6-4 1B		G4-3	3	0	1	1	0	0	0						
Greg Myers, L (1, 2) OBP: 0.308, SLG: 0.417 Pat Borders, R (7, PH) (7, 2)				HR	G4-3		FC6-4			2	1	1	1	0	0	0						
Manuel Lee, S (1, 6) OBP: 0.394, SLG: 0.370			G6-3			K		1B BB		1	0	0	0	0	0	1						
<b>Inning Stats</b>	R: 0 E: 0 K: 0 S: 5	H: 0 LOB: 0 BB: 0 P: 8	R: 0 E: 0 K: 0 S: 5	H: 0 LOB: 0 BB: 0 P: 7	R: 1 E: 0 K: 0 S: 8	H: 1 LOB: 0 BB: 0 P: 13	R: 0 E: 0 K: 1 S: 10	H: 0 LOB: 0 BB: 0 P: 14	R: 1 E: 0 K: 0 S: 8	H: 1 LOB: 2 BB: 0 P: 13	R: 0 E: 0 K: 0 S: 12	H: 1 LOB: 1 BB: 1 P: 22	R: 0 E: 0 K: 0 S: 9	H: 1 LOB: 1 BB: 0 P: 14	R: 0 E: 0 K: 1 S: 13	H: 1 LOB: 2 BB: 1 P: 23		R: 0 E: 0 K: 0 S: 5	H: 1 LOB: 0 BB: 0 P: 5	1B: 3 2B: 2 3B: 0 HR: 1	SF: 1 SAC: 0 DP: 1 HBP: 0	WP: 0 PB: 0 SB: 0 CS: 0
<b>PITCHER</b>	IP	WLS	BF	H	R	ER	SO	BB	IBB	HBP	BLK	WP	HR	S	P	ERA	WHIP					
Bill Gullickson, R (1, 1) ERA: 6.3	6.2	W	25	4	2	2	2	1	0	0	0	0	1	55	88	2.70	0.750					
Paul Gibson, L (7, 1) ERA:	1.0		4	0	0	0	1	1	0	0	0	0	0	7	15	0.00	1.000					
Mike Henneman, R (8, 1) ERA:	1.1	S	5	2	0	0	0	0	0	0	0	0	0	13	16	0.00	1.500					

AB 31  
R 2  
H 6  
RBI 2  
BB 2  
SO 3  
LOB 9



Batter	1	2	3	4	5	6	7	8	9	AB	R	H	RBI	BB	SO	LOB	BOTTOM					
Tony Phillips, S (1, 4) OBP: 0.161, SLG: 0.222	L7		P9		G5-3		K			4	0	0	0	0	1	1	Toronto Blue Jays @ Detroit Tigers Tiger Stadium, Detroit, MI Tue Apr 16 1991, 7:05 PM EDT Att: 10,791 - Sunny - 61 F					
Alan Trammell, R (1, 6) OBP: 0.286, SLG: 0.333			K		3B 1B		G6-3			3	1	1	1	1	1	0						
Rob Deer, R (1, 9) OBP: 0.333, SLG: 0.286	P6			2B	3B			1B HR BB		3	1	2	1	1	0	1						
Cecil Fielder, R (1, 3) OBP: 0.286, SLG: 0.240	P8			K	BB			HR 1B		3	1	1	0	1	1	2						
Pete Incaviglia, R (1, 7) OBP: 0.381, SLG: 0.526	G4-3			F9	K			K		4	0	0	0	0	2	5						
Luis de los Santos, R (1, 10) Tony Bernazard, S (8, PH) OBP: 0.200, SLG: 0.200	G6-3			F7		G1-3		K		3	0	0	0	0	0	1						
Travis Fryman, R (1, 5) OBP: 0.400, SLG: 0.571					2B E 1B	K		HR		4	2	3	3	0	1	0						
Andy Allanson, R (1, 2) OBP: 0.250, SLG: 0.500 Milt Cuyler, S (8, 8) OBP: 0.250, SLG: 0.214	F9				P7	G6-3		F7		4	0	0	0	0	0	2						
John Shelby, S (1, 8) OBP: 0.250, SLG: 0.500 Milt Cuyler, S (8, 8) OBP: 0.250, SLG: 0.214			G5-3		E7 1B 2B		P8			3	1	1	0	0	0	0						
<b>Inning Stats</b>	R: 0 E: 0 K: 0 S: 8	H: 0 LOB: 1 BB: 1 P: 14	R: 0 E: 0 K: 0 S: 10	H: 1 LOB: 0 BB: 0 P: 15	R: 0 E: 0 K: 1 S: 7	H: 0 LOB: 0 BB: 0 P: 9	R: 0 E: 0 K: 1 S: 14	H: 1 LOB: 1 BB: 0 P: 20	R: 3 E: 1 K: 1 S: 14	H: 4 LOB: 2 BB: 1 P: 25	R: 0 E: 0 K: 1 S: 5	H: 0 LOB: 0 BB: 0 P: 8	R: 0 E: 0 K: 1 S: 9	H: 0 LOB: 0 BB: 0 P: 14	R: 3 E: 0 K: 2 S: 14	H: 2 LOB: 0 BB: 1 P: 27		R: 0 E: 0 K: 0 S: 0	H: 0 LOB: 0 BB: 0 P: 0	1B: 4 2B: 2 3B: 1 HR: 1	SF: 0 SAC: 0 DP: 0 HBP: 0	WP: 0 PB: 0 SB: 0 CS: 0
<b>PITCHER</b>	IP	WLS	BF	H	R	ER	SO	BB	IBB	HBP	BLK	WP	HR	S	P	ERA	WHIP					
David Wells, L (1, 1) ERA: 3.6	7.0	L	29	6	3	3	5	2	0	0	1	0	0	67	105	3.86	1.143					
Mike Timlin, R (8, 1) ERA: 4.26	1.0		6	2	3	3	2	1	0	0	0	0	1	14	27	27.00	3.000					

AB 32  
R 6  
H 8  
RBI 5  
BB 3  
SO 7  
LOB 14









Batter	1	2	3	4	5	6	7	8	9	AB	R	H	RBI	BB	SO	LOB	TOP			
<b>Tony Phillips, S</b> OBP: 0.288, SLG: 0.429 (1, 10) (6, 6)	F7		G4-3			G4-6-3		PB		6	2	4	3	0	0	1	<b>Detroit Tigers @ Chicago White Sox</b> Comiskey Park, Chicago, IL Thu Apr 18 1991, 4:33 AM EDT Att: 42,191 - Cloudy - 54 F			
<b>Alan Trammell, R</b> OBP: 0.368, SLG: 0.424 <b>Frank Tanana, L</b> (6, 1)	1B		HR			G4-6-3		K		5	3	4	2	0	0	1				
<b>Lou Whitaker, L</b> OBP: 0.769, SLG: 1.500 <b>Tony Bernazard, S</b> OBP: 0.286, SLG: 0.286 (5, 4)	1B		HR			1B		G4-3		3	2	3	0	1	0	0				
<b>Cecil Fielder, R</b> OBP: 0.351, SLG: 0.375 <b>Dave Bergman, L</b> OBP: 0.154, SLG: 0.167 (4, 3)	F9		HR			G2-3		L5		3	2	2	4	1	0	2				
<b>Pete Incaviglia, R</b> OBP: 0.333, SLG: 0.407 <b>Mitt Cuyler, S</b> OBP: 0.278, SLG: 0.250 (4, 8)	F7		FC3-6					F7		2	0	0	0	0	0	0				
<b>Mickey Tettleton, S</b> OBP: 0.276, SLG: 0.167 (7, 9)	P6		FC3-6					G6-3		6	2	1	2	0	1	4				
<b>Rob Deer, R</b> OBP: 0.500, SLG: 0.500 <b>Andy Allanson, R</b> (7, 2)	G5-3		HR					K		5	2	2	4	0	2	1				
<b>John Shelby, S</b> OBP: 0.308, SLG: 0.462 (4, 7)	F8		E5					F9		5	1	1	0	0	0	1				
<b>Travis Fryman, R</b> OBP: 0.406, SLG: 0.500 <b>Luis de los Santos, R</b> (4, 5)								K2-3		1	2	0	0	0	2	0				
<b>Inning Stats</b>	R: 0 E: 0 K: 0 S: 11	H: 2 LOB: 2 BB: 0 P: 19	R: 0 E: 0 K: 0 S: 7	H: 0 LOB: 0 BB: 0 P: 14	R: 6 E: 0 K: 0 S: 22	H: 4 LOB: 1 BB: 3 P: 46	R: 10 E: 1 K: 1 S: 33	H: 9 LOB: 2 BB: 2 P: 50	R: 0 E: 0 K: 1 S: 8	H: 0 LOB: 0 BB: 0 P: 11	R: 0 E: 0 K: 2 S: 12	H: 1 LOB: 1 BB: 0 P: 18	R: 0 E: 0 K: 2 S: 10	H: 1 LOB: 1 BB: 0 P: 13	R: 0 E: 0 K: 0 S: 6	H: 0 LOB: 0 BB: 0 P: 9		1B: 12 2B: 2 3B: 1 HR: 4	SF: 0 SAC: 0 DP: 1 HBP: 0	WP: 0 PB: 2 SB: 3 CS: 0
<b>PITCHER</b>	IP	WLS	BF	H	R	ER	SO	BB	IBB	HBP	BLK	WP	HR	S	P	ERA	WHIP			
<b>Jack McDowell, R</b> ERA: 3.48	2.2	L	16	5	6	6	0	3	0	0	0	0	2	36	71	20.25	3.000			
<b>Brian Drahman, R</b> ERA: 23.14	0.2		8	5	5	5	0	1	0	0	0	0	0	13	21	67.50	9.000			
<b>Ken Patterson, L</b> ERA: 9.82	2.2		16	7	5	4	2	1	0	0	0	0	2	40	57	13.50	3.000			
<b>Scott Radinsky, L</b> ERA:	1.0		4	1	0	0	2	0	0	0	0	0	0	12	18	0.00	1.000			
<b>Donn Pall, R</b> ERA:	1.0		4	1	0	0	2	0	0	0	0	0	0	10	13	0.00	1.000			

Batter	1	2	3	4	5	6	7	8	9	AB	R	H	RBI	BB	SO	LOB	BOTTOM			
<b>Tim Raines, S</b> OBP: 0.237, SLG: 0.206 (1, 10)	K		S			F8		G6-4-3		4	0	1	0	0	1	1	<b>Detroit Tigers @ Chicago White Sox</b> Comiskey Park, Chicago, IL Thu Apr 18 1991, 4:33 AM EDT Att: 42,191 - Cloudy - 54 F			
<b>Lance Johnson, L</b> OBP: 0.250, SLG: 0.226 (1, 8)	K		F7			G1-3		K		4	0	1	0	0	2	1				
<b>Robin Ventura, L</b> OBP: 0.433, SLG: 0.500 (1, 5)	1B		G4-3			G1-3		G4-3		4	0	2	0	0	0	1				
<b>Frank Thomas, R</b> OBP: 0.286, SLG: 0.290 (1, 3)	F9					G1-3		1B		4	0	1	0	0	0	3				
<b>Carlton Fisk, R</b> OBP: 0.444, SLG: 0.440 <b>Matt Merullo, L</b> OBP: 0.333, SLG: 0.333 (5, 2)	G3		G6-3			G4-3		F9		2	0	1	0	0	0	0				
<b>Sammy Sosa, R</b> OBP: 0.300, SLG: 0.538 (1, 9)	G3		P3			G6-3		G1-3		4	0	0	0	0	0	2				
<b>Cory Snyder, R</b> OBP: 0.190, SLG: 0.150 (1, 7)	F9					G1-3		G5-3		3	0	0	0	0	0	1				
<b>Ozzie Guillen, L</b> OBP: 0.185, SLG: 0.120 <b>Craig Grebeck, R</b> OBP: 0.375, SLG: 0.167 (6, 6)	P4					F8		F9		1	0	0	0	0	0	1				
<b>Scott Fletcher, R</b> OBP: 0.393, SLG: 0.577 <b>Joey Cora, S</b> OBP: 0.333, SLG: 0.333 (6, 4)	G6-3		G6-3			G4-3		G6-4-3		2	0	1	0	0	0	0				
<b>Inning Stats</b>	R: 0 E: 0 K: 2 S: 9	H: 1 LOB: 1 BB: 0 P: 16	R: 0 E: 0 K: 0 S: 9	H: 1 LOB: 1 BB: 0 P: 14	R: 0 E: 0 K: 0 S: 11	H: 1 LOB: 1 BB: 0 P: 18	R: 0 E: 0 K: 0 S: 6	H: 0 LOB: 0 BB: 0 P: 9	R: 0 E: 0 K: 0 S: 5	H: 0 LOB: 0 BB: 0 P: 7	R: 0 E: 0 K: 0 S: 11	H: 2 LOB: 2 BB: 0 P: 15	R: 0 E: 0 K: 1 S: 8	H: 1 LOB: 1 BB: 0 P: 11	R: 0 E: 0 K: 0 S: 10	H: 1 LOB: 1 BB: 0 P: 16		1B: 7 2B: 0 3B: 0 HR: 0	SF: 0 SAC: 0 DP: 1 HBP: 0	WP: 0 PB: 0 SB: 1 CS: 0
<b>PITCHER</b>	IP	WLS	BF	H	R	ER	SO	BB	IBB	HBP	BLK	WP	HR	S	P	ERA	WHIP			
<b>Frank Tanana, L</b> ERA: 3.18	9.0	W	33	7	0	0	3	0	0	0	0	0	0	74	114	0.00	0.778			
<b>Frank Tanana, L</b> ERA: 3.18	6.1		33	7	0	0	3	0	0	0	0	0	0	74	114	0.00	0.778			



Batter	1	2	3	4	5	6	7	8	9	10	11	12	AB	R	H	RBI	BB	SO	LOB	TOP				
Tony Phillips, S OBP: 0.340, SLG: 0.462 (1, 4)	4-2 FC1-6 BB		1-2 CS 1B			4-2 F9 BB BB	3-2 G4-3			0-0 1B		1-0 2H 1B	4	0	3	1	2	0	1					
Alan Trammell, R OBP: 0.364, SLG: 0.395 (1, 6)	2-1 FC1-6 FC5-4 1-2		2-0 CS	0-2 G6-3		2-0 P2		1-0 G4-3 1B		0-0 F7		4-1 1B	5	0	1	0	1	0	3					
Rob Deer, R OBP: 0.372, SLG: 0.543 (1, 9)	2-3 K			1-0 F9 2B		4-1 BB		1-0 P5			1-1 G3 2B	2-3 K	5	0	2	0	1	2	4					
Cecil Fielder, R OBP: 0.310, SLG: 0.324 (1, 3)	1-1 FC5-4 1-2			1-2 F9		1-1 F9		0-1 G4-3			0-0 G3		5	0	0	0	0	0	6					
Pete Incaviglia, R OBP: 0.286, SLG: 0.344 Milt Cuyler, S OBP: 0.278, SLG: 0.250 (1, 7) (12, 8)		2-0 G1-3				1-0 F9				2-0 G6-3			5	0	0	0	0	1	4					
Travis Fryman, R OBP: 0.278, SLG: 0.452 (1, 5)		1-2 G6-3				2-2 CS 1B		1-2 G5-3		0-2 P2		0-0 F8	5	0	1	0	0	0	1					
Mickey Tettleton, S OBP: 0.294, SLG: 0.241 (1, 10)		0-3 K				2-2 FC6-4 1B		2-1 2B 2B		1-3 K		1-0 P6	5	1	2	0	0	2	0					
John Shelby, S OBP: 0.278, SLG: 0.444 (1, 8) (12, 7)			1-2 G2-3			1-1 FC6-4 1B		2-1 G5-3		1-1 G3		0-0 1B 2B	5	1	1	0	0	0	2					
Andy Atkinson, R OBP: 0.077, SLG: 0.154 (1, 2)			2-0 G6-3			2-0 G1-3		1-0 2B		1-2 G1-3		1-0 F9	5	0	1	1	0	0	2					
<b>Inning Stats</b>	R: 0 E: 0 K: 1 S: 14	H: 0 LOB: 1 BB: 1 P: 23	R: 0 E: 0 K: 1 S: 7	H: 0 LOB: 0 BB: 0 P: 10	R: 0 E: 0 K: 0 S: 7	H: 1 LOB: 0 BB: 0 P: 13	R: 0 E: 0 K: 0 S: 9	H: 1 LOB: 0 BB: 0 P: 11	R: 0 E: 0 K: 0 S: 10	H: 0 LOB: 2 BB: 2 P: 21	R: 1 E: 0 K: 0 S: 11	H: 2 LOB: 1 BB: 0 P: 20	R: 0 E: 0 K: 1 S: 7	H: 0 LOB: 0 BB: 0 P: 10	R: 0 E: 0 K: 1 S: 8	H: 1 LOB: 1 BB: 0 P: 10	R: 0 E: 0 K: 1 S: 8	H: 1 LOB: 1 BB: 0 P: 10	R: 1 E: 0 K: 1 S: 8	H: 2 LOB: 2 BB: 1 P: 17	1B: 6 2B: 5 3B: 0 HR: 0	SF: 0 SAC: 0 DP: 1 HBP: 0	WP: 0 PB: 0 SB: 0 CS: 2	PA: 49
<b>PITCHER</b>	IP ERA WLS BF H R ER SO BB IBB HBP BLK WP HR S P ERA WHIP	0 2.08 11 27 2 0 0 1 0 0 0 0 0 0 21 31 0.00 0.600	1 2.08 9 3 1 1 1 1 0 0 0 0 0 0 13 22 5.40 2.400	1 1.42 1 0 0 0 1 0 0 0 0 0 0 3 5 0.00 0.000																				

Detroit Tigers @ Chicago White Sox  
Comiskey Park, Chicago, IL  
Sat Apr 20 1991, 4:33 AM EDT  
Alt. 36,420 - Cloudy - 42 F

AB 44  
R 2  
H 11  
RBI 2  
BB 4  
SO 5  
LOB 23



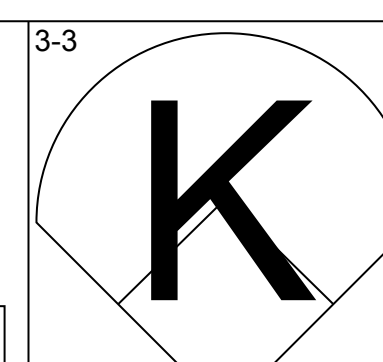
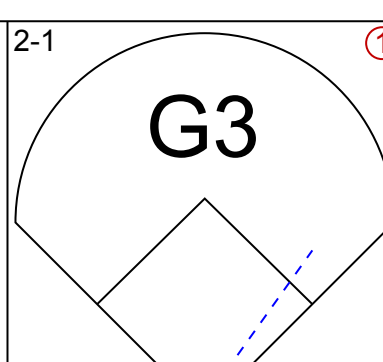
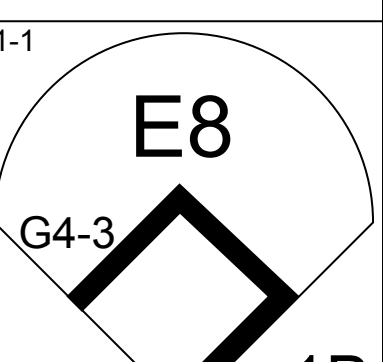
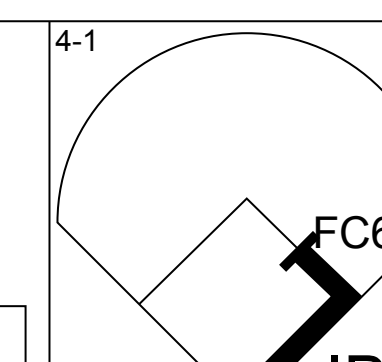
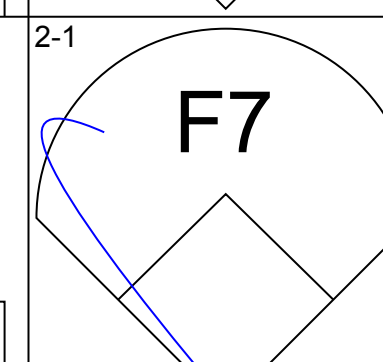
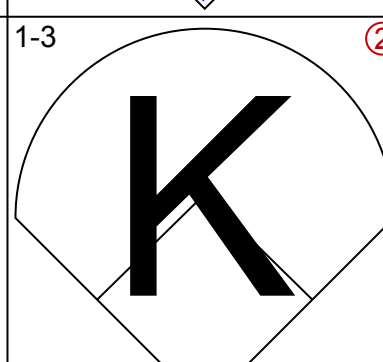
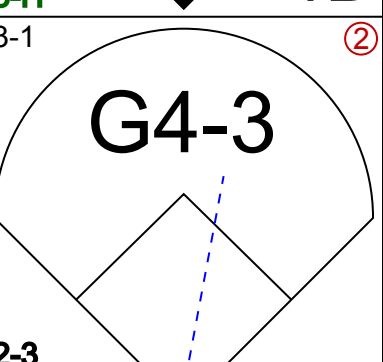
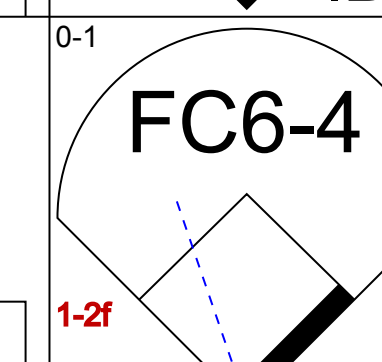
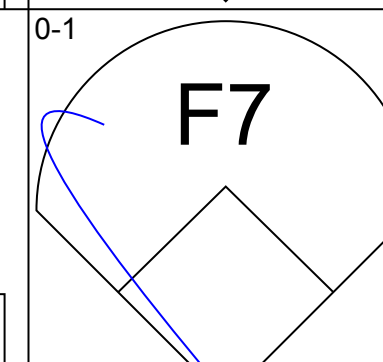
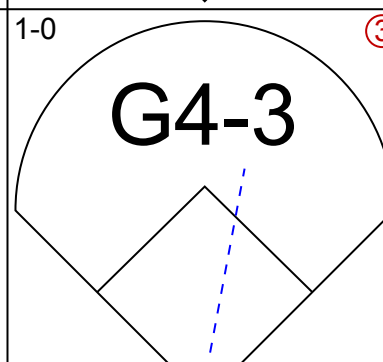
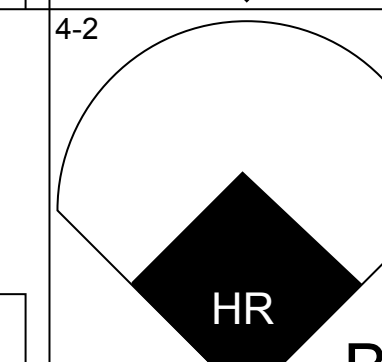
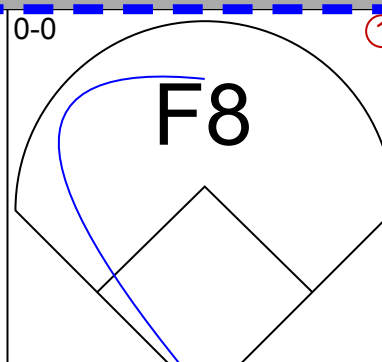
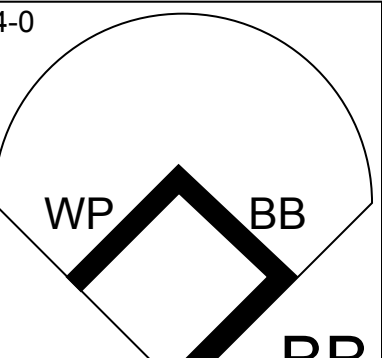
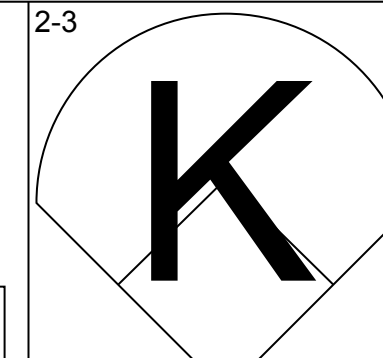
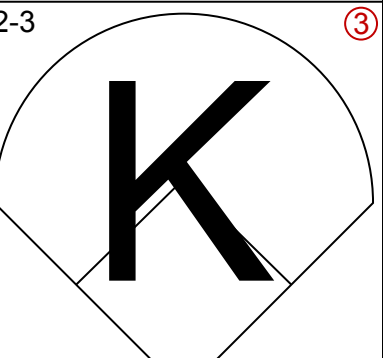
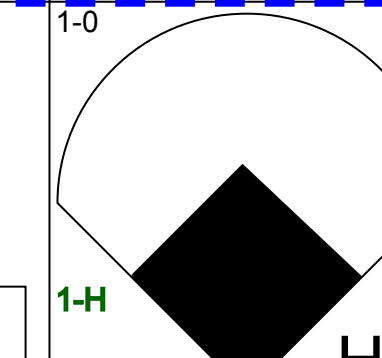
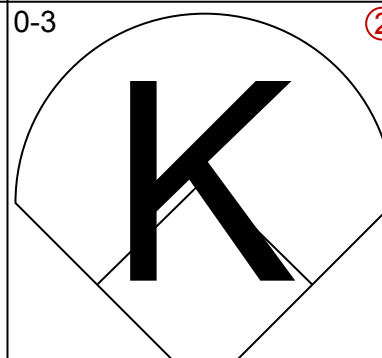
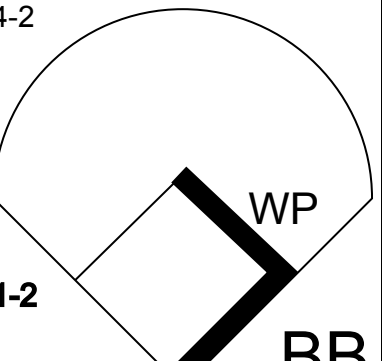
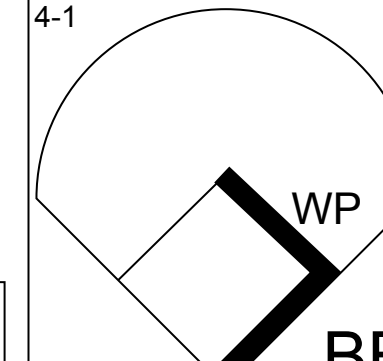
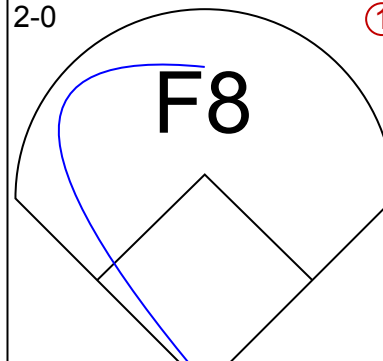
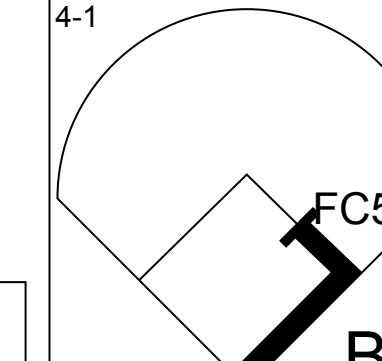
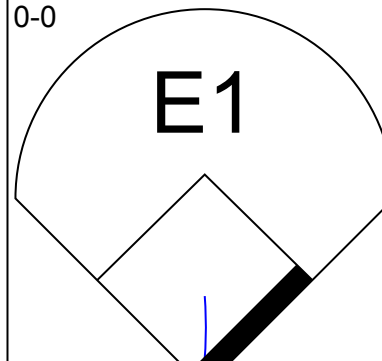
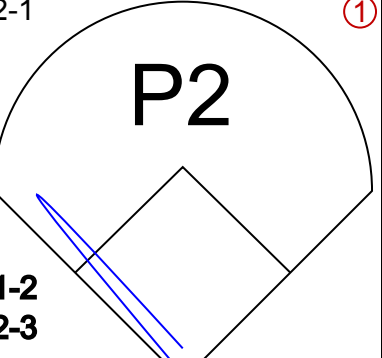
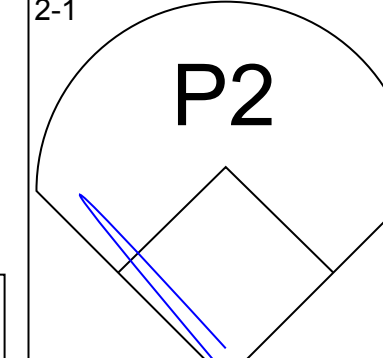
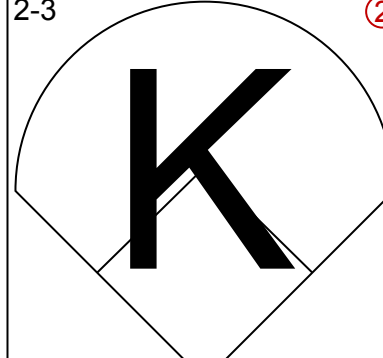
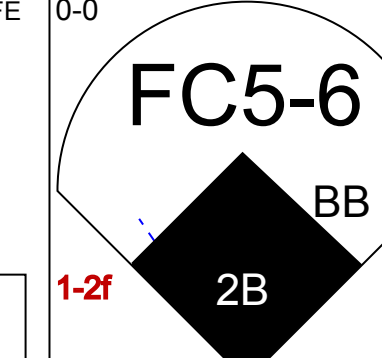
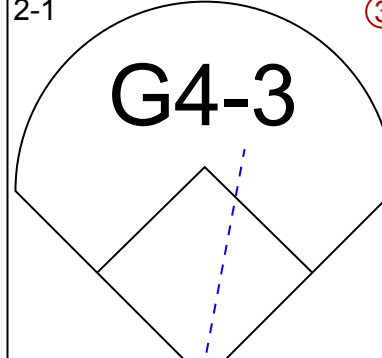
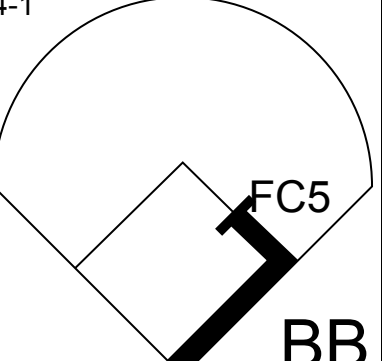
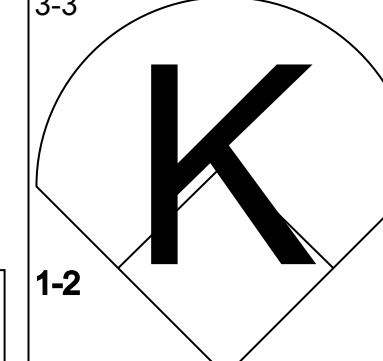
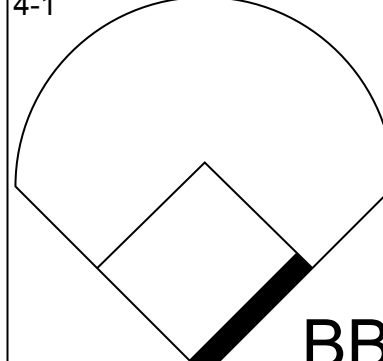
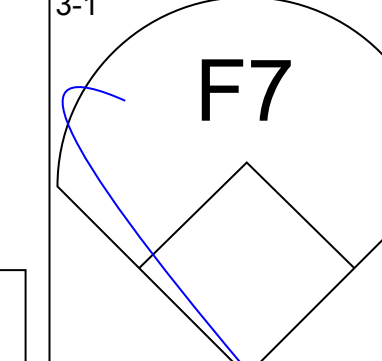

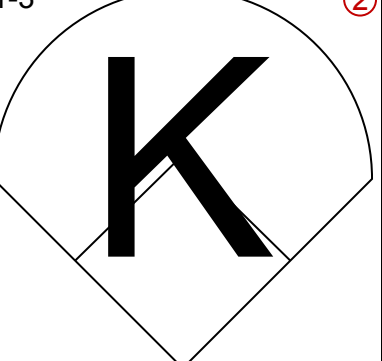

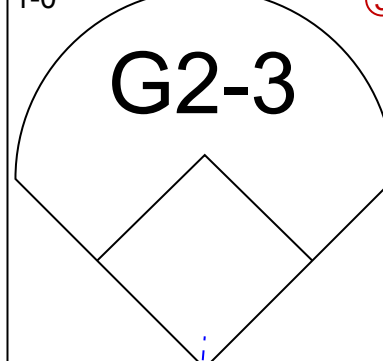
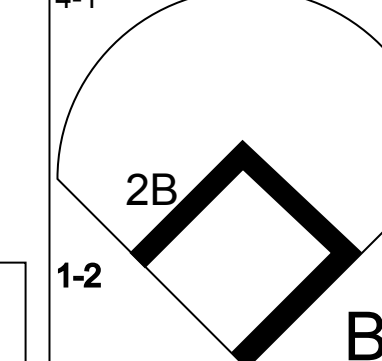
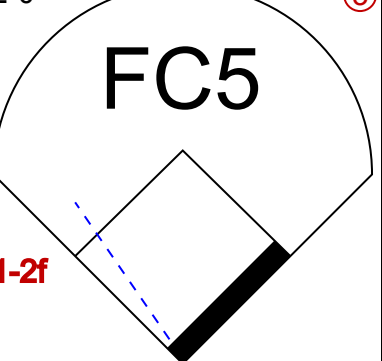
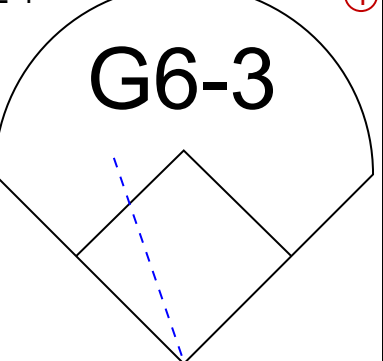

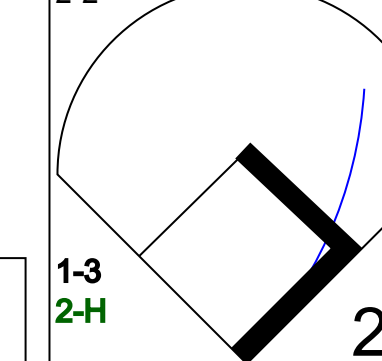
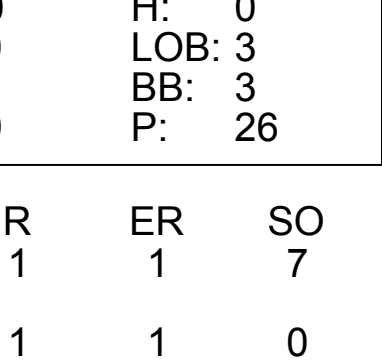
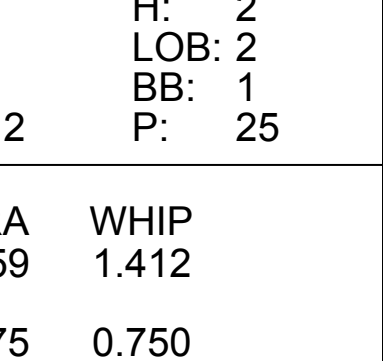
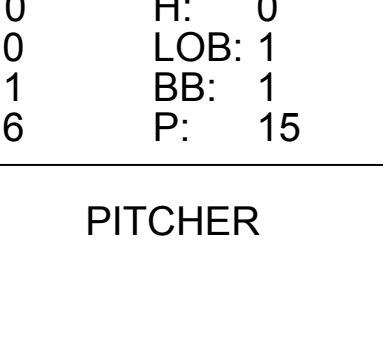
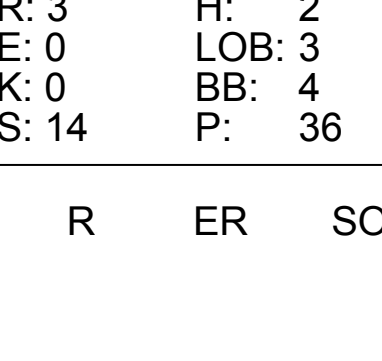

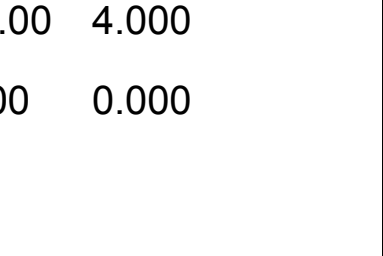


Batter	1	2	3	4	5	6	7	8	9	10	11	12	AB	R	H	RBI	BB	SO	LOB	BOTTOM						
Tim Lincecum, S OBP: 0.227, SLG: 0.179 (1, 7)	3-1 F8		3-2 G1-3			2-1 F8		2-0 G5-3		4-0 G4-3 IBB		1-0 F7	5	0	0	0	1	0	3							
Lance Johnson, L OBP: 0.243, SLG: 0.250 (1, 8)	1-3 K			1-1 F8 2B		1-0 G4-3		1-1 G6-3		0-0 G4-3			5	0	1	0	0	1	4							
Robin Ventura, L OBP: 0.412, SLG: 0.467 Craig Grebeck, R OBP: 0.444, SLG: 0.286 (1, 5) (9, PR) (10, 5)	2-2 P5			3-1 F8				0-0 P5		0-2 G1-3 1B		0-1 FC4-6 1B	4	0	1	0	0	0	1							
Frank Thomas, R OBP: 0.275, SLG: 0.278 (1, 3)		1-0 1B		2-3 K		1-3 K		1-3 K		0-3 K		1-0 FC4-6 P4-3	5	0	1	0	0	3	3							
Carlton Fisk, R OBP: 0.433, SLG: 0.464 Ron Karkovics, R OBP: 0.333, SLG: 0.417 (1, 2) (7, PR) (8, 2)		2-1 F8		2-3 K		0-2 1B 2B		1-0 G1-3		1-0 G1-3		2-1 P4-3	3	0	1	0	0	1	2							
Dan Pasqua, L OBP: 0.133, SLG: 0.071 (1, 10)		2-0 F7				0-0 F8		0-1 1B		4-0 IBB		0-0 E1 FC6-4 1B	4	0	1	1	1	0	1							
Sammy Sosa, R OBP: 0.285, SLG: 0.467 Matt Merullo, L OBP: 0.333, SLG: 0.333 Cory Snyder, R OBP: 0.162, SLG: 0.143 (1, 9) (12, PH) (12, PH)		0-0 G5-3				3-3 K		0-0 F9		0-0 P2		1-3 K	4	0	0	0	0	1	5							
Ozzie Guillen, L OBP: 0.219, SLG: 0.167 (1, 6)			2-2 L8			1-0 L8		1-1 P6		1-1 SH1-4 1B		0-0 FC6-4 1B	5	0	2	0	0	0	0							
Scott Fletcher, R OBP: 0.387, SLG: 0.552 Joey Cora, S OBP: 0.250, SLG: 0.250 (1, 4) (8, PR) (9, 4)			2-1 G1-3			1-0 G6-3		1-1 G5-3 1B		1-1 SH1-4		1-2 FC6-4	3	0	1	0	0	0	0							
<b>Inning Stats</b>	R: 0 E: 0 K: 1 S: 14	H: 0 LOB: 0 BB: 0 P: 20	R: 0 E: 0 K: 0 S: 5	H: 1 LOB: 1 BB: 0 P: 10	R: 0 E: 0 K: 0 S: 11	H: 0 LOB: 0 BB: 0 P: 15	R: 0 E: 0 K: 2 S: 11	H: 1 LOB: 0 BB: 0 P: 19	R: 0 E: 0 K: 0 S: 6	H: 0 LOB: 0 BB: 0 P: 10	R: 1 E: 0 K: 1 S: 10	H: 2 LOB: 2 BB: 0 P: 11	R: 0 E: 0 K: 0 S: 7	H: 1 LOB: 2 BB: 1 P: 12	R: 0 E: 0 K: 1 S: 9	H: 1 LOB: 2 BB: 1 P: 14	R: 0 E: 0 K: 0 S: 5	H: 1 LOB: 1 BB: 0 P: 11	R: 0 E: 0 K: 1 S: 5	H: 1 LOB: 0 BB: 0 P: 8	R: 0 E: 1 K: 1 S: 12	H: 1 LOB: 2 BB: 0 P: 15	1B: 7 2B: 3 3B: 0 HR: 0	SF: 0 SAC: 1 DP: 2 HBP: 0	WP: 0 PB: 0 SB: 0 CS: 0	PA: 46
<b>PITCHER</b>	IP ERA WLS BF H R ER SO BB IBB HBP BLK WP HR S P ERA WHIP	7.2 7.2 0.1 28 5 1 0 5 0 0 0 0 0 0 63 102 1.17 0.652	3.0 3.0 1.0 12 2 0 0 1 0 2 0 0 0 0 17 31 0.00 0.667	1.0 1.0 0.0 4 1 0 0 1 0 0 0 0 0 0 11 14 0.00 1.000																						

Detroit Tigers @ Chicago White Sox  
Comiskey Park, Chicago, IL  
Sat Apr 20 1991, 4:33 AM EDT  
Alt. 36,420 - Cloudy - 42 F

AB 43  
R 1  
H 9  
RBI 1  
BB 2  
SO 7  
LOB 24




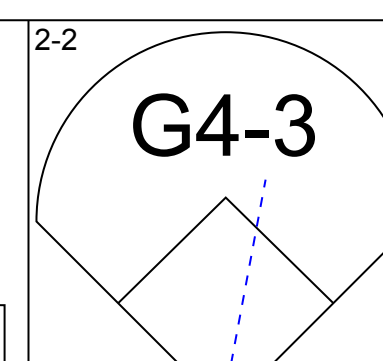
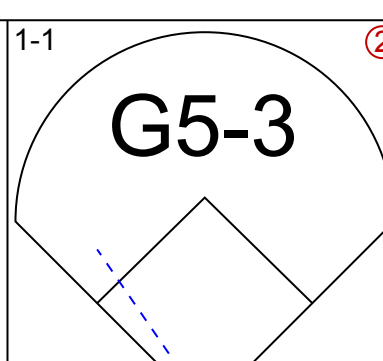
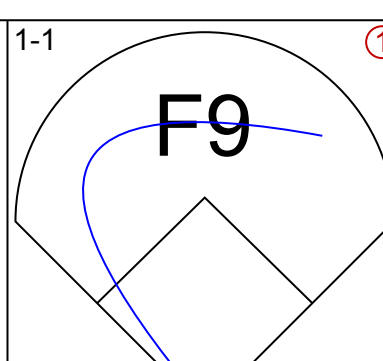

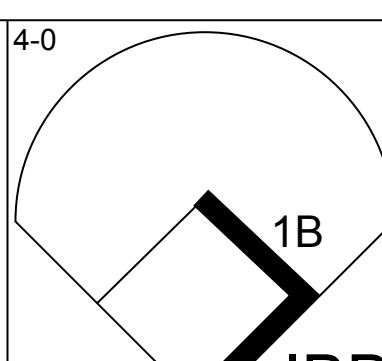
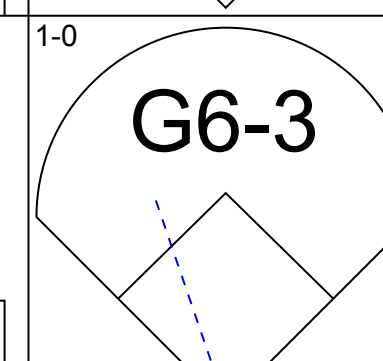
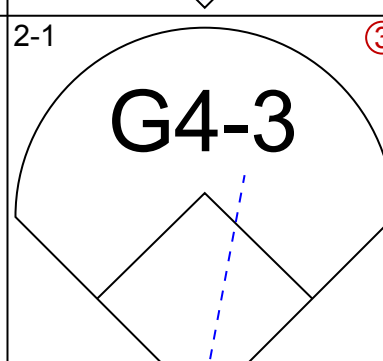
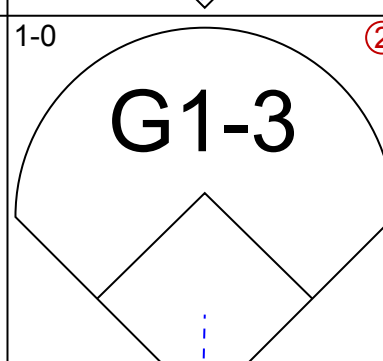
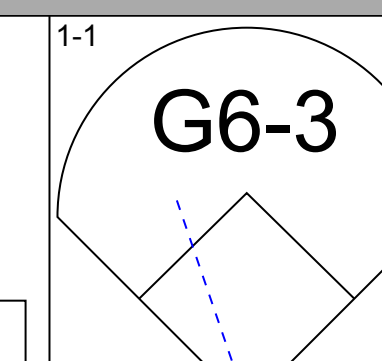
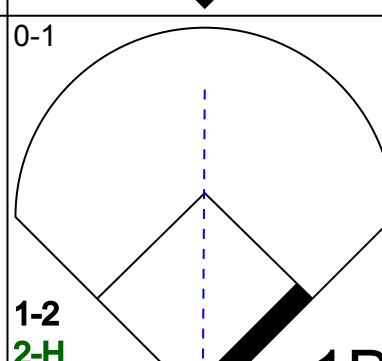
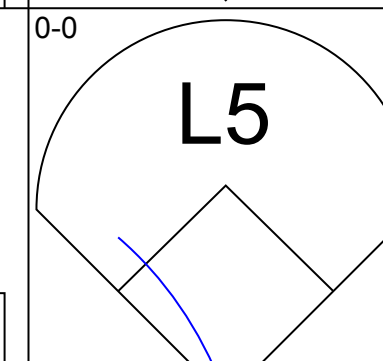
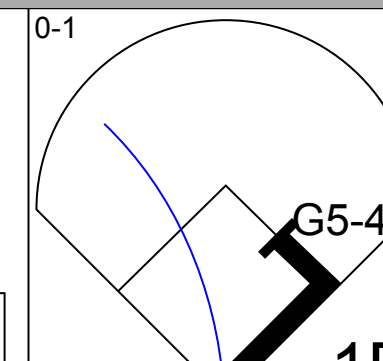
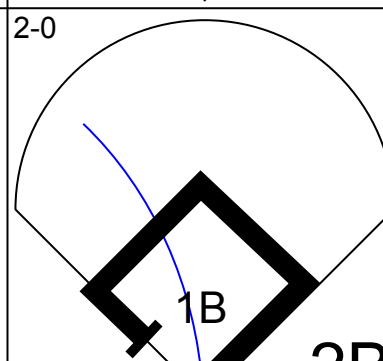
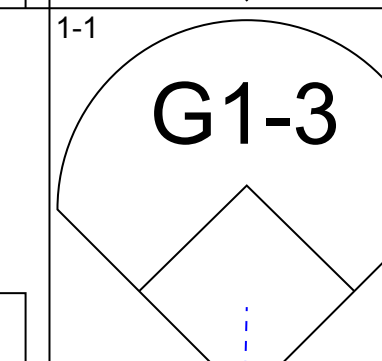
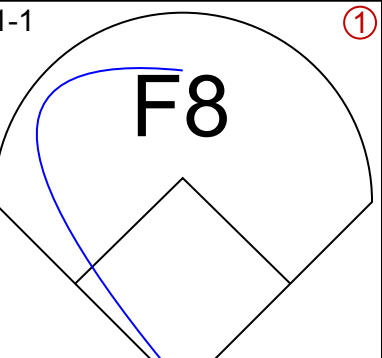
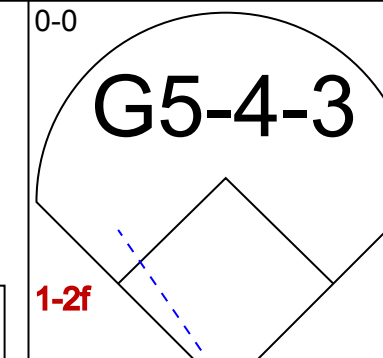
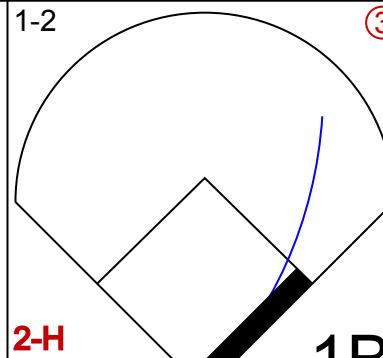
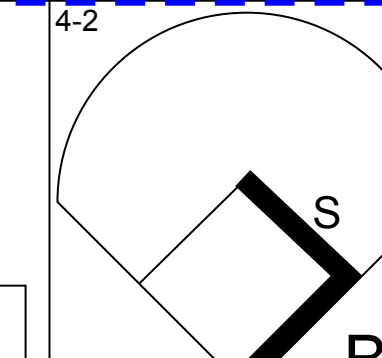
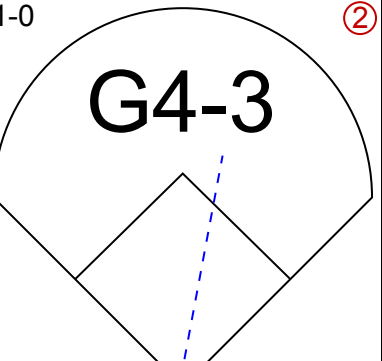
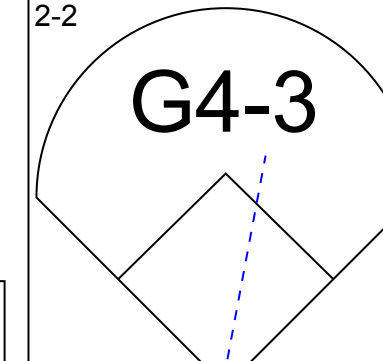

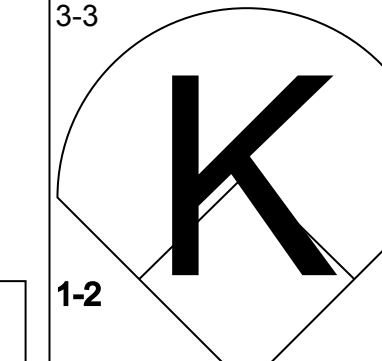
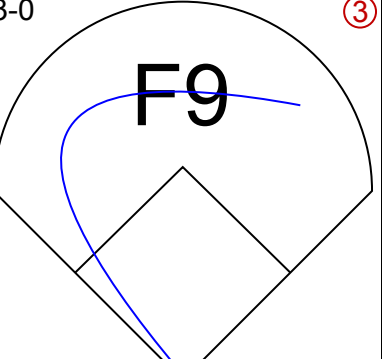

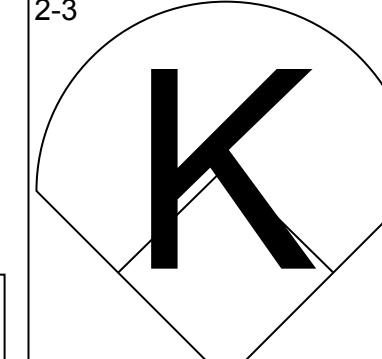



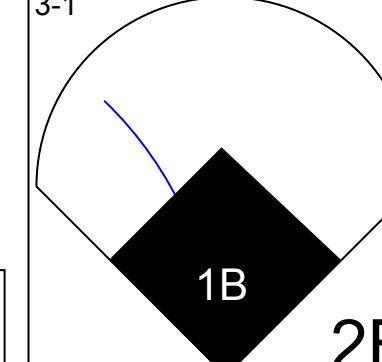


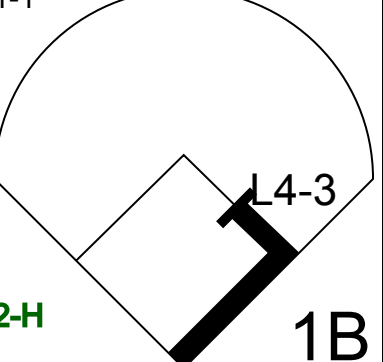
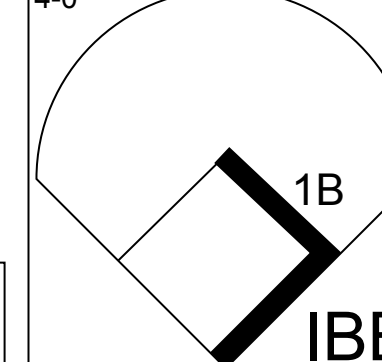
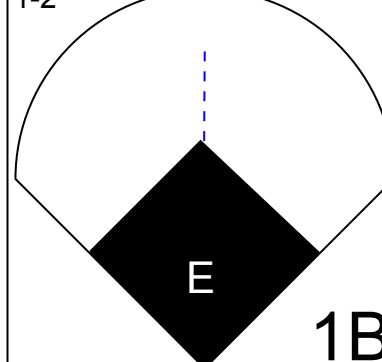
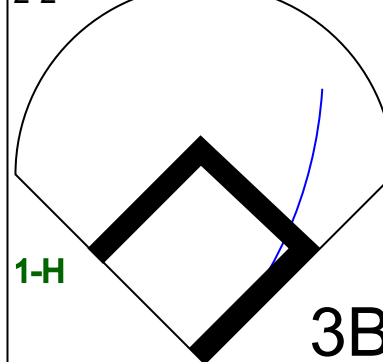
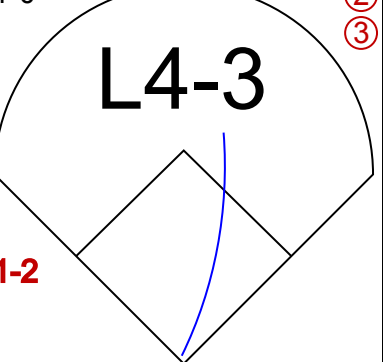
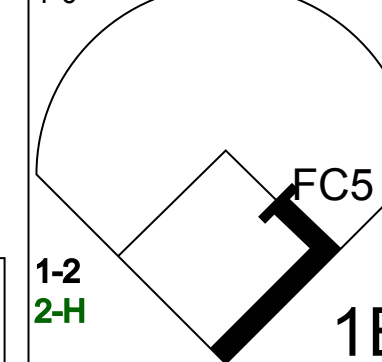
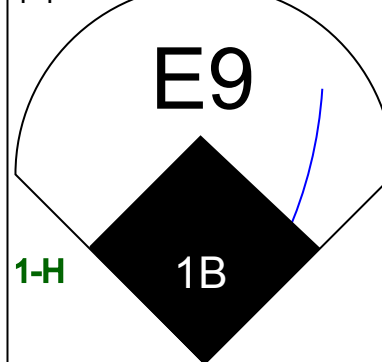

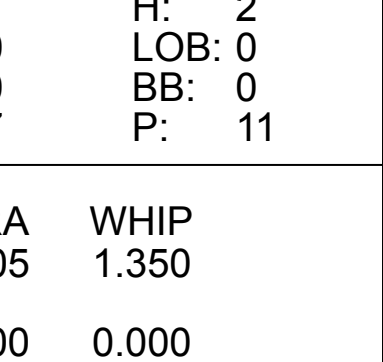
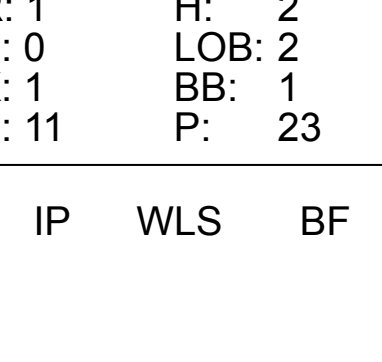
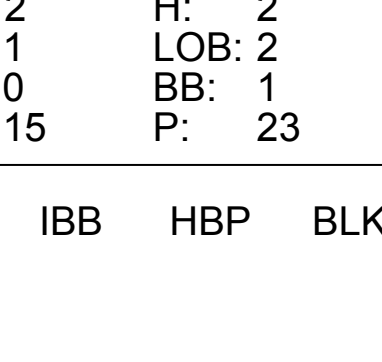

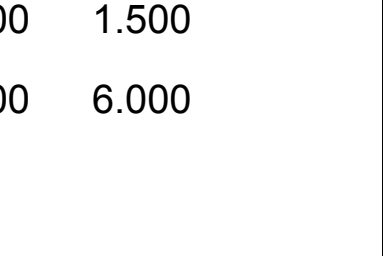




Batter	1	2	3	4	5	6	7	8	9	AB	R	H	RBI	BB	SO	LOB	TOP					
<b>Tony Phillips, S</b> OBP: 0.346, SLG: 0.442 (1, 6)							 G4-3 1B	 IBB		4	0	1	1	1	1	1						
<b>Lloyd Moseby, L</b> OBP: 0.273, SLG: 0.250 (1, 7)										5	0	0	0	0	1	4						
<b>Lou Whitaker, L</b> OBP: 0.667, SLG: 1.091 (1, 4)								 BB		3	1	0	0	2	0	0						
<b>Cecil Fielder, R</b> OBP: 0.319, SLG: 0.390 (1, 3)		 BB						 1-H		4	1	1	2	1	3	2						
<b>Mickey Tettleton, S</b> OBP: 0.342, SLG: 0.233 (1, 2)		 BB		 BB				 BB		1	0	0	0	3	0	0						
<b>Milt Cuyler, S</b> OBP: 0.263, SLG: 0.235 (8, PR)		 BB		 BB				 BB		1	0	0	0	0	0	0						
<b>Mark Salas, L</b> (1, 10)								 2B		5	1	0	0	0	1	5						
<b>Rob Deer, R</b> OBP: 0.383, SLG: 0.514 (1, 9)		 BB								2	0	0	0	2	1	2						
<b>John Shelby, S</b> OBP: 0.318, SLG: 0.524 (1, 8)							 3B		 BB	3	1	1	0	1	1	4						
<b>Andy Allanson, R</b> OBP: 0.077, SLG: 0.154 (8, 2)							 3B		 BB	0	0	0	0	0	0	0						
<b>Travis Fryman, R</b> OBP: 0.366, SLG: 0.457 (1, 5)								 G6-3	 1-3 2-H	4	0	1	1	0	0	4						
<b>Inning Stats</b>	R: 0 E: 0 K: 1 S: 7	H: 0 LOB: 0 BB: 0 P: 12	R: 0 E: 0 K: 1 S: 9	H: 0 LOB: 3 BB: 3 P: 26	R: 0 E: 0 K: 1 S: 6	H: 0 LOB: 1 BB: 1 P: 10	R: 0 E: 0 K: 2 S: 9	H: 0 LOB: 1 BB: 1 P: 20	R: 1 E: 1 K: 1 S: 12	H: 2 LOB: 2 BB: 1 P: 25	R: 0 E: 0 K: 1 S: 6	H: 0 LOB: 1 BB: 1 P: 15	R: 0 E: 1 K: 0 S: 7	H: 0 LOB: 0 BB: 0 P: 10	R: 3 E: 0 K: 0 S: 14	H: 2 LOB: 3 BB: 4 P: 36	R: 0 E: 1 K: 1 S: 7	H: 0 LOB: 1 BB: 0 P: 9	1B: 1 2B: 1 3B: 1 HR: 1	SF: 0 SAC: 0 DP: 1 HBP: 0	WP: 2 PB: 0 SB: 0 CS: 0	PA: 42
<b>PITCHER</b>	IP	WLS	BF	H	R	ER	SO	BB	IBB	HBP	BLK	WP	HR	S	P	ERA	WHIP					
<b>Melido Perez, R</b> ERA: 1.64 (1, 1)	5.2		25	2	1	1	7	6	0	0	0	2	0	48	106	1.59	1.412					
<b>Wayne Edwards, L</b> ERA: 8.44 (6, 1)	1.1		5	0	1	1	0	1	0	0	0	0	0	10	18	6.75	0.750					
<b>Bobby Thigpen, R</b> ERA: 3.68 (8, 1)	1.0		8	2	2	2	0	2	1	0	0	0	1	12	30	18.00	4.000					
<b>Brian Drahman, R</b> ERA: 16.2 (9, 1)	1.0	W	4	0	0	0	1	0	0	0	0	0	0	7	9	0.00	0.000					

Detroit Tigers @ Chicago White Sox  
Comiskey Park, Chicago, IL  
Sun Apr 21 1991, 4:33 AM EDT  
Att: 29,776 - Sunny - 51 F


AB 32  
R 4  
H 4  
RBI 4  
BB 10  
SO 8  
LOB 22



Batter	1	2	3	4	5	6	7	8	9	AB	R	H	RBI	BB	SO	LOB	BOTTOM					
<b>Tim Raines, S</b> OBP: 0.224, SLG: 0.163 (1, 7)									 IBB	4	0	0	0	1	0	3						
<b>Lance Johnson, L</b> OBP: 0.238, SLG: 0.244 (1, 8)									 1-2 2-H	5	0	1	1	0	0	1						
<b>Robin Ventura, L</b> OBP: 0.421, SLG: 0.500 (1, 5)					 1B		 2B			4	0	2	0	0	0	0						
<b>Carlton Fisk, R</b> OBP: 0.441, SLG: 0.452 (1, 10)					 1-2		 2-H	 BB		3	0	1	0	1	0	1						
<b>Joey Cora, S</b> OBP: 0.250, SLG: 0.250 (8, PR)					 1-2		 2-H	 BB		0	0	0	0	0	0	0						
<b>Dan Pasqua, L</b> OBP: 0.118, SLG: 0.063 (1, 9)									 1-2	2	0	0	0	0	0	0						
<b>Sammy Sosa, R</b> OBP: 0.250, SLG: 0.438 (7, 9)									 1-2	2	0	0	0	0	1	1						
<b>Frank Thomas, R</b> OBP: 0.273, SLG: 0.275 (1, 3)					 SH1-3 1B					4	1	1	0	0	1	0						
<b>Ron Karkovics, R</b> OBP: 0.357, SLG: 0.500 (1, 2)					 1-2		 2B			2	1	1	0	0	0	0						
<b>Matt Merullo, L</b> OBP: 0.250, SLG: 0.250 (9, PH)					 1-2		 2B			1	0	0	0	0	0	0						
<b>Ozzie Guillen, L</b> OBP: 0.306, SLG: 0.242 (1, 6)			 1B		 2-H 1B		 IBB		 1B	3	2	3	1	1	0	0						
<b>Scott Fletcher, R</b> OBP: 0.400, SLG: 0.606 (1, 4)			 1-H		 1-2		 1B		 1B	4	1	2	2	0	0	1						
<b>Inning Stats</b>	R: 0 E: 0 K: 0 S: 6	H: 0 LOB: 0 BB: 0 P: 9	R: 0 E: 0 K: 0 S: 4	H: 0 LOB: 0 BB: 0 P: 9	R: 1 E: 0 K: 0 S: 12	H: 2 LOB: 1 BB: 0 P: 18	R: 0 E: 0 K: 0 S: 6	H: 1 LOB: 0 BB: 0 P: 8	R: 1 E: 0 K: 0 S: 7	H: 2 LOB: 0 BB: 0 P: 11	R: 0 E: 0 K: 0 S: 8	H: 2 LOB: 2 BB: 0 P: 13	R: 1 E: 0 K: 1 S: 11	H: 2 LOB: 1 BB: 1 P: 23	R: 0 E: 0 K: 1 S: 12	H: 0 LOB: 1 BB: 1 P: 21	R: 2 E: 1 K: 0 S: 15	H: 2 LOB: 2 BB: 1 P: 23	1B: 8 2B: 3 3B: 1 HR: 0	SF: 0 SAC: 1 DP: 2 HBP: 0	WP: 1 PB: 0 SB: 1 CS: 0	PA: 38
<b>PITCHER</b>	IP	WLS	BF	H	R	ER	SO	BB	IBB	HBP	BLK	WP	HR	S	P	ERA	WHIP					
<b>Bill Gullickson, R</b> ERA: 5.4 (1, 1)	6.2		27	9	3	3	3	0	0	0	0	0	0	7	86	4.05	1.350					
<b>John Cerutti, L</b> ERA: 3.18 (7, 1)	1.0		3	0	0	0	0	0	0	0	0	0	0	7	11	0.00	0.000					
<b>Mike Henneman, R</b> ERA: (8, 1)	0.2		3	0	0	0	1	1	0	0	0	0	0	11	20	0.00	1.500					
<b>Paul Gibson, L</b> ERA: (9, 1)	0.1	L	5	2	2	0	0	0	1	0	0	0	0	12	18	0.00	6.000					

Detroit Tigers @ Chicago White Sox  
Comiskey Park, Chicago, IL  
Sun Apr 21 1991, 4:33 AM EDT  
Att: 29,776 - Sunny - 51 F

AB 34  
R 5  
H 11  
RBI 4  
BB 3  
SO 2  
LOB 7





Batter	1	2	3	4	5	6	7	8	9	AB	R	H	RBI	BB	SO	LOB	TOP																						
Tony Phillips, S OBP: 0.321, SLG: 0.404 (1, 6)	G1-3		K	G4-6-3			L4		SH WP FC5-2 2B	4	1	0	0	0	1	1																							
John Shelby, S OBP: 0.398, SLG: 0.480 Pete Incaviglia, R OBP: 0.286, SLG: 0.344 Lloyd Moseby, L OBP: 0.261, SLG: 0.238 (1, 7)	P5		F8		G4-3				FC5-2 WP 2B	4	0	1	0	0	0	0																							
Lou Whitaker, L OBP: 0.652, SLG: 1.000 (1, 4)	G4-3			1B HR	G3-1				2B HR IBB	3	2	1	0	2	0	0																							
Cecil Fielder, R OBP: 0.346, SLG: 0.435 (1, 3)				HR	G6-3				HR	5	2	3	2	0	0	2																							
Mickey Tettleton, S OBP: 0.349, SLG: 0.324 Andy Allanson, R OBP: 0.077, SLG: 0.154 (1, 2)				HR			G4-3		K	4	1	1	3	1	1	2																							
Rob Deer, R OBP: 0.365, SLG: 0.548 (1, 9)			K	K			G6-3			5	1	1	3	0	3	1																							
Dave Bergman, L OBP: 0.573, SLG: 0.231 Luis de los Santos, R OBP: 0.200, SLG: 0.111 (1, 10)				HR					FC5-4 1B	1	1	1	0	2	0	0																							
Travis Fryman, R OBP: 0.348, SLG: 0.500 (1, 5)				HR			K		K	5	1	1	2	0	2	5																							
Mitt Cuyler, S OBP: 0.273, SLG: 0.250 Alan Trammell, R OBP: 0.378, SLG: 0.436 (1, 8)			G4-3		G4-6-3		G3		SH FC5-2 2B	3	0	1	0	0	0	0																							
<b>Inning Stats</b>	R: 0 E: 0 K: 0 S: 6	H: 0 LOB: 0 BB: 0 P: 9	R: 0 E: 0 K: 1 S: 8	H: 1 LOB: 2 BB: 2 P: 18	R: 0 E: 0 K: 1 S: 8	H: 0 LOB: 0 BB: 0 P: 12	R: 5 E: 0 K: 1 S: 14	H: 6 LOB: 0 BB: 0 P: 23	R: 0 E: 0 K: 0 S: 8	H: 0 LOB: 0 BB: 0 P: 10	R: 0 E: 0 K: 1 S: 10	H: 0 LOB: 1 BB: 1 P: 16	R: 0 E: 0 K: 1 S: 9	H: 1 LOB: 2 BB: 1 P: 12	R: 0 E: 0 K: 1 S: 9	H: 1 LOB: 1 BB: 0 P: 15	R: 5 E: 0 K: 2 S: 16	H: 3 LOB: 1 BB: 2 P: 30	1B: 6 2B: 3 3B: 0 HR: 3	SF: 0 SAC: 1 DP: 1 HBP: 0	WP: 1 PB: 0 SB: 0 CS: 0	PA: 44																	
<b>PITCHER</b>	IP	WLS	BF	H	R	ER	SO	BB	IBB	HBP	BLK	WP	HR	S	P	ERA	WHIP	<b>PITCHER</b>					IP	WLS	BF	H	R	ER	SO	BB	IBB	HBP	BLK	WP	HR	S	P	ERA	WHIP
Andy Hawkins, R ERA: 8.88 (1, 1)	3.1		17	6	5	5	3	2	0	0	0	0	0	2	33	57	13.50	2.400																					
John Habyan, R ERA: 1.0 (4, 1)	3.1		12	2	0	0	1	1	0	0	0	0	0	0	24	35	0.00	0.900																					
Greg Cadaret, L ERA: 7.27 (7, 1)	1.1	L	8	2	2	2	1	1	0	0	0	0	0	0	16	27	13.50	2.250																					
Steve Farr, R ERA: 5.68 (9, 1)	1.0		7	2	3	3	2	1	1	0	0	1	1	13	26	27.00	3.000																						

Detroit Tigers @ New York Yankees  
Yankee Stadium, Bronx, NY  
Mon Apr 22 1991, 7:05 PM EDT  
Att: 12,938 - Cloudy - 51 F

AB 37  
R 10  
H 12  
RBI 10  
BB 6  
SO 7  
LOB 13



Batter	1	2	3	4	5	6	7	8	9	AB	R	H	RBI	BB	SO	LOB	BOTTOM																						
Steve Sax, R OBP: 0.281, SLG: 0.259 (1, 4)	G3			F8			L9		F8	4	1	0	0	1	0	1																							
Don Mattingly, L OBP: 0.368, SLG: 0.314 (1, 10)	G6-3			G6-3					G1-3	5	0	1	0	0	0	3																							
Roberto Kelly, R OBP: 0.333, SLG: 0.349 (1, 8)					G6-3					3	0	2	0	2	0	0																							
Kevin Maas, L OBP: 0.528, SLG: 0.500 (1, 3)	G4-3			F9					K	4	0	1	2	1	1	3																							
Hensley Meulens, R OBP: 0.265, SLG: 0.281 (1, 7)				G5-3						4	0	0	0	0	2	5																							
Jesse Barfield, R OBP: 0.452, SLG: 0.455 (1, 9)				P3					K	3	1	1	0	1	1	0																							
Mike Blowers, R OBP: 0.300, SLG: 0.353 (1, 5)				G6-3					G4-3	3	1	1	0	0	0	0																							
Bob Geren, R OBP: 0.125, SLG: 0.250 (1, 2)				K					F9	4	1	1	1	0	1	1																							
Alvaro Espinoza, R OBP: 0.455, SLG: 0.581 (1, 6)				F8					G1-3	4	1	2	2	0	0	0																							
<b>Inning Stats</b>	R: 0 E: 0 K: 0 S: 6	H: 0 LOB: 1 BB: 1 P: 13	R: 5 E: 0 K: 1 S: 14	H: 4 LOB: 2 BB: 3 P: 37	R: 0 E: 0 K: 1 S: 11	H: 0 LOB: 0 BB: 0 P: 17	R: 0 E: 0 K: 0 S: 8	H: 0 LOB: 0 BB: 0 P: 11	R: 0 E: 0 K: 0 S: 9	H: 0 LOB: 0 BB: 0 P: 16	R: 0 E: 0 K: 0 S: 6	H: 1 LOB: 0 BB: 0 P: 8	R: 0 E: 0 K: 1 S: 15	H: 2 LOB: 3 BB: 1 P: 25	R: 0 E: 0 K: 1 S: 7	H: 0 LOB: 0 BB: 0 P: 9	R: 0 E: 0 K: 1 S: 12	H: 2 LOB: 2 BB: 0 P: 19	1B: 7 2B: 3 3B: 0 HR: 0	SF: 0 SAC: 1 DP: 1 HBP: 0	WP: 0 PB: 0 SB: 0 CS: 0	PA: 40																	
<b>PITCHER</b>	IP	WLS	BF	H	R	ER	SO	BB	IBB	HBP	BLK	WP	HR	S	P	ERA	WHIP	<b>PITCHER</b>					IP	WLS	BF	H	R	ER	SO	BB	IBB	HBP	BLK	WP	HR	S	P	ERA	WHIP
Steve Searcy, L ERA: 8.74 (1, 1)	1.2		12	3	5	5	1	4	0	0	0	0	0	17	43	27.00	4.200																						
John Cerutti, L ERA: 1.69 (2, 1)	5.0		18	4	0	0	1	0	0	0	0	0	0	47	73	0.00	0.800																						
Jerry Don Gleaton, L ERA: 4.91 (7, 1)	1.1	W	5	0	0	0	2	1	0	0	0	0	0	12	20	0.00	0.750																						
Paul Gibson, L ERA: (9, 1)	1.0		5	2	0	0	1	0	0	0	0	0	0	12	19	0.00	2.000																						

Detroit Tigers @ New York Yankees  
Yankee Stadium, Bronx, NY  
Mon Apr 22 1991, 7:05 PM EDT  
Att: 12,938 - Cloudy - 51 F

AB 34  
R 5  
H 9  
RBI 5  
BB 5  
SO 5  
LOB 13





Batter	1	2	3	4	5	6	7	8	9	AB	R	H	RBI	BB	SO	LOB	TOP					
Tony Phillips, S OBP: 0.317, SLG: 0.392	G5-3			G5-4-3 1B		G1			F8	4	0	1	0	0	0	1						
Travis Fryman, R OBP: 0.320, SLG: 0.455	P6			G5-4-3 1-2f			F7		F9	4	0	0	0	0	0	1						
Lou Whitaker, L OBP: 0.577, SLG: 0.824	L4			G4-3			G4-3			3	0	0	0	0	0	0						
Cecil Fielder, R OBP: 0.364, SLG: 0.449		K			G4-6-3 1B			FC3-6 1B		3	0	2	0	0	1	0						
Mickey Tettleton, S OBP: 0.326, SLG: 0.297		K			G4-6-3 1-2f			FC3-6 1-2f		3	0	0	0	0	1	2						
Rob Deer, R OBP: 0.345, SLG: 0.511			F9		P3				K	3	0	0	0	0	1	0						
Pete Incaviglia, R OBP: 0.289, SLG: 0.324				G4-6-3 BB		G6-3			K	2	0	0	0	1	1	0						
Luis de los Santos, R OBP: 0.231, SLG: 0.167			F9			E7 1B			K	3	0	1	0	0	1	1						
Mitt Cuyler, S OBP: 0.250, SLG: 0.227				G4-6-3 1-2f		G6-3			G6-3	2	0	0	0	0	0	2						
John Shelby, S OBP: 0.296, SLG: 0.462									G6-3	1	0	0	0	0	0	0						
<b>Inning Stats</b>	R: 0 E: 0 K: 0 S: 7	H: 0 LOB: 0 BB: 0 P: 12	R: 0 E: 0 K: 2 S: 11	H: 0 LOB: 0 BB: 0 P: 17	R: 0 E: 0 K: 0 S: 4	H: 0 LOB: 0 BB: 1 P: 11	R: 0 E: 0 K: 0 S: 8	H: 1 LOB: 0 BB: 0 P: 12	R: 0 E: 0 K: 0 S: 8	H: 1 LOB: 0 BB: 0 P: 11	R: 0 E: 1 K: 0 S: 4	H: 1 LOB: 1 BB: 0 P: 5	R: 0 E: 0 K: 0 S: 9	H: 1 LOB: 1 BB: 0 P: 12	R: 0 E: 0 K: 3 S: 9	H: 0 LOB: 0 BB: 0 P: 14	R: 0 E: 0 K: 0 S: 9	H: 0 LOB: 0 BB: 0 P: 15	1B: 4 2B: 0 3B: 0 HR: 0	SF: 0 SAC: 0 DP: 3 HBP: 0	WP: 0 PB: 0 SB: 0 CS: 0	PA: 29
<b>PITCHER</b>	IP	WLS	BF	H	R	ER	SO	BB	IBB	HBP	BLK	WP	HR	S	P	ERA	WHIP					
Dave Eiland, R ERA: 3.86	7.0	W	23	4	0	0	2	1	0	0	0	0	0	51	80	0.00	0.714					
Steve Farr, R ERA: 4.32	2.0		6	0	0	0	3	0	0	0	0	0	0	18	29	0.00	0.000					

Detroit Tigers @ New York Yankees  
Yankee Stadium, Bronx, NY  
Tue Apr 23 1991, 7:05 PM EDT  
Att: 14,789 - Sunny - 63 F

AB	28
R	0
H	4
RBI	0
BB	1
SO	5
LOB	7



Batter	1	2	3	4	5	6	7	8	9	AB	R	H	RBI	BB	SO	LOB	BOTTOM				
Roberto Kelly, R OBP: 0.345, SLG: 0.426	L3 1B	G6-3							G5-3	4	1	2	1	0	0	2					
Steve Sax, R OBP: 0.295, SLG: 0.276	L3 1-2		P4		S 1B				G3-6-3 2-H 1B	4	0	2	1	0	0	1					
Don Mattingly, L OBP: 0.377, SLG: 0.370			P6						G3-6-3 1-2f	3	1	1	1	1	0	1					
Kevin Maas, L OBP: 0.491, SLG: 0.447		K	F7		P4				G4-3	4	0	0	0	0	1	2					
Hensley Meulens, R OBP: 0.263, SLG: 0.278			K		L9				FC5-4 1B	4	0	1	0	0	2	0					
Jesse Barfield, R OBP: 0.435, SLG: 0.432		K			G6-3				F8	4	0	1	0	0	1	1					
Mike Blowers, R OBP: 0.292, SLG: 0.333					P3				FC5-4 1-2f	4	1	1	0	0	0	2					
Bob Geren, R OBP: 0.182, SLG: 0.273									P6 2B E 1B	3	1	1	0	0	1	1					
Alvaro Espinoza, R OBP: 0.472, SLG: 0.647		E2 1-H 3-H 2B							L6 S 1B 2B	3	1	2	1	0	0	0					
<b>Inning Stats</b>	R: 1 E: 0 K: 1 S: 10	H: 2 LOB: 0 BB: 0 P: 17	R: 2 E: 1 K: 2 S: 14	H: 3 LOB: 1 BB: 0 P: 24	R: 0 E: 0 K: 0 S: 7	H: 0 LOB: 0 BB: 0 P: 12	R: 0 E: 0 K: 0 S: 7	H: 0 LOB: 0 BB: 0 P: 13	R: 1 E: 0 K: 0 S: 10	H: 2 LOB: 2 BB: 1 P: 19	R: 0 E: 0 K: 1 S: 9	H: 1 LOB: 1 BB: 0 P: 15	R: 1 E: 0 K: 0 S: 8	H: 2 LOB: 0 BB: 0 P: 15	R: 0 E: 0 K: 1 S: 11	H: 1 LOB: 1 BB: 0 P: 15	1B: 7 2B: 3 3B: 0 HR: 2	SF: 0 SAC: 0 DP: 2 HBP: 0	WP: 0 PB: 0 SB: 2 CS: 0	PA: 34	
<b>PITCHER</b>	IP	WLS	BF	H	R	ER	SO	BB	IBB	HBP	BLK	WP	HR	S	P	ERA	WHIP				
Frank Tanana, L ERA: 3.72	6.1	L	29	10	5	4	4	0	1	0	0	0	0	63	111	5.68	1.579				
Jerry Don Gleaton, L ERA: 3.38	1.2		5	1	0	0	1	0	0	0	0	0	0	13	19	0.00	0.600				

Detroit Tigers @ New York Yankees  
Yankee Stadium, Bronx, NY  
Tue Apr 23 1991, 7:05 PM EDT  
Att: 14,789 - Sunny - 63 F

AB	33
R	5
H	11
RBI	4
BB	1
SO	5
LOB	10





Batter	1	2	3	4	5	6	7	8	9	AB	R	H	RBI	BB	SO	LOB	TOP								
<b>Tony Phillips, S</b> OBP: 0.328, SLG: 0.389 (1, 4)	G1-3		G5-3														3 0 1 0 1 0 0								
<b>Alan Trammell, R</b> OBP: 0.388, SLG: 0.465 (1, 6)	FC2-4 1B			G1-3		FC6-4 BB 1B											4 1 2 0 0 0 2								
<b>Rob Deer, R</b> OBP: 0.345, SLG: 0.489 (1, 9)	FC2-4			F8													2 0 0 0 1 0 1								
<b>Lou Whitaker, L</b> OBP: 0.556, SLG: 0.778 (8, PH)	FC2-4 1-2																1 0 0 0 0 0 1								
<b>Cecil Fielder, R</b> OBP: 0.356, SLG: 0.434 (1, 3)	F8			G6-3													4 0 1 2 0 0 2								
<b>Pete Incaviglia, R</b> OBP: 0.268, SLG: 0.297 (1, 10)																	3 0 0 0 0 0 2								
<b>Dave Bergman, L</b> OBP: 0.353, SLG: 0.357 (9, PH)																	1 0 1 0 0 0 0								
<b>John Shelby, S</b> OBP: 0.296, SLG: 0.462 (9, PR)																	0 0 0 0 0 0 0								
<b>Travis Fryman, R</b> OBP: 0.296, SLG: 0.417 (1, 5)	P2																4 0 0 0 0 1 1								
<b>Luis de los Santos, R</b> OBP: 0.250, SLG: 0.143 (9, PH)																	2 0 0 0 1 0 0								
<b>Mickey Tettleton, S</b> OBP: 0.319, SLG: 0.289 (9, PH)	F9																1 0 0 0 0 1 2								
<b>Andy Allanson, R</b> OBP: 0.063, SLG: 0.125 (9, PH)																	3 0 0 0 0 1 1								
<b>Mark Salas, L</b> (9, PH)				G5-3													0 0 0 0 0 0 0								
<b>Mitt Cuyler, S</b> OBP: 0.259, SLG: 0.240 (1, 8)																	3 1 1 0 0 1 1								
<b>Tony Bernazard, S</b> OBP: 0.250, SLG: 0.250 (9, PH)				K													1 0 0 0 0 0 3								
<b>Inning Stats</b>	R: 0 E: 0 K: 0 S: 10	H: 1 LOB: 1 BB: 0 P: 18	R: 0 E: 0 K: 0 S: 8	H: 0 LOB: 0 BB: 0 P: 12	R: 0 E: 0 K: 1 S: 9	H: 0 LOB: 0 BB: 0 P: 15	R: 0 E: 0 K: 0 S: 4	H: 0 LOB: 0 BB: 0 P: 7	R: 0 E: 0 K: 1 S: 8	H: 0 LOB: 0 BB: 0 P: 13	R: 2 E: 0 K: 1 S: 17	H: 3 LOB: 2 BB: 1 P: 29	R: 0 E: 0 K: 0 S: 9	H: 0 LOB: 1 BB: 1 P: 14	R: 0 E: 0 K: 0 S: 8	H: 1 LOB: 1 BB: 1 P: 15	R: 0 E: 0 K: 1 S: 11	H: 1 LOB: 3 BB: 0 P: 15	1B: 4 2B: 2 3B: 0 HR: 0	SF: 0 SAC: 0 DP: 0 HBP: 1	WP: 0 PB: 0 SB: 0 CS: 0	PA: 36			
<b>PITCHER</b>	IP	WLS	BF	H	R	ER	SO	BB	IBB	HBP	BLK	WP	HR	S	P	ERA	WHIP								
<b>Jimmy Key, L</b> ERA: 1.86 (1, 1)	7.0	W	27	4	2	2	3	2	0	0	0	0	0	65	108	2.57	0.857								
<b>Jim Acker, R</b> ERA: 1.93 (8, 1)	1.0		4	1	0	0	0	1	0	0	0	0	0	8	15	0.00	2.000								
<b>Duane Ward, R</b> ERA: 3.72 (9, 1)	1.0	S	5	1	0	0	1	0	0	1	0	0	0	11	15	0.00	1.000								

Detroit Tigers @ Toronto Blue Jays  
SkyDome, Toronto, ON  
Thu Apr 25 1991, 7:05 PM EDT  
Att: 49,688 - Dome - 70 F

AB 32  
R 2  
H 6  
RBI 2  
BB 3  
SO 4  
LOB 16



Batter	1	2	3	4	5	6	7	8	9	AB	R	H	RBI	BB	SO	LOB	BOTTOM								
<b>Devon White, S</b> OBP: 0.369, SLG: 0.500 (1, 8)	FC5-4 S 1B			G1-3													4 1 3 0 0 0 2								
<b>Roberto Alomar, S</b> OBP: 0.333, SLG: 0.385 (1, 4)	F7			SH1-4 1B													3 1 2 0 0 0 1								
<b>Kelly Gruber, R</b> OBP: 0.348, SLG: 0.482 (1, 5)	FC5-4 BB																2 0 0 0 2 0 2								
<b>Joe Carter, R</b> OBP: 0.405, SLG: 0.603 (1, 9)	FC5-4 1-2 2-3																4 0 2 2 0 0 3								
<b>John Olerud, L</b> OBP: 0.373, SLG: 0.510 (1, 3)	G1-3			G4-6-3 1B													3 0 0 0 0 0 4								
<b>Rance Mulliniks, L</b> OBP: 0.350, SLG: 0.344 (1, 10)																	3 0 0 0 0 0 0								
<b>Pat Tabler, R</b> OBP: 0.567, SLG: 0.591 (8, PH)				G1-3													0 0 0 0 1 0 0								
<b>Greg Myers, L</b> OBP: 0.287, SLG: 0.333 (1, 2)																	3 0 0 0 0 0 0								
<b>Mark Whiten, S</b> OBP: 0.314, SLG: 0.364 (8, PH)				G6-3													1 0 0 0 0 0 2								
<b>Pat Borders, R</b> OBP: 0.043, SLG: 0.043 (9, 2)																	0 0 0 0 0 0 0								
<b>Manuel Lee, S</b> OBP: 0.365, SLG: 0.302 (1, 6)				G1-3													3 0 1 0 0 0 0								
<b>Mookie Wilson, S</b> OBP: 0.258, SLG: 0.310 (1, 7)																	3 1 2 0 0 0 0								
<b>Inning Stats</b>	R: 0 E: 0 K: 0 S: 11	H: 1 LOB: 2 BB: 1 P: 18	R: 0 E: 0 K: 0 S: 6	H: 0 LOB: 0 BB: 0 P: 8	R: 2 E: 0 K: 0 S: 10	H: 3 LOB: 1 BB: 1 P: 19	R: 0 E: 0 K: 0 S: 8	H: 2 LOB: 2 BB: 0 P: 12	R: 1 E: 0 K: 0 S: 10	H: 1 LOB: 0 BB: 0 P: 13	R: 0 E: 0 K: 0 S: 7	H: 0 LOB: 0 BB: 0 P: 9	R: 0 E: 0 K: 0 S: 8	H: 2 LOB: 1 BB: 0 P: 13	R: 0 E: 0 K: 0 S: 8	H: 1 LOB: 1 BB: 1 P: 15	1B: 8 2B: 2 3B: 0 HR: 0	SF: 0 SAC: 2 DP: 2 HBP: 0	WP: 0 PB: 1 SB: 1 CS: 0	PA: 34					
<b>PITCHER</b>	IP	WLS	BF	H	R	ER	SO	BB	IBB	HBP	BLK	WP	HR	S	P	ERA	WHIP								
<b>Dan Petry, R</b> ERA: 1.2 (1, 1)	7.0	L	31	10	3	2	0	1	1	0	0	0	0	63	96	2.57	1.571								
<b>Paul Gibson, L</b> ERA: (8, 1)	1.0		3	0	0	0	0	0	1	0	0	0	0	5	11	0.00	0.000								

Detroit Tigers @ Toronto Blue Jays  
SkyDome, Toronto, ON  
Thu Apr 25 1991, 7:05 PM EDT  
Att: 49,688 - Dome - 70 F

AB 29  
R 3  
H 10  
RBI 2  
BB 3  
SO 0  
LOB 14





Batter	1	2	3	4	5	6	7	8	9	AB	R	H	RBI	BB	SO	LOB	TOP					
<b>Tony Phillips, S</b> OBP: 0.353, SLG: 0.414 (1, 5)										4	1	3	1	0	1	0	<b>Detroit Tigers @ Toronto Blue Jays</b> SkyDome, Toronto, ON Fri Apr 26 1991, 7:05 PM EDT Att: 50,170 - Dome - 70 F					
<b>Alan Trammell, R</b> OBP: 0.377, SLG: 0.468 (1, 6)										4	0	1	1	0	0	2						
<b>Lou Whitaker, L</b> OBP: 0.516, SLG: 0.818 (1, 4)										4	1	1	1	0	0	1						
<b>Cecil Fielder, R</b> OBP: 0.365, SLG: 0.429 (1, 3)										3	0	1	0	1	0	0						
<b>Mickey Tettleton, S</b> OBP: 0.294, SLG: 0.262 (1, 2)										4	0	0	0	0	0	2						
<b>Rob Deer, R</b> OBP: 0.339, SLG: 0.529 (1, 9)										4	1	1	1	0	2	1						
<b>Pete Incaviglia, R</b> OBP: 0.267, SLG: 0.317 (1, 7)											4	1	1	0	0	1						
<b>Tony Bernazard, S</b> OBP: 0.167, SLG: 0.167 (1, 10)											4	0	0	0	0	1						
<b>Mitt Cuyler, S</b> OBP: 0.233, SLG: 0.214 (1, 8)											3	0	0	0	0	1						
<b>Inning Stats</b>	R: 0 E: 0 K: 0 S: 5	H: 1 LOB: 0 BB: 0 P: 5	R: 0 E: 0 K: 1 S: 9	H: 0 LOB: 1 BB: 1 P: 18	R: 1 E: 0 K: 0 S: 7	H: 2 LOB: 1 BB: 0 P: 12	R: 0 E: 0 K: 1 S: 6	H: 0 LOB: 0 BB: 0 P: 11	R: 1 E: 0 K: 0 S: 14	H: 2 LOB: 1 BB: 0 P: 20	R: 0 E: 0 K: 0 S: 10	H: 0 LOB: 0 BB: 0 P: 16	R: 1 E: 0 K: 1 S: 7	H: 1 LOB: 0 BB: 0 P: 13	R: 1 E: 0 K: 1 S: 16	H: 2 LOB: 1 BB: 0 P: 24		R: 0 E: 0 K: 1 S: 8	H: 0 LOB: 0 BB: 0 P: 11	1B: 4 2B: 2 3B: 0 HR: 2	SF: 0 SAC: 0 DP: 1 HBP: 0	WP: 0 PB: 0 SB: 0 CS: 0
<b>PITCHER</b>	IP	WLS	BF	H	R	ER	SO	BB	IBB	HBP	BLK	WP	HR	S	P	ERA	WHIP					
<b>Todd Stottlemyre, R</b> ERA: 3.91 (1, 1)	7.0	W	27	6	3	3	3	1	0	0	0	0	1	58	95	3.86	1.000					
<b>Mike Timlin, R</b> ERA: 2.57 (8, 1)	1.0		5	2	1	1	1	0	0	0	0	0	1	16	24	9.00	2.000					
<b>Duane Ward, R</b> ERA: 3.38 (9, 1)	1.0	S	3	0	0	0	1	0	0	0	0	0	0	8	11	0.00	0.000					

Batter	1	2	3	4	5	6	7	8	9	AB	R	H	RBI	BB	SO	LOB	BOTTOM				
<b>Devon White, S</b> OBP: 0.362, SLG: 0.484 (1, 8)										4	0	1	1	0	1	1	<b>Detroit Tigers @ Toronto Blue Jays</b> SkyDome, Toronto, ON Fri Apr 26 1991, 7:05 PM EDT Att: 50,170 - Dome - 70 F				
<b>Roberto Alomar, S</b> OBP: 0.329, SLG: 0.377 (1, 4)										4	0	1	0	0	0	1					
<b>Kelly Gruber, R</b> OBP: 0.329, SLG: 0.450 (1, 5)										4	0	0	0	0	0	1					
<b>Joe Carter, R</b> OBP: 0.410, SLG: 0.606 (1, 7)										3	1	1	0	1	1	0					
<b>John Olerud, L</b> OBP: 0.365, SLG: 0.491 (1, 3)										4	1	1	0	0	1	2					
<b>Rance Mulliniks, L</b> OBP: 0.396, SLG: 0.364 (1, 10)										1	1	1	0	0	0	0					
<b>Pat Tabler, R</b> OBP: 0.563, SLG: 0.583 (4, FH)										2	1	1	1	0	0	0					
<b>Mark Whiten, S</b> OBP: 0.315, SLG: 0.404 (1, 9)										3	0	1	1	0	0	2					
<b>Greg Myers, L</b> OBP: 0.271, SLG: 0.356 (1, 2)										3	0	1	2	0	0	1					
<b>Manuel Lee, S</b> OBP: 0.364, SLG: 0.339 (1, 6)										3	1	1	0	0	0	1					
<b>Inning Stats</b>	R: 0 E: 0 K: 0 S: 13	H: 1 LOB: 0 BB: 0 P: 18	R: 1 E: 0 K: 0 S: 8	H: 2 LOB: 1 BB: 0 P: 11	R: 1 E: 0 K: 0 S: 7	H: 1 LOB: 0 BB: 0 P: 14	R: 3 E: 0 K: 0 S: 17	H: 4 LOB: 1 BB: 0 P: 28	R: 0 E: 0 K: 0 S: 9	H: 1 LOB: 1 BB: 1 P: 18	R: 0 E: 0 K: 0 S: 8	H: 0 LOB: 0 BB: 0 P: 15	R: 0 E: 0 K: 1 S: 10	H: 0 LOB: 0 BB: 0 P: 18	R: 0 E: 0 K: 2 S: 10	H: 0 LOB: 0 BB: 0 P: 18	1B: 5 2B: 2 3B: 2 HR: 0	SF: 0 SAC: 0 DP: 2 HBP: 0	WP: 0 PB: 0 SB: 2 CS: 0	PA: 32	
<b>PITCHER</b>	IP	WLS	BF	H	R	ER	SO	BB	IBB	HBP	BLK	WP	HR	S	P	ERA	WHIP				
<b>Walt Terrell, R</b> ERA: 3.7 (1, 1)	3.1	L	17	8	5	5	0	0	0	0	0	0	0	40	62	13.50	2.400				
<b>John Cerutti, L</b> ERA: 1.29 (4, 1)	3.2		12	1	0	0	1	0	1	0	0	0	0	32	60	0.00	0.273				
<b>Mark Leiter, R</b> ERA: (8, 1)	1.0		3	0	0	0	2	0	0	0	0	0	0	10	18	0.00	0.000				

AB	34
R	4
H	8
RBI	4
BB	1
SO	5
LOB	9





Batter	1	2	3	4	5	6	7	8	9	AB	R	H	RBI	BB	SO	LOB	TOP				
<b>Tony Phillips, S</b> OBP: 0.361, SLG: 0.468 (1, 7)	G5-3			2B E 1B	F8			HR		4	2	2	1	0	0	0					
<b>Alan Trammell, R</b> OBP: 0.366, SLG: 0.471 (1, 6)	F8			E 2B	F7			F7		4	1	1	0	0	0	0					
<b>Lou Whitaker, L</b> OBP: 0.457, SLG: 0.692 (1, 4)	G3			E3 F8 BB 1B	G3			G3		4	1	0	1	0	0	0					
<b>Cecil Fielder, R</b> OBP: 0.358, SLG: 0.407 (1, 3)		G6-3		1B BB	K			F9		3	0	0	0	1	1	0					
<b>Rob Deer, R</b> OBP: 0.318, SLG: 0.491 (1, 9)	G5-3			F8	F8			G6-3		4	0	0	0	0	1	2					
<b>Pete Incaviglia, R</b> OBP: 0.271, SLG: 0.318 (1, 10)	F9			G6-4-3 1B	K					3	0	1	1	0	1	0					
<b>Travis Fryman, R</b> OBP: 0.298, SLG: 0.412 (1, 5)				G6-4-3 1B	F3					3	0	1	0	0	0	2					
<b>Andy Allanson, R</b> OBP: 0.053, SLG: 0.105 (1, 2)				F7	K			G5-3		3	0	0	0	0	1	1					
<b>Mitt Cuyler, S</b> OBP: 0.212, SLG: 0.194 (1, 8)	P4			G6-4-3 1B	L3			G3		3	0	0	0	0	0	0					
<b>Inning Stats</b>	R: 0 H: 0 E: 0 K: 0 S: 7	H: 0 LOB: 0 BB: 0 P: 11	R: 0 H: 0 E: 0 K: 0 S: 9	H: 0 LOB: 0 BB: 0 P: 15	R: 0 H: 1 E: 0 K: 0 S: 8	H: 1 LOB: 0 BB: 0 P: 9	R: 3 H: 3 E: 1 K: 0 S: 15	H: 3 LOB: 1 BB: 1 P: 28	R: 0 H: 0 E: 0 K: 1 S: 8	H: 0 LOB: 0 BB: 0 P: 12	R: 0 H: 0 E: 0 K: 2 S: 7	H: 0 LOB: 0 BB: 0 P: 10	R: 1 H: 1 E: 0 K: 0 S: 10	H: 1 LOB: 0 BB: 0 P: 19	R: 0 H: 0 E: 0 K: 0 S: 8	H: 0 LOB: 0 BB: 0 P: 15	1B: 3 2B: 1 3B: 0 HR: 1	SF: 0 SAC: 0 DP: 1 HBP: 0	WP: 0 PB: 0 SB: 0 CS: 1	PA: 32	
<b>PITCHER</b>	IP	WLS	BF	H	R	ER	SO	BB	IBB	HBP	BLK	WP	HR	S	P	ERA	WHIP				
<b>David Wells, L</b> ERA: 5.16 (1, 1)	3.1	L	15	4	3	2	0	1	0	0	0	0	0	37	60	5.40	1.500				
<b>Willie Fraser, R</b> ERA: 1.59 (4, 1)	4.2		14	1	1	1	4	0	0	0	0	0	1	35	60	1.93	0.214				
<b>Bob MacDonald, L</b> ERA: (9, 1)	1.0		3	0	0	0	0	0	0	0	0	0	0	8	15	0.00	0.000				

**Detroit Tigers @ Toronto Blue Jays**  
SkyDome, Toronto, ON  
Sat Apr 27 1991, 3:33 AM EDT  
Att: 50,211 - Sunny - 68 F

AB	31
R	4
H	5
RBI	3
BB	1
SO	4
LOB	5



Batter	1	2	3	4	5	6	7	8	9	AB	R	H	RBI	BB	SO	LOB	BOTTOM					
<b>Devon White, S</b> OBP: 0.356, SLG: 0.470 (1, 8)	G6-3 1B		F8		K			G5-3		4	0	1	0	0	1	2						
<b>Roberto Alomar, S</b> OBP: 0.313, SLG: 0.356 (1, 4)	G6-3			E3 S 1B		F8		K		4	1	0	0	0	1	1						
<b>Kelly Gruber, R</b> OBP: 0.338, SLG: 0.453 (1, 5)	K			FC6-4 1B		CS 1B		G4-3		4	0	2	1	0	1	1						
<b>Joe Carter, R</b> OBP: 0.390, SLG: 0.573 (1, 10)	K			FC6-4 G4-6-3 1B		G6-3			F7	4	0	0	0	0	1	3						
<b>John Olerud, L</b> OBP: 0.373, SLG: 0.500 (1, 3)		F7		G4-6-3			SF8 2B		BB	3	1	1	0	1	0	1						
<b>Mark Whiten, S</b> OBP: 0.310, SLG: 0.392 (1, 9)	F8			G3-1		SF8 WP 1B		P6		4	0	1	0	0	0	1						
<b>Greg Myers, L</b> OBP: 0.280, SLG: 0.348 (1, 2)				1B BB		SF8		G5-3		1	0	0	0	1	0	0						
<b>Pat Borders, R</b> OBP: 0.040, SLG: 0.042 (7, PH) (8, 2)				1B BB		SF8				1	0	0	1	0	0	1						
<b>Manuel Lee, S</b> OBP: 0.348, SLG: 0.322 (1, 6)			G1-3		P6		K			3	0	0	0	0	1	2						
<b>Glenallen Hill, R</b> OBP: 0.333, SLG: 0.231 (1, 7)			F8		1B		K			3	0	1	0	0	1	1						
<b>Inning Stats</b>	R: 0 H: 1 E: 0 K: 2 S: 12	H: 0 LOB: 0 BB: 0 P: 17	R: 0 H: 0 E: 0 K: 0 S: 5	H: 0 LOB: 0 BB: 0 P: 8	R: 0 H: 0 E: 0 K: 0 S: 9	H: 0 LOB: 0 BB: 0 P: 12	R: 1 H: 1 E: 1 K: 0 S: 9	H: 1 LOB: 0 BB: 0 P: 13	R: 0 H: 1 E: 0 K: 1 S: 10	H: 1 LOB: 2 BB: 1 P: 19	R: 0 H: 1 E: 0 K: 0 S: 7	H: 1 LOB: 0 BB: 0 P: 9	R: 1 H: 2 E: 0 K: 2 S: 12	H: 2 LOB: 1 BB: 0 P: 19	R: 0 H: 0 E: 0 K: 1 S: 8	H: 0 LOB: 0 BB: 0 P: 8	R: 0 H: 0 E: 0 K: 0 S: 9	H: 0 LOB: 1 BB: 1 P: 19	1B: 5 2B: 1 3B: 0 HR: 0	SF: 1 SAC: 0 DP: 1 HBP: 0	WP: 1 PB: 0 SB: 1 CS: 1	PA: 34
<b>PITCHER</b>	IP	WLS	BF	H	R	ER	SO	BB	IBB	HBP	BLK	WP	HR	S	P	ERA	WHIP					
<b>Bill Gullickson, R</b> ERA: 4.37 (1, 1)	6.0	W	24	6	2	1	3	1	0	0	0	0	0	55	83	1.50	1.167					
<b>Paul Gibson, L</b> ERA: (7, 1)	1.2		5	0	0	0	3	0	0	0	0	1	0	16	21	0.00	0.000					
<b>Mike Henneman, R</b> ERA: (8, 1)	1.1	S	5	0	0	0	0	1	0	0	0	0	0	10	20	0.00	0.750					

**Detroit Tigers @ Toronto Blue Jays**  
SkyDome, Toronto, ON  
Sat Apr 27 1991, 3:33 AM EDT  
Att: 50,211 - Sunny - 68 F

AB	31
R	2
H	6
RBI	2
BB	2
SO	6
LOB	13





Batter	1	2	3	4	5	6	7	8	9	AB	R	H	RBI	BB	SO	LOB	TOP											
<b>Tony Phillips, S</b> OBP: 0.324, SLG: 0.485 (1, 4)	G4-3 2B		HR 1B	SF9 2		K		F9		4	1	2	1	0	1	2												
<b>Alan Trammell, R</b> OBP: 0.371, SLG: 0.518 (1, 6)	G4-3 2-3		HR 1-H	G6-3			HR 1B		G6-3	5	2	2	2	0	0	1												
<b>Rob Deer, R</b> OBP: 0.324, SLG: 0.466 (1, 9)	BB		P6		K		K		WP BB	3	0	0	0	2	2	1												
<b>Cecil Fielder, R</b> OBP: 0.375, SLG: 0.484 (1, 3)	K		G4-3 2B		E 1B		HR		K	5	1	3	2	0	2	3												
<b>Pete Incaviglia, R</b> OBP: 0.245, SLG: 0.286 (1, 10)	F8		G4-3 2-3		E4 G6-4-3 1-2		G4-3		K	5	0	0	0	0	1	5												
<b>Travis Fryman, R</b> OBP: 0.278, SLG: 0.382 (1, 5)		F8	G5-3		G6-4-3 1-2		L8			4	0	0	0	0	0	3												
<b>John Shelby, S</b> OBP: 0.343, SLG: 0.462 (1, 7)						G6-3				0	1	0	0	2	0	0												
<b>Luis de los Santos, R</b> OBP: 0.235, SLG: 0.133 (4, 7)										1	0	0	0	0	0	0												
<b>Dave Bergman, L</b> OBP: 0.333, SLG: 0.333 (8, PH)										1	0	0	0	0	1	0												
<b>Andy Allanson, R</b> OBP: 0.136, SLG: 0.227 (8, PH)			BB							3	1	2	1	0	1	1												
<b>Mickey Tettleton, S</b> OBP: 0.308, SLG: 0.262 (8, 2)										0	0	0	0	1	0	0												
<b>Mitt Cuyler, S</b> OBP: 0.206, SLG: 0.188 (8, PH)										1	0	0	0	0	0	1												
<b>Lou Whitaker, L</b> OBP: 0.444, SLG: 0.667 (8, 4)										1	0	0	0	0	1	1												
<b>Inning Stats</b>	R: 0 E: 0 K: 1 S: 9	H: 1 LOB: 2 BB: 1 P: 18	R: 0 E: 0 K: 1 S: 10	H: 0 LOB: 1 BB: 1 P: 18	R: 2 E: 0 K: 0 S: 13	H: 3 LOB: 1 BB: 0 P: 23	R: 2 E: 0 K: 0 S: 9	H: 1 LOB: 1 BB: 0 P: 17	R: 0 E: 1 K: 1 S: 7	H: 1 LOB: 1 BB: 0 P: 10	R: 0 E: 0 K: 1 S: 9	H: 1 LOB: 0 BB: 0 P: 11	R: 2 E: 0 K: 1 S: 11	H: 2 LOB: 0 BB: 0 P: 14	R: 0 E: 0 K: 2 S: 11	H: 0 LOB: 1 BB: 1 P: 21	R: 0 E: 0 K: 2 S: 11	H: 0 LOB: 1 BB: 1 P: 21	1B: 4 2B: 3 3B: 0 HR: 2	SF: 1 SAC: 2 DP: 1 HBP: 0	WP: 1 PB: 0 SB: 0 CS: 0	PA: 41						
<b>PITCHER</b>	IP	WLS	BF	H	R	ER	SO	BB	IBB	HBP	BLK	WP	HR	S	P	ERA	WHIP											
<b>Denis Boucher, L</b> ERA: 3.68	(1, 1)	4.0		20	5	4	4	2	3	0	0	0	0	1	41	76	9.00	2.000										
<b>Mike Timlin, R</b> ERA: 3.12	(5, 1)	3.1	W	15	4	2	2	4	1	0	0	0	0	1	33	47	5.40	1.500										
<b>Bob MacDonal, L</b> ERA:	(8, 1)	0.2		2	0	0	0	1	0	0	0	0	0	5	9	0.00	0.000											
<b>Duane Ward, R</b> ERA: 3.09	(9, 1)	1.0	S	4	0	0	0	2	1	0	0	0	1	0	11	21	0.00	1.000										

Detroit Tigers @ Toronto Blue Jays  
SkyDome, Toronto, ON  
Sun Apr 28 1991, 3:33 AM EDT  
Att: 50,134 - Dome - 70 F

AB 33  
R 6  
H 9  
RBI 6  
BB 5  
SO 9  
LOB 18



Batter	1	2	3	4	5	6	7	8	9	AB	R	H	RBI	BB	SO	LOB	BOTTOM										
<b>Devon White, S</b> OBP: 0.385, SLG: 0.486 (1, 8)	L4-3 BB		E 1B	FC6-4 1B		2B 1B		FC6-4		4	1	3	2	1	0	1											
<b>Roberto Alomar, S</b> OBP: 0.318, SLG: 0.372 (1, 4)	L4-3 1-2		FC5-2 E 1B	FC6-4 1-2		F8 1B			K	5	1	2	2	0	1	2											
<b>Kelly Gruber, R</b> OBP: 0.329, SLG: 0.435 (1, 5)	K		E5 FC5-2 1-2 2-3 3-H		F9	F8			K 1B	5	0	1	1	0	1	3											
<b>Joe Carter, R</b> OBP: 0.391, SLG: 0.563 (1, 7)			FC5-2 1-2 2-3 3-H		G4-6-3 1B				K 1B	5	0	2	1	0	2	4											
<b>Pat Tabler, R</b> OBP: 0.500, SLG: 0.500 (1, 3)			F8	L6		G4-6-3 1B			P4	4	0	0	0	0	0	5											
<b>Kenny Williams, R</b> OBP: 0.500, SLG: 0.333 (1, 9)									F9	3	2	1	0	0	1	3											
<b>Glenallen Hill, R</b> OBP: 0.455, SLG: 0.647 (1, 10)			E1 1B			SH5-4 1B			1B 2B	4	3	4	1	0	0	0											
<b>Pat Borders, R</b> OBP: 0.036, SLG: 0.037 (1, 2)			G1-3			SH5-4 1B			G5-3	3	0	0	0	0	0	2											
<b>Manuel Lee, S</b> OBP: 0.370, SLG: 0.339 (1, 6)						1B 2B			FC6-4 1B	3	2	2	1	1	0	0											
<b>Inning Stats</b>	R: 0 E: 0 K: 1 S: 5	H: 0 LOB: 0 BB: 1 P: 12	R: 1 E: 1 K: 1 S: 12	H: 2 LOB: 1 BB: 0 P: 20	R: 1 E: 1 K: 1 S: 18	H: 3 LOB: 3 BB: 0 P: 27	R: 1 E: 0 K: 0 S: 11	H: 2 LOB: 1 BB: 0 P: 18	R: 0 E: 0 K: 0 S: 9	H: 1 LOB: 0 BB: 0 P: 14	R: 5 E: 0 K: 0 S: 13	H: 4 LOB: 1 BB: 1 P: 23	R: 1 E: 0 K: 0 S: 7	H: 2 LOB: 1 BB: 0 P: 9	R: 0 E: 0 K: 2 S: 11	H: 1 LOB: 0 BB: 0 P: 18	1B: 12 2B: 3 3B: 0 HR: 1	SF: 0 SAC: 1 DP: 2 HBP: 1	WP: 0 PB: 0 SB: 0 CS: 0	PA: 40							
<b>PITCHER</b>	IP	WLS	BF	H	R	ER	SO	BB	IBB	HBP	BLK	WP	HR	S	P	ERA	WHIP										
<b>Frank Tanana, L</b> ERA: 3.71	(1, 1)	5.0		23	3	2	3	1	0	0	0	0	0	6	12	81.00	6.000										
<b>Mark Leiter, R</b> ERA: 20.25	(6, 1)	0.1	L	4	1	3	3	0	1	0	1	0	0	6	12	81.00	6.000										
<b>John Cerutti, L</b> ERA: 2.4	(6, 1)	0.2		5	3	2	2	0	0	0	0	0	0	7	11	27.00	4.500										
<b>Jerry Don Gleaton, L</b> ERA: 3.68	(7, 1)	2.0		8	3	1	1	2	0	0	0	0	0	18	27	4.50	1.500										

Detroit Tigers @ Toronto Blue Jays  
SkyDome, Toronto, ON  
Sun Apr 28 1991, 3:33 AM EDT  
Att: 50,134 - Dome - 70 F

AB 36  
R 9  
H 15  
RBI 8  
BB 2  
SO 5  
LOB 20





Batter	1	2	3	4	5	6	7	8	9	AB	R	H	RBI	BB	SO	LOB	TOP					
Tony Phillips, S OBP: 0.354, SLG: 0.479	F7		FC1-5 FC3-6 1B		F9				K	5	0	1	0	0	1	4						
Alan Trammell, R OBP: 0.388, SLG: 0.517	HBP		FC3-6 1B		F9		P2		F8	4	0	2	2	0	0	2						
Lou Whitaker, L OBP: 0.400, SLG: 0.581	G3-6-3		FC3-6 1B		F8		G3-1			4	0	0	0	0	0	5						
Cecil Fielder, R OBP: 0.368, SLG: 0.471		G4-3	K		E8				K	4	0	1	0	0	2	2						
Mickey Tettleton, S OBP: 0.321, SLG: 0.333					P3				HR	3	1	1	1	1	1	2						
Rob Deer, R OBP: 0.320, SLG: 0.452	P1						P5			4	0	1	0	0	1	1						
Pete Incaviglia, R OBP: 0.228, SLG: 0.264					FC5-4 1B		G4-3		K	4	0	0	0	0	2	2						
Travis Fryman, R OBP: 0.292, SLG: 0.368			FC1-5 1B				L8			2	0	0	0	2	1	1						
Mitt Cuyler, S OBP: 0.237, SLG: 0.222			FC1-5 1B		F9 WP 1B				K	4	2	2	0	0	2	1						
<b>Inning Stats</b>	R: 0 E: 0 K: 0 S: 6	H: 0 LOB: 0 BB: 0 P: 8	R: 0 E: 0 K: 1 S: 10	H: 1 LOB: 1 BB: 1 P: 19	R: 1 E: 0 K: 1 S: 13	H: 2 LOB: 2 BB: 1 P: 21	R: 0 E: 0 K: 2 S: 13	H: 1 LOB: 1 BB: 0 P: 15	R: 1 E: 1 K: 0 S: 10	H: 3 LOB: 2 BB: 0 P: 16	R: 0 E: 0 K: 0 S: 5	H: 0 LOB: 0 BB: 0 P: 7	R: 0 E: 0 K: 1 S: 9	H: 1 LOB: 0 BB: 0 P: 13	R: 1 E: 0 K: 3 S: 11	H: 1 LOB: 0 BB: 1 P: 17	R: 0 E: 0 K: 2 S: 9	H: 0 LOB: 1 BB: 1 P: 16	1B: 6 2B: 1 3B: 0 HR: 1	SF: 0 SAC: 0 DP: 1 HBP: 1	WP: 2 PB: 0 SB: 1 CS: 0	PA: 38
<b>PITCHER</b>	IP	WLS	BF	H	R	ER	SO	BB	IBB	HBP	BLK	WP	HR	S	P	ERA	WHIP					
Bret Saberhagen, R ERA: 3.34	7.0	L	30	7	2	2	5	2	0	1	0	2	0	66	99	2.57	1.286					
Steve Crawford, R ERA: 5.4	2.0	S	8	1	1	1	5	1	0	0	0	0	1	20	33	4.50	1.000					

Detroit Tigers @ Kansas City Royals  
Royals Stadium, Kansas City, MO  
Mon Apr 29 1991, 8:05 PM EDT  
Att: 20,477 - Cloudy - 60 F

AB	34
R	3
H	8
RBI	3
BB	3
SO	10
LOB	20



Batter	1	2	3	4	5	6	7	8	9	AB	R	H	RBI	BB	SO	LOB	BOTTOM					
Jim Eisenreich, L OBP: 0.323, SLG: 0.438	K		F7		P6					4	0	1	0	0	1	1						
Bill Pecota, R OBP: 0.375, SLG: 0.231	K				F7		F8			4	1	1	0	0	1	2						
Danny Tartabull, R OBP: 0.315, SLG: 0.456	G6-3				F9				G5-3	4	0	1	0	0	0	1						
Kirk Gibson, L OBP: 0.324, SLG: 0.545		G4-3		G3		SH1-4 1B			P6	4	0	1	0	0	0	1						
Mike Macfarlane, R OBP: 0.364, SLG: 0.442		K		1B		SH1-4 1B			1B	3	0	2	1	0	1	0						
Russ Morman, R OBP: 0.350, SLG: 0.316		FC6-4 1B		1B					F9	3	0	2	0	1	0	1						
Kurt Stillwell, S OBP: 0.379, SLG: 0.433		FC6-4 1B		K		IBB			P2	4	0	0	0	0	2	6						
Gary Thurman, R OBP: 0.250, SLG: 0.227			B1-3		L4				L9	4	0	0	0	0	1	3						
Terry Shumpert, R OBP: 0.222, SLG: 0.240		G6-3			WP BB				F9	3	0	0	0	1	0	0						
<b>Inning Stats</b>	R: 0 E: 0 K: 2 S: 10	H: 0 LOB: 0 BB: 0 P: 16	R: 0 E: 0 K: 1 S: 9	H: 1 LOB: 0 BB: 0 P: 13	R: 0 E: 0 K: 0 S: 7	H: 0 LOB: 0 BB: 0 P: 11	R: 1 E: 0 K: 1 S: 13	H: 3 LOB: 2 BB: 0 P: 18	R: 0 E: 0 K: 0 S: 10	H: 0 LOB: 1 BB: 1 P: 17	R: 0 E: 0 K: 2 S: 11	H: 2 LOB: 3 BB: 1 P: 20	R: 0 E: 0 K: 0 S: 7	H: 1 LOB: 0 BB: 0 P: 11	R: 0 E: 0 K: 0 S: 11	H: 1 LOB: 0 BB: 0 P: 15	R: 0 E: 0 K: 0 S: 6	H: 0 LOB: 0 BB: 0 P: 9	1B: 8 2B: 0 3B: 0 HR: 0	SF: 0 SAC: 1 DP: 0 HBP: 0	WP: 1 PB: 0 SB: 1 CS: 1	PA: 36
<b>PITCHER</b>	IP	WLS	BF	H	R	ER	SO	BB	IBB	HBP	BLK	WP	HR	S	P	ERA	WHIP					
Steve Searcy, L ERA: 6.48	5.1	W	23	6	1	1	4	1	0	0	0	0	0	54	81	1.69	1.312					
Paul Gibson, L ERA:	3.2	S	13	2	0	0	2	0	1	0	0	0	0	30	49	0.00	0.545					

Detroit Tigers @ Kansas City Royals  
Royals Stadium, Kansas City, MO  
Mon Apr 29 1991, 8:05 PM EDT  
Att: 20,477 - Cloudy - 60 F

AB	33
R	1
H	8
RBI	1
BB	2
SO	6
LOB	15









Batter	1	2	3	4	5	6	7	8	9	AB	R	H	RBI	BB	SO	LOB	TOP									
Tony Phillips, S OBP: 0.348, SLG: 0.475										5	1	1	0	0	2	2	<b>Detroit Tigers @ Kansas City Royals</b> Royals Stadium, Kansas City, MO Wed May 01 1991, 8:05 PM EDT Att: 18,536 - Sunny - 66 F									
Alan Trammell, R OBP: 0.390, SLG: 0.485										4	2	2	1	1	0	2										
Lou Whitaker, L OBP: 0.480, SLG: 0.757										3	1	2	2	1	0	1										
Cecil Fielder, R OBP: 0.365, SLG: 0.447										4	0	1	1	0	2	3										
Mickey Tettleton, S OBP: 0.338, SLG: 0.404										4	1	1	2	0	0	1										
Rob Deer, R OBP: 0.345, SLG: 0.485										2	0	0	0	2	0	0										
Pete Incaviglia, R OBP: 0.213, SLG: 0.246										4	0	0	0	0	2	2										
Travis Fryman, R OBP: 0.270, SLG: 0.333										4	1	1	0	0	0	1										
Mitt Cuyler, S OBP: 0.267, SLG: 0.256										3	0	1	0	0	0	0										
<b>Inning Stats</b>	R: 1 E: 0 K: 1 S: 15	H: 2 LOB: 1 BB: 0 P: 23	R: 0 E: 0 K: 0 S: 5	H: 0 LOB: 0 BB: 0 P: 6	R: 1 E: 0 K: 0 S: 11	H: 1 LOB: 1 BB: 1 P: 23	R: 0 E: 0 K: 0 S: 8	H: 0 LOB: 0 BB: 1 P: 13	R: 2 E: 0 K: 1 S: 11	H: 3 LOB: 2 BB: 0 P: 19	R: 0 E: 0 K: 0 S: 10	H: 0 LOB: 0 BB: 0 P: 15	R: 0 E: 0 K: 0 S: 6	H: 1 LOB: 1 BB: 0 P: 9	R: 2 E: 0 K: 2 S: 12	H: 1 LOB: 1 BB: 2 P: 24	R: 0 E: 0 K: 1 S: 11	H: 1 LOB: 1 BB: 0 P: 19	1B: 6 2B: 2 3B: 0 HR: 1	SF: 0 SAC: 1 DP: 1 HBP: 1	WP: 0 PB: 0 SB: 2 CS: 0	PA: 39				
<b>PITCHER</b>	IP	WLS	BF	H	R	ER	SO	BB	IBB	HBP	BLK	WP	HR	S	P	ERA	WHIP									
Mike Boddicker, R ERA: 3.05	(1, 1)	7.1	L	33	8	6	6	4	4	0	1	0	0	1	72	123	7.36	1.636								
Steve Crawford, R ERA: 4.05	(8, 1)	1.2		6	1	0	0	2	0	0	0	0	0	0	17	28	0.00	0.600								

Batter	1	2	3	4	5	6	7	8	9	AB	R	H	RBI	BB	SO	LOB	BOTTOM									
Warren Cromartie, L OBP: 0.387, SLG: 0.429										5	0	2	0	0	0	2	<b>Detroit Tigers @ Kansas City Royals</b> Royals Stadium, Kansas City, MO Wed May 01 1991, 8:05 PM EDT Att: 18,536 - Sunny - 66 F									
Bill Pecota, R OBP: 0.320, SLG: 0.190										4	0	0	0	0	0	3										
Danny Tartabull, R OBP: 0.341, SLG: 0.506										4	2	3	1	0	0	0										
Kirk Gibson, L OBP: 0.325, SLG: 0.514										4	0	0	0	0	1	2										
Jim Eisenreich, L OBP: 0.311, SLG: 0.438										4	0	1	0	0	0	1										
Mike Macfarlane, R OBP: 0.375, SLG: 0.483										4	0	1	1	0	2	1										
Kurt Stillwell, S OBP: 0.360, SLG: 0.403										4	1	0	0	0	0	3										
Brian McRae, S OBP: 0.164, SLG: 0.269										3	1	1	1	1	0	0										
Terry Shupert, R OBP: 0.207, SLG: 0.226										2	0	0	1	0	0	1										
Terry Puhl, L ERA: 0.55										0	0	0	0	1	0	0										
David Howard, S OBP: 0.091, SLG: 0.091										0	0	0	0	0	0	0										
<b>Inning Stats</b>	R: 0 E: 0 K: 0 S: 8	H: 1 LOB: 1 BB: 0 P: 10	R: 0 E: 0 K: 1 S: 9	H: 1 LOB: 0 BB: 0 P: 12	R: 0 E: 0 K: 0 S: 8	H: 1 LOB: 1 BB: 0 P: 10	R: 0 E: 0 K: 0 S: 6	H: 0 LOB: 0 BB: 0 P: 7	R: 2 E: 1 K: 0 S: 15	H: 2 LOB: 1 BB: 0 P: 22	R: 1 E: 0 K: 1 S: 10	H: 2 LOB: 1 BB: 0 P: 13	R: 0 E: 0 K: 0 S: 7	H: 0 LOB: 1 BB: 1 P: 15	R: 1 E: 0 K: 1 S: 7	H: 1 LOB: 0 BB: 0 P: 11	R: 0 E: 0 K: 0 S: 9	H: 0 LOB: 1 BB: 1 P: 15	1B: 5 2B: 1 3B: 1 HR: 1	SF: 1 SAC: 0 DP: 0 HBP: 0	WP: 0 PB: 0 SB: 0 CS: 1	PA: 38				
<b>PITCHER</b>	IP	WLS	BF	H	R	ER	SO	BB	IBB	HBP	BLK	WP	HR	S	P	ERA	WHIP									
Bill Gullickson, R ERA: 3.81	(1, 1)	5.2	W	24	7	3	1	2	0	0	0	0	0	1	14	26	4.50	1.000								
Paul Gibson, L ERA: 0.55	(6, 1)	2.0		8	1	1	1	0	1	0	0	0	0	1	14	26	4.50	1.000								
Mike Henneman, R ERA: 0.63	(8, 1)	1.1	S	5	0	0	0	1	1	0	0	0	0	0	12	19	0.00	0.750								











Batter	1	2	3	4	5	6	7	8	9	AB	R	H	RBI	BB	SO	LOB	TOP								
Jack Daugherty, S OBP: 0.265, SLG: 0.200 (1, 7)	G6-3		G3			1B		G1-3		5	0	2	0	0	0	1	<b>Texas Rangers @ Detroit Tigers</b> Tiger Stadium, Detroit, MI Sun May 05 1991, 3:33 AM EDT Att: 14,619 - Cloudy - 60 F								
Geno Petralli, L OBP: 0.314, SLG: 0.267 Mike Stanley, R OBP: 0.379, SLG: 0.391 (1, 2) (6, PH) (6, 2)	G4-3		G3-1			1B		G6-3		3	0	1	0	0	0	0									
Rafael Palmeiro, L OBP: 0.341, SLG: 0.488 (1, 3)	L1			G4-3	P7			F9		5	1	1	0	0	0	2									
Ruben Sierra, S OBP: 0.292, SLG: 0.553 (1, 9)		HR		1B	G4-3			P2		5	2	2	1	0	0	3									
Julio Franco, R OBP: 0.289, SLG: 0.345 (1, 4)		BB		F9				F8		3	1	1	0	2	0	2									
Kevin Reimer, L OBP: 0.333, SLG: 0.457 Brian Downing, R OBP: 0.492, SLG: 0.490 (1, 10) (7, PH)	G5-4-3			1B				FC4		3	0	2	0	0	0	1									
Juan Gonzalez, R OBP: 0.333, SLG: 0.828 Gary Pettis, S OBP: 0.389, SLG: 0.326 (1, 8) (9, PR)	L8			1B				1B		2	1	1	0	0	0	1									
Steve Buechele, R OBP: 0.333, SLG: 0.391 (1, 5) (8, 6)	G5-4-3			1B				1B		5	2	3	3	0	0	2									
Jeff Huson, L OBP: 0.308, SLG: 0.304 Mario Diaz, R OBP: 0.217, SLG: 0.182 (1, 6) (6, PH)			F8					2B		0	0	0	0	0	0	0									
Denny Walling, L OBP: 0.167, SLG: 0.182 (8, 5)				P6				F9		5	0	1	1	0	0	6									
								1B		2	0	0	0	0	0	0									
								1B		1	0	1	1	0	0	0									
								2B		2	0	1	1	0	0	2									
<b>Inning Stats</b>	R: 0 E: 0 K: 0 S: 6	H: 0 LOB: 0 BB: 0 P: 11	R: 1 E: 0 K: 0 S: 8	H: 2 LOB: 1 BB: 1 P: 17	R: 0 E: 0 K: 0 S: 6	H: 0 LOB: 0 BB: 0 P: 10	R: 1 E: 0 K: 0 S: 12	H: 3 LOB: 2 BB: 0 P: 18	R: 0 E: 0 K: 0 S: 8	H: 2 LOB: 2 BB: 0 P: 17	R: 2 E: 1 K: 0 S: 13	H: 3 LOB: 1 BB: 1 P: 21	R: 0 E: 0 K: 0 S: 14	H: 0 LOB: 1 BB: 1 P: 23	R: 1 E: 0 K: 0 S: 11	H: 2 LOB: 1 BB: 0 P: 17	R: 2 E: 0 K: 0 S: 18	H: 4 LOB: 2 BB: 0 P: 28	1B: 12 2B: 3 3B: 0 HR: 1	SF: 0 SAC: 0 DP: 1 HBP: 0	WP: 0 PB: 1 SB: 0 CS: 0	PA: 45			
<b>PITCHER</b>	IP	WLS	BF	H	R	ER	SO	BB	IBB	HBP	BLK	WP	HR	S	P	ERA	WHIP								
Walt Terrell, R ERA: 3.79 (1, 1)	5.2	W	26	8	4	3	0	1	0	0	0	0	1	49	88	4.76	1.588								
Steve Searcy, L ERA: 6.35 (6, 1)	0.1		3	2	0	0	0	0	0	0	0	0	0	4	6	0.00	6.000								
Paul Gibson, L ERA: 0.84 (7, 1)	1.0		4	0	0	0	0	1	0	0	0	0	0	14	23	0.00	1.000								
Mike Henneman, R ERA: 1.96 (8, 1)	2.0		12	6	3	3	0	0	0	0	0	0	0	29	45	13.50	3.000								

Batter	1	2	3	4	5	6	7	8	9	AB	R	H	RBI	BB	SO	LOB	BOTTOM								
Tony Phillips, S OBP: 0.352, SLG: 0.447 (1, 7)	K			1B		G6-3		1B		5	1	3	2	0	1	0	<b>Texas Rangers @ Detroit Tigers</b> Tiger Stadium, Detroit, MI Sun May 05 1991, 3:33 AM EDT Att: 14,619 - Cloudy - 60 F								
Alan Trammell, R OBP: 0.387, SLG: 0.463 (1, 6)	1B			F9		K		F7		5	0	2	2	0	1	2									
Lou Whitaker, L OBP: 0.462, SLG: 0.617 (1, 4)	F9			K		1B		F8		4	0	1	0	1	1	3									
Cecil Fielder, R OBP: 0.354, SLG: 0.395 (1, 3)	K			F9		P5		F8		4	0	0	0	0	1	4									
Mickey Tettleton, S OBP: 0.354, SLG: 0.415 (1, 2)						HR		K		3	2	1	0	1	2	2									
Rob Deer, R OBP: 0.381, SLG: 0.613 (1, 9)						BB				4	3	4	3	0	0	0									
Pete Incaviglia, R OBP: 0.216, SLG: 0.221 (1, 10)						HR				3	0	0	0	0	2	3									
Travis Fryman, R OBP: 0.279, SLG: 0.351 (1, 5)						G5-3		G4-3		3	0	0	0	0	2	3									
Mitt Cuyler, S OBP: 0.321, SLG: 0.286 (1, 8)						BB		G4-3		3	1	1	1	1	1	2									
										3	1	0	0	1	1	1									
										1B: 7 2B: 3 3B: 0 HR: 2	SF: 0 SAC: 0 DP: 1 HBP: 1	WP: 0 PB: 0 SB: 2 CS: 1	PA: 39												
<b>Inning Stats</b>	R: 0 E: 0 K: 2 S: 11	H: 1 LOB: 1 BB: 0 P: 18	R: 5 E: 0 K: 2 S: 19	H: 5 LOB: 2 BB: 2 P: 37	R: 0 E: 0 K: 1 S: 10	H: 1 LOB: 1 BB: 0 P: 18	R: 2 E: 0 K: 1 S: 15	H: 1 LOB: 1 BB: 2 P: 28	R: 0 E: 0 K: 1 S: 12	H: 1 LOB: 1 BB: 0 P: 16	R: 1 E: 0 K: 1 S: 7	H: 1 LOB: 0 BB: 0 P: 14	R: 0 E: 0 K: 0 S: 6	H: 1 LOB: 1 BB: 0 P: 9	R: 0 E: 0 K: 0 S: 6	H: 1 LOB: 1 BB: 0 P: 9		1B: 7 2B: 3 3B: 0 HR: 2	SF: 0 SAC: 0 DP: 1 HBP: 1	WP: 0 PB: 0 SB: 2 CS: 1	PA: 39				
<b>PITCHER</b>	IP	WLS	BF	H	R	ER	SO	BB	IBB	HBP	BLK	WP	HR	S	P	ERA	WHIP								
Kevin Brown, R ERA: 5.88 (1, 1)	1.1	L	11	6	5	5	3	1	0	0	0	0	0	23	41	33.75	5.250								
John Barfield, L ERA: 3.86 (2, 1)	2.2		10	2	0	0	4	1	0	0	0	0	0	26	47	0.00	1.125								
Brad Arnsberg, R ERA: 9.22 (5, 1)	0.2		5	1	2	2	0	2	0	0	0	0	1	12	23	27.00	4.500								
Kenny Rogers, L ERA: 11.77 (5, 1)	1.1		5	1	0	0	2	0	0	0	0	0	0	15	21	0.00	0.750								
Gerald Alexander, R ERA: 1.13 (7, 1)	0.1		3	1	1	1	1	0	0	1	0	0	1	4	10	27.00	3.000								

AB 43  
R 7  
H 16  
RBI 7  
BB 2  
SO 0  
LOB 23



AB 34  
R 8  
H 12  
RBI 8  
BB 4  
SO 10  
LOB 17





Batter	1	2	3	4	5	6	7	8	9	AB	R	H	RBI	BB	SO	LOB	TOP				
<b>Brian McRae, S</b> (1, 8) OBP: 0.219, SLG: 0.329	G1-3	CS 1B			G6-4-3 1B			F9		4	0	2	2	0	0	0					
<b>Bill Pecota, R</b> (1, 5) OBP: 0.310, SLG: 0.237	G4-3	CS	L9		G6-4-3			K		4	0	0	0	0	1	2					
<b>Kirk Gibson, L</b> (1, 10) OBP: 0.303, SLG: 0.443	F8		F7			K		F9		4	0	0	0	0	1	0					
<b>Danny Tartabull, R</b> (1, 9) OBP: 0.313, SLG: 0.441		K	L8			K			K	4	0	0	0	0	3	0					
<b>Jim Eisenreich, L</b> (1, 7) OBP: 0.312, SLG: 0.407		2B 1B		G4-3		1B		G6-3		4	1	2	0	0	0	0					
<b>Mike Macfarlane, R</b> (1, 2) OBP: 0.354, SLG: 0.431	L3			G6-3		F7			P3	4	0	0	0	0	0	2					
<b>Camelo Martinez, R</b> (1, 3) OBP: 0.289, SLG: 0.269		1B 2B		K				K		3	1	1	1	0	2	0					
<b>Kurt Stillwell, S</b> (1, 6) OBP: 0.333, SLG: 0.354		1B 1B IBB			F8		G4-3			2	1	0	0	1	0	0					
<b>Terry Shumpert, R</b> (1, 4) OBP: 0.232, SLG: 0.238		1B			1B			K		3	1	2	1	0	1	0					
<b>Inning Stats</b>	R: 0 E: 0 K: 0 S: 11	H: 0 LOB: 0 BB: 0 P: 17	R: 4 E: 0 K: 1 S: 18	H: 4 LOB: 0 BB: 1 P: 29	R: 0 E: 0 K: 0 S: 6	H: 0 LOB: 0 BB: 0 P: 8	R: 0 E: 0 K: 1 S: 8	H: 0 LOB: 1 BB: 0 P: 10	R: 0 E: 0 K: 2 S: 9	H: 1 LOB: 1 BB: 0 P: 13	R: 0 E: 0 K: 2 S: 8	H: 0 LOB: 0 BB: 0 P: 14	R: 0 E: 0 K: 1 S: 7	H: 0 LOB: 0 BB: 0 P: 8	R: 0 E: 0 K: 1 S: 7	H: 0 LOB: 0 BB: 0 P: 8	1B: 6 2B: 1 3B: 0 HR: 0	SF: 0 SAC: 0 DP: 1 HBP: 0	WP: 0 PB: 0 SB: 0 CS: 1	PA: 34	
<b>PITCHER</b>	IP	WLS	BF	H	R	ER	SO	BB	IBB	HBP	BLK	WP	HR	S	P	ERA	WHIP				
<b>Bill Gullickson, R</b> (1, 1) ERA: 4.08	7.0	W	27	7	4	4	6	0	1	0	0	0	0	68	102	5.14	1.000				
<b>Paul Gibson, L</b> (8, 1) ERA: 0.77	2.0	S	6	0	0	0	2	0	0	0	0	0	0	15	20	0.00	0.000				

**Kansas City Royals @ Detroit Tigers**  
Tiger Stadium, Detroit, MI  
Tue May 07 1991, 7:05 PM EDT  
Att: 11,506 - Sunny - 59 F

AB	32
R	4
H	7
RBI	4
BB	1
SO	8
LOB	4



Batter	1	2	3	4	5	6	7	8	9	AB	R	H	RBI	BB	SO	LOB	BOTTOM				
<b>Tony Phillips, S</b> (1, 5) OBP: 0.366, SLG: 0.459	1B	G1-3				E9 1B				4	1	3	1	0	0	2					
<b>Alan Trammell, R</b> (1, 6) OBP: 0.381, SLG: 0.453	L9	L4		F8		1B				4	0	1	1	0	0	4					
<b>Lou Whitaker, L</b> (1, 4) OBP: 0.435, SLG: 0.569	P6		F8		G3-1	G4-3				4	0	0	0	0	0	2					
<b>Cecil Fielder, R</b> (1, 3) OBP: 0.350, SLG: 0.382	K		K		BB BB	G4-3				3	0	0	0	1	2	1					
<b>Mickey Tettleton, S</b> (1, 10) OBP: 0.361, SLG: 0.403		BB 1B BB	G1-3			BB		K		2	1	0	0	2	1	0					
<b>Rob Deer, R</b> (1, 9) OBP: 0.386, SLG: 0.598		1B 1B BB		1B 1B BLK BB		K		K		2	2	0	0	2	2	2					
<b>Pete Incaviglia, R</b> (1, 7) OBP: 0.205, SLG: 0.208		P4		P6		K		K		4	0	0	0	0	2	5					
<b>Andy Allanson, R</b> (1, 2) OBP: 0.192, SLG: 0.269		G1-3 1B		1B 1B		K		K		4	1	2	1	0	2	0					
<b>Mitt Cuyler, S</b> (1, 8) OBP: 0.333, SLG: 0.302		G1-3 1B		1B 1B		G1		F7		4	0	2	2	0	0	0					
<b>Inning Stats</b>	R: 0 E: 0 K: 1 S: 8	H: 1 LOB: 1 BB: 0 P: 9	R: 2 E: 0 K: 0 S: 15	H: 2 LOB: 2 BB: 2 P: 27	R: 0 E: 0 K: 1 S: 6	H: 0 LOB: 0 BB: 0 P: 13	R: 2 E: 0 K: 0 S: 12	H: 3 LOB: 1 BB: 1 P: 22	R: 0 E: 0 K: 2 S: 15	H: 0 LOB: 2 BB: 2 P: 25	R: 1 E: 1 K: 1 S: 13	H: 2 LOB: 1 BB: 0 P: 19	R: 0 E: 0 K: 2 S: 8	H: 0 LOB: 0 BB: 0 P: 16	R: 0 E: 0 K: 2 S: 7	H: 0 LOB: 0 BB: 0 P: 12	1B: 8 2B: 0 3B: 0 HR: 0	SF: 0 SAC: 0 DP: 0 HBP: 0	WP: 0 PB: 0 SB: 0 CS: 0	PA: 36	
<b>PITCHER</b>	IP	WLS	BF	H	R	ER	SO	BB	IBB	HBP	BLK	WP	HR	S	P	ERA	WHIP				
<b>Mike Boddicker, R</b> (1, 1) ERA: 3.59	4.1	L	23	6	4	4	2	5	0	0	1	1	0	49	88	8.31	2.538				
<b>Kevin Appier, R</b> (5, 1) ERA: 3.74	3.2	L	13	2	1	0	7	0	0	0	0	0	0	35	55	0.00	0.545				

**Kansas City Royals @ Detroit Tigers**  
Tiger Stadium, Detroit, MI  
Tue May 07 1991, 7:05 PM EDT  
Att: 11,506 - Sunny - 59 F

AB	31
R	5
H	8
RBI	5
BB	5
SO	9
LOB	16







Batter	1	2	3	4	5	6	7	8	9	AB	R	H	RBI	BB	SO	LOB	TOP																
Brian McRae, S (1, 8) OBP: 0.221, SLG: 0.324	1-2 1B		3-2 G6-3		1-0 G1-3		3-2 G4-3			4	0	1	0	0	0	0	<b>Kansas City Royals @ Detroit Tigers</b> Tiger Stadium, Detroit, MI Wed May 08 1991, 3:33 AM EDT Att: 14,495 - Cloudy - 59 F																
Bill Pecota, R (1, 5) OBP: 0.326, SLG: 0.268	2-3 K		2-2 F7		0-1 2B		4-2 BB			3	0	1	0	1	1																		
Kirk Gibson, L (1, 9) OBP: 0.301, SLG: 0.435	2-1 F8			2-2 1B	1-1 G4-3		2-3 K			4	1	1	0	0	1																		
Danny Tartabull, R (1, 10) OBP: 0.320, SLG: 0.438	3-1 1B			4-1 1B		2-1 P5		2-3 K		3	1	1	0	1	1																		
Mike Macfarlane, R (1, 2) OBP: 0.349, SLG: 0.461	1-1 G4-3			3-3 K		0-0 HR		0-0 L8		4	1	1	1	0	1																		
Jim Eisenreich, L (1, 7) OBP: 0.320, SLG: 0.411		0-0 G3-1		1-0 1B		2-2 1B		1-1 F8		4	0	2	2	0	0																		
Carmelo Martinez, R (1, 3) OBP: 0.281, SLG: 0.267		0-3 K		1-2 G5-3		3-3 K		3-2 G6-4-3		4	0	1	0	0	2																		
David Howard, S (1, 6) OBP: 0.188, SLG: 0.071		0-1 G6-3		0-0 L6		2-1 F7		0-3 K		2	0	0	0	0	1																		
Kurt Stillwell, S (6, PH) OBP: 0.326, SLG: 0.345										2	0	0	0	0	1																		
Terry Shumpert, R (1, 4) OBP: 0.222, SLG: 0.227			3-3 K		1-3 K		2-1 L7		1-1 G6-4-3	3	0	0	0	0	2																		
Warren Cromaric, L (9, PH) OBP: 0.350, SLG: 0.378										1	0	0	0	0	1																		
<b>Inning Stats</b>	R: 0 E: 0 K: 1 S: 13	H: 2 LOB: 2 BB: 0 P: 22	R: 0 E: 0 K: 1 S: 6	H: 0 LOB: 0 BB: 0 P: 6	R: 0 E: 0 K: 1 S: 14	H: 0 LOB: 0 BB: 0 P: 22	R: 2 E: 0 K: 1 S: 16	H: 2 LOB: 1 BB: 1 P: 27	R: 0 E: 0 K: 1 S: 8	H: 1 LOB: 1 BB: 0 P: 11	R: 1 E: 0 K: 1 S: 11	H: 2 LOB: 1 BB: 0 P: 20	R: 0 E: 0 K: 1 S: 14	H: 0 LOB: 0 BB: 1 P: 25	R: 0 E: 0 K: 1 S: 7	H: 0 LOB: 0 BB: 0 P: 10	R: 0 E: 0 K: 1 S: 9	H: 1 LOB: 0 BB: 0 P: 13	1B: 6 2B: 1 3B: 0 HR: 1	SF: 0 SAC: 0 DP: 1 HBP: 0	WP: 0 PB: 0 SB: 2 CS: 0	PA: 36											
<b>PITCHER</b>	IP WLS BF H R ER SO BB IBB HBP BLK WP HR S P ERA WHIP	5.1 W 24 7 3 3 5 1 0 0 0 0 1 63 98 5.06 1.500	2.2 9 0 0 0 3 1 0 0 0 0 0 0 26 45 0.00 0.375	1.0 3 1 0 0 1 0 0 0 0 0 0 0 9 13 0.00 1.000											IP WLS BF H R ER SO BB IBB HBP BLK WP HR S P ERA WHIP	5.1 L 21 6 4 4 2 3 0 0 0 0 0 17 38 9.00 4.000	0.0 1 1 0 0 0 0 0 0 0 0 0 0 3 6 ∞ ∞	1.1 5 0 0 0 1 1 0 0 0 0 0 0 8 13 0.00 0.750	2.0 7 0 0 0 3 1 0 0 0 0 0 0 16 30 0.00 0.500											IP WLS BF H R ER SO BB IBB HBP BLK WP HR S P ERA WHIP	3.2 L 21 6 3 3 4 2 3 0 0 0 0 0 46 87 7.36 2.727	0.0 1 1 0 0 0 0 0 0 0 0 0 0 8 13 0.00 0.750	2.0 7 0 0 0 3 1 0 0 0 0 0 0 16 30 0.00 0.500

Batter	1	2	3	4	5	6	7	8	9	AB	R	H	RBI	BB	SO	LOB	BOTTOM					
Tony Phillips, S (1, 10) OBP: 0.376, SLG: 0.450	0-0 F8				4-1 BB		4-2 1B		1-0 G5-3	2	0	0	1	3	0	0	<b>Kansas City Royals @ Detroit Tigers</b> Tiger Stadium, Detroit, MI Wed May 08 1991, 3:33 AM EDT Att: 14,495 - Cloudy - 59 F					
Alan Trammell, R (1, 6) OBP: 0.363, SLG: 0.429	1-3 K		2-2 G4-3		3-2 F9		2-0 F7		2-2 G5-3	5	0	0	0	0	1	8						
Lou Whitaker, L (1, 4) OBP: 0.432, SLG: 0.545	0-0 P2			1-3 K		4-1 BB		3-2 1B		3-3 K	4	0	1	2	1	0						
Cecil Fielder, R (1, 3) OBP: 0.352, SLG: 0.376		1-1 BB		1-3 K		3-3 K		0-0 F9		4-0 BB	4	1	1	0	1	2						
Mickey Tettleton, S (1, 2) OBP: 0.364, SLG: 0.394		4-2 BB		3-2 K			3-3 K		0-0 G4-3	4	1	1	0	1	2	1						
Rob Deer, R (1, 9) OBP: 0.387, SLG: 0.576		1-2 BB		3-2 P6		3-1 P3		4-2 FC		4-0 BB	3	1	0	0	2	1						
Lloyd Moseby, L (1, 7) OBP: 0.333, SLG: 0.400		2-2 1B			0-0 1B		1-0 E		1-2 FC4-6	4	2	3	1	0	0	1						
Travis Fryman, R (1, 5) OBP: 0.278, SLG: 0.346		2-3 K			0-0 F9		0-1 FC		0-3 K	4	1	1	1	0	2	4						
Mitt Cuyler, S (1, 8) OBP: 0.349, SLG: 0.309		1-1 1B			3-0 SH1-3		4-1 BB		1-1 G5-3	2	1	1	1	1	0	0						
<b>Inning Stats</b>	R: 0 E: 0 K: 1 S: 5	H: 0 LOB: 0 BB: 0 P: 6	R: 2 E: 0 K: 1 S: 22	H: 3 LOB: 3 BB: 2 P: 41	R: 0 E: 0 K: 2 S: 11	H: 1 LOB: 0 BB: 0 P: 19	R: 1 E: 0 K: 1 S: 11	H: 2 LOB: 3 BB: 2 P: 27	R: 4 E: 1 K: 1 S: 18	H: 2 LOB: 2 BB: 3 P: 39	R: 0 E: 0 K: 1 S: 7	H: 0 LOB: 1 BB: 1 P: 12	R: 0 E: 0 K: 0 S: 6	H: 0 LOB: 0 BB: 0 P: 10	R: 0 E: 0 K: 3 S: 10	H: 0 LOB: 1 BB: 1 P: 20		R: 0 E: 0 K: 3 S: 10	H: 0 LOB: 1 BB: 1 P: 20	1B: 7 2B: 0 3B: 1 HR: 0	SF: 0 SAC: 1 DP: 0 HBP: 0	WP: 0 PB: 0 SB: 0 CS: 0
<b>PITCHER</b>	IP WLS BF H R ER SO BB IBB HBP BLK WP HR S P ERA WHIP	3.2 L 21 6 3 3 4 2 3 0 0 0 0 0 46 87 7.36 2.727	1.0 8 1 4 1 2 3 0 0 0 0 0 0 17 38 9.00 4.000	0.0 1 1 0 0 0 0 0 0 0 0 0 0 3 6 ∞ ∞	1.1 5 0 0 0 1 1 0 0 0 0 0 0 8 13 0.00 0.750	2.0 7 0 0 0 3 1 0 0 0 0 0 0 16 30 0.00 0.500											IP WLS BF H R ER SO BB IBB HBP BLK WP HR S P ERA WHIP	3.2 L 21 6 3 3 4 2 3 0 0 0 0 0 46 87 7.36 2.727	0.0 1 1 0 0 0 0 0 0 0 0 0 0 8 13 0.00 0.750	2.0 7 0 0 0 3 1 0 0 0 0 0 0 16 30 0.00 0.500		

**AB 34**  
**R 3**  
**H 8**  
**RBI 3**  
**BB 2**  
**SO 9**  
**LOB 14**



**AB 32**  
**R 7**  
**H 8**  
**RBI 6**  
**BB 9**  
**SO 10**  
**LOB 23**





Batter	1	2	3	4	5	6	7	8	9	AB	R	H	RBI	BB	SO	LOB	TOP					
<b>Tony Phillips, S</b> OBP: 0.384, SLG: 0.433 (1, 5)	L4		L4-6			F7		K									4 0 0 0 0 1 1					
<b>Alan Trammell, R</b> OBP: 0.368, SLG: 0.426 (1, 6)	G6-3			HR		G3-1		F9									3 1 1 0 1 0 0					
<b>Lou Whitaker, L</b> OBP: 0.423, SLG: 0.517 (1, 4)	K			F8		G3-1		E									3 0 0 0 1 1 2					
<b>Cecil Fielder, R</b> OBP: 0.348, SLG: 0.402 (1, 3)		K		HR		K		E3									4 1 1 2 0 2 2					
<b>Mickey Tettleton, S</b> OBP: 0.359, SLG: 0.427 (1, 2)		F8		HR				G3									4 1 1 1 0 1 2					
<b>Rob Deer, R</b> OBP: 0.382, SLG: 0.557 (1, 9)				P2			HR										3 0 0 0 1 2 0					
<b>Lloyd Moseby, L</b> OBP: 0.323, SLG: 0.379 (1, 10)		G6-3				G6-3		P6									4 0 1 0 0 0 1					
<b>Pete Incaviglia, R</b> OBP: 0.210, SLG: 0.213 (1, 7)						G6-3		F8									3 0 1 0 0 0 1					
<b>Travis Fryman, R</b> OBP: 0.275, SLG: 0.341 (8, 5)			L4-6	SH3-4		G6-3		F8									1 0 0 0 0 0 0					
<b>Mitt Cuyler, S</b> OBP: 0.338, SLG: 0.298 (1, 8)			SH3-4			P3		K									2 0 0 0 0 1 1					
<b>Inning Stats</b>	R: 0 E: 0 K: 1 S: 5	H: 0 LOB: 0 BB: 0 P: 8	R: 0 E: 0 K: 1 S: 11	H: 0 LOB: 1 BB: 1 P: 19	R: 0 E: 0 K: 0 S: 6	H: 1 LOB: 0 BB: 0 P: 8	R: 2 E: 0 K: 1 S: 10	H: 1 LOB: 0 BB: 1 P: 16	R: 0 E: 0 K: 0 S: 8	H: 0 LOB: 0 BB: 0 P: 9	R: 0 E: 0 K: 1 S: 10	H: 1 LOB: 1 BB: 0 P: 14	R: 1 E: 0 K: 2 S: 12	H: 2 LOB: 1 BB: 0 P: 20	R: 0 E: 1 K: 1 S: 15	H: 0 LOB: 2 BB: 0 P: 23	R: 0 E: 0 K: 1 S: 8	H: 0 LOB: 0 BB: 0 P: 15	1B: 3 2B: 1 3B: 0 HR: 2	SF: 0 SAC: 1 DP: 1 HBP: 0	WP: 0 PB: 0 SB: 2 CS: 0	PA: 35
<b>PITCHER</b>	IP	WLS	BF	H	R	ER	SO	BB	IBB	HBP	BLK	WP	HR	S	P	ERA	WHIP					
<b>Kevin Tapani, R</b> ERA: 2.66 (1, 1)	7.0	L	27	5	3	3	6	2	0	0	0	0	2	62	94	3.86	1.000					
<b>Steve Bedrosian, R</b> ERA: 3.57 (8, 1)	2.0		8	0	0	0	2	1	0	0	0	0	0	23	38	0.00	0.500					

**Detroit Tigers @ Minnesota Twins**  
 Hubert H. Humphrey Metrodome, Minneapolis, MN  
 Thu May 09 1991, 8:05 PM EDT  
 Att: 10,765 - Dome - 70 F

AB 31  
 R 3  
 H 5  
 RBI 3  
 BB 3  
 SO 8  
 LOB 10



Batter	1	2	3	4	5	6	7	8	9	AB	R	H	RBI	BB	SO	LOB	BOTTOM					
<b>Dan Gladden, R</b> OBP: 0.289, SLG: 0.324 (1, 7)	F9		G1-6-3					F8									4 0 1 0 0 0 1					
<b>Chuck Knoblauch, R</b> OBP: 0.370, SLG: 0.400 (1, 4)	K			G6-3		G6-3											4 0 1 0 0 1 1					
<b>Kirby Puckett, R</b> OBP: 0.348, SLG: 0.476 (1, 8)				G1-3				F8									4 0 1 0 0 1 1					
<b>Chili Davis, S</b> OBP: 0.432, SLG: 0.505 (1, 10)			G4-3			F8		F7									4 0 0 0 0 0 1					
<b>Brian Harper, R</b> OBP: 0.373, SLG: 0.522 (1, 2)		G6-3				G4-3		F8									4 0 1 0 0 0 0					
<b>Gene Larkin, S</b> OBP: 0.278, SLG: 0.302 (1, 3)		F8				F8		G6-3									4 0 1 0 0 0 0					
<b>Shane Mack, R</b> OBP: 0.280, SLG: 0.432 (1, 9)				G6-3													2 0 1 0 1 0 0					
<b>Mike Pagliarulo, L</b> OBP: 0.209, SLG: 0.224 (1, 5)																	2 0 1 0 0 0 0					
<b>Carmen Castillo, R</b> OBP: 0.231, SLG: 0.333 (7, PH)		CS				G1-6-3		G4-3									1 0 0 0 0 0 3					
<b>Scott Leius, R</b> OBP: 0.421, SLG: 0.370 (8, 5)																	0 0 0 0 0 0 0					
<b>Greg Gagne, R</b> OBP: 0.358, SLG: 0.566 (1, 6)						F8											3 0 0 0 0 0 1					
<b>Inning Stats</b>	R: 0 E: 0 K: 1 S: 9	H: 1 LOB: 0 BB: 0 P: 12	R: 0 E: 0 K: 0 S: 7	H: 1 LOB: 0 BB: 0 P: 12	R: 0 E: 0 K: 0 S: 7	H: 1 LOB: 0 BB: 0 P: 9	R: 0 E: 0 K: 0 S: 5	H: 0 LOB: 0 BB: 0 P: 8	R: 0 E: 0 K: 0 S: 3	H: 0 LOB: 0 BB: 0 P: 4	R: 0 E: 0 K: 0 S: 8	H: 1 LOB: 1 BB: 0 P: 12	R: 0 E: 0 K: 0 S: 8	H: 2 LOB: 3 BB: 1 P: 14	R: 0 E: 0 K: 1 S: 15	H: 1 LOB: 0 BB: 0 P: 19	R: 0 E: 0 K: 0 S: 10	H: 0 LOB: 0 BB: 0 P: 13	1B: 4 2B: 2 3B: 1 HR: 0	SF: 0 SAC: 0 DP: 1 HBP: 0	WP: 0 PB: 0 SB: 0 CS: 1	PA: 34
<b>PITCHER</b>	IP	WLS	BF	H	R	ER	SO	BB	IBB	HBP	BLK	WP	HR	S	P	ERA	WHIP					
<b>Dan Petry, R</b> ERA: 1.17 (1, 1)	6.2		25	6	0	0	1	1	0	0	0	0	0	44	68	0.00	1.050					
<b>Paul Gibson, L</b> ERA: 0.7 (7, 1)	2.1	S	8	1	0	0	1	0	0	0	0	0	0	28	35	0.00	0.429					

**Detroit Tigers @ Minnesota Twins**  
 Hubert H. Humphrey Metrodome, Minneapolis, MN  
 Thu May 09 1991, 8:05 PM EDT  
 Att: 10,765 - Dome - 70 F

AB 32  
 R 0  
 H 7  
 RBI 0  
 BB 1  
 SO 2  
 LOB 8










Batter	1	2	3	4	5	6	7	8	9	AB	R	H	RBI	BB	SO	LOB	TOP					
<b>Tony Phillips, S</b> OBP: 0.364, SLG: 0.418 (1, 4)	3-1 1B SF8	4-1 1B SAFE		1-2 L8			0-0 G4-3		3-3 K	4	1	1	0	1	1	2						
<b>Alan Trammell, R</b> OBP: 0.351, SLG: 0.402 (1, 6)	3-2 1B HR	1-1 1B P6		2-1 L7			2-2 F8			4	1	1	0	0	0	3						
<b>Rob Deer, R</b> OBP: 0.373, SLG: 0.521 (1, 9)	4-2 1B HR	1-0 1B F8					0-0 G5-3			3	1	0	0	1	1	2						
<b>Cecil Fielder, R</b> OBP: 0.350, SLG: 0.410 (1, 3)	1-2 1B P4			1-1 1B G6-3			1-3 K		0-1 P2	4	0	0	0	0	1	3						
<b>Pete Incaviglia, R</b> OBP: 0.218, SLG: 0.225 <b>Lou Whitaker, L</b> OBP: 0.413, SLG: 0.500 (8, PH)	1-1 1B SF8			1-3 K			0-1 1B		0-0 F8	2	0	1	1	0	1	0						
<b>Travis Fryman, R</b> OBP: 0.286, SLG: 0.416 (1, 5)	3-2 1B HR			0-0 1B S			0-1 G1-3		0-0 F7	4	1	2	3	0	0	1						
<b>Luis de los Santos, R</b> OBP: 0.217, SLG: 0.190 <b>Lloyd Moseby, L</b> OBP: 0.324, SLG: 0.375 (6, PH)	2-2 1B G6-3			2-0 1B F8			1-2 L3		0-1 1B	2	0	0	0	0	0	1						
<b>Andy Allanson, R</b> OBP: 0.219, SLG: 0.258 <b>Mickey Tettleton, S</b> OBP: 0.351, SLG: 0.416 (9, PH)		2-2 1B F7		2-3 K			1-1 F7		2-2 P6	3	0	0	0	0	1	0						
<b>Mitt Cuyler, S</b> OBP: 0.352, SLG: 0.317 <b>Dave Bergman, L</b> OBP: 0.304, SLG: 0.300 (9, PH)		0-0 1B S		0-0 1B S			0-0 F8		1-3 K	3	0	2	0	0	0	0						
<b>Inning Stats</b>	R: 4 E: 0 K: 0 S: 22	H: 3 LOB: 0 BB: 1 P: 39	R: 0 E: 0 K: 0 S: 8	H: 1 LOB: 2 BB: 1 P: 16	R: 0 E: 0 K: 1 S: 7	H: 1 LOB: 1 BB: 0 P: 11	R: 0 E: 0 K: 1 S: 11	H: 1 LOB: 1 BB: 0 P: 16	R: 0 E: 0 K: 1 S: 9	H: 0 LOB: 0 BB: 0 P: 10	R: 0 E: 0 K: 1 S: 7	H: 0 LOB: 0 BB: 0 P: 10	R: 0 E: 0 K: 0 S: 4	H: 0 LOB: 0 BB: 0 P: 4	R: 0 E: 0 K: 2 S: 16	H: 1 LOB: 1 BB: 0 P: 22	1B: 7 2B: 4 3B: 0 HR: 1	SF: 1 SAC: 0 DP: 0 HBP: 0	WP: 0 PB: 0 SB: 4 CS: 0	PA: 37		
<b>PITCHER</b>	IP WLS BF H R ER SO BB IBB HBP BLK WP HR S P ERA WHIP	IP WLS BF H R ER SO BB IBB HBP BLK WP HR S P ERA WHIP	IP WLS BF H R ER SO BB IBB HBP BLK WP HR S P ERA WHIP	IP WLS BF H R ER SO BB IBB HBP BLK WP HR S P ERA WHIP	IP WLS BF H R ER SO BB IBB HBP BLK WP HR S P ERA WHIP	IP WLS BF H R ER SO BB IBB HBP BLK WP HR S P ERA WHIP	IP WLS BF H R ER SO BB IBB HBP BLK WP HR S P ERA WHIP	IP WLS BF H R ER SO BB IBB HBP BLK WP HR S P ERA WHIP	IP WLS BF H R ER SO BB IBB HBP BLK WP HR S P ERA WHIP	IP WLS BF H R ER SO BB IBB HBP BLK WP HR S P ERA WHIP	IP WLS BF H R ER SO BB IBB HBP BLK WP HR S P ERA WHIP	IP WLS BF H R ER SO BB IBB HBP BLK WP HR S P ERA WHIP	IP WLS BF H R ER SO BB IBB HBP BLK WP HR S P ERA WHIP	IP WLS BF H R ER SO BB IBB HBP BLK WP HR S P ERA WHIP	IP WLS BF H R ER SO BB IBB HBP BLK WP HR S P ERA WHIP	IP WLS BF H R ER SO BB IBB HBP BLK WP HR S P ERA WHIP	IP WLS BF H R ER SO BB IBB HBP BLK WP HR S P ERA WHIP	IP WLS BF H R ER SO BB IBB HBP BLK WP HR S P ERA WHIP	IP WLS BF H R ER SO BB IBB HBP BLK WP HR S P ERA WHIP	IP WLS BF H R ER SO BB IBB HBP BLK WP HR S P ERA WHIP	IP WLS BF H R ER SO BB IBB HBP BLK WP HR S P ERA WHIP	IP WLS BF H R ER SO BB IBB HBP BLK WP HR S P ERA WHIP

**Detroit Tigers @ Minnesota Twins**  
 Hubert H. Humphrey Metrodome, Minneapolis, MN  
 Sat May 11 1991, 8:05 PM EDT  
 Att: 23,063 - Dome - 70 F


**AB** 34  
**R** 4  
**H** 8  
**RBI** 4  
**BB** 2  
**SO** 6  
**LOB** 14



Batter	1	2	3	4	5	6	7	8	9	AB	R	H	RBI	BB	SO	LOB	BOTTOM					
<b>Dan Gladden, R</b> OBP: 0.317, SLG: 0.376 (1, 7)	2-2 1B G5-3	2-0 3B E		4-0 1B FC5-4			4-1 1B K		1-1 1B CS	3	1	2	1	2	0	0						
<b>Chuck Knoblauch, R</b> OBP: 0.382, SLG: 0.417 (1, 4)	0-0 1B 2B	0-0 2B E8		4-1 1B FC5-4			1-3 K		1-0 CS	3	1	2	1	1	1	1						
<b>Kirby Puckett, R</b> OBP: 0.342, SLG: 0.469 (1, 8)	0-3 1B K	1-3 1B K		1-0 1B FC5-4			0-0 2B 1B			4	1	1	0	0	2	4						
<b>Chili Davis, S</b> OBP: 0.445, SLG: 0.531 (1, 10)	2-1 1B 2B			4-2 1B HR			4-0 1B CS		1-1 1B IBB	2	1	2	1	2	0	0						
<b>Brian Harper, R</b> OBP: 0.410, SLG: 0.571 (1, 2)	1-2 1B 2B			0-1 1B 1B			0-0 1B CS		1-3 1B CS	4	0	4	2	0	0	0						
<b>Pedro Munoz, R</b> OBP: 0.250, SLG: 0.143 (1, 9)	1-3 1B K			1-2 1B 1B			4-1 1B G5-4-3		1-3 1B K	3	0	0	0	1	2	5						
<b>Gene Larkin, S</b> OBP: 0.290, SLG: 0.300 (1, 3)		3-1 1B G4-3		2-0 1B FC4-6			2-1 F8		3-2 F9	4	0	1	0	0	0	3						
<b>Greg Gagne, R</b> OBP: 0.348, SLG: 0.530 (1, 6)		4-2 3B BB		2-3 1B K			0-0 G5-4-3		1-0 P3	3	1	0	0	1	1	3						
<b>Scott Leius, R</b> OBP: 0.381, SLG: 0.323 <b>Al Newman, S</b> OBP: 0.314, SLG: 0.258 (8, PH)		1-1 1B L8		1-1 1B FC4-6			0-1 F9		0-0 F8	3	0	0	0	0	0	3						
<b>Inning Stats</b>	R: 1 E: 0 K: 2 S: 16	H: 3 LOB: 2 BB: 0 P: 22	R: 2 E: 1 K: 1 S: 13	H: 2 LOB: 1 BB: 1 P: 24	R: 1 E: 0 K: 1 S: 15	H: 3 LOB: 2 BB: 0 P: 20	R: 0 E: 0 K: 0 S: 7	H: 1 LOB: 3 BB: 0 P: 20	R: 0 E: 0 K: 1 S: 5	H: 0 LOB: 0 BB: 1 P: 10	R: 0 E: 0 K: 1 S: 6	H: 0 LOB: 1 BB: 1 P: 11	R: 1 E: 0 K: 1 S: 11	H: 2 LOB: 1 BB: 1 P: 19	R: 0 E: 0 K: 0 S: 4	H: 1 LOB: 0 BB: 0 P: 7	1B: 7 2B: 4 3B: 1 HR: 1	SF: 0 SAC: 0 DP: 2 HBP: 0	WP: 1 PB: 0 SB: 0 CS: 3	PA: 38		
<b>PITCHER</b>	IP WLS BF H R ER SO BB IBB HBP BLK WP HR S P ERA WHIP	IP WLS BF H R ER SO BB IBB HBP BLK WP HR S P ERA WHIP	IP WLS BF H R ER SO BB IBB HBP BLK WP HR S P ERA WHIP	IP WLS BF H R ER SO BB IBB HBP BLK WP HR S P ERA WHIP	IP WLS BF H R ER SO BB IBB HBP BLK WP HR S P ERA WHIP	IP WLS BF H R ER SO BB IBB HBP BLK WP HR S P ERA WHIP	IP WLS BF H R ER SO BB IBB HBP BLK WP HR S P ERA WHIP	IP WLS BF H R ER SO BB IBB HBP BLK WP HR S P ERA WHIP	IP WLS BF H R ER SO BB IBB HBP BLK WP HR S P ERA WHIP	IP WLS BF H R ER SO BB IBB HBP BLK WP HR S P ERA WHIP	IP WLS BF H R ER SO BB IBB HBP BLK WP HR S P ERA WHIP	IP WLS BF H R ER SO BB IBB HBP BLK WP HR S P ERA WHIP	IP WLS BF H R ER SO BB IBB HBP BLK WP HR S P ERA WHIP	IP WLS BF H R ER SO BB IBB HBP BLK WP HR S P ERA WHIP	IP WLS BF H R ER SO BB IBB HBP BLK WP HR S P ERA WHIP	IP WLS BF H R ER SO BB IBB HBP BLK WP HR S P ERA WHIP	IP WLS BF H R ER SO BB IBB HBP BLK WP HR S P ERA WHIP	IP WLS BF H R ER SO BB IBB HBP BLK WP HR S P ERA WHIP	IP WLS BF H R ER SO BB IBB HBP BLK WP HR S P ERA WHIP	IP WLS BF H R ER SO BB IBB HBP BLK WP HR S P ERA WHIP	IP WLS BF H R ER SO BB IBB HBP BLK WP HR S P ERA WHIP	IP WLS BF H R ER SO BB IBB HBP BLK WP HR S P ERA WHIP

**Detroit Tigers @ Minnesota Twins**  
 Hubert H. Humphrey Metrodome, Minneapolis, MN  
 Sat May 11 1991, 8:05 PM EDT  
 Att: 23,063 - Dome - 70 F

**AB** 30  
**R** 5  
**H** 12  
**RBI** 5  
**BB** 7  
**SO** 6  
**LOB** 19





Batter	1	2	3	4	5	6	7	8	9	AB	R	H	RBI	BB	SO	LOB	TOP										
<b>Tony Phillips, S</b> OBP: 0.353, SLG: 0.404	1-1 F8		2-2 G6-4-3			1-1 F7		0-0 FC3-6		4	0	0	0	0	0	2											
<b>Lloyd Mosby, L</b> OBP: 0.316, SLG: 0.389	3-2 G1-6-3			1-0 F8		0-1 F9		0-0 2B		4	0	1	0	0	0	0											
<b>Lou Whitaker, L</b> OBP: 0.405, SLG: 0.476	0-2 G4-3			4-0 G5-4-3 BB		0-2 G3-1		0-1 G3		3	0	0	0	1	0	2											
<b>Cecil Fielder, R</b> OBP: 0.347, SLG: 0.431		2-3 K		0-0 G5-4-3		0-0 G5-3		0-1 HR		4	1	1	1	0	1	1											
<b>Mickey Tettleton, S</b> OBP: 0.357, SLG: 0.420		2-2 1B			2-1 E3 FC5-4		1-0 FC6-4 1B		3-3 K	4	0	2	0	0	1	0											
<b>Rob Deer, R</b> OBP: 0.361, SLG: 0.500		1-3 K			0-0 FC5-4 WP 1-2		3-1 F7		0-0 G5-3	4	0	0	0	0	1	3											
<b>Pete Incaviglia, R</b> OBP: 0.220, SLG: 0.226		1-3 K			3-1 FC		0-0 FC6-4 1-2		3-1 HR 1B	4	1	1	0	0	1	3											
<b>Travis Fryman, R</b> OBP: 0.284, SLG: 0.441			2-2 F7		2-2 F7		1-3 K	0-0 HR		4	1	1	2	0	1	2											
<b>Mitt Cuyler, S</b> OBP: 0.365, SLG: 0.333			0-0 G6-4-3 1B		3-2 G4-3		0-0 FC3-6 1B		2-1 G3	3	0	2	0	0	0	2											
<b>Luis de los Santos, R</b> OBP: 0.250, SLG: 0.182										1	0	0	0	0	0	0											
<b>Inning Stats</b>	R: 0 E: 0 K: 0 S: 9	H: 0 LOB: 0 BB: 0 P: 13	R: 0 E: 0 K: 3 S: 12	H: 1 LOB: 1 BB: 0 P: 18	R: 0 E: 0 K: 0 S: 8	H: 1 LOB: 0 BB: 0 P: 12	R: 0 E: 0 K: 0 S: 2	H: 0 LOB: 0 BB: 1 P: 7	R: 0 E: 0 K: 0 S: 11	H: 0 LOB: 2 BB: 0 P: 21	R: 0 E: 0 K: 0 S: 7	H: 0 LOB: 1 BB: 0 P: 8	R: 0 E: 0 K: 0 S: 5	H: 1 LOB: 1 BB: 0 P: 9	R: 0 E: 0 K: 1 S: 9	H: 2 LOB: 2 BB: 0 P: 10	R: 3 E: 0 K: 1 S: 11	H: 3 LOB: 0 BB: 0 P: 19	1B: 5 2B: 1 3B: 0 HR: 2	SF: 0 SAC: 0 DP: 2 HBP: 0	WP: 1 PB: 0 CS: 0	PA: 36					
<b>PITCHER</b>	IP	WLS	BF	H	R	ER	SO	BB	IBB	HBP	BLK	WP	HR	S	P	ERA	WHIP										
<b>Scott Erickson, R</b> ERA: 1.45	(1, 1)	7.0	W	25	3	0	0	3	1	0	0	0	0	54	88	0.00	0.571										
<b>Terry Leach, R</b> ERA: 3.19	(8, 1)	0.2		4	2	0	0	1	0	0	0	0	0	7	8	0.00	3.000										
<b>Larry Casian, L</b> ERA: 5.28	(8, 1)	1.1		7	3	3	3	1	0	0	0	0	0	2	13	20.25	2.250										

**Detroit Tigers @ Minnesota Twins**  
Hubert H. Humphrey Metrodome, Minneapolis, MN

Sun May 12, 1991, 4:33 AM EDT  
Att: 13,189 - Dome - 70 F



AB 35  
R 3  
H 8  
RBI 3  
BB 1  
SO 5  
LOB 15

Batter	1	2	3	4	5	6	7	8	9	AB	R	H	RBI	BB	SO	LOB	BOTTOM										
<b>Shane Mack, R</b> OBP: 0.309, SLG: 0.449	0-1 1B S 1B	1-0 P3		3-3 K		1-0 D 1B		1-0 1B		5	2	3	0	0	1	0											
<b>Chuck Knoblauch, R</b> OBP: 0.398, SLG: 0.434	1-2 1B HR	1-1 G6-3			0-0 1B	1-1 1B		1-0 FC5-4 1B		5	1	4	1	0	0	0											
<b>Kirby Puckett, R</b> OBP: 0.344, SLG: 0.466	1-1 HR 1B		0-0 G4-3		1-0 F9	1-0 F9		1-0 FC5-4 1B		5	1	2	2	0	0	3											
<b>Chili Davis, S</b> OBP: 0.444, SLG: 0.584	0-2 HR		0-0 HR		0-1 F8		1-2 P5	1-0 FC5-4 G6-4-3		5	2	2	4	0	0	3											
<b>Randy Bush, L</b> OBP: 0.289, SLG: 0.225	1-0 F7		0-0 P6		2-0 1B		4-2 WP G5-3 1B BB	3-2 G6-4-3		3	0	1	0	0	0	0											
<b>Gene Larkin, S</b> OBP: 0.297, SLG: 0.295					1-2 1B			1-2 1B		1	1	0	0	1	0	2											
<b>Pedro Munoz, R</b> OBP: 0.333, SLG: 0.364	1-0 FC4-6 1B		2-1 2B		2-2 G6-3		0-2 G5-3			4	0	2	0	0	0	3											
<b>Mike Pagliarulo, L</b> OBP: 0.233, SLG: 0.274	0-0 FC4-6		1-1 F9			1-1 F8		4-2 WP 1B BB		3	0	0	0	0	0	2											
<b>Scott Leius, R</b> OBP: 0.395, SLG: 0.323										0	0	0	0	1	0	0											
<b>Junior Ortiz, R</b> OBP: 0.341, SLG: 0.206	0-1 FC5-4			1-2 G4-3		1-2 L8		2-2 WP 1B		4	0	1	1	0	0	1											
<b>Al Newman, S</b> OBP: 0.308, SLG: 0.257		0-2 G6-3		3-1 G4-3		0-1 1B 1B		1-2 K		4	1	1	0	0	1	2											
<b>Inning Stats</b>	R: 4 E: 0 K: 0 S: 17	H: 5 LOB: 1 BB: 0 P: 20	R: 0 E: 0 K: 0 S: 6	H: 0 LOB: 0 BB: 0 P: 8	R: 1 E: 0 K: 0 S: 7	H: 2 LOB: 1 BB: 0 P: 10	R: 0 E: 0 K: 1 S: 10	H: 0 LOB: 0 BB: 0 P: 17	R: 0 E: 0 K: 0 S: 10	H: 2 LOB: 2 BB: 0 P: 15	R: 1 E: 0 K: 0 S: 11	H: 3 LOB: 2 BB: 0 P: 16	R: 1 E: 0 K: 1 S: 16	H: 1 LOB: 2 BB: 2 P: 29	R: 1 E: 0 K: 0 S: 7	H: 3 LOB: 1 BB: 0 P: 14	1B: 13 2B: 1 3B: 0 HR: 2	SF: 0 SAC: 0 DP: 1 HBP: 0	WP: 2 PB: 0 CS: 0	PA: 41							
<b>PITCHER</b>	IP	WLS	BF	H	R	ER	SO	BB	IBB	HBP	BLK	WP	HR	S	P	ERA	WHIP										
<b>Bill Gullickson, R</b> ERA: 4.79	(1, 1)	6.0	L	30	12	6	6	1	0	0	0	0	0	61	86	9.00	2.000										
<b>Steve Searcy, L</b> ERA: 7.99	(7, 1)	2.0		11	4	2	2	1	2	0	0	0	0	23	43	9.00	3.000										

**Detroit Tigers @ Minnesota Twins**  
Hubert H. Humphrey Metrodome, Minneapolis, MN

Sun May 12, 1991, 4:33 AM EDT  
Att: 13,189 - Dome - 70 F



AB 39  
R 8  
H 16  
RBI 8  
BB 2  
SO 2  
LOB 16



Batter	1	2	3	4	5	6	7	8	9	AB	R	H	RBI	BB	SO	LOB	TOP										
<b>Tony Phillips, S</b> OBP: 0.350, SLG: 0.393 (1, 9)	G3-1		F8 G4-3 BB		G4-3			F7		3	0	0	0	1	0	0	<b>Detroit Tigers @ Texas Rangers</b> Arlington Stadium, Arlington, TX Mon May 13 1991, 8:05 PM EDT Att: 26,544 - Cloudy - 87 F										
<b>Alan Trammell, R</b> OBP: 0.347, SLG: 0.406 (1, 6)	2B		G4-3		G6-3			K		4	0	1	0	0	1	1											
<b>Lou Whitaker, L</b> OBP: 0.386, SLG: 0.448 (1, 4)	P7		F8		G5-3			B5-3		4	0	0	0	0	2												
<b>Cecil Fielder, R</b> OBP: 0.344, SLG: 0.425 (1, 3)	F8		G4-3		G3			G5-4-3 1B		4	0	1	0	0	2												
<b>Mickey Tettleton, S</b> OBP: 0.353, SLG: 0.405 (1, 2)		FC4-6 BB		K				F8		3	0	0	0	1	1												
<b>Lloyd Moseby, L</b> OBP: 0.293, SLG: 0.359 (1, 7)	FC4-6 1-2f		G4-3		G3-1			G3-1		3	0	0	0	0	1												
<b>Travis Fryman, R</b> OBP: 0.286, SLG: 0.438 (1, 5)		K		L7				CS 1B		3	0	1	0	0	1												
<b>Pete Incaviglia, R</b> OBP: 0.234, SLG: 0.267 (1, 10)					K			CS	HR	2	1	1	1	1	1	0											
<b>Mitt Cuyler, S</b> OBP: 0.355, SLG: 0.324 (1, 8)					P4			L8		2	0	0	0	0	1	2											
<b>Dave Bergman, L</b> OBP: 0.292, SLG: 0.286 (8, PH)										1	0	0	0	0	0	0											
<b>John Shetby, S</b> OBP: 0.345, SLG: 0.462 (8, 8)										0	0	0	0	0	0	0											
<b>Inning Stats</b>	R: 0 E: 0 K: 0 S: 13	H: 1 LOB: 1 BB: 0 P: 18	R: 0 E: 0 K: 2 S: 14	H: 0 LOB: 2 BB: 2 P: 28	R: 0 E: 0 K: 0 S: 7	H: 0 LOB: 0 BB: 1 P: 15	R: 0 E: 0 K: 1 S: 7	H: 0 LOB: 0 BB: 0 P: 13	R: 0 E: 0 K: 0 S: 4	H: 0 LOB: 0 BB: 0 P: 8	R: 0 E: 0 K: 0 S: 7	H: 1 LOB: 0 BB: 0 P: 13	R: 1 E: 0 K: 1 S: 8	H: 1 LOB: 0 BB: 0 P: 12	R: 0 E: 0 K: 0 S: 4	H: 1 LOB: 0 BB: 0 P: 6	1B: 2 2B: 1 3B: 0 HR: 1	SF: 0 SAC: 0 DP: 1 HBP: 0	WP: 0 PB: 0 SB: 1 CS: 1	PA: 33							
<b>PITCHER</b>	IP	WLS	BF	H	R	ER	SO	BB	IBB	HBP	BLK	WP	HR	S	P	ERA	WHIP										
<b>Nolan Ryan, R</b> ERA: 2.94 (1, 1)	4.1		17	1	0	0	4	3	0	0	0	0	0	44	80	0.00	0.923										
<b>John Barfield, L</b> ERA: 2.51 (5, 1)	2.1	W	8	1	0	0	0	0	0	0	0	0	0	14	24	0.00	0.429										
<b>Rich Gossage, R</b> ERA: 2.35 (7, 1)	1.1		4	1	1	1	1	0	0	0	0	0	1	9	13	6.75	0.750										
<b>Mike Jeffcoat, L</b> ERA: 1.59 (9, 1)	1.0		3	1	0	0	0	0	0	0	0	0	0	4	6	0.00	1.000										

Batter	1	2	3	4	5	6	7	8	9	AB	R	H	RBI	BB	SO	LOB	BOTTOM										
<b>Brian Downing, R</b> OBP: 0.455, SLG: 0.438 (1, 10)	P6		FC6-4 1B		F7			1B 2B		3	1	1	0	2	0	2	<b>Detroit Tigers @ Texas Rangers</b> Arlington Stadium, Arlington, TX Mon May 13 1991, 8:05 PM EDT Att: 26,544 - Cloudy - 87 F										
<b>Mario Diaz, R</b> OBP: 0.216, SLG: 0.171 (1, 6)	F8		FC6-4 1B		G6-3			F8		3	1	0	1	0	0	1											
<b>Jack Daugherty, S</b> OBP: 0.234, SLG: 0.167 (7, PH)			1B					E		0	1	0	0	1	0	0											
<b>Jeff Huson, L</b> OBP: 0.306, SLG: 0.316 (8, 6)			3-H 1B					1B		1	0	0	0	0	0	3											
<b>Rafael Palmeiro, L</b> OBP: 0.341, SLG: 0.487 (1, 3)	F8		FC6-4 1B		F8			E9 1B		5	0	2	1	0	0	2											
<b>Ruben Sierra, S</b> OBP: 0.370, SLG: 0.573 (1, 9)	G1-3		FC6-4 1B		CS 1B			1B S 1B BB		3	1	2	1	1	0	0											
<b>Julio Franco, R</b> OBP: 0.311, SLG: 0.376 (1, 4)	G4-3		FC6-4 1B		CS			1B 1B		4	1	1	0	0	0	2											
<b>Juan Gonzalez, R</b> OBP: 0.444, SLG: 0.667 (1, 7)					F8			1B E 1B		4	1	2	1	0	0	0											
<b>Mike Stanley, R</b> OBP: 0.376, SLG: 0.333 (1, 2)	P9				F8			E 1B		4	1	1	1	0	0	1											
<b>Steve Buechele, R</b> OBP: 0.351, SLG: 0.393 (1, 5)			2B FC6-4 1B		1B BB			F8		3	1	1	0	1	0	2											
<b>Gary Pettis, S</b> OBP: 0.375, SLG: 0.333 (1, 8)			2B		2B			E4 WP		4	0	3	0	0	0	1											
<b>Inning Stats</b>	R: 0 E: 0 K: 0 S: 8	H: 0 LOB: 0 BB: 0 P: 12	R: 0 E: 0 K: 0 S: 10	H: 1 LOB: 1 BB: 0 P: 16	R: 2 E: 0 K: 0 S: 13	H: 4 LOB: 2 BB: 1 P: 24	R: 0 E: 0 K: 0 S: 11	H: 1 LOB: 2 BB: 1 P: 19	R: 0 E: 0 K: 0 S: 5	H: 0 LOB: 0 BB: 0 P: 9	R: 0 E: 0 K: 0 S: 4	H: 0 LOB: 0 BB: 0 P: 6	R: 2 E: 1 K: 0 S: 11	H: 3 LOB: 1 BB: 1 P: 18	R: 4 E: 1 K: 0 S: 18	H: 3 LOB: 2 BB: 2 P: 38	1B: 11 2B: 2 3B: 0 HR: 0	SF: 0 SAC: 0 DP: 0 HBP: 0	WP: 1 PB: 0 SB: 1 CS: 2	PA: 40							
<b>PITCHER</b>	IP	WLS	BF	H	R	ER	SO	BB	IBB	HBP	BLK	WP	HR	S	P	ERA	WHIP										
<b>John Cerutti, L</b> ERA: 3.33 (1, 1)	6.1	L	28	9	4	3	0	1	1	0	0	0	0	58	95	4.26	1.579										
<b>Jerry Don Gleaton, L</b> ERA: 5.4 (7, 1)	1.1		10	4	4	2	0	1	2	0	0	0	0	19	42	13.50	3.750										
<b>Paul Gibson, L</b> ERA: 0.69 (8, 1)	0.1		1	0	0	0	0	0	0	0	0	1	0	3	5	0.00	0.000										






Batter	1	2	3	4	5	6	7	8	9	AB	R	H	RBI	BB	SO	LOB	TOP											
Lloyd Moseby, L OBP: 0.283, SLG: 0.341 (1, 7)			G6-3 				FC4-6 		G4-3 	5	0	1	0	0	0	2												
Alan Trammell, R OBP: 0.336, SLG: 0.391 (1, 6)	L6 		E6 			G5-3 			P5 	4	0	0	0	0	0	3												
Lou Whitaker, L OBP: 0.380, SLG: 0.437 (1, 4)	F7 						G3 		G3 	4	0	1	0	0	0	2												
Cecil Fielder, R OBP: 0.341, SLG: 0.419 (1, 3)	G5-3 		G4-6-3 						G5-3 	4	1	1	0	0	0	3												
Mickey Tettleton, S OBP: 0.368, SLG: 0.414 (1, 2)										3	0	2	0	1	0	0												
Rob Deer, R OBP: 0.349, SLG: 0.480 (1, 9)	FC5-4 									4	1	0	0	0	2	4												
Travis Fryman, R OBP: 0.294, SLG: 0.440 (1, 5)										4	0	2	1	0	0	1												
Pete Incaviglia, R OBP: 0.245, SLG: 0.311 (1, 10)										4	1	2	2	0	1	2												
Mitt Cuyler, S OBP: 0.367, SLG: 0.319 Dave Bergman, L OBP: 0.280, SLG: 0.273 (9, PH)	G5-3 									1	0	0	0	2	0	2												
										1	0	0	0	0	0	0												
<b>Inning Stats</b>	R: 0 E: 0 K: 0 S: 8	H: 1 LOB: 1 BB: 0 P: 15	R: 1 E: 0 K: 0 S: 9	H: 3 LOB: 1 BB: 0 P: 13	R: 0 E: 1 K: 0 S: 9	H: 0 LOB: 0 BB: 1 P: 12	R: 0 E: 0 K: 1 S: 5	H: 0 LOB: 1 BB: 1 P: 18	R: 1 E: 0 K: 2 S: 18	H: 3 LOB: 2 BB: 0 P: 25	R: 0 E: 0 K: 0 S: 11	H: 0 LOB: 0 BB: 1 P: 17	R: 0 E: 0 K: 0 S: 7	H: 0 LOB: 0 BB: 0 P: 11	R: 1 E: 0 K: 0 S: 12	H: 1 LOB: 0 BB: 0 P: 20	1B: 8 2B: 0 3B: 0 HR: 1	SF: 0 SAC: 0 DP: 3 HBP: 0	WP: 0 PB: 0 SB: 0 CS: 0	PA: 37								
<b>PITCHER</b>	IP	WLS	BF	H	R	ER	SO	BB	IBB	HBP	BLK	WP	HR	S	P	ERA	WHIP											
Scott Chiamparino, R ERA: 4.09 Gerald Alexander, R ERA: 1.88 Jeff Russell, R ERA: 1.72	(1, 1)	5.2	W	25	8	2	2	2	2	0	0	0	0	0	56	93	3.18	1.765										
(6, 1)	2.1		8	0	0	0	1	1	0	0	0	0	0	21	31	0.00	0.429											
(9, 1)	1.0	S	4	1	1	1	0	0	0	0	0	0	1	12	20	9.00	1.000											

Detroit Tigers @ Texas Rangers  
Arlington Stadium, Arlington, TX  
Tue May 14, 1991, 8:05 PM EDT  
Att: 14,507 - Overcast - 70 F


AB 34  
R 3  
H 9  
RBI 3  
BB 3  
SO 3  
LOB 19



Batter	1	2	3	4	5	6	7	8	9	AB	R	H	RBI	BB	SO	LOB	BOTTOM											
Brian Downing, R OBP: 0.446, SLG: 0.429 (1, 10)	F7 		G6-3 							4	1	1	0	0	1	0												
Jeff Huson, L OBP: 0.333, SLG: 0.310 (1, 6)	G3-1 									1	1	0	0	3	0	0												
Rafael Palmeiro, L OBP: 0.346, SLG: 0.504 (1, 3)	G3-1 									4	2	2	2	0	0	2												
Ruben Sierra, S OBP: 0.374, SLG: 0.570 (1, 9)	K 									4	0	2	1	0	1	2												
Julio Franco, R OBP: 0.317, SLG: 0.381 (1, 4)										4	0	2	0	0	1	2												
Juan Gonzalez, R OBP: 0.433, SLG: 0.639 (1, 7)										4	0	1	1	0	1	3												
Geno Petralli, L OBP: 0.348, SLG: 0.300 (1, 2)										3	0	0	0	1	1	3												
Steve Buechele, R OBP: 0.347, SLG: 0.420 (1, 5)										4	1	1	1	0	0	1												
Gary Pettis, S OBP: 0.373, SLG: 0.323 (1, 8)										2	0	0	0	1	2	0												
<b>Inning Stats</b>	R: 0 E: 0 K: 1 S: 12	H: 0 LOB: 1 BB: 1 P: 20	R: 0 E: 0 K: 1 S: 6	H: 1 LOB: 0 BB: 0 P: 8	R: 0 E: 0 K: 1 S: 7	H: 0 LOB: 0 BB: 0 P: 10	R: 1 E: 0 K: 1 S: 17	H: 3 LOB: 2 BB: 0 P: 28	R: 3 E: 0 K: 0 S: 14	H: 4 LOB: 0 BB: 2 P: 29	R: 1 E: 0 K: 2 S: 16	H: 1 LOB: 0 BB: 0 P: 25	R: 0 E: 0 K: 0 S: 8	H: 0 LOB: 0 BB: 1 P: 15	R: 0 E: 0 K: 1 S: 10	H: 0 LOB: 1 BB: 1 P: 15	1B: 7 2B: 0 3B: 1 HR: 1	SF: 0 SAC: 0 DP: 1 HBP: 0	WP: 0 PB: 0 SB: 1 CS: 2	PA: 36								
<b>PITCHER</b>	IP	WLS	BF	H	R	ER	SO	BB	IBB	HBP	BLK	WP	HR	S	P	ERA	WHIP											
Dan Petry, R ERA: 2.28 Mark Leiter, R ERA: 2.65	(1, 1)	4.2	L	23	8	4	4	4	3	0	0	0	0	1	36	59	2.70	0.900										
(5, 1)	3.1		12	1	1	1	3	2	0	0	0	0	1	36	59	2.70	0.900											

Detroit Tigers @ Texas Rangers  
Arlington Stadium, Arlington, TX  
Tue May 14, 1991, 8:05 PM EDT  
Att: 14,507 - Overcast - 70 F

AB 30  
R 5  
H 9  
RBI 5  
BB 5  
SO 7  
LOB 13









Batter	1	2	3	4	5	6	7	8	9	AB	R	H	RBI	BB	SO	LOB	TOP							
Dan Gladden, R OBP: 0.314, SLG: 0.374 (1, 7)	F9	P6			F8-4			L9		5	0	1	0	0	0	3								
Chuck Knoblauch, R OBP: 0.373, SLG: 0.409 (1, 4)	L8		G4-3			F8		G6-3		5	1	1	0	0	0	2								
Kirby Puckett, R OBP: 0.343, SLG: 0.448 (9, PR)			L9							3	2	2	1	2	0	0								
Shane Mack, R OBP: 0.300, SLG: 0.415 (9, 8)										0	1	0	0	0	0	0								
Kent Hrbek, L OBP: 0.314, SLG: 0.323 (9, 3)			G4-3							4	1	2	0	1	0	1								
Randy Bush, L OBP: 0.290, SLG: 0.222 (9, 3)	P6				E8					0	0	0	0	0	0	0								
Chili Davis, S OBP: 0.426, SLG: 0.564 (1, 10)										4	2	2	1	1	0	2								
Pedro Munoz, R OBP: 0.417, SLG: 0.619 (1, 9)										4	0	2	2	1	1	2								
Mike Pagliarulo, L OBP: 0.241, SLG: 0.299 (7, PH)										3	0	0	0	0	0	2								
Scott Leius, R OBP: 0.400, SLG: 0.313 (7, 5)										1	0	0	0	1	1	1								
Junior Ortiz, R OBP: 0.370, SLG: 0.289 (1, 2)										4	1	2	1	1	0	2								
Greg Gagne, R OBP: 0.346, SLG: 0.526 (1, 6)										4	0	1	1	0	1	2								
<b>Inning Stats</b>	R: 0 E: 0 K: 0 S: 10	H: 1 LOB: 1 BB: 0 P: 16	R: 1 E: 1 K: 0 S: 18	H: 3 LOB: 2 BB: 0 P: 28	R: 0 E: 0 K: 0 S: 11	H: 0 LOB: 0 BB: 0 P: 17	R: 0 E: 0 K: 0 S: 4	H: 0 LOB: 0 BB: 0 P: 5	R: 3 E: 1 K: 1 S: 16	H: 5 LOB: 2 BB: 1 P: 27	R: 0 E: 0 K: 0 S: 18	H: 1 LOB: 2 BB: 1 P: 30	R: 1 E: 0 K: 1 S: 9	H: 0 LOB: 1 BB: 3 P: 27	R: 0 E: 0 K: 0 S: 7	H: 0 LOB: 0 BB: 0 P: 12	R: 3 E: 1 K: 0 S: 12	H: 3 LOB: 2 BB: 2 P: 23	1B: 7 2B: 6 3B: 1 HR: 0	SF: 0 SAC: 0 DP: 4 HBP: 0	WP: 0 PB: 1 SB: 0 CS: 0	PA: 44		
<b>PITCHER</b>	IP WLS BF H R ER SO BB IBB HBP BLK WP HR S P ERA WHIP	IP WLS BF H R ER SO BB IBB HBP BLK WP HR S P ERA WHIP	IP WLS BF H R ER SO BB IBB HBP BLK WP HR S P ERA WHIP	IP WLS BF H R ER SO BB IBB HBP BLK WP HR S P ERA WHIP	IP WLS BF H R ER SO BB IBB HBP BLK WP HR S P ERA WHIP	IP WLS BF H R ER SO BB IBB HBP BLK WP HR S P ERA WHIP	IP WLS BF H R ER SO BB IBB HBP BLK WP HR S P ERA WHIP	IP WLS BF H R ER SO BB IBB HBP BLK WP HR S P ERA WHIP	IP WLS BF H R ER SO BB IBB HBP BLK WP HR S P ERA WHIP	IP WLS BF H R ER SO BB IBB HBP BLK WP HR S P ERA WHIP	IP WLS BF H R ER SO BB IBB HBP BLK WP HR S P ERA WHIP	IP WLS BF H R ER SO BB IBB HBP BLK WP HR S P ERA WHIP	IP WLS BF H R ER SO BB IBB HBP BLK WP HR S P ERA WHIP	IP WLS BF H R ER SO BB IBB HBP BLK WP HR S P ERA WHIP	IP WLS BF H R ER SO BB IBB HBP BLK WP HR S P ERA WHIP	IP WLS BF H R ER SO BB IBB HBP BLK WP HR S P ERA WHIP	IP WLS BF H R ER SO BB IBB HBP BLK WP HR S P ERA WHIP	IP WLS BF H R ER SO BB IBB HBP BLK WP HR S P ERA WHIP	IP WLS BF H R ER SO BB IBB HBP BLK WP HR S P ERA WHIP	IP WLS BF H R ER SO BB IBB HBP BLK WP HR S P ERA WHIP	IP WLS BF H R ER SO BB IBB HBP BLK WP HR S P ERA WHIP	IP WLS BF H R ER SO BB IBB HBP BLK WP HR S P ERA WHIP	IP WLS BF H R ER SO BB IBB HBP BLK WP HR S P ERA WHIP	IP WLS BF H R ER SO BB IBB HBP BLK WP HR S P ERA WHIP

Minnesota Twins @ Detroit Tigers  
Tiger Stadium, Detroit, MI  
Fri May 17 1991, 7:05 PM EDT  
Att: 13,673 - Cloudy - 55 F

AB 37  
R 8  
H 13  
RBI 6  
BB 7  
SO 3  
LOB 17



Batter	1	2	3	4	5	6	7	8	9	AB	R	H	RBI	BB	SO	LOB	BOTTOM							
Tony Phillips, S OBP: 0.359, SLG: 0.392 (1, 7)								F9	F8	3	0	1	0	2	0	1								
Lou Whitaker, L OBP: 0.376, SLG: 0.420 (1, 4)										5	0	2	0	0	1	4								
Alan Trammell, R OBP: 0.333, SLG: 0.368 (1, 6)										4	0	0	0	0	1	3								
Cecil Fielder, R OBP: 0.329, SLG: 0.392 (1, 3)										4	0	0	0	1	1	3								
Mickey Tettleton, S OBP: 0.379, SLG: 0.411 (1, 2)										3	1	1	0	1	0	3								
John Shelby, S OBP: 0.343, SLG: 0.469 (1, 9)										4	0	0	0	0	1	7								
Dave Bergman, L OBP: 0.276, SLG: 0.269 (1, 10)										4	0	1	0	0	0	0								
Travis Fryman, R OBP: 0.286, SLG: 0.440 (1, 5)										3	0	1	1	0	0	0								
Mitt Cuyler, S OBP: 0.364, SLG: 0.312 (1, 8)										3	0	1	0	1	0	1								
<b>Inning Stats</b>	R: 0 E: 0 K: 2 S: 13	H: 0 LOB: 1 BB: 1 P: 18	R: 1 E: 1 K: 0 S: 9	H: 2 LOB: 3 BB: 2 P: 23	R: 0 E: 0 K: 1 S: 7	H: 0 LOB: 0 BB: 0 P: 13	R: 0 E: 0 K: 0 S: 9	H: 1 LOB: 1 BB: 0 P: 12	R: 0 E: 0 K: 0 S: 10	H: 2 LOB: 3 BB: 1 P: 16	R: 0 E: 0 K: 0 S: 7	H: 0 LOB: 0 BB: 0 P: 9	R: 0 E: 0 K: 1 S: 13	H: 1 LOB: 3 BB: 1 P: 22	R: 0 E: 0 K: 0 S: 6	H: 1 LOB: 1 BB: 0 P: 8	R: 0 E: 0 K: 0 S: 7	H: 0 LOB: 0 BB: 0 P: 10	1B: 6 2B: 1 3B: 0 HR: 0	SF: 1 SAC: 0 DP: 0 HBP: 1	WP: 0 PB: 0 SB: 1 CS: 0	PA: 40		
<b>PITCHER</b>	IP WLS BF H R ER SO BB IBB HBP BLK WP HR S P ERA WHIP	IP WLS BF H R ER SO BB IBB HBP BLK WP HR S P ERA WHIP	IP WLS BF H R ER SO BB IBB HBP BLK WP HR S P ERA WHIP	IP WLS BF H R ER SO BB IBB HBP BLK WP HR S P ERA WHIP	IP WLS BF H R ER SO BB IBB HBP BLK WP HR S P ERA WHIP	IP WLS BF H R ER SO BB IBB HBP BLK WP HR S P ERA WHIP	IP WLS BF H R ER SO BB IBB HBP BLK WP HR S P ERA WHIP	IP WLS BF H R ER SO BB IBB HBP BLK WP HR S P ERA WHIP	IP WLS BF H R ER SO BB IBB HBP BLK WP HR S P ERA WHIP	IP WLS BF H R ER SO BB IBB HBP BLK WP HR S P ERA WHIP	IP WLS BF H R ER SO BB IBB HBP BLK WP HR S P ERA WHIP	IP WLS BF H R ER SO BB IBB HBP BLK WP HR S P ERA WHIP	IP WLS BF H R ER SO BB IBB HBP BLK WP HR S P ERA WHIP	IP WLS BF H R ER SO BB IBB HBP BLK WP HR S P ERA WHIP	IP WLS BF H R ER SO BB IBB HBP BLK WP HR S P ERA WHIP	IP WLS BF H R ER SO BB IBB HBP BLK WP HR S P ERA WHIP	IP WLS BF H R ER SO BB IBB HBP BLK WP HR S P ERA WHIP	IP WLS BF H R ER SO BB IBB HBP BLK WP HR S P ERA WHIP	IP WLS BF H R ER SO BB IBB HBP BLK WP HR S P ERA WHIP	IP WLS BF H R ER SO BB IBB HBP BLK WP HR S P ERA WHIP	IP WLS BF H R ER SO BB IBB HBP BLK WP HR S P ERA WHIP	IP WLS BF H R ER SO BB IBB HBP BLK WP HR S P ERA WHIP	IP WLS BF H R ER SO BB IBB HBP BLK WP HR S P ERA WHIP	IP WLS BF H R ER SO BB IBB HBP BLK WP HR S P ERA WHIP

Minnesota Twins @ Detroit Tigers  
Tiger Stadium, Detroit, MI  
Fri May 17 1991, 7:05 PM EDT  
Att: 13,673 - Cloudy - 55 F

AB 33  
R 1  
H 7  
RBI 1  
BB 5  
SO 4  
LOB 22





Batter	1	2	3	4	5	6	7	8	9	AB	R	H	RBI	BB	SO	LOB	TOP					
Dan Gladden, R OBP: 0.303, SLG: 0.359	F9	L5		F7			L8		G6-4-3	5	0	0	0	0	0	4						
Chuck Knoblauch, R OBP: 0.370, SLG: 0.405	P4			1B	F9		G6-3			4	0	1	0	0	0	0						
Kirby Puckett, R OBP: 0.347, SLG: 0.471	HR		L8		G6-4-3		G5-3			4	1	2	1	0	0	1						
Chili Davis, S OBP: 0.421, SLG: 0.550	G5-3		F8		G6-4-3			F8	BB	3	0	0	0	1	0	2						
Brian Harper, R OBP: 0.408, SLG: 0.571		BB	P6			G6-3		F8		4	1	1	0	0	0	2						
Kent Hrbek, L OBP: 0.321, SLG: 0.316	HR	BB		FC5-4		G3		K		2	1	0	0	2	1	1						
Shane Mack, R OBP: 0.313, SLG: 0.464		HR		FC5-4			1B	F9		3	1	1	3	1	0	2						
Scott Leius, R OBP: 0.396, SLG: 0.314	F9			E2					G5-3	3	0	1	0	0	0	1						
Al Newman, S OBP: 0.295, SLG: 0.250										1	0	0	0	0	0	0						
Greg Gagne, R OBP: 0.352, SLG: 0.525				K			F8			4	0	2	0	0	1	4						
<b>Inning Stats</b>	R: 1 E: 0 K: 0 S: 8	H: 1 LOB: 0 BB: 0 P: 13	R: 3 E: 0 K: 0 S: 15	H: 3 LOB: 0 BB: 1 P: 27	R: 0 E: 0 K: 0 S: 6	H: 1 LOB: 1 BB: 0 P: 10	R: 0 E: 1 K: 1 S: 12	H: 0 LOB: 2 BB: 1 P: 22	R: 0 E: 0 K: 0 S: 4	H: 1 LOB: 0 BB: 0 P: 9	R: 0 E: 0 K: 0 S: 11	H: 1 LOB: 2 BB: 1 P: 20	R: 0 E: 0 K: 0 S: 8	H: 0 LOB: 0 BB: 0 P: 13	R: 0 E: 0 K: 1 S: 7	H: 0 LOB: 1 BB: 1 P: 13	R: 0 E: 0 K: 0 S: 6	H: 1 LOB: 0 BB: 0 P: 10	1B: 6 2B: 0 3B: 0 HR: 2	SF: 0 SAC: 0 DP: 2 HBP: 0	WP: 0 PB: 0 SB: 0 CS: 1	PA: 37
<b>PITCHER</b>	IP	WLS	BF	H	R	ER	SO	BB	IBB	HBP	BLK	WP	HR	S	P	ERA	WHIP					
Frank Tanana, L ERA: 4.71	8.0	L	34	7	4	4	2	4	0	0	0	0	2	71	127	4.50	1.375					
Mike Henneman, R ERA: 1.99	1.0		3	1	0	0	0	0	0	0	0	0	0	6	10	0.00	1.000					

Minnesota Twins @ Detroit Tigers  
Tiger Stadium, Detroit, MI  
Sat May 18 1991, 3:33 AM EDT  
Att: 31,432 - Cloudy - 57 F

AB 33  
R 4  
H 8  
RBI 4  
BB 4  
SO 2  
LOB 17



Batter	1	2	3	4	5	6	7	8	9	AB	R	H	RBI	BB	SO	LOB	BOTTOM					
Tony Phillips, S OBP: 0.354, SLG: 0.382	G6-3	SF8			G6-3		G1-3		WP	3	0	0	1	1	0	1						
Lou Whitaker, L OBP: 0.370, SLG: 0.400	F7	F8			F7		F8		BB	4	0	0	0	1	0	2						
Alan Trammell, R OBP: 0.336, SLG: 0.364	BB	BB		P4		1B	L9		F7	4	0	1	0	1	0	4						
Cecil Fielder, R OBP: 0.327, SLG: 0.383	BB	BB		L8		F7		P2		3	0	0	0	1	0	1						
Rob Deer, R OBP: 0.360, SLG: 0.463	BB			K		1B		P1		3	0	1	0	1	1	0						
Travis Fryman, R OBP: 0.285, SLG: 0.429	K			S		K		K		3	0	0	0	1	3	4						
Pete Incaviglia, R OBP: 0.245, SLG: 0.299		F8		P4					G5-3	3	0	1	0	0	0	1						
Lloyd Moseby, L OBP: 0.294, SLG: 0.347										1	0	0	0	0	0	0						
Andy Allanson, R OBP: 0.229, SLG: 0.294		1B		F8					WP	3	1	1	0	0	0	3						
Dave Bergman, L OBP: 0.300, SLG: 0.269		SF8					G6-4-3		BB	0	0	0	0	1	0	0						
Mitt Cuyler, S OBP: 0.374, SLG: 0.325				L8						3	0	2	0	0	0	1						
Mickey Tettleton, S OBP: 0.376, SLG: 0.406									F9	1	0	0	0	0	0	1						
<b>Inning Stats</b>	R: 0 E: 0 K: 1 S: 14	H: 0 LOB: 3 BB: 3 P: 30	R: 1 E: 0 K: 0 S: 10	H: 2 LOB: 1 BB: 0 P: 16	R: 0 E: 0 K: 1 S: 6	H: 0 LOB: 0 BB: 0 P: 10	R: 0 E: 0 K: 0 S: 7	H: 0 LOB: 1 BB: 1 P: 14	R: 0 E: 0 K: 0 S: 11	H: 1 LOB: 0 BB: 0 P: 17	R: 0 E: 0 K: 1 S: 9	H: 2 LOB: 1 BB: 0 P: 16	R: 0 E: 0 K: 0 S: 11	H: 1 LOB: 0 BB: 0 P: 18	R: 0 E: 0 K: 1 S: 8	H: 0 LOB: 0 BB: 0 P: 13	R: 0 E: 0 K: 0 S: 7	H: 0 LOB: 3 BB: 3 P: 24	1B: 5 2B: 1 3B: 0 HR: 0	SF: 1 SAC: 0 DP: 1 HBP: 0	WP: 1 PB: 0 SB: 2 CS: 0	PA: 39
<b>PITCHER</b>	IP	WLS	BF	H	R	ER	SO	BB	IBB	HBP	BLK	WP	HR	S	P	ERA	WHIP					
Mark Guthrie, L ERA: 5.01	6.0	W	26	5	1	1	3	4	0	0	0	0	0	7	11	0.00	3.000					
Terry Leach, R ERA: 2.7	0.1		2	1	0	0	0	0	0	0	0	0	0	4	7	0.00	0.000					
Larry Casian, L ERA: 4.76	0.2		2	0	0	0	0	0	0	0	0	0	0	4	7	0.00	0.000					
Rick Aguilera, R ERA: 1.62	2.0	S	9	0	0	0	1	3	0	0	0	0	0	15	37	0.00	1.500					

Minnesota Twins @ Detroit Tigers  
Tiger Stadium, Detroit, MI  
Sat May 18 1991, 3:33 AM EDT  
Att: 31,432 - Cloudy - 57 F

AB 31  
R 1  
H 6  
RBI 1  
BB 7  
SO 4  
LOB 18





Batter	1	2	3	4	5	6	7	8	9	AB	R	H	RBI	BB	SO	LOB	TOP								
Dan Gladden, R (1, 7) OBP: 0.295, SLG: 0.348	G6-3		L9		G5-3			F9									4 0 0 0 0 0 2								
Pedro Munoz, R (1, 9) OBP: 0.407, SLG: 0.583																	3 0 1 0 0 1 2								
Randy Bush, L (8, PH) OBP: 0.275, SLG: 0.217	P4-1 1B		K		F9			P3									1 0 0 0 0 0 0								
Kirby Puckett, R (1, 8) OBP: 0.344, SLG: 0.465	P4-1 1-2		P3														4 0 1 0 0 0 2								
Kent Hrbek, L (1, 3) OBP: 0.310, SLG: 0.303																	4 0 0 0 0 0 1								
Chili Davis, S (1, 10) OBP: 0.412, SLG: 0.537																	3 0 0 0 0 1 0								
Gene Larkin, S (9, PH) OBP: 0.290, SLG: 0.288																	1 0 0 0 0 1 0								
Brian Harper, R (1, 2) OBP: 0.396, SLG: 0.553																	3 0 0 0 0 0 0								
Mike Pagliarulo, L (1, 5) OBP: 0.267, SLG: 0.389																	3 2 3 2 0 0 0								
Greg Gagne, R (1, 6) OBP: 0.351, SLG: 0.529																	3 1 1 0 0 0 1								
Al Newman, S (1, 4) OBP: 0.319, SLG: 0.279																	3 0 2 0 0 0 0								
<b>Inning Stats</b>	R: 0 E: 0 K: 0 S: 6	H: 1 LOB: 0 BB: 0 P: 12	R: 0 E: 0 K: 0 S: 5	H: 0 LOB: 0 BB: 0 P: 8	R: 2 E: 1 K: 1 S: 13	H: 3 LOB: 1 BB: 0 P: 18	R: 0 E: 0 K: 1 S: 9	H: 0 LOB: 0 BB: 0 P: 13	R: 1 E: 0 K: 0 S: 9	H: 2 LOB: 1 BB: 0 P: 15	R: 0 E: 0 K: 0 S: 5	H: 0 LOB: 0 BB: 0 P: 8	R: 0 E: 0 K: 0 S: 5	H: 1 LOB: 0 BB: 0 P: 9	R: 0 E: 0 K: 0 S: 6	H: 0 LOB: 0 BB: 0 P: 11	R: 0 E: 0 K: 1 S: 8	H: 1 LOB: 0 BB: 0 P: 14	1B: 5 2B: 2 3B: 0 HR: 2	SF: 0 SAC: 0 DP: 3 HBP: 0	WP: 0 PB: 0 SB: 0 CS: 0	PA: 32			
<b>PITCHER</b>	IP	WLS	BF	H	R	ER	SO	BB	IBB	HBP	BLK	WP	HR	S	P	ERA	WHIP								
Dan Petry, R (1, 1) ERA: 2.27	8.0	W	30	8	3	2	2	0	0	0	0	0	1	60	99	2.25	1.000								
Paul Gibson, L (9, 1) ERA: 1.92	1.0		2	0	0	0	1	0	0	0	0	0	0	6	9	0.00	0.000								

Minnesota Twins @ Detroit Tigers  
Tiger Stadium, Detroit, MI  
Sun May 19 1991, 3:33 AM EDT  
Att. 17,148 - Sunny - 66 F

AB 32  
R 3  
H 8  
RBI 2  
BB 0  
SO 3  
LOB 8



Batter	1	2	3	4	5	6	7	8	9	AB	R	H	RBI	BB	SO	LOB	BOTTOM								
Tony Phillips, S (1, 7) OBP: 0.355, SLG: 0.391			F7				FC6-4 1-2			5	1	2	0	0	0	2									
Lou Whitaker, L (1, 4) OBP: 0.381, SLG: 0.391								F7		2	1	0	0	3	0	1									
Alan Trammell, R (1, 6) OBP: 0.331, SLG: 0.352										4	0	0	0	1	0	6									
Cecil Fielder, R (1, 3) OBP: 0.322, SLG: 0.398										5	1	1	3	0	0	2									
Mickey Tettleton, S (1, 2) OBP: 0.385, SLG: 0.430										4	1	2	0	1	1	1									
Rob Deer, R (1, 9) OBP: 0.350, SLG: 0.446										4	0	0	0	0	2	4									
Pete Incaviglia, R (1, 10) OBP: 0.264, SLG: 0.340										3	2	2	1	1	1	0									
Travis Fryman, R (1, 5) OBP: 0.276, SLG: 0.414										4	1	0	0	0	1	4									
Mitt Cuyler, S (1, 8) OBP: 0.379, SLG: 0.361										3	1	1	4	1	0	0									
<b>Inning Stats</b>	R: 7 E: 1 K: 1 S: 23	H: 5 LOB: 0 BB: 1 P: 44	R: 0 E: 0 K: 0 S: 9	H: 0 LOB: 2 BB: 2 P: 20	R: 1 E: 0 K: 0 S: 11	H: 1 LOB: 2 BB: 2 P: 23	R: 0 E: 0 K: 2 S: 11	H: 1 LOB: 2 BB: 1 P: 20	R: 0 E: 0 K: 1 S: 6	H: 0 LOB: 0 BB: 0 P: 10	R: 0 E: 1 K: 1 S: 7	H: 0 LOB: 1 BB: 0 P: 11	R: 0 E: 0 K: 0 S: 4	H: 0 LOB: 1 BB: 1 P: 9	R: 0 E: 0 K: 0 S: 4	H: 0 LOB: 1 BB: 1 P: 9	1B: 3 2B: 1 3B: 1 HR: 3	SF: 0 SAC: 0 DP: 0 HBP: 0	WP: 0 PB: 0 SB: 0 CS: 0	PA: 41					
<b>PITCHER</b>	IP	WLS	BF	H	R	ER	SO	BB	IBB	HBP	BLK	WP	HR	S	P	ERA	WHIP								
Jack Morris, R (1, 1) ERA: 5.34	4.0	L	26	7	8	4	3	6	0	0	0	0	3	54	107	9.00	3.250								
Carl Willis, R (5, 1) ERA: 3.35	4.0		15	1	0	0	2	1	0	0	0	0	0	23	38	0.00	0.500								

Minnesota Twins @ Detroit Tigers  
Tiger Stadium, Detroit, MI  
Sun May 19 1991, 3:33 AM EDT  
Att. 17,148 - Sunny - 66 F

AB 34  
R 8  
H 8  
RBI 8  
BB 7  
SO 5  
LOB 20





Batter	1	2	3	4	5	6	7	8	9	AB	R	H	RBI	BB	SO	LOB	TOP					
<b>Brady Anderson, L</b> (1, 8) OBP: 0.329, SLG: 0.250	G4-3		S 1B	1B SF9 1B		K		F8		5	2	2	1	0	1	1	<b>Baltimore Orioles @ Detroit Tigers</b> Tiger Stadium, Detroit, MI Mon May 20 1991, 7:05 PM EDT Att: 22,231 - Sunny - 71 F					
<b>Dwight Evans, R</b> (1, 9) <b>Randy Milligan, R</b> (4, FR) OBP: 0.325, SLG: 0.299	K		1B 1B	1B 1B		G4-3		G1-3		3	1	2	2	0	1	0						
<b>Cal Ripken Jr., R</b> (1, 6) OBP: 0.417, SLG: 0.606	G6-3		1B 1B	1B 1B		P3			F8	5	0	2	0	0	0	0						
<b>Sam Horn, L</b> (1, 10) <b>Bob Melvin, R</b> (4, PH) <b>Ernie Whitt, L</b> (9, PH) OBP: 0.286, SLG: 0.219		K	BB 1B	SF9			FC3-6 1B		P5	2	0	1	1	0	1	0						
<b>David Segui, S</b> (1, 3) (4, 9)	G1-4-3		1B 1B	P8			P9		K	4	0	0	0	1	1	3						
<b>Joe Orsulak, L</b> (1, 7) OBP: 0.306, SLG: 0.355		WP 1B	G3			G5-4-3 1B		FC3-6		4	0	2	0	0	0	4						
<b>Craig Worthington, R</b> (1, 5) <b>Tim Hulett, R</b> (6, 5)	G6-3		G6-3 1B	G5-4-3 1B			P2			3	1	1	0	0	0	2						
<b>Chris Hoiles, R</b> (1, 2) OBP: 0.311, SLG: 0.369			G6-3	1B G6-3 1B						4	1	3	0	0	0	0						
<b>Billy Ripken, R</b> (1, 4) OBP: 0.233, SLG: 0.212			L9	G6-3		G5-3		L5		4	0	0	0	0	0	4						
<b>Inning Stats</b>	R: 0 E: 0 K: 1 S: 8	H: 0 LOB: 0 BB: 0 P: 9	R: 0 E: 0 K: 1 S: 12	H: 1 LOB: 1 BB: 0 P: 20	R: 2 E: 0 K: 0 S: 16	H: 4 LOB: 3 BB: 1 P: 24	R: 3 E: 0 K: 0 S: 20	H: 5 LOB: 2 BB: 0 P: 29	R: 0 E: 0 K: 1 S: 7	H: 0 LOB: 0 BB: 0 P: 10	R: 0 E: 0 K: 0 S: 8	H: 1 LOB: 1 BB: 0 P: 11	R: 0 E: 0 K: 0 S: 13	H: 1 LOB: 1 BB: 0 P: 18	R: 0 E: 0 K: 1 S: 7	H: 0 LOB: 0 BB: 0 P: 8		1B: 13 2B: 1 3B: 0 HR: 0	SF: 1 SAC: 0 DP: 1 HBP: 0	WP: 1 PB: 0 SB: 1 CS: 0	PA: 41	
<b>PITCHER</b>	IP	WLS	BF	H	R	ER	SO	BB	IBB	HBP	BLK	WP	HR	S	P	ERA		WHIP				
<b>Walt Terrell, R</b> (1, 1) ERA: 4.47	3.1		20	9	5	5	2	1	0	0	0	1	0	44	66	13.50		3.000				
<b>Mark Leiter, R</b> (4, 1) ERA: 2.37	0.0	1	1	0	0	0	0	0	0	0	0	0	0	6	8	∞	∞					
<b>Jerry Don Gleaton, L</b> (4, 1) ERA: 3.86	3.2	W	13	3	0	0	1	0	0	0	0	0	0	29	41	0.00	0.818					
<b>Mike Henneman, R</b> (8, 1) ERA: 1.82	2.0		7	1	0	0	1	0	0	0	0	0	0	20	26	0.00	0.500					

Batter	1	2	3	4	5	6	7	8	9	AB	R	H	RBI	BB	SO	LOB	BOTTOM					
<b>Tony Phillips, S</b> (1, 9) OBP: 0.369, SLG: 0.402	BB S BB	G6-3		G4-6-3 1B	1-2 1B					4	1	3	1	1	0	0	<b>Baltimore Orioles @ Detroit Tigers</b> Tiger Stadium, Detroit, MI Mon May 20 1991, 7:05 PM EDT Att: 22,231 - Sunny - 71 F					
<b>Lou Whitaker, L</b> (1, 4) OBP: 0.373, SLG: 0.380	P2	2B 1B		G4-6-3 1-2	L7			F9		5	1	1	0	0	0	5						
<b>Alan Trammell, R</b> (1, 6) OBP: 0.333, SLG: 0.357	BB HR BB	P4						P8		4	2	1	0	1	0	4						
<b>Cecil Fielder, R</b> (1, 3) OBP: 0.331, SLG: 0.404	HR BB			1B 2B BB				K		3	2	1	1	2	1	0						
<b>Mickey Tettleton, S</b> (1, 2) OBP: 0.394, SLG: 0.433	HR BB	P7		2B 1B 1B				F9		4	2	2	2	1	0	1						
<b>Pete Incaviglia, R</b> (1, 7) OBP: 0.297, SLG: 0.394	HR		K	1B 2B BB				BB		4	2	3	5	1	1	0						
<b>Mark Salas, L</b> (1, 10) <b>Luis de los Santos, R</b> (3, PH) <b>Dave Bergman, L</b> (5, PH) <b>Rob Deer, R</b> (6, PH) OBP: 0.345, SLG: 0.439	HR	G3-1		1B 2B IBB				P9		1	0	0	0	0	1	0						
<b>Travis Fryman, R</b> (1, 5) OBP: 0.282, SLG: 0.412	BB			1B 1B				G4-3		3	0	1	2	1	0	2						
<b>Mitt Cuyler, S</b> (1, 8) OBP: 0.364, SLG: 0.345	P8			G4-3	K			G6-3		4	0	0	0	0	1	3						
<b>Inning Stats</b>	R: 5 E: 0 K: 1 S: 17	H: 1 LOB: 1 BB: 5 P: 40	R: 1 E: 0 K: 0 S: 9	H: 2 LOB: 1 BB: 0 P: 17	R: 0 E: 0 K: 1 S: 9	H: 0 LOB: 0 BB: 0 P: 16	R: 0 E: 0 K: 0 S: 5	H: 1 LOB: 0 BB: 0 P: 9	R: 5 E: 0 K: 1 S: 18	H: 5 LOB: 2 BB: 2 P: 35	R: 0 E: 0 K: 0 S: 13	H: 2 LOB: 2 BB: 0 P: 24	R: 0 E: 0 K: 0 S: 7	H: 1 LOB: 1 BB: 0 P: 12	R: 0 E: 0 K: 1 S: 6	H: 0 LOB: 1 BB: 1 P: 15		1B: 8 2B: 3 3B: 0 HR: 1	SF: 0 SAC: 0 DP: 1 HBP: 0	WP: 0 PB: 0 SB: 1 CS: 0	PA: 43	
<b>PITCHER</b>	IP	WLS	BF	H	R	ER	SO	BB	IBB	HBP	BLK	WP	HR	S	P	ERA		WHIP				
<b>Bob Milacki, R</b> (1, 1) ERA: 4.32	0.2	L	8	1	5	5	1	5	0	0	0	0	0	16	39	67.50		9.000				
<b>Kevin Hickey, L</b> (1, 1) ERA: 3.66	2.1		9	2	1	1	1	0	0	0	0	0	0	19	34	3.86	0.857					
<b>Mark Williamson, R</b> (4, 1) ERA: 6.87	1.1		11	6	5	5	1	1	1	0	0	0	0	19	38	33.75	5.250					
<b>Jeff Ballard, L</b> (5, 1) ERA: 4.27	3.2		15	3	0	0	1	1	0	0	0	0	0	30	57	0.00	1.091					





Batter	1	2	3	4	5	6	7	8	9	AB	R	H	RBI	BB	SO	LOB	TOP		
<b>Brady Anderson, L</b> OBP: 0.333, SLG: 0.237	2-2 G1-3	0-1 G4-3		4-0 BB			4-1 BB		1-3 K	3	0	0	0	2	1	1			
<b>Tim Lincecum, R</b> OBP: 0.310, SLG: 0.579	4-0 1B E		1-1 G6-3	0-0 F7			3-2 F8		0-2 HR	4	2	1	2	1	0	4			
<b>Cal Ripken Jr., R</b> OBP: 0.417, SLG: 0.606	0-0 E		0-1 P5		1-1 P2		0-1 P6		0-0 2B	5	1	2	0	0	0	1			
<b>Randy Milligan, R</b> OBP: 0.328, SLG: 0.321	1-2 E6		1-1		0-0 G5-3			1-3 K	3-3 K	5	1	2	2	0	2	2			
<b>Joe Orsulak, L</b> OBP: 0.306, SLG: 0.355	2-H 3B									0	0	0	0	0	0	0			
<b>Bob Melvin, R</b> OBP: 0.294, SLG: 0.277	1-0 P3		0-0 P4		1-0 G6-3			0-1 P8	4-0	4	0	0	0	0	0	1			
<b>Sam Horn, L</b> OBP: 0.338, SLG: 0.435										0	0	0	0	1	0	0			
<b>Chris Hoiles, R</b> OBP: 0.316, SLG: 0.362	0-2 1B			0-0 L7			1-2 F9		1-2 F7	4	0	1	0	1	0	2			
<b>David Segui, S</b> OBP: 0.200, SLG: 0.111	1-0 L9			2-0 G5-3			0-0 P8		1-2 1B	4	0	1	0	0	0	1			
<b>Jeff McKnight, S</b> OBP: 0.265, SLG: 0.250		3-2 L9		4-1 BB 1B BB			2-0 G6-3		2-1 F8	3	0	0	0	1	0	2			
<b>Billy Ripken, R</b> OBP: 0.245, SLG: 0.225	1-0 F9			0-1 BB 1B					0-0 G6-3	4	0	2	0	0	0	0			
<b>Juan Bell, R</b> OBP: 0.087, SLG: 0.087				1-2 BB 1B					0-0 HR 1B	0	1	0	0	0	0	0			
<b>Inning Stats</b>	R: 3 H: 3 E: 1 K: 0 S: 14	H: 3 R: 3 ER: 0 LOB: 1 BB: 1 P: 23	R: 0 H: 0 E: 0 K: 0 S: 6	H: 0 R: 0 ER: 0 LOB: 1 BB: 0 P: 10	R: 0 H: 1 E: 0 K: 0 S: 7	H: 1 R: 0 ER: 0 LOB: 3 BB: 2 P: 16	R: 0 H: 0 E: 0 K: 0 S: 4	H: 0 R: 0 ER: 0 LOB: 0 BB: 0 P: 6	R: 0 H: 0 E: 0 K: 0 S: 8	H: 0 R: 0 ER: 0 LOB: 1 BB: 1 P: 14	R: 0 H: 1 E: 0 K: 1 S: 14	H: 1 R: 0 ER: 0 LOB: 2 BB: 1 P: 22	R: 2 H: 3 E: 0 K: 2 S: 18	H: 3 R: 2 ER: 0 LOB: 2 BB: 1 P: 27	1B: 6 2B: 1 3B: 1 HR: 1	SF: 0 SAC: 0 DP: 0 HBP: 0	WP: 0 PA: 42 PB: 0 SB: 0 CS: 0		
<b>PITCHER</b>	IP	WLS	BF	H	R	ER	SO	BB	IBB	HBP	BLK	WP	HR	S	P	ERA	WHIP		
<b>John Cerutti, L</b> ERA: 3.48	6.2		29	5	3	3	0	4	0	0	0	0	0	50	87	4.05	1.350		
<b>Paul Gibson, L</b> ERA: 2.3	1.2	L	10	4	2	2	2	1	0	0	0	0	1	25	34	10.80	3.000		
<b>Mike Henneman, R</b> ERA: 1.78	0.2		3	0	0	0	1	0	1	0	0	0	0	9	17	0.00	0.000		

Baltimore Orioles @ Detroit Tigers  
Tiger Stadium, Detroit, MI  
Tue May 21 1991, 7:05 PM EDT  
Att: 11,339 - Cloudy - 77 F

AB	36
R	5
H	9
RBI	4
BB	6
SO	3
LOB	14



Batter	1	2	3	4	5	6	7	8	9	AB	R	H	RBI	BB	SO	LOB	BOTTOM		
<b>Tony Phillips, S</b> OBP: 0.377, SLG: 0.400	4-0 1B 1B BB	4-0 2B BB		3-2 L4		1-1 1B			0-1 G1-3	3	2	1	0	2	0	0			
<b>Lou Whitaker, L</b> OBP: 0.374, SLG: 0.392	1-1 G5-4-3 1B	1-2 1H 2B		0-2 F8			3-2 G3		1-1 P8	5	1	2	1	0	0	0			
<b>Alan Trammell, R</b> OBP: 0.349, SLG: 0.381	0-1 G5-4-3 1B	1-0 2H 2B		0-3 K			0-0 S 1B		0-1 1B	5	0	4	2	0	1	0			
<b>Cecil Fielder, R</b> OBP: 0.327, SLG: 0.397	0-0 G5-4-3 1B	3-3 K			0-0 L3 1B		3-2 G5-3		0-3 K	5	0	1	0	0	2	5			
<b>Mickey Tettleton, S</b> OBP: 0.405, SLG: 0.462	4-1 BB BB		3-2 HR		2-1 L3		4-0 IBB			2	1	1	1	2	0	1			
<b>Rob Deer, R</b> OBP: 0.342, SLG: 0.427	4-2 1B BB		1-2 P5		0-3 K		3-3 K			3	0	0	0	1	2	2			
<b>Lloyd Moseby, L</b> OBP: 0.291, SLG: 0.327	1-1 F7		3-1 G3-1			4-2 FC3-6 BB		1-1 G4-3		3	0	0	0	1	0	3			
<b>Pete Incaviglia, R</b> OBP: 0.286, SLG: 0.383		0-0 F9	4-1 BB			1-2 F8		0-3 K		3	0	0	0	1	1	1			
<b>Mitt Cuyler, S</b> OBP: 0.350, SLG: 0.330		0-0 G3	1-1 G4-3			1-1 FC3-6 1B		1-0 P4		4	0	0	0	0	2	2			
<b>Inning Stats</b>	R: 1 H: 2 E: 0 K: 0 S: 12	H: 2 R: 4 ER: 0 LOB: 3 BB: 3 P: 26	R: 2 H: 2 E: 0 K: 1 S: 10	H: 2 R: 4 ER: 0 LOB: 1 BB: 1 P: 19	R: 1 H: 1 E: 0 K: 0 S: 12	H: 1 R: 0 ER: 0 LOB: 1 BB: 1 P: 24	R: 0 H: 0 E: 0 K: 1 S: 9	H: 0 R: 0 ER: 0 LOB: 0 BB: 0 P: 12	R: 0 H: 1 E: 0 K: 0 S: 11	H: 1 R: 0 ER: 0 LOB: 2 BB: 1 P: 18	R: 0 H: 1 E: 0 K: 1 S: 13	H: 1 R: 0 ER: 0 LOB: 2 BB: 1 P: 26	R: 0 H: 0 E: 0 K: 1 S: 6	H: 0 R: 0 ER: 0 LOB: 0 BB: 0 P: 8	R: 0 H: 1 E: 0 K: 1 S: 9	H: 1 R: 0 ER: 0 LOB: 1 BB: 0 P: 10	1B: 6 2B: 3 3B: 0 HR: 1	SF: 0 SAC: 0 DP: 2 HBP: 0	WP: 0 PA: 40 PB: 0 SB: 2 CS: 0
<b>PITCHER</b>	IP	WLS	BF	H	R	ER	SO	BB	IBB	HBP	BLK	WP	HR	S	P	ERA	WHIP		
<b>Jose Mesa, R</b> ERA: 3.9	6.1		30	8	4	4	3	6	0	0	0	0	0	64	114	5.68	2.211		
<b>Mark Williamson, R</b> ERA: 6.53	0.2		3	0	0	0	1	0	1	0	0	0	0	9	19	0.00	0.000		
<b>Mike Flanagan, L</b> ERA: 3.16	1.0	W	3	0	0	0	1	0	0	0	0	0	0	6	8	0.00	0.000		
<b>Gregg Olson, R</b> ERA: 2.77	1.0	S	4	1	0	0	1	0	0	0	0	0	0	9	10	0.00	1.000		

Baltimore Orioles @ Detroit Tigers  
Tiger Stadium, Detroit, MI  
Tue May 21 1991, 7:05 PM EDT  
Att: 11,339 - Cloudy - 77 F

AB	33
R	4
H	9
RBI	4
BB	7
SO	6
LOB	14





Batter	1	2	3	4	5	6	7	8	9	AB	R	H	RBI	BB	SO	LOB	TOP								
<b>Brady Anderson, L</b> (1, 8) OBP: 0.316, SLG: 0.226	2-2 F8		0-0 F8		3-1 SF9			1-2 G4-3		3	0	0	1	0	0	1	<b>Baltimore Orioles @ Detroit Tigers</b> Tiger Stadium, Detroit, MI Wed May 22 1991, 7:05 PM EDT Att. 13,440 - Sunny - 85 F								
<b>Tim Lincecum, R</b> (1, 5) OBP: 0.326, SLG: 0.595	1-0 2B		2-1 FC6-4		2-3 3-H 2-2 P6			2-0 HR		4	1	2	0	0	0	2									
<b>Cal Ripken Jr., R</b> (1, 6) OBP: 0.413, SLG: 0.617	0-1 G6-3			0-1 B1-3		0-1 P8		0-0 HR		4	1	1	2	0	0	1									
<b>Sam Horn, L</b> (1, 10)	0-1 G1-3			1-0 F8		1-3 K		1-0 HR		4	1	1	1	0	1	1									
<b>Randy Milligan, R</b> (1, 3)		1-0 P8		2-0 F8		2-2 P3		4-1 HR		3	0	0	0	1	0	0									
<b>Joe Orsulak, L</b> (1, 7)		0-1 P4			0-0 1B		2-0 G5-4-3 1B	1-3 K		4	1	2	0	0	1	1									
<b>Chris Hoiles, R</b> (1, 2)		1-2 F8			1-0 F7		0-1 SAFE G5-4-3 1-2	2-2 P4		4	0	0	0	0	0	2									
<b>David Segui, S</b> (1, 9)			0-2 G6-3		1-2 2B SF9 1B			2-2 L6		4	1	1	1	0	0	0									
<b>Juan Bell, R</b> (1, 4)			2-0 FC6-4 1B		1-1 SF9 2B			1-0 G1	2-3 K	4	0	2	0	0	1	0									
<b>Inning Stats</b>	R: 0 E: 0 K: 0 S: 9	H: 1 LOB: 1 BB: 0 P: 12	R: 0 E: 0 K: 0 S: 7	H: 0 LOB: 0 BB: 0 P: 9	R: 0 E: 0 K: 0 S: 8	H: 1 LOB: 1 BB: 0 P: 12	R: 0 E: 0 K: 0 S: 4	H: 0 LOB: 0 BB: 0 P: 7	R: 2 E: 0 K: 0 S: 17	H: 3 LOB: 1 BB: 0 P: 25	R: 0 E: 0 K: 0 S: 9	H: 0 LOB: 0 BB: 0 P: 12	R: 0 E: 0 K: 0 S: 4	H: 1 LOB: 0 BB: 0 P: 7	R: 3 E: 0 K: 1 S: 11	H: 3 LOB: 1 BB: 1 P: 21		R: 0 E: 0 K: 1 S: 10	H: 0 LOB: 0 BB: 0 P: 16	1B: 4 2B: 3 3B: 0 HR: 2	SF: 1 SAC: 0 DP: 1 HBP: 0	WP: 0 PB: 0 SB: 0 CS: 0	PA: 36		
<b>PITCHER</b>	IP	WLS	BF	H	R	ER	SO	BB	IBB	HBP	BLK	WP	HR	S	P	ERA	WHIP								
<b>Bill Gullickson, R</b> (1, 1) ERA: 5.03	7.2	W	31	9	5	5	1	0	0	0	0	0	2	65	96	5.87	1.174								
<b>Mark Leiter, R</b> (8, 1) ERA: 2.37	0.0		1	0	0	0	0	1	0	0	0	0	0	1	5	∞	∞								
<b>Jerry Don Gleaton, L</b> (8, 1) ERA: 3.63	1.1		4	0	0	0	2	0	0	0	0	0	0	13	20	0.00	0.000								

AB	34
R	5
H	9
RBI	5
BB	1
SO	3
LOB	8



Batter	1	2	3	4	5	6	7	8	9	AB	R	H	RBI	BB	SO	LOB	BOTTOM								
<b>Lloyd Moseby, L</b> (1, 7) OBP: 0.283, SLG: 0.316	2-1 P5	1-0 G4-3		0-0 P6		1-1 1B		1-3 K		5	0	1	1	0	1	2	<b>Baltimore Orioles @ Detroit Tigers</b> Tiger Stadium, Detroit, MI Wed May 22 1991, 7:05 PM EDT Att. 13,440 - Sunny - 85 F								
<b>Lou Whitaker, L</b> (1, 4) OBP: 0.376, SLG: 0.396	1-0 G1-6-3	0-2 G4-3 1B		1-1 HR 1B		0-0 P5				4	1	2	2	0	0	1									
<b>Alan Trammell, R</b> (1, 6) OBP: 0.340, SLG: 0.370	3-2 P3	2-2 G4-3		0-1 P6		0-0 F8				4	0	0	0	0	0	3									
<b>Cecil Fielder, R</b> (1, 3) OBP: 0.331, SLG: 0.441				3-1 HR		0-0 P9				4	2	2	3	0	0	2									
<b>Mickey Tettleton, S</b> (1, 2) OBP: 0.410, SLG: 0.463		4-0 1B 2B BB	2-2 BB 1B	2-3 K				2-0 G3-1		2	1	1	0	1	1	0									
<b>Andy Allanson, R</b> (6, 2) OBP: 0.222, SLG: 0.296										1	0	0	0	0	0	0									
<b>Rob Deer, R</b> (1, 9) OBP: 0.347, SLG: 0.425	3-2 2B 1B	4-1 BB 1B			2-2 F7		0-0 P3			3	1	1	0	1	0	0									
<b>Pete Incaviglia, R</b> (1, 10) OBP: 0.293, SLG: 0.405	0-2 BB G4-3 2B	2-3 K			1-0 E 2B		2-1 L4			4	2	2	2	0	1	2									
<b>John Shelby, S</b> (1, 8) OBP: 0.333, SLG: 0.429	4-1 BB 1B BB	0-0 L7			1-0 E4 G5-4-3			1-1 L7		3	1	0	0	1	0	2									
<b>Milt Cuyler, S</b> (9, 8) OBP: 0.350, SLG: 0.330		G4-3 BB 1B BB			2-H 1B					0	0	0	0	0	0	0									
<b>Travis Fryman, R</b> (1, 5) OBP: 0.281, SLG: 0.402	4-2 1B BB				0-0 P8			1-1 G6-3		3	1	0	0	1	0	3									
<b>Inning Stats</b>	R: 0 E: 0 K: 0 S: 6	H: 0 LOB: 0 BB: 0 P: 12	R: 6 E: 0 K: 0 S: 21	H: 4 LOB: 1 BB: 3 P: 43	R: 0 E: 0 K: 1 S: 11	H: 1 LOB: 2 BB: 1 P: 19	R: 2 E: 0 K: 1 S: 10	H: 2 LOB: 0 BB: 0 P: 16	R: 1 E: 1 K: 0 S: 7	H: 1 LOB: 0 BB: 0 P: 11	R: 0 E: 0 K: 0 S: 5	H: 1 LOB: 1 BB: 0 P: 6	R: 0 E: 0 K: 0 S: 4	H: 0 LOB: 0 BB: 0 P: 8	R: 0 E: 0 K: 1 S: 7	H: 0 LOB: 0 BB: 0 P: 10	1B: 5 2B: 2 3B: 0 HR: 2	SF: 0 SAC: 0 DP: 1 HBP: 0	WP: 0 PB: 0 SB: 0 CS: 0	PA: 37					
<b>PITCHER</b>	IP	WLS	BF	H	R	ER	SO	BB	IBB	HBP	BLK	WP	HR	S	P	ERA	WHIP								
<b>Ben McDonald, R</b> (1, 1) ERA: 7.03	1.0	L	9	3	6	6	0	3	0	0	0	0	1	17	39	54.00	6.000								
<b>Bob Miliacki, R</b> (2, 1) ERA: 4.15	5.0		22	6	3	2	2	1	0	0	0	0	1	43	68	3.60	1.400								
<b>Paul Kilgus, L</b> (7, 1) ERA: 3.77	1.0		3	0	0	0	0	0	0	0	0	0	0	4	8	0.00	0.000								
<b>Gregg Olson, R</b> (8, 1) ERA: 2.57	1.0		3	0	0	0	1	0	0	0	0	0	0	7	10	0.00	0.000								





Batter	1	2	3	4	5	6	7	8	9	AB	R	H	RBI	BB	SO	LOB	TOP			
Wade Boggs, L (1, 5) OBP: 0.354, SLG: 0.482	G1-3 1B		G5-3		G1-4-3		SH3-4 BB		FC6-4 BB 1B	4	1	2	0	1	0	1				
Jody Read, R (1, 4) OBP: 0.263, SLG: 0.227	G1-3 1B		G5-3			L6	SH3-4		FC6-4 BB	3	0	1	0	1	0	0				
Ellis Burks, R (1, 8) OBP: 0.371, SLG: 0.432	G1-3		F8			HR	L7		FC6-4 FC4-6 1B	5	1	1	1	0	0	5				
Jack Clark, R (1, 10) Kevin Romine, R (9, PR) OBP: 0.385, SLG: 0.347 OBP: 0.217, SLG: 0.364	IBB			G5-3		1B BB 1B			FC4-6 1B	2	1	1	1	3	0	0				
Mike Greenwell, L (1, 7) OBP: 0.362, SLG: 0.459	P5			G4-3		BB 1B 1B	K		FC4-6 1B	5	0	1	0	0	1	7				
Tom Brunansky, R (1, 9) OBP: 0.327, SLG: 0.488	G6-3			BB		K		K	P6	4	0	0	0	1	2	7				
Carlos Quintana, R (1, 3) OBP: 0.365, SLG: 0.383		G4-6-3 1B		G6-3		BB 1B		K		4	0	2	0	0	1	1				
Tony Peña, R (1, 2) OBP: 0.296, SLG: 0.354		G4-6-3			F8					3	0	1	1	1	0	1				
Luis Rivera, R (1, 6) Mike Marshall, R (8, PH) Mike Brumley, S (8, 6) OBP: 0.349, SLG: 0.387 OBP: 0.333, SLG: 0.472	P6				G1-4-3 1B		F9		F7	3	0	1	0	0	0	3				
<b>Inning Stats</b>	R: 0 E: 0 K: 0 S: 12	H: 2 LOB: 3 BB: 1 P: 23	R: 0 E: 0 K: 0 S: 5	H: 1 LOB: 0 BB: 0 P: 10	R: 0 E: 0 K: 0 S: 5	H: 0 LOB: 0 BB: 0 P: 9	R: 0 E: 0 K: 0 S: 9	H: 0 LOB: 1 BB: 1 P: 17	R: 0 E: 0 K: 1 S: 20	H: 3 LOB: 3 BB: 2 P: 37	R: 0 E: 0 K: 1 S: 13	H: 0 LOB: 2 BB: 2 P: 22	R: 0 E: 0 K: 2 S: 12	H: 1 LOB: 1 BB: 0 P: 17	R: 1 E: 0 K: 0 S: 16	H: 2 LOB: 2 BB: 1 P: 24	1B: 9 2B: 0 3B: 0 HR: 1	SF: 0 SAC: 1 DP: 2 HBP: 0	WP: 0 PB: 0 SB: 0 CS: 0	PA: 42
<b>PITCHER</b>	IP	WLS	BF	H	R	ER	SO	BB	IBB	HBP	BLK	WP	HR	S	P	ERA	WHIP			
Frank Tanana, L (1, 1) ERA: 4.55	5.2		25	7	2	2	1	2	1	0	0	0	1	57	102	3.18	1.588			
Mark Leiter, R (6, 1) ERA: 2.25	1.0		5	0	0	0	0	2	0	0	0	0	0	11	21	0.00	2.000			
Mike Henneman, R (7, 1) ERA: 1.67	1.2	W	10	3	1	0	3	2	0	0	0	0	0	25	41	0.00	3.000			
Paul Gibson, L (9, 1) ERA: 2.25	0.2	S	2	0	0	0	0	0	0	0	0	0	0	8	9	0.00	0.000			

**Boston Red Sox @ Detroit Tigers**  
Tiger Stadium, Detroit, MI  
Thu May 23 1991, 7:05 PM EDT  
Att: 14,744 - Cloudy - 83 F

AB	34
R	3
H	10
RBI	3
BB	7
SO	4
LOB	26



Batter	1	2	3	4	5	6	7	8	9	AB	R	H	RBI	BB	SO	LOB	BOTTOM			
Tony Phillips, S (1, 6) OBP: 0.380, SLG: 0.399	S BB		G4-3		G3-1			SH1-4 SH 1B		3	1	1	0	1	0	0				
Lou Whitaker, L (1, 4) OBP: 0.377, SLG: 0.404	F7			G3 1B		F8		SH SH1-4 1B		3	2	1	0	0	0	1				
Lloyd Moseby, L (1, 7) OBP: 0.270, SLG: 0.300	K			G3 2B		F9		SH1-4		3	0	0	0	0	1	2				
Cecil Fielder, R (1, 3) OBP: 0.335, SLG: 0.439	K			G4-3 1B		K		1B IBB		3	1	1	1	1	2	1				
Mickey Tettleton, S (1, 2) OBP: 0.406, SLG: 0.455		G3-1		G4-3		K		1B		4	0	1	2	0	1	1				
Rob Deer, R (1, 9) OBP: 0.351, SLG: 0.423	K			1B		2B BB		L7		3	1	1	1	1	1	2				
Pete Incaviglia, R (1, 10) OBP: 0.291, SLG: 0.409	K			K		1-H 2B		F8		4	0	1	1	0	2	3				
Travis Fryman, R (1, 5) OBP: 0.275, SLG: 0.392			P2		K					3	0	0	0	0	2	1				
John Shelby, S (1, 8) Milt Cuyler, S (8, 8) OBP: 0.310, SLG: 0.395 OBP: 0.350, SLG: 0.330			G1-3		F7			K		3	0	0	0	0	1	1				
<b>Inning Stats</b>	R: 0 E: 0 K: 2 S: 13	H: 0 LOB: 1 BB: 1 P: 21	R: 0 E: 0 K: 2 S: 10	H: 0 LOB: 0 BB: 0 P: 13	R: 0 E: 0 K: 0 S: 7	H: 0 LOB: 0 BB: 0 P: 11	R: 2 E: 0 K: 1 S: 12	H: 3 LOB: 1 BB: 0 P: 19	R: 0 E: 0 K: 1 S: 10	H: 0 LOB: 0 BB: 0 P: 13	R: 0 E: 0 K: 1 S: 7	H: 0 LOB: 0 BB: 0 P: 13	R: 1 E: 0 K: 3 S: 13	H: 1 LOB: 1 BB: 1 P: 24	R: 2 E: 1 K: 0 S: 15	H: 2 LOB: 2 BB: 1 P: 22	1B: 4 2B: 2 3B: 0 HR: 0	SF: 0 SAC: 2 DP: 0 HBP: 0	WP: 0 PB: 0 SB: 1 CS: 0	PA: 34
<b>PITCHER</b>	IP	WLS	BF	H	R	ER	SO	BB	IBB	HBP	BLK	WP	HR	S	P	ERA	WHIP			
Roger Clemens, R (1, 1) ERA: 2.48	7.0	L	28	5	4	4	10	2	0	0	0	0	0	74	117	5.14	1.000			
Tony Fossas, L (8, 1) ERA: 3.72	0.1		3	0	0	0	0	0	1	0	0	0	0	3	7	0.00	0.000			
Jeff Gray, R (8, 1) ERA: 1.71	0.2		3	1	1	0	0	0	0	0	0	0	0	10	12	0.00	1.500			

**Boston Red Sox @ Detroit Tigers**  
Tiger Stadium, Detroit, MI  
Thu May 23 1991, 7:05 PM EDT  
Att: 14,744 - Cloudy - 83 F

AB	29
R	5
H	6
RBI	5
BB	3
SO	10
LOB	12









Batter	1	2	3	4	5	6	7	8	9	AB	R	H	RBI	BB	SO	LOB	TOP					
Wade Boggs, L (1.5) OBP: 0.364, SLG: 0.500	F8		G6-3		WP 1B 2B		G6-3			4	1	2	0	0	0	0	<b>Boston Red Sox @ Detroit Tigers</b> Tiger Stadium, Detroit, MI Sat May 25 1991, 7:05 PM EDT Att: 19,179 - Cloudy - 76 F					
Carlos Quintana, R (1.3) OBP: 0.377, SLG: 0.412	G3-1			G5-3	1B BB		G6-3			3	0	0	0	1	0	2						
Ellis Burks, R (1.8) OBP: 0.368, SLG: 0.425	K			1B 1B	1B 1B			G6-3		4	1	2	1	0	1	0						
Mike Marshall, R (1.7) OBP: 0.289, SLG: 0.400				1B 1B						4	0	1	0	0	3	2						
Steve Lyons, L (8.7) OBP: 0.345, SLG: 0.556				1B 1B				K		0	0	0	0	0	0	0						
Mike Greenwell, L (1.10) OBP: 0.355, SLG: 0.442	F7			F7				G4-3		4	0	0	0	0	0	2						
Tom Brunansky, R (1.9) OBP: 0.321, SLG: 0.471				1B 1B					F9	4	0	2	1	0	0	0						
Tony Peña, R (1.2) OBP: 0.299, SLG: 0.360	P6			G1-3					G6-3	4	0	0	0	0	0	3						
Jody Reed, R (1.4) OBP: 0.262, SLG: 0.248				P4						3	0	0	0	0	0	0						
Jack Clark, R (9, PH) OBP: 0.382, SLG: 0.344				L3					K	1	0	0	0	0	1	0						
Luis Rivera, R (1.6) OBP: 0.351, SLG: 0.427					G3-1			1B BB		2	0	0	0	1	0	0						
<b>Inning Stats</b>	R: 0 E: 0 K: 1 S: 10	H: 0 LOB: 0 BB: 0 P: 13	R: 0 E: 0 K: 1 S: 7	H: 1 LOB: 1 BB: 0 P: 9	R: 0 E: 0 K: 0 S: 4	H: 0 LOB: 0 BB: 0 P: 9	R: 1 E: 0 K: 0 S: 12	H: 3 LOB: 2 BB: 0 P: 14	R: 1 E: 0 K: 0 S: 18	H: 2 LOB: 2 BB: 1 P: 30	R: 0 E: 0 K: 0 S: 7	H: 0 LOB: 0 BB: 0 P: 10	R: 0 E: 0 K: 1 S: 8	H: 1 LOB: 1 BB: 1 P: 13	R: 0 E: 0 K: 1 S: 8	H: 0 LOB: 0 BB: 0 P: 10	R: 0 E: 0 K: 1 S: 7	H: 0 LOB: 0 BB: 0 P: 13	1B: 6 2B: 1 3B: 0 HR: 0	SF: 0 SAC: 0 DP: 1 HBP: 0	WP: 1 PB: 0 SB: 0 CS: 0	PA: 35
<b>PITCHER</b>	IP WLS BF H R ER SO BB IBB HBP BLK WP HR S P ERA WHIP	IP WLS BF H R ER SO BB IBB HBP BLK WP HR S P ERA WHIP	IP WLS BF H R ER SO BB IBB HBP BLK WP HR S P ERA WHIP	IP WLS BF H R ER SO BB IBB HBP BLK WP HR S P ERA WHIP	IP WLS BF H R ER SO BB IBB HBP BLK WP HR S P ERA WHIP	IP WLS BF H R ER SO BB IBB HBP BLK WP HR S P ERA WHIP	IP WLS BF H R ER SO BB IBB HBP BLK WP HR S P ERA WHIP	IP WLS BF H R ER SO BB IBB HBP BLK WP HR S P ERA WHIP	IP WLS BF H R ER SO BB IBB HBP BLK WP HR S P ERA WHIP	IP WLS BF H R ER SO BB IBB HBP BLK WP HR S P ERA WHIP	IP WLS BF H R ER SO BB IBB HBP BLK WP HR S P ERA WHIP	IP WLS BF H R ER SO BB IBB HBP BLK WP HR S P ERA WHIP	IP WLS BF H R ER SO BB IBB HBP BLK WP HR S P ERA WHIP	IP WLS BF H R ER SO BB IBB HBP BLK WP HR S P ERA WHIP	IP WLS BF H R ER SO BB IBB HBP BLK WP HR S P ERA WHIP	IP WLS BF H R ER SO BB IBB HBP BLK WP HR S P ERA WHIP	IP WLS BF H R ER SO BB IBB HBP BLK WP HR S P ERA WHIP					
Walt Terrell, R (1.1) ERA: 4.29	6.1	W	28	7	2	2	3	2	0	0	0	0	0	0	0	0	1	0	65	96	2.84	1.421
Mike Henneman, R (7.1) ERA: 1.47	2.2	S	7	0	0	0	2	0	0	0	0	0	0	0	0	0	0	0	16	25	0.00	0.000

AB	33
R	2
H	7
RBI	2
BB	2
SO	5
LOB	9



Batter	1	2	3	4	5	6	7	8	9	AB	R	H	RBI	BB	SO	LOB	BOTTOM					
Tony Phillips, S (1.10) OBP: 0.400, SLG: 0.427	FC6-4 1B		E 2B BB	K						2	1	1	0	2	1	0	<b>Boston Red Sox @ Detroit Tigers</b> Tiger Stadium, Detroit, MI Sat May 25 1991, 7:05 PM EDT Att: 19,179 - Cloudy - 76 F					
Lou Whitaker, L (1.4) OBP: 0.376, SLG: 0.398	F9		E6 2B 1-3 2-H		2B 1B					3	0	1	1	1	0	2						
Alan Trammell, R (1.6) OBP: 0.327, SLG: 0.361	FC6-4 1-2		1-3 3-H	2B	P3					4	0	1	1	0	0	5						
Cecil Fielder, R (1.3) OBP: 0.335, SLG: 0.459	FC6-4 1-2		L6		1-3 2B					4	0	1	0	0	0	3						
Rob Deer, R (1.9) OBP: 0.350, SLG: 0.458		2-1 HR	2-3 K		3-3 K					4	1	1	1	0	3	4						
Pete Incaviglia, R (1.7) OBP: 0.278, SLG: 0.382		1-0 F8	4-0 BB		2-3 K					3	0	0	0	1	1	2						
John Shelby, S (9.7) OBP: 0.326, SLG: 0.487										0	0	0	0	0	0	0						
Travis Fryman, R (1.5) OBP: 0.262, SLG: 0.371		2-3 K	1-3 K			E6 G4-3 S				4	0	0	0	0	2	3						
Andy Allanson, R (1.2) OBP: 0.233, SLG: 0.310		1-0 F8		G5-3		P6				4	0	0	0	0	0	1						
Mitt Cuyler, S (1.8) OBP: 0.355, SLG: 0.316			4-2 S BB E BB	K		G4-3				3	1	0	0	1	1	1						
<b>Inning Stats</b>	R: 0 E: 0 K: 0 S: 10	H: 1 LOB: 1 BB: 0 P: 15	R: 1 E: 0 K: 1 S: 7	H: 1 LOB: 0 BB: 0 P: 13	R: 2 E: 1 K: 2 S: 14	H: 1 LOB: 3 BB: 3 P: 35	R: 0 E: 0 K: 2 S: 9	H: 0 LOB: 0 BB: 0 P: 13	R: 0 E: 0 K: 2 S: 19	H: 2 LOB: 2 BB: 0 P: 29	R: 0 E: 1 K: 0 S: 15	H: 0 LOB: 3 BB: 2 P: 27	R: 0 E: 0 K: 1 S: 8	H: 0 LOB: 0 BB: 0 P: 12	R: 0 E: 0 K: 0 S: 10	H: 0 LOB: 0 BB: 0 P: 14	R: 0 E: 0 K: 0 S: 10	H: 0 LOB: 0 BB: 0 P: 14	1B: 2 2B: 2 3B: 0 HR: 1	SF: 0 SAC: 0 DP: 0 HBP: 0	WP: 0 PB: 0 SB: 3 CS: 0	PA: 36
<b>PITCHER</b>	IP WLS BF H R ER SO BB IBB HBP BLK WP HR S P ERA WHIP	IP WLS BF H R ER SO BB IBB HBP BLK WP HR S P ERA WHIP	IP WLS BF H R ER SO BB IBB HBP BLK WP HR S P ERA WHIP	IP WLS BF H R ER SO BB IBB HBP BLK WP HR S P ERA WHIP	IP WLS BF H R ER SO BB IBB HBP BLK WP HR S P ERA WHIP	IP WLS BF H R ER SO BB IBB HBP BLK WP HR S P ERA WHIP	IP WLS BF H R ER SO BB IBB HBP BLK WP HR S P ERA WHIP	IP WLS BF H R ER SO BB IBB HBP BLK WP HR S P ERA WHIP	IP WLS BF H R ER SO BB IBB HBP BLK WP HR S P ERA WHIP	IP WLS BF H R ER SO BB IBB HBP BLK WP HR S P ERA WHIP	IP WLS BF H R ER SO BB IBB HBP BLK WP HR S P ERA WHIP	IP WLS BF H R ER SO BB IBB HBP BLK WP HR S P ERA WHIP	IP WLS BF H R ER SO BB IBB HBP BLK WP HR S P ERA WHIP	IP WLS BF H R ER SO BB IBB HBP BLK WP HR S P ERA WHIP	IP WLS BF H R ER SO BB IBB HBP BLK WP HR S P ERA WHIP	IP WLS BF H R ER SO BB IBB HBP BLK WP HR S P ERA WHIP						
Matt Young, L (1.1) ERA: 3.73	2.2	L	15	3	3	3	2	3	0	0	0	0	0	0	0	0	1	28	59	10.12	2.250	
Dennis Lamp, R (3.1) ERA: 6.59	3.0		13	2	0	0	5	0	1	0	0	0	0	0	0	0	0	44	67	0.00	0.667	
Joe Hesketh, L (6.1) ERA: 3.63	0.0		1	0	0	0	0	1	0	0	0	0	0	0	0	0	0	1	5	∞	∞	
Greg Harris, R (6.1) ERA: 4.7	2.1		7	0	0	0	1	0	0	0	0	0	0	0	0	0	0	19	27	0.00	0.000	





Batter	1	2	3	4	5	6	7	8	9	AB	R	H	RBI	BB	SO	LOB	TOP			
Jody Reed, R OBP: 0.278, SLG: 0.266	1-1 1B	0-1 1B			0-0 G5-3		0-2 1B		1-2 1B	5	1	4	0	0	0	0				
Carlos Quintana, R OBP: 0.377, SLG: 0.411	3-2 F9	3-2 FC6-4			1-3 K		2-3 K		0-1 1B	5	0	2	0	0	0	2	3			
Ellis Burks, R OBP: 0.376, SLG: 0.432	1-0 1B	1-2 FC6-4			0-1 1B		2-2 F8		0-2 1B	5	0	3	1	0	0	4				
Jack Clark, R OBP: 0.377, SLG: 0.338	2-2 G6-4-3			2-3 K		0-0 1B		2-2 F9	3-2 G6-3	5	0	1	0	0	1	6				
Kevin Romine, R OBP: 0.222, SLG: 0.320		4-1 FC1-4		2-3 K		2-3 K		1-0 L3		3	0	0	0	1	2	2				
Tom Brunansky, R OBP: 0.313, SLG: 0.458		0-0 F8		2-1 G6-3		0-3 K		1-1 G5-3		4	0	0	0	0	1	1				
Mike Brumley, S OBP: 0.250, SLG: 0.250		1-0 FC1-4		3-2 F7		1-2 G1-4-3		1-1 L4		4	1	1	0	0	0	1				
John Marzano, R OBP: 0.273, SLG: 0.364		2-2 HR		0-0 G5-3		0-1 G1-4-3		1-1 G4-3		4	1	1	0	0	0	1				
Luis Rivera, R OBP: 0.357, SLG: 0.459		1-2 HR		3-1 G6-3			4-2 1B		2-3 K	3	1	1	3	1	1	0				
<b>Inning Stats</b>	R: 0 E: 0 K: 0 S: 11	H: 2 LOB: 1 BB: 0 P: 18	R: 3 E: 0 K: 0 S: 22	H: 4 LOB: 2 BB: 1 P: 34	R: 0 E: 0 K: 2 S: 9	H: 0 LOB: 0 BB: 0 P: 15	R: 0 E: 0 K: 0 S: 9	H: 0 LOB: 0 BB: 0 P: 15	R: 0 E: 0 K: 1 S: 8	H: 1 LOB: 2 BB: 1 P: 9	R: 0 E: 0 K: 1 S: 17	H: 1 LOB: 2 BB: 1 P: 27	R: 0 E: 0 K: 0 S: 5	H: 0 LOB: 0 BB: 0 P: 8	R: 1 E: 0 K: 1 S: 19	H: 3 LOB: 2 BB: 0 P: 26	1B: 12 2B: 0 3B: 0 HR: 1	SF: 0 SAC: 0 DP: 2 HBP: 0	WP: 0 PB: 0 SB: 0 CS: 0	PA: 40
<b>PITCHER</b>	IP	WLS	BF	H	R	ER	SO	BB	IBB	HBP	BLK	WP	HR	S	P	ERA	WHIP			
John Cerutti, L ERA: 4.13	1.2		11	6	3	3	0	1	0	0	0	0	1	29	47	16.20	4.200			
Mark Leiter, R ERA: 2.1	4.1	W	17	4	0	0	5	1	0	0	0	0	0	46	67	0.00	1.154			
Paul Gibson, L ERA: 2.31	3.0	S	12	3	1	1	2	0	0	0	0	0	0	35	51	3.00	1.000			

**Boston Red Sox @ Detroit Tigers**  
Tiger Stadium, Detroit, MI  
Sun May 26 1991, 3:33 AM EDT  
Att: 24,821 - Cloudy - 76 F

livebaseballscorecards.com

AB 38  
R 4  
H 13  
RBI 4  
BB 2  
SO 7  
LOB 18



Batter	1	2	3	4	5	6	7	8	9	AB	R	H	RBI	BB	SO	LOB	BOTTOM			
Tony Phillips, S OBP: 0.411, SLG: 0.446	1-0 HR	0-0 L8		0-2 CS		0-0 F9		2-2 2B		5	2	4	1	0	0	0				
Lou Whitaker, L OBP: 0.386, SLG: 0.423	1-0 HR	4-0 2B		4-2 G5-4-3		1-0 F9		1-0 G6-3		3	2	1	2	2	0	3				
Alan Trammell, R OBP: 0.335, SLG: 0.367	4-2 HR	1-0 2B		0-0 G5-4-3		4-1 WP		1-1 L1		3	1	1	1	2	0	2				
Cecil Fielder, R OBP: 0.339, SLG: 0.475	0-0 HR	1-1 P5		1-3 K		4-1 FC5-4		1-2 IBB		3	1	1	2	1	1	1				
Mickey Tettleton, S OBP: 0.399, SLG: 0.470	2-3 K	1-2 G5-3		2-1 HR		2-1 FC5-4		3-1 FC5-4		4	1	1	1	0	1	3				
Rob Deer, R OBP: 0.353, SLG: 0.478	2-2 HR		1-1 G4-3		4-1 BB		2-0 G6-3			3	1	1	1	1	0	0				
Lloyd Moseby, L OBP: 0.279, SLG: 0.308	1-0 1B		3-3 K		2-3 K		2-2 G4-3			4	0	1	0	0	2	1				
Milt Cuyler, S OBP: 0.355, SLG: 0.316										0	0	0	0	0	0	0				
Pete Incaviglia, R OBP: 0.271, SLG: 0.370	0-2 F8		2-2 F9		3-2 G6-3		1-0 G6-3			4	0	0	0	0	0	2				
John Shelby, S OBP: 0.340, SLG: 0.500	1-1 F8			2-2 1B		4-1 CS		0-0 G6-3		3	1	1	0	1	0	1				
<b>Inning Stats</b>	R: 5 E: 0 K: 1 S: 17	H: 5 LOB: 1 BB: 1 P: 29	R: 1 E: 0 K: 0 S: 7	H: 1 LOB: 1 BB: 1 P: 14	R: 0 E: 0 K: 1 S: 9	H: 0 LOB: 0 BB: 0 P: 15	R: 1 E: 0 K: 0 S: 9	H: 2 LOB: 0 BB: 1 P: 15	R: 1 E: 0 K: 2 S: 16	H: 1 LOB: 1 BB: 1 P: 28	R: 1 E: 0 K: 0 S: 6	H: 1 LOB: 3 BB: 3 P: 19	R: 0 E: 0 K: 0 S: 5	H: 0 LOB: 0 BB: 0 P: 10	R: 0 E: 0 K: 0 S: 8	H: 1 LOB: 1 BB: 0 P: 12	1B: 4 2B: 3 3B: 0 HR: 4	SF: 0 SAC: 0 DP: 1 HBP: 0	WP: 1 PB: 0 SB: 0 CS: 3	PA: 39
<b>PITCHER</b>	IP	WLS	BF	H	R	ER	SO	BB	IBB	HBP	BLK	WP	HR	S	P	ERA	WHIP			
Dana Kiecker, R ERA: 7.2	1.1	L	11	5	6	6	1	2	0	0	0	0	0	18	34	40.50	5.250			
Joe Hesketh, L ERA: 4.05	4.1		20	5	3	3	3	4	1	0	0	1	1	45	85	6.23	2.077			
Tony Fossas, L ERA: 3.55	2.1		8	1	0	0	0	0	0	0	0	0	0	14	23	0.00	0.429			

**Boston Red Sox @ Detroit Tigers**  
Tiger Stadium, Detroit, MI  
Sun May 26 1991, 3:33 AM EDT  
Att: 24,821 - Cloudy - 76 F

livebaseballscorecards.com

AB 32  
R 9  
H 11  
RBI 8  
BB 7  
SO 4  
LOB 13





Batter	1	2	3	4	5	6	7	8	9	10	11	12	13	14	AB	R	H	RBI	BB	SO	LOB	TOP					
<b>Tony Phillips, S</b> OBP: 0.393, SLG: 0.426 (1.4)	G6-3		G6-3		G6-3		G4-3		PB SH1-4 BB		K		G3-1	G4-3	7	0	0	0	1	1	0						
<b>Alan Trammell, R</b> OBP: 0.333, SLG: 0.359 (1.6)	P3			F9	F8				SH1-4		G4-3				6	1	1	0	1	1	0						
<b>Rob Deer, R</b> OBP: 0.356, SLG: 0.475 (1.9)											G1-3				5	2	1	0	2	2	3						
<b>Cecil Fielder, R</b> OBP: 0.355, SLG: 0.481 (1.3)	K														2	4	1	0	5	1	1						
<b>Mickey Tettleton, S</b> OBP: 0.400, SLG: 0.488 (1.10)		K													6	2	4	3	1	2	5						
<b>Travis Fryman, R</b> OBP: 0.285, SLG: 0.384 (1.5)															6	2	4	3	1	0	1						
<b>Luis de los Santos, R</b> OBP: 0.300, SLG: 0.179 <b>Dave Bergman, L</b> OBP: 0.313, SLG: 0.259 <b>Mike Cuyler, S</b> OBP: 0.380, SLG: 0.327 (1.7) (6. PH) (6.8)															2	0	0	0	0	1	3						
<b>Andy Allanson, R</b> OBP: 0.240, SLG: 0.388 (1.2)															7	2	2	4	0	1	4						
<b>John Shelby, S</b> OBP: 0.315, SLG: 0.510 (6.7)															7	1	1	2	0	1	2						
<b>Inning Stats</b>	R: 0 E: 0 K: 1 S: 12	H: 1 LOB: 1 BB: 0 P: 21	R: 0 E: 0 K: 1 S: 7	H: 1 LOB: 0 BB: 0 P: 13	R: 0 E: 0 K: 0 S: 6	H: 0 LOB: 0 BB: 0 P: 9	R: 0 E: 0 K: 1 S: 16	H: 3 LOB: 1 BB: 1 P: 23	R: 0 E: 0 K: 1 S: 7	H: 0 LOB: 1 BB: 1 P: 16	R: 0 E: 0 K: 0 S: 15	H: 1 LOB: 2 BB: 2 P: 24	R: 0 E: 0 K: 1 S: 8	H: 0 LOB: 2 BB: 1 P: 21	R: 0 E: 0 K: 0 S: 12	H: 0 LOB: 1 BB: 1 P: 18	R: 0 E: 0 K: 0 S: 6	H: 0 LOB: 0 BB: 0 P: 9	R: 7 E: 0 K: 2 S: 16	H: 5 LOB: 0 BB: 2 P: 29	1B: 6 2B: 5 3B: 0 HR: 3	SF: 0 SAC: 1 DP: 1 HBP: 0	WP: 1 PB: 1 SB: 1 CS: 2	PA: 65			
<b>PITCHER</b>	IP	WLS	BF	H	R	ER	SO	BB	IBB	HBP	BLK	WP	HR	S	P	ERA	WHIP										
<b>Kevin Brown, L</b> ERA: 4.85 (1.1)	5.0		22	5	4	4	3	0	0	0	0	0	2	46	84	7.20	1.600										
<b>Julio Machado, R</b> ERA: 3.42 (6.1)	2.1	12	3	4	4	4	3	0	0	0	0	0	2	27	47	15.43	2.571										
<b>Dan Plesac, L</b> ERA: 3.14 (8.1)	1.2	7	0	0	0	0	2	0	0	0	0	0	0	17	30	0.00	1.200										
<b>Mark Lee, L</b> ERA: 2.38 (10.1)	3.0	11	0	0	0	3	2	0	0	0	0	0	0	30	44	0.00	0.667										
<b>Chuck Crim, R</b> ERA: 5.91 (13.1)	2.0	L	13	5	7	7	2	1	1	0	0	0	1	22	38	31.50	3.000										

**Detroit Tigers @ Milwaukee Brewers**  
Milwaukee County Stadium, Milwaukee, WI  
Mon May 27 1991, 4:33 AM EDT  
Att: 27,667 - Cloudy - 82 F

AB	52
R	13
H	15
RBI	15
BB	12
SO	12
LOB	23



Batter	1	2	3	4	5	6	7	8	9	10	11	12	13	14	AB	R	H	RBI	BB	SO	LOB	BOTTOM					
<b>Paul Molitor, R</b> OBP: 0.394, SLG: 0.478 (1.10)	FC4-6 BB		SF8 1B		SH1-4 1B										7	2	4	2	1	0	3						
<b>B.J. Surhoff, L</b> OBP: 0.230, SLG: 0.190 <b>Rick Dempsey, R</b> OBP: 0.292, SLG: 0.405 (1.2) (6. PH) (7.2)	FC4-6 1B		SF8		SH1-4										1	0	0	1	0	0	1						
<b>Robin Yount, R</b> OBP: 0.347, SLG: 0.506 (1.8)	FC3-6 1B		P4		F9										8	0	2	1	0	1	6						
<b>Franklin Stubbs, L</b> OBP: 0.285, SLG: 0.317 <b>Gary Sheffield, R</b> OBP: 0.337, SLG: 0.436 <b>Greg Brock, L</b> OBP: 0.378, SLG: 0.378 (1.3) (13. PR) (14.3)	FC3-6														4	0	0	0	3	1	6						
<b>Greg Vaughn, R</b> OBP: 0.355, SLG: 0.549 (1.7)	F9														6	0	1	2	1	1	7						
<b>Jim Gantner, L</b> OBP: 0.313, SLG: 0.353 (9.5)															6	0	2	0	1	0	3						
<b>Dante Bichette, R</b> OBP: 0.250, SLG: 0.391 (1.9)	P4														6	1	1	1	1	2	4						
<b>Dale Sveum, S</b> OBP: 0.318, SLG: 0.387 (9.6)	G4-6-3														7	3	3	1	0	1	4						
<b>Bill Spiers, L</b> OBP: 0.292, SLG: 0.374 <b>Willie Randolph, R</b> OBP: 0.365, SLG: 0.297 (1.6) (8. PH) (9.4)															3	2	2	0	0	0	1						
<b>Inning Stats</b>	R: 0 E: 0 K: 0 S: 19	H: 1 LOB: 2 BB: 1 P: 31	R: 0 E: 0 K: 0 S: 5	H: 1 LOB: 0 BB: 0 P: 7	R: 1 E: 0 K: 0 S: 8	H: 2 LOB: 2 BB: 1 P: 16	R: 0 E: 0 K: 0 S: 16	H: 1 LOB: 1 BB: 0 P: 23	R: 0 E: 0 K: 1 S: 9	H: 0 LOB: 0 BB: 0 P: 17	R: 4 E: 1 K: 1 S: 19	H: 5 LOB: 1 BB: 0 P: 31	R: 0 E: 0 K: 1 S: 8	H: 0 LOB: 0 BB: 2 P: 10	R: 0 E: 0 K: 0 S: 10	H: 0 LOB: 2 BB: 2 P: 24	R: 0 E: 0 K: 0 S: 5	H: 1 LOB: 0 BB: 1 P: 8	R: 0 E: 0 K: 0 S: 9	H: 0 LOB: 2 BB: 2 P: 19	R: 1 E: 0 K: 0 S: 9	H: 2 LOB: 1 BB: 1 P: 19	1B: 12 2B: 4 3B: 0 HR: 2	SF: 1 SAC: 1 DP: 3 HBP: 0	WP: 0 PB: 0 SB: 1 CS: 0	PA: 66	
<b>PITCHER</b>	IP	WLS	BF	H	R	ER	SO	BB	IBB	HBP	BLK	WP	HR	S	P	ERA	WHIP										
<b>Bill Gullickson, R</b> ERA: 4.76 (6.1)	0.1	5	4	4	4	0	0	0	0	0	0	0	1	11	18	108.00	12.000										
<b>Dan Patten, R</b> ERA: 4.12 (6.1)	0.2	3	1	0	0	1	0	0	0	0	0	0	0	8	13	0.00	1.500										
<b>Steve Seay, L</b> ERA: 6.2 (7.1)	1.2	10	4	3	3	2	1	0	0	0	0	0	1	31	49	16.20	3.000										
<b>Paul Gibson, L</b> ERA: 2.11 (8.1)	3.1	12	0	0	0	3	1	1	0	0	0	0	0	31	56	0.00	0.300										
<b>Mike Henneman, R</b> ERA: 1.6 (12.1)	3.0	W	13	3	1	1	0	0	0	0	0	0	0	23	46	5.00	1.667										

**Detroit Tigers @ Milwaukee Brewers**  
Milwaukee County Stadium, Milwaukee, WI  
Mon May 27 1991, 4:33 AM EDT  
Att: 27,667 - Cloudy - 82 F

AB	55
R	9
H	18
RBI	9
BB	9
SO	7
LOB	36





Batter	1	2	3	4	5	6	7	8	9	AB	R	H	RBI	BB	SO	LOB	TOP								
<b>Tony Phillips, S</b> OBP: 0.396, SLG: 0.421 (1, 4)	F8			G3		G3		2B		4	0	1	0	0	0	0	<b>Detroit Tigers @ Milwaukee Brewers</b> Milwaukee County Stadium, Milwaukee, WI Tue May 28 1991, 8:05 PM EDT Att. 12,981 - Sunny - 93 F								
<b>Milt Cuyler, S</b> OBP: 0.347, SLG: 0.317 (1, 8)	F8			G6-3		P5		SF3		3	0	0	1	0	0										
<b>Alan Trammell, R</b> OBP: 0.336, SLG: 0.361 <b>Luis de los Santos, R</b> OBP: 0.219, SLG: 0.233 (1, 6) (6, PH) (6, 5)	K			1B		G6-3		2B		2	0	1	0	0	1										
<b>Cecil Fielder, R</b> OBP: 0.359, SLG: 0.482 <b>Andy Allanson, R</b> OBP: 0.231, SLG: 0.373 (1, 3) (6, 3)		F7		1B			F8	L7		2	0	1	0	0	0										
<b>Mickey Tettleton, S</b> OBP: 0.395, SLG: 0.480 <b>Mark Salas, L</b> OBP: 0.133, SLG: 0.071 (1, 2) (4, 2)	F8			G3			F8		G5-3	2	0	0	0	0	2										
<b>Rob Deer, R</b> OBP: 0.360, SLG: 0.493 (1, 9)		G5-3				K				3	1	1	1	1	1										
<b>Dave Bergman, L</b> OBP: 0.306, SLG: 0.258 (1, 10)				G4-3		1B				4	0	1	0	0	1										
<b>Travis Fryman, R</b> OBP: 0.282, SLG: 0.387 (1, 5) (6, 6)				F7		F7		1B	K	4	1	1	0	0	1										
<b>John Shelby, S</b> OBP: 0.298, SLG: 0.481 (1, 7)				G3-1		L9		K		3	0	0	0	0	1										
<b>Inning Stats</b>	R: 0 E: 0 K: 1 S: 9	H: 0 LOB: 0 BB: 0 P: 17	R: 0 E: 0 K: 0 S: 7	H: 0 LOB: 0 BB: 0 P: 12	R: 0 E: 0 K: 0 S: 5	H: 0 LOB: 0 BB: 0 P: 11	R: 0 E: 0 K: 0 S: 9	H: 2 LOB: 2 BB: 0 P: 18	R: 0 E: 0 K: 1 S: 11	H: 1 LOB: 1 BB: 0 P: 15	R: 0 E: 0 K: 0 S: 9	H: 0 LOB: 0 BB: 0 P: 13	R: 0 E: 0 K: 0 S: 11	H: 0 LOB: 1 BB: 1 P: 20	R: 1 E: 0 K: 1 S: 10	H: 3 LOB: 2 BB: 0 P: 20		R: 1 E: 0 K: 2 S: 14	H: 1 LOB: 0 BB: 0 P: 21	1B: 4 2B: 2 3B: 0 HR: 1	SF: 1 SAC: 0 DP: 0 HBP: 0	WP: 0 PB: 0 SB: 0 CS: 0	PA: 35		
<b>PITCHER</b>	IP	WLS	BF	H	R	ER	SO	BB	IBB	HBP	BLK	WP	HR	S	P	ERA	WHIP								
<b>Don August, R</b> ERA: 4.29 <b>Teddy Figueroa, L</b> ERA: 9.0	(1, 1) (8, 1)	7.0 2.0	W 10	25 4	3 2	0 2	2 3	1 0	0 0	0 0	0 0	0 0	0 1	61 24	106 41	0.00 9.00	0.571 2.000								


Batter	1	2	3	4	5	6	7	8	9	AB	R	H	RBI	BB	SO	LOB	BOTTOM								
<b>Paul Molitor, R</b> OBP: 0.389, SLG: 0.486 <b>Greg Brock, L</b> OBP: 0.378, SLG: 0.378 (1, 3) (7, PR) (8, 3)			FC5-4		G6-3		E5			5	2	1	1	0	0	3	<b>Detroit Tigers @ Milwaukee Brewers</b> Milwaukee County Stadium, Milwaukee, WI Tue May 28 1991, 8:05 PM EDT Att. 12,981 - Sunny - 93 F								
<b>Willie Randolph, R</b> OBP: 0.380, SLG: 0.290 (1, 4)	FC6-4		1B		G4-3		K			2	2	0	0	3	1										
<b>Gary Sheffield, R</b> OBP: 0.351, SLG: 0.476 (1, 10)	FC6-4		HR			1B				4	3	2	3	1	0										
<b>Robin Yount, R</b> OBP: 0.352, SLG: 0.514 <b>B.J. Surhoff, L</b> OBP: 0.234, SLG: 0.195 (1, 8) (5, 8)	1B		G4-3			1B				3	2	2	1	0	0										
<b>Greg Vaughn, R</b> OBP: 0.350, SLG: 0.535 (1, 7)	F7		L8		K			P3		5	1	1	1	0	1										
<b>Dale Sveum, S</b> OBP: 0.344, SLG: 0.436 (1, 5)	HR		HR			G1-3		1B		3	2	2	5	2	0										
<b>Dante Bichette, R</b> OBP: 0.281, SLG: 0.436 (1, 9)	HR		L6		K					5	2	3	4	0	1										
<b>Rick Dempsey, R</b> OBP: 0.283, SLG: 0.383 (1, 2)	1B		F9		G4-3		G6-3		G6-4-3	5	0	1	0	0	3										
<b>Bill Spiers, L</b> OBP: 0.300, SLG: 0.379 (1, 6)	1B		FC5-4		G4-3		G4-3			4	0	2	0	0	0										
<b>Inning Stats</b>	R: 5 E: 0 K: 0 S: 19	H: 6 LOB: 2 BB: 1 P: 32	R: 3 E: 0 K: 0 S: 9	H: 2 LOB: 1 BB: 1 P: 17	R: 3 E: 0 K: 0 S: 9	H: 2 LOB: 0 BB: 1 P: 18	R: 0 E: 0 K: 2 S: 10	H: 0 LOB: 1 BB: 1 P: 19	R: 0 E: 0 K: 0 S: 7	H: 0 LOB: 0 BB: 0 P: 13	R: 4 E: 0 K: 0 S: 14	H: 3 LOB: 0 BB: 1 P: 25	R: 0 E: 1 K: 1 S: 7	H: 1 LOB: 2 BB: 0 P: 10	R: 0 E: 0 K: 0 S: 6	H: 1 LOB: 1 BB: 1 P: 14		1B: 9 2B: 1 3B: 0 HR: 5	SF: 0 SAC: 0 DP: 2 HBP: 0	WP: 0 PB: 0 SB: 0 CS: 0	PA: 44				
<b>PITCHER</b>	IP	WLS	BF	H	R	ER	SO	BB	IBB	HBP	BLK	WP	HR	S	P	ERA	WHIP								
<b>Frank Tanana, L</b> ERA: 5.3 <b>Dan Petry, R</b> ERA: 5.18 <b>Steve Searcy, L</b> ERA: 8.04	(1, 1) (1, 1) (4, 1)	0.2 2.1 5.0	L 13 22	9 4 5	6 6 4	5 6 4	5 0 3	1 2 3	0 0 0	0 0 0	0 0 0	0 0 0	0 2 1	20 39 81	67.50 23.14 7.20	10.500 2.571 1.600									




Batter	1	2	3	4	5	6	7	8	9	AB	R	H	RBI	BB	SO	LOB	TOP					
Tony Phillips, S OBP: 0.393, SLG: 0.417	G3			F8		F7		1-2		4	0	1	1	0	0	0	<b>Detroit Tigers @ Milwaukee Brewers</b> Milwaukee County Stadium, Milwaukee, WI Wed May 29 1991, 4:33 AM EDT Att: 21,673 - Cloudy - 81 F					
Lou Whitaker, L OBP: 0.375, SLG: 0.412	K			F9		F7		1-3 3-H 1-0	SF8	3	0	0	1	0	1	0						
Alan Trammell, R OBP: 0.333, SLG: 0.364	P6			2-0		G5-3		3-H 0-1	G5-3	4	0	1	0	0	0	1						
Cecil Fielder, R OBP: 0.357, SLG: 0.476				1-1		F8				4	0	1	0	0	0	1						
Mickey Tettleton, S OBP: 0.385, SLG: 0.465				0-2		G1-3			FC3-6	4	0	0	0	0	1	1						
Rob Deer, R OBP: 0.352, SLG: 0.479				2-3		K			1-2	4	0	0	0	0	2	1						
Dave Bergman, L OBP: 0.325, SLG: 0.314				0-2		G4-3			G5-3	4	1	2	0	0	0	1						
Travis Fryman, R OBP: 0.283, SLG: 0.382				3-2		P3			F7	2	0	0	0	1	0	1						
Mitt Cuyler, S OBP: 0.347, SLG: 0.317				0-3		K			E1	3	1	1	0	0	2	2						
<b>Inning Stats</b>	R: 0 E: 0 K: 1 S: 7	H: 0 LOB: 0 BB: 0 P: 10	R: 0 E: 0 K: 1 S: 7	H: 0 LOB: 0 BB: 0 P: 9	R: 0 E: 0 K: 1 S: 10	H: 0 LOB: 0 BB: 0 P: 13	R: 0 E: 0 K: 0 S: 8	H: 1 LOB: 1 BB: 0 P: 14	R: 0 E: 0 K: 2 S: 12	H: 1 LOB: 2 BB: 1 P: 21	R: 0 E: 0 K: 0 S: 5	H: 0 LOB: 0 BB: 0 P: 7	R: 0 E: 0 K: 1 S: 7	H: 0 LOB: 0 BB: 0 P: 11	R: 2 E: 1 K: 0 S: 12	H: 3 LOB: 1 BB: 0 P: 15	R: 0 E: 1 K: 0 S: 18	H: 1 LOB: 1 BB: 0 P: 28	1B: 4 2B: 2 3B: 0 HR: 0	SF: 1 SAC: 0 DP: 0 HBP: 0	WP: 0 PB: 0 SB: 0 CS: 0	PA: 34
<b>PITCHER</b> Jaime Navarro, R ERA: 3.61	IP: 9.0 WLS: W BF: 34 H: 6 R: 2 ER: 2 SO: 6 BB: 1 IBB: 0 HBP: 0 BLK: 0 WP: 0 HR: 0 S: 86 P: 128 ERA: 2.00 WHIP: 0.778																					

Batter	1	2	3	4	5	6	7	8	9	AB	R	H	RBI	BB	SO	LOB	BOTTOM			
Paul Molitor, R OBP: 0.391, SLG: 0.497	G6-3									4	2	2	1	0	0	0	<b>Detroit Tigers @ Milwaukee Brewers</b> Milwaukee County Stadium, Milwaukee, WI Wed May 29 1991, 4:33 AM EDT Att: 21,673 - Cloudy - 81 F			
Greg Brock, L OBP: 0.378, SLG: 0.378										0	0	0	0	0	0	0				
B.J. Surhoff, L OBP: 0.242, SLG: 0.221	G3-1									4	1	2	3	0	0	0				
Gary Sheffield, R OBP: 0.357, SLG: 0.471										3	1	1	0	1	0	2				
Robin Yount, R OBP: 0.345, SLG: 0.506										3	0	0	1	0	0	2				
Greg Vaughn, R OBP: 0.354, SLG: 0.538										3	0	1	0	1	0	0				
Jim Gantner, L OBP: 0.319, SLG: 0.359										3	0	2	1	0	0	0				
Dante Bichette, R OBP: 0.280, SLG: 0.428										3	0	0	0	1	0	3				
Dale Sveum, S OBP: 0.340, SLG: 0.439										4	1	1	0	0	0	4				
Bill Spiers, L OBP: 0.301, SLG: 0.371										2	1	0	0	1	0	0				
<b>Inning Stats</b>	R: 0 E: 0 K: 0 S: 9	H: 0 LOB: 1 BB: 1 P: 17	R: 0 E: 0 K: 0 S: 7	H: 1 LOB: 1 BB: 1 P: 15	R: 1 E: 0 K: 0 S: 6	H: 2 LOB: 0 BB: 0 P: 8	R: 0 E: 0 K: 0 S: 7	H: 1 LOB: 1 BB: 0 P: 12	R: 4 E: 0 K: 0 S: 15	H: 3 LOB: 0 BB: 1 P: 24	R: 0 E: 0 K: 0 S: 5	H: 0 LOB: 0 BB: 0 P: 11	R: 0 E: 0 K: 0 S: 10	H: 0 LOB: 0 BB: 0 P: 14	R: 1 E: 0 K: 0 S: 11	H: 2 LOB: 2 BB: 1 P: 16	1B: 5 2B: 2 3B: 2 HR: 0	SF: 1 SAC: 1 DP: 2 HBP: 0	WP: 0 PB: 0 SB: 1 CS: 0	PA: 35
<b>PITCHER</b> Walt Terrell, R ERA: 4.59	IP: 8.0 WLS: L BF: 35 H: 9 R: 6 ER: 6 SO: 0 BB: 4 IBB: 0 HBP: 0 BLK: 0 WP: 0 HR: 0 S: 70 P: 117 ERA: 6.75 WHIP: 1.625																			

AB 32  
R 2  
H 6  
RBI 2  
BB 1  
SO 6  
LOB 8



AB 29  
R 6  
H 9  
RBI 6  
BB 4  
SO 0  
LOB 11





Batter	1	2	3	4	5	6	7	8	9	AB	R	H	RBI	BB	SO	LOB	TOP								
<b>Tony Phillips, S</b> OBP: 0.388, SLG: 0.419 <b>Alan Trammell, R</b> OBP: 0.333, SLG: 0.364	3-1 F7 BLK G4-3 1B		1-1 3B 1B	4-1 BB		2-2 G4-3		3-3 K		4	2	2	0	1	1	0									
<b>Lou Whitaker, L</b> OBP: 0.359, SLG: 0.420	0-2 F7 1B		1-0 G3-1 3B	1-2 2-3 BB		0-0 G4-3		0-0 P5		5	1	1	1	0	0	4									
<b>Dave Bergman, L</b> OBP: 0.333, SLG: 0.385	0-1 G4-3		0-1 G3-1		1-2 HR		4-0 1B BB	1-3 K		4	2	1	3	1	1	0									
<b>Cecil Fielder, R</b> OBP: 0.358, SLG: 0.474	1-0 F9		0-0 G3-6-1 1B		2-3 HR K		1-2 1B BB	1-3 K		5	1	2	0	0	2	0									
<b>Mickey Tettleton, S</b> OBP: 0.398, SLG: 0.481		4-2 1B SF8 BB	3-2 G3-6-1		0-1 WP E 2B		3-2 2B G4-3 1B	0-1 2B 1B		4	3	3	1	1	0	1									
<b>Pete Incaviglia, R</b> OBP: 0.282, SLG: 0.381 <b>John Shelby, S</b> OBP: 0.235, SLG: 0.472	0-0 1B		3-1 G4-3		2-3 K		1-2 G4-3 2B	2-0 1B		5	0	3	1	0	1	1									
<b>Rob Deer, R</b> OBP: 0.342, SLG: 0.464	0-1 F9		1-1 G5-3		2-2 E7		3-2 G4-3	3-3 K		5	0	0	1	0	1	5									
<b>Travis Fryman, R</b> OBP: 0.282, SLG: 0.381 <b>John Shelby, S</b> OBP: 0.235, SLG: 0.472	0-0 SF8		0-1 BB 1B		0-2 G6-3		0-0 G1-3	3-2 F8		3	0	1	1	0	0	2									
<b>Mitt Cuyler, S</b> OBP: 0.344, SLG: 0.315	2-1 F8		0-1 BB 1B		3-2 L9		0-2 G4-3			4	0	1	0	0	0	2									
<b>Inning Stats</b>	R: 1 E: 0 K: 0 S: 8	H: 1 LOB: 0 BB: 0 P: 12	R: 1 E: 0 K: 0 S: 9	H: 1 LOB: 1 BB: 1 P: 15	R: 2 E: 0 K: 0 S: 9	H: 3 LOB: 0 BB: 0 P: 14	R: 0 E: 0 K: 0 S: 10	H: 2 LOB: 3 BB: 1 P: 18	R: 2 E: 1 K: 2 S: 18	H: 2 LOB: 1 BB: 0 P: 25	R: 0 E: 0 K: 0 S: 11	H: 0 LOB: 0 BB: 0 P: 16	R: 3 E: 0 K: 0 S: 19	H: 3 LOB: 1 BB: 1 P: 31	R: 0 E: 0 K: 2 S: 10	H: 2 LOB: 0 BB: 0 P: 14	R: 0 E: 0 K: 2 S: 18	H: 2 LOB: 2 BB: 0 P: 27	1B: 9 2B: 3 3B: 1 HR: 1	SF: 1 SAC: 0 DP: 1 HBP: 0	WP: 1 PB: 0 SB: 0 CS: 0	PA: 44			
<b>PITCHER</b>	IP	WLS	BF	H	R	ER	SO	BB	IBB	HBP	BLK	WP	HR	S	P	ERA	WHIP								
<b>Eric King, R</b> ERA: 5.4	3.2		19	7	4	4	0	2	0	0	1	0	0	35	58	9.82	2.455								
<b>Sergio Valdez, R</b> ERA: 7.0	2.1	W	13	4	5	4	2	1	0	0	0	1	1	37	57	15.43	2.143								
<b>Shawn Hillegas, R</b> ERA: 1.71	3.0	S	12	3	0	0	4	0	0	0	0	0	0	40	57	0.00	1.000								

**Detroit Tigers @ Cleveland Indians**  
Cleveland Municipal Stadium, Cleveland, OH  
Fri May 31 1991, 7:05 PM EDT  
Att: 22,658 - Sunny - 80 F

AB 40  
R 9  
H 14  
RBI 8  
BB 3  
SO 6  
LOB 17




Batter	1	2	3	4	5	6	7	8	9	AB	R	H	RBI	BB	SO	LOB	BOTTOM								
<b>Alex Cole, L</b> OBP: 0.375, SLG: 0.397	4-1 1B BB		2-1 G4-3		2-1 CS 1B		2-1 F7			3	2	1	0	2	0	1									
<b>Mark Lewis, R</b> OBP: 0.391, SLG: 0.427	1-1 1B G6-4-3	3-2 G5-3	0-0 F8		3-2 E6 1B		3-2 F8			5	1	2	0	0	0	2									
<b>Chris James, R</b> OBP: 0.324, SLG: 0.367	2-1 G6-4-3 1B	1-2 G4-3 HBP 1B		1-2 G4-3 1B	4-0 1B IBB		1-0 F9			4	1	3	1	1	0	0									
<b>Albert Belle, R</b> OBP: 0.331, SLG: 0.523 <b>Turner Ward, S</b> OBP: 0.289, SLG: 0.300	3-2 G6-4-3	2-1 G4-3 HBP		1-2 G4-3 1B	3-3 K		2-3 K			4	1	1	0	0	2	3									
<b>Carlos Baerga, S</b> OBP: 0.347, SLG: 0.419	3-2 1B BB	1-1 G4-3		0-1 G4-3		1-1 G4-3		1-0 F8		5	1	1	0	0	0	4									
<b>Brook Jacoby, R</b> OBP: 0.276, SLG: 0.375	4-1 1B 2B BB	0-0 1B		4-0 1B IBB		0-1 2B 3B 1B		1-0 HR		3	3	3	3	2	0	0									
<b>Beau Allred, L</b> ERA: 97.5 <b>Mike Huff, R</b> OBP: 0.402, SLG: 0.330	1-0 2B 1B	2-2 F9		0-3 K		1-2 L6		1-2 HBP		2	1	1	1	0	0	1									
<b>Joel Skinner, R</b> OBP: 0.328, SLG: 0.468	1-2 1B		0-0 G4-3		0-0 G5-3		0-1 3B 2B	1-0 P5		5	1	2	2	0	0	4									
<b>Felix Fermin, R</b> OBP: 0.272, SLG: 0.281	0-1 G4-3		3-1 G4-3 2B		1-2 F8		2-0 3B			4	0	2	2	0	0	1									
<b>Inning Stats</b>	R: 5 E: 0 K: 0 S: 19	H: 5 LOB: 1 BB: 2 P: 38	R: 3 E: 0 K: 0 S: 15	H: 2 LOB: 1 BB: 1 P: 27	R: 0 E: 0 K: 0 S: 6	H: 1 LOB: 0 BB: 0 P: 11	R: 0 E: 0 K: 1 S: 12	H: 2 LOB: 3 BB: 1 P: 18	R: 0 E: 0 K: 1 S: 12	H: 2 LOB: 2 BB: 1 P: 25	R: 2 E: 0 K: 0 S: 11	H: 3 LOB: 1 BB: 0 P: 15	R: 0 E: 0 K: 0 S: 6	H: 0 LOB: 0 BB: 0 P: 12	R: 1 E: 0 K: 1 S: 10	H: 1 LOB: 1 BB: 0 P: 16	1B: 11 2B: 3 3B: 1 HR: 1	SF: 0 SAC: 0 DP: 1 HBP: 2	WP: 0 PB: 0 SB: 3 CS: 1	PA: 44					
<b>PITCHER</b>	IP	WLS	BF	H	R	ER	SO	BB	IBB	HBP	BLK	WP	HR	S	P	ERA	WHIP								
<b>Kevin Ritz, R</b> ERA: 3.04	0.2	L	7	4	5	5	0	2	0	0	0	0	0	14	32	67.50	9.000								
<b>Mark Leiter, R</b> ERA: 3.04	1.0		8	3	3	3	0	1	0	1	0	0	0	17	28	27.00	4.000								
<b>Mike Dalton, L</b> ERA: 4.1	1.1		5	1	0	0	0	0	0	0	0	0	0	9	16	0.00	0.750								
<b>Jerry Don Gleaton, L</b> ERA: 4.1	2.0		11	4	0	0	2	0	2	0	0	0	0	24	43	0.00	2.000								
<b>Dan Petty, R</b> ERA: 5.48	1.0		5	3	2	2	0	0	0	0	0	0	0	11	15	18.00	3.000								


**Detroit Tigers @ Cleveland Indians**  
Cleveland Municipal Stadium, Cleveland, OH  
Fri May 31 1991, 7:05 PM EDT  
Att: 22,658 - Sunny - 80 F

AB 37  
R 11  
H 16  
RBI 9  
BB 5  
SO 3  
LOB 20





Batter	1	2	3	4	5	6	7	8	9	AB	R	H	RBI	BB	SO	LOB	TOP			
Mitt Cuyler, S OBP: 0.344, SLG: 0.315 Mickey Tettleton, S OBP: 0.366, SLG: 0.478 (1, 8)	G6-3		1B			K		K		3	0	1	0	0	1	0	Detroit Tigers @ Cleveland Indians Cleveland Municipal Stadium, Cleveland, OH Sat Jun 01 1991, 3:33 AM EDT Att: 22,535 - Sunny - 68 F			
Lou Whitaker, L OBP: 0.326, SLG: 0.410 (1, 4)	G6-3 HBP		P5			G4-3		K		3	1	0	0	0	1	2				
Alan Trammell, R OBP: 0.326, SLG: 0.355 (1, 6)	E5					L8			F9	4	0	0	0	0	1	1				
Cecil Fielder, R OBP: 0.351, SLG: 0.463 (1, 3)	G6-3					P9			F9	4	0	0	1	0	0	1				
Pete Incaviglia, R OBP: 0.282, SLG: 0.390 (1, 10)	G5-3					K			1B	4	0	1	0	0	1	1				
Rob Deer, R OBP: 0.342, SLG: 0.461 (1, 9)									1B	3	0	1	0	0	1	0				
Travis Fryman, R OBP: 0.283, SLG: 0.380 (1, 5)									G5-4-3 1B	3	0	1	0	0	0	2				
Andy Allanson, R OBP: 0.218, SLG: 0.352 (1, 2)									F8	3	0	0	0	0	0	1				
John Shelby, S OBP: 0.295, SLG: 0.482 (1, 7)									L8	3	0	1	0	0	0	1				
																				
<b>Inning Stats</b>	R: 1 E: 1 K: 0 S: 9	H: 0 LOB: 1 BB: 0 P: 13	R: 0 E: 0 K: 1 S: 6	H: 0 LOB: 0 BB: 0 P: 9	R: 0 E: 0 K: 0 S: 9	H: 1 LOB: 0 BB: 0 P: 13	R: 0 E: 0 K: 2 S: 9	H: 0 LOB: 0 BB: 0 P: 11	R: 0 E: 0 K: 0 S: 6	H: 1 LOB: 1 BB: 0 P: 9	R: 0 E: 0 K: 1 S: 6	H: 2 LOB: 1 BB: 0 P: 11	R: 0 E: 0 K: 2 S: 10	H: 1 LOB: 1 BB: 0 P: 12	R: 0 E: 0 K: 0 S: 3	H: 0 LOB: 0 BB: 0 P: 4		1B: 4 2B: 1 3B: 0 HR: 0	SF: 0 SAC: 0 DP: 1 HBP: 1	WP: 0 PB: 0 SB: 0 CS: 1
<b>PITCHER</b> Greg Swindell, L ERA: 2.5 (1, 1)	IP: 9.0 WLS: W BF: 32 H: 5 R: 1 ER: 0 SO: 6 BB: 0 IBB: 0 HBP: 1 BLK: 0 WP: 0 HR: 0 S: 68 P: 90 ERA: 0.00 WHIP: 0.556															<b>PITCHER</b>				

Batter	1	2	3	4	5	6	7	8	9	AB	R	H	RBI	BB	SO	LOB	BOTTOM			
Alex Cole, L OBP: 0.397, SLG: 0.377 (1, 8)	G6-3		F8			B5-3		PO		4	0	0	0	0	0	0	Detroit Tigers @ Cleveland Indians Cleveland Municipal Stadium, Cleveland, OH Sat Jun 01 1991, 3:33 AM EDT Att: 22,535 - Sunny - 68 F			
Mark Lewis, R OBP: 0.387, SLG: 0.422 (1, 4)	3B 1B		P5			G6-3			F8	4	1	1	0	0	0	0				
Chris James, R OBP: 0.333, SLG: 0.385 (1, 10)	1H 3B		P3						FC6-4 1B	3	0	2	1	1	0	0				
Albert Belle, R OBP: 0.324, SLG: 0.509 Turner Ward, S OBP: 0.299, SLG: 0.300 (1, 7)	K					F9			F7	4	0	0	0	0	1	3				
Carlos Baerga, S OBP: 0.350, SLG: 0.427 (1, 5)	G6-3								FC6-4	0	0	0	0	0	0	0				
Brook Jacoby, R OBP: 0.275, SLG: 0.379 (1, 3)									F8 1B 2B	4	1	2	0	0	0	1				
Beau Allred, L OBP: 0.398, SLG: 0.400 (1, 9)									G5-3	4	1	1	0	0	0	2				
Joel Skinner, R OBP: 0.343, SLG: 0.469 (1, 2)									L4	4	1	1	0	0	0	2				
Felix Fermin, R OBP: 0.274, SLG: 0.283 (1, 6)									G3	3	0	1	0	1	0	1				
																				
<b>Inning Stats</b>	R: 1 E: 0 K: 1 S: 13	H: 2 LOB: 1 BB: 0 P: 20	R: 0 E: 0 K: 0 S: 8	H: 1 LOB: 1 BB: 0 P: 10	R: 0 E: 0 K: 0 S: 5	H: 0 LOB: 0 BB: 0 P: 7	R: 1 E: 0 K: 0 S: 9	H: 2 LOB: 2 BB: 1 P: 20	R: 0 E: 0 K: 0 S: 4	H: 0 LOB: 1 BB: 1 P: 8	R: 0 E: 0 K: 0 S: 8	H: 2 LOB: 1 BB: 1 P: 17	R: 0 E: 0 K: 0 S: 8	H: 1 LOB: 1 BB: 0 P: 13	R: 0 E: 0 K: 0 S: 5	H: 1 LOB: 0 BB: 0 P: 8		1B: 6 2B: 2 3B: 1 HR: 0	SF: 0 SAC: 0 DP: 0 HBP: 0	WP: 0 PB: 0 SB: 0 CS: 1
<b>PITCHER</b> Bill Gullickson, R ERA: 4.99 (1, 1)	IP: 8.0 WLS: L BF: 34 H: 9 R: 3 ER: 3 SO: 1 BB: 1 IBB: 2 HBP: 0 BLK: 0 WP: 0 HR: 0 S: 60 P: 103 ERA: 3.38 WHIP: 1.250															<b>PITCHER</b>				



Batter	1	2	3	4	5	6	7	8	9	AB	R	H	RBI	BB	SO	LOB	TOP			
Mitt Cuyler, S OBP: 0.341, SLG: 0.330 (1, 8)										4	1	1	0	0	2	1	<b>Detroit Tigers @ Cleveland Indians</b> Cleveland Municipal Stadium, Cleveland, OH Sun Jun 02 1991, 3:33 AM EDT Att: 14,164 - Cloudy - 70 F			
Lou Whitaker, L OBP: 0.363, SLG: 0.408 (1, 4)										3	1	1	1	0	0	0				
Alan Trammell, R OBP: 0.325, SLG: 0.349 (1, 6)										3	0	0	0	1	1					
Cecil Fielder, R OBP: 0.354, SLG: 0.464 (1, 3)										4	0	2	1	0	1	1				
Mickey Tettleton, S OBP: 0.386, SLG: 0.464 (1, 2)										4	0	0	0	0	2	2				
Pete Incaviglia, R OBP: 0.275, SLG: 0.379 (1, 7)										4	0	0	0	0	1	1				
Rob Deer, R OBP: 0.337, SLG: 0.452 (1, 9)										3	0	0	0	0	1	0				
Dave Bergman, L OBP: 0.333, SLG: 0.366 (8, PR)										2	0	0	0	1	0	0				
John Shelby, S OBP: 0.295, SLG: 0.482 (8, PR)										0	0	0	0	0	0	0				
Travis Fryman, R OBP: 0.278, SLG: 0.373 (1, 5)										3	0	0	0	0	2	1				
<b>Inning Stats</b>	R: 1 E: 1 K: 2 S: 12	H: 1 LOB: 1 BB: 0 P: 17	R: 0 E: 0 K: 1 S: 10	H: 0 LOB: 0 BB: 0 P: 17	R: 1 E: 0 K: 1 S: 10	H: 1 LOB: 0 BB: 0 P: 14	R: 0 E: 0 K: 0 S: 8	H: 0 LOB: 0 BB: 0 P: 14	R: 0 E: 0 K: 1 S: 11	H: 0 LOB: 1 BB: 1 P: 22	R: 0 E: 0 K: 1 S: 6	H: 0 LOB: 0 BB: 0 P: 12	R: 0 E: 0 K: 1 S: 9	H: 1 LOB: 2 BB: 1 P: 20	R: 0 E: 0 K: 2 S: 13	H: 1 LOB: 1 BB: 0 P: 20	1B: 3 2B: 0 3B: 1 HR: 0	SF: 1 SAC: 0 DP: 0 HBP: 0	WP: 1 PB: 1 SB: 0 CS: 0	PA: 33
<b>PITCHER</b>	IP WLS BF H R ER SO BB IBB HBP BLK WP HR S P ERA WHIP																			
Tom Candiotti, R ERA: 2.25 (1, 1)	8.0 W 29 3 2 1 8 2 0 0 0 0 1 0 78 136 1.12 0.625																			
Doug Jones, R ERA: 7.64 (9, 1)	1.0 S 4 1 0 0 2 0 0 0 0 0 0 0 13 20 0.00 1.000																			

Batter	1	2	3	4	5	6	7	8	9	AB	R	H	RBI	BB	SO	LOB	BOTTOM			
Alex Cole, L OBP: 0.352, SLG: 0.367 (1, 8)										2	0	0	1	1	1	3	<b>Detroit Tigers @ Cleveland Indians</b> Cleveland Municipal Stadium, Cleveland, OH Sun Jun 02 1991, 3:33 AM EDT Att: 14,164 - Cloudy - 70 F			
Mark Lewis, R OBP: 0.376, SLG: 0.409 (1, 4)										4	0	0	0	0	2	5				
Chris James, R OBP: 0.332, SLG: 0.382 (1, 10)										4	0	1	0	0	1	0				
Carlos Baerga, S OBP: 0.348, SLG: 0.423 (1, 5)										4	1	1	0	0	0	1				
Brook Jacoby, R OBP: 0.274, SLG: 0.375 (1, 3)										4	0	1	0	0	2	1				
Joel Skinner, R OBP: 0.343, SLG: 0.463 (1, 2)										3	0	1	1	0	0	0				
Turner Ward, S OBP: 0.290, SLG: 0.293 (1, 9)										2	2	0	0	1	0	1				
Felix Fermin, R OBP: 0.284, SLG: 0.294 (1, 6)										3	0	2	0	0	0	0				
Jerry Browne, S OBP: 0.233, SLG: 0.242 (1, 7)										3	0	2	1	0	0	2				
Mike Huff, R OBP: 0.402, SLG: 0.330 (8, 7)										0	0	0	0	0	0	0				
<b>Inning Stats</b>	R: 0 E: 0 K: 0 S: 10	H: 0 LOB: 0 BB: 1 P: 16	R: 0 E: 0 K: 1 S: 5	H: 0 LOB: 0 BB: 0 P: 9	R: 1 E: 2 K: 1 S: 12	H: 1 LOB: 1 BB: 0 P: 18	R: 1 E: 0 K: 0 S: 11	H: 3 LOB: 1 BB: 0 P: 18	R: 0 E: 0 K: 1 S: 9	H: 1 LOB: 1 BB: 0 P: 16	R: 0 E: 0 K: 1 S: 6	H: 1 LOB: 1 BB: 0 P: 11	R: 1 E: 0 K: 2 S: 13	H: 2 LOB: 2 BB: 1 P: 22	R: 0 E: 0 K: 1 S: 7	H: 0 LOB: 0 BB: 0 P: 8	1B: 7 2B: 3 3B: 0 HR: 0	SF: 1 SAC: 0 DP: 2 HBP: 0	WP: 0 PB: 0 SB: 0 CS: 2	PA: 32
<b>PITCHER</b>	IP WLS BF H R ER SO BB IBB HBP BLK WP HR S P ERA WHIP																			
Frank Tanana, L ERA: 5.0 (1, 1)	7.0 L 29 8 3 2 5 2 0 0 0 0 0 0 66 110 2.57 1.429																			
Mike Henneman, R ERA: 1.56 (8, 1)	1.0 3 0 0 0 1 0 0 0 0 0 0 0 7 8 0.00 0.000																			











Batter	1	2	3	4	5	6	7	8	9	AB	R	H	RBI	BB	SO	LOB	TOP										
<b>Harold Reynolds, S</b> OBP: 0.366, SLG: 0.366 (1, 4)	F7	F7															2 0 0 0 2 0 3										
<b>Edgar Martinez, R</b> OBP: 0.456, SLG: 0.459 (1, 5)	K																3 0 1 0 1 1 0										
<b>Jeff Schaefer, R</b> OBP: 0.241, SLG: 0.235 (7, FR) (7, 5)																	0 0 0 0 0 0 0										
<b>Ken Griffey Jr., L</b> OBP: 0.372, SLG: 0.462 (1, 8)	G4-3																3 0 0 0 1 0 4										
<b>Tracy Jones, R</b> OBP: 0.333, SLG: 0.459 (1, 7)																	4 1 1 0 0 0 2										
<b>Alvin Davis, L</b> OBP: 0.291, SLG: 0.318 (1, 10)																	3 0 0 0 1 1 1										
<b>Pete O'Brien, L</b> OBP: 0.306, SLG: 0.412 (4, PH) (7, 3)																	2 0 0 0 1 1 0										
<b>Alonzo Powell, R</b> OBP: 0.190, SLG: 0.286 (7, 3)																	1 0 0 0 0 1 0										
<b>Greg Briley, L</b> OBP: 0.266, SLG: 0.273 (4, PH) (4, 9)																	1 0 0 0 0 0 2										
<b>Henry Cotto, R</b> OBP: 0.360, SLG: 0.481 (4, PH) (4, 9)																	3 0 1 0 0 1 0										
<b>Omar Vizquel, S</b> OBP: 0.286, SLG: 0.288 (1, 6)																	3 0 1 0 1 0 1										
<b>Dave Valle, R</b> OBP: 0.280, SLG: 0.217 (1, 2)																	3 0 0 0 1 1 2										
<b>Inning Stats</b>	R: 0 E: 0 K: 1 S: 9	H: 0 LOB: 0 BB: 0 P: 11	R: 1 E: 1 K: 0 S: 4	H: 1 LOB: 3 BB: 4 P: 23	R: 0 E: 0 K: 0 S: 10	H: 0 LOB: 1 BB: 1 P: 15	R: 0 E: 0 K: 0 S: 6	H: 1 LOB: 1 BB: 0 P: 11	R: 0 E: 0 K: 3 S: 5	H: 0 LOB: 0 BB: 2 P: 14	R: 0 E: 0 K: 0 S: 13	H: 2 LOB: 2 BB: 1 P: 21	R: 0 E: 0 K: 1 S: 7	H: 0 LOB: 0 BB: 0 P: 9	R: 0 E: 0 K: 1 S: 8	H: 0 LOB: 0 BB: 0 P: 9	1B: 4 2B: 0 3B: 0 HR: 0	SF: 0 SAC: 0 DP: 3 HBP: 0	WP: 0 PB: 0 SB: 0 CS: 0	PA: 36							
<b>PITCHER</b>	IP	WLS	BF	H	R	ER	SO	BB	IBB	HBP	BLK	WP	HR	S	P	ERA	WHIP										
<b>Kevin Ritz, R</b> ERA: 23.14 (1, 1)	1.2		9	1	1	1	1	4	0	0	0	0	0	12	33	5.40	3.000										
<b>Jerry Don Gleaton, L</b> ERA: 3.52 (2, 1)	4.1	W	16	1	0	0	3	3	0	0	0	0	0	31	55	0.00	0.923										
<b>Paul Gibson, L</b> ERA: 2.08 (7, 1)	3.0	S	11	2	0	0	2	1	0	0	0	0	0	28	39	0.00	1.000										

Seattle Mariners @ Detroit Tigers  
Tiger Stadium, Detroit, MI  
Wed Jun 05 1991, 7:05 PM EDT  
Att: 12,609 - Sunny - 72 F

AB 28  
R 1  
H 4  
RBI 0  
BB 8  
SO 6  
LOB 15



Batter	1	2	3	4	5	6	7	8	9	AB	R	H	RBI	BB	SO	LOB	BOTTOM										
<b>Tony Phillips, S</b> OBP: 0.401, SLG: 0.415 (1, 10)	G4-3	P5															5 0 2 1 1 0 3										
<b>Lou Whitaker, L</b> OBP: 0.374, SLG: 0.412 (1, 4)	WP SF8 2B																3 2 1 0 2 0 2										
<b>Alan Trammell, R</b> OBP: 0.332, SLG: 0.344 (1, 6)	SF8 BB																3 1 1 0 2 0 4										
<b>Cecil Fielder, R</b> OBP: 0.359, SLG: 0.472 (1, 3)	BB																4 2 2 3 1 1 3										
<b>Mickey Tettleton, S</b> OBP: 0.385, SLG: 0.453 (1, 2)	SF8																3 1 2 1 1 0 0										
<b>Pete Incaviglia, R</b> OBP: 0.277, SLG: 0.371 (1, 7)	BB																3 0 0 1 1 3 2										
<b>Rob Deer, R</b> OBP: 0.335, SLG: 0.438 (1, 9)	K																5 1 2 0 0 2 5										
<b>Travis Fryman, R</b> OBP: 0.291, SLG: 0.382 (1, 5)	K																4 0 1 1 1 2 3										
<b>Mitt Cuyler, S</b> OBP: 0.329, SLG: 0.312 (1, 8)	F8																4 0 0 0 1 1 4										
<b>Inning Stats</b>	R: 1 E: 0 K: 1 S: 16	H: 1 LOB: 3 BB: 3 P: 35	R: 0 E: 0 K: 1 S: 6	H: 0 LOB: 0 BB: 0 P: 10	R: 5 E: 1 K: 1 S: 20	H: 3 LOB: 3 BB: 4 P: 44	R: 1 E: 0 K: 1 S: 21	H: 2 LOB: 1 BB: 0 P: 36	R: 0 E: 0 K: 2 S: 12	H: 2 LOB: 2 BB: 0 P: 19	R: 0 E: 0 K: 1 S: 11	H: 1 LOB: 1 BB: 1 P: 21	R: 0 E: 0 K: 0 S: 9	H: 0 LOB: 1 BB: 1 P: 16	R: 0 E: 0 K: 2 S: 14	H: 2 LOB: 3 BB: 1 P: 22	1B: 9 2B: 1 3B: 0 HR: 1	SF: 2 SAC: 0 DP: 0 HBP: 0	WP: 1 PB: 0 SB: 0 CS: 0	PA: 46							
<b>PITCHER</b>	IP	WLS	BF	H	R	ER	SO	BB	IBB	HBP	BLK	WP	HR	S	P	ERA	WHIP										
<b>Rich DeLucia, R</b> ERA: 4.99 (3, 1)	2.0	L	14	7	2	1	5	2	0	0	0	0	0	58	101	2.25	2.250										
<b>Pat Rice, R</b> ERA: 0.53 (7, 1)	1.0		4	0	0	0	0	1	0	0	0	0	0	9	16	0.00	1.000										
<b>Russ Swan, L</b> ERA: 2.37 (8, 1)	1.0		6	2	0	0	2	1	0	0	0	0	0	14	22	0.00	3.000										

Seattle Mariners @ Detroit Tigers  
Tiger Stadium, Detroit, MI  
Wed Jun 05 1991, 7:05 PM EDT  
Att: 12,609 - Sunny - 72 F

AB 34  
R 7  
H 11  
RBI 7  
BB 10  
SO 9  
LOB 26






Batter	1	2	3	4	5	6	7	8	9	AB	R	H	RBI	BB	SO	LOB	TOP								
<b>Harold Reynolds, S</b> OBP: 0.367, SLG: 0.371 (1, 4)	G3		G6-3 1B		F9		G4-3		2B 2B	5	1	2	1	0	0	1									
<b>Henry Cotto, R</b> OBP: 0.363, SLG: 0.488 (1, 9)	1B		G6-3 1-3		G6-3		G6-3		2B 2B	5	0	2	1	0	0	1									
<b>Ken Griffey Jr., L</b> OBP: 0.373, SLG: 0.453 (1, 8)	K		F9		L4				2B IBB	3	0	0	0	2	1	2									
<b>Alvin Davis, L</b> OBP: 0.299, SLG: 0.323 (1, 3)	BB				FC4-6 1B				G4-3	4	0	2	0	1	0	3									
<b>Pete O'Brien, L</b> OBP: 0.300, SLG: 0.403 (1, 10)	G3				F8		G4-3		P2	4	0	0	0	0	5										
<b>Tracy Jones, R</b> OBP: 0.343, SLG: 0.462 (1, 7)		G4-3			F8				1B SF9 1B	4	2	2	0	0	1										
<b>Scott Bradley, L</b> OBP: 0.214, SLG: 0.189 (1, 2)					F9				F7	3	0	1	0	0	0	1									
<b>Jay Buhner, R</b> OBP: 0.360, SLG: 0.515 (9, PH)					FC4-6 1-2				1B	1	0	0	0	0	0	1									
<b>Omar Vizquel, S</b> OBP: 0.280, SLG: 0.284 (9, PH)					F8				DI	2	0	0	1	0	0	0									
<b>Edgar Martinez, R</b> OBP: 0.459, SLG: 0.462 (9, PH)					F8		B2-3		DI 2B 1B	1	1	1	1	0	0	0									
<b>Jeff Schaefer, R</b> OBP: 0.232, SLG: 0.226 (1, 5)									L8	2	0	0	0	0	1	0									
<b>Greg Briley, L</b> OBP: 0.264, SLG: 0.271 (7, PH)										1	0	0	0	0	0	1									
<b>Alonzo Powell, R</b> OBP: 0.182, SLG: 0.273 (9, PH)										1	0	0	0	0	0	1									
<b>Inning Stats</b>	R: 0 E: 0 K: 1 S: 11	H: 1 LOB: 2 BB: 1 P: 20	R: 0 E: 0 K: 0 S: 5	H: 0 LOB: 0 BB: 0 P: 8	R: 0 E: 0 K: 1 S: 8	H: 1 LOB: 1 BB: 0 P: 14	R: 0 E: 0 K: 0 S: 4	H: 1 LOB: 1 BB: 0 P: 8	R: 0 E: 0 K: 0 S: 5	H: 0 LOB: 0 BB: 0 P: 8	R: 0 E: 0 K: 0 S: 9	H: 1 LOB: 1 BB: 0 P: 15	R: 1 E: 0 K: 0 S: 8	H: 2 LOB: 1 BB: 0 P: 12	R: 0 E: 0 K: 0 S: 7	H: 0 LOB: 1 BB: 1 P: 14	R: 3 E: 0 K: 0 S: 17	H: 4 LOB: 2 BB: 1 P: 32	1B: 8 2B: 2 3B: 0 HR: 0	SF: 1 SAC: 0 DP: 0 HBP: 0	WP: 0 PB: 0 SB: 2 CS: 0	PA: 40			
<b>PITCHER</b>	IP	WLS	BF	H	R	ER	SO	BB	IBB	HBP	BLK	WP	HR	S	P	ERA	WHIP								
<b>Bill Gulickson, R</b> ERA: 4.34 (1, 1)	8.0	W	33	7	2	2	2	2	0	0	0	0	0	58	100	2.25	1.125								
<b>Paul Gibson, L</b> ERA: 2.27 (9, 1)	0.1		2	1	0	0	0	0	0	0	0	0	0	6	10	0.00	3.000								
<b>Mike Henneman, R</b> ERA: 1.96 (9, 1)	0.2	S	5	2	2	2	0	0	1	0	0	0	0	10	21	27.00	3.000								

Seattle Mariners @ Detroit Tigers  
Tiger Stadium, Detroit, MI  
Thu Jun 06 1991, 3:33 AM EDT  
Att: 15,600 - Cloudy - 77 F

AB 36  
R 4  
H 10  
RBI 4  
BB 3  
SO 2  
LOB 17



Batter	1	2	3	4	5	6	7	8	9	AB	R	H	RBI	BB	SO	LOB	BOTTOM								
<b>Tony Phillips, S</b> OBP: 0.398, SLG: 0.411 (1, 9)	F9		F8				G4-3			4	0	1	0	0	0	0									
<b>Lou Whitaker, L</b> OBP: 0.377, SLG: 0.432 (1, 4)	HR BB		HR				G6-3			3	2	1	1	1	0	1									
<b>Alan Trammell, R</b> OBP: 0.330, SLG: 0.342 (1, 6)	K		G5-4-3 1B				G6-3		G6-3	4	0	1	0	0	1	1									
<b>Cecil Fielder, R</b> OBP: 0.366, SLG: 0.492 (1, 3)	HR		G5-4-3 1-2				1B 1B		G4-6-3 1B	4	2	3	2	0	0	1									
<b>Mickey Tettleton, S</b> OBP: 0.388, SLG: 0.450 (1, 2)	BB						G3		G4-6-3	3	1	1	0	1	0	1									
<b>Pete Incaviglia, R</b> OBP: 0.272, SLG: 0.364 (1, 7)	K						F9		K	3	0	0	0	0	2	3									
<b>Dave Bergman, L</b> OBP: 0.327, SLG: 0.356 (1, 10)			K				F7		FC6-4 1B	3	0	1	2	0	1	0									
<b>John Shelby, S</b> OBP: 0.288, SLG: 0.450 (1, 8)			P2				G3-1		FC6-4 1-2	3	0	0	0	0	0	1									
<b>Travis Fryman, R</b> OBP: 0.286, SLG: 0.375 (1, 5)			L7				G4-3		F8	3	0	0	0	0	0	0									
<b>Inning Stats</b>	R: 2 E: 0 K: 2 S: 15	H: 1 LOB: 2 BB: 2 P: 30	R: 0 E: 0 K: 1 S: 7	H: 0 LOB: 0 BB: 0 P: 9	R: 1 E: 0 K: 0 S: 7	H: 2 LOB: 0 BB: 0 P: 13	R: 0 E: 0 K: 0 S: 8	H: 0 LOB: 0 BB: 0 P: 13	R: 0 E: 0 K: 0 S: 8	H: 1 LOB: 1 BB: 0 P: 15	R: 2 E: 0 K: 1 S: 14	H: 3 LOB: 1 BB: 0 P: 25	R: 0 E: 0 K: 0 S: 8	H: 0 LOB: 0 BB: 0 P: 9	R: 0 E: 0 K: 0 S: 6	H: 1 LOB: 0 BB: 0 P: 12	1B: 6 2B: 0 3B: 0 HR: 2	SF: 0 SAC: 0 DP: 2 HBP: 0	WP: 0 PB: 0 SB: 1 CS: 0	PA: 32					
<b>PITCHER</b>	IP	WLS	BF	H	R	ER	SO	BB	IBB	HBP	BLK	WP	HR	S	P	ERA	WHIP								
<b>Scott Bankhead, R</b> ERA: 5.12 (1, 1)	5.2	L	25	7	5	5	4	2	0	0	0	0	0	9	10	0.00	1.588								
<b>Russ Swan, L</b> ERA: 2.27 (6, 1)	1.1		4	0	0	0	0	0	0	0	0	0	0	6	12	0.00	1.000								
<b>Bill Swift, R</b> ERA: 3.14 (8, 1)	1.0		3	1	0	0	0	0	0	0	0	0	0	6	12	0.00	1.000								

Seattle Mariners @ Detroit Tigers  
Tiger Stadium, Detroit, MI  
Thu Jun 06 1991, 3:33 AM EDT  
Att: 15,600 - Cloudy - 77 F

AB 30  
R 5  
H 8  
RBI 5  
BB 2  
SO 4  
LOB 8









Batter	1	2	3	4	5	6	7	8	9	AB	R	H	RBI	BB	SO	LOB	TOP								
<b>Tony Phillips, S</b> (1, 10) OBP: 0.402, SLG: 0.433										3	1	1	0	1	1	0									
<b>Lou Whitaker, L</b> (1, 4) OBP: 0.377, SLG: 0.469										4	1	1	3	0	1	1									
<b>Alan Trammell, R</b> (1, 6) OBP: 0.332, SLG: 0.359										4	1	2	1	0	1	2									
<b>Cecil Fielder, R</b> (1, 3) OBP: 0.366, SLG: 0.490										4	0	1	0	0	1	3									
<b>Pete Incaviglia, R</b> (1, 7) OBP: 0.267, SLG: 0.354										3	0	0	0	0	0	2									
<b>Mitt Cuyler, S</b> (8, 8) OBP: 0.326, SLG: 0.310										1	0	0	0	0	0	0									
<b>Rob Deer, R</b> (1, 9) OBP: 0.332, SLG: 0.429										4	0	0	0	0	1	1									
<b>Travis Fryman, R</b> (1, 5) OBP: 0.281, SLG: 0.366										4	0	0	0	0	2	1									
<b>John Shelby, S</b> (1, 8) OBP: 0.260, SLG: 0.403										3	0	0	0	0	0	0									
<b>Andy Allanson, R</b> (1, 2) OBP: 0.210, SLG: 0.328										3	1	1	0	0	1	0									
<b>Inning Stats</b>	R: 0 E: 0 K: 1 S: 10	H: 1 LOB: 1 BB: 0 P: 16	R: 0 E: 0 K: 2 S: 12	H: 0 LOB: 0 BB: 0 P: 18	R: 0 E: 0 K: 2 S: 7	H: 0 LOB: 0 BB: 0 P: 10	R: 0 E: 1 K: 0 S: 6	H: 0 LOB: 1 BB: 0 P: 6	R: 0 E: 0 K: 1 S: 7	H: 0 LOB: 0 BB: 0 P: 11	R: 0 E: 0 K: 0 S: 5	H: 0 LOB: 0 BB: 0 P: 7	R: 1 E: 0 K: 0 S: 13	H: 2 LOB: 1 BB: 0 P: 17	R: 3 E: 0 K: 1 S: 10	H: 3 LOB: 0 BB: 1 P: 22	R: 0 E: 0 K: 0 S: 6	H: 0 LOB: 0 BB: 0 P: 8	1B: 4 2B: 0 3B: 0 HR: 2	SF: 0 SAC: 0 DP: 0 HBP: 0	WP: 0 PB: 0 SB: 0 CS: 1	PA: 34			
<b>PITCHER</b>	IP	WLS	BF	H	R	ER	SO	BB	IBB	HBP	BLK	WP	HR	S	P	ERA	WHIP								
<b>Jim Abbott, L</b> (1, 1) ERA: 3.54	7.1	L	30	6	4	4	7	1	0	0	0	0	2	67	102	4.91	0.955								
<b>Mark Eichhorn, R</b> (8, 1) ERA: 0.29	1.2		4	0	0	0	1	0	0	0	0	0	0	9	13	0.00	0.000								

**Detroit Tigers @ California Angels**  
Anaheim Stadium, Anaheim, CA  
Sat Jun 08 1991, 10:05 PM EDT  
Att: 59,502 - Sunny - 72 F

AB	33
R	4
H	6
RBI	4
BB	1
SO	8
LOB	10



Batter	1	2	3	4	5	6	7	8	9	AB	R	H	RBI	BB	SO	LOB	BOTTOM								
<b>Luis Polonia, L</b> (1, 7) OBP: 0.371, SLG: 0.403										4	0	1	1	0	2	1									
<b>Wally Joyner, L</b> (1, 3) OBP: 0.400, SLG: 0.495										4	0	1	0	0	1	3									
<b>Dave Winfield, R</b> (1, 9) OBP: 0.317, SLG: 0.540										4	0	0	0	0	1	2									
<b>Dave Parker, L</b> (1, 10) OBP: 0.257, SLG: 0.289										3	0	1	0	1	0	0									
<b>Ruben Amaro Jr, S</b> (9, PR)										0	0	0	0	0	0	0									
<b>Jack Howell, L</b> (1, 5) OBP: 0.353, SLG: 0.405										3	0	0	0	0	1	1									
<b>Luis Sojo, R</b> (9, PH) OBP: 0.240, SLG: 0.274										0	0	0	0	0	0	0									
<b>Donnie Hill, S</b> (1, 4) OBP: 0.376, SLG: 0.400										4	0	1	0	0	0	0									
<b>Max Venable, L</b> (1, 8) OBP: 0.235, SLG: 0.196										4	0	0	0	0	0	2									
<b>Ron Tingley, R</b> (1, 2) OBP: 0.233, SLG: 0.345										3	2	2	1	0	1	0									
<b>Dick Schofield, R</b> (1, 6) OBP: 0.362, SLG: 0.323										3	1	2	0	0	0	0									
<b>Inning Stats</b>	R: 0 E: 0 K: 1 S: 6	H: 0 LOB: 0 BB: 0 P: 13	R: 0 E: 0 K: 0 S: 8	H: 0 LOB: 0 BB: 0 P: 13	R: 2 E: 0 K: 0 S: 13	H: 3 LOB: 1 BB: 0 P: 22	R: 0 E: 0 K: 1 S: 7	H: 0 LOB: 0 BB: 0 P: 11	R: 1 E: 0 K: 2 S: 14	H: 2 LOB: 1 BB: 0 P: 18	R: 0 E: 0 K: 0 S: 5	H: 0 LOB: 0 BB: 1 P: 12	R: 0 E: 0 K: 1 S: 6	H: 0 LOB: 0 BB: 0 P: 7	R: 0 E: 0 K: 1 S: 9	H: 1 LOB: 1 BB: 0 P: 11	R: 0 E: 0 K: 0 S: 8	H: 2 LOB: 2 BB: 0 P: 10	1B: 7 2B: 1 3B: 0 HR: 1	SF: 0 SAC: 1 DP: 2 HBP: 0	WP: 0 PB: 0 SB: 1 CS: 0	PA: 34			
<b>PITCHER</b>	IP	WLS	BF	H	R	ER	SO	BB	IBB	HBP	BLK	WP	HR	S	P	ERA	WHIP								
<b>Walt Terrell, R</b> (1, 1) ERA: 4.16	7.1	W	27	5	3	2	5	1	0	0	0	0	1	62	100	2.46	0.818								
<b>Paul Gibson, L</b> (8, 1) ERA: 2.23	0.2		4	2	0	0	1	0	0	0	0	0	0	8	9	0.00	3.000								
<b>Mike Henneman, R</b> (9, 1) ERA: 1.91	1.0	S	3	1	0	0	0	0	0	0	0	0	0	6	8	0.00	1.000								

**Detroit Tigers @ California Angels**  
Anaheim Stadium, Anaheim, CA  
Sat Jun 08 1991, 10:05 PM EDT  
Att: 59,502 - Sunny - 72 F

AB	32
R	3
H	8
RBI	2
BB	1
SO	6
LOB	9









Batter	1	2	3	4	5	6	7	8	9	AB	R	H	RBI	BB	SO	LOB	TOP								
<b>Tony Phillips, S</b> OBP: 0.402, SLG: 0.454 (1, 10)	F9		2-2 3B		0-2 SF7		0-3 K	3-3 K		4	0	1	2	0	2	4	<b>Detroit Tigers @ Oakland Athletics</b> Oakland-Alameda County Coliseum, Oakland, CA Mon Jun 10 1991, 7:05 PM PDT Att: 22,499 - Sunny - 62 F								
<b>Lou Whitaker, L</b> OBP: 0.376, SLG: 0.464 (1, 4)	K		2-1 G3		1-0 1B		4-0 1B	3-2 G4-3		4	1	1	0	1	1	4									
<b>Alan Trammell, R</b> OBP: 0.335, SLG: 0.375 (1, 6)	L9			2-2 F9		1-0 HR	4-2 1B		0-1 P2	4	2	1	1	1	0	0									
<b>Cecil Fielder, R</b> OBP: 0.359, SLG: 0.472 (1, 3)		0-1 G5-3		3-1 P3		2-3 K	4-1 1B		1-2 F9	4	0	0	1	1	1	0									
<b>Mickey Tettleton, S</b> OBP: 0.380, SLG: 0.434 (1, 2) (8, 7)	K			1-1 F9		4-2 BB	2-1 BB		0-2 F7	4	0	1	2	1	1	0									
<b>Pete Incaviglia, R</b> OBP: 0.272, SLG: 0.347 (7, PH)					0-0 G5-3		0-3 K		1-0 F8	3	0	0	0	0	2	1									
<b>Mark Salas, L</b> OBP: 0.095, SLG: 0.050 (7, 8)	K									1	0	0	0	0	2	0									
<b>Milt Cuyler, S</b> OBP: 0.326, SLG: 0.310 (7, 8)										0	0	0	0	0	0	0									
<b>John Shelby, S</b> OBP: 0.284, SLG: 0.413 (7, 7)			0-1 F8		3-2 2B		0-1 P5		0-0 SH1-4	4	1	2	0	0	0	1									
<b>Andy Allanson, R</b> OBP: 0.215, SLG: 0.328 (8, 2)										0	0	0	0	0	0	0									
<b>Rob Deer, R</b> OBP: 0.342, SLG: 0.443 (1, 9)			1-1 3B		0-0 2B		4-1 BB	4-2 SH1-4		2	2	2	0	2	0	0									
<b>Travis Fryman, R</b> OBP: 0.290, SLG: 0.376 (1, 5)			1-0 G5-3		4-2 1B		2-3 K	3-1 SH1-4		2	0	0	0	1	1	2									
<b>Inning Stats</b>	R: 0 E: 0 K: 1 S: 6	H: 0 LOB: 0 BB: 0 P: 12	R: 0 E: 0 K: 2 S: 8	H: 0 LOB: 0 BB: 0 P: 11	R: 1 E: 0 K: 0 S: 11	H: 2 LOB: 1 BB: 0 P: 17	R: 0 E: 0 K: 0 S: 7	H: 0 LOB: 0 BB: 0 P: 13	R: 1 E: 0 K: 0 S: 11	H: 3 LOB: 2 BB: 1 P: 19	R: 1 E: 0 K: 2 S: 13	H: 1 LOB: 1 BB: 1 P: 20	R: 3 E: 0 K: 2 S: 15	H: 1 LOB: 2 BB: 4 P: 36	R: 0 E: 0 K: 1 S: 12	H: 1 LOB: 3 BB: 1 P: 25	R: 0 E: 0 K: 0 S: 9	H: 0 LOB: 0 BB: 0 P: 10	1B: 4 2B: 2 3B: 1 HR: 1	SF: 1 SAC: 1 DP: 0 HBP: 0	WP: 0 PB: 0 SB: 0 CS: 0	PA: 41			
<b>PITCHER</b>	IP	WLS	BF	H	R	ER	SO	BB	IBB	HBP	BLK	WP	HR	S	P	ERA	WHIP								
<b>Dave Stewart, R</b> ERA: 5.24	(1, 1)	7.0	33	7	6	6	7	6	0	0	0	0	1	71	128	7.71	1.857								
<b>Steve Chitren, R</b> ERA: 2.51	(8, 1)	0.2	4	1	0	0	1	1	0	0	0	0	0	9	19	0.00	3.000								
<b>Johnny Guzman, L</b> ERA: 2.84	(8, 1)	0.1	W	1	0	0	0	0	0	0	0	0	0	3	6	0.00	0.000								
<b>Dennis Eckersley, R</b> ERA: 2.67	(9, 1)	1.0	3	0	0	0	0	0	0	0	0	0	0	9	10	0.00	0.000								

Batter	1	2	3	4	5	6	7	8	9	AB	R	H	RBI	BB	SO	LOB	BOTTOM								
<b>Rickey Henderson, R</b> OBP: 0.417, SLG: 0.345 (1, 7)	S		4-2 FC1-4		4-0 S	2-2 1B		0-2 1B		2	2	2	1	3	0	0	<b>Detroit Tigers @ Oakland Athletics</b> Oakland-Alameda County Coliseum, Oakland, CA Mon Jun 10 1991, 7:05 PM PDT Att: 22,499 - Sunny - 62 F								
<b>Dave Henderson, R</b> OBP: 0.395, SLG: 0.608 (1, 8)	G5-3		2-2 FC1-4		0-3 K	1-2 F9		1-1 2B		5	1	1	0	0	1	6									
<b>Jose Canseco, R</b> OBP: 0.352, SLG: 0.435 (1, 9)	L4		0-1 F9		1-0 P6		1-2 G6-3	0-2 1B		5	1	1	3	0	4										
<b>Harold Baines, L</b> OBP: 0.415, SLG: 0.545 (1, 10)	G1-3			3-2 HR	2-2 1B		1-2 F7	2-1 HR		1	0	0	0	0	0	1									
<b>Willie Wilson, S</b> OBP: 0.272, SLG: 0.331 (4, PH)										4	2	3	1	0	0	0									
<b>Mark McGwire, R</b> OBP: 0.383, SLG: 0.409 (1, 3)		1-3 K		3-1 HR	1-0 P3		1-1 E5	2-0 HR		5	3	2	5	0	1	1									
<b>Ernest Riles, L</b> OBP: 0.340, SLG: 0.386 (1, 5)		0-1 F7		2-2 HR		4-1 1B	2-1 HR	0-1 HR		3	2	2	2	1	0	0									
<b>Vance Law, R</b> OBP: 0.323, SLG: 0.379 (8, PH) (9, 5)										1	0	1	0	0	0	0									
<b>Terry Steinbach, R</b> OBP: 0.347, SLG: 0.438 (1, 2)	G4-3			1-2 F9		0-0 1B	2-2 2B	0-0 G5-4-3		5	0	2	0	0	0	2									
<b>Mike Gallego, R</b> OBP: 0.356, SLG: 0.319 (1, 6)			4-0 FC1-4		1-0 P1		0-0 F9-6-4	4-2 G1-3		3	0	0	0	2	0	4									
<b>Lance Blankenship, R</b> OBP: 0.351, SLG: 0.347 (1, 4)			1-1 F8		0-2 F9		4-2 1B			4	1	1	0	1	0	3									
<b>Inning Stats</b>	R: 0 E: 0 K: 0 S: 10	H: 0 LOB: 1 BB: 1 P: 21	R: 0 E: 0 K: 1 S: 9	H: 0 LOB: 0 BB: 0 P: 11	R: 0 E: 0 K: 0 S: 10	H: 0 LOB: 2 BB: 2 P: 21	R: 2 E: 0 K: 0 S: 20	H: 3 LOB: 1 BB: 0 P: 30	R: 1 E: 0 K: 1 S: 9	H: 1 LOB: 1 BB: 1 P: 17	R: 1 E: 0 K: 0 S: 13	H: 2 LOB: 2 BB: 2 P: 24	R: 2 E: 1 K: 0 S: 16	H: 2 LOB: 1 BB: 0 P: 23	R: 6 E: 0 K: 0 S: 20	H: 7 LOB: 1 BB: 1 P: 32	R: 0 E: 0 K: 0 S: 0	H: 0 LOB: 0 BB: 0 P: 0	1B: 9 2B: 4 3B: 0 HR: 3	SF: 0 SAC: 0 DP: 2 HBP: 0	WP: 0 PB: 0 SB: 3 CS: 0	PA: 45			
<b>PITCHER</b>	IP	WLS	BF	H	R	ER	SO	BB	IBB	HBP	BLK	WP	HR	S	P	ERA	WHIP								
<b>Kevin Ritz, R</b> ERA: 12.27	(1, 1)	5.0	25	5	4	4	2	5	0	0	0	0	1	60	106	7.20	2.000								
<b>Dan Petty, R</b> ERA: 5.2	(6, 1)	1.2	8	2	2	0	0	1	0	0	0	0	1	21	33	0.00	1.800								
<b>Mike Henneman, R</b> ERA: 2.84	(7, 1)	0.1	L	6	5	4	4	0	0	0	0	0	0	17	22	108.00	15.000								
<b>Jerry Don Gleaton, L</b> ERA: 3.98	(8, 1)	1.0	6	3	2	2	0	1	0	0	0	0	1	9	18	18.00	4.000								





Batter	1	2	3	4	5	6	7	8	9	AB	R	H	RBI	BB	SO	LOB	TOP					
<b>Tony Phillips, S</b> OBP: 0.402, SLG: 0.452 (1, 7)	G3			BB 1B		F7	FC4-6 1B	K		5	1	2	0	0	1	1						
<b>Lou Whitaker, L</b> OBP: 0.385, SLG: 0.465 (1, 4)	CS BB			F8		1B	FC4-6 1B		P5	4	1	2	1	1	0	1						
<b>Alan Trammell, R</b> OBP: 0.336, SLG: 0.376 (1, 6)	G4-3			P3		1B	FC4-6		WP 1B	5	2	2	0	0	0	4						
<b>Cecil Fielder, R</b> OBP: 0.360, SLG: 0.468 (1, 3)		P3		1B BB		2B 1B	K		G5-3	4	0	1	1	1	1	2						
<b>Mickey Tettleton, S</b> OBP: 0.386, SLG: 0.442 (1, 2)	P6			1B BB		1B			F8	4	0	2	2	1	0	0						
<b>Rob Deer, R</b> OBP: 0.336, SLG: 0.433 (1, 9)	K			G4-3		K	K			4	0	0	0	0	3	7						
<b>Dave Bergman, L</b> OBP: 0.321, SLG: 0.333 (1, 10)			G5-3		F7	BB		G3		3	0	0	0	1	0	0						
<b>Travis Fryman, R</b> OBP: 0.284, SLG: 0.368 (1, 5)			F8		F9	F7		G5-3		4	0	0	0	0	0	3						
<b>Mitt Cuyler, S</b> OBP: 0.331, SLG: 0.323 (1, 8)			K		L3		1B 1B	2B		4	1	2	0	0	1	0						
<b>Inning Stats</b>	R: 0 E: 0 K: 0 S: 4	H: 0 LOB: 0 BB: 1 P: 10	R: 0 E: 0 K: 1 S: 8	H: 0 LOB: 0 BB: 0 P: 10	R: 0 E: 0 K: 1 S: 5	H: 0 LOB: 0 BB: 0 P: 7	R: 1 E: 0 K: 0 S: 16	H: 2 LOB: 2 BB: 1 P: 30	R: 0 E: 0 K: 0 S: 8	H: 0 LOB: 0 BB: 0 P: 11	R: 2 E: 0 K: 1 S: 18	H: 4 LOB: 3 BB: 1 P: 27	R: 1 E: 0 K: 2 S: 16	H: 3 LOB: 3 BB: 1 P: 28	R: 0 E: 0 K: 1 S: 9	H: 1 LOB: 0 BB: 0 P: 15	R: 1 E: 0 K: 0 S: 10	H: 1 LOB: 0 BB: 0 P: 18	1B: 9 2B: 2 3B: 0 HR: 0	SF: 0 SAC: 0 DP: 0 HBP: 0	WP: 2 PB: 0 SB: 2 CS: 1	PA: 41
<b>PITCHER</b>	IP	WLS	BF	H	R	ER	SO	BB	IBB	HBP	BLK	WP	HR	S	P	ERA	WHIP					
<b>Andy Hawkins, R</b> ERA: 7.05 (1, 1)	5.1	L	23	6	3	3	2	2	0	0	0	0	0	50	79	5.06	1.500					
<b>Gene Nelson, R</b> ERA: 9.0 (6, 1)	2.2		14	4	1	1	4	2	0	0	0	0	0	34	59	3.38	2.250					
<b>Bruce Walton, R</b> ERA: 6.14 (9, 1)	1.0		4	1	1	1	0	0	0	0	0	1	0	10	18	9.00	1.000					

**Detroit Tigers @ Oakland Athletics**  
Oakland-Alameda County Coliseum, Oakland, CA  
Tue Jun 11 1991, 7:05 PM PDT  
Att: 27,014 - Sunny - 65 F

AB	37
R	5
H	11
RBI	4
BB	4
SO	6
LOB	18




Batter	1	2	3	4	5	6	7	8	9	AB	R	H	RBI	BB	SO	LOB	BOTTOM				
<b>Rickey Henderson, R</b> OBP: 0.419, SLG: 0.345 (1, 7)	CS 1B			P4		P3				3	0	1	0	1	0	0					
<b>Dave Henderson, R</b> OBP: 0.397, SLG: 0.602 (1, 10)	G6-3			F9		1B 1B		K		4	0	1	0	0	1	3					
<b>Jose Canseco, R</b> OBP: 0.350, SLG: 0.446 (1, 9)	P4			HR		F7		F7		4	1	1	1	0	0	1					
<b>Mark McGwire, R</b> OBP: 0.381, SLG: 0.402 (1, 3)		G1-3		G2-3		P4		BB BB		3	0	0	0	1	0	1					
<b>Ernest Riles, L</b> OBP: 0.344, SLG: 0.385 (1, 4)		G4-3			F9			G5-4-3 BB		3	0	1	0	1	0	0					
<b>Terry Steinbach, R</b> OBP: 0.339, SLG: 0.427 (1, 2)		F9			G4-3		F9	G5-4-3		4	0	0	0	0	0	4					
<b>Willie Wilson, S</b> OBP: 0.266, SLG: 0.323 (1, 8)			F7		F9			G6-3		3	0	0	0	0	0	0					
<b>Vance Law, R</b> OBP: 0.308, SLG: 0.361 (1, 5)			F9			G4-3		F8		3	0	0	0	0	0	0					
<b>Mike Gallego, R</b> OBP: 0.356, SLG: 0.315 (1, 6)			K			G6-3		BB BB		2	0	0	0	1	1	0					
<b>Inning Stats</b>	R: 0 E: 0 K: 0 S: 9	H: 1 LOB: 0 BB: 0 P: 12	R: 0 E: 0 K: 0 S: 6	H: 0 LOB: 0 BB: 0 P: 8	R: 0 E: 0 K: 1 S: 7	H: 0 LOB: 0 BB: 0 P: 15	R: 1 E: 0 K: 0 S: 11	H: 1 LOB: 0 BB: 0 P: 19	R: 0 E: 0 K: 0 S: 7	H: 0 LOB: 0 BB: 0 P: 10	R: 0 E: 0 K: 0 S: 9	H: 2 LOB: 2 BB: 0 P: 13	R: 0 E: 0 K: 1 S: 11	H: 0 LOB: 2 BB: 2 P: 23	R: 0 E: 0 K: 0 S: 8	H: 0 LOB: 1 BB: 2 P: 18	1B: 3 2B: 0 3B: 0 HR: 1	SF: 0 SAC: 0 DP: 1 HBP: 0	WP: 0 PB: 0 SB: 0 CS: 1	PA: 33	
<b>PITCHER</b>	IP	WLS	BF	H	R	ER	SO	BB	IBB	HBP	BLK	WP	HR	S	P	ERA	WHIP				
<b>Bill Gullickson, R</b> ERA: 4.04 (1, 1)	7.2	W	28	4	1	1	1	2	0	0	0	0	0	64	105	1.17	0.783				
<b>Mike Henneman, R</b> ERA: 2.75 (8, 1)	1.1	S	5	0	0	0	1	2	0	0	0	0	0	12	25	0.00	1.500				


**Detroit Tigers @ Oakland Athletics**  
Oakland-Alameda County Coliseum, Oakland, CA  
Tue Jun 11 1991, 7:05 PM PDT  
Att: 27,014 - Sunny - 65 F

AB	29
R	1
H	4
RBI	1
BB	4
SO	2
LOB	9





Batter	1	2	3	4	5	6	7	8	9	AB	R	H	RBI	BB	SO	LOB	TOP								
Tony Phillips, S OBP: 0.399, SLG: 0.446 (1, 7)	G3			K		1B BB	K			3	0	0	0	1	2	0	<b>Detroit Tigers @ Oakland Athletics</b> Oakland-Alameda County Coliseum, Oakland, CA Wed Jun 12 1991, 3:33 AM PDT Att: 30,404 - Sunny - 64 F  <b>AB 30</b> <b>R 1</b> <b>H 3</b> <b>RBI 1</b> <b>BB 5</b> <b>SO 12</b> <b>LOB 17</b> 								
Lou Whitaker, L OBP: 0.396, SLG: 0.465 (1, 4)	G3			L6		BB		G6-3 1B		4	0	2	0	0	0	0									
Alan Trammell, R OBP: 0.331, SLG: 0.368 (1, 6)	K			L9		F9		G6-3 1-2		4	0	0	0	0	1	3									
Cecil Fielder, R OBP: 0.358, SLG: 0.461 (1, 10)		K			F8			K		3	0	0	0	1	2	1									
Mickey Tettleton, S OBP: 0.383, SLG: 0.434 (1, 2)		P3			BB BB		K		K	3	0	0	0	1	2	4									
Dave Bergman, L OBP: 0.317, SLG: 0.314 (1, 3)		F8			BB 1-2		P6		G3	3	0	0	0	1	0	3									
Rob Deer, R OBP: 0.335, SLG: 0.426 (1, 9)			P3			BB 1-2 2-3		K		3	0	0	0	1	2	0									
Travis Fryman, R OBP: 0.279, SLG: 0.360 (1, 5)			P6			K		K		4	0	0	0	0	3	3									
Mitt Cuyler, S OBP: 0.331, SLG: 0.346 (1, 8)			G3			F9		HR		3	1	1	1	0	0	3									
<b>Inning Stats</b>	R: 0 E: 0 K: 1 S: 10	H: 0 LOB: 0 BB: 0 P: 13	R: 0 E: 0 K: 1 S: 13	H: 0 LOB: 0 BB: 0 P: 20	R: 0 E: 0 K: 0 S: 9	H: 0 LOB: 0 BB: 0 P: 15	R: 0 E: 0 K: 1 S: 7	H: 0 LOB: 0 BB: 0 P: 11	R: 0 E: 0 K: 1 S: 19	H: 1 LOB: 3 BB: 3 P: 37	R: 1 E: 0 K: 3 S: 12	H: 1 LOB: 0 BB: 0 P: 17	R: 0 E: 0 K: 2 S: 9	H: 1 LOB: 1 BB: 0 P: 12	R: 0 E: 0 K: 2 S: 10	H: 0 LOB: 0 BB: 0 P: 12	1B: 2 2B: 0 3B: 0 HR: 1	SF: 0 SAC: 0 DP: 0 HBP: 0	WP: 0 PB: 0 SB: 0 CS: 0	PA: 35					
<b>PITCHER</b>	IP	WLS	BF	H	R	ER	SO	BB	IBB	HBP	BLK	WP	HR	S	P	ERA	WHIP								
Mike Moore, R ERA: 3.94 (1, 1)	6.0	W	24	1	0	0	5	5	0	0	0	0	0	74	127	0.00	1.000								
Steve Chitren, R ERA: 2.7 (7, 1)	1.1		6	2	1	1	3	0	0	0	0	0	1	15	21	6.75	1.500								
Dennis Eckersley, R ERA: 2.51 (8, 1)	1.2	S	5	0	0	0	4	0	0	0	0	0	0	16	24	0.00	0.000								

Batter	1	2	3	4	5	6	7	8	9	AB	R	H	RBI	BB	SO	LOB	BOTTOM									
Rickey Henderson, R OBP: 0.415, SLG: 0.338 (1, 10)	P4		F9				K			3	0	0	0	1	1	1	<b>Detroit Tigers @ Oakland Athletics</b> Oakland-Alameda County Coliseum, Oakland, CA Wed Jun 12 1991, 3:33 AM PDT Att: 30,404 - Sunny - 64 F  <b>AB 28</b> <b>R 3</b> <b>H 5</b> <b>RBI 3</b> <b>BB 6</b> <b>SO 8</b> <b>LOB 13</b> 									
Mike Gallego, R OBP: 0.348, SLG: 0.307 (1, 6)	F9			G5-3		K		K		4	0	0	0	0	2	2										
Jose Canseco, R OBP: 0.349, SLG: 0.457 (1, 9)	P2			F7		HR		G5-3		4	1	1	1	0	0	0										
Dave Henderson, R OBP: 0.402, SLG: 0.599 (1, 8)		F9			BB		1B G3 BB		E S 1B BB	1	1	0	0	3	0	0										
Mark McGwire, R OBP: 0.374, SLG: 0.393 (1, 3)		K			F8		G3		K	4	0	0	0	0	2	3										
Terry Steinbach, R OBP: 0.343, SLG: 0.447 (1, 2)		F7				HR	F9		1B	4	1	2	2	0	0	1										
Willie Wilson, S OBP: 0.273, SLG: 0.323 (1, 7)				K		SH1-3 1B		F7		3	0	1	0	1	1	1										
Vance Law, R OBP: 0.309, SLG: 0.359 (1, 5)			P3			SH1-3		K		3	0	1	0	0	1	1										
Lance Blankenship, R OBP: 0.350, SLG: 0.340 (1, 4)						K		FC6-4		2	0	0	0	1	1	4										
<b>Inning Stats</b>	R: 0 E: 0 K: 0 S: 8	H: 0 LOB: 0 BB: 0 P: 15	R: 0 E: 0 K: 1 S: 8	H: 0 LOB: 0 BB: 0 P: 14	R: 0 E: 0 K: 1 S: 10	H: 0 LOB: 1 BB: 1 P: 18	R: 0 E: 0 K: 0 S: 10	H: 0 LOB: 1 BB: 1 P: 18	R: 1 E: 0 K: 2 S: 14	H: 2 LOB: 2 BB: 1 P: 22	R: 1 E: 0 K: 0 S: 21	H: 2 LOB: 3 BB: 2 P: 35	R: 0 E: 0 K: 2 S: 8	H: 0 LOB: 0 BB: 0 P: 12	R: 1 E: 0 K: 2 S: 9	H: 1 LOB: 1 BB: 1 P: 17	1B: 3 2B: 0 3B: 0 HR: 2	SF: 0 SAC: 1 DP: 0 HBP: 0	WP: 0 PB: 0 SB: 1 CS: 0	PA: 35						
<b>PITCHER</b>	IP	WLS	BF	H	R	ER	SO	BB	IBB	HBP	BLK	WP	HR	S	P	ERA	WHIP									
Frank Tanana, L ERA: 4.27 (1, 1)	6.0	L	27	4	2	2	4	4	0	0	0	0	0	2	71	122	3.00	1.333								
Dan Petry, R ERA: 5.17 (7, 1)	2.0		8	1	1	1	4	1	0	0	0	0	0	17	29	4.50	1.000									




Batter	1	2	3	4	5	6	7	8	9	AB	R	H	RBI	BB	SO	LOB	TOP										
<b>Tony Phillips, S</b> OBP: 0.391, SLG: 0.435 (1, 7)	0-1 F7	1-3 K			2-3 K		2-2 G4-3		2-2 F8	5	0	0	0	0	2	1											
<b>Lou Whitaker, L</b> OBP: 0.388, SLG: 0.460 (1, 4)	4-1 WP HR BB	3-2 F9			4-1 FC5-4 BB		1-3 K			2	1	0	0	2	1	1											
<b>Alan Trammell, R</b> OBP: 0.333, SLG: 0.368 (1, 6)	4-2 HR BB		0-2 P4		0-0 F7		0-0 FC6-4 1B			3	1	1	0	1	0	1											
<b>Cecil Fielder, R</b> OBP: 0.357, SLG: 0.471 (1, 3)	1-0 HR		1-3 K		1-1 FC5-4		0-0 FC6-4			4	1	1	3	0	1	2											
<b>Mickey Tettleton, S</b> OBP: 0.385, SLG: 0.429 (1, 2)	3-3 K		4-2 BB		4-2 SH1-3 BB		2-0 F7			2	0	0	0	2	1	0											
<b>Travis Fryman, R</b> OBP: 0.275, SLG: 0.354 (1, 5)	2-3 K		3-1 F7		1-1 SH1-3		1-2 F9			3	0	0	0	0	1	1											
<b>Mark Salas, L</b> OBP: 0.080, SLG: 0.042 (1, 10)		0-1 G3-1		2-1 F8		0-0 G4-3		1-3 K		4	0	0	0	0	1	1											
<b>Rob Deer, R</b> OBP: 0.333, SLG: 0.438 (1, 9)		0-1 HR		3-3 K		0-1 F8		3-3 K		4	1	1	1	0	2	1											
<b>Mitt Cuyler, S</b> OBP: 0.335, SLG: 0.368 (1, 8)		1-1 S HBP		2-1 L9		0-0 HR		0-0 P1		3	1	1	1	0	0	0											
<b>Inning Stats</b>	R: 3 E: 0 K: 2 S: 13	H: 1 LOB: 0 BB: 2 P: 27	R: 1 E: 0 K: 1 S: 11	H: 1 LOB: 1 BB: 0 P: 16	R: 0 E: 0 K: 1 S: 11	H: 0 LOB: 1 BB: 1 P: 19	R: 0 E: 0 K: 1 S: 7	H: 0 LOB: 0 BB: 0 P: 14	R: 0 E: 0 K: 0 S: 9	H: 0 LOB: 1 BB: 1 P: 14	R: 1 E: 0 K: 1 S: 9	H: 2 LOB: 1 BB: 0 P: 12	R: 0 E: 0 K: 1 S: 7	H: 0 LOB: 0 BB: 0 P: 11	R: 0 E: 0 K: 1 S: 8	H: 0 LOB: 0 BB: 0 P: 13	1B: 1 2B: 0 3B: 0 HR: 3	SF: 0 SAC: 1 DP: 0 HBP: 1	WP: 1 PB: 0 SB: 2 CS: 0	PA: 37							
<b>PITCHER</b>	IP	WLS	BF	H	R	ER	SO	BB	IBB	HBP	BLK	WP	HR	S	P	ERA	WHIP										
<b>Rich DeLucia, R</b> ERA: 5.03 (1, 1)	6.0		27	3	5	5	6	5	0	1	0	1	3	59	105	7.50	1.333										
<b>Russ Swan, L</b> ERA: 2.91 (7, 1)	0.2		3	1	0	0	1	0	0	0	0	0	0	7	10	0.00	1.500										
<b>Bill Swift, R</b> ERA: 2.78 (7, 1)	1.1	W	4	0	0	0	1	0	0	0	0	0	0	8	12	0.00	0.000										
<b>Michael Jackson, R</b> ERA: 2.09 (9, 1)	1.0	S	3	0	0	0	1	0	0	0	0	0	0	8	13	0.00	0.000										
Batter	1	2	3	4	5	6	7	8	9	AB	R	H	RBI	BB	SO	LOB	BOTTOM										
<b>Henry Cotto, R</b> OBP: 0.370, SLG: 0.479 (1, 7)	0-1 1B G3-6-1 1B		3-2 G5-3		0-1 G5-3		1-2 F9			4	1	1	0	0	0	1											
<b>Harold Reynolds, S</b> OBP: 0.376, SLG: 0.398 (1, 4)	3-2 G3-6-1 1B 1B		3-1 F9		1-0 2B		2-1 P3			4	2	2	0	0	0	0											
<b>Ken Griffey Jr., L</b> OBP: 0.384, SLG: 0.480 (1, 8)	4-1 G3-6-1 BB		3-2 G4-3		3-2 SH2-3 2H 2B		1-2 1B 2B			3	1	2	1	1	0	0											
<b>Pete O'Brien, L</b> OBP: 0.295, SLG: 0.380 (1, 3)	0-0 G3-6-1		0-0 F8		4-0 SH2-3 BB		0-0 HR 1B			3	1	1	1	1	0	2											
<b>Jay Buhner, R</b> OBP: 0.353, SLG: 0.526 (1, 9)	2-0 1B		1-0 G6-3		0-1 SH2-3		0-0 P3			3	0	1	1	0	0	1											
<b>Alvin Davis, L</b> OBP: 0.304, SLG: 0.365 (1, 10)	2-0 F7		2-1 F7		4-0 IBB		2-1 HR			3	1	1	2	1	0	1											
<b>Scott Bradley, L</b> OBP: 0.191, SLG: 0.169 (1, 2)		3-1 F7			1-1 F8		2-2 F8			3	0	0	0	0	0	3											
<b>Dave Valle, R</b> OBP: 0.268, SLG: 0.203 (6, PH) (9, 2)										1	0	0	0	0	0	0											
<b>Omar Vizquel, S</b> OBP: 0.281, SLG: 0.299 (1, 6)		1-3 K			1-0 2B		0-0 G3			4	0	1	0	0	1	3											
<b>Jeff Schaefer, R</b> OBP: 0.219, SLG: 0.246 (1, 5)		0-0 G4-3			1-0 F8		0-0 P4			3	0	0	0	0	0	1											
<b>Inning Stats</b>	R: 2 E: 0 K: 0 S: 9	H: 3 LOB: 1 BB: 1 P: 20	R: 0 E: 0 K: 1 S: 6	H: 0 LOB: 0 BB: 0 P: 10	R: 0 E: 0 K: 0 S: 8	H: 0 LOB: 0 BB: 0 P: 17	R: 0 E: 0 K: 0 S: 4	H: 0 LOB: 0 BB: 0 P: 7	R: 0 E: 0 K: 0 S: 6	H: 1 LOB: 1 BB: 0 P: 9	R: 1 E: 0 K: 0 S: 11	H: 2 LOB: 3 BB: 2 P: 25	R: 0 E: 0 K: 0 S: 6	H: 0 LOB: 0 BB: 0 P: 9	R: 3 E: 0 K: 0 S: 11	H: 3 LOB: 0 BB: 0 P: 16	1B: 4 2B: 4 3B: 0 HR: 1	SF: 0 SAC: 1 DP: 1 HBP: 0	WP: 0 PB: 0 SB: 0 CS: 0	PA: 35							
<b>PITCHER</b>	IP	WLS	BF	H	R	ER	SO	BB	IBB	HBP	BLK	WP	HR	S	P	ERA	WHIP										
<b>Walt Terrell, R</b> ERA: 4.19 (1, 1)	6.0		26	6	3	3	3	2	1	0	0	0	1	44	88	4.50	1.333										
<b>Paul Gibson, L</b> ERA: 2.72 (7, 1)	2.0	L	9	3	3	3	0	0	0	0	0	0	1	17	25	13.50	1.500										

**Detroit Tigers @ Seattle Mariners**  
The Kingdome, Seattle, WA  
Thu Jun 13 1991, 10:05 PM EDT  
Att: 15,557 - Dome - 70 F

livebaseballscorecards.com


AB 30  
R 5  
H 4  
RBI 5  
BB 5  
SO 9  
LOB 8



**Detroit Tigers @ Seattle Mariners**  
The Kingdome, Seattle, WA  
Thu Jun 13 1991, 10:05 PM EDT  
Att: 15,557 - Dome - 70 F

livebaseballscorecards.com

AB 31  
R 6  
H 9  
RBI 5  
BB 3  
SO 1  
LOB 12





Batter	1	2	3	4	5	6	7	8	9	AB	R	H	RBI	BB	SO	LOB	TOP				
Tony Phillips, S OBP: 0.391, SLG: 0.434	1-3 K		1-1 1B	0-0 FC6-4		0-0 F8			0-1 F9	5	0	2	1	0	1	1					
Lou Whitaker, L OBP: 0.395, SLG: 0.451	2-0 G3		1-3 K	1-1 P5			4-1 G6-4-3			3	0	0	0	1	1	3					
Skeeter Barnes, R OBP: 0.250, SLG: 1.000	1-0 HR		3-2 P4	0-0 FC6-4			0-0 G6-4-3			4	1	1	1	0	0	4					
Cecil Fielder, R OBP: 0.355, SLG: 0.467	3-0 F9		0-1 1B		1-1 G5-3		2-1 G6-3			4	0	1	1	0	0	0					
Mickey Tettleton, S OBP: 0.378, SLG: 0.419		3-2 G3	2-1 G3		1-0 P5			0-0 G4-3		4	0	0	0	0	0	2					
Dave Bergman, L OBP: 0.328, SLG: 0.315		4-2 FC6-4		0-0 BB	3-1 G6-3			0-3 K2-3-4-5-3		3	1	1	0	1	1	0					
Rob Deer, R OBP: 0.332, SLG: 0.434		3-3 K		2-2 P5		2-3 K		2-2 1B		4	0	1	0	0	2	2	AB 34				
Travis Fryman, R OBP: 0.279, SLG: 0.354		1-2 FC6-4		4-1 BB	1-2 BB	1-2 FC3-6		0-2 2-4	0-0 F9	3	1	1	0	1	0	1	R 5				
Mitt Cuyler, S OBP: 0.340, SLG: 0.386			0-0 1B	1-1 1B		3-1 FC3-6		0-1 G4-3		4	2	2	2	0	0	1	H 9				
<b>Inning Stats</b>	R: 1 E: 0 K: 1 S: 6	H: 1 LOB: 0 BB: 0 P: 13	R: 0 E: 0 K: 1 S: 14	H: 0 LOB: 1 BB: 1 P: 25	R: 1 E: 0 K: 1 S: 15	H: 3 LOB: 2 BB: 0 P: 22	R: 3 E: 0 K: 0 S: 11	H: 3 LOB: 1 BB: 1 P: 19	R: 0 E: 0 K: 0 S: 5	H: 1 LOB: 1 BB: 0 P: 15	R: 0 E: 0 K: 0 S: 4	H: 0 LOB: 0 BB: 1 P: 10	R: 0 E: 0 K: 1 S: 9	H: 1 LOB: 1 BB: 0 P: 11	R: 0 E: 0 K: 0 S: 5	H: 0 LOB: 0 BB: 0 P: 5	1B: 7 2B: 0 3B: 1 HR: 1	SF: 0 SAC: 0 DP: 1 HBP: 0	WP: 0 PB: 0 SB: 0 CS: 0	PA: 37	
<b>PITCHER</b>	IP	WLS	BF	H	R	ER	SO	BB	IBB	HBP	BLK	WP	HR	S	P	ERA	WHIP				
Brian Holman, R ERA: 3.7	5.0	L	24	7	5	5	3	2	0	0	0	0	1	51	89	9.00	1.800				
Calvin Jones, R ERA	3.0		11	2	0	0	2	1	0	0	0	0	0	22	36	0.00	1.000				
Dave Burba, R ERA: 2.7	1.0		3	0	0	0	0	0	0	0	0	0	0	5	5	0.00	0.000				

Detroit Tigers @ Seattle Mariners  
The Kingdome, Seattle, WA  
Fri Jun 14 1991, 10:05 PM EDT  
Att: 20,616 - Dome - 70 F

AB 34  
R 5  
H 9  
RBI 5  
BB 3  
SO 5  
LOB 14



Batter	1	2	3	4	5	6	7	8	9	AB	R	H	RBI	BB	SO	LOB	BOTTOM					
Henry Cotto, R OBP: 0.365, SLG: 0.464	2-0 G6-3		4-1 BB			0-3 K		0-1 G1-3		3	0	0	0	1	1	0						
Harold Reynolds, S OBP: 0.376, SLG: 0.395	2-1 F7		2-1 F8			4-2 BB		4-0 WP		2	1	0	0	2	0	1						
Alvin Davis, L OBP: 0.308, SLG: 0.364	0-2 P5			3-2 L6		4-0 BB		2-1 E9	1-H 1B	3	0	1	1	1	0	0						
Pete O'Brien, L OBP: 0.290, SLG: 0.373		1-1 F8		1-0 P6		1-2 G4-3		0-0 G4-3		4	0	0	0	0	0	3						
Alonzo Powell, R OBP: 0.156, SLG: 0.194		3-2 G5-3		1-0 F9			4-0 BB		1-3 K	3	0	0	0	1	1	0						
Greg Britley, L OBP: 0.266, SLG: 0.272		0-0			0-1 G4-3		2-3 K		3-1 F8	3	0	1	0	0	1	1						
Jay Buhner, R OBP: 0.351, SLG: 0.522										1	0	0	0	0	0	0						
Dave Cochrane, S		2-0 G4-3			0-3 K		0-0 F7		1-3 K	4	0	0	0	0	2	2	AB 29					
Omar Vizquel, S OBP: 0.276, SLG: 0.293			0-1 G4-3		1-1 G3		1-1 L8			3	0	0	0	0	0	1	R 1					
Dave Valle, R OBP: 0.263, SLG: 0.199			3-2 G1-3			0-2 G3		0-3 K2-3		3	0	0	0	0	1	0	H 2					
<b>Inning Stats</b>	R: 0 E: 0 K: 0 S: 6	H: 0 LOB: 0 BB: 0 P: 10	R: 0 E: 0 K: 0 S: 8	H: 1 LOB: 1 BB: 0 P: 14	R: 0 E: 0 K: 0 S: 9	H: 0 LOB: 1 BB: 1 P: 17	R: 0 E: 0 K: 0 S: 5	H: 0 LOB: 0 BB: 0 P: 10	R: 0 E: 0 K: 1 S: 7	H: 0 LOB: 0 BB: 0 P: 8	R: 0 E: 0 K: 1 S: 11	H: 0 LOB: 2 BB: 2 P: 20	R: 0 E: 0 K: 1 S: 6	H: 0 LOB: 1 BB: 1 P: 13	R: 1 E: 1 K: 1 S: 9	H: 1 LOB: 1 BB: 1 P: 15	R: 0 E: 0 K: 2 S: 8	H: 0 LOB: 0 BB: 0 P: 13	1B: 2 2B: 0 3B: 0 HR: 0	SF: 0 SAC: 0 DP: 0 HBP: 0	WP: 1 PB: 0 SB: 0 CS: 0	PA: 34
<b>PITCHER</b>	IP	WLS	BF	H	R	ER	SO	BB	IBB	HBP	BLK	WP	HR	S	P	ERA	WHIP					
Dan Gakeler, R ERA: 5.06	7.2	W	30	2	1	1	4	5	0	0	0	0	1	60	106	1.17	0.913					
Paul Gibson, L ERA: 2.68	0.2		2	0	0	0	1	0	0	0	0	0	0	4	5	0.00	0.000					
Mike Henneman, R ERA: 2.7	0.2		2	0	0	0	1	0	0	0	0	0	0	5	9	0.00	0.000					

Detroit Tigers @ Seattle Mariners  
The Kingdome, Seattle, WA  
Fri Jun 14 1991, 10:05 PM EDT  
Att: 20,616 - Dome - 70 F

AB 29  
R 1  
H 2  
RBI 1  
BB 5  
SO 6  
LOB 8






Batter	1	2	3	4	5	6	7	8	9	AB	R	H	RBI	BB	SO	LOB	TOP			
Tony Phillips, S OBP: 0.389, SLG: 0.428 (1, 4)	F9		F9														3 0 0 0 1 1 0			
Skeeter Barnes, R OBP: 0.250, SLG: 0.571 (1, 7)	F9		G6-3														3 0 0 0 1 0 0			
Alan Trammell, R OBP: 0.328, SLG: 0.361 (1, 6)	L8																4 0 0 0 0 1 2			
Cecil Fielder, R OBP: 0.357, SLG: 0.465 Mike Dalton, L (8, 1)																	3 0 1 0 1 1 0 0 0 0 0 0 0 0			
Mickey Tettleton, S OBP: 0.380, SLG: 0.414 (8, 3)																	2 1 0 0 2 1 1			
Travis Fryman, R OBP: 0.288, SLG: 0.374 (1, 5)																	3 1 2 2 1 1 0			
Rob Deer, R OBP: 0.331, SLG: 0.431 (1, 9)																	4 0 1 0 0 3 5			
Andy Allanson, R OBP: 0.221, SLG: 0.328 Dave Bergman, L OBP: 0.323, SLG: 0.309 (9, PH)																	3 0 1 0 0 0 3 1 0 0 0 0 0 1			
Mitt Cuyler, S OBP: 0.331, SLG: 0.375 (1, 8)																	4 0 0 0 0 1 1			
<b>Inning Stats</b>	R: 0 E: 0 K: 0 S: 5	H: 0 LOB: 0 BB: 0 P: 10	R: 2 E: 0 K: 2 S: 13	H: 1 LOB: 0 BB: 1 P: 20	R: 0 E: 0 K: 1 S: 8	H: 0 LOB: 0 BB: 0 P: 14	R: 0 E: 0 K: 2 S: 14	H: 0 LOB: 0 BB: 2 P: 28	R: 0 E: 0 K: 1 S: 9	H: 1 LOB: 2 BB: 2 P: 19	R: 0 E: 0 K: 1 S: 7	H: 0 LOB: 0 BB: 0 P: 8	R: 0 E: 0 K: 0 S: 5	H: 0 LOB: 0 BB: 0 P: 6	R: 0 E: 0 K: 1 S: 9	H: 1 LOB: 1 BB: 0 P: 13	1B: 4 2B: 0 3B: 0 HR: 1	SF: 0 SAC: 0 DP: 1 HBP: 0	WP: 1 PB: 0 SB: 0 CS: 0	PA: 36
<b>PITCHER</b>	IP WLS BF H R ER SO BB IBB HBP BLK WP HR S P ERA WHIP																			
Randy Johnson, L ERA: 4.72 (1, 1)	6.0 W 26 4 2 2 7 6 0 0 0 0 1 1 64 116 3.00 1.667																			
Bill Swift, R ERA: 2.55 (7, 1)	3.0 S 10 1 0 0 2 0 0 0 0 0 0 0 21 27 0.00 0.333																			

Detroit Tigers @ Seattle Mariners  
The Kingdome, Seattle, WA  
Sat Jun 15 1991, 10:05 PM EDT  
Att: 27,417 - Dome - 70 F


AB 30  
R 2  
H 5  
RBI 2  
BB 6  
SO 9  
LOB 13



Batter	1	2	3	4	5	6	7	8	9	AB	R	H	RBI	BB	SO	LOB	BOTTOM			
Harold Reynolds, S OBP: 0.383, SLG: 0.393 Jeff Schaefer, R OBP: 0.227, SLG: 0.254 (6, PH)	G4-3 HBP BB		FC6-4														1 1 0 0 3 0 1 2 1 1 0 0 0 1			
Henry Cotto, R OBP: 0.382, SLG: 0.475 Greg Biley, L OBP: 0.286, SLG: 0.272 (8, FR)	HBP BB G4-3	G5-4-3															4 3 2 0 1 0 3 0 0 0 0 0 0 0			
Ken Griffey Jr., L OBP: 0.379, SLG: 0.470 (1, 8)	K																6 0 1 1 0 3 5			
Pete O'Brien, L OBP: 0.294, SLG: 0.385 Dave Valle, R OBP: 0.265, SLG: 0.203 (7, 3)	G4-3																4 2 2 1 0 0 4 2 0 1 0 0 1 2			
Alvin Davis, L OBP: 0.315, SLG: 0.360 (1, 10)	BB HBP 1B IBB																2 2 0 0 3 2 1			
Jay Buhner, R OBP: 0.362, SLG: 0.517 Alonzo Powell, R OBP: 0.152, SLG: 0.188 (6, FR)	BB 1B HBP																1 2 0 2 2 1 0 1 1 0 0 0 0 2			
Scott Bradley, L OBP: 0.219, SLG: 0.164 (9, 5)	1B BB																2 1 0 2 3 1 4			
Dave Cochrane, S OBP: 0.333, SLG: 0.375 (9, 2)																	4 2 2 5 1 0 1			
Omar Vizquel, S OBP: 0.279, SLG: 0.292 (1, 6)	G1-3																4 0 1 1 1 1 3			
<b>Inning Stats</b>	R: 4 E: 0 K: 1 S: 17	H: 1 LOB: 2 BB: 4 P: 39	R: 0 E: 0 K: 1 S: 5	H: 0 LOB: 1 BB: 1 P: 11	R: 3 E: 0 K: 2 S: 17	H: 3 LOB: 1 BB: 1 P: 28	R: 1 E: 0 K: 1 S: 6	H: 1 LOB: 0 BB: 0 P: 9	R: 0 E: 0 K: 2 S: 8	H: 0 LOB: 1 BB: 1 P: 17	R: 6 E: 1 K: 1 S: 21	H: 1 LOB: 3 BB: 6 P: 51	R: 0 E: 0 K: 0 S: 11	H: 1 LOB: 2 BB: 1 P: 21	R: 1 E: 0 K: 1 S: 12	H: 3 LOB: 2 BB: 0 P: 19	1B: 6 2B: 4 3B: 0 HR: 0	SF: 0 SAC: 0 DP: 1 HBP: 2	WP: 2 PB: 1 SB: 0 CS: 0	PA: 49
<b>PITCHER</b>	IP WLS BF H R ER SO BB IBB HBP BLK WP HR S P ERA WHIP																			
Kevin Ritz, R ERA: 15.75 (1, 1)	0.2 L 7 5 4 4 4 1 1 1 0 0 0 0 32 54 10.80 1.800																			
John Cerutti, L ERA: 5.19 (5, 1)	1.2 12 1 6 4 3 6 0 0 0 0 0 0 19 52 21.60 4.200																			
Steve Searcy, L ERA: 8.15 (6, 1)	2.1 14 4 1 1 1 2 0 0 0 2 0 0 33 56 3.86 2.571																			
Mike Dalton, L ERA: 3.38 (8, 1)	2.1 14 4 1 1 1 2 0 0 0 2 0 0 33 56 3.86 2.571																			

Detroit Tigers @ Seattle Mariners  
The Kingdome, Seattle, WA  
Sat Jun 15 1991, 10:05 PM EDT  
Att: 27,417 - Dome - 70 F

AB 33  
R 15  
H 10  
RBI 12  
BB 14  
SO 9  
LOB 27





Batter	1	2	3	4	5	6	7	8	9	AB	R	H	RBI	BB	SO	LOB	TOP										
Mitt Cuyler, S OBP: 0.327, SLG: 0.369	G3	F8		1B WP		K			F7	5	1	1	0	0	1	2											
Lou Whitaker, L OBP: 0.385, SLG: 0.446	G6-3		F8	1B WP			G5-3			4	0	1	0	0	0	0											
Alan Trammell, R OBP: 0.327, SLG: 0.359	K		F8	HR			L6			4	1	1	0	0	1	1											
Cecil Fielder, R OBP: 0.363, SLG: 0.485		1B SF	HR			L5		2B		3	2	2	2	1	0	0											
Mickey Tettleton, S OBP: 0.378, SLG: 0.410	BB SF	BB SF6	G1-3	HR		K		2-5	P3	4	1	1	0	0	1	0											
Skeeter Barnes, R OBP: 0.250, SLG: 0.800	SF	SF6 BB	HR			P6			G1-3	3	2	1	2	0	0	0											
Dave Bergman, L OBP: 0.319, SLG: 0.293	FC5-4	FC5-4	F8			K			G6-3	3	0	0	0	1	1	0											
Rob Deer, R OBP: 0.325, SLG: 0.424	SF6			F7		K			F7	3	0	0	1	0	1	0											
Travis Fryman, R OBP: 0.283, SLG: 0.366	FC5-4			F7		E5			G6-3	4	0	0	1	0	0	1											
<b>Inning Stats</b>	R: 0 E: 0 K: 1 S: 7	H: 0 LOB: 0 BB: 0 P: 12	R: 3 E: 1 K: 0 S: 13	H: 1 LOB: 1 BB: 2 P: 27	R: 3 E: 0 K: 0 S: 11	H: 3 LOB: 1 BB: 0 P: 20	R: 1 E: 0 K: 0 S: 15	H: 2 LOB: 1 BB: 0 P: 20	R: 0 E: 0 K: 1 S: 9	H: 0 LOB: 0 BB: 0 P: 12	R: 0 E: 1 K: 3 S: 10	H: 0 LOB: 1 BB: 0 P: 17	R: 0 E: 0 K: 0 S: 4	H: 1 LOB: 0 BB: 0 P: 8	R: 0 E: 0 K: 0 S: 5	H: 0 LOB: 0 BB: 0 P: 6	R: 0 E: 0 K: 0 S: 6	H: 0 LOB: 0 BB: 0 P: 9	1B: 4 2B: 1 3B: 0 HR: 2	SF: 2 SAC: 0 DP: 0 HBP: 0	WP: 1 PB: 0 SB: 0 CS: 0	PA: 37					
<b>PITCHER</b>	IP	WLS	BF	H	R	ER	SO	BB	IBB	HBP	BLK	WP	HR	S	P	ERA	WHIP										
Pat Rice, R ERA: 3.0	2.1	L	13	3	5	3	1	2	0	0	0	0	1	26	49	11.57	2.143										
Dave Burba, R ERA: 3.55	2.2		11	3	2	2	1	0	0	0	0	1	1	29	42	6.75	1.125										
Russ Swan, L ERA: 2.75	2.0		8	1	0	0	3	0	0	0	0	0	0	14	25	0.00	0.500										
Rob Murphy, L ERA: 1.9	1.0		3	0	0	0	0	0	0	0	0	0	0	5	6	0.00	0.000										
Michael Jackson, R ERA: 2.04	1.0		3	0	0	0	0	0	0	0	0	0	0	6	9	0.00	0.000										

**Detroit Tigers @ Seattle Mariners**  
The Kingdome, Seattle, WA  
Sun Jun 16 1991, 6:33 AM EDT  
Att: 53,287 - Dome - 70 F

AB	33
R	7
H	7
RBI	6
BB	2
SO	5
LOB	4



Batter	1	2	3	4	5	6	7	8	9	AB	R	H	RBI	BB	SO	LOB	BOTTOM										
Harold Reynolds, S OBP: 0.384, SLG: 0.391	F8	P7		1B			F7		BB 1B	4	0	1	0	1	0	3											
Henry Cotto, R OBP: 0.383, SLG: 0.472	S		P4	G4-3			G5-3		BB	5	0	2	1	0	0	2											
Ken Griffey Jr., L OBP: 0.379, SLG: 0.471	K		WP	2B		G4-3		P8	BB	4	1	1	0	1	1	1											
Pete O'Brien, L OBP: 0.292, SLG: 0.385	G4-3		2B	2B		K		P5	G3	5	0	1	1	0	1	4											
Alvin Davis, L OBP: 0.318, SLG: 0.379		1B 1B	G6-3			F7		HR		4	1	2	1	0	0	1											
Jay Buhner, R OBP: 0.352, SLG: 0.500	F9		G4-3			K		K		4	0	0	0	0	2	2											
Dave Cochrane, S OBP: 0.462, SLG: 0.500		1B		F8		G4-6-3		1B	FC5-4	4	0	3	0	0	0	0											
Scott Bradley, L OBP: 0.237, SLG: 0.200				1B				G4-6-3	BB	3	0	2	0	0	0	1											
Alonzo Powell, R OBP: 0.147, SLG: 0.182				2B				1-2	1B	1	1	0	0	0	0	1											
Omar Vizquel, S OBP: 0.275, SLG: 0.287		P5		G6-3				F9	L9	3	0	0	0	0	0	4											
Dave Valle, R OBP: 0.264, SLG: 0.201										1	0	0	0	0	0	1											
<b>Inning Stats</b>	R: 0 E: 0 K: 1 S: 11	H: 1 LOB: 1 BB: 0 P: 17	R: 0 E: 0 K: 0 S: 13	H: 3 LOB: 3 BB: 0 P: 18	R: 1 E: 0 K: 0 S: 11	H: 2 LOB: 1 BB: 0 P: 17	R: 0 E: 0 K: 0 S: 8	H: 2 LOB: 2 BB: 0 P: 12	R: 0 E: 0 K: 1 S: 8	H: 0 LOB: 0 BB: 0 P: 13	R: 0 E: 0 K: 1 S: 6	H: 1 LOB: 0 BB: 0 P: 8	R: 0 E: 0 K: 0 S: 4	H: 0 LOB: 0 BB: 0 P: 7	R: 1 E: 0 K: 1 S: 7	H: 1 LOB: 0 BB: 0 P: 11	R: 1 E: 0 K: 0 S: 18	H: 2 LOB: 3 BB: 2 P: 32	1B: 8 2B: 3 3B: 0 HR: 1	SF: 0 SAC: 0 DP: 1 HBP: 0	WP: 1 PB: 0 SB: 1 CS: 0	PA: 40					
<b>PITCHER</b>	IP	WLS	BF	H	R	ER	SO	BB	IBB	HBP	BLK	WP	HR	S	P	ERA	WHIP										
Bill Gullickson, R ERA: 3.89	8.0	W	33	10	2	2	4	0	0	0	0	0	0	68	103	2.25	1.250										
Paul Gibson, L ERA: 2.81	1.0		7	2	1	1	0	2	0	0	0	0	0	18	32	9.00	4.000										

**Detroit Tigers @ Seattle Mariners**  
The Kingdome, Seattle, WA  
Sun Jun 16 1991, 6:33 AM EDT  
Att: 53,287 - Dome - 70 F

AB	38
R	3
H	12
RBI	3
BB	2
SO	4
LOB	20





Batter	1	2	3	4	5	6	7	8	9	AB	R	H	RBI	BB	SO	LOB	TOP
Rickey Henderson, R OBP: 0.428, SLG: 0.370 (1, 7)	P4		BB			L7		G4-6-3 1B		3	0	1	0	1	0	0	
Dave Henderson, R OBP: 0.403, SLG: 0.588 (1, 8)	F7		F9					G4-6-3 1-2		4	0	1	0	0	0	3	
Jose Canseco, R OBP: 0.351, SLG: 0.475 (1, 9)	K			FC5-4 BB		F7		G4-3		3	0	0	0	1	1	1	
Mark McGwire, R OBP: 0.371, SLG: 0.419 (1, 3)		F8		K		P3		F8		4	0	0	0	0	1	2	
Terry Steinbach, R OBP: 0.335, SLG: 0.429 (1, 2)	F8		FC5-4 1-2			P3		1B		4	0	1	0	0	0	1	
Harold Baines, L OBP: 0.410, SLG: 0.532 (9, PR) Mike Moore, R (9, PR)	G6-3		K			K		1B		4	0	1	0	0	2	1	
Vance Law, R OBP: 0.331, SLG: 0.347 Jamie Quirk, L OBP: 0.356, SLG: 0.329 (9, PH)			SH1-3 BB			P6		G3-1		1	0	0	0	2	0	0	
Mike Gallego, R OBP: 0.333, SLG: 0.293 (8, 6)			SH1-3			K		G6-3		2	0	0	0	0	1	1	
Ernest Riles, L OBP: 0.331, SLG: 0.367 Lance Blankenship, R OBP: 0.323, SLG: 0.310 (8, PH) (8, 4)			F7			P2		G6-3		2	0	0	0	0	0	1	
<b>Inning Stats</b>	R: 0 H: 0 E: 0 K: 1 S: 10	H: 0 LOB: 0 BB: 0 P: 15	R: 0 H: 0 E: 0 K: 0 S: 8	H: 0 LOB: 0 BB: 0 P: 13	R: 0 H: 0 E: 0 K: 0 S: 11	H: 0 LOB: 2 BB: 2 P: 24	R: 0 H: 0 E: 0 K: 2 S: 10	H: 0 LOB: 1 BB: 1 P: 18	R: 0 H: 1 E: 0 K: 1 S: 10	H: 0 LOB: 1 BB: 0 P: 20	R: 0 H: 1 E: 0 K: 0 S: 6	H: 1 LOB: 0 BB: 0 P: 9	R: 0 H: 2 E: 0 K: 0 S: 16	H: 2 LOB: 2 BB: 0 P: 23	1B: 4 2B: 0 3B: 0 HR: 0	SF: 0 SAC: 1 DP: 1 HBP: 0	WP: 0 PA: 34 PB: 0 SB: 0 CS: 0
<b>PITCHER</b>	IP	WLS	BF	H	R	ER	SO	BB	IBB	HBP	BLK	WP	HR	S	P	ERA	WHIP
Frank Tanana, L ERA: 3.84 Mike Henneman, R ERA: 2.66	(1, 1) (9, 1)	8.2 S	33 1	4 0	0 0	0 0	5 0	4 0	0 0	0 0	0 0	0 0	0 0	86 4	149 5	0.00 0.00	0.923 0.000

Oakland Athletics @ Detroit Tigers  
Tiger Stadium, Detroit, MI  
Tue Jun 18 1991, 7:05 PM EDT  
Att: 23,664 - Cloudy - 83 F

AB	29
R	0
H	4
RBI	0
BB	4
SO	5
LOB	12



Batter	1	2	3	4	5	6	7	8	9	AB	R	H	RBI	BB	SO	LOB	BOTTOM
Tony Phillips, S OBP: 0.383, SLG: 0.420 (1, 10)	G3		K			F8		G6-3 1-2		4	0	0	0	0	1	1	
Lou Whitaker, L OBP: 0.382, SLG: 0.441 (1, 4)	F7			F8						2	1	0	0	1	0	0	
Alan Trammell, R OBP: 0.324, SLG: 0.356 (1, 6)	F7			F8						2	0	0	0	0	0	0	
Cecil Fielder, R OBP: 0.363, SLG: 0.487 (1, 3)		G1-3		P6						3	1	1	1	0	0	0	
Mickey Tettleton, S OBP: 0.382, SLG: 0.411 (1, 2)					G3					2	0	1	1	1	0	0	
Rob Deer, R OBP: 0.321, SLG: 0.418 (1, 9)						P4				3	0	0	0	0	1	2	
Skeeter Barnes, R OBP: 0.267, SLG: 0.692 (1, 7)										3	0	1	0	0	0	2	
Travis Fryman, R OBP: 0.279, SLG: 0.361 (1, 5)			F8		CS					3	0	0	0	0	1	0	
Mitt Cuyler, S OBP: 0.327, SLG: 0.364 (1, 8)			G6-3			G1-3				2	0	0	0	0	0	0	
<b>Inning Stats</b>	R: 0 H: 0 E: 0 K: 0 S: 7	H: 0 LOB: 0 BB: 0 P: 10	R: 0 H: 0 E: 0 K: 1 S: 10	H: 0 LOB: 1 BB: 1 P: 19	R: 0 H: 0 E: 0 K: 1 S: 9	H: 0 LOB: 0 BB: 0 P: 15	R: 0 H: 0 E: 0 K: 0 S: 6	H: 0 LOB: 0 BB: 0 P: 10	R: 0 H: 1 E: 0 K: 1 S: 8	H: 0 LOB: 0 BB: 0 P: 14	R: 2 H: 2 E: 1 K: 0 S: 12	H: 2 LOB: 1 BB: 1 P: 20	R: 0 H: 0 E: 0 K: 0 S: 9	H: 0 LOB: 0 BB: 0 P: 14	1B: 2 2B: 1 3B: 0 HR: 0	SF: 0 SAC: 1 DP: 0 HBP: 1	WP: 0 PA: 29 PB: 0 SB: 0 CS: 2
<b>PITCHER</b>	IP	WLS	BF	H	R	ER	SO	BB	IBB	HBP	BLK	WP	HR	S	P	ERA	WHIP
Bob Welch, R ERA: 3.22	(1, 1)	8.0 L	28 28	3 2	2 2	2 2	3 3	2 2	0 0	1 1	0 0	0 0	0 0	69 116	2.25 0.625	0.625	

Oakland Athletics @ Detroit Tigers  
Tiger Stadium, Detroit, MI  
Tue Jun 18 1991, 7:05 PM EDT  
Att: 23,664 - Cloudy - 83 F

AB	24
R	2
H	3
RBI	2
BB	2
SO	3
LOB	5





Batter	1	2	3	4	5	6	7	8	9	AB	R	H	RBI	BB	SO	LOB	TOP			
Rickey Henderson, R OBP: 0.427, SLG: 0.373	3-1 G4-3 1B	3-2 P9			3-1 G6-3	4-0 BB			2-2 F9	4	1	1	0	1	0	0				
Ernest Riles, L OBP: 0.330, SLG: 0.370	2-0 G4-3		3-1 1B		3-3 K	2-2 F9			2-1 FC6-4 1B	4	0	1	0	0	1	3				
Vance Law, R OBP: 0.325, SLG: 0.356	2-3		2B							1	0	1	0	0	0	0				
Jose Canseco, R OBP: 0.352, SLG: 0.486	1-1 G1-3		2-2 1B		1-1 HR				3-1 F7	5	2	2	1	0	0	2				
Harold Baines, L OBP: 0.414, SLG: 0.531	2-1 1B		3-2 1B		4-1 1B				1-0 FC6-4	4	0	2	2	1	0	1				
Dave Henderson, R OBP: 0.404, SLG: 0.586	0-2 1B		2-1 1B		1-1 BB				1-2 G1-3	4	0	2	0	0	0	1				
Mark McGwire, R OBP: 0.373, SLG: 0.441	1-3 1B		G6-4-3		1-2 1B					4	0	2	0	0	0	1				
Mark McGwire, R OBP: 0.373, SLG: 0.441	2-3 K		1-1 SH3 2B		1-2 G4-3				0-0 HR	4	1	2	1	0	1	4				
Jamie Quirk, L OBP: 0.344, SLG: 0.318		0-0 F9		0-0 SH3		1-1 F7			2-3 K	3	0	0	0	0	1	0				
Lance Blankenship, R OBP: 0.321, SLG: 0.316		1-1 WP SF9 2B		2-1 G6-3		2-1 F7			0-3 K	4	1	1	0	0	1	1				
Mike Gallego, R OBP: 0.332, SLG: 0.293		1-2 SF9		1-3 K		2-2 BB 1B			0-0 F7	3	0	1	1	0	1	1				
<b>Inning Stats</b>	R: 1 E: 0 K: 1 S: 13	H: 3 LOB: 2 BB: 0 P: 23	R: 1 E: 0 K: 0 S: 9	H: 1 LOB: 0 BB: 0 P: 14	R: 1 E: 0 K: 0 S: 10	H: 3 LOB: 0 BB: 0 P: 20	R: 0 E: 0 K: 1 S: 8	H: 1 LOB: 1 BB: 0 P: 12	R: 1 E: 0 K: 1 S: 14	H: 2 LOB: 2 BB: 1 P: 27	R: 0 E: 0 K: 0 S: 10	H: 1 LOB: 0 BB: 0 P: 16	R: 1 E: 0 K: 2 S: 8	H: 1 LOB: 0 BB: 0 P: 10	R: 0 E: 0 K: 0 S: 8	H: 1 LOB: 1 BB: 0 P: 16	1B: 7 2B: 4 3B: 0 HR: 2	SF: 1 SAC: 1 DP: 1 HBP: 0	WP: 1 PB: 0 SB: 1 CS: 0	PA: 40
<b>PITCHER</b>	IP WLS BF H R ER SO BB IBB HBP BLK WP HR S P ERA WHIP	IP WLS BF H R ER SO BB IBB HBP BLK WP HR S P ERA WHIP	IP WLS BF H R ER SO BB IBB HBP BLK WP HR S P ERA WHIP	IP WLS BF H R ER SO BB IBB HBP BLK WP HR S P ERA WHIP	IP WLS BF H R ER SO BB IBB HBP BLK WP HR S P ERA WHIP	IP WLS BF H R ER SO BB IBB HBP BLK WP HR S P ERA WHIP	IP WLS BF H R ER SO BB IBB HBP BLK WP HR S P ERA WHIP	IP WLS BF H R ER SO BB IBB HBP BLK WP HR S P ERA WHIP	IP WLS BF H R ER SO BB IBB HBP BLK WP HR S P ERA WHIP	IP WLS BF H R ER SO BB IBB HBP BLK WP HR S P ERA WHIP	IP WLS BF H R ER SO BB IBB HBP BLK WP HR S P ERA WHIP	IP WLS BF H R ER SO BB IBB HBP BLK WP HR S P ERA WHIP	IP WLS BF H R ER SO BB IBB HBP BLK WP HR S P ERA WHIP	IP WLS BF H R ER SO BB IBB HBP BLK WP HR S P ERA WHIP	IP WLS BF H R ER SO BB IBB HBP BLK WP HR S P ERA WHIP	IP WLS BF H R ER SO BB IBB HBP BLK WP HR S P ERA WHIP	IP WLS BF H R ER SO BB IBB HBP BLK WP HR S P ERA WHIP	IP WLS BF H R ER SO BB IBB HBP BLK WP HR S P ERA WHIP		
Walt Terrell, R ERA: 4.37	4.2	L	23	10	4	4	3	1	0	0	0	0	1	1	50	91	7.71	2.357		
Dan Peltz, R ERA: 5.01	3.1		13	2	1	1	2	1	0	0	0	0	0	1	31	52	2.70	0.900		
Mike Munoz, L ERA:	1.0		4	1	0	0	0	0	0	0	0	0	0	0	8	16	0.00	1.000		

Oakland Athletics @ Detroit Tigers  
Tiger Stadium, Detroit, MI  
Wed Jun 19 1991, 7:05 PM EDT  
Att: 22,658 - Sunny - 85 F

AB 36  
R 5  
H 13  
RBI 5  
BB 2  
SO 5  
LOB 13



Batter	1	2	3	4	5	6	7	8	9	AB	R	H	RBI	BB	SO	LOB	BOTTOM					
Tony Phillips, S OBP: 0.387, SLG: 0.416	0-1 G4-3	4-1 BB		4-1 BB		2-2 BB		2-3 K		2	0	0	0	2	1	0						
Lou Whitaker, L OBP: 0.392, SLG: 0.442	4-0 SH1-3 2B	0-0 F9		4-0 G6-4-3 BB		4-2 BB		2-1 PB E 1B		2	2	1	0	3	0	3						
Alan Trammell, R OBP: 0.319, SLG: 0.350	0-0 SH1-3		1-0 F8	0-0 G6-4-3		1-3 K		0-2 E6 PB 1B		4	1	0	0	0	1	5						
Cecil Fielder, R OBP: 0.367, SLG: 0.494	1-2 2H 2B		0-1 FC4-6 1B		0-1 P4		3-3 K	3-2 1B		5	0	3	3	0	1	0						
Mickey Tettleton, S OBP: 0.382, SLG: 0.418	0-1 G4-3		4-1 FC4-6 BB		3-1 SF7 3B		0-0 G5-3	3-1 P4		4	1	1	0	1	0	2						
Lloyd Moseby, L OBP: 0.288, SLG: 0.309		1-1 BB 1B	2-1 FC4-6 BB		1-1 SF7		4-0 2B BB		0-1 G4-3	3	0	1	1	1	0	2						
John Shelby, S OBP: 0.291, SLG: 0.418		1-1 P5	4-1 BB		3-1 G6-3		0-1 2B		0-3 K	4	0	1	0	1	1	1						
Travis Fryman, R OBP: 0.275, SLG: 0.356		1-3 K	1-2 P4		1-3 K		2-2 P6		2-2 F8	3	0	0	0	0	2	4						
Dave Bergman, L OBP: 0.314, SLG: 0.288										1	0	0	0	0	0	2						
Skeeter Barnes, R OBP: 0.267, SLG: 0.692										0	0	0	0	0	0	0						
Mark Salas, L OBP: 0.077, SLG: 0.040										1	0	0	0	0	0	0						
Mitt Cuyler, S OBP: 0.326, SLG: 0.361	1 SAFE	0-0 BB 1B		1-1 G5-3		2-1 F7		1-2 G5-3		4	0	1	0	0	0	0						
<b>Inning Stats</b>	R: 1 E: 0 K: 0 S: 8	H: 1 LOB: 1 BB: 1 P: 13	R: 0 E: 0 K: 1 S: 10	H: 2 LOB: 3 BB: 1 P: 17	R: 0 E: 0 K: 0 S: 11	H: 1 LOB: 3 BB: 2 P: 23	R: 0 E: 0 K: 0 S: 4	H: 0 LOB: 1 BB: 2 P: 13	R: 1 E: 0 K: 0 S: 8	H: 1 LOB: 0 BB: 0 P: 14	R: 0 E: 0 K: 2 S: 13	H: 0 LOB: 2 BB: 1 P: 23	R: 0 E: 0 K: 1 S: 10	H: 1 LOB: 1 BB: 0 P: 19	R: 2 E: 1 K: 1 S: 21	H: 2 LOB: 1 BB: 0 P: 32	R: 0 E: 0 K: 1 S: 8	H: 0 LOB: 0 BB: 0 P: 10	1B: 5 2B: 2 3B: 1 HR: 0	SF: 1 SAC: 1 DP: 1 HBP: 1	WP: 0 PB: 1 SB: 0 CS: 0	PA: 44
<b>PITCHER</b>	IP WLS BF H R ER SO BB IBB HBP BLK WP HR S P ERA WHIP	IP WLS BF H R ER SO BB IBB HBP BLK WP HR S P ERA WHIP	IP WLS BF H R ER SO BB IBB HBP BLK WP HR S P ERA WHIP	IP WLS BF H R ER SO BB IBB HBP BLK WP HR S P ERA WHIP	IP WLS BF H R ER SO BB IBB HBP BLK WP HR S P ERA WHIP	IP WLS BF H R ER SO BB IBB HBP BLK WP HR S P ERA WHIP	IP WLS BF H R ER SO BB IBB HBP BLK WP HR S P ERA WHIP	IP WLS BF H R ER SO BB IBB HBP BLK WP HR S P ERA WHIP	IP WLS BF H R ER SO BB IBB HBP BLK WP HR S P ERA WHIP	IP WLS BF H R ER SO BB IBB HBP BLK WP HR S P ERA WHIP	IP WLS BF H R ER SO BB IBB HBP BLK WP HR S P ERA WHIP	IP WLS BF H R ER SO BB IBB HBP BLK WP HR S P ERA WHIP	IP WLS BF H R ER SO BB IBB HBP BLK WP HR S P ERA WHIP	IP WLS BF H R ER SO BB IBB HBP BLK WP HR S P ERA WHIP	IP WLS BF H R ER SO BB IBB HBP BLK WP HR S P ERA WHIP	IP WLS BF H R ER SO BB IBB HBP BLK WP HR S P ERA WHIP	IP WLS BF H R ER SO BB IBB HBP BLK WP HR S P ERA WHIP	IP WLS BF H R ER SO BB IBB HBP BLK WP HR S P ERA WHIP				
Andy Hawkins, R ERA: 6.41	3.1		20	4	1	1	1	6	0	0	0	0	0	32	65	3.000						
Gene Nelson, R ERA: 8.56	3.0	W	11	1	1	1	3	1	0	1	0	0	0	26	45	3.000	0.667					
Rick Honeycutt, L ERA: 4.5	0.1		3	1	0	0	0	1	0	0	0	0	0	3	7	0.00	6.000					
Steve Chitren, R ERA: 2.38	1.0		4	1	1	0	1	0	0	0	0	0	0	14	21	0.00	1.000					
Dennis Eckersley, R ERA: 2.4	1.1	S	6	1	1	0	1	0	0	0	0	0	0	18	26	0.00	0.750					

Oakland Athletics @ Detroit Tigers  
Tiger Stadium, Detroit, MI  
Wed Jun 19 1991, 7:05 PM EDT  
Att: 22,658 - Sunny - 85 F

AB 33  
R 4  
H 8  
RBI 4  
BB 8  
SO 6  
LOB 19





Batter	1	2	3	4	5	6	7	8	9	AB	R	H	RBI	BB	SO	LOB	TOP				
Luis Polonia, L OBP: 0.356, SLG: 0.376										5	1	3	2	0	0	2					
Dick Schofield, R OBP: 0.395, SLG: 0.317										5	0	1	0	0	0	3					
Wally Joyner, L OBP: 0.379, SLG: 0.483										5	1	1	0	0	0	3					
Dave Winfield, R OBP: 0.325, SLG: 0.534										4	2	1	0	1	0	1					
Dave Parker, L OBP: 0.253, SLG: 0.305										5	1	1	3	0	0	4					
Gary Gaetti, R OBP: 0.296, SLG: 0.397										4	0	1	0	0	1	3					
Dave Gallagher, R OBP: 0.389, SLG: 0.354										4	1	2	2	0	0	1					
Luis Sojo, R OBP: 0.245, SLG: 0.263										1	0	0	0	0	0	2					
Donnie Hill, S OBP: 0.379, SLG: 0.382										0	0	0	0	2	0	0					
Ron Tingley, R OBP: 0.233, SLG: 0.268										4	1	1	0	0	0	3					
<b>Inning Stats</b>	R: 3 H: 3 E: 2 K: 1 S: 19	H: 3 R: 5 ER: 3 SO: 1 BB: 1 P: 35	R: 0 H: 0 E: 0 K: 0 S: 8	H: 0 R: 3 ER: 0 SO: 1 BB: 0 P: 12	R: 0 H: 0 E: 0 K: 0 S: 7	H: 0 R: 0 ER: 0 SO: 1 BB: 0 P: 10	R: 0 H: 0 E: 0 K: 0 S: 8	H: 0 R: 0 ER: 0 SO: 1 BB: 0 P: 12	R: 0 H: 2 E: 0 K: 0 S: 13	H: 2 R: 0 ER: 0 SO: 1 BB: 0 P: 14	R: 2 H: 2 E: 0 K: 0 S: 12	H: 2 R: 0 ER: 0 SO: 1 BB: 1 P: 24	R: 2 H: 3 E: 0 K: 0 S: 14	H: 3 R: 0 ER: 0 SO: 1 BB: 0 P: 22	R: 0 H: 1 E: 0 K: 2 S: 6	H: 1 R: 0 ER: 0 SO: 1 BB: 1 P: 16	R: 0 H: 0 E: 0 K: 0 S: 6	H: 0 R: 0 ER: 0 SO: 1 BB: 0 P: 7	1B: 10 2B: 0 3B: 0 HR: 1	SF: 0 SAC: 0 DP: 1 HBP: 1	WP: 0 PA: 41 PB: 0 SB: 4 CS: 0
<b>PITCHER</b>	IP WLS BF H R ER SO BB IBB HBP BLK WP HR S P ERA WHIP																				
Dan Gakeler, R ERA: 4.96	(1, 1) 5.2 L 27 6 5 3 1 1 1 1 0 0 0 62 98 4.76 1.235																				
Paul Gibson, L ERA: 3.14	(6, 1) 0.2 L 6 4 2 2 0 0 0 0 0 0 0 1 17 27 27.00 6.000																				
John Cerutti, L ERA: 4.85	(7, 1) 2.2 8 1 0 0 0 1 0 0 0 0 0 0 14 27 0.00 0.750																				

California Angels @ Detroit Tigers  
Tiger Stadium, Detroit, MI  
Thu Jun 20 1991, 7:05 PM EDT  
Att: 13,744 - Sunny - 86 F

AB	37
R	7
H	11
RBI	7
BB	3
SO	1
LOB	22



Batter	1	2	3	4	5	6	7	8	9	AB	R	H	RBI	BB	SO	LOB	BOTTOM
Tony Phillips, S OBP: 0.387, SLG: 0.411										3	1	0	0	2	1	2	
Skeeter Barnes, R OBP: 0.278, SLG: 0.750										3	1	1	2	0	0	1	
Lloyd Moseby, L OBP: 0.293, SLG: 0.314										2	0	1	0	0	0	0	
Alan Trammell, R OBP: 0.317, SLG: 0.359										5	1	1	2	0	0	2	
Cecil Fielder, R OBP: 0.371, SLG: 0.504										3	1	1	1	1	1	1	
Rob Deer, R OBP: 0.320, SLG: 0.412										3	0	0	0	1	1	3	
Travis Fryman, R OBP: 0.278, SLG: 0.358										4	0	2	0	0	0	0	
Mickey Tettleton, S OBP: 0.384, SLG: 0.414										2	0	0	0	1	1	0	
Andy Allanson, R OBP: 0.239, SLG: 0.333										2	1	1	0	1	0	2	
Mark Salas, L OBP: 0.074, SLG: 0.038										1	0	0	0	0	0	0	
Mitt Cuyler, S OBP: 0.318, SLG: 0.352										4	0	0	0	0	1	4	
<b>Inning Stats</b>	R: 0 H: 0 E: 0 K: 1 S: 14	H: 0 R: 2 ER: 0 SO: 1 BB: 1 P: 15	R: 1 H: 2 E: 0 K: 0 S: 9	H: 2 R: 0 ER: 0 SO: 1 BB: 1 P: 16	R: 4 H: 3 E: 0 K: 0 S: 16	H: 3 R: 0 ER: 0 SO: 1 BB: 1 P: 10	R: 0 H: 1 E: 0 K: 1 S: 10	H: 1 R: 0 ER: 0 SO: 1 BB: 0 P: 18	R: 0 H: 0 E: 0 K: 2 S: 8	H: 0 R: 0 ER: 0 SO: 1 BB: 0 P: 11	R: 0 H: 0 E: 0 K: 0 S: 5	H: 0 R: 0 ER: 0 SO: 1 BB: 0 P: 8	R: 0 H: 0 E: 0 K: 0 S: 5	H: 0 R: 0 ER: 0 SO: 1 BB: 0 P: 8	1B: 4 2B: 0 3B: 1 HR: 2	SF: 0 SAC: 0 DP: 0 HBP: 2	WP: 0 PA: 40 PB: 0 SB: 0 CS: 1
<b>PITCHER</b>	IP WLS BF H R ER SO BB IBB HBP BLK WP HR S P ERA WHIP																
Chuck Finley, L ERA: 3.79	(1, 1) 3.0 6 3 3 3 0 2 0 0 0 0 0 1 15 24 40.50 7.500																
Floyd Bannister, L ERA: 3.79	(4, 1) 0.2 6 3 3 3 0 2 0 0 0 0 0 1 15 24 40.50 7.500																
Joe Grahe, R ERA: 6.39	(4, 1) 4.1 W 15 1 0 0 4 1 0 0 0 0 0 0 32 55 0.00 0.462																
Bryan Harvey, R ERA: 0.89	(9, 1) 1.0 S 3 0 0 0 0 0 0 0 0 0 0 0 5 8 0.00 0.000																

California Angels @ Detroit Tigers  
Tiger Stadium, Detroit, MI  
Thu Jun 20 1991, 7:05 PM EDT  
Att: 13,744 - Sunny - 86 F

AB	32
R	5
H	7
RBI	5
BB	6
SO	5
LOB	15





Batter	1	2	3	4	5	6	7	8	9	AB	R	H	RBI	BB	SO	LOB	TOP			
Luis Polonia, L (1, 7) OBP: 0.350, SLG: 0.370	L7		G6-3		G6-3			F7		4	0	0	1	0	0	1				
Dick Schofield, R (1, 6) OBP: 0.386, SLG: 0.321	1B		G6-3		G6-3			G1-6-3		4	0	2	0	0	0	1				
Wally Joyner, L (1, 3) OBP: 0.381, SLG: 0.484	1B		G6-4-3					1B		4	1	2	0	0	0	1				
Dave Winfield, R (1, 9) OBP: 0.328, SLG: 0.534	P6				G6-3			1B		4	0	2	0	0	0	2				
Dave Parker, L (1, 10) OBP: 0.253, SLG: 0.305	FC6-4				P9			1B		4	0	1	1	0	0	3				
Gary Gaetti, R (1, 5) OBP: 0.292, SLG: 0.391			L9		G6-3			P4		4	0	0	0	0	0	2				
Dave Gallagher, R (1, 8) OBP: 0.395, SLG: 0.362			F9							4	1	2	0	0	1	0				
Donnie Hill, S (1, 4) OBP: 0.383, SLG: 0.390										3	0	1	0	1	0	1				
Ron Tingley, R (1, 2) OBP: 0.230, SLG: 0.263										1	0	0	0	0	1	1				
Max Venable, L (7, PH) OBP: 0.260, SLG: 0.243										1	0	0	0	0	0	1				
John Orton, R (7, 2) OBP: 0.238, SLG: 0.286										0	0	0	0	0	0	0				
Jack Howell, L (9, PH) OBP: 0.348, SLG: 0.362										1	0	0	0	0	0	0				
<b>Inning Stats</b>	R: 0 E: 0 K: 0 S: 7	H: 2 LOB: 2 BB: 0 P: 12	R: 0 E: 0 K: 1 S: 10	H: 1 LOB: 1 BB: 0 P: 14	R: 0 E: 0 K: 0 S: 9	H: 1 LOB: 0 BB: 0 P: 14	R: 0 E: 0 K: 0 S: 5	H: 0 LOB: 0 BB: 0 P: 7	R: 1 E: 0 K: 0 S: 4	H: 1 LOB: 1 BB: 0 P: 5	R: 0 E: 0 K: 0 S: 11	H: 1 LOB: 1 BB: 0 P: 14	R: 1 E: 0 K: 0 S: 12	H: 3 LOB: 2 BB: 0 P: 17	R: 0 E: 0 K: 1 S: 10	H: 0 LOB: 0 BB: 0 P: 15	1B: 9 2B: 1 3B: 0 HR: 0	SF: 0 SAC: 1 DP: 2 HBP: 0	WP: 0 PB: 0 SB: 0 CS: 0	PA: 36
<b>PITCHER</b>	IP WLS BF H R ER SO BB IBB HBP BLK WP HR S P ERA WHIP																			
Bill Gullickson, R (1, 1) ERA: 3.71	9.0 W 36 10 2 2 2 1 0 0 0 0 0 77 112 2.00 1.222																			
Bill Gullickson, R (7, 1) ERA: 3.71	9.0 W 36 10 2 2 2 1 0 0 0 0 0 77 112 2.00 1.222																			

California Angels @ Detroit Tigers  
Tiger Stadium, Detroit, MI  
Fri Jun 21 1991, 7:05 PM EDT  
Att: 27,094 - Cloudy - 85 F

AB 34  
R 2  
H 10  
RBI 2  
BB 1  
SO 2  
LOB 13



Batter	1	2	3	4	5	6	7	8	9	AB	R	H	RBI	BB	SO	LOB	BOTTOM	
Tony Phillips, S (1, 10) OBP: 0.384, SLG: 0.406	F8				G4-3			FC6		5	0	1	0	0	0	1		
Lou Whitaker, L (1, 4) OBP: 0.385, SLG: 0.434	P5				G4-3					3	1	0	0	1	0	2		
Alan Trammell, R (1, 6) OBP: 0.315, SLG: 0.358										1	0	0	0	0	0	0		
Skeeter Barnes, R (4, 5) OBP: 0.300, SLG: 0.722										2	1	1	0	0	0	0		
Bill Gullickson, R (7, 1) ERA: 3.71										0	0	0	0	0	0	0		
Cecil Fielder, R (1, 3) OBP: 0.376, SLG: 0.508										2	3	1	0	2	0	0		
Dave Bergman, L (8, 3) OBP: 0.314, SLG: 0.288										0	0	0	0	0	0	0		
Mickey Tettleton, S (1, 2) OBP: 0.386, SLG: 0.450										3	2	2	6	0	0	0		
Lloyd Moseby, L (1, 7) OBP: 0.278, SLG: 0.297										4	0	0	0	0	0	1		
Rob Deer, R (1, 9) OBP: 0.327, SLG: 0.427										2	1	1	2	2	0	0		
Travis Fryman, R (1, 5) OBP: 0.283, SLG: 0.372										3	1	1	1	1	1	2		
Mitt Cuyler, S (1, 8) OBP: 0.317, SLG: 0.350										4	0	1	0	0	1	2		
<b>Inning Stats</b>	R: 0 E: 0 K: 0 S: 9	H: 0 LOB: 0 BB: 0 P: 15	R: 0 E: 0 K: 0 S: 5	H: 0 LOB: 0 BB: 0 P: 6	R: 0 E: 0 K: 0 S: 12	H: 2 LOB: 2 BB: 1 P: 22	R: 2 E: 0 K: 0 S: 10	H: 1 LOB: 0 BB: 1 P: 20	R: 1 E: 0 K: 1 S: 16	H: 1 LOB: 1 BB: 1 P: 29	R: 3 E: 0 K: 0 S: 6	H: 3 LOB: 1 BB: 1 P: 17	R: 0 E: 0 K: 1 S: 14	H: 0 LOB: 1 BB: 1 P: 25	1B: 3 2B: 1 3B: 0 HR: 4	SF: 1 SAC: 1 DP: 1 HBP: 0	WP: 0 PB: 0 SB: 0 CS: 0	PA: 37
<b>PITCHER</b>	IP WLS BF H R ER SO BB IBB HBP BLK WP HR S P ERA WHIP																	
Kirk McCaskill, R (1, 1) ERA: 3.94	5.0 L 22 6 5 5 0 0 2 0 0 0 0 0 49 81 9.00 1.600																	
Scott Bailes, L (6, 1) ERA: 3.9	0.2 2 0 0 0 0 0 0 0 0 0 0 6 10 0.00 0.000																	
Jeff Robinson, R (6, 1) ERA: 4.89	2.1 13 2 4 4 2 4 0 0 0 0 0 2 27 56 15.43 2.571																	

California Angels @ Detroit Tigers  
Tiger Stadium, Detroit, MI  
Fri Jun 21 1991, 7:05 PM EDT  
Att: 27,094 - Cloudy - 85 F

AB 29  
R 9  
H 8  
RBI 9  
BB 6  
SO 2  
LOB 8









Batter	1	2	3	4	5	6	7	8	9	10	AB	R	H	RBI	BB	SO	LOB	TOP				
Luis Polonia, L OBP: 0.351, SLG: 0.377 (1, 7)			L9		E5			G4-3		G3	5	0	0	0	0	1	2					
Dick Schofield, R OBP: 0.374, SLG: 0.324 John Orton, R OBP: 0.238, SLG: 0.286 (1, 6)	L7				CS						4	0	1	0	0	1	0					
Wally Joyner, L OBP: 0.379, SLG: 0.484 (1, 3)			1B								4	0	1	0	0	0	1					
Dave Winfield, R OBP: 0.317, SLG: 0.516 (1, 9)			P6								4	0	0	0	0	2	1					
Dave Parker, L OBP: 0.269, SLG: 0.325 Max Venable, L OBP: 0.260, SLG: 0.243 (1, 10)											4	0	2	0	0	1	0					
Gary Gaetti, R OBP: 0.233, SLG: 0.396 (1, 5)											3	1	1	1	1	0	1					
Dave Gallagher, R OBP: 0.388, SLG: 0.359 (1, 8)											4	0	1	0	0	1	0					
Luis Sojo, R OBP: 0.246, SLG: 0.272 Donnie Hill, S OBP: 0.351, SLG: 0.391 (1, 4)											3	1	1	0	0	0	0					
Ron Tingley, R OBP: 0.246, SLG: 0.277 Jack Howell, L OBP: 0.343, SLG: 0.356 (1, 2)											1	0	0	1	0	0	2					
<b>Inning Stats</b>	R: 0 E: 0 K: 2 S: 12	H: 1 LOB: 1 BB: 0 P: 18	R: 1 E: 0 K: 1 S: 9	H: 1 LOB: 0 BB: 0 P: 12	R: 0 E: 0 K: 0 S: 7	H: 1 LOB: 1 BB: 0 P: 11	R: 0 E: 0 K: 0 S: 7	H: 1 LOB: 0 BB: 0 P: 8	R: 1 E: 1 K: 0 S: 8	H: 1 LOB: 0 BB: 0 P: 13	R: 0 E: 0 K: 1 S: 9	H: 0 LOB: 0 BB: 0 P: 13	R: 0 E: 0 K: 1 S: 8	H: 0 LOB: 0 BB: 0 P: 10	R: 0 E: 0 K: 1 S: 8	H: 0 LOB: 0 BB: 0 P: 11	R: 1 E: 0 K: 0 S: 11	H: 2 LOB: 2 BB: 1 P: 19	1B: 3 2B: 2 3B: 1 HR: 1	SF: 0 SAC: 0 DP: 0 HBP: 0	WP: 0 PB: 0 SB: 0 CS: 2	PA: 38
<b>PITCHER</b>	IP	WLS	BF	H	R	ER	SO	BB	IBB	HBP	BLK	WP	HR	S	P	ERA	WHIP					
Frank Tanana, L ERA: 3.65 (1, 1)	7.0		25	5	2	1	5	0	0	0	0	0	0	1	60	88	1.29	0.714				
Mike Henneman, R ERA: 2.74 (8, 1)	2.1		10	2	1	1	2	1	0	0	0	0	0	21	33	3.86	1.286					
Paul Gibson, L ERA: 3.1 (10, 1)	0.2	W	2	0	0	0	0	0	0	0	0	0	0	4	7	0.00	0.000					

California Angels @ Detroit Tigers  
Tiger Stadium, Detroit, MI  
Sun Jun 23 1991, 7:05 PM EDT  
Att. 23,785 - Sunny - 77 F

AB	36
R	3
H	7
RBI	2
BB	1
SO	7
LOB	10



Batter	1	2	3	4	5	6	7	8	9	10	AB	R	H	RBI	BB	SO	LOB	BOTTOM						
Tony Phillips, S OBP: 0.385, SLG: 0.495 (1, 5)	B5-3		K			G6-3		G1-3			5	0	1	1	0	1	2							
Lou Whitaker, L OBP: 0.367, SLG: 0.420 (1, 4)											3	0	0	0	2	1	1							
Rob Deer, R OBP: 0.320, SLG: 0.414 (1, 9)											5	0	1	1	0	2	1							
Cecil Fielder, R OBP: 0.369, SLG: 0.496 (1, 3)											4	1	1	0	0	2	1							
Mickey Tettleton, S OBP: 0.390, SLG: 0.480 (1, 10)											4	1	2	1	0	0	0							
Travis Fryman, R OBP: 0.288, SLG: 0.377 (1, 6)											4	0	1	1	0	2	0							
John Shelby, S OBP: 0.287, SLG: 0.437 (1, 8)											4	1	1	0	0	1	2							
Lloyd Moseby, L OBP: 0.287, SLG: 0.296 (1, 7)											3	0	1	0	1	1	1							
Andy Allanson, R OBP: 0.233, SLG: 0.324 Alan Trammell, R OBP: 0.315, SLG: 0.358 Dave Bergman, L OBP: 0.324, SLG: 0.300 Milt Cuyler, S OBP: 0.310, SLG: 0.341 (1, 2)											2	0	0	0	0	0	1							
<b>Inning Stats</b>	R: 0 E: 0 K: 1 S: 8	H: 0 LOB: 1 BB: 1 P: 14	R: 0 E: 0 K: 1 S: 9	H: 0 LOB: 0 BB: 0 P: 15	R: 0 E: 0 K: 1 S: 6	H: 0 LOB: 0 BB: 1 P: 11	R: 0 E: 0 K: 1 S: 9	H: 0 LOB: 0 BB: 0 P: 12	R: 0 E: 0 K: 1 S: 7	H: 0 LOB: 0 BB: 0 P: 8	R: 0 E: 0 K: 0 S: 7	H: 0 LOB: 0 BB: 0 P: 10	R: 1 E: 0 K: 0 S: 14	H: 3 LOB: 2 BB: 0 P: 20	R: 0 E: 0 K: 1 S: 9	H: 1 LOB: 1 BB: 0 P: 13	R: 1 E: 0 K: 3 S: 13	H: 1 LOB: 0 BB: 0 P: 19	R: 2 E: 0 K: 1 S: 14	H: 4 LOB: 3 BB: 1 P: 25	1B: 8 2B: 0 3B: 0 HR: 1	SF: 0 SAC: 1 DP: 0 HBP: 0	WP: 0 PB: 0 SB: 0 CS: 1	PA: 39
<b>PITCHER</b>	IP	WLS	BF	H	R	ER	SO	BB	IBB	HBP	BLK	WP	HR	S	P	ERA	WHIP							
Jim Abbott, L ERA: 3.27 (1, 1)	6.2		24	3	1	0	5	2	0	0	0	0	0	5	7	0.00	1.500							
Mark Eichhorn, R ERA: 0.91 (7, 1)	0.2		3	1	0	0	0	0	0	0	0	0	0	5	7	0.00	1.500							
Bryan Harvey, R ERA: 1.13 (8, 1)	1.2		6	1	1	1	4	0	0	0	0	0	0	19	28	5.40	0.600							
Scott Bailes, L ERA: 3.29 (10, 1)	0.1		2	1	1	1	1	0	0	0	0	0	0	7	11	27.00	3.000							
Jeff Robinson, R ERA: 5.12 (10, 1)	0.0	L	2	2	0	0	0	0	0	0	0	0	0	4	7	∞	∞							

California Angels @ Detroit Tigers  
Tiger Stadium, Detroit, MI  
Sun Jun 23 1991, 7:05 PM EDT  
Att. 23,785 - Sunny - 77 F

AB	35
R	4
H	9
RBI	4
BB	3
SO	10
LOB	9













Batter	1	2	3	4	5	6	7	8	9	AB	R	H	RBI	BB	SO	LOB	TOP									
Paul Moltzer, R OBP: 0.403, SLG: 0.525	F7		K						SH1-4 HR	5	2	2	1	0	1	2	<b>Milwaukee Brewers @ Detroit Tigers</b> Tiger Stadium, Detroit, MI Thu Jun 27 1991, 7:05 PM EDT Att: 13,606 - Cloudy - 88 F									
Darryl Hamilton, L OBP: 0.343, SLG: 0.337	1B			G4-3		F7	G4-3		SH1-4	4	0	1	0	0	0	0										
B.J. Surhoff, L OBP: 0.259, SLG: 0.235	P4			F7		HR	K		SF9	4	1	1	1	0	1	1										
Robin Yount, R OBP: 0.332, SLG: 0.415	K			K		K	F8		HR	4	1	0	0	1	3	2										
Greg Vaughn, R OBP: 0.339, SLG: 0.524	G5-3				K	HR		G1-3	HR	5	2	3	5	0	1	0										
Greg Brock, L OBP: 0.419, SLG: 0.400	K			F7	F7	1B	1B	P5	F7	5	1	1	0	0	1	1										
Willie Randolph, R OBP: 0.432, SLG: 0.358	G1-3			BB	BB	1B	1B	G1-3		3	1	1	0	1	0	1										
Jim Cantner, L OBP: 0.318, SLG: 0.345			G3			BB	BB	G4-3		4	0	2	2	0	0	1										
Bill Spiers, L OBP: 0.297, SLG: 0.323			G3			1B	P5		SH1-4 SF9	2	1	0	0	2	0	2										
<b>Inning Stats</b>	R: 0 E: 0 K: 1 S: 7	H: 1 LOB: 1 BB: 0 P: 9	R: 0 E: 0 K: 1 S: 5	H: 0 LOB: 0 BB: 0 P: 7	R: 0 E: 0 K: 1 S: 6	H: 0 LOB: 0 BB: 0 P: 8	R: 0 E: 0 K: 1 S: 9	H: 0 LOB: 0 BB: 0 P: 12	R: 0 E: 0 K: 1 S: 7	H: 1 LOB: 2 BB: 1 P: 13	R: 5 E: 0 K: 1 S: 23	H: 6 LOB: 2 BB: 1 P: 40	R: 0 E: 0 K: 0 S: 9	H: 0 LOB: 0 BB: 0 P: 11	R: 0 E: 0 K: 0 S: 9	H: 1 LOB: 1 BB: 0 P: 16	R: 4 E: 0 K: 0 S: 7	H: 2 LOB: 0 BB: 2 P: 18	1B: 8 2B: 0 3B: 0 HR: 3	SF: 1 SAC: 1 DP: 0 HBP: 0	WP: 0 PB: 0 SB: 2 CS: 1	PA: 42				
<b>PITCHER</b>	IP	WLS	BF	H	R	ER	SO	BB	IBB	HBP	BLK	WP	HR	S	P	ERA	WHIP									
Bill Gullickson, R ERA: 3.94	(1, 1)	5.2	L	26	8	5	5	6	1	0	0	0	0	2	54	79	7.94	1.588								
Mike Munoz, L ERA: 8.23	(6, 1)	2.1		9	1	0	0	1	1	0	0	0	0	0	19	37	0.00	0.857								
Steve Searcy, L ERA: 8.15	(9, 1)	0.2		4	1	2	2	0	1	0	0	0	0	4	10	27.00	3.000									
Mark Leiter, R ERA: 4.85	(9, 1)	0.1		3	1	2	2	0	0	1	0	0	0	1	3	8	54.00	3.000								

Batter	1	2	3	4	5	6	7	8	9	AB	R	H	RBI	BB	SO	LOB	BOTTOM									
Tony Phillips, S OBP: 0.377, SLG: 0.395	P4		G4-6-3		G4-3			F8		4	0	0	0	0	0	3	<b>Milwaukee Brewers @ Detroit Tigers</b> Tiger Stadium, Detroit, MI Thu Jun 27 1991, 7:05 PM EDT Att: 13,606 - Cloudy - 88 F									
Lou Whitaker, L OBP: 0.378, SLG: 0.418	L3		BB			G4-3		P2		3	0	0	0	1	0	1										
Travis Fryman, R OBP: 0.291, SLG: 0.391	K		K				1B	K		4	0	1	0	0	3	2										
Cecil Fielder, R OBP: 0.365, SLG: 0.493		HR		G5-3		P3		F7		3	1	0	0	1	0	1										
Mickey Tettleton, S OBP: 0.394, SLG: 0.500		K		K		F8		HR		4	1	1	1	0	2	2										
Rob Deer, R OBP: 0.321, SLG: 0.419		HR		L5			F7	K		4	1	1	2	0	1	0										
Mark Salas, L OBP: 0.116, SLG: 0.121	F7				F9		F9		P6	3	0	0	0	0	0	0										
Andy Allanson, R OBP: 0.240, SLG: 0.329										1	0	0	0	0	0	0										
John Shelby, S OBP: 0.262, SLG: 0.384	G3				K		L8			3	0	0	0	0	1	0										
Mitt Cuyler, S OBP: 0.312, SLG: 0.337			G4-6-3					E4		2	0	1	0	1	0	0										
<b>Inning Stats</b>	R: 0 E: 0 K: 1 S: 8	H: 0 LOB: 0 BB: 0 P: 11	R: 2 E: 0 K: 1 S: 11	H: 1 LOB: 0 BB: 1 P: 18	R: 0 E: 0 K: 1 S: 8	H: 0 LOB: 1 BB: 2 P: 16	R: 0 E: 0 K: 1 S: 12	H: 0 LOB: 0 BB: 0 P: 18	R: 0 E: 0 K: 1 S: 15	H: 1 LOB: 1 BB: 0 P: 19	R: 0 E: 0 K: 0 S: 8	H: 1 LOB: 0 BB: 0 P: 11	R: 0 E: 0 K: 0 S: 6	H: 0 LOB: 0 BB: 0 P: 10	R: 0 E: 1 K: 1 S: 8	H: 0 LOB: 1 BB: 0 P: 13	R: 1 E: 0 K: 1 S: 10	H: 1 LOB: 0 BB: 0 P: 14	1B: 2 2B: 0 3B: 0 HR: 2	SF: 0 SAC: 0 DP: 1 HBP: 0	WP: 0 PB: 0 SB: 1 CS: 0	PA: 34				
<b>PITCHER</b>	IP	WLS	BF	H	R	ER	SO	BB	IBB	HBP	BLK	WP	HR	S	P	ERA	WHIP									
Chris Bosio, R ERA: 3.24	(1, 1)	8.0	W	30	3	2	2	6	3	0	0	0	0	1	76	116	2.25	0.750								
Dan Plesac, L ERA: 2.29	(9, 1)	1.0		4	1	1	1	1	0	0	0	0	0	1	10	14	9.00	1.000								

AB	36
R	9
H	11
RBI	9
BB	4
SO	7
LOB	10





Batter	1	2	3	4	5	6	7	8	9	AB	R	H	RBI	BB	SO	LOB	TOP					
Mike Huff, R OBP: 0.374, SLG: 0.348 (1, 8)										4	0	0	0	0	1	1	<b>Cleveland Indians @ Detroit Tigers</b> Tiger Stadium, Detroit, MI Fri Jun 28 1991, 7:05 PM EDT Att: 16,991 - Cloudy - 87 F					
Felix Fermin, R OBP: 0.299, SLG: 0.286 (1, 6)										4	0	2	0	0	0	0						
Chris James, R OBP: 0.305, SLG: 0.350 (1, 3)										4	0	0	0	0	2	2						
Albert Belle, R OBP: 0.318, SLG: 0.494 (1, 10)										4	0	0	0	0	4	2						
Carlos Baerga, S OBP: 0.349, SLG: 0.415 (1, 5)										4	0	0	0	0	0	0						
Glenallen Hill, R OBP: 0.319, SLG: 0.433 (1, 7)										1	1	0	0	3	1	0						
Mark Whiten, S OBP: 0.285, SLG: 0.346 (1, 9)										3	0	1	0	1	0	2						
Joel Skinner, R OBP: 0.277, SLG: 0.360 (1, 2)										2	0	1	1	0	0	1						
Mike Aldrete, L OBP: 0.306, SLG: 0.410 (9, PH)										1	0	1	0	0	0	0						
Mark Lewis, R OBP: 0.300, SLG: 0.315 (1, 4)										4	0	0	0	0	1	5						
<b>Inning Stats</b>	R: 0 E: 0 K: 3 S: 13	H: 1 LOB: 1 BB: 0 P: 17	R: 0 E: 0 K: 1 S: 13	H: 1 LOB: 2 BB: 1 P: 22	R: 0 E: 0 K: 2 S: 10	H: 1 LOB: 1 BB: 0 P: 15	R: 0 E: 0 K: 1 S: 13	H: 0 LOB: 1 BB: 1 P: 20	R: 0 E: 0 K: 1 S: 8	H: 0 LOB: 0 BB: 0 P: 13	R: 0 E: 0 K: 1 S: 8	H: 0 LOB: 0 BB: 0 P: 10	R: 1 E: 0 K: 0 S: 10	H: 1 LOB: 1 BB: 1 P: 18	R: 0 E: 0 K: 1 S: 7	H: 0 LOB: 0 BB: 0 P: 12	R: 0 E: 0 K: 0 S: 14	H: 1 LOB: 2 BB: 1 P: 18	1B: 4 2B: 1 3B: 0 HR: 0	SF: 1 SAC: 0 DP: 0 HBP: 0	WP: 0 PB: 0 SB: 0 CS: 0	PA: 36
<b>PITCHER</b>	IP WLS BF H R ER SO BB IBB HBP BLK WP HR S P ERA WHIP																					
Frank Tanana, L ERA: 3.49 (1, 1)	7.0 W 28 4 1 1 8 3 0 0 0 0 0 0 75 115 1.29 1.000																					
Mike Henneman, R ERA: 3.04 (8, 1)	2.0 8 1 0 0 1 1 0 0 0 0 0 0 21 30 0.00 1.000																					

Batter	1	2	3	4	5	6	7	8	9	AB	R	H	RBI	BB	SO	LOB	BOTTOM			
Tony Phillips, S OBP: 0.382, SLG: 0.414 (1, 7)										3	2	2	2	1	1	1	<b>Cleveland Indians @ Detroit Tigers</b> Tiger Stadium, Detroit, MI Fri Jun 28 1991, 7:05 PM EDT Att: 16,991 - Cloudy - 87 F			
Lou Whitaker, L OBP: 0.380, SLG: 0.419 (1, 4)										4	1	2	0	0	0	2				
Alan Trammell, R OBP: 0.316, SLG: 0.361 (1, 6)										4	1	1	2	0	0	1				
Cecil Fielder, R OBP: 0.369, SLG: 0.509 (1, 3)										3	1	2	1	1	0	1				
Mickey Tettleton, S OBP: 0.395, SLG: 0.512 (1, 10)										3	1	1	2	1	0	2				
Rob Deer, R OBP: 0.317, SLG: 0.412 (1, 9)										4	0	0	0	0	0	4				
Travis Fryman, R OBP: 0.287, SLG: 0.384 (1, 5)										4	0	0	0	0	1	0				
Andy Allanson, R OBP: 0.241, SLG: 0.325 (1, 2)										4	0	1	0	0	1	0				
Mitt Cuyler, S OBP: 0.310, SLG: 0.331 (1, 8)										3	1	0	0	1	0	1				
<b>Inning Stats</b>	R: 4 E: 0 K: 1 S: 16	H: 3 LOB: 0 BB: 1 P: 30	R: 0 E: 0 K: 1 S: 8	H: 1 LOB: 0 BB: 0 P: 12	R: 1 E: 0 K: 0 S: 7	H: 1 LOB: 0 BB: 0 P: 14	R: 0 E: 0 K: 1 S: 8	H: 0 LOB: 0 BB: 0 P: 14	R: 1 E: 0 K: 0 S: 11	H: 2 LOB: 2 BB: 1 P: 26	R: 1 E: 0 K: 0 S: 7	H: 1 LOB: 1 BB: 1 P: 14	R: 0 E: 0 K: 0 S: 9	H: 0 LOB: 0 BB: 0 P: 10	R: 0 E: 0 K: 0 S: 9	H: 0 LOB: 0 BB: 0 P: 10		1B: 3 2B: 3 3B: 0 HR: 3	SF: 0 SAC: 0 DP: 1 HBP: 0	WP: 0 PB: 0 SB: 0 CS: 0
<b>PITCHER</b>	IP WLS BF H R ER SO BB IBB HBP BLK WP HR S P ERA WHIP																			
Denis Boucher, L ERA: 5.45 (1, 1)	4.1 L 22 7 6 6 3 2 0 0 0 0 0 0 23 47 3.38 1.125																			
Jeff Shaw, R ERA: 5.11 (5, 1)	2.2 11 2 1 1 0 1 1 0 0 0 0 0 23 47 3.38 1.125																			
Doug Jones, R ERA: 7.4 (8, 1)	1.0 3 0 0 0 0 0 0 0 0 0 0 0 9 10 0.00 0.000																			



Batter	1	2	3	4	5	6	7	8	9	AB	R	H	RBI	BB	SO	LOB	TOP					
Alex Cole, L OBP: 0.370, SLG: 0.338 (1, 8)	G4-3		F8		BB 1B		F8		BB	4	1	1	0	1	0	1	<b>Cleveland Indians @ Detroit Tigers</b> Tiger Stadium, Detroit, MI Sat Jun 29 1991, 3:33 AM EDT Att: 39,091 - Cloudy - 87 F					
Jerry Browne, S OBP: 0.259, SLG: 0.237 (1, 4)	L9			G3-1	BB 1B		L8		P3	4	0	0	0	1	0	2						
Mike Aldrete, L OBP: 0.412, SLG: 0.429 (1, 7) Chris James, R OBP: 0.303, SLG: 0.347 (8, PH) (8, 7)	G1-6-3			BB 1B	BB 1B			L9	F7	3	1	2	1	0	0	0						
Albert Belle, R OBP: 0.316, SLG: 0.505 (1, 10)		HR		L6	G1-3			F8		4	1	1	1	0	0	3						
Carlos Baerga, S OBP: 0.352, SLG: 0.414 (1, 5)	G3-1			BB 1B		L3		BB 1B		3	1	1	0	1	0	0						
Mark Whiten, S OBP: 0.290, SLG: 0.350 (1, 9)	F8			BB 1B		G3-1		BB 1B		4	0	2	1	0	0	0						
Brook Jacoby, R OBP: 0.267, SLG: 0.325 (1, 3)	F7			G5-3		K		BB 1B		4	0	1	1	0	1	2						
Sandy Alomar Jr., R OBP: 0.232, SLG: 0.233 (1, 2)			G4-6-3 BB 1B		G5-3		L8	G5-3		4	0	1	0	0	0	2						
Felix Fermin, R OBP: 0.289, SLG: 0.291 (1, 6)	G4-6-3 1-2F			P4			BB 2B	G3-1		4	0	1	0	0	0	1						
<b>Inning Stats</b>	R: 0 E: 0 K: 0 S: 6	H: 0 LOB: 0 BB: 0 P: 11	R: 1 E: 0 K: 0 S: 12	H: 1 LOB: 0 BB: 0 P: 18	R: 0 E: 0 K: 0 S: 11	H: 1 LOB: 0 BB: 0 P: 17	R: 1 E: 0 K: 0 S: 15	H: 3 LOB: 2 BB: 0 P: 18	R: 1 E: 0 K: 0 S: 9	H: 2 LOB: 2 BB: 1 P: 17	R: 0 E: 0 K: 0 S: 6	H: 0 LOB: 0 BB: 0 P: 8	R: 0 E: 0 K: 0 S: 7	H: 1 LOB: 1 BB: 0 P: 11	R: 1 E: 0 K: 0 S: 14	H: 2 LOB: 2 BB: 1 P: 23		R: 0 E: 0 K: 0 S: 12	H: 0 LOB: 1 BB: 1 P: 20	1B: 8 2B: 1 3B: 0 HR: 1	SF: 0 SAC: 0 DP: 1 HBP: 0	WP: 0 PB: 0 SB: 0 CS: 0
<b>PITCHER</b>	IP	WLS	BF	H	R	ER	SO	BB	IBB	HBP	BLK	WP	HR	S	P	ERA	WHIP					
Rusty Meacham, R ERA: 3.86 (1, 1)	7.0	W	29	8	3	3	1	1	0	0	0	0	1	66	100	3.86	1.286					
John Cerutti, L ERA: 4.66 (8, 1)	0.2		5	2	1	1	0	1	0	0	0	0	0	12	21	13.50	4.500					
Mike Henneman, R ERA: 2.96 (8, 1)	1.1	S	5	0	0	0	0	1	0	0	0	0	0	14	22	0.00	0.750					

Batter	1	2	3	4	5	6	7	8	9	AB	R	H	RBI	BB	SO	LOB	BOTTOM				
Tony Phillips, S OBP: 0.386, SLG: 0.415 (1, 7)	K	3B 1B		FC3-6 1B	IBB		G6-3			4	1	2	1	1	1	0	<b>Cleveland Indians @ Detroit Tigers</b> Tiger Stadium, Detroit, MI Sat Jun 29 1991, 3:33 AM EDT Att: 39,091 - Cloudy - 87 F				
Lou Whitaker, L OBP: 0.380, SLG: 0.429 (1, 4)	FC4 1B	HR 3B		FC3-6 1B	G3			F9		5	1	2	2	0	4						
Alan Trammell, R OBP: 0.317, SLG: 0.374 (1, 6)	F8	HR		P2		BB 1B		G4-3		5	1	2	2	0	2						
Cecil Fielder, R OBP: 0.370, SLG: 0.518 (1, 10)	FC4 1-2F	K		G4-3		FC5-4 1B		HR		5	1	2	1	0	1	2					
Mickey Tettleton, S OBP: 0.403, SLG: 0.516 (1, 2)		BB 1B	G4-3 1B		BB 1B		K		1B	4	2	3	0	1	1	2					
Dave Bergman, L OBP: 0.325, SLG: 0.299 (1, 3)		BB 1B	G4-3 1B		BB 1B		K		P5	4	1	1	0	1	1	4					
Travis Fryman, R OBP: 0.286, SLG: 0.386 (1, 5)		K	P6		BB 2B		FC5-4 1-2F			4	0	1	1	0	1	5					
Rob Deer, R OBP: 0.316, SLG: 0.413 (1, 9)		G4-3 1B 2B	P3		K			P5		4	1	1	2	0	1	3					
Mitt Cuyler, S OBP: 0.309, SLG: 0.330 (1, 8)	G4-3			BB 1B	G5-3			P3		4	1	1	0	0	0	3					
<b>Inning Stats</b>	R: 0 E: 0 K: 1 S: 12	H: 1 LOB: 1 BB: 0 P: 16	R: 6 E: 0 K: 2 S: 18	H: 5 LOB: 0 BB: 1 P: 33	R: 0 E: 0 K: 0 S: 10	H: 1 LOB: 1 BB: 0 P: 18	R: 1 E: 0 K: 0 S: 10	H: 2 LOB: 1 BB: 0 P: 16	R: 1 E: 0 K: 1 S: 13	H: 2 LOB: 3 BB: 2 P: 27	R: 0 E: 0 K: 2 S: 11	H: 2 LOB: 2 BB: 0 P: 18	R: 0 E: 0 K: 0 S: 4	H: 0 LOB: 0 BB: 0 P: 8	R: 1 E: 0 K: 0 S: 14	H: 2 LOB: 1 BB: 0 P: 15		1B: 10 2B: 2 3B: 1 HR: 2	SF: 0 SAC: 0 DP: 0 HBP: 0	WP: 0 PB: 0 SB: 0 CS: 0	PA: 42
<b>PITCHER</b>	IP	WLS	BF	H	R	ER	SO	BB	IBB	HBP	BLK	WP	HR	S	P	ERA	WHIP				
Charles Nagy, R ERA: 3.9 (1, 1)	3.0	L	19	9	7	7	3	1	0	0	0	0	0	32	61	2.25	1.250				
Dave Otis, L ERA: 2.25 (4, 1)	4.0		18	4	1	1	3	1	1	0	0	0	0	14	15	9.00	2.000				
Doug Jones, R ERA: 7.46 (8, 1)	1.0		5	2	1	1	0	0	0	0	0	0	1	14	15	9.00	2.000				



Batter	1	2	3	4	5	6	7	8	9	AB	R	H	RBI	BB	SO	LOB	TOP					
Alex Cole, L OBP: 0.380, SLG: 0.345 Mike Huff, R OBP: 0.372, SLG: 0.345	L8		1B FC6-4		1B 1B		BB		F9	3	1	2	0	1	0	0						
Jerry Browne, S OBP: 0.283, SLG: 0.242	F7		1B FC6-4		1B 1B		F7		P3	5	0	2	0	0	0	4						
Mike Aldrete, L OBP: 0.426, SLG: 0.432 Carlos Baerag, S OBP: 0.353, SLG: 0.415	BB		1B FC6-4		1B G4-6-3			1B G4-3	G4-3	2	0	1	1	1	0	1						
Albert Belle, R OBP: 0.310, SLG: 0.495	G5-3		1B FC6-4		1B G4-6-3			1B G4-3		4	0	0	0	0	0	6						
Chris James, R OBP: 0.309, SLG: 0.357										4	0	3	0	0	0	0						
Mark Whiten, S OBP: 0.283, SLG: 0.341	F8									4	0	0	0	0	1	3						
Brook Jacoby, R OBP: 0.271, SLG: 0.325										3	0	1	0	1	0	1						
Felix Fermin, R OBP: 0.284, SLG: 0.286 Mark Lewis, R OBP: 0.303, SLG: 0.318	F8									3	0	0	0	0	0	2						
Joel Skinner, R OBP: 0.276, SLG: 0.357 Sandy Alomar Jr., R OBP: 0.232, SLG: 0.233										4	0	1	0	0	1	0						
<b>Inning Stats</b>	R: 0 E: 0 K: 0 S: 8	H: 0 LOB: 1 BB: 1 P: 17	R: 0 E: 0 K: 0 S: 7	H: 1 LOB: 1 BB: 0 P: 8	R: 1 E: 0 K: 1 S: 9	H: 2 LOB: 1 BB: 0 P: 15	R: 0 E: 0 K: 0 S: 7	H: 1 LOB: 1 BB: 0 P: 11	R: 0 E: 0 K: 0 S: 8	H: 3 LOB: 2 BB: 0 P: 12	R: 0 E: 0 K: 0 S: 5	H: 1 LOB: 0 BB: 0 P: 7	R: 0 E: 0 K: 0 S: 6	H: 0 LOB: 1 BB: 1 P: 15	R: 0 E: 0 K: 1 S: 11	H: 2 LOB: 1 BB: 0 P: 16	R: 0 E: 0 K: 0 S: 13	H: 2 LOB: 3 BB: 1 P: 20	1B: 11 2B: 1 3B: 0 HR: 0	SF: 0 SAC: 0 DP: 3 HBP: 0	WP: 0 PB: 0 SB: 0 CS: 0	PA: 39
<b>PITCHER</b>	IP	WLS	BF	H	R	ER	SO	BB	IBB	HBP	BLK	WP	HR	S	P	ERA	WHIP					
Walt Terrell, R ERA: 4.36	7.0	W	29	8	1	1	1	2	0	0	0	0	0	50	85	1.29	1.429					
Paul Gibson, L ERA: 3.75	1.0		7	4	0	0	1	1	0	0	0	0	0	15	25	0.00	5.000					
Mark Leiter, R ERA: 4.4	1.0	S	3	0	0	0	0	0	0	0	0	0	0	9	11	0.00	0.000					

Cleveland Indians @ Detroit Tigers  
Tiger Stadium, Detroit, MI  
Sun Jun 30 1991, 3:33 AM EDT  
Att: 24,640 - Cloudy - 80 F

AB	36
R	1
H	12
RBI	1
BB	3
SO	2
LOB	23



Batter	1	2	3	4	5	6	7	8	9	AB	R	H	RBI	BB	SO	LOB	BOTTOM				
Tony Phillips, S OBP: 0.387, SLG: 0.420	HR									4	1	2	2	0	1	1					
Lou Whitaker, L OBP: 0.382, SLG: 0.442	HR									3	1	1	2	1	0	1					
Alan Trammell, R OBP: 0.313, SLG: 0.368	P4									4	0	0	0	0	0	2					
Cecil Fielder, R OBP: 0.368, SLG: 0.513	K									3	0	0	0	1	2	0					
Mickey Tettleton, S OBP: 0.397, SLG: 0.507	K									4	0	0	0	0	3	1					
Travis Fryman, R OBP: 0.286, SLG: 0.384										4	0	1	0	0	1	1					
Rob Deer, R OBP: 0.316, SLG: 0.410										2	1	0	0	1	1	1					
John Shelby, S OBP: 0.255, SLG: 0.373										3	0	0	0	0	1	1					
Mitt Cuyler, S OBP: 0.314, SLG: 0.335										3	1	2	0	0	0	0					
<b>Inning Stats</b>	R: 2 E: 0 K: 2 S: 13	H: 2 LOB: 0 BB: 0 P: 21	R: 2 E: 0 K: 1 S: 15	H: 2 LOB: 2 BB: 2 P: 34	R: 0 E: 0 K: 2 S: 11	H: 1 LOB: 1 BB: 0 P: 18	R: 0 E: 0 K: 1 S: 9	H: 1 LOB: 1 BB: 0 P: 18	R: 0 E: 0 K: 1 S: 7	H: 0 LOB: 1 BB: 1 P: 13	R: 0 E: 0 K: 1 S: 11	H: 0 LOB: 0 BB: 0 P: 17	R: 0 E: 0 K: 0 S: 9	H: 0 LOB: 0 BB: 0 P: 15	R: 0 E: 0 K: 1 S: 7	H: 0 LOB: 0 BB: 0 P: 11	1B: 4 2B: 1 3B: 0 HR: 1	SF: 0 SAC: 0 DP: 0 HBP: 0	WP: 0 PB: 0 SB: 2 CS: 0	PA: 33	
<b>PITCHER</b>	IP	WLS	BF	H	R	ER	SO	BB	IBB	HBP	BLK	WP	HR	S	P	ERA	WHIP				
Rod Nichols, R ERA: 3.71	7.0	L	30	6	4	4	8	3	0	0	0	0	1	75	136	5.14	1.286				
Shawn Hillegas, R ERA: 1.87	1.0		3	0	0	0	1	0	0	0	0	0	0	7	11	0.00	0.000				

Cleveland Indians @ Detroit Tigers  
Tiger Stadium, Detroit, MI  
Sun Jun 30 1991, 3:33 AM EDT  
Att: 24,640 - Cloudy - 80 F

AB	30
R	4
H	6
RBI	4
BB	3
SO	9
LOB	8





Batter	1	2	3	4	5	6	7	8	9	AB	R	H	RBI	BB	SO	LOB	TOP								
Tony Phillips, S OBP: 0.384, SLG: 0.416 Skeeter Barnes, R OBP: 0.333, SLG: 0.737	0-1 G4-3			0-0 G3-1		1-1 F7			1-2 1B	3	0	0	0	0	0	0									
Lou Whitaker, L OBP: 0.390, SLG: 0.438	3-2 F8			1-1 G4-3			2-2 G3		1-1 1B	4	1	1	0	0	0	0									
Dave Bergman, L OBP: 0.313, SLG: 0.286 Andy Allanson, R OBP: 0.250, SLG: 0.333	1-1 F8			2-2 G5-3			2-1 F7		0-0 1B	3	0	0	0	0	0	0									
Cecil Fielder, R OBP: 0.370, SLG: 0.511		1-3 K			0-0 FC5-4				1-2 1B	3	0	1	0	1	2	0									
Mickey Tettleton, S OBP: 0.394, SLG: 0.502 Mark Salas, L OBP: 0.111, SLG: 0.114		2-2 P4			2-3 K				0-0 F8	2	0	0	0	0	1	1									
Travis Fryman, R OBP: 0.282, SLG: 0.378		1-1 P6			1-2 P3				2-1 L7	4	0	0	0	0	0	3									
Rob Deer, R OBP: 0.316, SLG: 0.409			0-0 F8		0-1 FC5-4					3	0	1	0	0	0	1									
John Shelby, S OBP: 0.248, SLG: 0.362			0-1 F8			0-3 K				3	0	0	0	0	2	1									
Mitt Cuyler, S OBP: 0.310, SLG: 0.330			3-3 K			1-3 K			2-1 G6-3	3	0	0	0	0	2	0									
<b>Inning Stats</b>	R: 0 E: 0 K: 0 S: 7	H: 0 LOB: 0 BB: 0 P: 11	R: 0 E: 0 K: 1 S: 8	H: 0 LOB: 0 BB: 0 P: 12	R: 0 E: 0 K: 1 S: 8	H: 0 LOB: 0 BB: 0 P: 11	R: 0 E: 0 K: 0 S: 6	H: 0 LOB: 0 BB: 0 P: 9	R: 0 E: 0 K: 1 S: 9	H: 1 LOB: 1 BB: 0 P: 12	R: 0 E: 0 K: 2 S: 8	H: 0 LOB: 0 BB: 0 P: 10	R: 0 E: 0 K: 1 S: 9	H: 0 LOB: 0 BB: 0 P: 15	R: 0 E: 0 K: 1 S: 7	H: 1 LOB: 1 BB: 0 P: 9	R: 2 E: 0 K: 0 S: 20	H: 3 LOB: 2 BB: 1 P: 32	1B: 5 2B: 0 3B: 0 HR: 0	SF: 0 SAC: 0 DP: 0 HBP: 0	WP: 0 PB: 0 SB: 0 CS: 0	PA: 33			
<b>PITCHER</b>	IP WLS BF H R ER SO BB IBB HBP BLK WP HR S P ERA WHIP	8.0 W 26 2 0 0 7 0 0 0 0 0 0 62 89 0.00 0.250	1.0 7 3 2 2 0 1 0 0 0 0 0 20 32 18.00 4.000																						

Detroit Tigers @ Baltimore Orioles  
Memorial Stadium, Baltimore, MD  
Mon Jul 01 1991, 7:05 PM EDT  
Att: 28,835 - Sunny - 84 F

AB	32
R	2
H	5
RBI	2
BB	1
SO	7
LOB	8



Batter	1	2	3	4	5	6	7	8	9	AB	R	H	RBI	BB	SO	LOB	BOTTOM								
Brady Anderson, L OBP: 0.315, SLG: 0.261	0-2 1B HR		2-2 G4-3	2-2 F7		0-0 G1-3		1-0 L7		5	1	1	0	0	0	2									
Joe Orsulak, L OBP: 0.285, SLG: 0.305	1 SAFE 1 SAFE 1 SAFE 1 SAFE 1B HR		3-2 FC4-6	1-1 FC4-6		4-2 BB				3	1	2	0	1	0	1									
Cal Ripken Jr., R OBP: 0.411, SLG: 0.619 Juan Bell, R OBP: 0.179, SLG: 0.185	1-2 1H 3H HR		3-2 L4		0-0 F8	3-2 G4-3				4	1	1	3	0	0	2									
Sam Horn, L OBP: 0.346, SLG: 0.521	1-0 G1-4-3			0-0 2B	0-2 HR		2-0 F7			4	2	2	1	0	0	0									
Randy Milligan, R OBP: 0.375, SLG: 0.440	1-2 L5			1-0 2B	4-0 HR		1-0 G4-3			3	2	1	0	1	0	0									
Leo Gomez, R OBP: 0.357, SLG: 0.412	1-2 F9			1-2 HR	1-2 HR		1-1 G5-3			4	2	2	3	0	0	0									
David Segui, S OBP: 0.300, SLG: 0.369		0-1 F7		0-0 HR	1-3 K			3-3 K		4	1	1	3	0	2	0									
Chris Hoiles, R OBP: 0.299, SLG: 0.328		1-3 K		1-3 HR	0-1 G6-3			1-0 F8		4	0	0	0	0	1	0									
Billy Ripken, R OBP: 0.263, SLG: 0.262		1-0 F9		4-0 FC4-6		0-0 G6-3		4-0 BB		2	0	0	0	2	0	0									
<b>Inning Stats</b>	R: 3 E: 0 K: 0 S: 15	H: 3 LOB: 0 BB: 0 P: 21	R: 0 E: 0 K: 1 S: 7	H: 0 LOB: 0 BB: 0 P: 9	R: 0 E: 0 K: 0 S: 13	H: 1 LOB: 0 BB: 0 P: 21	R: 4 E: 0 K: 0 S: 12	H: 4 LOB: 1 BB: 1 P: 23	R: 3 E: 0 K: 0 S: 12	H: 2 LOB: 0 BB: 1 P: 18	R: 0 E: 0 K: 0 S: 9	H: 0 LOB: 1 BB: 1 P: 16	R: 0 E: 0 K: 0 S: 4	H: 0 LOB: 0 BB: 0 P: 8	R: 0 E: 0 K: 1 S: 7	H: 0 LOB: 1 BB: 1 P: 16	R: 0 E: 0 K: 0 S: 20	H: 0 LOB: 1 BB: 1 P: 32	1B: 5 2B: 2 3B: 0 HR: 4	SF: 0 SAC: 0 DP: 1 HBP: 0	WP: 0 PB: 0 SB: 0 CS: 0	PA: 37			
<b>PITCHER</b>	IP WLS BF H R ER SO BB IBB HBP BLK WP HR S P ERA WHIP	3.0 L 15 7 6 6 1 0 0 0 0 0 1 8 16 9.00 2.333	1.0 5 1 1 1 0 1 0 0 0 0 0 1 8 16 9.00 2.000	2.0 10 2 3 3 1 2 0 0 0 0 2 21 34 13.50 2.000	2.0 7 0 0 0 1 1 0 0 0 0 0 0 11 24 0.00 0.500																				

Detroit Tigers @ Baltimore Orioles  
Memorial Stadium, Baltimore, MD  
Mon Jul 01 1991, 7:05 PM EDT  
Att: 28,835 - Sunny - 84 F

AB	33
R	10
H	10
RBI	10
BB	4
SO	3
LOB	5






Batter	1	2	3	4	5	6	7	8	9	AB	R	H	RBI	BB	SO	LOB	TOP										
<b>Tony Phillips, S</b> OBP: 0.390, SLG: 0.428 (1, 4)										4	1	3	1	1	0	1											
<b>Travis Fryman, R</b> OBP: 0.280, SLG: 0.378 (1, 6)										5	1	1	1	1	0	4											
<b>Rob Deer, R</b> OBP: 0.311, SLG: 0.401 (1, 9)											5	0	0	0	0	1	3										
<b>Cecil Fielder, R</b> OBP: 0.372, SLG: 0.521 (1, 3)											4	1	2	2	0	0											
<b>Mickey Tettleton, S</b> OBP: 0.388, SLG: 0.493 (1, 10)										4	0	0	0	0	0	1											
<b>Skeeter Barnes, R</b> OBP: 0.320, SLG: 0.652 (1, 5)										4	0	1	0	0	0	1											
<b>John Shelby, S</b> OBP: 0.239, SLG: 0.349 (1, 7)										4	0	0	0	0	0	2											
<b>Andy Allanson, R</b> OBP: 0.250, SLG: 0.341 (1, 2)										4	0	1	0	0	1	0											
<b>Mitt Cuyler, S</b> OBP: 0.313, SLG: 0.333 (1, 8)										4	1	2	0	0	0	1											
<b>Inning Stats</b>	R: 2 E: 0 K: 0 S: 12	H: 3 LOB: 2 BB: 1 P: 20	R: 1 E: 0 K: 1 S: 14	H: 2 LOB: 1 BB: 0 P: 21	R: 0 E: 0 K: 0 S: 6	H: 0 LOB: 0 BB: 0 P: 9	R: 0 E: 0 K: 0 S: 9	H: 1 LOB: 1 BB: 0 P: 15	R: 1 E: 1 K: 0 S: 8	H: 1 LOB: 1 BB: 0 P: 13	R: 0 E: 0 K: 0 S: 8	H: 0 LOB: 0 BB: 0 P: 8	R: 0 E: 0 K: 0 S: 8	H: 0 LOB: 0 BB: 0 P: 10	R: 0 E: 0 K: 0 S: 5	H: 1 LOB: 1 BB: 0 P: 7	1B: 5 2B: 4 3B: 0 HR: 1	SF: 0 SAC: 0 DP: 0 HBP: 0	WP: 0 PB: 0 SB: 0 CS: 0	PA: 39							
<b>PITCHER</b>	IP	WLS	BF	H	R	ER	SO	BB	IBB	HBP	BLK	WP	HR	S	P	ERA	WHIP										
<b>Jeff Ballard, L</b> ERA: 5.14 (1, 1)	5.2	L	28	9	4	4	1	1	0	0	0	0	1	56	89	6.35	1.765										
<b>Todd Frohwrth, R</b> ERA: 1.19 (6, 1)	2.2		9	1	0	0	1	0	0	0	0	0	0	19	23	0.00	0.375										
<b>Gregg Olson, R</b> ERA: 3.48 (9, 1)	0.2		2	0	0	0	0	0	0	0	0	0	0	3	3	0.00	0.000										

**Detroit Tigers @ Baltimore Orioles**  
**Memorial Stadium, Baltimore, MD**  
Tue Jul 02 1991, 7:05 PM EDT  
Att: 30,898 - Cloudy - 85 F


AB 38  
R 4  
H 10  
RBI 4  
BB 1  
SO 2  
LOB 13



Batter	1	2	3	4	5	6	7	8	9	AB	R	H	RBI	BB	SO	LOB	BOTTOM										
<b>Mike Devereaux, R</b> OBP: 0.326, SLG: 0.447 (1, 8)										5	1	4	1	0	1	0											
<b>Brady Anderson, L</b> OBP: 0.324, SLG: 0.268 (1, 7)										4	0	2	1	0	0	1											
<b>Cal Ripken Jr., R</b> OBP: 0.405, SLG: 0.609 (1, 6)										5	0	0	0	0	2	6											
<b>Sam Horn, L</b> OBP: 0.340, SLG: 0.512 (1, 10)										3	0	0	0	0	0	0											
<b>Tim Hulett, R</b> OBP: 0.272, SLG: 0.352 (8, PH)										1	0	0	0	1	0	2											
<b>Randy Milligan, R</b> OBP: 0.374, SLG: 0.434 (1, 3)										3	0	0	0	1	0	1											
<b>Joe Orsulak, L</b> OBP: 0.288, SLG: 0.313 (1, 9)										4	1	2	0	0	0	1											
<b>Leo Gomez, R</b> OBP: 0.354, SLG: 0.407 (1, 5)										4	0	1	0	0	1	3											
<b>Bob Melvin, R</b> OBP: 0.333, SLG: 0.358 (1, 2)										3	1	1	0	0	2	2											
<b>Ernie Whitl, L</b> OBP: 0.333, SLG: 0.279 (8, PH) (9, 2)										1	0	0	0	0	1	2											
<b>Juan Bell, R</b> OBP: 0.169, SLG: 0.175 (1, 4)										3	0	0	1	0	0	1											
<b>David Segui, S</b> OBP: 0.297, SLG: 0.365 (8, PH)										1	0	0	0	0	0	0											
<b>Inning Stats</b>	R: 0 E: 0 K: 0 S: 7	H: 1 LOB: 0 BB: 0 P: 11	R: 0 E: 0 K: 1 S: 12	H: 2 LOB: 2 BB: 0 P: 18	R: 0 E: 0 K: 1 S: 10	H: 0 LOB: 0 BB: 0 P: 14	R: 0 E: 0 K: 1 S: 6	H: 0 LOB: 0 BB: 0 P: 8	R: 3 E: 2 K: 1 S: 18	H: 3 LOB: 1 BB: 0 P: 24	R: 0 E: 0 K: 0 S: 10	H: 1 LOB: 2 BB: 1 P: 18	R: 0 E: 0 K: 1 S: 14	H: 1 LOB: 2 BB: 0 P: 18	R: 0 E: 1 K: 1 S: 13	H: 0 LOB: 2 BB: 1 P: 23	R: 0 E: 0 K: 1 S: 14	H: 2 LOB: 2 BB: 0 P: 20	1B: 8 2B: 2 3B: 0 HR: 0	SF: 0 SAC: 0 DP: 1 HBP: 1	WP: 1 PB: 0 SB: 0 CS: 0	PA: 40					
<b>PITCHER</b>	IP	WLS	BF	H	R	ER	SO	BB	IBB	HBP	BLK	WP	HR	S	P	ERA	WHIP										
<b>Bill Gullickson, R</b> ERA: 3.74 (1, 1)	5.2	W	24	7	3	0	0	1	0	0	0	0	0	18	24	0.00	0.750										
<b>Mark Leiter, R</b> ERA: 4.22 (8, 1)	1.1		6	1	0	0	1	0	0	1	0	0	0	4	4	0.00	∞										
<b>Paul Gibson, L</b> ERA: 3.75 (8, 1)	0.0		1	0	0	0	0	1	0	0	0	0	0	0	4	∞	∞										
<b>Mike Henneman, R</b> ERA: 2.84 (8, 1)	2.0	S	9	2	0	0	2	0	0	0	0	1	0	27	39	0.00	1.000										

**Detroit Tigers @ Baltimore Orioles**  
**Memorial Stadium, Baltimore, MD**  
Tue Jul 02 1991, 7:05 PM EDT  
Att: 30,898 - Cloudy - 85 F

AB 37  
R 3  
H 10  
RBI 3  
BB 2  
SO 7  
LOB 19






Batter	1	2	3	4	5	6	7	8	9	AB	R	H	RBI	BB	SO	LOB	TOP							
Tony Phillips, S OBP: 0.390, SLG: 0.431 (1, 5)	F7		HR 1B		K		K		1B 2B	5	2	2	1	0	2	1								
Lou Whitaker, L OBP: 0.384, SLG: 0.456 (1, 4)	P4		HR			1B SH3 1B	L8		1B	5	2	3	3	0	0	0								
Travis Fryman, R OBP: 0.276, SLG: 0.373 (1, 6)	F7		G1-3			SH3		K	K	4	0	0	0	0	2	1								
Cecil Fielder, R OBP: 0.376, SLG: 0.522 (1, 3)		G6-3		G6-3 BB		1B 1B 1B		1B		3	1	2	0	1	0	0								
Mickey Tettleton, S OBP: 0.386, SLG: 0.489 (1, 2)	P4		G6-3			BB 1B 1B	L7			4	1	1	1	0	0	2								
Mark Salas, L OBP: 0.105, SLG: 0.108 (6, PH)	P9					1B BB		L9		2	0	0	0	0	1	0								
Rob Deer, R OBP: 0.312, SLG: 0.399 (6, PH)										1	0	0	0	1	0	1								
Skeeter Barnes, R OBP: 0.379, SLG: 0.692 (1, 9)			G3 1B 2B		P5	G4-6-3 1B			S SF7 BB	3	2	2	2	1	0	0								
John Shelby, S OBP: 0.231, SLG: 0.336 (1, 7)			G3		L8	G4-6-3			P3	4	0	0	0	0	0	4								
Mitt Cuyler, S OBP: 0.312, SLG: 0.338 (1, 8)			K						SF7	3	0	1	1	0	2	1								
<b>Inning Stats</b>	R: 0 E: 0 K: 0 S: 5	H: 0 LOB: 0 BB: 0 P: 9	R: 0 E: 0 K: 0 S: 8	H: 0 LOB: 0 BB: 0 P: 12	R: 3 E: 0 K: 1 S: 12	H: 3 LOB: 0 BB: 0 P: 18	R: 0 E: 0 K: 1 S: 8	H: 0 LOB: 0 BB: 1 P: 17	R: 0 E: 0 K: 1 S: 10	H: 1 LOB: 1 BB: 0 P: 14	R: 3 E: 0 K: 0 S: 17	H: 4 LOB: 1 BB: 1 P: 29	R: 0 E: 0 K: 2 S: 9	H: 0 LOB: 0 BB: 0 P: 13	R: 0 E: 0 K: 1 S: 10	H: 1 LOB: 1 BB: 0 P: 15	R: 2 E: 0 K: 1 S: 12	H: 2 LOB: 1 BB: 1 P: 21	1B: 7 2B: 3 3B: 0 HR: 1	SF: 1 SAC: 1 DP: 2 HBP: 0	WP: 0 PB: 0 SB: 2 CS: 0	PA: 39		
<b>PITCHER</b>	IP	WLS	BF	H	R	ER	SO	BB	IBB	HBP	BLK	WP	HR	S	P	ERA	WHIP							
Bob Milacki, R ERA: 4.35 (1, 1)	5.1	L	23	7	6	6	3	1	0	0	0	0	1	54	85	10.12	1.500							
Kevin Hickey, L ERA: 6.09 (6, 1)	0.0		1	0	0	0	0	1	0	0	0	0	0	1	5	∞	∞							
Mark Williamson, R ERA: 3.93 (6, 1)	1.2		5	1	0	0	2	0	0	0	0	0	0	14	22	0.00	0.600							
Mike Flanagan, L ERA: 2.5 (8, 1)	1.0		4	1	0	0	1	0	0	0	0	0	0	10	15	0.00	1.000							
Paul Kilgus, L ERA: 5.59 (9, 1)	1.0		6	2	2	2	1	1	0	0	0	0	0	12	21	18.00	3.000							

**Detroit Tigers @ Baltimore Orioles**  
Memorial Stadium, Baltimore, MD  
Wed Jul 03 1991, 7:05 PM EDT  
Att: 46,702 - Cloudy - 83 F


AB	34
R	8
H	11
RBI	8
BB	3
SO	7
LOB	10



Batter	1	2	3	4	5	6	7	8	9	AB	R	H	RBI	BB	SO	LOB	BOTTOM							
Mike Devereaux, R OBP: 0.327, SLG: 0.444 (1, 8)	G4-6-3 BB		G4-6-3 1B		P5		P6		F9	4	0	1	0	1	0	1								
Billy Ripken, R OBP: 0.283, SLG: 0.262 (1, 4)	G4-6-3		G4-6-3				L4		F8	4	0	1	0	0	0	3								
Ernie Whitt, L OBP: 0.329, SLG: 0.274 (9, PH)										1	0	0	0	0	0	0								
Cal Ripken Jr., R OBP: 0.406, SLG: 0.606 (1, 6)	E8			BB SF8 BB	F9					3	1	1	0	1	0	1								
Randy Milligan, R OBP: 0.375, SLG: 0.435 (1, 3)	G5-3			G5-3		G2-3 1B				4	0	2	0	0	0	2								
Leo Gomez, R OBP: 0.351, SLG: 0.397 (1, 5)		G6-3		BB BB		G2-3			K	3	0	0	0	1	1	2								
Chris Hoiles, R OBP: 0.304, SLG: 0.329 (1, 10)				BB BB			P4		F9	3	0	1	0	1	0	2								
Joe Orsulak, L OBP: 0.283, SLG: 0.309 (1, 9)			F8		SF8		G4-3		E3	3	0	0	1	0	0	3								
David Segui, S OBP: 0.296, SLG: 0.370 (1, 7)			K		G4-3				F7	4	1	1	0	0	1	5								
Bob Melvin, R OBP: 0.333, SLG: 0.365 (9, PH)			K				G5-3			3	0	1	1	0	1	0								
Brady Anderson, L OBP: 0.322, SLG: 0.266 (9, PH)										1	0	0	0	0	1	0								
<b>Inning Stats</b>	R: 0 E: 1 K: 0 S: 9	H: 0 LOB: 1 BB: 1 P: 17	R: 0 E: 0 K: 1 S: 8	H: 1 LOB: 0 BB: 0 P: 12	R: 0 E: 0 K: 1 S: 8	H: 1 LOB: 0 BB: 0 P: 13	R: 1 E: 0 K: 0 S: 8	H: 0 LOB: 2 BB: 3 P: 23	R: 0 E: 0 K: 0 S: 7	H: 1 LOB: 1 BB: 0 P: 11	R: 0 E: 0 K: 0 S: 10	H: 1 LOB: 1 BB: 0 P: 16	R: 0 E: 0 K: 0 S: 9	H: 3 LOB: 0 BB: 0 P: 14	R: 0 E: 1 K: 1 S: 13	H: 1 LOB: 2 BB: 0 P: 16	R: 0 E: 0 K: 1 S: 10	H: 0 LOB: 0 BB: 0 P: 15	1B: 6 2B: 2 3B: 0 HR: 0	SF: 1 SAC: 0 DP: 2 HBP: 0	WP: 0 PB: 0 SB: 0 CS: 0	PA: 38		
<b>PITCHER</b>	IP	WLS	BF	H	R	ER	SO	BB	IBB	HBP	BLK	WP	HR	S	P	ERA	WHIP							
Frank Tanana, L ERA: 3.43 (1, 1)	7.0	W	30	7	2	2	2	4	0	0	0	0	0	59	106	2.57	1.571							
Mark Leiter, R ERA: 3.97 (8, 1)	2.0		8	1	0	0	2	0	0	0	0	0	0	23	31	0.00	0.500							

**Detroit Tigers @ Baltimore Orioles**  
Memorial Stadium, Baltimore, MD  
Wed Jul 03 1991, 7:05 PM EDT  
Att: 46,702 - Cloudy - 83 F

AB	33
R	2
H	8
RBI	2
BB	4
SO	4
LOB	19





Batter	1	2	3	4	5	6	7	8	9	AB	R	H	RBI	BB	SO	LOB	TOP								
<b>Tony Phillips, S</b> OBP: 0.390, SLG: 0.434 (1, 5)	1-2 1B		2-2 2B	2-2 F8			3-3 K		2-2 G5-3	5	0	2	0	0	1	2									
<b>Lou Whitaker, L</b> OBP: 0.391, SLG: 0.455 (1, 4)	1-0 P5		2-2 F7		2-1 G3		3-2 F8		2-1 2B	5	0	1	0	0	0	2									
<b>Travis Fryman, R</b> OBP: 0.282, SLG: 0.388 (1, 6)	0-2 F8			1-2 HR	1-1 1B		2-0 HR		1-3 K	5	3	3	1	0	1	2									
<b>Cecil Fielder, R</b> OBP: 0.376, SLG: 0.531 (1, 10)	0-0 F9			2-2 F8	0-1 HR		3-1 1B		1-1 G6-3	5	1	2	2	0	0	3									
<b>Mickey Tettleton, S</b> OBP: 0.384, SLG: 0.498 (1, 2)		2-3 K		0-2 HR	3-3 K		2-3 K			4	1	1	2	0	3	1									
<b>Skeeter Barnes, R</b> OBP: 0.384, SLG: 0.667 (1, 7)		0-3 K		0-1 2B	3-3 K			0-2 G3-1		4	1	1	0	0	2	0									
<b>Dave Bergman, L</b> OBP: 0.322, SLG: 0.278 (1, 3)	1-2 F7			4-1 1B		0-3 K		4-2 BB		2	0	0	0	2	1	0									
<b>Rob Deer, R</b> OBP: 0.308, SLG: 0.393 (1, 9)			0-3 K	1-3 K		1-0 G5-3		0-3 K		4	0	0	0	0	3	2									
<b>Mitt Cuyler, S</b> OBP: 0.311, SLG: 0.337 (1, 8)			1-3 K	0-1 1B		0-0 G6-3		0-0 G5-3		4	0	1	0	0	1	1									
<b>Inning Stats</b>	R: 0 E: 0 K: 0 S: 9	H: 1 LOB: 1 BB: 0 P: 11	R: 0 E: 0 K: 2 S: 10	H: 0 LOB: 0 BB: 0 P: 13	R: 0 E: 0 K: 2 S: 14	H: 1 LOB: 1 BB: 0 P: 19	R: 3 E: 0 K: 1 S: 24	H: 4 LOB: 2 BB: 1 P: 34	R: 2 E: 0 K: 2 S: 14	H: 2 LOB: 0 BB: 0 P: 23	R: 0 E: 0 K: 1 S: 5	H: 0 LOB: 0 BB: 0 P: 6	R: 1 E: 0 K: 2 S: 16	H: 2 LOB: 1 BB: 0 P: 29	R: 0 E: 0 K: 1 S: 13	H: 0 LOB: 1 BB: 1 P: 17	R: 0 E: 0 K: 1 S: 10	H: 1 LOB: 1 BB: 0 P: 16	1B: 5 2B: 3 3B: 0 HR: 3	SF: 0 SAC: 0 DP: 0 HBP: 0	WP: 0 PB: 0 SB: 1 CS: 0	PA: 40			
<b>PITCHER</b>	IP	WLS	BF	H	R	ER	SO	BB	IBB	HBP	BLK	WP	HR	S	P	ERA	WHIP								
<b>Danny Darwin, R</b> ERA: 5.16 (1, 1)	5.0	L	24	8	5	5	7	1	0	0	0	0	2	71	100	9.00	1.800								
<b>Joe Hesketh, L</b> ERA: 3.91 (6, 1)	4.0		16	3	1	1	5	1	0	0	0	0	1	44	68	2.25	1.000								

**Detroit Tigers @ Boston Red Sox**  
Fenway Park, Boston, MA  
Thu Jul 04 1991, 7:05 PM EDT  
Att: 33,611 - Sunny - 71 F

AB	38
R	6
H	11
RBI	5
BB	2
SO	12
LOB	13



Batter	1	2	3	4	5	6	7	8	9	AB	R	H	RBI	BB	SO	LOB	BOTTOM								
<b>Wade Boggs, L</b> OBP: 0.410, SLG: 0.436 (1, 5)	2-0 G6-3		1-2 1B		4-0 BB		2-2 L8		0-1 G3-1	4	0	1	0	1	0	1									
<b>Jody Reed, R</b> OBP: 0.320, SLG: 0.353 (1, 4)	1-1 G5-3		3-2 F8		1-0 F7		1-2 FC1-6		0-1 1B	5	0	2	0	0	0	3									
<b>Mo Vaughn, L</b> OBP: 0.523, SLG: 0.593 (1, 3)	2-1 F7			1-3 K		0-1 HR	2-1 FC1-6		0-2 G5-3	3	1	1	1	0	1	0									
<b>Carlos Quintana, R</b> OBP: 0.379, SLG: 0.411 (7, PH) (8, 3)							1-2 2-3			2	0	0	0	0	0	3									
<b>Jack Clark, R</b> OBP: 0.353, SLG: 0.361 (1, 10)		3-1 G6-3		3-3 K		4-1 1B	0-0 P6			3	0	0	0	1	1	2									
<b>Mike Greenwell, L</b> OBP: 0.370, SLG: 0.445 (1, 7)		0-0 G3		0-0 1B		3-2 F9		0-0 F8		4	0	1	0	0	0	1									
<b>Ellis Burks, R</b> OBP: 0.310, SLG: 0.419 (1, 8)		4-0 BB		1 SAFE 3-3 K		2-1 1B	2-0 FC5-4		2-0 1B	3	0	2	0	1	1	1									
<b>Tom Brunansky, R</b> OBP: 0.285, SLG: 0.387 (1, 9)		3-2 F8			1-2 2B	3-1 P6	3-2 FC5-4		3-2 FC6-4	4	0	1	0	0	0	4									
<b>Tony Peña, R</b> OBP: 0.314, SLG: 0.354 (1, 2)			3-2 G5-3		1-1 G1-3	0-0 G1-3	0-1 FC6-4			4	0	0	0	0	0	4									
<b>Luis Rivera, R</b> OBP: 0.367, SLG: 0.448 (1, 6)			2-0 L7		1-1 L7		2-2 FC1-6		1-0 F9	3	0	1	0	0	0	1									
<b>Steve Lyons, L</b> OBP: 0.329, SLG: 0.431 (9, PH)										1	0	0	0	0	0	0									
<b>Inning Stats</b>	R: 0 E: 0 K: 0 S: 5	H: 0 LOB: 0 BB: 0 P: 10	R: 0 E: 0 K: 0 S: 6	H: 0 LOB: 1 BB: 1 P: 16	R: 0 E: 0 K: 3 S: 11	H: 1 LOB: 1 BB: 0 P: 18	R: 0 E: 0 K: 0 S: 8	H: 1 LOB: 2 BB: 1 P: 16	R: 1 E: 0 K: 0 S: 11	H: 2 LOB: 2 BB: 1 P: 23	R: 0 E: 0 K: 0 S: 12	H: 2 LOB: 0 BB: 0 P: 19	R: 0 E: 0 K: 0 S: 8	H: 1 LOB: 1 BB: 0 P: 13	R: 0 E: 0 K: 0 S: 9	H: 1 LOB: 1 BB: 0 P: 10	1B: 7 2B: 1 3B: 0 HR: 1	SF: 0 SAC: 0 DP: 0 HBP: 0	WP: 0 PB: 0 SB: 0 CS: 0	PA: 39					
<b>PITCHER</b>	IP	WLS	BF	H	R	ER	SO	BB	IBB	HBP	BLK	WP	HR	S	P	ERA	WHIP								
<b>Rusty Meacham, R</b> ERA: 2.92 (1, 1)	5.1	W	24	5	1	1	3	3	0	0	0	0	0	12	20	0.00	2.000								
<b>John Cerutti, L</b> ERA: 4.69 (6, 1)	1.0		5	2	0	0	0	0	0	0	0	0	0	20	28	0.00	0.750								
<b>Mike Henneman, R</b> ERA: 2.7 (7, 1)	2.2		10	2	0	0	0	0	0	0	0	0	0	20	28	0.00	0.750								

**Detroit Tigers @ Boston Red Sox**  
Fenway Park, Boston, MA  
Thu Jul 04 1991, 7:05 PM EDT  
Att: 33,611 - Sunny - 71 F

AB	36
R	1
H	9
RBI	1
BB	3
SO	3
LOB	20






Batter	1	2	3	4	5	6	7	8	9	AB	R	H	RBI	BB	SO	LOB	TOP			
<b>Tony Phillips, S</b> OBP: 0.386, SLG: 0.428	0-1 P3		0-2 G3			0-0 G5-3		2-1 G5-3		4	0	0	0	0	0	1				
<b>Skeeter Barnes, R</b> OBP: 0.351, SLG: 0.647	0-0 F9			1-2 G5-3		0-0 G5-3			1-0 E5 2B	4	0	1	0	0	0	0				
<b>Travis Fryman, R</b> OBP: 0.278, SLG: 0.382	2-3 K			3-3 K		0-3 K			0-0 G6-3	4	0	0	0	0	3	1				
<b>Cecil Fielder, R</b> OBP: 0.375, SLG: 0.537		2-1 F7		1-1 F9			0-0 HR		0-0 E5 2-3	4	1	1	1	0	0	1				
<b>Mickey Tettleton, S</b> OBP: 0.386, SLG: 0.496		2-3 K			4-0 2B BB		0-0 G5-4-3 1B		2-3 K	3	0	1	0	1	2	1				
<b>Pete Incaviglia, R</b> OBP: 0.297, SLG: 0.341		1-0 G1-3			0-3 K		1-0 G5-4-3 1-2			3	0	0	0	0	1	2				
<b>Rob Deer, R</b> OBP: 0.308, SLG: 0.396			1-2 F9		0-0 2B		1-0 F8			3	0	1	0	0	0	0				
<b>Andy Allanson, R</b> OBP: 0.241, SLG: 0.329			2-1 G1-3		3-3 K			1-1 F9		3	0	0	0	0	1	2				
<b>Mitt Cuyler, S</b> OBP: 0.311, SLG: 0.337			0-2 1B		0-3 K			3-3 K		3	0	1	0	0	2	2				
<b>Inning Stats</b>	R: 0 E: 0 K: 1 S: 8	H: 0 LOB: 0 BB: 0 P: 10	R: 0 E: 0 K: 1 S: 6	H: 0 LOB: 0 BB: 0 P: 11	R: 0 E: 0 K: 0 S: 13	H: 1 LOB: 1 BB: 0 P: 16	R: 0 E: 0 K: 1 S: 8	H: 0 LOB: 0 BB: 0 P: 13	R: 0 E: 0 K: 3 S: 11	H: 1 LOB: 2 BB: 1 P: 18	R: 1 E: 0 K: 0 S: 4	H: 2 LOB: 0 BB: 0 P: 6	R: 0 E: 0 K: 1 S: 7	H: 0 LOB: 0 BB: 0 P: 13	R: 0 E: 1 K: 1 S: 7	H: 1 LOB: 1 BB: 0 P: 10	1B: 2 2B: 2 3B: 0 HR: 1	SF: 0 SAC: 0 DP: 1 HBP: 0	WP: 0 PB: 0 SB: 0 CS: 0	PA: 32
<b>PITCHER</b> Kevin Morton, L ERA: 1.0	IP: 9.0 WLS: W BF: 32 H: 5 R: 1 ER: 1 SO: 9 BB: 1 IBB: 0 HBP: 0 BLK: 0 WP: 0 HR: 1 S: 70 P: 103 ERA: 1.00 WHIP: 0.667															<b>PITCHER</b>				

**Detroit Tigers @ Boston Red Sox**  
Fenway Park, Boston, MA  
Fri Jul 05 1991, 7:05 PM EDT  
Att: 33,997 - Cloudy - 66 F


AB 31  
R 1  
H 5  
RBI 1  
BB 1  
SO 9  
LOB 10



Batter	1	2	3	4	5	6	7	8	9	AB	R	H	RBI	BB	SO	LOB	BOTTOM			
<b>Wade Boggs, L</b> OBP: 0.416, SLG: 0.444	1-1 1B FC5 2B	4-2 2B 1B BB		1-1 FC2-6 1B		2-0 WP HR 1B		1-2 FC4-6 1B 2B		4	4	3	0	1	0	1				
<b>Jody Reed, R</b> OBP: 0.325, SLG: 0.359	4-0 FC5 1B BB	1-0 1B 2B		1-0 FC2-6 1-2 2H		1-1 P5		2-1 2B 1B		4	2	2	1	1	0	2				
<b>Mo Vaughn, L</b> OBP: 0.389, SLG: 0.633	1-0 FC6-4 FC5 1B	4-0 1B IBB		3-3 K		4-2 HR BB		2-0 SF8 2B		3	2	2	2	2	1	1				
<b>Jack Clark, R</b> OBP: 0.353, SLG: 0.377	0-1 FC5 FC6-4 1-2 2-3 3H	2-2 BB 1B		0-2 P4		0-0 HR		2-1 SF8		4	1	2	7	0	0	3				
<b>Mike Greenwell, L</b> OBP: 0.368, SLG: 0.439	0-0 FC6-4 1-2 2-3	4-0 BB			0-0 G4-3		0-0 F8		1-1 G4-3	4	0	0	0	1	0	2				
<b>Ellis Burks, R</b> OBP: 0.309, SLG: 0.416	3-2 G5-3	2-2 F9			0-1 1B		0-0 G5-3			4	0	1	0	0	0	5				
<b>Tom Brunansky, R</b> OBP: 0.288, SLG: 0.386		2-2 G5-3 2B 1B		0-2 F9		0-0 L8		4-2 G6-4-3 BB		3	1	1	0	1	0	1				
<b>Tony Peña, R</b> OBP: 0.310, SLG: 0.348	0-0 G5-3		2-3 K		0-0 F9		1-0 G6-4-3			4	0	0	0	0	1	3				
<b>Luis Rivera, R</b> OBP: 0.365, SLG: 0.443		3-2 L7		0-1 L6		0-1 G4-3		1-0 FC4-6 1B		4	0	1	0	0	0	1				
<b>Inning Stats</b>	R: 1 E: 0 K: 0 S: 10	H: 2 LOB: 2 BB: 1 P: 19	R: 3 E: 0 K: 0 S: 17	H: 3 LOB: 3 BB: 3 P: 39	R: 0 E: 0 K: 1 S: 8	H: 0 LOB: 0 BB: 0 P: 10	R: 0 E: 0 K: 1 S: 10	H: 1 LOB: 1 BB: 0 P: 15	R: 0 E: 0 K: 0 S: 5	H: 1 LOB: 1 BB: 0 P: 5	R: 3 E: 0 K: 0 S: 12	H: 2 LOB: 0 BB: 1 P: 19	R: 0 E: 0 K: 0 S: 5	H: 0 LOB: 0 BB: 1 P: 10	R: 3 E: 0 K: 0 S: 11	H: 3 LOB: 0 BB: 0 P: 20	1B: 8 2B: 3 3B: 0 HR: 1	SF: 1 SAC: 0 DP: 1 HBP: 0	WP: 1 PB: 0 SB: 0 CS: 0	PA: 41
<b>PITCHER</b> Walt Terrell, R ERA: 4.69 Mike Munoz, L ERA: 6.45	IP: 6.0 WLS: L BF: 32 H: 9 R: 3 ER: 3 SO: 7 BB: 4 IBB: 1 HBP: 0 BLK: 0 WP: 0 HR: 1 S: 62 P: 107 ERA: 10.50 WHIP: 2.167															<b>PITCHER</b>				

**Detroit Tigers @ Boston Red Sox**  
Fenway Park, Boston, MA  
Fri Jul 05 1991, 7:05 PM EDT  
Att: 33,997 - Cloudy - 66 F

AB 34  
R 10  
H 12  
RBI 10  
BB 6  
SO 2  
LOB 19





Batter	1	2	3	4	5	6	7	8	9	AB	R	H	RBI	BB	SO	LOB	TOP											
<b>Tony Phillips, S</b> OBP: 0.389, SLG: 0.434 (1, 5)	1-2 1B	1-2 SAFE SAFE G3		1-2 CS 1B			0-1 1B 2B		1-1 L6	5	0	3	0	0	0	1												
<b>Lou Whitaker, L</b> OBP: 0.391, SLG: 0.453 (1, 4)	0-1 1B	3-2 G6-3		1-0 CS 1-2	3-1 F8		0-0 G5-4-3 1B		2-3 K	5	0	2	0	0	1	1												
<b>Travis Fryman, R</b> OBP: 0.274, SLG: 0.377 (1, 6)	2-3 K	3-3 K			2-3 K		0-1 G5-4-3 1-2			4	0	0	0	0	3	5												
<b>Cecil Fielder, R</b> OBP: 0.371, SLG: 0.530 (1, 10)	0-1 F9			1-3 K			2-0 G6-3		1-1 P5	4	0	0	0	0	1	2												
<b>Mickey Tettleton, S</b> OBP: 0.389, SLG: 0.500 (1, 2)	2-0 G3-1			2-3 K			2-0 1B 2B		1-1 BB 1B	4	0	2	0	0	1	2												
<b>Dave Bergman, L</b> OBP: 0.352, SLG: 0.297 <b>Skeeter Barnes, R</b> OBP: 0.351, SLG: 0.647 (8, 3)		4-2 HR BB		2-2 1B			2-2 1B		4-2 BB	2	1	2	0	2	0	0												
<b>Pete Incaviglia, R</b> OBP: 0.267, SLG: 0.356 (1, 7)		0-2 HR		0-1 P4			2-3 K		0-0 F9	4	1	1	2	0	1	4												
<b>Rob Deer, R</b> OBP: 0.308, SLG: 0.405 (1, 9)		0-1 HR			0-1 F8		1-1 P5		2-3 K	4	1	1	1	0	1	3												
<b>John Shelby, S</b> OBP: 0.238, SLG: 0.336 <b>Milt Cuyler, S</b> OBP: 0.309, SLG: 0.333 (2, 8)		1-1 PB G3 WP HBP		0-3 K			0-3 K		0-0 P2	0	0	0	0	0	0	0												
<b>Mark Salas, L</b> OBP: 0.103, SLG: 0.105 (9, PH)										1	0	0	0	0	0	0												
<b>Inning Stats</b>	R: 0 E: 0 K: 1 S: 12	H: 2 LOB: 2 BB: 0 P: 17	R: 4 E: 0 K: 1 S: 19	H: 2 LOB: 1 BB: 1 P: 30	R: 0 E: 0 K: 2 S: 12	H: 1 LOB: 1 BB: 0 P: 17	R: 0 E: 0 K: 1 S: 8	H: 1 LOB: 0 BB: 0 P: 10	R: 0 E: 0 K: 1 S: 6	H: 0 LOB: 1 BB: 0 P: 13	R: 0 E: 0 K: 1 S: 9	H: 2 LOB: 1 BB: 0 P: 16	R: 0 E: 0 K: 1 S: 8	H: 2 LOB: 1 BB: 0 P: 8	R: 0 E: 0 K: 1 S: 11	H: 1 LOB: 2 BB: 0 P: 19	R: 0 E: 0 K: 1 S: 6	H: 0 LOB: 0 BB: 0 P: 9	1B: 7 2B: 2 3B: 0 HR: 2	SF: 0 SAC: 0 DP: 1 HBP: 1	WP: 1 PB: 1 SB: 0 CS: 1	PA: 39						
<b>PITCHER</b>	IP	WLS	BF	H	R	ER	SO	BB	IBB	HBP	BLK	WP	HR	S	P	ERA	WHIP											
<b>Roger Clemens, R</b> ERA: 2.22	(1, 1)	8.0	W	35	11	4	4	9	2	0	1	0	1	2	85	130	4.50	1.625										
<b>Jeff Reardon, R</b> ERA: 2.7	(9, 1)	1.0	S	3	0	0	0	1	0	0	0	0	0	0	6	9	0.00	0.000										

**Detroit Tigers @ Boston Red Sox**  
Fenway Park, Boston, MA  
Sat Jul 06 1991, 3:33 AM EDT  
Att: 34,440 - Cloudy - 70 F

AB	35
R	4
H	11
RBI	3
BB	2
SO	10
LOB	18



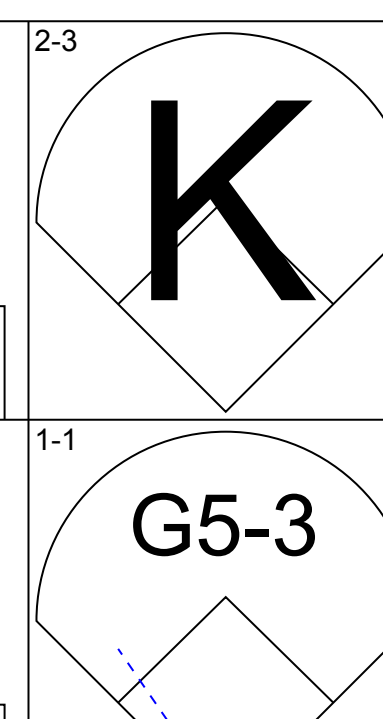
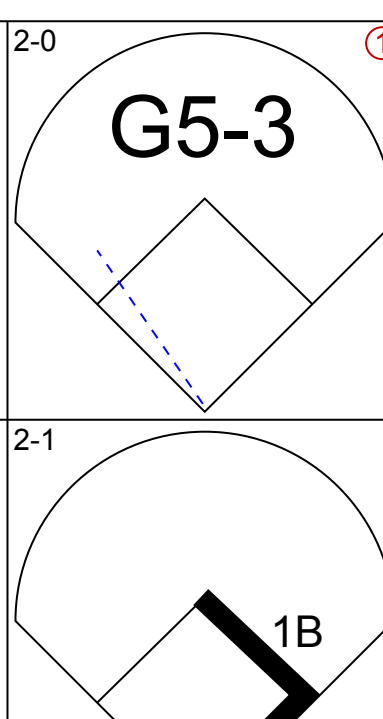
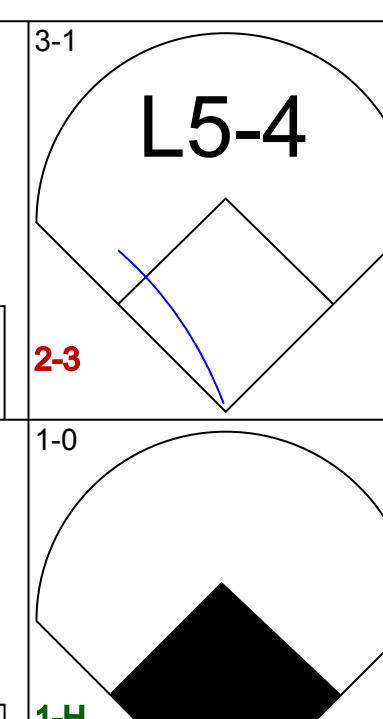
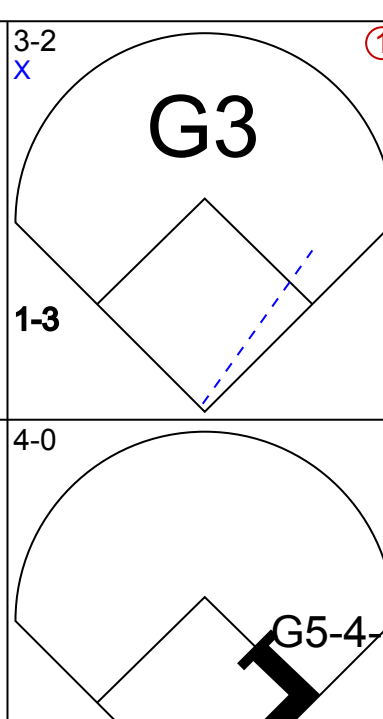
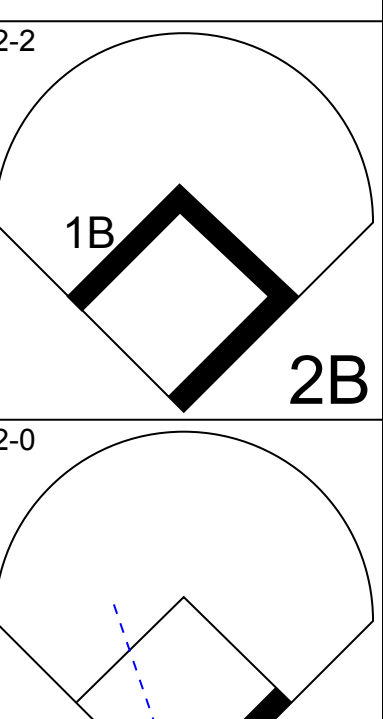
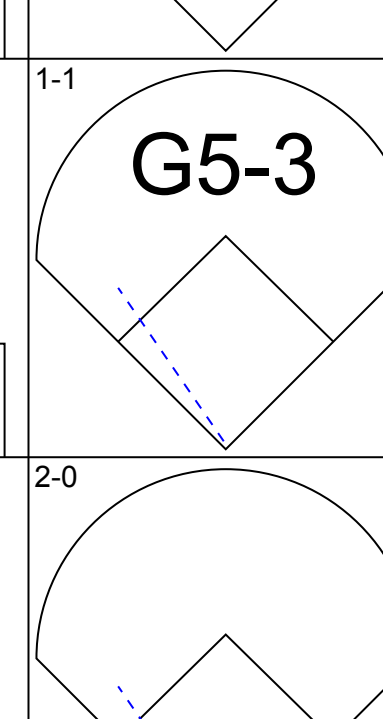
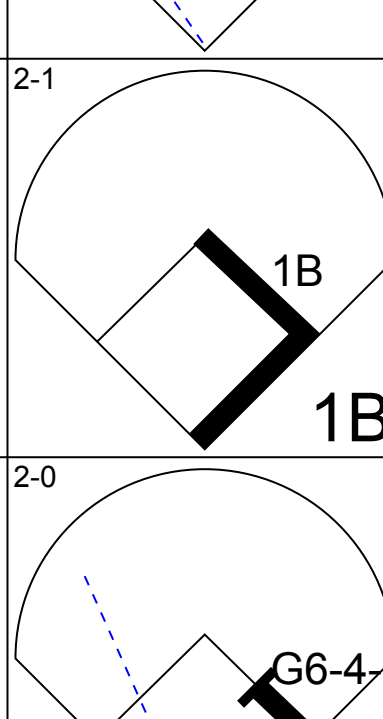
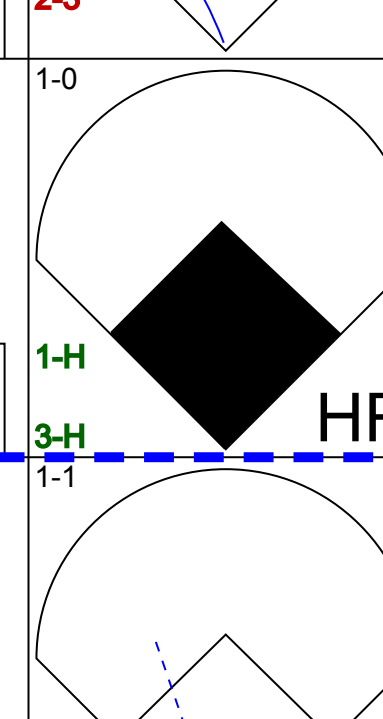
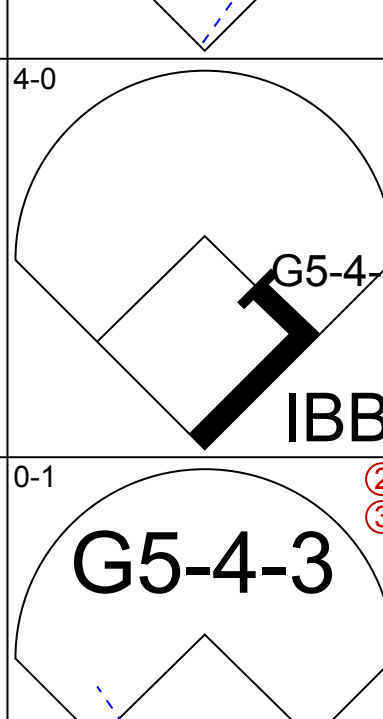
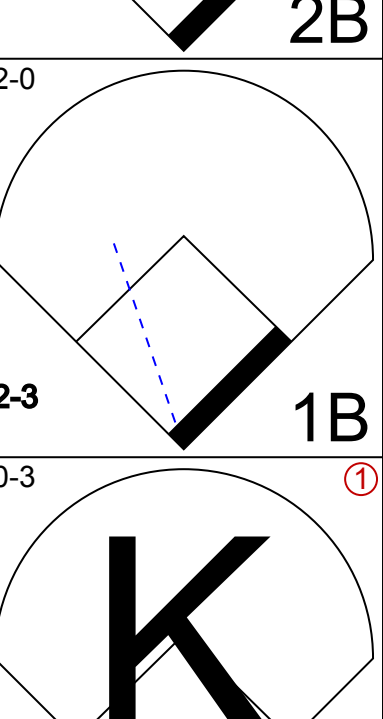
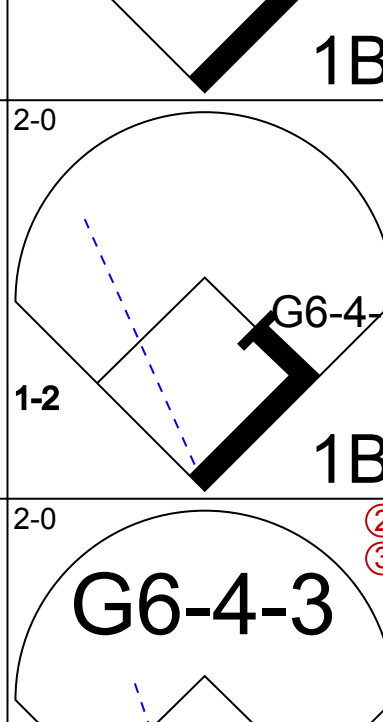
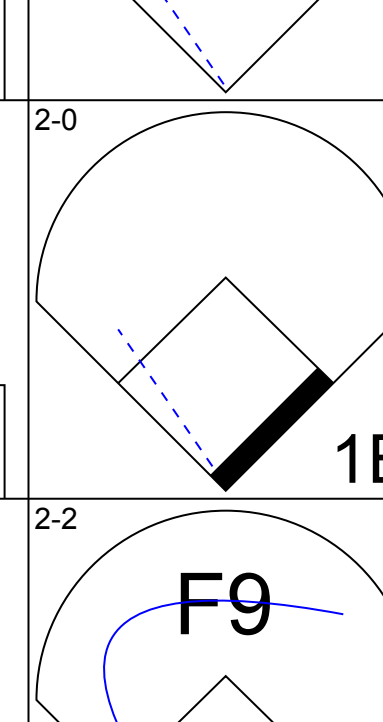
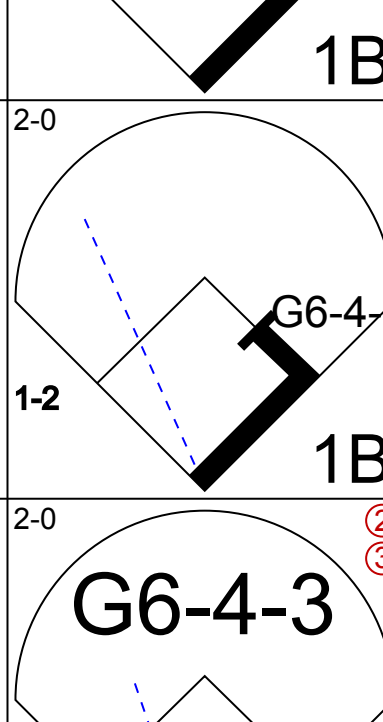
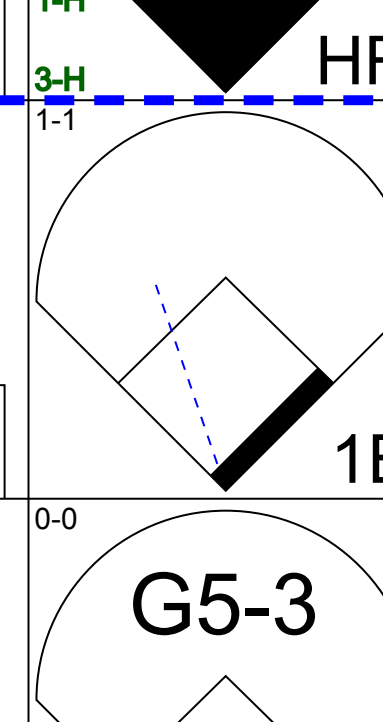
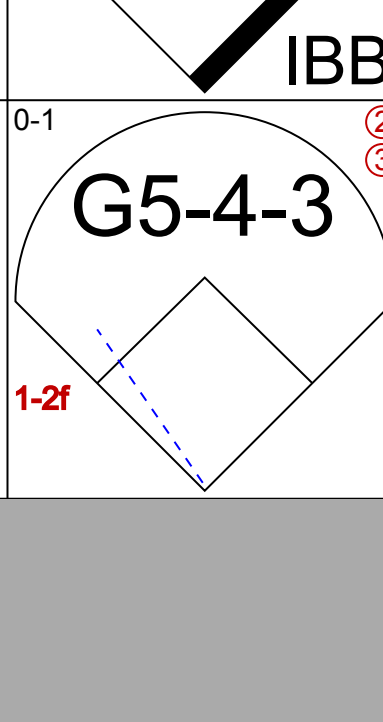
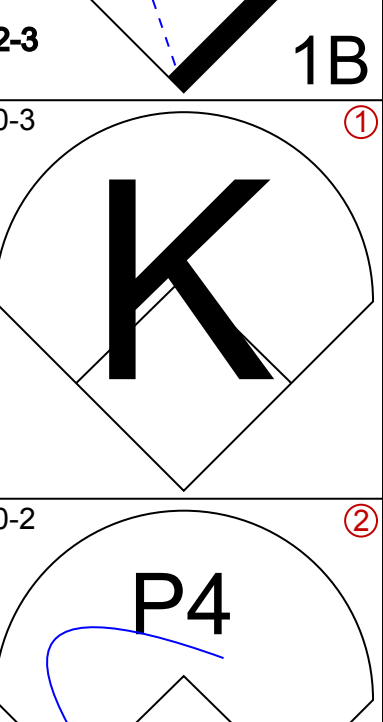
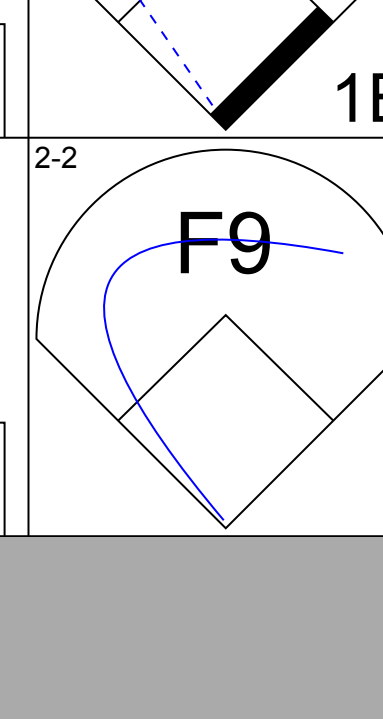
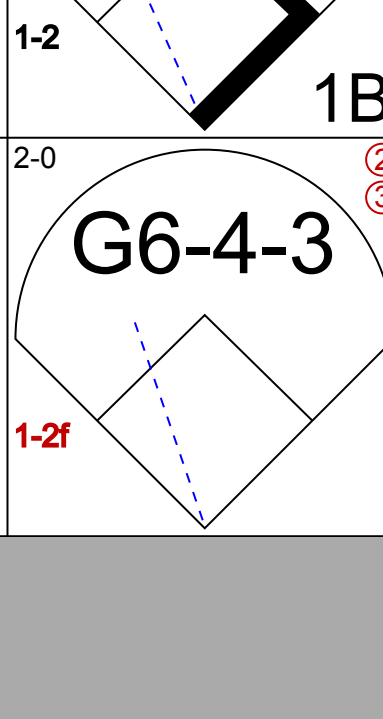
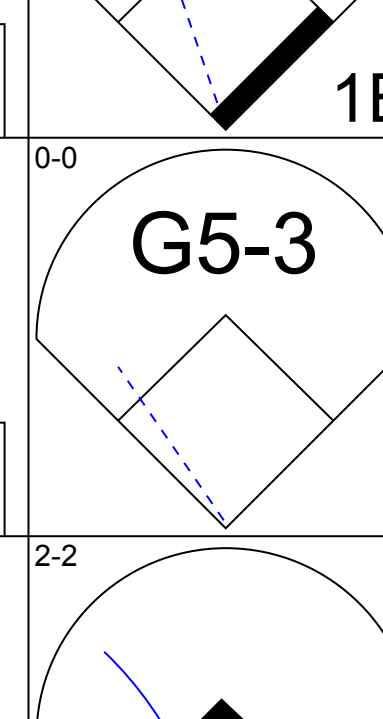
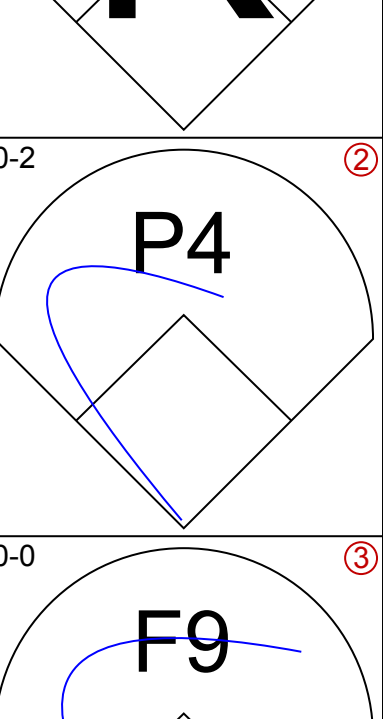

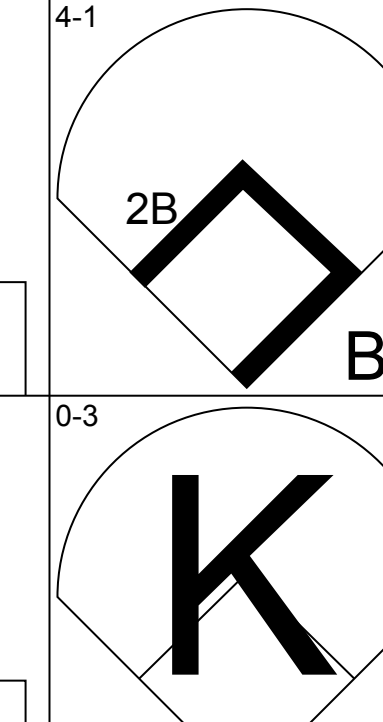
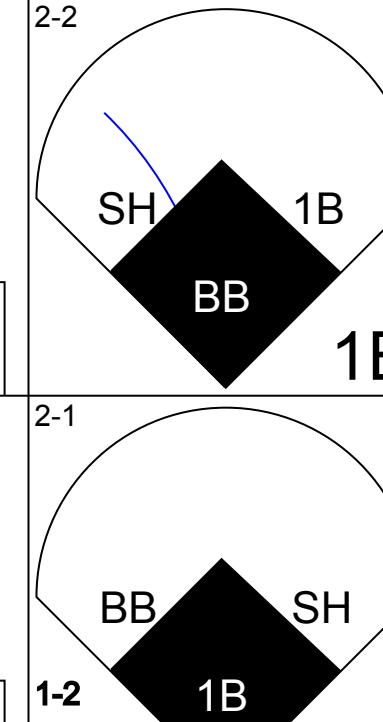
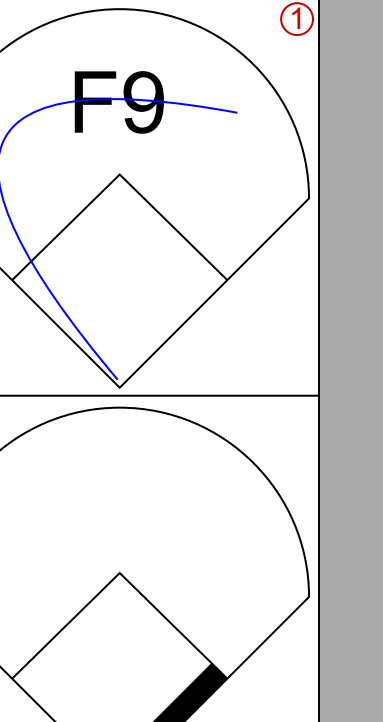
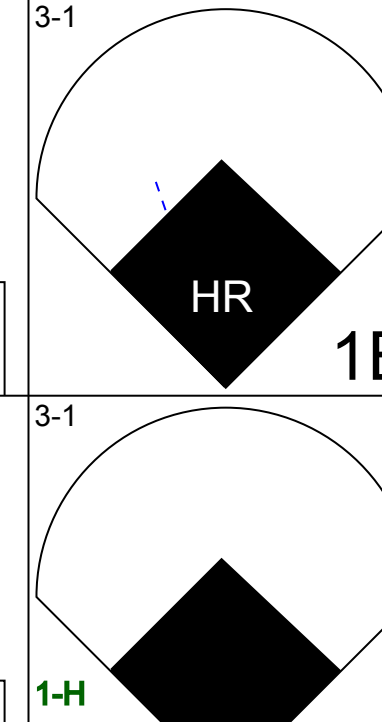
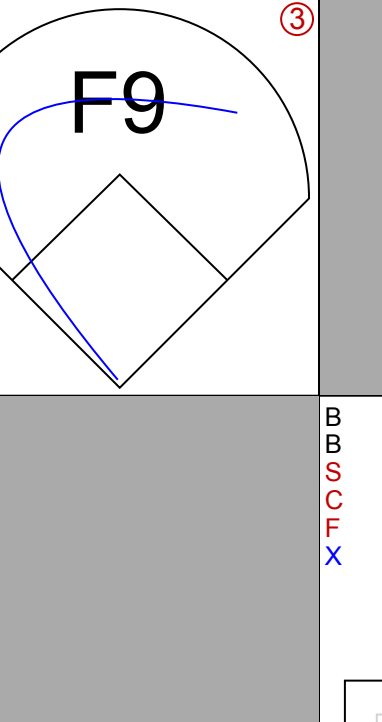

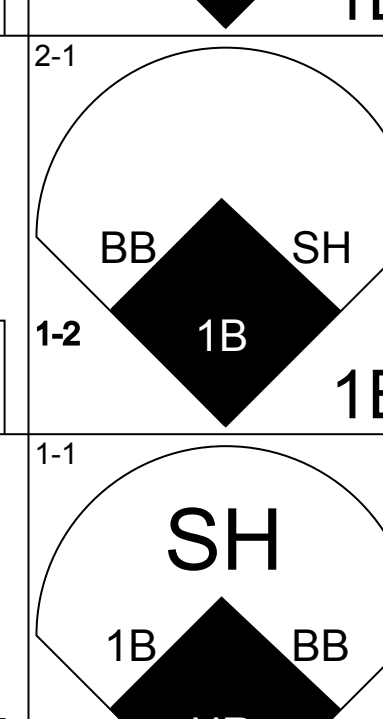
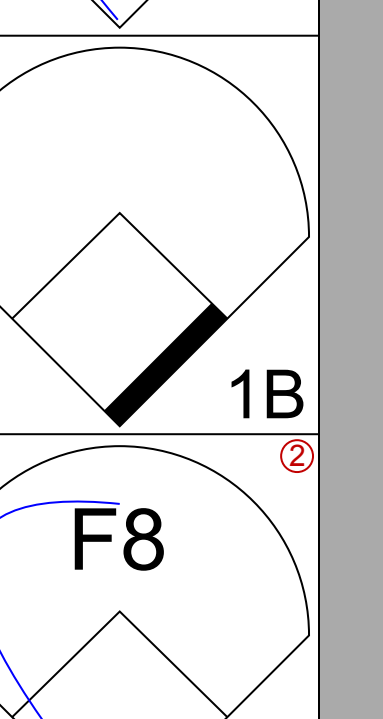
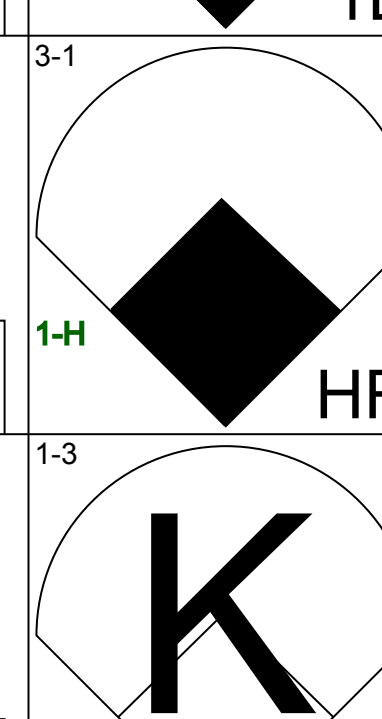
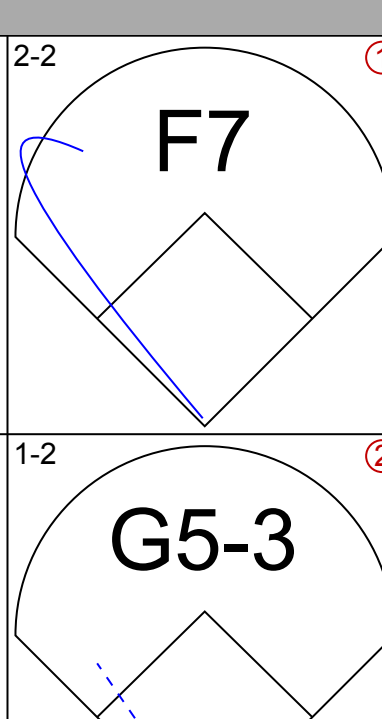

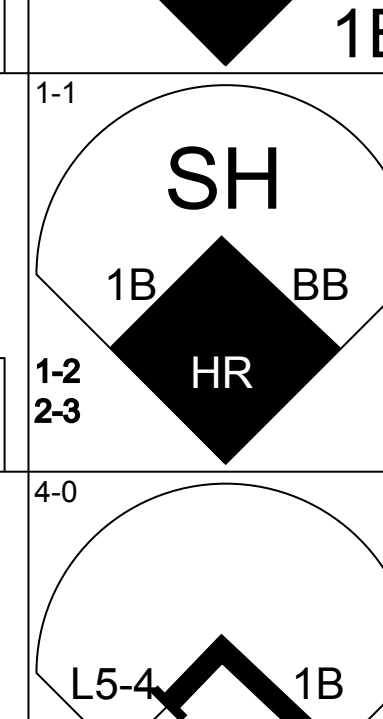
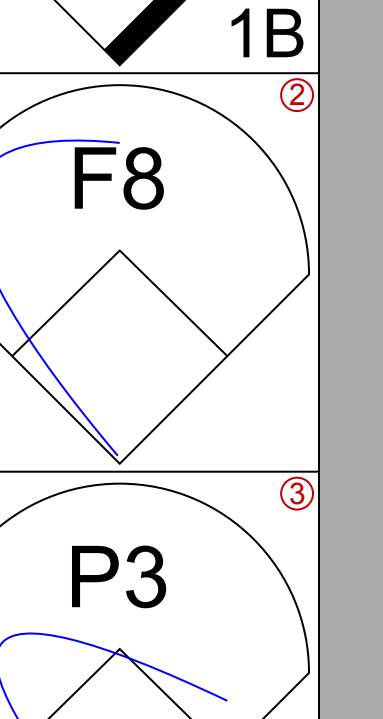
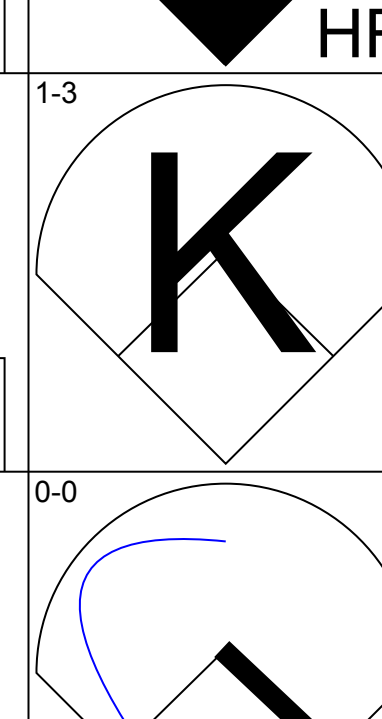
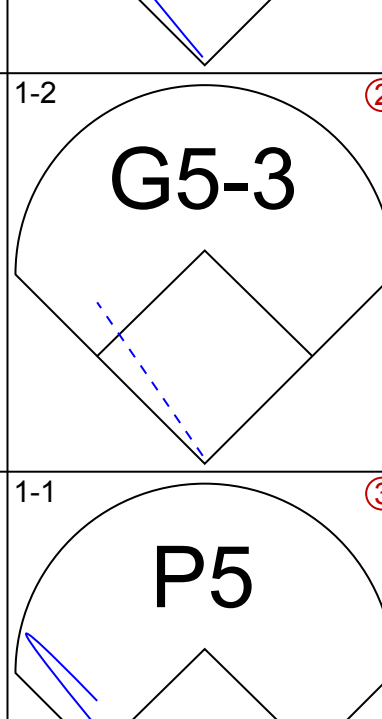

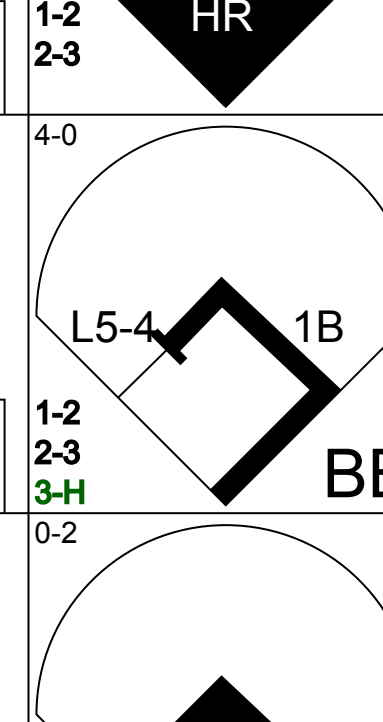
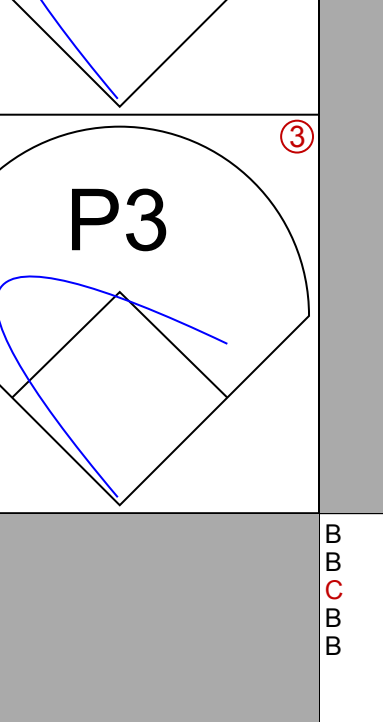
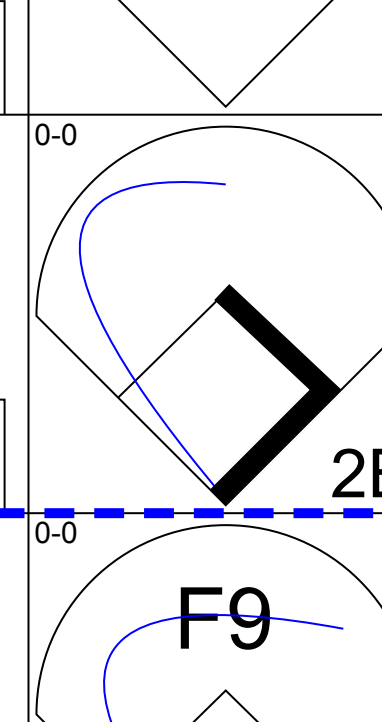
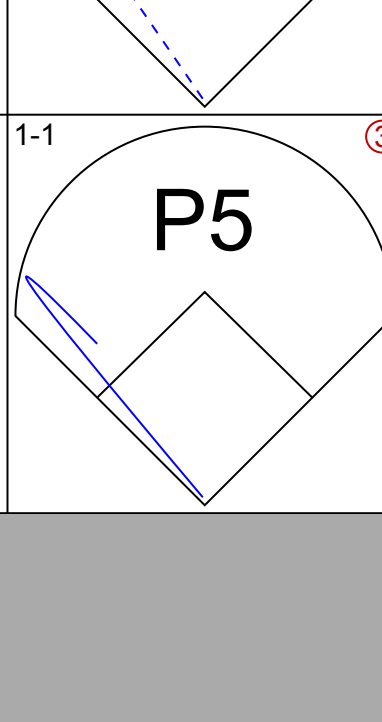

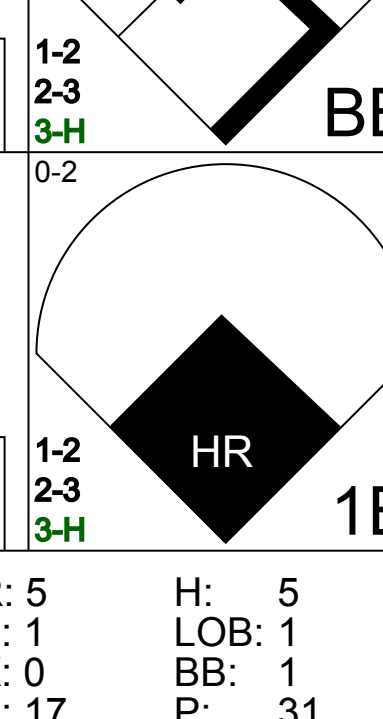
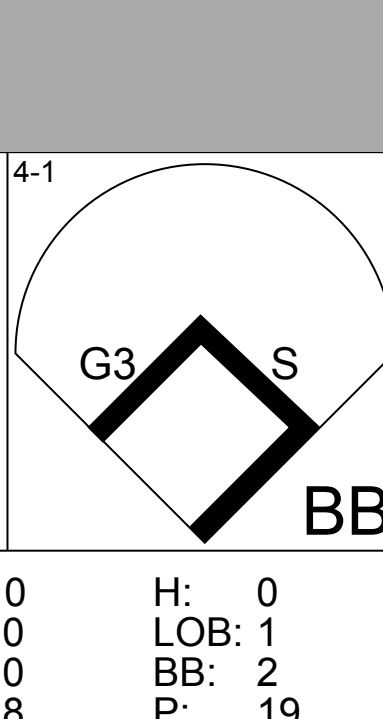
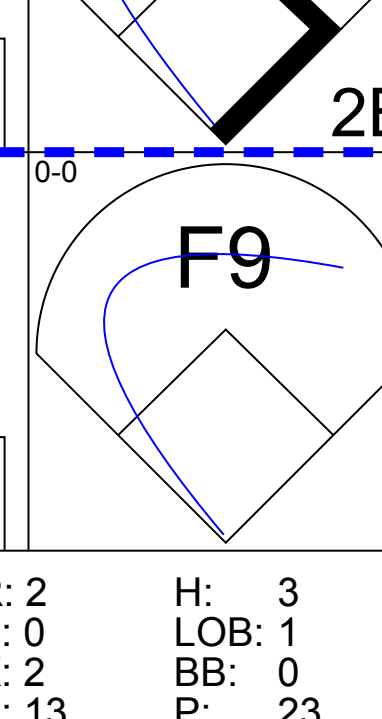
Batter	1	2	3	4	5	6	7	8	9	AB	R	H	RBI	BB	SO	LOB	BOTTOM										
<b>Wade Boggs, L</b> OBP: 0.422, SLG: 0.447 (1, 5)	4-0 BB 1B BB	1-2 F8			4-2 1B BB		1-1 1B 1B	1-0 E7 G5-4-3 1B		3	2	2	0	2	0	0											
<b>Jody Reed, R</b> OBP: 0.326, SLG: 0.360 (1, 4)	0-2 BB 1B	1-1 P3			1-0 F7		1-1 1B 1B	0-0 G5-4-3		5	2	2	1	0	0	2											
<b>Mo Vaughn, L</b> OBP: 0.409, SLG: 0.618 <b>Kevin Romine, R</b> OBP: 0.222, SLG: 0.302 <b>Tony Peña, R</b> OBP: 0.309, SLG: 0.347 (7, PR)	0-1 P4			2-1 1B	0-0 F9		1-0 1B 1B	1-2 P3		4	0	2	1	0	0	3											
<b>Jack Clark, R</b> OBP: 0.352, SLG: 0.374 (1, 10)	2-3 K			1-2 F8	1-1 1B		0-0 F8			4	0	1	0	0	1	5											
<b>Mike Greenwell, L</b> OBP: 0.369, SLG: 0.438 (1, 7)	4-1 WP 1B BB			1-0 F7	1-1 L7		1-2 E 1B			3	0	1	1	1	0	3											
<b>Ellis Burks, R</b> OBP: 0.306, SLG: 0.414 (1, 8)	1-0 WP 1B			1-1 F8			2-1 P4 P2			4	0	1	2	0	0	3											
<b>Tom Brunansky, R</b> OBP: 0.298, SLG: 0.388 (1, 9)	4-0 FC5-4 IBB			4-0 G6-4-3 BB	1-2 F8		4-2 G6-4-3 BB	0-1 E5 1B		1	0	1	1	3	0	0											
<b>John Marzano, R</b> OBP: 0.286, SLG: 0.375 <b>Carlos Quintana, R</b> OBP: 0.376, SLG: 0.409 (7, PH)	1-0 FC5-4			1-2 F8			0-0 G6-4-3 G4-3			3	0	0	0	0	0	5											
<b>Luis Rivera, R</b> OBP: 0.368, SLG: 0.450 (1, 6)		1-0 F9		0-1 G6-4-3			0-2 1B 1B	0-0 E 2B		4	2	2	0	0	0	1											
<b>Inning Stats</b>	R: 2 E: 0 K: 1 S: 12	H: 2 LOB: 3 BB: 3 P: 28	R: 0 E: 0 K: 0 S: 7	H: 0 LOB: 0 BB: 0 P: 10	R: 0 E: 0 K: 0 S: 8	H: 1 LOB: 1 BB: 0 P: 13	R: 0 E: 0 K: 0 S: 6	H: 0 LOB: 0 BB: 1 P: 11	R: 0 E: 0 K: 0 S: 9	H: 1 LOB: 2 BB: 1 P: 16	R: 0 E: 0 K: 0 S: 6	H: 0 LOB: 1 BB: 1 P: 12	R: 4 E: 1 K: 0 S: 17	H: 6 LOB: 2 BB: 0 P: 22	R: 1 E: 1 K: 0 S: 7	H: 2 LOB: 0 BB: 0 P: 9	1B: 11 2B: 1 3B: 0 HR: 0	SF: 0 SAC: 0 DP: 3 HBP: 0	WP: 1 PB: 0 SB: 0 CS: 0	PA: 39							
<b>PITCHER</b>	IP	WLS	BF	H	R	ER	SO	BB	IBB	HBP	BLK	WP	HR	S	P	ERA	WHIP										
<b>Dan Gakeler, R</b> ERA: 6.06	(1, 1)	6.0	L	3	3	1	1	0	0	0	0	0	0	5	8	∞	∞										
<b>Paul Gibson, L</b> ERA: 4.29	(7, 1)	0.0	L	3	3	1	1	0	0	0	0	0	0	5	8	∞	∞										
<b>Mark Leiter, R</b> ERA: 3.75	(7, 1)	2.0		9	4	3	2	0	0	0	0	0	0	16	20	9.00	2.000										

**Detroit Tigers @ Boston Red Sox**  
Fenway Park, Boston, MA  
Sat Jul 06 1991, 3:33 AM EDT  
Att: 34,440 - Cloudy - 70 F

AB	33
R	7
H	12
RBI	6
BB	6
SO	1
LOB	24



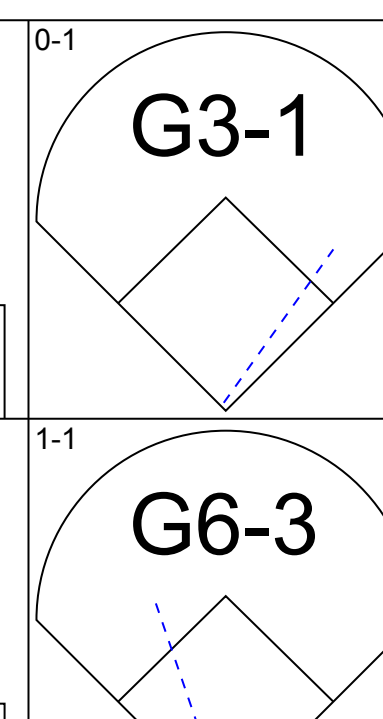
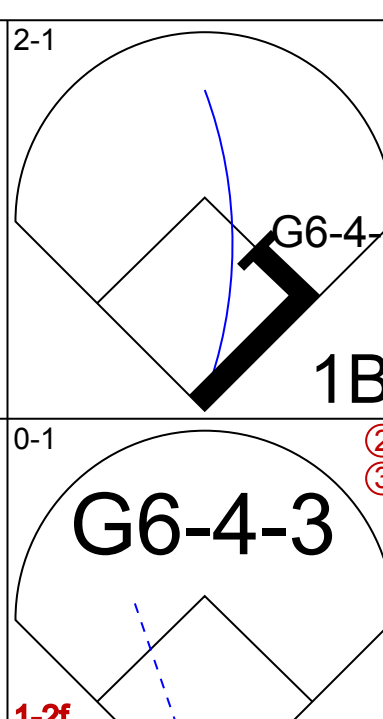
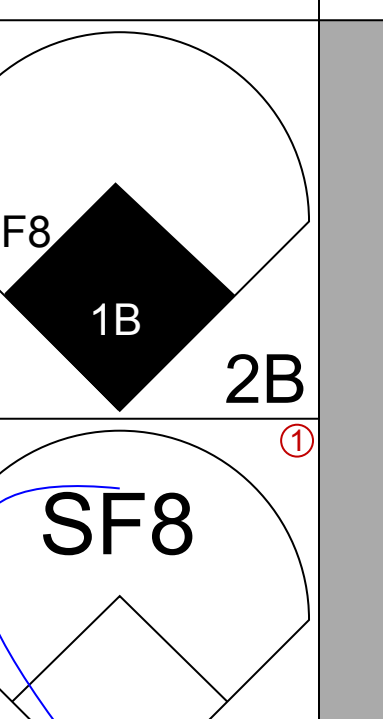
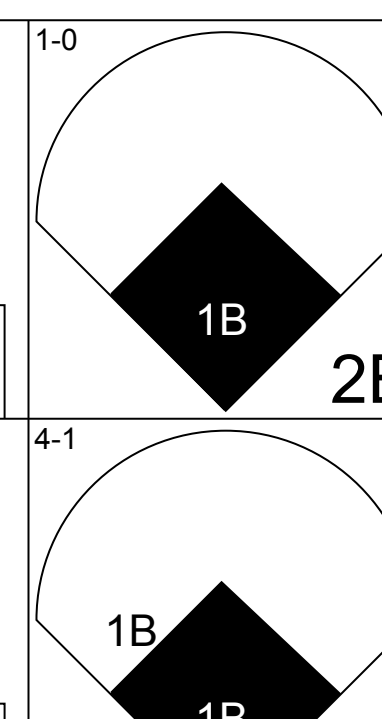
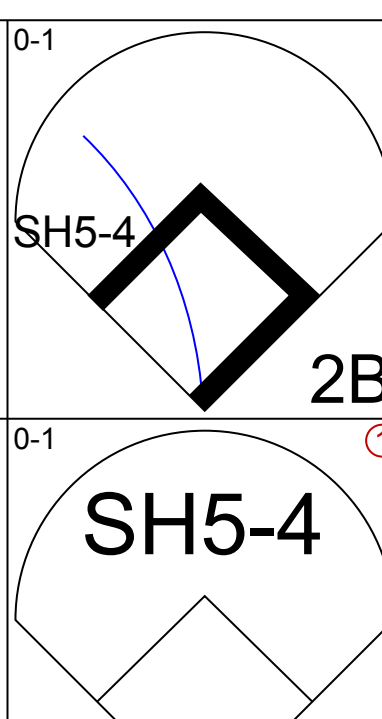
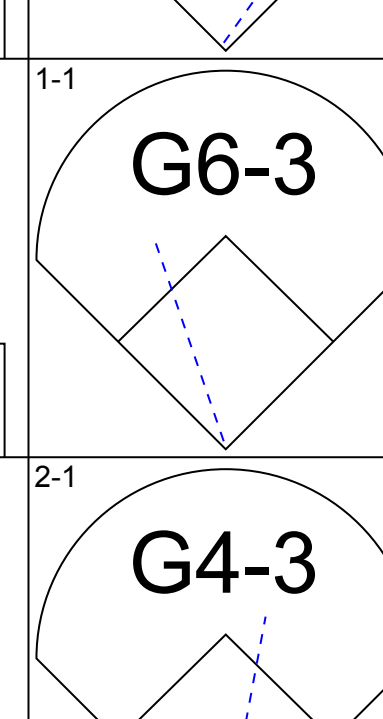
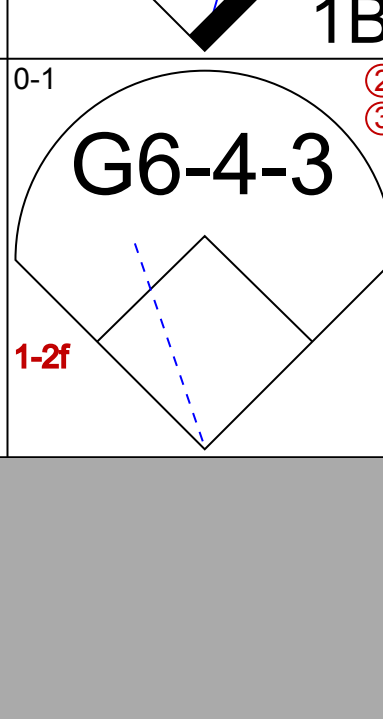
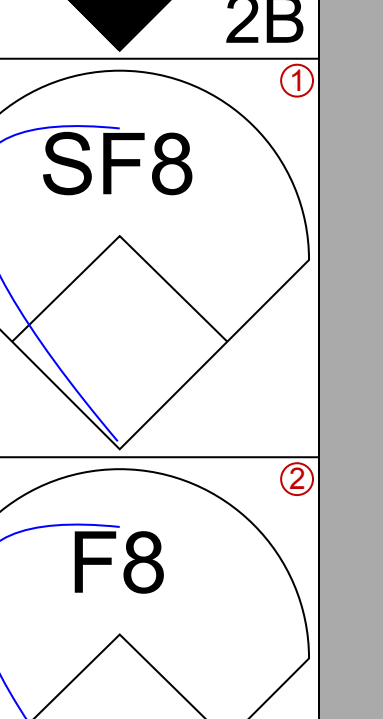
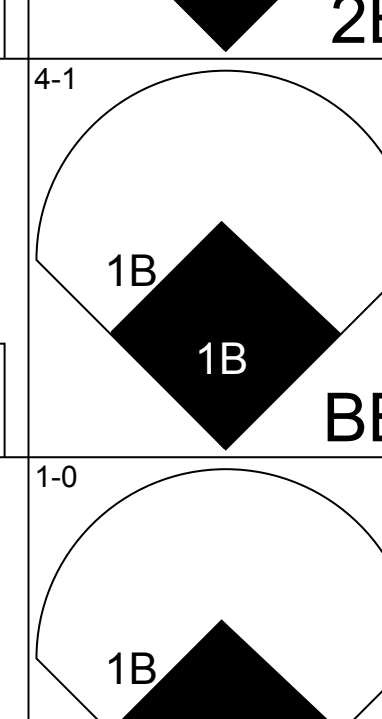
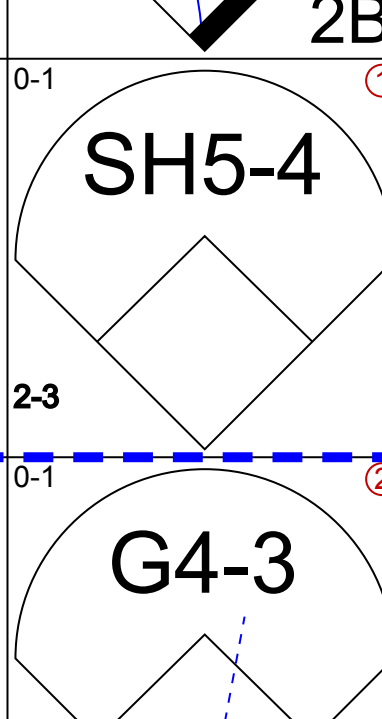
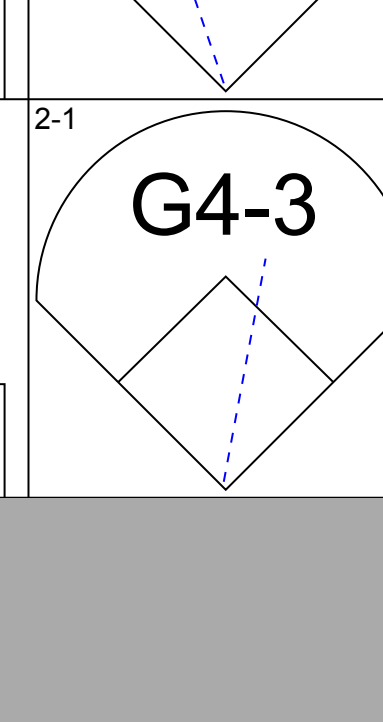
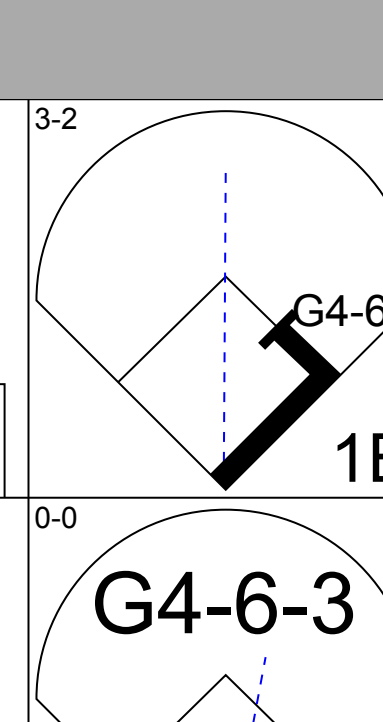
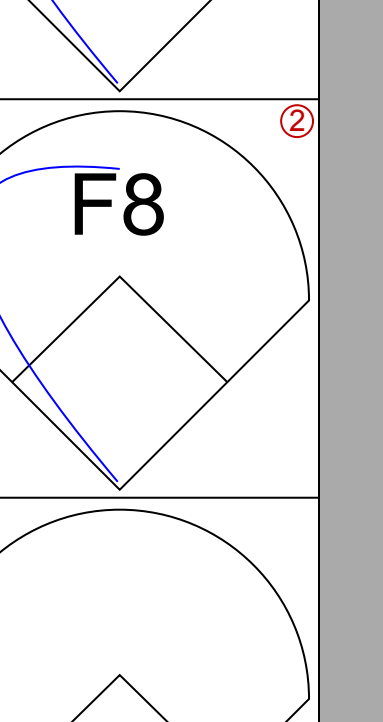
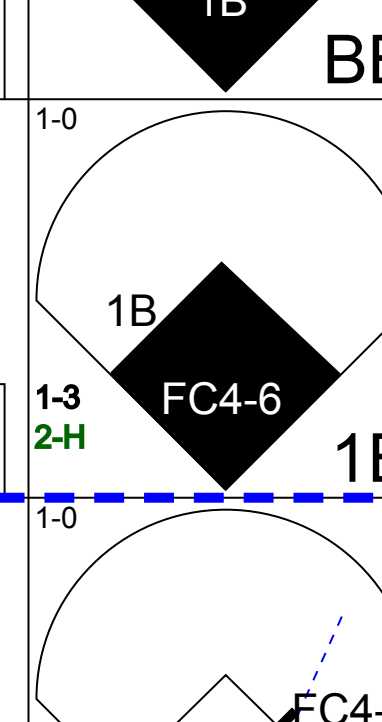
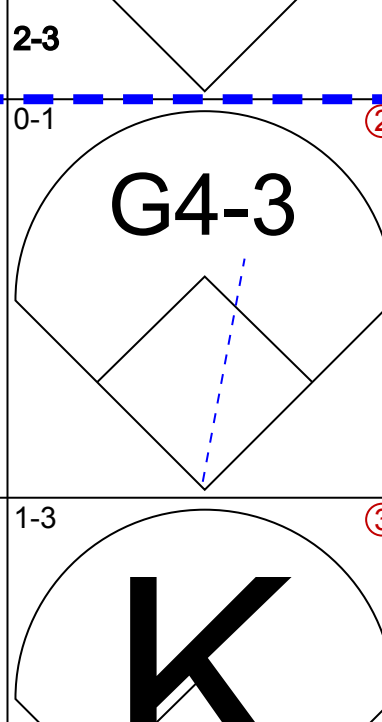
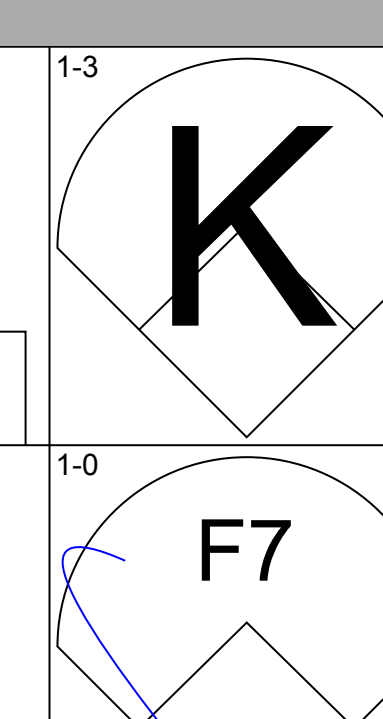
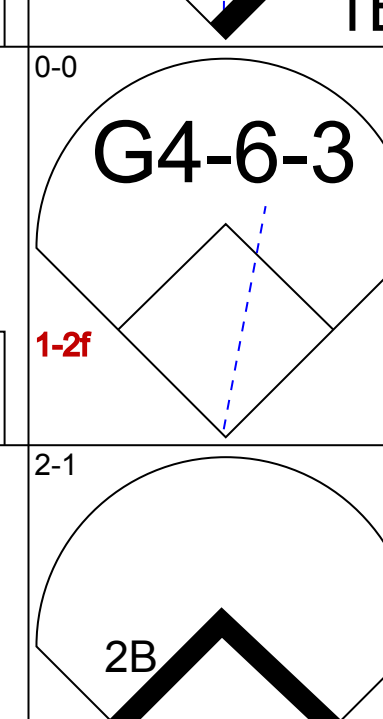
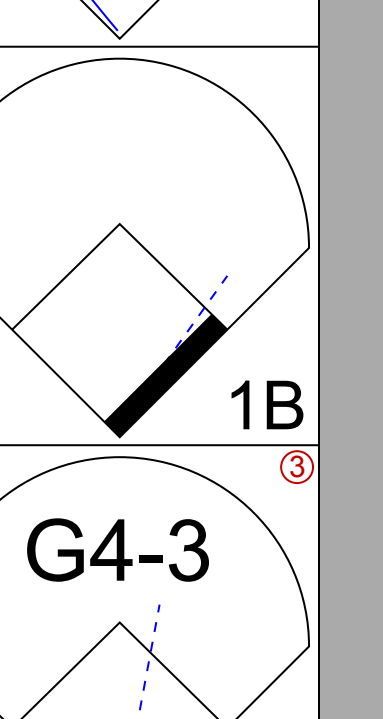
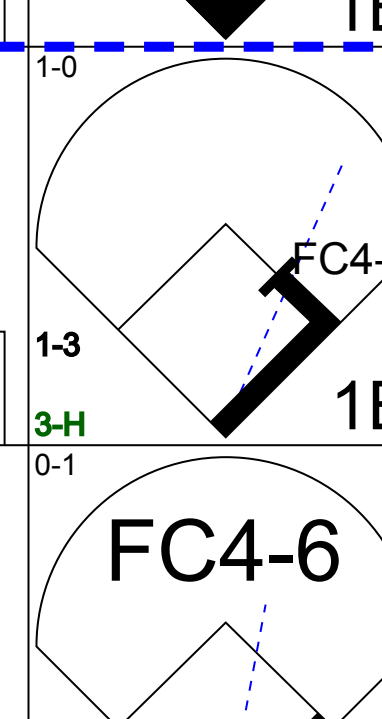

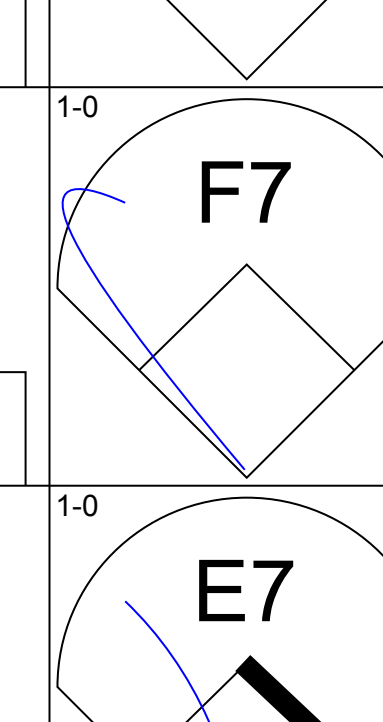
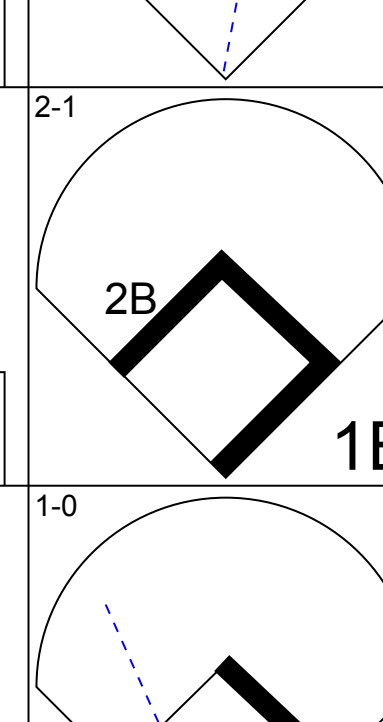
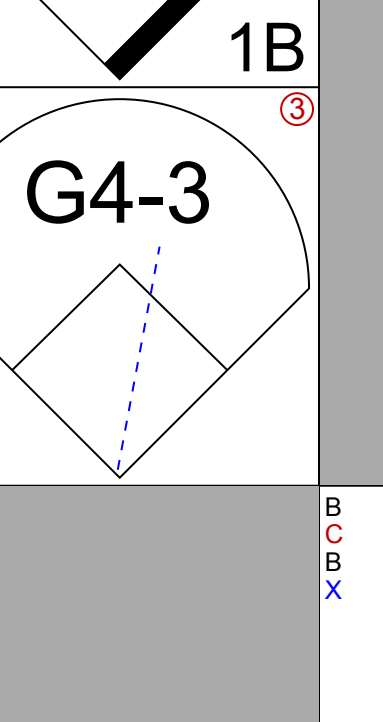
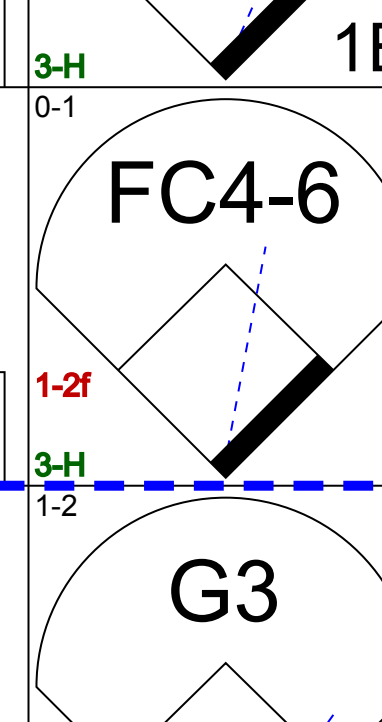
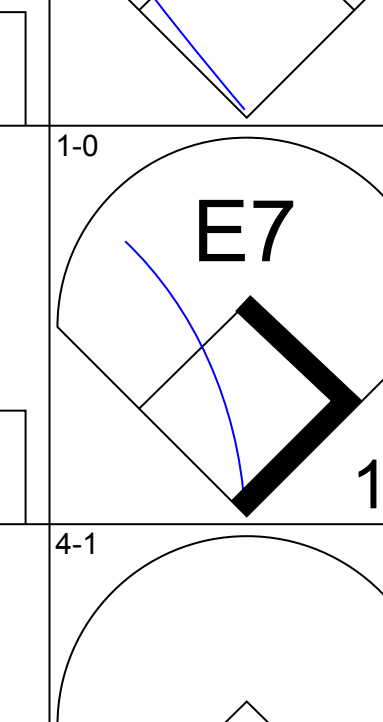
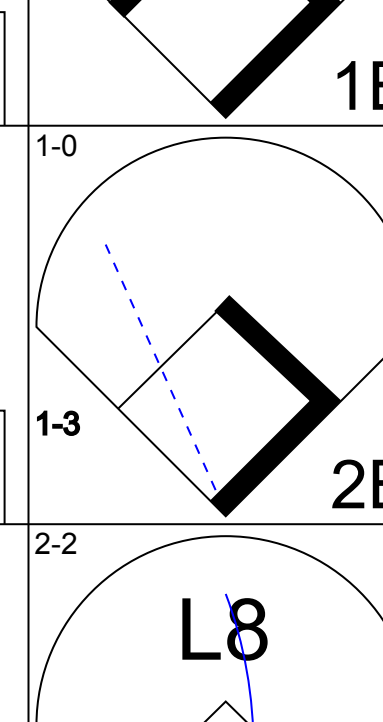
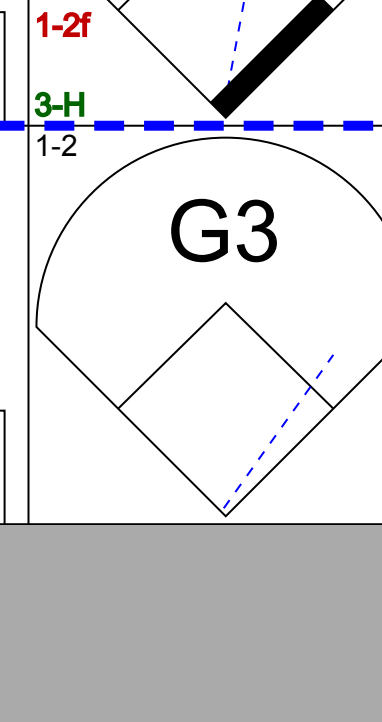
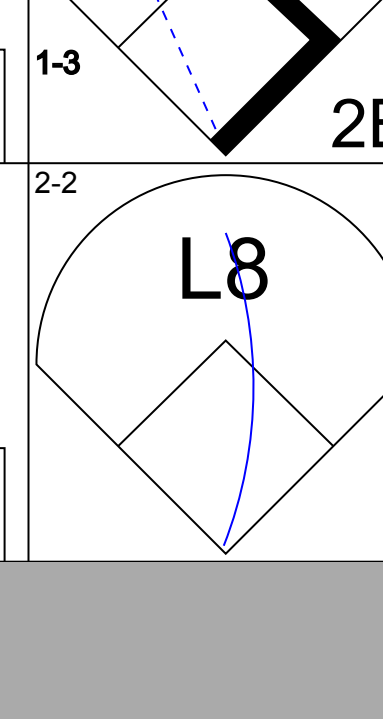
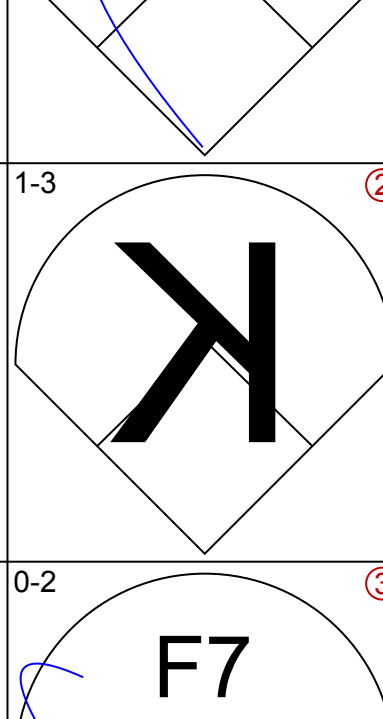
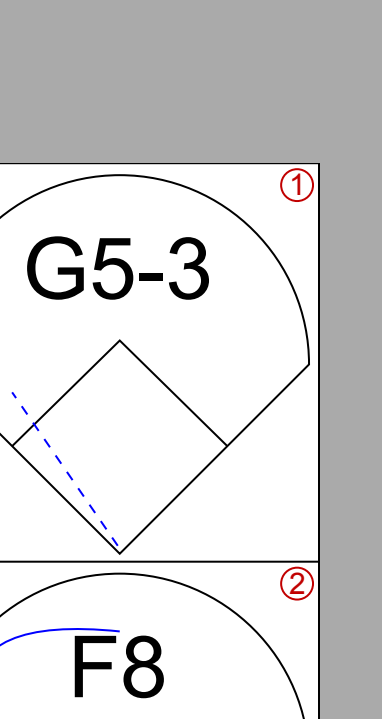
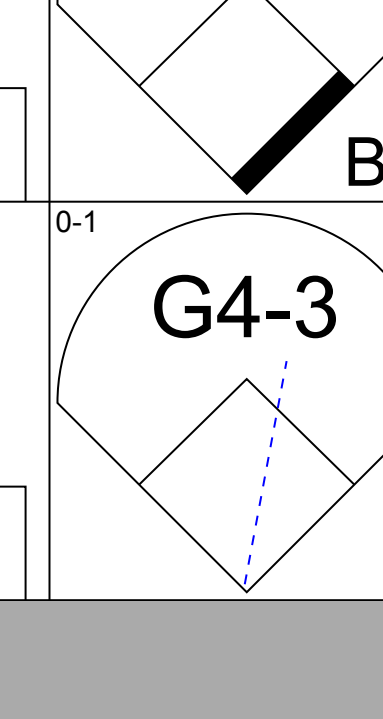
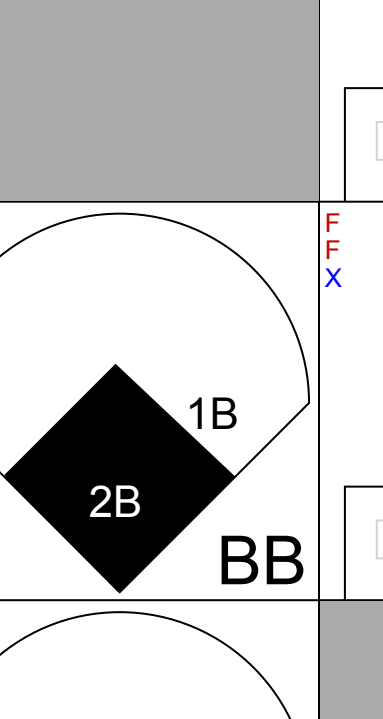
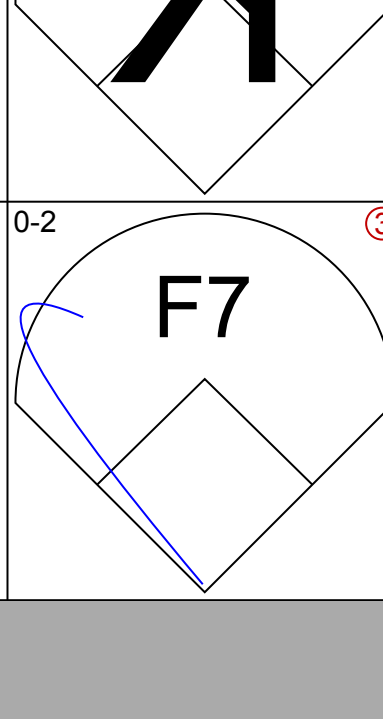
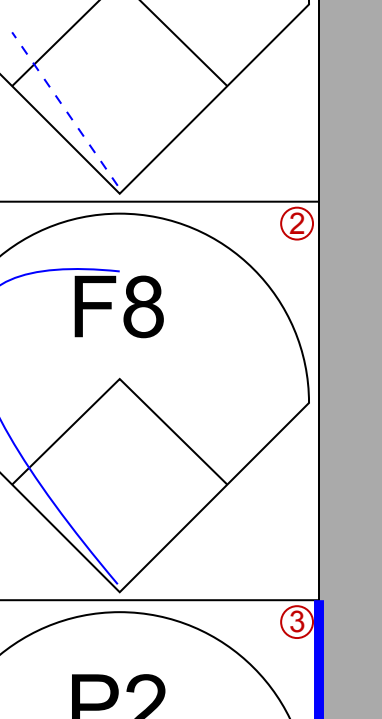
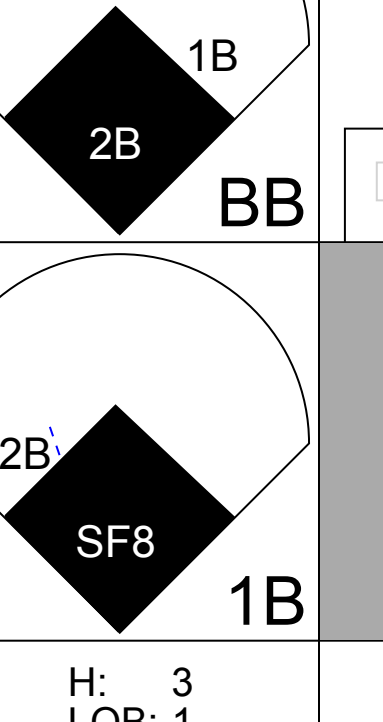
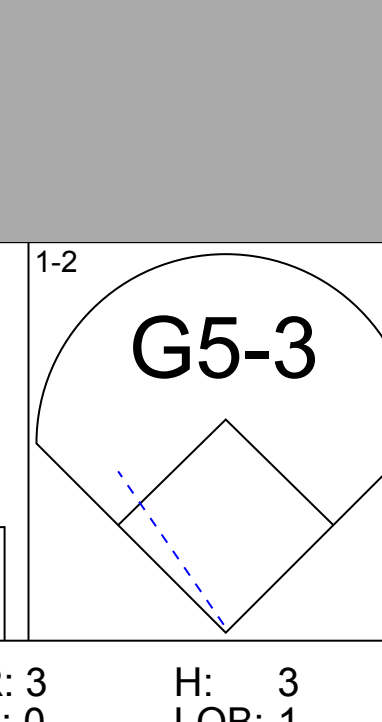


Batter	1	2	3	4	5	6	7	8	9	AB	R	H	RBI	BB	SO	LOB	TOP					
<b>Tony Phillips, S</b> OBP: 0.386, SLG: 0.434 (1, 4) (6, 5)										5	0	1	0	0	1	4						
<b>Skeeter Barnes, R</b> OBP: 0.375, SLG: 0.730 (1, 5) (6, FH)										3	1	2	3	0	0	0						
<b>Lou Whitaker, L</b> OBP: 0.386, SLG: 0.456 (6, 4)										1	0	1	0	1	0	0						
<b>Travis Fryman, R</b> OBP: 0.280, SLG: 0.381 (1, 6)										5	0	3	0	0	1	4						
<b>Cecil Fielder, R</b> OBP: 0.365, SLG: 0.521 (1, 3)										5	0	0	0	0	1	6						
<b>Pete Incaviglia, R</b> OBP: 0.278, SLG: 0.360 (1, 10)										4	2	2	0	1	0	2						
<b>Rob Deer, R</b> OBP: 0.312, SLG: 0.420 (1, 9)										5	2	3	2	0	1	1						
<b>John Shelby, S</b> OBP: 0.230, SLG: 0.325 (1, 7)										4	1	0	0	0	2	2	AB 39					
<b>Andy Allanson, R</b> OBP: 0.261, SLG: 0.360 (1, 2)										4	0	2	1	1	0	1	R 7					
<b>Mitt Cuyler, S</b> OBP: 0.312, SLG: 0.333 (1, 8)										3	1	1	1	1	0	3	H 15					
<b>Inning Stats</b>	R: 0 E: 0 K: 1 S: 10	H: 1 LOB: 1 BB: 0 P: 17	R: 0 E: 0 K: 2 S: 10	H: 1 LOB: 2 BB: 1 P: 18	R: 0 E: 0 K: 0 S: 5	H: 2 LOB: 1 BB: 0 P: 13	R: 5 E: 1 K: 0 S: 17	H: 5 LOB: 1 BB: 1 P: 31	R: 0 E: 0 K: 0 S: 9	H: 1 LOB: 1 BB: 0 P: 14	R: 0 E: 0 K: 0 S: 8	H: 0 LOB: 1 BB: 2 P: 19	R: 2 E: 0 K: 2 S: 13	H: 3 LOB: 1 BB: 0 P: 23	R: 0 E: 0 K: 1 S: 12	H: 2 LOB: 2 BB: 0 P: 16	R: 0 E: 0 K: 0 S: 9	H: 0 LOB: 0 BB: 0 P: 13	1B: 10 2B: 4 3B: 0 HR: 2	SF: 0 SAC: 1 DP: 3 HBP: 0	WP: 0 PB: 0 SB: 1 CS: 0	PA: 44
<b>PITCHER</b>	IP	WLS	BF	H	R	ER	SO	BB	IBB	HBP	BLK	WP	HR	S	P	ERA	WHIP					
<b>Tom Bolton, L</b> ERA: 4.62 (1, 1)	3.2	L	20	8	5	1	3	2	0	0	0	0	1	39	75	2.46	2.727					
<b>Dennis Lamp, R</b> ERA: 3.99 (4, 1)	2.1		10	2	0	0	0	1	1	0	0	0	0	20	37	0.00	1.286					
<b>Greg Harris, R</b> ERA: 4.55 (7, 1)	0.2		5	3	2	2	2	0	0	0	0	0	1	12	22	27.00	4.500					
<b>Jeff Gray, R</b> ERA: 1.93 (7, 1)	2.1		9	2	0	0	1	0	0	0	0	0	0	22	30	0.00	0.857					

**Detroit Tigers @ Boston Red Sox**  
Fenway Park, Boston, MA  
Sun Jul 07 1991, 3:33 AM EDT  
Att: 33,648 - Overcast - 72 F

AB 39  
R 7  
H 15  
RBI 7  
BB 4  
SO 6  
LOB 23



Batter	1	2	3	4	5	6	7	8	9	AB	R	H	RBI	BB	SO	LOB	BOTTOM					
<b>Wade Boggs, L</b> OBP: 0.427, SLG: 0.463 (1, 5)										5	2	4	1	0	0	0						
<b>Jody Reed, R</b> OBP: 0.325, SLG: 0.357 (1, 4)										2	1	0	1	1	0	1						
<b>Carlos Quintana, R</b> OBP: 0.379, SLG: 0.411 (1, 3)										4	1	2	1	0	0	1						
<b>Steve Lyons, L</b> OBP: 0.328, SLG: 0.431 (9, FH)										0	0	0	0	0	0	0						
<b>Kevin Romine, R</b> OBP: 0.217, SLG: 0.295 (9, FH)										1	0	0	0	0	0	1						
<b>Mo Vaughn, L</b> OBP: 0.400, SLG: 0.590 (1, 10)										5	0	2	2	0	2	2						
<b>Mike Greenwell, L</b> OBP: 0.368, SLG: 0.435 (1, 7)										4	0	1	1	0	0	2						
<b>Ellis Burks, R</b> OBP: 0.311, SLG: 0.418 (1, 8)										4	0	2	0	0	0	1						
<b>Tom Brunansky, R</b> OBP: 0.297, SLG: 0.384 (1, 9)										3	0	0	0	1	1	2	AB 35					
<b>Tony Peña, R</b> OBP: 0.308, SLG: 0.343 (1, 2)										3	1	0	0	1	0	2	R 6					
<b>Luis Rivera, R</b> OBP: 0.367, SLG: 0.448 (1, 6)										0	0	0	0	0	0	0	H 12					
<b>Jack Clark, R</b> OBP: 0.351, SLG: 0.373 (8, FH)										0	0	0	0	0	0	0	RBI 6					
<b>Mike Brumley, S</b> OBP: 0.235, SLG: 0.219 (9, 6)										0	0	0	0	0	0	0	BB 3					
<b>Inning Stats</b>	R: 0 E: 0 K: 0 S: 6	H: 0 LOB: 0 BB: 0 P: 9	R: 0 E: 1 K: 1 S: 8	H: 1 LOB: 2 BB: 1 P: 15	R: 0 E: 0 K: 0 S: 6	H: 1 LOB: 0 BB: 0 P: 11	R: 0 E: 0 K: 0 S: 11	H: 3 LOB: 2 BB: 0 P: 19	R: 3 E: 0 K: 0 S: 12	H: 3 LOB: 1 BB: 1 P: 23	R: 0 E: 0 K: 1 S: 9	H: 0 LOB: 0 BB: 0 P: 12	R: 3 E: 0 K: 0 S: 12	H: 3 LOB: 1 BB: 1 P: 21	R: 0 E: 0 K: 0 S: 4	H: 0 LOB: 0 BB: 0 P: 5	R: 0 E: 0 K: 1 S: 10	H: 1 LOB: 1 BB: 0 P: 11	1B: 8 2B: 4 3B: 0 HR: 0	SF: 1 SAC: 1 DP: 2 HBP: 0	WP: 0 PB: 0 SB: 0 CS: 0	PA: 40
<b>PITCHER</b>	IP	WLS	BF	H	R	ER	SO	BB	IBB	HBP	BLK	WP	HR	S	P	ERA	WHIP					
<b>Bill Gullickson, R</b> ERA: 4.0 (1, 1)	6.1	W	30	10	6	6	2	3	0	0	0	0	0	3	4	0.00	3.000					
<b>Paul Gibson, L</b> ERA: 4.29 (7, 1)	0.1		2	1	0	0	0	0	0	0	0	0	0	3	4	0.00	3.000					
<b>Rusty Meacham, R</b> ERA: 2.57 (7, 1)	1.2		6	1	0	0	0	0	0	0	0	0	0	11	13	0.00	0.600					
<b>John Cerutti, L</b> ERA: 4.89 (9, 1)	0.2	S	2	0	0	0	1	0	0	0	0	0	0	6	7	0.00	0.000					

**Detroit Tigers @ Boston Red Sox**  
Fenway Park, Boston, MA  
Sun Jul 07 1991, 3:33 AM EDT  
Att: 33,648 - Overcast - 72 F

AB 35  
R 6  
H 12  
RBI 6  
BB 3  
SO 3  
LOB 12





Batter	1	2	3	4	5	6	7	8	9	AB	R	H	RBI	BB	SO	LOB	TOP				
<b>Gary Thurman, R</b> OBP: 0.303, SLG: 0.365 (1, 7)	G4-3 E BB	1-0 2B 1B	G5-3		K			F9		4	2	1	1	1	1	1					
<b>Brian McRae, S</b> OBP: 0.297, SLG: 0.362 (1, 8)	P3	4-0 2B BB	L7		K			G3		4	1	0	0	1	1	2					
<b>George Brett, L</b> OBP: 0.322, SLG: 0.379 (1, 10)	G4-3	1-1 BB HR 2B			K			G4-3	2-1 L7	5	1	1	2	0	1	1					
<b>Danny Tartabull, R</b> OBP: 0.363, SLG: 0.601 (1, 9)	E6 BB	4-0 HR IBB			K			G5-3	0-0 F9	3	1	0	0	2	1	0					
<b>Warren Cromartie, L</b> OBP: 0.379, SLG: 0.425 (1, 3)	E6 BB	4-2 HR BB			K			G6-3	3-2 1B	3	1	2	1	2	0	0					
<b>Mike Macfarlane, R</b> OBP: 0.323, SLG: 0.496 (1, 2)	E6	0-0 HR			K			G5-3	1-0 F9	5	1	2	4	0	0	3					
<b>Bill Pecota, R</b> OBP: 0.333, SLG: 0.421 (1, 5)		G5-3			FC6-4 1B			G1-3		4	0	0	0	0	0	2					
<b>Terry Shumpert, R</b> OBP: 0.273, SLG: 0.340 (1, 4)		1B 2B						K		4	1	2	0	0	1	0					
<b>David Howard, S</b> OBP: 0.173, SLG: 0.087 (1, 6)		1B 2B BB			L8			F7	1-1 L7	3	1	0	0	1	0	1					
<b>Inning Stats</b>	R: 1 E: 1 K: 0 S: 9	H: 0 LOB: 2 BB: 3 P: 26	R: 8 E: 0 K: 0 S: 18	H: 4 LOB: 0 BB: 4 P: 44	R: 0 E: 0 K: 0 S: 7	H: 0 LOB: 0 BB: 0 P: 10	R: 0 E: 0 K: 2 S: 12	H: 2 LOB: 2 BB: 0 P: 19	R: 0 E: 0 K: 1 S: 14	H: 1 LOB: 1 BB: 0 P: 20	R: 0 E: 0 K: 1 S: 8	H: 0 LOB: 0 BB: 0 P: 12	R: 0 E: 0 K: 0 S: 9	H: 0 LOB: 1 BB: 0 P: 13	R: 0 E: 0 K: 0 S: 7	H: 1 LOB: 1 BB: 0 P: 13	1B: 5 2B: 2 3B: 0 HR: 1	SF: 0 SAC: 0 DP: 0 HBP: 0	WP: 0 PB: 0 SB: 1 CS: 0	PA: 42	
<b>PITCHER</b>	IP	WLS	BF	H	R	ER	SO	BB	IBB	HBP	BLK	WP	HR	S	P	ERA	WHIP				
<b>Dan Gakeler, R</b> ERA: 6.88 (1, 1)	1.1	L	11	2	5	4	0	5	0	0	0	0	0	15	46	27.00	5.250				
<b>Mark Leiter, R</b> ERA: 4.01 (2, 1)	6.2		27	5	4	4	5	1	1	0	0	0	1	70	113	5.40	0.900				
<b>John Cerutti, L</b> ERA: 4.5 (9, 1)	1.0		4	1	0	0	0	0	0	0	0	0	0	7	13	0.00	1.000				

**Kansas City Royals @ Detroit Tigers**  
 Tiger Stadium, Detroit, MI  
 Thu Jul 11 1991, 7:05 PM EDT  
 Att: 18,101 - Sunny - 84 F

AB	35
R	9
H	8
RBI	8
BB	7
SO	5
LOB	10



Batter	1	2	3	4	5	6	7	8	9	AB	R	H	RBI	BB	SO	LOB	BOTTOM					
<b>Tony Phillips, S</b> OBP: 0.389, SLG: 0.435 (1, 5)	WP 1B		1B BB		K	1-0 1B		K		4	1	2	2	1	2	1						
<b>Lou Whitaker, L</b> OBP: 0.382, SLG: 0.450 (1, 4)	P4		K		F8	G4-3 1B			G6-4-3 1B	5	0	1	0	0	1	5						
<b>Rob Deer, R</b> OBP: 0.307, SLG: 0.412 (1, 9)	P4		K		F7			K	1-3 K	5	0	0	0	0	3	4						
<b>Cecil Fielder, R</b> OBP: 0.363, SLG: 0.516 (1, 3)	K		1B		G5-3	G5-3			G6-4-3 1-2	5	0	1	1	0	1	2						
<b>Mickey Tettleton, S</b> OBP: 0.392, SLG: 0.504 (1, 2)		K	1-2 2H 1B		1B SF8 1B			1B 1B		4	1	3	1	0	1	0						
<b>Pete Incaviglia, R</b> OBP: 0.280, SLG: 0.363 (1, 10)		1B	K		BB 1B	K		K		4	1	2	0	0	2	3						
<b>Lloyd Moseby, L</b> OBP: 0.286, SLG: 0.294 (1, 7)	F7				P3	BB 1B		K		4	1	1	0	0	1	1						
<b>Travis Fryman, R</b> OBP: 0.276, SLG: 0.377 (1, 6)	P5				F8	SF8		G1-3		3	0	0	1	0	0	1						
<b>Mitt Cuyler, S</b> OBP: 0.319, SLG: 0.335 (1, 8)			BB 1B BB		P6	1B BB		1B		2	1	1	0	2	0	0						
<b>Inning Stats</b>	R: 0 E: 0 K: 1 S: 11	H: 1 LOB: 1 BB: 0 P: 19	R: 0 E: 0 K: 1 S: 10	H: 1 LOB: 1 BB: 0 P: 17	R: 2 E: 0 K: 3 S: 22	H: 2 LOB: 2 BB: 2 P: 35	R: 0 E: 0 K: 0 S: 8	H: 0 LOB: 0 BB: 0 P: 11	R: 0 E: 0 K: 1 S: 7	H: 0 LOB: 0 BB: 0 P: 11	R: 3 E: 0 K: 0 S: 24	H: 4 LOB: 2 BB: 1 P: 38	R: 0 E: 0 K: 2 S: 11	H: 1 LOB: 1 BB: 0 P: 20	R: 0 E: 0 K: 2 S: 9	H: 1 LOB: 1 BB: 0 P: 12	R: 0 E: 0 K: 1 S: 6	H: 1 LOB: 0 BB: 0 P: 11	1B: 11 2B: 0 3B: 0 HR: 0	SF: 1 SAC: 0 DP: 1 HBP: 0	WP: 1 PB: 0 SB: 0 CS: 0	PA: 40
<b>PITCHER</b>	IP	WLS	BF	H	R	ER	SO	BB	IBB	HBP	BLK	WP	HR	S	P	ERA	WHIP					
<b>Kevin Appier, R</b> ERA: 4.1 (1, 1)	5.2	W	27	7	5	5	6	3	0	0	0	0	0	76	123	7.94	1.765					
<b>Steve Crawford, R</b> ERA: 5.13 (6, 1)	1.1		6	2	0	0	2	0	0	0	0	0	0	17	28	0.00	1.500					
<b>Storm Davis, R</b> ERA: 4.04 (8, 1)	2.0		7	2	0	0	3	0	0	0	0	0	0	15	23	0.00	1.000					

**Kansas City Royals @ Detroit Tigers**  
 Tiger Stadium, Detroit, MI  
 Thu Jul 11 1991, 7:05 PM EDT  
 Att: 18,101 - Sunny - 84 F

AB	36
R	5
H	11
RBI	5
BB	3
SO	11
LOB	17






Batter	1	2	3	4	5	6	7	8	9	AB	R	H	RBI	BB	SO	LOB	TOP
<b>Gary Thurman, R</b> OBP: 0.299, SLG: 0.358 (1, 7)	G5-3		CS 1B	G5-3		K		G1-3		5	0	1	0	0	1	4	
<b>Brian McRae, S</b> OBP: 0.289, SLG: 0.363 (1, 8)	P6		F7		2B 1B	G4-3		G3 1B		5	1	2	0	0	0	2	
<b>George Brett, L</b> OBP: 0.324, SLG: 0.388 (1, 10)	2B		F7		1B 2B		F7		G3	5	0	2	0	0	0	1	
<b>Danny Tartabull, R</b> OBP: 0.364, SLG: 0.594 (1, 9)	IBB			G6-3	1B BB		G5-3		K	3	0	0	0	2	1	1	
<b>Todd Benzinger, S</b> OBP: 0.250, SLG: 0.268 (1, 3)	G1-3			G5-3	G5-4-3 1B		BB		K	4	0	1	1	1	1	3	
<b>Mike Macfarlane, R</b> OBP: 0.322, SLG: 0.490 (1, 2)		L7		1B BB	P6		P2			3	1	0	0	1	0	4	
<b>Bill Pecota, R</b> OBP: 0.345, SLG: 0.438 (1, 5)		G3 1B		1B BB	G5-4-3			F9 2B		4	1	3	0	0	0	3	
<b>Terry Shumpert, R</b> OBP: 0.277, SLG: 0.343 (1, 4)		G3		1B 1B			SH1-4 1B	G6-3		4	0	2	1	0	0	2	
<b>David Howard, S</b> OBP: 0.182, SLG: 0.102 (1, 6)		P2		1B 1B			SH1-4	F9		3	0	1	1	0	0	2	
<b>Inning Stats</b>	R: 0 H: 1 E: 0 K: 0 S: 14	H: 1 R: 3 ER: 1 LOB: 1 BB: 0 P: 11	R: 0 H: 1 E: 0 K: 0 S: 9	H: 1 R: 3 ER: 0 LOB: 0 BB: 0 P: 14	R: 2 H: 3 E: 0 K: 0 S: 19	H: 3 R: 0 ER: 0 LOB: 2 BB: 1 P: 31	R: 1 H: 3 E: 0 K: 1 S: 8	H: 3 R: 0 ER: 0 LOB: 1 BB: 0 P: 19	R: 0 H: 1 E: 0 K: 0 S: 9	H: 0 R: 0 ER: 0 LOB: 1 BB: 1 P: 16	R: 0 H: 1 E: 0 K: 0 S: 7	H: 1 R: 0 ER: 0 LOB: 1 BB: 0 P: 8	R: 0 H: 1 E: 0 K: 2 S: 10	H: 1 R: 0 ER: 0 LOB: 1 BB: 0 P: 12	1B: 9 2B: 3 3B: 0 HR: 0	SF: 0 SAC: 1 DP: 1 HBP: 0	WP: 0 PA: 41 PB: 0 SB: 1 CS: 1
<b>PITCHER</b>	IP	WLS	BF	H	R	ER	SO	BB	IBB	HBP	BLK	WP	HR	S	P	ERA	WHIP
<b>Frank Tanana, L</b> ERA: 3.48 (1, 1)	6.0		29	10	3	3	1	2	1	0	0	0	0	70	111	4.50	2.000
<b>Paul Gibson, L</b> ERA: 4.08 (7, 1)	2.1	W	10	2	0	0	0	1	0	0	0	0	0	20	30	0.00	1.286
<b>Mike Henneman, R</b> ERA: 2.67 (9, 1)	0.2	S	2	0	0	0	2	0	0	0	0	0	0	6	6	0.00	0.000

**Kansas City Royals @ Detroit Tigers**  
Tiger Stadium, Detroit, MI  
Fri Jul 12, 1991, 7:05 PM EDT  
Att: 23,737 - Cloudy - 72 F

livebaseballscorecards.com

AB 36  
R 3  
H 12  
RBI 3  
BB 4  
SO 3  
LOB 22




Batter	1	2	3	4	5	6	7	8	9	AB	R	H	RBI	BB	SO	LOB	BOTTOM
<b>Tony Phillips, S</b> OBP: 0.390, SLG: 0.434 (1, 5)	G3		BB		F8		SH2-4	1B 1B		3	0	1	1	1	0	0	
<b>Lou Whitaker, L</b> OBP: 0.386, SLG: 0.451 (1, 4)	K		P2		E 1B		E BB	FC5-4 1B		4	1	2	0	1	1	1	
<b>Alan Trammell, R</b> OBP: 0.311, SLG: 0.365 (1, 6)	G6-3			G6-3	E8 1B		F8	FC5-4		5	0	1	0	0	0	4	
<b>Cecil Fielder, R</b> OBP: 0.365, SLG: 0.535 (1, 3)		HR		HR	K		E6			4	2	2	2	0	1	2	
<b>Mickey Tettleton, S</b> OBP: 0.394, SLG: 0.500 (1, 2)		F9		HBP BB		K		IBB		2	0	0	0	2	1	0	
<b>Pete Incaviglia, R</b> OBP: 0.278, SLG: 0.376 (1, 10)		G6-3		F8		HR	G6-3			4	1	1	1	0	0	3	
<b>Lloyd Moseby, L</b> OBP: 0.284, SLG: 0.284 (1, 7)		P6		FC6-4 HBP		G5-3		G4-3		3	0	0	0	0	0	0	
<b>Rob Deer, R</b> OBP: 0.304, SLG: 0.406 (1, 9)			L7	FC6-4		G1-3		K		4	0	0	0	0	1	2	
<b>Mitt Cuyler, S</b> OBP: 0.322, SLG: 0.332 (1, 8)		G3			G5-3		E SH2-4 BB	S 1B BB		2	2	0	0	2	0	0	
<b>Inning Stats</b>	R: 0 H: 0 E: 1 K: 1 S: 7	H: 1 R: 3 ER: 0 LOB: 0 BB: 0 P: 10	R: 1 H: 0 E: 0 K: 0 S: 5	H: 0 R: 0 ER: 0 LOB: 1 BB: 1 P: 15	R: 1 H: 1 E: 0 K: 0 S: 10	H: 2 R: 1 ER: 1 LOB: 2 BB: 0 P: 19	R: 1 H: 1 E: 0 K: 1 S: 11	H: 1 R: 0 ER: 0 LOB: 0 BB: 0 P: 18	R: 2 H: 0 E: 1 K: 0 S: 9	H: 0 R: 0 ER: 0 LOB: 2 BB: 3 P: 24	R: 1 H: 2 E: 0 K: 1 S: 12	H: 2 R: 0 ER: 0 LOB: 2 BB: 1 P: 21	1B: 4 2B: 0 3B: 0 HR: 3	SF: 0 SAC: 1 DP: 0 HBP: 1	WP: 0 PA: 39 PB: 0 SB: 1 CS: 0		
<b>PITCHER</b>	IP	WLS	BF	H	R	ER	SO	BB	IBB	HBP	BLK	WP	HR	S	P	ERA	WHIP
<b>Mark Gubicza, R</b> ERA: 5.82 (1, 1)	6.0		26	5	3	3	3	2	0	1	0	0	0	3	13	4.50	1.167
<b>Mike Magnante, L</b> ERA: 3.99 (7, 1)	0.1	L	3	0	2	0	0	2	0	0	0	0	0	3	13	0.00	6.000
<b>Storm Davis, R</b> ERA: 4.0 (7, 1)	0.2		4	0	0	0	0	0	1	0	0	0	0	6	11	0.00	0.000
<b>Jeff Montgomery, R</b> ERA: 4.62 (8, 1)	1.0		6	2	1	1	1	1	0	0	0	0	0	12	21	9.00	3.000

**Kansas City Royals @ Detroit Tigers**  
Tiger Stadium, Detroit, MI  
Fri Jul 12, 1991, 7:05 PM EDT  
Att: 23,737 - Cloudy - 72 F

livebaseballscorecards.com

AB 31  
R 6  
H 7  
RBI 4  
BB 6  
SO 4  
LOB 12





Batter	1	2	3	4	5	6	7	8	9	AB	R	H	RBI	BB	SO	LOB	TOP		
<b>Brian McRae, S</b> OBP: 0.285, SLG: 0.357	P5		G4-3	FC6-4			G4-3		K	5	0	0	0	0	1	3			
<b>Bill Peacota, R</b> OBP: 0.346, SLG: 0.437	1B		G1-3	G5-3			P5		1B	5	0	2	0	0	0	1			
<b>George Brett, L</b> OBP: 0.321, SLG: 0.390	L7		2B				G3-1		SF8	4	1	1	1	0	1	1			
<b>Danny Tartabull, R</b> OBP: 0.364, SLG: 0.605	F9		2B				G5-3		FC5-4	5	1	2	2	0	0	3			
<b>Jim Eisenreich, L</b> OBP: 0.328, SLG: 0.377		G6-3	G6-3				F7			4	0	0	0	0	0	1			
<b>Todd Benzinger, S</b> OBP: 0.243, SLG: 0.260	K2-3						F8		L7	4	0	0	0	0	2	0			
<b>Brent Mayne, L</b> OBP: 0.363, SLG: 0.329	1B						F7			4	1	3	0	0	0	0			
<b>Terry Shumpert, R</b> OBP: 0.278, SLG: 0.340	1B						L9		1B	2	1	0	0	1	0	2			
<b>Kurt Stillwell, S</b> OBP: 0.305, SLG: 0.346	BB						G4-3		SF8	0	1	0	0	1	0	0			
<b>David Howard, S</b> OBP: 0.207, SLG: 0.135	1B								BB	3	0	2	1	0	0	1			
<b>Warren Cromartie, L</b> OBP: 0.385, SLG: 0.425	1B								BB	0	0	0	0	1	0	0			
<b>Inning Stats</b>	R: 0 E: 0 K: 0 S: 8	H: 1 LOB: 1 BB: 0 P: 11	R: 0 E: 0 K: 1 S: 9	H: 2 LOB: 2 BB: 1 P: 15	R: 1 E: 0 K: 0 S: 10	H: 2 LOB: 1 BB: 0 P: 16	R: 2 E: 2 K: 1 S: 16	H: 2 LOB: 1 BB: 0 P: 23	R: 0 E: 0 K: 1 S: 6	H: 0 LOB: 0 BB: 0 P: 9	R: 0 E: 0 K: 0 S: 3	H: 0 LOB: 0 BB: 0 P: 4	R: 1 E: 0 K: 0 S: 5	H: 1 LOB: 0 BB: 0 P: 6	R: 1 E: 0 K: 1 S: 15	H: 1 LOB: 2 BB: 2 P: 25	1B: 6 2B: 3 3B: 0 HR: 1	SF: 1 SAC: 0 DP: 0 HBP: 0	WP: 0 PA: 40 PB: 0 SB: 0 CS: 0
<b>PITCHER</b>	IP	WLS	BF	H	R	ER	SO	BB	IBB	HBP	BLK	WP	HR	S	P	ERA	WHIP		
<b>Walt Terrell, R</b> ERA: 4.6	8.0	W	35	9	5	3	3	2	0	0	0	0	1	71	107	3.38	1.375		
<b>Mike Henneman, R</b> ERA: 2.62	1.0		5	1	0	0	1	1	0	0	0	0	0	10	16	0.00	2.000		

**Kansas City Royals @ Detroit Tigers**  
Tiger Stadium, Detroit, MI  
Sat Jul 13, 1991, 3:33 AM EDT  
Att: 38,739 - Cloudy - 67 F

AB	36
R	5
H	10
RBI	4
BB	3
SO	4
LOB	12



Batter	1	2	3	4	5	6	7	8	9	AB	R	H	RBI	BB	SO	LOB	BOTTOM		
<b>Tony Phillips, S</b> OBP: 0.391, SLG: 0.435	1B	K	P5			2B		P3		4	2	1	1	1	1	1			
<b>Lou Whitaker, L</b> OBP: 0.386, SLG: 0.458	F9	1B		G3-1		2B		P2		5	1	2	1	0	0	1			
<b>Alan Trammell, R</b> OBP: 0.312, SLG: 0.366	2B	HR		K		F9		G6-3		5	2	2	1	0	1	1			
<b>Cecil Fielder, R</b> OBP: 0.369, SLG: 0.538	G3	HR		K		IBB				2	1	1	2	2	1	0			
<b>Mickey Tettleton, S</b> OBP: 0.395, SLG: 0.510	G3	HR		K		K				3	1	1	3	1	2	2			
<b>Pete Incaviglia, R</b> OBP: 0.274, SLG: 0.368	G3	P4		P5		L8				4	0	0	0	0	2				
<b>Lloyd Moseby, L</b> OBP: 0.303, SLG: 0.308	IBB			G4-3		2B				3	0	2	0	1	0	0			
<b>Travis Fryman, R</b> OBP: 0.272, SLG: 0.372	G4-3			K		F7		K		4	0	0	0	0	2	5			
<b>Mitt Cuyler, S</b> OBP: 0.321, SLG: 0.330	L6			K		S		G6-3		4	1	1	0	0	1	2			
<b>Inning Stats</b>	R: 2 E: 0 K: 0 S: 15	H: 2 LOB: 3 BB: 3 P: 31	R: 4 E: 0 K: 1 S: 14	H: 3 LOB: 0 BB: 1 P: 29	R: 0 E: 0 K: 2 S: 12	H: 1 LOB: 1 BB: 0 P: 19	R: 0 E: 0 K: 2 S: 8	H: 0 LOB: 0 BB: 0 P: 16	R: 0 E: 0 K: 1 S: 8	H: 0 LOB: 0 BB: 0 P: 14	R: 2 E: 0 K: 1 S: 16	H: 3 LOB: 2 BB: 1 P: 24	R: 0 E: 0 K: 1 S: 10	H: 1 LOB: 1 BB: 0 P: 15	R: 0 E: 0 K: 0 S: 7	H: 0 LOB: 0 BB: 0 P: 12	1B: 4 2B: 5 3B: 0 HR: 1	SF: 0 SAC: 0 DP: 0 HBP: 0	WP: 0 PA: 39 PB: 0 SB: 1 CS: 0
<b>PITCHER</b>	IP	WLS	BF	H	R	ER	SO	BB	IBB	HBP	BLK	WP	HR	S	P	ERA	WHIP		
<b>Bret Saberhagen, R</b> ERA: 3.4	4.0	L	22	6	6	6	6	2	2	0	0	0	0	21	35	10.80	1.800		
<b>Steve Crawford, R</b> ERA: 5.4	1.2		9	3	2	2	1	0	1	0	0	0	0	20	30	0.00	0.429		
<b>Mike Magnante, L</b> ERA: 3.38	2.1		8	1	0	0	2	0	0	0	0	0	0	20	30	0.00	0.429		

**Kansas City Royals @ Detroit Tigers**  
Tiger Stadium, Detroit, MI  
Sat Jul 13, 1991, 3:33 AM EDT  
Att: 38,739 - Cloudy - 67 F

AB	34
R	8
H	10
RBI	8
BB	5
SO	8
LOB	14





Batter	1	2	3	4	5	6	7	8	9	AB	R	H	RBI	BB	SO	LOB	TOP					
Brian McRae, S (1, 8) OBP: 0.286, SLG: 0.375	1-2 P5	3-2 1-H HR		3-2 L9	1-3 K		1-0 G4-3	0-0 HR		6	2	2	6	0	1	0						
Bill Peacota, R (1, 5) OBP: 0.346, SLG: 0.432	1-1 HR	2-1 L9		1-1 1B	3-2 G6-3		2-1 G1-3	0-1 G1-3		6	2	2	0	0	0	0						
George Brett, L (1, 10) Kevin Seitzer, R (7, PH) OBP: 0.324, SLG: 0.405 OBP: 0.358, SLG: 0.349	1-0 HR			1-2 L9	1-0 1B		2-0 G6-3	4-2 BB	1-1 G5-3		4	2	2	2	0	0						
Danny Tartabull, R (1, 9) Gary Thurman, R (6, PR) OBP: 0.366, SLG: 0.602 OBP: 0.295, SLG: 0.352	1-3 K			0-2 F9	3-2 1B		4-0 HR	0-0 F8	1-1 F9		3	1	1	1	1	0						
Jim Eisenreich, L (1, 7) OBP: 0.336, SLG: 0.389	2-2 G6-3			0-0 HR	0-1 1B		2-3 K		2-2 1B		6	3	4	1	0	1						
Mike Macfarlane, R (1, 2) OBP: 0.326, SLG: 0.514		0-3 K		0-0 HR	1-3 2H 1B		2-2 HR	2-3 K	1-1 G3-1		6	2	3	5	0	2						
Todd Benzinger, S (1, 3) OBP: 0.260, SLG: 0.299	1-1 HR			2-2 FC6-4	1-2 BB		2-1 G4-3	0-0 1B	1-2 F7		6	2	4	2	0	2						
Terry Shupert, R (1, 4) OBP: 0.285, SLG: 0.343	0-0 G5-3			0-1 FC6-4	4-0 BB		0-2 1B	2-2 HR			4	1	2	1	1	0						
David Howard, S (1, 6) OBP: 0.222, SLG: 0.143	1-1 HR			1-2 F7			3-3 K	1-1 HR			4	2	1	0	0	1						
<b>Inning Stats</b>	R: 2 E: 0 K: 1 S: 14	H: 2 LOB: 0 BB: 0 P: 20	R: 3 E: 0 K: 1 S: 13	H: 2 LOB: 0 BB: 0 P: 19	R: 2 E: 0 K: 0 S: 16	H: 3 LOB: 1 BB: 0 P: 19	R: 4 E: 0 K: 0 S: 24	H: 6 LOB: 3 BB: 1 P: 40	R: 0 E: 0 K: 2 S: 7	H: 0 LOB: 0 BB: 0 P: 13	R: 2 E: 0 K: 2 S: 18	H: 2 LOB: 1 BB: 1 P: 31	R: 0 E: 0 K: 0 S: 7	H: 0 LOB: 1 BB: 1 P: 14	R: 5 E: 0 K: 1 S: 19	H: 5 LOB: 0 BB: 0 P: 25	R: 0 E: 0 K: 0 S: 11	H: 1 LOB: 1 BB: 0 P: 16	1B: 14 2B: 1 3B: 0 HR: 6	SF: 0 SAC: 0 DP: 0 HBP: 1	WP: 0 PB: 0 SB: 0 CS: 0	PA: 52
<b>PITCHER</b>	IP WLS BF H R ER SO BB IBB HBP BLK WP HR S P ERA WHIP																					
Bill Gullickson, R (1, 1) ERA: 4.44	2.2 L 16 7 7 7 2 0 0 0 0 0 4 41 56 23.62 2.625																					
Mike Munoz, L (3, 1) ERA: 9.54	1.0 10 6 4 4 0 1 0 0 0 0 0 22 36 36.00 7.000																					
Dan Gakeler, R (4, 1) ERA: 7.55	5.1 26 8 7 7 4 2 0 0 0 0 0 2 66 105 11.81 1.875																					

Kansas City Royals @ Detroit Tigers  
Tiger Stadium, Detroit, MI  
Sun Jul 14 1991, 3:33 AM EDT  
Att: 33,202 - Sunny - 79 F

AB 48  
R 18  
H 21  
RBI 18  
BB 3  
SO 6  
LOB 11



Batter	1	2	3	4	5	6	7	8	9	AB	R	H	RBI	BB	SO	LOB	BOTTOM					
Tony Phillips, S (1, 10) OBP: 0.388, SLG: 0.429	1-0 F9		2-2 G4-3		4-2 FC6-4 BB	3-3 K			1-3 K		4	1	0	0	1	2	1					
Lou Whitaker, L (1, 4) Skeeter Barnes, R (6, 4) OBP: 0.385, SLG: 0.456 OBP: 0.381, SLG: 0.744	3-1 L3		4-2 1B		4-0 FC6-4 BB		3-1 F8		0-1 F9		1	0	0	0	2	0	0					
Alan Trammell, R (1, 6) OBP: 0.314, SLG: 0.378	3-2 HR		0-1 FC6-4		2-1 FC6-4		0-1 F9		0-0 P3		5	1	2	1	0	0	4					
Cecil Fielder, R (1, 3) Dave Bergman, L (6, 3) OBP: 0.366, SLG: 0.533 OBP: 0.346, SLG: 0.293	1-2 F8		1-1 FC6-4		1-2 E1		1-0 F8				3	0	0	0	0	0	3					
Mickey Tettleton, S (1, 2) Mark Salas, L (5, 2) OBP: 0.396, SLG: 0.508 OBP: 0.096, SLG: 0.100		4-1 BB			2-3 K		0-0 F7		2-2 F8		1	0	0	0	1	1	0					
Rob Deer, R (1, 9) OBP: 0.300, SLG: 0.401	1-0 L4				3-3 K				2-1 G6-3		4	0	0	0	0	1	1					
Lloyd Moseby, L (1, 7) OBP: 0.311, SLG: 0.347	2-1 F7				3-2 1B				1-0 G4-3		4	1	2	1	0	0	1					
Travis Fryman, R (1, 5) OBP: 0.272, SLG: 0.380	1-3 K				1-3 K				1-2 F8		4	1	1	1	0	2	2					
Mitt Cuyler, S (1, 8) John Shelby, S (5, PH) OBP: 0.320, SLG: 0.329 OBP: 0.233, SLG: 0.333			1-3 K				0-0 P6		1-3 K		1	0	0	0	0	1	0					
<b>Inning Stats</b>	R: 1 E: 0 K: 0 S: 14	H: 1 LOB: 0 BB: 0 P: 22	R: 0 E: 0 K: 1 S: 8	H: 0 LOB: 1 BB: 1 P: 16	R: 0 E: 0 K: 1 S: 13	H: 1 LOB: 2 BB: 1 P: 21	R: 0 E: 0 K: 3 S: 15	H: 1 LOB: 1 BB: 0 P: 24	R: 1 E: 0 K: 0 S: 9	H: 0 LOB: 2 BB: 2 P: 20	R: 2 E: 0 K: 2 S: 14	H: 2 LOB: 0 BB: 0 P: 22	R: 0 E: 0 K: 0 S: 9	H: 1 LOB: 1 BB: 0 P: 15	R: 0 E: 0 K: 0 S: 8	H: 0 LOB: 0 BB: 0 P: 12	R: 0 E: 0 K: 1 S: 10	H: 1 LOB: 1 BB: 0 P: 13	1B: 2 2B: 2 3B: 0 HR: 3	SF: 0 SAC: 0 DP: 0 HBP: 0	WP: 0 PB: 0 SB: 0 CS: 0	PA: 39
<b>PITCHER</b>	IP WLS BF H R ER SO BB IBB HBP BLK WP HR S P ERA WHIP																					
Tom Gordon, R (1, 1) ERA: 3.87	6.0 W 28 5 4 3 7 4 0 0 0 0 0 3 73 125 4.50 1.500																					
Luis Aquino, R (7, 1) ERA: 3.36	3.0 S 11 2 0 0 1 0 0 0 0 0 0 0 27 40 0.00 0.667																					

Kansas City Royals @ Detroit Tigers  
Tiger Stadium, Detroit, MI  
Sun Jul 14 1991, 3:33 AM EDT  
Att: 33,202 - Sunny - 79 F

AB 35  
R 4  
H 7  
RBI 3  
BB 4  
SO 8  
LOB 17





Batter	1	2	3	4	5	6	7	8	9	AB	R	H	RBI	BB	SO	LOB	TOP								
<b>Julio Franco, R</b> OBP: 0.382, SLG: 0.455 (1, 4)	4-0 1B HR BB	0-1 F9		2-1 1B		0-1 G4-3	1-0 FC4-6			4	1	1	0	1	0	5	<b>Texas Rangers @ Detroit Tigers</b> Tiger Stadium, Detroit, MI Mon Jul 15 1991, 7:05 PM EDT Att: 14,365 - Sunny - 80 F								
<b>Rafael Palmeiro, L</b> OBP: 0.370, SLG: 0.526 (1, 3)	1-2 HR	1-3 K		1-2 F9		3-0 1B BB	2-0 G5-3			5	1	2	1	0	1	3									
<b>Ruben Sierra, S</b> OBP: 0.383, SLG: 0.516 (1, 9)	0-0 1H 2H HR		1-3 K		0-0 G3-1	4-2 1B BB	2-2 G5-3			4	1	1	3	1	1	0									
<b>Juan Gonzalez, R</b> OBP: 0.375, SLG: 0.517 (8, 7)	1-3 K		2-3 K		2-0 2B	2-0 1B	2-2 L8			5	1	2	0	0	2	0									
<b>Kevin Reimer, L</b> OBP: 0.316, SLG: 0.389 <b>Brian Downing, R</b> OBP: 0.379, SLG: 0.450 <b>Gary Pettis, S</b> OBP: 0.335, SLG: 0.256 (1, 7)	0-1 F9		2-1 G4-3		2-2 L8 2B	3-3 K			1-2 F9	4	0	1	1	0	1	3									
<b>Steve Buechele, R</b> OBP: 0.352, SLG: 0.474 (1, 5)	0-3 K				2-2 L8				0-0 G5-3	5	0	0	0	0	1	1									
<b>Dean Palmer, R</b> OBP: 0.287, SLG: 0.364 (1, 10)		2-1 P9		2-2 G4-3		1-1 F8			1-3 K	5	0	1	0	0	1	1									
<b>Ivan Rodriguez, R</b> OBP: 0.341, SLG: 0.407 (1, 2)		1-0 1B		2-0 HR 1B		0-1 G1-3	0-2 FC4-6 1B			4	1	3	0	0	0	0									
<b>Jeff Huson, L</b> OBP: 0.311, SLG: 0.311 <b>Mario Diaz, R</b> OBP: 0.324, SLG: 0.350 (7, PH)	0-0 1B		0-1 HR		1-1 G4-3 1B		2-3 K			3	2	3	2	0	0	0									
<b>Inning Stats</b>	R: 3 E: 0 K: 2 S: 12	H: 2 LOB: 0 BB: 1 P: 18	R: 0 E: 0 K: 1 S: 9	H: 2 LOB: 2 BB: 0 P: 13	R: 0 E: 0 K: 2 S: 8	H: 0 LOB: 0 BB: 0 P: 13	R: 2 E: 0 K: 0 S: 15	H: 3 LOB: 1 BB: 0 P: 22	R: 1 E: 0 K: 0 S: 10	H: 2 LOB: 1 BB: 0 P: 17	R: 1 E: 0 K: 1 S: 13	H: 3 LOB: 3 BB: 1 P: 26	R: 0 E: 0 K: 1 S: 13	H: 2 LOB: 2 BB: 0 P: 21	R: 0 E: 0 K: 0 S: 8	H: 0 LOB: 0 BB: 0 P: 14		R: 0 E: 0 K: 1 S: 8	H: 0 LOB: 0 BB: 0 P: 10	1B: 10 2B: 2 3B: 0 HR: 2	SF: 0 SAC: 0 DP: 0 HBP: 0	WP: 0 PB: 0 SB: 0 CS: 0	PA: 43		
<b>PITCHER</b>	IP	WLS	BF	H	R	ER	SO	BB	IBB	HBP	BLK	WP	HR	S	P	ERA	WHIP								
<b>Rusty Meacham, R</b> ERA: 4.91 (1, 1)	4.1		23	9	6	6	5	1	0	0	0	0	2	49	75	12.46	2.308								
<b>Paul Gibson, L</b> ERA: 4.04 (5, 1)	2.2		14	5	1	1	2	1	0	0	0	0	0	31	55	3.38	2.250								
<b>John Cerutti, L</b> ERA: 4.41 (8, 1)	1.0		3	0	0	0	0	0	0	0	0	0	0	8	14	0.00	0.000								
<b>Mike Henneman, R</b> ERA: 2.57 (9, 1)	1.0	W	3	0	0	0	1	0	0	0	0	0	0	8	10	0.00	0.000								

**Texas Rangers @ Detroit Tigers**  
Tiger Stadium, Detroit, MI  
Mon Jul 15 1991, 7:05 PM EDT  
Att: 14,365 - Sunny - 80 F

AB 41  
R 7  
H 14  
RBI 7  
BB 2  
SO 8  
LOB 15



Batter	1	2	3	4	5	6	7	8	9	AB	R	H	RBI	BB	SO	LOB	BOTTOM								
<b>Tony Phillips, S</b> OBP: 0.388, SLG: 0.438 (1, 5)	2-1 1B F8	3-3 K		1-0 F8		0-1 F8			3-2 HR	5	2	2	1	0	1	2	<b>Texas Rangers @ Detroit Tigers</b> Tiger Stadium, Detroit, MI Mon Jul 15 1991, 7:05 PM EDT Att: 14,365 - Sunny - 80 F								
<b>Lou Whitaker, L</b> OBP: 0.391, SLG: 0.469 (1, 4)	1-0 F8	2-2 F7		3-1 IHR		1-2 1B				4	1	2	1	0	0	2									
<b>Alan Trammell, R</b> OBP: 0.320, SLG: 0.387 (1, 6)	2-0 1B		1-0 HR 1B	1-1 2B		0-3 K				4	1	3	1	0	1	1									
<b>Cecil Fielder, R</b> OBP: 0.362, SLG: 0.526 (1, 3)	0-0 F7		0-0 E3 HR	1-1 G6-3		1-3 K				4	1	0	0	0	1	3									
<b>Mickey Tettleton, S</b> OBP: 0.397, SLG: 0.520 (1, 2)	3-1 G4-3		2-0 HR		3-2 1B		3-2 G3			4	1	2	3	0	0	1									
<b>Pete Incaviglia, R</b> OBP: 0.274, SLG: 0.366 (1, 10)		1-1 HR 1B	0-3 K		1-3 K		3-1 G6-3			4	1	1	0	0	2	1									
<b>Lloyd Moseby, L</b> OBP: 0.308, SLG: 0.374 (1, 7)		0-0 HR	0-0 F8		0-3 K		1-0 G6-3			4	1	1	2	0	1	1									
<b>Rob Deer, R</b> OBP: 0.296, SLG: 0.395 (1, 9)		2-3 K	0-1 L5		3-3 K		1-1 F8			4	0	0	0	0	2	1									
<b>Mitt Cuyler, S</b> OBP: 0.323, SLG: 0.329 (1, 8)		1-1 S 1B		4-1 CS BB		1-1 G5-3		2-2 F8		3	0	1	0	1	0	0									
<b>Inning Stats</b>	R: 1 E: 0 K: 0 S: 7	H: 2 LOB: 1 BB: 0 P: 15	R: 2 E: 0 K: 2 S: 18	H: 3 LOB: 1 BB: 0 P: 25	R: 3 E: 1 K: 1 S: 12	H: 2 LOB: 0 BB: 0 P: 15	R: 1 E: 0 K: 0 S: 9	H: 2 LOB: 1 BB: 1 P: 18	R: 0 E: 0 K: 3 S: 13	H: 1 LOB: 1 BB: 0 P: 20	R: 0 E: 0 K: 1 S: 10	H: 1 LOB: 1 BB: 0 P: 12	R: 0 E: 0 K: 1 S: 8	H: 0 LOB: 0 BB: 0 P: 15	R: 0 E: 0 K: 0 S: 6	H: 0 LOB: 0 BB: 0 P: 10		R: 1 E: 0 K: 0 S: 3	H: 1 LOB: 0 BB: 0 P: 6	1B: 7 2B: 1 3B: 0 HR: 4	SF: 0 SAC: 0 DP: 0 HBP: 0	WP: 0 PB: 0 SB: 1 CS: 1	PA: 37		
<b>PITCHER</b>	IP	WLS	BF	H	R	ER	SO	BB	IBB	HBP	BLK	WP	HR	S	P	ERA	WHIP								
<b>Gerald Alexander, R</b> ERA: 3.45 (1, 1)	3.0		17	7	6	5	3	0	0	0	0	0	2	37	55	15.00	2.333								
<b>Terry Mathews, R</b> ERA: 5.93 (4, 1)	4.0		16	4	1	1	5	1	0	0	0	0	0	40	65	2.25	1.250								
<b>Mike Jeffcoat, L</b> ERA: 9.32 (8, 1)	1.0	L	4	1	1	1	0	0	0	0	0	0	1	9	16	9.00	1.000								

**Texas Rangers @ Detroit Tigers**  
Tiger Stadium, Detroit, MI  
Mon Jul 15 1991, 7:05 PM EDT  
Att: 14,365 - Sunny - 80 F

AB 36  
R 8  
H 12  
RBI 8  
BB 1  
SO 8  
LOB 12





Batter	1	2	3	4	5	6	7	8	9	AB	R	H	RBI	BB	SO	LOB	TOP										
Jeff Huson, L OBP: 0.306, SLG: 0.306 Brian Downing, R OBP: 0.381, SLG: 0.452 Mario Diaz, R OBP: 0.321, SLG: 0.346	2-3 K		2-2 L8			0-1 P7	3-1 HR		1-1 FC5-2	3	0	0	0	0	1	1	<b>Texas Rangers @ Detroit Tigers</b> Tiger Stadium, Detroit, MI Tue Jul 16 1991, 7:05 PM EDT Att: 16,662 - Sunny - 85 F										
Rafael Palmeiro, L OBP: 0.373, SLG: 0.539	2-2 G4-3			1-2 F7		2-0 WP	1-0 HR		1-2 F7	5	1	3	2	0	0	2											
Ruben Sierra, S OBP: 0.379, SLG: 0.512	1-1 G4-3			2-1 G3		0-0 SF8	1-0 F9			3	0	0	1	0	0	2											
Julio Franco, R OBP: 0.381, SLG: 0.450	1-0 L4			2-1 G4-3		4-1 BB			3-2 G6-3	3	0	0	0	1	0	1											
Juan Gonzalez, R OBP: 0.370, SLG: 0.509		1-3 K			3-2 P2	1-1 P3			1-2 G5-3	4	0	0	0	0	1	2											
Kevin Reimer, L OBP: 0.321, SLG: 0.391 John Russell, R OBP: 0.136, SLG: 0.143	1-1 G3				0-0 1B		4-2 FC5-4		1-3 K	2	0	1	0	1	0	0											
Dean Palmer, R OBP: 0.321, SLG: 0.345 Steve Buechele, R OBP: 0.351, SLG: 0.472	2-3 K				0-3 K		1-1 FC5-4		3-3 K	3	0	0	0	0	2	2											
Ivan Rodriguez, R OBP: 0.337, SLG: 0.393			0-1 F9		1-0 P4		4-1 WP		2-0 E5	3	1	0	0	1	0	1											
Gary Pettis, S OBP: 0.338, SLG: 0.258			3-2 F7			4-2 1B	0-1 FC4-1		0-0 1B	3	2	1	0	1	0	2											
<b>Inning Stats</b>	R: 0 E: 0 K: 1 S: 9	H: 1 LOB: 1 BB: 0 P: 15	R: 0 E: 0 K: 2 S: 9	H: 0 LOB: 0 BB: 0 P: 13	R: 0 E: 0 K: 0 S: 10	H: 0 LOB: 0 BB: 0 P: 15	R: 0 E: 0 K: 0 S: 8	H: 0 LOB: 0 BB: 0 P: 13	R: 0 E: 0 K: 1 S: 10	H: 1 LOB: 1 BB: 0 P: 14	R: 1 E: 0 K: 0 S: 10	H: 1 LOB: 2 BB: 2 P: 21	R: 4 E: 0 K: 0 S: 11	H: 2 LOB: 1 BB: 2 P: 25	R: 0 E: 0 K: 1 S: 10	H: 0 LOB: 0 BB: 0 P: 15		R: 0 E: 1 K: 1 S: 10	H: 1 LOB: 2 BB: 0 P: 17	1B: 4 2B: 1 3B: 0 HR: 1	SF: 1 SAC: 0 DP: 0 HBP: 0	WP: 2 PB: 0 SB: 0 CS: 0	PA: 38				
<b>PITCHER</b>	IP	WLS	BF	H	R	ER	SO	BB	IBB	HBP	BLK	WP	HR	S	P	ERA	WHIP										
Mark Leiter, R ERA: 3.88	(1, 1)	6.0	24	3	2	2	4	3	0	0	0	1	0	58	97	3.00	1.000										
Walt Terrell, R ERA: 4.73	(7, 1)	0.2	4	1	1	1	0	1	0	0	0	1	0	7	15	13.50	3.000										
John Cerutti, L ERA: 4.47	(7, 1)	1.1	5	1	2	2	1	0	0	0	0	0	1	12	19	13.50	0.750										
Mike Henneman, R ERA: 2.53	(9, 1)	1.0	W	5	1	0	0	0	0	0	0	0	0	10	17	0.00	1.000										

AB	33
R	5
H	6
RBI	5
BB	4
SO	6
LOB	15



Batter	1	2	3	4	5	6	7	8	9	AB	R	H	RBI	BB	SO	LOB	BOTTOM										
Tony Phillips, S OBP: 0.387, SLG: 0.436	1-0 1B		0-1 G1-3		1-2 G4-3			3-2 G4-3		4	1	1	0	0	0	0	<b>Texas Rangers @ Detroit Tigers</b> Tiger Stadium, Detroit, MI Tue Jul 16 1991, 7:05 PM EDT Att: 16,662 - Sunny - 85 F										
Lou Whitaker, L OBP: 0.385, SLG: 0.466	0-0 1B		2-1 F8		2-2 G6-3			0-0 L8		4	1	1	0	0	0	0											
Alan Trammell, R OBP: 0.321, SLG: 0.388 Rob Deer, R OBP: 0.298, SLG: 0.406	2-1 E		0-2 G6-3		0-0 G6-3			0-0 HR		2	1	1	1	0	0	0											
Cecil Fielder, R OBP: 0.363, SLG: 0.526	0-0 E9		2-1 G6-3		0-3 K			1-0 F7		4	1	2	0	0	1	0											
Mickey Tettleton, S OBP: 0.399, SLG: 0.518 Skeeter Barnes, R OBP: 0.351, SLG: 0.744	4-2 G6-3		2-0 G4-6-3		1-2 G3-1				1-1 E	3	0	1	0	1	0	1											
Pete Incaviglia, R OBP: 0.270, SLG: 0.360	0-0 G6-3			2-2 G5-3			2-0 G6-3		0-0 SH1-3	3	0	0	1	0	0	2											
Lloyd Moseby, L OBP: 0.315, SLG: 0.376	0-1 SF8			1-1 B1-3			1-0 1B		4-0 E	2	0	1	1	1	0	0											
Travis Fryman, R OBP: 0.269, SLG: 0.375	3-3 K			1-3 K			0-0 F8		0-0 E8	4	0	0	0	0	2	4											
Mitt Cuyler, S OBP: 0.319, SLG: 0.324 Dave Bergman, L OBP: 0.344, SLG: 0.293		2-2 L3			0-1 G4-3		1-1 G3		0-0 SF8	3	0	0	0	0	0	1											
<b>Inning Stats</b>	R: 4 E: 1 K: 1 S: 13	H: 4 LOB: 1 BB: 1 P: 23	R: 0 E: 0 K: 0 S: 7	H: 0 LOB: 0 BB: 0 P: 11	R: 0 E: 0 K: 0 S: 6	H: 1 LOB: 0 BB: 0 P: 10	R: 0 E: 0 K: 1 S: 8	H: 0 LOB: 0 BB: 0 P: 12	R: 0 E: 0 K: 0 S: 8	H: 0 LOB: 0 BB: 0 P: 11	R: 0 E: 0 K: 1 S: 7	H: 0 LOB: 0 BB: 0 P: 8	R: 0 E: 0 K: 0 S: 5	H: 1 LOB: 1 BB: 0 P: 9	R: 1 E: 0 K: 0 S: 8	H: 1 LOB: 0 BB: 0 P: 12		R: 1 E: 1 K: 0 S: 5	H: 1 LOB: 2 BB: 1 P: 10	1B: 7 2B: 0 3B: 0 HR: 1	SF: 2 SAC: 1 DP: 1 HBP: 0	WP: 0 PB: 0 SB: 0 CS: 0	PA: 36				
<b>PITCHER</b>	IP	WLS	BF	H	R	ER	SO	BB	IBB	HBP	BLK	WP	HR	S	P	ERA	WHIP										
Kevin Brown, R ERA: 4.53	(1, 1)	8.1	L	34	8	6	5	3	1	0	0	0	0	65	104	5.40	1.080										
Jeff Russell, R ERA: 3.14	(9, 1)	0.1	2	0	0	0	0	0	0	0	0	0	0	2	2	0.00	0.000										









Batter	1	2	3	4	5	6	7	8	9	AB	R	H	RBI	BB	SO	LOB	TOP			
<b>Tony Phillips, S</b> OBP: 0.386, SLG: 0.441 (1, 10)										5	2	3	5	1	1	1				
<b>Lou Whitaker, L</b> OBP: 0.314, SLG: 0.469 <b>Skeeter Barnes, R</b> OBP: 0.378, SLG: 0.714 (7, PH) (7, 4)										2	0	0	1	1	0	1				
<b>Lloyd Moseby, L</b> OBP: 0.314, SLG: 0.364 <b>Pete Incaviglia, R</b> OBP: 0.276, SLG: 0.361 (7, 7) (7, 7)										4	1	2	1	1	1	0				
<b>Cecil Fielder, R</b> OBP: 0.364, SLG: 0.528 <b>Dave Bergman, L</b> OBP: 0.351, SLG: 0.308 (6, PH) (6, 3)										3	1	1	1	0	1	5				
<b>Mickey Tettleton, S</b> OBP: 0.392, SLG: 0.504 <b>Mark Sales, L</b> OBP: 0.093, SLG: 0.098 (7, PH) (7, 2)										3	1	0	0	1	2	2				
<b>Rob Deer, R</b> OBP: 0.303, SLG: 0.410 (1, 9)										3	3	0	0	3	3	1				
<b>Scott Livingstone, L</b> OBP: 0.687, SLG: 0.600 (1, 5)										5	4	3	1	1	1	0				
<b>Travis Fryman, R</b> OBP: 0.271, SLG: 0.385 (1, 6)										5	2	2	2	0	1	3				
<b>Mitt Cuyler, S</b> OBP: 0.324, SLG: 0.328 <b>John Shelby, S</b> OBP: 0.231, SLG: 0.331 (7, 8) (7, 8)										4	2	2	0	0	1	2				
<b>Inning Stats</b>	R: 0 E: 0 K: 2 S: 14	H: 0 LOB: 2 BB: 2 P: 25	R: 4 E: 0 K: 0 S: 10	H: 2 LOB: 0 BB: 2 P: 24	R: 4 E: 1 K: 1 S: 22	H: 4 LOB: 3 BB: 2 P: 37	R: 0 E: 0 K: 3 S: 11	H: 0 LOB: 0 BB: 0 P: 14	R: 0 E: 0 K: 2 S: 7	H: 0 LOB: 0 BB: 0 P: 11	R: 7 E: 1 K: 1 S: 24	H: 6 LOB: 1 BB: 2 P: 46	R: 2 E: 0 K: 1 S: 14	H: 4 LOB: 2 BB: 0 P: 22	R: 0 E: 0 K: 1 S: 9	H: 0 LOB: 0 BB: 0 P: 13	1B: 10 2B: 4 3B: 1 HR: 1	SF: 2 SAC: 0 DP: 0 HBP: 0	WP: 3 PB: 0 SB: 0 CS: 0	PA: 52
<b>PITCHER</b>	IP	WLS	BF	H	R	ER	SO	BB	IBB	HBP	BLK	WP	HR	S	P	ERA	WHIP			
<b>Tom Gordon, R</b> ERA: 4.17 (1, 1)	6.0	L	31	6	8	6	10	6	0	0	0	0	1	71	124	9.00	2.000			
<b>Carlos Maldonado, R</b> ERA: 8.22 (7, 1)	0.1		8	5	7	5	0	2	0	0	0	2	0	15	30	135.00	21.000			
<b>Mike Magnante, L</b> ERA: 3.75 (7, 1)	2.2		13	5	2	2	3	0	0	0	0	1	0	32	51	6.75	1.875			

**Detroit Tigers @ Kansas City Royals**  
Royals Stadium, Kansas City, MO  
Fri Jul 19 1991, 8:05 PM EDT  
Att: 30,587 - Sunny - 95 F

AB 42  
R 17  
H 16  
RBI 15  
BB 8  
SO 13  
LOB 18



Batter	1	2	3	4	5	6	7	8	9	AB	R	H	RBI	BB	SO	LOB	BOTTOM					
<b>Brian McRae, S</b> OBP: 0.282, SLG: 0.370 (1, 8)										4	0	0	0	0	0	3						
<b>Kirk Gibson, L</b> OBP: 0.322, SLG: 0.435 <b>Jim Eisenreich, L</b> OBP: 0.331, SLG: 0.382 (1, 7) (7, 7)										3	0	0	0	0	0	0						
<b>George Brett, L</b> OBP: 0.534, SLG: 0.400 <b>Warren Cromartie, L</b> OBP: 0.390, SLG: 0.422 (1, 10) (8, PH)										3	0	0	0	0	0	0						
<b>Danny Tartabull, R</b> OBP: 0.376, SLG: 0.615 <b>Gary Thurman, R</b> OBP: 0.304, SLG: 0.362 (1, 9) (6, PR) (7, 9)										3	0	2	0	0	0	0						
<b>Todd Benzinger, S</b> OBP: 0.267, SLG: 0.319 (1, 3)										4	0	0	0	0	1	2						
<b>Kevin Seitzer, R</b> OBP: 0.352, SLG: 0.358 (1, 5)											4	0	1	0	0	0						
<b>Brent Mayne, L</b> OBP: 0.333, SLG: 0.315 (1, 2)										3	0	1	0	0	0	1						
<b>Terry Shumpert, R</b> OBP: 0.276, SLG: 0.323 (1, 4)										3	0	0	0	0	1	1						
<b>David Howard, S</b> OBP: 0.227, SLG: 0.162 (1, 6)										3	0	2	0	0	0	0						
<b>Inning Stats</b>	R: 0 E: 0 K: 0 S: 3	H: 1 LOB: 1 BB: 0 P: 5	R: 0 E: 0 K: 1 S: 8	H: 1 LOB: 0 BB: 0 P: 13	R: 0 E: 0 K: 0 S: 10	H: 0 LOB: 0 BB: 0 P: 12	R: 0 E: 0 K: 0 S: 11	H: 1 LOB: 1 BB: 0 P: 16	R: 0 E: 0 K: 1 S: 8	H: 2 LOB: 2 BB: 0 P: 9	R: 0 E: 0 K: 0 S: 10	H: 1 LOB: 1 BB: 0 P: 17	R: 0 E: 0 K: 0 S: 6	H: 0 LOB: 0 BB: 0 P: 6	R: 0 E: 0 K: 0 S: 11	H: 1 LOB: 1 BB: 0 P: 16	R: 0 E: 0 K: 0 S: 7	H: 0 LOB: 0 BB: 0 P: 10	1B: 4 2B: 2 3B: 0 HR: 0	SF: 0 SAC: 0 DP: 0 HBP: 0	WP: 0 PB: 0 SB: 0 CS: 0	PA: 33
<b>PITCHER</b>	IP	WLS	BF	H	R	ER	SO	BB	IBB	HBP	BLK	WP	HR	S	P	ERA	WHIP					
<b>Bill Gullickson, R</b> ERA: 4.19 (1, 1)	7.0		26	5	0	0	2	0	0	0	0	0	0	18	26	0.00	0.714					
<b>John Cerutti, L</b> ERA: 4.31 (8, 1)	2.0		7	1	0	0	0	0	0	0	0	0	0	18	26	0.00	0.500					

**Detroit Tigers @ Kansas City Royals**  
Royals Stadium, Kansas City, MO  
Fri Jul 19 1991, 8:05 PM EDT  
Att: 30,587 - Sunny - 95 F

AB 33  
R 0  
H 6  
RBI 0  
BB 0  
SO 2  
LOB 9





Batter	1	2	3	4	5	6	7	8	9	AB	R	H	RBI	BB	SO	LOB	TOP				
Mitt Cuyler, S OBP: 0.318, SLG: 0.321	G3		G4-6-3		F9	G3		K		5	0	0	0	0	1	4					
Lou Whitaker, L OBP: 0.395, SLG: 0.469 Skeeter Barnes, R (7, PR) OBP: 0.370, SLG: 0.698	F7		1B		F7		1B		K	4	0	2	0	0	0	2					
Lloyd Moseby, L OBP: 0.310, SLG: 0.365	2B		F7		FC6-4		F7		K	5	0	1	0	0	1	4					
Cecil Fielder, R OBP: 0.362, SLG: 0.524	L9			G5-3		HR	1B		F7	5	1	1	0	0	0	2					
Mickey Tettleton, S OBP: 0.393, SLG: 0.515		F7		G3		HR	1B			4	1	2	2	0	0	0					
Dave Bergman, L OBP: 0.366, SLG: 0.383		F8				HR	1B			3	1	2	1	1	0	0					
Pete Incaviglia, R OBP: 0.271, SLG: 0.354				K		HR	BB			4	0	0	0	0	2	4					
Scott Livingstone, L OBP: 0.600, SLG: 0.667								P5		4	1	2	0	0	0	0					
Travis Fryman, R OBP: 0.277, SLG: 0.388									K	3	0	2	0	1	1	0					
<b>Inning Stats</b>	R: 0 E: 0 K: 0 S: 13	H: 1 LOB: 1 BB: 0 P: 20	R: 0 E: 0 K: 1 S: 6	H: 0 LOB: 0 BB: 0 P: 9	R: 1 E: 0 K: 0 S: 10	H: 3 LOB: 1 BB: 0 P: 16	R: 0 E: 0 K: 1 S: 11	H: 1 LOB: 1 BB: 0 P: 19	R: 0 E: 0 K: 0 S: 11	H: 2 LOB: 2 BB: 0 P: 16	R: 3 E: 0 K: 0 S: 16	H: 3 LOB: 1 BB: 1 P: 29	R: 0 E: 0 K: 2 S: 7	H: 0 LOB: 0 BB: 0 P: 11	R: 0 E: 0 K: 2 S: 10	H: 0 LOB: 0 BB: 0 P: 14	1B: 7 2B: 2 3B: 1 HR: 2	SF: 0 SAC: 0 DP: 1 HBP: 0	WP: 0 PB: 0 SB: 0 CS: 0	PA: 40	
<b>PITCHER</b>	IP	WLS	BF	H	R	ER	SO	BB	IBB	HBP	BLK	WP	HR	S	P	ERA	WHIP				
Mike Boddicker, R ERA: 3.72	(1, 1)	5.2	W	27	10	4	4	2	1	0	0	0	0	2	63	103	6.35	1.941			
Luis Aquino, R ERA: 2.97	(6, 1)	3.1	S	13	2	0	0	4	1	0	0	0	0	37	57	0.00	0.900				

Detroit Tigers @ Kansas City Royals  
Royals Stadium, Kansas City, MO

AB 38  
R 4  
H 12  
RBI 3  
BB 2  
SO 6  
LOB 16



WP: 0 PA: 40  
PB: 0  
SB: 0  
CS: 0

Batter	1	2	3	4	5	6	7	8	9	AB	R	H	RBI	BB	SO	LOB	BOTTOM			
Brian McRae, S OBP: 0.284, SLG: 0.372	G3 SF9 2B		SF8	F8		F9				3	1	1	1	1	0	2				
Kirk Gibson, L OBP: 0.324, SLG: 0.434 Jim Eisenreich, L OBP: 0.329, SLG: 0.380	G3		1B		1B	P5		L6		3	2	1	0	0	0	2				
George Brett, L OBP: 0.323, SLG: 0.397	SF9		G3		1B	F8				2	1	0	2	1	0	2				
Danny Tartabull, R OBP: 0.381, SLG: 0.617	K		1B		1B					4	2	3	1	0	1	0				
Warren Cromartie, L OBP: 0.394, SLG: 0.426 Todd Benzinger, S OBP: 0.267, SLG: 0.319	G4-3		1B		1B	K				4	0	2	3	0	1	1				
Bill Peacock, R OBP: 0.339, SLG: 0.408	K2-3		G6-3		1B	G5-3				4	0	1	1	0	1	1				
Kevin Seitzer, R OBP: 0.352, SLG: 0.358 Terry Shumpert, R OBP: 0.275, SLG: 0.321	K				1B			L5		3	0	1	0	0	1	2				
Tim Spehr, R OBP: 0.571, SLG: 0.500			1B		1B					2	1	1	0	2	0	1				
David Howard, S OBP: 0.241, SLG: 0.169			1B		G5-4-3			F9		3	1	1	0	1	0	3				
<b>Inning Stats</b>	R: 1 E: 0 K: 1 S: 12	H: 1 LOB: 0 BB: 0 P: 18	R: 0 E: 0 K: 2 S: 10	H: 0 LOB: 0 BB: 0 P: 15	R: 4 E: 0 K: 0 S: 19	H: 5 LOB: 1 BB: 0 P: 27	R: 0 E: 0 K: 0 S: 10	H: 1 LOB: 1 BB: 1 P: 17	R: 3 E: 0 K: 0 S: 15	H: 3 LOB: 1 BB: 1 P: 24	R: 0 E: 0 K: 0 S: 5	H: 0 LOB: 0 BB: 1 P: 9	R: 0 E: 0 K: 1 S: 8	H: 1 LOB: 0 BB: 0 P: 13	R: 0 E: 0 K: 0 S: 9	H: 0 LOB: 2 BB: 2 P: 19	1B: 9 2B: 2 3B: 0 HR: 0	SF: 2 SAC: 0 DP: 2 HBP: 1	WP: 0 PB: 1 SB: 2 CS: 1	PA: 38
<b>PITCHER</b>	IP	WLS	BF	H	R	ER	SO	BB	IBB	HBP	BLK	WP	HR	S	P	ERA	WHIP			
Rusty Meacham, R ERA: 6.0	(1, 1)	2.2	L	13	5	4	3	0	0	0	0	0	0	36	53	13.50	1.875			
Paul Gibson, L ERA: 4.22	(3, 1)	3.1		17	5	3	3	0	3	0	1	0	0	35	57	8.10	2.400			
Jerry Don Gleaton, L ERA: 3.74	(7, 1)	2.0		8	1	0	0	1	2	0	0	0	0	17	32	0.00	1.500			

Detroit Tigers @ Kansas City Royals  
Royals Stadium, Kansas City, MO

AB 30  
R 8  
H 11  
RBI 8  
BB 5  
SO 4  
LOB 16



WP: 0 PA: 38  
PB: 1  
SB: 2  
CS: 1







Batter	1	2	3	4	5	6	7	8	9	AB	R	H	RBI	BB	SO	LOB	TOP		
Scott Leius, R (1,5) OBP: 0.378, SLG: 0.395 Mike Pagliarulo, L (9, PH) OBP: 0.329, SLG: 0.422	2-1 SH1-3 G4-3 1B		2-2 G6-3			2-2 F7		2-0 G6-3	0-2 FC4-6	4	1	1	0	0	0	0			
Chuck Knoblauch, R (1,4) OBP: 0.346, SLG: 0.342	1-1 G4-3 SH1-3 1B		1-0 G5-3			1-2 P2		4-2 1B BB		3	1	1	0	1	0	0			
Kirby Puckett, R (1,8) OBP: 0.363, SLG: 0.500	0-0 SH1-3			0-1 2B SF9 1B		2-0 G6-3		1-1 FC6-4 1B	1-3 1B	3	1	2	0	0	0	0			
Chili Davis, S (1,10) OBP: 0.363, SLG: 0.503	0-0 G4-3			3-1 SF9 2B		2-3 K		3-2 FC6-4 1B	1-2 1B	4	0	2	2	0	1	1			
Brian Harper, R (1,2) OBP: 0.343, SLG: 0.464	1-0 L8			0-0 SF9		2-3 3-H 2-3 K2-3		3-1 FC6-4 FC4		3	0	0	1	0	0	3			
Shane Mack, R (1,7) OBP: 0.333, SLG: 0.458		1-1 F8		2-2 K2-3		4-1 1B BB		1-1 FC4		3	0	0	0	1	1	3			
Kent Hrbek, L (1,3) OBP: 0.354, SLG: 0.425		0-2 G5-3		2-2 F9		2-1 F8		3-2 G4-3		4	0	0	0	0	0	2			
Gene Larkin, S (1,9) OBP: 0.354, SLG: 0.356		1-1 G4-3			1-1 F8		1-1 1B	3-3 K		4	0	1	0	0	1	0			
Greg Gagne, R (1,6) OBP: 0.289, SLG: 0.376 Randy Bush, L (7, PH) OBP: 0.327, SLG: 0.400 Al Newman, S (7, PH) OBP: 0.278, SLG: 0.236			0-0 F9		0-1 L8		2-3 K	0-0 FC4-6 1B		2	0	0	0	0	0	0			
<b>Inning Stats</b>	R: 1 E: 0 K: 0 S: 7	H: 2 LOB: 1 BB: 0 P: 11	R: 0 E: 0 K: 0 S: 7	H: 0 LOB: 0 BB: 0 P: 9	R: 0 E: 0 K: 0 S: 5	H: 0 LOB: 0 BB: 0 P: 8	R: 1 E: 0 K: 1 S: 11	H: 2 LOB: 1 BB: 0 P: 18	R: 0 E: 0 K: 1 S: 8	H: 0 LOB: 0 BB: 0 P: 11	R: 0 E: 0 K: 1 S: 9	H: 1 LOB: 2 BB: 1 P: 18	R: 1 E: 0 K: 0 S: 13	H: 2 LOB: 2 BB: 1 P: 27	R: 0 E: 0 K: 1 S: 10	H: 1 LOB: 1 BB: 0 P: 16	1B: 7 2B: 1 3B: 0 HR: 0	SF: 1 SAC: 1 DP: 0 HBP: 0	WP: 0 PA: 37 PB: 0 SB: 0 CS: 0
<b>PITCHER</b>	IP WLS BF H R ER SO BB IBB HBP BLK WP HR S P ERA WHIP																		
Frank Tanana, L (1,1) ERA: 3.46	6.0 W 22 4 2 2 2 0 0 0 0 0 0 46 70 3.00 0.667																		
Rusty Meacham, R (7,1) ERA: 5.92	0.2 L 4 1 0 0 0 1 0 0 0 0 0 6 13 0.00 3.000																		
Paul Gibson, L (7,1) ERA: 4.33	0.2 S 5 2 1 1 1 0 0 0 0 0 0 12 24 13.50 4.500																		
Mike Henneman, R (8,1) ERA: 2.87	1.2 S 6 1 0 0 1 0 0 0 0 0 0 14 24 0.00 0.600																		

Minnesota Twins @ Detroit Tigers  
Tiger Stadium, Detroit, MI  
Tue Jul 23 1991, 7:05 PM EDT  
Att: 21,976 - Sunny - 82 F

AB 33  
R 3  
H 8  
RBI 3  
BB 2  
SO 4  
LOB 12



Batter	1	2	3	4	5	6	7	8	9	AB	R	H	RBI	BB	SO	LOB	BOTTOM		
Tony Phillips, S (1,5) OBP: 0.387, SLG: 0.444	3-2 F7	1-2 FC5-4			3-1 1B HR 1B		2-2 FC3-6 2B			4	1	2	0	0	0	2			
Lou Whitaker, L (1,4) OBP: 0.396, SLG: 0.472	2-2 G4-3 HR 1B		2-1 G4-3		0-0 HR 1B		4-1 FC3-6 BB			3	2	2	0	1	0	0			
Lloyd Moseby, L (1,7) OBP: 0.300, SLG: 0.353	2-0 G4-3		0-0 L8		1-2 F8		0-1 FC3-6 G5-4-3			4	0	0	0	0	0	5			
Cecil Fielder, R (1,10) OBP: 0.362, SLG: 0.537	2-2 HR		3-1 P6		0-2 HR		2-0 G5-4-3			4	2	2	5	0	0	2			
Mickey Tettleton, S (1,2) OBP: 0.384, SLG: 0.500	2-0 F8			2-3 K	1-3 K			0-1 G3-1		4	0	0	0	0	2	0			
Dave Bergman, L (1,3) OBP: 0.362, SLG: 0.376		1-2 1B 1B		2-2 F7	2-2 F7			2-2 G3		4	0	1	0	0	0	0			
Rob Deer, R (1,9) OBP: 0.304, SLG: 0.405		1-3 K		4-1 2B BB		0-0 P9		0-1 1B		3	1	1	0	1	1	1			
Travis Fryman, R (1,6) OBP: 0.277, SLG: 0.398		0-0 P3		0-0 2B		2-3 K		1-2 G5-3		4	0	1	1	0	1	2			
Mitt Cuyler, S (1,8) OBP: 0.318, SLG: 0.324		1-0 FC5-4 1B		0-0 G5-3		1-0 G1-3				3	0	1	0	0	0	1			
<b>Inning Stats</b>	R: 2 E: 0 K: 0 S: 14	H: 2 LOB: 0 BB: 0 P: 25	R: 0 E: 0 K: 1 S: 15	H: 2 LOB: 2 BB: 0 P: 19	R: 0 E: 0 K: 0 S: 5	H: 0 LOB: 0 BB: 0 P: 10	R: 1 E: 0 K: 1 S: 11	H: 1 LOB: 1 BB: 1 P: 19	R: 3 E: 0 K: 1 S: 16	H: 3 LOB: 0 BB: 0 P: 23	R: 0 E: 0 K: 1 S: 6	H: 0 LOB: 0 BB: 0 P: 9	R: 0 E: 0 K: 0 S: 7	H: 1 LOB: 1 BB: 1 P: 15	R: 0 E: 0 K: 0 S: 11	H: 1 LOB: 1 BB: 0 P: 14	1B: 6 2B: 2 3B: 0 HR: 2	SF: 0 SAC: 0 DP: 1 HBP: 0	WP: 0 PA: 35 PB: 0 SB: 0 CS: 0
<b>PITCHER</b>	IP WLS BF H R ER SO BB IBB HBP BLK WP HR S P ERA WHIP																		
Jack Morris, R (1,1) ERA: 3.47	1.2 L 9 4 2 2 1 0 0 0 0 0 1 26 40 10.80 2.400																		
Allan Anderson, L (2,1) ERA: 4.92	3.1 L 15 4 4 4 2 1 0 0 0 0 1 35 56 10.80 1.500																		
Carl Willis, R (6,1) ERA: 2.44	2.2 9 1 0 0 1 1 0 0 0 0 0 0 19 32 0.00 0.750																		
Rick Aguilera, R (8,1) ERA: 2.93	0.1 2 1 0 0 0 0 0 0 0 0 0 0 5 6 0.00 3.000																		

Minnesota Twins @ Detroit Tigers  
Tiger Stadium, Detroit, MI  
Tue Jul 23 1991, 7:05 PM EDT  
Att: 21,976 - Sunny - 82 F

AB 33  
R 6  
H 10  
RBI 6  
BB 2  
SO 4  
LOB 13





Batter	1	2	3	4	5	6	7	8	9	AB	R	H	RBI	BB	SO	LOB	TOP			
Randy Bush, L (1,9) OBP: 0.330, SLG: 0.394	P4		F9						G4-3	4	1	1	0	1	0	1				
Chuck Knoblauch, R (1,4) OBP: 0.343, SLG: 0.338	P2		G5-3							4	0	0	0	0	0	2				
Kirby Puckett, R (1,8) OBP: 0.365, SLG: 0.499										3	0	1	0	1	0	2				
Kent Hrbek, L (1,3) OBP: 0.353, SLG: 0.422										4	1	1	0	0	1	2				
Chili Davis, S (1,10) OBP: 0.365, SLG: 0.515										4	1	2	3	0	1	0				
Brian Harper, R (1,2) OBP: 0.342, SLG: 0.461										4	0	1	0	0	0	1				
Shane Mack, R (1,7) OBP: 0.332, SLG: 0.455										4	0	1	0	0	0	1				
Mike Pagliarulo, L (1,5) OBP: 0.332, SLG: 0.425										3	0	1	0	1	0	1				
Greg Gagne, R (1,6) OBP: 0.286, SLG: 0.372										3	0	0	0	0	0	3				
Gene Larkin, S (9,PH) OBP: 0.352, SLG: 0.353										1	0	0	0	0	0	1				
<b>Inning Stats</b>	R: 0 E: 0 K: 0 S: 9	H: 1 LOB: 1 BB: 0 P: 12	R: 0 E: 0 K: 0 S: 9	H: 2 LOB: 2 BB: 1 P: 20	R: 0 E: 0 K: 0 S: 6	H: 0 LOB: 1 BB: 1 P: 14	R: 0 E: 0 K: 0 S: 7	H: 1 LOB: 1 BB: 0 P: 8	R: 0 E: 0 K: 2 S: 12	H: 0 LOB: 0 BB: 0 P: 17	R: 0 E: 0 K: 0 S: 6	H: 0 LOB: 0 BB: 0 P: 10	R: 3 E: 0 K: 0 S: 11	H: 2 LOB: 0 BB: 1 P: 19	R: 0 E: 0 K: 0 S: 10	H: 1 LOB: 1 BB: 0 P: 13	1B: 5 2B: 2 3B: 0 HR: 1	SF: 0 SAC: 0 DP: 1 HBP: 0	WP: 0 PB: 0 SB: 1 CS: 0	PA: 37
<b>PITCHER</b>	IP WLS BF H R ER SO BB IBB HBP BLK WP HR S P ERA WHIP																			
Bill Gullickson, R (1,1) ERA: 4.15	7.2 W 32 7 3 3 2 3 0 0 0 0 1 64 107 3.52 1.304																			
Mike Henneman, R (8,1) ERA: 2.6	1.1 S 5 1 0 0 0 0 0 0 0 0 0 14 19 0.00 0.750																			

Minnesota Twins @ Detroit Tigers  
Tiger Stadium, Detroit, MI  
Wed Jul 24 1991, 7:05 PM EDT  
Att: 18,391 - Cloudy - 79 F

AB 34  
R 3  
H 8  
RBI 3  
BB 3  
SO 2  
LOB 14



Batter	1	2	3	4	5	6	7	8	9	AB	R	H	RBI	BB	SO	LOB	BOTTOM			
Tony Phillips, S (1,4) OBP: 0.392, SLG: 0.448										4	0	3	1	1	0	0				
Skeeter Barnes, R (1,5) OBP: 0.395, SLG: 0.700										3	0	1	0	0	2	2				
Lou Whitaker, L (7,PH) OBP: 0.401, SLG: 0.476										2	0	2	1	0	0	0				
Rob Deer, R (1,9) OBP: 0.303, SLG: 0.405										5	1	1	0	0	3	6				
Cecil Fielder, R (1,3) OBP: 0.358, SLG: 0.531										4	0	0	0	0	2	5				
Mickey Tettleton, S (1,10) OBP: 0.379, SLG: 0.493										4	0	0	0	0	3	5				
Travis Fryman, R (1,6) OBP: 0.283, SLG: 0.410										3	3	2	1	1	0	0				
John Shelby, S (1,7) OBP: 0.231, SLG: 0.328										4	0	1	1	0	0	1				
Andy Allanson, R (1,2) OBP: 0.250, SLG: 0.344										4	0	0	0	0	1	2				
Mitt Cuyler, S (1,8) OBP: 0.324, SLG: 0.329										2	2	1	0	2	1	0				
<b>Inning Stats</b>	R: 0 E: 0 K: 2 S: 14	H: 2 LOB: 2 BB: 0 P: 20	R: 1 E: 0 K: 2 S: 14	H: 1 LOB: 2 BB: 2 P: 29	R: 0 E: 0 K: 1 S: 9	H: 0 LOB: 0 BB: 0 P: 13	R: 0 E: 0 K: 0 S: 11	H: 0 LOB: 0 BB: 0 P: 14	R: 0 E: 0 K: 2 S: 12	H: 0 LOB: 0 BB: 0 P: 17	R: 2 E: 0 K: 1 S: 18	H: 3 LOB: 1 BB: 0 P: 25	R: 1 E: 0 K: 3 S: 14	H: 2 LOB: 2 BB: 1 P: 23	R: 2 E: 2 K: 1 S: 18	H: 3 LOB: 2 BB: 1 P: 31	1B: 7 2B: 3 3B: 1 HR: 0	SF: 0 SAC: 0 DP: 0 HBP: 0	WP: 0 PB: 0 SB: 2 CS: 0	PA: 39
<b>PITCHER</b>	IP WLS BF H R ER SO BB IBB HBP BLK WP HR S P ERA WHIP																			
David West, L (1,1) ERA: 3.57	5.2 L 25 6 3 3 8 2 0 0 0 0 0 4 76 116 4.76 1.412																			
Terry Leach, R (6,1) ERA: 3.44	0.1 3 1 1 1 0 1 0 0 0 0 0 4 8 27.00 6.000																			
Mark Guthrie, L (7,1) ERA: 4.99	1.2 10 4 2 1 3 0 1 0 0 0 0 27 44 5.40 2.400																			
Steve Bedrosian, R (8,1) ERA: 3.33	0.1 1 0 0 0 1 0 0 0 0 0 0 3 4 0.00 0.000																			

Minnesota Twins @ Detroit Tigers  
Tiger Stadium, Detroit, MI  
Wed Jul 24 1991, 7:05 PM EDT  
Att: 18,391 - Cloudy - 79 F

AB 35  
R 6  
H 11  
RBI 4  
BB 4  
SO 12  
LOB 21





Batter	1	2	3	4	5	6	7	8	9	AB	R	H	RBI	BB	SO	LOB	TOP					
Dan Gladden, R OBP: 0.330, SLG: 0.381 Jarvis Brown, R OBP: 0.235, SLG: 0.235	F9	E7		1B	K		G1-3		FC5	5	1	2	4	0	1	2						
Chuck Knoblauch, R OBP: 0.340, SLG: 0.332	P3	F9		1B		G1-3	G4-3		P4	5	0	0	0	1	0	4						
Kirby Puckett, R OBP: 0.370, SLG: 0.501				BB				G5-3		4	0	3	1	1	0	0						
Chili Davis, S OBP: 0.365, SLG: 0.512	K									4	0	1	0	1	1	3						
Brian Harper, R OBP: 0.343, SLG: 0.458			L5							4	1	1	0	1	0	4						
Shane Mack, R OBP: 0.333, SLG: 0.451										4	2	1	0	1	1	2						
Kent Hrbek, L OBP: 0.358, SLG: 0.434										2	2	1	1	2	0	0						
Scott Leius, R OBP: 0.393, SLG: 0.427										3	3	2	1	2	0	2						
Greg Gagne, R OBP: 0.292, SLG: 0.380										5	0	3	0	0	1	5						
<b>Inning Stats</b>	R: 0 E: 0 K: 1 S: 11	H: 1 LOB: 1 BB: 0 P: 19	R: 3 E: 1 K: 0 S: 12	H: 3 LOB: 1 BB: 2 P: 24	R: 0 E: 0 K: 0 S: 3	H: 0 LOB: 0 BB: 1 P: 7	R: 3 E: 0 K: 1 S: 20	H: 3 LOB: 3 BB: 3 P: 39	R: 1 E: 0 K: 1 S: 11	H: 1 LOB: 1 BB: 2 P: 21	R: 0 E: 0 K: 0 S: 9	H: 1 LOB: 2 BB: 1 P: 16	R: 1 E: 0 K: 0 S: 12	H: 2 LOB: 1 BB: 0 P: 22	R: 0 E: 0 K: 0 S: 5	H: 1 LOB: 0 BB: 0 P: 8	R: 1 E: 0 K: 1 S: 13	H: 2 LOB: 2 BB: 1 P: 20	1B: 10 2B: 2 3B: 0 HR: 2	SF: 0 SAC: 1 DP: 3 HBP: 0	WP: 1 PB: 0 SB: 2 CS: 0	PA: 47
<b>PITCHER</b>	IP	WLS	BF	H	R	ER	SO	BB	IBB	HBP	BLK	WP	HR	S	P	ERA	WHIP					
Scott Aldred, L ERA: 8.1	3.2	L	19	6	6	5	2	2	1	0	0	0	0	37	68	12.27	2.182					
Rusty Meacham, R ERA: 5.87	1.1		9	2	1	1	1	4	0	0	1	0	0	20	42	6.75	4.500					
John Cerutti, L ERA: 4.21	2.0		10	3	1	1	0	0	1	0	0	1	1	21	38	4.50	1.500					
Jerry Don Gleaton, L ERA: 3.63	1.0		3	1	0	0	0	0	0	0	0	0	0	5	8	0.00	1.000					
Paul Gibson, L ERA: 4.4	1.0		6	2	1	1	1	1	0	0	0	0	1	13	20	9.00	3.000					

Minnesota Twins @ Detroit Tigers  
Tiger Stadium, Detroit, MI  
Thu Jul 25 1991, 7:05 PM EDT  
Att: 20,007 - Sunny - 78 F

AB	37
R	9
H	14
RBI	7
BB	9
SO	4
LOB	24



Batter	1	2	3	4	5	6	7	8	9	AB	R	H	RBI	BB	SO	LOB	BOTTOM					
Tony Phillips, S OBP: 0.390, SLG: 0.444	G6-3	G6-3		G5-3		K			1B	5	0	1	0	0	1	3						
Lou Whitaker, L OBP: 0.405, SLG: 0.483 Skeeter Barnes, R OBP: 0.375, SLG: 0.660							G4-3		F8	2	1	2	0	0	0	0						
Lloyd Moseby, L OBP: 0.304, SLG: 0.363								P5		5	1	2	1	0	1	1						
Cecil Fielder, R OBP: 0.356, SLG: 0.529										5	0	1	1	0	2	3						
Mickey Tettleton, S OBP: 0.375, SLG: 0.486										4	0	0	0	0	0	1						
Dave Bergman, L OBP: 0.358, SLG: 0.364										3	1	0	0	1	0	1						
Travis Fryman, R OBP: 0.285, SLG: 0.409										3	0	1	0	1	0	1						
Scott Livingstone, L OBP: 0.500, SLG: 0.563										3	0	2	1	1	0	1						
Mitt Cuyler, S OBP: 0.323, SLG: 0.325										3	0	0	0	1	0	4						
<b>Inning Stats</b>	R: 0 E: 0 K: 2 S: 12	H: 1 LOB: 1 BB: 0 P: 21	R: 1 E: 1 K: 0 S: 10	H: 1 LOB: 2 BB: 2 P: 23	R: 2 E: 0 K: 0 S: 16	H: 3 LOB: 3 BB: 2 P: 30	R: 0 E: 0 K: 0 S: 7	H: 0 LOB: 0 BB: 0 P: 12	R: 0 E: 0 K: 1 S: 13	H: 1 LOB: 1 BB: 0 P: 21	R: 0 E: 0 K: 0 S: 6	H: 0 LOB: 0 BB: 0 P: 10	R: 0 E: 0 K: 0 S: 10	H: 1 LOB: 1 BB: 0 P: 13	R: 0 E: 0 K: 1 S: 17	H: 2 LOB: 2 BB: 0 P: 22	1B: 5 2B: 4 3B: 0 HR: 0	SF: 0 SAC: 0 DP: 0 HBP: 0	WP: 0 PB: 0 SB: 1 CS: 0	PA: 40		
<b>PITCHER</b>	IP	WLS	BF	H	R	ER	SO	BB	IBB	HBP	BLK	WP	HR	S	P	ERA	WHIP					
Scott Erickson, R ERA: 2.07	5.2	W	27	6	3	2	2	4	0	0	0	0	0	59	110	3.18	1.765					
Steve Bedrosian, R ERA: 3.12	3.1	S	13	3	0	0	2	0	0	0	0	0	0	38	53	0.00	0.900					

Minnesota Twins @ Detroit Tigers  
Tiger Stadium, Detroit, MI  
Thu Jul 25 1991, 7:05 PM EDT  
Att: 20,007 - Sunny - 78 F

AB	36
R	3
H	9
RBI	3
BB	4
SO	4
LOB	16





Batter	1	2	3	4	5	6	7	8	9	10	AB	R	H	RBI	BB	SO	LOB	TOP	
<b>Tony Phillips, S</b> OBP: 0.375, SLG: 0.438 (1, 4)	2-3 K		3-1 F8		2-1 F8		1-3 K			1-2 E8 1B	5	1	0	0	0	2	1		
<b>Scott Livingstone, L</b> OBP: 0.478, SLG: 0.500 (1, 5)	4-1 1B BB		3-3 K		0-0 G6-3			0-2 G4-3		1-2 1B 2-H 1B	4	0	1	1	1	1	0		
<b>Lloyd Moseby, L</b> OBP: 0.300, SLG: 0.357 (1, 7)	2-2 G6-4-3 1B		2-0 P4			1-0 G3-1		3-2 G5-3		1-3 SAFE SAFE SAFE K	5	0	1	0	0	1	1		
<b>Cecil Fielder, R</b> OBP: 0.354, SLG: 0.525 (1, 10)	0-2 G6-4-3			0-0 G5-3		0-3 K		0-0 G6-3		0-0 1B	5	0	1	0	0	1	2		
<b>Mickey Tettleton, S</b> OBP: 0.375, SLG: 0.483 (1, 2)		1-1 F9		4-2 E 2B BB		1-0 1B			0-3 K	1-0 P3	4	1	1	0	1	1	2		
<b>Dave Bergman, L</b> OBP: 0.345, SLG: 0.348 <b>Skeeter Barnes, R</b> OBP: 0.375, SLG: 0.660 (10, PH)		1-3 K		1-3 K		0-3 K			3-2 G3	1-3 K	4	0	0	0	0	3	2		
<b>Mark Salas, L</b> OBP: 0.091, SLG: 0.095 (10, PH)											1	0	0	0	0	1	2		
<b>Mike Henneman, R</b> (10, 1)											0	0	0	0	0	0	0		
<b>Travis Fryman, R</b> OBP: 0.291, SLG: 0.426 (1, 6)		2-2 BB 1B		1-1 1B			0-0 F8				4	1	3	2	0	0	0		
<b>Rob Deer, R</b> OBP: 0.308, SLG: 0.411 (1, 9)		4-1 1B		3-H 2B L4			3-2 G6-3 2B		1-1 HR		3	0	2	0	1	0	1		
<b>Mitt Cuyler, S</b> OBP: 0.318, SLG: 0.320 (1, 8)		3-2 BB G4-3			1-1 G6-3		0-0 G6-3		0-0 G3		4	0	0	0	0	0	4		
<b>Inning Stats</b>	R: 0 E: 0 K: 1 S: 11	H: 1 LOB: 1 BB: 1 P: 19	R: 0 E: 0 K: 1 S: 15	H: 1 LOB: 2 BB: 1 P: 26	R: 0 E: 0 K: 1 S: 6	H: 0 LOB: 0 BB: 0 P: 14	R: 1 E: 1 K: 1 S: 11	H: 1 LOB: 1 BB: 1 P: 18	R: 0 E: 0 K: 2 S: 9	H: 1 LOB: 1 BB: 0 P: 11	R: 0 E: 0 K: 1 S: 8	H: 0 LOB: 0 BB: 0 P: 11	R: 1 E: 0 K: 1 S: 11	H: 2 LOB: 1 BB: 0 P: 15	R: 1 E: 2 K: 2 S: 15	H: 2 LOB: 2 BB: 0 P: 20	1B: 6 2B: 2 3B: 0 HR: 1	SF: 0 SAC: 0 DP: 1 HBP: 0	WP: 0 PA: 42
<b>PITCHER</b>	IP WLS BF H R ER SO BB IBB HBP BLK WP HR S P ERA WHIP	IP WLS BF H R ER SO BB IBB HBP BLK WP HR S P ERA WHIP	IP WLS BF H R ER SO BB IBB HBP BLK WP HR S P ERA WHIP	IP WLS BF H R ER SO BB IBB HBP BLK WP HR S P ERA WHIP	IP WLS BF H R ER SO BB IBB HBP BLK WP HR S P ERA WHIP	IP WLS BF H R ER SO BB IBB HBP BLK WP HR S P ERA WHIP	IP WLS BF H R ER SO BB IBB HBP BLK WP HR S P ERA WHIP	IP WLS BF H R ER SO BB IBB HBP BLK WP HR S P ERA WHIP	IP WLS BF H R ER SO BB IBB HBP BLK WP HR S P ERA WHIP	IP WLS BF H R ER SO BB IBB HBP BLK WP HR S P ERA WHIP	IP WLS BF H R ER SO BB IBB HBP BLK WP HR S P ERA WHIP	IP WLS BF H R ER SO BB IBB HBP BLK WP HR S P ERA WHIP	IP WLS BF H R ER SO BB IBB HBP BLK WP HR S P ERA WHIP	IP WLS BF H R ER SO BB IBB HBP BLK WP HR S P ERA WHIP	IP WLS BF H R ER SO BB IBB HBP BLK WP HR S P ERA WHIP	IP WLS BF H R ER SO BB IBB HBP BLK WP HR S P ERA WHIP	IP WLS BF H R ER SO BB IBB HBP BLK WP HR S P ERA WHIP	IP WLS BF H R ER SO BB IBB HBP BLK WP HR S P ERA WHIP	
<b>Kevin Brown, R</b> ERA: 4.29 (1, 1)	8.2	34	6	2	1	8	3	0	0	0	0	0	0	0	0	0	0	1.04	1.038
<b>Jeff Russell, R</b> ERA: 2.95 (9, 1)	0.1	L	4	2	1	0	0	0	0	0	0	0	0	0	0	0	0	0.00	6.000
<b>Kenny Rogers, L</b> ERA: 6.47 (10, 1)	0.2	3	1	0	0	1	0	0	0	0	0	0	0	0	0	0	0	0.00	1.500
<b>Rich Gossage, R</b> ERA: 3.9 (10, 1)	0.1	1	0	0	0	1	0	0	0	0	0	0	0	0	0	0	0	0.00	0.000

Detroit Tigers @ Texas Rangers  
Arlington Stadium, Arlington, TX  
Fri Jul 26 1991, 8:05 PM EDT  
Att. 40,383 - Cloudy - 86 F

AB	39
R	3
H	9
RBI	3
BB	3
SO	10
LOB	15



Batter	1	2	3	4	5	6	7	8	9	10	AB	R	H	RBI	BB	SO	LOB	BOTTOM					
<b>Brian Downing, R</b> OBP: 0.386, SLG: 0.446 (1, 10)	0-2 P5		1-1 BB 1B 1B		3-1 1B SF9 1B		1-2 F9 1B 1B		3-3 K		5	1	3	0	0	1	0						
<b>Julio Franco, R</b> OBP: 0.386, SLG: 0.458 (1, 4)	0-1 G6-3		2-2 F7		1-1 1B 1B		1-0 CS 1B		2-2 1B		5	0	3	0	0	0	1						
<b>Ruben Sierra, S</b> OBP: 0.367, SLG: 0.500 (1, 9)	2-2 2B		0-1 BB 1B		1-1 G6-4-3 1B		1-0 F9		2-3 K		5	0	3	0	0	1	3						
<b>Rafael Palmeiro, L</b> OBP: 0.351, SLG: 0.528 (1, 3)	4-0 IBB		4-0 BB		1-2 SF9		1-2 K		1-1 FC6-4 1B		2	0	1	1	2	1	2						
<b>Juan Gonzalez, R</b> OBP: 0.357, SLG: 0.493 (1, 8)	2-3 K		0-0 P3		1-1 G6-4-3		1-0 1B E 2B		1-1 FC6-4 WP 1B		5	1	1	0	0	1	8						
<b>Kevin Reimer, L</b> OBP: 0.329, SLG: 0.415 <b>Steve Buechele, R</b> OBP: 0.342, SLG: 0.467 (8, PH)		0-2 2B		0-2 L6		1-3 K		0-0 2B 1B		3-3 K	3	0	1	0	0	1	3						
<b>Dean Palmer, R</b> OBP: 0.274, SLG: 0.364 <b>Gary Pettis, S</b> OBP: 0.347, SLG: 0.282 (8, PR)		2-0 G6-4-3 HBP		1-2 F8		1-1 3B		0-1 FC6-2-4 CS		4-1 BB	3	0	1	0	0	0	1						
<b>Ivan Rodriguez, R</b> OBP: 0.306, SLG: 0.361 (1, 2)		0-0 P3		1-0 G5-3		0-0 P4		0-1 F9		0-1 F9	5	0	0	0	0	0	6						
<b>Jeff Huson, L</b> OBP: 0.302, SLG: 0.293 <b>Mike Stanley, R</b> OBP: 0.346, SLG: 0.395 <b>Mario Diaz, R</b> OBP: 0.302, SLG: 0.322 (8, PH)		1-1 G6-4-3		1-2 G6-3		0-0 L3		0-0 CS		0-3 K	3	0	0	0	0	0	3						
<b>Inning Stats</b>	R: 0 E: 0 K: 1 S: 13	H: 1 LOB: 2 BB: 1 P: 21	R: 0 E: 0 K: 0 S: 6	H: 1 LOB: 1 BB: 0 P: 9	R: 0 E: 0 K: 0 S: 11	H: 2 LOB: 3 BB: 1 P: 18	R: 0 E: 0 K: 0 S: 7	H: 0 LOB: 0 BB: 0 P: 10	R: 1 E: 0 K: 0 S: 11	H: 3 LOB: 1 BB: 0 P: 18	R: 0 E: 0 K: 1 S: 8	H: 1 LOB: 1 BB: 0 P: 9	R: 0 E: 0 K: 1 S: 8	H: 2 LOB: 1 BB: 0 P: 14	R: 1 E: 1 K: 0 S: 6	H: 2 LOB: 1 BB: 0 P: 7	R: 0 E: 0 K: 3 S: 12	H: 1 LOB: 1 BB: 0 P: 19	R: 0 E: 0 K: 1 S: 10	H: 1 LOB: 2 BB: 1 P: 19	1B: 10 2B: 3 3B: 1 HR: 0	SF: 1 SAC: 0 DP: 2 HBP: 1	WP: 1 PA: 45
<b>PITCHER</b>	IP WLS BF H R ER SO BB IBB HBP BLK WP HR S P ERA WHIP	IP WLS BF H R ER SO BB IBB HBP BLK WP HR S P ERA WHIP	IP WLS BF H R ER SO BB IBB HBP BLK WP HR S P ERA WHIP	IP WLS BF H R ER SO BB IBB HBP BLK WP HR S P ERA WHIP	IP WLS BF H R ER SO BB IBB HBP BLK WP HR S P ERA WHIP	IP WLS BF H R ER SO BB IBB HBP BLK WP HR S P ERA WHIP	IP WLS BF H R ER SO BB IBB HBP BLK WP HR S P ERA WHIP	IP WLS BF H R ER SO BB IBB HBP BLK WP HR S P ERA WHIP	IP WLS BF H R ER SO BB IBB HBP BLK WP HR S P ERA WHIP	IP WLS BF H R ER SO BB IBB HBP BLK WP HR S P ERA WHIP	IP WLS BF H R ER SO BB IBB HBP BLK WP HR S P ERA WHIP	IP WLS BF H R ER SO BB IBB HBP BLK WP HR S P ERA WHIP	IP WLS BF H R ER SO BB IBB HBP BLK WP HR S P ERA WHIP	IP WLS BF H R ER SO BB IBB HBP BLK WP HR S P ERA WHIP	IP WLS BF H R ER SO BB IBB HBP BLK WP HR S P ERA WHIP	IP WLS BF H R ER SO BB IBB HBP BLK WP HR S P ERA WHIP	IP WLS BF H R ER SO BB IBB HBP BLK WP HR S P ERA WHIP	IP WLS BF H R ER SO BB IBB HBP BLK WP HR S P ERA WHIP					
<b>Walt Terrell, R</b> ERA: 4.45 (1, 1)	6.1	30	10	1	1	2	1	1	1	0	0	0	0	0	0	0	0	0.00	0.000				
<b>Jerry Don Gleaton, L</b> ERA: 3.57 (7, 1)	0.2	1	0	0	0	1	0	0	0	0	0	0	0	0	0	0	0	0.00	0.000				
<b>John Kiely, R</b> ERA: 3.57 (8, 1)	0.0	1	1	1	1	0	0	0	0	0	0	0	0	0	0	0	0	0.00	0.000				
<b>Paul Gibson, L</b> ERA: 4.33 (8, 1)	1.0	3	1	1	0	0	0	0	0	0	0	0	0	0	0	0	0	1.000	1.000				
<b>Mike Henneman, R</b> ERA: 2.71 (8, 1)	2.0	W	9	2	0	0	4	1	0	0	0	0	0	0	0	0	0	0.00	1.500				

Detroit Tigers @ Texas Rangers  
Arlington Stadium, Arlington, TX  
Fri Jul 26 1991, 8:05 PM EDT  
Att. 40,383 - Cloudy - 86 F

AB	39
R	2
H	14
RBI	1
BB	3
SO	7
LOB	28





Batter	1	2	3	4	5	6	7	8	9	AB	R	H	RBI	BB	SO	LOB	TOP				
<b>Tony Phillips, S</b> OBP: 0.388, SLG: 0.447 (1, 4)	F8		HR		F8	BB		FC5-4		4	1	2	1	1	0	0					
<b>Skeeter Barnes, R</b> OBP: 0.361, SLG: 0.614 (1, 7)	F9		P2		F8	BB		K		4	0	0	0	1	1	2					
<b>Travis Fryman, R</b> OBP: 0.289, SLG: 0.421 (1, 6)	K		G6-3		BB	BB		FC5-4		4	1	0	0	1	2	4					
<b>Cecil Fielder, R</b> OBP: 0.357, SLG: 0.525 (1, 3)		HR	P2		BB	BB		K		4	1	2	0	1	1	2					
<b>Mickey Tettleton, S</b> OBP: 0.381, SLG: 0.509 (1, 10)		HR			BB	BB		K		5	2	4	4	0	1	0					
<b>Rob Deer, R</b> OBP: 0.309, SLG: 0.407 (1, 9)	P4				BB	BB		K		3	0	0	0	2	1	2					
<b>Andy Allanson, R</b> OBP: 0.248, SLG: 0.337 (1, 2)	L5				BB	BB		K		5	0	1	0	0	3	5					
<b>Scott Livingstone, L</b> OBP: 0.444, SLG: 0.488 (1, 5)	FC6-4							K		4	0	1	0	0	1	4					
<b>Mitt Cuyler, S</b> OBP: 0.317, SLG: 0.319 (1, 8)	FC6-4							BB		4	0	1	0	0	0	3					
<b>Inning Stats</b>	R: 0 E: 0 K: 1 S: 7	H: 0 LOB: 0 BB: 0 P: 9	R: 2 E: 0 K: 0 S: 16	H: 3 LOB: 1 BB: 0 P: 28	R: 1 E: 0 K: 0 S: 7	H: 1 LOB: 0 BB: 0 P: 9	R: 1 E: 0 K: 0 S: 20	H: 2 LOB: 1 BB: 1 P: 31	R: 1 E: 0 K: 1 S: 12	H: 1 LOB: 3 BB: 3 P: 29	R: 0 E: 0 K: 2 S: 14	H: 2 LOB: 2 BB: 0 P: 17	R: 0 E: 0 K: 3 S: 17	H: 2 LOB: 2 BB: 0 P: 23	R: 0 E: 0 K: 3 S: 9	H: 0 LOB: 0 BB: 0 P: 17	1B: 8 2B: 0 3B: 0 HR: 3	SF: 0 SAC: 0 DP: 0 HBP: 0	WP: 0 PB: 0 SB: 0 CS: 1	PA: 43	
<b>PITCHER</b>	IP	WLS	BF	H	R	ER	SO	BB	IBB	HBP	BLK	WP	HR	S	P	ERA	WHIP				
<b>John Barfield, L</b> ERA: 4.17	3.0		15	5	4	4	1	1	0	0	0	0	3	35	57	12.00	2.000				
<b>Gerald Alexander, R</b> ERA: 3.77	1.2	W	7	1	1	1	0	2	0	0	0	0	0	19	34	5.40	1.800				
<b>Wayne Rosenthal, R</b> ERA: 2.93	1.1		10	3	0	0	2	3	0	0	0	0	0	22	44	0.00	4.500				
<b>Kenny Rogers, L</b> ERA: 6.21	3.0	S	11	2	0	0	7	0	0	0	0	0	0	36	51	0.00	0.667				

**Detroit Tigers @ Texas Rangers**  
Arlington Stadium, Arlington, TX  
Sat Jul 27 1991, 8:05 PM EDT  
Att: 40,112 - Cloudy - 78 F

AB	37
R	5
H	11
RBI	5
BB	6
SO	10
LOB	22



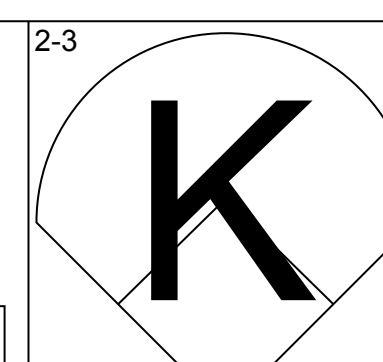
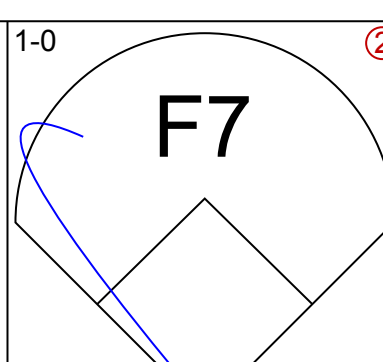
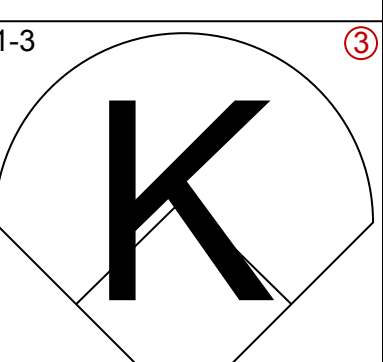
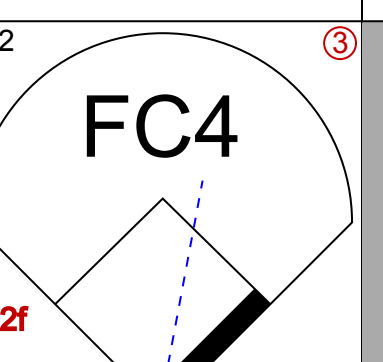
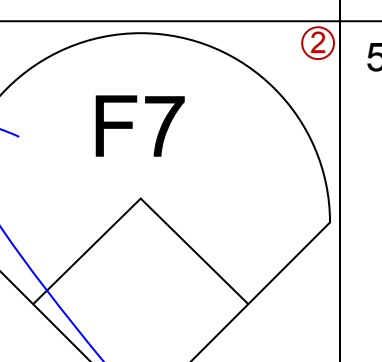
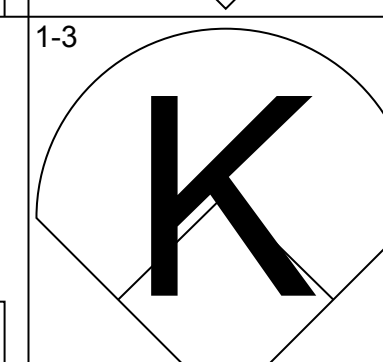
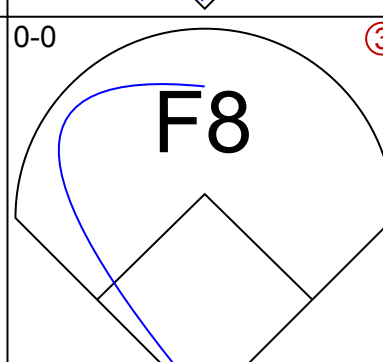
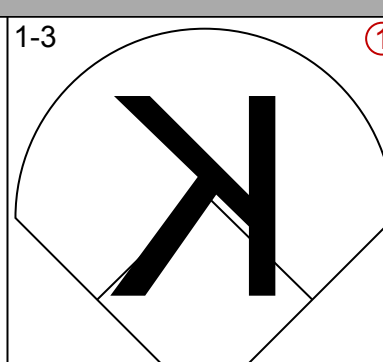
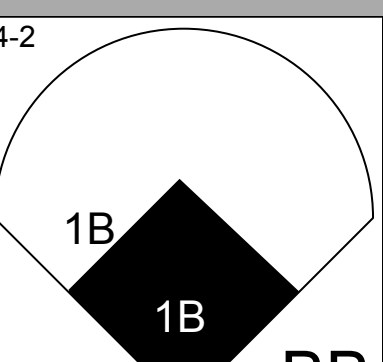
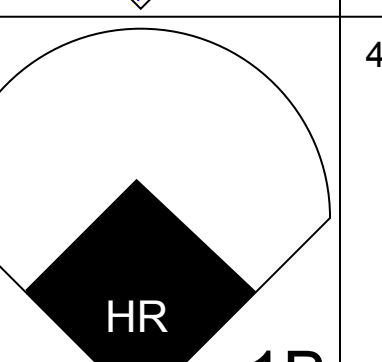
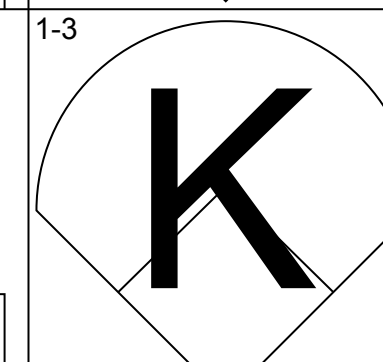
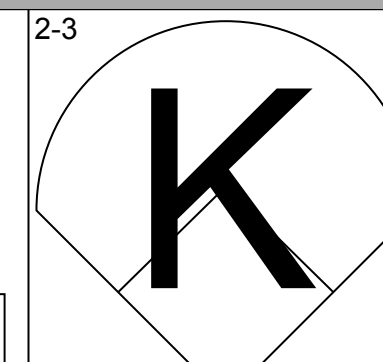
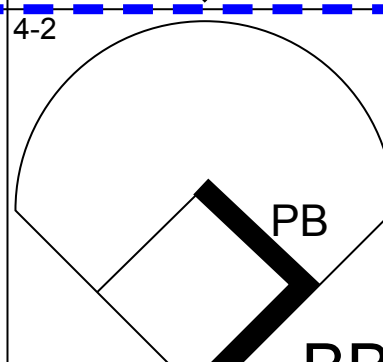
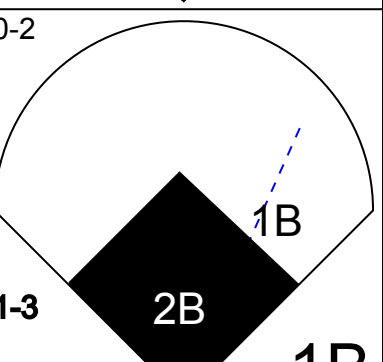
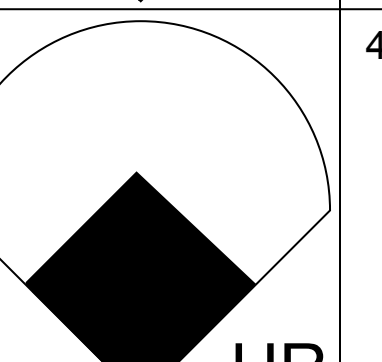
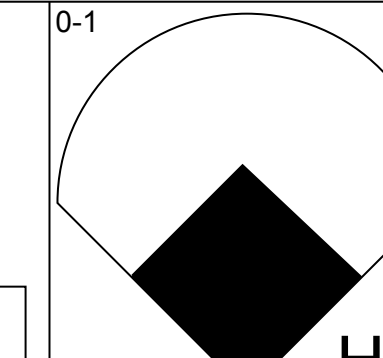
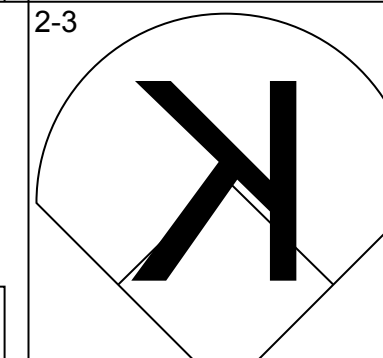
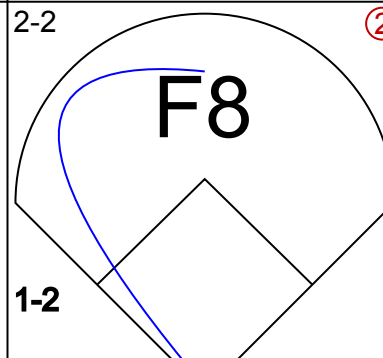
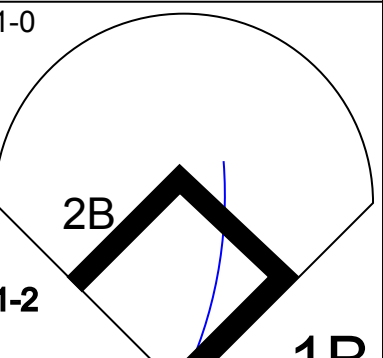
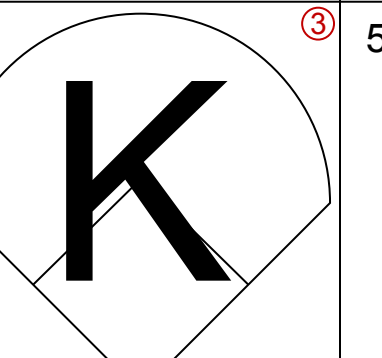
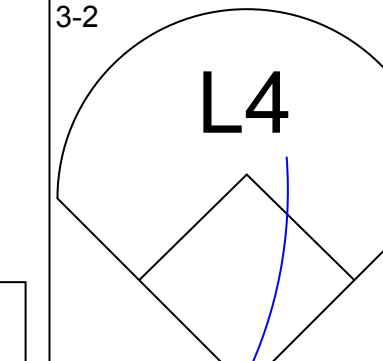
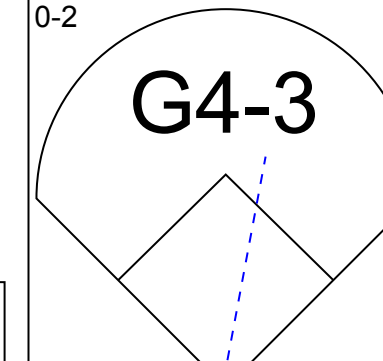
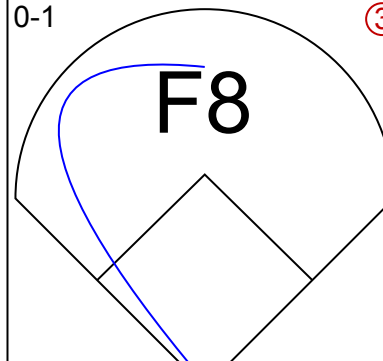
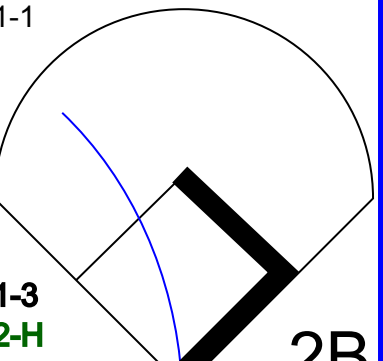
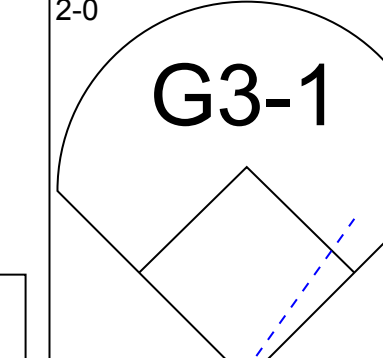
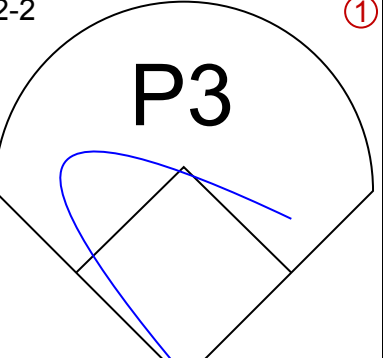
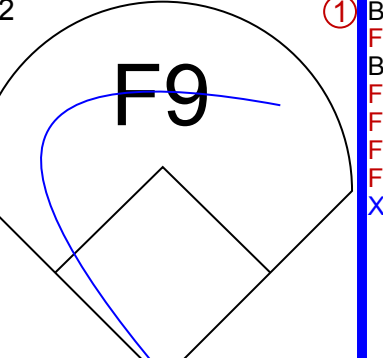
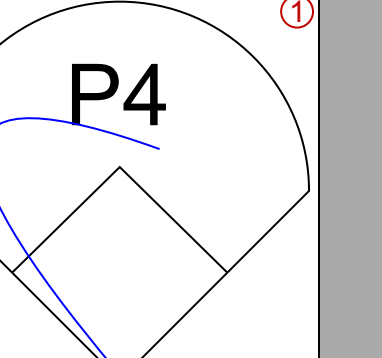
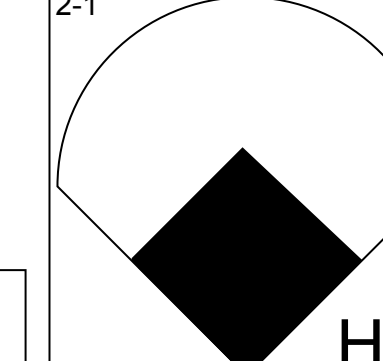
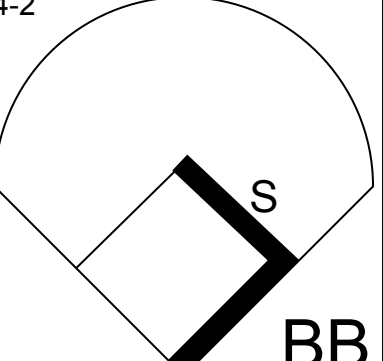
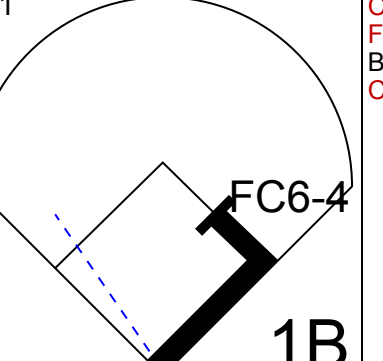
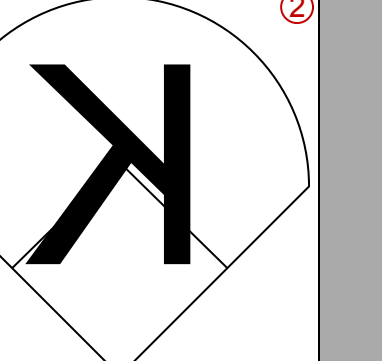
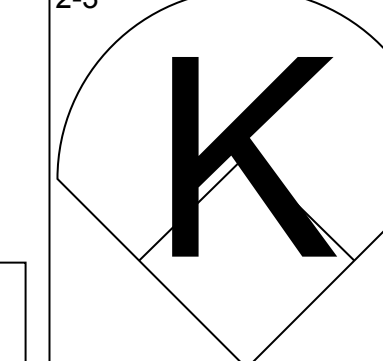
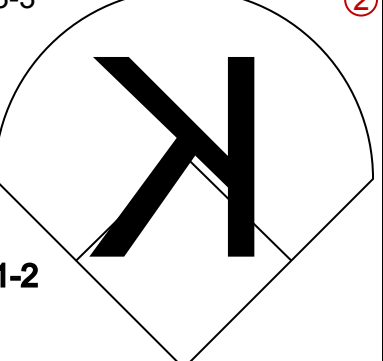
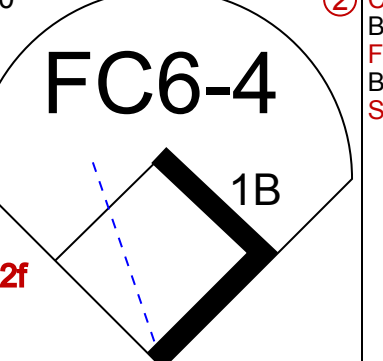



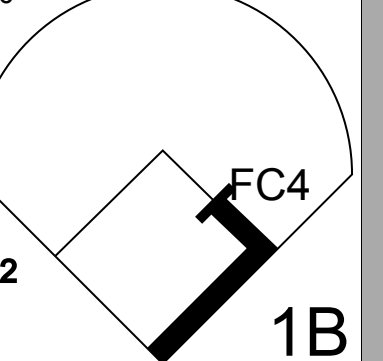
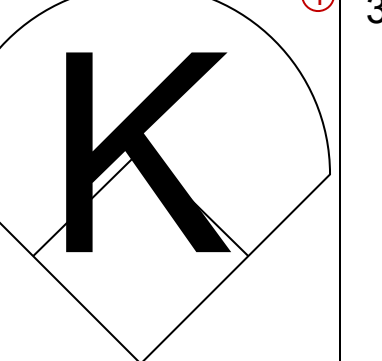
Batter	1	2	3	4	5	6	7	8	9	AB	R	H	RBI	BB	SO	LOB	BOTTOM				
<b>Brian Downing, R</b> OBP: 0.383, SLG: 0.439 (1, 10)	G5-3		G6-3	1B		F9		F7		4	1	0	0	1	0	1					
<b>Julio Franco, R</b> OBP: 0.387, SLG: 0.459 (1, 4)	G6-3		BB	1B		G6-3				4	1	2	1	0	0	0					
<b>Ruben Sierra, S</b> OBP: 0.368, SLG: 0.499 (1, 9)	K		L9	1B				HR		3	1	1	2	1	1	1					
<b>Rafael Palmeiro, L</b> OBP: 0.385, SLG: 0.536 (1, 3)		HR	BB	1B		FC6-4		F8		2	2	1	1	2	0	1					
<b>Kevin Reimer, L</b> OBP: 0.329, SLG: 0.411 (1, 7)		F8	1B	IBB		FC6-4				2	0	0	0	1	0	2					
<b>Dean Palmer, R</b> OBP: 0.282, SLG: 0.410 (7, PH) (8, 7)			BB	1B				HR		1	1	1	2	0	0	0					
<b>Juan Gonzalez, R</b> OBP: 0.355, SLG: 0.490 (1, 8)	F8		1B			F7		G6-3		4	0	1	2	0	0	0					
<b>Steve Buechele, R</b> OBP: 0.341, SLG: 0.464 (1, 5)		1B	G5-3			L5		G6-3		4	0	1	0	0	0	2					
<b>Ivan Rodriguez, R</b> OBP: 0.304, SLG: 0.357 (1, 2)	K			1B		K2-3		G3		4	1	1	0	0	2	1					
<b>Jeff Huson, L</b> OBP: 0.302, SLG: 0.294 (1, 6)		1B	SH3-4	1B		P4		P4		3	1	1	0	0	0	0					
<b>Inning Stats</b>	R: 0 E: 0 K: 1 S: 8	H: 2 LOB: 1 BB: 0 P: 20	R: 1 E: 0 K: 1 S: 12	H: 2 LOB: 1 BB: 0 P: 20	R: 3 E: 0 K: 0 S: 10	H: 3 LOB: 2 BB: 2 P: 23	R: 2 E: 0 K: 0 S: 12	H: 3 LOB: 2 BB: 2 P: 24	R: 0 E: 0 K: 1 S: 8	H: 0 LOB: 0 BB: 0 P: 13	R: 0 E: 0 K: 0 S: 6	H: 0 LOB: 0 BB: 0 P: 8	R: 2 E: 0 K: 0 S: 8	H: 1 LOB: 0 BB: 1 P: 13	R: 0 E: 0 K: 0 S: 8	H: 0 LOB: 0 BB: 0 P: 14	1B: 7 2B: 0 3B: 0 HR: 2	SF: 0 SAC: 1 DP: 0 HBP: 0	WP: 0 PB: 0 SB: 1 CS: 0	PA: 37	
<b>PITCHER</b>	IP	WLS	BF	H	R	ER	SO	BB	IBB	HBP	BLK	WP	HR	S	P	ERA	WHIP				
<b>Mark Leiter, R</b> ERA: 4.71	3.0		16	5	4	4	2	1	1	0	0	0	0	10	16	54.00	9.000				
<b>John Kieley, R</b> ERA: 81.0	0.1	L	4	2	2	2	0	1	0	0	0	0	0	2	8	0.00	1.500				
<b>John Cerutti, L</b> ERA: 4.17	0.2		3	1	0	0	0	0	1	0	0	0	0	2	8	0.00	1.500				
<b>Rusty Meacham, R</b> ERA: 5.4	2.0		6	0	0	0	1	0	0	0	0	0	0	14	21	0.00	0.000				
<b>Paul Gibson, L</b> ERA: 4.48	2.0		8	1	2	2	0	1	0	0	0	0	1	16	27	9.00	1.000				

**Detroit Tigers @ Texas Rangers**  
Arlington Stadium, Arlington, TX  
Sat Jul 27 1991, 8:05 PM EDT  
Att: 40,112 - Cloudy - 78 F

AB	31
R	8
H	9
RBI	8
BB	5
SO	3
LOB	8




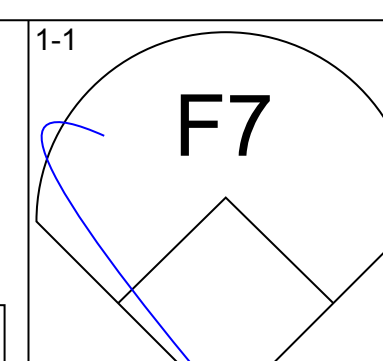
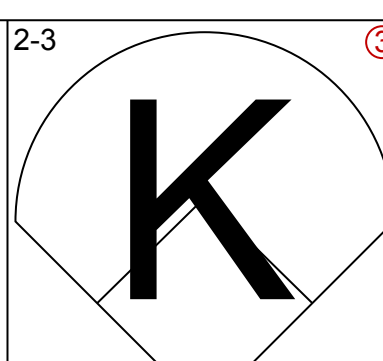
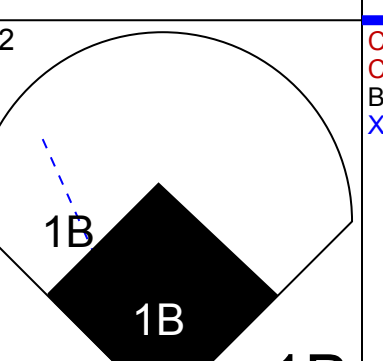
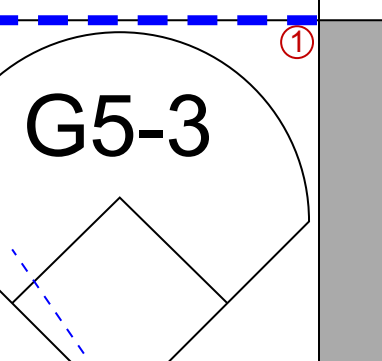
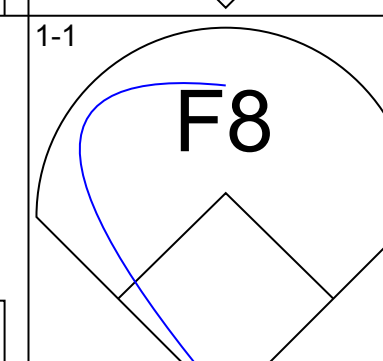
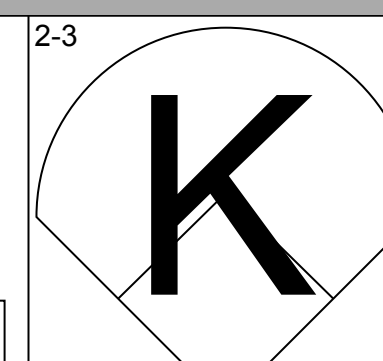
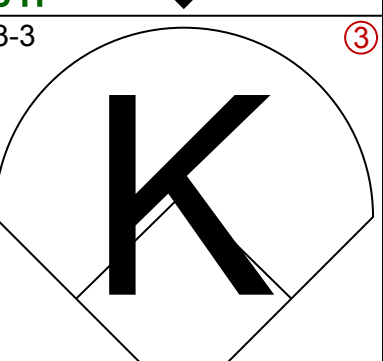
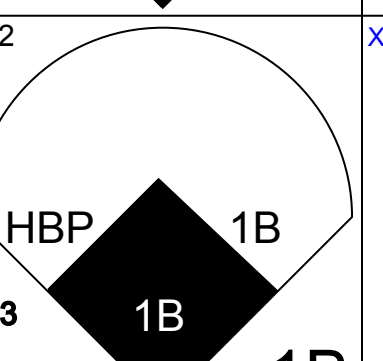
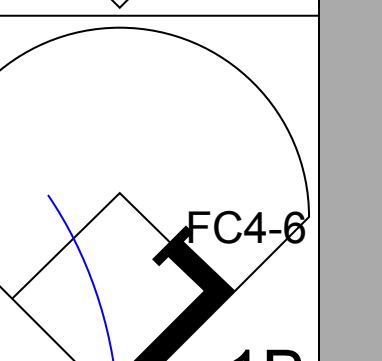
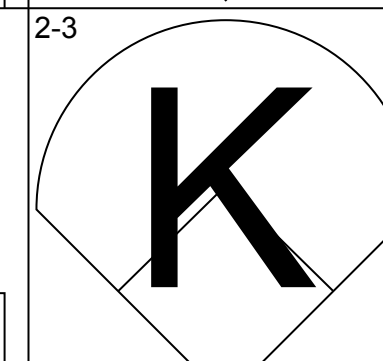
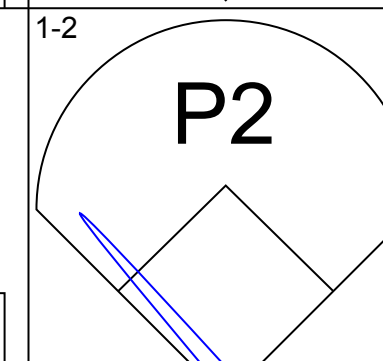
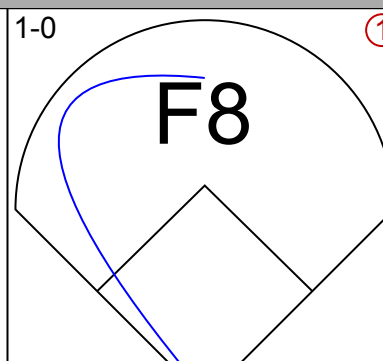
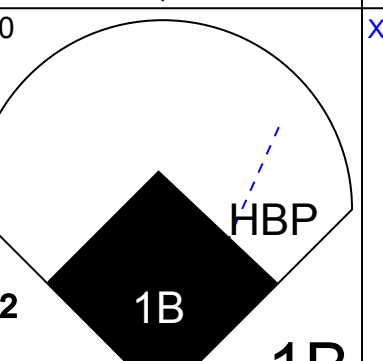
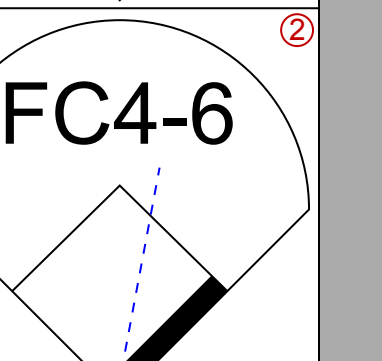
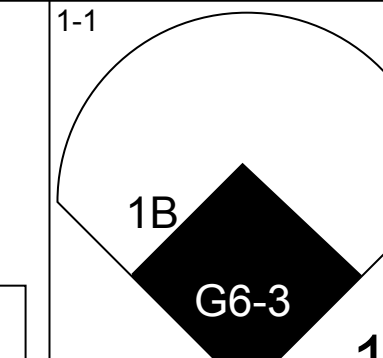
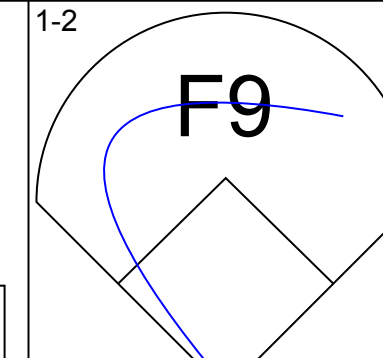
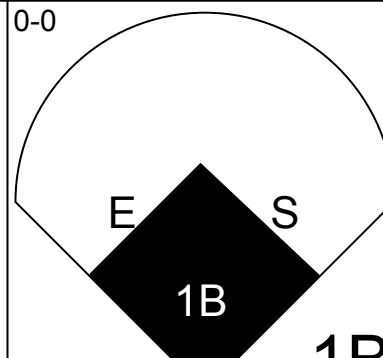
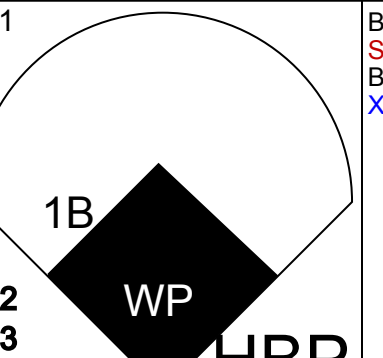
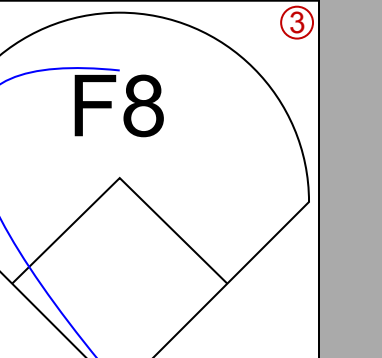
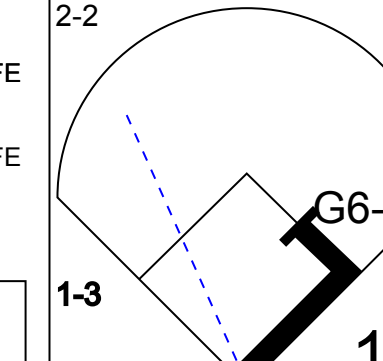
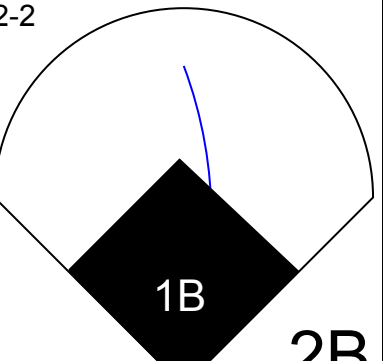
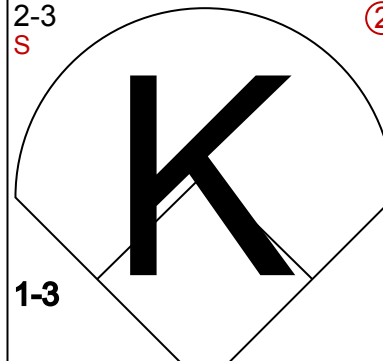
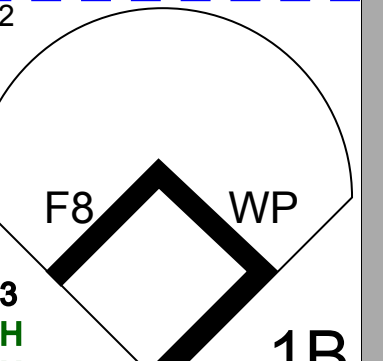

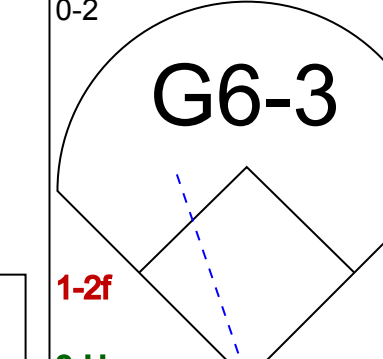
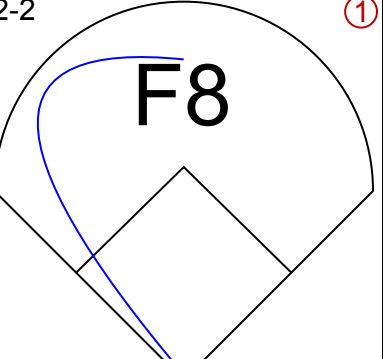
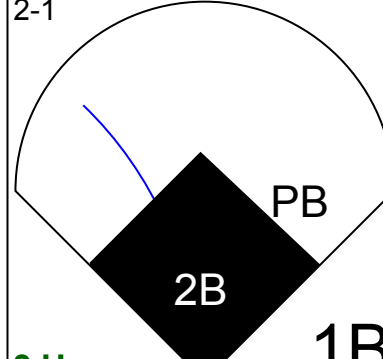
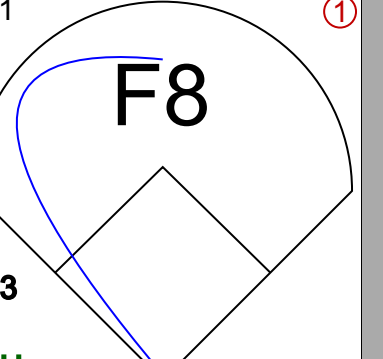
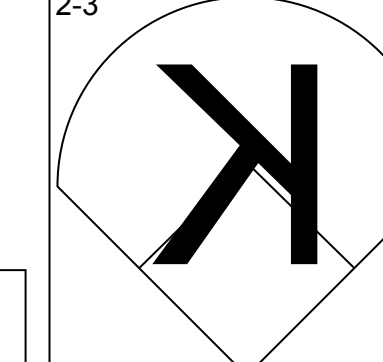
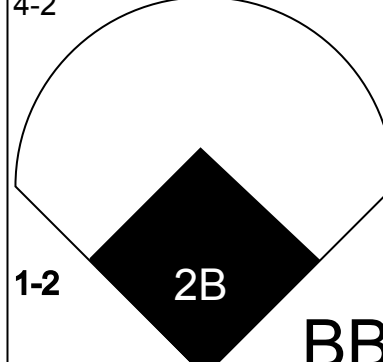
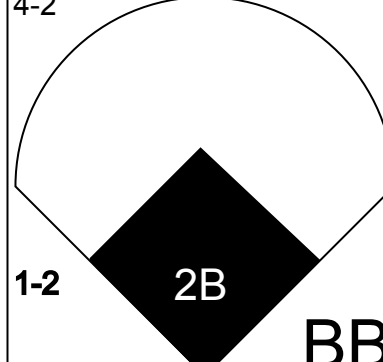
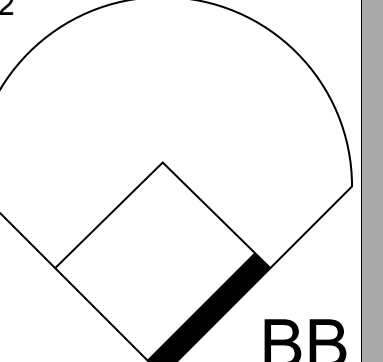
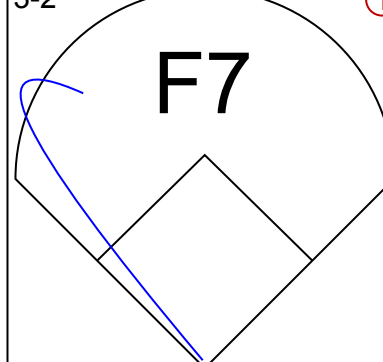

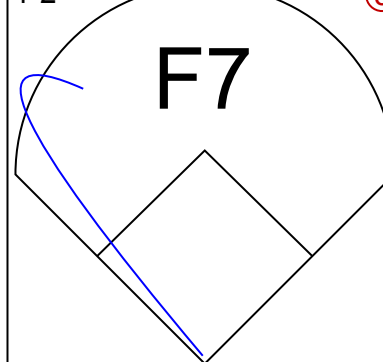
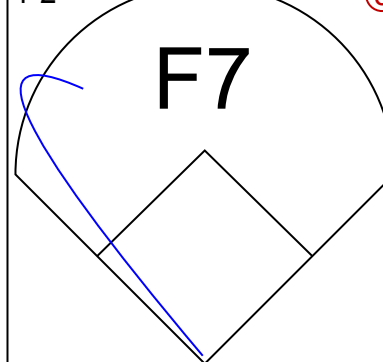
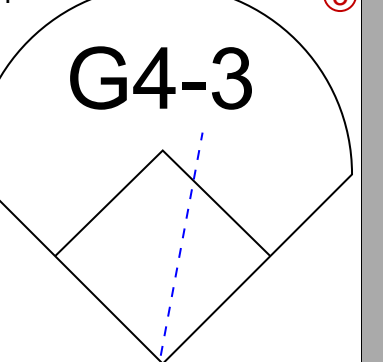
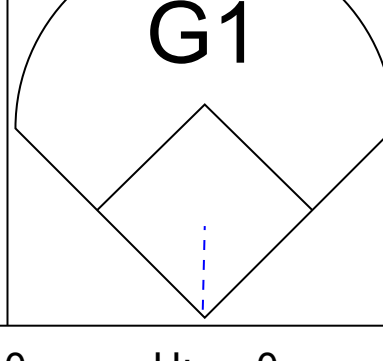
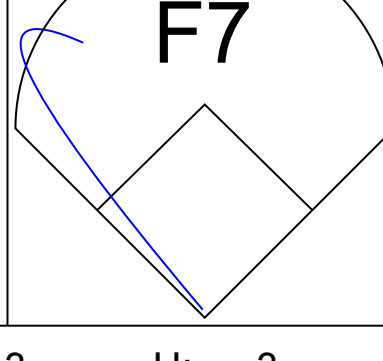
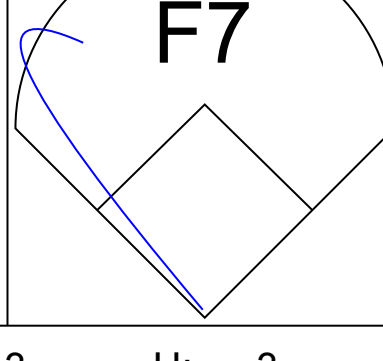


Batter	1	2	3	4	5	6	7	8	9	AB	R	H	RBI	BB	SO	LOB	TOP					
<b>Tony Phillips, S</b> OBP: 0.383, SLG: 0.441 (1, 4)										5	0	0	0	0	2	4						
<b>Scott Livingstone, L</b> OBP: 0.456, SLG: 0.429 (1, 5)										4	2	1	0	1	2	0						
<b>Lloyd Moseby, L</b> OBP: 0.310, SLG: 0.383 (1, 7)										4	2	2	2	1	2	0						
<b>Cecil Fielder, R</b> OBP: 0.358, SLG: 0.531 (1, 10)										5	1	2	2	0	2	1						
<b>Mickey Tettleton, S</b> OBP: 0.380, SLG: 0.508 <b>Andy Allanson, R</b> OBP: 0.246, SLG: 0.337 (1, 2) (8, 2)										4	0	1	1	0	0	1						
<b>Dave Bergman, L</b> OBP: 0.338, SLG: 0.340 <b>Skeeter Barnes, R</b> OBP: 0.355, SLG: 0.603 (7, PH) (7, 3)										2	0	0	0	0	0	0						
<b>Mark Salas, L</b> OBP: 0.089, SLG: 0.093 (8, PH) (8, 3)										1	0	0	0	0	0	0						
<b>Travis Fryman, R</b> OBP: 0.294, SLG: 0.432 (1, 6)										3	1	2	1	1	1	2						
<b>Rob Deer, R</b> OBP: 0.306, SLG: 0.402 (1, 9)										4	0	0	0	0	3	4						
<b>Mitt Cuyler, S</b> OBP: 0.320, SLG: 0.319 (1, 8)										3	0	1	0	1	2	0						
<b>Inning Stats</b>	R: 0 E: 0 K: 3 S: 9	H: 0 LOB: 0 BB: 0 P: 13	R: 2 E: 0 K: 1 S: 12	H: 2 LOB: 0 BB: 0 P: 21	R: 0 E: 0 K: 1 S: 5	H: 0 LOB: 0 BB: 0 P: 7	R: 0 E: 0 K: 2 S: 9	H: 0 LOB: 0 BB: 0 P: 13	R: 0 E: 0 K: 2 S: 14	H: 0 LOB: 2 BB: 2 P: 28	R: 0 E: 0 K: 1 S: 13	H: 0 LOB: 1 BB: 1 P: 20	R: 0 E: 0 K: 0 S: 10	H: 2 LOB: 2 BB: 0 P: 14	R: 2 E: 0 K: 2 S: 21	H: 3 LOB: 2 BB: 1 P: 32	R: 2 E: 0 K: 2 S: 13	H: 2 LOB: 0 BB: 0 P: 21	1B: 5 2B: 1 3B: 0 HR: 3	SF: 0 SAC: 0 DP: 0 HBP: 0	WP: 0 PB: 1 SB: 1 CS: 0	PA: 40
<b>PITCHER</b>	IP	WLS	BF	H	R	ER	SO	BB	IBB	HBP	BLK	WP	HR	S	P	ERA	WHIP					
<b>Nolan Ryan, R</b> ERA: 2.8 <b>Mike Jeffcoat, L</b> ERA: 3.5 <b>Rich Gossage, R</b> ERA: 3.78 <b>Brad Amsberg, R</b> ERA: 9.35	(1, 1) (6, 1) (8, 1) (9, 1)	5.1 1.2 1.0 1.0	W 2 3 5	20 5 0 2	2 2 0 2	2 2 0 2	10 2 0 2	2 0 0 0	0 0 0 0	0 0 0 0	0 0 0 0	0 0 0 1	2 29 12 13	52 45 17 21	86 45 17 21	3.38 10.80 0.00 18.00	0.750 4.200 0.000 2.000					

**Detroit Tigers @ Texas Rangers**  
Arlington Stadium, Arlington, TX  
Sun Jul 28 1991, 8:05 PM EDT  
Att: 40,411 - Cloudy - 88 F


AB 36  
R 6  
H 9  
RBI 6  
BB 4  
SO 14  
LOB 14



Batter	1	2	3	4	5	6	7	8	9	AB	R	H	RBI	BB	SO	LOB	BOTTOM				
<b>Brian Downing, R</b> OBP: 0.384, SLG: 0.438 (1, 10)										5	1	2	1	0	1	0					
<b>Rafael Palmeiro, L</b> OBP: 0.385, SLG: 0.534 (1, 3)										5	1	2	0	0	2	2					
<b>Ruben Sierra, S</b> OBP: 0.366, SLG: 0.495 (1, 9)										5	1	1	1	0	1	1					
<b>Julio Franco, R</b> OBP: 0.390, SLG: 0.459 (1, 4)										4	3	2	0	0	0	1					
<b>Juan Gonzalez, R</b> OBP: 0.360, SLG: 0.497 (1, 8) (8, 7)										4	1	3	2	0	1	1					
<b>Steve Buechele, R</b> OBP: 0.340, SLG: 0.461 (1, 5)										4	1	1	1	0	0	3					
<b>Dean Palmer, R</b> OBP: 0.295, SLG: 0.405 <b>Mike Stanley, R</b> OBP: 0.351, SLG: 0.395 (1, 7) (7, 2)										1	2	0	0	2	1	0					
<b>John Russell, R</b> OBP: 0.125, SLG: 0.130 <b>Kevin Reimer, L</b> OBP: 0.332, SLG: 0.419 (6, PH) (7, 7)										2	0	0	0	0	0	2					
<b>Gary Pettis, S</b> OBP: 0.346, SLG: 0.281 (7, PH) (8, 8)										1	0	0	0	0	1	2					
<b>Mario Diaz, R</b> OBP: 0.305, SLG: 0.325 <b>Jeff Huson, L</b> OBP: 0.300, SLG: 0.291 (1, 6) (6, PH) (7, 6)										2	0	1	1	0	0	0					
<b>Inning Stats</b>	R: 0 E: 0 K: 1 S: 7	H: 0 LOB: 0 BB: 0 P: 11	R: 1 E: 0 K: 1 S: 11	H: 2 LOB: 0 BB: 0 P: 16	R: 0 E: 0 K: 1 S: 9	H: 0 LOB: 0 BB: 0 P: 15	R: 0 E: 0 K: 1 S: 11	H: 0 LOB: 0 BB: 0 P: 15	R: 2 E: 0 K: 1 S: 19	H: 3 LOB: 2 BB: 1 P: 33	R: 3 E: 0 K: 1 S: 15	H: 3 LOB: 1 BB: 1 P: 26	R: 4 E: 0 K: 1 S: 20	H: 4 LOB: 2 BB: 1 P: 37	R: 0 E: 0 K: 0 S: 7	H: 1 LOB: 1 BB: 0 P: 10	1B: 11 2B: 2 3B: 0 HR: 0	SF: 0 SAC: 0 DP: 1 HBP: 1	WP: 1 PB: 1 SB: 1 CS: 0	PA: 40	
<b>PITCHER</b>	IP	WLS	BF	H	R	ER	SO	BB	IBB	HBP	BLK	WP	HR	S	P	ERA	WHIP				
<b>Frank Tanana, L</b> ERA: 3.66 <b>John Kieley, R</b> ERA: 108.0 <b>Jerry Don Gleaton, L</b> ERA: 3.47 <b>Rusty Meacham, R</b> ERA: 5.19	(1, 1) (6, 1) (7, 1) (8, 1)	5.2 0.1 1.0 1.0	L 7 5 4	24 4 0 1	5 5 0 0	5 5 0 0	0 0 1 0	1 0 0 0	0 0 0 0	0 0 0 0	0 0 0 0	0 0 1 0	0 16 12 7	64 28 23 10	102 28 23 10	7.94 135.00 0.00 0.00	1.412 15.000 2.000 1.000				

**Detroit Tigers @ Texas Rangers**  
Arlington Stadium, Arlington, TX  
Sun Jul 28 1991, 8:05 PM EDT  
Att: 40,411 - Cloudy - 88 F


AB 36  
R 10  
H 13  
RBI 8  
BB 3  
SO 7  
LOB 15










Batter	1	2	3	4	5	6	7	8	9	AB	R	H	RBI	BB	SO	LOB	TOP										
<b>Tony Phillips, S</b> OBP: 0.384, SLG: 0.451 (1, 4)	G4-3	G4-3		L7						5	0	2	0	0	0	1	<b>Detroit Tigers @ Minnesota Twins</b> Hubert H. Humphrey Metrodome, Minneapolis, MN Tue Jul 30 1991, 4:33 AM EDT Att: 42,035 - Dome - 70 F  <b>AB 39</b> <b>R 7</b> <b>H 12</b> <b>RBI 7</b> <b>BB 2</b> <b>SO 4</b> <b>LOB 13</b> 										
<b>Scott Livingstone, L</b> OBP: 0.417, SLG: 0.406 <b>Skeeter Barnes, R</b> OBP: 0.333, SLG: 0.565 (9, PH)	2B	F7		K					FC6-4	4	1	1	0	0	1	3											
<b>Lloyd Moseby, L</b> OBP: 0.318, SLG: 0.403 (1, 10)	2B	2B		F7					WP	5	3	3	1	0	0	0											
<b>Cecil Fielder, R</b> OBP: 0.353, SLG: 0.524 (1, 3)	2B			F9					G4-3	5	0	1	3	0	0	1											
<b>Mickey Tettleton, S</b> OBP: 0.387, SLG: 0.513 (1, 2)	FC5			2B					G4-3	4	1	2	0	1	0	0											
<b>Travis Fryman, R</b> OBP: 0.296, SLG: 0.435 (1, 6)	K			E					G5-3	4	1	1	1	0	1	3											
<b>Rob Deer, R</b> OBP: 0.304, SLG: 0.407 (1, 9)	FC5			E7					G4-3	4	0	1	2	0	1	2											
<b>John Shelby, S</b> OBP: 0.220, SLG: 0.311 (1, 7)		G1-3		G4-3					K	4	0	0	0	0	1	1											
<b>Mitt Cuyler, S</b> OBP: 0.319, SLG: 0.316 (1, 8)	G4-3			G3					F9	3	0	1	0	1	0	1											
<b>Inning Stats</b>	R: 2 E: 0 K: 1 S: 15	H: 3 LOB: 2 BB: 1 P: 27	R: 0 E: 0 K: 0 S: 5	H: 0 LOB: 1 BB: 1 P: 13	R: 3 E: 1 K: 0 S: 17	H: 4 LOB: 1 BB: 0 P: 23	R: 0 E: 0 K: 1 S: 9	H: 0 LOB: 0 BB: 0 P: 12	R: 0 E: 0 K: 0 S: 8	H: 2 LOB: 2 BB: 0 P: 16	R: 0 E: 0 K: 0 S: 7	H: 1 LOB: 1 BB: 0 P: 9	R: 0 E: 0 K: 1 S: 7	H: 0 LOB: 0 BB: 0 P: 13	R: 2 E: 1 K: 0 S: 15	H: 2 LOB: 0 BB: 0 P: 25	1B: 8 2B: 4 3B: 0 HR: 0	SF: 0 SAC: 0 DP: 0 HBP: 0	WP: 1 PB: 0 SB: 1 CS: 0	PA: 41							
<b>PITCHER</b>	IP	WLS	BF	H	R	ER	SO	BB	IBB	HBP	BLK	WP	HR	S	P	ERA	WHIP										
<b>Scott Erickson, R</b> ERA: 2.34 (1, 1)	3.0		18	7	5	5	1	2	0	0	0	0	0	37	63	15.00	3.000										
<b>Carl Willis, R</b> ERA: 2.16 (4, 1)	4.1	W	16	3	0	0	2	0	0	0	0	0	0	39	53	0.00	0.692										
<b>Mark Guthrie, L</b> ERA: 5.08 (8, 1)	1.2		7	2	2	2	1	0	0	0	0	1	0	20	35	10.80	1.200										

Batter	1	2	3	4	5	6	7	8	9	AB	R	H	RBI	BB	SO	LOB	BOTTOM										
<b>Dan Gladden, R</b> OBP: 0.341, SLG: 0.401 (1, 7)	3B	FC6-4		K						4	1	1	0	2	1	4	<b>Detroit Tigers @ Minnesota Twins</b> Hubert H. Humphrey Metrodome, Minneapolis, MN Tue Jul 30 1991, 4:33 AM EDT Att: 42,035 - Dome - 70 F  <b>AB 39</b> <b>R 9</b> <b>H 17</b> <b>RBI 8</b> <b>BB 8</b> <b>SO 6</b> <b>LOB 24</b> 										
<b>Chuck Knoblauch, R</b> OBP: 0.345, SLG: 0.345 (1, 4)	3B	SF7		G5-3					FC6-4	4	1	2	2	1	0	0											
<b>Kirby Puckett, R</b> OBP: 0.366, SLG: 0.496 (1, 8)	WP	FC6-4		K					F9	6	1	2	2	0	1	5											
<b>Chili Davis, S</b> OBP: 0.370, SLG: 0.517 (1, 10)	K	1B		G6-3					2B	3	1	1	0	2	1	0											
<b>Shane Mack, R</b> OBP: 0.349, SLG: 0.488 (1, 9)	2B	1B		WP					K	5	1	4	1	0	1	2											
<b>Gene Larkin, S</b> OBP: 0.382, SLG: 0.357 (1, 3)	BB			P4					1B	3	1	2	0	2	0	1											
<b>Scott Leius, R</b> ERA: 4.62 <b>Al Newman, S</b> OBP: 0.271, SLG: 0.231 (7, PH) (8, 5)	F9			F9					F8	4	2	3	2	0	0	2											
<b>Junior Ortiz, R</b> OBP: 0.310, SLG: 0.273 (1, 2)	G1-3			F9					F8	5	0	1	1	0	0	5											
<b>Greg Gagne, R</b> OBP: 0.294, SLG: 0.379 (1, 6)	1B	SF7		F9					K2-3	4	1	1	0	1	2	3											
<b>Inning Stats</b>	R: 3 E: 0 K: 1 S: 14	H: 3 LOB: 2 BB: 2 P: 32	R: 1 E: 0 K: 0 S: 15	H: 3 LOB: 3 BB: 1 P: 28	R: 2 E: 0 K: 2 S: 13	H: 3 LOB: 2 BB: 1 P: 25	R: 2 E: 0 K: 0 S: 11	H: 3 LOB: 1 BB: 0 P: 20	R: 0 E: 0 K: 1 S: 13	H: 2 LOB: 2 BB: 0 P: 20	R: 0 E: 0 K: 1 S: 14	H: 2 LOB: 2 BB: 0 P: 18	R: 1 E: 0 K: 0 S: 9	H: 1 LOB: 2 BB: 2 P: 20	R: 0 E: 0 K: 1 S: 9	H: 0 LOB: 2 BB: 2 P: 18	1B: 10 2B: 5 3B: 2 HR: 0	SF: 1 SAC: 0 DP: 0 HBP: 0	WP: 2 PB: 0 SB: 0 CS: 0	PA: 48							
<b>PITCHER</b>	IP	WLS	BF	H	R	ER	SO	BB	IBB	HBP	BLK	WP	HR	S	P	ERA	WHIP										
<b>Scott Aldred, L</b> ERA: 10.45 (1, 1)	0.1		6	3	3	3	1	2	0	0	0	0	0	10	26	81.00	15.000										
<b>Rusty Meacham, R</b> ERA: 5.2 (1, 1)	1.2		8	3	1	1	0	1	0	0	0	0	0	19	34	5.40	2.400										
<b>John Cerutti, L</b> ERA: 4.62 (3, 1)	2.0	L	13	6	4	4	2	1	0	0	0	1	0	24	45	18.00	3.500										
<b>Jerry Don Gleaton, L</b> ERA: 3.46 (5, 1)	2.2		15	5	1	1	2	2	0	0	0	0	0	34	55	3.38	2.625										
<b>Mike Henneman, R</b> ERA: 2.66 (7, 1)	1.1		6	0	0	0	1	2	0	0	0	0	0	11	21	0.00	1.500										



Batter	1	2	3	4	5	6	7	8	9	AB	R	H	RBI	BB	SO	LOB	TOP					
Luis Polonia, L OBP: 0.343, SLG: 0.371	G3-1		G6-3		G4-3			G6-3		4	0	0	0	0	0	2	California Angels @ Detroit Tigers Tiger Stadium, Detroit, MI Wed Jul 31 1991, 7:05 PM EDT Att: 17,626 - Sunny - 84 F					
Wally Joyner, L OBP: 0.397, SLG: 0.467	G4-3		1B				F7		P6	4	0	1	0	0	0	0						
Dave Winfield, R OBP: 0.327, SLG: 0.513	1B		F7				G6-3		F8	4	0	2	0	0	0	1						
Dave Parker, L OBP: 0.285, SLG: 0.363	G4-3				F8		G6-3		G6-3	4	0	0	0	0	0	2						
Gary Gaetti, R OBP: 0.291, SLG: 0.374		F7		K					K	3	0	0	0	0	2	0						
Lance Parrish, R OBP: 0.298, SLG: 0.381		HR		K						3	1	1	1	0	2	0						
Ron Tingley, R OBP: 0.261, SLG: 0.293										0	0	0	0	0	0	0						
Dave Gallagher, R OBP: 0.362, SLG: 0.370					L5				F9	3	0	1	0	0	0	0						
Luis Sojo, R OBP: 0.281, SLG: 0.310			G5-4-3		G5-3				G5-3	3	0	0	0	0	0	1						
Dick Schofield, R OBP: 0.344, SLG: 0.293									K	3	0	2	0	0	1	0						
<b>Inning Stats</b>	R: 0 E: 0 K: 0 S: 9	H: 1 LOB: 1 BB: 0 P: 12	R: 1 E: 0 K: 0 S: 7	H: 2 LOB: 0 BB: 0 P: 9	R: 0 E: 0 K: 0 S: 11	H: 2 LOB: 1 BB: 0 P: 15	R: 0 E: 0 K: 2 S: 8	H: 0 LOB: 0 BB: 0 P: 10	R: 0 E: 0 K: 0 S: 9	H: 1 LOB: 1 BB: 0 P: 14	R: 0 E: 0 K: 2 S: 4	H: 0 LOB: 0 BB: 0 P: 8	R: 0 E: 0 K: 2 S: 8	H: 0 LOB: 0 BB: 0 P: 11	R: 0 E: 0 K: 1 S: 7	H: 0 LOB: 0 BB: 0 P: 13	R: 0 E: 0 K: 0 S: 6	H: 0 LOB: 0 BB: 0 P: 11	1B: 5 2B: 1 3B: 0 HR: 1	SF: 0 SAC: 0 DP: 3 HBP: 0	WP: 0 PB: 0 SB: 0 CS: 0	PA: 31
<b>PITCHER</b> Walt Terrell, R ERA: 4.23	IP: 9.0 WLS: W BF: 31 H: 7 R: 1 ER: 1 SO: 5 BB: 0 IBB: 0 HBP: 0 BLK: 0 WP: 0 HR: 1 S: 69 P: 103 ERA: 1.00 WHIP: 0.778															<b>PITCHER</b>						

Batter	1	2	3	4	5	6	7	8	9	AB	R	H	RBI	BB	SO	LOB	BOTTOM					
Tony Phillips, S OBP: 0.382, SLG: 0.449	P3		F7					P6		4	0	1	0	0	0	1	California Angels @ Detroit Tigers Tiger Stadium, Detroit, MI Wed Jul 31 1991, 7:05 PM EDT Att: 17,626 - Sunny - 84 F					
Skeeter Barnes, R OBP: 0.329, SLG: 0.561	CS		E5		P6			G6-3		4	0	1	0	0	0	2						
Travis Fryman, R OBP: 0.296, SLG: 0.431	F8		K					G5-3		3	0	0	0	1	1	3						
Cecil Fielder, R OBP: 0.354, SLG: 0.539		HR			G4-3			E5		4	2	2	2	0	0	1						
Mickey Tettleton, S OBP: 0.385, SLG: 0.508		K			K					3	0	0	0	1	3	0						
Rob Deer, R OBP: 0.306, SLG: 0.416		HR						K		3	1	1	1	1	1	3						
Lloyd Moseby, L OBP: 0.312, SLG: 0.394	P6				F9			K		3	0	0	0	0	1	4						
Andy Allanson, R OBP: 0.243, SLG: 0.320	F9							P3		3	0	0	0	0	0	3						
Mitt Cuyler, S OBP: 0.320, SLG: 0.317								L7		2	0	1	0	0	0	0						
John Shelby, S OBP: 0.218, SLG: 0.308			CS		L3			G1-3		1	0	0	0	0	0	0						
<b>Inning Stats</b>	R: 0 E: 0 K: 0 S: 6	H: 1 LOB: 0 BB: 0 P: 10	R: 2 E: 0 K: 1 S: 11	H: 2 LOB: 0 BB: 0 P: 15	R: 0 E: 1 K: 1 S: 9	H: 1 LOB: 1 BB: 0 P: 15	R: 0 E: 0 K: 1 S: 9	H: 0 LOB: 1 BB: 1 P: 15	R: 0 E: 0 K: 0 S: 7	H: 1 LOB: 1 BB: 0 P: 11	R: 0 E: 1 K: 2 S: 17	H: 0 LOB: 3 BB: 2 P: 31	R: 0 E: 0 K: 0 S: 6	H: 0 LOB: 0 BB: 0 P: 9	R: 1 E: 0 K: 1 S: 10	H: 1 LOB: 0 BB: 0 P: 17	R: 0 E: 0 K: 0 S: 6	H: 0 LOB: 0 BB: 0 P: 11	1B: 2 2B: 1 3B: 0 HR: 3	SF: 0 SAC: 0 DP: 0 HBP: 0	WP: 0 PB: 0 SB: 0 CS: 3	PA: 33
<b>PITCHER</b> Mark Langston, L ERA: 3.48	IP: 8.0 WLS: L BF: 33 H: 6 R: 3 ER: 3 SO: 6 BB: 3 IBB: 0 HBP: 0 BLK: 0 WP: 0 HR: 3 S: 75 P: 123 ERA: 3.38 WHIP: 1.125															<b>PITCHER</b>						



Batter	1	2	3	4	5	6	7	8	9	AB	R	H	RBI	BB	SO	LOB	TOP					
Luis Polonia, L OBP: 0.344, SLG: 0.371 (1, 7)	F7		B1-3		E3				L3	5	0	2	1	0	0	1						
Donnie Hill, S OBP: 0.353, SLG: 0.337 (1, 4)	L9		F8		FC1-5		F8		L3	5	0	0	0	0	0	4						
Wally Joyner, L OBP: 0.366, SLG: 0.464 (1, 3)	1B				K		P2			4	0	1	0	0	1	3						
Dave Winfield, R OBP: 0.323, SLG: 0.507 (1, 9)	K				K		FC6-4		P6	4	0	0	0	0	2	3						
Dave Parker, L OBP: 0.284, SLG: 0.362 (1, 10)		P4					G4-3		G4-3	4	0	1	0	0	0	0						
Gary Gaetti, R OBP: 0.296, SLG: 0.392 (1, 5)					F9				HR	4	1	3	1	0	0	1						
Lance Parrish, R OBP: 0.301, SLG: 0.392 (1, 2)		P3					K		BB	3	1	1	1	1	1	2						
Max Venable, L OBP: 0.301, SLG: 0.352 (1, 8)		K					G3-1		G4-3	4	1	1	0	0	1	3						
Dick Schofield, R OBP: 0.342, SLG: 0.293 (1, 6)					P5		FC1-5		K	4	0	1	0	0	2	0						
<b>Inning Stats</b>	R: 0 E: 0 K: 1 S: 13	H: 1 LOB: 1 BB: 0 P: 20	R: 0 E: 0 K: 1 S: 8	H: 1 LOB: 1 BB: 1 P: 11	R: 0 E: 0 K: 0 S: 6	H: 0 LOB: 0 BB: 0 P: 9	R: 0 E: 0 K: 1 S: 6	H: 1 LOB: 1 BB: 0 P: 7	R: 2 E: 1 K: 1 S: 18	H: 3 LOB: 2 BB: 0 P: 25	R: 0 E: 0 K: 1 S: 8	H: 1 LOB: 1 BB: 0 P: 9	R: 0 E: 0 K: 1 S: 8	H: 1 LOB: 1 BB: 0 P: 12	R: 1 E: 0 K: 0 S: 12	H: 1 LOB: 1 BB: 1 P: 19	R: 0 E: 0 K: 1 S: 9	H: 1 LOB: 0 BB: 0 P: 11	1B: 5 2B: 4 3B: 0 HR: 2	SF: 0 SAC: 0 DP: 1 HBP: 0	WP: 0 PB: 0 SB: 1 CS: 0	PA: 38
<b>PITCHER</b>	IP	WLS	BF	H	R	ER	SO	BB	IBB	HBP	BLK	WP	HR	S	P	ERA	WHIP					
Mark Leiter, R ERA: 4.57 (1, 1)	7.2	W	33	9	3	3	6	0	0	0	0	0	2	75	104	3.52	1.174					
Mike Henneman, R ERA: 2.6 (8, 1)	1.1	S	5	1	0	0	1	1	0	0	0	0	0	13	19	0.00	1.500					

California Angels @ Detroit Tigers  
Tiger Stadium, Detroit, MI  
Thu Aug 01 1991, 3:33 AM EDT  
Att: 25,092 - Sunny - 85 F

AB 37  
R 3  
H 10  
RBI 3  
BB 1  
SO 7  
LOB 17



Batter	1	2	3	4	5	6	7	8	9	AB	R	H	RBI	BB	SO	LOB	BOTTOM					
Tony Phillips, S OBP: 0.383, SLG: 0.449 (1, 8)	E	1B		F7		L4				4	1	2	1	0	0	2						
Lou Whitaker, L OBP: 0.406, SLG: 0.484 (1, 4)	P6				F8				G6-3	4	0	2	0	0	0	1						
Lloyd Moseby, L OBP: 0.304, SLG: 0.384 (1, 7)	FC	G4-3			P2		L8			4	0	0	0	0	0	4						
Cecil Fielder, R OBP: 0.355, SLG: 0.546 (1, 10)	G6-4-3			P3			G6-3			4	1	2	2	0	0	1						
Mickey Tettleton, S OBP: 0.381, SLG: 0.502 (1, 2)	G6-4-3			K			G5-3		K	4	0	0	0	0	2	2						
Dave Bergman, L OBP: 0.333, SLG: 0.327 (1, 3)		1B		K			G3		K	3	1	0	0	1	2	0						
Travis Fryman, R OBP: 0.301, SLG: 0.441 (1, 6)		1B			G6-4-3		K			4	1	3	0	0	1	0						
Rob Deer, R OBP: 0.306, SLG: 0.412 (1, 9)		K			G6-4-3		BB		K	3	0	0	0	1	2	4						
Scott Livingstone, L OBP: 0.482, SLG: 0.529 John Snelby, S OBP: 0.218, SLG: 0.308 (1, 5)										2	1	2	2	1	0	0						
<b>Inning Stats</b>	R: 1 E: 1 K: 0 S: 13	H: 2 LOB: 1 BB: 0 P: 22	R: 2 E: 0 K: 1 S: 19	H: 4 LOB: 2 BB: 1 P: 35	R: 0 E: 0 K: 2 S: 11	H: 0 LOB: 0 BB: 0 P: 14	R: 1 E: 0 K: 0 S: 7	H: 2 LOB: 0 BB: 0 P: 11	R: 1 E: 0 K: 0 S: 12	H: 1 LOB: 0 BB: 0 P: 21	R: 0 E: 0 K: 1 S: 12	H: 0 LOB: 2 BB: 2 P: 25	R: 0 E: 0 K: 0 S: 8	H: 1 LOB: 0 BB: 0 P: 11	R: 0 E: 0 K: 3 S: 13	H: 1 LOB: 1 BB: 0 P: 19	1B: 8 2B: 0 3B: 1 HR: 2	SF: 0 SAC: 0 DP: 3 HBP: 0	WP: 0 PB: 0 SB: 0 CS: 1	PA: 35		
<b>PITCHER</b>	IP	WLS	BF	H	R	ER	SO	BB	IBB	HBP	BLK	WP	HR	S	P	ERA	WHIP					
Mike Fetters, R ERA: 6.05 (1, 1)	1.2	L	11	6	3	2	1	1	0	0	0	0	0	30	54	10.80	4.200					
Floyd Bannister, L ERA: 3.96 (2, 1)	4.0		16	3	2	2	3	2	0	0	0	0	2	41	69	4.50	1.250					
Scott Bailes, L ERA: 4.46 (6, 1)	2.1		8	2	0	0	3	0	0	0	0	0	0	24	35	0.00	0.857					

California Angels @ Detroit Tigers  
Tiger Stadium, Detroit, MI  
Thu Aug 01 1991, 3:33 AM EDT  
Att: 25,092 - Sunny - 85 F

AB 32  
R 5  
H 11  
RBI 5  
BB 3  
SO 7  
LOB 14





Batter	1	2	3	4	5	6	7	8	9	AB	R	H	RBI	BB	SO	LOB	TOP										
<b>Bernie Williams, S</b> OBP: 0.402, SLG: 0.423 (1, 8) X	0-0 CS 1B	1-0 G5-3		1-1 G5-3			0-1 FC6-4 FC4-6			4	0	1	0	0	0	3	<b>New York Yankees @ Detroit Tigers</b> Tiger Stadium, Detroit, MI Fri Aug 02 1991, 7:05 PM EDT Att: 25,578 - Cloudy - 89 F										
<b>Steve Sax, R</b> OBP: 0.341, SLG: 0.395 (1, 4) L	1-2 SAFE SAFE SAFE SAFE 1B	2-0 P6			2-2 G4-3 2B		1-1 FC4-6 WP			4	2	2	0	0	0	3											
<b>Don Mattingly, L</b> OBP: 0.347, SLG: 0.402 (1, 3) SAFE	0-1 G3-1 1-3 2B			1-0 E SF8 1B	1-1 G4-3		3-1 F8			4	1	2	0	0	0	2											
<b>Mel Hall, L</b> OBP: 0.338, SLG: 0.507 (1, 9) B	2-2 G3-1			2-1 E7 SF8	0-0 G4-3			0-0 F9		4	0	0	2	0	0	2											
<b>Hensley Meulens, R</b> OBP: 0.265, SLG: 0.330 (1, 10) B	4-2 BB			3-2 SF8	3-H K			2-2 G1-3		2	0	0	1	1	1	0											
<b>Mike Humphreys, R</b> (1, 7) B	1-1 F9			2-2 K		2-2 P6		1-0 F9		4	0	0	0	0	1	3											
<b>Matt Nokes, L</b> OBP: 0.312, SLG: 0.539 (1, 2) B		2-2 L8		0-0 G4-3		0-1 G4-3			2-1 P2	4	0	0	0	0	0	1											
<b>Alvaro Espinoza, R</b> OBP: 0.306, SLG: 0.367 (1, 6) B		2-2 G5-3 1B		0-2 F9		1-1 G5-3			3-2 G6-4-3 1B	4	0	2	0	0	0	0											
<b>Pat Kelly, R</b> OBP: 0.294, SLG: 0.364 (1, 5) B	2-1 SAFE G5-3 1B			0-0 L8		1-1 FC6-4 1B			0-1 G6-4-3	4	0	2	0	0	0	1											
<b>Inning Stats</b>	R: 1 E: 0 K: 0 S: 13	H: 3 LOB: 2 BB: 1 P: 21	R: 0 E: 0 K: 0 S: 10	H: 2 LOB: 2 BB: 0 P: 19	R: 1 E: 1 K: 1 S: 12	H: 1 LOB: 1 BB: 0 P: 21	R: 0 E: 0 K: 0 S: 6	H: 0 LOB: 0 BB: 0 P: 7	R: 1 E: 0 K: 1 S: 9	H: 1 LOB: 0 BB: 0 P: 13	R: 0 E: 0 K: 0 S: 7	H: 0 LOB: 0 BB: 0 P: 10	R: 0 E: 0 K: 0 S: 8	H: 1 LOB: 1 BB: 0 P: 13	R: 0 E: 0 K: 0 S: 5	H: 0 LOB: 0 BB: 0 P: 8	R: 0 E: 0 K: 0 S: 8	H: 1 LOB: 0 BB: 0 P: 13	1B: 7 2B: 2 3B: 0 HR: 0	SF: 1 SAC: 0 DP: 1 HBP: 0	WP: 1 PB: 0 SB: 0 CS: 1	PA: 36					
<b>PITCHER</b>	IP	WLS	BF	H	R	ER	SO	BB	IBB	HBP	BLK	WP	HR	S	P	ERA	WHIP										
<b>Frank Tanana, L</b> ERA: 3.6 (1, 1)	7.0	W	30	8	3	2	2	1	0	0	0	1	0	65	104	2.57	1.286										
<b>Paul Gibson, L</b> ERA: 4.39 (8, 1)	2.0		6	1	0	0	0	0	0	0	0	0	0	13	21	0.00	0.500										

Batter	1	2	3	4	5	6	7	8	9	AB	R	H	RBI	BB	SO	LOB	BOTTOM										
<b>Tony Phillips, S</b> OBP: 0.385, SLG: 0.452 (1, 8) B	2-2 L7			0-2 HR 2B	3-2 G1-6-3			1-3 K		2	1	1	0	1	0	0	<b>New York Yankees @ Detroit Tigers</b> Tiger Stadium, Detroit, MI Fri Aug 02 1991, 7:05 PM EDT Att: 25,578 - Cloudy - 89 F										
<b>John Shelby, S</b> OBP: 0.215, SLG: 0.304 (5, FH)		4-1 BB BB								2	0	0	0	0	1	2											
<b>Lou Whitaker, L</b> OBP: 0.405, SLG: 0.495 (1, 4) C	1-1 2B	1 SAFE 4-2		1-1 2B	2-3 K			2-1 G4-3		4	2	2	2	1	1	1											
<b>Lloyd Moseby, L</b> OBP: 0.301, SLG: 0.384 (1, 7) F	2-1 F8 1H 2B	1-1 F7		2-2 L8		1-3 K		0-1 G3-1		5	1	1	1	0	1	2											
<b>Cecil Fielder, R</b> OBP: 0.354, SLG: 0.546 (1, 10) B	3-2 F8			1-2 P4		1-1 G5-3				4	1	1	0	0	0	1											
<b>Mickey Tettleton, S</b> OBP: 0.382, SLG: 0.500 (1, 2) C	4-1 2B			2-3 K		1-0 G6-3				3	0	1	0	1	1	0											
<b>Dave Bergman, L</b> OBP: 0.347, SLG: 0.340 (1, 3) C	0-2 2B			4-1 BB		4-2 HR BB		1-0 G3		2	1	1	1	2	0	0											
<b>Travis Fryman, R</b> OBP: 0.303, SLG: 0.448 (1, 6) C	1-3 3H K			1-3 K		0-1 HR		4-1 FC4-6 BB		3	1	1	2	1	2	5											
<b>Rob Deer, R</b> OBP: 0.305, SLG: 0.414 (1, 9) X		0-0 G6-3		2-1 SF8		2-2 G1-6-3 2B		1-0 FC4-6		3	0	1	1	0	0	1											
<b>Scott Livingstone, L</b> OBP: 0.442, SLG: 0.486 (1, 5) B		1-3 K		3-H G4-3		4-0 G1-6-3 BB		0-1 L5		3	0	0	0	1	1	3											
<b>Inning Stats</b>	R: 2 E: 0 K: 1 S: 18	H: 3 LOB: 2 BB: 1 P: 32	R: 0 E: 0 K: 1 S: 12	H: 0 LOB: 2 BB: 2 P: 22	R: 1 E: 0 K: 1 S: 12	H: 2 LOB: 2 BB: 1 P: 23	R: 2 E: 0 K: 1 S: 14	H: 2 LOB: 0 BB: 0 P: 20	R: 2 E: 0 K: 1 S: 13	H: 2 LOB: 1 BB: 2 P: 28	R: 0 E: 0 K: 0 S: 6	H: 0 LOB: 0 BB: 0 P: 9	R: 0 E: 0 K: 0 S: 5	H: 0 LOB: 1 BB: 1 P: 11	R: 0 E: 0 K: 1 S: 7	H: 0 LOB: 0 BB: 0 P: 10	1B: 2 2B: 5 3B: 0 HR: 2	SF: 1 SAC: 0 DP: 1 HBP: 0	WP: 0 PB: 0 SB: 0 CS: 0	PA: 39							
<b>PITCHER</b>	IP	WLS	BF	H	R	ER	SO	BB	IBB	HBP	BLK	WP	HR	S	P	ERA	WHIP										
<b>Scott Kameniecki, R</b> ERA: 3.9 (1, 1)	3.1	L	21	7	5	5	3	4	0	0	0	0	1	50	88	13.50	3.300										
<b>Eric Plunk, R</b> ERA: 5.34 (4, 1)	0.2		6	2	2	2	1	2	0	0	0	0	0	13	26	27.00	6.000										
<b>Steve Howe, L</b> ERA: 1.61 (5, 1)	2.0		5	0	0	0	2	0	0	0	0	0	0	12	20	0.00	0.000										
<b>John Habyan, R</b> ERA: 2.09 (7, 1)	1.0		4	0	0	0	0	1	0	0	0	0	0	5	11	0.00	1.000										
<b>Steve Fart, R</b> ERA: 1.33 (8, 1)	1.0		3	0	0	0	1	0	0	0	0	0	0	7	10	0.00	0.000										

AB	34
R	3
H	9
RBI	3
BB	1
SO	2
LOB	15



AB	31
R	7
H	9
RBI	7
BB	7
SO	7
LOB	15





Batter	1	2	3	4	5	6	7	8	9	AB R H RBI BB SO LOB	TOP									
<b>Bernie Williams, S</b> OBP: 0.402, SLG: 0.422	1-1 2B 1B		1-0 G3-1		1-0 G4-3		1-1 L9		3-2 1B	5 1 2 0 0 0 2	<b>New York Yankees @ Detroit Tigers</b> Tiger Stadium, Detroit, MI Sat Aug 03 1991, 7:05 PM EDT Att: 30,927 - Cloudy - 75 F									
<b>Steve Sax, R</b> OBP: 0.340, SLG: 0.393	2-1 F8		0-1 G6-3		0-1 G3-1 S 1B		0-0 L8		2-3 K	5 0 1 1 0 1 3										
<b>Don Mattingly, L</b> OBP: 0.348, SLG: 0.403	0-1 G3 1-H 2B		0-0 G6-3		2-1 G3-1			4-0 G3-1 HR BB	0-0 P6	4 1 1 1 1 0 2										
<b>Mel Hall, L</b> OBP: 0.335, SLG: 0.502	0-0 G3			0-0 2B G4-3 1B		1-1 F7		1-2 P4	1-3 K	5 1 1 0 0 1 4										
<b>Matt Nokes, L</b> OBP: 0.311, SLG: 0.538	1-1 P4			1-0 G4-3 1-3 2B		1-2 G4-3		0-0 G3-1		4 0 1 0 0 0 2										
<b>Pat Sheridan, L</b> OBP: 0.281, SLG: 0.409 <b>Mike Humphreys, R</b> (8, PH)		2-0 F7		3-2 L3		1-0 G3		4-2 HR BB		3 0 0 0 0 0 2 0 1 0 0 1 0 0										
<b>Kevin Maas, L</b> OBP: 0.345, SLG: 0.396		2-2 G6-3 1B		1-1 G4-3		3-1 F8		3-2 HR		4 1 2 4 0 0 1										
<b>Randy Velarde, R</b> OBP: 0.336, SLG: 0.305		2-0 G6-3		2-3 3-H 4-2 BB		1-1 1B		1-1 1B		3 0 2 0 1 0 1										
<b>Carlos Rodriguez, S</b> OBP: 0.211, SLG: 0.189 <b>Hensley Meulens, R</b> OBP: 0.253, SLG: 0.328 <b>Alvaro Espinoza, R</b> OBP: 0.306, SLG: 0.367			3-2 E3 G3-1 WP G6-3		1-0 P5		1-1 F9		0-3 K	3 1 0 0 0 0 3 1 0 0 0 0 1 1 0 0 0 0 0 0 0										
<b>Inning Stats</b>	R: 1 E: 0 K: 0 S: 10	H: 2 LOB: 1 BB: 0 P: 13	R: 0 E: 0 K: 0 S: 6	H: 1 LOB: 0 BB: 0 P: 12	R: 1 E: 1 K: 0 S: 8	H: 2 LOB: 0 BB: 0 P: 12	R: 1 E: 0 K: 0 S: 10	H: 1 LOB: 1 BB: 0 P: 11	R: 0 E: 0 K: 0 S: 7	H: 0 LOB: 0 BB: 0 P: 13		R: 0 E: 0 K: 0 S: 7	H: 1 LOB: 1 BB: 0 P: 10	R: 3 E: 0 K: 1 S: 15	H: 2 LOB: 1 BB: 2 P: 28	R: 0 E: 0 K: 2 S: 14	H: 1 LOB: 1 BB: 0 P: 20	1B: 7 2B: 2 3B: 0 HR: 1	SF: 0 SAC: 0 DP: 1 HBP: 0	WP: 1 PB: 0 SB: 1 CS: 0
<b>PITCHER</b>	IP WLS BF H R ER SO BB IBB HBP BLK WP HR S P ERA WHIP											IP WLS BF H R ER SO BB IBB HBP BLK WP HR S P ERA WHIP								
<b>Bill Gullickson, R</b> ERA: 4.22	(1, 1) 7.0 W 29 7 3 2 0 1 0 0 0 0 1 0 56 91 2.57 1.143																			
<b>Paul Gibson, L</b> ERA: 4.74	(8, 1) 0.2 5 1 3 3 0 2 0 0 0 0 1 10 22 40.50 4.500																			
<b>Mike Henneman, R</b> ERA: 2.55	(8, 1) 1.1 S 6 2 0 0 3 0 0 0 0 0 0 0 19 26 0.00 1.500																			

Batter	1	2	3	4	5	6	7	8	9	AB R H RBI BB SO LOB	BOTTOM									
<b>Mitt Cuyler, S</b> OBP: 0.319, SLG: 0.316	1-1 S BB 1B		3-2 G4-3			0-0 B1-3		0-0 SH3-4		4 1 1 0 0 0 2	<b>New York Yankees @ Detroit Tigers</b> Tiger Stadium, Detroit, MI Sat Aug 03 1991, 7:05 PM EDT Att: 30,927 - Cloudy - 75 F									
<b>Lou Whitaker, L</b> OBP: 0.405, SLG: 0.502	4-2 1B SF9 BB		1-2 3-H		3-1 G4-3		3-2 HR	2-2 F8		4 2 1 1 1 0 1										
<b>Travis Fryman, R</b> OBP: 0.304, SLG: 0.444	3-3 K		2-2 1B HBP		4-2 WP BB		0-0 F9	1-3 K		3 0 0 0 1 2 3										
<b>Cecil Fielder, R</b> OBP: 0.356, SLG: 0.545	1-0 2B 1B		1-3 3-H 1B		2-3 K		0-2 L8			4 1 2 1 0 1 1										
<b>Mickey Tettleton, S</b> OBP: 0.384, SLG: 0.503	2-1 SF9		3-1 L8		4-2 BB		1-1 2B			2 0 1 1 1 0 2										
<b>Rob Deer, R</b> OBP: 0.305, SLG: 0.412	3-H 2B 1B		0-2 G5-6-3		1-0 F7		2-0 P4			4 1 1 0 0 0 3										
<b>Lloyd Moseby, L</b> OBP: 0.305, SLG: 0.390	0-1 1B 2B		2-1 S WP 1B HBP		1-1 G3		0-1 G6-3			3 2 1 2 0 0 1										
<b>Skeeter Barnes, R</b> OBP: 0.338, SLG: 0.551	2-1 2H 1B		4-2 1B S CS BB		3-2 G6-3		0-1 F8			3 0 1 1 1 0 1										
<b>Andy Allanson, R</b> OBP: 0.252, SLG: 0.327	2-2 G4-3		0-1 CS 1B		3-2 P4		2-2 SH3-4 1B			4 0 2 1 0 0 1										
<b>Inning Stats</b>	R: 5 E: 0 K: 1 S: 19	H: 5 LOB: 1 BB: 1 P: 36	R: 0 E: 0 K: 0 S: 8	H: 1 LOB: 2 BB: 0 P: 15	R: 1 E: 0 K: 0 S: 13	H: 1 LOB: 1 BB: 1 P: 22	R: 0 E: 0 K: 1 S: 11	H: 0 LOB: 2 BB: 2 P: 25	R: 0 E: 0 K: 0 S: 9	H: 0 LOB: 0 BB: 0 P: 16		R: 1 E: 0 K: 0 S: 8	H: 1 LOB: 1 BB: 0 P: 11	R: 0 E: 0 K: 0 S: 7	H: 1 LOB: 1 BB: 0 P: 10	R: 0 E: 0 K: 1 S: 10	H: 1 LOB: 1 BB: 0 P: 15	1B: 7 2B: 2 3B: 0 HR: 1	SF: 1 SAC: 1 DP: 0 HBP: 2	WP: 2 PB: 0 SB: 3 CS: 2
<b>PITCHER</b>	IP WLS BF H R ER SO BB IBB HBP BLK WP HR S P ERA WHIP											IP WLS BF H R ER SO BB IBB HBP BLK WP HR S P ERA WHIP								
<b>Jeff Johnson, L</b> ERA: 4.2	(1, 1) 2.1 L 18 7 6 6 1 2 0 0 0 0 1 1 35 66 2.25 1.000																			
<b>Tim Leary, R</b> ERA: 6.54	(3, 1) 4.0 15 2 1 1 1 2 0 0 0 0 1 1 35 65 2.25 1.000																			
<b>Lee Guetterman, L</b> ERA: 2.34	(7, 1) 1.1 5 1 0 0 0 0 0 0 0 0 0 0 11 15 0.00 0.750																			
<b>John Habyan, R</b> ERA: 2.08	(8, 1) 0.1 1 0 0 0 0 1 0 0 0 0 0 0 3 4 0.00 0.000																			







Batter	1	2	3	4	5	6	7	8	9	AB R H RBI BB SO LOB	TOP											
<b>Bernie Williams, S</b> OBP: 0.398, SLG: 0.430	G4-3		G6-3 1B 2B		SH5-4 2B BB		G4-3		G6-3	4 2 1 0 1 0 0	<b>New York Yankees @ Detroit Tigers</b> Tiger Stadium, Detroit, MI Mon Aug 05 1991, 7:05 PM EDT Att: 25,938 - Cloudy - 74 F											
<b>Steve Sax, R</b> OBP: 0.335, SLG: 0.393	F8		G6-3		SH5-4		G6-3		G4-3	4 0 0 0 0 0 1												
<b>Don Mattingly, L</b> OBP: 0.349, SLG: 0.407	HR		G3		2B SF8 IBB		HR			3 3 2 1 1 0 1												
<b>Mel Hall, L</b> OBP: 0.344, SLG: 0.525	1B		1B		SF8 2B		HR			4 1 4 5 0 0 0												
<b>Matt Nokes, L</b> OBP: 0.307, SLG: 0.533	F8		F8		SF8 2B		K			3 0 0 1 0 1 2												
<b>Pat Sheridan, L</b> OBP: 0.280, SLG: 0.400	F8				K					4 0 1 0 0 1 1												
<b>Kevin Maas, L</b> OBP: 0.348, SLG: 0.394	K				K					4 0 0 0 0 2 1												
<b>Alvaro Espinoza, R</b> OBP: 0.307, SLG: 0.368	1B				F7		L9-3			4 0 1 0 0 0 1												
<b>Pat Kelly, R</b> OBP: 0.294, SLG: 0.361	G6-3				SH5-4 2B 1B		F9		G4-3	4 1 1 0 0 0 1												
<b>Inning Stats</b>	R: 1 E: 0 K: 0 S: 7	H: 2 LOB: 1 BB: 0 P: 12	R: 0 E: 0 K: 1 S: 8	H: 1 LOB: 1 BB: 0 P: 15	R: 1 E: 0 K: 0 S: 7	H: 2 LOB: 1 BB: 0 P: 12	R: 0 E: 0 K: 0 S: 6	H: 0 LOB: 0 BB: 0 P: 9	R: 3 E: 0 K: 1 S: 14	H: 2 LOB: 1 BB: 2 P: 25	R: 0 E: 0 K: 1 S: 10	H: 0 LOB: 0 BB: 0 P: 16	R: 2 E: 0 K: 1 S: 16	H: 2 LOB: 0 BB: 0 P: 22	R: 0 E: 0 K: 0 S: 4	H: 1 LOB: 0 BB: 0 P: 8	R: 0 E: 0 K: 0 S: 8	H: 0 LOB: 0 BB: 0 P: 12	1B: 6 2B: 3 3B: 0 HR: 2	SF: 1 SAC: 1 DP: 1 HBP: 0	WP: 0 PB: 0 SB: 0 CS: 0	PA: 38
<b>PITCHER</b>	IP WLS BF H R ER SO BB IBB HBP BLK WP HR S P ERA WHIP											<b>PITCHER</b>	IP WLS BF H R ER SO BB IBB HBP BLK WP HR S P ERA WHIP									
<b>Walt Terrell, R</b> ERA: 4.42	4.1 L 22 7 5 5 1 1 1 0 0 0 1 37 65 10.38 1.846											<b>Jerry Don Gleaton, L</b> ERA: 3.94	5.1 16 3 2 2 3 0 0 0 0 0 1 43 66 3.86 0.643									

AB	34
R	7
H	10
RBI	7
BB	2
SO	4
LOB	8



Batter	1	2	3	4	5	6	7	8	9	AB R H RBI BB SO LOB	BOTTOM											
<b>Mitt Cuyler, S</b> OBP: 0.327, SLG: 0.320	S G3 1B		K			HR BB			G3-1 1B	4 1 3 0 1 1 0	<b>New York Yankees @ Detroit Tigers</b> Tiger Stadium, Detroit, MI Mon Aug 05 1991, 7:05 PM EDT Att: 25,938 - Cloudy - 74 F											
<b>Lou Whitaker, L</b> OBP: 0.404, SLG: 0.505	G3		F7		HR		F8		G3-1	5 1 1 2 0 0 4												
<b>Tony Phillips, S</b> OBP: 0.385, SLG: 0.466	K				HR				G6-3	5 1 1 1 0 2 3												
<b>Cecil Fielder, R</b> OBP: 0.353, SLG: 0.553	F8				K				HR	4 1 1 1 0 2 1												
<b>Mickey Tettleton, S</b> OBP: 0.385, SLG: 0.497	K				BB				K	3 0 0 0 1 3 0												
<b>Dave Bergman, L</b> OBP: 0.366, SLG: 0.375	HR				G4-3					3 1 2 1 1 0 1												
<b>Travis Fryman, R</b> OBP: 0.302, SLG: 0.447	K				K		P4		F9	4 0 0 0 0 2 2												
<b>Rob Deer, R</b> OBP: 0.300, SLG: 0.403	K				K				G3-1 1B BB	3 0 0 0 1 3 0												
<b>Scott Livingstone, L</b> OBP: 0.451, SLG: 0.477 <b>Skeeter Barnes, R</b> OBP: 0.329, SLG: 0.535	G4-3				K				F8	3 0 0 0 0 2 0 1 0 0 0 0 0 1												
<b>Inning Stats</b>	R: 0 E: 0 K: 1 S: 12	H: 1 LOB: 0 BB: 0 P: 18	R: 1 E: 0 K: 3 S: 11	H: 1 LOB: 0 BB: 0 P: 16	R: 0 E: 0 K: 1 S: 7	H: 0 LOB: 0 BB: 0 P: 11	R: 0 E: 0 K: 2 S: 13	H: 0 LOB: 1 BB: 1 P: 22	R: 0 E: 0 K: 3 S: 9	H: 0 LOB: 0 BB: 0 P: 11	R: 3 E: 0 K: 2 S: 15	H: 2 LOB: 1 BB: 2 P: 29	R: 0 E: 0 K: 2 S: 12	H: 1 LOB: 1 BB: 0 P: 16	R: 1 E: 0 K: 1 S: 17	H: 2 LOB: 1 BB: 0 P: 27	R: 0 E: 0 K: 0 S: 10	H: 1 LOB: 2 BB: 1 P: 18	1B: 4 2B: 0 3B: 0 HR: 4	SF: 0 SAC: 0 DP: 0 HBP: 0	WP: 0 PB: 0 SB: 1 CS: 0	PA: 39
<b>PITCHER</b>	IP WLS BF H R ER SO BB IBB HBP BLK WP HR S P ERA WHIP											<b>PITCHER</b>	IP WLS BF H R ER SO BB IBB HBP BLK WP HR S P ERA WHIP									
<b>Scott Sanderson, R</b> ERA: 4.47	6.0 W 25 4 4 4 12 3 0 0 0 0 0 3 67 6.00 1.167											<b>Eric Plunk, R</b> ERA: 5.31	7.1 10 3 1 1 3 1 0 0 0 0 1 32 50 4.50 2.000									
<b>Lee Guetterman, L</b> ERA: 2.6	1.0 S 4 1 0 0 0 0 0 0 0 0 0 0 7 11 0.00 1.000																					





Batter	1	2	3	4	5	6	7	8	9	AB	R	H	RBI	BB	SO	LOB	TOP										
<b>Tony Phillips, S</b> OBP: 0.386, SLG: 0.465 (1, 7)	1-0 1B FC5-2-5	2-2 F8			2-3 K		4-1 BB			3	0	1	0	1	1	0											
<b>Lou Whitaker, L</b> OBP: 0.403, SLG: 0.502 (1, 4)	2-1 1B FC5-2-5		1-3 K		0-0 G4-1		2-1 P5			4	0	1	0	0	1	2											
<b>Travis Fryman, R</b> OBP: 0.304, SLG: 0.446 (1, 6)	2-0 BB FC5-2-5		2-1 1B WP		4-0 BB BB		1-1 L6			3	0	1	0	1	0	4											
<b>Cecil Fielder, R</b> OBP: 0.350, SLG: 0.548 (1, 3)	1-0 P3		1-2 L7		0-3 K 1 SAFE		2-1 G4-3			4	0	0	0	0	1	4											
<b>Mickey Tettleton, S</b> OBP: 0.386, SLG: 0.494 (1, 10)	4-1 BB 1-2		0-0 F9		1-2 BB		2-3 K			2	0	0	0	2	1	1											
<b>Skeeter Barnes, R</b> OBP: 0.316, SLG: 0.514 (8, PH)	0-2 G6-3		1-0 G5-3		2-3 K		1-3 K			3	0	0	0	0	1	5											
<b>Scott Livingstone, L</b> OBP: 0.442, SLG: 0.467 (8, 5)										1	0	0	0	0	1	0											
<b>Rob Deer, R</b> OBP: 0.301, SLG: 0.411 (9, PH)		2-2 HR	1-3 K		3-3 K				1-3 K2-3	3	1	1	1	0	2	2											
<b>Dave Bergman, L</b> OBP: 0.364, SLG: 0.371 (9, PH)										1	0	0	0	0	1	0											
<b>Andy Allanson, R</b> OBP: 0.248, SLG: 0.321 (7, PH)	0-0 L6		0-0 G5-3				1-1 P4		1-1 P6	2	0	0	0	0	0	0											
<b>Mark Salas, L</b> OBP: 0.104, SLG: 0.089 (7, 2)										2	0	0	0	0	0	0											
<b>Mitt Cuyler, S</b> OBP: 0.326, SLG: 0.319 (1, 8)	2-3 K		3-2 G1-3				3-2 S 1B		0-0 P4	4	0	1	0	0	1	0											
<b>Inning Stats</b>	R: 0 E: 0 K: 0 S: 10	H: 2 LOB: 3 BB: 1 P: 20	R: 1 E: 0 K: 1 S: 11	H: 1 LOB: 0 BB: 0 P: 17	R: 0 E: 0 K: 1 S: 9	H: 1 LOB: 1 BB: 0 P: 13	R: 0 E: 0 K: 1 S: 5	H: 0 LOB: 0 BB: 0 P: 7	R: 0 E: 0 K: 1 S: 8	H: 0 LOB: 2 BB: 2 P: 23	R: 0 E: 0 K: 0 S: 13	H: 1 LOB: 2 BB: 1 P: 23	R: 0 E: 0 K: 2 S: 8	H: 0 LOB: 0 BB: 0 P: 13	R: 0 E: 0 K: 1 S: 6	H: 0 LOB: 0 BB: 0 P: 8	1B: 4 2B: 0 3B: 0 HR: 1	SF: 0 SAC: 0 DP: 0 HBP: 0	WP: 1 PB: 0 SB: 1 CS: 0	PA: 36							
<b>PITCHER</b>	IP	WLS	BF	H	R	ER	SO	BB	IBB	HBP	BLK	WP	HR	S	P	ERA	WHIP										
<b>Jimmy Key, L</b> ERA: 2.84 (1, 1)	5.2	W	24	4	1	1	6	3	0	0	0	1	1	50	87	1.59	1.235										
<b>David Weathers, R</b> ERA: (6, 1)	0.1		1	0	0	0	1	0	0	0	0	0	0	3	6	0.00	0.000										
<b>Duane Ward, R</b> ERA: 2.38 (7, 1)	2.0		8	1	0	0	2	1	0	0	0	0	0	21	36	0.00	1.000										
<b>Tom Henke, R</b> ERA: 1.42 (9, 1)	1.0	S	3	0	0	0	1	0	0	0	0	0	0	6	8	0.00	0.000										

Detroit Tigers @ Toronto Blue Jays  
SkyDome, Toronto, ON  
Tue Aug 06 1991, 7:05 PM EDT  
Att: 50,305 - Sunny - 72 F

AB 32  
R 1  
H 5  
RBI 1  
BB 4  
SO 10  
LOB 18



Batter	1	2	3	4	5	6	7	8	9	AB	R	H	RBI	BB	SO	LOB	BOTTOM										
<b>Devon White, S</b> OBP: 0.350, SLG: 0.432 (1, 8)	1-0 HBP 1B		4-0 S BB		2-2 G5-3		1-0 G5-3			3	1	1	0	1	0	2											
<b>Roberto Alomar, S</b> OBP: 0.355, SLG: 0.440 (1, 4)	1-1 S 1B SF7 HBP		2-0 F9		2-2 FC6-4 1B		0-3 K			3	1	1	0	0	1	1											
<b>Joe Carter, R</b> OBP: 0.353, SLG: 0.539 (1, 7)	1-0 1-2 2H 1B		0-1 F8		2-1 FC6-4 1-2		2-2 F7			4	0	1	1	0	0	3											
<b>John Olerud, L</b> OBP: 0.339, SLG: 0.449 (8, PR)	1-0 SF7		1-1 G4-3		1-1 G3		3-2 1B 1B			3	0	1	1	0	0	1											
<b>Mookie Wilson, S</b> OBP: 0.280, SLG: 0.369 (9, 3)										0	0	0	0	0	0	0											
<b>Ed Sprague, R</b> OBP: 0.349, SLG: 0.397 (9, 3)										0	0	0	0	0	0	0											
<b>Kelly Gruber, R</b> OBP: 0.329, SLG: 0.470 (1, 5)	0-0 L8		3-2 G4-3		0-0 F3		0-0 1B		1-2 1B	4	0	1	0	0	0	1											
<b>Pat Tabler, R</b> OBP: 0.329, SLG: 0.263 (1, 10)	2-0 F8		2-1 F9		2-0 G5-3		1-1 G1-3			4	0	0	0	0	0	3											
<b>Cory Snyder, R</b> OBP: 0.212, SLG: 0.275 (1, 9)			1-3 K		3-3 K		0-0 WP SH1-4 1B			3	0	1	0	0	2	0											
<b>Pat Borders, R</b> OBP: 0.268, SLG: 0.329 (1, 2)			0-1 G6-3		1-2 1B SH2-4 1B		0-0 SH1-4			2	0	1	0	0	0	0											
<b>Manuel Lee, S</b> OBP: 0.278, SLG: 0.282 (1, 6)			3-2 F7		0-0 SH2-4		2-1 G4-3			2	0	0	0	0	0	1											
<b>Inning Stats</b>	R: 2 E: 0 K: 0 S: 6	H: 2 LOB: 1 BB: 0 P: 12	R: 0 E: 0 K: 1 S: 8	H: 0 LOB: 0 BB: 0 P: 12	R: 0 E: 0 K: 0 S: 5	H: 0 LOB: 1 BB: 1 P: 12	R: 0 E: 0 K: 1 S: 8	H: 0 LOB: 0 BB: 0 P: 16	R: 0 E: 0 K: 0 S: 4	H: 0 LOB: 2 BB: 0 P: 7	R: 0 E: 0 K: 0 S: 5	H: 1 LOB: 1 BB: 0 P: 8	R: 0 E: 0 K: 1 S: 14	H: 2 LOB: 0 BB: 0 P: 20	1B: 7 2B: 0 3B: 0 HR: 0	SF: 1 SAC: 2 DP: 0 HBP: 1	WP: 1 PB: 0 SB: 2 CS: 0	PA: 33									
<b>PITCHER</b>	IP	WLS	BF	H	R	ER	SO	BB	IBB	HBP	BLK	WP	HR	S	P	ERA	WHIP										
<b>John Cerutti, L</b> ERA: 4.35 (1, 1)	8.0	L	33	7	2	2	3	1	0	1	0	1	0	63	107	2.25	1.000										

Detroit Tigers @ Toronto Blue Jays  
SkyDome, Toronto, ON  
Tue Aug 06 1991, 7:05 PM EDT  
Att: 50,305 - Sunny - 72 F

AB 28  
R 2  
H 7  
RBI 2  
BB 1  
SO 3  
LOB 12





Batter	1	2	3	4	5	6	7	8	9	AB	R	H	RBI	BB	SO	LOB	TOP						
Mitt Cuyler, S OBP: 0.328, SLG: 0.319	1-0 S 1B	1-0 FC4-6			4-0 BB			0-3 K		3	0	1	0	1	1	1	Detroit Tigers @ Toronto Blue Jays SkyDome, Toronto, ON Wed Aug 07 1991, 7:05 PM EDT Att: 50,324 - Cloudy - 77 F						
Lou Whitaker, L OBP: 0.396, SLG: 0.495	0-0 P5		1-1 F7		0-3 K			0-2 F9		4	0	0	0	0	1	2							
Tony Phillips, S OBP: 0.384, SLG: 0.465	1-2 F7		2-3 K			3-3 K			3-1 1B 2B	4	0	1	0	0	2	1							
Cecil Fielder, R OBP: 0.349, SLG: 0.545	1-3 K		0-0 F9			1-2 G6-3			2-2 1B WP	4	0	1	0	0	1	1							
Mickey Tettleton, S OBP: 0.382, SLG: 0.488		1-2 E1 HR		3-2 G4-3		1-1 F9			1-3 K	4	1	0	0	0	1	2							
Travis Fryman, R OBP: 0.393, SLG: 0.452		0-1 HR		1-3 K			0-3 K		1-3 K	4	1	1	2	0	3	2							
John Moses, S OBP: 0.361, SLG: 0.368		1-0 F7		2-2 G3			1-3 K		3-3 K	3	0	0	0	0	1	0							
Dave Bergman, L OBP: 0.361, SLG: 0.368		4-2 FC4-6 BB			3-3 K		1-2 F7		1-2 K	2	0	0	0	1	1	0							
Rob Deer, R OBP: 0.301, SLG: 0.409		0-0 FC4-6			3-3 K			3-2 F7		3	0	0	0	0	1	1							
Scott Livingstone, L OBP: 0.418, SLG: 0.438																							
<b>Inning Stats</b>	R: 0 E: 0 K: 1 S: 9	H: 1 LOB: 1 BB: 0 P: 12	R: 2 E: 1 K: 0 S: 10	H: 1 LOB: 1 BB: 1 P: 17	R: 0 E: 0 K: 1 S: 6	H: 0 LOB: 0 BB: 0 P: 9	R: 0 E: 0 K: 1 S: 17	H: 0 LOB: 0 BB: 0 P: 23	R: 0 E: 0 K: 3 S: 9	H: 0 LOB: 1 BB: 1 P: 19	R: 0 E: 0 K: 2 S: 10	H: 0 LOB: 0 BB: 0 P: 12	R: 0 E: 0 K: 1 S: 9	H: 0 LOB: 0 BB: 0 P: 12	R: 0 E: 0 K: 3 S: 15	H: 2 LOB: 2 BB: 0 P: 25	1B: 2 2B: 1 3B: 0 HR: 1	SF: 0 SAC: 0 DP: 0 HBP: 0	WP: 1 PA: 34 PB: 0 SB: 1 CS: 0				
<b>PITCHER</b>	IP WLS BF H R ER SO BB IBB HBP BLK WP HR S P ERA WHIP	IP WLS BF H R ER SO BB IBB HBP BLK WP HR S P ERA WHIP	IP WLS BF H R ER SO BB IBB HBP BLK WP HR S P ERA WHIP	IP WLS BF H R ER SO BB IBB HBP BLK WP HR S P ERA WHIP	IP WLS BF H R ER SO BB IBB HBP BLK WP HR S P ERA WHIP	IP WLS BF H R ER SO BB IBB HBP BLK WP HR S P ERA WHIP	IP WLS BF H R ER SO BB IBB HBP BLK WP HR S P ERA WHIP	IP WLS BF H R ER SO BB IBB HBP BLK WP HR S P ERA WHIP	IP WLS BF H R ER SO BB IBB HBP BLK WP HR S P ERA WHIP	IP WLS BF H R ER SO BB IBB HBP BLK WP HR S P ERA WHIP	IP WLS BF H R ER SO BB IBB HBP BLK WP HR S P ERA WHIP	IP WLS BF H R ER SO BB IBB HBP BLK WP HR S P ERA WHIP	IP WLS BF H R ER SO BB IBB HBP BLK WP HR S P ERA WHIP	IP WLS BF H R ER SO BB IBB HBP BLK WP HR S P ERA WHIP	IP WLS BF H R ER SO BB IBB HBP BLK WP HR S P ERA WHIP	IP WLS BF H R ER SO BB IBB HBP BLK WP HR S P ERA WHIP	IP WLS BF H R ER SO BB IBB HBP BLK WP HR S P ERA WHIP						
Juan Guzman, R ERA: 3.02	(1, 1)	7.0	W	26	2	2	1	9	2	0	0	0	0	0	0	0	0	1	69	105	1.29	0.571	
Duane Ward, R ERA: 2.35	(8, 1)	1.0	S	3	0	0	0	1	0	0	0	0	0	0	0	0	0	0	9	12	0.00	0.000	
Tom Henke, R ERA: 1.38	(9, 1)	1.0	S	5	2	0	0	3	0	0	0	0	0	0	0	0	0	1	0	15	25	0.00	2.000

Batter	1	2	3	4	5	6	7	8	9	AB	R	H	RBI	BB	SO	LOB	BOTTOM					
Devon White, S OBP: 0.353, SLG: 0.440	2-2 HR		1-2 F7		0-1 B1-3		4-0 1B 1B IBB	1-0 1B 1-3 2-H		4	2	2	2	1	0	0	Detroit Tigers @ Toronto Blue Jays SkyDome, Toronto, ON Wed Aug 07 1991, 7:05 PM EDT Att: 50,324 - Cloudy - 77 F					
Roberto Alomar, S OBP: 0.351, SLG: 0.436	1-2 F8		2-3 K2-3		2-2 F7		1-0 SF9	2-0 F7		4	0	0	1	0	1	2						
Joe Carter, R OBP: 0.357, SLG: 0.542	0-0 2B		4-0 S BB		0-2 G6-3		3-H 3-2 1B 1-3 2-H 1B		3	0	2	1	1	0	0							
John Olerud, L OBP: 0.341, SLG: 0.447	2-1 P8		4-2 BB		1-2 BB		1-2 G3-1	2-0 1B		3	0	1	1	1	0	1						
Kelly Gruber, R OBP: 0.324, SLG: 0.462	0-0 G6-3		0-2 G3-1			1-1 G5-3		3-H 2-3 K		4	0	0	0	0	1	5						
Pat Tabler, R OBP: 0.335, SLG: 0.279		2-1 2B		1-0 G4-3 1B		2-2 P3		4-2 SH2-3 1B BB		3	0	2	0	0	0	0						
Rance Mulliniks, L OBP: 0.393, SLG: 0.372										0	1	0	0	1	0	0						
Cory Snyder, R OBP: 0.214, SLG: 0.272		0-0 G1-3		0-2 F7			4-0 SH5-4 1B SF9 BB	1-0 SH2-3		2	1	0	0	1	0	2						
Pat Borders, R OBP: 0.269, SLG: 0.330		3-2 F9		1-2 G4-3			1-0 SH5-4 1B BB	1-0 L8		3	0	1	0	0	0	2						
Mookie Wilson, S OBP: 0.280, SLG: 0.369										0	1	0	0	0	0	0						
Greg Myers, L OBP: 0.305, SLG: 0.403										1	0	0	0	0	0	1						
Manuel Lee, S OBP: 0.278, SLG: 0.280		1-3 K		2-2 F7			0-0 SH5-4 1B	4-2 1B		2	0	0	0	1	1	2						
<b>Inning Stats</b>	R: 1 E: 0 K: 0 S: 11	H: 2 LOB: 1 BB: 0 P: 16	R: 0 E: 0 K: 1 S: 9	H: 1 LOB: 0 BB: 0 P: 15	R: 0 E: 0 K: 1 S: 13	H: 0 LOB: 2 BB: 2 P: 24	R: 0 E: 0 K: 0 S: 8	H: 1 LOB: 1 BB: 0 P: 11	R: 0 E: 0 K: 0 S: 9	H: 0 LOB: 0 BB: 0 P: 11	R: 0 E: 0 K: 0 S: 8	H: 0 LOB: 0 BB: 0 P: 12	R: 3 E: 0 K: 1 S: 10	H: 3 LOB: 2 BB: 2 P: 27	R: 1 E: 0 K: 0 S: 9	H: 1 LOB: 2 BB: 2 P: 22	1B: 5 2B: 2 3B: 0 HR: 1	SF: 1 SAC: 2 DP: 0 HBP: 0	WP: 0 PA: 38 PB: 0 SB: 1 CS: 0			
<b>PITCHER</b>	IP WLS BF H R ER SO BB IBB HBP BLK WP HR S P ERA WHIP	IP WLS BF H R ER SO BB IBB HBP BLK WP HR S P ERA WHIP	IP WLS BF H R ER SO BB IBB HBP BLK WP HR S P ERA WHIP	IP WLS BF H R ER SO BB IBB HBP BLK WP HR S P ERA WHIP	IP WLS BF H R ER SO BB IBB HBP BLK WP HR S P ERA WHIP	IP WLS BF H R ER SO BB IBB HBP BLK WP HR S P ERA WHIP	IP WLS BF H R ER SO BB IBB HBP BLK WP HR S P ERA WHIP	IP WLS BF H R ER SO BB IBB HBP BLK WP HR S P ERA WHIP	IP WLS BF H R ER SO BB IBB HBP BLK WP HR S P ERA WHIP	IP WLS BF H R ER SO BB IBB HBP BLK WP HR S P ERA WHIP	IP WLS BF H R ER SO BB IBB HBP BLK WP HR S P ERA WHIP	IP WLS BF H R ER SO BB IBB HBP BLK WP HR S P ERA WHIP	IP WLS BF H R ER SO BB IBB HBP BLK WP HR S P ERA WHIP	IP WLS BF H R ER SO BB IBB HBP BLK WP HR S P ERA WHIP	IP WLS BF H R ER SO BB IBB HBP BLK WP HR S P ERA WHIP	IP WLS BF H R ER SO BB IBB HBP BLK WP HR S P ERA WHIP						
Frank Tanana, L ERA: 3.69	(1, 1)	6.2	L	30	6	4	4	2	3	1	0	0	0	0	0	0	0	1	64	108	5.40	1.350
Paul Gibson, L ERA: 4.61	(7, 1)	0.0		1	1	0	0	0	0	0	0	0	0	0	0	0	0	0	1	3	∞	∞
John Kiely, R ERA: 20.25	(7, 1)	1.1		7	1	1	1	1	2	0	0	0	0	0	0	0	0	0	12	27	6.75	2.250

AB	32
R	2
H	4
RBI	2
BB	2
SO	13
LOB	12



AB	29
R	5
H	8
RBI	5
BB	6
SO	3
LOB	15









Batter	1	2	3	4	5	6	7	8	9	AB	R	H	RBI	BB	SO	LOB	TOP						
Mitt Cuyler, S OBP: 0.331, SLG: 0.326	1-1 F7		1-2 K		1-0 G6-3 2B		2-1 F8		4-1 G4-3 BB	4	0	1	0	1	1	1							
Lou Whitaker, L OBP: 0.396, SLG: 0.495	2-2 F8		3-2 HR		2-2 G6-3			4-0 1B BB	2-1 F8	4	2	1	2	1	0	2							
Tony Phillips, S OBP: 0.389, SLG: 0.463	2-1 F7		0-0 1B		3-2 F8			2-1 1B BB	3-2 G4-3	4	0	2	0	0	0	1							
Scott Livingstone, L OBP: 0.407, SLG: 0.423								1-3 1B BB	1-2 G4-3	1	1	1	0	0	0	1							
Cecil Fielder, R OBP: 0.347, SLG: 0.535		1-2 P6	0-0 F7			2-3 K		0-2 G6-3 1B	4-0 G4-3	4	1	1	1	1	1	1							
Mickey Tettleton, S OBP: 0.388, SLG: 0.500		4-1 BB		1-0 1B	2-3 K			1-1 FC6-5 G6-3 1B	2-0 F9	4	0	2	0	1	1	2							
Travis Fryman, R OBP: 0.303, SLG: 0.447	2-1 P4			1-3 K	0-2 2B			2-2 G6-3		4	0	1	1	0	1	4							
Mark Salas, L OBP: 0.163	0-1 G4-3			1-0 P5	2-1 G4-3			1-2 2-3 3-H 4-0		3	0	0	0	0	0	3							
Skeeter Barnes, R OBP: 0.313, SLG: 0.494										0	0	0	0	1	0	0							
Andy Allanson, R OBP: 0.248, SLG: 0.321										0	0	0	0	0	0	0							
John Moses, S OBP: 0.299, SLG: 0.399			4-0 HR BB	1-0 F8			1-3 K	1-2 FC6-5		3	1	0	1	1	1	3							
Rob Deer, R OBP: 0.299, SLG: 0.399			0-0 P6		1-3 K		2-3 K	0-0 F9		4	0	0	0	0	2	3							
<b>Inning Stats</b>	R: 0 E: 0 K: 0 S: 7	H: 0 LOB: 0 BB: 0 P: 12	R: 0 E: 0 K: 0 S: 8	H: 0 LOB: 1 BB: 1 P: 15	R: 2 E: 0 K: 1 S: 12	H: 2 LOB: 1 BB: 1 P: 22	R: 0 E: 0 K: 1 S: 6	H: 1 LOB: 1 BB: 0 P: 10	R: 0 E: 0 K: 2 S: 14	H: 1 LOB: 1 BB: 0 P: 21	R: 0 E: 0 K: 2 S: 14	H: 1 LOB: 1 BB: 0 P: 20	R: 0 E: 0 K: 2 S: 9	H: 0 LOB: 0 BB: 0 P: 14	R: 3 E: 0 K: 0 S: 15	H: 3 LOB: 2 BB: 2 P: 29	R: 0 E: 0 K: 0 S: 7	H: 0 LOB: 2 BB: 2 P: 22	1B: 5 2B: 2 3B: 0 HR: 1	SF: 0 SAC: 0 DP: 0 HBP: 0	WP: 0 PB: 0 SB: 1 CS: 0	PA: 41	
<b>PITCHER</b>	IP	WLS	BF	H	R	ER	SO	BB	IBB	HBP	BLK	WP	HR	S	P	ERA	WHIP					ERA	WHIP
Scott Sanderson, R ERA: 4.44	7.0	L	29	5	3	3	7	3	0	0	0	0	1	70	118	3.86	1.143						
Lee Guetterman, L ERA: 2.78	2.0		12	3	2	2	0	1	2	0	0	0	0	22	47	9.00	2.000						

**Detroit Tigers @ New York Yankees**  
 Yankee Stadium, Bronx, NY  
 Sat Aug 10 1991, 3:33 AM EDT  
 Cloudy - 80 F

AB	35
R	5
H	8
RBI	5
BB	6
SO	7
LOB	21



Batter	1	2	3	4	5	6	7	8	9	AB	R	H	RBI	BB	SO	LOB	BOTTOM						
Bernie Williams, S OBP: 0.362, SLG: 0.385	2-2 F7		2-2 G4-3		3-3 K		1-2 G4-3			4	0	0	1	0	1	0							
Steve Sax, R OBP: 0.334, SLG: 0.384	4-2 FC1-6 BB		1-0 F9		1-2 G6-3		3-H P6			3	0	0	0	1	0	0							
Mel Hall, L OBP: 0.337, SLG: 0.513	1-1 FC1-6		2-3 K		0-0 1B			0-0 G4-3		4	0	1	0	0	1	1							
Matt Nokes, L OBP: 0.306, SLG: 0.520	2-3 K			1-0 G6-3 1B	1-1 F8			3-2 G3-1		4	0	1	0	0	1	2							
Hensley Meulens, R OBP: 0.259, SLG: 0.312		0-0 F9		2-3 K		0-0 G5-3		0-0 F8		4	0	0	0	0	1	1							
Kevin Maas, L OBP: 0.343, SLG: 0.385		2-2 F9		0-0 G6-3 1B		0-2 G1-3			1-1 F8	4	0	1	0	0	0	0							
Alvaro Espinoza, R OBP: 0.306, SLG: 0.364			0-0 1B		0-0 G6-3		2-1 F7		2-2 F7	4	0	1	0	0	0	2							
Pat Sheridan, L OBP: 0.265, SLG: 0.372		1-1 1B		4-0 1B			3-3 K		3-2 P5	2	0	1	0	1	1	0							
Mike Humphreys, R OBP: 0.290, SLG: 0.363		1-2 1B			2-3 IBB		1-2 K			3	1	1	0	0	2	5							
Pat Kelly, R OBP: 0.290, SLG: 0.363		2-3 K			2-3 K		1-2 G4-3 3B			3	1	1	0	0	2	5							
<b>Inning Stats</b>	R: 0 E: 0 K: 1 S: 12	H: 2 LOB: 2 BB: 0 P: 18	R: 0 E: 0 K: 1 S: 8	H: 0 LOB: 0 BB: 0 P: 13	R: 0 E: 0 K: 2 S: 10	H: 2 LOB: 3 BB: 1 P: 19	R: 0 E: 0 K: 1 S: 6	H: 1 LOB: 1 BB: 0 P: 14	R: 0 E: 0 K: 0 S: 6	H: 0 LOB: 0 BB: 0 P: 8	R: 1 E: 0 K: 1 S: 11	H: 1 LOB: 0 BB: 0 P: 17	R: 0 E: 0 K: 0 S: 6	H: 0 LOB: 0 BB: 0 P: 9	R: 0 E: 0 K: 0 S: 9	H: 0 LOB: 0 BB: 0 P: 15	1B: 5 2B: 0 3B: 1 HR: 0	SF: 0 SAC: 0 DP: 0 HBP: 0	WP: 0 PB: 0 SB: 0 CS: 0	PA: 35			
<b>PITCHER</b>	IP	WLS	BF	H	R	ER	SO	BB	IBB	HBP	BLK	WP	HR	S	P	ERA	WHIP					ERA	WHIP
Mark Leiter, R ERA: 4.25	7.0	W	29	6	1	1	7	1	1	0	0	0	0	69	110	1.29	1.000						
Jerry Don Gleaton, L ERA: 3.55	2.0		6	0	0	0	0	0	0	0	0	0	0	15	24	0.00	0.000						

**Detroit Tigers @ New York Yankees**  
 Yankee Stadium, Bronx, NY  
 Sat Aug 10 1991, 3:33 AM EDT  
 Cloudy - 80 F

AB	33
R	1
H	6
RBI	1
BB	2
SO	7
LOB	11





Batter	1	2	3	4	5	6	7	8	9	AB	R	H	RBI	BB	SO	LOB	TOP								
Mitt Cuyler, S OBP: 0.333, SLG: 0.323 (1, 8)	G4-3			G4-3 G3-2-3 BB		G4-3				2	1	0	0	1	0	0									
Lou Whitaker, L OBP: 0.392, SLG: 0.489 (1, 4)	F8			G4-3		F7				4	0	0	0	0	0	3									
Tony Phillips, S OBP: 0.385, SLG: 0.462 John Moses, S OBP: 0.154, SLG: 0.167 (7, PR) (7, 9)	G4-3			G3-2-3						3	0	1	1	0	0	0									
Cecil Fielder, R OBP: 0.346, SLG: 0.535 Skeeter Barnes, R OBP: 0.313, SLG: 0.494 (9, PR)		L4		K						4	0	1	1	0	1	1									
Mickey Tettleton, S OBP: 0.389, SLG: 0.499 (1, 2)	G4-3									3	0	1	0	1	1	1									
Travis Fryman, R OBP: 0.300, SLG: 0.442 (1, 6)	P4									4	1	0	0	0	1	4									
Dave Bergman, L OBP: 0.357, SLG: 0.357 (1, 3)										4	0	1	2	0	1	0									
Scott Livingstone, L OBP: 0.397, SLG: 0.429 (1, 5)										4	0	1	0	0	2	2									
John Shelby, S OBP: 0.211, SLG: 0.297 (1, 7)										3	0	0	0	0	0	1									
<b>Inning Stats</b>	R: 0 E: 0 K: 0 S: 5	H: 0 LOB: 0 BB: 0 P: 9	R: 0 E: 0 K: 0 S: 12	H: 0 LOB: 0 BB: 0 P: 20	R: 0 E: 0 K: 1 S: 6	H: 0 LOB: 0 BB: 0 P: 12	R: 1 E: 0 K: 1 S: 11	H: 0 LOB: 0 BB: 1 P: 21	R: 1 E: 1 K: 1 S: 8	H: 1 LOB: 0 BB: 0 P: 13	R: 0 E: 0 K: 0 S: 7	H: 0 LOB: 0 BB: 0 P: 12	R: 0 E: 0 K: 1 S: 12	H: 1 LOB: 1 BB: 1 P: 20	R: 0 E: 0 K: 0 S: 14	H: 1 LOB: 2 BB: 0 P: 23	R: 2 E: 0 K: 2 S: 16	H: 3 LOB: 2 BB: 0 P: 23	1B: 3 2B: 3 3B: 0 HR: 0	SF: 0 SAC: 0 DP: 1 HBP: 1	WP: 1 PB: 0 SB: 2 CS: 0	PA: 35			
<b>PITCHER</b>	IP	WLS	BF	H	R	ER	SO	BB	IBB	HBP	BLK	WP	HR	S	P	ERA	WHIP								
Wade Taylor, R ERA: 6.81 (1, 1)	7.0	L	24	2	2	1	4	2	0	0	0	0	0	61	107	1.29	0.571								
Steve Howe, L ERA: 1.52 (8, 1)	1.0		5	1	0	0	0	0	0	1	0	0	0	14	23	0.00	1.000								
Steve Farr, R ERA: 1.95 (9, 1)	1.0		6	3	2	2	2	0	0	0	0	1	0	16	23	18.00	3.000								

**Detroit Tigers @ New York Yankees**  
 Yankee Stadium, Bronx, NY  
 Sat Aug 10 1991, 7:05 PM EDT  
 Att: 28,744 - Sunny - 76 F

**AB** 32  
**R** 4  
**H** 6  
**RBI** 4  
**BB** 2  
**SO** 6  
**LOB** 12



Batter	1	2	3	4	5	6	7	8	9	AB	R	H	RBI	BB	SO	LOB	BOTTOM								
Bernie Williams, S OBP: 0.358, SLG: 0.381 (1, 8)	G1-3					F9		P5		4	0	1	0	0	0	0									
Steve Sax, R OBP: 0.333, SLG: 0.383 (1, 4)	F8									4	0	1	0	0	1	1									
Mel Hall, L OBP: 0.336, SLG: 0.508 (1, 7)	F7									3	0	0	0	1	0	2									
Matt Nokes, L OBP: 0.305, SLG: 0.516 (1, 10)										4	0	1	0	0	0	2									
Pat Sheridan, L OBP: 0.276, SLG: 0.370 (1, 9)										3	0	1	0	1	0	1									
Kevin Maas, L OBP: 0.340, SLG: 0.381 (1, 3)										4	0	0	0	0	0	2									
Randy Velarde, R OBP: 0.336, SLG: 0.307 (1, 6)										3	0	0	0	0	0	2									
Bob Geren, R OBP: 0.245, SLG: 0.242 (1, 2)										2	0	0	0	1	1	1									
Pat Kelly, R OBP: 0.286, SLG: 0.358 (1, 5)										3	0	0	0	0	0	2									
<b>Inning Stats</b>	R: 0 E: 0 K: 0 S: 4	H: 0 LOB: 0 BB: 0 P: 5	R: 0 E: 0 K: 0 S: 6	H: 0 LOB: 0 BB: 0 P: 10	R: 0 E: 0 K: 0 S: 8	H: 0 LOB: 0 BB: 0 P: 12	R: 0 E: 0 K: 0 S: 5	H: 1 LOB: 1 BB: 0 P: 7	R: 0 E: 0 K: 1 S: 9	H: 0 LOB: 1 BB: 1 P: 19	R: 0 E: 0 K: 1 S: 7	H: 1 LOB: 1 BB: 0 P: 10	R: 0 E: 0 K: 0 S: 11	H: 1 LOB: 1 BB: 0 P: 15	R: 0 E: 0 K: 0 S: 7	H: 1 LOB: 0 BB: 0 P: 9	1B: 4 2B: 0 3B: 0 HR: 0	SF: 0 SAC: 0 DP: 1 HBP: 0	WP: 1 PB: 0 SB: 0 CS: 0	PA: 33					
<b>PITCHER</b>	IP	WLS	BF	H	R	ER	SO	BB	IBB	HBP	BLK	WP	HR	S	P	ERA	WHIP								
Walt Terrell, R ERA: 4.15 (1, 1)	9.0	W	33	4	0	0	2	3	0	0	0	1	0	68	107	0.00	0.778								

**Detroit Tigers @ New York Yankees**  
 Yankee Stadium, Bronx, NY  
 Sat Aug 10 1991, 7:05 PM EDT  
 Att: 28,744 - Sunny - 76 F

**AB** 30  
**R** 0  
**H** 4  
**RBI** 0  
**BB** 3  
**SO** 2  
**LOB** 13









Batter	1	2	3	4	5	6	7	8	9	10	AB	R	H	RBI	BB	SO	LOB	TOP
Mitt Cuyler, S OBP: 0.334, SLG: 0.327 (1, 8)	B5-3		G5-3		K			E6				5	0	1	0	1	1	3
Lou Whitaker, L OBP: 0.389, SLG: 0.481 (1, 4)	G4-3		K		P6			F9				5	0	0	0	1	1	4
Tony Phillips, S OBP: 0.362, SLG: 0.464 John Shelby, S OBP: 0.204, SLG: 0.287 (7, 9) (7, 9)	E3		K					FC3-6				3	0	0	0	1	1	0
Cecil Fielder, R OBP: 0.344, SLG: 0.530 (1, 10)	P3				F9			FC6-4				1	0	0	0	0	0	3
Dave Bergman, L OBP: 0.356, SLG: 0.419 (1, 3)												4	1	0	0	1	1	2
Travis Fryman, R OBP: 0.238, SLG: 0.439 (1, 6)												5	3	3	2	0	1	1
John Moses, S OBP: 0.167, SLG: 0.125 (1, 7)												5	1	1	1	0	2	1
Mark Salas, L OBP: 0.130, SLG: 0.176 Mickey Tettleton, S OBP: 0.390, SLG: 0.513 (6, PH) (6, 2)												4	1	0	0	1	1	2
Scott Livingstone, L OBP: 0.450, SLG: 0.431 Skeeter Barnes, R OBP: 0.311, SLG: 0.470 (6, PH) (6, 5)												2	0	1	0	0	0	1
												2	1	0	0	1	1	1
												2	0	1	0	0	0	1
												2	1	0	0	1	1	1
												1B: 4	SF: 0	2B: 1	SAC: 0	3B: 0	DP: 0	HBP: 0
												WP: 0	PA: 48					
												ERA: 6.51	WHIP: 1.125					
												ERA: 3.71	WHIP: 27.00					
												ERA: 2.91	WHIP: 3.00					
												ERA: 5.19	WHIP: 0.00					
												ERA: 1.92	WHIP: 1.000					

Detroit Tigers @ New York Yankees  
Yankee Stadium, Bronx, NY  
Sun Aug 11 1991, 7:05 PM EDT  
Att. 34,733 - Sunny - 77 F

AB	40
R	8
H	8
RBI	7
BB	7
SO	9
LOB	19



Batter	1	2	3	4	5	6	7	8	9	10	AB	R	H	RBI	BB	SO	LOB	BOTTOM
Bernie Williams, S OBP: 0.375, SLG: 0.373 (1, 8)	G5-3					F8		SH5-4		F9		3	1	0	0	2	1	2
Steve Sax, R OBP: 0.340, SLG: 0.394 (1, 4)	G5-3					E5		SF9				5	2	4	1	0	0	1
Mel Hall, L OBP: 0.343, SLG: 0.514 (1, 10)						G6-3		G3-1				5	1	2	3	1	0	4
Hensley Meulens, R OBP: 0.252, SLG: 0.311 Matt Nokes, L OBP: 0.302, SLG: 0.508 (9, 2)												3	0	0	0	1	2	3
Kevin Maas, L OBP: 0.341, SLG: 0.380 (1, 3)	G4-3					F7		F8				4	2	1	0	1	0	1
Randy Velarde, R OBP: 0.357, SLG: 0.344 (1, 6) (10, 7)						G6-3						4	2	3	2	0	0	0
Mike Humphreys, R OBP: 0.269, SLG: 0.136 (9, 7)						F9		F8				4	0	1	0	0	0	2
Don Mattingly, L OBP: 0.356, SLG: 0.414 Alvaro Espinoza, R OBP: 0.306, SLG: 0.366 (9, PH) (9, PR) (10, 6)												1	0	1	2	0	0	0
Bob Geren, R OBP: 0.240, SLG: 0.237 Pat Sheridan, L OBP: 0.281, SLG: 0.366 (9, 9)												0	0	0	0	0	0	0
Pat Kelly, R OBP: 0.292, SLG: 0.363 (1, 5)												2	0	0	0	0	1	1
												1	1	0	0	1	0	1
												4	0	2	1	0	0	1
												1B: 11	SF: 2	2B: 2	SAC: 3	3B: 0	DP: 0	HBP: 0
												WP: 0	PA: 48					
												ERA: 9.53	WHIP: 2.625					
												ERA: 7.24	WHIP: 0.00					
												ERA: 3.44	WHIP: 1.200					
												ERA: 2.64	WHIP: 9.000					
												ERA: 3.01	WHIP: 54.000					

Detroit Tigers @ New York Yankees  
Yankee Stadium, Bronx, NY  
Sun Aug 11 1991, 7:05 PM EDT  
Att. 34,733 - Sunny - 77 F

AB	37
R	10
H	14
RBI	9
BB	6
SO	4
LOB	16





Batter	1	2	3	4	5	6	7	8	9	AB	R	H	RBI	BB	SO	LOB	TOP							
Tim Raines, S OBP: 0.361, SLG: 0.347	0-0 CS 1B		4-0 G3-6-1 BB		0-1 1-2 2-3 1B		1-3 K	1-0 1-2 1B		4	0	3	0	1	1	0								
Robin Ventura, L OBP: 0.386, SLG: 0.466	1 SAFE 3-3 K		0-1 G3-6-1 BB		2-0 L4		1-0 F9	1-0 F9		3	0	0	0	0	1	5								
Joey Cora, S OBP: 0.328, SLG: 0.310										1	0	0	0	0	0	0								
Carlton Fisk, R OBP: 0.325, SLG: 0.409										1	0	0	0	0	0	2								
Lance Johnson, L OBP: 0.274, SLG: 0.292										0	0	0	0	0	0	0								
Frank Thomas, R OBP: 0.454, SLG: 0.562	1-10 2B			1-0 P3		1-0 F8	4-2 BB		2-0 HR 1B	4	1	2	0	1	0	0								
Ron Kittle, R OBP: 0.296, SLG: 0.326	3-2 P4			1-0 F9		4-2 1B 2B BB	2-2 G4-3		0-2 HR 1B	4	2	1	2	1	0	2								
Dan Pasqua, L OBP: 0.372, SLG: 0.471		4-1 CS BB		2-1 P7		2-0 WP 2B 1B		1-3 K	0-1 G5-4-3 1B	3	1	1	0	1	1	0								
Warren Newson, L OBP: 0.434, SLG: 0.425										1	0	1	0	0	0	0								
Craig Grebeck, R OBP: 0.336, SLG: 0.479	1-0 F9				2-1 1B BB 1B	1-0 1B BB HR 2B		0-1 L6	3-1 G5-4-3 1B	5	1	2	2	0	0	2								
Mike Huff, R OBP: 0.365, SLG: 0.360	2-3 K				0-2 F8	3-2 F7		3-2 HR	2-2 1B	5	1	2	1	0	1	3								
Ron Karkovics, R OBP: 0.327, SLG: 0.475			1-2 HR		4-2 1B BB	3-2 HR		1-1 1B 2B	2-3 K	4	3	3	3	1	1	1								
Ozzie Guillen, L OBP: 0.274, SLG: 0.321			0-0 B5-3		0-1 F8	1-3 K		1-0 1B		1	0	0	0	0	0	0								
Scott Fletcher, R OBP: 0.267, SLG: 0.263								2-H 1B		3	0	1	1	0	1	2								
								2-H 1B																
<b>Inning Stats</b>	R: 0 E: 0 K: 1 S: 10	H: 2 LOB: 1 BB: 0 P: 16	R: 0 E: 0 K: 1 S: 6	H: 0 LOB: 0 BB: 1 P: 13	R: 1 E: 0 K: 0 S: 8	H: 1 LOB: 0 BB: 1 P: 13	R: 0 E: 0 K: 0 S: 4	H: 0 LOB: 0 BB: 0 P: 8	R: 0 E: 0 K: 0 S: 13	H: 2 LOB: 3 BB: 1 P: 21	R: 4 E: 0 K: 1 S: 18	H: 3 LOB: 0 BB: 1 P: 33	R: 0 E: 0 K: 1 S: 11	H: 0 LOB: 1 BB: 1 P: 19	R: 2 E: 0 K: 1 S: 14	H: 4 LOB: 2 BB: 0 P: 22	R: 2 E: 0 K: 1 S: 14	H: 4 LOB: 1 BB: 0 P: 23	1B: 9 2B: 3 3B: 0 HR: 4	SF: 0 SAC: 0 DP: 2 HBP: 0	WP: 1 PB: 0 CS: 2	PA: 44		
<b>PITCHER</b>	IP WLS BF H R ER SO BB IBB HBP BLK WP HR S P ERA WHIP	IP WLS BF H R ER SO BB IBB HBP BLK WP HR S P ERA WHIP	IP WLS BF H R ER SO BB IBB HBP BLK WP HR S P ERA WHIP	IP WLS BF H R ER SO BB IBB HBP BLK WP HR S P ERA WHIP	IP WLS BF H R ER SO BB IBB HBP BLK WP HR S P ERA WHIP	IP WLS BF H R ER SO BB IBB HBP BLK WP HR S P ERA WHIP	IP WLS BF H R ER SO BB IBB HBP BLK WP HR S P ERA WHIP	IP WLS BF H R ER SO BB IBB HBP BLK WP HR S P ERA WHIP	IP WLS BF H R ER SO BB IBB HBP BLK WP HR S P ERA WHIP	IP WLS BF H R ER SO BB IBB HBP BLK WP HR S P ERA WHIP	IP WLS BF H R ER SO BB IBB HBP BLK WP HR S P ERA WHIP	IP WLS BF H R ER SO BB IBB HBP BLK WP HR S P ERA WHIP	IP WLS BF H R ER SO BB IBB HBP BLK WP HR S P ERA WHIP	IP WLS BF H R ER SO BB IBB HBP BLK WP HR S P ERA WHIP	IP WLS BF H R ER SO BB IBB HBP BLK WP HR S P ERA WHIP	IP WLS BF H R ER SO BB IBB HBP BLK WP HR S P ERA WHIP	IP WLS BF H R ER SO BB IBB HBP BLK WP HR S P ERA WHIP	IP WLS BF H R ER SO BB IBB HBP BLK WP HR S P ERA WHIP	IP WLS BF H R ER SO BB IBB HBP BLK WP HR S P ERA WHIP	IP WLS BF H R ER SO BB IBB HBP BLK WP HR S P ERA WHIP	IP WLS BF H R ER SO BB IBB HBP BLK WP HR S P ERA WHIP	IP WLS BF H R ER SO BB IBB HBP BLK WP HR S P ERA WHIP	IP WLS BF H R ER SO BB IBB HBP BLK WP HR S P ERA WHIP	IP WLS BF H R ER SO BB IBB HBP BLK WP HR S P ERA WHIP

Chicago White Sox @ Detroit Tigers  
Tiger Stadium, Detroit, MI  
Tue Aug 13 1991, 7:05 PM EDT  
Cloudy - 84 F

AB	39
R	9
H	16
RBI	9
BB	5
SO	6
LOB	17



Batter	1	2	3	4	5	6	7	8	9	AB	R	H	RBI	BB	SO	LOB	BOTTOM							
Mitt Cuyler, S OBP: 0.333, SLG: 0.329	2-2 F8		0-1 SH SF8 WP	0-0 2B 2B	3-2 F8		2-2 P5			4	2	1	0	0	0	0								
Lou Whitaker, L OBP: 0.386, SLG: 0.481	0-1 F9		0-0 SF8	3-1 HR 2B	1-3 K		2-2 G4-3			4	1	1	2	0	1	0								
Tony Phillips, S OBP: 0.362, SLG: 0.466	0-0 F7		2-3 3-H HR 2B	0-0 FC HR	0-3 K		1-1 G5-3			3	2	1	0	0	0	1								
John Moses, S OBP: 0.150, SLG: 0.111			3-H HR 2B	2-3 HR						2	0	0	0	0	1	0								
Cecil Fielder, R OBP: 0.346, SLG: 0.543		2-2 G1-3	1-1 HR	1-2 HR		4-1 FC5-4 BB		1-3 K		4	2	2	5	1	1	0								
Mickey Tettleton, S OBP: 0.392, SLG: 0.514		0-3 K	0-1 1B 2B	4-2 BB BB		3-1 FC5-4 WP 1B		4-1 BB		3	2	1	0	2	1	1								
Dave Bergman, L OBP: 0.367, SLG: 0.408		4-2 BB	4-2 1B BB	0-3 K		2-3 K		1-3 K		3	0	0	0	2	3	3								
Travis Fryman, R OBP: 0.299, SLG: 0.439		3-3 K	2-0 1B	1-2 F8		1-0 BB 1B		2-3 K		5	0	2	2	0	2	3								
Rob Deer, R OBP: 0.305, SLG: 0.399			1-2 HR 1B	4-2 BB		4-2 BB				2	1	1	0	2	1	2								
Scott Livingstone, L OBP: 0.381, SLG: 0.419			0-0 K	1-0 F8		0-0 F7				4	1	1	0	0	0	6								
<b>Inning Stats</b>	R: 0 E: 0 K: 0 S: 8	H: 0 LOB: 0 BB: 0 P: 10	R: 0 E: 0 K: 2 S: 14	H: 0 LOB: 1 BB: 1 P: 23	R: 6 E: 1 K: 1 S: 24	H: 6 LOB: 2 BB: 1 P: 40	R: 4 E: 1 K: 1 S: 19	H: 3 LOB: 2 BB: 2 P: 33	R: 0 E: 0 K: 2 S: 12	H: 0 LOB: 0 BB: 0 P: 16	R: 1 E: 0 K: 0 S: 10	H: 1 LOB: 2 BB: 2 P: 24	R: 0 E: 0 K: 0 S: 9	H: 0 LOB: 0 BB: 0 P: 14	R: 0 E: 0 K: 3 S: 11	H: 0 LOB: 1 BB: 1 P: 19	R: 0 E: 0 K: 3 S: 11	H: 0 LOB: 1 BB: 1 P: 19	1B: 4 2B: 4 3B: 0 HR: 2	SF: 1 SAC: 1 DP: 0 HBP: 0	WP: 2 PB: 0 CS: 0	PA: 43		
<b>PITCHER</b>	IP WLS BF H R ER SO BB IBB HBP BLK WP HR S P ERA WHIP	IP WLS BF H R ER SO BB IBB HBP BLK WP HR S P ERA WHIP	IP WLS BF H R ER SO BB IBB HBP BLK WP HR S P ERA WHIP	IP WLS BF H R ER SO BB IBB HBP BLK WP HR S P ERA WHIP	IP WLS BF H R ER SO BB IBB HBP BLK WP HR S P ERA WHIP	IP WLS BF H R ER SO BB IBB HBP BLK WP HR S P ERA WHIP	IP WLS BF H R ER SO BB IBB HBP BLK WP HR S P ERA WHIP	IP WLS BF H R ER SO BB IBB HBP BLK WP HR S P ERA WHIP	IP WLS BF H R ER SO BB IBB HBP BLK WP HR S P ERA WHIP	IP WLS BF H R ER SO BB IBB HBP BLK WP HR S P ERA WHIP	IP WLS BF H R ER SO BB IBB HBP BLK WP HR S P ERA WHIP	IP WLS BF H R ER SO BB IBB HBP BLK WP HR S P ERA WHIP	IP WLS BF H R ER SO BB IBB HBP BLK WP HR S P ERA WHIP	IP WLS BF H R ER SO BB IBB HBP BLK WP HR S P ERA WHIP	IP WLS BF H R ER SO BB IBB HBP BLK WP HR S P ERA WHIP	IP WLS BF H R ER SO BB IBB HBP BLK WP HR S P ERA WHIP	IP WLS BF H R ER SO BB IBB HBP BLK WP HR S P ERA WHIP	IP WLS BF H R ER SO BB IBB HBP BLK WP HR S P ERA WHIP	IP WLS BF H R ER SO BB IBB HBP BLK WP HR S P ERA WHIP	IP WLS BF H R ER SO BB IBB HBP BLK WP HR S P ERA WHIP	IP WLS BF H R ER SO BB IBB HBP BLK WP HR S P ERA WHIP	IP WLS BF H R ER SO BB IBB HBP BLK WP HR S P ERA WHIP	IP WLS BF H R ER SO BB IBB HBP BLK WP HR S P ERA WHIP	IP WLS BF H R ER SO BB IBB HBP BLK WP HR S P ERA WHIP

Chicago White Sox @ Detroit Tigers  
Tiger Stadium, Detroit, MI  
Tue Aug 13 1991, 7:05 PM EDT  
Cloudy - 84 F

AB	34
R	11
H	10
RBI	9
BB	7
SO	10
LOB	16





Batter	1	2	3	4	5	6	7	8	9	AB	R	H	RBI	BB	SO	LOB	TOP					
Tim Raines, S (1, 10) OBP: 0.359, SLG: 0.352	G2-3		FC6-4			HR		G3-1	F7	5	1	1	1	0	0	3						
Robin Ventura, L (1, 5) OBP: 0.387, SLG: 0.471	G3-1		F7			FC4-6		1B		4	1	2	0	0	0	1						
Frank Thomas, R (1, 3) OBP: 0.453, SLG: 0.558	G4-3			G4-3		F8		1B		3	0	0	0	1	0	1						
Dan Pasqua, L (1, 9) OBP: 0.374, SLG: 0.471		1B		K		FC4-6			1B	4	0	2	1	0	1	1						
Carlton Fisk, R (1, 2) OBP: 0.327, SLG: 0.422		HR		K			G4-3		K	4	1	2	1	0	2	2						
Warren Newson, L (1, 7) OBP: 0.427, SLG: 0.410 Mike Huff, R (9, PH) OBP: 0.365, SLG: 0.360	L8				G6-3					3	0	0	0	1	1	1						
Lance Johnson, L (1, 8) OBP: 0.271, SLG: 0.289	G1-3				G4-3					4	0	0	0	0	0	2						
Joey Cora, S (1, 4) OBP: 0.323, SLG: 0.305 Ron Kittle, R (9, PH) OBP: 0.291, SLG: 0.319			L6		G3-1					3	0	0	0	0	0	1						
Ozzie Guillen, L (1, 6) OBP: 0.276, SLG: 0.321						G3				3	0	1	0	1	0	0						
<b>Inning Stats</b>	R: 0 E: 0 K: 0 S: 4	H: 0 LOB: 0 BB: 0 P: 7	R: 1 E: 0 K: 0 S: 7	H: 2 LOB: 0 BB: 0 P: 12	R: 0 E: 0 K: 0 S: 7	H: 1 LOB: 1 BB: 0 P: 10	R: 0 E: 0 K: 2 S: 9	H: 0 LOB: 0 BB: 0 P: 12	R: 0 E: 0 K: 0 S: 6	H: 0 LOB: 0 BB: 0 P: 7	R: 1 E: 0 K: 0 S: 11	H: 2 LOB: 1 BB: 0 P: 20	R: 0 E: 0 K: 1 S: 10	H: 1 LOB: 1 BB: 0 P: 14	R: 1 E: 0 K: 1 S: 7	H: 2 LOB: 2 BB: 1 P: 15	R: 0 E: 0 K: 0 S: 11	H: 0 LOB: 2 BB: 2 P: 24	1B: 4 2B: 1 3B: 1 HR: 2	SF: 0 SAC: 0 DP: 0 HBP: 0	WP: 0 PB: 0 CS: 0	PA: 37
<b>PITCHER</b>	IP	WLS	BF	H	R	ER	SO	BB	IBB	HBP	BLK	WP	HR	S	P	ERA	WHIP					
Bill Gullickson, R (1, 1) ERA: 4.0	7.2	W	31	8	3	3	3	1	0	0	0	0	2	58	93	3.52	1.174					
Mike Henneman, R (8, 1) ERA: 2.75	1.1	S	6	0	0	0	1	2	0	0	0	0	0	14	28	0.00	1.500					

Chicago White Sox @ Detroit Tigers  
Tiger Stadium, Detroit, MI  
Tue Aug 13 1991, 7:05 PM EDT  
Att: 29,339 - Cloudy - 76 F

AB 34  
R 3  
H 8  
RBI 3  
BB 3  
SO 4  
LOB 13



Batter	1	2	3	4	5	6	7	8	9	AB	R	H	RBI	BB	SO	LOB	BOTTOM				
Mitt Cuyler, S (1, 8) OBP: 0.332, SLG: 0.328	K		BB	G6-3		G4-3				4	1	1	0	0	1	2					
Tony Phillips, S (1, 4) OBP: 0.383, SLG: 0.465	K		1B							3	1	1	0	1	2	0					
Alan Trammell, R (1, 6) OBP: 0.327, SLG: 0.391			BB							3	0	2	1	1	0	0					
Cecil Fielder, R (1, 3) OBP: 0.345, SLG: 0.540	K		F8							3	0	0	0	1	1	5					
Travis Fryman, R (1, 5) OBP: 0.299, SLG: 0.437				G5-3		K				4	0	1	0	0	2	2					
Rob Deer, R (1, 9) OBP: 0.304, SLG: 0.396	FC6-4		1B			G5-3				3	1	0	0	1	1	2					
Pete Incaviglia, R (1, 10) OBP: 0.270, SLG: 0.347			G6-4-3							4	0	1	0	0	2	1					
Skeeter Barnes, R (1, 7) OBP: 0.304, SLG: 0.459 John Moses, S (6, PH) OBP: 0.136, SLG: 0.100			P3							2	1	0	0	0	0	2					
Andy Allanson, R (1, 2) OBP: 0.267, SLG: 0.336										3	0	2	2	0	1	0					
<b>Inning Stats</b>	R: 0 E: 0 K: 3 S: 18	H: 1 LOB: 1 BB: 0 P: 26	R: 0 E: 0 K: 0 S: 7	H: 1 LOB: 0 BB: 0 P: 11	R: 1 E: 0 K: 1 S: 14	H: 2 LOB: 1 BB: 1 P: 22	R: 2 E: 0 K: 0 S: 10	H: 2 LOB: 1 BB: 1 P: 21	R: 1 E: 0 K: 1 S: 8	H: 1 LOB: 1 BB: 0 P: 15	R: 0 E: 0 K: 1 S: 8	H: 1 LOB: 1 BB: 0 P: 12	R: 0 E: 0 K: 2 S: 11	H: 0 LOB: 1 BB: 1 P: 19	R: 0 E: 0 K: 3 S: 10	H: 0 LOB: 0 BB: 0 P: 12	1B: 8 2B: 0 3B: 0 HR: 0	SF: 0 SAC: 0 DP: 1 HBP: 0	WP: 2 PB: 0 CS: 0	PA: 35	
<b>PITCHER</b>	IP	WLS	BF	H	R	ER	SO	BB	IBB	HBP	BLK	WP	HR	S	P	ERA	WHIP				
Greg Hibbard, L (1, 1) ERA: 4.38	4.0	L	20	7	4	3	4	2	0	0	0	0	0	50	81	6.75	2.250				
Brian Drahman, R (5, 1) ERA: 4.12	0.1		2	0	0	0	0	1	0	0	0	0	0	2	8	0.00	3.000				
Melido Perez, R (5, 1) ERA: 3.08	3.2		13	1	0	0	7	1	0	0	0	1	0	34	49	0.00	0.545				

Chicago White Sox @ Detroit Tigers  
Tiger Stadium, Detroit, MI  
Tue Aug 13 1991, 7:05 PM EDT  
Att: 29,339 - Cloudy - 76 F

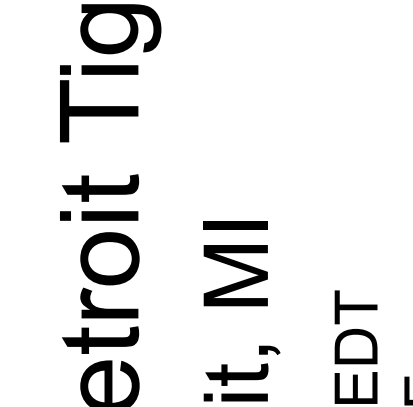
AB 31  
R 4  
H 8  
RBI 3  
BB 4  
SO 11  
LOB 14





Batter	1	2	3	4	5	6	7	8	9	AB	R	H	RBI	BB	SO	LOB	TOP								
<b>Tim Raines, S</b> OBP: 0.363, SLG: 0.356 (1, 7)	1-0 1B		1-1 G3 S 1B	3-2 HR 1B		4-1 3B BB		3-2 F8		4	3	3	0	1	0	0	<b>Chicago White Sox @ Detroit Tigers</b> Tiger Stadium, Detroit, MI Wed Aug 14 1991, 7:05 PM EDT Att: 21,114 - Cloudy - 85 F								
<b>Robin Ventura, L</b> OBP: 0.389, SLG: 0.479 (1, 5) (6, 3)	1-1 1B		3-2 G6-3	0-1 HR		2-3 K		1-0 2B 1B		5	2	3	2	0	1	2									
<b>Frank Thomas, R</b> OBP: 0.454, SLG: 0.556 (1, 10)	2-2 FC5 1B		4-1 G3 BB	4-2 PO BB		2-2 P4		2-3 K		3	0	1	1	2	1	2									
<b>Dan Pasqua, L</b> OBP: 0.371, SLG: 0.467 (6, PH) <b>Craig Grebeck, R</b> OBP: 0.346, SLG: 0.500 (6, 5)	2-2 F7		0-0 G3	1-3 K		0-0 3B		4-2 2B BB		3	0	0	0	0	1	5									
<b>Warren Newson, L</b> OBP: 0.415, SLG: 0.395 (6, PH) <b>Mike Huff, R</b> OBP: 0.371, SLG: 0.369 (6, 9)	3-2 L7		1-2 G3-1	1-1 PO	1-1 G4-3		4-0 IBB		0-2 2B	3	0	0	0	0	0	4									
<b>Lance Johnson, L</b> OBP: 0.270, SLG: 0.288 (1, 8)	0-0 FC5		1-2 G3-1	2-1 HR 1B	0-1 F8	0-0 L3		1-3 K		5	1	1	0	0	1	5									
<b>Ron Karkovics, R</b> OBP: 0.321, SLG: 0.456 (1, 2)		3-2 F9	1-2 P3	4-2 1B BB		1-0 F9		1-0 G3-1		4	0	0	0	1	0	1									
<b>Joey Cora, S</b> OBP: 0.325, SLG: 0.304 (1, 4)		1-1 G4-3	4-0 HR BB	2-2 1B		2-2 L4		2-3 K		4	1	1	0	1	1	0									
<b>Ozzie Guillen, L</b> OBP: 0.275, SLG: 0.327 (1, 6)		1-0 G6-3	0-0 HR	2-2 G3		1-2 L9		2-1 G4-3		5	1	1	3	0	0	2									
<b>Inning Stats</b>	R: 1 E: 0 K: 0 S: 18	H: 3 LOB: 2 BB: 0 P: 27	R: 0 E: 0 K: 0 S: 6	H: 0 LOB: 0 BB: 0 P: 11	R: 0 E: 0 K: 0 S: 10	H: 1 LOB: 2 BB: 1 P: 19	R: 5 E: 0 K: 1 S: 20	H: 4 LOB: 0 BB: 2 P: 34	R: 0 E: 0 K: 0 S: 14	H: 1 LOB: 2 BB: 1 P: 23	R: 1 E: 0 K: 1 S: 9	H: 1 LOB: 0 BB: 2 P: 21	R: 0 E: 0 K: 0 S: 11	H: 0 LOB: 0 BB: 0 P: 15	R: 2 E: 0 K: 2 S: 16	H: 2 LOB: 1 BB: 1 P: 27	R: 0 E: 0 K: 1 S: 7	H: 0 LOB: 0 BB: 0 P: 12	1B: 8 2B: 1 3B: 1 HR: 2	SF: 0 SAC: 0 DP: 0 HBP: 0	WP: 0 PB: 0 SB: 1 CS: 0	PA: 46			
<b>PITCHER</b>	IP	WLS	BF	H	R	ER	SO	BB	IBB	HBP	BLK	WP	HR	S	P	ERA	WHIP								
<b>Walt Terrell, R</b> ERA: 4.41 <b>Paul Gibson, L</b> ERA: 4.98 <b>Dan Gakeler, R</b> ERA: 7.17	(1, 1)	3.1	21	8	6	6	0	3	0	0	0	0	2	49	84	16.20	3.300								
<b>PITCHER</b>	IP	WLS	BF	H	R	ER	SO	BB	IBB	HBP	BLK	WP	HR	S	P	ERA	WHIP								

Batter	1	2	3	4	5	6	7	8	9	AB	R	H	RBI	BB	SO	LOB	BOTTOM								
<b>Tony Phillips, S</b> OBP: 0.385, SLG: 0.471 (1, 5)	2-2 HR		4-1 FC6-4 WP SF8 BB		1-2 E4 FC5 1B	4-1 1B BB	2-1 P5		2-1 SF7	3	2	1	2	2	0	1	<b>Chicago White Sox @ Detroit Tigers</b> Tiger Stadium, Detroit, MI Wed Aug 14 1991, 7:05 PM EDT Att: 21,114 - Cloudy - 85 F								
<b>Lou Whitaker, L</b> OBP: 0.390, SLG: 0.480 (1, 4)	0-0 G3		4-1 FC6-4 BB		1-0 E	4-2 BB 1B BB		4-2 BB BB	3-H 2-3 K	3	2	1	0	3	1	2									
<b>Alan Trammell, R</b> OBP: 0.325, SLG: 0.388 (1, 6)	1-3 K		0-2 FC6-4		1-2 FC5 1B	2-2 BB BB 1B		1-0 L7		5	1	1	0	0	1	4									
<b>Cecil Fielder, R</b> OBP: 0.348, SLG: 0.543 (1, 10)	2-0 2B		0-0 SF8		0-0 FC6 1B	4-1 BB BB		1-3 K		3	0	2	2	1	1	1									
<b>Mickey Tettleton, S</b> OBP: 0.397, SLG: 0.513 (1, 2)		4-1 G1-3 BB	3-2 F8		4-0 FC6 BB	4-1 BB BB		4-0 BB		1	0	0	1	4	0	1									
<b>Dave Bergman, L</b> OBP: 0.359, SLG: 0.398 <b>Skeeter Barnes, R</b> OBP: 0.301, SLG: 0.453 (7, 3)		2-2 G1-3		1-3 K	0-0 FC6	1-2 F8		2-2 G3		3	0	0	0	0	1	3									
<b>Mark Salas, L</b> OBP: 0.127, SLG: 0.173 (8, PH) (9, 3)	1-2				1-2 2-3					1	0	0	0	0	0	2									
<b>Rob Deer, R</b> OBP: 0.308, SLG: 0.394 (1, 9)	4-2 BB		3-3 K		4-2 HR BB	4-0 FC1-6 BB		0-3 K		2	1	0	0	3	2	0									
<b>Pete Incaviglia, R</b> OBP: 0.273, SLG: 0.362 <b>John Moses, S</b> OBP: 0.136, SLG: 0.100 (9, PR)		3-3 K	3-2 F8		1-0 HR	1-0 K		1-2 2B SF7 1B		5	1	2	2	0	2	3									
<b>Mitt Cuyler, S</b> OBP: 0.329, SLG: 0.324 <b>Scott Livingstone, L</b> OBP: 0.460, SLG: 0.644 (9, PH)		0-1 G4-3		2-1 P5	2-2 F8	1-0 FC1-6		1-2 2B		4	0	0	0	0	0	3									
<b>Inning Stats</b>	R: 1 E: 0 K: 1 S: 8	H: 2 LOB: 1 BB: 0 P: 13	R: 0 E: 0 K: 1 S: 13	H: 0 LOB: 2 BB: 2 P: 26	R: 1 E: 0 K: 0 S: 11	H: 0 LOB: 1 BB: 2 P: 22	R: 0 E: 0 K: 2 S: 12	H: 0 LOB: 0 BB: 0 P: 19	R: 2 E: 0 K: 0 S: 11	H: 2 LOB: 2 BB: 1 P: 20	R: 3 E: 0 K: 0 S: 18	H: 2 LOB: 3 BB: 5 P: 44	R: 0 E: 0 K: 1 S: 6	H: 0 LOB: 1 BB: 1 P: 13	R: 0 E: 0 K: 1 S: 9	H: 0 LOB: 2 BB: 2 P: 21	R: 1 E: 0 K: 2 S: 14	H: 2 LOB: 2 BB: 0 P: 20	1B: 4 2B: 2 3B: 0 HR: 2	SF: 2 SAC: 0 DP: 0 HBP: 0	WP: 1 PB: 0 SB: 0 CS: 0	PA: 47			
<b>PITCHER</b>	IP	WLS	BF	H	R	ER	SO	BB	IBB	HBP	BLK	WP	HR	S	P	ERA	WHIP								
<b>Charlie Hough, R</b> ERA: 3.7 <b>Donn Pail, R</b> ERA: 2.28 <b>Scott Radinsky, L</b> ERA: 2.1 <b>Bobby Thigpen, R</b> ERA: 3.19	(1, 1)	5.1	29	5	0	0	0	8	0	0	0	0	0	4	10	0.00	6.000								
<b>PITCHER</b>	IP	WLS	BF	H	R	ER	SO	BB	IBB	HBP	BLK	WP	HR	S	P	ERA	WHIP								









Batter	1	2	3	4	5	6	7	8	9	AB	R	H	RBI	BB	SO	LOB	TOP								
<b>Devon White, S</b> (1, 8) OBP: 0.352, SLG: 0.441	1-1 F9		1-2 G6-3			3-1 L5		3-3 K		4	0	0	0	0	1	1									
<b>Roberto Alomar, S</b> (1, 4) OBP: 0.347, SLG: 0.420	1-1 G1-3		1-0 B2-3			2-2 F9		2-2 F7		4	0	0	0	0	0	1									
<b>Joe Carter, R</b> (1, 9) OBP: 0.354, SLG: 0.557	0-0 G6-3			3-0 G1-3		3-2 1B		1-3 1B	0-0 G6-4-3	4	0	2	0	0	0	0									
<b>Candy Maldonado, R</b> (1, 7) OBP: 0.294, SLG: 0.431		2-3 K		0-0 G3		0-0 1B		1-2 1B	0-1 G6-4-3	4	0	1	1	0	1	1									
<b>Kelly Gruber, R</b> (1, 5) OBP: 0.310, SLG: 0.448	0-0 HR		2-1 F8			0-1 P2		0-3 K		4	1	1	1	0	1	2									
<b>Ed Sprague, R</b> (1, 3) OBP: 0.364, SLG: 0.420	2-1 F8			0-0 G3-1				0-1 L7		3	0	0	0	0	0	0									
<b>Pat Tabler, R</b> (1, 10) OBP: 0.331, SLG: 0.295	3-1 2B			1-0 F8				1-1 F8		3	0	1	0	0	0	0									
<b>Pat Borders, R</b> (1, 2) OBP: 0.272, SLG: 0.320	1-2 P4			1-1 F7				1-2 G5-3		3	0	0	0	0	0	1									
<b>Manuel Lee, S</b> (1, 6) OBP: 0.274, SLG: 0.276			1-0 G4-3			0-1 1B		0-2 G4-3		3	1	1	0	0	0	0									
<b>Inning Stats</b>	R: 0 E: 0 K: 0 S: 5	H: 0 LOB: 0 BB: 0 P: 7	R: 1 E: 0 K: 1 S: 11	H: 2 LOB: 1 BB: 0 P: 19	R: 0 E: 0 K: 0 S: 5	H: 0 LOB: 0 BB: 0 P: 8	R: 0 E: 0 K: 0 S: 4	H: 0 LOB: 0 BB: 0 P: 9	R: 0 E: 0 K: 0 S: 4	H: 0 LOB: 0 BB: 0 P: 6	R: 1 E: 0 K: 0 S: 18	H: 3 LOB: 2 BB: 0 P: 26	R: 0 E: 0 K: 0 S: 9	H: 0 LOB: 0 BB: 0 P: 11	R: 0 E: 0 K: 1 S: 9	H: 0 LOB: 0 BB: 0 P: 14	R: 0 E: 0 K: 1 S: 6	H: 1 LOB: 0 BB: 0 P: 6	1B: 4 2B: 1 3B: 0 HR: 1	SF: 0 SAC: 0 DP: 1 HBP: 0	WP: 0 PB: 0 SB: 0 CS: 0	PA: 32			
<b>PITCHER</b>	IP	WLS	BF	H	R	ER	SO	BB	IBB	HBP	BLK	WP	HR	S	P	ERA	WHIP								
<b>John Cerutti, L</b> (1, 1) ERA: 4.46	8.0	W	30	6	2	2	2	0	0	0	0	0	1	66	101	2.25	0.750								
<b>Dan Gakeler, R</b> (9, 1) ERA: 7.03	1.0	S	2	0	0	0	1	0	0	0	0	0	0	5	5	0.00	0.000								

Toronto Blue Jays @ Detroit Tigers  
Tiger Stadium, Detroit, MI  
Fri Aug 16 1991, 7:05 PM EDT  
Att: 43,186 - Cloudy - 86 F

AB	32
R	2
H	6
RBI	2
BB	0
SO	3
LOB	6



Batter	1	2	3	4	5	6	7	8	9	AB	R	H	RBI	BB	SO	LOB	BOTTOM								
<b>Mitt Cuyler, S</b> (1, 8) OBP: 0.328, SLG: 0.326	2-1 L8		1-0 1B		2-1 G6-3			2-2 E7		4	2	2	0	0	0	0									
<b>Tony Phillips, S</b> (1, 4) OBP: 0.385, SLG: 0.479	1-2 HR		0-0 L7		2-2 F9			3-2 1B		4	2	2	2	0	0	1									
<b>Alan Trammell, R</b> (1, 6) OBP: 0.326, SLG: 0.389	1-1 L8		1-1 2H		0-1 1B		0-1 L9	4-0 1B		3	1	1	1	1	0	0									
<b>Cecil Fielder, R</b> (1, 3) OBP: 0.342, SLG: 0.533	1-2 P4		0-1 F8			2-2 F8		1-3 K		4	0	0	0	0	1	3									
<b>Mickey Tettleton, S</b> (1, 10) OBP: 0.397, SLG: 0.511		2-0 1B		2-2 F8		3-2 G4-3		4-2 FC5-4		3	0	1	0	1	0	0									
<b>Travis Fryman, R</b> (1, 5) OBP: 0.296, SLG: 0.431	3-2 F8			0-0 F7				0-2 FC5-4		4	0	1	2	0	0	1									
<b>Pete Incaviglia, R</b> (1, 7) OBP: 0.266, SLG: 0.354	1-0 F7			0-1 E5				1-2 1B		4	0	0	0	0	0	3									
<b>John Moses, S</b> (9, 7) OBP: 0.136, SLG: 0.100								1-2 FC5-4		0	0	0	0	0	0	0									
<b>Rob Deer, R</b> (1, 9) OBP: 0.306, SLG: 0.389	2-3 K			3-3 K				0-3 K		3	0	0	0	0	3	2									
<b>Andy Allanson, R</b> (1, 2) OBP: 0.260, SLG: 0.328			1-1 P3		2-1 F8			2-1 G6-3		3	0	0	0	0	0	0									
<b>Inning Stats</b>	R: 1 E: 0 K: 0 S: 10	H: 1 LOB: 0 BB: 0 P: 15	R: 0 E: 0 K: 1 S: 8	H: 1 LOB: 1 BB: 0 P: 16	R: 1 E: 0 K: 0 S: 8	H: 2 LOB: 1 BB: 0 P: 11	R: 0 E: 1 K: 1 S: 9	H: 0 LOB: 1 BB: 0 P: 14	R: 0 E: 0 K: 0 S: 7	H: 0 LOB: 0 BB: 0 P: 13	R: 0 E: 0 K: 0 S: 9	H: 0 LOB: 0 BB: 0 P: 14	R: 0 E: 0 K: 1 S: 5	H: 0 LOB: 0 BB: 0 P: 7	R: 3 E: 1 K: 1 S: 19	H: 3 LOB: 2 BB: 2 P: 35	R: 0 E: 0 K: 1 S: 6	H: 0 LOB: 0 BB: 0 P: 6	1B: 5 2B: 1 3B: 0 HR: 1	SF: 0 SAC: 0 DP: 0 HBP: 0	WP: 0 PB: 0 SB: 0 CS: 0	PA: 34			
<b>PITCHER</b>	IP	WLS	BF	H	R	ER	SO	BB	IBB	HBP	BLK	WP	HR	S	P	ERA	WHIP								
<b>Jimmy Key, L</b> (1, 1) ERA: 3.01	7.1	L	28	5	3	3	3	0	0	0	0	0	1	61	99	3.68	0.682								
<b>Duane Ward, R</b> (8, 1) ERA: 2.85	0.2		6	2	2	2	1	2	0	0	0	0	0	14	26	27.00	6.000								

Toronto Blue Jays @ Detroit Tigers  
Tiger Stadium, Detroit, MI  
Fri Aug 16 1991, 7:05 PM EDT  
Att: 43,186 - Cloudy - 86 F

AB	32
R	5
H	7
RBI	5
BB	2
SO	4
LOB	10





Batter	1	2	3	4	5	6	7	8	9	AB	R	H	RBI	BB	SO	LOB	TOP										
<b>Devon White, S</b> OBP: 0.350, SLG: 0.437	1-2 L7	2-3 K				4-1 1B BB	0-1 G5-3		0-1 G1-3	4	1	0	0	1	1	1	<b>Toronto Blue Jays @ Detroit Tigers</b> Tiger Stadium, Detroit, MI Sat Aug 17 1991, 7:05 PM EDT Att: 46,634 - Cloudy - 68 F										
<b>Roberto Alomar, S</b> OBP: 0.346, SLG: 0.418	3-1 F9		2-2 F8			0-0 1B	3-1 G5-3		2-2 G5-3	5	0	1	0	0	0	0											
<b>Joe Carter, R</b> OBP: 0.353, SLG: 0.553	2-2 G5-3		0-2 F8			2-2 1B	0-1 L7		2-2 G5-3	5	0	1	1	0	0	0											
<b>Candy Maldonado, R</b> OBP: 0.293, SLG: 0.447		1-2 HR	0-3 K			1-2 G6-4-3			0-0 G5-3	4	1	1	1	0	1	2											
<b>John Olerud, L</b> OBP: 0.349, SLG: 0.462		4-2 1B WP BB				4-1 2B BB			4-1 2B BB	1	4	1	1	3	0	0											
<b>Kelly Gruber, R</b> OBP: 0.306, SLG: 0.442	2-2 F8		0-0 F7			0-1 F9			0-1 P2	4	0	0	0	0	0	3											
<b>Ed Sprague, R</b> OBP: 0.354, SLG: 0.418	0-1 1B SF7		0-3 K			1-3 K			4-0 2B BB	3	1	1	1	0	2	1											
<b>Rance Mulliniks, L</b> OBP: 0.385, SLG: 0.351	2-H 1B								1-2 BB	0	0	0	0	1	0	0											
<b>Pat Borders, R</b> OBP: 0.282, SLG: 0.338	1-1 1B		2-1 F8			1-1 2B			1-0 2B	4	0	3	2	0	0	0											
<b>Manuel Lee, S</b> OBP: 0.271, SLG: 0.273	2-2 SF7					3-2 L4			1-0 G6-3	3	0	0	1	0	0	3											
<b>Inning Stats</b>	R: 0 E: 0 K: 0 S: 8	H: 0 LOB: 0 BB: 0 P: 14	R: 3 E: 0 K: 1 S: 19	H: 3 LOB: 1 BB: 1 P: 31	R: 0 E: 0 K: 1 S: 10	H: 0 LOB: 0 BB: 0 P: 12	R: 1 E: 0 K: 1 S: 9	H: 1 LOB: 0 BB: 0 P: 14	R: 1 E: 0 K: 1 S: 11	H: 2 LOB: 1 BB: 1 P: 21	R: 1 E: 0 K: 1 S: 10	H: 1 LOB: 1 BB: 1 P: 16	R: 0 E: 0 K: 0 S: 6	H: 0 LOB: 0 BB: 0 P: 9	R: 1 E: 0 K: 0 S: 6	H: 1 LOB: 2 BB: 2 P: 16	R: 0 E: 0 K: 0 S: 11	H: 0 LOB: 0 BB: 0 P: 15	1B: 4 2B: 2 3B: 0 HR: 2	SF: 1 SAC: 0 DP: 1 HBP: 0	WP: 1 PB: 0 SB: 0 CS: 0	PA: 39					
<b>PITCHER</b>	IP	WLS	BF	H	R	ER	SO	BB	IBB	HBP	BLK	WP	HR	S	P	ERA	WHIP										
<b>Scott Aldred, L</b> ERA: 9.7	4.1	L	19	4	5	5	3	2	0	0	0	1	2	50	82	10.38	1.385										
<b>Paul Gibson, L</b> ERA: 4.53	2.2		11	3	1	1	1	1	0	0	0	0	0	23	35	3.38	1.500										
<b>Dan Gakeler, R</b> ERA: 7.11	0.2		5	1	1	1	0	2	0	0	0	0	0	5	14	13.50	4.500										
<b>Jeff Kaiser, L</b> ERA:	1.1		4	0	0	0	0	0	0	0	0	0	0	12	17	0.00	0.000										

Batter	1	2	3	4	5	6	7	8	9	AB	R	H	RBI	BB	SO	LOB	BOTTOM										
<b>Tony Phillips, S</b> OBP: 0.385, SLG: 0.473	1-3 K		0-3 K			1-1 F8		0-1 E1 HR		1-1 F7	5	1	0	0	0	2	1										
<b>Lou Whitaker, L</b> OBP: 0.397, SLG: 0.509	0-2 1B WP		3-2 L4			4-2 E 1B SF9 BB		1-2 1-H 2-H HR		1-2 P2	4	2	2	3	1	0	0										
<b>Alan Trammell, R</b> OBP: 0.330, SLG: 0.390	1-2 1B WP		0-0 P4			1-0 SF9 1B		4-1 WP BB		1-2 G4-3	4	1	2	0	1	0	0										
<b>Cecil Fielder, R</b> OBP: 0.343, SLG: 0.531	2-3 K					4-2 BB BB		3-2 SF9		4-2 G5-4-3 BB	2	0	0	1	2	2	2										
<b>Mickey Tettleton, S</b> OBP: 0.397, SLG: 0.507	4-0 BB		1-2 L9			1-2 L9		4-1 1B BB		0-0 G5-4-3	3	0	0	0	2	0	3										
<b>Dave Bergman, L</b> OBP: 0.365, SLG: 0.400	3-3 K					4-2 BB		1-2 1B		0-0 P6	2	0	1	1	1	1	3										
<b>Skeeter Barnes, R</b> OBP: 0.298, SLG: 0.448										2-3 K	1	0	0	0	0	0	0										
<b>Mark Salas, L</b> OBP: 0.125, SLG: 0.170						1-2 BB		1-2 1B			1	0	0	0	0	1	0										
<b>Pete Incaviglia, R</b> OBP: 0.264, SLG: 0.348		1-3 K				2-3 K		0-3 K		2-0 F8	4	0	0	0	0	3	4										
<b>Rob Deer, R</b> OBP: 0.312, SLG: 0.389		4-2 G3-6-3 BB				4-1 BB		4-2 E HR BB		4-2 BB	0	1	0	0	4	0	0										
<b>Mitt Cuyler, S</b> OBP: 0.324, SLG: 0.322		0-0 G3-6-3				1-2 G3		1-3 K		2-1 P3	4	0	0	0	0	1	6										
<b>Inning Stats</b>	R: 0 E: 0 K: 3 S: 16	H: 2 LOB: 3 BB: 1 P: 27	R: 0 E: 0 K: 1 S: 7	H: 0 LOB: 0 BB: 1 P: 12	R: 0 E: 0 K: 1 S: 9	H: 0 LOB: 0 BB: 0 P: 12	R: 0 E: 0 K: 1 S: 16	H: 0 LOB: 3 BB: 3 P: 32	R: 2 E: 1 K: 1 S: 15	H: 2 LOB: 2 BB: 2 P: 29	R: 0 E: 0 K: 0 S: 6	H: 0 LOB: 1 BB: 1 P: 14	R: 0 E: 0 K: 0 S: 9	H: 0 LOB: 0 BB: 0 P: 12	R: 0 E: 0 K: 2 S: 8	H: 0 LOB: 0 BB: 0 P: 11	1B: 4 2B: 0 3B: 0 HR: 1	SF: 1 SAC: 0 DP: 2 HBP: 0	WP: 3 PB: 0 SB: 0 CS: 0	PA: 42							
<b>PITCHER</b>	IP	WLS	BF	H	R	ER	SO	BB	IBB	HBP	BLK	WP	HR	S	P	ERA	WHIP										
<b>Juan Guzman, R</b> ERA: 3.48	4.2		23	3	2	2	6	7	0	0	0	1	0	20	31	27.00	6.000										
<b>Mike Timlin, R</b> ERA: 3.42	0.2		7	2	3	2	2	2	0	0	0	0	1	20	31	27.00	6.000										
<b>Jim Acker, R</b> ERA: 5.28	0.0		1	0	0	0	0	1	0	0	0	1	0	2	6	∞	∞										
<b>Bob MacDonald, L</b> ERA: 2.31	2.2	W	8	0	0	0	0	1	0	0	0	0	0	16	27	0.00	0.375										
<b>Tom Henke, R</b> ERA: 2.67	1.0	S	3	0	0	0	2	0	0	0	0	0	0	8	11	0.00	0.000										

AB	33
R	7
H	8
RBI	7
BB	5
SO	4
LOB	10










Batter	1	2	3	4	5	6	7	8	9	AB	R	H	RBI	BB	SO	LOB	TOP
Mitt Cuyler, S OBP: 0.323, SLG: 0.319	(1, 8) K	(1, 2) 1B		(1, 3) K		(1, 0) L8			(1, 3) G4-3	5	0	1	0	0	2	4	
Lou Whitaker, L OBP: 0.395, SLG: 0.503	(1, 4) 2B	(1, 1) F9			(1, 2) F8		(1, 1) P2		(1, 0) G4-3	5	0	1	0	0	0	4	
Tony Phillips, S OBP: 0.382, SLG: 0.468	(1, 5) K		(1, 3) K		(1, 3) K		(1, 0) G3			4	0	0	0	0	3	1	
Cecil Fielder, R OBP: 0.342, SLG: 0.524	(1, 10) BB		(1, 3) K		(1, 3) K		(1, 1) G5-3			3	0	0	0	1	2	0	
Mickey Tettleton, S OBP: 0.394, SLG: 0.500	(1, 2) L9		(1, 1) P4			(1, 1) 1B BB		(1, 1) F8		3	1	0	0	1	0	2	
Travis Fryman, R OBP: 0.300, SLG: 0.439		(1, 2) 1B 2B		(1, 0) 2B		(1, 0) 1B		(1, 0) G3		4	2	3	0	0	0	0	
Dave Bergman, L OBP: 0.360, SLG: 0.398	(1, 3) K	(1, 3) K		(1, 0) 2B		(1, 2) 1B		(1, 2) P4		4	0	2	2	0	1	1	
Pete Incaviglia, R OBP: 0.264, SLG: 0.342	(1, 7) 1B	(1, 1) 1B		(1, 3) K		(1, 3) K		(1, 2) G4-3		3	0	1	1	1	2	3	
John Moses, S OBP: 0.136, SLG: 0.100	(9, PR) 1B	(9, 7) 1B							(1, 2) G4-3	0	0	0	0	0	0	0	
Skeeter Barnes, R OBP: 0.286, SLG: 0.429	(1, 9) F8			(1, 0) G5-3		(1, 2) K		(1, 0) K		4	0	0	0	0	2	5	
<b>Inning Stats</b>	R: 0 H: 1 E: 0 K: 2 S: 12	H: 3 LOB: 2 BB: 0 P: 23	R: 0 H: 0 E: 0 K: 2 S: 11	H: 0 LOB: 0 BB: 0 P: 14	R: 1 H: 2 E: 0 K: 2 S: 10	H: 0 LOB: 0 BB: 0 P: 20	R: 1 H: 2 E: 0 K: 2 S: 13	H: 0 LOB: 0 BB: 1 P: 9	R: 0 H: 0 E: 0 K: 0 S: 6	H: 0 LOB: 0 BB: 0 P: 9	R: 0 H: 0 E: 0 K: 1 S: 9	H: 0 LOB: 2 BB: 1 P: 16	1B: 4 2B: 4 3B: 0 HR: 0	SF: 0 SAC: 0 DP: 0 HBP: 0	WP: 0 PB: 0 SB: 2 CS: 0	PA: 38	
<b>PITCHER</b>	IP WLS BF H R ER SO BB IBB HBP BLK WP HR S P ERA WHIP																
Alex Fernandez, R ERA: 5.26	(1, 1) 5.0 L 25 8 3 3 9 2 0 0 0 0 0 0 70 108 5.40 2.000																
Melido Perez, R ERA: 3.11	(6, 1) 4.0 13 0 0 0 3 1 0 0 0 0 0 0 28 46 0.00 0.250																

**Detroit Tigers @ Chicago White Sox**  
Comiskey Park, Chicago, IL  
Mon Aug 19 1991, 8:05 PM EDT  
Att: 42,406 - Cloudy - 68 F


AB 35  
R 3  
H 8  
RBI 3  
BB 3  
SO 12  
LOB 20



Batter	1	2	3	4	5	6	7	8	9	AB	R	H	RBI	BB	SO	LOB	BOTTOM
Tim Raines, S OBP: 0.360, SLG: 0.352	(1, 7) L6		(1, 3) G3-1		(1, 2) G1-6-3		(1, 2) P3		(1, 1) G6-3	5	0	1	0	0	0	4	
Robin Ventura, L OBP: 0.385, SLG: 0.474	(1, 5) G6-3			(1, 0) HR	(1, 2) G1-6-3		(1, 3) P3			4	1	1	1	0	0	3	
Frank Thomas, R OBP: 0.452, SLG: 0.553	(1, 3) G6-3			(1, 0) G4-3		(1, 2) P3		(1, 0) FC5-4		4	0	1	0	0	0	0	
Carlton Fisk, R OBP: 0.332, SLG: 0.422	(1, 10) P5	(1, 1) P5		(1, 0) BB BB	(1, 1) 1B	(1, 3) G6-3		(1, 1) FC5-4		4	0	1	0	0	0	1	
Joey Coors, S OBP: 0.316, SLG: 0.297	(8, PR) 1B	(1, 1) 1B		(1, 2) BB	(1, 1) 1B	(1, 0) L7		(1, 2) F9		3	0	1	0	1	0	1	
Ron Karkovice, R OBP: 0.331, SLG: 0.482	(1, 2) 1B	(1, 1) 1B		(1, 2) BB	(1, 0) FC4	(1, 3) BB		(1, 2) F9		3	1	1	0	1	2	1	
Craig Grebeck, R OBP: 0.359, SLG: 0.511	(1, 4) K	(1, 3) K		(1, 2) FC4	(1, 2) BB	(1, 0) 1B		(1, 2) CS		3	1	1	0	1	2	1	
Dan Pasqua, L OBP: 0.365, SLG: 0.463	(1, 9) K	(1, 3) K		(1, 2) BB	(1, 0) F9	(1, 2) FC4		(1, 2) CS		3	0	1	0	0	2	4	
Lance Johnson, L OBP: 0.281, SLG: 0.298	(7, PR) K	(1, 3) K		(1, 2) K	(1, 2) FC4	(1, 0) 1B		(1, 2) CS		1	0	1	0	0	0	0	
Mike Huff, R OBP: 0.371, SLG: 0.369	(1, 8) F9		(1, 0) F9	(1, 2) FC4		(1, 2) 1B		(1, 2) CS		4	0	2	0	0	0	3	
Ozzie Guillen, L OBP: 0.272, SLG: 0.325	(1, 6) G6-3		(1, 0) G6-3		(1, 0) G6-3		(1, 2) SF8		(1, 0) F7	3	0	0	1	0	0	2	
<b>Inning Stats</b>	R: 0 H: 0 E: 0 K: 0 S: 11	H: 1 LOB: 1 BB: 0 P: 17	R: 0 H: 0 E: 0 K: 2 S: 7	H: 0 LOB: 0 BB: 0 P: 11	R: 1 H: 2 E: 0 K: 1 S: 11	H: 2 LOB: 3 BB: 0 P: 24	R: 0 H: 1 E: 0 K: 0 S: 8	H: 0 LOB: 0 BB: 0 P: 11	R: 0 H: 3 E: 0 K: 0 S: 12	H: 1 LOB: 1 BB: 0 P: 16	R: 0 H: 2 E: 0 K: 1 S: 11	H: 2 LOB: 2 BB: 0 P: 18	1B: 8 2B: 1 3B: 0 HR: 1	SF: 1 SAC: 0 DP: 1 HBP: 0	WP: 0 PB: 0 SB: 0 CS: 1	PA: 38	
<b>PITCHER</b>	IP WLS BF H R ER SO BB IBB HBP BLK WP HR S P ERA WHIP																
Frank Tanana, L ERA: 3.8	(1, 1) 7.0 W 29 7 2 2 3 2 0 0 0 0 0 0 69 115 2.57 1.286																
Paul Gibson, L ERA: 4.81	(8, 1) 2.0 S 8 3 0 0 1 0 0 0 0 0 0 0 20 34 0.00 1.500																

**Detroit Tigers @ Chicago White Sox**  
Comiskey Park, Chicago, IL  
Mon Aug 19 1991, 8:05 PM EDT  
Att: 42,406 - Cloudy - 68 F

AB 34  
R 2  
H 10  
RBI 2  
BB 2  
SO 4  
LOB 19






Batter	1	2	3	4	5	6	7	8	9	AB	R	H	RBI	BB	SO	LOB	TOP										
Tony Phillips, S OBP: 0.387, SLG: 0.469 Skeeter Barnes, R OBP: 0.286, SLG: 0.429	1-0 CS 1B		2-0 1B G4-3 HBP	4-1 BB		2-0 1B		3-1 F8		3	1	2	0	1	0	1											
Lou Whitaker, L OBP: 0.390, SLG: 0.499	2-3 K		0-0 G4-3 PB 2B 1B	1-3 K		1-3 K			0-2 P6	5	1	1	0	0	3	4											
Lloyd Moseby, L OBP: 0.315, SLG: 0.418	1-0 HR		3-2 G4-3		2-2 F7		1-1 G6-3		1-1 P5	5	1	1	2	0	0	1											
Cecil Fielder, R OBP: 0.342, SLG: 0.527	3-1 F8		0-0 3-H 1B 2B		1-2 G3 2B		0-0 F7		0-0 G6-3	5	1	2	1	0	0	0											
Mickey Tettleton, S OBP: 0.395, SLG: 0.499		4-1 E BB	1-0 2H 1B		0-1 G3		0-1 P6			3	0	1	1	1	0	1											
Rob Deer, R OBP: 0.307, SLG: 0.382		0-0 L5	1-0 F7		0-0 G5-3			1-2 G5-3		4	0	0	0	0	0	3											
Dave Bergman, L OBP: 0.351, SLG: 0.387		1-1 FC	0-1 F9		2-2 G3-1			2-2 F8		4	0	0	0	0	0	2											
Travis Fryman, R OBP: 0.299, SLG: 0.437		3-2 F8		1-1 P4		1-0 L1		0-1 3B 1B		4	1	1	0	0	0	2											
Mitt Cuyler, S OBP: 0.327, SLG: 0.329		0-1 L7		2-2 CS 1B		1-1 1B 1B		2-0 3B		4	0	3	1	0	0	2											
<b>Inning Stats</b>	R: 1 E: 0 K: 1 S: 7	H: 2 LOB: 0 BB: 0 P: 14	R: 0 E: 1 K: 0 S: 9	H: 0 LOB: 2 BB: 1 P: 17	R: 3 E: 0 K: 0 S: 11	H: 3 LOB: 1 BB: 0 P: 18	R: 0 E: 0 K: 1 S: 10	H: 1 LOB: 1 BB: 1 P: 17	R: 0 E: 0 K: 0 S: 10	H: 2 LOB: 2 BB: 0 P: 17	R: 0 E: 0 K: 0 S: 5	H: 0 LOB: 0 BB: 0 P: 6	R: 1 E: 0 K: 0 S: 11	H: 2 LOB: 1 BB: 0 P: 19	R: 0 E: 0 K: 0 S: 6	H: 0 LOB: 0 BB: 0 P: 7	1B: 7 2B: 3 3B: 1 HR: 1	SF: 0 SAC: 0 DP: 1 HBP: 1	WP: 0 PB: 1 SB: 0 CS: 2	PA: 40							
<b>PITCHER</b>	IP	WLS	BF	H	R	ER	SO	BB	IBB	HBP	BLK	WP	HR	S	P	ERA	WHIP										
Charlie Hough, R ERA: 3.8	(1, 1)	8.0	L 37	11	5	5	3	2	0	1	0	0	1	73	121	5.62	1.625										
Scott Radinsky, L ERA: 2.18	(9, 1)	1.0	3	0	0	0	0	0	0	0	0	0	0	6	7	0.00	0.000										

**Detroit Tigers @ Chicago White Sox**  
Comiskey Park, Chicago, IL  
Tue Aug 20 1991, 8:05 PM EDT  
Att: 34,404 - Sunny - 72 F

[livebaseballscorecards.com](http://livebaseballscorecards.com)

AB	37
R	5
H	11
RBI	5
BB	2
SO	3
LOB	16




Batter	1	2	3	4	5	6	7	8	9	AB	R	H	RBI	BB	SO	LOB	BOTTOM										
Tim Raines, S OBP: 0.363, SLG: 0.354	0-0 G4-6-3 1B			4-1 CS BB		1-0 G3		3-2 G4-6-3 1B		3	0	2	0	1	0	0											
Robin Ventura, L OBP: 0.382, SLG: 0.470	1-2 G4-6-3			0-0 F8		2-0 G3		0-2 G4-6-3		4	0	0	0	0	0	3											
Frank Thomas, R OBP: 0.453, SLG: 0.555	3-2 G5-3			2-1 BB 1B		1-1 2B			2-3 K	4	0	2	0	0	1	0											
Dan Pasqua, L OBP: 0.364, SLG: 0.459		3-1 F7		4-2 BB		1-2 F9			2-0 P4	3	0	0	0	1	0	1											
Carlton Fisk, R OBP: 0.328, SLG: 0.417		1-3 K		1-2 G5-3			0-0 G5-3		0-0 G6-3	4	0	0	0	0	1	2											
Lance Johnson, L OBP: 0.279, SLG: 0.296		1-3 K			0-1 G6-3		0-1 G4-3			3	0	0	0	0	1	0											
Ron Karkovics, R OBP: 0.339, SLG: 0.496			1-1 L4-6 2B		2-3 K		3-2 FC6-4 1B			3	0	2	0	0	1	0											
Craig Grebeck, R OBP: 0.358, SLG: 0.504			3-1 L4-6		4-1 BB		1-2 FC6-4			2	0	0	0	1	0	2											
Ozzie Guillen, L OBP: 0.270, SLG: 0.323			0-1 F8		0-1 F7			1-2 L9		3	0	0	0	0	0	1											
<b>Inning Stats</b>	R: 0 E: 0 K: 0 S: 8	H: 1 LOB: 0 BB: 0 P: 12	R: 0 E: 0 K: 2 S: 8	H: 0 LOB: 0 BB: 0 P: 13	R: 0 E: 0 K: 0 S: 6	H: 1 LOB: 0 BB: 0 P: 10	R: 0 E: 0 K: 0 S: 9	H: 1 LOB: 2 BB: 2 P: 20	R: 0 E: 0 K: 1 S: 8	H: 0 LOB: 1 BB: 1 P: 14	R: 0 E: 0 K: 0 S: 8	H: 1 LOB: 1 BB: 0 P: 13	R: 0 E: 0 K: 0 S: 10	H: 1 LOB: 1 BB: 0 P: 14	R: 0 E: 0 K: 0 S: 11	H: 1 LOB: 0 BB: 0 P: 15	R: 0 E: 0 K: 1 S: 5	H: 0 LOB: 0 BB: 0 P: 9	1B: 4 2B: 3 3B: 0 HR: 0	SF: 0 SAC: 0 DP: 3 HBP: 0	WP: 0 PB: 0 SB: 0 CS: 1	PA: 32					
<b>PITCHER</b>	IP	WLS	BF	H	R	ER	SO	BB	IBB	HBP	BLK	WP	HR	S	P	ERA	WHIP										
Walt Terrell, R ERA: 4.17	(1, 1)	9.0	W 32	6	0	0	4	3	0	0	0	0	0	73	120	0.00	1.000										

**Detroit Tigers @ Chicago White Sox**  
Comiskey Park, Chicago, IL  
Tue Aug 20 1991, 8:05 PM EDT  
Att: 34,404 - Sunny - 72 F

[livebaseballscorecards.com](http://livebaseballscorecards.com)

AB	29
R	0
H	6
RBI	0
BB	3
SO	4
LOB	9





Batter	1	2	3	4	5	6	7	8	9	AB	R	H	RBI	BB	SO	LOB	TOP								
Mitt Cuyler, S OBP: 0.325, SLG: 0.325 (1, 8)	F9	K			E4 1B	G5-3 HR BB	K		G4-3	5	2	0	0	1	2	4									
Skeeter Barnes, R OBP: 0.301, SLG: 0.479 (9, 9)	2B		HR		1B	1B		P4		5	2	3	1	0	0	1									
Alan Trammell, R OBP: 0.330, SLG: 0.386 (1, 6)	G1-3		G5-3		1B	HR		G3		4	2	1	1	1	0	1									
Cecil Fielder, R OBP: 0.345, SLG: 0.534 (1, 3)	G5-3		F8		HR	1B		1B		5	2	3	4	0	0	1									
Mickey Tettleton, S OBP: 0.395, SLG: 0.504 (1, 10)		HR	BB		K	G4-3		F7		4	1	1	1	1	1	3									
Rob Deer, R OBP: 0.308, SLG: 0.388 Lou Whitaker, L OBP: 0.390, SLG: 0.499 (9, 4)	P3	L8			HR			G1-3 BB	E5 2B	4	2	1	3	1	0	1									
Travis Fryman, R OBP: 0.296, SLG: 0.432 (1, 5)	K SH4-3			F9	L4		G1-3		K	5	1	0	0	0	2	2									
Pete Incaviglia, R OBP: 0.267, SLG: 0.339 John Moses, S OBP: 0.130, SLG: 0.095 (7, PR) (7, 7)	SH4-3 BB		G6-3	K				F7		2	0	0	0	2	1	0									
Andy Allanson, R OBP: 0.260, SLG: 0.333 (1, 2)	SH4-3			K		G4-3	P5		2B	4	0	1	2	0	1	2									
<b>Inning Stats</b>	R: 0 E: 0 K: 0 S: 13	H: 1 LOB: 1 BB: 0 P: 19	R: 2 E: 1 K: 2 S: 17	H: 1 LOB: 1 BB: 1 P: 24	R: 1 E: 0 K: 0 S: 11	H: 1 LOB: 1 BB: 1 P: 22	R: 0 E: 0 K: 1 S: 8	H: 0 LOB: 0 BB: 0 P: 13	R: 5 E: 1 K: 2 S: 22	H: 4 LOB: 0 BB: 2 P: 32	R: 3 E: 0 K: 0 S: 11	H: 1 LOB: 0 BB: 2 P: 23	R: 0 E: 0 K: 1 S: 9	H: 0 LOB: 2 BB: 2 P: 21	R: 0 E: 0 K: 0 S: 7	H: 1 LOB: 1 BB: 0 P: 11	R: 1 E: 1 K: 1 S: 11	H: 1 LOB: 0 BB: 0 P: 14	1B: 4 2B: 2 3B: 0 HR: 4	SF: 0 SAC: 1 DP: 0 HBP: 0	WP: 1 PB: 0 SB: 0 CS: 0	PA: 46			
<b>PITCHER</b>	IP	WLS	BF	H	R	ER	SO	BB	IBB	HBP	BLK	WP	HR	S	P	ERA	WHIP								
Wilson Alvarez, L ERA: 3.63 (1, 1)	4.0	L	21	5	6	5	3	2	0	0	0	1	2	56	88	11.25	1.750								
Donn Pall, R ERA: 2.89 (5, 1)	1.2		9	2	4	3	2	2	0	0	0	0	1	23	40	16.20	2.400								
Brian Drahman, R ERA: 4.13 (6, 1)	1.1		7	1	1	1	1	2	0	0	0	0	1	12	26	6.75	2.250								
Ken Patterson, L ERA: 2.77 (8, 1)	1.0		4	1	0	0	0	0	0	0	0	0	0	7	11	0.00	1.000								
Bobby Thigpen, R ERA: 3.12 (9, 1)	1.0		5	1	1	0	1	0	0	0	0	0	0	11	14	0.00	1.000								

**Detroit Tigers @ Chicago White Sox**  
 Comiskey Park, Chicago, IL  
 Wed Aug 21 1991, 8:05 PM EDT  
 Att: 41,754 - Sunny - 83 F

**AB 39**  
**R 12**  
**H 10**  
**RBI 12**  
**BB 6**  
**SO 7**  
**LOB 16**



Batter	1	2	3	4	5	6	7	8	9	AB	R	H	RBI	BB	SO	LOB	BOTTOM								
Tim Raines, S OBP: 0.367, SLG: 0.357 (1, 7)	CS			CS	F9		HR		HR	4	2	3	0	1	0	0									
Robin Ventura, L OBP: 0.382, SLG: 0.482 (8, 3)	F9	G4-3			HR		HR		K	5	2	2	4	0	1	3									
Frank Thomas, R OBP: 0.454, SLG: 0.573 (1, 10)	1B		F8		G6-3		HR		HR	5	3	3	3	0	0	0									
Dan Pasqua, L OBP: 0.364, SLG: 0.456 Craig Grebeck, R OBP: 0.353, SLG: 0.496 (7, PH) (8, 5)	1B	BB		K		K	F8		K	2	0	0	0	1	2	0									
Warren Newson, L OBP: 0.430, SLG: 0.473 Mike Huff, R OBP: 0.370, SLG: 0.367 (7, PH) (8, 9)	1B	BB		HR		G4-3	F9			2	1	1	1	1	0	0									
Ron Karkovics, R OBP: 0.341, SLG: 0.496 Matt Merullo, L OBP: 0.265, SLG: 0.301 (1, 2) (6, 2)	1B		G5-3			G6-3		F8		2	0	1	1	0	0	0									
Lance Johnson, L OBP: 0.276, SLG: 0.293 (1, 8)	G3				F8	L4		G1-6-3		4	0	0	0	0	0	3									
Joey Cora, S OBP: 0.310, SLG: 0.291 (1, 4) (8, 6)		K			F7		F8	F8		4	0	0	0	0	1	0									
Ozzie Guillen, L OBP: 0.271, SLG: 0.324 Scott Fletcher, R OBP: 0.269, SLG: 0.265 (7, PH) (8, 4)	P6				CS		1B		F9	2	0	1	0	0	0	0									
<b>Inning Stats</b>	R: 1 E: 0 K: 0 S: 22	H: 3 LOB: 3 BB: 2 P: 37	R: 0 E: 0 K: 1 S: 7	H: 0 LOB: 1 BB: 1 P: 13	R: 1 E: 0 K: 1 S: 13	H: 1 LOB: 0 BB: 0 P: 20	R: 0 E: 0 K: 0 S: 10	H: 1 LOB: 0 BB: 0 P: 14	R: 1 E: 0 K: 1 S: 10	H: 1 LOB: 0 BB: 0 P: 17	R: 0 E: 0 K: 0 S: 11	H: 0 LOB: 0 BB: 0 P: 17	R: 4 E: 0 K: 0 S: 16	H: 4 LOB: 0 BB: 0 P: 24	R: 0 E: 0 K: 0 S: 6	H: 0 LOB: 0 BB: 0 P: 11	R: 2 E: 0 K: 2 S: 13	H: 2 LOB: 0 BB: 0 P: 22	1B: 6 2B: 0 3B: 1 HR: 5	SF: 0 SAC: 0 DP: 0 HBP: 0	WP: 0 PB: 0 SB: 0 CS: 2	PA: 41			
<b>PITCHER</b>	IP	WLS	BF	H	R	ER	SO	BB	IBB	HBP	BLK	WP	HR	S	P	ERA	WHIP								
Mark Leiter, R ERA: 4.28 (1, 1)	5.0	W	22	6	3	3	3	3	0	0	0	0	2	62	101	5.40	1.800								
John Cerutti, L ERA: 4.81 (6, 1)	2.0		10	4	4	4	0	0	0	0	0	0	2	27	41	18.00	2.000								
Jerry Don Gleaton, L ERA: 3.98 (8, 1)	2.0		8	2	2	2	2	0	0	0	0	0	1	19	33	9.00	1.000								

**Detroit Tigers @ Chicago White Sox**  
 Comiskey Park, Chicago, IL  
 Wed Aug 21 1991, 8:05 PM EDT  
 Att: 41,754 - Sunny - 83 F

**AB 37**  
**R 9**  
**H 12**  
**RBI 9**  
**BB 3**  
**SO 5**  
**LOB 6**





Batter	1	2	3	4	5	6	7	8	9	AB	R	H	RBI	BB	SO	LOB	TOP								
<b>Edgar Martinez, R</b> OBP: 0.403, SLG: 0.428 (1, 5)	G4-3		G1-3		G6-3	F9		G6-4-3	BB	5	0	1	0	1	0	1	<b>Seattle Mariners @ Detroit Tigers</b> Tiger Stadium, Detroit, MI Fri Aug 23 1991, 7:05 PM EDT Att: 30,214 - Sunny - 77 F								
<b>Harold Reynolds, S</b> OBP: 0.340, SLG: 0.344 (1, 4)	BB		K		BB	F9		BB	BB	4	2	2	1	2	1	1									
<b>Ken Griffey Jr., L</b> OBP: 0.402, SLG: 0.544 (1, 8)	K		BB		HR			BB	K	6	1	4	1	0	2	3									
<b>Pete O'Brien, L</b> OBP: 0.301, SLG: 0.400 (1, 10)	IBB		IBB		HR			BB		3	1	3	3	2	0	0									
<b>Jay Buhner, R</b> OBP: 0.331, SLG: 0.539 (1, 9)	K		K		BB			F8		4	0	1	0	1	2	6									
<b>Tino Martinez, L</b> OBP: 0.400, SLG: 0.400 (1, 3)		G6-3			F7	BB		P6	BB	5	1	2	0	0	0	3									
<b>Greg Briley, L</b> OBP: 0.286, SLG: 0.307 (7, PH)		K			G1-3	L7		F8	BB	3	0	0	0	0	1	2									
<b>Tracy Jones, R</b> OBP: 0.333, SLG: 0.391 (7, 7)									BB	1	0	0	0	1	0	3									
<b>Dave Cochrane, S</b> OBP: 0.281, SLG: 0.367 (1, 2)	2B				K			FC5-4	BB	5	0	1	0	0	1	5									
<b>Omar Vizquel, S</b> OBP: 0.304, SLG: 0.290 (1, 6)	G5-3				K	G6-3		G6-4-3	BB	5	1	1	1	0	1	2									
<b>Inning Stats</b>	R: 0 E: 0 K: 2 S: 11	H: 0 LOB: 2 BB: 2 P: 21	R: 0 E: 0 K: 1 S: 10	H: 1 LOB: 1 BB: 0 P: 13	R: 0 E: 0 K: 2 S: 10	H: 1 LOB: 2 BB: 1 P: 16	R: 0 E: 0 K: 1 S: 9	H: 0 LOB: 0 BB: 0 P: 13	R: 3 E: 0 K: 1 S: 24	H: 4 LOB: 2 BB: 1 P: 41	R: 0 E: 0 K: 0 S: 17	H: 1 LOB: 1 BB: 0 P: 26	R: 0 E: 0 K: 0 S: 15	H: 2 LOB: 3 BB: 1 P: 28	R: 1 E: 0 K: 0 S: 10	H: 4 LOB: 2 BB: 0 P: 17	R: 2 E: 0 K: 1 S: 20	H: 2 LOB: 2 BB: 2 P: 35	1B: 12 2B: 2 3B: 0 HR: 1	SF: 0 SAC: 0 DP: 1 HBP: 0	WP: 0 PB: 0 SB: 3 CS: 0	PA: 48			
<b>PITCHER</b>	IP	WLS	BF	H	R	ER	SO	BB	IBB	HBP	BLK	WP	HR	S	P	ERA	WHIP								
<b>Bill Gullickson, R</b> ERA: 4.13 (1, 1)	6.0	W	29	7	3	3	7	2	2	0	0	0	1	81	130	4.50	1.500								
<b>Paul Gibson, L</b> ERA: 4.82 (7, 1)	1.2		10	5	1	1	0	1	0	0	0	0	0	22	41	5.40	3.600								
<b>Jerry Don Gleaton, L</b> ERA: 3.82 (8, 1)	1.0		8	3	2	2	0	2	0	0	0	0	0	19	32	18.00	5.000								
<b>Jeff Kaiser, L</b> ERA: 3.0 (9, 1)	0.1	S	1	0	0	0	1	0	0	0	0	0	0	4	7	0.00	0.000								

Batter	1	2	3	4	5	6	7	8	9	AB	R	H	RBI	BB	SO	LOB	BOTTOM								
<b>Mitt Cuyler, S</b> OBP: 0.323, SLG: 0.322 (1, 8)	B1-3		G4-3	G4-3	FC5-2 WP 1B	G4-3		K		6	1	1	1	0	1	2	<b>Seattle Mariners @ Detroit Tigers</b> Tiger Stadium, Detroit, MI Fri Aug 23 1991, 7:05 PM EDT Att: 30,214 - Sunny - 77 F								
<b>Lou Whitaker, L</b> OBP: 0.395, SLG: 0.497 (1, 4)	F8		BB	BB	FC5-2 1B	BB	PB			1	1	0	0	4	0	0									
<b>Alan Trammell, R</b> OBP: 0.325, SLG: 0.380 (1, 6)	P6		E4	L8	FC5-2 1B		F7			5	1	0	0	0	7										
<b>Cecil Fielder, R</b> OBP: 0.345, SLG: 0.532 (1, 10)		BB	F8		L8		K			5	0	2	2	0	1	3									
<b>Mickey Tettleton, S</b> OBP: 0.400, SLG: 0.512 (1, 2)	F8		BB		HR		BB			2	1	1	1	3	0	1									
<b>Lloyd Moseby, L</b> OBP: 0.317, SLG: 0.414 (1, 7)	F8		K		BB		G4-3			4	1	1	1	1	1	6									
<b>Rob Deer, R</b> OBP: 0.311, SLG: 0.393 (1, 9)	BB		G5-3		3B		BB			3	1	1	1	2	0	3									
<b>Dave Bergman, L</b> OBP: 0.358, SLG: 0.386 (1, 3)	BB		G4-3	BB	WP	G5-3	K			3	2	1	0	2	1	1									
<b>Travis Fryman, R</b> OBP: 0.297, SLG: 0.434 (1, 5)	G5-3		G4-3	BB	FC5-2 1B	L4	K			5	0	2	1	0	1	4									
<b>Inning Stats</b>	R: 0 E: 0 K: 0 S: 6	H: 0 LOB: 0 BB: 0 P: 11	R: 0 E: 0 K: 1 S: 15	H: 1 LOB: 3 BB: 2 P: 30	R: 0 E: 1 K: 1 S: 8	H: 0 LOB: 3 BB: 2 P: 22	R: 1 E: 0 K: 0 S: 18	H: 2 LOB: 2 BB: 1 P: 26	R: 7 E: 0 K: 0 S: 25	H: 6 LOB: 3 BB: 4 P: 52	R: 0 E: 0 K: 0 S: 7	H: 0 LOB: 0 BB: 0 P: 10	R: 0 E: 0 K: 1 S: 8	H: 0 LOB: 2 BB: 2 P: 21	R: 0 E: 0 K: 3 S: 13	H: 0 LOB: 1 BB: 1 P: 23	1B: 6 2B: 1 3B: 1 HR: 1	SF: 0 SAC: 0 DP: 0 HBP: 0	WP: 1 PB: 1 SB: 0 CS: 0	PA: 46					
<b>PITCHER</b>	IP	WLS	BF	H	R	ER	SO	BB	IBB	HBP	BLK	WP	HR	S	P	ERA	WHIP								
<b>Brian Holman, R</b> ERA: 3.87 (1, 1)	4.1	L	26	5	5	5	1	7	0	0	0	0	1	55	107	10.38	2.769								
<b>Calvin Jones, R</b> ERA: 2.05 (5, 1)	0.1		6	3	2	2	0	2	0	0	0	1	0	11	23	54.00	15.000								
<b>Russ Swan, L</b> ERA: 3.03 (5, 1)	2.1		10	1	1	1	1	2	0	0	0	0	0	21	42	3.86	1.286								
<b>Michael Jackson, R</b> ERA: 2.58 (8, 1)	1.0		4	0	0	0	3	1	0	0	0	0	0	13	23	0.00	1.000								



Batter	1	2	3	4	5	6	7	8	9	AB	R	H	RBI	BB	SO	LOB	TOP				
<b>Harold Reynolds, S</b> OBP: 0.338, SLG: 0.341 (1, 4)	L7		K		K		L9			4	0	0	0	0	2	3					
<b>Tino Martinez, L</b> OBP: 0.222, SLG: 0.222 (1, 3)	G6-3		L7		K		F7			4	0	0	0	0	1	3					
<b>Ken Griffey Jr., L</b> OBP: 0.400, SLG: 0.541 (1, 8)	1B			K	G4-3			F9		4	0	1	0	0	1	2					
<b>Jay Buhner, R</b> OBP: 0.331, SLG: 0.538 (1, 9)	K			G5-3		K		L4-6	2B	4	0	1	0	0	2	1					
<b>Pete O'Brien, L</b> OBP: 0.301, SLG: 0.398 (1, 10)		G3-1			BB	F9		L4-6		4	0	1	0	0	0	1					
<b>Tracy Jones, R</b> OBP: 0.333, SLG: 0.385 (9, PH)		G6-3			BB	F7				2	0	0	0	1	0	0					
<b>Greg Briley, L</b> OBP: 0.285, SLG: 0.305 (9, PH)					BB					1	0	0	0	0	1	0					
<b>Dave Valle, R</b> OBP: 0.228, SLG: 0.228 (9, PH)		L9			P6					3	1	1	1	0	0	2					
<b>Scott Bradley, L</b> OBP: 0.275, SLG: 0.242 (9, PH)										1	0	0	0	0	1	0					
<b>Jeff Schaefer, R</b> OBP: 0.268, SLG: 0.339 (9, PH)				G5-3						3	1	2	0	0	0	0					
<b>Alvin Davis, L</b> OBP: 0.295, SLG: 0.336 (9, PH)					1B					1	0	0	0	0	0	0					
<b>Omar Vizquel, S</b> OBP: 0.307, SLG: 0.294 (1, 6)					1B					3	0	2	0	0	0	1					
<b>Inning Stats</b>	R: 0 H: 1 E: 0 K: 1 S: 11	H: 1 LOB: 1 BB: 0 P: 16	R: 0 H: 0 E: 0 K: 0 S: 7	H: 0 LOB: 0 BB: 0 P: 10	R: 0 H: 1 E: 0 K: 1 S: 14	H: 1 LOB: 1 BB: 0 P: 21	R: 0 H: 1 E: 0 K: 1 S: 14	H: 2 LOB: 2 BB: 0 P: 21	R: 0 H: 0 E: 0 K: 1 S: 8	H: 0 LOB: 0 BB: 0 P: 14	R: 2 H: 2 E: 0 K: 0 S: 8	H: 2 LOB: 0 BB: 0 P: 11	R: 0 H: 1 E: 0 K: 0 S: 5	H: 0 LOB: 0 BB: 0 P: 10	R: 0 H: 0 E: 0 K: 2 S: 8	H: 0 LOB: 0 BB: 0 P: 12	1B: 5 2B: 3 3B: 0 HR: 1	SF: 0 SAC: 0 DP: 1 HBP: 0	WP: 0 PB: 0 SB: 1 CS: 0	PA: 35	
<b>PITCHER</b>	IP	WLS	BF	H	R	ER	SO	BB	IBB	HBP	BLK	WP	HR	S	P	ERA	WHIP				
<b>Frank Tanana, L</b> ERA: 3.72 (1, 1)	8.0	W	32	8	2	2	6	1	0	0	1	0	1	81	127	2.25	1.125				
<b>Dan Gakeler, R</b> ERA: 6.67 (9, 1)	1.0		3	0	0	0	2	0	0	0	0	0	0	8	12	0.00	0.000				

Seattle Mariners @ Detroit Tigers  
Tiger Stadium, Detroit, MI  
Sat Aug 24 1991, 3:33 AM EDT  
Att: 42,135 - Sunny - 76 F

AB 34  
R 2  
H 8  
RBI 1  
BB 1  
SO 8  
LOB 13



Batter	1	2	3	4	5	6	7	8	9	AB	R	H	RBI	BB	SO	LOB	BOTTOM				
<b>Mitt Cuyler, S</b> OBP: 0.323, SLG: 0.319 (1, 8)	P3			FC4-6 PB G6-3 BB	G4-3		K			3	1	0	0	2	1	3					
<b>Skeeter Barnes, R</b> OBP: 0.315, SLG: 0.510 (7, 5)		BB		FC4-6 BB		L9				4	1	2	2	1	1	1					
<b>Alan Trammell, R</b> OBP: 0.327, SLG: 0.382 (7, 4)	E3 BB 1B			FC4-6 G6-3						4	2	2	1	0	0	2					
<b>Lou Whitaker, L</b> OBP: 0.394, SLG: 0.496 (7, 4)				HR 1B						1	0	0	0	0	0	3					
<b>Cecil Fielder, R</b> OBP: 0.346, SLG: 0.536 (1, 3)	1B BB			G6-3		E8				4	1	1	3	1	0	2					
<b>Mickey Tettleton, S</b> OBP: 0.400, SLG: 0.509 (1, 10)				G5-3		F7				4	0	1	1	1	0	2					
<b>Travis Fryman, R</b> OBP: 0.294, SLG: 0.429 (7, 6)				K	L3					5	0	0	0	0	3	6					
<b>Rob Deer, R</b> OBP: 0.311, SLG: 0.391 (1, 9)										4	0	1	0	0	2	2					
<b>Pete Incaviglia, R</b> OBP: 0.271, SLG: 0.336 (7, PR)										2	0	0	0	2	1	1					
<b>John Moses, S</b> OBP: 0.130, SLG: 0.095 (8, 7)										0	1	0	0	0	0	0					
<b>Andy Allanson, R</b> OBP: 0.275, SLG: 0.336 (1, 2)										2	1	1	0	2	0	1					
<b>Inning Stats</b>	R: 2 H: 2 E: 1 K: 2 S: 14	H: 2 LOB: 2 BB: 1 P: 24	R: 0 H: 0 E: 0 K: 1 S: 10	H: 0 LOB: 1 BB: 2 P: 23	R: 2 H: 3 E: 0 K: 2 S: 15	H: 3 LOB: 1 BB: 0 P: 25	R: 2 H: 1 E: 0 K: 0 S: 14	H: 1 LOB: 2 BB: 3 P: 28	R: 0 H: 0 E: 0 K: 0 S: 9	H: 1 LOB: 1 BB: 1 P: 15	R: 0 H: 1 E: 1 K: 0 S: 7	H: 1 LOB: 2 BB: 0 P: 10	R: 1 H: 1 E: 0 K: 2 S: 14	H: 1 LOB: 3 BB: 2 P: 29	R: 0 H: 0 E: 0 K: 1 S: 8	H: 0 LOB: 0 BB: 0 P: 12	1B: 6 2B: 0 3B: 0 HR: 2	SF: 0 SAC: 0 DP: 0 HBP: 0	WP: 0 PB: 2 SB: 2 CS: 1	PA: 42	
<b>PITCHER</b>	IP	WLS	BF	H	R	ER	SO	BB	IBB	HBP	BLK	WP	HR	S	P	ERA	WHIP				
<b>Randy Johnson, L</b> ERA: 3.69 (4, 1)	3.0	L	20	1	0	0	0	1	1	0	0	0	0	25	40	0.00	0.667				
<b>Bill Swift, R</b> ERA: 1.53 (7, 1)	1.0		6	1	1	1	2	2	0	0	0	0	0	14	29	9.00	3.000				
<b>Calvin Jones, R</b> ERA: 2.35 (8, 1)	1.0		3	0	0	0	1	0	0	0	0	0	0	8	12	0.00	0.000				

Seattle Mariners @ Detroit Tigers  
Tiger Stadium, Detroit, MI  
Sat Aug 24 1991, 3:33 AM EDT  
Att: 42,135 - Sunny - 76 F

AB 33  
R 7  
H 8  
RBI 7  
BB 9  
SO 8  
LOB 23





Batter	1	2	3	4	5	6	7	8	9	AB	R	H	RBI	BB	SO	LOB	TOP			
Greg Briley, L OBP: 0.290, SLG: 0.315 (1, 9)										5	1	3	0	0	0	1	<b>Seattle Mariners @ Detroit Tigers</b> Tiger Stadium, Detroit, MI Sun Aug 25 1991, 3:33 AM EDT Att: 29,480 - Cloudy - 83 F			
Harold Reynolds, S OBP: 0.336, SLG: 0.343 (1, 4)										3	0	2	0	0	0	0				
Ken Griffey Jr., L OBP: 0.401, SLG: 0.538 (1, 8)										2	1	0	0	2	0	4				
Pete O'Brien, L OBP: 0.302, SLG: 0.398 (1, 7)										3	0	1	1	1	1	3				
Tino Martinez, L OBP: 0.154, SLG: 0.167 Jay Buhner, R OBP: 0.331, SLG: 0.538 (1, 3)										3	0	0	1	0	1	2				
Alvin Davis, L OBP: 0.285, SLG: 0.333 Tracy Jones, R OBP: 0.333, SLG: 0.385 (1, 10)										3	0	0	0	1	0	1				
Dave Cochrane, S OBP: 0.273, SLG: 0.356 Jeff Schaefer, R OBP: 0.268, SLG: 0.339 (1, 5)										4	0	0	0	0	1	1				
Omar Vizquel, S OBP: 0.304, SLG: 0.290 (1, 6)										4	0	0	0	0	2	0				
Dave Valle, R OBP: 0.261, SLG: 0.250 (1, 2)										4	1	3	1	0	0	0				
<b>Inning Stats</b>	R: 2 E: 0 K: 0 S: 5	H: 2 LOB: 1 BB: 1 P: 11	R: 0 E: 0 K: 2 S: 7	H: 0 LOB: 0 BB: 0 P: 8	R: 0 E: 0 K: 1 S: 7	H: 2 LOB: 2 BB: 1 P: 13	R: 0 E: 0 K: 1 S: 8	H: 0 LOB: 0 BB: 0 P: 13	R: 0 E: 0 K: 0 S: 4	H: 2 LOB: 2 BB: 0 P: 9	R: 0 E: 0 K: 0 S: 9	H: 2 LOB: 2 BB: 0 P: 17	R: 0 E: 0 K: 2 S: 8	H: 0 LOB: 1 BB: 1 P: 16	R: 1 E: 0 K: 0 S: 7	H: 1 LOB: 0 BB: 0 P: 12		1B: 7 2B: 1 3B: 0 HR: 1	SF: 1 SAC: 2 DP: 2 HBP: 0	WP: 0 PB: 0 SB: 0 CS: 0
<b>PITCHER</b> Walt Terrell, R ERA: 4.11 (1, 1)	IP: 9.0 WLS: W BF: 38	H: 9 R: 3 ER: 3 SO: 5	BB: 2 IBB: 2 HBP: 0 BLK: 0	WP: 0 HR: 1 S: 63 P: 113	ERA: 3.00 WHIP: 1.222	<b>PITCHER</b>										IP: 9.0 WLS: W BF: 38	H: 9 R: 3 ER: 3 SO: 5	BB: 2 IBB: 2 HBP: 0 BLK: 0	WP: 0 HR: 1 S: 63 P: 113	ERA: 3.00 WHIP: 1.222

Batter	1	2	3	4	5	6	7	8	9	AB	R	H	RBI	BB	SO	LOB	BOTTOM					
Mitt Cuyler, S OBP: 0.322, SLG: 0.316 (1, 8)										4	1	0	0	1	0	6	<b>Seattle Mariners @ Detroit Tigers</b> Tiger Stadium, Detroit, MI Sun Aug 25 1991, 3:33 AM EDT Att: 29,480 - Cloudy - 83 F					
Lou Whitaker, L OBP: 0.397, SLG: 0.504 (1, 4)										4	1	2	3	1	1	2						
Lloyd Moseby, L OBP: 0.310, SLG: 0.405 (1, 7)										4	0	0	0	0	1	1						
Cecil Fielder, R OBP: 0.345, SLG: 0.536 (1, 10)										4	0	1	0	0	0	0						
Mickey Tettleton, S OBP: 0.396, SLG: 0.504 (1, 2)										4	0	0	0	0	2	1						
Dave Bergman, L OBP: 0.358, SLG: 0.385 Alan Trammell, R OBP: 0.326, SLG: 0.380 (1, 3)										3	0	1	0	0	1	0						
Travis Fryman, R OBP: 0.296, SLG: 0.429 (1, 6)										4	1	2	0	0	1	0						
Scott Livingstone, L OBP: 0.405, SLG: 0.448 (1, 5)										4	1	2	0	0	2	1						
Skeeter Barnes, R OBP: 0.324, SLG: 0.515 Tony Phillips, S OBP: 0.388, SLG: 0.470 (1, 9)										3	0	2	0	0	0	0						
<b>Inning Stats</b>	R: 2 E: 0 K: 0 S: 12	H: 1 LOB: 0 BB: 1 P: 23	R: 0 E: 0 K: 1 S: 10	H: 3 LOB: 2 BB: 0 P: 15	R: 0 E: 0 K: 2 S: 12	H: 1 LOB: 1 BB: 0 P: 20	R: 0 E: 0 K: 1 S: 7	H: 0 LOB: 0 BB: 0 P: 9	R: 0 E: 0 K: 0 S: 10	H: 0 LOB: 1 BB: 1 P: 19	R: 0 E: 0 K: 2 S: 9	H: 0 LOB: 0 BB: 0 P: 13	R: 0 E: 0 K: 1 S: 14	H: 2 LOB: 2 BB: 0 P: 19	R: 0 E: 0 K: 1 S: 8	H: 0 LOB: 0 BB: 0 P: 12		R: 2 E: 0 K: 0 S: 11	H: 4 LOB: 2 BB: 0 P: 17	1B: 9 2B: 1 3B: 0 HR: 1	SF: 0 SAC: 0 DP: 0 HBP: 0	WP: 0 PB: 0 SB: 0 CS: 1
<b>PITCHER</b> Erik Hanson, R ERA: 3.98 Russ Swan, L ERA: 3.02 Mike Schooler, R ERA: 4.58 Rob Murphy, L ERA: 2.4 (1, 1)	IP: 8.0 WLS: 1 BF: 32	H: 7 R: 2 ER: 2 SO: 8	BB: 2 IBB: 0 HBP: 0 BLK: 0	WP: 0 HR: 1 S: 82 P: 130	ERA: 2.25 WHIP: 1.125	<b>PITCHER</b>										IP: 8.0 WLS: 1 BF: 32	H: 7 R: 2 ER: 2 SO: 8	BB: 2 IBB: 0 HBP: 0 BLK: 0	WP: 0 HR: 1 S: 82 P: 130	ERA: 2.25 WHIP: 1.125		



Batter	1	2	3	4	5	6	7	8	9	AB	R	H	RBI	BB	SO	LOB	TOP					
Mitt Cuyler, S OBP: 0.320, SLG: 0.312 (1, 8)										4	1	0	0	1	2	3	<b>Detroit Tigers @ California Angels</b> Anaheim Stadium, Anaheim, CA Mon Aug 26 1991, 10:05 PM EDT Att: 29,104 - Sunny - 70 F					
Lou Whitaker, L OBP: 0.399, SLG: 0.511 (1, 4)										5	1	3	1	0	0	1						
Lloyd Moseby, L OBP: 0.313, SLG: 0.410 (1, 7)										5	0	2	1	0	1	3						
Cecil Fielder, R OBP: 0.345, SLG: 0.536 (1, 10)										4	1	1	0	1	1	2						
Mickey Tettleton, S OBP: 0.396, SLG: 0.501 (1, 2)										4	1	1	0	1	1	3						
Dave Bergman, L OBP: 0.358, SLG: 0.390 Tony Phillips, S OBP: 0.386, SLG: 0.468 (7, PH) (7, 9)										3	1	1	0	0	0	2						
Travis Fryman, R OBP: 0.300, SLG: 0.432 (1, 6)										4	0	3	2	0	0	0						
Scott Livingstone, L OBP: 0.385, SLG: 0.423 (1, 5)										4	0	0	1	0	0	4						
Skeeter Barnes, R OBP: 0.330, SLG: 0.514 (7, 3) (1, 9)										4	0	2	0	0	0	1						
<b>Inning Stats</b>	R: 1 E: 0 K: 2 S: 15	H: 1 LOB: 2 BB: 2 P: 26	R: 0 E: 0 K: 0 S: 4	H: 0 LOB: 0 BB: 0 P: 8	R: 1 E: 0 K: 1 S: 13	H: 2 LOB: 1 BB: 0 P: 20	R: 0 E: 0 K: 0 S: 7	H: 1 LOB: 1 BB: 0 P: 11	R: 0 E: 0 K: 0 S: 6	H: 1 LOB: 1 BB: 0 P: 7	R: 1 E: 0 K: 0 S: 12	H: 4 LOB: 2 BB: 0 P: 20	R: 2 E: 0 K: 0 S: 9	H: 3 LOB: 2 BB: 1 P: 17	R: 0 E: 0 K: 1 S: 15	H: 1 LOB: 1 BB: 0 P: 17	R: 0 E: 0 K: 2 S: 7	H: 0 LOB: 0 BB: 0 P: 8	1B: 8 2B: 5 3B: 0 HR: 0	SF: 0 SAC: 0 DP: 0 HBP: 0	WP: 0 PB: 1 SB: 2 CS: 1	PA: 42
<b>PITCHER</b>	IP WLS BF H R ER SO BB IBB HBP BLK WP HR S P ERA WHIP																					
Joe Grahe, R ERA: 5.96 (1, 1)	6.0 L 28 9 3 3 3 2 0 0 0 0 0 0 57 92 4.50 1.833																					
Scott Bailes, L ERA: 4.35 (7, 1)	0.1 4 2 2 2 0 0 1 0 0 0 0 0 3 9 54.00 6.000																					
Chris Beasley, R ERA: 1.8 (7, 1)	1.2 7 2 0 0 1 0 0 0 0 0 0 0 21 25 0.00 1.200																					
Jeff Robinson, R ERA: 5.65 (9, 1)	1.0 3 0 0 0 2 0 0 0 0 0 0 0 7 8 0.00 0.000																					

Batter	1	2	3	4	5	6	7	8	9	AB	R	H	RBI	BB	SO	LOB	BOTTOM					
Luis Polonia, L OBP: 0.353, SLG: 0.383 (1, 7)										5	0	2	1	0	1	2	<b>Detroit Tigers @ California Angels</b> Anaheim Stadium, Anaheim, CA Mon Aug 26 1991, 10:05 PM EDT Att: 29,104 - Sunny - 70 F					
Wally Joyner, L OBP: 0.382, SLG: 0.504 (1, 3)										4	0	0	0	0	1	4						
Dave Winfield, R OBP: 0.320, SLG: 0.489 (1, 9)										4	0	2	0	0	0	0						
Dave Parker, L OBP: 0.282, SLG: 0.362 (1, 10)										4	0	1	0	0	0	2						
Gary Gaetti, R OBP: 0.297, SLG: 0.410 (1, 5)										4	0	4	0	0	0	0						
Junior Felix, S OBP: 0.299, SLG: 0.342 (1, 8)										4	0	0	0	0	2	7						
Lance Parrish, R OBP: 0.292, SLG: 0.386 (1, 2)										4	0	0	0	0	1	5						
Luis Sojo, R OBP: 0.282, SLG: 0.330 (1, 4)										3	1	1	0	1	0	0						
Dick Schofield, R OBP: 0.328, SLG: 0.263 Donnie Hill, S OBP: 0.344, SLG: 0.319 (9, PH) (1, 6)										3	0	0	0	0	0	2						
<b>Inning Stats</b>	R: 0 E: 0 K: 0 S: 6	H: 0 LOB: 0 BB: 0 P: 8	R: 0 E: 0 K: 2 S: 9	H: 1 LOB: 1 BB: 0 P: 13	R: 0 E: 1 K: 1 S: 13	H: 1 LOB: 1 BB: 0 P: 18	R: 0 E: 0 K: 0 S: 6	H: 2 LOB: 1 BB: 0 P: 9	R: 1 E: 0 K: 1 S: 14	H: 1 LOB: 1 BB: 1 P: 25	R: 0 E: 0 K: 0 S: 10	H: 2 LOB: 2 BB: 0 P: 17	R: 0 E: 0 K: 0 S: 10	H: 1 LOB: 1 BB: 0 P: 17	R: 0 E: 0 K: 1 S: 14	H: 2 LOB: 2 BB: 0 P: 19	R: 0 E: 0 K: 0 S: 8	H: 0 LOB: 0 BB: 0 P: 13	1B: 9 2B: 1 3B: 0 HR: 0	SF: 0 SAC: 0 DP: 2 HBP: 0	WP: 0 PB: 0 SB: 0 CS: 0	PA: 37
<b>PITCHER</b>	IP WLS BF H R ER SO BB IBB HBP BLK WP HR S P ERA WHIP																					
Mark Leiter, R ERA: 4.09 (7, 1)	3.0 S 12 3 0 0 1 0 0 0 0 0 0 0 32 49 0.00 1.000																					



Batter	1	2	3	4	5	6	7	8	9	AB	R	H	RBI	BB	SO	LOB	TOP								
<b>Tony Phillips, S</b> (1, 4) OBP: 0.387, SLG: 0.467										3	0	1	0	1	1	0	<b>Detroit Tigers @ California Angels</b> Anaheim Stadium, Anaheim, CA Tue Aug 27 1991, 10:05 PM EDT Att: 27,494 - Sunny - 68 F								
<b>Skeeter Barnes, R</b> (1, 5) OBP: 0.319, SLG: 0.495										4	0	0	0	0	3	2									
<b>Alan Trammell, R</b> (1, 10) OBP: 0.323, SLG: 0.375										4	0	0	0	0	1	2									
<b>Cecil Fielder, R</b> (1, 3) OBP: 0.345, SLG: 0.533										3	0	0	0	0	1	1									
<b>Travis Fryman, R</b> (1, 6) OBP: 0.299, SLG: 0.437										4	1	1	1	0	2	2									
<b>Rob Deer, R</b> (1, 9) OBP: 0.308, SLG: 0.387										4	0	0	0	0	4	0									
<b>Pete Incaviglia, R</b> (1, 7) OBP: 0.274, SLG: 0.343										4	1	2	0	0	1	0									
<b>Andy Allanson, R</b> (1, 2) OBP: 0.284, SLG: 0.352										3	0	2	1	0	0	0									
<b>Mickey Tettleton, S</b> (9, PH) OBP: 0.395, SLG: 0.500										1	0	0	0	0	0	1									
<b>Mitt Cuyler, S</b> (1, 8) OBP: 0.318, SLG: 0.310										3	0	0	0	0	1	2									
<b>Inning Stats</b>	R: 0 E: 0 K: 2 S: 11	H: 0 LOB: 0 BB: 0 P: 15	R: 0 E: 0 K: 2 S: 9	H: 0 LOB: 0 BB: 0 P: 16	R: 0 E: 0 K: 1 S: 7	H: 0 LOB: 0 BB: 0 P: 9	R: 0 E: 0 K: 0 S: 10	H: 1 LOB: 1 BB: 0 P: 11	R: 1 E: 0 K: 3 S: 13	H: 2 LOB: 1 BB: 0 P: 19	R: 0 E: 0 K: 1 S: 9	H: 0 LOB: 2 BB: 1 P: 19	R: 0 E: 0 K: 1 S: 11	H: 1 LOB: 1 BB: 0 P: 16	R: 0 E: 0 K: 2 S: 8	H: 0 LOB: 0 BB: 0 P: 12	R: 1 E: 0 K: 2 S: 13	H: 2 LOB: 1 BB: 0 P: 16	1B: 3 2B: 2 3B: 0 HR: 1	SF: 0 SAC: 0 DP: 0 HBP: 1	WP: 0 PB: 0 SB: 0 CS: 0	PA: 35			
<b>PITCHER</b>	IP	WLS	BF	H	R	ER	SO	BB	IBB	HBP	BLK	WP	HR	S	P	ERA	WHIP								
<b>Chuck Finley, L</b> (1, 1) ERA: 3.81	6.2	W	26	4	1	1	10	1	0	1	0	0	0	68	103	1.35	0.750								
<b>Mark Eichhorn, R</b> (7, 1) ERA: 1.1	1.1		4	0	0	0	2	0	0	0	0	0	0	10	14	0.00	0.000								
<b>Bryan Harvey, R</b> (9, 1) ERA: 1.53	1.0	S	5	2	1	1	2	0	0	0	0	0	1	13	16	9.00	2.000								

Batter	1	2	3	4	5	6	7	8	9	AB	R	H	RBI	BB	SO	LOB	BOTTOM								
<b>Luis Polonia, L</b> (1, 7) OBP: 0.355, SLG: 0.384										4	0	2	1	0	0	1	<b>Detroit Tigers @ California Angels</b> Anaheim Stadium, Anaheim, CA Tue Aug 27 1991, 10:05 PM EDT Att: 27,494 - Sunny - 68 F								
<b>Shawn Abner, R</b> (1, 8) OBP: 0.232, SLG: 0.301										3	0	0	0	1	1	1									
<b>Wally Joyner, L</b> (1, 3) OBP: 0.361, SLG: 0.502										4	0	1	0	0	0	0									
<b>Dave Winfield, R</b> (1, 10) OBP: 0.322, SLG: 0.490										3	1	2	0	0	1	0									
<b>Gary Gaetti, R</b> (1, 5) OBP: 0.297, SLG: 0.407										3	1	0	0	1	0	2									
<b>Lance Parrish, R</b> (1, 2) OBP: 0.291, SLG: 0.384										4	0	1	1	0	2	2									
<b>Junior Felix, S</b> (1, 9) OBP: 0.306, SLG: 0.354										3	1	2	1	0	0	0									
<b>Luis Sojo, R</b> (1, 4) OBP: 0.281, SLG: 0.328										2	1	0	0	0	1	2									
<b>Dick Schofield, R</b> (1, 6) OBP: 0.328, SLG: 0.264										3	0	1	0	0	0	1									
<b>Inning Stats</b>	R: 0 E: 0 K: 1 S: 8	H: 1 LOB: 0 BB: 0 P: 13	R: 0 E: 0 K: 2 S: 11	H: 0 LOB: 0 BB: 0 P: 20	R: 0 E: 0 K: 0 S: 10	H: 1 LOB: 1 BB: 0 P: 15	R: 2 E: 0 K: 1 S: 15	H: 3 LOB: 2 BB: 1 P: 26	R: 0 E: 0 K: 0 S: 8	H: 0 LOB: 0 BB: 0 P: 12	R: 0 E: 0 K: 0 S: 8	H: 1 LOB: 1 BB: 0 P: 12	R: 2 E: 1 K: 0 S: 13	H: 2 LOB: 1 BB: 1 P: 22	R: 0 E: 0 K: 1 S: 8	H: 1 LOB: 1 BB: 0 P: 9		1B: 8 2B: 1 3B: 0 HR: 0	SF: 0 SAC: 2 DP: 0 HBP: 0	WP: 0 PB: 0 SB: 1 CS: 3	PA: 34				
<b>PITCHER</b>	IP	WLS	BF	H	R	ER	SO	BB	IBB	HBP	BLK	WP	HR	S	P	ERA	WHIP								
<b>John Cerutti, L</b> (1, 1) ERA: 4.78	6.0	L	26	7	4	3	4	1	0	0	0	0	0	62	102	4.50	1.333								
<b>Jerry Don Gleaton, L</b> (7, 1) ERA: 3.76	1.0		3	1	0	0	0	1	0	0	0	0	0	11	18	0.00	2.000								
<b>Kevin Ritz, R</b> (8, 1) ERA: 16.2	1.0		4	1	0	0	1	0	0	0	0	0	0	8	9	0.00	1.000								



Batter	1	2	3	4	5	6	7	8	9	AB	R	H	RBI	BB	SO	LOB	TOP										
<b>Tony Phillips, S</b> OBP: 0.384, SLG: 0.463 (1, 4)										4	0	0	0	0	1	2											
<b>Travis Fryman, R</b> OBP: 0.299, SLG: 0.436 (1, 5)										4	0	1	0	0	1	0											
<b>Alan Trammell, R</b> OBP: 0.319, SLG: 0.371 (1, 6)										4	0	0	0	0	2	1											
<b>Cecil Fielder, R</b> OBP: 0.342, SLG: 0.528 (1, 3)										4	0	0	0	0	2	1											
<b>Mickey Tettleton, S</b> OBP: 0.394, SLG: 0.497 (1, 10)										4	0	1	0	0	1	1											
<b>Pete Incaviglia, R</b> OBP: 0.278, SLG: 0.344 (1, 7)										2	0	1	0	1	0	0											
<b>Rob Deer, R</b> OBP: 0.306, SLG: 0.384 (1, 9)										3	0	0	0	0	0	3											
<b>Skeeter Barnes, R</b> OBP: 0.320, SLG: 0.491 (1, 8)										3	0	1	0	0	1	2											
<b>Andy Allanson, R</b> OBP: 0.277, SLG: 0.344 (1, 2)										3	0	0	0	0	1	2											
<b>Inning Stats</b>	R: 0 E: 0 K: 0 S: 6	H: 0 LOB: 0 BB: 0 P: 7	R: 0 E: 0 K: 0 S: 9	H: 1 LOB: 2 BB: 1 P: 15	R: 0 E: 0 K: 1 S: 6	H: 0 LOB: 0 BB: 0 P: 6	R: 0 E: 0 K: 2 S: 7	H: 0 LOB: 0 BB: 0 P: 8	R: 0 E: 0 K: 0 S: 10	H: 2 LOB: 2 BB: 0 P: 15	R: 0 E: 0 K: 1 S: 11	H: 1 LOB: 1 BB: 0 P: 12	R: 0 E: 0 K: 1 S: 6	H: 0 LOB: 0 BB: 0 P: 10	R: 0 E: 0 K: 2 S: 10	H: 0 LOB: 0 BB: 0 P: 14	R: 0 E: 0 K: 2 S: 10	H: 0 LOB: 0 BB: 0 P: 17	1B: 4 2B: 0 3B: 0 HR: 0	SF: 0 SAC: 0 DP: 0 HBP: 0	WP: 0 PB: 0 SB: 0 CS: 0	PA: 32					
<b>PITCHER</b>	IP	WLS	BF	H	R	ER	SO	BB	IBB	HBP	BLK	WP	HR	S	P	ERA	WHIP										
<b>Jim Abbott, L</b> ERA: 2.95 (1, 1)	7.1	W	27	4	0	0	6	1	0	0	0	0	0	60	80	0.00	0.682										
<b>Mark Eichhorn, R</b> ERA: 1.09 (8, 1)	0.2		2	0	0	0	1	0	0	0	0	0	0	5	7	0.00	0.000										
<b>Bryan Harvey, R</b> ERA: 1.5 (9, 1)	1.0	S	3	0	0	0	2	0	0	0	0	0	0	10	17	0.00	0.000										

**Detroit Tigers @ California Angels**  
 Anaheim Stadium, Anaheim, CA  
 Wed Aug 28 1991, 6:33 AM EDT  
 Att: 24,862 - Sunny - 78 F

AB	31
R	0
H	4
RBI	0
BB	1
SO	9
LOB	12



Batter	1	2	3	4	5	6	7	8	9	AB	R	H	RBI	BB	SO	LOB	BOTTOM										
<b>Luis Polonia, L</b> OBP: 0.356, SLG: 0.387 (1, 7)										4	0	2	1	0	0	0											
<b>Donnie Hill, S</b> OBP: 0.340, SLG: 0.314 (1, 6) (7, 4)										3	0	0	0	0	0	3											
<b>Wally Joyner, L</b> OBP: 0.359, SLG: 0.499 (1, 3)										3	0	0	0	0	1	3											
<b>Gary Gaetti, R</b> OBP: 0.297, SLG: 0.407 (1, 5)										3	0	1	0	0	1	0											
<b>Dave Parker, L</b> OBP: 0.282, SLG: 0.364 <b>Shawn Abner, R</b> OBP: 0.232, SLG: 0.301 (7, PR)										3	0	1	0	0	0	1											
<b>Junior Felix, S</b> OBP: 0.301, SLG: 0.348 (1, 8)										3	0	0	0	0	0	2											
<b>Max Venable, L</b> OBP: 0.282, SLG: 0.340 (1, 9)										3	0	0	0	0	0	3											
<b>Luis Sojo, R</b> OBP: 0.282, SLG: 0.329 <b>Dick Schofield, R</b> OBP: 0.327, SLG: 0.263 (6, PR) (7, 6)										2	0	1	0	0	0	0											
<b>Ron Tingley, R</b> OBP: 0.257, SLG: 0.260 (1, 2)										2	0	0	0	0	1	0											
<b>Inning Stats</b>	R: 0 E: 0 K: 0 S: 8	H: 1 LOB: 0 BB: 0 P: 12	R: 0 E: 0 K: 0 S: 14	H: 1 LOB: 0 BB: 0 P: 21	R: 0 E: 0 K: 0 S: 6	H: 0 LOB: 0 BB: 0 P: 7	R: 0 E: 0 K: 1 S: 10	H: 0 LOB: 0 BB: 0 P: 13	R: 0 E: 0 K: 0 S: 4	H: 0 LOB: 0 BB: 0 P: 8	R: 1 E: 0 K: 1 S: 11	H: 2 LOB: 2 BB: 0 P: 13	R: 0 E: 0 K: 0 S: 7	H: 1 LOB: 2 BB: 0 P: 11	R: 0 E: 0 K: 1 S: 5	H: 0 LOB: 0 BB: 0 P: 8	1B: 3 2B: 2 3B: 0 HR: 0	SF: 0 SAC: 1 DP: 0 HBP: 0	WP: 0 PB: 0 SB: 0 CS: 1	PA: 28							
<b>PITCHER</b>	IP	WLS	BF	H	R	ER	SO	BB	IBB	HBP	BLK	WP	HR	S	P	ERA	WHIP										
<b>Bill Gullickson, R</b> ERA: 3.99 (1, 1)	8.0	L	28	5	1	1	3	0	0	0	0	0	0	65	93	1.12	0.625										

**Detroit Tigers @ California Angels**  
 Anaheim Stadium, Anaheim, CA  
 Wed Aug 28 1991, 6:33 AM EDT  
 Att: 24,862 - Sunny - 78 F

AB	27
R	1
H	5
RBI	1
BB	0
SO	3
LOB	12














Batter	1	2	3	4	5	6	7	8	9	AB	R	H	RBI	BB	SO	LOB	TOP			
<b>Tony Phillips, S</b> (1, 9) OBP: 0.386, SLG: 0.459 <b>Rob Deer, R</b> (9, 9) OBP: 0.310, SLG: 0.383	1-0 P5	3-3 K		4-0 BB		3-2 BB 1B		0-0 F7		4	0	1	0	1	1	3				
<b>Lou Whitaker, L</b> (1, 4) OBP: 0.400, SLG: 0.514	0-0 G3 1B 2B	2-1 G4-3		0-1 SF8		4-1 BB		2-1 F8		3	1	1	1	1	0	3				
<b>Lloyd Moseby, L</b> (1, 7) OBP: 0.317, SLG: 0.403	1-0 G3		2-2 1B	0-2 1B		3-2 F9			1-2 HR 1B	5	1	2	0	0	0	4				
<b>Cecil Fielder, R</b> (1, 3) OBP: 0.341, SLG: 0.519	2-1 1B		0-2 P5		3-1 F7		4-2 BB		1-0 P5	4	0	1	1	1	0	2				
<b>Mickey Tettleton, S</b> (1, 2) OBP: 0.392, SLG: 0.499	3-H 1B		1-2 F8	1-3 1B	1-0 F8		1-1 F8		0-0 F7	5	0	2	0	0	0	3				
<b>Travis Fryman, R</b> (1, 6) OBP: 0.300, SLG: 0.442		1-2 F7	3-2 P3	0-1 F8		4-2 G6-4-3 BB		1-2 HR	2-1 HR	4	1	1	2	1	0	3				
<b>Pete Incaviglia, R</b> (1, 10) OBP: 0.293, SLG: 0.362		1-2 BB 1B	2-3 K	1-3 K		0-0 G6-4-3 1-2			0-0 1B	5	1	2	0	0	2	5				
<b>Scott Livingstone, L</b> (1, 5) OBP: 0.368, SLG: 0.385		4-0 1B BB		3-1 F8		0-0 L8		4-2 BB	0-3 K	3	0	0	0	2	1	1				
<b>Mitt Cuyler, S</b> (1, 8) OBP: 0.323, SLG: 0.319		2-2 1-2 2-H 1B		0-0 E1 SF8 1B		0-1 G4-3		3-1 P1		4	1	2	1	0	0	1				
<b>Inning Stats</b>	R: 1 E: 0 K: 0 S: 8	H: 2 LOB: 1 BB: 0 P: 13	R: 1 E: 0 K: 1 S: 16	H: 2 LOB: 2 BB: 1 P: 29	R: 0 E: 0 K: 1 S: 14	H: 2 LOB: 2 BB: 0 P: 21	R: 1 E: 1 K: 0 S: 9	H: 1 LOB: 1 BB: 1 P: 16	R: 0 E: 0 K: 1 S: 11	H: 1 LOB: 2 BB: 1 P: 21	R: 0 E: 0 K: 0 S: 9	H: 0 LOB: 1 BB: 2 P: 18	R: 0 E: 0 K: 0 S: 8	H: 0 LOB: 1 BB: 1 P: 17	R: 2 E: 0 K: 1 S: 11	H: 3 LOB: 1 BB: 0 P: 15	1B: 9 2B: 2 3B: 0 HR: 1	SF: 1 SAC: 0 DP: 1 HBP: 0	WP: 0 PB: 0 CS: 0	PA: 44
<b>PITCHER</b>	IP WLS BF H R ER SO BB IBB HBP BLK WP HR S P ERA WHIP																			
<b>Bob Welch, R</b> (1, 1) ERA: 4.1	7.0 L 35 9 3 2 3 6 0 0 0 0 0 0 78 138 2.57 2.143																			
<b>Curt Young, L</b> (8, 1) ERA: 4.69	1.0 4 1 1 1 0 0 0 0 0 0 0 0 8 14 9.00 1.000																			
<b>Gene Nelson, R</b> (9, 1) ERA: 7.15	1.0 5 2 1 1 1 0 0 0 0 0 0 1 8 11 9.00 2.000																			

**Detroit Tigers @ Oakland Athletics**  
Oakland-Alameda County Coliseum, Oakland, CA  
Sun Sep 01 1991, 3:33 AM PDT  
Att: 33,173 - Sunny - 70 F


AB	37
R	5
H	12
RBI	5
BB	6
SO	4
LOB	25



Batter	1	2	3	4	5	6	7	8	9	AB	R	H	RBI	BB	SO	LOB	BOTTOM					
<b>Lance Blankenship, R</b> (1, 7) OBP: 0.312, SLG: 0.322 <b>Terry Steinbach, R</b> (8, PH) OBP: 0.329, SLG: 0.424	1-0 F7		0-2 L9			2-3 K		1-0 SF8		3	0	0	0	0	1	0						
<b>Dave Henderson, R</b> (1, 8) OBP: 0.354, SLG: 0.487	1-0 P5		1-1 G6-3			0-0 P3		2-3 3-H K		4	0	0	0	0	1	2						
<b>Jose Canseco, R</b> (1, 9) OBP: 0.357, SLG: 0.547	1-2 1B			0-3 K		1-1 F8		0-2 P6		4	0	1	0	0	1	0						
<b>Harold Baines, L</b> (1, 10) OBP: 0.383, SLG: 0.489 <b>Rickey Henderson, R</b> (9, PH) OBP: 0.401, SLG: 0.404	1-0 L8			3-2 F8		0-0 G4-3		1-2 F9		3	0	0	0	0	0	1						
<b>Mark McGwire, R</b> (1, 3) OBP: 0.338, SLG: 0.395		1-0 G4-3		3-3 K		2-2 G1-3		3-2 F7		4	0	0	0	0	1	0						
<b>Brook Jacoby, R</b> (1, 5) OBP: 0.288, SLG: 0.329		0-0 G6-3			1-2 G6-3			0-0 1B 2B		3	1	1	0	0	0	0						
<b>Jamie Quirk, L</b> (1, 2) OBP: 0.287, SLG: 0.287 <b>Willie Wilson, S</b> (8, PR) OBP: 0.293, SLG: 0.318		2-2 1B			1-2 G3-1			0-1 SH1-4 1B SF8 1B		3	0	2	0	0	0	0						
<b>Mike Gallego, R</b> (1, 4) OBP: 0.330, SLG: 0.360		1-2 F9			1-2 G6-3			0-0 SF8 SH1-4 1B		3	0	1	1	0	0	1						
<b>Mike Bordick, R</b> (1, 6) OBP: 0.287, SLG: 0.271 <b>Ernest Riles, L</b> (6, PH) OBP: 0.288, SLG: 0.307			1-3 K			3-1 L9		1-2 2-3 SH1-4		1	0	0	0	0	1	0						
<b>Inning Stats</b>	R: 0 E: 0 K: 0 S: 6	H: 1 LOB: 0 BB: 0 P: 10	R: 0 E: 0 K: 0 S: 11	H: 1 LOB: 0 BB: 0 P: 15	R: 0 E: 0 K: 1 S: 8	H: 0 LOB: 0 BB: 0 P: 10	R: 0 E: 0 K: 2 S: 11	H: 0 LOB: 0 BB: 0 P: 17	R: 0 E: 0 K: 0 S: 10	H: 0 LOB: 0 BB: 0 P: 13	R: 0 E: 0 K: 1 S: 8	H: 0 LOB: 0 BB: 0 P: 13	R: 0 E: 0 K: 0 S: 7	H: 0 LOB: 0 BB: 0 P: 10	R: 2 E: 0 K: 1 S: 10	H: 3 LOB: 2 BB: 0 P: 14	R: 0 E: 0 K: 0 S: 10	H: 0 LOB: 0 BB: 0 P: 14	1B: 4 2B: 1 3B: 0 HR: 0	SF: 1 SAC: 1 DP: 0 HBP: 0	WP: 0 PB: 0 CS: 0	PA: 32
<b>PITCHER</b>	IP WLS BF H R ER SO BB IBB HBP BLK WP HR S P ERA WHIP																					
<b>Mark Leiter, R</b> (1, 1) ERA: 3.94	8.0 W 29 5 2 2 5 0 0 0 0 0 0 71 102 2.25 0.625																					
<b>Jerry Don Gleaton, L</b> (9, 1) ERA: 3.99	1.0 S 3 0 0 0 0 0 0 0 0 0 0 10 14 0.00 0.000																					

**Detroit Tigers @ Oakland Athletics**  
Oakland-Alameda County Coliseum, Oakland, CA  
Sun Sep 01 1991, 3:33 AM PDT  
Att: 33,173 - Sunny - 70 F

AB	30
R	2
H	5
RBI	2
BB	0
SO	5
LOB	4






Batter	1	2	3	4	5	6	7	8	9	AB	R	H	RBI	BB	SO	LOB	TOP				
Tony Phillips, S OBP: 0.385, SLG: 0.464 Skeeter Barnes, R OBP: 0.317, SLG: 0.487	F7		F8			FC5-2-5			G3-1	6	1	2	2	0	0	3					
Lou Whitaker, L OBP: 0.400, SLG: 0.517	HR		G5-3			FC4-6		G4-3	G4-3	5	2	1	1	1	0	2					
Lloyd Moseby, L OBP: 0.318, SLG: 0.399 Pete Incaviglia, R OBP: 0.294, SLG: 0.363	K		G4-3			G4-3				2	1	0	0	1	1	0					
Cecil Fielder, R OBP: 0.342, SLG: 0.525 Dave Bergman, L OBP: 0.356, SLG: 0.390	F7			P5				F8		5	2	2	3	0	0	0					
Mickey Tettleton, S OBP: 0.390, SLG: 0.495		K		HBP 2B 1B		K2-3		L9	P3	5	1	1	0	0	2	2					
Travis Fryman, R OBP: 0.303, SLG: 0.444	G6-3			HBP 2B 1-2		F7				4	0	2	2	0	0	0					
Rob Deer, R OBP: 0.315, SLG: 0.392	1B			1-1 2B					P4	4	1	3	1	1	0	1					
Scott Livingstone, L OBP: 0.370, SLG: 0.398	G4-3			G4-3						5	0	2	0	0	0	5					
Mitt Cuyler, S OBP: 0.326, SLG: 0.328				WP 3B		P3				5	3	3	1	0	1	3					
<b>Inning Stats</b>	R: 1 E: 0 K: 1 S: 13	H: 1 LOB: 0 BB: 0 P: 21	R: 0 E: 0 K: 1 S: 11	H: 1 LOB: 1 BB: 0 P: 16	R: 1 E: 0 K: 0 S: 6	H: 1 LOB: 0 BB: 0 P: 11	R: 1 E: 0 K: 0 S: 15	H: 2 LOB: 2 BB: 0 P: 21	R: 3 E: 0 K: 1 S: 12	H: 2 LOB: 0 BB: 2 P: 24	R: 0 E: 0 K: 0 S: 9	H: 1 LOB: 2 BB: 1 P: 18	R: 4 E: 0 K: 0 S: 15	H: 5 LOB: 1 BB: 0 P: 29	R: 0 E: 0 K: 1 S: 10	H: 1 LOB: 1 BB: 0 P: 16	1B: 8 2B: 5 3B: 1 HR: 3	SF: 0 SAC: 0 DP: 0 HBP: 1	WP: 1 PB: 0 SB: 0 CS: 0	PA: 47	
<b>PITCHER</b>	IP WLS BF H R ER SO BB IBB HBP BLK WP HR S P ERA WHIP	IP WLS BF H R ER SO BB IBB HBP BLK WP HR S P ERA WHIP	IP WLS BF H R ER SO BB IBB HBP BLK WP HR S P ERA WHIP	IP WLS BF H R ER SO BB IBB HBP BLK WP HR S P ERA WHIP	IP WLS BF H R ER SO BB IBB HBP BLK WP HR S P ERA WHIP	IP WLS BF H R ER SO BB IBB HBP BLK WP HR S P ERA WHIP	IP WLS BF H R ER SO BB IBB HBP BLK WP HR S P ERA WHIP	IP WLS BF H R ER SO BB IBB HBP BLK WP HR S P ERA WHIP	IP WLS BF H R ER SO BB IBB HBP BLK WP HR S P ERA WHIP	IP WLS BF H R ER SO BB IBB HBP BLK WP HR S P ERA WHIP	IP WLS BF H R ER SO BB IBB HBP BLK WP HR S P ERA WHIP	IP WLS BF H R ER SO BB IBB HBP BLK WP HR S P ERA WHIP	IP WLS BF H R ER SO BB IBB HBP BLK WP HR S P ERA WHIP	IP WLS BF H R ER SO BB IBB HBP BLK WP HR S P ERA WHIP	IP WLS BF H R ER SO BB IBB HBP BLK WP HR S P ERA WHIP	IP WLS BF H R ER SO BB IBB HBP BLK WP HR S P ERA WHIP	IP WLS BF H R ER SO BB IBB HBP BLK WP HR S P ERA WHIP	IP WLS BF H R ER SO BB IBB HBP BLK WP HR S P ERA WHIP	IP WLS BF H R ER SO BB IBB HBP BLK WP HR S P ERA WHIP	IP WLS BF H R ER SO BB IBB HBP BLK WP HR S P ERA WHIP	IP WLS BF H R ER SO BB IBB HBP BLK WP HR S P ERA WHIP
Rich DeLucia, R ERA: 4.53	5.0	27	10	8	3	3	0	0	1	0	0	0	1	23	41	12.60	2.400				
Russ Swan, L ERA: 3.73	2.1	12	4	3	3	0	0	1	0	0	0	0	1	23	41	11.57	1.714				
Rob Murphy, L ERA: 2.47	0.2	4	2	1	1	0	0	0	0	0	0	0	0	8	16	13.50	3.000				
Mike Schooler, R ERA: 3.83	1.0	4	1	0	0	1	0	0	0	0	0	0	0	10	16	0.00	1.000				

Detroit Tigers @ Seattle Mariners  
The Kingdome, Seattle, WA  
Mon Sep 02 1991, 10:05 PM EDT  
Att: 20,208 - Dome - 70 F


AB 43  
R 12  
H 17  
RBI 10  
BB 3  
SO 4  
LOB 17



Batter	1	2	3	4	5	6	7	8	9	AB	R	H	RBI	BB	SO	LOB	BOTTOM					
Edgar Martinez, R OBP: 0.409, SLG: 0.452	G4-3		K			F9				4	0	1	0	1	1	1						
Harold Reynolds, S OBP: 0.337, SLG: 0.339	G4-3					G3 3B		F8	G5-3	5	1	1	0	0	0	5						
Ken Griffey Jr., L OBP: 0.398, SLG: 0.540	P6				P2			F8		5	1	1	1	1	0	3						
Pete O'Brien, L OBP: 0.299, SLG: 0.387		F8			G3			G4-3		4	0	0	1	0	0	0						
Tino Martinez, L OBP: 0.256, SLG: 0.385					L7			F8	K	4	1	1	1	0	1	0						
Alvin Davis, L OBP: 0.297, SLG: 0.333								G6-3 G3 1B		4	2	3	0	0	0	0						
Greg Briley, L OBP: 0.301, SLG: 0.321 Jay Buhner, R OBP: 0.334, SLG: 0.533					G3			F7	F7	3	0	0	0	0	0	2						
Dave Cochrane, S OBP: 0.275, SLG: 0.348					G4-3					1	0	0	0	0	0	1						
Omar Vizquel, S OBP: 0.301, SLG: 0.289 Tracy Jones, R OBP: 0.329, SLG: 0.372								G6-3		4	0	1	0	0	1	1						
					G4-3					3	0	2	2	0	0	0						
										0	0	0	0	1	0	0						
<b>Inning Stats</b>	R: 0 E: 0 K: 0 S: 7	H: 0 LOB: 0 BB: 0 P: 13	R: 1 E: 0 K: 0 S: 10	H: 1 LOB: 0 BB: 0 P: 16	R: 0 E: 0 K: 2 S: 12	H: 0 LOB: 0 BB: 0 P: 17	R: 1 E: 0 K: 0 S: 6	H: 1 LOB: 0 BB: 0 P: 8	R: 1 E: 0 K: 0 S: 12	H: 2 LOB: 1 BB: 0 P: 19	R: 0 E: 0 K: 0 S: 7	H: 0 LOB: 0 BB: 0 P: 14	R: 1 E: 0 K: 0 S: 14	H: 3 LOB: 3 BB: 1 P: 23	R: 1 E: 0 K: 1 S: 10	H: 2 LOB: 1 BB: 0 P: 18	R: 0 E: 0 K: 0 S: 12	H: 1 LOB: 2 BB: 1 P: 23	1B: 6 2B: 1 3B: 1 HR: 2	SF: 0 SAC: 0 DP: 0 HBP: 0	WP: 0 PB: 0 SB: 0 CS: 0	PA: 39
<b>PITCHER</b>	IP WLS BF H R ER SO BB IBB HBP BLK WP HR S P ERA WHIP	IP WLS BF H R ER SO BB IBB HBP BLK WP HR S P ERA WHIP	IP WLS BF H R ER SO BB IBB HBP BLK WP HR S P ERA WHIP	IP WLS BF H R ER SO BB IBB HBP BLK WP HR S P ERA WHIP	IP WLS BF H R ER SO BB IBB HBP BLK WP HR S P ERA WHIP	IP WLS BF H R ER SO BB IBB HBP BLK WP HR S P ERA WHIP	IP WLS BF H R ER SO BB IBB HBP BLK WP HR S P ERA WHIP	IP WLS BF H R ER SO BB IBB HBP BLK WP HR S P ERA WHIP	IP WLS BF H R ER SO BB IBB HBP BLK WP HR S P ERA WHIP	IP WLS BF H R ER SO BB IBB HBP BLK WP HR S P ERA WHIP	IP WLS BF H R ER SO BB IBB HBP BLK WP HR S P ERA WHIP	IP WLS BF H R ER SO BB IBB HBP BLK WP HR S P ERA WHIP	IP WLS BF H R ER SO BB IBB HBP BLK WP HR S P ERA WHIP	IP WLS BF H R ER SO BB IBB HBP BLK WP HR S P ERA WHIP	IP WLS BF H R ER SO BB IBB HBP BLK WP HR S P ERA WHIP	IP WLS BF H R ER SO BB IBB HBP BLK WP HR S P ERA WHIP	IP WLS BF H R ER SO BB IBB HBP BLK WP HR S P ERA WHIP	IP WLS BF H R ER SO BB IBB HBP BLK WP HR S P ERA WHIP	IP WLS BF H R ER SO BB IBB HBP BLK WP HR S P ERA WHIP	IP WLS BF H R ER SO BB IBB HBP BLK WP HR S P ERA WHIP	IP WLS BF H R ER SO BB IBB HBP BLK WP HR S P ERA WHIP	
Bill Gullickson, R ERA: 4.04	6.2	28	7	4	4	2	1	0	0	0	0	1	65	105	5.40	1.200						
Paul Gibson, L ERA: 4.96	2.1	11	3	1	1	1	1	0	0	0	0	1	25	46	3.86	1.714						

Detroit Tigers @ Seattle Mariners  
The Kingdome, Seattle, WA  
Mon Sep 02 1991, 10:05 PM EDT  
Att: 20,208 - Dome - 70 F

AB 37  
R 5  
H 10  
RBI 5  
BB 2  
SO 3  
LOB 13





Batter	1	2	3	4	5	6	7	8	9	AB	R	H	RBI	BB	SO	LOB	TOP					
<b>Tony Phillips, S</b> OBP: 0.382, SLG: 0.460 (1, 7)	L7		G4-3			G4-3		P7		4	0	0	0	0	0	1						
<b>Lou Whitaker, L</b> OBP: 0.396, SLG: 0.512 (1, 4)	L8		F9			F7		F8		4	0	0	0	0	0	1						
<b>Dave Bergman, L</b> OBP: 0.359, SLG: 0.387 (1, 3)	1B			G5-3		P6			G3-1	4	0	1	0	0	0	0						
<b>Cecil Fielder, R</b> OBP: 0.345, SLG: 0.525 (9, PR)	F8			1B			BB			2	0	1	0	2	0	1						
<b>Skeeter Barnes, R</b> OBP: 0.317, SLG: 0.487 (9, PR)				1B					BB	0	0	0	0	0	0	0						
<b>Mickey Tettleton, S</b> OBP: 0.387, SLG: 0.490 (1, 2)		G3		K			K		L9	4	0	0	0	0	2	2						
<b>Travis Fryman, R</b> OBP: 0.303, SLG: 0.443 (1, 6)		1B			G3		K		G1-3	4	0	1	0	0	1	2						
<b>Rob Deer, R</b> OBP: 0.313, SLG: 0.389 (1, 9)		F7			K					3	0	0	0	0	1	2						
<b>Scott Livingstone, L</b> OBP: 0.388, SLG: 0.395 (1, 5)		G3						G4-3		3	0	1	0	0	0	1						
<b>Mitt Cuyler, S</b> OBP: 0.326, SLG: 0.328 (1, 8)			G3-1		K				1B	3	0	1	0	0	1	1						
<b>Inning Stats</b>	R: 0 E: 0 K: 0 S: 9	H: 1 LOB: 1 BB: 0 P: 12	R: 0 E: 0 K: 0 S: 6	H: 1 LOB: 1 BB: 0 P: 11	R: 0 E: 0 K: 0 S: 6	H: 0 LOB: 0 BB: 0 P: 13	R: 0 E: 0 K: 1 S: 9	H: 1 LOB: 0 BB: 0 P: 15	R: 0 E: 0 K: 2 S: 13	H: 1 LOB: 1 BB: 0 P: 20	R: 0 E: 0 K: 0 S: 8	H: 0 LOB: 0 BB: 0 P: 15	R: 0 E: 0 K: 2 S: 11	H: 0 LOB: 1 BB: 1 P: 18	R: 0 E: 0 K: 0 S: 8	H: 1 LOB: 1 BB: 0 P: 13	R: 0 E: 0 K: 0 S: 8	H: 0 LOB: 1 BB: 1 P: 16	1B: 5 2B: 0 3B: 0 HR: 0	SF: 0 SAC: 0 DP: 0 HBP: 0	WP: 0 PB: 0 SB: 0 CS: 0	PA: 33
<b>PITCHER</b>	IP	WLS	BF	H	R	ER	SO	BB	IBB	HBP	BLK	WP	HR	S	P	ERA	WHIP					
<b>Brian Holman, R</b> ERA: 3.59 (1, 1)	8.0	W	29	5	0	0	5	1	0	0	0	0	0	70	117	0.00	0.750					
<b>Bill Swift, R</b> ERA: 1.95 (9, 1)	1.0	S	4	0	0	0	0	1	0	0	0	0	0	8	16	0.00	1.000					

**Detroit Tigers @ Seattle Mariners**  
The Kingdome, Seattle, WA  
Tue Sep 03 1991, 10:05 PM EDT  
Att: 11,441 - Dome - 70 F

AB 31  
R 0  
H 5  
RBI 0  
BB 2  
SO 5  
LOB 11



Batter	1	2	3	4	5	6	7	8	9	AB	R	H	RBI	BB	SO	LOB	BOTTOM					
<b>Edgar Martinez, R</b> OBP: 0.407, SLG: 0.449 (1, 5)	F8		F9			F8		IBB		3	0	0	0	1	0	3						
<b>Harold Reynolds, S</b> OBP: 0.338, SLG: 0.340 (1, 4)	1B				L7		G4-3			4	0	2	1	0	0	4						
<b>Ken Griffey Jr., L</b> OBP: 0.395, SLG: 0.536 (1, 8)	F7		G6-3			G6-3		F8		4	0	0	0	0	0	2						
<b>Jay Buhner, R</b> OBP: 0.336, SLG: 0.530 (1, 9)	P3			G6-4-3			BB	G6-3		2	0	0	0	2	0	1						
<b>Pete O'Brien, L</b> OBP: 0.297, SLG: 0.384 (1, 3)		F8		F8		F8		G4-3		4	0	0	0	0	0	2						
<b>Tracy Jones, R</b> OBP: 0.323, SLG: 0.364 (1, 7)					G6-4-3		G3			3	0	0	0	0	1	2						
<b>Greg Briley, L</b> OBP: 0.288, SLG: 0.321 (8, 7)										0	0	0	0	0	0	0						
<b>Tino Martinez, L</b> OBP: 0.283, SLG: 0.390 (1, 10)	F7					F8	1B	SH2-4	1B	2	0	1	0	1	0	0						
<b>Jeff Schaefer, R</b> OBP: 0.270, SLG: 0.336 (1, 6)			G4-3				SH2-4	1B		2	0	1	0	0	0	0						
<b>Dave Valle, R</b> OBP: 0.258, SLG: 0.253 (1, 2)					P3			L5		2	1	0	0	1	0	3						
<b>Inning Stats</b>	R: 0 E: 0 K: 0 S: 8	H: 1 LOB: 1 BB: 0 P: 15	R: 0 E: 0 K: 1 S: 9	H: 0 LOB: 0 BB: 0 P: 15	R: 1 E: 0 K: 0 S: 11	H: 1 LOB: 1 BB: 1 P: 21	R: 0 E: 0 K: 0 S: 5	H: 0 LOB: 0 BB: 1 P: 11	R: 0 E: 0 K: 0 S: 8	H: 1 LOB: 2 BB: 1 P: 14	R: 0 E: 0 K: 0 S: 8	H: 0 LOB: 1 BB: 1 P: 15	R: 0 E: 0 K: 0 S: 8	H: 1 LOB: 2 BB: 1 P: 17	R: 0 E: 0 K: 0 S: 5	H: 0 LOB: 0 BB: 0 P: 8	R: 0 E: 0 K: 0 S: 5	H: 0 LOB: 0 BB: 0 P: 8	1B: 4 2B: 0 3B: 0 HR: 0	SF: 0 SAC: 1 DP: 1 HBP: 0	WP: 0 PB: 1 SB: 0 CS: 0	PA: 32
<b>PITCHER</b>	IP	WLS	BF	H	R	ER	SO	BB	IBB	HBP	BLK	WP	HR	S	P	ERA	WHIP					
<b>Scott Aldred, L</b> ERA: 7.06 (1, 1)	8.0	L	32	4	1	0	1	4	1	0	0	0	0	62	116	0.00	1.000					

**Detroit Tigers @ Seattle Mariners**  
The Kingdome, Seattle, WA  
Tue Sep 03 1991, 10:05 PM EDT  
Att: 11,441 - Dome - 70 F

AB 26  
R 1  
H 4  
RBI 1  
BB 5  
SO 1  
LOB 17





Batter	1	2	3	4	5	6	7	8	9	AB	R	H	RBI	BB	SO	LOB	TOP		
Rickey Henderson, R OBP: 0.398, SLG: 0.398	L9		S BB BB 1B	P3			G5-3		P6	5	1	1	0	0	0	0			
Dave Henderson, R OBP: 0.356, SLG: 0.486	F8		L8				CS 1B		K	4	0	1	0	1	1	1			
Jose Canseco, R OBP: 0.353, SLG: 0.536	G5-3		BB S SF9 BB				K		K	3	1	0	0	1	2	2			
Brad Komminsk, R OBP: 0.100, SLG: 0.100			BB S SF9 BB				K		K	0	0	0	0	0	0	0			
Terry Steinbach, R OBP: 0.328, SLG: 0.418		L7	SF9 BB IBB				G6-3		K	3	0	0	0	1	1	1			
Harold Baines, L OBP: 0.387, SLG: 0.496									S 1B	3	1	3	2	1	0	0			
Willie Wilson, S (8, PR) OBP: 0.293, SLG: 0.318									S 1B	0	0	0	0	0	0	0			
Mark McGwire, R OBP: 0.337, SLG: 0.392									F9	3	1	1	1	0	1	2			
Brook Jacoby, R OBP: 0.282, SLG: 0.325									K2-3	4	0	1	0	0	1	4			
Mike Gallego, R OBP: 0.329, SLG: 0.360									K	4	0	1	1	0	1	3			
Mike Bordick, R OBP: 0.278, SLG: 0.262									K	4	0	0	0	0	1	3			
<b>Inning Stats</b>	R: 0 H: 0 E: 0 K: 0 S: 6	H: 0 LOB: 0 BB: 0 P: 11	R: 2 H: 3 E: 0 K: 0 S: 17	H: 3 LOB: 1 BB: 0 P: 27	R: 2 H: 1 E: 1 K: 0 S: 12	H: 2 LOB: 2 BB: 3 P: 27	R: 0 H: 0 E: 0 K: 0 S: 8	H: 0 LOB: 0 BB: 0 P: 14	R: 0 H: 1 E: 0 K: 1 S: 11	H: 2 LOB: 2 BB: 0 P: 19	R: 0 H: 0 E: 0 K: 2 S: 12	H: 0 LOB: 1 BB: 1 P: 20	R: 0 H: 1 E: 0 K: 2 S: 11	H: 2 LOB: 2 BB: 0 P: 14	R: 0 H: 0 E: 0 K: 2 S: 10	H: 0 LOB: 0 BB: 0 P: 14	1B: 5 2B: 3 3B: 0 HR: 1	SF: 1 SAC: 0 DP: 1 HBP: 0	WP: 0 PA: 38 PB: 0 SB: 3 CS: 1
<b>PITCHER</b>	IP WLS BF H R ER SO BB IBB HBP BLK WP HR S P ERA WHIP																		
Frank Tanana, L ERA: 3.74	(1, 1) 7.0 L 31 7 4 4 4 4 3 1 0 0 0 1 82 141 5.14 1.429																		
Dan Gakeler, R ERA: 6.1	(8, 1) 2.0 7 1 0 0 4 0 0 0 0 0 0 0 21 28 0.00 0.500																		

Oakland Athletics @ Detroit Tigers  
Tiger Stadium, Detroit, MI  
Thu Sep.05 1991, 7:05 PM EDT  
Att: 16,953 - Cloudy - 74 F

AB	33
R	4
H	8
RBI	4
BB	4
SO	8
LOB	16



Batter	1	2	3	4	5	6	7	8	9	AB	R	H	RBI	BB	SO	LOB	BOTTOM		
Tony Phillips, S OBP: 0.382, SLG: 0.458	K		1B SF7 BB	K			FC4		FC6-4 BB 1B	4	1	1	0	1	2	3			
Lou Whitaker, L OBP: 0.396, SLG: 0.511	G4-3		1B WP 1B	G4-3			FC4-6 BB		FC6-4 BB	3	0	1	0	2	0	2			
Lloyd Moseby, L OBP: 0.316, SLG: 0.395			SF7				G3		FC4-6 BB	2	0	0	1	1	0	1			
Skeeter Barnes, R OBP: 0.317, SLG: 0.487			3-H				G3		K	0	0	0	0	0	0	0			
Dave Bergman, L OBP: 0.353, SLG: 0.384			3-H				G3		K	1	0	0	0	0	1	2			
Cecil Fielder, R OBP: 0.345, SLG: 0.524	FC6-4		1B				P7		FC6-4	5	0	2	0	0	0	4			
Mickey Tettleton, S OBP: 0.386, SLG: 0.487		G4-3					P6			3	0	0	0	1	1	2			
Travis Fryman, R OBP: 0.300, SLG: 0.439		G6-3					P6		G4-3	4	0	0	0	0	1	3			
Rob Deer, R OBP: 0.314, SLG: 0.390							K		P6	4	0	2	0	0	1	0			
Pete Incaviglia, R OBP: 0.294, SLG: 0.359							FC5-4 2B		P4	3	0	0	0	1	0	1			
Mitt Cuyler, S OBP: 0.328, SLG: 0.331							FC4 BB		K	3	0	1	0	1	2	2			
<b>Inning Stats</b>	R: 0 H: 0 E: 0 K: 1 S: 9	H: 1 LOB: 1 BB: 1 P: 20	R: 0 H: 1 E: 0 K: 1 S: 11	H: 1 LOB: 2 BB: 1 P: 21	R: 1 H: 2 E: 0 K: 1 S: 17	H: 2 LOB: 2 BB: 0 P: 35	R: 0 H: 2 E: 0 K: 1 S: 13	H: 2 LOB: 0 BB: 0 P: 20	R: 0 H: 1 E: 0 K: 1 S: 10	H: 1 LOB: 1 BB: 0 P: 12	R: 0 H: 0 E: 0 K: 1 S: 9	H: 0 LOB: 1 BB: 1 P: 15	R: 0 H: 0 E: 0 K: 0 S: 5	H: 0 LOB: 0 BB: 1 P: 18	R: 0 H: 0 E: 0 K: 2 S: 12	H: 1 LOB: 2 BB: 1 P: 23	1B: 6 2B: 1 3B: 0 HR: 0	SF: 1 SAC: 0 DP: 0 HBP: 0	WP: 1 PA: 40 PB: 0 SB: 0 CS: 0
<b>PITCHER</b>	IP WLS BF H R ER SO BB IBB HBP BLK WP HR S P ERA WHIP																		
Mike Moore, R ERA: 3.35	(1, 1) 6.0 W 29 6 1 1 6 6 0 0 0 0 1 0 69 127 1.50 2.000																		
Joe Klink, L ERA: 3.88	(7, 1) 0.1 1 0 0 0 0 0 0 0 0 0 0 0 3 5 0.00 0.000																		
Gene Nelson, R ERA: 6.86	(7, 1) 1.2 5 0 0 0 0 0 0 0 0 0 0 0 11 15 0.00 0.000																		
Rick Honeycutt, L ERA: 3.61	(9, 1) 0.1 3 1 0 0 1 1 0 0 0 0 0 0 7 15 0.00 0.000																		
Dennis Eckersley, R ERA: 2.87	(9, 1) 0.2 S 2 0 0 0 1 0 0 0 0 0 0 0 5 8 0.00 0.000																		

Oakland Athletics @ Detroit Tigers  
Tiger Stadium, Detroit, MI  
Thu Sep.05 1991, 7:05 PM EDT  
Att: 16,953 - Cloudy - 74 F

AB	32
R	1
H	7
RBI	1
BB	7
SO	8
LOB	20






Batter	1	2	3	4	5	6	7	8	9	AB	R	H	RBI	BB	SO	LOB	TOP										
Rickey Henderson, R OBP: 0.396, SLG: 0.395 Scott Hemond, R OBP: 0.231, SLG: 0.167	(1, 7) F7		(3, 1) G6-3			(2, 0) L5		(2, 1) K		3	0	0	0	0	0	0											
Ernest Riles, L OBP: 0.283, SLG: 0.301	(1, 5) G4-3			(1, 0) F9		(3, 1) G3		(3, 1) G1-3		4	0	0	0	0	0	1											
Jose Canseco, R OBP: 0.355, SLG: 0.536 Scott Brosius, R OBP: 0.267, SLG: 0.405	(1, 9) CS BB			(2, 1) G1-3			(1, 2) HR		(3, 1) F9	2	0	1	0	1	0	0											
Harold Baines, L OBP: 0.388, SLG: 0.502	(1, 10) CS	(3, 2) G3		(2, 0) L9			(1, 0) HR		(4, 2) BB	3	1	1	2	1	0	0											
Dave Henderson, R OBP: 0.356, SLG: 0.487 Brad Komminsk, R OBP: 0.095, SLG: 0.095		(1, 2) G6-3			(2, 2) P6		(2, 1) G6-3		(0, 1) P5	3	0	1	0	0	0	1											
Jamie Quirk, L OBP: 0.307, SLG: 0.290 Dann Howitt, L OBP: 0.250, SLG: 1.000		(0, 0) G6-3			(0, 1) G6-3		(2, 2) F7		(1, 3) K	2	0	1	0	0	0	1											
Mark McGwire, R OBP: 0.356, SLG: 0.389 Ron Wittmeyer, L	(1, 3) P6				(0, 0) F9		(1, 1) F9			3	0	0	0	0	0	3											
Mike Gallego, R OBP: 0.328, SLG: 0.359 Lance Blankenship, R OBP: 0.314, SLG: 0.327			(0, 0) G5-3		(3, 2) F8			(1, 2) WP K		2	0	0	0	0	0	1											
Mike Bordick, R OBP: 0.274, SLG: 0.257	(1, 6) G4-3					(0, 0) G5-3		(3, 3) K		3	0	0	0	0	1	1											
<b>Inning Stats</b>	R: 0 E: 0 K: 0 S: 8	H: 0 LOB: 0 BB: 1 P: 15	R: 0 E: 0 K: 0 S: 9	H: 1 LOB: 1 BB: 0 P: 14	R: 0 E: 0 K: 0 S: 5	H: 0 LOB: 0 BB: 0 P: 9	R: 0 E: 0 K: 0 S: 4	H: 0 LOB: 0 BB: 0 P: 7	R: 0 E: 0 K: 0 S: 10	H: 1 LOB: 0 BB: 0 P: 15	R: 0 E: 0 K: 0 S: 3	H: 0 LOB: 0 BB: 0 P: 4	R: 2 E: 0 K: 0 S: 11	H: 2 LOB: 1 BB: 0 P: 18	R: 0 E: 0 K: 2 S: 11	H: 1 LOB: 1 BB: 0 P: 18	R: 0 E: 0 K: 1 S: 9	H: 0 LOB: 1 BB: 1 P: 17	1B: 3 2B: 1 3B: 0 HR: 1	SF: 0 SAC: 0 DP: 0 HBP: 0	WP: 1 PB: 0 SB: 0 CS: 1	PA: 34					
<b>PITCHER</b>	IP	WLS	BF	H	R	ER	SO	BB	IBB	HBP	BLK	WP	HR	S	P	ERA	WHIP										
Walt Terrell, R ERA: 4.16 Kevin Ritz, R ERA: 14.29	(1, 1) 8.0	W	29	5	2	2	2	1	0	0	0	1	1	61	100	2.25	0.750										
(9, 1) 1.0			4	0	0	0	1	1	0	0	0	0	0	9	17	0.00	1.000										

Oakland Athletics @ Detroit Tigers  
Tiger Stadium, Detroit, MI  
Fri Sep 06 1991, 7:05 PM EDT  
Att: 24,797 - Cloudy - 78 F

livebaseballscorecards.com

AB 31  
R 2  
H 5  
RBI 2  
BB 2  
SO 3  
LOB 12



Batter	1	2	3	4	5	6	7	8	9	AB	R	H	RBI	BB	SO	LOB	BOTTOM										
Tony Phillips, S OBP: 0.383, SLG: 0.458	(1, 5) G4-1 1B			(1, 0) L8	(3, 1) HR	(2, 2) F7				5	2	2	1	0	1	4											
Lou Whitaker, L OBP: 0.395, SLG: 0.512 Johnny Paredes, R	(1, 4) G4-1		(1, 1) G3	(2, 0) BB 1B	(4, 1) HR	(1, 0) P6				3	2	1	1	1	0	1											
Lloyd Moseby, L OBP: 0.339, SLG: 0.419 Scott Livingstone, L OBP: 0.385, SLG: 0.391	(1, 7) G4-1 1B		(2, 2) HR	(4, 1) BB 1B	(2, 1) HR		(1, 3) K			3	3	3	4	1	0	0											
Cecil Fielder, R OBP: 0.346, SLG: 0.529 Dave Bergman, L OBP: 0.351, SLG: 0.382	(1, 3) F8		(2, 0) HR	(4, 1) WP 1B	(1, 0) P4		(2, 2) F8			3	1	1	2	1	0	1											
Mickey Tettleton, S OBP: 0.385, SLG: 0.486 Mark Salas, L OBP: 0.121, SLG: 0.164	(1, 2) F8		(2, 0) G4-3	(1, 2) WP 1B	(0, 0) G4-3		(3, 1) G3-1			3	0	1	2	0	0	1											
Travis Fryman, R OBP: 0.303, SLG: 0.449		(0, 0) F9 2B	(2, 2) BB	(1, 2) F8	(3, 2) HR		(1, 3) K			5	1	3	1	0	1	2											
Rob Deer, R OBP: 0.319, SLG: 0.393		(4, 2) BB	(4, 0) BB	(4, 2) FC6-4 BB	(0, 0) F8		(1, 0) 2B			2	0	1	0	3	0	0											
Pete Incaviglia, R OBP: 0.291, SLG: 0.355 Shawn Hare, L	(1, 10) F9	(1, 2) F9	(0, 0) P2	(0, 0) FC6-4		(4, 1) G1-4-3 BB		(1, 1) P5		3	0	0	0	0	0	7											
Mitt Cuyler, S OBP: 0.330, SLG: 0.335 Skeeter Barnes, R OBP: 0.315, SLG: 0.483	(1, 8) K		(3, 3) K	(1, 0) S 2B	(1, 0) 2B		(1, 0) P5			4	2	2	0	0	1	3											
<b>Inning Stats</b>	R: 1 E: 0 K: 0 S: 7	H: 2 LOB: 1 BB: 0 P: 11	R: 0 E: 0 K: 2 S: 14	H: 1 LOB: 2 BB: 1 P: 25	R: 2 E: 0 K: 0 S: 14	H: 3 LOB: 2 BB: 1 P: 27	R: 3 E: 0 K: 0 S: 15	H: 3 LOB: 3 BB: 3 P: 35	R: 5 E: 0 K: 0 S: 14	H: 4 LOB: 0 BB: 1 P: 30	R: 0 E: 0 K: 0 S: 7	H: 0 LOB: 1 BB: 1 P: 14	R: 0 E: 0 K: 1 S: 9	H: 0 LOB: 0 BB: 0 P: 12	R: 0 E: 0 K: 1 S: 7	H: 1 LOB: 1 BB: 0 P: 11	1B: 7 2B: 4 3B: 0 HR: 3	SF: 0 SAC: 0 DP: 0 HBP: 0	WP: 1 PB: 0 SB: 1 CS: 0	PA: 45							
<b>PITCHER</b>	IP	WLS	BF	H	R	ER	SO	BB	IBB	HBP	BLK	WP	HR	S	P	ERA	WHIP										
Bob Welch, R ERA: 4.26 Steve Children, R ERA: 4.45 Curt Young, L ERA: 5.34 Kevin Campbell, R ERA: 3.0 Bruce Walton, R ERA: 4.66	(1, 1) 3.1	L	20	8	5	5	2	2	0	0	0	1	0	12	28	13.50	6.000										
(5, 1) 0.0			4	3	4	4	0	1	0	0	0	0	1	8	20	∞	∞										
(5, 1) 3.0			11	1	1	1	1	1	0	0	0	0	1	22	36	3.00	0.667										
(8, 1) 1.0			4	1	0	0	1	0	0	0	0	0	0	7	11	0.00	1.000										

Oakland Athletics @ Detroit Tigers  
Tiger Stadium, Detroit, MI  
Fri Sep 06 1991, 7:05 PM EDT  
Att: 24,797 - Cloudy - 78 F

livebaseballscorecards.com

AB 38  
R 11  
H 14  
RBI 11  
BB 7  
SO 4  
LOB 22









Batter	1	2	3	4	5	6	7	8	9	AB	R	H	RBI	BB	SO	LOB	TOP					
Rickey Henderson, R OBP: 0.392, SLG: 0.389 (1, 7)										5	0	1	1	0	1	2						
Dann Howitt, L OBP: 0.417, SLG: 0.750 Dave Henderson, R OBP: 0.335, SLG: 0.486 Willie Wilson, S OBP: 0.293, SLG: 0.318 (1, 8)										4	1	1	0	0	1	0						
Jose Canseco, R OBP: 0.354, SLG: 0.542 (1, 9)										4	2	2	0	0	1	0						
Harold Baines, L OBP: 0.385, SLG: 0.505 (1, 10)										4	1	2	2	0	0	2						
Terry Steinbach, R OBP: 0.329, SLG: 0.417 (1, 2)										4	0	2	1	0	1	0						
Mark McWire, R OBP: 0.332, SLG: 0.385 (1, 3)										4	1	0	1	0	1	3						
Scott Brosius, R OBP: 0.275, SLG: 0.438 Vance Law, R OBP: 0.310, SLG: 0.274 (1, 5)										3	1	1	1	0	0	0						
Lance Blankenship, R OBP: 0.326, SLG: 0.331 Mike Calleso, R OBP: 0.329, SLG: 0.358 (1, 4)										1	0	1	0	2	0	0						
Mike Bordick, R OBP: 0.269, SLG: 0.253 (1, 6)										4	0	1	1	0	1	3						
<b>Inning Stats</b>	R: 0 E: 0 K: 1 S: 6	H: 0 LOB: 0 BB: 0 P: 9	R: 1 E: 0 K: 0 S: 10	H: 1 LOB: 0 BB: 0 P: 15	R: 0 E: 0 K: 0 S: 6	H: 1 LOB: 0 BB: 0 P: 7	R: 4 E: 1 K: 0 S: 15	H: 5 LOB: 2 BB: 1 P: 26	R: 1 E: 0 K: 1 S: 8	H: 3 LOB: 1 BB: 1 P: 13	R: 0 E: 0 K: 0 S: 7	H: 0 LOB: 0 BB: 1 P: 14	R: 0 E: 0 K: 1 S: 7	H: 0 LOB: 0 BB: 0 P: 10	R: 0 E: 0 K: 2 S: 12	H: 0 LOB: 0 BB: 0 P: 15	R: 1 E: 0 K: 1 S: 12	H: 1 LOB: 1 BB: 1 P: 20	1B: 8 2B: 1 3B: 1 HR: 1	SF: 0 SAC: 1 DP: 1 HBP: 0	WP: 0 PB: 0 SB: 0 CS: 2	PA: 38
<b>PITCHER</b>	IP WLS BF H R ER SO BB IBB HBP BLK WP HR S P ERA WHIP	4.1 L 22 9 6 6 2 1 0 0 0 0 1 43 67 12.46 2.308	4.1 15 2 1 1 4 2 0 0 0 0 0 33 59 2.08 0.923	0.1 1 0 0 0 0 0 0 0 0 0 0 3 3 0.00 0.000	<b>PITCHER</b>										IP WLS BF H R ER SO BB IBB HBP BLK WP HR S P ERA WHIP	4.1 L 15 2 1 1 4 2 0 0 0 0 33 59 2.08 0.923						

Oakland Athletics @ Detroit Tigers  
Tiger Stadium, Detroit, MI  
Sun Sep 08 1991, 3:33 AM EDT  
Att: 28,873 - Cloudy - 87 F

AB	34
R	7
H	11
RBI	7
BB	3
SO	6
LOB	11



Batter	1	2	3	4	5	6	7	8	9	AB	R	H	RBI	BB	SO	LOB	BOTTOM					
Mitt Cuyler, S OBP: 0.333, SLG: 0.338 (1, 8)										5	1	1	0	0	0	2						
Lou Whitaker, L OBP: 0.396, SLG: 0.506 (1, 4)										3	0	2	1	1	1	0						
Lloyd Moseby, L OBP: 0.335, SLG: 0.431 (1, 7)										3	1	1	1	0	1	3						
Cecil Fielder, R OBP: 0.345, SLG: 0.529 (1, 3)										4	1	1	2	0	0	2						
Mickey Tettleton, S OBP: 0.387, SLG: 0.486 Johnny Paredes, R OBP: 0.315, SLG: 0.483 Skeeter Barnes, R OBP: 0.315, SLG: 0.483 (1, 2)										4	0	1	0	0	0	0						
Travis Fryman, R OBP: 0.303, SLG: 0.446 (1, 6)										4	0	0	0	0	2	1						
Rob Deer, R OBP: 0.317, SLG: 0.389 Dave Bergman, L OBP: 0.348, SLG: 0.377 Andy Allanson, R OBP: 0.277, SLG: 0.344 (1, 9)										3	0	0	0	0	2	1						
Pete Incaviglia, R OBP: 0.290, SLG: 0.353 (1, 10)										4	1	1	0	0	0	0						
Scott Livingstone, L OBP: 0.364, SLG: 0.389 Shawn Hare, L (1, 5)										3	0	1	0	0	0	0						
<b>Inning Stats</b>	R: 2 E: 0 K: 1 S: 11	H: 1 LOB: 0 BB: 0 P: 18	R: 0 E: 0 K: 0 S: 8	H: 0 LOB: 0 BB: 0 P: 14	R: 0 E: 0 K: 1 S: 8	H: 1 LOB: 1 BB: 0 P: 10	R: 0 E: 1 K: 1 S: 11	H: 0 LOB: 1 BB: 0 P: 20	R: 2 E: 0 K: 0 S: 16	H: 4 LOB: 1 BB: 0 P: 28	R: 0 E: 0 K: 2 S: 9	H: 0 LOB: 0 BB: 0 P: 11	R: 0 E: 0 K: 0 S: 10	H: 1 LOB: 2 BB: 1 P: 19	R: 0 E: 0 K: 1 S: 12	H: 1 LOB: 1 BB: 0 P: 16	R: 0 E: 0 K: 1 S: 7	H: 0 LOB: 0 BB: 0 P: 11	1B: 7 2B: 0 3B: 0 HR: 1	SF: 0 SAC: 0 DP: 1 HBP: 1	WP: 0 PB: 0 SB: 0 CS: 0	PA: 37
<b>PITCHER</b>	IP WLS BF H R ER SO BB IBB HBP BLK WP HR S P ERA WHIP	7.0 W 30 7 4 4 5 1 0 1 0 0 8 10 0.00 1.143	0.1 2 1 0 0 0 0 0 0 0 0 0 8 10 0.00 3.000	1.2 S 5 0 0 0 2 0 0 0 0 0 11 17 0.00 0.000	<b>PITCHER</b>										IP WLS BF H R ER SO BB IBB HBP BLK WP HR S P ERA WHIP	0.1 S 5 0 0 0 2 0 0 0 0 0 11 17 0.00 0.000						

Oakland Athletics @ Detroit Tigers  
Tiger Stadium, Detroit, MI  
Sun Sep 08 1991, 3:33 AM EDT  
Att: 28,873 - Cloudy - 87 F

AB	35
R	4
H	8
RBI	4
BB	1
SO	7
LOB	10





Batter	1	2	3	4	5	6	7	8	9	AB R H RBI BB SO LOB	TOP										
Wade Boggs, L (1, 5) OBP: 0.332, SLG: 0.472	3-1 1B 2B 1B	3-2 G1-3				4-2 SH3-4 BB	3-1 L7			3 1 1 0 1 0 1	<b>Boston Red Sox @ Detroit Tigers</b> Tiger Stadium, Detroit, MI Tue Sep 10 1991, 7:05 PM EDT Att. 16,859 - Sunny - 77 F										
Jody Read, R (1, 4) OBP: 0.333, SLG: 0.360	2-1 F7	0-1 F7			0-0 SH3-4	3-1 G5-3				3 0 0 0 0 0 2											
Carlos Quintana, R (1, 3) OBP: 0.390, SLG: 0.436	1 SAFE 1-2 2B 1B		3-3 K		4-0 IBB		1-1 G6-3			3 1 1 0 1 1 0											
Jack Clark, R (1, 10) OBP: 0.364, SLG: 0.433	3-3 K		0-0 F9		2-1 SF8		2-2 F9			3 0 0 1 0 1 2											
Mike Greenwell, L (1, 7) OBP: 0.353, SLG: 0.430	1-0 2B 1B		0-0 G1-6-3		3-H 1-0 L8		1-0 HBP			3 1 1 0 0 0 2											
Ellis Burks, R (1, 8) OBP: 0.314, SLG: 0.426	3-2 2B		2-2 G6-3		0-0 P6		2-3 K			4 0 1 3 0 1 1											
Tom Brunansky, R (1, 9) OBP: 0.296, SLG: 0.387	1-2 F7		1-0 L8		3-1 F7		0-1 F9			4 0 0 0 0 0 1											
Tony Peña, R (1, 2) OBP: 0.287, SLG: 0.331		1-0 G6-3		2-1 2-4 1B	3-1 F9		0-3 K			4 0 1 0 0 1 0											
Luis Rivera, R (1, 6) OBP: 0.325, SLG: 0.390		2-2 G1-3 1B		1-0 2-4	1-1 SH3-4 BB SF8 1B		2-2 G6-3		1-1 G5-3	4 1 2 0 0 0 0											
<b>Inning Stats</b>	R: 3 H: 4 E: 0 K: 1 S: 16	H: 4 LOB: 1 BB: 0 P: 29	R: 0 H: 1 E: 0 K: 0 S: 11	LOB: 1 BB: 0 P: 17	R: 0 H: 0 E: 0 K: 1 S: 6	LOB: 0 BB: 0 P: 9	R: 0 H: 1 E: 0 K: 0 S: 6	LOB: 1 BB: 0 P: 12	R: 1 H: 1 E: 0 K: 0 S: 9	LOB: 2 BB: 2 P: 21	R: 0 H: 0 E: 0 K: 0 S: 5	LOB: 0 BB: 0 P: 11	R: 0 H: 0 E: 0 K: 1 S: 8	LOB: 0 BB: 0 P: 16	R: 0 H: 0 E: 0 K: 1 S: 8	LOB: 1 BB: 0 P: 14	R: 0 H: 0 E: 0 K: 1 S: 7	LOB: 0 BB: 0 P: 8	1B: 6 2B: 1 3B: 0 HR: 0	SF: 1 SAC: 1 DP: 0 HBP: 1	WP: 0 PA: 36 PB: 0 SB: 0 CS: 0
<b>PITCHER</b>	IP WLS BF H R ER SO BB IBB HBP BLK WP HR S P ERA WHIP											<b>PITCHER</b>	IP WLS BF H R ER SO BB IBB HBP BLK WP HR S P ERA WHIP								
Frank Tanana, L (1, 1) ERA: 3.77	8.0 L 34 7 4 4 3 1 1 1 0 0 0 69 129 4.50 1.000																				
Dan Gakeler, R (9, 1) ERA: 5.97	1.0 3 0 0 0 1 0 0 0 0 0 0 7 8 0.00 0.000																				

AB	31
R	4
H	7
RBI	4
BB	2
SO	4
LOB	9



Batter	1	2	3	4	5	6	7	8	9	AB R H RBI BB SO LOB	BOTTOM								
Tony Phillips, S (1, 5) OBP: 0.376, SLG: 0.449	0-0 G6-3			1-0 F8			2-2 G4-3		2-2 G4-6-3	4 0 0 0 0 0 1	<b>Boston Red Sox @ Detroit Tigers</b> Tiger Stadium, Detroit, MI Tue Sep 10 1991, 7:05 PM EDT Att. 16,859 - Sunny - 77 F								
Lou Whitaker, L (1, 4) OBP: 0.397, SLG: 0.503	1-2 G4-3			0-0 P6		4-1 1B BB		0-2 G6-3		3 0 0 0 1 0 0									
Alan Trammell, R (1, 6) OBP: 0.316, SLG: 0.363	1-2 G4-3			0-1 P9		1-1 1B		1-2 1B		3 0 1 0 0 0 0									
Cecil Fielder, R (1, 10) OBP: 0.343, SLG: 0.526		1-2 G6-3		1-3 K		1-3 K		1-3 K		3 0 0 0 0 2 2									
Mickey Tettleton, S (1, 2) OBP: 0.385, SLG: 0.483		1-0 F8		2-1 G4-1		1-1 G3-1		1-1 G3-1		3 0 0 0 0 0 2									
Dave Bergman, L (1, 3) OBP: 0.342, SLG: 0.369		1-3 K		1-2 F9				0-2 G3-1		3 0 0 0 0 1 0									
Rob Deer, R (1, 9) OBP: 0.315, SLG: 0.386			1-3 K		3-3 K			0-1 G6-3		3 0 0 0 0 2 0									
Pete Incaviglia, R (1, 7) OBP: 0.287, SLG: 0.349			0-2 P4		0-0 P3			3-3 K		3 0 0 0 0 1 0									
Mitt Cuyler, S (1, 8) OBP: 0.333, SLG: 0.338			2-1 L8		3-1 L8			1-2 G4-6-3 1B		3 0 1 0 0 0 0									
<b>Inning Stats</b>	R: 0 H: 0 E: 0 K: 0 S: 7	H: 0 LOB: 0 BB: 0 P: 9	R: 0 H: 0 E: 0 K: 1 S: 8	LOB: 0 BB: 0 P: 11	R: 0 H: 0 E: 0 K: 1 S: 4	LOB: 0 BB: 0 P: 5	R: 0 H: 0 E: 0 K: 1 S: 10	LOB: 0 BB: 0 P: 14	R: 0 H: 0 E: 0 K: 1 S: 8	LOB: 0 BB: 0 P: 14	R: 0 H: 1 E: 0 K: 1 S: 12	LOB: 2 BB: 1 P: 21	R: 0 H: 0 E: 0 K: 1 S: 9	LOB: 0 BB: 0 P: 12	R: 0 H: 1 E: 0 K: 0 S: 9	LOB: 0 BB: 0 P: 12	1B: 2 2B: 0 3B: 0 HR: 0	SF: 0 SAC: 0 DP: 1 HBP: 0	WP: 0 PA: 29 PB: 0 SB: 0 CS: 0
<b>PITCHER</b>	IP WLS BF H R ER SO BB IBB HBP BLK WP HR S P ERA WHIP											<b>PITCHER</b>	IP WLS BF H R ER SO BB IBB HBP BLK WP HR S P ERA WHIP						
Roger Clemens, R (1, 1) ERA: 2.44	9.0 W 29 2 0 0 6 1 0 0 0 0 0 75 109 0.00 0.333																		

AB	28
R	0
H	2
RBI	0
BB	1
SO	6
LOB	5





Batter	1	2	3	4	5	6	7	8	9	AB	R	H	RBI	BB	SO	LOB	TOP			
Wade Boggs, L (1, 5) OBP: 0.331, SLG: 0.470	F7	FC6-4			G4-3			G5-4-3 1B		4	0	1	0	0	0	2	<b>Boston Red Sox @ Detroit Tigers</b> Tiger Stadium, Detroit, MI Wed Sep 11 1991, 7:05 PM EDT Att: 16,710 - Cloudy - 70 F			
Jody Reed, R (1, 4) OBP: 0.333, SLG: 0.358	F8		F8			BB		G5-4-3 1-2		3	0	0	0	1	0	1				
Phil Plantier, L (1, 9) OBP: 0.472, SLG: 0.611	G4-3		G4-3			F8			P3	4	0	0	0	0	1					
Jack Clark, R (1, 10) OBP: 0.361, SLG: 0.429		P1	P3			L5			K	4	0	0	0	0	1					
Mike Greenwell, L (1, 7) OBP: 0.351, SLG: 0.427		K			F8				F7	4	0	0	0	0	1					
Mo Vaughn, L (1, 3) OBP: 0.367, SLG: 0.413		1B			F7					3	1	2	0	0	0	0				
Ellis Burks, R (1, 8) OBP: 0.314, SLG: 0.426		1B			G6-3			G5-4-3 1-2		3	1	1	0	0	0	1				
Tony Peña, R (1, 2) OBP: 0.288, SLG: 0.331		1B			G3			G5-3		3	0	1	1	0	0	0				
Luis Rivera, R (1, 6) OBP: 0.325, SLG: 0.389		1B			K			G6-3		3	0	1	1	0	1	0				
<b>Inning Stats</b>	R: 0 E: 0 K: 0 S: 6	H: 0 LOB: 0 BB: 0 P: 6	R: 2 E: 0 K: 1 S: 15	H: 4 LOB: 2 BB: 0 P: 24	R: 0 E: 0 K: 0 S: 11	H: 0 LOB: 0 BB: 0 P: 18	R: 0 E: 0 K: 0 S: 9	H: 0 LOB: 0 BB: 0 P: 14	R: 0 E: 0 K: 1 S: 9	H: 0 LOB: 1 BB: 1 P: 16	R: 0 E: 0 K: 0 S: 7	H: 1 LOB: 0 BB: 0 P: 12	R: 0 E: 0 K: 0 S: 7	H: 1 LOB: 0 BB: 0 P: 12	R: 0 E: 0 K: 1 S: 5	H: 0 LOB: 0 BB: 0 P: 8	1B: 6 2B: 0 3B: 0 HR: 0	SF: 0 SAC: 0 DP: 2 HBP: 0	WP: 0 PB: 0 SB: 0 CS: 0	PA: 32
<b>PITCHER</b> Walt Terrell, R (1, 1) ERA: 4.06	IP: 9.0 WLS: W BF: 32 H: 6 R: 2 ER: 2 SO: 3 BB: 1 IBB: 0 HBP: 0 BLK: 0 WP: 0 HR: 0 S: 78 P: 122 ERA: 2.00 WHIP: 0.778															<b>PITCHER</b>				

Batter	1	2	3	4	5	6	7	8	9	AB	R	H	RBI	BB	SO	LOB	BOTTOM			
Mitt Cuyler, S (1, 8) OBP: 0.331, SLG: 0.337	E4 G4-3 FC6-4 BB		G5-3	1B		K		FC5-6 HR		5	2	1	1	0	1	4	<b>Boston Red Sox @ Detroit Tigers</b> Tiger Stadium, Detroit, MI Wed Sep 11 1991, 7:05 PM EDT Att: 16,710 - Cloudy - 70 F			
Tony Phillips, S (1, 5) OBP: 0.380, SLG: 0.452	G4-3 BB		FC6-4 HBP	1B		2B		F7		3	0	2	2	1	0	2				
Alan Trammell, R (1, 6) OBP: 0.314, SLG: 0.370	G4-3		FC6-4 BB	K		G6-3		HR		5	1	1	3	0	1	7				
Cecil Fielder, R (1, 3) OBP: 0.345, SLG: 0.531	FC6-5-4		BB		HR			BB		3	1	1	2	2	1	1				
Skeeter Barnes, R (1, 10) OBP: 0.310, SLG: 0.471	K		K		B5-3			K2-3		5	0	1	0	0	3	5				
Rob Deer, R (1, 9) OBP: 0.314, SLG: 0.385		P3		G5-3	K			CS		4	0	1	0	0	1	0				
Pete Incaviglia, R (1, 7) OBP: 0.288, SLG: 0.349		G4-3		1B	G6-3	K		K		3	1	1	0	0	1	0				
Lloyd Moseby, L (7, PH) OBP: 0.333, SLG: 0.429				1B	1B			K		1	0	0	0	0	1	2				
Andy Allanson, R (1, 2) OBP: 0.277, SLG: 0.341		K		G6-3		G6-3		FC5-6 1B		4	0	1	0	0	1	1				
Johnny Paredes, R (1, 4) OBP: 0.800, SLG: 0.800			FC6-4 G5-3	1B	1B	S 2B		FC5-6 HR		4	3	4	0	0	0	0				
<b>Inning Stats</b>	R: 1 E: 1 K: 1 S: 11	H: 0 LOB: 1 BB: 1 P: 18	R: 0 E: 0 K: 1 S: 9	H: 0 LOB: 0 BB: 0 P: 13	R: 0 E: 0 K: 1 S: 14	H: 1 LOB: 3 BB: 1 P: 27	R: 2 E: 0 K: 1 S: 13	H: 4 LOB: 2 BB: 0 P: 22	R: 1 E: 0 K: 2 S: 11	H: 1 LOB: 0 BB: 0 P: 15	R: 1 E: 0 K: 1 S: 10	H: 2 LOB: 1 BB: 0 P: 16	R: 0 E: 0 K: 2 S: 9	H: 2 LOB: 1 BB: 0 P: 16	R: 3 E: 0 K: 1 S: 15	H: 3 LOB: 1 BB: 1 P: 28	1B: 10 2B: 1 3B: 0 HR: 2	SF: 0 SAC: 0 DP: 0 HBP: 1	WP: 0 PB: 0 SB: 1 CS: 2	PA: 41
<b>PITCHER</b> Matt Young, L (1, 1) ERA: 5.01	IP: 3.2 WLS: L BF: 20 H: 5 R: 3 ER: 2 SO: 3 BB: 2 IBB: 0 HBP: 0 BLK: 0 WP: 0 HR: 0 S: 43 P: 73 ERA: 4.91 WHIP: 1.909															<b>PITCHER</b>				
Dennis Lamp, R (4, 1) ERA: 4.15	IP: 2.2 WLS: L BF: 13 H: 5 R: 2 ER: 2 SO: 5 BB: 0 IBB: 0 HBP: 0 BLK: 0 WP: 0 HR: 1 S: 31 P: 48 ERA: 6.75 WHIP: 1.875															<b>PITCHER</b>				
Tony Fossas, L (7, 1) ERA: 4.17	IP: 1.1 WLS: L BF: 5 H: 2 R: 2 ER: 2 SO: 1 BB: 0 IBB: 0 HBP: 0 BLK: 0 WP: 0 HR: 0 S: 11 P: 18 ERA: 13.50 WHIP: 1.500															<b>PITCHER</b>				
Greg Harris, R (8, 1) ERA: 3.71	IP: 0.0 WLS: L BF: 2 H: 1 R: 1 ER: 1 SO: 0 BB: 1 IBB: 0 HBP: 0 BLK: 0 WP: 0 HR: 1 S: 2 P: 8 ERA: ∞ WHIP: ∞															<b>PITCHER</b>				
Jeff Plympton, R (8, 1) ERA: 3.71	IP: 0.1 WLS: L BF: 1 H: 0 R: 0 ER: 0 SO: 1 BB: 0 IBB: 0 HBP: 0 BLK: 0 WP: 0 HR: 0 S: 5 P: 8 ERA: 0.00 WHIP: 0.000															<b>PITCHER</b>				

AB	31
R	2
H	6
RBI	2
BB	1
SO	3
LOB	7





Batter	1	2	3	4	5	6	7	8	9	AB	R	H	RBI	BB	SO	LOB	TOP										
<b>Tony Phillips, S</b> OBP: 0.378, SLG: 0.450 (1, 6)										3	0	0	0	1	0	2	<b>Detroit Tigers @ Milwaukee Brewers</b> Milwaukee County Stadium, Milwaukee, WI Thu Sep 12 1991, 8:05 PM EDT Att: 9,835 - Cloudy - 70 F										
<b>Lou Whitaker, L</b> OBP: 0.395, SLG: 0.499 (1, 4)										3	0	0	0	1	0	0											
<b>Lloyd Moseby, L</b> OBP: 0.329, SLG: 0.423 <b>Johnny Paredes, R</b> OBP: 0.667, SLG: 0.667 (6, PH)										3	0	0	0	0	0	3											
<b>Cecil Fielder, R</b> OBP: 0.346, SLG: 0.530 <b>Andy Allanson, R</b> OBP: 0.277, SLG: 0.341 (8, 3)										4	0	2	0	0	2	1											
<b>Mickey Tettleton, S</b> OBP: 0.384, SLG: 0.480 <b>Rich Rowland, R</b> (8, 2)										2	0	0	0	1	0	2											
<b>Pete Incaviglia, R</b> OBP: 0.284, SLG: 0.344 (1, 10)										4	0	0	0	0	1	3											
<b>Rob Deer, R</b> OBP: 0.383, SLG: 0.467 <b>Skeeter Barnes, R</b> OBP: 0.308, SLG: 0.467 (7, PR)										2	0	0	0	1	0	1											
<b>Scott Livingstone, L</b> OBP: 0.383, SLG: 0.387 (1, 5)										3	0	1	0	0	1	1											
<b>Mitt Cuyler, S</b> OBP: 0.332, SLG: 0.337 (1, 8)										2	0	1	0	0	0	1											
<b>Inning Stats</b>	R: 0 E: 0 K: 0 S: 9	H: 0 LOB: 0 BB: 0 P: 15	R: 0 E: 0 K: 1 S: 8	H: 1 LOB: 1 BB: 0 P: 11	R: 0 E: 0 K: 0 S: 8	H: 1 LOB: 2 BB: 2 P: 17	R: 0 E: 0 K: 0 S: 7	H: 1 LOB: 1 BB: 0 P: 11	R: 0 E: 0 K: 1 S: 13	H: 0 LOB: 2 BB: 1 P: 21	R: 0 E: 1 K: 1 S: 10	H: 0 LOB: 2 BB: 1 P: 21	R: 0 E: 0 K: 1 S: 8	H: 0 LOB: 0 BB: 0 P: 13	R: 0 E: 0 K: 1 S: 7	H: 0 LOB: 0 BB: 0 P: 13		1B: 4 2B: 0 3B: 0 HR: 0	SF: 0 SAC: 1 DP: 2 HBP: 0	WP: 0 PB: 0 SB: 1 CS: 0	PA: 34						
<b>PITCHER</b>	IP	WLS	BF	H	R	ER	SO	BB	IBB	HBP	BLK	WP	HR	S	P	ERA	WHIP										
<b>Chris Bosio, R</b> ERA: 3.18	6.0	W	25	4	0	0	3	4	0	0	0	0	0	56	97	0.00	1.333										
<b>Julio Machado, R</b> ERA: 3.31	1.0		3	0	0	0	0	0	0	0	0	0	0	6	13	0.00	0.000										
<b>Mark Lee, L</b> ERA: 3.62	1.0		3	0	0	0	1	0	0	0	0	0	0	8	13	0.00	0.000										
<b>Doug Henry, R</b> ERA: 1.37	1.0		3	0	0	0	1	0	0	0	0	0	0	7	13	0.00	0.000										

Batter	1	2	3	4	5	6	7	8	9	AB	R	H	RBI	BB	SO	LOB	BOTTOM										
<b>Paul Molitor, R</b> OBP: 0.404, SLG: 0.507 (1, 10)										3	1	1	1	1	0	0	<b>Detroit Tigers @ Milwaukee Brewers</b> Milwaukee County Stadium, Milwaukee, WI Thu Sep 12 1991, 8:05 PM EDT Att: 9,835 - Cloudy - 70 F										
<b>Willie Randolph, R</b> OBP: 0.425, SLG: 0.375 (1, 4)										4	0	2	1	0	1	3											
<b>B.J. Surhoff, L</b> OBP: 0.309, SLG: 0.370 (1, 2)										4	0	1	3	0	0	3											
<b>Robin Yount, R</b> OBP: 0.342, SLG: 0.406 <b>Franklin Stubbs, L</b> OBP: 0.279, SLG: 0.360 (7, PR)										3	1	1	0	1	0	1											
<b>Greg Vaughn, R</b> OBP: 0.316, SLG: 0.448 (1, 7)										4	1	2	1	0	2	2											
<b>Darryl Hamilton, L</b> OBP: 0.336, SLG: 0.362 (8, 8)										3	0	0	0	0	0	1											
<b>Jim Gantner, L</b> OBP: 0.310, SLG: 0.356 (1, 5)										4	1	1	1	0	0	1											
<b>George Canale, L</b> (1, 3)										0	0	0	0	2	0	0											
<b>Dante Bichette, R</b> OBP: 0.287, SLG: 0.376 (7, PH)										1	1	0	0	1	1	0											
<b>Bill Spiers, L</b> OBP: 0.332, SLG: 0.370 (1, 6)										3	2	0	0	0	0	5											
<b>Inning Stats</b>	R: 0 E: 0 K: 0 S: 7	H: 1 LOB: 1 BB: 0 P: 13	R: 0 E: 0 K: 1 S: 8	H: 0 LOB: 0 BB: 0 P: 13	R: 0 E: 0 K: 0 S: 8	H: 0 LOB: 0 BB: 1 P: 16	R: 0 E: 0 K: 0 S: 7	H: 0 LOB: 0 BB: 0 P: 12	R: 0 E: 0 K: 0 S: 7	H: 1 LOB: 0 BB: 0 P: 9	R: 1 E: 0 K: 2 S: 11	H: 2 LOB: 1 BB: 1 P: 18	R: 6 E: 1 K: 2 S: 24	H: 4 LOB: 2 BB: 3 P: 44	R: 0 E: 0 K: 1 S: 7	H: 0 LOB: 0 BB: 0 P: 9	1B: 6 2B: 1 3B: 1 HR: 0	SF: 0 SAC: 1 DP: 2 HBP: 0	WP: 0 PB: 0 SB: 0 CS: 1	PA: 35							
<b>PITCHER</b>	IP	WLS	BF	H	R	ER	SO	BB	IBB	HBP	BLK	WP	HR	S	P	ERA	WHIP										
<b>Mark Leiter, R</b> ERA: 3.9	6.0	L	23	6	3	3	1	2	0	0	0	0	0	2	3	4.50	1.333										
<b>John Cerutti, L</b> ERA: 4.71	0.0		2	1	0	0	0	0	0	0	0	0	0	2	3	∞	∞										
<b>Dave Haas, R</b> ERA: 5.4	0.2		4	0	1	0	1	2	0	0	0	0	0	9	19	0.00	3.000										
<b>Paul Gibson, L</b> ERA: 4.87	0.1		3	1	3	2	1	1	0	0	0	0	0	9	15	54.00	6.000										
<b>Kevin Ritz, R</b> ERA: 13.14	1.0		3	0	0	0	1	0	0	0	0	0	0	7	9	0.00	0.000										



Batter	1	2	3	4	5	6	7	8	9	AB	R	H	RBI	BB	SO	LOB	TOP					
Mitt Cuyler, S OBP: 0.330, SLG: 0.336 (1, 8)			B1-3	G3		G3		K		5	0	1	0	0	1	5	<b>Detroit Tigers @ Milwaukee Brewers</b> Milwaukee County Stadium, Milwaukee, WI Fri Sep 13 1991, 8:05 PM EDT Att: 14,554 - Cloudy - 72 F					
Lou Whitaker, L OBP: 0.396, SLG: 0.498 (1, 4)					F7		F7		P6	5	0	2	0	0	0	0						
Tony Phillips, S OBP: 0.377, SLG: 0.446 Skeeter Barnes, R OBP: 0.313, SLG: 0.480 (7, PR) (7, 9)			F9		G3		E6			4	0	0	0	0	0	2						
Cecil Fielder, R OBP: 0.345, SLG: 0.527 (1, 10)			G5-3		K				P6	5	0	1	0	0	1	3						
Mickey Tettleton, S OBP: 0.388, SLG: 0.491 (1, 2)							G6-4-3			3	2	2	1	2	0	2						
Lloyd Moseby, L OBP: 0.331, SLG: 0.425 (1, 7)		F7		HR		G6-3		SH5-3		4	1	1	0	1	0	4						
Travis Fryman, R OBP: 0.303, SLG: 0.445 (1, 6)		F8		F8				SH5-3		3	0	1	0	0	0	2						
Dave Bergman, L OBP: 0.351, SLG: 0.371 (1, 3)						L8				2	0	1	1	2	0	2						
Scott Livingstone, L OBP: 0.358, SLG: 0.381 (1, 5)		G3-1		F7				FC3-6		4	0	1	1	0	0	5						
<b>Inning Stats</b>	R: 0 E: 0 K: 0 S: 9	H: 2 LOB: 1 BB: 0 P: 12	R: 0 E: 0 K: 0 S: 12	H: 0 LOB: 2 BB: 2 P: 20	R: 0 E: 0 K: 0 S: 5	H: 1 LOB: 1 BB: 0 P: 10	R: 1 E: 0 K: 0 S: 14	H: 2 LOB: 2 BB: 1 P: 23	R: 0 E: 0 K: 1 S: 5	H: 0 LOB: 0 BB: 0 P: 6	R: 1 E: 0 K: 0 S: 14	H: 3 LOB: 2 BB: 0 P: 26	R: 0 E: 1 K: 0 S: 10	H: 1 LOB: 1 BB: 1 P: 16	R: 1 E: 0 K: 1 S: 11	H: 1 LOB: 2 BB: 1 P: 19	R: 0 E: 0 K: 0 S: 9	H: 1 LOB: 1 BB: 1 P: 19	1B: 7 2B: 3 3B: 0 HR: 1	SF: 0 SAC: 1 DP: 1 HBP: 0	WP: 0 PB: 0 SB: 2 CS: 1	PA: 42
<b>PITCHER</b>	IP WLS BF H R ER SO BB IBB HBP BLK WP HR S P ERA WHIP	IP WLS BF H R ER SO BB IBB HBP BLK WP HR S P ERA WHIP	IP WLS BF H R ER SO BB IBB HBP BLK WP HR S P ERA WHIP	IP WLS BF H R ER SO BB IBB HBP BLK WP HR S P ERA WHIP	IP WLS BF H R ER SO BB IBB HBP BLK WP HR S P ERA WHIP	IP WLS BF H R ER SO BB IBB HBP BLK WP HR S P ERA WHIP	IP WLS BF H R ER SO BB IBB HBP BLK WP HR S P ERA WHIP	IP WLS BF H R ER SO BB IBB HBP BLK WP HR S P ERA WHIP	IP WLS BF H R ER SO BB IBB HBP BLK WP HR S P ERA WHIP	IP WLS BF H R ER SO BB IBB HBP BLK WP HR S P ERA WHIP	IP WLS BF H R ER SO BB IBB HBP BLK WP HR S P ERA WHIP	IP WLS BF H R ER SO BB IBB HBP BLK WP HR S P ERA WHIP	IP WLS BF H R ER SO BB IBB HBP BLK WP HR S P ERA WHIP	IP WLS BF H R ER SO BB IBB HBP BLK WP HR S P ERA WHIP	IP WLS BF H R ER SO BB IBB HBP BLK WP HR S P ERA WHIP	IP WLS BF H R ER SO BB IBB HBP BLK WP HR S P ERA WHIP	IP WLS BF H R ER SO BB IBB HBP BLK WP HR S P ERA WHIP					
Jaime Navarro, R ERA: 4.01 (1, 1)	6.1	31	9	2	2	1	3	0	0	0	0	0	0	0	0	110	2.84	1.895				
Mark Lee, L ERA: 3.73 (7, 1)	0.2	L	2	0	1	1	0	1	0	0	0	0	0	0	4	9	13.50	1.500				
Chuck Crim, R ERA: 4.96 (8, 1)	2.0		9	2	0	0	1	0	1	0	0	0	0	0	18	32	0.00	1.000				

Batter	1	2	3	4	5	6	7	8	9	AB	R	H	RBI	BB	SO	LOB	BOTTOM					
Paul Molitor, R OBP: 0.403, SLG: 0.505 (1, 10)			K		F9		F7			4	1	1	0	0	1	2	<b>Detroit Tigers @ Milwaukee Brewers</b> Milwaukee County Stadium, Milwaukee, WI Fri Sep 13 1991, 8:05 PM EDT Att: 14,554 - Cloudy - 72 F					
Willie Randolph, R OBP: 0.426, SLG: 0.379 (1, 4)					K		F8			4	1	2	1	0	1	1						
B.J. Surhoff, L OBP: 0.306, SLG: 0.366 (1, 2)			G4-3			E6		G6-3		4	0	0	0	0	0	3						
Robin Yount, R OBP: 0.341, SLG: 0.405 (1, 8)					G5-3				E6	4	0	1	1	0	0	0						
Greg Vaughn, R OBP: 0.316, SLG: 0.447 (1, 7)						SH5-4			F8-4	3	0	1	0	0	0	1						
Darryl Hamilton, L OBP: 0.336, SLG: 0.360 Dante Bichette, R OBP: 0.267, SLG: 0.375 (9, PH)			F9		FC				P4	2	0	0	0	1	0	1						
Jim Gantner, L OBP: 0.309, SLG: 0.353 (1, 5)			F7						F8	3	0	0	0	1	0	3						
George Canale, L (1, 3)			L3		G6-4-3				K	3	0	0	0	0	1	3						
Dale Sveum, S OBP: 0.304, SLG: 0.342 (9, PH)									K	1	0	0	0	0	1	0						
Bill Spiers, L OBP: 0.334, SLG: 0.371 (1, 6)					F7					2	0	1	0	0	0	0						
<b>Inning Stats</b>	R: 2 E: 0 K: 0 S: 12	H: 2 LOB: 0 BB: 0 P: 19	R: 0 E: 0 K: 0 S: 8	H: 0 LOB: 0 BB: 0 P: 10	R: 0 E: 0 K: 1 S: 10	H: 2 LOB: 1 BB: 0 P: 12	R: 0 E: 1 K: 0 S: 11	H: 1 LOB: 2 BB: 1 P: 19	R: 0 E: 0 K: 1 S: 5	H: 0 LOB: 0 BB: 0 P: 8	R: 0 E: 0 K: 0 S: 7	H: 1 LOB: 1 BB: 1 P: 12	R: 0 E: 0 K: 1 S: 7	H: 0 LOB: 0 BB: 0 P: 8	R: 0 E: 1 K: 0 S: 5	H: 0 LOB: 0 BB: 0 P: 8	R: 0 E: 0 K: 1 S: 8	H: 0 LOB: 0 BB: 0 P: 14	1B: 5 2B: 2 3B: 0 HR: 0	SF: 0 SAC: 1 DP: 4 HBP: 1	WP: 1 PB: 0 SB: 0 CS: 0	PA: 35
<b>PITCHER</b>	IP WLS BF H R ER SO BB IBB HBP BLK WP HR S P ERA WHIP	IP WLS BF H R ER SO BB IBB HBP BLK WP HR S P ERA WHIP	IP WLS BF H R ER SO BB IBB HBP BLK WP HR S P ERA WHIP	IP WLS BF H R ER SO BB IBB HBP BLK WP HR S P ERA WHIP	IP WLS BF H R ER SO BB IBB HBP BLK WP HR S P ERA WHIP	IP WLS BF H R ER SO BB IBB HBP BLK WP HR S P ERA WHIP	IP WLS BF H R ER SO BB IBB HBP BLK WP HR S P ERA WHIP	IP WLS BF H R ER SO BB IBB HBP BLK WP HR S P ERA WHIP	IP WLS BF H R ER SO BB IBB HBP BLK WP HR S P ERA WHIP	IP WLS BF H R ER SO BB IBB HBP BLK WP HR S P ERA WHIP	IP WLS BF H R ER SO BB IBB HBP BLK WP HR S P ERA WHIP	IP WLS BF H R ER SO BB IBB HBP BLK WP HR S P ERA WHIP	IP WLS BF H R ER SO BB IBB HBP BLK WP HR S P ERA WHIP	IP WLS BF H R ER SO BB IBB HBP BLK WP HR S P ERA WHIP	IP WLS BF H R ER SO BB IBB HBP BLK WP HR S P ERA WHIP	IP WLS BF H R ER SO BB IBB HBP BLK WP HR S P ERA WHIP	IP WLS BF H R ER SO BB IBB HBP BLK WP HR S P ERA WHIP					
Bill Gullickson, R ERA: 4.15 (9, 1)	1.0	S	3	0	0	0	0	0	0	0	0	8	14	0.00	0.000							



Batter	1	2	3	4	5	6	7	8	9	AB	R	H	RBI	BB	SO	LOB	TOP									
Mitt Cuyler, S OBP: 0.333, SLG: 0.338 (1, 8)	P5		1B BB		3B 2B		F9		1B BB	3	2	1	0	2	0	1										
Skeeter Barnes, R OBP: 0.326, SLG: 0.512 Lloyd Moseby, L OBP: 0.333, SLG: 0.427 (9, PH)	S 2B		FC5-4 1B		SF7 3B		FC6-4		1B 1B	4	1	3	1	0	0	1										
Alan Trammell, R OBP: 0.313, SLG: 0.368 (1, 6)	G5-3		FC5-4		SF7			K	FC5-4 1B	4	0	1	2	0	1	3										
Cecil Fielder, R OBP: 0.344, SLG: 0.530 (1, 3)	F8			HR	G4-3			K	FC5-4 1B	5	1	1	1	0	1	3										
Travis Fryman, R OBP: 0.302, SLG: 0.443 (1, 5)	F8			1B			G6-3			4	0	1	0	0	0	0										
Rob Deer, R OBP: 0.314, SLG: 0.381 (1, 9)	F9			F8			P4		CS BB	3	0	0	0	1	0	1										
Pete Incaviglia, R OBP: 0.283, SLG: 0.343 (1, 10)	F9			K			G6-3		BB 1B	4	1	1	0	0	1	1										
Andy Allanson, R OBP: 0.271, SLG: 0.333 Mickey Tettleton, S OBP: 0.390, SLG: 0.492 (9, PH)			L7		K			K	BB 1B	3	0	0	0	0	2	1										
Johnny Paredes, R OBP: 0.444, SLG: 0.444 Lou Whitaker, L OBP: 0.395, SLG: 0.496 (9, PH)			F7				F9		BB 1B	3	0	0	0	0	0	0										
<b>Inning Stats</b>	R: 0 E: 0 K: 0 S: 8	H: 1 LOB: 1 BB: 0 P: 14	R: 0 E: 0 K: 0 S: 5	H: 0 LOB: 0 BB: 0 P: 8	R: 0 E: 0 K: 0 S: 10	H: 1 LOB: 2 BB: 1 P: 18	R: 1 E: 0 K: 2 S: 13	H: 2 LOB: 1 BB: 0 P: 20	R: 2 E: 0 K: 0 S: 11	H: 2 LOB: 0 BB: 0 P: 18	R: 0 E: 0 K: 0 S: 5	H: 0 LOB: 0 BB: 0 P: 7	R: 0 E: 0 K: 1 S: 9	H: 0 LOB: 0 BB: 0 P: 15	R: 0 E: 0 K: 2 S: 7	H: 0 LOB: 0 BB: 0 P: 13	R: 3 E: 0 K: 1 S: 16	H: 4 LOB: 2 BB: 2 P: 32	1B: 6 2B: 2 3B: 1 HR: 1	SF: 1 SAC: 0 DP: 0 HBP: 0	WP: 0 PB: 0 SB: 1 CS: 1	PA: 40				
<b>PITCHER</b>	IP	WLS	BF	H	R	ER	SO	BB	IBB	HBP	BLK	WP	HR	S	P	ERA	WHIP									
Dan Plesac, L ERA: 3.22 Julio Machado, R ERA: 3.65 Chuck Crim, R ERA: 4.94	(1, 1)	8.0	L	32	6	3	3	5	1	0	0	0	0	1	68	113	3.38	0.875								
(9, 1)	0.2	5	2	3	3	1	2	0	0	0	0	0	0	10	25	40.50	6.000									
(9, 1)	0.1	3	2	0	0	0	0	0	0	0	0	0	0	6	7	0.00	6.000									

**Detroit Tigers @ Milwaukee Brewers**  
**Milwaukee County Stadium, Milwaukee, WI**  
 Sat Sep 14 1991, 8:05 PM EDT  
 Att: 26,644 - Cloudy - 76 F

livebaseballscores.com

AB 36  
 R 6  
 H 10  
 RBI 6  
 BB 3  
 SO 6  
 LOB 13



Batter	1	2	3	4	5	6	7	8	9	AB	R	H	RBI	BB	SO	LOB	BOTTOM									
Paul Molitor, R OBP: 0.402, SLG: 0.504 (1, 3)	G5-3		G5-3		K		G5-3		2B 2B	5	1	1	0	0	1	3										
Willie Randolph, R OBP: 0.423, SLG: 0.380 (1, 4)	2B		F9		FC6-4		G5-3		G5-3	5	0	1	0	0	0	4										
B.J. Surhoff, L OBP: 0.307, SLG: 0.368 (1, 10)	BB		G3-1				L4		BB 2B	4	0	1	1	1	1	0										
Robin Yount, R OBP: 0.340, SLG: 0.403 (1, 8)	F7			FC5-4 1B			L9		G6-3 G6-3	5	0	1	0	0	0	3										
Greg Vaughn, R OBP: 0.318, SLG: 0.453 (1, 7)	P3			L7			HR		BB	3	1	1	1	1	0	3										
Dante Bichette, R OBP: 0.284, SLG: 0.371 (1, 9)			F9		FC5-4		F7		F9	4	0	0	0	0	0	2										
Jim Gantner, L OBP: 0.311, SLG: 0.354 (1, 5)			G4-3		FC5-4				2B PB 1B	4	1	2	0	0	0	1										
Rick Dempsey, R OBP: 0.345, SLG: 0.378 Darryl Hamilton, L OBP: 0.338, SLG: 0.365 (9, PH)			E5				FC6-4 BB		PB SF7 2B	1	0	0	0	2	0	0										
Dale Sveum, S OBP: 0.300, SLG: 0.339 (1, 6)			K				P2		SF7	2	0	0	1	0	1	2										
<b>Inning Stats</b>	R: 0 E: 0 K: 0 S: 10	H: 1 LOB: 2 BB: 1 P: 20	R: 0 E: 1 K: 1 S: 10	H: 0 LOB: 1 BB: 0 P: 20	R: 0 E: 0 K: 0 S: 7	H: 0 LOB: 0 BB: 0 P: 12	R: 0 E: 0 K: 0 S: 11	H: 1 LOB: 1 BB: 0 P: 16	R: 0 E: 0 K: 1 S: 10	H: 0 LOB: 1 BB: 1 P: 19	R: 1 E: 0 K: 0 S: 7	H: 1 LOB: 0 BB: 0 P: 11	R: 0 E: 0 K: 0 S: 8	H: 1 LOB: 2 BB: 1 P: 14	R: 0 E: 0 K: 1 S: 7	H: 0 LOB: 1 BB: 1 P: 15	R: 3 E: 0 K: 0 S: 16	H: 4 LOB: 1 BB: 0 P: 26	1B: 3 2B: 4 3B: 0 HR: 1	SF: 1 SAC: 1 DP: 0 HBP: 0	WP: 0 PB: 1 SB: 0 CS: 0	PA: 40				
<b>PITCHER</b>	IP	WLS	BF	H	R	ER	SO	BB	IBB	HBP	BLK	WP	HR	S	P	ERA	WHIP									
Scott Aldred, L ERA: 6.11 Jerry Don Gleason, L ERA: 3.97 Dan Gakeler, R ERA: 5.62 Jeff Kaiser, L ERA: 3.86 Mike Hemerman, R ERA: 2.92	(1, 1)	6.0	W	24	3	1	1	2	2	0	0	0	0	0	55	98	1.50	0.833								
(7, 1)	0.1	3	1	0	0	0	0	1	0	0	0	0	0	5	9	0.00	6.000									
(7, 1)	1.2	6	0	0	0	1	1	0	0	0	0	0	0	10	20	0.00	0.600									
(9, 1)	0.0	1	1	1	1	0	0	0	0	0	0	0	0	3	5	=	=									
(9, 1)	1.0	6	3	2	2	0	0	0	0	0	0	0	0	13	21	18.00	3.000									

**Detroit Tigers @ Milwaukee Brewers**  
**Milwaukee County Stadium, Milwaukee, WI**  
 Sat Sep 14 1991, 8:05 PM EDT  
 Att: 26,644 - Cloudy - 76 F

livebaseballscores.com

AB 34  
 R 4  
 H 8  
 RBI 3  
 BB 4  
 SO 3  
 LOB 18





Batter	1	2	3	4	5	6	7	8	9	AB	R	H	RBI	BB	SO	LOB	TOP							
Mitt Cuyler, S OBP: 0.333, SLG: 0.337	1-0 L3 1B		2-2 G5-3			0-0 G4-3		1-1 E4 FC4-6		4	0	1	0	0	0	1								
Lou Whitaker, L OBP: 0.392, SLG: 0.491	2-1 L3 1-2		0-1 F9			1-2 G4-3		2-1 FC4-6 1-2		4	0	0	1	0	0	2								
Alan Trammell, R OBP: 0.315, SLG: 0.370	0-1 P3					0-1 FC6-4 1B		0-1 F9		4	0	2	0	0	0	1								
Cecil Fielder, R OBP: 0.343, SLG: 0.533						1-0 G6-4-3 1-2		2-0 FC6-4 1-2		4	1	1	1	0	0	2								
Mickey Tettleton, S OBP: 0.390, SLG: 0.491						3-2 1B		2-3 K		3	0	1	0	1	1	0								
Lloyd Moseby, L OBP: 0.332, SLG: 0.424						1-2 F9		0-0 G3-1		4	1	1	0	0	0	2								
Dave Bergman, L OBP: 0.354, SLG: 0.370						0-1 G6-3		1-0 G4-1		3	0	1	0	1	0	0								
Shawn Hare, L OBP: 0.304, SLG: 0.444						3-2 F7		1-1 P4		3	0	0	0	0	0	2								
Scott Livingstone, L OBP: 0.387, SLG: 0.390						0-0 G6-3		1-1 FC4-6 1B		3	1	2	0	0	0	0								
Tony Phillips, S OBP: 0.376, SLG: 0.445										1	0	0	0	0	1	2								
<b>Inning Stats</b>	R: 0 E: 0 K: 0 S: 5	H: 1 LOB: 0 BB: 0 P: 8	R: 1 E: 0 K: 0 S: 11	H: 1 LOB: 1 BB: 2 P: 25	R: 0 E: 0 K: 0 S: 6	H: 1 LOB: 0 BB: 0 P: 8	R: 0 E: 0 K: 0 S: 9	H: 2 LOB: 1 BB: 0 P: 15	R: 0 E: 0 K: 0 S: 8	H: 0 LOB: 0 BB: 0 P: 11	R: 0 E: 0 K: 1 S: 7	H: 1 LOB: 1 BB: 0 P: 10	R: 0 E: 0 K: 1 S: 5	H: 0 LOB: 0 BB: 0 P: 8	R: 1 E: 1 K: 0 S: 10	H: 1 LOB: 1 BB: 0 P: 15	R: 1 E: 0 K: 1 S: 24	H: 3 LOB: 2 BB: 0 P: 35	1B: 9 2B: 1 3B: 0 HR: 1	SF: 0 SAC: 0 DP: 3 HBP: 0	WP: 0 PB: 0 SB: 0 CS: 0	PA: 36		
<b>PITCHER</b>	IP WLS BF H R ER SO BB IBB HBP BLK WP HR S P ERA WHIP	8.2 W 34 9 3 2 1 2 0 0 0 0 1 73 120 2.08 1.269	0.1 S 2 1 0 0 1 0 0 0 0 0 0 12 15 0.00 3.000																					

Detroit Tigers @ Milwaukee Brewers  
Milwaukee County Stadium, Milwaukee, WI

Sun Sep 15 1991, 4:33 AM EDT  
Att: 13,296 - Cloudy - 85 F



AB 34  
R 3  
H 10  
RBI 3  
BB 2  
SO 2  
LOB 12

Batter	1	2	3	4	5	6	7	8	9	AB	R	H	RBI	BB	SO	LOB	BOTTOM						
Paul Molitor, R OBP: 0.400, SLG: 0.501	0-0 G6-3	1-1 F8			0-1 F8		4-1 BB 1B	0-0 G6-4-3 1-2		4	1	0	0	1	0	4							
Willie Randolph, R OBP: 0.422, SLG: 0.376	4-1 BB BB BB	2-2 G5-3 1-2 2-3			2-0 F8		1-2 F7			3	0	0	0	1	0	3							
B.J. Surhoff, L OBP: 0.307, SLG: 0.365	1-1 L9	1-1 G3-1			1-0 G4-3		4-1 1B SF7 BB			3	1	0	0	1	0	3							
Robin Yount, R OBP: 0.341, SLG: 0.402	4-2 BB 1-2 BB		1-0 F9			1-2 P4	0-2 FC6-4 1B			3	0	1	1	1	0	0							
Greg Vaughn, R OBP: 0.319, SLG: 0.455	4-0 1-2 2-3 BB		3-2 F7			1-0 HR 2B	1-1 SF7			2	1	1	1	1	0	0							
Dante Bichette, R OBP: 0.284, SLG: 0.378	1-2 F9		1-2 F7			1-1 HR	0-2 FC6-4 1-2			4	1	1	2	0	0	4							
Darryl Hamilton, L OBP: 0.340, SLG: 0.367		1-2 1B 2B			2-2 L5		4-0 FC5-4 BB	1-0 G4-3		3	1	1	0	1	0	0							
Dale Sveum, S OBP: 0.304, SLG: 0.342		0-0 G5-3 2H 1B			1-3 K		0-2 FC5-4 FC4-6 1-2	1-0 1B 1B		4	0	2	1	0	1	1							
Bill Spiers, L OBP: 0.336, SLG: 0.372		1-1 G5-3 1B			2-2 G4-3		1-1 FC4-6 1-2	2-2 G6-4-3 1B		4	0	2	0	0	0	1							
<b>Inning Stats</b>	R: 0 E: 0 K: 0 S: 9	H: 0 LOB: 3 BB: 3 P: 23	R: 1 E: 0 K: 0 S: 13	H: 3 LOB: 0 BB: 0 P: 19	R: 0 E: 0 K: 1 S: 7	H: 0 LOB: 0 BB: 0 P: 12	R: 0 E: 0 K: 1 S: 11	H: 0 LOB: 0 BB: 0 P: 16	R: 0 E: 0 K: 0 S: 4	H: 0 LOB: 0 BB: 0 P: 7	R: 2 E: 0 K: 0 S: 11	H: 2 LOB: 1 BB: 1 P: 19	R: 2 E: 0 K: 0 S: 13	H: 1 LOB: 1 BB: 2 P: 23	R: 0 E: 0 K: 0 S: 6	H: 2 LOB: 1 BB: 0 P: 10	1B: 5 2B: 2 3B: 0 HR: 1	SF: 1 SAC: 0 DP: 1 HBP: 0	WP: 0 PB: 0 SB: 0 CS: 0	PA: 37			
<b>PITCHER</b>	IP WLS BF H R ER SO BB IBB HBP BLK WP HR S P ERA WHIP	6.0 L 27 5 3 3 3 4 0 0 0 0 0 5 55 96 4.50 1.500	0.1 3 0 2 2 0 2 0 0 0 0 0 0 5 14 54.00 6.000	0.2 3 1 0 0 0 0 0 0 0 0 0 0 8 9 0.00 1.500	1.0 4 2 0 0 0 0 0 0 0 0 0 0 6 10 0.00 2.000																		

Detroit Tigers @ Milwaukee Brewers  
Milwaukee County Stadium, Milwaukee, WI

Sun Sep 15 1991, 4:33 AM EDT  
Att: 13,296 - Cloudy - 85 F



AB 30  
R 5  
H 8  
RBI 5  
BB 6  
SO 1  
LOB 16







Batter	1	2	3	4	5	6	7	8	9	AB	R	H	RBI	BB	SO	LOB	TOP					
Mitt Cuyler, S OBP: 0.330, SLG: 0.334 (1, 8)			G6-3	G4-3			G4-3			4	0	1	0	0	0	1	<b>Detroit Tigers @ Cleveland Indians</b> Cleveland Municipal Stadium, Cleveland, OH Wed Sep 18, 1991, 7:05 PM EDT Att: 4,976 - Cloudy - 66 F <a href="http://livebaseballscorecards.com">livebaseballscorecards.com</a>					
Lou Whitaker, L OBP: 0.391, SLG: 0.487 (1, 4)	G5-3		2B 1B		F9			G4-3		4	1	1	0	0	0	1						
Alan Trammell, R OBP: 0.318, SLG: 0.377 (1, 10)	P2		1B 2B		K			K		4	1	1	0	0	2	1						
Cecil Fielder, R OBP: 0.342, SLG: 0.529 Skeeter Barnes, R OBP: 0.326, SLG: 0.512 (8, PR) (8, 3)	L1		1B		K			1B		4	0	2	2	0	1	1						
Mickey Tettleton, S OBP: 0.386, SLG: 0.484 (1, 2)		G4-3	K					P6		4	0	0	0	0	1	2						
Lloyd Moseby, L OBP: 0.324, SLG: 0.412 (1, 7)	1B		F9					G6-3		4	0	1	0	0	1	1						
Travis Fryman, R OBP: 0.306, SLG: 0.445 (1, 6)	P2				K			G6-3		4	0	0	0	0	2	1						
Pete Incaviglia, R OBP: 0.286, SLG: 0.344 (1, 9)	1B		G5-3					G6-3		4	0	1	0	0	0	0						
Scott Livingstone, L OBP: 0.386, SLG: 0.388 (1, 5)	P6							K		3	0	1	0	0	1	2						
<b>Inning Stats</b>	R: 0 E: 0 K: 0 S: 11	H: 1 LOB: 1 BB: 0 P: 14	R: 0 E: 0 K: 0 S: 12	H: 2 LOB: 2 BB: 0 P: 19	R: 2 E: 0 K: 1 S: 11	H: 3 LOB: 1 BB: 0 P: 18	R: 0 E: 0 K: 1 S: 9	H: 1 LOB: 1 BB: 0 P: 14	R: 0 E: 0 K: 1 S: 10	H: 0 LOB: 0 BB: 0 P: 13	R: 0 E: 0 K: 1 S: 8	H: 0 LOB: 0 BB: 0 P: 16	R: 0 E: 0 K: 1 S: 6	H: 0 LOB: 0 BB: 0 P: 7	R: 0 E: 0 K: 1 S: 8	H: 1 LOB: 1 BB: 0 P: 12	R: 0 E: 0 K: 1 S: 6	H: 0 LOB: 0 BB: 0 P: 8	1B: 7 2B: 1 3B: 0 HR: 0	SF: 0 SAC: 0 DP: 0 HBP: 0	WP: 0 PB: 0 SB: 2 CS: 0	PA: 35
<b>PITCHER</b> Charles Nagy, R ERA: 3.98 (1, 1)	IP: 9.0 WLS: W BF: 35 H: 8 R: 2 ER: 2 SO: 8 BB: 0 IBB: 0 HBP: 0 BLK: 0 WP: 0 HR: 0 S: 81 P: 121 ERA: 2.00 WHIP: 0.889															<b>PITCHER</b> Charles Nagy, R ERA: 3.98 (1, 1)	IP: 9.0 WLS: W BF: 35 H: 8 R: 2 ER: 2 SO: 8 BB: 0 IBB: 0 HBP: 0 BLK: 0 WP: 0 HR: 0 S: 81 P: 121 ERA: 2.00 WHIP: 0.889					

Batter	1	2	3	4	5	6	7	8	9	AB	R	H	RBI	BB	SO	LOB	BOTTOM			
Alex Cole, L OBP: 0.391, SLG: 0.349 (1, 8)	F8		B2-3		CS			K		4	1	1	0	0	1	0	<b>Detroit Tigers @ Cleveland Indians</b> Cleveland Municipal Stadium, Cleveland, OH Wed Sep 18, 1991, 7:05 PM EDT Att: 4,976 - Cloudy - 66 F <a href="http://livebaseballscorecards.com">livebaseballscorecards.com</a>			
Felix Fermin, R OBP: 0.308, SLG: 0.302 (1, 6)	1B		G3-6-3		G4-3			G4-3		3	1	2	0	0	0	1				
Carlos Baerga, S OBP: 0.348, SLG: 0.397 (1, 4)	1B		G3-6-3		SF9			SF9		2	1	1	1	0	0	1				
Albert Belle, R OBP: 0.320, SLG: 0.530 Jose Gonzalez, R OBP: 0.193, SLG: 0.204 (9, 9)	E9				G4-3			G5-3		3	0	1	1	0	0	0				
Mike Aldrete, L OBP: 0.368, SLG: 0.308 (1, 3)	K				G1-3			L7		3	0	0	0	0	1	1				
Carlos Martinez, R OBP: 0.323, SLG: 0.417 (1, 10)	F9				G6-3			F8		3	0	0	0	0	0	1				
Jim Thome, L OBP: 0.255, SLG: 0.306 (1, 5)	L1				F9			K		3	0	0	0	0	1	0				
Joel Skinner, R OBP: 0.274, SLG: 0.295 (1, 2)	G6-3							G3		3	0	1	0	0	0	0				
Wayne Kirby, L OBP: 0.143, SLG: 0.286 (9, 7)	K				FC3-6			P6		3	0	0	0	0	1	1				
<b>Inning Stats</b>	R: 2 E: 1 K: 1 S: 18	H: 3 LOB: 1 BB: 0 P: 21	R: 0 E: 0 K: 1 S: 10	H: 0 LOB: 0 BB: 0 P: 17	R: 0 E: 0 K: 0 S: 3	H: 1 LOB: 0 BB: 0 P: 3	R: 0 E: 0 K: 0 S: 7	H: 0 LOB: 0 BB: 0 P: 13	R: 0 E: 0 K: 0 S: 6	H: 1 LOB: 0 BB: 0 P: 7	R: 1 E: 0 K: 0 S: 8	H: 1 LOB: 0 BB: 0 P: 9	R: 0 E: 0 K: 1 S: 7	H: 0 LOB: 0 BB: 0 P: 10	R: 0 E: 0 K: 1 S: 7	H: 0 LOB: 0 BB: 0 P: 8	1B: 5 2B: 1 3B: 0 HR: 0	SF: 1 SAC: 0 DP: 1 HBP: 0	WP: 0 PB: 0 SB: 0 CS: 1	PA: 29
<b>PITCHER</b> Bill Gullickson, R ERA: 4.08 (1, 1)	IP: 8.0 WLS: L BF: 28 H: 6 R: 3 ER: 2 SO: 4 BB: 0 IBB: 0 HBP: 0 BLK: 0 WP: 0 HR: 0 S: 66 P: 88 ERA: 2.25 WHIP: 0.750															<b>PITCHER</b> Bill Gullickson, R ERA: 4.08 (1, 1)	IP: 8.0 WLS: L BF: 28 H: 6 R: 3 ER: 2 SO: 4 BB: 0 IBB: 0 HBP: 0 BLK: 0 WP: 0 HR: 0 S: 66 P: 88 ERA: 2.25 WHIP: 0.750			







Batter	1	2	3	4	5	6	7	8	9	AB	R	H	RBI	BB	SO	LOB	TOP										
Paul Moltzer, R (1, 3) George Canale, L (9, FR) OBP: 0.396, SLG: 0.491 OBP: 0.375, SLG: 0.364	L4		G5-3		F9		L8			3	1	0	0	2	0	1											
Willie Randolph, R (1, 4) OBP: 0.432, SLG: 0.379	BB		K		E		F9		BB	5	1	3	3	0	1	1											
Robin Yount, R (1, 8) OBP: 0.342, SLG: 0.400	F9			E5	F9		L9		K	5	0	0	0	0	1	6											
Greg Vaughn, R (1, 7) OBP: 0.322, SLG: 0.455	BB			G6-4-3	E7		L8			2	0	1	1	2	0	0											
Rick Dempsey, R (1, 2) OBP: 0.346, SLG: 0.373	K			F9	G6-3		FC5-4		BB	3	0	0	0	1	1	5											
Dante Bichette, R (1, 9) OBP: 0.259, SLG: 0.369		K		G6-4-3			K		FC5-4	4	0	0	0	0	2	3											
Jim Gantner, L (1, 5) OBP: 0.310, SLG: 0.350	G3				SH3-4		L8		G3	4	1	1	0	0	0	0											
Tim McIntosh, R (1, 10) Jim Olander, R (9, FR) OBP: 0.500, SLG: 0.750	L8				1B		F8		1B	4	1	2	0	0	0	0											
Dale Sveum, S (1, 6) OBP: 0.300, SLG: 0.338			G6-3		SH3-4				K2-3	3	0	1	0	0	1	1											
<b>Inning Stats</b>	R: 0 H: 1 E: 0 K: 1 S: 11	H: 1 LOB: 2 BB: 1 P: 23	R: 0 H: 0 E: 0 K: 1 S: 11	H: 0 LOB: 0 BB: 0 P: 18	R: 0 H: 0 E: 0 K: 1 S: 9	H: 0 LOB: 0 BB: 0 P: 16	R: 0 H: 0 E: 1 K: 0 S: 8	H: 0 LOB: 1 BB: 1 P: 14	R: 4 H: 4 E: 1 K: 0 S: 10	H: 4 LOB: 1 BB: 0 P: 19	R: 0 H: 0 E: 0 K: 1 S: 6	H: 0 LOB: 1 BB: 0 P: 10	R: 0 H: 1 E: 0 K: 0 S: 11	H: 1 LOB: 1 BB: 0 P: 15	R: 0 H: 0 E: 0 K: 0 S: 8	H: 0 LOB: 0 BB: 1 P: 15	R: 1 H: 2 E: 0 K: 2 S: 14	H: 2 LOB: 2 BB: 1 P: 24	1B: 6 2B: 2 3B: 0 HR: 0	SF: 0 SAC: 1 DP: 1 HBP: 0	WP: 0 PA: 40 PB: 0 SB: 0 CS: 1						
<b>PITCHER</b>	IP	WLS	BF	H	R	ER	SO	BB	IBB	HBP	BLK	WP	HR	S	P	ERA	WHIP										
Frank Tanana, L (1, 1) ERA: 3.81	8.2	L	38	8	5	4	5	5	0	0	0	0	0	85	151	4.15	1.500										
Mike Henneman, R (9, 1) ERA: 2.91	0.1		1	0	0	0	1	0	0	0	0	0	0	3	3	0.00	0.000										

Milwaukee Brewers @ Detroit Tigers  
Tiger Stadium, Detroit, MI  
Sat Sep 21 1991, 7:05 PM EDT  
Att: 18,317 - Sunny - 61 F

AB 33  
R 5  
H 8  
RBI 4  
BB 5  
SO 6  
LOB 17



Batter	1	2	3	4	5	6	7	8	9	AB	R	H	RBI	BB	SO	LOB	BOTTOM										
Tony Phillips, S (1, 9) OBP: 0.376, SLG: 0.447	G5-3		E			G4-3		G6-3		3	0	0	0	1	0	0											
Lou Whitaker, L (1, 4) OBP: 0.390, SLG: 0.482	HR		G3			G1		F9		3	1	0	0	1	0	1											
Alan Trammell, R (1, 6) OBP: 0.316, SLG: 0.384	K		L1			2B		K		4	0	1	0	0	2	2											
Cecil Fielder, R (1, 3) OBP: 0.341, SLG: 0.531	HR			K				F9		4	1	1	2	0	2	1											
Mickey Tettleton, S (1, 2) OBP: 0.385, SLG: 0.480	F8			G4-3		G3		G3-1		3	0	0	0	1	0	0											
Lloyd Moseby, L (1, 7) OBP: 0.320, SLG: 0.405			K		G4-3		K		G3-1	4	0	0	0	0	2	1											
Travis Fryman, R (1, 5) OBP: 0.306, SLG: 0.449		K			L6		E		P3	4	0	1	0	0	1	1											
Pete Incaviglia, R (1, 10) Dave Bergman, L (7, PH) Johnny Paredes, R (7, FR) OBP: 0.287, SLG: 0.339 OBP: 0.352, SLG: 0.368 OBP: 0.444, SLG: 0.444		K				K		E4		2	0	0	0	0	2	0											
Mitt Cuyler, S (1, 8) OBP: 0.329, SLG: 0.333			G1-3		G3-1		K			1	0	0	0	0	0	1											
0 0 0 0 0 0 0										0	0	0	0	0	0	0											
<b>Inning Stats</b>	R: 2 H: 1 E: 0 K: 1 S: 13	H: 1 LOB: 1 BB: 1 P: 20	R: 0 H: 0 E: 0 K: 3 S: 10	H: 0 LOB: 0 BB: 0 P: 16	R: 0 H: 0 E: 1 K: 0 S: 7	H: 0 LOB: 1 BB: 1 P: 17	R: 0 H: 0 E: 0 K: 1 S: 6	H: 0 LOB: 0 BB: 0 P: 9	R: 0 H: 1 E: 0 K: 1 S: 9	H: 1 LOB: 1 BB: 0 P: 15	R: 0 H: 1 E: 1 K: 2 S: 15	H: 1 LOB: 2 BB: 0 P: 23	R: 0 H: 0 E: 0 K: 1 S: 10	H: 0 LOB: 0 BB: 0 P: 14	R: 0 H: 0 E: 0 K: 0 S: 6	H: 0 LOB: 1 BB: 1 P: 14	1B: 1 2B: 1 3B: 0 HR: 1	SF: 0 SAC: 0 DP: 0 HBP: 0	WP: 0 PA: 34 PB: 0 SB: 0 CS: 0								
<b>PITCHER</b>	IP	WLS	BF	H	R	ER	SO	BB	IBB	HBP	BLK	WP	HR	S	P	ERA	WHIP										
Bill Wegman, R (1, 1) ERA: 3.05	8.0	W	30	3	2	2	10	2	0	0	0	0	0	77	124	2.25	0.625										
Doug Henry, R (9, 1) ERA: 1.21	1.0	S	4	0	0	0	0	1	0	0	0	0	0	6	14	0.00	1.000										

Milwaukee Brewers @ Detroit Tigers  
Tiger Stadium, Detroit, MI  
Sat Sep 21 1991, 7:05 PM EDT  
Att: 18,317 - Sunny - 61 F

AB 31  
R 2  
H 3  
RBI 2  
BB 3  
SO 10  
LOB 9









Batter	1	2	3	4	5	6	7	8	9	AB	R	H	RBI	BB	SO	LOB	TOP					
Alex Cole, L OBP: 0.395, SLG: 0.358 (1, 8)	G5-3		2B			B5-3	L8			4	0	1	0	0	0	2	<b>Cleveland Indians @ Detroit Tigers</b> Tiger Stadium, Detroit, MI Mon Sep 23 1991, 7:05 PM EDT Att: 9,453 - Cloudy - 63 F					
Felix Fermin, R OBP: 0.310, SLG: 0.304 (1, 6)	G6-3		F9			1B		G6-3		4	0	1	0	0	0	1						
Carlos Baerga, S OBP: 0.345, SLG: 0.394 (1, 4)	1B			K		F7		G3-1		4	0	1	0	0	1	1						
Albert Belle, R OBP: 0.316, SLG: 0.528 (1, 7)	K			G6-3		K		K		4	0	0	0	0	3	2						
Mike Aldrete, L OBP: 0.363, SLG: 0.302 (1, 3)		G3-1		G4-3			E7 1B		P5	4	1	0	0	0	0	0						
Carlos Martinez, R OBP: 0.323, SLG: 0.411 (1, 10)	P4				FC4-6 1B		F9		G6-3	4	0	1	0	0	0	1						
Jim Thome, L OBP: 0.226, SLG: 0.254 (1, 5)	F8				FC4-6 1-2		K		K	4	0	0	0	0	2	2						
Eddie Taubensee, L OBP: 0.148, SLG: 0.042 (1, 2)			P5		F8		1B			3	0	1	0	0	0	1						
Wayne Kirby, L OBP: 0.211, SLG: 0.263 (1, 9)	F9				G6-3		1-2 3-H	1B		3	0	1	1	0	0	1						
<b>Inning Stats</b>	R: 0 E: 0 K: 1 S: 7	H: 1 LOB: 1 BB: 0 P: 10	R: 0 E: 0 K: 0 S: 7	H: 0 LOB: 0 BB: 0 P: 11	R: 0 E: 0 K: 0 S: 8	H: 1 LOB: 1 BB: 0 P: 9	R: 0 E: 0 K: 1 S: 8	H: 0 LOB: 0 BB: 0 P: 14	R: 0 E: 0 K: 0 S: 6	H: 1 LOB: 1 BB: 0 P: 8	R: 0 E: 0 K: 1 S: 6	H: 1 LOB: 1 BB: 0 P: 10	R: 1 E: 1 K: 1 S: 17	H: 2 LOB: 2 BB: 0 P: 26	R: 0 E: 0 K: 1 S: 8	H: 0 LOB: 0 BB: 0 P: 12	R: 0 E: 0 K: 1 S: 7	H: 0 LOB: 0 BB: 0 P: 9	1B: 5 2B: 1 3B: 0 HR: 0	SF: 0 SAC: 0 DP: 0 HBP: 0	WP: 0 PB: 0 SB: 0 CS: 0	PA: 34
<b>PITCHER</b>	IP	WLS	BF	H	R	ER	SO	BB	IBB	HBP	BLK	WP	HR	S	P	ERA	WHIP					
Bill Gullickson, R ERA: 3.94 (1, 1)	7.0	W	28	6	1	0	4	0	0	0	0	0	0	59	88	0.00	0.857					
Mike Henneman, R ERA: 2.94 (8, 1)	2.0	S	6	0	0	0	2	0	0	0	0	0	0	15	21	0.00	0.000					
Mike Henneman, R ERA: 2.84 (9, 1)	2.0	S	6	0	0	0	2	0	0	0	0	0	0	15	21	0.00	0.000					

Batter	1	2	3	4	5	6	7	8	9	AB	R	H	RBI	BB	SO	LOB	BOTTOM				
Tony Phillips, S OBP: 0.376, SLG: 0.450 (1, 9)	G3-6-3 BB		2B		L4		F7			3	0	1	0	1	0	1	<b>Cleveland Indians @ Detroit Tigers</b> Tiger Stadium, Detroit, MI Mon Sep 23 1991, 7:05 PM EDT Att: 9,453 - Cloudy - 63 F				
Lou Whitaker, L OBP: 0.386, SLG: 0.478 (1, 4)	G3-6-3 1-2		L9		1B		S BB 1B			4	0	2	1	0	0	2					
Alan Trammell, R OBP: 0.320, SLG: 0.383 (1, 10)	G5-3			FC3-6 1B	P6		S BB			3	0	1	0	1	0	1					
Cecil Fielder, R OBP: 0.343, SLG: 0.529 (1, 3)		F7		FC3-6 1B		E SF7 1B	G4-6-3 1B			3	1	2	0	1	0	0					
Mickey Tettleton, S OBP: 0.383, SLG: 0.477 (1, 2)				FC3-6 FC6		L9	G4-6-3			3	0	0	0	1	0	6					
Lloyd Moseby, L OBP: 0.322, SLG: 0.406 (1, 7)	F9			P2		L7				4	0	1	0	0	0	3					
Travis Fryman, R OBP: 0.306, SLG: 0.445 (1, 6)	K			FC6		FC		E S FC6-2 BB		3	0	0	0	1	1	5					
Scott Livingstone, L OBP: 0.365, SLG: 0.390 (1, 5)			F9			SF7		FC6-2		2	1	1	1	0	0	0					
Skeeter Barnes, R OBP: 0.319, SLG: 0.500 (8, PH)					SH3-4 1B					1	0	0	0	0	0	1					
Mike Henneman, R ERA: 2.84 (9, 1)										0	0	0	0	0	0	0					
Mitt Cuyler, S OBP: 0.328, SLG: 0.330 (1, 8)	F8				SH3-4		K		K	3	0	0	0	0	2	3					
<b>Inning Stats</b>	R: 0 E: 0 K: 0 S: 6	H: 0 LOB: 0 BB: 1 P: 14	R: 0 E: 0 K: 1 S: 9	H: 0 LOB: 1 BB: 1 P: 18	R: 0 E: 0 K: 0 S: 6	H: 1 LOB: 1 BB: 0 P: 9	R: 0 E: 0 K: 0 S: 9	H: 2 LOB: 2 BB: 0 P: 13	R: 1 E: 0 K: 0 S: 11	H: 2 LOB: 1 BB: 0 P: 15	R: 1 E: 1 K: 1 S: 14	H: 2 LOB: 2 BB: 0 P: 18	R: 0 E: 0 K: 0 S: 9	H: 1 LOB: 2 BB: 2 P: 23	R: 0 E: 0 K: 1 S: 14	H: 0 LOB: 1 BB: 1 P: 24	1B: 7 2B: 1 3B: 0 HR: 0	SF: 1 SAC: 1 DP: 2 HBP: 0	WP: 0 PB: 0 SB: 4 CS: 0	PA: 36	
<b>PITCHER</b>	IP	WLS	BF	H	R	ER	SO	BB	IBB	HBP	BLK	WP	HR	S	P	ERA	WHIP				
Eric King, R ERA: 4.76 (1, 1)	6.1	L	31	8	2	1	2	3	1	0	0	0	0	61	105	1.42	1.737				
Garland Kiser, L ERA: 3.52 (7, 1)	1.0		3	0	0	0	0	1	0	0	0	0	0	8	16	0.00	1.000				
Rod Nichols, R ERA: 3.52 (8, 1)	0.2		2	0	0	0	1	0	0	0	0	0	0	9	13	0.00	0.000				

AB	34
R	1
H	6
RBI	1
BB	0
SO	6
LOB	11





Batter	1	2	3	4	5	6	7	8	9	AB	R	H	RBI	BB	SO	LOB	TOP							
Alex Cole, L OBP: 0.398, SLG: 0.363 (1, 8)										3	1	2	0	1	0	1	<b>Cleveland Indians @ Detroit Tigers</b> Tiger Stadium, Detroit, MI Tue Sep 24 1991, 7:05 PM EDT Att: 10,074 - Sunny - 52 F							
Jerry Browne, S OBP: 0.290, SLG: 0.274 (1, 5)										4	0	0	0	0	1	4								
Carlos Baerga, S OBP: 0.343, SLG: 0.391 (1, 4)										4	0	0	1	0	0	1								
Albert Belle, R OBP: 0.317, SLG: 0.535 (1, 7)										4	1	2	1	0	1	0								
Carlos Martinez, R OBP: 0.326, SLG: 0.417 (1, 10)										4	0	2	0	0	0	1								
Luis Lopez, R OBP: 0.234, SLG: 0.264 (1, 3)										4	0	1	0	0	0	2								
Jose Gonzalez, R OBP: 0.177, SLG: 0.196 (1, 9)										5	0	0	0	0	2	3								
Felix Fermin, R OBP: 0.310, SLG: 0.302 (1, 6)										2	0	0	0	1	0	0								
Eddie Taubensee, L OBP: 0.200, SLG: 0.111 (1, 2)										3	0	2	0	0	0	2								
<b>Inning Stats</b>	R: 1 E: 0 K: 1 S: 12	H: 1 LOB: 0 BB: 0 P: 20	R: 0 E: 0 K: 0 S: 8	H: 1 LOB: 2 BB: 1 P: 19	R: 0 E: 0 K: 0 S: 4	H: 0 LOB: 0 BB: 1 P: 10	R: 0 E: 0 K: 0 S: 8	H: 1 LOB: 0 BB: 0 P: 13	R: 0 E: 0 K: 1 S: 11	H: 2 LOB: 2 BB: 0 P: 15	R: 0 E: 0 K: 0 S: 9	H: 1 LOB: 0 BB: 0 P: 14	R: 0 E: 0 K: 1 S: 8	H: 0 LOB: 0 BB: 0 P: 15	R: 0 E: 0 K: 0 S: 5	H: 1 LOB: 1 BB: 0 P: 7	R: 1 E: 0 K: 1 S: 12	H: 2 LOB: 1 BB: 0 P: 17	1B: 6 2B: 2 3B: 0 HR: 1	SF: 0 SAC: 0 DP: 3 HBP: 0	WP: 1 PB: 0 SB: 1 CS: 0	PA: 35		
<b>PITCHER</b>	IP WLS BF H R ER SO BB IBB HBP BLK WP HR S P ERA WHIP	8.1 W 33 9 2 2 3 2 0 0 0 1 1 71 122 2.16 1.320	0.2 L 2 0 0 0 1 0 0 0 0 0 0 6 8 0.00 0.000																					

AB	33
R	2
H	9
RBI	2
BB	2
SO	4
LOB	14



Batter	1	2	3	4	5	6	7	8	9	AB	R	H	RBI	BB	SO	LOB	BOTTOM						
Tony Phillips, S OBP: 0.374, SLG: 0.447 (1, 9)										5	0	1	0	0	0	2	<b>Cleveland Indians @ Detroit Tigers</b> Tiger Stadium, Detroit, MI Tue Sep 24 1991, 7:05 PM EDT Att: 10,074 - Sunny - 52 F						
Lou Whitaker, L OBP: 0.386, SLG: 0.476 (1, 4)										4	1	1	0	1	0	2							
Alan Trammell, R OBP: 0.323, SLG: 0.385 (1, 10)										4	1	2	1	1	0	2							
Cecil Fielder, R OBP: 0.342, SLG: 0.525 (1, 3)										4	1	0	0	1	1	6							
Mickey Tettleton, S OBP: 0.384, SLG: 0.483 (1, 2)										3	2	1	2	1	1	3							
Lloyd Moseby, L OBP: 0.328, SLG: 0.409 (1, 7)										3	1	2	2	1	1	0							
Travis Fryman, R OBP: 0.306, SLG: 0.445 (1, 6)										4	0	1	2	0	1	2							
Scott Livingstone, L OBP: 0.353, SLG: 0.376 (1, 5)										4	0	0	0	0	0	1							
Mitt Cuyler, S OBP: 0.331, SLG: 0.337 (1, 8)										3	1	2	0	1	1	0							
<b>Inning Stats</b>	R: 4 E: 0 K: 0 S: 14	H: 3 LOB: 1 BB: 2 P: 28	R: 0 E: 0 K: 0 S: 10	H: 1 LOB: 1 BB: 0 P: 15	R: 0 E: 0 K: 1 S: 6	H: 0 LOB: 0 BB: 1 P: 15	R: 0 E: 0 K: 1 S: 8	H: 0 LOB: 0 BB: 0 P: 14	R: 2 E: 0 K: 0 S: 15	H: 3 LOB: 1 BB: 0 P: 21	R: 1 E: 0 K: 1 S: 12	H: 1 LOB: 3 BB: 3 P: 31	R: 0 E: 0 K: 2 S: 11	H: 0 LOB: 0 BB: 0 P: 17	R: 0 E: 0 K: 0 S: 9	H: 2 LOB: 2 BB: 0 P: 15	R: 0 E: 0 K: 0 S: 9	H: 2 LOB: 2 BB: 0 P: 15	1B: 7 2B: 1 3B: 1 HR: 1	SF: 0 SAC: 0 DP: 0 HBP: 0	WP: 2 PB: 1 SB: 2 CS: 0	PA: 40	
<b>PITCHER</b>	IP WLS BF H R ER SO BB IBB HBP BLK WP HR S P ERA WHIP	5.0 L 25 7 6 6 2 3 0 0 0 0 0 23 48 4.50 2.000	2.0 R 10 1 1 1 3 3 0 0 0 0 0 0 23 48 4.50 2.000	1.0 R 5 2 0 0 0 0 0 0 0 0 0 0 9 15 0.00 2.000																			

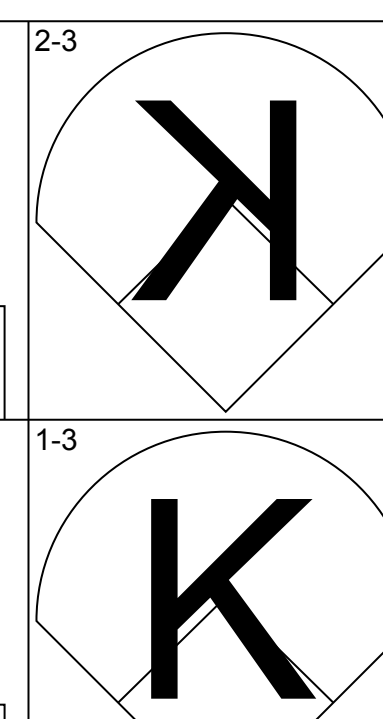
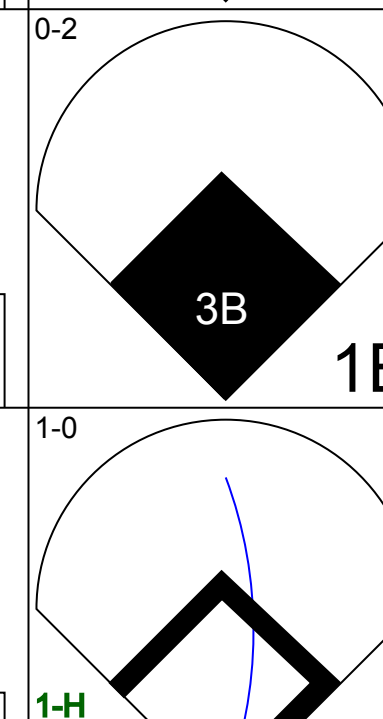
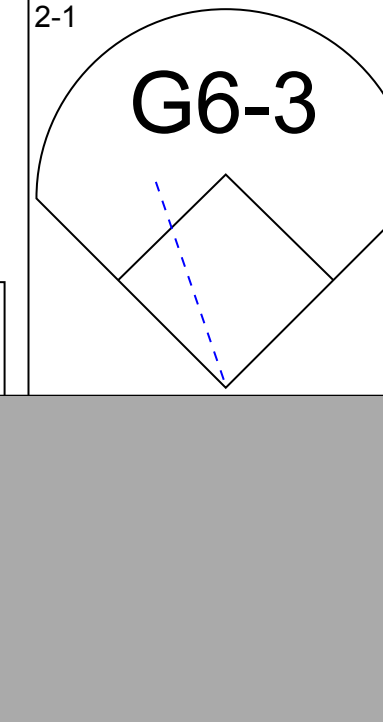

AB	34
R	7
H	10
RBI	7
BB	6
SO	5
LOB	18










Batter	1	2	3	4	5	6	7	8	9	AB	R	H	RBI	BB	SO	LOB	TOP			
Alex Cole, L OBP: 0.397, SLG: 0.363 (1, 8)			SH5-3 1-2	G5-3			G3		L7	4	0	0	1	0	1	1	<b>Cleveland Indians @ Detroit Tigers</b> Tiger Stadium, Detroit, MI Thu Sep 26 1991, 7:05 PM EDT Att: 9,914 - Cloudy - 51 F			
Jerry Browne, S OBP: 0.289, SLG: 0.270 (1, 5)			G6-3		G5-3		2H 2B		G4-3	4	1	0	0	1	1	1				
Carlos Baerga, S OBP: 0.348, SLG: 0.397 (1, 4)				HBP			1H 2B			3	1	3	1	0	0	0				
Albert Belle, R OBP: 0.320, SLG: 0.537 (1, 7)			L6		G5-3					3	0	1	1	1	0	2				
Luis Lopez, R OBP: 0.238, SLG: 0.267 Mike Aldrete, L OBP: 0.362, SLG: 0.306 (7, PH) (7, 3)	G6-3			HR			G4-3		G4-3	3	1	1	0	0	0	1				
Carlos Martinez, R OBP: 0.322, SLG: 0.420 (1, 10)		L6		HR			G1-3		K	4	1	1	2	0	1	0				
Mark Lewis, R OBP: 0.289, SLG: 0.316 (1, 6)		F9		CS			F8		K	4	0	1	0	0	1	0				
Jose Gonzalez, R OBP: 0.181, SLG: 0.192 Wayne Kirby, L OBP: 0.250, SLG: 0.333 (8, PH) (8, 9)		K		G6-3			S G3 BB		P2	2	1	0	0	1	1	1				
Eddie Taubensee, L OBP: 0.263, SLG: 0.235 (1, 2)			G6-3 SH5-3				K		G5-3	4	0	2	0	0	1	1				
<b>Inning Stats</b>	R: 1 E: 0 K: 2 S: 12	H: 2 LOB: 1 BB: 0 P: 18	R: 0 E: 0 K: 1 S: 8	H: 0 LOB: 0 BB: 0 P: 14	R: 0 E: 0 K: 0 S: 7	H: 1 LOB: 2 BB: 0 P: 13	R: 2 E: 0 K: 0 S: 10	H: 4 LOB: 1 BB: 0 P: 17	R: 0 E: 0 K: 0 S: 5	H: 0 LOB: 0 BB: 0 P: 5	R: 2 E: 0 K: 1 S: 17	H: 1 LOB: 2 BB: 3 P: 35	R: 0 E: 0 K: 2 S: 9	H: 0 LOB: 0 BB: 0 P: 14	R: 0 E: 0 K: 0 S: 9	H: 0 LOB: 0 BB: 0 P: 13		1B: 6 2B: 1 3B: 1 HR: 1	SF: 0 SAC: 1 DP: 0 HBP: 1	WP: 0 PB: 0 SB: 2 CS: 1
<b>PITCHER</b>	IP WLS BF H R ER SO BB IBB HBP BLK WP HR S P ERA WHIP	IP WLS BF H R ER SO BB IBB HBP BLK WP HR S P ERA WHIP																		
Frank Tanana, L ERA: 3.91 (1, 1)	6.2	30	9	5	5	4	2	0	0	0	0	0	0	0	0	0	6.75	1.650		
Dave Haas, R ERA: 3.89 (7, 1)	0.0	1	0	0	0	0	0	1	0	0	0	0	0	0	0	0	∞	∞		
John Cerutti, L ERA: 4.66 (7, 1)	0.1	W	1	0	0	0	0	0	0	0	0	0	0	0	3	4	0.00	0.000		
Mike Henneman, R ERA: 2.76 (8, 1)	2.0	S	6	0	0	0	2	0	0	0	0	0	0	0	18	27	0.00	0.000		


Batter	1	2	3	4	5	6	7	8	9	AB	R	H	RBI	BB	SO	LOB	BOTTOM			
Mitt Cuyler, S OBP: 0.333, SLG: 0.337 (1, 8)	G4-3		SH1-3		G6-3		BB FC5-4 HBP			2	1	0	1	0	0	0	<b>Cleveland Indians @ Detroit Tigers</b> Tiger Stadium, Detroit, MI Thu Sep 26 1991, 7:05 PM EDT Att: 9,914 - Cloudy - 51 F			
Tony Phillips, S OBP: 0.372, SLG: 0.444 (1, 4) (9, 7)	G6-3		G5-3		F8		FC5-4 BB			3	0	0	0	1	0	1				
Alan Trammell, R OBP: 0.320, SLG: 0.377 (1, 6)	L7		P6		F8		FC5-4 1B			4	0	0	2	0	0	2				
Cecil Fielder, R OBP: 0.342, SLG: 0.523 (1, 3)		G6-3		HR		G4-3	FC5 1B			4	1	2	0	0	0	0				
Travis Fryman, R OBP: 0.307, SLG: 0.447 (1, 5)		L7		K		1B BB	FC5			3	0	0	0	1	1	3				
Pete Incaviglia, R OBP: 0.288, SLG: 0.347 (1, 10)		1B 3B		K		1B		G5-3		4	1	2	0	0	1	1				
Rob Deer, R OBP: 0.312, SLG: 0.383 (1, 9)		CS 1B		HR		L5		K		4	1	2	3	0	1	2				
Skeeter Barnes, R OBP: 0.319, SLG: 0.496 Lou Whitaker, L OBP: 0.390, SLG: 0.482 (8, PH) (9, 4)	CS		1B SH1-3		G5-3		K	F9		3	1	1	0	0	1	0				
Andy Allanson, R OBP: 0.282, SLG: 0.338 Johnny Paredes, R OBP: 0.450, SLG: 0.400 Mickey Tettleton, S OBP: 0.384, SLG: 0.483 (8, 2)			1B SH1-3		G5-3		BB FC5-4 HBP 1B			0	1	0	0	0	0	0				
<b>Inning Stats</b>	R: 0 E: 0 K: 0 S: 5	H: 0 LOB: 0 BB: 0 P: 8	R: 1 E: 0 K: 0 S: 8	H: 2 LOB: 0 BB: 0 P: 14	R: 1 E: 0 K: 0 S: 9	H: 2 LOB: 1 BB: 0 P: 13	R: 2 E: 0 K: 2 S: 13	H: 2 LOB: 0 BB: 0 P: 21	R: 0 E: 0 K: 0 S: 6	H: 0 LOB: 0 BB: 0 P: 7	R: 0 E: 0 K: 0 S: 6	H: 1 LOB: 2 BB: 1 P: 14	R: 2 E: 0 K: 1 S: 12	H: 2 LOB: 2 BB: 1 P: 24	R: 0 E: 0 K: 1 S: 9	H: 0 LOB: 0 BB: 0 P: 15		1B: 7 2B: 0 3B: 1 HR: 1	SF: 0 SAC: 1 DP: 0 HBP: 1	WP: 0 PB: 0 SB: 0 CS: 1
<b>PITCHER</b>	IP WLS BF H R ER SO BB IBB HBP BLK WP HR S P ERA WHIP	IP WLS BF H R ER SO BB IBB HBP BLK WP HR S P ERA WHIP																		
Dave Otto, L ERA: 4.35 (1, 1)	6.1	L	29	8	6	4	3	2	0	0	0	0	0	0	0	0	5.68	1.579		
Rod Nichols, R ERA: 3.49 (7, 1)	1.1	5	1	0	0	1	0	0	0	0	0	0	0	12	22	0.00	0.750			
Eric Bell, L ERA: (8, 1)	0.1	L	1	0	0	0	0	0	0	0	0	0	0	2	3	0.00	0.000			







Batter	1	2	3	4	5	6	7	8	9	10	AB	R	H	RBI	BB	SO	LOB	TOP	
Mike Devereaux, R OBP: 0.317, SLG: 0.435 (1, 8)	0-2 2B 1B		2-2 F8			0-3 K		0-0 SH3-4		2-2 E7 2B 1B	4	2	2	1	0	1	0	<p><b>Baltimore Orioles @ Detroit Tigers</b> Tiger Stadium, Detroit, MI Sat Sep 28 1991, 3:33 AM EDT Alt. 22.541 - Sunny - 56 F</p> <p>livebaseballscorecards.com</p> <p>AB 36 R 4 H 9 RBI 4 BB 3 SO 7 LOB 14</p> 	
Joe Orsulak, L OBP: 0.319, SLG: 0.359 (10, 9)	0-1 1-H 2B		1-1 G6-3			4-0 FC6-4 BB		1-0 G4-3		0-1 P5	4	0	1	1	1	0	3		
Cal Ripken Jr., R OBP: 0.378, SLG: 0.567 (1, 6)	1-0 P4			1-0 F9		1-2 FC6-4 1B		0-1 1B		0-1 2B	5	0	2	2	0	0	2		
Sam Horn, L OBP: 0.323, SLG: 0.497 (1, 10)	2-3 K			0-3 K		1-1 FC5 1B		3-H F7		4-0 IBB	4	0	1	0	1	2	2		
Glenn Davis, R OBP: 0.320, SLG: 0.480 David Segui, S OBP: 0.300, SLG: 0.327 (1, 3) (10, 3)	0-2 P6			1-0 2B		2-2 FC5 1-2f		2-1 G5-3		3-3 K	5	0	1	0	0	1	5		
Chito Martinez, L OBP: 0.302, SLG: 0.488 Chris Hoiles, R OBP: 0.316, SLG: 0.405 (1, 9) (10, 2)		0-0 F7		0-1 L7				0-0 G4-3			4	0	1	0	0	0	1		
Tim Hulett, R OBP: 0.252, SLG: 0.335 (1, 5)		1-3 K				2-3 K		2-2 L8		0-0 G6-4-3 1B	4	0	0	0	0	2	1		
Bob Melvin, R OBP: 0.284, SLG: 0.314 Brady Anderson, L OBP: 0.343, SLG: 0.324 (1, 2) (10, PH) (10, 7)		2-3 K				0-0 F9		0-0 P4		1-0 SH3-4 E 1B	3	0	0	0	0	1	0		
Billy Ripken, R OBP: 0.263, SLG: 0.275 Dwight Evans, R OBP: 0.368, SLG: 0.382 Juan Bell, R OBP: 0.191, SLG: 0.240 (1, 4) (8, PH) (8, PR) (8, 4)			0-0 F7			1-2 G5-3		4-1 G4-3 SH3-4 1B BB		0-0 SH3-4	2	0	0	0	0	0	0		
<b>Inning Stats</b>	R: 1 E: 0 K: 1 S: 12	H: 2 LOB: 1 BB: 0 P: 15	R: 0 E: 0 K: 2 S: 7	H: 0 LOB: 0 BB: 0 P: 10	R: 0 E: 0 K: 0 S: 8	H: 0 LOB: 0 BB: 0 P: 11	R: 0 E: 0 K: 1 S: 7	H: 1 LOB: 1 BB: 0 P: 9	R: 0 E: 0 K: 0 S: 5	H: 0 LOB: 0 BB: 0 P: 7	R: 1 E: 0 K: 0 S: 7	H: 1 LOB: 1 BB: 1 P: 14	R: 0 E: 0 K: 0 S: 5	H: 1 LOB: 0 BB: 0 P: 7	R: 2 E: 1 K: 1 S: 12	H: 3 LOB: 2 BB: 1 P: 22	1B: 6 2B: 3 3B: 0 HR: 0		SF: 0 SAC: 2 DP: 1 HBP: 0
<b>PITCHER</b>	IP 9.1	WLS 37	BF 8	H 4	R 3	ER 6	SO 6	BB 2	IBB 0	HBP 0	BLK 0	WP 0	HR 0	S 74	P 110	ERA 2.89	WHIP 1.071		
Bill Gullickson, R ERA: 3.9 Mike Henneman, R ERA: 2.73 (1, 1) (10, 1)	0.2 W	4	1	0	0	1	0	1	0	0	0	0	0	7	14	0.00	1.500		

Batter	1	2	3	4	5	6	7	8	9	10	AB	R	H	RBI	BB	SO	LOB	BOTTOM			
Tony Phillips, S OBP: 0.372, SLG: 0.443 (1, 8) (9, 5)	2-2 P6		1 SAFE 0-3 K			0-0 F8		3-2 G3-1		1-0 2B 1B	5	1	1	0	0	1	3	<p><b>Baltimore Orioles @ Detroit Tigers</b> Tiger Stadium, Detroit, MI Sat Sep 28 1991, 3:33 AM EDT Alt. 22.541 - Sunny - 56 F</p> <p>livebaseballscorecards.com</p> <p>AB 33 R 5 H 9 RBI 5 BB 4 SO 6 LOB 11</p> 			
Lou Whitaker, L OBP: 0.388, SLG: 0.481 (1, 4)	0-0 G1-3		1 SAFE 3-3 K			0-0 SF9		4-1 1B BB		1-2 2B	3	0	1	4	1	1	1				
Lloyd Moseby, L OBP: 0.322, SLG: 0.404 (1, 7)	0-0 2B			2-2 F9		3-H 0-2 F8		1 SAFE 1-3 K			4	0	1	0	0	1	1				
Cecil Fielder, R OBP: 0.342, SLG: 0.519 (1, 10)	2-1 G6-3			2-3 K		2-2 F8		2-2 G6-4-3 1B		1-2 1B	4	0	1	0	0	1	1				
Mickey Tettleton, S OBP: 0.382, SLG: 0.486 (1, 2)		2-3 K		0-3 K		1-0 HR		1-0 G6-4-3		1-2f	4	1	1	1	0	2	2				
Dave Bergman, L OBP: 0.353, SLG: 0.382 Alan Trammell, R OBP: 0.318, SLG: 0.373 (1, 3) (10, PH)		4-2 FC5-4 BB				1-2 G4-6-3 1B		0-2 P5		3-1 G6-3	2	0	1	0	1	0	0				
Travis Fryman, R OBP: 0.309, SLG: 0.448 (1, 6)		1-2 FC5-4 CS				1-0 G4-6-3		3-1 G6-3			3	1	0	0	1	0	2				
Pete Incaviglia, R OBP: 0.287, SLG: 0.340 Johnny Paredes, R OBP: 0.400, SLG: 0.400 Milt Cuyler, S OBP: 0.338, SLG: 0.341 (1, 9) (8, PR) (9, 8)		1-2 CS		3-2 F9		3-2 G6-3		4-2 FC1-6 BB		1-0 2B 1B	2	0	0	0	1	0	0				
Scott Livingstone, L OBP: 0.374, SLG: 0.365 Skeeter Barnes, R OBP: 0.328, SLG: 0.500 (1, 5) (8, PR) (9, 9)			2-2 1B			0-0 E4 F8 SF9		0-1 FC1-6 CS		2-1 1B	3	1	1	0	0	0	1				
<b>Inning Stats</b>	R: 0 E: 0 K: 0 S: 8	H: 1 LOB: 1 BB: 0 P: 12	R: 0 E: 0 K: 1 S: 11	H: 0 LOB: 0 BB: 1 P: 19	R: 0 E: 0 K: 2 S: 12	H: 1 LOB: 1 BB: 0 P: 20	R: 0 E: 0 K: 2 S: 9	H: 0 LOB: 0 BB: 0 P: 13	R: 0 E: 0 K: 0 S: 7	H: 1 LOB: 0 BB: 0 P: 12	R: 1 E: 0 K: 0 S: 9	H: 1 LOB: 0 BB: 0 P: 15	R: 0 E: 0 K: 0 S: 9	H: 0 LOB: 1 BB: 1 P: 16	R: 0 E: 0 K: 1 S: 8	H: 1 LOB: 1 BB: 0 P: 16	R: 3 E: 0 K: 0 S: 10		H: 4 LOB: 1 BB: 1 P: 22	1B: 6 2B: 2 3B: 0 HR: 1	SF: 1 SAC: 0 DP: 2 HBP: 0
<b>PITCHER</b>	IP 8.0	WLS 28	BF 4	H 2	R 1	ER 0	SO 5	BB 2	IBB 0	HBP 0	BLK 0	WP 0	HR 1	S 72	P 114	ERA 1.12	WHIP 0.750				
35 Mike Mussina, R ERA: 3.09 Mike Flanagan, L ERA: 2.33 Gregg Olson, R ERA: 3.28 (1, 1) (9, 1) (10, 1)	1.0 L	4	1	0	0	1	0	0	0	0	0	0	0	8	16	0.00	2.000				



Batter	1	2	3	4	5	6	7	8	9	AB	R	H	RBI	BB	SO	LOB	TOP					
Luis Mercedes, R (1, 7) OBP: 0.260, SLG: 0.239 Brady Anderson, L (8, PH) OBP: 0.345, SLG: 0.327 (8, 7)										4	2	2	0	0	1	0	<p><b>Baltimore Orioles @ Detroit Tigers</b> Tiger Stadium, Detroit, MI Sun Sep 29 1991, 3:33 AM EDT Att: 17,925 - Sunny - 63 F</p>					
Mike Deversaux, R (1, 8) OBP: 0.315, SLG: 0.432										5	0	0	0	0	2	4						
Cal Ripken Jr., R (1, 6) OBP: 0.381, SLG: 0.579										5	3	4	4	0	0	1						
Glenn Davis, R (1, 3) OBP: 0.316, SLG: 0.468										4	0	0	0	1	0	1						
Dwight Evans, R (1, 9) OBP: 0.386, SLG: 0.377 Joe Orsulak, L (7, PR) OBP: 0.318, SLG: 0.358 (7, 9)										3	0	0	1	1	1	0						
Randy Milligan, R (1, 10) OBP: 0.375, SLG: 0.411										4	0	3	0	0	1	0						
Leo Gomez, R (1, 5) OBP: 0.302, SLG: 0.405										3	0	0	0	2	2	5						
Billy Ripken, R (1, 4) OBP: 0.263, SLG: 0.275										4	1	1	0	0	0	3						
Jeff Tackett, R (1, 2) OBP: 0.300, SLG: 0.125										3	1	1	0	0	0	0						
<b>Inning Stats</b>	R: 0 E: 0 K: 2 S: 13	H: 1 LOB: 1 BB: 0 P: 19	R: 0 E: 0 K: 1 S: 9	H: 0 LOB: 1 BB: 1 P: 17	R: 3 E: 0 K: 1 S: 16	H: 3 LOB: 0 BB: 0 P: 23	R: 0 E: 0 K: 1 S: 5	H: 1 LOB: 0 BB: 0 P: 10	R: 0 E: 0 K: 1 S: 7	H: 0 LOB: 0 BB: 0 P: 11	R: 1 E: 0 K: 0 S: 13	H: 2 LOB: 2 BB: 1 P: 22	R: 2 E: 0 K: 0 S: 16	H: 2 LOB: 3 BB: 2 P: 30	R: 1 E: 0 K: 0 S: 7	H: 2 LOB: 1 BB: 0 P: 11		R: 0 E: 0 K: 1 S: 9	H: 1 LOB: 1 BB: 0 P: 17	1B: 10 2B: 0 3B: 0 HR: 2	SF: 0 SAC: 1 DP: 0 HBP: 1	WP: 2 PB: 0 SB: 0 CS: 1
<b>PITCHER</b>	IP WLS BF H R ER SO BB IBB HBP BLK WP HR S P ERA WHIP	IP WLS BF H R ER SO BB IBB HBP BLK WP HR S P ERA WHIP	IP WLS BF H R ER SO BB IBB HBP BLK WP HR S P ERA WHIP	IP WLS BF H R ER SO BB IBB HBP BLK WP HR S P ERA WHIP	IP WLS BF H R ER SO BB IBB HBP BLK WP HR S P ERA WHIP	IP WLS BF H R ER SO BB IBB HBP BLK WP HR S P ERA WHIP	IP WLS BF H R ER SO BB IBB HBP BLK WP HR S P ERA WHIP	IP WLS BF H R ER SO BB IBB HBP BLK WP HR S P ERA WHIP	IP WLS BF H R ER SO BB IBB HBP BLK WP HR S P ERA WHIP	IP WLS BF H R ER SO BB IBB HBP BLK WP HR S P ERA WHIP	IP WLS BF H R ER SO BB IBB HBP BLK WP HR S P ERA WHIP	IP WLS BF H R ER SO BB IBB HBP BLK WP HR S P ERA WHIP	IP WLS BF H R ER SO BB IBB HBP BLK WP HR S P ERA WHIP	IP WLS BF H R ER SO BB IBB HBP BLK WP HR S P ERA WHIP	IP WLS BF H R ER SO BB IBB HBP BLK WP HR S P ERA WHIP	IP WLS BF H R ER SO BB IBB HBP BLK WP HR S P ERA WHIP						
Scott Aldred, L (1, 1) ERA: 5.72 Dave Haas, R (7, 1) ERA: 4.15 Dan Gakeler, R (8, 1) ERA: 5.79	6.2 L 32 9 6 6 6 4 0 0 0 0 2 74 124 8.10 1.950	0.1 2 0 0 0 0 0 0 0 1 0 5 8 0.00 0.000	2.0 9 3 1 1 1 0 0 0 0 0 1 0 16 28 4.50 1.500																			

AB	37
R	7
H	12
RBI	6
BB	4
SO	7
LOB	14



Batter	1	2	3	4	5	6	7	8	9	AB	R	H	RBI	BB	SO	LOB	BOTTOM					
Tony Phillips, S (1, 8) OBP: 0.376, SLG: 0.446										4	1	3	0	1	0	0	<p><b>Baltimore Orioles @ Detroit Tigers</b> Tiger Stadium, Detroit, MI Sun Sep 29 1991, 3:33 AM EDT Att: 17,925 - Sunny - 63 F</p>					
Lou Whitaker, L (1, 4) OBP: 0.385, SLG: 0.479										4	1	1	0	1	0	3						
Pete Incaviglia, R (1, 7) OBP: 0.292, SLG: 0.345										4	0	2	1	1	2	4						
Cecil Fielder, R (1, 10) OBP: 0.340, SLG: 0.515										5	0	0	1	0	3	6						
Mickey Tettleton, S (1, 2) OBP: 0.379, SLG: 0.481										5	0	0	0	0	1	4						
Dave Bergman, L (1, 3) OBP: 0.360, SLG: 0.397										4	1	3	1	0	0	0						
Travis Fryman, R (1, 6) OBP: 0.309, SLG: 0.445										3	0	0	0	1	1	2						
Skeeter Barnes, R (1, 9) OBP: 0.320, SLG: 0.489 Shawn Hare, L (8, PH) OBP: 0.345, SLG: 0.364 (9, 9)										3	0	0	0	0	1	4						
Scott Livingstone, L (1, 5) OBP: 0.349, SLG: 0.364										3	1	1	0	1	0	0						
<b>Inning Stats</b>	R: 2 E: 0 K: 2 S: 19	H: 3 LOB: 3 BB: 2 P: 33	R: 0 E: 0 K: 1 S: 11	H: 1 LOB: 0 BB: 0 P: 18	R: 0 E: 0 K: 1 S: 8	H: 0 LOB: 0 BB: 0 P: 14	R: 0 E: 0 K: 0 S: 6	H: 0 LOB: 0 BB: 0 P: 10	R: 0 E: 0 K: 0 S: 12	H: 1 LOB: 1 BB: 0 P: 17	R: 0 E: 0 K: 0 S: 10	H: 1 LOB: 0 BB: 0 P: 15	R: 1 E: 0 K: 2 S: 14	H: 3 LOB: 2 BB: 0 P: 21	R: 1 E: 0 K: 1 S: 12	H: 1 LOB: 2 BB: 2 P: 24		R: 0 E: 0 K: 0 S: 4	H: 0 LOB: 0 BB: 1 P: 9	1B: 8 2B: 2 3B: 0 HR: 0	SF: 0 SAC: 0 DP: 1 HBP: 0	WP: 1 PB: 1 SB: 0 CS: 0
<b>PITCHER</b>	IP WLS BF H R ER SO BB IBB HBP BLK WP HR S P ERA WHIP	IP WLS BF H R ER SO BB IBB HBP BLK WP HR S P ERA WHIP	IP WLS BF H R ER SO BB IBB HBP BLK WP HR S P ERA WHIP	IP WLS BF H R ER SO BB IBB HBP BLK WP HR S P ERA WHIP	IP WLS BF H R ER SO BB IBB HBP BLK WP HR S P ERA WHIP	IP WLS BF H R ER SO BB IBB HBP BLK WP HR S P ERA WHIP	IP WLS BF H R ER SO BB IBB HBP BLK WP HR S P ERA WHIP	IP WLS BF H R ER SO BB IBB HBP BLK WP HR S P ERA WHIP	IP WLS BF H R ER SO BB IBB HBP BLK WP HR S P ERA WHIP	IP WLS BF H R ER SO BB IBB HBP BLK WP HR S P ERA WHIP	IP WLS BF H R ER SO BB IBB HBP BLK WP HR S P ERA WHIP	IP WLS BF H R ER SO BB IBB HBP BLK WP HR S P ERA WHIP	IP WLS BF H R ER SO BB IBB HBP BLK WP HR S P ERA WHIP	IP WLS BF H R ER SO BB IBB HBP BLK WP HR S P ERA WHIP	IP WLS BF H R ER SO BB IBB HBP BLK WP HR S P ERA WHIP	IP WLS BF H R ER SO BB IBB HBP BLK WP HR S P ERA WHIP						
Jose Mesa, R (1, 1) ERA: 5.97 Todd Frohwrith, R (7, 1) ERA: 1.66	6.0 W 29 3 3 3 3 2 0 0 0 0 0 71 114 4.50 1.833	3.0 S 12 1 1 0 3 3 0 0 0 0 0 25 47 0.00 1.333																				






Batter	1	2	3	4	5	6	7	8	9	AB	R	H	RBI	BB	SO	LOB	TOP						
<b>Mike Devereaux, R</b> OBP: 0.313, SLG: 0.429 (1, 8)	0-3 <b>K</b>		3-3 <b>K</b>			2-2 <b>F7</b>		3-3 <b>K</b>		4	0	0	0	0	3	1							
<b>Joe Orsulak, L</b> OBP: 0.317, SLG: 0.359 (1, 7)	2-2 <b>F8</b>		0-0 <b>F8</b>			1-1 <b>F8</b>			2-2 <b>F</b> SF8 2B	4	1	1	0	0	0	0							
<b>Cal Ripken Jr., R</b> OBP: 0.381, SLG: 0.578 (1, 6)	0-0 1B 1B			0-2 <b>G4-3</b>		1-3 <b>K</b>			2-1 <b>E5</b> 3B 1B	4	1	2	0	0	1	0							
<b>Sam Horn, L</b> OBP: 0.322, SLG: 0.494 (1, 10)	0-0 FC6-4 1B			2-3 <b>K</b>			1-3 <b>K</b>		0-3 <b>K</b>	4	0	1	0	0	3	2							
<b>Glenn Davis, R</b> OBP: 0.309, SLG: 0.459 (1, 3)	0-1 FC6-4			0-0 <b>F7</b>			1-2 <b>G1-3</b>		1-2 SF8	3	0	0	1	0	0	2							
<b>Chito Martinez, L</b> OBP: 0.306, SLG: 0.512 (1, 9)		1-1 <b>F7</b>			2-0 HR				2-1 3H 2-1 3B	4	1	2	2	0	0	0							
<b>Leo Gomez, R</b> OBP: 0.300, SLG: 0.402 <b>Brady Anderson, L</b> OBP: 0.344, SLG: 0.325 (0, PH)		2-3 <b>K</b>			2-2 <b>F8</b>			0-0 <b>P4</b>	2-3 <b>K</b>	3	0	0	0	0	1	0	AB 32						
<b>Chris Hoiles, R</b> OBP: 0.314, SLG: 0.401 (1, 2)		2-3 <b>K</b>			2-2 <b>F9</b>			2-2 <b>F8</b>		1	0	0	0	0	1	1	R 3						
<b>Billy Ripken, R</b> OBP: 0.264, SLG: 0.273 (1, 4)			1-0 <b>G4-3</b>		3-2 <b>L8</b>			4-2 BB		3	0	0	0	0	1	0	H 6						
<b>Inning Stats</b>	R: 0 E: 0 K: 1 S: 11	H: 2 LOB: 2 BB: 0 P: 13	R: 0 E: 0 K: 2 S: 9	H: 0 LOB: 0 BB: 0 P: 14	R: 0 E: 0 K: 1 S: 5	H: 0 LOB: 0 BB: 0 P: 9	R: 0 E: 0 K: 1 S: 8	H: 0 LOB: 0 BB: 0 P: 10	R: 1 E: 0 K: 0 S: 12	H: 1 LOB: 0 BB: 0 P: 21	R: 0 E: 0 K: 1 S: 9	H: 0 LOB: 0 BB: 0 P: 13	R: 0 E: 0 K: 1 S: 9	H: 0 LOB: 1 BB: 1 P: 11	R: 2 E: 1 K: 2 S: 19	H: 3 LOB: 1 BB: 0 P: 28	1B: 3 2B: 1 3B: 1 HR: 1	SF: 1 SAC: 0 DP: 0 HBP: 0	WP: 0 PB: 0 SB: 0 CS: 0	PA: 34			
<b>PITCHER</b> <b>Mark Leiter, R</b> ERA: 4.14 (1, 1)	IP: 9.0 WLS: W BF: 34 H: 6 R: 3 ER: 3 SO: 10 BB: 1 IBB: 0 HBP: 0 BLK: 0 WP: 0 HR: 1 S: 92 P: 138 ERA: 3.00 WHIP: 0.778											<b>PITCHER</b>	IP: 9.0 WLS: W BF: 34 H: 6 R: 3 ER: 3 SO: 10 BB: 1 IBB: 0 HBP: 0 BLK: 0 WP: 0 HR: 1 S: 92 P: 138 ERA: 3.00 WHIP: 0.778										

Baltimore Orioles @ Detroit Tigers  
Tiger Stadium, Detroit, MI  
Mon Sep 30 1991, 7:05 PM EDT  
Att: 11,824 - Sunny - 80 F


AB 32  
R 3  
H 6  
RBI 3  
BB 1  
SO 10  
LOB 6



Batter	1	2	3	4	5	6	7	8	9	AB	R	H	RBI	BB	SO	LOB	BOTTOM						
<b>Tony Phillips, S</b> OBP: 0.374, SLG: 0.443 (1, 6) (2, 5)	2-2 <b>G4-3</b>	3-1 <b>P7</b>		2-0 HR 1B		0-0 <b>G4-3</b>		3-3 <b>K</b>		5	1	1	0	0	1	1							
<b>Lou Whitaker, L</b> OBP: 0.392, SLG: 0.489 (1, 4)	1-2 HR 1B	2-1 FC6-4 1B		0-0 1H HR		1-1 <b>P6</b>		1-2 1B		5	2	4	2	0	0	0							
<b>Pete Incaviglia, R</b> OBP: 0.293, SLG: 0.354 (1, 7)	0-1 1H HR	1-0 FC6-4		4-2 1B BB		1-1 <b>L7</b>		0-0 <b>P3</b>		4	1	1	2	1	0	3							
<b>Cecil Fielder, R</b> OBP: 0.342, SLG: 0.515 (1, 10)	4-2 HR BB		1-1 <b>F8</b>	0-1 1-2 1B		1-1 1B 2B 1B		2-3 <b>K</b>		4	2	2	0	1	1	1							
<b>Mickey Tettleton, S</b> OBP: 0.381, SLG: 0.489 (1, 2)	3-1 1H HR		4-2 BB	1-3 <b>K</b>		0-1 2B 1B		1-2 2B 1B		3	2	2	2	1	1	2							
<b>Dave Bergman, L</b> OBP: 0.353, SLG: 0.388 (1, 3)	2-2 <b>L3</b>		1-3 <b>K</b>		0-0 <b>L3</b>		0-0 <b>F9</b>			4	0	0	0	0	1	3							
<b>Travis Fryman, R</b> OBP: 0.309, SLG: 0.446 (1, 5) (2, 6)	2-2 <b>F8</b>		2-1 <b>F9</b>		0-0 <b>P4</b>		1-0 1H 2H 2B			4	0	1	2	0	0	1	AB 36						
<b>Skeeter Barnes, R</b> OBP: 0.325, SLG: 0.486 (1, 8) (8, 9)		1-0 1B 1B		0-0 <b>L7</b>	4-2 BB		0-0 <b>L8</b>			3	0	1	0	1	0	1	R 8						
<b>Shawn Hare, L</b> <b>Milt Cuyler, S</b> OBP: 0.338, SLG: 0.341 (1, 9) (8, 8)		1-1 <b>L7</b>		3-1 <b>G4-3</b>	1-0 <b>F7</b>		2-0 <b>G1-3</b>			4	0	0	0	0	0	3	H 12						
<b>Inning Stats</b>	R: 4 E: 0 K: 0 S: 24	H: 3 LOB: 0 BB: 1 P: 38	R: 0 E: 0 K: 0 S: 8	H: 2 LOB: 0 BB: 0 P: 16	R: 0 E: 0 K: 1 S: 11	H: 0 LOB: 1 BB: 1 P: 19	R: 2 E: 0 K: 1 S: 13	H: 3 LOB: 2 BB: 1 P: 23	R: 0 E: 0 K: 0 S: 5	H: 0 LOB: 1 BB: 1 P: 10	R: 0 E: 0 K: 0 S: 5	H: 0 LOB: 0 BB: 0 P: 7	R: 2 E: 0 K: 0 S: 8	H: 3 LOB: 1 BB: 0 P: 12	R: 0 E: 0 K: 2 S: 11	H: 1 LOB: 1 BB: 0 P: 17	1B: 8 2B: 1 3B: 0 HR: 3	SF: 0 SAC: 0 DP: 0 HBP: 0	WP: 0 PB: 0 SB: 0 CS: 0	PA: 40			
<b>PITCHER</b> <b>Dave Johnson, R</b> ERA: 7.29 <b>Anthony Telford, R</b> ERA: 5.06 (1, 1) (4, 1)	IP: 3.2 WLS: L BF: 21 H: 7 R: 6 ER: 6 SO: 6 BB: 3 IBB: 0 HBP: 0 BLK: 0 WP: 0 HR: 3 S: 50 P: 89 ERA: 14.73 WHIP: 2.727											<b>PITCHER</b>	IP: 4.1 WLS: 19 BF: 5 H: 2 R: 2 ER: 2 SO: 3 BB: 1 IBB: 0 HBP: 0 BLK: 0 WP: 0 HR: 0 S: 35 P: 53 ERA: 4.15 WHIP: 1.385										

Baltimore Orioles @ Detroit Tigers  
Tiger Stadium, Detroit, MI  
Mon Sep 30 1991, 7:05 PM EDT  
Att: 11,824 - Sunny - 80 F

AB 36  
R 8  
H 12  
RBI 8  
BB 4  
SO 4  
LOB 15



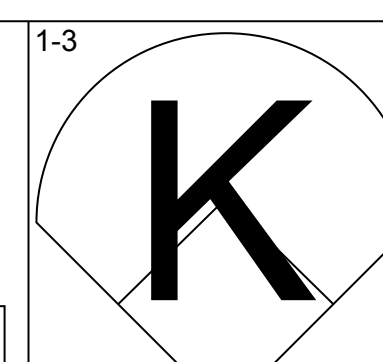
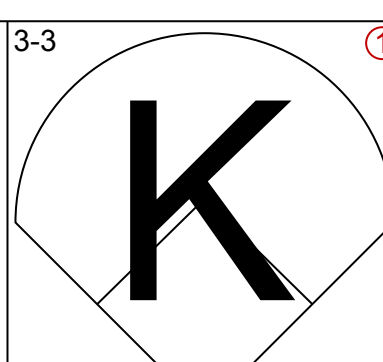
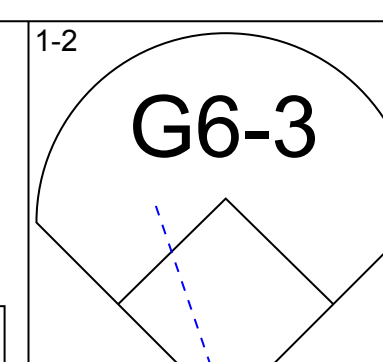
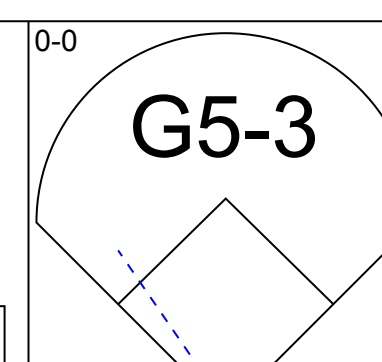
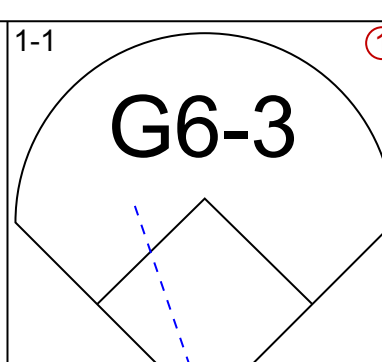
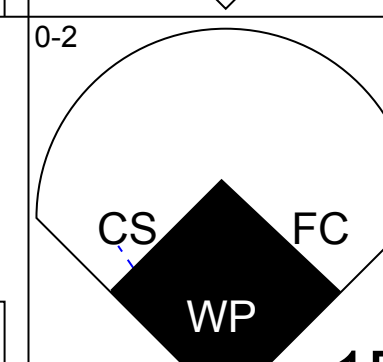
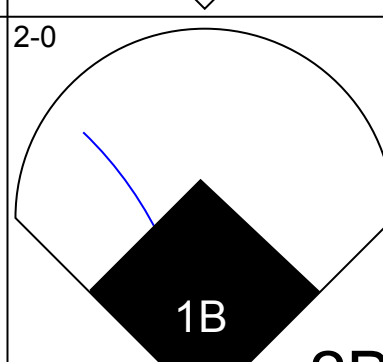
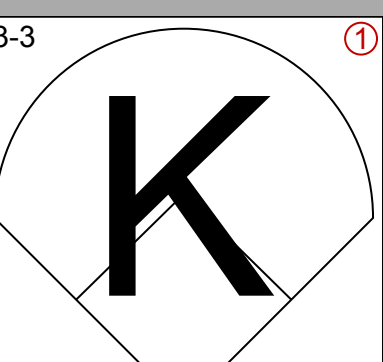
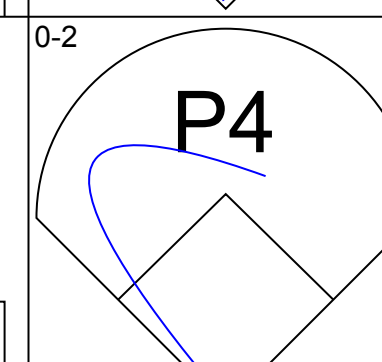
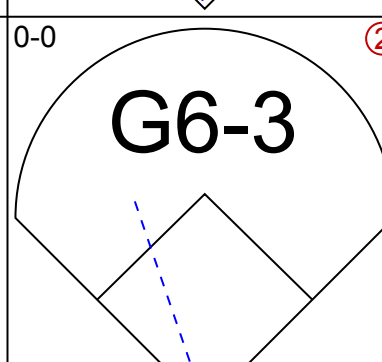
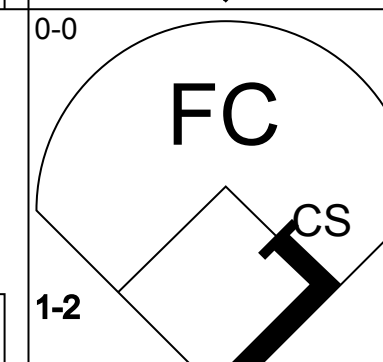
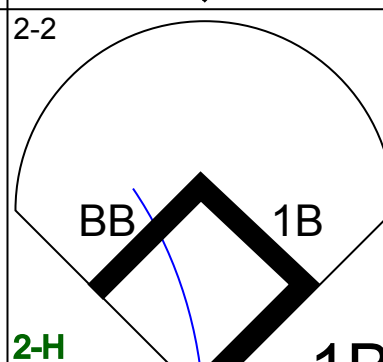
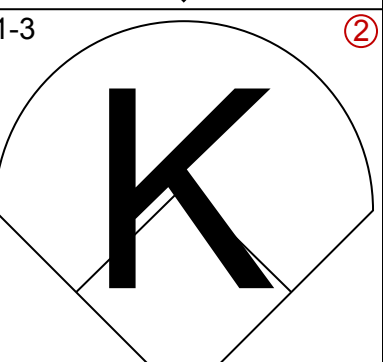
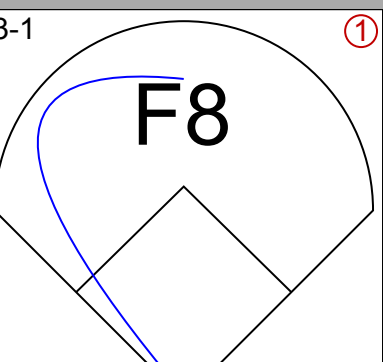
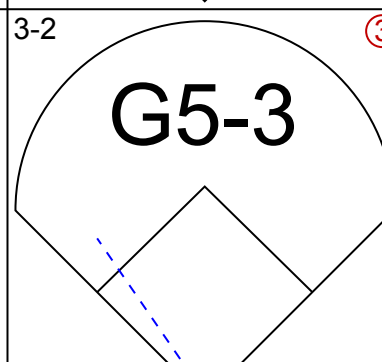
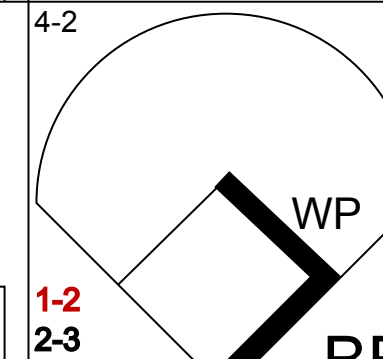
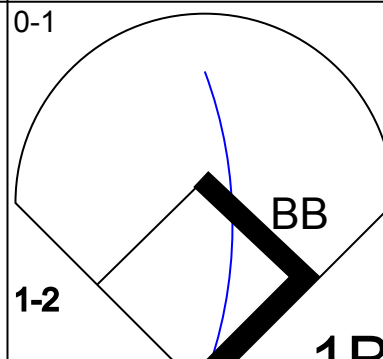
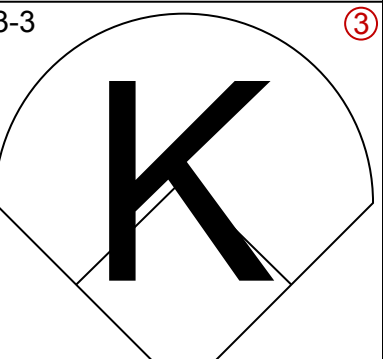
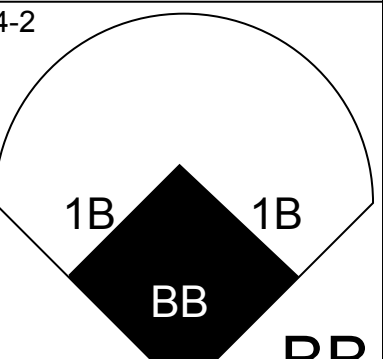
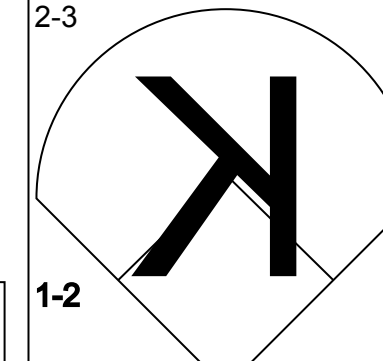
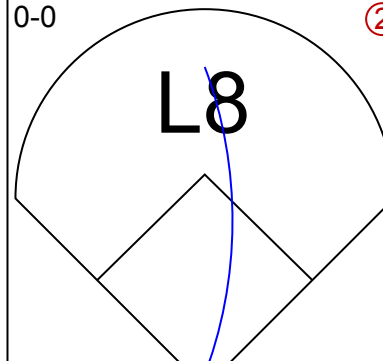
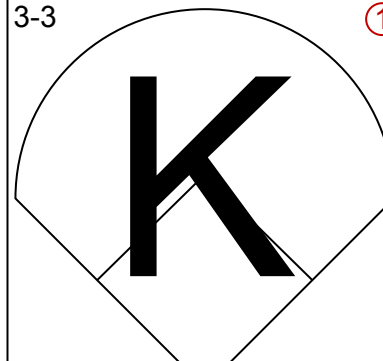
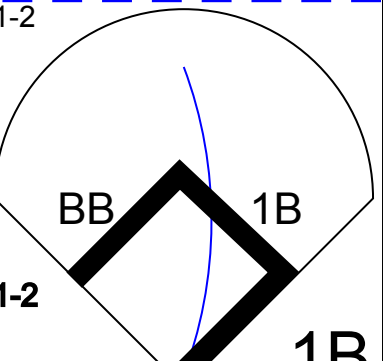

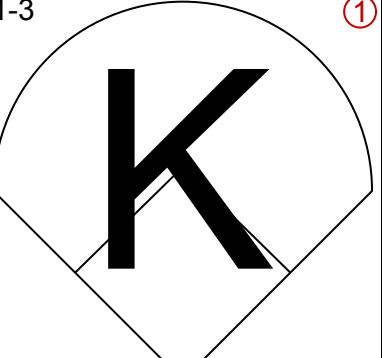
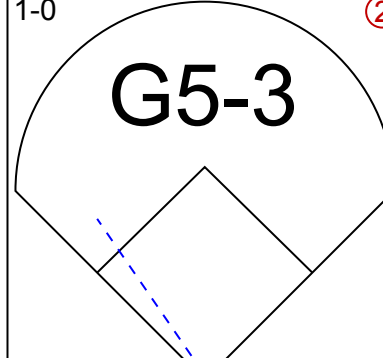
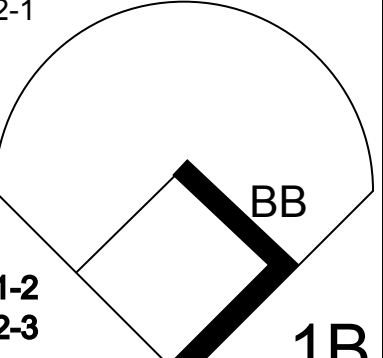
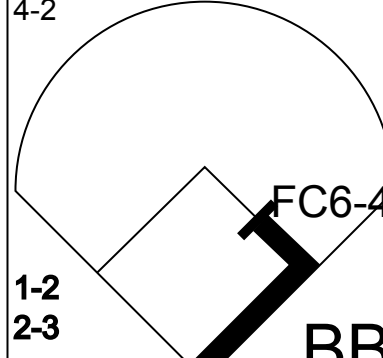
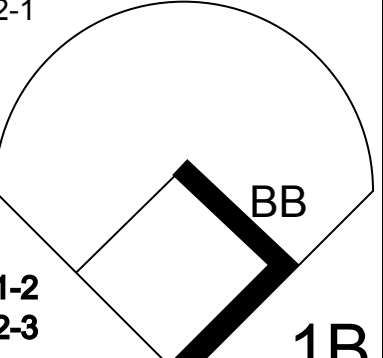
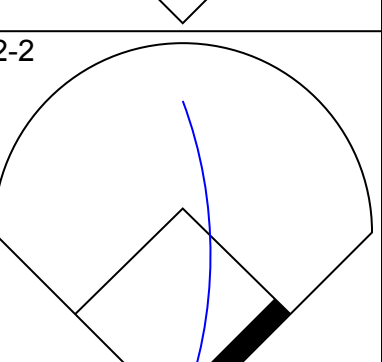
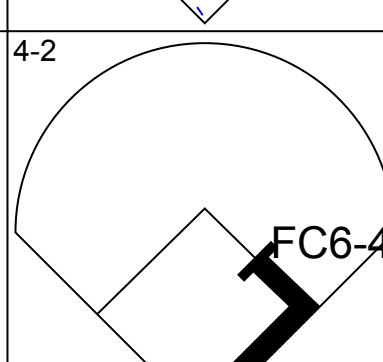
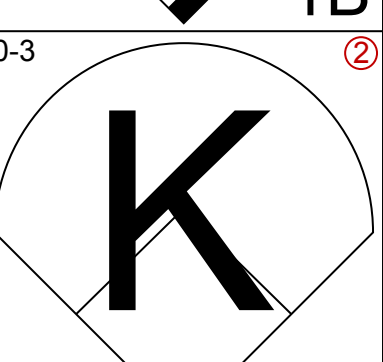
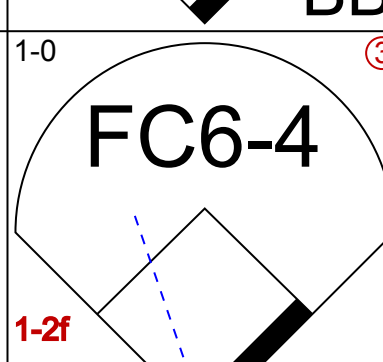
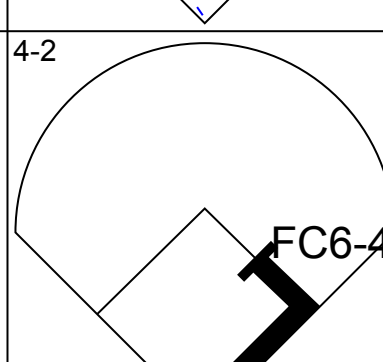
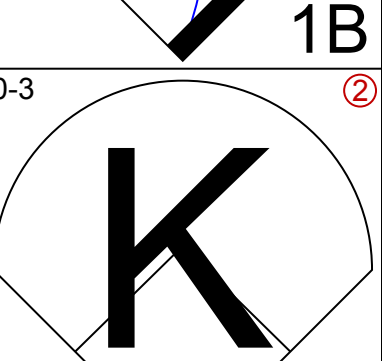
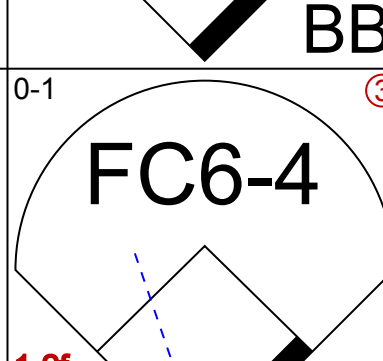
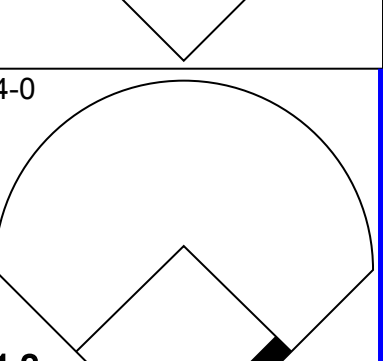
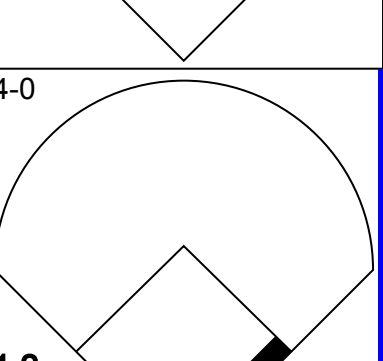
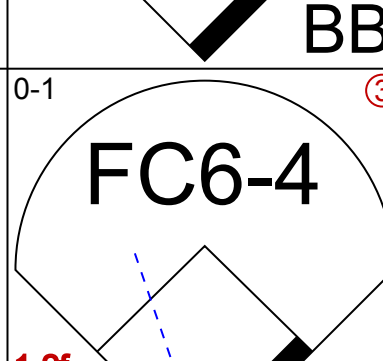
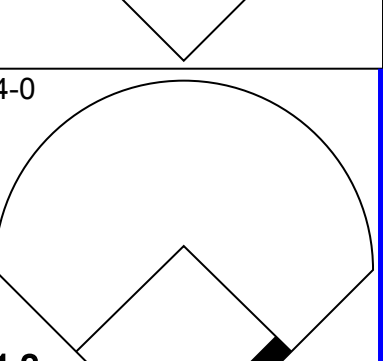
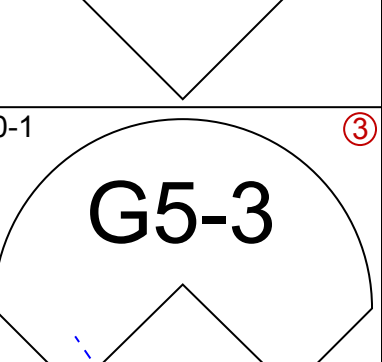
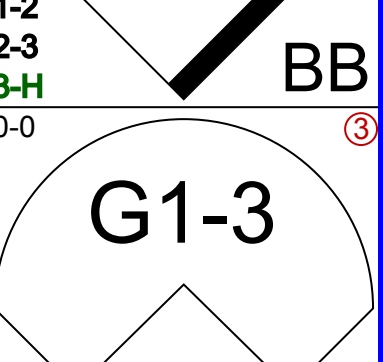
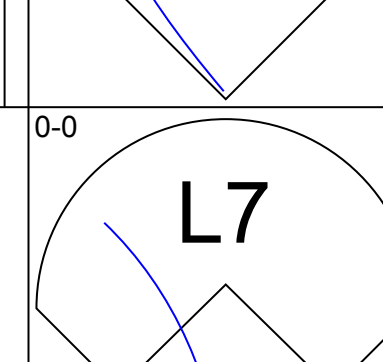


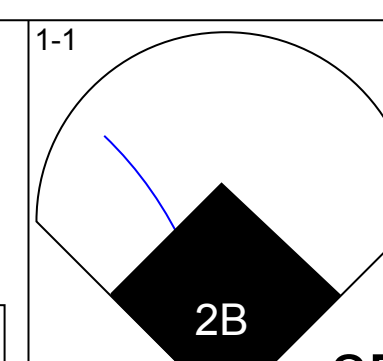
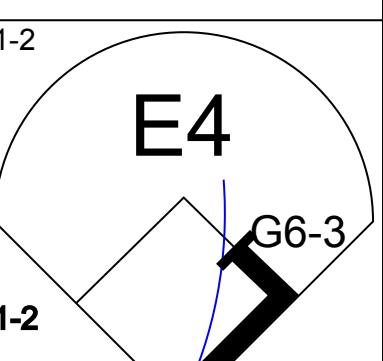
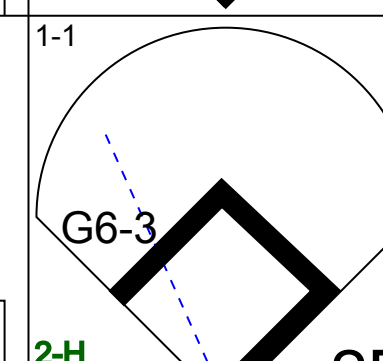

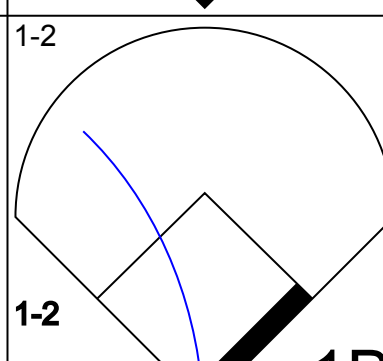
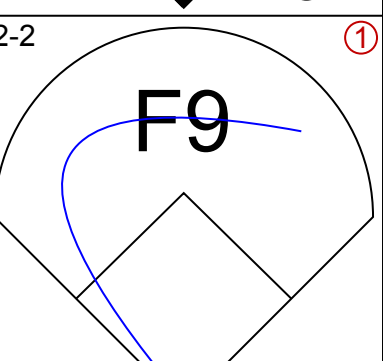
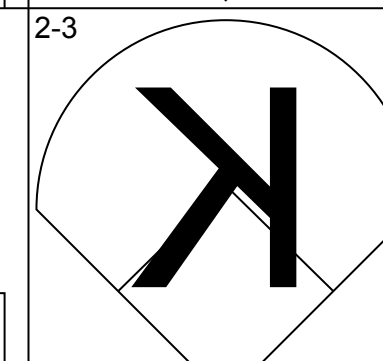
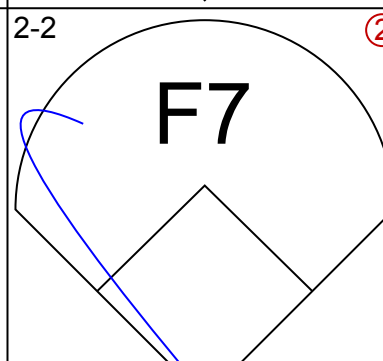
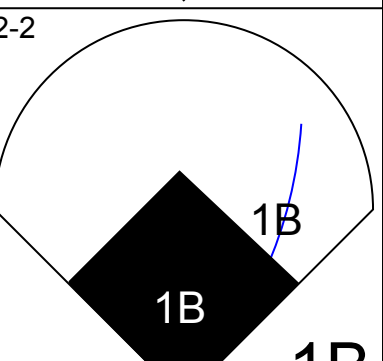
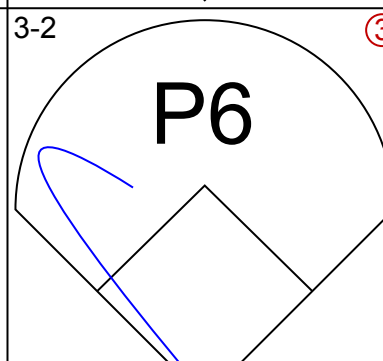
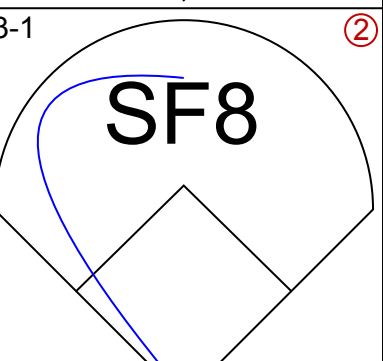
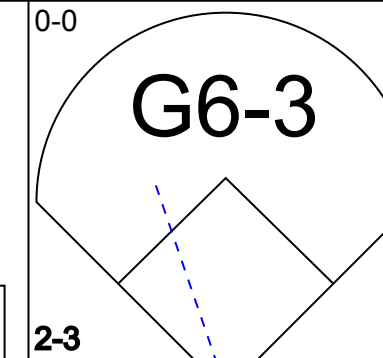
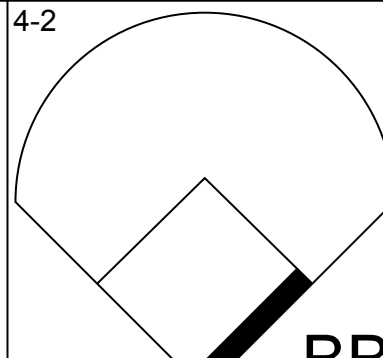
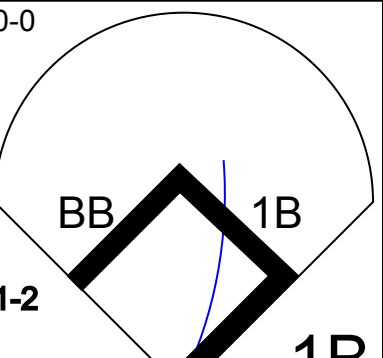

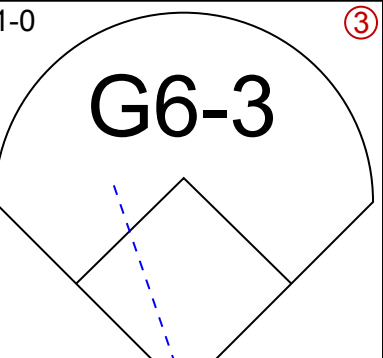
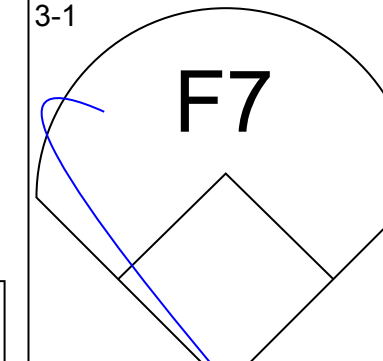
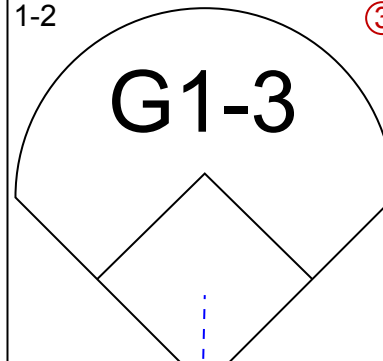
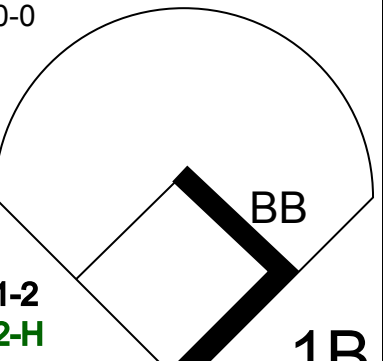



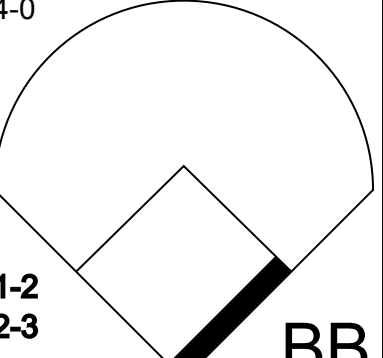


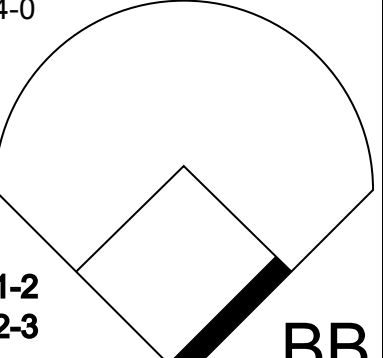

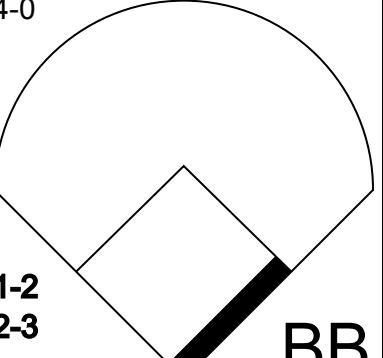


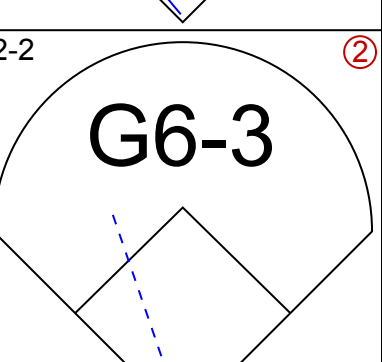
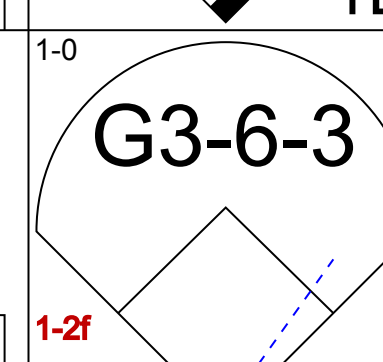
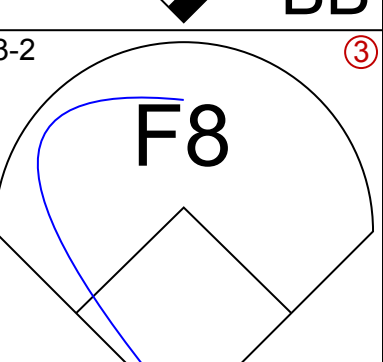

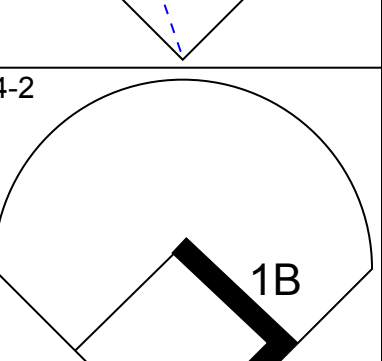
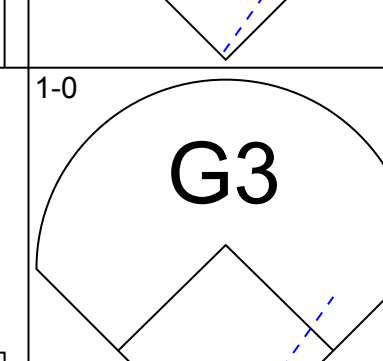
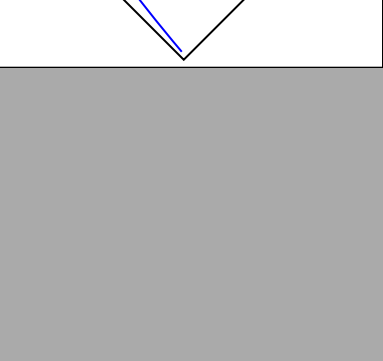

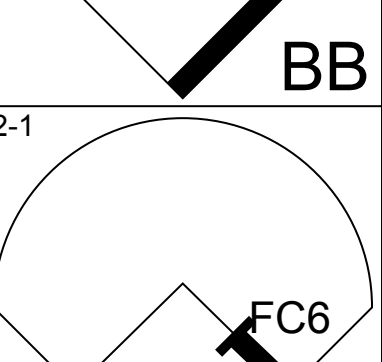
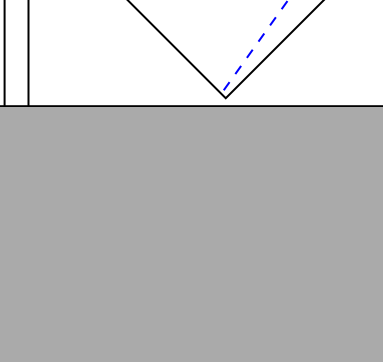

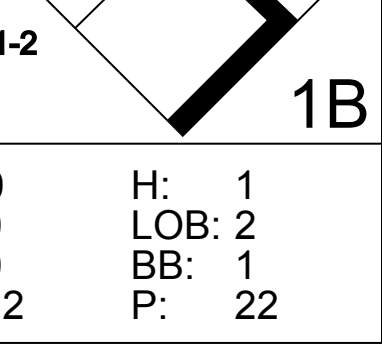
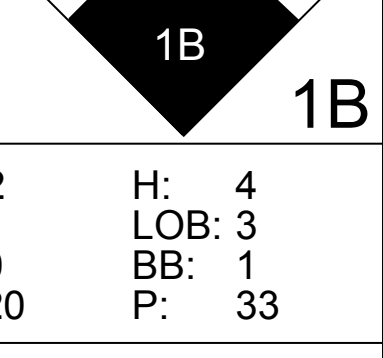
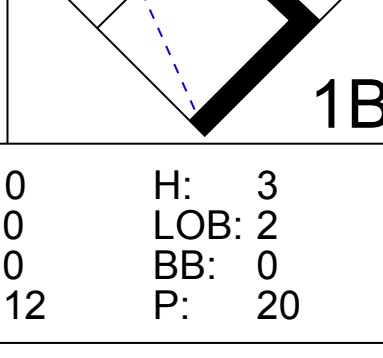
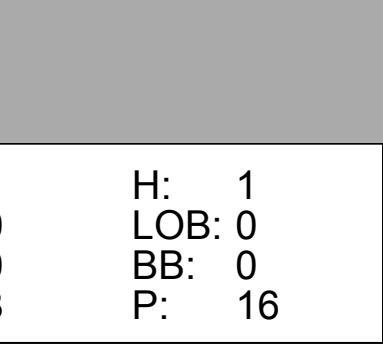
Batter	1	2	3	4	5	6	7	8	9	AB	R	H	RBI	BB	SO	LOB	TOP										
<b>Tony Phillips, S</b> OBP: 0.373, SLG: 0.443 (1, 6)	G4-3		G4-3				G4-3		K	5	1	1	0	0	1	0	<b>Detroit Tigers @ Boston Red Sox</b> Fenway Park, Boston, MA Tue Oct 01 1991, 7:05 PM EDT Att: 31,942 - Cloudy - 69 F										
<b>Lou Whitaker, L</b> OBP: 0.394, SLG: 0.491 (1, 4)	F7		G4-3				HR 2B		G5-3 2B	4	1	2	0	1	0	0											
<b>Pete Incaviglia, R</b> OBP: 0.292, SLG: 0.361 (1, 7)	K						L9 HR		G5-3 2-3	5	1	1	3	0	2	2											
<b>Cecil Fielder, R</b> OBP: 0.341, SLG: 0.512 (1, 10)		F9		F9			G5-3 HR		K IBB	4	0	0	0	1	1	0											
<b>Mickey Tettleton, S</b> OBP: 0.383, SLG: 0.488 (1, 2)		HR BB					P6		K 2B	3	2	1	0	2	1	2											
<b>Dave Bergman, L</b> OBP: 0.356, SLG: 0.412 (1, 3)		HR		F8			G3-1		2B 2B	4	2	2	3	0	0	1											
<b>Travis Fryman, R</b> OBP: 0.312, SLG: 0.454 (1, 5)		K					HR BB		2B 2B	3	1	2	2	1	1	0											
<b>Skeeter Barnes, R</b> OBP: 0.316, SLG: 0.473 (1, 8)		G4-3					G5-3		P3	4	0	0	0	0	1	2											
<b>Shawn Hare, L</b> OBP: 0.338, SLG: 0.341 (1, 9)				G4-3			G4-3		G6-3 G4-3	4	0	0	0	0	0	1											
<b>Milt Cuyler, S</b> OBP: 0.338, SLG: 0.341 (8, 8)										0	0	0	0	0	0	0											
<b>Inning Stats</b>	R: 0 E: 0 K: 1 S: 8	H: 0 LOB: 0 BB: 0 P: 14	R: 2 E: 0 K: 1 S: 12	H: 1 LOB: 0 BB: 1 P: 24	R: 0 E: 0 K: 0 S: 7	H: 0 LOB: 0 BB: 0 P: 11	R: 0 E: 0 K: 1 S: 9	H: 1 LOB: 1 BB: 0 P: 14	R: 4 E: 0 K: 0 S: 14	H: 3 LOB: 0 BB: 1 P: 27	R: 0 E: 0 K: 0 S: 8	H: 0 LOB: 1 BB: 1 P: 18	R: 0 E: 0 K: 0 S: 9	H: 1 LOB: 0 BB: 0 P: 21	R: 2 E: 0 K: 1 S: 12	H: 2 LOB: 1 BB: 1 P: 18	R: 0 E: 0 K: 2 S: 10	H: 1 LOB: 2 BB: 1 P: 18	1B: 2 2B: 4 3B: 0 HR: 3	SF: 0 SAC: 0 DP: 0 HBP: 0	WP: 1 PB: 0 SB: 0 CS: 0	PA: 41					
<b>PITCHER</b>	IP	WLS	BF	H	R	ER	SO	BB	IBB	HBP	BLK	WP	HR	S	P	ERA	WHIP										
<b>Roger Clemens, R</b> ERA: 2.54 (1, 1)	5.0	L	22	5	6	6	4	1	1	0	0	0	3	50	90	10.80	1.200										
<b>Dana Kiecker, R</b> ERA: 7.36 (6, 1)	2.0		8	1	0	0	0	1	0	0	0	1	0	17	39	0.00	1.000										
<b>Dan Petry, R</b> ERA: 4.88 (8, 1)	1.0		6	2	2	2	1	1	0	0	0	0	0	12	18	18.00	3.000										
<b>Tony Fossas, L</b> ERA: 3.44 (9, 1)	1.0		5	1	0	0	2	0	1	0	0	0	0	10	18	0.00	1.000										

Batter	1	2	3	4	5	6	7	8	9	AB	R	H	RBI	BB	SO	LOB	BOTTOM										
<b>Wade Boggs, L</b> OBP: 0.421, SLG: 0.458 (1, 5)	G1-3		K				G6-3		L9 2B	5	1	2	0	0	1	0	<b>Detroit Tigers @ Boston Red Sox</b> Fenway Park, Boston, MA Tue Oct 01 1991, 7:05 PM EDT Att: 31,942 - Cloudy - 69 F										
<b>Jody Read, R</b> OBP: 0.352, SLG: 0.386 (1, 4)	1B		G4-3				FC5-4 2B		L9 2B	5	1	3	2	0	0	1											
<b>Phil Plantier, L</b> OBP: 0.438, SLG: 0.630 (1, 7)	K						K		K	5	0	0	0	0	5	4											
<b>Jack Clark, R</b> OBP: 0.366, SLG: 0.455 (1, 10)							CI 2B		G5-3	4	0	3	0	0	0	1											
<b>Carlos Quintana, R</b> OBP: 0.379, SLG: 0.417 (1, 3)	G6-3						FC5-4 2B		L8	3	1	0	0	1	0	5											
<b>Tom Brunansky, R</b> OBP: 0.303, SLG: 0.395 (1, 9)		P4		P2			2B 2B		K	4	1	1	1	0	1	3											
<b>Luis Rivera, R</b> OBP: 0.315, SLG: 0.383 (1, 6)	G4-3			F7			2B 2B		F8	4	0	1	2	0	0	3											
<b>Tony Peña, R</b> OBP: 0.288, SLG: 0.321 (1, 2)		G3-4-1					G4-3		F9	3	0	0	0	0	0	1											
<b>Mo Vaughn, L</b> OBP: 0.339, SLG: 0.374 (9, PH)							G4-3		F9	1	0	0	0	0	0	0											
<b>Bob Zupcic, R</b> OBP: 0.136, SLG: 0.273 (1, 8)				G5-3			G1-3		G4-3	2	0	0	0	0	0	0											
<b>Steve Lyons, L</b> OBP: 0.283, SLG: 0.366 (7, PH)									2B 1B	2	1	1	0	0	0	0											
<b>Inning Stats</b>	R: 0 E: 0 K: 1 S: 15	H: 2 LOB: 2 BB: 0 P: 25	R: 0 E: 0 K: 0 S: 9	H: 0 LOB: 0 BB: 0 P: 13	R: 0 E: 0 K: 1 S: 9	H: 0 LOB: 0 BB: 0 P: 14	R: 0 E: 0 K: 1 S: 10	H: 1 LOB: 2 BB: 1 P: 21	R: 0 E: 0 K: 0 S: 11	H: 0 LOB: 0 BB: 0 P: 15	R: 3 E: 1 K: 1 S: 20	H: 3 LOB: 1 BB: 0 P: 31	R: 0 E: 0 K: 1 S: 10	H: 1 LOB: 0 BB: 0 P: 17	R: 0 E: 0 K: 1 S: 8	H: 1 LOB: 1 BB: 0 P: 15	R: 2 E: 0 K: 1 S: 15	H: 3 LOB: 1 BB: 0 P: 25	1B: 5 2B: 6 3B: 0 HR: 0	SF: 0 SAC: 0 DP: 0 HBP: 0	WP: 0 PB: 0 SB: 0 CS: 0	PA: 40					
<b>PITCHER</b>	IP	WLS	BF	H	R	ER	SO	BB	IBB	HBP	BLK	WP	HR	S	P	ERA	WHIP										
<b>Frank Tanana, L</b> ERA: 3.8 (1, 1)	5.2	W	25	6	3	0	4	1	0	0	0	0	0	70	114	0.00	1.235										
<b>Dan Garetter, R</b> ERA: 5.7 (6, 1)	1.0		4	1	0	0	0	0	0	0	0	0	0	11	17	0.00	1.000										
<b>Jerry Don Gleadon, L</b> ERA: 4.23 (7, 1)	0.1		1	0	0	0	1	0	0	0	0	0	0	3	5	0.00	0.000										
<b>Mike Henneman, R</b> ERA: 2.88 (8, 1)	2.0		10	4	2	2	2	0	0	0	0	0	0	23	40	9.00	2.000										





Batter	1	2	3	4	5	6	7	8	9	AB	R	H	RBI	BB	SO	LOB	TOP					
<b>Tony Phillips, S</b> (1,5) OBP: 0.370, SLG: 0.439										5	0	0	0	0	2	0	<b>Detroit Tigers @ Boston Red Sox</b> Fenway Park, Boston, MA Wed Oct 02 1991, 7:05 PM EDT Att: 32,003 - Sunny - 73 F					
<b>Skeeter Barnes, R</b> (1,8) OBP: 0.319, SLG: 0.477										5	2	2	0	0	1	0						
<b>Pete Incaviglia, R</b> (1,7) OBP: 0.291, SLG: 0.358										5	0	1	1	0	1	1						
<b>Cecil Fielder, R</b> (1,3) OBP: 0.343, SLG: 0.511										2	1	1	0	2	1	0						
<b>Travis Fryman, R</b> (1,6) OBP: 0.311, SLG: 0.453										4	0	1	0	0	2	3						
<b>Rob Deer, R</b> (1,9) OBP: 0.312, SLG: 0.381										2	0	0	0	1	1	0						
<b>Lou Whitaker, L</b> (8,4) OBP: 0.395, SLG: 0.492										1	0	1	0	0	0	0						
<b>Rich Rowland, R</b> (1,10) OBP: 0.400, SLG: 0.333										2	0	1	0	1	0	3						
<b>Mickey Tettleton, S</b> (8,2) OBP: 0.382, SLG: 0.487										1	0	0	0	0	1	3						
<b>Andy Allanson, R</b> (1,2) OBP: 0.271, SLG: 0.324										3	0	0	0	0	1	2						
<b>Alan Trammell, R</b> (8,PH) OBP: 0.320, SLG: 0.373										0	0	0	1	1	0	0						
<b>Scott Livingstone, L</b> (8,5) OBP: 0.349, SLG: 0.364										0	0	0	0	0	0	0						
<b>Johnny Paredes, R</b> (1,4) OBP: 0.308, SLG: 0.308										3	0	0	0	0	0	1						
<b>Milt Cuyler, S</b> (8,PH) OBP: 0.338, SLG: 0.340										1	0	0	0	0	0	3						
<b>Paul Gibson, R</b> (8,1)										0	0	0	0	0	0	0						
<b>Inning Stats</b>	R: 1 E: 0 K: 2 S: 13	H: 1 LOB: 1 BB: 1 P: 20	R: 0 E: 0 K: 2 S: 11	H: 1 LOB: 1 BB: 0 P: 14	R: 1 E: 0 K: 1 S: 15	H: 3 LOB: 3 BB: 1 P: 27	R: 0 E: 0 K: 0 S: 6	H: 0 LOB: 0 BB: 0 P: 7	R: 0 E: 0 K: 3 S: 9	H: 0 LOB: 1 BB: 1 P: 16	R: 0 E: 0 K: 1 S: 9	H: 0 LOB: 0 BB: 0 P: 17	R: 0 E: 0 K: 0 S: 6	H: 0 LOB: 0 BB: 0 P: 6	R: 1 E: 0 K: 1 S: 15	H: 2 LOB: 3 BB: 2 P: 29	R: 0 E: 0 K: 0 S: 7	H: 0 LOB: 0 BB: 0 P: 11	1B: 6 2B: 1 3B: 0 HR: 0	SF: 0 SAC: 0 DP: 0 HBP: 0	WP: 1 PB: 0 SB: 0 CS: 2	PA: 39
<b>PITCHER</b>	IP	WLS	BF	H	R	ER	SO	BB	IBB	HBP	BLK	WP	HR	S	P	ERA	WHIP					
<b>Joe Hesketh, L</b> (1,1) ERA: 3.29	7.1	W	31	5	3	3	9	4	0	0	0	1	0	74	119	3.68	1.227					
<b>Dennis Lamp, R</b> (8,1) ERA: 4.43	0.0		1	1	0	0	0	0	0	0	0	0	0	3	4	∞	∞					
<b>Tony Fossas, L</b> (8,1) ERA: 3.34	1.2	S	7	1	0	0	1	1	0	0	0	0	0	14	24	0.00	1.200					

Batter	1	2	3	4	5	6	7	8	9	AB	R	H	RBI	BB	SO	LOB	BOTTOM				
<b>Wade Boggs, L</b> (1,5) OBP: 0.422, SLG: 0.461										4	1	2	0	0	0	3	<b>Detroit Tigers @ Boston Red Sox</b> Fenway Park, Boston, MA Wed Oct 02 1991, 7:05 PM EDT Att: 32,003 - Sunny - 73 F				
<b>Scott Cooper, L</b> (7,5) OBP: 0.333, SLG: 0.550										1	1	1	0	0	0	0					
<b>Jody Read, R</b> (1,4) OBP: 0.352, SLG: 0.387										5	0	2	1	0	0	3					
<b>Phil Plantier, L</b> (1,7) OBP: 0.430, SLG: 0.619										4	1	1	2	0	1	3					
<b>Jack Clark, R</b> (1,10) OBP: 0.367, SLG: 0.454										3	1	1	0	1	0	1					
<b>Mo Vaughn, L</b> (1,3) OBP: 0.341, SLG: 0.374										3	0	1	1	1	0	2					
<b>Wayne Housie, S</b> (7,PR) OBP: 0.500, SLG: 0.500										0	0	0	0	0	0	0					
<b>Carlos Quintana, R</b> (8,3) OBP: 0.379, SLG: 0.417										0	0	0	0	0	0	0					
<b>Tom Brunansky, R</b> (1,9) OBP: 0.305, SLG: 0.395										3	0	1	0	1	0	2					
<b>Steve Lyons, L</b> (1,8) OBP: 0.282, SLG: 0.369										4	0	1	1	0	0	4					
<b>Tony Peña, R</b> (1,2) OBP: 0.290, SLG: 0.319										2	0	0	0	2	0	0					
<b>Luis Rivera, R</b> (1,6) OBP: 0.319, SLG: 0.387										4	1	3	0	0	0	3					
<b>Inning Stats</b>	R: 1 E: 0 K: 1 S: 10	H: 2 LOB: 1 BB: 0 P: 17	R: 0 E: 0 K: 0 S: 12	H: 1 LOB: 2 BB: 1 P: 22	R: 0 E: 0 K: 0 S: 4	H: 1 LOB: 0 BB: 0 P: 5	R: 2 E: 0 K: 0 S: 20	H: 4 LOB: 3 BB: 1 P: 33	R: 0 E: 0 K: 0 S: 12	H: 3 LOB: 2 BB: 0 P: 20	R: 1 E: 1 K: 0 S: 10	H: 1 LOB: 3 BB: 2 P: 22	R: 1 E: 0 K: 0 S: 8	H: 1 LOB: 0 BB: 0 P: 16	1B: 9 2B: 3 3B: 1 HR: 0	SF: 1 SAC: 0 DP: 3 HBP: 0	WP: 0 PB: 0 SB: 0 CS: 0	PA: 40			
<b>PITCHER</b>	IP	WLS	BF	H	R	ER	SO	BB	IBB	HBP	BLK	WP	HR	S	P	ERA	WHIP				
<b>Walt Terrell, R</b> (1,1) ERA: 4.24	6.1	L	34	12	4	1	1	4	0	0	0	0	0	77	131	1.42	2.526				
<b>Dave Haas, R</b> (7,1) ERA: 3.96	0.2		2	0	0	0	0	0	1	0	0	0	0	2	7	0.00	0.000				
<b>Paul Gibson, L</b> (8,1) ERA: 4.69	1.0		4	1	1	1	0	0	0	0	0	0	0	8	16	9.00	1.000				








Batter	1	2	3	4	5	6	7	8	9	10	11	12	13	14	AB	R	H	RBI	BB	SO	LOB	TOP					
Mitt Cuyler, S OBP: 0.355, SLG: 0.336	(1, 8) K	(1, 2) G3			(1, 1) 1B			(1, 1) G5-3			(1, 2) K		(1, 0) G3-1		6	0	1	0	0	2	2						
Lou Whitaker, L OBP: 0.391, SLG: 0.486	(1, 4) F7		(1, 3) K		(1, 2) G4-3			(1, 2) F8			(1, 2) G4-3			(1, 3) K	6	0	0	0	0	2	1						
Lloyd Moseby, L OBP: 0.319, SLG: 0.396	(1, 7) BB		(1, 3) K						(1, 0) F9			(1, 0) G6-3		(1, 0) G4-3	5	0	0	0	1	2	0						
Cecil Fielder, R OBP: 0.346, SLG: 0.515	(1, 10) BB		(1, 0) F8						(1, 2) CS			(1, 0) F7		(1, 2) HR	2	0	0	0	2	1	0						
Johnny Paredes, R OBP: 0.375, SLG: 0.375	(9, PR) BB								(1, 3) K						0	0	0	0	0	0	0						
Tony Phillips, S OBP: 0.371, SLG: 0.438	(12, PH) BB								(1, 3) K					(1, 1) HR	1	1	0	0	1	0	0						
Mickey Tettleton, S OBP: 0.382, SLG: 0.491	(1, 2) G4-3				(1, 2) G6-3				(1, 3) K			(1, 2) L8		(1, 1) HR	6	1	2	2	0	2	3						
Dave Bergman, L OBP: 0.353, SLG: 0.412		(1, 3) F8			(1, 2) L9				(1, 1) CS		(1, 0) F7				5	0	1	0	0	0	1						
Shester Barnes, R OBP: 0.321, SLG: 0.487	(13, PR) BB				(1, 2) G6-3			(1, 2) G6-3		(1, 2) F8					1	1	0	0	0	0	0						
Travis Fryman, R OBP: 0.310, SLG: 0.449	(1, 6) S				(1, 2) G6-3										4	1	1	0	0	1	1						
Pete Incaviglia, R OBP: 0.294, SLG: 0.358	(1, 9) 1B				(1, 2) G5-3			(1, 1) G5-3							5	0	1	1	0	1	1						
Scott Livingstone, L OBP: 0.345, SLG: 0.358	(1, 5) S				(1, 0) L8			(1, 0) G4-3							5	0	1	1	0	0	2						
Inning Stats	R: 0 E: 0 K: 1 S: 11	H: 0 LOB: 2 BB: 2 P: 23	R: 1 E: 0 K: 0 S: 12	H: 2 LOB: 1 BB: 0 P: 18	R: 0 E: 0 K: 2 S: 7	H: 0 LOB: 0 BB: 0 P: 13	R: 0 E: 0 K: 0 S: 8	H: 1 LOB: 0 BB: 0 P: 10	R: 0 E: 0 K: 3 S: 6	H: 0 LOB: 0 BB: 0 P: 11	R: 0 E: 0 K: 1 S: 7	H: 0 LOB: 1 BB: 0 P: 14	R: 0 E: 0 K: 1 S: 10	H: 0 LOB: 0 BB: 0 P: 16	R: 0 E: 0 K: 0 S: 7	H: 0 LOB: 0 BB: 0 P: 10	R: 1 E: 0 K: 0 S: 11	H: 2 LOB: 1 BB: 0 P: 18	R: 2 E: 0 K: 1 S: 11	H: 1 LOB: 0 BB: 1 P: 17	1B: 5 2B: 1 HR: 1	SF: 0 SAC: 1 DP: 1 HBP: 0	WP: 0 PB: 0 SB: 2 CS: 1	PA: 52			
35 Mike Mussina, R ERA: 2.87	(1, 1) 9.0	WLS: 32	BF: 4	H: 4	R: 1	ER: 1	SO: 7	BB: 3	IBB: 0	HBP: 0	BLK: 0	WP: 0	HR: 0	S: 76	P: 131	ERA: 1.00	WHIP: 0.778										
Gregg Olson, R ERA: 3.19	(10, 1) 2.0	WLS: 6	BF: 0	H: 0	R: 0	ER: 0	SO: 3	BB: 0	IBB: 0	HBP: 0	BLK: 0	WP: 0	HR: 0	S: 18	P: 29	ERA: 0.00	WHIP: 0.000										
Todd Frohwirth, R ERA: 1.72	(12, 1) 2.0	WLS: 8	BF: 2	H: 1	R: 1	ER: 0	SO: 0	BB: 0	IBB: 0	HBP: 0	BLK: 0	WP: 0	HR: 0	S: 18	P: 28	ERA: 4.50	WHIP: 1.000										
Jim Ffolke, L ERA: 2.52	(14, 1) 1.0	WLS: 5	BF: 1	H: 2	R: 2	ER: 2	SO: 1	BB: 1	IBB: 0	HBP: 0	BLK: 0	WP: 0	HR: 1	S: 11	P: 17	ERA: 18.00	WHIP: 2.000										

Detroit Tigers @ Baltimore Orioles  
Memorial Stadium, Baltimore, MD  
Fri Oct 04 1991, 7:05 PM EDT  
Att. 47,983 - Sunny - 81 F


AB: 46  
R: 4  
H: 7  
RBI: 4  
BB: 4  
SO: 11  
LOB: 11



Batter	1	2	3	4	5	6	7	8	9	10	11	12	13	14	AB	R	H	RBI	BB	SO	LOB	BOTTOM					
Luis Mercedes, R OBP: 0.299, SLG: 0.241	(1, 7) K		(1, 2) G4-3		(1, 0) B5-3			(1, 1) L4			(1, 1) P2			(1, 2) K	3	0	0	0	0	1	0						
Brady Anderson, L OBP: 0.336, SLG: 0.314	(8, PH) BB										(1, 1) P2				3	0	0	0	0	1	1						
Bob Melvin, R OBP: 0.287, SLG: 0.317	(14, PH) BB										(1, 2) DI			(1, 2) F8	1	0	1	0	0	0	0						
Mike Devereaux, R OBP: 0.312, SLG: 0.429	(1, 8) P3		(1, 2) FC6-4			(1, 1) G6-3		(1, 1) F9		(1, 2) DI				(1, 2) F8	7	0	2	0	0	1	1						
Cal Ripken Jr., R OBP: 0.376, SLG: 0.570	(1, 6) K		(1, 2) FC6-4			(1, 0) G5-3		(1, 3) G4-3		(1, 0) F9				(1, 2) F9	7	0	1	0	0	1	4						
Glenn Davis, R OBP: 0.302, SLG: 0.453	(1, 10) BB										(1, 2) SH3-4			(1, 0) F7	3	1	1	1	1	1	0						
Joe Orsulak, L OBP: 0.304, SLG: 0.362	(9, PR) HR										(1, 2) BB				1	0	0	0	1	0	1						
Dwight Evans, R OBP: 0.389, SLG: 0.377	(1, 9) F9										(1, 2) SH3-4			(1, 2) F9	4	1	0	0	1	0	3						
David Segui, S OBP: 0.314, SLG: 0.338		(1, 3) BB									(1, 2) SH5-4			(1, 0) BB	4	1	0	0	1	0	0						
Tim Lincecum, R OBP: 0.285, SLG: 0.350	(1, 5) BB										(1, 0) L4			(1, 0) SH5-4	4	0	3	0	1	0	0						
Chito Martinez, L OBP: 0.304, SLG: 0.505	(9, PH) F8										(1, 4) BB			(1, 3) SH5-4	3	0	0	0	0	1	3						
Leo Gomez, R OBP: 0.305, SLG: 0.411	(9, PH) K										(1, 2) BB			(1, 2) G6-4-3	0	0	0	0	0	0	0						
Chris Hoiles, R OBP: 0.304, SLG: 0.384	(1, 2) G5-3										(1, 2) BB			(1, 0) G6-4-3	2	0	1	1	1	0	2						
Juan Bell, R OBP: 0.191, SLG: 0.238	(1, 4) P6										(1, 2) F9			(1, 2) G4-3	5	0	0	0	1	1	5						
Inning Stats	R: 0 E: 0 K: 2 S: 9	H: 0 LOB: 0 BB: 0 P: 12	R: 1 E: 0 K: 0 S: 20	H: 2 LOB: 1 BB: 0 P: 26	R: 0 E: 0 K: 0 S: 12	H: 1 LOB: 1 BB: 0 P: 19	R: 0 E: 0 K: 1 S: 9	H: 1 LOB: 0 BB: 0 P: 15	R: 0 E: 0 K: 2 S: 10	H: 0 LOB: 0 BB: 0 P: 14	R: 0 E: 0 K: 1 S: 7	H: 0 LOB: 2 BB: 1 P: 17	R: 0 E: 0 K: 0 S: 14	H: 0 LOB: 3 BB: 1 P: 23	R: 0 E: 0 K: 2 S: 10	H: 1 LOB: 1 BB: 0 P: 13	R: 1 E: 0 K: 0 S: 5	H: 1 LOB: 0 BB: 1 P: 11	R: 0 E: 0 K: 0 S: 9	H: 1 LOB: 1 BB: 0 P: 15	1B: 8 2B: 1 HR: 1	SF: 0 SAC: 2 DP: 1 HBP: 0	WP: 0 PB: 0 SB: 0 CS: 0	PA: 57			
Scott Alfred, L ERA: 5.18	(1, 1) 7.0	WLS: 27	BF: 5	H: 1	R: 1	ER: 6	SO: 6	BB: 1	IBB: 0	HBP: 0	BLK: 0	WP: 0	HR: 1	S: 75	P: 113	ERA: 1.29	WHIP: 0.857										
Dan Gakler, R ERA: 5.77	(8, 1) 1.1	WLS: 6	BF: 0	H: 0	R: 0	ER: 0	SO: 1	BB: 1	IBB: 0	HBP: 0	BLK: 0	WP: 0	HR: 9	S: 22	P: 22	ERA: 0.00	WHIP: 0.750										
Paul Gibson, L ERA: 4.91	(8, 1) 1.2	WLS: 8	BF: 2	H: 2	R: 0	ER: 0	SO: 0	BB: 1	IBB: 0	HBP: 0	BLK: 0	WP: 0	HR: 18	S: 29	P: 29	ERA: 0.00	WHIP: 1.800										
Jerry Don Gleaton, L ERA: 4.09	(11, 1) 2.0	WLS: 4	BF: 1	H: 0	R: 0	ER: 3	SO: 1	BB: 0	IBB: 0	HBP: 0	BLK: 0	WP: 0	HR: 22	S: 33	P: 33	ERA: 0.00	WHIP: 1.000										
Dave Haas, R ERA: 4.35	(13, 1) 1.0	WLS: 8	BF: 1	H: 1	R: 1	ER: 1	SO: 1	BB: 1	IBB: 0	HBP: 0	BLK: 0	WP: 0	HR: 5	S: 11	P: 11	ERA: 9.00	WHIP: 2.000										
John Cerutti, L ERA: 4.6	(14, 1) 1.0	WLS: 5	BF: 4	H: 1	R: 0	ER: 0	SO: 0	BB: 0	IBB: 0	HBP: 0	BLK: 0	WP: 0	HR: 9	S: 15	P: 15	ERA: 0.00	WHIP: 1.000										

Detroit Tigers @ Baltimore Orioles  
Memorial Stadium, Baltimore, MD  
Fri Oct 04 1991, 7:05 PM EDT  
Att. 47,983 - Sunny - 81 F

AB: 49  
R: 2  
H: 10  
RBI: 2  
BB: 6  
SO: 9  
LOB: 23





Batter	1	2	3	4	5	6	7	8	9	AB	R	H	RBI	BB	SO	LOB	TOP								
<b>Tony Phillips, S</b> OBP: 0.369, SLG: 0.436 (1, 8)										5	0	1	0	0	2	1									
<b>Lou Whitaker, L</b> OBP: 0.355, SLG: 0.493 (1, 4)										4	1	2	1	1	0	0									
<b>Pete Incaviglia, R</b> OBP: 0.290, SLG: 0.353 (1, 7)										5	0	0	0	0	4	3									
<b>Cecil Fielder, R</b> OBP: 0.345, SLG: 0.512 (1, 10)										3	0	0	0	1	0	2									
<b>Mickey Tettleton, S</b> OBP: 0.385, SLG: 0.491 (1, 2)										2	0	1	0	2	0	0									
<b>Dave Bergman, L</b> OBP: 0.350, SLG: 0.407 <b>Skeeter Barnes, R</b> OBP: 0.323, SLG: 0.494 (6, 5)										2	0	0	0	0	0	1									
<b>Travis Fryman, R</b> OBP: 0.309, SLG: 0.449 (1, 6)										4	0	1	1	0	2	3									
<b>Scott Livingstone, L</b> OBP: 0.346, SLG: 0.384 <b>Rob Deer, R</b> OBP: 0.314, SLG: 0.386 (6, 9)										2	1	1	1	0	0	1									
<b>Shawn Hare, L</b> OBP: 0.143, SLG: 0.105 <b>Rich Rowland, R</b> OBP: 0.333, SLG: 0.250 <b>Mark Salas, L</b> OBP: 0.117, SLG: 0.158 (6, 3)										1	0	0	0	0	1	3									
<b>Inning Stats</b>	R: 0 E: 0 K: 1 S: 9	H: 3 LOB: 3 BB: 0 P: 11	R: 1 E: 0 K: 1 S: 12	H: 2 LOB: 1 BB: 0 P: 20	R: 0 E: 0 K: 1 S: 8	H: 0 LOB: 0 BB: 0 P: 9	R: 0 E: 0 K: 0 S: 6	H: 0 LOB: 1 BB: 1 P: 11	R: 1 E: 0 K: 1 S: 12	H: 1 LOB: 0 BB: 0 P: 18	R: 0 E: 0 K: 2 S: 15	H: 0 LOB: 3 BB: 3 P: 29	R: 0 E: 0 K: 2 S: 10	H: 0 LOB: 0 BB: 0 P: 14	R: 1 E: 0 K: 0 S: 12	H: 2 LOB: 1 BB: 0 P: 21	R: 0 E: 0 K: 1 S: 13	H: 0 LOB: 1 BB: 1 P: 21	1B: 3 2B: 3 3B: 0 HR: 2	SF: 0 SAC: 0 DP: 0 HBP: 0	WP: 1 PB: 0 SB: 0 CS: 0	PA: 39			
<b>PITCHER</b>	IP	WLS	BF	H	R	ER	SO	BB	IBB	HBP	BLK	WP	HR	S	P	ERA	WHIP								
<b>Dave Johnson, R</b> ERA: 7.07 (1, 1)	5.0		23	6	2	2	4	3	0	0	0	0	2	53	83	3.60	1.800								
<b>Jim Poole, L</b> ERA: 2.41 (6, 1)	1.2	W	6	0	0	0	3	1	0	0	0	0	0	16	24	0.00	0.600								
<b>Mark Williamson, R</b> ERA: 4.48 (7, 1)	2.1	S	10	2	1	1	2	1	0	0	0	1	0	28	47	3.86	1.286								

**Detroit Tigers @ Baltimore Orioles**  
Memorial Stadium, Baltimore, MD  
Sat Oct 05 1991, 3:33 AM EDT  
Att: 49,289 - Cloudy - 75 F

AB 34  
R 3  
H 8  
RBI 3  
BB 5  
SO 9  
LOB 17

Batter	1	2	3	4	5	6	7	8	9	AB	R	H	RBI	BB	SO	LOB	BOTTOM								
<b>Mike Devereaux, R</b> OBP: 0.314, SLG: 0.429 (1, 8)										3	1	1	0	1	1	0									
<b>Joe Orsulak, L</b> OBP: 0.323, SLG: 0.361 <b>Dwight Evans, R</b> OBP: 0.391, SLG: 0.377 <b>Brady Anderson, L</b> OBP: 0.338, SLG: 0.324 (6, 7)										1	0	0	1	1	0	0									
<b>Cal Ripken Jr., R</b> OBP: 0.376, SLG: 0.570 (1, 6)										4	0	1	0	1	1	4									
<b>Sam Horn, L</b> OBP: 0.326, SLG: 0.502 <b>David Segui, S</b> OBP: 0.316, SLG: 0.340 (7, 7)										2	0	0	0	0	1	2									
<b>Glenn Davis, R</b> OBP: 0.306, SLG: 0.462 (1, 3)										3	1	1	0	1	1	2									
<b>Chito Martinez, L</b> OBP: 0.303, SLG: 0.514 (1, 9)										4	1	1	2	0	2	3									
<b>Leo Gomez, R</b> OBP: 0.304, SLG: 0.412 <b>Luis Mercedes, R</b> OBP: 0.259, SLG: 0.241 <b>Tim Luetz, R</b> OBP: 0.255, SLG: 0.350 (9, 5)										4	0	1	0	0	3	0									
<b>Bob Melvin, R</b> OBP: 0.282, SLG: 0.311 (1, 2)										4	0	0	0	0	3	1									
<b>Juan Bell, R</b> OBP: 0.201, SLG: 0.249 (1, 4)										3	3	2	0	1	0	0									
<b>Inning Stats</b>	R: 0 E: 0 K: 0 S: 9	H: 1 LOB: 2 BB: 0 P: 15	R: 0 E: 0 K: 3 S: 12	H: 0 LOB: 0 BB: 0 P: 16	R: 0 E: 0 K: 2 S: 13	H: 0 LOB: 0 BB: 2 P: 27	R: 0 E: 0 K: 3 S: 9	H: 0 LOB: 0 BB: 0 P: 13	R: 1 E: 0 K: 0 S: 12	H: 2 LOB: 1 BB: 0 P: 18	R: 2 E: 0 K: 2 S: 15	H: 2 LOB: 3 BB: 0 P: 26	R: 1 E: 0 K: 1 S: 15	H: 2 LOB: 2 BB: 2 P: 29	R: 3 E: 0 K: 1 S: 15	H: 2 LOB: 2 BB: 2 P: 26	1B: 3 2B: 3 3B: 2 HR: 1	SF: 1 SAC: 1 DP: 0 HBP: 1	WP: 0 PB: 1 SB: 0 CS: 0	PA: 40					
<b>PITCHER</b>	IP	WLS	BF	H	R	ER	SO	BB	IBB	HBP	BLK	WP	HR	S	P	ERA	WHIP								
<b>Mark Leiter, R</b> ERA: 4.21 (1, 1)	6.1	L	28	6	4	4	10	2	0	1	0	0	1	75	123	5.68	1.263								
<b>Jeff Kaiser, L</b> ERA: 9.0 (7, 1)	0.0		1	0	0	0	0	1	0	0	0	0	0	1	5										
<b>Dan Gakeler, R</b> ERA: 5.74 (7, 1)	0.1		1	0	0	0	1	0	0	0	0	0	0	4	4	0.00	0.000								
<b>Paul Gibson, L</b> ERA: 4.59 (7, 1)	0.1		3	1	0	0	0	1	0	0	0	0	0	5	12	0.00	6.000								
<b>Dave Haas, R</b> ERA: 6.75 (8, 1)	0.1		4	1	3	3	1	2	0	0	0	0	0	8	18	81.00	9.000								

**Detroit Tigers @ Baltimore Orioles**  
Memorial Stadium, Baltimore, MD  
Sat Oct 05 1991, 3:33 AM EDT  
Att: 49,289 - Cloudy - 75 F

AB 31  
R 7  
H 9  
RBI 7  
BB 6  
SO 12  
LOB 14



