

Detroit Tigers - 1992

Batter	1	2	3	4	5	6	7	8	9	AB R H RBI BB SO LOB	TOP											
Devon White, S (1, 8) F X	0-1 G4-3 1B	1-2 L4			1-1 F8		0-1 G5-3		0-3 K	5 0 0 0 0 1 2												
Roberto Alomar, S (1, 4) OBP: 0.200, SLG: 0.400 C B F X	1-2 F8 1B 2B		1-2 G6-3		2-1 F7		3-1 F7		1-2 L6	5 1 1 0 0 0 0												
Joe Carter, R (1, 7) OBP: 0.250, SLG: 0.250 S X	0-1 F8 2-3		1-1 F8		0-0 1B 1B		0-3 K			4 0 1 0 0 1 1												
Dave Winfield, R (1, 10) OBP: 0.750, SLG: 0.750 C X	0-1 1B 3-H		1-2 1B		0-1 FC6-4 1B 1-2		2-3 K			4 0 3 1 0 1 0												
Kelly Gruber, R (1, 5) OBP: 0.250, SLG: 0.500 X	0-0 F7		2-0 F8		0-0 FC6-4 1-2f		2-2 1B 2B			4 1 1 0 0 0 4												
John Olerud, L (1, 3) OBP: 0.750, SLG: 2.000 B X		1-0 G3 2B			3-3 K		2-1 HR		4-0 1B IBB	3 1 2 1 1 1 0												
Derek Bell, R (1, 9) OBP: 0.250, SLG: 0.250 X		0-0 G3 2-3			1-3 K		1-2 P3		0-0 G5-4-3 1B 1-2 2-H	4 0 1 1 0 1 1												
Pat Borders, R (1, 2) OBP: 0.250, SLG: 1.000 X		0-0 G1-3			3-2 HR		2-1 L8		1-0 G5-4-3 1-2f	4 1 1 1 0 0 3												
Manuel Lee, S (1, 6) B B B B		4-0 BB			0-0 L1		3-2 F7		1-2 F9	3 0 0 0 1 0 0												
Inning Stats	R: 1 E: 0 K: 0 S: 10	H: 2 LOB: 1 BB: 0 P: 11	R: 0 E: 0 K: 0 S: 8	H: 1 LOB: 2 BB: 1 P: 14	R: 0 E: 0 K: 0 S: 9	H: 1 LOB: 1 BB: 0 P: 14	R: 1 E: 0 K: 2 S: 14	H: 1 LOB: 0 BB: 0 P: 21	R: 0 E: 0 K: 0 S: 8	H: 2 LOB: 2 BB: 0 P: 11	R: 1 E: 0 K: 1 S: 16	H: 1 LOB: 0 BB: 0 P: 24	R: 0 E: 0 K: 1 S: 8	H: 0 LOB: 0 BB: 0 P: 11	R: 1 E: 0 K: 1 S: 10	H: 2 LOB: 1 BB: 1 P: 19	R: 0 E: 0 K: 1 S: 10	H: 0 LOB: 0 BB: 0 P: 12	1B: 5 2B: 3 3B: 0 HR: 2	SF: 0 SAC: 0 DP: 1 HBP: 0	WP: 0 PB: 0 SB: 0 CS: 0	PA: 38
PITCHER	IP WLS BF H R ER SO BB IBB HBP BLK WP HR S P ERA WHIP																					
Bill Gullickson, R (1, 1) ERA: 4.5	6.0 L 27 8 3 3 2 1 0 0 0 0 2 65 95 4.50 1.500																					
Mark Leiter, R (7, 1) ERA: 4.5	2.0 8 2 1 1 2 0 1 0 0 0 0 18 30 4.50 1.000																					
Les Lancaster, R (9, 1) ERA:	1.0 3 0 0 0 1 0 0 0 0 0 0 10 12 0.00 0.000																					

Toronto Blue Jays @ Detroit Tigers
Tiger Stadium, Detroit, MI
Mon Apr 06 1992, 3:33 AM EDT
Att. 51,068 - Sunny - 55 F

livebaseballscorecards.com

AB	36
R	4
H	10
RBI	4
BB	2
SO	5
LOB	11



Batter	1	2	3	4	5	6	7	8	9	AB	R	H	RBI	BB	SO	LOB	
Dan Gladden, R (1, 7) FBBX	2-1 P8 ①		1-0 P4 ①		0-0 F8 ②			0-1 L8 ①		4	0	0	0	0	0	1	
Lou Whitaker, L (1, 4) BBCX	2-1 L9 ②		4-1 F8 BB ③		2-1 F8 ③			0-1 F8 ②		3	0	0	0	1	0	1	
Alan Trammell, R (1, 6) FCBBX	3-2 F7 ③		1-0 F9 ②			2-1 L4 ①		0-1 G5-3 ③		4	0	0	0	0	0	1	
Cecil Fielder, R (1, 3) OBP: 0.500, SLG: 1.333		4-2 1B 1B BB ③	1-2 L9 ③			0-1 G4-3 ②			3-1 HR ①	3	1	1	1	1	0	1	
Mickey Tettleton, S (1, 2) OBP: 0.250, SLG: 0.250		2-1 1B 1B ①		1-3 K ①		3-2 G3 ③			2-2 G1-3 ①	4	0	1	0	0	1	0	
Tony Phillips, S (1, 10)		0-3 K ①		0-3 K ②			0-0 G6-3 ①		3-1 F7 ②	4	0	0	0	0	2	2	
Rob Deer, R (1, 9) OBP: 0.250, SLG: 1.000		1-3 K ②		2-3 K ③			3-3 K ②		3-2 HR ③	4	1	1	1	0	3	2	
Travis Fryman, R (1, 5) OBP: 0.750, SLG: 0.667		0-2 1B ①			4-1 G4-3 BB ①		2-1 1B ①		2-2 G5-3 ③	3	0	2	0	1	0	0	
Milt Cuyler, S (1, 8)		0-3 K ③			1-1 G4-3 ①		2-2 G1-3 ③			3	0	0	0	0	1	5	
Inning Stats	R: 0 H: 0 E: 0 LOB: 0 K: 0 BB: 0 S: 7 P: 14	R: 0 H: 2 E: 0 LOB: 3 K: 3 BB: 1 S: 16 P: 23	R: 0 H: 0 E: 0 LOB: 1 K: 0 BB: 1 S: 6 P: 13	R: 0 H: 0 E: 0 LOB: 0 K: 3 BB: 0 S: 10 P: 13	R: 0 H: 0 E: 0 LOB: 1 K: 0 BB: 1 S: 6 P: 13	R: 0 H: 0 E: 0 LOB: 0 K: 0 BB: 0 S: 8 P: 13	R: 0 H: 1 E: 0 LOB: 1 K: 1 BB: 0 S: 10 P: 17	R: 0 H: 0 E: 0 LOB: 0 K: 0 BB: 0 S: 6 P: 6	R: 2 H: 2 E: 0 LOB: 0 K: 0 BB: 0 S: 19 P: 32	1B: 3 SF: 0 2B: 0 SAC: 0 3B: 0 DP: 0 HR: 2 HBP: 0	WP: 0 PA: 35 PB: 0 SB: 0 CS: 0						
PITCHER Jack Morris, R (1, 1) ERA: 2.0	IP 9.0 WLS W BF 35 H 5 R 2 ER 2 SO 7	BB 3 IBB 0 HBP 0 BLK 0	WP 0 HR 2 S 88 P 144 ERA 2.00 WHIP 0.889	PITCHER				IP 9.0 WLS W BF 35 H 5 R 2 ER 2 SO 7	BB 3 IBB 0 HBP 0 BLK 0	WP 0 HR 2 S 88 P 144 ERA 2.00 WHIP 0.889	PITCHER				IP 9.0 WLS W BF 35 H 5 R 2 ER 2 SO 7	BB 3 IBB 0 HBP 0 BLK 0	WP 0 HR 2 S 88 P 144 ERA 2.00 WHIP 0.889

BOTTOM

Toronto Blue Jays @ Detroit Tigers
Tiger Stadium, Detroit, MI
Mon Apr 06 1992, 3:33 AM EDT
Att: 51,068 - Sunny - 55 F

livebaseballscorecards.com

AB	32
R	2
H	5
RBI	2
BB	3
SO	7
LOB	13



Batter	1	2	3	4	5	6	7	8	9	AB	R	H	RBI	BB	SO	LOB	TOP										
Devon White, S OBP: 0.182, SLG: 0.200 (1, 8)	1-3 K	4-1 HR BB		1-3 K	1-1 2B		2-2 G5-3		1-2 F7	5	1	1	1	1	2	1											
Roberto Alomar, S OBP: 0.300, SLG: 0.700 (1, 4)	1-2 G6-3	2-1 HR		2-2 G1-3	1-1 L7			2-2 2B 1B		5	2	2	3	0	0	2											
Joe Carter, R OBP: 0.444, SLG: 0.625 (1, 7) Rob Ducey, L (9, 7)	4-2 2B BB	1-2 2B		3-3 K		0-0 P6		3-2 G1-3 2B	1 SAFE 1 SAFE 1 SAFE P C B	4	1	2	1	1	1	0											
Dave Winfield, R OBP: 0.444, SLG: 0.556 (1, 10)	1-0 2B	3-3 K			1-1 L6	1-3 K		1-2 P4	2 SAFE B S S X	5	0	1	1	0	2	2											
Kelly Gruber, R OBP: 0.111, SLG: 0.222 (1, 5)	2-3 K		1-0 G6-3		1-0 P6	0-0 G6-3		0-1 G1-3	F X	5	0	0	0	0	1	2											
John Olerud, L OBP: 0.778, SLG: 1.500 (1, 3)		4-1 SH5-4 1B G6-3 BB	4-1 G3 BB		4-2 1B 1B BB		1-0 G1-3	4-0 FC6-4 IBB		1	2	0	0	4	0	0											
Derek Bell, R OBP: 0.400, SLG: 0.400 (1, 9) Candy Maldonado, R (3, PH) (3, 9)		2-1 SH5-4 HR 1B	2-1 G3		3-2 1B 1B 1B		2-0 G5-3	1-0 FC6-4		1	1	1	0	0	0	0											
Pat Borders, R OBP: 0.500, SLG: 1.286 (1, 2)		1-1 SH5-4	4-0 BB		1-2 1B 2B 1B		0-0 HR		3-2 P6	3	2	2	2	1	0	0											
Manuel Lee, S OBP: 0.333, SLG: 0.250 (1, 6)		1-2 G6-3	2-3 K		3-2 2B 1B		1-0 1B	1-1 G1-3		5	0	2	2	0	1	3											
Inning Stats	R: 1 E: 0 K: 2 S: 14	H: 1 LOB: 1 BB: 1 P: 23	R: 4 E: 0 K: 1 S: 17	H: 3 LOB: 1 BB: 2 P: 35	R: 0 E: 0 K: 1 S: 7	H: 0 LOB: 2 BB: 2 P: 20	R: 0 E: 0 K: 2 S: 14	H: 0 LOB: 0 BB: 0 P: 20	R: 3 E: 0 K: 0 S: 21	H: 4 LOB: 2 BB: 1 P: 36	R: 0 E: 0 K: 1 S: 5	H: 0 LOB: 0 BB: 0 P: 6	R: 1 E: 0 K: 0 S: 7	H: 2 LOB: 1 BB: 0 P: 13	R: 1 E: 0 K: 0 S: 13	H: 2 LOB: 2 BB: 1 P: 23	R: 0 E: 0 K: 0 S: 10	H: 0 LOB: 0 BB: 0 P: 15	1B: 6 2B: 4 3B: 0 HR: 2	SF: 0 SAC: 1 DP: 0 HBP: 0	WP: 0 PB: 0 SB: 0 CS: 0	PA: 46					
PITCHER	IP	WLS	BF	H	R	ER	SO	BB	IBB	HBP	BLK	WP	HR	S	P	ERA	WHIP										
Frank Tanana, L (1, 1) ERA: 22.5	2.0	L	13	4	5	5	3	3	0	0	0	0	1	31	58	22.50	3.500										
Kevin Ritz, R (3, 1) ERA: 10.13	2.2		14	3	3	3	3	3	0	0	0	0	0	38	70	10.12	2.250										
John Doherty, R (5, 1) ERA: 3.86	2.1		10	3	1	1	1	0	0	0	0	0	1	16	25	3.86	1.286										
Les Lancaster, R (8, 1) ERA: 4.5	1.0		6	2	1	1	0	0	1	0	0	0	0	13	23	9.00	2.000										
Mike Henneman, R (9, 1) ERA:	1.0		3	0	0	0	0	0	0	0	0	0	0	10	15	0.00	0.000										

Toronto Blue Jays @ Detroit Tigers
Tiger Stadium, Detroit, MI
Wed Apr 08 1992, 3:33 AM EDT
Att. 12,819 - Cloudy - 50 F

livebaseballscorecards.com

AB	38
R	10
H	12
RBI	10
BB	7
SO	7
LOB	13



Batter	1	2	3	4	5	6	7	8	9	AB R H RBI BB SO LOB	TOP									
Devon White, S (1, 8) OBP: 0.200, SLG: 0.154	2-2 G4-3		1-3 K			4-2 SH5-3 SF8 BB		2-1 P6		3 1 0 0 1 1 0	<p>Toronto Blue Jays @ Detroit Tigers Tiger Stadium, Detroit, MI Thu Apr 09 1992, 3:33 AM EDT Att: 9,720 - Cloudy - 52 F</p>									
Roberto Alomar, S (1, 4) OBP: 0.231, SLG: 0.538	2-3 K		1-2 L7			2-0 SH5-3		1-1 G1-3		3 0 0 0 0 1 0										
Kelly Gruber, R (1, 5) OBP: 0.154, SLG: 0.500	2-2 HR		0-1 G4-3			2-1 SF8			1-1 G6-3	3 1 1 2 0 0 0										
Dave Winfield, R (1, 10) OBP: 0.462, SLG: 0.769	0-2 1B			1-3 K		3-1 L7			1-1 HR	4 1 2 1 0 1 0										
John Olerud, L (1, 3) OBP: 0.769, SLG: 1.125	0-1 F8			0-2 G5-4-3 1B			2-0 1B		0-0 FC6-4 1B	4 0 3 0 0 0 1										
Candy Maldonado, R (1, 9) OBP: 0.125, SLG: 0.125		0-0 F8		0-1 G5-4-3 1-2f			0-3 K		1-3 K	4 0 0 0 0 2 3										
Pat Borders, R (1, 2) OBP: 0.333, SLG: 0.818		1-1 G5-3			1-3 K		0-0 P4		1-1 FC6-4 1-2f	4 0 0 0 0 1 2										
Turner Ward, S (1, 7) OBP: 0.333, SLG: 0.667		1-2 2B			0-0 L9		2-2 G3			3 0 1 0 0 0 1										
Manuel Lee, S (1, 6) OBP: 0.250, SLG: 0.182		2-2 G4-3			2-1 F8			0-2 L1		3 0 0 0 0 0 1										
Inning Stats	R: 1 E: 0 K: 1 S: 14	H: 2 LOB: 1 BB: 0 P: 20	R: 0 E: 0 K: 0 S: 11	H: 1 LOB: 1 BB: 0 P: 15	R: 0 E: 0 K: 1 S: 8	H: 0 LOB: 0 BB: 0 P: 10	R: 0 E: 0 K: 1 S: 8	H: 1 LOB: 0 BB: 0 P: 9	R: 0 E: 0 K: 1 S: 9	H: 0 LOB: 0 BB: 1 P: 19	R: 0 E: 0 K: 1 S: 8	H: 1 LOB: 1 BB: 0 P: 12	R: 0 E: 0 K: 0 S: 9	H: 0 LOB: 0 BB: 0 P: 12	R: 1 E: 0 K: 1 S: 10	H: 2 LOB: 1 BB: 0 P: 14	1B: 4 2B: 1 3B: 0 HR: 2	SF: 1 SAC: 1 DP: 1 HBP: 0	WP: 0 PB: 0 SB: 1 CS: 0	PA: 34
PITCHER	IP WLS BF H R ER SO BB IBB HBP BLK WP HR S P ERA WHIP																			
Walt Terrell, R (1, 1) ERA: 3.24	8.1 L 31 6 3 3 5 1 0 0 0 0 2 77 112 3.24 0.840																			
Mike Munoz, L (9, 1) ERA:	0.0 1 1 0 0 0 0 0 0 0 0 0 1 1 ∞ ∞																			
Mark Leiter, R (9, 1) ERA: 3.38	0.2 2 0 0 0 0 1 0 0 0 0 0 5 7 0.00 0.000																			

livebaseballscorecards.com

AB	31
R	3
H	7
RBI	3
BB	1
SO	6
LOB	8



Batter	1	2	3	4	5	6	7	8	9	AB R H RBI BB SO LOB
Dan Gladden, R OBP: 0.286, SLG: 0.231 (1, 7) (9, 8)	0-0 BB G4-3 1B	2-3 K			2-2 G6-3			3-1 P4		4 0 1 0 0 1 0
Lou Whitaker, L OBP: 0.500, SLG: 0.300 (1, 4) 1 SAFE B 1 B X	2-0 G4-3 1-2		4-1 FC6-4 BB			0-1 G5-3		0-0 BB 1B		3 0 1 0 1 0 1
Alan Trammell, R OBP: 0.385, SLG: 0.300 (1, 6) B B B B	4-0 BB BB		2-2 FC6-4 CS 1-2f			3-2 G4-3 2B		4-1 BB 1-2		2 0 1 0 2 0 1
Cecil Fielder, R OBP: 0.385, SLG: 1.200 (1, 3) B C B B B B	4-2 BB 1-2 2-3		1-1 P6			2-2 G4-3 2-3		3-1 F8		3 0 0 0 1 0 4
Mickey Tettleton, S OBP: 0.385, SLG: 0.300 (1, 2) C B B B B B B	2-3 K		1-2 CS 1-2	2-3 K		1-2 G4-3		3-2 G3		4 0 0 0 0 2 4
Tony Phillips, S (1, 10) C B B B B B B	1-3 K		4-2 CS BB			1-2 G4-3		1-3 K		3 0 0 0 1 2 3
Mark Carreon, R OBP: 0.250, SLG: 1.000 (1, 9) C B B B B B B		2-2 HR	2-3 K 1-2			2-3 K		3-2 F8		4 1 1 1 0 2 1
Travis Fryman, R OBP: 0.333, SLG: 0.273 (1, 5) C B B B B B B		2-3 K			1-3 K		2-3 K			3 0 0 0 0 3 0
Milt Cuyler, S OBP: 0.111, SLG: 0.111 Dave Bergman, L (8, PH) Skeeter Barnes, R (9, 7)		0-1 L7			2-3 K			2-1 P6		2 0 0 0 0 1 0 1 0 0 0 0 0 0 0 0 0 0 0 0 0

Inning Stats	R: 0 E: 0 K: 2 S: 12	H: 1 LOB: 3 BB: 2 P: 25	R: 1 E: 0 K: 2 S: 13	H: 1 LOB: 0 BB: 0 P: 19	R: 0 E: 0 K: 0 S: 9	H: 0 LOB: 0 BB: 1 P: 17	R: 0 E: 0 K: 2 S: 12	H: 0 LOB: 0 BB: 1 P: 20	R: 0 E: 0 K: 2 S: 11	H: 0 LOB: 0 BB: 0 P: 16	R: 0 E: 0 K: 0 S: 12	H: 1 LOB: 1 BB: 0 P: 18	R: 0 E: 0 K: 2 S: 10	H: 0 LOB: 0 BB: 0 P: 15	R: 0 E: 0 K: 0 S: 8	H: 1 LOB: 2 BB: 1 P: 20	R: 0 E: 0 K: 1 S: 11	H: 0 LOB: 0 BB: 0 P: 18	1B: 2 2B: 1 3B: 0 HR: 1	SF: 0 SAC: 0 DP: 0 HBP: 0	WP: 0 PB: 0 SB: 0 CS: 2	PA: 35	
PITCHER	IP	WLS	BF	H	R	ER	SO	BB	IBB	HBP	BLK	WP	HR	S	P	ERA	WHIP						
Juan Guzman, R ERA: 1.29	(1, 1)	7.0	W	26	3	1	10	4	0	0	0	0	1	79	130	1.29	1.000						
Tom Henke, R ERA:	(8, 1)	1.0		5	1	0	0	1	0	0	0	0	0	8	20	0.00	2.000						
Duane Ward, R ERA:	(9, 1)	1.0	S	3	0	0	1	0	0	0	0	0	0	11	18	0.00	0.000						

Toronto Blue Jays @ Detroit Tigers
Tiger Stadium, Detroit, MI
Thu Apr 09 1992, 3:33 AM EDT
Att. 9,720 - Cloudy - 52 F

AB	29
R	1
H	4
RBI	1
BB	5
SO	11
LOB	14

WP	PA
0	35

Batter	1	2	3	4	5	6	7	8	9	AB R H RBI BB SO LOB	TOP			
Randy Velarde, R (1, 6) OBP: 0.154, SLG: 0.083	1-2 L9	1-2 G3-1		3-3 K		1-1 G6-3-4		0-0 E6	3-2 F7	6 0 0 0 0 1 6				
Don Mattingly, L (1, 3) OBP: 0.462, SLG: 0.455	0-1 G4-3		2-0 F8		4-1 BB			0-2 G6-4-3		4 0 1 0 1 0 2				
Roberto Kelly, R (1, 8) OBP: 0.385, SLG: 0.538	0-1 G4-3		3-1 WP 1B		1-2 K				1-2 1B 1B	5 2 2 0 0 1 2				
Mel Hall, L (1, 7) OBP: 0.375, SLG: 0.750		1-1 HR	1-2 FC4 1B		2-3 K			2-2 L9	3-2 G3-1 1B 1B	5 2 3 2 0 1 0				
Danny Tartabull, R (1, 10) OBP: 0.545, SLG: 0.667		4-2 1B 1B BB	1-2 FC4 1B 2B		3-3 K			4-2 BB	0-1 G3-1 1B 1B	3 3 1 1 2 1 1				
Matt Nokes, L (1, 2) OBP: 0.500, SLG: 0.500		1-0 1B 1B	1-1 2B 1B		2-1 1B			2-2 F9	2-2 G3-1	5 0 3 0 0 0 3				
Jesse Barfield, R (1, 9) OBP: 0.273, SLG: 0.300		1-2 P4	2-0 1-3 2-H 2B		1-0 1B			0-3 K	4-0 1B IBB	4 0 2 1 1 1 3				
Charlie Hayes, R (1, 5) OBP: 0.636, SLG: 0.600		1-1 1-3 2-H 1B	2-1 P3		1-0 F8			0-1 E 1B	2-2 1-2 2-H 3-H 1B	5 0 3 3 0 0 4				
Pat Kelly, R (1, 4) OBP: 0.273, SLG: 0.300		0-0 P4		0-1 L9		4-2 G6-3-4 BB		0-0 P3	2-3 K	4 0 0 0 1 1 5				
Inning Stats	R: 0 E: 0 K: 0 S: 7 H: 0 LOB: 0 BB: 0 P: 8	R: 2 E: 0 K: 0 S: 15 H: 3 LOB: 2 BB: 1 P: 24	R: 2 E: 0 K: 0 S: 16 H: 4 LOB: 2 BB: 0 P: 28	R: 0 E: 0 K: 2 S: 11 H: 1 LOB: 1 BB: 0 P: 17	R: 0 E: 0 K: 2 S: 10 H: 2 LOB: 2 BB: 0 P: 19	R: 0 E: 0 K: 0 S: 10 H: 0 LOB: 1 BB: 2 P: 19	R: 0 E: 0 K: 1 S: 13 H: 0 LOB: 1 BB: 1 P: 21	R: 0 E: 1 K: 0 S: 7 H: 1 LOB: 1 BB: 0 P: 7	R: 3 E: 0 K: 1 S: 27 H: 4 LOB: 2 BB: 1 P: 44	1B: 12 2B: 3 3B: 0 HR: 1 SF: 0 SAC: 0 DP: 2 HBP: 0	WP: 1 PB: 0 SB: 0 CS: 0 PA: 46			
PITCHER	IP WLS BF H R ER SO BB IBB HBP BLK WP HR S P ERA WHIP												PITCHER	IP WLS BF H R ER SO BB IBB HBP BLK WP HR S P ERA WHIP
Eric King, R (1, 1) ERA: 13.5	2.2 L 16 7 4 4 0 1 0 0 0 0 1 1 36 56 13.50 3.000													
Kevin Ritz, R (3, 1) ERA: 5.4	2.1 10 3 0 0 4 0 0 0 0 0 0 0 23 40 0.00 1.286													
Les Lancaster, R (6, 1) ERA: 1.8	3.0 12 1 0 0 1 3 0 0 0 0 0 0 30 47 0.00 1.333													
John Doherty, R (9, 1) ERA: 15.43	0.0 3 3 3 3 0 0 0 0 0 0 0 0 11 15 ∞ ∞													
Mike Munoz, L (9, 1) ERA:	1.0 5 1 0 0 1 0 1 0 0 0 0 0 16 29 0.00 1.000													

New York Yankees @ Detroit Tigers
Tiger Stadium, Detroit, MI
 Fri Apr 10 1992, 7:05 PM EDT
 Att. 10,622 - Cloudy - 41 F

AB	41
R	7
H	15
RBI	7
BB	5
SO	6
LOB	26



Batter	1	2	3	4	5	6	7	8	9	AB R H RBI BB SO LOB	BOTTOM
Dan Gladden, R OBP: 0.263, SLG: 0.222 (1, 7)	G6-3		G5-3			F7			F8	5 1 1 1 0 0 3	New York Yankees @ Detroit Tigers Tiger Stadium, Detroit, MI Fri Apr 10 1992, 7:05 PM EDT Att: 10,622 - Cloudy - 41 F
Lou Whitaker, L OBP: 0.526, SLG: 0.308 (1, 4)	G1-3 BB		K			G6-4-3 1B PB 1B			K	3 1 1 0 2 2 1	
Alan Trammell, R OBP: 0.369, SLG: 0.286 (1, 6)	G1-3		1B BB			G6-4-3 1B			FC6-4 BB	4 0 1 1 1 0 3	
Cecil Fielder, R OBP: 0.353, SLG: 0.929 (1, 3)	G6-3		1B			G6-4-3 1B			L8	4 0 1 0 0 0 4	
Mickey Tettleton, S OBP: 0.353, SLG: 0.231 (1, 2)			G3-1			P5			K	3 0 0 0 1 1 3	
Tony Phillips, S (1, 10)						P2				2 0 0 0 2 1 0	
Mark Carreon, R OBP: 0.125, SLG: 0.500 (1, 9)			K			K			K	4 0 0 0 0 4 3	
Travis Fryman, R OBP: 0.250, SLG: 0.200 (1, 5)			K			K			K	4 0 0 0 0 2 3	
Milt Cuyler, S OBP: 0.250, SLG: 0.273 (1, 8)			G4-3			1B				2 1 1 0 1 0 2	
Dave Bergman, L (9, PH) OBP: 0.333, SLG: 0.333						2B			1B	1 0 1 0 0 0 0	

Inning Stats	R: 0	H: 0	E: 0	K: 11	S: 11	R: 0	H: 0	E: 0	K: 1	S: 5	R: 0	H: 1	E: 0	K: 1	S: 12	R: 0	H: 0	E: 0	K: 2	S: 8	R: 3	H: 4	E: 0	K: 10	S: 10	R: 0	H: 0	E: 0	K: 1	S: 8	R: 0	H: 0	E: 0	K: 13	S: 13	R: 0	H: 1	E: 0	K: 1	S: 10	1B: 5	2B: 1	3B: 0	HR: 0	SF: 0	SAC: 0	DP: 1	HBP: 0	WP: 0	PB: 1	SB: 0	CS: 0	PA: 39
--------------	------	------	------	-------	-------	------	------	------	------	------	------	------	------	------	-------	------	------	------	------	------	------	------	------	-------	-------	------	------	------	------	------	------	------	------	-------	-------	------	------	------	------	-------	-------	-------	-------	-------	-------	--------	-------	--------	-------	-------	-------	-------	--------

PITCHER	IP	WLS	BF	H	R	ER	SO	BB	IBB	HBP	BLK	WP	HR	S	P	ERA	WHIP
Melido Perez, R ERA: 3.18 (1, 1)	5.2	W	27	5	3	2	5	6	0	0	0	0	0	53	108	3.18	1.941
John Habyan, R ERA: (6, 1)	2.1		8	0	0	0	4	1	0	0	0	0	0	24	38	0.00	0.429
Steve Farr, R ERA: (9, 1)	1.0		4	1	0	0	1	0	0	0	0	0	0	10	12	0.00	1.000

AB	32
R	3
H	6
RBI	2
BB	7
SO	10
LOB	22



livebaseballscorecards.com

Batter	1	2	3	4	5	6	7	8	9	AB R H RBI BB SO LOB	TOP											
Dion James, L (1, 9) B S X	1-1 G1-3		1-0 P6		0-0 G4-3		4-1 1B SF8 BB		3-2 G3-1	4 1 0 0 1 0 3												
Don Mattingly, L (1, 3) Kevin Maas, L (9, PH) OBP: 0.471, SLG: 0.733 OBP: 1.000, SLG: 1.000 (9, 3)	1-0 G4-1		0-0 2B 1-H 2-H		0-1 HR 3-H		0-0 P5		3-1 1B	4 1 2 4 0 0 1 1 0 1 0 0 0 0												
Roberto Kelly, R (1, 8) OBP: 0.389, SLG: 0.500	0-0 1B		0-2 F9		0-3 K		1-2 1B 1-3		1-2 P3	5 0 2 0 0 1 2												
Mel Hall, L (1, 7) OBP: 0.333, SLG: 0.909	0-1 F9		0-1 G4-3		1-0 HR		0-0 SF8 3-H			3 1 1 2 0 0 2												
Danny Tartabull, R (1, 10) OBP: 0.400, SLG: 0.462		1-2 G1-3		1-0 G5-3		0-1 G6-3		2-3 K		4 0 0 0 0 1 1												
Matt Nokes, L (1, 2) OBP: 0.417, SLG: 0.364		4-0 BB G6-4-3		0-0 L4		2-3 K		0-1 G5-3		3 0 0 0 1 1 0												
Randy Velarde, R (1, 6) OBP: 0.176, SLG: 0.313		1-2 G6-4-3 1-2f		1-2 HR		2-3 K		2-1 G6-3		4 1 1 1 0 1 1												
Charlie Hayes, R (1, 5) OBP: 0.600, SLG: 0.786			2-2 SH 2B 1B		2-2 G6-3		1-1 HR		1-0 G5-3	4 2 2 1 0 0 0												
Pat Kelly, R (1, 4) Andy Stankiewicz, R (9, PH) OBP: 0.154, SLG: 0.167 (9, 4)			0-0 SH 2B 1-2		2-1 G4-3 HR 2B		1-3 K		2-3 K	2 2 1 0 0 1 0 1 0 0 0 0 1 0												
Inning Stats	R: 0 E: 0 K: 0 S: 6	H: 1 LOB: 1 BB: 0 P: 8	R: 0 E: 0 K: 0 S: 6	H: 0 LOB: 0 BB: 1 P: 12	R: 2 E: 0 K: 0 S: 11	H: 2 LOB: 1 BB: 0 P: 14	R: 1 E: 0 K: 0 S: 10	H: 1 LOB: 0 BB: 0 P: 14	R: 3 E: 0 K: 1 S: 12	H: 3 LOB: 0 BB: 0 P: 15	R: 1 E: 0 K: 3 S: 14	H: 1 LOB: 0 BB: 0 P: 20	R: 1 E: 0 K: 1 S: 11	H: 1 LOB: 1 BB: 1 P: 18	R: 0 E: 0 K: 0 S: 5	H: 0 LOB: 0 BB: 0 P: 8	R: 0 E: 0 K: 1 S: 11	H: 1 LOB: 1 BB: 0 P: 20	1B: 4 2B: 2 3B: 0 HR: 4	SF: 1 SAC: 1 DP: 1 HBP: 0	WP: 0 PB: 0 SB: 0 CS: 0	PA: 39
PITCHER	IP WLS BF H R ER SO	IP WLS BF H R ER SO	IP WLS BF H R ER SO	IP WLS BF H R ER SO	IP WLS BF H R ER SO	IP WLS BF H R ER SO	IP WLS BF H R ER SO	IP WLS BF H R ER SO	IP WLS BF H R ER SO	IP WLS BF H R ER SO	IP WLS BF H R ER SO	IP WLS BF H R ER SO	IP WLS BF H R ER SO	IP WLS BF H R ER SO	IP WLS BF H R ER SO	IP WLS BF H R ER SO	IP WLS BF H R ER SO	IP WLS BF H R ER SO	IP WLS BF H R ER SO	ERA WHIP	ERA WHIP	
Bill Gullickson, R (1, 1) ERA: 7.59	4.2 L	22 7 6 6 1	22 7 6 6 1	22 7 6 6 1	22 7 6 6 1	22 7 6 6 1	22 7 6 6 1	22 7 6 6 1	22 7 6 6 1	22 7 6 6 1	22 7 6 6 1	22 7 6 6 1	22 7 6 6 1	22 7 6 6 1	22 7 6 6 1	22 7 6 6 1	22 7 6 6 1	22 7 6 6 1	22 7 6 6 1	22 7 6 6 1	11.57 1.714	11.57 1.714
Mark Leiter, R (5, 1) ERA: 5.4	2.1	10 2 2 2 4	10 2 2 2 4	10 2 2 2 4	10 2 2 2 4	10 2 2 2 4	10 2 2 2 4	10 2 2 2 4	10 2 2 2 4	10 2 2 2 4	10 2 2 2 4	10 2 2 2 4	10 2 2 2 4	10 2 2 2 4	10 2 2 2 4	10 2 2 2 4	10 2 2 2 4	10 2 2 2 4	10 2 2 2 4	10 2 2 2 4	7.71 1.286	7.71 1.286
Mike Munoz, L (8, 1) ERA:	2.0	7 1 0 0 1	7 1 0 0 1	7 1 0 0 1	7 1 0 0 1	7 1 0 0 1	7 1 0 0 1	7 1 0 0 1	7 1 0 0 1	7 1 0 0 1	7 1 0 0 1	7 1 0 0 1	7 1 0 0 1	7 1 0 0 1	7 1 0 0 1	7 1 0 0 1	7 1 0 0 1	7 1 0 0 1	7 1 0 0 1	7 1 0 0 1	0.00 0.500	0.00 0.500

New York Yankees @ Detroit Tigers
Tiger Stadium, Detroit, MI
 Sat Apr 11 1992, 3:33 AM EDT
 Att. 15,752 - Cloudy - 65 F

livebaseballscorecards.com

AB	35
R	8
H	10
RBI	8
BB	2
SO	6
LOB	10



BOTTOM

New York Yankees @ Detroit Tigers

Tiger Stadium, Detroit, MI

Sat Apr 11 1992, 3:33 AM EDT

Att: 15,752 - Cloudy - 65 F

livebaseballscorecards.com

AB	28
R	1
H	4
RBI	0
BB	2
SO	2
LOB	8



WP:	1	PA:	30
PB:	0		
SB:	0		
CS:	0		

AB R H RBI BB SO LOB

4	0	0	0	0	0	0
3	0	0	0	0	0	0
1	0	0	0	0	0	0
3	0	0	0	1	0	0
3	0	0	0	0	1	1
0	0	0	0	0	0	0
3	0	2	0	0	0	0
3	0	0	0	0	0	2
2	1	1	0	1	0	0
3	0	1	0	0	1	2
3	0	0	0	0	0	3

Batter	1	2	3	4	5	6	7	8	9
Dan Gladden, R OBP: 0.217, SLG: 0.182 (1, 7)	2-2 G1-3 ①		1-2 G6-3 ③			2-2 F8 ③			0-1 G6-3 ①
Lou Whitaker, L OBP: 0.455, SLG: 0.250 Skeeter Barnes, R (1, 4) (8, 4)	2-2 L7 ②			1-0 G5-3 ①			0-0 P6 ①		3-2 G5-3 ②
Alan Trammell, R OBP: 0.364, SLG: 0.235 (1, 6)	1-1 G6-3 ③			4-0 G6-3 BB			2-0 F8 ②		2-1 G4-3 ③
Cecil Fielder, R OBP: 0.300, SLG: 0.765 Dave Bergman, L OBP: 0.333, SLG: 0.333 (1, 3) (8, 3)			2-3 K2-3 ①		0-0 G6-3 ② ③ 1-2f		2-1 G6-3 ③		
Mickey Tettleton, S OBP: 0.400, SLG: 0.375 (1, 10)			2-2 G6-3 1B		0-1 G3 ①			1-1 2B	
Chad Kreuter, S (1, 2)			0-1 G6-3 ② ③ 1-2f		0-0 G4-3 ②			0-0 F7 ①	
Mark Carreon, R OBP: 0.273, SLG: 0.500 (1, 9)			2-2 1B WP G4-6-3 1B		1-0 P2 ③			4-2 BB	
Scott Livingstone, L OBP: 0.333, SLG: 0.333 (1, 5)			1 SAFE 1-1 G4-6-3 1B			1-0 G3 ①		1-3 K ②	
Milt Cuyler, S OBP: 0.200, SLG: 0.214 (1, 8)			1-0 G4-6-3 ① ② 1-2f 3-H			3-2 F7 ②		0-0 G3 ③	

Inning Stats	R: 0	H: 0	E: 0	K: 0	S: 10	R: 0	H: 1	E: 0	K: 1	S: 8	R: 1	H: 2	E: 0	K: 0	S: 9	R: 0	H: 0	E: 0	K: 0	S: 2	R: 0	H: 0	E: 0	K: 0	S: 4	R: 0	H: 0	E: 0	K: 0	S: 7	R: 0	H: 0	E: 0	K: 0	S: 4	R: 0	H: 1	E: 0	K: 1	S: 10	R: 0	H: 0	E: 0	K: 0	S: 7	R: 0	H: 0	E: 0	K: 0	S: 4	R: 0	H: 1	E: 0	K: 1	S: 10	R: 0	H: 0	E: 0	K: 0	S: 7
	0	0	0	0	15	0	0	0	0	15	0	0	0	0	12	0	0	0	0	7	0	0	0	0	5	0	0	0	0	13	0	0	0	0	8	0	1	0	1	16	0	0	0	0	12	0	0	0	0	3	0	0	0	0	3					

PITCHER	IP	WLS	BF	H	R	ER	SO	BB	IBB	HBP	BLK	WP	HR	S	P	ERA	WHIP
Tim Leary, R ERA: 1.13 (1, 1)	8.0	W	27	4	1	1	2	2	0	0	0	1	0	54	90	1.12	0.750
Lee Guetterman, L ERA: (9, 1)	1.0		3	0	0	0	0	0	0	0	0	0	0	7	12	0.00	0.000

Batter	1	2	3	4	5	6	7	8	9	AB R H RBI BB SO LOB	TOP									
Randy Velarde, R (1, 6) OBP: 0.182, SLG: 0.300	1-1 F8	0-0 SF7	1-1 L9		1-0 1B		0-1 G5-3			4 0 1 1 0 0 1										
Don Mattingly, L (1, 3) OBP: 0.409, SLG: 0.600	2-1 1B FC3-6	1-2 FC4-6 1B		1-3 K	1-1 F9			2-2 F8		5 2 1 0 0 1 4										
Roberto Kelly, R (1, 8) OBP: 0.435, SLG: 0.522	2-2 FC3-6 1B	0-1 BB 1B		2-3 K		0-1 1B		1-0 G6-3		5 1 3 1 0 1 0										
Danny Tartabull, R (1, 10) OBP: 0.450, SLG: 0.438	4-0 FC3-6 1B	4-2 BB 1B		1-3 K 1B		1-3 K		2-0 1B		3 0 1 0 2 2 1										
Mel Hall, L (1, 7) OBP: 0.353, SLG: 0.750	1-2 FC3-6	1-1 BB 1B		1-0 1B		1-0 F7		2-0 G4-3		5 0 2 3 0 0 4										
Jesse Barfield, R (1, 9) OBP: 0.313, SLG: 0.286	3-3 K	4-1 BB		1-1 G5-3		1-1 G5-3		2-2 1B		4 0 1 0 1 1 5										
Jim Leyritz, R (1, 2) OBP: 0.400, SLG: 0.250		1B SF7			1-2 G4-3		0-1 L9		0-1 1B	4 1 1 0 1 0 3										
Charlie Hayes, R (1, 5) OBP: 0.500, SLG: 0.632		0-0 FC4-6 1B	1-1 F8		0-0 G5-3		2-1 G6-3		2-3 K	5 1 1 0 0 1 1										
Pat Kelly, R (1, 4) OBP: 0.294, SLG: 0.154		4-2 FC4-6 1B	2-2 G4-3		4-0 1B		4-2 HBP		1-3 K	1 0 0 0 2 0 0										
Kevin Maas, L (9, PH) OBP: 0.500, SLG: 0.500		SAFE								1 0 0 0 0 1 1										
Andy Stankiewicz, R (9, 4)										0 0 0 0 0 0 0										
Inning Stats	R: 1 E: 0 K: 1 S: 13	H: 2 LOB: 2 BB: 1 P: 26	R: 4 E: 0 K: 0 S: 21	H: 3 LOB: 3 BB: 4 P: 41	R: 0 E: 0 K: 0 S: 7	H: 0 LOB: 0 BB: 0 P: 11	R: 0 E: 0 K: 3 S: 12	H: 1 LOB: 2 BB: 0 P: 18	R: 0 E: 0 K: 1 S: 8	H: 1 LOB: 1 BB: 0 P: 11	R: 0 E: 0 K: 0 S: 9	H: 0 LOB: 1 BB: 0 P: 15	R: 0 E: 0 K: 0 S: 7	H: 1 LOB: 1 BB: 0 P: 14	R: 0 E: 0 K: 2 S: 12	H: 2 LOB: 1 BB: 0 P: 16	1B: 11 2B: 0 3B: 0 HR: 0	SF: 1 SAC: 0 DP: 0 HBP: 1	WP: 1 PB: 0 SB: 1 CS: 0	PA: 45
PITCHER	IP WLS BF H R ER SO BB IBB HBP BLK WP HR S P ERA WHIP																			
Scott Aldred, L (1, 1) ERA: 27.0	1.2 L 14 5 5 5 1 4 0 0 0 0 0 0 29 56 27.00 5.400																			
Kevin Ritz, R (2, 1) ERA: 2.89	4.1 19 3 0 0 4 2 0 0 0 1 0 39 65 0.00 1.154																			
John Doherty, R (7, 1) ERA: 8.31	2.0 8 1 0 0 0 0 0 0 1 0 0 0 16 29 0.00 0.500																			
Mike Henneman, R (9, 1) ERA:	1.0 4 2 0 0 2 0 0 0 0 0 0 0 12 16 0.00 2.000																			

New York Yankees @ Detroit Tigers
Tiger Stadium, Detroit, MI
 Sun Apr 12 1992, 3:33 AM EDT
 Att. 12,521 - Sunny - 43 F

livebaseballscorecards.com

AB	37
R	5
H	11
RBI	5
BB	6
SO	7
LOB	20



Batter	1	2	3	4	5	6	7	8	9	AB R H RBI BB SO LOB	TOP											
Dan Gladden, R (1, 7) OBP: 0.281, SLG: 0.258	0-3 K			0-1 1B		1-2 1B		0-1 1B	0-0 E	5 2 4 0 0 1 0												
Tony Phillips, S (1, 4) OBP: 0.423, SLG: 0.167	4-0 BB			2-1 1B		0-0 G5-4-3		1-1 1B	3-0 E7	4 0 2 0 1 0 1												
Alan Trammell, R (1, 6) OBP: 0.267, SLG: 0.160	0-0 G6-3			1-0 L4				0-1 F8	0-0 SH1-4	4 0 0 0 0 0 4												
Cecil Fielder, R (1, 3) OBP: 0.241, SLG: 0.560		2-2 G5-3		0-1 L6				1-1 1B	1-0 SF7	4 0 1 1 0 0 5												
Mickey Tettleton, S (1, 2) OBP: 0.464, SLG: 0.381		4-0 BB		0-3 K				1-1 FC5-4	4-0 IBB	2 1 0 0 2 1 3												
Travis Fryman, R (1, 5) OBP: 0.250, SLG: 0.348		1-0 G4-3						1-1 1B	2-3 K	4 1 1 0 0 1 3												
Rob Deer, R (1, 9) OBP: 0.231, SLG: 0.667 Skeeter Barnes, R (9, PR)				1-2 F8				2-0 HR	3-2 E6	4 1 1 3 0 0 0 0 0 0 0 0 0 0												
Mark Carreon, R (1, 10) OBP: 0.211, SLG: 0.500				2-1 F9				1-0 HR	1-1 FC1-5	4 1 1 1 0 0 1												
Milt Cuyler, S (1, 8) OBP: 0.182, SLG: 0.190				0-0 G6-3				2-0 G5-3	2-1 FC1-6	4 1 0 0 0 0 2												
Inning Stats	R: 0 E: 0 K: 1 S: 4	H: 0 LOB: 0 BB: 1 P: 8	R: 0 E: 0 K: 0 S: 5	H: 0 LOB: 0 BB: 1 P: 12	R: 0 E: 0 K: 0 S: 6	H: 0 LOB: 0 BB: 0 P: 9	R: 0 E: 0 K: 1 S: 10	H: 2 LOB: 2 BB: 0 P: 13	R: 0 E: 0 K: 0 S: 5	H: 0 LOB: 0 BB: 0 P: 7	R: 0 E: 0 K: 0 S: 7	H: 1 LOB: 0 BB: 0 P: 11	R: 4 E: 0 K: 0 S: 11	H: 4 LOB: 0 BB: 0 P: 19	R: 1 E: 0 K: 1 S: 9	H: 2 LOB: 2 BB: 1 P: 17	R: 2 E: 3 K: 0 S: 16	H: 1 LOB: 3 BB: 0 P: 29	1B: 8 2B: 0 3B: 0 HR: 2	SF: 1 SAC: 1 DP: 3 HBP: 0	WP: 0 PB: 0 SB: 0 CS: 0	PA: 40
PITCHER	IP WLS BF H R ER SO BB IBB HBP BLK WP HR S P ERA WHIP												PITCHER	IP WLS BF H R ER SO BB IBB HBP BLK WP HR S P ERA WHIP								
Dave Otto, L (1, 1) ERA: 2.7	7.0 0 27 7 4 4 2 2 0 0 0 0 2 48 79 5.14 1.286																					
Rod Nichols, R (8, 1) ERA: 3.0	2.0 L 13 3 3 1 1 0 1 0 0 0 0 0 25 46 4.50 1.500																					

Detroit Tigers @ Cleveland Indians
 Cleveland Municipal Stadium, Cleveland, OH

Mon Apr 13 1992, 3:33 AM EDT
 Att: 5,615 - Cloudy - 40 F

livebaseballscorecards.com

AB 35
R 7
H 10
RBI 5
BB 3
SO 3
LOB 19



Batter	1	2	3	4	5	6	7	8	9	AB	R	H	RBI	BB	SO	LOB
Kenny Lofton, L OBP: 0.296, SLG: 0.136 (1, 8)	2-3 K	1-1 FC4-6 E S 1-2f 3-H		0-1 F7			2-2 F7	3-1 G4-3		5	0	0	1	0	1	4
Glenallen Hill, R OBP: 0.176, SLG: 0.182 (1, 10)	0-2 L9	2-2 F8 1-3		2-2 CS 1-2	1-1 G1-6-3		0-0 L9		2-2 G6-3	5	0	0	0	0	0	2
Carlos Baerga, S OBP: 0.235, SLG: 0.235 (1, 4)	0-1 2B 1B		2-2 F8		3-1 F9		2-1 G1-3		1-2 G6-3	5	0	1	0	0	0	1
Albert Belle, R OBP: 0.298, SLG: 0.296 (1, 7)	1-2 2B 1-3		2-0 2B		2-1 G6-3			2-2 FC6-4 1B	1-2 F8	5	0	3	0	0	0	0
Sandy Alomar Jr., R OBP: 0.280, SLG: 0.273 (1, 2)	4-0 IBB		3-2 F7		4-1 FC5-4 BB			1-1 FC6-4 1B		2	1	0	0	2	0	2
Paul Sorrento, L OBP: 0.276, SLG: 0.346 (1, 3)	2-0 FC1-6-4 1-2f		1-0 G4-3		4-2 FC5-4 BB		1-2 FC5-4 BB	0-1 1B 2B 1B	1-2 2B 1B	3	1	1	0	1	0	4
Mark Whiten, S OBP: 0.200, SLG: 0.143 (1, 9)		2-3 K		0-1 1B SF8 1B		0-0 FC5-4 G4-3		1-0 2B 1B	1-2 2B 1B	4	2	2	1	0	1	2
Brook Jacoby, R OBP: 0.300, SLG: 0.278 (1, 5)		4-2 1B FC4-6 BB		0-0 CS 1B		0-1 G4-3		2-1 2B		3	1	2	2	1	0	2
Tony Perezchica, R (8, PR) (9, 5)				1-3 1B		1-2f		1-H 2-H		0	0	0	0	0	0	0
Mark Lewis, R OBP: 0.375, SLG: 0.500 (1, 6)		0-0 FC4-6 1B		1-2 SF8			4-2 BB	3-2 G3		2	0	1	1	1	0	1

Inning Stats	R: 0	H: 2	E: 0	K: 12	S: 12	LOB: 3	BB: 21	P: 21	R: 1	H: 1	E: 0	K: 14	S: 14	LOB: 1	BB: 1	P: 23	R: 0	H: 1	E: 0	K: 8	S: 8	LOB: 1	BB: 0	P: 16	R: 1	H: 2	E: 0	K: 10	S: 10	LOB: 0	BB: 13	R: 0	H: 0	E: 0	K: 6	S: 6	LOB: 0	BB: 12	R: 0	H: 0	E: 0	K: 8	S: 8	LOB: 1	BB: 2	P: 16	R: 0	H: 0	E: 0	K: 9	S: 9	LOB: 1	BB: 17	R: 3	H: 4	E: 0	K: 15	S: 15	LOB: 1	BB: 27	R: 0	H: 0	E: 0	K: 11	S: 11	LOB: 0	BB: 15	1B: 7	SF: 1	2B: 3	SAC: 0	3B: 0	DP: 1	HR: 0	HBP: 0
--------------	------	------	------	-------	-------	--------	--------	-------	------	------	------	-------	-------	--------	-------	-------	------	------	------	------	------	--------	-------	-------	------	------	------	-------	-------	--------	--------	------	------	------	------	------	--------	--------	------	------	------	------	------	--------	-------	-------	------	------	------	------	------	--------	--------	------	------	------	-------	-------	--------	--------	------	------	------	-------	-------	--------	--------	-------	-------	-------	--------	-------	-------	-------	--------


PITCHER	IP	WLS	BF	H	R	ER	SO	BB	IBB	HBP	BLK	WP	HR	S	P	ERA	WHIP
Frank Tanana, L ERA: 7.88 (1, 1)	6.0		26	6	2	2	2	3	1	0	0	0	0	58	101	3.00	1.500
Les Lancaster, R ERA: 5.68 (7, 1)	1.1		9	4	3	3	0	1	0	0	0	0	0	19	33	20.25	3.750
Mark Leiter, R ERA: 4.76 (8, 1)	0.2	W	2	0	0	0	0	0	0	0	0	0	0	5	11	0.00	0.000
Mike Henneman, R ERA: (9, 1)	1.0	S	3	0	0	0	0	0	0	0	0	0	0	11	15	0.00	0.000

BOTTOM

Detroit Tigers @ Cleveland Indians
Cleveland Municipal Stadium, Cleveland, OH

Mon Apr 13 1992, 3:33 AM EDT
Att. 5,615 - Cloudy - 40 F

AB	34
R	5
H	10
RBI	5
BB	5
SO	2
LOB	18



WP	PA	ERA	WHIP
0	41		

Batter	1	2	3	4	5	6	7	8	9	AB R H RBI BB SO LOB	TOP																									
Dan Gladden, R (1, 7) OBP: 0.270, SLG: 0.333	3-2 G1-3		0-0 G1-3		2-1 P6	0-0 HR		0-0 G4-3		5 1 1 3 0 0 0																										
Lou Whitaker, L (1, 4) OBP: 0.452, SLG: 0.391	1-3 K		3-1 HR		2-1 E5 SH5-3	1-0 G6-3		4-0 FC5-4 BB		4 1 1 1 1 1 0																										
Tony Phillips, S (1, 5) OBP: 0.433, SLG: 0.190	2-1 BB 1B		0-0 G4-3		0-0 SH5-3		4-2 HR BB	1-0 F8		3 1 1 0 1 0 1																										
Cecil Fielder, R (1, 3) OBP: 0.324, SLG: 0.714	4-2 SAFE SAFE 1-2 BB		2-1 2B		4-2 BB		3-2 SAFE 1-H HR	1-2 FC5-4		3 1 2 2 2 0 1																										
Mickey Tettleton, S (1, 10) OBP: 0.424, SLG: 0.320	2-2 F7		2-2 F8		2-0 G3-1		4-0 SH1-4 WP BB	1-0 P3		4 0 0 0 1 0 5																										
Rob Deer, R (1, 9) OBP: 0.333, SLG: 0.800		4-2 S BB		0-1 P1		1-2 P6	4-2 SH1-4 BB	2-1 HR		3 1 1 1 2 0 0																										
Chad Kreuter, S (1, 2) OBP: 0.310, SLG: 0.370		2-2 G6-3		2-2 G4-3		3-1 L8	SAFE 2-1 SH1-4	1-3 K		4 0 0 0 0 1 1																										
Travis Fryman, R (1, 6) OBP: 0.310, SLG: 0.370		3-0 L7		1-1 HBP		1-1 E HR 1B	1-3 K	1-1 1B		4 1 2 0 0 1 3																										
Milt Cuyler, S (1, 8) OBP: 0.154, SLG: 0.160		2-2 F7		0-1 F2		0-2 E4 HR	1-3 K	2-3 K		4 1 0 0 0 1 5																										
Dave Bergman, L (9, PH) OBP: 0.200, SLG: 0.200										1 0 0 0 0 1 1																										
Inning Stats	R: 0 E: 0 K: 1 S: 15	H: 1 LOB: 2 BB: 1 P: 27	R: 0 E: 0 K: 0 S: 9	H: 0 LOB: 1 BB: 1 P: 20	R: 1 E: 0 K: 0 S: 10	H: 2 LOB: 1 BB: 0 P: 17	R: 0 E: 0 K: 0 S: 8	H: 0 LOB: 1 BB: 0 P: 11	R: 0 E: 1 K: 0 S: 8	H: 0 LOB: 2 BB: 1 P: 18	R: 3 E: 1 K: 0 S: 13	H: 2 LOB: 0 BB: 0 P: 19	R: 2 E: 0 K: 2 S: 16	H: 1 LOB: 2 BB: 3 P: 35	R: 0 E: 0 K: 0 S: 6	H: 0 LOB: 1 BB: 1 P: 12	R: 1 E: 0 K: 2 S: 13	H: 2 LOB: 1 BB: 0 P: 20	1B: 3 2B: 1 3B: 0 HR: 4	SF: 0 SAC: 2 DP: 0 HBP: 1	WP: 1 PB: 0 SB: 1 CS: 0	PA: 45														
PITCHER	IP WLS BF H R ER SO BB IBB HBP BLK WP HR S P ERA WHIP																																			
Jack Armstrong, R (1, 1) ERA: 2.25	6.0		29	5	4	1	1	3	0	1	0	0	2	63	112	1.50	1.333																			
Brad Arnsberg, R (7, 1) ERA: 4.91	0.0		4	1	2	2	0	3	0	0	0	1	1	7	22	∞	∞																			
Ted Power, R (7, 1) ERA:	2.0	W	7	0	0	0	2	1	0	0	0	0	0	15	25	0.00	0.500																			
Derek Lilliquist, L (9, 1) ERA:	0.1		1	0	0	0	0	0	0	0	0	0	0	1	2	0.00	0.000																			
Steve Olin, R (9, 1) ERA: 2.08	0.2	S	4	2	1	1	2	0	0	0	0	0	1	12	18	13.50	3.000																			

Detroit Tigers @ Cleveland Indians
Cleveland Municipal Stadium, Cleveland, OH

Tue Apr 14 1992, 7:05 PM EDT
Att: 4,083 - Cloudy - 41 F

livebaseballscorecards.com

AB	35
R	7
H	8
RBI	7
BB	7
SO	5
LOB	17



Batter	1	2	3	4	5	6	7	8	9
Kenny Lofton, L OBP: 0.281, SLG: 0.148 (1, 8) C B X	1-1 G1-3 ①		1-2 F7 ①		0-0 FC6-4 1B ②		0-1 FC6-4 1-2f ②	0-0 1B 1-3 2-H	
Glenallen Hill, R OBP: 0.205, SLG: 0.211 (1, 7) B S C X	1-2 F8 ②		0-2 G5-3 1B ②		0-0 1B 1-2		2-3 K ③	2-0 G4-3 ③	
Carlos Baerga, S OBP: 0.269, SLG: 0.289 (1, 4) C S X	0-2 L5 ③		0-2 1B 1-2		1-1 1B 1-2 2-H			1-0 FC4-6 1B 1B	
Albert Belle, R OBP: 0.257, SLG: 0.290 (1, 10) S X		0-1 G5-3 ①	0-0 G5-3 ② ③ 2-3f		3-3 K ③			1-1 FC4-6 1B 1-2	
Paul Sorrento, L OBP: 0.273, SLG: 0.333 (1, 3) B X		1-0 1B HR 1B		2-3 K ①		0-0 G3-1 ①		2-2 FC4-6 1B 1-2f 2-3	
Sandy Alomar Jr., R OBP: 0.276, SLG: 0.269 (1, 2) C X		0-1 F9 ②		0-0 G5-3 ②		1-3 K ②		2-2 1B 1B 1-2 3-H	
Mark Whiten, S OBP: 0.235, SLG: 0.188 (1, 9) B X		1-0 1B HR 1B 1-3		3-1 G6-3 ③		0-1 F7 ③		1-1 1B FC1-2 1B 1-2 2-H	
Brook Jacoby, R OBP: 0.375, SLG: 0.500 (1, 5) C B T B C X		2-2 HR 2-H 3-H			1-0 F8 ①		1-0 FC6-4 1B B X	0-0 FC1-2 1B 1-3 2-H	
Mark Lewis, R OBP: 0.357, SLG: 0.458 (1, 6) B B T B C X		2-1 F8 ③			1-1 FC6-4 1B B C X		0-2 F7 ① C T B C X	0-0 FC1-2 1B 1-2 3-H ②	

Inning Stats	R: 0	H: 0	E: 0	K: 0	S: 8	R: 3	H: 3	E: 0	K: 0	S: 12	R: 0	H: 2	E: 0	K: 0	S: 11	R: 0	H: 0	E: 0	K: 1	S: 6	R: 1	H: 3	E: 0	K: 1	S: 11	R: 0	H: 0	E: 0	K: 1	S: 6	R: 0	H: 1	E: 0	K: 1	S: 11	R: 4	H: 6	E: 0	K: 0	S: 16	R: 0	H: 0	E: 0	K: 1	S: 6
	LOB: 0	BB: 0	P: 10	LOB: 0	BB: 0	P: 18	LOB: 1	BB: 0	P: 12	LOB: 0	BB: 0	P: 11	LOB: 0	BB: 0	P: 11	LOB: 2	BB: 0	P: 17	LOB: 0	BB: 0	P: 7	LOB: 1	BB: 0	P: 13	LOB: 2	BB: 0	P: 25	LOB: 0	BB: 0	P: 13	LOB: 2	BB: 0	P: 13	LOB: 2	BB: 0	P: 25	LOB: 0	BB: 0	P: 25	LOB: 0	BB: 0	P: 25			

PITCHER	IP	WLS	BF	H	R	ER	SO	BB	IBB	HBP	BLK	WP	HR	S	P	ERA	WHIP
Walt Terrell, R ERA: 4.7 (1, 1)	7.0		30	10	5	5	4	0	0	0	0	0	1	66	90	6.43	1.429
Les Lancaster, R ERA: 9.45 (8, 1)	0.1	L	4	3	1	1	0	0	0	0	0	0	0	11	17	27.00	9.000
John Doherty, R ERA: 7.2 (8, 1)	0.2		4	2	2	2	0	0	0	0	0	0	0	4	6	27.00	3.000

AB R H RBI BB SO LOB

5	1	1	1	0	0	2
5	0	2	0	0	1	3
4	1	3	1	0	0	0
4	0	1	0	0	1	4
4	2	1	0	0	1	2
4	1	1	1	0	1	1
4	1	2	1	0	0	0
4	2	3	4	0	0	0
4	0	1	0	0	0	3


1B: 14	SF: 0	WP: 0	PA: 38
2B: 0	SAC: 0	PB: 0	
3B: 0	DP: 1	SB: 0	
HR: 1	HBP: 0	CS: 0	

Detroit Tigers @ Cleveland Indians
Cleveland Municipal Stadium, Cleveland, OH
Tue Apr 14 1992, 7:05 PM EDT
Att. 4,083 - Cloudy - 41 F

livebaseballscorecards.com

AB	38
R	8
H	15
RBI	8
BB	0
SO	4
LOB	15



Batter	1	2	3	4	5	6	7	8	9	AB R H RBI BB SO LOB	TOP												
Dan Gladden, R (1, 7) OBP: 0.286, SLG: 0.308	1-2 F8		4-1 1B BB	1-0 F8	1-0 L9		4-0 G6-4-3 BB			3 1 0 0 2 0 2													
Tony Phillips, S (1, 4) OBP: 0.457, SLG: 0.280	0-1 2B		2-1 1B G5-4-3 1B	4-1 BB BB		1-0 P5	2-3 K			4 2 2 0 1 1 1													
Alan Trammell, R (1, 6) OBP: 0.343, SLG: 0.250	2-0 2B		3-2 G5-4-3 2B 1B	4-2 FC5-4 BB		4-1 1B WP HBP	0-0 G6-4-3			3 2 2 2 1 0 1													
Cecil Fielder, R (1, 3) OBP: 0.289, SLG: 0.625 Dave Bergman, L (7, 3) OBP: 0.167, SLG: 0.167	1-3 K		0-1 G5-4-3	2-1 FC5-4		1-1 F9		0-2 L6		4 0 0 1 0 1 6 1 0 0 0 0 0 0													
Mickey Tettleton, S (1, 2) OBP: 0.421, SLG: 0.367	2-1 G4-3		2-0 2B		2-0 P3	1-1 WP BB 1B		1-1 F7		5 1 2 1 0 0 1													
Rob Deer, R (1, 9) OBP: 0.348, SLG: 0.667		1-0 F8	2-3 K		4-1 G1-3 1B BB	4-1 BB WP BB		1-3 K		3 1 0 0 2 2 1													
Travis Fryman, R (1, 5) OBP: 0.324, SLG: 0.355		1-2 P3	3-1 L8		2-2 G1-3 1B	4-0 BB BB			2-0 G5-3	4 1 1 0 1 0 1	AB 36 R 8 H 10 RBI 7 BB 8 SO 5 LOB 19												
Mark Carreon, R (1, 10) OBP: 0.250, SLG: 0.455		3-2 1B		1-1 G1-3	0-2 G1-3	4-0 BB BB			1-1 G4-3	4 0 1 1 1 0 2													
Milt Cuyler, S (1, 8) OBP: 0.194, SLG: 0.200		1-0 G4-3		2-2 BB S 1B	0-0 1B	2-1 L4			3-3 K	5 0 2 2 0 1 4													
Inning Stats	R: 1 E: 0 K: 1 S: 11	H: 2 LOB: 1 BB: 0 P: 17	R: 0 E: 0 K: 0 S: 9	H: 1 LOB: 1 BB: 0 P: 15	R: 3 E: 0 K: 1 S: 17	H: 3 LOB: 1 BB: 1 P: 32	R: 0 E: 0 K: 0 S: 14	H: 1 LOB: 3 BB: 2 P: 27	R: 2 E: 0 K: 0 S: 10	H: 2 LOB: 1 BB: 1 P: 19	R: 2 E: 0 K: 1 S: 9	H: 1 LOB: 3 BB: 3 P: 30	R: 0 E: 0 K: 1 S: 6	H: 0 LOB: 0 BB: 1 P: 12	R: 0 E: 0 K: 1 S: 10	H: 0 LOB: 0 BB: 0 P: 12	R: 0 E: 0 K: 1 S: 7	H: 0 LOB: 0 BB: 0 P: 13	1B: 7 2B: 3 3B: 0 HR: 0	SF: 0 SAC: 0 DP: 1 HBP: 1	WP: 1 PB: 0 SB: 1 CS: 0	PA: 45	
PITCHER	IP WLS BF H R ER SO BB IBB HBP BLK WP HR S P ERA WHIP											PITCHER	IP WLS BF H R ER SO BB IBB HBP BLK WP HR S P ERA WHIP										
Eric Bell, L (1, 1) ERA: 6.0	3.2 L 20 7 4 4 2 2 0 0 0 0 0 0 46 80 9.82 2.455											Steve Olin, R (9, 1) ERA: 1.69	1.0 3 0 0 0 1 0 0 0 0 0 0 10 12 0.00 0.000										
Rod Nichols, R (4, 1) ERA: 4.91	1.1 8 2 2 2 0 2 0 0 0 0 0 0 15 30 13.50 3.000																						
Brad Arnsberg, R (6, 1) ERA: 8.31	0.2 7 1 2 2 0 3 0 1 0 1 0 0 7 26 27.00 6.000																						
Ted Power, R (6, 1) ERA:	1.1 4 0 0 0 1 1 0 0 0 0 0 0 8 16 0.00 0.750																						
Derek Lilliquist, L (8, 1) ERA:	1.0 3 0 0 0 1 0 0 0 0 0 0 0 10 12 0.00 0.000																						

Detroit Tigers @ Cleveland Indians
Cleveland Municipal Stadium, Cleveland, OH

Wed Apr 15 1992, 7:05 PM EDT
Att: 5,280 - Cloudy - 45 F


livebaseballscorecards.com


Batter	1	2	3	4	5	6	7	8	9	AB	R	H	RBI	BB	SO	LOB
Kenny Lofton, L OBP: 0.297, SLG: 0.188 (1, 8)	1-2 G4-3		1-3 K			1-1 FC5 1B			2-0 G4-3	5	0	2	0	0	1	0
Glenallen Hill, R OBP: 0.209, SLG: 0.214 (1, 10)	0-0 G5-3			3-2 1B 1B		0-1 FC5			0-1 F7	4	0	1	0	0	0	4
Carlos Baerga, S OBP: 0.317, SLG: 0.300 (1, 4)	4-2 BB			1-0 1B		1-2 G6-3			0-0 P7	2	0	1	0	1	0	0
Felix Fermin, R (7, 4)				1-2 1B						1	0	0	0	0	0	2
Albert Belle, R OBP: 0.263, SLG: 0.382 (1, 7)	0-0 P5			0-1 P2		0-0 HR			3-3 K	3	1	1	1	0	0	3
Thomas Howard, S OBP: 0.250, SLG: 0.250 (7, 7)										1	0	0	0	0	1	2
Paul Sorrento, L OBP: 0.297, SLG: 0.333 (1, 3)		4-2 L6-3 BB		2-3 K		0-1 1B 1B			1-1 G3	3	0	1	0	1	1	2
Sandy Alomar Jr., R OBP: 0.250, SLG: 0.241 (1, 2)		2-1 L6-3		2-1 L6		0-0 F9			0-2 G4-3	3	0	0	0	0	0	4
Junior Ortiz, R (7, 2)										1	0	0	0	0	0	0
Mark Whiten, S OBP: 0.237, SLG: 0.194 (1, 9)		1-0 P6		1-2 G3		2-0 FC6-4 1B			1-3 K	4	0	1	0	0	1	0
Brook Jacoby, R OBP: 0.333, SLG: 0.440 (1, 5)			1-2 P4		2-3 K				2-3 K	3	0	0	0	0	1	2
Tony Perezchica, R (7, 5)										1	0	0	0	0	1	0
Mark Lewis, R OBP: 0.375, SLG: 0.464 (1, 6)			1-3 K		0-2 1B 1B				3-2 P4	4	0	2	0	0	1	0

Inning Stats	R: 0	H: 0	E: 0	K: 0	S: 8	R: 0	H: 0	E: 0	K: 0	S: 7	R: 0	H: 0	E: 0	K: 2	S: 9	R: 0	H: 2	E: 0	K: 1	S: 12	R: 0	H: 2	E: 0	K: 1	S: 14	R: 1	H: 3	E: 0	K: 0	S: 11	R: 0	H: 2	E: 0	K: 1	S: 9	R: 0	H: 0	E: 0	K: 1	S: 9	R: 0	H: 0	E: 0	K: 1	S: 8	R: 0	H: 0	E: 0	K: 1	S: 8	1B: 8	SF: 0	2B: 1	SAC: 0	3B: 0	DP: 1	HR: 1	HBP: 0	WP: 0	PA: 37
Eric King, R ERA: 4.66 (1, 1)	IP	WLS	BF	H	R	ER	SO	BB	IBB	HBP	BLK	WP	HR	S	P	ERA	WHIP																																											
Mark Leiter, R ERA: 3.52 (8, 1)	2.0	6	0	0	0	2	0	0	0	0	0	0	0	17	26	0.00	0.000																																											

DETROIT TIGERS @ CLEVELAND INDIANS
CLEVELAND MUNICIPAL STADIUM, CLEVELAND, OH
 Wed Apr 15 1992, 7:05 PM EDT
 Att. 5,280 - Cloudy - 45 F

AB	35
R	1
H	9
RBI	1
BB	2
SO	7
LOB	19



Batter	1	2	3	4	5	6	7	8	9	AB R H RBI BB SO LOB	TOP		
Dan Gladden, R (1, 7) OBP: 0.319, SLG: 0.349 Skeeter Barnes, R (7, 7)	4-2 S BB BB		2-3 K		3-1 1B 2B		1B 1B F8			4 2 2 0 1 1 1 0 0 0 0 0 0 0			
Tony Phillips, S (1, 4) OBP: 0.475, SLG: 0.310	0-0 P6		0-0 F8		2-2 1B		1-0 1B 1B 1-2 3-H	4-1 2B BB		4 2 2 2 1 0 1			
Alan Trammell, R (1, 6) OBP: 0.359, SLG: 0.258 Scott Livingstone, L (7, 5) OBP: 0.250, SLG: 0.250	1 SAFE 1 SAFE 1 SAFE 1 SAFE 1-2 S BB BB	4-2 B	1-1 G6-3		3-2 P2		3-2 1B 1B 1-3 2-H	0-0 F8		3 1 1 1 1 0 1 1 0 0 0 0 0 1			
Cecil Fielder, R (1, 3) OBP: 0.286, SLG: 0.583 Dave Bergman, L (7, 3) OBP: 0.286, SLG: 0.429	2-3 K 1-2 2-3			1-0 G6-3		2-3 K	1-0 1B 1-2 3-H	2-2 E9 1-H 2B		4 1 1 1 0 2 2 1 0 1 0 0 0 0			
Mickey Tettleton, S (1, 2) OBP: 0.419, SLG: 0.441 Chad Kreuter, S (8, 2)	3-3 K		2-1 F8		4-1 HR BB		1-1 HR 1-H 2-H	2-1 F8		4 2 1 3 1 1 3 0 0 0 0 0 0 0			
Rob Deer, R (1, 9) OBP: 0.357, SLG: 0.870		2-2 HR		2-2 F8		2-0 HR	2-3 K2-3	2-1 G6-3		5 2 2 3 0 1 1			
Travis Fryman, R (1, 5) OBP: 0.359, SLG: 0.389 (7, 6)		1-1 G1-3			3-1 2B 1B		2-2 G4-3 1B	2-2 F9	0-0 G6-3 1B	5 0 3 0 0 0 0	AB 41 R 13 H 17 RBI 11 BB 4 SO 5 LOB 14		
Mark Carreon, R (1, 10) OBP: 0.241, SLG: 0.444		0-0 G6-3			0-1 L7		0-2 G4-3 1-2f	1-1 3B 2B	0-2 F8	5 1 1 0 0 0 3			
Milt Cuyler, S (1, 8) OBP: 0.250, SLG: 0.371		1-1 F9			0-0 WP 2B		1B 1B 2B 1-2f	1-2 G6-3 1-2f	5 2 3 1 0 0 1				
Inning Stats	R: 0 H: 0 E: 0 LOB: 2 K: 2 BB: 2 S: 12 P: 25	R: 1 H: 1 E: 0 LOB: 0 K: 0 BB: 0 S: 8 P: 12	R: 0 H: 0 E: 0 LOB: 0 K: 1 BB: 0 S: 7 P: 10	R: 0 H: 0 E: 0 LOB: 0 K: 0 BB: 0 S: 6 P: 11	R: 2 H: 4 E: 0 LOB: 1 K: 0 BB: 0 S: 15 P: 25	R: 2 H: 2 E: 0 LOB: 0 K: 1 BB: 1 S: 12 P: 22	R: 7 H: 8 E: 0 LOB: 1 K: 1 BB: 0 S: 24 P: 42	R: 1 H: 1 E: 1 LOB: 1 K: 0 BB: 1 S: 9 P: 19	R: 0 H: 1 E: 0 LOB: 0 K: 0 BB: 0 S: 8 P: 9	1B: 8 SF: 0 2B: 5 SAC: 0 3B: 1 DP: 2 HR: 3 HBP: 0	WP: 1 PA: 45 PB: 0 SB: 2 CS: 0		
PITCHER	IP WLS BF H R ER SO BB IBB HBP BLK WP HR S P ERA WHIP											PITCHER	IP WLS BF H R ER SO BB IBB HBP BLK WP HR S P ERA WHIP
Dennis Cook, L (1, 1) ERA: 8.22	5.0 L 21 5 3 3 3 2 0 0 0 0 1 1 48 83 5.40 1.400												
Scott Scudder, R (6, 1) ERA: 10.57	1.0 9 6 6 6 1 1 0 0 0 0 0 1 20 36 54.00 7.000												
Rod Nichols, R (7, 1) ERA: 7.56	1.0 7 4 3 3 1 0 0 0 0 0 0 1 16 28 27.00 4.000												
Derek Lilliquist, L (8, 1) ERA: 1.59	1.0 5 1 1 1 0 1 0 0 0 0 0 0 9 19 9.00 2.000												
Steve Olin, R (9, 1) ERA: 1.42	1.0 3 1 0 0 0 0 0 0 0 0 0 0 8 9 0.00 1.000												

Detroit Tigers @ Cleveland Indians
Cleveland Municipal Stadium, Cleveland, OH

Thu Apr 16 1992, 3:33 AM EDT
Att: 6,434 - Cloudy - 65 F

livebaseballscorecards.com

BOTTOM

Detroit Tigers @ Cleveland Indians
Cleveland Municipal Stadium, Cleveland, OH

Thu Apr 16 1992, 3:33 AM EDT
Att. 6,434 - Cloudy - 65 F

livebaseballscorecards.com

AB	35
R	4
H	9
RBI	4
BB	2
SO	4
LOB	17



WP:	0	PA:	38
PB:	0		
SB:	2		
CS:	0		

AB R H RBI BB SO LOB

3	2	1	0	1	0	0
5	0	2	1	0	1	2
4	0	1	1	0	0	2
4	1	1	0	0	0	3
4	0	2	0	0	1	1
4	1	1	0	0	0	3
4	0	1	1	0	0	2
4	0	0	1	0	1	3
3	0	0	0	1	1	1

Batter	1	2	3	4	5	6	7	8	9
Kenny Lofton, L OBP: 0.317, SLG: 0.200 (1, 8)	4-1 G6-3 S G4-3 BB		2-2 S 1B		0-0 SH5-3 1-2		2-2 G5-3		0-0 F8
Glenallen Hill, R OBP: 0.229, SLG: 0.234 (1, 10)	3-1 G6-3 1-3		2-0 1B 1B 1-H		0-3 K		2-1 FC3-6 1B		1-0 G6-3
Carlos Baerga, S OBP: 0.311, SLG: 0.295 (1, 4)	2-2 G4-3 3-H		1-1 1B 1-2		0-1 G4-3		1-0 FC3-6 1-2f		
Albert Belle, R OBP: 0.262, SLG: 0.395 (1, 7)	0-0 F9		2-0 F8			1-0 1B 2B		1-1 G4-3	
Paul Sorrento, L OBP: 0.317, SLG: 0.351 (1, 3)		2-2 F8-3 1B		1-3 K		1-0 F8		3-2 FC5-4 1B	
Mark Whiten, S OBP: 0.238, SLG: 0.200 (1, 9)		1-0 F8-3 1-2		3-2 1B		3-2 E5 1B G3-1		0-0 L4	
Brook Jacoby, R OBP: 0.323, SLG: 0.414 (1, 5)		3-2 F8		1-1 P6		0-1 G3-1 1-3 2-H 1B		2-0 L6	
Junior Ortiz, R (1, 2)			2-0 L5		2-3 K		0-1 G3-1 1-2 3-H		1-0 FC5-4 1-2f
Mark Lewis, R OBP: 0.361, SLG: 0.419 (1, 6)			1-0 F8		4-1 SH5-3 BB		0-1 G4-3		2-3 K

Inning Stats	R: 1	H: 0	E: 0	K: 0	S: 8	H: 0	LOB: 0	BB: 1	P: 16	R: 0	H: 1	E: 0	K: 0	S: 7	H: 1	LOB: 0	BB: 0	P: 13	R: 1	H: 3	E: 0	K: 0	S: 9	R: 0	H: 1	E: 0	K: 2	S: 16	H: 0	LOB: 1	BB: 0	P: 22	R: 0	H: 0	E: 0	K: 1	S: 7	H: 2	LOB: 1	BB: 0	P: 11	R: 2	H: 2	E: 1	K: 0	S: 11	H: 1	LOB: 1	BB: 0	P: 16	R: 0	H: 1	E: 0	K: 0	S: 8	H: 1	LOB: 1	BB: 0	P: 14	R: 0	H: 1	E: 0	K: 0	S: 6	H: 1	LOB: 1	BB: 0	P: 12	R: 0	H: 0	E: 0	K: 1	S: 5	H: 0	LOB: 0	BB: 0	P: 8	1B: 8	SF: 0	2B: 2	SAC: 1	3B: 0	DP: 1	HR: 0	HBP: 0	WP: 0	PA: 38
--------------	------	------	------	------	------	------	--------	-------	-------	------	------	------	------	------	------	--------	-------	-------	------	------	------	------	------	------	------	------	------	-------	------	--------	-------	-------	------	------	------	------	------	------	--------	-------	-------	------	------	------	------	-------	------	--------	-------	-------	------	------	------	------	------	------	--------	-------	-------	------	------	------	------	------	------	--------	-------	-------	------	------	------	------	------	------	--------	-------	------	-------	-------	-------	--------	-------	-------	-------	--------	-------	--------

PITCHER	IP	WLS	BF	H	R	ER	SO	BB	IBB	HBP	BLK	WP	HR	S	P	ERA	WHIP
Bill Gullickson, R ERA: 6.75 (1, 1)	5.1	W	25	7	4	3	3	2	0	0	0	0	0	54	93	5.06	1.688
John Doherty, R ERA: 5.4 (6, 1)	1.2		6	1	0	0	0	0	0	0	0	0	0	12	18	0.00	0.600
Mike Munoz, L ERA: (8, 1)	1.0		4	1	0	0	0	0	0	0	0	0	0	6	12	0.00	1.000
Mike Henneman, R ERA: (9, 1)	1.0		3	0	0	0	1	0	0	0	0	0	0	5	8	0.00	0.000

Batter	1	2	3	4	5	6	7	8	9	AB R H RBI BB SO LOB	TOP													
Dan Gladden, R (1, 7) OBP: 0.314, SLG: 0.326	3-2 F9		4-0 FC3-6 BB		1-2 L8			1-2 F7		3 0 0 0 1 0 0														
Lou Whitaker, L (1, 4) OBP: 0.400, SLG: 0.333	2-2 P4		1-1 FC3-6		2-0 L9			1-0 P6		4 0 0 0 0 0 2														
Alan Trammell, R (1, 6) OBP: 0.349, SLG: 0.257	1-2 G4-3		1-0 L8			1-1 S 1B		2-1 L7		4 0 1 0 0 0 2														
Cecil Fielder, R (1, 3) OBP: 0.283, SLG: 0.550		1-2 L9		2-1 1B 1B		0-0 F9		1-1 F7		4 0 1 0 0 0 1														
Mickey Tettleton, S (1, 2) OBP: 0.383, SLG: 0.395		3-3 K		3-2 F8		2-0 F8		1-3 K		4 0 0 0 0 2 2														
Tony Phillips, S (1, 10) OBP: 0.455, SLG: 0.281		4-0 S BB		0-0 F9		1-3 SAFE SAFE K		2-3 K		3 0 0 0 1 2 2														
Rob Deer, R (1, 9) OBP: 0.355, SLG: 0.808		3-2 SAFE F9		3-2 SAFE F9		1-0 G6-3				3 0 1 0 0 0 1														
Travis Fryman, R (1, 5) OBP: 0.357, SLG: 0.385			1-0 FC3-6 BB 1B		2-0 P6		2-2 L8			3 0 1 0 0 0 2														
Milt Cuyler, S (1, 8) OBP: 0.231, SLG: 0.342			0-0 F8		2-1 P6		0-1 G4-3			3 0 0 0 0 0 1														
Inning Stats	R: 0 E: 0 K: 0 S: 11	H: 0 LOB: 0 BB: 0 P: 17	R: 0 E: 0 K: 1 S: 9	H: 0 LOB: 1 BB: 1 P: 20	R: 0 E: 0 K: 0 S: 5	H: 1 LOB: 2 BB: 1 P: 12	R: 0 E: 0 K: 0 S: 16	H: 2 LOB: 2 BB: 0 P: 26	R: 0 E: 0 K: 0 S: 7	H: 0 LOB: 0 BB: 0 P: 12	R: 0 E: 0 K: 1 S: 7	H: 1 LOB: 1 BB: 0 P: 11	R: 0 E: 0 K: 0 S: 6	H: 0 LOB: 0 BB: 0 P: 9	R: 0 E: 0 K: 0 S: 6	H: 0 LOB: 0 BB: 0 P: 10	R: 0 E: 0 K: 2 S: 9	H: 0 LOB: 0 BB: 0 P: 13	R: 0 E: 0 K: 0 S: 9	H: 0 LOB: 0 BB: 0 P: 13	1B: 4 2B: 0 3B: 0 HR: 0	SF: 0 SAC: 0 DP: 0 HBP: 0	WP: 0 PB: 0 SB: 2 CS: 0	PA: 33
PITCHER Rick Sutcliffe, R (1, 1) ERA: 2.61	IP: 9.0 WLS: W BF: 33 H: 4 R: 0 ER: 0 SO: 4 BB: 2 IBB: 0 HBP: 0 BLK: 0 WP: 0 HR: 0 S: 76 P: 130 ERA: 0.00 WHIP: 0.667																							

Detroit Tigers @ Baltimore Orioles
 Oriole Park at Camden Yards, Baltimore, MD

Fri Apr 17 1992, 7:05 PM EDT
 Att. 45,188 - Overcast - 77 F

AB	31
R	0
H	4
RBI	0
BB	2
SO	4
LOB	13



WP: 0	PA: 33
-------	--------

ERA	WHIP
-----	------

Batter	1	2	3	4	5	6	7	8	9
Brady Anderson, L (1, 7) OBP: 0.425, SLG: 0.576	2-1 SH1-3 1B		0-0 SH1-3 2-3		1-0 1B		1-1 WP HR 1B	3-1 P5	
Luis Mercedes, R (1, 9) Joe Orsulak, L (7, PH) OBP: 0.192, SLG: 0.231 (8, 9)	0-0 SH1-3 1-2		0-0 G5-3		1-0 G6-3 1-2		2-3 K 1-2 2-3	0-0 G3-1	
Cal Ripken Jr., R (1, 6) OBP: 0.270, SLG: 0.226	4-1 2-3 CS IBB		0-1 G5-3			3-2 HR 3B	4-0 HR IBB		
Randy Milligan, R (1, 3) OBP: 0.310, SLG: 0.538	3-3 1-2 K			0-1 L8		0-0 HR	3-2 HR		
Mike Devereaux, R (1, 8) OBP: 0.226, SLG: 0.414		1-2 1B S G4-3 1B		1-0 G5-3		3-3 K	3-2 G6-3		
Tim Hulett, R (1, 10) OBP: 0.538, SLG: 0.500		3-2 1-3 SAFE 1B		2-0 1B		2-3 K	4-1 BB		
Leo Gomez, R (1, 5) OBP: 0.303, SLG: 0.333		0-1 G4-3 1-2 3-H		2-2 G5-3		2-0 G1-3	0-1 F9		
Chris Hoiles, R (1, 2) OBP: 0.364, SLG: 0.500		2-2 P3			0-0 F7		2-1 1B 1B	1-1 1B	
Billy Ripken, R (1, 4) OBP: 0.240, SLG: 0.360			0-0 SH1-3 2B		1-2 L6		2-1 WP HR 1B	3-2 F8	

Inning Stats	R: 0 E: 0 K: 1 S: 7	H: 1 LOB: 2 BB: 1 P: 16	R: 1 E: 0 K: 0 S: 13	H: 2 LOB: 0 BB: 0 P: 19	R: 0 E: 0 K: 0 S: 5	H: 1 LOB: 1 BB: 0 P: 5	R: 0 E: 0 K: 0 S: 7	H: 1 LOB: 1 BB: 0 P: 12	R: 0 E: 0 K: 0 S: 7	H: 1 LOB: 1 BB: 0 P: 10	R: 2 E: 0 K: 2 S: 13	H: 2 LOB: 0 BB: 0 P: 23	R: 5 E: 0 K: 1 S: 18	H: 4 LOB: 1 BB: 2 P: 39	R: 0 E: 0 K: 0 S: 9	H: 1 LOB: 1 BB: 0 P: 16
1B: 9 2B: 2 3B: 1 HR: 2	SF: 0 SAC: 2 DP: 2 HBP: 0	WP: 1 PB: 0 SB: 3 CS: 1	PA: 38													

PITCHER	IP	WLS	BF	H	R	ER	SO	BB	IBB	HBP	BLK	WP	HR	S	P	ERA	WHIP	
Scott Aldred, L (1, 1) ERA: 9.39	6.0	L	25	8	3	3	3	0	0	0	0	0	1	0	9	16	81.00	9.000
Kevin Ritz, R (7, 1) ERA: 5.59	0.1		4	3	3	3	1	0	0	0	0	0	0	1	9	16	81.00	9.000
Les Lancaster, R (7, 1) ERA: 11.05	0.2		5	1	2	2	0	1	1	0	0	0	1	9	23	27.00	3.000	
Mike Munoz, L (8, 1) ERA:	1.0		4	1	0	0	0	0	0	0	0	0	0	9	16	0.00	1.000	

BOTTOM

AB	R	H	RBI	BB	SO	LOB
4	1	3	1	0	0	1
2	0	0	0	0	0	2
2	0	0	0	0	1	3
2	2	1	0	2	0	1
4	2	2	6	0	1	2
4	1	1	0	0	1	0
3	0	2	0	1	1	0
4	0	0	0	0	0	3
4	1	2	0	0	0	0
4	1	2	0	0	0	1

AB	33
R	8
H	13
RBI	7
BB	3
SO	4
LOB	13



WP	HR	S	P	ERA	WHIP
1	0	16	38	4.50	1.333

Detroit Tigers @ Baltimore Orioles
Oriole Park at Camden Yards, Baltimore, MD
 Fri Apr 17 1992, 7:05 PM EDT
 Att. 45,188 - Overcast - 77 F

livebaseballscorecards.com

Batter	1	2	3	4	5	6	7	8	9	AB R H RBI BB SO LOB	TOP									
Dan Gladden, R (1, 7) OBP: 0.333, SLG: 0.347	2-2 L8		2-2 1B		1-0 SH3		1-1 1B			3 0 2 0 0 0 0										
Lou Whitaker, L (1, 4) OBP: 0.359, SLG: 0.290	2-1 L8		0-2 L8		0-0 FC3-2 BB		0-1 F7			4 0 0 0 0 0 4										
Tony Phillips, S (1, 10) OBP: 0.438, SLG: 0.257	0-1 L8				2-1 F8		4-1 FC5-4 BB		2-3 K	3 0 0 0 1 1 0										
Cecil Fielder, R (1, 3) OBP: 0.280, SLG: 0.523		0-0 FC3-6 1B		2-2 L3	0-0 FC5-4		2-2 G5-3			4 0 1 0 0 0 3										
Mickey Tettleton, S (1, 2) OBP: 0.392, SLG: 0.375		2-3 K		4-0 BB		4-2 CS BB		1-3 K		2 0 0 0 2 2 1										
Rob Deer, R (1, 9) OBP: 0.343, SLG: 0.733		1-0 FC3-6 1-2f		1-1 L9		0-1 G6-4-3 1B		2-3 K		4 0 1 0 0 1 2										
Travis Fryman, R (1, 6) OBP: 0.348, SLG: 0.372		1-1 L9			1-0 1B 1B		2-2 G6-4-3			4 1 1 0 0 0 2										
Scott Livingstone, L (1, 5) OBP: 0.375, SLG: 0.375			0-1 G4-3		1-1 SH3 FC3-2 1B		1-1 P6		2-1 1B	4 0 2 0 0 0 0										
Milt Cuyler, S (1, 8) OBP: 0.233, SLG: 0.333			1-1 B3		0-1 FC3-2 SH3 1B		0-3 K		2-3 K	4 0 1 1 0 2 1										
Inning Stats	R: 0 E: 0 K: 0 S: 8	H: 0 LOB: 0 BB: 0 P: 12	R: 0 E: 0 K: 1 S: 7	H: 1 LOB: 1 BB: 0 P: 11	R: 0 E: 0 K: 0 S: 10	H: 1 LOB: 1 BB: 0 P: 13	R: 0 E: 0 K: 0 S: 7	H: 0 LOB: 1 BB: 1 P: 16	R: 1 E: 0 K: 0 S: 9	H: 3 LOB: 3 BB: 1 P: 16	R: 0 E: 0 K: 1 S: 10	H: 1 LOB: 1 BB: 0 P: 12	R: 0 E: 0 K: 2 S: 9	H: 0 LOB: 0 BB: 0 P: 15	R: 0 E: 0 K: 2 S: 9	H: 1 LOB: 1 BB: 0 P: 16	1B: 8 2B: 0 3B: 0 HR: 0	SF: 0 SAC: 1 DP: 1 HBP: 0	WP: 0 PB: 0 SB: 0 CS: 1	PA: 36
PITCHER	IP WLS BF H R ER SO BB IBB HBP BLK WP HR S P ERA WHIP																			
35 Mike Mussina, R (1, 1) ERA: 1.32	8.0 W 32 7 1 1 4 3 0 0 0 0 0 0 68 108 1.12 1.250																			
Gregg Olson, R (9, 1) ERA: 3.86	1.0 4 1 0 0 2 0 0 0 0 0 0 0 9 16 0.00 1.000																			

Detroit Tigers @ Baltimore Orioles
 Oriole Park at Camden Yards, Baltimore, MD

Sat Apr 18 1992, 3:33 AM EDT
 Att. 45,701 - Overcast - 53 F

livebaseballscorecards.com

AB	32
R	1
H	8
RBI	1
BB	3
SO	6
LOB	13



Batter	1	2	3	4	5	6	7	8	9
Brady Anderson, L (1, 7) OBP: 0.400, SLG: 0.514	1-3 		1-1 F8		2-2 G3-1	1-2 G1-3		4-0 FC6-4 BB	
Luis Mercedes, R (1, 9) OBP: 0.143, SLG: 0.143	1-1 G5-3		2-1 CS 1B		3-2 G1-3		2-2 L4	2-1 FC6-4 1-2f	
Cal Ripken Jr., R (1, 6) OBP: 0.310, SLG: 0.257	4-1 BB		1-2 WP 1B			0-0 L8	2-2 E 1B 2B	1-1 L8	
Randy Milligan, R (1, 3) OBP: 0.333, SLG: 0.517	3-1 G5-3		1-0 G6-3			4-1 1B BB	1-2 E6 1B		
Mike Devereaux, R (1, 8) OBP: 0.257, SLG: 0.424		1-1 P3		2-1 CS 1B		0-0 BB 1B	1-2 FC5-2-5-2-1 2B		
Tim Hulett, R (1, 10) OBP: 0.529, SLG: 0.533		1-1 P2		4-2 FC5-4 BB		3-2 L6	2-1 2B		
Leo Gomez, R (1, 5) OBP: 0.324, SLG: 0.353		2-1 1B		0-0 FC5-4 1-2f		2-2 BB 1B	1-1 P4		
Billy Ripken, R (1, 4) OBP: 0.241, SLG: 0.321		0-3 K		2-0 F8		4-0 BB BB		2-2 G6-3	
Jeff Tackett, R (1, 2) OBP: 0.500, SLG: 2.000			3-2 HR		2-2 F9	4-1 BB		3-2 HR	
Chito Martinez, L (6, PH)									
Chris Hoiles, R (7, 2)									

Inning Stats		R: 0	H: 0	E: 0	K: 1	S: 8	R: 0	H: 1	E: 0	K: 1	S: 9	R: 1	H: 3	E: 0	K: 0	S: 12	R: 0	H: 1	E: 0	K: 0	S: 7	R: 0	H: 0	E: 0	K: 0	S: 9	R: 2	H: 2	E: 0	K: 0	S: 13	R: 1	H: 3	E: 1	K: 0	S: 16	R: 1	H: 1	E: 0	K: 0	S: 11	1B: 8	2B: 1	3B: 0	HR: 2	SF: 0	SAC: 0	DP: 0	HBP: 0
Frank Tanana, L (1, 1) ERA: 6.59	IP	5.2	WLS	L	BF	26	H	7	R	3	ER	3	SO	2	BB	4	IBB	0	HBP	0	BLK	0	WP	1	HR	1	S	54	P	102	ERA	4.76	WHIP	1.941															
Mark Leiter, R (6, 1) ERA: 5.0	IP	1.1	WLS	L	BF	8	H	3	R	2	ER	2	SO	0	BB	1	IBB	0	HBP	0	BLK	0	WP	0	HR	0	S	20	P	34	ERA	13.50	WHIP	3.000															
Mike Munoz, L (8, 1) ERA: 1.5	IP	1.0	WLS	L	BF	5	H	1	R	1	ER	1	SO	0	BB	1	IBB	0	HBP	0	BLK	0	WP	0	HR	1	S	11	P	23	ERA	9.00	WHIP	2.000															

BOTTOM

Detroit Tigers @ Baltimore Orioles
 Oriole Park at Camden Yards, Baltimore, MD

Sat Apr 18 1992, 3:33 AM EDT
 Att. 45,701 - Overcast - 53 F

livebaseballscorecards.com

AB	33
R	6
H	11
RBI	6
BB	6
SO	2
LOB	15

Inning Stats		WP: 1	PA: 39																															
Frank Tanana, L (1, 1) ERA: 6.59	IP	5.2	WLS	L	BF	26	H	7	R	3	ER	3	SO	2	BB	4	IBB	0	HBP	0	BLK	0	WP	1	HR	1	S	54	P	102	ERA	4.76	WHIP	1.941
Mark Leiter, R (6, 1) ERA: 5.0	IP	1.1	WLS	L	BF	8	H	3	R	2	ER	2	SO	0	BB	1	IBB	0	HBP	0	BLK	0	WP	0	HR	0	S	20	P	34	ERA	13.50	WHIP	3.000
Mike Munoz, L (8, 1) ERA: 1.5	IP	1.0	WLS	L	BF	5	H	1	R	1	ER	1	SO	0	BB	1	IBB	0	HBP	0	BLK	0	WP	0	HR	1	S	11	P	23	ERA	9.00	WHIP	2.000

Batter	1	2	3	4	5	6	7	8	9	AB R H RBI BB SO LOB	TOP											
Dan Gladden, R (1, 7) OBP: 0.310, SLG: 0.321	2-3 K		2-1 F7		0-2 G5-3			0-0 G6-3		4 0 0 0 0 1 0												
Lou Whitaker, L (1, 10) OBP: 0.372, SLG: 0.273	2-0 P6		4-2 BB		3-2 G3			4-0 G4-6-3 BB		2 0 0 0 2 0 0												
Alan Trammell, R (1, 6) OBP: 0.319, SLG: 0.231	0-3 K		3-2 G6-3			1-3 K		1-0 G4-6-3		4 0 0 0 0 2 2												
Cecil Fielder, R (1, 3) OBP: 0.278, SLG: 0.500 Skeeter Barnes, R (9, PR)		1-1 L8		2-1 F9		0-3 K		0-1 G3 1B		4 0 1 0 0 1 0 0 0 0 0 0 0 0												
Mickey Tettleton, S (1, 2) OBP: 0.400, SLG: 0.455		2-2 BB 1B		2-1 HR		1-0 G3		3-1 G3 1-2		4 1 2 1 0 0 1												
Tony Phillips, S (1, 4) OBP: 0.442, SLG: 0.243		4-2 FC4-6 BB		2-1 G6-3			0-2 G4-3		4-1 BB	2 0 0 0 2 0 0												
Rob Deer, R (1, 9) OBP: 0.333, SLG: 0.735		0-1 P3		1-2 3B			3-3 K		2-3 K	4 0 1 0 0 2 4												
Travis Fryman, R (1, 5) OBP: 0.340, SLG: 0.426		1-1 FC4-6 1-2f		0-2 F9			2-2 HR		1-3 K	4 1 1 1 0 1 5												
Milt Cuyler, S (1, 8) OBP: 0.217, SLG: 0.311			3-1 G4-3			0-3 K				3 0 0 0 0 2 0												
Inning Stats	R: 0 E: 0 K: 2 S: 7	H: 0 LOB: 0 BB: 0 P: 11	R: 0 E: 0 K: 0 S: 13	H: 1 LOB: 2 BB: 1 P: 21	R: 0 E: 0 K: 0 S: 11	H: 0 LOB: 1 BB: 1 P: 23	R: 1 E: 0 K: 0 S: 12	H: 2 LOB: 1 BB: 0 P: 19	R: 0 E: 0 K: 1 S: 9	H: 0 LOB: 0 BB: 0 P: 12	R: 0 E: 0 K: 2 S: 7	H: 0 LOB: 0 BB: 0 P: 9	R: 1 E: 0 K: 2 S: 13	H: 1 LOB: 0 BB: 0 P: 19	R: 0 E: 0 K: 0 S: 2	H: 0 LOB: 0 BB: 1 P: 7	R: 0 E: 0 K: 2 S: 11	H: 1 LOB: 2 BB: 1 P: 21	1B: 2 2B: 0 3B: 1 HR: 2	SF: 0 SAC: 0 DP: 1 HBP: 0	WP: 0 PB: 0 SB: 0 CS: 0	PA: 35
PITCHER	IP WLS BF H R ER SO BB IBB HBP BLK WP HR S P ERA WHIP																					
Bob Milacki, R (1, 1) ERA: 2.66	8.0 W 30 4 2 2 7 3 0 0 0 0 2 74 121 2.25 0.875																					
Gregg Olson, R (9, 1) ERA: 3.18	1.0 S 5 1 0 0 2 1 0 0 0 0 0 0 11 21 0.00 2.000																					

Detroit Tigers @ Baltimore Orioles
 Oriole Park at Camden Yards, Baltimore, MD

Sun Apr 19 1992, 3:33 AM EDT
 Att. 43,548 - Overcast - 51 F

AB	31
R	2
H	5
RBI	2
BB	4
SO	9
LOB	12



Batter	1	2	3	4	5	6	7	8	9
Brady Anderson, L (1, 7) OBP: 0.408, SLG: 0.487	4-2 G4-6-3 BB		2-2 1B SF9 HBP	2-1 G4-3			0-0 L9		
Joe Orsulak, L (1, 9) OBP: 0.200, SLG: 0.233	1-2 G4-6-3 1-2f		1-0 1-3 1B				2-0 F9		
Cal Ripken Jr., R (1, 6) OBP: 0.283, SLG: 0.237	3-1 P4		2-1 SF9				2-3 K		
Sam Horn, L (1, 10) OBP: 0.388, SLG: 0.313		3-1 L8	3-3 K				0-3 K		
Mike Devereaux, R (1, 8) OBP: 0.282, SLG: 0.417		3-1 BB 1B		1-0 G6-3		2-0 F9	4-2 G4-6-3 BB		
Randy Milligan, R (1, 3) OBP: 0.351, SLG: 0.484		4-1 SAFE G5-4-3 BB		2-3 K		4-1 BB	2-0 G4-6-3 1-2f		
Leo Gomez, R (1, 5) OBP: 0.325, SLG: 0.351		3-1 G5-4-3 1-2f		0-1 BB 1B		1 SAFE SAFE F8	0-0 F8		
Chris Hoiles, R (1, 2) OBP: 0.405, SLG: 0.697			3-1 HR	4-1 1B BB		1-1 F9			
Mark McLemore, S (1, 4) OBP: 0.400, SLG: 0.444			2-2 G3-1	0-0 1B		0-0 L7			

Inning Stats	R: 0	H: 0	E: 0	K: 0	S: 8	R: 0	H: 1	E: 0	K: 0	S: 7	R: 2	H: 2	E: 0	K: 1	S: 14	R: 1	H: 2	E: 0	K: 1	S: 10	R: 0	H: 0	E: 0	K: 0	S: 6	R: 0	H: 0	E: 0	K: 1	S: 5	R: 0	H: 0	E: 0	K: 1	S: 5	R: 0	H: 0	E: 0	K: 1	S: 6	R: 0	H: 0	E: 0	K: 1	S: 6					
	LOB: 0	BB: 1	P: 15			LOB: 1	BB: 1	P: 20			LOB: 2	BB: 1	P: 19			LOB: 1	BB: 1	P: 14			LOB: 1	BB: 1	P: 10			LOB: 0	BB: 0	P: 9			LOB: 0	BB: 1	P: 12																	

PITCHER	IP	WLS	BF	H	R	ER	SO	BB	IBB	HBP	BLK	WP	HR	S	P	ERA	WHIP
Walt Terrell, R (1, 1) ERA: 4.24	8.0	L	33	5	3	3	4	6	0	1	0	0	1	61	126	3.38	1.375

AB	R	H	RBI	BB	SO	LOB
2	1	0	0	1	0	2
4	0	1	0	0	0	1
3	0	0	1	0	1	0
3	0	0	0	1	2	1
3	0	1	0	1	0	1
2	0	0	0	2	1	1
3	1	1	0	0	0	3
2	1	1	1	1	0	1
3	0	1	1	0	0	1


BOTTOM

Detroit Tigers @ Baltimore Orioles
 Oriole Park at Camden Yards, Baltimore, MD

Sun Apr 19 1992, 3:33 AM EDT
 Att. 43,548 - Overcast - 51 F

livebaseballscorecards.com

AB	25
R	3
H	5
RBI	3
BB	6
SO	4
LOB	11



WP: 0	PA: 33
PB: 0	
SB: 0	
CS: 0	

Batter	1	2	3	4	5	6	7	8	9	AB R H RBI BB SO LOB	TOP					
Dan Gladden, R OBP: 0.302, SLG: 0.310 (1, 7)	F7		P8	P3		P4			3-2 1B	5 0 1 0 0 0 0	Detroit Tigers @ Baltimore Orioles Oriole Park at Camden Yards, Baltimore, MD Mon Apr 20 1992, 7:05 PM EDT Att. 45,013 - Sunny - 63 F livebaseballscorecards.com					
Lou Whitaker, L OBP: 0.375, SLG: 0.250 (1, 4)	BB BB		F8	BB BB		L8			1-1	3 0 0 0 2 0 1						
Alan Trammell, R OBP: 0.327, SLG: 0.302 (1, 6)	2-2 SAFE SAFE P2		2-1 HR	4-2 FC6-4 BB		0-1 G4-3			0-1	4 1 1 1 1 0 2						
Cecil Fielder, R OBP: 0.293, SLG: 0.549 (1, 3)	4-1 BB		1-0 HR	1-1 FC6-4		1-3 K				3 1 1 1 1 1 2						
Mickey Tettleton, S OBP: 0.407, SLG: 0.511 (1, 2)	1-0 G4-3		2-1 HR	4-2 WP BB		3-3 K				3 1 1 1 1 1 2						
Tony Phillips, S OBP: 0.429, SLG: 0.244 (1, 10)		1-1 G4-3	2-1 S 2B 1B	1-3 K		3-2 G4-3				4 1 1 0 0 1 1						
Rob Deer, R OBP: 0.326, SLG: 0.711 (1, 9)		1-1 F9	3-2 1-H 2B	1-2 G5-3		2-3 K				4 0 1 1 0 1 1						
Travis Fryman, R OBP: 0.333, SLG: 0.400 (1, 5)		4-0 BB	2-3 K	2-3 K		0-0 G4-3				3 0 0 0 1 2 2						
Milt Cuyler, S OBP: 0.204, SLG: 0.292 (1, 8) Skeeter Barnes, R (8, 8)	0-2 G5-3		2-1 G4-3	0-3 K		0-0 G5-3				3 0 0 0 0 1 1 1 0 0 0 0 0 0						
Inning Stats	R: 0 H: 0 E: 0 LOB: 2 K: 0 BB: 2 S: 15 P: 28	R: 0 H: 0 E: 0 LOB: 1 K: 0 BB: 1 S: 7 P: 13	R: 4 H: 5 E: 0 LOB: 1 K: 1 BB: 0 S: 16 P: 30	R: 0 H: 0 E: 0 LOB: 2 K: 0 BB: 2 S: 12 P: 26	R: 0 H: 0 E: 0 LOB: 1 K: 2 BB: 1 S: 17 P: 25	R: 0 H: 0 E: 0 LOB: 0 K: 1 BB: 0 S: 5 P: 7	R: 0 H: 0 E: 0 LOB: 0 K: 2 BB: 0 S: 10 P: 14	R: 0 H: 0 E: 0 LOB: 0 K: 1 BB: 0 S: 7 P: 12	R: 0 H: 1 E: 0 LOB: 1 K: 0 BB: 0 S: 12 P: 16	1B: 2 SF: 0 2B: 1 SAC: 0 3B: 0 DP: 0 HR: 3 HBP: 0	WP: 1 PA: 39 PB: 0 SB: 1 CS: 0					
PITCHER	IP WLS BF H R ER SO BB IBB HBP BLK WP HR S P ERA WHIP															
Ben McDonald, R ERA: 3.63 (1, 1)	2.2	16	5	4	4	0	3	0	0	0	0	3	35	66	13.50	3.000
Alan Mills, R ERA: (3, 1)	3.1	13	0	0	0	4	3	0	0	0	1	0	37	63	0.00	0.900
Todd Frohwirth, R ERA: 2.7 (7, 1)	3.0	10	1	0	0	3	0	0	0	0	0	0	29	42	0.00	0.333


Batter	1	2	3	4	5	6	7	8	9	AB	R	H	RBI	BB	SO	LOB
Brady Anderson, L (1, 7) OBP: 0.407, SLG: 0.477	F9		F7	K						5	1	2	2	0	1	1
Mike Devereaux, R (1, 8) OBP: 0.318, SLG: 0.561	G4-3			1B	G4-3					5	2	3	2	0	0	0
Cal Ripken Jr., R (1, 6) OBP: 0.314, SLG: 0.326	2B			HR	F7					5	2	3	1	0	0	2
Sam Horn, L (1, 10) OBP: 0.435, SLG: 0.526 Luis Mercedes, R (7, PR) OBP: 0.250, SLG: 0.143	G3-1			HR	1B					3	1	2	2	1	0	1
Randy Milligan, R (1, 3) OBP: 0.333, SLG: 0.444		L9		G6-3	1B					5	0	1	0	0	1	3
Chito Martinez, L (1, 9)		G3-1		F7	K					4	1	0	0	1	2	2
Leo Gomez, R (1, 5) OBP: 0.341, SLG: 0.390		K		1B	2B					4	2	2	2	0	1	0
Chris Hoiles, R (1, 2) OBP: 0.415, SLG: 0.676			K	1B	1B					4	2	2	2	0	1	0
Billy Ripken, R (1, 4) OBP: 0.242, SLG: 0.313			K	1B	S					4	0	1	1	0	1	3

Inning Stats	R: 0	H: 1	R: 0	H: 0	R: 0	H: 0	R: 5	H: 6	R: 0	H: 2	R: 0	H: 0	R: 7	H: 7	R: 0	H: 0	
E: 0	LOB: 1	E: 0	LOB: 0	E: 0	LOB: 0	E: 0	LOB: 1	E: 0	LOB: 2	E: 1	LOB: 0	E: 0	LOB: 2	E: 1	LOB: 0	E: 0	LOB: 0
K: 0	BB: 0	K: 1	BB: 0	K: 2	BB: 0	K: 1	BB: 0	K: 1	BB: 0	K: 1	BB: 0	K: 1	BB: 0	K: 1	BB: 2	K: 1	BB: 1
S: 9	P: 14	S: 8	P: 14	S: 7	P: 10	S: 26	P: 41	S: 15	P: 25	S: 5	P: 6	S: 5	P: 6	S: 19	P: 38	S: 7	P: 14

PITCHER	IP	WLS	BF	H	R	ER	SO	BB	IBB	HBP	BLK	WP	HR	S	P	ERA	WHIP
Eric King, R (1, 1) ERA: 6.75	3.2	L	17	6	5	5	3	0	0	0	0	0	1	43	67	12.27	1.636
Les Lancaster, R (4, 1) ERA: 11.17	2.1		13	6	3	3	2	0	0	0	0	0	1	36	55	11.57	2.571
Mike Henneman, R (7, 1) ERA: 7.71	0.2		7	3	4	4	1	0	2	0	0	1	0	8	22	54.00	4.500
Kevin Ritz, R (7, 1) ERA: 4.91	1.1		5	1	0	0	1	1	0	0	0	0	0	9	18	0.00	1.500

DETROIT TIGERS @ BALTIMORE ORIOLES
ORIOLE PARK AT CAMDEN YARDS, BALTIMORE, MD
 Mon Apr 20 1992, 7:05 PM EDT
 Att: 45,013 - Sunny - 63 F

AB	39
R	12
H	16
RBI	12
BB	3
SO	7
LOB	12



PITCHER	IP	WLS	BF	H	R	ER	SO	BB	IBB	HBP	BLK	WP	HR	S	P	ERA	WHIP
Eric King, R (1, 1) ERA: 6.75	3.2	L	17	6	5	5	3	0	0	0	0	0	1	43	67	12.27	1.636
Les Lancaster, R (4, 1) ERA: 11.17	2.1		13	6	3	3	2	0	0	0	0	0	1	36	55	11.57	2.571
Mike Henneman, R (7, 1) ERA: 7.71	0.2		7	3	4	4	1	0	2	0	0	1	0	8	22	54.00	4.500
Kevin Ritz, R (7, 1) ERA: 4.91	1.1		5	1	0	0	1	1	0	0	0	0	0	9	18	0.00	1.500

Batter	1	2	3	4	5	6	7	8	9	AB R H RBI BB SO LOB	TOP														
Dan Gladden, R OBP: 0.279, SLG: 0.286 (1, 8) (9, 7)	3-1 F8	1-0 P4		0-0 F9			1-0 P6		0-3 K	5 0 0 0 0 1 3															
Lou Whitaker, L OBP: 0.377, SLG: 0.250 (1, 4)	4-1 HR BB	0-0 G4-3		1-2 G4-3			2-2 G5-3 1B		1-2 G3	4 2 1 0 1 0 3															
Alan Trammell, R OBP: 0.321, SLG: 0.319 (1, 6)	0-0 F7		2-0 WP 2B			1-2 G5-3	1-1 G5-3			4 0 1 0 0 0 2															
Cecil Fielder, R OBP: 0.306, SLG: 0.600 (1, 3)	1-2 1-H HR		1-0 G5-3			2-3 K	1-2 2-H 1B			4 1 2 3 0 1 1															
Mickey Tettleton, S OBP: 0.381, SLG: 0.471 (1, 2)	0-3 K		2-3 K			3-1 G4-3	1-3 K			4 0 0 0 0 3 2															
Tony Phillips, S OBP: 0.433, SLG: 0.250 (1, 10)		2-3 K 1B E	4-1 BB			3-1 G3		2-2 G1-6-3 1B		3 1 1 0 1 1 0															
Rob Deer, R OBP: 0.298, SLG: 0.643 (1, 9)		3-2 SAFE	1-3 K			1-0 P2		1-0 SAFE F8		4 0 0 0 0 1 4															
Travis Fryman, R OBP: 0.345, SLG: 0.407 (1, 5)		0-0 E 1B		1-0 F8		3-0 1B		2-2 SAFE G1-6-3 1-2f		4 0 2 0 0 0 1															
Mark Carreon, R OBP: 0.242, SLG: 0.400 Milt Cuyler, S OBP: 0.204, SLG: 0.292 (1, 7) (9, 8)		1-1 SAFE E5		4-1 BB		3-1 F9			1-3 K	3 0 0 1 1 1 2 0 0 0 0 0 0 0															
Inning Stats	R: 2 E: 0 K: 1 S: 11	H: 1 LOB: 0 BB: 1 P: 19	R: 1 E: 1 K: 1 S: 12	H: 1 LOB: 2 BB: 0 P: 19	R: 0 E: 0 K: 2 S: 9	H: 1 LOB: 2 BB: 1 P: 19	R: 0 E: 0 K: 0 S: 6	H: 0 LOB: 1 BB: 1 P: 12	R: 0 E: 0 K: 1 S: 8	H: 0 LOB: 0 BB: 0 P: 14	R: 0 E: 0 K: 0 S: 6	H: 1 LOB: 1 BB: 0 P: 16	R: 1 E: 0 K: 1 S: 13	H: 2 LOB: 1 BB: 0 P: 19	R: 0 E: 0 K: 0 S: 10	H: 1 LOB: 0 BB: 0 P: 14	R: 0 E: 0 K: 2 S: 9	H: 0 LOB: 0 BB: 0 P: 11	1B: 5 2B: 1 3B: 0 HR: 1	SF: 0 SAC: 0 DP: 1 HBP: 0	WP: 1 PB: 1 SB: 0 CS: 0	PA: 38			
PITCHER Bobby Witt, R ERA: 3.79 Terry Mathews, R ERA: 2.84	IP 7.0 2.0	WLS L	BF 32 6	H 6 1	R 4 0	ER 3 0	SO 6 2	BB 3 0	IBB 0 0	HBP 0 0	BLK 0 0	WP 1 0	HR 1 0	S 65 19	P 118 25	ERA 3.86 0.00	WHIP 1.286 0.500								

Detroit Tigers @ Texas Rangers
 Arlington Stadium, Arlington, TX
 Tue Apr 21 1992, 8:05 PM EDT
 Att. 20,220 - Cloudy - 72 F

livebaseballscorecards.com

AB 35
R 4
H 7
RBI 4
BB 3
SO 8
LOB 18



Batter	1	2	3	4	5	6	7	8	9	AB	R	H	RBI	BB	SO	LOB
Jeff Huson, L OBP: 0.289, SLG: 0.364 (1, 6) C B B X	2-1 L9 ①		1-2 1B ①			1-0 P2 ①		0-1 G4-6-3 ① 1-2f		4	0	1	0	0	0	1
Jack Daugherty, S OBP: 0.286, SLG: 0.226 (1, 10) C X	0-1 P6 ②		0-0 F8 ③			2-0 F7 ②		2-0 F8 ③		4	0	0	0	0	0	2
Rafael Palmeiro, L OBP: 0.333, SLG: 0.431 (1, 3) C B X	1-1 F7 ③				3-1 HR ①		0-1 1B ③		3-2 SF9 3B ①	4	2	3	1	0	0	0
Ruben Sierra, S OBP: 0.333, SLG: 0.528 (1, 9) C X		0-1 F7 ①			1-0 G6-3 ①		1-1 P5 ③		2-1 SF9 ①	3	0	0	1	0	0	1
Juan Gonzalez, R OBP: 0.355, SLG: 0.533 (1, 8) C B B X		1-3 K ②			1-1 F9 ②		0-0 1B ①		3-H K ②	4	0	1	0	0	2	0
Kevin Reimer, L OBP: 0.382, SLG: 0.500 (1, 7) C C C X		0-2 G6-3 ③			1-3 K2-3 ③		1-0 F7 ①		0-1 2B ③	4	0	1	0	0	1	1
Dean Palmer, R OBP: 0.390, SLG: 0.580 (1, 5) B F F X			1-1 G4-3 ①		2-3 K ①		2-0 L7 ②		3-2 G4-3 ③	4	0	0	0	0	1	2
Al Newman, S OBP: 0.261, SLG: 0.200 Geno Petrali, L OBP: 0.231, SLG: 0.538 (7, PH) (8, 4) C X			0-1 F8 ②		1-0 G4-3 ②		2-1 G4-3 ③			2	0	0	0	0	0	0
Ivan Rodriguez, R OBP: 0.321, SLG: 0.396 (1, 2) F F X			0-2 1B ①		2-1 G1 ③			4-0 G4-6-3 BB ①		1	0	0	0	0	0	1

Inning Stats	R: 0	H: 0	E: 0	LOB: 0	K: 0	S: 6	R: 0	H: 0	E: 0	LOB: 0	K: 1	S: 8	R: 0	H: 2	E: 0	LOB: 2	K: 0	S: 11	R: 1	H: 1	E: 0	LOB: 0	K: 1	S: 9	R: 0	H: 0	E: 0	LOB: 0	K: 1	S: 6	R: 0	H: 1	E: 0	LOB: 1	K: 0	S: 5	R: 0	H: 1	E: 0	LOB: 1	K: 0	S: 3	R: 0	H: 0	E: 0	LOB: 0	K: 0	S: 3	R: 1	H: 2	E: 0	LOB: 1	K: 1	S: 14	1B: 4	SF: 1	2B: 1	SAC: 0	3B: 1	DP: 1	HR: 1	HBP: 0	WP: 0	PA: 34
--------------	------	------	------	--------	------	------	------	------	------	--------	------	------	------	------	------	--------	------	-------	------	------	------	--------	------	------	------	------	------	--------	------	------	------	------	------	--------	------	------	------	------	------	--------	------	------	------	------	------	--------	------	------	------	------	------	--------	------	-------	-------	-------	-------	--------	-------	-------	-------	--------	-------	--------

PITCHER	IP	WLS	BF	H	R	ER	SO	BB	IBB	HBP	BLK	WP	HR	S	P	ERA	WHIP
Bill Gullickson, R ERA: 5.09 (1, 1)	7.0	W	27	5	1	1	3	1	0	0	0	0	1	51	81	1.29	0.857
Mike Henneman, R ERA: 6.75 (8, 1)	2.0	S	7	2	1	1	1	0	0	0	0	0	0	17	28	4.50	1.000

BOTTOM

Detroit Tigers @ Texas Rangers
Arlington Stadium, Arlington, TX

Tue Apr 21 1992, 8:05 PM EDT
Att: 20,220 - Cloudy - 72 F

livebaseballscorecards.com

AB	32
R	2
H	7
RBI	2
BB	1
SO	4
LOB	8



Batter	1	2	3	4	5	6	7	8	9	AB	R	H	RBI	BB	SO	LOB	TOP									
Dan Gladden, R OBP: 0.257, SLG: 0.261 (1, 8) (9, 7) E1 2B	G4-3 3-1			G6-3 3-1	F8 0-0		P7 3-1 1-2		F9 0-0	6	1	0	0	0	0	6										
Tony Phillips, S OBP: 0.431, SLG: 0.234 (1, 4) SAFE SAFE 1B SAFE BB BB BB	2B 1-2	1B G5-3 4-2		G3 1-1		K 2-3		F8 2-1		3	2	0	0	2	1	0										
Alan Trammell, R OBP: 0.328, SLG: 0.346 (1, 6) C BB BB X	HR 1-H 2-H 2B	G5-3 1-3 1B		P5 1-0		F8 2-1		F9 1-1		5	1	2	2	0	0	0										
Cecil Fielder, R OBP: 0.299, SLG: 0.617 (1, 3) S BB BB S	K 2-3	G5-3 1-2 3-H			HR 2-1	P2 2-2		F9 3-2		5	1	1	2	0	1	2										
Mickey Tettleton, S OBP: 0.382, SLG: 0.518 (1, 2) B C X	HR 2-H 1-1	K 3-3			F9 0-0		HR 1B 0-0		G3-1 1-1	5	2	2	2	0	1	1										
Rob Deer, R OBP: 0.288, SLG: 0.660 (1, 9) B X	HR 1-0	F9 2-1			K 0-3		K 3-3		K 3-3	5	1	1	1	0	3	2										
Travis Fryman, R OBP: 0.381, SLG: 0.508 (1, 5) B X	G3-1 WP 2B 1-0			F8 3-2	S 1B 1-0		HR 1-1		1B 1B 2-2	5	4	4	2	0	0	0										
Mark Carreon, R OBP: 0.263, SLG: 0.400 Milt Cuyler, S OBP: 0.204, SLG: 0.292 (1, 7) (9, 9) B X	G3-1 2-3			G6-3 3-2	2B 1B 1-1		K 3-3		E 1B 1B 1-2	5	0	2	1	0	1	1										
Skeeter Barnes, R OBP: 0.571, SLG: 0.600 (1, 10) BB BB BB	WP BB 4-0			P5 1-0	S 2B 1-3		S BB 4-1		E7 1B 1-3 2-H	3	0	2	1	2	0	0										
Inning Stats	R: 6 E: 1 K: 1 S: 14	H: 4 LOB: 1 BB: 2 P: 34	R: 1 E: 0 K: 1 S: 12	H: 1 LOB: 1 BB: 1 P: 24	R: 0 E: 0 K: 0 S: 9	H: 0 LOB: 0 BB: 0 P: 16	R: 0 E: 0 K: 0 S: 5	H: 0 LOB: 0 BB: 0 P: 10	R: 2 E: 0 K: 1 S: 12	H: 4 LOB: 2 BB: 0 P: 19	R: 0 E: 0 K: 1 S: 9	H: 0 LOB: 0 BB: 0 P: 15	R: 2 E: 0 K: 2 S: 13	H: 2 LOB: 1 BB: 1 P: 29	R: 0 E: 0 K: 0 S: 7	H: 0 LOB: 0 BB: 0 P: 13	R: 1 E: 1 K: 1 S: 14	H: 3 LOB: 2 BB: 0 P: 25	1B: 7 2B: 3 3B: 0 HR: 4	SF: 0 SAC: 0 DP: 0 HBP: 0	WP: 1 PB: 0 SB: 2 CS: 0	PA: 46				
PITCHER	IP	WLS	BF	H	R	ER	SO	BB	IBB	HBP	BLK	WP	HR	S	P	ERA	WHIP									
Brian Bohanon, L ERA: 6.75 (1, 1)	0.1		7	4	6	4	1	1	0	0	0	0	2	11	23	108.00	15.000									
Jeff Robinson, R ERA: 5.75 (1, 1)	4.1	L	18	3	3	3	2	2	0	0	0	1	1	36	71	6.23	1.154									
Barry Manuel, R ERA: 4.15 (5, 1)	2.1		12	4	2	2	3	1	0	0	0	0	1	27	53	7.71	2.143									
Kenny Rogers, L ERA: 3.12 (8, 1)	1.0		3	0	0	0	0	0	0	0	0	0	0	7	13	0.00	0.000									
Jeff Russell, R ERA: 2.7 (9, 1)	1.0		6	3	1	1	1	0	0	0	0	0	0	14	25	9.00	3.000									

Detroit Tigers @ Texas Rangers
Arlington Stadium, Arlington, TX
Wed Apr 22 1992, 8:05 PM EDT
Att. 19,838 - Sunny - 82 F

livebaseballscores.com

AB	42
R	12
H	14
RBI	11
BB	4
SO	7
LOB	12



Batter	1	2	3	4	5	6	7	8	9	AB R H RBI BB SO LOB
Brian Downing, R OBP: 0.514, SLG: 0.333 (1, 10)	4-1 BB 2B	2-2 2-H 1B		4-1 1-2 HR BB		1-2 G5-4-3 1-2f			0-2 1B BB SF8 1B	3 3 2 1 2 0 1
Julio Franco, R OBP: 0.800, SLG: 1.000 (1, 4)	3-1 1-H 2B	2-0 F9		4-2 1-2 2-3 HR BB			3-2 1B	4-1 1-2 1B BB	3 1 2 1 2 0 1	
Rafael Palmeiro, L OBP: 0.354, SLG: 0.500 (1, 3)	1-0 P5		2-1 1B	0-1 1-H 2-H 3-H HR			2-1 P6	0-0 1-2 2-3 1B	5 1 3 4 0 0 2	
Ruben Sierra, S OBP: 0.308, SLG: 0.483 (1, 9)	2-1 P5		1-0 P6	1-1 L8			2-2 F7	0-3 K	5 0 0 0 0 1 6	
Juan Gonzalez, R OBP: 0.328, SLG: 0.500 (1, 8)	2-1 G6-3		3-0 F7		1-1 P4		3-2 P9	0-2 SF8	4 0 0 1 0 0 3	
Dean Palmer, R OBP: 0.375, SLG: 0.537 (1, 5)		4-2 G1-3 1B BB	2-3 K		1-3 K			2-3 K	4 1 0 0 1 4 3	
Kevin Reimer, L OBP: 0.373, SLG: 0.481 (1, 7)		2-1 G1-3		3-2 G3	2-3 K			1-2 1B	4 0 1 0 0 1 1	
Dickie Thon, R OBP: 0.346, SLG: 0.396 (1, 6)		2-0 G5-3 1B		0-0 F9		4-1 G5-4-3 BB		0-0 F9	3 1 1 1 1 0 1	
Geno Petralli, L OBP: 0.235, SLG: 0.471 (1, 2)		1-0 G5-3		2-2 BB HR 1B		2-2 F9		3-1 F8	4 1 1 0 0 0 3	

Inning Stats	R: 1	H: 1	E: 0	K: 0	S: 8	LOB: 1	BB: 1	P: 20	R: 2	H: 2	E: 0	K: 0	S: 11	LOB: 1	BB: 1	P: 24	R: 0	H: 1	E: 0	K: 1	S: 8	LOB: 1	BB: 0	P: 16	R: 4	H: 2	E: 0	K: 0	S: 14	LOB: 0	BB: 2	P: 28	R: 0	H: 0	E: 0	K: 2	S: 9	LOB: 0	BB: 0	P: 13	R: 0	H: 0	E: 0	K: 0	S: 8	LOB: 0	BB: 1	P: 15	R: 0	H: 1	E: 0	K: 0	S: 18	LOB: 1	BB: 0	P: 28	R: 0	H: 1	E: 0	K: 1	S: 9	LOB: 1	BB: 0	P: 15	R: 1	H: 2	E: 0	K: 2	S: 19	LOB: 2	BB: 1	P: 25	1B: 8	SF: 1	2B: 1	SAC: 0	3B: 0	DP: 1	HR: 1	HBP: 0	WP: 0	PA: 42
--------------	------	------	------	------	------	--------	-------	-------	------	------	------	------	-------	--------	-------	-------	------	------	------	------	------	--------	-------	-------	------	------	------	------	-------	--------	-------	-------	------	------	------	------	------	--------	-------	-------	------	------	------	------	------	--------	-------	-------	------	------	------	------	-------	--------	-------	-------	------	------	------	------	------	--------	-------	-------	------	------	------	------	-------	--------	-------	-------	-------	-------	-------	--------	-------	-------	-------	--------	-------	--------

PITCHER	IP	WLS	BF	H	R	ER	SO	BB	IBB	HBP	BLK	WP	HR	S	P	ERA	WHIP
Scott Aldred, L ERA: 11.91 (1, 1)	3.2		21	6	7	7	1	4	0	0	0	0	1	39	85	17.18	2.727
Mark Leiter, R ERA: 3.38 (4, 1)	4.1	W	15	2	0	0	3	1	0	0	0	0	0	46	74	0.00	0.692
Mike Henneman, R ERA: 7.04 (9, 1)	1.0		6	2	1	1	2	1	0	0	0	0	0	19	25	9.00	3.000

BOTTOM

Detroit Tigers @ Texas Rangers
Arlington Stadium, Arlington, TX
Wed Apr 22 1992, 8:05 PM EDT
Att. 19,838 - Sunny - 82 F

livebaseballscorecards.com

AB	35
R	8
H	10
RBI	8
BB	6
SO	6
LOB	21



Batter	1	2	3	4	5	6	7	8	9	AB R H RBI BB SO LOB	TOP											
Milt Cuyler, S OBP: 0.222, SLG: 0.358 (1, 8)	1-3 K	0-0 FC6-4 1B	2-1 SH1-4		1-3 K		0-1 1-H 2-H HR		1-0 E7	5 1 2 3 0 2 0												
Lou Whitaker, L OBP: 0.373, SLG: 0.289 (1, 4)	1-0 BB 2B 1B	1-0 SAFE SAFE FC6-4 1B	0-1 SF7			0-1 2B	0-1 F8		2-2 F7	5 2 2 1 0 0 2												
Travis Fryman, R OBP: 0.382, SLG: 0.500 (1, 6)	0-0 BB 2B 1B	1-1 SAFE SAFE BB 1B	0-2 G6-3			0-0 G6-3	2-2 F8			5 1 2 0 0 0 1												
Cecil Fielder, R OBP: 0.319, SLG: 0.603 Dave Bergman, L OBP: 0.286, SLG: 0.429 (1, 3) (8, 3)	4-0 2B BB	1-2 BB 1B		0-0 G6-3		4-0 IBB		2-3 K		3 1 1 1 2 1 0 0 0 0 0 0 0 0												
Mickey Tettleton, S OBP: 0.397, SLG: 0.533 (1, 10)	1-0 1-H 2-H 3-H 2B 2B	4-2 1-2 2-3 BB		0-1 G4-3		3-2 P6		2-2 1B		4 1 2 3 1 0 2												
Rob Deer, R OBP: 0.281, SLG: 0.635 (1, 9)	1-0 G5-3	3-3 K		0-2 2B		1-2 P5		1-0 F7		5 0 1 0 0 1 7												
Chad Kreuter, S OBP: 0.167, SLG: 0.250 (1, 2)	1-2 1B 2B	0-1 G3-1		0-1 G3		2-1 BB HR 1B		3-2 F8		5 2 2 1 0 0 5												
Mark Carreon, R OBP: 0.279, SLG: 0.400 (1, 7)	3-1 2-H 1B		0-0 WP E 1B		1-3 K		1 SAFE 2-3 K		2-1 P9	5 1 2 1 0 2 1												
Scott Livingstone, L OBP: 0.385, SLG: 0.333 (1, 5)	0-3 K		3-2 E7 SH1-4 SF7 1B		1-3 K		1 SAFE 4-1 BB HR BB		0-0 G3-1	4 2 1 1 1 2 1												
Inning Stats	R: 5 E: 0 K: 2 S: 16	H: 5 LOB: 1 BB: 1 P: 28	R: 1 E: 0 K: 1 S: 14	H: 3 LOB: 3 BB: 1 P: 24	R: 2 E: 1 K: 0 S: 12	H: 2 LOB: 0 BB: 0 P: 17	R: 0 E: 0 K: 0 S: 8	H: 1 LOB: 1 BB: 0 P: 8	R: 0 E: 0 K: 3 S: 9	H: 0 LOB: 0 BB: 0 P: 12	R: 0 E: 0 K: 1 S: 11	H: 1 LOB: 2 BB: 1 P: 19	R: 3 E: 0 K: 1 S: 14	H: 2 LOB: 0 BB: 1 P: 24	R: 0 E: 0 K: 1 S: 10	H: 1 LOB: 1 BB: 0 P: 18	R: 0 E: 1 K: 0 S: 7	H: 0 LOB: 1 BB: 0 P: 12	1B: 10 2B: 4 3B: 0 HR: 1	SF: 1 SAC: 1 DP: 0 HBP: 0	WP: 1 PB: 0 SB: 0 CS: 0	PA: 47
PITCHER	IP WLS BF H R ER SO BB IBB HBP BLK WP HR S P ERA WHIP																					
Kevin Brown, R ERA: 3.9 (1, 1)	5.0 L 28 11 8 7 6 2 0 0 0 1 0 59 89 12.60 2.600																					
Floyd Bannister, L ERA: 4.91 (6, 1)	0.2 4 1 0 0 0 0 1 0 0 0 0 6 13 0.00 1.500																					
Terry Mathews, R ERA: 4.66 (6, 1)	3.1 15 3 3 3 2 1 0 0 0 0 1 36 60 8.10 1.200																					

Detroit Tigers @ Texas Rangers
Arlington Stadium, Arlington, TX
Thu Apr 23 1992, 8:05 PM EDT
Att. 30,432 - Sunny - 85 F

livebaseballscorecards.com

AB 41
R 11
H 15
RBI 11
BB 4
SO 8
LOB 19



Batter	1	2	3	4	5	6	7	8	9	AB	R	H	RBI	BB	SO	LOB
Brian Downing, R (1, 10) OBP: 0.513, SLG: 0.333 Geno Petrali, L (9, PH) OBP: 0.222, SLG: 0.444	2-2 G5-3	4-2 G3-1 2B BB		2-1 F7		1-1 1B			3-1 L4	3	1	1	0	1	0	0
Julio Franco, R (1, 4) OBP: 0.556, SLG: 0.571 Jeff Huson, L (8, 4) OBP: 0.304, SLG: 0.378	2-2 1B	1-1 G3-1		1-2 G6-3		0-2 G1-6-3			1-0 1B	4	1	1	1	0	0	3
Rafael Palmeiro, L (1, 3) OBP: 0.371, SLG: 0.517	3-2 1B	2-2 2B		4-1 BB					3-1 P6	4	1	2	2	1	0	2
Ruben Sierra, S (1, 9) OBP: 0.304, SLG: 0.468 Jack Daugherty, S (8, 9) OBP: 0.278, SLG: 0.219	3-2 1B	0-1 F9		1-2 G3					1-2 G3	4	0	1	1	0	1	2
Juan Gonzalez, R (1, 8) OBP: 0.324, SLG: 0.485 John Cangelosi, S (8, 8) OBP: 0.250, SLG: 0.400	0-1 1B	0-0 F9			2-2 F9				3-1 G6-3	4	0	1	1	0	0	1
Dean Palmer, R (1, 5) OBP: 0.358, SLG: 0.509 Al Newman, S (8, 5) OBP: 0.250, SLG: 0.190	3-3 K		1-2 P3		3-3 K				3-2 G1-3	3	0	0	0	0	2	2
Kevin Reimer, L (1, 7) OBP: 0.365, SLG: 0.483	3-2 G6-3		1-0 2B		1-0 F9				0-0 P4	4	0	1	0	0	0	2
Dickie Thon, R (1, 6) OBP: 0.339, SLG: 0.373		4-1 2B G3-1 BB		0-1 F8					1-2 P4	3	1	0	0	1	0	1
Ivan Rodriguez, R (1, 2) OBP: 0.321, SLG: 0.412 Doug Davis, R (9, 2) OBP: 1.000, SLG: 1.000		0-1 G3-1 2B 2B		0-1 G6-3					2-2 1B	3	1	1	0	0	0	1

Inning Stats	R: 2	H: 4	E: 0	LOB: 2	K: 1	S: 22	P: 38	R: 3	H: 2	E: 0	LOB: 1	K: 0	S: 14	P: 25	R: 0	H: 1	E: 0	LOB: 1	K: 0	S: 8	P: 10	R: 0	H: 0	E: 0	LOB: 0	K: 1	S: 8	P: 14	R: 0	H: 1	E: 0	LOB: 1	K: 0	S: 10	P: 15	R: 0	H: 0	E: 0	LOB: 0	K: 1	S: 8	P: 17	R: 0	H: 0	E: 0	LOB: 0	K: 0	S: 8	P: 12	R: 0	H: 2	E: 0	LOB: 2	K: 0	S: 12	P: 22	1B: 7	2B: 3	3B: 0	HR: 0	SF: 0	SAC: 0	DP: 0	HBP: 0	WP: 0	PA: 40
--------------	------	------	------	--------	------	-------	-------	------	------	------	--------	------	-------	-------	------	------	------	--------	------	------	-------	------	------	------	--------	------	------	-------	------	------	------	--------	------	-------	-------	------	------	------	--------	------	------	-------	------	------	------	--------	------	------	-------	------	------	------	--------	------	-------	-------	-------	-------	-------	-------	-------	--------	-------	--------	-------	--------

PITCHER	IP	WLS	BF	H	R	ER	SO	BB	IBB	HBP	BLK	WP	HR	S	P	ERA	WHIP
Frank Tanana, L (1, 1) ERA: 9.2	1.0		10	5	5	5	1	2	0	0	0	0	0	27	51	45.00	7.000
Les Lancaster, R (2, 1) ERA: 7.53	4.2	W	18	3	0	0	1	1	0	0	0	0	0	43	67	0.00	0.857
John Doherty, R (6, 1) ERA: 3.6	3.1	S	12	2	0	0	1	0	0	0	0	0	0	31	54	0.00	0.600

BOTTOM

Detroit Tigers @ Texas Rangers
Arlington Stadium, Arlington, TX
Thu Apr 23 1992, 8:05 PM EDT
Att. 30,432 - Sunny - 85 F

livebaseballscorecards.com

AB	37
R	5
H	10
RBI	5
BB	3
SO	3
LOB	17



Batter	1	2	3	4	5	6	7	8	9	AB R H RBI BB SO LOB	TOP											
Tim Raines, S (1, 10) OBP: 0.339, SLG: 0.296 Warren Newson, L (8, PH) OBP: 0.667, SLG: 0.500	3-2 G3	4-0 SF9 IBB		1 SAFE 4-2 1 SAFE 1 SAFE 1 SAFE 1 SAFE 1 SAFE 1-2 S 1B BB	0-0 F9				2-0 G5-3		2 1 0 0 2 0 0 1 0 0 0 0 0 0											
Steve Sax, R (1, 4) OBP: 0.339, SLG: 0.265 Joey Cora, S (8, 4) OBP: 0.333, SLG: 0.286	3-2 G5-3	0-2 SF9		2-1 WP BB 1B 1B		1-1 G6-3			1-0 1B 2B		3 1 1 3 0 0 0 1 1 1 0 0 0 0											
Robin Ventura, L (1, 5) OBP: 0.348, SLG: 0.255 Esteban Beltre, R (9, PR) (9, 6)	0-0 F9	4-0		4-0 1B 1B BB		1-2 F7			4-1 1B BB		2 1 0 0 3 0 0 0 0 0 0 0 0 0											
Frank Thomas, R (1, 3) OBP: 0.391, SLG: 0.408				2-2 1B 1B		1-1 G4-3			1-3 K		5 1 2 1 0 1 5											
George Bell, R (1, 7) OBP: 0.276, SLG: 0.439				2-2 BB 1B 1B		1-0 1B			1-3 K		5 1 2 1 0 1 2											
Dan Pasqua, L (1, 9) OBP: 0.432, SLG: 0.656 Mike Huff, R (9, PH) OBP: 0.346, SLG: 0.375 (9, 9)				4-2 1B 1B BB		2-2 F8			1-1 1B		3 1 0 0 1 1 2 1 0 1 1 0 0 0											
Ron Karkovice, R (1, 2) OBP: 0.349, SLG: 0.351				1-1 SH2-4 1B SF9 1B		3-2 G6-3			1-3 K		5 1 1 2 0 1 4											
Lance Johnson, L (1, 8) OBP: 0.321, SLG: 0.375				1-0 SF9 SH2-4 1B		0-0 E3 S BB 1B			3-1 L7		4 1 1 1 0 0 0											
Craig Grebeck, R (1, 6) OBP: 0.273, SLG: 0.222 (9, 5)				0-0 SH2-4		2-0 F7			0-0 G5-3		3 0 0 0 0 1 1											
Inning Stats	R: 0 E: 0 K: 0 S: 10	H: 0 LOB: 0 BB: 0 P: 16	R: 4 E: 0 K: 0 S: 17	H: 4 LOB: 3 BB: 3 P: 38	R: 0 E: 0 K: 0 S: 6	H: 0 LOB: 0 BB: 0 P: 14	R: 4 E: 1 K: 0 S: 16	H: 3 LOB: 2 BB: 2 P: 33	R: 0 E: 0 K: 1 S: 6	H: 0 LOB: 0 BB: 0 P: 11	R: 0 E: 0 K: 1 S: 7	H: 0 LOB: 0 BB: 0 P: 10	R: 0 E: 0 K: 1 S: 7	H: 0 LOB: 0 BB: 0 P: 13	R: 0 E: 0 K: 0 S: 3	H: 0 LOB: 0 BB: 0 P: 5	R: 1 E: 0 K: 3 S: 14	H: 2 LOB: 2 BB: 1 P: 23	1B: 7 2B: 2 3B: 0 HR: 0	SF: 1 SAC: 1 DP: 0 HBP: 0	WP: 1 PB: 0 SB: 2 CS: 0	PA: 43
PITCHER	IP WLS BF H R ER SO BB IBB HBP BLK WP HR S P ERA WHIP																					
Walt Terrell, R (1, 1) ERA: 5.74 Kevin Ritz, R (4, 1) ERA: 4.02 Mike Munoz, L (9, 1) ERA: 2.57	3.1 L 20 5 7 7 0 3 1 0 0 0 0 0 41 84 18.90 2.400																					

Chicago White Sox @ Detroit Tigers
 Tiger Stadium, Detroit, MI
 Fri Apr 24 1992, 7:05 PM EDT
 Att. 10,404 - Cloudy - 47 F

AB	35
R	9
H	9
RBI	9
BB	6
SO	5
LOB	14



Batter	1	2	3	4	5	6	7	8	9	AB R H RBI BB SO LOB
Dan Gladden, R OBP: 0.244, SLG: 0.247 (1, 7)	0-0 P3 ①		0-2 L9 ③ 1 SAFE 1 SAFE			2-1 L8 ①		1-0 F9 ③		4 0 0 0 0 0 1
Lou Whitaker, L OBP: 0.361, SLG: 0.277 Scott Livingstone, L OBP: 0.333, SLG: 0.286 (1, 4) (5, 5)	2-3 K ②			2-3 K ①		2-2 G3-1 ②		0-0 L8 ①		2 0 0 0 0 2 0 2 0 0 0 0 0 0
Travis Fryman, R OBP: 0.361, SLG: 0.471 (1, 6)	2-2 L9 ③			0-2 F8 ②		2-2 G6-3 ③		3-2 F8 ②		4 0 0 0 0 0 0
Cecil Fielder, R OBP: 0.311, SLG: 0.585 Dave Bergman, L OBP: 0.222, SLG: 0.333 (1, 3) (5, 3)		0-1 G5-3 ①		1-2 P3 ③		1-1 F7 ①		2-2 G6-3 ③		2 0 0 0 0 0 0 2 0 0 0 0 0 0
Mickey Tettleton, S OBP: 0.400, SLG: 0.581 Chad Kreuter, S OBP: 0.231, SLG: 0.250 (1, 2) (6, 2)		2-1 L9 ②			0-2 HR		4-1 FC4-6 BB			2 1 1 1 0 0 0 0 0 0 0 1 0 0
Tony Phillips, S OBP: 0.412, SLG: 0.220 (1, 5) (5, 4)		3-2 G3 ③			1-3 K ①		0-2 FC4-6 1-2f			3 0 0 0 0 1 1
Rob Deer, R OBP: 0.267, SLG: 0.600 (1, 9)			2-3 K ①		1-3 K ②		3-1 F7 ③			3 0 0 0 0 2 1
Mark Carreon, R OBP: 0.304, SLG: 0.405 (1, 10)			4-2 FC4-6 BB		2-1 1B			0-0 P3 ①		2 0 1 0 1 0 0
Milt Cuyler, S OBP: 0.211, SLG: 0.339 (1, 8)			2-2 FC4-6 1-2f		0-3 K ③			2-3 K ②		3 0 0 0 0 2 2

Inning Stats	R: 0 E: 0 K: 1 S: 9	H: 0 LOB: 0 BB: 0 P: 13	R: 0 E: 0 K: 0 S: 8	H: 0 LOB: 0 BB: 0 P: 13	R: 0 E: 0 K: 1 S: 12	H: 0 LOB: 1 BB: 1 P: 20	R: 0 E: 0 K: 1 S: 10	H: 0 LOB: 0 BB: 0 P: 13	R: 1 E: 0 K: 3 S: 16	H: 2 LOB: 1 BB: 0 P: 20	R: 0 E: 0 K: 0 S: 9	H: 0 LOB: 0 BB: 0 P: 15	R: 0 E: 0 K: 0 S: 8	H: 0 LOB: 1 BB: 1 P: 16	R: 0 E: 0 K: 1 S: 5	H: 0 LOB: 0 BB: 0 P: 8	R: 0 E: 0 K: 0 S: 7	H: 0 LOB: 0 BB: 0 P: 12	1B: 1 2B: 0 3B: 0 HR: 1	SF: 0 SAC: 0 DP: 0 HBP: 0
--------------	------------------------------	----------------------------------	------------------------------	----------------------------------	-------------------------------	----------------------------------	-------------------------------	----------------------------------	-------------------------------	----------------------------------	------------------------------	----------------------------------	------------------------------	----------------------------------	------------------------------	---------------------------------	------------------------------	----------------------------------	----------------------------------	------------------------------------

PITCHER	IP	WLS	BF	H	R	ER	SO	BB	IBB	HBP	BLK	WP	HR	S	P	ERA	WHIP
Jack McDowell, R ERA: 3.6 (1, 1)	7.0	W	25	2	1	1	6	2	0	0	0	0	1	72	110	1.29	0.571
Donn Pall, R ERA: 2.25 (8, 1)	1.0		3	0	0	0	1	0	0	0	0	0	0	5	8	0.00	0.000
Bobby Thigpen, R ERA: 3.68 (9, 1)	1.0		3	0	0	0	0	0	0	0	0	0	0	7	12	0.00	0.000


BOTTOM

Chicago White Sox @ Detroit Tigers
Tiger Stadium, Detroit, MI

Fri Apr 24 1992, 7:05 PM EDT
Att: 10,404 - Cloudy - 47 F

AB	29
R	1
H	2
RBI	1
BB	2
SO	7
LOB	5

WP: 0 PA: 31
PB: 0
SB: 0
CS: 0



PITCHER	IP	WLS	BF	H	R	ER	SO	BB	IBB	HBP	BLK	WP	HR	S	P	ERA	WHIP
---------	----	-----	----	---	---	----	----	----	-----	-----	-----	----	----	---	---	-----	------

Batter	1	2	3	4	5	6	7	8	9	AB R H RBI BB SO LOB											
Lance Johnson, L (1, 8) OBP: 0.295, SLG: 0.344	2-0 F7		0-0 F8	3-2 F8		1-1 G4-3		1-0 G5-3		5 0 0 0 0 0 0											
Steve Sax, R (1, 4) OBP: 0.344, SLG: 0.296	1-1 1B 2B		2-2 2B 1B	1-2 P6		3-2 G4-3		1-0 F9		5 2 2 0 0 0 0											
Robin Ventura, L (1, 5) OBP: 0.380, SLG: 0.356	4-2 1B BB		1-0 1B 2B		1-0 HR	0-1 P4		0-2 BB 1B		4 2 3 2 1 0 0											
Frank Thomas, R (1, 3) OBP: 0.420, SLG: 0.423	0-0 1B		1-0 1B 1B		4-2 2B SF7 BB		1-0 P4		4-0 1B BB	3 2 2 2 2 0 0											
George Bell, R (1, 10) OBP: 0.286, SLG: 0.435	0-2 F8		1-0 1B FC4-6 1B		1-3 K		1-1 G4-3 1B		0-3 K	5 1 2 0 0 2 5											
Dan Pasqua, L (1, 9) OBP: 0.429, SLG: 0.649	2-0 P7		3-2 1B FC4-6 1B		2-2 1B 2B		0-0 G4-3		3-2 P3	5 0 2 1 0 0 5											
Warren Newson, L (1, 7) OBP: 0.500, SLG: 0.200			2-1 G6-3 1B		4-0 IBB		4-0 FC5 IBB		0-3 K	3 0 0 1 2 1 3											
Mike Huff, R (9, 7) OBP: 0.346, SLG: 0.375			1-2 FC4-6							0 0 0 0 0 0 0											
Ron Karkovice, R (1, 2) OBP: 0.340, SLG: 0.350			2-1 G6-4-3 1B		0-0 P2		0-0 SF7			3 0 1 1 0 0 3											
Craig Grebeck, R (1, 6) OBP: 0.200, SLG: 0.154			1-0 G6-4-3 1-2f		2-1 F8		0-0 F9			4 0 0 0 0 0 3											
Inning Stats	R: 1 E: 0 K: 0 S: 11	H: 2 LOB: 2 BB: 1 P: 20	R: 0 E: 0 K: 0 S: 5	H: 1 LOB: 0 BB: 0 P: 10	R: 4 E: 0 K: 0 S: 16	H: 5 LOB: 1 BB: 0 P: 26	R: 0 E: 0 K: 0 S: 9	H: 0 LOB: 0 BB: 0 P: 15	R: 2 E: 0 K: 1 S: 13	H: 2 LOB: 2 BB: 2 P: 25	R: 0 E: 0 K: 0 S: 7	H: 0 LOB: 0 BB: 0 P: 11	R: 0 E: 0 K: 0 S: 5	H: 1 LOB: 2 BB: 1 P: 11	R: 0 E: 0 K: 0 S: 3	H: 0 LOB: 0 BB: 0 P: 7	R: 0 E: 0 K: 2 S: 13	H: 1 LOB: 2 BB: 1 P: 20	1B: 8 2B: 3 3B: 0 HR: 1	SF: 1 SAC: 0 DP: 1 HBP: 0	WP: 0 PB: 0 SB: 0 CS: 0

PITCHER	IP	WLS	BF	H	R	ER	SO	BB	IBB	HBP	BLK	WP	HR	S	P	ERA	WHIP	PITCHER	IP	WLS	BF	H	R	ER	SO	BB	IBB	HBP	BLK	WP	HR	S	P	ERA	WHIP		
Eric King, R (1, 1) ERA: 8.62	2.1	L	15	8	5	5	0	1	0	0	0	0	0	29	51	19.29	3.857																				
Les Lancaster, R (3, 1) ERA: 7.41	2.2		12	2	2	2	1	1	1	0	0	0	1	25	45	6.75	1.125																				
John Doherty, R (6, 1) ERA: 2.77	3.0		11	1	0	0	0	0	1	0	0	0	0	15	29	0.00	0.333																				
Mike Henneman, R (9, 1) ERA: 6.23	1.0		5	1	0	0	2	1	0	0	0	0	0	13	20	0.00	2.000																				

Chicago White Sox @ Detroit Tigers

Tiger Stadium, Detroit, MI

Sun Apr 26 1992, 3:33 AM EDT
Att. 14,181 - Cloudy - 51 F

AB	37
R	7
H	12
RBI	7
BB	5
SO	3
LOB	19

Batter	1	2	3	4	5	6	7	8	9	AB	R	H	RBI	BB	SO	LOB
Tony Phillips, S OBP: 0.417, SLG: 0.226 (1, 4)	G6-3			FC5-4 BB	HR 1B		G6-3			3	1	1	1	1	0	1
Dan Gladden, R OBP: 0.244, SLG: 0.286 (1, 7)	K			K	HR			G6-3		4	1	1	3	0	2	1
Alan Trammell, R OBP: 0.308, SLG: 0.321 (1, 6)	G6-3			F8	P3			G6-3		4	0	0	0	0	0	1
Cecil Fielder, R OBP: 0.295, SLG: 0.551 (1, 3)			K	FC5-4			F8	G6-3		4	0	0	0	0	1	1
Mickey Tettleton, S OBP: 0.405, SLG: 0.615 (1, 2)									K	3	2	1	1	1	1	0
Travis Fryman, R OBP: 0.355, SLG: 0.458 (1, 5)									F9	4	0	1	0	0	0	0
Rob Deer, R OBP: 0.250, SLG: 0.559 (1, 9)									G1-3	4	1	0	0	0	2	2
Mark Carreon, R OBP: 0.306, SLG: 0.400 (1, 10)									G6-3	3	0	1	1	0	0	0
Milt Cuyler, S OBP: 0.200, SLG: 0.322 (1, 8)									F8	3	1	0	0	0	0	2
									G5-3							
									FC6-4 1B							
									K							
									FC6-4 1B							
									G6-3							
									F8							
									FC6-4 1B							
									G5-3							
									E3							

Inning Stats	R: 0	H: 0	E: 0	K: 1	S: 7	LOB: 0	BB: 0	P: 11	R: 0	H: 0	E: 0	K: 1	S: 7	LOB: 0	BB: 0	P: 10	R: 0	H: 0	E: 0	K: 0	S: 8	LOB: 0	BB: 0	P: 11	R: 0	H: 0	E: 0	K: 1	S: 8	LOB: 1	BB: 1	P: 18	R: 5	H: 4	E: 0	K: 0	S: 15	LOB: 0	BB: 1	P: 24	R: 1	H: 1	E: 0	K: 1	S: 9	LOB: 0	BB: 0	P: 15	R: 0	H: 0	E: 1	K: 0	S: 11	LOB: 0	BB: 0	P: 14	R: 0	H: 0	E: 0	K: 0	S: 5	LOB: 0	BB: 0	P: 9	R: 0	H: 0	E: 0	K: 2	S: 12	LOB: 0	BB: 0	P: 18	1B: 3	SF: 0	2B: 0	SAC: 0	3B: 0	DP: 0	HR: 2	HBP: 0	WP: 0	PA: 34
--------------	------	------	------	------	------	--------	-------	-------	------	------	------	------	------	--------	-------	-------	------	------	------	------	------	--------	-------	-------	------	------	------	------	------	--------	-------	-------	------	------	------	------	-------	--------	-------	-------	------	------	------	------	------	--------	-------	-------	------	------	------	------	-------	--------	-------	-------	------	------	------	------	------	--------	-------	------	------	------	------	------	-------	--------	-------	-------	-------	-------	-------	--------	-------	-------	-------	--------	-------	--------

PITCHER	IP	WLS	BF	H	R	ER	SO	BB	IBB	HBP	BLK	WP	HR	S	P	ERA	WHIP
Greg Hibbard, L ERA: 2.83 (1, 1)	5.2	W	24	5	6	6	3	2	0	0	0	0	2	51	85	9.53	1.235
Donn Pall, R ERA: 1.42 (6, 1)	2.1		7	0	0	0	1	0	0	0	0	0	0	19	27	0.00	0.000
Bobby Thigpen, R ERA: 3.24 (9, 1)	1.0	S	3	0	0	0	2	0	0	0	0	0	0	12	18	0.00	0.000

BOTTOM

Chicago White Sox @ Detroit Tigers
Tiger Stadium, Detroit, MI
Sun Apr 26 1992, 3:33 AM EDT
Att. 14,181 - Cloudy - 51 F

AB	32
R	6
H	5
RBI	6
BB	2
SO	6
LOB	8



WP	HR	S	P	ERA	WHIP
0	0	0	0	0	0

Batter	1	2	3	4	5	6	7	8	9	AB R H RBI BB SO LOB	TOP
Harold Reynolds, S (1, 4) OBP: 0.329, SLG: 0.372	0-1 G3		0-0 G1-3			2-2 SAFE G6-3		1-1 G3		4 0 0 0 0 0 2	Seattle Mariners @ Detroit Tigers Tiger Stadium, Detroit, MI Tue Apr 28 1992, 7:05 PM EDT Att: 9,304 - Sunny - 55 F
Edgar Martinez, R (1, 5) OBP: 0.342, SLG: 0.373	1-2 P4			1-2 G6-4-3 1B		2-2 SAFE L8		4-2 BB		3 0 1 0 1 0 1	
Ken Griffey Jr., L (1, 8) OBP: 0.322, SLG: 0.385	1-2 P5			0-2 G6-4-3 1-2f		4-0 IBB		0-0 G3		3 0 0 0 1 0 2	
Kevin Mitchell, R (1, 7) OBP: 0.289, SLG: 0.319		2-0 F8		2-3 K		0-2 G5-3		0-0 F9		4 0 0 0 0 1 2	
Pete O'Brien, L (1, 3) OBP: 0.254, SLG: 0.529		1-1 P4			0-0 HR		2-1 G1-3		0-0 G4-3	4 1 1 1 0 0 0	
Dave Cochrane, S (1, 9) OBP: 0.400, SLG: 0.478		0-0 F7			2-2 L7		0-0 FC4-6 1B		2-2 G3	4 0 1 0 0 0 0	
Tino Martinez, L (1, 10) OBP: 0.323, SLG: 0.500			3-2 G3-1 2B		0-0 G4-3		1-2 FC4-6 1-2f			3 0 1 0 0 0 1	
Dave Valle, R (1, 2) OBP: 0.328, SLG: 0.345			0-1 G3-1		1-2 F8		2-3 K			3 0 0 0 0 1 2	
Rich Amaral, R (1, 6) OBP: 0.367, SLG: 0.517			3-2 G6-3			1-2 L8 G6-3 1B		3-3 K		3 0 1 0 0 1 1	
Inning Stats	R: 0 E: 0 K: 0 S: 8 H: 0 LOB: 0 BB: 0 P: 10	R: 0 E: 0 K: 0 S: 4 H: 0 LOB: 0 BB: 0 P: 7	R: 0 E: 0 K: 0 S: 11 H: 1 LOB: 1 BB: 0 P: 17	R: 0 E: 0 K: 1 S: 11 H: 1 LOB: 0 BB: 0 P: 14	R: 1 E: 0 K: 0 S: 10 H: 1 LOB: 0 BB: 0 P: 13	R: 0 E: 0 K: 0 S: 18 H: 1 LOB: 2 BB: 1 P: 26	R: 0 E: 0 K: 1 S: 10 H: 1 LOB: 1 BB: 0 P: 15	R: 0 E: 0 K: 1 S: 9 H: 0 LOB: 1 BB: 1 P: 17	R: 0 E: 0 K: 0 S: 6 H: 0 LOB: 0 BB: 0 P: 8	1B: 3 2B: 1 3B: 0 HR: 1 SF: 0 SAC: 0 DP: 1 HBP: 0	WP: 0 PB: 0 SB: 0 CS: 0 PA: 33
PITCHER Bill Gullickson, R (1, 1) ERA: 3.94	IP WLS BF H R ER SO BB IBB HBP BLK WP HR S P ERA WHIP										

livebaseballscorecards.com

AB	31
R	1
H	5
RBI	1
BB	2
SO	3
LOB	11



Batter	1	2	3	4	5	6	7	8	9
Tony Phillips, S OBP: 0.421, SLG: 0.232 (1, 4)	2-0 G1-4-3		1-2 3B 1B		4-1 BB		2-0 F8		
Dan Gladden, R OBP: 0.256, SLG: 0.313 (1, 7)	3-1 L8		0-1 2B 3B		0-0 G6-4-3			4-2 BB	
Alan Trammell, R OBP: 0.319, SLG: 0.350 (1, 6)	2-0 P2		2-1 2B		0-1 WP 2B 1B			1-0 G6-4-3	
Cecil Fielder, R OBP: 0.293, SLG: 0.548 (1, 3)		3-2 F8	0-0 F8		3-2 2B			1-0 G6-3	
Mickey Tettleton, S OBP: 0.390, SLG: 0.588 (1, 2)		3-2 G6-3		1-1 G5-3		0-1 G6-3			
Travis Fryman, R OBP: 0.342, SLG: 0.440 (1, 5)		2-1 G3-1		0-0 G6-3		1-0 G6-3			
Rob Deer, R OBP: 0.239, SLG: 0.532 (1, 9)			3-0 G5-3	3-3 K		3-3 K			
Mark Carreon, R OBP: 0.288, SLG: 0.375 (1, 10)			1-0 G4-3		2-1 E3 SH1-3		0-1 P3		
Milt Cuyler, S OBP: 0.210, SLG: 0.328 (1, 8)			1-2 3B 1B 1B		0-1 SH1-3		2-2 G3		

Inning Stats	R: 0	H: 0	E: 0	LOB: 0	K: 0	BB: 0	S: 4	P: 11
	R: 0	H: 0	E: 0	LOB: 0	K: 0	BB: 0	S: 10	P: 18
	R: 3	H: 4	E: 0	LOB: 1	K: 0	BB: 0	S: 14	P: 22
	R: 0	H: 0	E: 0	LOB: 0	K: 1	BB: 0	S: 6	P: 10
	R: 0	H: 0	E: 1	LOB: 1	K: 0	BB: 1	S: 6	P: 12
	R: 1	H: 2	E: 0	LOB: 1	K: 1	BB: 0	S: 12	P: 19
	R: 0	H: 0	E: 0	LOB: 0	K: 0	BB: 0	S: 11	P: 15
	R: 0	H: 0	E: 0	LOB: 0	K: 0	BB: 1	S: 5	P: 11

PITCHER	IP	WLS	BF	H	R	ER	SO	BB	IBB	HBP	BLK	WP	HR	S	P	ERA	WHIP
Russ Swan, L ERA: 4.94 (1, 1)	8.0	L	31	6	4	4	2	2	0	0	0	1	0	68	118	4.50	1.000

BOTTOM

AB	R	H	RBI	BB	SO	LOB
3	1	1	0	1	0	0
3	1	1	2	1	0	2
4	1	2	1	0	0	1
4	0	1	1	0	0	1
3	0	0	0	0	0	1
3	0	0	0	0	0	1
3	0	0	0	0	2	1
3	0	0	0	0	0	0
2	1	1	0	0	0	0

AB	28
R	4
H	6
RBI	4
BB	2
SO	2
LOB	7



WP	PA
1	31

Seattle Mariners @ Detroit Tigers
Tiger Stadium, Detroit, MI
 Tue Apr 28 1992, 7:05 PM EDT
 Att. 9,304 - Sunny - 55 F

livebaseballscorecards.com

Batter	1	2	3	4	5	6	7	8	9	AB	R	H	RBI	BB	SO	LOB	TOP										
Rickey Henderson, R OBP: 0.384, SLG: 0.380 (1, 7)	2-3 K		3-2 F7			2-2 BB BB 1B	4-0 S BB	0-1 1B 2B	2-1 L9		5	1	2	2	1	1	2										
Carney Lansford, R OBP: 0.432, SLG: 0.481 (1, 5)	2-2 P6		2-2 2B			4-1 BB 1-2 BB	1-3 K	4-0 1B 2B BB	2-2 G6-4-3 1B		4	1	2	0	2	1	2										
Jose Canseco, R OBP: 0.310, SLG: 0.456 (1, 10)	1-3 K		1-1 F8			0-2 F7		1B 2B	2-1 G6-4-3 1-2f		6	2	2	1	0	1	6										
Mark McGwire, R OBP: 0.480, SLG: 0.800 (1, 3)		4-1 1B SF8 BB			4-2 G6-4-3 BB	1-2 2-3 BB		F9 2B	3-2 FC5-4 1B		3	1	2	2	3	0	1										
Terry Steinbach, R OBP: 0.345, SLG: 0.458 (1, 2)		1-0 SF8 WP 1B			2-1 G6-4-3 1-2f	1-2 G3-1		E 1B BB	2-1 F9		4	1	1	0	2	0	5										
Dave Henderson, R OBP: 0.667, SLG: 0.667 Jerry Browne, S OBP: 0.300, SLG: 0.222 (1, 9) (6, PR) (6, 4)		2-1 F8			1-1 1B		2-1 2B 1B	1B BB	1-0 L7		3	0	2	0	0	0	2										
Willie Wilson, S OBP: 0.350, SLG: 0.425 (1, 8)		1 SAFE 2-2 SF8			1-0 S 1B	1-3 1B	1-0 G1-3 1-H 2B	E6 PB BB	0-0 FC5-4 1-2f		5	1	2	3	0	0	6										
Mike Bordick, R OBP: 0.390, SLG: 0.382 Harold Baines, L OBP: 0.256, SLG: 0.278 Scott Hemond, R OBP: 0.308, SLG: 0.261 (1, 6) (7, PH) (7, 6)		1-2 F8			1-1 P4	1-2	0-0 G1-3	4-2 PB 2B BB	4-1 1B BB BB		3	0	0	0	0	0	5										
Lance Blankenship, R OBP: 0.345, SLG: 0.333 (1, 4) (6, 9)			1-0 L8			0-0 G5-3	2-2 P6	3-2 P6	4-2 1B BB		4	0	0	0	1	0	4										
Inning Stats	R: 0 E: 0 K: 2 S: 9	H: 0 LOB: 0 BB: 0 P: 14	R: 1 E: 0 K: 0 S: 11	H: 1 LOB: 1 BB: 1 P: 21	R: 0 E: 0 K: 0 S: 10	H: 1 LOB: 1 BB: 0 P: 17	R: 0 E: 0 K: 0 S: 10	H: 2 LOB: 2 BB: 1 P: 19	R: 0 E: 0 K: 1 S: 14	H: 1 LOB: 3 BB: 2 P: 25	R: 1 E: 0 K: 1 S: 10	H: 2 LOB: 3 BB: 1 P: 20	R: 8 E: 1 K: 0 S: 27	H: 5 LOB: 3 BB: 5 P: 56	R: 0 E: 0 K: 0 S: 10	H: 1 LOB: 2 BB: 2 P: 24	R: 0 E: 0 K: 0 S: 8	H: 1 LOB: 1 BB: 0 P: 14	1B: 10 2B: 4 3B: 0 HR: 0	SF: 1 SAC: 0 DP: 2 HBP: 0	WP: 1 PB: 1 SB: 2 CS: 0	PA: 52					
PITCHER	IP	WLS	BF	H	R	ER	SO	BB	IBB	HBP	BLK	WP	HR	S	P	ERA	WHIP										
Scott Aldred, L ERA: 9.0 (1, 1)	5.2		27	7	2	2	2	4	0	0	0	1	0	61	108	3.18	1.941										
Mark Leiter, R ERA: 3.86 (6, 1)	0.2	L	8	2	5	4	1	3	0	0	0	0	0	18	34	54.00	7.500										
Les Lancaster, R ERA: 8.83 (7, 1)	0.1		5	3	3	0	0	1	0	0	0	0	0	9	19	0.00	12.000										
Mike Munoz, L ERA: 2.45 (7, 1)	0.1		3	0	0	0	0	2	0	0	0	0	0	3	11	0.00	6.000										
Kevin Ritz, R ERA: 3.57 (8, 1)	2.0		9	2	0	0	0	2	0	0	0	0	0	18	38	0.00	2.000										

Oakland Athletics @ Detroit Tigers
Tiger Stadium, Detroit, MI
Thu Apr 30 1992, 7:05 PM EDT
Att: 9,906 - Cloudy - 56 F

livebaseballscorecards.com

AB	39
R	10
H	14
RBI	9
BB	12
SO	3
LOB	34



Batter	1	2	3	4	5	6	7	8	9	AB R H RBI BB SO LOB
Dan Gladden, R OBP: 0.242, SLG: 0.294 (1, 7)	2-3 K		2-1 F8		0-1 F9	2-2 P3		0-0 F8		5 0 0 0 0 1 1
Lou Whitaker, L OBP: 0.348, SLG: 0.327 (1, 4)	0-1 P5		0-0 HR		2-2 F9	3-2 G3		0-1 P2		5 1 1 1 0 0 1
Alan Trammell, R OBP: 0.324, SLG: 0.354 (1, 6)	0-0 1B		2-0 L7		0-0 G6-3		2-0 P3		0-0 FC3-6 1B	5 0 2 0 0 0 0
Cecil Fielder, R OBP: 0.287, SLG: 0.526 (1, 3)	3-2 L7		1-1 G5-3			3-1 1B	1-2 L8		1-2 F8	5 1 1 0 0 0 2
Mickey Tettleton, S OBP: 0.402, SLG: 0.620 (1, 2)		3-2 F9		1-1 HR		4-1 1B	4-1 1B		3-1 FC3-6 1B	3 2 1 1 2 0 1
Tony Phillips, S OBP: 0.444, SLG: 0.254 (1, 10)		4-2 BB		1-3 K		4-2 2B	1-0 1B		2-2 1B	3 1 2 0 2 1 0
Travis Fryman, R OBP: 0.357, SLG: 0.436 (1, 5)		4-2 SAFE BB		2-2 L7		1-2 2B	4-2 BB		1-2 P3	3 1 1 2 2 0 2
Rob Deer, R OBP: 0.254, SLG: 0.538 (1, 9)		0-1 P5		4-2 BB		3-1 2B	2-3 K			3 0 1 2 1 1 5
Milt Cuyler, S OBP: 0.197, SLG: 0.308 (1, 8)		2-3 K		0-0 F9		2-2 G4-3		1-2 G4-3		4 0 0 0 0 1 4

Inning Stats	R: 0	H: 1	E: 0	K: 1	S: 11	LOB: 1	BB: 0	P: 16	R: 0	H: 0	E: 0	K: 1	S: 17	LOB: 2	BB: 2	P: 30	R: 1	H: 1	E: 0	K: 0	S: 6	LOB: 0	BB: 0	P: 11	R: 1	H: 1	E: 0	K: 1	S: 13	LOB: 1	BB: 1	P: 21	R: 0	H: 0	E: 0	K: 0	S: 7	LOB: 0	BB: 0	P: 9	R: 4	H: 3	E: 0	K: 0	S: 19	LOB: 1	BB: 2	P: 41	R: 0	H: 1	E: 0	K: 1	S: 11	LOB: 3	BB: 2	P: 25	R: 0	H: 0	E: 1	K: 0	S: 12	LOB: 2	BB: 0	P: 19	1B: 6	SF: 0	2B: 1	SAC: 0	3B: 0	DP: 0	HR: 2	HBP: 0	WP: 0	PA: 43
PITCHER	IP	WLS	BF	H	R	ER	SO	BB	IBB	HBP	BLK	WP	HR	S	P	ERA	WHIP																																																									
Joe Slusarski, R ERA: 5.92 (1, 1)	5.0		23	4	4	4	3	4	0	0	0	0	0	57	97	7.20	1.600																																																									
Jeff Parrett, R ERA: 2.12 (6, 1)	0.2		5	2	2	2	0	1	0	0	0	0	0	13	25	27.00	4.500																																																									
Vince Horsman, L ERA: (6, 1)	0.1	W	1	0	0	0	0	0	0	0	0	0	0	3	6	0.00	0.000																																																									
Gene Nelson, R ERA: 9.82 (7, 1)	0.2		5	1	0	0	0	2	0	0	0	0	0	8	20	0.00	4.500																																																									
Rich Gossage, R ERA: 2.89 (7, 1)	2.0		8	2	0	0	1	0	0	0	0	0	0	21	30	0.00	1.000																																																									
PITCHER	IP	WLS	BF	H	R	ER	SO	BB	IBB	HBP	BLK	WP	HR	S	P	ERA	WHIP																																																									
Dennis Eckersley, R ERA: 0.82 (9, 1)	0.1		1	0	0	0	0	0	0	0	0	0	0	3	4	0.00	0.000																																																									


BOTTOM

Oakland Athletics @ Detroit Tigers

Tiger Stadium, Detroit, MI

Thu Apr 30 1992, 7:05 PM EDT
Att. 9,906 - Cloudy - 56 F

AB	36
R	6
H	9
RBI	6
BB	7
SO	4
LOB	16



Batter	1	2	3	4	5	6	7	8	9	AB	R	H	RBI	BB	SO	LOB	TOP																
Rickey Henderson, R OBP: 0.390, SLG: 0.393 (1, 7)	1-1 S 1B 2B	0-2 1B 1-3 1B		2-2 G6-3	4-0 1B IBB		1-0 G4-3		3-2 P4	5	1	2	0	1	0	0																	
Carney Lansford, R OBP: 0.462, SLG: 0.506 Willie Wilson, S OBP: 0.350, SLG: 0.425 (1, 5) (8, 8)	4-2 1B SF8 2-3 BB	3-1 G6-4-3 1-3 1B 3-H		0-1 1B 1B	0-0 1B 1-3 2-H		2-1 FC6-4 1B			4	2	4	2	1	0	0																	
Jose Canseco, R OBP: 0.305, SLG: 0.442 (1, 9)	2-1 SF8 1-3 1B 3-H	1-0 G6-4-3 1-2f		2-0 L7	0-3 K		0-1 FC6-4 1-2f			5	0	1	1	0	1	6																	
Harold Baines, L OBP: 0.253, SLG: 0.276 (1, 10)	0-1 SF8 1-2 3-H			1-0 G4-3	1-0 1B 1-2 1B		1-2 G6-3		0-0 L8	4	0	1	1	0	0	0																	
Mark McGwire, R OBP: 0.485, SLG: 0.823 (1, 3)	3-3 K			1-0 G5-3	0-0 1-2 2-H 1B		4-1 FC4-6 1B BB		0-0 HR	4	1	2	2	1	1	1																	
Jamie Quirk, L OBP: 0.283, SLG: 0.313 (1, 2)	4-0 IBB			0-0 1B E 2B	1-0 L6		2-2 FC4-6 1-2 1B		1-2 F8	4	1	2	0	1	0	2																	
Jerry Browne, S OBP: 0.267, SLG: 0.154 (1, 8) (8, 5)	2-1 G4-3			4-1 E BB			0-0 FC4-6 1-2f 2-3		2-1 G4-3	4	0	0	0	1	0	4																	
Mike Bordick, R OBP: 0.391, SLG: 0.383 (1, 6)		2-1 F8		3-1 E9 1-2 2-H 1B			1-2 G5-3 1B 1B		0-1 G4-3	5	1	2	0	0	0	2																	
Lance Blankenship, R OBP: 0.337, SLG: 0.325 (1, 4)		2-2 1B 1B		2-1 L9			0-0 G5-3 1-2		1-3 K																								
Inning Stats	R: 2 E: 0 K: 1 S: 14	H: 2 LOB: 2 BB: 2 P: 30	R: 1 E: 0 K: 0 S: 11	H: 3 LOB: 1 BB: 0 P: 19	R: 1 E: 1 K: 0 S: 8	H: 2 LOB: 2 BB: 1 P: 18	R: 1 E: 0 K: 0 S: 9	H: 3 LOB: 2 BB: 0 P: 15	R: 1 E: 0 K: 1 S: 14	H: 2 LOB: 2 BB: 1 P: 22	R: 0 E: 0 K: 0 S: 11	H: 1 LOB: 2 BB: 1 P: 20	R: 0 E: 0 K: 1 S: 8	H: 1 LOB: 1 BB: 0 P: 12	R: 1 E: 0 K: 0 S: 7	H: 1 LOB: 0 BB: 0 P: 10	R: 0 E: 0 K: 0 S: 9	H: 0 LOB: 0 BB: 0 P: 14	1B: 12 2B: 2 3B: 0 HR: 1	SF: 1 SAC: 0 DP: 1 HBP: 0	WP: 0 PB: 0 SB: 1 CS: 0	PA: 46											
PITCHER	IP WLS BF H R ER SO BB IBB HBP BLK WP HR S P ERA WHIP																	ERA WHIP															
Walt Terrell, R ERA: 6.39 (1, 1)	4.1		26	11	6	5	1	2	1	0	0	0	0	51	95	10.38	3.000																
John Doherty, R ERA: 2.3 (5, 1)	2.2		13	3	0	0	2	1	1	0	0	0	0	24	41	0.00	1.500																
Mike Henneman, R ERA: 5.91 (8, 1)	2.0	L	7	1	1	1	0	0	0	0	0	0	1	16	24	4.50	0.500																

Oakland Athletics @ Detroit Tigers
Tiger Stadium, Detroit, MI
Fri May 01 1992, 7:05 PM EDT
Att. 13,277 - Cloudy - 80 F

livebaseballscorecards.com

AB	40
R	7
H	15
RBI	6
BB	5
SO	3
LOB	18



Batter	1	2	3	4	5	6	7	8	9	AB	R	H	RBI	BB	SO	LOB
Dan Gladden, R OBP: 0.250, SLG: 0.322 (1, 7)	0-0 1B BB 2B	0-0 1B 2B		2-3 K		0-0 L7		2-2 G6-3		5	1	2	0	0	1	0
Lou Whitaker, L OBP: 0.366, SLG: 0.327 (1, 4)	4-2 BB 1B SF9	2-0 1B		3-1 F9			4-2 2B G6-3	1-0 F8		3	2	1	0	2	0	0
Alan Trammell, R OBP: 0.329, SLG: 0.371 (1, 6)	3-1 SF9 BB 1B	1-1 P3		2-0 G6-3			0-2 1B HR 2B	2-3 K		5	1	2	0	0	1	2
Cecil Fielder, R OBP: 0.289, SLG: 0.513 (1, 3)	4-1 L4 BB BB		0-3 K		1-0 P5		0-0 G6-3		1-3 K	2	0	0	1	1	1	0
Dave Bergman, L OBP: 0.222, SLG: 0.333 (7, PH)	1-2 2-3 3-H									0	0	0	0	0	0	0
Skeeter Barnes, R OBP: 0.444, SLG: 0.429 (8, 3)										2	0	0	1	0	1	1
Mickey Tettleton, S OBP: 0.413, SLG: 0.622 (1, 2)	2-1 SF9		4-2 BB BB BB		1-3 K		1-0 HR 1B		2-2 1B 1B	3	1	2	1	1	1	0
Tony Phillips, S OBP: 0.477, SLG: 0.339 (1, 10)	4-1 1-2 BB		4-1 BB BB		0-0 WP 1B		2-0 HR		2-2 1B	3	1	3	3	2	0	0
Travis Fryman, R OBP: 0.337, SLG: 0.410 (1, 5)	2-2 L4		0-3 K		1-3 K		0-3 K		1-3 K	5	0	0	0	0	4	8
Rob Deer, R OBP: 0.250, SLG: 0.507 (1, 9)		3-2 F8	4-1 FC4-6 BB		0-3 K		2-0 E3		2-3 K	4	0	0	0	1	2	2
Milt Cuyler, S OBP: 0.186, SLG: 0.290 (1, 8)		1-3 K	0-1 FC4-6		2-0 F8		0-2 F7			4	0	0	0	0	1	4

Inning Stats	R: 2	H: 2	E: 0	LOB: 2	K: 0	BB: 3	S: 14	R: 0	H: 2	E: 0	LOB: 2	K: 1	BB: 0	S: 11	R: 0	H: 0	E: 0	LOB: 3	K: 2	BB: 3	S: 15	R: 0	H: 0	E: 0	LOB: 0	K: 1	BB: 0	S: 6	R: 0	H: 1	E: 0	LOB: 1	K: 2	BB: 0	S: 9	R: 0	H: 0	E: 0	LOB: 0	K: 1	BB: 0	S: 6	R: 4	H: 3	E: 1	LOB: 1	K: 1	BB: 1	S: 17	R: 0	H: 0	E: 0	LOB: 0	K: 1	BB: 0	S: 7	R: 0	H: 0	E: 0	LOB: 0	K: 1	BB: 0	S: 7	R: 0	H: 2	E: 0	LOB: 2	K: 3	BB: 0	S: 19	R: 0	H: 2	E: 0	LOB: 2	K: 3	BB: 0	S: 19	1B: 6	SF: 1	2B: 4	SAC: 0	3B: 0	DP: 1	HR: 1	HBP: 0
--------------	------	------	------	--------	------	-------	-------	------	------	------	--------	------	-------	-------	------	------	------	--------	------	-------	-------	------	------	------	--------	------	-------	------	------	------	------	--------	------	-------	------	------	------	------	--------	------	-------	------	------	------	------	--------	------	-------	-------	------	------	------	--------	------	-------	------	------	------	------	--------	------	-------	------	------	------	------	--------	------	-------	-------	------	------	------	--------	------	-------	-------	-------	-------	-------	--------	-------	-------	-------	--------

PITCHER	IP	WLS	BF	H	R	ER	SO	BB	IBB	HBP	BLK	WP	HR	S	P	ERA	WHIP
Dave Stewart, R ERA: 4.15 (1, 1)	6.0		30	6	4	4	7	7	0	0	0	1	0	66	120	6.00	2.167
Rick Honeycutt, L ERA: 5.4 (7, 1)	0.1		3	2	2	2	0	0	0	0	0	0	1	3	6	54.00	6.000
Jeff Parrett, R ERA: 1.93 (7, 1)	1.2	W	6	0	0	0	2	0	0	0	0	0	0	16	23	0.00	0.000
Dennis Eckersley, R ERA: 0.75 (9, 1)	1.0	S	5	2	0	0	3	0	0	0	0	0	0	19	27	0.00	2.000

BOTTOM

Oakland Athletics @ Detroit Tigers
Tiger Stadium, Detroit, MI
Fri May 01 1992, 7:05 PM EDT
Att: 13,277 - Cloudy - 80 F

AB	36
R	6
H	10
RBI	6
BB	7
SO	12
LOB	17

WP: 1 PA: 44
PB: 0
SB: 0
CS: 0



PITCHER	IP	WLS	BF	H	R	ER	SO	BB	IBB	HBP	BLK	WP	HR	S	P	ERA	WHIP
---------	----	-----	----	---	---	----	----	----	-----	-----	-----	----	----	---	---	-----	------

Batter	1	2	3	4	5	6	7	8	9	AB R H RBI BB SO LOB	TOP
--------	---	---	---	---	---	---	---	---	---	----------------------	-----

Rickey Henderson, R <small>(1, 7) OBP: 0.382, SLG: 0.375</small>	1-0 		2-0 	2-1 			4-1 		2-1 	4 0 0 0 1 0 3	
Carney Lansford, R <small>(1, 5) OBP: 0.449, SLG: 0.488</small>	0-0 		3-2 	1-0 			1-0 		1-2 	5 1 1 0 0 0 4	
Jose Canseco, R <small>(1, 9) OBP: 0.312, SLG: 0.449</small>	2-2 		4-0 			2-1 			3-3 	3 1 1 0 0 1 2	
Mark McGwire, R <small>(1, 3) OBP: 0.486, SLG: 0.855</small>	1-0 		0-0 			2-1 		0-1 		4 1 2 3 0 0 3	
Dave Henderson, R <small>(1, 10) OBP: 0.286, SLG: 0.286</small>	0-1 		3-1 			3-3 		0-2 		4 0 0 0 0 1 4	
Terry Steinbach, R <small>(1, 2) OBP: 0.333, SLG: 0.407</small>		0-1 	4-0 			3-2 		0-1 		3 0 0 0 1 0 1	
Willie Wilson, S <small>(1, 8) OBP: 0.345, SLG: 0.416</small>		1-1 	1-3 			0-2 		0-3 		4 0 1 0 0 2 2	
Mike Bordick, R <small>(1, 6) OBP: 0.400, SLG: 0.393</small> Jerry Browne, S <small>(9, PH) OBP: 0.313, SLG: 0.214</small>		1-1 		0-0 		3-1 		1-1 		3 0 2 0 0 0 0 1 0 1 0 0 0 0	
Lance Blankenship, R <small>(1, 4) OBP: 0.337, SLG: 0.325</small> Harold Baines, L <small>(9, PH) OBP: 0.262, SLG: 0.286</small> Scott Hemond, R <small>(9, PR) OBP: 0.308, SLG: 0.261</small>		1-0 	3-2 			1-1 		1-0 		3 0 1 0 0 0 2 1 0 1 0 0 0 0 0 0 0 0 0 0 0	

Oakland Athletics @ Detroit Tigers
 Tiger Stadium, Detroit, MI
 Sat May 02 1992, 7:05 PM EDT
 Att. 15,492 - Cloudy - 74 F

livebaseballscorecards.com

AB	35
R	3
H	10
RBI	3
BB	3
SO	4
LOB	21



Inning Stats	R: 0 H: 1 E: 1 K: 0 S: 8	H: 1 LOB: 2 BB: 0 P: 12	R: 0 H: 2 E: 0 K: 0 S: 7	H: 2 LOB: 1 BB: 0 P: 10	R: 2 H: 1 E: 1 K: 1 S: 10	H: 1 LOB: 2 BB: 2 P: 27	R: 0 H: 1 E: 0 K: 0 S: 7	H: 1 LOB: 1 BB: 0 P: 13	R: 0 H: 1 E: 0 K: 1 S: 10	H: 1 LOB: 1 BB: 0 P: 20	R: 0 H: 1 E: 0 K: 0 S: 8	H: 1 LOB: 0 BB: 0 P: 12	R: 0 H: 0 E: 0 K: 1 S: 5	H: 0 LOB: 1 BB: 1 P: 13	R: 1 H: 1 E: 0 K: 1 S: 10	H: 1 LOB: 0 BB: 0 P: 10	R: 0 H: 2 E: 0 K: 0 S: 9	H: 2 LOB: 2 BB: 0 P: 14	1B: 7 SF: 0 2B: 4 SAC: 0 3B: 0 DP: 3 HR: 1 HBP: 0	WP: 1 PA: 38
--------------	--------------------------	-------------------------	--------------------------	-------------------------	---------------------------	-------------------------	--------------------------	-------------------------	---------------------------	-------------------------	--------------------------	-------------------------	--------------------------	-------------------------	---------------------------	-------------------------	--------------------------	-------------------------	---	--------------

PITCHER	IP	WLS	BF	H	R	ER	SO	BB	IBB	HBP	BLK	WP	HR	S	P	ERA	WHIP
Frank Tanana, L <small>(1, 1) ERA: 7.06</small>	7.0	W	31	8	3	2	3	2	1	0	0	1	1	57	109	2.57	1.429
Mark Leiter, R <small>(8, 1) ERA: 3.6</small>	1.0		3	0	0	0	1	0	0	0	0	0	0	8	8	0.00	0.000
Mike Henneman, R <small>(9, 1) ERA: 5.4</small>	1.0	S	4	2	0	0	0	0	0	0	0	0	0	9	14	0.00	2.000

Batter	1	2	3	4	5	6	7	8	9
Tony Phillips, S OBP: 0.456, SLG: 0.323 (1, 10)	2-3 K		1-2 G4-3		0-0 SF8		3-2 F9		
Lou Whitaker, L OBP: 0.387, SLG: 0.386 (1, 4)	0-0 P5			4-1 1B BB	3-2 HR		4-1 BB		
Alan Trammell, R OBP: 0.337, SLG: 0.370 (1, 6)	4-0 BB			0-1 1B SF8 1B	1-1 F8		0-0 L7		
Mickey Tettleton, S OBP: 0.406, SLG: 0.603 (1, 2)	2-1 F9			1-0 F7		3-1 G6-3		1-0 CS 1B	
Travis Fryman, R OBP: 0.333, SLG: 0.402 (1, 5)		0-0 G6-3		0-0 1B		1-1 L8		2-1 F8	
Dave Bergman, L OBP: 0.154, SLG: 0.250 (1, 3)		1-1 F8		1-2 SF8		2-2 G6-3		3-2 F8	
Rob Deer, R OBP: 0.253, SLG: 0.542 (1, 9)		2-2 P3		2-0 F7			0-0 HR		
Mark Carreon, R OBP: 0.309, SLG: 0.400 (1, 7)			2-1 L8		2-2 SH1-4 SF8 2B		4-1 BB BB		
Milt Cuyler, S OBP: 0.181, SLG: 0.282 (1, 8)			1-0 F7		1-1 SH1-4		0-2 F9		

Inning Stats	R: 0	H: 0	E: 0	K: 1	S: 6	R: 0	H: 0	E: 0	K: 0	S: 6	R: 0	H: 0	E: 0	K: 0	S: 6	R: 2	H: 2	E: 0	K: 0	S: 9	R: 2	H: 2	E: 0	K: 0	S: 11	R: 0	H: 0	E: 0	K: 0	S: 7	R: 1	H: 1	E: 0	K: 0	S: 10	R: 0	H: 1	E: 0	K: 0	S: 7
	LOB: 1	BB: 1				LOB: 0	BB: 0				LOB: 1	BB: 1				LOB: 0	BB: 0				LOB: 0	BB: 0				LOB: 2	BB: 2				LOB: 0	BB: 0				LOB: 0	BB: 0			

PITCHER											PITCHER																													
IP	WLS	BF	H	R	ER	SO	BB	IBB	HBP	BLK	WP	HR	S	P	ERA	WHIP	IP	WLS	BF	H	R	ER	SO	BB	IBB	HBP	BLK	WP	HR	S	P	ERA	WHIP							
Bob Welch, R (1, 1)	6.0	L	26	5	5	5	1	3	0	0	0	2	47	87	7.50	1.333																								
Vince Horsman, L (7, 1)	0.2		3	0	0	0	1	0	0	0	0	0	7	14	0.00	1.500																								
Gene Nelson, R (7, 1)	1.1		4	1	0	0	0	0	0	0	0	0	8	14	0.00	0.750																								

BOTTOM

AB	R	H	RBI	BB	SO	LOB
3	0	0	1	0	1	1
2	2	1	1	2	0	0
3	1	1	0	1	0	2
4	0	1	0	0	0	3
4	0	1	1	0	0	1
3	0	0	1	0	0	0
3	1	1	1	0	0	1
2	1	1	0	1	0	0
2	0	0	0	0	0	1

AB	26
R	5
H	6
RBI	5
BB	4
SO	1
LOB	9



WP	PA
0	33

Oakland Athletics @ Detroit Tigers
Tiger Stadium, Detroit, MI
 Sat May 02 1992, 7:05 PM EDT
 Att. 15,492 - Cloudy - 74 F

livebaseballscorecards.com

Batter	1	2	3	4	5	6	7	8	9	AB R H RBI BB SO LOB	TOP											
Jerry Browne, S (1, 4) OBP: 0.286, SLG: 0.167	3-2 F7	2-2 G4-3			0-0 G4-3		4-1 FC6-4 BB		0-3 K	4 0 0 0 1 1 3												
Carney Lansford, R (1, 5) OBP: 0.441, SLG: 0.472	4-2 BB		1-2 G4-3		2-2 P3		1-2 FC6-4		1-0 G6-3	3 0 0 0 1 0 3 1 0 0 0 0 0 0												
Scott Hemond, R (7, 5) OBP: 0.296, SLG: 0.250							1-2 2-3															
Jose Canseco, R (1, 9) OBP: 0.304, SLG: 0.436	1-0 P6		2-2 G3-1		1-0 P6		2-2 G4-3		4-0 BB	3 0 0 0 0 0 2 1 0 0 0 1 0 2												
Randy Ready, R (6, 7) OBP: 0.538, SLG: 0.400																						
Harold Baines, L (1, 10) OBP: 0.247, SLG: 0.268	3-2 L8		2-3 K			2-2 F7		3-2 G1	0-2 G4-3	5 0 0 0 0 1 2												
Mark McGwire, R (1, 3) OBP: 0.482, SLG: 0.872					0-0 HR		1-3 K		0-0 2B G6-3 1B	3 1 1 1 0 2 0 1 1 1 0 0 0 0												
Jamie Quirk, L (8, PH) OBP: 0.296, SLG: 0.327																						
Terry Steinbach, R (1, 2) OBP: 0.378, SLG: 0.467		0-0 BB 1B			2-2 L7		4-2 BB		2-2 G6-3 1B 2B	3 2 2 0 1 0 0												
Willie Wilson, S (1, 8) OBP: 0.330, SLG: 0.395					2-2 P5		2-1 G4-3		0-0 G6-3	4 0 0 1 0 0 3												
Mike Bordick, R (1, 6) OBP: 0.404, SLG: 0.391									2-3 3-H													
Lance Blankenship, R (1, 7) OBP: 0.354, SLG: 0.345		4-2 1B BB			1-0 G4-3		3-2 G5-3		1-1 WP 1B	3 0 1 1 1 0 0												
									3-H 2-3													
		1-0 1B			1-1 G4-3 1B		2-1 FC6-4 BB 1B		2-3 K	4 0 3 1 0 1 1												
Inning Stats	R: 0 E: 0 K: 0 S: 9	H: 0 LOB: 1 BB: 1 P: 20	R: 1 E: 0 K: 1 S: 12	H: 2 LOB: 2 BB: 1 P: 20	R: 0 E: 0 K: 1 S: 9	H: 0 LOB: 0 BB: 0 P: 14	R: 1 E: 0 K: 0 S: 8	H: 1 LOB: 0 BB: 0 P: 13	R: 0 E: 0 K: 0 S: 8	H: 1 LOB: 1 BB: 0 P: 12	R: 0 E: 0 K: 1 S: 11	H: 0 LOB: 1 BB: 1 P: 20	R: 0 E: 0 K: 0 S: 17	H: 1 LOB: 2 BB: 1 P: 29	R: 2 E: 0 K: 1 S: 14	H: 3 LOB: 1 BB: 0 P: 22	R: 0 E: 0 K: 1 S: 7	H: 0 LOB: 1 BB: 1 P: 12	1B: 6 2B: 1 3B: 0 HR: 1	SF: 0 SAC: 0 DP: 0 HBP: 0	WP: 1 PB: 0 SB: 0 CS: 0	PA: 40
PITCHER	IP WLS BF H R ER SO BB IBB HBP BLK WP HR S P ERA WHIP																					
Eric King, R (1, 1) ERA: 6.75	7.0 W 30 5 2 2 3 4 0 0 0 0 1 74 128 2.57 1.286																					
John Doherty, R (8, 1) ERA: 3.31	0.2 5 3 2 2 0 0 0 0 0 0 0 10 16 27.00 4.500																					
Mike Henneman, R (8, 1) ERA: 4.85	1.1 S 5 0 0 0 2 1 0 0 0 1 0 11 18 0.00 0.750																					

Oakland Athletics @ Detroit Tigers
Tiger Stadium, Detroit, MI
Sun May 03 1992, 3:33 AM EDT
Att. 18,353 - Cloudy - 57 F

livebaseballscorecards.com

AB	35
R	4
H	8
RBI	4
BB	5
SO	5
LOB	16



Batter	1	2	3	4	5	6	7	8	9	AB	R	H	RBI	BB	SO	LOB	BOTTOM			
Tony Phillips, S OBP: 0.453, SLG: 0.368 (1, 10)	F8		G6-3 BB	HR		G3		SF8		3	1	1	4	1	0	1	Oakland Athletics @ Detroit Tigers Tiger Stadium, Detroit, MI Sun May 03 1992, 3:33 AM EDT Att: 18,353 - Cloudy - 57 F			
Lou Whitaker, L OBP: 0.375, SLG: 0.361 (1, 4)	PB G5-3 2B BB		L8	F8		G3		P4		4	1	0	0	1	0	3				
Alan Trammell, R OBP: 0.345, SLG: 0.395 (1, 6)	G5-3		G6-3							3	0	1	0	1	0	2				
Mickey Tettleton, S OBP: 0.400, SLG: 0.580 (1, 2)	PB 2B BB		K	G4-3				G4-3		3	1	0	0	1	1	3				
Travis Fryman, R OBP: 0.340, SLG: 0.411 (1, 5)				2B 1B BB		L7		P6		3	1	1	2	1	0	1				
Dave Bergman, L OBP: 0.118, SLG: 0.188 (1, 3)	F8		F7			G3		F7		4	0	0	0	0	0	3				
Rob Deer, R OBP: 0.265, SLG: 0.566 (1, 9)			K	1B 2B		K		1B SF8 2B		4	2	2	0	0	2	0		AB 32 R 8 H 9 RBI 8 BB 5 SO 5 LOB 15		
Mark Carreon, R OBP: 0.322, SLG: 0.444 (1, 7)			K	1B HR 1B				K		4	1	2	1	0	2	1				
Milt Cuyler, S OBP: 0.197, SLG: 0.293 (1, 8)			G5-3	HR 1B		G3				4	1	2	1	0	0	1				
Inning Stats	R: 2 E: 0 K: 0 S: 12	H: 1 LOB: 1 BB: 2 P: 26	R: 0 E: 0 K: 2 S: 7	H: 0 LOB: 0 BB: 0 P: 11	R: 0 E: 0 K: 1 S: 11	H: 0 LOB: 1 BB: 1 P: 22	R: 5 E: 0 K: 0 S: 21	H: 4 LOB: 1 BB: 2 P: 36	R: 0 E: 0 K: 1 S: 6	H: 0 LOB: 0 BB: 0 P: 11	R: 0 E: 0 K: 0 S: 7	H: 1 LOB: 1 BB: 0 P: 11	R: 0 E: 0 K: 0 S: 6	H: 1 LOB: 1 BB: 0 P: 11	R: 1 E: 0 K: 1 S: 10	H: 2 LOB: 1 BB: 0 P: 15		1B: 3 2B: 3 3B: 2 HR: 1	SF: 1 SAC: 0 DP: 0 HBP: 0	WP: 0 PB: 1 SB: 0 CS: 0
PITCHER	IP WLS BF H R ER SO	IP WLS BF H R ER SO	IP WLS BF H R ER SO	IP WLS BF H R ER SO	IP WLS BF H R ER SO	IP WLS BF H R ER SO	IP WLS BF H R ER SO	IP WLS BF H R ER SO	IP WLS BF H R ER SO	IP WLS BF H R ER SO	IP WLS BF H R ER SO	IP WLS BF H R ER SO	IP WLS BF H R ER SO	IP WLS BF H R ER SO	IP WLS BF H R ER SO	IP WLS BF H R ER SO	ERA WHIP	ERA WHIP		
Mike Moore, R ERA: 2.79 (1, 1)	6.1 L		7 7	7 7		123 9.95	1.895													
Gene Nelson, R ERA: 7.84 (7, 1)	1.2		2 1	1 1		20 5.40	1.200													



Batter	1	2	3	4	5	6	7	8	9	AB R H RBI BB SO LOB	TOP
Luis Polonia, L (1, 7) OBP: 0.380, SLG: 0.322	0-1 G6-3			1-0 G6-3		1-2 1B		0-1 F7		4 0 1 0 0 0 2	
John Morris, L (1, 9) OBP: 0.292, SLG: 0.273 Chad Curtis, R (5, 9) OBP: 0.341, SLG: 0.395	0-1 G5-3			1-1 G6-3		2-0 F9		0-0 FC5		2 0 0 0 0 0 0 2 0 0 0 0 0 3	
Junior Felix, S (1, 8) OBP: 0.315, SLG: 0.446	2-2 F7			2-1 1B			2-3 K		0-0 HR	4 1 2 1 0 1 0	
Hubie Brooks, R (1, 10) OBP: 0.302, SLG: 0.450			1-0 G6-3		1-2 F7		0-1 P3		0-1 F8	4 0 0 0 0 0 1	
Alvin Davis, L (1, 3) OBP: 0.356, SLG: 0.429			1-3 K			2-0 G4-3		1-1 G3		4 0 1 0 0 1 0	
Gary Gaetti, R (1, 5) OBP: 0.261, SLG: 0.370			1-1 P4			0-0 G6-3		1-0 P3	0-2 P3	4 0 0 0 0 0 1	
Lance Parrish, R (1, 2) OBP: 0.318, SLG: 0.500			3-1 F8		1-3 K			1-1 1B 2B	0-1 G5-3	4 1 1 0 0 1 1	
Bobby Rose, R (1, 4) OBP: 0.294, SLG: 0.329			4-1 G4-6-3 BB		1-3 K			1-2 1B		2 0 1 0 1 1 0	
Gary Disarcina, R (1, 6) OBP: 0.373, SLG: 0.351 Lee Stevens, L (8, PH) OBP: 0.304, SLG: 0.392 Rene Gonzales, R (8, PR) OBP: 0.447, SLG: 0.667 (8, 6)			0-2 G4-6-3		0-1 L8			0-2 FC5 1B		2 0 0 0 0 0 1 1 0 1 1 0 0 0 0 0 0 0 0 0 0	
Inning Stats	R: 0 H: 0 E: 0 LOB: 0 K: 0 BB: 0 S: 7 P: 9	R: 0 H: 0 E: 0 LOB: 0 K: 1 BB: 0 S: 6 P: 9	R: 0 H: 0 E: 0 LOB: 0 K: 0 BB: 1 S: 6 P: 13	R: 0 H: 1 E: 0 LOB: 1 K: 0 BB: 0 S: 10 P: 15	R: 0 H: 0 E: 0 LOB: 0 K: 1 BB: 0 S: 5 P: 8	R: 0 H: 1 E: 0 LOB: 1 K: 1 BB: 0 S: 11 P: 15	R: 0 H: 0 E: 0 LOB: 0 K: 1 BB: 0 S: 8 P: 11	R: 1 H: 3 E: 0 LOB: 2 K: 0 BB: 0 S: 12 P: 15	R: 1 H: 2 E: 0 LOB: 1 K: 0 BB: 0 S: 10 P: 11	1B: 5 SF: 0 2B: 1 SAC: 0 3B: 0 DP: 1 HR: 1 HBP: 0	WP: 0 PA: 34 PB: 0 SB: 0 CS: 0
PITCHER Bill Gullickson, R (1, 1) ERA: 3.57 Mark Leiter, R (9, 1) ERA: 3.45	IP WLS BF H R ER SO BB IBB HBP BLK WP HR S P ERA WHIP	8.1 W 32 7 2 2 4 1 0 0 0 0 0 1 70 101 2.16 0.960	0.2 2 0 0 0 0 0 0 0 0 0 0 0 5 5 0.00 0.000								

California Angels @ Detroit Tigers
Tiger Stadium, Detroit, MI
Mon May 04 1992, 7:05 PM EDT
Att. 9,466 - Cloudy - 48 F

livebaseballscorecards.com

AB	33
R	2
H	7
RBI	2
BB	1
SO	4
LOB	9



Batter	1	2	3	4	5	6	7	8	9
Tony Phillips, S OBP: 0.460, SLG: 0.366 (1, 4)	4-1 BB		2-1 G6-3		1-2 G5-3		4-1 G5-3 1B	2-2 1B	
Dan Gladden, R OBP: 0.257, SLG: 0.358 (1, 7)	1-2 L6		1-3 K		1-1 HR		1-2 G5-3 1B	2-2 L5	
Alan Trammell, R OBP: 0.341, SLG: 0.380 (1, 6)	2-2 G5-3			0-0 F7		4-1 BB	1-0 G5-3		
Cecil Fielder, R OBP: 0.287, SLG: 0.500 (1, 3) Dave Bergman, L OBP: 0.118, SLG: 0.188 (9, 3)	2-3 K			1-2 E6		1-0 L5	2-1 BB 1B		
Mickey Tettleton, S OBP: 0.404, SLG: 0.571 (1, 2)		0-2 F7		1-3 K		3-2 HR 1B	4-1 BB		
Travis Fryman, R OBP: 0.337, SLG: 0.436 (1, 5)		1-1 L4		3-2 F8		0-0 HR	2-1 G6-3		
Rob Deer, R OBP: 0.287, SLG: 0.570 (1, 9)		4-1 FC4-6 BB			3-1 G5-3 1B HR 1B			2-1 1B 1B	
Mark Carreon, R OBP: 0.302, SLG: 0.414 (1, 10)		3-1 FC4-6			0-1 P4		1-1 P3	1-3 K	
Milt Cuyler, S OBP: 0.213, SLG: 0.304 (1, 8)			1-2 G5-3		1-1 G5-3 1B HR		0-1 G5-3	0-1 1B	

Inning Stats	R: 0	H: 0	E: 0	K: 1	S: 12	LOB: 1	BB: 1	P: 21
	R: 0	H: 0	E: 0	K: 0	S: 8 <td>LOB: 1</td> <td>BB: 1</td> <td>P: 16 </td>	LOB: 1	BB: 1	P: 16
	R: 0	H: 0	E: 0	K: 1	S: 9 <td>LOB: 0</td> <td>BB: 0</td> <td>P: 13 </td>	LOB: 0	BB: 0	P: 13
	R: 0	H: 0	E: 1	K: 1	S: 13 <td>LOB: 1</td> <td>BB: 0</td> <td>P: 18 </td>	LOB: 1	BB: 0	P: 18
	R: 3	H: 3	E: 0	K: 0	S: 14 <td>LOB: 1</td> <td>BB: 1</td> <td>P: 24 </td>	LOB: 1	BB: 1	P: 24
	R: 2	H: 2	E: 0	K: 1	S: 12 <td>LOB: 0</td> <td>BB: 0</td> <td>P: 18 </td>	LOB: 0	BB: 0	P: 18
	R: 1	H: 2	E: 0	K: 0	S: 10 <td>LOB: 2</td> <td>BB: 2</td> <td>P: 24 </td>	LOB: 2	BB: 2	P: 24
	R: 0	H: 3	E: 0	K: 1	S: 15 <td>LOB: 2</td> <td>BB: 0</td> <td>P: 22 </td>	LOB: 2	BB: 0	P: 22

PITCHER	IP	WLS	BF	H	R	ER	SO	BB	IBB	HBP	BLK	WP	HR	S	P	ERA	WHIP
Jim Abbott, L ERA: 2.63 (1, 1)	6.0	L	27	5	5	5	4	3	0	0	0	0	2	68	110	7.50	1.333
Chuck Crim, R ERA: 4.95 (7, 1)	2.0		11	5	1	1	1	2	0	0	0	0	0	25	46	4.50	3.500

AB	R	H	RBI	BB	SO	LOB
3	0	1	0	2	0	2
5	2	2	3	0	1	3
3	0	0	0	1	0	3
4	0	1	1	0	1	2
0	0	0	0	0	0	0
3	1	1	0	1	1	1
4	1	1	2	0	0	3
3	1	2	0	1	1	0
4	0	0	0	0	1	3
4	1	2	0	0	0	0

WP	PA
0	38

1B	2B	3B	HR	SF	SAC	DP	HBP
8	0	0	2	0	1	0	0

WP	HR	S	P	ERA	WHIP
0	2	1	1	7.50	1.333

AB	R	H	RBI	BB	SO	LOB
33	6	10	6	5	5	17



California Angels @ Detroit Tigers
Tiger Stadium, Detroit, MI
 Mon May 04 1992, 7:05 PM EDT
 Att. 9,466 - Cloudy - 48 F

livebaseballscorecards.com

Batter	1	2	3	4	5	6	7	8	9	AB R H RBI BB SO LOB	TOP																									
Luis Polonia, L (1, 7) OBP: 0.375, SLG: 0.319	0-3 K		3-1 FC5 1-2 1B		1-1 L7		1-2 G4-3			4 0 1 0 0 1 2																										
Chad Curtis, R (1, 9) OBP: 0.333, SLG: 0.381	1-2 F8		0-3 K			0-2 S G4-3 1B		0-3 K		4 1 1 0 0 2 2																										
Junior Felix, S (1, 8) OBP: 0.304, SLG: 0.429	2-0 P6		1-2 FC5 1-2f			1 SAFE 0-3 K		1-2 G4-3		4 0 0 0 0 1 3																										
Hubie Brooks, R (1, 10) OBP: 0.291, SLG: 0.433		2-2 G6-3		1-0 P3		1 SAFE 1 SAFE 2-2 G4-3 1-H		2-2 G4-3		4 0 0 1 0 0 0																										
Gary Gaetti, R (1, 5) OBP: 0.290, SLG: 0.376		1-1 1B		3-1 1B		2-2 F8		0-3 K		4 0 2 0 0 1 0																										
Mike Fitzgerald, R (1, 2) OBP: 0.302, SLG: 0.368		2-3 K		2-1 F9		4-2 SH3-4 BB		0-0 F8		3 0 0 0 1 1 2																										
Rene Gonzales, R (1, 3) OBP: 0.415, SLG: 0.606		1-2 P6		3-3 K		1-0 SH3-4 1-2		0-1 F8		3 0 0 0 0 1 2																										
Bobby Rose, R (1, 4) OBP: 0.284, SLG: 0.316			3-2 F8		1-0 F8		2-3 K			3 0 0 0 0 1 1																										
Gary Disarcina, R (1, 6) OBP: 0.384, SLG: 0.347			4-0 1B BB		0-0 G6-3		4-2 BB			1 0 0 0 2 0 0																										
Inning Stats	R: 0 E: 0 K: 1 S: 7	H: 0 LOB: 0 BB: 0 P: 10	R: 0 E: 0 K: 1 S: 11	H: 1 LOB: 1 BB: 0 P: 17	R: 0 E: 0 K: 1 S: 12	H: 1 LOB: 2 BB: 1 P: 23	R: 0 E: 0 K: 1 S: 8	H: 1 LOB: 1 BB: 0 P: 17	R: 0 E: 0 K: 0 S: 4	H: 0 LOB: 0 BB: 0 P: 6	R: 1 E: 0 K: 1 S: 12	H: 1 LOB: 0 BB: 0 P: 16	R: 0 E: 0 K: 1 S: 12	H: 0 LOB: 2 BB: 2 P: 24	R: 0 E: 0 K: 1 S: 9	H: 0 LOB: 0 BB: 0 P: 12	R: 0 E: 0 K: 1 S: 6	H: 0 LOB: 0 BB: 0 P: 6	1B: 4 2B: 0 3B: 0 HR: 0	SF: 0 SAC: 1 DP: 0 HBP: 0	WP: 0 PB: 0 SB: 2 CS: 0	PA: 34														
PITCHER	IP WLS BF H R ER SO BB IBB HBP BLK WP HR S P ERA WHIP																																			
Scott Aldred, L (1, 1) ERA: 6.75	7.0	28	4	1	1	6	3	0	0	0	0	0	0	66	113	1.29	1.000																			
John Doherty, R (8, 1) ERA: 2.95	2.0	W	6	0	0	0	2	0	0	0	0	0	0	15	18	0.00	0.000																			

California Angels @ Detroit Tigers
Tiger Stadium, Detroit, MI
Tue May 05 1992, 3:33 AM EDT
Att. 13,180 - Cloudy - 51 F

livebaseballscorecards.com

AB 30
R 1
H 4
RBI 1
BB 3
SO 8
LOB 12



Batter	1	2	3	4	5	6	7	8	9	AB R H RBI BB SO LOB
Tony Phillips, S OBP: 0.442, SLG: 0.347 (1, 8) BB C C C F B B X	3-2 G4-3 1	0-3 K 3			1-2 G3-1 3			3-3 K 1		4 0 0 0 0 2 1
Lou Whitaker, L OBP: 0.381, SLG: 0.385 (1, 4) BB B C C C X	3-2 2B 1		1-2 G3 1			1-2 F8 1		1-1 WP G4-3 1B 1		4 0 2 0 0 0 0
Travis Fryman, R OBP: 0.343, SLG: 0.433 (1, 6) BB B B	4-0 BB 1		0-0 E4 CS 1			0-2 G1-4-3 1B 1		2-1 G4-3 2		3 0 1 0 1 0 1
Cecil Fielder, R OBP: 0.276, SLG: 0.477 (1, 3) S B C F B X	1-3 K 2		3-1 F9 2 3			0-1 G1-4-3 2 3		2-2 G4-3 3		4 0 0 0 0 1 5
Mickey Tettleton, S OBP: 0.398, SLG: 0.591 (1, 10) C X	0-1 L5 3			0-3 K 1			1-3 K 1	2-2 HR 1		4 1 1 1 0 2 2
Rob Deer, R OBP: 0.289, SLG: 0.556 (1, 9) C B B B X		3-2 L5 1		3-1 G6-3 2			4-0 BB 1B BB 1			2 0 0 0 1 0 0
Chad Kreuter, S OBP: 0.313, SLG: 0.286 (1, 2) BB C X		2-1 2B 1B 1		0-0 G4-3 3			1 SAFE 4-0 1B BB 1			2 1 1 0 1 0 0
Mark Carreon, R OBP: 0.318, SLG: 0.443 (1, 7) X		0-0 1-H 2B 1			2-0 G5-3 1		2-2 1-3 2-H 1B 2			3 0 2 1 0 0 0
Scott Livingstone, L OBP: 0.278, SLG: 0.235 Milt Cuyler, S OBP: 0.213, SLG: 0.304 (8, 8) C F B B X		2-3 K 2			1-2 G4-3 2		1-1 G3-1 3			3 0 0 0 0 1 3 0 0 0 0 0 0 0

Inning Stats	R: 0 E: 0 K: 1 S: 13	H: 1 LOB: 2 BB: 1 P: 24	R: 1 E: 0 K: 2 S: 14	H: 2 LOB: 1 BB: 0 P: 21	R: 0 E: 1 K: 0 S: 6	H: 0 LOB: 0 BB: 0 P: 10	R: 0 E: 0 K: 1 S: 6	H: 0 LOB: 0 BB: 0 P: 9	R: 0 E: 0 K: 0 S: 8	H: 0 LOB: 0 BB: 0 P: 12	R: 0 E: 0 K: 0 S: 8	H: 1 LOB: 0 BB: 0 P: 9	R: 0 E: 0 K: 1 S: 12	H: 1 LOB: 2 BB: 2 P: 22	R: 0 E: 0 K: 1 S: 10	H: 1 LOB: 1 BB: 0 P: 18	R: 1 E: 0 K: 0 S: 3	H: 1 LOB: 0 BB: 0 P: 5	1B: 4 2B: 2 3B: 0 HR: 1	SF: 0 SAC: 0 DP: 1 HBP: 0	WP: 1 PB: 0 SB: 0 CS: 1	PA: 32
--------------	-------------------------------	----------------------------------	-------------------------------	----------------------------------	------------------------------	----------------------------------	------------------------------	---------------------------------	------------------------------	----------------------------------	------------------------------	---------------------------------	-------------------------------	----------------------------------	-------------------------------	----------------------------------	------------------------------	---------------------------------	----------------------------------	------------------------------------	----------------------------------	--------


PITCHER	IP	WLS	BF	H	R	ER	SO	BB	IBB	HBP	BLK	WP	HR	S	P	ERA	WHIP
Joe Grahe, R ERA: 6.0 (1, 1)	7.0		27	5	1	1	5	3	0	0	0	0	0	67	107	1.29	1.143
Mark Eichhorn, R ERA: 3.2 (8, 1)	1.0	L	5	2	1	1	1	0	0	0	0	1	1	13	23	9.00	2.000

BOTTOM

California Angels @ Detroit Tigers
Tiger Stadium, Detroit, MI
Tue May 05 1992, 3:33 AM EDT
Att. 13,180 - Cloudy - 51 F

livebaseballscorecards.com

AB	29
R	2
H	7
RBI	2
BB	3
SO	6
LOB	12



Batter	1	2	3	4	5	6	7	8	9	AB R H RBI BB SO LOB	TOP											
Tony Phillips, S OBP: 0.426, SLG: 0.329 (1, 8)	2-2 G1-3		0-1 F8			2-3 K		1-0 F7		4 0 0 0 0 1 1												
Lou Whitaker, L OBP: 0.375, SLG: 0.368 (1, 4)	3-1 F8			0-0 F8		4-2 1B SF8 BB		3-3 K		3 1 0 0 1 1 1												
Alan Trammell, R OBP: 0.347, SLG: 0.378 (1, 6)	4-1 BB			1-3 K		2-1 1B		1-1 G5-3		3 0 1 0 1 1 1												
Cecil Fielder, R OBP: 0.265, SLG: 0.462 (1, 3)	0-1 G5-3			1-3 K		0-1 SF8		0-3 K		3 0 0 1 0 2 1												
Mickey Tettleton, S OBP: 0.393, SLG: 0.571 (1, 10)		4-0 CS BB			3-3 K	0-3 K		0-0 L9		3 0 0 0 1 2 1												
Travis Fryman, R OBP: 0.330, SLG: 0.416 (1, 5)		0-0 P9			0-2 P3		1-3 K	0-0 G5-3		4 0 0 0 0 1 1												
Rob Deer, R OBP: 0.290, SLG: 0.583 (1, 9)		3-3 K			1-2 HR		1-3 K			3 1 1 1 0 2 1												
Chad Kreuter, S OBP: 0.316, SLG: 0.294 (1, 2)			3-1 F7		2-1 1B		1-0 G3-1			3 0 1 0 0 0 0												
Mark Carreon, R OBP: 0.319, SLG: 0.438 (1, 7)			2-3 K		1-1 G1-3			0-0 1B		3 0 1 0 0 1 1												
Inning Stats	R: 0 E: 0 K: 0 S: 8	H: 0 LOB: 1 BB: 1 P: 17	R: 0 E: 0 K: 1 S: 6	H: 0 LOB: 1 BB: 1 P: 13	R: 0 E: 0 K: 1 S: 7	H: 0 LOB: 0 BB: 0 P: 12	R: 0 E: 0 K: 2 S: 7	H: 0 LOB: 0 BB: 0 P: 9	R: 1 E: 0 K: 2 S: 14	H: 2 LOB: 1 BB: 0 P: 21	R: 1 E: 0 K: 2 S: 12	H: 1 LOB: 1 BB: 1 P: 20	R: 0 E: 0 K: 2 S: 7	H: 0 LOB: 0 BB: 0 P: 10	R: 0 E: 0 K: 1 S: 7	H: 1 LOB: 1 BB: 0 P: 12	R: 0 E: 0 K: 1 S: 5	H: 0 LOB: 0 BB: 0 P: 5	1B: 3 2B: 1 3B: 0 HR: 1	SF: 1 SAC: 0 DP: 1 HBP: 0	WP: 0 PB: 0 SB: 0 CS: 1	PA: 33
PITCHER	IP WLS BF H R ER SO BB IBB HBP BLK WP HR S P ERA WHIP																					
Dave Stewart, R ERA: 3.91 (1, 1)	7.1 W 28 4 2 2 9 3 0 0 0 0 1 63 105 2.46 0.955																					
Vince Horsman, L ERA: (8, 1)	0.1 1 0 0 0 1 0 0 0 0 0 0 3 6 0.00 0.000																					
Dennis Eckersley, R ERA: 0.68 (8, 1)	1.1 S 4 0 0 0 1 0 0 0 0 0 0 7 8 0.00 0.000																					

Detroit Tigers @ Oakland Athletics
 Oakland-Alameda County Coliseum, Oakland, CA
 Wed May 06 1992, 7:05 PM PDT
 Att. 18,689 - Cloudy - 60 F

AB	29
R	2
H	4
RBI	2
BB	3
SO	11
LOB	8



livebaseballscorecards.com

Batter	1	2	3	4	5	6	7	8	9	AB	R	H	RBI	BB	SO	LOB											
Rickey Henderson, R (1, 7) OBP: 0.387, SLG: 0.400	0-2 G6-3 ①		1-1 2B 1B		4-2 G4-6-3 BB		3-1 CS 1B			3	1	2	0	1	0	0											
Carney Lansford, R (1, 5) OBP: 0.432, SLG: 0.464	0-0 G4-3		2-0 G4-3 1B 2B		0-1 G4-6-3 1-2f		0-3 K 1-2			4	1	1	1	0	1	2											
Harold Baines, L (1, 9) OBP: 0.248, SLG: 0.250 Jerry Browne, S (8, 4) OBP: 0.286, SLG: 0.167	1-1 G4-3 ③		0-0 G4-3 ②		1-0 G3-1 ③		0-0 F7 ③			4	0	0	0	0	0	1											
Mark McGwire, R (1, 3) OBP: 0.467, SLG: 0.798		2-2 F7 ①	4-1 1B IBB		4-2 WP 2B BB G6-3		4-1 PB BB			1	1	0	0	3	0	0											
Jamie Quirk, L (1, 2) OBP: 0.300, SLG: 0.315		2-2 E6 G6-3	1-0 1B 1-2 3-H		2-2 G6-3 1-2		2-3 K 1-2			4	0	1	1	0	1	2											
Terry Steinbach, R (1, 10) OBP: 0.327, SLG: 0.366		1-0 G6-3 2-3	0-3 K ③		4-1 2B BB		1-3 K ②			3	1	0	0	1	2	4											
Willie Wilson, S (1, 8) OBP: 0.340, SLG: 0.389		1-1 G4-3 ③		0-0 G4-3 ①		1-2 G3-1 1-H 2B 3-H		2-2 G4-3 ③		4	0	1	2	0	0	2											
Mike Bordick, R (1, 6) OBP: 0.398, SLG: 0.379			1-0 2B 1B		4-1 CS BB		3-2 G3-1 ②			2	1	1	0	1	0	1											
Lance Blankenship, R (1, 4) (8, 9) OBP: 0.364, SLG: 0.362			1-0 1-H 2B		1-3 K 1-2 ③		0-2 G5-3 ③			3	0	1	1	0	1	2											
Inning Stats	R: 0 E: 0 K: 0 S: 6	H: 0 LOB: 0 BB: 0 P: 7	R: 0 E: 1 K: 0 S: 11	H: 0 LOB: 1 BB: 0 P: 17	R: 3 E: 0 K: 1 S: 13	H: 5 LOB: 2 BB: 1 P: 21	R: 0 E: 0 K: 1 S: 7	H: 0 LOB: 0 BB: 1 P: 12	R: 0 E: 0 K: 0 S: 7	H: 0 LOB: 0 BB: 1 P: 12	R: 2 E: 0 K: 0 S: 17	H: 1 LOB: 1 BB: 2 P: 31	R: 0 E: 0 K: 1 S: 6	H: 1 LOB: 0 BB: 0 P: 9	R: 0 E: 0 K: 2 S: 12	H: 0 LOB: 1 BB: 1 P: 21	1B: 4 2B: 3 3B: 0 HR: 0	SF: 0 SAC: 0 DP: 1 HBP: 0	WP: 1 PB: 1 SB: 0 CS: 2	PA: 34							
PITCHER	IP	WLS	BF	H	R	ER	SO	BB	IBB	HBP	BLK	WP	HR	S	P	ERA	WHIP										
Walt Terrell, R ERA: 6.69 Mark Leiter, R ERA: 2.95	(1, 1) 5.1 (6, 1) 2.2	L	25	6	5	5	2	4	1	0	0	1	0	55	91	8.44	1.875										
			9	1	0	0	3	1	0	0	0	0	0	24	39	0.00	0.750										

BOTTOM

Detroit Tigers @ Oakland Athletics
Oakland-Alameda County Coliseum, Oakland, CA
Wed May 06 1992, 7:05 PM PDT
Att. 18,689 - Cloudy - 60 F

livebaseballscores.com

AB	28
R	5
H	7
RBI	5
BB	6
SO	5
LOB	14



Batter	1	2	3	4	5	6	7	8	9	AB R H RBI BB SO LOB	TOP		
Milt Cuyler, S OBP: 0.217, SLG: 0.305 Tony Phillips, S OBP: 0.422, SLG: 0.325	1-1 1B S 1B		1-0 E1		0-2 G1-3			2-3 K		3 0 1 0 0 0 0 1 0 0 0 0 1 0			
Lou Whitaker, L OBP: 0.380, SLG: 0.357	3-1 SAFE SAFE F7		4-2 BB			2-1 F7		4-2 BB		2 0 0 0 2 0 1			
Alan Trammell, R OBP: 0.343, SLG: 0.372	2-2 SAFE G5-4-3 1B		2-2 G4-3			1-2 P6		1-1 P3		4 0 1 0 0 0 3			
Cecil Fielder, R OBP: 0.255, SLG: 0.442	1-1 G5-4-3 1-2f			0-0 P4		1-2 F8		1-3 K2-3		4 0 0 0 0 1 3			
Mickey Tettleton, S OBP: 0.388, SLG: 0.558		2-1 G3		0-1 1B			2-2 G4-3		2-2 L8	4 0 1 0 0 0 0			
Travis Fryman, R OBP: 0.336, SLG: 0.419		1-0 P3-1 1B		2-0 L7		1-0 G5-3		1-2 1B	4 0 2 0 0 0 1				
Rob Deer, R OBP: 0.278, SLG: 0.557		0-1 P3-1 1-2f		1-1 L5		0-1 L5		0-3 K	4 0 0 0 0 1 3				
Dave Bergman, L OBP: 0.190, SLG: 0.211			1-1 G5-4-3 1B		3-2 F7		4-1 HR BB	3-2 F8	3 1 1 0 1 0 1				
Mark Carreon, R OBP: 0.319, SLG: 0.478			0-0 G5-4-3 1-2f		0-0 F8		0-1 HR		3 1 1 2 0 0 1				
Inning Stats	R: 0 H: 2 E: 0 LOB: 1 K: 0 BB: 0 S: 9 P: 16	R: 0 H: 1 E: 0 LOB: 0 K: 0 BB: 0 S: 5 P: 8	R: 0 H: 1 E: 1 LOB: 2 K: 0 BB: 1 S: 9 P: 17	R: 0 H: 1 E: 0 LOB: 1 K: 0 BB: 0 S: 6 P: 9	R: 0 H: 0 E: 0 LOB: 0 K: 0 BB: 0 S: 8 P: 11	R: 0 H: 0 E: 0 LOB: 0 K: 0 BB: 0 S: 8 P: 12	R: 0 H: 0 E: 0 LOB: 0 K: 0 BB: 0 S: 7 P: 10	R: 2 H: 1 E: 0 LOB: 1 K: 2 BB: 2 S: 16 P: 28	R: 0 H: 1 E: 0 LOB: 1 K: 1 BB: 0 S: 15 P: 21	1B: 6 SF: 0 2B: 1 SAC: 0 3B: 0 DP: 3 HR: 1 HBP: 0	WP: 0 PA: 35 PB: 0 SB: 1 CS: 0		
PITCHER	IP WLS BF H R ER SO BB IBB HBP BLK WP HR S P ERA WHIP											PITCHER	IP WLS BF H R ER SO BB IBB HBP BLK WP HR S P ERA WHIP
Bob Welch, R ERA: 3.46	(1, 1) 7.0 W 25 5 0 0 0 1 0 0 0 0 0 0 52 83 0.00 0.857												
Jeff Parrett, R ERA: 2.82	(8, 1) 0.1 3 1 2 2 1 1 0 0 0 0 0 1 6 12 54.00 6.000												
Rick Honeycutt, L ERA: 5.87	(8, 1) 0.0 1 0 0 0 0 1 0 0 0 0 0 0 5 9 ∞ ∞												
Dennis Eckersley, R ERA: 0.6	(8, 1) 1.2 S 6 1 0 0 2 0 0 0 0 0 0 0 20 28 0.00 0.600												

Detroit Tigers @ Oakland Athletics
 Oakland-Alameda County Coliseum, Oakland, CA
 Thu May 07 1992, 3:33 AM PDT
 Att. 23,155 - Cloudy - 65 F

AB	32
R	2
H	7
RBI	2
BB	3
SO	3
LOB	13



Batter	1	2	3	4	5	6	7	8	9	AB	R	H	RBI	BB	SO	LOB
Rickey Henderson, R (1, 7) OBP: 0.383, SLG: 0.423	1-1 P3		1-2 L8			2-1 F8	2-1 HR			4	1	1	2	0	0	0
Carney Lansford, R (1, 5) OBP: 0.426, SLG: 0.455	0-0 1B BLK SF7 1B		2-0 P3			1-0 F8	2-3 K			4	1	1	0	0	1	0
Jose Canseco, R (1, 10) OBP: 0.314, SLG: 0.431	1-2 CS 1-3 1B			2-2 1B		2-2 BB 1B	1-3 K			4	0	3	0	0	1	0
Mark McGwire, R (1, 3) OBP: 0.468, SLG: 0.823	3-2 SF7			0-0 F7		4-1 BB		2-2 HR		2	1	1	2	1	0	1
Terry Steinbach, R (1, 2) OBP: 0.302, SLG: 0.333	0-0 CS 1-2	0-1 G4-3		1 SAFE 1 SAFE 1 SAFE 1 SAFE 1 SAFE 1 SAFE 1 SAFE 1 SAFE	1-3 K	2-2 F8		1-0 G4-3		4	0	0	0	0	1	3
Willie Wilson, S (1, 8) OBP: 0.327, SLG: 0.372			1-0 G6-3		0-0 G5-3		2-2 F8	0-0 L6		4	0	0	0	0	0	1
Lance Blankenship, R (1, 4) (9, 9) OBP: 0.369, SLG: 0.361			4-2 BB		2-3 K		1-0 3B 1B	3-3 K		3	1	1	0	1	2	0
Mike Bordick, R (1, 6) OBP: 0.396, SLG: 0.398		0-2 F7			1-1 G5-3		2-2 1B 3B			3	1	1	1	0	0	1
Scott Hemond, R (1, 9) OBP: 0.300, SLG: 0.259			0-0 P2		2-3 K		0-1 HR 1B			3	1	1	1	0	1	0
Jerry Browne, S (9, 4) OBP: 0.286, SLG: 0.167										0	0	0	0	0	0	0


Inning Stats	R: 1	H: 2	E: 0	K: 0	S: 9	R: 0	H: 0	E: 0	K: 0	S: 9	R: 0	H: 0	E: 0	K: 0	S: 5	R: 0	H: 1	E: 0	K: 1	S: 8	R: 0	H: 0	E: 0	K: 2	S: 9	R: 0	H: 1	E: 0	K: 10	R: 4	H: 4	E: 0	K: 2	S: 19	R: 1	H: 1	E: 0	K: 1	S: 9	1B: 6	SF: 1	2B: 0	SAC: 0	3B: 1	DP: 0	HR: 2	HBP: 0	WP: 0	PA: 35
--------------	------	------	------	------	------	------	------	------	------	------	------	------	------	------	------	------	------	------	------	------	------	------	------	------	------	------	------	------	-------	------	------	------	------	-------	------	------	------	------	------	-------	-------	-------	--------	-------	-------	-------	--------	-------	--------

PITCHER	IP	WLS	BF	H	R	ER	SO	BB	IBB	HBP	BLK	WP	HR	S	P	ERA	WHIP
Frank Tanana, L ERA: 7.07	(1, 1)	6.1	L	28	8	5	5	3	2	0	0	0	1	62	101	7.11	1.579
Les Lancaster, R ERA: 8.53	(7, 1)	1.2		6	1	1	1	3	0	0	0	0	1	16	25	5.40	0.600

DETROIT TIGERS @ OAKLAND ATHLETICS
Oakland-Alameda County Coliseum, Oakland, CA
 Thu May 07 1992, 3:33 AM PDT
 Att. 23,155 - Cloudy - 65 F

livebaseballscores.com

AB	31
R	6
H	9
RBI	6
BB	2
SO	6
LOB	6



Batter	1	2	3	4	5	6	7	8	9	AB R H RBI BB SO LOB	TOP																
Tony Phillips, S OBP: 0.421, SLG: 0.321 (1, 7)	0-3 K		2-1 G4-3			3-2 FC1-4 1B		4-1 G6-4-3 1B BB	1-2 L5	4 0 1 0 1 1 2																	
Lou Whitaker, L OBP: 0.392, SLG: 0.405 (1, 4)	4-2 S BB		3-2 G3			0-0 P6		3-1 G6-4-3 1B	1-0 HR	4 1 2 4 1 0 1																	
Alan Trammell, R OBP: 0.337, SLG: 0.356 (1, 6)	4-1 FC3-6 1-2 BB		2-1 F9			2-0 FC1-4 1-2f		2-2 G6-4-3 1-2f 2-3	0-1 L8	4 0 0 0 1 0 4																	
Cecil Fielder, R OBP: 0.245, SLG: 0.424 (1, 10)	1-0 L5			3-1 L6		0-0 P3		0-2 F7		4 0 0 0 0 0 4																	
Mickey Tettleton, S OBP: 0.383, SLG: 0.556 (1, 2)	2-0 FC3-6 1-2f			2-1 F8			2-1 F9		0-1 1B 1B 2B	4 1 1 0 0 0 2																	
Travis Fryman, R OBP: 0.333, SLG: 0.413 (1, 5)		0-1 G5-3		2-2 G6-3			0-0 F9		1-2 1B 1B 1B	4 1 1 0 0 0 0																	
Dave Bergman, L OBP: 0.160, SLG: 0.174 (1, 3)			1-1 F8		1-2 P5		1-1 P6		0-0 F7	4 0 0 0 0 0 2																	
Rob Deer, R OBP: 0.297, SLG: 0.609 (1, 9)			2-0 E 2B		3-3 K			2-1 HR	1-0 1B HR 1B	4 2 3 1 0 1 0																	
Milt Cuyler, S OBP: 0.221, SLG: 0.306 (1, 8)			1-2 F7		1-3 K			0-0 1B 1B	1-0 1B HR	3 1 1 0 0 1 1																	
Mark Carreon, R OBP: 0.329, SLG: 0.485 (9, PH)									1-3 2-H 3-H	1 0 1 2 0 0 0																	
Skeeter Barnes, R OBP: 0.444, SLG: 0.429 (9, PR)										0 1 0 0 0 0 0																	
Inning Stats	R: 0 E: 0 K: 1 S: 9	H: 0 LOB: 2 BB: 2 P: 20	R: 0 E: 1 K: 0 S: 9	H: 1 LOB: 1 BB: 0 P: 13	R: 0 E: 0 K: 0 S: 7	H: 0 LOB: 0 BB: 0 P: 14	R: 0 E: 0 K: 2 S: 10	H: 0 LOB: 0 BB: 0 P: 15	R: 0 E: 0 K: 0 S: 6	H: 1 LOB: 1 BB: 0 P: 11	R: 0 E: 0 K: 0 S: 5	H: 0 LOB: 0 BB: 0 P: 8	R: 2 E: 0 K: 0 S: 15	H: 3 LOB: 1 BB: 1 P: 26	R: 5 E: 0 K: 0 S: 14	H: 5 LOB: 1 BB: 0 P: 19	1B: 6 2B: 2 3B: 0 HR: 2	SF: 0 SAC: 0 DP: 1 HBP: 0	WP: 0 PB: 0 SB: 1 CS: 0	PA: 39							
PITCHER	IP	WLS	BF	H	R	ER	SO	BB	IBB	HBP	BLK	WP	HR	S	P	ERA	WHIP										
Clay Parker, R ERA: 3.86 (1, 1)	7.0		26	3	1	1	3	2	0	0	0	0	1	55	99	1.29	0.714										
Jim Acker, R ERA: 4.02 (8, 1)	0.0		2	1	0	0	0	1	0	0	0	0	0	2	6	∞	∞										
Dennis Powell, L ERA: 0.96 (8, 1)	0.0		1	1	1	1	0	0	0	0	0	0	0	2	5	∞	∞										
Jeff Nelson, R ERA: 4.22 (8, 1)	1.0		2	0	0	0	0	0	0	0	0	0	0	9	11	0.00	0.000										
Mike Schooler, R ERA: 9.26 (9, 1)	1.0	L	8	5	5	5	0	0	0	0	0	0	1	14	19	45.00	5.000										

Detroit Tigers @ Seattle Mariners

The Kingdome, Seattle, WA

Fri May 08 1992, 10:05 PM EDT
Att. 16,894 - Dome - 70 F

livebaseballscorecards.com

AB	36
R	7
H	10
RBI	7
BB	3
SO	3
LOB	16




Batter	1	2	3	4	5	6	7	8	9	AB	R	H	RBI	BB	SO	LOB
Harold Reynolds, S (1, 4) OBP: 0.350, SLG: 0.382	3-2 L3	0-0 G4-3		4-0 BB		1-0 F9			2-2 1B	4	0	1	0	1	0	1
Edgar Martinez, R (1, 5) OBP: 0.374, SLG: 0.495	3-1 S HR 1B		2-1 2B 1B	1-3 K			2-1 FC4-6 1B		2-3 K	5	2	3	0	0	2	3
Ken Griffey Jr., L (1, 8) OBP: 0.284, SLG: 0.424	0-0 F7		0-0 F7		1-2 G1		1-0 FC4-6 G5-3 1-2f		1-2 F7	5	0	0	0	0	0	4
Kevin Mitchell, R (1, 7) OBP: 0.291, SLG: 0.376	4-0 HR IBB		1-2 1B 2B		0-0 1B		1-2 G5-3		1-2 1B	3	2	2	1	1	0	1
Pete O'Brien, L (1, 3) OBP: 0.229, SLG: 0.495	0-2 HR		3-2 L9		1-3 K		0-0 L6			4	1	1	3	0	1	3
Jay Buhner, R (1, 9) OBP: 0.355, SLG: 0.340	0-0 P2		1-1 CS 1B		2-3 K2-3			1-1 CS 1B		4	0	2	1	0	1	1
Tino Martinez, L (1, 10) OBP: 0.326, SLG: 0.524		3-2 HR	2-1 CS		2-1 FC6-4 G6-3 1B		3-2 G1-3		3-3 K	3	1	2	1	0	0	0
Dave Valle, R (1, 2) OBP: 0.293, SLG: 0.311		2-3 K			2-2 G6-3		2-2 G1-3		3-1 P5	3	0	0	0	0	1	1
Jeff Schaefer, R (1, 6) OBP: 0.233, SLG: 0.345		0-3 K			0-0 FC6-4 BB		0-1 1B		1-3 K	3	0	1	0	0	1	1
Greg Briley, L (9, PH) OBP: 0.214, SLG: 0.262										1	0	0	0	0	1	0

Inning Stats	R: 3	H: 2	E: 0	K: 11	S: 11	LOB: 0	BB: 1	P: 21	R: 1	H: 1	E: 0	K: 2	S: 10	LOB: 0	BB: 0	P: 15	R: 2	H: 3	E: 0	K: 13	S: 13	LOB: 0	BB: 0	P: 22	R: 0	H: 1	E: 0	K: 2	S: 12	LOB: 1	BB: 0	P: 16	R: 0	H: 1	E: 0	K: 9	S: 9	LOB: 1	BB: 0	P: 15	R: 0	H: 1	E: 0	K: 7	S: 7	LOB: 1	BB: 0	P: 11	R: 0	H: 1	E: 0	K: 1	S: 7	LOB: 0	BB: 0	P: 14	R: 0	H: 1	E: 0	K: 14	S: 14	LOB: 1	BB: 0	P: 20
--------------	------	------	------	-------	-------	--------	-------	-------	------	------	------	------	-------	--------	-------	-------	------	------	------	-------	-------	--------	-------	-------	------	------	------	------	-------	--------	-------	-------	------	------	------	------	------	--------	-------	-------	------	------	------	------	------	--------	-------	-------	------	------	------	------	------	--------	-------	-------	------	------	------	-------	-------	--------	-------	-------

PITCHER	IP	WLS	BF	H	R	ER	SO	BB	IBB	HBP	BLK	WP	HR	S	P	ERA	WHIP
Eric King, R (1, 1) ERA: 8.28	2.1		13	5	6	6	2	0	0	0	0	0	0	27	45	23.14	2.143
Kevin Ritz, R (3, 1) ERA: 3.1	2.2		11	3	0	0	3	1	0	0	0	0	0	31	50	0.00	1.500
Mike Munoz, L (6, 1) ERA: 1.93	2.0		8	2	0	0	0	0	0	0	0	0	0	16	26	0.00	1.000
Les Lancaster, R (8, 1) ERA: 8.1	1.0	W	3	1	0	0	1	0	0	0	0	0	0	7	14	0.00	1.000
Mike Henneman, R (9, 1) ERA: 4.5	1.0	S	4	1	0	0	2	0	0	0	0	0	0	14	20	0.00	1.000

DETROIT TIGERS @ SEATTLE MARINERS
The Kingdom, Seattle, WA
Fri May 08 1992, 10:05 PM EDT
Att. 16,894 - Dome - 70 F

AB	37
R	6
H	12
RBI	6
BB	2
SO	8
LOB	16



PITCHER	IP	WLS	BF	H	R	ER	SO	BB	IBB	HBP	BLK	WP	HR	S	P	ERA	WHIP
Eric King, R (1, 1) ERA: 8.28	2.1		13	5	6	6	2	0	0	0	0	0	0	27	45	23.14	2.143
Kevin Ritz, R (3, 1) ERA: 3.1	2.2		11	3	0	0	3	1	0	0	0	0	0	31	50	0.00	1.500
Mike Munoz, L (6, 1) ERA: 1.93	2.0		8	2	0	0	0	0	0	0	0	0	0	16	26	0.00	1.000
Les Lancaster, R (8, 1) ERA: 8.1	1.0	W	3	1	0	0	1	0	0	0	0	0	0	7	14	0.00	1.000
Mike Henneman, R (9, 1) ERA: 4.5	1.0	S	4	1	0	0	2	0	0	0	0	0	0	14	20	0.00	1.000

Batter	1	2	3	4	5	6	7	8	9	AB R H RBI BB SO LOB	TOP		
Tony Phillips, S OBP: 0.425, SLG: 0.348 (1, 4) C X	0-1 G4-3 SF9 2B		0-0 G5-3	2-0 F7	3-2 2B 2B 1-H 2-H 3-H	2-0 G3			4-2 1B 1B 1B BB	5 3 2 3 1 0 3			
Dan Gladden, R OBP: 0.271, SLG: 0.376 (1, 10) B X	1-0 G4-3 2-3		2-2 F9				0-1 L7		2-1 1B 1B 1B FC5-4	6 2 3 1 0 0 1			
Alan Trammell, R OBP: 0.352, SLG: 0.380 Scott Livingstone, L OBP: 0.300, SLG: 0.263 (1, 6) B X (5, 5) B X	1-0 SF9 3-H		3-1 1B				0-0 G4-3		0-1 FC5-4 1B 1B 1B 1B 1B 1B 1B	2 1 2 1 1 0 0 2 0 1 0 0 0 0			
Cecil Fielder, R OBP: 0.246, SLG: 0.417 Dave Bergman, L OBP: 0.154, SLG: 0.167 Skeeter Barnes, R OBP: 0.500, SLG: 0.500 (1, 3) X (5, 3) X (9, PH) (9, 3) X	0-0 G6-3		2-2 F8				0-2 G1-3		1-0 FC5-4 1B 1B 1B 1B 1B 1B 1B	4 1 1 1 0 0 3 1 0 0 0 0 0 0 1 0 1 1 0 0 0			
Mickey Tettleton, S OBP: 0.389, SLG: 0.562 (1, 2) B X		2-2 FC5-4 1B		0-1 F7	0-0 BB 2B	2-0 BB FC6-4 1B		1-2 F8	0-1 FC5-4 1B 1B 1B 1B 1B 1B	6 2 3 2 0 0 2			
Travis Fryman, R OBP: 0.350, SLG: 0.430 (1, 5) X (5, 6) X		0-0 FC5-4 1B		1-1 G4-3 HR 2B	4-2 BB 2B BB	0-0 FC6-4 BB 1B		3-2 F8	1-3 K	5 2 3 0 1 1 2			
Mark Carreon, R OBP: 0.321, SLG: 0.466 (1, 7) B X		2-2 F7		1-0 G4-3 2-3		0-1 P4 1B		1-1 1B		5 0 1 0 0 1 8			
Rob Deer, R OBP: 0.311, SLG: 0.632 (1, 9) C X		3-2 FC5-4 FC6-4 1-2f 2-3		0-0 HR	4-1 2B BB	4-2 FC6-4 BB		2-3 K		3 2 1 3 2 1 3			
Milt Cuyler, S OBP: 0.220, SLG: 0.300 (1, 8) X		0-0 FC6-4 1-2f		2-2 1B	3-1 P2	0-1 FC6-4			0-0 P9	5 0 1 1 0 0 7			
Inning Stats	R: 1 E: 0 K: 0 S: 5 H: 1 LOB: 0 BB: 0 P: 7	R: 0 E: 0 K: 0 S: 15 H: 2 LOB: 2 BB: 0 P: 22	R: 0 E: 0 K: 0 S: 9 H: 1 LOB: 1 BB: 0 P: 16	R: 2 E: 0 K: 0 S: 10 H: 3 LOB: 1 BB: 0 P: 16	R: 7 E: 0 K: 1 S: 31 H: 6 LOB: 2 BB: 3 P: 58	R: 1 E: 0 K: 0 S: 11 H: 2 LOB: 2 BB: 1 P: 19	R: 0 E: 0 K: 0 S: 7 H: 0 LOB: 0 BB: 0 P: 7	R: 0 E: 0 K: 1 S: 11 H: 1 LOB: 1 BB: 0 P: 18	R: 2 E: 0 K: 1 S: 14 H: 3 LOB: 2 BB: 1 P: 22	1B: 12 2B: 6 3B: 0 HR: 1 SF: 1 SAC: 0 DP: 0 HBP: 0	WP: 1 PB: 0 SB: 0 CS: 0 PA: 51		
PITCHER	IP WLS BF H R ER SO BB IBB HBP BLK WP HR S P ERA WHIP											PITCHER	IP WLS BF H R ER SO BB IBB HBP BLK WP HR S P ERA WHIP
Russ Swan, L ERA: 6.08 (1, 1)	4.0 L 23 11 7 7 0 0 0 0 0 0 0 1 47 74 15.75 2.750												
Rich DeLucia, R ERA: 11.37 (5, 1)	0.2 6 2 3 3 1 2 0 0 0 0 0 0 19 35 40.50 6.000												
Jim Acker, R ERA: 4.0 (5, 1)	2.1 11 2 1 1 0 2 0 0 0 0 1 0 22 36 3.86 1.714												
Dennis Powell, L ERA: 2.38 (8, 1)	2.0 11 4 2 2 2 1 0 0 0 0 0 0 25 40 9.00 2.500												

Detroit Tigers @ Seattle Mariners
 The Kingdome, Seattle, WA
 Sat May 09 1992, 10:05 PM EDT
 Att: 40,455 - Dome - 70 F

livebaseballscorecards.com

AB	45
R	13
H	19
RBI	13
BB	5
SO	3
LOB	29



Batter	1	2	3	4	5	6	7	8	9	AB	R	H	RBI	BB	SO	LOB		
Harold Reynolds, S (1, 4) OBP: 0.347, SLG: 0.372 Jeff Schaefer, R (9, 6) OBP: 0.233, SLG: 0.345	1-1 G4-3		1-0 G6-3		2-1 F8			4-1 BB		3	0	0	0	1	0	2		
Edgar Martinez, R (1, 5) OBP: 0.370, SLG: 0.486 Dave Cochrane, S (9, 5) OBP: 0.359, SLG: 0.389	1-2 G6-3		0-1 G6-3			1-0 G6-4-3 1B		3-2 F8		4	0	1	0	0	0	2		
Ken Griffey Jr., L (1, 8) OBP: 0.292, SLG: 0.427	1-2 1B			1-0 F8		0-0 G6-4-3 1-2f			0-1 BB E 1B	4	0	2	0	0	0	1		
Kevin Mitchell, R (1, 7) OBP: 0.289, SLG: 0.371	2-2 F7			1-0 1B		1-1 F9			0-1 F9	4	0	1	0	0	0	2		
Pete O'Brien, L (1, 3) OBP: 0.220, SLG: 0.474		1-1 G6-3		0-0 P5			1-1 G3		0-1 P6	4	0	0	0	0	0	2		
Jay Buhner, R (1, 9) OBP: 0.342, SLG: 0.327		3-3 K		0-0 P2			1-0 P3		1-2 E3 BB	4	0	0	0	0	1	2		
Tino Martinez, L (1, 10) OBP: 0.333, SLG: 0.518		1-1 G3-1			1-1 1B		0-0 F8		4-2 BB	3	0	1	0	1	0	0		
Rich Amaral, R (1, 6) OBP: 0.265, SLG: 0.340 (9, 4)			1-3 K		0-1 F9			0-3 K	0-0 F8	4	0	0	0	0	2	4		
Matt Sinatro, R (1, 2) OBP: 0.154, SLG: 0.154			3-1 E4 G6-3		0-0 P4			3-3 K		3	0	0	0	0	1	1		
Inning Stats	R: 0 E: 0 K: 0 S: 11	H: 1 LOB: 1 BB: 0 P: 16	R: 0 E: 0 K: 1 S: 8	H: 0 LOB: 0 BB: 0 P: 13	R: 0 E: 1 K: 1 S: 10	H: 0 LOB: 1 BB: 0 P: 15	R: 0 E: 0 K: 0 S: 4	H: 1 LOB: 1 BB: 0 P: 6	R: 0 E: 0 K: 0 S: 4	H: 1 LOB: 0 BB: 0 P: 6	R: 0 E: 0 K: 0 S: 4	H: 0 LOB: 0 BB: 0 P: 6	R: 0 E: 0 K: 2 S: 12	H: 0 LOB: 1 BB: 1 P: 22	R: 0 E: 1 K: 0 S: 13	H: 1 LOB: 3 BB: 1 P: 18	1B: 5 2B: 0 3B: 0 HR: 0	SF: 0 SAC: 0 DP: 1 HBP: 0

BOTTOM

Detroit Tigers @ Seattle Mariners
The Kingdom, Seattle, WA
Sat May 09 1992, 10:05 PM EDT
Att. 40,455 - Dome - 70 F

livebaseballscorecards.com

AB	33
R	0
H	5
RBI	0
BB	2
SO	4
LOB	16



PITCHER Bill Gullickson, R (1, 1) ERA: 2.92	IP: 9.0 WLS: W BF: 35 H: 5 R: 0 ER: 0 SO: 4 BB: 2 IBB: 0 HBP: 0 BLK: 0 WP: 0 HR: 0 S: 73 P: 112 ERA: 0.00 WHIP: 0.778	PITCHER	IP: 9.0 WLS: W BF: 35 H: 5 R: 0 ER: 0 SO: 4 BB: 2 IBB: 0 HBP: 0 BLK: 0 WP: 0 HR: 0 S: 73 P: 112 ERA: 0.00 WHIP: 0.778
--	---	----------------	---

Batter	1	2	3	4	5	6	7	8	9	AB	R	H	RBI	BB	SO	LOB	BOTTOM	
Harold Reynolds, S (1, 4) OBP: 0.344, SLG: 0.362	3-2 P4		2-0 G5-3		1-3 K			4-2 BB 1B		3	1	0	0	1	1	0	Detroit Tigers @ Seattle Mariners The Kingdom, Seattle, WA Sun May 10 1992, 6:33 AM EDT Att. 15,662 - Dome - 70 F	
Edgar Martinez, R (1, 5) OBP: 0.374, SLG: 0.491	3-2 L6			2-1 FC6-5 2B	2-3 K		4-2 BB 1B K2-1-2		3	0	1	0	1	1	0			
Ken Griffey Jr., L (1, 8) OBP: 0.291, SLG: 0.421	3-2 G4-3			0-2 FC6-5 1B E	0-0 G1-3		3-2 BB K2-1-2 1B		4	1	1	1	0	0	1			
Kevin Mitchell, R (1, 10) OBP: 0.288, SLG: 0.367		3-3 K		0-0 E8 HR 1B		3-2 F9	3-2 BB K2-1-2		4	1	1	0	0	2	2			
Jay Buhner, R (1, 9) OBP: 0.356, SLG: 0.360		1-2 HR		4-2 HR BB		0-0 G6-3	1-2 HR 3-Hr 4-2 BB		2	2	1	1	2	0	0			
Henry Cotto, R (1, 7) OBP: 0.383, SLG: 0.452		2-1 G6-3		0-0 HR 1-H 2-H		3-3 K	0-3 K		4	1	1	3	0	2	2			
Pete O'Brien, L (1, 3) OBP: 0.214, SLG: 0.460		3-1 F9		1-1 F8			1-1 G6-3		3	0	0	0	0	0	0			
Jeff Schaefer, R (1, 6) OBP: 0.242, SLG: 0.375			0-1 P2	0-0 2B			0-1 L3		3	0	1	0	0	0	0			
Matt Sinatro, R (1, 2) OBP: 0.125, SLG: 0.125			1-2 P6	0-0 G5-3			2-2 G5-3		3	0	0	0	0	0	1			
Inning Stats	R: 0 E: 0 K: 0 S: 12	H: 0 LOB: 0 BB: 0 P: 21	R: 1 E: 0 K: 1 S: 10	H: 1 LOB: 0 BB: 0 P: 19	R: 0 E: 0 K: 0 S: 6	H: 0 LOB: 0 BB: 0 P: 9	R: 4 E: 1 K: 0 S: 16	H: 4 LOB: 1 BB: 1 P: 23	R: 0 E: 0 K: 1 S: 7	H: 0 LOB: 0 BB: 0 P: 13	R: 0 E: 0 K: 0 S: 7	H: 0 LOB: 0 BB: 0 P: 10	R: 1 E: 0 K: 2 S: 21	H: 1 LOB: 2 BB: 3 P: 36	1B: 2 2B: 3 3B: 0 HR: 2	SF: 0 SAC: 0 DP: 1 HBP: 0	WP: 0 PB: 0 SB: 0 CS: 0	PA: 33
PITCHER	IP WLS BF H R ER SO				BB IBB HBP BLK	WP HR S P	ERA WHIP	PITCHER	IP WLS BF H R ER SO	BB IBB HBP BLK	WP HR S P	ERA WHIP						
Scott Aldred, L (1, 1) ERA: 7.48	3.2 L	17	5	5	5	1	12.27	1.636										
John Doherty, R (4, 1) ERA: 2.91	3.1	13	1	1	1	3	2.70	0.900										
Les Lancaster, R (8, 1) ERA: 7.71	1.0	3	0	0	0	2	0.00	1.000										

livebaseballscores.com



Detroit Tigers @ California Angels
 Anaheim Stadium, Anaheim, CA

Tue May 12 1992, 10:05 PM EDT
 Att. 21,500 - Sunny - 75 F

livebaseballscorecards.com



AB	36
R	4
H	10
RBI	4
BB	4
SO	4
LOB	19

WP:	0	PA:	41
PB:	0		
SB:	0		
CS:	2		

AB R H RBI BB SO LOB

5	0	0	0	0	1	2
5	1	3	0	0	0	0
5	0	1	0	0	0	2
5	2	3	3	0	1	1
3	1	0	0	1	0	2
2	0	1	0	2	1	0
4	0	2	0	0	0	2
3	0	0	0	0	0	5
0	0	0	0	1	0	0
3	0	0	0	0	1	3
1	0	0	1	0	0	2

Batter	1	2	3	4	5	6	7	8	9
Tony Phillips, S OBP: 0.415, SLG: 0.367 (1, 4) (8, 8)	1-3 K		1-1 F9		1-0 P5		1-2 G5-3	1-2 G6-3	
Dan Gladden, R OBP: 0.299, SLG: 0.400 (1, 7) (8, 8)	0-0 G4-3		2-0 1B		1-0 1B G3		0-0 1B CS		2-2 F8
Alan Trammell, R OBP: 0.345, SLG: 0.371 (1, 6) (8, 8)	0-1 F7		1-1 F7		1-0 1B G3		1-2 P3		1-1 F7
Travis Fryman, R OBP: 0.353, SLG: 0.472 (1, 5) (8, 8)		3-1 1B CS		0-0 HR	3-0 G3		2-0 CS	1-0 HR	3-3 K
Mickey Tettleton, S OBP: 0.389, SLG: 0.546 (1, 2) (8, 8)		2-0 F7		2-2 G1-3	3-1 F7			4-2 BB FC4-6	
Rob Deer, R OBP: 0.325, SLG: 0.610 (1, 9) (8, 8)		4-2 BB 2B		0-0 1B		1-3 K		4-2 BB FC4-6	
Mark Carreon, R OBP: 0.314, SLG: 0.457 (1, 10) (8, 8)		2-2 2B		1-0 1B		1-2 E5		0-2 F9	
Skeeter Barnes, R OBP: 0.313, SLG: 0.286 (8, PH) (8, 3)		2-2 F7		1-2 F9		0-0 L8		4-2 BB FC4-6	
Milt Cuyler, S OBP: 0.216, SLG: 0.292 (8, PH) (8, 4)			0-1 G5-3	1-3 K		3-1 G5-3		1-1 FC4-6	

Inning Stats	R: 0	H: 0	E: 0	K: 1	S: 6	P: 7
	R: 0	H: 2	E: 0	K: 0	S: 13	P: 26
	R: 0	H: 1	E: 0	K: 0	S: 7	P: 11
	R: 1	H: 3	E: 0	K: 1	S: 13	P: 18
	R: 1	H: 2	E: 0	K: 0	S: 6	P: 15
	R: 0	H: 0	E: 1	K: 1	S: 9	P: 14
	R: 0	H: 1	E: 0	K: 0	S: 8	P: 12
	R: 2	H: 1	E: 0	K: 0	S: 20	P: 35
	R: 0	H: 0	E: 0	K: 1	S: 8	P: 14

PITCHER	IP	WLS	BF	H	R	ER	SO	BB	IBB	HBP	BLK	WP	HR	S	P	ERA	WHIP
Mark Langston, L ERA: 5.94 (1, 1)	7.0		30	9	2	2	3	1	0	0	0	0	1	62	103	2.57	1.429
Bryan Harvey, R ERA: 1.56 (8, 1)	1.0	L	7	1	2	2	0	3	0	0	0	0	1	20	35	18.00	4.000
Mark Eichhorn, R ERA: 2.63 (9, 1)	1.0		3	0	0	0	1	0	0	0	0	0	0	8	14	0.00	0.000

1B:	7	SF:	0
2B:	1	SAC:	0
3B:	0	DP:	0
HR:	2	HBP:	0

Batter	1	2	3	4	5	6	7	8	9	AB	R	H	RBI	BB	SO	LOB
Luis Polonia, L (1, 7) OBP: 0.373, SLG: 0.342 Chad Curtis, R (7, PH) OBP: 0.362, SLG: 0.471 (8, 7)	4-2 G4-6-3 BB		1-0 G5-3		0-0 CS 1B		4-2 1-2 2-3 BB		2-2 1-2 1B	2	0	1	0	1	0	1
Von Hayes, L (1, 9) OBP: 0.356, SLG: 0.392	2-1 G4-6-3 1-2f		2-2 F7		0-1 CS 1-2	2-1 G1-3	3-2 G3		0-1 P6	5	0	0	0	0	0	7
Junior Felix, S (1, 8) OBP: 0.310, SLG: 0.455	2-0 HR		2-2 2-H 1B			1-2 2B		0-3 K		4	1	3	2	0	1	0
Hubie Brooks, R (1, 10) OBP: 0.273, SLG: 0.421	2-3 K		1-3 SAFE K			0-1 G6-3		2-1 G6-3		4	0	0	0	0	2	2
Alvin Davis, L (1, 3) OBP: 0.316, SLG: 0.358 Bobby Rose, R (6, PH) OBP: 0.275, SLG: 0.305 (7, 4)		4-1 BB		2-2 G4-3		1-1 P9		0-2 2B		1	0	0	0	1	0	0
Lee Stevens, L (8, PH) OBP: 0.268, SLG: 0.367 (9, 3)		1-2 F8		0-0 G5-3			1-1 BB 2B		1-3 K2-3	1	0	0	0	0	0	1
Gary Gaetti, R (1, 5) OBP: 0.282, SLG: 0.373		1-2 F8		3-2 F7			4-2 BB BB		1-1 F8	3	0	0	0	1	1	1
Rene Gonzales, R (1, 4) OBP: 0.443, SLG: 0.627 (7, 3) (9, 4)		1-3 K		2-3 K			1-2 F7		4-2 1B BB	3	0	0	0	0	1	3
Mike Fitzgerald, R (1, 2) OBP: 0.271, SLG: 0.358 John Morris, L (9, PH) OBP: 0.320, SLG: 0.273		2-2 F8		1-2 G1-3			0-3 K		1-1 L6	0	0	0	0	1	0	0
Gary Disarcina, R (1, 6) OBP: 0.362, SLG: 0.344			1-0 G5-3 1B							4	1	1	0	0	1	3

Inning Stats	R: 1	H: 1	E: 0	K: 13	S: 13	R: 0	H: 0	E: 0	K: 1	S: 12	R: 1	H: 2	E: 0	K: 1	S: 13	R: 0	H: 0	E: 0	K: 0	S: 7	R: 0	H: 1	E: 0	K: 1	S: 8	R: 0	H: 1	E: 0	K: 0	S: 9	R: 0	H: 1	E: 0	K: 1	S: 16	R: 0	H: 1	E: 0	K: 2	S: 11	R: 0	H: 1	E: 0	K: 0	S: 11	1B: 4	2B: 3	3B: 0	HR: 1	SF: 0	SAC: 0	DP: 1	HBP: 0	WP: 0	PB: 0	SB: 0	CS: 1	PA: 39
--------------	------	------	------	-------	-------	------	------	------	------	-------	------	------	------	------	-------	------	------	------	------	------	------	------	------	------	------	------	------	------	------	------	------	------	------	------	-------	------	------	------	------	-------	------	------	------	------	-------	-------	-------	-------	-------	-------	--------	-------	--------	-------	-------	-------	-------	--------

PITCHER	IP	WLS	BF	H	R	ER	SO	BB	IBB	HBP	BLK	WP	HR	S	P	ERA	WHIP
Mark Leiter, R (1, 1) ERA: 3.09	5.0		19	4	2	2	4	2	0	0	0	0	1	53	84	3.60	1.200
Frank Tanana, L (6, 1) ERA: 6.6	2.0	W	10	2	0	0	1	2	0	0	0	0	0	25	42	0.00	2.000
Mike Henneman, R (8, 1) ERA: 3.94	2.0	S	9	2	0	0	2	1	0	0	0	0	0	22	33	0.00	1.500

BOTTOM

Detroit Tigers @ California Angels
Anaheim Stadium, Anaheim, CA
Tue May 12 1992, 10:05 PM EDT
Att. 21,500 - Sunny - 75 F

livebaseballscorecards.com

AB	33
R	2
H	8
RBI	2
BB	5
SO	7
LOB	20



Batter	1	2	3	4	5	6	7	8	9	AB R H RBI BB SO LOB	TOP																
Tony Phillips, S OBP: 0.415, SLG: 0.417 (1, 4)	1-1 F8		0-1 G5-3			2-2 F7		0-0 1B 3B	1-0 HR	5 2 2 1 0 0 0																	
Mark Carreon, R OBP: 0.330, SLG: 0.500 (1, 7)	3-1 HR			2-3 K		2-2 1B 1B		2-0 P3	2-0 1B	5 2 3 1 0 1 1																	
Alan Trammell, R OBP: 0.364, SLG: 0.386 (1, 6)	0-2 F7			4-1 CS BB		2-0 BB 1B 1-2 1B		0-0 2B 1B	1-1 1B	4 0 3 1 1 0 0																	
Travis Fryman, R OBP: 0.355, SLG: 0.477 (1, 5)	1-3 K			3-3 SAFE K 1-2		0-0 BB 1-2 2-H 1B		1-0 SAFE 1-3 2B	0-3 K	5 0 2 1 0 3 3																	
Mickey Tettleton, S OBP: 0.388, SLG: 0.536 (1, 10)		2-3 K			1-3 K	4-2 BB 1-2 2-3		4-0 IBB		2 0 0 0 2 2 0																	
Rob Deer, R OBP: 0.322, SLG: 0.625 (1, 9)		2-3 K			0-1 HR	3-3 K		2-3 K		4 1 1 1 0 3 6																	
Skeeter Barnes, R OBP: 0.263, SLG: 0.235 Dave Bergman, L OBP: 0.172, SLG: 0.154 (1, 3) (8, PH) (8, 3)		1-3 K			1-2 F7		0-0 B5-3	3-3 K		3 0 0 0 0 1 0 1 0 0 0 0 1 3	AB 37 R 5 H 11 RBI 5 BB 3 SO 13 LOB 13																
Chad Kreuter, S OBP: 0.259, SLG: 0.280 (1, 2)			1-3 K		2-0 F8		1-2 G1-3		1-3 K	4 0 0 0 0 2 0																	
Milt Cuyler, S OBP: 0.210, SLG: 0.283 Scott Livingstone, L OBP: 0.273, SLG: 0.238 (1, 8) (9, PH)			3-2 P6			1-2 G3	1-0 G1-3		1-2 F7	3 0 0 0 0 0 0 1 0 0 0 0 0 0																	
Inning Stats	R: 1 E: 0 K: 1 S: 10	H: 1 LOB: 0 BB: 0 P: 15	R: 0 E: 0 K: 3 S: 15	H: 0 LOB: 0 BB: 0 P: 20	R: 0 E: 0 K: 1 S: 9	H: 0 LOB: 0 BB: 0 P: 13	R: 0 E: 0 K: 2 S: 11	H: 0 LOB: 0 BB: 1 P: 20	R: 1 E: 0 K: 1 S: 11	H: 1 LOB: 0 BB: 0 P: 15	R: 1 E: 0 K: 1 S: 21	H: 3 LOB: 3 BB: 1 P: 35	R: 0 E: 0 K: 0 S: 5	H: 0 LOB: 0 BB: 0 P: 7	R: 1 E: 0 K: 2 S: 11	H: 3 LOB: 3 BB: 1 P: 23	R: 1 E: 0 K: 2 S: 14	H: 3 LOB: 2 BB: 0 P: 20	1B: 6 2B: 1 3B: 1 HR: 3	SF: 0 SAC: 0 DP: 0 HBP: 0	WP: 0 PB: 0 SB: 0 CS: 1	PA: 40					
PITCHER	IP	WLS	BF	H	R	ER	SO	BB	IBB	HBP	BLK	WP	HR	S	P	ERA	WHIP										
Chuck Finley, L ERA: 3.51 (1, 1)	5.2		23	5	3	3	8	2	0	0	0	0	2	73	111	4.76	1.235										
Mark Eichhorn, R ERA: 2.77 (6, 1)	2.0		10	3	1	1	2	0	1	0	0	0	0	16	30	4.50	1.500										
Steve Frey, L ERA: 0.75 (8, 1)	0.1	W	1	0	0	0	1	0	0	0	0	0	0	4	7	0.00	0.000										
Bryan Harvey, R ERA: 1.96 (9, 1)	1.0	S	6	3	1	1	2	0	0	0	0	0	1	14	20	9.00	3.000										

Detroit Tigers @ California Angels
Anaheim Stadium, Anaheim, CA

Wed May 13 1992, 6:33 AM EDT
Att. 28,331 - Sunny - 75 F

livebaseballscorecards.com



Batter	1	2	3	4	5	6	7	8	9
Luis Polonia, L (1, 7) OBP: 0.366, SLG: 0.336	0-1 G6-3		0-0 G4-3		2-2 F7		1-2 G4-3	2-2 1B	
Von Hayes, L (1, 9) OBP: 0.363, SLG: 0.410	0-1 G4-3 2B		2-2 G3		2-0 1B		2-1 G5-3		
Junior Felix, S (1, 8) OBP: 0.323, SLG: 0.464	0-0 G4-3		1-2 1B		2-2 1B			3-2 1B	
Hubie Brooks, R (1, 10) OBP: 0.279, SLG: 0.423	0-1 P4		3-2 1B		2-2 G5-3			2-1 1B	
Chad Curtis, R (8, PR) OBP: 0.362, SLG: 0.471			1-2 1B					1-3 BB	
Gary Gaetti, R (1, 5) OBP: 0.281, SLG: 0.368		1-1 F8	1-2 FC6-4			1-0 F7		0-0 1B	
Lee Stevens, L (1, 3) OBP: 0.290, SLG: 0.381		2-2 HR			0-0 E8		0-0 G3	0-0 SH1-4	
Bobby Rose, R (8, PH) OBP: 0.275, SLG: 0.305					G6-3 CS			1-2 2-3	
Rene Gonzales, R (1, 4) OBP: 0.446, SLG: 0.667		0-1 HR			1-0 G6-3		2-0 G5-3	4-0 1B	
Ron Tingley, R (1, 2) OBP: 0.231, SLG: 0.250		1-1 P4			3-2 F8		0-0 G4-3	0-3 K	
Alvin Davis, L (7, PH) OBP: 0.328, SLG: 0.370									
Jose Gonzalez, R (7, PR)									
Mike Fitzgerald, R (8, 2) OBP: 0.267, SLG: 0.352					3-H				
Gary Disarcina, R (1, 6) OBP: 0.361, SLG: 0.337		2-2 F9				0-0 G1-3		4-0 1B	

Inning Stats	R: 0	H: 1	E: 0	LOB: 1	K: 0	BB: 0	S: 7	P: 7
	R: 2	H: 2	E: 0	LOB: 0	K: 0	BB: 0	S: 12	P: 18
	R: 0	H: 2	E: 0	LOB: 2	K: 0	BB: 0	S: 16	P: 23
	R: 0	H: 0	E: 1	LOB: 0	K: 0	BB: 0	S: 5	P: 9
	R: 1	H: 2	E: 0	LOB: 1	K: 0	BB: 0	S: 13	P: 20
	R: 0	H: 0	E: 0	LOB: 0	K: 0	BB: 0	S: 3	P: 6
	R: 0	H: 1	E: 0	LOB: 2	K: 0	BB: 0	S: 7	P: 10
	R: 4	H: 4	E: 0	LOB: 2	K: 1	BB: 2	S: 14	P: 29


PITCHER	IP	WLS	BF	H	R	ER	SO	BB	IBB	HBP	BLK	WP	HR	S	P	ERA	WHIP
Eric King, R (1, 1) ERA: 7.55	6.0		25	7	3	3	0	0	0	0	0	0	0	56	83	4.50	1.167
Walt Terrell, R (7, 1) ERA: 7.23	1.0	L	7	4	3	3	0	0	0	0	0	0	0	14	22	27.00	4.000
Mike Munoz, L (8, 1) ERA: 1.86	0.1		1	0	0	0	0	0	0	0	0	0	0	1	1	0.00	0.000
Les Lancaster, R (8, 1) ERA: 7.89	0.2		4	1	1	1	1	1	1	0	0	0	0	6	16	13.50	3.000

BOTTOM

AB R H RBI BB SO LOB

5	0	1	2	0	0	2
4	1	2	0	0	0	2
4	1	3	1	0	0	1
4	0	2	0	0	0	2
0	1	0	0	0	0	0
4	1	1	1	0	0	2
3	1	1	0	0	0	0
0	0	0	0	0	0	0
3	2	1	2	1	0	1
2	0	0	0	0	0	1
1	0	1	0	0	0	0
0	0	0	0	0	0	0
1	0	0	0	0	1	3
2	0	0	1	1	0	0

AB 33
R 7
H 12
RBI 7
BB 2
SO 1
LOB 14



WP: 0 **PA: 37**
PB: 0
SB: 1
CS: 1

1B: 9 **SF: 0**
2B: 2 **SAC: 2**
3B: 0 **DP: 0**
HR: 1 **HBP: 0**

WP: 0 **PA: 37**
ERA **WHIP**

Detroit Tigers @ California Angels
Anaheim Stadium, Anaheim, CA
Wed May 13 1992, 6:33 AM EDT
Att. 28,331 - Sunny - 75 F

livebaseballscorecards.com

Batter	1	2	3	4	5	6	7	8	9	AB	R	H	RBI	BB	SO	LOB	TOP										
Tony Phillips, S OBP: 0.414, SLG: 0.444 (1, 10)	1-0 P9	1-0 HR		2-2 G3-1	2-2 P7			1-0 1B		5	1	2	3	0	0	2											
Lou Whitaker, L OBP: 0.369, SLG: 0.375 (1, 4)	1-0 P2	1-1 F9		3-3 K		1-0 G4-3		2-2 F8		5	0	0	0	0	1	1											
Alan Trammell, R OBP: 0.370, SLG: 0.392 Scott Livingstone, L OBP: 0.346, SLG: 0.360 (1, 6) (1, PR) (1, 5)	0-1 BB	2-2 1B			0-0 1B	1-0 G1-3		0-0 FC6-4		1	0	1	0	0	0	0											
Travis Fryman, R OBP: 0.357, SLG: 0.470 (1, 5) (1, 6)	4-0 1B	1-0 2B			1-3 K	2-3 K		1-2 FC6-4		4	0	1	1	1	2	3											
Mickey Tettleton, S OBP: 0.381, SLG: 0.518 (1, 2)	1-0 G6-3	1-3 K			4-0 1B		1-0 F7		2-0 P6	4	1	0	0	1	1	3											
Mark Carreon, R OBP: 0.344, SLG: 0.494 (1, 7)		4-1 FC5-4	4-0 G5-4-3		2-0 1B		0-2 G6-3		2-3 K	3	2	1	0	2	1	0											
Rob Deer, R OBP: 0.325, SLG: 0.617 (1, 9)		2-2 FC5-4	2-2 G5-4-3		1-2 1B	0-0 SF7		4-0 BB	1-1 P4	3	0	1	1	1	0	1											
Skeeter Barnes, R OBP: 0.261, SLG: 0.238 (1, 3)		1-1 FC5-4	0-2 G6-3		3-H 1B	1-2 1B		0-1 L5		4	1	1	1	0	0	3											
Milt Cuyler, S OBP: 0.221, SLG: 0.291 (1, 8)		2-2 HR		1-1 G6-3	1-2 1B		1-1 G3-1			4	1	2	2	0	0	0											
Inning Stats	R: 0 E: 0 K: 0 S: 5	H: 1 LOB: 2 BB: 1 P: 12	R: 5 E: 0 K: 1 S: 20	H: 5 LOB: 1 BB: 1 P: 35	R: 0 E: 0 K: 0 S: 6	H: 0 LOB: 0 BB: 1 P: 12	R: 0 E: 0 K: 1 S: 10	H: 0 LOB: 0 BB: 0 P: 16	R: 3 E: 0 K: 1 S: 17	H: 4 LOB: 2 BB: 1 P: 28	R: 0 E: 0 K: 1 S: 5	H: 0 LOB: 0 BB: 0 P: 9	R: 0 E: 0 K: 0 S: 6	H: 0 LOB: 1 BB: 1 P: 11	R: 0 E: 0 K: 0 S: 12	H: 2 LOB: 2 BB: 0 P: 16	R: 0 E: 0 K: 1 S: 9	H: 0 LOB: 0 BB: 0 P: 14	1B: 10 2B: 1 3B: 0 HR: 1	SF: 1 SAC: 0 DP: 1 HBP: 0	WP: 0 PB: 0 SB: 1 CS: 0	PA: 43					
PITCHER	IP	WLS	BF	H	R	ER	SO	BB	IBB	HBP	BLK	WP	HR	S	P	ERA	WHIP										
Curt Young, L ERA: 5.94 (1, 1)	2.0	L	14	6	5	5	1	2	0	0	0	0	1	25	47	22.50	4.000										
Mike Boddicker, R ERA: 4.88 (3, 1)	3.0		14	4	3	3	2	1	1	0	0	0	0	33	56	9.00	1.667										
Mark Davis, L ERA: 7.65 (6, 1)	2.0		7	0	0	0	1	1	0	0	0	0	0	11	20	0.00	0.500										
Hipolito Pichardo, R ERA: 5.91 (8, 1)	1.0		5	2	0	0	0	0	0	0	0	0	0	12	16	0.00	2.000										
Rusty Meacham, R ERA: 0.71 (9, 1)	1.0		3	0	0	0	1	0	0	0	0	0	0	9	14	0.00	0.000										

Detroit Tigers @ Kansas City Royals
Royals Stadium, Kansas City, MO

Fri May 15 1992, 8:05 PM EDT
Att. 22,844 - Sunny - 77 F

AB	37
R	8
H	12
RBI	8
BB	5
SO	5
LOB	13



Batter	1	2	3	4	5	6	7	8	9	AB	R	H	RBI	BB	SO	LOB
Keith Miller, R OBP: 0.364, SLG: 0.454 (1, 4)	1-2 G3-6-3 1B		0-0 2B 1B		1-1 G4-3			1-2 1B FC3-6 2B	1-1 G4-3	5	2	3	0	0	0	0
Brian McRae, S OBP: 0.259, SLG: 0.266 (1, 8)	2-0 G3-6-3 1-2f		1-2 1-H 2B			0-2 G4-3		3-3 K		4	0	1	1	0	1	2
Gregg Jefferies, S OBP: 0.266, SLG: 0.292 (1, 5)	0-0 G1-5-3		2-0 G3-1			3-1 G4-3		1-1 FC3-6 2-3 1B		4	0	1	0	0	0	1
Jim Eisenreich, L OBP: 0.279, SLG: 0.322 (1, 9)		1-0 G4-3		1-2 G4-6-3 1B		2-0 E1 1B		1-1 FC3-6 BB 1-2f 1B		4	0	1	1	0	0	1
George Brett, L OBP: 0.313, SLG: 0.357 (1, 3)		0-0 F8		0-1 G4-6-3 1-2f		2-2 FC6-4 2-3 1B		0-0 BB 1-2 1B		4	0	2	0	0	0	1
Kevin McReynolds, R OBP: 0.325, SLG: 0.377 (1, 7)		2-0 2B		2-2 1B		1-1 FC6-4 1-2f		4-2 1-2 2-3 BB		3	0	2	0	1	0	2
Chris Gwynn, L OBP: 0.269, SLG: 0.346 (1, 10)		2-2 G3		0-0 G4-3			0-3 K	2-1 G4-3		4	0	0	0	0	1	5
Mike Macfarlane, R OBP: 0.348, SLG: 0.394 (1, 2)			1-2 G6-3		1-1 G4-3		1-0 F8		1-0 G5-3	4	0	0	0	0	0	0
Curtis Wilkerson, S OBP: 0.156, SLG: 0.209 (1, 6)			0-0 F7		0-1 F9		1-0 L3		0-0 G3	4	0	0	0	0	0	0

Inning Stats	R: 0	H: 1	E: 0	LOB: 0	K: 0	S: 6	P: 8	R: 0	H: 1	E: 0	LOB: 1	K: 0	S: 6	R: 0	H: 2	E: 0	LOB: 1	K: 0	S: 10	R: 0	H: 0	E: 0	LOB: 0	K: 0	S: 6	R: 0	H: 1	E: 1	LOB: 2	K: 0	S: 13	R: 0	H: 0	E: 0	LOB: 0	K: 1	S: 5	R: 1	H: 3	E: 0	LOB: 3	K: 1	S: 16	R: 0	H: 0	E: 0	LOB: 0	K: 0	S: 4	R: 0	H: 0	E: 0	LOB: 0	K: 0	S: 4	1B: 7	SF: 0	2B: 3	SAC: 0	3B: 0	DP: 2	HR: 0	HBP: 0	WP: 0	PA: 37
--------------	------	------	------	--------	------	------	------	------	------	------	--------	------	------	------	------	------	--------	------	-------	------	------	------	--------	------	------	------	------	------	--------	------	-------	------	------	------	--------	------	------	------	------	------	--------	------	-------	------	------	------	--------	------	------	------	------	------	--------	------	------	-------	-------	-------	--------	-------	-------	-------	--------	-------	--------

PITCHER	IP	WLS	BF	H	R	ER	SO	BB	IBB	HBP	BLK	WP	HR	S	P	ERA	WHIP
Bill Gullickson, R ERA: 2.86 (1, 1)	1.0		3	1	0	0	0	0	0	0	0	0	0	6	8	0.00	1.000
John Doherty, R ERA: 2.73 (2, 1)	4.2	W	19	5	1	1	0	0	0	0	0	0	0	39	58	1.93	1.071
Mike Munoz, L ERA: 2.25 (6, 1)	2.1		12	4	1	1	2	1	0	0	0	0	0	26	43	3.86	2.143
Mike Henneman, R ERA: 3.71 (9, 1)	1.0		3	0	0	0	0	0	0	0	0	0	0	4	6	0.00	0.000

BOTTOM

Detroit Tigers @ Kansas City Royals
Royals Stadium, Kansas City, MO

Fri May 15 1992, 8:05 PM EDT
Att. 22,844 - Sunny - 77 F

livebaseballscorecards.com

AB	36
R	2
H	10
RBI	2
BB	1
SO	2
LOB	12



Batter	1	2	3	4	5	6	7	8	9	AB R H RBI BB SO LOB	TOP											
Tony Phillips, S (1, 10) OBP: 0.421, SLG: 0.441	4-1 1B BB	2-1 CS 1B			0-0 G3		1-1 F7		4-2 G1 1B BB	3 2 1 0 2 0 0												
Lou Whitaker, L (1, 4) OBP: 0.380, SLG: 0.388	2-3 K	1-2 CS 1B	3-1 BB 1B		2-1 L8			2-0 SH3 1B	0-1 G1 1B	5 2 3 0 0 1 1												
Scott Livingstone, L (1, 5) OBP: 0.333, SLG: 0.345	0-0 1B 1B		2-1 F7		0-2 G6-3			0-0 SH3	0-1 G1	4 1 1 0 0 0 3												
Travis Fryman, R (1, 6) OBP: 0.378, SLG: 0.489	0-0 1B 1B		4-0 FC5-4 BB			1-1 E7 2B		4-0 1B IBB	1-0 1B	3 1 3 3 2 0 0												
Mickey Tettleton, S (1, 2) OBP: 0.368, SLG: 0.496	2-2 F8		3-2 F8			2-1 F8		2-3 K	0-1 G1-3	5 0 0 0 0 1 7												
Mark Carreon, R (1, 7) OBP: 0.350, SLG: 0.495	0-1 1B		2-1 FC5-4			2-3 K		1-2 1B		4 0 2 2 0 1 2												
Rob Deer, R (1, 9) OBP: 0.315, SLG: 0.595	2-3 K			0-0 P3		1-2 P4		0-1 F7		4 0 0 0 0 1 4												
Shawn Hare, L (1, 3) Dave Bergman, L (8, 3) OBP: 0.167, SLG: 0.148		1-1 G6-3		1-2 G3			1-1 G3		2-2 L7	3 0 0 0 0 0 0 1 0 0 0 0 0 0												
Milt Cuyler, S (1, 8) OBP: 0.231, SLG: 0.327		1-1 E1 CS 1B		1-2 G3-1			0-3 K		0-1 HR	4 1 2 1 0 1 0												
Inning Stats	R: 2 E: 0 K: 2 S: 14	H: 3 LOB: 2 BB: 1 P: 24	R: 0 E: 1 K: 0 S: 8	H: 2 LOB: 0 BB: 0 P: 13	R: 0 E: 0 K: 0 S: 9	H: 1 LOB: 2 BB: 1 P: 23	R: 0 E: 0 K: 0 S: 7	H: 0 LOB: 0 BB: 0 P: 9	R: 0 E: 0 K: 1 S: 6	H: 0 LOB: 0 BB: 0 P: 8	R: 1 E: 1 K: 1 S: 10	H: 1 LOB: 0 BB: 0 P: 16	R: 0 E: 0 K: 1 S: 7	H: 0 LOB: 0 BB: 0 P: 9	R: 1 E: 0 K: 1 S: 10	H: 2 LOB: 2 BB: 1 P: 19	R: 3 E: 0 K: 0 S: 18	H: 3 LOB: 1 BB: 1 P: 25	1B: 10 2B: 1 3B: 0 HR: 1	SF: 0 SAC: 1 DP: 0 HBP: 0	WP: 0 PB: 0 SB: 0 CS: 2	PA: 42
PITCHER	IP WLS BF H R ER SO BB IBB HBP BLK WP HR S P ERA WHIP																					
Tom Gordon, R (1, 1) ERA: 4.85	2.1 L 12 6 2 2 2 1 0 0 0 0 0 0 26 46 7.71 3.000																					
Hipolito Pichardo, R (3, 1) ERA: 4.73	2.2 9 0 0 0 0 1 0 0 0 0 0 0 18 31 0.00 0.375																					
Rusty Meacham, R (6, 1) ERA: 0.61	2.0 7 1 1 0 2 0 0 0 0 0 0 0 17 25 0.00 0.500																					
Neal Heaton, L (8, 1) ERA: 4.68	2.0 13 5 4 4 1 1 1 0 0 0 0 1 28 44 18.00 3.000																					

Detroit Tigers @ Kansas City Royals
Royals Stadium, Kansas City, MO
 Sat May 16 1992, 8:05 PM EDT
 Att. 32,460 - Cloudy - 82 F

AB	36
R	7
H	12
RBI	6
BB	4
SO	5
LOB	17



BOTTOM

Detroit Tigers @ Kansas City Royals
Royals Stadium, Kansas City, MO

Sat May 16 1992, 8:05 PM EDT
Att. 32,460 - Cloudy - 82 F

livebaseballscorecards.com

AB	36
R	2
H	9
RBI	1
BB	4
SO	7
LOB	22



WP:	1	PA:	40
PB:	0	SB:	0
CS:	1		

AB R H RBI BB SO LOB

3	0	1	0	2	0	2
5	1	2	0	0	2	3
5	0	1	0	0	0	6
5	0	0	0	0	2	4
4	0	2	1	0	0	0
3	0	0	0	1	0	1
4	0	1	0	0	2	2
0	0	0	0	0	0	0
2	0	1	0	0	0	0
1	1	0	0	1	1	2
2	0	1	0	0	0	1
1	0	0	0	0	0	0

Batter	1	2	3	4	5	6	7	8	9
Keith Miller, R OBP: 0.373, SLG: 0.451 (1, 4)	4-2 CS BB		4-1 FC6-4 BB		1-0 P6		2-1 P2		1-0 1B 1B
Brian McRae, S OBP: 0.264, SLG: 0.271 (1, 8)	2-3 K		1-3 K			0-0 G5-3 2B 1B	1-1 E9 2-H		1-1 1B 1B
Gregg Jefferies, S OBP: 0.264, SLG: 0.289 (1, 5)	3-2 1-2 1B		0-1 FC6-4 1-2f			1-0 F8	1-1 F7		1-0 F7
Bob Melvin, R OBP: 0.364, SLG: 0.438 (1, 2)	1-0 G5-3			1-0 L4		1-0 G5-3 1-2		2-3 K	2-3 K
George Brett, L OBP: 0.318, SLG: 0.370 (1, 3)		2-2 G6-3		3-2 G4-3		1-2 WP 2B 2-H		2-2 1B 1B	
Kevin McReynolds, R OBP: 0.323, SLG: 0.367 (1, 7)		3-1 L9		1-2 P3		4-2 BB		0-0 F9	
Mike Macfarlane, R OBP: 0.344, SLG: 0.387 (1, 10)		3-1 F8			3-3 K	3-3 K		1-2 1B	
Brent Mayne, L OBP: 0.192, SLG: 0.167 (8, PR)						2-3		1-2 1B	
Gary Thurman, R OBP: 0.345, SLG: 0.536 (1, 9)					2-2 G3-1		4-2 G3 BB	2-3 K	
Jim Eisenreich, L OBP: 0.286, SLG: 0.317 (7, PH) (8, 9)									
Rico Rossy, R OBP: 0.315, SLG: 0.295 (1, 6)			1-2 G5-3				1-1 G3 1-2		0-0 F8
Chris Gwynn, L OBP: 0.259, SLG: 0.333 (7, PH)									
Curtis Wilkerson, S OBP: 0.152, SLG: 0.205 (8, 6)									

Inning Stats	R: 0	H: 1	E: 0	K: 1	S: 13	LOB: 1	BB: 1	P: 23	R: 0	H: 0	E: 0	K: 0	S: 7	LOB: 0	BB: 0	P: 15	R: 0	H: 1	E: 0	K: 1	S: 13	LOB: 2	BB: 1	P: 20	R: 0	H: 0	E: 0	K: 0	S: 8	LOB: 0	BB: 0	P: 13	R: 0	H: 1	E: 0	K: 1	S: 12	LOB: 1	BB: 0	P: 20	R: 1	H: 2	E: 0	K: 1	S: 15	LOB: 2	BB: 1	P: 25	R: 1	H: 0	E: 1	K: 0	S: 12	LOB: 1	BB: 1	P: 21	R: 0	H: 2	E: 0	K: 2	S: 13	LOB: 2	BB: 0	P: 20	R: 0	H: 2	E: 0	K: 1	S: 8	LOB: 2	BB: 0	P: 13	1B: 7	SF: 0	2B: 2	SAC: 0	3B: 0	DP: 0	HR: 0	HBP: 0	WP: 1	PA: 40
--------------	------	------	------	------	-------	--------	-------	-------	------	------	------	------	------	--------	-------	-------	------	------	------	------	-------	--------	-------	-------	------	------	------	------	------	--------	-------	-------	------	------	------	------	-------	--------	-------	-------	------	------	------	------	-------	--------	-------	-------	------	------	------	------	-------	--------	-------	-------	------	------	------	------	-------	--------	-------	-------	------	------	------	------	------	--------	-------	-------	-------	-------	-------	--------	-------	-------	-------	--------	-------	--------

PITCHER	IP	WLS	BF	H	R	ER	SO	BB	IBB	HBP	BLK	WP	HR	S	P	ERA	WHIP
Scott Aldred, L ERA: 6.48 (1, 1)	5.2	W	23	5	1	1	3	2	0	0	0	0	0	61	102	1.59	1.235
Kurt Knudsen, R ERA: (6, 1)	2.0		11	2	1	0	2	2	0	0	0	1	0	29	50	0.00	2.000
Mike Munoz, L ERA: 2.19 (8, 1)	0.1		1	0	0	0	1	0	0	0	0	0	0	3	5	0.00	0.000
Mike Henneman, R ERA: 3.5 (9, 1)	1.0		5	2	0	0	1	0	0	0	0	0	0	8	13	0.00	2.000

Batter	1	2	3	4	5	6	7	8	9	AB R H RBI BB SO LOB	TOP
Tony Phillips, S OBP: 0.416, SLG: 0.435 (1, 9) F X	0-1 G6-3 ①		0-0 S 1B ①		1-3 K ③			1-2 F8 ②		4 0 1 1 0 1 0	
Lou Whitaker, L OBP: 0.375, SLG: 0.393 (1, 4) B B C X	3-1 F7 ②		3-3 3-H K 1-2 ②			2-1 F8 ①		2-0 WP 2B		4 0 1 0 0 1 1	
Scott Livingstone, L OBP: 0.294, SLG: 0.303 (1, 5) S B X	1-1 F9 ③		1-3 K ③			1-0 F8 ②		2-2 F9 ③		4 0 0 0 0 1 2	
Travis Fryman, R OBP: 0.368, SLG: 0.475 (1, 6)		1-2 G5-3 ①		0-3 K ①		0-0 F7 ③			1-0 G5-3 ①	4 0 0 0 0 1 0	
Mickey Tettleton, S OBP: 0.372, SLG: 0.492 (1, 10) Skeeter Barnes, R OBP: 0.261, SLG: 0.238 (9, PR)		1-0 G3 ②		0-2 FC6 1B			1-3 K ①		4-2 FC6-4 BB	3 0 1 0 1 1 0 0 0 0 0 0 0 0	
Mark Carreon, R OBP: 0.356, SLG: 0.495 (1, 7) F B B C X		2-2 1B		1-1 F8 ②			2-1 S 1B		2-2 FC6-4 1-2f	4 0 2 0 0 0 2	
Shawn Hare, L (1, 3) C B T S B T X		2-2 F8 ③		1-1 FC6 1-2f			3-3 K ②		0-0 G6-3 ③	4 0 0 0 0 1 4	
Chad Kreuter, S OBP: 0.267, SLG: 0.321 (1, 2) C B X			1-1 SH1-3 1B 2B		0-0 G6-3 ①		2-0 G3 ③			3 1 1 0 0 0 1	
Milt Cuyler, S OBP: 0.227, SLG: 0.321 (1, 8) X			0-0 SH1-3 ①		2-0 G3 ②			1-1 L8 ①		2 0 0 0 0 0 0	
Inning Stats	R: 0 E: 0 K: 0 S: 6 H: 0 LOB: 0 BB: 0 P: 10	R: 0 E: 0 K: 0 S: 11 H: 1 LOB: 1 BB: 0 P: 17	R: 1 E: 0 K: 2 S: 13 H: 2 LOB: 1 BB: 0 P: 18	R: 0 E: 0 K: 1 S: 10 H: 1 LOB: 1 BB: 0 P: 12	R: 0 E: 0 K: 1 S: 6 H: 0 LOB: 0 BB: 0 P: 9	R: 0 E: 0 K: 0 S: 4 H: 0 LOB: 0 BB: 0 P: 7	R: 0 E: 0 K: 2 S: 9 H: 1 LOB: 1 BB: 0 P: 17	R: 0 E: 0 K: 0 S: 11 H: 1 LOB: 1 BB: 0 P: 17	R: 0 E: 0 K: 0 S: 9 H: 0 LOB: 1 BB: 1 P: 16	1B: 4 2B: 2 3B: 0 HR: 0 SF: 0 SAC: 1 DP: 0 HBP: 0	WP: 1 PB: 0 SB: 2 CS: 0 PA: 34
PITCHER Mark Gubicza, R ERA: 2.73 (1, 1)	IP 9.0 WLS W BF 34 H 6 R 1 ER 1 SO 6 BB 1 IBB 0 HBP 0 BLK 0 WP 1 HR 0 S 79 P 123 ERA 1.00 WHIP 0.778	PITCHER IP WLS BF H R ER SO BB IBB HBP BLK WP HR S P ERA WHIP									

Detroit Tigers @ Kansas City Royals
Royals Stadium, Kansas City, MO
Sun May 17 1992, 4:33 AM EDT
Att. 20,642 - Cloudy - 77 F

livebaseballscorecards.com

AB	32
R	1
H	6
RBI	1
BB	1
SO	6
LOB	10




Batter	1	2	3	4	5	6	7	8	9	AB R H RBI BB SO LOB
Keith Miller, R (1, 4) OBP: 0.374, SLG: 0.440	2-1 1B BB SF7 HBP	1-1 FC1-5-2		1-2 G5-3			1-1 G4-3		4-0 SH2-4 1B BB	3 2 0 0 1 0 2
Brian McRae, S (1, 8) OBP: 0.263, SLG: 0.265	4-1 1B BB SAFE SAFE	3-2 G3			2-1 B1-3		2-3 K		1-0 SH2-4 1-2	3 0 0 0 1 1 2
Gregg Jefferies, S (1, 5) OBP: 0.268, SLG: 0.293	1-0 1-2 2-3 1B		2-1 F8		2-1 F8		1-1 G4-3		1-1 2-H 1B	5 0 2 1 0 0 0
Chris Cwynn, L (1, 7) OBP: 0.267, SLG: 0.379	1-0 SF7		0-1 F7		2-2 2B			1-2 G5-3		2 0 1 1 0 0 0
Gary Thurman, R (8, PH) OBP: 0.333, SLG: 0.517	3-H									1 0 0 0 0 0 0
George Brett, L (1, 3) OBP: 0.324, SLG: 0.377	1-1 F7		1-1 2B		4-0 IBB			1-1 G6-3		3 0 1 0 1 0 2
Kevin McReynolds, R (1, 10) OBP: 0.321, SLG: 0.357	3-3 K		4-2 BB		0-1 F7			0-2 E9 HBP		3 0 0 0 1 1 4
Jim Eisenreich, L (1, 9) OBP: 0.311, SLG: 0.333		2-1 SH5-4 FC1-5-2 1B 1B	1-1 F8		0-0 G6-3 1B			4-0 HBP IBB		3 0 2 0 1 0 2
Brent Mayne, L (1, 2) OBP: 0.207, SLG: 0.185		1-1 FC1-5-2 SH5-4 1B		1-1 G6-3		1-0 G6-3		3-1 HBP		3 0 1 0 0 0 1
Mike Macfarlane, R (8, PH) OBP: 0.351, SLG: 0.387		1-2 1B			1-2 1-2f			1-2 2-3 HBP		0 0 0 0 0 0 0
Rico Rossy, R (1, 6) OBP: 0.304, SLG: 0.283		0-1 SH5-4		2-3 K		0-0 G5-3		0-0 G1-3		2 0 0 0 0 1 0
Bob Melvin, R (8, PH) OBP: 0.353, SLG: 0.424		1-2 2-3								1 0 0 0 0 0 3
Curtis Wilkerson, S (9, 6) OBP: 0.152, SLG: 0.205										0 0 0 0 0 0 0

Inning Stats	R: 1 E: 0 K: 1 S: 10	H: 1 LOB: 2 BB: 1 P: 21	R: 0 E: 0 K: 1 S: 11	H: 2 LOB: 2 BB: 0 P: 18	R: 0 E: 0 K: 0 S: 10	H: 1 LOB: 2 BB: 1 P: 18	R: 0 E: 0 K: 1 S: 10	H: 0 LOB: 0 BB: 0 P: 14	R: 0 E: 0 K: 0 S: 9	H: 1 LOB: 2 BB: 1 P: 19	R: 0 E: 0 K: 0 S: 3	H: 1 LOB: 0 BB: 0 P: 4	R: 0 E: 0 K: 1 S: 7	H: 0 LOB: 0 BB: 0 P: 11	R: 0 E: 1 K: 0 S: 11	H: 0 LOB: 3 BB: 1 P: 20	R: 1 E: 0 K: 0 S: 3	H: 1 LOB: 1 BB: 1 P: 9	1B: 5 2B: 2 3B: 0 HR: 0	SF: 1 SAC: 2 DP: 1 HBP: 2
--------------	-------------------------------	----------------------------------	-------------------------------	----------------------------------	-------------------------------	----------------------------------	-------------------------------	----------------------------------	------------------------------	----------------------------------	------------------------------	---------------------------------	------------------------------	----------------------------------	-------------------------------	----------------------------------	------------------------------	---------------------------------	----------------------------------	------------------------------------

PITCHER	IP	WLS	BF	H	R	ER	SO	BB	IBB	HBP	BLK	WP	HR	S	P	ERA	WHIP
Mark Leiter, R (1, 1) ERA: 2.67	7.0		30	6	1	1	3	2	1	1	0	0	0	60	105	1.29	1.143
Mike Munoz, L (8, 1) ERA: 2.08	0.2		4	0	0	0	0	0	1	0	0	0	0	9	15	0.00	0.000
Walt Terrell, R (8, 1) ERA: 7.34	0.2	L	5	1	1	1	0	1	0	1	0	0	0	5	14	13.50	3.000

DETROIT TIGERS @ KANSAS CITY ROYALS
ROYALS STADIUM, KANSAS CITY, MO
 Sun May 17 1992, 4:33 AM EDT
 Att. 20,642 - Cloudy - 77 F

AB	29
R	2
H	7
RBI	2
BB	5
SO	3
LOB	16



WP	HR	S	P	ERA	WHIP
0	0	0	0	0	0

Batter	1	2	3	4	5	6	7	8	9	AB R H RBI BB SO LOB	TOP											
Pat Listach, S OBP: 0.370, SLG: 0.391 (1, 6)	0-0 B5-3		1-0 G6-3 1B		2-3 K		2-2 L8	2-2 G6-3		5 0 1 0 0 1 4												
Jim Gantner, L OBP: 0.302, SLG: 0.302 (1, 4) William Suero, R OBP: 0.250, SLG: 0.100 (8, 4)	1-3 K		1-1 G6-3 1-2f			1-0 HR 2B	2-2 E7 1-H 3-H 2B		1-0 F9	4 1 2 1 0 1 1 1 0 0 0 0 0 0												
Robin Yount, R OBP: 0.302, SLG: 0.378 (1, 8)	4-2 S 1B BB			0-1 HR		2-3 K	1-3 K		2-2 G6-3	4 2 1 1 1 2 2												
Greg Vaughn, R OBP: 0.316, SLG: 0.458 (1, 10)	3-2 1-H 1B			1-0 G5-3		1-0 HR		2-3 K	1-1 G6-3	5 1 2 3 0 1 0												
Dante Bichette, R OBP: 0.333, SLG: 0.352 (1, 9)	2-1 F8			2-1 G5-3		1-0 CS 1B		2-0 1B 2B 1B		4 1 2 0 0 0 1												
Franklin Stubbs, L OBP: 0.286, SLG: 0.370 (1, 3)		2-1 F9		3-2 P5		1 SAFE 2-2 F9		2-1 1B 2B 1B		4 1 1 0 0 0 1												
Kevin Seitzer, R OBP: 0.358, SLG: 0.412 (1, 5)		1-1 G5-3		0-1 G4-3 G6-3 1B		1-1 CS 1-2	1-1 L8 BB 2B 1B	1-0 1B 2B 1B		4 2 3 0 0 0 0												
Tim McIntosh, R OBP: 0.200, SLG: 0.206 (1, 7)		0-0 G4-3			0-0 G6-3		0-2 P3	1-2 P6		4 0 0 0 0 0 5												
Dave Nilsson, L OBP: 0.500, SLG: 0.667 (1, 2)			0-3 K2-3		2-0 G4-3		1 SAFE 4-0 2B BB	3-2 1-H 2-H 3-H 2B		3 1 1 3 1 1 1												
Inning Stats	R: 1 E: 0 K: 1 S: 12	H: 1 LOB: 1 BB: 1 P: 21	R: 0 E: 0 K: 0 S: 5	H: 0 LOB: 0 BB: 0 P: 8	R: 0 E: 0 K: 1 S: 7	H: 1 LOB: 0 BB: 0 P: 8	R: 1 E: 0 K: 0 S: 8	H: 1 LOB: 0 BB: 0 P: 14	R: 0 E: 0 K: 1 S: 7	H: 1 LOB: 1 BB: 0 P: 11	R: 2 E: 0 K: 1 S: 17	H: 3 LOB: 0 BB: 0 P: 24	R: 2 E: 1 K: 1 S: 16	H: 2 LOB: 1 BB: 1 P: 26	R: 3 E: 0 K: 1 S: 19	H: 4 LOB: 1 BB: 0 P: 32	R: 0 E: 0 K: 0 S: 6	H: 0 LOB: 0 BB: 0 P: 10	1B: 8 2B: 3 3B: 0 HR: 2	SF: 0 SAC: 0 DP: 1 HBP: 0	WP: 0 PB: 0 SB: 1 CS: 1	PA: 41
PITCHER	IP WLS BF H R ER SO BB IBB HBP BLK WP HR S P ERA WHIP	IP WLS BF H R ER SO BB IBB HBP BLK WP HR S P ERA WHIP											IP WLS BF H R ER SO BB IBB HBP BLK WP HR S P ERA WHIP									
Eric King, R ERA: 7.3 (1, 1)	6.0 L 24 7 4 4 4 1 0 0 0 0 2 56 86 6.00 1.333																					
Kurt Knudsen, R ERA: 3.0 (7, 1)	1.0 6 2 2 1 1 1 1 0 0 0 0 0 16 26 9.00 3.000																					
Kevin Ritz, R ERA: 4.22 (8, 1)	1.0 7 4 3 3 1 0 0 0 0 0 0 0 19 32 27.00 4.000																					
Les Lancaster, R ERA: 7.54 (9, 1)	1.0 3 0 0 0 0 0 0 0 0 0 0 0 6 10 0.00 0.000																					

Milwaukee Brewers @ Detroit Tigers
Tiger Stadium, Detroit, MI
Mon May 18 1992, 7:05 PM EDT
Att: 9,680 - Sunny - 61 F

AB	38
R	9
H	13
RBI	8
BB	2
SO	6
LOB	15



livebaseballscorecards.com

Batter	1	2	3	4	5	6	7	8	9	AB R H RBI BB SO LOB
Tony Phillips, S OBP: 0.412, SLG: 0.427 (1, 10)	0-0 G3		0-0 SF9			0-0 G1-3		4-1 G3 BB		2 0 0 1 1 0 0
Lou Whitaker, L OBP: 0.362, SLG: 0.376 (1, 4)	3-2 P5		1-0 F9			2-2 G4-3		0-0 G3		4 0 0 0 0 0 4
Travis Fryman, R OBP: 0.359, SLG: 0.462 (1, 6)	3-3 K		0-0 L5			1-3 K		1-2 P6		4 0 0 0 0 2 4
Cecil Fielder, R OBP: 0.246, SLG: 0.409 (1, 3)		1-0 G6-3		3-3 K		0-1 G6-3		1-2 F9		4 0 0 0 0 1 0
Mickey Tettleton, S OBP: 0.371, SLG: 0.488 (1, 2)		0-1 L4		3-2 G3-1		1-1 1B		2-3 K		3 0 1 0 0 0 0
Chad Kreuter, S OBP: 0.258, SLG: 0.310 (9, 2)										1 0 0 0 0 1 0
Mark Carreon, R OBP: 0.343, SLG: 0.475 (1, 7)		1-0 F9		1-0 P6		1-1 L9		1-0 G6-3		4 0 0 0 0 0 1
Rob Deer, R OBP: 0.315, SLG: 0.584 (1, 9)			3-0 1B SF9 HBP		0-3 K		2-0 P6			2 1 0 0 0 1 1
Scott Livingstone, L OBP: 0.324, SLG: 0.333 (1, 5)			0-0 F9 1B		0-0 G4-3		3-2 FC3-6 1B			3 0 2 0 0 0 0
Milt Cuyler, S OBP: 0.230, SLG: 0.321 (1, 8)			0-1 1B		0-0 P1		0-2 FC3-6 G3 BB			3 0 1 0 0 0 1

Inning Stats	R: 0 E: 0 K: 1 S: 9	H: 0 LOB: 0 BB: 0 P: 15	R: 0 E: 0 K: 0 S: 4	H: 0 LOB: 0 BB: 0 P: 6	R: 1 E: 0 K: 0 S: 6	H: 2 LOB: 2 BB: 0 P: 10	R: 0 E: 0 K: 1 S: 7	H: 0 LOB: 0 BB: 0 P: 14	R: 0 E: 0 K: 1 S: 5	H: 0 LOB: 0 BB: 0 P: 5	R: 0 E: 0 K: 1 S: 7	H: 0 LOB: 0 BB: 0 P: 10	R: 0 E: 0 K: 0 S: 7	H: 1 LOB: 1 BB: 0 P: 11	R: 0 E: 0 K: 0 S: 12	H: 1 LOB: 2 BB: 1 P: 20	R: 0 E: 0 K: 1 S: 8	H: 0 LOB: 0 BB: 0 P: 12	1B: 4 2B: 0 3B: 0 HR: 0	SF: 1 SAC: 0 DP: 0 HBP: 1
--------------	------------------------------	----------------------------------	------------------------------	---------------------------------	------------------------------	----------------------------------	------------------------------	----------------------------------	------------------------------	---------------------------------	------------------------------	----------------------------------	------------------------------	----------------------------------	-------------------------------	----------------------------------	------------------------------	----------------------------------	----------------------------------	------------------------------------

PITCHER	IP	WLS	BF	H	R	ER	SO	BB	IBB	HBP	BLK	WP	HR	S	P	ERA	WHIP
Bill Wegman, R ERA: 2.33 (1, 1)	8.0		30	4	1	1	4	1	0	1	0	0	0	57	91	1.12	0.625
Ed Nunez, R ERA: 3.38 (9, 1)	1.0		3	0	0	0	1	0	0	0	0	0	0	8	12	0.00	0.000

BOTTOM

Milwaukee Brewers @ Detroit Tigers
Tiger Stadium, Detroit, MI
 Mon May 18 1992, 7:05 PM EDT
 Att. 9,680 - Sunny - 61 F

AB	30
R	1
H	4
RBI	1
BB	1
SO	5
LOB	11



WP	PA	ERA	WHIP
0	33		

Batter	1	2	3	4	5	6	7	8	9	AB R H RBI BB SO LOB	TOP									
Pat Listach, S OBP: 0.356, SLG: 0.375 (1, 6)	2-2 F8		1-0 F7		2-2 P4			2-2 G5-3		4 0 0 0 0 0 2	Milwaukee Brewers @ Detroit Tigers Tiger Stadium, Detroit, MI Tue May 19 1992, 7:05 PM EDT Att. 10,743 - Sunny - 70 F									
Scott Fletcher, R OBP: 0.327, SLG: 0.333 (1, 4)	0-1 F8		1-2 F7		2-1 FC6			2-1 G6-3		4 0 0 0 0 0 2										
Robin Yount, R OBP: 0.301, SLG: 0.369 (1, 8)	4-1 BB		0-3 K			0-0 G1-3		1-1 E5		3 0 0 0 1 1 0										
Greg Vaughn, R OBP: 0.307, SLG: 0.443 (1, 7)	2-3 K			1-0 G5-3		3-3 K		3-2 G6-3		4 0 0 0 0 2 2										
Dante Bichette, R OBP: 0.330, SLG: 0.340 (1, 9)		4-2 SH5-3 BB		2-1 P6		0-0 G1-4-3			2-3 K	3 0 0 0 1 1 0										
Franklin Stubbs, L OBP: 0.287, SLG: 0.369 (1, 3)		1-1 SH5-3		1-3 K			1-2 F9		0-0 1B	3 0 1 0 0 1 0										
Kevin Seitzer, R OBP: 0.362, SLG: 0.418 (1, 5)		4-2 BB			1-1 F7		0-0 2B		1-2 F9	3 0 1 0 1 0 1										
William Suero, R OBP: 0.333, SLG: 0.167 (1, 10)		2-3 K			2-1 S BB 1B		4-1 G1-6-3 BB		0-3 K	2 0 1 0 1 1 2 1 0 0 0 0 1 1										
Jim Gantner, L OBP: 0.299, SLG: 0.299 (9, PH)																				
Dave Nilsson, L OBP: 0.500, SLG: 0.500 (1, 2)		2-2 G1-3			4-1 FC6 BB		1-0 G1-6-3			1 0 0 0 1 0 2 1 0 0 0 0 0 2 0 0 0 0 0 0 0										
Paul Molitor, R OBP: 0.386, SLG: 0.432 (7, PH)																				
Tim McIntosh, R OBP: 0.200, SLG: 0.206 (7, 2)																				
Inning Stats	R: 0 E: 0 K: 1 S: 11	H: 0 LOB: 1 BB: 1 P: 19	R: 0 E: 0 K: 1 S: 13	H: 0 LOB: 2 BB: 2 P: 26	R: 0 E: 0 K: 1 S: 7	H: 0 LOB: 0 BB: 0 P: 9	R: 0 E: 0 K: 1 S: 6	H: 0 LOB: 0 BB: 0 P: 10	R: 0 E: 0 K: 1 S: 7	H: 0 LOB: 0 BB: 0 P: 10	R: 0 E: 0 K: 0 S: 6	H: 1 LOB: 1 BB: 1 P: 12	R: 0 E: 1 K: 0 S: 11	H: 0 LOB: 1 BB: 0 P: 19	R: 0 E: 0 K: 2 S: 12	H: 1 LOB: 1 BB: 0 P: 15	1B: 2 2B: 1 3B: 0 HR: 0	SF: 0 SAC: 1 DP: 1 HBP: 0	WP: 0 PB: 0 SB: 1 CS: 0	PA: 35
PITCHER	IP WLS BF H R ER SO BB IBB HBP BLK WP HR S P ERA WHIP																			
Frank Tanana, L ERA: 5.45 (1, 1)	6.1 W 26 2 0 0 5 5 0 0 0 0 0 0 60 106 0.00 1.105																			
John Doherty, R ERA: 2.57 (7, 1)	1.2 5 0 0 0 0 0 0 0 0 0 0 0 12 21 0.00 0.000																			
Mike Henneman, R ERA: 3.32 (9, 1)	1.0 S 4 1 0 0 2 0 0 0 0 0 0 0 12 15 0.00 1.000																			

livebaseballscorecards.com

AB	29
R	0
H	3
RBI	0
BB	5
SO	7
LOB	14



Batter	1	2	3	4	5	6	7	8	9	AB R H RBI BB SO LOB
Tony Phillips, S OBP: 0.408, SLG: 0.417 (1, 10)	F7		4-0 2B 1-2 1B BB		3-1 L8		3-3 K 1-2			3 1 0 0 1 1 1
Lou Whitaker, L OBP: 0.375, SLG: 0.406 (1, 4)	G6-3		1-0 1B 1-3 2-H		3-2 2B		4-0 1B BB			3 1 2 0 1 0 0
Travis Fryman, R OBP: 0.363, SLG: 0.459 (1, 6)	FC6-4 BB		2-3 K		0-2 F8		0-1 1B 1-3 2-H			3 0 1 1 1 1 3
Cecil Fielder, R OBP: 0.254, SLG: 0.412 (1, 3)	FC6-4		2-2 1B 2-H 3-H		1-2 1B		1-2 G6-3			4 0 2 2 0 0 1
Mickey Tettleton, S OBP: 0.361, SLG: 0.473 (1, 2)		1-1 F9	2-1 L9		1-3 K		1-1 P6			4 0 0 0 0 1 2
Mark Carreon, R OBP: 0.330, SLG: 0.457 (1, 7)		3-3 K		3-3 K		1-0 P4	1-3 K			4 0 0 0 0 3 1
Rob Deer, R OBP: 0.316, SLG: 0.574 (1, 9)		4-2 BB		0-0 P3		0-3 K				2 0 0 0 1 1 1
Scott Livingstone, L OBP: 0.300, SLG: 0.308 (1, 5)		0-1 P5		3-3 K		0-0 F8				3 0 0 0 0 1 1
Milt Cuyler, S OBP: 0.241, SLG: 0.330 (1, 8)			3-2 2B 1B		3-3 K		0-0 1B			3 1 2 0 0 1 0

Inning Stats	R: 0	H: 0	E: 0	K: 8	S: 8	LOB: 1	BB: 1	P: 15	R: 0	H: 0	E: 0	K: 1	S: 11	LOB: 1	BB: 1	P: 19	R: 2	H: 3	E: 0	K: 1	S: 20	LOB: 1	BB: 1	P: 34	R: 0	H: 0	E: 0	K: 2	S: 9	LOB: 0	BB: 0	P: 15	R: 0	H: 1	E: 0	K: 1	S: 13	LOB: 1	BB: 0	P: 22	R: 0	H: 1	E: 0	K: 2	S: 10	LOB: 1	BB: 0	P: 13	R: 1	H: 2	E: 0	K: 1	S: 8	LOB: 2	BB: 1	P: 14	R: 0	H: 0	E: 0	K: 1	S: 10	LOB: 0	BB: 0	P: 13	1B: 5	SF: 0	3B: 0	HR: 0	SAC: 0	DP: 0	HBP: 0
--------------	------	------	------	------	------	--------	-------	-------	------	------	------	------	-------	--------	-------	-------	------	------	------	------	-------	--------	-------	-------	------	------	------	------	------	--------	-------	-------	------	------	------	------	-------	--------	-------	-------	------	------	------	------	-------	--------	-------	-------	------	------	------	------	------	--------	-------	-------	------	------	------	------	-------	--------	-------	-------	-------	-------	-------	-------	--------	-------	--------

PITCHER	IP	WLS	BF	H	R	ER	SO	BB	IBB	HBP	BLK	WP	HR	S	P	ERA	WHIP
Ron Robinson, R ERA: 3.86 (1, 1)	4.2	L	20	4	2	2	5	3	0	0	0	0	0	58	102	3.86	1.500
Ed Nunez, R ERA: 3.0 (5, 1)	1.1		5	1	0	0	2	0	0	0	0	0	0	13	16	0.00	0.750
Bruce Ruffin, L ERA: 6.38 (7, 1)	0.2		4	1	1	1	1	1	0	0	0	0	0	6	12	13.50	3.000
Mike Fetters, R ERA: (7, 1)	1.1		4	1	0	0	1	0	0	0	0	0	0	12	15	0.00	0.750

BOTTOM


Milwaukee Brewers @ Detroit Tigers

Tiger Stadium, Detroit, MI

Tue May 19 1992, 7:05 PM EDT

Att. 10,743 - Sunny - 70 F

AB 29
R 3
H 7
RBI 3
BB 4
SO 9
LOB 10



WP: 0 PA: 33
PB: 0
SB: 2
CS: 0

PITCHER	IP	WLS	BF	H	R	ER	SO	BB	IBB	HBP	BLK	WP	HR	S	P	ERA	WHIP
---------	----	-----	----	---	---	----	----	----	-----	-----	-----	----	----	---	---	-----	------

Batter	1	2	3	4	5	6	7	8	9	AB R H RBI BB SO LOB	TOP											
Pat Listach, S OBP: 0.361, SLG: 0.380 (1, 6)	0-2 F7		0-1 S 1B			1-1 S 1B	2-0 L7		1-0 CS 1-2	4 1 2 0 0 0 1												
Jim Gantner, L OBP: 0.288, SLG: 0.287 (1, 4)	1-0 L9		1-2 G1-3			2-0 F7		0-0 G3		4 0 0 0 0 0 2												
Robin Yount, R OBP: 0.306, SLG: 0.373 (1, 8)	3-2 FC6-4 1B			2-1 S 1B		2-3 K		2-1 F9		4 1 2 0 0 1 1												
Greg Vaughn, R OBP: 0.306, SLG: 0.437 (1, 10)	0-0 FC6-4 1-2f			1-1 P3		2-1 BB 1B		2-0 G5-3		4 0 1 1 0 0 2												
Franklin Stubbs, L OBP: 0.294, SLG: 0.368 (1, 3)		0-3 K		0-1 BB 1B		4-0 BB		2-3 K		3 0 1 1 1 2 0												
Dante Bichette, R OBP: 0.327, SLG: 0.337 (1, 9)		2-0 P4		1-1 P6		1-0 F7		0-1 G6-3 S 1B		4 1 1 0 0 0 2												
Dave Nilsson, L OBP: 0.300, SLG: 0.250 (1, 2)		1-3 K			0-0 F7		0-0 F8		2-2 G6-3	4 0 0 0 0 1 1												
Kevin Seitzer, R OBP: 0.373, SLG: 0.429 (1, 5)			3-2 G4-3		1-2 CS 1B		0-0 1B 1B		1-0 1B 1B	4 0 3 1 0 0 0												
Tim McIntosh, R OBP: 0.231, SLG: 0.237 (1, 7)			1-1 G5-3		3-2 P3		0-1 1B		0-2 CS 1B	4 0 2 0 0 0 1												
Inning Stats	R: 0 E: 0 K: 0 S: 9	H: 1 LOB: 1 BB: 0 P: 13	R: 0 E: 0 K: 2 S: 7	H: 0 LOB: 0 BB: 0 P: 10	R: 0 E: 0 K: 0 S: 14	H: 1 LOB: 1 BB: 0 P: 19	R: 1 E: 0 K: 0 S: 8	H: 2 LOB: 0 BB: 0 P: 12	R: 0 E: 0 K: 0 S: 10	H: 1 LOB: 0 BB: 0 P: 13	R: 1 E: 0 K: 1 S: 13	H: 2 LOB: 2 BB: 1 P: 22	R: 0 E: 0 K: 0 S: 5	H: 2 LOB: 1 BB: 0 P: 7	R: 0 E: 0 K: 0 S: 4	H: 0 LOB: 0 BB: 0 P: 8	R: 1 E: 0 K: 1 S: 14	H: 3 LOB: 1 BB: 0 P: 20	1B: 12 2B: 0 3B: 0 HR: 0	SF: 0 SAC: 0 DP: 0 HBP: 0	WP: 0 PB: 0 SB: 4 CS: 2	PA: 37
PITCHER	IP WLS BF H R ER SO BB IBB HBP BLK WP HR S P ERA WHIP																					
Bill Gullickson, R ERA: 2.91 (1, 1)	8.1		33	10	3	3	4	1	0	0	0	0	0	75	111	3.24	1.320					
Mike Munoz, L ERA: 2.03 (9, 1)	0.1		1	0	0	0	0	0	0	0	0	0	0	5	7	0.00	0.000					
Kurt Knudsen, R ERA: 2.7 (9, 1)	0.1	W	2	2	0	0	0	0	0	0	0	0	0	4	6	0.00	6.000					

Milwaukee Brewers @ Detroit Tigers
Tiger Stadium, Detroit, MI
Wed May 20 1992, 7:05 PM EDT
Att. 12,585 - Sunny - 78 F

livebaseballscorecards.com

AB	35
R	3
H	12
RBI	3
BB	1
SO	4
LOB	10



Batter	1	2	3	4	5	6	7	8	9	AB	R	H	RBI	BB	SO	LOB
Tony Phillips, S OBP: 0.404, SLG: 0.407 (1, 8) CBBBFB	4-2 G4-6-3 BB		0-2 G4-3			2-2 F7		0-0 F9		3	0	0	0	1	0	0
Lou Whitaker, L OBP: 0.371, SLG: 0.400 (1, 4) BBFBX	2-1 G4-6-3 1-2f			2-2 G3		1-0 G3-1			2-1 BB HR 1B	4	1	1	0	0	0	1
Travis Fryman, R OBP: 0.354, SLG: 0.447 (1, 6) FCX	0-2 G1-3			3-3 K		2-3 K			3-3 SAFE K	4	0	0	0	0	3	1
Cecil Fielder, R OBP: 0.269, SLG: 0.436 (1, 3) Skeeter Barnes, R OBP: 0.261, SLG: 0.238 (9, PR)		1-2 BLK G6-3 2B		0-3 K			1-2 G3 2B		4-2 SAFE HR BB	3	1	2	0	1	1	0
Mickey Tettleton, S OBP: 0.358, SLG: 0.489 (1, 2) X		0-0 F7			0-1 G3		1-1 G3		2-1 HR	4	1	1	3	0	0	2
Mark Carreon, R OBP: 0.330, SLG: 0.449 (1, 7) CBBBFBX		2-1 G6-3 2-H		4-2 1B BB		2-3 P4				2	0	0	1	1	0	1
Dave Bergman, L OBP: 0.182, SLG: 0.167 (1, 10) X		0-0 P5		1 SAFE 1 SAFE 1B		0-1 P5				3	0	1	0	0	0	1
Rob Deer, R OBP: 0.309, SLG: 0.559 (1, 9) CBBFBFBX			1-2 F7		2-3 K		1-3 K			3	0	0	0	0	2	2
Scott Livingstone, L OBP: 0.279, SLG: 0.286 (1, 5) FBSSB			2-3 K		0-0 G4-3		2-2 F8			3	0	0	0	0	1	2

Inning Stats	R: 0	H: 0	E: 0	K: 0	S: 7	R: 1	H: 1	E: 0	K: 0	S: 8	R: 0	H: 0	E: 0	K: 1	S: 10	R: 0	H: 0	E: 0	K: 2	S: 10	R: 0	H: 1	E: 0	K: 1	S: 13	R: 0	H: 0	E: 0	K: 1	S: 8	R: 0	H: 0	E: 0	K: 1	S: 7	R: 3	H: 2	E: 0	K: 1	S: 11	1B: 2	2B: 2	3B: 0	HR: 1	SF: 0	SAC: 0	DP: 1	HBP: 0	WP: 0	PA: 32
Chris Bosio, R ERA: 4.34 (1, 1)	8.1	WLS	BF	H	R	ER	SO	BB	IBB	HBP	BLK	WP	HR	S	P	ERA	WHIP																																	
Doug Henry, R ERA: 5.25 (9, 1)	0.0	L	2	1	2	2	0	1	0	0	0	0	1	4	10	∞	∞																																	

Milwaukee Brewers @ Detroit Tigers
Tiger Stadium, Detroit, MI
 Wed May 20 1992, 7:05 PM EDT
 Att. 12,585 - Sunny - 78 F

livebaseballscorecards.com

AB	29
R	4
H	5
RBI	4
BB	3
SO	7
LOB	10



Batter	1	2	3	4	5	6	7	8	9	AB R H RBI BB SO LOB	TOP											
Pat Listach, S OBP: 0.345, SLG: 0.362 (1, 6)	3-3 K	0-0 CS	0-0 F8		1-2 G1-3	2-3 K			2-3 K	5 0 0 0 0 3 0												
Kevin Seitzer, R OBP: 0.374, SLG: 0.450 (1, 5)	1-1 HR		2-2 G6-3		2-2 FC5-4 1B		1-2 G5-3		0-1 G5-3	5 1 2 1 0 0 0												
Paul Molitor, R OBP: 0.389, SLG: 0.478 (1, 10)	0-0 HR		1-0 HR		2-2 FC5-4		0-0 L7			4 2 2 2 0 0 1												
Greg Vaughn, R OBP: 0.304, SLG: 0.426 (1, 7)	2-0 P4		2-1 P6			4-1 2B BB		2-0 F9		3 1 0 0 1 0 0												
Robin Yount, R OBP: 0.305, SLG: 0.377 (1, 8)	0-1 2B			1-0 F8		1 SAFE F9		1-1 F8		4 0 1 0 0 0 1												
Dante Bichette, R OBP: 0.333, SLG: 0.353 (1, 9)	2-1 P2			0-3 K		0-0 G3 HR 2B		1-2 BB 1B		4 1 2 1 0 1 1												
Tim McIntosh, R OBP: 0.244, SLG: 0.231 (1, 3)		0-0 F8		2-0 HBP		4-0 G3 HR IBB		4-1 G4-6-3 BB		1 0 0 0 0 0 0 0 1 0 0 2 0 0												
Franklin Stubbs, L OBP: 0.306, SLG: 0.368 (6, PH) (6, 3)				1 SAFE F8		1-1 G3		1-2 G4-6-3		4 0 0 0 0 1 5												
Dave Nilsson, L OBP: 0.214, SLG: 0.167 (1, 2)		2-3 K		1 SAFE F8		1-2 2-3		1-2 G4-6-3														
Scott Fletcher, R OBP: 0.339, SLG: 0.404 (1, 4)		2-2 CS 1B		2-1 P4		0-0 HR		2-1 G4-3		4 1 2 3 0 0 0												
Inning Stats	R: 2 E: 0 K: 1 S: 12	H: 3 LOB: 1 BB: 0 P: 20	R: 0 E: 0 K: 1 S: 10	H: 1 LOB: 0 BB: 0 P: 14	R: 1 E: 0 K: 0 S: 7	H: 1 LOB: 0 BB: 0 P: 12	R: 0 E: 0 K: 1 S: 5	H: 0 LOB: 1 BB: 0 P: 9	R: 0 E: 0 K: 0 S: 12	H: 1 LOB: 1 BB: 0 P: 19	R: 4 E: 0 K: 1 S: 11	H: 2 LOB: 0 BB: 2 P: 22	R: 0 E: 0 K: 0 S: 5	H: 0 LOB: 0 BB: 0 P: 8	R: 0 E: 0 K: 0 S: 9	H: 1 LOB: 1 BB: 1 P: 16	R: 0 E: 0 K: 1 S: 7	H: 0 LOB: 0 BB: 0 P: 11	1B: 3 2B: 2 3B: 0 HR: 4	SF: 0 SAC: 0 DP: 1 HBP: 1	WP: 0 PB: 0 SB: 0 CS: 1	PA: 39
PITCHER	IP WLS BF H R ER SO BB IBB HBP BLK WP HR S P ERA WHIP																					
Scott Aldred, L ERA: 6.75 (1, 1)	5.1 L 24 7 5 5 3 1 0 1 0 0 0 3 49 81 8.44 1.500																					
John Doherty, R ERA: 3.14 (6, 1)	0.2 4 1 2 2 1 0 1 0 0 0 0 1 8 15 27.00 1.500																					
Les Lancaster, R ERA: 6.93 (7, 1)	2.0 7 1 0 0 0 1 0 0 0 0 0 0 14 24 0.00 1.000																					
Kevin Ritz, R ERA: 4.03 (9, 1)	1.0 3 0 0 0 0 1 0 0 0 0 0 0 7 11 0.00 0.000																					

Milwaukee Brewers @ Detroit Tigers
Tiger Stadium, Detroit, MI
Thu May 21 1992, 7:05 PM EDT
Att. 10,576 - Sunny - 77 F

AB	34
R	7
H	9
RBI	7
BB	3
SO	5
LOB	8



Batter	1	2	3	4	5	6	7	8	9	AB R H RBI BB SO LOB
Tony Phillips, S OBP: 0.406, SLG: 0.400 (1, 8)	0-0 F7		3-2 G6-3		4-2 CS BB		4-0 BB			2 0 0 0 2 0 0
Lou Whitaker, L OBP: 0.383, SLG: 0.431 (1, 4)	4-2 L4-3 BB		3-2 HR		4-2 1B CS 1-2 BB		0-0 P6			2 1 1 1 2 0 1
Travis Fryman, R OBP: 0.351, SLG: 0.442 (1, 6)	0-2 L4-3 1-2		0-0 G5-3		3-2 1-3 2-3 1B			0-0 G5-3		4 0 1 0 0 0 1
Cecil Fielder, R OBP: 0.269, SLG: 0.425 (1, 3)		4-2 HBP BB		1-0 F7	1-3 K			0-1 G3		3 0 0 0 1 1 2
Mickey Tettleton, S OBP: 0.356, SLG: 0.489 (1, 10)		3-1 P2		2-3 K		2-2 P2		1-0 2B		4 0 1 0 0 1 1
Mark Carreon, R OBP: 0.328, SLG: 0.436 (1, 7)		1-0 HBP		1-3 K		1-0 P6		1-1 P5		3 0 0 0 0 1 1
Rob Deer, R OBP: 0.300, SLG: 0.541 (1, 9)		0-3 K			3-2 P4	1-1 L8			3-2 F7	4 0 0 0 0 1 2
Skeeter Barnes, R OBP: 0.269, SLG: 0.292 (1, 5)		0-0 F8			3-2 HR 2B		1-1 P4		3-2 F9	3 1 1 0 0 0 2
Scott Livingstone, L OBP: 0.273, SLG: 0.279 (9, PH)										1 0 0 0 0 0 0
Chad Kreuter, S OBP: 0.257, SLG: 0.394 (1, 2)			3-2 G5-3		2-0 HR		3-2 P3		3-2 P5	4 1 1 2 0 0 0

Inning Stats	R: 0 E: 0 K: 8	H: 0 LOB: 0 BB: 1 P: 12	R: 0 E: 0 K: 9	H: 0 LOB: 2 BB: 1 P: 17	R: 1 E: 0 K: 10	H: 1 LOB: 0 BB: 0 P: 19	R: 0 E: 0 K: 7	H: 0 LOB: 0 BB: 0 P: 11	R: 2 E: 0 K: 22	H: 3 LOB: 2 BB: 2 P: 42	R: 0 E: 0 K: 6	H: 0 LOB: 0 BB: 0 P: 10	R: 0 E: 0 K: 6	H: 0 LOB: 1 BB: 1 P: 14	R: 0 E: 0 K: 6	H: 1 LOB: 1 BB: 0 P: 8	R: 0 E: 0 K: 15	H: 0 LOB: 0 BB: 0 P: 24	1B: 1 2B: 3 3B: 0 HR: 2	SF: 0 SAC: 0 DP: 1 HBP: 1	WP: 0 PB: 0 SB: 0 CS: 2	PA: 36
--------------	----------------------	----------------------------------	----------------------	----------------------------------	-----------------------	----------------------------------	----------------------	----------------------------------	-----------------------	----------------------------------	----------------------	----------------------------------	----------------------	----------------------------------	----------------------	---------------------------------	-----------------------	----------------------------------	----------------------------------	------------------------------------	----------------------------------	--------

PITCHER	IP	WLS	BF	H	R	ER	SO	BB	IBB	HBP	BLK	WP	HR	S	P	ERA	WHIP
Dan Plesac, L ERA: 5.13 (1, 1)	4.1		20	3	3	3	3	4	0	1	0	0	2	50	91	6.23	1.615
Ed Nunez, R ERA: 2.63 (5, 1)	1.2	W	5	1	0	0	1	0	0	0	0	0	0	12	20	0.00	0.600
Jim Austin, R ERA: 0.69 (7, 1)	2.0		8	1	0	0	0	1	0	0	0	0	0	12	22	0.00	1.000
Doug Henry, R ERA: 4.85 (9, 1)	1.0		3	0	0	0	0	0	0	0	0	0	0	15	24	0.00	0.000

BOTTOM

Milwaukee Brewers @ Detroit Tigers

Tiger Stadium, Detroit, MI

Thu May 21 1992, 7:05 PM EDT

Att. 10,576 - Sunny - 77 F

AB	30
R	3
H	5
RBI	3
BB	5
SO	4
LOB	10



livebaseballscorecards.com

Batter	1	2	3	4	5	6	7	8	9	AB R H RBI BB SO LOB	TOP											
Shane Mack, R (1, 7) OBP: 0.384, SLG: 0.465	2-3 K		2-0 F8	4-0 FC6-4 BB		1-2 L9		1-1 L8		4 0 0 0 1 1 1												
Chuck Knoblauch, R (1, 4) OBP: 0.389, SLG: 0.413	4-0 FC5-4 BB		0-1 P3	2-3 K		4-2 BB		1-3 K		3 0 0 0 2 2 3												
Kirby Puckett, R (1, 8) OBP: 0.339, SLG: 0.542	1 SAFE FC5-4 E S 1B		0-0 2B 1B	1-1 FC6-4		1-3 K		0-0 G3-1		5 2 1 0 0 1 6												
Kent Hrbek, L (1, 3) OBP: 0.417, SLG: 0.488	4-2 1B 1-3 BB		2-0 1-H 2B		0-0 G3-1		1-0 L9		2-3 K	4 0 1 1 1 1 2												
Brian Harper, R (1, 2) OBP: 0.293, SLG: 0.338	2-2 1-3 3-H 1B		1-0 HBP		1-1 2B 1B 1B		1-2 G4-3			3 1 2 1 0 0 0												
Chili Davis, S (1, 10) OBP: 0.350, SLG: 0.350	2-3 K		2-2 L8		0-1 L7		1-1 F8			4 0 0 0 0 1 5												
Pedro Munoz, R (1, 9) OBP: 0.305, SLG: 0.443		1-1 G5-3		1-3 K	1-1 1B 2B		1-3 K			4 0 1 0 0 2 0												
Greg Gagne, R (1, 6) OBP: 0.353, SLG: 0.416		0-0 G6-3		1-2 BB 2B	1-2 2-H 3-H 1B			1-2 G4-3		4 0 2 1 0 0 0												
Jeff Reboulet, R (1, 5) OBP: 0.346, SLG: 0.286		3-3 K		4-1 BB BB		4-2 BB BB		1-2 L7		1 0 0 0 2 1 0												
Scott Leius, R (8, PH) OBP: 0.318, SLG: 0.382										1 0 0 0 0 0 0												
Inning Stats	R: 1 E: 0 K: 2 S: 14	H: 1 LOB: 2 BB: 2 P: 28	R: 0 E: 0 K: 1 S: 6	H: 0 LOB: 0 BB: 0 P: 10	R: 1 E: 0 K: 0 S: 8	H: 2 LOB: 2 BB: 0 P: 15	R: 0 E: 0 K: 2 S: 12	H: 1 LOB: 3 BB: 2 P: 25	R: 1 E: 0 K: 1 S: 10	H: 3 LOB: 1 BB: 0 P: 13	R: 0 E: 0 K: 1 S: 14	H: 0 LOB: 2 BB: 2 P: 25	R: 0 E: 0 K: 1 S: 8	H: 0 LOB: 0 BB: 0 P: 11	R: 0 E: 0 K: 0 S: 8	H: 0 LOB: 0 BB: 0 P: 11	R: 0 E: 0 K: 2 S: 7	H: 0 LOB: 0 BB: 0 P: 10	1B: 4 2B: 3 3B: 0 HR: 0	SF: 0 SAC: 0 DP: 0 HBP: 1	WP: 0 PB: 0 SB: 1 CS: 0	PA: 40
PITCHER	IP WLS BF H R ER SO BB IBB HBP BLK WP HR S P ERA WHIP																					
Mark Leiter, R (1, 1) ERA: 2.97	6.0 W 31 7 3 3 6 6 0 1 0 0 0 64 116 4.50 2.167																					
Walt Terrell, R (7, 1) ERA: 6.98	2.0 6 0 0 0 1 0 0 0 0 0 0 16 22 0.00 0.000																					
Mike Henneman, R (9, 1) ERA: 3.15	1.0 S 3 0 0 0 2 0 0 0 0 0 0 7 10 0.00 0.000																					

Minnesota Twins @ Detroit Tigers
Tiger Stadium, Detroit, MI
Fri May 22 1992, 7:05 PM EDT
Att. 14,824 - Sunny - 80 F

livebaseballscorecards.com

AB	33
R	3
H	7
RBI	3
BB	6
SO	9
LOB	17




Batter	1	2	3	4	5	6	7	8	9	AB R H RBI BB SO LOB
Tony Phillips, S OBP: 0.402, SLG: 0.395 (1, 8) C B B F S B X	3-2 F7 ①		0-0 P3 ① B C 1 SAFE F 1 SAFE S	1-3 K ③			1-0 G5-3 1B ①			4 0 1 0 0 1 1
Lou Whitaker, L OBP: 0.386, SLG: 0.438 (1, 4) B B C C C X	3-2 F8 ②		4-1 BB HR BB			2-1 2B	0-3 K ①			3 1 1 0 0 1 1 1
Travis Fryman, R OBP: 0.349, SLG: 0.433 (1, 6) B X	1-0 F8 ③		4-1 1 SAFE 1B BB HR BB			1-3 K ①	0-1 G5-3 1-2 ②			3 1 0 0 0 1 1 2
Cecil Fielder, R OBP: 0.275, SLG: 0.452 (1, 3) S B B X		1-1 HR 1B	0-0 1-H 2-H HR			1-3 K ②	1-3 K ③			4 2 2 3 0 2 2
Mickey Tettleton, S OBP: 0.347, SLG: 0.475 (1, 2) C C C S S		1-3 K ①	1-3 K ②			2-1 P2 ③		0-0 P6		4 0 0 0 0 2 2
Mark Carreon, R OBP: 0.325, SLG: 0.439 (1, 7) X		0-0 P2 ②	2-3 K ③			1-0 P3 ①		0-2 2B		4 0 1 0 0 1 1
Rob Deer, R OBP: 0.306, SLG: 0.587 (1, 9) F B B X		2-1 1-H HR		2-3 K ①		2-2 HR		1-3 K ②		4 2 2 3 0 2 1
Skeeter Barnes, R OBP: 0.300, SLG: 0.296 (1, 5) X		0-0 1B		4-2 BB		1-0 G5-3 ②		0-1 G3-1 ③		3 0 1 0 1 0 1
Chad Kreuter, S OBP: 0.237, SLG: 0.361 (1, 10) 1 SAFE B B C C C		2-3 K ③		0-0 P3 ②		0-1 F8 ③				3 0 0 0 0 1 2

Inning Stats	R: 0	H: 0	E: 0	K: 0	S: 8	LOB: 0	BB: 0	P: 15
	R: 2	H: 3	E: 0	K: 2	S: 12	LOB: 1	BB: 0	P: 18
	R: 3	H: 1	E: 0	K: 2	S: 10	LOB: 0	BB: 2	P: 21
	R: 0	H: 0	E: 0	K: 2	S: 9	LOB: 1	BB: 1	P: 16
	R: 0	H: 1	E: 0	K: 2	S: 10	LOB: 1	BB: 0	P: 16
	R: 1	H: 1	E: 0	K: 0	S: 8	LOB: 0	BB: 0	P: 12
	R: 0	H: 1	E: 0	K: 2	S: 9	LOB: 1	BB: 0	P: 11
	R: 0	H: 1	E: 0	K: 1	S: 9	LOB: 1	BB: 0	P: 10

PITCHER	IP	WLS	BF	H	R	ER	SO	BB	IBB	HBP	BLK	WP	HR	S	P	ERA	WHIP
John Smiley, L ERA: 5.64 (1, 1)	6.0	L	27	6	6	6	8	3	0	0	0	0	3	57	98	9.00	1.500
Carl Willis, R ERA: 5.02 (7, 1)	2.0		8	2	0	0	3	0	0	0	0	0	0	18	21	0.00	1.000

MINNESOTA TWINS @ DETROIT TIGERS
Tiger Stadium, Detroit, MI
 Fri May 22 1992, 7:05 PM EDT
 Att. 14,824 - Sunny - 80 F

AB	32
R	6
H	8
RBI	6
BB	3
SO	11
LOB	13



WP	HR	S	P	ERA	WHIP
0	0	0	0	0	0

Batter	1	2	3	4	5	6	7	8	9	AB	R	H	RBI	BB	SO	LOB	TOP
Shane Mack, R (1, 7) OBP: 0.388, SLG: 0.472	0-1 L9 1B 2B	1-0 BB 1-3 1B		1-1 S 1B		1-3 E4 G6-3 SF8	3-3 K		3-2 L7-4-3 1-2	6	3	3	0	0	1	4	
Chuck Knoblauch, R (1, 4) OBP: 0.383, SLG: 0.403	0-3 K	1-3 K		4-2 1B 1-2 BB		1-0 G6-3		0-0 F7		4	0	0	1	1	2	4	
Kirby Puckett, R (1, 8) OBP: 0.346, SLG: 0.538	0-1 L9 2-3	4-0 BB		1-1 BB 1-3 2-H 1B		2-3 3-H 4-0 WP IBB		3-2 G6-3		3	0	1	0	2	0	1	
Kent Hrbek, L (1, 3) OBP: 0.417, SLG: 0.477	4-2 1B BB	1-2 P3				1-0 G3		4-1 2B BB		2	2	0	1	2	0	3	
Brian Harper, R (1, 2) OBP: 0.310, SLG: 0.358	1-2 1B 1-3 3-H 1B			2-2 F9		2-2 PB 1B		0-2 2B 1-H 2B		4	0	3	2	1	0	0	
Randy Bush, L (1, 10) OBP: 0.308, SLG: 0.370	1-1 1B			2-1 F8		0-0 P2		4-0 IBB		3	0	1	1	0	0	1	
Chili Davis, S (6, PH) OBP: 0.353, SLG: 0.347	1-2 1B			0-0 F8		1-2 IBB		0-0 IBB		1	0	0	0	1	0	2	
Gene Larkin, S (1, 9) OBP: 0.330, SLG: 0.433	2-1 L9			0-0 F8		4-1 IBB		0-0 F9		3	0	1	0	1	0	2	
Jarvis Brown, R (7, PR) OBP: 0.231, SLG: 0.091								SH1-3 1B		1	0	0	0	0	0	2	
AB 36																	
R 6																	
H 13																	
RBI 5																	
BB 8																	
SO 3																	
LOB 23																	
WP: 1																	PA: 46
PB: 1																	
SB: 1																	
CS: 1																	
1B: 11																	
2B: 3																	
3B: 0																	
HR: 0																	
SF: 1																	
SAC: 1																	
DP: 1																	
HBP: 0																	
PITCHER	IP	WLS	BF	H	R	ER	SO	BB	IBB	HBP	BLK	WP	HR	S	P	ERA	WHIP
Eric King, R (1, 1) ERA: 7.51	1.1		10	6	2	2	1	1	0	0	0	0	0	26	37	13.50	5.250
Kurt Knudsen, R (2, 1) ERA: 2.7	3.1		15	3	1	1	1	2	1	0	0	0	0	30	54	2.70	1.500
John Doherty, R (5, 1) ERA: 3.07	0.2	L	5	1	2	0	0	0	1	0	0	0	0	11	18	0.00	1.500
Mike Munoz, L (6, 1) ERA: 1.93	0.2		3	0	0	0	0	0	1	0	0	1	0	10	15	0.00	0.000
Walt Terrell, R (7, 1) ERA: 6.8	1.0		4	1	0	0	1	0	0	0	0	0	0	10	14	0.00	1.000
Les Lancaster, R (8, 1) ERA: 6.75	2.0		9	2	1	1	0	1	1	0	0	0	0	23	38	4.50	1.500

Minnesota Twins @ Detroit Tigers

Tiger Stadium, Detroit, MI

Sat May 23 1992, 3:33 AM EDT

Att. 32,979 - Cloudy - 77 F

livebaseballscorecards.com



Batter	1	2	3	4	5	6	7	8	9	AB R H RBI BB SO LOB
Tony Phillips, S OBP: 0.391, SLG: 0.381 (1, 8) (8, 5)	0-0 G6-3		2-3 K		1-2 G4-3		0-3 K		1-1 F7	5 0 0 0 0 2 1
Lou Whitaker, L OBP: 0.387, SLG: 0.436 (1, 4)	1-3 K		1-0 1B 1B		2-3 K			0-1 1B 1B	2-1 F7	5 2 2 0 0 2 0
Travis Fryman, R OBP: 0.352, SLG: 0.453 (1, 6)	3-2 HR		1-2 BB 1B		1-3 K			0-0 1B 1B		4 3 2 1 0 1 1
Cecil Fielder, R OBP: 0.282, SLG: 0.449 (1, 10)	2-3 K		4-2 1B BB		1-3 K			0-0 1B		3 0 1 1 1 2 0
Mickey Tettleton, S OBP: 0.351, SLG: 0.476 Chad Kreuter, S OBP: 0.237, SLG: 0.361 (1, 2) (8, PR) (9, 2)		1-1 L8	2-2 1B		2-1 P6			3-1 WP 1B 1B		4 0 2 2 0 0 0 0 0 0 0 0 0 0
Mark Carreon, R OBP: 0.323, SLG: 0.432 (1, 7)	0-2 1B		2-3 K		2-1 G5-3			0-0 F7		4 0 1 0 0 1 4
Dave Bergman, L OBP: 0.171, SLG: 0.156 Skeeter Barnes, R OBP: 0.290, SLG: 0.286 (1, 3) (7, PH) (8, 3)		2-1 L9		2-1 F7			1-0 G5-3	2-2 WP 1B		2 0 0 0 0 0 1 1 0 0 0 0 0 0
Shawn Hare, L OBP: 0.125, SLG: 0.125 (8, PH) (9, 3)								1-2 2-H 1B		1 0 1 1 0 0 0
Rob Deer, R OBP: 0.297, SLG: 0.569 (1, 9)		2-0 F8		0-0 P5			3-3 K	1-3 K		4 0 0 0 0 2 3
Scott Livingstone, L OBP: 0.261, SLG: 0.267 Milt Cuyler, S OBP: 0.246, SLG: 0.328 (1, 5) (7, PH) (8, 8)			3-3 K	1-3 K			2-2 HBP		2-3 K	2 0 0 0 0 2 0 1 0 0 0 0 1 0

Inning Stats	R: 1 E: 0 K: 2 S: 12	H: 1 LOB: 0 BB: 0 P: 18	R: 0 E: 0 K: 0 S: 9	H: 1 LOB: 1 BB: 0 P: 14	R: 2 E: 0 K: 3 S: 22	H: 3 LOB: 2 BB: 1 P: 37	R: 0 E: 0 K: 1 S: 7	H: 0 LOB: 0 BB: 0 P: 10	R: 0 E: 0 K: 2 S: 11	H: 0 LOB: 0 BB: 0 P: 15	R: 0 E: 0 K: 1 S: 7	H: 0 LOB: 0 BB: 0 P: 12	R: 0 E: 0 K: 2 S: 10	H: 0 LOB: 1 BB: 0 P: 16	R: 2 E: 1 K: 1 S: 13	H: 4 LOB: 3 BB: 0 P: 19	R: 0 E: 0 K: 1 S: 7	H: 0 LOB: 0 BB: 0 P: 12	1B: 8 2B: 0 3B: 0 HR: 1	SF: 0 SAC: 0 DP: 0 HBP: 1
PITCHER	IP	WLS	BF	H	R	ER	SO	BB	IBB	HBP	BLK	WP	HR	S	P	ERA	WHIP	WP: 1 PB: 0 SB: 0 CS: 0	PA: 38	
Kevin Tapani, R ERA: 5.03 (1, 1)	5.0	W	21	5	3	3	8	1	0	0	0	0	1	61	94	5.40	1.200			
Gary Wayne, L ERA: 0.82 (6, 1)	2.1		11	3	2	0	3	0	0	1	0	0	0	23	37	0.00	1.286			
Rick Aguilera, R ERA: 4.37 (8, 1)	1.2	S	6	1	0	0	2	0	0	0	0	1	0	14	22	0.00	0.600			

BOTTOM

Minnesota Twins @ Detroit Tigers
Tiger Stadium, Detroit, MI
Sat May 23 1992, 3:33 AM EDT
Att. 32,979 - Cloudy - 77 F

livebaseballscorecards.com

AB	36
R	5
H	9
RBI	5
BB	1
SO	13
LOB	10



Batter	1	2	3	4	5	6	7	8	9	AB	R	H	RBI	BB	SO	LOB	TOP								
Shane Mack, R (1, 7) OBP: 0.388, SLG: 0.494 Gene Larkin, S (8, PH) OBP: 0.336, SLG: 0.449 (8, 9)	1-1 WP SF7 2B	0-0 G5-3		2-1 1-H 2-H 3-H HR	0-3 K	3-3 K		1-1 G3-1 L9-2 2B		5	2	2	4	0	2	3									
Chuck Knoblauch, R (1, 4) OBP: 0.382, SLG: 0.399	2-2 SF7 2-H		1-3 K	4-0 BB 1B BB		1B F7		2-2 G3-1 2-3		4	2	1	1	1	1	3									
Kirby Puckett, R (1, 8) OBP: 0.355, SLG: 0.543 Jarvis Brown, R (6, PR) OBP: 0.267, SLG: 0.083 (6, 8)	3-0 BB 1B G6-3 1B		3-2 P3	1-1 1-2 1B 1B		1-1 1-3 1B HBP 1B	0-0 F7	4-2 L9-2 BB		4	2	3	0	0	0	0									
Chili Davis, S (1, 10) OBP: 0.366, SLG: 0.352	1-2 G6-3 BB 1-2 1B		3-2 F8	4-2 1B 1-2 2-3 BB		2-2 1B 1-2 1B HBP 1B	1-1 1B	0-1 L9-2 1-2 3-H		4	1	2	0	1	0	2									
Brian Harper, R (1, 2) OBP: 0.329, SLG: 0.372 Lenny Webster, R (7, PH) OBP: 0.235, SLG: 0.226 (7, 2)	4-2 G6-3 1-2 2-3 BB			1B HR 1B		0-2 1B 1-2 2-H 3-H BB 1B	1-1 1-2 1B		1-0 F9	3	2	3	4	1	0	0									
Pedro Munoz, R (1, 9) OBP: 0.306, SLG: 0.433 (8, 7)	2-2 G6-3 1-2 2-3 3-H			L8 BB 1B		0-1 1-2 2-3 BB WP 1B	2-3 K	2-2 G6-3		5	1	1	1	1	1	5									
Kent Hrbek, L (1, 3) OBP: 0.411, SLG: 0.467 Randy Bush, L (6, 3) OBP: 0.296, SLG: 0.354	0-1 G3			1B HR 1B		0-0 P5	2-3 K	1-1 G6-3		4	1	1	0	0	0	8									
Scott Leius, R (1, 5) OBP: 0.319, SLG: 0.378		0-1 F7		1-0 P4		0-0 WP BB 1-2 2-3 3-H 1B		2-0 1B 2B 1B		5	1	2	1	0	0	2									
Greg Gagne, R (1, 6) OBP: 0.362, SLG: 0.417 Jeff Reboulet, R (6, PH) OBP: 0.393, SLG: 0.318 (6, 6)		3-3 K		4-2 1-2 HR BB		2-3 K		0-0 WP 1B		2	1	0	0	1	2	0									
Inning Stats	R: 2 E: 0 K: 0 S: 17	H: 3 LOB: 2 BB: 1 P: 30	R: 0 E: 0 K: 1 S: 11	H: 0 LOB: 0 BB: 0 P: 14	R: 0 E: 0 K: 1 S: 11	H: 0 LOB: 0 BB: 0 P: 18	R: 6 E: 0 K: 0 S: 27	H: 5 LOB: 3 BB: 4 P: 52	R: 0 E: 0 K: 2 S: 9	H: 0 LOB: 0 BB: 0 P: 14	R: 5 E: 0 K: 1 S: 21	H: 5 LOB: 3 BB: 1 P: 33	R: 0 E: 0 K: 2 S: 13	H: 2 LOB: 2 BB: 0 P: 19	R: 2 E: 0 K: 0 S: 11	H: 3 LOB: 1 BB: 1 P: 20	R: 0 E: 0 K: 0 S: 7	H: 0 LOB: 0 BB: 0 P: 11	1B: 15 2B: 3 3B: 0 HR: 1	SF: 1 SAC: 0 DP: 1 HBP: 1	WP: 2 PB: 0 SB: 0 CS: 0	PA: 52			
PITCHER	IP	WLS	BF	H	R	ER	SO	BB	IBB	HBP	BLK	WP	HR	S	P	ERA	WHIP								
Frank Tanana, L (1, 1) ERA: 6.3	3.2	L	19	6	6	6	2	2	0	0	0	1	1	54	88	14.73	2.182								
Kevin Ritz, R (4, 1) ERA: 6.08	1.1		13	5	6	6	2	3	0	1	0	0	0	30	52	40.50	6.000								
Les Lancaster, R (6, 1) ERA: 6.83	1.0		6	2	1	1	1	1	0	0	0	1	0	12	21	9.00	3.000								
Mike Munoz, L (7, 1) ERA: 2.65	3.0		14	5	2	2	2	1	0	0	0	0	0	31	50	6.00	2.000								

Minnesota Twins @ Detroit Tigers
Tiger Stadium, Detroit, MI
Sun May 24 1992, 7:05 PM EDT
Att. 13,789 - Cloudy - 42 F

livebaseballscorecards.com

AB	43
R	15
H	18
RBI	14
BB	7
SO	7
LOB	25




Batter	1	2	3	4	5	6	7	8	9	AB	R	H	RBI	BB	SO	LOB
Tony Phillips, S OBP: 0.384, SLG: 0.372 Scott Livingstone, L OBP: 0.295, SLG: 0.261	2-1 G6-3	0-2 L9			0-0 L7		2-3 K			3	0	0	0	0	0	2
Mark Carreon, R OBP: 0.328, SLG: 0.434	3-2 WP 1B		1-0 P3		1-3 K2-3			2-2 G6-4-3 1B		4	0	2	0	0	1	0
Travis Fryman, R OBP: 0.350, SLG: 0.448	3-3 K 1-2		2-2 L7			0-0 1B		1-2 G6-4-3 1-2f		4	0	1	0	0	1	2
Cecil Fielder, R OBP: 0.281, SLG: 0.438 Shawn Hare, L OBP: 0.125, SLG: 0.125	4-0 BB		0-3 K			1-2 P4		1-2 G6-3		3	0	0	0	1	1	1
Mickey Tettleton, S OBP: 0.349, SLG: 0.470	2-3 K				0-0 WP 1B		0-1 F7		2-2 P4	4	0	1	0	0	1	3
Rob Deer, R OBP: 0.289, SLG: 0.552		2-1 F8		2-3 K		2-1 F7		1-0 P4		4	0	0	0	0	1	2
Skeeter Barnes, R OBP: 0.257, SLG: 0.250		2-2 G5-3		0-1 F8			1-3 K		2-1 G6-3	4	0	0	0	0	1	1
Chad Kreuter, S OBP: 0.244, SLG: 0.359		0-0 F 1B		2-2 G6-3			0-1 G6-3			3	0	1	0	0	0	1
Milt Cuyler, S OBP: 0.248, SLG: 0.322		1-1 E5 1-2			1-0 F7		4-2 BB			2	0	0	0	1	0	1

Inning Stats	R: 0	H: 1	E: 0	LOB: 2	K: 2	BB: 1	S: 15	R: 0	H: 1	E: 1	LOB: 2	K: 0	BB: 0	S: 11	R: 0	H: 0	E: 0	LOB: 0	K: 1	BB: 0	S: 8	R: 0	H: 1	E: 0	LOB: 1	K: 1	BB: 0	S: 9	R: 0	H: 0	E: 0	LOB: 0	K: 1	BB: 0	S: 5	R: 0	H: 1	E: 0	LOB: 1	K: 2	BB: 0	S: 11	R: 0	H: 1	E: 0	LOB: 0	K: 0	BB: 0	S: 11	R: 0	H: 0	E: 0	LOB: 0	K: 0	BB: 0	S: 6	R: 0	H: 0	E: 0	LOB: 0	K: 0	BB: 0	S: 6	1B: 5	SF: 0	2B: 0	SAC: 0	3B: 0	DP: 1	HR: 0	HBP: 0
--------------	------	------	------	--------	------	-------	-------	------	------	------	--------	------	-------	-------	------	------	------	--------	------	-------	------	------	------	------	--------	------	-------	------	------	------	------	--------	------	-------	------	------	------	------	--------	------	-------	-------	------	------	------	--------	------	-------	-------	------	------	------	--------	------	-------	------	------	------	------	--------	------	-------	------	-------	-------	-------	--------	-------	-------	-------	--------

PITCHER	IP	WLS	BF	H	R	ER	SO	BB	IBB	HBP	BLK	WP	HR	S	P	ERA	WHIP
Bill Krueger, L ERA: 1.77	(1, 1)	7.0	28	4	0	0	7	2	0	0	0	2	0	67	105	0.00	0.857
Carl Willis, R ERA: 4.7	(8, 1)	1.0	3	1	0	0	0	0	0	0	0	0	0	11	15	0.00	1.000
Bob Kipper, L ERA: 2.81	(9, 1)	1.0	3	0	0	0	0	0	0	0	0	0	0	6	11	0.00	0.000

MINNESOTA TWINS @ DETROIT TIGERS
Tiger Stadium, Detroit, MI
 Sun May 24 1992, 7:05 PM EDT
 Att. 13,789 - Cloudy - 42 F

AB	32
R	0
H	5
RBI	0
BB	2
SO	7
LOB	14



PITCHER	IP	WLS	BF	H	R	ER	SO	BB	IBB	HBP	BLK	WP	HR	S	P	ERA	WHIP
Bill Krueger, L ERA: 1.77	(1, 1)	7.0	28	4	0	0	7	2	0	0	0	2	0	67	105	0.00	0.857
Carl Willis, R ERA: 4.7	(8, 1)	1.0	3	1	0	0	0	0	0	0	0	0	0	11	15	0.00	1.000
Bob Kipper, L ERA: 2.81	(9, 1)	1.0	3	0	0	0	0	0	0	0	0	0	0	6	11	0.00	0.000

Batter	1	2	3	4	5	6	7	8	9	AB R H RBI BB SO LOB	TOP											
Jim Eisenreich, L (1, 10) OBP: 0.324, SLG: 0.352	2-1 P5		0-0 F8		2-1 G6-3			1-0 F7		4 0 0 0 0 0 0												
Gregg Jefferies, S (1, 5) OBP: 0.280, SLG: 0.341	1-2 2B			1-0 L8 1B 1B		1-2 G6-3		1-1 G6-3		4 1 2 0 0 0 0												
Wally Joyner, L (1, 3) OBP: 0.380, SLG: 0.496	0-0 L7			0-0 FC4-6 1B 1-2 1B		0-0 1B			0-0 P2	4 0 2 0 0 0 1												
Mike Macfarlane, R (1, 2) OBP: 0.339, SLG: 0.422	1-2 L7			0-0 L8		0-0 F7			0-0 G5-3	4 0 0 0 0 0 4												
Kevin McReynolds, R (1, 7) OBP: 0.321, SLG: 0.355		2-1 F7		1-1 FC4-6 1-2 1B		2-0 P4			3-1 2B	4 0 2 1 0 0 1												
Chris Gwynn, L (1, 9) OBP: 0.268, SLG: 0.333		0-0 L4		1-1 FC4-6 FC5-4			0-1 L4		1-0 G3	4 0 0 0 0 0 3												
Brian McRae, S (1, 8) OBP: 0.242, SLG: 0.242		0-0 F7		0-2 FC5-4			2-0 L7			3 0 0 0 0 0 2												
Terry Shumpert, R (1, 4) OBP: 0.220, SLG: 0.313			3-1 F8		0-0 L9		1-1 P4			3 0 0 0 0 0 0												
Rico Rossy, R (1, 6) OBP: 0.280, SLG: 0.254			2-2 G5-3		0-0 F8			1-0 G3-1		2 0 0 0 0 0 0												
Brent Mayne, L (8, PH) OBP: 0.200, SLG: 0.212										1 0 0 0 0 0 0												
Curtis Wilkerson, S (8, 6) OBP: 0.203, SLG: 0.238										0 0 0 0 0 0 0												
Inning Stats	R: 0 E: 0 K: 0 S: 9	H: 1 LOB: 1 BB: 0 P: 13	R: 0 E: 0 K: 0 S: 4	H: 0 LOB: 0 BB: 0 P: 6	R: 0 E: 0 K: 0 S: 8	H: 0 LOB: 0 BB: 0 P: 13	R: 1 E: 0 K: 0 S: 10	H: 3 LOB: 2 BB: 0 P: 13	R: 0 E: 0 K: 0 S: 4	H: 0 LOB: 0 BB: 0 P: 6	R: 0 E: 0 K: 0 S: 6	H: 1 LOB: 1 BB: 0 P: 9	R: 0 E: 0 K: 0 S: 5	H: 0 LOB: 0 BB: 0 P: 8	R: 0 E: 0 K: 0 S: 4	H: 0 LOB: 0 BB: 0 P: 7	R: 0 E: 0 K: 0 S: 5	H: 1 LOB: 1 BB: 0 P: 9	1B: 4 2B: 2 3B: 0 HR: 0	SF: 0 SAC: 0 DP: 0 HBP: 0	WP: 0 PB: 0 SB: 0 CS: 0	PA: 33
PITCHER Bill Gullickson, R (1, 1) ERA: 2.66	IP: 9.0 WLS: W BF: 33 H: 6 R: 1 ER: 1 SO: 0 BB: 0 IBB: 0 HBP: 0 BLK: 0 WP: 0 HR: 0 S: 55 P: 84 ERA: 1.00 WHIP: 0.667																				PITCHER IP: WLS: BF: H: R: ER: SO: BB: IBB: HBP: BLK: WP: HR: S: P: ERA: WHIP:	

Kansas City Royals @ Detroit Tigers
Tiger Stadium, Detroit, MI
 Tue May 26 1992, 7:05 PM EDT
 Att. 10,290 - Cloudy - 52 F

livebaseballscorecards.com

AB	33
R	1
H	6
RBI	1
BB	0
SO	0
LOB	11



Batter	1	2	3	4	5	6	7	8	9
Tony Phillips, S OBP: 0.392, SLG: 0.374 (1, 5) BB	4-1 2B 1B BB		4-2 G3-6 BB		0-0 G4-3			2-0 2B 1B	
Lou Whitaker, L OBP: 0.383, SLG: 0.439 (1, 4) X	0-0 1B G6-4-3 2B		1-0 G3-6 1-2f			2-1 F8		2-2 F8 1 SAFE 1 SAFE	
Travis Fryman, R OBP: 0.348, SLG: 0.444 (1, 6) X	0-1 G6-4-3 1B 2-3 3-H		2-2 P3			2-3 K		0-0 F8	
Cecil Fielder, R OBP: 0.280, SLG: 0.440 (1, 10) X	1-0 G6-4-3 1-2f 3-H			1-0 G5-3		0-1 G5-3		1-1 HR 2B 1-H	
Mickey Tettleton, S OBP: 0.346, SLG: 0.461 (1, 2) C C B B S	3-3 K			0-0 G3-1		2-1 G4-3		4-0 HR IBB	
Mark Carreon, R OBP: 0.326, SLG: 0.452 (1, 7) X		0-0 P6		0-1 F7		2-3 K		3-2 HR 1-H 2-H	
Dave Bergman, L OBP: 0.231, SLG: 0.229 (1, 3) C B X		1-2 2B			1-0 G5-3 1B	4-0 HR BB		3-2 G3-1	
Rob Deer, R OBP: 0.290, SLG: 0.569 (1, 9) C B B C		2-3 K			0-2 G5-3	1-1 HR			
Milt Cuyler, S OBP: 0.242, SLG: 0.314 (1, 8) X		0-0 F9			2-3 K	1-3 K			


Inning Stats	R: 2	H: 2	E: 0	LOB: 0	K: 1	P: 16	R: 0	H: 1	E: 0	LOB: 1	K: 1	P: 11	R: 0	H: 0	E: 0	LOB: 0	K: 0	P: 15	R: 0	H: 0	E: 0	LOB: 0	K: 0	P: 5	R: 0	H: 1	E: 0	LOB: 1	K: 1	P: 12	R: 0	H: 0	E: 0	LOB: 0	K: 1	P: 11	R: 2	H: 1	E: 0	LOB: 0	K: 2	P: 20	R: 4	H: 3	E: 0	LOB: 0	K: 0	P: 34		
PITCHER	IP	WLS	BF	H	R	ER	SO	BB	IBB	HBP	BLK	WP	HR	S	P	ERA	WHIP															IP	WLS	BF	H	R	ER	SO	BB	IBB	HBP	BLK	WP	HR	S	P	ERA	WHIP		
Hipolito Pichardo, R ERA: 3.33 (1, 1)	6.0	L	22	4	2	2	4	2	0	0	0	0	0	44	70	3.00	1.000																																	
Tom Gordon, R ERA: 6.56 (7, 1)	2.0		12	4	6	6	2	1	1	0	0	0	2	29	54	27.00	2.500																																	

BOTTOM

Kansas City Royals @ Detroit Tigers
Tiger Stadium, Detroit, MI
Tue May 26 1992, 7:05 PM EDT
Att. 10,290 - Cloudy - 52 F

AB	R	H	RBI	BB	SO	LOB
2	2	1	0	2	0	1
4	1	1	0	0	0	2
4	0	1	1	0	1	1
4	1	1	1	0	0	1
3	1	0	0	1	1	0
4	1	1	3	0	1	0
3	1	2	0	1	0	0
3	1	1	2	0	1	2
3	0	0	0	0	2	2

AB	30
R	8
H	8
RBI	7
BB	4
SO	6
LOB	9



WP: 0	PA: 34
PB: 0	
SB: 0	
CS: 0	

livebaseballscores.com

Batter	1	2	3	4	5	6	7	8	9	AB R H RBI BB SO LOB	TOP	
Gary Thurman, R (1, 9) OBP: 0.327, SLG: 0.404	0-0 F8		1-0 1B		0-0 FC5-4		4-2 BB		0-0 L7	4 0 1 0 1 0 3		
Gregg Jefferies, S (1, 5) OBP: 0.280, SLG: 0.339	1-1 F8		0-0 G3			0-1 HR 1B	2-2 G3-1			4 1 1 0 0 0 4		
Wally Joyner, L (1, 3) OBP: 0.369, SLG: 0.481	2-0 F7			2-0 L8		1-0 P5		0-0 G6-3		4 0 0 0 0 0 1		
Mike Macfarlane, R (1, 10) OBP: 0.328, SLG: 0.406		1-3 K		1-3 K		1-1 L8		1-1 G5-3		4 0 0 0 0 2 1		
Kevin McReynolds, R (1, 7) OBP: 0.331, SLG: 0.378		4-2 G1-6-3 BB		2-1 G6-3		2-2 HR		4-2 BB		2 1 1 2 2 0 0		
Bob Melvin, R (1, 2) OBP: 0.310, SLG: 0.366		0-1 G1-6-3			0-0 1B	3-2 F8		0-1 P4		4 0 1 0 0 0 2		
Brian McRae, S (1, 8) OBP: 0.253, SLG: 0.255			0-0 1B		0-0 FC5-4 1B		2-2 G4-3		1-2 G6-4-3 1B	4 0 3 0 0 0 0	AB 34 R 2 H 8 RBI 2 BB 3 SO 2 LOB 19	
Terry Shumpert, R (1, 4) OBP: 0.222, SLG: 0.327			1-2 F8		0-0 P4		1-2 2B		1-0 G6-4-3	4 0 1 0 0 0 4		
Curtis Wilkerson, S (1, 6) OBP: 0.192, SLG: 0.224			0-0 F7		0-1 L7		0-1 F7		0-0 E1	4 0 0 0 0 0 4		
Inning Stats	R: 0 E: 0 K: 0 S: 4 H: 0 LOB: 0 BB: 0 P: 7	R: 0 E: 0 K: 1 S: 7 H: 0 LOB: 0 BB: 1 P: 12	R: 0 E: 0 K: 0 S: 9 H: 2 LOB: 2 BB: 0 P: 11	R: 0 E: 0 K: 1 S: 6 H: 0 LOB: 0 BB: 0 P: 11	R: 0 E: 0 K: 0 S: 6 H: 2 LOB: 2 BB: 0 P: 6	R: 2 E: 0 K: 0 S: 11 H: 2 LOB: 0 BB: 0 P: 18	R: 0 E: 0 K: 0 S: 14 H: 1 LOB: 2 BB: 1 P: 23	R: 0 E: 0 K: 0 S: 8 H: 0 LOB: 1 BB: 1 P: 13	R: 0 E: 1 K: 0 S: 6 H: 1 LOB: 1 BB: 0 P: 8	1B: 6 2B: 1 3B: 0 HR: 1 SF: 0 SAC: 0 DP: 2 HBP: 0	WP: 0 PB: 0 SB: 0 CS: 0 PA: 37	
PITCHER	IP WLS BF H R ER SO BB IBB HBP BLK WP HR S P ERA WHIP											
Scott Aldred, L (1, 1) ERA: 6.25	6.0 W 24 6 2 2 2 1 0 0 0 0 0 1 43 65 3.00 1.167											
Kurt Knudsen, R (7, 1) ERA: 2.35	1.0 5 1 0 0 0 1 0 0 0 0 0 0 14 23 0.00 2.000											
John Doherty, R (8, 1) ERA: 2.97	1.0 4 0 0 0 0 1 0 0 0 0 0 0 8 13 0.00 1.000											
Mike Henneman, R (9, 1) ERA: 3.0	1.0 4 1 0 0 0 0 0 0 0 0 0 0 6 8 0.00 1.000											

Kansas City Royals @ Detroit Tigers
 Tiger Stadium, Detroit, MI
 Wed May 27 1992, 7:05 PM EDT
 Att. 10,622 - Cloudy - 62 F

livebaseballscorecards.com



Batter	1	2	3	4	5	6	7	8	9
Tony Phillips, S OBP: 0.392, SLG: 0.389 (1, 5) (6, 4)	2-0 HR 2B	3-2 E7 G3-1	1-0 G1-3		2-1 1B 2B	2-0 F9			
Lou Whitaker, L OBP: 0.386, SLG: 0.466 Scott Livingstone, L OBP: 0.250, SLG: 0.255 (1, 4) (6, 5)	3-2 HR 2-H	0-2 G3-1		0-1 L9	2-2 2B 1B	1-0 G3-1			
Travis Fryman, R OBP: 0.339, SLG: 0.431 (1, 6)	1-1 G5-3	0-3 K		1-0 P4	0-0 P4		1-2 F8		
Cecil Fielder, R OBP: 0.297, SLG: 0.471 Skeeter Barnes, R OBP: 0.257, SLG: 0.250 (1, 3) (8, 3)	0-0 HR 2B	4-2 BB BB		3-1 2B	1-0 1-H 2B		0-0 F7		
Mickey Tettleton, S OBP: 0.350, SLG: 0.455 Chad Kreuter, S OBP: 0.238, SLG: 0.350 (1, 2) (7, 2)	4-0 HR BB	4-1 BB		3-3 K	1-0 F8		0-3 K		
Mark Carreon, R OBP: 0.336, SLG: 0.473 (1, 7)	1-0 HR	1-1 P6						3-2 G5-3	
Dave Bergman, L OBP: 0.262, SLG: 0.263 Phil Clark, R (5, PH) (1, 10)	3-2 G4-3		1-1 1B					0-2 P6	
Rob Deer, R OBP: 0.294, SLG: 0.560 (1, 9)	4-1 FC3-6 BB		2-3 K			0-0 HBP 2B 1B	1-2 P3	1-2 P3	
Milt Cuyler, S OBP: 0.250, SLG: 0.315 (1, 8)	2-2 FC3-6		0-0 F7			1-1 2B 1B HBP	2-2 1B		

Inning Stats	R: 5 E: 0 K: 0 S: 15	H: 4 LOB: 1 BB: 2 P: 35	R: 0 E: 1 K: 1 S: 14	H: 0 LOB: 3 BB: 2 P: 26	R: 0 E: 0 K: 1 S: 9	H: 1 LOB: 1 BB: 0 P: 13	R: 0 E: 0 K: 1 S: 11	H: 1 LOB: 1 BB: 0 P: 18	R: 6 E: 0 K: 0 S: 15	H: 5 LOB: 2 BB: 2 P: 32	R: 0 E: 0 K: 0 S: 13	H: 1 LOB: 1 BB: 0 P: 19	R: 0 E: 0 K: 1 S: 7	H: 0 LOB: 0 BB: 0 P: 8	R: 0 E: 0 K: 0 S: 9	H: 0 LOB: 0 BB: 0 P: 13
--------------	-------------------------------	----------------------------------	-------------------------------	----------------------------------	------------------------------	----------------------------------	-------------------------------	----------------------------------	-------------------------------	----------------------------------	-------------------------------	----------------------------------	------------------------------	---------------------------------	------------------------------	----------------------------------

PITCHER	IP	WLS	BF	H	R	ER	SO	BB	IBB	HBP	BLK	WP	HR	S	P	ERA	WHIP
Mike Boddicker, R ERA: 6.08 (1, 1)	4.0	L	28	9	10	10	3	5	0	1	0	0	0	56	107	22.50	3.500
Curt Young, L ERA: 4.5 (5, 1)	2.0		10	3	1	1	0	0	1	0	0	0	0	21	36	4.50	1.500
Jeff Montgomery, R ERA: 2.08 (7, 1)	2.0		6	0	0	0	1	0	0	0	0	0	0	16	21	0.00	0.000

AB R H RBI BB SO LOB

5	2	2	2	0	0	2
4	2	2	4	0	0	1
1	0	0	0	0	0	1
5	0	0	0	0	1	2
4	1	3	1	1	0	0
0	0	0	0	0	0	0
2	1	0	0	2	1	2
1	0	0	0	0	1	0
3	2	1	3	2	0	3
3	1	2	0	0	0	0
2	0	0	0	0	0	2
4	1	1	0	1	1	1
3	1	1	1	0	0	2

1B: 5	SF: 0	WP: 0	PA: 44
2B: 5	SAC: 0	PB: 0	
3B: 0	DP: 0	SB: 0	
HR: 2	HBP: 1	CS: 0	

Kansas City Royals @ Detroit Tigers
Tiger Stadium, Detroit, MI
Wed May 27 1992, 7:05 PM EDT
Att. 10,622 - Cloudy - 62 F

livebaseballscorecards.com

AB	37
R	11
H	12
RBI	11
BB	6
SO	4
LOB	16



Batter	1	2	3	4	5	6	7	8	9	AB R H RBI BB SO LOB	TOP	
Jim Eisenreich, L (1, 10) OBP: 0.336, SLG: 0.375	2-2 G4-6-3 1B		0-0 1B		3-2 P6		1-1 G1-3		2-1 F8-5 2B	5 0 3 0 0 0 2		
Gregg Jefferies, S (1, 5) OBP: 0.278, SLG: 0.335	1-2 G4-6-3 1-2f		0-0 1B		1-2 F8		3-2 F7		2-2 F8-5 2-3	5 0 1 0 0 0 4		
Wally Joyner, L (1, 3) OBP: 0.370, SLG: 0.496	1-3 K		1-0 F9		1-0 HR		4-0 IBB		0-1 F8	4 1 1 2 1 1 2		
Mike Macfarlane, R (1, 2) OBP: 0.318, SLG: 0.391		1-3 K		1-1 P3	1-2 P4		0-0 G5-3			4 0 0 0 0 1 2		
Kevin McReynolds, R (1, 7) OBP: 0.335, SLG: 0.397		2-2 G6-3		2-2 HR		2-0 F9		4-1 1B 2B BB		3 2 1 1 1 0 0		
Chris Gwynn, L (1, 9) OBP: 0.300, SLG: 0.397		2-2		3-2 L7		0-0		2-0 2B CS 1B		4 1 3 0 0 0 0 0 0 0 0 0 0 0		
Gary Thurman, R (8, PR) OBP: 0.327, SLG: 0.404 (8, 9)		1B				G4-3 3B		1-2				
Brian McRae, S (1, 8) OBP: 0.258, SLG: 0.266		3-1 L9		2-2 1B		1-1 G4-3		0-0 1-3 2-H 2B		4 0 2 2 0 0 1		
Terry Shumpert, R (1, 4) OBP: 0.207, SLG: 0.304			3-2 P4	1-0 SAFE F7	0-0	0-0 G4-3		2-0 P6		4 0 0 0 0 0 3		
Rico Rossy, R (1, 6) OBP: 0.291, SLG: 0.246			1-1 L8		4-2 HR BB		4-1 G1-3 BB	2-3 K		2 1 0 0 2 1 2		
Inning Stats	R: 0 H: 1 E: 0 LOB: 0 K: 1 BB: 0 S: 10 P: 13	R: 0 H: 1 E: 0 LOB: 1 K: 1 BB: 0 S: 13 P: 21	R: 0 H: 2 E: 0 LOB: 2 K: 0 BB: 0 S: 9 P: 14	R: 1 H: 2 E: 0 LOB: 1 K: 0 BB: 0 S: 13 P: 21	R: 2 H: 1 E: 0 LOB: 0 K: 0 BB: 1 S: 13 P: 23	R: 1 H: 1 E: 0 LOB: 0 K: 0 BB: 0 S: 5 P: 8	R: 0 H: 0 E: 0 LOB: 2 K: 0 BB: 2 S: 7 P: 19	R: 1 H: 2 E: 0 LOB: 2 K: 1 BB: 1 S: 7 P: 17	R: 0 H: 1 E: 0 LOB: 0 K: 0 BB: 0 S: 7 P: 11	1B: 6 SF: 0 2B: 4 SAC: 0 3B: 1 DP: 3 HR: 2 HBP: 0	WP: 0 PA: 39 PB: 0 SB: 0 CS: 1	
PITCHER	IP WLS BF H R ER SO BB IBB HBP BLK WP HR S P ERA WHIP											
Mark Leiter, R (1, 1) ERA: 3.4	6.0 L 26 8 4 4 2 1 0 0 0 0 0 2 63 100 6.00 1.500											
Walt Terrell, R (7, 1) ERA: 6.86	1.0 8 2 1 1 0 2 1 0 0 0 0 0 10 28 9.00 4.000											
Kurt Knudsen, R (8, 1) ERA: 2.08	1.0 2 0 0 0 1 0 0 0 0 0 0 0 4 8 0.00 0.000											
Mike Munoz, L (9, 1) ERA: 2.5	1.0 3 1 0 0 0 0 0 0 0 0 0 0 7 11 0.00 1.000											

Kansas City Royals @ Detroit Tigers
Tiger Stadium, Detroit, MI
Thu May 28 1992, 7:05 PM EDT
Att. 11,688 - Sunny - 66 F

livebaseballscorecards.com

AB	35
R	5
H	11
RBI	5
BB	4
SO	3
LOB	16



Batter	1	2	3	4	5	6	7	8	9	AB	R	H	RBI	BB	SO	LOB
Tony Phillips, S OBP: 0.395, SLG: 0.384 (1, 5)	L7		CS BB			G6-3		BB		2	0	0	0	2	0	0
Lou Whitaker, L OBP: 0.376, SLG: 0.451 (1, 4)	K		CS	F8		P5		P6		4	0	0	0	0	1	1
Travis Fryman, R OBP: 0.337, SLG: 0.427 (1, 6)	WP 1B			K		K		L9		4	0	1	0	0	2	1
Cecil Fielder, R OBP: 0.296, SLG: 0.461 (1, 10)	P2			BB		K		K		3	0	0	0	1	2	2
Mickey Tettleton, S OBP: 0.348, SLG: 0.468 (1, 2)		G3		F8		HR			F7	4	1	1	1	0	0	1
Mark Carreon, R OBP: 0.326, SLG: 0.459 (1, 7)		P3			K		G5-3		K	4	0	0	0	0	2	0
Dave Bergman, L OBP: 0.261, SLG: 0.244 (1, 3)		K			G1-3		2B BB		G6-3	3	0	0	0	1	1	0
Rob Deer, R OBP: 0.301, SLG: 0.566 (1, 9)			K		BB		2B			2	0	1	0	1	1	0
Milt Cuyler, S OBP: 0.246, SLG: 0.310 (1, 8)			K		G3		G3-1			2	0	0	0	0	1	1
Shawn Hare, L OBP: 0.111, SLG: 0.111 (7, PH)										1	0	0	0	0	0	2
Skeeter Barnes, R OBP: 0.257, SLG: 0.250 (8, 8)										0	0	0	0	0	0	0

Inning Stats	R: 0	H: 1	E: 0	K: 1	S: 14	R: 0	H: 0	E: 0	K: 1	S: 7	R: 0	H: 0	E: 0	K: 2	S: 11	R: 0	H: 0	E: 0	K: 1	S: 7	R: 0	H: 0	E: 0	K: 1	S: 8	R: 0	H: 0	E: 0	K: 1	S: 8	R: 1	H: 2	E: 0	K: 1	S: 19	R: 0	H: 0	E: 0	K: 1	S: 7	R: 0	H: 0	E: 0	K: 1	S: 10	1B: 1	SF: 0	2B: 1	SAC: 0	3B: 0	DP: 0	HR: 1	HBP: 0	WP: 1	PA: 35
--------------	------	------	------	------	-------	------	------	------	------	------	------	------	------	------	-------	------	------	------	------	------	------	------	------	------	------	------	------	------	------	------	------	------	------	------	-------	------	------	------	------	------	------	------	------	------	-------	-------	-------	-------	--------	-------	-------	-------	--------	-------	--------

PITCHER	IP	WLS	BF	H	R	ER	SO	BB	IBB	HBP	BLK	WP	HR	S	P	ERA	WHIP
Mark Gubicza, R ERA: 3.38 (1, 1)	6.2	W	25	2	1	1	8	4	0	0	0	1	1	62	116	1.35	0.900
Rusty Meacham, R ERA: 0.38 (7, 1)	1.1		6	1	0	0	1	1	0	0	0	0	0	19	31	0.00	1.500
Jeff Montgomery, R ERA: 1.99 (9, 1)	1.0		3	0	0	0	1	0	0	0	0	0	0	10	15	0.00	0.000

BOTTOM

Kansas City Royals @ Detroit Tigers
Tiger Stadium, Detroit, MI
Thu May 28 1992, 7:05 PM EDT
Att. 11,688 - Sunny - 66 F

livebaseballscorecards.com

AB	29
R	1
H	3
RBI	1
BB	5
SO	10
LOB	8



Batter	1	2	3	4	5	6	7	8	9	AB R H RBI BB SO LOB	TOP	
Tony Phillips, S OBP: 0.400, SLG: 0.411 (1, 5) C B X	1-2 G4-3	0-1 1B 2B 2-H 3-H		0-2 E5 1B		1-2 F8			0-0 SF8 3B	5 1 3 2 0 0 2		
Lou Whitaker, L OBP: 0.370, SLG: 0.441 (1, 4) B F B X	2-1 G3	1-1 1B		2-2 G3-1		0-1 P8			0-3 K	5 0 1 0 0 1 4		
Travis Fryman, R OBP: 0.338, SLG: 0.434 (1, 6) B F B X	2-1 FC6-4 1B	0-0 P8			0-1 G3 2B				0-1 SF8	4 0 2 1 0 0 2		
Cecil Fielder, R OBP: 0.293, SLG: 0.452 (1, 10) B X	1-0 FC6-4 1-2f	1-3 K			0-1 G6-3				3-2 K 3-H	5 0 1 0 0 2 4		
Mickey Tettleton, S OBP: 0.342, SLG: 0.460 Chad Kreuter, S OBP: 0.227, SLG: 0.333 (1, 2) C B B B X		2-2 F9	3-1 P6		1-2 G3 2-3				2-2 FC6 1-2f	3 0 0 0 0 0 1 2 0 0 0 0 0 1		
Mark Carreon, R OBP: 0.327, SLG: 0.452 Shawn Hare, L OBP: 0.200, SLG: 0.111 (1, 7) (7, 7) B B B B B B		4-0 1B 2B BB BB	0-0 G5-3		0-1 F7				4-1 G4-6-3 1B BB	2 1 0 0 1 0 1 0 0 0 0 1 0 0		
Dave Bergman, L OBP: 0.300, SLG: 0.273 (1, 3) B 1 SAFE C F B B B B		4-2 1B 2B BB	3-2 G1-5-3			1-1 1B 1B			1-0 G4-6-3 1B	3 1 2 0 1 0 0		
Rob Deer, R OBP: 0.303, SLG: 0.566 Scott Livingstone, L OBP: 0.260, SLG: 0.265 (1, 9) (5, 5) C B B X		0-2 2B 2B 1B		1-3 K		2-1 1B 1B			1-2 G4-6-3 1-2f 2-3	2 1 1 0 0 1 0 2 0 1 0 0 0 2		
Milt Cuyler, S OBP: 0.246, SLG: 0.315 (1, 8) F B X		0-1 2B 2B		2-3 K		1-1 F9			1-3 K	4 1 1 2 0 2 3		
Inning Stats	R: 0 E: 0 K: 0 S: 8 H: 1 LOB: 1 BB: 0 P: 14	R: 4 E: 0 K: 1 S: 18 H: 4 LOB: 2 BB: 2 P: 30	R: 0 E: 0 K: 0 S: 6 H: 0 LOB: 0 BB: 0 P: 12	R: 0 E: 1 K: 2 S: 14 H: 1 LOB: 1 BB: 0 P: 19	R: 0 E: 0 K: 0 S: 9 H: 1 LOB: 1 BB: 0 P: 10	R: 0 E: 0 K: 0 S: 11 H: 2 LOB: 2 BB: 0 P: 16	R: 0 E: 0 K: 1 S: 7 H: 0 LOB: 0 BB: 0 P: 11	R: 0 E: 0 K: 1 S: 9 H: 1 LOB: 1 BB: 1 P: 16	R: 1 E: 0 K: 1 S: 12 H: 2 LOB: 1 BB: 0 P: 17	1B: 8 2B: 3 3B: 1 HR: 0 SF: 1 SAC: 0 DP: 1 HBP: 0	WP: 0 PB: 0 SB: 0 CS: 0 PA: 41	
PITCHER Kevin Tapani, R ERA: 5.13 Carl Willis, R ERA: 4.42 (1, 1) (7, 1)	IP WLS BF H R ER SO BB IBB HBP BLK WP HR S P ERA WHIP	6.0 W 29 9 4 4 3 2 0 0 0 0 0 0 66 101 6.00 1.833	3.0 S 12 3 1 1 3 1 0 0 0 0 0 0 28 44 3.00 1.333	PITCHER IP WLS BF H R ER SO BB IBB HBP BLK WP HR S P ERA WHIP								

Detroit Tigers @ Minnesota Twins
Hubert H. Humphrey Metrodome, Minneapolis, MN
Fri May 29 1992, 8:05 PM EDT
Att. 26,952 - Dome - 70 F

AB	37
R	5
H	12
RBI	5
BB	3
SO	6
LOB	20



WP: 0	PA: 41
PB: 0	
SB: 0	
CS: 0	


Batter	1	2	3	4	5	6	7	8	9	AB	R	H	RBI	BB	SO	LOB
Shane Mack, R (1, 7) OBP: 0.391, SLG: 0.486 Pedro Munoz, R (7, 7) OBP: 0.307, SLG: 0.429	2-0 L9		3-1 1B 2B	4-0 1B HR BB	2-0 G6-3	3-2 1B		0-0 G6-4-3		4	2	2	2	1	0	0
Chuck Knoblauch, R (1, 4) OBP: 0.400, SLG: 0.398	0-1 G4-3		4-0 1B BB	0-0 1B HR 1B	2-1 1B	2-2 F9				4	2	2	0	1	0	2
Kirby Puckett, R (1, 8) OBP: 0.349, SLG: 0.540 Jarvis Brown, R (6, 8) OBP: 0.250, SLG: 0.077	2-0 F9		0-0 1B G4-6-3 1B	0-0 1B HR	3-1 G3			3-1 F7		4	2	2	4	0	0	1
Kent Hrbek, L (1, 3) OBP: 0.425, SLG: 0.469 Randy Bush, L (7, 9) OBP: 0.293, SLG: 0.365		1-2 2B 1B	0-0 1B G4-6-3 1B	4-1 1B WP BB		2-1 G3-1		0-0 F8		3	2	2	2	1	0	0
Brian Harper, R (1, 2) OBP: 0.338, SLG: 0.382 Lenny Webster, R (7, 2) OBP: 0.282, SLG: 0.333		3-2 G6-3 SF7 2B	1-0 G4-6-3 1B	2-2 1B F7		4-1 1B BB BB		2-1 3B		3	2	1	1	1	0	2
Gene Larkin, S (1, 9) OBP: 0.345, SLG: 0.433		2-0 G6-3	0-1 F9	1-2 1B HR 1B		4-0 1B BB		1-2 P8		4	2	1	1	1	0	2
Chili Davis, S (1, 10) OBP: 0.373, SLG: 0.397		3-2 SF7		SH3-4 1B 2B HR		2-0 F9		4-1 BB BB		3	2	2	3	1	0	2
Scott Leius, R (1, 5) OBP: 0.313, SLG: 0.369		3-2 G6-3		SH3-4 1B G5-3		0-0 1B 1B		4-2 G6-4-3 BB		3	1	1	0	1	0	0
Greg Gagne, R (1, 6) OBP: 0.358, SLG: 0.406 Jeff Reboulet, R (6, 6) OBP: 0.353, SLG: 0.286			4-0 2B WP BB	0-0 1B WP HR 1B		1-1 G1-4-3		0-2 1B P9		2	2	1	1	1	0	0
				3-H		1-3 2-H 3-H				2	0	1	2	0	0	2

Inning Stats	R: 0	H: 0	E: 0	K: 0	S: 4	P: 8	R: 2	H: 2	E: 0	K: 0	S: 14	R: 4	H: 3	E: 0	K: 0	S: 7	R: 8	H: 6	E: 0	K: 0	S: 16	R: 0	H: 1	E: 0	K: 0	S: 7	R: 3	H: 3	E: 0	K: 0	S: 15	R: 0	H: 1	E: 0	K: 0	S: 8	R: 0	H: 0	E: 0	K: 0	S: 9	R: 0	H: 0	E: 0	K: 0	S: 9	
	LOB: 0	BB: 0					LOB: 0	BB: 0				LOB: 0	BB: 2				LOB: 0	BB: 2				LOB: 1	BB: 0		LOB: 2	BB: 2		LOB: 1	BB: 0		LOB: 1	BB: 2		LOB: 1	BB: 0		LOB: 1	BB: 2		LOB: 1	BB: 2		LOB: 1	BB: 2		LOB: 1	BB: 2

PITCHER	IP	WLS	BF	H	R	ER	SO	BB	IBB	HBP	BLK	WP	HR	S	P	ERA	WHIP
Kevin Ritz, R (1, 1) ERA: 7.36	2.0	L	10	3	4	4	0	1	0	0	0	1	0	20	43	18.00	2.000
John Doherty, R (3, 1) ERA: 3.98	1.1		9	4	5	5	0	2	0	0	0	1	0	10	22	33.75	4.500
Les Lancaster, R (4, 1) ERA: 8.26	0.2		7	4	5	5	0	1	0	0	0	1	2	11	21	67.50	7.500
Mike Munoz, L (5, 1) ERA: 3.66	1.2		9	2	3	3	0	2	0	0	0	0	0	12	32	16.20	2.400
Kurt Knudson, R (6, 1) ERA: 1.64	2.1		11	3	0	0	0	2	0	0	0	0	0	27	47	0.00	2.143

DETROIT TIGERS @ MINNESOTA TWINS
Hubert H. Humphrey Metrodome, Minneapolis, MN
Fri May 29 1992, 8:05 PM EDT
Att. 26,952 - Dome - 70 F

AB	36
R	17
H	16
RBI	16
BB	8
SO	0
LOB	13



WP	HR	S	P	ERA	WHIP
3	0	1	0		

Batter	1	2	3	4	5	6	7	8	9	AB R H RBI BB SO LOB	TOP															
Tony Phillips, S (1, 4) OBP: 0.400, SLG: 0.410	2-0 P6		2-2 S 1B		3-1 P7		1-2 CS 1B		1-2 G4-3	5 0 2 1 0 0 1	Detroit Tigers @ Minnesota Twins Hubert H. Humphrey Metrodome, Minneapolis, MN Sat May 30 1992, 8:05 PM EDT Att. 33,447 - Dome - 70 F															
Skeeter Barnes, R (1, 5) OBP: 0.256, SLG: 0.250	2-2 L5		2-1 F9		0-1 P3		3-2 CS	0-1 FC5-4 1B	4 0 1 0 0 0 1																	
Travis Fryman, R (1, 6) OBP: 0.337, SLG: 0.446	1-0 F9		3-3 K			2-1 HR		1-2 FC5-4 BB	4 1 1 1 0 1 2																	
Cecil Fielder, R (1, 3) OBP: 0.292, SLG: 0.443		1-3 K		2-3 K		1-1 G6-3		4-2 FC5-4 BB	3 0 0 0 1 2 0																	
Mark Carreon, R (1, 7) OBP: 0.318, SLG: 0.439		3-2 F9		2-1 F7		2-2 G6-3		1-0 FC5-4	4 0 0 0 0 0 2																	
Rob Deer, R (1, 10) OBP: 0.308, SLG: 0.581		3-2 HR		4-2 HR BB		3-1 P6		2-1 P6	3 2 1 1 1 0 2																	
Phil Clark, R (1, 9) OBP: 0.400, SLG: 1.200		3-2 2B		0-0 HR		1-2 G6-3			3 1 2 2 0 0 0																	
Dave Bergman, L (9, PH) OBP: 0.314, SLG: 0.289				1 SAFE HR				2-2 1B	1 0 1 0 0 0 0																	
Chad Kreuter, S (1, 2) OBP: 0.255, SLG: 0.356		2-3 K		0-1 CS 1B		2-0 1B		3-2 L3	3 1 2 0 0 1 1																	
Mickey Tettleton, S (9, PH) OBP: 0.340, SLG: 0.457								1 SAFE L3	1 0 0 0 0 0 1																	
Milt Cuyler, S (1, 8) OBP: 0.241, SLG: 0.308			2-1 G4-3		1-0 CS	1-2 G5-3		2-0 L4	3 0 0 0 0 1 1																	
Lou Whitaker, L (9, PH) OBP: 0.368, SLG: 0.438				1-2 CS					1 0 0 0 0 0 1																	
Inning Stats	R: 0 E: 0 K: 0 S: 5	H: 0 LOB: 0 BB: 0 P: 10	R: 1 E: 0 K: 2 S: 21	H: 2 LOB: 1 BB: 0 P: 33	R: 0 E: 0 K: 1 S: 12	H: 1 LOB: 1 BB: 0 P: 21	R: 2 E: 0 K: 1 S: 10	H: 2 LOB: 0 BB: 1 P: 19	R: 0 E: 0 K: 0 S: 7	H: 0 LOB: 0 BB: 0 P: 11	R: 1 E: 0 K: 0 S: 9	H: 1 LOB: 0 BB: 0 P: 17	R: 1 E: 0 K: 1 S: 15	H: 2 LOB: 0 BB: 0 P: 25	R: 0 E: 0 K: 0 S: 10	H: 1 LOB: 2 BB: 1 P: 18	R: 0 E: 0 K: 0 S: 13	H: 1 LOB: 1 BB: 0 P: 21	1B: 6 2B: 1 3B: 0 HR: 3	SF: 0 SAC: 0 DP: 0 HBP: 0	WP: 0 PB: 1 SB: 1 CS: 2	PA: 39				
PITCHER	IP WLS BF H R ER SO BB IBB HBP BLK WP HR S P ERA WHIP																									
Bill Krueger, L (1, 1) ERA: 2.13	6.0	24	6	4	4	4	1	0	0	0	0	3	64	111	6.00	1.167										
Tom Edens, R (7, 1) ERA: 2.61	2.0	W	9	3	1	0	1	1	0	0	0	0	25	43	0.00	2.000										
Rick Aguilera, R (9, 1) ERA: 4.01	1.0	S	4	1	0	0	0	0	0	0	0	0	13	21	0.00	1.000										

AB	35
R	5
H	10
RBI	5
BB	2
SO	5
LOB	12



livebaseballscorecards.com

Batter	1	2	3	4	5	6	7	8	9	AB	R	H	RBI	BB	SO	LOB	BOTTOM	
Shane Mack, R OBP: 0.388, SLG: 0.478 (1, 7)	3-3 		1-0 		1-1 			4-2 		3	1	0	0	1	1	0	<p>Detroit Tigers @ Minnesota Twins Hubert H. Humphrey Metrodome, Minneapolis, MN</p> <p>Sat May 30 1992, 8:05 PM EDT Att. 33,447 - Dome - 70 F</p>	
Chuck Knoblauch, R OBP: 0.402, SLG: 0.400 (1, 4)	3-1 		2-1 			2-2 		0-1 		4	2	2	0	0	0	0		
Kirby Puckett, R OBP: 0.357, SLG: 0.560 (1, 8)	3-2 		2-2 			0-0 		2-2 		4	2	3	2	0	0	0		
Chili Davis, S OBP: 0.377, SLG: 0.394 (1, 10)	1-0 			4-2 		4-2 		1-0 		1	0	0	1	2	0	1		
Brian Harper, R OBP: 0.342, SLG: 0.385 (1, 2)		1-0 		3-2 		3-2 		0-2 		4	0	2	0	0	0	2		
Jarvis Brown, R OBP: 0.250, SLG: 0.077 (8, PR) (9, 9)				1-0 				2-1 		0	1	0	0	0	0	0		
Pedro Munoz, R OBP: 0.308, SLG: 0.426 (1, 9)		2-0 		1-0 				2-1 		3	0	1	0	0	0	1		
Gene Larkin, S OBP: 0.350, SLG: 0.438 (8, PH)		1-2 		1-1 				1-3 		1	1	1	1	0	0	0		
Jeff Reboulet, R OBP: 0.353, SLG: 0.286 (9, 5)		0-2 		1-1 				4-0 		0	0	0	0	0	0	0		
Kent Hrbek, L OBP: 0.427, SLG: 0.475 (1, 3)		4-2 		1-2 		1-2 		2-0 		3	0	1	0	1	0	3		
Scott Leius, R OBP: 0.313, SLG: 0.363 (1, 5)		4-2 		4-2 		1-2 		2-0 		2	0	0	0	1	0	1		
Randy Bush, L OBP: 0.293, SLG: 0.365 (8, PH)		1-2 		1-1 				1-2 		0	0	0	0	0	0	0		
Lenny Webster, R OBP: 0.275, SLG: 0.324 (8, PH) (9, 2)		2-2 		3-2 				1-1 		1	0	0	1	0	0	1		
Greg Gagne, R OBP: 0.349, SLG: 0.394 (1, 6)		2-2 								4	0	0	0	0	0	7		
Inning Stats	R: 1 E: 0 K: 1 S: 10	H: 2 LOB: 0 BB: 0 P: 20	R: 0 E: 0 K: 0 S: 11	H: 2 LOB: 2 BB: 1 P: 20	R: 0 E: 0 K: 0 S: 6	H: 0 LOB: 0 BB: 0 P: 11	R: 0 E: 0 K: 0 S: 9	H: 0 LOB: 1 BB: 1 P: 18	R: 0 E: 0 K: 0 S: 9	H: 0 LOB: 0 BB: 0 P: 14	R: 1 E: 0 K: 0 S: 10	H: 1 LOB: 0 BB: 1 P: 19	R: 0 E: 0 K: 0 S: 9	H: 1 LOB: 1 BB: 0 P: 16	R: 5 E: 2 K: 0 S: 17	H: 4 LOB: 2 BB: 2 P: 33	1B: 8 SF: 1 2B: 2 SAC: 0 3B: 0 DP: 4 HR: 1 HBP: 0	WP: 0 PA: 36 PB: 0 SB: 3 CS: 0
PITCHER	IP WLS BF H R ER SO	IP WLS BF H R ER SO	IP WLS BF H R ER SO	IP WLS BF H R ER SO	IP WLS BF H R ER SO	IP WLS BF H R ER SO	IP WLS BF H R ER SO	IP WLS BF H R ER SO	IP WLS BF H R ER SO	IP WLS BF H R ER SO	IP WLS BF H R ER SO	IP WLS BF H R ER SO	IP WLS BF H R ER SO	IP WLS BF H R ER SO	IP WLS BF H R ER SO	IP WLS BF H R ER SO	ERA WHIP	
Frank Tanana, L ERA: 5.74 (1, 1)	7.0																2.57	1.286
Mike Henneman, R ERA: 4.64 (8, 1)	0.1	L	7	4	5	4	0	1	1	0	0	0	0	0	0	14	108.00	15.000
Mike Munoz, L ERA: 3.66 (8, 1)	0.0		1	0	0	0	0	0	0	0	0	0	0	0	0	1	∞	∞
Walt Terrell, R ERA: 6.75 (8, 1)	0.2		1	0	0	0	0	0	0	0	0	0	0	0	2	3	0.00	0.000

Detroit Tigers @ Minnesota Twins
 Hubert H. Humphrey Metrodome, Minneapolis, MN

AB	30
R	7
H	10
RBI	5
BB	5
SO	1
LOB	16



Batter	1	2	3	4	5	6	7	8	9	AB R H RBI BB SO LOB	TOP											
Tony Phillips, S OBP: 0.397, SLG: 0.403 (1, 5)	4-1 G4-3 2B BB		3-2 F7		2-0 G6-3 1-2f 2-3			3-3 K		3 1 0 0 1 1 2												
Lou Whitaker, L OBP: 0.365, SLG: 0.427 (1, 4)	3-2 G4-3 1-2		1-1 HBP		0-0 G4-3			2-3 K		3 0 0 0 0 1 2												
Travis Fryman, R OBP: 0.330, SLG: 0.437 (1, 6)	2-1 F8		2-3 K SAFE		0-0 F8			0-3 K		4 0 0 0 0 2 2												
Cecil Fielder, R OBP: 0.291, SLG: 0.444 (1, 10)	1-1 2-H 2B		3-3 K		1-2 F8			1-3 K		4 0 1 1 0 2 1												
Mickey Tettleton, S OBP: 0.338, SLG: 0.452 (1, 2)	2-0 F9			1-1 G3		2-1 1B		1-1 G5-3		4 0 1 0 0 0 1												
Mark Carreon, R OBP: 0.316, SLG: 0.434 (1, 7)		2-0 F9		0-1 G4-6-3 1B		2-3 K		1-1 G5-3		4 0 1 0 0 1 1												
Dave Bergman, L OBP: 0.321, SLG: 0.283 (1, 3)		4-2 BB		1-0 G4-6-3 1-2f			1-0 P6			1 0 0 0 1 0 1												
Skeeter Barnes, R OBP: 0.250, SLG: 0.243 (7, PH) (7, 3)										1 0 0 0 0 0 0	AB 30 R 1 H 5 RBI 1 BB 2 SO 8 LOB 12											
Rob Deer, R OBP: 0.308, SLG: 0.576 (1, 9)		3-1 F7			0-2 G6-3 1B 1B		3-3 K			3 0 1 0 0 1 1												
Milt Cuyler, S OBP: 0.243, SLG: 0.309 (1, 8)		2-0 G3			1 SAFE 3-2 G6-3 1-2 1B		0-0 P4			3 0 1 0 0 0 1												
Inning Stats	R: 1 E: 0 K: 0 S: 9	H: 1 LOB: 1 BB: 1 P: 21	R: 0 E: 0 K: 0 S: 6	H: 0 LOB: 1 BB: 1 P: 17	R: 0 E: 0 K: 2 S: 11	H: 0 LOB: 1 BB: 0 P: 20	R: 0 E: 0 K: 0 S: 5	H: 1 LOB: 0 BB: 0 P: 7	R: 0 E: 0 K: 0 S: 9	H: 2 LOB: 1 BB: 0 P: 14	R: 0 E: 0 K: 1 S: 10	H: 1 LOB: 1 BB: 0 P: 15	R: 0 E: 0 K: 1 S: 5	H: 0 LOB: 0 BB: 0 P: 9	R: 0 E: 0 K: 3 S: 10	H: 0 LOB: 0 BB: 0 P: 15	R: 0 E: 0 K: 1 S: 7	H: 0 LOB: 0 BB: 0 P: 10	1B: 4 2B: 1 3B: 0 HR: 0	SF: 0 SAC: 0 DP: 2 HBP: 1	WP: 0 PB: 0 SB: 0 CS: 0	PA: 33
PITCHER	IP WLS BF H R ER SO BB IBB HBP BLK WP HR S P ERA WHIP																					
Scott Erickson, R ERA: 4.97 (1, 1)	6.0 W 24 5 1 1 3 2 0 1 0 0 0 50 94 1.50 1.167																					
Mark Guthrie, L ERA: 3.54 (7, 1)	3.0 S 9 0 0 0 5 0 0 0 0 0 0 22 34 0.00 0.000																					

Detroit Tigers @ Minnesota Twins
 Hubert H. Humphrey Metrodome, Minneapolis, MN
 Sun May 31 1992, 4:33 AM EDT
 Att. 33,054 - Dome - 70 F

livebaseballscorecards.com



Batter	1	2	3	4	5	6	7	8	9
Shane Mack, R OBP: 0.390, SLG: 0.495 (1, 7)	2-1 HR		1-1 G4-3			1-0 1B 2B 1B		0-1 G1-3	
Chuck Knoblauch, R OBP: 0.404, SLG: 0.402 (1, 4)	1-1 G4-3			0-1 G4-3		2-2 SAFE SAFE 1-3 1B		1-1 3B 1B	
Kirby Puckett, R OBP: 0.360, SLG: 0.574 (1, 8)	0-1 F9			3-1 G1-3		1-0 1B 2B		0-0 1-H 3B	
Kent Hrbek, L OBP: 0.422, SLG: 0.466 (1, 3)	1-0 F8			2-1 G4-3		0-1 1B 1B		2-2 G5-3	
Chili Davis, S OBP: 0.386, SLG: 0.396 (1, 10)		3-2 G4-3			4-1 F8 WP BB	1-0 1-2 1B		4-2 BB	
Pedro Munoz, R OBP: 0.301, SLG: 0.417 (1, 9)		2-2 F9			2-1 F8	1-3 K		0-1 G3	
Randy Bush, L OBP: 0.288, SLG: 0.358 (8, PH)									
Jarvis Brown, R OBP: 0.250, SLG: 0.077 (9, 9)									
Scott Leius, R OBP: 0.306, SLG: 0.354 (1, 5)		3-0 P6			0-1 G6-3		0-0 L9		
Lenny Webster, R OBP: 0.256, SLG: 0.300 (1, 2)			2-0 L4		1-1 F9		0-1 G5-3		
Greg Gagne, R OBP: 0.342, SLG: 0.386 (1, 6)			0-0 F8			0-0 F9	0-1 G6-3		

Inning Stats	R: 1	H: 1	E: 0	K: 0	S: 7	R: 0	H: 0	E: 0	K: 0	S: 7	R: 0	H: 0	E: 0	K: 0	S: 4	R: 0	H: 0	E: 0	K: 0	S: 6	R: 0	H: 0	E: 0	K: 0	S: 7	R: 2	H: 5	E: 0	K: 1	S: 13	R: 0	H: 0	E: 0	K: 0	S: 5	R: 1	H: 2	E: 0	K: 0	S: 12		
	LOB: 0	BB: 0	LOB: 0	BB: 0	LOB: 0	LOB: 0	BB: 0	LOB: 0	BB: 0	LOB: 0	LOB: 1	BB: 1	LOB: 0	BB: 0	LOB: 2	BB: 0	LOB: 0	BB: 0	LOB: 0	BB: 0	LOB: 1	BB: 1	LOB: 0	BB: 0	LOB: 0	LOB: 0	LOB: 2	BB: 1	LOB: 0	BB: 0	LOB: 0	BB: 1	LOB: 0	LOB: 0	BB: 0	LOB: 0	BB: 0	LOB: 0	BB: 0	LOB: 0	BB: 0	LOB: 0

PITCHER	IP	WLS	BF	H	R	ER	SO	BB	IBB	HBP	BLK	WP	HR	S	P	ERA	WHIP
Bill Gullickson, R ERA: 2.88 (1, 1)	7.1	L	30	8	4	4	1	1	0	0	0	1	1	54	87	4.91	1.227
Mike Munoz, L ERA: 3.6 (8, 1)	0.1		2	0	0	0	0	1	0	0	0	0	0	5	11	0.00	3.000
John Doherty, R ERA: 3.94 (8, 1)	0.1		1	0	0	0	0	0	0	0	0	0	0	2	2	0.00	0.000

AB	R	H	RBI	BB	SO	LOB
4	2	2	1	0	0	0
4	1	2	0	0	0	0
4	1	2	2	0	0	0
4	0	1	1	0	0	1
2	0	1	0	2	0	0
3	0	0	0	0	1	3
1	0	0	0	0	0	2
0	0	0	0	0	0	0
3	0	0	0	0	0	1
3	0	0	0	0	0	1
3	0	0	0	0	0	0

AB	31	R	4	H	8	RBI	4	BB	2	SO	1	LOB	8
WP:	1	PA:	33	PB:	0	SB:	0	CS:	0				

Detroit Tigers @ Minnesota Twins
 Hubert H. Humphrey Metrodome, Minneapolis, MN
 Sun May 31 1992, 4:33 AM EDT
 Att. 33,054 - Dome - 70 F

livebaseballscorecards.com



Batter	1	2	3	4	5	6	7	8	9	AB R H RBI BB SO LOB	TOP											
Tony Phillips, S OBP: 0.392, SLG: 0.396 (1, 5)	0-3 K		2-0 BB 1B		3-2 L7		0-0 G4-3		1-2 G4-3	5 0 1 0 0 1 2	Detroit Tigers @ Milwaukee Brewers Milwaukee County Stadium, Milwaukee, WI Mon Jun 01 1992, 8:05 PM EDT Att. 10,933 - Cloudy - 67 F											
Lou Whitaker, L OBP: 0.368, SLG: 0.425 (1, 4)	1-0 G5-3		4-1 BB BB 1-2		0-0 E 1B		2-2 P4			3 0 1 0 1 0 0												
Travis Fryman, R OBP: 0.329, SLG: 0.448 (1, 6)	2-1 HR		2-0 G6-4-3		1-0 E5		3-3 K			4 1 1 1 0 1 3												
Cecil Fielder, R OBP: 0.290, SLG: 0.439 (1, 3)	1-1 1B			0-2 G4-3		1-3 K		1-2 G6-3		4 0 1 0 0 1 2												
Mickey Tettleton, S OBP: 0.337, SLG: 0.465 (1, 2)	0-3 K			1-2 HR		2-2 L6		0-0 F8		4 1 1 1 0 1 1												
Rob Deer, R OBP: 0.301, SLG: 0.561 (1, 9)		0-1 L8		3-3 K		0-0 L8		0-0 F7		4 0 0 0 0 1 0												
Dave Bergman, L OBP: 0.351, SLG: 0.306 (1, 10)		2-0 F7		4-1 FC4-6 BB		0-0 PB 1B 1B		0-2 G6-4-3 1B		3 0 2 0 1 0 0												
Phil Clark, R OBP: 0.333, SLG: 0.778 (1, 7)		0-1 G4-3		0-0 FC4-6		2-0 PB 1B		0-0 G6-4-3		4 0 1 0 0 0 2												
Milt Cuyler, S OBP: 0.250, SLG: 0.321 (1, 8)			0-1 G4-3		2-2 CS 1B		3-2 F7		3-2 2B	4 0 2 0 0 0 2												
Inning Stats	R: 1 E: 0 K: 2 S: 11	H: 2 LOB: 1 BB: 0 P: 15	R: 0 E: 0 K: 0 S: 5	H: 0 LOB: 0 BB: 0 P: 7	R: 0 E: 0 K: 0 S: 5	H: 1 LOB: 1 BB: 1 P: 13	R: 1 E: 0 K: 1 S: 12	H: 1 LOB: 1 BB: 1 P: 20	R: 0 E: 1 K: 1 S: 15	H: 2 LOB: 2 BB: 0 P: 22	R: 0 E: 0 K: 0 S: 10	H: 2 LOB: 2 BB: 0 P: 17	R: 0 E: 0 K: 1 S: 8	H: 0 LOB: 0 BB: 0 P: 13	R: 0 E: 0 K: 0 S: 5	H: 0 LOB: 0 BB: 0 P: 6	R: 0 E: 0 K: 0 S: 10	H: 2 LOB: 1 BB: 0 P: 14	1B: 7 2B: 1 3B: 0 HR: 2	SF: 0 SAC: 0 DP: 2 HBP: 0	WP: 0 PB: 1 SB: 0 CS: 1	PA: 37
PITCHER Jaime Navarro, R ERA: 3.97 Darren Holmes, R ERA: 1.59	IP 8.0	WLS W	BF 33	H 8	R 2	ER 2	SO 5	BB 2	IBB 0	HBP 0	BLK 0	WP 0	HR 2	S 71	P 113	ERA 2.25	WHIP 1.250					
	IP 1.0	WLS 4	BF 2	H 2	R 0	ER 0	SO 0	BB 0	IBB 0	HBP 0	BLK 0	WP 0	HR 0	S 10	P 14	ERA 0.00	WHIP 2.000					

livebaseballscorecards.com

AB	35
R	2
H	10
RBI	2
BB	2
SO	5
LOB	12



Batter	1	2	3	4	5	6	7	8	9	AB R H RBI BB SO LOB
Scott Fletcher, R OBP: 0.367, SLG: 0.446 (1, 6)	1-0 1B SF8 2B		1-1 F7		0-3 K		3-2 1B BB 1B			4 2 2 1 0 1 0
Kevin Seitzer, R OBP: 0.367, SLG: 0.435 (1, 5)	1-0 1B 2-3 1B		3-1 P4			1-2 G4-3	2-0 BB 1B 1B			4 1 2 0 0 0 0
Paul Molitor, R OBP: 0.382, SLG: 0.500 (1, 10)	0-0 SF8 3-H		2-2 F8			0-0 1B 2B	3-1 BB E 1B			3 2 2 1 0 0 0
Greg Vaughn, R OBP: 0.300, SLG: 0.412 (1, 7)	2-3 K			3-3 K		2-2 G5-3 1B 2-H	4-1 E BB			3 0 1 2 1 2 1
Robin Yount, R OBP: 0.319, SLG: 0.371 (1, 8)	0-0 1-2 1B			4-1 BB		3-2 G5-3 1-2	0-0 E3 1-3 2-H 3-H			3 0 1 0 1 0 2
Franklin Stubbs, L OBP: 0.288, SLG: 0.377 (1, 3)	3-3 K			2-3 K		3-3 K	1-0 P5			4 0 0 0 0 3 6
Dante Bichette, R OBP: 0.340, SLG: 0.371 (1, 9)		3-2 F9		0-0 G4-3			1-2 F7	0-0 G6-3		4 0 0 0 0 0 1
B.J. Surhoff, L OBP: 0.215, SLG: 0.244 (1, 2)		0-1 G6-4-3 1B			1-1 G3		0-2 G6-3 1B	1-0 L6		4 1 2 0 0 0 0
Jim Gantner, L OBP: 0.278, SLG: 0.293 (1, 4)		1-1 G6-4-3 1-2f			0-1 L7		1-0 G6-3 1-2	0-0 F8		4 0 0 0 0 0 2

Inning Stats	R: 1 E: 0 K: 2 S: 10	H: 3 LOB: 2 BB: 0 P: 17	R: 0 E: 0 K: 0 S: 9	H: 1 LOB: 0 BB: 0 P: 13	R: 0 E: 0 K: 0 S: 7	H: 0 LOB: 1 BB: 1 P: 18	R: 0 E: 0 K: 1 S: 7	H: 0 LOB: 0 BB: 0 P: 8	R: 1 E: 0 K: 1 S: 13	H: 2 LOB: 1 BB: 0 P: 22	R: 4 E: 1 K: 0 S: 16	H: 4 LOB: 2 BB: 1 P: 31	R: 0 E: 0 K: 0 S: 3	H: 0 LOB: 0 BB: 0 P: 4	1B: 8 2B: 2 3B: 0 HR: 0	SF: 1 SAC: 0 DP: 1 HBP: 0	WP: 0 PB: 0 SB: 0 CS: 0	PA: 36
--------------	-------------------------------	----------------------------------	------------------------------	----------------------------------	------------------------------	----------------------------------	------------------------------	---------------------------------	-------------------------------	----------------------------------	-------------------------------	----------------------------------	------------------------------	---------------------------------	----------------------------------	------------------------------------	----------------------------------	--------


PITCHER	IP	WLS	BF	H	R	ER	SO	BB	IBB	HBP	BLK	WP	HR	S	P	ERA	WHIP
Scott Aldred, L ERA: 6.14 (1, 1)	6.2	L	28	8	4	4	6	1	0	0	0	0	0	65	106	5.40	1.350
John Doherty, R ERA: 3.9 (7, 1)	0.1		5	2	2	0	0	1	0	0	0	0	0	6	16	0.00	9.000
Kurt Knudsen, R ERA: 1.5 (8, 1)	1.0		3	0	0	0	0	0	0	0	0	0	0	3	4	0.00	0.000

DETROIT TIGERS @ MILWAUKEE BREWERS
Milwaukee County Stadium, Milwaukee, WI

Mon Jun 01 1992, 8:05 PM EDT
 Att: 10,933 - Cloudy - 67 F

livebaseballscorecards.com

AB	33
R	6
H	10
RBI	4
BB	2
SO	6
LOB	12



Batter	1	2	3	4	5	6	7	8	9	AB	R	H	RBI	BB	SO	LOB	TOP										
Tony Phillips, S OBP: 0.390, SLG: 0.389 (1, 5)	3-2 G4-3		4-0 1B 2B BB		0-1 B1-3		0-2 F8			3	1	0	0	1	0	1											
Lou Whitaker, L OBP: 0.359, SLG: 0.413 (1, 4)	2-3 K		1-2 F7		0-0 F8			2-3 K		4	0	0	0	0	2	3											
Travis Fryman, R OBP: 0.332, SLG: 0.455 (1, 6)	3-1 G6-3		1-0 2B 1B 1-3 2-H 3-H		2-1 2B			2-3 K		4	0	2	2	0	1	0											
Cecil Fielder, R OBP: 0.294, SLG: 0.447 (1, 3)		0-0 G6-3	1-1 2B		1-3 K			0-2 1B		4	0	2	1	0	1	1											
Mickey Tettleton, S OBP: 0.330, SLG: 0.454 (1, 2)		2-1 F9	1-3 K		0-0 G6-3			2-3 K		4	0	0	0	0	2	3											
Mark Carreon, R OBP: 0.308, SLG: 0.422 (1, 7)		0-0 L8	2-1 P5		0-1 L8			2-1 F8		4	0	0	0	0	0	2											
Dave Bergman, L OBP: 0.344, SLG: 0.302 (1, 10)			3-1 1B 2B 1B	1-1 F8		0-3 K		0-0 G4-3		4	1	1	0	0	1	0											
Rob Deer, R OBP: 0.300, SLG: 0.553 (1, 9)			1-0 2B 1B 1B	0-3 K			1-3 K		1-3 K	4	1	1	0	0	3	0											
Milt Cuyler, S OBP: 0.259, SLG: 0.336 (1, 8)			3-1 1B 2B	1-1 F8			3-2 CS 1B			3	1	2	1	0	0	0											
Inning Stats	R: 0 E: 0 K: 1 S: 9	H: 0 LOB: 0 BB: 0 P: 17	R: 0 E: 0 K: 0 S: 4	H: 0 LOB: 0 BB: 0 P: 6	R: 4 E: 0 K: 1 S: 22	H: 5 LOB: 2 BB: 1 P: 39	R: 0 E: 0 K: 1 S: 7	H: 0 LOB: 0 BB: 0 P: 9	R: 0 E: 0 K: 1 S: 8	H: 1 LOB: 1 BB: 0 P: 11	R: 0 E: 0 K: 1 S: 6	H: 0 LOB: 0 BB: 0 P: 6	R: 0 E: 0 K: 1 S: 10	H: 1 LOB: 0 BB: 0 P: 14	R: 0 E: 0 K: 3 S: 12	H: 1 LOB: 1 BB: 0 P: 18	R: 0 E: 0 K: 1 S: 6	H: 0 LOB: 0 BB: 0 P: 9	1B: 5 2B: 3 3B: 0 HR: 0	SF: 0 SAC: 0 DP: 0 HBP: 0	WP: 0 PB: 0 SB: 0 CS: 1	PA: 35					
PITCHER	IP	WLS	BF	H	R	ER	SO	BB	IBB	HBP	BLK	WP	HR	S	P	ERA	WHIP										
Ron Robinson, R ERA: 7.82 (1, 1)	2.1		13	5	4	4	1	1	0	0	0	0	0	24	48	15.43	2.571										
Jim Austin, R ERA: 2.6 (3, 1)	2.2		9	1	0	0	3	0	0	0	0	0	0	26	34	0.00	0.375										
Jesse Orosco, L ERA: 4.73 (6, 1)	2.1	W	7	1	0	0	3	0	0	0	0	0	0	19	25	0.00	0.429										
Doug Henry, R ERA: 3.38 (8, 1)	1.2	S	6	1	0	0	3	0	0	0	0	0	0	15	22	0.00	0.600										

Detroit Tigers @ Milwaukee Brewers
Milwaukee County Stadium, Milwaukee, WI

Tue Jun 02 1992, 8:05 PM EDT
Att. 14,064 - Sunny - 75 F

livebaseballscorecards.com

AB	34
R	4
H	8
RBI	4
BB	1
SO	10
LOB	10



Batter	1	2	3	4	5	6	7	8	9	AB R H RBI BB SO LOB	TOP											
Tony Phillips, S OBP: 0.390, SLG: 0.392 Scott Livingstone, L OBP: 0.255, SLG: 0.260	(1, 5) E6 1B			4-2 HR BB	3-3 K			1-0 2B 2B	3-3 K	4 3 1 0 1 1 4 1 0 0 0 0 1 2												
Lou Whitaker, L OBP: 0.358, SLG: 0.406	(1, 4) 2-2 1B 1B	3-2 G3		2-1 P7		4-2 HR BB		2-2 L7	1-1 P8	5 2 1 0 1 0 4												
Travis Fryman, R OBP: 0.333, SLG: 0.458	(1, 6) 1-2 1B BB 1B	3-2 L5		0-1 F9		1-1 F8		1-2 WP 2B		5 1 2 2 0 0 2												
Cecil Fielder, R OBP: 0.303, SLG: 0.488	(1, 10) 1-3 BB 1B	2-2 F8		0-1 HR		3-2 HR		1-2 F7		5 3 3 5 0 0 1												
Mickey Tettleton, S OBP: 0.332, SLG: 0.446	(1, 2) 4-2 1B BB		2-0 P9	1-3 K		1-0 G6-3		4-1 WP BB		3 1 0 0 2 1 0												
Dave Bergman, L OBP: 0.318, SLG: 0.276	(1, 3) 0-2 F7		1-0 G3-1		1-3 K	0-3 K		3-2 L6		5 0 0 0 0 2 5												
Mark Carreon, R OBP: 0.323, SLG: 0.434	(1, 7) 1-3 K		0-0 BB 1B		0-0 1B 1B		0-2 L1-3 1B		0-2 1B 1B	5 0 4 0 0 1 3												
Rob Deer, R OBP: 0.303, SLG: 0.543	(1, 9) 4-0 1B BB		4-2 BB		2-2 F7		1-3 K		2-2 F7	3 0 0 1 2 1 3												
Milt Cuyler, S OBP: 0.270, SLG: 0.345	(1, 8) 1-1 1B		1-3 K		2-2 1B		0-1 L1-3		0-1 1B	5 0 3 2 0 1 3												
Inning Stats	R: 5 E: 1 K: 1 S: 23	H: 4 LOB: 2 BB: 2 P: 41	R: 0 E: 0 K: 0 S: 7	H: 0 LOB: 0 BB: 0 P: 13	R: 0 E: 0 K: 1 S: 8	H: 1 LOB: 2 BB: 1 P: 16	R: 2 E: 0 K: 1 S: 11	H: 1 LOB: 0 BB: 1 P: 18	R: 0 E: 0 K: 2 S: 14	H: 2 LOB: 2 BB: 0 P: 22	R: 2 E: 0 K: 1 S: 14	H: 1 LOB: 0 BB: 1 P: 23	R: 0 E: 0 K: 1 S: 8	H: 1 LOB: 0 BB: 0 P: 9	R: 1 E: 0 K: 0 S: 14	H: 2 LOB: 2 BB: 1 P: 26	R: 0 E: 0 K: 1 S: 14	H: 2 LOB: 2 BB: 0 P: 20	1B: 10 2B: 3 3B: 0 HR: 2	SF: 0 SAC: 0 DP: 1 HBP: 0	WP: 1 PB: 0 SB: 0 CS: 0	PA: 47
PITCHER	IP WLS BF H R ER SO BB IBB HBP BLK WP HR S P ERA WHIP																				PITCHER	IP WLS BF H R ER SO BB IBB HBP BLK WP HR S P ERA WHIP
Bill Wegman, R ERA: 2.77	(1, 1) 4.0 L 23 6 7 3 3 4 0 0 0 0 0 1 49 88 6.75 2.500																					
Bruce Ruffin, L ERA: 6.92	(5, 1) 2.0 10 3 2 2 3 1 0 0 0 0 0 1 28 45 9.00 2.000																					
Mike Fetters, R ERA:	(7, 1) 1.0 3 1 0 0 1 0 0 0 0 0 0 0 8 9 0.00 1.000																					
Doug Henry, R ERA: 3.63	(8, 1) 1.0 6 2 1 1 0 1 0 0 0 0 1 0 14 26 9.00 3.000																					
Dan Plesac, L ERA: 4.6	(9, 1) 1.0 5 2 0 0 1 0 0 0 0 0 0 0 14 20 0.00 2.000																					

Detroit Tigers @ Milwaukee Brewers
Milwaukee County Stadium, Milwaukee, WI

Wed Jun 03 1992, 4:33 AM EDT
Att. 19,026 - Sunny - 79 F

livebaseballscorecards.com

AB 41
R 10
H 14
RBI 10
BB 6
SO 8
LOB 27



BOTTOM

Detroit Tigers @ Milwaukee Brewers
 Milwaukee County Stadium, Milwaukee, WI

Wed Jun 03 1992, 4:33 AM EDT
 Att: 19,026 - Sunny - 79 F

livebaseballscorecards.com

AB	35
R	4
H	9
RBI	4
BB	2
SO	1
LOB	21



WP: 0	PA: 39
PB: 0	
SB: 1	
CS: 1	


AB R H RBI BB SO LOB

5	1	1	1	0	0	4
3	0	1	0	2	0	2
4	0	0	0	0	0	4
3	0	0	1	0	0	2
4	2	2	1	0	1	1
4	1	2	0	0	0	0
4	0	1	1	0	0	1
4	0	2	0	0	0	2
2	0	0	0	0	0	3
2	0	0	0	0	0	2

Batter	1	2	3	4	5	6	7	8	9
Darryl Hamilton, L (1, 9) OBP: 0.287, SLG: 0.333	FC6-4 S SF7 1B		F8	FC5-4		G4-3			G3-1
Kevin Seitzer, R (1, 5) OBP: 0.371, SLG: 0.426	FC6-4 1-2 BB		FC5-4 1B	L9			CS BB		L4
Paul Molitor, R (1, 10) OBP: 0.377, SLG: 0.489	FC6-4 1-2f 2-3		FC5-4		L1		F9		
Greg Vaughn, R (1, 7) OBP: 0.293, SLG: 0.401	SF7		F8		G5-3		F7		
Robin Yount, R (1, 8) OBP: 0.322, SLG: 0.388	K			1B 1B	G4-3		CS 1-2	HR	
B.J. Surhoff, L (1, 3) OBP: 0.225, SLG: 0.254		G6-3		E 1B FC5-4 1B		FC1-6 1B		F9	
Scott Fletcher, R (1, 6) OBP: 0.357, SLG: 0.429 (7, 4)		G1-3		FC5-4 E 1-2 1B		F9		L9	
Dave Nilsson, L (1, 2) OBP: 0.321, SLG: 0.423				P5 1B		FC1-6 1B		L1	
Jim Gantner, L (1, 4) OBP: 0.283, SLG: 0.305 Pat Listach, S (6, PH) OBP: 0.376, SLG: 0.363 (7, 6)				E6 FC5-4		FC1-6 1-2f 2-3			G6-3

Inning Stats	R: 1 E: 0 K: 1 S: 16	H: 1 LOB: 1 BB: 1 P: 26	R: 0 E: 0 K: 0 S: 13	H: 1 LOB: 1 BB: 0 P: 19	R: 0 E: 0 K: 0 S: 8	H: 1 LOB: 1 BB: 0 P: 11	R: 2 E: 1 K: 0 S: 16	H: 3 LOB: 2 BB: 0 P: 21	R: 0 E: 0 K: 0 S: 6	H: 0 LOB: 0 BB: 0 P: 9	R: 0 E: 0 K: 0 S: 10	H: 2 LOB: 2 BB: 0 P: 17	R: 0 E: 0 K: 0 S: 5	H: 0 LOB: 0 BB: 1 P: 11	R: 1 E: 0 K: 0 S: 10	H: 1 LOB: 0 BB: 0 P: 17	R: 0 E: 0 K: 0 S: 9	H: 0 LOB: 0 BB: 0 P: 11	1B: 8 2B: 0 3B: 0 HR: 1	SF: 1 SAC: 0 DP: 0 HBP: 0
--------------	-------------------------------	----------------------------------	-------------------------------	----------------------------------	------------------------------	----------------------------------	-------------------------------	----------------------------------	------------------------------	---------------------------------	-------------------------------	----------------------------------	------------------------------	----------------------------------	-------------------------------	----------------------------------	------------------------------	----------------------------------	----------------------------------	------------------------------------

PITCHER	IP	WLS	BF	H	R	ER	SO	BB	IBB	HBP	BLK	WP	HR	S	P	ERA	WHIP
Kevin Ritz, R (1, 1) ERA: 6.68	5.1		26	8	3	2	1	1	0	0	0	0	0	66	98	3.38	1.688
Mike Munoz, L (6, 1) ERA: 3.48	0.2		2	0	0	0	0	0	0	0	0	0	0	3	5	0.00	0.000
Kurt Knudsen, R (7, 1) ERA: 1.93	2.0		7	1	1	1	0	1	0	0	0	0	1	15	28	4.50	1.000
Mike Henneman, R (9, 1) ERA: 4.43	1.0		3	0	0	0	0	0	0	0	0	0	0	9	11	0.00	0.000

Batter	1	2	3	4	5	6	7	8	9	AB R H RBI BB SO LOB	TOP											
Tony Phillips, S OBP: 0.390, SLG: 0.385 (1, 10)	4-2 PB G6-3 1B BB		3-3 K	0-1 F7		0-1 G3		4-2 2B 1-2 FC4-5-6 BB		3 2 0 0 2 1 3												
Lou Whitaker, L OBP: 0.371, SLG: 0.442 (1, 4)	2-2 G6-3 1-2 HR 1B		2-2 HR	3-2 P6		4-0 IBB		1-2 2B 1-3 2-H		4 2 3 2 1 0 2												
Travis Fryman, R OBP: 0.330, SLG: 0.457 (1, 6)	2-2 G5-3 1-2 2-3		2-0 E6 BB		1-1 2B	1-3 K		1-0 FC4-5-6 2-3 3-H		5 0 1 1 0 1 5												
Cecil Fielder, R OBP: 0.295, SLG: 0.474 (1, 3)	2-2 G6-3 2-3 3-H		1-3 K		0-2 P3		2-2 F9	2-3 K		5 0 0 1 0 2 4												
Mickey Tettleton, S OBP: 0.343, SLG: 0.464 (1, 2)	2-0 HR		4-2 1-2 BB		4-0 IBB		4-1 BB	2-1 F8		2 1 1 2 3 0 0												
Mark Carreon, R OBP: 0.314, SLG: 0.420 (1, 7)	0-0 P3		2-3 K		1-3 K		0-0 P2	2-3 K		5 0 0 0 0 3 5												
Rob Deer, R OBP: 0.300, SLG: 0.533 (1, 9)		1-2 F7		3-2 FC3-6 1B		0-0 G1-3		1-3 K	1-1 F7	5 0 1 0 0 1 3	AB 36 R 6 H 9 RBI 6 BB 6 SO 9 LOB 24											
Scott Livingstone, L OBP: 0.273, SLG: 0.296 (1, 5)		0-3 K		2-2 FC3-6 1B 1-2f		0-0 SH2-3 2B		3-2 BB 2B 1B		4 1 2 0 0 1 1												
Milt Cuyler, S OBP: 0.271, SLG: 0.344 (1, 8)		0-1 F7		0-0 1B		0-0 SH2-3		1-2 F7		3 0 1 0 0 0 1												
Inning Stats	R: 3 E: 0 K: 0 S: 18	H: 2 LOB: 0 BB: 1 P: 30	R: 0 E: 0 K: 1 S: 9	H: 0 LOB: 0 BB: 0 P: 10	R: 1 E: 1 K: 3 S: 19	H: 1 LOB: 2 BB: 1 P: 33	R: 0 E: 0 K: 0 S: 15	H: 2 LOB: 2 BB: 0 P: 23	R: 0 E: 0 K: 1 S: 9	H: 1 LOB: 2 BB: 1 P: 15	R: 0 E: 0 K: 1 S: 8	H: 0 LOB: 1 BB: 1 P: 15	R: 2 E: 0 K: 1 S: 18	H: 2 LOB: 1 BB: 1 P: 30	R: 0 E: 0 K: 1 S: 8	H: 0 LOB: 0 BB: 0 P: 13	1B: 4 2B: 3 3B: 0 HR: 2	SF: 0 SAC: 1 DP: 0 HBP: 0	WP: 0 PB: 1 SB: 0 CS: 0	PA: 43		
PITCHER Scott Sanderson, R ERA: 5.2 Rich Monteleone, R ERA: 1.07	IP 7.1 1.2	WLS L	BF 37 6	H 8 1	R 6 0	ER 6 0	SO 7 2	BB 4 0	IBB 2 0	HBP 0 0	BLK 0 0	WP 0 0	HR 2 0	S 95 16	P 156 25	ERA 7.36 0.00	WHIP 1.636 0.600					

Detroit Tigers @ New York Yankees
 Yankee Stadium, Bronx, NY
 Thu Jun 04 1992, 7:05 PM EDT
 Att. 16,359 - Cloudy - 71 F

livebaseballscorecards.com

Batter	1	2	3	4	5	6	7	8	9	AB R H RBI BB SO LOB
Andy Stankiewicz, R OBP: 0.404, SLG: 0.437 (1, 6)	2-3 K		2-0 S BB 1B	2-1 1-2 2-H 1B		2-2 G6-3			0-2 G5-3	5 0 2 1 0 1 1
Don Mattingly, L OBP: 0.307, SLG: 0.410 (1, 3)	2-1 G3		4-2 S BB 1-2	1-1 L1			1-0 FC6-4 1B		0-3 K2-3	4 0 1 0 1 1 2
Roberto Kelly, R OBP: 0.373, SLG: 0.487 (1, 8)	0-0 1B		1-1 L9		4-2 FC6-4 BB		1-1 FC6-4 1-2f			3 0 1 0 1 0 3
Mike Stanley, R OBP: 0.348, SLG: 0.297 Matt Nokes, L OBP: 0.325, SLG: 0.429 (1, 2) (7, PH) (8, 2)	1-3 SAFE K2-3		0-3 K2-3	1-2 2-3	0-0 F9		1-3 K			3 0 0 0 0 2 4 1 0 0 0 0 1 1
Mel Hall, L OBP: 0.266, SLG: 0.429 (1, 7)		2-0 HR	2-2 F9		1-2 SAFE F9		3-3 K			4 1 1 1 0 1 4
Jim Leyritz, R OBP: 0.436, SLG: 0.676 Dion James, L OBP: 0.315, SLG: 0.283 (1, 10) (8, PH)		3-2 1B		3-2 F9	1 SAFE 2-2 SAFE FC6-4 1-2f			0-1 P4		3 0 1 0 0 0 1 1 0 0 0 0 0 0
Charlie Hayes, R OBP: 0.305, SLG: 0.406 (1, 5)		0-1 P9		4-1 BB 1B BB		0-0 F8		2-1 G5-4-3 1B		3 1 1 0 1 0 1
Randy Velarde, R OBP: 0.271, SLG: 0.312 Danny Tartabull, R OBP: 0.424, SLG: 0.432 (1, 9) (2, PH) (3, 9)		3-1 SAFE L9		4-2 1B BB		4-2 G5-3 BB		1-0 G5-4-3 1-2f		0 0 0 0 0 0 0 2 0 0 0 2 0 2
Pat Kelly, R OBP: 0.320, SLG: 0.374 (1, 4)		0-0 G5-3		3-2 F8		3-2 G5-3		3-2 G5-3		4 0 0 0 0 0 4

Inning Stats	R: 0 E: 0 K: 2 S: 10	H: 1 LOB: 1 BB: 0 P: 15	R: 1 E: 0 K: 0 S: 9	H: 2 LOB: 1 BB: 0 P: 17	R: 0 E: 0 K: 1 S: 12	H: 1 LOB: 2 BB: 1 P: 21	R: 1 E: 0 K: 0 S: 16	H: 1 LOB: 2 BB: 2 P: 33	R: 0 E: 0 K: 0 S: 10	H: 0 LOB: 1 BB: 1 P: 17	R: 0 E: 0 K: 0 S: 11	H: 0 LOB: 1 BB: 1 P: 20	R: 0 E: 0 K: 2 S: 9	H: 1 LOB: 1 BB: 0 P: 15	R: 0 E: 0 K: 0 S: 5	H: 1 LOB: 0 BB: 0 P: 8	R: 0 E: 0 K: 1 S: 10	H: 0 LOB: 0 BB: 0 P: 13	1B: 6 2B: 0 3B: 0 HR: 1	SF: 0 SAC: 0 DP: 1 HBP: 0
--------------	-------------------------------	----------------------------------	------------------------------	----------------------------------	-------------------------------	----------------------------------	-------------------------------	----------------------------------	-------------------------------	----------------------------------	-------------------------------	----------------------------------	------------------------------	----------------------------------	------------------------------	---------------------------------	-------------------------------	----------------------------------	----------------------------------	------------------------------------


BOTTOM

Detroit Tigers @ New York Yankees
Yankee Stadium, Bronx, NY

Thu Jun 04 1992, 7:05 PM EDT
Att: 16,359 - Cloudy - 71 F

livebaseballscorecards.com

AB	33
R	2
H	7
RBI	2
BB	5
SO	6
LOB	23



PITCHER	IP	WLS	BF	H	R	ER	SO	BB	IBB	HBP	BLK	WP	HR	S	P	ERA	WHIP
Frank Tanana, L ERA: 5.54 (1, 1)	5.0	W	24	5	2	2	3	4	0	0	0	0	1	57	103	3.60	1.800
John Doherty, R ERA: 3.74 (6, 1)	1.1		6	1	0	0	0	1	0	0	0	0	0	14	25	0.00	1.500
Mike Munoz, L ERA: 3.38 (7, 1)	0.2		2	0	0	0	2	0	0	0	0	0	0	6	10	0.00	0.000
Mike Henneman, R ERA: 4.07 (8, 1)	2.0		6	1	0	0	1	0	0	0	0	0	0	15	21	0.00	0.500

Batter	1	2	3	4	5	6	7	8	9	AB R H RBI BB SO LOB	TOP											
Tony Phillips, S OBP: 0.386, SLG: 0.382 (1, 7)	1-0 P7	2-1 SF7		0-0 2B SF9 1B		0-1 L5		3-2 F7		4 1 1 1 0 0 0												
Lou Whitaker, L OBP: 0.383, SLG: 0.477 (1, 4)	2-0 F8	2-1 WP 1B		0-0 SF9 2B		1-0 HR		4-2 CS BB		4 1 3 1 1 0 0												
Travis Fryman, R OBP: 0.332, SLG: 0.462 (1, 6)	2-2 BB 1B	1-0 P4		1-1 SF9		3-2 2B		2-3 K		4 1 2 1 0 1 3												
Cecil Fielder, R OBP: 0.297, SLG: 0.466 (1, 3)	4-1 BB 1B	3-2 L8		4-0 IBB		2-1 G5-3		1-0 F9		3 0 0 0 2 0 2												
Mickey Tettleton, S OBP: 0.339, SLG: 0.457 (1, 10)	2-2 BB 1B		0-1 L3	2-3 K		2-3 K		2-0 G6-3		5 0 1 1 0 2 3												
Rob Deer, R OBP: 0.303, SLG: 0.526 (1, 9)	4-2 BB		0-0 L6	2-3 K			0-0 1B		0-0 P6	4 0 1 0 1 1 2												
Chad Kreuter, S OBP: 0.255, SLG: 0.347 (1, 2)	0-0 F8		2-2 WP 2B 1B		1-2 F7		0-1 F8			4 1 1 0 0 0 4												
Scott Livingstone, L OBP: 0.305, SLG: 0.333 (1, 5)		1-1 2B SF7 1B		2-2 1B 2B		4-1 CS BB		2-3 K		3 1 2 1 1 1 1												
Milt Cuyler, S OBP: 0.277, SLG: 0.355 (1, 8)		3-1 1B WP 2B		1-0 1B		3-2 L9		2-2 G4-3		4 1 2 0 0 0 2												
Inning Stats	R: 1 E: 0 K: 0 S: 13	H: 2 LOB: 3 BB: 2 P: 28	R: 2 E: 0 K: 0 S: 13	H: 3 LOB: 1 BB: 0 P: 25	R: 1 E: 0 K: 0 S: 11	H: 3 LOB: 1 BB: 0 P: 16	R: 1 E: 0 K: 2 S: 10	H: 2 LOB: 2 BB: 1 P: 19	R: 0 E: 0 K: 0 S: 7	H: 0 LOB: 0 BB: 1 P: 15	R: 1 E: 0 K: 1 S: 12	H: 2 LOB: 1 BB: 0 P: 20	R: 0 E: 0 K: 1 S: 9	H: 1 LOB: 1 BB: 0 P: 13	R: 0 E: 0 K: 1 S: 8	H: 0 LOB: 1 BB: 1 P: 17	R: 0 E: 0 K: 0 S: 3	H: 0 LOB: 0 BB: 0 P: 6	1B: 8 2B: 5 3B: 0 HR: 1	SF: 2 SAC: 0 DP: 1 HBP: 0	WP: 3 PB: 0 SB: 0 CS: 2	PA: 42
PITCHER	IP WLS BF H R ER SO BB IBB HBP BLK WP HR S P ERA WHIP																					
Scott Kamieniecki, R ERA: 4.14 (1, 1)	3.1 L 22 10 5 5 0 2 1 0 0 2 0 41 78 13.50 3.600																					
Shawn Hillegas, R ERA: 4.97 (4, 1)	4.2 17 3 1 1 5 2 0 0 0 0 1 42 75 1.93 1.071																					
Steve Howe, L ERA: 2.45 (9, 1)	1.0 3 0 0 0 0 0 0 0 0 0 0 3 6 0.00 0.000																					

Detroit Tigers @ New York Yankees
 Yankee Stadium, Bronx, NY
 Sat Jun 06 1992, 7:05 PM EDT
 Att. 23,824 - Cloudy - 74 F

AB	35
R	6
H	13
RBI	5
BB	5
SO	5
LOB	17



livebaseballscorecards.com


Batter	1	2	3	4	5	6	7	8	9	AB	R	H	RBI	BB	SO	LOB
Mike Gallego, R OBP: 0.361, SLG: 0.371 (1, 6)	G5-3		F8			F7	F7			4	0	0	0	0	0	1
Don Mattingly, L OBP: 0.310, SLG: 0.408 (1, 3)	L6			BB		1B		E4		3	0	1	0	1	0	0
Roberto Kelly, R OBP: 0.371, SLG: 0.480 (1, 8)	FC6-4 BB		F8			K		FC6-4 G3-1 S 1-2f		3	0	0	0	1	1	3
Mel Hall, L OBP: 0.261, SLG: 0.421 (1, 7)	FC6-4 1-2f			K		F8		G3-1		4	0	0	0	0	1	4
Danny Tartabull, R OBP: 0.414, SLG: 0.419 (1, 9)		K		L8			K	G4-3		4	0	0	0	0	2	2
Kevin Maas, L OBP: 0.380, SLG: 0.500 (1, 10)		L8			F7				G4-6-3 BB	3	0	1	0	0	0	0
Jim Leyritz, R OBP: 0.450, SLG: 0.676 (9, PH)										0	0	0	0	1	0	0
Matt Nokes, L OBP: 0.323, SLG: 0.424 (1, 2)		P4				FC4-6 1B		FC3-6 1B HR	G4-6-3	4	1	1	0	0	0	2
Randy Velarde, R OBP: 0.270, SLG: 0.333 (1, 5)			F9			FC4-6 1-2f		HR	K	4	1	1	2	0	1	1
Pat Kelly, R OBP: 0.320, SLG: 0.373 (1, 4)			G6-3			K				3	0	1	0	0	1	1

Inning Stats	R: 0	H: 0	E: 0	K: 0	S: 8	R: 0	H: 0	E: 0	K: 1	S: 6	R: 0	H: 0	E: 0	K: 1	S: 5	R: 0	H: 1	E: 0	K: 1	S: 9	R: 0	H: 1	E: 0	K: 1	S: 7	R: 2	H: 3	E: 1	K: 1	S: 11	R: 0	H: 0	E: 1	K: 0	S: 13	R: 0	H: 0	E: 0	K: 1	S: 8	1B: 4	2B: 0	3B: 0	HR: 1	SF: 0	SAC: 0	DP: 1	HBP: 0	WP: 0	PB: 0	SB: 1	CS: 0	PA: 35
--------------	------	------	------	------	------	------	------	------	------	------	------	------	------	------	------	------	------	------	------	------	------	------	------	------	------	------	------	------	------	-------	------	------	------	------	-------	------	------	------	------	------	-------	-------	-------	-------	-------	--------	-------	--------	-------	-------	-------	-------	--------

PITCHER	IP	WLS	BF	H	R	ER	SO	BB	IBB	HBP	BLK	WP	HR	S	P	ERA	WHIP
Bill Gullickson, R ERA: 2.82 (1, 1)	8.0		32	5	2	2	5	2	0	0	0	0	1	65	99	2.25	0.875
Mike Munoz, L ERA: 3.27 (9, 1)	0.2		2	0	0	0	0	1	0	0	0	0	0	5	11	0.00	1.500
Mike Henneman, R ERA: 4.01 (9, 1)	0.1		1	0	0	0	1	0	0	0	0	0	0	3	3	0.00	0.000

DETROIT TIGERS @ NEW YORK YANKEES
 Yankee Stadium, Bronx, NY
 Sat Jun 06 1992, 7:05 PM EDT
 Att. 23,824 - Cloudy - 74 F

AB	32
R	2
H	5
RBI	2
BB	3
SO	6
LOB	14



Batter	1	2	3	4	5	6	7	8	9	AB R H RBI BB SO LOB	TOP											
Tony Phillips, S OBP: 0.395, SLG: 0.389 (1, 4)	4-2 1B BB		4-2 1B BB		4-2 1B HR BB	3-2 2B			1-1 P4	2 2 1 0 3 0 0												
Lou Whitaker, L OBP: 0.394, SLG: 0.481 (1, 10)	2-0 1B		4-1 1B BB		2-2 1B HR 1B	4-0 IBB			3-3 K	3 1 2 0 2 1 0												
Travis Fryman, R OBP: 0.329, SLG: 0.456 (1, 6)	1-3 K		3-2 F7		0-1 F8	2-2 G6-3			1-1 1B	5 0 1 0 0 1 8												
Cecil Fielder, R OBP: 0.300, SLG: 0.464 (1, 3)	2-0 P3		1-0 1B		2-0 1B HR 1B			1-2 P3	1-3 K	5 1 2 1 0 1 3												
Mickey Tettleton, S OBP: 0.342, SLG: 0.473 (1, 2)	1-1 P2		1-0 P6		2-2 HR			0-0 G6-4-3 1B		4 1 2 4 0 0 4												
Rob Deer, R OBP: 0.302, SLG: 0.517 (1, 9)		1-3 K		0-1 G6-3	4-0 BB			2-2 G6-4-3		3 0 0 0 1 1 1												
Mark Carreon, R OBP: 0.306, SLG: 0.410 (1, 7)		0-2 F9		1-3 K	1-0 G5-4-3			1-0 F8		4 0 0 0 0 1 1												
Scott Livingstone, L OBP: 0.317, SLG: 0.344 (1, 5)		2-2 G4-3		0-0 1B				3-2 G3 1B		4 0 2 0 0 0 0 0 0 0 0 0 0 0												
Skeeter Barnes, R OBP: 0.250, SLG: 0.243 (8, PR)																						
Milt Cuyler, S OBP: 0.276, SLG: 0.352 (1, 8)			0-1 BB 1B		0-0 F8			1-2 B2	0-0 G3	4 0 1 0 0 0 2												
Inning Stats	R: 0 E: 0 K: 1 S: 11	H: 1 LOB: 2 BB: 1 P: 21	R: 0 E: 0 K: 1 S: 10	H: 0 LOB: 0 BB: 0 P: 13	R: 1 E: 0 K: 0 S: 10	H: 2 LOB: 2 BB: 2 P: 23	R: 0 E: 0 K: 1 S: 7	H: 1 LOB: 1 BB: 0 P: 8	R: 4 E: 0 K: 0 S: 16	H: 3 LOB: 0 BB: 2 P: 31	R: 0 E: 0 K: 0 S: 13	H: 1 LOB: 2 BB: 1 P: 23	R: 0 E: 0 K: 0 S: 7	H: 1 LOB: 0 BB: 0 P: 10	R: 0 E: 0 K: 0 S: 5	H: 1 LOB: 1 BB: 0 P: 9	R: 0 E: 0 K: 2 S: 12	H: 1 LOB: 1 BB: 0 P: 18	1B: 9 2B: 1 3B: 0 HR: 1	SF: 0 SAC: 0 DP: 2 HBP: 0	WP: 0 PB: 0 SB: 0 CS: 0	PA: 40
PITCHER	IP WLS BF H R ER SO BB IBB HBP BLK WP HR S P ERA WHIP																					
Melido Perez, R ERA: 2.99 (1, 1)	6.0 W 30 8 5 5 3 5 1 0 0 0 1 67 119 7.50 2.167																					
John Habyan, R ERA: 1.38 (7, 1)	2.0 6 2 0 0 0 0 0 0 0 0 0 0 12 19 0.00 1.000																					
Steve Farr, R ERA: 1.04 (9, 1)	1.0 S 4 1 0 0 2 0 0 0 0 0 0 0 12 18 0.00 1.000																					

Detroit Tigers @ New York Yankees
 Yankee Stadium, Bronx, NY
 Sun Jun 07 1992, 3:33 AM EDT
 Att. 37,427 - Sunny - 87 F

livebaseballscorecards.com

AB	34
R	5
H	11
RBI	5
BB	6
SO	5
LOB	19



Batter	1	2	3	4	5	6	7	8	9
Andy Stankiewicz, R OBP: 0.417, SLG: 0.456 (1, 6)	1-2 G3-1 2B		4-2 HR BB	3-2 CS 1B		2-2 F8			
Don Mattingly, L OBP: 0.309, SLG: 0.419 (1, 3)	0-1 G3-1 2-3		2-0 HR 1-H	2-1 F8 1-2		3-2 F8			
Roberto Kelly, R OBP: 0.369, SLG: 0.490 (1, 8)	3-3 K		1-2 HR	1-1 G5-3			0-1 L8		
Danny Tartabull, R OBP: 0.416, SLG: 0.417 (1, 9)	2-1 F8		4-0 BB FC6-4 1B BB		0-1 HR 1B		2-2 P6		
Jim Leyritz, R OBP: 0.432, SLG: 0.711 (1, 10)		2-0 L8	0-0 SAFE SAFE F7		3-2 HR		2-3 K		
Mike Stanley, R OBP: 0.362, SLG: 0.316 Matt Nokes, L OBP: 0.329, SLG: 0.425 (1, 2) (3, 2)		1-1 FC6-4 1B	2-1 FC6-4 BB 1-2 1B		3-2 F9		2-2 L6-3 HBP		
Charlie Hayes, R OBP: 0.304, SLG: 0.400 (1, 5)		0-2 FC6-4 E 1-2f	4-1 FC6-4 1-2 2-3 BB		1-2 L9		0-0 L6-3		
Randy Velarde, R OBP: 0.268, SLG: 0.331 Mel Hall, L OBP: 0.262, SLG: 0.424 (3, PH) (4, 7)		2-2 E4	1-1 FC6-4		1-0 F8		3-1 2B		
Mike Gallego, R OBP: 0.342, SLG: 0.348 (1, 4)		1-0 F8	0-1 P6			1-0 G6-3		1-2 G6-3	

AB R H RBI BB SO LOB

3 1 2 0 1 0 0
4 1 1 2 0 0 2
4 1 1 1 0 1 1
3 2 1 0 1 0 1
4 1 1 2 0 1 1
1 0 1 0 0 0 0
2 0 1 0 0 0 0
3 0 0 0 1 0 2
1 0 0 0 0 0 1
3 0 1 1 0 0 2
4 0 0 0 0 0 5

AB 32
R 6
H 9
RBI 6
BB 3
SO 2
LOB 15



WP: 0	PA: 36
PB: 0	
SB: 0	
CS: 1	

PITCHER	IP	WLS	BF	H	R	ER	SO	BB	IBB	HBP	BLK	WP	HR	S	P	ERA	WHIP
Scott Aldred, L ERA: 6.58 (1, 1)	2.0		13	4	4	4	1		2	0	0	0	2	32	55	18.00	3.000
Walt Terrell, R ERA: 6.16 (3, 1)	5.2	L	22	5	2	2	1	1	0	1	0	0	1	57	93	3.18	1.059
Kurt Knudsen, R ERA: 1.88 (8, 1)	0.1		1	0	0	0	0	0	0	0	0	0	0	4	5	0.00	0.000

Detroit Tigers @ New York Yankees
Yankee Stadium, Bronx, NY
Sun Jun 07 1992, 3:33 AM EDT
Att. 37,427 - Sunny - 87 F

livebaseballscores.com

Batter	1	2	3	4	5	6	7	8	9
Tony Phillips, S OBP: 0.391, SLG: 0.380 (1, 7)	L4	G6-3		F8		1B BB		K	
Lou Whitaker, L OBP: 0.399, SLG: 0.509 (1, 4)	1B HR	1B HR		F7		P2		2B	
Travis Fryman, R OBP: 0.331, SLG: 0.455 (1, 6)	1B HR	P4		F8		G6-4-3 1B		F7	
Cecil Fielder, R OBP: 0.302, SLG: 0.475 (1, 10)	1B HR	K			BB BB	G6-4-3		F7	
Mickey Tettleton, S OBP: 0.345, SLG: 0.471 (1, 2)	BB 1B HR BB	L8			K		FC5-4 1B		
Dave Bergman, L OBP: 0.329, SLG: 0.290 (1, 3)	BB HR 1B		P5		K		FC5-4 1B		
Rob Deer, R OBP: 0.305, SLG: 0.511 (1, 9)	HR BB		L5		BB		FC5-4 BB		
Scott Livingstone, L OBP: 0.328, SLG: 0.333 (1, 5)	K		BB		K		FC6-4 BB		
Milt Cuyler, S OBP: 0.281, SLG: 0.374 (1, 8)	HR		F8		1B 1B		FC6-4		

Inning Stats	R: 7 E: 0 K: 1 S: 18	H: 5 LOB: 0 BB: 2 P: 39	R: 1 E: 0 K: 1 S: 10	H: 1 LOB: 0 BB: 0 P: 16	R: 0 E: 0 K: 0 S: 9	H: 0 LOB: 1 BB: 1 P: 16	R: 0 E: 0 K: 0 S: 4	H: 0 LOB: 0 BB: 0 P: 4	R: 0 E: 0 K: 3 S: 13	H: 0 LOB: 2 BB: 2 P: 26	R: 1 E: 0 K: 0 S: 11	H: 2 LOB: 1 BB: 1 P: 21	R: 0 E: 0 K: 0 S: 13	H: 2 LOB: 2 BB: 1 P: 23	R: 0 E: 0 K: 1 S: 11	H: 1 LOB: 1 BB: 0 P: 17
--------------	-------------------------------	----------------------------------	-------------------------------	----------------------------------	------------------------------	----------------------------------	------------------------------	---------------------------------	-------------------------------	----------------------------------	-------------------------------	----------------------------------	-------------------------------	----------------------------------	-------------------------------	----------------------------------

PITCHER	IP	WLS	BF	H	R	ER	SO	BB	IBB	HBP	BLK	WP	HR	S	P	ERA	WHIP
Scott Scudder, R ERA: 4.57 (1, 1)	0.1	L	7	4	6	6	0	2	0	0	0	0	1	13	31	162.00	18.000
Dennis Cook, L ERA: 5.51 (1, 1)	5.0		22	3	3	3	5	4	0	0	0	0	2	48	85	5.40	1.400
Eric Plunk, R ERA: 3.38 (6, 1)	0.2		2	1	0	0	0	0	0	0	0	0	0	4	6	0.00	1.500
Kevin Wickander, L ERA: 1.84 (7, 1)	1.0		5	2	0	0	0	1	0	0	0	0	0	13	23	0.00	3.000
Steve Olin, R ERA: 2.77 (8, 1)	1.0		4	1	0	0	1	0	0	0	0	0	0	11	17	0.00	1.000

AB R H RBI BB SO LOB

4 0 0 0 1 1 0

5 2 3 1 0 0 2

5 1 2 1 0 0 1

4 1 1 3 1 1 3

3 1 1 0 1 1 1

4 1 2 0 0 1 1

2 1 0 0 2 0 2

2 0 0 0 2 2 5

4 2 2 4 0 0 3

AB 33

R 9

H 11

RBI 9

BB 7

SO 6

LOB 18

WP: 0 PA: 40

PB: 0

SB: 0

CS: 0

WP: 0 PA: 40


ERA WHIP

Cleveland Indians @ Detroit Tigers

Tiger Stadium, Detroit, MI

Mon Jun 08 1992, 7:05 PM EDT

Att. 11,667 - Sunny - 75 F



Batter	1	2	3	4	5	6	7	8	9	AB R H RBI BB SO LOB	TOP		
Kenny Lofton, L (1, 8) OBP: 0.330, SLG: 0.303	0-1 G4-3	1-1 2-3 1B		0-0 G4-3		1-2 1B			1-1 G4-3	5 0 2 0 0 0 0			
Thomas Howard, S (1, 9) OBP: 0.336, SLG: 0.383	3-2 G4-3	0-1 SAFE P3		1-1 F7 2B		2-0 G4-3			1-0 G4-3 2B	5 0 2 0 0 0 3			
Carlos Baerga, S (1, 4) OBP: 0.329, SLG: 0.408	1-3 K		2-1 HR	0-1 F7		4-0 E5 BB			0-0 G4-3 2-3	4 1 1 1 1 1 2			
Albert Belle, R (1, 7) OBP: 0.329, SLG: 0.493		2-1 F9	3-3 HR	1-0 L7		0-2 E5 1-3			1-0 P4	5 0 0 0 0 1 3			
Carlos Martinez, R (1, 3) OBP: 0.292, SLG: 0.409		3-1 G5-3	4-0 HR BB		2-2 G5-3				1-2 F8	3 1 0 0 1 0 1			
Glenallen Hill, R (1, 10) OBP: 0.276, SLG: 0.431		0-0 HR	1-1 HR		0-0 G5-3				0-0 G4-3	4 2 2 3 0 0 1			
Brook Jacoby, R (1, 5) OBP: 0.333, SLG: 0.340		0-1 1B 2B 1B	0-0 FC5-4 1B		0-3 K				2-2 G4-3	4 1 2 0 0 1 0			
Mark Lewis, R (1, 6) OBP: 0.325, SLG: 0.374		1-2 SAFE SAFE 2B 1B	1-0 P3		1-2 F8				0-0 L6	4 1 1 0 0 0 1			
Junior Ortiz, R (1, 2) OBP: 0.297, SLG: 0.265		1-1 1B 2B	0-0 FC5-4		3-1 G5-3				1-0 G5-3	4 0 1 2 0 0 1			
Inning Stats	R: 0 E: 0 K: 1 S: 8 H: 0 LOB: 0 BB: 0 P: 12	R: 3 E: 0 K: 0 S: 16 H: 5 LOB: 2 BB: 0 P: 24	R: 3 E: 0 K: 1 S: 10 H: 3 LOB: 1 BB: 1 P: 21	R: 0 E: 0 K: 0 S: 6 H: 1 LOB: 1 BB: 0 P: 8	R: 0 E: 0 K: 1 S: 7 H: 0 LOB: 0 BB: 0 P: 9	R: 0 E: 0 K: 0 S: 9 H: 1 LOB: 1 BB: 0 P: 16	R: 0 E: 1 K: 0 S: 7 H: 0 LOB: 1 BB: 1 P: 12	R: 0 E: 0 K: 0 S: 5 H: 0 LOB: 0 BB: 0 P: 8	R: 0 E: 0 K: 0 S: 5 H: 1 LOB: 1 BB: 0 P: 8	1B: 5 2B: 3 3B: 0 HR: 3 SF: 0 SAC: 0 DP: 0 HBP: 0	WP: 0 PB: 0 SB: 0 CS: 0 PA: 40		
PITCHER	IP WLS BF H R ER SO BB IBB HBP BLK WP HR S P ERA WHIP											PITCHER	IP WLS BF H R ER SO BB IBB HBP BLK WP HR S P ERA WHIP
Frank Tanana, L (1, 1) ERA: 6.29	2.1 L 15 7 6 6 2 1 0 0 0 0 3 31 53 23.14 3.429												
Les Lancaster, R (3, 1) ERA: 6.69	6.2 25 4 0 0 1 1 0 0 0 0 0 42 65 0.00 0.750												

Cleveland Indians @ Detroit Tigers

Tiger Stadium, Detroit, MI

Tue Jun 09 1992, 7:05 PM EDT
Att. 11,840 - Sunny - 73 F

livebaseballscorecards.com

AB	38
R	6
H	11
RBI	6
BB	2
SO	3
LOB	12




Batter	1	2	3	4	5	6	7	8	9	AB	R	H	RBI	BB	SO	LOB
Tony Phillips, S (1, 4) OBP: 0.393, SLG: 0.376	1-2 G5-3		4-2 BB			1-0 P2		4-2 BB		2	0	0	0	2	0	0
Skeeter Barnes, R (1, 5) OBP: 0.227, SLG: 0.220	0-2 G5-3		1-2 P3			1-0 P4		0-0 F9		4	0	0	0	0	0	3
Travis Fryman, R (1, 6) OBP: 0.329, SLG: 0.451	2-2 L6				1-2 G5-3				2-2 2B 1B	4	1	1	0	0	1	0
Cecil Fielder, R (1, 3) OBP: 0.301, SLG: 0.476					2-0 F9		1-1 F7		3-1 2B	4	0	1	1	0	1	0
Mark Carreon, R (1, 7) OBP: 0.310, SLG: 0.414		2-2 1B 1B			3-2 F8		2-1 F7		2-2 L8	1	0	1	0	0	0	0
Mickey Tettleton, S (3, 7) OBP: 0.341, SLG: 0.464										3	0	0	0	0	0	1
Rob Deer, R (1, 9) OBP: 0.304, SLG: 0.506			1-0 1B		2-3 K		3-2 F8		0-1 G5-3	4	0	1	0	0	1	1
Phil Clark, R (1, 10) OBP: 0.462, SLG: 0.727			1-2 1B		1-0 K				4-2 BB BB	2	0	1	0	2	0	2
Chad Kreuter, S (1, 2) OBP: 0.255, SLG: 0.327					1-2 1B		1-2 FC5-4		2-3 K	3	0	0	0	1	2	4
Milt Cuyler, S (1, 8) OBP: 0.276, SLG: 0.367					4-2 BB		1-2 FC5-4		3-3 K	3	0	0	0	1	2	4
					0-0 G5-4-3		1-0 B5-3		1-1 F8	3	0	0	0	0	0	3

Inning Stats	R: 0 E: 0 K: 0 S: 11	H: 0 LOB: 0 BB: 0 P: 14	R: 0 E: 0 K: 1 S: 11	H: 2 LOB: 1 BB: 0 P: 17	R: 0 E: 0 K: 1 S: 10	H: 0 LOB: 1 BB: 2 P: 19	R: 0 E: 0 K: 0 S: 11	H: 0 LOB: 0 BB: 0 P: 17	R: 0 E: 0 K: 1 S: 9	H: 1 LOB: 1 BB: 0 P: 14	R: 0 E: 0 K: 1 S: 6	H: 0 LOB: 0 BB: 0 P: 9	R: 0 E: 0 K: 0 S: 8	H: 0 LOB: 0 BB: 0 P: 14	R: 0 E: 0 K: 1 S: 13	H: 0 LOB: 2 BB: 2 P: 24	R: 1 E: 0 K: 1 S: 15	H: 2 LOB: 2 BB: 1 P: 29	1B: 4 2B: 1 3B: 0 HR: 0	SF: 0 SAC: 0 DP: 2 HBP: 0
---------------------	-------------------------------	----------------------------------	-------------------------------	----------------------------------	-------------------------------	----------------------------------	-------------------------------	----------------------------------	------------------------------	----------------------------------	------------------------------	---------------------------------	------------------------------	----------------------------------	-------------------------------	----------------------------------	-------------------------------	----------------------------------	----------------------------------	------------------------------------

PITCHER	IP	WLS	BF	H	R	ER	SO	BB	IBB	HBP	BLK	WP	HR	S	P	ERA	WHIP
Denis Boucher, L (1, 1) ERA: 4.98	8.0	W	29	3	0	0	4	4	0	0	0	0	0	79	128	0.00	0.875
Ted Power, R (9, 1) ERA: 1.57	1.0		6	2	1	1	1	1	0	0	0	0	0	15	29	9.00	3.000

PITCHER	IP	WLS	BF	H	R	ER	SO	BB	IBB	HBP	BLK	WP	HR	S	P	ERA	WHIP

BOTTOM	
AB 30	
R 1	
H 5	
RBI 1	
BB 5	
SO 5	
LOB 14	
	
WP: 0 PA: 35	
PB: 0	
SB: 0	
CS: 0	

Cleveland Indians @ Detroit Tigers
 Tiger Stadium, Detroit, MI
 Tue Jun 09 1992, 7:05 PM EDT
 Att. 11,840 - Sunny - 73 F

livebaseballscorecards.com

Batter	1	2	3	4	5	6	7	8	9	10	11	AB R H RBI BB SO LOB	TOP																		
Kenny Lofton, L OBP: 0.339, SLG: 0.300 (1, 8)	4-2 FC1-6 S BB		4-1 S 2B BB		1-2 G3		1-1 G4-3			4-1 SH3 BB	4-2 BB	2 1 0 0 4 0 1	Cleveland Indians @ Detroit Tigers Tiger Stadium, Detroit, MI Wed Jun 10 1992, 7:05 PM EDT Att. 11,767 - Sunny - 75 F																		
Thomas Howard, S OBP: 0.331, SLG: 0.372 (1, 9)	4-1 FC1-6 BB		4-2 SAFE K		0-3 K			2-2 G1-3		1-0 SH3	3-1 F8	4 0 0 0 1 2 2																			
Carlos Baerga, S OBP: 0.331, SLG: 0.409 (1, 4)	2-1 FC1-6 BB		0-1 K			3-2 G3		2-1 F7		4-0 IBB		4 0 1 1 1 0 2																			
Albert Belle, R OBP: 0.326, SLG: 0.486 (1, 7)	1-3 K		0-0 F9			1-1 L9		1-2 2B 1B		1-3 K		5 0 1 0 0 2 5																			
Paul Sorrento, L OBP: 0.311, SLG: 0.358 (1, 3)	3-1 F7			1-0 1B		1-0 CS 1B		2-2 2B		0-1 G3		5 0 3 0 0 0 4																			
Glenallen Hill, R OBP: 0.282, SLG: 0.486 (1, 10)		3-2 G5-3		0-0 L6		2-2 CS 1-2	3-1 HR	0-0 P1			0-1 HR	5 2 2 2 0 0 3																			
Brook Jacoby, R OBP: 0.329, SLG: 0.355 (1, 5)		1-1 F9		0-3 K			1-0 G6-3		3-1 G1-3		1-2 HR	5 1 1 1 0 1 1																			
Mark Lewis, R OBP: 0.316, SLG: 0.363 (1, 6)		3-1 P3		2-3 K			3-1 L9		1-3 K		2-2 G6-3	5 0 0 0 0 2 1																			
Junior Ortiz, R OBP: 0.292, SLG: 0.261 (1, 2)			2-1 G5-3		0-0 F8		0-0 1B		2-3 K		1-0 G6-3	5 0 1 0 0 1 0																			
Inning Stats	R: 0 E: 0 K: 1 S: 10	H: 0 LOB: 2 BB: 2 P: 24	R: 0 E: 0 K: 0 S: 7	H: 0 LOB: 0 BB: 0 P: 14	R: 1 E: 0 K: 1 S: 9	H: 1 LOB: 1 BB: 1 P: 18	R: 0 E: 0 K: 2 S: 9	H: 1 LOB: 1 BB: 0 P: 12	R: 0 E: 0 K: 1 S: 8	H: 0 LOB: 0 BB: 0 P: 9	R: 0 E: 0 K: 0 S: 10	H: 1 LOB: 0 BB: 0 P: 17		R: 1 E: 0 K: 0 S: 8	H: 2 LOB: 1 BB: 0 P: 16	R: 0 E: 0 K: 0 S: 15	H: 2 LOB: 2 BB: 0 P: 22	R: 0 E: 0 K: 2 S: 8	H: 0 LOB: 0 BB: 0 P: 14	R: 0 E: 0 K: 1 S: 8	H: 0 LOB: 2 BB: 2 P: 17	R: 2 E: 0 K: 0 S: 14	H: 2 LOB: 1 BB: 1 P: 25	1B: 4 2B: 2 3B: 0 HR: 3	SF: 0 SAC: 1 DP: 0 HBP: 0	WP: 0 PB: 0 SB: 2 CS: 1	PA: 48				
PITCHER	IP WLS BF H R ER SO BB IBB HBP BLK WP HR S P ERA WHIP																														
Kevin Ritz, R ERA: 5.92 (1, 1)	7.0	28	5	2	2	5	3	0	0	0	0	0	0	1	61	110	2.57	1.143													
Walt Terrell, R ERA: 6.04 (8, 1)	1.0	5	2	0	0	0	0	0	0	0	0	0	0	15	22	0.00	2.000														
Mike Henneman, R ERA: 3.71 (9, 1)	2.0	8	0	0	0	3	1	1	0	0	0	0	0	16	31	0.00	0.500														
Mike Munoz, L ERA: 3.91 (11, 1)	1.0	L 6	2	2	2	0	1	0	0	0	0	0	2	14	25	18.00	3.000														

livebaseballscorecards.com

AB	40
R	4
H	9
RBI	4
BB	6
SO	8
LOB	19



BOTTOM

Cleveland Indians @ Detroit Tigers
 Tiger Stadium, Detroit, MI
 Wed Jun 10 1992, 7:05 PM EDT
 Att. 11,767 - Sunny - 75 F

livebaseballscorecards.com

AB	34
R	2
H	6
RBI	1
BB	8
SO	5
LOB	23



WP:	1	PA:	46
PB:	0		
SB:	1		
CS:	1		

AB R H RBI BB SO LOB

4	0	1	0	2	1	1
3	0	0	0	1	0	2
4	0	0	1	0	0	3
5	0	0	0	0	1	3
4	0	3	0	0	1	0
1	1	0	0	0	0	0
1	0	0	0	2	0	1
1	0	0	0	0	0	0
2	0	0	0	1	0	3
1	0	1	0	1	0	0
2	0	1	0	0	0	2
3	0	0	0	0	1	5
3	1	0	0	1	1	3
1B:	3	SF:	1			
2B:	3	SAC:	2			
3B:	0	DP:	1			
HR:	0	HBP:	1			

1-2	F7	3
4-2	FC5-4	2
3-1	FC5-4	3
0-1	G6-3	1
1-1	F9	2
2-2	G5-3	3
4-2	E5	1
2-0	E5	1
0-3	K	2

0-0	CS	1B
4-2	FC5-4	BB
3-1	FC5-4	1-2f
0-1	G6-3	1
1-1	F9	2
2-2	G5-3	3
4-2	E5	BB
2-0	E5	1
0-3	K	2

0-0	SF9	SH5-3	BB
0-1	SF9	2-3	3-H
0-0	G4-3	3	
0-0	SH1-4	WP	2B
0-0	SH1-4	2-3	
2-1	G4-3	1B	
0-0	G4-3	1-2f	2
1-1	G4-3	1	

4-0	SF9	SH5-3	BB
0-0	SH5-3	1-2	2-3
0-1	SF9	2-3	3-H
0-0	G4-3	3	
0-0	SH1-4	WP	2B
0-0	SH1-4	2-3	
2-1	G4-3	1B	
0-0	G4-3	1-2f	2
1-1	G4-3	1	

1-1	G3-1	1	
1-1	P6	2	
0-0	F9	3	
0-0	G1-3	1	
1-1	F8	2B	
4-0	BB	BB	
1-0	F8	2	
3-3	K	3	
1-0	SH5-3	BB	HBP

4-1	BB	
2-2	F8	1
1-0	F7	2
1-3	K	3
2-3	K	1
4-0	1B	BB
3-1	F8	2
2-2	F8	1B
3-2	F8	3

4-1	BB	
2-2	F8	1
1-0	F7	2
1-3	K	3
2-3	K	1
4-0	1B	BB
3-1	F8	2
2-2	F8	1B
3-2	F8	3

4-1	BB	
2-2	F8	1
1-0	F7	2
1-3	K	3
2-3	K	1
4-0	1B	BB
3-1	F8	2
2-2	F8	1B
3-2	F8	3

4-1	BB	
2-2	F8	1
1-0	F7	2
1-3	K	3
2-3	K	1
4-0	1B	BB
3-1	F8	2
2-2	F8	1B
3-2	F8	3

2-3	K	1
1-0	G1-3	2
1-1	G6-3	3
2-1	P3	1
3-1	2B	2
0-0	P3	2
4-2	BB	3
2-0	L9	3
4-2	S	BB

1-7	(7, 5)
1-4	(7, 5)
1-6	(7, 5)
1-10	(7, 5)
1-2	(8, PR)
1-3	(8, PH)
1-9	(8, PH)
1-5	(8, PH)
1-8	(8, PH)

Batter	1	2	3	4	5	6	7	8	9	10	11
Tony Phillips, S											
Lou Whitaker, L											
Travis Fryman, R											
Cecil Fielder, R											
Mickey Tettleton, S											
Dave Bergman, L											
Shawn Hare, L											
Scott Livingstone, L											
Milt Cuyler, S											

PITCHER		IP	WLS	BF	H	R	ER	SO	BB	IBB	HBP	BLK	WP	HR	S	P	ERA	WHIP
Jack Armstrong, R	(1, 1)	5.2		25	3	0	0	3	5	0	0	0	0	0	48	97	0.00	1.412
Kevin Wickander, L	(6, 1)	0.2		4	0	1	1	1	1	0	1	0	0	0	6	14	13.50	1.500
Eric Plunk, R	(7, 1)	0.2		3	1	1	1	0	0	0	0	0	0	0	7	9	13.50	1.500
Derek Lilliquist, L	(8, 1)	0.1		1	0	0	0	0	0	0	0	0	0	0	1	1	0.00	0.000
Steve Olin, R	(8, 1)	3.2	W	13	2	0	0	1	2	0	0	0	1	0	27	47	0.00	1.091

Batter	1	2	3	4	5	6	7	8	9	AB R H RBI BB SO LOB	TOP												
Brady Anderson, L (1, 7) OBP: 0.378, SLG: 0.539	2-1 F9	3-2 S 1B		1-2 G4-3			2-1 P5		1-1 FC6-5 2-H 1B	5 0 2 1 0 0 0	<p>Baltimore Orioles @ Detroit Tigers</p> <p>Tiger Stadium, Detroit, MI</p> <p>Thu Jun 11 1992, 7:05 PM EDT</p> <p>Att. 13,193 - Sunny - 77 F</p>												
Mike Devereaux, R (1, 8) OBP: 0.331, SLG: 0.471	1-2 S 1B	0-1 SAFE P5		1-1 F9			1-2 FC6-4 1B		1-1 FC6-5 2-3	5 1 2 0 0 0 2													
Cal Ripken Jr., R (1, 6) OBP: 0.344, SLG: 0.400	3-1 G5-3	1-0 SAFE L9		1-1 F7			0-0 FC6-4 1-2f 2B		1-2 SAFE F8	5 1 0 0 0 0 4													
Sam Horn, L (1, 10) OBP: 0.343, SLG: 0.435	4-0 1B HR IBB			3-2 BB SF8 2B			2-2 1-H 2B			3 2 2 1 1 1 0													
Randy Milligan, R (1, 3) OBP: 0.411, SLG: 0.447 Mark McLemore, S (8, PR) OBP: 0.333, SLG: 0.277 David Segui, S (8, 3) OBP: 0.319, SLG: 0.317	3-2 HR 1B			2-2 G1-3			0-0 CS 1B			4 1 2 1 0 1 1 0 0 0 0 0 0 0 0 0 0 0 0 0 0													
Joe Orsulak, L (1, 9) OBP: 0.301, SLG: 0.330	1-2 1-H 2-H HR			4-1 SF8 BB BB			1-1 L6		1 SAFE 0-0 F7	3 1 1 3 1 0 1													
Leo Gomez, R (1, 5) OBP: 0.377, SLG: 0.436	4-2 BB			4-0 1-2 2-3 BB			1-2 F9		3-3 1-2 K	2 0 0 0 2 1 1													
Chris Hoiles, R (1, 2) OBP: 0.391, SLG: 0.512	2-3 K			1-1 SF8			2-0 G5-3		0-0 SH1-4 1B 1B	3 1 1 1 0 1 1													
Billy Ripken, R (1, 4) OBP: 0.242, SLG: 0.310		2-2 P6		1-2 F9			2-0 L6		0-0 SH1-4	3 0 0 0 0 0 2													
Inning Stats	R: 4 E: 0 K: 1 S: 19	H: 3 LOB: 1 BB: 2 P: 39	R: 0 E: 0 K: 0 S: 9	H: 1 LOB: 1 BB: 0 P: 15	R: 1 E: 0 K: 0 S: 15	H: 1 LOB: 2 BB: 2 P: 30	R: 0 E: 0 K: 0 S: 8	H: 0 LOB: 0 BB: 0 P: 11	R: 0 E: 0 K: 2 S: 8	H: 0 LOB: 0 BB: 0 P: 10		R: 0 E: 0 K: 0 S: 5	H: 0 LOB: 0 BB: 0 P: 10	R: 1 E: 0 K: 0 S: 9	H: 2 LOB: 1 BB: 0 P: 14	R: 0 E: 0 K: 1 S: 6	H: 1 LOB: 1 BB: 0 P: 8	R: 1 E: 0 K: 0 S: 9	H: 2 LOB: 1 BB: 0 P: 12	1B: 7 2B: 2 3B: 0 HR: 1	SF: 1 SAC: 1 DP: 0 HBP: 0	WP: 0 PA: 39 PB: 0 SB: 2 CS: 1	
PITCHER Bill Gullickson, R (1, 1) ERA: 3.2 Kurt Knudsen, R (8, 1) ERA: 1.77	IP 7.0	WLS L	BF 31	H 7	R 6	ER 6	SO 3	BB 3	IBB 1	HBP 0	BLK 0	WP 0	HR 1	S 73	P 129	ERA 7.71	WHIP 1.429					ERA 4.50	WHIP 1.500

livebaseballscorecards.com

AB	33
R	7
H	10
RBI	7
BB	4
SO	4
LOB	12



BOTTOM

Baltimore Orioles @ Detroit Tigers
 Tiger Stadium, Detroit, MI
 Thu Jun 11 1992, 7:05 PM EDT
 Att. 13,193 - Sunny - 77 F

livebaseballscorecards.com

AB	36
R	5
H	10
RBI	5
BB	3
SO	4
LOB	21



WP: 1	PA: 41
PB: 0	
SB: 0	
CS: 0	

AB	R	H	RBI	BB	SO	LOB
4	1	2	1	1	0	2
3	0	0	0	1	0	3
5	1	2	2	0	1	4
5	0	1	1	0	1	3
5	0	1	0	0	1	3
4	0	1	0	0	0	1
4	1	1	1	0	1	2
2	1	1	0	0	0	1
1	1	0	0	0	0	1
1	0	0	0	0	0	0
1	0	0	0	0	0	1
1	0	1	0	1	0	0
1B: 7	SF: 0					
2B: 1	SAC: 1					
3B: 0	DP: 0					
HR: 2	HBP: 1					

Batter	1	2	3	4	5	6	7	8	9
Tony Phillips, S OBP: 0.399, SLG: 0.376 (1, 7) (5, 8)	1-1 L4		2-0 1B		4-2 1B BB		0-0 FC5-2 SH1-4 1B	3-2 G5-3	
Lou Whitaker, L OBP: 0.393, SLG: 0.491 (1, 4)	0-1 P3		2-2 L9		2-1 L8		0-1 SH1-4		4-2 G6-3 BB
Travis Fryman, R OBP: 0.324, SLG: 0.455 (1, 6)	1-0 HR		1-3 K		2-1 1-2 2-H 1B		1-0 FC5-2 1B		0-0 G6-3
Cecil Fielder, R OBP: 0.292, SLG: 0.457 (1, 3)	2-0 P3			2-1 P4	0-0 P3		0-1 1-3 3-H 1B		1-3 K
Mickey Tettleton, S OBP: 0.345, SLG: 0.483 (1, 2)		1-2 G3 2B		2-2 P1		2-2 P3	1-2 G4-1		2-3 K
Dave Bergman, L OBP: 0.338, SLG: 0.284 (1, 10)		2-0 G3		3-2 G3		3-1 L7		2-2 BB 1B	
Rob Deer, R OBP: 0.299, SLG: 0.508 (1, 9)		1-0 P2			2-1 HR	3-3 K		2-2 F7	
Scott Livingstone, L OBP: 0.338, SLG: 0.343 Skeeter Barnes, R OBP: 0.234, SLG: 0.209 (7, PH) (8, 5)		3-1 G3			1-0 BB 1B		2-2 1B WP 1B HBP	1-0 L4	
Milt Cuyler, S OBP: 0.278, SLG: 0.359 Shawn Hare, L OBP: 0.214, SLG: 0.083 Phil Clark, R OBP: 0.500, SLG: 0.692 (8, 7)			0-1 F8		2-2 F7		2-1 SH1-4 1B FC5-2 1B	4-0 BB	

Inning	R	H	E	K	S	H	LOB	BB	P
1	1	1	0	0	6	1	0	0	10
2	0	1	0	0	7	0	1	0	14
3	0	1	0	1	9	0	1	0	18
4	0	0	0	0	11	0	0	0	18
5	2	3	0	0	13	3	2	1	26
6	0	0	0	0	8	0	0	0	16
7	2	3	0	0	13	3	2	0	19
8	0	1	0	0	11	1	2	1	23
9	0	0	0	2	12	0	1	1	19

PITCHER	IP	WLS	BF	H	R	ER	SO	BB	IBB	HBP	BLK	WP	HR	S	P	ERA	WHIP
Ben McDonald, R ERA: 3.98 (1, 1)	4.2		21	6	3	3	1	1	0	0	0	0	2	45	81	5.79	1.500
Alan Mills, R ERA: 1.0 (5, 1)	1.1	W	4	0	0	0	1	0	0	0	0	0	0	9	17	0.00	0.000
Mike Flanagan, L ERA: 5.06 (7, 1)	0.1		4	2	2	2	0	0	0	1	0	1	0	7	11	54.00	6.000
Todd Frohwrth, R ERA: 2.27 (7, 1)	1.1		7	2	0	0	0	1	0	0	0	0	0	14	25	0.00	2.250
Gregg Olson, R ERA: 1.26 (8, 1)	1.1	S	5	0	0	0	2	1	0	0	0	0	0	15	25	0.00	0.750

Batter	1	2	3	4	5	6	7	8	9	AB R H RBI BB SO LOB	TOP																													
Brady Anderson, L (1, 7) OBP: 0.375, SLG: 0.530	2-1 L4		2-3 K	4-0 IBB			2-2 G4-3		0-0 G4-3	4 0 0 0 1 1 1																														
Mike Devereaux, R (1, 8) OBP: 0.328, SLG: 0.465	2-1 P8		1-1 CS	BB HR 1B			3-2 G4-3		1-1 F7	5 1 1 0 0 1 2																														
Cal Ripken Jr., R (1, 6) OBP: 0.346, SLG: 0.402	1-2 1B			1-2 L7	1-2 G1-3		1-1 1B			4 0 2 0 0 0 1																														
Glenn Davis, R (1, 10) OBP: 0.284, SLG: 0.400	1-2 P7			4-1 HR BB	0-0 F8		3-3 K			3 1 0 0 1 1 2																														
Randy Milligan, R (1, 3) Joe Orsulak, L (8, 9) OBP: 0.407, SLG: 0.439 OBP: 0.301, SLG: 0.330				4-0 HR BB	2-3 K			3-3 K		3 1 0 0 1 2 0 0 0 0 0 0 0 0																														
Leo Gomez, R (1, 5) OBP: 0.379, SLG: 0.451				2-2 HR		3-2 L5		4-2 BB		3 1 1 4 1 0 0																														
Chris Hoiles, R (1, 2) OBP: 0.393, SLG: 0.546				1-2 HR		0-0 HR		3-2 L8		4 2 2 2 0 0 1																														
David Segui, S (1, 9) (8, 3) OBP: 0.317, SLG: 0.324				2-0 2B		3-1 G6-3		1-1 F9		4 0 1 0 0 0 1																														
Billy Ripken, R (1, 4) OBP: 0.242, SLG: 0.308				0-1 G5-3		2-3 K		0-0 G6-3		4 0 1 0 0 1 1																														
Inning Stats	R: 0 E: 0 K: 0 S: 10	H: 1 LOB: 1 BB: 0 P: 16	R: 0 E: 0 K: 0 S: 9	H: 0 LOB: 0 BB: 0 P: 17	R: 0 E: 0 K: 1 S: 10	H: 1 LOB: 0 BB: 0 P: 17	R: 5 E: 0 K: 1 S: 18	H: 4 LOB: 2 BB: 3 P: 38	R: 0 E: 0 K: 1 S: 7	H: 0 LOB: 0 BB: 0 P: 10	R: 1 E: 0 K: 1 S: 10	H: 1 LOB: 0 BB: 0 P: 18	R: 0 E: 0 K: 1 S: 11	H: 1 LOB: 1 BB: 0 P: 20	R: 0 E: 0 K: 1 S: 12	H: 0 LOB: 1 BB: 1 P: 23	R: 0 E: 0 K: 0 S: 4	H: 0 LOB: 0 BB: 0 P: 5	1B: 4 2B: 1 3B: 0 HR: 3	SF: 0 SAC: 0 DP: 0 HBP: 0	WP: 0 PB: 0 SB: 0 CS: 1	PA: 39																		
PITCHER	IP	WLS	BF	H	R	ER	SO	BB	IBB	HBP	BLK	WP	HR	S	P	ERA	WHIP						PITCHER	IP	WLS	BF	H	R	ER	SO	BB	IBB	HBP	BLK	WP	HR	S	P	ERA	WHIP
Scott Aldred, L (1, 1) ERA: 6.99	3.1	L	16	5	5	5	1	2	0	0	0	0	2	41	74	13.50	2.100																							
Walt Terrell, R (4, 1) ERA: 5.59	5.2		22	3	1	1	5	1	1	0	0	0	1	50	90	1.59	0.706																							

Baltimore Orioles @ Detroit Tigers
Tiger Stadium, Detroit, MI
Fri Jun 12 1992, 7:05 PM EDT
Att. 18,148 - Sunny - 81 F

livebaseballscorecards.com

AB 34
R 6
H 8
RBI 6
BB 4
SO 6
LOB 9




Batter	1	2	3	4	5	6	7	8	9	AB	R	H	RBI	BB	SO	LOB
Tony Phillips, S OBP: 0.393, SLG: 0.369 (1, 7)	1-0 F9		0-0 F8		0-1 G4-3			2-1 F8		4	0	0	0	0	0	2
Lou Whitaker, L OBP: 0.390, SLG: 0.491 (1, 4)	1-0 2B		2-2 G4-3			2-2 F8		0-1 G4-3		4	0	1	0	0	0	1
Travis Fryman, R OBP: 0.319, SLG: 0.448 (1, 6)	0-2 G6-3		1-1 F7			0-1 F8		3-3 K		4	0	0	0	0	1	2
Cecil Fielder, R OBP: 0.291, SLG: 0.450 (1, 3)	2-1 F7			4-2 G4-6-3 BB		1-2 L3			3-2 L5	3	0	0	0	1	0	1
Mickey Tettleton, S OBP: 0.347, SLG: 0.483 (1, 2)		1-2 1B		3-3 K			1-1 1B		3-2 F9	4	0	2	0	0	1	1
Dave Bergman, L OBP: 0.321, SLG: 0.268 (1, 10)		1-3 K		1-1 G4-6-3 1-2f			1-3 K		2-2 P3	4	0	0	0	0	2	3
Rob Deer, R OBP: 0.304, SLG: 0.516 (1, 9)		3-1 1B			2-2 2B		2-3 K			3	0	2	0	0	1	1
Scott Livingstone, L OBP: 0.324, SLG: 0.329 (1, 5)		0-0 F7			3-1 P7		1-0 L7			3	0	0	0	0	0	4
Milt Cuyler, S OBP: 0.279, SLG: 0.358 (1, 8)		1-3 K			0-1 F8			0-1 G4-3 1B		3	0	1	0	0	1	3

Inning Stats	R: 0	H: 1	E: 0	LOB: 1	K: 0	BB: 0	S: 7	R: 0	H: 2	E: 0	LOB: 2	K: 2	BB: 0	S: 14	R: 0	H: 0	E: 0	LOB: 0	K: 0	BB: 0	S: 7	R: 0	H: 0	E: 0	LOB: 0	K: 1	BB: 1	S: 9	R: 0	H: 1	E: 0	LOB: 1	K: 0	BB: 0	S: 12	R: 0	H: 0	E: 0	LOB: 0	K: 0	BB: 0	S: 10	R: 0	H: 1	E: 0	LOB: 1	K: 2	BB: 0	S: 11	R: 0	H: 1	E: 0	LOB: 1	K: 1	BB: 0	S: 9	R: 0	H: 0	E: 0	LOB: 0	K: 0	BB: 0	S: 13	R: 0	H: 0	E: 0	LOB: 0	K: 0	BB: 0	S: 13	1B: 4	SF: 0	2B: 2	SAC: 0	3B: 0	DP: 1	HR: 0	HBP: 0	WP: 0	PA: 33
PITCHER 35 Mike Mussina, R ERA: 2.31 (1, 1)	IP	WLS	BF	H	R	ER	SO	BB	IBB	HBP	BLK	WP	HR	S	P	ERA	WHIP																																																															
																		PITCHER	IP	WLS	BF	H	R	ER	SO	BB	IBB	HBP	BLK	WP	HR	S	P	ERA	WHIP																																													

BOTTOM

Baltimore Orioles @ Detroit Tigers
Tiger Stadium, Detroit, MI
Fri Jun 12 1992, 7:05 PM EDT
Att. 18,148 - Sunny - 81 F

AB	32
R	0
H	6
RBI	0
BB	1
SO	6
LOB	18



livebaseballscores.com

Batter	1	2	3	4	5	6	7	8	9	AB R H RBI BB SO LOB	TOP									
Brady Anderson, L (1, 8) OBP: 0.373, SLG: 0.525	3-2 L4		2-1 1B		2-2 F7			1-1 F8		4 0 1 0 0 0 1										
Joe Orsulak, L (1, 7) OBP: 0.299, SLG: 0.328	2-2 G4-3		2-2 L5			3-2 G4-3		0-0 E1 1B		4 0 1 0 0 0 2										
Cal Ripken Jr., R (1, 6) OBP: 0.345, SLG: 0.399 Jeff Tackett, R (8, 5) OBP: 0.391, SLG: 0.762	2-3 K			1-2 F8		3-2 1B 1B		0-0 G5-3		4 0 1 0 0 1 1 0 0 0 0 0 0 0										
Sam Horn, L (1, 10) OBP: 0.339, SLG: 0.438		2-3 K		2-2 2B		1-3 K		2-3 K		4 0 1 0 0 3 2										
Randy Milligan, R (1, 3) OBP: 0.406, SLG: 0.437 David Segui, S (8, 3) OBP: 0.322, SLG: 0.330		3-3 K		3-2 G6-3		1-0 1B 1-2 1B			1-0 3B 1B	3 0 1 0 0 1 1 1 1 1 0 0 0 0										
Chito Martinez, L (1, 9) OBP: 0.360, SLG: 0.408		0-0 F9		0-2 P6		2-2 F8			1-0 F7-2 3B	4 0 1 1 0 0 3										
Chris Hoiles, R (1, 2) OBP: 0.391, SLG: 0.539			0-1 1B 1B		2-2 L7		0-1 F8		1-1 F7-2	4 0 1 0 0 0 1										
Tim Hulett, R (1, 5) OBP: 0.366, SLG: 0.415			3-1 P5		2-1 F8		2-3 K		3-H P4	4 0 0 0 0 1 1										
Mark McLemore, S (1, 4) OBP: 0.333, SLG: 0.278			3-2 L7		1-1 1B		0-0 G4-3			3 0 1 0 0 0 1										
Inning Stats	R: 0 E: 0 K: 1 S: 10	H: 0 LOB: 0 BB: 0 P: 17	R: 0 E: 0 K: 2 S: 7	H: 0 LOB: 0 BB: 0 P: 12	R: 0 E: 0 K: 0 S: 12	H: 2 LOB: 2 BB: 0 P: 22	R: 0 E: 0 K: 0 S: 12	H: 1 LOB: 1 BB: 0 P: 18	R: 0 E: 0 K: 1 S: 14	H: 2 LOB: 2 BB: 0 P: 24	R: 0 E: 0 K: 1 S: 7	H: 0 LOB: 0 BB: 0 P: 9	R: 0 E: 1 K: 1 S: 9	H: 1 LOB: 1 BB: 0 P: 12	R: 1 E: 0 K: 0 S: 6	H: 2 LOB: 0 BB: 0 P: 11	1B: 7 2B: 2 3B: 1 HR: 0	SF: 0 SAC: 0 DP: 1 HBP: 0	WP: 0 PB: 0 SB: 1 CS: 0	PA: 35
PITCHER Mark Leiter, R (1, 1) ERA: 3.29	IP: 9.0 WLS: W BF: 35 H: 9 R: 1 ER: 1 SO: 6 BB: 0 IBB: 0 HBP: 0 BLK: 0 WP: 0 HR: 0 S: 88 P: 143 ERA: 1.00 WHIP: 1.000											PITCHER IP: WLS: BF: H: R: ER: SO: BB: IBB: HBP: BLK: WP: HR: S: P: ERA: WHIP								

Baltimore Orioles @ Detroit Tigers
Tiger Stadium, Detroit, MI
Sat Jun 13 1992, 7:05 PM EDT
Att. 23,308 - Sunny - 87 F

livebaseballscorecards.com

AB	35
R	1
H	9
RBI	1
BB	0
SO	6
LOB	13



Batter	1	2	3	4	5	6	7	8	9
Tony Phillips, S OBP: 0.392, SLG: 0.365 (1, 7) (9, 4)	2-3 	0-3 		3-2 G3-1 		1-1 G6-3 			
Lou Whitaker, L OBP: 0.388, SLG: 0.483 Dan Gladden, R OBP: 0.294, SLG: 0.393 (1, 4) (8, PH) (9, 7)	1-0 F8 	4-1 		0-1 G6-3 		1-1 F8 			
Travis Fryman, R OBP: 0.321, SLG: 0.447 (1, 6)	1-2 	0-0 G5-4-3 		1-2 G5-3 			1-0 F9 	0-1 	
Cecil Fielder, R OBP: 0.303, SLG: 0.468 Dave Bergman, L OBP: 0.321, SLG: 0.268 (1, 3) (8, PR) (9, 3)	0-0 		4-2 		1-2 E5 		1-1 	1-2 	
Mickey Tettleton, S OBP: 0.356, SLG: 0.500 (1, 10)	4-2 		4-2 		3-3 K 		1-2 	2-2 	
Rob Deer, R OBP: 0.311, SLG: 0.554 Phil Clark, R OBP: 0.500, SLG: 0.692 (1, 9) (9, 9)	0-1 		2-0 		0-1 L6 		3-3 K 	1-0 	
Chad Kreuter, S OBP: 0.323, SLG: 0.357 (1, 2)	2-2 G3-1 		1-2 		4-1 		3-1 	4-0 	
Scott Livingstone, L OBP: 0.333, SLG: 0.329 Skeeter Barnes, R OBP: 0.250, SLG: 0.273 (1, 5) (8, PH) (9, 5)		3-2 	3-1 G6-4-3 		3-2 F9 				
Milt Cuyler, S OBP: 0.288, SLG: 0.362 (1, 8)		0-1 	1-1 L8 			1-2 G6-3 			

Inning Stats	R: 4	H: 3	E: 0	K: 1	S: 17	L: 0	LOB: 0	BB: 1	P: 27	R: 0	H: 2	E: 0	K: 1	S: 10	L: 0	LOB: 2	BB: 1	P: 17	R: 3	H: 2	E: 0	K: 0	S: 13	R: 0	H: 0	E: 0	K: 0	S: 10	R: 0	H: 0	E: 1	K: 1	S: 14	R: 0	H: 3	E: 0	K: 1	S: 11	R: 8	H: 6	E: 0	K: 0	S: 17	L: 2	LOB: 2	BB: 3	P: 38	1B: 10	2B: 1	3B: 1	HR: 4	SF: 0	SAC: 0	DP: 3	HBP: 2
--------------	------	------	------	------	-------	------	--------	-------	-------	------	------	------	------	-------	------	--------	-------	-------	------	------	------	------	-------	------	------	------	------	-------	------	------	------	------	-------	------	------	------	------	-------	------	------	------	------	-------	------	--------	-------	-------	--------	-------	-------	-------	-------	--------	-------	--------

PITCHER	IP	WLS	BF	H	R	ER	SO	BB	IBB	HBP	BLK	WP	HR	S	P	ERA	WHIP
Bob Milacki, R ERA: 4.98 (1, 1)	2.0	L	14	5	6	6	2	4	0	0	0	0	2	32	57	27.00	4.500
Alan Mills, R ERA: 1.16 (3, 1)	4.0		15	2	1	1	1	1	0	0	0	0	1	39	64	2.25	0.750
Todd Frohwirth, R ERA: 2.2 (7, 1)	1.0		5	3	0	0	1	0	0	0	0	0	0	11	20	0.00	3.000
Mike Flanagan, L ERA: 9.0 (8, 1)	1.0		13	6	8	8	0	3	0	2	0	1	1	17	38	72.00	9.000

BOTTOM

Baltimore Orioles @ Detroit Tigers
Tiger Stadium, Detroit, MI
Sat Jun 13 1992, 7:05 PM EDT
Att. 23,308 - Sunny - 87 F

AB	R	H	RBI	BB	SO	LOB
5	0	1	0	1	2	2
3	0	0	0	1	0	0
2	0	0	0	0	0	4
5	2	2	1	0	0	3
3	2	2	2	1	0	0
0	1	0	0	0	0	0
3	3	2	3	2	1	1
5	3	3	5	0	1	3
0	0	0	0	0	0	0
3	1	2	0	2	0	0
3	1	1	0	1	0	3
1	1	1	2	0	0	0
4	1	2	1	0	0	0

AB	37
R	15
H	16
RBI	14
BB	8
SO	4
LOB	16

WP	PA
1	47
PB: 0	
SB: 0	
CS: 0	

PITCHER	IP	WLS	BF	H	R	ER	SO	BB	IBB	HBP	BLK	WP	HR	S	P	ERA	WHIP
---------	----	-----	----	---	---	----	----	----	-----	-----	-----	----	----	---	---	-----	------

Batter	1	2	3	4	5	6	7	8	9	AB R H RBI BB SO LOB	TOP													
Mike Devereaux, R (1, 8) OBP: 0.329, SLG: 0.459	4-1 2B BB	4-0 E IBB		2-0 P2			3-2 P6		1-3 K	3 1 0 0 2 1 0														
Joe Orsulak, L (1, 7) OBP: 0.311, SLG: 0.333	1-3 K	3-2 E6 1B			0-0 G6-3		4-0 BB BB		1-1 1B	4 0 2 1 1 1 1														
Cal Ripken Jr., R (1, 6) OBP: 0.349, SLG: 0.409	2-1 1-H 2B	0-0 F7			1-0 1B 2B		4-2 1-2 BB		0-2 G6-3	4 1 2 1 1 0 3														
Glenn Davis, R (1, 10) OBP: 0.271, SLG: 0.380	0-3 K		1-3 K		2-2 SAFE L8		1-3 K			4 0 0 0 0 3 4														
Randy Milligan, R (1, 3) OBP: 0.408, SLG: 0.438	2-1 G6-3		1-1 FC5-4 1B		2-2 2-H 1B			1-3 K		4 0 2 1 0 1 1														
Leo Gomez, R (1, 5) OBP: 0.377, SLG: 0.444		2-0 F8	3-1 FC5-4		4-1 G6-4-3 BB		2-2 G5-3			3 0 0 0 1 0 1														
David Segui, S (1, 9) OBP: 0.320, SLG: 0.327		0-2 P4	1-3 K		3-3 SAFE K		1-1 WP 1B			4 0 1 0 0 2 2														
Jeff Tackett, R (1, 2) OBP: 0.385, SLG: 0.696		4-2 2B 1B BB		2-1 G4-3		0-0 G6-4-3		3-1 G4-3		2 1 0 0 1 0 1														
Sam Horn, L (8, PH) OBP: 0.336, SLG: 0.433										1 0 0 0 0 0 1														
Chris Hoiles, R (8, 2) OBP: 0.391, SLG: 0.539										0 0 0 0 0 0 0														
Billy Ripken, R (1, 4) OBP: 0.244, SLG: 0.317		3-2 1B E 2B		1-1 L7			1-1 G6-3		1-1 G4-3	3 1 1 0 0 0 0														
Brady Anderson, L (9, PH) OBP: 0.372, SLG: 0.523										1 0 0 0 0 0 0														
Inning Stats	R: 1 E: 0 K: 2 S: 11	H: 1 LOB: 1 BB: 1 P: 20	R: 2 E: 1 K: 0 S: 15	H: 2 LOB: 2 BB: 2 P: 31	R: 0 E: 0 K: 2 S: 10	H: 1 LOB: 1 BB: 0 P: 16	R: 0 E: 0 K: 0 S: 5	H: 0 LOB: 0 BB: 0 P: 10	R: 1 E: 0 K: 0 S: 9	H: 2 LOB: 1 BB: 0 P: 14	R: 0 E: 0 K: 1 S: 7	H: 0 LOB: 0 BB: 1 P: 14	R: 0 E: 0 K: 1 S: 10	H: 0 LOB: 2 BB: 2 P: 23	R: 0 E: 0 K: 1 S: 10	H: 1 LOB: 1 BB: 0 P: 17	R: 0 E: 0 K: 1 S: 11	H: 1 LOB: 1 BB: 0 P: 14	1B: 5 2B: 3 3B: 0 HR: 0	SF: 0 SAC: 0 DP: 1 HBP: 0	WP: 1 PB: 0 SB: 0 CS: 0	PA: 39		
PITCHER Frank Tanana, L (1, 1) ERA: 6.02	IP: 7.0 WLS: W BF: 31 H: 6 R: 4 ER: 3 SO: 6 BB: 5 IBB: 1 HBP: 0 BLK: 0 WP: 0 HR: 0 S: 67 P: 128 ERA: 3.86 WHIP: 1.571																							
Mike Henneman, R (8, 1) ERA: 3.45	IP: 2.0 WLS: S BF: 8 H: 2 R: 0 ER: 0 SO: 2 BB: 0 IBB: 0 HBP: 0 BLK: 0 WP: 1 HR: 0 S: 21 P: 31 ERA: 0.00 WHIP: 1.000																							

Baltimore Orioles @ Detroit Tigers
Tiger Stadium, Detroit, MI
Sun Jun 14 1992, 3:33 AM EDT
Att. 21,967 - Sunny - 82 F

livebaseballscorecards.com

AB	33
R	4
H	8
RBI	3
BB	6
SO	8
LOB	14



Batter	1	2	3	4	5	6	7	8	9	AB	R	H	RBI	BB	SO	LOB
Tony Phillips, S OBP: 0.393, SLG: 0.372 (1, 7)	2-2 P6		0-0 P6		2-1 2B		3-1 1B			4	2	2	2	0	0	1
Lou Whitaker, L OBP: 0.390, SLG: 0.489 (1, 4)	2-2 G4-3		0-0 P6		1-0 1B		1-2 1B			4	1	2	2	0	0	1
Travis Fryman, R OBP: 0.320, SLG: 0.444 (1, 6)	2-2 P6			0-0 B1-3		0-0 1B	1-0 F8			4	0	1	1	0	0	1
Cecil Fielder, R OBP: 0.297, SLG: 0.459 (1, 3)		3-3 K		1-2 P6		0-3 K	1-0 P6			4	0	0	0	0	2	2
Mickey Tettleton, S OBP: 0.355, SLG: 0.493 (1, 10)		3-2 P2		4-2 BB		2-0 F9	3-3 K			3	0	0	0	1	1	1
Rob Deer, R OBP: 0.314, SLG: 0.551 Dan Gladden, R OBP: 0.294, SLG: 0.393 (1, 9)		0-2 F7		3-2 P4		1-0 1B		4-2 SF7 BB		3	1	1	0	1	0	1
Chad Kreuter, S OBP: 0.333, SLG: 0.433 (1, 2)			3-2 HR		0-0 G1-3 2B			3-2 L8		4	2	2	1	0	1	2
Scott Livingstone, L OBP: 0.329, SLG: 0.329 (1, 5)			0-1 1B		0-2 F7		0-1 P6		0-0 SF7	3	0	1	1	0	0	2
Milt Cuyler, S OBP: 0.287, SLG: 0.365 (1, 8)			2-3 K		1-2 G1-3		1-2 1B		1-1 P3	4	1	1	0	0	1	2

Inning Stats	R: 0	H: 0	E: 0	LOB: 0	K: 0	BB: 0	S: 10	P: 16	R: 0	H: 0	E: 0	LOB: 0	K: 1	BB: 0	S: 9	P: 15	R: 1	H: 2	E: 0	LOB: 1	K: 1	BB: 0	S: 12	P: 17	R: 0	H: 0	E: 0	LOB: 1	K: 0	BB: 1	S: 10	P: 18	R: 3	H: 4	E: 0	LOB: 1	K: 1	BB: 0	S: 14	P: 18	R: 0	H: 1	E: 0	LOB: 1	K: 1	BB: 0	S: 7	P: 10	R: 2	H: 3	E: 0	LOB: 1	K: 1	BB: 0	S: 15	P: 25	R: 1	H: 0	E: 0	LOB: 0	K: 0	BB: 1	S: 10	P: 18	1B: 5	SF: 1	2B: 4	SAC: 0	3B: 0	DP: 0	HR: 1	HBP: 0
--------------	------	------	------	--------	------	-------	-------	-------	------	------	------	--------	------	-------	------	-------	------	------	------	--------	------	-------	-------	-------	------	------	------	--------	------	-------	-------	-------	------	------	------	--------	------	-------	-------	-------	------	------	------	--------	------	-------	------	-------	------	------	------	--------	------	-------	-------	-------	------	------	------	--------	------	-------	-------	-------	-------	-------	-------	--------	-------	-------	-------	--------


PITCHER	IP	WLS	BF	H	R	ER	SO	BB	IBB	HBP	BLK	WP	HR	S	P	ERA	WHIP
Jose Mesa, R ERA: 5.11 (1, 1)	6.0	L	27	8	5	5	4	1	0	0	0	0	1	65	98	7.50	1.500
Storm Davis, R ERA: 3.93 (7, 1)	2.0		9	2	2	1	1	1	0	0	0	0	0	22	39	4.50	1.500

BOTTOM

Baltimore Orioles @ Detroit Tigers
Tiger Stadium, Detroit, MI


Sun Jun 14 1992, 3:33 AM EDT
Att. 21,967 - Sunny - 82 F

AB	33
R	7
H	10
RBI	7
BB	2
SO	5
LOB	13



WP: 0 PA: 36
PB: 0
SB: 2
CS: 0

livebaseballscorecards.com

Batter	1	2	3	4	5	6	7	8	9	AB R H RBI BB SO LOB	TOP											
Tony Phillips, S (1, 4) OBP: 0.393, SLG: 0.367	4-2 BB FC5-4 BB	3-3 SAFE SAFE			1-1 G3	1-0 P3		1-0 CS	4-2 SH3-4 BB	3 1 0 0 2 1 4												
Dan Gladden, R (1, 7) OBP: 0.293, SLG: 0.388	1-1 FC5-4 BB 1-2 1B		2-1 G6-3		0-1 F8		1-2 G4-3		0-1 SH3-4	4 0 1 0 0 0 1												
Travis Fryman, R (1, 6) OBP: 0.317, SLG: 0.443	1-3 K		1-1 G4-3			3-2 1B 2B	2-1 L6		1-3 K	5 1 1 0 0 2 3												
Cecil Fielder, R (1, 3) OBP: 0.304, SLG: 0.457	4-2 FC5-4 BB 1-2 2-3		3-3 K			1-2 2-H HR 1B	4-2 1B BB		1-1 L9	3 1 1 1 2 1 1												
Mickey Tettleton, S (1, 2) OBP: 0.357, SLG: 0.507	0-1 FC5-4			2-0 G2-3		2-1 1-H HR	2-1 1-2 1B			4 1 2 3 0 0 2												
Rob Deer, R (1, 9) OBP: 0.309, SLG: 0.540	3-1 F8			2-0 F7		0-0 G6-3	1-0 F9			4 0 0 0 0 0 4												
Phil Clark, R (1, 10) OBP: 0.474, SLG: 0.625 Dave Bergman, L (8, PH) OBP: 0.317, SLG: 0.264			1-3 K		1-1 P3			1-1 G6-3		3 0 1 0 0 1 0 1 0 0 0 0 0 0	AB 34 R 4 H 10 RBI 4 BB 4 SO 5 LOB 18											
Skeeter Barnes, R (1, 5) OBP: 0.275, SLG: 0.298 Scott Livingstone, L (8, PH) OBP: 0.337, SLG: 0.351			0-0 F8			0-0 G3 SH1-4 1B	1-2 1B	2-2 FC4-5 2B		3 0 2 0 0 0 0 1 0 1 0 0 0 0												
Milt Cuyler, S (1, 8) OBP: 0.288, SLG: 0.364			1-1 1B		0-0 SH1-4	1-0 P3		0-0 FC4-5 CS		3 0 1 0 0 0 3												
Inning Stats	R: 1 E: 0 K: 1 S: 15	H: 1 LOB: 2 BB: 2 P: 28	R: 0 E: 0 K: 2 S: 9	H: 1 LOB: 1 BB: 0 P: 14	R: 0 E: 0 K: 1 S: 7	H: 0 LOB: 0 BB: 0 P: 13	R: 0 E: 0 K: 0 S: 4	H: 0 LOB: 0 BB: 0 P: 9	R: 0 E: 0 K: 0 S: 6	H: 1 LOB: 1 BB: 0 P: 7	R: 3 E: 0 K: 0 S: 17	H: 5 LOB: 2 BB: 0 P: 28	R: 0 E: 0 K: 0 S: 10	H: 1 LOB: 2 BB: 1 P: 20	R: 0 E: 0 K: 0 S: 9	H: 1 LOB: 0 BB: 0 P: 12	R: 0 E: 0 K: 1 S: 9	H: 0 LOB: 1 BB: 1 P: 15	1B: 7 2B: 2 3B: 0 HR: 1	SF: 0 SAC: 2 DP: 0 HBP: 0	WP: 0 PB: 0 SB: 0 CS: 1	PA: 41
PITCHER	IP WLS BF H R ER SO BB IBB HBP BLK WP HR S P ERA WHIP												PITCHER	IP WLS BF H R ER SO BB IBB HBP BLK WP HR S P ERA WHIP								
Jimmy Key, L (1, 1) ERA: 3.12	6.2 L 32 9 4 4 4 3 0 0 0 0 1 67 117 5.40 1.800																					
Mike Timlin, R (7, 1) ERA:	2.1 8 1 0 0 1 1 0 0 0 0 0 19 29 0.00 0.857																					

Detroit Tigers @ Toronto Blue Jays
SkyDome, Toronto, ON
 Tue Jun 16 1992, 7:05 PM EDT
 Att. 50,394 - Dome - 70 F

livebaseballscorecards.com

Batter	1	2	3	4	5	6	7	8	9	AB	R	H	RBI	BB	SO	LOB
Devon White, S (1, 8) OBP: 0.294, SLG: 0.383	2-0 SF8 3B		1-2 G5-3		0-0 SF9			0-0 HR		3	2	2	2	0	0	0
Roberto Alomar, S (1, 4) Alfredo Griffin, S (8, PR) OBP: 0.411, SLG: 0.440 OBP: 0.130, SLG: 0.136	1-3 K		0-1 1B		2-3 3-H 2-2 G4-3			4-2 BB		3	0	1	0	1	1	2
Joe Carter, R (1, 9) OBP: 0.310, SLG: 0.526	1-1 SF8		1-3 K				0-1 G6-4-3 BB 1B	2-3 K		3	0	1	1	0	2	2
Dave Winfield, R (1, 10) OBP: 0.401, SLG: 0.530	1-0 G6-3			1-0 F9			4-2 1-2 BB	1-1 F7		3	0	0	0	1	0	1
Kelly Gruber, R (1, 5) OBP: 0.261, SLG: 0.395		0-2 G4-3		0-1 G4-6-3 1B			0-1 G6-4-3	0-0 G5-3		4	0	1	0	0	0	3
John Olerud, L (1, 3) OBP: 0.340, SLG: 0.369		2-2 P6		0-0 G4-6-3			0-0 G3		1-1 G4-3	4	0	0	0	0	0	2
Derek Bell, R (1, 7) OBP: 0.288, SLG: 0.286		0-1 E9			4-2 SH1-4 SF9 BB			0-0 G6-3		3	1	0	0	1	0	0
Greg Myers, L (1, 2) OBP: 0.270, SLG: 0.424		0-1 L4			0-0 SF9 SH1-4 1B			4-1 G4-6-3 BB		3	0	1	0	1	0	1
Manuel Lee, S (1, 6) OBP: 0.316, SLG: 0.335			2-2 G4-3		1-1 SH1-4			3-2 G4-6-3		2	0	0	0	0	0	1

Inning Stats		R: 1	H: 1	R: 0	H: 0	R: 0	H: 1	R: 0	H: 1	R: 0	H: 1	R: 0	H: 0	R: 1	H: 1	R: 0	H: 0	1B: 4	SF: 2
		E: 0	LOB: 0	E: 1	LOB: 1	E: 0	LOB: 0	E: 0	LOB: 1	E: 0	LOB: 1	E: 0	LOB: 0	E: 0	LOB: 1	E: 0	LOB: 0	2B: 0	SAC: 1
		K: 1	BB: 0	K: 0	BB: 0	K: 0	BB: 0	K: 0	BB: 1	K: 0	BB: 1	K: 0	BB: 1	K: 1	BB: 1	K: 0	BB: 0	3B: 1	DP: 3
		S: 7	P: 12	S: 10	P: 12	S: 4	P: 5	S: 10	P: 17	S: 7	P: 11	S: 6	P: 16	S: 10	P: 17	S: 4	P: 5	HR: 1	HBP: 0

PITCHER		IP	WLS	BF	H	R	ER	SO	BB	IBB	HBP	BLK	WP	HR	S	P	ERA	WHIP
Bill Gullickson, R (1, 1)	ERA: 3.18	6.1	W	26	5	2	2	2	3	0	0	0	0	0	57	86	2.84	1.263
Kurt Knudsen, R (7, 1)	ERA: 2.11	1.0		4	1	1	1	1	1	0	0	0	0	1	10	19	9.00	2.000
Mike Henneman, R (8, 1)	ERA: 3.26	1.2	S	5	0	0	0	0	0	0	0	0	0	7	9	0.00	0.000	

BOTTOM

Detroit Tigers @ Toronto Blue Jays
SkyDome, Toronto, ON
 Tue Jun 16 1992, 7:05 PM EDT
 Att: 50,394 - Dome - 70 F

livebaseballscorecards.com

AB	28
R	3
H	6
RBI	3
BB	4
SO	3
LOB	12



WP: 0	PA: 35
PB: 0	SB: 0
CS: 0	

Batter	1	2	3	4	5	6	7	8	9	AB R H RBI BB SO LOB	TOP
Tony Phillips, S (1, 10) OBP: 0.392, SLG: 0.365 Dave Bergman, L (3, PH) OBP: 0.326, SLG: 0.276	2-2 		0-0 		0-0 1 SAFE 		0-2 		2-2 	1 0 0 0 0 0 4 0 2 0 0 0 4	
Lou Whitaker, L (1, 4) OBP: 0.385, SLG: 0.481	0-1 		0-2 		1-0 		0-0 		1-3 	5 0 1 2 0 1 6	
Travis Fryman, R (1, 6) OBP: 0.316, SLG: 0.438	3-3 		2-0 		3-1 		1-3 			3 0 0 0 0 2 4	
Cecil Fielder, R (1, 3) OBP: 0.299, SLG: 0.449		0-0 	2-3 			2-3 		2-3 		4 0 0 0 0 3 1	
Mickey Tettleton, S (1, 2) OBP: 0.351, SLG: 0.498		2-3 		1-2 		0-3 		3-3 		4 0 0 0 0 3 0	
Dan Gladden, R (1, 7) OBP: 0.299, SLG: 0.387		4-1 		0-0 		2-2 		2-2 		3 0 1 0 1 0 0	
Rob Deer, R (1, 9) OBP: 0.308, SLG: 0.532		1-2 		3-2 		3-1 			4-0 	3 0 0 0 1 0 2	AB 33 R 2 H 7 RBI 2 BB 4 SO 10 LOB 20
Scott Livingstone, L (1, 5) OBP: 0.356, SLG: 0.363			0-1 		1-1 		1-1 		4-0 	3 1 2 0 1 0 0	
Milt Cuyler, S (1, 8) OBP: 0.292, SLG: 0.364			0-0 		4-0 		2-0 		2-3 	3 1 1 0 1 1 3	
Inning Stats	R: 0 H: 0 E: 0 LOB: 0 K: 1 BB: 0 S: 8 P: 13	R: 0 H: 0 E: 0 LOB: 1 K: 1 BB: 1 S: 8 P: 15	R: 2 H: 3 E: 0 LOB: 1 K: 1 BB: 0 S: 10 P: 14	R: 0 H: 0 E: 0 LOB: 0 K: 0 BB: 0 S: 11 P: 15	R: 0 H: 1 E: 0 LOB: 2 K: 0 BB: 1 S: 6 P: 15	R: 0 H: 1 E: 0 LOB: 1 K: 2 BB: 0 S: 11 P: 18	R: 0 H: 2 E: 0 LOB: 2 K: 1 BB: 0 S: 10 P: 14	R: 0 H: 0 E: 0 LOB: 0 K: 2 BB: 0 S: 9 P: 16	R: 0 H: 0 E: 0 LOB: 2 K: 2 BB: 2 S: 11 P: 24	1B: 7 SF: 0 2B: 0 SAC: 0 3B: 0 DP: 0 HR: 0 HBP: 1	WP: 0 PA: 38 PB: 0 SB: 1 CS: 0
PITCHER Jack Morris, R (1, 1) ERA: 3.87 Duane Ward, R (7, 1) ERA: 2.25	IP WLS BF H R ER SO BB IBB HBP BLK WP HR S P ERA WHIP 6.1 W 28 7 2 2 5 2 0 1 0 0 0 60 99 2.84 1.421										

Detroit Tigers @ Toronto Blue Jays
 SkyDome, Toronto, ON
 Wed Jun 17 1992, 7:05 PM EDT
 Att. 50,401 - Sunny - 77 F

livebaseballscorecards.com

Batter	1	2	3	4	5	6	7	8	9	AB	R	H	RBI	BB	SO	LOB	BOTTOM			
Devon White, S OBP: 0.292, SLG: 0.379 (1, 8)	0-1 G6-3	0-2 G3	1-3 K							5	0	1	0	0	1	4	Detroit Tigers @ Toronto Blue Jays SkyDome, Toronto, ON Wed Jun 17 1992, 7:05 PM EDT Att: 50,401 - Sunny - 77 F			
Roberto Alomar, S OBP: 0.412, SLG: 0.450 (1, 4) Jeff Kent, R OBP: 0.333, SLG: 0.483 (7, 4)	3-1 1B	3-1 2B			0-1 G1	2-1 G4-3			4-2 BB	4	1	2	1	0	0	2				
Joe Carter, R OBP: 0.308, SLG: 0.518 (1, 9)	0-3 K	4-0 IBB			3-0 F8	2-3 K			3-2 F8	4	0	0	0	1	2	3				
Dave Winfield, R OBP: 0.401, SLG: 0.526 (1, 10)	4-0 1B	3-1 F9			3-3 K	3-2 1B			1-1 P6	4	1	1	0	1	1	2				
Kelly Gruber, R OBP: 0.267, SLG: 0.399 (1, 5)	2-1 BB				1-1 L9	2-0 E			0-1 G1-3	5	1	3	2	0	0	0				
John Olerud, L OBP: 0.336, SLG: 0.361 (1, 3)	4-2 1B				1-1 G4-3	0-0 E5			0-1 F8	4	1	0	0	1	0	2				
Derek Bell, R OBP: 0.298, SLG: 0.288 (1, 7)	2-1 G6-3				4-1 FC6-4	3-2 1B			0-1 L6-3	3	1	1	0	1	0	5				
Pat Borders, R OBP: 0.309, SLG: 0.392 (1, 2)		1-2 G3			0-0 FC6-4	1-0 G5-3			0-0 BB	4	1	3	1	0	0	2				
Manuel Lee, S OBP: 0.315, SLG: 0.333 (1, 6)		1-0 F8			0-1 FC6-4	2-1 1B			0-0 L9	4	0	1	2	0	0	4				
Inning Stats	R: 1 E: 0 K: 1 S: 15	H: 2 LOB: 3 BB: 2 P: 30	R: 1 E: 0 K: 0 S: 11	H: 2 LOB: 2 BB: 1 P: 23	R: 1 E: 0 K: 1 S: 12	H: 2 LOB: 2 BB: 1 P: 18	R: 0 E: 0 K: 1 S: 6	H: 0 LOB: 0 BB: 0 P: 12	R: 2 E: 1 K: 0 S: 15	H: 3 LOB: 2 BB: 0 P: 25	R: 1 E: 1 K: 1 S: 13	H: 2 LOB: 1 BB: 0 P: 21	R: 0 E: 0 K: 0 S: 9	H: 1 LOB: 2 BB: 1 P: 16	R: 0 E: 0 K: 0 S: 6	H: 0 LOB: 0 BB: 0 P: 7	1B: 9 2B: 4 3B: 0 HR: 0	SF: 0 SAC: 0 DP: 1 HBP: 0	WP: 1 PB: 0 SB: 1 CS: 0	PA: 42
PITCHER	IP WLS BF H R ER SO	WLS L 19 5 3 0 2	IP WLS BF H R ER SO	IP WLS BF H R ER SO	IP WLS BF H R ER SO	IP WLS BF H R ER SO	IP WLS BF H R ER SO	IP WLS BF H R ER SO	IP WLS BF H R ER SO	IP WLS BF H R ER SO	IP WLS BF H R ER SO	IP WLS BF H R ER SO	IP WLS BF H R ER SO	IP WLS BF H R ER SO	IP WLS BF H R ER SO	IP WLS BF H R ER SO	ERA WHIP	ERA WHIP		
Kevin Ritz, R ERA: 6.15 (1, 1)	3.0																			
Walt Terrell, R ERA: 5.46 (4, 1)	3.0																			
Les Lancaster, R ERA: 6.5 (7, 1)	1.0																			
John Kiely, R ERA: (8, 1)	1.0																			

livebaseballscorecards.com

AB	37
R	6
H	12
RBI	6
BB	5
SO	4
LOB	24



Batter	1	2	3	4	5	6	7	8	9	AB R H RBI BB SO LOB	TOP															
Dan Gladden, R OBP: 0.316, SLG: 0.395 (1, 7) S B B H	3-2 G3-6-3 HBP	3-2 P3		0-1 SAFE SH 2B 1B	2-0 SAFE L9			2-2 SH3-4 SF9 1B	0-0 1B	5 2 3 1 0 0 3																
Lou Whitaker, L OBP: 0.395, SLG: 0.486 (1, 4) SAFE X	0-0 G3-6-3 1-2f	4-0 3B IBB		1-1 SH 2B BB	1-2 SAFE CS	2-2 PB 1B		1-2 SAFE SF9 SH3-4 1B	0-1 1B 1-2 2-3 3-H	4 2 3 2 1 0 1																
Travis Fryman, R OBP: 0.321, SLG: 0.450 (1, 6) C B B B B	4-2 BB	1-2 1B 3B		2-0 BB 2B		1-3 SAFE K		0-0 SH3-4	0-0 G1-3	4 1 2 5 1 1 3																
Cecil Fielder, R OBP: 0.300, SLG: 0.445 (1, 3) B F B S X	2-2 G4-3	2-0 3B 1B		4-0 BB IBB		1-0 G6-3		1-2 SF9	2-2 P3	4 0 1 2 1 0 4																
Mickey Tettleton, S OBP: 0.358, SLG: 0.493 (1, 10) B B B B B				4-0 BB IBB		1-1 G4-3		4-0 IBB	4-0 IBB	2 1 0 1 4 0 2																
Rob Deer, R OBP: 0.304, SLG: 0.536 (1, 9) S B B B B B B		3-3 K	2-1 G6-3	0-3 K			0-0 HR	1-3 K	0-0 G1-3	6 1 1 1 0 3 9																
Chad Kreuter, S OBP: 0.338, SLG: 0.431 (1, 2) S X		0-1 1B 2B 1B	1-1 G3	2-2 G6-4-3			3-2 G4-3		1-0 E 1B 1B	5 2 2 0 0 0 3																
Scott Livingstone, L OBP: 0.359, SLG: 0.365 (1, 5) B B B X		2-0 2B 3B 1B	3-2 G1-3		0-0 CS 1B		2-0 L8		2-2 SAFE E3 1B 1B	5 2 2 1 0 0 1																
Milt Cuyler, S OBP: 0.295, SLG: 0.370 (1, 8) SAFE SAFE SAFE X		1-1 3B 2B		0-1 SH 2B 1B	0-0 SAFE P4		1-0 B4-3		1-0 E5 1B	5 3 2 1 0 0 3																
Inning Stats	R: 0 E: 0 K: 0 S: 8 H: 0 LOB: 1 BB: 1 P: 17	R: 6 E: 0 K: 1 S: 21 H: 5 LOB: 1 BB: 2 P: 44	R: 0 E: 0 K: 0 S: 7 H: 0 LOB: 0 BB: 0 P: 13	R: 3 E: 1 K: 1 S: 14 H: 3 LOB: 2 BB: 2 P: 27	R: 0 E: 0 K: 1 S: 5 H: 1 LOB: 0 BB: 0 P: 8	R: 0 E: 0 K: 1 S: 9 H: 1 LOB: 1 BB: 0 P: 14	R: 1 E: 0 K: 0 S: 8 H: 1 LOB: 0 BB: 0 P: 14	R: 1 E: 0 K: 1 S: 17 H: 2 LOB: 2 BB: 1 P: 26	R: 3 E: 2 K: 0 S: 14 H: 3 LOB: 3 BB: 1 P: 24	1B: 12 2B: 2 3B: 1 HR: 1 SF: 1 SAC: 2 DP: 2 HBP: 1	WP: 0 PB: 1 SB: 0 CS: 1 PA: 52															
PITCHER	IP WLS BF H R ER SO BB IBB HBP BLK WP HR S P ERA WHIP											PITCHER	IP WLS BF H R ER SO BB IBB HBP BLK WP HR S P ERA WHIP													
Dave Stieb, R ERA: 5.54 (1, 1)	1.2		4	6	6	1	2	1	1	0	0	0	25	52	32.40	3.600										
David Wells, L ERA: 2.89 (2, 1)	3.1		5	3	2	1	1	1	0	0	0	0	30	57	5.40	1.800										
Bob MacDonald, L ERA: 3.1 (6, 1)	2.0		8	2	1	1	0	0	0	0	0	1	17	28	4.50	1.000										
Mike Timlin, R ERA: 3.38 (8, 1)	2.0	L	5	4	2	1	0	2	0	0	0	0	31	50	9.00	2.500										

Detroit Tigers @ Toronto Blue Jays
SkyDome, Toronto, ON
Thu Jun 18 1992, 3:33 AM EDT
Att. 50,392 - Cloudy - 73 F

livebaseballscorecards.com

AB	40
R	14
H	16
RBI	14
BB	7
SO	4
LOB	29




Batter	1	2	3	4	5	6	7	8	9	AB	R	H	RBI	BB	SO	LOB
Devon White, S OBP: 0.301, SLG: 0.387 (1, 8)	3-2 BB 1B		E8 1B			0-0 HR 1B	3-2 S 1B			5	2	4	1	0	0	2
Roberto Alomar, S OBP: 0.416, SLG: 0.473 (1, 10)	4-0 BB 1B		0-2 1B 3B	G3-1		0-0 HR 1B	2-1 F9 1B			4	2	2	4	1	0	2
Joe Carter, R OBP: 0.309, SLG: 0.515 (1, 7)	0-3 K 1B		1-0 1B 1B	F9		0-0 P2		0-1 F7-4-3 1B		5	1	2	1	0	1	2
Dave Winfield, R OBP: 0.397, SLG: 0.519 (1, 9)	1-1 G6-3		1-2 WP 1B 1B	F9		2-2 G6-3		0-3 K		5	1	1	0	0	1	2
Kelly Gruber, R OBP: 0.265, SLG: 0.396 (1, 5)		2-2 G4-3	0-0 F9		0-1 1B 1B		3-1 F9 G3-1 2B	2-2 F7-4-3		2	0	0	0	0	0	2
Jeff Kent, R OBP: 0.347, SLG: 0.508 (5, PH) (6, 5)										3	1	2	0	0	0	1
John Olerud, L OBP: 0.343, SLG: 0.364 (1, 3)		4-0 BB	1-1 WP 1B 1B		3-2 G4-6-3 1B		1-0 F9		2-1 F8	4	1	2	1	1	0	1
Greg Myers, L OBP: 0.238, SLG: 0.368 (1, 2)		1-3 K	3-1 F7		1-0 F7		2-2 G3-1		0-1 G3	5	0	0	1	0	1	5
Alfredo Griffin, S OBP: 0.179, SLG: 0.154 (1, 4)		0-0 F8	4-2 1B BB		0-1 G4-6-3		1-2 BB 1B		0-1 G3-1	4	1	1	0	1	0	3
Manuel Lee, S OBP: 0.323, SLG: 0.335 (1, 6)			E 3B BB			0-1 G4-3		4-0 1B BB		2	1	1	2	2	0	0

Inning Stats	R: 0	H: 1	E: 0	K: 1	S: 9	R: 0	H: 0	E: 0	K: 1	S: 9	R: 6	H: 6	E: 1	K: 0	S: 30	R: 0	H: 0	E: 0	K: 0	S: 10	R: 0	H: 2	E: 0	K: 0	S: 10	R: 2	H: 2	E: 0	K: 0	S: 9	R: 2	H: 3	E: 0	K: 0	S: 15	R: 0	H: 1	E: 0	K: 1	S: 9	R: 0	H: 0	E: 0	K: 0	S: 6	R: 0	H: 0	E: 0	K: 0	S: 6	1B: 12	2B: 2	3B: 1	SF: 0	SAC: 0	DP: 2	HBP: 0	WP: 1	HR: 1	S: 37	P: 61	ERA: 23.14	WHIP: 3.857
--------------	------	------	------	------	------	------	------	------	------	------	------	------	------	------	-------	------	------	------	------	-------	------	------	------	------	-------	------	------	------	------	------	------	------	------	------	-------	------	------	------	------	------	------	------	------	------	------	------	------	------	------	------	--------	-------	-------	-------	--------	-------	--------	-------	-------	-------	-------	------------	-------------

PITCHER	IP	WLS	BF	H	R	ER	SO	BB	IBB	HBP	BLK	WP	HR	S	P	ERA	WHIP
Mark Leiter, R ERA: 3.99 (1, 1)	2.1		15	6	6	6	2	3	0	0	0	0	0	37	61	23.14	3.857
Kurt Knudsen, R ERA: 2.52 (3, 1)	3.2		16	5	2	2	0	1	0	0	0	1	1	40	57	4.91	1.636
John Kiely, R ERA: 10.8 (7, 1)	0.2	W	5	2	2	2	0	1	0	0	0	0	0	9	20	27.00	4.500
Mike Munoz, L ERA: 3.86 (7, 1)	0.1		2	1	0	0	0	0	0	0	0	0	0	6	11	0.00	3.000
Mike Henneman, R ERA: 3.06 (8, 1)	2.0	S	6	1	0	0	1	0	0	0	0	0	0	15	19	0.00	0.500

DETROIT TIGERS @ TORONTO BLUE JAYS
SKYDOME, TORONTO, ON
 Thu Jun 18 1992, 3:33 AM EDT
 Att: 50,392 - Cloudy - 73 F

AB	39
R	10
H	15
RBI	10
BB	5
SO	3
LOB	20



Batter	1	2	3	4	5	6	7	8	9	10	11	12	13	AB R H RBI BB SO LOB	TOP							
Tony Phillips, S OBP: 0.391, SLG: 0.378 (1, 4) (10, 9)	0-2 HR		1-0 G4-3		2-2 G4-3			1-2 G5-3			1-3 K		1-0 1B	6 2 2 1 0 1 0								
Dan Gladden, R OBP: 0.317, SLG: 0.392 (1, 7)	2-2 E6 CS BB		3-2 1B		0-0 L7			0-1 F9			1-0 F9		0-0 1B	6 1 2 1 0 0 0								
Travis Fryman, R OBP: 0.318, SLG: 0.444 (1, 6)	1-1 L7		3-1 G1-3								2-2 F8		0-0 1B	6 1 1 1 0 1 2								
Cecil Fielder, R OBP: 0.300, SLG: 0.453 (1, 3)	4-2 1-2 BB			1-1 HR				0-2 G5-3			1-1 G5-3		3-3 K	5 1 1 1 1 1 2								
Rob Deer, R OBP: 0.305, SLG: 0.558 (1, 10)	2-1 F9			1-0 HR				0-3 K			1-2 P7		1-0 K	6 2 2 4 0 2 2								
Skeeter Barnes, R OBP: 0.259, SLG: 0.280 Scott Livingstone, L OBP: 0.368, SLG: 0.379 (1, 5) (10, PH) (10, 5)		0-1 G6-3		0-1 G4-3				0-1 P3			0-2 2B		4-2 BB	3 0 0 0 0 0 0 2 0 1 0 1 0 0								
Phil Clark, R OBP: 0.455, SLG: 0.556 Lou Whitaker, L OBP: 0.391, SLG: 0.481 (1, 9) (10, PH) (10, 4)		2-3 K		4-0 L1-3 BB				3-2 G6-3			0-0 P2		0-0 P4	2 0 0 0 1 1 0 2 0 0 0 0 0 2								
Chad Kreuter, S OBP: 0.316, SLG: 0.400 (1, 2)		3-2 G4-3		0-1 L1-3				0-1 G5-3			2-2 F9		1-1 L4	5 0 0 0 0 0 2								
Milt Cuyler, S OBP: 0.293, SLG: 0.365 (1, 8)			0-1 G3		2-3 K			0-3 K2-3			1-2 G5-3		0-1 1B	5 1 1 0 0 2 1								
Inning Stats	R: 1 E: 1 K: 0 S: 14	H: 1 LOB: 1 BB: 1 P: 23	R: 0 E: 0 K: 1 S: 8	H: 0 LOB: 0 BB: 0 P: 13	R: 0 E: 0 K: 0 S: 10	H: 1 LOB: 1 BB: 0 P: 17	R: 2 E: 0 K: 0 S: 7	H: 2 LOB: 0 BB: 1 P: 13	R: 0 E: 0 K: 1 S: 7	H: 0 LOB: 0 BB: 0 P: 11	R: 0 E: 0 K: 1 S: 8	H: 0 LOB: 0 BB: 0 P: 11	R: 0 E: 0 K: 2 S: 9	H: 0 LOB: 1 BB: 1 P: 16	R: 5 E: 0 K: 0 S: 15	H: 5 LOB: 0 BB: 0 P: 21	1B: 5 2B: 2 3B: 0 HR: 4	SF: 0 SAC: 0 DP: 1 HBP: 0	WP: 0 PB: 0 SB: 0 CS: 1	PA: 51		
PITCHER																						
Greg Hibbard, L ERA: 4.32 (1, 1)	IP: 8.0	WLS: 29	BF: 4	H: 1	R: 3	ER: 3	SO: 4	BB: 2	IBB: 0	HBP: 0	BLK: 0	WP: 0	HR: 3	S: 72	P: 110	ERA: 3.38	WHIP: 0.750					
Terry Leach, R ERA: 2.2 (9, 1)	1.0		4	1	0	0	0	0	0	0	0	0	0	14	18	0.00	1.000					
Scott Radinsky, L ERA: 2.77 (10, 1)	1.0		3	0	0	0	0	0	0	0	0	0	0	12	15	0.00	0.000					
Bobby Thigpen, R ERA: 3.58 (11, 1)	2.0		7	0	0	0	4	1	0	0	0	0	0	16	27	0.00	0.500					
Wilson Alvarez, L ERA: 4.18 (13, 1)	0.1	L	3	2	2	2	0	0	0	0	0	0	0	5	7	54.00	6.000					
PITCHER																						
Donn Pall, R ERA: 4.11 (13, 1)	IP: 0.2	WLS: 5	BF: 3	H: 3	R: 3	ER: 3	SO: 0	BB: 0	IBB: 0	HBP: 0	BLK: 0	WP: 0	HR: 1	S: 10	P: 14	ERA: 40.50	WHIP: 4.500					

Detroit Tigers @ Chicago White Sox
 Comiskey Park, Chicago, IL
 Fri Jun 19 1992, 8:05 PM EDT
 Att: 39,066 - Cloudy - 55 F

livebaseballscorecards.com

AB	48
R	8
H	10
RBI	8
BB	3
SO	8
LOB	11



Batter	1	2	3	4	5	6	7	8	9	10	11	12	13	AB R H RBI BB SO LOB
Tim Raines, S OBP: 0.341, SLG: 0.345 (1, 7)	4-1 		2-2 		0-0 		4-0 		0-0 			1-0 		4 0 0 0 2 0 1
Craig Grebeck, R OBP: 0.305, SLG: 0.338 (1, 5) (10, 6)	0-1 		1-0 		0-3 		2-0 			2-2 		1-2 		6 0 0 0 0 1 5
Frank Thomas, R OBP: 0.415, SLG: 0.526 (1, 3)	3-3 			0-0 		1-0 		2-1 		0-0 		3-2 		6 2 3 1 0 1 1
George Bell, R OBP: 0.285, SLG: 0.343 Shawn Jeter, L OBP: 0.200, SLG: 0.200 (10, PR)		2-1 		1-0 		1-1 		2-3 		1-0 			0-3 	5 0 1 0 0 1 1 1 0 0 0 0 1 0
Carlton Fisk, R OBP: 0.241, SLG: 0.214 (1, 2)		2-3 		3-2 		4-1 		2-3 		2-3 			1-1 	5 0 1 0 1 3 2
Steve Sax, R OBP: 0.294, SLG: 0.295 (1, 4)		0-0 		3-2 		1-1 		2-1 		3-2 			2-1 	6 0 1 0 0 0 4
Shawn Abner, R OBP: 0.341, SLG: 0.368 Joey Cora, S OBP: 0.304, SLG: 0.261 (9, PH) (10, 5)		1-2 		1-2 		0-0 		0-0 		0-1 			0-0 	3 0 1 0 0 0 0 3 0 0 0 0 0 1
Lance Johnson, L OBP: 0.300, SLG: 0.357 (1, 8)		1-1 		0-0 		2-2 		2-1 		0-1 				5 0 2 0 0 0 3
Esteban Beltre, R OBP: 0.111, SLG: 0.111 Warren Newson, L OBP: 0.400, SLG: 0.362 (9, PH) (10, 9)			3-2 		0-0 		0-1 		4-1 		3-2 			3 1 0 0 0 0 2 1 0 0 0 1 0 1

AB	R	H	RBI	BB	SO	LOB
4	0	0	0	2	0	1
6	0	0	0	0	1	5
6	2	3	1	0	1	1
5	0	1	0	0	1	1
1	0	0	0	0	1	0
5	0	1	0	1	3	2
6	0	1	0	0	0	4
3	0	1	0	0	0	0
3	0	0	0	0	0	1
5	0	2	0	0	0	3
3	1	0	0	0	0	2
1	0	0	0	1	0	1

AB	48
R	3
H	9
RBI	1
BB	4
SO	7
LOB	21

WP:	1	PA:	52
PB:	0		
SB:	2		
CS:	2		

PITCHER	IP	WLS	BF	H	R	ER	SO	BB	IBB	HBP	BLK	WP	HR	S	P	ERA	WHIP
Frank Tanana, L ERA: 5.66 (1, 1)	7.0		30	5	3	2	3	2	1	0	0	1	1	58	102	2.57	1.000
John Kiely, R ERA: 5.4 (8, 1)	1.2		5	0	0	0	2	0	0	0	0	0	0	13	21	0.00	0.000
Mike Munoz, L ERA: 3.8 (9, 1)	0.1		2	0	0	0	0	1	0	0	0	0	0	2	6	0.00	3.000
Walt Terrell, R ERA: 5.12 (10, 1)	4.0	W	15	4	0	0	2	0	0	0	0	0	0	37	55	0.00	1.000

BOTTOM

Detroit Tigers @ Chicago White Sox
Comiskey Park, Chicago, IL
Fri Jun 19 1992, 8:05 PM EDT
Att. 39,066 - Cloudy - 55 F

livebaseballscorecards.com



Batter	1	2	3	4	5	6	7	8	9	AB R H RBI BB SO LOB	TOP	
Tony Phillips, S OBP: 0.392, SLG: 0.374 (1, 4)	4-1 1B BB		2-3 K		0-3 K			4-2 2B BB		2 0 0 0 2 2 3		
Dan Gladden, R OBP: 0.308, SLG: 0.381 (1, 7)	2-2 P4		3-3 K			1-1 G1-3		0-0 F9		4 0 0 0 0 1 4		
Travis Fryman, R OBP: 0.321, SLG: 0.448 (1, 6)	2-1 PO 1B			3-2 F9		1-0 F7		2-1 2B		4 0 2 1 0 0 0		
Cecil Fielder, R OBP: 0.296, SLG: 0.445 (1, 10)	2-3 K			2-3 K		2-0 F8		0-3 K2-3		4 0 0 0 0 3 4		
Mickey Tettleton, S OBP: 0.357, SLG: 0.489 (1, 2)	2-1 PO 1-2	3-2 CS 1B		1-2 G3-1			3-2 F7		3-2 F9	4 0 1 0 0 0 0		
Rob Deer, R OBP: 0.300, SLG: 0.548 (1, 9)			2-3 K		1-0 P3		2-2 F7		2-3 K	4 0 0 0 0 2 1		
Dave Bergman, L OBP: 0.322, SLG: 0.275 (1, 3)			1-2 G4-3		2-2 1B 1B		2-1 F8		2-2 F8	4 0 1 0 0 0 1		
Scott Livingstone, L OBP: 0.378, SLG: 0.389 (1, 5)					1-0 1B		1-1 1B		2-1 F8	3 0 2 0 0 0 0		
Milt Cuyler, S OBP: 0.293, SLG: 0.365 (1, 8)					1-0 F7		2-2 F7		3-2 2B 1B	3 1 1 0 0 0 3		
Inning Stats	R: 0 H: 1 E: 0 LOB: 1 K: 1 BB: 1 S: 12 P: 24	R: 0 H: 1 E: 0 LOB: 0 K: 1 BB: 0 S: 11 P: 16	R: 0 H: 1 E: 0 LOB: 1 K: 2 BB: 0 S: 9 P: 16	R: 0 H: 0 E: 0 LOB: 0 K: 1 BB: 0 S: 10 P: 16	R: 0 H: 2 E: 0 LOB: 2 K: 1 BB: 0 S: 13 P: 19	R: 0 H: 0 E: 0 LOB: 0 K: 0 BB: 0 S: 4 P: 8	R: 0 H: 0 E: 0 LOB: 0 K: 0 BB: 0 S: 8 P: 15	R: 1 H: 2 E: 0 LOB: 2 K: 1 BB: 1 S: 15 P: 26	R: 0 H: 0 E: 0 LOB: 0 K: 1 BB: 0 S: 9 P: 16	1B: 6 SF: 0 2B: 1 SAC: 0 3B: 0 DP: 0 HR: 0 HBP: 0	WP: 0 PA: 35 PB: 0 SB: 0 CS: 1	
PITCHER Kirk McCaskill, R (1, 1) ERA: 3.86 Bobby Thigpen, R (8, 1) ERA: 3.41	IP WLS BF H R ER SO BB IBB HBP BLK WP HR S P ERA WHIP	7.2 W 30 7 1 1 6 2 0 0 0 0 0 0 79 137 1.17 1.174	1.1 S 4 0 0 0 2 0 0 0 0 0 0 0 12 19 0.00 0.000									IP WLS BF H R ER SO BB IBB HBP BLK WP HR S P ERA WHIP

Detroit Tigers @ Chicago White Sox
Comiskey Park, Chicago, IL
Sat Jun 20 1992, 8:05 PM EDT
Att. 42,253 - Sunny - 54 F

livebaseballscorecards.com

AB 32
R 1
H 7
RBI 1
BB 2
SO 8
LOB 16



Batter	1	2	3	4	5	6	7	8	9	AB	R	H	RBI	BB	SO	LOB
--------	---	---	---	---	---	---	---	---	---	----	---	---	-----	----	----	-----

Tim Raines, S <small>OBP: 0.344, SLG: 0.342</small> (1, 7)	4-2 G6-4-3 BB		0-1 G6-3		3-1 G1-3		1 SAFE 4-1 BB BB 1-2 BB			2	1	0	0	2	0	0
Craig Grebeck, R <small>OBP: 0.320, SLG: 0.358</small> (1, 5)	1-1 G6-4-3 1-3 2B		1-2 1B 2B		4-1 BB		4-2 BB BB 1-2 2-3 BB			2	0	2	0	2	0	0
Frank Thomas, R <small>OBP: 0.420, SLG: 0.524</small> (1, 3)	4-1 G6-4-3 BB		4-0 1B IBB		0-0 P3		4-0 BB 1-2 2-3 3-H BB			1	0	0	1	3	0	1
George Bell, R <small>OBP: 0.284, SLG: 0.341</small> (1, 10)	1-2 G6-4-3 1-2f 2-3 3-H		0-0 1B		1-2 P3		3-3 K			4	0	1	0	0	1	5
Steve Sax, R <small>OBP: 0.289, SLG: 0.290</small> (1, 4)	0-1 L9			0-1 G4-3		2-2 G5-3		0-2 G6-3		4	0	0	0	0	0	1
Shawn Abner, R <small>OBP: 0.311, SLG: 0.333</small> (1, 9)		1-3 K		1-0 G4-3		1-0 F9		1-0 P4		4	0	0	0	0	1	0
Lance Johnson, L <small>OBP: 0.295, SLG: 0.350</small> (1, 8)		1-3 K		1-1 G6-3			1-0 G5-3	2-2 G3		4	0	0	0	0	1	0
Ron Karkovice, R <small>OBP: 0.287, SLG: 0.299</small> (1, 2)		1-2 P3			0-0 HR		1-2 FC1-6 1B			3	1	2	1	0	0	0
Esteban Beltre, R <small>OBP: 0.083, SLG: 0.083</small> (1, 6)			2-2 G4-3		0-0 F9		0-1 FC1-6 BB			3	1	0	0	0	0	1

Inning Stats	R: 1	H: 1	E: 0	LOB: 1	K: 0	S: 11	R: 0	H: 0	E: 0	LOB: 0	K: 2	S: 11	R: 0	H: 2	E: 0	LOB: 2	K: 0	S: 9	R: 0	H: 0	E: 0	LOB: 0	K: 0	S: 5	R: 1	H: 1	E: 0	LOB: 1	K: 0	S: 6	R: 0	H: 0	E: 0	LOB: 0	K: 0	S: 7	R: 1	H: 1	E: 0	LOB: 3	K: 1	S: 13	R: 0	H: 0	E: 0	LOB: 0	K: 0	S: 8	R: 0	H: 0	E: 0	LOB: 0	K: 0	S: 8	1B: 2	2B: 2	3B: 0	HR: 1	SF: 0	SAC: 0	DP: 1	HBP: 0	WP: 0	PB: 0	SB: 0	CS: 0	PA: 34
--------------	------	------	------	--------	------	-------	------	------	------	--------	------	-------	------	------	------	--------	------	------	------	------	------	--------	------	------	------	------	------	--------	------	------	------	------	------	--------	------	------	------	------	------	--------	------	-------	------	------	------	--------	------	------	------	------	------	--------	------	------	-------	-------	-------	-------	-------	--------	-------	--------	-------	-------	-------	-------	--------

PITCHER	IP	WLS	BF	H	R	ER	SO	BB	IBB	HBP	BLK	WP	HR	S	P	ERA	WHIP
Buddy Groom, L <small>ERA: 4.05</small>	(1, 1)	6.2	L	28	5	3	3	2	4	1	0	0	1	57	96	4.05	1.350
Kurt Knudsen, R <small>ERA: 2.49</small>	(7, 1)	0.1		3	0	0	1	2	0	0	0	0	0	5	16	0.00	6.000
Les Lancaster, R <small>ERA: 6.32</small>	(8, 1)	1.0		3	0	0	0	0	0	0	0	0	0	8	11	0.00	0.000

BOTTOM

Detroit Tigers @ Chicago White Sox
 Comiskey Park, Chicago, IL
 Sat Jun 20 1992, 8:05 PM EDT
 Att: 42,253 - Sunny - 54 F

AB	27
R	3
H	5
RBI	2
BB	7
SO	3
LOB	8



PITCHER	IP	WLS	BF	H	R	ER	SO	BB	IBB	HBP	BLK	WP	HR	S	P	ERA	WHIP
---------	----	-----	----	---	---	----	----	----	-----	-----	-----	----	----	---	---	-----	------

Batter	1	2	3	4	5	6	7	8	9	AB R H RBI BB SO LOB	TOP											
Tony Phillips, S OBP: 0.385, SLG: 0.366 (1, 4)	F7		G3	F7			K		P9	5 0 0 0 0 1 2												
Dan Gladden, R OBP: 0.311, SLG: 0.381 (1, 7)	FC5-4 1B		K	K			FC6-4 1B		G1-3	5 0 2 0 0 2 2												
Travis Fryman, R OBP: 0.316, SLG: 0.442 (1, 6)	FC5-4 1-2f			G4-3	K		FC6-4 1-2f			4 0 0 0 0 1 2												
Cecil Fielder, R OBP: 0.295, SLG: 0.442 (1, 10)	G4-3			1B 1B	K		G5-3			4 1 1 0 0 1 2												
Mickey Tettleton, S OBP: 0.355, SLG: 0.485 (1, 2)			K	1B 2B 1B	K				K	4 1 1 0 0 3 0												
Rob Deer, R OBP: 0.303, SLG: 0.543 (1, 9)				1B 2B BB			G6-3		G4-3	2 1 0 0 2 0 0												
Dave Bergman, L OBP: 0.330, SLG: 0.277 (1, 3)			P5	2B E 1B			BB		G5-3	3 1 1 1 1 0 1												
Scott Livingstone, L OBP: 0.376, SLG: 0.398 Skeeter Barnes, R OBP: 0.255, SLG: 0.275 (9, PH)			G4-3	E4 1B 2B			K		K	3 1 1 2 0 1 2 1 0 0 0 0 1 0												
Milt Cuyler, S OBP: 0.297, SLG: 0.368 (1, 8)			K	S 1B			F7		1B	4 0 2 1 0 1 1												
Inning Stats	R: 0 E: 0 K: 0 S: 9	H: 1 LOB: 1 BB: 0 P: 15	R: 0 E: 0 K: 1 S: 9	H: 0 LOB: 1 BB: 1 P: 17	R: 0 E: 0 K: 2 S: 9	H: 0 LOB: 0 BB: 0 P: 14	R: 5 E: 1 K: 1 S: 21	H: 5 LOB: 1 BB: 1 P: 33	R: 0 E: 0 K: 3 S: 10	H: 0 LOB: 0 BB: 0 P: 13	R: 0 E: 0 K: 1 S: 11	H: 0 LOB: 1 BB: 1 P: 21	R: 0 E: 0 K: 1 S: 9	H: 1 LOB: 1 BB: 0 P: 12	R: 0 E: 0 K: 1 S: 9	H: 0 LOB: 0 BB: 0 P: 15	R: 0 E: 0 K: 1 S: 12	H: 1 LOB: 1 BB: 0 P: 15	1B: 7 2B: 1 3B: 0 HR: 0	SF: 0 SAC: 0 DP: 0 HBP: 0	WP: 0 PB: 0 SB: 1 CS: 0	PA: 38
PITCHER	IP WLS BF H R ER SO BB IBB HBP BLK WP HR S P ERA WHIP																					
Alex Fernandez, R ERA: 4.23 (1, 1)	3.1		18	6	5	5	3	2	0	0	0	0	0	42	68	13.50	2.400					
Roberto Hernandez, R ERA: 1.64 (4, 1)	4.2	W	16	1	0	0	7	1	0	0	0	0	0	45	72	0.00	0.429					
Scott Radinsky, L ERA: 2.7 (9, 1)	0.2		3	1	0	0	1	0	0	0	0	0	0	10	13	0.00	1.500					
Bobby Thigpen, R ERA: 3.38 (9, 1)	0.1	S	1	0	0	0	0	0	0	0	0	0	0	2	2	0.00	0.000					

Detroit Tigers @ Chicago White Sox
 Comiskey Park, Chicago, IL
 Sun Jun 21 1992, 4:33 AM EDT
 Att. 40,049 - Sunny - 57 F

livebaseballscorecards.com

AB 35
R 5
H 8
RBI 4
BB 3
SO 11
LOB 12



Batter	1	2	3	4	5	6	7	8	9
Tim Raines, S <small>OBP: 0.345, SLG: 0.341</small> (1, 7)									
Robin Ventura, L <small>OBP: 0.400, SLG: 0.433</small> (1, 5)									
Frank Thomas, R <small>OBP: 0.423, SLG: 0.526</small> (1, 3)									
George Bell, R <small>OBP: 0.283, SLG: 0.339</small> (1, 10)									
Warren Newson, L <small>OBP: 0.405, SLG: 0.350</small> (1, 9)									
Steve Sax, R <small>OBP: 0.288, SLG: 0.286</small> (1, 4)									
Lance Johnson, L <small>OBP: 0.294, SLG: 0.345</small> (1, 8)									
Craig Grebeck, R <small>OBP: 0.319, SLG: 0.352</small> (1, 6)									
Ron Karkovice, R <small>OBP: 0.292, SLG: 0.331</small> (1, 2)									

AB	R	H	RBI	BB	SO	LOB
4	2	1	0	1	2	1
3	1	2	0	2	0	0
5	0	3	3	0	1	1
5	0	1	0	0	2	5
2	0	0	1	2	0	3
3	0	0	0	1	0	6
3	1	0	0	1	1	5
3	1	0	0	1	0	1
4	1	2	2	0	0	1


AB	R	H	RBI	BB	SO	LOB
32	6	9	6	8	6	23

Inning Stats	R	H	E	K	S	H	LOB	BB	P	R	H	E	K	S	H	LOB	BB	P
	1	3	0	18	29	0	3	0	13	0	0	0	11	21	0	1	0	1
	0	0	0	8	13	0	0	0	13	1	1	0	13	25	1	1	0	1
	1	3	0	14	23	0	2	0	23	1	1	0	14	25	2	1	0	1
	2	1	0	14	34	0	3	0	34	1	1	0	14	34	3	1	0	1
	1	1	0	8	12	0	0	0	12	0	0	0	8	12	0	0	0	1
	0	0	0	13	21	0	0	0	21	0	0	0	13	21	0	0	0	1

PITCHER	IP	WLS	BF	H	R	ER	SO	BB	IBB	HBP	BLK	WP	HR	S	P	ERA	WHIP
Bill Gullickson, R <small>ERA: 3.27</small>	(1, 1)	0.0	2	2	1	1	0	0	0	0	0	0	0	4	6	∞	∞
John Kiely, R <small>ERA: 2.84</small>	(1, 1)	3.0	12	1	0	0	2	2	0	0	0	0	0	33	57	0.00	1.000
Les Lancaster, R <small>ERA: 6.52</small>	(4, 1)	1.2	10	4	2	2	1	2	0	0	0	0	0	24	42	10.80	3.600
Mike Munoz, L <small>ERA: 4.44</small>	(5, 1)	0.2	5	0	2	2	1	3	0	0	0	1	0	8	23	27.00	4.500
Walt Terrell, R <small>ERA: 5.05</small>	(6, 1)	2.2	L 11	2	1	1	2	1	0	0	0	0	1	30	50	3.38	1.125

DETROIT TIGERS @ CHICAGO WHITE SOX
 Comiskey Park, Chicago, IL
 Sun Jun 21 1992, 4:33 AM EDT
 Att. 40,049 - Sunny - 57 F

WP: 1	PA: 40
PB: 0	
SB: 1	
CS: 0	



livebaseballscorecards.com

Batter	1	2	3	4	5	6	7	8	9	10	11	AB R H RBI BB SO LOB	TOP																			
Jody Reed, R OBP: 0.340, SLG: 0.347 (1, 4)	0-0 F7	2-0 G5-4-3			1-1 F8			1-0 P5		1-3 K		5 0 0 0 0 1 2																				
Luis Rivera, R OBP: 0.349, SLG: 0.300 (1, 6)	3-1 1B				1-3 K			1-3 K			1-3 K	5 0 1 0 0 3 0																				
Wade Boggs, L OBP: 0.387, SLG: 0.404 (1, 5)	2-1 F8				3-1 G4-3			1-1 G4-3			0-1 1B	5 0 1 0 0 0 1																				
Jack Clark, R OBP: 0.337, SLG: 0.298 (1, 10)	3-2 F8				3-3 K			3-2 G6-3		0-2 G4-3	1-2 P3	5 0 0 0 0 1 2																				
Phil Plantier, L OBP: 0.308, SLG: 0.362 Herm Winningham, L OBP: 0.241, SLG: 0.275 (1, 7) (9, 7)					0-2 F9			2-0 G4-3		1-3 K	2-3 K	4 0 0 0 0 2 0 1 0 0 0 0 1 1																				
Ellis Burks, R OBP: 0.331, SLG: 0.422 (1, 8)		1-2 1B			2-2 L6			2-0 F7		2-1 1B		4 1 2 0 0 0 0																				
Bob Zupcic, R OBP: 0.338, SLG: 0.403 (1, 9)		1-0 1B			2-2 1B			3-1 L5		0-1 G6-3		4 1 2 0 0 0 1																				
Scott Cooper, L OBP: 0.303, SLG: 0.303 (1, 3)		2-1 1B			1-0 G3			4-1 BB			3-2 G3-1	3 0 1 1 1 0 1																				
Tony Peña, R OBP: 0.251, SLG: 0.265 Mo Vaughn, L OBP: 0.368, SLG: 0.288 John Flaherty, R OBP: 0.152, SLG: 0.156 (1, 2) (10, PH) (10, 2)		2-1 1B			1-2 G5-3			0-0 B1-3			3-1 P2	3 0 1 1 0 0 1 1 0 0 0 0 0 0 0 0 0 0 0 0 0																				
Inning Stats	R: 0 E: 0 K: 0 S: 9	H: 1 LOB: 1 BB: 0 P: 17	R: 2 E: 0 K: 1 S: 12	H: 4 LOB: 1 BB: 0 P: 20	R: 0 E: 0 K: 1 S: 10	H: 0 LOB: 0 BB: 0 P: 18	R: 0 E: 0 K: 0 S: 10	H: 1 LOB: 1 BB: 0 P: 15	R: 0 E: 0 K: 1 S: 8	H: 0 LOB: 0 BB: 0 P: 11	R: 0 E: 0 K: 0 S: 11	H: 0 LOB: 0 BB: 0 P: 17	R: 0 E: 0 K: 0 S: 5	H: 0 LOB: 1 BB: 1 P: 14	R: 0 E: 0 K: 1 S: 6	H: 0 LOB: 0 BB: 0 P: 9	R: 0 E: 0 K: 1 S: 10	H: 1 LOB: 1 BB: 0 P: 13	R: 0 E: 0 K: 1 S: 11	H: 0 LOB: 0 BB: 0 P: 18	R: 0 E: 0 K: 2 S: 11	H: 1 LOB: 1 BB: 0 P: 15	1B: 8 2B: 0 3B: 0 HR: 0	SF: 0 SAC: 0 DP: 1 HBP: 0	WP: 0 PB: 0 SB: 0 CS: 0	PA: 41						
PITCHER	IP WLS BF H R ER SO BB IBB HBP BLK WP HR S P ERA WHIP															IP WLS BF H R ER SO BB IBB HBP BLK WP HR S P ERA WHIP																
Kevin Ritz, R ERA: 5.63 (1, 1)	7.0		27	6	2	2	3	1	0	0	0	0	0	0	65	112	2.57	1.000														
Mike Henneman, R ERA: 2.8 (8, 1)	3.0		10	1	0	0	3	0	0	0	0	0	0	0	27	40	0.00	0.333														
Kurt Knudsen, R ERA: 2.39 (11, 1)	1.0	W	4	1	0	0	2	0	0	0	0	0	0	0	11	15	0.00	1.000														

Boston Red Sox @ Detroit Tigers
Tiger Stadium, Detroit, MI
 Mon Jun 22 1992, 7:05 PM EDT
 Att: 19,040 - Cloudy - 66 F

AB	40
R	2
H	8
RBI	2
BB	1
SO	8
LOB	9



1B	8	SF	0
2B	0	SAC	0
3B	0	DP	1
HR	0	HBP	0

WP	0	PA	41
PB	0		
SB	0		
CS	0		

livebaseballscorecards.com

BOTTOM

Boston Red Sox @ Detroit Tigers
Tiger Stadium, Detroit, MI

Mon Jun 22 1992, 7:05 PM EDT
Att: 19,040 - Cloudy - 66 F

livebaseballscorecards.com

AB	38
R	4
H	10
RBI	4
BB	3
SO	5
LOB	20



WP:	0	PA:	42
PB:	0		
SB:	1		
CS:	0		

Batter	1	2	3	4	5	6	7	8	9	10	11	AB	R	H	RBI	BB	SO	LOB	
Tony Phillips, S OBP: 0.379, SLG: 0.358 (1, 4) (10, 5)	G6-3		G4-3		G6-3			P5		G5-3		5	0	0	0	0	0	3	
Dan Gladden, R OBP: 0.320, SLG: 0.392 (1, 7)	2B			G5-3 2B 1B		G5-4-3 BB		F9		P3		4	1	2	0	1	0	1	
Travis Fryman, R OBP: 0.318, SLG: 0.439 (1, 6)	F8			G5-3		G5-4-3			S BB		HR 1B	4	1	1	0	1	0	3	
Cecil Fielder, R OBP: 0.293, SLG: 0.441 (1, 3)	G5-3				G5-3 2B	K			P3		F7	5	0	1	1	0	1	3	
Mickey Tettleton, S OBP: 0.356, SLG: 0.496 (1, 2)			K		G6-3			2B 1B		K		HR	5	2	2	2	0	2	2
Rob Deer, R OBP: 0.302, SLG: 0.535 (1, 9)		L6			G4-3			F9					3	0	0	0	1	0	2
Skeeter Barnes, R OBP: 0.259, SLG: 0.296 Lou Whitaker, L OBP: 0.389, SLG: 0.479 (9, PH) (10, 4)			P5				P3	PO 2B		K			3	0	1	1	0	0	0
Phil Clark, R OBP: 0.500, SLG: 0.591 (1, 10)				G4-3 1B				G1-3			G5-3 1B	4	0	3	0	0	0	0	1
Milt Cuyler, S OBP: 0.292, SLG: 0.361 (1, 8)			K				P4	PO	F7		P3	4	0	0	0	0	0	1	3

Inning Stats	R: 0	H: 1	E: 0	LOB: 1	K: 0	BB: 0	S: 11	P: 17	R: 0	H: 0	E: 0	LOB: 0	K: 1	BB: 0	S: 9	P: 15	R: 0	H: 1	E: 0	LOB: 0	K: 1	BB: 0	S: 10	P: 16	R: 1	H: 2	E: 0	LOB: 1	K: 0	BB: 0	S: 9	P: 13	R: 0	H: 1	E: 0	LOB: 1	K: 0	BB: 0	S: 11	P: 18	R: 0	H: 0	E: 0	LOB: 0	K: 1	BB: 1	S: 8	P: 15	R: 1	H: 2	E: 0	LOB: 0	K: 0	BB: 0	S: 10	P: 15	R: 0	H: 0	E: 0	LOB: 0	K: 0	BB: 0	S: 9	P: 11	R: 0	H: 0	E: 0	LOB: 2	K: 2	BB: 2	S: 9	P: 21	R: 0	H: 1	E: 0	LOB: 1	K: 0	BB: 0	S: 9	P: 16	R: 2	H: 2	E: 0	LOB: 0	K: 0	BB: 0	S: 7	P: 13	1B: 6	SF: 0	2B: 3	SAC: 0	3B: 0	DP: 2	HR: 1	HBP: 0	WP: 0	PA: 42
--------------	------	------	------	--------	------	-------	-------	-------	------	------	------	--------	------	-------	------	-------	------	------	------	--------	------	-------	-------	-------	------	------	------	--------	------	-------	------	-------	------	------	------	--------	------	-------	-------	-------	------	------	------	--------	------	-------	------	-------	------	------	------	--------	------	-------	-------	-------	------	------	------	--------	------	-------	------	-------	------	------	------	--------	------	-------	------	-------	------	------	------	--------	------	-------	------	-------	------	------	------	--------	------	-------	------	-------	-------	-------	-------	--------	-------	-------	-------	--------	-------	--------

PITCHER	IP	WLS	BF	H	R	ER	SO	BB	IBB	HBP	BLK	WP	HR	S	P	ERA	WHIP
Frank Viola, L ERA: 2.97 (1, 1)	8.0		29	7	2	2	3	1	0	0	0	0	0	77	120	2.25	1.000
Greg Harris, R ERA: 1.58 (9, 1)	0.2		4	0	0	0	1	1	1	0	0	0	0	6	15	0.00	1.500
Tom Bolton, L ERA: 2.86 (9, 1)	1.0		4	1	0	0	1	0	0	0	0	0	0	11	20	0.00	1.000
Danny Darwin, R ERA: 5.45 (10, 1)	0.2	L	4	2	2	2	0	0	0	0	0	0	1	8	15	27.00	3.000

Batter	1	2	3	4	5	6	7	8	9	AB	R	H	RBI	BB	SO	LOB	TOP										
Jody Reed, R (1, 4) OBP: 0.340, SLG: 0.347 Tim Naehring, R (7, 4) OBP: 0.283, SLG: 0.321	2-2 F7	0-0 FC5-6-1		1-0 SH1-4		2-1 G5-4-3 1B		1-0 HR		3	0	1	0	0	0	1											
Herm Winningham, L (1, 7) OBP: 0.250, SLG: 0.282	2-3 K		3-2 1B BB SF9 1B	1-2 F9 BB 1B		0-1 E5 G5-4-3		1-0 F7		5	1	2	1	0	1	1											
Wade Boggs, L (1, 10) OBP: 0.395, SLG: 0.429	2-2 3B		1 SAFE 1 SAFE 1 SAFE 1 SAFE 1 SAFE 1 SAFE 1 SAFE 1 SAFE	4-1 BB BB SF9 1B BB	4-1 SAFE BB BB BB	2-2 G5-4-3 1-2f 2-3		1-1 HR		3	2	2	1	2	0	2											
Tom Brunansky, R (1, 9) OBP: 0.352, SLG: 0.384	1-0 F9		3-1 F7	0-1 F9		1-0 F9		1-2 L9		5	0	0	0	0	0	6											
Mo Vaughn, L (1, 3) OBP: 0.380, SLG: 0.300		4-2 CS 1B BB	2-2 1B 1B	0-0 F7			1-1 G3 1B	2-0 L9		4	0	2	0	1	0	2											
Bob Zupcic, R (1, 8) OBP: 0.354, SLG: 0.421		0-0 CS 1B	1-0 SF9		2-1 P2		0-0 G3 1B	0-2 WP G3 1B		4	1	3	1	0	0	0											
Scott Cooper, L (1, 5) OBP: 0.307, SLG: 0.301		4-1 SAFE 1B BB SF7	0-0 1B	3-2 F8		3-2 F8		1-0 G3		4	1	1	1	1	0	3											
Luis Rivera, R (1, 6) OBP: 0.350, SLG: 0.303		0-2 FC5-6-1 1B	1-0 F8		2-1 FC4 1B		3-3 K	0-0 P5		5	0	2	1	0	1	5											
Tony Peña, R (1, 2) OBP: 0.251, SLG: 0.266 Ellis Burks, R (9, PH) OBP: 0.330, SLG: 0.421		2-2 SF7		1-2 SH1-4 1B		2-1 FC4		2-0 F7	3-1 G5-3	3	1	1	1	0	0	3											
										1	0	0	0	0	0	1											
Inning Stats	R: 0 E: 0 K: 1 S: 11	H: 1 LOB: 1 BB: 0 P: 18	R: 2 E: 0 K: 0 S: 15	H: 2 LOB: 1 BB: 2 P: 24	R: 2 E: 0 K: 0 S: 12	H: 3 LOB: 2 BB: 1 P: 26	R: 1 E: 0 K: 0 S: 11	H: 2 LOB: 2 BB: 1 P: 18	R: 0 E: 0 K: 0 S: 10	H: 1 LOB: 1 BB: 0 P: 19	R: 0 E: 1 K: 0 S: 8	H: 1 LOB: 1 BB: 0 P: 13	R: 0 E: 0 K: 1 S: 12	H: 2 LOB: 2 BB: 0 P: 21	R: 2 E: 0 K: 0 S: 8	H: 2 LOB: 0 BB: 0 P: 14	R: 0 E: 0 K: 0 S: 7	H: 1 LOB: 1 BB: 0 P: 11	1B: 12 2B: 0 3B: 1 HR: 2	SF: 2 SAC: 1 DP: 1 HBP: 0	WP: 1 PB: 0 SB: 1 CS: 2	PA: 45					
PITCHER	IP	WLS	BF	H	R	ER	SO	BB	IBB	HBP	BLK	WP	HR	S	P	ERA	WHIP										
Mark Leiter, R (1, 1) ERA: 4.39	2.1		14	5	4	4	1	3	0	0	0	0	0	35	63	15.43	3.429										
John Kiely, R (3, 1) ERA: 2.7	3.2	W	17	5	1	1	0	1	0	0	0	0	0	32	55	2.46	1.636										
Mike Munoz, L (7, 1) ERA: 4.38	0.1		3	2	0	0	0	0	0	0	0	0	0	8	12	0.00	6.000										
Kurt Knudsen, R (7, 1) ERA: 2.89	1.2		7	2	2	2	1	0	0	0	0	0	2	12	23	10.80	1.200										
Mike Henneman, R (9, 1) ERA: 2.72	1.0		4	1	0	0	0	0	0	0	0	1	0	7	11	0.00	1.000										

Boston Red Sox @ Detroit Tigers
Tiger Stadium, Detroit, MI
 Tue Jun 23 1992, 7:05 PM EDT
 Att. 14,134 - Cloudy - 55 F

livebaseballscorecards.com

AB	38
R	7
H	15
RBI	7
BB	4
SO	2
LOB	24



Batter	1	2	3	4	5	6	7	8	9
Tony Phillips, S OBP: 0.379, SLG: 0.356 (1, 4)	2-3 K		4-0 3B BB	1-1 1B BB HR 1B	3-2 G5-3		1-2 FC4-6		
Dan Gladden, R OBP: 0.323, SLG: 0.388 (1, 7)	1-1 1B		0-0 L8	4-0 1B HR BB		2-1 G6-3	0-0 F9		
Travis Fryman, R OBP: 0.326, SLG: 0.452 (1, 6)	2-3 K		0-1 3B	2-2 1B HR 1B		1-1 1B BB WP 1B	2-0 G3-1 S 1B		
Cecil Fielder, R OBP: 0.295, SLG: 0.450 (1, 3)	1-0 G2-3		1-3 K	0-0 HR		4-1 WP 1B BB	1-3 K		
Mickey Tettleton, S OBP: 0.357, SLG: 0.510 (1, 2)				HR 2B	G1-3		1-2 G3-1		
Rob Deer, R OBP: 0.300, SLG: 0.528 (1, 9)					1-3 K	0-3 K	0-0 WP 1B		
Shawn Hare, L OBP: 0.214, SLG: 0.083 (9, 9)							1-2 2-3 1B		
Skeeter Barnes, R OBP: 0.279, SLG: 0.368 (1, 5)					2-2 HR	2-1 S 1B	2-2 L8		
Scott Livingstone, L OBP: 0.373, SLG: 0.394 (6, PH) (7, 5)					2-2 HR	2-1 S 1B	1-2 2-3 3-H		
Phil Clark, R OBP: 0.500, SLG: 0.577 (1, 10)					1-2 F8	2-2 FC5-4 1B	2-0 FC4-6 1B		
Milt Cuyler, S OBP: 0.291, SLG: 0.363 (1, 8)					2-1 L4	1-1 1B 2B	1-0 FC5-4 WP		

Inning Stats	R: 0	H: 1	E: 0	K: 2	S: 9	LOB: 1	BB: 0	P: 15
	R: 1	H: 1	E: 0	K: 2	S: 14	LOB: 0	BB: 0	P: 22
	R: 1	H: 1	E: 0	K: 1	S: 8	LOB: 1	BB: 1	P: 15
	R: 7	H: 6	E: 0	K: 1	S: 24	LOB: 0	BB: 1	P: 39
	R: 1	H: 2	E: 0	K: 1	S: 12	LOB: 1	BB: 0	P: 20
	R: 1	H: 2	E: 0	K: 1	S: 15	LOB: 2	BB: 1	P: 25
	R: 0	H: 1	E: 0	K: 2	S: 7	LOB: 1	BB: 0	P: 12
	R: 0	H: 1	E: 0	K: 2	S: 15	LOB: 1	BB: 0	P: 21

PITCHER	IP	WLS	BF	H	R	ER	SO	BB	IBB	HBP	BLK	WP	HR	S	P	ERA	WHIP
Joe Hesketh, L ERA: 3.74 (1, 1)	3.2	L	20	7	7	7	6	2	0	0	0	0	2	46	77	17.18	2.455
Matt Young, L ERA: 4.89 (4, 1)	2.0		13	6	4	4	2	1	0	0	0	1	1	31	52	18.00	3.500
Danny Darwin, R ERA: 5.27 (6, 1)	1.1		5	1	0	0	0	0	0	0	0	1	0	12	19	0.00	0.750
Jeff Reardon, R ERA: 2.74 (8, 1)	1.0		4	1	0	0	2	0	0	0	0	0	0	15	21	0.00	1.000

BOTTOM

AB	R	H	RBI	BB	SO	LOB
4	2	1	1	1	1	2
4	1	1	0	1	0	2
5	2	4	1	0	1	1
4	1	1	4	1	2	3
5	2	2	1	0	1	3
5	0	1	0	0	3	2
0	0	0	0	0	0	0
3	2	2	2	0	1	0
1	0	0	0	0	0	2
4	0	2	1	0	1	0
4	1	1	0	0	0	2

AB 39
R 11
H 15
RBI 10
BB 3
SO 10
LOB 17

WP: 2 **PA: 42**
PB: 0
SB: 2
CS: 0

WP: 2 **SF: 0**
PB: 0 **SAC: 0**
SB: 2 **DP: 0**
CS: 0 **HBP: 0**

Boston Red Sox @ Detroit Tigers
Tiger Stadium, Detroit, MI
Tue Jun 23 1992, 7:05 PM EDT
Att. 14,134 - Cloudy - 55 F

livebaseballscores.com



Batter	1	2	3	4	5	6	7	8	9	AB R H RBI BB SO LOB	TOP											
Jody Reed, R OBP: 0.335, SLG: 0.343 (1, 4)	1-1 G3		2-2 G1-3		X 0-0 SF8		B 1-0 L9			3 0 0 1 0 0 3												
Bob Zuppic, R OBP: 0.360, SLG: 0.438 (1, 7) (4, 8)	3-1 F7		1-3 K		X 0-0 3-H 1-H 2B			2-1 G6-4-3 1B		4 0 2 0 0 1 2												
Wade Boggs, L OBP: 0.389, SLG: 0.421 (1, 5)	0-1 G6-3		1-2 F8					2-2 G6-4-3 1-2f		4 0 0 0 0 0 4												
Jack Clark, R OBP: 0.340, SLG: 0.294 (1, 10)		4-1 BB			X 0-0 G5-3			4-2 BB		2 0 0 0 2 0 0												
Ellis Burks, R OBP: 0.327, SLG: 0.417 (1, 8)		1-1 F8			2-2 L6			1-0 G6-3		2 0 0 0 0 0 1												
Herm Winningham, L OBP: 0.247, SLG: 0.279 (4, 7)										1 0 0 0 0 1 0												
Luis Rivera, R OBP: 0.348, SLG: 0.301 (8, PH) (8, 7)										1 0 0 0 0 0 1												
Tom Brunansky, R OBP: 0.349, SLG: 0.380 (1, 9)		1-3 K			X 0-0 FC6-4 1B		B 1-0 F9		0-2 F7	4 0 1 0 0 1 1												
Mo Vaughn, L OBP: 0.375, SLG: 0.297 (1, 3)		0-2 F7			X 0-0 FC6-4 1-2f					4 0 1 0 0 0 2												
Tim Lincecum, R OBP: 0.292, SLG: 0.322 (1, 6)			1-1 2B 1B					0-1 L8		3 1 1 0 0 0 1												
Tony Peña, R OBP: 0.262, SLG: 0.283 (1, 2)			3-2 2B					3-2 G4-3		3 0 3 0 0 0 0												
Scott Cooper, L OBP: 0.305, SLG: 0.298 (9, PH)			1-3 2B						3-2 G4-3	1 0 0 0 0 0 1												
Inning Stats	R: 0 E: 0 K: 0 S: 6	H: 0 LOB: 0 BB: 0 P: 10	R: 0 E: 0 K: 1 S: 9	H: 0 LOB: 1 BB: 1 P: 15	R: 0 E: 0 K: 1 S: 17	H: 2 LOB: 2 BB: 0 P: 25	R: 0 E: 0 K: 0 S: 10	H: 1 LOB: 1 BB: 0 P: 13	R: 1 E: 0 K: 0 S: 10	H: 2 LOB: 1 BB: 0 P: 17	R: 0 E: 0 K: 1 S: 5	H: 0 LOB: 0 BB: 0 P: 8	R: 0 E: 0 K: 0 S: 10	H: 1 LOB: 1 BB: 0 P: 15	R: 0 E: 0 K: 0 S: 10	H: 1 LOB: 1 BB: 1 P: 19	R: 0 E: 0 K: 0 S: 12	H: 1 LOB: 1 BB: 0 P: 15	1B: 6 2B: 2 3B: 0 HR: 0	SF: 1 SAC: 0 DP: 1 HBP: 1	WP: 0 PB: 0 SB: 0 CS: 0	PA: 36
PITCHER	IP WLS BF H R ER SO BB IBB HBP BLK WP HR S P ERA WHIP																					
Frank Tanana, L ERA: 5.19 (1, 1)	8.0 W 32 7 1 1 3 2 0 1 0 0 0 0 77 122 1.12 1.125																					
Mike Henneman, R ERA: 2.65 (9, 1)	1.0 4 1 0 0 0 0 0 0 0 0 0 0 12 15 0.00 1.000																					

Boston Red Sox @ Detroit Tigers
Tiger Stadium, Detroit, MI
Wed Jun 24 1992, 3:33 AM EDT
Att. 20,834 - Cloudy - 63 F

livebaseballscorecards.com

AB 32
R 1
H 8
RBI 1
BB 2
SO 3
LOB 16



Batter	1	2	3	4	5	6	7	8	9
Tony Phillips, S OBP: 0.374, SLG: 0.350 (1, 7) (9, 9)	2-3 K	1-1 G1-3		1-1 E7 1-3 2-H 1B		0-0 E6			
Lou Whitaker, L OBP: 0.391, SLG: 0.479 (1, 4)	3-1 P2		0-1 1B CS 1B	0-0 L6		0-0 L7			
Travis Fryman, R OBP: 0.325, SLG: 0.449 (1, 6)	2-1 L5		0-0 1-3 CS 1B		1-0 HR 1B		0-1 P3		
Cecil Fielder, R OBP: 0.298, SLG: 0.475 (1, 3)		1-1 HR	2-3 K		1-0 F8		0-0 G6-3		
Mickey Tettleton, S OBP: 0.359, SLG: 0.512 (1, 10)		1-3 K	3-2 CS		2-2 1-H HR		3-2 L1		
Scott Livingstone, L OBP: 0.381, SLG: 0.396 (1, 5)		4-2 1B SF7 BB		4-2 FC1-5 BB		0-1 G4-3		1-1 SH3-4 2B	
Chad Kreuter, S OBP: 0.325, SLG: 0.397 (1, 2)		0-1 1B 1-3 1B		1-2 FC1-5 1-2 1B 1B		1-0 F8		0-1 SH3-4 2-3	
Shawn Hare, L OBP: 0.176, SLG: 0.071 Skeeter Barnes, R OBP: 0.279, SLG: 0.368 Dave Bergman, L OBP: 0.326, SLG: 0.274 Dan Gladden, R OBP: 0.323, SLG: 0.388 (1, 9) (8, PH) (8, PH) (9, 7)		1-1 SF7		1-1 FC1-5 E 1B 1-2 2-3f		0-0 G4-3		4-0 G4-6-3 IBB	
Milt Cuyler, S OBP: 0.296, SLG: 0.367 (1, 8)		1-1 1-2 1B		2-3 K		1-2 G5-3		2-1 G4-6-3 1-2f	

Inning Stats	R: 0 E: 0 K: 1 S: 9	H: 0 LOB: 0 BB: 0 P: 16	R: 2 E: 0 K: 1 S: 15	H: 3 LOB: 2 BB: 1 P: 24	R: 0 E: 0 K: 1 S: 8	H: 2 LOB: 1 BB: 0 P: 13	R: 1 E: 1 K: 1 S: 14	H: 2 LOB: 2 BB: 1 P: 23	R: 2 E: 0 K: 0 S: 9	H: 2 LOB: 0 BB: 0 P: 13	R: 0 E: 1 K: 0 S: 6	H: 0 LOB: 1 BB: 0 P: 7	R: 0 E: 0 K: 0 S: 7	H: 0 LOB: 0 BB: 0 P: 10	R: 0 E: 0 K: 0 S: 6	H: 1 LOB: 1 BB: 1 P: 13
--------------	------------------------------	----------------------------------	-------------------------------	----------------------------------	------------------------------	----------------------------------	-------------------------------	----------------------------------	------------------------------	----------------------------------	------------------------------	---------------------------------	------------------------------	----------------------------------	------------------------------	----------------------------------

PITCHER										PITCHER																							
IP	WLS	BF	H	R	ER	SO	BB	IBB	HBP	BLK	WP	HR	S	P	ERA	WHIP	IP	WLS	BF	H	R	ER	SO	BB	IBB	HBP	BLK	WP	HR	S	P	ERA	WHIP
Mike Gardiner, R ERA: 4.31 (1, 1)	7.0	L	31	9	5	5	4	2	0	0	0	2	68	106	6.43	1.571																	
Tony Fossas, L ERA: 5.79 (8, 1)	0.1		3	1	0	0	0	0	1	0	0	0	4	9	0.00	3.000																	
Greg Harris, R ERA: 1.55 (8, 1)	0.2		1	0	0	0	0	0	0	0	0	0	2	4	0.00	0.000																	

BOTTOM

Boston Red Sox @ Detroit Tigers
Tiger Stadium, Detroit, MI
Wed Jun 24 1992, 3:33 AM EDT
Att. 20,834 - Cloudy - 63 F

livebaseballscorecards.com

AB	30
R	5
H	10
RBI	5
BB	3
SO	4
LOB	14



1B: 7	SF: 1	WP: 0	PA: 36
2B: 2	SAC: 1	PB: 0	
3B: 0	DP: 2	SB: 0	
HR: 2	HBP: 0	CS: 1	

Batter	1	2	3	4	5	6	7	8	9	AB R H RBI BB SO LOB	TOP		
Brian Downing, R (1, 10) OBP: 0.417, SLG: 0.391	2-3 		0-2 G6-3 	1-0 E9 		1-0 G4-3 		3-1 P5 		5 0 0 0 0 1 2			
Dean Palmer, R (1, 5) OBP: 0.324, SLG: 0.441	2-3 K 		2-3 K 	1-0 P4 		1-0 SF8 			2-3 	4 0 0 1 0 3 2			
Rafael Palmeiro, L (1, 3) OBP: 0.344, SLG: 0.398	3-2 F8 		1-3 		4-0 G1-4-3 1B BB 		0-0 G4-3 		3-2 G6-3 	4 0 0 0 1 1 0			
Ruben Sierra, S (1, 9) OBP: 0.332, SLG: 0.474		2-1 		1-0 1B 	2-1 		1-2 G6-3 		2-1 	5 2 4 0 0 0 0			
Juan Gonzalez, R (1, 8) OBP: 0.310, SLG: 0.506		4-1 FC4-6 1B 		0-0 	1-0 G1-4-3 		1-0 F8 		3-2 CS 	3 0 1 0 1 0 2			
Kevin Reimer, L (1, 7) OBP: 0.341, SLG: 0.452		1-1 		3-1 2B FC5-2 1B 	4-0 		1-1 			3 0 3 1 1 0 0			
John Cangelosi, S (9, 7) OBP: 0.333, SLG: 0.254		1-2 2-3 1B 		3-1 2B FC5-2 1B 	4-0 		1-1 			0 0 0 0 0 0 0			
Russ McGinnis, R (1, 2) OBP: 0.306, SLG: 0.364		2-2 F9 		1-2 3-H 	4-1 		1-2 G3 			2 1 1 0 0 0 3			
Geno Petralli, L (5, PH) OBP: 0.257, SLG: 0.291				1-3 E 2B 	1-2 		1-2 G3 			1 0 0 0 1 0 1			
Dickie Thon, R (1, 6) OBP: 0.291, SLG: 0.335		2-0 FC4-6 		4-0 E IBB 	0-0 FC6-4 			0-1 F9 		3 1 0 1 1 0 5			
Al Newman, S (1, 4) OBP: 0.293, SLG: 0.244		0-0 B1-3 		1-0 FC5-2 		2-1 E3 G4-3 SF8 		0-1 L4 		4 1 0 0 0 0 4			
Inning Stats	R: 0 E: 0 K: 2 S: 9 H: 0 LOB: 0 BB: 0 P: 16	R: 1 E: 0 K: 0 S: 11 H: 2 LOB: 2 BB: 1 P: 22	R: 0 E: 0 K: 2 S: 9 H: 0 LOB: 0 BB: 0 P: 12	R: 3 E: 2 K: 0 S: 10 H: 4 LOB: 2 BB: 1 P: 22	R: 0 E: 0 K: 0 S: 5 H: 1 LOB: 3 BB: 3 P: 20	R: 1 E: 1 K: 0 S: 5 H: 0 LOB: 0 BB: 0 P: 9	R: 0 E: 0 K: 0 S: 9 H: 1 LOB: 1 BB: 0 P: 13	R: 0 E: 0 K: 0 S: 6 H: 0 LOB: 0 BB: 0 P: 9	R: 0 E: 0 K: 1 S: 14 H: 1 LOB: 0 BB: 0 P: 24	1B: 8 2B: 1 3B: 0 HR: 0 SF: 1 SAC: 0 DP: 1 HBP: 0	WP: 0 PB: 0 SB: 0 CS: 1 PA: 41		
PITCHER	IP WLS BF H R ER SO BB IBB HBP BLK WP HR S P ERA WHIP											PITCHER	IP WLS BF H R ER SO BB IBB HBP BLK WP HR S P ERA WHIP
Buddy Groom, L (1, 1) ERA: 4.22	4.0 L 22 7 4 2 4 2 1 0 0 0 0 0 41 80 4.50 2.250												
Les Lancaster, R (5, 1) ERA: 5.77	5.0 18 2 1 0 1 1 1 0 0 0 0 0 37 67 0.00 0.600												

Texas Rangers @ Detroit Tigers
Tiger Stadium, Detroit, MI
Thu Jun 25 1992, 7:05 PM EDT
Att. 13,346 - Cloudy - 73 F

livebaseballscorecards.com

AB 34
R 5
H 9
RBI 3
BB 5
SO 5
LOB 19




Batter	1	2	3	4	5	6	7	8	9	AB R H RBI BB SO LOB
Tony Phillips, S OBP: 0.376, SLG: 0.353 (1, 9) B X	1-0 F7			1-2 HBP 1B	0-0 FC3-6 1B		1-3 K			4 1 2 0 0 1 0
Lou Whitaker, L OBP: 0.389, SLG: 0.472 (1, 4) B B B C B	4-1 G6-4-3 BB			2-3 SAFE K	0-0 FC3-6 1-2f 2-3		2-1 G3			3 0 0 0 1 1 3
Travis Fryman, R OBP: 0.324, SLG: 0.445 (1, 6) C X	0-1 G6-4-3 1-2f			1 SAFE B C H 2-1 1B E HBP	0-1 G5-3		1-3 K			3 1 0 0 0 1 3
Cecil Fielder, R OBP: 0.294, SLG: 0.468 (1, 3) C X		0-1 G5-3		1-3 K		1-1 G5-3		1-3 K		4 0 0 0 0 2 2
Mickey Tettleton, S OBP: 0.357, SLG: 0.508 (1, 10) C B B C B X		1-2 G6-3		3-2 E 1-3 2-H 1B		1-3 K		1-0 G3		4 0 1 1 0 1 0
Dan Gladden, R OBP: 0.321, SLG: 0.380 (1, 7) X		0-0 L6		0-1 E4 1-3 3-H		4-1 1B BB		2-3 K		3 0 0 0 1 1 1
Scott Livingstone, L OBP: 0.376, SLG: 0.390 (1, 5) B S X			1-1 G6-3	2-0 G4-3		1-0 1B		1-2 F7		4 0 1 0 0 0 2
Chad Kreuter, S OBP: 0.310, SLG: 0.377 (1, 2) B F B X		2-1 L8		2-2 F8		0-3 K		2-3 K		4 0 0 0 0 2 2
Milt Cuyler, S OBP: 0.296, SLG: 0.364 (1, 8) F B X			1-1 G3-1		4-2 FC3-6 1B BB		0-1 L8			2 0 0 0 1 0 0

Inning Stats	R: 0	H: 0	E: 0	K: 0	S: 4	R: 0	H: 0	E: 0	K: 0	S: 7	R: 0	H: 0	E: 0	K: 0	S: 6	R: 2	H: 2	E: 1	K: 2	S: 18	R: 0	H: 1	E: 0	K: 0	S: 9	R: 0	H: 1	E: 0	K: 2	S: 10	R: 0	H: 0	E: 0	K: 1	S: 7	R: 0	H: 0	E: 0	K: 2	S: 7	R: 0	H: 0	E: 0	K: 2	S: 12	1B: 4	2B: 0	3B: 0	HR: 0	SF: 0	SAC: 0	DP: 1	HBP: 1	WP: 0	PB: 0	SB: 0	CS: 0	PA: 35
	0	0	0	0	4	0	0	0	0	7	0	0	0	0	6	2	2	1	2	18	0	1	0	0	9	0	1	0	2	10	0	0	0	2	7	0	0	0	10	0	0	0	0	7	4	0	0	0	0	0	1	1	0	0	35			

PITCHER	IP	WLS	BF	H	R	ER	SO	BB	IBB	HBP	BLK	WP	HR	S	P	ERA	WHIP
Kevin Brown, R ERA: 2.94 (1, 1)	9.0	W	35	4	2	1	9	3	0	1	0	0	0	80	125	1.00	0.778

TEXAS RANGERS @ DETROIT TIGERS
Tiger Stadium, Detroit, MI
 Thu Jun 25 1992, 7:05 PM EDT
 Att: 13,346 - Cloudy - 73 F

AB	31
R	2
H	4
RBI	1
BB	3
SO	9
LOB	13



Batter	1	2	3	4	5	6	7	8	9	AB R H RBI BB SO LOB	TOP									
Jeff Huson, L (1, 4) OBP: 0.316, SLG: 0.345	3-2 CS 1B		2-1 FC6-4 1B		3-2 L4			1-1 P4		4 0 2 0 0 0 0										
Dean Palmer, R (1, 5) OBP: 0.323, SLG: 0.436	3-2 SAFE F9		2-2 SAFE FC6-4 S 1-2f			3-2 P2		4-2 L4-3 BB		3 0 0 0 1 0 2										
Rafael Palmeiro, L (1, 3) OBP: 0.343, SLG: 0.399	2-1 3B 2B		1-3 K 1-2			1-1 P6		1-1 L4-3		4 1 1 0 0 1 2										
Ruben Sierra, S (1, 9) OBP: 0.334, SLG: 0.482	0-1 2-H 3B			1-0 G1-3		0-0 1B		1-0 P8		4 0 2 1 0 0 0										
Juan Gonzalez, R (1, 8) OBP: 0.309, SLG: 0.513	0-1 F9			1-3 K		2-3 K		1-2 HR		4 1 1 1 0 2 2										
Kevin Reimer, L (1, 10) OBP: 0.339, SLG: 0.452		0-2 F9		2-2 2B		0-1 F9		0-0 G3		4 0 1 0 0 0 0										
Geno Petrali, L (1, 2) OBP: 0.256, SLG: 0.283		2-0 G3-1		1-0 F7		4-0 BB		1-0 E4		3 0 0 0 1 0 1										
Dan Peltier, L (1, 7) OBP: 0.287, SLG: 0.330		1-0 F8			2-2 G3-1		0-0 F7		1-1 P3	4 0 0 0 0 0 2										
Dickie Thon, R (1, 6) OBP: 0.287, SLG: 0.330			0-0 G5-3		0-0 L7		3-2 L7			3 0 0 0 0 0 1										
Inning Stats	R: 1 E: 0 K: 0 S: 13	H: 3 LOB: 1 BB: 0 P: 20	R: 0 E: 0 K: 0 S: 5	H: 0 LOB: 0 BB: 0 P: 8	R: 0 E: 0 K: 1 S: 12	H: 1 LOB: 1 BB: 0 P: 16	R: 0 E: 0 K: 1 S: 8	H: 1 LOB: 1 BB: 0 P: 13	R: 0 E: 0 K: 0 S: 10	H: 1 LOB: 1 BB: 0 P: 16	R: 0 E: 0 K: 0 S: 6	H: 0 LOB: 1 BB: 1 P: 13	R: 0 E: 0 K: 0 S: 6	H: 0 LOB: 0 BB: 1 P: 12	R: 1 E: 1 K: 0 S: 9	H: 1 LOB: 1 BB: 0 P: 13	1B: 3 2B: 3 3B: 1 HR: 1	SF: 0 SAC: 0 DP: 1 HBP: 0	WP: 0 PB: 0 SB: 1 CS: 1	PA: 35
PITCHER	IP WLS BF H R ER SO BB IBB HBP BLK WP HR S P ERA WHIP																			
Bill Gullickson, R (1, 1) ERA: 3.14	7.0 W 27 6 1 1 3 1 0 0 0 0 0 0 62 99 1.29 1.000																			
Kurt Knudsen, R (8, 1) ERA: 2.79	1.0 3 0 0 0 0 1 0 0 0 0 0 0 6 12 0.00 1.000																			
Mike Henneman, R (9, 1) ERA: 2.82	1.0 S 5 1 1 1 0 0 0 0 0 0 0 1 9 13 9.00 1.000																			

Texas Rangers @ Detroit Tigers
Tiger Stadium, Detroit, MI
Fri Jun 26 1992, 7:05 PM EDT
Att. 18,326 - Cloudy - 75 F

livebaseballscorecards.com

AB 33
R 2
H 7
RBI 2
BB 2
SO 3
LOB 10



Batter	1	2	3	4	5	6	7	8	9
Tony Phillips, S OBP: 0.384, SLG: 0.373 (1, 9)	1-0 CS BB 1B		2-1 HR		0-0 BB 2B 1B	4-0 BB			
Lou Whitaker, L OBP: 0.395, SLG: 0.469 (1, 4)	4-0 CS 1-2 BB		4-1 CS BB		4-0 2B FC3-2 BB	2-2 P2			
Travis Fryman, R OBP: 0.323, SLG: 0.446 (1, 6)	1-2 F7		3-3 1-2		2-1 FC3-2 SF9 2B		2-3 K		
Cecil Fielder, R OBP: 0.300, SLG: 0.468 (1, 10)	4-2 1-2 2-3 BB		2-2 1B		4-2 FC3-2 BB		2-3 K		
Mickey Tettleton, S OBP: 0.353, SLG: 0.500 (1, 2)	3-3 K		2-3 K		3-2 FC3-2		2-3 K		
Dan Gladden, R OBP: 0.325, SLG: 0.392 (1, 7)		1-0 G4-3 2B		3-1 E7 FC3-6	0-0 SF9		3-1 G4-3 1B		
Dave Bergman, L OBP: 0.313, SLG: 0.261 (1, 3)		2-2 G4-3		1-0 F9	0-1 G6-3		2-0 G4-3		
Scott Livingstone, L OBP: 0.363, SLG: 0.375 (1, 5)		3-1 G4-3		1-0 FC3-6 1-2f		3-1 F8	2-3 K		
Milt Cuyler, S OBP: 0.291, SLG: 0.357 (1, 8)		0-0 B1-3		1-2 G3		2-3 K	0-3 K		

Inning Stats	R: 0 E: 0 K: 13 S: 13	H: 1 LOB: 2 BB: 2 P: 26	R: 1 E: 0 K: 7 S: 7	H: 1 LOB: 0 BB: 0 P: 13	R: 1 E: 0 K: 2 S: 13	H: 2 LOB: 1 BB: 1 P: 26	R: 0 E: 1 K: 0 S: 7	H: 0 LOB: 1 BB: 0 P: 13	R: 2 E: 0 K: 0 S: 11	H: 2 LOB: 2 BB: 2 P: 24	R: 0 E: 0 K: 1 S: 12	H: 0 LOB: 1 BB: 1 P: 23	R: 0 E: 0 K: 3 S: 10	H: 0 LOB: 0 BB: 0 P: 16	R: 0 E: 0 K: 2 S: 13	H: 1 LOB: 1 BB: 0 P: 20
--------------	--------------------------------	----------------------------------	------------------------------	----------------------------------	-------------------------------	----------------------------------	------------------------------	----------------------------------	-------------------------------	----------------------------------	-------------------------------	----------------------------------	-------------------------------	----------------------------------	-------------------------------	----------------------------------

PITCHER	IP	WLS	BF	H	R	ER	SO	BB	IBB	HBP	BLK	WP	HR	S	P	ERA	WHIP
Todd Burns, R ERA: 3.82 (1, 1)	4.0	L	21	6	4	4	3	4	0	0	0	0	1	43	87	9.00	2.500
Terry Mathews, R ERA: 5.72 (5, 1)	2.0		8	0	0	0	1	2	0	0	0	0	0	20	38	0.00	1.000
Danny Leon, R ERA: 3.18 (7, 1)	2.0		7	1	0	0	5	0	0	0	0	0	0	23	36	0.00	0.500

AB R H RBI BB SO LOB

3	2	3	1	1	0	0
1	0	0	0	3	0	1
4	1	1	1	0	2	3
2	0	1	0	2	1	0
4	0	0	0	0	3	6
3	1	2	1	0	0	0
4	0	0	0	0	0	5
4	0	0	1	0	1	2
4	0	0	0	0	2	2

AB 29
R 4
H 7
RBI 4
BB 6
SO 9
LOB 19

1B: 4	SF: 1
2B: 3	SAC: 0
3B: 0	DP: 1
HR: 1	HBP: 0



WP	PA	ERA	WHIP
0	36		

Texas Rangers @ Detroit Tigers
Tiger Stadium, Detroit, MI
Fri Jun 26 1992, 7:05 PM EDT
Att. 18,326 - Cloudy - 75 F

livebaseballscorecards.com

Batter	1	2	3	4	5	6	7	8	9	AB R H RBI BB SO LOB	TOP
Jeff Huson, L (1, 4) <small>OBP: 0.318, SLG: 0.343</small>	1-2 	4-2 	1-0 			1-3 			1-3 	4 2 1 0 1 2 0	
Dean Palmer, R (1, 5) <small>OBP: 0.322, SLG: 0.433</small> Al Newman, S (8, 5) <small>OBP: 0.291, SLG: 0.243</small>	1-0 	1-0 	3-1 			2-3 			0-0 	4 1 1 0 0 1 1 1 0 0 0 0 0 0	
Rafael Palmeiro, L (1, 3) <small>OBP: 0.344, SLG: 0.403</small>	1-2 	2-2 			2-1 			0-0 	2-1 	5 2 2 2 0 0 0	
Ruben Sierra, S (1, 10) <small>OBP: 0.333, SLG: 0.480</small>	3-1 	0-2 			1-0 			2-0 		3 1 1 2 0 0 0	
Juan Gonzalez, R (1, 8) <small>OBP: 0.311, SLG: 0.513</small> John Cangelosi, S (8, 8) <small>OBP: 0.333, SLG: 0.254</small>	2-2 	0-2 			0-0 			0-1 		4 1 2 1 0 0 0 0 0 0 0 0 0 0	
Kevin Reimer, L (1, 7) <small>OBP: 0.342, SLG: 0.469</small>	1-0 	3-2 			0-0 			1-0 		4 2 2 3 0 0 1	
Ivan Rodriguez, R (1, 2) <small>OBP: 0.322, SLG: 0.431</small> Geno Petralli, L (7, 2) <small>OBP: 0.254, SLG: 0.280</small>	0-1 	0-0 			2-2 			1-2 		3 1 2 2 0 0 0 1 0 0 0 0 0 0	
Dan Peltier, L (1, 9)	1-2 	2-0 			0-1 			3-2 		4 0 0 0 0 0 1	
Dickie Thon, R (1, 6) <small>OBP: 0.282, SLG: 0.323</small>		1-1 	1-2 			0-0 		2-0 		4 0 0 0 0 0 0	
Inning Stats	R: 4 H: 5 E: 1 LOB: 1 K: 0 BB: 0 S: 21 P: 31	R: 6 H: 5 E: 0 LOB: 0 K: 0 BB: 1 S: 22 P: 34	R: 0 H: 0 E: 0 LOB: 0 K: 0 BB: 0 S: 6 P: 11	R: 0 H: 0 E: 0 LOB: 0 K: 0 BB: 0 S: 4 P: 7	R: 0 H: 0 E: 0 LOB: 0 K: 0 BB: 0 S: 6 P: 8	R: 0 H: 0 E: 0 LOB: 0 K: 2 BB: 0 S: 8 P: 11	R: 0 H: 1 E: 0 LOB: 1 K: 0 BB: 0 S: 5 P: 8	R: 0 H: 0 E: 0 LOB: 0 K: 1 BB: 0 S: 6 P: 9	1B: 7 SF: 1 2B: 2 SAC: 0 3B: 0 DP: 0 HR: 2 HBP: 0	WP: 0 PA: 39 PB: 0 SB: 0 CS: 0	
PITCHER Kevin Ritz, R (1, 1) <small>ERA: 6.7</small> Walt Terrell, R (2, 1) <small>ERA: 4.98</small> Mike Munoz, L (9, 1) <small>ERA: 4.21</small>	IP WLS BF H R ER SO BB IBB HBP BLK WP HR S P ERA WHIP 1.2 L 13 7 7 7 0 1 0 0 0 0 0 0 34 51 37.80 4.800	IP WLS BF H R ER SO BB IBB HBP BLK WP HR S P ERA WHIP 6.1 23 4 3 3 2 0 0 0 0 0 0 2 49 76 4.26 0.632	IP WLS BF H R ER SO BB IBB HBP BLK WP HR S P ERA WHIP 1.0 3 0 0 0 0 1 0 0 0 0 0 0 6 9 0.00 0.000	PITCHER IP WLS BF H R ER SO BB IBB HBP BLK WP HR S P ERA WHIP							

Texas Rangers @ Detroit Tigers
 Tiger Stadium, Detroit, MI
 Sat Jun 27 1992, 3:33 AM EDT
 Att. 36,180 - Sunny - 70 F

livebaseballscorecards.com

AB 37
R 10
H 11
RBI 10
BB 1
SO 3
LOB 3



Batter	1	2	3	4	5	6	7	8	9	AB R H RBI BB SO LOB
Tony Phillips, S OBP: 0.383, SLG: 0.373 (1, 9)	2-1 F7 1B	3-2 G3 1-H 2B		0-0 L3		0-1 G4-3		4-0 1B 1B BB	2-2 G6-3	5 1 1 1 1 0 0
Lou Whitaker, L OBP: 0.399, SLG: 0.480 (1, 4)	2-1 1B 2B	0-2 G3 2-3		1-1 2B		4-2 2B BB		2-2 F8		4 1 2 0 1 0 2
Travis Fryman, R OBP: 0.327, SLG: 0.452 (1, 6)	2-1 1B FC4-6 1B	3-2 F8		2-3 K		1-0 2B		1-0 1B 1-3 HR 1B		5 2 3 0 0 1 2
Cecil Fielder, R OBP: 0.309, SLG: 0.472 (1, 10)	3-1 FC4-6 1-3 1B		4-2 1B BB		2-2 1B 1B	0-3 K		2-2 HR 1-2 1B		4 2 3 2 1 1 2
Mickey Tettleton, S OBP: 0.350, SLG: 0.506 (1, 2)	3-2 FC4-6 1-2f BB	3-2 K		0-3 K		0-3 K		0-0 HR 1-H 2-H		5 1 1 4 0 3 5
Dan Gladden, R OBP: 0.339, SLG: 0.397 (1, 7)	4-1 1B BB		1-0 1B		0-0 1B 1B		1-0 G5-3	4-0 FC5-4 BB		3 0 2 0 2 0 0
Dave Bergman, L OBP: 0.301, SLG: 0.250 (1, 3)	0-3 K		2-2 F8		0-0 P3		3-2 G4-3	1-0 FC5-4 1-2f		4 0 0 0 0 1 6
Skeeter Barnes, R OBP: 0.274, SLG: 0.362 (8, PH)										1 0 0 0 0 0 1
Scott Livingstone, L OBP: 0.368, SLG: 0.374 (1, 5)		4-2 2B BB		0-0 G3		1-2 1B 1-2 2-H		2-2 F7		3 1 1 1 1 0 2
Phil Clark, R OBP: 0.484, SLG: 0.556 (9, PH)									3-3 K	1 0 0 0 0 1 0
Milt Cuyler, S OBP: 0.285, SLG: 0.350 (1, 8)		1-1 L7		2-3 K		0-0 G4-3			2-3 K 1-3 K	5 0 0 0 0 3 3

Inning Stats	R: 2	H: 3	E: 0	K: 1	S: 15	LOB: 2	BB: 1	P: 31	R: 1	H: 1	E: 0	K: 0	S: 18	LOB: 1	BB: 1	P: 29	R: 0	H: 1	E: 0	K: 1	S: 11	LOB: 2	BB: 1	P: 21	R: 0	H: 1	E: 0	K: 2	S: 9	LOB: 1	BB: 0	P: 14	R: 1	H: 3	E: 0	K: 1	S: 13	LOB: 2	BB: 0	P: 16	R: 0	H: 1	E: 0	K: 2	S: 12	LOB: 2	BB: 1	P: 17	R: 0	H: 0	E: 0	K: 0	S: 7	LOB: 0	BB: 0	P: 13	R: 4	H: 3	E: 0	K: 1	S: 14	LOB: 1	BB: 2	P: 30	R: 0	H: 0	E: 0	K: 2	S: 10	LOB: 0	BB: 0	P: 16	1B: 8	SF: 0	2B: 4	SAC: 0	3B: 0	DP: 0	HR: 1	HBP: 0	WP: 0	PA: 46
PITCHER	IP	WLS	BF	H	R	ER	SO	BB	IBB	HBP	BLK	WP	HR	S	P	ERA	WHIP																																																																	
Jose Guzman, R ERA: 3.94 (1, 1)	6.0		32	10	4	4	7	4	0	0	0	0	0	78	128	6.00	2.333																																																																	
Ed Nunez, R ERA: 4.91 (7, 1)	1.2		10	3	4	4	1	2	0	0	0	0	1	20	41	21.60	3.000																																																																	
Kenny Rogers, L ERA: 2.97 (8, 1)	1.1	S	4	0	0	0	2	0	0	0	0	0	0	11	18	0.00	0.000																																																																	

BOTTOM

Texas Rangers @ Detroit Tigers
Tiger Stadium, Detroit, MI
Sat Jun 27 1992, 3:33 AM EDT
Att. 36,180 - Sunny - 70 F

livebaseballscores.com

AB	40
R	8
H	13
RBI	8
BB	6
SO	10
LOB	23



Texas Rangers @ Detroit Tigers
 Tiger Stadium, Detroit, MI
 Sun Jun 28 1992, 3:33 AM EDT
 Att. 42,394 - Sunny - 74 F

livebaseballscorecards.com

AB	33
R	8
H	9
RBI	7
BB	8
SO	7
LOB	19



WP:	0	PA:	44
PB:	0		
SB:	0		
CS:	1		

Batter	1	2	3	4	5	6	7	8	9	AB	R	H	RBI	BB	SO	LOB
Brian Downing, R (1, 10) OBP: 0.422, SLG: 0.411	1-0 P4		4-1 BB		2-1 HR	3-2 P3		1-2 HBP		3	1	1	3	1	0	1
Dean Palmer, R (1, 5) OBP: 0.323, SLG: 0.434	4-2 CS		1-3 K		0-0 1B	0-3 K		G4-6-3		4	1	1	0	1	2	5
Rafael Palmeiro, L (1, 3) OBP: 0.348, SLG: 0.402	0-1 F7		4-1 BB		2-2 2B			G6-3		3	1	1	1	2	0	2
Ruben Sierra, S (1, 9) Dan Peltier, L (9, 9)	2-2 CS	3-3 K	1-2 L9		0-0 SF8		0-3 K		0-0 F8	5	1	1	1	0	2	4
Kevin Reimer, L (1, 7) John Cangelosi, S (7, 7)		2-1 HR		2-2 P5	0-2 G4-3		3-1 F8		3-3 K	4	1	1	1	0	0	2
Juan Gonzalez, R (1, 8) OBP: 0.309, SLG: 0.509		1-3 K		3-1 F8	2-1 SF8		0-0 F7		0-1 FC6-4	4	0	1	1	0	1	1
Ivan Rodriguez, R (1, 2) Geno Petralli, L (9, 2) OBP: 0.254, SLG: 0.280		1-3 K		1-2 2B	0-0 G6-3			4-2 1B	0-1 FC6-4	4	1	1	0	1	1	1
Jeff Huson, L (1, 4) OBP: 0.327, SLG: 0.350			4-1 E	1-0 P6		2-1 F9		4-2 HBP	1-2 G4-6-3	2	1	1	0	2	0	1
Dickie Thon, R (1, 6) OBP: 0.286, SLG: 0.324			0-0 E5		4-1 HR	1-0 F9		0-0 G4-6-3	1-2 2-3	3	1	1	0	1	0	2

Inning Stats	R: 0	H: 0	E: 0	K: 0	S: 9	P: 16	R: 1	H: 1	E: 0	K: 3	S: 11	P: 18	R: 0	H: 0	E: 1	K: 1	S: 10	P: 24	R: 0	H: 1	E: 0	K: 0	S: 10	P: 17	R: 5	H: 4	E: 0	K: 0	S: 15	P: 25	R: 0	H: 1	E: 0	K: 1	S: 10	P: 16	R: 0	H: 0	E: 0	K: 1	S: 9	P: 16	R: 2	H: 1	E: 0	K: 0	S: 13	P: 23	R: 0	H: 1	E: 0	K: 1	S: 10	P: 13	1B: 3	2B: 4	3B: 0	HR: 2	SF: 1	SAC: 0	DP: 1	HBP: 1	WP: 0	PA: 44
--------------	------	------	------	------	------	-------	------	------	------	------	-------	-------	------	------	------	------	-------	-------	------	------	------	------	-------	-------	------	------	------	------	-------	-------	------	------	------	------	-------	-------	------	------	------	------	------	-------	------	------	------	------	-------	-------	------	------	------	------	-------	-------	-------	-------	-------	-------	-------	--------	-------	--------	-------	--------

PITCHER	IP	WLS	BF	H	R	ER	SO	BB	IBB	HBP	BLK	WP	HR	S	P	ERA	WHIP
Mark Leiter, R (1, 1) ERA: 4.77	4.0	L	21	5	5	5	4	5	0	0	0	0	2	48	91	11.25	2.500
Les Lancaster, R (5, 1) ERA: 5.98	3.0		16	3	3	3	2	3	0	1	0	0	0	36	60	9.00	2.000
John Doherty, R (8, 1) ERA: 3.79	2.0		6	1	0	0	1	0	0	0	0	0	0	13	17	0.00	0.500

Batter	1	2	3	4	5	6	7	8	9	AB R H RBI BB SO LOB
Tony Phillips, S OBP: 0.386, SLG: 0.373 (1, 9)	4-2 F8 1B BB		4-2 1B BB		3-1 1B		0-3 K		2-3 K	3 0 1 0 2 2 1
Lou Whitaker, L OBP: 0.403, SLG: 0.488 (1, 4)	1-2 BB 1-2 1B		0-1 P5		3-1 P5			2-1 1B 2B	2-2 1B 1B	5 1 3 0 0 0 2
Travis Fryman, R OBP: 0.325, SLG: 0.447 (1, 6)	3-2 P5		2-3 K		1-0 P5			2-1 2B 1B	1-3 K	5 1 1 0 0 2 6
Cecil Fielder, R OBP: 0.314, SLG: 0.479 (1, 3)	1-0 F8 2-3		2-0 1B			1-3 K		3-2 G3 1B 2B	1-0 BB 1B	5 1 3 3 0 1 2
Mickey Tettleton, S OBP: 0.351, SLG: 0.500 (1, 10)	4-1 BB		3-3 K			3-3 K		2-0 G3	4-0 BB	3 0 0 0 2 2 3
Dan Gladden, R OBP: 0.341, SLG: 0.398 (1, 7)	0-3 K			0-2 G4-6-3 1B		2-1 1B		3-3 K	1-3 K	5 0 2 0 0 3 7
Scott Livingstone, L OBP: 0.364, SLG: 0.369 (1, 5)		0-2 P4		2-1 F8		0-1 G1-3		2-1 1B		4 0 1 1 0 0 2
Chad Kreuter, S OBP: 0.295, SLG: 0.358 (1, 2)		2-2 P6		0-0 G4-6-3			1-1 F7	2-3 K		4 0 0 0 0 1 2
Milt Cuyler, S OBP: 0.285, SLG: 0.345 (1, 8)		2-1 P6			2-3 K		1-1 G3		4-2 1B BB	3 1 0 0 1 1 0

Inning Stats	R: 0	H: 1	E: 0	K: 1	S: 16	LOB: 3	BB: 2	P: 29	R: 0	H: 0	E: 0	K: 0	S: 9	LOB: 0	BB: 0	P: 13	R: 0	H: 1	E: 0	K: 2	S: 11	LOB: 2	BB: 1	P: 22	R: 0	H: 1	E: 0	K: 0	S: 6	LOB: 0	BB: 0	P: 8	R: 0	H: 1	E: 0	K: 1	S: 8	LOB: 1	BB: 0	P: 17	R: 0	H: 1	E: 0	K: 2	S: 12	LOB: 1	BB: 0	P: 18	R: 0	H: 0	E: 0	K: 1	S: 7	LOB: 0	BB: 0	P: 9	R: 3	H: 4	E: 0	K: 2	S: 18	LOB: 1	BB: 0	P: 34	R: 1	H: 2	E: 0	K: 3	S: 16	LOB: 3	BB: 2	P: 31	1B: 9	2B: 2	3B: 0	HR: 0	SF: 0	SAC: 0	DP: 1	HBP: 0	WP: 0	PB: 0	SB: 0	CS: 0	PA: 42
--------------	------	------	------	------	-------	--------	-------	-------	------	------	------	------	------	--------	-------	-------	------	------	------	------	-------	--------	-------	-------	------	------	------	------	------	--------	-------	------	------	------	------	------	------	--------	-------	-------	------	------	------	------	-------	--------	-------	-------	------	------	------	------	------	--------	-------	------	------	------	------	------	-------	--------	-------	-------	------	------	------	------	-------	--------	-------	-------	-------	-------	-------	-------	-------	--------	-------	--------	-------	-------	-------	-------	--------

PITCHER	IP	WLS	BF	H	R	ER	SO	BB	IBB	HBP	BLK	WP	HR	S	P	ERA	WHIP
Nolan Ryan, R ERA: 4.15 (1, 1)	7.0		28	5	0	0	7	3	0	0	0	0	0	69	116	0.00	1.143
Terry Mathews, R ERA: 6.67 (8, 1)	0.0		3	3	3	3	0	0	0	0	0	0	0	9	16	∞	∞
Danny Leon, R ERA: 2.92 (8, 1)	1.0		4	1	0	0	2	0	0	0	0	0	0	9	18	0.00	1.000
Jeff Russell, R ERA: 1.67 (9, 1)	1.0		7	2	1	1	3	2	0	0	0	0	0	16	31	9.00	4.000

BOTTOM

Texas Rangers @ Detroit Tigers
Tiger Stadium, Detroit, MI
Sun Jun 28 1992, 3:33 AM EDT
Att. 42,394 - Sunny - 74 F

livebaseballscorecards.com

AB	37
R	4
H	11
RBI	4
BB	5
SO	12
LOB	25



Batter	1	2	3	4	5	6	7	8	9	AB R H RBI BB SO LOB	TOP											
Tony Phillips, S OBP: 0.388, SLG: 0.377 (1, 4) (9, 5)	0-0 E6 BB E	2-1 F8		1-0 1B 1B		4-0 2B BB		1-0 1B 2B	1-1 F9	5 1 2 0 1 0 2												
Dan Gladden, R OBP: 0.348, SLG: 0.416 (1, 7) SAFE SAFE SAFE SAFE SAFE	1-0 L4	3-2 HR 2B		1-0 P4		0-2 2B		2-2 1B 2-H		5 1 3 0 0 0 2												
Travis Fryman, R OBP: 0.332, SLG: 0.471 (1, 6) SAFE SAFE SAFE SAFE SAFE	4-1 E 1B BB	0-0 HR		2-1 1B		0-0 F8			0-1 HR	4 3 3 3 1 0 2												
Cecil Fielder, R OBP: 0.312, SLG: 0.473 (1, 3) SAFE SAFE SAFE SAFE SAFE	2-2 E6 1B 1B	2-0 P4		0-3 K			3-3 K		1-0 BB BB 2B 1B	5 2 1 0 0 2 3												
Mickey Tettleton, S OBP: 0.355, SLG: 0.500 (1, 10) SAFE SAFE SAFE SAFE SAFE	1-1 1B E 1B		2-3 K		2-3 K		3-1 L7-4 1B 1B		4-2 BB 2B BB	4 1 2 1 1 2 0												
Phil Clark, R OBP: 0.486, SLG: 0.581 (1, 9) SAFE SAFE SAFE SAFE SAFE	1-1 E5 1B		1-0 2B		1-1 G5-3		1-0 1B		4-2 2B BB	4 0 2 0 0 0 2 0 0 0 0 1 0 0												
Lou Whitaker, L OBP: 0.406, SLG: 0.488 (9, PH) (9, 4)	1-2 2-3						1-2 1B		1-2 2-3 BB													
Skeeter Barnes, R OBP: 0.273, SLG: 0.355 (1, 5) SAFE SAFE SAFE SAFE SAFE	1-1 G5-4-3 1B		1-3 K		0-0 G6-3		3-2 L7-4		1-0 F8	4 0 1 1 0 1 3 0 0 0 0 0 0 0 1 0 0 0 0 0 3												
Scott Livingstone, L OBP: 0.364, SLG: 0.369 (9, PH) (9, 9)	1-2 2-3 3-H						2-3															
Mark Carreon, R OBP: 0.309, SLG: 0.411 (9, 9)																						
Chad Kreuter, S OBP: 0.290, SLG: 0.360 (1, 2) SAFE SAFE SAFE SAFE SAFE	0-1 G5-4-3		2-3 K		2-3 K		1-0 G6-3		2-2 P4	5 0 1 2 0 1 4												
Milt Cuyler, S OBP: 0.279, SLG: 0.338 (1, 8) SAFE SAFE SAFE SAFE SAFE									0-0 2B 1-3 2-H 3-H													
									2-0 F8	5 0 0 0 0 3 2												
Inning Stats	R: 3 E: 3 K: 0 S: 15	H: 2 LOB: 2 BB: 1 P: 25	R: 2 E: 0 K: 1 S: 11	H: 2 LOB: 0 BB: 0 P: 21	R: 0 E: 0 K: 3 S: 11	H: 1 LOB: 1 BB: 0 P: 17	R: 0 E: 0 K: 2 S: 12	H: 2 LOB: 2 BB: 0 P: 16	R: 0 E: 0 K: 1 S: 7	H: 0 LOB: 0 BB: 0 P: 10	R: 0 E: 0 K: 0 S: 8	H: 1 LOB: 2 BB: 1 P: 14	R: 0 E: 0 K: 1 S: 9	H: 2 LOB: 1 BB: 0 P: 19	R: 0 E: 0 K: 1 S: 13	H: 2 LOB: 2 BB: 0 P: 18	R: 3 E: 0 K: 0 S: 15	H: 3 LOB: 2 BB: 2 P: 28	1B: 8 2B: 6 3B: 0 HR: 2	SF: 0 SAC: 0 DP: 2 HBP: 0	WP: 0 PB: 0 SB: 0 CS: 0	PA: 46
PITCHER	IP WLS BF H R ER SO BB IBB HBP BLK WP HR S P ERA WHIP																					
Joe Hesketh, L ERA: 3.64 (1, 1)	7.0 L 34 10 5 2 8 2 0 0 0 0 0 1 73 122 2.57 1.714																					
Danny Darwin, R ERA: 5.1 (8, 1)	1.0 7 4 3 3 1 1 0 0 0 0 0 1 20 30 27.00 5.000																					
Greg Harris, R ERA: 1.45 (9, 1)	0.0 1 0 0 0 0 1 0 0 0 0 0 0 3 7 ∞ ∞																					
Tony Fossas, L ERA: 4.63 (9, 1)	1.0 4 1 0 0 0 0 0 0 0 0 0 0 5 9 0.00 1.000																					

Detroit Tigers @ Boston Red Sox
Fenway Park, Boston, MA
Mon Jun 29 1992, 7:05 PM EDT
Att. 33,388 - Sunny - 81 F

livebaseballscorecards.com

AB	42
R	8
H	15
RBI	7
BB	4
SO	9
LOB	23



Batter	1	2	3	4	5	6	7	8	9	AB	R	H	RBI	BB	SO	LOB
Jody Reed, R OBP: 0.330, SLG: 0.344 (1, 4)	1-0 G6-3		1-0 L9		2-1 SAFE 1B 2B		2-2 G5-3			4	0	1	1	0	0	0
Bob Zupcic, R OBP: 0.346, SLG: 0.406 (1, 8) (8, 7)	1-1 F8		1-0 G6-3 1B		0-1 F8			1-3 K		4	0	1	0	0	1	1
Wade Boggs, L OBP: 0.372, SLG: 0.401 (1, 5)	1-2 F7		3-2 SAFE G6-3 1-2		2-3 K			3-2 F7		4	0	0	0	0	1	2
Tom Brunansky, R OBP: 0.348, SLG: 0.400 (1, 9)		0-1 G5-3	2-2 G6-3		1-2 L7			0-0 F7		4	0	0	0	0	0	1
Jack Clark, R OBP: 0.352, SLG: 0.306 (1, 10)		4-1 2B 1B BB		1-3 K		0-1 2B		3-2 F8		3	1	1	0	1	1	0
Mo Vaughn, L OBP: 0.377, SLG: 0.363 (1, 3)		1-2 1B G3 2B		1-1 G4-3		2-1 F7		1-0 G4-3		4	1	1	0	0	0	1
Luis Rivera, R OBP: 0.341, SLG: 0.298 (1, 6)		1-0 WP G3 1B		1-0 G1-3		2-1 SAFE F9		0-1 F7		3	0	1	1	0	0	1
Scott Cooper, L OBP: 0.307, SLG: 0.309 (9, PH)		2-3 3-H								1	0	0	0	0	0	0
Herm Winningham, L OBP: 0.264, SLG: 0.301 (1, 7)		3-1 G3			1-3 K			3-2 P2		2	0	0	1	0	1	1
Tim Naehring, R OBP: 0.297, SLG: 0.311 (7, PH)		1-2 3-H								1	0	0	0	0	0	0
Steve Lyons, L OBP: 0.179, SLG: 0.222 (8, 8)		1-2 3-H								0	0	0	0	0	0	0
Tony Peña, R OBP: 0.268, SLG: 0.284 (1, 2)		1-2 G6-3 2-3			3-2 E5 2B			1-2 P6		3	1	0	0	0	0	1

Inning Stats	R: 0	H: 0	E: 0	K: 0	S: 6	R: 2	H: 2	E: 0	K: 0	S: 13	R: 0	H: 1	E: 0	K: 0	S: 9	R: 0	H: 0	E: 0	K: 1	S: 6	R: 1	H: 1	E: 1	K: 2	S: 16	R: 0	H: 1	E: 0	K: 0	S: 9	R: 0	H: 0	E: 0	K: 1	S: 11	R: 0	H: 0	E: 0	K: 1	S: 9	R: 0	H: 0	E: 0	K: 0	S: 7	R: 0	H: 0	E: 0	K: 0	S: 11	R: 0	H: 0	E: 0	K: 0	S: 7	1B: 2	2B: 3	3B: 0	HR: 0	SF: 0	SAC: 0	DP: 0	HBP: 0	WP: 1	PA: 34
--------------	------	------	------	------	------	------	------	------	------	-------	------	------	------	------	------	------	------	------	------	------	------	------	------	------	-------	------	------	------	------	------	------	------	------	------	-------	------	------	------	------	------	------	------	------	------	------	------	------	------	------	-------	------	------	------	------	------	-------	-------	-------	-------	-------	--------	-------	--------	-------	--------

PITCHER	IP	WLS	BF	H	R	ER	SO	BB	IBB	HBP	BLK	WP	HR	S	P	ERA	WHIP
Frank Tanana, L ERA: 4.97 (1, 1)	7.0	W	28	5	3	2	3	1	0	0	0	1	0	70	112	2.57	0.857
Kurt Knudsen, R ERA: 2.61 (8, 1)	2.0	S	6	0	0	0	1	0	0	0	0	0	0	16	24	0.00	0.000

BOTTOM

Detroit Tigers @ Boston Red Sox
Fenway Park, Boston, MA
 Mon Jun 29 1992, 7:05 PM EDT
 Att. 33,388 - Sunny - 81 F

livebaseballscorecards.com

AB	33
R	3
H	5
RBI	3
BB	1
SO	4
LOB	8



Batter	1	2	3	4	5	6	7	8	9	AB R H RBI BB SO LOB	TOP																									
Tony Phillips, S (1, 9) OBP: 0.389, SLG: 0.382	1-0 L7	1-1 1B 2B		1-3 K		1-2 1B		1-2 G6-3		5 1 2 2 0 1 1																										
Lou Whitaker, L (1, 4) OBP: 0.402, SLG: 0.481	2-2 G3-1	0-0 2H 1B		2-2 F7		3-2 F7			1-0 F7	5 0 1 1 0 0 1																										
Travis Fryman, R (1, 6) OBP: 0.330, SLG: 0.470	2-0 F8	1-1 G4-3			1-1 FC6-4 2B				0-1 F7	5 0 1 0 0 1 1																										
Cecil Fielder, R (1, 3) OBP: 0.320, SLG: 0.474		4-1 G5-4-3 1B BB	4-2 1B BB		4-0 FC6-4 BB				1-2 1B	2 1 1 0 3 1 0																										
Mickey Tettleton, S (1, 10) OBP: 0.359, SLG: 0.500		2-1 G5-4-3 1B	3-2 FC6-4 1B		2-0 P3				1-1 F9	4 0 2 0 1 0 3																										
Dan Gladden, R (1, 7) OBP: 0.341, SLG: 0.406		0-1 G5-4-3 1-2f 2-3	2-2 F9		0-1 FC6-4 1-2f 2-3				0-0 FC6-4 1-2f	4 0 0 0 0 0 7																										
Scott Livingstone, L (1, 5) OBP: 0.360, SLG: 0.360		4-2 BB 1B WP BB	0-1 F8		0-3 K				0-0 G4-3	3 1 0 0 1 1 4																										
Chad Kreuter, S (1, 2) OBP: 0.289, SLG: 0.356		1-2 WP 2B 1B	3-1 FC6-4						1-0 G4-3	4 1 1 1 0 0 2																										
Milt Cuyler, S (1, 8) OBP: 0.282, SLG: 0.342		4-0 2B BB		0-0 B5-3					1-0 2B	3 1 1 0 1 1 0																										
Inning Stats	R: 0 E: 0 K: 0 S: 5	H: 0 LOB: 0 BB: 0 P: 10	R: 5 E: 0 K: 0 S: 16	H: 4 LOB: 1 BB: 3 P: 33	R: 0 E: 0 K: 0 S: 12	H: 1 LOB: 2 BB: 1 P: 24	R: 0 E: 0 K: 1 S: 8	H: 0 LOB: 0 BB: 0 P: 11	R: 0 E: 0 K: 1 S: 8	H: 1 LOB: 2 BB: 1 P: 15	R: 0 E: 0 K: 1 S: 13	H: 1 LOB: 1 BB: 0 P: 20	R: 0 E: 0 K: 2 S: 10	H: 0 LOB: 1 BB: 1 P: 18	R: 0 E: 0 K: 0 S: 6	H: 1 LOB: 1 BB: 0 P: 9	R: 0 E: 0 K: 0 S: 9	H: 1 LOB: 1 BB: 0 P: 12	1B: 6 2B: 3 3B: 0 HR: 0	SF: 0 SAC: 0 DP: 1 HBP: 0	WP: 1 PB: 0 SB: 0 CS: 0	PA: 41														
PITCHER	IP WLS BF H R ER SO BB IBB HBP BLK WP HR S P ERA WHIP																																			
Mike Gardiner, R (1, 1) ERA: 4.54	6.0		29	7	5	5	3	5	0	0	0	1	0	62	113	7.50	2.000																			
Daryl Irvine, R (7, 1) ERA:	3.0	W	12	2	0	0	2	1	0	0	0	0	0	25	39	0.00	1.000																			

Detroit Tigers @ Boston Red Sox
Fenway Park, Boston, MA
 Tue Jun 30 1992, 7:05 PM EDT
 Att. 33,485 - Sunny - 80 F

livebaseballscorecards.com

AB	35
R	5
H	9
RBI	4
BB	6
SO	5
LOB	19




Batter	1	2	3	4	5	6	7	8	9	AB	R	H	RBI	BB	SO	LOB
Jody Reed, R OBP: 0.328, SLG: 0.339 (1, 4)	1-2 L8		2-2 G4-3		2-0 F7		1-2 FC6-4		4-0 HR	4	1	0	0	1	0	2
Bob Zuppic, R OBP: 0.349, SLG: 0.436 (1, 8)	0-0 G5-3		1-1 F8		3-2 G5-3			1-1 FC6-4 1B	3-1 HR	5	1	2	4	0	0	0
Wade Boggs, L OBP: 0.368, SLG: 0.395 (1, 5)	0-1 G4-3		2-2 F8			0-0 G4-3		2-1 FC6-4 2B		4	1	0	0	0	0	1
Tom Brunansky, R OBP: 0.351, SLG: 0.409 (1, 9)		2-2 BB FC6-4 1B		0-0 G6-3		2-3 K		1-2 FC6-5 2B		4	1	2	1	0	1	0
Jack Clark, R OBP: 0.355, SLG: 0.312 (1, 10)		4-1 FC6-4 BB SF8 BB		2-1 FC5 2B		2-2 F8		1-2 FC6-5		3	1	1	0	1	0	1
Steve Lyons, L OBP: 0.179, SLG: 0.222 (8, PR)		1-2 BB		4-1 FC5 BB				2-3		0	0	0	0	0	0	0
Mo Vaughn, L OBP: 0.381, SLG: 0.355 (1, 3)		4-2 FC6-4 BB		4-1 FC5 BB			3-2 F9	2-3 K		2	0	0	0	2	1	1
Luis Rivera, R OBP: 0.335, SLG: 0.292 (1, 6)		0-1 FC6-4 2B		0-1 FC5			0-0 L8		0-0 G5-3	4	1	0	1	0	0	4
Phil Plantier, L OBP: 0.315, SLG: 0.363 (1, 7)		0-0 SF8		2-3 K			3-2 1B		4-2 2B HR	2	1	1	1	1	1	2
Tony Peña, R OBP: 0.270, SLG: 0.291 (1, 2)		0-1 2B					1-2 G4-3		0-1 HR	2	0	1	1	0	0	0
Herm Winningham, L OBP: 0.271, SLG: 0.308 (7, PH)									1-3 2B	1	0	1	0	0	0	0
John Flaherty, R OBP: 0.162, SLG: 0.171 (8, 2)										0	0	0	0	0	0	0
Scott Cooper, L OBP: 0.312, SLG: 0.323 (9, PH)										1	1	1	0	0	0	0

Inning Stats	R: 0	H: 0	E: 0	K: 0	S: 6	H: 0	LOB: 0	BB: 0	P: 7	R: 3	H: 2	E: 0	K: 0	S: 13	R: 0	H: 0	E: 0	K: 0	S: 9	R: 0	H: 1	E: 0	K: 1	S: 9	R: 0	H: 0	E: 0	K: 0	S: 8	R: 0	H: 0	E: 0	K: 1	S: 8	R: 0	H: 2	E: 0	K: 0	S: 13	R: 1	H: 2	E: 0	K: 1	S: 13	R: 4	H: 2	E: 0	K: 0	S: 7	1B: 4	SF: 1	2B: 4	SAC: 0	3B: 0	DP: 0	HR: 1	HBP: 0	WP: 0	PA: 38
--------------	------	------	------	------	------	------	--------	-------	------	------	------	------	------	-------	------	------	------	------	------	------	------	------	------	------	------	------	------	------	------	------	------	------	------	------	------	------	------	------	-------	------	------	------	------	-------	------	------	------	------	------	-------	-------	-------	--------	-------	-------	-------	--------	-------	--------

PITCHER	IP	WLS	BF	H	R	ER	SO	BB	IBB	HBP	BLK	WP	HR	S	P	ERA	WHIP
Buddy Groom, L ERA: 4.15 (1, 1)	6.2		26	4	3	3	2	3	0	0	0	0	0	60	100	4.05	1.050
John Doherty, R ERA: 3.93 (7, 1)	1.0		6	3	1	1	0	0	0	0	0	0	0	16	23	9.00	3.000
Mike Munoz, L ERA: 4.15 (8, 1)	0.1		1	0	0	0	1	0	0	0	0	0	0	3	5	0.00	0.000
Mike Henneman, R ERA: 3.72 (9, 1)	0.1	L	5	2	4	4	0	1	1	0	0	0	1	7	18	108.00	9.000

DETROIT TIGERS @ BOSTON RED SOX
Fenway Park, Boston, MA
 Tue Jun 30 1992, 7:05 PM EDT
 Att. 33,485 - Sunny - 80 F

AB	32
R	8
H	9
RBI	8
BB	5
SO	3
LOB	11



PITCHER	IP	WLS	BF	H	R	ER	SO	BB	IBB	HBP	BLK	WP	HR	S	P	ERA	WHIP
---------	----	-----	----	---	---	----	----	----	-----	-----	-----	----	----	---	---	-----	------

Batter	1	2	3	4	5	6	7	8	9	AB R H RBI BB SO LOB	TOP											
Tony Phillips, S OBP: 0.383, SLG: 0.375 (1, 9) S X	0-1 L8	0-0 G1-3		0-2 E3 1B 2B		2-1 G3			3-2 G3	5 1 0 0 0 0 1												
Lou Whitaker, L OBP: 0.403, SLG: 0.481 (1, 4) C B B B B X	2-2 S 1B 1B		1-1 G6-3	2-1 2B 1-3 1B			2-2 G6-3			4 0 2 0 0 0 0												
Travis Fryman, R OBP: 0.335, SLG: 0.476 (1, 6) B 1 SAFE B B F X	2-1 1-2 1B		2-2 F8	1-0 1-3 2B			0-2 CS 1B			4 0 3 1 0 0 0												
Cecil Fielder, R OBP: 0.319, SLG: 0.470 (1, 10) S F B S	1-3 K		0-1 1B	2-1 P5			1-3 K			4 0 1 0 0 2 5												
Mickey Tettleton, S OBP: 0.354, SLG: 0.493 (1, 2) B 1 SAFE C B B X	3-1 F9		1-1 G3			2-2 F9	0-2 CS	2-2 G4-3		4 0 0 0 0 0 3												
Dan Gladden, R OBP: 0.349, SLG: 0.420 (1, 7) B C C X		1-1 E 2B		1-1 S 1B G4-3 1B		0-3 K		1-1 G4-6-3 1B		4 2 3 0 0 1 0												
Dave Bergman, L OBP: 0.299, SLG: 0.250 (1, 3) B X		1-0 E4 G4-3 G3		0-1 G4-3 S E 1B		2-2 G4-3		3-1 G4-6-3		4 1 1 0 0 0 1												
Scott Livingstone, L OBP: 0.349, SLG: 0.347 (1, 5) X		0-0 G3		2-2 G4-3		0-0 F9		1-1 G3-1		4 0 0 1 0 0 2												
Milt Cuyler, S OBP: 0.278, SLG: 0.336 (1, 8) B B C C L X		1-2 G4-3		1-2 G4-3		2-2 F9		1-1 L9		4 0 0 0 0 0 2												
Inning Stats	R: 0 E: 0 K: 1 S: 14	H: 2 LOB: 2 BB: 0 P: 22	R: 1 E: 1 K: 0 S: 9	H: 1 LOB: 1 BB: 0 P: 12	R: 0 E: 0 K: 0 S: 9	H: 1 LOB: 1 BB: 0 P: 13	R: 3 E: 1 K: 0 S: 24	H: 4 LOB: 2 BB: 0 P: 31	R: 0 E: 0 K: 1 S: 10	H: 0 LOB: 0 BB: 0 P: 14	R: 0 E: 0 K: 0 S: 6	H: 0 LOB: 0 BB: 0 P: 10	R: 0 E: 0 K: 1 S: 11	H: 1 LOB: 0 BB: 0 P: 14	R: 0 E: 0 K: 0 S: 7	H: 1 LOB: 0 BB: 0 P: 13	R: 0 E: 0 K: 0 S: 8	H: 0 LOB: 0 BB: 0 P: 13	1B: 8 2B: 2 3B: 0 HR: 0	SF: 0 SAC: 0 DP: 1 HBP: 0	WP: 0 PB: 0 SB: 3 CS: 1	PA: 38
PITCHER	IP WLS BF H R ER SO BB IBB HBP BLK WP HR S P ERA WHIP																					
John Dopson, R ERA: 3.1 (1, 1)	7.0 W 31 9 4 1 3 0 0 0 0 0 0 0 83 116 1.29 1.286																					
Greg Harris, R ERA: 1.42 (8, 1)	1.0 3 1 0 0 0 0 0 0 0 0 0 0 7 13 0.00 1.000																					
Jeff Reardon, R ERA: 3.38 (9, 1)	1.0 S 3 0 0 0 0 0 0 0 0 0 0 0 8 13 0.00 0.000																					

Detroit Tigers @ Boston Red Sox
 Fenway Park, Boston, MA
 Wed Jul 01 1992, 7:05 PM EDT
 Att. 32,059 - Sunny - 77 F

livebaseballscorecards.com

AB 37
R 4
H 10
RBI 2
BB 0
SO 3
LOB 14




Batter	1	2	3	4	5	6	7	8	9	AB R H RBI BB SO LOB
Jody Reed, R OBP: 0.327, SLG: 0.342 (1, 4)	1-1 L4		1-2 SH3 SF8 2B		1-0 P3		2-0 SF7			3 1 1 1 0 0 0
Bob Zupcic, R OBP: 0.357, SLG: 0.437 (1, 8)	1-2 F9 1B 1B		0-0 SH3 2-3		0-0 P4		4-2 2B BB			2 1 1 0 1 0 0
Wade Boggs, L OBP: 0.373, SLG: 0.405 (1, 5)	0-2 1-2 1B		4-0 BB			1-1 G4-3 3B	1-2 L7			3 0 2 0 1 0 3
Tom Brunansky, R OBP: 0.349, SLG: 0.413 (1, 9)	0-2 F9 2-3		0-1 SF8		2-2 G4-3		1-0 2B			3 0 1 4 0 0 3
Mo Vaughn, L OBP: 0.369, SLG: 0.340 (1, 10)	1-2 F8		0-2 F9		3-3 K		1-1 F9			4 0 0 0 0 1 4
Phil Plantier, L OBP: 0.318, SLG: 0.366 (1, 7)		0-1 G3 1B		2-2 L7			0-2 1B WP 1B	0-0 F7		4 1 2 0 0 0 0 0 0 0 0 0 0 0
Herm Winningham, L OBP: 0.271, SLG: 0.308 (9, 7)										
Tim Lincecum, R OBP: 0.295, SLG: 0.309 (1, 6)		1 SAFE 0-0 G3		0-0 P6			2-2 SH 1B SF7 1B	1-2 L8		4 1 1 0 0 0 1
Scott Cooper, L OBP: 0.310, SLG: 0.320 (1, 3)		2-3 K		0-0 P5			2-1 PB SH 2B 1B	1-0 F9		4 1 1 1 0 1 1
Tony Peña, R OBP: 0.267, SLG: 0.288 (1, 2)		0-1 L9			1-2 L8		1-0 SH PB 2B			2 1 0 0 0 0 1

Inning Stats	R: 0 E: 0 K: 15 S: 15	H: 2 LOB: 2 BB: 0 P: 18	R: 0 E: 0 K: 8 S: 8	H: 1 LOB: 1 BB: 0 P: 10	R: 1 E: 0 K: 9 S: 9	H: 1 LOB: 1 BB: 1 P: 14	R: 0 E: 0 K: 6 S: 6	H: 0 LOB: 0 BB: 0 P: 8	R: 0 E: 0 K: 6 S: 6	H: 0 LOB: 0 BB: 0 P: 8	R: 0 E: 0 K: 11 S: 11	H: 1 LOB: 0 BB: 0 P: 17	R: 5 E: 0 K: 19 S: 19	H: 4 LOB: 1 BB: 1 P: 33	R: 0 E: 0 K: 5 S: 5	H: 0 LOB: 0 BB: 0 P: 7	1B: 6 2B: 2 3B: 1 HR: 0	SF: 2 SAC: 2 DP: 0 HBP: 0	WP: 1 PB: 1 SB: 0 CS: 0	PA: 35
--------------	--------------------------------	----------------------------------	------------------------------	----------------------------------	------------------------------	----------------------------------	------------------------------	---------------------------------	------------------------------	---------------------------------	--------------------------------	----------------------------------	--------------------------------	----------------------------------	------------------------------	---------------------------------	----------------------------------	------------------------------------	----------------------------------	--------

PITCHER	IP	WLS	BF	H	R	ER	SO	BB	IBB	HBP	BLK	WP	HR	S	P	ERA	WHIP
Bill Gullickson, R ERA: 3.36 (1, 1)	6.1	L	28	8	5	5	2	1	0	0	0	1	0	65	92	7.11	1.421
Kurt Knudsen, R ERA: 2.9 (7, 1)	0.0		1	0	0	0	0	1	0	0	0	0	0	3	7	∞	∞
Mike Munoz, L ERA: 4.1 (7, 1)	0.1		1	0	0	0	0	0	0	0	0	0	0	3	4	0.00	0.000
John Kiely, R ERA: 2.38 (7, 1)	1.1		5	1	1	1	0	0	0	0	0	0	0	8	12	6.75	0.750

DETROIT TIGERS @ BOSTON RED SOX
Fenway Park, Boston, MA
 Wed Jul 01 1992, 7:05 PM EDT
 Att: 32,059 - Sunny - 77 F

AB	R	H	RBI	BB	SO	LOB
29	6	9	6	2	2	13



Batter	1	2	3	4	5	6	7	8	9	AB R H RBI BB SO LOB	TOP																
Omar Vizquel, S (1, 6) OBP: 0.343, SLG: 0.344	2-3 K		3-1 G1-3		1-0 B5-3		2-1 G1-3			4 0 0 0 0 1 2	Seattle Mariners @ Detroit Tigers Tiger Stadium, Detroit, MI Fri Jul 03 1992, 7:05 PM EDT Cloudy - 75 F																
Edgar Martinez, R (1, 5) OBP: 0.385, SLG: 0.553	3-2 G6-3			2-2 WP 2B 1B		2-2 E G6-3 1B		2-1 G5-3		4 2 2 0 0 0 0																	
Ken Griffey Jr., L (1, 8) OBP: 0.344, SLG: 0.545	3-2 P5			3-2 SAFE 1B 1-H SF7 2B		0-1 E6 G6-3 1-3		0-3 K		4 1 1 1 0 1 1																	
Kevin Mitchell, R (1, 7) OBP: 0.318, SLG: 0.385		0-3 K		3-2 2-3 1B		1-0 G6-3 1-2 3-H		0-0 G5-3		4 0 1 1 0 1 1																	
Pete O'Brien, L (1, 3) OBP: 0.279, SLG: 0.408		1-0 F9		0-0 P2 IBB		4-0 IBB		1-2 G3		3 0 0 0 1 0 2																	
Jay Buhner, R (1, 9) OBP: 0.300, SLG: 0.356		2-3 K		1-0 SF7 3-H		3-2 P3		2-3 K		3 0 0 1 0 2 2																	
Tino Martinez, L (1, 10) OBP: 0.309, SLG: 0.415			0-1 P5		2-1 F9		2-1 F7		2-3 K			4 0 0 0 0 1 3															
Dave Valle, R (1, 2) OBP: 0.322, SLG: 0.425			1-0 SF9 3B		4-2 1B PB B5-3 BB		1-1 G6-3			2 1 1 0 1 0 0																	
Harold Reynolds, S (1, 4) OBP: 0.314, SLG: 0.331			3-2 SF9		2-1 B5-3 1B		1-0 G4-3			2 0 1 1 0 0 0																	
Inning Stats	R: 0 E: 0 K: 1 S: 12	H: 0 LOB: 0 BB: 0 P: 20	R: 0 E: 0 K: 2 S: 7	H: 0 LOB: 0 BB: 0 P: 10	R: 1 E: 0 K: 0 S: 9	H: 1 LOB: 0 BB: 0 P: 16	R: 2 E: 0 K: 0 S: 16	H: 3 LOB: 1 BB: 0 P: 27	R: 0 E: 0 K: 0 S: 5	H: 1 LOB: 0 BB: 1 P: 12	R: 1 E: 1 K: 0 S: 11	H: 1 LOB: 2 BB: 1 P: 23	R: 0 E: 0 K: 1 S: 5	H: 0 LOB: 0 BB: 0 P: 9	R: 0 E: 0 K: 1 S: 6	H: 0 LOB: 0 BB: 0 P: 8	R: 0 E: 0 K: 2 S: 10	H: 0 LOB: 0 BB: 0 P: 15	1B: 4 2B: 1 3B: 2 HR: 0	SF: 2 SAC: 0 DP: 0 HBP: 0	WP: 1 PB: 1 SB: 0 CS: 0	PA: 34					
PITCHER	IP WLS BF H R ER SO BB IBB HBP BLK WP HR S P ERA WHIP																										
Mark Leiter, R (1, 1) ERA: 4.88	4.0		18	5	3	3	3	1	0	0	0	1	0	48	83	6.75	1.500										
Walt Terrell, R (5, 1) ERA: 4.78	3.0	W	10	1	1	0	0	0	1	0	0	0	0	17	34	0.00	0.333										
Mike Henneman, R (8, 1) ERA: 3.54	2.0	S	6	0	0	0	3	0	0	0	0	0	0	16	23	0.00	0.000										

livebaseballscorecards.com



Table with columns for Batter, Inning (1-9), and various statistical metrics. Batter names include Tony Phillips, Dan Gladden, Travis Fryman, Cecil Fielder, Mickey Tettleton, Skeeter Barnes, Phil Clark, Lou Whitaker, Chad Kreuter, and Milt Cuyler. Each batter entry includes a small table of statistics and a baseball diamond diagram showing the play.

Summary statistics table with columns: AB, R, H, RBI, BB, SO, LOB. Totals: AB 31, R 6, H 9, RBI 6, BB 4, SO 8, LOB 13.

Team and game information: **Seattle Mariners @ Detroit Tigers**, Tiger Stadium, Detroit, MI. Game date/time: Fri Jul 03 1992, 7:05 PM EDT. Weather: Cloudy - 75 F. Includes Detroit Tigers logo.

Pitcher performance table with columns: PITCHER, IP, WLS, BF, H, R, ER, SO, BB, IBB, HBP, BLK, WP, HR, S, P, ERA, WHIP. Lists Randy Johnson and Jeff Nelson with their respective stats.

Batter	1	2	3	4	5	6	7	8	9	AB	R	H	RBI	BB	SO	LOB	TOP										
Omar Vizquel, S (1, 6) OBP: 0.350, SLG: 0.358	2-2 F7		1-1 1B 1B		1-1 2B 2B	0-1 G4-3 1B 1B	0-0 G6-3			5	2	3	1	0	0	0											
Edgar Martinez, R (1, 5) OBP: 0.387, SLG: 0.554 Harold Reynolds, S (6, 4) OBP: 0.313, SLG: 0.330	1-2 G5-3		2-3 K		3-2 F8 HR 2B	4-1 G4-3 1B BB				3	2	1	1	1	1	1											
Ken Griffey Jr., L (1, 8) OBP: 0.345, SLG: 0.540 Henry Cotto, R (8, 8) OBP: 0.317, SLG: 0.420	0-2 G6-3		2-1 1B		4-0 F8 HR IBB	1-2 G4-3				4	1	1	1	1	0	2											
Kevin Mitchell, R (1, 7) OBP: 0.323, SLG: 0.384 Greg Briley, L (8, PR) OBP: 0.255, SLG: 0.346		4-1 2B FC5 BB	1-1 F8		1-2 F8	0-0 1B 1B				3	1	1	2	2	0	4											
Pete O'Brien, L (1, 10) OBP: 0.281, SLG: 0.406		1-1 L7	2-1 F9		4-0 HR IBB	2-2 1B				4	1	1	0	1	1	4											
Jay Buhner, R (1, 9) OBP: 0.301, SLG: 0.372 Dave Cochrane, S (9, 9) OBP: 0.304, SLG: 0.340		1-0 FC5 2B			2-0 HR	3-3 K				5	1	2	4	0	3	2											
Tino Martinez, L (1, 3) OBP: 0.307, SLG: 0.408		4-0 E IBB			0-1 G3	1-0 G4-3	0-1 F9			4	1	0	0	1	1	2											
Lance Parrish, R (1, 2) OBP: 0.263, SLG: 0.382		1-0 FC5			1-2 G6-3		0-0 FC 1B 1B			5	1	1	1	0	0	1											
Jeff Schaefer, R (1, 4) OBP: 0.170, SLG: 0.261		0-1 F9			2-2 G6-3	1-1 FC 1B G4-3	1-0 F7			4	1	0	0	0	0	2											
Inning Stats	R: 0 E: 0 K: 0 S: 9	H: 0 LOB: 0 BB: 0 P: 12	R: 2 E: 1 K: 0 S: 7	H: 1 LOB: 1 BB: 2 P: 18	R: 0 E: 0 K: 1 S: 12	H: 2 LOB: 2 BB: 0 P: 19	R: 0 E: 0 K: 1 S: 8	H: 0 LOB: 0 BB: 0 P: 10	R: 5 E: 0 K: 0 S: 14	H: 3 LOB: 0 BB: 2 P: 32	R: 4 E: 0 K: 1 S: 18	H: 4 LOB: 2 BB: 1 P: 29	R: 0 E: 0 K: 0 S: 4	H: 0 LOB: 0 BB: 0 P: 6	R: 0 E: 0 K: 2 S: 14	H: 0 LOB: 1 BB: 1 P: 23	R: 0 E: 0 K: 2 S: 9	H: 0 LOB: 0 BB: 0 P: 13	1B: 6 2B: 3 3B: 0 HR: 1	SF: 0 SAC: 0 DP: 0 HBP: 0	WP: 0 PB: 0 SB: 0 CS: 0	PA: 44					
PITCHER	IP	WLS	BF	H	R	ER	SO	BB	IBB	HBP	BLK	WP	HR	S	P	ERA	WHIP										
Les Lancaster, R (1, 1) ERA: 6.49	4.2	L	24	6	7	6	2	1	3	0	0	0	1	49	89	11.57	1.500										
John Doherty, R (5, 1) ERA: 4.82	0.2		7	3	4	4	0	1	0	0	0	0	0	11	18	54.00	6.000										
Kevin Ritz, R (6, 1) ERA: 6.24	3.2		13	1	0	0	5	1	0	0	0	0	0	35	55	0.00	0.545										

Seattle Mariners @ Detroit Tigers
Tiger Stadium, Detroit, MI
Fri Jul 03 1992, 7:05 PM EDT
Att. 19,686 - Cloudy - 71 F

livebaseballscorecards.com

AB	38
R	11
H	10
RBI	10
BB	6
SO	7
LOB	18



Batter	1	2	3	4	5	6	7	8	9	AB R H RBI BB SO LOB
Tony Phillips, S OBP: 0.387, SLG: 0.377 Phil Clark, R OBP: 0.487, SLG: 0.559	2-0 G3			0-0 L8			3-1 FC4-6 1B		2-1 G6-4-3 1B	3 0 1 0 0 0 0 1 0 1 0 0 0 0
Lou Whitaker, L OBP: 0.405, SLG: 0.495 Skeeter Barnes, R OBP: 0.271, SLG: 0.348	2-0 F8			0-0 G6-3 1B			2-0 FC4-6 FC5-4 1-2f		1-2 G6-4-3 1-2f	3 0 1 0 0 0 1 1 0 0 0 0 0 1
Travis Fryman, R OBP: 0.334, SLG: 0.481	2-3 K			1-2 G6-3 1-2f			3-2 FC5-4 1B 1-2f			3 0 0 0 0 1 2
Cecil Fielder, R OBP: 0.318, SLG: 0.466			3-3 K		1-1 G1-3		1-0 1B			3 0 1 0 0 1 0
Mickey Tettleton, S OBP: 0.353, SLG: 0.486 Chad Kreuter, S OBP: 0.277, SLG: 0.340			4-1 G5-4-3 BB		1-3 K		0-3 K			2 0 0 0 1 2 2 0 0 0 0 0 0 0
Mark Carreon, R OBP: 0.303, SLG: 0.404			1-2 G5-4-3 1-2f		2-2 G4-3			1-1 G5-3		3 0 0 0 0 0 1
Dave Bergman, L OBP: 0.300, SLG: 0.253			1-0 G1-3		2-2 G6-4-3 1B			2-3 K		3 0 1 0 0 1 0
Scott Livingstone, L OBP: 0.338, SLG: 0.336			0-0 G6-3		0-0 G6-4-3 1-2f			1-1 G4-3		3 0 0 0 0 0 1
Milt Cuyler, S OBP: 0.278, SLG: 0.332			0-3 K		2-2 G5-3			0-0 G1-3		3 0 0 0 0 1 0

Inning Stats	R: 0	H: 0	E: 0	LOB: 0	K: 1	S: 5	P: 11	R: 0	H: 0	E: 0	LOB: 0	K: 1	S: 8	P: 16	R: 0	H: 1	E: 0	LOB: 0	K: 0	S: 5	P: 6	R: 0	H: 0	E: 0	LOB: 0	K: 1	S: 9	P: 13	R: 0	H: 1	E: 0	LOB: 0	K: 0	S: 7	P: 11	R: 0	H: 2	E: 0	LOB: 2	K: 1	S: 11	P: 20	R: 0	H: 0	E: 0	LOB: 0	K: 1	S: 7	P: 11	R: 0	H: 1	E: 0	LOB: 0	K: 0	S: 6	P: 9	1B: 5	SF: 0	2B: 0	SAC: 0	3B: 0	DP: 4	HR: 0	HBP: 0	WP: 0	PA: 29
PITCHER Erik Hanson, R ERA: 3.75	IP	WLS	BF	H	R	ER	SO	BB	IBB	HBP	BLK	WP	HR	S	P	ERA	WHIP	IP	WLS	BF	H	R	ER	SO	BB	IBB	HBP	BLK	WP	HR	S	P	ERA	WHIP	IP	WLS	BF	H	R	ER	SO	BB	IBB	HBP	BLK	WP	HR	S	P	ERA	WHIP															

Seattle Mariners @ Detroit Tigers
Tiger Stadium, Detroit, MI
Fri Jul 03 1992, 7:05 PM EDT
Att: 19,686 - Cloudy - 71 F

livebaseballscorecards.com

AB	28
R	0
H	5
RBI	0
BB	1
SO	6
LOB	8



Batter	1	2	3	4	5	6	7	8	9	10	AB R H RBI BB SO LOB	TOP
Henry Cotto, R OBP: 0.304, SLG: 0.402 (1, 7)	0-1 P2		0-3 K			1-0 G5-3	1-1 G4-3		0-0 G5-3		5 0 0 0 0 1 3	
Edgar Martinez, R OBP: 0.387, SLG: 0.561 (1, 5)	4-2 WP 1B BB		1-1 L8			2-3 K		3-1 HR		3-2 G5-3	4 1 1 1 1 1 0	
Ken Griffey Jr., L OBP: 0.350, SLG: 0.542 (1, 8)	0-0 WP 1B			3-2 G5-3 BB 1B		0-0 L9		0-2 P5		1-0 WP 1B	5 1 3 0 0 0 0	
Kevin Mitchell, R OBP: 0.324, SLG: 0.380 (1, 10)	0-3 K			4-1 SAFE SAFE SAFE 1B BB 1B BB			0-1 G1-3	4-0 BB		2-3 K	3 0 0 0 2 2 3	
Jay Buhner, R OBP: 0.300, SLG: 0.369 (1, 9)	2-2 G5-3			3-1 G5-3			0-2 G6-3	3-2 F9		0-1 1B	5 0 1 1 0 0 5	
Lance Parrish, R OBP: 0.265, SLG: 0.374 (1, 3)		0-1 L7		3-3 K			4-2 1B 1B 1B BB	0-1 P3		1-0 F8	2 1 0 0 1 1 1 2 0 0 0 0 0 2	
Pete O'Brien, L OBP: 0.279, SLG: 0.402 (8, PH) (8, 3)												
Dave Valle, R OBP: 0.320, SLG: 0.422 (1, 2)		2-2 G6-3				1-1 G5-3		0-2 1B 1B 1B		2-3 K	4 0 1 0 0 1 0	
Omar Vizquel, S OBP: 0.348, SLG: 0.355 (1, 6)		1-2 G4-3				0-1 G5-3		2-1 1B 1B		1-2 F7	4 0 1 0 0 0 0	
Harold Reynolds, S OBP: 0.315, SLG: 0.343 (1, 4)			1-0 G5-3			0-1 G6-3		1-1 1B 1B		2-0 HR	4 1 2 2 0 0 0	

Seattle Mariners @ Detroit Tigers
Tiger Stadium, Detroit, MI
Sat Jul 04 1992, 7:05 PM EDT
Att: 13,532 - Cloudy - 79 F

AB	38
R	4
H	9
RBI	4
BB	4
SO	6
LOB	14



Inning Stats	R: 0	H: 1	R: 0	H: 0	R: 0	H: 0	R: 0	H: 1	R: 0	H: 0	R: 0	H: 0	R: 1	H: 3	R: 1	H: 1	R: 1	H: 1	R: 1	H: 2	1B: 7	SF: 0	WP: 2	PA: 42
	E: 0	LOB: 2	E: 0	LOB: 0	E: 0	LOB: 0	E: 0	LOB: 1	E: 0	LOB: 0	E: 0	LOB: 0	E: 0	LOB: 3	E: 0	LOB: 1	E: 0	LOB: 0	E: 0	LOB: 1	2B: 0	SAC: 0	PB: 0	
	K: 1	BB: 1	K: 0	BB: 0	K: 1	BB: 0	K: 1	BB: 1	K: 1	BB: 0	K: 1	BB: 0	K: 1	BB: 1	K: 0	BB: 1	K: 1	BB: 0	K: 1	BB: 0	3B: 0	DP: 1	SB: 0	
	S: 13	P: 19	S: 8	P: 11	S: 6	P: 8	S: 10	P: 23	S: 6	P: 7	S: 5	P: 8	S: 16	P: 24	S: 12	P: 22	S: 11	P: 16	S: 11	P: 18	HR: 2	HBP: 0	CS: 0	
PITCHER	IP	WLS	BF	H	R	ER	SO	BB	IBB	HBP	BLK	WP	HR	S	P	ERA	WHIP							
Frank Tanana, L ERA: 4.68 (1, 1)	7.0		28	5	1	1	4	3	0	0	0	1	0	64	100	1.29	1.143							
Kurt Knudsen, R ERA: 3.09 (8, 1)	1.0		5	1	1	1	0	1	0	0	0	0	1	12	22	9.00	2.000							
Mike Henneman, R ERA: 3.8 (9, 1)	2.0	L	9	3	2	2	2	0	0	0	0	1	1	22	34	9.00	1.500							

BOTTOM

Seattle Mariners @ Detroit Tigers
 Tiger Stadium, Detroit, MI
 Sat Jul 04 1992, 7:05 PM EDT
 Att. 13,532 - Cloudy - 79 F

livebaseballscorecards.com

AB	37
R	3
H	7
RBI	3
BB	2
SO	8
LOB	9



WP	0	PA	39
PB	0		
SB	0		
CS	0		

AB R H RBI BB SO LOB

5	1	2	0	0	1	2
3	1	1	2	0	0	1
1	0	0	0	1	0	1
5	0	0	0	0	1	2
4	0	0	0	0	2	1
4	0	2	0	0	1	0
3	0	0	0	0	0	2
1	1	1	1	0	0	0
0	0	0	0	0	0	0
3	0	0	0	0	1	0
1	0	0	0	0	0	0
4	0	0	0	0	2	0
3	0	1	0	1	0	0

Batter	1	2	3	4	5	6	7	8	9	10
Tony Phillips, S OBP: 0.387, SLG: 0.378 (1, 4) (9, 5) (10, 9) X	2-2 HR 1B	1 SAFE 2-1 FC5-4 1-2f			1-0 F8			3-3 K		2-2 1B
Skeeter Barnes, R OBP: 0.274, SLG: 0.391 Lou Whitaker, L OBP: 0.405, SLG: 0.493 (8, PH) (9, 4) X	1 SAFE 1-2 HR 1-H		1-1 B1-3		1-2 G4-3			4-1 BB		0-1 L9
Travis Fryman, R OBP: 0.330, SLG: 0.474 (1, 6)	2-2 G6-3		0-0 G6-3			1-0 P4		0-3 K		1-0 F7
Cecil Fielder, R OBP: 0.314, SLG: 0.459 (1, 3) X	1-0 G6-3		2-3 K			1-3 K		1-1 F8		
Mickey Tettleton, S OBP: 0.355, SLG: 0.486 (1, 10)	3-2 1B			1-3 K		3-1 1B			0-0 P5	
Mark Carreon, R OBP: 0.298, SLG: 0.396 Dave Bergman, L OBP: 0.306, SLG: 0.290 Dan Gladden, R OBP: 0.347, SLG: 0.415 (1, 7) (9, PH) (10, 7) X	2-2 G6-3			1-0 F7		0-1 G6-3			1-2 HR	
Phil Clark, R OBP: 0.452, SLG: 0.514 Scott Livingstone, L OBP: 0.336, SLG: 0.333 (9, PH) (10, 5)		0-0 G6-3		3-3 K			1-1 F8		1-2 P2	
Chad Kreuter, S OBP: 0.267, SLG: 0.327 (1, 2)		1-2 G6-3			1-1 P6		3-3 K		2-3 K	
Milt Cuyler, S OBP: 0.281, SLG: 0.332 (1, 8)		3-2 FC5-4 1B			4-1 BB		0-0 P5			0-1 G6-3

Inning Stats	R: 2	H: 3	E: 0	LOB: 1	K: 0	S: 21	P: 32	R: 0	H: 1	E: 0	LOB: 1	K: 0	BB: 0	S: 10	P: 16	R: 0	H: 0	E: 0	LOB: 0	K: 1	BB: 0	S: 6	P: 9	R: 0	H: 0	E: 0	LOB: 0	K: 2	BB: 0	S: 8	P: 13	R: 0	H: 0	E: 0	LOB: 1	K: 0	BB: 1	S: 7	P: 14	R: 0	H: 1	E: 0	LOB: 1	K: 1	BB: 0	S: 8	P: 13	R: 0	H: 0	E: 0	LOB: 0	K: 1	BB: 0	S: 6	P: 10	R: 0	H: 0	E: 0	LOB: 1	K: 2	BB: 1	S: 9	P: 17	R: 1	H: 1	E: 0	LOB: 0	K: 1	BB: 0	S: 13	P: 17	R: 0	H: 1	E: 0	LOB: 1	K: 0	BB: 0	S: 8	P: 11	1B: 5	SF: 0	2B: 0	SAC: 0	3B: 0	DP: 0	HR: 2	HBP: 0	WP: 0	PA: 39
--------------	------	------	------	--------	------	-------	-------	------	------	------	--------	------	-------	-------	-------	------	------	------	--------	------	-------	------	------	------	------	------	--------	------	-------	------	-------	------	------	------	--------	------	-------	------	-------	------	------	------	--------	------	-------	------	-------	------	------	------	--------	------	-------	------	-------	------	------	------	--------	------	-------	------	-------	------	------	------	--------	------	-------	-------	-------	------	------	------	--------	------	-------	------	-------	-------	-------	-------	--------	-------	-------	-------	--------	-------	--------

PITCHER	IP	WLS	BF	H	R	ER	SO	BB	IBB	HBP	BLK	WP	HR	S	P	ERA	WHIP
Dave Fleming, L ERA: 3.27 (1, 1)	7.0		27	5	2	2	5	1	0	0	0	0	1	66	107	2.57	0.857
Mike Schooler, R ERA: 4.98 (8, 1)	2.0	W	8	1	1	1	3	1	0	0	0	0	1	22	34	4.50	1.000
Russ Swan, L ERA: 5.25 (10, 1)	1.0	S	4	1	0	0	0	0	0	0	0	0	0	8	11	0.00	1.000

Batter	1	2	3	4	5	6	7	8	9	AB	R	H	RBI	BB	SO	LOB	TOP					
Henry Cotto, R (1, 7) OBP: 0.302, SLG: 0.397 Greg Briley, L (8, PH) OBP: 0.254, SLG: 0.343 (8, 7)	0-0 G6-3	1-0 FC6-4 2-H 1B			2-1 G4-3		0-0 G6-3	2-1 G6-4-3 1-2f		4	0	1	1	0	0	0						
Edgar Martinez, R (1, 5) OBP: 0.387, SLG: 0.556	4-1 1B BB	1-1 FC6-4 1-2f			0-0 1B		3-2 E6 2B		2-2 G6-3	4	2	1	0	1	0	1						
Ken Griffey Jr., L (1, 8) OBP: 0.351, SLG: 0.543	0-0 1B 1-2 SF9 1B			1-0 G4-3		0-0 L9		2-0 1B 1-H 2B	0-0 L4	5	1	2	1	0	0	1						
Kevin Mitchell, R (1, 10) OBP: 0.326, SLG: 0.378	1-0 SF9 1-3 2-H 1B			1-0 G6-3		3-3 SAFE K		4-1 1B BB	2-3 K	4	0	1	1	1	2	1						
Jay Buhner, R (1, 9) OBP: 0.302, SLG: 0.383	0-1 SF9 1-2 3-H			3-2 HR		3-3 K		3-2 G4-6-3 1-2 2-3 1B		3	1	2	2	0	1	0						
Lance Parrish, R (1, 3) OBP: 0.277, SLG: 0.383 (4, 2)	0-0 1B			2-2 G5-3		2-1 2B 1B		1-0 G4-6-3 1-2f		3	0	2	0	0	0	0						
Tino Martinez, L (7, PH) OBP: 0.305, SLG: 0.407 Dave Cochrane, S (7, 2) OBP: 0.304, SLG: 0.340										1	0	0	0	0	0	3						
Dave Valle, R (1, 2) OBP: 0.319, SLG: 0.419 Pete O'Brien, L (4, PH) OBP: 0.276, SLG: 0.398 (4, 3)		0-1 G5-3			1-0 G4-3		2-2 F7		1-1 G4-3	1	0	0	0	0	0	0	AB 35					
Jeff Schaefer, R (1, 6) OBP: 0.188, SLG: 0.277 Omar Vizquel, S (4, PH) OBP: 0.353, SLG: 0.367 (4, 6)		0-0 SH5-3 1B 1B			2-2 F7		0-2 1-3 2B		0-1 BB 1B	3	0	2	0	0	0	0	R 5					
Harold Reynolds, S (1, 4) OBP: 0.315, SLG: 0.340		1-1 SH5-3 1-2			0-0 P7		1-0 G3		4-1 G6-4-3 1-2 BB	1	1	1	0	0	0	0	H 12					
										3	0	2	0	0	0	0	RBI 5					
										2	0	0	0	1	0	2	BB 3					
																	SO 3					
																	LOB 11					
Inning Stats	R: 2 E: 0 K: 0 S: 7	H: 3 LOB: 1 BB: 1 P: 12	R: 1 E: 0 K: 0 S: 8	H: 2 LOB: 1 BB: 0 P: 11	R: 1 E: 0 K: 0 S: 11	H: 1 LOB: 0 BB: 0 P: 18	R: 0 E: 0 K: 0 S: 5	H: 0 LOB: 0 BB: 0 P: 8	R: 0 E: 0 K: 1 S: 7	H: 1 LOB: 1 BB: 0 P: 12	R: 0 E: 0 K: 1 S: 14	H: 2 LOB: 2 BB: 0 P: 22	R: 1 E: 1 K: 0 S: 11	H: 2 LOB: 2 BB: 1 P: 24	R: 0 E: 0 K: 0 S: 7	H: 1 LOB: 1 BB: 1 P: 14	R: 0 E: 0 K: 1 S: 7	H: 0 LOB: 0 BB: 0 P: 11	1B: 9 2B: 2 3B: 0 HR: 1	SF: 1 SAC: 1 DP: 2 HBP: 0	WP: 0 PB: 0 SB: 0 CS: 0	PA: 40
PITCHER	IP	WLS	BF	H	R	ER	SO	BB	IBB	HBP	BLK	WP	HR	S	P	ERA	WHIP					
Buddy Groom, L (1, 1) ERA: 5.31	3.0		15	6	4	4	0	1	0	0	0	0	1	26	41	12.00	2.333					
Walt Terrell, R (4, 1) ERA: 4.58	3.1	W	17	5	1	0	2	1	0	0	0	0	0	36	64	0.00	1.800					
John Kiely, R (7, 1) ERA: 2.25	0.2		1	0	0	0	0	0	0	0	0	0	0	1	2	0.00	0.000					
Mike Munoz, L (8, 1) ERA: 4.05	0.1		3	1	0	0	0	1	0	0	0	0	0	5	10	0.00	6.000					
John Doherty, R (8, 1) ERA: 4.62	1.2	S	4	0	0	0	1	0	0	0	0	0	0	9	15	0.00	0.000					

Seattle Mariners @ Detroit Tigers

Tiger Stadium, Detroit, MI

Sun Jul 05 1992, 3:33 AM EDT

Att. 18,251 - Sunny - 74 F

AB	35
R	5
H	12
RBI	5
BB	3
SO	3
LOB	11



BOTTOM

Seattle Mariners @ Detroit Tigers
 Tiger Stadium, Detroit, MI
 Sun Jul 05 1992, 3:33 AM EDT
 Att. 18,251 - Sunny - 74 F

livebaseballscorecards.com

AB	34
R	8
H	12
RBI	8
BB	6
SO	5
LOB	17



WP: 0	PA: 42
PB: 0	SB: 0
CS: 0	

AB	R	H	RBI	BB	SO	LOB
5	2	2	0	0	0	3

2	2	1	1	3	0	0
---	---	---	---	---	---	---

3	1	3	1	2	0	0
---	---	---	---	---	---	---

4	1	2	2	1	1	3
---	---	---	---	---	---	---

4	1	1	2	0	1	4
---	---	---	---	---	---	---

5	0	1	0	0	1	2
---	---	---	---	---	---	---

0	0	0	0	0	0	0
4	0	0	0	0	0	3

4	1	1	1	0	0	2
---	---	---	---	---	---	---

3	0	1	1	0	2	0
---	---	---	---	---	---	---

1B: 10	SF: 1
2B: 2	SAC: 1
3B: 0	DP: 0
HR: 0	HBP: 0

WP	HR	S	P	ERA	WHIP
0	0	3	6	13.50	0.000

Batter	1	2	3	4	5	6	7	8	9
Tony Phillips, S OBP: 0.387, SLG: 0.378 (1, 9)									
Lou Whitaker, L OBP: 0.413, SLG: 0.498 (1, 4)									
Travis Fryman, R OBP: 0.339, SLG: 0.482 (1, 6)									
Cecil Fielder, R OBP: 0.319, SLG: 0.460 (1, 10)									
Mickey Tettleton, S OBP: 0.352, SLG: 0.483 (1, 2)									
Dan Gladden, R OBP: 0.343, SLG: 0.409 (1, 7)									
Dave Bergman, L OBP: 0.306, SLG: 0.290 (1, 3)									
Skeeter Barnes, R OBP: 0.260, SLG: 0.370 (1, PH)									
Scott Livingstone, L OBP: 0.333, SLG: 0.331 (1, 5)									
Milt Cuyler, S OBP: 0.282, SLG: 0.332 (1, 8)									

Inning Stats	R	H	E	K	S	H	LOB	BB	P	R	H	E	K	S	H	LOB	BB	P
	5	5	0	17	29	1	2	2	15	0	0	0	0	4	0	0	0	7
	0	0	0	0	0	0	0	0	0	0	0	0	0	0	0	0	0	0
	0	0	0	0	0	0	0	0	0	0	0	0	0	0	0	0	0	0
	0	0	0	0	0	0	0	0	0	0	0	0	0	0	0	0	0	0
	0	0	0	0	0	0	0	0	0	0	0	0	0	0	0	0	0	0

PITCHER	IP	WLS	BF	H	R	ER	SO	BB	IBB	HBP	BLK	WP	HR	S	P	ERA	WHIP
Rich DeLucia, R ERA: 7.09 (1, 1)	0.0	L	6	4	5	5	0	2	0	0	0	0	0	12	22	∞	∞
Juan Agosto, L ERA: 5.18 (1, 1)	5.2		23	5	1	1	3	1	0	0	0	0	0	39	65	1.59	1.059
Jeff Nelson, R ERA: 4.23 (6, 1)	1.2		8	2	1	1	2	1	0	0	0	0	0	17	31	5.40	1.800
Dennis Powell, L ERA: 5.67 (8, 1)	0.0		1	0	0	0	0	1	0	0	0	0	0	1	5	∞	∞
Mike Walker, R ERA: 8.31 (8, 1)	0.0		2	1	0	0	0	0	1	0	0	0	0	1	6	∞	∞

PITCHER	IP	WLS	BF	H	R	ER	SO	BB	IBB	HBP	BLK	WP	HR	S	P	ERA	WHIP
Russ Swan, L ERA: 5.2 (8, 1)	0.2		2	0	1	1	0	0	0	0	0	0	0	3	6	13.50	0.000

Batter	1	2	3	4	5	6	7	8	9	10	11	12	13	14	AB R H RBI BB SO LOB	TOP											
Omar Vizquel, S OBP: 0.358, SLG: 0.371 (1, 6)	2-2 CS 1B		1-2 G4-6-3 1B		2-0 L6			0-1 G6-3		1-2 F7			0-1 G3 SH3 1B		6 0 3 1 0 0 1												
Henry Cotto, R OBP: 0.299, SLG: 0.389 (1, 7)	2-1 F7		0-2 F7			0-0 S 1B		1-2 P5		0-1 G4-3			0-1 SH3		5 0 1 0 0 0 4												
Ken Griffey Jr., L OBP: 0.347, SLG: 0.532 (1, 8)	1-1 P5		3-1 G4-6-3			0-0 F7			1-2 F8				4-0 G3 IBB		5 0 0 0 1 1 4												
Tino Martinez, L OBP: 0.299, SLG: 0.397 (1, 3)		2-1 G4-3		1-2 F7		1-1 P6			1-0 F9			1-0 G4-3	3-1 G3		6 0 0 0 0 0 3												
Jay Buhner, R OBP: 0.300, SLG: 0.376 (1, 9)		0-0 P4		1-1 F9		1-0 G6-3			4-1 HR BB			2-3 K	0-1 F9		5 1 0 0 1 1 3												
Pete O'Brien, L OBP: 0.282, SLG: 0.411 Greg Briley, L OBP: 0.259, SLG: 0.348 (1, 10) (12, PR)		3-1 G4-3		4-0 BB			0-0 F9		2-0 HR			1-0 SH3-1-4 1B		2-2 FC1-4 1B	4 1 2 2 1 0 0 1 0 1 0 0 0 0												
Dave Cochrane, S OBP: 0.303, SLG: 0.345 Jeff Schaefer, R OBP: 0.184, SLG: 0.271 (1, 5) (9, 5)			2-1 2B	0-2 F9			2-0 L9		2-2 G3-1			0-0 SH3-1-4		0-0 P3	4 1 1 0 0 0 1 1 0 0 0 0 0 1	AB 48 R 4 H 11 RBI 4 BB 3 SO 2 LOB 21											
Lance Parrish, R OBP: 0.280, SLG: 0.390 (1, 2)			0-1 1B 1B 2B		1-1 F9		2-0 P4			1-2 SH3-4 1B		3-2 G5-3		1-2 FC1-4	6 1 2 1 0 0 2												
Harold Reynolds, S OBP: 0.314, SLG: 0.338 (1, 4)			1-1 1B		1-0 G3			1-1 L7		1-1 SH3-4		2-1 G4-3		2-1 G4-3	5 0 1 0 0 0 2												
Inning Stats	R: 0 E: 0 K: 0 S: 7	H: 1 LOB: 0 BB: 0 P: 12	R: 0 E: 0 K: 0 S: 5	H: 0 LOB: 0 BB: 0 P: 10	R: 2 E: 0 K: 0 S: 14	H: 4 LOB: 1 BB: 0 P: 21	R: 0 E: 0 K: 0 S: 8	H: 0 LOB: 0 BB: 0 P: 8	R: 0 E: 0 K: 0 S: 3	H: 0 LOB: 0 BB: 0 P: 7	R: 0 E: 0 K: 0 S: 7	H: 0 LOB: 0 BB: 0 P: 9	R: 2 E: 0 K: 2 S: 11	H: 1 LOB: 0 BB: 1 P: 21	R: 0 E: 0 K: 0 S: 9	H: 0 LOB: 0 BB: 0 P: 12	R: 0 E: 0 K: 0 S: 7	H: 1 LOB: 1 BB: 0 P: 13	R: 0 E: 0 K: 0 S: 8	H: 1 LOB: 2 BB: 1 P: 15	R: 0 E: 0 K: 0 S: 9	H: 1 LOB: 1 BB: 0 P: 14	1B: 8 2B: 2 3B: 0 HR: 1	SF: 0 SAC: 3 DP: 1 HBP: 0	WP: 0 PB: 0 SB: 1 CS: 1	PA: 54	
PITCHER	IP	WLS	BF	H	R	ER	SO	BB	IBB	HBP	BLK	WP	HR	S	P	ERA	WHIP										
Bill Gullickson, R ERA: 3.42 (1, 1)	8.2		33	7	4	4	0	2	0	0	0	0	1	59	102	4.15	1.038										
Kurt Knudsen, R ERA: 2.97 (9, 1)	1.1		5	1	0	0	0	0	0	0	0	0	0	15	20	0.00	0.750										
Mike Munoz, L ERA: 3.86 (11, 1)	1.1		5	1	0	0	2	0	0	0	0	0	0	11	15	0.00	0.750										
John Kiely, R ERA: 1.84 (12, 1)	2.2	W	11	2	0	0	0	0	1	0	0	0	0	22	39	0.00	0.750										

Seattle Mariners @ Detroit Tigers
Tiger Stadium, Detroit, MI
Mon Jul 06 1992, 3:33 AM EDT
Att. 14,880 - Cloudy - 72 F

livebaseballscores.com




Batter	1	2	3	4	5	6	7	8	9	10	11	12	13	14	AB R H RBI BB SO LOB
Tony Phillips, S OBP: 0.386, SLG: 0.375 (1, 9) (12, 5)	2-2 CS 1B		1-0 SH2-3	1-2 F7		1-0 G6-3			2-3 K		3-2 G6-3			4-2 SH1-4 E SF9 BB	5 1 1 0 1 1 3
Lou Whitaker, L OBP: 0.417, SLG: 0.498 (1, 4)	0-0 F7		4-1 E BB		2-1 G4-1		2-1 SH1-3 1B 2B		4-1 BB			4-0 WP SH1-4 F9-2 BB		0-0 FC SH1-4	4 2 1 0 3 0 2
Travis Fryman, R OBP: 0.335, SLG: 0.476 (1, 6)	1 SAFE 1 SAFE 3-2 G5-3		3-2 E5		2-3 K		0-0 SH1-3		0-0 L7			1-0 SH1-4		1-0 SH1-4	4 0 0 0 0 1 2
Cecil Fielder, R OBP: 0.321, SLG: 0.455 (1, 10)		2-2 E6 1B F9-2	2-1 G6-3		0-2 F8		0-1 K		1-3 K			4-0 IBB		4-0 IBB	5 0 1 1 2 1 2
Mickey Tettleton, S OBP: 0.359, SLG: 0.488 Skeeter Barnes, R OBP: 0.266, SLG: 0.370 (1, 2) (10, PR) (11, 3)		0-2 1B	4-0 IBB		2-0 SH3-4 1B 2B		2-3 K		4-1 G6-4-3 BB			4-0 IBB		1-0 SF9	3 1 2 0 2 1 1 0 0 0 1 1 0 0
Dan Gladden, R OBP: 0.335, SLG: 0.398 (1, 7)		0-0 F9-2	1-0 G5-3		0-1 SH3-4		2-2 P6		0-0 F8			2-2 F9-2			5 0 0 0 0 0 9
Dave Bergman, L OBP: 0.322, SLG: 0.301 Mark Carreon, R OBP: 0.297, SLG: 0.394 Chad Kreuter, S OBP: 0.264, SLG: 0.323 (1, 3) (10, PH) (11, 2)		0-0 1B		2-2 FC6-4 1B		4-1 1B BB		1-0 F8		1-2 G6-4-3				2-3 K	3 0 2 0 1 0 0 1 0 0 0 0 0 1 1 0 0 0 0 1 0
Scott Livingstone, L OBP: 0.331, SLG: 0.328 Phil Clark, R OBP: 0.432, SLG: 0.487 (1, 5) (11, PH) (12, 9)		1-1 F9		0-1 L7		1-2 1B		0-0 G3			3-1 G4-3			2-2 P4	4 0 1 1 0 0 3 2 0 0 0 0 0 0
Milt Cuyler, S OBP: 0.279, SLG: 0.328 (1, 8)			1-1 S SH2-3 E 1B	2-1 FC6-4		3-H F7		0-0 F7			0-1 L4			0-0 F9	6 1 1 0 0 0 3

Inning Stats	R: 0	H: 1	E: 0	K: 0	S: 8	R: 0	H: 2	E: 1	K: 0	S: 13	R: 2	H: 1	E: 1	K: 0	S: 10	R: 0	H: 1	E: 0	K: 0	S: 12	R: 0	H: 0	E: 0	K: 1	S: 8	R: 1	H: 2	E: 0	K: 1	S: 11	R: 0	H: 0	E: 0	K: 2	S: 11	R: 0	H: 0	E: 0	K: 0	S: 5	R: 0	H: 0	E: 0	K: 0	S: 7	R: 0	H: 0	E: 0	K: 0	S: 4	R: 0	H: 0	E: 0	K: 1	S: 7	R: 1	H: 0	E: 1	K: 0	S: 6	1B: 7	2B: 4	3B: 0	HR: 0	SF: 1	SAC: 5	DP: 3	HBP: 0	WP: 1	PA: 59
AB	43	R	5	H	9	RBI	3	BB	10	SO	5	LOB	26	CS	1																																																							

PITCHER	IP	WLS	BF	H	R	ER	SO	BB	IBB	HBP	BLK	WP	HR	S	P	ERA	WHIP
Mark Grant, R ERA: 2.95 (1, 1)	5.1		26	7	3	2	1	2	1	0	0	0	0	5	8	3.38	1.688
Dennis Powell, L ERA: 5.82 (6, 1)	0.2		3	1	1	1	0	0	0	0	0	0	0	5	8	13.50	1.500
Jeff Nelson, R ERA: 4.02 (7, 1)	2.0		7	1	0	0	1	0	0	0	0	0	0	12	17	0.00	0.500
Mike Schooler, R ERA: 4.84 (9, 1)	1.0		4	0	0	0	2	1	0	0	0	0	0	11	18	0.00	1.000
Russ Swan, L ERA: 4.99 (10, 1)	3.0		11	0	0	0	0	2	2	0	0	1	0	16	42	0.00	0.667
PITCHER	IP	WLS	BF	H	R	ER	SO	BB	IBB	HBP	BLK	WP	HR	S	P	ERA	WHIP
Mike Walker, R ERA: 7.36 (13, 1)	1.2		8	0	1	0	1	0	1	0	0	0	0	13	27	0.00	0.600

Seattle Mariners @ Detroit Tigers
Tiger Stadium, Detroit, MI
Mon Jul 06 1992, 3:33 AM EDT
Att. 14,880 - Cloudy - 72 F

livebaseballscorecards.com



Batter	1	2	3	4	5	6	7	8	9	AB R H RBI BB SO LOB	TOP											
Lance Blankenship, R OBP: 0.391, SLG: 0.342 Willie Wilson, S OBP: 0.340, SLG: 0.328	2-1 G6-3		1-2 L5		1-2 CS HBP		3-2 SAFE G4-3		0-2 P4	2 0 0 0 0 0 0 2 0 0 0 0 0 2												
Jerry Browne, S OBP: 0.342, SLG: 0.292	4-2 FC6-4 BB		4-1 FC6-4 BB		3-2 1-2 2-H HR		4-0 WP BB			1 1 1 2 3 0 0												
Carney Lansford, R OBP: 0.319, SLG: 0.347	0-0 FC6-4 1-2f		3-1 SAFE FC6-4 1-2f		2-0 F8		3-3 K			4 0 0 0 0 1 4												
Harold Baines, L OBP: 0.320, SLG: 0.386	3-2 P5			3-2 1B 1B	2-1 L7			1-3 K		4 0 1 0 0 1 1												
Mark McGwire, R OBP: 0.391, SLG: 0.589		1-1 G5-3		1-1 1-2 1B		3-2 P4		1-0 1B		4 0 2 0 0 0 0												
Terry Steinbach, R OBP: 0.363, SLG: 0.438		1-3 K		2-3 K		0-0 P6		3-2 F9		4 0 0 0 0 2 3												
Troy Neel, L OBP: 0.375, SLG: 0.476 Mike Bordick, R OBP: 0.350, SLG: 0.367		4-2 BB		0-0 F7		3-3 K		2-2 G1-6-3		2 0 0 0 1 1 2 1 0 0 0 0 0 1												
Scott Brosius, R OBP: 0.238, SLG: 0.405 Jamie Quirk, L OBP: 0.307, SLG: 0.301 Eric Fox, S		2-2 G4-3		3-2 L9		2-2 G4-3		1-0 CS 1B		3 0 0 0 0 0 3 1 0 1 0 0 0 0 0 0 0 0 0 0 0												
Walt Weiss, S OBP: 0.325, SLG: 0.276			0-0 F9		1-0 CS HBP HR 1B		4-2 WP G4-3 BB		1-2 G1-3	3 1 1 0 1 0 1												
Inning Stats	R: 0 E: 0 K: 0 S: 11	H: 0 LOB: 1 BB: 1 P: 20	R: 0 E: 0 K: 1 S: 13	H: 0 LOB: 1 BB: 1 P: 21	R: 0 E: 0 K: 0 S: 7	H: 0 LOB: 1 BB: 1 P: 15	R: 0 E: 0 K: 1 S: 15	H: 2 LOB: 2 BB: 0 P: 24	R: 2 E: 0 K: 0 S: 12	H: 2 LOB: 0 BB: 0 P: 21	R: 0 E: 0 K: 1 S: 8	H: 0 LOB: 0 BB: 0 P: 14	R: 0 E: 0 K: 1 S: 16	H: 0 LOB: 2 BB: 2 P: 32	R: 0 E: 0 K: 1 S: 12	H: 1 LOB: 1 BB: 0 P: 19	R: 0 E: 0 K: 0 S: 8	H: 1 LOB: 1 BB: 0 P: 10	1B: 5 2B: 0 3B: 0 HR: 1	SF: 0 SAC: 0 DP: 0 HBP: 1	WP: 1 PB: 0 SB: 0 CS: 3	PA: 37
PITCHER	IP WLS BF H R ER SO BB IBB HBP BLK WP HR S P ERA WHIP																					
Kevin Ritz, R ERA: 5.85	(1, 1) 6.2 W 29 4 2 2 3 5 0 1 0 0 1 79 141 2.70 1.350																					
John Doherty, R ERA: 4.5	(7, 1) 1.0 4 1 0 0 2 0 0 0 0 1 0 11 19 0.00 1.000																					
Mike Munoz, L ERA: 3.81	(8, 1) 0.1 1 0 0 0 0 0 0 0 0 0 0 4 6 0.00 0.000																					
Mike Henneman, R ERA: 3.71	(9, 1) 1.0 S 3 1 0 0 0 0 0 0 0 0 0 0 8 10 0.00 1.000																					

Oakland Athletics @ Detroit Tigers
Tiger Stadium, Detroit, MI
Tue Jul 07 1992, 7:05 PM EDT
Att. 17,548 - Cloudy - 77 F

livebaseballscorecards.com

AB 31
R 2
H 6
RBI 2
BB 5
SO 5
LOB 17



Batter	1	2	3	4	5	6	7	8	9
Tony Phillips, S OBP: 0.386, SLG: 0.375 (1, 9)	F7		G5-3					G4-3	
Lou Whitaker, L OBP: 0.416, SLG: 0.493 (1, 4)	G3			F9			SH1-4		
Travis Fryman, R OBP: 0.337, SLG: 0.475 (1, 6)	K			K					
Cecil Fielder, R OBP: 0.320, SLG: 0.452 (1, 3)		F7			P5				
Mickey Tettleton, S OBP: 0.363, SLG: 0.498 (1, 10)		F9							
Scott Livingstone, L OBP: 0.322, SLG: 0.319 (1, 5)		G4-3			P4		F7	G4-3	
Mark Carreon, R OBP: 0.301, SLG: 0.414 (1, 7)			P4			F8			
Dan Gladden, R OBP: 0.335, SLG: 0.398 (9, 7)									
Chad Kreuter, S OBP: 0.266, SLG: 0.324 (1, 2)					P4		F8	SH3	
Milt Cuyler, S OBP: 0.279, SLG: 0.327 (1, 8)			F7				B3-1	K	

Inning Stats	R: 0	H: 0	E: 0	K: 1	S: 7	R: 0	H: 0	E: 0	K: 0	S: 6	R: 0	H: 1	E: 0	K: 0	S: 11	R: 0	H: 1	E: 0	K: 1	S: 12	R: 1	H: 3	E: 0	K: 0	S: 15	R: 2	H: 2	E: 0	K: 0	S: 6	R: 0	H: 1	E: 0	K: 1	S: 11	R: 0	H: 1	E: 0	K: 1	S: 8	
	0	0	0	1	7	0	0	0	0	6	0	1	0	0	11	0	1	0	0	1	12	1	3	0	0	15	2	2	0	0	6	0	1	0	1	11	0	1	0	1	8
	0	0	0	0	11	0	0	0	0	11	0	1	0	0	18	0	1	0	0	1	23	1	3	0	0	26	2	2	0	0	10	0	1	0	1	10	0	1	0	1	10


PITCHER	IP	WLS	BF	H	R	ER	SO	BB	IBB	HBP	BLK	WP	HR	S	P	ERA	WHIP
Ron Darling, R ERA: 4.78 (1, 1)	6.0	L	28	8	3	3	2	2	0	0	0	0	2	58	101	4.50	1.667
Vince Horsman, L ERA: 2.25 (7, 1)	0.1		1	0	0	0	0	0	0	0	0	0	0	2	2	0.00	0.000
Jeff Parrett, R ERA: 2.78 (7, 1)	1.2		8	1	0	0	2	1	0	1	0	0	0	16	28	0.00	1.200

BOTTOM

Oakland Athletics @ Detroit Tigers
Tiger Stadium, Detroit, MI
Tue Jul 07 1992, 7:05 PM EDT
Att: 17,548 - Cloudy - 77 F

AB	R	H	RBI	BB	SO	LOB
5	0	2	0	0	0	2
2	0	0	0	1	0	0
3	0	1	1	0	2	0
4	0	1	0	0	1	5
2	1	1	1	2	0	0
4	0	0	0	0	0	5
4	1	2	1	0	0	0
0	0	0	0	0	0	0
3	0	1	0	0	0	0
4	1	1	0	0	1	2

AB	31
R	3
H	9
RBI	3
BB	3
SO	4
LOB	14



1B	2B	3B	HR	SF	SAC	DP	HBP	WP	PA
7	0	0	2	0	0	0	1	0	37

WP	PA	ERA	WHIP
0	37		

Batter	1	2	3	4	5	6	7	8	9	AB R H RBI BB SO LOB	TOP											
Eric Fox, S (1, 8) (8, 7)	L4		P6		SF8	G4-3			K	4 0 0 1 0 1 3												
Jerry Browne, S OBP: 0.344, SLG: 0.303 (1, 5)	1B 3B		K		BB			G4-3	F7	4 1 1 0 1 1 0												
Harold Baines, L OBP: 0.319, SLG: 0.384 (1, 10)	1B		G3-1		G4-3			F7		4 0 1 1 0 0 2												
Mark McGwire, R OBP: 0.390, SLG: 0.583 (1, 3)	K			K		1B BB G4-3 BB		F9		3 1 0 0 1 2 1												
Troy Neel, L OBP: 0.333, SLG: 0.417 Terry Steinbach, R OBP: 0.361, SLG: 0.436 (1, 7) (8, PH) (8, 2)	G4-3		F8		F8			G6-3		3 0 0 0 0 0 2 1 0 0 0 0 0 0												
Jamie Quirk, L OBP: 0.308, SLG: 0.295 Willie Wilson, S OBP: 0.342, SLG: 0.330 (1, 2) (8, PH) (8, 8)		F7		F7		G4-3 1B 1-2 BB		S 1B		2 0 0 0 1 0 0 1 0 1 0 0 0 0												
Scott Brosius, R OBP: 0.283, SLG: 0.422 (1, 9)		FC HBP			FC5-4 1B	G4-3 1B		K		3 0 2 0 0 1 1												
Mike Bordick, R OBP: 0.345, SLG: 0.362 (1, 4)		FC G6-3		FC5-4 1B SF8		G4-3		K		4 1 0 1 0 1 5												
Walt Weiss, S OBP: 0.331, SLG: 0.278 (1, 6)		G6-3		S 1B		BB		G3		3 0 1 0 1 0 2												
Inning Stats	R: 1 E: 0 K: 1 S: 12	H: 2 LOB: 1 BB: 0 P: 19	R: 0 E: 0 K: 0 S: 8	H: 0 LOB: 1 BB: 0 P: 11	R: 0 E: 0 K: 1 S: 8	H: 0 LOB: 0 BB: 0 P: 11	R: 0 E: 0 K: 1 S: 7	H: 0 LOB: 0 BB: 0 P: 12	R: 1 E: 0 K: 0 S: 16	H: 2 LOB: 2 BB: 1 P: 27	R: 1 E: 0 K: 0 S: 19	H: 1 LOB: 3 BB: 3 P: 35	R: 0 E: 0 K: 0 S: 6	H: 0 LOB: 0 BB: 0 P: 11	R: 0 E: 0 K: 2 S: 13	H: 1 LOB: 1 BB: 0 P: 22	R: 0 E: 0 K: 1 S: 9	H: 0 LOB: 0 BB: 0 P: 11	1B: 5 2B: 0 3B: 1 HR: 0	SF: 1 SAC: 0 DP: 1 HBP: 1	WP: 0 PB: 0 SB: 2 CS: 0	PA: 38
PITCHER	IP WLS BF H R ER SO BB IBB HBP BLK WP HR S P ERA WHIP																					
Mark Leiter, R ERA: 4.89 (1, 1)	5.1		24	4	3	3	3	3	0	1	0	0	0	58	97	5.06	1.312					
Les Lancaster, R ERA: 6.28 (6, 1)	1.2	W	7	1	0	0	0	1	0	0	0	0	0	18	29	0.00	1.200					
Mike Munoz, L ERA: 3.77 (8, 1)	0.1		2	1	0	0	0	0	0	0	0	0	0	6	10	0.00	3.000					
Kurt Knudsen, R ERA: 2.91 (8, 1)	0.2		2	0	0	0	2	0	0	0	0	0	0	7	12	0.00	0.000					
Mike Henneman, R ERA: 3.63 (9, 1)	1.0	S	3	0	0	0	1	0	0	0	0	0	0	9	11	0.00	0.000					

Oakland Athletics @ Detroit Tigers
Tiger Stadium, Detroit, MI
Wed Jul 08 1992, 7:05 PM EDT
Att. 16,722 - Cloudy - 79 F

livebaseballscorecards.com

AB	32
R	3
H	6
RBI	3
BB	4
SO	6
LOB	16



Batter	1	2	3	4	5	6	7	8	9
Tony Phillips, S OBP: 0.392, SLG: 0.382 (1, 9)	1-0 FC5 1B 1B		3-2 G3 1B 2B	2-0 G3-1 2-3		4-1 1B BB	4-2 BB		
Lou Whitaker, L OBP: 0.415, SLG: 0.489 (1, 4)	0-3 1B		1-1 G3 2-3	4-1 FC5-4 BB		0-1 1-2 2-H 1B	0-0 P4		
Travis Fryman, R OBP: 0.341, SLG: 0.477 (1, 6)	2-1 FC5 1B 1-2		0-1 G5-3 1B 3-H	1-2 FC5-4 1-2f		1-0 FC6-4 1-2f		1-1 1B	
Cecil Fielder, R OBP: 0.320, SLG: 0.450 (1, 3)	2-0 FC5 1-2 2-3f		1-2 G5-3 1-2		1-0 L8		1-0 1B 1B	0-0 1-4	
Skeeter Barnes, R OBP: 0.263, SLG: 0.365 (7, PR) (8, 3)									
Mickey Tettleton, S OBP: 0.364, SLG: 0.495 (1, 2)	1-1 G3-1		4-0 IBB		2-3 K		1-0 SH1-4 1B 1-2	1-0 F7	
Dave Bergman, L OBP: 0.317, SLG: 0.296 (1, 10)		2-2 G4-3	0-0 F9		2-1 L9		0-0 SH1-4 1-2 2-H 1B	3-2 P5	
Mark Carreon, R OBP: 0.312, SLG: 0.417 (1, 7)		1-2 E S 1B		4-2 1B WP BB		4-2 1B G1-3 BB	0-1 SH1-4		
Scott Livingstone, L OBP: 0.327, SLG: 0.324 (1, 5)		2-2 G4-3		0-2 G3-1 WP 1-3 1B		2-1 P5	0-0 G5-3 1B		
Milt Cuyler, S OBP: 0.275, SLG: 0.322 (1, 8)		3-2 G3		1-3 K		1-2 G1-3	0-0 G5-3		

Inning Stats	R: 0 E: 0 K: 1 S: 9	H: 2 LOB: 2 BB: 0 P: 15	R: 0 E: 0 K: 0 S: 13	H: 1 LOB: 1 BB: 0 P: 20	R: 1 E: 0 K: 0 S: 12	H: 2 LOB: 2 BB: 1 P: 21	R: 1 E: 0 K: 1 S: 15	H: 1 LOB: 2 BB: 2 P: 27	R: 0 E: 0 K: 1 S: 6	H: 0 LOB: 0 BB: 0 P: 11	R: 1 E: 0 K: 0 S: 11	H: 1 LOB: 2 BB: 2 P: 23	R: 3 E: 0 K: 0 S: 10	H: 4 LOB: 2 BB: 1 P: 16	R: 0 E: 0 K: 0 S: 7	H: 1 LOB: 1 BB: 0 P: 12
--------------	------------------------------	----------------------------------	-------------------------------	----------------------------------	-------------------------------	----------------------------------	-------------------------------	----------------------------------	------------------------------	----------------------------------	-------------------------------	----------------------------------	-------------------------------	----------------------------------	------------------------------	----------------------------------

PITCHER															PITCHER																		
IP	WLS	BF	H	R	ER	SO	BB	IBB	HBP	BLK	WP	HR	S	P	ERA	WHIP	IP	WLS	BF	H	R	ER	SO	BB	IBB	HBP	BLK	WP	HR	S	P	ERA	WHIP
Gene Nelson, R ERA: 6.63 (1, 1)	3.1		18	6	2	2	1	1	0	0	1	0	44	71	5.40	2.100																	
Kevin Campbell, R ERA: 5.28 (4, 1)	2.1		10	0	1	1	3	0	0	0	0	0	19	42	3.86	1.286																	
Vince Horsman, L ERA: 2.25 (6, 1)	0.0	L	1	1	0	0	0	0	0	0	0	0	2	2	∞	∞																	
Jim Corsi, R ERA: 4.32 (6, 1)	2.1	L	13	5	3	3	1	0	0	0	0	0	18	30	11.57	2.571																	

BOTTOM

Oakland Athletics @ Detroit Tigers
Tiger Stadium, Detroit, MI

Wed Jul 08 1992, 7:05 PM EDT
Att: 16,722 - Cloudy - 79 F

AB	R	H	RBI	BB	SO	LOB
3	1	2	0	2	0	1
4	0	1	1	1	1	4
5	0	3	1	0	0	4
4	0	1	0	0	0	3
1	1	0	0	0	0	1
4	1	1	0	1	1	3
5	1	1	1	0	0	3
1	2	1	0	2	0	0
4	0	2	2	0	0	2
4	0	0	0	0	1	4

AB	35
R	6
H	12
RBI	5
BB	6
SO	3
LOB	25



1B: 11	SF: 0	WP: 1	PA: 42
2B: 1	SAC: 1	PB: 0	
3B: 0	DP: 0	SB: 1	
HR: 0	HBP: 0	CS: 0	

Batter	1	2	3	4	5	6	7	8	9	AB R H RBI BB SO LOB	TOP																
Luis Polonia, L (1, 7) OBP: 0.335, SLG: 0.327	0-2 G4-3		1-1 G5-3			1-1 1B 2B	0-0 2B		1-1 G6-4-3 1B	5 1 3 0 0 0 1																	
Luis Sojo, R (1, 4) OBP: 0.291, SLG: 0.400	1-1 B1-3		2-1 G5-3			0-0 L8	2-2 F9		0-0 G6-4-3 1-2f	5 0 0 0 0 0 4																	
Junior Felix, S (1, 8) OBP: 0.293, SLG: 0.386	3-3 K			1-1 2B		1-2 BB 2B 1B	3-2 G3-1			4 1 2 0 0 1 1																	
Gary Gaetti, R (1, 10) OBP: 0.269, SLG: 0.315		3-2 F8		2-0 L9		4-0 2B 1-2 FC1-2 BB	0-1 2B G5-3 1B			3 1 1 0 1 0 1																	
Chad Curtis, R (1, 9) OBP: 0.350, SLG: 0.425		2-1 HR		4-1 G5-3 BB		3-1 FC1-2 2B	1-2 G3-1 2B			3 1 3 3 1 0 0																	
Rene Gonzales, R (1, 5) OBP: 0.335, SLG: 0.400		1-0 B5-3		2-1 G5-3 1-2f		4-0 FC1-2 BB	2-2 G5-3			3 0 0 1 1 0 3																	
Von Hayes, L (1, 3) OBP: 0.336, SLG: 0.359		0-3 K			3-2 L6	2-2 FC1-2	2-0 G3-1			4 0 0 0 0 1 4																	
Ron Tingley, R (1, 2) OBP: 0.220, SLG: 0.321			2-1 G5-3 1B			2-2 F7	2-2 G4-3			2 0 1 0 0 0 0																	
Ken Oberfell, L (6, PH)										1 0 0 0 0 0 3																	
Mike Fitzgerald, R (6, 2) OBP: 0.284, SLG: 0.320										1 0 0 0 0 0 1																	
Gary Disarcina, R (1, 6) OBP: 0.299, SLG: 0.310			0-3 K			0-0 G6-3		2-2 F8	2-2 G5-3	4 0 0 0 0 1 1																	
Inning Stats	R: 0 E: 0 K: 1 S: 8	H: 0 LOB: 0 BB: 0 P: 12	R: 1 E: 0 K: 1 S: 11	H: 1 LOB: 0 BB: 0 P: 17	R: 0 E: 0 K: 1 S: 9	H: 1 LOB: 1 BB: 1 P: 14	R: 0 E: 0 K: 0 S: 6	H: 1 LOB: 1 BB: 1 P: 15	R: 0 E: 0 K: 0 S: 8	H: 0 LOB: 0 BB: 0 P: 13	R: 2 E: 0 K: 0 S: 16	H: 3 LOB: 3 BB: 2 P: 33	R: 0 E: 0 K: 0 S: 11	H: 1 LOB: 1 BB: 0 P: 18	R: 1 E: 0 K: 0 S: 11	H: 2 LOB: 1 BB: 0 P: 18	R: 0 E: 0 K: 0 S: 7	H: 1 LOB: 0 BB: 0 P: 10	1B: 5 2B: 4 3B: 0 HR: 1	SF: 0 SAC: 0 DP: 2 HBP: 0	WP: 0 PB: 0 SB: 0 CS: 0	PA: 38					
PITCHER	IP WLS BF H R ER SO BB IBB HBP BLK WP HR S P ERA WHIP	5.1 W 23 6 3 3 3 2 0 0 0 0 1 50 88 5.06 1.500	6.1 0 3 0 0 0 0 1 0 0 0 0 0 8 16 0.00 1.500	7.1 1 7 3 1 1 0 0 0 0 0 0 0 19 29 6.75 2.250	8.1 0 1 0 0 0 0 0 0 0 0 0 0 1 3 0.00 0.000	8.1 0 1 0 0 0 0 0 0 0 0 0 0 2 4 0.00 0.000	PITCHER	IP WLS BF H R ER SO BB IBB HBP BLK WP HR S P ERA WHIP	9.1 S 3 1 0 0 0 0 0 0 0 0 0 10 10 0.00 1.000																		
Frank Tanana, L (1, 1) ERA: 4.7																											
Walt Terrell, R (6, 1) ERA: 4.54																											
John Kiely, R (7, 1) ERA: 2.25																											
Mike Munoz, L (8, 1) ERA: 3.72																											
John Doherty, R (8, 1) ERA: 4.46																											

California Angels @ Detroit Tigers

Tiger Stadium, Detroit, MI

Thu Jul 09 1992, 7:05 PM EDT
Att. 15,102 - Cloudy - 76 F

livebaseballscorecards.com

AB	35
R	4
H	10
RBI	4
BB	3
SO	3
LOB	19



Batter	1	2	3	4	5	6	7	8	9	AB R H RBI BB SO LOB
Tony Phillips, S OBP: 0.393, SLG: 0.387 (1, 9) (8, 4)	0-0 HR 2B	1-2 1B 1B		0-0 FC4-6 1B 2B		1-1 G4-6-3 1-2f				4 2 2 0 0 0 3
Lou Whitaker, L OBP: 0.420, SLG: 0.494 Dan Gladden, R OBP: 0.335, SLG: 0.398 (1, 4) (8, 7)	3-2 HR 1B	2-0 1B		1-1 2B 1B			1-2 G5-3			4 1 3 1 0 0 0 0 0 0 0 0 0 0
Travis Fryman, R OBP: 0.340, SLG: 0.477 (1, 6)	1-3 K	2-3 K		0-1 1-H 3-H 2B			3-3 K			4 0 1 1 0 3 4
Cecil Fielder, R OBP: 0.319, SLG: 0.457 (1, 3)	0-0 HR		2-2 E5 G4-3		0-0 G5-3		0-0 G5-3			4 1 1 3 0 0 0
Mickey Tettleton, S OBP: 0.363, SLG: 0.490 (1, 2)	0-3 K		0-0 G4-3		1-2 G4-3		4-2 G3-4-1 BB			3 0 0 0 1 1 1
Dave Bergman, L OBP: 0.306, SLG: 0.286 (1, 10)	1-2 G4-3		0-1 G4-3		2-2 G6-3		1-2 G3-4-1			4 0 0 0 0 0 2
Mark Carreon, R OBP: 0.316, SLG: 0.421 (1, 7) (8, 9)		1-1 G5-3	0-1 P3		2-0 2B		4-0 IBB			3 0 1 0 1 0 1
Scott Livingstone, L OBP: 0.320, SLG: 0.317 Skeeter Barnes, R OBP: 0.259, SLG: 0.360 (1, 5) (8, PH) (9, 5)		0-0 F7		0-0 P5		0-0 G1-3		0-1 P7		3 0 0 0 0 0 1 1 0 0 0 0 0 2
Milt Cuyler, S OBP: 0.282, SLG: 0.328 (1, 8)		2-1 1B 1B		1-2 FC4-6 1B		1-0 G4-6-3 1B		2-3 K		4 1 3 0 0 1 2

Inning Stats	R: 3 E: 0 K: 2 S: 14	H: 3 LOB: 0 BB: 0 P: 19	R: 1 E: 0 K: 1 S: 12	H: 3 LOB: 2 BB: 0 P: 20	R: 0 E: 1 K: 0 S: 8	H: 0 LOB: 1 BB: 0 P: 10	R: 1 E: 0 K: 0 S: 10	H: 3 LOB: 2 BB: 0 P: 12	R: 0 E: 0 K: 0 S: 8	H: 0 LOB: 0 BB: 0 P: 11	R: 0 E: 0 K: 0 S: 5	H: 2 LOB: 1 BB: 0 P: 9	R: 0 E: 0 K: 1 S: 8	H: 0 LOB: 0 BB: 0 P: 12	R: 0 E: 0 K: 1 S: 11	H: 0 LOB: 2 BB: 2 P: 22	1B: 7 2B: 3 3B: 0 HR: 1	SF: 0 SAC: 0 DP: 1 HBP: 0
--------------	-------------------------------	----------------------------------	-------------------------------	----------------------------------	------------------------------	----------------------------------	-------------------------------	----------------------------------	------------------------------	----------------------------------	------------------------------	---------------------------------	------------------------------	----------------------------------	-------------------------------	----------------------------------	----------------------------------	------------------------------------


PITCHER	IP	WLS	BF	H	R	ER	SO	BB	IBB	HBP	BLK	WP	HR	S	P	ERA	WHIP
Bert Blyleven, R ERA: 5.21 (1, 1)	4.0	L	21	9	5	5	3	0	0	0	0	0	1	44	61	11.25	2.250
Chuck Crim, R ERA: 6.38 (5, 1)	3.0		10	2	0	0	1	0	0	0	0	0	0	21	32	0.00	0.667
Steve Frey, L ERA: 1.53 (8, 1)	1.0		5	0	0	0	1	1	1	0	0	0	0	11	22	0.00	1.000

BOTTOM

California Angels @ Detroit Tigers
Tiger Stadium, Detroit, MI
Thu Jul 09 1992, 7:05 PM EDT
Att: 15,102 - Cloudy - 76 F

AB	34
R	5
H	11
RBI	5
BB	2
SO	5
LOB	16

WP: 0 PA: 36
PB: 0
SB: 0
CS: 0



WP	HR	S	P	ERA	WHIP
0	1	11	22	0.00	1.000

Batter	1	2	3	4	5	6	7	8	9	AB R H RBI BB SO LOB	TOP											
Luis Polonia, L (1, 7) OBP: 0.343, SLG: 0.331 Jose Gonzalez, R (9, 7) OBP: 0.313, SLG: 0.268	2-1 E 1B		4-2 G4-6-3 BB			0-0 SH1-3 1-2	4-0 IBB		0-2 S 1B	2 2 2 0 2 0 0 0 0 0 0 0 0 0												
Luis Sojo, R (1, 4) OBP: 0.308, SLG: 0.422	1-0 E5 G6-3 1B		0-1 G4-6-3			1-0 3B 2B	1-1 G1-2-3		0-2 1B	5 2 3 2 0 0 4												
Junior Felix, S (1, 8) OBP: 0.295, SLG: 0.391	0-0 G6-3			3-2 G6-3		2-2 3B		4-1 1B BB	3-2 G4-3	4 0 1 2 1 0 1												
Gary Gaetti, R (1, 10) OBP: 0.269, SLG: 0.314	3-1 G5-4-3 1B			1-1 G5-3		1-1 G3		0-0 P9		4 0 1 0 0 0 2												
Chad Curtis, R (1, 9) OBP: 0.344, SLG: 0.416	0-2 G5-4-3			2-2 G4-3		1-0 F7		0-3 SAFE SAFE		4 0 0 0 0 1 3												
Rene Gonzales, R (1, 5) OBP: 0.337, SLG: 0.402		2-1 F8			1-0 L8		0-1 SH1-4 1B 2B	2-1 SAFE 1-2 1B		4 1 2 0 0 0 0												
Von Hayes, L (1, 3) OBP: 0.339, SLG: 0.362		2-1 P7			2-2 CS 1B		3-1 2B SH1-4 1-2 G1-2-3 1B	1-1 L8		4 0 2 0 0 0 2												
Mike Fitzgerald, R (1, 2) OBP: 0.277, SLG: 0.311		2-3 K			2-1 SAFE P5		1-0 SH1-4		0-2 P9	3 0 0 0 0 1 1												
Gary Disarcina, R (1, 6) OBP: 0.301, SLG: 0.317			3-1 G6-3			3-1 SH1-3 2B 1B	2-1 2B		2-0 L9	4 1 2 1 0 0 0												
Inning Stats	R: 2 E: 1 K: 0 S: 9	H: 3 LOB: 0 BB: 0 P: 15	R: 0 E: 0 K: 1 S: 8	H: 0 LOB: 0 BB: 0 P: 14	R: 0 E: 0 K: 0 S: 6	H: 0 LOB: 0 BB: 1 P: 13	R: 0 E: 0 K: 0 S: 10	H: 0 LOB: 0 BB: 0 P: 16	R: 0 E: 0 K: 0 S: 6	H: 1 LOB: 0 BB: 0 P: 11	R: 2 E: 0 K: 0 S: 14	H: 3 LOB: 1 BB: 0 P: 22	R: 1 E: 0 K: 0 S: 9	H: 3 LOB: 2 BB: 1 P: 20	R: 0 E: 0 K: 1 S: 10	H: 1 LOB: 2 BB: 1 P: 17	R: 1 E: 0 K: 0 S: 16	H: 2 LOB: 1 BB: 0 P: 21	1B: 10 2B: 2 3B: 1 HR: 0	SF: 0 SAC: 2 DP: 3 HBP: 0	WP: 0 PB: 0 SB: 1 CS: 1	PA: 39
PITCHER	IP WLS BF H R ER SO BB IBB HBP BLK WP HR S P ERA WHIP											PITCHER	IP WLS BF H R ER SO BB IBB HBP BLK WP HR S P ERA WHIP									
Buddy Groom, L (1, 1) ERA: 5.26	5.1 L 21 7 4 3 1 1 0 0 0 0 0 50 86 5.06 1.500											Les Lancaster, R (6, 1) ERA: 6.19	3.2 18 6 2 2 1 1 1 0 0 0 0 38 63 4.91 1.909									

California Angels @ Detroit Tigers
Tiger Stadium, Detroit, MI
Fri Jul 10 1992, 7:05 PM EDT
Att. 19,211 - Cloudy - 82 F

livebaseballscorecards.com

AB 34
R 6
H 13
RBI 5
BB 3
SO 2
LOB 13



Batter	1	2	3	4	5	6	7	8	9	AB R H RBI BB SO LOB
Tony Phillips, S OBP: 0.397, SLG: 0.393 (1, 4)	2-2 BB 1B	4-2 BB			2-1 2B		1-0 FC6-4 1-2f			3 0 2 0 1 0 1
Dan Gladden, R OBP: 0.329, SLG: 0.389 (1, 7)	1-0 P9	1-3 K			0-1 L8		2-1 B2-3			4 0 0 0 0 1 5
Travis Fryman, R OBP: 0.336, SLG: 0.472 (1, 6)	1-3 K		2-3 K		2-3 K			1-1 F7		4 0 0 0 0 3 2
Cecil Fielder, R OBP: 0.321, SLG: 0.456 (1, 10)	4-0 1-2 BB		1-3 K		2-1 G3-4 1B		1-1 G4-3			3 0 1 0 1 1 0
Mickey Tettleton, S OBP: 0.359, SLG: 0.483 (1, 2)	0-2 F8		0-1 P9		1-1 G3-4-1 1-2		1-3 K			4 0 0 0 0 1 3
Dave Bergman, L OBP: 0.305, SLG: 0.284 (1, 3)		2-1 WP 1B		2-3 K	1-1 F9		0-2 F9			4 1 1 0 0 1 1
Mark Carreon, R OBP: 0.315, SLG: 0.414 (1, 9)		3-1 F9 1-2		2-0 F7	2-1 G5-3		4-1 BB			3 0 0 0 1 0 2
Scott Livingstone, L OBP: 0.325, SLG: 0.322 (1, 5)		0-2 2-H 1B		1-0 G4-3		1-2 FC6-4 1B		0-3 K		4 0 2 1 0 1 1
Milt Cuyler, S OBP: 0.278, SLG: 0.324 (1, 8)		2-3 K			1-2 L8		2-3 K			4 0 0 0 0 3 3

Inning Stats	R: 0 E: 0 K: 1 S: 11	H: 1 LOB: 2 BB: 1 P: 19	R: 1 E: 0 K: 2 S: 15	H: 2 LOB: 2 BB: 1 P: 27	R: 0 E: 0 K: 2 S: 10	H: 0 LOB: 0 BB: 0 P: 13	R: 0 E: 0 K: 1 S: 6	H: 0 LOB: 0 BB: 0 P: 11	R: 0 E: 0 K: 1 S: 10	H: 1 LOB: 1 BB: 0 P: 15	R: 0 E: 0 K: 1 S: 8	H: 1 LOB: 1 BB: 0 P: 14	R: 0 E: 0 K: 1 S: 9	H: 1 LOB: 1 BB: 0 P: 15	R: 0 E: 0 K: 1 S: 7	H: 0 LOB: 0 BB: 0 P: 10	R: 0 E: 0 K: 2 S: 10	H: 0 LOB: 1 BB: 1 P: 16	1B: 5 2B: 1 3B: 0 HR: 0	SF: 0 SAC: 0 DP: 0 HBP: 0	WP: 1 PB: 0 SB: 0 CS: 0	PA: 36	
PITCHER	IP	WLS	BF	H	R	ER	SO	BB	IBB	HBP	BLK	WP	HR	S	P	ERA	WHIP						
Julio Valera, R ERA: 3.59 (1, 1)	7.0	W	29	6	1	1	8	2	0	0	0	1	0	69	114	1.29	1.143						
Mark Eichhorn, R ERA: 2.2 (8, 1)	2.0		7	0	0	0	3	1	0	0	0	0	0	17	26	0.00	0.500						

BOTTOM

California Angels @ Detroit Tigers
Tiger Stadium, Detroit, MI
Fri Jul 10 1992, 7:05 PM EDT
Att: 19,211 - Cloudy - 82 F

livebaseballscorecards.com

AB	33
R	1
H	6
RBI	1
BB	3
SO	11
LOB	18



Batter	1	2	3	4	5	6	7	8	9	AB R H RBI BB SO LOB	TOP		
Chad Curtis, R (1, 7) OBP: 0.338, SLG: 0.408	1-2 G4-3		0-2 L7			0-0 L8		0-1 P4		4 0 0 0 0 0 0			
Luis Sojo, R (1, 4) OBP: 0.316, SLG: 0.447	1-0 G6-3			1-2 F8		1-0 G3-1 2B		2-1 G3 2B		4 0 2 0 0 0 0			
Junior Felix, S (1, 8) OBP: 0.294, SLG: 0.387	2-0 G3-1			1-0 G3		1-2 G3-1		4-0 G3 IBB		3 0 0 0 1 0 1			
Von Hayes, L (1, 3) (7, 9) OBP: 0.333, SLG: 0.355		1-0 G3-1		1-1 G3		0-1 G6-3		2-2 G3		4 0 0 0 0 0 3			
Rene Gonzales, R (1, 5) OBP: 0.340, SLG: 0.401		0-0 F8			0-0 P2		0-1 1B 1B	4-2 BB		3 0 1 0 1 0 0			
Ken Oberkfell, L (1, 10) OBP: 0.200, SLG: 0.200		1-1 1B			0-1 F9		0-0 L6	0-0 G1-3		4 0 1 0 0 0 4			
John Morris, L (1, 9) Lee Stevens, L (7, 3) OBP: 0.269, SLG: 0.292 OBP: 0.269, SLG: 0.323		2-2 P2			0-1 HR		1-1 1B 1B		0-0 P1-4 1B	3 1 2 1 0 0 1 1 0 1 0 0 0 0	AB 34 R 2 H 8 RBI 2 BB 2 SO 1 LOB 14		
Ron Tingley, R (1, 2) OBP: 0.222, SLG: 0.367			2-1 L7		2-1 HR		3-1 P2		0-1 P1-4	4 1 1 1 0 0 3			
Gary Disarcina, R (1, 6) OBP: 0.297, SLG: 0.313			0-2 G4-3		2-0 F8		0-1 F8		2-3 K	4 0 0 0 0 1 2			
Inning Stats	R: 0 E: 0 K: 0 S: 5 H: 0 LOB: 0 BB: 0 P: 9	R: 0 E: 0 K: 0 S: 7 H: 1 LOB: 1 BB: 0 P: 11	R: 0 E: 0 K: 0 S: 10 H: 0 LOB: 0 BB: 0 P: 12	R: 0 E: 0 K: 0 S: 6 H: 0 LOB: 0 BB: 0 P: 9	R: 2 E: 0 K: 0 S: 8 H: 2 LOB: 0 BB: 0 P: 12	R: 0 E: 0 K: 0 S: 8 H: 1 LOB: 1 BB: 0 P: 10	R: 0 E: 0 K: 0 S: 9 H: 2 LOB: 2 BB: 0 P: 13	R: 0 E: 0 K: 0 S: 11 H: 1 LOB: 3 BB: 2 P: 23	R: 0 E: 0 K: 1 S: 6 H: 1 LOB: 0 BB: 0 P: 8	1B: 4 2B: 3 3B: 0 HR: 2 SF: 0 SAC: 0 DP: 1 HBP: 0	WP: 0 PB: 0 SB: 0 CS: 0 PA: 36		
PITCHER	IP WLS BF H R ER SO BB IBB HBP BLK WP HR S P ERA WHIP											PITCHER	IP WLS BF H R ER SO BB IBB HBP BLK WP HR S P ERA WHIP
Bill Gullickson, R (1, 1) ERA: 3.36	7.2 L 32 7 2 2 0 1 1 0 0 0 0 2 63 98 2.35 1.043												
Mike Munoz, L (8, 1) ERA: 3.68	0.1 2 1 0 0 0 0 0 0 0 0 0 0 2 2 0.00 3.000												
Kurt Knudsen, R (9, 1) ERA: 2.83	1.0 2 0 0 0 0 1 0 0 0 0 0 0 5 7 0.00 0.000												

California Angels @ Detroit Tigers
Tiger Stadium, Detroit, MI
Sat Jul 11 1992, 3:33 AM EDT
Att. 39,461 - Cloudy - 80 F

livebaseballscorecards.com



Batter	1	2	3	4	5	6	7	8	9	AB	R	H	RBI	BB	SO	LOB
Tony Phillips, S OBP: 0.395, SLG: 0.391 (1, 4)	2-1 1B E 1B		0-3 K		2-1 L8			3-2 G6-3		4	0	1	0	0	1	0
Dan Gladden, R OBP: 0.322, SLG: 0.381 (1, 7)	2-3 K		2-3 K			1-1 L9		2-2 G6-3		4	0	0	0	0	2	1
Travis Fryman, R OBP: 0.332, SLG: 0.466 (1, 6)	2-2 E4 1B		0-0 G5-3			1-3 K			2-2 G4-3	4	0	0	0	0	1	1
Cecil Fielder, R OBP: 0.323, SLG: 0.455 (1, 3)	0-0 1B			1-3 K		1-3 K			4-2 G3 BB	3	0	1	0	1	2	0
Chad Kreuter, S OBP: 0.266, SLG: 0.324 (9, PR)	1-2 2-3 1B									0	0	0	0	0	0	0
Mickey Tettleton, S OBP: 0.357, SLG: 0.484 (1, 2)	0-3 K			1-0 1B 2B			1-1 F7		0-0 G3	4	1	1	0	0	1	4
Mark Carreon, R OBP: 0.313, SLG: 0.411 (1, 9)	1-0 F8			3-1 1B			0-0 L9		0-0 G1-3	4	0	1	1	0	0	5
Skeeter Barnes, R OBP: 0.262, SLG: 0.359 (1, 5)		2-2 P3		2-1 L7			3-1 1B			3	0	1	0	0	0	0
Phil Clark, R OBP: 0.435, SLG: 0.488 (1, 10)		1-0 G4-3 1B			2-1 G6-3			0-1 G3		2	0	1	0	0	0	0
Dave Bergman, L OBP: 0.302, SLG: 0.282 (7, PH)										1	0	0	0	0	0	1
Milt Cuyler, S OBP: 0.275, SLG: 0.320 (1, 8)		0-0 G4-3			1-3 K			2-3 K		3	0	0	0	0	2	1

Inning Stats	R: 0	H: 2	E: 1	K: 2	S: 13	H: 2	LOB: 3	BB: 0	P: 20	R: 0	H: 1	E: 0	K: 0	S: 5	H: 0	LOB: 0	BB: 0	P: 8	R: 0	H: 0	E: 0	K: 2	S: 8	H: 2	LOB: 0	BB: 0	P: 10	R: 1	H: 2	E: 0	K: 1	S: 8	H: 0	LOB: 0	BB: 0	P: 15	R: 0	H: 0	E: 0	K: 1	S: 7	H: 0	LOB: 0	BB: 0	P: 12	R: 0	H: 0	E: 0	K: 2	S: 8	H: 0	LOB: 0	BB: 0	P: 11	R: 0	H: 1	E: 0	K: 0	S: 7	H: 1	LOB: 1	BB: 0	P: 11	R: 0	H: 0	E: 0	K: 1	S: 11	H: 0	LOB: 0	BB: 0	P: 18	R: 0	H: 0	E: 0	K: 0	S: 9	H: 0	LOB: 2	BB: 1	P: 15	1B: 5	SF: 0	2B: 1	SAC: 0	3B: 0	DP: 1	HR: 0	HBP: 0
--------------	------	------	------	------	-------	------	--------	-------	-------	------	------	------	------	------	------	--------	-------	------	------	------	------	------	------	------	--------	-------	-------	------	------	------	------	------	------	--------	-------	-------	------	------	------	------	------	------	--------	-------	-------	------	------	------	------	------	------	--------	-------	-------	------	------	------	------	------	------	--------	-------	-------	------	------	------	------	-------	------	--------	-------	-------	------	------	------	------	------	------	--------	-------	-------	-------	-------	-------	--------	-------	-------	-------	--------

PITCHER	IP	WLS	BF	H	R	ER	SO	BB	IBB	HBP	BLK	WP	HR	S	P	ERA	WHIP
Jim Abbott, L ERA: 2.96 (1, 1)	3.2		15	5	1	1	5	0	0	0	0	0	0	32	49	2.46	1.364
Chuck Crim, R ERA: 6.08 (4, 1)	2.1	W	7	0	0	0	3	0	0	0	0	0	0	17	27	0.00	0.000
Joe Grahe, R ERA: 4.4 (7, 1)	3.0	S	11	1	0	0	1	1	0	0	0	0	0	27	44	0.00	0.667

BOTTOM

California Angels @ Detroit Tigers
Tiger Stadium, Detroit, MI
Sat Jul 11 1992, 3:33 AM EDT
Att. 39,461 - Cloudy - 80 F

AB	32
R	1
H	6
RBI	1
BB	1
SO	9
LOB	13



WP	PA	ERA	WHIP
0	33		

livebaseballscores.com

Batter	1	2	3	4	5	6	7	8	9	10	AB R H RBI BB SO LOB	TOP													
Chad Curtis, R (1, 7) OBP: 0.339, SLG: 0.408 	3-2 	2-1 			2-3 			0-0 	2-0 			5 0 2 0 0 1 1													
Luis Sojo, R (1, 4) OBP: 0.320, SLG: 0.475 	3-1 	0-1 			1-2 			1-1 	1-3 			5 1 2 1 0 1 2													
Junior Felix, S (1, 8) OBP: 0.296, SLG: 0.385 	0-2 			4-1 			0-3 	2-0 	0-0 			4 1 1 0 1 1 1													
Von Hayes, L (1, 9) OBP: 0.335, SLG: 0.353 	3-1 			0-1 			0-0 	4-2 	3-2 			4 0 1 0 1 0 2													
Rene Gonzales, R (1, 5) OBP: 0.338, SLG: 0.398 (8, 3) 	1-1 			0-0 			1-0 	0-2 	3-2 			4 1 1 0 0 0 1													
Ken Oberkfell, L (1, 10) OBP: 0.222, SLG: 0.222 Luis Polonia, L (8, PR) OBP: 0.343, SLG: 0.331 John Morris, L (10, PH) OBP: 0.283, SLG: 0.292 	1-3 			1-0 			1-1 	0-1 	4-0 			4 1 1 1 0 1 3 0 0 0 0 0 0 0 0 0 0 0 1 0 0													
Lee Stevens, L (1, 3) OBP: 0.264, SLG: 0.340 Gary Gaetti, R (8, PH) OBP: 0.270, SLG: 0.316 (8, 5) 			1-0 			4-2 			0-0 	3-3 			2 1 1 1 1 0 1 2 0 1 1 0 1 1												
Mike Fitzgerald, R (1, 2) OBP: 0.276, SLG: 0.309 Jose Gonzalez, R (9, PR) OBP: 0.313, SLG: 0.268 Ron Tingley, R (9, 2) OBP: 0.219, SLG: 0.361 			0-0 			1-0 			1-1 	0-2 			4 0 1 0 0 0 1 0 0 0 0 0 0 0 1 0 0 0 0 0 2												
Gary Disarcina, R (1, 6) OBP: 0.293, SLG: 0.308 			0-3 			1-1 			0-0 	1-2 			4 0 0 0 0 1 3												
Inning Stats	R: 1 E: 0 K: 1 S: 16	H: 4 LOB: 2 BB: 0 P: 26	R: 1 E: 0 K: 1 S: 11	H: 2 LOB: 1 BB: 0 P: 14	R: 0 E: 0 K: 0 S: 4	H: 0 LOB: 0 BB: 1 P: 8	R: 0 E: 0 K: 0 S: 10	H: 0 LOB: 1 BB: 1 P: 17	R: 0 E: 0 K: 2 S: 9	H: 0 LOB: 0 BB: 0 P: 12	R: 2 E: 2 K: 0 S: 8	H: 1 LOB: 1 BB: 0 P: 11	R: 0 E: 0 K: 0 S: 4	H: 1 LOB: 0 BB: 0 P: 7	R: 0 E: 0 K: 1 S: 12	H: 0 LOB: 1 BB: 1 P: 17	R: 0 E: 0 K: 1 S: 11	H: 1 LOB: 1 BB: 0 P: 14	R: 1 E: 0 K: 0 S: 15	H: 2 LOB: 2 BB: 1 P: 25	1B: 9 2B: 1 3B: 0 HR: 2	SF: 0 SAC: 1 DP: 2 HBP: 0	WP: 0 PB: 0 SB: 1 CS: 1	PA: 44	
PITCHER	IP WLS BF H R ER SO BB IBB HBP BLK WP HR S P ERA WHIP																								
Kevin Ritz, R (1, 1) ERA: 5.68	5.0																								
John Doherty, R (6, 1) ERA: 4.25	2.0																								
Mike Munoz, L (8, 1) ERA: 3.6	0.2																								
Kurt Knudsen, R (8, 1) ERA: 2.72	1.1																								
Mike Henneman, R (10, 1) ERA: 3.66	1.0	L																							

California Angels @ Detroit Tigers
 Tiger Stadium, Detroit, MI
 Sun Jul 12 1992, 3:33 AM EDT
 Att: 22,395 - Cloudy - 80 F

livebaseballscorecards.com

AB 39
 R 5
 H 11
 RBI 4
 BB 4
 SO 6
 LOB 18



Batter	1	2	3	4	5	6	7	8	9	AB R H RBI BB SO LOB	TOP									
Tony Phillips, S (1, 4) OBP: 0.393, SLG: 0.382	3-1 F9			1-1 G5-3		1 SAFE 0-0 P6		3-1 G4-6-3		4 0 0 0 0 0 2										
Dan Gladden, R (1, 7) OBP: 0.319, SLG: 0.374	3-3 K			2-2 P9		0-0 G5-4-3			4-1 BB	3 0 0 0 1 1 1										
Travis Fryman, R (1, 6) OBP: 0.329, SLG: 0.458	1-3 K			0-0 F9			0-2 G5-3		3-2 P5	4 0 0 0 0 1 1										
Cecil Fielder, R (1, 3) OBP: 0.322, SLG: 0.456		0-0 F7			0-0 P3				1-2 F7	4 0 0 0 0 1 1										
Mickey Tettleton, S (1, 2) OBP: 0.364, SLG: 0.484		1-3 K			2-2 P6				1-3 K	4 0 1 0 0 2 1										
Dave Bergman, L (1, 10) OBP: 0.308, SLG: 0.277		1-1 G4-3			4-2 HBP BB				4-0 BB	1 0 0 0 2 0 0										
Rob Deer, R (1, 9) OBP: 0.301, SLG: 0.524				1-2 G4-3		3-2 HBP			1-0 P5	2 0 0 0 0 0 2										
Scott Livingstone, L (1, 5) OBP: 0.327, SLG: 0.315				1-1 G3		2-1 F8			4-0 G4-6-3 BB	2 0 0 0 1 0 2										
Milt Cuyler, S (1, 8) OBP: 0.272, SLG: 0.316				2-1 G4-3		1-2 G5-4-3 1B			2-3 K	3 0 1 0 0 1 1										
Inning Stats	R: 0 E: 0 K: 2 S: 10	H: 0 LOB: 0 BB: 0 P: 17	R: 0 E: 0 K: 1 S: 7	H: 0 LOB: 0 BB: 0 P: 9	R: 0 E: 0 K: 0 S: 7	H: 0 LOB: 0 BB: 0 P: 11	R: 0 E: 0 K: 0 S: 6	H: 0 LOB: 0 BB: 0 P: 9	R: 0 E: 0 K: 0 S: 13	H: 1 LOB: 0 BB: 0 P: 24	R: 0 E: 0 K: 1 S: 9	H: 1 LOB: 2 BB: 1 P: 16	R: 0 E: 0 K: 1 S: 5	H: 0 LOB: 0 BB: 1 P: 14	R: 0 E: 0 K: 1 S: 12	H: 0 LOB: 1 BB: 1 P: 21	1B: 1 2B: 1 3B: 0 HR: 0	SF: 0 SAC: 0 DP: 2 HBP: 1	WP: 0 PB: 0 SB: 0 CS: 0	PA: 32
PITCHER	IP WLS BF H R ER SO BB IBB HBP BLK WP HR S P ERA WHIP																			
Kelly Downs, R (1, 1) ERA: 3.26	7.0 W 26 2 0 0 4 3 0 1 0 0 0 0 59 98 0.00 0.714																			
Jeff Parrett, R (8, 1) ERA: 2.92	1.0 2 0 0 0 1 0 0 0 0 0 0 0 5 10 0.00 0.000																			
Rich Gossage, R (9, 1) ERA: 2.72	1.0 4 0 0 0 1 1 0 0 0 0 0 0 12 21 0.00 1.000																			

Detroit Tigers @ Oakland Athletics
Oakland-Alameda County Coliseum, Oakland, CA

Thu Jul 16 1992, 7:05 PM PDT
Att. 30,236 - Sunny - 65 F

AB	27
R	0
H	2
RBI	0
BB	4
SO	6
LOB	11




Batter	1	2	3	4	5	6	7	8	9	AB	R	H	RBI	BB	SO	LOB
Rickey Henderson, R OBP: 0.419, SLG: 0.447 (1, 7)	2-2 HR	1-2 FC F8 2-H		1-2 F7			3-1 G5-4-3 1-2f			4	1	1	1	0	0	1
Carney Lansford, R OBP: 0.316, SLG: 0.337 (1, 5)	2-2 1B BB E 1B	2-0 F8 2-3			0-0 F8		2-2 1B			4	1	2	0	0	0	1
Jose Canseco, R OBP: 0.325, SLG: 0.486 (1, 10)	4-2 E 1B SF7 BB 1-2	4-1 BB			3-2 G2-3		0-0 F8			2	1	0	0	2	0	1
Mark McGwire, R OBP: 0.384, SLG: 0.580 (1, 3)	2-1 G5-3 E 1B 1-2 2-3	1-3 H			1-0 HBP		1-0 F8			3	0	1	0	0	1	2
Terry Steinbach, R OBP: 0.351, SLG: 0.425 (1, 2)	3-2 E4 G5-3 1-2 2-3 3-H		4-2 G5-4-3 BB		2-2 P4		1-1 F7			3	0	0	1	1	0	3
Willie Wilson, S OBP: 0.329, SLG: 0.317 (1, 8)	2-1 SF7		0-0 G5-4-3 1-2f			2-0 F9		1-0 G5-3		3	0	0	1	0	0	1
Jerry Browne, S OBP: 0.348, SLG: 0.326 (1, 9)	2-2 G5-3 1-2 2-3f		3-2 G5-3			1-1 G3				3	0	0	0	0	0	2
Mike Bordick, R OBP: 0.365, SLG: 0.392 (1, 4)		2-2 SH5-3 E 1B		1-1 G6-4-3 1B		0-1 G4-3				3	1	2	0	0	0	0
Walt Weiss, S OBP: 0.343, SLG: 0.294 (1, 6)		0-0 SH5-3 1-2		1-2 G6-4-3 1-2f			4-1 G5-4-3 BB			1	0	0	0	1	0	1

Inning Stats	R: 3	H: 3	E: 1	LOB: 1	K: 0	S: 18	P: 35	R: 1	H: 1	E: 1	LOB: 2	K: 1	BB: 1	S: 12	P: 22	R: 0	H: 0	E: 0	LOB: 0	K: 0	BB: 1	S: 7	P: 14	R: 0	H: 1	E: 0	LOB: 0	K: 0	BB: 0	S: 8	P: 11	R: 0	H: 0	E: 0	LOB: 1	K: 0	BB: 0	S: 7	P: 13	R: 0	H: 0	E: 0	LOB: 0	K: 0	BB: 0	S: 5	P: 8	R: 0	H: 1	E: 0	LOB: 1	K: 0	BB: 1	S: 7	P: 16	R: 0	H: 0	E: 0	LOB: 0	K: 0	BB: 0	S: 4	P: 7
PITCHER Frank Tanana, L ERA: 4.6 (1, 1)	IP	WLS	BF	H	R	ER	SO	BB	IBB	HBP	BLK	WP	HR	S	P	126	ERA	WHIP	1.250																																												
																	PITCHER	IP	WLS	BF	H	R	ER	SO	BB	IBB	HBP	BLK	WP	HR	S	P	ERA	WHIP																													

DETROIT TIGERS @ OAKLAND ATHLETICS
Oakland-Alameda County Coliseum, Oakland, CA
 Thu Jul 16 1992, 7:05 PM PDT
 Att: 30,236 - Sunny - 65 F

AB	26
R	4
H	6
RBI	3
BB	4
SO	1
LOB	12



WP: 0	PA: 33
PB: 0	SB: 0
CS: 0	

Batter	1	2	3	4	5	6	7	8	9	AB R H RBI BB SO LOB	TOP																
Tony Phillips, S OBP: 0.390, SLG: 0.389 (1, 10) X	0-0 HR	0-0 G4-3		3-3 K		0-3 K		0-1 SAFE G6-3		5 1 1 1 0 2 6																	
Lou Whitaker, L OBP: 0.416, SLG: 0.485 (1, 4) B F F F F X	2-2 G3-1		2-2 P5		4-0 2B E BB	3-2 F7		1-1 G6-3		4 1 0 0 1 0 1																	
Travis Fryman, R OBP: 0.327, SLG: 0.457 (1, 6) B X	1-0 F8		3-1 F8		0-2 1-H 1B 2B	2-2 G6-3		1-1 F7		5 1 1 0 0 0 0																	
Cecil Fielder, R OBP: 0.321, SLG: 0.452 (1, 3) C F S	0-3 K		0-0 P3		2-2 P5		1-1 1B		1-3 K	5 0 1 0 0 2 1																	
Mickey Tettleton, S OBP: 0.364, SLG: 0.481 (1, 2) B C X		2-1 1B 1B 1B		1-0 F8	4-2 1B 1B BB		1-1 F9		2-3 K	4 1 1 0 1 1 1																	
Dan Gladden, R OBP: 0.318, SLG: 0.371 (1, 7) X		0-0 F9		3-2 G5-3	0-0 1B 1B		1-0 F9			4 0 1 1 0 0 2																	
Rob Deer, R OBP: 0.300, SLG: 0.519 (1, 9) B X		1-0 F8		1-0 E 1B 1B	1-3 K		1-3 K			4 0 1 0 0 2 4																	
Scott Livingstone, L OBP: 0.337, SLG: 0.327 (1, 5) X		0-0 1B 1B		1 SAFE 0-0 1-2 1B 1B	1-2 1-2 2-3 1B			0-0 G5-3		4 0 3 0 0 0 0																	
Milt Cuyler, S OBP: 0.272, SLG: 0.316 Skeeter Barnes, R OBP: 0.273, SLG: 0.378 (1, 8) C M B X (6, 8)		1-2 1B		3-2 E6	3-2 P3			1-1 G6-3 1B		3 0 1 1 0 0 5 1 0 1 0 0 0 0																	
Inning Stats	R: 1 E: 0 K: 1 S: 10	H: 1 LOB: 0 BB: 0 P: 13	R: 1 E: 0 K: 0 S: 9	H: 3 LOB: 2 BB: 0 P: 13	R: 0 E: 0 K: 0 S: 10	H: 0 LOB: 0 BB: 0 P: 15	R: 0 E: 1 K: 1 S: 14	H: 2 LOB: 3 BB: 0 P: 25	R: 2 E: 1 K: 1 S: 23	H: 3 LOB: 3 BB: 2 P: 38	R: 0 E: 0 K: 1 S: 11	H: 0 LOB: 0 BB: 0 P: 16	R: 0 E: 0 K: 1 S: 8	H: 1 LOB: 1 BB: 0 P: 12	R: 0 E: 0 K: 0 S: 7	H: 1 LOB: 1 BB: 0 P: 9	R: 0 E: 0 K: 2 S: 8	H: 0 LOB: 0 BB: 0 P: 12	1B: 9 2B: 1 3B: 0 HR: 1	SF: 0 SAC: 0 DP: 0 HBP: 0	WP: 0 PB: 0 SB: 0 CS: 0	PA: 41					
PITCHER	IP	WLS	BF	H	R	ER	SO	BB	IBB	HBP	BLK	WP	HR	S	P	ERA	WHIP										
Bob Welch, R ERA: 2.99 (1, 1)	5.0	L	27	9	4	4	3	2	0	0	0	0	1	66	104	7.20	2.200										
Kevin Campbell, R ERA: 4.86 (6, 1)	2.2		10	2	0	0	2	0	0	0	0	0	0	24	34	0.00	0.750										
Rick Honeycutt, L ERA: 2.88 (8, 1)	0.1		1	0	0	0	0	0	0	0	0	0	0	2	3	0.00	0.000										
Jeff Parrett, R ERA: 2.87 (9, 1)	1.0		3	0	0	0	2	0	0	0	0	0	0	8	12	0.00	0.000										

Detroit Tigers @ Oakland Athletics
 Oakland-Alameda County Coliseum, Oakland, CA

Fri Jul 17 1992, 7:05 PM PDT
 Att. 33,293 - Cloudy - 66 F

AB	39
R	4
H	11
RBI	3
BB	2
SO	7
LOB	20



Batter	1	2	3	4	5	6	7	8	9	AB	R	H	RBI	BB	SO	LOB
Rickey Henderson, R (1, 7) OBP: 0.421, SLG: 0.448	2-1 F8		1-2 G6-3			1-2 HR	1-1 CS	1-1 SH1-4		4	1	2	0	0	0	0
Carney Lansford, R (1, 5) OBP: 0.316, SLG: 0.337	3-1 L8		1-1 1B			1-2 G6-3		0-1 SH1-4		3	0	1	0	0	0	1
Jose Canseco, R (1, 9) OBP: 0.324, SLG: 0.494	2-1 F9		1-1 F9			1-1 HR		3-2 F7		4	1	1	2	0	0	2
Harold Baines, L (1, 10) OBP: 0.321, SLG: 0.377		0-0 G6-3		4-0 G6-4-3 BB		0-0 1B		1-1 G4-3		3	0	1	0	1	0	1
Mark McGwire, R (1, 3) OBP: 0.383, SLG: 0.576		1-1 2B G1-6-3 1B		1-3 K		1-0 P4		3-3 K		4	1	1	0	0	2	2
Terry Steinbach, R (1, 2) OBP: 0.349, SLG: 0.427		1-2 G1-6-3 1-3 2B		3-2 G6-4-3 1-2f		0-0 F9		2-1 P4		4	0	1	0	0	0	2
Jerry Browne, S (1, 8) OBP: 0.341, SLG: 0.319		1-2 G1-6-3 2-3 3-H		2-1 G6-3		1-1 P6		3-2 F8		4	0	0	1	0	0	1
Mike Bordick, R (1, 4) OBP: 0.361, SLG: 0.388		1-2 L8		2-2 G5-3		0-0 F9				3	0	0	0	0	0	1
Walt Weiss, S (1, 6) OBP: 0.343, SLG: 0.295			1-0 G3		1-1 G4-3		2-1 CS 1B			3	0	1	0	0	0	0

Inning Stats	R: 0	H: 0	E: 0	K: 0	S: 6	LOB: 0	BB: 0	P: 13	R: 1	H: 2	E: 0	K: 0	S: 15	LOB: 1	BB: 0	P: 19	R: 0	H: 1	E: 0	K: 0	S: 9	LOB: 0	BB: 0	P: 13	R: 0	H: 0	E: 0	K: 1	S: 8	LOB: 0	BB: 1	P: 16	R: 0	H: 0	E: 0	K: 0	S: 7	LOB: 0	BB: 0	P: 12	R: 2	H: 3	E: 1	K: 0	S: 11	LOB: 1	BB: 0	P: 15	R: 0	H: 1	E: 0	K: 0	S: 6	LOB: 0	BB: 0	P: 10	R: 0	H: 1	E: 0	K: 0	S: 9	LOB: 0	BB: 0	P: 14	R: 0	H: 0	E: 0	K: 1	S: 8	LOB: 0	BB: 0	P: 16	1B: 6	SF: 0	2B: 1	SAC: 1	3B: 0	DP: 1	HR: 1	HBP: 0	WP: 0	PA: 35
--------------	------	------	------	------	------	--------	-------	-------	------	------	------	------	-------	--------	-------	-------	------	------	------	------	------	--------	-------	-------	------	------	------	------	------	--------	-------	-------	------	------	------	------	------	--------	-------	-------	------	------	------	------	-------	--------	-------	-------	------	------	------	------	------	--------	-------	-------	------	------	------	------	------	--------	-------	-------	------	------	------	------	------	--------	-------	-------	-------	-------	-------	--------	-------	-------	-------	--------	-------	--------

PITCHER	IP	WLS	BF	H	R	ER	SO	BB	IBB	HBP	BLK	WP	HR	S	P	ERA	WHIP
Bill Gullickson, R ERA: 3.39	(1, 1)	6.2	27	7	3	3	1	1	0	0	0	0	1	61	96	4.05	1.200
John Doherty, R ERA: 4.15	(7, 1)	1.0	3	1	0	0	0	0	0	0	0	0	0	8	13	0.00	1.000
Mike Munoz, L ERA: 3.56	(8, 1)	0.1	1	0	0	0	0	0	0	0	0	0	0	2	3	0.00	0.000
Kurt Knudsen, R ERA: 2.65	(9, 1)	1.0	3	0	0	0	1	0	0	0	0	0	0	8	16	0.00	0.000

BOTTOM

Detroit Tigers @ Oakland Athletics
Oakland-Alameda County Coliseum, Oakland, CA

livebaseballscores.com

AB	32
R	3
H	8
RBI	3
BB	1
SO	2
LOB	10



WP	HR	S	P	ERA	WHIP
0	1	1	1	0.00	1.000
0	0	0	0	0.00	0.000
0	0	0	0	0.00	0.000

Fri Jul 17 1992, 7:05 PM PDT
Att: 33,293 - Cloudy - 66 F

Batter	1	2	3	4	5	6	7	8	9	AB R H RBI BB SO LOB	TOP											
Tony Phillips, S (1, 5) OBP: 0.393, SLG: 0.392	0-2 1B		1-1 B5-3		0-2 G4-6-3		1-1 1B		1-2 PB 1B	5 0 3 0 0 0 1												
Lou Whitaker, L (1, 4) OBP: 0.409, SLG: 0.475	0-0 F7		1-1 G6-3			1-1 F8	0-0 F9		1-0 F8	5 0 0 0 0 0 3												
Travis Fryman, R (1, 6) OBP: 0.332, SLG: 0.468	0-2 1B		2-2 HR			2-1 BB 1B	1-3 K			4 2 3 1 0 1 1												
Cecil Fielder, R (1, 10) OBP: 0.320, SLG: 0.458	1-3 K		2-3 K			1-0 P3		1-0 HR		4 1 1 1 0 2 3												
Mickey Tettleton, S (1, 2) OBP: 0.363, SLG: 0.476	2-2 P2			2-2 P4		4-1 1B BB		3-1 F8		3 0 0 0 1 0 2												
Dan Gladden, R (1, 8) OBP: 0.317, SLG: 0.369		2-1 F9		0-0 F9		3-2 S 1B		0-0 F8		4 0 1 1 0 0 0												
Dave Bergman, L (1, 3) OBP: 0.299, SLG: 0.268		1-1 F8		1-2 F7		2-1 P4		2-0 G4-3		4 0 0 0 0 0 2												
Rob Deer, R (1, 9) OBP: 0.310, SLG: 0.552		0-1 HR			0-0 G4-6-3 1B		3-1 HR		1-2 CS 1B	4 2 4 2 0 0 0 0 0 0 0 0 0 0												
Skeeter Barnes, R (9, 9) OBP: 0.273, SLG: 0.378																						
Mark Carreon, R (1, 7) OBP: 0.303, SLG: 0.396		2-2 P4		1-2 P3			1-0 P6		3-3 K	4 0 0 0 0 1 2												
Inning Stats	R: 0 E: 0 K: 1 S: 18	H: 2 LOB: 2 BB: 0 P: 21	R: 1 E: 0 K: 0 S: 10	H: 1 LOB: 0 BB: 0 P: 15	R: 1 E: 0 K: 1 S: 11	H: 1 LOB: 0 BB: 0 P: 17	R: 0 E: 0 K: 0 S: 9	H: 0 LOB: 0 BB: 0 P: 12	R: 0 E: 0 K: 0 S: 9	H: 1 LOB: 0 BB: 0 P: 10	R: 1 E: 0 K: 0 S: 12	H: 2 LOB: 2 BB: 1 P: 25	R: 1 E: 0 K: 1 S: 9	H: 2 LOB: 1 BB: 0 P: 15	R: 1 E: 0 K: 0 S: 5	H: 1 LOB: 0 BB: 0 P: 11	R: 0 E: 0 K: 1 S: 15	H: 2 LOB: 1 BB: 0 P: 21	1B: 8 2B: 1 3B: 0 HR: 4	SF: 0 SAC: 0 DP: 2 HBP: 0	WP: 0 PB: 1 SB: 1 CS: 1	PA: 38
PITCHER	IP WLS BF H R ER SO BB IBB HBP BLK WP HR S P ERA WHIP																					
Mike Moore, R (1, 1) ERA: 4.48	6.1 L 27 8 4 4 2 1 0 0 0 0 0 3 72 107 5.68 1.421																					
Rick Honeycutt, L (7, 1) ERA: 2.81	0.2 3 1 0 0 1 0 0 0 0 0 0 6 8 0.00 1.500																					
Rich Gossage, R (8, 1) ERA: 2.84	1.2 7 3 1 1 1 0 0 0 0 0 1 19 30 5.40 1.800																					
Vince Horsman, L (9, 1) ERA: 2.22	0.1 1 0 0 0 0 0 0 0 0 0 0 1 2 0.00 0.000																					

Detroit Tigers @ Oakland Athletics
Oakland-Alameda County Coliseum, Oakland, CA

AB	37
R	5
H	12
RBI	5
BB	1
SO	4
LOB	14



WP: 0	PA: 38
-------	--------

Sat Jul 18 1992, 3:33 AM PDT
Att. 41,533 - Sunny - 71 F

livebaseballscorecards.com

Batter	1	2	3	4	5	6	7	8	9	AB R H RBI BB SO LOB
Rickey Henderson, R OBP: 0.424, SLG: 0.449 (1, 7)	1-0 WP 1B		1-2 E5 1B		3-1 BB 1B	1-1 G4-3			4-2 S BB	4 1 2 0 1 0 2
Eric Fox, S OBP: 0.250, SLG: 0.353 Willie Wilson, S OBP: 0.327, SLG: 0.316 (1, 8) (9, PH)	2-3 K 1-2		1-1 1-2 1B		4-2 F SAFE 1-2 E BB			1-3 K	0-1 F9	3 1 1 0 1 2 1 1 0 0 0 0 0 1
Jose Canseco, R OBP: 0.325, SLG: 0.490 (1, 9)	2-3 K		1-0 P2		0-0 E6 1B			2-2 G1-3	4-0 BB	4 0 1 1 1 1 3
Harold Baines, L OBP: 0.317, SLG: 0.372 Randy Ready, R OBP: 0.352, SLG: 0.333 (1, 10) (9, PH)	2-3 K			1-0 P5	1-3 K			2-3 K	3-3 K	4 0 0 0 0 3 3 1 0 0 0 0 1 2
Mark McGwire, R OBP: 0.384, SLG: 0.578 (1, 3)		0-0 F7		1-0 1B 2B	1-1 E6			3-1 G6-4-3 1B		4 0 2 0 0 0 1
Terry Steinbach, R OBP: 0.352, SLG: 0.432 (1, 2)		3-2 G6-4-3 1B		1-3 K		2-1 2B		0-0 G6-4-3 1-2f		4 0 2 0 0 1 2
Jerry Browne, S OBP: 0.344, SLG: 0.319 (1, 5) (9, 4)		2-1 G6-4-3 1-2f		3-1 1B		1-0 P1		4-1 BB		3 0 1 0 1 0 2
Mike Bordick, R OBP: 0.358, SLG: 0.384 Jamie Quirk, L OBP: 0.308, SLG: 0.295 Carney Lansford, R OBP: 0.315, SLG: 0.336 (1, 4) (8, PH) (8, PH) (9, 5)			0-1 G6-3	1-2 P7		1-0 P3		0-0 G1-3		3 0 0 0 0 0 3 0 0 0 0 0 0 0 1 0 0 0 0 0 1
Walt Weiss, S OBP: 0.340, SLG: 0.288 (1, 6)			2-2 F8		0-1 F7		4-1 BB		2-1 G5-3	3 0 0 0 1 0 0

Inning Stats	R: 0 E: 0 K: 3 S: 10	H: 1 LOB: 1 BB: 0 P: 17	R: 0 E: 0 K: 0 S: 6	H: 1 LOB: 0 BB: 0 P: 11	R: 0 E: 1 K: 0 S: 12	H: 1 LOB: 2 BB: 0 P: 17	R: 0 E: 0 K: 1 S: 10	H: 2 LOB: 2 BB: 0 P: 17	R: 2 E: 1 K: 1 S: 14	H: 2 LOB: 2 BB: 1 P: 23	R: 0 E: 0 K: 0 S: 7	H: 1 LOB: 2 BB: 1 P: 16	R: 0 E: 0 K: 2 S: 11	H: 0 LOB: 0 BB: 0 P: 16	R: 0 E: 0 K: 0 S: 5	H: 1 LOB: 1 BB: 1 P: 12	R: 0 E: 0 K: 1 S: 13	H: 0 LOB: 2 BB: 2 P: 26	1B: 7 2B: 2 3B: 0 HR: 0	SF: 0 SAC: 0 DP: 2 HBP: 0
--------------	-------------------------------	----------------------------------	------------------------------	----------------------------------	-------------------------------	----------------------------------	-------------------------------	----------------------------------	-------------------------------	----------------------------------	------------------------------	----------------------------------	-------------------------------	----------------------------------	------------------------------	----------------------------------	-------------------------------	----------------------------------	----------------------------------	------------------------------------


BOTTOM

Detroit Tigers @ Oakland Athletics
Oakland-Alameda County Coliseum, Oakland, CA

Sat Jul 18 1992, 3:33 AM PDT
Att: 41,533 - Sunny - 71 F

livebaseballscorecards.com

AB	35
R	2
H	9
RBI	1
BB	5
SO	8
LOB	21



PITCHER	IP	WLS	BF	H	R	ER	SO	BB	IBB	HBP	BLK	WP	HR	S	P	ERA	WHIP
Mark Leiter, R ERA: 4.71 (1, 1)	5.0	W	24	8	2	1	5	1	0	0	0	1	0	54	89	1.80	1.800
Les Lancaster, R ERA: 5.92 (6, 1)	2.2		10	1	0	0	2	2	0	0	0	0	0	20	39	0.00	1.125
Mike Munoz, L ERA: 3.52 (8, 1)	0.1		1	0	0	0	0	0	0	0	0	0	0	1	1	0.00	0.000
John Kiely, R ERA: 2.16 (9, 1)	0.2		4	0	0	0	0	2	0	0	0	0	0	9	19	0.00	3.000
Buddy Groom, L ERA: 5.19 (9, 1)	0.1	S	1	0	0	0	1	0	0	0	0	0	0	4	7	0.00	0.000

Batter	1	2	3	4	5	6	7	8	9	AB R H RBI BB SO LOB	TOP											
Tony Phillips, S (1, 5) OBP: 0.391, SLG: 0.389	1-0 1B		G3-6-3 1-2f		G6-3 1-3		K 2-3		K 3-3	5 0 1 0 0 2 4												
Lou Whitaker, L (1, 4) OBP: 0.407, SLG: 0.472	0-1 F9		BB 1B		G4-3 3-H		FC4-6 1-2f			4 0 1 1 0 0 2												
Travis Fryman, R (1, 6) OBP: 0.331, SLG: 0.464	1-3 K		4-2 1-2 BB		L6 3-2			K 2-3		3 0 0 0 1 2 1												
Cecil Fielder, R (1, 10) OBP: 0.319, SLG: 0.456	1-1 G6-3		0-1 P5		G4-3 1B			L8 0-0		4 0 1 0 0 0 3												
Mickey Tettleton, S (1, 9) OBP: 0.362, SLG: 0.483		2-3 K		2-3 K		G4-3 1-2		1-1 HR		4 1 1 1 0 2 1												
Dan Gladden, R (1, 8) OBP: 0.316, SLG: 0.367		2-3 K		1-0 1B		G6-3 3-2		0-0 G3		4 0 1 0 0 1 1												
Dave Bergman, L (1, 3) OBP: 0.305, SLG: 0.276		0-0 1B		2-1 F7		L9 0-0		2-2 G5-4-3 1B		4 0 2 0 0 0 2												
Mark Carreon, R (1, 7) OBP: 0.297, SLG: 0.388		1-0 F7		0-2 G4-3		F9 3-2		3-1 G5-4-3 1-2f		4 0 0 0 0 0 3												
Chad Kreuter, S (1, 2) OBP: 0.297, SLG: 0.333			4-2 BB		G6-3 G4-3 WP 1B		FC4-6 BB	2-2 1B		2 1 2 0 2 0 0												
Inning Stats	R: 0 E: 0 K: 1 S: 10	H: 1 LOB: 1 BB: 0 P: 13	R: 0 E: 0 K: 2 S: 8	H: 1 LOB: 1 BB: 0 P: 13	R: 0 E: 0 K: 0 S: 14	H: 1 LOB: 2 BB: 2 P: 22	R: 0 E: 0 K: 1 S: 9	H: 1 LOB: 1 BB: 0 P: 14	R: 1 E: 0 K: 0 S: 12	H: 1 LOB: 0 BB: 0 P: 17	R: 0 E: 0 K: 1 S: 9	H: 1 LOB: 1 BB: 0 P: 14	R: 0 E: 0 K: 1 S: 10	H: 0 LOB: 1 BB: 1 P: 21	R: 1 E: 0 K: 1 S: 8	H: 1 LOB: 0 BB: 0 P: 11	R: 0 E: 0 K: 1 S: 13	H: 2 LOB: 1 BB: 0 P: 23	1B: 8 2B: 0 3B: 0 HR: 1	SF: 0 SAC: 0 DP: 2 HBP: 0	WP: 1 PB: 0 SB: 0 CS: 0	PA: 37
PITCHER	IP WLS BF H R ER SO BB IBB HBP BLK WP HR S P ERA WHIP																					
Gene Nelson, R (1, 1) ERA: 6.02	5.1 W 23 6 1 1 4 2 0 0 0 1 0 57 85 1.69 1.500																					
Jeff Parrett, R (6, 1) ERA: 2.81	1.1 5 0 0 0 1 1 0 0 0 0 0 14 26 0.00 0.750																					
Rick Honeycutt, L (7, 1) ERA: 2.77	0.1 1 0 0 0 0 0 0 0 0 0 0 1 3 0.00 0.000																					
Kevin Campbell, R (8, 1) ERA: 4.98	1.0 4 1 1 1 1 0 0 0 0 0 1 8 11 9.00 1.000																					
Jim Corsi, R (9, 1) ERA: 3.86	1.0 4 2 0 0 1 0 0 0 0 0 0 13 23 0.00 2.000																					

Detroit Tigers @ Oakland Athletics
 Oakland-Alameda County Coliseum, Oakland, CA
 Sun Jul 19 1992, 3:33 AM PDT
 Att. 31,429 - Sunny - 75 F

livebaseballscorecards.com

AB	34
R	2
H	9
RBI	2
BB	3
SO	7
LOB	17




Batter	1	2	3	4	5	6	7	8	9	AB R H RBI BB SO LOB
Jerry Browne, S OBP: 0.344, SLG: 0.316 (1, 4) C C B B C (8, 9)	1-3 K ①		H 1-0 2B HBP		B X 1-0 F7 ①		1 SAFE 1 SAFE 1 SAFE X 0-0 SH1-3 ① 1-2			2 1 0 0 0 1 0
Carney Lansford, R OBP: 0.323, SLG: 0.355 (1, 5) X	0-0 WP S 2B		B X 1-0 2B 1-H 2-H		S B X 1-1 1B		B B X 2-2 E 2B 2-H			4 2 4 3 0 0 0
Jose Canseco, R OBP: 0.324, SLG: 0.485 (1, 10) B F B B S B	4-2 E S SF7-64 BB		B X 2-0 G5-3 ①		X 0-0 L8 ②		B X 1-0 G1-3 ② 2-H			3 1 0 0 1 0 2
Harold Baines, L OBP: 0.316, SLG: 0.368 Mike Bordick, R OBP: 0.358, SLG: 0.384 (1, 9) B B F S F B (8, 4)	4-2 SF7-64 BB		B F X 1-2 F8 ②		X 0-0 L9 ③		B C X 1-1 P5 ③			3 0 0 0 1 0 2 0 0 0 0 0 0 0
Mark McGwire, R OBP: 0.383, SLG: 0.575 (1, 3) B X	1-0 SF7-5-4 BB		4-0 IBB		B F X 1-1 G5-3 ①		C S B B S 3-3 K			2 0 0 1 1 1 0
Willie Wilson, S OBP: 0.326, SLG: 0.315 (1, 8)		2-2 G4-3 ①	0-3 K ③		C B F X 1-2 S 1B		B X 1-0 G6-3 ②			4 0 1 0 0 1 2
Jamie Quirk, L OBP: 0.306, SLG: 0.287 (1, 2)		1-3 K ②		X 0-0 P5 ①		B 1 SAFE 1 SAFE C S S 2-2 K ② 1-2		B C S B F B B 4-2 1B BB		3 0 0 0 1 2 1
Walt Weiss, S OBP: 0.338, SLG: 0.287 (1, 6)		1-3 K ③		F C S 0-3 K ②		B X 1-0 F7 ③		B B X 2-0 1B 1-2		4 0 1 0 0 2 1
Eric Fox, S OBP: 0.292, SLG: 0.381 (1, 7)			B X 1-0 2B HBP 1B		F X 0-1 G5-3 ③		B B X 2-2 SH1-3 2B 1B			4 2 2 0 0 0 2

Inning Stats	R: 2 E: 1 K: 1 S: 10	H: 1 LOB: 0 BB: 2 P: 20	R: 0 E: 0 K: 2 S: 15	H: 0 LOB: 0 BB: 0 P: 19	R: 2 E: 0 K: 1 S: 11	H: 2 LOB: 2 BB: 1 P: 21	R: 0 E: 0 K: 1 S: 6	H: 0 LOB: 0 BB: 0 P: 6	R: 0 E: 0 K: 0 S: 5	H: 1 LOB: 1 BB: 0 P: 7	R: 0 E: 0 K: 1 S: 9	H: 1 LOB: 1 BB: 0 P: 13	R: 2 E: 1 K: 0 S: 10	H: 2 LOB: 0 BB: 0 P: 16	R: 0 E: 0 K: 1 S: 12	H: 1 LOB: 2 BB: 1 P: 24	1B: 5 2B: 4 3B: 0 HR: 0	SF: 1 SAC: 1 DP: 1 HBP: 1	
PITCHER	IP WLS BF H R ER SO BB IBB HBP BLK WP HR S P ERA WHIP	IP WLS BF H R ER SO BB IBB HBP BLK WP HR S P ERA WHIP	IP WLS BF H R ER SO BB IBB HBP BLK WP HR S P ERA WHIP	IP WLS BF H R ER SO BB IBB HBP BLK WP HR S P ERA WHIP	IP WLS BF H R ER SO BB IBB HBP BLK WP HR S P ERA WHIP	IP WLS BF H R ER SO BB IBB HBP BLK WP HR S P ERA WHIP	IP WLS BF H R ER SO BB IBB HBP BLK WP HR S P ERA WHIP	IP WLS BF H R ER SO BB IBB HBP BLK WP HR S P ERA WHIP	IP WLS BF H R ER SO BB IBB HBP BLK WP HR S P ERA WHIP	IP WLS BF H R ER SO BB IBB HBP BLK WP HR S P ERA WHIP	IP WLS BF H R ER SO BB IBB HBP BLK WP HR S P ERA WHIP	IP WLS BF H R ER SO BB IBB HBP BLK WP HR S P ERA WHIP	IP WLS BF H R ER SO BB IBB HBP BLK WP HR S P ERA WHIP	IP WLS BF H R ER SO BB IBB HBP BLK WP HR S P ERA WHIP	IP WLS BF H R ER SO BB IBB HBP BLK WP HR S P ERA WHIP	IP WLS BF H R ER SO BB IBB HBP BLK WP HR S P ERA WHIP	IP WLS BF H R ER SO BB IBB HBP BLK WP HR S P ERA WHIP	IP WLS BF H R ER SO BB IBB HBP BLK WP HR S P ERA WHIP	
Kevin Ritz, R ERA: 5.68 John Kiely, R ERA: 1.96	(1, 1) 6.1 L 28 6 5 4 6 2 1 1 0 1 0 60 92 5.68 1.263	(7, 1) 1.2 8 2 1 0 1 1 0 0 0 0 0 18 34 0.00 1.800																	

DETROIT TIGERS @ OAKLAND ATHLETICS
Oakland-Alameda County Coliseum, Oakland, CA
 Sun Jul 19 1992, 3:33 AM PDT
 Att: 31,429 - Sunny - 75 F

AB	29
R	6
H	8
RBI	4
BB	4
SO	7
LOB	10



Batter	1	2	3	4	5	6	7	8	9	AB R H RBI BB SO LOB	TOP									
Tony Phillips, S OBP: 0.393, SLG: 0.395 (1, 9) B F B X	3-2 G4-3 SF8 2B		1-2 G5-4-3 1B		1-0 G4-3		2-2 1B 2B 1B		0-1 G5-3	5 2 3 2 0 0 0										
Lou Whitaker, L OBP: 0.405, SLG: 0.468 Skeeter Barnes, R OBP: 0.270, SLG: 0.373 (1, 4) B X (7, 9) B X	1-0 G4-3		1-1 F8		0-0 F7		0-0 2B 1B		1-3 K	4 1 1 1 0 0 2 1 0 0 0 0 1 0										
Travis Fryman, R OBP: 0.329, SLG: 0.465 (1, 6) B X	1-0 SF8		2-1 G5-4-3		0-0 G5-3		3-2 1B 2B		0-3 K	4 0 1 3 0 1 1										
Cecil Fielder, R OBP: 0.318, SLG: 0.453 (1, 3) B C C X	1-2 1B			0-0 P6		2-3 K		1-0 P5		4 0 1 0 0 1 1										
Mickey Tettleton, S OBP: 0.361, SLG: 0.480 (1, 10) B B C X	2-1 F8			2-2 1B 1B		3-3 K		0-0 F9		4 0 1 0 0 1 1										
Dan Gladden, R OBP: 0.323, SLG: 0.371 (1, 7) B C B X		2-1 G6-3		0-0 G1-6-3 1B		1-2 FC1-5 1B 1B		4-2 1B BB		3 0 2 0 1 0 0										
Scott Livingstone, L OBP: 0.341, SLG: 0.331 (1, 5) X		0-0 F7		1-3 G1-6-3		0-0 FC1-5 1B 1B		0-0 1B		4 1 2 0 0 0 2										
Chad Kreuter, S OBP: 0.287, SLG: 0.321 (1, 2) C C C C X		3-2 F7		1-0 G1-3		0-1 FC1-5 1B 1B		1-0 F7		4 1 0 0 0 0 6										
Gary Pettis, S OBP: 0.250, SLG: 0.235 (1, 8) X			0-0 1B E 1B		1-0 L3		1-3 K		1-2 F7	4 1 1 0 0 1 4										
Inning Stats	R: 1 E: 0 K: 0 S: 10	H: 2 LOB: 1 BB: 0 P: 18	R: 0 E: 0 K: 0 S: 7	H: 0 LOB: 0 BB: 0 P: 12	R: 1 E: 1 K: 0 S: 8	H: 2 LOB: 0 BB: 0 P: 12	R: 0 E: 0 K: 0 S: 8	H: 2 LOB: 2 BB: 0 P: 11	R: 0 E: 0 K: 2 S: 7	H: 0 LOB: 0 BB: 0 P: 12	R: 4 E: 0 K: 1 S: 19	H: 5 LOB: 1 BB: 0 P: 27	R: 0 E: 0 K: 0 S: 9	H: 1 LOB: 2 BB: 1 P: 15	R: 0 E: 0 K: 2 S: 8	H: 0 LOB: 0 BB: 0 P: 9	1B: 10 2B: 2 3B: 0 HR: 0	SF: 1 SAC: 0 DP: 1 HBP: 0	WP: 0 PB: 0 SB: 0 CS: 0	PA: 39
PITCHER	IP WLS BF H R ER SO BB IBB HBP BLK WP HR S P ERA WHIP																			
Mark Grant, R ERA: 4.34 (1, 1)	6.0 L 25 8 4 4 2 0 0 0 0 0 0 0 47 75 6.00 1.333																			
Juan Agosto, L ERA: 5.63 (7, 1)	0.2 4 2 0 0 1 0 0 0 0 0 0 0 9 12 0.00 3.000																			
Brian Fisher, R ERA: 5.63 (7, 1)	2.1 10 2 2 2 2 1 0 0 0 0 0 0 23 34 7.71 1.286																			

Detroit Tigers @ Seattle Mariners
 The Kingdome, Seattle, WA
 Mon Jul 20 1992, 10:05 PM EDT
 Att. 25,351 - Dome - 70 F

livebaseballscorecards.com

AB	37
R	6
H	12
RBI	6
BB	1
SO	5
LOB	17




Batter	1	2	3	4	5	6	7	8	9	AB	R	H	RBI	BB	SO	LOB
Omar Vizquel, S OBP: 0.356, SLG: 0.372 (1, 6)	G4-3		G1-3			F9		K		5	0	1	0	0	1	3
Edgar Martinez, R OBP: 0.390, SLG: 0.545 (1, 5)	F9		F8			FC6-4			P4	4	0	0	0	1	0	2
Ken Griffey Jr., L OBP: 0.348, SLG: 0.529 (1, 8)	F7								F9	5	2	2	0	0	1	3
Kevin Mitchell, R OBP: 0.329, SLG: 0.385 (1, 7)																
Pete O'Brien, L OBP: 0.285, SLG: 0.415 (1, 3)																
Jay Buhner, R OBP: 0.309, SLG: 0.406 (1, 9)																
Tino Martinez, L OBP: 0.299, SLG: 0.387 (1, 10)																
Dave Valle, R OBP: 0.301, SLG: 0.396 (1, 2)																
Dave Cochrane, S OBP: 0.310, SLG: 0.329 (8, PH) (9, 2)																
Harold Reynolds, S OBP: 0.314, SLG: 0.339 (1, 4)																

Inning Stats	R: 0	H: 0	E: 0	K: 0	S: 7	H: 0	LOB: 0	BB: 0	P: 11	R: 0	H: 1	E: 0	K: 0	S: 10	H: 0	LOB: 2	BB: 0	P: 21	R: 0	H: 0	E: 0	K: 0	S: 6	R: 1	H: 2	E: 0	K: 1	S: 8	H: 3	LOB: 3	BB: 2	P: 27	R: 0	H: 1	E: 1	K: 1	S: 12	H: 1	LOB: 2	BB: 0	P: 13	R: 1	H: 1	E: 0	K: 0	S: 13	H: 1	LOB: 1	BB: 1	P: 25	R: 0	H: 1	E: 0	K: 1	S: 7	H: 1	LOB: 1	BB: 0	P: 12	R: 0	H: 0	E: 0	K: 0	S: 8	H: 0	LOB: 0	BB: 0	P: 14	1B: 4	2B: 5	3B: 1	HR: 0	SF: 0	SAC: 0	DP: 1	HBP: 0	WP: 1	PB: 0	SB: 0	CS: 1	PA: 40
--------------	------	------	------	------	------	------	--------	-------	-------	------	------	------	------	-------	------	--------	-------	-------	------	------	------	------	------	------	------	------	------	------	------	--------	-------	-------	------	------	------	------	-------	------	--------	-------	-------	------	------	------	------	-------	------	--------	-------	-------	------	------	------	------	------	------	--------	-------	-------	------	------	------	------	------	------	--------	-------	-------	-------	-------	-------	-------	-------	--------	-------	--------	-------	-------	-------	-------	--------

PITCHER	IP	WLS	BF	H	R	ER	SO	BB	IBB	HBP	BLK	WP	HR	S	P	ERA	WHIP
Walt Terrell, R ERA: 4.54 (1, 1)	6.0		29	7	3	3	3	2	1	0	0	0	0	57	95	4.50	1.500
John Doherty, R ERA: 4.3 (7, 1)	0.2		4	1	1	1	0	1	0	0	0	1	0	10	19	13.50	3.000
Mike Munoz, L ERA: 3.48 (7, 1)	0.1		1	0	0	0	0	0	0	0	0	0	0	3	6	0.00	0.000
John Kiely, R ERA: 1.86 (8, 1)	1.0		3	1	0	0	1	0	0	0	0	0	0	7	12	0.00	1.000
Kurt Knudsen, R ERA: 2.58 (9, 1)	1.0	S	3	0	0	0	0	0	0	0	0	0	0	8	14	0.00	0.000

DETROIT TIGERS @ SEATTLE MARINERS
The Kingdom, Seattle, WA
Mon Jul 20 1992, 10:05 PM EDT
Att. 25,351 - Dome - 70 F

AB 36
R 4
H 9
RBI 3
BB 4
SO 4
LOB 20



Batter	1	2	3	4	5	6	7	8	9	AB R H RBI BB SO LOB	TOP											
Tony Phillips, S (1, 4) OBP: 0.396, SLG: 0.393	2-3 K		4-1 1B BB		4-1 1B E G4-3 BB	2-3 K		4-1 BB BB		2 1 0 0 3 2 0												
Dan Gladden, R (1, 7) OBP: 0.325, SLG: 0.372	1-0 1B		1-1 1B		3-2 G4-3	1-1 F8		1-1 G4-3		5 0 2 1 0 0 4												
Travis Fryman, R (1, 6) OBP: 0.328, SLG: 0.461	3-3 K		0-3 K		1-0 BB E 1B		2-0 F9		3-1 G5-3	5 1 1 1 0 2 3												
Cecil Fielder, R (1, 3) OBP: 0.319, SLG: 0.449	3-3 K		3-3 K		4-0 E 1B BB		4-1 BB		2-0 G4-3	3 1 0 0 2 2 3												
Mickey Tettleton, S (1, 10) OBP: 0.361, SLG: 0.486			3-1 P4		1-2 HR	2-3 K		1-3 K	4-2 FC5-4 BB	4 1 1 1 1 2 4												
Mark Carreon, R (1, 9) OBP: 0.290, SLG: 0.378			1-1 L9		2-3 K	2-2 E5 1B		2-0 F7	0-1 FC5-4	5 0 0 0 0 1 3												
Skeeter Barnes, R (1, 5) OBP: 0.280, SLG: 0.372			3-3 K		1-1 B1-3	2-1 1B				3 0 1 1 0 1 0												
Scott Livingstone, L (8, PR) OBP: 0.341, SLG: 0.331						2-3 3-H				0 0 0 0 0 0 0												
Chad Kreuter, S (1, 2) OBP: 0.278, SLG: 0.310			3-3 K		0-3 K	1-3 K		1-2 F9		4 0 0 0 0 3 3												
Gary Pettis, S (1, 8) OBP: 0.275, SLG: 0.270			4-2 S 1B BB			2-1 G4-3 1B 2B		1-3 K		3 2 1 0 1 2 1												
Inning Stats	R: 0 E: 0 K: 3 S: 11	H: 1 LOB: 1 BB: 0 P: 20	R: 0 E: 0 K: 1 S: 8	H: 0 LOB: 0 BB: 0 P: 15	R: 1 E: 0 K: 3 S: 16	H: 1 LOB: 2 BB: 2 P: 31	R: 1 E: 0 K: 2 S: 12	H: 1 LOB: 0 BB: 0 P: 16	R: 4 E: 1 K: 2 S: 25	H: 3 LOB: 2 BB: 2 P: 46	R: 0 E: 0 K: 2 S: 8	H: 0 LOB: 0 BB: 0 P: 13	R: 0 E: 0 K: 1 S: 6	H: 0 LOB: 1 BB: 1 P: 15	R: 0 E: 0 K: 1 S: 10	H: 0 LOB: 2 BB: 1 P: 18	R: 0 E: 0 K: 0 S: 7	H: 0 LOB: 1 BB: 1 P: 16	1B: 4 2B: 1 3B: 0 HR: 1	SF: 0 SAC: 0 DP: 0 HBP: 1	WP: 0 PB: 0 SB: 1 CS: 0	PA: 42
PITCHER	IP WLS BF H R ER SO BB IBB HBP BLK WP HR S P ERA WHIP																					
Randy Johnson, L (1, 1) ERA: 4.05	6.0 L 29 6 6 3 13 4 0 0 0 0 0 1 80 141 4.50 1.667																					
Kerry Woodson, R (7, 1) ERA: 2.7	1.0 5 0 0 0 1 1 0 1 0 0 0 0 6 16 0.00 1.000																					
Jeff Nelson, R (8, 1) ERA: 4.23	1.0 4 0 0 0 1 1 0 0 0 0 0 0 10 17 0.00 1.000																					
Russ Swan, L (9, 1) ERA: 4.67	1.0 4 0 0 0 0 1 0 0 0 0 0 0 7 16 0.00 1.000																					

Detroit Tigers @ Seattle Mariners
The Kingdome, Seattle, WA
Tue Jul 21 1992, 10:05 PM EDT
Att. 13,879 - Dome - 70 F

livebaseballscorecards.com

AB	34
R	6
H	6
RBI	4
BB	7
SO	15
LOB	21



Batter	1	2	3	4	5	6	7	8	9	AB	R	H	RBI	BB	SO	LOB
Henry Cotto, R OBP: 0.293, SLG: 0.367 (1, 8)	4-1 HR BB		2-0 CS HBP		1-0 P5		3-1 FC5-4 1-2f			2	1	0	0	1	0	1
Edgar Martinez, R OBP: 0.391, SLG: 0.547 (1, 5)	0-1 F8		2-2 1B		2-1 2B		2-1 F7			4	0	2	0	0	0	2
Ken Griffey Jr., L OBP: 0.347, SLG: 0.535 (1, 10)	1-1 HR		3-2 F8		2-2 P5			0-0 G4-3		4	1	1	2	0	0	2
Kevin Mitchell, R OBP: 0.328, SLG: 0.383 (1, 7)	0-1 G5-3			3-3 K		0-0 FC5-4 1B		1-0 G5-3		4	0	1	0	0	1	0
Jay Buhner, R OBP: 0.311, SLG: 0.408 (1, 9)	3-3 K			2-2 G5-3 2B		2-3 K		4-2 BB		3	0	1	0	1	2	1
Lance Parrish, R OBP: 0.275, SLG: 0.426 (1, 3)		2-2 G5-3		4-0 G5-3 IBB		3-1 P6		1-1 G4-3		2	0	0	0	1	0	1
Pete O'Brien, L OBP: 0.284, SLG: 0.414 (8, PH) (9, 3)										1	0	0	0	0	0	1
Dave Valle, R OBP: 0.297, SLG: 0.391 (1, 2)		3-3 K		3-2 G5-3 1-2 2-3		0-1 FC5-4 1-2f			0-1 F7	3	0	0	0	0	1	3
Tino Martinez, L OBP: 0.298, SLG: 0.385 (9, PH)										1	0	0	0	0	0	0
Omar Vizquel, S OBP: 0.350, SLG: 0.365 (1, 6)		0-1 F7		1-3 K				0-1 G4-3		4	0	0	0	0	1	2
Harold Reynolds, S OBP: 0.313, SLG: 0.337 (1, 4)			2-2 G5-3		1-0 F8			0-0 FC5-4 1B		4	0	1	0	0	1	0

Inning Stats	R: 2	H: 1	E: 0	K: 1	S: 10	LOB: 0	BB: 1	P: 18	R: 0	H: 0	E: 0	K: 1	S: 8	LOB: 0	BB: 0	P: 13	R: 0	H: 1	E: 0	K: 0	S: 9	LOB: 1	BB: 0	P: 18	R: 0	H: 1	E: 0	K: 2	S: 15	LOB: 2	BB: 1	P: 28	R: 0	H: 1	E: 0	K: 1	S: 7	LOB: 1	BB: 0	P: 13	R: 0	H: 1	E: 0	K: 0	S: 7	LOB: 1	BB: 0	P: 12	R: 0	H: 0	E: 0	K: 0	S: 7	LOB: 1	BB: 1	P: 13	R: 0	H: 0	E: 0	K: 1	S: 7	LOB: 0	BB: 0	P: 10	1B: 3	2B: 2	3B: 0	HR: 1	SF: 0	SAC: 0	DP: 0	HBP: 1	WP: 0	PA: 36
--------------	------	------	------	------	-------	--------	-------	-------	------	------	------	------	------	--------	-------	-------	------	------	------	------	------	--------	-------	-------	------	------	------	------	-------	--------	-------	-------	------	------	------	------	------	--------	-------	-------	------	------	------	------	------	--------	-------	-------	------	------	------	------	------	--------	-------	-------	------	------	------	------	------	--------	-------	-------	-------	-------	-------	-------	-------	--------	-------	--------	-------	--------

PITCHER	IP	WLS	BF	H	R	ER	SO	BB	IBB	HBP	BLK	WP	HR	S	P	ERA	WHIP
Frank Tanana, L ERA: 4.45 (1, 1)	7.2	W	32	6	2	2	5	2	1	1	0	0	1	69	125	2.35	1.043
John Doherty, R ERA: 4.17 (8, 1)	1.1		4	0	0	0	1	0	0	0	0	0	0	9	13	0.00	0.000

BOTTOM

Detroit Tigers @ Seattle Mariners
 The Kingdom, Seattle, WA
 Tue Jul 21 1992, 10:05 PM EDT
 Att: 13,879 - Dome - 70 F

livebaseballscorecards.com

AB	32
R	2
H	6
RBI	2
BB	3
SO	6
LOB	13



Batter	1	2	3	4	5	6	7	8	9	AB R H RBI BB SO LOB	TOP										
Tony Phillips, S (1, 9) OBP: 0.399, SLG: 0.406	1-2 G6-4-3 1B			1-1 FC5-4 1B		1-3 K		3-1 HR		4 1 3 1 0 1 0											
Lou Whitaker, L (1, 4) OBP: 0.403, SLG: 0.469	1-1 G6-4-3 1-2f			0-0 L4			1-1 WP 2B	1-1 F9		4 1 1 0 0 0 2											
Travis Fryman, R (1, 6) OBP: 0.325, SLG: 0.456	0-0 G6-3			0-1 FC5-4 1-2f			0-1 L9			4 0 0 0 0 1 2											
Cecil Fielder, R (1, 10) OBP: 0.316, SLG: 0.444				1-3 K			3-3 K			4 0 0 0 0 3 2											
Mickey Tettleton, S (1, 2) OBP: 0.360, SLG: 0.482				1-0 G4-3			4-2 2B BB			3 1 0 0 1 1 0											
Dan Gladden, R (1, 7) OBP: 0.325, SLG: 0.376				1-3 K			1-0 2B			3 0 1 2 0 2 0											
Dave Bergman, L (1, 3) OBP: 0.299, SLG: 0.269				0-0 F9			0-2 F8			3 0 0 0 0 0 1											
Scott Livingstone, L (1, 5) OBP: 0.335, SLG: 0.325				2-1 G4-3			1-0 F8			3 0 0 0 0 0 0											
Gary Pettis, S (1, 8) OBP: 0.256, SLG: 0.250				3-2 G4-3			3-3 K			3 0 0 0 0 2 0											
Inning Stats	R: 0 E: 0 K: 0 S: 6	H: 1 LOB: 0 BB: 0 P: 8	R: 0 E: 0 K: 1 S: 6	H: 0 LOB: 0 BB: 0 P: 8	R: 0 E: 0 K: 0 S: 6	H: 0 LOB: 0 BB: 0 P: 11	R: 0 E: 0 K: 1 S: 8	H: 1 LOB: 1 BB: 0 P: 10	R: 0 E: 0 K: 2 S: 10	H: 0 LOB: 0 BB: 0 P: 13	R: 2 E: 0 K: 1 S: 15	H: 2 LOB: 1 BB: 1 P: 25	R: 1 E: 0 K: 1 S: 8	H: 1 LOB: 0 BB: 0 P: 13	R: 0 E: 0 K: 2 S: 14	H: 0 LOB: 0 BB: 0 P: 21	1B: 2 2B: 2 3B: 0 HR: 1	SF: 0 SAC: 0 DP: 1 HBP: 0	WP: 1 PB: 0 SB: 0 CS: 0	PA: 32	
PITCHER Erik Hanson, R (1, 1) ERA: 3.99	IP 9.0	WLS L	BF 32	H 5	R 3	ER 3	SO 10	BB 1	IBB 0	HBP 0	BLK 0	WP 1	HR 1	S 80	P 121	ERA 3.00	WHIP 0.667				
PITCHER	IP	WLS	BF	H	R	ER	SO	BB	IBB	HBP	BLK	WP	HR	S	P	ERA	WHIP				

Detroit Tigers @ Seattle Mariners
The Kingdome, Seattle, WA
Wed Jul 22 1992, 10:05 PM EDT
Att. 15,302 - Dome - 70 F

livebaseballscorecards.com

AB 31
R 3
H 5
RBI 3
BB 1
SO 10
LOB 7



BOTTOM

Detroit Tigers @ Seattle Mariners
The Kingdome, Seattle, WA
Wed Jul 22 1992, 10:05 PM EDT
Att. 15,302 - Dome - 70 F

livebaseballscorecards.com

AB 31
R 2
H 5
RBI 2
BB 1
SO 4
LOB 10



WP: 0 PA: 33
PB: 0
SB: 0
CS: 0

AB R H RBI BB SO LOB

4 1 2 1 0 0 1

4 0 0 0 0 0 4

3 0 0 1 0 1 0

4 0 0 0 0 1 0

3 1 0 0 1 1 1

3 0 0 0 0 0 1

3 0 2 0 0 1 0

0 0 0 0 0 0 0

0 0 0 0 0 0 0

2 0 0 0 0 0 1

1 0 0 0 0 0 2

1B: 4 SF: 1
2B: 1 SAC: 0
3B: 0 DP: 0
HR: 0 HBP: 0

1B: 4 SF: 1
2B: 1 SAC: 0
3B: 0 DP: 0
HR: 0 HBP: 0

Batter	1	2	3	4	5	6	7	8	9
Omar Vizquel, S OBP: 0.352, SLG: 0.372 (1, 6)	2-0 F8 SF7 2B		0-1 G6-3			3-1 F8		3-2 1-2 2-H 1B	
Dave Cochrane, S OBP: 0.302, SLG: 0.320 (1, 7) (9, 4)	0-0 F8 2-3		1-2 G4-3			2-1 F8		0-1 P5	
Ken Griffey Jr., L OBP: 0.342, SLG: 0.530 (1, 8)	0-0 SF7 3-H		1-0 G4-3			0-0 F8		3-3 K	
Edgar Martinez, R OBP: 0.387, SLG: 0.541 (1, 5)	1-3 K		0-0 F8			1-2 F9		1-2 F9	
Pete O'Brien, L OBP: 0.284, SLG: 0.411 Jeff Schaefer, R OBP: 0.155, SLG: 0.228 (1, 10) (9, PR)		3-2 P4			1-1 L9		2-1 F9	3-1 K	
Jay Buhner, R OBP: 0.310, SLG: 0.404 (1, 9)		0-1 F8			0-2 G4-3		4-0 1B BB	1-3 K	
Tino Martinez, L OBP: 0.295, SLG: 0.381 (1, 3)		1-1 F7			3-2 G4-3		0-1 P6		
Lance Parrish, R OBP: 0.284, SLG: 0.432 Henry Cotto, R OBP: 0.293, SLG: 0.367 Dave Valle, R OBP: 0.297, SLG: 0.391 (1, 2) (8, PR) (9, 2)		0-3 K			3-2 G4-3		1-1 1B 1B		
Harold Reynolds, S OBP: 0.311, SLG: 0.335 Kevin Mitchell, R OBP: 0.327, SLG: 0.382 (1, 4) (8, PH) (9, 7)		1-2 F9			0-0 P2		1-1 P2		

Inning Stats	R: 1	H: 1	E: 0	K: 1	S: 8	LOB: 0	BB: 0	P: 11	R: 0	H: 0	E: 0	K: 0	S: 7	LOB: 0	BB: 0	P: 11	R: 0	H: 0	E: 0	K: 1	S: 8	LOB: 0	BB: 0	P: 9	R: 0	H: 0	E: 0	K: 0	S: 5	LOB: 0	BB: 0	P: 7	R: 0	H: 0	E: 0	K: 0	S: 8	LOB: 0	BB: 0	P: 12	R: 0	H: 1	E: 0	K: 0	S: 9	LOB: 1	BB: 0	P: 17	R: 0	H: 0	E: 0	K: 0	S: 6	LOB: 0	BB: 0	P: 9	R: 1	H: 2	E: 0	K: 0	S: 11	LOB: 2	BB: 1	P: 20	R: 0	H: 1	E: 0	K: 2	S: 11	LOB: 1	BB: 0	P: 19
--------------	------	------	------	------	------	--------	-------	-------	------	------	------	------	------	--------	-------	-------	------	------	------	------	------	--------	-------	------	------	------	------	------	------	--------	-------	------	------	------	------	------	------	--------	-------	-------	------	------	------	------	------	--------	-------	-------	------	------	------	------	------	--------	-------	------	------	------	------	------	-------	--------	-------	-------	------	------	------	------	-------	--------	-------	-------

PITCHER	IP	WLS	BF	H	R	ER	SO	BB	IBB	HBP	BLK	WP	HR	S	P	ERA	WHIP
Bill Gullickson, R ERA: 3.34 (1, 1)	7.1	W	26	3	2	2	2	1	0	0	0	0	0	55	85	2.46	0.545
Kurt Knudsen, R ERA: 2.48 (8, 1)	1.2	S	7	2	0	0	2	0	0	0	0	0	0	18	30	0.00	1.200

Batter	1	2	3	4	5	6	7	8	9	AB R H RBI BB SO LOB	TOP											
Tony Phillips, S OBP: 0.400, SLG: 0.408 (1, 4)	2-1 G5-3	1-2 E5			4-0 BB G5-4-3		0-1 1-H 2-H 2B			3 0 1 2 1 0 1												
Dan Gladden, R OBP: 0.320, SLG: 0.369 (1, 7)	1-2 G4-3	0-3 SAFE K			0-0 SAFE G5-4-3		1-1 P2			4 0 0 0 0 1 4												
Travis Fryman, R OBP: 0.326, SLG: 0.455 (1, 6)	4-1 HR BB			1-1 G4-6-3 1B		1-2 P3		2-1 G6-3		3 1 1 0 1 0 0												
Cecil Fielder, R OBP: 0.315, SLG: 0.451 (1, 3)	2-0 1-H HR			0-1 G4-6-3		1-3 K		1-2 G4-3		4 1 1 2 0 1 1												
Mickey Tettleton, S OBP: 0.357, SLG: 0.476 (1, 10)	2-3 K			3-2 G5-3		1-2 L5		3-2 P2		4 0 0 0 0 1 0												
Mark Carreon, R OBP: 0.290, SLG: 0.376 (1, 9)				2-1 G4-3 1B		1-2 G6-3		2-3 K		4 0 1 0 0 1 0												
Skeeter Barnes, R OBP: 0.278, SLG: 0.367 (1, 5)				0-0 P6		1-3 K		1-2 G5-3		4 1 1 0 0 1 1												
Chad Kreuter, S OBP: 0.277, SLG: 0.317 (1, 2)				3-1 G4-3		2-0 2B		1-3 K		4 1 1 0 0 1 2												
Gary Pettis, S OBP: 0.283, SLG: 0.244 (1, 8)				4-2 E BB		0-1 G6-3		4-2 2B BB		1 1 0 0 2 0 0												
Inning Stats	R: 2 E: 0 K: 1 S: 11	H: 1 LOB: 0 BB: 1 P: 22	R: 1 E: 1 K: 1 S: 13	H: 1 LOB: 2 BB: 1 P: 21	R: 0 E: 0 K: 0 S: 8	H: 1 LOB: 0 BB: 0 P: 12	R: 0 E: 0 K: 0 S: 6	H: 1 LOB: 0 BB: 0 P: 10	R: 0 E: 0 K: 0 S: 3	H: 0 LOB: 0 BB: 1 P: 7	R: 0 E: 0 K: 1 S: 10	H: 0 LOB: 0 BB: 0 P: 13	R: 2 E: 0 K: 1 S: 13	H: 2 LOB: 1 BB: 1 P: 22	R: 0 E: 0 K: 0 S: 8	H: 0 LOB: 0 BB: 0 P: 14	R: 0 E: 0 K: 2 S: 9	H: 0 LOB: 0 BB: 0 P: 13	1B: 3 2B: 2 3B: 0 HR: 1	SF: 0 SAC: 0 DP: 3 HBP: 0	WP: 0 PB: 0 SB: 0 CS: 0	PA: 35
PITCHER	IP WLS BF H R ER SO BB IBB HBP BLK WP HR S P ERA WHIP																					
Mark Langston, L ERA: 3.99 (1, 1)	8.0 L 32 6 5 4 4 4 0 0 0 0 0 1 72 121 4.50 1.250																					
Mark Eichhorn, R ERA: 2.47 (9, 1)	1.0 3 0 0 0 2 0 0 0 0 0 0 0 9 13 0.00 0.000																					

Detroit Tigers @ California Angels
Anaheim Stadium, Anaheim, CA

Thu Jul 23 1992, 10:05 PM EDT
Att. 20,900 - Cloudy - 68 F

livebaseballscorecards.com

AB 31
R 5
H 6
RBI 4
BB 4
SO 6
LOB 9



Batter	1	2	3	4	5	6	7	8	9	AB R H RBI BB SO LOB
Chad Curtis, R OBP: 0.335, SLG: 0.418 (1, 7)	3-2 G1-3		2-2 F8 1B			0-1 FC6-4 1-2f			0-1 P3	4 0 1 0 0 0 1
Luis Sojo, R OBP: 0.336, SLG: 0.489 (1, 4)	0-1 HR		2-2 F8 1-2			0-0 F9			1-2 G4-3	4 1 1 1 0 0 2
Junior Felix, S OBP: 0.302, SLG: 0.395 (1, 8)	0-0 G6-3			3-2 G4-3		1-0 CS 1-2	0-0 G3-1			3 0 0 0 0 0 0
Gary Gaetti, R OBP: 0.276, SLG: 0.328 (1, 10)	1-3 K			0-1 L8			2-2 P3			3 0 0 0 0 1 0
Von Hayes, L OBP: 0.321, SLG: 0.338 (1, 9)		0-1 1B SF7 1B		0-0 F8			2-2 F9			3 1 1 0 0 0 0
Rene Gonzales, R OBP: 0.353, SLG: 0.404 (1, 5)		0-1 CS 1B		2-2 G6-3			1-0 G5-3			3 0 1 0 0 0 0
Lee Stevens, L OBP: 0.260, SLG: 0.328 (1, 3)		3-2 SF7 SAFE		0-0 L7			1-3 K			2 0 0 1 0 1 0
Mike Fitzgerald, R OBP: 0.294, SLG: 0.336 (1, 2)		2-2 G4-3		1-2 F7			2-2 L7			2 0 0 0 0 0 1
John Morris, L OBP: 0.273, SLG: 0.280 (8, PH)										1 0 0 0 0 0 0
Ron Tingley, R OBP: 0.214, SLG: 0.343 (9, 2)										0 0 0 0 0 0 0
Gary Disarcina, R OBP: 0.294, SLG: 0.303 (1, 6)			1-0 P6			1-2 FC6-4 1B			1-1 G4-3	3 0 1 0 0 0 0

BOTTOM

Detroit Tigers @ California Angels
Anaheim Stadium, Anaheim, CA

Thu Jul 23 1992, 10:05 PM EDT
Att: 20,900 - Cloudy - 68 F

livebaseballscorecards.com

AB	28
R	2
H	5
RBI	2
BB	0
SO	2
LOB	4



Inning Stats	R: 1	H: 1	E: 0	K: 1	S: 10	LOB: 0	BB: 0	P: 14	R: 1	H: 2	E: 0	K: 0	S: 14	LOB: 0	BB: 0	P: 19	R: 0	H: 1	E: 0	K: 0	S: 7	LOB: 0	BB: 0	P: 12	R: 0	H: 0	E: 0	K: 0	S: 7	LOB: 0	BB: 0	P: 10	R: 0	H: 0	E: 0	K: 0	S: 8	LOB: 0	BB: 0	P: 11	R: 0	H: 1	E: 0	K: 0	S: 7	LOB: 0	BB: 0	P: 8	R: 0	H: 0	E: 0	K: 0	S: 7	LOB: 0	BB: 0	P: 11	R: 0	H: 0	E: 0	K: 1	S: 9	LOB: 0	BB: 0	P: 13	R: 0	H: 0	E: 0	K: 0	S: 7	LOB: 0	BB: 0	P: 9	1B: 4	SF: 1	2B: 0	SAC: 0	3B: 0	DP: 0	HR: 1	HBP: 0	WP: 0	PA: 30
--------------	------	------	------	------	-------	--------	-------	-------	------	------	------	------	-------	--------	-------	-------	------	------	------	------	------	--------	-------	-------	------	------	------	------	------	--------	-------	-------	------	------	------	------	------	--------	-------	-------	------	------	------	------	------	--------	-------	------	------	------	------	------	------	--------	-------	-------	------	------	------	------	------	--------	-------	-------	------	------	------	------	------	--------	-------	------	-------	-------	-------	--------	-------	-------	-------	--------	-------	--------

PITCHER	IP	WLS	BF	H	R	ER	SO	BB	IBB	HBP	BLK	WP	HR	S	P	ERA	WHIP
Mark Leiter, R ERA: 4.55 (1, 1)	7.0	W	23	5	2	2	1	0	0	0	0	0	1	60	85	2.57	0.714
John Doherty, R ERA: 3.99 (8, 1)	2.0	S	6	0	0	0	1	0	0	0	0	0	0	16	22	0.00	0.000

Batter	1	2	3	4	5	6	7	8	9	AB R H RBI BB SO LOB	TOP
Tony Phillips, S OBP: 0.401, SLG: 0.409 (1, 10)	2-1 BB 1B SF9	2-2 1-3 2-H 1B			3-2 G1-5-3			3-3 K		4 1 2 1 0 1 0	
Lou Whitaker, L OBP: 0.401, SLG: 0.465 (1, 4)	0-1 F7	1-0 SF9-3-6			1-0 P4			4-0 FC5 BB		2 0 0 1 1 0 1	
Travis Fryman, R OBP: 0.328, SLG: 0.455 (1, 6)	3-2 SAFE SF9 BB 1-2 1B		2-3 K		2-2 P3			4-2 BB		3 0 1 0 1 1 0	
Cecil Fielder, R OBP: 0.317, SLG: 0.450 (1, 3)	4-1 F7		0-0 F7		0-0 G4-6-3 1B			0-1 FC5		3 0 1 0 1 0 2	
Mickey Tettleton, S OBP: 0.356, SLG: 0.474 (1, 2)	2-1 SF9		2-3 K		0-0 G4-6-3			4-1 G6-4-3 BB		2 0 0 1 1 1 1	
Dan Gladden, R OBP: 0.315, SLG: 0.362 (1, 7)	1-1 F9		0-1 F8		2-0 G6-3			1-1 G6-4-3		4 0 0 0 0 0 3	
Scott Livingstone, L OBP: 0.333, SLG: 0.329 (1, 5)		1-1 1B 2B	0-0 F7		0-0 G3-1			2-1 G3-1		4 1 1 0 0 0 0	
Gary Pettis, S OBP: 0.265, SLG: 0.227 (1, 8)		0-0 G1-3	0-3 K		1-1 G3					3 0 0 0 0 1 1	
Milt Cuyler, S OBP: 0.273, SLG: 0.314 (1, 9)		4-2 1B SF9-3-6 BB		2-1 G3				2-1 G6-3		2 1 0 0 1 0 0	
Inning Stats	R: 1 H: 2 E: 0 LOB: 2 K: 0 BB: 1 S: 12 P: 24	R: 2 H: 2 E: 0 LOB: 0 K: 0 BB: 1 S: 11 P: 19	R: 0 H: 0 E: 0 LOB: 0 K: 2 BB: 0 S: 7 P: 11	R: 0 H: 0 E: 0 LOB: 0 K: 1 BB: 0 S: 6 P: 6	R: 0 H: 0 E: 0 LOB: 0 K: 0 BB: 0 S: 7 P: 13	R: 0 H: 1 E: 0 LOB: 0 K: 0 BB: 0 S: 5 P: 7	R: 0 H: 0 E: 0 LOB: 0 K: 0 BB: 0 S: 4 P: 7	R: 0 H: 0 E: 0 LOB: 2 K: 1 BB: 2 S: 12 P: 25	R: 0 H: 0 E: 0 LOB: 0 K: 0 BB: 1 S: 5 P: 12	1B: 4 SF: 2 2B: 2 SAC: 0 3B: 0 DP: 3 HR: 0 HBP: 0	WP: 0 PA: 34 PB: 0 SB: 0 CS: 0
PITCHER	IP WLS BF H R ER SO BB IBB HBP BLK WP HR S P ERA WHIP										
Bert Blyleven, R ERA: 5.27 (1, 1)	5.1 W 21 4 3 3 3 2 0 0 0 0 0 0 46 78 5.06 1.125										
Chuck Crim, R ERA: 5.37 (6, 1)	1.2 5 1 0 0 0 0 0 0 0 0 0 0 6 9 0.00 0.600										
Steve Frey, L ERA: 1.6 (8, 1)	0.2 3 0 0 0 1 1 0 0 0 0 0 0 6 15 0.00 1.500										
Joe Grahe, R ERA: 4.04 (8, 1)	1.1 S 5 0 0 0 0 2 0 0 0 0 0 0 11 22 0.00 1.500										

Detroit Tigers @ California Angels
Anaheim Stadium, Anaheim, CA

Fri Jul 24 1992, 10:05 PM EDT
Att. 22,951 - Sunny - 64 F

livebaseballscorecards.com

AB	27
R	3
H	5
RBI	3
BB	5
SO	4
LOB	8



Batter	1	2	3	4	5	6	7	8	9
Luis Polonia, L OBP: 0.362, SLG: 0.355 (1, 10)	4-1 G4-3 BLK G4-3 BB		0-1 S' G5-3 1B		4-2 S 2B BB	0-2 G3 1-2 2-3		0-0 1B	
Luis Sojo, R OBP: 0.324, SLG: 0.471 (1, 4)	0-2 G4-3 1-3		2-2 SAFE G5-3 1H		2-1 SAFE L8	3-2 G5-3		0-1 3-H G4-3 1B	
Junior Felix, S OBP: 0.301, SLG: 0.391 (1, 8)	1-0 G4-3 3-H		3-3 K		4-0 2B IBB		1-0 F8		
Von Hayes, L OBP: 0.324, SLG: 0.344 (1, 9)	2-1 1B		1-3 K		0-0 G4-3 1H 2-H 2B		2-3 K		
Chad Curtis, R OBP: 0.330, SLG: 0.411 (1, 7)	1-3 K			3-2 G6-3	2-1 G4-3		1-2 G6-3		
Rene Gonzales, R OBP: 0.355, SLG: 0.405 (1, 5)		2-2 G3-1		1-1 S 1B	0-1 G1-3		1-1 3B 1B		
Gary Gaetti, R OBP: 0.276, SLG: 0.326 (1, 3)		0-0 G4-3		0-0 L8		1-1 G3 SH1-4 1B	0-0 P4		
Ron Tingley, R OBP: 0.247, SLG: 0.382 (1, 2)		4-2 FC4 BB		4-2 FC6-4 BB		1-0 SH1-4	1-2 1B 3B		
Gary Disarcina, R OBP: 0.291, SLG: 0.299 (1, 6)		0-1 FC4 1-2f		1-0 FC6-4 1-2f		1-0 E5 G3	1-0 F7		

Inning Stats	R: 1	H: 1	E: 0	K: 10	S: 18	R: 0	H: 0	E: 0	K: 8	S: 14	R: 1	H: 1	E: 0	K: 11	S: 17	R: 0	H: 1	E: 0	K: 10	S: 19	R: 2	H: 1	E: 0	K: 11	S: 21	R: 0	H: 1	E: 1	K: 10	S: 16	R: 0	H: 0	E: 0	K: 1	S: 12	R: 2	H: 3	E: 0	K: 10	S: 13
	LOB: 1	BB: 1	P: 18	LOB: 1	BB: 1	P: 14	LOB: 0	BB: 0	P: 17	LOB: 2	BB: 1	P: 19	LOB: 1	BB: 2	P: 21	LOB: 2	BB: 0	P: 16	LOB: 0	BB: 0	P: 12	LOB: 1	BB: 0	P: 13	LOB: 0	BB: 0	P: 13	LOB: 1	BB: 0	P: 13	LOB: 0	BB: 0	P: 12	LOB: 1	BB: 0	P: 13	LOB: 0	BB: 0	P: 13	

PITCHER	IP	WLS	BF	H	R	ER	SO	BB	IBB	HBP	BLK	WP	HR	S	P	ERA	WHIP
Kevin Ritz, R ERA: 5.83 (1, 1)	4.1	L	22	4	4	4	3	4	1	0	1	0	0	46	83	8.31	1.846
John Kiely, R ERA: 1.64 (5, 1)	2.2		10	1	0	0	1	0	0	0	0	0	0	22	34	0.00	0.375
Mike Henneman, R ERA: 3.97 (8, 1)	1.0		6	3	2	2	0	0	0	0	0	0	0	10	13	18.00	3.000

BOTTOM


Detroit Tigers @ California Angels
Anaheim Stadium, Anaheim, CA

Fri Jul 24 1992, 10:05 PM EDT
Att. 22,951 - Sunny - 64 F

AB	R	H	RBI	BB	SO	LOB
3	3	2	1	2	0	2
5	0	0	1	0	0	5
3	1	0	1	1	1	0
4	0	2	2	0	2	0
4	0	0	0	0	1	2
4	1	2	0	0	0	1
4	0	1	0	0	0	2
1	1	1	1	2	0	0
4	0	0	0	0	0	5

AB	32
R	6
H	8
RBI	6
BB	5
SO	4
LOB	17

WP: 0 PA: 38
PB: 0
SB: 4
CS: 0



1B	2B	3B	HR	SF	SAC	DP	HBP
6	1	1	0	0	1	0	0

Batter	1	2	3	4	5	6	7	8	9	AB R H RBI BB SO LOB	TOP											
Tony Phillips, S (1, 4) OBP: 0.400, SLG: 0.406	0-1 F9		4-1 SAFE BB		0-1 G6-3			0-3 K		3 0 0 0 1 1 0												
Dan Gladden, R (1, 7) OBP: 0.310, SLG: 0.356	0-0 F8		0-0 P8		0-2 G5-3			0-0 F7		4 0 0 0 0 0 2												
Travis Fryman, R (1, 6) OBP: 0.325, SLG: 0.450	3-1 L7		0-3 K		2-3 K			1-3 K		4 0 0 0 0 3 2												
Cecil Fielder, R (1, 3) OBP: 0.314, SLG: 0.444		3-3 K	1-3 K		2-2 P9			0-3 K		4 0 0 0 0 3 2												
Mickey Tettleton, S (1, 10) OBP: 0.355, SLG: 0.469		4-1 1B BB		2-3 K		2-3 K		2-3 K		3 0 0 0 1 3 0												
Mark Carreon, R (1, 9) OBP: 0.289, SLG: 0.373		1-2 1B		1-3 K		0-2 F8		0-0 F9		4 0 1 0 0 1 0												
Skeeter Barnes, R (1, 5) OBP: 0.280, SLG: 0.366		1-0 P6		0-2 BB 1B			1-2 F8			3 0 1 0 0 0 2												
Chad Kreuter, S (1, 2) OBP: 0.286, SLG: 0.314		3-2 F7		4-2 SAFE BB			4-2 G4-6-3 BB			1 0 0 0 2 0 2												
Milt Cuyler, S (1, 8) OBP: 0.275, SLG: 0.316			1-1 BB		1-3 K		0-1 G4-6-3			1 0 1 0 0 0 0												
Gary Pettis, S (4, PH) OBP: 0.255, SLG: 0.217							1-2f			2 0 0 0 0 1 3												
Inning Stats	R: 0 E: 0 K: 0 S: 5	H: 0 LOB: 0 BB: 0 P: 8	R: 0 E: 0 K: 1 S: 13	H: 1 LOB: 2 BB: 1 P: 25	R: 0 E: 0 K: 2 S: 10	H: 1 LOB: 2 BB: 1 P: 16	R: 0 E: 0 K: 3 S: 15	H: 1 LOB: 2 BB: 1 P: 23	R: 0 E: 0 K: 1 S: 8	H: 0 LOB: 0 BB: 0 P: 10	R: 0 E: 0 K: 1 S: 14	H: 0 LOB: 0 BB: 0 P: 18	R: 0 E: 0 K: 0 S: 7	H: 0 LOB: 0 BB: 1 P: 12	R: 0 E: 0 K: 2 S: 7	H: 0 LOB: 0 BB: 0 P: 8	R: 0 E: 0 K: 2 S: 7	H: 0 LOB: 0 BB: 0 P: 9	1B: 3 2B: 0 3B: 0 HR: 0	SF: 0 SAC: 0 DP: 1 HBP: 0	WP: 0 PB: 0 SB: 0 CS: 0	PA: 33
PITCHER Tim Fortugno, L (1, 1) ERA: 1.84	IP: 9.0 WLS: W BF: 33 H: 3 R: 0 ER: 0 SO: 12 BB: 4 IBB: 0 HBP: 0 BLK: 0 WP: 0 HR: 0 S: 86 P: 129 ERA: 0.00 WHIP: 0.778																					

Detroit Tigers @ California Angels
 Anaheim Stadium, Anaheim, CA
 Sat Jul 25 1992, 6:33 AM EDT
 Att. 30,682 - Cloudy - 72 F

livebaseballscorecards.com

AB	29
R	0
H	3
RBI	0
BB	4
SO	12
LOB	13



Batter	1	2	3	4	5	6	7	8	9	AB	R	H	RBI	BB	SO	LOB	BOTTOM		
Luis Polonia, L OBP: 0.363, SLG: 0.355 (1, 10)	G4-3	FC5 1B 1-3 2-H		FC3-6 2B 1-2f 2-3		1B 1-0		G4-3		5	1	2	1	0	0	2	Detroit Tigers @ California Angels Anaheim Stadium, Anaheim, CA Sat Jul 25 1992, 6:33 AM EDT Att: 30,682 - Cloudy - 72 F		
Luis Sojo, R OBP: 0.319, SLG: 0.469 (1, 4)	L4	FC5 2B 2-3		E 2B 1-H 3-H		P9 1B		P3		5	1	1	2	0	0	3			
Junior Felix, S OBP: 0.300, SLG: 0.387 (1, 8) Jose Gonzalez, R OBP: 0.281, SLG: 0.240 (8, 8)	G6-3		G4-3	E1 2B 2-H			F8 1B E BB	G6-3		3	1	0	0	1	0	0			
Von Hayes, L OBP: 0.323, SLG: 0.343 (1, 9)		L8	G3-1	G6-3			E 1B 1B			4	1	1	0	0	0	1			
Chad Curtis, R OBP: 0.325, SLG: 0.404 (1, 7)		G4-3	G5-3		F8		F8			4	0	0	0	0	0	2			
Rene Gonzales, R OBP: 0.357, SLG: 0.410 (1, 5)		1B 1B 2B		1B 1B	F8		E5 1B PB			4	2	2	1	0	0	1			
Gary Gaetti, R OBP: 0.278, SLG: 0.329 (1, 3) Ken Oberkfell, L OBP: 0.273, SLG: 0.200 (8, 3)		1B 1B 1B		F9	G1-6-3		E5 1B PB			4	1	2	1	0	0	1			
Ron Tingley, R OBP: 0.260, SLG: 0.389 (1, 2)		1B 1B 1B		FC3-6 1B 2B 1B		F7	P6			4	2	2	2	0	0	2			
Gary Disarcina, R OBP: 0.293, SLG: 0.302 (1, 6)		1B 1B		FC3-6 1B		P3	F7			4	0	2	1	0	0	2			
Inning Stats	R: 0 E: 0 K: 0 S: 10	H: 0 LOB: 0 BB: 0 P: 14	R: 3 E: 0 K: 0 S: 18	H: 5 LOB: 2 BB: 0 P: 28	R: 0 E: 0 K: 0 S: 9	H: 0 LOB: 0 BB: 0 P: 10	R: 4 E: 1 K: 0 S: 15	H: 4 LOB: 1 BB: 0 P: 21	R: 0 E: 0 K: 0 S: 5	H: 0 LOB: 0 BB: 0 P: 7	R: 0 E: 0 K: 0 S: 7	H: 1 LOB: 1 BB: 0 P: 10	R: 2 E: 1 K: 0 S: 13	H: 2 LOB: 2 BB: 1 P: 24	R: 0 E: 0 K: 0 S: 7	H: 0 LOB: 0 BB: 0 P: 12		1B: 10 2B: 2 3B: 0 HR: 0	SF: 0 SAC: 0 DP: 0 HBP: 0
PITCHER	IP WLS BF H R ER SO	WLS L	BF H R ER SO	BB IBB HBP BLK WP HR S P	ERA WHIP	IP WLS BF H R ER SO	BB IBB HBP BLK WP HR S P	ERA WHIP											
Walt Terrell, R ERA: 4.96 (1, 1)	3.2	L	20	9	7	6	0	0	0	0	0	0	0	0	0	0	14.73	2.455	
Les Lancaster, R ERA: 5.74 (4, 1)	3.1		16	3	2	1	0	0	0	0	0	0	0	0	0	0	2.70	1.200	
Buddy Groom, L ERA: 5.0 (8, 1)	1.0		3	0	0	0	0	0	0	0	0	0	0	0	0	0	0.00	0.000	

Detroit Tigers @ California Angels
Anaheim Stadium, Anaheim, CA
Sat Jul 25 1992, 6:33 AM EDT
Att: 30,682 - Cloudy - 72 F

AB 38
R 9
H 12
RBI 8
BB 1
SO 0
LOB 14



WP: 0 PA: 39
PB: 1
SB: 0
CS: 0

ERA WHIP

Batter	1	2	3	4	5	6	7	8	9	AB R H RBI BB SO LOB	TOP															
Tony Phillips, S (1, 9) OBP: 0.404, SLG: 0.414	2-2 BB 1B 1B	0-0 1-3 1B			1-0 G3-4-3 1B	2-1 1-H 2B		1-0 G3		5 0 4 1 0 0 1																
Lou Whitaker, L (1, 4) OBP: 0.395, SLG: 0.456	0-1 P7	0-1 G3			1-0 G3-4-3 1-2	1-0 F7		2-1 G6-3		5 0 0 0 0 0 5																
Travis Fryman, R (1, 6) OBP: 0.326, SLG: 0.449	0-1 BB 1-2 1B		3-1 G3-1 F7 1B		1-2 L8		1-1 G6-3		1-1 F7	5 0 2 0 0 0 1																
Cecil Fielder, R (1, 10) OBP: 0.313, SLG: 0.441 Skeeter Barnes, R (9, PR) OBP: 0.280, SLG: 0.366	3-0 P3		0-0 F7 1-2		2-0 F8		3-3 K		0-1 BB 1B	5 0 1 0 0 0 1 0 0 0 0 0 0 0																
Mickey Tettleton, S (1, 2) OBP: 0.360, SLG: 0.470	4-1 FC3-6 1-2 2-3 BB		3-2 G3-1 2-3		2-2 FC4-6 1B		4-2 BB		4-2 BB	2 0 1 0 3 0 1																
Dave Bergman, L (1, 3) OBP: 0.269, SLG: 0.259	0-0 FC3-6 1-2f		0-2 F8		2-2 FC4-6 2B 1-2f G6-3		0-0 F8		1-0 G4-3	5 1 0 0 0 0 8																
Scott Livingstone, L (1, 5) OBP: 0.331, SLG: 0.333		0-0 P7		1-1 G4-3		0-1 G6-3 1-3 1B 2B		1-0 G4-3		4 1 1 0 0 0 0	AB 39															
Mark Carreon, R (1, 7) OBP: 0.288, SLG: 0.376		2-0 P4		1-1 F8		1-1 G6-3		1-2 G4-3 2B		4 0 1 1 0 0 1	R 3															
Gary Pettis, S (1, 8) OBP: 0.273, SLG: 0.240		1-2 1B 1B		0-0 G3		3-2 2B 1B 3-H		0-0 G4-3		4 1 2 1 0 0 1	H 12															
Inning Stats	R: 0 E: 0 K: 0 S: 10	H: 2 LOB: 3 BB: 1 P: 19	R: 0 E: 0 K: 0 S: 8	H: 2 LOB: 2 BB: 0 P: 11	R: 0 E: 0 K: 0 S: 9	H: 1 LOB: 1 BB: 0 P: 15	R: 0 E: 0 K: 0 S: 5	H: 0 LOB: 0 BB: 0 P: 7	R: 0 E: 0 K: 0 S: 7	H: 1 LOB: 1 BB: 0 P: 12	R: 3 E: 0 K: 0 S: 21	H: 4 LOB: 1 BB: 0 P: 31	R: 0 E: 0 K: 1 S: 9	H: 0 LOB: 1 BB: 1 P: 17	R: 0 E: 0 K: 0 S: 7	H: 1 LOB: 1 BB: 0 P: 10	R: 0 E: 0 K: 0 S: 9	H: 1 LOB: 2 BB: 1 P: 17	1B: 9 2B: 3 3B: 0 HR: 0	SF: 0 SAC: 0 DP: 0 HBP: 0	WP: 0 PB: 0 SB: 0 CS: 0	PA: 42				
PITCHER	IP WLS BF H R ER SO BB IBB HBP BLK WP HR S P ERA WHIP																									
Julio Valera, R (1, 1) ERA: 3.69	5.2	28	10	3	3	0	1	0	0	0	0	0	59	93	4.76	1.941										
Chuck Crim, R (6, 1) ERA: 5.16	2.1	W	9	1	0	0	1	0	0	0	0	0	17	29	0.00	0.857										
Joe Grahe, R (9, 1) ERA: 3.97	1.0	S	5	1	0	0	0	0	0	0	0	0	9	17	0.00	2.000										

Detroit Tigers @ California Angels
Anaheim Stadium, Anaheim, CA

Sun Jul 26 1992, 6:33 AM EDT
Att. 30,549 - Sunny - 75 F

AB	39
R	3
H	12
RBI	3
BB	3
SO	1
LOB	22




livebaseballscorecards.com

Batter	1	2	3	4	5	6	7	8	9	AB	R	H	RBI	BB	SO	LOB
Luis Polonia, L OBP: 0.359, SLG: 0.351 (1, 10)	G1-3		K		G4-3		L4			4	0	0	0	0	1	3
Luis Sojo, R OBP: 0.324, SLG: 0.469 (1, 4)	P2		WP 1B			P6		1B 1B		4	1	2	0	0	0	0
Junior Felix, S OBP: 0.303, SLG: 0.387 (1, 8)	G1-3					G5-3		1B 1B		3	1	1	0	1	0	0
Gary Gaetti, R OBP: 0.275, SLG: 0.324 (1, 3)		E3 SH5-4 BB	F8			G5-3		F8		4	0	0	0	0	0	4
Chad Curtis, R OBP: 0.327, SLG: 0.401 (1, 9) (8, 7)					G6-3		F9 SF9 BB	K		2	1	0	0	2	1	2
Rene Gonzales, R OBP: 0.360, SLG: 0.409 (1, 5)		SH5-4			F9		BB BB	1B BB		1	1	0	0	2	0	0
Jose Gonzalez, R OBP: 0.288, SLG: 0.235 (1, 7) Von Hayes, L OBP: 0.324, SLG: 0.344 (7, PH) (8, 9)			G6-4-3 IBB		L9		F9	1B		1	0	0	0	1	0	0
Mike Fitzgerald, R OBP: 0.297, SLG: 0.338 (1, 2) Ken Oberkfell, L OBP: 0.250, SLG: 0.200 (7, PH) Ron Tingley, R OBP: 0.256, SLG: 0.384 (8, 2)		G6-4-3				G6-3 1B	SF9	F8		2	0	1	0	0	0	3
Gary Disarcina, R OBP: 0.297, SLG: 0.303 (1, 6)					G6-3					0	0	0	1	0	0	0

Inning Stats	R: 0	H: 0	E: 0	K: 0	S: 7	R: 0	H: 0	E: 1	K: 0	S: 11	R: 0	H: 2	E: 0	K: 1	S: 14	R: 0	H: 0	E: 0	K: 0	S: 5	R: 0	H: 1	E: 0	K: 0	S: 6	R: 0	H: 0	E: 0	K: 0	S: 8	R: 1	H: 0	E: 0	K: 0	S: 9	R: 3	H: 3	E: 0	K: 1	S: 23
	LOB: 0	BB: 0	P: 11	LOB: 2	BB: 2	P: 25	LOB: 2	BB: 1	P: 19	LOB: 0	BB: 0	P: 7	LOB: 0	BB: 0	P: 9	LOB: 2	BB: 2	LOB: 0	BB: 0	P: 10	LOB: 0	BB: 3	LOB: 1	BB: 1	P: 38	LOB: 1	BB: 1	P: 38	LOB: 0	SAC: 1	DP: 1	HBP: 0								

DETROIT TIGERS @ CALIFORNIA ANGELS
Anaheim Stadium, Anaheim, CA
 Sun Jul 26 1992, 6:33 AM EDT
 Att. 30,549 - Sunny - 75 F

AB	26
R	4
H	6
RBI	4
BB	7
SO	2
LOB	16



1B:	6	SF:	1	WP:	1	PA:	35
2B:	0	SAC:	1	PB:	1	SB:	1
3B:	0	DP:	1	CS:	0		
HR:	0	HBP:	0				

PITCHER	IP	WLS	BF	H	R	ER	SO	BB	IBB	HBP	BLK	WP	HR	S	P	ERA	WHIP
Frank Tanana, L ERA: 4.3 (1, 1)	6.0		24	3	1	1	1	4	1	0	0	1	0	53	91	1.50	1.167
Kurt Knudsen, R ERA: 2.43 (7, 1)	0.2		3	0	0	0	0	1	0	0	0	0	0	4	10	0.00	1.500
Mike Munoz, L ERA: 3.45 (7, 1)	0.1		1	0	0	0	0	0	0	0	0	0	0	3	5	0.00	0.000
John Doherty, R ERA: 4.5 (8, 1)	0.2	L	5	2	3	3	1	1	0	0	0	0	0	15	25	40.50	4.500
Buddy Groom, L ERA: 4.94 (8, 1)	0.1		2	1	0	0	0	0	0	0	0	0	0	8	13	0.00	3.000

Batter	1	2	3	4	5	6	7	8	9	AB R H RBI BB SO LOB	TOP											
Steve Sax, R (1, 4) OBP: 0.290, SLG: 0.310	0-1 F8		0-0 2B		0-1 G3	0-0 B1-3			0-1 SH1-3	4 1 1 0 0 0 0	<p>Chicago White Sox @ Detroit Tigers</p> <p>Tiger Stadium, Detroit, MI</p> <p>Tue Jul 28 1992, 7:05 PM EDT</p> <p>Sunny - 83 F</p>											
Tim Raines, S (1, 7) OBP: 0.355, SLG: 0.348	1-2 P8		1-0 2B		0-1 HR			0-0 F7	1-0 E7	5 1 3 1 0 0 0												
Frank Thomas, R (1, 3) OBP: 0.440, SLG: 0.526	1-0 G4-3		1-2 F9		1-0 HR			4-2 BB	4-2 BB	3 1 1 2 2 0 1												
George Bell, R (1, 10) OBP: 0.289, SLG: 0.392		0-0 P8	4-0 BB		2-3 K			1-0 F7	0-1 G5-4-3	4 0 0 0 1 1 3												
Robin Ventura, L (1, 5) OBP: 0.369, SLG: 0.416		2-3 K	2-2 FC6-4		3-0 G4-3			3-2 P3		4 0 0 0 0 1 3												
Dan Pasqua, L (1, 9) Shawn Abner, R (8, PH) OBP: 0.302, SLG: 0.362 OBP: 0.363, SLG: 0.389	2-2 G4-3			4-0 BB		1-2 HR		3-2 G6-3		2 1 1 0 1 0 0 1 0 0 0 0 0 0												
Lance Johnson, L (1, 8) OBP: 0.311, SLG: 0.339		1-0 HR	1B		1-0 L8			1-0 F7	3-1 G1	4 1 1 0 0 0 2												
Carlton Fisk, R (1, 2) OBP: 0.275, SLG: 0.295		0-0 HR	HR		2-0 P3			0-0 P3	2-3 K	4 1 1 2 0 1 2												
Craig Grebeck, R (1, 6) OBP: 0.339, SLG: 0.396		1-2 G5-3	F9		1-1 F9			3-1 HR	0-1 SH1-3	4 2 2 2 0 0 1												
Inning Stats	R: 0 E: 0 K: 0 S: 6	H: 0 LOB: 0 BB: 0 P: 8	R: 0 E: 0 K: 1 S: 10	H: 0 LOB: 0 BB: 0 P: 14	R: 3 E: 0 K: 0 S: 15	H: 4 LOB: 2 BB: 1 P: 25	R: 0 E: 0 K: 0 S: 4	H: 0 LOB: 1 BB: 1 P: 11	R: 2 E: 0 K: 1 S: 10	H: 2 LOB: 0 BB: 0 P: 16		R: 2 E: 0 K: 0 S: 8	H: 2 LOB: 0 BB: 0 P: 13	R: 0 E: 0 K: 0 S: 7	H: 0 LOB: 1 BB: 1 P: 15	R: 0 E: 0 K: 1 S: 9	H: 0 LOB: 0 BB: 0 P: 17	R: 1 E: 1 K: 0 S: 11	H: 2 LOB: 1 BB: 1 P: 15	1B: 5 2B: 2 3B: 0 HR: 3	SF: 0 SAC: 1 DP: 1 HBP: 0	WP: 0 PB: 0 SB: 1 CS: 0
PITCHER	IP WLS BF H R ER SO BB IBB HBP BLK WP HR S P ERA WHIP																					
Bill Gullickson, R (1, 1) ERA: 3.65	5.2 L 27 8 7 7 2 2 0 0 0 0 3 52 86 11.12 1.765																					
John Kiely, R (6, 1) ERA: 1.54	1.1 5 0 0 0 0 1 0 0 0 0 0 8 16 0.00 0.750																					
Mike Munoz, L (8, 1) ERA: 3.38	0.2 2 0 0 0 0 0 0 0 0 0 0 6 12 0.00 0.000																					
John Doherty, R (8, 1) ERA: 4.38	1.1 6 2 1 0 1 1 0 0 0 0 0 14 20 0.00 2.250																					

livebaseballscorecards.com

AB	35
R	8
H	10
RBI	7
BB	4
SO	3
LOB	12



Batter	1	2	3	4	5	6	7	8	9	AB	R	H	RBI	BB	SO	LOB	BOTTOM							
Tony Phillips, S OBP: 0.402, SLG: 0.411 (1, 10)	1-3 K 1		1 SAFE 1 B 1 B 1 C 2-1 1-3 1B 2B 1B		3-2 P4 1		0-0 G6-3 1	2-2 L9 3		5	1	1	0	0	1	1	Chicago White Sox @ Detroit Tigers Tiger Stadium, Detroit, MI Tue Jul 28 1992, 7:05 PM EDT Sunny - 83 F							
Lou Whitaker, L OBP: 0.401, SLG: 0.464 (1, 4)	4-2 FC4-6 BB		0-0 2B 1-3 3-H 1B		2-2 G5-3 2B 1B		0-1 2B		3-3 K 1	4	1	3	1	1	1	0								
Travis Fryman, R OBP: 0.324, SLG: 0.449 (1, 6)	1-2 FC4-6 2B 1-2f		1-1 1-3 3-H 2B		2-2 G5-3 1-2		2-3 K		2-3 K 2	5	1	1	1	0	2	3								
Cecil Fielder, R OBP: 0.316, SLG: 0.447 (1, 3)	3-1 1B 2B 1-H		1-0 P4		0-1 2B 2-H		1-0 G5-3 3		4-1 BB	4	0	2	2	1	0	3								
Mickey Tettleton, S OBP: 0.363, SLG: 0.468 (1, 2)	1-2 1B 2-H		4-0 G6-4-3 IBB		4-0 FC4-6 IBB			2-3 K 1	2-2 F8 3	3	0	1	0	2	1	1								
Dan Gladden, R OBP: 0.305, SLG: 0.350 (1, 7) (9, 8)		1-2 P3 1	1-2 G6-4-3 2 1-2f		0-2 FC4-6 3 1-2f			1-3 K 2		4	0	0	0	0	1	5								
Scott Livingstone, L OBP: 0.330, SLG: 0.331 (1, 5)		0-0 L7 2		1-2 F8 1		0-0 G3-1 1		1-1 1B 2B 1B		4	1	1	0	0	0	0								
Mark Carreon, R OBP: 0.288, SLG: 0.373 (1, 9)		2-3 K 3		0-1 P3 2		2-2 F7 2		1-2 E5 2B 1B		4	1	1	0	0	1	0								
Gary Pettis, S OBP: 0.276, SLG: 0.231 (1, 8) Shawn Hare, L OBP: 0.222, SLG: 0.200 (8, PH) Skeeter Barnes, R OBP: 0.280, SLG: 0.366 (8, PR) (9, 7)			4-2 1B S 1B BB		1-3 K 3		3-3 K 3	2-2 2B		2	1	0	0	1	2	0								
Inning Stats	R: 1 E: 0 K: 1 S: 15	H: 2 LOB: 1 BB: 1 P: 25	R: 0 E: 0 K: 1 S: 7	H: 0 LOB: 0 BB: 0 P: 10	R: 2 E: 0 K: 0 S: 13	H: 3 LOB: 2 BB: 2 P: 26	R: 0 E: 0 K: 1 S: 8	H: 0 LOB: 0 BB: 0 P: 10	R: 1 E: 0 K: 0 S: 18	H: 2 LOB: 2 BB: 1 P: 29	R: 0 E: 0 K: 1 S: 8	H: 0 LOB: 0 BB: 0 P: 13	R: 0 E: 0 K: 1 S: 8	H: 1 LOB: 1 BB: 0 P: 11	R: 2 E: 1 K: 2 S: 25	H: 3 LOB: 1 BB: 0 P: 34			R: 0 E: 0 K: 2 S: 12	H: 0 LOB: 1 BB: 1 P: 23	1B: 6 2B: 5 3B: 0 HR: 0	SF: 0 SAC: 0 DP: 1 HBP: 0	WP: 0 PB: 0 SB: 1 CS: 0	PA: 41
PITCHER	IP WLS BF H R ER SO	WLS W 30 8 4 4 5	H R ER SO	H R ER SO	BB IBB HBP BLK	BB IBB HBP BLK	WP HR S P	ERA WHIP	PITCHER	IP WLS BF H R ER SO	WLS W 6 3 2 1 2	H R ER SO	H R ER SO	BB IBB HBP BLK	BB IBB HBP BLK	WP HR S P	ERA WHIP							
Jack McDowell, R ERA: 3.5 (1, 1)	6.2	30	8	4	4	5	2	2	0	0	0	0	0	0	0	0	0	5.40	1.500					
Roberto Hernandez, R ERA: 2.43 (7, 1)	1.0	6	3	2	1	2	0	0	0	0	0	0	0	0	0	0	0	9.00	3.000					
Scott Radinsky, L ERA: 2.97 (8, 1)	1.1	5	0	0	0	2	1	0	0	0	0	0	0	0	0	0	0	0.00	0.750					

livebaseballscorecards.com

AB	36
R	6
H	11
RBI	6
BB	5
SO	9
LOB	13



Batter	1	2	3	4	5	6	7	8	9	AB R H RBI BB SO LOB	TOP		
Steve Sax, R (1, 4) OBP: 0.297, SLG: 0.313	1-1 F7		1-0 1B		4-0 1B SH1-3 BB	1-0 1B			4-0 2B SF9 BB	3 2 2 0 2 0 0			
Tim Raines, S (1, 7) Warren Newson, L (8, 7) OBP: 0.355, SLG: 0.348 OBP: 0.372, SLG: 0.248	2-0 G6-3 1B		2-2 L7		0-0 SH1-3	3-1 F8			0-1 P5	3 0 1 0 0 0 3 1 0 0 0 0 0 1			
Frank Thomas, R (1, 3) OBP: 0.442, SLG: 0.529	0-0 G6-3 1-2f		1-1 1B		4-0 1B IBB				0-1 2B	4 0 2 0 1 1 1			
George Bell, R (1, 10) Joey Cora, S (9, PR) OBP: 0.291, SLG: 0.390 OBP: 0.298, SLG: 0.278			1-0 L8		1-0 1B				4-0 IBB	4 0 1 1 1 1 2 0 0 0 0 0 0 0			
Robin Ventura, L (1, 5) OBP: 0.365, SLG: 0.412					1-2 G3	2-1 P4			1-0 SF9	4 0 0 1 0 1 2			
Shawn Abner, R (1, 9) OBP: 0.355, SLG: 0.410					1-0 G5-3	0-3 K			0-1 F8	5 1 1 1 0 2 4			
Lance Johnson, L (1, 8) OBP: 0.316, SLG: 0.350					2-2 2B 3B				1-0 E4 S E 1B	4 2 3 0 0 0 0			
Ron Karkovice, R (1, 2) OBP: 0.288, SLG: 0.320					1-1 2B				1-2 P2	4 0 1 1 0 0 1			
Craig Grebeck, R (1, 6) OBP: 0.338, SLG: 0.394					1-0 K				1-1 F9	4 0 1 0 0 1 1			
Inning Stats	R: 0 H: 1 E: 0 LOB: 0 K: 0 BB: 0 S: 4 P: 7	R: 1 H: 2 E: 0 LOB: 1 K: 1 BB: 0 S: 13 P: 18	R: 0 H: 2 E: 0 LOB: 2 K: 0 BB: 0 S: 10 P: 16	R: 1 H: 2 E: 0 LOB: 1 K: 1 BB: 0 S: 17 P: 25	R: 1 H: 1 E: 0 LOB: 2 K: 1 BB: 2 S: 7 P: 18	R: 0 H: 2 E: 0 LOB: 2 K: 0 BB: 0 S: 8 P: 15	R: 0 H: 0 E: 0 LOB: 0 K: 2 BB: 0 S: 9 P: 15	R: 1 H: 1 E: 1 LOB: 0 K: 1 BB: 0 S: 10 P: 13	R: 1 H: 1 E: 0 LOB: 2 K: 0 BB: 2 S: 7 P: 16	1B: 8 SF: 1 2B: 2 SAC: 1 3B: 1 DP: 1 HR: 1 HBP: 0	WP: 0 PA: 42 PB: 0 SB: 1 CS: 0		
PITCHER	IP WLS BF H R ER SO BB IBB HBP BLK WP HR S P ERA WHIP											PITCHER	IP WLS BF H R ER SO BB IBB HBP BLK WP HR S P ERA WHIP
Buddy Groom, L (1, 1) ERA: 5.01	5.0 L 24 8 3 3 3 1 1 0 0 0 1 51 84 5.40 1.800												
Kurt Knudsen, R (6, 1) ERA: 2.27	3.0 12 3 1 0 3 0 0 0 0 0 0 27 43 0.00 1.000												
Mike Henneman, R (9, 1) ERA: 4.07	1.0 6 1 1 1 0 1 1 0 0 0 0 7 16 9.00 2.000												

Chicago White Sox @ Detroit Tigers
Tiger Stadium, Detroit, MI
Tue Jul 28 1992, 7:05 PM EDT
Att. 22,688 - Sunny - 77 F

livebaseballscorecards.com

AB 36
R 5
H 12
RBI 4
BB 4
SO 6
LOB 15



Chicago White Sox @ Detroit Tigers
 Tiger Stadium, Detroit, MI
 Wed Jul 29 1992, 7:05 PM EDT
 Att. 21,061 - Sunny - 76 F

livebaseballscorecards.com

AB	41
R	8
H	15
RBI	8
BB	6
SO	6
LOB	18



WP:	1	PA:	48
PB:	0		
SB:	0		
CS:	1		

AB R H RBI BB SO LOB

5	1	2	0	1	1	4
6	1	3	4	0	1	4
4	0	1	0	1	0	3
5	0	1	1	0	1	3
0	1	0	0	0	0	0
3	0	0	0	1	1	0
1	1	1	0	0	0	0
5	0	2	1	0	1	1
0	1	0	0	0	0	0
5	0	3	1	0	0	1
4	1	1	0	1	1	1
3	2	1	1	2	0	1

Batter	1	2	3	4	5	6	7	8	9
Steve Sax, R (1, 4) OBP: 0.300, SLG: 0.317	3-2 G6-3		2-1 1B		4-1 1B BB		0-0 P4		2B
Tim Raines, S (1, 7) OBP: 0.357, SLG: 0.354	1-3 K		0-0 G1-3		0-0 FC5-4 1B		0-1 2B		F8
Frank Thomas, R (1, 3) OBP: 0.442, SLG: 0.528	0-0 2B			2-1 G4-3	1-2 FC5-4 1B		4-0 BB		G6-3
George Bell, R (1, 10) Esteban Beltre, R (9, PR) OBP: 0.289, SLG: 0.388 OBP: 0.217, SLG: 0.217	1-0 P4			0-0 P3		0-1 G6-3	1-3 K		0-1 1B 1B
Dan Pasqua, L (1, 9) Shawn Abner, R (9, PH) OBP: 0.301, SLG: 0.355 OBP: 0.361, SLG: 0.416			0-3 K	4-0 BB		1-2 F8		2-0 F7	0-1 1B 1B
Carlton Fisk, R (1, 2) Ron Karkovics, R (9, PR) OBP: 0.290, SLG: 0.300 OBP: 0.288, SLG: 0.320			1-0 P6	1-2 G6-3		0-2 1B		2-3 K	1-2 1B BB 1B
Lance Johnson, L (1, 8) OBP: 0.320, SLG: 0.353			3-2 CS 1B		0-0 G4-3	3-2 L3		1-1 1B	0-0 BB 1B
Joey Cora, S (1, 5) OBP: 0.303, SLG: 0.276			3-2 CS		3-3 K		3-2 2B 1B	0-1 P5	4-0 BB IBB
Craig Grebeck, R (1, 6) OBP: 0.342, SLG: 0.394			2-2 G5-3		4-2 WP 1B BB		2-2 F8		2B 1B BB

Inning Stats	R: 0	H: 1	R: 0	H: 1	R: 0	H: 1	R: 1	H: 1	R: 0	H: 1	R: 1	H: 2	R: 0	H: 1	R: 6	H: 7	
E: 0	LOB: 1	E: 0	LOB: 0	E: 0	LOB: 1	E: 0	LOB: 2	E: 0	LOB: 1	E: 0	LOB: 2	E: 0	LOB: 1	E: 0	LOB: 3	E: 0	LOB: 3
K: 1	BB: 0	K: 1	BB: 0	K: 0	BB: 1	K: 1	BB: 2	K: 0	BB: 0	K: 1	BB: 1	K: 1	BB: 0	K: 1	BB: 2	K: 1	BB: 2
S: 8	P: 13	S: 11	P: 18	S: 7	P: 11	S: 6	P: 13	S: 12	P: 24	S: 13	P: 17	S: 18	P: 28	S: 8	P: 13	S: 23	P: 43

PITCHER	IP	WLS	BF	H	R	ER	SO	BB	IBB	HBP	BLK	WP	HR	S	P	ERA	WHIP
Kevin Ritz, R (1, 1) ERA: 5.6	4.2		18	3	1	1	3	2	0	0	0	0	0	39	69	1.93	1.071
Les Lancaster, R (5, 1) ERA: 5.71	2.0		11	4	1	1	0	1	0	0	0	1	0	33	47	4.50	2.500
John Kiely, R (7, 1) ERA: 1.46	1.1		6	1	0	0	2	1	0	0	0	0	0	11	21	0.00	1.500
Mike Henneman, R (9, 1) ERA: 4.62	0.0		3	3	3	3	0	0	0	0	0	0	0	8	14	∞	∞
John Doherty, R (9, 1) ERA: 4.53	0.1		2	1	0	0	0	0	0	0	0	0	0	3	5	0.00	3.000

PITCHER	IP	WLS	BF	H	R	ER	SO	BB	IBB	HBP	BLK	WP	HR	S	P	ERA	WHIP
Mike Munoz, L (9, 1) ERA: 3.66	0.0		1	1	0	0	0	0	0	0	0	0	0	2	2	∞	∞
Kurt Knudsen, R (9, 1) ERA: 2.44	0.2		6	2	3	3	1	1	1	0	0	0	0	10	22	40.50	4.500

Batter	1	2	3	4	5	6	7	8	9	AB	R	H	RBI	BB	SO	LOB
Tony Phillips, S OBP: 0.400, SLG: 0.405 (1, 4)	4-0 BB 1B BB		1-2 L7	1-0 G5-3		3-1 F7		3-2 F7		4	1	0	0	1	0	3
Dan Gladden, R OBP: 0.313, SLG: 0.357 (1, 7)	4-1 1B 1-2 BB		3-1 G3		2-1 E 1B 2B	1-0 FC6-4 1B		1-1 F8		4	1	2	0	1	0	2
Travis Fryman, R OBP: 0.319, SLG: 0.448 (1, 6)	0-0 F9		1-2 G5-3		1-2 E5 1B SF7 2-3	1-0 FC6-4		3-3 K		5	1	0	0	0	1	4
Cecil Fielder, R OBP: 0.314, SLG: 0.440 (1, 3)	3-2 L3			4-1 HR BB	0-0 G1-3		0-0 G6-3		3-2 G1-3	4	1	0	0	1	0	4
Mickey Tettleton, S OBP: 0.369, SLG: 0.484 (1, 10)	0-1 FC5-4 1-3 2-H 1B			3-1 HR	4-0 1B IBB		3-2 G4-3		3-2 2B	4	1	3	3	1	0	0
Mark Carreon, R OBP: 0.284, SLG: 0.368 (1, 9)	0-1 FC5-4			1-0 G6-3	2-1 1B		0-1 P3		1-3 K	2	0	0	0	0	0	2
Shawn Hare, L OBP: 0.208, SLG: 0.190 (5, PH) (6, 9)	1-2f			1-2 2-3 3-H 1B						3	0	1	1	0	1	1
Skeeter Barnes, R OBP: 0.275, SLG: 0.358 (1, 5)		1-1 G5-3		0-1 G4-3	0-0 SF7		0-2 G3-1			2	0	0	0	0	0	0
Scott Livingstone, L OBP: 0.321, SLG: 0.324 (5, PH) (6, 5)				3-H						1	0	0	1	0	0	0
Chad Kreuter, S OBP: 0.291, SLG: 0.326 (1, 2)		2-0 G5-3		1-0 3B 1B	0-1 G4-3		3-1 2B			4	1	2	0	0	0	2
Gary Pettis, S OBP: 0.288, SLG: 0.271 (1, 8)		0-1 G1-3		2-1 1-H 3B		1-3 K		4-1 BB		3	0	1	1	1	1	0

Inning Stats	R: 1	H: 1	E: 0	K: 0	S: 9	LOB: 2	BB: 2	P: 20	R: 0	H: 0	E: 0	K: 0	S: 5	LOB: 0	BB: 0	P: 8	R: 0	H: 0	E: 0	K: 0	S: 8	LOB: 0	BB: 0	P: 13	R: 3	H: 3	E: 0	K: 0	S: 10	LOB: 1	BB: 1	P: 22	R: 2	H: 2	E: 1	K: 0	S: 11	LOB: 2	BB: 1	P: 20	R: 0	H: 1	E: 0	K: 1	S: 7	LOB: 1	BB: 0	P: 13	R: 0	H: 0	E: 0	K: 0	S: 7	LOB: 0	BB: 0	P: 10	R: 0	H: 1	E: 0	K: 0	S: 11	LOB: 2	BB: 1	P: 22	R: 0	H: 1	E: 0	K: 2	S: 16	LOB: 1	BB: 0	P: 26	1B: 4	2B: 3	3B: 1	HR: 1	SF: 1	SAC: 0	DP: 0	HBP: 0	WP: 0	PB: 0	SB: 0	CS: 0	PA: 42
--------------	------	------	------	------	------	--------	-------	-------	------	------	------	------	------	--------	-------	------	------	------	------	------	------	--------	-------	-------	------	------	------	------	-------	--------	-------	-------	------	------	------	------	-------	--------	-------	-------	------	------	------	------	------	--------	-------	-------	------	------	------	------	------	--------	-------	-------	------	------	------	------	-------	--------	-------	-------	------	------	------	------	-------	--------	-------	-------	-------	-------	-------	-------	-------	--------	-------	--------	-------	-------	-------	-------	--------

PITCHER	IP	WLS	BF	H	R	ER	SO	BB	IBB	HBP	BLK	WP	HR	S	P	ERA	WHIP
Greg Hibbard, L ERA: 4.51 (1, 1)	4.0		19	4	4	4	0	3	0	0	0	0	1	32	63	9.00	1.750
Donn Pall, R ERA: 4.69 (5, 1)	3.0		14	3	2	1	1	0	1	0	0	0	0	25	43	3.00	1.000
Terry Leach, R ERA: 1.8 (8, 1)	1.0	W	5	1	0	0	0	1	0	0	0	0	0	11	22	0.00	2.000
Bobby Thigpen, R ERA: 4.5 (9, 1)	0.2		3	1	0	0	1	0	0	0	0	0	0	13	22	0.00	1.500
Scott Radinsky, L ERA: 2.95 (9, 1)	0.1	S	1	0	0	0	1	0	0	0	0	0	0	3	4	0.00	0.000

BOTTOM

Chicago White Sox @ Detroit Tigers
Tiger Stadium, Detroit, MI
Wed Jul 29 1992, 7:05 PM EDT
Att. 21,061 - Sunny - 76 F

livebaseballscores.com

AB	36
R	6
H	9
RBI	6
BB	5
SO	3
LOB	18



Batter	1	2	3	4	5	6	7	8	9	AB R H RBI BB SO LOB	TOP																									
Tony Phillips, S OBP: 0.397, SLG: 0.410 (1, 4) (9, 8)	1-0 HR		2-2 E5 2B 2B		1-3 K		0-0 P3		2-3 K	5 2 1 1 0 2 0																										
Dan Gladden, R OBP: 0.318, SLG: 0.363 (1, 7)	3-3 K		3-2 2B 2B		2-3 K		1-1 HR 1B		4-0 1B HR BB	4 3 2 0 1 2 0																										
Travis Fryman, R OBP: 0.325, SLG: 0.453 (1, 6)	4-0 BLK BB		0-0 2B 2B		2-1 P3		3-2 HR 1B		1-1 HR 1B	4 2 3 2 1 0 0																										
Cecil Fielder, R OBP: 0.315, SLG: 0.456 (1, 3)	2-2 G6-3		3-2 P4		0-1 E9 1B		0-0 HR 1B		0-0 HR 1B	5 2 2 6 0 0 2																										
Mickey Tettleton, S OBP: 0.370, SLG: 0.482 (1, 10)	1-1 G5-3		4-2 BB		1-0 FC6-4 1B		3-1 P4		2-1 L4	4 0 1 0 1 0 1																										
Mark Carreon, R OBP: 0.279, SLG: 0.362 (1, 9)		0-0 F7	1-2 P3		1-3 K		0-1 G1-3			4 0 0 0 0 1 4																										
Skeeter Barnes, R OBP: 0.267, SLG: 0.347 Scott Livingstone, L OBP: 0.319, SLG: 0.322 (8, PH) (8, 5)		1-2 G4-3		0-1 G6-3		3-1 F7		2-2 P5		3 0 0 0 0 0 2 1 0 0 0 0 0 0																										
Chad Kreuter, S OBP: 0.283, SLG: 0.316 (1, 2)		2-0 P3		1-3 K		2-1 FC6-4		3-1 G3-1		4 0 0 0 0 1 2																										
Gary Pettis, S OBP: 0.275, SLG: 0.258 Lou Whitaker, L OBP: 0.406, SLG: 0.469 (9, PH) (9, 4)			2-1 L9		0-0 F7		3-2 G5-3		3-2 F8	3 0 0 0 0 0 0 1 0 0 0 0 0 0																										
Inning Stats	R: 1 E: 0 K: 1 S: 9	H: 1 LOB: 1 BB: 1 P: 20	R: 0 E: 0 K: 0 S: 5	H: 0 LOB: 0 BB: 0 P: 8	R: 2 E: 1 K: 0 S: 20	H: 2 LOB: 2 BB: 1 P: 35	R: 0 E: 0 K: 1 S: 6	H: 0 LOB: 0 BB: 0 P: 7	R: 0 E: 0 K: 2 S: 8	H: 1 LOB: 2 BB: 0 P: 13	R: 3 E: 0 K: 0 S: 13	H: 3 LOB: 0 BB: 0 P: 23	R: 0 E: 0 K: 0 S: 7	H: 0 LOB: 0 BB: 0 P: 12	R: 3 E: 0 K: 1 S: 11	H: 2 LOB: 0 BB: 1 P: 23	1B: 4 2B: 2 3B: 0 HR: 3	SF: 0 SAC: 0 DP: 0 HBP: 0	WP: 0 PB: 0 SB: 0 CS: 0	PA: 41																
PITCHER	IP WLS BF H R ER SO BB IBB HBP BLK WP HR S P ERA WHIP																																			
Dennis Cook, L ERA: 3.93 (1, 1)	6.2		29	5	4	3	5	2	0	0	1	0	1	65	111	4.05	1.050																			
Eric Plunk, R ERA: 4.13 (7, 1)	2.0	L	9	2	3	3	1	1	0	0	0	0	1	19	39	13.50	1.500																			
Steve Olin, R ERA: 2.18 (9, 1)	0.1		3	2	2	2	0	0	0	0	0	0	1	5	8	54.00	6.000																			

Detroit Tigers @ Cleveland Indians
Cleveland Municipal Stadium, Cleveland, OH

Fri Jul 31 1992, 3:33 AM EDT
Att. 53,419 - Cloudy - 66 F

livebaseballscorecards.com

AB	38
R	9
H	9
RBI	9
BB	3
SO	6
LOB	11



BOTTOM

Detroit Tigers @ Cleveland Indians
Cleveland Municipal Stadium, Cleveland, OH

Fri Jul 31 1992, 3:33 AM EDT
Att. 53,419 - Cloudy - 66 F

livebaseballscorecards.com

AB	38
R	6
H	12
RBI	6
BB	3
SO	3
LOB	18



WP:	0	PA:	41
PB:	0		
SB:	0		
CS:	0		

AB R H RBI BB SO LOB

4 1 0 0 1 0 2
4 1 2 0 0 0 0
1 0 1 0 0 0 0

5 2 2 1 0 1 3

5 2 2 4 0 0 2

4 0 2 1 1 0 2

4 0 2 0 0 0 1

4 0 1 0 0 0 5

3 0 0 0 1 1 1

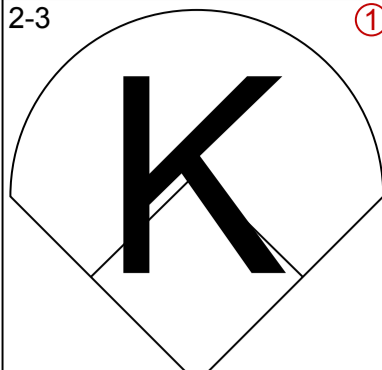
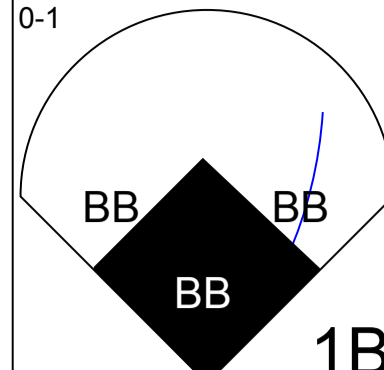
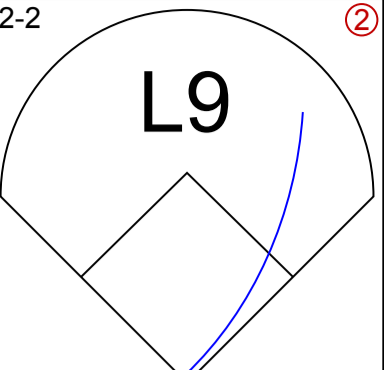
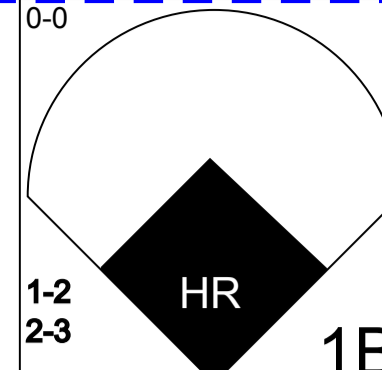
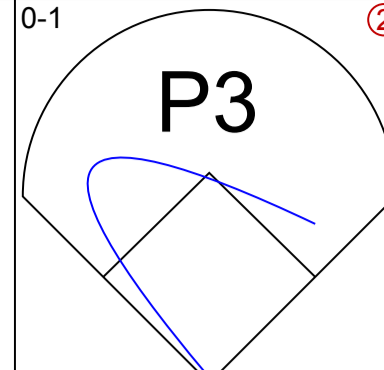
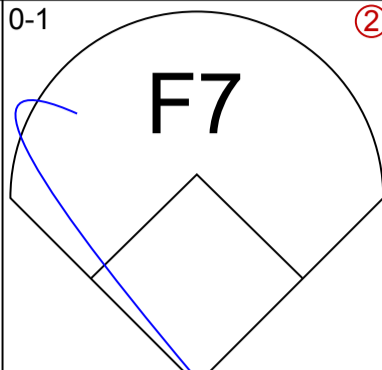
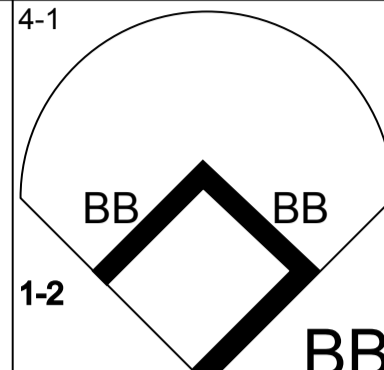
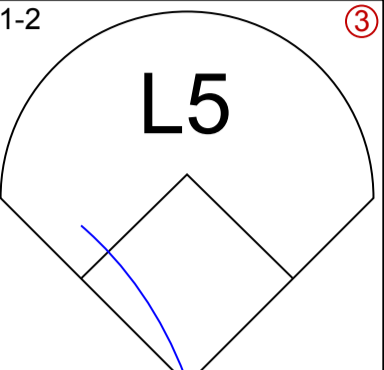
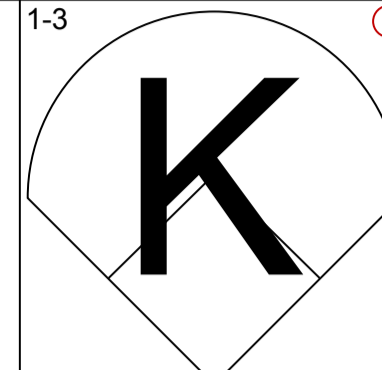
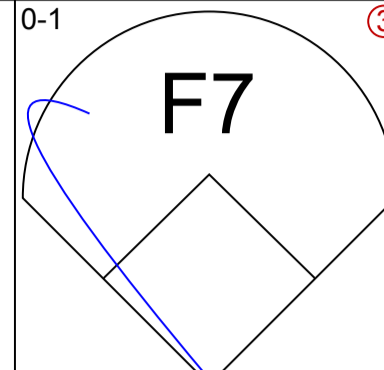
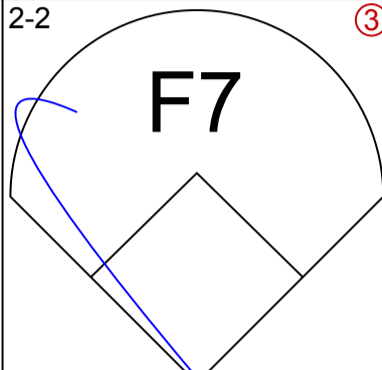
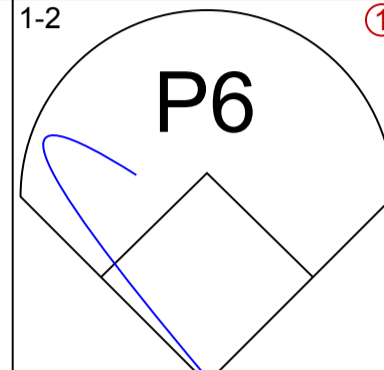
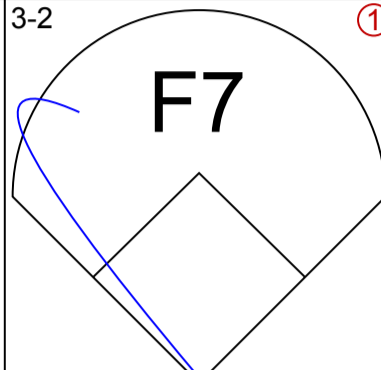
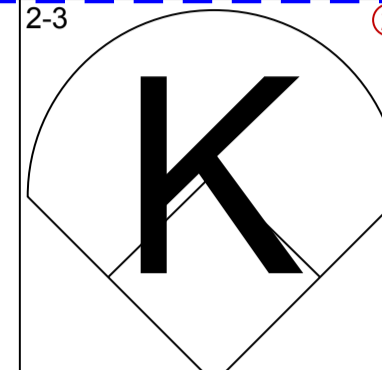
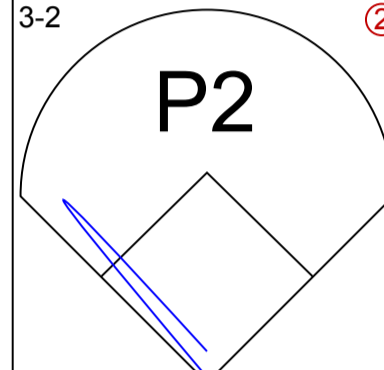
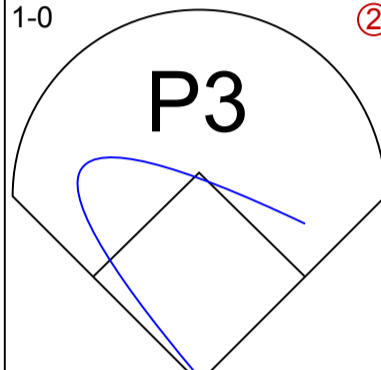
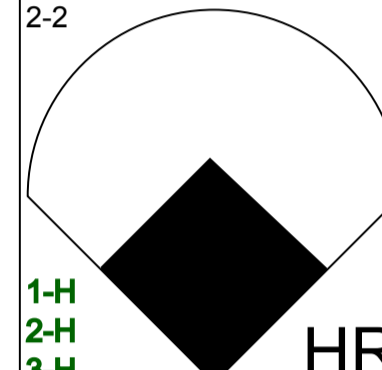
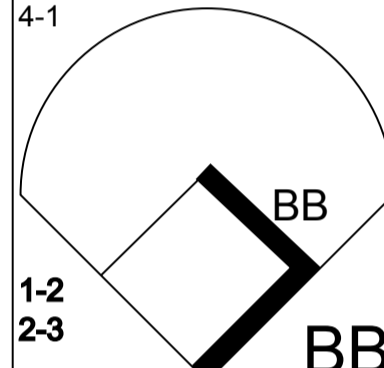
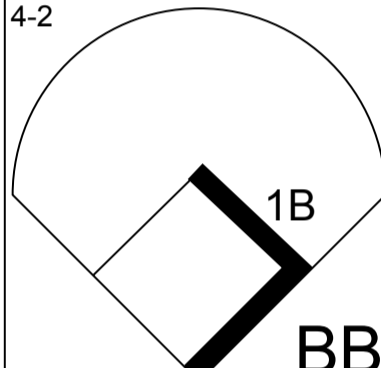
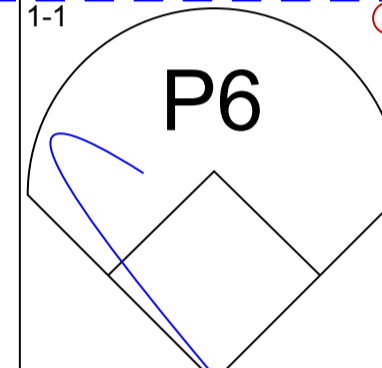
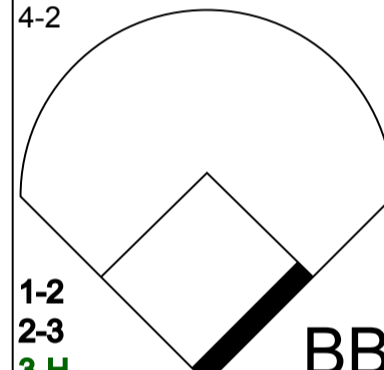
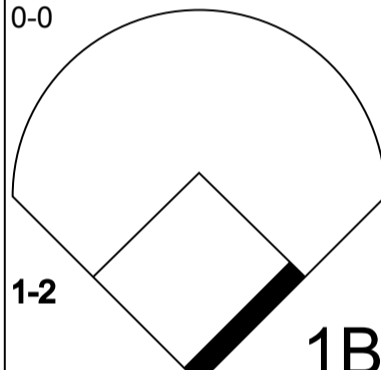
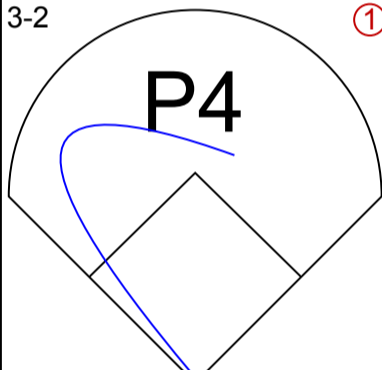
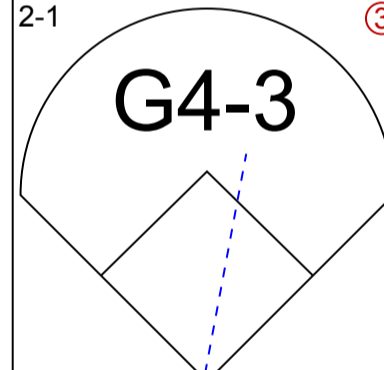
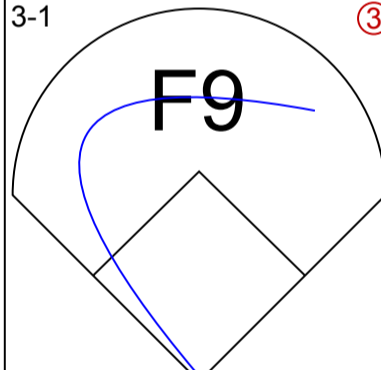
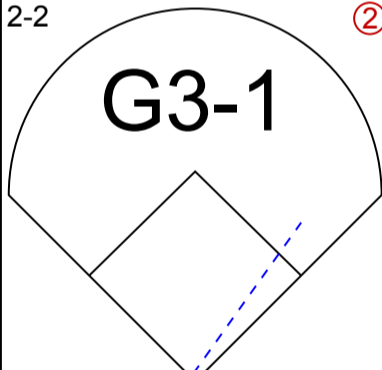
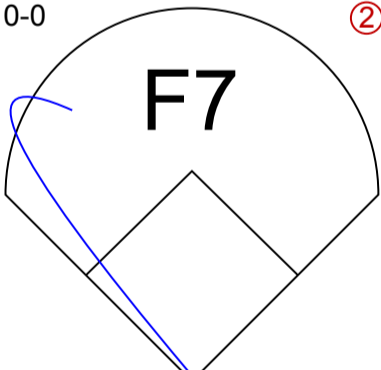
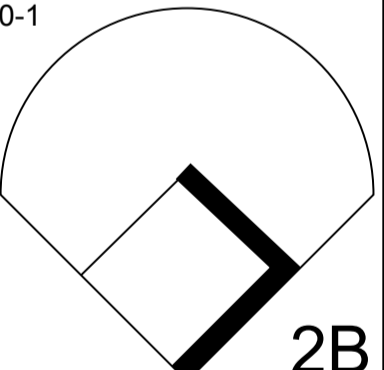
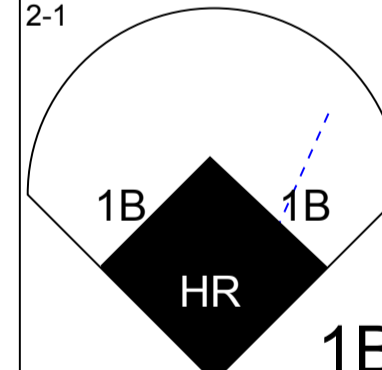
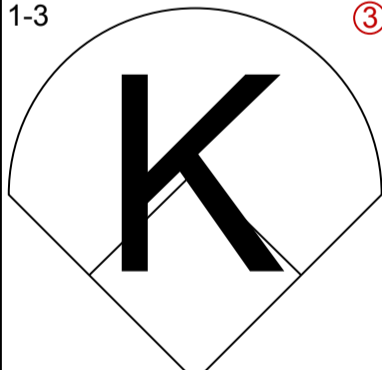
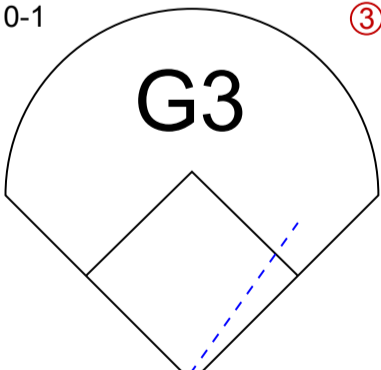
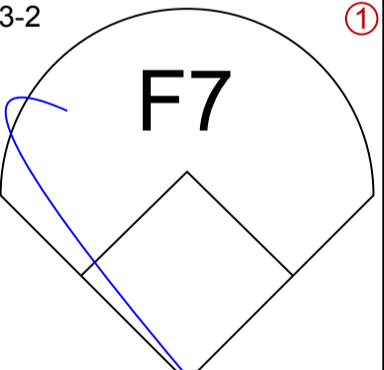
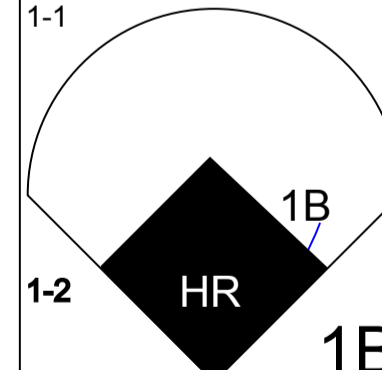
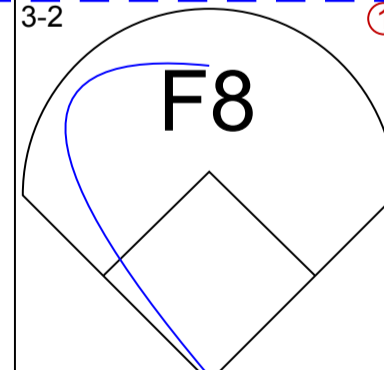
4 0 0 0 0 1 2

1B:	9	SF:	0
2B:	2	SAC:	0
3B:	0	DP:	2
HR:	1	HBP:	0

Batter	1	2	3	4	5	6	7	8	9
Kenny Lofton, L OBP: 0.328, SLG: 0.326 (1, 8)	4-2 1B E BB	3-2 G6-3		1-2 F7		1-2 F7		1-1 G3	
Mark Lewis, R OBP: 0.291, SLG: 0.333 Thomas Howard, S (9, PH) OBP: 0.314, SLG: 0.344	1-0 E 2B 1B	0-0 E6			0-1 FC4-6 1B		0-2 P9		0-2 1B
Carlos Baerga, S OBP: 0.348, SLG: 0.462 (1, 4)	1-2 E9 2B 1B 3-H	1-3 K			2-1 FC4-6 FC6-4 1-2f		0-1 HR 1B		1-0 P5
Albert Belle, R OBP: 0.314, SLG: 0.462 (1, 10)	2-2 1B 2B 2-H 3-H		2-1 G5-3		0-1 FC6-4 1-2f		3-1 HR		0-0 F8
Paul Sorrento, L OBP: 0.357, SLG: 0.452 (1, 3)	0-1 G6-4-3 1B 2-H		1-2 1B 1B		0-2 F8		4-2 BB		0-2 L5
Glenallen Hill, R OBP: 0.302, SLG: 0.444 (1, 7)	2-2 G6-4-3 1B 1-2		1-2 G4-6-3 1B 1-2			2-1 P3		2-2 P3	
Mark Whiten, S OBP: 0.347, SLG: 0.384 (1, 9)	3-1 G6-4-3 1-2f 2-3		2-2 G4-6-3 1-2f			0-0 2B		0-0 L9	
Jim Thome, L OBP: 0.295, SLG: 0.346 (1, 5)	0-1 G5-3			2-3 K		4-0 IBB		1-2 G5-3	
Junior Ortiz, R OBP: 0.285, SLG: 0.263 (1, 2)		0-0 G6-3		2-3 K		1-0 F9		0-0 B5-3	

Inning Stats	R: 4	H: 5	E: 1	K: 0	S: 18	LOB: 1	BB: 1	P: 31	R: 0	H: 0	E: 1	K: 1	S: 10	LOB: 1	BB: 0	P: 14	R: 0	H: 2	E: 0	K: 0	S: 13	LOB: 1	BB: 0	P: 19	R: 0	H: 0	E: 0	K: 2	S: 12	LOB: 0	BB: 0	P: 17	R: 0	H: 1	E: 0	K: 0	S: 9	LOB: 1	BB: 0	P: 11	R: 2	H: 2	E: 0	K: 0	S: 13	LOB: 1	BB: 1	P: 22	R: 0	H: 0	E: 0	K: 0	S: 6	LOB: 0	BB: 0	P: 8	R: 0	H: 1	E: 0	K: 0	S: 8	LOB: 1	BB: 0	P: 9	1B: 9	SF: 0	2B: 2	SAC: 0	3B: 0	DP: 2	HR: 1	HBP: 0	WP: 0	PA: 41
--------------	------	------	------	------	-------	--------	-------	-------	------	------	------	------	-------	--------	-------	-------	------	------	------	------	-------	--------	-------	-------	------	------	------	------	-------	--------	-------	-------	------	------	------	------	------	--------	-------	-------	------	------	------	------	-------	--------	-------	-------	------	------	------	------	------	--------	-------	------	------	------	------	------	------	--------	-------	------	-------	-------	-------	--------	-------	-------	-------	--------	-------	--------

PITCHER	IP	WLS	BF	H	R	ER	SO	BB	IBB	HBP	BLK	WP	HR	S	P	ERA	WHIP
Walt Terrell, R ERA: 5.36 (1, 1)	0.0		6	5	4	4	0	1	0	0	0	0	0	14	24	∞	∞
John Doherty, R ERA: 4.12 (1, 1)	5.0		17	3	0	0	3	0	0	0	0	0	0	48	68	0.00	0.600
Kurt Knudsen, R ERA: 2.76 (6, 1)	1.1		9	3	2	2	0	1	1	0	0	0	0	16	31	13.50	3.000
John Kiely, R ERA: 1.37 (7, 1)	1.2	W	5	0	0	0	0	0	0	0	0	0	0	10	14	0.00	0.000
Mike Henneman, R ERA: 4.53 (9, 1)	1.0	S	4	1	0	0	0	0	0	0	0	0	0	8	9	0.00	1.000

Batter	1	2	3	4	5	6	7	8	9	AB R H RBI BB SO LOB	TOP																
Tony Phillips, S (1, 10) OBP: 0.397, SLG: 0.410	2-3 			0-1 	2-2 		0-0 		0-1 	5 2 2 0 0 1 1																	
Lou Whitaker, L (1, 4) OBP: 0.403, SLG: 0.462	0-1 			4-1 	1-2 		1-3 		0-1 	4 0 0 0 1 1 4																	
Travis Fryman, R (1, 6) OBP: 0.322, SLG: 0.449	2-2 			1-2 		3-2 	2-3 			4 0 0 0 0 1 5																	
Cecil Fielder, R (1, 3) OBP: 0.315, SLG: 0.462				3-2 		1-0 	2-2 			4 1 1 4 0 1 2																	
Mickey Tettleton, S (1, 2) OBP: 0.371, SLG: 0.479				4-1 		4-2 	1-1 			2 0 0 0 2 0 0																	
Dan Gladden, R (1, 7) OBP: 0.321, SLG: 0.363				4-2 		0-0 		3-2 		3 0 1 1 1 0 0																	
Shawn Hare, L (1, 9) OBP: 0.179, SLG: 0.160				2-1 		3-1 		2-2 		4 0 0 0 0 0 5																	
Scott Livingstone, L (1, 5) OBP: 0.323, SLG: 0.331				0-0 		0-1 	2-1 	1-3 		4 1 2 0 0 1 0																	
Gary Pettis, S (1, 8) OBP: 0.274, SLG: 0.258				0-1 		3-2 	1-1 		3-2 	4 1 1 0 0 0 1																	
Inning Stats	R: 0 E: 0 K: 1 S: 8	H: 0 LOB: 0 BB: 0 P: 12	R: 0 E: 0 K: 1 S: 9	H: 0 LOB: 0 BB: 0 P: 14	R: 0 E: 0 K: 0 S: 5	H: 0 LOB: 0 BB: 0 P: 6	R: 1 E: 0 K: 0 S: 15	H: 1 LOB: 3 BB: 3 P: 33	R: 0 E: 0 K: 0 S: 11	H: 1 LOB: 1 BB: 0 P: 17	R: 0 E: 0 K: 0 S: 10	H: 1 LOB: 2 BB: 1 P: 21	R: 4 E: 0 K: 2 S: 18	H: 4 LOB: 0 BB: 0 P: 27	R: 0 E: 0 K: 1 S: 9	H: 0 LOB: 0 BB: 0 P: 15	R: 0 E: 0 K: 0 S: 10	H: 0 LOB: 0 BB: 0 P: 13	1B: 5 2B: 1 3B: 0 HR: 1	SF: 0 SAC: 0 DP: 0 HBP: 0	WP: 0 PB: 0 SB: 0 CS: 0	PA: 38					
PITCHER	IP	WLS	BF	H	R	ER	SO	BB	IBB	HBP	BLK	WP	HR	S	P	ERA	WHIP										
Jose Mesa, R (1, 1) ERA: 4.39	6.0		27	5	3	3	2	4	0	0	0	0	0	62	110	4.50	1.500										
Kevin Wickander, L (7, 1) ERA: 3.72	0.1		2	1	0	0	1	0	0	0	0	0	0	4	5	0.00	3.000										
Ted Power, R (7, 1) ERA: 2.65	0.1		2	1	2	2	1	0	0	0	0	0	1	8	12	54.00	3.000										
Eric Plunk, R (7, 1) ERA: 3.97	1.1	W	4	0	0	0	1	0	0	0	0	0	0	11	18	0.00	0.000										
Derek Lilliquist, L (9, 1) ERA: 1.59	1.0	S	3	0	0	0	0	0	0	0	0	0	0	10	13	0.00	0.000										

Detroit Tigers @ Cleveland Indians
Cleveland Municipal Stadium, Cleveland, OH

Sat Aug 01 1992, 3:33 AM EDT
Att. 21,066 - Sunny - 73 F

livebaseballscorecards.com

AB	34
R	5
H	7
RBI	5
BB	4
SO	5
LOB	18



Batter	1	2	3	4	5	6	7	8	9	AB	R	H	RBI	BB	SO	LOB	BOTTOM				
Kenny Lofton, L OBP: 0.328, SLG: 0.325 (1, 8)	4-1 1B SF8 BB	2-2 F9	0-0 F7			2-2 G1-3	2-1 1B 1B			4	1	1	1	1	0	3					
Thomas Howard, S OBP: 0.324, SLG: 0.358 (1, 7)	1-0 S HBP 1B		2-1 G1-3	2-1 CS 1B		0-0 2B	1-0 1-3 2-H 1B			5	0	4	1	0	0	0					
Carlos Baerga, S OBP: 0.348, SLG: 0.459 (1, 4)	1-2 S HBP		0-1 B1-3	0-3 K		4-0 IBB	1-1 P4			3	0	0	0	1	1	3					
Albert Belle, R OBP: 0.313, SLG: 0.458 (1, 10)	1-3 K		2-1 1B 1B	2-3 K		1-3 K		0-0 G6-3		5	1	1	0	0	3	5					
Carlos Martinez, R OBP: 0.259, SLG: 0.325 (1, 3)	1-2 SF8		1-0 1B 1B			0-2 G3-1	1-3 K	2-1 F8		2	1	1	1	0	0	0					
Paul Sorrento, L OBP: 0.355, SLG: 0.449 (7, PH)			1-2 1B 1B							2	0	0	0	0	1	0					
Glenallen Hill, R OBP: 0.313, SLG: 0.463 (1, 9)	4-2 3-H 1-2 2-3 BB		1-1 BB 1B 1B	1-2 2-H BB 1B		1-2 P4	0-0 HR	0-0 1B		4	2	3	2	1	0	0					
Brook Jacoby, R OBP: 0.335, SLG: 0.357 (1, 5)	2-3 K		2-2 BB BB 1B	1-2 2-H HR		2-0 HR	0-1 HBP 1B 1B	0-0 G3		5	2	3	2	0	1	4					
Mark Lewis, R OBP: 0.291, SLG: 0.330 (1, 6)			1-1 P9	4-0 BB		1-1 F8	1-0 P6			3	0	0	0	1	0	1					
Junior Ortiz, R OBP: 0.291, SLG: 0.259 (1, 2)			2-0 G4-3	4-1 BB			0-0 L9	2-2 1B 1B HBP		2	1	0	1	1	0	0					
Inning Stats	R: 1 E: 0 K: 2 S: 18	H: 1 LOB: 3 BB: 2 P: 32	R: 0 E: 0 K: 0 S: 7	H: 0 LOB: 0 BB: 0 P: 12	R: 3 E: 0 K: 0 S: 15	H: 4 LOB: 3 BB: 2 P: 31	R: 0 E: 0 K: 2 S: 9	H: 1 LOB: 0 BB: 0 P: 13	R: 1 E: 0 K: 0 S: 9	H: 1 LOB: 0 BB: 0 P: 13	R: 0 E: 0 K: 1 S: 9	H: 1 LOB: 2 BB: 1 P: 16	R: 3 E: 0 K: 1 S: 14	H: 4 LOB: 2 BB: 0 P: 22	R: 0 E: 0 K: 0 S: 5	H: 1 LOB: 1 BB: 0 P: 7	1B: 10 2B: 1 3B: 0 HR: 2	SF: 1 SAC: 0 DP: 0 HBP: 2	WP: 0 PB: 0 SB: 2 CS: 1	PA: 43	
PITCHER Frank Tanana, L ERA: 4.49 (1, 1)	IP 5.0	WLS L	BF 26	H 7	R 5	ER 5	SO 4	BB 4	IBB 0	HBP 1	BLK 0	WP 0	HR 1	S 58	P 101	ERA 9.00	WHIP 2.200				
Les Lancaster, R ERA: 5.85 (6, 1)	IP 3.0	WLS L	BF 17	H 6	R 3	ER 3	SO 2	BB 0	IBB 1	HBP 1	BLK 0	WP 0	HR 1	S 28	P 45	ERA 9.00	WHIP 2.000				

Detroit Tigers @ Cleveland Indians
Cleveland Municipal Stadium, Cleveland, OH

Sat Aug 01 1992, 3:33 AM EDT
Att: 21,066 - Sunny - 73 F

livebaseballscores.com

AB	35
R	8
H	13
RBI	8
BB	5
SO	6
LOB	16



Batter	1	2	3	4	5	6	7	8	9	AB R H RBI BB SO LOB	TOP
Tony Phillips, S (1, 10) OBP: 0.395, SLG: 0.407	1-0 E3 CS		0-3 K		1-3 K			1-1 SH5-3		3 0 0 0 0 2 1	Detroit Tigers @ Cleveland Indians Cleveland Municipal Stadium, Cleveland, OH Sun Aug 02 1992, 3:33 AM EDT Att. 25,733 - Sunny - 75 F
Lou Whitaker, L (1, 4) OBP: 0.398, SLG: 0.456	3-1 F8			0-1 F9		0-1 F7		0-2 G6-3		4 0 0 1 0 0 1	
Travis Fryman, R (1, 6) OBP: 0.319, SLG: 0.444	2-3 K			2-2 G5-3		1-3 K		0-3 K		4 0 0 0 0 3 1	
Cecil Fielder, R (1, 3) OBP: 0.314, SLG: 0.467		1-1 HR		2-1 G6-3		2-0 G6-3			2-3 K	4 1 1 1 0 1 0	
Mickey Tettleton, S (1, 2) OBP: 0.374, SLG: 0.489			3-3 K		4-2 BB 2B		1-1 HR		2-1 E 1B	3 2 2 1 1 1 0	
Dan Gladden, R (1, 7) OBP: 0.320, SLG: 0.359			3-3 K		4-1 2B G3		3-1 P5		0-1 FC	3 1 0 0 1 1 1	
Shawn Hare, L (1, 9) OBP: 0.172, SLG: 0.154 Mark Carreon, R (5, PH) OBP: 0.280, SLG: 0.366			1-2 G5-3		1-0 G3 2B		1-1 G6-3		2-2 P3	1 0 0 0 0 0 0 3 0 1 1 0 0 2	
Scott Livingstone, L (1, 5) OBP: 0.317, SLG: 0.324			2-2 G4-3		1-1 G3		1-2 G3		0-1 F8	4 0 0 1 0 0 3	
Gary Pettis, S (1, 8) OBP: 0.276, SLG: 0.275			1-3 K		2-3 K			1-0 SH5-3 G6-3 2B		3 1 1 0 0 2 1	
Inning Stats	R: 0 E: 1 K: 1 S: 7 H: 0 LOB: 0 BB: 0 P: 13	R: 1 E: 0 K: 2 S: 12 H: 1 LOB: 0 BB: 0 P: 20	R: 0 E: 0 K: 2 S: 9 H: 0 LOB: 0 BB: 0 P: 12	R: 0 E: 0 K: 0 S: 7 H: 0 LOB: 0 BB: 0 P: 11	R: 2 E: 0 K: 2 S: 12 H: 1 LOB: 1 BB: 2 P: 25	R: 0 E: 0 K: 1 S: 7 H: 0 LOB: 0 BB: 0 P: 10	R: 1 E: 0 K: 0 S: 9 H: 1 LOB: 0 BB: 0 P: 15	R: 1 E: 0 K: 1 S: 9 H: 1 LOB: 0 BB: 0 P: 11	R: 0 E: 1 K: 1 S: 12 H: 1 LOB: 2 BB: 0 P: 18	1B: 1 2B: 2 3B: 0 HR: 2 SF: 0 SAC: 1 DP: 0 HBP: 0	WP: 0 PB: 0 SB: 0 CS: 1 PA: 35
PITCHER Charles Nagy, R (1, 1) ERA: 2.64	IP WLS BF H R ER SO BB IBB HBP BLK WP HR S P ERA WHIP										
	9.0 L 35 5 5 5 10 2 0 0 0 0 0 2 84 135 5.00 0.778										

livebaseballscorecards.com

AB	32
R	5
H	5
RBI	5
BB	2
SO	10
LOB	10




Batter	1	2	3	4	5	6	7	8	9	AB R H RBI BB SO LOB
Kenny Lofton, L (1, 8) OBP: 0.329, SLG: 0.326	1-1 CS 1B		3-1 G4-3		2-1 L4			2-2 1B SF8 1B	0-0 B1-3	5 1 2 0 0 0 2
Thomas Howard, S (1, 7) OBP: 0.322, SLG: 0.356	2-1 G5-3		0-1 G4-3		1-3 K			0-0 1-3 1B		4 0 1 0 0 1 2
Carlos Baerga, S (1, 4) OBP: 0.347, SLG: 0.459	0-1 F8			1-0 1B SF7 2B		3-1 G3		1-2 P6		4 1 1 0 0 0 2
Albert Belle, R (1, 10) OBP: 0.317, SLG: 0.468		1-1 G6-4-3 2B		2-2 SF7 2B 1B		0-0 F8 2B		0-0 SF8		3 1 3 1 0 0 0
Paul Sorrento, L (1, 3) OBP: 0.353, SLG: 0.446		4-1 G6-4-3 BB		0-0 SF7		1-1 F8		3-H P6		2 0 0 1 1 0 2
Glenallen Hill, R (1, 9) OBP: 0.311, SLG: 0.463		0-0 G6-4-3		2-2 G3-1 2B		0-1 F9			0-1 G3	4 0 1 1 0 0 3
Jim Thome, L (1, 5) OBP: 0.283, SLG: 0.329		1-0 G6-3		0-0 G3-1		3-2 G4-3			1-0 F8	4 0 0 0 0 0 2
Mark Lewis, R (1, 6) OBP: 0.291, SLG: 0.330			0-1 G4-3 1B		1-1 F8		1-0 L9		0-2 1B 2B	3 0 1 0 0 0 1 1 1 1 0 0 0 0
Mark Whiten, S (9, PH) OBP: 0.349, SLG: 0.389										
Sandy Alomar Jr., R (1, 2) OBP: 0.292, SLG: 0.327			2-1 F8		0-1 F9		1-1 L8		1-1 2-H 1B	4 0 1 1 0 0 1


Inning Stats	R: 0	H: 1	E: 0	LOB: 0	K: 0	S: 6	P: 9	R: 0	H: 1	E: 0	LOB: 1	K: 0	S: 5	P: 11	R: 0	H: 1	E: 0	LOB: 1	K: 0	S: 8	P: 13	R: 2	H: 3	E: 0	LOB: 1	K: 0	S: 11	R: 0	H: 0	E: 0	LOB: 0	K: 1	S: 8	P: 11	R: 0	H: 1	E: 0	LOB: 1	K: 0	S: 7	P: 11	R: 0	H: 0	E: 0	LOB: 0	K: 0	S: 6	P: 11	R: 1	H: 2	E: 0	LOB: 1	K: 0	S: 14	P: 20	R: 1	H: 2	E: 0	LOB: 1	K: 0	S: 10	P: 12	1B: 6	SF: 2	2B: 5	SAC: 0	3B: 0	DP: 1	HR: 0	HBP: 0	WP: 0	PA: 37
--------------	------	------	------	--------	------	------	------	------	------	------	--------	------	------	-------	------	------	------	--------	------	------	-------	------	------	------	--------	------	-------	------	------	------	--------	------	------	-------	------	------	------	--------	------	------	-------	------	------	------	--------	------	------	-------	------	------	------	--------	------	-------	-------	------	------	------	--------	------	-------	-------	-------	-------	-------	--------	-------	-------	-------	--------	-------	--------

PITCHER	IP	WLS	BF	H	R	ER	SO	BB	IBB	HBP	BLK	WP	HR	S	P	ERA	WHIP
Bill Gullickson, R (1, 1) ERA: 3.66	7.0	W	29	9	3	3	1	1	0	0	0	0	0	59	93	3.86	1.429
Mike Henneman, R (8, 1) ERA: 4.53	2.0	S	8	2	1	1	0	0	0	0	0	0	0	16	22	4.50	1.000

DETROIT TIGERS @ CLEVELAND INDIANS
CLEVELAND MUNICIPAL STADIUM, CLEVELAND, OH
 Sun Aug 02 1992, 3:33 AM EDT
 Att: 25,733 - Sunny - 75 F

AB	34
R	4
H	11
RBI	4
BB	1
SO	1
LOB	15



Batter	1	2	3	4	5	6	7	8	9	AB R H RBI BB SO LOB	TOP											
Tony Phillips, S OBP: 0.396, SLG: 0.409 (1, 4)	2-3 K			2-2 F8 1B 2B		1-1 G6-3	4-2 BB			3 1 1 0 1 1 0												
Dan Gladden, R OBP: 0.315, SLG: 0.353 (1, 7)	1-0 L4			0-2 F8		2-1 P3	1-1 F8			4 0 0 0 0 0 4												
Travis Fryman, R OBP: 0.318, SLG: 0.443 (1, 6)	2-2 L7			0-2 1B 1B		0-3 K		2-2 G5-3		4 0 1 1 0 1 0												
Cecil Fielder, R OBP: 0.316, SLG: 0.468 (1, 3)		2-3 K		0-2 1B 1B			0-2 1B 1B 1B	1-2 G5-3		4 1 2 0 0 1 0												
Mickey Tettleton, S OBP: 0.373, SLG: 0.485 (1, 10)		2-2 L6		3-2 L5			2-0 F7	4-2 BB		3 0 0 0 1 0 3												
Mark Carreon, R OBP: 0.279, SLG: 0.364 (1, 9)		1-1 F8		2-2 P6			0-0 1B 1B	2-1 F8		4 1 1 0 0 0 3												
Chad Kreuter, S OBP: 0.282, SLG: 0.314 (1, 2)			0-2 F8		3-2 F8		0-1 FC4-6 1B 1B		2-3 K	4 0 1 0 0 1 0	AB 34 R 3 H 8 RBI 3 BB 2 SO 4 LOB 13											
Scott Livingstone, L OBP: 0.320, SLG: 0.328 (1, 5)			1-0 L4		2-1 G6-4-3 1B		2-2 FC4-6 1B		1-1 G3-1	4 0 2 2 0 0 0												
Gary Pettis, S OBP: 0.263, SLG: 0.260 (1, 8)			1-2 G1-3		0-0 G6-4-3		1-0 FC4-6 BB		1-0 L9	4 0 0 0 0 0 3												
Inning Stats	R: 0 E: 0 K: 1 S: 8	H: 0 LOB: 0 BB: 0 P: 13	R: 0 E: 0 K: 1 S: 9	H: 0 LOB: 0 BB: 0 P: 14	R: 0 E: 0 K: 0 S: 7	H: 0 LOB: 0 BB: 0 P: 9	R: 1 E: 0 K: 0 S: 23	H: 3 LOB: 2 BB: 0 P: 30	R: 0 E: 0 K: 0 S: 6	H: 1 LOB: 0 BB: 0 P: 11	R: 0 E: 0 K: 1 S: 7	H: 0 LOB: 0 BB: 0 P: 10	R: 2 E: 0 K: 0 S: 17	H: 4 LOB: 3 BB: 1 P: 27	R: 0 E: 0 K: 0 S: 10	H: 0 LOB: 1 BB: 1 P: 19	R: 0 E: 0 K: 1 S: 7	H: 0 LOB: 0 BB: 0 P: 11	1B: 7 2B: 1 3B: 0 HR: 0	SF: 0 SAC: 0 DP: 1 HBP: 0	WP: 0 PB: 0 SB: 0 CS: 0	PA: 36
PITCHER	IP WLS BF H R ER SO BB IBB HBP BLK WP HR S P ERA WHIP																					
Arthur Rhodes, L ERA: 2.19 (1, 1)	6.1 W 26 8 3 3 3 0 0 0 0 0 0 0 71 102 4.26 1.263																					
Pat Clements, L ERA: 2.1 (7, 1)	0.1 2 0 0 0 0 1 0 0 0 0 0 0 4 9 0.00 3.000																					
Storm Davis, R ERA: 3.2 (7, 1)	2.1 S 8 0 0 0 1 1 0 0 0 0 0 0 19 33 0.00 0.429																					

Detroit Tigers @ Baltimore Orioles
 Oriole Park at Camden Yards, Baltimore, MD

Mon Aug 03 1992, 7:05 PM EDT
 Att. 45,833 - Cloudy - 87 F

livebaseballscorecards.com

Batter	1	2	3	4	5	6	7	8	9
Brady Anderson, L (1, 7) OBP: 0.370, SLG: 0.465	3-3 K		4-2 BB		0-1 L7	0-2 G3		0-0 F7	
Mike Devereaux, R (1, 8) OBP: 0.317, SLG: 0.468	1-1 F8		3-1 P4		2-0 F9	1-2 L9		1-2 P3	
Cal Ripken Jr., R (1, 6) OBP: 0.340, SLG: 0.378	1-2 G6-3			0-1 G6-3	0-0 HR 2B	1-1 P5			
Glenn Davis, R (1, 10) OBP: 0.374, SLG: 0.480		2-2 G5-3		2-0 FC6-5 2B	0-0 HR		3-2 G5-3		
Randy Milligan, R (1, 3) OBP: 0.398, SLG: 0.373		3-1		4-0 1B FC6-5 BB	4-0 BB BB 1B BB		4-1 L6-4 1B BB		
Jack Voigt, R (7, PR)									
David Segui, S (8, 3) OBP: 0.309, SLG: 0.311									
Leo Gomez, R (1, 5) OBP: 0.371, SLG: 0.451		1-0 L8		2-2 FC6-5 BB 1B BLK	4-2 1B BB		0-0 1B		
Joe Orsulak, L (1, 9) OBP: 0.370, SLG: 0.410		0-1 G4-3		0-1 BLK BB 1B	4-0 1B BB		1-2 L6-4		
Billy Ripken, R (1, 4) OBP: 0.281, SLG: 0.356			0-0 CS 1B	4-0 BLK BB	2-2 FC5 1B		2-2 G5-3		
Mark Parent, R (1, 2) OBP: 0.375, SLG: 0.714			3-3 K	1-2 G6-3	0-0 FC5		2-2 1B		

Inning Stats	R: 0	H: 0	E: 0	K: 1	S: 8	LOB: 0	BB: 0	P: 13
	R: 0	H: 1	E: 0	K: 0	S: 8	LOB: 1	BB: 0	P: 14
	R: 0	H: 1	E: 0	K: 1	S: 8	LOB: 1	BB: 1	P: 18
	R: 2	H: 2	E: 0	K: 0	S: 15	LOB: 2	BB: 2	P: 28
	R: 4	H: 3	E: 0	K: 0	S: 15	LOB: 2	BB: 3	P: 31
	R: 0	H: 0	E: 0	K: 0	S: 11	LOB: 0	BB: 0	P: 13
	R: 0	H: 1	E: 0	K: 0	S: 9	LOB: 1	BB: 1	P: 17
	R: 0	H: 1	E: 0	K: 0	S: 11	LOB: 1	BB: 0	P: 16

PITCHER	IP	WLS	BF	H	R	ER	SO	BB	IBB	HBP	BLK	WP	HR	S	P	ERA	WHIP
Buddy Groom, L (1, 1) ERA: 5.59	4.2	L	23	6	5	5	2	4	0	0	1	0	1	44	84	9.64	2.143
John Kiely, R (5, 1) ERA: 1.52	3.1		15	3	1	1	0	3	0	0	0	0	0	41	66	2.70	1.800

AB R H RBI BB SO LOB

4	0	0	0	1	1	1
5	0	0	0	0	0	2
4	1	1	0	0	0	0
4	1	2	2	0	0	0
1	2	1	0	3	0	0
0	0	0	0	0	0	0
0	0	0	0	0	0	0
3	2	1	0	1	0	3
3	0	1	0	1	0	3
3	0	2	3	1	0	0
4	0	1	0	0	1	5

AB	R	H	RBI	BB	SO	LOB
31	6	9	5	7	2	14

WP	PA
0	38

Detroit Tigers @ Baltimore Orioles
 Oriole Park at Camden Yards, Baltimore, MD
 Mon Aug 03 1992, 7:05 PM EDT
 Att: 45,833 - Cloudy - 87 F

livebaseballscorecards.com

AB	R	H	RBI	BB	SO	LOB
31	6	9	5	7	2	14



Batter	1	2	3	4	5	6	7	8	9	AB R H RBI BB SO LOB	TOP									
Tony Phillips, S (1, 9) OBP: 0.392, SLG: 0.405	2-1 F8		2-1 P6			0-1 F7		2-2 F7		4 0 0 0 0 0 2	Detroit Tigers @ Baltimore Orioles Oriole Park at Camden Yards, Baltimore, MD Tue Aug 04 1992, 7:05 PM EDT Att. 44,575 - Sunny - 83 F									
Lou Whitaker, L (1, 4) OBP: 0.397, SLG: 0.463	1-1 F8		0-2 FC4-6			2-2 HR		1-1 F9		4 1 1 1 0 0 2										
Travis Fryman, R (1, 6) OBP: 0.320, SLG: 0.443	2-3 K		0-0 L8			2-0 1B		3-2 1B		4 0 2 0 0 1 1										
Cecil Fielder, R (1, 10) OBP: 0.315, SLG: 0.465		2-2 G5-3		0-0 P6		0-0 P4		2-2 1B		4 0 1 1 0 0 1										
Mickey Tettleton, S (1, 2) OBP: 0.372, SLG: 0.481		4-2 2B BB		2-1 P5		2-2 G1-4-3		3-2 L3		3 1 0 0 1 0 3										
Dan Gladden, R (1, 7) OBP: 0.311, SLG: 0.347		1-2 P4		1-1 F8			1-1 G4-3		1-3 K2-3	4 0 0 0 0 1 1										
Scott Livingstone, L (1, 5) OBP: 0.324, SLG: 0.337		1-0 1-H 2B				1-0 1B		0-0 F9		4 0 2 1 0 0 0										
Dave Bergman, L (1, 3) OBP: 0.276, SLG: 0.246		1-1 P2				0-2 F7		1-0 P6		4 0 0 0 0 0 1										
Gary Pettis, S (1, 8) OBP: 0.277, SLG: 0.267			4-2 FC4-6 BB			0-0 G4-3		3-2 1B 1B		2 1 1 0 1 0 0										
Inning Stats	R: 0 H: 0 E: 0 K: 1 S: 7	H: 0 LOB: 0 BB: 0 P: 12	R: 1 H: 1 E: 0 K: 0 S: 13	H: 1 LOB: 1 BB: 1 P: 22	R: 0 H: 0 E: 0 K: 0 S: 10	H: 0 LOB: 1 BB: 1 P: 16	R: 0 H: 0 E: 0 K: 0 S: 5	H: 0 LOB: 0 BB: 0 P: 8	R: 0 H: 1 E: 0 K: 0 S: 5	H: 1 LOB: 0 BB: 0 P: 6	R: 1 H: 2 E: 0 K: 0 S: 11	H: 2 LOB: 1 BB: 0 P: 17	R: 0 H: 0 E: 0 K: 0 S: 4	H: 0 LOB: 0 BB: 0 P: 6	R: 1 H: 3 E: 0 K: 0 S: 21	H: 3 LOB: 2 BB: 0 P: 35	R: 0 H: 0 E: 0 K: 1 S: 9	H: 0 LOB: 0 BB: 0 P: 14	1B: 5 SF: 0 2B: 1 SAC: 0 3B: 0 DP: 0 HR: 1 HBP: 0	WP: 0 PA: 35 PB: 0 SB: 0 CS: 0
PITCHER	IP WLS BF H R ER SO BB IBB HBP BLK WP HR S P ERA WHIP																			
Rick Sutcliffe, R (1, 1) ERA: 4.51	7.2 W 30 6 3 3 1 2 0 0 0 0 0 1 66 107 3.52 1.043																			
Todd Frohwrth, R (8, 1) ERA: 2.65	0.1 2 1 0 0 0 0 0 0 0 0 0 0 10 15 0.00 3.000																			
Gregg Olson, R (9, 1) ERA: 2.16	1.0 S 3 0 0 0 1 0 0 0 0 0 0 0 9 14 0.00 0.000																			

livebaseballscorecards.com

AB	33
R	3
H	7
RBI	3
BB	2
SO	2
LOB	11



Batter	1	2	3	4	5	6	7	8	9
Brady Anderson, L (1, 7) OBP: 0.374, SLG: 0.467	2-2 2B SF8 1B	4-2 S 1B BB		0-0 1B 1B		2-2 G5-4-3 1B		1-1 G4-3	
Mike Devereaux, R (1, 8) OBP: 0.316, SLG: 0.467	1-1 BB 1-3 2B	2-1 P4		1-2 L8		1-2 G5-4-3 1-2f		0-1 G6-3	
Cal Ripken Jr., R (1, 6) OBP: 0.342, SLG: 0.380	0-1 SF8	2-2 L9		1-0 1-3 1B		2-2 G6-3 2B 1B			
Glenn Davis, R (1, 10) OBP: 0.377, SLG: 0.478	4-2 BB 1B BB	1-2 1B		1-1 F8		2-2 F9			
Randy Milligan, R (1, 3) OBP: 0.395, SLG: 0.368	0-3 K	3-2 P2			0-0 G4-3		0-0 G6-3		
David Segui, S (8, 3) OBP: 0.309, SLG: 0.311									
Joe Orsulak, L (1, 9) OBP: 0.372, SLG: 0.407	4-0 BB 1-2 2-3 1B BB		0-0 F8		0-1 G6-3		4-0 2B IBB		
Leo Gomez, R (1, 5) OBP: 0.372, SLG: 0.453	4-1 1B 1-2 2-3 3-H BB		1-2 F8		2-1 P4		2-1 1-3 2-H 2B		
Billy Ripken, R (1, 4) OBP: 0.280, SLG: 0.354	2-2 1-3 2-H 3-H 1B		3-2 G6-3			1-0 L8	0-0 G5-3		
Jeff Tackett, R (1, 2) OBP: 0.299, SLG: 0.404	1-0 F8			0-1 G4-3		2-1 1B 1B		2-3 K	

Inning Stats	R: 4 E: 0 K: 1 S: 18	H: 3 LOB: 2 BB: 3 P: 36	R: 1 E: 0 K: 0 S: 17	H: 1 LOB: 1 BB: 1 P: 27	R: 0 E: 0 K: 0 S: 7	H: 0 LOB: 0 BB: 0 P: 11	R: 0 E: 0 K: 0 S: 9	H: 2 LOB: 2 BB: 0 P: 12	R: 0 E: 0 K: 0 S: 5	H: 0 LOB: 0 BB: 0 P: 7	R: 0 E: 0 K: 0 S: 12	H: 2 LOB: 1 BB: 0 P: 18	R: 1 E: 0 K: 0 S: 13	H: 2 LOB: 2 BB: 1 P: 23	R: 0 E: 0 K: 1 S: 8	H: 0 LOB: 0 BB: 0 P: 11
1B: 8 2B: 2 3B: 0 HR: 0	SF: 1 SAC: 0 DP: 1 HBP: 0	WP: 0 PB: 0 SB: 1 CS: 0														

PITCHER	IP	WLS	BF	H	R	ER	SO	BB	IBB	HBP	BLK	WP	HR	S	P	ERA	WHIP
Kurt Knudsen, R (1, 1) ERA: 3.59	2.0	L	14	4	5	5	1	4	0	0	0	0	0	35	63	22.50	4.000
Walt Terrell, R (3, 1) ERA: 5.17	5.0		21	6	1	1	0	0	1	0	0	0	0	46	71	1.80	1.200
Dave Haas, R (8, 1) ERA:	1.0		3	0	0	0	1	0	0	0	0	0	0	8	11	0.00	0.000

AB R H RBI BB SO LOB

4	2	3	0	1	0	0
5	1	1	0	0	0	4
3	1	2	1	0	0	1
3	1	1	1	1	0	3
4	0	0	0	0	1	4
0	0	0	0	0	0	0
2	1	0	0	2	0	0
3	0	1	2	1	0	0
4	0	1	2	0	0	2
4	0	1	0	0	1	2

AB	R	H	RBI	BB	SO	LOB
32	6	10	6	5	2	16



Detroit Tigers @ Baltimore Orioles
Oriole Park at Camden Yards, Baltimore, MD
 Tue Aug 04 1992, 7:05 PM EDT
 Att. 44,575 - Sunny - 83 F

livebaseballscorecards.com

WP	HR	S	P	ERA	WHIP
0	0	0	0	0	0



Batter	1	2	3	4	5	6	7	8	9	AB R H RBI BB SO LOB	TOP
Tony Phillips, S (1, 9) OBP: 0.391, SLG: 0.403	2-2 G3-6-3 1B		3-2 F7			1-3 K		2-1 P6		4 0 1 0 0 1 1	
Lou Whitaker, L (1, 4) OBP: 0.392, SLG: 0.457	0-0 G3-6-3 1-2f			0-3 K		2-0 G4-3		3-2 P4		4 0 0 0 0 1 1	
Travis Fryman, R (1, 6) OBP: 0.319, SLG: 0.441	1-3 K			2-2 1B		1-0 L7		1-1 G1-3		4 0 1 0 0 1 0	
Cecil Fielder, R (1, 10) OBP: 0.312, SLG: 0.461		1-3 K		0-3 K		0-1 F7		2-1 G4-3		4 0 0 0 0 2 1	
Mickey Tettleton, S (1, 2) OBP: 0.372, SLG: 0.478		4-1 L7-3 BB		1-3 K		2-3 K				2 0 0 0 1 2 1	
Dan Gladden, R (1, 7) OBP: 0.311, SLG: 0.351		1-0 L7-3 1-2			2-2 L6		2-0 2B			3 0 1 0 0 0 1	
Scott Livingstone, L (1, 5) OBP: 0.329, SLG: 0.342			0-2 1B		3-2 1B		1-1 L9			3 0 2 0 0 0 1	
Dave Bergman, L (1, 3) OBP: 0.270, SLG: 0.241			2-3 K		1-0 F9 1 SAFE 1 SAFE		2-1 F7			3 0 0 0 0 1 2	
Gary Pettis, S (1, 8) OBP: 0.267, SLG: 0.256			0-3 K		0-1 F7		1-2 G3			3 0 0 0 0 1 2	
Inning Stats	R: 0 H: 1 E: 0 LOB: 0 K: 1 BB: 0 S: 10 P: 13	R: 0 H: 0 E: 0 LOB: 0 K: 1 BB: 1 S: 5 P: 11	R: 0 H: 1 E: 0 LOB: 1 K: 2 BB: 0 S: 13 P: 18	R: 0 H: 1 E: 0 LOB: 1 K: 3 BB: 0 S: 12 P: 15	R: 0 H: 1 E: 0 LOB: 1 K: 0 BB: 0 S: 10 P: 15	R: 0 H: 0 E: 0 LOB: 0 K: 1 BB: 0 S: 6 P: 10	R: 0 H: 1 E: 0 LOB: 1 K: 1 BB: 0 S: 8 P: 13	R: 0 H: 0 E: 0 LOB: 0 K: 0 BB: 0 S: 7 P: 12	R: 0 H: 0 E: 0 LOB: 0 K: 0 BB: 0 S: 7 P: 13	1B: 4 SF: 0 2B: 2 SAC: 0 3B: 0 DP: 2 HR: 0 HBP: 0	WP: 0 PA: 31 PB: 0 SB: 0 CS: 0
PITCHER 35 Mike Mussina, R (1, 1) ERA: 2.44	IP WLS BF H R ER SO BB IBB HBP BLK WP HR S P ERA WHIP										
	9.0 W 31 5 0 0 9 1 0 0 0 0 0 0 78 120 0.00 0.667										

Detroit Tigers @ Baltimore Orioles
 Oriole Park at Camden Yards, Baltimore, MD

Wed Aug 05 1992, 7:05 PM EDT
 Att. 45,041 - Sunny - 81 F

livebaseballscorecards.com

AB	30
R	0
H	5
RBI	0
BB	1
SO	9
LOB	10




Batter	1	2	3	4	5	6	7	8	9	AB	R	H	RBI	BB	SO	LOB
Brady Anderson, L (1, 7) OBP: 0.371, SLG: 0.463	3-1 F8		0-1 G4-3			1-0 G6-3	2-1 G6-3			4	0	0	1	0	0	2
Mike Devereaux, R (1, 8) OBP: 0.320, SLG: 0.470	1-2 G6-3		1-1 1B			2-1 1B	2-1 1B			4	0	3	2	0	0	0
Cal Ripken Jr., R (1, 6) OBP: 0.341, SLG: 0.379	0-1 1B		1-1 F7			1-1 F7		1-0 F9		4	0	1	0	0	0	2
Glenn Davis, R (1, 10) OBP: 0.370, SLG: 0.469	1-2 G4-3			2-1 G1-3		2-3 K		1-1 F7		4	0	0	0	0	1	2
Randy Milligan, R (1, 3) OBP: 0.397, SLG: 0.369		3-2 F9 1B		1-1 G4-3			4-2 SH5-4 1B	3-2 G6-3		2	0	1	0	1	0	0
Mark McLemore, S (7, PR) OBP: 0.335, SLG: 0.317										0	1	0	0	0	0	0
David Segui, S (8, 3) OBP: 0.307, SLG: 0.309										1	0	0	0	0	0	0
Joe Orsulak, L (1, 9) OBP: 0.372, SLG: 0.406		1-0 G1-4-3		1-0 G3			1-1 1B SH5-4	1-2 G6-3 1B		3	1	1	0	0	0	1
Leo Gomez, R (1, 5) OBP: 0.370, SLG: 0.450		1-0 F9			1-3 K		0-0 SH5-4			2	0	0	0	0	1	1
Billy Ripken, R (1, 4) OBP: 0.281, SLG: 0.350		1-1 P2			1-2 G6-3		4-0 G6-3 1B	1B IBB		2	1	0	0	1	0	1
Jeff Tackett, R (1, 2) OBP: 0.299, SLG: 0.403			1-2 G6-3			0-0 G5-3	1-2 1B	G6-3 1B		3	1	1	1	0	0	0

Inning Stats	R: 0	H: 1	E: 0	LOB: 1	K: 0	BB: 0	S: 10	R: 0	H: 1	E: 0	LOB: 1	K: 0	BB: 0	S: 7	R: 0	H: 1	E: 0	LOB: 1	K: 0	BB: 0	S: 9	R: 0	H: 0	E: 0	LOB: 0	K: 0	BB: 0	S: 5	R: 0	H: 0	E: 0	LOB: 0	K: 1	BB: 0	S: 10	R: 0	H: 1	E: 0	LOB: 1	K: 1	BB: 0	S: 8	R: 4	H: 3	E: 0	LOB: 2	K: 0	BB: 2	S: 13	R: 0	H: 0	E: 0	LOB: 0	K: 0	BB: 0	S: 7	R: 0	H: 0	E: 0	LOB: 0	K: 0	BB: 0	S: 7
--------------	------	------	------	--------	------	-------	-------	------	------	------	--------	------	-------	------	------	------	------	--------	------	-------	------	------	------	------	--------	------	-------	------	------	------	------	--------	------	-------	-------	------	------	------	--------	------	-------	------	------	------	------	--------	------	-------	-------	------	------	------	--------	------	-------	------	------	------	------	--------	------	-------	------

PITCHER	IP	WLS	BF	H	R	ER	SO	BB	IBB	HBP	BLK	WP	HR	S	P	ERA	WHIP
John Doherty, R (1, 1) ERA: 3.71	6.0		22	4	0	0	2	0	0	0	0	0	0	49	75	0.00	0.667
John Kiely, R (7, 1) ERA: 2.7	0.1	L	5	2	4	4	0	1	1	0	0	0	0	9	19	108.00	9.000
Mike Munoz, L (7, 1) ERA: 3.62	0.1		1	0	0	0	0	0	0	0	0	0	0	2	4	0.00	0.000
Les Lancaster, R (7, 1) ERA: 5.74	1.1		4	1	0	0	0	0	0	0	0	0	0	9	16	0.00	0.750

DETROIT TIGERS @ BALTIMORE ORIOLES
ORIOLE PARK AT CAMDEN YARDS, BALTIMORE, MD
 Wed Aug 05 1992, 7:05 PM EDT
 Att: 45,041 - Sunny - 81 F

AB	29
R	4
H	7
RBI	4
BB	2
SO	2
LOB	9



WP: 0	PA: 32
PB: 0	
SB: 1	
CS: 0	

Devon White, S <small>(1, 8) OBP: 0.290, SLG: 0.371</small>	2-2 	3-1 		2-2 	2-2 		1-3 	0-1 		6 0 0 0 0 1 3	
Roberto Alomar, S <small>(1, 4) OBP: 0.411, SLG: 0.448</small> Ed Sprague, R <small>(8, 5)</small>	4-1 		1-1 	2-1 	4-1 		4-2 	0-2 		3 4 1 0 3 0 2 0 0 0 0 0 0 0	
Joe Carter, R <small>(1, 9) OBP: 0.323, SLG: 0.505</small> Derek Bell, R <small>(8, 9) OBP: 0.310, SLG: 0.327</small>	4-1 		4-1 	3-2 	1-1 		0-0 		2-2 	3 3 2 4 2 0 1 1 0 0 0 0 0 0	
Dave Winfield, R <small>(1, 10) OBP: 0.377, SLG: 0.508</small>	2-3 		1-0 	4-0 	3-2 		0-1 		3-1 	5 1 2 3 1 1 3	
Candy Maldonado, R <small>(1, 7) OBP: 0.345, SLG: 0.442</small>	2-0 		0-2 	4-2 		3-2 	0-0 		0-2 	5 2 1 0 1 0 3	
Pat Tabler, R <small>(1, 3) OBP: 0.311, SLG: 0.269</small>	1-2 		0-1 	4-1 		3-2 		0-0 		4 1 2 3 1 0 0	
Jeff Kent, R <small>(1, 5) OBP: 0.325, SLG: 0.451</small> <small>(8, 4)</small>	0-3 		2-2 	3-1 		1-2 		4-1 		3 2 1 3 1 1 4	
Pat Borders, R <small>(1, 2) OBP: 0.302, SLG: 0.395</small>		0-1 	3-1 		3-2 	0-1 		0-0 		5 0 0 0 0 0 2	
Manuel Lee, S <small>(1, 6) OBP: 0.338, SLG: 0.314</small>		1-0 	1-0 		0-0 		0-0 	4-1 		4 2 2 0 1 0 0	

Inning Stats	R: 3 H: 1 E: 1 LOB: 1 K: 2 BB: 2 S: 15 P: 30	R: 0 H: 0 E: 0 LOB: 0 K: 0 BB: 0 S: 5 P: 9	R: 5 H: 4 E: 0 LOB: 0 K: 0 BB: 1 S: 17 P: 29	R: 1 H: 1 E: 0 LOB: 3 K: 0 BB: 3 S: 16 P: 38	R: 3 H: 2 E: 0 LOB: 0 K: 0 BB: 1 S: 15 P: 28	R: 0 H: 0 E: 0 LOB: 1 K: 0 BB: 0 S: 12 P: 19	R: 2 H: 2 E: 0 LOB: 1 K: 1 BB: 1 S: 10 P: 15	R: 1 H: 0 E: 1 LOB: 2 K: 0 BB: 2 S: 9 P: 17	R: 0 H: 1 E: 1 LOB: 0 K: 0 BB: 0 S: 9 P: 14	1B: 6 SF: 0 2B: 2 SAC: 0 3B: 0 DP: 1 HR: 3 HBP: 1	WP: 1 PA: 50 PB: 0 SB: 0 CS: 1
---------------------	---	---	---	---	---	---	---	--	--	--	---

PITCHER	IP	WLS	BF	H	R	ER	SO	BB	IBB	HBP	BLK	WP	HR	S	P	ERA	WHIP
---------	----	-----	----	---	---	----	----	----	-----	-----	-----	----	----	---	---	-----	------

Frank Tanana, L <small>(1, 1) ERA: 4.76</small>	2.1	L	16	5	8	5	2	3	0	0	0	1	2	34	61	19.29	3.429
Buddy Groom, L <small>(3, 1) ERA: 5.63</small>	1.1	L	8	1	1	1	0	2	1	0	0	0	0	17	40	6.75	2.250
Les Lancaster, R <small>(4, 1) ERA: 6.01</small>	4.1	L	23	4	6	5	1	4	0	1	0	0	1	48	84	10.38	1.846
Mike Munoz, L <small>(9, 1) ERA: 3.51</small>	1.0	L	3	1	0	0	0	0	0	0	0	0	0	9	14	0.00	1.000

Toronto Blue Jays @ Detroit Tigers
Tiger Stadium, Detroit, MI
 Thu Aug 06 1992, 7:05 PM EDT
 Att. 27,969 - Sunny - 75 F

livebaseballscorecards.com

AB	39
R	15
H	11
RBI	13
BB	10
SO	3
LOB	18



BOTTOM

Toronto Blue Jays @ Detroit Tigers
Tiger Stadium, Detroit, MI
Thu Aug 06 1992, 7:05 PM EDT
Att. 27,969 - Sunny - 75 F

livebaseballscorecards.com

AB	39
R	11
H	15
RBI	10
BB	8
SO	5
LOB	24



WP:	1	PA:	49
PB:	0		
SB:	0		
CS:	0		

AB R H RBI BB SO LOB

5 0 2 0 1 1 3

5 2 2 0 1 0 3

6 2 1 3 0 0 6

6 2 3 2 0 2 2

2 2 0 0 3 1 2

5 2 3 2 0 0 2

4 0 2 2 0 1 2

3 0 1 0 2 0 1

1B:	11	SF:	2
2B:	2	SAC:	0
3B:	0	DP:	1
HR:	2	HBP:	0

Batter	1	2	3	4	5	6	7	8	9
Tony Phillips, S OBP: 0.393, SLG: 0.403 (1, 9) (9, 8)	0-0 1B		4-2 FC6-5 1-2 BB	1-2 F8 1B	2-3 K		3-2 G6-3	0-1 F8	
Lou Whitaker, L OBP: 0.394, SLG: 0.456 (1, 4)	0-2 F8		4-1 FC6-5 1-2 2-3 1B BB	1-1 F8		2-2 BB 1B		2-1 HR 1B	0-0 P3
Travis Fryman, R OBP: 0.317, SLG: 0.444 (1, 6)	3-2 F9		1-2 FC6-5 1B 1-2 2-3 2-H	0-0 F9		2-1 F7		0-0 HR 1-H	2-1 F9
Cecil Fielder, R OBP: 0.315, SLG: 0.471 (1, 3)	2-1 F8		1-0 1B 1-3 2-H		0-1 2B 2B	2-3 K		2-1 HR	2-3 K
Mickey Tettleton, S OBP: 0.374, SLG: 0.476 (1, 10)		1-0 F8	1-3 K		4-2 2B 1B BB	4-2 BB		4-1 1B SF9 BB	
Dan Gladden, R OBP: 0.316, SLG: 0.360 (1, 7)		2-0 F7	1-1 1B		0-0 1B G3-6-3 2B	2-1 G4-3		2-1 WP BB SF7 1B	
Scott Livingstone, L OBP: 0.330, SLG: 0.345 (1, 5)		2-1 1B	3-2 F7 1B		3-2 G3-6-3 BB 1B 2-3 3-H		3-3 K	0-2 SF9	
Chad Kreuter, S OBP: 0.292, SLG: 0.314 (1, 2)		1-0 F8			4-2 G3-6-3 BB		3-1 1B	4-1 SF7 WP BB	
Gary Pettis, S OBP: 0.278, SLG: 0.259 Dave Bergman, L OBP: 0.269, SLG: 0.241 (8, PH) Skeeter Barnes, R OBP: 0.267, SLG: 0.347 (9, 9)			4-0 BB FC6-5 BB	1-1 F8 1B	0-0 G3-6-3		2-1 F9	2-2 SF7	

Inning Stats	R: 0 E: 0 K: 0 S: 9	H: 1 LOB: 1 BB: 0 P: 14	R: 0 E: 0 K: 0 S: 5	H: 1 LOB: 1 BB: 0 P: 11	R: 3 E: 0 K: 1 S: 18	H: 2 LOB: 2 BB: 3 P: 37	R: 0 E: 0 K: 0 S: 9	H: 2 LOB: 2 BB: 0 P: 13	R: 3 E: 0 K: 1 S: 17	H: 3 LOB: 1 BB: 2 P: 30	R: 0 E: 0 K: 1 S: 12	H: 1 LOB: 2 BB: 1 P: 24	R: 0 E: 0 K: 1 S: 10	H: 1 LOB: 1 BB: 0 P: 21	R: 5 E: 0 K: 0 S: 20	H: 4 LOB: 1 BB: 2 P: 36	R: 0 E: 0 K: 1 S: 6	H: 0 LOB: 0 BB: 0 P: 10	1B: 11 2B: 2 3B: 0 HR: 2	SF: 2 SAC: 0 DP: 1 HBP: 0	WP: 1 PB: 0 SB: 0 CS: 0	PA: 49
--------------	------------------------------	----------------------------------	------------------------------	----------------------------------	-------------------------------	----------------------------------	------------------------------	----------------------------------	-------------------------------	----------------------------------	-------------------------------	----------------------------------	-------------------------------	----------------------------------	-------------------------------	----------------------------------	------------------------------	----------------------------------	-----------------------------------	------------------------------------	----------------------------------	--------

PITCHER	IP	WLS	BF	H	R	ER	SO	BB	IBB	HBP	BLK	WP	HR	S	P	ERA	WHIP
Jack Morris, R ERA: 4.57 (1, 1)	5.0	W	28	9	6	6	2	5	0	0	0	0	0	58	105	10.80	2.800
Pat Hentgen, R ERA: 5.56 (6, 1)	2.0		14	6	5	5	2	2	0	0	0	0	2	30	63	22.50	4.000
Duane Ward, R ERA: 2.27 (8, 1)	1.0		4	0	0	0	0	1	0	0	0	1	0	12	18	0.00	1.000
Tom Henke, R ERA: 2.08 (9, 1)	1.0		3	0	0	0	1	0	0	0	0	0	0	6	10	0.00	0.000

Batter	1	2	3	4	5	6	7	8	9	AB R H RBI BB SO LOB	TOP
Devon White, S (1, 8) OBP: 0.291, SLG: 0.378	2-1 F8		1-1 S 1B		1-0 1-H HR			0-0 G6-3		4 1 2 2 0 0 0	
Roberto Alomar, S (1, 4) OBP: 0.407, SLG: 0.444	0-1 F7		1-1 P6		2-1 G4-3			2-1 G3		4 0 0 0 0 0 1	
Joe Carter, R (1, 9) OBP: 0.321, SLG: 0.500	2-0 P4			0-1 F9			1-2 P4	1-0 L7		4 0 0 0 0 0 0	
Dave Winfield, R (1, 10) OBP: 0.381, SLG: 0.510		0-1 G5-3 1B		3-2 BB 1B		2-0 1B		1-0 F8		4 0 3 0 0 0 0	
Candy Maldonado, R (1, 7) OBP: 0.347, SLG: 0.441		3-2 G5-3		4-1 L1-3 BB		0-1 F9		0-0 1B		3 0 1 0 1 0 2	
Pat Tabler, R (1, 3) OBP: 0.299, SLG: 0.258		1-2 F9		0-0 L1-3		0-2 F7		0-2 F9		4 0 0 0 0 0 5	
Jeff Kent, R (1, 5) OBP: 0.324, SLG: 0.447		0-2 G6-3			0-0 HR 1B		2-2 P2	0-0 L7		4 1 1 0 0 0 2	
Pat Borders, R (1, 2) OBP: 0.302, SLG: 0.394			1-0 G6-4-3 1B		1-1 F9		0-0 L7			3 0 1 0 0 0 1	
Manuel Lee, S (1, 6) OBP: 0.335, SLG: 0.312			3-2 G6-4-3		2-1 L5		2-1 G6-3			3 0 0 0 0 0 2	
Inning Stats	R: 0 E: 0 K: 0 S: 5 H: 0 LOB: 0 BB: 0 P: 9	R: 0 E: 0 K: 0 S: 14 H: 1 LOB: 1 BB: 0 P: 18	R: 0 E: 0 K: 0 S: 9 H: 2 LOB: 1 BB: 0 P: 14	R: 0 E: 0 K: 0 S: 7 H: 1 LOB: 1 BB: 1 P: 14	R: 2 E: 0 K: 0 S: 8 H: 2 LOB: 0 BB: 0 P: 14	R: 0 E: 0 K: 0 S: 11 H: 1 LOB: 1 BB: 0 P: 14	R: 0 E: 0 K: 0 S: 6 H: 0 LOB: 0 BB: 0 P: 10	R: 0 E: 0 K: 0 S: 4 H: 0 LOB: 0 BB: 0 P: 7	R: 0 E: 0 K: 0 S: 6 H: 1 LOB: 1 BB: 0 P: 7	1B: 7 2B: 1 3B: 0 HR: 1 SF: 0 SAC: 0 DP: 2 HBP: 0	WP: 0 PB: 0 SB: 1 CS: 0 PA: 34
PITCHER Bill Gullickson, R (1, 1) ERA: 3.56	IP: 9.0 WLS: W BF: 34 H: 8 R: 2 ER: 2 SO: 0 BB: 1 IBB: 0 HBP: 0 BLK: 0 WP: 0 HR: 1 S: 70 P: 107 ERA: 2.00 WHIP: 1.000	PITCHER IP WLS BF H R ER SO BB IBB HBP BLK WP HR S P ERA WHIP									

Toronto Blue Jays @ Detroit Tigers
Tiger Stadium, Detroit, MI
Fri Aug 07 1992, 7:05 PM EDT
Att. 29,994 - Cloudy - 76 F

livebaseballscorecards.com

AB	33
R	2
H	8
RBI	2
BB	1
SO	0
LOB	13



Batter	1	2	3	4	5	6	7	8	9	AB	R	H	RBI	BB	SO	LOB	BOTTOM	
Tony Phillips, S OBP: 0.393, SLG: 0.405 (1, 4)	2-1 E 1B 1B	2-0 FC6-4		3-2 P3		1-2 2B		0-2 F8		5	1	2	1	0	0	1	<p>Toronto Blue Jays @ Detroit Tigers Tiger Stadium, Detroit, MI Fri Aug 07 1992, 7:05 PM EDT Att. 29,994 - Cloudy - 76 F</p>	
Dan Gladden, R OBP: 0.319, SLG: 0.359 (1, 7)	1-3 1B E G6-4-3		4-0 1B SF8	3-2 P4		3-2 G6-3				3	2	1	0	1	0	2		
Travis Fryman, R OBP: 0.317, SLG: 0.443 (1, 6)	0-0 FC G6-4-3		3-1 1B HR		2-2 G6-3		1-0 F8			4	1	1	0	0	0	2		
Cecil Fielder, R OBP: 0.314, SLG: 0.469 (1, 3)	0-0 G6-4-3		3-3 K		2-0 G6-3		1-2 G6-3			4	0	1	1	0	1	2		
Mickey Tettleton, S OBP: 0.376, SLG: 0.473 (1, 2)	2-2 G6-4-3		4-2 1B HR		0-3 K		4-0 1B			2	1	0	0	2	1	2		
Mark Carreon, R OBP: 0.279, SLG: 0.363 (1, 9)	1-0 G1-3		1-2 SF8			1-3 K2-3		1-1 1B		3	0	1	1	0	1	1		
Skeeter Barnes, R OBP: 0.266, SLG: 0.373 (1, 10)		2-1 P4	1-0 HR			2-2 G4-3		0-2 P4		4	1	1	3	0	0	2		
Scott Livingstone, L OBP: 0.329, SLG: 0.343 (1, 5)		0-2 F9	2-2 F7			2-2 1B		0-0 F8		4	1	1	0	0	0	0		
Gary Pettis, S OBP: 0.287, SLG: 0.262 (1, 8)		4-2 FC6-4		2-3 K		1-3 2B		1-0 G4-3		3	0	1	0	1	1	0		
Inning Stats	R: 2 E: 1 K: 0 S: 10	H: 3 LOB: 1 BB: 0 P: 17	R: 0 E: 0 K: 0 S: 8	H: 0 LOB: 1 BB: 1 P: 16	R: 4 E: 0 K: 1 S: 19	H: 2 LOB: 0 BB: 2 P: 37	R: 0 E: 0 K: 1 S: 13	H: 0 LOB: 0 BB: 0 P: 21	R: 0 E: 0 K: 1 S: 8	H: 1 LOB: 2 BB: 1 P: 16	R: 0 E: 0 K: 0 S: 9	H: 0 LOB: 0 BB: 0 P: 6	R: 0 E: 0 K: 0 S: 5	H: 0 LOB: 0 BB: 0 P: 6	1B: 7 2B: 1 3B: 0 HR: 1	SF: 1 SAC: 0 DP: 1 HBP: 0		WP: 0 PB: 0 SB: 0 CS: 0
PITCHER	IP WLS BF H R ER SO BB IBB HBP BLK WP HR S P ERA WHIP																	
Jimmy Key, L ERA: 3.73 (1, 1)	5.2 L	28 28	8 8	7 7	6 6	4 4	3 3	0 0	0 0	0 0	0 0	0 0	1 1	71 71	122 122	9.53 9.53	1.941 1.941	
Mark Eichhorn, R ERA: 2.27 (6, 1)	2.1	9	1	0	0	0	1	0	0	0	0	0	0	18	29	0.00	0.857	

AB	32
R	7
H	9
RBI	6
BB	4
SO	4
LOB	12



livebaseballscorecards.com

Batter	1	2	3	4	5	6	7	8	9	AB R H RBI BB SO LOB	TOP																	
Devon White, S (1, 8) OBP: 0.290, SLG: 0.376	1-2 G4-6-3 1B		3-3 K		1-3 K		2-0 F9		0-3 K	5 0 1 0 0 3 3																		
Roberto Alomar, S (1, 4) OBP: 0.409, SLG: 0.447	1-3 K		2-1 G4-3			2-0 S 1B	4-2 SAFE SAFE BB		0-0 S 1B	4 1 2 1 1 1 1																		
Joe Carter, R (1, 10) OBP: 0.317, SLG: 0.494	1-2 G4-6-3 1-2f		1-2 P4			3-1 G6-3	3-3 K		2-0 G5-3	5 0 0 0 0 1 5																		
Dave Winfield, R (1, 9) OBP: 0.382, SLG: 0.509		4-0 2B E BB		2-2 G5-3		3-1 HR 1B	3-1 F8			3 2 1 1 1 0 2																		
Candy Maldonado, R (1, 7) OBP: 0.348, SLG: 0.451		2-2 F9		3-3 K		3-2 HR 1B		2-1 G3-6-1 1B		4 1 2 2 0 1 1																		
Pat Tabler, R (1, 3) OBP: 0.306, SLG: 0.277		2-1 E 2B		3-2 L9		0-0 FC1-4 1B		2-1 G3-6-1		4 1 2 0 0 0 1																		
Jeff Kent, R (1, 5) OBP: 0.327, SLG: 0.454		2-2 E9 1B			3-2 2B	2-1 FC1-4		0-3 K		4 0 2 2 0 1 1																		
Pat Borders, R (1, 2) OBP: 0.299, SLG: 0.389		1-2 G5-3			0-1 L9	1-0 L7			2-2 G5-3	4 0 0 0 0 0 3																		
Manuel Lee, S (1, 6) OBP: 0.334, SLG: 0.309		1-1 G3			3-3 K		4-1 BB BB		0-0 E3 1B	3 1 0 0 1 1 2																		
Inning Stats	R: 0 E: 0 K: 1 S: 10	H: 1 LOB: 0 BB: 0 P: 12	R: 2 E: 1 K: 0 S: 14	H: 2 LOB: 1 BB: 1 P: 26	R: 0 E: 0 K: 1 S: 9	H: 0 LOB: 0 BB: 0 P: 15	R: 0 E: 0 K: 1 S: 11	H: 0 LOB: 0 BB: 0 P: 19	R: 0 E: 0 K: 2 S: 12	H: 1 LOB: 1 BB: 0 P: 19	R: 3 E: 0 K: 0 S: 12	H: 4 LOB: 1 BB: 0 P: 26	R: 0 E: 0 K: 1 S: 9	H: 0 LOB: 2 BB: 2 P: 25	R: 0 E: 0 K: 1 S: 7	H: 1 LOB: 0 BB: 0 P: 11	R: 1 E: 1 K: 1 S: 9	H: 1 LOB: 1 BB: 0 P: 13	1B: 6 2B: 3 3B: 0 HR: 1	SF: 0 SAC: 0 DP: 2 HBP: 0	WP: 0 PB: 0 SB: 2 CS: 0	PA: 39						
PITCHER	IP WLS BF H R ER SO BB IBB HBP BLK WP HR S P ERA WHIP																											
Walt Terrell, R (1, 1) ERA: 5.35	5.1		23	7	5	5	5	1	0	0	0	0	0	1	64	110	8.44	1.500										
John Kiely, R (6, 1) ERA: 2.61	1.0	W	6	1	0	0	0	2	0	0	0	0	0	8	21	0.00	3.000											
Kurt Knudsen, R (7, 1) ERA: 3.47	1.2		5	1	0	0	2	0	0	0	0	0	0	12	22	0.00	0.600											
Mike Henneman, R (9, 1) ERA: 4.44	1.0	S	5	1	1	0	1	0	0	0	0	0	0	9	13	0.00	1.000											

Toronto Blue Jays @ Detroit Tigers
Tiger Stadium, Detroit, MI
Sat Aug 08 1992, 7:05 PM EDT
Att. 39,344 - Cloudy - 79 F

livebaseballscorecards.com

AB	36
R	6
H	10
RBI	6
BB	3
SO	8
LOB	19



Batter	1	2	3	4	5	6	7	8	9
Tony Phillips, S OBP: 0.397, SLG: 0.409 (1, 9)	1-0 2B 1B	0-0 F8		0-0 F9 BB 1B	4-0 BB 1-2 BB		3-2 S HR 1B		
Lou Whitaker, L OBP: 0.397, SLG: 0.465 (1, 4)	1-0 P6	2-3 K		4-2 BB 1-2 BB	4-2 BB 1-2 BB		1-1 1-H HR		
Travis Fryman, R OBP: 0.318, SLG: 0.443 (1, 6)	2-2 1-H E 2B		4-2 1B BB 2B BB	3-2 F9 2-3	0-3 K		2-3 K		
Cecil Fielder, R OBP: 0.315, SLG: 0.467 (1, 10)	2-2 2-H E5		2-3 K	4-2 1-2 BB		0-0 P5		0-0 CS 1B	
Skeeter Barnes, R OBP: 0.266, SLG: 0.373 (8, PR)									
Mickey Tettleton, S OBP: 0.378, SLG: 0.480 (1, 2)	4-0 G4-6-3 IBB		4-2 1B 1-2 2B BB	3-2 P2		2-0 HR		0-3 K 1-2	
Dan Gladden, R OBP: 0.320, SLG: 0.360 (1, 7)	1-2 G4-6-3 1-2f		1-0 2B 1-2 2-3 1B	2-2 P6		0-1 G4-6-3 1B		3-3 K	
Scott Livingstone, L OBP: 0.327, SLG: 0.346 (1, 5)		0-0 G1-3	1-0 1-H 2-H 3-H 2B		1-3 K	0-0 G4-6-3 1-2f			
Rico Brogna, L OBP: 0.250, SLG: 0.500 (1, 3)		3-2 2B	0-0 P6		1-0 G4-3		1-3 K		
Gary Pettis, S OBP: 0.296, SLG: 0.264 (1, 8)		4-2 BB	0-0 F8		1-2 BB BB 1B		0-0 L7		

Inning Stats	R: 2 E: 1 K: 0 S: 11	H: 2 LOB: 1 BB: 1 P: 22	R: 0 E: 0 K: 1 S: 11	H: 1 LOB: 2 BB: 1 P: 20	R: 3 E: 0 K: 1 S: 14	H: 2 LOB: 1 BB: 2 P: 25	R: 0 E: 0 K: 0 S: 17	H: 1 LOB: 3 BB: 2 P: 33	R: 0 E: 0 K: 2 S: 12	H: 1 LOB: 3 BB: 2 P: 23	R: 1 E: 0 K: 0 S: 5	H: 2 LOB: 0 BB: 0 P: 7	R: 2 E: 0 K: 2 S: 13	H: 2 LOB: 0 BB: 0 P: 20	R: 0 E: 0 K: 2 S: 11	H: 1 LOB: 1 BB: 0 P: 14
--------------	-------------------------------	----------------------------------	-------------------------------	----------------------------------	-------------------------------	----------------------------------	-------------------------------	----------------------------------	-------------------------------	----------------------------------	------------------------------	---------------------------------	-------------------------------	----------------------------------	-------------------------------	----------------------------------

PITCHER	IP	WLS	BF	H	R	ER	SO	BB	IBB	HBP	BLK	WP	HR	S	P	ERA	WHIP
Dave Stieb, R ERA: 5.04 (1, 1)	3.0		18	5	5	4	2	3	1	0	0	0	0	36	67	12.00	2.667
Doug Linton, R ERA: 1.8 (4, 1)	3.0	L	16	4	1	1	2	4	0	0	0	0	1	34	63	3.00	2.667
Duane Ward, R ERA: 2.47 (7, 1)	2.0		8	3	2	2	4	0	0	0	0	0	1	24	34	9.00	1.500

BOTTOM

Toronto Blue Jays @ Detroit Tigers
Tiger Stadium, Detroit, MI

Sat Aug 08 1992, 7:05 PM EDT
Att: 39,344 - Cloudy - 79 F

AB	R	H	RBI	BB	SO	LOB
4	2	3	0	1	0	2
3	1	1	2	2	1	3
4	2	1	1	1	2	5
4	0	1	0	1	1	1
0	0	0	0	0	0	0
3	2	1	1	2	1	4
5	1	2	0	0	1	6
4	0	1	3	0	1	1
4	0	1	0	0	1	1
3	0	1	0	1	0	1

AB	34
R	8
H	12
RBI	7
BB	8
SO	8
LOB	24



WP: 0	PA: 42
PB: 0	
SB: 1	
CS: 1	

livebaseballscorecards.com

Batter	1	2	3	4	5	6	7	8	9	AB R H RBI BB SO LOB	TOP											
Devon White, S (1, 8) OBP: 0.287, SLG: 0.372	0-0 G4-3		0-1 G3-6-3		0-0 F8		1-3 K		2-2 G1-3	5 0 0 0 0 1 6												
Roberto Alomar, S (1, 4) OBP: 0.412, SLG: 0.448	1-2 F7			2-2 BB 1B	4-2 BB		3-2 1B			3 1 2 1 1 0 0												
Joe Carter, R (1, 9) OBP: 0.314, SLG: 0.490	0-0 F9			0-3 K	0-1 P4		1-2 G1-2-3			4 0 0 0 0 1 6												
Dave Winfield, R (1, 10) OBP: 0.381, SLG: 0.505		0-1 G2		4-0 BB 1B		0-3 K		0-3 K		3 0 0 0 1 2 0												
Candy Maldonado, R (1, 7) OBP: 0.347, SLG: 0.451		1-1 2B		0-3 K		2-3 K		1-0 F9		4 0 1 0 0 2 2												
Pat Tabler, R (1, 3) OBP: 0.304, SLG: 0.276		3-2 G1-3		1-1 1B		3-2 F9		0-1 G3-1		4 0 1 1 0 0 1												
Jeff Kent, R (1, 5) OBP: 0.326, SLG: 0.449		0-1 L5		2-0 P2		2-1 1B 1B		0-1 F9		4 1 1 0 0 0 3												
Randy Knorr, R (1, 2) OBP: 0.429, SLG: 0.429			1-0 F9		0-0 P3		1-1 1B 1B G1-2-3		3-2 G3 1B	4 0 2 0 0 0 0												
Manuel Lee, S (1, 6) OBP: 0.339, SLG: 0.312			4-0 BB G3-6-3		2-1 BB 1B		0-0 1B		0-1 G3	3 0 2 0 1 0 1												
Inning Stats	R: 0 E: 0 K: 0 S: 6	H: 0 LOB: 0 BB: 0 P: 7	R: 0 E: 0 K: 0 S: 9	H: 1 LOB: 1 BB: 0 P: 13	R: 0 E: 0 K: 0 S: 3	H: 0 LOB: 0 BB: 1 P: 8	R: 1 E: 0 K: 2 S: 12	H: 2 LOB: 2 BB: 1 P: 21	R: 0 E: 0 K: 0 S: 11	H: 1 LOB: 2 BB: 1 P: 16	R: 0 E: 0 K: 2 S: 10	H: 0 LOB: 0 BB: 0 P: 15	R: 1 E: 0 K: 1 S: 18	H: 4 LOB: 2 BB: 0 P: 26	R: 0 E: 0 K: 1 S: 6	H: 0 LOB: 0 BB: 0 P: 7	R: 0 E: 0 K: 0 S: 12	H: 1 LOB: 1 BB: 0 P: 17	1B: 8 2B: 1 3B: 0 HR: 0	SF: 0 SAC: 0 DP: 2 HBP: 0	WP: 0 PB: 0 SB: 0 CS: 0	PA: 37
PITCHER	IP WLS BF H R ER SO BB IBB HBP BLK WP HR S P ERA WHIP												IP WLS BF H R ER SO BB IBB HBP BLK WP HR S P ERA WHIP									
Dave Haas, R (1, 1) ERA: 2.45	6.1 W 29 8 2 2 5 3 0 0 0 0 0 0 65 101 2.84 1.737																					
John Kiely, R (7, 1) ERA: 2.41	2.2 8 1 0 0 1 0 0 0 0 0 0 0 22 29 0.00 0.375																					

Toronto Blue Jays @ Detroit Tigers
Tiger Stadium, Detroit, MI
Sun Aug 09 1992, 3:33 AM EDT
Att. 40,035 - Sunny - 79 F

livebaseballscorecards.com

AB	34
R	2
H	9
RBI	2
BB	3
SO	6
LOB	19



Batter	1	2	3	4	5	6	7	8	9	AB	R	H	RBI	BB	SO	LOB	BOTTOM			
Tony Phillips, S OBP: 0.393, SLG: 0.405 (1, 4) C X	0-1 G1-3		1-0 L9		0-2 G4-3	0-0 SF8		0-1 L7		4	0	0	1	0	0	1	Toronto Blue Jays @ Detroit Tigers Tiger Stadium, Detroit, MI Sun Aug 09 1992, 3:33 AM EDT Att: 40,035 - Sunny - 79 F			
Dan Gladden, R OBP: 0.321, SLG: 0.358 (1, 7) B C C B X	2-2 L6		4-1 HR BB		0-0 L7	0-0 3B 1B		2-3 K		4	2	1	1	1	1	1				
Travis Fryman, R OBP: 0.319, SLG: 0.455 (1, 6) F B B C B F X	3-2 F7		1-0 HR			F8				4	1	2	4	0	0	0				
Cecil Fielder, R OBP: 0.317, SLG: 0.466 (1, 3) B X		1-0 1B 1B 1B	3-2 F7			F8 1B BB				3	1	1	0	1	0	1				
Mickey Tettleton, S OBP: 0.383, SLG: 0.485 (1, 2) B X		1-0 1B 1-2 1B		4-1 CS BB		0-0 1B 2B	4-2 G6-4-3 BB			2	1	2	0	2	0	0				
Mark Carreon, R OBP: 0.278, SLG: 0.359 (1, 9) B B C B C X		2-2 L9		0-0 L7		4-2 1B BB	2-3 K			3	1	0	0	1	1	4				
Skeeter Barnes, R OBP: 0.283, SLG: 0.396 (1, 10) B C B C X		2-1 G6-4-3 1-2 2-3 1B		3-1 2B		3-2 1B SF8 1B	0-2 G6-4-3			4	1	3	1	0	0	1				
Scott Livingstone, L OBP: 0.326, SLG: 0.344 (1, 5) B B B X	2-0 G6-4-3			1-1 G3-1		0-1 SF8 1B 1B		1-0 F7		4	1	1	2	0	0	4				
Gary Pettis, S OBP: 0.304, SLG: 0.258 (1, 8) X			0-0 F7		1-3 K	4-2 1B 3B BB		4-2 BB		2	1	0	0	2	1	0				
Inning Stats	R: 0 E: 0 K: 0 S: 9	H: 0 LOB: 0 BB: 0 P: 14	R: 0 E: 0 K: 0 S: 12	H: 3 LOB: 2 BB: 0 P: 20	R: 2 E: 0 K: 0 S: 7	H: 1 LOB: 0 BB: 1 P: 16	R: 0 E: 0 K: 0 S: 6	H: 1 LOB: 1 BB: 1 P: 14	R: 0 E: 0 K: 1 S: 8	H: 0 LOB: 0 BB: 0 P: 9	R: 7 E: 0 K: 0 S: 21	H: 5 LOB: 1 BB: 3 P: 41	R: 0 E: 0 K: 1 S: 8	H: 0 LOB: 0 BB: 1 P: 14	R: 0 E: 0 K: 1 S: 9	H: 0 LOB: 1 BB: 1 P: 16	1B: 6 2B: 2 3B: 1 HR: 1	SF: 1 SAC: 0 DP: 2 HBP: 0	WP: 0 PB: 0 SB: 0 CS: 1	PA: 38
PITCHER	IP WLS BF H R ER SO	IP WLS BF H R ER SO	IP WLS BF H R ER SO	IP WLS BF H R ER SO	IP WLS BF H R ER SO	IP WLS BF H R ER SO	IP WLS BF H R ER SO	IP WLS BF H R ER SO	IP WLS BF H R ER SO	IP WLS BF H R ER SO	IP WLS BF H R ER SO	IP WLS BF H R ER SO	IP WLS BF H R ER SO	IP WLS BF H R ER SO	IP WLS BF H R ER SO	IP WLS BF H R ER SO	ERA WHIP	ERA WHIP		
David Wells, L ERA: 4.42 (1, 1)	5.1 L	26	8	7	7	1	4	0	0	0	0	0	0	0	0	0	11.81	2.250		
Mark Eichhorn, R ERA: 2.53 (6, 1)	0.2	5	2	2	2	0	1	0	0	0	0	0	0	0	0	0	27.00	4.500		
Pat Hentgen, R ERA: 5.32 (7, 1)	2.0	7	0	0	0	2	2	0	0	0	0	0	0	0	0	0	0.00	1.000		

livebaseballscorecards.com

AB	30
R	9
H	10
RBI	9
BB	7
SO	3
LOB	12



Batter	1	2	3	4	5	6	7	8	9	AB R H RBI BB SO LOB	TOP											
Bernie Williams, S (1, 8) OBP: 0.302, SLG: 0.408	1-0 CS 1B		3-3 K		3-1 1-H HR			1-2 F9	0-3 K	5 1 2 2 0 2 2												
Randy Velarde, R (1, 6) OBP: 0.332, SLG: 0.404	4-2 SAFE SAFE SAFE 1B BB		1-1 F8		0-1 F7			3-1 2B 1B	1-2 F9	4 2 1 0 1 0 2												
Don Mattingly, L (1, 3) OBP: 0.325, SLG: 0.418 Dion James, L (8, 9) OBP: 0.356, SLG: 0.374	1-0 E4 G3-6-3 1B			0-1 G4-6-3 1B		0-1 G3-1		0-1 1-H 2B	2-1 G4-3	4 0 3 1 0 0 0 1 0 0 0 0 0 2												
Mel Hall, L (1, 9) OBP: 0.308, SLG: 0.454 Jim Leyritz, R (8, 3) OBP: 0.350, SLG: 0.435	1-0 G3-6-3 1-2f 3-H			0-0 G4-6-3 1-2f		3-1 P4		1-0 P5		4 0 0 0 0 0 3 0 0 0 0 0 0 0												
Roberto Kelly, R (1, 7) OBP: 0.332, SLG: 0.420		2-1 1B		2-2 2B		0-1 1B		4-2 BB		3 0 3 0 1 0 0												
Matt Nokes, L (1, 2) OBP: 0.281, SLG: 0.396		0-0 P6		0-0 P6		2-0 G4-3		2-0 G3		4 0 0 0 0 0 4												
Kevin Maas, L (1, 10) OBP: 0.308, SLG: 0.417		0-2 1B				1-0 L9		2-1 P5		4 1 2 0 0 0 0												
Charlie Hayes, R (1, 5) OBP: 0.273, SLG: 0.374		1-2 F9				1-2 F9		3-2 G5-3		4 0 1 0 0 0 1												
Andy Stankiewicz, R (1, 4) OBP: 0.345, SLG: 0.360			2-2 F9		2-1 HR 1B		1-0 L7		2-1 1-2 2-H 1B	4 1 2 1 0 0 0												
Inning Stats	R: 1 E: 1 K: 0 S: 7	H: 2 LOB: 0 BB: 1 P: 14	R: 0 E: 0 K: 0 S: 9	H: 2 LOB: 1 BB: 0 P: 12	R: 0 E: 0 K: 1 S: 9	H: 0 LOB: 0 BB: 0 P: 15	R: 0 E: 0 K: 0 S: 8	H: 2 LOB: 1 BB: 0 P: 10	R: 2 E: 0 K: 0 S: 10	H: 2 LOB: 0 BB: 0 P: 17	R: 0 E: 0 K: 0 S: 7	H: 1 LOB: 1 BB: 0 P: 12	R: 0 E: 0 K: 0 S: 6	H: 0 LOB: 0 BB: 0 P: 12	R: 1 E: 0 K: 0 S: 11	H: 2 LOB: 2 BB: 1 P: 22	R: 1 E: 0 K: 1 S: 15	H: 3 LOB: 2 BB: 0 P: 23	1B: 11 2B: 2 3B: 0 HR: 1	SF: 0 SAC: 0 DP: 2 HBP: 0	WP: 0 PB: 0 SB: 0 CS: 1	PA: 39
PITCHER	IP WLS BF H R ER SO BB IBB HBP BLK WP HR S P ERA WHIP																					
John Doherty, R (1, 1) ERA: 3.66	5.2 W 23 9 3 2 1 1 0 0 0 0 0 1 49 77 3.18 1.765																					
Mike Munoz, L (6, 1) ERA: 3.44	0.2 2 0 0 0 0 0 0 0 0 0 0 0 3 7 0.00 0.000																					
Kurt Knudsen, R (7, 1) ERA: 3.55	1.1 7 2 1 1 0 1 0 0 0 0 0 0 14 27 6.75 2.250																					
Buddy Groom, L (8, 1) ERA: 5.82	0.1 4 3 1 1 0 0 0 0 0 0 0 0 7 14 27.00 9.000																					
Mike Henneman, R (9, 1) ERA: 4.36	1.0 3 0 0 0 0 1 0 0 0 0 0 0 9 12 0.00 0.000																					

New York Yankees @ Detroit Tigers
Tiger Stadium, Detroit, MI
 Mon Aug 10 1992, 7:05 PM EDT
 Att. 16,824 - Cloudy - 90 F

livebaseballscorecards.com

AB	37
R	5
H	14
RBI	4
BB	2
SO	2
LOB	14



New York Yankees @ Detroit Tigers

Tiger Stadium, Detroit, MI

Mon Aug 10 1992, 7:05 PM EDT
Att. 16,824 - Cloudy - 90 F

livebaseballscores.com

AB	36
R	10
H	16
RBI	9
BB	6
SO	2
LOB	25



WP	3	PA	43
PB	0		
SB	6		
CS	0		

Batter	1	2	3	4	5	6	7	8	9	AB	R	H	RBI	BB	SO	LOB
Tony Phillips, S OBP: 0.397, SLG: 0.413 (1, 9)	1-1 WP BB G5-3 1B		1 SAFE 3-1 1 SAFE 1-3 1B SF8 1B	1 SAFE 1-2 P4		C BB F BB F X 3-2 1-H 3B	4-2 E 1B BB			4	2	3	1	1	0	2
Lou Whitaker, L OBP: 0.405, SLG: 0.468 (1, 4)	4-1 G5-3 WP 1-2 BB		S BB 1-2 1-3 1B 1B	4-2 BB		4-0 G5-4-3 IBB	2-2 E7 FC6-4 1B			2	1	2	3	3	0	0
Travis Fryman, R OBP: 0.318, SLG: 0.451 (1, 6)	3-2 L6 1-2 2-3		4-2 1B S BB	0-0 F9		1 SAFE 0-0 G5-4-3 1-2f	1-1 FC6-4 1-2f			4	0	0	0	1	0	9
Cecil Fielder, R OBP: 0.318, SLG: 0.473 (1, 10)	2-2 G5-3 2-3 3-H		2-2 SF8 3-H		1-1 P4		3-2 HR	1-2 WP 1B		4	1	2	3	0	0	1
Mickey Tettleton, S OBP: 0.382, SLG: 0.484 (1, 2)	2-1 P6 2-1		2-2 L8-3 1-3 2-H 1B		3-2 1B		2-1 E7 1B BB 1B	2-2 P6 1-2		1	0	0	0	0	0	1
Chad Kreuter, S OBP: 0.304, SLG: 0.326 (3, 2)										4	1	3	1	0	0	1
Dan Gladden, R OBP: 0.320, SLG: 0.357 (1, 7)		2-2 F8	0-1 L8-3		0-0 F8		3-1 BB S 1B 1B	2-2 L9		4	1	1	0	0	0	3
Mark Carreon, R OBP: 0.277, SLG: 0.357 (8, 7)			1-2				2-3			1	0	0	0	0	0	1
Scott Livingstone, L OBP: 0.323, SLG: 0.346 (1, 5)		2-2 F8			2-0 G4-3		2-3 K	0-0 G5-3		5	1	1	0	0	1	4
Rico Brogna, L OBP: 0.429, SLG: 0.571 (1, 3)							2-3 K			3	0	2	1	0	0	0
Skeeter Barnes, R OBP: 0.281, SLG: 0.393 (7, PH) (8, 3)		2-2 F8			0-0 E8 2-H 1B		0-1 FC2-6 1B	1-2 K		1	0	0	0	0	1	2
Gary Pettis, S OBP: 0.321, SLG: 0.272 (1, 8)			2-2 1B S 1B 1B		1-0 BB 1B		0-0 FC2-6 S WP 1-2f	4-2 BB 1B BB		3	3	2	0	1	0	1

Inning Stats	R	H	E	K	S	LOB	BB	P	IP	WLS	BF	H	R	ER	SO	BB	IBB	HBP	BLK	WP	HR	S	P	ERA	WHIP
Shawn Hillegas, R ERA: 5.05 (1, 1)	1	1	0	15	27	1	0	3.1	3	17	7	5	5	0	0	2	0	0	0	1	0	46	78	13.50	2.700
Jerry Nielsen, L ERA: 4.5 (4, 1)	0	0	0	9	15	0	0	2.0	2	12	4	1	1	0	1	1	0	0	0	1	0	21	40	4.50	2.500
John Habyan, R ERA: 3.75 (6, 1)	0	0	0	9	15	0	0	0.2	0	4	3	3	3	0	0	0	0	0	0	0	1	12	20	40.50	4.500
Greg Cadaret, L ERA: 4.79 (7, 1)	0	0	0	9	15	0	0	0.2	0	5	1	1	1	2	2	0	0	0	0	0	0	15	29	13.50	4.500
Tim Burke, R ERA: 4.12 (7, 1)	0	0	0	9	15	0	0	0.1	0	1	0	0	0	0	0	0	0	0	0	0	2	3	0.00	0.000	
Tim Leary, R ERA: 5.63 (8, 1)	0	0	0	9	15	0	0	1.0	1	4	1	0	0	0	0	0	0	0	0	1	0	13	18	0.00	1.000

Inning Stats	R	H	E	K	S	LOB	BB	P	IP	WLS	BF	H	R	ER	SO	BB	IBB	HBP	BLK	WP	HR	S	P	ERA	WHIP
Shawn Hillegas, R ERA: 5.05 (1, 1)	1	1	0	15	27	1	0	3.1	3	17	7	5	5	0	0	2	0	0	0	1	0	46	78	13.50	2.700
Jerry Nielsen, L ERA: 4.5 (4, 1)	0	0	0	9	15	0	0	2.0	2	12	4	1	1	0	1	1	0	0	0	1	0	21	40	4.50	2.500
John Habyan, R ERA: 3.75 (6, 1)	0	0	0	9	15	0	0	0.2	0	4	3	3	3	0	0	0	0	0	0	0	1	12	20	40.50	4.500
Greg Cadaret, L ERA: 4.79 (7, 1)	0	0	0	9	15	0	0	0.2	0	5	1	1	1	2	2	0	0	0	0	0	0	15	29	13.50	4.500
Tim Burke, R ERA: 4.12 (7, 1)	0	0	0	9	15	0	0	0.1	0	1	0	0	0	0	0	0	0	0	0	0	2	3	0.00	0.000	
Tim Leary, R ERA: 5.63 (8, 1)	0	0	0	9	15	0	0	1.0	1	4	1	0	0	0	0	0	0	0	0	1	0	13	18	0.00	1.000

New York Yankees @ Detroit Tigers
Tiger Stadium, Detroit, MI
 Tue Aug 11 1992, 7:05 PM EDT
 Att. 19,194 - Cloudy - 73 F

livebaseballscorecards.com

AB	31
R	1
H	6
RBI	1
BB	2
SO	2
LOB	10



WP:	1	PA:	34
PB:	1		
SB:	0		
CS:	0		

Batter	1	2	3	4	5	6	7	8	9	AB	R	H	RBI	BB	SO	LOB
Bernie Williams, S (1, 8) OBP: 0.281, SLG: 0.377	2-1 L9		3-2 F8			0-0 F8		2-1 G5-4-3		4	0	0	0	0	0	2
Randy Velarde, R (1, 9) OBP: 0.331, SLG: 0.415	2-2 L7		1-1 P3			1-0 F7		1-1 HR		4	1	1	1	0	0	1
Roberto Kelly, R (1, 7) OBP: 0.331, SLG: 0.416	4-2 WP BB				0-1 F7	2-2 G5-3		0-2 G5-3		3	0	0	0	1	0	0
Don Mattingly, L (1, 3) OBP: 0.322, SLG: 0.415	1-0 F8				2-1 G6-3		1-1 P6		0-1 P5	4	0	0	0	0	0	1
Jim Leyritz, R (1, 10) OBP: 0.343, SLG: 0.424		2-3 K			0-0 F8		3-2 F8		1-3 K	3	0	0	0	0	1	0
Mel Hall, L (9, PH) OBP: 0.308, SLG: 0.453										1	0	0	0	0	1	0
Mike Stanley, R (1, 2) OBP: 0.375, SLG: 0.426		3-1 G4-6-3 1B			2-1 P4		2-1 PB 1B		3-0 1B	3	0	2	0	0	0	0
Matt Nokes, L (9, PH) OBP: 0.283, SLG: 0.398										1	0	1	0	0	0	0
Charlie Hayes, R (1, 5) OBP: 0.272, SLG: 0.373		1-0 G4-6-3			0-1 F8		2-2 PB 1B		1-1 G6-3	4	0	1	0	0	0	2
Andy Stankiewicz, R (1, 6) OBP: 0.348, SLG: 0.359			4-1 BB		1-2 HBP		3-2 L9			1	0	0	0	1	0	2
Pat Kelly, R (1, 4) OBP: 0.282, SLG: 0.333			1-1 F9		0-0 F7			3-2 G5-4-3 1B		3	0	1	0	0	0	2

Inning Stats	R: 0	H: 0	E: 0	K: 0	S: 8	P: 17	R: 0	H: 1	E: 0	K: 1	S: 6	P: 12	R: 0	H: 0	E: 0	K: 0	S: 8	P: 17	R: 0	H: 0	E: 0	K: 0	S: 5	P: 7	R: 0	H: 0	E: 0	K: 0	S: 7	P: 10	R: 0	H: 0	E: 0	K: 0	S: 5	P: 8	R: 0	H: 2	E: 0	K: 0	S: 15	P: 26	R: 1	H: 2	E: 0	K: 0	S: 12	P: 18	R: 0	H: 1	E: 0	K: 1	S: 10	P: 15	1B: 5	2B: 0	3B: 0	HR: 1	SF: 0	SAC: 0	DP: 2	HBP: 1	WP: 1	PA: 34
--------------	------	------	------	------	------	-------	------	------	------	------	------	-------	------	------	------	------	------	-------	------	------	------	------	------	------	------	------	------	------	------	-------	------	------	------	------	------	------	------	------	------	------	-------	-------	------	------	------	------	-------	-------	------	------	------	------	-------	-------	-------	-------	-------	-------	-------	--------	-------	--------	-------	--------

PITCHER	IP	WLS	BF	H	R	ER	SO	BB	IBB	HBP	BLK	WP	HR	S	P	ERA	WHIP
Frank Tanana, L (1, 1) ERA: 4.56	7.2	W	29	5	1	1	1	2	0	1	0	1	1	62	111	1.17	0.913
John Kiely, R (8, 1) ERA: 2.38	0.1		1	0	0	0	0	0	0	0	0	0	0	4	4	0.00	0.000
Mike Henneman, R (9, 1) ERA: 4.28	1.0		4	1	0	0	1	0	0	0	0	0	0	10	15	0.00	1.000

Batter	1	2	3	4	5	6	7	8	9	AB	R	H	RBI	BB	SO	LOB
Tony Phillips, S OBP: 0.402, SLG: 0.420 (1, 9)	2-2 BB 1B	1-0 HR 1B		4-2 BB 1-2			0-0 2B			3	1	3	1	1	0	0
Lou Whitaker, L OBP: 0.403, SLG: 0.475 (1, 4)	3-2 F8	3-2 HR 1-H		0-0 G6-3 1-2f			0-2 L1			4	1	1	2	0	0	4
Travis Fryman, R OBP: 0.315, SLG: 0.447 (1, 6)	3-2 F9	0-0 F7					3-3 K			4	0	0	0	0	2	2
Cecil Fielder, R OBP: 0.317, SLG: 0.470 (1, 10)	4-0 BB 1-2	2-1 P4					0-1 L7			3	0	0	0	1	1	0
Scott Livingstone, L OBP: 0.322, SLG: 0.344 (1, 5)	0-0 F8						1-0 L4			4	0	1	0	0	1	2
Dan Gladden, R OBP: 0.319, SLG: 0.355 (1, 7)		3-1 HR 1B		0-0 G4-1			1-1 G6-3			4	1	1	0	0	0	1
Rico Brogna, L OBP: 0.364, SLG: 0.727 (1, 3)		1-1 HR 1-H		1-1 G3-1			1-1 P4			4	1	1	2	0	1	1
Chad Kreuter, S OBP: 0.311, SLG: 0.333 (1, 2)		1-1 SH2-4 1B 1B		2-1 FC6-4 1B			2-3 K			3	1	2	0	0	1	0
Gary Pettis, S OBP: 0.315, SLG: 0.266 (1, 8)		2-1 SH2-4 1-2		2-2 FC6-4 WP 1-2f			1-2 L4			2	0	0	0	0	0	1
Inning Stats	R: 0 E: 0 K: 0 S: 13	H: 1 LOB: 2 BB: 1 P: 25	R: 5 E: 0 K: 0 S: 16	H: 5 LOB: 0 BB: 0 P: 29	R: 0 E: 0 K: 1 S: 7	H: 0 LOB: 0 BB: 0 P: 10	R: 0 E: 0 K: 0 S: 15	H: 1 LOB: 1 BB: 1 P: 23	R: 0 E: 0 K: 1 S: 7	H: 0 LOB: 0 BB: 0 P: 11	R: 0 E: 0 K: 1 S: 10	H: 1 LOB: 1 BB: 0 P: 14	R: 0 E: 0 K: 2 S: 11	H: 1 LOB: 1 BB: 0 P: 17	1B: 6 2B: 1 3B: 0 HR: 2	SF: 0 SAC: 1 DP: 1 HBP: 0

BOTTOM

New York Yankees @ Detroit Tigers
Tiger Stadium, Detroit, MI
 Tue Aug 11 1992, 7:05 PM EDT
 Att. 19,194 - Cloudy - 73 F

livebaseballscorecards.com

AB	31
R	5
H	9
RBI	5
BB	2
SO	6
LOB	11



PITCHER	IP	WLS	BF	H	R	ER	SO	BB	IBB	HBP	BLK	WP	HR	S	P	ERA	WHIP
Melido Perez, R ERA: 3.19 (1, 1)	8.0	L	34	9	5	5	6	2	0	0	0	1	2	85	138	5.62	1.375

WP: 1	PA: 34
PB: 0	
SB: 0	
CS: 0	

Batter	1	2	3	4	5	6	7	8	9	AB R H RBI BB SO LOB	TOP											
Bernie Williams, S (1, 8) OBP: 0.274, SLG: 0.362	0-1 G3	1-1 F9			1-1 L7		1-1 1B	2-1 FC6-4		5 0 1 1 0 0 1												
Randy Velarde, R (1, 6) OBP: 0.328, SLG: 0.410	1-0 F9		1-0 G5-3		0-1 F8		1-1 F9		1-2 1B	5 1 1 0 0 0 1												
Don Mattingly, L (1, 3) OBP: 0.327, SLG: 0.419	2-0 1B		1-2 F8		0-1 HR		0-0 1B		1-0 E	5 2 4 0 0 0 0												
Mel Hall, L (1, 9) OBP: 0.309, SLG: 0.452 Dion James, L (9, PR) OBP: 0.356, SLG: 0.374	2-0 1B		1-3 K		0-0 F9		2-1 G3-1		1-1 E9	5 0 2 1 0 1 3 0 0 0 0 0 0 0												
Roberto Kelly, R (1, 7) OBP: 0.332, SLG: 0.423	1-3 K			0-0 E8		0-0 HR		0-2 F9	1-2 F8	5 2 2 2 0 1 4												
Kevin Maas, L (1, 10) OBP: 0.309, SLG: 0.420		0-2 HR		2-2 SF8		0-1 G6-3		2-1 HR	1-2 SF8	3 2 2 2 0 0 0												
Matt Nokes, L (1, 2) OBP: 0.282, SLG: 0.405		1-0 P6		0-1 G3-1		1-2 F7		2-1 HR	0-3 K	5 1 1 2 0 1 3												
Charlie Hayes, R (1, 5) OBP: 0.279, SLG: 0.390		1-1 HR		0-0 CS		1-0 1B		4-1 1B	FC6-4 BB	3 2 3 2 1 0 0												
Andy Stankiewicz, R (1, 4) OBP: 0.344, SLG: 0.355		1-0 G4-3		0-2 CS		0-0 F8		3-3 K	2-2 P3	4 0 0 0 0 1 2												
Inning Stats	R: 0 E: 0 K: 1 S: 9	H: 2 LOB: 2 BB: 0 P: 15	R: 2 E: 0 K: 0 S: 9	H: 2 LOB: 0 BB: 0 P: 13	R: 0 E: 0 K: 1 S: 12	H: 0 LOB: 0 BB: 0 P: 15	R: 1 E: 1 K: 0 S: 9	H: 2 LOB: 0 BB: 0 P: 11	R: 0 E: 0 K: 0 S: 5	H: 0 LOB: 0 BB: 0 P: 6	R: 2 E: 0 K: 0 S: 9	H: 2 LOB: 0 BB: 0 P: 10	R: 1 E: 0 K: 1 S: 13	H: 3 LOB: 2 BB: 0 P: 21	R: 2 E: 0 K: 0 S: 15	H: 2 LOB: 1 BB: 1 P: 27	R: 2 E: 1 K: 1 S: 15	H: 3 LOB: 2 BB: 0 P: 20	1B: 12 2B: 0 3B: 1 HR: 3	SF: 2 SAC: 0 DP: 0 HBP: 0	WP: 1 PB: 0 SB: 0 CS: 1	PA: 44
PITCHER	IP WLS BF H R ER SO BB IBB HBP BLK WP HR S P ERA WHIP																					
Bill Gullickson, R (1, 1) ERA: 3.7	6.0 L 25 8 5 5 2 0 0 0 0 1 2 53 70 7.50 1.333																					
Walt Terrell, R (7, 1) ERA: 5.51	2.0 12 5 3 3 1 1 0 0 0 0 1 28 48 13.50 3.000																					
Les Lancaster, R (9, 1) ERA: 6.05	1.0 6 3 2 1 1 0 0 0 0 0 0 15 20 9.00 3.000																					

New York Yankees @ Detroit Tigers
Tiger Stadium, Detroit, MI
 Wed Aug 12 1992, 3:33 AM EDT
 Att. 25,480 - Cloudy - 68 F

livebaseballscorecards.com

AB	40
R	10
H	16
RBI	10
BB	1
SO	4
LOB	14



Batter	1	2	3	4	5	6	7	8	9	AB	R	H	RBI	BB	SO	LOB
--------	---	---	---	---	---	---	---	---	---	----	---	---	-----	----	----	-----

<p>Tony Phillips, S (1, 9) OBP: 0.400, SLG: 0.417</p> <p>CBB B X</p>	<p>Lou Whitaker, L (1, 4) OBP: 0.402, SLG: 0.472</p> <p>CBB C B X</p>		<p>Travis Fryman, R (1, 6) OBP: 0.315, SLG: 0.445</p> <p>B B C X</p>		<p>Cecil Fielder, R (1, 10) OBP: 0.316, SLG: 0.467</p> <p>S F T C X</p>			<p>Mickey Tettleton, S (1, 2) OBP: 0.383, SLG: 0.482</p> <p>CBB C B X</p>		<p>Scott Livingstone, L (1, 5) OBP: 0.317, SLG: 0.338</p> <p>S B T C X</p>						
---	--	--	---	--	--	--	--	--	--	---	--	--	--	--	--	--

<p>Tony Phillips, S (1, 9) OBP: 0.400, SLG: 0.417</p> <p>CBB B X</p>		<p>Lou Whitaker, L (1, 4) OBP: 0.402, SLG: 0.472</p> <p>CBB C B X</p>	<p>Travis Fryman, R (1, 6) OBP: 0.315, SLG: 0.445</p> <p>B B C X</p>	<p>Cecil Fielder, R (1, 10) OBP: 0.316, SLG: 0.467</p> <p>S F T C X</p>	<p>Mickey Tettleton, S (1, 2) OBP: 0.383, SLG: 0.482</p> <p>CBB C B X</p>	<p>Scott Livingstone, L (1, 5) OBP: 0.317, SLG: 0.338</p> <p>S B T C X</p>		<p>Mark Carreon, R (1, 7) OBP: 0.273, SLG: 0.351</p> <p>S B T C X</p>								
---	--	--	---	--	--	---	--	--	--	--	--	--	--	--	--	--

<p>Tony Phillips, S (1, 9) OBP: 0.400, SLG: 0.417</p> <p>CBB B X</p>	<p>Lou Whitaker, L (1, 4) OBP: 0.402, SLG: 0.472</p> <p>CBB C B X</p>		<p>Travis Fryman, R (1, 6) OBP: 0.315, SLG: 0.445</p> <p>B B C X</p>		<p>Cecil Fielder, R (1, 10) OBP: 0.316, SLG: 0.467</p> <p>S F T C X</p>	<p>Mickey Tettleton, S (1, 2) OBP: 0.383, SLG: 0.482</p> <p>CBB C B X</p>	<p>Scott Livingstone, L (1, 5) OBP: 0.317, SLG: 0.338</p> <p>S B T C X</p>		<p>Mark Carreon, R (1, 7) OBP: 0.273, SLG: 0.351</p> <p>S B T C X</p>							
---	--	--	---	--	--	--	---	--	--	--	--	--	--	--	--	--

<p>Lou Whitaker, L (1, 4) OBP: 0.402, SLG: 0.472</p> <p>CBB C B X</p>	<p>Travis Fryman, R (1, 6) OBP: 0.315, SLG: 0.445</p> <p>B B C X</p>	<p>Cecil Fielder, R (1, 10) OBP: 0.316, SLG: 0.467</p> <p>S F T C X</p>	<p>Mickey Tettleton, S (1, 2) OBP: 0.383, SLG: 0.482</p> <p>CBB C B X</p>	<p>Scott Livingstone, L (1, 5) OBP: 0.317, SLG: 0.338</p> <p>S B T C X</p>		<p>Mark Carreon, R (1, 7) OBP: 0.273, SLG: 0.351</p> <p>S B T C X</p>	<p>Rico Brogna, L (1, 3) OBP: 0.267, SLG: 0.533</p> <p>S B T C X</p>	<p>Gary Pettis, S (1, 8) OBP: 0.315, SLG: 0.260</p> <p>CBB C B X</p>								
--	---	--	--	---	--	--	---	---	--	--	--	--	--	--	--	--

<p>Tony Phillips, S (1, 9) OBP: 0.400, SLG: 0.417</p> <p>CBB B X</p>	<p>Lou Whitaker, L (1, 4) OBP: 0.402, SLG: 0.472</p> <p>CBB C B X</p>		<p>Travis Fryman, R (1, 6) OBP: 0.315, SLG: 0.445</p> <p>B B C X</p>	<p>Cecil Fielder, R (1, 10) OBP: 0.316, SLG: 0.467</p> <p>S F T C X</p>	<p>Mickey Tettleton, S (1, 2) OBP: 0.383, SLG: 0.482</p> <p>CBB C B X</p>	<p>Scott Livingstone, L (1, 5) OBP: 0.317, SLG: 0.338</p> <p>S B T C X</p>		<p>Mark Carreon, R (1, 7) OBP: 0.273, SLG: 0.351</p> <p>S B T C X</p>								
---	--	--	---	--	--	---	--	--	--	--	--	--	--	--	--	--

<p>Lou Whitaker, L (1, 4) OBP: 0.402, SLG: 0.472</p> <p>CBB C B X</p>	<p>Travis Fryman, R (1, 6) OBP: 0.315, SLG: 0.445</p> <p>B B C X</p>	<p>Cecil Fielder, R (1, 10) OBP: 0.316, SLG: 0.467</p> <p>S F T C X</p>	<p>Mickey Tettleton, S (1, 2) OBP: 0.383, SLG: 0.482</p> <p>CBB C B X</p>	<p>Scott Livingstone, L (1, 5) OBP: 0.317, SLG: 0.338</p> <p>S B T C X</p>		<p>Mark Carreon, R (1, 7) OBP: 0.273, SLG: 0.351</p> <p>S B T C X</p>	<p>Rico Brogna, L (1, 3) OBP: 0.267, SLG: 0.533</p> <p>S B T C X</p>	<p>Gary Pettis, S (1, 8) OBP: 0.315, SLG: 0.260</p> <p>CBB C B X</p>								
--	---	--	--	---	--	--	---	---	--	--	--	--	--	--	--	--

<p>Tony Phillips, S (1, 9) OBP: 0.400, SLG: 0.417</p> <p>CBB B X</p>	<p>Lou Whitaker, L (1, 4) OBP: 0.402, SLG: 0.472</p> <p>CBB C B X</p>		<p>Travis Fryman, R (1, 6) OBP: 0.315, SLG: 0.445</p> <p>B B C X</p>	<p>Cecil Fielder, R (1, 10) OBP: 0.316, SLG: 0.467</p> <p>S F T C X</p>	<p>Mickey Tettleton, S (1, 2) OBP: 0.383, SLG: 0.482</p> <p>CBB C B X</p>	<p>Scott Livingstone, L (1, 5) OBP: 0.317, SLG: 0.338</p> <p>S B T C X</p>		<p>Mark Carreon, R (1, 7) OBP: 0.273, SLG: 0.351</p> <p>S B T C X</p>								
---	--	--	---	--	--	---	--	--	--	--	--	--	--	--	--	--

<p>Lou Whitaker, L (1, 4) OBP: 0.402, SLG: 0.472</p> <p>CBB C B X</p>	<p>Travis Fryman, R (1, 6) OBP: 0.315, SLG: 0.445</p> <p>B B C X</p>	<p>Cecil Fielder, R (1, 10) OBP: 0.316, SLG: 0.467</p> <p>S F T C X</p>	<p>Mickey Tettleton, S (1, 2) OBP: 0.383, SLG: 0.482</p> <p>CBB C B X</p>	<p>Scott Livingstone, L (1, 5) OBP: 0.317, SLG: 0.338</p> <p>S B T C X</p>		<p>Mark Carreon, R (1, 7) OBP: 0.273, SLG: 0.351</p> <p>S B T C X</p>	<p>Rico Brogna, L (1, 3) OBP: 0.267, SLG: 0.533</p> <p>S B T C X</p>	<p>Gary Pettis, S (1, 8) OBP: 0.315, SLG: 0.260</p> <p>CBB C B X</p>								
--	---	--	--	---	--	--	---	---	--	--	--	--	--	--	--	--

<p>Tony Phillips, S (1, 9) OBP: 0.400, SLG: 0.417</p> <p>CBB B X</p>	<p>Lou Whitaker, L (1, 4) OBP: 0.402, SLG: 0.472</p> <p>CBB C B X</p>		<p>Travis Fryman, R (1, 6) OBP: 0.315, SLG: 0.445</p> <p>B B C X</p>	<p>Cecil Fielder, R (1, 10) OBP: 0.316, SLG: 0.467</p> <p>S F T C X</p>	<p>Mickey Tettleton, S (1, 2) OBP: 0.383, SLG: 0.482</p> <p>CBB C B X</p>	<p>Scott Livingstone, L (1, 5) OBP: 0.317, SLG: 0.338</p> <p>S B T C X</p>		<p>Mark Carreon, R (1, 7) OBP: 0.273, SLG: 0.351</p> <p>S B T C X</p>								
---	--	--	---	--	--	---	--	--	--	--	--	--	--	--	--	--

Inning Stats		R: 0 E: 0 K: 0 S: 12	H: 1 LOB: 1 BB: 0 P: 19	R: 0 E: 0 K: 2 S: 10	H: 0 LOB: 0 BB: 0 P: 14	R: 0 E: 0 K: 2 S: 7	H: 0 LOB: 0 BB: 0 P: 11	R: 0 E: 0 K: 2 S: 13	H: 1 LOB: 2 BB: 1 P: 20	R: 0 E: 0 K: 0 S: 11	H: 0 LOB: 1 BB: 1 P: 16	R: 0 E: 1 K: 1 S: 8	H: 0 LOB: 1 BB: 0 P: 15	R: 0 E: 0 K: 0 S: 3	H: 0 LOB: 0 BB: 0 P: 3	R: 0 E: 0 K: 1 S: 9	H: 0 LOB: 1 BB: 1 P: 16	R: 0 E: 0 K: 1 S: 11	H: 0 LOB: 2 BB: 2 P: 24	1B: 2 2B: 0 3B: 0 HR: 0	SF: 0 SAC: 0 DP: 0 HBP: 0	WP: 0 PB: 0 SB: 0 CS: 0	PA: 35
---------------------	--	-------------------------------	----------------------------------	-------------------------------	----------------------------------	------------------------------	----------------------------------	-------------------------------	----------------------------------	-------------------------------	----------------------------------	------------------------------	----------------------------------	------------------------------	---------------------------------	------------------------------	----------------------------------	-------------------------------	----------------------------------	----------------------------------	------------------------------------	----------------------------------	--------

PITCHER		IP	WLS	BF	H	R	ER	SO	BB	IBB	HBP	BLK	WP	HR	S	P	ERA	WHIP	PITCHER		IP	WLS	BF	H	R	ER	SO	BB	IBB	HBP	BLK	WP	HR	S	P	ERA	WHIP
Scott Sanderson, R (1, 1) ERA: 4.53		7.1	W	27	2	0	0	8	2	0	0	0	0	0	67	102	0.00	0.545	Rich Monteleone, R (8, 1) ERA: 3.01		1.2		8	0	0	0	1	3	0	0	0	0	17	36	0.00	1.800	

BOTTOM

New York Yankees @ Detroit Tigers

Tiger Stadium, Detroit, MI

Wed Aug 12 1992, 3:33 AM EDT

Att: 25,480 - Cloudy - 68 F

AB	30
R	0
H	2
RBI	0
BB	5
SO	9
LOB	16

Batter	1	2	3	4	5	6	7	8	9	AB R H RBI BB SO LOB	TOP											
Tony Phillips, S OBP: 0.403, SLG: 0.417 (1, 9)			G6-4-3 1-2f		BB		G4-3		FC4-6 1B	4 1 2 0 2 0 2												
Lou Whitaker, L OBP: 0.403, SLG: 0.481 (1, 4)				F8	FC5-4 1B		BB		FC4-6 1-2f	5 1 2 3 1 0 3												
Travis Fryman, R OBP: 0.317, SLG: 0.445 (1, 6)	G5-3 BB 1B			E 1B	K		BB		K	5 1 2 0 1 2 3												
Cecil Fielder, R OBP: 0.315, SLG: 0.462 (1, 3)	1B 1-2 BB		K	P3	FC5-4 1-2f		F7			4 1 0 0 1 1 5												
Mickey Tettleton, S OBP: 0.382, SLG: 0.477 (1, 2)				E5 1-2		L3	F8			4 0 0 0 1 1 5												
Dan Gladden, R OBP: 0.318, SLG: 0.353 (1, 7)	1B 1-3 2-H FC 1B		L5	L3		K		P7		5 1 1 1 0 1 3												
Scott Livingstone, L OBP: 0.322, SLG: 0.348 (1, 5)	E FC 3B 1-3 3-H 1B		FC5 1B 1B		G4-3	2B		F8		5 1 3 1 0 0 0												
Rico Brogna, L OBP: 0.267, SLG: 0.533 (1, 10)	FC 3B 1-3 3-H		E 1B 1-2		3B BB		BB	F9		0 0 0 0 0 0 0												
Skeeter Barnes, R OBP: 0.294, SLG: 0.391 (1, PH)										3 2 1 0 2 0 1												
Gary Pettis, S OBP: 0.319, SLG: 0.307 (1, 8)			FC5 G6-4-3 1-3 2-3f		1B 3B		F8		K	5 1 2 3 0 1 4												
Inning Stats	R: 7 E: 1 K: 1 S: 18	H: 6 LOB: 1 BB: 2 P: 38	R: 0 E: 0 K: 1 S: 7	H: 0 LOB: 1 BB: 1 P: 13	R: 0 E: 1 K: 0 S: 6	H: 2 LOB: 1 BB: 0 P: 10	R: 0 E: 1 K: 0 S: 13	H: 1 LOB: 2 BB: 0 P: 21	R: 2 E: 0 K: 1 S: 17	H: 2 LOB: 2 BB: 2 P: 29	R: 0 E: 0 K: 1 S: 9	H: 1 LOB: 2 BB: 1 P: 16	R: 0 E: 0 K: 0 S: 15	H: 0 LOB: 2 BB: 2 P: 27	R: 0 E: 0 K: 0 S: 4	H: 0 LOB: 0 BB: 0 P: 8	R: 0 E: 0 K: 2 S: 14	H: 1 LOB: 1 BB: 0 P: 22	1B: 9 2B: 1 3B: 2 HR: 1	SF: 0 SAC: 0 DP: 2 HBP: 0	WP: 0 PB: 0 SB: 0 CS: 0	PA: 48
PITCHER	IP WLS BF H R ER SO BB IBB HBP BLK WP HR S P ERA WHIP																					
Roger Pavlik, R ERA: 9.9 (1, 1)	0.1 L 7 5 6 6 1 1 0 0 0 0 0 1 13 26 162.00 18.000																					
Brian Bohanon, L ERA: 6.82 (1, 1)	4.0 22 6 3 2 1 4 0 0 0 0 0 39 75 4.50 2.500																					
Matt Whiteside, R ERA: 3.18 (5, 1)	2.0 9 1 0 0 2 2 0 0 0 0 0 25 37 0.00 1.500																					
Todd Burns, R ERA: 3.74 (7, 1)	1.2 6 0 0 0 0 1 0 0 0 0 0 12 24 0.00 0.600																					
Kenny Rogers, L ERA: 3.09 (9, 1)	1.0 4 1 0 0 2 0 0 0 0 0 0 14 22 0.00 1.000																					

Detroit Tigers @ Texas Rangers
Arlington Stadium, Arlington, TX
Fri Aug 14 1992, 8:05 PM EDT
Att. 38,696 - Cloudy - 81 F

livebaseballscorecards.com

AB	40
R	9
H	13
RBI	8
BB	8
SO	6
LOB	26



Batter	1	2	3	4	5	6	7	8	9	AB	R	H	RBI	BB	SO	LOB
Jeff Huson, L (1, 6) OBP: 0.345, SLG: 0.368	F7		2B		1B		F9	F8		4	1	1	0	1	0	2
Rafael Palmeiro, L (1, 3) OBP: 0.344, SLG: 0.411	F7		F8		1B		1B		F8	5	1	1	0	0	0	2
Ruben Sierra, S (1, 9)	P4		P7		1B		F9		G3-1	5	1	1	1	0	0	2
Juan Gonzalez, R (1, 7) OBP: 0.294, SLG: 0.509		L6-4		HR	2B		K		HR	5	2	4	4	0	1	1
Kevin Reimer, L (1, 10) OBP: 0.356, SLG: 0.484		FC6-5		K	P5			1B	G1-3	5	1	2	0	0	1	1
Dean Palmer, R (1, 5) OBP: 0.329, SLG: 0.446		L6-4		K			G3			1	0	0	0	0	0	2
Al Newman, S (4, 5) OBP: 0.322, SLG: 0.254										2	0	1	0	0	1	0
Monty Fariss, R (8, PH) OBP: 0.350, SLG: 0.368										0	0	0	0	1	0	0
Ivan Rodriguez, R (1, 2) OBP: 0.320, SLG: 0.395					F7		G3		K	4	0	1	0	0	1	3
David Hulse, L (1, 8) OBP: 0.300, SLG: 0.222							F8			3	0	0	0	0	1	3
Geno Petralli, L (8, PH) OBP: 0.287, SLG: 0.293		FC6-5					K			1	0	1	1	0	0	0
Jeff Frye, R (1, 4) OBP: 0.295, SLG: 0.333							F7			3	0	0	0	0	1	1
Brian Downing, R (8, PH) OBP: 0.401, SLG: 0.418										1	0	0	0	0	1	2
Mario Diaz, R (9, 4)										0	0	0	0	0	0	0

Inning Stats	R: 0	H: 0	E: 0	K: 0	S: 9	H: 0	LOB: 0	BB: 0	P: 13	R: 0	H: 3	E: 0	K: 0	S: 10	H: 1	LOB: 1	BB: 0	P: 15	R: 0	H: 1	E: 0	K: 1	S: 8	R: 1	H: 1	E: 0	K: 2	S: 12	H: 1	LOB: 0	BB: 0	P: 15	R: 3	H: 2	E: 1	K: 0	S: 13	H: 1	LOB: 1	BB: 1	P: 25	R: 0	H: 1	E: 0	K: 1	S: 9	R: 0	H: 1	E: 0	K: 1	S: 11	H: 1	LOB: 1	BB: 0	P: 15	R: 1	H: 2	E: 0	K: 2	S: 16	H: 2	LOB: 2	BB: 1	P: 29	R: 1	H: 1	E: 0	K: 0	S: 11	H: 1	LOB: 0	BB: 0	P: 17	1B: 7	SF: 0	2B: 4	SAC: 0	3B: 0	DP: 1	HR: 2	HBP: 0	WP: 0	PA: 41
--------------	------	------	------	------	------	------	--------	-------	-------	------	------	------	------	-------	------	--------	-------	-------	------	------	------	------	------	------	------	------	------	-------	------	--------	-------	-------	------	------	------	------	-------	------	--------	-------	-------	------	------	------	------	------	------	------	------	------	-------	------	--------	-------	-------	------	------	------	------	-------	------	--------	-------	-------	------	------	------	------	-------	------	--------	-------	-------	-------	-------	-------	--------	-------	-------	-------	--------	-------	--------

PITCHER	IP	WLS	BF	H	R	ER	SO	BB	IBB	HBP	BLK	WP	HR	S	P	ERA	WHIP
Dave Haas, R (1, 1) ERA: 1.93	6.2	W	30	9	4	1	4	1	0	0	0	0	1	69	105	1.35	1.500
Kurt Knudsen, R (7, 1) ERA: 3.68	0.2		5	2	1	1	2	1	0	0	0	0	0	13	23	13.50	4.500
Mike Henneman, R (8, 1) ERA: 4.31	1.2	S	6	1	1	1	1	0	0	0	0	0	1	17	26	5.40	0.600

BOTTOM

Detroit Tigers @ Texas Rangers
Arlington Stadium, Arlington, TX

Fri Aug 14 1992, 8:05 PM EDT
Att: 38,696 - Cloudy - 81 F

livebaseballscorecards.com

AB	39
R	6
H	12
RBI	6
BB	2
SO	7
LOB	19



Batter	1	2	3	4	5	6	7	8	9	AB	R	H	RBI	BB	SO	LOB	TOP										
Tony Phillips, S OBP: 0.401, SLG: 0.413 (1, 9) BB (9, 4)	4-0 1B BB SF8 BB	2-2 F7	2-2 G1-3		1-0 FC1-2 1B 1-2 2-3 3-H		2-2 FC SF8 1B	1-3 K		5	3	0	0	1	1	7											
Lou Whitaker, L OBP: 0.406, SLG: 0.481 Skeeter Barnes, R OBP: 0.300, SLG: 0.396 (1, 4) SAFE (9, PH) BB (9, 9)	4-1 BB 1B 1-2 BB	2-2 BB 1-3 1B		0-2 G3-1	4-1 1B 1-2 2-3 3-H		1-1 SF8		2-2 1B 1B	2	0	1	2	2	0	0											
Travis Fryman, R OBP: 0.323, SLG: 0.448 (1, 6) SS X	1-2 1-2 2-3 1B	4-0 1-2 BB		3-2 G1-3	2-1 1-2 2-H 3-H 1B		1-0 WP 1B		0-1 1-3 1B	5	1	4	3	1	0	0											
Cecil Fielder, R OBP: 0.316, SLG: 0.460 Dave Bergman, L OBP: 0.269, SLG: 0.241 Rob Deer, R OBP: 0.309, SLG: 0.550 Mike Munoz, L (1, 3) (8, 3) (9, PH) (9, 1)	1-1 P4	1-3 K		4-2 BB	1-2 G1-3		3-2 1-H 1B		1-3 K	4	0	1	1	1	1	8											
Mickey Tettleton, S OBP: 0.381, SLG: 0.473 (1, 2) C BB X	1-2 SF8 3-H		4-1 1B 1B BB	2-1 G3		1-3 K	0-1 F7		4-0 IBB	3	1	0	1	2	1	2											
Dan Gladden, R OBP: 0.322, SLG: 0.355 Mark Carreon, R OBP: 0.272, SLG: 0.350 (1, 7) (8, 7)	4-2 1-2 2-3 BB		2-1 1B 1-2 SF8 1B		1-0 E7 G4-3 FC1-2 1B	1-0 F7	1-3 K		2-2 P4	4	1	2	0	1	1	1											
Scott Livingstone, L OBP: 0.319, SLG: 0.343 (1, 5) X	0-0 F7		0-0 1-3 2-H 1B		1-1 G4-3	1-3 K		0-1 F7	1-2 G4-3	6	0	1	1	0	1	7											
Rico Brogna, L OBP: 0.400, SLG: 0.529 (1, 10) (9, 3) C BB X		4-2 1B BB	1-3 K		4-2 FC1-2 BB BB		2-2 FC BB E 1B	4-2 BB BB		2	2	1	0	3	1	2											
Gary Pettis, S OBP: 0.322, SLG: 0.301 (1, 8) X		0-1 F7	2-0 SF8		4-2 BB 1B FC1-2 BB		4-1 E SF8 BB	0-0 F7		2	2	0	1	2	0	2											
Inning Stats	R: 1 E: 0 K: 0 S: 12	H: 1 LOB: 3 BB: 3 P: 27	R: 0 E: 0 K: 1 S: 15	H: 1 LOB: 3 BB: 2 P: 28	R: 2 E: 0 K: 1 S: 11	H: 2 LOB: 1 BB: 1 P: 22	R: 0 E: 0 K: 0 S: 12	H: 0 LOB: 1 BB: 1 P: 21	R: 3 E: 1 K: 0 S: 14	H: 2 LOB: 2 BB: 3 P: 32	R: 0 E: 0 K: 2 S: 7	H: 0 LOB: 0 BB: 0 P: 10	R: 4 E: 1 K: 1 S: 22	H: 3 LOB: 1 BB: 1 P: 36	R: 0 E: 0 K: 1 S: 14	H: 0 LOB: 1 BB: 1 P: 19	R: 0 E: 0 K: 1 S: 15	H: 2 LOB: 3 BB: 1 P: 25	1B: 11 2B: 0 3B: 0 HR: 0	SF: 3 SAC: 0 DP: 0 HBP: 0	WP: 1 PB: 0 SB: 0 CS: 0	PA: 52					
PITCHER	IP	WLS	BF	H	R	ER	SO	BB	IBB	HBP	BLK	WP	HR	S	P	ERA	WHIP										
Bobby Witt, R ERA: 4.33 (1, 1)	4.2	L	29	5	6	6	2	10	0	0	0	0	0	59	122	11.57	3.214										
Ed Nunez, R ERA: 3.96 (5, 1)	2.1		13	4	4	3	3	1	0	0	0	1	0	34	54	11.57	2.143										
Roger Pavlik, R ERA: 9.0 (8, 1)	1.0		4	0	0	0	1	1	0	0	0	0	0	14	19	0.00	1.000										
Kenny Rogers, L ERA: 3.03 (9, 1)	1.0		6	2	0	0	1	0	1	0	0	0	0	15	25	0.00	2.000										

Detroit Tigers @ Texas Rangers
Arlington Stadium, Arlington, TX
Sat Aug 15 1992, 8:05 PM EDT
Att. 31,008 - Cloudy - 82 F

livebaseballscorecards.com

AB 36
R 10
H 11
RBI 9
BB 13
SO 7
LOB 34



Batter	1	2	3	4	5	6	7	8	9	AB	R	H	RBI	BB	SO	LOB
Jeff Huson, L (1, 6) OBP: 0.342, SLG: 0.365 Mario Diaz, R (7, PH) (8, 6)	2-1 F9		2-2 SF8		1-0 G4-6-3		1-1 G6-4-3			2	0	0	1	0	0	1
Rafael Palmeiro, L (1, 3) OBP: 0.343, SLG: 0.410	2-1 L7		3-2 G4-3			0-1 FC6-4 1B		0-2 G3		4	0	1	0	0	0	0
Ruben Sierra, S (1, 9)	0-0 1B			0-1 F9		2-3 K		3-1 F7		4	0	1	0	0	1	1
Juan Gonzalez, R (1, 7) OBP: 0.294, SLG: 0.507	1-0 G5-3			0-2 1B E 1B		1-1 FC6-4 1B		2-1 G6-3		4	2	1	0	0	0	2
Kevin Reimer, L (1, 10) OBP: 0.358, SLG: 0.484		1-2 G4-3		2-1 1B E 1B		0-0 1B		0-0 P2		4	0	2	0	0	0	0
Geno Petralli, L (1, 2) OBP: 0.288, SLG: 0.294 Ivan Rodriguez, R (9, PH) OBP: 0.319, SLG: 0.393		2-0 G4-3		0-1 E3 G3-6-1		0-1 1B		0-1 F8		3	0	1	2	0	0	1
Al Newman, S (1, 5) OBP: 0.321, SLG: 0.254		0-0 F7		1-2 G3-6-1		1-2 2-H 1B		2-1 F8		1	0	0	0	0	0	0
David Hulse, L (1, 8) OBP: 0.333, SLG: 0.273 Monty Fariss, R (7, PH) OBP: 0.343, SLG: 0.360 (8, 8)			0-1 G4-3 WP SF8 1B		0-3 K		1-3 K		0-0 G6-3		4	0	1	0	0	4
Jeff Frye, R (1, 4) OBP: 0.306, SLG: 0.337			3-2 G4-3		1-2 G4-6-3 1B		4-0 G6-4-3 BB		0-0 G6-3		2	1	1	0	0	1
				1-3 1B						2	0	0	0	0	1	1

Inning Stats	R: 0	H: 1	R: 0	H: 0	R: 1	H: 1	R: 0	H: 1	R: 1	H: 3	R: 0	H: 0	R: 0	H: 1	R: 0	H: 0	R: 0	H: 1	1B: 9	SF: 1	WP: 1	PA: 35
	E: 0	LOB: 1	E: 0	LOB: 0	E: 0	LOB: 0	E: 0	LOB: 0	E: 1	LOB: 2	E: 0	LOB: 0	E: 0	LOB: 1	E: 0	LOB: 0	E: 0	LOB: 0	2B: 0	SAC: 0	PB: 0	
	K: 0	BB: 0	K: 0	BB: 0	K: 0	BB: 0	K: 1	BB: 0	K: 0	BB: 0	K: 1	BB: 1	K: 0	BB: 0	K: 0	BB: 0	K: 0	BB: 0	3B: 0	DP: 3	SB: 0	
	S: 6	P: 11	S: 5	P: 8	S: 12	P: 20	S: 8	P: 10	S: 10	P: 15	S: 5	P: 11	S: 7	P: 12	S: 6	P: 8	S: 6	P: 8	HR: 0	HBP: 0	CS: 0	

PITCHER	IP	WLS	BF	H	R	ER	SO	BB	IBB	HBP	BLK	WP	HR	S	P	ERA	WHIP
John Doherty, R (1, 1) ERA: 3.73	6.0	W	25	8	3	3	2	0	0	0	0	1	0	52	76	4.50	1.333
Mike Munoz, L (7, 1) ERA: 3.16	3.0	S	10	1	0	0	1	1	0	0	0	0	0	18	31	0.00	0.667
Mike Munoz, L (9, 1) ERA: 3.16	3.0	S	10	1	0	0	1	1	0	0	0	0	0	18	31	0.00	0.667

BOTTOM

Detroit Tigers @ Texas Rangers
Arlington Stadium, Arlington, TX
Sat Aug 15 1992, 8:05 PM EDT
Att: 31,008 - Cloudy - 82 F

livebaseballscorecards.com

AB	33
R	3
H	9
RBI	3
BB	1
SO	3
LOB	12



Batter	1	2	3	4	5	6	7	8	9	AB R H RBI BB SO LOB	TOP											
Tony Phillips, S OBP: 0.399, SLG: 0.410 (1, 9)	2-1 BB HR 1B	0-0 F7			2-3 K	2-3 K		2-2 G4-3		5 1 1 0 0 2 1												
Lou Whitaker, L OBP: 0.403, SLG: 0.475 (1, 4)	3-1 L4		0-2 P3		4-0 BB BB BB	0-0 G3			2-1 F8	4 1 0 0 1 0 2												
Travis Fryman, R OBP: 0.326, SLG: 0.448 (1, 6)	4-2 HR BB		1-0 F8		4-2 BB BB BB		2-0 F7		0-1 G6-4-3 1B	3 1 1 0 2 0 0												
Cecil Fielder, R OBP: 0.317, SLG: 0.465 Dave Bergman, L OBP: 0.269, SLG: 0.241 (1, 3) (9, 3)	2-1 F7		2-2 HR		4-2 BB BB		0-2 E5		0-0 G6-4-3 1-2f	4 1 1 1 1 0 3 0 0 0 0 0 0 0												
Mickey Tettleton, S OBP: 0.382, SLG: 0.480 (1, 10)	3-1 HR 1-H 2-H		4-2 BB		0-1 P6		2-0 F9			3 1 1 3 1 0 4												
Scott Livingstone, L OBP: 0.322, SLG: 0.340 (1, 5)	4-0 BB		2-1 F7		4-2 BB BB		1-0 L5			2 0 0 1 2 0 2												
Mark Carreon, R OBP: 0.272, SLG: 0.360 (1, 7)	0-3 K			3-3 K	0-0 F7			3-2 HR		4 1 1 1 0 2 4												
Chad Kreuter, S OBP: 0.303, SLG: 0.325 (1, 2)		1-3 K		2-3 K		1-0 E4		0-0 F8		4 0 0 0 0 2 0												
Gary Pettis, S OBP: 0.312, SLG: 0.290 (1, 8)		1-2 G5-3		0-1 G1-3		3-3 K		1-0 G1-3		4 0 0 0 0 1 1												
Inning Stats	R: 3 E: 0 K: 1 S: 13	H: 2 LOB: 1 BB: 2 P: 31	R: 0 E: 0 K: 1 S: 7	H: 0 LOB: 0 BB: 0 P: 9	R: 1 E: 0 K: 0 S: 12	H: 1 LOB: 1 BB: 1 P: 21	R: 0 E: 0 K: 2 S: 8	H: 0 LOB: 0 BB: 0 P: 13	R: 1 E: 0 K: 1 S: 14	H: 0 LOB: 3 BB: 4 P: 32	R: 0 E: 1 K: 2 S: 8	H: 0 LOB: 1 BB: 0 P: 14	R: 0 E: 1 K: 0 S: 6	H: 0 LOB: 1 BB: 0 P: 11	R: 1 E: 0 K: 0 S: 9	H: 1 LOB: 0 BB: 0 P: 15	R: 0 E: 0 K: 0 S: 5	H: 1 LOB: 0 BB: 0 P: 7	1B: 2 2B: 0 3B: 0 HR: 3	SF: 0 SAC: 0 DP: 1 HBP: 0	WP: 0 PB: 0 SB: 0 CS: 0	PA: 40
PITCHER	IP WLS BF H R ER SO BB IBB HBP BLK WP HR S P ERA WHIP																					
Nolan Ryan, R ERA: 3.64 (1, 1)	4.2 L 24 3 5 5 5 7 0 0 0 0 0 2 53 105 9.64 2.143																					
Todd Burns, R ERA: 3.63 (5, 1)	2.1 9 0 0 0 2 0 0 0 0 0 0 0 15 26 0.00 0.000																					
Jeff Russell, R ERA: 2.01 (8, 1)	1.0 4 1 1 1 0 0 0 0 0 0 0 1 9 15 9.00 1.000																					
Matt Whiteside, R ERA: 2.7 (9, 1)	1.0 3 1 0 0 0 0 0 0 0 0 0 0 5 7 0.00 1.000																					

Detroit Tigers @ Texas Rangers
Arlington Stadium, Arlington, TX
Sun Aug 16 1992, 8:05 PM EDT
Att. 25,216 - Sunny - 85 F

livebaseballscorecards.com

AB 33
R 6
H 5
RBI 6
BB 7
SO 7
LOB 17



Batter	1	2	3	4	5	6	7	8	9	AB	R	H	RBI	BB	SO	LOB
--------	---	---	---	---	---	---	---	---	---	----	---	---	-----	----	----	-----

Jeff Frye, R <small>OBP: 0.304, SLG: 0.333</small> <small>(1, 4)</small> 			<small>1 SAFE</small> 		<small>1 SAFE</small> 					4	0	1	0	0	0	1
Rafael Palmeiro, L <small>OBP: 0.342, SLG: 0.407</small> <small>(1, 3)</small> 										3	0	0	0	1	1	2
Ruben Sierra, S <small>OBP: 0.317, SLG: 0.445</small> <small>(1, 9)</small> 										4	0	0	0	0	0	1
Juan Gonzalez, R <small>OBP: 0.293, SLG: 0.505</small> <small>(1, 7)</small> 										4	0	1	0	0	1	1
Brian Downing, R <small>OBP: 0.406, SLG: 0.421</small> <small>(1, 10)</small> 										3	0	2	0	1	0	0
Monty Fariss, R <small>OBP: 0.333, SLG: 0.348</small> <small>(1, 8)</small> Kevin Reimer, L <small>OBP: 0.357, SLG: 0.483</small> <small>(9, PH)</small> 										3	0	0	0	0	2	3
										1	0	0	0	0	0	1
Ivan Rodriguez, R <small>OBP: 0.315, SLG: 0.388</small> <small>(1, 2)</small> 										4	0	0	0	0	1	0
Al Newman, S <small>OBP: 0.326, SLG: 0.257</small> <small>(1, 5)</small> 										2	0	1	0	1	0	0
Mario Diaz, R <small>(1, 6)</small> 										3	0	0	0	0	1	2

Inning Stats	R: 0	H: 0	E: 0	K: 0	S: 9	LOB: 0	BB: 0	P: 15	R: 0	H: 0	E: 0	K: 1	S: 11	LOB: 0	BB: 0	P: 14	R: 0	H: 2	E: 0	K: 1	S: 11	LOB: 2	BB: 0	P: 16	R: 0	H: 1	E: 0	K: 1	S: 10	LOB: 1	BB: 0	P: 15	R: 0	H: 0	E: 0	K: 0	S: 8	LOB: 1	BB: 1	P: 16	R: 0	H: 2	E: 0	K: 1	S: 11	LOB: 2	BB: 0	P: 17	R: 0	H: 0	E: 0	K: 2	S: 11	LOB: 0	BB: 0	P: 17	R: 0	H: 0	E: 0	K: 0	S: 8	LOB: 1	BB: 1	P: 13	R: 0	H: 0	E: 0	K: 0	S: 7	LOB: 0	BB: 1	P: 14	1B: 5	2B: 0	3B: 0	HR: 0	SF: 0	SAC: 0	DP: 1	HBP: 0	WP: 0	PB: 0	SB: 0	CS: 0	PA: 34
--------------	------	------	------	------	------	--------	-------	-------	------	------	------	------	-------	--------	-------	-------	------	------	------	------	-------	--------	-------	-------	------	------	------	------	-------	--------	-------	-------	------	------	------	------	------	--------	-------	-------	------	------	------	------	-------	--------	-------	-------	------	------	------	------	-------	--------	-------	-------	------	------	------	------	------	--------	-------	-------	------	------	------	------	------	--------	-------	-------	-------	-------	-------	-------	-------	--------	-------	--------	-------	-------	-------	-------	--------

PITCHER	IP	WLS	BF	H	R	ER	SO	BB	IBB	HBP	BLK	WP	HR	S	P	ERA	WHIP
Frank Tanana, L <small>ERA: 4.3</small> <small>(1, 1)</small>	8.0	W	31	5	0	0	6	2	0	0	0	0	0	79	123	0.00	0.875
John Kiely, R <small>ERA: 2.31</small> <small>(9, 1)</small>	1.0		3	0	0	0	0	1	0	0	0	0	0	7	14	0.00	1.000

BOTTOM

Detroit Tigers @ Texas Rangers
 Arlington Stadium, Arlington, TX
 Sun Aug 16 1992, 8:05 PM EDT
 Att: 25,216 - Sunny - 85 F

AB	31
R	0
H	5
RBI	0
BB	3
SO	6
LOB	11



WP: 0	PA: 34
PB: 0	
SB: 0	
CS: 0	

livebaseballscorecards.com

Batter	1	2	3	4	5	6	7	8	9	AB R H RBI BB SO LOB	TOP																
Tony Phillips, S OBP: 0.399, SLG: 0.412 (1, 9) X	0-0 F8		1-2 1B 1B		0-0 G5-3		1-2 2B		2-3 K	5 1 2 2 0 1 0																	
Lou Whitaker, L OBP: 0.403, SLG: 0.474 (1, 4) B C C C S	2-3 K		0-0 SF8		3-1 F9		4-2 FC4-6 BB		2-2 1B	3 0 1 1 1 1 0																	
Travis Fryman, R OBP: 0.325, SLG: 0.445 (1, 6) B C C C S	1-3 K		0-0 1B 1B		0-0 G5-3		3-1 FC4-6		1-2 G4-3	5 0 1 0 0 1 3																	
Cecil Fielder, R OBP: 0.316, SLG: 0.463 (1, 10) B F X		1-1 G5-3	0-0 1B		1-1 G6-3		3-3 K			4 0 1 1 0 1 0																	
Mickey Tettleton, S OBP: 0.381, SLG: 0.477 (1, 2) B C X		1-1 G3	2-1 F8		3-1 F8		0-1 1B 1B			4 0 1 0 0 0 2																	
Dan Gladden, R OBP: 0.324, SLG: 0.367 (1, 7) B C X		1-2 HR		2-3 K		1-3 K	1-2 1B			4 1 2 1 0 2 0																	
Scott Livingstone, L OBP: 0.320, SLG: 0.339 (1, 5) C B B B X		3-2 F9		0-1 F8		1-0 2B 1B	0-1 F7			4 1 1 0 0 0 2																	
Rico Brogna, L OBP: 0.364, SLG: 0.474 (1, 3) B B B X			3-1 G3	3-3 K		3-1 L7	2-3 K			2 0 0 0 0 1 0																	
Skeeter Barnes, R OBP: 0.298, SLG: 0.393 (7, 3) C C C X						SAFE				1 0 0 0 0 0 1																	
Dave Bergman, L OBP: 0.267, SLG: 0.240 (8, PH) (8, 3) B B X										1 0 0 0 0 1 2																	
Gary Pettis, S OBP: 0.318, SLG: 0.300 (1, 8) B B B C C X			4-2 1B SF8 BB		2-3 K		0-0 2B 2B		0-3 K	3 2 1 0 1 2 0																	
Inning Stats	R: 0 E: 0 K: 2 S: 9	H: 0 LOB: 0 BB: 0 P: 12	R: 1 E: 0 K: 0 S: 10	H: 1 LOB: 0 BB: 0 P: 16	R: 2 E: 0 K: 0 S: 16	H: 3 LOB: 2 BB: 1 P: 26	R: 0 E: 0 K: 2 S: 8	H: 0 LOB: 0 BB: 0 P: 13	R: 0 E: 0 K: 1 S: 10	H: 0 LOB: 0 BB: 0 P: 15	R: 0 E: 0 K: 0 S: 5	H: 0 LOB: 0 BB: 0 P: 9	R: 2 E: 0 K: 1 S: 14	H: 3 LOB: 2 BB: 1 P: 27	R: 0 E: 0 K: 2 S: 15	H: 2 LOB: 2 BB: 0 P: 21	R: 0 E: 0 K: 2 S: 12	H: 1 LOB: 1 BB: 0 P: 17	1B: 7 2B: 2 3B: 0 HR: 1	SF: 1 SAC: 0 DP: 0 HBP: 0	WP: 0 PB: 0 SB: 1 CS: 0	PA: 39					
PITCHER	IP WLS BF H R ER SO BB IBB HBP BLK WP HR S P ERA WHIP																										
Rick Reed, R ERA: 4.56 (1, 1)	5.0		20	4	3	3	5	1	0	0	0	0	1	53	82	5.40	1.000										
Steve Shifflett, R ERA: 2.92 (6, 1)	1.1		4	0	0	0	1	0	0	0	0	0	0	8	13	0.00	0.000										
Mike Magnante, L ERA: 4.78 (7, 1)	0.1		5	3	2	2	0	1	0	0	0	0	0	9	18	54.00	12.000										
Rusty Meacham, R ERA: 1.88 (7, 1)	1.1	W	6	2	0	0	2	0	0	0	0	0	0	17	26	0.00	1.500										
Jeff Montgomery, R ERA: 2.23 (9, 1)	1.0	S	4	1	0	0	2	0	0	0	0	0	0	12	17	0.00	1.000										

Detroit Tigers @ Kansas City Royals
 Royals Stadium, Kansas City, MO
 Mon Aug 17 1992, 8:05 PM EDT
 Att. 28,927 - Cloudy - 77 F

livebaseballscorecards.com

AB	36
R	5
H	10
RBI	5
BB	2
SO	10
LOB	10



Batter	1	2	3	4	5	6	7	8	9	AB R H RBI BB SO LOB
Gary Thurman, R OBP: 0.283, SLG: 0.317 (1, 9) B B F B X	3-1 L8 ①		1-2 G6-3 ① ② 1-2f		0-1 SH1-4 ① L X 1-2 2-3	2-2 CS ③ 1-2	4-1 2B BB			2 1 0 0 1 0 1
Wally Joyner, L OBP: 0.341, SLG: 0.414 (1, 3) B F B X	2-2 E4 L3		1-0 1B		3-2 L6-4 ② ③ 2-3		2-1 P4			4 0 1 0 0 0 3
George Brett, L OBP: 0.330, SLG: 0.387 (1, 10) X	0-0 L3 ② ③ 1-2		0-0 F8 ③			2-2 HR 1B	2-1 L7 ②			4 1 1 0 0 0 3
Mike Macfarlane, R OBP: 0.319, SLG: 0.445 (1, 2) B X T U B		1-2 G3 1B 2B		0-0 P2 ①		1-1 HR	1-2 2B			4 2 3 3 0 0 0
Juan Samuel, R OBP: 0.317, SLG: 0.316 (1, 4) F X		0-1 G3 ① 2-3		1-0 G1-3 ②		0-0 2B 1B	0-3 K ③			4 1 1 0 0 1 2
Brent Mayne, L OBP: 0.281, SLG: 0.300 (1, 5) Curtis Wilkerson, S OBP: 0.294, SLG: 0.314 (8, 5) C B F X		1-2 FC6-4 1B 3-H		1-0 2B		2-1 F8 ① 1-2		2-2 G4-3 1B		3 0 2 1 0 0 1 1 0 1 0 0 0 0
Jeff Conine, R OBP: 0.313, SLG: 0.349 (1, 7) C B X		1-1 FC6-4 ② 1-2f		0-0 G4-3 ③		1-0 WP 1B 2B		2-1 F9 ①		4 1 1 1 0 0 3
Kevin Koslowski, L OBP: 0.354, SLG: 0.326 (1, 8) B X		1-0 F8 ③			4-0 SH1-4 1B BB	2-1 P6 ②		1-1 G4-3 ② 1-2		3 0 0 0 1 0 3
David Howard, S OBP: 0.313, SLG: 0.328 (1, 6) S X			0-1 G6-3 1B		2-0 L6-4 SH1-4 1B	2-1 CS 1B		3-2 G6-3 ③		4 0 3 1 0 0 1

Inning Stats	R: 0 E: 1 K: 0 S: 6	H: 0 LOB: 0 BB: 0 P: 11	R: 1 E: 0 K: 0 S: 11	H: 2 LOB: 1 BB: 0 P: 15	R: 0 E: 0 K: 0 S: 8	H: 2 LOB: 1 BB: 0 P: 10	R: 0 E: 0 K: 0 S: 4	H: 1 LOB: 1 BB: 0 P: 6	R: 0 E: 0 K: 0 S: 6	H: 1 LOB: 1 BB: 1 P: 15	R: 4 E: 0 K: 0 S: 21	H: 5 LOB: 0 BB: 0 P: 31	R: 1 E: 0 K: 1 S: 12	H: 1 LOB: 1 BB: 1 P: 20	R: 0 E: 0 K: 0 S: 13	H: 1 LOB: 1 BB: 0 P: 21	1B: 8 2B: 6 3B: 0 HR: 1	SF: 0 SAC: 1 DP: 3 HBP: 0
--------------	------------------------------	----------------------------------	-------------------------------	----------------------------------	------------------------------	----------------------------------	------------------------------	---------------------------------	------------------------------	----------------------------------	-------------------------------	----------------------------------	-------------------------------	----------------------------------	-------------------------------	----------------------------------	----------------------------------	------------------------------------


PITCHER	IP	WLS	BF	H	R	ER	SO	BB	IBB	HBP	BLK	WP	HR	S	P	ERA	WHIP
Bill Gullickson, R ERA: 3.85 (1, 1)	5.1		25	10	5	5	0	1	0	0	0	0	1	49	76	8.44	2.062
Kurt Knudsen, R ERA: 3.74 (6, 1)	1.2	L	7	2	1	1	1	1	0	0	0	1	0	19	32	5.40	1.800
Mike Munoz, L ERA: 3.08 (8, 1)	1.0		4	1	0	0	0	0	0	0	0	0	0	13	21	0.00	1.000

BOTTOM

Detroit Tigers @ Kansas City Royals
Royals Stadium, Kansas City, MO

Mon Aug 17 1992, 8:05 PM EDT
Att: 28,927 - Cloudy - 77 F

AB	33
R	6
H	13
RBI	6
BB	2
SO	1
LOB	17



WP	HR	S	P	ERA	WHIP
1	0	0	37		

Batter	1	2	3	4	5	6	7	8	9	AB R H RBI BB SO LOB	TOP	
Tony Phillips, S OBP: 0.397, SLG: 0.412 (1, 9) X	0-0 G4-3		2-2 G6-3		2-2 P5		0-2 G6-3		1-0 2B	5 0 1 0 0 0 1		
Lou Whitaker, L OBP: 0.403, SLG: 0.471 (1, 4) C X	1-1 F7		1-1 1B			4-1 E BB	1-2 G1-3		1-0 L4	4 1 1 0 1 0 1		
Travis Fryman, R OBP: 0.323, SLG: 0.445 (1, 6) B F X	3-2 F8		1-1 F8			1-1 F9	0-0 1B 2B		3-1 G5-3	5 1 1 0 0 0 3		
Cecil Fielder, R OBP: 0.321, SLG: 0.470 (1, 10) X		0-0 L9 2B		1-3 K		0-0 E4 SF8 2B	2-0 1B		4-0 IBB	4 1 3 2 1 1 0		
Mickey Tettleton, S OBP: 0.379, SLG: 0.473 (1, 2) C X		0-1 L9 2-3		3-1 F9		4-2 1B E BB	2-1 G3-1		2-0 F9	4 1 0 0 1 0 4		
Dan Gladden, R OBP: 0.326, SLG: 0.380 (1, 7) B F X		3-2 1B		0-0 F8		1-2 SF8		2-1 HR		3 1 2 2 0 0 0		
Scott Livingstone, L OBP: 0.323, SLG: 0.341 (1, 5) X		0-0 F8			0-0 1B	2-0 E 1B		0-1 G4-3		4 0 2 0 0 0 2		
Rico Brogna, L OBP: 0.308, SLG: 0.391 (1, 3) B X		1-0 P5			0-1 P8	3-1 E6		0-2 G3		4 0 0 0 0 0 4		
Gary Pettis, S OBP: 0.308, SLG: 0.289 (1, 8) X			1-0 F8		0-0 F8	2-0 F8		1-1 P4		4 0 0 0 0 0 3		
Inning Stats	R: 0 E: 0 K: 0 S: 6 H: 0 LOB: 0 BB: 0 P: 10	R: 0 E: 0 K: 0 S: 8 H: 2 LOB: 2 BB: 0 P: 12	R: 0 E: 0 K: 0 S: 8 H: 1 LOB: 1 BB: 0 P: 13	R: 0 E: 0 K: 1 S: 6 H: 0 LOB: 0 BB: 0 P: 10	R: 0 E: 0 K: 0 S: 8 H: 1 LOB: 1 BB: 0 P: 10	R: 3 E: 2 K: 0 S: 14 H: 2 LOB: 2 BB: 2 P: 31	R: 1 E: 0 K: 0 S: 11 H: 2 LOB: 1 BB: 0 P: 16	R: 1 E: 0 K: 0 S: 9 H: 1 LOB: 0 BB: 0 P: 12	R: 0 E: 0 K: 0 S: 5 H: 1 LOB: 2 BB: 1 P: 16	1B: 5 2B: 4 3B: 0 HR: 1 SF: 1 SAC: 0 DP: 0 HBP: 0	WP: 0 PB: 0 SB: 0 CS: 0 PA: 41	
PITCHER	IP WLS BF H R ER SO BB IBB HBP BLK WP HR S P ERA WHIP											
Juan Berenguer, R ERA: 4.47 (1, 1)	5.1 L 22 5 2 1 1 1 1 0 0 0 0 0 40 64 1.69 1.125											
Rusty Meacham, R ERA: 1.95 (6, 1)	1.2 10 3 2 1 0 1 0 0 0 0 0 0 21 38 5.40 2.400											
Rich Sauveur, L ERA: 3.0 (8, 1)	2.0 9 2 1 1 0 0 0 1 0 0 0 0 1 14 28 4.50 1.000											

Detroit Tigers @ Kansas City Royals
 Royals Stadium, Kansas City, MO
 Tue Aug 18 1992, 8:05 PM EDT
 Att. 20,358 - Cloudy - 75 F

livebaseballscorecards.com

AB	37
R	5
H	10
RBI	4
BB	3
SO	1
LOB	18



Batter	1	2	3	4	5	6	7	8	9	AB	R	H	RBI	BB	SO	LOB
Gregg Jefferies, S OBP: 0.352, SLG: 0.443 (1, 5)	0-1 G3		1-1 L9		2-1 G4-3		2-0 P4			4	0	0	0	0	0	4
Wally Joyner, L OBP: 0.343, SLG: 0.415 (1, 3)	1-2 1B			0-1 1B		2-0 E5 FC6-5 1B		2-2 G4-3		4	0	2	0	0	0	0
George Brett, L OBP: 0.332, SLG: 0.388 (1, 10)	3-2 F7			3-1 F7		1-1 FC6-5 1B		1-0 G5-3 1B		4	0	2	0	0	0	1
Mike Macfarlane, R OBP: 0.315, SLG: 0.439 (1, 2)	0-1 G5-3			2-3 K		0-0 FC6-5 G6-3		0-0 G5-3		4	0	0	0	0	1	4
Juan Samuel, R OBP: 0.315, SLG: 0.310 (1, 4)		1-1 L9			2-2 1B HBP		2-0 G6-3		1-3 K	3	1	0	0	0	1	3
Kevin Koslowski, L OBP: 0.346, SLG: 0.319 (1, 8)		3-2 F7			0-0 1B		1-1 G4-3		0-0 F7	4	0	1	0	0	0	0
Jeff Conine, R OBP: 0.327, SLG: 0.383 (1, 7)		0-0 L9			1-2 1B		2-2 G4-3		0-0 F7	4	0	2	1	0	0	0
Gary Thurman, R OBP: 0.276, SLG: 0.309 (1, 9)			1-2 G1-3		0-3 K		2-2 G5-3		0-0 G1-3	4	0	0	0	0	1	3
David Howard, S OBP: 0.314, SLG: 0.323 (1, 6)			1-2 G6-3		2-3 K		4-2 BB			2	0	0	0	1	1	2

Inning Stats	R: 0	H: 1	E: 0	K: 0	S: 11	LOB: 1	BB: 0	P: 15	R: 0	H: 0	E: 0	K: 0	S: 8	LOB: 0	BB: 0	P: 12	R: 0	H: 0	E: 0	K: 0	S: 9	LOB: 0	BB: 0	P: 12	R: 0	H: 1	E: 0	K: 1	S: 9	LOB: 0	BB: 0	P: 14	R: 1	H: 2	E: 0	K: 2	S: 13	LOB: 2	BB: 0	P: 19	R: 0	H: 1	E: 1	K: 0	S: 5	LOB: 1	BB: 0	P: 10	R: 0	H: 1	E: 0	K: 0	S: 11	LOB: 2	BB: 1	P: 22	R: 0	H: 1	E: 0	K: 1	S: 9	LOB: 1	BB: 0	P: 13	R: 0	H: 0	E: 0	K: 0	S: 3	LOB: 0	BB: 0	P: 3	1B: 6	SF: 0	2B: 1	SAC: 0	3B: 0	DP: 1	HR: 0	HBP: 1	WP: 0	PA: 35
--------------	------	------	------	------	-------	--------	-------	-------	------	------	------	------	------	--------	-------	-------	------	------	------	------	------	--------	-------	-------	------	------	------	------	------	--------	-------	-------	------	------	------	------	-------	--------	-------	-------	------	------	------	------	------	--------	-------	-------	------	------	------	------	-------	--------	-------	-------	------	------	------	------	------	--------	-------	-------	------	------	------	------	------	--------	-------	------	-------	-------	-------	--------	-------	-------	-------	--------	-------	--------

PITCHER	IP	WLS	BF	H	R	ER	SO	BB	IBB	HBP	BLK	WP	HR	S	P	ERA	WHIP
Eric King, R ERA: 6.7 (1, 1)	6.0		23	5	1	1	3	0	0	1	0	0	0	55	82	1.50	0.833
John Kiely, R ERA: 2.27 (7, 1)	0.2		4	1	0	0	0	1	0	0	0	0	0	10	19	0.00	3.000
Mike Munoz, L ERA: 3.03 (7, 1)	0.2		3	1	0	0	0	0	0	0	0	0	0	5	10	0.00	1.500
Mike Henneman, R ERA: 4.19 (8, 1)	1.2		5	0	0	0	1	0	0	0	0	0	0	8	9	0.00	0.000

BOTTOM

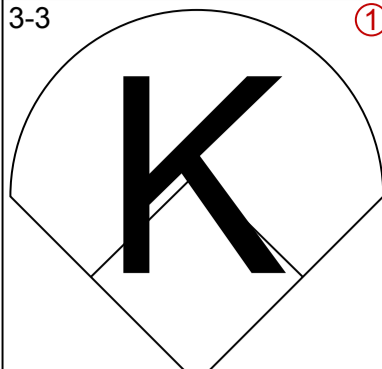
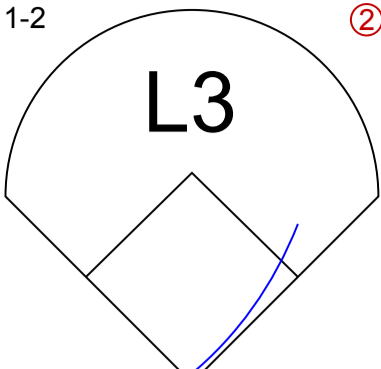
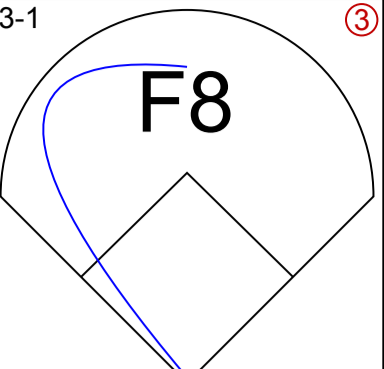
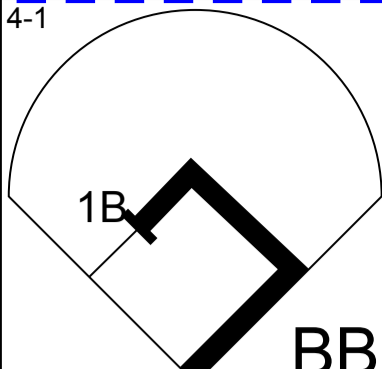
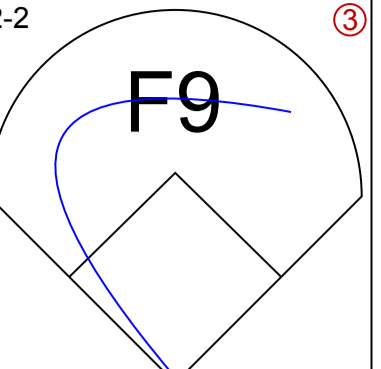
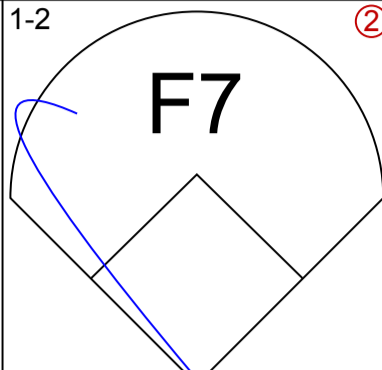
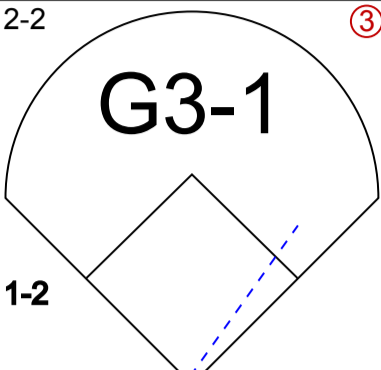
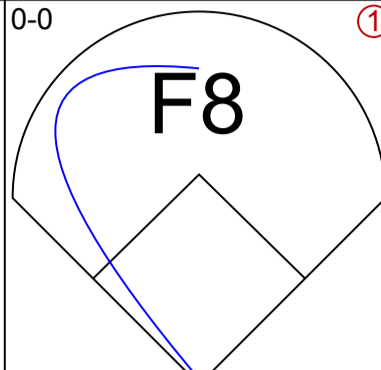
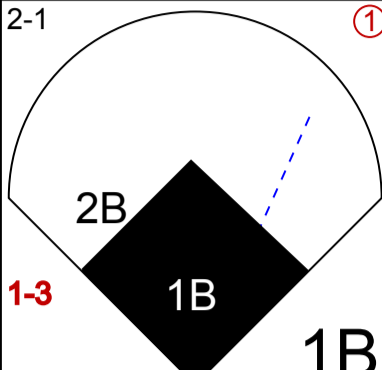
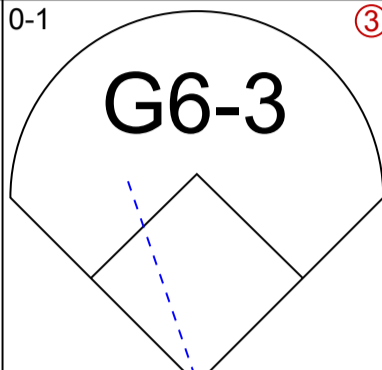
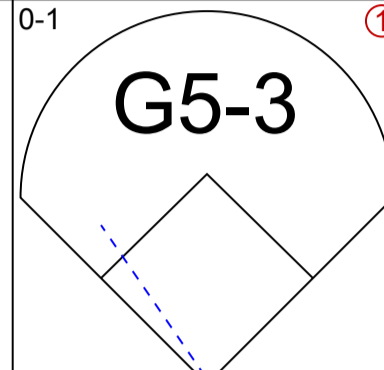
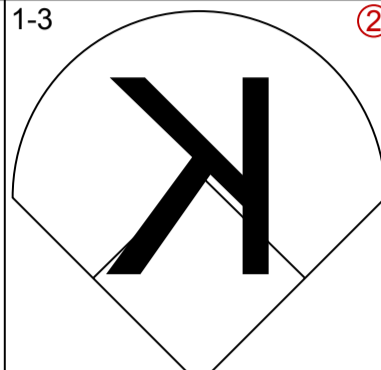
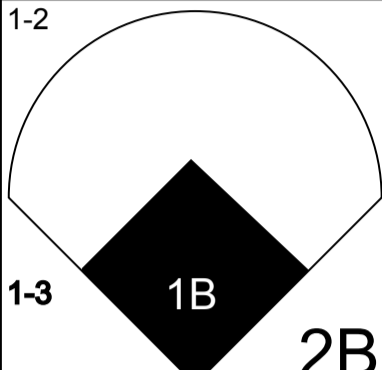
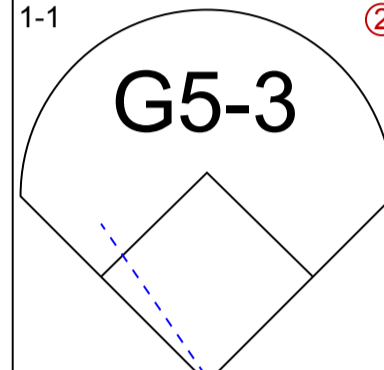
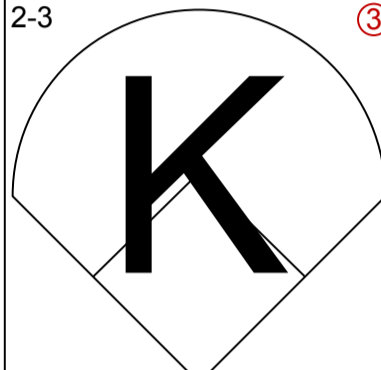
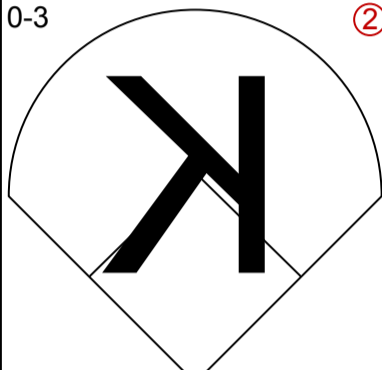
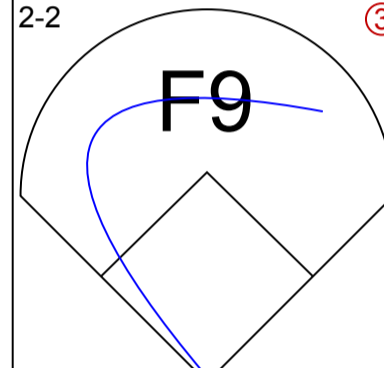
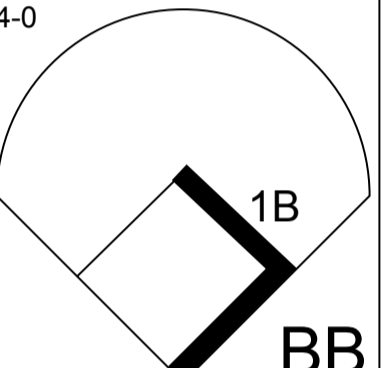
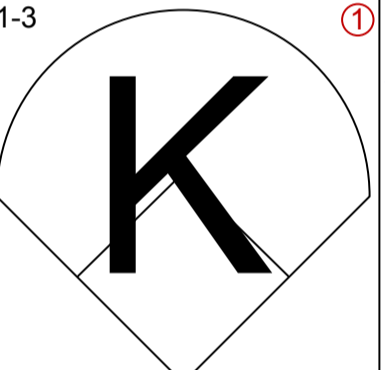
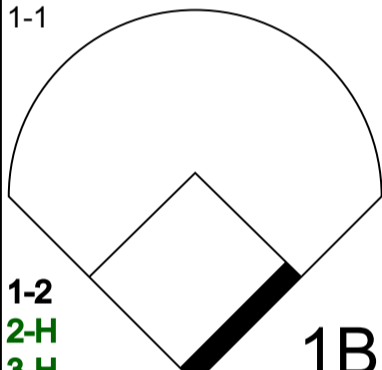
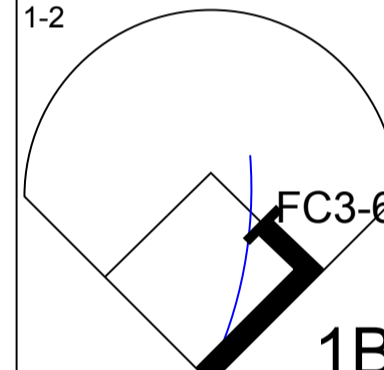
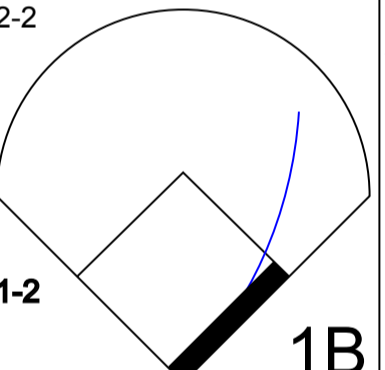
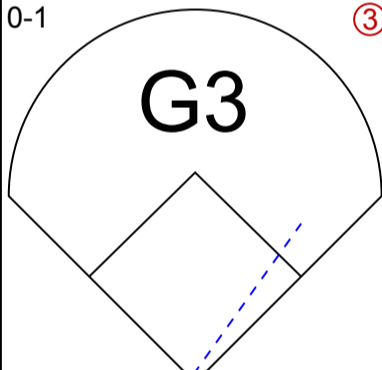
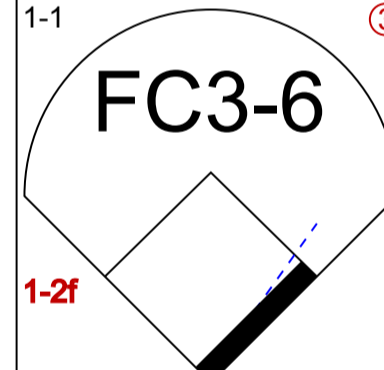
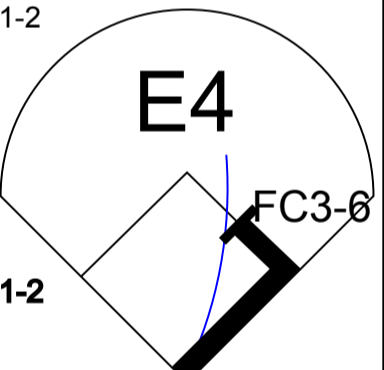
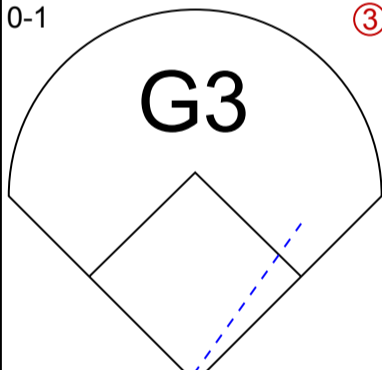
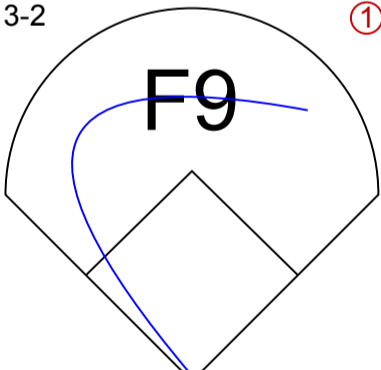
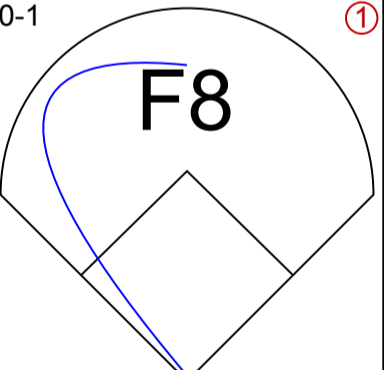
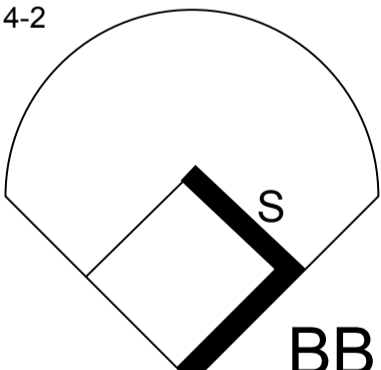
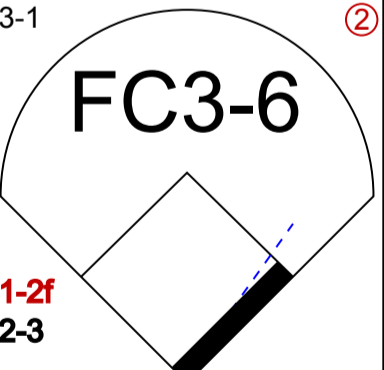
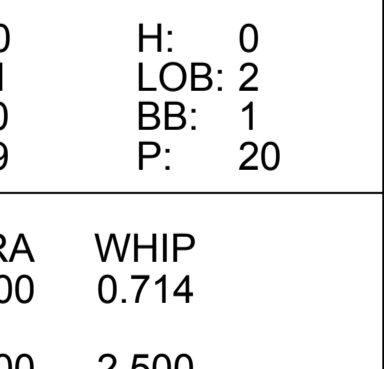
Detroit Tigers @ Kansas City Royals
Royals Stadium, Kansas City, MO

Tue Aug 18 1992, 8:05 PM EDT
Att. 20,358 - Cloudy - 75 F

livebaseballscorecards.com

AB	33
R	1
H	7
RBI	1
BB	1
SO	4
LOB	17



Batter	1	2	3	4	5	6	7	8	9	AB R H RBI BB SO LOB	TOP											
Tony Phillips, S (1, 9) OBP: 0.395, SLG: 0.408	3-3 		1-2 		3-1 			4-1 	2-2 	4 0 0 0 1 1 3												
Lou Whitaker, L (1, 4) OBP: 0.401, SLG: 0.468	1-2 		2-2 			0-0 		2-1 		4 1 1 0 0 0 1												
Travis Fryman, R (1, 6) OBP: 0.323, SLG: 0.445	0-1 				0-1 		1-3 	1-2 		4 1 1 0 0 1 0												
Cecil Fielder, R (1, 10) OBP: 0.319, SLG: 0.466					1-1 		2-3 	0-3 		4 0 0 0 0 3 2												
Mickey Tettleton, S (1, 2) OBP: 0.380, SLG: 0.470					2-2 			4-1 		2 0 0 0 2 0 0												
Dan Gladden, R (1, 7) OBP: 0.331, SLG: 0.382							4-0 	1-1 		3 0 2 2 1 1 1												
Scott Livingstone, L (1, 5) OBP: 0.322, SLG: 0.340					1-2 		1-3 	1-2 		4 0 1 0 0 0 4												
Rico Brogna, L (1, 3) OBP: 0.276, SLG: 0.346					1-1 		2-2 	0-1 		4 0 1 0 0 0 4												
Rob Deer, R (9, PH) OBP: 0.308, SLG: 0.547					3-2 		1-2 			3 0 0 0 0 1 4												
Gary Pettis, S (1, 8) OBP: 0.309, SLG: 0.284					4-2 		0-1 			1 0 0 0 0 0 0												
Skeeter Barnes, R (9, PH) OBP: 0.295, SLG: 0.389							3-1 			2 0 0 0 1 0 4												
Inning Stats	R: 0 E: 0 K: 1 S: 8	H: 0 LOB: 0 BB: 0 P: 12	R: 0 E: 0 K: 1 S: 10	H: 1 LOB: 1 BB: 0 P: 13	R: 0 E: 0 K: 0 S: 18	H: 0 LOB: 1 BB: 1 P: 26	R: 0 E: 0 K: 0 S: 8	H: 0 LOB: 0 BB: 0 P: 11	R: 0 E: 1 K: 0 S: 9	H: 0 LOB: 2 BB: 1 P: 20	R: 0 E: 0 K: 2 S: 7	H: 0 LOB: 0 BB: 0 P: 10	R: 0 E: 0 K: 2 S: 13	H: 1 LOB: 2 BB: 1 P: 23	R: 2 E: 0 K: 1 S: 14	H: 3 LOB: 2 BB: 2 P: 26	R: 0 E: 1 K: 0 S: 10	H: 0 LOB: 0 BB: 0 P: 14	1B: 4 2B: 1 3B: 0 HR: 0	SF: 0 SAC: 0 DP: 1 HBP: 0	WP: 0 PB: 0 SB: 1 CS: 0	PA: 37
PITCHER	IP WLS BF H R ER SO BB IBB HBP BLK WP HR S P ERA WHIP																					
Kevin Appier, R (1, 1) ERA: 2.27	7.0 W 27 2 0 0 6 3 0 0 0 0 0 0 73 115 0.00 0.714																					
Mike Magnante, L (8, 1) ERA: 4.89	2.0 10 3 2 2 1 2 0 0 0 0 0 0 24 40 9.00 2.500																					

Detroit Tigers @ Kansas City Royals
Royals Stadium, Kansas City, MO
 Wed Aug 19 1992, 8:05 PM EDT
 Att. 23,507 - Sunny - 75 F

livebaseballscorecards.com

AB	32
R	2
H	5
RBI	2
BB	5
SO	7
LOB	20



Batter	1	2	3	4	5	6	7	8	9
Gregg Jefferies, S OBP: 0.351, SLG: 0.440 (1, 5) X	0-0 F8 ①			4-1 1B 1B BB	1-0 G6-3 ②	2-3 K ③			
Wally Joyner, L OBP: 0.342, SLG: 0.413 (1, 3) B F X	1-1 F8 ②			0-1 1B 1-2 1B 1B	3-1 G3-1 ③		1-0 F7 ①		
George Brett, L OBP: 0.333, SLG: 0.389 (1, 10) C S B S	1-3 K ③			1-2 1B 1-3 2-H 1B		0-0 2B SF7 1B	0-0 F8 ②		
Brent Mayne, L OBP: 0.280, SLG: 0.305 (1, 2) X		0-0 G6-3 ①		0-1 P4 ①		1-1 FC6-4 1B 2B	0-0 F7 ③		
Juan Samuel, R OBP: 0.320, SLG: 0.310 (1, 4) B X		1-0 F7 ②		1-1 1B 1B 2-H 3-H		4-0 FC6-4 IBB	1-1 G5-3 ①		
Kevin Koslowski, L OBP: 0.321, SLG: 0.300 (1, 8) B X		1-0 L8 ③		1-3 K ②		0-0 SF7 ①	1-0 G1-3 ②		
Jeff Conine, R OBP: 0.321, SLG: 0.373 (1, 7) X			0-0 F8 ①	2-1 1B 2-H		0-1 FC6-4 1B 1B 1-2f 2-3	0-3 K ③		
Gary Thurman, R OBP: 0.277, SLG: 0.309 (1, 9) B F B X			2-1 L9 ②	2-1 P4 ③		2-2 1B 1B 1-2 3-H			
David Howard, S OBP: 0.314, SLG: 0.323 (1, 6) X			0-0 F9 ③		3-2 L7 ①	0-0 1B 1-3 2-H			

Inning Stats	R: 0	H: 0	E: 0	K: 1	S: 6	LOB: 0	BB: 0	P: 8
	R: 0	H: 0	E: 0	K: 0	S: 3 <td>LOB: 0</td> <td>BB: 0</td> <td>P: 5 </td>	LOB: 0	BB: 0	P: 5
	R: 0	H: 0	E: 0	K: 0	S: 4 <td>LOB: 0</td> <td>BB: 0</td> <td>P: 6 </td>	LOB: 0	BB: 0	P: 6
	R: 4	H: 4	E: 0	K: 1	S: 19 <td>LOB: 1</td> <td>BB: 1</td> <td>P: 30 </td>	LOB: 1	BB: 1	P: 30
	R: 0	H: 0	E: 0	K: 0	S: 6 <td>LOB: 0</td> <td>BB: 0</td> <td>P: 13 </td>	LOB: 0	BB: 0	P: 13
	R: 3	H: 4	E: 0	K: 1	S: 14 <td>LOB: 2</td> <td>BB: 1</td> <td>P: 23 </td>	LOB: 2	BB: 1	P: 23
	R: 0	H: 0	E: 0	K: 0	S: 3 <td>LOB: 0</td> <td>BB: 0</td> <td>P: 4 </td>	LOB: 0	BB: 0	P: 4
	R: 0	H: 0	E: 0	K: 1	S: 6 <td>LOB: 0</td> <td>BB: 0</td> <td>P: 8 </td>	LOB: 0	BB: 0	P: 8

PITCHER	IP	WLS	BF	H	R	ER	SO	BB	IBB	HBP	BLK	WP	HR	S	P	ERA	WHIP
Dave Haas, R ERA: 3.5 (1, 1)	4.0	L	17	4	4	4	2	1	0	0	0	0	0	32	49	9.00	1.250
Walt Terrell, R ERA: 5.55 (5, 1)	4.0		17	4	3	3	2	0	1	0	0	0	0	29	48	6.75	1.000

AB R H RBI BB SO LOB

3	1	0	0	1	1	2
4	1	1	0	0	0	0
4	2	2	1	0	1	0
4	1	1	0	0	0	2
3	1	1	2	1	0	0
3	0	0	1	0	1	1
4	1	1	1	0	1	2
3	0	1	1	0	0	1
3	0	1	1	0	0	0

1B: 7	SF: 1	WP: 0	PA: 34
2B: 1	SAC: 0	PB: 0	
3B: 0	DP: 0	SB: 0	
HR: 0	HBP: 0	CS: 0	
WP: 0	PA: 34		
PB: 0			
SB: 0			
CS: 0			

Detroit Tigers @ Kansas City Royals
Royals Stadium, Kansas City, MO
Wed Aug 19 1992, 8:05 PM EDT
Att. 23,507 - Sunny - 75 F

livebaseballscorecards.com

AB	31
R	7
H	8
RBI	7
BB	2
SO	4
LOB	8



Batter	1	2	3	4	5	6	7	8	9	AB R H RBI BB SO LOB	TOP													
Tony Phillips, S (1, 10) OBP: 0.394, SLG: 0.409	1-1 SF8 1B 2B		2-2 F7		2-0 G6-3		1-3 K			4 1 1 0 0 1 0														
Lou Whitaker, L (1, 4) OBP: 0.400, SLG: 0.465	0-0 1B		0-1 G3		2-1 F7		1-1 G6-3			4 0 1 0 0 0 1														
Travis Fryman, R (1, 6) OBP: 0.324, SLG: 0.453	0-3 K		1-1 2B		2-0 HR			2-2 F7		4 1 2 1 0 1 2														
Cecil Fielder, R (1, 3) OBP: 0.316, SLG: 0.463	0-0 SF8		0-0 G6-3		0-1 P5			0-3 K		3 0 0 1 0 1 1														
Mickey Tettleton, S (1, 2) OBP: 0.377, SLG: 0.466	3-2 P2			2-3 K2-3		1-0 F9		3-2 G3-1		4 0 0 0 0 1 1														
Dan Gladden, R (1, 7) OBP: 0.333, SLG: 0.384		3-1 1B		0-1 FC4-6 1B		2-2 G5-3		2-3 K		4 0 2 0 0 1 0														
Rob Deer, R (1, 9) OBP: 0.307, SLG: 0.543		2-1 L7		2-0 FC4-6 1B		1-2 F8		1-1 P2		4 0 1 0 0 0 1														
Scott Livingstone, L (1, 5) OBP: 0.317, SLG: 0.335		0-0 F7		1-2 FC4-6		2-1 F7		3-2 G3-1		4 0 0 0 0 0 3														
Gary Pettis, S (1, 8) OBP: 0.302, SLG: 0.277		0-3 K		3-3 K		1-0 F8				3 0 0 0 0 2 3														
Inning Stats	R: 1 E: 0 K: 1 S: 10	H: 2 LOB: 1 BB: 0 P: 14	R: 0 E: 0 K: 1 S: 8	H: 1 LOB: 1 BB: 0 P: 13	R: 0 E: 0 K: 2 S: 8	H: 1 LOB: 1 BB: 0 P: 11	R: 0 E: 0 K: 2 S: 15	H: 2 LOB: 2 BB: 0 P: 23	R: 1 E: 0 K: 0 S: 6	H: 1 LOB: 0 BB: 0 P: 12	R: 0 E: 0 K: 0 S: 7	H: 0 LOB: 0 BB: 0 P: 11	R: 0 E: 1 K: 1 S: 8	H: 0 LOB: 1 BB: 0 P: 13	R: 0 E: 0 K: 1 S: 11	H: 0 LOB: 0 BB: 0 P: 16	R: 0 E: 0 K: 1 S: 10	H: 0 LOB: 0 BB: 0 P: 16	R: 0 E: 0 K: 1 S: 10	H: 0 LOB: 0 BB: 0 P: 16	1B: 4 2B: 2 3B: 0 HR: 1	SF: 1 SAC: 0 DP: 0 HBP: 0	WP: 1 PB: 0 SB: 0 CS: 0	PA: 35
PITCHER	IP WLS BF H R ER SO BB IBB HBP BLK WP HR S P ERA WHIP																							
Jaime Navarro, R (1, 1) ERA: 3.05	8.0 W 32 7 2 2 6 0 0 0 0 1 1 73 113 2.25 0.875																							
Doug Henry, R (9, 1) ERA: 4.33	1.0 S 3 0 0 0 1 0 0 0 0 0 0 0 10 16 0.00 0.000																							

Detroit Tigers @ Milwaukee Brewers
Milwaukee County Stadium, Milwaukee, WI

Fri Aug 21 1992, 8:05 PM EDT
Att. 23,434 - Sunny - 78 F

livebaseballscorecards.com

AB	34
R	2
H	7
RBI	2
BB	0
SO	7
LOB	12



Batter	1	2	3	4	5	6	7	8	9	AB	R	H	RBI	BB	SO	LOB
Pat Listach, S OBP: 0.355, SLG: 0.350 (1, 6)	1-2 G5-3	0-0 G5-3		1-0 F7			3-2 2B			4	0	1	0	0	0	2
Darryl Hamilton, L OBP: 0.342, SLG: 0.388 (1, 9)	1-1 G4-3-6 1B		0-1 G6-3		2-2 F7		1-0 P6			4	0	1	0	0	0	1
Paul Molitor, R OBP: 0.383, SLG: 0.459 (1, 10)	0-0 G4-3-6 1-2f		1-2 1B 1B 1B		1-1 L4			4-2 S BB		3	0	1	0	1	0	1
Greg Vaughn, R OBP: 0.291, SLG: 0.386 (1, 7)		0-0 G5-3	0-1 1B 1B		1-0 F8			1-3 K		4	0	1	0	0	1	1
Robin Yount, R OBP: 0.304, SLG: 0.357 (1, 8)		1-0 G5-3	1-2 1B 1B		0-1 G6-3 1B			4-1 1B IBB		3	0	2	0	1	0	0
Kevin Seitzer, R OBP: 0.335, SLG: 0.364 (1, 5)		3-2 BB 1B 1B	3-1 G6-3 1-2f		2-2 G6-3 1-2f			1-1 F8		4	1	1	0	0	0	6
John Jaha, R OBP: 0.280, SLG: 0.351 (1, 3)		4-1 1B 1B BB		2-1 SF8 3B		1-1 F8		1-3 K		3	2	1	0	1	1	2
B.J. Surhoff, L OBP: 0.309, SLG: 0.326 (1, 2)		1-2 1B 1B		2-2 SF8 3-H			1-3 K			2	0	1	2	0	1	0
Scott Fletcher, R OBP: 0.354, SLG: 0.388 (1, 4)		0-1 1B		0-0 F8			2-3 K			3	0	1	1	0	1	0

Inning Stats	R: 0	H: 1	E: 0	K: 0	S: 6	R: 2	H: 3	E: 0	K: 0	S: 12	R: 0	H: 3	E: 0	K: 0	S: 12	R: 1	H: 1	E: 0	K: 0	S: 7	R: 0	H: 0	E: 0	K: 0	S: 6	R: 0	H: 1	E: 0	K: 2	S: 15	R: 0	H: 0	E: 0	K: 2	S: 15	
		LOB: 0		BB: 0	P: 8		LOB: 2		BB: 0	P: 21		LOB: 0		BB: 0	P: 17		LOB: 0		BB: 0	P: 10		LOB: 1		BB: 2	P: 26											

PITCHER	IP	WLS	BF	H	R	ER	SO	BB	IBB	HBP	BLK	WP	HR	S	P	ERA	WHIP
John Doherty, R ERA: 3.79 (1, 1)	6.0	L	25	9	3	3	0	1	0	0	0	0	0	51	78	4.50	1.667
Kurt Knudsen, R ERA: 3.6 (7, 1)	2.0		9	1	0	0	4	1	1	0	0	0	0	30	48	0.00	1.000

BOTTOM

Detroit Tigers @ Milwaukee Brewers
Milwaukee County Stadium, Milwaukee, WI

Fri Aug 21 1992, 8:05 PM EDT
Att. 23,434 - Sunny - 78 F

livebaseballscorecards.com

AB	30
R	3
H	10
RBI	3
BB	3
SO	4
LOB	13



WP: 0	PA: 34
PB: 0	
SB: 1	
CS: 0	

Batter	1	2	3	4	5	6	7	8	9	AB R H RBI BB SO LOB	TOP	
Tony Phillips, S OBP: 0.393, SLG: 0.408 (1, 10)	3-2 G5-3 ①		0-0 F9 ③			2-1 F8 ①		2-1 BB 1B		4 0 1 0 0 0 0		
Lou Whitaker, L OBP: 0.396, SLG: 0.460 (1, 4)	3-1 G3 ②			2-0 F9 ①		2-1 F8 ②		0-2 L3 ②		4 0 0 0 0 0 1		
Travis Fryman, R OBP: 0.327, SLG: 0.454 (1, 6)	1-2 G1-3 ③			0-0 G3 1B 1B		4-2 BB		4-1 1-2 BB		2 0 1 0 2 0 0		
Cecil Fielder, R OBP: 0.318, SLG: 0.462 (1, 3)				2-1 G4-3 BB 1-2 1B		1-0 F8 ③		0-0 P4 ③		3 0 1 0 1 0 3		
Mickey Tettleton, S OBP: 0.376, SLG: 0.463 (1, 2)				2-1 G4-3 ① 1-2		2-2 G3 ② 1-2 2-3		0-1 1B		4 0 1 0 0 0 3		
Dan Gladden, R OBP: 0.329, SLG: 0.379 (1, 7)				0-3 K ②		1-2 G5-3 ③		1-3 K ①		4 0 0 0 0 3 4		
Rob Deer, R OBP: 0.306, SLG: 0.550 (1, 9)				3-3 K ③		3-3 K ①		1-3 K ②		4 1 1 1 0 3 2		
Scott Livingstone, L OBP: 0.313, SLG: 0.329 (1, 5)				1-2 G4-3 ①		1-2 F7 ②		0-0 F7 ③		4 0 0 0 0 0 1		
Gary Pettis, S OBP: 0.296, SLG: 0.270 (1, 8)				2-2 L6 ②		0-0 B2-3 ③		1-2 G4-3 ①		3 0 0 0 0 0 0		
Inning Stats	R: 0 E: 0 K: 0 S: 10 H: 0 LOB: 0 BB: 0 P: 17	R: 0 E: 0 K: 2 S: 9 H: 0 LOB: 1 BB: 1 P: 18	R: 0 E: 0 K: 0 S: 8 H: 0 LOB: 0 BB: 0 P: 11	R: 0 E: 0 K: 0 S: 10 H: 2 LOB: 2 BB: 0 P: 17	R: 0 E: 0 K: 1 S: 8 H: 0 LOB: 0 BB: 0 P: 12	R: 0 E: 0 K: 0 S: 7 H: 0 LOB: 1 BB: 1 P: 16	R: 0 E: 0 K: 2 S: 9 H: 1 LOB: 1 BB: 0 P: 11	R: 0 E: 0 K: 0 S: 10 H: 1 LOB: 2 BB: 1 P: 17	R: 1 E: 0 K: 1 S: 12 H: 1 LOB: 0 BB: 0 P: 20	1B: 4 2B: 0 3B: 0 HR: 1 SF: 0 SAC: 0 DP: 0 HBP: 0	WP: 0 PB: 0 SB: 0 CS: 0 PA: 35	
PITCHER	IP WLS BF H R ER SO BB IBB HBP BLK WP HR S P ERA WHIP											
21 Cal Eldred, R ERA: 1.56 (1, 1)	7.2 W 30 4 0 0 5 3 0 0 0 0 0 0 70 118 0.00 0.913											
Jim Austin, R ERA: 2.27 (8, 1)	0.1 1 0 0 0 0 0 0 0 0 0 0 0 1 1 0.00 0.000											
Doug Henry, R ERA: 4.42 (9, 1)	1.0 4 1 1 1 1 0 0 0 0 0 0 1 12 20 9.00 1.000											

Detroit Tigers @ Milwaukee Brewers
Milwaukee County Stadium, Milwaukee, WI

Sat Aug 22 1992, 8:05 PM EDT
Att. 41,699 - Sunny - 76 F

livebaseballscorecards.com

AB	32
R	1
H	5
RBI	1
BB	3
SO	6
LOB	14



Batter	1	2	3	4	5	6	7	8	9	AB	R	H	RBI	BB	SO	LOB
Pat Listach, S OBP: 0.361, SLG: 0.358 (1, 6)	0-0 S 1B G3 1B		1-1 S 1-2 1B		1-0 1B		0-2 1B 2B			4	2	4	0	0	0	0
Robin Yount, R OBP: 0.308, SLG: 0.361 (1, 8)	0-0 G3 S 1-2 1B		2-0 F9 2-3 1B		1-0 FC5-4 1-2 1B		1-0 2-H 1B			4	0	3	1	0	0	2
Paul Molitor, R OBP: 0.384, SLG: 0.457 (1, 10)	3-2 G3 1-3 2-H		4-1 1-2 IBB		3-2 P4			4-2 2B SF8 BB		2	1	0	1	2	0	3
Greg Vaughn, R OBP: 0.288, SLG: 0.382 (1, 7)	2-0 F7		3-2 F8		2-2 FC5-4 1-2f			1-0 F8		4	0	0	0	0	0	6
Dante Bichette, R OBP: 0.330, SLG: 0.432 (1, 9)		1-3 K		1-1 S SF8 2B		1-1 G6-3		1-1 SF8 1B 2B		4	2	2	0	0	1	0
Jim Gantner, L OBP: 0.284, SLG: 0.324 (9, 5)										0	0	0	0	0	0	0
John Jaha, R OBP: 0.279, SLG: 0.343 (1, 3)		0-1 F9		2-1 SF8 2-H		2-2 G4-3		4-0 1B IBB		2	0	0	1	1	0	0
Kevin Seitzer, R OBP: 0.333, SLG: 0.361 (1, 5)		0-2 L3		1-2 L3		0-1 F8		2-2 SF8 2-3 3-H		3	0	0	0	0	0	0
Darryl Hamilton, L OBP: 0.341, SLG: 0.388 (8, PH)										0	0	0	1	0	0	0
B.J. Surhoff, L OBP: 0.311, SLG: 0.328 (1, 2)			0-1 E4 F9 1B	3-2 CS 1B			2-0 G3	0-0 1-2 3-H 1B		4	0	2	1	0	0	0
Scott Fletcher, R OBP: 0.350, SLG: 0.382 (1, 4)			2-1 P4	0-0 CS 1-2	1-0 F9		3-1 F8	0-2 G5-3		4	0	0	0	0	0	3

Inning Stats	R: 1	H: 2	E: 0	LOB: 0	K: 0	S: 6	P: 11	R: 0	H: 0	E: 0	LOB: 0	K: 1	S: 8	P: 9	R: 0	H: 1	E: 1	LOB: 3	K: 0	S: 12	P: 23	R: 1	H: 2	E: 0	LOB: 0	K: 0	S: 11	P: 18	R: 0	H: 2	E: 0	LOB: 2	K: 0	S: 10	P: 18	R: 0	H: 0	E: 0	LOB: 0	K: 0	S: 7	P: 10	R: 1	H: 2	E: 0	LOB: 1	K: 0	S: 7	P: 13	R: 2	H: 2	E: 0	LOB: 2	K: 0	S: 13	P: 25
PITCHER	IP	WLS	BF	H	R	ER	SO	BB	IBB	HBP	BLK	WP	HR	S	P	ERA	WHIP																																							
Frank Tanana, L ERA: 4.28 (1, 1)	7.0	L	29	9	3	3	1	0	1	0	0	0	0	61	102	3.86	1.286																																							
John Kiely, R ERA: 2.7 (8, 1)	1.0		7	2	2	2	0	1	1	0	0	0	0	13	25	18.00	3.000																																							

BOTTOM


Detroit Tigers @ Milwaukee Brewers
Milwaukee County Stadium, Milwaukee, WI

Sat Aug 22 1992, 8:05 PM EDT
Att: 41,699 - Sunny - 76 F

livebaseballscores.com

AB	31
R	5
H	11
RBI	5
BB	3
SO	1
LOB	14

WP: 0 PA: 37
PB: 0
SB: 4
CS: 1



Batter	1	2	3	4	5	6	7	8	9	AB R H RBI BB SO LOB	TOP					
Tony Phillips, S OBP: 0.390, SLG: 0.404 (1, 7) X	0-0 G6-3		1-3 K		1-0 G4-3			0-0 FC6-5		4 0 0 0 0 1 2						
Lou Whitaker, L OBP: 0.395, SLG: 0.457 (1, 4) C C B F X	1-2 G4-3			0-1 1B		1-0 P5		0-3 K		4 0 1 0 0 1 1						
Travis Fryman, R OBP: 0.325, SLG: 0.450 (1, 6) X	0-0 G6-3			2-1 F9		2-1 P4			0-0 G6-3	4 0 0 0 0 0 1						
Cecil Fielder, R OBP: 0.317, SLG: 0.460 (1, 3) Skeeter Barnes, R OBP: 0.295, SLG: 0.389 (9, PR) (9, 3)		1-1 G5-3		1-3 K		3-3 K			1-1 E 1B	4 0 1 0 0 2 1 0 1 0 0 0 0 0						
Mickey Tettleton, S OBP: 0.373, SLG: 0.459 (1, 10) C B C B X	2-2 G3			0-0 F7			3-2 G4-3		2-1 E5 G5-3 1B	4 0 0 0 0 0 2						
Rob Deer, R OBP: 0.309, SLG: 0.561 (1, 9) B B B B X	3-1 F8				2-1 HR		1-2 F9		0-1 1B	4 1 2 2 0 0 0						
Scott Livingstone, L OBP: 0.315, SLG: 0.336 (1, 5) C X			0-1 1B 2B		0-0 1B		0-1 G4-3		0-0 G5-3	4 1 2 0 0 0 2						
Chad Kreuter, S OBP: 0.310, SLG: 0.331 (1, 2) B C B B X			2-2 1B		0-0 F7			0-0 FC6-5 SH3-4 1B		3 0 2 1 0 0 1						
Gary Pettis, S OBP: 0.292, SLG: 0.266 (1, 8) C B B X			1-2 F8		0-1 F8			0-0 SH3-4		2 0 0 0 0 0 1						
Inning Stats	R: 0 E: 0 K: 0 S: 6 H: 0 LOB: 0 BB: 0 P: 7	R: 0 E: 0 K: 0 S: 7 H: 0 LOB: 0 BB: 0 P: 13	R: 1 E: 0 K: 1 S: 11 H: 2 LOB: 0 BB: 0 P: 15	R: 0 E: 0 K: 1 S: 8 H: 1 LOB: 1 BB: 0 P: 11	R: 1 E: 0 K: 0 S: 7 H: 2 LOB: 1 BB: 0 P: 10	R: 0 E: 0 K: 1 S: 6 H: 0 LOB: 0 BB: 0 P: 12	R: 0 E: 0 K: 0 S: 9 H: 0 LOB: 0 BB: 0 P: 13	R: 0 E: 0 K: 1 S: 6 H: 1 LOB: 1 BB: 0 P: 6	R: 1 E: 1 K: 0 S: 8 H: 2 LOB: 1 BB: 0 P: 11	1B: 6 2B: 1 3B: 0 HR: 1 SF: 0 SAC: 1 DP: 1 HBP: 0	WP: 0 PB: 0 SB: 0 CS: 0 PA: 34					
PITCHER	IP WLS BF H R ER SO BB IBB HBP BLK WP HR S P ERA WHIP															
Ricky Bones, R ERA: 4.9 (1, 1)	7.0	25	5	2	2	3	0	0	0	0	0	1	54	81	2.57	0.714
Dan Plesac, L ERA: 3.29 (8, 1)	1.1	L 7	2	1	0	1	0	0	0	0	0	0	11	14	0.00	1.500
Mike Fetters, R ERA: 0.79 (9, 1)	0.2	2	1	0	0	0	0	0	0	0	0	0	3	3	0.00	1.500

Detroit Tigers @ Milwaukee Brewers
Milwaukee County Stadium, Milwaukee, WI

Sun Aug 23 1992, 4:33 AM EDT
Att. 27,903 - Cloudy - 83 F

AB	33
R	3
H	8
RBI	3
BB	0
SO	4
LOB	11



Batter	1	2	3	4	5	6	7	8	9	AB	R	H	RBI	BB	SO	LOB
Pat Listach, S OBP: 0.362, SLG: 0.362 (1, 6)	0-3 K		0-0 1-H 2B		1-0 S 1B		2-2 P7			4	1	2	1	0	1	1
Darryl Hamilton, L OBP: 0.343, SLG: 0.390 (1, 9)	2-1 G3		1-2 2-H 2B		4-0 1 SAFE 1 SAFE 1-2 BB			2-2 G4-3		3	0	1	1	1	0	0
Paul Molitor, R OBP: 0.383, SLG: 0.454 (1, 10)	3-2 F9		4-0 IBB		0-0 F7			1-1 F7		3	0	0	0	1	0	2
Greg Vaughn, R OBP: 0.286, SLG: 0.378 (1, 7)		1-0 P5	2-3 K		2-3 K			1-3 K		4	0	0	0	0	3	2
Robin Yount, R OBP: 0.308, SLG: 0.358 (1, 8)		1-2 F8		4-2 CS BB		1-0 G5-3		0-2 E6 G4-6-3		3	0	0	0	1	0	0
John Jaha, R OBP: 0.270, SLG: 0.330 (1, 3)		1-3 K		2-3 SAFE K		2-0 P3		1-3 K		4	0	0	0	0	3	2
Kevin Seitzer, R OBP: 0.333, SLG: 0.361 (1, 5)			1-1 F7	1-1 G6-3			2-1 G6-3 SH3-4 1B		2-2 G4-6-3	3	0	1	0	0	0	1
B.J. Surhoff, L OBP: 0.310, SLG: 0.327 (9, PH)				1-2 G6-3				1-2f		1	0	0	0	0	0	1
Dave Nilsson, L OBP: 0.252, SLG: 0.311 (1, 2)			4-1 2B BB		4-2 G5-4-3 BB		0-1 SH3-4			0	1	0	0	2	0	0
Jim Gantner, L OBP: 0.281, SLG: 0.320 (1, 4)			3-1 SAFE F9		1-0 G5-4-3		0-0 G6-3			3	0	0	0	0	0	3


Inning Stats	R: 0	H: 0	E: 0	K: 1	S: 9	R: 0	H: 0	E: 0	K: 1	S: 8	R: 2	H: 2	E: 0	K: 1	S: 14	R: 0	H: 0	E: 0	K: 1	S: 12	R: 0	H: 1	E: 0	K: 0	S: 5	R: 0	H: 0	E: 0	K: 1	S: 5	R: 0	H: 1	E: 0	K: 0	S: 8	R: 0	H: 0	E: 1	K: 1	S: 9	R: 0	H: 0	E: 0	K: 1	S: 9	R: 0	H: 0	E: 1	K: 1	S: 9	1B: 2	SF: 0	2B: 2	SAC: 1	3B: 0	DP: 2	HR: 0	HBP: 0	WP: 0	PA: 34
--------------	------	------	------	------	------	------	------	------	------	------	------	------	------	------	-------	------	------	------	------	-------	------	------	------	------	------	------	------	------	------	------	------	------	------	------	------	------	------	------	------	------	------	------	------	------	------	------	------	------	------	------	-------	-------	-------	--------	-------	-------	-------	--------	-------	--------

PITCHER	IP	WLS	BF	H	R	ER	SO	BB	IBB	HBP	BLK	WP	HR	S	P	ERA	WHIP
Bill Gullickson, R ERA: 3.8 (1, 1)	7.0		28	4	2	2	5	4	1	0	0	0	0	61	108	2.57	1.143
Mike Henneman, R ERA: 4.05 (8, 1)	2.0	W	6	0	0	0	2	0	0	0	0	0	0	18	25	0.00	0.000

DETROIT TIGERS @ MILWAUKEE BREWERS
Milwaukee County Stadium, Milwaukee, WI
 Sun Aug 23 1992, 4:33 AM EDT
 Att. 27,903 - Cloudy - 83 F

livebaseballscorecards.com

AB	28
R	2
H	4
RBI	2
BB	5
SO	7
LOB	12



Batter	1	2	3	4	5	6	7	8	9	AB R H RBI BB SO LOB	TOP	
Tony Phillips, S (1, 4) OBP: 0.390, SLG: 0.406	0-0 F9		3-1 G4-3		1-0 HR 2B		3-2 E4 1B		2-1 G6-3	5 1 2 2 0 0 2		
Dan Gladden, R (1, 7) OBP: 0.328, SLG: 0.386	0-3 K		1-0 P9		1-2 HR		0-1 L6		0-3 K	5 1 1 2 0 2 3		
Travis Fryman, R (1, 6) OBP: 0.323, SLG: 0.447	0-3 K		0-0 G5-3		1-0 G4-3		0-0 G6-3			4 0 0 0 0 1 3		
Cecil Fielder, R (1, 3) OBP: 0.317, SLG: 0.465		1-3 K		1-2 F8	1-2 F8			0-0 HR		4 1 1 1 0 1 0		
Mickey Tettleton, S (1, 2) OBP: 0.372, SLG: 0.459		2-2 P2		2-1 2B	3-2 F8			3-1 L3		4 0 1 0 0 0 0		
Rob Deer, R (1, 9) OBP: 0.305, SLG: 0.552		2-3 K		2-3 K		2-3 K		0-3 K		4 0 0 0 0 4 1		
Mark Carreon, R (1, 10) OBP: 0.275, SLG: 0.363			2-0 1B 1B		1-3 K		1-3 K	3-2 1B		4 1 2 0 0 2 1		
Skeeter Barnes, R (1, 5) OBP: 0.302, SLG: 0.393			0-0 G4-3 1B 1B		3-2 E 2B 1B		1-2 P4	1-1 G1-3		4 1 2 0 0 0 1		
Scott Livingstone, L (9, 5) OBP: 0.315, SLG: 0.336										0 0 0 0 0 0 0		
Gary Pettis, S (1, 8) OBP: 0.297, SLG: 0.268			2-1 G4-3 1B		4-2 2B BB		2-3 K		0-1 G1-3	3 1 1 1 1 1 0		
Inning Stats	R: 0 E: 0 K: 2 S: 7 H: 0 LOB: 0 BB: 0 P: 7	R: 0 E: 0 K: 2 S: 10 H: 0 LOB: 0 BB: 0 P: 15	R: 1 E: 0 K: 0 S: 8 H: 3 LOB: 2 BB: 0 P: 16	R: 0 E: 0 K: 2 S: 17 H: 1 LOB: 1 BB: 0 P: 23	R: 4 E: 0 K: 0 S: 21 H: 3 LOB: 0 BB: 1 P: 35	R: 0 E: 0 K: 2 S: 9 H: 0 LOB: 0 BB: 0 P: 13	R: 0 E: 1 K: 1 S: 12 H: 1 LOB: 1 BB: 0 P: 17	R: 1 E: 0 K: 1 S: 11 H: 2 LOB: 1 BB: 0 P: 18	R: 0 E: 0 K: 1 S: 7 H: 0 LOB: 0 BB: 0 P: 9	1B: 6 2B: 2 3B: 0 HR: 2 SF: 0 SAC: 0 DP: 0 HBP: 0	WP: 0 PB: 0 SB: 1 CS: 0 PA: 38	
PITCHER	IP WLS BF H R ER SO BB IBB HBP BLK WP HR S P ERA WHIP											
Bill Krueger, L (1, 1) ERA: 4.06	5.0 L 23 7 5 5 6 1 0 0 0 0 0 1 63 96 9.00 1.600											
Mike Trombley, R (6, 1) ERA: 2.25	3.0 12 3 1 1 4 0 0 0 0 0 0 1 32 48 3.00 1.000											
Rick Aguilera, R (9, 1) ERA: 3.53	1.0 3 0 0 0 0 1 0 0 0 0 0 0 7 9 0.00 0.000											

Detroit Tigers @ Minnesota Twins
 Hubert H. Humphrey Metrodome, Minneapolis, MN
 Mon Aug 24 1992, 8:05 PM EDT
 Att. 25,072 - Dome - 70 F

AB	37
R	6
H	10
RBI	6
BB	1
SO	11
LOB	11



Batter	1	2	3	4	5	6	7	8	9	AB	R	H	RBI	BB	SO	LOB
Chuck Knoblauch, R (1, 4) <small>OBP: 0.376, SLG: 0.364</small>	2-2 		1-3 		3-2 			0-0 		4	1	1	0	0	1	2
Shane Mack, R (1, 7) <small>OBP: 0.397, SLG: 0.472</small>	0-1 			1-3 		1-3 		0-0 		4	0	2	0	0	2	0
Kirby Puckett, R (1, 8) <small>OBP: 0.364, SLG: 0.503</small>	2-1 			3-3 		1-2 		2-2 		4	0	0	1	0	1	2
Kent Hrbek, L (1, 3) <small>OBP: 0.358, SLG: 0.418</small>	1-1 			1-0 		2-2 		2-1 		4	1	2	1	0	0	1
Chili Davis, S (1, 10) <small>OBP: 0.374, SLG: 0.407</small>		0-0 		1-1 			4-1 	2-1 		3	0	0	0	1	0	2
Brian Harper, R (1, 2) <small>OBP: 0.331, SLG: 0.406</small>		2-2 			0-0 		1-2 		1-3 	4	0	0	0	0	1	1
Randy Bush, L (1, 9) Jeff Reboulet, R (9, PR) <small>OBP: 0.287, SLG: 0.324</small> <small>OBP: 0.323, SLG: 0.293</small>		1-1 			2-1 		3-1 		0-2 	4	0	2	0	0	0	1
Scott Leius, R (1, 5) Gene Larkin, S (9, PH) <small>OBP: 0.328, SLG: 0.359</small> <small>OBP: 0.320, SLG: 0.363</small>			3-2 		2-0 		0-3 		0-1 	3	0	1	0	0	1	1
Greg Gagne, R (1, 6) Mike Pagliarulo, L (9, PH) <small>OBP: 0.294, SLG: 0.369</small> <small>OBP: 0.185, SLG: 0.200</small>			2-0 		0-0 			0-1 	0-0 	1	0	0	0	0	0	1

Inning Stats	R: 0	H: 1	E: 1	K: 0	S: 10	LOB: 1	BB: 0	P: 15	R: 0	H: 0	E: 0	K: 0	S: 6	LOB: 0	BB: 0	P: 9	R: 0	H: 0	E: 0	K: 1	S: 9	LOB: 0	BB: 0	P: 15	R: 1	H: 1	E: 0	K: 2	S: 10	LOB: 0	BB: 0	P: 16	R: 0	H: 2	E: 0	K: 0	S: 8	LOB: 2	BB: 0	P: 15	R: 0	H: 0	E: 0	K: 1	S: 10	LOB: 0	BB: 0	P: 14	R: 0	H: 0	E: 0	K: 1	S: 9	LOB: 1	BB: 1	P: 17	R: 1	H: 3	E: 0	K: 0	S: 11	LOB: 2	BB: 0	P: 17	R: 0	H: 1	E: 0	K: 1	S: 9	LOB: 1	BB: 0	P: 10	1B: 7	2B: 0	3B: 0	HR: 1	SF: 0	SAC: 0	DP: 0	HBP: 0	WP: 1	PB: 0	SB: 0	CS: 0	PA: 36
--------------	------	------	------	------	-------	--------	-------	-------	------	------	------	------	------	--------	-------	------	------	------	------	------	------	--------	-------	-------	------	------	------	------	-------	--------	-------	-------	------	------	------	------	------	--------	-------	-------	------	------	------	------	-------	--------	-------	-------	------	------	------	------	------	--------	-------	-------	------	------	------	------	-------	--------	-------	-------	------	------	------	------	------	--------	-------	-------	-------	-------	-------	-------	-------	--------	-------	--------	-------	-------	-------	-------	--------

PITCHER	IP	WLS	BF	H	R	ER	SO	BB	IBB	HBP	BLK	WP	HR	S	P	ERA	WHIP
Eric King, R (1, 1) <small>ERA: 5.96</small>	7.0		26	4	1	1	5	1	0	0	0	1	1	62	101	1.29	0.714
Kurt Knudsen, R (8, 1) <small>ERA: 3.72</small>	0.2		4	2	1	1	0	0	0	0	0	0	0	7	9	13.50	3.000
Mike Munoz, L (8, 1) <small>ERA: 3.0</small>	0.1		2	1	0	0	0	0	0	0	0	0	0	4	8	0.00	3.000
Mike Henneman, R (9, 1) <small>ERA: 3.98</small>	1.0		4	1	0	0	1	0	0	0	0	0	0	9	10	0.00	1.000

BOTTOM

Detroit Tigers @ Minnesota Twins
 Hubert H. Humphrey Metrodome, Minneapolis, MN
 Mon Aug 24 1992, 8:05 PM EDT
 Att. 25,072 - Dome - 70 F

livebaseballscorecards.com

AB	35
R	2
H	8
RBI	2
BB	1
SO	6
LOB	14



Batter	1	2	3	4	5	6	7	8	9	AB R H RBI BB SO LOB	TOP
Tony Phillips, S OBP: 0.392, SLG: 0.406 (1, 10)	4-2 F8 S BB		1-1 G6-3			1-2 2B 1B	4-2 F B B 1-2 BB		1-0 G6-3	3 1 1 0 2 0 1	
Lou Whitaker, L OBP: 0.393, SLG: 0.458 (1, 4)	2-3 K 1-2			3-2 G4-1		0-0 1B SF8 2B	1-3 K			4 1 1 0 0 2 2	
Travis Fryman, R OBP: 0.324, SLG: 0.447 (1, 6)	2-1 F8 2-3			0-0 G3 2B 1B		1-2 2B SF7 1B		2-3 K		4 2 2 1 0 1 1	
Cecil Fielder, R OBP: 0.314, SLG: 0.462 (1, 3)	2-3 K			1-0 G3 1-2		0-1 SF8 3-H		1-1 E5		3 0 0 1 0 1 2	
Mickey Tettleton, S OBP: 0.373, SLG: 0.464 (1, 2)				1-2 F8 2B		0-0 2B 1-3		2-3 K		4 0 2 1 0 1 1	
Dan Gladden, R OBP: 0.324, SLG: 0.382 (1, 7)				2-2 G6-3		0-0 SF7 3-H		3-2 P5		3 0 0 1 0 1 2	
Rob Deer, R OBP: 0.304, SLG: 0.551 (1, 9)				2-3 K		0-1 F8			0-0 G3 2B	4 0 1 0 0 2 1	
Scott Livingstone, L OBP: 0.311, SLG: 0.331 (1, 5)				2-3 K		2-1 G4-3		0-0 F7		4 0 0 0 0 1 1	
Gary Pettis, S OBP: 0.296, SLG: 0.267 (1, 8)				1-3 K		2-3 K		0-1 CS 1B		4 0 1 0 0 2 1	
Inning Stats	R: 0 E: 0 K: 2 S: 11 H: 0 LOB: 1 BB: 1 P: 21	R: 0 E: 0 K: 1 S: 9 H: 0 LOB: 0 BB: 0 P: 14	R: 0 E: 0 K: 2 S: 8 H: 0 LOB: 0 BB: 0 P: 12	R: 1 E: 0 K: 1 S: 14 H: 2 LOB: 1 BB: 0 P: 21	R: 0 E: 0 K: 1 S: 7 H: 0 LOB: 0 BB: 0 P: 11	R: 3 E: 0 K: 1 S: 17 H: 4 LOB: 1 BB: 0 P: 20	R: 0 E: 0 K: 1 S: 12 H: 1 LOB: 1 BB: 1 P: 17	R: 0 E: 1 K: 2 S: 14 H: 0 LOB: 1 BB: 0 P: 22	R: 0 E: 0 K: 0 S: 5 H: 1 LOB: 1 BB: 0 P: 7	1B: 4 2B: 4 3B: 0 HR: 0 SF: 2 SAC: 0 DP: 0 HBP: 0	WP: 0 PB: 0 SB: 1 CS: 1 PA: 37
PITCHER Kevin Tapani, R ERA: 3.94 Carl Willis, R ERA: 3.3	IP WLS BF H R ER SO BB IBB HBP BLK WP HR S P ERA WHIP	IP WLS BF H R ER SO BB IBB HBP BLK WP HR S P ERA WHIP	IP WLS BF H R ER SO BB IBB HBP BLK WP HR S P ERA WHIP	IP WLS BF H R ER SO BB IBB HBP BLK WP HR S P ERA WHIP	IP WLS BF H R ER SO BB IBB HBP BLK WP HR S P ERA WHIP	IP WLS BF H R ER SO BB IBB HBP BLK WP HR S P ERA WHIP	IP WLS BF H R ER SO BB IBB HBP BLK WP HR S P ERA WHIP	IP WLS BF H R ER SO BB IBB HBP BLK WP HR S P ERA WHIP	IP WLS BF H R ER SO BB IBB HBP BLK WP HR S P ERA WHIP	IP WLS BF H R ER SO BB IBB HBP BLK WP HR S P ERA WHIP	IP WLS BF H R ER SO BB IBB HBP BLK WP HR S P ERA WHIP

Detroit Tigers @ Minnesota Twins
 Hubert H. Humphrey Metrodome, Minneapolis, MN
 Tue Aug 25 1992, 8:05 PM EDT
 Att. 25,844 - Dome - 70 F

AB	33
R	4
H	8
RBI	4
BB	2
SO	11
LOB	12



Batter	1	2	3	4	5	6	7	8	9	AB	R	H	RBI	BB	SO	LOB
Chuck Knoblauch, R (1, 4) <small>OBP: 0.377, SLG: 0.365</small>	3-2 		3-2 F8		1-2 			1-0 G1-3		4	0	2	0	0	0	0
Gene Larkin, S (1, 9) <small>OBP: 0.319, SLG: 0.361</small>	1-3 K		0-1 E6		3-2 K			2-2 G3		4	0	1	0	0	2	2
Kirby Puckett, R (1, 8) <small>OBP: 0.363, SLG: 0.507</small>	0-0 G6-4-3		1-0 P5					0-0 G6-3		4	1	1	1	0	0	2
Kent Hrbek, L (1, 3) <small>OBP: 0.357, SLG: 0.425</small>		0-0 F8		0-0 			0-0 G3-1		0-0 F9	4	1	1	1	0	0	0
Chili Davis, S (1, 10) <small>OBP: 0.378, SLG: 0.413</small>		1-0 		1-0 			1-2 		2-3 K	4	0	3	0	0	1	0
Brian Harper, R (1, 2) <small>OBP: 0.333, SLG: 0.406</small> Greg Gagne, R (9, PR) <small>OBP: 0.294, SLG: 0.369</small>		1-1 FC1-6-5		0-0 			0-2 G4-6-3		1-2 	4	1	2	0	0	0	2
Pedro Munoz, R (1, 7) <small>OBP: 0.303, SLG: 0.434</small> Randy Bush, L (9, PH) <small>OBP: 0.285, SLG: 0.322</small>		0-1 		1-3 			1-1 G6-3		1-2 G4-3	3	0	1	1	0	1	2
Scott Leius, R (1, 5) <small>OBP: 0.325, SLG: 0.356</small>		1-3 		1-2 G6-3			0-1 G6-3			1	0	0	0	0	0	1
Jeff Reboulet, R (1, 6) <small>OBP: 0.314, SLG: 0.282</small>			2-2 G6-3		0-0 G6-3			3-2 F7		3	0	0	0	0	0	0

Inning Stats	R: 0	H: 1	E: 0	K: 1	S: 9	H: 1	LOB: 0	BB: 0	P: 13	R: 1	H: 2	E: 0	K: 1	S: 9	R: 0	H: 1	E: 1	K: 0	S: 13	R: 1	H: 3	E: 0	K: 1	S: 9	R: 0	H: 1	E: 0	K: 1	S: 7	R: 1	H: 2	E: 0	K: 0	S: 12	R: 0	H: 0	E: 0	K: 0	S: 9	R: 0	H: 0	E: 0	K: 0	S: 5	R: 0	H: 1	E: 0	K: 1	S: 12	R: 0	H: 1	E: 0	K: 1	S: 16	R: 0	H: 0	E: 0	K: 0	S: 8	R: 0	H: 0	E: 0	K: 1	S: 16	1B: 7	2B: 1	3B: 1	HR: 2	SF: 0	SAC: 0	DP: 3	HBP: 0	WP: 0	PB: 0	SB: 0	CS: 1	PA: 34
--------------	------	------	------	------	------	------	--------	-------	-------	------	------	------	------	------	------	------	------	------	-------	------	------	------	------	------	------	------	------	------	------	------	------	------	------	-------	------	------	------	------	------	------	------	------	------	------	------	------	------	------	-------	------	------	------	------	-------	------	------	------	------	------	------	------	------	------	-------	-------	-------	-------	-------	-------	--------	-------	--------	-------	-------	-------	-------	--------

PITCHER	IP	WLS	BF	H	R	ER	SO	BB	IBB	HBP	BLK	WP	HR	S	P	ERA	WHIP
Dave Haas, R (1, 1) <small>ERA: 3.86</small>	5.1		23	10	3	3	4	0	0	0	0	0	2	56	79	5.06	1.875
Mark Leiter, R (6, 1) <small>ERA: 4.42</small>	2.2		7	0	0	0	0	0	0	0	0	0	0	17	24	0.00	0.000
Mike Munoz, L (9, 1) <small>ERA: 2.95</small>	0.2		2	0	0	0	1	0	0	0	0	0	0	5	7	0.00	0.000
Mike Henneman, R (9, 1) <small>ERA: 3.96</small>	0.1	S	2	1	0	0	0	0	0	0	0	0	0	7	9	0.00	3.000

DETROIT TIGERS @ MINNESOTA TWINS
 Hubert H. Humphrey Metrodome, Minneapolis, MN

Tue Aug 25 1992, 8:05 PM EDT
 Att. 25,844 - Dome - 70 F

AB	34
R	3
H	11
RBI	3
BB	0
SO	5
LOB	12

Batter	1	2	3	4	5	6	7	8	9	AB R H RBI BB SO LOB	TOP											
Tony Phillips, S OBP: 0.391, SLG: 0.405 (1, 4)	0-2 FC5-4 1B		1-0 G5-3			1-1 P4		2-2 FC6-4		4 0 1 0 0 0 3												
Dan Gladden, R OBP: 0.320, SLG: 0.377 (1, 7)	1-1 FC5-4			2-2 F9			0-0 P6		1-0 F7	4 0 0 0 0 0 1												
Travis Fryman, R OBP: 0.323, SLG: 0.446 (1, 6)	0-3 K			1-3 K			1-2 FC5-4 1B		0-0 F8	4 0 1 0 0 2 1												
Cecil Fielder, R OBP: 0.312, SLG: 0.458 (1, 3)	1-3 K			3-3 K			0-0 F9		1-2 P6	4 0 0 0 0 2 2												
Mickey Tettleton, S OBP: 0.373, SLG: 0.464 (1, 2)		1-2 CS 1B			2-1 P5		1-0 FC5-4			3 0 1 0 0 0 1												
Rob Deer, R OBP: 0.304, SLG: 0.553 (1, 9)		1-3 K			0-0 G5-3			3-2 1B 2B		3 0 1 0 0 1 1												
Mark Carreon, R OBP: 0.272, SLG: 0.358 (1, 10)		1-1 G6-3			2-2 G6-3			0-0 L9		3 0 0 0 0 0 1												
Skeeter Barnes, R OBP: 0.302, SLG: 0.392 (1, 5)			3-1 F7			1-2 F8		1-0 FC6-4 1B		3 0 1 0 0 0 0												
Gary Pettis, S OBP: 0.297, SLG: 0.276 (1, 8)			1-2 CS 2B			0-0 G5-3		1-1 L4		3 0 1 0 0 0 2												
Inning Stats	R: 0 E: 0 K: 2 S: 11	H: 1 LOB: 1 BB: 0 P: 13	R: 0 E: 0 K: 1 S: 10	H: 1 LOB: 0 BB: 0 P: 13	R: 0 E: 0 K: 0 S: 6	H: 1 LOB: 0 BB: 0 P: 11	R: 0 E: 0 K: 2 S: 10	H: 0 LOB: 0 BB: 0 P: 16	R: 0 E: 0 K: 0 S: 7	H: 0 LOB: 0 BB: 0 P: 11	R: 0 E: 0 K: 0 S: 6	H: 0 LOB: 0 BB: 0 P: 8	R: 0 E: 0 K: 0 S: 7	H: 1 LOB: 1 BB: 0 P: 9	R: 0 E: 0 K: 0 S: 10	H: 2 LOB: 2 BB: 0 P: 17	R: 0 E: 0 K: 0 S: 5	H: 0 LOB: 0 BB: 0 P: 7	1B: 4 2B: 2 3B: 0 HR: 0	SF: 0 SAC: 0 DP: 0 HBP: 0	WP: 0 PB: 0 SB: 0 CS: 2	PA: 31
PITCHER John Smiley, L ERA: 3.25 (1, 1)	IP: 9.0 WLS: W BF: 31 H: 6 R: 0 ER: 0 SO: 5 BB: 0 IBB: 0 HBP: 0 BLK: 0 WP: 0 HR: 0 S: 72 P: 105 ERA: 0.00 WHIP: 0.667											PITCHER	IP: 9.0 WLS: W BF: 31 H: 6 R: 0 ER: 0 SO: 5 BB: 0 IBB: 0 HBP: 0 BLK: 0 WP: 0 HR: 0 S: 72 P: 105 ERA: 0.00 WHIP: 0.667									

Detroit Tigers @ Minnesota Twins
 Hubert H. Humphrey Metrodome, Minneapolis, MN

Wed Aug 26 1992, 8:05 PM EDT
 Att. 21,632 - Dome - 70 F

livebaseballscorecards.com

AB 31
R 0
H 6
RBI 0
BB 0
SO 5
LOB 12



Batter	1	2	3	4	5	6	7	8	9	AB	R	H	RBI	BB	SO	LOB
Chuck Knoblauch, R <small>(1, 4)</small> <small>OBP: 0.378, SLG: 0.366</small>	1-1 		0-2 		0-0 			2-2 		4	0	2	0	0	0	0
Shane Mack, R <small>(1, 7)</small> <small>OBP: 0.397, SLG: 0.473</small>	1-2 		1-0 		3-1 			1-3 		3	0	1	0	0	1	1
Kirby Puckett, R <small>(1, 8)</small> <small>OBP: 0.364, SLG: 0.506</small>	2-1 		2-2 		0-0 			4-0 		3	0	1	0	1	0	3
Kent Hrbek, L <small>(1, 3)</small> <small>OBP: 0.354, SLG: 0.420</small>	2-3 		1-0 		0-0 			1-0 		4	0	0	0	0	0	5
Chili Davis, S <small>(1, 10)</small> <small>OBP: 0.374, SLG: 0.408</small>		2-0 		2-1 		2-0 		0-0 		4	0	0	0	0	0	0
Brian Harper, R <small>(1, 2)</small> <small>OBP: 0.336, SLG: 0.417</small>		2-0 		1-1 		0-1 		1-1 		4	1	3	1	0	0	0
Randy Bush, L <small>(1, 9)</small> <small>OBP: 0.286, SLG: 0.322</small>		2-2 		0-1 		1-1 		1-2 		3	0	1	0	0	0	1
Greg Gagne, R <small>(1, 6)</small> <small>OBP: 0.291, SLG: 0.366</small>		0-1 		0-1 		0-0 		1-2 		3	0	0	0	0	0	3
Mike Pagliarulo, L <small>(1, 5)</small> <small>OBP: 0.179, SLG: 0.194</small>			2-3 		1-1 		1-1 			3	0	0	0	0	1	1

Inning Stats	R: 0	H: 1	E: 0	LOB: 1	K: 0	BB: 0	S: 8	P: 13	R: 0	H: 1	E: 0	LOB: 1	K: 0	BB: 0	S: 7	P: 13	R: 0	H: 1	E: 0	LOB: 2	K: 1	BB: 0	S: 12	P: 18	R: 0	H: 0	E: 0	LOB: 0	K: 0	BB: 0	S: 6	P: 9	R: 0	H: 1	E: 0	LOB: 1	K: 0	BB: 0	S: 8	P: 11	R: 0	H: 1	E: 0	LOB: 0	K: 0	BB: 0	S: 3	P: 5	R: 0	H: 2	E: 0	LOB: 1	K: 0	BB: 0	S: 7	P: 9	R: 0	H: 0	E: 0	LOB: 1	K: 1	BB: 1	S: 7	P: 15	R: 1	H: 1	E: 0	LOB: 0	K: 0	BB: 0	S: 3	P: 4	1B: 6	SF: 0	2B: 1	SAC: 0	3B: 0	DP: 2	HR: 1	HBP: 1	WP: 0	PA: 33
John Doherty, R <small>(1, 1)</small> <small>ERA: 3.48</small>	IP	WLS	BF	H	R	ER	SO	BB	IBB	HBP	BLK	WP	HR	S	P	ERA	WHIP																																																																	
John Kiely, R <small>(8, 1)</small> <small>ERA: 2.84</small>	1.1	L	6	1	1	1	1	1	0	0	0	0	1	10	19	6.75	1.500																																																																	

DETROIT TIGERS @ MINNESOTA TWINS

Hubert H. Humphrey Metrodome, Minneapolis, MN

Wed Aug 26 1992, 8:05 PM EDT
Att: 21,632 - Dome - 70 F

AB	31
R	1
H	8
RBI	1
BB	1
SO	2
LOB	14

Batter	1	2	3	4	5	6	7	8	9	AB R H RBI BB SO LOB	TOP	
Gregg Jefferies, S OBP: 0.345, SLG: 0.429 (1, 5)	3-2 P8		2-1 FC5-4 2-H 1B		0-0 G6-3		1-0 L9		0-0 WP 2B	5 0 2 1 0 0 0		
Keith Miller, R OBP: 0.367, SLG: 0.420 (1, 4)	0-0 S 1B		0-0 FC5-4 1-2f 1B		2-3 K		0-1 F9		1-0 G6-3 2-3	5 0 1 0 0 1 2		
George Brett, L OBP: 0.331, SLG: 0.397 (1, 10)	2-3 SAFE SAFE SAFE SAFE SAFE 1B K		0-0 1-2 1B			3-2 1B 2B		1-2 P5		4 1 2 0 0 1 1		
Mike Macfarlane, R OBP: 0.309, SLG: 0.431 (1, 2)	3-2 F8		2-3 K			1-0 L7		1-2 G5-3		4 0 0 0 0 1 4		
Wally Joyner, L OBP: 0.335, SLG: 0.398 (1, 3)		0-0 P6		3-2 G4-3		1-2 2B 2-H 1B		1-1 1B		4 0 2 1 0 0 0		
Juan Samuel, R OBP: 0.313, SLG: 0.319 (1, 9)		3-2 G6-3		2-0 P6		0-0 1-3 2B		0-3 K		4 0 1 0 0 1 1		
Jeff Conine, R OBP: 0.313, SLG: 0.365 (1, 7)		0-0 F9		1-0 1B		4-1 IBB		2-3 K		3 0 1 0 1 1 1		
Brian McRae, S OBP: 0.289, SLG: 0.300 (1, 8)			1-0 WP SH5-4 1B 1B		1-1 F7		1-2 P3		2-3 K	4 1 1 0 0 1 4		
David Howard, S OBP: 0.319, SLG: 0.317 (1, 6)			1-1 SAFE SH5-4 1-2		1-2 F7		0-1 L8		1-1 F8	3 0 0 0 0 0 3		
Inning Stats	R: 0 E: 0 K: 1 S: 11 H: 1 LOB: 1 BB: 0 P: 19	R: 0 E: 0 K: 0 S: 6 H: 0 LOB: 0 BB: 0 P: 9	R: 1 E: 0 K: 1 S: 13 H: 3 LOB: 2 BB: 0 P: 19	R: 0 E: 0 K: 0 S: 7 H: 1 LOB: 1 BB: 0 P: 14	R: 0 E: 0 K: 1 S: 9 H: 0 LOB: 0 BB: 0 P: 12	R: 1 E: 0 K: 0 S: 16 H: 3 LOB: 3 BB: 1 P: 26	R: 0 E: 0 K: 0 S: 6 H: 0 LOB: 0 BB: 0 P: 8	R: 0 E: 0 K: 2 S: 11 H: 1 LOB: 1 BB: 0 P: 15	R: 0 E: 0 K: 1 S: 7 H: 1 LOB: 1 BB: 0 P: 11	1B: 7 2B: 3 3B: 0 HR: 0 SF: 0 SAC: 1 DP: 0 HBP: 0	WP: 2 PB: 0 SB: 2 CS: 0 PA: 38	
PITCHER	IP WLS BF H R ER SO BB IBB HBP BLK WP HR S P ERA WHIP											
Frank Tanana, L ERA: 4.23 (1, 1)	6.0 0 27 8 2 2 3 0 1 0 0 1 0 62 99 3.00 1.333											
Walt Terrell, R ERA: 5.45 (7, 1)	2.0 W 7 1 0 0 2 0 0 0 0 0 0 0 17 23 0.00 0.500											
Mike Henneman, R ERA: 3.9 (9, 1)	1.0 S 4 1 0 0 1 0 0 0 0 0 1 0 7 11 0.00 1.000											

Kansas City Royals @ Detroit Tigers
Tiger Stadium, Detroit, MI
Fri Aug 28 1992, 7:05 PM EDT
Att. 24,715 - Cloudy - 58 F

livebaseballscorecards.com

AB	36
R	2
H	10
RBI	2
BB	1
SO	6
LOB	16



Batter	1	2	3	4	5	6	7	8	9	AB R H RBI BB SO LOB	TOP											
Gregg Jefferies, S (1, 5) OBP: 0.344, SLG: 0.427	0-1 G4-3			0-1 G4-3		2-0 L8			0-1 G6-4-3 1B	4 0 1 0 0 0 0												
Keith Miller, R (1, 4) OBP: 0.362, SLG: 0.415	3-1 F9			0-0 F8		1-1 P4			1-1 P6	4 0 0 0 0 0 1												
George Brett, L (1, 10) OBP: 0.329, SLG: 0.394	1-1 F8			0-0 G3-1		0-1 G6-3			2-1 G6-4-3 1-2f	4 0 0 0 0 0 1												
Mike Macfarlane, R (1, 2) OBP: 0.307, SLG: 0.427		0-0 L8			0-1 L9			0-0 G5-3		3 0 0 0 0 0 0												
Wally Joyner, L (1, 3) OBP: 0.333, SLG: 0.395		0-1 F7			2-0 G6-3			3-2 G4-3		3 0 0 0 0 0 0												
Juan Samuel, R (1, 9) OBP: 0.313, SLG: 0.319		2-1 G5-3			1-1 1B 1B			3-2 F9		3 1 1 0 0 0 0												
Jeff Conine, R (1, 7) OBP: 0.313, SLG: 0.364			2-1 F8		0-1 1B 1B			0-3 K		3 0 1 0 0 1 0												
Kevin Kostofski, L (1, 8) OBP: 0.364, SLG: 0.390			0-1 G1-3		0-1 1B 1B			1-1 F8		3 0 1 1 0 0 0												
David Howard, S (1, 6) OBP: 0.313, SLG: 0.311			0-0 G6-3		0-0 G6-3			2-3 K		3 0 0 0 0 1 2												
Inning Stats	R: 0 E: 0 K: 0 S: 6	H: 0 LOB: 0 BB: 0 P: 10	R: 0 E: 0 K: 0 S: 5	H: 0 LOB: 0 BB: 0 P: 7	R: 0 E: 0 K: 0 S: 5	H: 0 LOB: 0 BB: 0 P: 7	R: 0 E: 0 K: 0 S: 4	H: 0 LOB: 0 BB: 0 P: 4	R: 1 E: 0 K: 0 S: 10	H: 3 LOB: 2 BB: 0 P: 13	R: 0 E: 0 K: 0 S: 5	H: 0 LOB: 0 BB: 0 P: 8	R: 0 E: 0 K: 0 S: 7	H: 0 LOB: 0 BB: 0 P: 13	R: 0 E: 0 K: 2 S: 9	H: 0 LOB: 0 BB: 0 P: 12	R: 0 E: 0 K: 0 S: 6	H: 1 LOB: 0 BB: 0 P: 9	1B: 4 2B: 0 3B: 0 HR: 0	SF: 0 SAC: 0 DP: 1 HBP: 0	WP: 0 PB: 0 SB: 0 CS: 0	PA: 30
PITCHER	IP WLS BF H R ER SO BB IBB HBP BLK WP HR S P ERA WHIP																					
Bill Gullickson, R (1, 1) ERA: 3.71	7.0 W 24 3 1 1 0 0 0 0 0 0 0 0 0 42 62 1.29 0.429																					
Les Lancaster, R (8, 1) ERA: 5.9	2.0 6 1 0 0 2 0 0 0 0 0 0 0 0 15 21 0.00 0.500																					

Kansas City Royals @ Detroit Tigers
 Tiger Stadium, Detroit, MI
 Sat Aug 29 1992, 3:33 AM EDT
 Att. 41,605 - Sunny - 67 F

livebaseballscorecards.com

AB	30
R	1
H	4
RBI	1
BB	0
SO	2
LOB	4



Batter	1	2	3	4	5	6	7	8	9	AB R H RBI BB SO LOB	TOP											
Gregg Jefferies, S (1, 5) OBP: 0.344, SLG: 0.424	1-1 F7		4-2 BB	2-1 FC5-4		4-0 2B IBB	1-0 F7		3-1 G3-1	4 0 0 0 2 0 4												
Keith Miller, R (1, 4) OBP: 0.360, SLG: 0.414	0-1 G5-3		0-0 F8		1-3 K	1-0 2B		1-0 G5-3		5 0 1 1 0 1 2												
George Brett, L (1, 10) OBP: 0.327, SLG: 0.390 Jeff Conine, R (8, PR) OBP: 0.313, SLG: 0.364	1-0 G3			0-0 G6-3	1-2 P6	1-2 G4-3		4-1 BB BB		4 0 0 0 1 0 2 0 0 0 0 0 0 0												
Wally Joyner, L (1, 3) OBP: 0.334, SLG: 0.393		0-0 G3-1		4-2 S 1B BB BB	1-2 F8		1-1 G3-1	4-1 BB BB		3 1 0 0 2 0 0												
Juan Samuel, R (1, 9) OBP: 0.322, SLG: 0.335 Brian McRae, S (8, PH) OBP: 0.288, SLG: 0.300		3-1 F7		1 SAFE 4-2 P 1B S 1B BB		2-0 E S SH1-3 1B	2-1 FC 3B	3-3 K		3 3 2 0 1 0 0 1 0 0 0 0 1 2												
Brent Mayne, L (1, 2) OBP: 0.263, SLG: 0.302		1-1 G4-3		3-2 1B 1B 1B 1B		4-2 C 1 SAFE P P 2B BB	1-2 FC 1B	1-3 K		4 3 1 3 1 1 2												
Kevin Koslowski, L (1, 8) OBP: 0.386, SLG: 0.413			0-0 WP S 1B	0-1 1B 1B		1 SAFE X SH1-3	0-0 1B G3 1B		0-0 G3-1	4 1 3 1 0 0 0	AB 38 R 9 H 12 RBI 9 BB 7 SO 5 LOB 16											
Gary Thurman, R (1, 7) OBP: 0.289, SLG: 0.327			0-3 K 1B	0-1 1B 1B		0-2 F C F C X 2B 2B	2-2 G3 1B		1-2 L9	5 1 3 2 0 1 1												
Curtis Wilkerson, S (1, 6) OBP: 0.296, SLG: 0.321			2-3 K 1B	0-0 FC5-4 1B		1-0 P4	2-1 G3		2-0 2B	5 0 2 2 0 1 3												
Inning Stats	R: 0 E: 0 K: 0 S: 5	H: 0 LOB: 0 BB: 0 P: 7	R: 0 E: 0 K: 0 S: 5	H: 0 LOB: 0 BB: 0 P: 9	R: 0 E: 0 K: 2 S: 10	H: 1 LOB: 2 BB: 1 P: 16	R: 3 E: 0 K: 0 S: 19	H: 4 LOB: 2 BB: 2 P: 31	R: 0 E: 0 K: 1 S: 12	H: 0 LOB: 0 BB: 0 P: 15	R: 3 E: 0 K: 0 S: 16	H: 3 LOB: 2 BB: 2 P: 27	R: 3 E: 0 K: 0 S: 14	H: 3 LOB: 1 BB: 0 P: 23	R: 0 E: 0 K: 2 S: 12	H: 0 LOB: 2 BB: 2 P: 25	R: 0 E: 0 K: 0 S: 7	H: 1 LOB: 1 BB: 0 P: 13	1B: 8 2B: 3 3B: 1 HR: 0	SF: 0 SAC: 1 DP: 0 HBP: 0	WP: 1 PB: 0 SB: 4 CS: 0	PA: 46
PITCHER	IP WLS BF H R ER SO BB IBB HBP BLK WP HR S P ERA WHIP																					
Eric King, R (1, 1) ERA: 6.02	4.0 L 19 5 3 3 2 3 0 0 0 1 0 39 63 6.75 2.000																					
Kurt Knudsen, R (5, 1) ERA: 4.08	1.2 10 3 3 3 1 1 1 0 0 0 0 25 38 16.20 2.400																					
Mike Munoz, L (6, 1) ERA: 3.57	0.2 5 2 3 3 0 0 0 0 0 0 0 11 16 40.50 3.000																					
John Kiely, R (7, 1) ERA: 2.66	2.2 12 2 0 0 2 2 0 0 0 0 0 25 49 0.00 1.500																					

Kansas City Royals @ Detroit Tigers
 Tiger Stadium, Detroit, MI
 Sun Aug 30 1992, 3:33 AM EDT
 Att. 24,667 - Sunny - 75 F

livebaseballscorecards.com



Batter	1	2	3	4	5	6	7	8	9	AB R H RBI BB SO LOB
Tony Phillips, S (1, 7) Skeeter Barnes, R (8, 7) OBP: 0.388, SLG: 0.398 OBP: 0.313, SLG: 0.402	1-2 G4-3		0-0 F8		2-1 1B		1-2 F7		0-1 FC6-4 1B	4 0 1 0 0 0 0 1 0 1 0 0 0 0
Lou Whitaker, L (1, 4) OBP: 0.400, SLG: 0.478	4-1 FC5-4 BB		2-3 K		2-3 K		3-1 HR		1-1 FC6-4 1B	4 1 2 2 1 2 1
Travis Fryman, R (1, 6) OBP: 0.324, SLG: 0.443	1-2 FC5-4 E S 1-2f		2-2 CS 1B		2-2 1B		0-1 1B		2-3 K	5 0 3 0 0 1 3
Cecil Fielder, R (1, 3) Dave Bergman, L (7, PH) (8, 3) OBP: 0.318, SLG: 0.465 OBP: 0.268, SLG: 0.236	2-2 E5		2-2 CS		2-3 K		2-2 G4-3		2-2 FC6-4	3 1 1 0 0 1 3 2 0 0 0 0 0 3
Mickey Tettleton, S (1, 10) OBP: 0.371, SLG: 0.465	3-3 K				1-2 FC3-6 1B		1-0 F8		2-2 F8	5 1 2 1 0 1 6
Rob Deer, R (1, 9) OBP: 0.305, SLG: 0.556		0-0 S 1B		1-3 K		2-3 K		2-2 G6-3		4 0 1 0 0 2 2
Scott Livingstone, L (1, 5) OBP: 0.302, SLG: 0.318		1-1 L6		3-2 FC3-6 1B		1-2 G4-3		2-3 K		4 0 0 0 0 1 3
Chad Kreuter, S (1, 2) OBP: 0.306, SLG: 0.327		3-3 K		3-2 1B		2-3 K		3-3 K		4 0 1 1 0 3 1
Gary Pettis, S (1, 8) OBP: 0.303, SLG: 0.301		2-2 G3-1		0-1 G3			2-3 K		4-1 1B BB	3 1 0 0 1 1 3

Inning Stats	R: 0	H: 0	E: 1	K: 1	S: 13	LOB: 2	BB: 1	P: 24	R: 0	H: 1	E: 0	K: 1	S: 10	LOB: 1	BB: 0	P: 16	R: 0	H: 1	E: 0	K: 1	S: 9	LOB: 0	BB: 0	P: 15	R: 1	H: 3	E: 0	K: 1	S: 17	LOB: 2	BB: 0	P: 26	R: 0	H: 2	E: 0	K: 2	S: 13	LOB: 0	BB: 0	P: 22	R: 1	H: 2	E: 0	K: 1	S: 13	LOB: 1	BB: 0	P: 21	R: 1	H: 1	E: 0	K: 2	S: 13	LOB: 0	BB: 0	P: 22	R: 1	H: 2	E: 0	K: 1	S: 15	LOB: 2	BB: 1	P: 26	1B: 10	2B: 0	3B: 0	HR: 2	SF: 0	SAC: 0	DP: 0	HBP: 0	WP: 0	PB: 0	SB: 2	CS: 1	PA: 42
--------------	------	------	------	------	-------	--------	-------	-------	------	------	------	------	-------	--------	-------	-------	------	------	------	------	------	--------	-------	-------	------	------	------	------	-------	--------	-------	-------	------	------	------	------	-------	--------	-------	-------	------	------	------	------	-------	--------	-------	-------	------	------	------	------	-------	--------	-------	-------	------	------	------	------	-------	--------	-------	-------	--------	-------	-------	-------	-------	--------	-------	--------	-------	-------	-------	-------	--------

PITCHER	IP	WLS	BF	H	R	ER	SO	BB	IBB	HBP	BLK	WP	HR	S	P	ERA	WHIP
Kevin Appier, R (1, 1) ERA: 2.41	6.0	W	26	7	1	1	8	1	0	0	0	0	0	72	118	1.50	1.333
Steve Shifflett, R (7, 1) ERA: 2.9	2.0		9	3	2	2	3	0	0	0	0	0	2	26	43	9.00	1.500
Jeff Montgomery, R (9, 1) ERA: 2.23	1.0		6	2	1	1	1	1	0	0	0	0	0	15	26	9.00	3.000

BOTTOM

Kansas City Royals @ Detroit Tigers
Tiger Stadium, Detroit, MI
Sun Aug 30 1992, 3:33 AM EDT
Att. 24,667 - Sunny - 75 F

livebaseballscores.com

AB	39
R	4
H	12
RBI	4
BB	2
SO	12
LOB	25



Batter	1	2	3	4	5	6	7	8	9	10	AB R H RBI BB SO LOB	TOP
Chuck Knoblauch, R (1, 4) <small>OBP: 0.381, SLG: 0.368</small>	4-2 		0-0 			2-2 		0-3 		0-1 	4 3 3 0 1 1 0	
Gene Larkin, S (1, 3) <small>OBP: 0.324, SLG: 0.365</small>	0-0 		1-0 			2-2 		2-3 		1-2 	5 0 2 2 0 1 2	
Kirby Puckett, R (1, 8) <small>OBP: 0.367, SLG: 0.500</small>	1-3 			0-0 		1-3 		0-0 		4-0 	4 0 1 0 1 2 1	
Chili Davis, S (1, 10) <small>OBP: 0.374, SLG: 0.411</small> J.T. Bruett, L (9, PR) <small>OBP: 0.326, SLG: 0.244</small> Kent Hrbek, L (10, PH) <small>OBP: 0.357, SLG: 0.415</small>	1-2 			0-2 		2-2 			0-0 	1-2 	4 1 2 2 0 0 1 0 0 0 0 0 0 0 1 0 0 0 0 0 2	
Shane Mack, R (1, 7) <small>OBP: 0.399, SLG: 0.477</small>		1-2 		2-2 		0-1 			0-0 	0-0 	4 0 0 0 0 0 3	
Brian Harper, R (1, 2) <small>OBP: 0.336, SLG: 0.408</small>		0-1 		0-2 			0-1 		4-0 		3 0 1 0 1 0 1	
Pedro Munoz, R (1, 9) <small>OBP: 0.298, SLG: 0.425</small> Randy Bush, L (9, PH) <small>OBP: 0.267, SLG: 0.298</small> Jeff Reboulet, R (10, 9) <small>OBP: 0.314, SLG: 0.276</small>		0-1 			2-3 		2-3 		0-2 		3 0 0 0 0 2 1 1 0 0 0 0 0 2 0 0 0 0 0 0 0	AB 37 R 5 H 10 RBI 4 BB 3 SO 7 LOB 15
Scott Leius, R (1, 5) <small>OBP: 0.322, SLG: 0.348</small> Mike Pagliarulo, L (10, PH) <small>OBP: 0.200, SLG: 0.206</small>			3-2 		2-1 		1-1 		0-3 		3 0 0 0 0 0 1 1 0 0 0 0 1 0	
Greg Gagne, R (1, 6) <small>OBP: 0.289, SLG: 0.363</small>			0-2 		2-2 		0-0 		1-0 		4 1 1 0 0 0 1	
Inning Stats	R: 1 H: 1 E: 0 LOB: 0 K: 1 BB: 1 S: 10 P: 16	R: 0 H: 0 E: 0 LOB: 0 K: 0 BB: 0 S: 7 P: 8	R: 0 H: 1 E: 0 LOB: 1 K: 0 BB: 0 S: 10 P: 14	R: 0 H: 1 E: 1 LOB: 1 K: 0 BB: 0 S: 10 P: 12	R: 0 H: 0 E: 0 LOB: 0 K: 1 BB: 0 S: 11 P: 17	R: 2 H: 2 E: 0 LOB: 0 K: 1 BB: 0 S: 14 P: 21	R: 0 H: 1 E: 0 LOB: 1 K: 1 BB: 0 S: 8 P: 11	R: 0 H: 0 E: 0 LOB: 0 K: 2 BB: 0 S: 8 P: 10	R: 0 H: 1 E: 0 LOB: 2 K: 0 BB: 1 S: 5 P: 9	R: 2 H: 3 E: 0 LOB: 2 K: 1 BB: 1 S: 14 P: 21	1B: 8 SF: 0 2B: 1 SAC: 1 3B: 0 DP: 1 HR: 1 HBP: 0	WP: 1 PA: 41 PB: 0 SB: 0 CS: 0
PITCHER Dave Haas, R (1, 1) <small>ERA: 3.99</small> Mark Leiter, R (7, 1) <small>ERA: 4.33</small> Mike Henneman, R (9, 1) <small>ERA: 4.06</small>	IP WLS BF H R ER SO BB IBB HBP BLK WP HR S P ERA WHIP 6.0 23 5 3 3 3 0 0 0 0 0 0 16 21 4.50 1.000											

Minnesota Twins @ Detroit Tigers
 Tiger Stadium, Detroit, MI
 Mon Aug 31 1992, 7:05 PM EDT
 Att: 14,626 - Sunny - 72 F

livebaseballscorecards.com



BOTTOM

Minnesota Twins @ Detroit Tigers
Tiger Stadium, Detroit, MI
Mon Aug 31 1992, 7:05 PM EDT
Att. 14,626 - Sunny - 72 F

livebaseballscorecards.com

AB 37
R 3
H 10
RBI 2
BB 1
SO 10
LOB 11



WP: 1 PA: 39
PB: 0
SB: 1
CS: 1

AB R H RBI BB SO LOB

4 1 2 1 1 1 1

5 0 2 0 0 0 2

4 0 0 0 0 0 2

4 0 1 0 0 2 1

0 0 0 0 0 0 0

0 0 0 0 0 0 0

4 0 0 0 0 1 2

4 1 2 1 0 0 0

3 0 0 0 0 3 0

1 0 0 0 0 0 2

4 0 2 0 0 1 0

3 1 1 0 0 2 1

1 0 0 0 0 0 0

1B: 7 SF: 0
2B: 2 SAC: 0
3B: 0 DP: 1
HR: 1 HBP: 0

Main table with 10 columns (Batter 1-10) and 10 rows of player data. Each cell contains a batter's name, stats, and a baseball diamond diagram showing the play. Batter 10 is shaded grey.

Inning Stats table with columns for R, H, E, K, S, P, ER, SO, BB, IBB, HBP, BLK, WP, HR, S, P, ERA, WHIP for each of the 10 batters.

Pitcher stats table with columns for IP, WLS, BF, H, R, ER, SO, BB, IBB, HBP, BLK, WP, HR, S, P, ERA, WHIP for John Smiley, Carl Willis, Gary Wayne, and Rick Aguilera.

Batter	1	2	3	4	5	6	7	8	9	AB R H RBI BB SO LOB	TOP
J.T. Bruett, L (1, 8) OBP: 0.320, SLG: 0.244 Kirby Puckett, R (9, PH) OBP: 0.388, SLG: 0.501 (9, 8)	2-2 E6		1-0 S 1B		1-2 G4-3		2-3 K		2-2 FC6-4 BB 1B	4 0 1 0 0 1 0 1 0 1 0 0 0 0	
Chuck Knoblauch, R (1, 4) OBP: 0.381, SLG: 0.367	1-1 F9		1-2 G5-3		1-1 1B G4-3 1B		3-1 G6-3		4-1 FC6-4 BB	4 1 1 1 1 0 2	
Kent Hrbek, L (1, 10) OBP: 0.358, SLG: 0.414 Pedro Munoz, R (8, PR) OBP: 0.298, SLG: 0.425 Mike Pagliarulo, L (9, PH) OBP: 0.198, SLG: 0.204	3-2 L7		0-0 G1		2-2 1B G4-3 1B			4-2 SH3-4 BB SF9 BB	1-1 FC6-4 1-2f 2-3	3 1 1 0 1 0 2 0 1 0 0 0 0 0 1 0 0 0 0 0 2	
Chili Davis, S (1, 9) Randy Bush, L (8, 3) OBP: 0.266, SLG: 0.296	1-3 K			2-2 1B E 1B 1B	1-1 G4-3			4-2 SH3-4 BB	1-0 G4-3	3 1 1 1 1 1 2 1 0 0 0 0 0 2	
Shane Mack, R (1, 7) OBP: 0.400, SLG: 0.478		1-1 G3-1		2-2 E 1B 1-2 G1-2-3 1B	0-0 1B			0-0 SH3-4		3 0 2 1 0 0 0	
Brian Harper, R (1, 2) OBP: 0.338, SLG: 0.407		1-1 G5-3		2-0 G1-2-3 E 1-2 2-3 1B		2-2 L9		4-0 IBB		3 0 1 0 1 0 0	
Gene Larkin, S (1, 3) OBP: 0.324, SLG: 0.365 Darren Reed, R (8, PH) OBP: 0.236, SLG: 0.383 (8, 9)		0-0 1B		1-1 E4 G1-2-3		3-2 P6		1-2 SF9		3 0 1 1 0 0 2 0 0 0 1 0 0 0	
Scott Leius, R (1, 5) OBP: 0.319, SLG: 0.344			2-3 K	2-1 G1-2-3		3-2 F9		1-1 G4-3		4 0 0 0 0 1 5	
Greg Gagne, R (1, 6) OBP: 0.286, SLG: 0.359			1-1 E3 1B G5-3	3-1 G4-3			0-0 P3		0-2 F9	4 1 0 0 0 0 2	
Inning Stats	R: 0 H: 0 E: 1 LOB: 1 K: 1 BB: 0 S: 16 P: 22	R: 0 H: 1 E: 0 LOB: 1 K: 0 BB: 0 S: 5 P: 7	R: 1 H: 1 E: 1 LOB: 1 K: 1 BB: 0 S: 10 P: 15	R: 1 H: 3 E: 1 LOB: 2 K: 0 BB: 0 S: 13 P: 25	R: 2 H: 3 E: 0 LOB: 1 K: 0 BB: 0 S: 11 P: 16	R: 0 H: 0 E: 0 LOB: 0 K: 0 BB: 0 S: 11 P: 19	R: 0 H: 0 E: 0 LOB: 0 K: 1 BB: 0 S: 6 P: 11	R: 1 H: 0 E: 0 LOB: 2 K: 0 BB: 3 S: 14 P: 28	R: 0 H: 1 E: 0 LOB: 2 K: 0 BB: 1 S: 11 P: 19	1B: 9 SF: 1 2B: 0 SAC: 1 3B: 0 DP: 1 HR: 0 HBP: 0	WP: 0 PA: 40 PB: 0 SB: 2 CS: 0
PITCHER	IP WLS BF H R ER SO BB IBB HBP BLK WP HR S P ERA WHIP										
John Doherty, R (1, 1) ERA: 3.59	5.0		8 4 3 2 0 0 0 0	0 0 0 0	0 0 55 85 5.40 1.600						
Les Lancaster, R (6, 1) ERA: 5.83	2.1	L	9 0 1 1 1 2 0 0 0	0 0 24 45 3.86 0.857							
Mike Munoz, L (8, 1) ERA: 3.48	1.0		4 0 0 0 0 0 0 1 0 0	0 0 11 17 0.00 0.000							
John Kiely, R (9, 1) ERA: 2.61	0.2		4 1 0 0 0 0 1 0 0 0	0 0 7 15 0.00 3.000							

Minnesota Twins @ Detroit Tigers
Tiger Stadium, Detroit, MI
Tue Sep 01 1992, 7:05 PM EDT
Att. 13,172 - Sunny - 71 F

livebaseballscorecards.com

AB 34
R 5
H 9
RBI 5
BB 4
SO 3
LOB 19




Batter	1	2	3	4	5	6	7	8	9	AB R H RBI BB SO LOB
Tony Phillips, S OBP: 0.389, SLG: 0.397 (1, 10)	2-3 K		0-2 G1-3		2-2 HBP 1B	2-3 K			0-0 SH5-3	4 0 1 0 0 2 2
Lou Whitaker, L OBP: 0.397, SLG: 0.472 (1, 4)	1-3 K			2-0 F8	1-1 HBP 1B			1-2 L8	2-2 G1-3	5 0 1 0 0 1 2
Travis Fryman, R OBP: 0.325, SLG: 0.440 (1, 6)	1-3 K			0-2 BB 2B	1-1 FC5-4 HBP			4-0 G6-4-3 BB		2 1 1 0 1 1 0
Cecil Fielder, R OBP: 0.317, SLG: 0.460 (1, 3)			3-3 K	4-0 2B	1-1 F9			2-1 G6-4-3		3 1 0 0 1 1 4
Mickey Tettleton, S OBP: 0.368, SLG: 0.461 (1, 2)			0-3 K	0-1 2B	1-0 P2			2-3 K		4 1 1 2 0 2 3
Dan Gladden, R OBP: 0.316, SLG: 0.380 (1, 7)			1-1 F7	2-3 K	3-1 FC5-4			0-0 F8		4 0 0 0 0 1 4
Rob Deer, R OBP: 0.310, SLG: 0.568 (1, 9)			0-2 G5-3	1-1 1B 2B				1-3 K		4 1 2 1 0 1 0
Scott Livingstone, L OBP: 0.303, SLG: 0.317 (1, 5)			4-1 BB	2-2 1B	0-0 P1			2-2 G3-1		3 0 1 1 1 0 1
Gary Pettis, S OBP: 0.298, SLG: 0.295 (1, 8)			0-1 F7	2-0 F8				2-2 SH5-3 1B		3 0 0 0 0 1 3
Dave Bergman, L OBP: 0.273, SLG: 0.242 (9, PH)										1 0 1 0 0 0 0
Skeeter Barnes, R OBP: 0.319, SLG: 0.413 (9, PR)										0 0 0 0 0 0 0

Inning Stats	R: 0 E: 0 K: 3 S: 12	H: 0 LOB: 0 BB: 0 P: 16	R: 0 E: 0 K: 2 S: 10	H: 0 LOB: 0 BB: 0 P: 14	R: 0 E: 0 K: 0 S: 10	H: 0 LOB: 1 BB: 1 P: 14	R: 4 E: 0 K: 1 S: 15	H: 4 LOB: 1 BB: 1 P: 28	R: 0 E: 0 K: 0 S: 11	H: 2 LOB: 3 BB: 0 P: 20	R: 0 E: 0 K: 2 S: 11	H: 1 LOB: 1 BB: 0 P: 16	R: 0 E: 0 K: 0 S: 5	H: 0 LOB: 0 BB: 1 P: 12	R: 0 E: 0 K: 2 S: 8	H: 0 LOB: 0 BB: 0 P: 11	R: 0 E: 0 K: 0 S: 14	H: 1 LOB: 2 BB: 0 P: 20	1B: 6 2B: 2 3B: 0 HR: 0	SF: 0 SAC: 1 DP: 1 HBP: 1
--------------	-------------------------------	----------------------------------	-------------------------------	----------------------------------	-------------------------------	----------------------------------	-------------------------------	----------------------------------	-------------------------------	----------------------------------	-------------------------------	----------------------------------	------------------------------	----------------------------------	------------------------------	----------------------------------	-------------------------------	----------------------------------	----------------------------------	------------------------------------

MINNESOTA TWINS @ DETROIT TIGERS
Tiger Stadium, Detroit, MI
Tue Sep 01 1992, 7:05 PM EDT
Att. 13,172 - Sunny - 71 F

AB	33
R	4
H	8
RBI	4
BB	3
SO	10
LOB	19



PITCHER	IP	WLS	BF	H	R	ER	SO	BB	IBB	HBP	BLK	WP	HR	S	P	ERA	WHIP
Mike Trombley, R ERA: 4.09 (1, 1)	4.0		21	6	4	4	6	2	0	1	0	0	0	53	82	9.00	2.000
Mark Guthrie, L ERA: 2.97 (5, 1)	2.1		8	1	0	0	2	0	0	0	0	1	0	19	30	0.00	0.429
Carl Willis, R ERA: 3.01 (7, 1)	1.2	W	5	0	0	0	2	1	0	0	0	0	0	10	19	0.00	0.600
Rick Aguilera, R ERA: 3.23 (9, 1)	1.0	S	4	1	0	0	0	0	0	0	0	0	0	14	20	0.00	1.000

Batter	1	2	3	4	5	6	7	8	9	AB R H RBI BB SO LOB	TOP
Chuck Knoblauch, R (1, 4) <small>OBP: 0.383, SLG: 0.368</small>	1-3 	2-1 			2-0 		4-2 		0-0 	4 1 2 1 1 1 0	
Gene Larkin, S (1, 3) <small>OBP: 0.322, SLG: 0.362</small>	1-0 	2-3 			0-1 		2-1 		1-1 	5 0 1 0 0 1 4	
Kirby Puckett, R (1, 8) <small>OBP: 0.367, SLG: 0.498</small>	0-1 			0-1 			3-2 		0-0 	5 0 1 1 0 0 2	
Kent Hrbek, L (1, 10) <small>OBP: 0.359, SLG: 0.412</small>	4-1 			0-0 		4-1 	2-2 			2 1 0 0 2 0 1	
Shane Mack, R (1, 7) <small>OBP: 0.401, SLG: 0.483</small>	2-2 			2-1 		0-0 	4-0 			3 1 1 2 1 0 2	
Brian Harper, R (1, 2) <small>OBP: 0.335, SLG: 0.403</small>		1-2 		0-0 		1-2 	2-1 			4 0 0 0 0 0 2	
Pedro Munoz, R (1, 9) <small>OBP: 0.294, SLG: 0.419</small>		0-1 		1-3 		0-0 		2-3 		4 0 0 0 0 2 0	
Greg Gagne, R (1, 6) <small>OBP: 0.289, SLG: 0.361</small>		2-2 		0-0 		0-0 		2-3 		4 1 2 0 0 1 0	
Jeff Reboulet, R (1, 5) <small>OBP: 0.312, SLG: 0.275</small>		1-2 		1-0 		2-1 		0-1 		4 0 1 0 0 0 1	
Inning Stats	R: 0 E: 0 K: 1 S: 10 H: 1 LOB: 2 BB: 1 P: 18	R: 1 E: 0 K: 1 S: 21 H: 3 LOB: 2 BB: 0 P: 28	R: 0 E: 0 K: 0 S: 5 H: 0 LOB: 0 BB: 0 P: 7	R: 0 E: 0 K: 1 S: 7 H: 0 LOB: 0 BB: 0 P: 8	R: 0 E: 0 K: 0 S: 9 H: 1 LOB: 1 BB: 0 P: 15	R: 2 E: 0 K: 0 S: 9 H: 2 LOB: 1 BB: 1 P: 16	R: 1 E: 0 K: 0 S: 12 H: 1 LOB: 2 BB: 2 P: 27	R: 0 E: 0 K: 2 S: 9 H: 0 LOB: 0 BB: 0 P: 13	R: 0 E: 0 K: 0 S: 4 H: 0 LOB: 0 BB: 0 P: 5	1B: 7 2B: 0 3B: 0 HR: 1 SF: 0 SAC: 0 DP: 0 HBP: 0	WP: 2 PB: 0 SB: 1 CS: 0 PA: 39
PITCHER Walt Terrell, R (1, 1) <small>ERA: 5.4</small> Kurt Knudsen, R (7, 1) <small>ERA: 4.1</small> John Kiely, R (9, 1) <small>ERA: 2.55</small>	IP WLS BF H R ER SO BB IBB HBP BLK WP HR S P ERA WHIP	IP WLS BF H R ER SO BB IBB HBP BLK WP HR S P ERA WHIP									

Minnesota Twins @ Detroit Tigers
 Tiger Stadium, Detroit, MI
 Wed Sep 02 1992, 3:33 AM EDT
 Att. 12,810 - Cloudy - 70 F

livebaseballscorecards.com

AB	35
R	4
H	8
RBI	4
BB	4
SO	5
LOB	12



BOTTOM

Minnesota Twins @ Detroit Tigers

Tiger Stadium, Detroit, MI

Wed Sep 02 1992, 3:33 AM EDT

Att: 12,810 - Cloudy - 70 F

livebaseballscorecards.com

AB	34
R	2
H	7
RBI	2
BB	5
SO	5
LOB	25



WP:	1	PA:	39
PB:	0		
SB:	1		
CS:	0		

AB R H RBI BB SO LOB

5	0	1	0	0	0	4
5	0	1	0	0	1	3
5	0	1	0	0	1	4
4	1	1	0	0	0	3
2	0	0	0	2	1	1
3	1	1	0	1	0	2
4	0	0	0	0	1	4
2	0	0	0	2	1	2
0	0	0	0	0	0	0
4	0	2	2	0	0	2
0	0	0	0	0	0	0
1B:	6	SF:	0			
2B:	1	SAC:	0			
3B:	0	DP:	0			
HR:	0	HBP:	0			

Batter	1	2	3	4	5	6	7	8	9
Tony Phillips, S OBP: 0.387, SLG: 0.395 (1, 8)	G5-3		F8	FC5-4					P6
Lou Whitaker, L OBP: 0.395, SLG: 0.469 (1, 4)	K		L8				P2		P5
Travis Fryman, R OBP: 0.324, SLG: 0.440 (1, 6)			F8				P3		L8
Cecil Fielder, R OBP: 0.317, SLG: 0.459 (1, 10)	P3			BB 1B 1B	G6-3		G5-3		
Mickey Tettleton, S OBP: 0.369, SLG: 0.459 (1, 2)				K				F9	
Dan Gladden, R OBP: 0.318, SLG: 0.380 (1, 7)				BB 1B	F7		G3-1		
Dave Bergman, L OBP: 0.266, SLG: 0.235 (1, 3)				P7			L8		
Rob Deer, R OBP: 0.313, SLG: 0.564 (1, 9)				BB 1B			G1-3		BB 1B
Skeeter Barnes, R OBP: 0.319, SLG: 0.413 (9, PR)				BB 1B					BB 1B
Scott Livingstone, L OBP: 0.306, SLG: 0.319 (1, 5)				FC5-4			G4-3		
Gary Pettis, S OBP: 0.298, SLG: 0.295 (9, PR)				1B					1B

Inning Stats	R: 0 E: 0 K: 1 S: 9	H: 1 LOB: 1 BB: 0 P: 17	R: 0 E: 0 K: 1 S: 11	H: 0 LOB: 2 BB: 2 P: 22	R: 0 E: 0 K: 0 S: 5	H: 0 LOB: 0 BB: 0 P: 10	R: 2 E: 0 K: 1 S: 16	H: 3 LOB: 2 BB: 1 P: 25	R: 0 E: 0 K: 1 S: 15	H: 1 LOB: 2 BB: 1 P: 22	R: 0 E: 0 K: 1 S: 6	H: 0 LOB: 0 BB: 0 P: 8	R: 0 E: 0 K: 0 S: 10	H: 1 LOB: 1 BB: 0 P: 17	R: 0 E: 0 K: 0 S: 8	H: 0 LOB: 0 BB: 0 P: 13	R: 0 E: 0 K: 0 S: 7	H: 1 LOB: 2 BB: 1 P: 15	1B: 6 2B: 1 3B: 0 HR: 0	SF: 0 SAC: 0 DP: 0 HBP: 0	WP: 1 PB: 0 SB: 1 CS: 0	PA: 39
--------------	------------------------------	----------------------------------	-------------------------------	----------------------------------	------------------------------	----------------------------------	-------------------------------	----------------------------------	-------------------------------	----------------------------------	------------------------------	---------------------------------	-------------------------------	----------------------------------	------------------------------	----------------------------------	------------------------------	----------------------------------	----------------------------------	------------------------------------	----------------------------------	--------

PITCHER	IP	WLS	BF	H	R	ER	SO	BB	IBB	HBP	BLK	WP	HR	S	P	ERA	WHIP
Scott Erickson, R ERA: 3.54 (1, 1)	6.0		28	6	2	2	5	4	0	0	0	1	0	63	106	3.00	1.667
Gary Wayne, L ERA: 2.21 (7, 1)	0.1		1	0	0	0	0	0	0	0	0	0	0	3	4	0.00	0.000
Tom Edens, R ERA: 2.7 (7, 1)	1.2		6	0	0	0	0	1	0	0	0	0	0	14	28	0.00	0.600
Rick Aguilera, R ERA: 3.18 (9, 1)	1.0	S	4	1	0	0	0	0	0	0	0	0	0	7	11	0.00	1.000

Batter	1	2	3	4	5	6	7	8	9	AB R H RBI BB SO LOB	TOP											
Pat Listach, S OBP: 0.360, SLG: 0.358 (1, 6)	1-1 E3 FC6-4	0-1 CS	2-1 F8		0-0 S 1B		4-2 BB		2-2 1B 2B	4 2 2 0 1 0 0												
Darryl Hamilton, L OBP: 0.350, SLG: 0.403 (1, 9)	2-1 FC6-4 1B		2-1 HR		3-1 1B		2-2 F9		2-1 2B 1B	5 2 3 3 0 0 2												
Paul Molitor, R OBP: 0.385, SLG: 0.464 (1, 3)	2-2 G5-3		1-1 F7		0-0 L9		0-0 L7		2-2 2B	5 0 1 0 0 0 3												
Robin Yount, R OBP: 0.316, SLG: 0.376 (1, 8)	1-1 1B		2-2 F7		1-2 P4		0-0 F8		4-0 IBB	4 0 1 1 1 0 2												
Franklin Stubbs, L OBP: 0.291, SLG: 0.361 (1, 10)	3-3 K			0-1 P3		1-1 CS 1B		0-0 F7	1-2 G4-3	5 0 1 0 0 1 4												
Greg Vaughn, R OBP: 0.291, SLG: 0.382 (1, 7)		2-1 P3		3-2 2B		3-2 S 1B		3-3 K		4 1 2 0 0 1 0												
Dave Nilsson, L OBP: 0.250, SLG: 0.296 (1, 2)		1-0 F9		1-2 F7		1 SAFE 2-1 P5		3-2 PO 1B		4 0 1 0 0 0 2												
Alex Diaz, S (8, PR)										0 0 0 0 0 0 0												
B.J. Surhoff, L OBP: 0.305, SLG: 0.317 (8, 2)										0 0 0 0 0 0 0												
Kevin Seitzer, R OBP: 0.337, SLG: 0.367 (1, 5)		0-0 1B 2B		0-1 G1-3		2-2 1B		2-0 PO	1-2 L4	4 1 2 1 0 0 1												
Scott Fletcher, R OBP: 0.347, SLG: 0.375 (1, 4)		2-2 CS 1B			2-2 F8		0-0 B1-3		1-2 F9	4 0 1 1 0 0 1												
Inning Stats	R: 1 E: 1 K: 1 S: 12	H: 1 LOB: 1 BB: 0 P: 21	R: 1 E: 0 K: 0 S: 8	H: 2 LOB: 0 BB: 0 P: 13	R: 1 E: 0 K: 0 S: 9	H: 1 LOB: 1 BB: 0 P: 14	R: 1 E: 0 K: 0 S: 10	H: 1 LOB: 1 BB: 0 P: 14	R: 1 E: 0 K: 0 S: 12	H: 2 LOB: 1 BB: 0 P: 16	R: 1 E: 0 K: 0 S: 14	H: 3 LOB: 1 BB: 0 P: 19	R: 0 E: 0 K: 0 S: 8	H: 0 LOB: 1 BB: 1 P: 14	R: 0 E: 0 K: 1 S: 8	H: 1 LOB: 1 BB: 0 P: 16	R: 1 E: 0 K: 0 S: 19	H: 3 LOB: 3 BB: 1 P: 32	1B: 9 2B: 4 3B: 0 HR: 1	SF: 0 SAC: 0 DP: 0 HBP: 0	WP: 0 PB: 0 SB: 3 CS: 2	PA: 43
PITCHER	IP WLS BF H R ER SO BB IBB HBP BLK WP HR S P ERA WHIP																					
Bill Gullickson, R ERA: 3.78 (1, 1)	5.2 L 26 10 5 4 1 0 0 0 0 0 0 1 64 98 6.35 1.765																					
John Kiely, R ERA: 2.47 (6, 1)	1.1 5 0 0 0 0 1 0 0 0 0 0 0 9 15 0.00 0.750																					
Mark Leiter, R ERA: 4.33 (8, 1)	2.0 10 4 1 1 1 0 1 0 0 0 0 0 27 48 4.50 2.000																					

Milwaukee Brewers @ Detroit Tigers
Tiger Stadium, Detroit, MI
Fri Sep 04 1992, 7:05 PM EDT
Att. 19,431 - Sunny - 71 F

livebaseballscorecards.com

AB	39
R	6
H	14
RBI	6
BB	2
SO	2
LOB	15



Batter	1	2	3	4	5	6	7	8	9	AB R H RBI BB SO LOB
Tony Phillips, S OBP: 0.385, SLG: 0.394 (1, 10)	3-2 F7		1 SAFE 1-2 F7 1 SAFE 1-2 C X		X 0-0 SF7		0-3 K		X 0-0 G6-4-3	4 0 1 1 0 1 4
Lou Whitaker, L OBP: 0.393, SLG: 0.466 (1, 4)	2-2 F9		0-2 F9		3-H 0-3 K		2-0 K		1-3 2-H 1B	4 0 1 1 0 1 3
Travis Fryman, R OBP: 0.322, SLG: 0.437 (1, 6)	2-3 K		1-2 F8			1-2 L5			0-0 G5-3	4 0 0 0 0 1 4
Cecil Fielder, R OBP: 0.316, SLG: 0.457 (1, 3)		1-0 BB 1B		X 0-0 F8		1-1 F7			3-2 G6-3	4 0 1 0 0 0 0
Mickey Tettleton, S OBP: 0.370, SLG: 0.464 (1, 2)		4-0 BB 1B		2-1 P5		1-2 HR			1-3 K	3 1 1 1 1 1 0
Dan Gladden, R OBP: 0.315, SLG: 0.375 (1, 7)		1-1 P4		X 0-0 F7		0-0 G5-3			2-1 F8	4 0 0 0 0 0 2
Rob Deer, R OBP: 0.318, SLG: 0.567 (1, 9)		1-1 G6-4-3			2-0 1B SF7 1B		2-2 1B 1B		2-2 BB 1B	4 2 3 0 0 0 2
Scott Livingstone, L OBP: 0.308, SLG: 0.319 (1, 5)			1-1 G4-3		1-2 1B		1-1 L7		4-2 G6-4-3 BB	3 0 1 0 1 0 1
Gary Pettis, S OBP: 0.305, SLG: 0.298 (1, 8)			4-0 1B BB		1-3 K		0-0 1B 1B		1-3 K	2 0 1 0 1 1 2
Dave Bergman, L OBP: 0.266, SLG: 0.235 (9, PH)										0 0 0 0 0 0 0
Mark Carreon, R OBP: 0.268, SLG: 0.353 (9, PH)										1 0 0 0 0 1 2

Inning Stats	R: 0	H: 0	E: 0	K: 1	S: 13	R: 0	H: 1	E: 0	K: 0	S: 5	R: 0	H: 1	E: 0	K: 0	S: 13	R: 0	H: 0	E: 0	K: 0	S: 4	R: 1	H: 2	E: 0	K: 2	S: 14	R: 1	H: 1	E: 0	K: 0	S: 9	R: 1	H: 3	E: 0	K: 1	S: 12	R: 0	H: 0	E: 0	K: 1	S: 8	R: 0	H: 1	E: 0	K: 1	S: 10	1B: 8	2B: 0	3B: 0	HR: 1	SF: 1	SAC: 0	DP: 2	HBP: 0	WP: 0	PB: 0	SB: 0	CS: 0	PA: 37
--------------	------	------	------	------	-------	------	------	------	------	------	------	------	------	------	-------	------	------	------	------	------	------	------	------	------	-------	------	------	------	------	------	------	------	------	------	-------	------	------	------	------	------	------	------	------	------	-------	-------	-------	-------	-------	-------	--------	-------	--------	-------	-------	-------	-------	--------


PITCHER	IP	WLS	BF	H	R	ER	SO	BB	IBB	HBP	BLK	WP	HR	S	P	ERA	WHIP
Chris Bosio, R ERA: 3.8 (1, 1)	8.0	W	33	8	3	3	5	2	0	0	0	0	1	78	119	3.38	1.250
Doug Henry, R ERA: 4.42 (9, 1)	0.0		2	1	0	0	0	1	0	0	0	0	0	6	12	∞	∞
Dan Plesac, L ERA: 3.16 (9, 1)	1.0	S	2	0	0	0	1	0	0	0	0	0	0	4	5	0.00	0.000

BOTTOM

Milwaukee Brewers @ Detroit Tigers
Tiger Stadium, Detroit, MI

Fri Sep 04 1992, 7:05 PM EDT
Att: 19,431 - Sunny - 71 F

AB	33
R	3
H	9
RBI	3
BB	3
SO	6
LOB	20



livebaseballscorecards.com

Batter	1	2	3	4	5	6	7	8	9	AB R H RBI BB SO LOB	TOP											
Pat Listach, S (1, 6) OBP: 0.358, SLG: 0.356 Jim Gantner, L (8, 5) OBP: 0.278, SLG: 0.311	0-0 G5-3 1B	3-2 L8		1-1 G6-3	0-1 FC6-4 1B		1-1 F7			5 1 1 0 0 0 4 0 0 0 0 0 0 0												
Darryl Hamilton, L (1, 9) OBP: 0.353, SLG: 0.406	1-2 G5-3 HR 1B	1-1 G5-4-3 1B		1-0 G6-3	0-1 1-2 3-H 1B		3-1 F8			5 1 3 1 0 0 1												
Paul Molitor, R (1, 3) OBP: 0.382, SLG: 0.459 John Jaha, R (7, 3) OBP: 0.291, SLG: 0.342	2-0 G5-3	1-0 G5-4-3			G6-3 L7		1-1 G4-3			5 0 0 1 0 0 6 0 0 0 0 0 0 0												
Robin Yount, R (1, 8) OBP: 0.318, SLG: 0.383 Alex Diaz, S (8, 8)	1-2 HR 2-H		1-1 G3 1B		4-1 1B HR BB	2-0 G4-3		2-3 K		4 3 2 2 1 1 0 0 0 0 0 0 0 0												
Franklin Stubbs, L (1, 10) OBP: 0.293, SLG: 0.374 Dante Bichette, R (8, PH) OBP: 0.332, SLG: 0.432	0-0 HR		3-2 G3		1-2 HR 1B	2-2 F8		1-3 K		4 2 2 1 0 0 1 1 0 0 0 0 1 0												
Greg Vaughn, R (1, 7) OBP: 0.294, SLG: 0.390	4-0 BB		0-3 K		0-0 HR 1-H 2-H	1-2 1B 1B		0-3 K		4 1 2 3 1 2 1												
B.J. Surhoff, L (1, 2) OBP: 0.309, SLG: 0.321 Tim McIntosh, R (9, 2) OBP: 0.225, SLG: 0.203	1-1 P6		1-2 1B 2-H		0-2 1B 1B	1-0 1B 1B		0-2 F8		5 1 3 1 0 0 1 0 0 0 0 0 0 0												
Kevin Seitzer, R (1, 5) OBP: 0.336, SLG: 0.366 Bill Spiers, L (8, 6)	1-1 F7		2-1 F9		0-1 FC6-4 1B 1B	1-2 G4-3		2-1 F7		4 1 1 0 0 0 4 1 0 0 0 0 0 0												
Scott Fletcher, R (1, 4) OBP: 0.347, SLG: 0.376		0-1 1B 1B		1-2 F9	0-1 FC6-4 1B		1-0 E7		0-1 F7	5 0 2 1 0 0 0												
Inning Stats	R: 4 E: 0 K: 0 S: 13	H: 4 LOB: 1 BB: 1 P: 23	R: 0 E: 0 K: 0 S: 10	H: 2 LOB: 1 BB: 0 P: 15	R: 1 E: 0 K: 1 S: 13	H: 2 LOB: 1 BB: 0 P: 20	R: 0 E: 0 K: 0 S: 7	H: 0 LOB: 0 BB: 0 P: 10	R: 5 E: 0 K: 0 S: 21	H: 6 LOB: 2 BB: 1 P: 28	R: 0 E: 0 K: 0 S: 11	H: 2 LOB: 2 BB: 0 P: 18	R: 0 E: 1 K: 0 S: 7	H: 0 LOB: 1 BB: 0 P: 13	R: 0 E: 0 K: 3 S: 10	H: 0 LOB: 0 BB: 0 P: 13	R: 0 E: 0 K: 0 S: 7	H: 0 LOB: 0 BB: 0 P: 9	1B: 13 2B: 0 3B: 0 HR: 3	SF: 0 SAC: 0 DP: 1 HBP: 0	WP: 0 PB: 0 SB: 0 CS: 0	PA: 45
PITCHER	IP WLS BF H R ER SO BB IBB HBP BLK WP HR S P ERA WHIP																					
Dave Haas, R (1, 1) ERA: 4.99	1.1 L 11 6 4 4 0 1 0 0 0 0 0 2 22 36 27.00 5.250																					
Les Lancaster, R (2, 1) ERA: 6.28	3.0 16 7 6 6 1 1 0 0 0 0 0 1 36 52 18.00 2.667																					
John Kiely, R (5, 1) ERA: 2.33	2.2 12 3 0 0 0 0 0 0 0 0 0 0 24 39 0.00 1.125																					
Mike Munoz, L (8, 1) ERA: 3.32	2.0 6 0 0 0 0 3 0 0 0 0 0 0 17 22 0.00 0.000																					

Milwaukee Brewers @ Detroit Tigers
Tiger Stadium, Detroit, MI
Sat Sep 05 1992, 7:05 PM EDT
Att. 22,234 - Cloudy - 78 F

AB	43
R	10
H	16
RBI	10
BB	2
SO	4
LOB	18



Batter	1	2	3	4	5	6	7	8	9	AB	R	H	RBI	BB	SO	LOB
Tony Phillips, S (1, 4) OBP: 0.383, SLG: 0.391 Skeeter Barnes, R (8, 4) OBP: 0.319, SLG: 0.413	0-1 G4-3	1-2 G3-1			0-1 F7		3-3 K			4	0	0	0	0	1	3
Lou Whitaker, L (1, 10) OBP: 0.394, SLG: 0.468	0-1 F8		0-0 G3		3-1 1B 2B			4-1 BB		3	1	1	0	1	0	0
Travis Fryman, R (1, 6) OBP: 0.321, SLG: 0.435	2-2 G5-3		0-1 G6-3		0-0 1B			0-0 F9		4	0	1	1	0	0	1
Cecil Fielder, R (1, 3) OBP: 0.314, SLG: 0.453 Chad Kreuter, S (9, 2) OBP: 0.306, SLG: 0.327		2-0 G1-3	1-0 G6-3		2-3 K			1-0 F9		4	0	0	0	0	1	2
Mickey Tettleton, S (1, 2) OBP: 0.371, SLG: 0.474		1-2 1B 1B 2B		1-0 HR		2-3 K		2-2 F7		4	2	2	1	0	1	1
Dan Gladden, R (1, 7) OBP: 0.314, SLG: 0.374		1-0 FC1-6 1B 1B		0-3 K		0-3 K		1-1 P3		4	0	1	0	0	2	0
Rob Deer, R (1, 9) OBP: 0.317, SLG: 0.563		2-2 SAFE FC1-6 1B		1-0 P3		2-3 K		2-3 K		4	0	1	1	0	2	0
Scott Livingstone, L (1, 5) OBP: 0.304, SLG: 0.315		1-2 FC1-6 BB		3-2 G4-3			1-0 G1-3		2-1 G3-1		4	0	0	0	0	2
Gary Pettis, S (1, 8) OBP: 0.305, SLG: 0.294		4-2 BB			1-1 F9			0-0 F7		2	0	0	0	1	0	0

Inning Stats	R: 0	H: 0	E: 0	K: 0	S: 7	R: 1	H: 3	E: 0	K: 0	S: 16	R: 0	H: 0	E: 0	K: 0	S: 4	R: 1	H: 1	E: 0	K: 1	S: 9	R: 1	H: 2	E: 0	K: 1	S: 10	R: 0	H: 0	E: 0	K: 3	S: 10	R: 0	H: 0	E: 0	K: 1	S: 6	R: 0	H: 0	E: 0	K: 0	S: 6	R: 0	H: 0	E: 0	K: 1	S: 7	R: 0	H: 0	E: 0	K: 1	S: 7	1B: 3	2B: 2	3B: 0	HR: 1	SF: 0	SAC: 0	DP: 0	HBP: 0	WP: 0	PB: 0	SB: 0	CS: 0	PA: 35
--------------	------	------	------	------	------	------	------	------	------	-------	------	------	------	------	------	------	------	------	------	------	------	------	------	------	-------	------	------	------	------	-------	------	------	------	------	------	------	------	------	------	------	------	------	------	------	------	------	------	------	------	------	-------	-------	-------	-------	-------	--------	-------	--------	-------	-------	-------	-------	--------

PITCHER	IP	WLS	BF	H	R	ER	SO	BB	IBB	HBP	BLK	WP	HR	S	P	ERA	WHIP
Bill Wegman, R (1, 1) ERA: 3.33	5.0		22	6	3	3	2	1	0	0	0	0	1	46	72	5.40	1.400
Jim Austin, R (6, 1) ERA: 1.99	2.0		6	0	0	0	4	0	0	0	0	0	0	16	24	0.00	0.000
Mike Fetters, R (8, 1) ERA: 1.05	1.0		4	0	0	0	0	1	0	0	0	0	0	6	13	0.00	1.000
Darren Holmes, R (9, 1) ERA: 3.0	1.0		3	0	0	0	1	0	0	0	0	0	0	7	12	0.00	0.000


BOTTOM

Milwaukee Brewers @ Detroit Tigers
Tiger Stadium, Detroit, MI

Sat Sep 05 1992, 7:05 PM EDT
Att. 22,234 - Cloudy - 78 F

livebaseballscorecards.com

AB	33
R	3
H	6
RBI	3
BB	2
SO	7
LOB	9



Batter	1	2	3	4	5	6	7	8	9	AB R H RBI BB SO LOB	TOP												
Pat Listach, S OBP: 0.358, SLG: 0.355 (1, 6)	G6-3		CS 1B				F7			4 0 1 0 0 1 0													
Darryl Hamilton, L OBP: 0.352, SLG: 0.404 (1, 9)	G3		FC5 S 1B			F7		G6-3		4 0 1 0 0 0 0													
Paul Molitor, R OBP: 0.384, SLG: 0.464 (1, 3)	1B		FC5			1B G5-3 1B		E7 1B 2B		4 2 3 0 0 0 1													
Robin Yount, R OBP: 0.320, SLG: 0.384 (1, 8)	G1-3				G4-3	G5-3 1B 1B		FC5-4 1B		4 0 2 1 0 0 1													
Franklin Stubbs, L OBP: 0.293, SLG: 0.372 (1, 10)			F7		G3-1	G5-3 1B		FC5-4 1-2f		4 0 1 0 0 0 1													
Greg Vaughn, R OBP: 0.294, SLG: 0.387 (1, 7)			F7		BB BB	G5-3 1B		K		3 0 0 0 1 1 3													
B.J. Surhoff, L OBP: 0.310, SLG: 0.321 (1, 2)			1B		BB BB	P4				3 0 1 0 1 1 1													
Kevin Seitzer, R OBP: 0.333, SLG: 0.363 (1, 5)	G6-3				G4-3		B5-3		L8	4 0 0 0 0 0 3													
Jim Gantner, L OBP: 0.274, SLG: 0.306 (1, 4)			G4-3			G1-3	L7		F7	4 0 0 0 0 0 0													
Inning Stats	R: 0 E: 0 K: 0 S: 11	H: 1 LOB: 1 BB: 0 P: 16	R: 0 E: 0 K: 0 S: 11	H: 1 LOB: 1 BB: 0 P: 18	R: 0 E: 0 K: 0 S: 10	H: 2 LOB: 1 BB: 0 P: 15	R: 0 E: 0 K: 0 S: 9	H: 0 LOB: 2 BB: 2 P: 19	R: 0 E: 0 K: 1 S: 8	H: 0 LOB: 0 BB: 0 P: 10	R: 1 E: 0 K: 0 S: 11	H: 3 LOB: 1 BB: 0 P: 15	R: 0 E: 0 K: 0 S: 4	H: 0 LOB: 0 BB: 0 P: 4	R: 1 E: 1 K: 1 S: 10	H: 2 LOB: 1 BB: 0 P: 11	R: 0 E: 0 K: 1 S: 8	H: 0 LOB: 0 BB: 0 P: 12	1B: 8 2B: 1 3B: 0 HR: 0	SF: 0 SAC: 0 DP: 1 HBP: 0	WP: 0 PB: 0 SB: 1 CS: 1	PA: 36	
PITCHER John Doherty, R ERA: 3.42 Mike Henneman, R ERA: 4.07	IP 7.0 2.0	WLS W 8	BF 28 8	H 7 2	R 1 1	ER 1 1	SO 1 2	BB 2 0	IBB 0 0	HBP 0 0	BLK 0 0	WP 0 0	HR 0 0	S 64 18	P 97 23	ERA 1.29 4.50	WHIP 1.286 1.000						

Milwaukee Brewers @ Detroit Tigers
Tiger Stadium, Detroit, MI
Sun Sep 06 1992, 3:33 AM EDT
Att. 20,857 - Cloudy - 78 F

livebaseballscorecards.com

AB	34
R	2
H	9
RBI	1
BB	2
SO	3
LOB	10



Batter	1	2	3	4	5	6	7	8	9
Tony Phillips, S OBP: 0.385, SLG: 0.393 (1, 7)	2-2 BB 1B	2-2 SF7		0-0 1B		4-1 BB		0-0 F7	
Lou Whitaker, L OBP: 0.393, SLG: 0.466 (1, 4)	0-2 P4	1-2 G4-3		2-2 1B		1-1 F8			
Travis Fryman, R OBP: 0.322, SLG: 0.435 (1, 6)	4-2 BB		0-0 F8	1-2 F8			1-1 G5-4-3 1B		
Cecil Fielder, R OBP: 0.312, SLG: 0.450 (1, 3)	3-2 F9		0-1 F8		3-2 P3		1-1 G5-4-3		
Mickey Tettleton, S OBP: 0.370, SLG: 0.478 (1, 10)	1-3 K		1-1 F8		3-2 G6-3		2-0 HR		
Rob Deer, R OBP: 0.316, SLG: 0.559 (1, 9)		3-2 2B SF7 1B		1-3 K	3-3 K		1-3 K		
Scott Livingstone, L OBP: 0.310, SLG: 0.324 (1, 5)		1 SAFE 2-1 SAFE 1-3 2B		1-2 1B SH1-3 1B		1-2 1B SH1-3 1B		0-0 G4-3	
Chad Kreuter, S OBP: 0.313, SLG: 0.333 (1, 2)		2-3 K2-3		0-0 1B SH1-3 1B		0-0 SH1-3		3-1 1B	
Gary Pettis, S OBP: 0.311, SLG: 0.297 (1, 8)		4-2 BB		0-1 SH1-3		0-0 CS 1B		2-3 K	

Inning Stats	R: 0	H: 1	E: 0	K: 1	S: 18	LOB: 2	BB: 1	P: 28
	R: 1	H: 2	E: 0	K: 1	S: 20	LOB: 2	BB: 1	P: 34
	R: 0	H: 0	E: 0	K: 0	S: 5	LOB: 0	BB: 0	P: 6
	R: 3	H: 4	E: 0	K: 1	S: 16	LOB: 1	BB: 0	P: 21
	R: 0	H: 0	E: 0	K: 1	S: 12	LOB: 0	BB: 0	P: 21
	R: 1	H: 2	E: 0	K: 0	S: 10	LOB: 1	BB: 1	P: 15
	R: 1	H: 2	E: 0	K: 1	S: 8	LOB: 0	BB: 0	P: 13
	R: 0	H: 1	E: 0	K: 1	S: 8	LOB: 1	BB: 0	P: 12

PITCHER	IP	WLS	BF	H	R	ER	SO	BB	IBB	HBP	BLK	WP	HR	S	P	ERA	WHIP
Jaime Navarro, R ERA: 3.5 (1, 1)	3.2	L	19	6	4	4	3	2	0	0	0	0	0	53	80	9.82	2.182
Dan Plesac, L ERA: 3.2 (4, 1)	2.0		9	3	1	1	1	1	0	0	0	0	0	26	42	4.50	2.000
Mike Fetters, R ERA: 1.2 (6, 1)	1.1		5	2	1	1	1	0	0	0	0	0	1	10	16	6.75	1.500
Jesse Orosco, L ERA: 3.69 (8, 1)	1.0		4	1	0	0	1	0	0	0	0	0	0	8	12	0.00	1.000

AB R H RBI BB SO LOB

3	1	2	2	1	0	1
4	0	1	1	0	0	4
3	0	1	0	1	0	1
4	0	0	0	0	0	3
4	1	1	1	0	1	2
4	1	1	0	0	3	0
4	2	3	0	0	0	0
3	1	2	0	0	1	2
2	0	1	2	1	1	1

AB	31
R	6
H	12
RBI	6
BB	3
SO	6
LOB	14



WP	PA	ERA	WHIP
0	37		

Milwaukee Brewers @ Detroit Tigers
Tiger Stadium, Detroit, MI
Sun Sep 06 1992, 3:33 AM EDT
Att. 20,857 - Cloudy - 78 F

livebaseballscorecards.com

Batter	1	2	3	4	5	6	7	8	9	AB R H RBI BB SO LOB	TOP									
Tony Phillips, S OBP: 0.388, SLG: 0.397 (1, 8)	2-0 HR 2B	4-2 BB		1-1 G1-3 1B		3-2 G5-3		1-0 1B		4 1 3 0 1 0 0										
Lou Whitaker, L OBP: 0.391, SLG: 0.470 (1, 4)	0-2 HR 2-H	2-0 G4-3		0-0 G1-3 1B			1-2 L4	0-0 P5		5 1 1 2 0 0 5										
Travis Fryman, R OBP: 0.323, SLG: 0.437 (1, 6)	0-1 F9		0-1 FC6-4 3B		0-3 K		4-2 FC5-4 BB		1-3 K	4 1 1 0 1 2 2										
Cecil Fielder, R OBP: 0.313, SLG: 0.447 Gary Pettis, S OBP: 0.311, SLG: 0.297 (1, 3)	3-1 L8		0-3 K		4-1 FC5-4 BB		2-2 FC5-4		4-0 F8 S BB	3 0 0 0 2 1 2 0 0 0 0 0 0 0										
Mickey Tettleton, S OBP: 0.373, SLG: 0.478 (1, 10) (8, 2)	1-1 BB 1B		4-0 FC6-4 IBB		1-1 F9		4-0 IBB		4-2 FC4 BB	2 0 1 0 3 0 1										
Rob Deer, R OBP: 0.315, SLG: 0.551 (1, 9)	4-2 FC5-4 BB		0-1 FC6-4 1-2f 3-H		1-2 FC5-4 1-2f		2-3 K		1-0 F8 2-3	4 0 0 1 1 1 6										
Dan Gladden, R OBP: 0.313, SLG: 0.372 (1, 7)	0-2 FC5-4 1-2f		1-3 K		1-0 F7			0-0 1B SH1-4 1B	0-0 FC4 1-2f	5 0 1 0 0 1 6										
Scott Livingstone, L OBP: 0.310, SLG: 0.324 Skeeter Barnes, R OBP: 0.319, SLG: 0.413 (1, 5) (8, PH) (8, 5)		1-1 CS 1B		0-0 F8		1-3 K		0-0 SH1-4		3 0 1 0 0 1 0 0 0 0 0 0 0 0										
Chad Kreuter, S OBP: 0.313, SLG: 0.333 Mark Carreon, R OBP: 0.267, SLG: 0.351 Frank Tanana, L (8, 1)		3-3 K 1-2		1-2 G1-3 1B		2-3 K		1-0 G6-3		3 0 1 0 0 2 1 1 0 0 0 0 0 1 0 0 0 0 0 0 0										
Inning Stats	R: 2 E: 0 K: 0 S: 16	H: 3 LOB: 2 BB: 1 P: 26	R: 0 E: 0 K: 1 S: 8	H: 1 LOB: 1 BB: 1 P: 18	R: 1 E: 0 K: 2 S: 10	H: 1 LOB: 1 BB: 1 P: 15	R: 0 E: 0 K: 1 S: 12	H: 2 LOB: 2 BB: 0 P: 14	R: 0 E: 0 K: 2 S: 9	H: 0 LOB: 0 BB: 0 P: 15	R: 0 E: 0 K: 1 S: 13	H: 0 LOB: 2 BB: 2 P: 26	R: 0 E: 0 K: 0 S: 5	H: 2 LOB: 2 BB: 0 P: 7	R: 0 E: 0 K: 1 S: 8	H: 0 LOB: 2 BB: 2 P: 18	1B: 6 2B: 2 3B: 1 HR: 1	SF: 0 SAC: 1 DP: 1 HBP: 0	WP: 0 PB: 0 SB: 1 CS: 1	PA: 43
PITCHER	IP WLS BF H R ER SO BB IBB HBP BLK WP HR S P ERA WHIP																			
Jack McDowell, R ERA: 3.16 (1, 1)	7.0 W 34 8 3 3 7 4 2 0 0 0 1 76 129 3.86 1.714																			
Scott Radinsky, L ERA: 2.22 (8, 1)	1.1 7 1 0 0 1 2 0 0 0 0 0 10 21 0.00 2.250																			
Roberto Hernandez, R ERA: 1.83 (9, 1)	0.2 S 2 0 0 0 0 0 0 0 0 0 0 2 3 0.00 0.000																			

Detroit Tigers @ Chicago White Sox
Comiskey Park, Chicago, IL
Tue Sep 08 1992, 4:33 AM EDT
Sunny - 70 F

livebaseballscorecards.com

AB 34
R 3
H 9
RBI 3
BB 8
SO 8
LOB 24



Batter	1	2	3	4	5	6	7	8	9
Steve Sax, R OBP: 0.297, SLG: 0.328 (1, 4) BB X	2-1 BB 2B 1B	3-2 G6-3		0-1 1B			0-0 G1-4-3		
Mike Huff, R OBP: 0.296, SLG: 0.267 (1, 9) SAFE SAFE	4-2 2B BB		3-2 G6-3	0-0 P1			2-2 G6-3		
Frank Thomas, R OBP: 0.445, SLG: 0.532 (1, 3) SAFE SAFE	2-2 2B		0-0 L7		1-0 G5-3		3-2 G6-3		
George Bell, R OBP: 0.302, SLG: 0.430 (1, 10) SAFE SAFE	3-2 F7		4-2 BB		1-2 G4-6-3 1B		1-2 F7		
Robin Ventura, L OBP: 0.365, SLG: 0.414 (1, 5) SAFE SAFE	0-3 K		2-3 K		0-0 G4-6-3 1-2f		4-2 BB		
Carlton Fisk, R OBP: 0.311, SLG: 0.331 (1, 2) SAFE SAFE	4-0 IBB			4-2 SH1-4 1B SF9 BB		1-2 P3	0-0 G6-3		
Lance Johnson, L OBP: 0.325, SLG: 0.372 (1, 8) SAFE SAFE	0-1 F8			1-2 SF9 SH1-4 1B 1B		2-2 CS 1B			
Shawn Abner, R OBP: 0.307, SLG: 0.350 (1, 7) SAFE SAFE		1-0 F7		1-0 SH1-4 1-2 2-3		2-2 F7			
Esteban Beltre, R OBP: 0.233, SLG: 0.267 (1, 6) SAFE SAFE		0-3 K		2-0 SF9 2-3 3-H		0-1 CS 1-2	1-0 L6		

Inning Stats	R: 2	H: 2	E: 0	K: 1	S: 15	LOB: 2	BB: 2	P: 30
	R: 0	H: 0	E: 0	K: 1	S: 7 <td>LOB: 0</td> <td>BB: 0</td> <td>P: 11</td>	LOB: 0	BB: 0	P: 11
	R: 0	H: 0	E: 0	K: 1	S: 9 <td>LOB: 1</td> <td>BB: 1</td> <td>P: 18</td>	LOB: 1	BB: 1	P: 18
	R: 2	H: 2	E: 0	K: 0	S: 10 <td>LOB: 1</td> <td>BB: 1</td> <td>P: 18</td>	LOB: 1	BB: 1	P: 18
	R: 0	H: 1	E: 0	K: 0	S: 5 <td>LOB: 0</td> <td>BB: 0</td> <td>P: 7</td>	LOB: 0	BB: 0	P: 7
	R: 0	H: 1	E: 0	K: 0	S: 13 <td>LOB: 0</td> <td>BB: 0</td> <td>P: 17</td>	LOB: 0	BB: 0	P: 17
	R: 0	H: 0	E: 0	K: 0	S: 5 <td>LOB: 0</td> <td>BB: 0</td> <td>P: 8</td>	LOB: 0	BB: 0	P: 8
	R: 0	H: 0	E: 0	K: 0	S: 9 <td>LOB: 1</td> <td>BB: 1</td> <td>P: 17</td>	LOB: 1	BB: 1	P: 17

PITCHER	IP	WLS	BF	H	R	ER	SO	BB	IBB	HBP	BLK	WP	HR	S	P	ERA	WHIP
Frank Tanana, L ERA: 4.24 (1, 1)	8.0	L	33	6	4	4	3	4	4	1	0	0	0	73	126	4.50	1.250
Frank Tanana, L ERA: 4.24 (8, 1)	8.0	L	33	6	4	4	3	4	1	0	0	0	0	73	126	4.50	1.250

BOTTOM

Detroit Tigers @ Chicago White Sox
Comiskey Park, Chicago, IL

Tue Sep 08 1992, 4:33 AM EDT
Sunny - 70 F

AB	26
R	4
H	6
RBI	4
BB	5
SO	3
LOB	9



1B	2B	3B	HR	SF	SAC	DP	HBP	WP	HR	S	P	ERA	WHIP
5	1	0	0	1	1	1	0	0	0	0	0	0	0

Batter	1	2	3	4	5	6	7	8	9	AB R H RBI BB SO LOB	TOP																
Tony Phillips, S (1, 7) OBP: 0.385, SLG: 0.394	0-0 G4-3		2-3 K		3-1 F7		2-0 F8			4 0 0 0 0 1 3																	
Lou Whitaker, L (1, 4) OBP: 0.392, SLG: 0.469	3-0 P5		0-1 P4		1-1 F8-4 1B		4-1 1-2 BB			3 0 1 1 1 0 1																	
Travis Fryman, R (1, 6) OBP: 0.321, SLG: 0.434	2-1 G5-3			2-2 G6-3	2-0 F8-4		2-2 G5-3			4 0 0 0 0 0 3																	
Cecil Fielder, R (1, 10) OBP: 0.316, SLG: 0.447		4-2 BB		4-0 1B 1B BB		1-1 BLK 1B		0-0 P4		2 2 1 0 2 0 0																	
Mickey Tettleton, S (1, 2) OBP: 0.373, SLG: 0.476		1-2 F8		1-2 1B 1B		3-3 K		3-3 K		4 0 1 0 0 2 2																	
Rob Deer, R (1, 9) OBP: 0.311, SLG: 0.544		3-3 K		3-3 K		2-2 G5-3		0-1 F8		4 0 0 0 0 2 4																	
Dave Bergman, L (1, 3) OBP: 0.273, SLG: 0.244 Dan Gladden, R (9, PH) OBP: 0.312, SLG: 0.370		0-0 F7		1-2 1B		1-1 1B				3 0 2 2 0 0 1																	
Scott Livingstone, L (1, 5) OBP: 0.307, SLG: 0.321 Skeeter Barnes, R (9, PH) OBP: 0.316, SLG: 0.409			3-2 E3		0-0 L8		1-2 F7		2-2 L6	1 0 0 0 0 0 0																	
Gary Pettis, S (1, 8) OBP: 0.317, SLG: 0.295 Mark Carreon, R (9, PH) OBP: 0.266, SLG: 0.350			2-2 P5		4-0 F7 S 1B BB		4-2 G5-3 S BB		1-0 P3	3 0 0 0 0 0 3																	
									3-2 G5-3	1 0 0 0 0 0 0																	
Inning Stats	R: 0 E: 0 K: 0 S: 4	H: 0 LOB: 0 BB: 0 P: 9	R: 0 E: 0 K: 1 S: 10	H: 0 LOB: 1 BB: 1 P: 18	R: 0 E: 1 K: 1 S: 11	H: 0 LOB: 1 BB: 0 P: 18	R: 1 E: 0 K: 1 S: 14	H: 2 LOB: 2 BB: 1 P: 25	R: 1 E: 0 K: 0 S: 5	H: 1 LOB: 0 BB: 1 P: 15	R: 1 E: 0 K: 1 S: 15	H: 2 LOB: 1 BB: 0 P: 23	R: 0 E: 0 K: 0 S: 11	H: 0 LOB: 1 BB: 2 P: 21	R: 0 E: 0 K: 1 S: 6	H: 0 LOB: 0 BB: 0 P: 9	R: 0 E: 0 K: 0 S: 10	H: 0 LOB: 0 BB: 0 P: 16	1B: 5 2B: 1 3B: 0 HR: 0	SF: 0 SAC: 0 DP: 2 HBP: 0	WP: 0 PB: 0 SB: 2 CS: 0	PA: 36					
PITCHER	IP WLS BF H R ER SO BB IBB HBP BLK WP HR S P ERA WHIP																										
Mike Dunne, R (1, 1) ERA: 3.6	5.0		21	3	2	2	3	3	0	0	0	0	0	44	85	3.60	1.200										
Donn Pall, R (6, 1) ERA: 5.05	2.0		9	2	1	1	1	2	0	0	1	0	0	26	44	4.50	2.000										
Terry Leach, R (8, 1) ERA: 1.99	1.0	W	3	0	0	0	1	0	0	0	0	0	0	6	9	0.00	0.000										
Scott Radinsky, L (9, 1) ERA: 2.18	1.0	S	3	0	0	0	0	0	0	0	0	0	0	10	16	0.00	0.000										

Detroit Tigers @ Chicago White Sox
 Comiskey Park, Chicago, IL
 Tue Sep 08 1992, 8:05 PM EDT
 Att. 26,784 - Sunny - 64 F

livebaseballscorecards.com

AB	31
R	3
H	5
RBI	3
BB	5
SO	5
LOB	18



Batter	1	2	3	4	5	6	7	8	9	AB	R	H	RBI	BB	SO	LOB
Joey Cora, S OBP: 0.330, SLG: 0.274 (1, 4)	4-2 L8 BB SF7 BB		3-2 F7	0-0 G5-3			3-2 L6			3	1	0	0	1	0	1
Tim Raines, S OBP: 0.370, SLG: 0.368 (1, 7)	4-0 S 1-2 BB		0-2 BB 1B		0-0 P2			1-0 HR		3	2	2	1	1	0	0
Frank Thomas, R OBP: 0.445, SLG: 0.529 (1, 3)	1-0 L8		4-2 1B E BB		4-1 G6-4-3 BB			0-0 G4-3		2	1	0	0	2	0	2
George Bell, R OBP: 0.299, SLG: 0.427 (1, 10)	2-2 SF7		0-3 K		1-2 G6-4-3			2-0 L7		3	0	0	1	0	1	3
Robin Ventura, L OBP: 0.368, SLG: 0.417 (1, 5)	4-2 BB		1-2 E7 1B		0-0 P5			2-2 2B		3	0	2	1	1	0	0
Dan Pasqua, L OBP: 0.298, SLG: 0.330 (1, 9)	1-3 K		2-2 G4-3		1-1 G3			4-0 IBB		3	0	0	0	0	1	3
Carlton Fisk, R OBP: 0.315, SLG: 0.331 (8, PH)										0	0	0	0	1	0	0
Shawn Abner, R OBP: 0.307, SLG: 0.350 (9, 9)										0	0	0	0	0	0	0
Lance Johnson, L OBP: 0.323, SLG: 0.369 (1, 8)		2-2 G4-3		0-0 G6-3		0-2 L8		3-1 G3		4	0	0	0	0	0	2
Ron Karkovice, R OBP: 0.298, SLG: 0.358 (1, 2)		0-1 B1-3		4-1 G4-3 BB			0-0 F7			2	0	0	0	1	0	0
Dale Sveum, S OBP: 0.254, SLG: 0.272 (1, 6)		3-3 K		0-0 G4-3			3-2 F8			3	0	0	0	0	1	1


Inning Stats	R: 1	H: 0	E: 0	K: 1	S: 15	H: 0	LOB: 2	BB: 3	P: 31	R: 0	H: 0	E: 0	K: 1	S: 8	H: 0	LOB: 0	BB: 0	P: 13	R: 2	H: 2	E: 1	K: 1	S: 19	H: 0	LOB: 1	BB: 1	P: 28	R: 0	H: 0	E: 0	K: 0	S: 4	H: 0	LOB: 1	BB: 1	P: 8	R: 0	H: 0	E: 0	K: 0	S: 5	H: 0	LOB: 0	BB: 1	P: 10	R: 0	H: 0	E: 0	K: 0	S: 6	H: 0	LOB: 0	BB: 0	P: 7	R: 0	H: 0	E: 0	K: 0	S: 8	H: 0	LOB: 0	BB: 0	P: 14	R: 1	H: 2	E: 0	K: 0	S: 8	H: 2	LOB: 2	BB: 1	P: 20
--------------	------	------	------	------	-------	------	--------	-------	-------	------	------	------	------	------	------	--------	-------	-------	------	------	------	------	-------	------	--------	-------	-------	------	------	------	------	------	------	--------	-------	------	------	------	------	------	------	------	--------	-------	-------	------	------	------	------	------	------	--------	-------	------	------	------	------	------	------	------	--------	-------	-------	------	------	------	------	------	------	--------	-------	-------

PITCHER	IP	WLS	BF	H	R	ER	SO	BB	IBB	HBP	BLK	WP	HR	S	P	ERA	WHIP
Eric King, R ERA: 5.72 (1, 1)	6.0		25	2	3	2	3	6	0	0	0	0	0	57	97	3.00	1.333
Mark Leiter, R ERA: 4.35 (7, 1)	1.2	L	6	1	1	1	0	0	0	0	0	0	1	11	20	5.40	0.600
Mike Munoz, L ERA: 3.3 (8, 1)	0.1		3	1	0	0	0	0	1	0	0	0	0	5	14	0.00	3.000

DETROIT TIGERS @ CHICAGO WHITE SOX
Comiskey Park, Chicago, IL
Tue Sep 08 1992, 8:05 PM EDT
Att: 26,784 - Sunny - 64 F

AB	26
R	4
H	4
RBI	3
BB	7
SO	3
LOB	12

WP	HR	S	P	ERA	WHIP
0	0	1	34		

Batter	1	2	3	4	5	6	7	8	9	AB R H RBI BB SO LOB	TOP															
Tony Phillips, S (1, 4) OBP: 0.386, SLG: 0.394	1-1 BB 1B		3-2 G5-3 1-2		4-1 HR BB		3-2 F7 1-2			3 1 1 0 1 0 2																
Dan Gladden, R (1, 7) OBP: 0.311, SLG: 0.367	2-1 P3		4-1 BB		0-0 P8			2-2 G4-3		3 0 0 0 1 0 3																
Travis Fryman, R (1, 6) OBP: 0.320, SLG: 0.438	2-0 F9		3-2 P4		0-1 HR 1-H 2-H			2-3 K		4 1 1 3 0 1 2																
Cecil Fielder, R (1, 3) OBP: 0.319, SLG: 0.454	4-2 BB 1-2			1-1 HR				2-2 BB 1B		3 1 2 1 1 1 0																
Rob Deer, R (1, 9) OBP: 0.307, SLG: 0.537	1-3 K			1-0 F8		3-3 K		2-2 P6		4 0 0 0 0 2 3																
Rich Rowland, R (1, 2) Dave Bergman, L (9, PH) OBP: 0.272, SLG: 0.242		2-1 F8		0-0 P4		2-1 G5-3		2-2 P2		3 0 0 0 0 0 0 1 0 0 0 0 0 0																
Mark Carreon, R (1, 10) Lou Whitaker, L (9, PH) OBP: 0.393, SLG: 0.469		2-1 L7		1-1 F7		0-3 K		4-2 BB		3 0 0 0 0 1 0 0 0 0 0 1 0 0	AB 29 R 4 H 4 RBI 4 BB 7 SO 6 LOB 12															
Skeeter Barnes, R (1, 5) Mickey Tettleton, S (9, PH) OBP: 0.309, SLG: 0.400 OBP: 0.372, SLG: 0.475		1-0 P4		1-0 F9		0-0 G5-3		1-3 K		3 0 0 0 0 0 0 1 0 0 0 0 1 1																
Gary Pettis, S (1, 8) Scott Livingstone, L (9, PH) OBP: 0.328, SLG: 0.295 OBP: 0.307, SLG: 0.320			4-2 G5-3 BB		4-1 HR BB		4-2 CS BB		2-2 F8	0 1 0 0 3 0 0 1 0 0 0 0 0 1																
Inning Stats	R: 0 E: 0 K: 1 S: 10	H: 1 LOB: 2 BB: 1 P: 20	R: 0 E: 0 K: 0 S: 5	H: 0 LOB: 0 BB: 0 P: 10	R: 0 E: 0 K: 0 S: 12	H: 0 LOB: 1 BB: 2 P: 26	R: 1 E: 0 K: 0 S: 6	H: 1 LOB: 0 BB: 0 P: 9	R: 3 E: 0 K: 1 S: 9	H: 1 LOB: 0 BB: 2 P: 19	R: 0 E: 0 K: 2 S: 8	H: 0 LOB: 0 BB: 0 P: 13	R: 0 E: 0 K: 0 S: 7	H: 0 LOB: 0 BB: 1 P: 13	R: 0 E: 0 K: 1 S: 12	H: 1 LOB: 1 BB: 0 P: 20	R: 0 E: 0 K: 1 S: 18	H: 0 LOB: 1 BB: 1 P: 27	1B: 2 2B: 0 3B: 0 HR: 2	SF: 0 SAC: 0 DP: 0 HBP: 0	WP: 0 PB: 0 SB: 0 CS: 1	PA: 36				
PITCHER	IP WLS BF H R ER SO BB IBB HBP BLK WP HR S P ERA WHIP																									
Wilson Alvarez, L (1, 1) ERA: 4.86	5.0	22	3	4	4	2	5	0	0	0	0	2	42	84	7.20	1.600										
Terry Leach, R (6, 1) ERA: 1.93	2.0	W	6	0	0	0	2	1	0	0	0	0	15	26	0.00	0.500										
Roberto Hernandez, R (8, 1) ERA: 1.77	2.0	S	8	1	0	0	2	1	0	0	0	0	30	47	0.00	1.000										

Detroit Tigers @ Chicago White Sox
 Comiskey Park, Chicago, IL
 Wed Sep 09 1992, 8:05 PM EDT
 Att. 23,117 - Overcast - 65 F

livebaseballscorecards.com

Batter	1	2	3	4	5	6	7	8	9	AB	R	H	RBI	BB	SO	LOB
Steve Sax, R OBP: 0.295, SLG: 0.326 (1, 4) BB BB C C C X	3-2 G6-3 SAFE	2-0 FC5-4 1-2f FC4-6		0-0 G5-3			1-2 F8			4	0	0	0	0	0	1
Tim Raines, S OBP: 0.373, SLG: 0.376 (1, 7) BB BB X	2-0 1B S 1B	0-1 FC4-6 1-2f			4-1 BB FC5-4		0-0 HR			3	2	2	1	1	0	1
Frank Thomas, R OBP: 0.447, SLG: 0.536 (1, 3) BB BB BB X	3-1 1B 1B HR		4-2 BB F9 1B		1-3 SAFE		1-0 HR			3	2	2	2	1	1	1
George Bell, R OBP: 0.299, SLG: 0.426 (1, 10) C X	0-1 F7 1-H		0-0 1B		1 SAFE FC5-4 1-2f		1-2 G4-3 3			4	0	1	0	0	0	2
Robin Ventura, L OBP: 0.369, SLG: 0.424 (1, 5) BB F X	1-1 HR 1-H		1-0 F9 2-3		1-0 G3		1-0 G4-3 SH1-3 1B			4	1	2	2	0	0	3
Dan Pasqua, L OBP: 0.294, SLG: 0.326 Shawn Abner, R OBP: 0.307, SLG: 0.350 (1, 9) (8, 9) BB BB F X	2-2 G3-1 3		3-2 P6		2-0 P4 1		0-0 SH1-3 1			3	0	0	0	0	0	2
Lance Johnson, L OBP: 0.322, SLG: 0.368 (1, 8) F C BB X		1-2 1B SF9 1B		1-0 G3 3		0-2 P4 2		2-2 G4-3 2		4	1	1	0	0	0	3
Ron Karkovics, R OBP: 0.298, SLG: 0.356 (1, 2) SAFE SAFE SAFE SAFE X		0-2 FC5-4 1-3 1B		0-2 G1-3 1		1-2 F8 3		2-2 G6-3 3		4	0	1	0	0	0	1
Dale Sveum, S OBP: 0.250, SLG: 0.269 (1, 6) BB BB F X		2-1 SF9 3-H		1-2 F9 2			2-2 F9 1			2	0	0	1	0	0	0

Inning Stats	R: 3	H: 3	E: 0	K: 0	S: 13	L: 3	LOB: 0	BB: 0	P: 24	R: 1	H: 2	E: 0	K: 0	S: 12	L: 1	LOB: 1	BB: 0	P: 16	R: 0	H: 1	E: 0	K: 0	S: 13	L: 0	LOB: 2	BB: 1	P: 22	R: 0	H: 0	E: 0	K: 1	S: 6	L: 0	LOB: 1	BB: 1	P: 12	R: 0	H: 0	E: 0	K: 0	S: 8	L: 0	LOB: 0	BB: 0	P: 11	R: 2	H: 2	E: 0	K: 0	S: 11	L: 0	LOB: 0	BB: 0	P: 16	R: 0	H: 1	E: 0	K: 0	S: 8	L: 0	LOB: 1	BB: 0	P: 13	1B: 6	SF: 1	2B: 0	SAC: 1	3B: 0	DP: 0	HR: 3	HBP: 0	WP: 0	PA: 35
--------------	------	------	------	------	-------	------	--------	-------	-------	------	------	------	------	-------	------	--------	-------	-------	------	------	------	------	-------	------	--------	-------	-------	------	------	------	------	------	------	--------	-------	-------	------	------	------	------	------	------	--------	-------	-------	------	------	------	------	-------	------	--------	-------	-------	------	------	------	------	------	------	--------	-------	-------	-------	-------	-------	--------	-------	-------	-------	--------	-------	--------

PITCHER	IP	WLS	BF	H	R	ER	SO	BB	IBB	HBP	BLK	WP	HR	S	P	ERA	WHIP	PITCHER	IP	WLS	BF	H	R	ER	SO	BB	IBB	HBP	BLK	WP	HR	S	P	ERA	WHIP																											
Bill Gullickson, R ERA: 3.93 (1, 1)	6.2	L	30	8	6	6	1	2	0	0	0	0	3	68	106	8.10	1.500	Kurt Knudsen, R ERA: 4.07 (7, 1)	0.1		1	0	0	0	0	0	0	0	3	4	0.00	0.000	Mike Munoz, L ERA: 3.25 (8, 1)	0.2		3	1	0	0	0	0	0	0	5	8	0.00	1.500	John Kiely, R ERA: 2.31 (8, 1)	0.1		1	0	0	0	0	0	0	0	3	5	0.00	0.000

BOTTOM

Detroit Tigers @ Chicago White Sox
Comiskey Park, Chicago, IL
Wed Sep 09 1992, 8:05 PM EDT
Att. 23,117 - Overcast - 65 F

AB	31
R	6
H	9
RBI	6
BB	2
SO	1
LOB	14



Detroit Tigers @ Chicago White Sox
Comiskey Park, Chicago, IL
Thu Sep 10 1992, 8:05 PM EDT
Att. 25,963 - Cloudy - 65 F

Batter	1			2			3			4			5			6			7			8			9			AB R H RBI BB SO LOB			TOP		
Tony Phillips, S (1, 10) OBP: 0.386, SLG: 0.393	1-2 PB 1B			4-2 BB			4-2 G6-3			2-1 G6-3			3-1 G3			0-0 G4-3			3-1 G3			0-0 G4-3			4 0 1 0 1 0 0			TOP					
Lou Whitaker, L (1, 4) OBP: 0.395, SLG: 0.471	0-2 G4-6-3 1B			2-2 F8			2-2 F8			0-0 G1-3 1B			0-0 G1-3 1B			1-2 G1-3 1B			1-2 G1-3 1B			3-2 F8			5 2 3 0 0 0 1								
Travis Fryman, R (1, 6) OBP: 0.318, SLG: 0.434	0-3 L8			1-1 L8			1-1 L8			1-0 G1-3 1B			1-0 G1-3 1B			0-0 F8			0-0 F8			1-2 G5-3			5 0 0 0 0 1 5								
Cecil Fielder, R (1, 3) OBP: 0.322, SLG: 0.460 Dave Bergman, L (9, PH) OBP: 0.276, SLG: 0.247	1-2 G4-6-3 1-2f			4-0 FC4-6 BB			4-0 FC4-6 BB			2-1 HR 2-H			2-1 HR 2-H			4-2 1B BB			4-2 1B BB			1-2 BB 1B			2 2 1 2 2 0 2 1 0 1 0 0 0 0								
Mickey Tettleton, S (1, 2)	3-3 K			1-3 K			1-3 K			0-1 L7			0-1 L7			0-1 1B 1B			0-1 1B 1B			1-2 2-H			4 0 1 1 1 2 1								
Rob Deer, R (1, 9) OBP: 0.312, SLG: 0.546	0-1 HR			3-2 P4			3-2 P4			4-2 1B BB			4-2 1B BB			1-2 1B			1-2 1B			1-2 2-H			4 2 2 2 1 0 3								
Dan Gladden, R (1, 7) OBP: 0.311, SLG: 0.366	1-1 F9			0-1 FC4-6 1-2f			0-1 FC4-6 1-2f			1-2 HR 1B			1-2 HR 1B			3-2 G6-3			3-2 G6-3			4 1 1 0 0 0 3											
Scott Livingstone, L (1, 5) OBP: 0.309, SLG: 0.332	0-1 P6			1-1 L3			1-1 L3			2-1 L3			2-1 L3			2-1 HR 1-H 2-H			2-1 HR 1-H 2-H			0-1 G6-4-3 1B			4 1 2 3 0 0 0								
Gary Pettis, S (1, 8) OBP: 0.323, SLG: 0.289 Skeeter Barnes, R (6, 8) OBP: 0.307, SLG: 0.397	0-0 B3			2-2 G4-3			2-2 G4-3			0-0 G3-1			0-0 G3-1			0-1 G6-4-3 1B			0-1 G6-4-3 1B			1-2f			3 0 0 0 0 0 0 1 0 0 0 0 0 1								
Inning Stats	R: 0 H: 2 E: 0 LOB: 1 K: 1 BB: 0 S: 12 P: 14			R: 1 H: 1 E: 0 LOB: 0 K: 1 BB: 0 S: 9 P: 13			R: 0 H: 0 E: 0 LOB: 1 K: 0 BB: 1 S: 11 P: 18			R: 0 H: 0 E: 0 LOB: 1 K: 1 BB: 1 S: 8 P: 16			R: 0 H: 0 E: 0 LOB: 0 K: 0 BB: 0 S: 9 P: 14			R: 5 H: 4 E: 0 LOB: 0 K: 0 BB: 1 S: 15 P: 25			R: 2 H: 3 E: 0 LOB: 2 K: 0 BB: 1 S: 17 P: 29			R: 0 H: 1 E: 0 LOB: 0 K: 0 BB: 0 S: 5 P: 5			R: 0 H: 1 E: 0 LOB: 2 K: 0 BB: 1 S: 12 P: 22			1B: 9 SF: 0 2B: 0 SAC: 0 3B: 0 DP: 2 HR: 3 HBP: 0			WP: 0 PA: 42 PB: 1 SB: 0 CS: 0		
PITCHER	Alex Fernandez, R (1, 1) ERA: 4.28 Donn Pall, R (7, 1) ERA: 5.16 Bobby Thigpen, R (9, 1) ERA: 4.53															PITCHER																	
	IP WLS BF H R ER SO BB IBB HBP BLK WP HR S P ERA WHIP															IP WLS BF H R ER SO BB IBB HBP BLK WP HR S P ERA WHIP																	

Detroit Tigers @ Boston Red Sox
 Fenway Park, Boston, MA
 Fri Sep 11 1992, 7:05 PM EDT
 Att. 32,696 - Sunny - 67 F

livebaseballscorecards.com



Batter	1	2	3	4	5	6	7	8	9	AB R H RBI BB SO LOB	TOP																				
Tony Phillips, S (1, 4) OBP: 0.389, SLG: 0.395	1-1 1B SF7 1B	1 SAFE 3-2 1B SF7 1B		4-2 WP G5-3 BB		3-1 F8		2-2 1B SF8 1B	0-0 G3-2-3 1-2 2-3 3-H	5 3 3 0 1 0 4																					
Dan Gladden, R (1, 8) OBP: 0.311, SLG: 0.367	1-2 WP 1B 1-3 1B	0-0 SF4		1-3 K		1-1 P3		1-1 1B 1-3 1B	0-0 P6	5 1 2 1 0 1 4																					
Travis Fryman, R (1, 6) OBP: 0.317, SLG: 0.434	3-2 SF7	0-0 3-H 1B		3-2 G5-3		1-0 F8		3-2 SF8		3 0 1 2 0 0 2																					
Cecil Fielder, R (1, 3) OBP: 0.324, SLG: 0.461	2-3 K	0-0 1-2 2-H 1B		4-1 BB		2-2 G4-3		2-2 1B		4 0 2 1 1 1 1																					
Mickey Tettleton, S (1, 2) OBP: 0.371, SLG: 0.469	4-1 1B BB	3-2 G4-3		1-2 F9		3-2 F7		1-3 K		4 0 0 0 1 1 6																					
Rob Deer, R (1, 9) OBP: 0.318, SLG: 0.549	0-1 1-2 3-H 1B FC6-4			4-2 1B G5-4-3 BB		3-3 K		0-0 1B	1-1 1B 1B	4 1 3 1 1 1 0																					
Mark Carreon, R (1, 7) OBP: 0.269, SLG: 0.351	1-2 FC6-4 1-2f			0-2 1-2f G5-4-3		0-0 1B G5-4-3		0-1 1-3 1B	0-2 1B G3-2-3 1B	5 0 3 0 0 0 3																					
Rich Rowland, R (1, 10) OBP: 0.333, SLG: 0.200				4-2 1B SF4 1B		1-2 1-2f G5-4-3		0-1 F7	3-2 G3-2-3 1B	2 1 1 0 1 0 1 2 0 1 1 0 0 2																					
Lou Whitaker, L (7, PH) OBP: 0.396, SLG: 0.471				BB					1-2 3-H 1B																						
Skeeter Barnes, R (1, 5) OBP: 0.308, SLG: 0.396		2-3 K		1-0 F8				2-0 1B	0-1 G4-3	3 0 1 0 0 1 2 1 0 0 0 0 0 0																					
Scott Livingstone, L (8, PH) OBP: 0.308, SLG: 0.331									1-2 2-3 G3-2-3 1B																						
Phil Clark, R (9, PH) OBP: 0.462, SLG: 0.500										1 0 1 0 0 0 0																					
Inning Stats	R: 2 E: 0 K: 1 S: 17	H: 3 LOB: 2 BB: 1 P: 29	R: 2 E: 0 K: 1 S: 14	H: 4 LOB: 2 BB: 0 P: 24	R: 0 E: 0 K: 0 S: 9	H: 0 LOB: 1 BB: 2 P: 18	R: 0 E: 0 K: 1 S: 12	H: 0 LOB: 2 BB: 2 P: 25	R: 0 E: 0 K: 1 S: 7	H: 1 LOB: 0 BB: 0 P: 11	R: 0 E: 0 K: 0 S: 8	H: 1 LOB: 1 BB: 0 P: 13	R: 0 E: 0 K: 0 S: 11	H: 2 LOB: 2 BB: 0 P: 16	R: 1 E: 0 K: 1 S: 19	H: 3 LOB: 2 BB: 0 P: 29	R: 1 E: 0 K: 0 S: 12	H: 4 LOB: 2 BB: 0 P: 16	1B: 18 SF: 3 2B: 0 SAC: 0 3B: 0 DP: 3 HR: 0 HBP: 0	WP: 2 PA: 47 PB: 0 SB: 0 CS: 0											
PITCHER	IP WLS BF H R ER SO BB IBB HBP BLK WP HR S P ERA WHIP														PITCHER	IP WLS BF H R ER SO BB IBB HBP BLK WP HR S P ERA WHIP															
Frank Viola, L (1, 1) ERA: 3.46	1.2		13	7	4	4	2	1	0	0	0	1	0	28	47	21.60	4.800														
Mike Gardiner, R (2, 1) ERA: 4.63	4.1	W	17	2	0	0	2	4	0	0	0	1	0	39	73	0.00	1.385														
Paul Quantrill, R (7, 1) ERA: 2.45	2.0		13	7	2	2	1	0	0	0	0	0	0	35	51	9.00	3.500														
Tony Fossas, L (9, 1) ERA: 3.04	0.2		3	2	0	0	0	0	0	0	0	0	0	6	9	0.00	3.000														
Ken Ryan, R (9, 1) ERA: 15.0	0.1	S	1	0	0	0	0	0	0	0	0	0	0	1	1	0.00	0.000														

AB	39
R	6
H	18
RBI	6
BB	5
SO	5
LOB	25

Batter	1	2	3	4	5	6	7	8	9	AB R H RBI BB SO LOB	BOTTOM															
Billy Hatcher, R OBP: 0.310, SLG: 0.355 (1, 7)	1-2 G4-3		0-1 E 1B G6-4-3 1B 1-2 2-3 3-H		1-2 P3		2-3 K	3-2 L5		5 1 1 1 0 1 1	Detroit Tigers @ Boston Red Sox Fenway Park, Boston, MA Fri Sep 11 1992, 7:05 PM EDT Att: 32,696 - Sunny - 67 F															
Scott Cooper, L OBP: 0.338, SLG: 0.344 (1, 3)	2-0 F7		0-0 G6-4-3 E 1B 1-2 2-3 3-H		1-0 G4-3		2-1 BB 1B	2-3 K		5 1 2 1 0 1 1																
Wade Boggs, L OBP: 0.350, SLG: 0.359 (1, 5)	2-3 K		3-2 FC G6-4-3 1-2 2-3 3-H		1-0 L7		4-2 1B 1B 1-2 BB			3 1 0 1 1 1 2																
Tom Brunansky, R OBP: 0.358, SLG: 0.458 (1, 9)		2-2 F8	1-0 G6-4-3 1-2 2-3 3-H		0-2 G3 1B G3 1B		1-1 L5			4 1 1 0 0 0 4																
Mo Vaughn, L OBP: 0.331, SLG: 0.391 (1, 10)	1-1 G4-3		4-0 IBB		2-2 G3		2-1 1B 1B 1-3 2-H			2 0 0 0 1 0 1																
Eric Wedge, R OBP: 0.366, SLG: 0.412 (7, PH)					1-2 G3		1-1 1B FC6-4 1B 1-2 3-H			1 0 1 1 0 0 0																
Jody Reed, R OBP: 0.329, SLG: 0.328 (1, 4)	1-0 G1-3		2-0 G5-3		2-1 G3		1-1 FC6-4 1B 1-2 3-H			4 0 1 1 0 0 3																
Bob Zuppcic, R OBP: 0.324, SLG: 0.357 (1, 8)			0-1 HBP 1B 1B	1-1 G5-3		2-1 E 1B 3-H	2-2 FC6-4 1B 1-2 2-2			4 1 2 1 0 0 2																
Tony Peña, R OBP: 0.290, SLG: 0.309 (1, 2)			1-2 1B HBP 1B 1-2	1-1 G3-1		1-2 E6 1-2	1-1 2B			4 1 2 0 0 0 1																
John Valentin, R OBP: 0.364, SLG: 0.435 (1, 6)			2-2 1B FC 1B 1-2 2-3	0-0 G6-3		1-0 F9	3-1 F7			0 1 0 0 0 0 0																
Luis Rivera, R OBP: 0.289, SLG: 0.262 (4, 6)										3 0 0 0 0 0 3																
Inning Stats	R: 0 E: 0 K: 1 S: 7	H: 0 LOB: 0 BB: 0 P: 12	R: 0 E: 0 K: 0 S: 7	H: 0 LOB: 0 BB: 0 P: 11	R: 4 E: 1 K: 0 S: 17	H: 4 LOB: 2 BB: 1 P: 30	R: 0 E: 0 K: 0 S: 5	H: 0 LOB: 0 BB: 0 P: 7	R: 0 E: 0 K: 0 S: 5	H: 0 LOB: 0 BB: 0 P: 8		R: 1 E: 1 K: 0 S: 16	H: 2 LOB: 2 BB: 0 P: 23	R: 2 E: 0 K: 1 S: 16	H: 3 LOB: 2 BB: 1 P: 30	R: 0 E: 0 K: 1 S: 11	H: 1 LOB: 1 BB: 0 P: 20	1B: 9 2B: 1 3B: 0 HR: 0	SF: 0 SAC: 0 DP: 1 HBP: 1	WP: 0 PB: 0 SB: 0 CS: 0	PA: 38					
PITCHER	IP WLS BF	H R ER	SO BB P	BB IBB HBP BLK	WP HR S P	ERA WHIP	PITCHER														IP WLS BF	H R ER SO	BB IBB HBP BLK	WP HR S P	ERA WHIP	
John Doherty, R ERA: 3.58 (1, 1)	5.2 L	6 5 4	1 1 1	0 1 1	0 0 0	6.35 1.059																				
Kurt Knudsen, R ERA: 4.3 (6, 1)	1.0	1 2 2	0 0 0	0 0 0	0 0 0	18.00 2.000																				
Mike Munoz, L ERA: 3.25 (7, 1)	0.0	1 0 0	0 0 0	0 0 0	0 0 0	∞ ∞																				
John Kiely, R ERA: 2.25 (7, 1)	1.1	2 0 0	0 0 1	0 0 0	0 0 0	0.00 1.500																				

livebaseballscorecards.com

AB	35
R	7
H	10
RBI	6
BB	2
SO	3
LOB	18



Batter	1	2	3	4	5	6	7	8	9	AB	R	H	RBI	BB	SO	LOB	TOP		
Tony Phillips, S OBP: 0.388, SLG: 0.396	(1, 8) G4-3 (5, 4)		2-1 BB 1-3 2B		1-1 BB SF8 1B	1-1 G5-3	1-0 P4		3-3 K	6	1	2	0	0	1	2			
Lou Whitaker, L Dan Gladden, R OBP: 0.397, SLG: 0.470 OBP: 0.314, SLG: 0.373	(1, 4) L4 (5, 8)		4-0 BB IBB		4-2 SF8 1-2 2B BB		2-2 2B 1B	2-0 F9 2B		1	1	0	0	2	0	0			
Travis Fryman, R Skeeter Barnes, R OBP: 0.317, SLG: 0.432 OBP: 0.310, SLG: 0.404	(1, 6) K (6, 4)		4-2 BB		2-3 K		2-2 2B 2B	1-1 F9		2	0	0	1	1	2	2			
Cecil Fielder, R OBP: 0.327, SLG: 0.462	(1, 10)		3-1 F9		4-2 2B 1-2 2-3 BB		1-0 WP 2B	4-0 G6-3 IBB		3	1	1	1	2	1	3			
Mickey Tettleton, S OBP: 0.371, SLG: 0.467	(1, 2)		4-2 FC6 BB		1-1 SF8		4-0 WP 2B IBB	1-1 G6-3		2	1	0	1	2	1	5			
Rob Deer, R OBP: 0.322, SLG: 0.550	(1, 9)		3-3 K		0-3 K		4-2 2B 1-2 2-3 SF7 BB		4-2 SH5-4 E 1B BB	3	2	1	1	2	2	1			
Dave Bergman, L OBP: 0.281, SLG: 0.259	(1, 3) FC6		2-0 FC6		3-2 G1-3 1B		0-0 G3 1-3 2-H 3-H 2B		2-0 SH5-4	4	0	2	2	0	0	3			
Mark Carreon, R OBP: 0.268, SLG: 0.349	(1, 7)		0-0 P4		2-2 G1-3		0-2 L6		0-0 FC4-6 1B	4	0	1	2	0	0	1			
Scott Livingstone, L OBP: 0.306, SLG: 0.329	(1, 5)		2-1 2B BB 1B		1-1 G3-1		2-0 F9		0-0 FC4-6	5	1	1	0	0	0	3			
Inning Stats	R: 0 E: 0 K: 1 S: 8 H: 0 LOB: 0 BB: 0 P: 12	R: 0 E: 0 K: 1 S: 8 H: 0 LOB: 1 BB: 1 P: 20	R: 1 E: 0 K: 2 S: 14 H: 2 LOB: 3 BB: 2 P: 30	R: 0 E: 0 K: 1 S: 11 H: 1 LOB: 1 BB: 0 P: 17	R: 2 E: 0 K: 1 S: 18 H: 2 LOB: 2 BB: 2 P: 32	R: 0 E: 0 K: 0 S: 6 H: 0 LOB: 0 BB: 0 P: 9	R: 5 E: 0 K: 0 S: 24 H: 4 LOB: 1 BB: 2 P: 42	R: 0 E: 0 K: 0 S: 5 H: 1 LOB: 1 BB: 1 P: 13	R: 1 E: 1 K: 1 S: 8 H: 1 LOB: 1 BB: 1 P: 17	1B: 5 2B: 6 3B: 0 HR: 0 SF: 2 SAC: 1 DP: 1 HBP: 0	WP: 1 PB: 0 SB: 0 CS: 0 PA: 46								
PITCHER	IP	WLS	BF	H	R	ER	SO	BB	IBB	HBP	BLK	WP	HR	S	P	ERA	WHIP		
Roger Clemens, R ERA: 2.31	(1, 1) 6.0	L	30	7	5	5	6	4	1	0	0	0	0	74	133	7.50	1.833		
Greg Harris, R ERA: 2.88	(7, 1) 0.1		5	2	3	3	0	1	1	0	0	1	0	13	25	81.00	9.000		
Joe Hesketh, L ERA: 4.65	(7, 1) 2.0		8	1	1	1	0	1	1	0	0	0	0	10	26	4.50	1.000		
Ken Ryan, R ERA: 12.27	(9, 1) 0.2		3	1	0	0	1	0	0	0	0	0	0	5	8	0.00	1.500		

Detroit Tigers @ Boston Red Sox

Fenway Park, Boston, MA

Sat Sep 12 1992, 3:33 AM EDT
Att. 32,865 - Cloudy - 64 F

livebaseballscorecards.com

AB	34
R	9
H	11
RBI	9
BB	9
SO	7
LOB	21



Batter	1	2	3	4	5	6	7	8	9	AB R H RBI BB SO LOB
Billy Hatcher, R (1, 7) OBP: 0.311, SLG: 0.354	4-0 1B BB		F B X 1-1 G4-3		B X 1-0 G5-3	1-2 L5		F X 0-1 1B G3 1B		4 0 1 0 1 0 1
Scott Cooper, L (1, 3) OBP: 0.343, SLG: 0.349	3-2 L9 1B 1-3		B B X 2-0 1B 1B		C X 0-1 1B 1B	2-0 G4-3		B B B F F F X 2-2 G3 1-2 2-3 3-H		5 1 3 1 0 0 3
Wade Boggs, L (1, 5) OBP: 0.354, SLG: 0.364	1-2 1B		B C C B X 3-2 1-3 1B		C X 0-1 E 1B 1B 1-3		C B B X 2-1 L7	B B B X 3-1 1B 2-3 3-H		5 1 4 1 0 0 0
Tom Brunansky, R (1, 9) OBP: 0.356, SLG: 0.454	2-2 L9 2-3		X 0-0 F9		C X 0-1 1-2 1B 1B 3-H		C B B X 1-2 G6-3	B C C B X 2-3 K		5 0 1 1 0 1 6
Mo Vaughn, L (1, 10) OBP: 0.327, SLG: 0.385	1-1 G3		F C S 1-3 K		X 0-0 FC 1B 1-2 2-3		B B B X 3-1 G4-3	S B B S X 2-2 G3-1		5 0 0 0 0 1 6
Jody Reed, R (1, 4) OBP: 0.331, SLG: 0.331		C X 0-1 FC6-4 1B		B C C X 1-2 G6-3	C X 0-1 1B 1-2 2-H 3-H		F C B X 1-2 1B 1B	X 0-0 G1-3		5 1 3 1 0 0 0
Bob Zuppic, R (1, 8) OBP: 0.325, SLG: 0.361		F X 0-1 P5		C C X 1-1 2B	C S B B X 2-2 P4		F B X 1-1 1B 1B 1-2 G3 1B	B B S 1-3 K		5 1 2 0 0 1 3
Tony Peña, R (1, 2) OBP: 0.288, SLG: 0.307		F C X 0-2 L9		C C C X 3-2 G6-3		C X 0-1 F7	B B B X 1-2 G3 1B 1B 1-2 2-H		3 0 0 0 0 0 2	
Herm Winningham, L (8, PH) OBP: 0.268, SLG: 0.303										1 1 1 1 0 0 0
Eric Wedge, R (9, 2) OBP: 0.366, SLG: 0.412										0 0 0 0 0 0 0
John Valentin, R (1, 6) OBP: 0.361, SLG: 0.424		C X 0-1 FC6-4 1-2f		C C C X 0-3 K	B B B X 4-0 BB		F C S 0-3 K			3 0 0 0 1 2 4

BOTTOM	
AB	41
R	5
H	15
RBI	5
BB	2
SO	5
LOB	25

Inning Stats	
R: 0 E: 0 K: 0 S: 11	H: 2 LOB: 2 BB: 1 P: 22
R: 0 E: 0 K: 0 S: 9	H: 1 LOB: 1 BB: 0 P: 9
R: 0 E: 0 K: 1 S: 10	H: 2 LOB: 2 BB: 0 P: 17
R: 0 E: 0 K: 1 S: 13	H: 1 LOB: 1 BB: 0 P: 18
R: 2 E: 1 K: 0 S: 13	H: 4 LOB: 2 BB: 0 P: 16
R: 0 E: 0 K: 0 S: 7	H: 0 LOB: 1 BB: 1 P: 14
R: 0 E: 0 K: 0 S: 7	H: 0 LOB: 0 BB: 0 P: 13
R: 3 E: 0 K: 2 S: 26	H: 5 LOB: 2 BB: 0 P: 36
R: 0 E: 0 K: 1 S: 7	H: 0 LOB: 0 BB: 0 P: 10
1B: 14 2B: 1 3B: 0 HR: 0	SF: 0 SAC: 0 DP: 0 HBP: 0
WP: 0 PB: 0 SB: 0 CS: 0	PA: 43

PITCHER																	
Walt Terrell, R (1, 1) ERA: 5.28	IP: 6.0	WLS: 0	BF: 29	H: 10	R: 2	ER: 2	SO: 2	BB: 2	IBB: 0	HBP: 0	BLK: 0	WP: 0	HR: 0	S: 63	P: 96	ERA: 3.00	WHIP: 2.000
Mark Leiter, R (7, 1) ERA: 4.57	IP: 1.0	WLS: 0	BF: 6	H: 3	R: 3	ER: 3	SO: 0	BB: 0	IBB: 0	HBP: 0	BLK: 0	WP: 0	HR: 0	S: 17	P: 26	ERA: 27.00	WHIP: 3.000
Mike Henneman, R (8, 1) ERA: 3.95	IP: 2.0	WLS: 0	BF: 8	H: 2	R: 0	ER: 0	SO: 3	BB: 0	IBB: 0	HBP: 0	BLK: 0	WP: 0	HR: 0	S: 23	P: 33	ERA: 0.00	WHIP: 1.000

Detroit Tigers @ Boston Red Sox
 Fenway Park, Boston, MA
 Sat Sep 12 1992, 3:33 AM EDT
 Att: 32,865 - Cloudy - 64 F

livebaseballscores.com

Batter	1	2	3	4	5	6	7	8	9	AB	R	H	RBI	BB	SO	LOB	TOP					
Tony Phillips, S OBP: 0.389, SLG: 0.398 (1, 4) B 1 SAFE C X	1-1 G5-3 1B	2-1 G4-3		0-0 2B		2-3 K		2-0 G6-4-3 1-2f 2-3		5	1	2	1	0	1	7						
Dan Gladden, R OBP: 0.311, SLG: 0.368 (1, 8) 1 SAFE 1 SAFE C C C X	1-3 K 1-2		3-3 K	2-2 L1		1-3 K		1-2 F7		5	0	0	0	0	3	6						
Travis Fryman, R OBP: 0.316, SLG: 0.430 (1, 6) B C C C X	2-2 G5-3 2-H		1-1 F9		1-3 K	0-0 1B			0-1 E5 F8 1B	5	1	1	3	0	1	0						
Cecil Fielder, R OBP: 0.325, SLG: 0.459 (1, 10) B B B X	3-0 1B		1-1 F7		3-3 K	0-0 P3			1-2 F8 1-3	5	0	1	0	0	1	3						
Mickey Tettleton, S OBP: 0.373, SLG: 0.465 (1, 2) B X	1-0 G4-3			4-2 L8-6-4 BB	4-2 PB BB		2-2 F8		4-0 1B BB 1BB	2	0	0	0	3	0	1						
Rob Deer, R OBP: 0.323, SLG: 0.545 (1, 9) B B B B B B		4-1 FC3-6 1B BB		0-0 L8-6-4 1-2	3-3 K		1-1 G1-3		4-2 1B 1B BB	3	0	0	0	2	1	2						
Dave Bergman, L OBP: 0.285, SLG: 0.267 (1, 3) B 1 SAFE 1 SAFE C X		1-1 FC3-6 1B		4-2 1B BB		4-2 SH 1B BB	1-1 F7		1-0 G6-4-3 1B	3	2	2	1	2	0	0						
Mark Carreon, R OBP: 0.274, SLG: 0.354 (1, 7) B X		1-0 L3		1-2 1B 1B		1-2 SH 1B 1B		1-2 G6-4-3 1B	0-1 G6-4-3 1-2f	5	2	3	0	0	0	5						
Scott Livingstone, L OBP: 0.310, SLG: 0.332 (1, 5) C X		0-1 FC3-6 1-2f 2-3		1-0 E9 2B 1B		3-1 SH 1B		0-0 G6-4-3 1B		3	1	2	1	0	0	2						
Inning Stats	R: 1 E: 0 K: 1 S: 11	H: 2 LOB: 1 BB: 0 P: 19	R: 0 E: 0 K: 0 S: 8	H: 1 LOB: 2 BB: 1 P: 16	R: 0 E: 0 K: 1 S: 8	H: 0 LOB: 0 BB: 0 P: 13	R: 3 E: 1 K: 0 S: 14	H: 3 LOB: 1 BB: 2 P: 26	R: 0 E: 0 K: 3 S: 11	H: 0 LOB: 1 BB: 1 P: 22	R: 2 E: 1 K: 2 S: 17	H: 2 LOB: 2 BB: 1 P: 28	R: 0 E: 0 K: 0 S: 8	H: 0 LOB: 0 BB: 0 P: 12	R: 0 E: 0 K: 0 S: 9	H: 2 LOB: 1 BB: 0 P: 13	R: 1 E: 1 K: 0 S: 16	H: 1 LOB: 2 BB: 2 P: 26	1B: 10 2B: 2 3B: 0 HR: 0	SF: 0 SAC: 1 DP: 3 HBP: 0	WP: 0 PB: 1 SB: 3 CS: 0	PA: 44
PITCHER	IP	WLS	BF	H	R	ER	SO	BB	IBB	HBP	BLK	WP	HR	S	P	ERA	WHIP					
John Dopson, R ERA: 3.64 (1, 1)	4.0	L	20	6	4	3	2	3	0	0	0	0	0	41	74	6.75	2.250					
Matt Young, L ERA: 4.98 (5, 1)	1.2		10	2	2	0	5	2	0	0	0	0	0	27	49	0.00	2.400					
Paul Quantrill, R ERA: 2.29 (6, 1)	2.1		8	2	0	0	0	0	0	0	0	0	0	18	26	0.00	0.857					
Greg Harris, R ERA: 2.85 (9, 1)	1.0		6	1	1	0	0	1	1	0	0	0	0	16	26	0.00	2.000					

Detroit Tigers @ Boston Red Sox
Fenway Park, Boston, MA
Sun Sep 13 1992, 3:33 AM EDT
Att. 32,615 - Sunny - 67 F

livebaseballscorecards.com

AB	36
R	7
H	11
RBI	6
BB	7
SO	7
LOB	26



Batter	1	2	3	4	5	6	7	8	9	AB	R	H	RBI	BB	SO	LOB
Billy Hatcher, R OBP: 0.314, SLG: 0.356 (1, 7)	3-2 G5-3		2-2 G5-3			0-0 G6-4-3 1B		1-2 G4-3 1B		4	0	2	0	0	0	1
Jody Reed, R OBP: 0.329, SLG: 0.328 (1, 4)	0-1 P4				0-0 P4	2-2 G6-4-3 1-2f		0-1 G4-3 1-2f		4	0	0	0	0	0	2
Wade Boggs, L OBP: 0.353, SLG: 0.363 (1, 5)	1-2 G4-3				2-1 G6-4-3 1B	1-2 G6-3		1-1 P6		4	0	1	0	0	0	0
Tom Brunansky, R OBP: 0.353, SLG: 0.450 (1, 9)			3-2 F7		0-2 G6-4-3 1-2f		1-1 F8		0-1 G3	4	0	0	0	0	0	1
Bob Zupcic, R OBP: 0.327, SLG: 0.361 (1, 8)			0-1 F4			1-1 P3	4-2 1B BB		0-0 E 1B	3	1	1	0	1	0	0
Scott Cooper, L OBP: 0.341, SLG: 0.347 (1, 3)			2-2 G3-1		0-1 L7	0-2 E G1-2-3 1B		0-0 E3 BB	4	0	1	0	0	0	1	
Eric Wedge, R OBP: 0.400, SLG: 0.514 (1, 2)			2-3 K		2-1 HR	0-2 G1-2-3 E 1B		4-0 1-2 BB	3	1	2	2	1	1	0	
Tim Lincecum, R OBP: 0.264, SLG: 0.260 (1, 10)			1-2 1B		3-2 1B	1-0 E9 G1-2-3		0-3 K	2	0	2	0	0	0	0	
Mo Vaughn, L OBP: 0.325, SLG: 0.382 (7, PH)						1-2 2-3		0-3 K	2	0	0	0	0	1	5	
Luis Rivera, R OBP: 0.287, SLG: 0.260 (1, 6)			1-3 K		1-1 G6-3	0-0 G1-2-3 1-2 2-3 3-Hf		1-3 K	3	0	0	0	0	1	5	
Herm Winningham, L OBP: 0.267, SLG: 0.302 (9, PH)									1-3 K	1	0	0	0	0	1	3

Inning Stats	R: 0	H: 0	E: 0	K: 0	S: 9	R: 0	H: 0	E: 0	K: 0	S: 8	R: 0	H: 1	E: 0	K: 2	S: 12	R: 0	H: 1	E: 0	K: 0	S: 6	R: 1	H: 2	E: 0	K: 0	S: 11	R: 0	H: 1	E: 0	K: 0	S: 7	R: 1	H: 2	E: 1	K: 0	S: 13	R: 0	H: 1	E: 0	K: 0	S: 7	R: 0	H: 1	E: 1	K: 2	S: 12	R: 0	H: 1	E: 1	K: 2	S: 12	1B: 8	2B: 0	3B: 0	HR: 1	SF: 0	SAC: 0	DP: 4	HBP: 0	WP: 0	PB: 0	SB: 0	CS: 0	PA: 36
--------------	------	------	------	------	------	------	------	------	------	------	------	------	------	------	-------	------	------	------	------	------	------	------	------	------	-------	------	------	------	------	------	------	------	------	------	-------	------	------	------	------	------	------	------	------	------	-------	------	------	------	------	-------	-------	-------	-------	-------	-------	--------	-------	--------	-------	-------	-------	-------	--------

PITCHER	IP	WLS	BF	H	R	ER	SO	BB	IBB	HBP	BLK	WP	HR	S	P	ERA	WHIP
Frank Tanana, L ERA: 4.19 (1, 1)	6.1	W	25	7	2	2	2	1	0	0	0	0	1	64	96	2.84	1.263
John Kiely, R ERA: 2.17 (7, 1)	1.2		5	1	0	0	0	0	0	0	0	0	0	9	12	0.00	0.600
Mike Henneman, R ERA: 3.89 (9, 1)	1.0		6	1	0	0	2	1	0	0	0	0	0	12	17	0.00	2.000

BOTTOM

Detroit Tigers @ Boston Red Sox
Fenway Park, Boston, MA
Sun Sep 13 1992, 3:33 AM EDT
Att. 32,615 - Sunny - 67 F

AB	34
R	2
H	9
RBI	2
BB	2
SO	4
LOB	18



WP: 0	PA: 36
PB: 0	
SB: 0	
CS: 0	

livebaseballscores.com

Texas Rangers @ Detroit Tigers
 Tiger Stadium, Detroit, MI
 Tue Sep 15 1992, 7:05 PM EDT
 Att. 10,756 - Cloudy - 71 F

AB	39
R	6
H	12
RBI	6
BB	3
SO	9
LOB	18



WP	1	PA	43
PB	0		
SB	0		
CS	0		

AB R H RBI BB SO LOB

2	0	0	0	1	0	0
1	0	0	0	0	0	1
0	0	0	0	0	0	0

5	1	3	3	0	0	2
---	---	---	---	---	---	---

3	1	1	1	2	2	2
---	---	---	---	---	---	---

5	0	1	0	0	1	3
---	---	---	---	---	---	---

5	0	1	0	0	2	3
---	---	---	---	---	---	---

5	2	2	1	0	2	3
---	---	---	---	---	---	---

5	0	1	0	0	1	2
---	---	---	---	---	---	---

3	0	0	0	0	0	1
---	---	---	---	---	---	---

1	0	0	0	0	1	1
---	---	---	---	---	---	---

0	0	0	0	0	0	0
---	---	---	---	---	---	---

4	2	3	1	0	0	0
---	---	---	---	---	---	---

1B	7	SF	0
2B	2	SAC	0
3B	0	DP	0
HR	3	HBP	1

Batter	1	2	3	4	5	6	7	8	9
David Hulse, L (1, 8) OBP: 0.354, SLG: 0.333	0-1 F7	4-2 1B BB		2-1 G3-1			0-0 G1-3	1-2 HBP	
Monty Fariss, R (5, 8) OBP: 0.331, SLG: 0.374									
Donald Harris, R (8, PR) OBP: 0.143, SLG: 0.143									
Rafael Palmeiro, L (1, 3) OBP: 0.356, SLG: 0.427	1-2 HR	1-1 1B		3-2 G4-3			0-0 1B	2-2 P5	
Jose Canseco, R (1, 9) OBP: 0.346, SLG: 0.480	4-2 1B BB	3-3 K			2-3 K		4-0 IBB	2-0 HR	
Juan Gonzalez, R (1, 7) OBP: 0.298, SLG: 0.530	0-0 F8		0-3 K		0-2 P2		2-1 P2	2-2 FC6-4 1B	
Kevin Reimer, L (1, 10) OBP: 0.335, SLG: 0.448	1-1 1B		3-2 P6		1-3 K		3-1 F7	2-3 K	
Dean Palmer, R (1, 5) OBP: 0.317, SLG: 0.439	0-0 F9		3-2 HR			2-3 K	1-0 2B	2-3 K	
Ivan Rodriguez, R (1, 2) OBP: 0.294, SLG: 0.360		3-2 F9 1B	0-2 1B		1-2 P6		2-3 K	2-2 FC6-4	
Al Newman, S (1, 6) OBP: 0.314, SLG: 0.240									
Jack Daugherty, S (8, PH) OBP: 0.302, SLG: 0.300		0-0 B2-3	0-0 G3			2-0 G4-3		1-3 K	
Mario Diaz, R (8, 6) OBP: 0.172, SLG: 0.207									
Jeff Frye, R (1, 4) OBP: 0.304, SLG: 0.333		1-1 WP 1B		1-0 F8			2-1 G1-3 1B	2-2 2B	

Inning Stats	R: 1	H: 2	E: 0	LOB: 2	K: 0	BB: 1	S: 12	P: 18	R: 1	H: 2	E: 0	LOB: 2	K: 1	BB: 1	S: 18	P: 29	R: 1	H: 2	E: 0	LOB: 1	K: 1	BB: 0	S: 16	P: 22	R: 0	H: 0	E: 0	LOB: 0	K: 0	BB: 0	S: 7	P: 13	R: 0	H: 0	E: 0	LOB: 0	K: 2	BB: 0	S: 10	P: 13	R: 0	H: 0	E: 0	LOB: 0	K: 1	BB: 0	S: 7	P: 12	R: 1	H: 2	E: 0	LOB: 2	K: 0	BB: 1	S: 8	P: 19	R: 1	H: 2	E: 0	LOB: 2	K: 2	BB: 0	S: 19	P: 28	R: 1	H: 2	E: 0	LOB: 1	K: 2	BB: 0	S: 14	P: 24
--------------	------	------	------	--------	------	-------	-------	-------	------	------	------	--------	------	-------	-------	-------	------	------	------	--------	------	-------	-------	-------	------	------	------	--------	------	-------	------	-------	------	------	------	--------	------	-------	-------	-------	------	------	------	--------	------	-------	------	-------	------	------	------	--------	------	-------	------	-------	------	------	------	--------	------	-------	-------	-------	------	------	------	--------	------	-------	-------	-------

PITCHER	IP	WLS	BF	H	R	ER	SO	BB	IBB	HBP	BLK	WP	HR	S	P	ERA	WHIP
Bill Gullickson, R (1, 1) ERA: 3.98	6.2	L	31	8	4	4	5	2	1	0	0	1	2	76	121	5.40	1.500
Mike Munoz, L (7, 1) ERA: 3.22	0.1		1	0	0	0	0	0	0	0	0	0	0	2	5	0.00	0.000
Kurt Knudsen, R (8, 1) ERA: 4.4	0.2		5	2	1	1	2	0	0	1	0	0	0	15	22	13.50	3.000
Scott Aldred, L (8, 1) ERA: 6.95	0.1		1	0	0	0	0	0	0	0	0	0	0	4	6	0.00	0.000
John Kiely, R (9, 1) ERA: 2.31	1.0		5	2	1	1	2	0	0	0	0	0	1	14	24	9.00	2.000

PITCHER	IP	WLS	BF	H	R	ER	SO	BB	IBB	HBP	BLK	WP	HR	S	P	ERA	WHIP
---------	----	-----	----	---	---	----	----	----	-----	-----	-----	----	----	---	---	-----	------

Batter	1	2	3	4	5	6	7	8	9	AB	R	H	RBI	BB	SO	LOB
Tony Phillips, S OBP: 0.390, SLG: 0.399 (1, 8)	4-2 FC4-6 BB		2-2 G3-1		2-1 2B		1-2 F7		4-2 1B BB	3	1	1	0	2	0	0
Lou Whitaker, L OBP: 0.395, SLG: 0.466 (1, 4)	1-2 FC4-6 1-2f		1-0 G4-3		1-3 K			3-3 K	1-0 1B 1B	5	0	1	0	0	2	2
Travis Fryman, R OBP: 0.317, SLG: 0.435 (1, 6)	0-3 K		0-0 L8		1-3 K			3-1 HR	0-0 1B 3-H	5	1	2	2	0	2	2
Cecil Fielder, R OBP: 0.326, SLG: 0.461 (1, 3)	3-2 G6-3			0-0 1B 2B		1-1 P4		1-0 1B 1B	1-0 F7	5	1	2	0	0	0	3
Mickey Tettleton, S OBP: 0.375, SLG: 0.467 (1, 10)		4-1 SH1-3 SF9 BB BB		3-1 FC5-4 1B 2-H		0-3 K		2-0 FC4 1B 1-2		3	1	2	1	1	1	0
Rob Deer, R OBP: 0.325, SLG: 0.541 (1, 9)		4-0 SH1-3 BB 1-2		0-2 FC5-4 CS 1-2f		4-2 HBP		0-0 P2		2	0	0	0	1	0	3
Dan Gladden, R OBP: 0.308, SLG: 0.365 (1, 7)		0-0 SH1-3 1-2 2-3		2-3 K 1-2		3-0 P3		2-2 FC4 1-2f		3	0	0	0	0	1	4
Chad Kreuter, S OBP: 0.311, SLG: 0.339 (1, 2)		2-1 SF9 3-H		0-2 1B 2B E			3-3 K		2-2 G3	3	1	1	1	0	1	0
Skeeter Barnes, R OBP: 0.311, SLG: 0.403 (1, 5)		3-1 F9		0-2 1B 2-H			1-1 G5-3		2-2 P5	3	0	1	1	0	0	1
Dave Bergman, L OBP: 0.293, SLG: 0.265 (9, PH)										1	0	0	0	0	0	0

Inning Stats	R: 0	H: 0	E: 0	K: 1	S: 12	R: 1	H: 0	E: 0	K: 0	S: 6	R: 0	H: 0	E: 0	K: 0	S: 5	R: 1	H: 2	E: 0	K: 1	S: 10	R: 1	H: 3	E: 1	K: 2	S: 16	R: 0	H: 0	E: 0	K: 1	S: 8	R: 0	H: 0	E: 0	K: 1	S: 8	R: 1	H: 3	E: 0	K: 1	S: 11	R: 1	H: 2	E: 0	K: 0	S: 12	R: 0	H: 0	E: 0	K: 0	S: 6	R: 1	H: 0	E: 0	K: 0	S: 6	R: 0	H: 0	E: 0	K: 0	S: 5	R: 1	H: 0	E: 0	K: 0	S: 10	R: 1	H: 0	E: 0	K: 0	S: 11	R: 0	H: 0	E: 0	K: 0	S: 10	R: 0	H: 0	E: 0	K: 0	S: 10	R: 0	H: 0	E: 0	K: 0	S: 10	R: 0	H: 0	E: 0	K: 0	S: 10	R: 0	H: 0	E: 0	K: 0	S: 10	R: 0	H: 0	E: 0	K: 0	S: 10
--------------	------	------	------	------	-------	------	------	------	------	------	------	------	------	------	------	------	------	------	------	-------	------	------	------	------	-------	------	------	------	------	------	------	------	------	------	------	------	------	------	------	-------	------	------	------	------	-------	------	------	------	------	------	------	------	------	------	------	------	------	------	------	------	------	------	------	------	-------	------	------	------	------	-------	------	------	------	------	-------	------	------	------	------	-------	------	------	------	------	-------	------	------	------	------	-------	------	------	------	------	-------	------	------	------	------	-------

PITCHER	IP	WLS	BF	H	R	ER	SO	BB	IBB	HBP	BLK	WP	HR	S	P	ERA	WHIP
Jose Guzman, R ERA: 3.71 (1, 1)	7.0		28	5	3	3	6	3	0	1	0	0	0	65	111	3.86	1.143
Kenny Rogers, L ERA: 3.33 (8, 1)	0.1		1	0	0	0	1	0	0	0	0	0	0	3	6	0.00	0.000
Todd Burns, R ERA: 4.06 (8, 1)	0.0		2	2	1	1	0	0	0	0	0	0	1	3	7	∞	∞
Matt Whiteside, R ERA: 2.79 (8, 1)	1.2	S	9	3	1	1	0	1	0	0	0	0	0	17	31	5.40	2.400

BOTTOM

Texas Rangers @ Detroit Tigers
Tiger Stadium, Detroit, MI
Tue Sep 15 1992, 7:05 PM EDT
Att: 10,756 - Cloudy - 71 F

livebaseballscores.com

AB	33
R	5
H	10
RBI	5
BB	4
SO	7
LOB	15



WP: 0	PA: 40
PB: 0	
SB: 0	
CS: 1	

Batter	1	2	3	4	5	6	7	8	9	AB R H RBI BB SO LOB	TOP
Dan Peltier, L (1, 9) F X	0-1 F8		2-1 G1-3 1-2		0-0 G6-3		2-2 F8			4 0 0 0 0 0 2	
Rafael Palmeiro, L (1, 3) OBP: 0.354, SLG: 0.424 F B S X	1-2 F7		1-1 P5			0-1 L3		0-0 G3-1		4 0 0 0 0 0 1	
Jose Canseco, R (1, 10) OBP: 0.350, SLG: 0.483 H	1-0 HBP			2-0 1B 2B		4-2 BB BB		2-2 F7		2 1 1 0 1 0 0	
Juan Gonzalez, R (1, 8) OBP: 0.298, SLG: 0.528 C B B F X	2-2 P4		1-1 1B	1-1 1B		1-0 P5		0-2 G6-3		4 0 1 1 0 0 2	
Kevin Reimer, L (1, 7) OBP: 0.334, SLG: 0.445 B X		1-0 G4-3		1-0 F7		4-2 FC6-4 BB		1-2 G4-3		3 0 0 0 1 0 1	
Dean Palmer, R (1, 5) OBP: 0.315, SLG: 0.435 C B B F X		0-2 F7		1-2 F8		1-0 FC6-4		0-0 F8		4 0 0 0 0 0 3	
Ivan Rodriguez, R (1, 2) OBP: 0.283, SLG: 0.357 C B B F X		1-2 G6-3		0-0 G6-3			4-0 G3-1 BB		1-0 G4-3	3 0 0 0 1 0 1	
Al Newman, S (1, 6) OBP: 0.311, SLG: 0.237 X			0-0 L8		1-3 K		0-0 G3-1			3 0 0 0 0 1 1	
Jeff Frye, R (1, 4) OBP: 0.305, SLG: 0.329 B B B B			4-0 G1-3 BB		2-1 G5-3		3-2 G6-3			2 0 0 0 1 0 1	
Inning Stats	R: 0 H: 0 E: 0 LOB: 1 K: 0 BB: 0 S: 8 P: 12	R: 0 H: 0 E: 0 LOB: 0 K: 0 BB: 0 S: 8 P: 10	R: 0 H: 0 E: 0 LOB: 1 K: 0 BB: 1 S: 6 P: 12	R: 1 H: 2 E: 0 LOB: 1 K: 0 BB: 0 S: 8 P: 13	R: 0 H: 0 E: 0 LOB: 0 K: 1 BB: 0 S: 6 P: 9	R: 0 H: 0 E: 0 LOB: 2 K: 0 BB: 2 S: 9 P: 19	R: 0 H: 0 E: 0 LOB: 1 K: 0 BB: 1 S: 9 P: 18	R: 0 H: 0 E: 0 LOB: 0 K: 0 BB: 0 S: 9 P: 11	R: 0 H: 0 E: 0 LOB: 0 K: 0 BB: 0 S: 5 P: 7	1B: 1 SF: 0 2B: 1 SAC: 0 3B: 0 DP: 0 HR: 0 HBP: 1	WP: 0 PA: 34 PB: 0 SB: 0 CS: 0
PITCHER	IP WLS BF H R ER SO BB IBB HBP BLK WP HR S P ERA WHIP										
Dave Haas, R (1, 1) ERA: 3.47	7.0 W 28 2 1 1 1 4 0 1 0 0 0 0 54 93 1.29 0.857										
Mike Henneman, R (8, 1) ERA: 3.79	2.0 S 6 0 0 0 0 0 0 0 0 0 0 0 14 18 0.00 0.000										

Texas Rangers @ Detroit Tigers
Tiger Stadium, Detroit, MI
Wed Sep 16 1992, 7:05 PM EDT
Att. 11,188 - Cloudy - 78 F

livebaseballscorecards.com

AB	29
R	1
H	2
RBI	1
BB	4
SO	1
LOB	12



Batter	1	2	3	4	5	6	7	8	9
Tony Phillips, S OBP: 0.389, SLG: 0.400 (1, 8)	3-2 G4-3		2-2 FC4-6			3-2 L7	1-0 2B		
Lou Whitaker, L OBP: 0.394, SLG: 0.467 (1, 4)	2-2 2B		2-0 F8			0-0 FC3-6 1B	0-0 G1-3		
Travis Fryman, R OBP: 0.319, SLG: 0.439 (1, 6)	1-1 G5-3			2-1 G6-4-3 1B		3-2 1B	0-0 2B		
Cecil Fielder, R OBP: 0.324, SLG: 0.457 (1, 3)	1-1 G6-3			2-2 G6-4-3		1-0 P6	0-0 G6-3		
Mickey Tettleton, S OBP: 0.376, SLG: 0.466 (1, 10)		2-2 G4-3 1B		0-1 F7			4-1 BB SF8 BB	2-2 F9	
Rob Deer, R OBP: 0.324, SLG: 0.536 (1, 9)		3-3 K			1-3 K		4-1 FC6-4 2B BB	1-0 L5	
Mark Carreon, R OBP: 0.278, SLG: 0.353 (1, 7)		1-1 G4-3			4-0 CS BB		4-2 FC6-4 BB		
Chad Kreuter, S OBP: 0.306, SLG: 0.335 (1, 2)			0-0 F7		3-3 K		0-1 SF8		
Skeeter Barnes, R OBP: 0.318, SLG: 0.404 (1, 5)			1-2 FC4-6 1B			4-1 FC3-6 BB	2-2 FC6-4 2B		

Inning Stats	R: 0	H: 1	E: 0	K: 0	S: 12	R: 0	H: 1	E: 0	K: 1	S: 8	R: 0	H: 1	E: 0	K: 0	S: 11	R: 0	H: 1	E: 0	K: 0	S: 7	R: 0	H: 0	E: 0	K: 2	S: 6	R: 1	H: 1	E: 0	K: 0	S: 9	R: 3	H: 1	E: 0	K: 0	S: 11	R: 0	H: 1	E: 0	K: 0	S: 6
	LOB: 1	BB: 0	P: 19			LOB: 0	BB: 0	P: 14			LOB: 0	BB: 0	P: 11			LOB: 1	BB: 1	P: 14			LOB: 1	BB: 1	P: 14			LOB: 1	BB: 1	P: 20			LOB: 1	BB: 3	P: 26			LOB: 1	BB: 0	P: 9		

PITCHER	IP	WLS	BF	H	R	ER	SO	BB	IBB	HBP	BLK	WP	HR	S	P	ERA	WHIP
Roger Pavlik, R ERA: 3.78 (1, 1)	6.0	L	24	5	3	3	3	4	0	0	0	1	0	55	104	4.50	1.500
Ed Nunez, R ERA: 4.63 (7, 1)	0.2		4	1	1	1	0	1	0	0	0	0	0	8	15	13.50	3.000
Kenny Rogers, L ERA: 3.31 (7, 1)	0.1		1	0	0	0	0	0	0	0	0	0	0	1	1	0.00	0.000
Todd Burns, R ERA: 4.02 (8, 1)	1.0		4	1	0	0	0	0	0	0	0	0	0	6	9	0.00	1.000

AB R H RBI BB SO LOB

4 0 1 2 0 0 2

4 1 1 0 0 0 3

4 0 3 1 0 0 1

4 0 0 0 0 0 4

3 1 1 0 1 0 1

3 1 0 0 1 2 2

1 0 0 0 2 0 1

2 0 0 1 0 1 1

2 1 1 0 1 0 2

AB 27

R 4

H 7

RBI 4

BB 5

SO 3

LOB 17

WP: 1 PA: 33

PB: 0

SB: 0

CS: 1

1B: 4 SF: 1

2B: 4 SAC: 0

3B: 0 DP: 3

HR: 0 HBP: 0

Texas Rangers @ Detroit Tigers

Tiger Stadium, Detroit, MI

Wed Sep 16 1992, 7:05 PM EDT

Att: 11,188 - Cloudy - 78 F



livebaseballscorecards.com

Batter	1	2	3	4	5	6	7	8	9	AB R H RBI BB SO LOB	TOP											
Billy Hatcher, R (1, 7) OBP: 0.312, SLG: 0.351	4-1 CS BB		0-1 G4-3		0-0 G4-3		1-1 1B 1-3		2-1 FC6-4 1-2f 2-3	4 0 1 0 1 0 2												
Herm Winningham, L (1, 8) OBP: 0.260, SLG: 0.290	4-2 SAFE 1 SAFE SAFE BB 1-2		1-0 L7		2-3 K		2-2 1B 1-3 3-H		0-1 F9	4 0 1 1 1 1 2												
Bob Zupcic, R (1, 9) OBP: 0.324, SLG: 0.355	2-2 FC3-6 FC5-4 1-2f		2-0 E6 1B		1-2 G4-3		3-2 G5-3			3 1 0 0 0 0 1												
Phil Plantier, L (7, PH) OBP: 0.325, SLG: 0.350										1 0 0 0 0 0 2												
Tom Brunansky, R (1, 10) OBP: 0.353, SLG: 0.448	2-1 FC5-4 1-2f		1-2 1B 1-3		0-3 K		2-1 G6-3			4 0 1 0 0 1 1												
Scott Cooper, L (1, 5) OBP: 0.342, SLG: 0.359		0-1 G4-3 2B	1-1 1B 1-2 3-H		1-0 L3		1-0 G3			4 1 2 1 0 0 0												
John Valentin, R (1, 6) OBP: 0.342, SLG: 0.397		1-2 G4-3	1-3 K		3-1 F8		1-0 L8			4 0 0 0 0 1 3												
Steve Lyons, L (1, 3) OBP: 0.205, SLG: 0.214		1-2 G4-3		3-2 L7		0-1 G4-3		0-0 FC6-4 BB 1B		4 0 1 1 0 0 0												
Tim Naehring, R (1, 4) OBP: 0.272, SLG: 0.260		3-H 4-0 BB		2-3 K		1-0 FC6-4 1B		4-0 FC6-4 BB		2 0 1 0 2 1 0												
John Marzano, R (1, 2) OBP: 0.140, SLG: 0.170		3-2 G5-3		1-0 G4-3		0-1 FC6-4 1B 1-2f		1-3 K		3 1 0 0 0 0 2												
Mo Vaughn, L (9, PH) OBP: 0.327, SLG: 0.384										1 0 0 0 0 1 2												
Inning Stats	R: 0 E: 0 K: 0 S: 8	H: 0 LOB: 1 BB: 2 P: 20	R: 1 E: 0 K: 0 S: 12	H: 1 LOB: 1 BB: 1 P: 21	R: 1 E: 1 K: 1 S: 12	H: 2 LOB: 2 BB: 0 P: 18	R: 0 E: 0 K: 1 S: 8	H: 0 LOB: 0 BB: 0 P: 14	R: 0 E: 0 K: 1 S: 8	H: 0 LOB: 0 BB: 0 P: 11	R: 0 E: 0 K: 1 S: 6	H: 0 LOB: 0 BB: 0 P: 10	R: 1 E: 0 K: 0 S: 17	H: 3 LOB: 2 BB: 0 P: 24	R: 0 E: 0 K: 0 S: 4	H: 0 LOB: 0 BB: 0 P: 8	R: 0 E: 0 K: 1 S: 8	H: 1 LOB: 2 BB: 1 P: 15	1B: 6 2B: 1 3B: 0 HR: 0	SF: 0 SAC: 0 DP: 0 HBP: 0	WP: 0 PB: 0 SB: 0 CS: 1	PA: 38
PITCHER	IP WLS BF H R ER SO BB IBB HBP BLK WP HR S P ERA WHIP																					
John Doherty, R (1, 1) ERA: 3.53	6.2 W 29 6 3 2 4 3 0 0 0 0 0 0 66 110 2.70 1.350																					
Eric King, R (7, 1) ERA: 5.51	2.1 S 9 1 0 0 1 1 0 0 0 0 0 0 17 31 0.00 0.857																					

Boston Red Sox @ Detroit Tigers
Tiger Stadium, Detroit, MI
 Fri Sep 18 1992, 7:05 PM EDT
 Att. 14,951 - Cloudy - 76 F

livebaseballscorecards.com

AB	34
R	3
H	7
RBI	3
BB	4
SO	5
LOB	15



BOTTOM

Boston Red Sox @ Detroit Tigers
Tiger Stadium, Detroit, MI
Fri Sep 18 1992, 7:05 PM EDT
Att. 14,951 - Cloudy - 76 F

livebaseballscorecards.com

AB	34
R	10
H	13
RBI	10
BB	7
SO	4
LOB	17



WP:	0	PA:	41
PB:	0		
SB:	0		
CS:	0		

AB	R	H	RBI	BB	SO	LOB
4	2	2	1	1	0	1
4	1	2	5	1	0	1
4	0	0	0	1	0	2
4	1	2	2	1	1	0
5	0	1	0	0	1	5
2	2	2	1	2	0	0
4	0	0	0	0	2	4
4	2	2	0	0	0	2
3	2	2	1	1	0	2
1B: 7	SF: 0					
2B: 3	SAC: 0					
3B: 0	DP: 2					
HR: 3	HBP: 0					

Batter	1	2	3	4	5	6	7	8	9
Tony Phillips, S OBP: 0.391, SLG: 0.401 (1, 4)	2-2 HR 1B	0-1 HR 1B		1-1 F8		1-1 G6-4-3 1-2f		4-0 2B IBB	
Lou Whitaker, L OBP: 0.396, SLG: 0.477 (1, 10)	1 SAFE F7	1-0 HR		3-2 G6-3			4-1 BB BB	1-0 1B 2B 1-H 2-H 3-H	
Travis Fryman, R OBP: 0.318, SLG: 0.436 (1, 6)	2-0 L5	1-0 G5-3		2-0 F9			1-2 L9	4-2 1B BB	
Cecil Fielder, R OBP: 0.326, SLG: 0.463 (1, 3)	2-2 HR	2-3 K		2-2 F9			4-2 G6-4-3 BB	0-0 FC5-4 1B 1-2 2-3	
Mickey Tettleton, S OBP: 0.375, SLG: 0.465 (1, 2)	2-3 K		0-1 2B	2-1 F9			2-0 G6-4-3 1-2f	0-0 FC5-4 1-2f	
Rob Deer, R OBP: 0.332, SLG: 0.548 (1, 9)		4-2 1B BB	4-1 BB	1-0 FC5-4 1B			2-2 HR		
Dan Gladden, R OBP: 0.305, SLG: 0.361 (1, 8)		1-3 K	1-3 K	1-2 FC5-4 1-2f			0-1 G3		
Mark Carreon, R OBP: 0.281, SLG: 0.355 (1, 7)		1-0 1B 1B	0-0 L5	2-0 P4			1-1 2B 1B		
Skeeter Barnes, R OBP: 0.329, SLG: 0.417 (1, 5)		1-0 1B HR 1B	3-2 G6-3	4-2 G6-4-3 BB			1-0 2B 2B		

Inning Stats	R	H	E	K	S	R	H	E	K	S
	2	2	0	14	23	5	4	0	2	26
	0	1	0	1	18	0	1	0	1	18
	0	0	0	6	12	0	0	0	0	12
	0	1	0	10	16	0	1	0	0	16
	0	0	0	7	14	0	0	0	1	14
	0	0	0	10	21	3	5	0	13	26

PITCHER	IP	WLS	BF	H	R	ER	SO	BB	IBB	HBP	BLK	WP	HR	S	P	ERA	WHIP
John Dopson, R ERA: 4.06 (1, 1)	2.0	L	13	6	7	7	3	1	0	0	0	0	2	30	49	31.50	3.500
Matt Young, L ERA: 4.66 (3, 1)	4.0		16	2	0	0	1	3	0	0	0	0	0	34	65	0.00	1.250
Daryl Irvine, R ERA: 5.4 (7, 1)	1.1		8	3	3	3	0	1	1	0	0	0	1	17	32	20.25	3.000
Tony Fossas, L ERA: 2.67 (8, 1)	0.2		4	2	0	0	0	1	0	0	0	0	0	5	10	0.00	4.500

PITCHER	IP	WLS	BF	H	R	ER	SO	BB	IBB	HBP	BLK	WP	HR	S	P	ERA	WHIP
John Dopson, R ERA: 4.06 (1, 1)	2.0	L	13	6	7	7	3	1	0	0	0	0	2	30	49	31.50	3.500
Matt Young, L ERA: 4.66 (3, 1)	4.0		16	2	0	0	1	3	0	0	0	0	0	34	65	0.00	1.250
Daryl Irvine, R ERA: 5.4 (7, 1)	1.1		8	3	3	3	0	1	1	0	0	0	1	17	32	20.25	3.000
Tony Fossas, L ERA: 2.67 (8, 1)	0.2		4	2	0	0	0	1	0	0	0	0	0	5	10	0.00	4.500

Batter	1	2	3	4	5	6	7	8	9	AB R H RBI BB SO LOB	TOP											
Billy Hatcher, R (1, 7) OBP: 0.311, SLG: 0.352	0-0 G6-3		1-2 F9			1-1 F9 SF8 2B		1-0 G6-3		4 1 1 0 0 0 1												
Tony Peña, R (1, 2) OBP: 0.285, SLG: 0.307	2-1 1B		2-2 P3			3-2 F9 2-3		0-1 F8		4 0 1 0 0 0 2												
Bob Zupcic, R (1, 8) OBP: 0.324, SLG: 0.354	1-0 1B			1-1 F9		0-0 SF8		3-2 F7		3 0 1 1 0 0 0												
Tom Brunansky, R (1, 9) OBP: 0.351, SLG: 0.444	2-1 F8			1-2 P3		3-0 F9		0-1 G5-3		4 0 0 0 0 0 1												
Eric Wedge, R (1, 10) OBP: 0.383, SLG: 0.429		3-2 P5		4-1 BB		3-2 F7		4-1 FC6 BB		2 0 0 0 2 0 0												
Steve Lyons, L (9, PR) OBP: 0.205, SLG: 0.214										0 0 0 0 0 0 0												
Jody Reed, R (1, 4) OBP: 0.325, SLG: 0.323		1-2 G4-3		0-1 G4-3		2-2 G6-3		0-0 FC6	1 SAFE	4 0 0 0 0 0 2												
Mo Vaughn, L (1, 3) OBP: 0.324, SLG: 0.380		1-2 G3-1			2-3 K		1-1 P1			3 0 0 0 0 1 0												
John Valentin, R (1, 6) OBP: 0.342, SLG: 0.391			2-2 SH1-4 HBP		2-2 G5-3		3-1 P4			2 0 0 0 0 0 0												
Tim Lincecum, R (1, 5) OBP: 0.275, SLG: 0.282			1-0 SH1-4		2-1 P9		2-2 HR			2 1 1 1 0 0 0												
Inning Stats	R: 0 E: 0 K: 0 S: 6	H: 2 LOB: 1 BB: 0 P: 11	R: 0 E: 0 K: 0 S: 9	H: 0 LOB: 0 BB: 0 P: 14	R: 0 E: 0 K: 0 S: 11	H: 0 LOB: 1 BB: 0 P: 17	R: 0 E: 0 K: 0 S: 8	H: 0 LOB: 1 BB: 1 P: 14	R: 0 E: 0 K: 0 S: 9	H: 0 LOB: 0 BB: 0 P: 15	R: 1 E: 0 K: 0 S: 7	H: 1 LOB: 0 BB: 0 P: 14	R: 0 E: 0 K: 0 S: 9	H: 0 LOB: 0 BB: 0 P: 15	R: 1 E: 0 K: 0 S: 8	H: 1 LOB: 0 BB: 0 P: 14	R: 0 E: 0 K: 0 S: 7	H: 0 LOB: 1 BB: 1 P: 14	1B: 2 2B: 1 3B: 0 HR: 1	SF: 1 SAC: 1 DP: 0 HBP: 1	WP: 0 PB: 0 SB: 0 CS: 0	PA: 33
PITCHER Frank Tanana, L (1, 1) ERA: 4.08	IP: 9.0 WLS: W BF: 33 H: 4 R: 2 ER: 2 SO: 1 BB: 2 IBB: 0 HBP: 1 BLK: 0 WP: 0 HR: 1 S: 74 P: 128 ERA: 2.00 WHIP: 0.667											PITCHER IP: WLS: BF: H: R: ER: SO: BB: IBB: HBP: BLK: WP: HR: S: P: ERA: WHIP:										

Boston Red Sox @ Detroit Tigers
Tiger Stadium, Detroit, MI
 Sat Sep 19 1992, 3:33 AM EDT
 Att. 18,613 - Cloudy - 63 F

livebaseballscorecards.com

AB 28
R 2
H 4
RBI 2
BB 2
SO 1
LOB 6



Batter	1	2	3	4	5	6	7	8	9	AB R H RBI BB SO LOB	TOP											
Billy Hatcher, R (1, 7) OBP: 0.313, SLG: 0.353	1-2 G1-6-3 1B		0-0 P2		0-1 F8		1-0 FC5-4 1B		2-1 G3-1	5 0 2 0 0 0 2	Boston Red Sox @ Detroit Tigers Tiger Stadium, Detroit, MI Sun Sep 20 1992, 3:33 AM EDT Att. 18,459 - Cloudy - 66 F											
Tony Peña, R (1, 2) OBP: 0.282, SLG: 0.303	0-1 G1-6-3 1-2f		2-2 G3-1		0-0 G6-3		0-0 FC5-4 1-2f		1-1 G1-3	5 0 0 0 0 0 4												
Scott Cooper, L (1, 5) OBP: 0.343, SLG: 0.368	1-0 P6			1-0 HR		4-1 F9 WP BB		0-0 G4-3	0-0 G3-1	4 1 1 1 1 0 0												
Tom Brunansky, R (1, 9) OBP: 0.350, SLG: 0.441		2-1 F9		2-1 P5		4-1 SAFE BB		3-1 F7		3 0 0 0 1 0 0												
Phil Plantier, L (1, 10) OBP: 0.325, SLG: 0.349		1-2 L3		2-1 F8		1-0 F9		1-0 1B 1B		4 1 1 0 0 0 2												
Bob Zupcic, R (1, 8) OBP: 0.325, SLG: 0.356		1-1 1B		2-0 L8		1 SAFE 1-3 3-H		1-0 1B 1B		4 1 2 0 0 1 2												
Steve Lyons, L (1, 3) OBP: 0.229, SLG: 0.283		1-1 F9			2-0 E 3B		1-0 F9	1-2 1B 1-3 2-H 1B		4 1 2 1 0 0 1												
John Valentin, R (1, 6) OBP: 0.352, SLG: 0.423			0-1 G6-3		3-2 E6 1B 3-H		0-0 HR	2-2 1B 1-3 3-H 1B		4 1 3 3 0 0 0												
Tim Naehring, R (1, 4) OBP: 0.274, SLG: 0.288			3-2 2B		3-2 G6-3		1-0 L8	2-2 G6-3		4 0 1 0 0 0 3												
Inning Stats	R: 0 E: 0 K: 0 S: 7	H: 1 LOB: 0 BB: 0 P: 9	R: 0 E: 0 K: 0 S: 9	H: 1 LOB: 1 BB: 0 P: 14	R: 0 E: 0 K: 0 S: 10	H: 1 LOB: 1 BB: 0 P: 15	R: 1 E: 0 K: 0 S: 6	H: 1 LOB: 0 BB: 0 P: 13	R: 1 E: 1 K: 0 S: 13	H: 2 LOB: 1 BB: 0 P: 19	R: 0 E: 0 K: 1 S: 7	H: 0 LOB: 1 BB: 2 P: 17	R: 1 E: 0 K: 0 S: 5	H: 2 LOB: 1 BB: 0 P: 8	R: 2 E: 0 K: 0 S: 14	H: 4 LOB: 2 BB: 0 P: 24	R: 0 E: 0 K: 0 S: 5	H: 0 LOB: 0 BB: 0 P: 8	1B: 8 2B: 1 3B: 1 HR: 2	SF: 0 SAC: 0 DP: 1 HBP: 0	WP: 1 PB: 0 SB: 0 CS: 0	PA: 39
PITCHER	IP WLS BF H R ER SO BB IBB HBP BLK WP HR S P ERA WHIP												IP WLS BF H R ER SO BB IBB HBP BLK WP HR S P ERA WHIP									
Bill Gullickson, R (1, 1) ERA: 4.04	7.2 L 34 11 5 5 1 2 0 0 0 1 2 65 109 5.87 1.696																					
John Kiely, R (8, 1) ERA: 2.25	1.1 5 1 0 0 0 0 0 0 0 0 0 11 18 0.00 0.750																					

livebaseballscorecards.com

AB	37
R	5
H	12
RBI	5
BB	2
SO	1
LOB	14



BOTTOM

Boston Red Sox @ Detroit Tigers
Tiger Stadium, Detroit, MI
Sun Sep 20 1992, 3:33 AM EDT
Att. 18,459 - Cloudy - 66 F

livebaseballscorecards.com

AB 35
R 4
H 8
RBI 3
BB 8
SO 6
LOB 19



WP: 1 PA: 43
PB: 0
SB: 0
CS: 0

AB R H RBI BB SO LOB


5	1	1	0	0	1	3
4	0	0	0	1	1	0
4	2	2	0	1	0	2
5	1	1	1	0	1	4
3	0	2	1	2	0	0
3	0	0	0	0	0	5
1	0	0	0	0	0	0
1	0	1	1	0	0	0
3	0	0	0	0	1	0
2	0	1	0	0	1	2
2	0	0	0	1	1	0
0	0	0	0	1	0	0
1	0	0	0	2	0	1
1	0	0	0	0	0	2

1B: 5 SF: 0
2B: 3 SAC: 0
3B: 0 DP: 0
HR: 0 HBP: 0

Batter	1	2	3	4	5	6	7	8	9
Tony Phillips, S OBP: 0.392, SLG: 0.400 (1, 4)	K	F8		P7		G4-3			FC3-6 BB WP 1B
Dan Gladden, R OBP: 0.304, SLG: 0.357 (1, 8)	K		P7		G5-3		F7		FC3-6 BB 1-2
Travis Fryman, R OBP: 0.320, SLG: 0.434 (1, 6)	2B		G5-3 2B BB		FC6-4 1B		L8		P3
Cecil Fielder, R OBP: 0.325, SLG: 0.461 (1, 3)	2B		G5-3		FC6-4 1B		K		FC3-6 WP 1B
Rob Deer, R OBP: 0.334, SLG: 0.546 (1, 9)	BB		2B		1B		P3		1B BB 1-2
Mark Carreon, R OBP: 0.275, SLG: 0.347 (1, 7)	P4		P7		P6		G3-1		1B 1-3 2-H
Dave Bergman, L OBP: 0.296, SLG: 0.263 (8, PH)									
Phil Clark, R OBP: 0.472, SLG: 0.511 (9, PH)									
Skeeter Barnes, R OBP: 0.323, SLG: 0.408 (1, 5)		P6		G5-3		K		2B	K
Scott Livingstone, L OBP: 0.310, SLG: 0.339 (8, PH)									
Rich Rowland, R OBP: 0.333, SLG: 0.143 (1, 10)	P4		K		G2-3 BB				
Lou Whitaker, L OBP: 0.398, SLG: 0.474 (8, PH)								BB	
Chad Kreuter, S OBP: 0.306, SLG: 0.326 (1, 2)						G2-3			
Mickey Tettleton, S OBP: 0.372, SLG: 0.460 (8, PH)								F7	

R: 1 H: 2 E: 0 LOB: 2 K: 2 BB: 1 S: 12 P: 21	R: 0 H: 0 E: 0 LOB: 1 K: 0 BB: 1 S: 10 P: 22	R: 1 H: 1 E: 0 LOB: 1 K: 0 BB: 1 S: 10 P: 19	R: 0 H: 0 E: 0 LOB: 1 K: 1 BB: 1 S: 8 P: 13	R: 0 H: 2 E: 0 LOB: 2 K: 0 BB: 0 S: 11 P: 15	R: 0 H: 0 E: 0 LOB: 1 K: 1 BB: 1 S: 8 P: 14	R: 0 H: 0 E: 0 LOB: 0 K: 1 BB: 0 S: 9 P: 12	R: 0 H: 1 E: 0 LOB: 2 K: 0 BB: 1 S: 15 P: 26	R: 2 H: 2 E: 0 LOB: 2 K: 1 BB: 2 S: 13 P: 25
---	---	---	--	---	--	--	---	---

PITCHER	IP	WLS	BF	H	R	ER	SO	BB	IBB	HBP	BLK	WP	HR	S	P	ERA	WHIP
Frank Viola, L ERA: 3.64 (1, 1)	7.0		31	5	2	2	5	5	0	0	0	0	0	68	116	2.57	1.429
Paul Quantrill, R ERA: 2.56 (8, 1)	1.0		7	2	2	2	0	2	0	0	0	0	0	18	33	18.00	4.000
Greg Harris, R ERA: 2.71 (9, 1)	0.2	S	3	0	0	0	0	1	0	0	0	1	0	5	11	0.00	1.500
Tony Fossas, L ERA: 2.63 (9, 1)	0.1		2	1	0	0	1	0	0	0	0	0	0	5	7	0.00	3.000

Batter	1	2	3	4	5	6	7	8	9	10	AB R H RBI BB SO LOB	TOP										
Billy Hatcher, R OBP: 0.308, SLG: 0.348 (1, 7) F X	0-1 G4-3		3-2 G1-3		2-3 K			0-3 K	0-1 L6-4		5 0 0 0 0 2 4											
Bob Zupcic, R OBP: 0.321, SLG: 0.351 (1, 8) B	1-3 K		0-0 FC5			1-1 L6		2-2 G6-3		0-1 G4-3	5 0 0 0 0 1 1											
Scott Cooper, L OBP: 0.344, SLG: 0.370 (1, 5) B	3-2 F8			0-1 F7		1-1 2B		0-0 G4-3		4-2 BB 1B	4 1 1 0 1 0 0											
Eric Wedge, R OBP: 0.381, SLG: 0.442 Herm Winningham, L OBP: 0.267, SLG: 0.296 (1, 10) (9, PH) F X		1-3 K		1-0 G5-3		2-2 2B			2-1 2B WP 1B	3-2 BB 1B	3 0 1 1 0 1 0 2 1 2 0 0 0 0											
Phil Plantier, L OBP: 0.326, SLG: 0.351 (1, 9) B		1-2 P6		4-0 BB		3-3 K			0-2 WP HR 2B	2-2 F7	4 1 1 0 1 1 3											
Jody Reed, R OBP: 0.324, SLG: 0.321 Mo Vaughn, L OBP: 0.326, SLG: 0.391 Tim Lincecum, R OBP: 0.278, SLG: 0.288 (1, 4) (9, PH) (9, 4) F X		1-2 L9		1-2 G4-3		2-0 P3			3-1 HR	4-0 BB	3 0 0 0 0 0 2 1 1 1 2 0 0 0 0 0 0 0 1 0 0											
Steve Lyons, L OBP: 0.235, SLG: 0.286 Tom Brunansky, R OBP: 0.350, SLG: 0.440 (1, 3) (9, PH) (9, 3) M B X			1-1 G3		3-2 G6-3 1B		1-0 G4-3		4-0 L6-4 SH1-4 BB	2-2 F9	3 0 1 0 0 0 0 1 0 0 0 1 0 3	AB 37 R 5 H 9 RBI 4 BB 5 SO 5 LOB 15										
John Valentin, R OBP: 0.352, SLG: 0.441 (1, 6) B			3-1 HR		3-2 G6-3		1-0 G5-3		0-0 SH1-4		3 1 1 1 0 0 1											
John Flaherty, R OBP: 0.242, SLG: 0.241 Wade Boggs, L OBP: 0.354, SLG: 0.362 Tony Peña, R OBP: 0.282, SLG: 0.303 (1, 2) (9, PH) (9, PR) (9, 2) X			0-0 FC5 G1-3 1B		2-2 G6-3		1-2 G6-3		4-0 IBB		3 0 1 0 0 0 1 0 0 0 0 1 0 0 0 0 0 0 0 0 0											
Inning Stats	R: 0 E: 0 K: 1 S: 12	H: 0 LOB: 0 BB: 0 P: 16	R: 0 E: 0 K: 1 S: 9	H: 0 LOB: 0 BB: 0 P: 12	R: 1 E: 0 K: 0 S: 9	H: 2 LOB: 1 BB: 0 P: 16	R: 0 E: 0 K: 1 S: 14	H: 1 LOB: 1 BB: 0 P: 24	R: 1 E: 0 K: 1 S: 13	H: 2 LOB: 1 BB: 0 P: 22	R: 0 E: 0 K: 1 S: 7	H: 0 LOB: 0 BB: 0 P: 9	R: 0 E: 0 K: 1 S: 7	H: 0 LOB: 0 BB: 0 P: 9	R: 3 E: 0 K: 0 S: 10	H: 3 LOB: 1 BB: 2 P: 23	R: 0 E: 0 K: 0 S: 14	H: 1 LOB: 3 BB: 2 P: 29	1B: 4 2B: 4 3B: 0 HR: 2	SF: 0 SAC: 1 DP: 1 HBP: 0	WP: 1 PB: 0 SB: 0 CS: 0	PA: 43
PITCHER	IP WLS BF H R ER SO BB IBB HBP BLK WP HR S P ERA WHIP																					
Dave Haas, R ERA: 3.35 (1, 1)	7.0			5	2	2	4	1	0	0	0	0	0	1	1	14	21	27.00	3.000			
Mike Henneman, R ERA: 4.11 (8, 1)	1.0		6	3	3	3	1	0	0	0	0	0	0	0	0	4	∞	∞				
Mike Munoz, L ERA: 3.22 (9, 1)	0.0	W	1	0	0	0	0	1	0	0	0	0	0	0	0	4	∞	∞				
Mark Leiter, R ERA: 4.49 (9, 1)	2.0		9	1	0	0	0	2	1	0	0	0	0	0	0	17	36	0.00	1.500			

Boston Red Sox @ Detroit Tigers
Tiger Stadium, Detroit, MI
Mon Sep 21 1992, 7:05 PM EDT
Att. 9,558 - Cloudy - 73 F

livebaseballscorecards.com

Batter	1	2	3	4	5	6	7	8	9	10	11	12	AB	R	H	RBI	BB	SO	LOB	TOP						
Tony Phillips, S OBP: 0.392, SLG: 0.399 Mike Henneman, R (9, 1) Chad Kreuter, S (12, PH) OBP: 0.304, SLG: 0.324 Scott Aldred, L (12, 1) John Kiely, R (12, 1)	1-1 2B		1-0 G3		4-0 HR		0-2 G4-3		1-0 HBP			2-2 F7	3	2	1	0	1	0	0							
Lou Whitaker, L OBP: 0.396, SLG: 0.480	2-2 F9 2-H 2B		2-2 1B		2-2 HR		2-2 F9		1-2 G3			2-1 FC4-6	6	1	3	3	0	0	2							
Travis Fryman, R OBP: 0.316, SLG: 0.427	0-1 F9 2-3		2-1 F8		1-1 P2		0-1 G5-3				2-1 G6-3		2-2 F9	6	0	0	0	0	3							
Cecil Fielder, R OBP: 0.326, SLG: 0.457 (1, 10) (9, 3)	2-3 K			0-0 G6-3		4-1 BB		2-3 K			3-2 P3			4	0	0	0	1	2	1						
Mickey Tettleton, S OBP: 0.372, SLG: 0.455 (1, 2)	0-3 K			4-1 BB		3-3 K		2-1 P5			0-0 P6			4	0	0	0	1	2	2						
Rob Deer, R OBP: 0.328, SLG: 0.533 (1, 9)		0-1 F7		1-2 P4		0-0 L7		2-2 F8			1-2 F8			5	0	0	0	0	1							
Dave Bergman, L OBP: 0.295, SLG: 0.256 Dan Gladden, R (9, PH) (9, 8)		0-3 K		4-1 BB		0-1 P5			2-2 F8 SF9 2B		2-2 F9			2	0	0	0	1	1	0						
Mark Carreon, R OBP: 0.274, SLG: 0.354 (1, 7)		1-0 P6		3-3 K		2-1 P6			2-1 F8		1-0 F8			5	0	0	0	0	1	3						
Scott Livingstone, L OBP: 0.313, SLG: 0.364 (1, 5)			0-0 F8		1-2 F9		1-2 HR			3-2 SF9				4	1	2	2	0	0	0						
												1-0 FC4-6 1B														
Inning Stats	R: 1 E: 0 K: 2 S: 14	H: 2 LOB: 1 BB: 0 P: 19	R: 0 E: 0 K: 1 S: 6	H: 0 LOB: 0 BB: 0 P: 7	R: 0 E: 0 K: 1 S: 8	H: 0 LOB: 2 BB: 2 P: 25	R: 0 E: 0 K: 1 S: 12	H: 0 LOB: 1 BB: 2 P: 27	R: 0 E: 0 K: 0 S: 5	H: 0 LOB: 0 BB: 0 P: 7	R: 1 E: 0 K: 0 S: 12	H: 1 LOB: 0 BB: 0 P: 15	R: 0 E: 0 K: 1 S: 10	H: 0 LOB: 0 BB: 0 P: 16	R: 1 E: 0 K: 0 S: 15	H: 1 LOB: 1 BB: 0 P: 24	R: 0 E: 0 K: 0 S: 7	H: 0 LOB: 0 BB: 0 P: 12	R: 0 E: 0 K: 0 S: 7	H: 0 LOB: 0 BB: 0 P: 11	R: 0 E: 0 K: 0 S: 11	H: 1 LOB: 1 BB: 0 P: 18	1B: 2 2B: 3 3B: 0 HR: 2	SF: 1 SAC: 0 DP: 0 HBP: 1	WP: 0 PB: 0 SB: 1 CS: 0	PA: 48
PITCHER	IP	WLS	BF	H	R	ER	SO	BB	IBB	HBP	BLK	WP	HR	S	P	ERA	WHIP									
Sam Millitello, R ERA: 2.92 (1, 1)	6.0		26	4	3	3	5	4	0	0	0	0	1	58	98	4.50	1.333									
Rich Monteleone, R ERA: 3.21 (7, 1)	2.0		7	1	1	1	1	0	0	0	0	0	1	22	31	4.50	0.500									
Curt Young, L ERA: 4.29 (9, 1)	1.0		5	1	1	1	0	0	0	1	0	0	0	15	24	9.00	1.000									
Russ Springer, R ERA: 6.28 (10, 1)	2.1		8	1	0	0	0	0	0	0	0	0	0	19	31	0.00	0.429									
Greg Cadaret, L ERA: 4.29 (12, 1)	0.1		1	0	0	0	0	0	0	0	0	0	0	2	4	0.00	0.000									
PITCHER	IP	WLS	BF	H	R	ER	SO	BB	IBB	HBP	BLK	WP	HR	S	P	ERA	WHIP									
Steve Farr, R ERA: 1.69 (12, 1)	0.1		1	0	0	0	0	0	0	0	0	0	0	1	6	0.00	0.000									

Detroit Tigers @ New York Yankees
Yankee Stadium, Bronx, NY
Tue Sep 22 1992, 3:33 AM EDT
Cloudy - 71 F

livebaseballscorecards.com

AB	42
R	5
H	7
RBI	5
BB	4
SO	6
LOB	13



Batter	1	2	3	4	5	6	7	8	9	10	11	12	AB R H RBI BB SO LOB	
Bernie Williams, S OBP: 0.347, SLG: 0.415	1-3 K	1-1 SH5-4		1-0 G4-3			0-3 K		0-0 G1-3 2-H 2B		1-2 G3-1		5 0 1 1 0 2 0	
Randy Velarde, R OBP: 0.347, SLG: 0.405	3-2 BB 1B 1B	3-2 SF8			0-1 G5-3		3-1 G4-3		2-0 G1-3 2-3		4-2 BB		4 1 1 1 1 0 2	
Don Mattingly, L OBP: 0.333, SLG: 0.430	0-1 1B SF8 1B	1-0 G4-3			1-0 P6			2-3 K				1-0 L9	5 1 1 0 1 1 2	
Danny Tartabull, R OBP: 0.407, SLG: 0.495	4-0 SF8 1B BB			3-1 G5-3			0-1 WP G2-3 1B		0-0 F8			1-1 SH5-4 SF7 2B	5 0 2 0 1 0 2 0 1 0 0 0 0 0	
Gerald Williams, R OBP: 0.400, SLG: 0.500														
Mel Hall, L OBP: 0.309, SLG: 0.426	0-0 1B			1-0 F8			0-0 P5		3-2 G2-3		3-2 F7		4-0 SH5-4 IBB	5 0 1 1 1 0 1
Kevin Maas, L OBP: 0.395, SLG: 0.409	2-2 SF8			3-2 1B			3-0 G4-3		4-0 WP IBB		3-3 K		0-1 SH5-4	2 0 1 1 0 0 0 0 0 0 0 0 0 0 1 0 0 0 1 1 0 0 0 0 0 0 0 0
Jim Leyritz, R OBP: 0.337, SLG: 0.441														
J.T. Snow, L OBP: 0.339, SLG: 0.351	2-3 3-H													
Andy Stankiewicz, R OBP: 0.339, SLG: 0.351														
Mike Stanley, R OBP: 0.370, SLG: 0.442	3-2 F9			1-0 F8			2-1 G5-3		3-3 K		2-2 1B		4-0 IBB	4 0 0 0 0 1 5 1 0 1 0 1 0 0
Matt Nokes, L OBP: 0.290, SLG: 0.405														
Charlie Hayes, R OBP: 0.298, SLG: 0.406														
Pat Kelly, R OBP: 0.300, SLG: 0.377														
Roberto Kelly, R OBP: 0.321, SLG: 0.391		1-0 SH5-4 1B SF8 1B		1-3 K			2-0 K		1-1 SH3 2B 1B		2-2 P2		1-2 SF7	4 2 3 1 0 1 0 1 1 0 0 0 0 1 0 0 0 1 0 0 0
Mike Gallego, R OBP: 0.341, SLG: 0.364		0-2 SH5-4 1B		1-3 K			0-0 P5		0-0 SH3		1-2 G6-3			4 0 1 0 0 1 0


Inning Stats	R: 2	H: 3	E: 0	LOB: 2	K: 1	S: 17	R: 1	H: 2	E: 0	LOB: 1	K: 0	S: 10	R: 0	H: 1	E: 0	LOB: 1	K: 0	S: 8	R: 0	H: 0	E: 0	LOB: 0	K: 2	S: 7	R: 0	H: 0	E: 0	LOB: 0	K: 0	S: 4	R: 0	H: 0	E: 0	LOB: 0	K: 0	S: 4	R: 1	H: 1	E: 0	LOB: 0	K: 1	S: 7	R: 0	H: 1	E: 0	LOB: 2	K: 2	S: 13	R: 1	H: 2	E: 0	LOB: 2	K: 0	S: 6	R: 0	H: 1	E: 0	LOB: 1	K: 1	S: 13	R: 0	H: 0	E: 0	LOB: 2	K: 0	S: 12	R: 1	H: 1	E: 0	LOB: 2	K: 0	S: 7	R: 1	H: 1	E: 0	LOB: 2	K: 0	S: 17	1B: 9	SF: 3	2B: 2	SAC: 3	3B: 0	DP: 0	HR: 1	HBP: 0	WP: 1	PA: 53
--------------	------	------	------	--------	------	-------	------	------	------	--------	------	-------	------	------	------	--------	------	------	------	------	------	--------	------	------	------	------	------	--------	------	------	------	------	------	--------	------	------	------	------	------	--------	------	------	------	------	------	--------	------	-------	------	------	------	--------	------	------	------	------	------	--------	------	-------	------	------	------	--------	------	-------	------	------	------	--------	------	------	------	------	------	--------	------	-------	-------	-------	-------	--------	-------	-------	-------	--------	-------	--------

PITCHER	IP	WLS	BF	H	R	ER	SO	BB	IBB	HBP	BLK	WP	HR	S	P	ERA	WHIP
Walt Terrell, R ERA: 5.27	(1, 1)	7.0	29	7	4	4	4	1	0	0	0	0	1	57	98	5.14	1.143
Mike Munoz, L ERA: 3.18	(8, 1)	0.2	3	1	0	0	1	0	0	0	0	0	0	10	15	0.00	1.500
Kurt Knudsen, R ERA: 4.38	(8, 1)	0.1	2	0	0	0	1	0	1	0	0	1	0	3	10	0.00	0.000
Mike Henneman, R ERA: 4.06	(9, 1)	3.0	14	3	1	1	1	1	1	0	0	0	0	31	55	3.00	1.333
Scott Aldred, L ERA: 7.06	(12, 1)	0.1	L	4	1	1	0	0	2	0	0	0	0	4	13	27.00	3.000

DETROIT TIGERS @ NEW YORK YANKEES
Yankee Stadium, Bronx, NY
 Tue Sep 22 1992, 3:33 AM EDT
 Cloudy - 71 F

livebaseballscorecards.com

AB	41
R	6
H	12
RBI	6
BB	6
SO	7
LOB	13



Batter	1	2	3	4	5	6	7	8	9	AB R H RBI BB SO LOB	TOP																
Tony Phillips, S (1, 4) OBP: 0.390, SLG: 0.397	0-2 G4-3		2-2 E6 E		0-0 G4-3		1-0 1B		0-0 G4-6-3	5 1 1 0 0 0 3																	
Lou Whitaker, L (1, 10) OBP: 0.395, SLG: 0.478	1-2 F9		1-2 E1 1B FC6-4 1B		0-1 F9		1-0 G4-3			4 1 1 1 0 0 3																	
Travis Fryman, R (1, 6) OBP: 0.316, SLG: 0.426	0-1 F9		1-1 FC6-4 1B		2-3 K			0-0 F7		4 0 1 0 0 1 1																	
Cecil Fielder, R (1, 3) OBP: 0.327, SLG: 0.457		2-2 HR 1B	3-0 FC6-4 G5-4-3 1B		0-1 G5-4-3 1B		0-2 F9			4 1 2 1 0 0 1																	
Rob Deer, R (1, 9) OBP: 0.328, SLG: 0.533		2-1 F8	2-2 G5-4-3		0-3 K		1-2 2B			4 0 1 0 0 1 3																	
Dan Gladden, R (1, 8) OBP: 0.304, SLG: 0.359		1-2 P4		0-0 E6 G6-4-3		0-1 G5-4-3		1-0 F8		4 0 0 0 0 0 3																	
Mark Carreon, R (1, 7) OBP: 0.273, SLG: 0.362		0-0 HR		1-2 G6-4-3		2-2 G5-3		2-2 F7		4 1 1 2 0 0 1																	
Scott Livingstone, L (1, 5) OBP: 0.314, SLG: 0.363		0-0		2-0 G4-3		0-2 F8		1-1 1B 1B		3 0 1 0 0 0 0 1 0 1 0 0 0 0																	
Dave Bergman, L (9, PH) OBP: 0.299, SLG: 0.260																											
Chad Kreuter, S (1, 2) OBP: 0.313, SLG: 0.333		2-1 F8			0-0 G4-3 1B		0-0 1B		2-2 G4-6-3 1B	4 0 3 0 0 0 1																	
Inning Stats	R: 0 E: 0 K: 0 S: 8	H: 0 LOB: 0 BB: 0 P: 9	R: 2 E: 0 K: 0 S: 12	H: 3 LOB: 1 BB: 0 P: 19	R: 2 E: 2 K: 0 S: 14	H: 2 LOB: 0 BB: 0 P: 23	R: 0 E: 1 K: 0 S: 5	H: 0 LOB: 0 BB: 0 P: 8	R: 0 E: 0 K: 1 S: 7	H: 1 LOB: 1 BB: 0 P: 9	R: 0 E: 0 K: 1 S: 7	H: 1 LOB: 0 BB: 0 P: 7	R: 0 E: 0 K: 0 S: 11	H: 2 LOB: 2 BB: 0 P: 15	R: 0 E: 0 K: 0 S: 8	H: 1 LOB: 1 BB: 0 P: 10	R: 0 E: 0 K: 0 S: 10	H: 2 LOB: 1 BB: 0 P: 15	1B: 10 2B: 1 3B: 0 HR: 1	SF: 0 SAC: 0 DP: 4 HBP: 0	WP: 0 PB: 0 SB: 0 CS: 0	PA: 37					
PITCHER	IP WLS BF H R ER SO BB IBB HBP BLK WP HR S P ERA WHIP																										
Scott Sanderson, R (1, 1) ERA: 4.49	4.0		17	5	4	2	0	0	0	0	0	0	1	39	59	4.50	1.250										
John Habyan, R (5, 1) ERA: 3.95	3.0	W	12	4	0	0	2	0	0	0	0	0	0	25	31	0.00	1.333										
Tim Burke, R (8, 1) ERA: 4.15	1.0		4	1	0	0	0	0	0	0	0	0	0	8	10	0.00	1.000										
Steve Farr, R (9, 1) ERA: 1.65	1.0	S	4	2	0	0	0	0	0	0	0	0	0	10	15	0.00	2.000										

Detroit Tigers @ New York Yankees
 Yankee Stadium, Bronx, NY
 Tue Sep 22 1992, 7:05 PM EDT
 Att. 13,001 - Cloudy - 76 F

livebaseballscorecards.com

AB	37
R	4
H	12
RBI	4
BB	0
SO	2
LOB	16



Batter	1	2	3	4	5	6	7	8	9
Bernie Williams, S (1, 8) OBP: 0.353, SLG: 0.424	3-2 1B 2B	0-0 1B 1B 3-H		0-1 G1-4-3		1-1 F7		1-0 1B CS	
Roberto Kelly, R (1, 7) OBP: 0.323, SLG: 0.392	3-2 2B 1B	1-0 S 1B		0-1 G6-3		2-1 F9		4-0 BB	
Don Mattingly, L (1, 10) OBP: 0.332, SLG: 0.427	1-0 F9	1-3 K		0-1 P6		4-0 HR BB		0-2 F9	
Matt Nokes, L (1, 2) OBP: 0.294, SLG: 0.427	0-0 1B 2B	0-2 F9		0-0 HR		1-0 HR 1-H		1-0 G3	
J.T. Snow, L (1, 3) OBP: 0.353, SLG: 0.427	0-2 L5			4-2 BB BB		4-2 G6-4-3 BB		1-3 K	
Gerald Williams, R (1, 9) OBP: 0.286, SLG: 0.357	1-0 G4-3			0-0 L9		0-0 F9		0-0 G6-3	
Hensley Meulens, R (1, 5) OBP: 0.500, SLG: 1.333		2-2 P4		4-0 1B BB		0-0 G6-4-3		1-2 HR	
Dave Silvestri, R (1, 6) OBP: 0.364, SLG: 0.727		1-2 1B 3B		0-3 K		1-0 F9		0-0 1B	
Andy Stankiewicz, R (1, 4) OBP: 0.341, SLG: 0.351		4-1 1B 1B BB		2-2 F9		1-1 1B		1-0 F9	

AB R H RBI BB SO LOB	
5	1 3 1 0 0 1
4	0 2 1 1 0 1
4	1 0 0 1 1 5
5	2 3 4 0 0 3
2	0 0 0 2 1 2
4	0 0 0 0 0 4
3	1 1 1 1 0 1
4	1 2 0 0 1 2
3	1 1 0 1 0 3

Inning Stats	
R: 1 E: 0 K: 0 S: 16	H: 3 LOB: 2 BB: 0 P: 24
R: 2 E: 0 K: 1 S: 20	H: 3 LOB: 2 BB: 1 P: 29
R: 0 E: 0 K: 1 S: 11	H: 0 LOB: 2 BB: 2 P: 21
R: 0 E: 0 K: 0 S: 6	H: 0 LOB: 0 BB: 0 P: 6
R: 1 E: 0 K: 0 S: 6	H: 1 LOB: 0 BB: 1 P: 10
R: 0 E: 0 K: 0 S: 8	H: 1 LOB: 1 BB: 0 P: 12
R: 3 E: 0 K: 1 S: 11	H: 3 LOB: 1 BB: 1 P: 19
R: 0 E: 0 K: 0 S: 5	H: 1 LOB: 1 BB: 1 P: 11


PITCHER	
Eric King, R (1, 1) ERA: 5.81	IP 6.0 WLS L BF 31 H 9 R 6 ER 6 SO 2 BB 5 IBB 0 HBP 0 BLK 0 WP 0 HR 2 S 68 P 108 ERA 9.00 WHIP 2.333
Les Lancaster, R (7, 1) ERA: 6.24	IP 2.0 WLS L BF 9 H 3 R 1 ER 1 SO 1 BB 1 IBB 0 HBP 0 BLK 0 WP 0 HR 1 S 15 P 24 ERA 4.50 WHIP 2.000

DETROIT TIGERS @ NEW YORK YANKEES
Yankee Stadium, Bronx, NY

Tue Sep 22 1992, 7:05 PM EDT
 Att: 13,001 - Cloudy - 76 F

AB 34
R 7
H 12
RBI 7
BB 6
SO 3
LOB 22

WP: 0 PA: 40
PB: 0
SB: 1
CS: 1



Batter	1	2	3	4	5	6	7	8	9	AB R H RBI BB SO LOB	TOP											
Tony Phillips, S OBP: 0.392, SLG: 0.398 (1, 4)	4-2 CS BB BB	1-0 1B 1B		1-1 F9		1-0 G6-4-3 1B	3-2 G6-3			4 1 2 0 1 0 1												
Dan Gladden, R OBP: 0.303, SLG: 0.357 (1, 8)	2-2 L4 SAFE 1-2	0-0 1B 1B		1-2 P2		0-0 G6-4-3 1-2f	2-3 K			5 0 1 0 0 1 3												
Travis Fryman, R OBP: 0.317, SLG: 0.425 (1, 6)	4-1 BB HR BB	0-0 FC5 1-2 2-H 1B		2-3 K		1-1 F7		2-1 L6		4 1 1 1 1 1 0												
Cecil Fielder, R OBP: 0.329, SLG: 0.458 (1, 3)	4-2 HR BB	0-0 FC5 1-2f			0-1 HR 1B		0-0 1B 1B 1B	1-0 P2		4 3 2 0 1 0 2												
Mickey Tettleton, S OBP: 0.374, SLG: 0.462 (1, 10)	1-1 HR 1-H 2-H			1-0 BB 1B		2-3 K	3-1 1B 2B 1B	3-1 P6		5 2 3 3 0 1 1												
Rob Deer, R OBP: 0.331, SLG: 0.542 (1, 9)	2-2 FC6-4 1B			3-2 P8		3-2 HR 1-H	1-1 1B 2B 1B	2-1 F8		5 2 3 2 0 0 1												
Mark Carreon, R OBP: 0.278, SLG: 0.364 (1, 7)	0-1 FC6-4 1-2f			4-2 BB 1-2		1-2 G3 1B	0-1 2B 1B	1-0 F8		4 1 2 1 1 0 1												
Skeeter Barnes, R OBP: 0.319, SLG: 0.397 (1, 5)				3-2 P4		0-1 G3 1-2	2-1 P4	4-1 FC4 BB		4 0 0 0 1 0 6												
Chad Kreuter, S OBP: 0.310, SLG: 0.335 (1, 2)				1-2 P2		1-1 K	1-0 2B 1-H 2-H 3-H	2-0 FC4		5 0 1 3 0 1 4												
Inning Stats	R: 3 E: 0 K: 0 S: 21	H: 2 LOB: 1 BB: 3 P: 38	R: 1 E: 0 K: 0 S: 11	H: 3 LOB: 2 BB: 0 P: 16	R: 0 E: 0 K: 0 S: 12	H: 1 LOB: 2 BB: 1 P: 21	R: 0 E: 0 K: 1 S: 8	H: 0 LOB: 0 BB: 0 P: 12	R: 2 E: 0 K: 2 S: 18	H: 3 LOB: 1 BB: 0 P: 25	R: 0 E: 0 K: 0 S: 4	H: 1 LOB: 0 BB: 0 P: 6	R: 4 E: 0 K: 1 S: 19	H: 5 LOB: 1 BB: 0 P: 31	R: 0 E: 0 K: 0 S: 5	H: 0 LOB: 0 BB: 0 P: 11	R: 0 E: 0 K: 0 S: 5	H: 0 LOB: 1 BB: 1 P: 14	1B: 12 2B: 1 3B: 0 HR: 2	SF: 0 SAC: 0 DP: 1 HBP: 0	WP: 0 PB: 0 SB: 0 CS: 1	PA: 45
PITCHER	IP WLS BF H R ER SO BB IBB HBP BLK WP HR S P ERA WHIP																					
Sterling Hitchcock, L ERA: 8.31 (1, 1)	4.1 L 25 9 6 6 2 4 0 0 0 0 0 2 65 106 12.46 3.000																					
Jeff Johnson, L ERA: 6.79 (5, 1)	2.2 13 6 4 4 2 0 0 0 0 0 0 0 28 43 13.50 2.250																					
Greg Cadaret, L ERA: 4.25 (8, 1)	1.0 3 0 0 0 0 0 0 0 0 0 0 0 5 11 0.00 0.000																					
Jerry Nielsen, L ERA: 3.38 (9, 1)	1.0 4 0 0 0 0 1 0 0 0 0 0 0 5 14 0.00 1.000																					

Detroit Tigers @ New York Yankees
Yankee Stadium, Bronx, NY
 Wed Sep 23 1992, 7:05 PM EDT
 Att. 11,450 - Sunny - 60 F

livebaseballscorecards.com

AB	40
R	10
H	15
RBI	10
BB	5
SO	4
LOB	19



Batter	1	2	3	4	5	6	7	8	9	AB R H RBI BB SO LOB	BOTTOM
Bernie Williams, S OBP: 0.350, SLG: 0.416 (1, 8) 	Roberto Kelly, R OBP: 0.322, SLG: 0.390 (1, 7) 	Don Mattingly, L OBP: 0.331, SLG: 0.427 (1, 3) 	Danny Tartabull, R OBP: 0.408, SLG: 0.494 (1, 9) 	Mel Hall, L OBP: 0.309, SLG: 0.424 (1, 10) 	Randy Velarde, R OBP: 0.351, SLG: 0.414 (1, 6) 	Matt Nokes, L OBP: 0.296, SLG: 0.431 (1, 2) 	Charlie Hayes, R OBP: 0.298, SLG: 0.411 (1, 5) 	Mike Gallego, R OBP: 0.335, SLG: 0.356 (1, 4) Kevin Maas, L OBP: 0.365, SLG: 0.409 (9, PH) Andy Stankiewicz, R OBP: 0.340, SLG: 0.350 (9, PH)			
	G6-3	K					F8		G6-3	4 1 0 0 1 1 1	Detroit Tigers @ New York Yankees Yankee Stadium, Bronx, NY Wed Sep 23 1992, 7:05 PM EDT Att. 11,450 - Sunny - 60 F WP: 0 PA: 38 PB: 0 SB: 0 CS: 0
		K		G6-3			F9		G6-3	5 1 1 0 0 1 0	
	G3-1				G4-3		F7			4 1 1 2 0 0 0	
	G5-3			G1-3			K			3 1 1 1 1 1 0	
	G5-3		P5			G4-6-3	P3			4 0 1 0 0 0 2	
	G3-1		K			G4-6-3	1B		1B	4 2 3 1 0 1 1	
	G3-1		2B			G4-6-3	1B		HR	4 1 2 2 0 0 2	
	F7		P4			G4-3	G4-3		HR	4 1 1 2 0 0 2	
	P3		G6-3				K		P6	3 0 0 0 0 1 1 0 0 0 0 0 0 0 1 0 0 0 0 0 0	
Inning Stats	R: 5 H: 4 E: 0 LOB: 0 K: 0 BB: 1 S: 19 P: 35	R: 0 H: 0 E: 0 LOB: 0 K: 2 BB: 0 S: 9 P: 14	R: 0 H: 0 E: 0 LOB: 1 K: 1 BB: 1 S: 7 P: 16	R: 0 H: 1 E: 0 LOB: 1 K: 0 BB: 0 S: 10 P: 16	R: 0 H: 0 E: 0 LOB: 0 K: 0 BB: 0 S: 5 P: 10	R: 0 H: 2 E: 0 LOB: 1 K: 0 BB: 0 S: 10 P: 17	R: 0 H: 0 E: 0 LOB: 0 K: 1 BB: 0 S: 7 P: 11	R: 0 H: 0 E: 0 LOB: 0 K: 1 BB: 0 S: 7 P: 9	R: 3 H: 3 E: 0 LOB: 0 K: 0 BB: 0 S: 12 P: 18	1B: 5 SF: 0 2B: 4 SAC: 0 3B: 0 DP: 1 HR: 1 HBP: 0	
PITCHER John Doherty, R ERA: 3.93 Scott Aldred, L ERA: 6.46 Kurt Knudsen, R ERA: 4.64 Mike Munoz, L ERA: 3.11	IP WLS BF H R ER SO BB IBB HBP BLK WP HR S P ERA WHIP 0.1 0 6 4 5 0 3 1 0 0 0 0 0 15 29 135.00 15.000	5.1 W 19 3 0 0 3 1 0 0 0 0 0 0 44 78 0.00 0.750	2.1 10 3 3 3 2 0 0 0 0 0 0 1 20 28 11.57 1.286	1.0 S 3 0 0 0 0 0 0 0 0 0 0 0 7 11 0.00 0.000							

Detroit Tigers @ New York Yankees
Yankee Stadium, Bronx, NY
Wed Sep 23 1992, 7:05 PM EDT
Att. 11,450 - Sunny - 60 F

AB	36
R	8
H	10
RBI	8
BB	2
SO	5
LOB	9



Batter	1	2	3	4	5	6	7	8	9	AB R H RBI BB SO LOB	TOP		
Tony Phillips, S OBP: 0.392, SLG: 0.397 (1, 8) C X	0-1 S E 1B		0-1 G4-3			2-1 F7	X	0-0 L9		4 0 1 0 1 0 1			
Lou Whitaker, L OBP: 0.391, SLG: 0.472 (1, 4) B 1 SAFE L M F X	1-2 P6		2-3 K			1-0 G4-3		2-2 G3-1	BB BB 3-3 K	5 0 0 0 0 2 2			
Travis Fryman, R OBP: 0.319, SLG: 0.427 (1, 6) B 1 C F S S B B	4-2 S 2-3 BB		0-1 P4			2-2 1B		2-0 1B 1B 2B		3 1 2 0 1 0 0			
Cecil Fielder, R OBP: 0.327, SLG: 0.454 (1, 3) F B 1 SAFE B C B S	3-3 K		1-2 F8			1-3 H		1-0 G6-3		4 0 0 0 0 2 4			
Mickey Tettleton, S OBP: 0.375, SLG: 0.463 (1, 10) C B B X	2-2 F9		0-0 BB BB 1B			3-3 K		2-1 1B 2-3 1B		4 0 2 0 0 1 3			
Rob Deer, R OBP: 0.333, SLG: 0.540 (1, 9) B C B B X		2-3 K				4-0 BB BB 1-2 BB BB		2-1 F9		3 0 1 1 1 1 1			
Mark Carreon, R OBP: 0.278, SLG: 0.360 (1, 7) B B X		2-0 G4-3				4-1 G3-6-1 1-2 2-3 BB		0-1 F8		3 0 0 0 1 0 2			
Chad Kreuter, S OBP: 0.314, SLG: 0.332 (1, 2) C B B B X		4-2 BB				3-1 G3-6-1 1-2f		4-0 FC6-4 BB		2 0 0 0 2 0 3			
Skeeter Barnes, R OBP: 0.311, SLG: 0.387 (1, 5) C B X		1-1 F7				1-1 F8		1-1 FC6-4		4 0 0 0 0 0 2			
Inning Stats	R: 0 H: 1 E: 1 LOB: 2 K: 1 BB: 1 S: 15 P: 25	R: 0 H: 0 E: 0 LOB: 1 K: 1 BB: 1 S: 8 P: 17	R: 0 H: 0 E: 0 LOB: 0 K: 1 BB: 0 S: 7 P: 9	R: 0 H: 1 E: 0 LOB: 2 K: 0 BB: 2 S: 7 P: 19	R: 0 H: 0 E: 0 LOB: 0 K: 0 BB: 0 S: 5 P: 9	R: 0 H: 1 E: 0 LOB: 1 K: 2 BB: 0 S: 10 P: 16	R: 0 H: 0 E: 0 LOB: 1 K: 0 BB: 1 S: 5 P: 10	R: 1 H: 3 E: 0 LOB: 2 K: 0 BB: 0 S: 12 P: 24	R: 0 H: 0 E: 0 LOB: 1 K: 1 BB: 1 S: 10 P: 18	1B: 5 SF: 0 2B: 1 SAC: 0 3B: 0 DP: 1 HR: 0 HBP: 0	WP: 0 PA: 38 PB: 0 SB: 2 CS: 0		
PITCHER	IP WLS BF H R ER SO BB IBB HBP BLK WP HR S P ERA WHIP											PITCHER	IP WLS BF H R ER SO BB IBB HBP BLK WP HR S P ERA WHIP
Scott Kamieniecki, R ERA: 4.2 (1, 1)	8.0 W 34 6 1 1 5 5 0 0 0 0 0 0 69 129 1.12 1.375												
Curt Young, L ERA: 4.22 (9, 1)	1.0 4 0 0 0 0 1 1 0 0 0 0 0 0 10 18 0.00 1.000												

Detroit Tigers @ New York Yankees

Yankee Stadium, Bronx, NY

Thu Sep 24 1992, 7:05 PM EDT

Att. 12,415 - Sunny - 57 F

livebaseballscorecards.com

AB	32
R	1
H	6
RBI	1
BB	6
SO	6
LOB	18



BOTTOM

Detroit Tigers @ New York Yankees
 Yankee Stadium, Bronx, NY

Thu Sep 24 1992, 7:05 PM EDT
 Att: 12,415 - Sunny - 57 F

livebaseballscorecards.com

AB 33
R 10
H 9
RBI 9
BB 7
SO 10
LOB 24



AB R H RBI BB SO LOB

4	3	3	1	1	0	0
4	1	0	0	0	3	5
4	2	2	3	1	0	2
0	0	0	0	0	0	0
4	1	1	1	1	2	3
5	0	0	0	0	2	5
2	0	0	1	2	1	0
3	0	1	2	1	0	1
4	1	1	1	0	1	5
2	1	0	0	1	1	3
1	1	1	0	0	0	0
1B: 6	SF: 0	WP: 1	PA: 41			
2B: 2	SAC: 0	PB: 0				
3B: 1	DP: 2	SB: 2				
HR: 1	HBP: 1	CS: 0				

Batter	1	2	3	4	5	6	7	8	9													
Bernie Williams, S OBP: 0.359, SLG: 0.431 (1, 8) B X	1-0 HBP 2B 1B		2-2 E6 WP S G4-3		0-1 1B 1B		1-1 BB 3B	4-2 1B BB														
Randy Velarde, R OBP: 0.349, SLG: 0.409 (1, 6) B SAFE 1 SAFE S SAFE H SAFE	2-1 2B HBP		3-3 K 1-3		1-3 K 1-3		1-3 K 1-3	2-1 F9 2-3														
Don Mattingly, L OBP: 0.333, SLG: 0.430 J.T. Snow, L (1, 3) (9, 3) B X F X	1-1 S E 2B 1-H 2-H		1-1 G4-3 3-H		1-0 G6-4-3 1B 1-2		4-0 BB 1B IBB	2-1 P5 2-1														
Danny Tartabull, R OBP: 0.408, SLG: 0.491 (1, 10) C S B S B S S S	2-3 K		3-3 K		1-1 G6-4-3 1-2f		4-2 1B BB	0-0 1B														
Roberto Kelly, R OBP: 0.320, SLG: 0.387 (1, 7) B F B F S S	2-3 K 2-H			0-1 P4		0-0 L8	1-3 K	0-0 F9														
Mike Stanley, R OBP: 0.372, SLG: 0.436 (1, 2) B C X	1-1 L5			4-1 E BB		2-3 K	4-1 FC5 1B BB 1-2 2-3 3-H															
Charlie Hayes, R OBP: 0.300, SLG: 0.411 (1, 5) B B F B C B X B		4-2 K2 BB		2-2 E5 1-3		0-1 F7	1-2 1B 1-2 2-H 3-H															
Gerald Williams, R OBP: 0.278, SLG: 0.500 (1, 9) B SAFE X		1-0 F8		3-3 K 2			HR FC5 2-3f															
Pat Kelly, R OBP: 0.301, SLG: 0.374 Andy Stankiewicz, R OBP: 0.342, SLG: 0.352 (1, 4) (8, 4) C B F B T B S B		2-3 K2 1-2f		1-0 G1-3			4-2 3B BB B X	1-1 F9 BB 1B														
Inning Stats	R: 3 E: 0 K: 2 S: 12	H: 2 LOB: 0 BB: 0 P: 21	R: 0 E: 0 K: 1 S: 7	H: 0 LOB: 1 BB: 1 P: 14	R: 1 E: 1 K: 2 S: 11	H: 0 LOB: 0 BB: 0 P: 20	R: 0 E: 1 K: 1 S: 11	H: 0 LOB: 2 BB: 1 P: 21	R: 0 E: 0 K: 1 S: 7	H: 2 LOB: 1 BB: 0 P: 11	R: 0 E: 0 K: 1 S: 7	H: 0 LOB: 0 BB: 0 P: 9	R: 5 E: 0 K: 2 S: 19	H: 3 LOB: 2 BB: 4 P: 40	R: 1 E: 0 K: 0 S: 10	H: 2 LOB: 2 BB: 1 P: 19	1B: 6 2B: 2 3B: 1 HR: 1	SF: 0 SAC: 0 DP: 2 HBP: 1	WP: 1 PB: 0 SB: 2 CS: 0	PA: 41		
PITCHER Frank Tanana, L ERA: 4.19 Les Lancaster, R ERA: 6.41	IP WLS BF H R ER SO BB IBB HBP BLK WP HR S P ERA WHIP	6.0 L 28 6 7 5 8 3 0 1 0 1 1 61 107 7.50 1.500	2.0 13 3 3 3 2 3 1 0 0 0 0 24 48 13.50 3.000	PITCHER		IP WLS BF H R ER SO BB IBB HBP BLK WP HR S P ERA WHIP																

Batter	1	2	3	4	5	6	7	8	9	10	AB R H RBI BB SO LOB	TOP
--------	---	---	---	---	---	---	---	---	---	----	----------------------	-----

Kenny Lofton, L OBP: 0.367, SLG: 0.370 (1, 8)	2-1 HR 2B	1-1 G1-3		1-2 1B		0-2 G1-3			1-0 G6-3		5 1 2 1 0 0 3	
Thomas Howard, S OBP: 0.316, SLG: 0.351 (1, 9) (8, 7)	0-0 F7		0-1 E7 G6-3 1B	0-0 G1-3			0-1 G4-3		1-1 2B		5 0 2 0 0 0 3	
Carlos Baerga, S OBP: 0.348, SLG: 0.447 (1, 4)	1-0 2-H HR		0-1 P6		1-0 HR		1-0 F7		4-0 IBB		4 2 2 3 1 0 1	
Albert Belle, R OBP: 0.325, SLG: 0.482 Mark Whiten, S OBP: 0.352, SLG: 0.371 (1, 7) (8, 9)	2-0 G6-3		0-2 G6-3 2-3		3-2 G1-6-3 1B		0-2 F7		1-2 G1-3		4 0 1 0 0 0 1 1 0 0 0 0 0 2	
Paul Sorrento, L OBP: 0.349, SLG: 0.447 (1, 10)	3-1 G1-3		1-3 K		1-2 G1-6-3 1-2f		2-2 1B SF9 2B		1-2 G6-3		5 1 1 0 0 1 2	
Reggie Jefferson, S OBP: 0.352, SLG: 0.472 (1, 3)		1-0 F8		3-1 G3		0-0 F8		1-1 G4-6-3 2-3 1B	1-0 1B		5 0 2 0 0 0 0	
Carlos Martinez, R OBP: 0.278, SLG: 0.383 Brook Jacoby, R OBP: 0.322, SLG: 0.326 (1, 5) (8, 5)		2-1 P4		4-0 WP G3-1 1B BB		2-1 L7		2-1 SF9 3-H	1-3 K		2 1 0 1 1 0 0 1 0 0 0 0 1 1	
Felix Fermin, R OBP: 0.322, SLG: 0.324 (1, 6)		1-0 1B 1B		1-1 G3-1 1-2		0-1 2B		1-1 G4-6-3 1-2f	1-2 1B		5 0 3 0 0 0 2	
Junior Ortiz, R OBP: 0.285, SLG: 0.268 Wayne Kirby, L OBP: 0.375, SLG: 0.538 Jesse Levis, L OBP: 0.235, SLG: 0.353 (1, 2) (10, PH) (10, 2)		2-1 1B 1-3 1B		4-1 1B BB 2-3		1-2 P5		1-2 F9	0-2 G6-3		3 0 1 0 1 0 1 1 0 0 0 0 0 2 0 0 0 0 0 0 0	

Cleveland Indians @ Detroit Tigers
 Tiger Stadium, Detroit, MI
 Fri Sep 25 1992, 7:05 PM EDT
 Att: 13,624 - Sunny - 61 F

AB	41
R	5
H	14
RBI	5
BB	3
SO	2
LOB	18



Inning Stats	R: 2	H: 2	R: 0	H: 2	R: 0	H: 1	R: 1	H: 1	R: 1	H: 2	R: 0	H: 1	R: 0	H: 0	R: 1	H: 2	R: 0	H: 1	R: 0	H: 1	R: 0	H: 2	R: 0	H: 2	R: 0	H: 1	R: 0	H: 2	R: 0	H: 2	1B: 8	SF: 1	WP: 1	PA: 45
	E: 0	LOB: 0	E: 0	LOB: 2	E: 1	LOB: 1	E: 0	LOB: 2	E: 0	LOB: 0	E: 0	LOB: 1	E: 0	LOB: 0	E: 0	LOB: 0	E: 0	LOB: 0	E: 0	LOB: 2	E: 0	LOB: 0	E: 1	LOB: 2	E: 0	LOB: 2	E: 0	LOB: 2	E: 0	LOB: 2	2B: 4	SAC: 0	PB: 0	
	K: 0	BB: 0	K: 0	BB: 0	K: 1	BB: 0	K: 0	BB: 2	K: 0	BB: 0	K: 0	BB: 0	K: 0	BB: 0	K: 0	BB: 0	K: 0	BB: 0	K: 0	BB: 1	K: 1	BB: 0	K: 0	BB: 0	K: 1	BB: 0	K: 0	BB: 1	K: 0	BB: 0	3B: 0	DP: 2	SB: 0	
	S: 7	P: 15	S: 8	P: 15	S: 10	P: 11	S: 9	P: 22	S: 9	P: 14	S: 10	P: 13	S: 6	P: 7	S: 9	P: 15	S: 9	P: 16	S: 12	P: 17	S: 12	P: 17	S: 9	P: 16	S: 12	P: 17	S: 9	P: 16	HR: 2	HBP: 0	CS: 0			

PITCHER Bill Gullickson, R ERA: 4.12 (1, 1)	IP	WLS	BF	H	R	ER	SO	BB	IBB	HBP	BLK	WP	HR	S	P	ERA	WHIP
Mark Leiter, R ERA: 4.4 (8, 1)	2.0		7	1	0	0	0	0	1	0	0	0	0	13	23	0.00	0.500
Mark Leiter, R ERA: 4.4 (9, 1)	2.0		7	1	0	0	0	0	1	0	0	0	0	13	23	0.00	0.500
Mike Henneman, R ERA: 4.01 (10, 1)	1.0	W	5	2	0	0	1	0	0	0	0	0	0	12	17	0.00	2.000

PITCHER (1, 1)	IP	WLS	BF	H	R	ER	SO	BB	IBB	HBP	BLK	WP	HR	S	P	ERA	WHIP
-------------------	----	-----	----	---	---	----	----	----	-----	-----	-----	----	----	---	---	-----	------

Cleveland Indians @ Detroit Tigers

Tiger Stadium, Detroit, MI
 Fri Sep 25 1992, 7:05 PM EDT
 Att. 13,624 - Sunny - 61 F



AB	38
R	6
H	11
RBI	6
BB	6
SO	7
LOB	23

WP:	0	PA:	45
PB:	0	SB:	0
CS:	0	CS:	0

Batter	1	2	3	4	5	6	7	8	9	10	AB	R	H	RBI	BB	SO	LOB								
Tony Phillips, S OBP: 0.392, SLG: 0.398 (1, 8) <i>BB</i>	G3-6-1 BB		F7 BB		G3-1 BB	F8 BB			G4-3 1B 2B		4	1	1	0	1	1	3								
Lou Whitaker, L OBP: 0.390, SLG: 0.468 (1, 4) <i>SAFE</i>	G3-6-1 1-2f		F7 BB		G3-1 BB	F8 BB			G4-3 2-3		4	0	0	0	0	1	3								
Travis Fryman, R OBP: 0.320, SLG: 0.426 (1, 6) <i>SAFE</i>	G5-3			BB 1B BB	BB	K			K		4	1	1	0	1	2	3								
Cecil Fielder, R OBP: 0.326, SLG: 0.452 (1, 10) (9, 3)			K		P5 BB	L6			G4-3 FC6-4 1B		5	0	1	1	0	1	2								
Mickey Tettleton, S OBP: 0.376, SLG: 0.462 (1, 2)			K		1B BB BB	HR HBP			FC6-4 1B		1	0	0	0	1	1	0								
Rich Rowland, R OBP: 0.364, SLG: 0.222 (6, PR) (7, 2)			K		1B BB BB	HR HBP			FC6-4 1B		2	1	1	0	0	0	1								
Rob Deer, R OBP: 0.333, SLG: 0.540 (1, 9)			2B		1B BB	HR					4	1	1	0	1	0	2								
Scott Livingstone, L OBP: 0.317, SLG: 0.375 (1, 5)			G3-1		1B	HR					3	1	2	4	0	0	1								
Skeeter Barnes, R OBP: 0.314, SLG: 0.389 (8, PH) (9, 5)			G3-1		1B	HR					2	1	1	0	0	0	0								
Mark Carreon, R OBP: 0.280, SLG: 0.359 (1, 7)			P2		K	FC3-6 BB			F7		4	0	1	0	1	1	3								
Dave Bergman, L OBP: 0.299, SLG: 0.261 (1, 3)			L3		L3	FC3-6 BB			G5-3		3	0	1	0	0	0	5								
Dan Gladden, R OBP: 0.302, SLG: 0.356 (8, PH)			1B		1B	BB			1B		1	0	0	0	0	0	0								
Mark Leiter, R (9, 1)			1B		1B	BB			1B		0	0	0	0	0	0	0								
Mike Henneman, R (10, 1)			1B		1B	BB			1B		0	0	0	0	0	0	0								
Chad Kreuter, S OBP: 0.317, SLG: 0.335 (10, PH)			1B		1B	BB			1B		1	0	1	1	0	0	0								
Inning Stats	R: 0 E: 0 K: 0 S: 5	H: 0 LOB: 0 BB: 1 P: 11	R: 0 E: 0 K: 2 S: 11	H: 1 LOB: 1 BB: 0 P: 15	R: 0 E: 0 K: 1 S: 7	H: 1 LOB: 1 BB: 0 P: 12	R: 1 E: 0 K: 1 S: 20	H: 2 LOB: 3 BB: 2 P: 33	R: 0 E: 0 K: 1 S: 10	H: 0 LOB: 1 BB: 1 P: 22	R: 3 E: 1 K: 1 S: 20	H: 1 LOB: 2 BB: 2 P: 39	R: 0 E: 0 K: 0 S: 7	H: 1 LOB: 0 BB: 0 P: 11	R: 0 E: 0 K: 0 S: 8	H: 0 LOB: 0 BB: 0 P: 11	R: 1 E: 0 K: 1 S: 10	H: 2 LOB: 1 BB: 0 P: 13	R: 1 E: 0 K: 0 S: 8	H: 3 LOB: 2 BB: 0 P: 11	1B: 8 2B: 2 3B: 0 HR: 1	SF: 0 SAC: 0 DP: 2 HBP: 1	WP: 0 PB: 0 SB: 0 CS: 0		
PITCHER	IP	WLS	BF	H	R	ER	SO	BB	IBB	HBP	BLK	WP	HR	S	P	ERA	WHIP								
Dave Micki, R ERA: 5.74 (1, 1)	5.0		22	4	1	1	5	4	0	0	0	0	0	53	93	1.80	1.600								
Ted Power, R ERA: 2.54 (6, 1)	0.2		7	1	3	2	0	2	0	1	0	0	0	17	34	27.00	4.500								
Eric Plunk, R ERA: 3.39 (6, 1)	1.1		4	1	0	0	1	0	0	0	0	0	0	10	16	0.00	0.750								
Derek Lilliquist, L ERA: 1.62 (8, 1)	1.1		5	1	1	1	0	0	0	0	0	0	0	12	16	6.75	0.750								
Steve Olin, R ERA: 2.51 (9, 1)	1.0	L	7	4	1	1	1	0	0	0	0	0	0	14	19	9.00	4.000								

BOTTOM

Batter	1	2	3	4	5	6	7	8	9	AB	R	H	RBI	BB	SO	LOB	BOTTOM					
Tony Phillips, S OBP: 0.391, SLG: 0.396 (1, 4)	3-1 E1 BB 1B	2-2 FC5-2		0-0 P3		1-0 F7		3-3 K		5	0	1	0	0	1	5	Cleveland Indians @ Detroit Tigers Tiger Stadium, Detroit, MI Sat Sep 26 1992, 3:33 AM EDT Att: 16,567 - Cloudy - 66 F					
Dan Gladden, R OBP: 0.303, SLG: 0.353 (1, 8)	4-1 BB BB	2-2 F7		0-0 P3		1-2 F9		4-0 BB		3	0	0	0	2	0	4						
Travis Fryman, R OBP: 0.317, SLG: 0.423 (1, 6)	2-3 K		0-2 F9	1-1 F9		2-3 K		2-3 K		5	0	0	0	0	3	6						
Cecil Fielder, R OBP: 0.327, SLG: 0.457 (1, 3)	0-1 L8		0-3 K		0-2 HR		2-0 1B		0-1 G3-1	5	1	2	1	0	1	2						
Rob Deer, R OBP: 0.336, SLG: 0.547 (1, 9)	4-2 BB		0-0 HR		1-1 1B SF7 1B		0-3 K		3-3 K	4	2	2	1	1	2	1						
Mark Carreon, R OBP: 0.279, SLG: 0.356 (1, 7)	0-1 G6-3		2-2 P4		2-2 E8 S 1B		2-0 P4		1-1 G5-3	5	0	1	0	0	0	4						
Phil Clark, R OBP: 0.482, SLG: 0.560 Lou Whitaker, L OBP: 0.389, SLG: 0.467 (1, 10) (7, PH)		1-0 SH3-4 FC5-2 2B		1-1 1B 2B		1-3 K		2-3 K		3	1	2	0	0	1	2						
Rich Rowland, R OBP: 0.462, SLG: 0.300 Mickey Tettleton, S OBP: 0.377, SLG: 0.463 (1, 2) (5, PH) (6, 2)		4-0 SH3-4 BB		1-0 1B 1B		3-1 SF7		3-2 FC1-6 1B		1	0	1	0	1	0	0						
Skeeter Barnes, R OBP: 0.316, SLG: 0.390 Scott Livingstone, L OBP: 0.316, SLG: 0.374 (1, 5) (8, PH) (9, 5)		1-1 SH3-4		0-0 1B		1-3 K		1-2 FC1-6 WP		2	0	1	1	0	1	1						
Inning Stats	R: 0 E: 1 K: 1 S: 12	H: 1 LOB: 3 BB: 2 P: 25	R: 0 E: 0 K: 0 S: 11	H: 1 LOB: 2 BB: 1 P: 21	R: 1 E: 0 K: 1 S: 10	H: 1 LOB: 0 BB: 0 P: 12	R: 1 E: 0 K: 0 S: 8	H: 3 LOB: 2 BB: 0 P: 11	R: 2 E: 1 K: 2 S: 16	H: 3 LOB: 1 BB: 0 P: 24	R: 0 E: 0 K: 1 S: 8	H: 0 LOB: 0 BB: 0 P: 12	R: 0 E: 0 K: 2 S: 8	H: 1 LOB: 1 BB: 0 P: 14	R: 0 E: 0 K: 2 S: 12	H: 1 LOB: 2 BB: 1 P: 25	R: 0 E: 0 K: 1 S: 8	H: 0 LOB: 0 BB: 0 P: 12	1B: 7 2B: 2 3B: 0 HR: 2	SF: 1 SAC: 1 DP: 0 HBP: 0	WP: 1 PB: 0 SB: 1 CS: 0	PA: 42

PITCHER	IP	WLS	BF	H	R	ER	SO	BB	IBB	HBP	BLK	WP	HR	S	P	ERA	WHIP
Dennis Cook, L ERA: 3.99 (1, 1)	4.0		23	8	4	3	2	3	0	0	0	0	2	46	75	6.75	2.750
Jack Armstrong, R ERA: 4.67 (5, 1)	3.0	W	11	2	0	0	5	0	0	0	0	0	0	27	44	0.00	0.667
Eric Plunk, R ERA: 3.36 (8, 1)	0.2		4	1	0	0	1	1	0	0	0	1	0	9	20	0.00	3.000
Steve Olin, R ERA: 2.47 (8, 1)	1.1	S	4	0	0	0	2	0	0	0	0	0	0	11	17	0.00	0.000

AB	36
R	4
H	11
RBI	4
BB	4
SO	10
LOB	27



Batter	1	2	3	4	5	6	7	8	9	AB R H RBI BB SO LOB	TOP	
Kenny Lofton, L (1, 8) OBP: 0.363, SLG: 0.365	2-3 		2-2 		1-1 		1-0 		0-0 	5 1 0 0 0 1 1	Cleveland Indians @ Detroit Tigers Tiger Stadium, Detroit, MI Sun Sep 27 1992, 3:33 AM EDT Att. 14,330 - Sunny - 65 F	
Felix Fermin, R (1, 6) OBP: 0.324, SLG: 0.319 José Hernández, R (6, 6)	2-1 		4-0 		1-0 		2-3 		1-3 	2 1 1 0 1 0 0 2 0 0 0 0 2 1		
Carlos Baerga, S (1, 4) OBP: 0.350, SLG: 0.454	0-1 		0-0 		4-1 		1-0 			3 1 3 2 1 0 0		
Albert Belle, R (1, 7) OBP: 0.324, SLG: 0.478 Thomas Howard, S (6, 7)	1-0 		0-0 		3-0 		2-2 			3 0 0 1 0 0 4 1 0 0 0 0 0 0		
Paul Sorrento, L (1, 10) OBP: 0.346, SLG: 0.441	1-0 		0-0 		2-1 		2-1 			4 0 1 0 0 0 3		
Reggie Jefferson, S (1, 3)		0-1 		0-0 		1-0 		2-0 		4 0 2 0 0 0 1		
Carlos Martínez, R (1, 5) OBP: 0.281, SLG: 0.388		1-1 		1-2 		0-3 		3-3 		4 0 1 0 0 2 3		
Mark Whiten, S (1, 9) OBP: 0.349, SLG: 0.368 Wayne Kirby, L (6, 9)		0-1 		0-2 		0-0 		1-2 		3 0 0 0 0 0 3 1 0 0 0 0 0 1		
Junior Ortiz, R (1, 2) OBP: 0.285, SLG: 0.268		0-0 		1-3 		1-0 		0-1 		4 0 1 0 0 1 2		
Inning Stats	R: 1 H: 2 E: 0 LOB: 1 K: 1 BB: 0 S: 9 P: 15	R: 0 H: 1 E: 0 LOB: 1 K: 0 BB: 0 S: 7 P: 8	R: 0 H: 1 E: 0 LOB: 2 K: 0 BB: 1 S: 6 P: 12	R: 0 H: 1 E: 0 LOB: 1 K: 1 BB: 0 S: 14 P: 16	R: 0 H: 0 E: 0 LOB: 1 K: 0 BB: 1 S: 5 P: 14	R: 0 H: 1 E: 0 LOB: 1 K: 1 BB: 0 S: 7 P: 10	R: 2 H: 2 E: 0 LOB: 0 K: 1 BB: 0 S: 9 P: 16	R: 0 H: 1 E: 0 LOB: 1 K: 1 BB: 0 S: 11 P: 19	R: 0 H: 0 E: 0 LOB: 0 K: 1 BB: 0 S: 6 P: 7	1B: 7 SF: 0 2B: 1 SAC: 0 3B: 0 DP: 0 HR: 1 HBP: 0		WP: 1 PA: 38 PB: 0 SB: 0 CS: 0
PITCHER Walt Terrell, R (1, 1) ERA: 5.2 Mark Leiter, R (8, 1) ERA: 4.32	IP WLS BF H R ER SO BB IBB HBP BLK WP HR S P ERA WHIP	7.0 W 31 8 3 3 4 2 0 0 0 1 1 57 91 3.86 1.429	2.0 7 1 0 0 2 0 0 0 0 0 0 0 17 26 0.00 0.500	PITCHER IP WLS BF H R ER SO BB IBB HBP BLK WP HR S P ERA WHIP								

livebaseballscorecards.com

AB	36
R	3
H	9
RBI	3
BB	2
SO	6
LOB	19



Batter	1	2	3	4	5	6	7	8	9
Tony Phillips, S OBP: 0.391, SLG: 0.395 (1, 8)	4-2 SH 2B BB	2-1 G6-3	1-0 F9		0-0 G1-3		0-0 1B		
Lou Whitaker, L OBP: 0.391, SLG: 0.469 (1, 4)	4-2 SH 2B BB	3-2 F9		3-2 1B G6-4-3 1B		0-1 HR 2B	1-1 P6		
Travis Fryman, R OBP: 0.318, SLG: 0.423 (1, 6)	0-1 SH 2B		1-2 1B HR 1B	0-0 G6-4-3 1B		1-0 F9	2-3 K		
Cecil Fielder, R OBP: 0.327, SLG: 0.462 (1, 10)	3-3 K		0-2 HR 1B	0-0 G6-4-3		3-2 HR	3-2 G6-3		
Mickey Tettleton, S OBP: 0.377, SLG: 0.467 (1, 2)	2-1 F9		2-2 HR	1-1 F8		0-3 K	4-2 BB		
Rob Deer, R OBP: 0.340, SLG: 0.558 (1, 9)	1-1 1B 2B		4-0 2B SF8 BB		2-0 HR	1-3 K	0-3 K		
Scott Livingstone, L OBP: 0.322, SLG: 0.378 (1, 5)	4-0 1B BB		1-1 SF8 SF8 2B		4-0 BB		4-2 1B E BB	0-0 G3-1	
Mark Carreon, R OBP: 0.278, SLG: 0.356 (1, 7)	2-2 1B		0-0 SF8		0-2 P1		3-2 F9		
Dave Bergman, L OBP: 0.298, SLG: 0.260 Skeeter Barnes, R OBP: 0.310, SLG: 0.385 (3, PH) (4, 3)		0-2 F8	0-2 SF8		1-3 K		0-0 E4 1B		

Inning Stats	R: 3	H: 2	E: 0	LOB: 2	K: 1	P: 17	R: 0	H: 0	E: 0	LOB: 0	K: 0	P: 8	R: 5	H: 4	E: 0	LOB: 0	K: 0	P: 16	R: 1	H: 2	E: 0	LOB: 0	K: 0	P: 10	R: 1	H: 1	E: 0	LOB: 1	K: 1	P: 8	R: 2	H: 2	E: 0	LOB: 0	K: 2	P: 13	R: 1	H: 1	E: 2	LOB: 2	K: 1	P: 16	R: 0	H: 0	E: 0	LOB: 1	K: 1	P: 9			

PITCHER	IP	WLS	BF	H	R	ER	SO	BB	IBB	HBP	BLK	WP	HR	S	P	ERA	WHIP
Jose Mesa, R ERA: 4.55 (1, 1)	2.0	L	15	5	7	7	1	4	0	0	0	0	1	34	66	31.50	4.500
Denis Boucher, L ERA: 6.37 (3, 1)	3.1		16	6	5	5	1	1	0	0	0	0	2	32	49	13.50	2.100
Mike Christopher, R ERA: 2.4 (6, 1)	2.2		12	1	1	0	4	2	0	0	0	0	0	31	49	0.00	1.125

AB R H RBI BB SO LOB

4 1 1 0 1 0 1

4 3 2 0 1 0 2

4 2 2 0 0 1 3

5 2 2 2 0 1 4

4 1 1 3 1 1 3

4 2 2 4 1 2 1

2 2 1 0 3 0 1

3 0 1 1 0 0 2

1 0 0 0 0 0 0

2 0 0 1 0 1 2

AB 33

R 13

H 12

RBI 11

BB 7

SO 6

LOB 19

WP: 0 PA: 43

PB: 0

SB: 0

CS: 0

WP: 0

PA: 43


ERA WHIP

Cleveland Indians @ Detroit Tigers

Tiger Stadium, Detroit, MI

Sun Sep 27 1992, 3:33 AM EDT

Att. 14,330 - Sunny - 65 F



Batter	1	2	3	4	5	6	7	8	9	AB R H RBI BB SO LOB	TOP										
Brady Anderson, L (1, 7) OBP: 0.375, SLG: 0.453	3-2 G5-4-3 1B	2-3 K		0-2 SF8	3-2 SF8			1-3 K		4 0 1 1 0 2 3											
Luis Mercedes, R (1, 9) OBP: 0.234, SLG: 0.154	2-2 G5-4-3 1-2f	0-2 1B		0-1 SF8	2-2 G6-3			1-1 G6-3		4 0 1 2 0 0 2											
Mike Devereaux, R (1, 8) OBP: 0.321, SLG: 0.461	0-1 1B	1-0 F8		1-2 F9		2-3 K			1-2 G5-3 1B	5 0 2 0 0 1 3											
Cal Ripken Jr., R (1, 6) OBP: 0.321, SLG: 0.354	2-0 1B		0-0 1B		4-0 1B BB	1-2 G1-3		0-1 G5-3		4 1 2 0 1 0 1											
Glenn Davis, R (1, 10) OBP: 0.331, SLG: 0.407	2-3 K		0-3 K		1-1 1B 1B	0-0 F8		0-0 G6-3		5 1 1 0 0 2 4											
Tim Lulett, R (1, 5) OBP: 0.357, SLG: 0.426		1-2 HR	1-2 F8		1-0 SH5-3 1B 1B	2-2 F7		1-0 P4		5 2 2 2 0 0 2											
David Segui, S (1, 3) OBP: 0.309, SLG: 0.301		4-2 1B BB	1 SAFE 0-0 L6		0-1 1B SH5-3 SF8 1B	2-1 L4				3 2 1 1 1 0 1											
Billy Ripken, R (1, 4) OBP: 0.274, SLG: 0.312		1 SAFE 0-1 F9		2-1 P3	0-0 SH5-3	1-2 F9				3 0 0 0 0 0 1											
Jeff Tackett, R (1, 2) OBP: 0.299, SLG: 0.383		1 SAFE 1-1 1B 1B		3-2 E SF8 1B	0-1 SF8		1-2 G6-3			4 1 3 1 0 0 0											
Inning Stats	R: 0 E: 0 K: 1 S: 14	H: 3 LOB: 2 BB: 0 P: 23	R: 2 E: 0 K: 1 S: 16	H: 3 LOB: 2 BB: 1 P: 25	R: 0 E: 0 K: 1 S: 8	H: 1 LOB: 1 BB: 0 P: 9	R: 1 E: 1 K: 0 S: 13	H: 1 LOB: 1 BB: 0 P: 19	R: 4 E: 0 K: 0 S: 15	H: 4 LOB: 1 BB: 1 P: 26	R: 0 E: 0 K: 1 S: 7	H: 0 LOB: 0 BB: 0 P: 10	R: 0 E: 0 K: 0 S: 10	H: 0 LOB: 0 BB: 0 P: 15	R: 0 E: 0 K: 1 S: 8	H: 0 LOB: 0 BB: 0 P: 11	R: 0 E: 0 K: 0 S: 7	H: 1 LOB: 1 BB: 0 P: 9	1B: 12 2B: 0 3B: 0 HR: 1	SF: 2 SAC: 1 DP: 1 HBP: 0	WP: 0 PA: 42 PB: 0 SB: 0 CS: 0
PITCHER	IP WLS BF H R ER SO BB IBB HBP BLK WP HR S P ERA WHIP																				
Frank Tanana, L (1, 1) ERA: 4.39	4.0 L 25 11 7 6 3 2 0 0 0 0 0 1 56 87 13.50 3.250																				
Eric King, R (5, 1) ERA: 5.5	4.0 13 1 0 0 2 0 0 0 0 0 0 0 35 51 0.00 0.250																				
Les Lancaster, R (9, 1) ERA: 6.33	1.0 4 1 0 0 0 0 0 0 0 0 0 0 7 9 0.00 1.000																				

Baltimore Orioles @ Detroit Tigers
Tiger Stadium, Detroit, MI
Tue Sep 29 1992, 7:05 PM EDT
Att. 10,448 - Sunny - 57 F

livebaseballscorecards.com

AB 37
R 7
H 13
RBI 7
BB 2
SO 5
LOB 17



BOTTOM

Baltimore Orioles @ Detroit Tigers

Tiger Stadium, Detroit, MI

Tue Sep 29 1992, 7:05 PM EDT

Att. 10,448 - Sunny - 57 F

livebaseballscorecards.com

AB	30
R	2
H	5
RBI	2
BB	4
SO	8
LOB	12



WP:	0	PA:	34
PB:	0	SB:	0
CS:	0		

AB R H RBI BB SO LOB

3 0 1 1 1 0 0

4 0 0 0 0 0 4

3 0 0 0 1 2 4

4 1 1 1 0 1 1

2 0 0 0 2 0 0

4 0 0 0 0 3 2

4 0 0 0 0 2 1

3 1 1 0 0 0 0

3 0 2 0 0 0 0

1B:	3	SF:	0
2B:	1	SAC:	0
3B:	0	DP:	2
HR:	1	HBP:	0

Batter	1	2	3	4	5	6	7	8	9
Tony Phillips, S OBP: 0.391, SLG: 0.395 (1, 8)	2-2 G5-3			0-1 G5-3		4-2 FC6-4 BB		2-0 1B	
Lou Whitaker, L OBP: 0.388, SLG: 0.465 (1, 4)	0-0 F9			0-1 G3		2-0 FC6-4		1-1 F7	
Travis Fryman, R OBP: 0.318, SLG: 0.421 (1, 6)	2-0 P3			4-2 BB		1-3 K		2-3 K	
Cecil Fielder, R OBP: 0.327, SLG: 0.465 (1, 10)			1-1 G1-3	1-1 F7		1-3 K		0-0 HR	
Mickey Tettleton, S OBP: 0.378, SLG: 0.465 (1, 2)			4-0 BB	G5-4-3 BB		3-1 F9		4-0 BB	
Rob Deer, R OBP: 0.336, SLG: 0.552 (1, 9)			1-0 G5-4-3	1-3 K		1-3 K		2-3 K	
Scott Livingstone, L OBP: 0.319, SLG: 0.373 (1, 5)			0-0 F9	2-3 K		0-3 K		0-3 K	
Mark Carreon, R OBP: 0.279, SLG: 0.359 (1, 7)			2-1 F9			1-1 G5-3		0-2 1B 2B	
Dave Bergman, L OBP: 0.303, SLG: 0.267 (1, 3)			3-1 F8			2-2 FC6-4 BB 1B		2-0 1B	

Inning Stats	R: 0	H: 0	E: 0	LOB: 0	K: 0	S: 5	R: 0	H: 0	E: 0	LOB: 0	K: 0	S: 3	R: 0	H: 0	E: 0	LOB: 0	K: 0	S: 5	R: 0	H: 0	E: 0	LOB: 1	K: 0	S: 8	R: 0	H: 0	E: 0	LOB: 0	K: 2	S: 8	R: 0	H: 1	E: 0	LOB: 2	K: 1	S: 12	R: 0	H: 0	E: 0	LOB: 0	K: 2	S: 8	R: 1	H: 3	E: 0	LOB: 2	K: 2	S: 13	R: 1	H: 1	E: 0	LOB: 0	K: 1	S: 7	1B: 3	SF: 0	2B: 1	SAC: 0	3B: 0	DP: 2	HR: 1	HBP: 0	WP: 0	PA: 34
--------------	------	------	------	--------	------	------	------	------	------	--------	------	------	------	------	------	--------	------	------	------	------	------	--------	------	------	------	------	------	--------	------	------	------	------	------	--------	------	-------	------	------	------	--------	------	------	------	------	------	--------	------	-------	------	------	------	--------	------	------	-------	-------	-------	--------	-------	-------	-------	--------	-------	--------

PITCHER	IP	WLS	BF	H	R	ER	SO	BB	IBB	HBP	BLK	WP	HR	S	P	ERA	WHIP
Ben McDonald, R ERA: 4.4 (1, 1)	8.0	W	30	4	1	1	7	3	0	0	0	0	0	62	107	1.12	0.875
Mark Williamson, R ERA: 1.13 (9, 1)	1.0		4	1	1	1	1	0	0	0	0	0	1	7	14	9.00	2.000

Batter	1	2	3	4	5	6	7	8	9	AB R H RBI BB SO LOB	TOP											
Brady Anderson, L (1, 7) OBP: 0.373, SLG: 0.450	1-2 G3		2-0 F7		3-1 F8			3-2 G3		4 0 0 0 0 0 3	Baltimore Orioles @ Detroit Tigers Tiger Stadium, Detroit, MI Wed Sep 30 1992, 7:05 PM EDT Att. 11,990 - Sunny - 56 F											
Mike Devereaux, R (1, 8) OBP: 0.322, SLG: 0.461	1-1 G6-4-3 1B		4-2 1-2 2-3 BB			1-1 G5-3		2-2 F7		3 0 1 0 1 0 0												
Cal Ripken Jr., R (1, 6) OBP: 0.320, SLG: 0.354	0-1 G6-4-3 1-2f		1-3 K			3-2 HR 1B		0-0 P3		4 1 1 0 0 1 4												
Glenn Davis, R (1, 10) OBP: 0.335, SLG: 0.419		0-0 G4-6-3 1B		0-1 G6-3 1B		2-2 HR 1-H		0-3 K		4 1 3 2 0 1 0												
Chito Martinez, L (1, 9) OBP: 0.362, SLG: 0.412		0-0 G4-6-3 1-2f		2-1 G6-3 1-2f		1-2 1B		1-0 G5-4-3 1B		4 0 2 0 0 0 2												
Tim Lincecum, R (1, 5) OBP: 0.347, SLG: 0.414		1-1 G1-3		2-3 K		1-1 G4-3		2-0 G5-4-3 1-2f		4 0 0 0 0 1 1												
David Segui, S (1, 3) OBP: 0.305, SLG: 0.296			2-2 G4-3		0-0 F7		0-2 G4-3			3 0 0 0 0 0 0												
Billy Ripken, R (1, 4) OBP: 0.275, SLG: 0.312			1-1 BB 1B 1B		0-0 G6-3		2-2 P3			3 0 1 0 0 0 0												
Mark Parent, R (1, 2) OBP: 0.300, SLG: 0.370			2-0 BB 1B		2-1 2B		2-3 K			3 0 2 0 0 1 0												
Inning Stats	R: 0 E: 0 K: 0 S: 8	H: 1 LOB: 0 BB: 0 P: 10	R: 0 E: 0 K: 0 S: 4	H: 1 LOB: 0 BB: 0 P: 5	R: 0 E: 0 K: 1 S: 14	H: 2 LOB: 3 BB: 1 P: 26	R: 0 E: 0 K: 1 S: 7	H: 1 LOB: 0 BB: 0 P: 11	R: 0 E: 0 K: 1 S: 6	H: 1 LOB: 1 BB: 0 P: 11	R: 2 E: 0 K: 0 S: 14	H: 3 LOB: 0 BB: 0 P: 22	R: 0 E: 0 K: 1 S: 9	H: 0 LOB: 0 BB: 0 P: 13	R: 0 E: 0 K: 0 S: 8	H: 0 LOB: 0 BB: 0 P: 13	R: 0 E: 0 K: 1 S: 5	H: 1 LOB: 0 BB: 0 P: 8	1B: 8 2B: 1 3B: 0 HR: 1	SF: 0 SAC: 0 DP: 4 HBP: 0	WP: 0 PB: 0 SB: 0 CS: 0	PA: 33
PITCHER	IP WLS BF H R ER SO BB IBB HBP BLK WP HR S P ERA WHIP																					
John Doherty, R (1, 1) ERA: 3.88	6.0 W 24 9 2 2 2 1 0 0 0 0 0 1 53 85 3.00 1.667																					
Mark Leiter, R (7, 1) ERA: 4.24	2.0 6 0 0 0 1 0 0 0 0 0 0 0 17 26 0.00 0.000																					
Mike Henneman, R (9, 1) ERA: 3.96	1.0 S 3 1 0 0 1 0 0 0 0 0 0 0 5 8 0.00 1.000																					

AB	32
R	2
H	10
RBI	2
BB	1
SO	4
LOB	10



Batter	1	2	3	4	5	6	7	8	9
Tony Phillips, S OBP: 0.390, SLG: 0.393 (1, 10)	0-1 G5-3		0-0 SH1-3	0-0 G3		1-1 F7			
Lou Whitaker, L OBP: 0.389, SLG: 0.466 (1, 4)	2-2 F9		0-1 2B		2-0 L3		4-1 BB		
Travis Fryman, R OBP: 0.319, SLG: 0.420 (1, 6)	2-2 F8		4-2 BB		4-2 BB		1-3 K		
Cecil Fielder, R OBP: 0.326, SLG: 0.463 (1, 3)		4-2 FC5-4 BB	1-0 P3		1-1 P3		1-1 F8		
Mickey Tettleton, S OBP: 0.377, SLG: 0.462 (1, 2)		4-2 FC5-4 BB	1-0 F8		1-3 K		3-3 K		
Rob Deer, R OBP: 0.336, SLG: 0.551 (1, 9)		3-2 FC5-4 L5-3 1-2f 2-3		0-1 1B SF8 2B		1-1 G1-3		1-3 K	
Scott Livingstone, L OBP: 0.318, SLG: 0.375 (1, 5)		0-0 L5-3 1-2		1-1 L8		3-1 2B		3-2 F8	
Dan Gladden, R OBP: 0.307, SLG: 0.362 (1, 8)			1-1 2B	1-0 2B		0-1 2B		1-2 F8	
Mark Carreon, R OBP: 0.279, SLG: 0.363 (1, 7)			2-1 SH1-3 2B	0-2 SF8		3-1 F7			

Inning Stats	R: 0	H: 0	E: 0	K: 0	S: 9	LOB: 0	BB: 0	P: 13
	R: 0	H: 0	E: 0	K: 0	S: 9	LOB: 1	BB: 2	P: 20
	R: 2	H: 3	E: 0	K: 0	S: 12	LOB: 2	BB: 1	P: 21
	R: 1	H: 2	E: 0	K: 0	S: 9	LOB: 1	BB: 0	P: 11
	R: 0	H: 0	E: 0	K: 1	S: 8	LOB: 1	BB: 1	P: 16
	R: 1	H: 2	E: 0	K: 0	S: 10	LOB: 1	BB: 0	P: 18
	R: 0	H: 0	E: 0	K: 2	S: 9	LOB: 1	BB: 1	P: 18
	R: 0	H: 0	E: 0	K: 1	S: 12	LOB: 0	BB: 0	P: 17

PITCHER	IP	WLS	BF	H	R	ER	SO	BB	IBB	HBP	BLK	WP	HR	S	P	ERA	WHIP
Bob Milacki, R ERA: 5.73 (1, 1)	6.0	L	28	7	4	4	1	4	0	0	0	0	0	57	99	6.00	1.833
Storm Davis, R ERA: 3.43 (7, 1)	2.0		7	0	0	0	3	1	0	0	0	0	0	21	35	0.00	0.500


BOTTOM

Baltimore Orioles @ Detroit Tigers
Tiger Stadium, Detroit, MI

Wed Sep 30 1992, 7:05 PM EDT
Att. 11,990 - Sunny - 56 F

AB	R	H	RBI	BB	SO	LOB
3	0	0	0	0	0	2
3	0	1	1	1	0	0
2	0	0	0	2	1	1
3	0	0	0	1	0	4
3	0	0	0	1	2	4
4	1	1	0	0	1	2
4	1	1	0	0	0	3
4	1	3	1	0	0	0
2	1	1	2	0	0	1

AB	28
R	4
H	7
RBI	4
BB	5
SO	4
LOB	17



WP	PA
0	35

WP	HR	S	P	ERA	WHIP
0	0	1	0	0.00	0.500

Batter	1	2	3	4	5	6	7	8	9	AB R H RBI BB SO LOB	TOP											
Tony Phillips, S (1, 10) OBP: 0.388, SLG: 0.390	2-3 K		0-1 G4-3		4-0 1B FC5-4 BB	1-0 G3-1		1-3 K		4 1 0 1 1 2 1												
Lou Whitaker, L (1, 4) OBP: 0.389, SLG: 0.465	0-1 1B 2B 1B		2-2 F7		0-0 1-3 FC5-4 1B	0-1 G3		0-1 F9		5 1 2 0 0 0 1												
Travis Fryman, R (1, 6) OBP: 0.317, SLG: 0.417	0-3 K		0-0 F8		1-2 FC5-4 1-2f 3-H		0-3 K		2-3 K	5 0 0 1 0 3 2												
Cecil Fielder, R (1, 3) OBP: 0.327, SLG: 0.462 Skeeter Barnes, R (9, PR) OBP: 0.310, SLG: 0.385	1-2 2B 1-3 1B			1-3 K	3-2 F9		1-3 K		2-0 1B	5 0 2 0 0 2 1 0 0 0 0 0 0 0												
Mickey Tettleton, S (1, 2) OBP: 0.378, SLG: 0.470	3-2 1-3 3-H 2B			4-2 1B 1B 1B BB	1-2 P3		1-1 HR		3-3 K	4 2 2 2 1 1 2												
Rob Deer, R (1, 9) OBP: 0.337, SLG: 0.551	3-1 F8			1-0 1B 1B 1B E 1B		0-0 G5-3		2-1 1B		4 1 2 0 0 0 2												
Scott Livingstone, L (1, 5) OBP: 0.320, SLG: 0.379				0-2 E 1-2 2-3 1B		0-1 E 2B 2B		3-3 K		4 1 2 0 0 1 1												
Dan Gladden, R (1, 8) OBP: 0.307, SLG: 0.361				2-2 E8 G6-4-3 1-3 2-H 3-H 1B		1-0 2B G3-1		0-3 K		4 1 1 1 0 1 1												
Mark Carreon, R (1, 7) OBP: 0.279, SLG: 0.365				0-0 G6-4-3 1-2f		1-0 G3-1 1-3 3-H 2B		3-1 G6-3		4 0 1 1 0 0 2												
Inning Stats	R: 1 E: 0 K: 2 S: 16	H: 3 LOB: 2 BB: 0 P: 25	R: 0 E: 0 K: 0 S: 7	H: 0 LOB: 0 BB: 0 P: 8	R: 0 E: 0 K: 0 S: 6	H: 0 LOB: 0 BB: 0 P: 8	R: 2 E: 1 K: 1 S: 16	H: 3 LOB: 1 BB: 1 P: 24	R: 1 E: 0 K: 0 S: 13	H: 1 LOB: 1 BB: 1 P: 22	R: 2 E: 1 K: 0 S: 8	H: 2 LOB: 1 BB: 0 P: 11	R: 1 E: 0 K: 3 S: 14	H: 2 LOB: 1 BB: 0 P: 21	R: 0 E: 0 K: 2 S: 8	H: 0 LOB: 0 BB: 0 P: 12	R: 0 E: 0 K: 2 S: 10	H: 1 LOB: 1 BB: 0 P: 17	1B: 8 2B: 3 3B: 0 HR: 1	SF: 0 SAC: 0 DP: 1 HBP: 0	WP: 0 PB: 0 SB: 1 CS: 0	PA: 41
PITCHER	IP WLS BF H R ER SO BB IBB HBP BLK WP HR S P ERA WHIP																					
Jack Morris, R (1, 1) ERA: 4.04	6.0 W 29 9 6 4 3 2 0 0 0 0 0 0 66 98 6.00 1.833																					
Mark Eichhorn, R (7, 1) ERA: 3.08	1.0 5 2 1 1 3 0 0 0 0 0 0 1 14 21 9.00 2.000																					
Duane Ward, R (8, 1) ERA: 1.96	1.0 3 0 0 0 2 0 0 0 0 0 0 0 8 12 0.00 0.000																					
Tom Henke, R (9, 1) ERA: 2.13	1.0 S 4 1 0 0 2 0 0 0 0 0 0 0 10 17 0.00 1.000																					

Detroit Tigers @ Toronto Blue Jays
SkyDome, Toronto, ON
Fri Oct 02 1992, 7:05 PM EDT
Att: 50,418 - Dome - 70 F

AB	39
R	7
H	12
RBI	6
BB	2
SO	10
LOB	13



livebaseballscorecards.com

Batter	1	2	3	4	5	6	7	8	9
Devon White, S OBP: 0.302, SLG: 0.389 (1, 8)	3-2 HR 1B	3-2 G6-4-3 1B		1-3 K		1-1 P3		1-1 G6-3	
Roberto Alomar, S OBP: 0.403, SLG: 0.427 (1, 4)	2-2 HR 1-H	1-1 G6-4-3 1-2f 3-H			2-2 1B 2B	1-0 F7		2-0 G5-3	
Joe Carter, R OBP: 0.308, SLG: 0.494 (1, 9)	2-3 K	1-1 P3		1-1 G3 1B 1B		2-3 K		3-2 F9	
Dave Winfield, R OBP: 0.377, SLG: 0.493 (1, 10)	0-1 P3		1-1 F8		0-1 1B G3 1B 1-2 3-H		3-2 SH1-4 1B		
John Olerud, L OBP: 0.376, SLG: 0.453 (1, 3)	4-1 HR BB		1-1 G3-1		3-2 G3 1-2 2-3		0-2 SH1-4 1B		
Derek Bell, R OBP: 0.322, SLG: 0.361 (7, PR)									
Domingo Martinez, R OBP: 0.750, SLG: 1.500 (8, 3)									
Candy Maldonado, R OBP: 0.359, SLG: 0.466 (1, 7)	1-1 HR		4-1 BB		4-0 1B IBB		1-0 SH1-4		
Kelly Gruber, R OBP: 0.273, SLG: 0.351 (1, 5)	3-3 K		0-0 F9		1-2 1B 1-2 2-3 3-H		4-0 IBB		
Pat Borders, R OBP: 0.291, SLG: 0.384 (1, 2)		0-0 HR		0-0 L7		3-1 L6		0-3 K	
Manuel Lee, S OBP: 0.337, SLG: 0.312 (1, 6)		4-0 HR 1B G6-4-3 BB		1-0 G1-3		1-2 L4		2-2 F9	
Turner Ward, S OBP: 0.357, SLG: 0.538 (7, PH)									
Alfredo Griffin, S OBP: 0.268, SLG: 0.272 (8, 6)									

Inning Stats	R: 4	H: 3	E: 0	K: 2	S: 22	LOB: 0	BB: 1	P: 37	R: 2	H: 2	E: 0	K: 0	S: 8	LOB: 0	BB: 1	P: 17	R: 0	H: 0	E: 0	K: 0	S: 6	LOB: 1	BB: 1	P: 12	R: 0	H: 0	E: 0	K: 1	S: 5	LOB: 0	BB: 0	P: 7	R: 2	H: 4	E: 0	K: 0	S: 19	LOB: 3	BB: 1	P: 34	R: 0	H: 0	E: 0	K: 1	S: 6	LOB: 0	BB: 0	P: 10	R: 0	H: 2	E: 0	K: 1	S: 15	LOB: 3	BB: 1	P: 25	R: 0	H: 0	E: 0	K: 0	S: 7	LOB: 0	BB: 0	P: 13
--------------	------	------	------	------	-------	--------	-------	-------	------	------	------	------	------	--------	-------	-------	------	------	------	------	------	--------	-------	-------	------	------	------	------	------	--------	-------	------	------	------	------	------	-------	--------	-------	-------	------	------	------	------	------	--------	-------	-------	------	------	------	------	-------	--------	-------	-------	------	------	------	------	------	--------	-------	-------

PITCHER	IP	WLS	BF	H	R	ER	SO	BB	IBB	HBP	BLK	WP	HR	S	P	ERA	WHIP
Bill Gullickson, R ERA: 4.34 (1, 1)	1.0	L	9	4	6	6	2	2	0	0	0	0	3	23	42	54.00	6.000
Walt Terrell, R ERA: 5.2 (2, 1)	3.1		16	5	2	2	1	1	1	0	0	0	0	31	55	5.40	1.800
Kurt Knudsen, R ERA: 4.58 (5, 1)	2.2		11	2	0	0	2	0	1	0	0	0	0	27	45	0.00	0.750
Mike Munoz, L ERA: 3.04 (8, 1)	0.2		2	0	0	0	0	0	0	0	0	0	0	3	6	0.00	0.000
John Kiely, R ERA: 2.17 (8, 1)	0.1		1	0	0	0	0	0	0	0	0	0	0	4	7	0.00	0.000


AB	R	H	RBI	BB	SO	LOB
5	1	2	0	0	1	0
5	2	2	2	0	0	1
5	1	1	0	0	2	0
4	0	2	1	0	0	0
3	1	1	0	1	0	2
0	0	0	0	0	0	0
0	0	0	0	0	0	0
1	1	1	2	2	0	0
3	0	1	1	1	1	1
4	1	1	1	0	1	6
2	1	0	0	1	0	3
1	0	0	0	0	0	3
0	0	0	0	0	0	0

AB	33	R	8	H	11	RBI	7	BB	5	SO	5	LOB	16
----	----	---	---	---	----	-----	---	----	---	----	---	-----	----

WP	PA	ERA	WHIP
0	39	0	0

Detroit Tigers @ Toronto Blue Jays
SkyDome, Toronto, ON
 Fri Oct 02 1992, 7:05 PM EDT
 Att: 50,418 - Dome - 70 F

livebaseballscorecards.com



Batter	1	2	3	4	5	6	7	8	9	AB R H RBI BB SO LOB	TOP									
Tony Phillips, S OBP: 0.386, SLG: 0.387 (1, 8)	1-0 P5			2-2 F7		0-2 F8		2-2 G1		4 0 0 0 0 0 2										
Lou Whitaker, L OBP: 0.386, SLG: 0.461 (1, 4)	2-2 G4-3			2-3 K		2-2 F8			2-2 G3	4 0 0 0 0 1 1										
Travis Fryman, R OBP: 0.316, SLG: 0.416 (1, 6)	2-3 K			2-3 K		0-2 F9			1-1 PB BB 1B	4 1 1 0 0 2 1										
Cecil Fielder, R OBP: 0.328, SLG: 0.462 Skeeter Barnes, R OBP: 0.310, SLG: 0.385 (1, 3) (9, PR)		0-3 K			4-0 FC3-6 BB BB		1-1 P3		1-2 BB PB 1B	3 0 1 0 1 1 0 0 0 0 0 0 0 0										
Mickey Tettleton, S OBP: 0.379, SLG: 0.469 (1, 2)		3-2 P8			4-0 FC3-6 BB 1-2		1-2 L9		4-2 BB BB	2 0 0 0 2 0 0										
Rob Deer, R OBP: 0.334, SLG: 0.545 (1, 9)		2-3 K			0-3 K		0-1 F7		3-1 P4	4 0 0 0 0 2 5										
Scott Livingstone, L OBP: 0.319, SLG: 0.376 (1, 5)			3-2 G4-3		0-1 FC3-6 1-2 2-3			0-1 P5	4-1 BB	3 0 0 1 1 0 2										
Dan Gladden, R OBP: 0.304, SLG: 0.357 (1, 7)			0-3 K		0-3 K			2-1 P3	0-1 P3	4 0 0 0 0 2 5										
Mark Carreon, R OBP: 0.282, SLG: 0.366 (1, 10)			0-3 K			1-2 1B		4-2 BB		2 0 1 0 1 1 0										
Inning Stats	R: 0 E: 0 K: 1 S: 7	H: 0 LOB: 0 BB: 0 P: 12	R: 0 E: 0 K: 2 S: 9	H: 0 LOB: 0 BB: 0 P: 14	R: 0 E: 0 K: 2 S: 11	H: 0 LOB: 0 BB: 0 P: 14	R: 0 E: 0 K: 2 S: 10	H: 0 LOB: 2 BB: 2 P: 16	R: 0 E: 0 K: 0 S: 13	H: 1 LOB: 1 BB: 0 P: 16	R: 0 E: 0 K: 0 S: 7	H: 0 LOB: 0 BB: 0 P: 9	R: 0 E: 0 K: 0 S: 12	H: 0 LOB: 1 BB: 1 P: 20	R: 1 E: 0 K: 0 S: 15	H: 2 LOB: 3 BB: 2 P: 30	1B: 3 2B: 0 3B: 0 HR: 0	SF: 0 SAC: 0 DP: 0 HBP: 0	WP: 0 PB: 1 SB: 0 CS: 0	PA: 35
PITCHER	IP WLS BF H R ER SO BB IBB HBP BLK WP HR S P ERA WHIP																			
Juan Guzman, R ERA: 2.64 (1, 1)	8.0 W 28 1 0 0 9 3 0 0 0 0 0 0 77 117 0.00 0.500																			
Tom Henke, R ERA: 2.28 (9, 1)	0.2 6 2 1 1 0 2 0 0 0 0 0 0 13 28 13.50 6.000																			
Duane Ward, R ERA: 1.95 (9, 1)	0.1 S 1 0 0 0 0 0 0 0 0 0 0 0 2 2 0.00 0.000																			

Detroit Tigers @ Toronto Blue Jays
 SkyDome, Toronto, ON
 Sat Oct 03 1992, 3:33 AM EDT
 Att. 50,412 - Dome - 70 F

AB	30
R	1
H	3
RBI	1
BB	5
SO	9
LOB	16



WP: 0	PA: 35
-------	--------

Batter	1	2	3	4	5	6	7	8	9	AB	R	H	RBI	BB	SO	LOB
Devon White, S OBP: 0.303, SLG: 0.390 (1, 8)	1-1 HR 1B	2-3 K			0-0 FC6-4 SH1-4 1-2 1B	3-2 G3				4	1	2	0	0	1	3
Roberto Alomar, S OBP: 0.405, SLG: 0.427 (1, 4)	2-2 L7		2-1 G5-3 1B		0-0 SH1-4 1-2 2-3		4-2 S S BB			2	0	1	0	1	0	1
Joe Carter, R OBP: 0.309, SLG: 0.498 (1, 9)	1-0 HR 1-H		3-1 G5-3 1-2		4-0 FC6-4 IBB		1-1 SAFE SAFE SAFE F7 1-2			3	1	1	2	1	0	2
Dave Winfield, R OBP: 0.377, SLG: 0.491 (1, 10)	0-3 K		0-1 F7		1-2 FC6-4 BB 1-2f 2-3 3-H		4-0 G4-6-3 IBB			3	0	0	1	1	1	3
John Olerud, L OBP: 0.375, SLG: 0.450 (1, 3)	2-2 G1-3		1-0 F8		4-1 BB 1-2		3-1 4-1 G4-6-3 IBB 1-2f			3	0	0	0	1	0	3
Candy Maldonado, R OBP: 0.357, SLG: 0.462 (1, 7)		1-3 K		2-0 P6	2-3 K		1-1 G4-3			4	0	0	0	0	2	3
Kelly Gruber, R OBP: 0.275, SLG: 0.352 (1, 5)		2-2 FC5-4 1B		0-0 G5-4-3 1B		0-2 G6-3		3-3 K		4	0	2	0	0	1	0
Pat Borders, R OBP: 0.290, SLG: 0.385 (1, 2)		2-0 FC5-4 BB 1-2f		0-0 G5-4-3 1-2f		0-0 P4		1-2 1B 2B		4	0	1	0	0	0	2
Manuel Lee, S OBP: 0.343, SLG: 0.316 (1, 6)		4-0 BB 1-2		4-1 SH1-4 FC6-4 BB		2-2 1B		3-1 2-H 1B		2	1	2	0	2	0	0

Inning Stats	R: 2	H: 2	E: 0	K: 1	S: 16	LOB: 0	BB: 0	P: 19	R: 0	H: 1	E: 0	K: 2	S: 10	LOB: 2	BB: 1	P: 21	R: 0	H: 1	E: 0	K: 0	S: 7	LOB: 0	BB: 0	P: 13	R: 0	H: 1	E: 0	K: 0	S: 3	LOB: 3	BB: 3	P: 26	R: 0	H: 1	E: 0	K: 0	S: 13	LOB: 1	BB: 0	P: 18	R: 0	H: 0	E: 0	K: 0	S: 8	LOB: 1	BB: 2	P: 20	R: 0	H: 2	E: 0	K: 1	S: 10	LOB: 2	BB: 0	P: 18
1B: 7	SF: 0	2B: 1	SAC: 1	3B: 0	DP: 2	HR: 1	HBP: 0	WP: 0	PA: 36																																															

PITCHER	IP	WLS	BF	H	R	ER	SO	BB	IBB	HBP	BLK	WP	HR	S	P	ERA	WHIP
Dave Haas, R ERA: 3.94 (1, 1)	4.2	L	23	6	3	3	3	3	1	0	0	0	1	43	78	5.79	1.929
Mark Leiter, R ERA: 4.18 (5, 1)	1.2		7	1	0	0	1	1	0	0	0	0	0	23	35	0.00	1.200
Mike Munoz, L ERA: 3.0 (7, 1)	0.2		2	0	0	0	0	0	1	0	0	0	0	2	9	0.00	0.000
John Kiely, R ERA: 2.13 (8, 1)	1.0		4	2	0	0	1	0	0	0	0	0	0	10	18	0.00	2.000

BOTTOM

Detroit Tigers @ Toronto Blue Jays
SkyDome, Toronto, ON
 Sat Oct 03 1992, 3:33 AM EDT
 Att: 50,412 - Dome - 70 F

livebaseballscores.com

AB	29
R	3
H	9
RBI	3
BB	6
SO	5
LOB	17



Batter	1	2	3	4	5	6	7	8	9	AB R H RBI BB SO LOB	TOP																									
Tony Phillips, S (1, 4) OBP: 0.387, SLG: 0.388 Dave Bergman, L (5, 3) OBP: 0.305, SLG: 0.265	1-3 K	4-2 G1-3 BB		2-1 1B		4-2 E 1B BB		0-1 F8		2 0 1 0 1 1 0 1 0 0 0 1 0 0																										
Skeeter Barnes, R (1, 5) OBP: 0.318, SLG: 0.388 (5, 4)	4-2 2B BB	1-2 G1-3		2-0 1B		1-0 E 1B		2-1 F7		4 1 2 2 1 0 2																										
Travis Fryman, R (1, 6) OBP: 0.316, SLG: 0.416	2-2 1-H 2B	3-3 K		1-1 G1		0-0 E4 FC6-4		0-0 E5		5 0 1 1 0 1 6																										
Cecil Fielder, R (1, 10) OBP: 0.325, SLG: 0.458	2-3 K		3-2 G5-3		1-1 G5-3	1-2 FC6-4		1-0 F8		5 0 0 0 0 1 5																										
Rob Deer, R (1, 9) OBP: 0.337, SLG: 0.547	4-1 FC5-4 BB		0-1 1B		2-3 K		1-1 WP G4-3 2B	1-3 K		4 1 2 0 1 2 1																										
Mark Carreon, R (1, 8) OBP: 0.278, SLG: 0.360	1-0 FC5-4		1-0 P4		1-1 P6		2-2 G4-3	0-0 P4		5 0 0 1 0 0 4																										
Phil Clark, R (1, 7) OBP: 0.467, SLG: 0.537		1-2 BB WP G1-3 1B	2-3 K		1-2 G5-3	2-2 F7				4 1 1 0 0 1 1																										
Rich Rowland, R (1, 3) OBP: 0.353, SLG: 0.214 (5, 5)		2-2 F8		2-3 K		2-2 F9	0-3 K			4 0 0 0 0 2 1																										
Chad Kreuter, S (1, 2) OBP: 0.321, SLG: 0.332		4-2 G1-3 BB BB		2-0 P5		4-1 BB 1B BB		3-2 F8		2 1 0 0 2 0 0																										
Inning Stats	R: 1 E: 0 K: 2 S: 17	H: 1 LOB: 2 BB: 2 P: 31	R: 1 E: 0 K: 1 S: 18	H: 1 LOB: 2 BB: 2 P: 33	R: 0 E: 0 K: 1 S: 10	H: 1 LOB: 1 BB: 0 P: 16	R: 0 E: 0 K: 1 S: 8	H: 0 LOB: 0 BB: 0 P: 12	R: 1 E: 1 K: 0 S: 15	H: 1 LOB: 3 BB: 2 P: 28	R: 1 E: 0 K: 1 S: 15	H: 1 LOB: 0 BB: 0 P: 20	R: 0 E: 0 K: 0 S: 7	H: 0 LOB: 0 BB: 0 P: 12	R: 0 E: 1 K: 1 S: 7	H: 0 LOB: 1 BB: 0 P: 9	1B: 5 2B: 2 3B: 0 HR: 0	SF: 0 SAC: 0 DP: 0 HBP: 0	WP: 2 PB: 0 SB: 0 CS: 0	PA: 42																
PITCHER	IP WLS BF H R ER SO BB IBB HBP BLK WP HR S P ERA WHIP																																			
Jimmy Key, L (1, 1) ERA: 3.53	2.0		12	2	2	2	3	4	0	0	0	1	0	35	64	9.00	3.000																			
David Cone, R (3, 1) ERA: 2.85	2.0		9	3	0	0	2	0	0	0	0	0	0	19	34	0.00	1.500																			
Todd Stottliemyre, R (5, 1) ERA: 4.5	1.0	W	3	0	0	0	1	0	0	0	0	0	0	8	12	0.00	0.000																			
Al Leiter, L (6, 1) ERA: 9.0	1.0		7	1	1	1	0	2	0	0	0	0	0	15	28	9.00	3.000																			
Pat Hentgen, R (7, 1) ERA: 5.36	1.0		4	1	1	1	1	0	0	0	0	1	0	15	20	9.00	1.000																			
PITCHER	IP WLS BF H R ER SO BB IBB HBP BLK WP HR S P ERA WHIP																																			
Bob MacDonald, L (8, 1) ERA: 4.37	1.0		3	0	0	0	0	0	0	0	0	0	0	7	12	0.00	0.000																			
Mike Timlin, R (9, 1) ERA: 4.12	1.0	S	4	0	0	0	1	0	0	0	0	0	0	7	9	0.00	0.000																			

Detroit Tigers @ Toronto Blue Jays
SkyDome, Toronto, ON
Sun Oct 04 1992, 3:33 AM EDT
Att: 50,421 - Dome - 70 F

AB	36
R	4
H	7
RBI	4
BB	6
SO	8
LOB	20



WP: 2	PA: 42
PB: 0	
SB: 0	
CS: 0	

1B: 5	SF: 0
2B: 2	SAC: 0
3B: 0	DP: 0
HR: 0	HBP: 0

Batter	1	2	3	4	5	6	7	8	9
Derek Bell, R OBP: 0.324, SLG: 0.354 (1, 8)	1-0 S 1B HBP	0-0 G4-3	2-1 HBP			1-3 K		2-1 G5-3	
Turner Ward, S OBP: 0.424, SLG: 0.552 (1, 9)	4-2 1B 2B BB	1-2 1B E 1B	1-0 F8			3-2 1B 1B		4-2 BB	
Domingo Martinez, R OBP: 0.625, SLG: 1.000 (1, 3) Mike Maksudian, L (8, PH) (9, 3)	1-1 2B 1B	1-0 F7	1-3 K			2-0 1B 1B		1-2 P4	
Pat Tabler, R OBP: 0.306, SLG: 0.289 (1, 7)	1-0 BB 2B	2-2 E8 1B				0-0 G6-3		3-3 K	
Ed Sprague, R OBP: 0.280, SLG: 0.340 (1, 10)	2-2 P2	1-0 P3				1-1 P3		1-0 L7	
Randy Knorr, R OBP: 0.300, SLG: 0.421 (1, 2)	4-0 BB IBB		2-2 G5-3			2-3 K		3-3 K	
Tom Quinlan, R OBP: 0.176, SLG: 0.133 (1, 5)	1-3 K		0-1 E6 2B 1B			2-3 K		1-3 K	
Alfredo Griffin, S OBP: 0.273, SLG: 0.280 (1, 4)	4-2 BB		0-0 E 2B			2-2 F9		1-3 K	
Manuel Lee, S OBP: 0.343, SLG: 0.316 (1, 6) Eddie Zosky, R OBP: 0.250, SLG: 0.571 (6, 6)	1-2 G5-3		0-0 E7 1B			2-3 K		2-0 L8	

Inning Stats	R: 3	H: 2	E: 0	LOB: 3	K: 1	S: 19	R: 1	H: 2	E: 1	LOB: 1	K: 0	S: 9	R: 2	H: 2	E: 2	LOB: 2	K: 1	S: 12	R: 0	H: 0	E: 0	LOB: 0	K: 1	S: 8	R: 0	H: 0	E: 0	LOB: 0	K: 2	S: 12	R: 1	H: 3	E: 0	LOB: 2	K: 2	S: 14	R: 0	H: 0	E: 0	LOB: 0	K: 2	S: 7	R: 0	H: 0	E: 0	LOB: 1	K: 1	S: 11	1B: 7	2B: 2	3B: 0	HR: 0	SF: 0	SAC: 0	DP: 0	HBP: 2	WP: 0	PB: 0	SB: 1	CS: 0	PA: 40
Scott Aldred, L ERA: 6.78 (1, 1)	IP: 2.1	WLS: L	BF: 19	H: 6	R: 6	ER: 4	SO: 1	BB: 2	IBB: 1	HBP: 2	BLK: 0	WP: 0	HR: 0	S: 36	P: 64	ERA: 15.43	WHIP: 3.429																																												
Eric King, R ERA: 5.22 (3, 1)	IP: 5.2	WLS: L	BF: 21	H: 3	R: 1	ER: 1	SO: 9	BB: 1	IBB: 0	HBP: 0	BLK: 0	WP: 0	HR: 0	S: 56	P: 93	ERA: 1.59	WHIP: 0.706																																												

DETROIT TIGERS @ TORONTO BLUE JAYS
SKYDOME, TORONTO, ON
 Sun Oct 04 1992, 3:33 AM EDT
 Att: 50,421 - Dome - 70 F

AB	34
R	7
H	9
RBI	5
BB	4
SO	10
LOB	20



AB	R	H	RBI	BB	SO	LOB
3	1	0	0	0	1	0
3	3	2	0	2	0	2
4	1	2	1	0	1	3
1	0	0	0	0	0	1
5	0	3	2	0	1	1
4	0	0	0	0	0	5
3	0	0	0	1	2	2
4	1	0	0	0	3	3
3	1	1	1	1	1	0
3	0	1	1	0	1	3
1	0	0	0	0	0	0