

Detroit Tigers - 1992

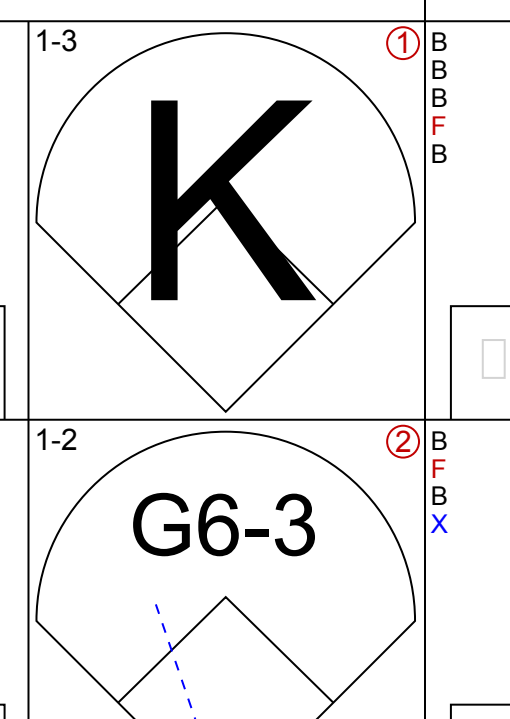
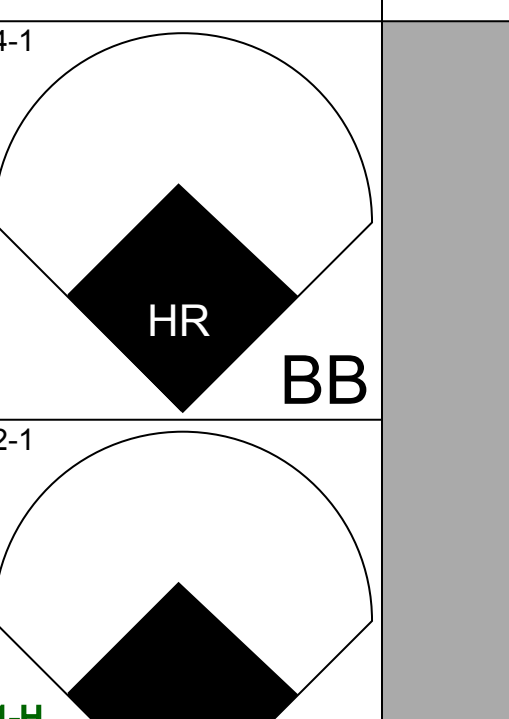
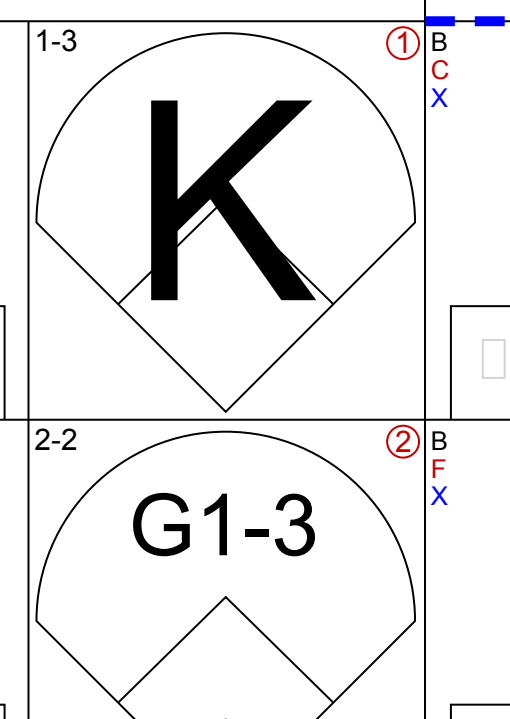
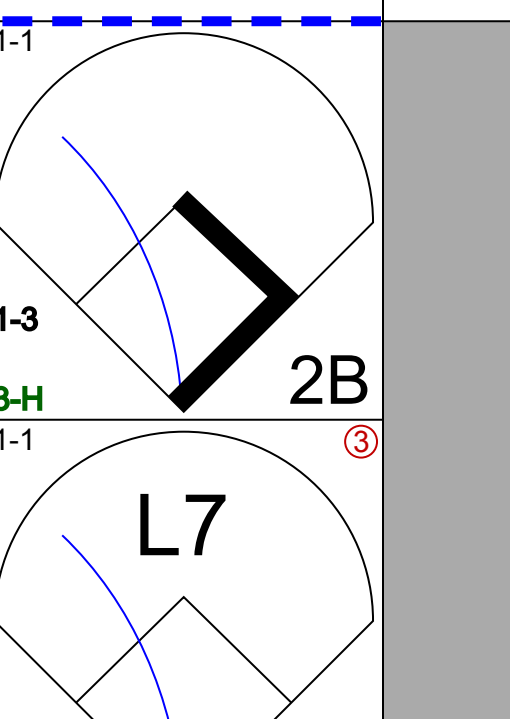
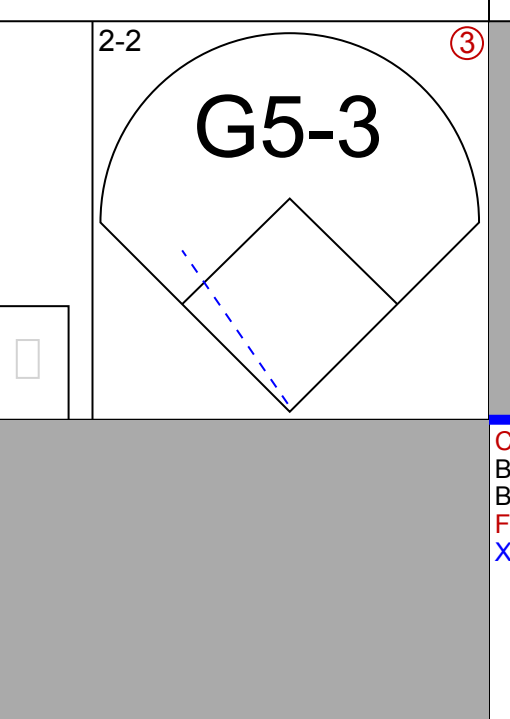
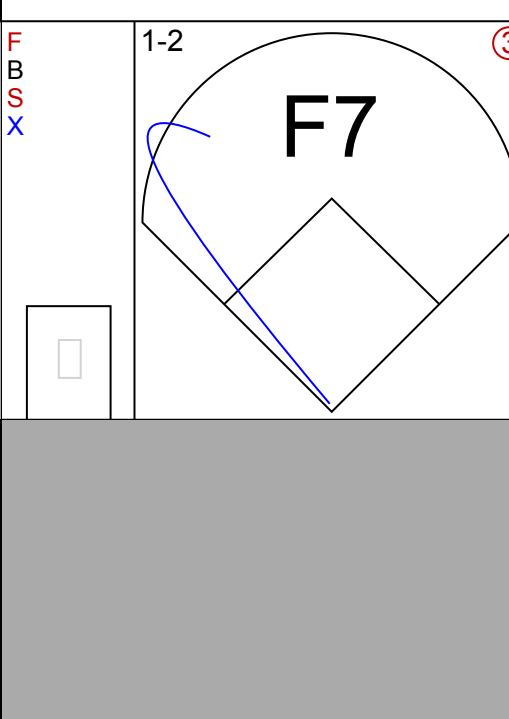
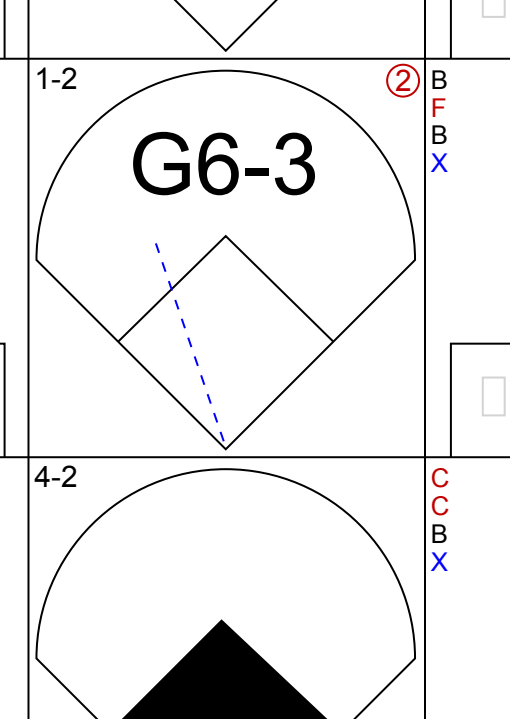
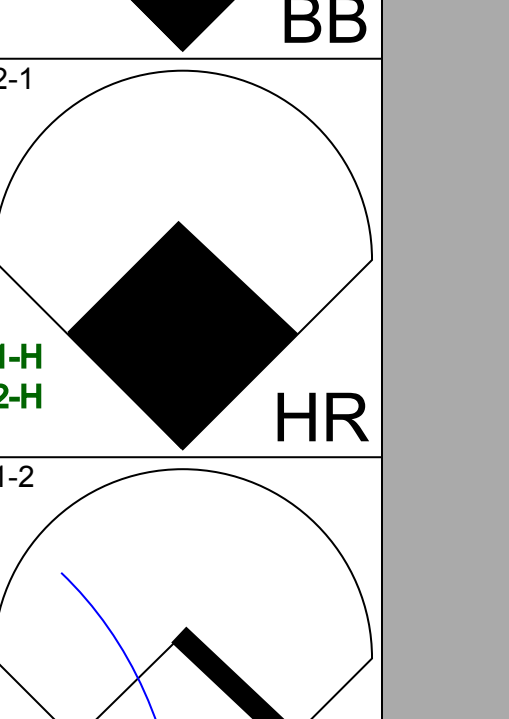
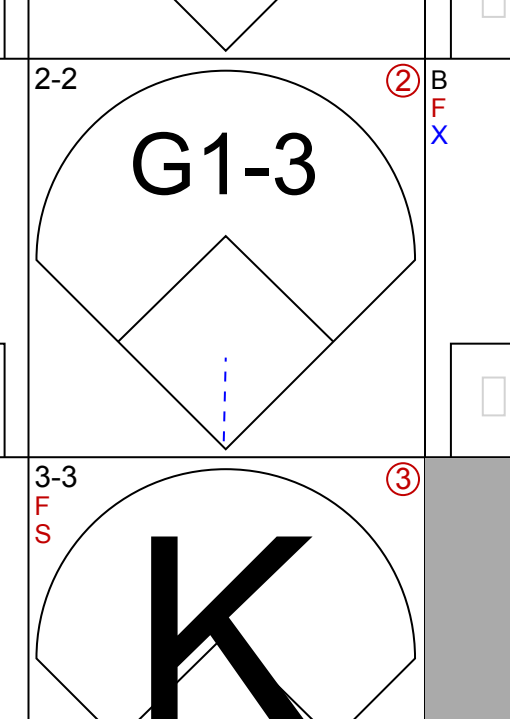
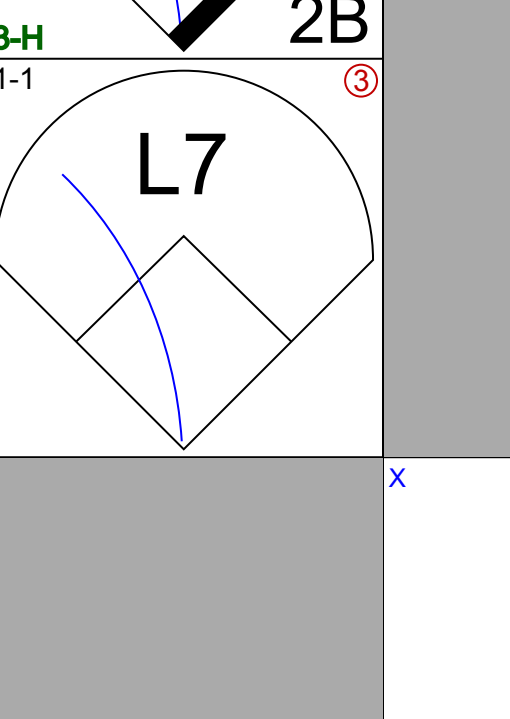
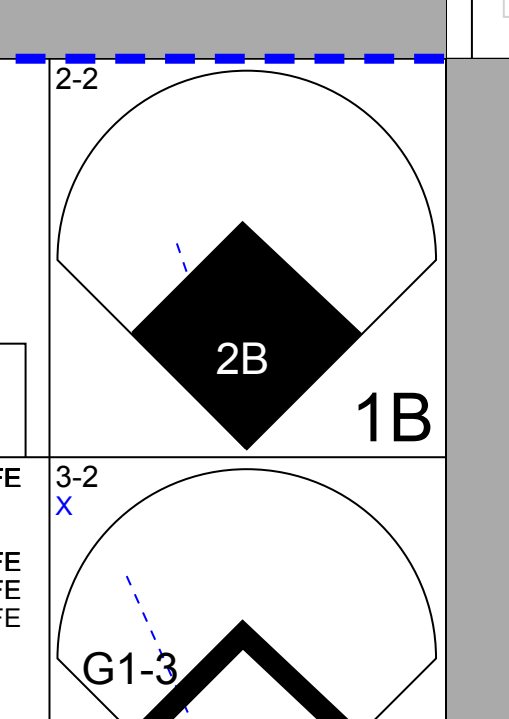
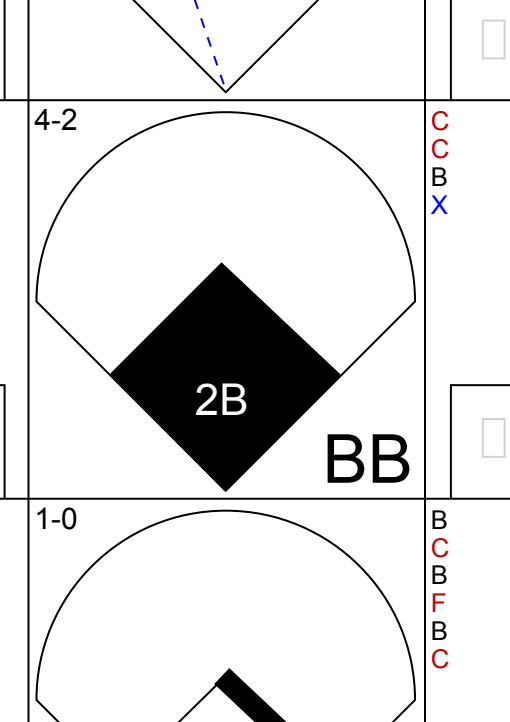
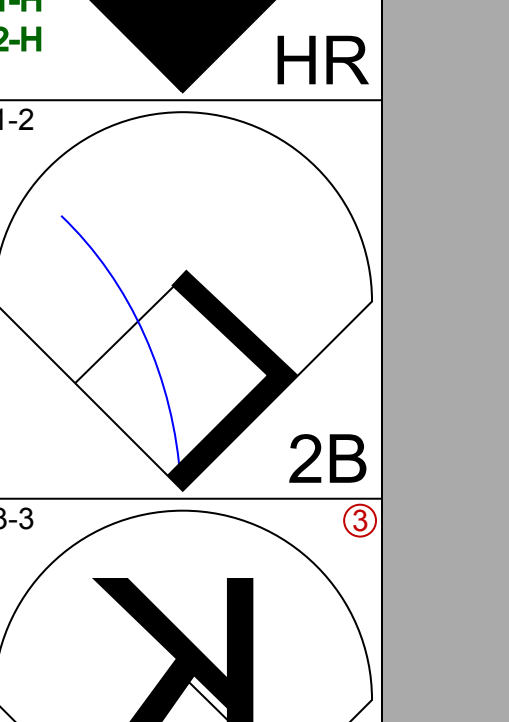
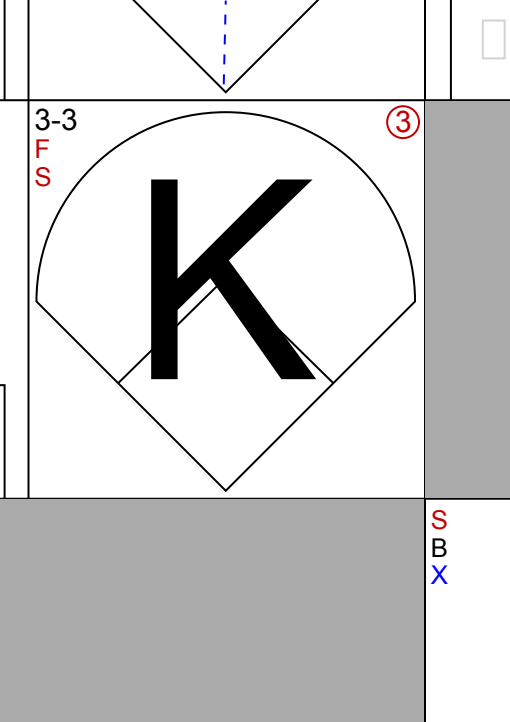
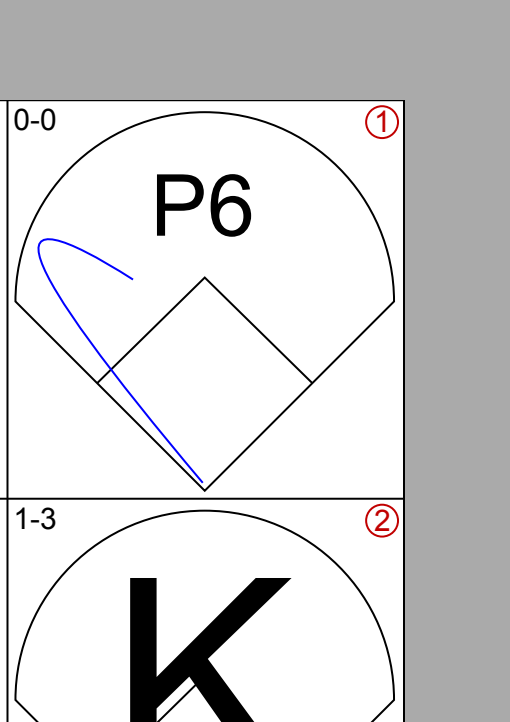
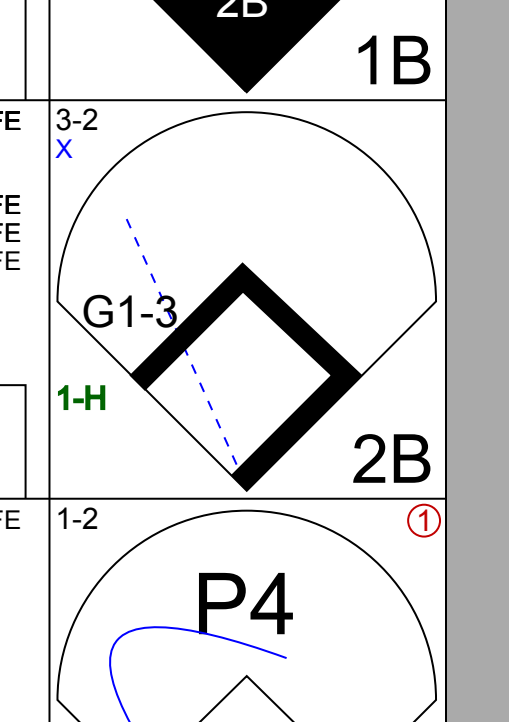
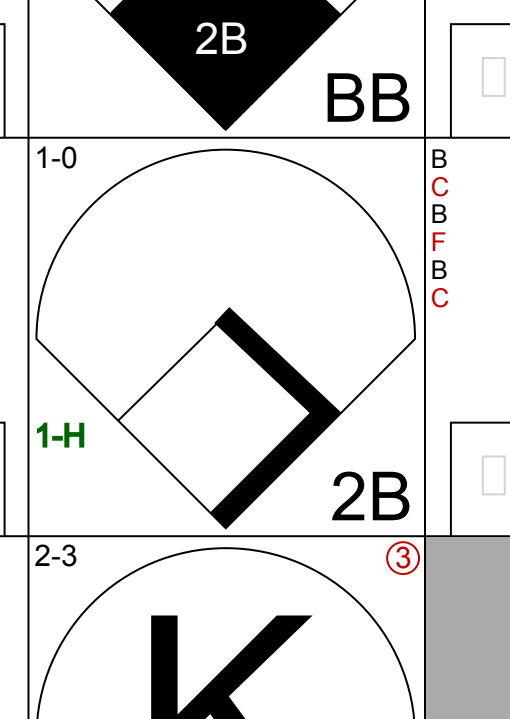
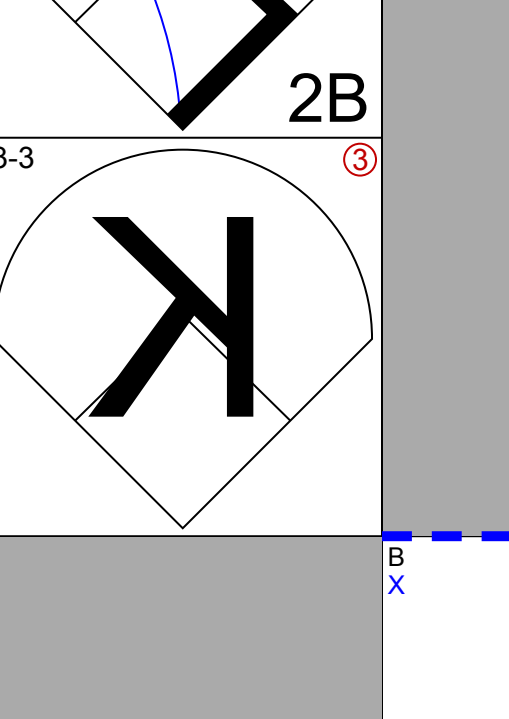
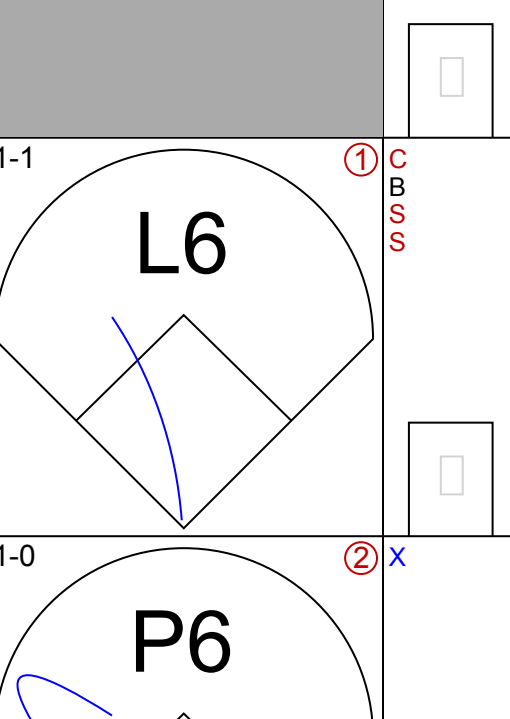
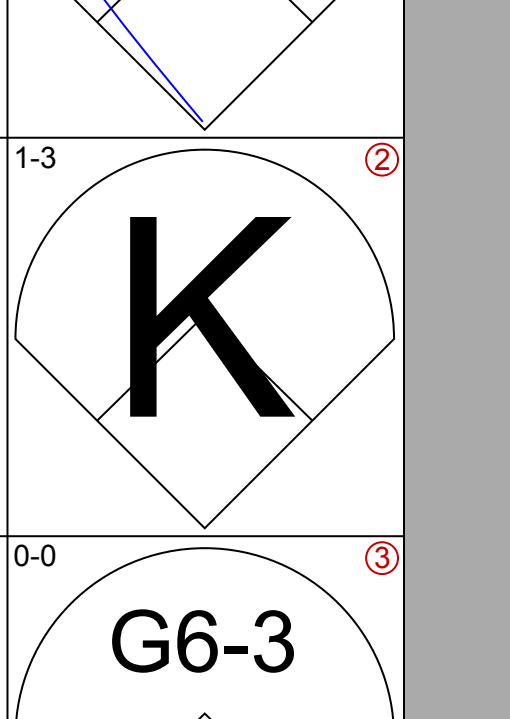
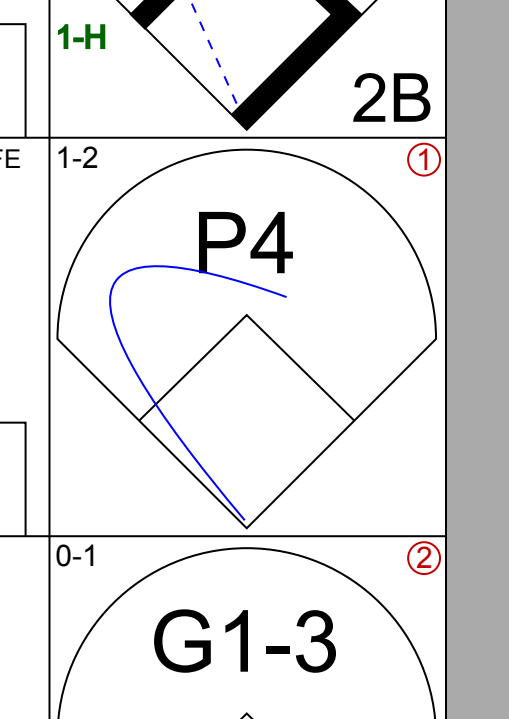
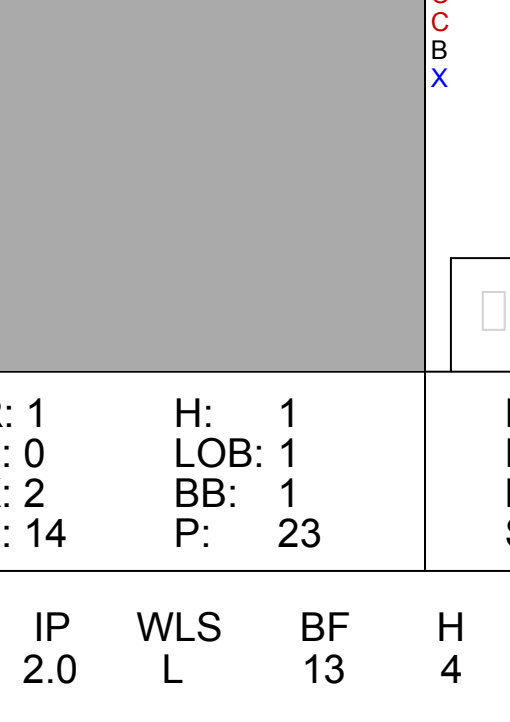
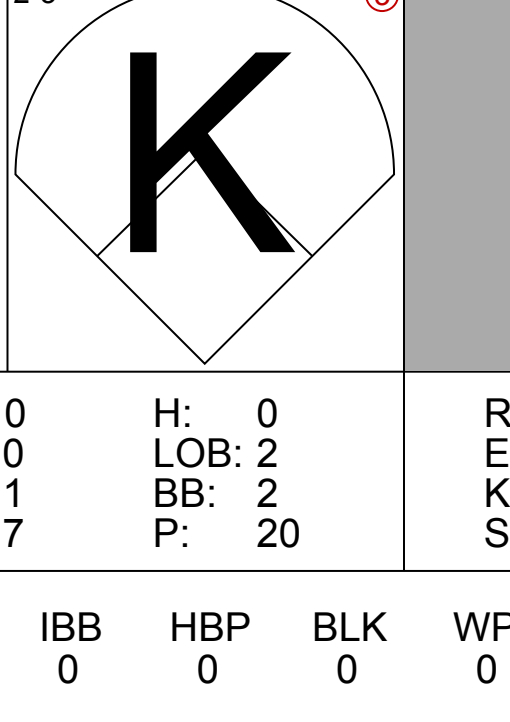
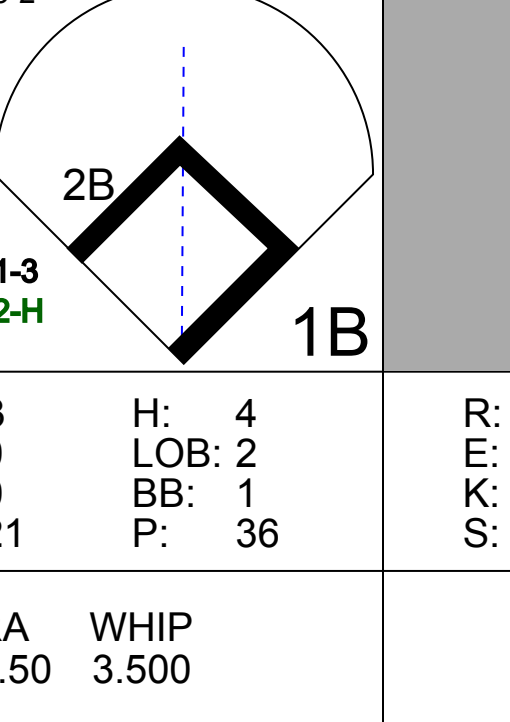
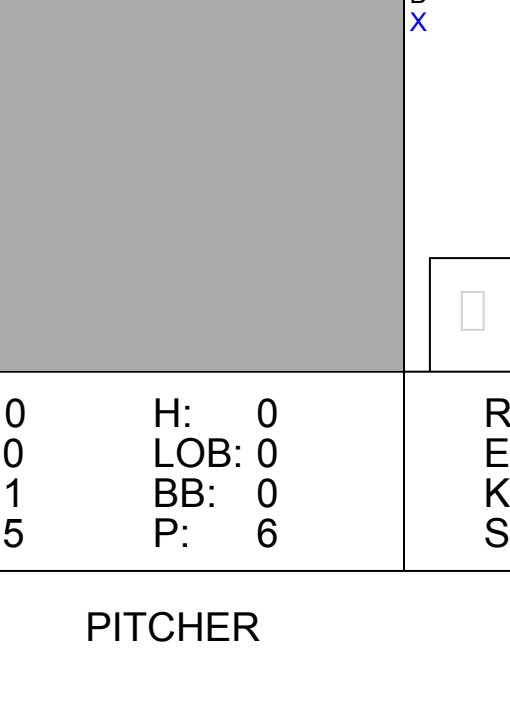
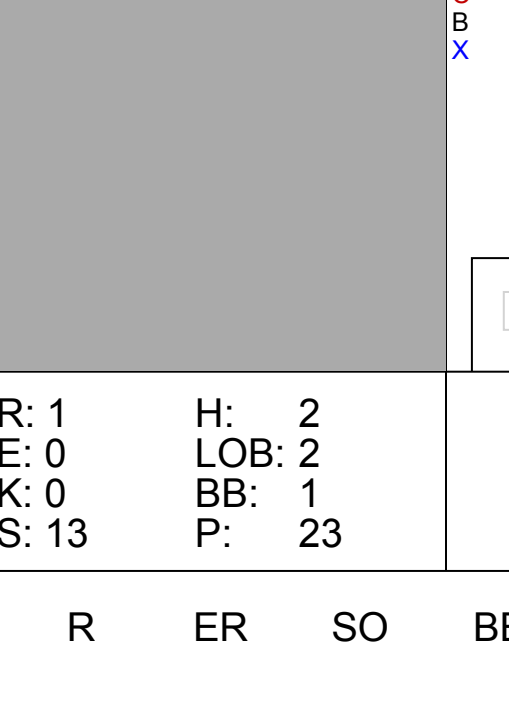
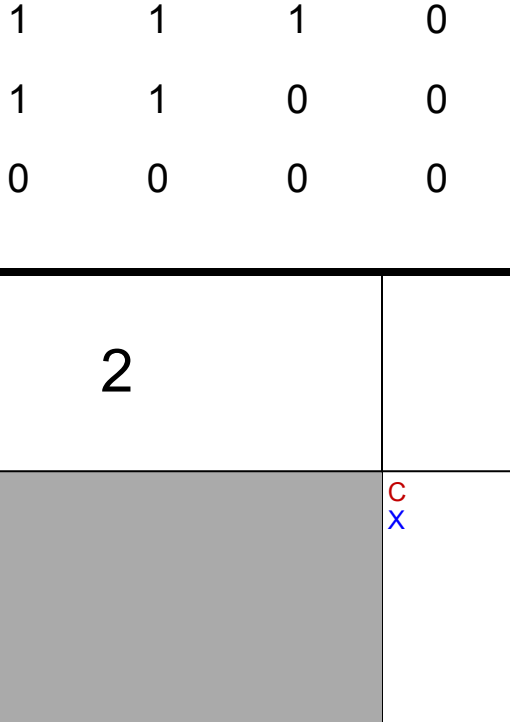
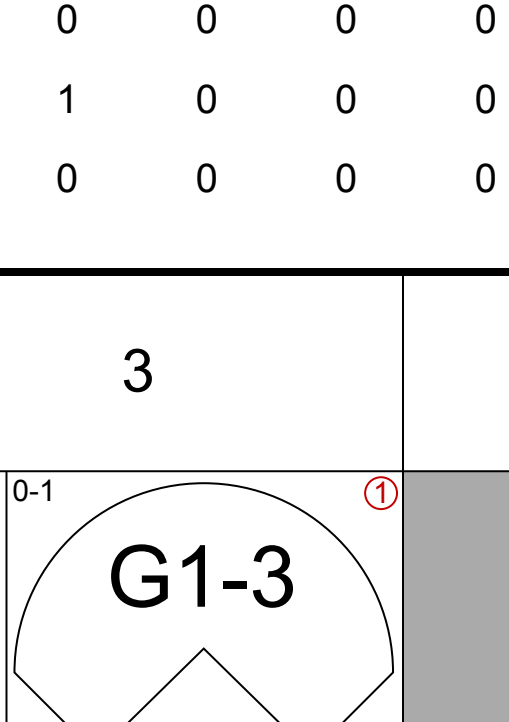
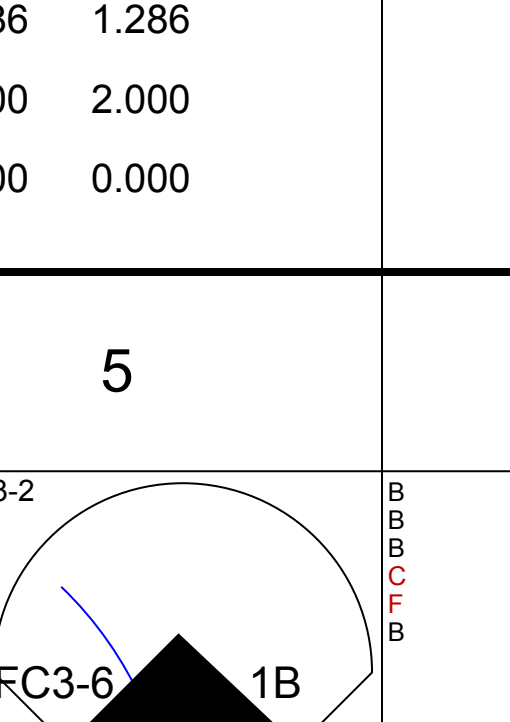
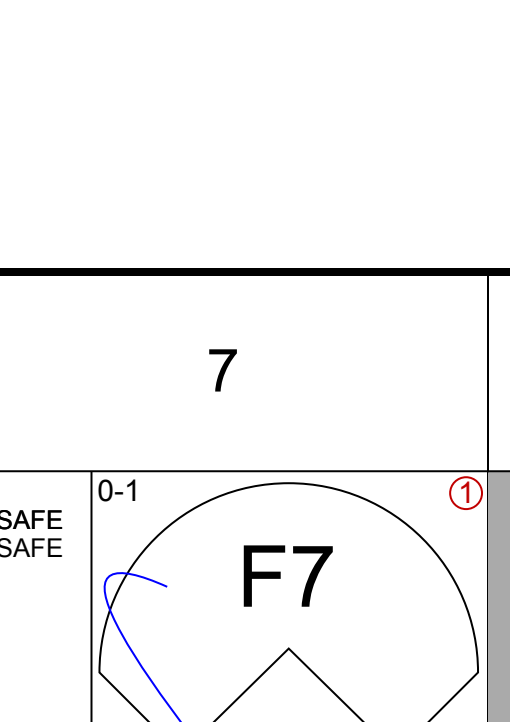
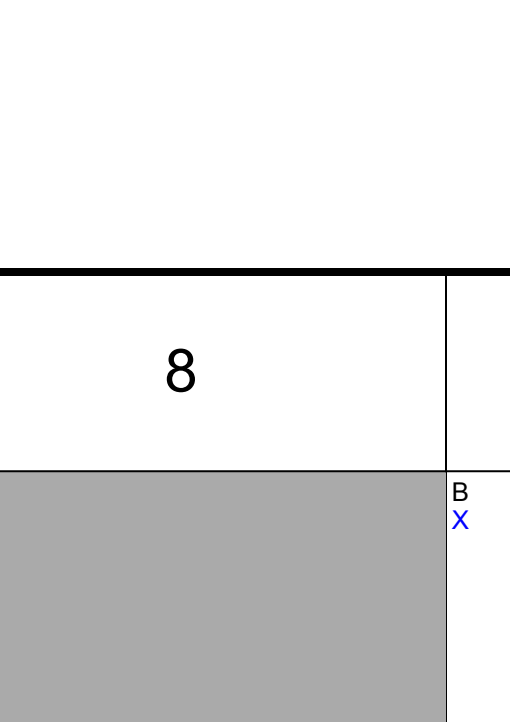
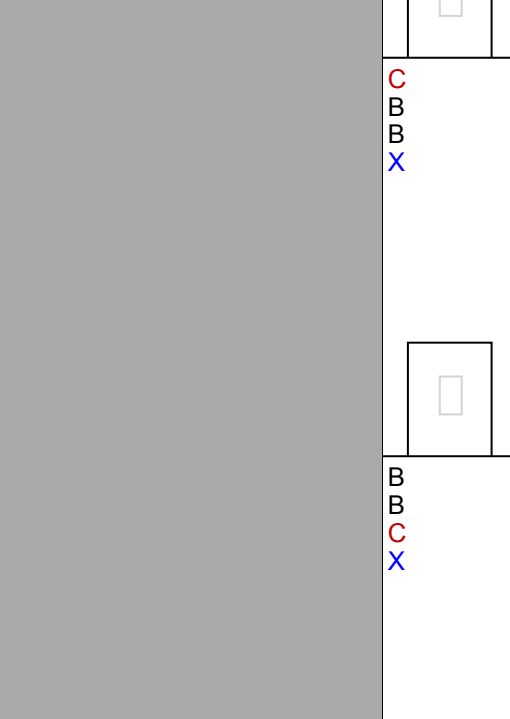
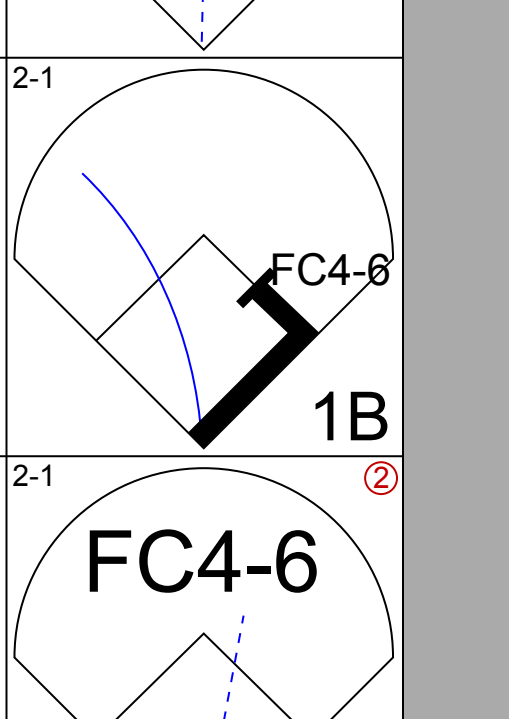
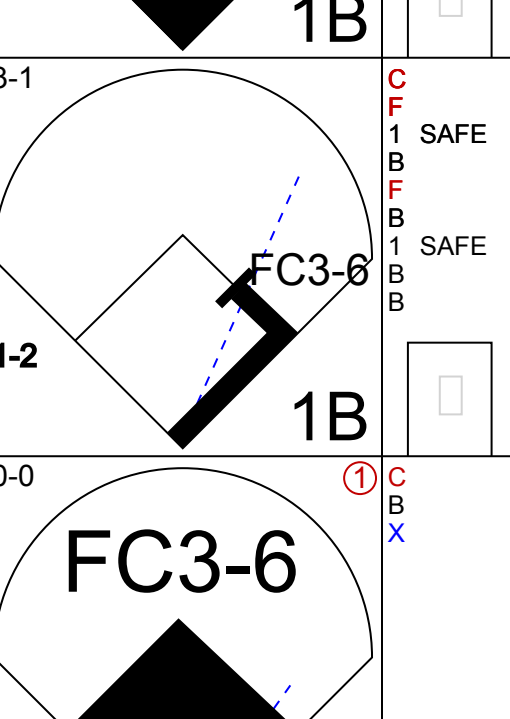
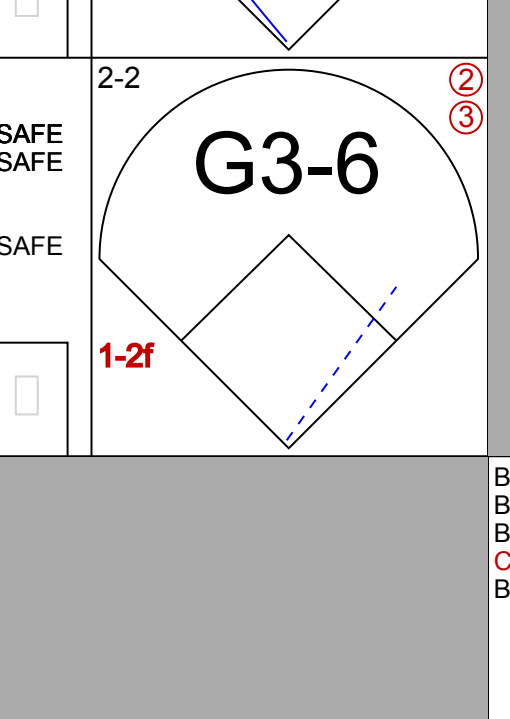
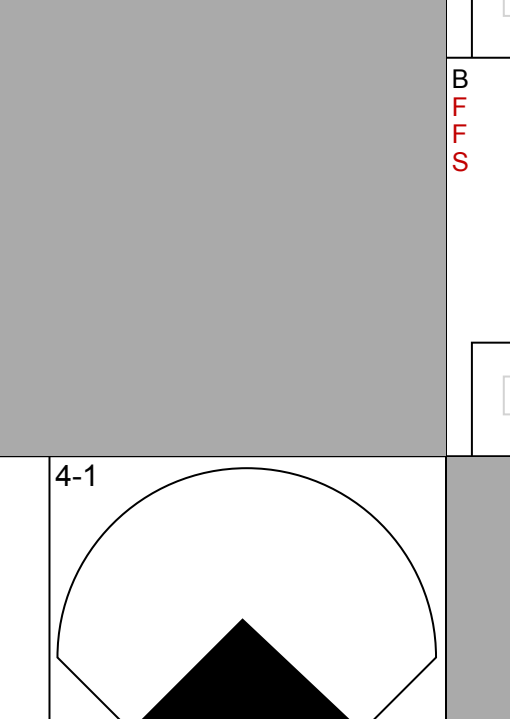
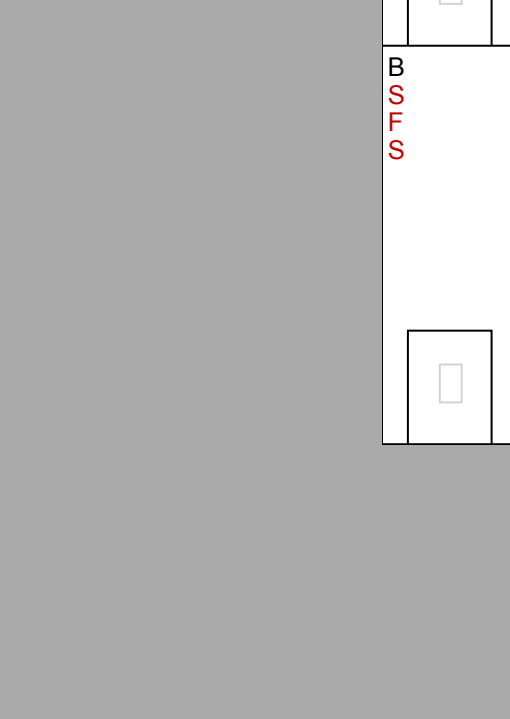
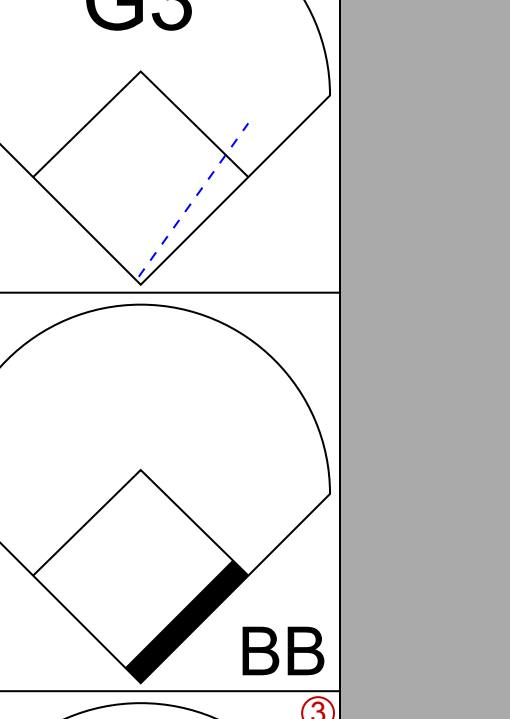

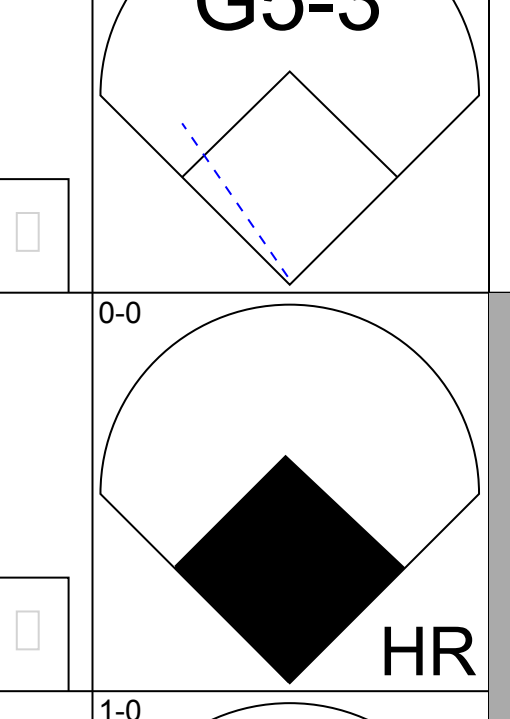
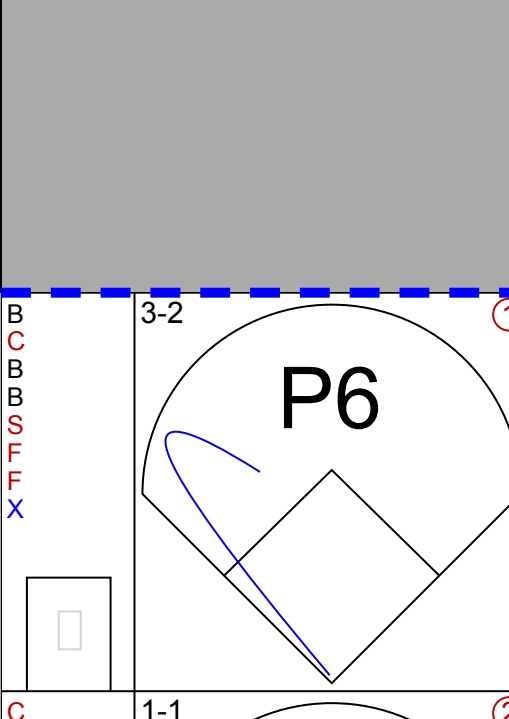
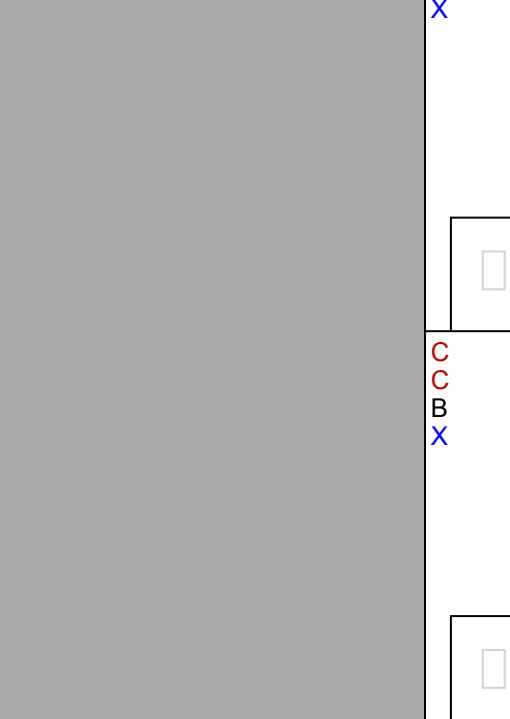
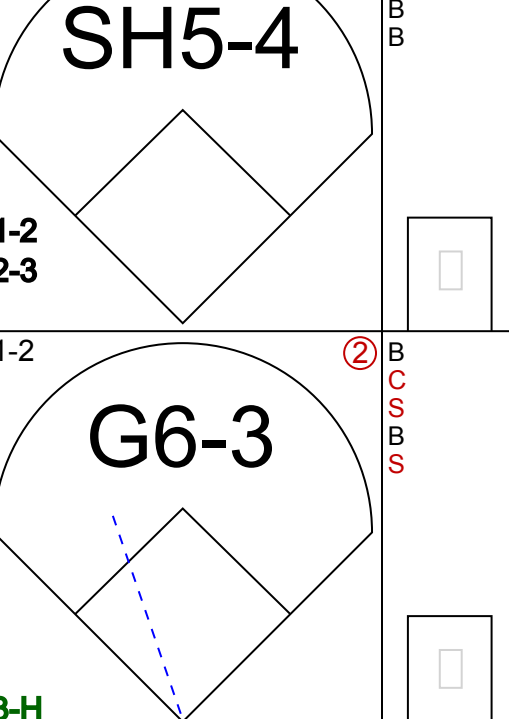


Batter	1	2	3	4	5	6	7	8	9	AB R H RBI BB SO LOB	TOP							
Devon White, S (1, 8)	0-1 G4-3	1-2 L4			1-1 F8		0-1 G5-3		0-3 K	5 0 0 0 0 1 2	<p>Toronto Blue Jays @ Detroit Tigers</p> <p>Tiger Stadium, Detroit, MI</p> <p>Mon Apr 06 1992, 3:33 AM EDT</p> <p>Att: 51,068 - Sunny - 55 F</p>							
Roberto Alomar, S (1, 4)	1-2 F8 1B 2B		1-2 G6-3		2-1 F7		3-1 F7		1-2 L6	5 1 1 0 0 0 0								
Joe Carter, R (1, 7)	0-1 F8		1-1 F8		0-0 1B		0-3 K			4 0 1 0 0 1 1								
Dave Winfield, R (1, 10)	0-1 1B		1-2 1B		0-1 FC6-4 1B				2-3 K	4 0 3 1 0 1 0								
Kelly Gruber, R (1, 5)	0-0 F7		2-0 F8		0-0 FC6-4 1B				2-2 1B 2B	4 1 1 0 0 0 4								
John Olerud, L (1, 3)		1-0 G3 2B		3-3 K		2-1 HR			4-0 1B IBB	3 1 2 1 1 1 0								
Derek Bell, R (1, 9)		0-0 G3		1-3 K		1-2 P3			0-0 G5-4-3 1B	4 0 1 1 0 1 1								
Pat Borders, R (1, 2)		0-0 G1-3		3-2 HR		2-1 L8			1-0 G5-4-3	4 1 1 1 0 0 3								
Manuel Lee, S (1, 6)		4-0 BB		0-0 L1		3-2 F7			1-2 F9	3 0 0 0 1 0 0								
Inning Stats	R: 1 E: 0 K: 0 S: 10	H: 2 LOB: 1 BB: 0 P: 11	R: 0 E: 0 K: 0 S: 8	H: 1 LOB: 2 BB: 1 P: 14	R: 0 E: 0 K: 2 S: 9	H: 1 LOB: 0 BB: 0 P: 14	R: 1 E: 0 K: 0 S: 14	H: 1 LOB: 0 BB: 0 P: 21	R: 0 E: 0 K: 0 S: 8	H: 0 LOB: 0 BB: 0 P: 11	R: 1 E: 0 K: 1 S: 10	H: 2 LOB: 1 BB: 1 P: 19	R: 0 E: 0 K: 1 S: 10	H: 0 LOB: 0 BB: 0 P: 12	1B: 5 2B: 3 3B: 0 HR: 2	SF: 0 SAC: 0 DP: 1 HBP: 0	WP: 0 PB: 0 SB: 0 CS: 0	PA: 38
PITCHER	IP WLS BF H R ER SO BB IBB HBP BLK WP HR S P ERA WHIP											PITCHER	IP WLS BF H R ER SO BB IBB HBP BLK WP HR S P ERA WHIP					
Bill Gullickson, R (1, 1)	6.0 L 27 8 3 3 2 1 0 0 0 0 2 65 95 4.50 1.500																	
Mark Leiter, R (7, 1)	2.0 8 2 1 1 2 0 1 0 0 0 0 18 30 4.50 1.000																	
Les Lancaster, R (9, 1)	1.0 3 0 0 0 1 0 0 0 0 0 0 10 12 0.00 0.000																	

AB	36
R	4
H	10
RBI	4
BB	2
SO	5
LOB	11



Batter	1	2	3	4	5	6	7	8	9	AB R H RBI BB SO LOB	BOTTOM							
Dan Gladden, R (1, 7)	2-1 P8		1-0 P4		0-0 F8			0-1 L8		4 0 0 0 0 0 1	<p>Toronto Blue Jays @ Detroit Tigers</p> <p>Tiger Stadium, Detroit, MI</p> <p>Mon Apr 06 1992, 3:33 AM EDT</p> <p>Att: 51,068 - Sunny - 55 F</p>							
Lou Whitaker, L (1, 4)	2-1 L9		4-1 BB		2-1 F8			0-1 F8		3 0 0 0 1 0 1								
Alan Trammell, R (1, 6)	3-2 F7		1-0 F9		2-1 L4			0-1 G5-3		4 0 0 0 0 0 1								
Cecil Fielder, R (1, 3)		4-2 1B 1B BB	1-2 L9		0-1 G4-3				3-1 HR	3 1 1 1 1 0 1								
Mickey Tettleton, S (1, 2)		2-1 1B 1B		1-3 K		3-2 G3			2-2 G1-3	4 0 1 0 0 1 0								
Tony Phillips, S (1, 10)		0-3 K		0-3 K					3-1 F7	4 0 0 0 0 2 2								
Rob Deer, R (1, 9)		1-3 K		2-3 K					3-2 HR	4 1 1 1 0 3 2								
Travis Fryman, R (1, 5)		0-2 1B		4-1 G4-3 BB					2-2 G5-3	3 0 2 0 1 0 0								
Mitt Cuyler, S (1, 8)		0-3 K		1-1 SAFE G4-3					2-2 G1-3	3 0 0 0 0 1 5								
Inning Stats	R: 0 E: 0 K: 0 S: 7	H: 0 LOB: 0 BB: 0 P: 14	R: 0 E: 0 K: 3 S: 16	H: 2 LOB: 3 BB: 1 P: 23	R: 0 E: 0 K: 0 S: 6	H: 0 LOB: 1 BB: 1 P: 13	R: 0 E: 0 K: 3 S: 10	H: 0 LOB: 0 BB: 0 P: 13	R: 0 E: 0 K: 1 S: 10	H: 1 LOB: 1 BB: 0 P: 17	R: 0 E: 0 K: 0 S: 6	H: 0 LOB: 0 BB: 0 P: 6	R: 2 E: 0 K: 0 S: 19	H: 2 LOB: 0 BB: 0 P: 32	1B: 3 2B: 0 3B: 0 HR: 2	SF: 0 SAC: 0 DP: 0 HBP: 0	WP: 0 PB: 0 SB: 0 CS: 0	PA: 35
PITCHER	IP WLS BF H R ER SO BB IBB HBP BLK WP HR S P ERA WHIP											PITCHER	IP WLS BF H R ER SO BB IBB HBP BLK WP HR S P ERA WHIP					
Jack Morris, R (1, 1)	9.0 W 35 5 2 2 7 3 0 0 0 0 2 88 144 2.00 0.889																	

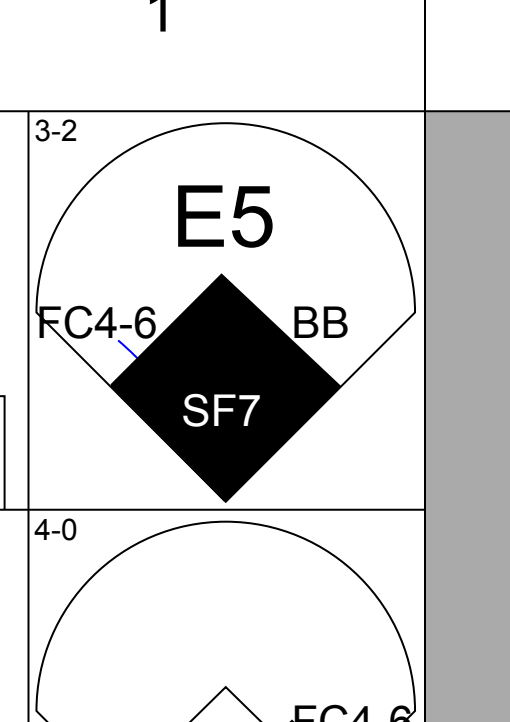
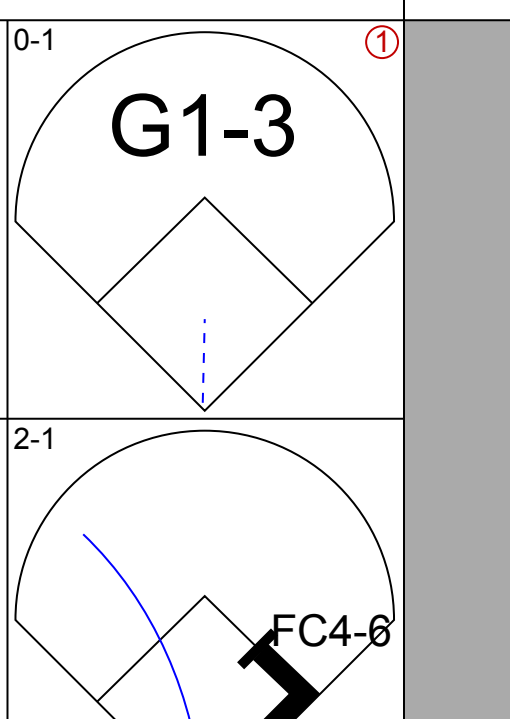
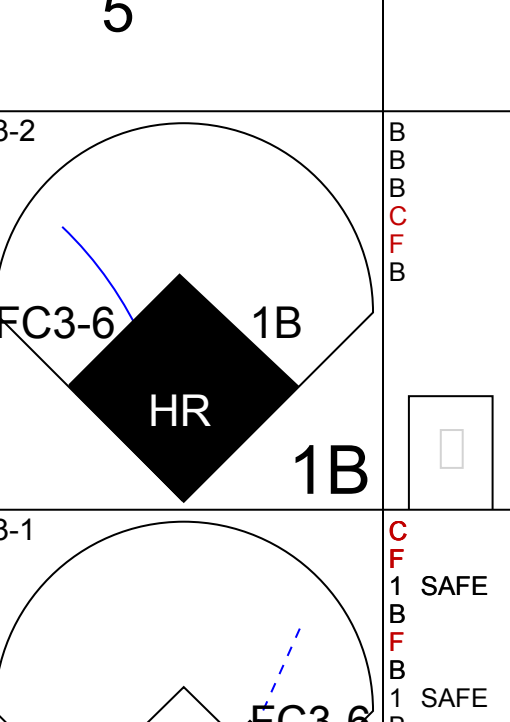
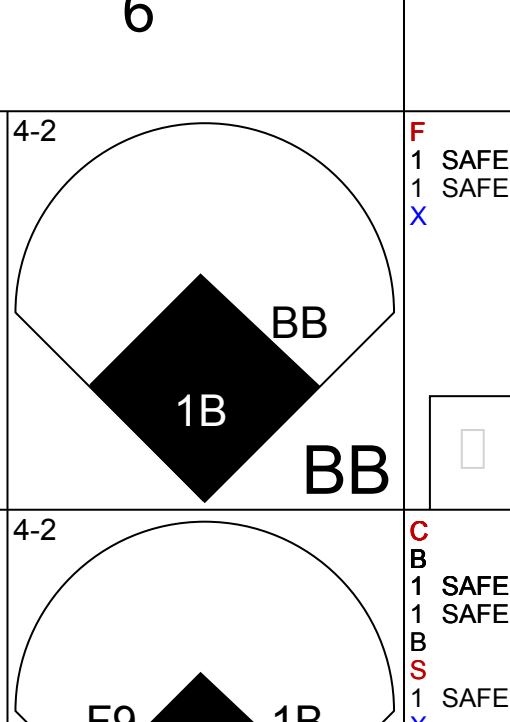
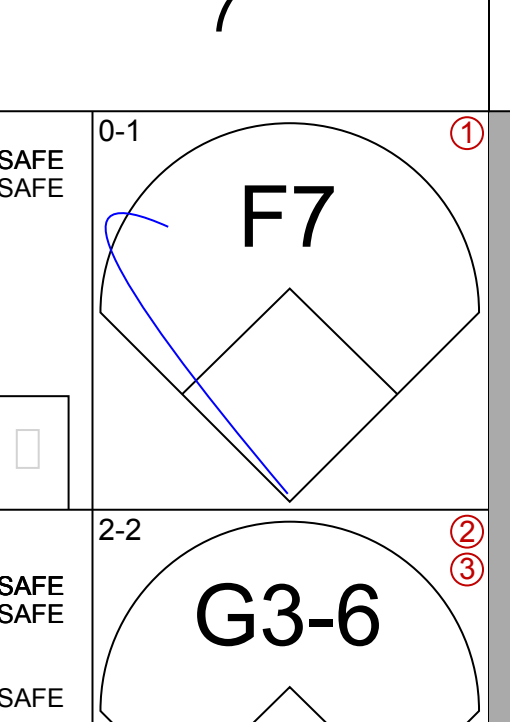
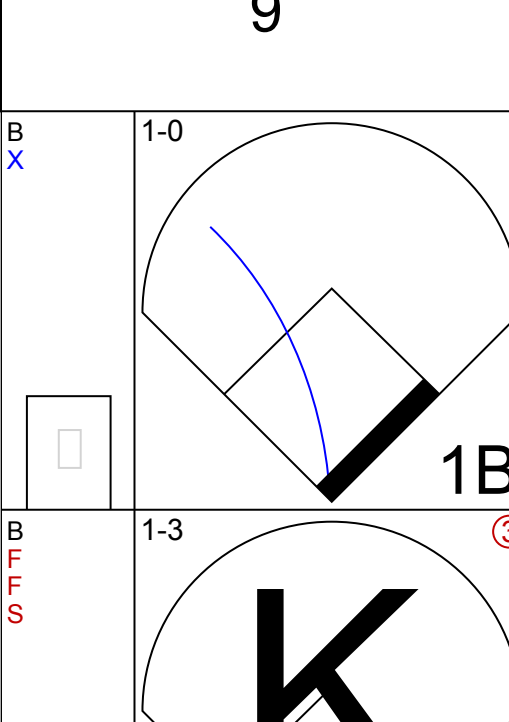
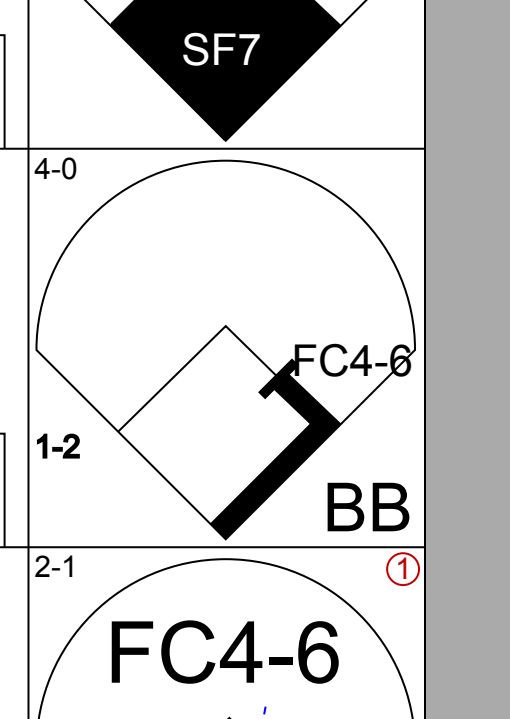
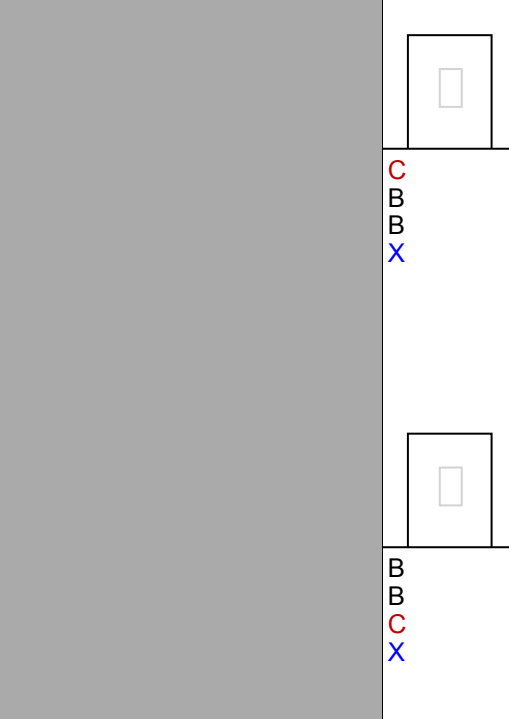
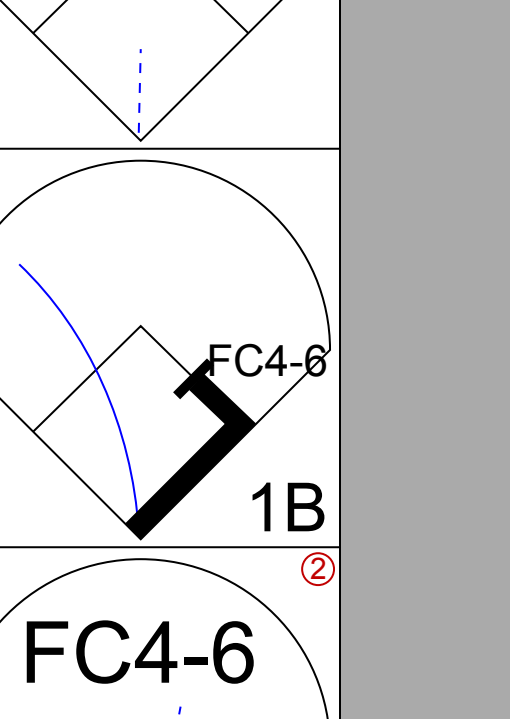
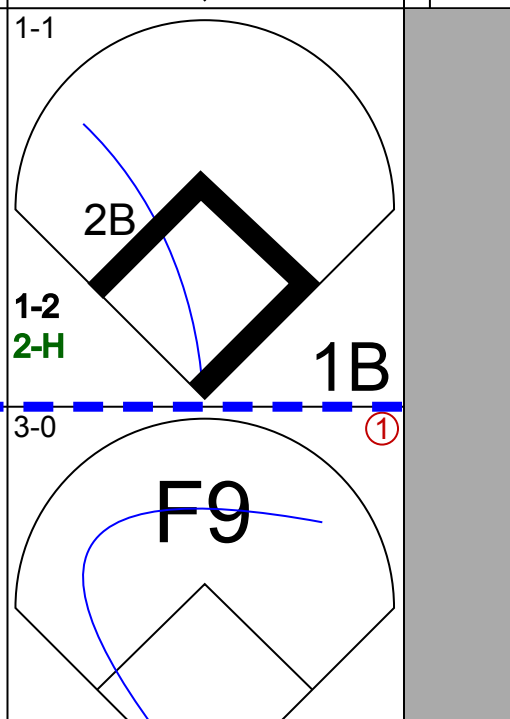
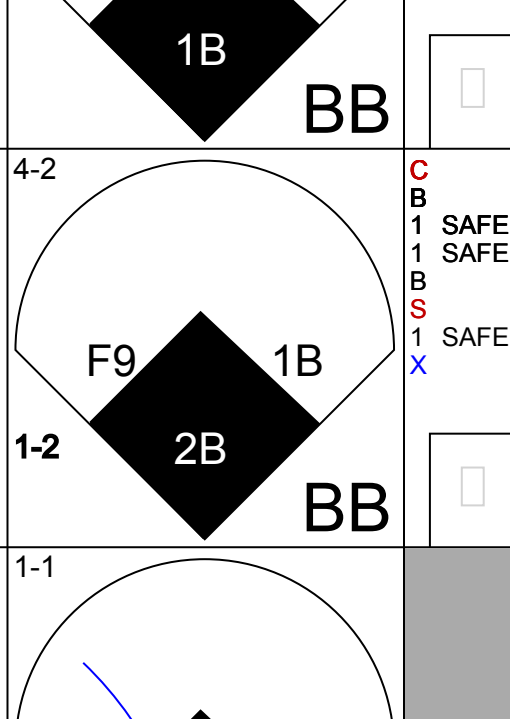
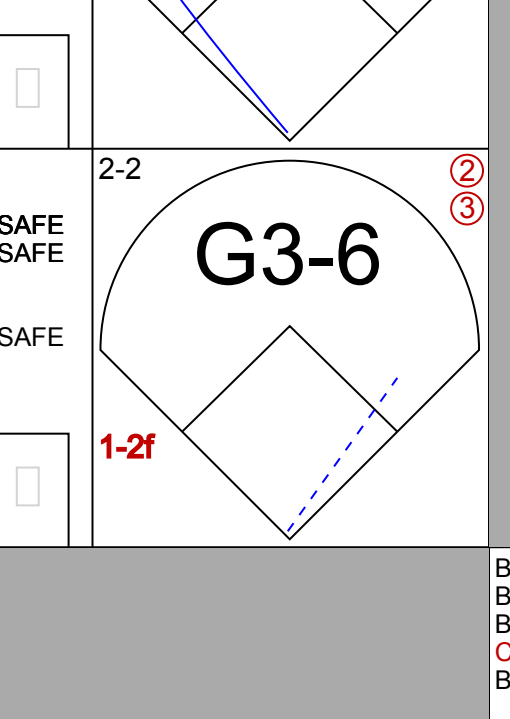
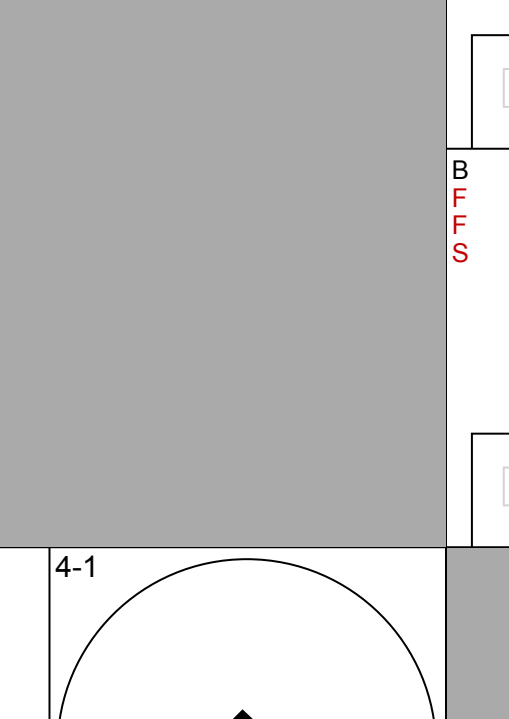
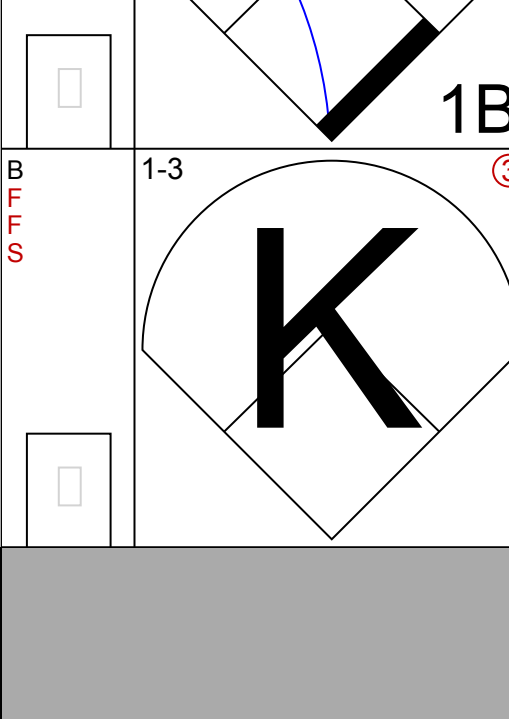
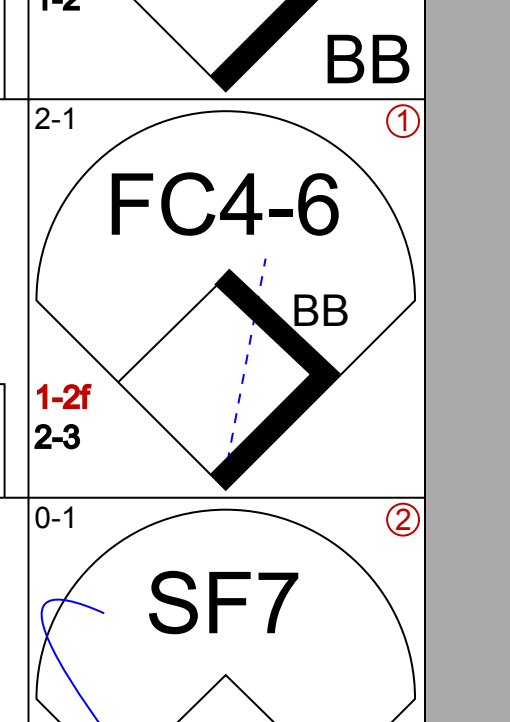
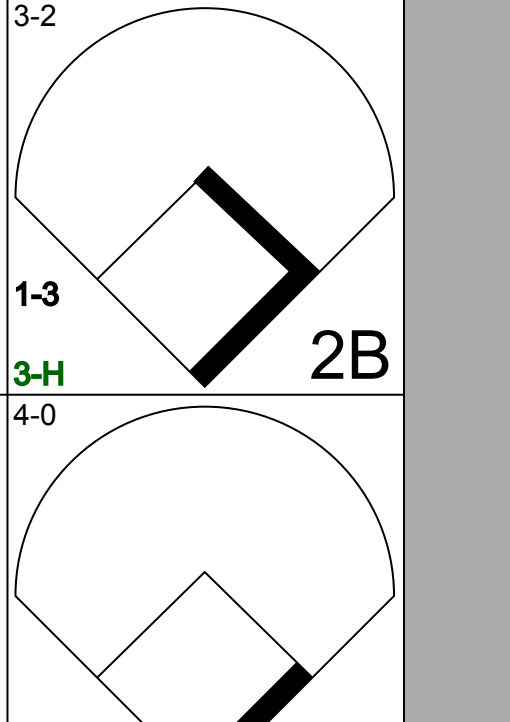
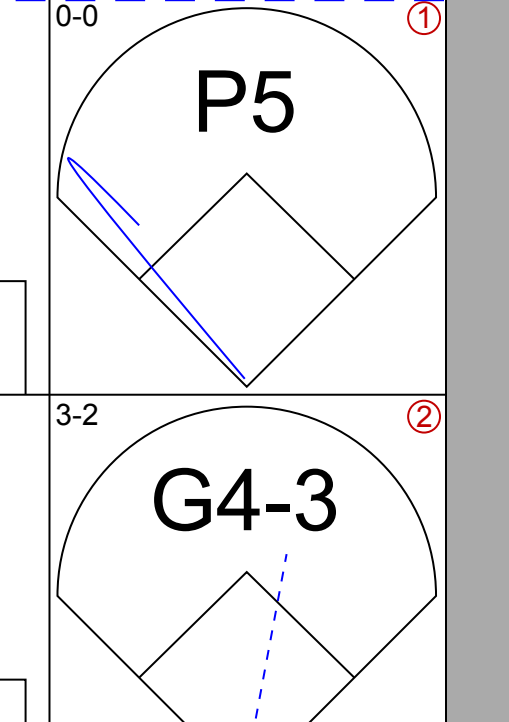
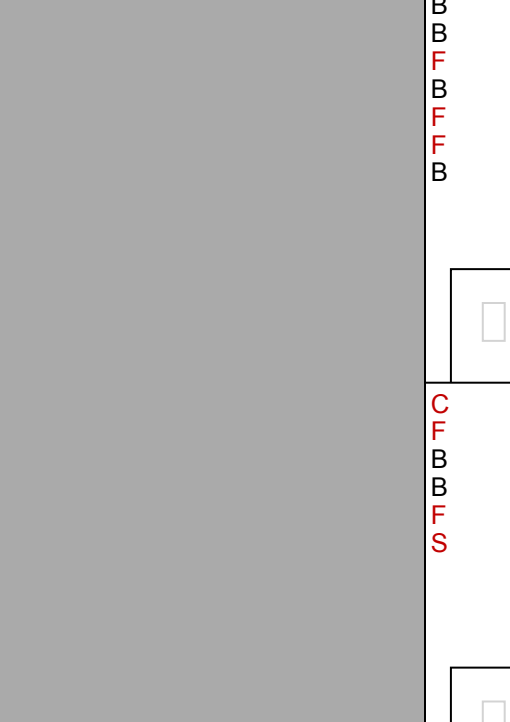
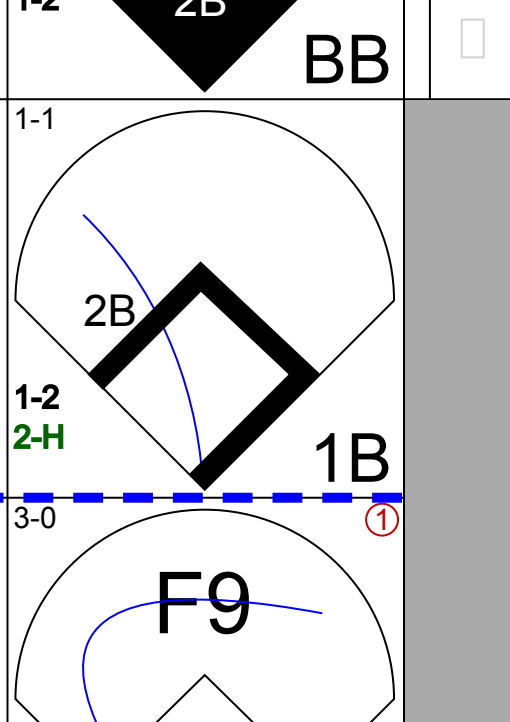

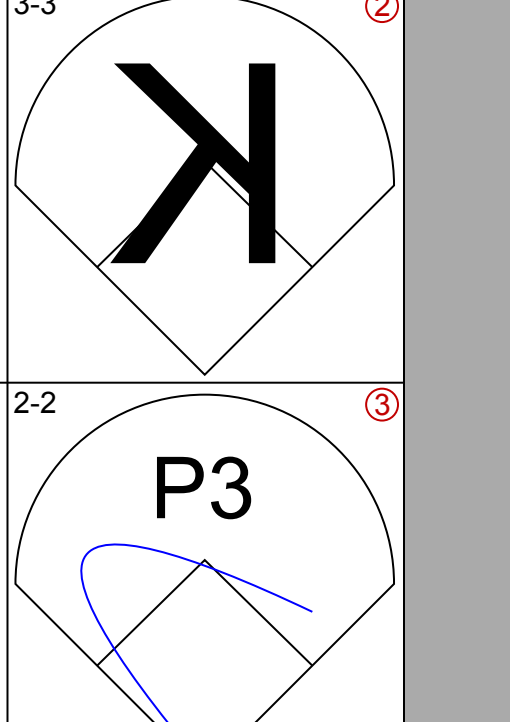

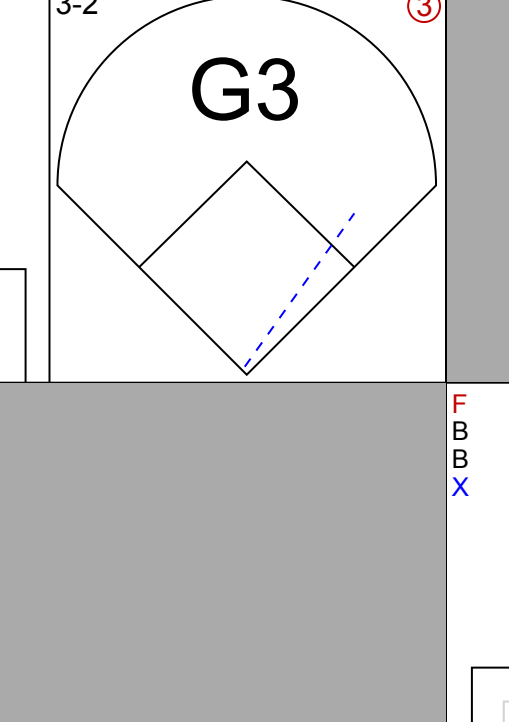
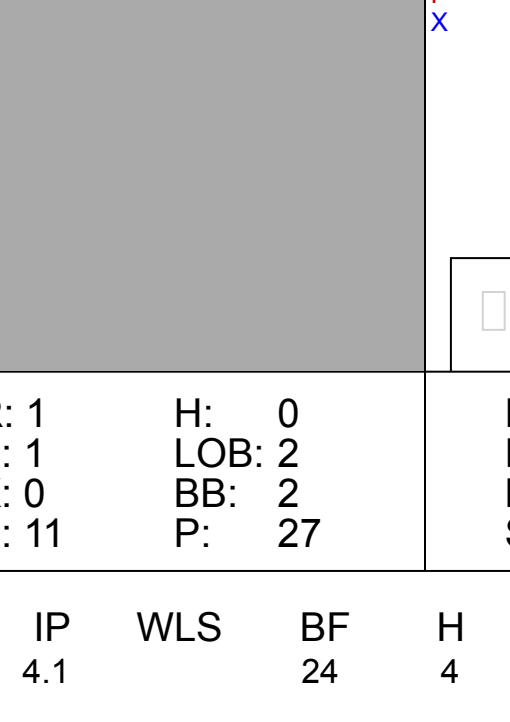
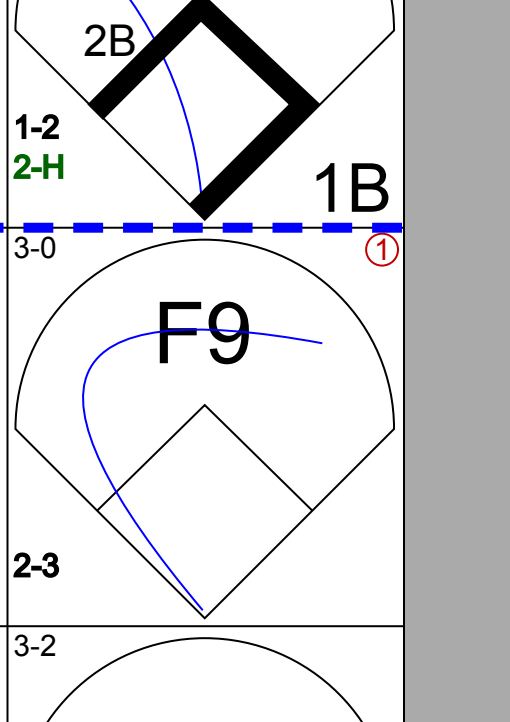

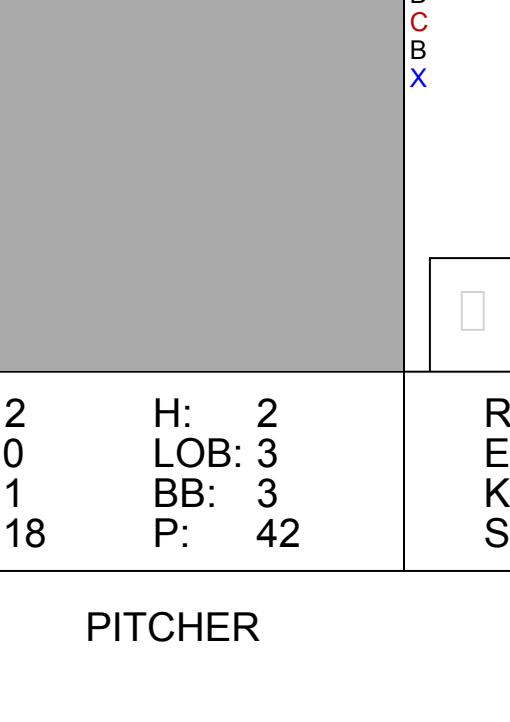
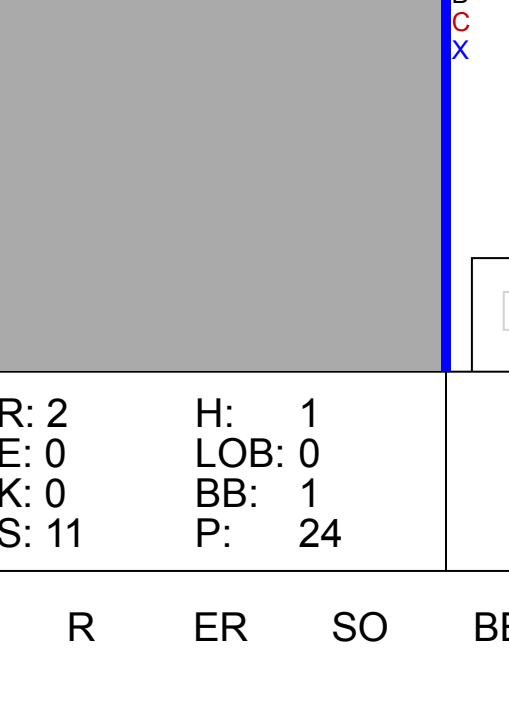

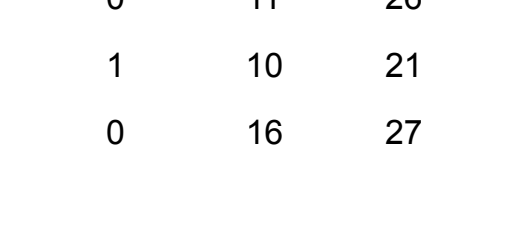
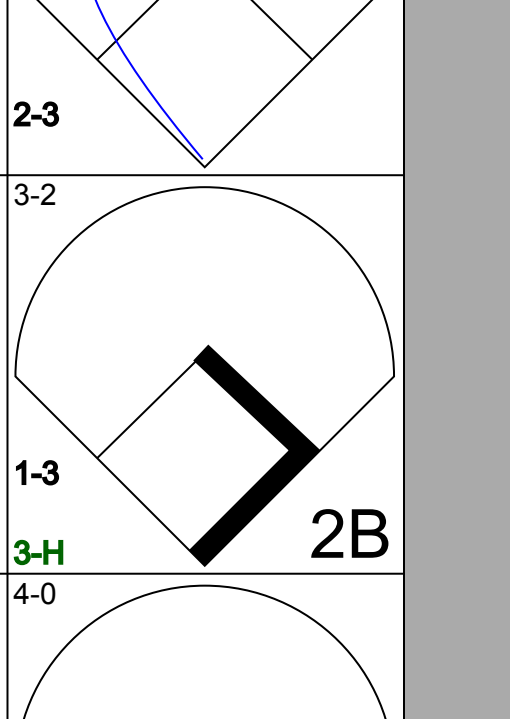

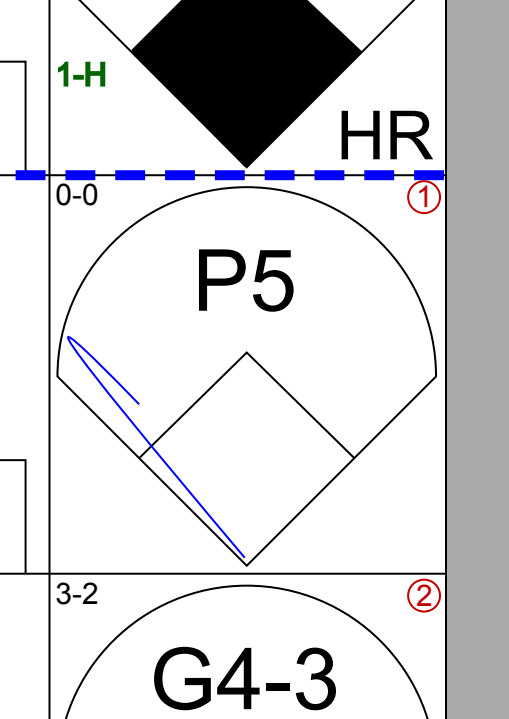


Batter	1	2	3	4	5	6	7	8	9	AB	R	H	RBI	BB	SO	LOB	TOP					
Devon White, S OBP: 0.182, SLG: 0.200 (1, 8)		 BB								5	1	1	1	1	2	1						
Roberto Alomar, S OBP: 0.300, SLG: 0.700 (1, 4)		 1H 2H						 1B		5	2	2	3	0	0	2						
Joe Carter, R OBP: 0.444, SLG: 0.625 Rob Ducey, L (9, 7)	 BB							 1H 2B		4	1	2	1	1	1	0						
Dave Winfield, R OBP: 0.444, SLG: 0.556 (1, 10)	 2B									5	0	1	1	0	2	2						
Kelly Gruber, R OBP: 0.111, SLG: 0.222 (1, 5)										5	0	0	0	0	1	2						
John Olerud, L OBP: 0.778, SLG: 1.500 (1, 3)		 1B G6-3 BB	 BB		 BB			 IBB		1	2	0	0	4	0	0						
Derek Bell, R OBP: 0.400, SLG: 0.400 Candy Maldonado, R OBP: 0.250, SLG: 0.250 (3, PH) (3, 9)		 HR 1B			 1B			 1-2		1	1	1	0	0	0	0						
Pat Borders, R OBP: 0.500, SLG: 1.286 (1, 2)					 2B 1B					3	2	2	2	1	0	0						
Manuel Lee, S OBP: 0.333, SLG: 0.250 (1, 6)	 3H				 1B					5	0	2	2	0	1	3						
Inning Stats	R: 1 E: 0 K: 2 S: 14	H: 1 LOB: 1 BB: 1 P: 23	R: 4 E: 0 K: 1 S: 17	H: 3 LOB: 1 BB: 2 P: 35	R: 0 E: 0 K: 1 S: 7	H: 0 LOB: 2 BB: 2 P: 20	R: 0 E: 0 K: 2 S: 14	H: 0 LOB: 0 BB: 0 P: 20	R: 3 E: 0 K: 0 S: 21	H: 4 LOB: 2 BB: 1 P: 36	R: 0 E: 0 K: 1 S: 5	H: 0 LOB: 0 BB: 0 P: 6	R: 1 E: 0 K: 0 S: 7	H: 2 LOB: 1 BB: 0 P: 13	R: 1 E: 0 K: 0 S: 13	H: 2 LOB: 2 BB: 1 P: 23	R: 0 E: 0 K: 0 S: 10	H: 0 LOB: 0 BB: 0 P: 15	1B: 6 2B: 4 3B: 0 HR: 2	SF: 0 SAC: 1 DP: 0 HBP: 0	WP: 0 PB: 0 SB: 0 CS: 0	PA: 46
PITCHER	IP	WLS	BF	H	R	ER	SO	BB	IBB	HBP	BLK	WP	HR	S	P	ERA	WHIP					
Frank Tanana, L ERA: 22.5 (1, 1)	2.0	L	13	4	5	5	3	3	0	0	0	0	1	31	58	22.50	3.500					
Kevin Ritz, R ERA: 10.13 (3, 1)	2.2		14	3	3	3	3	3	0	0	0	0	0	38	70	10.12	2.250					
John Doherty, R ERA: 3.86 (5, 1)	2.1		10	3	1	1	1	0	0	0	0	0	1	16	25	3.86	1.286					
Les Lancaster, R ERA: 4.5 (8, 1)	1.0		6	2	1	1	0	0	1	0	0	0	0	13	23	9.00	2.000					
Mike Henneman, R ERA: (9, 1)	1.0		3	0	0	0	0	0	0	0	0	0	0	10	15	0.00	0.000					

Toronto Blue Jays @ Detroit Tigers
Tiger Stadium, Detroit, MI
Wed Apr 08 1992, 3:33 AM EDT
Att: 12,819 - Cloudy - 50 F

AB 38
R 10
H 12
RBI 10
BB 7
SO 7
LOB 13



Batter	1	2	3	4	5	6	7	8	9	AB	R	H	RBI	BB	SO	LOB	BOTTOM					
Dan Gladden, R OBP: 0.300, SLG: 0.222 (1, 7)	 FC4-6 SF7 BB				 1B HR	 BB				5	3	2	0	1	0	1						
Lou Whitaker, L OBP: 0.500, SLG: 0.286 (1, 4)	 BB		 1B		 1B	 1B BB	 1-2			4	1	2	0	2	1	2						
Alan Trammell, R OBP: 0.222, SLG: 0.125 (1, 6)	 BB 1-2 2-3		 1B		 HR 1-2 2-3	 1B		 BB		4	2	1	1	1	0	5						
Cecil Fielder, R OBP: 0.444, SLG: 1.714 (1, 3)	 3H				 1H 3H	 2-3		 1H		4	2	2	6	0	1	3						
Mickey Tettleton, S OBP: 0.556, SLG: 0.500 (1, 2)	 1-2			 BB	 1B BB	 3H				2	1	1	1	3	0	0						
Tony Phillips, S (1, 10)				 BB	 BB					2	0	0	0	3	0	2						
Rob Deer, R OBP: 0.222, SLG: 0.500 (1, 9)		BB								4	0	0	0	1	2	7						
Travis Fryman, R OBP: 0.444, SLG: 0.375 (1, 5)					2H 1B					5	0	1	1	0	1	6						
Mitt Cuyler, S OBP: 0.143, SLG: 0.143 Dave Bergman, L (9, PH)		1-2					1B			4	0	1	0	0	2	5						
Inning Stats	R: 1 E: 1 K: 0 S: 11	H: 0 LOB: 2 BB: 2 P: 27	R: 0 E: 0 K: 1 S: 9	H: 0 LOB: 1 BB: 1 P: 15	R: 0 E: 0 K: 1 S: 9	H: 1 LOB: 1 BB: 0 P: 14	R: 0 E: 0 K: 2 S: 9	H: 0 LOB: 2 BB: 2 P: 21	R: 4 E: 0 K: 1 S: 18	H: 4 LOB: 2 BB: 2 P: 39	R: 2 E: 0 K: 1 S: 18	H: 2 LOB: 0 BB: 3 P: 42	R: 0 E: 0 K: 0 S: 7	H: 1 LOB: 0 BB: 0 P: 11	R: 2 E: 0 K: 0 S: 11	H: 1 LOB: 0 BB: 1 P: 24	R: 0 E: 0 K: 1 S: 8	H: 1 LOB: 1 BB: 0 P: 13	1B: 7 2B: 2 3B: 0 HR: 2	SF: 1 SAC: 0 DP: 2 HBP: 0	WP: 0 PB: 0 SB: 0 CS: 0	PA: 47
PITCHER	IP	WLS	BF	H	R	ER	SO	BB	IBB	HBP	BLK	WP	HR	S	P	ERA	WHIP					
Todd Stottlemyre, R ERA: 9.31 (1, 1)	4.1		24	4	5	4	4	7	0	0	0	0	1	49	104	8.31	2.538					
Ricky Tricek, R ERA: 27.0 (5, 1)	0.2		6	2	2	2	1	2	0	0	0	0	0	14	28	27.00	6.000					
Tom Henke, R ERA: (6, 1)	1.0	W	5	1	0	0	1	0	1	0	0	0	0	11	26	0.00	1.000					
Pat Hentgen, R ERA: 18.0 (7, 1)	1.0		5	2	2	2	0	1	0	0	0	0	1	10	21	18.00	3.000					
Duane Ward, R ERA: (8, 1)	2.0	S	7	1	0	0	1	0	0	0	0	0	0	16	27	0.00	0.500					

Toronto Blue Jays @ Detroit Tigers
Tiger Stadium, Detroit, MI
Wed Apr 08 1992, 3:33 AM EDT
Att: 12,819 - Cloudy - 50 F

AB 35
R 9
H 10
RBI 9
BB 11
SO 7
LOB 31



Batter	1	2	3	4	5	6	7	8	9	AB	R	H	RBI	BB	SO	LOB	TOP								
Devon White, S OBP: 0.200, SLG: 0.154	G4-3		K			SH5-3 SF8 BB		P6		3	1	0	0	1	1	0	Toronto Blue Jays @ Detroit Tigers Tiger Stadium, Detroit, MI Thu Apr 09 1992, 3:33 AM EDT Att: 9,720 - Cloudy - 52 F								
Roberto Alomar, S OBP: 0.231, SLG: 0.538	K		L7			SH5-3		G1-3		3	0	0	0	0	1	0									
Kelly Gruber, R OBP: 0.154, SLG: 0.500	HR		G4-3			SF8		G6-3		3	1	1	2	0	0	0									
Dave Winfield, R OBP: 0.462, SLG: 0.769	1B			K		L7		HR		4	1	2	1	0	1	0									
John Olerud, L OBP: 0.769, SLG: 1.125	F8			G5-4-3 1B			1B	FC6-4 1B		4	0	3	0	0	0	1									
Candy Maldonado, R OBP: 0.125, SLG: 0.125		F8		G5-4-3 1-2			K	K		4	0	0	0	0	2	3									
Pat Borders, R OBP: 0.333, SLG: 0.818		G5-3			K		P4	FC6-4 1-2		4	0	0	0	0	1	2									
Turner Ward, S OBP: 0.333, SLG: 0.667				L9			G3			3	0	1	0	0	0	1									
Manuel Lee, S OBP: 0.250, SLG: 0.182		G4-3			F8			L1		3	0	0	0	0	0	1									
Inning Stats	R: 1 E: 0 K: 1 S: 14	H: 2 LOB: 1 BB: 0 P: 20	R: 0 E: 0 K: 0 S: 11	H: 1 LOB: 1 BB: 0 P: 15	R: 0 E: 0 K: 1 S: 8	H: 0 LOB: 0 BB: 0 P: 10	R: 0 E: 0 K: 1 S: 8	H: 1 LOB: 0 BB: 0 P: 9	R: 0 E: 0 K: 1 S: 6	H: 0 LOB: 0 BB: 0 P: 9	R: 1 E: 0 K: 0 S: 9	H: 0 LOB: 0 BB: 1 P: 19	R: 0 E: 0 K: 1 S: 8	H: 1 LOB: 1 BB: 0 P: 12	R: 0 E: 0 K: 0 S: 9	H: 0 LOB: 0 BB: 0 P: 12	R: 1 E: 0 K: 1 S: 10	H: 2 LOB: 1 BB: 0 P: 14	1B: 4 2B: 1 3B: 0 HR: 2	SF: 1 SAC: 1 DP: 1 HBP: 0	WP: 0 PB: 0 SB: 1 CS: 0	PA: 34			
PITCHER	IP	WLS	BF	H	R	ER	SO	BB	IBB	HBP	BLK	WP	HR	S	P	ERA	WHIP								
Walt Terrell, R ERA: 3.24	(1, 1)	8.1	L 31	6	3	3	5	1	0	0	0	0	2	77	112	3.24	0.840								
Mike Munoz, L ERA:	(9, 1)	0.0	1	1	0	0	0	0	0	0	0	0	0	1	1	∞	∞								
Mark Leiter, R ERA: 3.38	(9, 1)	0.2	2	0	0	0	1	0	0	0	0	0	0	5	7	0.00	0.000								

Batter	1	2	3	4	5	6	7	8	9	AB	R	H	RBI	BB	SO	LOB	BOTTOM								
Dan Gladden, R OBP: 0.286, SLG: 0.231	BB G4-3 1B	K			G6-3			P4		4	0	1	0	0	1	0	Toronto Blue Jays @ Detroit Tigers Tiger Stadium, Detroit, MI Thu Apr 09 1992, 3:33 AM EDT Att: 9,720 - Cloudy - 52 F								
Lou Whitaker, L OBP: 0.500, SLG: 0.300	G4-3		FC6-4 BB		G5-3			BB 1B		3	0	1	0	1	0	1									
Alan Trammell, R OBP: 0.385, SLG: 0.300	BB		FC6-4 CS 1-2		G4-3 2B			BB		2	0	1	0	2	0	1									
Cecil Fielder, R OBP: 0.385, SLG: 1.200	BB		P6		G4-3			F8		3	0	0	0	1	0	4									
Mickey Tettleton, S OBP: 0.385, SLG: 0.300	K		CS 1-2	K	G4-3			G3		4	0	0	0	0	2	4									
Tony Phillips, S OBP: 0.385, SLG: 0.300	K			CS BB	G4-3			K		3	0	0	0	1	2	3									
Mark Carreon, R OBP: 0.250, SLG: 1.000		HR		K 1-2				F8		4	1	1	1	0	2	1									
Travis Fryman, R OBP: 0.333, SLG: 0.273		K			K			K		3	0	0	0	0	3	0									
Mitt Cuyler, S OBP: 0.111, SLG: 0.111 Dave Bergman, L (8, PH) Skeeter Barnes, R (9, 7)	L7				K			P6		2	0	0	0	0	1	0									
Inning Stats	R: 0 E: 0 K: 2 S: 12	H: 1 LOB: 3 BB: 2 P: 25	R: 1 E: 0 K: 2 S: 13	H: 1 LOB: 0 BB: 0 P: 19	R: 0 E: 0 K: 0 S: 9	H: 0 LOB: 0 BB: 1 P: 17	R: 0 E: 0 K: 2 S: 12	H: 0 LOB: 0 BB: 1 P: 20	R: 0 E: 0 K: 2 S: 11	H: 0 LOB: 0 BB: 0 P: 16	R: 0 E: 0 K: 0 S: 12	H: 1 LOB: 1 BB: 0 P: 18	R: 0 E: 0 K: 2 S: 10	H: 0 LOB: 0 BB: 0 P: 15	R: 0 E: 0 K: 0 S: 8	H: 1 LOB: 2 BB: 1 P: 20	R: 0 E: 0 K: 1 S: 11	H: 0 LOB: 0 BB: 0 P: 18	1B: 2 2B: 1 3B: 0 HR: 1	SF: 0 SAC: 0 DP: 0 HBP: 0	WP: 0 PB: 0 SB: 0 CS: 2	PA: 35			
PITCHER	IP	WLS	BF	H	R	ER	SO	BB	IBB	HBP	BLK	WP	HR	S	P	ERA	WHIP								
Juan Guzman, R ERA: 1.29	(1, 1)	7.0	W 26	3	1	1	10	4	0	0	0	0	1	79	130	1.29	1.000								
Tom Henke, R ERA:	(8, 1)	1.0	5	1	0	0	0	1	0	0	0	0	0	8	20	0.00	2.000								
Duane Ward, R ERA:	(9, 1)	1.0	S 3	0	0	0	1	0	0	0	0	0	0	11	18	0.00	0.000								

AB	31
R	3
H	7
RBI	3
BB	1
SO	6
LOB	8




Batter	1	2	3	4	5	6	7	8	9	AB R H RBI BB SO LOB	TOP		
Dion James, L (1,9)	G1-3		P6		G4-3		1B SF8 BB		G3-1	4 1 0 0 1 0 3	New York Yankees @ Detroit Tigers Tiger Stadium, Detroit, MI Sat Apr 11 1992, 3:33 AM EDT Att: 15,752 - Cloudy - 65 F		
Don Mattingly, L (1,3) OBP: 0.471, SLG: 0.733 Kevin Maas, L (9, PH) OBP: 1.000, SLG: 1.000	G4-1		2B		HR		P5		1B	4 1 2 4 0 0 1 1 0 1 0 0 0 0			
Roberto Kelly, R (1,8) OBP: 0.389, SLG: 0.500	1B		F9		HR		1B		P3	5 0 2 0 0 1 2			
Mel Hall, L (1,7) OBP: 0.333, SLG: 0.909	F9		G4-3		HR		SF8			3 1 1 2 0 0 2			
Danny Tartabull, R (1,10) OBP: 0.400, SLG: 0.462		G1-3		G5-3	G6-3		K			4 0 0 0 0 1 1			
Matt Nokes, L (1,2) OBP: 0.417, SLG: 0.364		G6-4-3 BB		L4		K		G5-3		3 0 0 0 1 1 0			
Randy Velarde, R (1,6) OBP: 0.176, SLG: 0.313		G6-4-3		HR		K		G6-3		4 1 1 1 0 1 1			
Charlie Hayes, R (1,5) OBP: 0.600, SLG: 0.786			SH 2B 1B	G6-3		HR		G5-3		4 2 2 1 0 0 0			
Pat Kelly, R (1,4) OBP: 0.154, SLG: 0.167 Andy Stankiewicz, R (9, PH) (9,4)			SH 2B		G4-3 HR 2B		K		K	2 2 1 0 0 1 0 1 0 0 0 0 1 0			
Inning Stats	R: 0 H: 1 E: 0 LOB: 1 K: 0 BB: 0 S: 6 P: 8	R: 0 H: 0 E: 0 LOB: 0 K: 0 BB: 1 S: 6 P: 12	R: 2 H: 2 E: 0 LOB: 1 K: 0 BB: 0 S: 11 P: 14	R: 1 H: 1 E: 0 LOB: 0 K: 0 BB: 0 S: 10 P: 14	R: 3 H: 3 E: 0 LOB: 0 K: 1 BB: 0 S: 12 P: 15	R: 1 H: 1 E: 0 LOB: 0 K: 3 BB: 0 S: 14 P: 20	R: 1 H: 1 E: 0 LOB: 1 K: 1 BB: 1 S: 11 P: 18	R: 0 H: 0 E: 0 LOB: 0 K: 0 BB: 0 S: 5 P: 8	R: 0 H: 1 E: 0 LOB: 1 K: 1 BB: 0 S: 11 P: 20	1B: 4 SF: 1 2B: 2 SAC: 1 3B: 0 DP: 1 HR: 4 HBP: 0	WP: 0 PA: 39 PB: 0 SB: 0 CS: 0		
PITCHER	IP WLS BF H R ER SO BB IBB HBP BLK WP HR S P ERA WHIP											PITCHER	IP WLS BF H R ER SO BB IBB HBP BLK WP HR S P ERA WHIP
Bill Gullickson, R (1,1) ERA: 7.59	4.2 L 22 7 6 6 1 1 0 0 0 0 3 43 61 11.57 1.714												
Mark Leiter, R (5,1) ERA: 5.4	2.1 10 2 2 2 4 1 0 0 0 0 1 27 40 7.71 1.286												
Mike Munoz, L (8,1) ERA:	2.0 7 1 0 0 1 0 0 0 0 0 0 16 28 0.00 0.500												

Batter	1	2	3	4	5	6	7	8	9	AB R H RBI BB SO LOB	BOTTOM		
Dan Gladden, R (1,7) OBP: 0.217, SLG: 0.182	G1-3		G6-3			F8			G6-3	4 0 0 0 0 0 0	New York Yankees @ Detroit Tigers Tiger Stadium, Detroit, MI Sat Apr 11 1992, 3:33 AM EDT Att: 15,752 - Cloudy - 65 F		
Lou Whitaker, L (1,4) OBP: 0.455, SLG: 0.250 Skeeter Barnes, R (8,4)	L7			G5-3			P6		G5-3	3 0 0 0 0 0 0 1 0 0 0 0 0 0			
Alan Trammell, R (1,6) OBP: 0.364, SLG: 0.235	G6-3			G6-3 BB			F8		G4-3	3 0 0 0 1 0 0			
Cecil Fielder, R (1,3) OBP: 0.300, SLG: 0.765 Dave Bergman, L (8,3) OBP: 0.333, SLG: 0.333		K2-3		G6-3			G6-3			3 0 0 0 0 1 1 0 0 0 0 0 0 0			
Mickey Tettleton, S (1,10) OBP: 0.400, SLG: 0.375		G6-3 1B			G3			1-1	2B	3 0 2 0 0 0 0			
Chad Kreuter, S (1,2)		G6-3			G4-3			0-0	F7	3 0 0 0 0 0 2			
Mark Carreon, R (1,9) OBP: 0.273, SLG: 0.500			1B WP G4-6-3 1B		P2			4-2	BB	2 1 1 0 1 0 0			
Scott Livingstone, L (1,5) OBP: 0.333, SLG: 0.333			1 SAFE G4-6-3 1B		G3			1-3	K	3 0 1 0 0 1 2			
Mitt Cuyler, S (1,8) OBP: 0.200, SLG: 0.214			G4-6-3			F7		0-0	G3	3 0 0 0 0 0 3			
Inning Stats	R: 0 H: 0 E: 0 LOB: 0 K: 0 BB: 0 S: 10 P: 15	R: 0 H: 1 E: 0 LOB: 0 K: 1 BB: 0 S: 8 P: 12	R: 1 H: 2 E: 0 LOB: 0 K: 0 BB: 0 S: 9 P: 14	R: 0 H: 0 E: 0 LOB: 0 K: 0 BB: 1 S: 2 P: 7	R: 0 H: 0 E: 0 LOB: 0 K: 0 BB: 0 S: 4 P: 5	R: 0 H: 0 E: 0 LOB: 0 K: 0 BB: 0 S: 7 P: 13	R: 0 H: 0 E: 0 LOB: 0 K: 0 BB: 0 S: 4 P: 8	R: 0 H: 1 E: 0 LOB: 2 K: 1 BB: 1 S: 10 P: 16	R: 0 H: 0 E: 0 LOB: 0 K: 0 BB: 0 S: 7 P: 12	1B: 3 SF: 0 2B: 1 SAC: 0 3B: 0 DP: 3 HR: 0 HBP: 0	WP: 1 PA: 30 PB: 0 SB: 0 CS: 0		
PITCHER	IP WLS BF H R ER SO BB IBB HBP BLK WP HR S P ERA WHIP											PITCHER	IP WLS BF H R ER SO BB IBB HBP BLK WP HR S P ERA WHIP
Tim Leary, R (1,1) ERA: 1.13	8.0 W 27 4 1 1 2 2 0 0 0 0 0 54 90 1.12 0.750												
Lee Guetterman, L (9,1) ERA:	1.0 3 0 0 0 0 0 0 0 0 0 0 7 12 0.00 0.000												

Batter	1	2	3	4	5	6	7	8	9	AB	R	H	RBI	BB	SO	LOB	TOP					
Randy Velarde, R OBP: 0.182, SLG: 0.300 (1, 6)	1-1 F8	0-0 SF7	1-1 L9		1-0 1B		0-1 G5-3			4	0	1	1	0	0	1						
Don Mattingly, L OBP: 0.409, SLG: 0.600 (1, 3)	2-1 1B FC3-6	1-2 FC4-6 1B		1-3 K	1-1 F9			2-2 F8		5	2	1	0	0	1	4						
Roberto Kelly, R OBP: 0.435, SLG: 0.522 (1, 8)	2-2 FC3-6 1B	0-1 BB 1B		2-3 K		0-1 1B		1-0 G6-3		5	1	3	1	0	1	0						
Danny Tartabull, R OBP: 0.450, SLG: 0.438 (1, 10)	4-0 FC3-6 1B	1-2 BB 1B		1-3 K 1B	1-2 K			2-0 1B		3	0	1	0	2	2	1						
Mel Hall, L OBP: 0.353, SLG: 0.750 (1, 7)	1-2 FC3-6	1-1 BB 1B		1-0 1B	1-0 F7			2-0 G4-3		5	0	2	3	0	0	4						
Jesse Barfield, R OBP: 0.313, SLG: 0.286 (1, 9)	3-3 K	4-1 1B		1-1 G5-3	1-1 G5-3			2-2 1B		4	0	1	0	1	1	5						
Jim Leyritz, R OBP: 0.400, SLG: 0.250 (1, 2)		1-2 BB		1-2 G4-3		0-1 L9		0-1 1B		4	1	1	0	1	0	3						
Charlie Hayes, R OBP: 0.500, SLG: 0.632 (1, 5)		0-0 FC4-6 1B	1-1 F8		0-0 G5-3		2-1 G6-3	2-3 K		5	1	1	0	0	1	1						
Pat Kelly, R OBP: 0.294, SLG: 0.154 (9, PH)		4-2 FC4-6 BB	2-2 G4-3		4-0 1B		4-2 HBP	1-3 K		1	0	0	0	2	0	0						
Kevin Maas, L OBP: 0.500, SLG: 0.500 (9, PH)										1	0	0	0	0	1	1						
Andy Stankiewicz, R (9, 4)										0	0	0	0	0	0	0						
Inning Stats	R: 1 E: 0 K: 1 S: 13	H: 2 LOB: 2 BB: 1 P: 26	R: 4 E: 0 K: 0 S: 21	H: 3 LOB: 3 BB: 4 P: 41	R: 0 E: 0 K: 0 S: 7	H: 0 LOB: 0 BB: 0 P: 11	R: 0 E: 0 K: 3 S: 12	H: 1 LOB: 2 BB: 0 P: 18	R: 0 E: 0 K: 0 S: 7	H: 1 LOB: 2 BB: 1 P: 14	R: 0 E: 0 K: 0 S: 9	H: 0 LOB: 1 BB: 0 P: 15	R: 0 E: 0 K: 0 S: 7	H: 1 LOB: 1 BB: 0 P: 14	R: 0 E: 0 K: 2 S: 12	H: 2 LOB: 1 BB: 0 P: 16	1B: 11 2B: 0 3B: 0 HR: 0	SF: 1 SAC: 0 DP: 0 HBP: 1	WP: 1 PB: 0 SB: 1 CS: 0	PA: 45		
PITCHER	IP WLS BF H R ER SO BB IBB HBP BLK WP HR S P ERA WHIP	IP WLS BF H R ER SO BB IBB HBP BLK WP HR S P ERA WHIP	IP WLS BF H R ER SO BB IBB HBP BLK WP HR S P ERA WHIP	IP WLS BF H R ER SO BB IBB HBP BLK WP HR S P ERA WHIP	IP WLS BF H R ER SO BB IBB HBP BLK WP HR S P ERA WHIP	IP WLS BF H R ER SO BB IBB HBP BLK WP HR S P ERA WHIP	IP WLS BF H R ER SO BB IBB HBP BLK WP HR S P ERA WHIP	IP WLS BF H R ER SO BB IBB HBP BLK WP HR S P ERA WHIP	IP WLS BF H R ER SO BB IBB HBP BLK WP HR S P ERA WHIP	IP WLS BF H R ER SO BB IBB HBP BLK WP HR S P ERA WHIP	IP WLS BF H R ER SO BB IBB HBP BLK WP HR S P ERA WHIP	IP WLS BF H R ER SO BB IBB HBP BLK WP HR S P ERA WHIP	IP WLS BF H R ER SO BB IBB HBP BLK WP HR S P ERA WHIP	IP WLS BF H R ER SO BB IBB HBP BLK WP HR S P ERA WHIP	IP WLS BF H R ER SO BB IBB HBP BLK WP HR S P ERA WHIP	IP WLS BF H R ER SO BB IBB HBP BLK WP HR S P ERA WHIP	IP WLS BF H R ER SO BB IBB HBP BLK WP HR S P ERA WHIP	IP WLS BF H R ER SO BB IBB HBP BLK WP HR S P ERA WHIP	IP WLS BF H R ER SO BB IBB HBP BLK WP HR S P ERA WHIP	IP WLS BF H R ER SO BB IBB HBP BLK WP HR S P ERA WHIP	IP WLS BF H R ER SO BB IBB HBP BLK WP HR S P ERA WHIP	IP WLS BF H R ER SO BB IBB HBP BLK WP HR S P ERA WHIP

New York Yankees @ Detroit Tigers
Tiger Stadium, Detroit, MI
Sun Apr 12 1992, 3:33 AM EDT
Att: 12,521 - Sunny - 43 F


AB 37
R 5
H 11
RBI 5
BB 6
SO 7
LOB 20

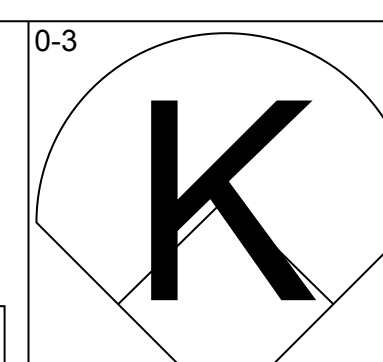
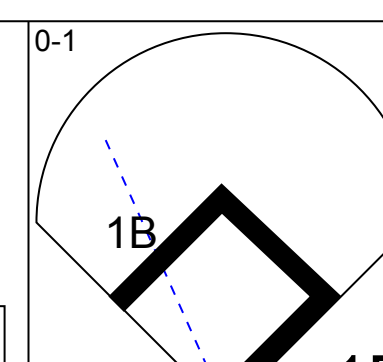
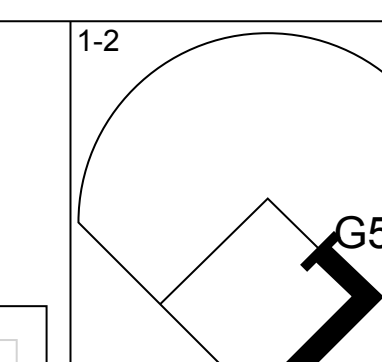
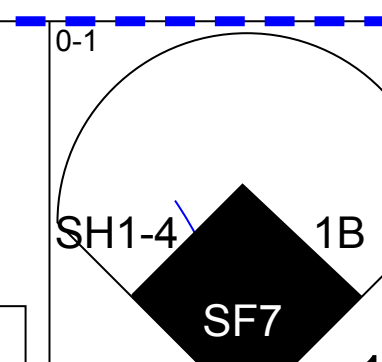
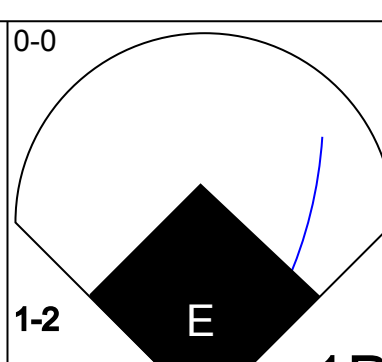
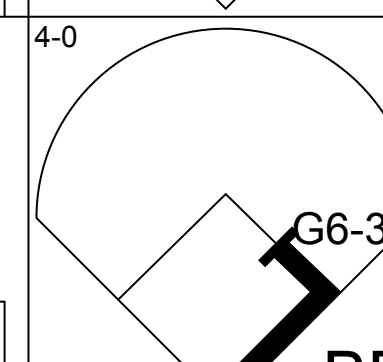
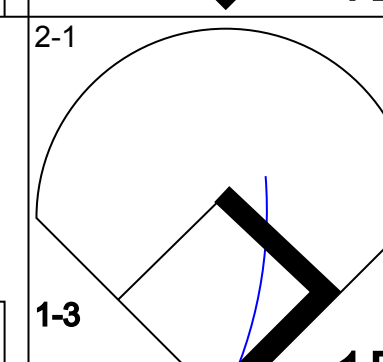
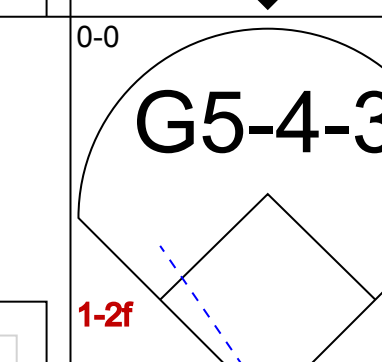
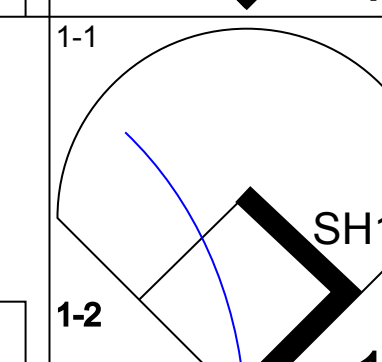
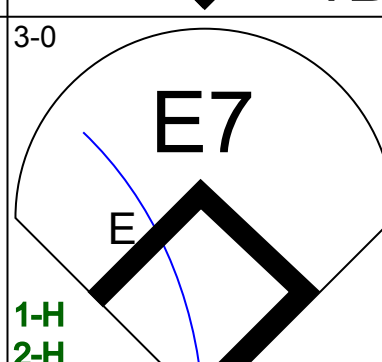
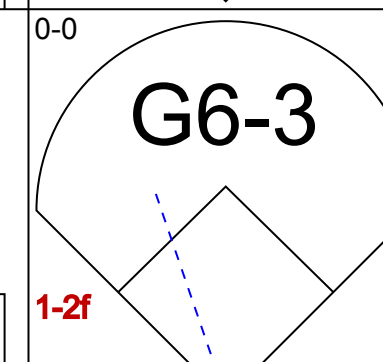
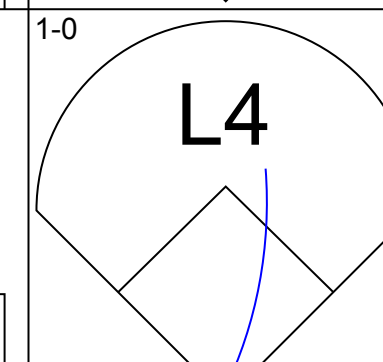
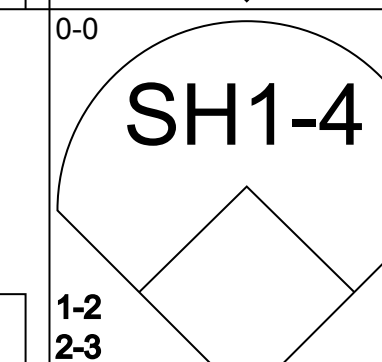
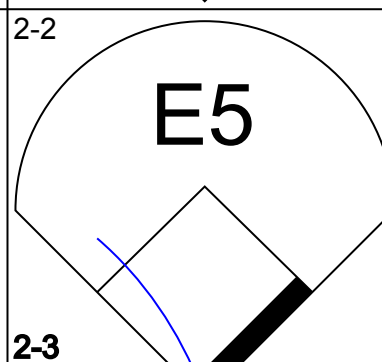
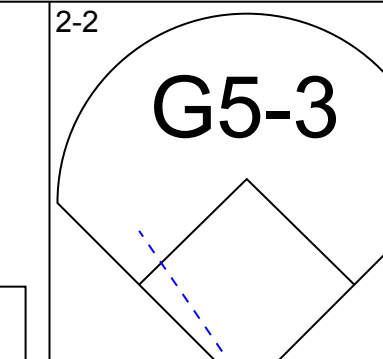
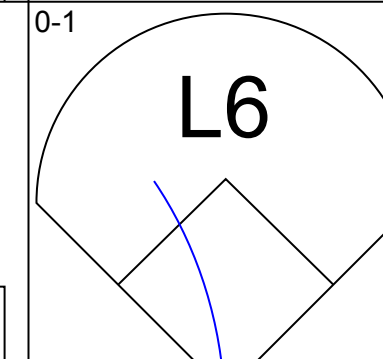
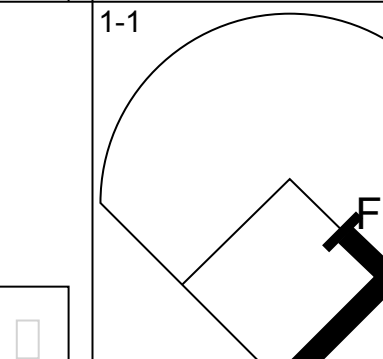
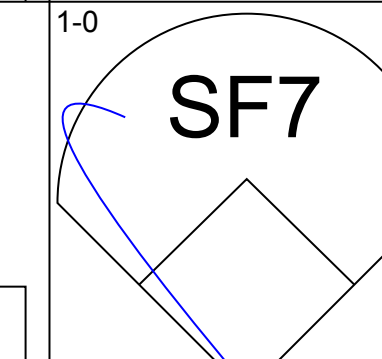
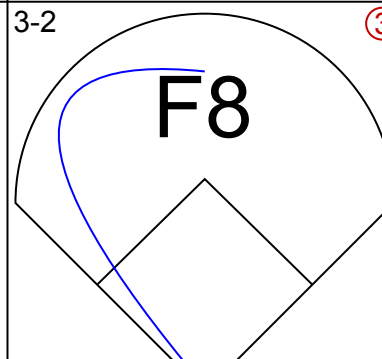
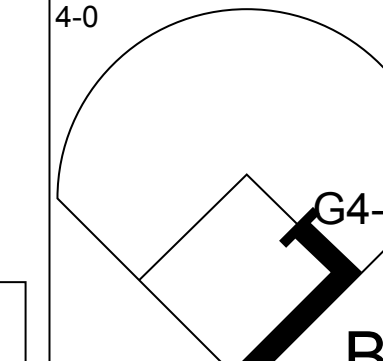
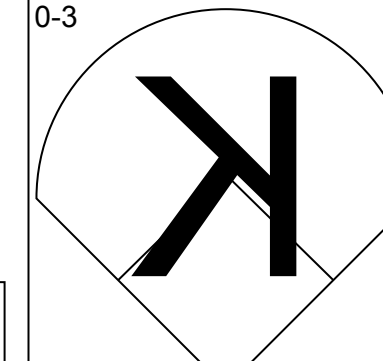
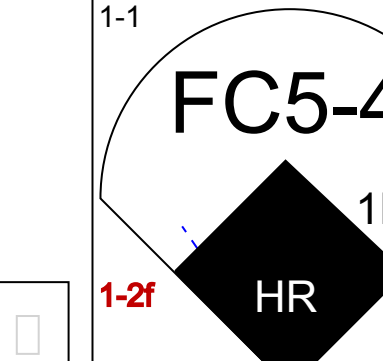
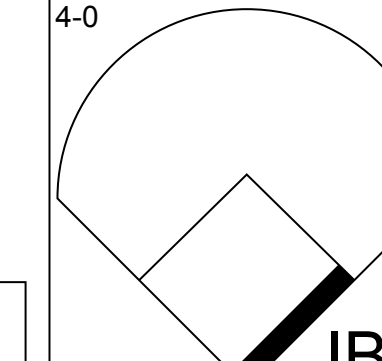
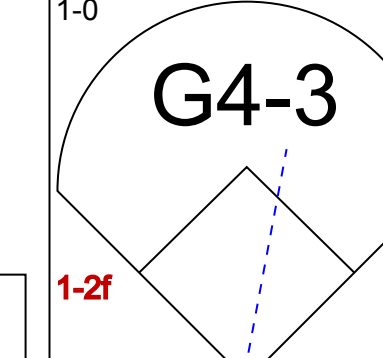
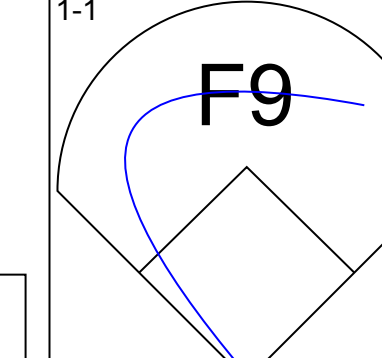
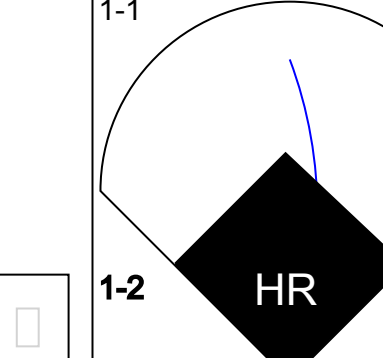
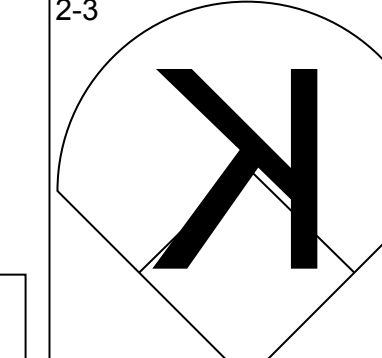
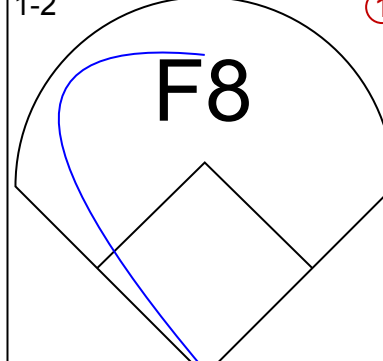
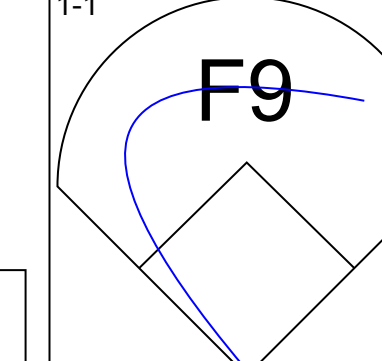
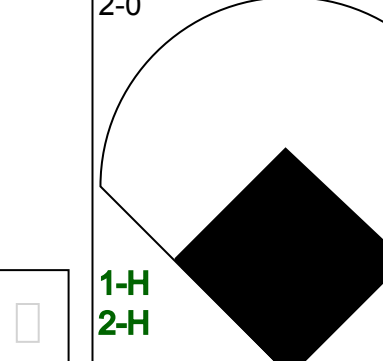
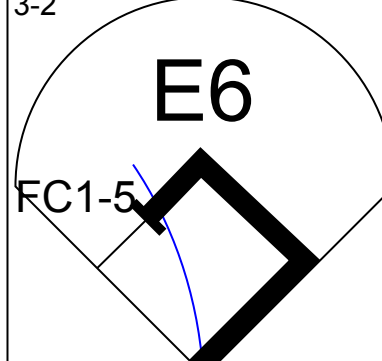
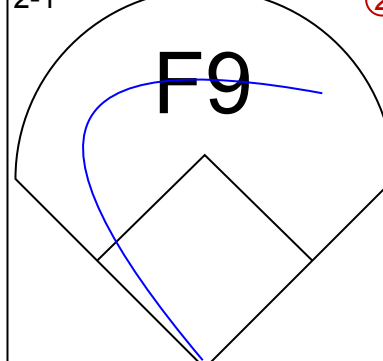
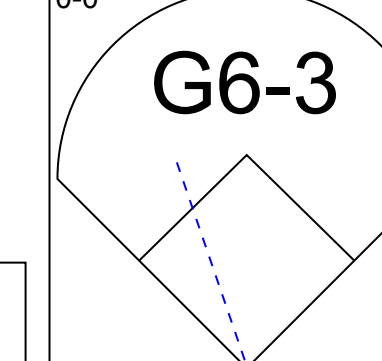
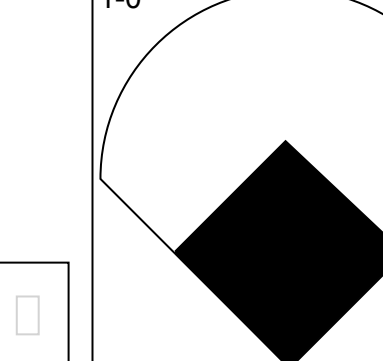
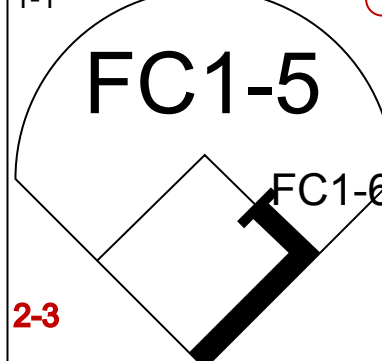
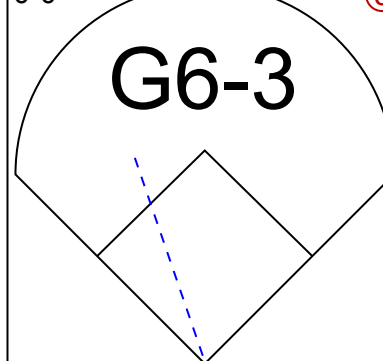
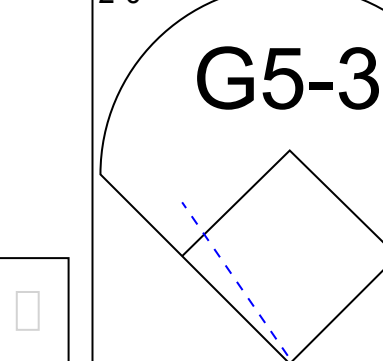
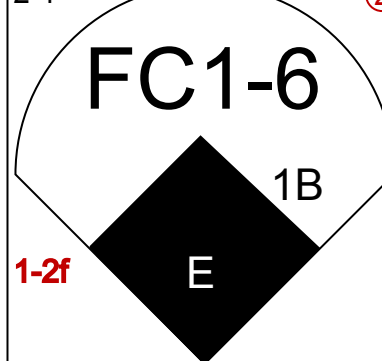


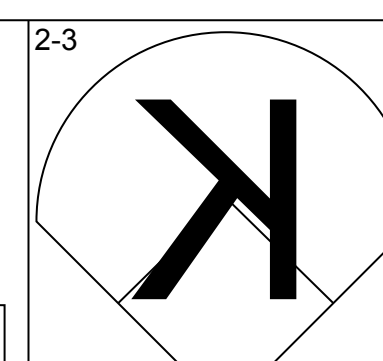
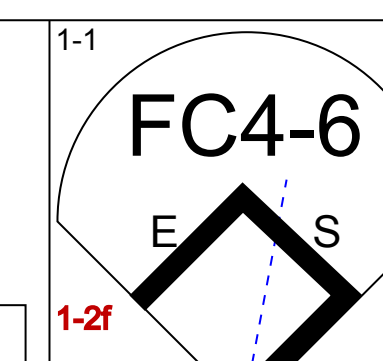
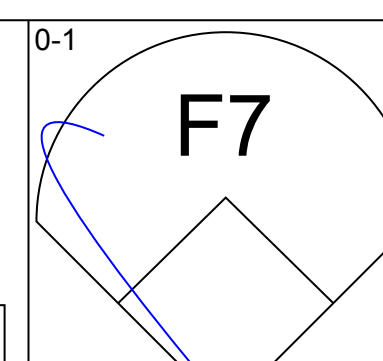
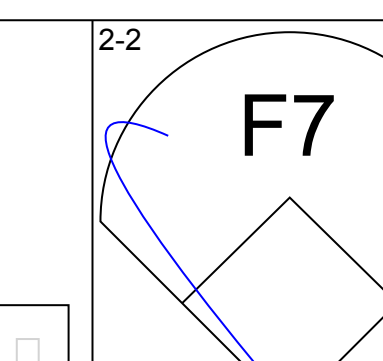
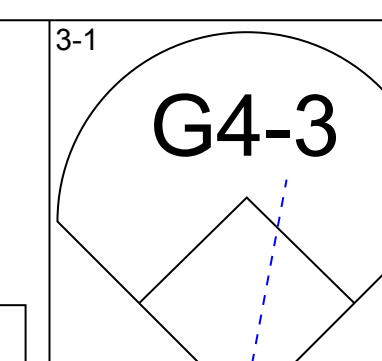
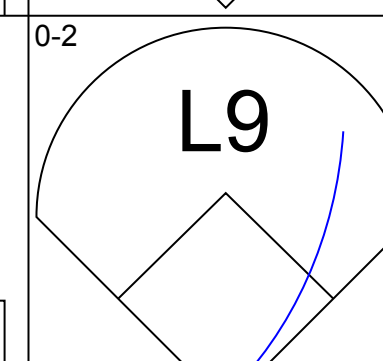
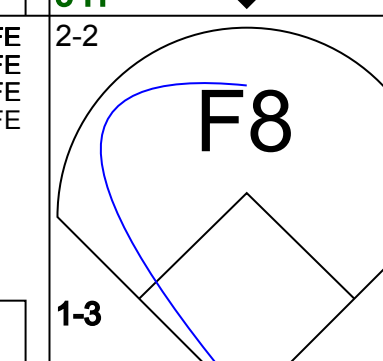
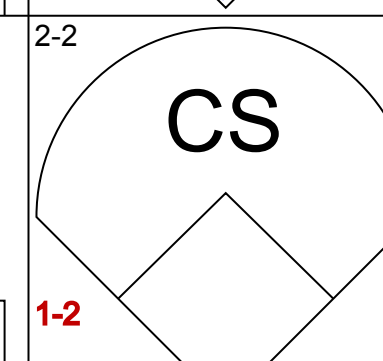
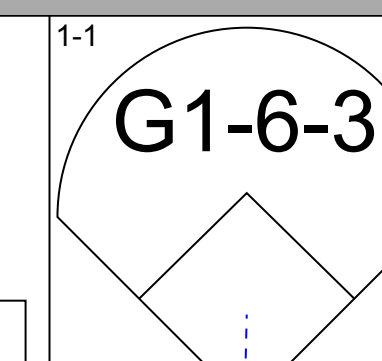
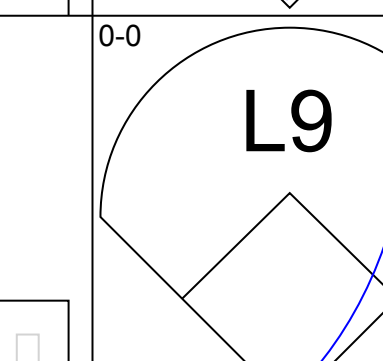
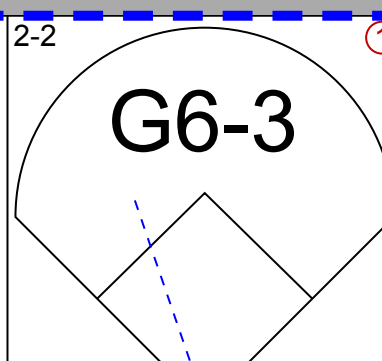
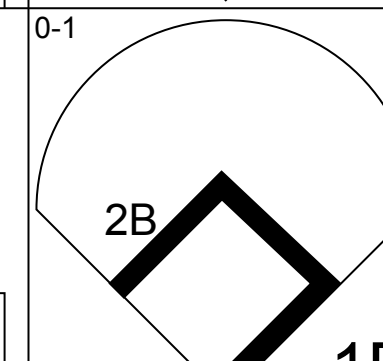
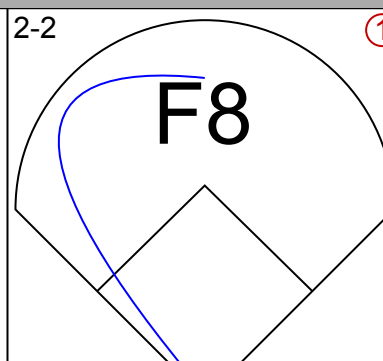
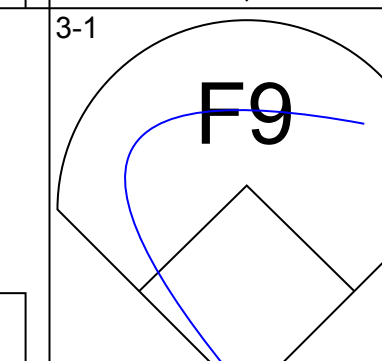
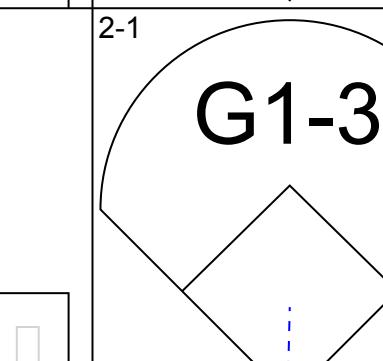
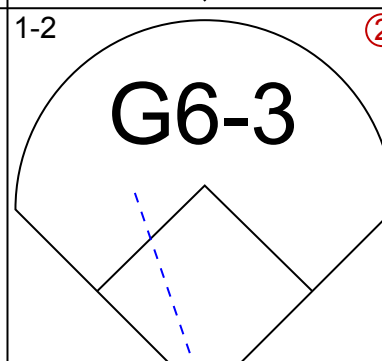
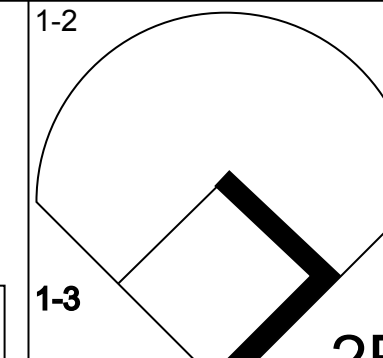
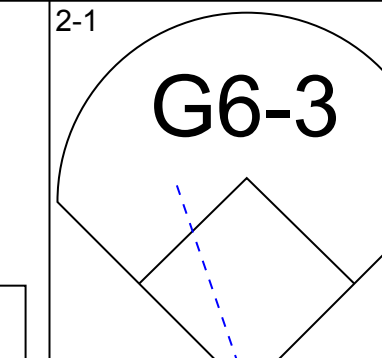
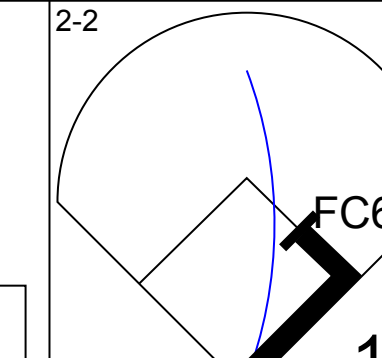
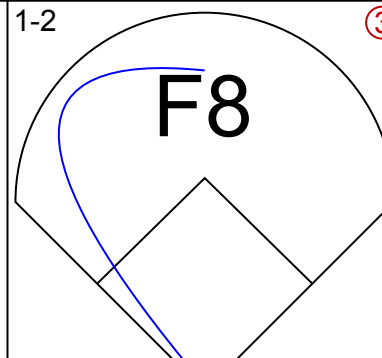
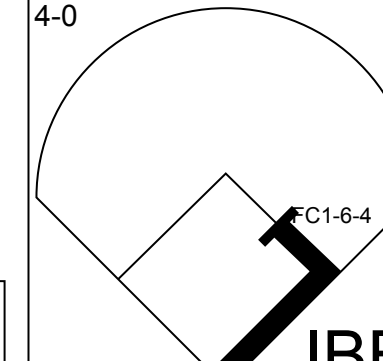
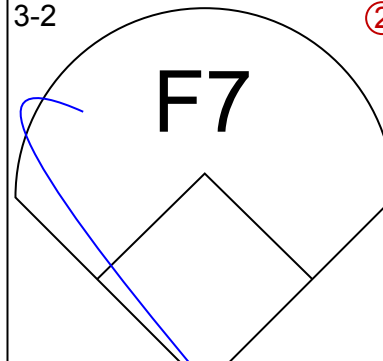
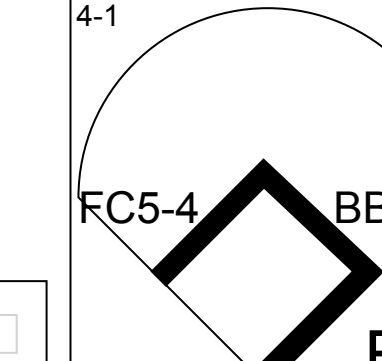
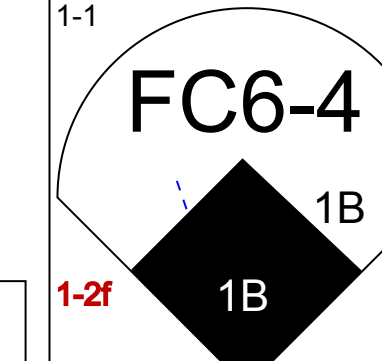
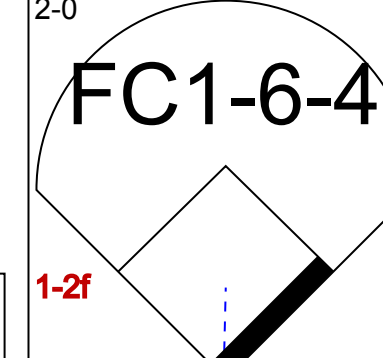
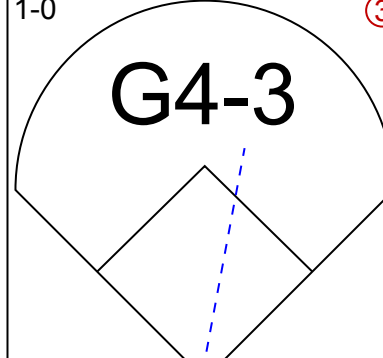
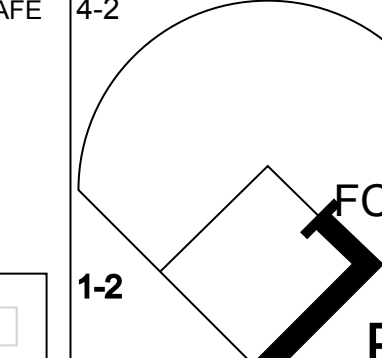
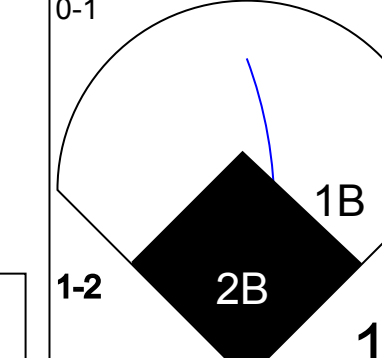
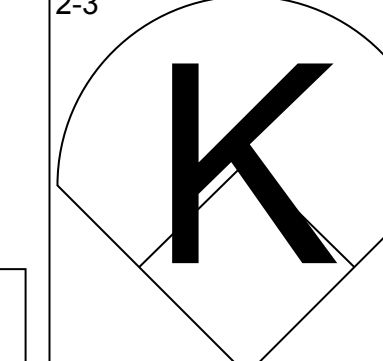
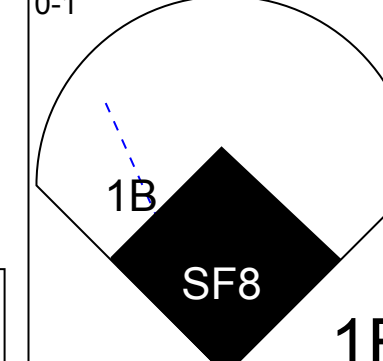
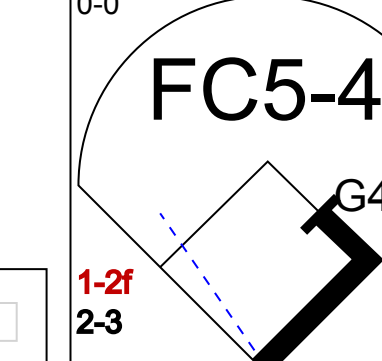
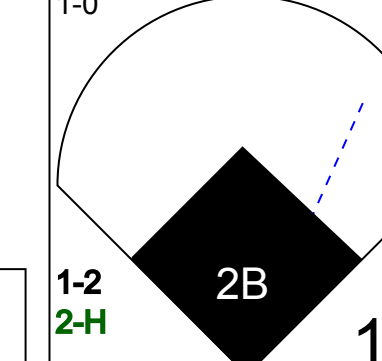
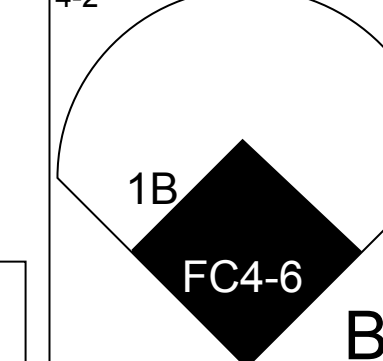
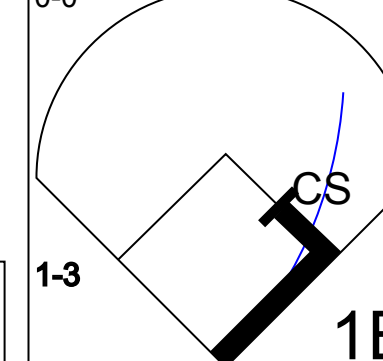
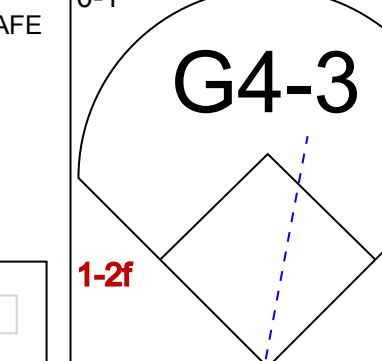
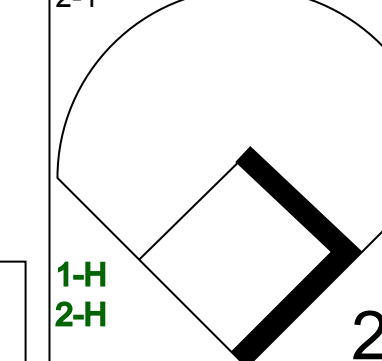
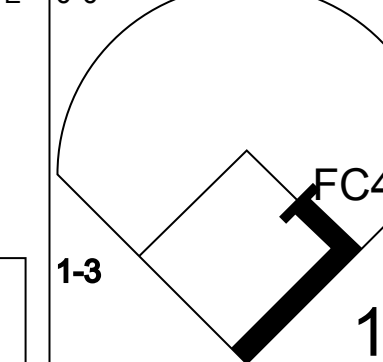
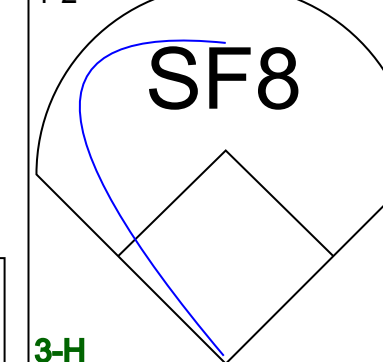
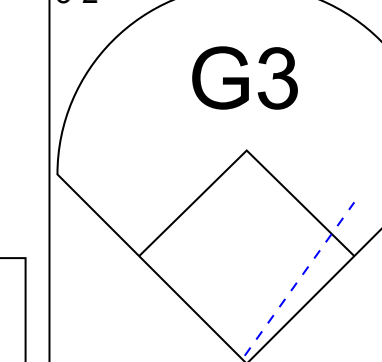
Batter	1	2	3	4	5	6	7	8	9	AB	R	H	RBI	BB	SO	LOB	BOTTOM						
Dan Gladden, R OBP: 0.185, SLG: 0.154 (1, 7)	1-1 P3		0-0 F8		0-0 F7		1-1 B1-3			4	0	0	0	0	0	1							
Lou Whitaker, L OBP: 0.462, SLG: 0.263 (1, 4)	1-1 B2-3		1-2 L7			3-1 FC5-4 1B	4-1 BB			3	0	1	0	1	0	0							
Alan Trammell, R OBP: 0.308, SLG: 0.190 (1, 6)	0-1 F3			0-0 L9		2-1 FC5-4 1B	3-2 G6-3			4	0	0	0	0	0	3							
Cecil Fielder, R OBP: 0.250, SLG: 0.619 (1, 3)		1-1 P3		1-3 K		1-0 P3		0-3 K		4	0	0	0	0	2	1							
Mickey Tettleton, S OBP: 0.458, SLG: 0.421 (1, 2)		2-1 BB 1B		4-1 1B BB		3-1 1B	1-3 1B	2-3 K		3	0	2	0	1	1	0							
Tony Phillips, S OBP: 0.381, SLG: 0.071 (1, 10)		4-0 BB		0-0 1B		1-2 F8		0-0 G4-3		3	0	1	0	1	0	2							
Mark Carreon, R OBP: 0.200, SLG: 0.357 (1, 9)		1-0 P6		3-2 G6-3			1-3 K		1-0 G5-3	4	0	0	0	0	1	4							
Travis Fryman, R OBP: 0.250, SLG: 0.368 (1, 5)		1-0 P5			3-2 F9		2-2 HR		0-1 F8	4	1	1	1	0	0	2							
Mitt Cuyler, S OBP: 0.222, SLG: 0.235 (9, PH)			2-3 K		2-1 G3		0-0 B1-3 1B		0-1 G1-3	3	0	1	0	0	1	0							
Dave Bergman, L OBP: 0.250, SLG: 0.250 (9, PH)										1	0	0	0	0	0	0							
Inning Stats	R: 0 E: 0 K: 0 S: 6	H: 0 LOB: 0 BB: 0 P: 8	R: 0 E: 0 K: 0 S: 6	H: 1 LOB: 2 BB: 1 P: 15	R: 0 E: 0 K: 1 S: 8	H: 0 LOB: 0 BB: 0 P: 11	R: 0 E: 0 K: 1 S: 10	H: 1 LOB: 2 BB: 1 P: 18	R: 0 E: 0 K: 0 S: 8	H: 0 LOB: 0 BB: 0 P: 13	R: 0 E: 0 K: 0 S: 10	H: 2 LOB: 2 BB: 0 P: 20	R: 1 E: 0 K: 1 S: 18	H: 2 LOB: 2 BB: 1 P: 29	R: 0 E: 0 K: 2 S: 7	H: 0 LOB: 0 BB: 0 P: 9	R: 0 E: 0 K: 0 S: 5	H: 0 LOB: 0 BB: 0 P: 6	1B: 5 2B: 0 3B: 0 HR: 1	SF: 0 SAC: 0 DP: 0 HBP: 0	WP: 0 PB: 0 SB: 0 CS: 0	PA: 36	
PITCHER	IP WLS BF H R ER SO BB IBB HBP BLK WP HR S P ERA WHIP	IP WLS BF H R ER SO BB IBB HBP BLK WP HR S P ERA WHIP	IP WLS BF H R ER SO BB IBB HBP BLK WP HR S P ERA WHIP	IP WLS BF H R ER SO BB IBB HBP BLK WP HR S P ERA WHIP	IP WLS BF H R ER SO BB IBB HBP BLK WP HR S P ERA WHIP	IP WLS BF H R ER SO BB IBB HBP BLK WP HR S P ERA WHIP	IP WLS BF H R ER SO BB IBB HBP BLK WP HR S P ERA WHIP	IP WLS BF H R ER SO BB IBB HBP BLK WP HR S P ERA WHIP	IP WLS BF H R ER SO BB IBB HBP BLK WP HR S P ERA WHIP	IP WLS BF H R ER SO BB IBB HBP BLK WP HR S P ERA WHIP	IP WLS BF H R ER SO BB IBB HBP BLK WP HR S P ERA WHIP	IP WLS BF H R ER SO BB IBB HBP BLK WP HR S P ERA WHIP	IP WLS BF H R ER SO BB IBB HBP BLK WP HR S P ERA WHIP	IP WLS BF H R ER SO BB IBB HBP BLK WP HR S P ERA WHIP	IP WLS BF H R ER SO BB IBB HBP BLK WP HR S P ERA WHIP	IP WLS BF H R ER SO BB IBB HBP BLK WP HR S P ERA WHIP	IP WLS BF H R ER SO BB IBB HBP BLK WP HR S P ERA WHIP	IP WLS BF H R ER SO BB IBB HBP BLK WP HR S P ERA WHIP	IP WLS BF H R ER SO BB IBB HBP BLK WP HR S P ERA WHIP	IP WLS BF H R ER SO BB IBB HBP BLK WP HR S P ERA WHIP	IP WLS BF H R ER SO BB IBB HBP BLK WP HR S P ERA WHIP	IP WLS BF H R ER SO BB IBB HBP BLK WP HR S P ERA WHIP	IP WLS BF H R ER SO BB IBB HBP BLK WP HR S P ERA WHIP

New York Yankees @ Detroit Tigers
Tiger Stadium, Detroit, MI
Sun Apr 12 1992, 3:33 AM EDT
Att: 12,521 - Sunny - 43 F

AB 33
R 1
H 6
RBI 1
BB 3
SO 5
LOB 13



Batter	1	2	3	4	5	6	7	8	9	AB	R	H	RBI	BB	SO	LOB	TOP		
Dan Gladden, R OBP: 0.281, SLG: 0.258 (1, 7)										5	2	4	0	0	1	0	Detroit Tigers @ Cleveland Indians Cleveland Municipal Stadium, Cleveland, OH Mon Apr 13 1992, 3:33 AM EDT Att: 5,615 - Cloudy - 40 F		
Tony Phillips, S OBP: 0.423, SLG: 0.167 (1, 4)										4	0	2	0	1	0	1			
Alan Trammell, R OBP: 0.267, SLG: 0.160 (1, 6)										4	0	0	0	0	0	4			
Cecil Fielder, R OBP: 0.241, SLG: 0.560 (1, 3)										4	0	1	1	0	0	5			
Mickey Tettleton, S OBP: 0.464, SLG: 0.381 (1, 2)										2	1	0	0	2	1	3			
Travis Fryman, R OBP: 0.250, SLG: 0.348 (1, 5)										4	1	1	0	0	1	3			
Rob Deer, R Skeeter Barnes, R (9, PR) (9, PR)										4	1	1	3	0	0	0			
Mark Carreon, R OBP: 0.211, SLG: 0.500 (1, 10)										4	1	1	1	0	0	1			
Mitt Cuyler, S OBP: 0.182, SLG: 0.190 (1, 8)										4	1	0	0	0	0	2			
Inning Stats	R: 0 E: 0 K: 1 S: 4	H: 0 LOB: 0 BB: 1 P: 8	R: 0 E: 0 K: 0 S: 5	H: 0 LOB: 0 BB: 1 P: 12	R: 0 E: 0 K: 0 S: 6	H: 2 LOB: 2 BB: 0 P: 13	R: 0 E: 0 K: 0 S: 10	H: 0 LOB: 0 BB: 0 P: 7	R: 0 E: 0 K: 0 S: 7	H: 1 LOB: 0 BB: 0 P: 11	R: 4 E: 0 K: 0 S: 11	H: 4 LOB: 0 BB: 0 P: 19	R: 1 E: 0 K: 1 S: 9	H: 2 LOB: 2 BB: 1 P: 17	R: 2 E: 3 K: 0 S: 16	H: 1 LOB: 3 BB: 0 P: 29		1B: 8 2B: 0 3B: 0 HR: 2	SF: 1 SAC: 1 DP: 3 HBP: 0
PITCHER	IP WLS BF H R ER SO BB IBB HBP BLK WP HR S P ERA WHIP																		
Dave Otto, L ERA: 2.7 (1, 1)	7.0	27	7	4	4	2	2	0	0	0	0	0	2	48	79	5.14	1.286		
Rod Nichols, R ERA: 3.0 (8, 1)	2.0	13	3	3	1	1	0	1	0	0	0	0	0	25	46	4.50	1.500		

Batter	1	2	3	4	5	6	7	8	9	AB	R	H	RBI	BB	SO	LOB	BOTTOM				
Kenny Lofton, L OBP: 0.296, SLG: 0.136 (1, 8)										5	0	0	1	0	1	4	Detroit Tigers @ Cleveland Indians Cleveland Municipal Stadium, Cleveland, OH Mon Apr 13 1992, 3:33 AM EDT Att: 5,615 - Cloudy - 40 F				
Glenallen Hill, R OBP: 0.176, SLG: 0.182 (1, 10)										5	0	0	0	0	0	2					
Carlos Baerga, S OBP: 0.235, SLG: 0.235 (1, 4)										5	0	1	0	0	0	1					
Albert Belle, R OBP: 0.258, SLG: 0.296 (1, 7)										5	0	3	0	0	0	0					
Sandy Alomar Jr., R OBP: 0.280, SLG: 0.273 (1, 2)										2	1	0	0	2	0	2					
Paul Sorrento, L OBP: 0.276, SLG: 0.346 (1, 3)										3	1	1	0	1	0	4					
Mark Whiten, S OBP: 0.200, SLG: 0.143 (1, 9)										4	2	2	1	0	1	2					
Brook Jacoby, R OBP: 0.300, SLG: 0.278 Tony Perezchica, R (8, PR) (9, 5)										3	1	2	2	1	0	2					
Mark Lewis, R OBP: 0.375, SLG: 0.500 (1, 6)										2	0	1	1	1	0	1					
Inning Stats	R: 0 E: 0 K: 1 S: 12	H: 2 LOB: 3 BB: 1 P: 21	R: 1 E: 0 K: 1 S: 14	H: 1 LOB: 1 BB: 1 P: 23	R: 0 E: 0 K: 0 S: 8	H: 1 LOB: 0 BB: 0 P: 16	R: 0 E: 0 K: 0 S: 10	H: 2 LOB: 0 BB: 0 P: 13	R: 0 E: 0 K: 0 S: 6	H: 0 LOB: 0 BB: 2 P: 12	R: 0 E: 0 K: 0 S: 8	H: 0 LOB: 1 BB: 2 P: 16	R: 0 E: 0 K: 0 S: 9	H: 0 LOB: 1 BB: 1 P: 17	R: 3 E: 0 K: 0 S: 15	H: 4 LOB: 1 BB: 0 P: 27		R: 0 E: 0 K: 0 S: 11	H: 0 LOB: 0 BB: 0 P: 15	1B: 7 2B: 3 3B: 0 HR: 0	SF: 1 SAC: 0 DP: 1 HBP: 0
PITCHER	IP WLS BF H R ER SO BB IBB HBP BLK WP HR S P ERA WHIP																				
Frank Tanana, L ERA: 7.88 (1, 1)	6.0	26	6	2	2	2	3	1	0	0	0	0	0	19	33	20.25	3.750				
Les Lancaster, R ERA: 5.69 (7, 1)	1.1	9	4	3	3	0	1	0	0	0	0	0	0	5	11	0.00	0.000				
Mark Leiter, R ERA: 4.76 (8, 1)	0.2	W	2	0	0	0	0	0	0	0	0	0	0	5	11	0.00	0.000				
Mike Henneman, R ERA: (9, 1)	1.0	S	3	0	0	0	0	0	0	0	0	0	0	11	15	0.00	0.000				


Batter	1	2	3	4	5	6	7	8	9	AB	R	H	RBI	BB	SO	LOB	TOP										
Dan Gladden, R OBP: 0.270, SLG: 0.333 (1, 7)	G1-3		G1-3			P6		G4-3		5	1	1	3	0	0	0	Detroit Tigers @ Cleveland Indians Cleveland Municipal Stadium, Cleveland, OH Tue Apr 14 1992, 7:05 PM EDT Att: 4,083 - Cloudy - 41 F										
Lou Whitaker, L OBP: 0.452, SLG: 0.391 (1, 4)	K		HR			E5		BB		4	1	1	1	1	1	0											
Tony Phillips, S OBP: 0.433, SLG: 0.190 (1, 5)	BB		G4-3			SH5-3		F8		3	1	1	0	1	0	1											
Cecil Fielder, R OBP: 0.324, SLG: 0.714 (1, 3)	1B							HR		3	1	2	2	2	0	1											
Mickey Tettleton, S OBP: 0.424, SLG: 0.320 (1, 10)	BB		2B			SH5-3		FC5-4		3	1	2	2	2	0	1											
Rob Deer, R OBP: 0.333, SLG: 0.800 (1, 9)			F7			G3-1		HR		4	0	0	0	1	0	5											
Chad Kreuter, S (1, 2)								WP		3	1	1	1	2	0	0											
Travis Fryman, R OBP: 0.310, SLG: 0.370 (1, 6)								BB		4	0	0	0	0	1	1											
Mitt Cuyler, S OBP: 0.154, SLG: 0.160 Dave Bergman, L OBP: 0.200, SLG: 0.200 (9, PH)	F7		F8			P1		HR		4	1	2	0	0	1	3	AB 35 R 7 H 8 RBI 7 BB 7 SO 5 LOB 17										
Inning Stats	R: 0 E: 0 K: 1 S: 15	H: 1 LOB: 2 BB: 1 P: 27	R: 0 E: 0 K: 0 S: 9	H: 0 LOB: 1 BB: 1 P: 20	R: 1 E: 0 K: 0 S: 10	H: 2 LOB: 1 BB: 0 P: 17	R: 0 E: 0 K: 0 S: 8	H: 0 LOB: 1 BB: 0 P: 11	R: 0 E: 1 K: 0 S: 8	H: 0 LOB: 2 BB: 1 P: 18	R: 3 E: 1 K: 0 S: 13	H: 2 LOB: 0 BB: 0 P: 19	R: 2 E: 0 K: 2 S: 16	H: 1 LOB: 2 BB: 3 P: 35	R: 0 E: 0 K: 0 S: 6	H: 0 LOB: 1 BB: 1 P: 12		R: 1 E: 0 K: 2 S: 13	H: 2 LOB: 1 BB: 0 P: 20	1B: 3 2B: 1 3B: 0 HR: 4	SF: 0 SAC: 2 DP: 0 HBP: 1	WP: 1 PA: 45 PB: 0 SB: 1 CS: 0					
PITCHER	IP	WLS	BF	H	R	ER	SO	BB	IBB	HBP	BLK	WP	HR	S	P	ERA	WHIP										
Jack Armstrong, R ERA: 2.25 (1, 1)	6.0	29	5	4	1	1	1	3	0	1	0	0	2	63	112	1.50	1.333										
Brad Arnberg, R ERA: 4.91 (7, 1)	0.0	4	1	2	2	0	0	3	0	0	0	1	1	7	22	∞	∞										
Ted Power, R ERA: (7, 1)	2.0	W	7	0	0	0	2	1	0	0	0	0	0	15	25	0.00	0.500										
Derek Lilquist, L ERA: (9, 1)	0.1		1	0	0	0	0	0	0	0	0	0	0	1	2	0.00	0.000										
Steve Olin, R ERA: 2.08 (9, 1)	0.2	S	4	2	1	1	2	0	0	0	0	0	1	12	18	13.50	3.000										

Batter	1	2	3	4	5	6	7	8	9	AB	R	H	RBI	BB	SO	LOB	BOTTOM										
Kenny Lofton, L OBP: 0.281, SLG: 0.148 (1, 8)	G1-3		F7			FC6-4		FC6-4		5	1	1	1	0	0	2	Detroit Tigers @ Cleveland Indians Cleveland Municipal Stadium, Cleveland, OH Tue Apr 14 1992, 7:05 PM EDT Att: 4,083 - Cloudy - 41 F										
Glenallen Hill, R OBP: 0.205, SLG: 0.211 (1, 7)	F8		1B			1B		1B		5	0	2	0	0	1	3											
Carlos Baerga, S OBP: 0.289, SLG: 0.289 (1, 4)	L5		1B			1B		1B		4	1	3	1	0	0	0											
Albert Belle, R OBP: 0.257, SLG: 0.290 (1, 10)			G5-3			K		1B		4	0	1	0	0	1	4											
Paul Sorrento, L OBP: 0.273, SLG: 0.333 (1, 3)	1B					G3-1		FC4-6		4	2	1	0	0	1	2											
Sandy Alomar Jr., R OBP: 0.276, SLG: 0.269 (1, 2)	F9		1B			G5-3		1B		4	1	1	1	0	1	1											
Mark Whiten, S OBP: 0.235, SLG: 0.188 (1, 9)	HR					G6-3		1B		4	1	2	1	0	0	0											
Brook Jacoby, R OBP: 0.375, SLG: 0.500 (1, 5)			HR			F8		FC1-2		4	2	3	4	0	0	0											
Mark Lewis, R OBP: 0.357, SLG: 0.458 (1, 6)	F8					FC6-4		F7		4	0	1	0	0	0	3	AB 38 R 8 H 15 RBI 8 BB 0 SO 4 LOB 15										
Inning Stats	R: 0 E: 0 K: 0 S: 8	H: 0 LOB: 0 BB: 0 P: 10	R: 3 E: 0 K: 0 S: 12	H: 3 LOB: 0 BB: 0 P: 18	R: 0 E: 0 K: 1 S: 6	H: 0 LOB: 0 BB: 0 P: 11	R: 1 E: 0 K: 1 S: 11	H: 3 LOB: 2 BB: 0 P: 17	R: 0 E: 0 K: 1 S: 6	H: 0 LOB: 0 BB: 0 P: 7	R: 0 E: 0 K: 1 S: 11	H: 1 LOB: 1 BB: 0 P: 13	R: 4 E: 0 K: 0 S: 16	H: 6 LOB: 2 BB: 0 P: 25	R: 0 E: 0 K: 0 S: 16	H: 0 LOB: 0 BB: 0 P: 11		R: 1 E: 0 K: 1 S: 13	H: 0 LOB: 0 BB: 0 P: 20	1B: 14 2B: 0 3B: 0 HR: 1	SF: 0 SAC: 0 DP: 1 HBP: 0	WP: 0 PA: 38 PB: 0 SB: 0 CS: 0					
PITCHER	IP	WLS	BF	H	R	ER	SO	BB	IBB	HBP	BLK	WP	HR	S	P	ERA	WHIP										
Walt Terrell, R ERA: 4.7 (1, 1)	7.0		30	10	5	5	4	0	0	0	0	0	1	66	90	6.43	1.429										
Les Lancaster, R ERA: 9.45 (8, 1)	0.1	L	4	3	1	1	0	0	0	0	0	0	0	11	17	27.00	9.000										
John Doherty, R ERA: 7.2 (8, 1)	0.2		4	2	2	2	0	0	0	0	0	0	0	4	6	27.00	3.000										

Batter	1	2	3	4	5	6	7	8	9	AB	R	H	RBI	BB	SO	LOB	TOP			
Dan Gladden, R OBP: 0.286, SLG: 0.308 (1, 7)	F8		1B BB	F8	L9		G6-4-3 BB			3	1	0	0	2	0	2				
Tony Phillips, S OBP: 0.457, SLG: 0.280 (1, 4)	2B		1B G5-4-3 1B	BB		P5	K			4	2	2	0	1	1	1				
Alan Trammell, R OBP: 0.343, SLG: 0.250 (1, 6)	2B		2B G5-4-3 1B	BB		1B WP HBP	G6-4-3			3	2	2	2	1	0	1				
Cecil Fielder, R OBP: 0.289, SLG: 0.625 Dave Bergman, L OBP: 0.167, SLG: 0.167 (7, 3)	K		G5-4-3	FC5-4		F9		L6		4	0	0	1	0	1	6				
Mickey Tettleton, S OBP: 0.421, SLG: 0.367 (1, 2)	G4-3					P3	WP BB 1B	F7		5	1	2	1	0	0	1				
Rob Deer, R OBP: 0.348, SLG: 0.667 (1, 9)		F8	K		G1-3 1B BB	BB WP BB		K		3	1	0	0	2	2	1				
Travis Fryman, R OBP: 0.324, SLG: 0.355 (1, 5)	P3		L8		G1-3 1B	BB		G5-3		4	1	1	0	1	0	1				
Mark Carreon, R OBP: 0.250, SLG: 0.455 (1, 10)	1B			G1-3	G1-3			G4-3		4	0	1	1	1	0	2				
Mitt Cuyler, S OBP: 0.194, SLG: 0.200 (1, 8)	G4-3			BB S 1B			L4		K	5	0	2	2	0	1	4				
Inning Stats	R: 1 E: 0 K: 1 S: 11	H: 2 LOB: 1 BB: 0 P: 17	R: 0 E: 0 K: 0 S: 9	H: 1 LOB: 1 BB: 0 P: 15	R: 3 E: 0 K: 1 S: 17	H: 3 LOB: 1 BB: 1 P: 32	R: 0 E: 0 K: 0 S: 14	H: 1 LOB: 3 BB: 2 P: 27	R: 2 E: 0 K: 0 S: 10	H: 2 LOB: 1 BB: 1 P: 19	R: 2 E: 0 K: 1 S: 9	H: 1 LOB: 0 BB: 1 P: 12	R: 0 E: 0 K: 1 S: 10	H: 0 LOB: 0 BB: 0 P: 12	R: 0 E: 0 K: 1 S: 7	H: 0 LOB: 0 BB: 0 P: 13	1B: 7 2B: 3 3B: 0 HR: 0	SF: 0 SAC: 0 DP: 1 HBP: 1	WP: 1 PB: 0 SB: 1 CS: 0	PA: 45
PITCHER	IP WLS BF H R ER SO	IP WLS BF H R ER SO	IP WLS BF H R ER SO	IP WLS BF H R ER SO	IP WLS BF H R ER SO	IP WLS BF H R ER SO	IP WLS BF H R ER SO	IP WLS BF H R ER SO	IP WLS BF H R ER SO	IP WLS BF H R ER SO	IP WLS BF H R ER SO	IP WLS BF H R ER SO	IP WLS BF H R ER SO	IP WLS BF H R ER SO	IP WLS BF H R ER SO	IP WLS BF H R ER SO	ERA WHIP	ERA WHIP		
Eric Bell, L ERA: 6.0 Rod Nichols, R ERA: 4.91 Brad Arnsberg, R ERA: 9.31 Ted Power, R ERA: Derek Lilliquist, L ERA:	(1, 1) (4, 1) (6, 1) (6, 1) (8, 1)	3.2 L 20 7 4 4 2	2 0 0 0 0 2	2 0 0 0 0 3	0 0 15 30 9.82 3.000	1.0 L 3 0 0 0 1	0 0 0 0 0 0	0 0 0 0 0 0	0 0 0 0 0 0	0 0 0 0 0 0	0 0 0 0 0 0	0 0 0 0 0 0	0 0 0 0 0 0	0 0 0 0 0 0	0 0 0 0 0 0	0 0 0 0 0 0	0.00 0.000	0.00 0.000		

Detroit Tigers @ Cleveland Indians
Cleveland Municipal Stadium, Cleveland, OH
Wed Apr 15 1992, 7:05 PM EDT
Att: 5,280 - Cloudy - 45 F


AB 36
R 8
H 10
RBI 7
BB 8
SO 5
LOB 19



Batter	1	2	3	4	5	6	7	8	9	AB	R	H	RBI	BB	SO	LOB	BOTTOM					
Kenny Lofton, L OBP: 0.297, SLG: 0.188 (1, 8)	G4-3		K		FC5 1B		1B		G4-3	5	0	2	0	0	1	0						
Glenallen Hill, R OBP: 0.209, SLG: 0.214 (1, 10)	G5-3			1B	FC5		F7			4	0	1	0	0	0	4						
Carlos Baerga, S OBP: 0.317, SLG: 0.300 Felix Fermin, R (7, 4)	BB			1B		G6-3	P7			2	0	1	0	1	0	0						
Albert Belle, R OBP: 0.263, SLG: 0.382 Thomas Howard, S OBP: 0.250, SLG: 0.250 (7, 7)	P5			P2		HR	K			3	1	1	1	0	0	3						
Paul Sorrento, L OBP: 0.297, SLG: 0.333 (1, 3)		L6-3 BB		K		1B		G3		3	0	1	0	1	1	2						
Sandy Alomar Jr., R OBP: 0.259, SLG: 0.241 Junior Ortiz, R (7, 2)	L6-3			L6			F9		G4-3	3	0	0	0	0	0	4						
Mark Whiten, S OBP: 0.237, SLG: 0.194 (1, 9)	P6				G3		FC6-4 1B		K	4	0	1	0	0	1	0						
Brook Jacoby, R OBP: 0.333, SLG: 0.440 Tony Perezchica, R (7, 5)			P4		K		FC6-4		K	3	0	0	0	0	1	2						
Mark Lewis, R OBP: 0.375, SLG: 0.464 (1, 6)			K		1B				P4	4	0	2	0	0	1	0						
Inning Stats	R: 0 E: 0 K: 0 S: 8	H: 0 LOB: 1 BB: 1 P: 13	R: 0 E: 0 K: 0 S: 7	H: 0 LOB: 0 BB: 1 P: 14	R: 0 E: 0 K: 2 S: 9	H: 0 LOB: 0 BB: 0 P: 12	R: 0 E: 0 K: 1 S: 12	H: 2 LOB: 2 BB: 0 P: 20	R: 0 E: 0 K: 0 S: 14	H: 2 LOB: 2 BB: 0 P: 18	R: 1 E: 0 K: 0 S: 11	H: 3 LOB: 2 BB: 0 P: 14	R: 0 E: 0 K: 1 S: 9	H: 0 LOB: 0 BB: 0 P: 11	R: 0 E: 0 K: 1 S: 8	H: 0 LOB: 0 BB: 0 P: 15	R: 0 E: 0 K: 1 S: 8	H: 0 LOB: 0 BB: 0 P: 15	1B: 8 2B: 1 3B: 0 HR: 1	SF: 0 SAC: 0 DP: 1 HBP: 0	WP: 0 PB: 0 SB: 0 CS: 0	PA: 37
PITCHER	IP WLS BF H R ER SO	IP WLS BF H R ER SO	IP WLS BF H R ER SO	IP WLS BF H R ER SO	IP WLS BF H R ER SO	IP WLS BF H R ER SO	IP WLS BF H R ER SO	IP WLS BF H R ER SO	IP WLS BF H R ER SO	IP WLS BF H R ER SO	IP WLS BF H R ER SO	IP WLS BF H R ER SO	IP WLS BF H R ER SO	IP WLS BF H R ER SO	IP WLS BF H R ER SO	IP WLS BF H R ER SO	ERA WHIP	ERA WHIP				
Eric King, R ERA: 4.66 Mark Leiter, R ERA: 3.92	(1, 1) (8, 1)	7.0 W 31 7 0 0 2	0 0 0 0 0 0	0 0 0 0 0 0	0 0 0 0 0 0	0 0 0 0 0 0	0 0 17 26 0.00 0.000															

Detroit Tigers @ Cleveland Indians
Cleveland Municipal Stadium, Cleveland, OH
Wed Apr 15 1992, 7:05 PM EDT
Att: 5,280 - Cloudy - 45 F

AB 35
R 1
H 9
RBI 1
BB 2
SO 7
LOB 19



Batter	1	2	3	4	5	6	7	8	9	AB	R	H	RBI	BB	SO	LOB	TOP			
Dan Gladden, R (1, 7) OBP: 0.314, SLG: 0.326	F9		FC3-6 BB		L8			F7		3	0	0	0	1	0	0				
Lou Whitaker, L (1, 4) OBP: 0.400, SLG: 0.333	P4		FC3-6		L9			P6		4	0	0	0	0	0	2				
Alan Trammell, R (1, 6) OBP: 0.349, SLG: 0.257	G4-3		L8					L7		4	0	1	0	0	0	2				
Cecil Fielder, R (1, 3) OBP: 0.283, SLG: 0.550		L9		1B				F9		4	0	1	0	0	0	1				
Mickey Tettleton, S (1, 2) OBP: 0.383, SLG: 0.395		K		1B				F8		4	0	0	0	0	2	2				
Tony Phillips, S (1, 10) OBP: 0.455, SLG: 0.281					F9			K		3	0	0	0	1	2	2				
Rob Deer, R (1, 9) OBP: 0.355, SLG: 0.808										3	0	1	0	0	0	1				
Travis Fryman, R (1, 5) OBP: 0.357, SLG: 0.385										3	0	1	0	0	0	2				
Mitt Cuyler, S (1, 8) OBP: 0.231, SLG: 0.342										3	0	0	0	0	0	1				
Inning Stats	R: 0 E: 0 K: 0 S: 11	H: 0 LOB: 0 BB: 0 P: 17	R: 0 E: 0 K: 1 S: 9	H: 0 LOB: 1 BB: 1 P: 20	R: 0 E: 0 K: 0 S: 5	H: 1 LOB: 2 BB: 1 P: 12	R: 0 E: 0 K: 0 S: 16	H: 2 LOB: 2 BB: 0 P: 26	R: 0 E: 0 K: 1 S: 7	H: 1 LOB: 1 BB: 0 P: 11	R: 0 E: 0 K: 0 S: 6	H: 0 LOB: 0 BB: 0 P: 9	R: 0 E: 0 K: 0 S: 6	H: 0 LOB: 0 BB: 0 P: 10	R: 0 E: 0 K: 2 S: 9	H: 0 LOB: 0 BB: 0 P: 13	1B: 4 2B: 0 3B: 0 HR: 0	SF: 0 SAC: 0 DP: 0 HBP: 0	WP: 0 PB: 0 SB: 2 CS: 0	PA: 33
PITCHER Rick Sutcliffe, R (1, 1) ERA: 2.61	IP: 9.0 WLS: W BF: 33 H: 4 R: 0 ER: 0 SO: 4 BB: 2 IBB: 0 HBP: 0 BLK: 0 WP: 0 HR: 0 S: 76 P: 130 ERA: 0.00 WHIP: 0.667															PITCHER				

Detroit Tigers @ Baltimore Orioles
 Oriole Park at Camden Yards, Baltimore, MD
 Fri Apr 17 1992, 7:05 PM EDT
 Att. 45,188 - Overcast - 77 F

AB 31
 R 0
 H 4
 RBI 0
 BB 2
 SO 4
 LOB 13



Batter	1	2	3	4	5	6	7	8	9	AB	R	H	RBI	BB	SO	LOB	BOTTOM	
Brady Anderson, L (1, 7) OBP: 0.425, SLG: 0.576	SH1-3		SH1-3					P5		4	1	3	1	0	0	1		
Luis Mercedes, R (1, 9) Joe Orsulak, L (7, PH) (8, 9)	SH1-3		G5-3		G6-3			G3-1		2	0	0	0	0	0	2		
Cal Ripken Jr., R (1, 6) OBP: 0.270, SLG: 0.226			G5-3							2	2	1	0	2	0	1		
Randy Milligan, R (1, 3) OBP: 0.310, SLG: 0.538	K				L8					4	2	2	6	0	1	2		
Mike Devereaux, R (1, 8) OBP: 0.226, SLG: 0.414					G5-3			G6-3		4	1	1	0	0	1	0		
Tim Lincecum, R (1, 10) OBP: 0.536, SLG: 0.500										3	0	2	0	1	1	0		
Leo Gomez, R (1, 5) OBP: 0.303, SLG: 0.333			G4-3		G5-3			G1-3		4	0	0	0	0	0	3		
Chris Hoiles, R (1, 2) OBP: 0.364, SLG: 0.500			P3							4	1	2	0	0	0	0		
Billy Ripken, R (1, 4) OBP: 0.240, SLG: 0.360										4	1	2	0	0	0	1		
Inning Stats	R: 0 E: 0 K: 1 S: 7	H: 1 LOB: 2 BB: 1 P: 16	R: 1 E: 0 K: 0 S: 13	H: 2 LOB: 0 BB: 0 P: 19	R: 0 E: 0 K: 0 S: 5	H: 1 LOB: 1 BB: 0 P: 5	R: 0 E: 0 K: 0 S: 7	H: 1 LOB: 1 BB: 0 P: 12	R: 0 E: 0 K: 2 S: 13	H: 2 LOB: 0 BB: 0 P: 23	R: 5 E: 0 K: 1 S: 18	H: 4 LOB: 1 BB: 2 P: 39	R: 0 E: 0 K: 0 S: 9	H: 1 LOB: 1 BB: 0 P: 16	1B: 9 2B: 2 3B: 1 HR: 2	SF: 0 SAC: 2 DP: 2 HBP: 0	WP: 1 PB: 0 SB: 3 CS: 1	PA: 38
PITCHER Scott Aldred, L (1, 1) ERA: 9.39 Kevin Ritz, R (7, 1) ERA: 5.59 Les Lancaster, R (7, 1) ERA: 11.05 Mike Munoz, L (8, 1) ERA:	IP: 6.0 WLS: L BF: 25 H: 8 R: 3 ER: 3 SO: 3 BB: 0 IBB: 0 HBP: 0 BLK: 0 WP: 1 HR: 0 S: 52 P: 85 ERA: 4.50 WHIP: 1.333															PITCHER		

Detroit Tigers @ Baltimore Orioles
 Oriole Park at Camden Yards, Baltimore, MD
 Fri Apr 17 1992, 7:05 PM EDT
 Att. 45,188 - Overcast - 77 F

AB 33
 R 8
 H 13
 RBI 7
 BB 3
 SO 4
 LOB 13




Batter	1	2	3	4	5	6	7	8	9	AB	R	H	RBI	BB	SO	LOB	TOP										
Dan Gladden, R (1, 7) OBP: 0.333, SLG: 0.347	L8		1B		SH3		1B			3	0	2	0	0	0	0	Detroit Tigers @ Baltimore Orioles Oriole Park at Camden Yards, Baltimore, MD Sat Apr 18 1992, 3:33 AM EDT Att: 45,701 - Overcast - 53 F										
Lou Whitaker, L (1, 4) OBP: 0.359, SLG: 0.290	L8		L8		FC3-2		F7			4	0	0	0	0	0	4											
Tony Phillips, S (1, 10) OBP: 0.438, SLG: 0.257	L8				F8		FC5-4		K	3	0	0	0	1	1	0											
Cecil Fielder, R (1, 3) OBP: 0.280, SLG: 0.523					L3		FC5-4		G5-3	4	0	1	0	0	0	3											
Mickey Tettleton, S (1, 2) OBP: 0.392, SLG: 0.375									K	2	0	0	0	2	2	1											
Rob Deer, R (1, 9) OBP: 0.343, SLG: 0.733					L9					4	0	1	0	0	1	2											
Travis Fryman, R (1, 6) OBP: 0.348, SLG: 0.372										4	1	1	0	0	0	2											
Scott Livingstone, L (1, 5) OBP: 0.375, SLG: 0.375										4	0	2	0	0	0	0											
Mitt Cuyler, S (1, 8) OBP: 0.233, SLG: 0.333										4	0	1	1	0	2	1											
Inning Stats	R: 0 E: 0 K: 0 S: 8	H: 0 LOB: 0 BB: 0 P: 12	R: 0 E: 0 K: 1 S: 7	H: 1 LOB: 1 BB: 0 P: 11	R: 0 E: 0 K: 0 S: 10	H: 1 LOB: 1 BB: 0 P: 13	R: 0 E: 0 K: 0 S: 7	H: 0 LOB: 1 BB: 1 P: 16	R: 0 E: 0 K: 0 S: 9	H: 3 LOB: 3 BB: 1 P: 16	R: 0 E: 0 K: 0 S: 7	H: 1 LOB: 0 BB: 1 P: 13	R: 0 E: 0 K: 1 S: 10	H: 1 LOB: 0 BB: 0 P: 12	R: 0 E: 0 K: 2 S: 10	H: 0 LOB: 0 BB: 0 P: 15		R: 0 E: 0 K: 2 S: 9	H: 1 LOB: 1 BB: 0 P: 16	1B: 8 2B: 0 3B: 0 HR: 0	SF: 0 SAC: 1 DP: 1 HBP: 0	WP: 0 PB: 0 SB: 0 CS: 1	PA: 36				
PITCHER	IP	WLS	BF	H	R	ER	SO	BB	IBB	HBP	BLK	WP	HR	S	P	ERA	WHIP										
35 Mike Mussina, R (1, 1) ERA: 1.32	8.0	W	32	7	1	1	4	3	0	0	0	0	0	68	108	1.12	1.250										
Gregg Olson, R (9, 1) ERA: 3.86	1.0		4	1	0	0	2	0	0	0	0	0	0	9	16	0.00	1.000										


Batter	1	2	3	4	5	6	7	8	9	AB	R	H	RBI	BB	SO	LOB	BOTTOM										
Brady Anderson, L (1, 7) OBP: 0.400, SLG: 0.514	K		F8		G3-1		G1-3			4	0	0	0	1	1	3	Detroit Tigers @ Baltimore Orioles Oriole Park at Camden Yards, Baltimore, MD Sat Apr 18 1992, 3:33 AM EDT Att: 45,701 - Overcast - 53 F										
Luis Mercedes, R (1, 9) OBP: 0.143, SLG: 0.143	G5-3		CS		G1-3		L4		FC6-4	5	0	1	0	0	0	1											
Cal Ripken Jr., R (1, 6) OBP: 0.310, SLG: 0.257			WP				L8		E	4	1	2	0	1	0	1											
Randy Milligan, R (1, 3) OBP: 0.333, SLG: 0.517	G5-3		G6-3							3	1	1	0	1	0	2											
Mike Devereaux, R (1, 8) OBP: 0.257, SLG: 0.424			P3							4	2	2	0	0	0	2											
Tim Lincecum, R (1, 10) OBP: 0.529, SLG: 0.533			P2							3	0	1	2	1	0	2											
Leo Gomez, R (1, 5) OBP: 0.324, SLG: 0.353										4	0	2	1	0	0	2											
Billy Ripken, R (1, 4) OBP: 0.241, SLG: 0.321			K							3	0	0	0	1	1	2											
Jeff Tackett, R (1, 2) OBP: 0.500, SLG: 2.000										2	1	1	1	0	0	0											
Chito Martinez, L (6, PH)										0	0	0	1	1	0	0											
Chris Hoiles, R (7, 2) OBP: 0.382, SLG: 0.613										1	1	1	1	0	0	0											
Inning Stats	R: 0 E: 0 K: 1 S: 8	H: 0 LOB: 1 BB: 1 P: 17	R: 0 E: 0 K: 1 S: 9	H: 1 LOB: 0 BB: 0 P: 13	R: 1 E: 0 K: 0 S: 12	H: 3 LOB: 1 BB: 0 P: 20	R: 0 E: 0 K: 0 S: 7	H: 1 LOB: 1 BB: 1 P: 14	R: 0 E: 0 K: 0 S: 9	H: 0 LOB: 0 BB: 0 P: 16	R: 2 E: 0 K: 0 S: 13	H: 2 LOB: 3 BB: 3 P: 31	R: 2 E: 1 K: 0 S: 16	H: 3 LOB: 1 BB: 0 P: 25	R: 1 E: 0 K: 0 S: 11	H: 1 LOB: 1 BB: 1 P: 23	1B: 8 2B: 1 3B: 0 HR: 2	SF: 0 SAC: 0 DP: 0 HBP: 0	WP: 1 PB: 0 SB: 0 CS: 2	PA: 39							
PITCHER	IP	WLS	BF	H	R	ER	SO	BB	IBB	HBP	BLK	WP	HR	S	P	ERA	WHIP										
Frank Tanana, L (1, 1) ERA: 6.59	5.2	L	26	7	3	3	2	4	0	0	0	0	0	20	34	13.50	3.000										
Mark Leiter, R (6, 1) ERA: 5.0	1.1		8	3	2	2	0	1	0	0	0	0	0	11	23	9.00	2.000										
Mike Munoz, L (8, 1) ERA: 1.5	1.0		5	1	1	1	0	1	0	0	0	0	1	11	23	9.00	2.000										



Batter	1	2	3	4	5	6	7	8	9	AB	R	H	RBI	BB	SO	LOB	TOP			
Dan Gladden, R OBP: 0.310, SLG: 0.321										4	0	0	0	0	1	0	Detroit Tigers @ Baltimore Orioles Oriole Park at Camden Yards, Baltimore, MD Sun Apr 19 1992, 3:33 AM EDT Att. 43,548 - Overcast - 51 F			
Lou Whitaker, L OBP: 0.372, SLG: 0.273										2	0	0	0	2	0	0				
Alan Trammell, R OBP: 0.319, SLG: 0.231										4	0	0	0	0	2	2				
Cecil Fielder, R OBP: 0.278, SLG: 0.500 Skeeter Barnes, R (9, PR)										4	0	1	0	0	1	0				
Mickey Tettleton, S OBP: 0.400, SLG: 0.455										4	1	2	1	0	0	1				
Tony Phillips, S OBP: 0.442, SLG: 0.243										2	0	0	0	2	0	0				
Rob Deer, R OBP: 0.333, SLG: 0.735										4	0	1	0	0	2	4				
Travis Fryman, R OBP: 0.340, SLG: 0.426										4	1	1	1	0	1	5				
Mitt Cuyler, S OBP: 0.217, SLG: 0.311										3	0	0	0	0	2	0				
Inning Stats	R: 0 E: 0 K: 2 S: 7	H: 0 LOB: 0 BB: 0 P: 11	R: 0 E: 0 K: 0 S: 13	H: 1 LOB: 2 BB: 1 P: 21	R: 0 E: 0 K: 0 S: 11	H: 0 LOB: 1 BB: 1 P: 23	R: 1 E: 0 K: 0 S: 12	H: 2 LOB: 1 BB: 0 P: 19	R: 0 E: 0 K: 2 S: 9	H: 0 LOB: 0 BB: 0 P: 12	R: 1 E: 0 K: 2 S: 13	H: 1 LOB: 0 BB: 0 P: 19	R: 0 E: 0 K: 0 S: 2	H: 0 LOB: 0 BB: 1 P: 7	R: 0 E: 0 K: 2 S: 11	H: 1 LOB: 2 BB: 1 P: 21		1B: 2 2B: 0 3B: 1 HR: 2	SF: 0 SAC: 0 DP: 1 HBP: 0	WP: 0 PB: 0 SB: 0 CS: 0
PITCHER	IP WLS BF H R ER SO BB IBB HBP BLK WP HR S P ERA WHIP																			
Bob Milacki, R ERA: 2.66	(1, 1)	8.0 W 30 4 2 2 7 3 0 0 0 0 2 74 121 2.25 0.875																		
Gregg Olson, R ERA: 3.18	(9, 1)	1.0 S 5 1 0 0 2 1 0 0 0 0 0 0 11 21 0.00 2.000																		

Batter	1	2	3	4	5	6	7	8	9	AB	R	H	RBI	BB	SO	LOB	BOTTOM			
Brady Anderson, L OBP: 0.408, SLG: 0.487										2	1	0	0	1	0	2	Detroit Tigers @ Baltimore Orioles Oriole Park at Camden Yards, Baltimore, MD Sun Apr 19 1992, 3:33 AM EDT Att. 43,548 - Overcast - 51 F			
Joe Orsulak, L OBP: 0.200, SLG: 0.233										4	0	1	0	0	0	1				
Cal Ripken Jr., R OBP: 0.283, SLG: 0.237										3	0	0	1	0	1	0				
Sam Horn, L OBP: 0.368, SLG: 0.313										3	0	0	0	1	2	1				
Mike Devereaux, R OBP: 0.282, SLG: 0.417										3	0	1	0	1	0	1				
Randy Milligan, R OBP: 0.351, SLG: 0.484										2	0	0	0	2	1	1				
Leo Gomez, R OBP: 0.325, SLG: 0.351										3	1	1	0	0	0	3				
Chris Hoiles, R OBP: 0.405, SLG: 0.697										2	1	1	1	1	0	1				
Mark McLemore, S OBP: 0.400, SLG: 0.444										3	0	1	1	0	0	1				
Inning Stats	R: 0 E: 0 K: 0 S: 8	H: 0 LOB: 1 BB: 1 P: 15	R: 0 E: 0 K: 0 S: 7	H: 1 LOB: 1 BB: 1 P: 20	R: 2 E: 0 K: 1 S: 14	H: 2 LOB: 1 BB: 0 P: 27	R: 1 E: 0 K: 1 S: 10	H: 2 LOB: 2 BB: 1 P: 19	R: 0 E: 0 K: 0 S: 6	H: 0 LOB: 1 BB: 1 P: 14	R: 0 E: 0 K: 0 S: 5	H: 0 LOB: 0 BB: 1 P: 10	R: 0 E: 0 K: 1 S: 5	H: 0 LOB: 0 BB: 0 P: 9	R: 0 E: 0 K: 1 S: 6	H: 0 LOB: 0 BB: 1 P: 12		1B: 4 2B: 0 3B: 0 HR: 1	SF: 1 SAC: 0 DP: 3 HBP: 1	WP: 0 PB: 0 SB: 0 CS: 0
PITCHER	IP WLS BF H R ER SO BB IBB HBP BLK WP HR S P ERA WHIP																			
Walt Terrell, R ERA: 4.24	(1, 1)	8.0 L 33 5 3 3 4 6 0 1 0 0 1 61 126 3.38 1.375																		


Batter	1	2	3	4	5	6	7	8	9	AB	R	H	RBI	BB	SO	LOB	TOP															
Dan Gladden, R OBP: 0.302, SLG: 0.310 (1, 7)	F7		P8	P3		P4			1B	5	0	1	0	0	0	0	<p>Detroit Tigers @ Baltimore Orioles Oriole Park at Camden Yards, Baltimore, MD Mon Apr 20 1992, 7:05 PM EDT Att: 45,013 - Sunny - 63 F</p> <p>livebaseballscores.com</p> <p>AB 33 R 4 H 6 RBI 4 BB 6 SO 7 LOB 12</p> 															
Lou Whitaker, L OBP: 0.375, SLG: 0.250 (1, 4)	BB		F8	BB		L8			P5	3	0	0	0	2	0																	
Alan Trammell, R OBP: 0.327, SLG: 0.302 (1, 6)	P2		HR	FC6-4		G4-3			F8	4	1	1	1	1	0	2																
Cecil Fielder, R OBP: 0.293, SLG: 0.549 (1, 3)	BB		HR	FC6-4		K				3	1	1	1	1	1	2																
Mickey Tettleton, S OBP: 0.407, SLG: 0.511 (1, 2)	G4-3		HR			K				3	1	1	1	1	1	2																
Tony Phillips, S OBP: 0.425, SLG: 0.244 (1, 10)		G4-3	HR	WP		K			G4-3	4	1	1	0	0	1	1																
Rob Deer, R OBP: 0.326, SLG: 0.711 (1, 9)	F9		2B	1B		G5-3			K	4	0	1	1	0	1	1																
Travis Fryman, R OBP: 0.333, SLG: 0.400 (1, 5)	BB		K			K			G4-3	3	0	0	0	1	2	2																
Mitt Cuyler, S OBP: 0.204, SLG: 0.292 Skeeter Barnes, R (8, 8)	G5-3		G4-3			K			G5-3	3	0	0	0	0	1	1																
Inning Stats	R: 0 E: 0 K: 0 S: 15	H: 0 LOB: 2 BB: 2 P: 28	R: 0 E: 0 K: 0 S: 7	H: 0 LOB: 1 BB: 1 P: 13	R: 4 E: 0 K: 1 S: 16	H: 5 LOB: 1 BB: 0 P: 30	R: 0 E: 0 K: 0 S: 12	H: 0 LOB: 2 BB: 2 P: 26	R: 0 E: 0 K: 1 S: 17	H: 0 LOB: 0 BB: 1 P: 25	R: 0 E: 0 K: 2 S: 10	H: 0 LOB: 0 BB: 0 P: 14	R: 0 E: 0 K: 1 S: 7	H: 0 LOB: 0 BB: 0 P: 12	R: 0 E: 0 K: 0 S: 12	H: 1 LOB: 1 BB: 0 P: 16	1B: 2 2B: 1 3B: 0 HR: 3	SF: 0 SAC: 0 DP: 0 HBP: 0	WP: 1 PB: 0 SB: 1 CS: 0	PA: 39												
PITCHER	IP WLS BF H R ER SO BB IBB HBP BLK WP HR S P ERA WHIP																															
Ben McDonald, R ERA: 3.63 (1, 1)	2.2	16	5	4	4	0	3	0	0	0	0	3	35	66	13.50	3.000																
Alan Mills, R ERA: (3, 1)	3.1	W 13	0	0	0	4	3	0	0	0	1	0	37	63	0.00	0.900																
Todd Frohwrth, R ERA: 2.7 (7, 1)	3.0	S 10	1	0	0	3	0	0	0	0	0	0	29	42	0.00	0.333																

Batter	1	2	3	4	5	6	7	8	9	AB	R	H	RBI	BB	SO	LOB	BOTTOM															
Brady Anderson, L OBP: 0.407, SLG: 0.477 (1, 7)	F9		F7	K						5	1	2	2	0	1	1	<p>Detroit Tigers @ Baltimore Orioles Oriole Park at Camden Yards, Baltimore, MD Mon Apr 20 1992, 7:05 PM EDT Att: 45,013 - Sunny - 63 F</p> <p>livebaseballscores.com</p> <p>AB 39 R 12 H 16 RBI 12 BB 3 SO 7 LOB 12</p> 															
Mike Devereaux, R OBP: 0.318, SLG: 0.561 (1, 8)	G4-3			1B		G4-3				5	2	3	2	0	0	0																
Cal Ripken Jr., R OBP: 0.314, SLG: 0.326 (1, 6)	2B			HR		F7				5	2	3	1	0	0	2																
Sam Horn, L OBP: 0.435, SLG: 0.526 Luis Mercedes, R OBP: 0.250, SLG: 0.143 (7, PR)	G3-1			HR		1B				3	1	2	2	1	0	1																
Randy Milligan, R OBP: 0.333, SLG: 0.444 (1, 3)		L9		G6-3		K			G1-4-3	0	1	0	0	1	0	0																
Chito Martinez, L (1, 9)	G3-1			F7		K			K	4	1	0	0	1	2	2																
Leo Gomez, R OBP: 0.341, SLG: 0.390 (1, 5)	K			1B		F8			E	4	2	2	2	0	1	0																
Chris Hoiles, R OBP: 0.415, SLG: 0.676 (1, 2)				K		G6-3			E7	4	2	2	2	0	1	0																
Billy Ripken, R OBP: 0.242, SLG: 0.313 (1, 4)	K			K		G3			G3	4	0	1	1	0	1	3																
Inning Stats	R: 0 E: 0 K: 0 S: 9	H: 1 LOB: 1 BB: 0 P: 14	R: 0 E: 0 K: 1 S: 8	H: 0 LOB: 0 BB: 0 P: 14	R: 0 E: 0 K: 2 S: 7	H: 0 LOB: 0 BB: 0 P: 10	R: 5 E: 0 K: 1 S: 26	H: 6 LOB: 1 BB: 0 P: 41	R: 0 E: 0 K: 1 S: 15	H: 2 LOB: 2 BB: 0 P: 25	R: 0 E: 0 K: 0 S: 5	H: 0 LOB: 0 BB: 0 P: 6	R: 7 E: 1 K: 1 S: 19	H: 7 LOB: 2 BB: 2 P: 38	R: 0 E: 0 K: 1 S: 7	H: 0 LOB: 0 BB: 1 P: 14	1B: 10 2B: 3 3B: 1 HR: 2	SF: 0 SAC: 0 DP: 1 HBP: 0	WP: 1 PB: 0 SB: 2 CS: 0	PA: 42												
PITCHER	IP WLS BF H R ER SO BB IBB HBP BLK WP HR S P ERA WHIP																															
Eric King, R ERA: 6.75 (1, 1)	3.2	L 17	6	5	5	3	0	0	0	0	0	1	43	67	12.27	1.636																
Les Lancaster, R ERA: 11.17 (4, 1)	2.1	13	6	3	3	2	0	0	0	0	1	0	36	55	11.57	2.571																
Mike Henneman, R ERA: 7.71 (7, 1)	0.2	7	3	4	4	1	0	2	0	0	1	0	8	22	54.00	4.500																
Kevin Ritz, R ERA: 4.91 (7, 1)	1.1	5	1	0	0	1	1	0	0	0	0	0	9	18	0.00	1.500																

Batter	1	2	3	4	5	6	7	8	9	AB	R	H	RBI	BB	SO	LOB	TOP										
Dan Gladden, R OBP: 0.279, SLG: 0.286 (1, 8)	F8	P4		F9			P6		K	5	0	0	0	0	1	3											
Lou Whitaker, L OBP: 0.377, SLG: 0.250 (1, 4)	HR	G4-3		G4-3			G5-3		G3	4	2	1	0	1	0	3											
Alan Trammell, R OBP: 0.321, SLG: 0.319 (1, 6)	F7			WP		G5-3	G5-3			4	0	1	0	0	0	2											
Cecil Fielder, R OBP: 0.306, SLG: 0.600 (1, 3)	HR			G5-3		K				4	1	2	3	0	1	1											
Mickey Tettleton, S OBP: 0.381, SLG: 0.471 (1, 2)	K			K		G4-3			K	4	0	0	0	0	3	2											
Tony Phillips, S OBP: 0.433, SLG: 0.250 (1, 10)		K							G1-6-3	3	1	1	0	1	1	0											
Rob Deer, R OBP: 0.298, SLG: 0.643 (1, 9)		F9		K			P2		F8	4	0	0	0	0	1	4											
Travis Fryman, R OBP: 0.345, SLG: 0.407 (1, 5)						F8			G1-6-3	4	0	2	0	0	0	1											
Mark Carreon, R OBP: 0.242, SLG: 0.400 Milt Cuyler, S OBP: 0.204, SLG: 0.292 (1, 7) (9, 8)	E5					F9			K	3	0	0	1	1	1	2											
										0	0	0	0	0	0	0											
Inning Stats	R: 2 E: 0 K: 1 S: 11	H: 1 LOB: 0 BB: 1 P: 19	R: 1 E: 1 K: 1 S: 12	H: 1 LOB: 2 BB: 0 P: 19	R: 0 E: 0 K: 2 S: 9	H: 1 LOB: 2 BB: 1 P: 19	R: 0 E: 0 K: 0 S: 6	H: 0 LOB: 1 BB: 1 P: 12	R: 0 E: 0 K: 1 S: 8	H: 0 LOB: 0 BB: 0 P: 14	R: 0 E: 0 K: 0 S: 6	H: 1 LOB: 1 BB: 0 P: 16	R: 1 E: 0 K: 1 S: 13	H: 2 LOB: 1 BB: 0 P: 19	R: 0 E: 0 K: 0 S: 10	H: 1 LOB: 0 BB: 0 P: 14	R: 0 E: 0 K: 2 S: 9	H: 0 LOB: 0 BB: 0 P: 11	1B: 5 2B: 1 3B: 0 HR: 1	SF: 0 SAC: 0 DP: 1 HBP: 0	WP: 1 PB: 1 SB: 0 CS: 0	PA: 38					
PITCHER	IP	WLS	BF	H	R	ER	SO	BB	IBB	HBP	BLK	WP	HR	S	P	ERA	WHIP										
Bobby Witt, R ERA: 3.79 (1, 1)	7.0	L	32	6	4	3	6	3	0	0	0	1	1	65	118	3.86	1.286										
Terry Mathews, R ERA: 2.84 (8, 1)	2.0		6	1	0	0	2	0	0	0	0	0	0	19	25	0.00	0.500										

Detroit Tigers @ Texas Rangers
Arlington Stadium, Arlington, TX
Tue Apr 21 1992, 8:05 PM EDT
Att: 20,220 - Cloudy - 72 F


AB 35
R 4
H 7
RBI 4
BB 3
SO 8
LOB 18



Batter	1	2	3	4	5	6	7	8	9	AB	R	H	RBI	BB	SO	LOB	BOTTOM										
Jeff Huson, L OBP: 0.289, SLG: 0.364 (1, 6)	L9					P2		G4-6-3		4	0	1	0	0	0	1											
Jack Daugherty, S OBP: 0.286, SLG: 0.226 (1, 10)	P6			F8		F7		F8		4	0	0	0	0	0	2											
Rafael Palmeiro, L OBP: 0.333, SLG: 0.431 (1, 3)	F7			HR						4	2	3	1	0	0	0											
Ruben Sierra, S OBP: 0.333, SLG: 0.528 (1, 9)		F7		G6-3		P5			SF9	3	0	0	1	0	0	1											
Juan Gonzalez, R OBP: 0.355, SLG: 0.533 (1, 8)				F9					K	4	0	1	0	0	2	0											
Kevin Reimer, L OBP: 0.382, SLG: 0.500 (1, 7)		G6-3								4	0	1	0	0	1	1											
Dean Palmer, R OBP: 0.390, SLG: 0.580 (1, 5)				G4-3		K			G4-3	4	0	0	0	0	1	2											
Al Newman, S OBP: 0.261, SLG: 0.200 Geno Petralli, L OBP: 0.231, SLG: 0.538 (1, 4) (7, PH) (8, 4)				F8		G4-3				2	0	0	0	0	0	0											
										1	0	0	0	0	0	1											
Ivan Rodriguez, R OBP: 0.321, SLG: 0.396 (1, 2)						G1				2	0	1	0	1	0	0											
Inning Stats	R: 0 E: 0 K: 0 S: 6	H: 0 LOB: 0 BB: 0 P: 9	R: 0 E: 0 K: 1 S: 8	H: 0 LOB: 0 BB: 0 P: 9	R: 0 E: 0 K: 0 S: 11	H: 2 LOB: 2 BB: 0 P: 13	R: 1 E: 0 K: 1 S: 9	H: 1 LOB: 0 BB: 0 P: 15	R: 0 E: 0 K: 1 S: 6	H: 0 LOB: 0 BB: 0 P: 11	R: 0 E: 0 K: 0 S: 6	H: 1 LOB: 1 BB: 0 P: 10	R: 0 E: 0 K: 0 S: 5	H: 1 LOB: 1 BB: 0 P: 10	R: 0 E: 0 K: 0 S: 3	H: 0 LOB: 0 BB: 1 P: 9	R: 1 E: 0 K: 1 S: 14	H: 2 LOB: 1 BB: 0 P: 23	1B: 4 2B: 1 3B: 1 HR: 1	SF: 1 SAC: 0 DP: 1 HBP: 0	WP: 0 PB: 0 SB: 0 CS: 0	PA: 34					
PITCHER	IP	WLS	BF	H	R	ER	SO	BB	IBB	HBP	BLK	WP	HR	S	P	ERA	WHIP										
Bill Gullickson, R ERA: 5.09 (1, 1)	7.0		27	5	1	1	3	1	0	0	0	0	0	51	81	1.29	0.857										
Mike Hemmeman, R ERA: 6.75 (8, 1)	2.0	S	7	2	1	1	1	0	0	0	0	0	0	17	28	4.50	1.000										

Detroit Tigers @ Texas Rangers
Arlington Stadium, Arlington, TX
Tue Apr 21 1992, 8:05 PM EDT
Att: 20,220 - Cloudy - 72 F

AB 32
R 2
H 7
RBI 2
BB 1
SO 4
LOB 8



Batter	1	2	3	4	5	6	7	8	9	AB	R	H	RBI	BB	SO	LOB	TOP										
Dan Gladden, R (1, 8) OBP: 0.257, SLG: 0.261	E1			G6-3	F8		P7		F9	6	1	0	0	0	0	6											
Tony Phillips, S (1, 4) OBP: 0.431, SLG: 0.234	SAFE SAFE SAFE SAFE SAFE SAFE	4-0 2B	4-2 1B G5-3	G3		K		F8		3	2	0	0	2	1	0											
Alan Trammell, R (1, 6) OBP: 0.328, SLG: 0.346	2-1 HR	3-1 2B	3-1 G5-3 1B	P5		F8		F9		5	1	2	2	0	0	0											
Cecil Fielder, R (1, 3) OBP: 0.299, SLG: 0.617	2-3 K	0-2 G5-3	0-2 G5-3		2-1 HR	P2		F9		5	1	1	2	0	1	2											
Mickey Tettleton, S (1, 2) OBP: 0.382, SLG: 0.518	1-1 2H HR	3-3 K	3-3 K		0-0 F9		0-0 HR 1B		1-1 G3-1	5	2	2	2	0	1	1											
Rob Deer, R (1, 9) OBP: 0.382, SLG: 0.660	1-0 HR	2-1 F9			0-3 K		3-3 K		3-3 K	5	1	1	1	0	3	2											
Travis Fryman, R (1, 5) OBP: 0.381, SLG: 0.508	1-0 G3-1 WP 2B		3-2 F8		1-0 S 1B		3-1 1H HR		2-2 1B 1B	5	4	4	2	0	0	0											
Mark Carreon, R (1, 7) OBP: 0.263, SLG: 0.400	1-0 G3-1		3-2 G6-3		2-2 2B 1B		3-3 K		2-2 1B 1B	5	0	2	1	0	1	1											
Milt Cuyler, S (9, 8) OBP: 0.204, SLG: 0.292	2-3				1-3 1B				1-2 1B 1B	0	0	0	0	0	0	0											
Skeeter Barnes, R (1, 10) OBP: 0.571, SLG: 0.600	4-0 WP BB		1-0 P5		2-0 1-3 2B		4-1 S BB		3-1 E7 1B	3	0	2	1	2	0	0											
Inning Stats	R: 6 E: 1 K: 1 S: 14	H: 4 LOB: 1 BB: 2 P: 34	R: 1 E: 0 K: 1 S: 12	H: 1 LOB: 1 BB: 1 P: 24	R: 0 E: 0 K: 0 S: 9	H: 0 LOB: 0 BB: 0 P: 16	R: 0 E: 0 K: 0 S: 5	H: 0 LOB: 0 BB: 0 P: 10	R: 2 E: 0 K: 1 S: 12	H: 4 LOB: 2 BB: 0 P: 19	R: 0 E: 0 K: 1 S: 9	H: 0 LOB: 0 BB: 0 P: 15	R: 2 E: 0 K: 2 S: 13	H: 2 LOB: 1 BB: 1 P: 29	R: 0 E: 0 K: 0 S: 7	H: 0 LOB: 0 BB: 0 P: 13	R: 1 E: 1 K: 1 S: 14	H: 3 LOB: 2 BB: 0 P: 25	1B: 7 2B: 3 3B: 0 HR: 4	SF: 0 SAC: 0 DP: 0 HBP: 0	WP: 1 PB: 0 SB: 2 CS: 0	PA: 46					
PITCHER	IP	WLS	BF	H	R	ER	SO	BB	IBB	HBP	BLK	WP	HR	S	P	ERA	WHIP										
Brian Bohanon, L ERA: 6.75	0.1		7	4	6	4	1	1	0	0	0	0	2	11	23	108.00	15.000										
Jeff Robinson, R ERA: 5.75	4.1	L	18	3	3	3	2	2	0	0	0	1	1	36	71	6.23	1.154										
Barry Manuel, R ERA: 4.15	2.1		12	4	2	2	3	1	0	0	0	0	1	27	53	7.71	2.143										
Kenny Rogers, L ERA: 3.12	1.0		3	0	0	0	0	0	0	0	0	0	0	7	13	0.00	0.000										
Jeff Russell, R ERA: 2.7	1.0		6	3	1	1	1	0	0	0	0	0	0	14	25	9.00	3.000										

Detroit Tigers @ Texas Rangers
Arlington Stadium, Arlington, TX
Wed Apr 22 1992, 8:05 PM EDT
Att: 19,838 - Sunny - 82 F

AB 42
R 12
H 14
RBI 11
BB 4
SO 7
LOB 12



Batter	1	2	3	4	5	6	7	8	9	AB	R	H	RBI	BB	SO	LOB	BOTTOM										
Brian Downing, R (1, 10) OBP: 0.514, SLG: 0.333	4-1 2B	2-2 2H 1B		4-1 HR BB		1-2 G5-4-3			0-2 1B BB SF8 1B	3	3	2	1	2	0	1											
Julio Franco, R (1, 4) OBP: 0.900, SLG: 1.000	3-1 1H 2B	2-0 F9		4-2 HR BB			3-2 1B		4-1 1B BB	3	1	2	1	2	0	1											
Rafael Palmeiro, L (1, 3) OBP: 0.354, SLG: 0.500	1-0 P5		2-1 1B	0-1 1H 2H 3H HR			2-1 P6		0-0 1-2 2-3 1B	5	1	3	4	0	0	2											
Ruben Sierra, S (1, 9) OBP: 0.308, SLG: 0.483	2-1 P5		1-0 P6	1-1 L8			2-2 F7		0-3 K	5	0	0	0	0	1	6											
Juan Gonzalez, R (1, 8) OBP: 0.328, SLG: 0.500	2-1 G6-3		3-0 F7		1-1 P4		3-2 P9		0-2 SF8	4	0	0	1	0	0	3											
Dean Palmer, R (1, 5) OBP: 0.375, SLG: 0.537		4-2 G1-3 1B BB	2-3 K		1-3 K			2-3 K	2-3 K	4	1	0	0	1	4	3											
Kevin Reimer, L (1, 7) OBP: 0.373, SLG: 0.481		2-1 G1-3		3-2 G3	2-3 K			1-2 1B		4	0	1	0	0	1	1											
Dickie Thon, R (1, 6) OBP: 0.346, SLG: 0.396		2-0 G5-3 1B 1B		0-0 F9		4-1 G5-4-3 BB		0-0 F9		3	1	1	1	1	0	1											
Geno Petralli, L (1, 2) OBP: 0.235, SLG: 0.471		1-0 G5-3		2-2 BB HR 1B			2-2 F9		3-1 F8	4	1	1	0	0	0	3											
Inning Stats	R: 1 E: 0 K: 0 S: 8	H: 1 LOB: 1 BB: 1 P: 20	R: 2 E: 0 K: 0 S: 11	H: 2 LOB: 1 BB: 1 P: 24	R: 0 E: 0 K: 1 S: 8	H: 1 LOB: 1 BB: 0 P: 16	R: 4 E: 0 K: 0 S: 14	H: 2 LOB: 2 BB: 2 P: 28	R: 0 E: 0 K: 2 S: 9	H: 0 LOB: 0 BB: 0 P: 13	R: 0 E: 0 K: 0 S: 8	H: 0 LOB: 0 BB: 1 P: 15	R: 0 E: 0 K: 0 S: 18	H: 1 LOB: 1 BB: 0 P: 28	R: 0 E: 0 K: 1 S: 9	H: 1 LOB: 1 BB: 0 P: 15	R: 1 E: 0 K: 2 S: 19	H: 2 LOB: 2 BB: 1 P: 25	1B: 8 2B: 1 3B: 0 HR: 1	SF: 1 SAC: 0 DP: 1 HBP: 0	WP: 0 PB: 0 SB: 0 CS: 0	PA: 42					
PITCHER	IP	WLS	BF	H	R	ER	SO	BB	IBB	HBP	BLK	WP	HR	S	P	ERA	WHIP										
Scott Aldred, L ERA: 11.91	3.2		21	6	7	7	1	4	0	0	0	0	0	46	74	0.00	0.692										
Mark Leiter, R ERA: 3.99	4.1	W	15	2	0	0	3	1	0	0	0	0	0	46	74	0.00	0.692										
Mike Henneman, R ERA: 7.04	1.0		6	2	1	1	2	1	0	0	0	0	0	19	25	9.00	3.000										

Detroit Tigers @ Texas Rangers
Arlington Stadium, Arlington, TX
Wed Apr 22 1992, 8:05 PM EDT
Att: 19,838 - Sunny - 82 F

AB 35
R 8
H 10
RBI 8
BB 6
SO 6
LOB 21



Batter	1	2	3	4	5	6	7	8	9	AB R H RBI BB SO LOB	TOP							
Mitt Cuyler, S OBP: 0.222, SLG: 0.358 (1, 8)	1-3 K	0-0 FC6-4 1B	2-1 SH1-4		1-3 K		0-1 HR		1-0 E7	5 1 2 3 0 2 0	Detroit Tigers @ Texas Rangers Arlington Stadium, Arlington, TX Thu Apr 23 1992, 8:05 PM EDT Att: 30,432 - Sunny - 85 F							
Lou Whitaker, L OBP: 0.375, SLG: 0.289 (1, 4)	1-0 BB 2B 1B	1-0 FC6-4 1B	0-1 SF7			0-1 2B	0-1 F8		2-2 F7	5 2 2 1 0 0 2								
Travis Fryman, R OBP: 0.382, SLG: 0.500 (1, 6)	0-0 BB 2B 1B	1-1 BB 1B	0-2 G6-3			0-0 G6-3	2-2 F8			5 1 2 0 0 0 1								
Cecil Fielder, R OBP: 0.319, SLG: 0.603 Dave Bergman, L OBP: 0.296, SLG: 0.429 (8, 3)	4-0 2B BB	1-2 BB 1B		0-0 G6-3		4-0 IBB		2-3 K		3 1 1 1 2 1 0 0 0 0 0 0 0 0								
Mickey Tettleton, S OBP: 0.397, SLG: 0.533 (1, 10)	1-0 2B	4-2 BB		0-1 G4-3		3-2 P6		2-2 1B		4 1 2 3 1 0 2								
Rob Deer, R OBP: 0.281, SLG: 0.635 (1, 9)	1-0 G5-3	3-3 K		0-2 2B		1-2 P5		1-0 F7		5 0 1 0 0 1 7								
Chad Kreuter, S OBP: 0.167, SLG: 0.250 (1, 2)	1-2 2H 1B 2B	0-1 G3-1		0-1 G3		2-1 HR 1B		3-2 F8		5 2 2 1 0 0 5								
Mark Carreon, R OBP: 0.279, SLG: 0.400 (1, 7)	3-1 2H 1B		0-0 WP E 1B		1-3 K		2-3 K		2-1 P9	5 1 2 1 0 2 1								
Scott Livingstone, L OBP: 0.385, SLG: 0.333 (1, 5)	0-3 K		3-2 SH1-4 SF7 1B		1-3 K		4-1 HR BB		0-0 G3-1	4 2 1 1 1 2 1								
Inning Stats	R: 5 E: 0 K: 2 S: 16	H: 5 LOB: 1 BB: 1 P: 28	R: 1 E: 0 K: 1 S: 14	H: 3 LOB: 3 BB: 2 P: 24	R: 2 E: 1 K: 0 S: 12	H: 2 LOB: 0 BB: 0 P: 17	R: 0 E: 0 K: 0 S: 8	H: 1 LOB: 1 BB: 0 P: 8	R: 0 E: 0 K: 3 S: 11	H: 0 LOB: 0 BB: 1 P: 19		R: 0 E: 0 K: 1 S: 10	H: 1 LOB: 1 BB: 0 P: 18	R: 0 E: 1 K: 0 S: 7	H: 0 LOB: 0 BB: 0 P: 12	1B: 10 2B: 4 3B: 0 HR: 1	SF: 1 SAC: 1 DP: 0 HBP: 0	WP: 1 PB: 0 SB: 0 CS: 0
PITCHER	IP WLS BF H R ER SO BB IBB HBP BLK WP HR S P ERA WHIP	PITCHER										IP WLS BF H R ER SO BB IBB HBP BLK WP HR S P ERA WHIP						
Kevin Brown, R ERA: 3.9 (1, 1)	5.0 L 28 11 8 7 6 2 0 0 0 0 1 0 59 89 12.60 2.600																	
Floyd Bannister, L ERA: 4.91 (6, 1)	0.2 4 1 0 0 0 0 1 0 0 0 0 0 6 13 0.00 1.500																	
Terry Mathews, R ERA: 4.66 (6, 1)	3.1 15 3 3 3 2 1 0 0 0 0 0 1 36 60 8.10 1.200																	

Batter	1	2	3	4	5	6	7	8	9	AB R H RBI BB SO LOB	BOTTOM							
Brian Downing, R OBP: 0.513, SLG: 0.333 Geno Petralli, L OBP: 0.222, SLG: 0.444 (9, FH)	2-2 G5-3	4-2 G3-1 2B BB		2-1 F7		1-1 1B			3-1 L4	3 1 1 0 1 0 0 1 0 0 0 0 0 1	Detroit Tigers @ Texas Rangers Arlington Stadium, Arlington, TX Thu Apr 23 1992, 8:05 PM EDT Att: 30,432 - Sunny - 85 F							
Julio Franco, R OBP: 0.556, SLG: 0.571 Jeff Huson, L OBP: 0.304, SLG: 0.378 (8, 4)	2-2 1B	1-1 G3-1		1-2 G6-3		0-2 G1-6-3			1-0 1B	4 1 1 1 1 0 0 3 1 0 1 0 0 0 0								
Rafael Palmeiro, L OBP: 0.371, SLG: 0.517 (1, 3)	3-2 1B	2-2 2B		4-1 BB		3-2 G4-3			3-1 P6	4 1 2 2 1 0 2								
Ruben Sierra, S OBP: 0.304, SLG: 0.468 Jack Daugherty, S OBP: 0.276, SLG: 0.219 (8, 9)	3-2 1B	0-1 F9		1-2 G3		3-3 K			1-2 G3	4 0 1 1 0 1 2 1 0 0 0 0 0 2								
Juan Gonzalez, R OBP: 0.324, SLG: 0.485 John Cangelosi, S OBP: 0.250, SLG: 0.400 (8, 8)	0-1 1B	0-0 F9			2-2 F9		3-1 G6-3			4 0 1 1 0 0 1 0 0 0 0 0 0 0								
Dean Palmer, R OBP: 0.358, SLG: 0.509 Al Newman, S OBP: 0.250, SLG: 0.190 (8, 5)	3-3 K		1-2 P3		3-3 K			3-2 G1-3		3 0 0 0 0 2 2 1 0 0 0 0 0 0								
Kevin Reimer, L OBP: 0.365, SLG: 0.483 (1, 7)	3-2 G6-3		1-0 2B		1-0 F9			0-0 P4		4 0 1 0 0 0 2								
Dickie Thon, R OBP: 0.339, SLG: 0.373 (1, 6)		4-1 2B G3-1 BB		0-1 F8		3-1 P6		1-2 P4		3 1 0 0 1 0 1								
Ivan Rodriguez, R OBP: 0.321, SLG: 0.412 Doug Davis, R OBP: 1.000, SLG: 1.000 (9, 2)		0-1 G3-1 2B		0-1 G6-3		1-2 P4		2-2 1B		3 1 1 0 0 0 1 1 0 1 0 0 0 0								
Inning Stats	R: 2 E: 0 K: 1 S: 22	H: 4 LOB: 2 BB: 0 P: 38	R: 3 E: 0 K: 0 S: 14	H: 2 LOB: 1 BB: 2 P: 25	R: 0 E: 0 K: 0 S: 8	H: 1 LOB: 1 BB: 0 P: 10	R: 0 E: 0 K: 0 S: 11	H: 0 LOB: 1 BB: 1 P: 19	R: 0 E: 0 K: 1 S: 8	H: 0 LOB: 0 BB: 0 P: 17		R: 0 E: 0 K: 0 S: 8	H: 0 LOB: 0 BB: 0 P: 12	R: 0 E: 0 K: 0 S: 12	H: 2 LOB: 2 BB: 0 P: 22	1B: 7 2B: 3 3B: 0 HR: 0	SF: 0 SAC: 0 DP: 0 HBP: 0	WP: 0 PB: 0 SB: 0 CS: 0
PITCHER	IP WLS BF H R ER SO BB IBB HBP BLK WP HR S P ERA WHIP	PITCHER										IP WLS BF H R ER SO BB IBB HBP BLK WP HR S P ERA WHIP						
Frank Tanana, L ERA: 9.2 (1, 1)	1.0 W 18 3 0 0 1 1 0 0 0 0 0 0 43 67 0.00 0.857																	
Les Lancaster, R ERA: 7.53 (2, 1)	4.2 W 18 3 0 0 1 1 0 0 0 0 0 0 43 67 0.00 0.857																	
John Doherty, R ERA: 3.6 (6, 1)	3.1 S 12 2 0 0 1 0 0 0 0 0 0 0 31 54 0.00 0.600																	

Batter	1	2	3	4	5	6	7	8	9	AB	R	H	RBI	BB	SO	LOB	TOP				
Tim Raines, S (1, 10) OBP: 0.339, SLG: 0.296 Warren Newson, L (8, FH) OBP: 0.667, SLG: 0.500	G3	SF9 IBB		SAFE SAFE SAFE SAFE SAFE	S 1B BB	F9		G5-3		2	1	0	0	2	0	0					
Steve Sax, R (1, 4) OBP: 0.339, SLG: 0.265 Joey Cora, S (8, 4) OBP: 0.333, SLG: 0.286	G5-3	SF9		WP 1B 1B	BB 1B	G6-3			1B 2B	3	1	1	3	0	0	0					
Robin Ventura, L (1, 5) OBP: 0.348, SLG: 0.255 Esteban Beltre, R (9, PR) (9, 6)	F9			1B 1B	BB	F7			1B BB	2	1	0	0	3	0	0					
Frank Thomas, R (1, 3) OBP: 0.391, SLG: 0.408				1B 1B	BB	G4-3				5	1	2	1	0	1	5					
George Bell, R (1, 7) OBP: 0.276, SLG: 0.439				1B 1B	BB	F9				5	1	2	1	0	1	2					
Dan Pasqua, L (1, 9) OBP: 0.432, SLG: 0.656 Mike Huff, R (9, FH) OBP: 0.346, SLG: 0.375				1B 1B	BB	F8				3	1	0	0	1	1	2					
Ron Karkovics, R (1, 2) OBP: 0.349, SLG: 0.351				SH2-4 1B 1B	BB	P3				5	1	1	2	0	1	4					
Lance Johnson, L (1, 8) OBP: 0.321, SLG: 0.375				SF9 SH2-4 1B	BB	E3 S BB 1B				4	1	1	1	0	0	0					
Craig Grebeck, R (1, 6) OBP: 0.273, SLG: 0.222				SH2-4		F7				3	0	0	0	0	1	1					
Inning Stats	R: 0 E: 0 K: 0 S: 10	H: 0 LOB: 0 BB: 0 P: 16	R: 4 E: 0 K: 0 S: 17	H: 4 LOB: 3 BB: 3 P: 38	R: 0 E: 0 K: 0 S: 6	H: 0 LOB: 0 BB: 0 P: 14	R: 4 E: 0 K: 0 S: 16	H: 3 LOB: 2 BB: 2 P: 33	R: 0 E: 0 K: 1 S: 7	H: 0 LOB: 0 BB: 0 P: 10	R: 0 E: 0 K: 1 S: 7	H: 0 LOB: 0 BB: 0 P: 13	R: 0 E: 0 K: 0 S: 3	H: 0 LOB: 0 BB: 0 P: 5	R: 1 E: 0 K: 3 S: 14	H: 2 LOB: 2 BB: 1 P: 23	1B: 7 2B: 2 3B: 0 HR: 0	SF: 1 SAC: 1 DP: 0 HBP: 0	WP: 1 PB: 0 SB: 2 CS: 0	PA: 43	
PITCHER	IP WLS BF H R ER SO BB IBB HBP BLK WP HR S P ERA WHIP	IP WLS BF H R ER SO BB IBB HBP BLK WP HR S P ERA WHIP	IP WLS BF H R ER SO BB IBB HBP BLK WP HR S P ERA WHIP	IP WLS BF H R ER SO BB IBB HBP BLK WP HR S P ERA WHIP	IP WLS BF H R ER SO BB IBB HBP BLK WP HR S P ERA WHIP	IP WLS BF H R ER SO BB IBB HBP BLK WP HR S P ERA WHIP	IP WLS BF H R ER SO BB IBB HBP BLK WP HR S P ERA WHIP	IP WLS BF H R ER SO BB IBB HBP BLK WP HR S P ERA WHIP	IP WLS BF H R ER SO BB IBB HBP BLK WP HR S P ERA WHIP	IP WLS BF H R ER SO BB IBB HBP BLK WP HR S P ERA WHIP	IP WLS BF H R ER SO BB IBB HBP BLK WP HR S P ERA WHIP	IP WLS BF H R ER SO BB IBB HBP BLK WP HR S P ERA WHIP	IP WLS BF H R ER SO BB IBB HBP BLK WP HR S P ERA WHIP	IP WLS BF H R ER SO BB IBB HBP BLK WP HR S P ERA WHIP	IP WLS BF H R ER SO BB IBB HBP BLK WP HR S P ERA WHIP	IP WLS BF H R ER SO BB IBB HBP BLK WP HR S P ERA WHIP	IP WLS BF H R ER SO BB IBB HBP BLK WP HR S P ERA WHIP	IP WLS BF H R ER SO BB IBB HBP BLK WP HR S P ERA WHIP	IP WLS BF H R ER SO BB IBB HBP BLK WP HR S P ERA WHIP	IP WLS BF H R ER SO BB IBB HBP BLK WP HR S P ERA WHIP	IP WLS BF H R ER SO BB IBB HBP BLK WP HR S P ERA WHIP
Walt Terrell, R (1, 1) ERA: 5.74 Kevin Ritz, R (4, 1) ERA: 4.02 Mike Munoz, L (9, 1) ERA: 2.57	3.1 L 20 5 7 7 0 3 1 0 0 0 0 0 41 84 18.90 2.400	4.2 17 2 1 0 2 1 0 0 0 1 0 31 56 0.00 0.643	1.0 6 2 1 1 3 1 0 0 0 0 0 14 23 9.00 3.000																		

Chicago White Sox @ Detroit Tigers
 Tiger Stadium, Detroit, MI
 Fri Apr 24 1992, 7:05 PM EDT
 Att: 10,404 - Cloudy - 47 F

AB	35
R	9
H	9
RBI	9
BB	6
SO	5
LOB	14



Batter	1	2	3	4	5	6	7	8	9	AB	R	H	RBI	BB	SO	LOB	BOTTOM					
Dan Gladden, R (1, 7) OBP: 0.244, SLG: 0.247	P3		L9			L8		F9		4	0	0	0	0	0	1						
Lou Whitaker, L (1, 4) OBP: 0.361, SLG: 0.277 Scott Livingstone, L (5, 5) OBP: 0.333, SLG: 0.286						G3-1			L8	2	0	0	0	0	2	0						
Travis Fryman, R (1, 6) OBP: 0.361, SLG: 0.471						G6-3			F8	4	0	0	0	0	0	0						
Cecil Fielder, R (1, 3) OBP: 0.311, SLG: 0.585 Dave Bergman, L (5, 3) OBP: 0.222, SLG: 0.333						P3			G6-3	2	0	0	0	0	0	0						
Mickey Tettleton, S (1, 2) OBP: 0.400, SLG: 0.581 Chad Kreuter, S (6, 2) OBP: 0.231, SLG: 0.250										2	1	1	1	0	0	0						
Tony Phillips, S (1, 5) OBP: 0.412, SLG: 0.220										3	0	0	0	0	1	1						
Rob Deer, R (1, 9) OBP: 0.267, SLG: 0.600										3	0	0	0	0	2	1						
Mark Carreon, R (1, 10) OBP: 0.304, SLG: 0.405										2	0	1	0	1	0	0						
Mitt Cuyler, S (1, 8) OBP: 0.211, SLG: 0.339										3	0	0	0	0	2	2						
Inning Stats	R: 0 E: 0 K: 1 S: 9	H: 0 LOB: 0 BB: 0 P: 13	R: 0 E: 0 K: 0 S: 8	H: 0 LOB: 0 BB: 0 P: 13	R: 0 E: 0 K: 1 S: 12	H: 0 LOB: 1 BB: 1 P: 20	R: 0 E: 0 K: 1 S: 10	H: 0 LOB: 0 BB: 0 P: 13	R: 1 E: 0 K: 3 S: 16	H: 2 LOB: 1 BB: 0 P: 20	R: 0 E: 0 K: 0 S: 9	H: 0 LOB: 0 BB: 0 P: 15	R: 0 E: 0 K: 0 S: 8	H: 0 LOB: 0 BB: 1 P: 16	R: 0 E: 0 K: 1 S: 5	H: 0 LOB: 0 BB: 0 P: 8	R: 0 E: 0 K: 0 S: 7	H: 0 LOB: 0 BB: 0 P: 12	1B: 1 2B: 0 3B: 0 HR: 1	SF: 0 SAC: 0 DP: 0 HBP: 0	WP: 0 PB: 0 SB: 0 CS: 0	PA: 31
PITCHER	IP WLS BF H R ER SO BB IBB HBP BLK WP HR S P ERA WHIP	IP WLS BF H R ER SO BB IBB HBP BLK WP HR S P ERA WHIP	IP WLS BF H R ER SO BB IBB HBP BLK WP HR S P ERA WHIP	IP WLS BF H R ER SO BB IBB HBP BLK WP HR S P ERA WHIP	IP WLS BF H R ER SO BB IBB HBP BLK WP HR S P ERA WHIP	IP WLS BF H R ER SO BB IBB HBP BLK WP HR S P ERA WHIP	IP WLS BF H R ER SO BB IBB HBP BLK WP HR S P ERA WHIP	IP WLS BF H R ER SO BB IBB HBP BLK WP HR S P ERA WHIP	IP WLS BF H R ER SO BB IBB HBP BLK WP HR S P ERA WHIP	IP WLS BF H R ER SO BB IBB HBP BLK WP HR S P ERA WHIP	IP WLS BF H R ER SO BB IBB HBP BLK WP HR S P ERA WHIP	IP WLS BF H R ER SO BB IBB HBP BLK WP HR S P ERA WHIP	IP WLS BF H R ER SO BB IBB HBP BLK WP HR S P ERA WHIP	IP WLS BF H R ER SO BB IBB HBP BLK WP HR S P ERA WHIP	IP WLS BF H R ER SO BB IBB HBP BLK WP HR S P ERA WHIP	IP WLS BF H R ER SO BB IBB HBP BLK WP HR S P ERA WHIP	IP WLS BF H R ER SO BB IBB HBP BLK WP HR S P ERA WHIP	IP WLS BF H R ER SO BB IBB HBP BLK WP HR S P ERA WHIP	IP WLS BF H R ER SO BB IBB HBP BLK WP HR S P ERA WHIP	IP WLS BF H R ER SO BB IBB HBP BLK WP HR S P ERA WHIP	IP WLS BF H R ER SO BB IBB HBP BLK WP HR S P ERA WHIP	
Jack McDowell, R (1, 1) ERA: 3.6 Donn Pait, R (8, 1) ERA: 2.25 Bobby Thigpen, R (9, 1) ERA: 3.68	7.0 W 25 7 2 1 1 6 2 0 0 0 0 0 1 72 110 1.29 0.571	1.0 3 0 0 0 1 0 0 0 0 0 0 5 8 0.00 0.000	1.0 3 0 0 0 0 0 0 0 0 0 0 7 12 0.00 0.000																			

Chicago White Sox @ Detroit Tigers
 Tiger Stadium, Detroit, MI
 Fri Apr 24 1992, 7:05 PM EDT
 Att: 10,404 - Cloudy - 47 F


AB	29
R	1
H	2
RBI	1
BB	2
SO	7
LOB	5



Batter	1	2	3	4	5	6	7	8	9	AB	R	H	RBI	BB	SO	LOB	TOP					
Lance Johnson, L (1.8) OBP: 0.295, SLG: 0.344	F7		F8	F8		G4-3		G5-3		5	0	0	0	0	0	0						
Steve Sax, R (1.4) OBP: 0.344, SLG: 0.296	1B		2B	P6		G4-3		F9		5	2	2	0	0	0	0						
Robin Ventura, L (1.5) OBP: 0.380, SLG: 0.356	1B		1B	1B		HR		P4		4	2	3	2	1	0	0						
Frank Thomas, R (1.3) OBP: 0.420, SLG: 0.423	1B		1B	1B		2B		P4		3	2	2	2	2	0	0						
George Bell, R (1.10) OBP: 0.286, SLG: 0.435	F8		1B	1B		K		K		5	1	2	0	0	2	5						
Dan Pasqua, L (1.9) OBP: 0.428, SLG: 0.649	P7		1B	2B		G4-3		P3		5	0	2	1	0	0	5						
Warren Newson, L (1.7) OBP: 0.500, SLG: 0.200		G6-3	FC4-6							3	0	0	1	2	1	3						
Mike Huff, R (9.7) OBP: 0.346, SLG: 0.375			1B	IBB				K		0	0	0	0	0	0	0						
Ron Karkovice, R (1.2) OBP: 0.340, SLG: 0.350			P2			SF7		FC5		3	0	1	1	0	0	3						
Craig Grebeck, R (1.6) OBP: 0.200, SLG: 0.154		G6-4-3				F8		P4		4	0	0	0	0	0	3						
Inning Stats	R: 1 E: 0 K: 0 S: 11	H: 2 LOB: 2 BB: 1 P: 20	R: 0 E: 0 K: 0 S: 5	H: 1 LOB: 0 BB: 0 P: 10	R: 4 E: 0 K: 0 S: 16	H: 5 LOB: 1 BB: 0 P: 26	R: 0 E: 0 K: 0 S: 9	H: 0 LOB: 0 BB: 0 P: 15	R: 2 E: 0 K: 1 S: 13	H: 2 LOB: 2 BB: 2 P: 25	R: 0 E: 0 K: 0 S: 7	H: 0 LOB: 0 BB: 0 P: 11	R: 0 E: 0 K: 0 S: 5	H: 1 LOB: 2 BB: 1 P: 11	R: 0 E: 0 K: 2 S: 3	H: 0 LOB: 0 BB: 0 P: 7	R: 0 E: 0 K: 2 S: 13	H: 1 LOB: 2 BB: 1 P: 20	1B: 8 2B: 3 3B: 0 HR: 1	SF: 1 SAC: 0 DP: 1 HBP: 0	WP: 0 PB: 0 CS: 0	PA: 43
PITCHER	IP	WLS	BF	H	R	ER	SO	BB	IBB	HBP	BLK	WP	HR	S	P	ERA	WHIP					
Eric King, R (1.1) ERA: 8.62	2.1	L	15	8	5	5	0	1	0	0	0	0	0	29	51	19.29	3.857					
Les Lancaster, R (3.1) ERA: 7.41	2.2		12	2	2	2	1	1	1	0	0	0	1	25	45	6.75	1.125					
John Doherty, R (6.1) ERA: 2.77	3.0		11	1	0	0	0	0	1	0	0	0	0	15	29	0.00	0.333					
Mike Henneman, R (9.1) ERA: 6.23	1.0		5	1	0	0	2	1	0	0	0	0	0	13	20	0.00	2.000					

Chicago White Sox @ Detroit Tigers
Tiger Stadium, Detroit, MI
Sun Apr 26 1992, 3:33 AM EDT
Att: 14,181 - Cloudy - 51 F

AB	37
R	7
H	12
RBI	7
BB	5
SO	3
LOB	19



Batter	1	2	3	4	5	6	7	8	9	AB	R	H	RBI	BB	SO	LOB	BOTTOM					
Tony Phillips, S (1.4) OBP: 0.417, SLG: 0.226	G6-3			FC5-4	HR		G6-3			3	1	1	1	1	0	1						
Dan Gladden, R (1.7) OBP: 0.244, SLG: 0.286	K			K	HR		G6-3			4	1	1	3	0	2	1						
Alan Trammell, R (1.6) OBP: 0.308, SLG: 0.321	G6-3			F8	P3		G6-3			4	0	0	0	0	0	1						
Cecil Fielder, R (1.3) OBP: 0.295, SLG: 0.551		K		FC5-4			F8		G6-3	4	0	0	0	0	1	1						
Mickey Tettleton, S (1.2) OBP: 0.405, SLG: 0.615		F9			FC6-4		HR		K	3	2	1	1	1	1	0						
Travis Fryman, R (1.5) OBP: 0.355, SLG: 0.458		G1-3			FC6-4		G5-3		F9	4	0	1	0	0	0	0						
Rob Deer, R (1.9) OBP: 0.250, SLG: 0.559			G6-3		FC6-4		K		K	4	1	0	0	0	2	2						
Mark Carreon, R (1.10) OBP: 0.306, SLG: 0.400			F8		FC6-4		F8			3	0	1	1	0	0	0						
Mitt Cuyler, S (1.8) OBP: 0.200, SLG: 0.322			G5-3		FC6-4		E3			3	1	0	0	0	0	2						
Inning Stats	R: 0 E: 1 K: 1 S: 7	H: 0 LOB: 0 BB: 0 P: 11	R: 0 E: 0 K: 1 S: 7	H: 0 LOB: 0 BB: 0 P: 10	R: 0 E: 0 K: 0 S: 8	H: 0 LOB: 0 BB: 0 P: 11	R: 0 E: 0 K: 1 S: 8	H: 0 LOB: 1 BB: 1 P: 18	R: 5 E: 0 K: 0 S: 15	H: 4 LOB: 0 BB: 1 P: 24	R: 1 E: 0 K: 1 S: 9	H: 1 LOB: 0 BB: 0 P: 15	R: 0 E: 1 K: 0 S: 11	H: 0 LOB: 0 BB: 0 P: 14	R: 0 E: 0 K: 0 S: 5	H: 0 LOB: 0 BB: 0 P: 9	R: 0 E: 0 K: 2 S: 12	H: 0 LOB: 0 BB: 0 P: 18	1B: 3 2B: 0 3B: 0 HR: 2	SF: 0 SAC: 0 DP: 0 HBP: 0	WP: 0 PB: 0 CS: 1	PA: 34
PITCHER	IP	WLS	BF	H	R	ER	SO	BB	IBB	HBP	BLK	WP	HR	S	P	ERA	WHIP					
Greg Hibbard, L (1.1) ERA: 2.83	5.2	W	24	5	6	6	3	2	0	0	0	0	0	19	27	0.00	0.000					
Donn Pall, R (6.1) ERA: 1.42	2.1		7	0	0	0	1	0	0	0	0	0	0	19	27	0.00	0.000					
Bobby Thigpen, R (9.1) ERA: 3.24	1.0	S	3	0	0	0	2	0	0	0	0	0	0	12	18	0.00	0.000					

Chicago White Sox @ Detroit Tigers
Tiger Stadium, Detroit, MI
Sun Apr 26 1992, 3:33 AM EDT
Att: 14,181 - Cloudy - 51 F

AB	32
R	6
H	5
RBI	6
BB	2
SO	6
LOB	8



Batter	1	2	3	4	5	6	7	8	9	AB	R	H	RBI	BB	SO	LOB	TOP			
Harold Reynolds, S (1,4) OBP: 0.328, SLG: 0.372	G3		G1-3			G6-3		G3		4	0	0	0	0	0	2	Seattle Mariners @ Detroit Tigers Tiger Stadium, Detroit, MI Tue Apr 28 1992, 7:05 PM EDT Att: 9,304 - Sunny - 55 F			
Edgar Martinez, R (1,5) OBP: 0.342, SLG: 0.373	P4				G6-4-3 1B	L8				3	0	1	0	1	0	1				
Ken Griffey Jr., L (1,8) OBP: 0.322, SLG: 0.385	P5			G6-4-3 1-2				G3		3	0	0	0	1	0	2				
Kevin Mitchell, R (1,7) OBP: 0.289, SLG: 0.319		F8		K		G5-3			F9	4	0	0	0	1	2					
Pete O'Brien, L (1,3) OBP: 0.254, SLG: 0.529	P4						G1-3		G4-3	4	1	1	1	0	0	0				
Dave Cochrane, S (1,9) OBP: 0.400, SLG: 0.478	F7				HR	L7			G3	4	0	1	0	0	0	0				
Tino Martinez, L (1,10) OBP: 0.323, SLG: 0.500			G3-1 2B			G4-3			FC4-6 1B	3	0	1	0	0	0	1				
Dave Valle, R (1,2) OBP: 0.328, SLG: 0.345			G3-1 2-3			F8				3	0	0	0	0	1	2				
Rich Amaral, R (1,6) OBP: 0.367, SLG: 0.517			G6-3						L8 G6-3 1B	3	0	1	0	0	1	1				
Inning Stats	R: 0 E: 0 K: 0 S: 8	H: 0 LOB: 0 BB: 0 P: 10	R: 0 E: 0 K: 0 S: 4	H: 0 LOB: 0 BB: 0 P: 7	R: 0 E: 0 K: 0 S: 11	H: 1 LOB: 1 BB: 0 P: 17	R: 0 E: 0 K: 1 S: 11	H: 1 LOB: 0 BB: 0 P: 14	R: 1 E: 0 K: 0 S: 10	H: 1 LOB: 2 BB: 1 P: 13	R: 0 E: 0 K: 1 S: 10	H: 1 LOB: 1 BB: 0 P: 15	R: 0 E: 0 K: 1 S: 9	H: 0 LOB: 1 BB: 1 P: 17	R: 0 E: 0 K: 0 S: 6	H: 0 LOB: 0 BB: 0 P: 8	1B: 3 2B: 1 3B: 0 HR: 1	SF: 0 SAC: 0 DP: 1 HBP: 0	WP: 0 PB: 0 SB: 0 CS: 0	PA: 33
PITCHER Bill Gullickson, R (1,1) ERA: 3.94	IP: 9.0 WLS: W BF: 33 H: 5 R: 1 ER: 1 SO: 3 BB: 1 IBB: 1 HBP: 0 BLK: 0 WP: 0 HR: 1 S: 87 P: 127 ERA: 1.00 WHIP: 0.667																			

Batter	1	2	3	4	5	6	7	8	9	AB	R	H	RBI	BB	SO	LOB	BOTTOM			
Tony Phillips, S (1,4) OBP: 0.421, SLG: 0.232	G1-4-3						F8			3	1	1	0	1	0	0	Seattle Mariners @ Detroit Tigers Tiger Stadium, Detroit, MI Tue Apr 28 1992, 7:05 PM EDT Att: 9,304 - Sunny - 55 F			
Dan Gladden, R (1,7) OBP: 0.256, SLG: 0.313	L8				G6-4-3 BB					3	1	1	2	1	0	2				
Alan Trammell, R (1,6) OBP: 0.319, SLG: 0.350	P2								G6-4-3 BB	4	1	2	1	0	0	1				
Cecil Fielder, R (1,3) OBP: 0.293, SLG: 0.548		F8			F8				G6-3	4	0	1	1	0	0	1				
Mickey Tettleton, S (1,2) OBP: 0.390, SLG: 0.588		G6-3								3	0	0	0	0	0	1				
Travis Fryman, R (1,5) OBP: 0.342, SLG: 0.440		G3-1								3	0	0	0	0	0	1				
Rob Deer, R (1,9) OBP: 0.239, SLG: 0.532					G5-3					3	0	0	0	0	2	1				
Mark Carreon, R (1,10) OBP: 0.288, SLG: 0.375					G4-3				E3 SH1-3	3	0	0	0	0	0	0				
Mitt Cuyler, S (1,8) OBP: 0.210, SLG: 0.328									G3	2	1	1	0	0	0	0				
Inning Stats	R: 0 E: 0 K: 0 S: 4	H: 0 LOB: 0 BB: 0 P: 11	R: 0 E: 0 K: 0 S: 10	H: 0 LOB: 0 BB: 0 P: 18	R: 3 E: 0 K: 0 S: 14	H: 4 LOB: 1 BB: 0 P: 22	R: 0 E: 0 K: 1 S: 6	H: 0 LOB: 0 BB: 0 P: 10	R: 0 E: 1 K: 0 S: 6	H: 0 LOB: 1 BB: 1 P: 12	R: 1 E: 0 K: 1 S: 12	H: 2 LOB: 1 BB: 0 P: 19	R: 0 E: 0 K: 0 S: 11	H: 0 LOB: 0 BB: 0 P: 15	R: 0 E: 0 K: 0 S: 5	H: 0 LOB: 0 BB: 1 P: 11		1B: 3 2B: 2 3B: 1 HR: 0	SF: 0 SAC: 1 DP: 2 HBP: 0	WP: 1 PB: 0 SB: 0 CS: 0
PITCHER Russ Swan, L (1,1) ERA: 4.94	IP: 8.0 WLS: L BF: 31 H: 6 R: 4 ER: 4 SO: 2 BB: 2 IBB: 0 HBP: 0 BLK: 0 WP: 1 HR: 0 S: 68 P: 118 ERA: 4.50 WHIP: 1.000																			



Batter	1	2	3	4	5	6	7	8	9	AB	R	H	RBI	BB	SO	LOB	TOP					
Rickey Henderson, R OBP: 0.384, SLG: 0.380	K		F7			BB BB	S	L9		5	1	2	2	1	1	2						
Carney Lansford, R OBP: 0.432, SLG: 0.481	P6		2B		BB BB	BB	K	G6-4-3		4	1	2	0	2	1	2						
Jose Canseco, R OBP: 0.310, SLG: 0.456	K		F8		F7			G6-4-3		6	2	2	1	0	1	6						
Mark McGwire, R OBP: 0.480, SLG: 0.800		1B SF8 BB		G6-4-3						3	1	2	2	3	0	1						
Terry Steinbach, R OBP: 0.345, SLG: 0.458	SF8 WP 1B		G6-4-3		G3-1					4	1	1	0	2	0	5						
Dave Henderson, R OBP: 0.587, SLG: 0.667	F8									3	0	2	0	0	0	2						
Jerry Browne, S OBP: 0.300, SLG: 0.222										2	2	1	0	1	0	1						
Willie Wilson, S OBP: 0.350, SLG: 0.425	SF8									5	1	2	3	0	0	6						
Mike Bordick, R OBP: 0.390, SLG: 0.382	F8									3	0	0	0	0	0	5						
Harold Baines, L OBP: 0.256, SLG: 0.278										0	1	0	1	1	0	0						
Scott Hemond, R OBP: 0.308, SLG: 0.261										0	0	0	0	1	0	0						
Lance Blankenship, R OBP: 0.345, SLG: 0.333			L8		G5-3		P6	P6		4	0	0	0	1	0	4						
Inning Stats	R: 0 E: 0 K: 2 S: 9	H: 0 LOB: 0 BB: 0 P: 14	R: 1 E: 0 K: 0 S: 11	H: 1 LOB: 1 BB: 1 P: 21	R: 0 E: 0 K: 0 S: 10	H: 1 LOB: 1 BB: 0 P: 17	R: 0 E: 0 K: 0 S: 10	H: 2 LOB: 2 BB: 1 P: 19	R: 0 E: 0 K: 0 S: 14	H: 1 LOB: 3 BB: 2 P: 25	R: 1 E: 0 K: 1 S: 10	H: 2 LOB: 3 BB: 1 P: 20	R: 3 E: 1 K: 0 S: 27	H: 5 LOB: 3 BB: 5 P: 56	R: 0 E: 0 K: 0 S: 10	H: 1 LOB: 1 BB: 0 P: 24	R: 0 E: 0 K: 0 S: 8	H: 1 LOB: 1 BB: 0 P: 14	1B: 10 2B: 4 3B: 0 HR: 0	SF: 1 SAC: 0 DP: 2 HBP: 0	WP: 1 PB: 1 SB: 2 CS: 0	PA: 52
PITCHER	IP WLS BF H R ER SO BB IBB HBP BLK WP HR S P ERA WHIP																					
Scott Aldred, L ERA: 9.0	(1, 1) 5.2 27 7 2 2 2 4 0 0 0 0 0 0 61 108 3.18 1.941																					
Mark Leiter, R ERA: 3.85	(6, 1) 0.2 L 8 2 5 4 1 3 0 0 0 0 0 0 18 34 54.00 7.500																					
Les Lancaster, R ERA: 8.83	(7, 1) 0.1 5 3 3 0 0 1 0 0 0 0 0 0 9 19 0.00 12.000																					
Mike Munoz, L ERA: 2.45	(7, 1) 0.1 3 0 0 0 0 2 0 0 0 0 0 0 3 11 0.00 6.000																					
Kevin Ritz, R ERA: 3.57	(8, 1) 2.0 9 2 0 0 0 2 0 0 0 0 0 0 18 38 0.00 2.000																					
Batter	1	2	3	4	5	6	7	8	9	AB	R	H	RBI	BB	SO	LOB	BOTTOM					
Dan Gladden, R OBP: 0.242, SLG: 0.294	K		F8		F9	P3		F8		5	0	0	0	0	1	1						
Lou Whitaker, L OBP: 0.346, SLG: 0.327	P5		HR		F9	G3		P2		5	1	1	1	0	0	1						
Alan Trammell, R OBP: 0.324, SLG: 0.354			L7		G6-3			P3		5	0	2	0	0	0	0						
Cecil Fielder, R OBP: 0.287, SLG: 0.526	L7		G5-3			BB BB 1B		L8		5	1	1	0	0	0	2						
Mickey Tettleton, S OBP: 0.402, SLG: 0.620			F9		HR	BB BB 1B		BB BB 1B		3	2	1	1	2	0	1						
Tony Phillips, S OBP: 0.444, SLG: 0.254			BB BB		K	BB BB 1B		BB BB 1B		3	1	2	0	2	1	0						
Travis Fryman, R OBP: 0.357, SLG: 0.436			BB BB		L7	BB BB 1B		BB BB 1B		3	1	1	2	2	0	2						
Rob Deer, R OBP: 0.254, SLG: 0.538			BB BB		P5	BB BB 1B		K		3	0	1	2	1	1	5						
Mitt Cuyler, S OBP: 0.197, SLG: 0.308	K		F9			G4-3		G4-3		4	0	0	0	0	1	4						
Inning Stats	R: 0 E: 0 K: 1 S: 11	H: 1 LOB: 1 BB: 0 P: 16	R: 0 E: 0 K: 1 S: 17	H: 0 LOB: 2 BB: 2 P: 30	R: 1 E: 0 K: 0 S: 6	H: 1 LOB: 0 BB: 0 P: 11	R: 1 E: 0 K: 1 S: 13	H: 1 LOB: 1 BB: 1 P: 21	R: 0 E: 0 K: 0 S: 7	H: 0 LOB: 0 BB: 0 P: 9	R: 4 E: 0 K: 0 S: 19	H: 3 LOB: 1 BB: 2 P: 41	R: 0 E: 0 K: 1 S: 11	H: 1 LOB: 3 BB: 2 P: 25	R: 0 E: 0 K: 0 S: 9	H: 0 LOB: 0 BB: 0 P: 10	R: 0 E: 1 K: 0 S: 12	H: 2 LOB: 2 BB: 0 P: 19	1B: 6 2B: 1 3B: 0 HR: 2	SF: 0 SAC: 0 DP: 0 HBP: 0	WP: 0 PB: 0 SB: 0 CS: 0	PA: 43
PITCHER	IP WLS BF H R ER SO BB IBB HBP BLK WP HR S P ERA WHIP																					
Joe Slusarski, R ERA: 5.92	(1, 1) 5.0 23 4 4 4 3 4 0 0 0 0 0 0 13 25 27.00 4.500																					
Jeff Parrett, R ERA: 2.12	(6, 1) 0.2 5 2 2 2 0 1 0 0 0 0 0 0 3 6 0.00 0.000																					
Vince Horsman, L ERA: 9.82	(7, 1) 0.2 5 1 0 0 0 2 0 0 0 0 0 0 8 20 0.00 4.500																					
Rich Gossage, R ERA: 2.89	(7, 1) 2.0 8 2 0 0 1 0 0 0 0 0 0 0 21 30 0.00 1.000																					
Dennis Eckerlesley, R ERA: 0.82	(9, 1) 0.1 S 1 0 0 0 0 0 0 0 0 0 0 0 3 4 0.00 0.000																					

Oakland Athletics @ Detroit Tigers
Tiger Stadium, Detroit, MI
Thu Apr 30 1992, 7:05 PM EDT
Att: 9,906 - Cloudy - 56 F

AB 39
R 10
H 14
RBI 9
BB 12
SO 3
LOB 34



Oakland Athletics @ Detroit Tigers
Tiger Stadium, Detroit, MI
Thu Apr 30 1992, 7:05 PM EDT
Att: 9,906 - Cloudy - 56 F

AB 36
R 6
H 9
RBI 6
BB 7
SO 4
LOB 16



Batter	1	2	3	4	5	6	7	8	9	AB	R	H	RBI	BB	SO	LOB	TOP				
Jerry Browne, S OBP: 0.286, SLG: 0.167 (1, 4)	F7	G4-3			G4-3				K	4	0	0	0	1	1	3					
Carney Lansford, R OBP: 0.441, SLG: 0.472 Scott Hemond, R OBP: 0.296, SLG: 0.250 (1, 5) (7, 5)	BB		G4-3		P3		FC6-4		G6-3	3	0	0	0	1	0	3					
Jose Canseco, R OBP: 0.304, SLG: 0.436 Randy Ready, R OBP: 0.538, SLG: 0.400 (1, 9) (6, 7)	P6		G3-1		P6		G4-3			3	0	0	0	0	0	2					
Harold Baines, L OBP: 0.247, SLG: 0.268 (1, 10)	L8		K			F7		G1	G4-3	5	0	0	0	0	1	2					
Mark McGwire, R OBP: 0.482, SLG: 0.872 Jamie Quirk, L OBP: 0.296, SLG: 0.327 (8, PH) (8, 3)		K		HR		K		2B G6-3 1B		3	1	1	1	0	2	0					
Terry Steinbach, R OBP: 0.378, SLG: 0.467 (1, 2)	BB 1B	L7		L7		BB		G6-3 1B 2B		3	2	2	0	1	0	0					
Willie Wilson, S OBP: 0.330, SLG: 0.395 (1, 8)	L7		P5		G4-3		G4-3		G6-3	4	0	0	1	0	0	3					
Mike Bordick, R OBP: 0.404, SLG: 0.391 (1, 6)	BB 1B	G4-3		G4-3			G5-3	WP 1B		3	0	1	1	1	0	0					
Lance Blankenship, R OBP: 0.354, SLG: 0.345 (1, 7) (6, 9)	BB 1B				G4-3		FC6-4 BB 1B	K		4	0	3	1	0	1	1					
Inning Stats	R: 0 E: 0 K: 0 S: 9	H: 0 LOB: 1 BB: 1 P: 20	R: 1 E: 0 K: 1 S: 12	H: 2 LOB: 2 BB: 1 P: 20	R: 0 E: 0 K: 1 S: 9	H: 0 LOB: 0 BB: 0 P: 14	R: 1 E: 0 K: 0 S: 8	H: 1 LOB: 1 BB: 0 P: 13	R: 0 E: 0 K: 1 S: 11	H: 0 LOB: 1 BB: 1 P: 20	R: 0 E: 0 K: 0 S: 17	H: 1 LOB: 2 BB: 1 P: 29	R: 2 E: 0 K: 1 S: 14	H: 3 LOB: 1 BB: 0 P: 22	R: 0 E: 0 K: 1 S: 7	H: 0 LOB: 1 BB: 1 P: 12	1B: 6 2B: 1 3B: 0 HR: 1	SF: 0 SAC: 0 DP: 0 HBP: 0	WP: 1 PB: 0 SB: 0 CS: 0	PA: 40	
PITCHER	IP	WLS	BF	H	R	ER	SO	BB	IBB	HBP	BLK	WP	HR	S	P	ERA	WHIP				
Eric King, R ERA: 6.75 (1, 1)	7.0	W	30	5	2	2	3	4	0	0	0	0	1	74	128	2.57	1.286				
John Doherty, R ERA: 3.31 (8, 1)	0.2		5	3	2	2	0	0	0	0	0	0	0	10	16	27.00	4.500				
Mike Henneman, R ERA: 4.85 (8, 1)	1.1	S	5	0	0	0	2	1	0	0	0	1	0	11	18	0.00	0.750				

Oakland Athletics @ Detroit Tigers
Tiger Stadium, Detroit, MI
Sun May 03 1992, 3:33 AM EDT
Att: 18,353 - Cloudy - 57 F

AB	35
R	4
H	8
RBI	4
BB	5
SO	5
LOB	16



Batter	1	2	3	4	5	6	7	8	9	AB	R	H	RBI	BB	SO	LOB	BOTTOM					
Tony Phillips, S OBP: 0.453, SLG: 0.368 (1, 10)	F8		G6-3	HR		G3		SF8		3	1	1	4	1	0	1						
Lou Whitaker, L OBP: 0.375, SLG: 0.361 (1, 4)	PB 2B BB	G5-3	L8	F8		G3		P4		4	1	0	0	1	0	3						
Alan Trammell, R OBP: 0.345, SLG: 0.395 (1, 6)	G5-3		G6-3	BB			BB 3B			3	0	1	0	1	0	2						
Mickey Tettleton, S OBP: 0.400, SLG: 0.580 (1, 2)	PB 2B BB		K	G4-3		G4-3				3	1	0	0	1	1	3						
Travis Fryman, R OBP: 0.340, SLG: 0.411 (1, 5)	BB 2B			2B 1B BB	L7		P6			3	1	1	2	1	0	1						
Dave Bergman, L OBP: 0.318, SLG: 0.188 (1, 3)	F8			F7	G3		F7			4	0	0	0	0	0	3						
Rob Deer, R OBP: 0.265, SLG: 0.566 (1, 9)		K		1B 2B	K			1B SF8 2B		4	2	2	0	0	2	0						
Mark Carreon, R OBP: 0.322, SLG: 0.444 (1, 7)		K		1B HR 1B			3B	K		4	1	2	1	0	2	1						
Mitt Cuyler, S OBP: 0.197, SLG: 0.293 (1, 8)	G5-3			HR 1B		G3				4	1	2	1	0	0	1						
Inning Stats	R: 2 E: 0 K: 0 S: 12	H: 1 LOB: 2 BB: 2 P: 26	R: 0 E: 0 K: 2 S: 7	H: 0 LOB: 0 BB: 0 P: 11	R: 0 E: 0 K: 1 S: 11	H: 0 LOB: 1 BB: 1 P: 22	R: 5 E: 0 K: 0 S: 21	H: 4 LOB: 1 BB: 2 P: 36	R: 0 E: 0 K: 1 S: 6	H: 0 LOB: 0 BB: 0 P: 11	R: 0 E: 0 K: 0 S: 7	H: 1 LOB: 1 BB: 0 P: 11	R: 0 E: 0 K: 0 S: 6	H: 1 LOB: 1 BB: 0 P: 11	R: 1 E: 0 K: 1 S: 10	H: 2 LOB: 1 BB: 0 P: 15	R: 0 E: 0 K: 1 S: 7	H: 0 LOB: 1 BB: 1 P: 12	1B: 3 2B: 3 3B: 2 HR: 1	SF: 1 SAC: 0 DP: 0 HBP: 0	WP: 0 PB: 1 SB: 0 CS: 0	PA: 38
PITCHER	IP	WLS	BF	H	R	ER	SO	BB	IBB	HBP	BLK	WP	HR	S	P	ERA	WHIP					
Mike Moore, R ERA: 2.79 (1, 1)	6.1	L	31	7	7	7	4	5	0	0	0	0	0	67	123	9.95	1.895					
Gene Nelson, R ERA: 7.84 (7, 1)	1.2		7	2	1	1	1	0	0	0	0	0	0	13	20	5.40	1.200					

Oakland Athletics @ Detroit Tigers
Tiger Stadium, Detroit, MI
Sun May 03 1992, 3:33 AM EDT
Att: 18,353 - Cloudy - 57 F

AB	32
R	8
H	9
RBI	8
BB	5
SO	5
LOB	15



Batter	1	2	3	4	5	6	7	8	9	AB	R	H	RBI	BB	SO	LOB	TOP																			
Luis Polonia, L OBP: 0.380, SLG: 0.322	G6-3			G6-3		1B		F7		4	0	1	0	0	0	2	California Angels @ Detroit Tigers Tiger Stadium, Detroit, MI Mon May 04 1992, 7:05 PM EDT Att: 9,466 - Cloudy - 48 F																			
John Morris, L OBP: 0.292, SLG: 0.273 Chad Curtis, R OBP: 0.341, SLG: 0.395	G5-3			G6-3		F9		FC5		2	0	0	0	0	0	0																				
Junior Felix, S OBP: 0.315, SLG: 0.446	F7			1B				K		4	1	2	1	0	1	0																				
Hubie Brooks, R OBP: 0.302, SLG: 0.450		G6-3		F7				P3		4	0	0	0	0	0	1																				
Alvin Davis, L OBP: 0.356, SLG: 0.429		K				G4-3		G3		4	0	1	0	0	1	0																				
Gary Gaetti, R OBP: 0.281, SLG: 0.370		P4				G6-3				4	0	0	0	0	0	1																				
Lance Parrish, R OBP: 0.318, SLG: 0.500				F8		K				4	1	1	0	0	1	1																				
Bobby Rose, R OBP: 0.294, SLG: 0.329				G4-6-3 BB		K				2	0	1	0	1	1	0																				
Gary Disarcina, R OBP: 0.373, SLG: 0.351 Lee Stevens, L OBP: 0.304, SLG: 0.392 Rene Gonzales, R OBP: 0.447, SLG: 0.667				G4-6-3		L8				2	0	0	0	0	0	1																				
Inning Stats	R: 0 E: 0 K: 0 S: 7	H: 0 LOB: 0 BB: 0 P: 9	R: 0 E: 0 K: 1 S: 6	H: 0 LOB: 0 BB: 0 P: 9	R: 0 E: 0 K: 0 S: 6	H: 0 LOB: 0 BB: 1 P: 13	R: 0 E: 0 K: 0 S: 10	H: 1 LOB: 1 BB: 0 P: 15	R: 0 E: 0 K: 1 S: 5	H: 0 LOB: 0 BB: 0 P: 8	R: 0 E: 0 K: 1 S: 8	H: 0 LOB: 0 BB: 0 P: 11	R: 0 E: 0 K: 0 S: 12	H: 3 LOB: 2 BB: 0 P: 15	R: 1 E: 0 K: 0 S: 10	H: 2 LOB: 1 BB: 0 P: 11	1B: 5 2B: 1 3B: 0 HR: 1	SF: 0 SAC: 0 DP: 1 HBP: 0	WP: 0 PA: 34 PB: 0 SB: 0 CS: 0																	
PITCHER	IP	WLS	BF	H	R	ER	SO	BB	IBB	HBP	BLK	WP	HR	S	P	ERA	WHIP	PITCHER		IP	WLS	BF	H	R	ER	SO	BB	IBB	HBP	BLK	WP	HR	S	P	ERA	WHIP
Bill Gullickson, R ERA: 3.57	(1, 1)	8.1	W	32	7	2	2	4	1	0	0	0	0	1	70	101	2.16	0.960																		
Mark Leiter, R ERA: 3.45	(9, 1)	0.2		2	0	0	0	0	0	0	0	0	0	0	5	5	0.00	0.000																		

AB	33
R	2
H	7
RBI	2
BB	1
SO	4
LOB	9



Batter	1	2	3	4	5	6	7	8	9	AB	R	H	RBI	BB	SO	LOB	BOTTOM																			
Tony Phillips, S OBP: 0.460, SLG: 0.366	S BB		G6-3		G5-3		G5-3 1B	1B		3	0	1	0	2	0	2	California Angels @ Detroit Tigers Tiger Stadium, Detroit, MI Mon May 04 1992, 7:05 PM EDT Att: 9,466 - Cloudy - 48 F																			
Dan Gladden, R OBP: 0.257, SLG: 0.358	L6		K		HR		G5-3 1B	L5		5	2	2	3	0	1	3																				
Alan Trammell, R OBP: 0.341, SLG: 0.380	G5-3				F7		G5-3			3	0	0	0	1	0	3																				
Cecil Fielder, R OBP: 0.287, SLG: 0.500 Dave Bergman, L OBP: 0.116, SLG: 0.188	K				E6		L5			4	0	1	1	0	1	2																				
Mickey Tettleton, S OBP: 0.404, SLG: 0.571		F7			K		HR			3	1	1	0	1	1	1																				
Travis Fryman, R OBP: 0.337, SLG: 0.436		L4			F8					4	1	1	2	0	0	3																				
Rob Deer, R OBP: 0.287, SLG: 0.570							HR			3	1	2	0	1	1	0																				
Mark Carreon, R OBP: 0.302, SLG: 0.414		FC4-6 BB			G5-3 1B		K			4	0	0	0	0	1	3																				
Mitt Cuyler, S OBP: 0.213, SLG: 0.304					G5-3		G5-3			4	1	2	0	0	0	0																				
Inning Stats	R: 0 E: 0 K: 1 S: 12	H: 0 LOB: 1 BB: 1 P: 21	R: 0 E: 0 K: 0 S: 8	H: 0 LOB: 1 BB: 1 P: 16	R: 0 E: 0 K: 1 S: 9	H: 0 LOB: 0 BB: 0 P: 13	R: 0 E: 1 K: 1 S: 13	H: 0 LOB: 1 BB: 0 P: 18	R: 3 E: 0 K: 0 S: 14	H: 3 LOB: 1 BB: 1 P: 24	R: 2 E: 0 K: 1 S: 12	H: 2 LOB: 0 BB: 0 P: 18	R: 1 E: 0 K: 0 S: 10	H: 2 LOB: 2 BB: 2 P: 24	R: 0 E: 0 K: 1 S: 15	H: 3 LOB: 2 BB: 0 P: 22	1B: 8 2B: 0 3B: 0 HR: 2	SF: 0 SAC: 0 DP: 1 HBP: 0	WP: 0 PA: 38 PB: 0 SB: 1 CS: 0																	
PITCHER	IP	WLS	BF	H	R	ER	SO	BB	IBB	HBP	BLK	WP	HR	S	P	ERA	WHIP	PITCHER		IP	WLS	BF	H	R	ER	SO	BB	IBB	HBP	BLK	WP	HR	S	P	ERA	WHIP
Jim Abbott, L ERA: 2.63	(1, 1)	6.0	L	27	5	5	5	4	3	0	0	0	0	0	25	46	4.50	3.500																		
Chuck Crim, R ERA: 4.95	(7, 1)	2.0		11	5	1	1	1	2	0	0	0	0	0	25	46	4.50	3.500																		

AB	33
R	6
H	10
RBI	6
BB	5
SO	5
LOB	17



Batter	1	2	3	4	5	6	7	8	9	AB	R	H	RBI	BB	SO	LOB	TOP										
Luis Polonia, L OBP: 0.375, SLG: 0.319										4	0	1	0	0	1	2											
Chad Curtis, R OBP: 0.333, SLG: 0.381										4	1	1	0	0	2	2											
Junior Felix, S OBP: 0.304, SLG: 0.429										4	0	0	0	0	1	3											
Hubie Brooks, R OBP: 0.291, SLG: 0.433										4	0	0	1	0	0	0											
Gary Gaetti, R OBP: 0.290, SLG: 0.376										4	0	2	0	0	1	0											
Mike Fitzgerald, R OBP: 0.302, SLG: 0.368										3	0	0	0	1	1	2											
Rene Gonzales, R OBP: 0.415, SLG: 0.606										3	0	0	0	0	1	2											
Bobby Rose, R OBP: 0.284, SLG: 0.316										3	0	0	0	0	1	1											
Gary Disarcina, R OBP: 0.384, SLG: 0.347										1	0	0	0	2	0	0											
Inning Stats	R: 0 E: 0 K: 1 S: 7	H: 0 LOB: 0 BB: 0 P: 10	R: 0 E: 0 K: 1 S: 11	H: 1 LOB: 1 BB: 0 P: 17	R: 0 E: 0 K: 1 S: 12	H: 1 LOB: 2 BB: 1 P: 23	R: 0 E: 0 K: 1 S: 8	H: 1 LOB: 1 BB: 0 P: 17	R: 0 E: 0 K: 0 S: 4	H: 0 LOB: 0 BB: 0 P: 6	R: 1 E: 0 K: 0 S: 12	H: 1 LOB: 0 BB: 0 P: 16	R: 0 E: 0 K: 1 S: 12	H: 0 LOB: 2 BB: 2 P: 24	R: 0 E: 0 K: 1 S: 9	H: 0 LOB: 0 BB: 0 P: 12	R: 0 E: 0 K: 1 S: 6	H: 0 LOB: 0 BB: 0 P: 6	1B: 4 2B: 0 3B: 0 HR: 0	SF: 0 SAC: 1 DP: 0 HBP: 0	WP: 0 PB: 0 SB: 2 CS: 0	PA: 34					
PITCHER	IP	WLS	BF	H	R	ER	SO	BB	IBB	HBP	BLK	WP	HR	S	P	ERA	WHIP										
Scott Aldred, L ERA: 6.75	(1, 1)	7.0	28	4	1	1	6	3	0	0	0	0	0	66	113	1.29	1.000										
John Doherty, R ERA: 2.95	(8, 1)	2.0	6	0	0	0	2	0	0	0	0	0	0	15	18	0.00	0.000										

California Angels @ Detroit Tigers
Tiger Stadium, Detroit, MI
Tue May 05 1992, 3:33 AM EDT
Att: 13,180 - Cloudy - 51 F

AB 30
R 1
H 4
RBI 1
BB 3
SO 8
LOB 12



Batter	1	2	3	4	5	6	7	8	9	AB	R	H	RBI	BB	SO	LOB	BOTTOM										
Tony Phillips, S OBP: 0.442, SLG: 0.347										4	0	0	0	0	2	1											
Lou Whitaker, L OBP: 0.381, SLG: 0.385										4	0	2	0	0	0	0											
Travis Fryman, R OBP: 0.343, SLG: 0.433										3	0	1	0	1	0	1											
Cecil Fielder, R OBP: 0.276, SLG: 0.477										4	0	0	0	0	1	5											
Mickey Tettleton, S OBP: 0.398, SLG: 0.591										4	1	1	1	0	2	2											
Rob Deer, R OBP: 0.289, SLG: 0.556										2	0	0	0	1	0	0											
Chad Kreuter, S OBP: 0.313, SLG: 0.286										2	1	1	0	1	0	0											
Mark Carreon, R OBP: 0.318, SLG: 0.443										3	0	2	1	0	0	0											
Scott Livingstone, L OBP: 0.276, SLG: 0.235										3	0	0	0	0	1	3											
Milt Cuyler, S OBP: 0.213, SLG: 0.304										0	0	0	0	0	0	0											
Inning Stats	R: 0 E: 0 K: 1 S: 13	H: 1 LOB: 2 BB: 1 P: 24	R: 1 E: 0 K: 2 S: 14	H: 2 LOB: 1 BB: 0 P: 21	R: 0 E: 1 K: 0 S: 6	H: 0 LOB: 0 BB: 0 P: 10	R: 0 E: 0 K: 1 S: 6	H: 0 LOB: 0 BB: 0 P: 9	R: 0 E: 0 K: 0 S: 8	H: 0 LOB: 0 BB: 0 P: 12	R: 0 E: 0 K: 0 S: 8	H: 1 LOB: 0 BB: 0 P: 9	R: 0 E: 0 K: 1 S: 12	H: 1 LOB: 2 BB: 2 P: 22	R: 0 E: 0 K: 1 S: 10	H: 1 LOB: 1 BB: 0 P: 18	R: 1 E: 0 K: 0 S: 3	H: 1 LOB: 0 BB: 0 P: 5	1B: 4 2B: 2 3B: 0 HR: 1	SF: 0 SAC: 0 DP: 1 HBP: 0	WP: 1 PB: 0 SB: 0 CS: 1	PA: 32					
PITCHER	IP	WLS	BF	H	R	ER	SO	BB	IBB	HBP	BLK	WP	HR	S	P	ERA	WHIP										
Joe Grahe, R ERA: 6.0	(1, 1)	7.0	27	5	1	1	5	3	0	0	0	0	0	67	107	1.29	1.143										
Mark Eichhorn, R ERA: 3.2	(8, 1)	1.0	5	2	1	1	1	0	0	0	0	1	1	13	23	9.00	2.000										

California Angels @ Detroit Tigers
Tiger Stadium, Detroit, MI
Tue May 05 1992, 3:33 AM EDT
Att: 13,180 - Cloudy - 51 F

AB 29
R 2
H 7
RBI 2
BB 3
SO 6
LOB 12



Batter	1	2	3	4	5	6	7	8	9	AB	R	H	RBI	BB	SO	LOB	TOP					
Tony Phillips, S OBP: 0.426, SLG: 0.329 (1, 8)	G1-3		F8			K		F7		4	0	0	0	0	1	1	Detroit Tigers @ Oakland Athletics Oakland-Alameda County Coliseum, Oakland, CA Wed May 06 1992, 7:05 PM PDT Att: 18,689 - Cloudy - 60 F					
Lou Whitaker, L OBP: 0.375, SLG: 0.368 (1, 4)	F8			F8		1B SF8 BB		K		3	1	0	0	1	1	1						
Alan Trammell, R OBP: 0.347, SLG: 0.378 (1, 6)				K				G5-3		3	0	1	0	1	1	1						
Cecil Fielder, R OBP: 0.265, SLG: 0.462 (1, 3)	G5-3			K		SF8			K	3	0	0	1	0	2	1						
Mickey Tettleton, S OBP: 0.393, SLG: 0.571 (1, 10)						K		L9		3	0	0	0	1	2	1						
Travis Fryman, R OBP: 0.330, SLG: 0.416 (1, 5)				P9				G5-3		4	0	0	0	0	1	1						
Rob Deer, R OBP: 0.290, SLG: 0.583 (1, 9)				K		HR				3	1	1	1	0	2	1						
Chad Kreuter, S OBP: 0.316, SLG: 0.294 (1, 2)			F7					G3-1		3	0	1	0	0	0	0						
Mark Carreon, R OBP: 0.319, SLG: 0.438 (1, 7)				K		G1-3				3	0	1	0	0	1	1						
Inning Stats	R: 0 E: 0 K: 0 S: 8	H: 0 LOB: 1 BB: 1 P: 17	R: 0 E: 0 K: 1 S: 6	H: 0 LOB: 1 BB: 1 P: 13	R: 0 E: 0 K: 1 S: 7	H: 0 LOB: 0 BB: 0 P: 12	R: 0 E: 0 K: 2 S: 7	H: 0 LOB: 0 BB: 0 P: 9	R: 1 E: 0 K: 1 S: 14	H: 2 LOB: 1 BB: 0 P: 21	R: 1 E: 0 K: 2 S: 12	H: 1 LOB: 1 BB: 1 P: 20	R: 0 E: 0 K: 2 S: 7	H: 0 LOB: 0 BB: 0 P: 10	R: 0 E: 0 K: 1 S: 7	H: 1 LOB: 1 BB: 0 P: 12	R: 0 E: 0 K: 1 S: 5	H: 0 LOB: 0 BB: 0 P: 5	1B: 3 2B: 1 3B: 0 HR: 1	SF: 1 SAC: 0 DP: 1 HBP: 0	WP: 0 PB: 0 SB: 0 CS: 1	PA: 33
PITCHER	IP	WLS	BF	H	R	ER	SO	BB	IBB	HBP	BLK	WP	HR	S	P	ERA	WHIP					
Dave Stewart, R ERA: 3.91 (1, 1)	7.1	W	28	4	2	2	9	3	0	0	0	0	1	63	105	2.46	0.955					
Vince Horsman, L ERA: (8, 1)	0.1		1	0	0	0	1	0	0	0	0	0	0	3	6	0.00	0.000					
Dennis Eckersley, R ERA: 0.68 (8, 1)	1.1	S	4	0	0	0	1	0	0	0	0	0	0	7	8	0.00	0.000					

Batter	1	2	3	4	5	6	7	8	9	AB	R	H	RBI	BB	SO	LOB	BOTTOM				
Rickey Henderson, R OBP: 0.387, SLG: 0.400 (1, 7)	G6-3									3	1	2	0	1	0	0	Detroit Tigers @ Oakland Athletics Oakland-Alameda County Coliseum, Oakland, CA Wed May 06 1992, 7:05 PM PDT Att: 18,689 - Cloudy - 60 F				
Carney Lansford, R OBP: 0.432, SLG: 0.464 (1, 5)	G4-3									4	1	1	1	0	1	2					
Harold Baines, L OBP: 0.249, SLG: 0.250 (1, 9)										4	0	0	0	0	0	1					
Jerry Browne, S OBP: 0.286, SLG: 0.167 (8, 4)	G4-3									0	0	0	0	0	0	0					
Mark McGwire, R OBP: 0.467, SLG: 0.798 (1, 3)										1	1	0	0	3	0	0					
Jamie Quirk, L OBP: 0.300, SLG: 0.315 (1, 2)										4	0	1	1	0	1	2					
Terry Steinbach, R OBP: 0.327, SLG: 0.366 (1, 10)										3	1	0	0	1	2	4					
Willie Wilson, S OBP: 0.340, SLG: 0.389 (1, 8)										4	0	1	2	0	0	2					
Mike Bordick, R OBP: 0.398, SLG: 0.379 (1, 6)										2	1	1	0	1	0	1					
Lance Blankenship, R OBP: 0.364, SLG: 0.362 (8, 9)										3	0	1	1	0	1	2					
Inning Stats	R: 0 E: 0 K: 0 S: 6	H: 0 LOB: 0 BB: 0 P: 7	R: 0 E: 1 K: 0 S: 11	H: 0 LOB: 1 BB: 0 P: 17	R: 3 E: 0 K: 1 S: 13	H: 5 LOB: 2 BB: 1 P: 21	R: 0 E: 0 K: 1 S: 7	H: 0 LOB: 0 BB: 1 P: 12	R: 0 E: 0 K: 0 S: 7	H: 0 LOB: 0 BB: 1 P: 12	R: 2 E: 0 K: 0 S: 17	H: 1 LOB: 1 BB: 2 P: 31	R: 0 E: 0 K: 1 S: 6	H: 1 LOB: 0 BB: 0 P: 9	R: 0 E: 0 K: 2 S: 12	H: 0 LOB: 1 BB: 1 P: 21	1B: 4 2B: 3 3B: 0 HR: 0	SF: 0 SAC: 0 DP: 1 HBP: 0	WP: 1 PB: 1 SB: 0 CS: 2	PA: 34	
PITCHER	IP	WLS	BF	H	R	ER	SO	BB	IBB	HBP	BLK	WP	HR	S	P	ERA	WHIP				
Walt Terrell, R ERA: 6.69 (1, 1)	5.1	L	25	6	5	5	2	4	1	0	0	0	0	24	39	8.44	1.875				
Mark Leiter, R ERA: 2.95 (6, 1)	2.2		9	1	0	0	3	1	0	0	0	0	0	24	39	0.00	0.750				



Batter	1	2	3	4	5	6	7	8	9	AB	R	H	RBI	BB	SO	LOB	TOP										
Tony Phillips, S OBP: 0.421, SLG: 0.321	0-3 K		2-1 G4-3			3-2 FC1-4 1B		4-1 G6-4-3 1B BB	1-2 L5	4	0	1	0	1	1	2											
Lou Whitaker, L OBP: 0.392, SLG: 0.405	4-2 S BB		3-2 G3			0-0 P6		3-1 G6-4-3 1B 2-H	1-0 HR	4	1	2	4	1	0	1											
Alan Trammell, R OBP: 0.337, SLG: 0.356	4-1 FC3-6 BB		2-1 F9			2-0 FC1-4 1-2		2-2 G6-4-3 1-2 2-3	0-1 L8	4	0	0	0	1	0	4											
Cecil Fielder, R OBP: 0.245, SLG: 0.424	1-0 L5			3-1 L6		0-0 P3		0-2 F7		4	0	0	0	0	0	4											
Mickey Tettleton, S OBP: 0.383, SLG: 0.556	2-0 FC3-6 1-2		2-1 F8			2-1 F9			0-1 1B 2B	4	1	1	0	0	0	2											
Travis Fryman, R OBP: 0.333, SLG: 0.413		0-1 G5-3		2-2 G6-3		0-0 F9			1-2 1B 1B	4	1	1	0	0	0	0											
Dave Bergman, L OBP: 0.160, SLG: 0.174		1-1 F8			1-2 P5		1-1 P6		0-0 F7	4	0	0	0	0	0	2											
Rob Deer, R OBP: 0.297, SLG: 0.609		2-0 F 2B			3-3 K			2-1 HR	1-0 1B HR 1B	4	2	3	1	0	1	0											
Mitt Cuyler, S OBP: 0.221, SLG: 0.306		1-2 F7			1-3 K			0-0 1B 1B	1-0 HR 1B	3	1	1	0	0	1	1											
Mark Carreon, R OBP: 0.329, SLG: 0.485										1	0	1	2	0	0	0											
Skeeter Barnes, R OBP: 0.444, SLG: 0.429										0	1	0	0	0	0	0											
Inning Stats	R: 0 E: 0 K: 1 S: 9	H: 0 LOB: 2 BB: 2 P: 20	R: 0 E: 1 K: 0 S: 9	H: 1 LOB: 1 BB: 0 P: 13	R: 0 E: 0 K: 0 S: 7	H: 0 LOB: 0 BB: 0 P: 14	R: 0 E: 0 K: 0 S: 7	H: 0 LOB: 0 BB: 0 P: 14	R: 0 E: 0 K: 0 S: 10	H: 1 LOB: 1 BB: 0 P: 15	R: 0 E: 0 K: 0 S: 6	H: 0 LOB: 0 BB: 0 P: 11	R: 0 E: 0 K: 0 S: 5	H: 0 LOB: 0 BB: 0 P: 8	R: 2 E: 0 K: 0 S: 15	H: 3 LOB: 1 BB: 1 P: 26	R: 5 E: 0 K: 0 S: 14	H: 5 LOB: 1 BB: 0 P: 19	1B: 6 2B: 2 3B: 0 HR: 2	SF: 0 SAC: 0 DP: 1 HBP: 0	WP: 0 PB: 0 SB: 1 CS: 0	PA: 39					
PITCHER	IP	WLS	BF	H	R	ER	SO	BB	IBB	HBP	BLK	WP	HR	S	P	ERA	WHIP										
Clay Parker, R ERA: 3.86	(1, 1)	7.0	26	3	1	1	3	2	0	0	0	0	1	55	99	1.29	0.714										
Jim Acker, R ERA: 4.02	(8, 1)	0.0	2	1	0	0	0	1	0	0	0	0	0	2	6	∞	∞										
Dennis Powell, L ERA: 0.96	(8, 1)	0.0	1	1	1	0	0	0	0	0	0	0	0	2	5	∞	∞										
Jeff Nelson, R ERA: 4.22	(8, 1)	1.0	2	0	0	0	0	0	0	0	0	0	0	9	11	0.00	0.000										
Mike Scholer, R ERA: 0.29	(9, 1)	1.0	L 8	5	5	5	0	0	0	0	0	0	1	14	19	45.00	5.000										

Detroit Tigers @ Seattle Mariners
The Kingdome, Seattle, WA
Fri May 08 1992, 10:05 PM EDT
Att: 16,894 - Dome - 70 F

AB 36
R 7
H 10
RBI 7
BB 3
SO 3
LOB 16



Batter	1	2	3	4	5	6	7	8	9	AB	R	H	RBI	BB	SO	LOB	BOTTOM										
Harold Reynolds, S OBP: 0.350, SLG: 0.382	3-2 L3	0-0 G4-3		4-0 BB		1-0 F9			2-2 1B	4	0	1	0	1	0	1											
Edgar Martinez, R OBP: 0.374, SLG: 0.495	3-1 S HR 1B		2-1 2B 1B	1-3 K			2-1 FC4-6 1B		2-3 K	5	2	3	0	0	2	3											
Ken Griffey Jr., L OBP: 0.284, SLG: 0.424	0-0 F7		0-0 F7		1-2 G1		1-0 FC4-6 G5-3 1-2		1-2 F7	5	0	0	0	0	0	4											
Kevin Mitchell, R OBP: 0.291, SLG: 0.376	4-0 HR IBB		1-2 1B 2B		0-0 1B		1-2 G5-3		1-2 1B	3	2	2	1	1	0	1											
Pete O'Brien, L OBP: 0.229, SLG: 0.495	0-2 1-H 2-H HR		3-2 L9		1-3 K		0-0 L6			4	1	1	3	0	1	3											
Jay Buhner, R OBP: 0.355, SLG: 0.340	0-0 P2		1-1 CS 1B		2-3 K2-3			1-1 CS 1B		4	0	2	1	0	1	1											
Tino Martinez, L OBP: 0.326, SLG: 0.524		3-2 HR	2-1 CS	2-1 FC6-4 G6-3 1B		3-2 G1-3		3-3 K		3	1	2	1	0	0	0											
Dave Cochrane, S OBP: 0.359, SLG: 0.389			1-2 1B					1-2 1B		1	0	0	0	0	1	1											
Dave Valle, R OBP: 0.293, SLG: 0.311		2-3 K		2-2 G6-3		2-2 G1-3		3-1 P5		3	0	0	0	0	1	1											
Matt Sinatro, R OBP: 0.200, SLG: 0.200				1-2 1B						1	0	0	0	0	0	0											
Jeff Schaefer, R OBP: 0.233, SLG: 0.345		0-3 K		0-0 FC6-4 BB		0-1 1B				3	0	1	0	0	1	1											
Greg Briley, L OBP: 0.214, SLG: 0.262				2-3 1B						1	0	0	0	0	1	0											
Inning Stats	R: 3 E: 0 K: 0 S: 11	H: 2 LOB: 0 BB: 1 P: 21	R: 1 E: 0 K: 2 S: 10	H: 1 LOB: 0 BB: 0 P: 15	R: 2 E: 0 K: 0 S: 13	H: 3 LOB: 0 BB: 0 P: 22	R: 0 E: 0 K: 1 S: 12	H: 1 LOB: 2 BB: 1 P: 21	R: 0 E: 0 K: 2 S: 12	H: 1 LOB: 1 BB: 0 P: 16	R: 0 E: 0 K: 0 S: 9	H: 1 LOB: 1 BB: 0 P: 15	R: 0 E: 0 K: 0 S: 7	H: 1 LOB: 1 BB: 0 P: 11	R: 0 E: 0 K: 1 S: 7	H: 1 LOB: 0 BB: 0 P: 14	R: 0 E: 0 K: 2 S: 14	H: 1 LOB: 1 BB: 0 P: 20	1B: 9 2B: 2 3B: 0 HR: 2	SF: 0 SAC: 0 DP: 1 HBP: 0	WP: 0 PB: 0 SB: 1 CS: 2	PA: 40					
PITCHER	IP	WLS	BF	H	R	ER	SO	BB	IBB	HBP	BLK	WP	HR	S	P	ERA	WHIP										
Eric King, R ERA: 8.28	(1, 1)	2.1	13	5	6	6	2	0	1	0	0	0	0	31	50	0.00	1.500										
Kevin Ritz, R ERA: 3.1	(3, 1)	2.2	11	3	0	0	3	1	0	0	0	0	0	16	26	0.00	1.000										
Mike Munoz, L ERA: 1.93	(6, 1)	2.0	8	2	0	0	0	0	0	0	0	0	0	7	14	0.00	1.000										
Les Lancaster, R ERA: 8.1	(8, 1)	1.0	W 3	1	0	0	1	0	0	0	0	0	0	7	14	0.00	1.000										
Mike Hemmeman, R ERA: 4.5	(9, 1)	1.0	S 4	1	0	0	2	0	0	0	0	0	0	14	20	0.00	1.000										

Detroit Tigers @ Seattle Mariners
The Kingdome, Seattle, WA
Fri May 08 1992, 10:05 PM EDT
Att: 16,894 - Dome - 70 F

AB 37
R 6
H 12
RBI 6
BB 2
SO 8
LOB 16



Batter	1	2	3	4	5	6	7	8	9	AB	R	H	RBI	BB	SO	LOB	TOP										
Tony Phillips, S OBP: 0.432, SLG: 0.387 (1, 4)	1-0 HR		3-2 G1-3		2-0 BB 1B		4-2 2B BB		2-2 L5	4	1	2	1	1	0	0											
Dan Gladden, R OBP: 0.286, SLG: 0.390 Alan Trammell, R OBP: 0.352, SLG: 0.380 (9, FR)	2-2 G6-3		2-2 F7		1-0 BB		0-0 2B		2-0 FC5-4 HBP	4	0	2	1	0	0	0											
Travis Fryman, R OBP: 0.344, SLG: 0.415 (1, 6)	4-2 BB BB		0-0 G6-3		2-3 K		1-2 F7		1-1 FC5-4	4	0	0	0	1	1	5											
Cecil Fielder, R OBP: 0.254, SLG: 0.425 (1, 3)	2-3 K			1-0 F9 2B		4-0 2B		0-1 P6		3	0	1	0	1	1	3											
Rob Deer, R OBP: 0.309, SLG: 0.612 (1, 9)	4-2 FC5-4 BB			1-3 K		3-3 K		2-3 K		3	0	0	0	1	3	6											
Mark Carreon, R OBP: 0.283, SLG: 0.442 (1, 7)	3-0 FC5-4			3-1 F9		0-0 G1		3-1 G6-3		4	0	0	0	0	0	3											
Skeeter Barnes, R OBP: 0.289, SLG: 0.364 Scott Livingstone, L OBP: 0.286, SLG: 0.250 (8, PH)		3-1 G6-3		1-1 F8		2-3 K		0-0 F7		3	0	0	0	0	1	1											
Chad Kreuter, S OBP: 0.304, SLG: 0.333 (1, 2)		0-1 F9			2-2 G5-3		1-0 2B		1-0 G6-3	4	0	1	0	0	0	0											
Mitt Cuyler, S OBP: 0.223, SLG: 0.301 Dave Bergman, L OBP: 0.148, SLG: 0.160 (9, PH)		1-0 F7			0-1 1B		2-2 G4-3		3-3 K	3	1	1	0	0	0	1											
Inning Stats	R: 1 E: 0 K: 1 S: 16	H: 1 LOB: 2 BB: 2 P: 32	R: 0 E: 0 K: 0 S: 5	H: 0 LOB: 0 BB: 0 P: 9	R: 0 E: 0 K: 0 S: 8	H: 1 LOB: 1 BB: 0 P: 13	R: 0 E: 0 K: 1 S: 8	H: 1 LOB: 3 BB: 1 P: 14	R: 0 E: 0 K: 1 S: 9	H: 1 LOB: 1 BB: 0 P: 14	R: 0 E: 0 K: 1 S: 12	H: 1 LOB: 2 BB: 1 P: 19	R: 0 E: 0 K: 0 S: 4	H: 0 LOB: 0 BB: 0 P: 8	R: 0 E: 0 K: 1 S: 10	H: 0 LOB: 1 BB: 0 P: 18	1B: 3 2B: 3 3B: 0 HR: 1	SF: 0 SAC: 0 DP: 0 HBP: 1	WP: 0 PB: 0 SB: 0 CS: 0	PA: 39							
PITCHER	IP	WLS	BF	H	R	ER	SO	BB	IBB	HBP	BLK	WP	HR	S	P	ERA	WHIP										
Dave Fleming, L ERA: 5.24 (1, 1)	6.0	W	28	6	2	2	5	4	0	0	0	0	1	62	116	3.00	1.667										
Jeff Nelson, R ERA: 3.55 (7, 1)	2.0		7	1	0	0	1	0	0	0	0	0	0	14	21	0.00	0.500										
Mike Schooler, R ERA: 8.53 (9, 1)	1.0		4	0	0	0	1	0	0	1	0	0	0	10	18	0.00	0.000										

Detroit Tigers @ Seattle Mariners
The Kingdome, Seattle, WA
Sun May 10 1992, 6:33 AM EDT
Att. 15,662 - Dome - 70 F

AB 34
R 2
H 7
RBI 2
BB 4
SO 7
LOB 19

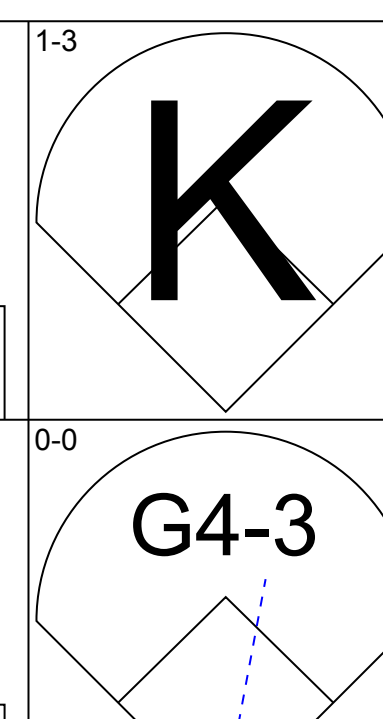
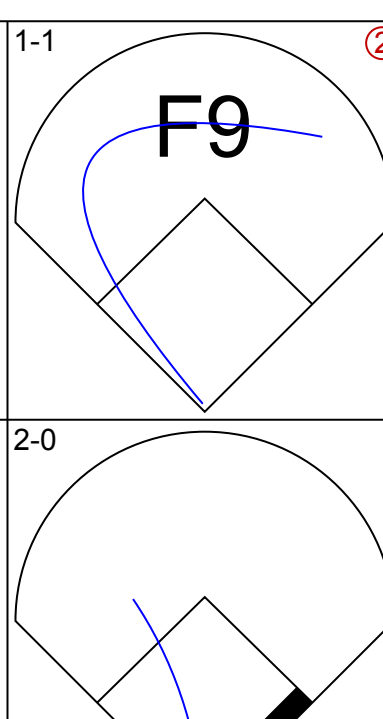
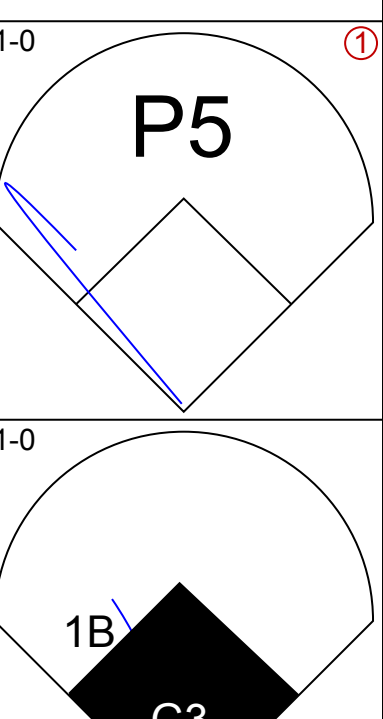
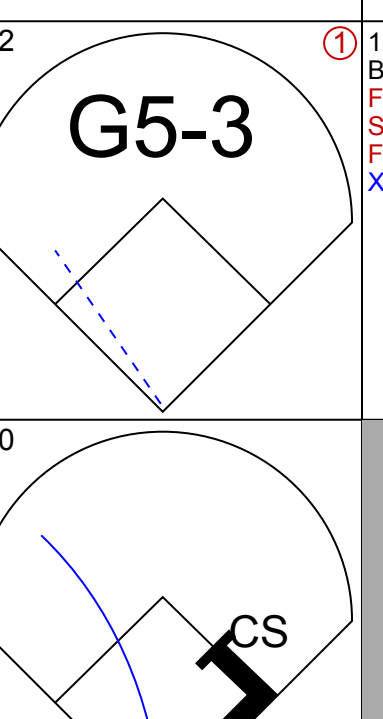
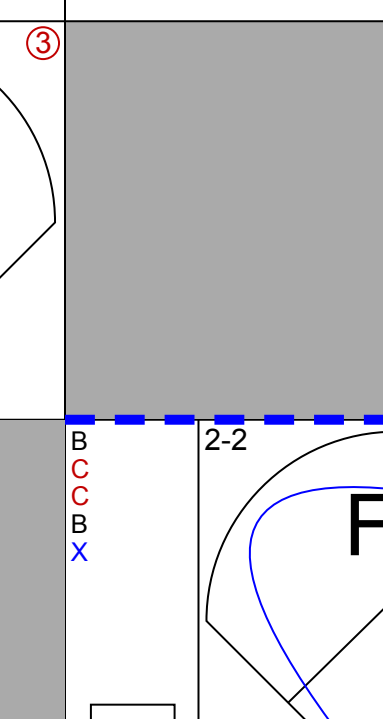
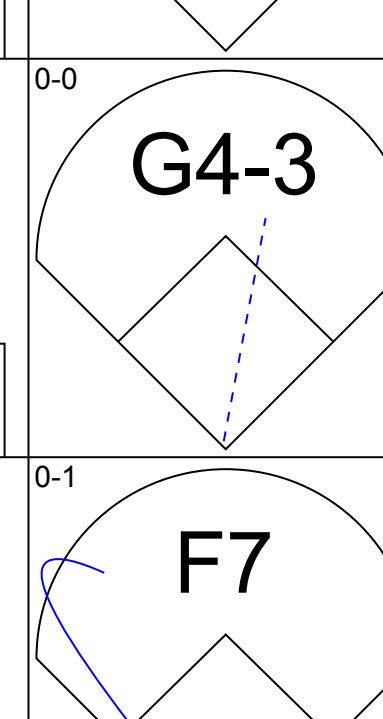
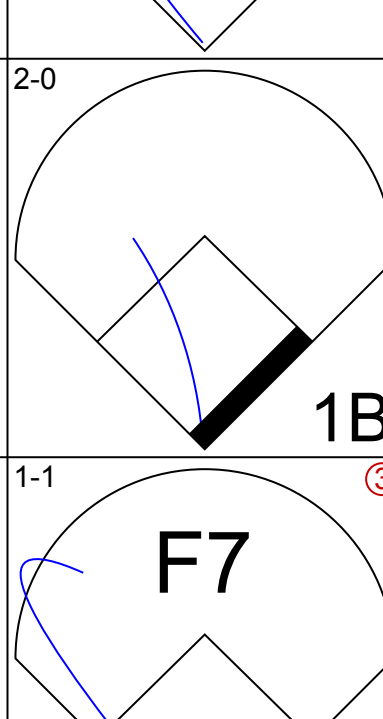
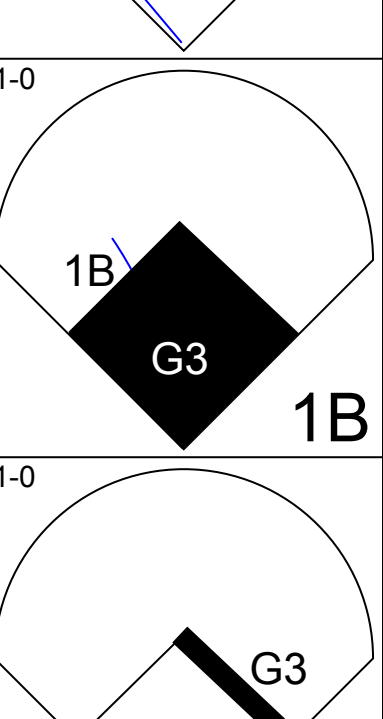
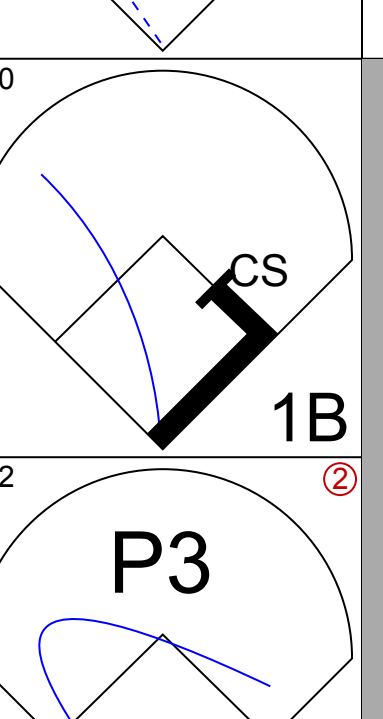
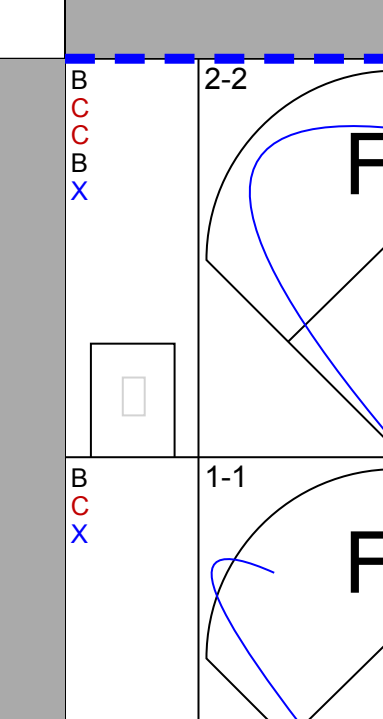
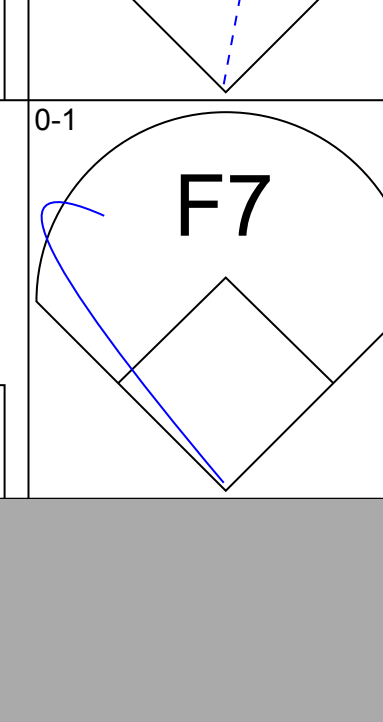
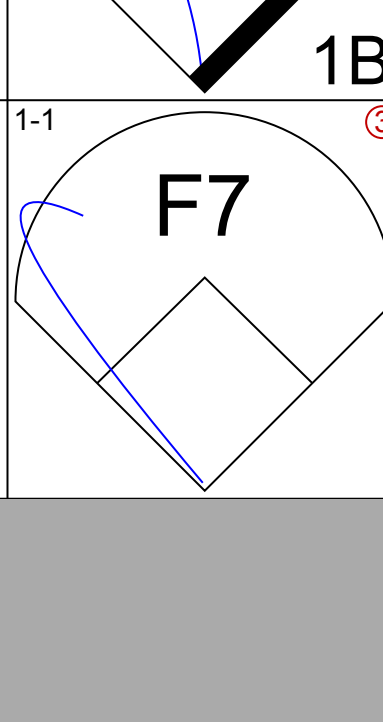
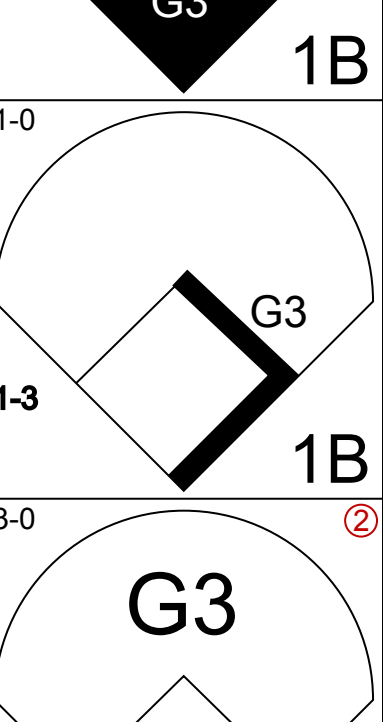
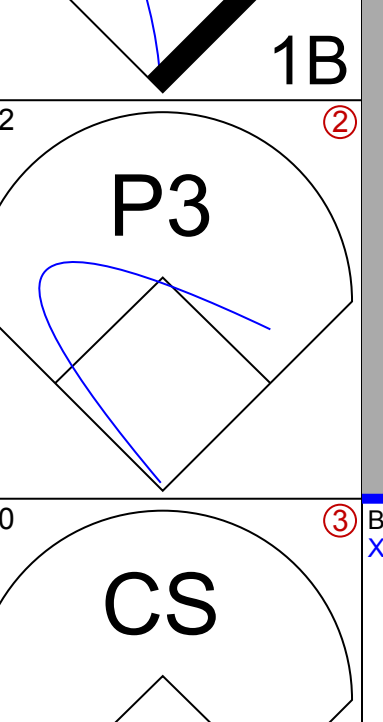
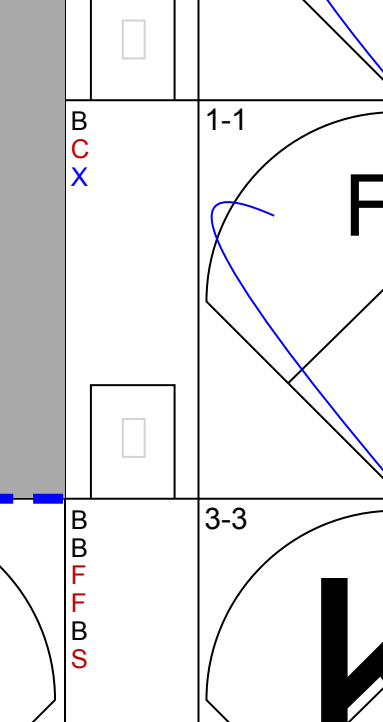
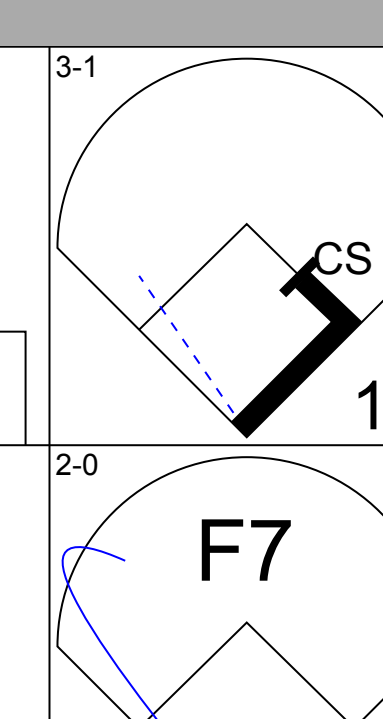
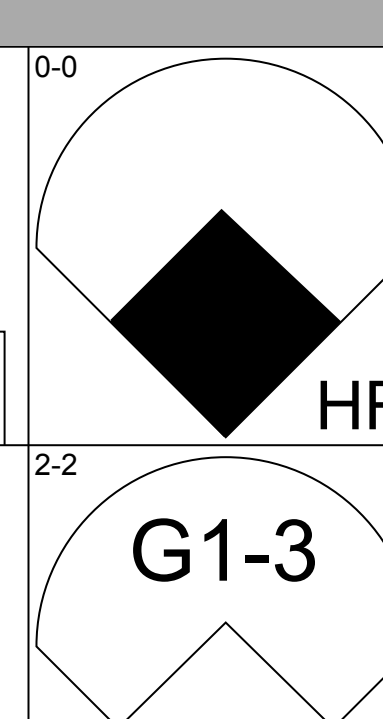

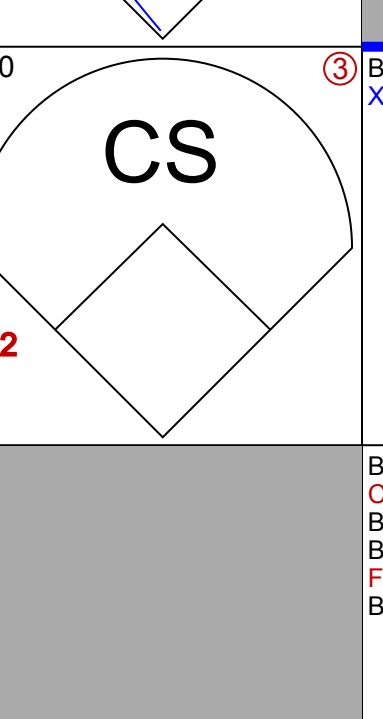
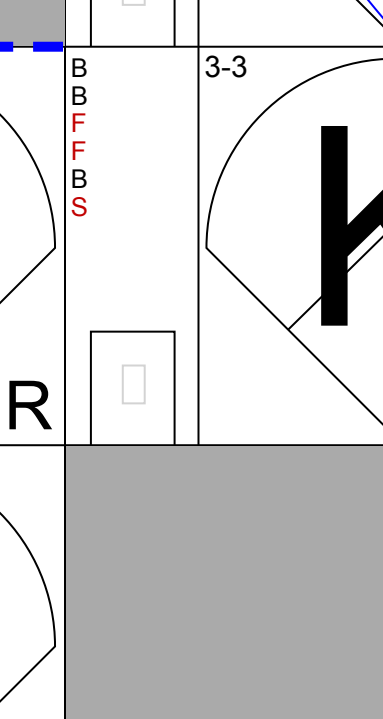


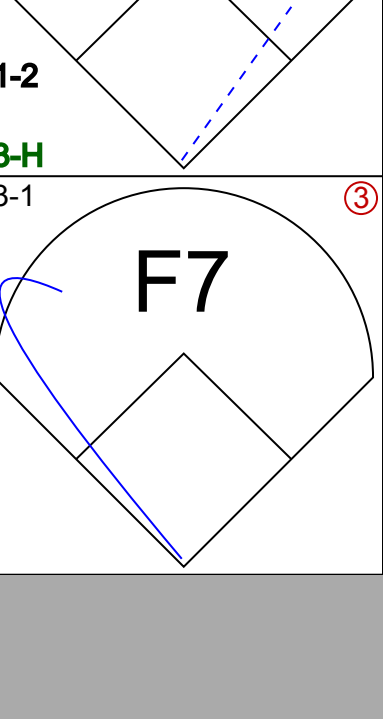
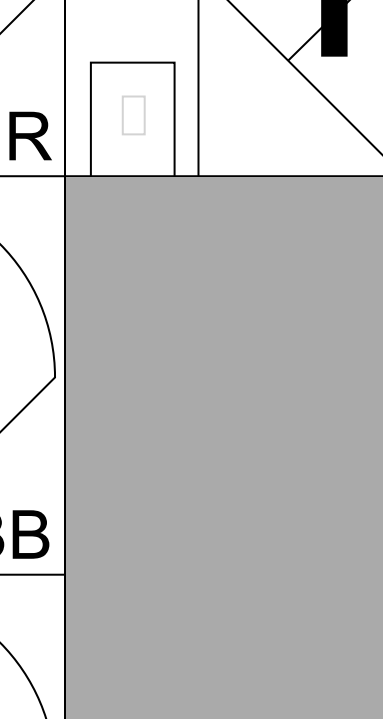



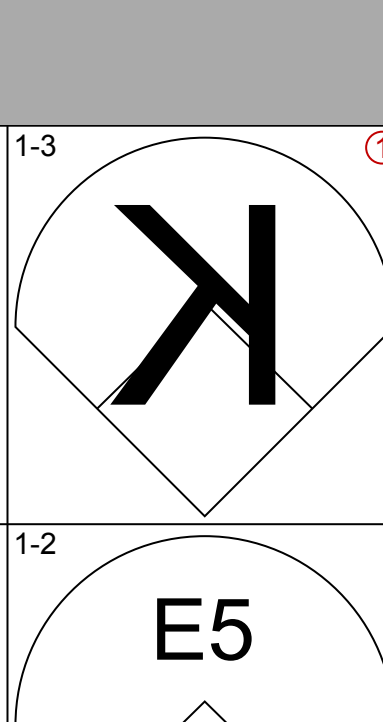
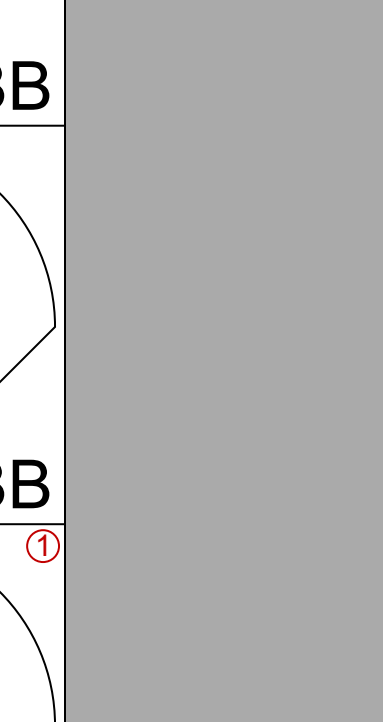



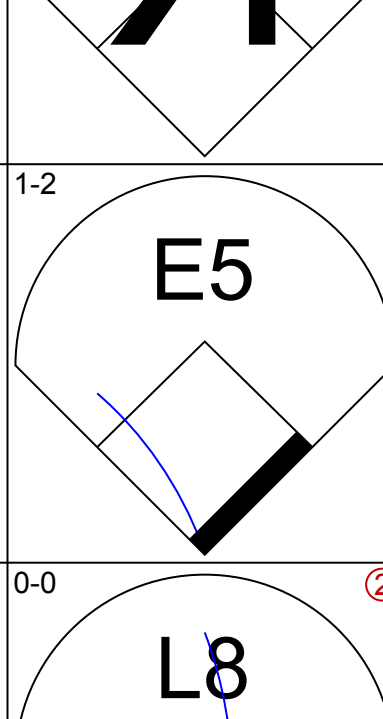
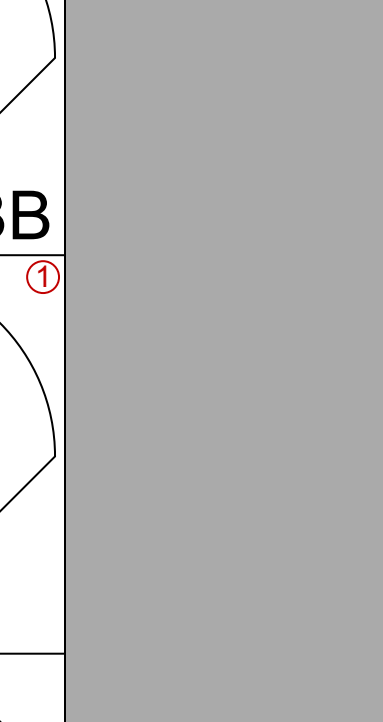



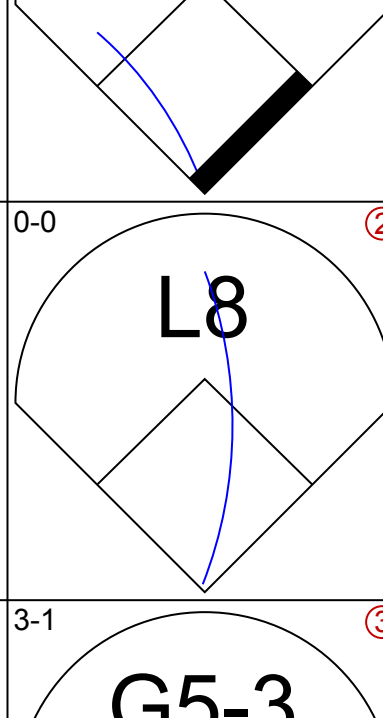
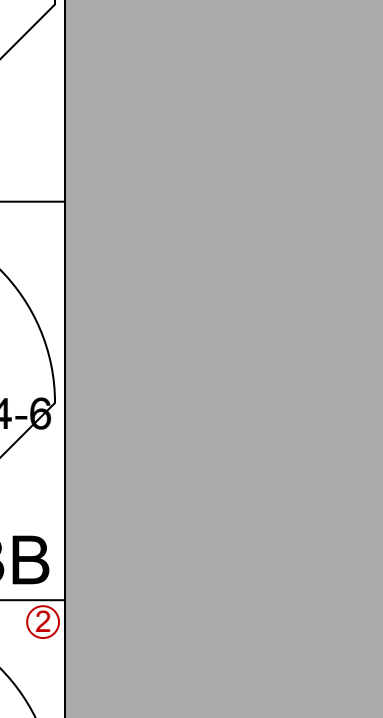

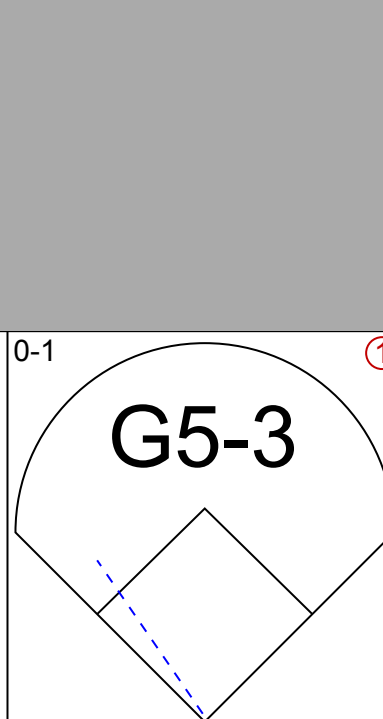

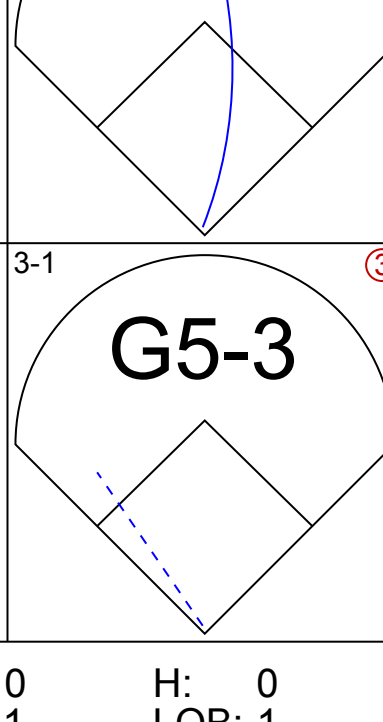
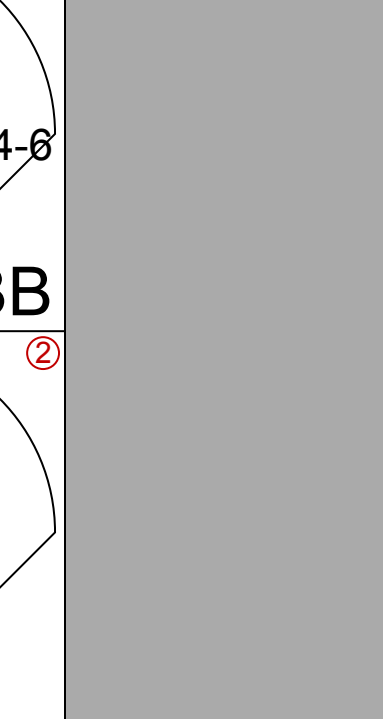
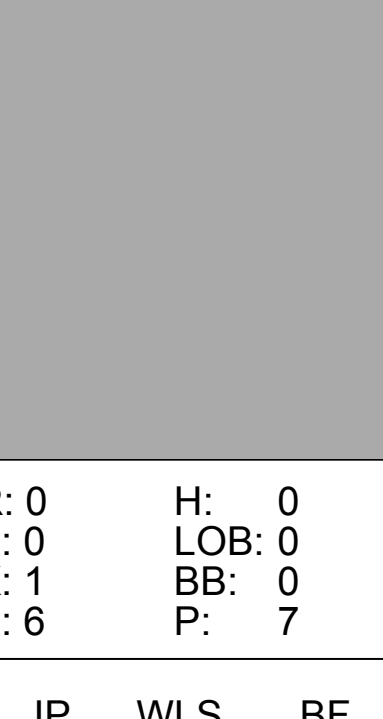
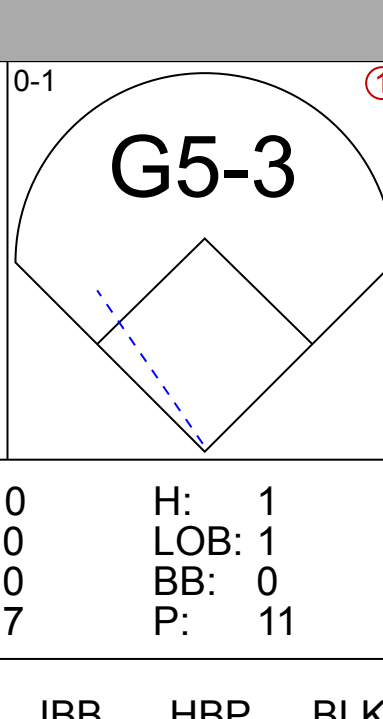
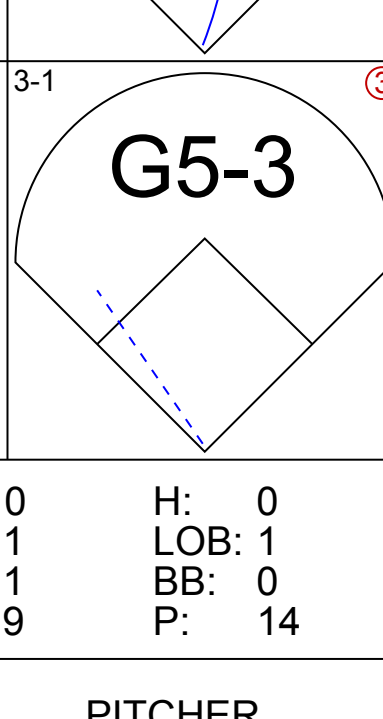
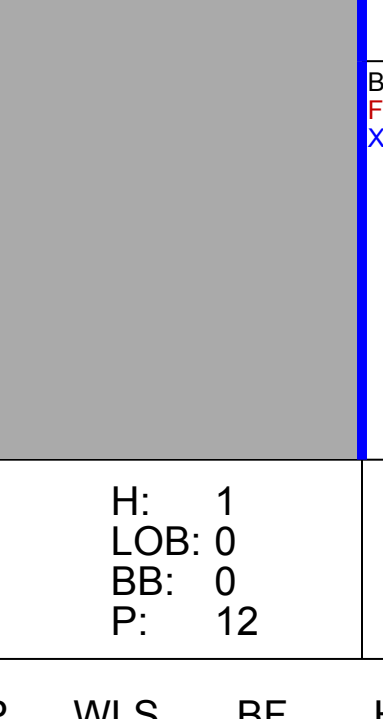
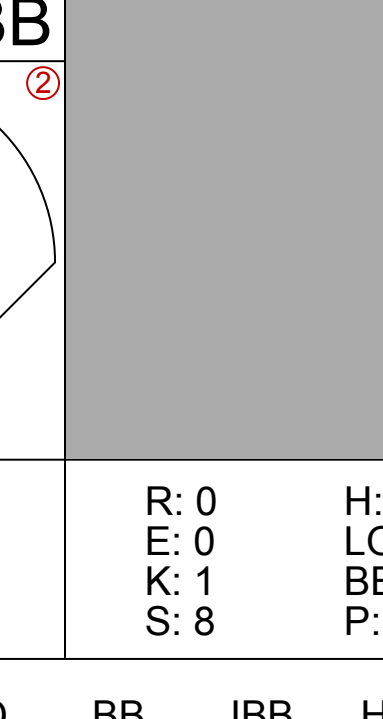
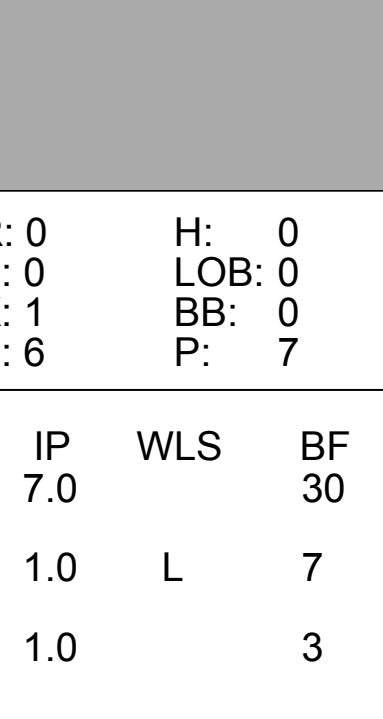
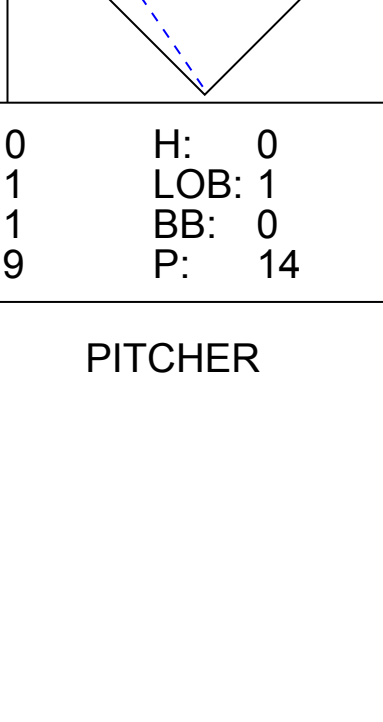
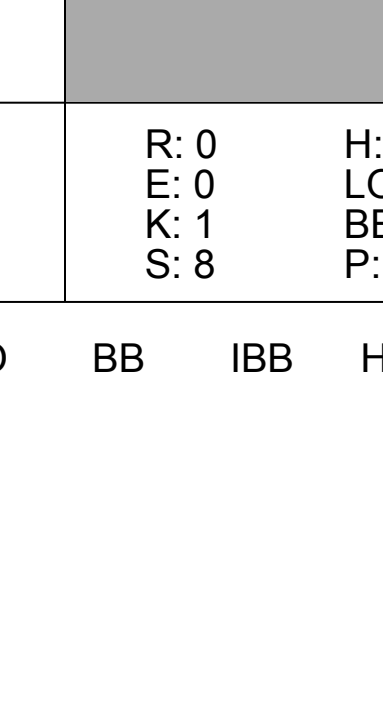


Batter	1	2	3	4	5	6	7	8	9	AB	R	H	RBI	BB	SO	LOB	BOTTOM										
Harold Reynolds, S OBP: 0.344, SLG: 0.362 (1, 4)	3-2 P4		2-0 G5-3		1-3 K			4-2 BB 1B		3	1	0	0	1	1	0											
Edgar Martinez, R OBP: 0.374, SLG: 0.491 (1, 5)	3-2 L6			2-1 FC6-5 2B	2-3 K		4-2 1B K2-1-2 BB			3	0	1	0	1	1	0											
Ken Griffey Jr., L OBP: 0.291, SLG: 0.421 (1, 8)	3-2 G4-3			0-2 FC6-5 1B	0-0 G1-3		3-2 K2-1-2 1B			4	1	1	1	0	0	1											
Kevin Mitchell, R OBP: 0.288, SLG: 0.367 (1, 10)		3-3 K		0-0 E8 1H HR 1B		3-2 F9		2-3 K2-1-2		4	1	1	0	0	2	2											
Jay Buhner, R OBP: 0.356, SLG: 0.360 (1, 9)		1-2 HR		4-2 HR BB		0-0 G6-3		4-2 BB		2	2	1	1	2	0	0											
Henry Cotto, R OBP: 0.383, SLG: 0.452 (1, 7)		2-1 G6-3		0-0 1H 2H HR		3-3 K		0-3 K		4	1	1	3	0	2	2											
Pete O'Brien, L OBP: 0.214, SLG: 0.460 (1, 3)		3-1 F9		1-1 F8			1-1 G6-3			3	0	0	0	0	0	0											
Jeff Schaefer, R OBP: 0.242, SLG: 0.375 (1, 6)			0-1 P2		0-0 2B		0-1 L3			3	0	1	0	0	0	0											
Matt Sinatro, R OBP: 0.125, SLG: 0.125 (1, 2)			1-2 P6		0-0 G5-3		2-2 G5-3			3	0	0	0	0	0	1											
Inning Stats	R: 0 E: 0 K: 0 S: 12	H: 0 LOB: 0 BB: 0 P: 21	R: 1 E: 0 K: 1 S: 10	H: 1 LOB: 0 BB: 0 P: 19	R: 0 E: 0 K: 0 S: 6	H: 0 LOB: 0 BB: 0 P: 9	R: 4 E: 1 K: 0 S: 16	H: 4 LOB: 1 BB: 1 P: 23	R: 0 E: 0 K: 2 S: 7	H: 0 LOB: 0 BB: 0 P: 10	R: 0 E: 0 K: 1 S: 7	H: 0 LOB: 0 BB: 0 P: 13	R: 0 E: 0 K: 0 S: 7	H: 0 LOB: 2 BB: 0 P: 10	R: 1 E: 0 K: 2 S: 21	H: 1 LOB: 3 BB: 3 P: 36	1B: 2 2B: 3 3B: 0 HR: 2	SF: 0 SAC: 0 DP: 1 HBP: 0	WP: 0 PB: 0 SB: 0 CS: 0	PA: 33							
PITCHER	IP	WLS	BF	H	R	ER	SO	BB	IBB	HBP	BLK	WP	HR	S	P	ERA	WHIP										
Scott Aldred, L ERA: 7.48 (1, 1)	3.2	L	17	5	5	5	1	1	0	0	0	0	2	43	71	12.27	1.636										
John Doherty, R ERA: 2.91 (4, 1)	3.1		13	1	1	1	3	2	0	0	0	0	0	33	54	2.70	0.900										
Les Lancaster, R ERA: 7.71 (8, 1)	1.0		3	0	0	0	2	1	0	0	0	0	0	10	16	0.00	1.000										

Detroit Tigers @ Seattle Mariners
The Kingdome, Seattle, WA
Sun May 10 1992, 6:33 AM EDT
Att. 15,662 - Dome - 70 F

AB 29
R 6
H 6
RBI 5
BB 4
SO 6
LOB 6

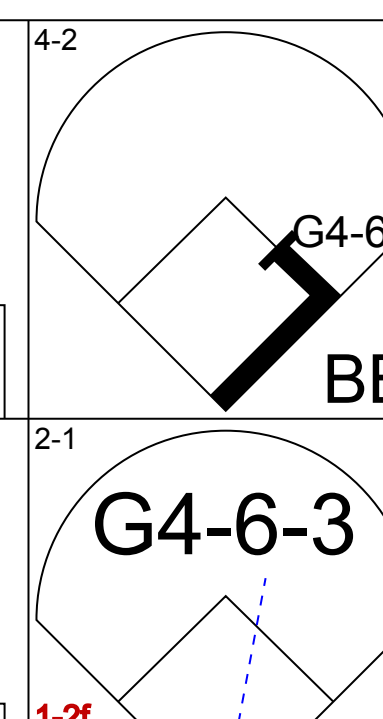
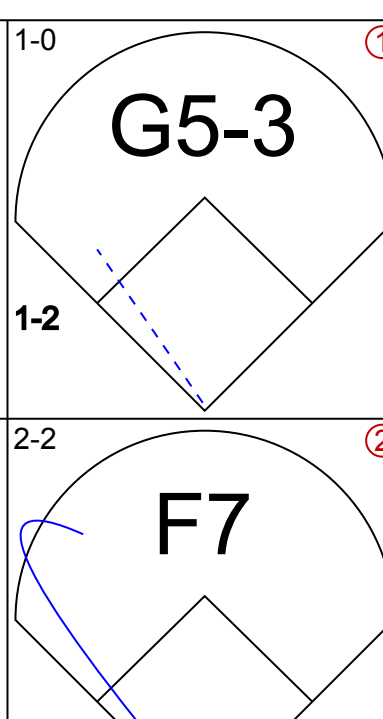
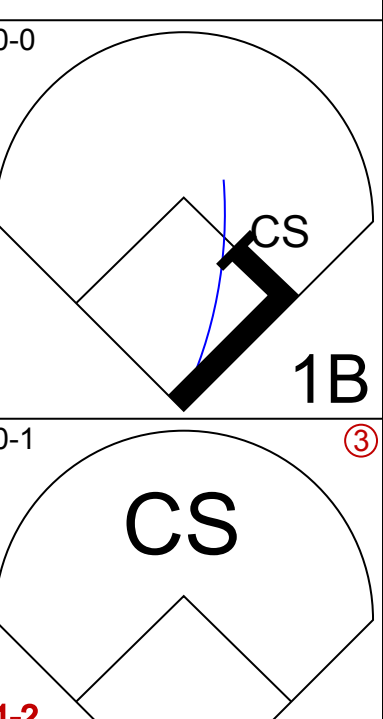
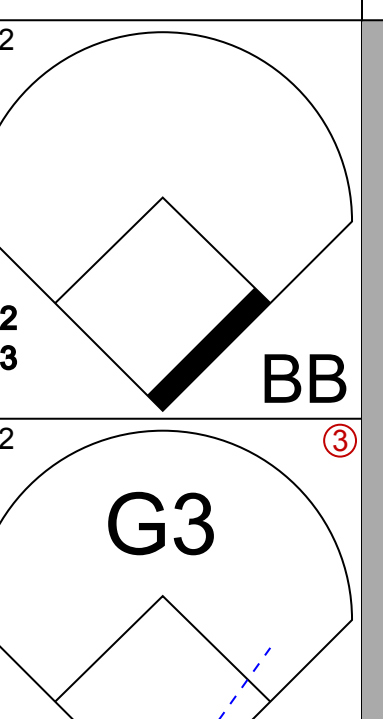
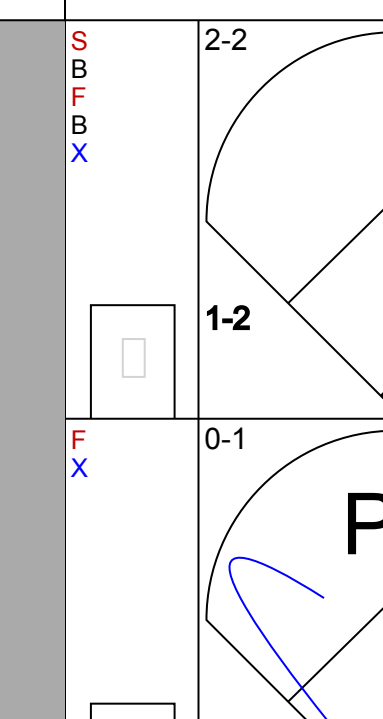
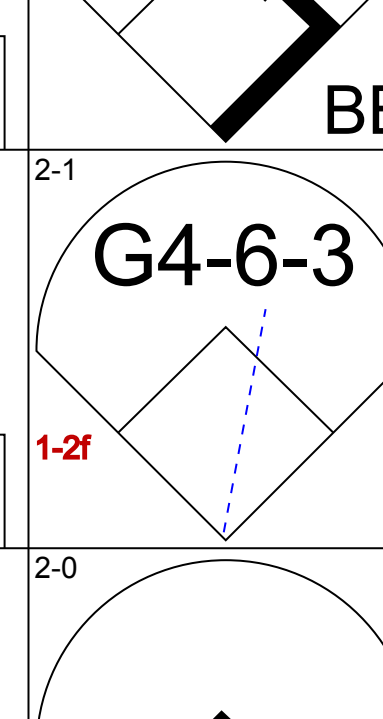
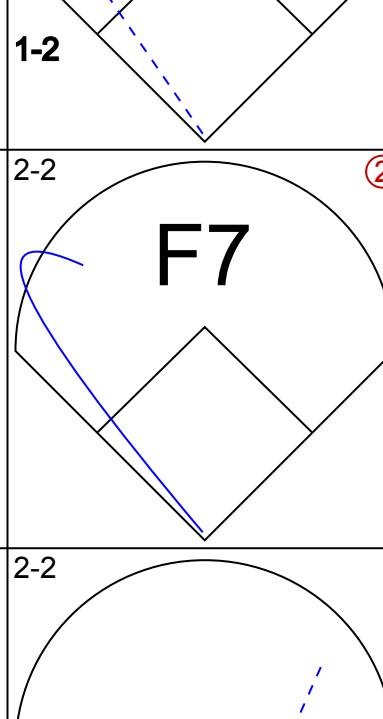
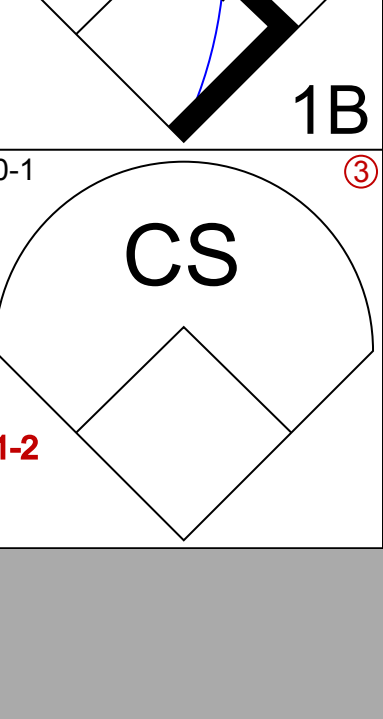
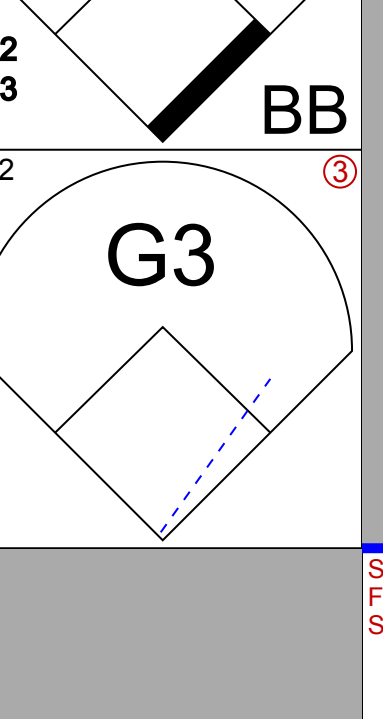
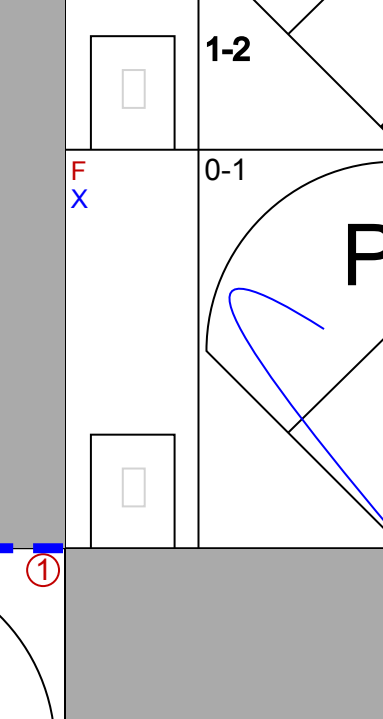
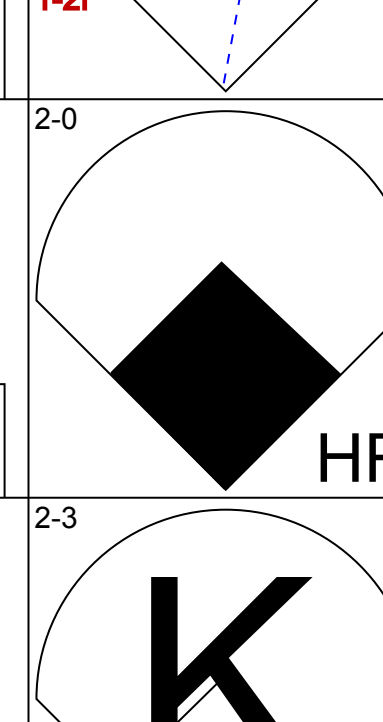
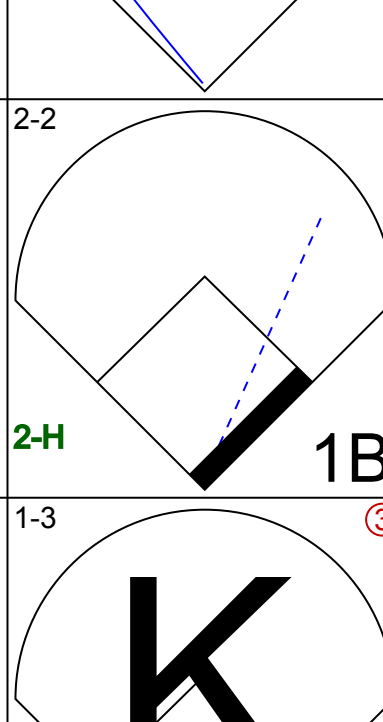


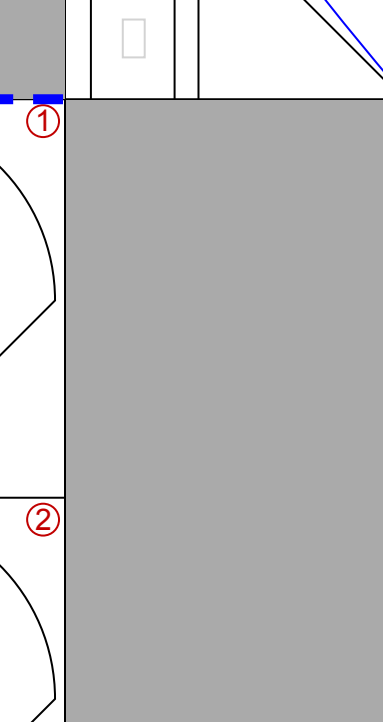
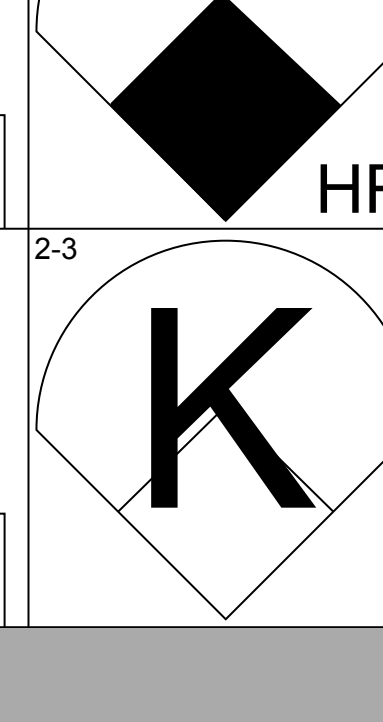
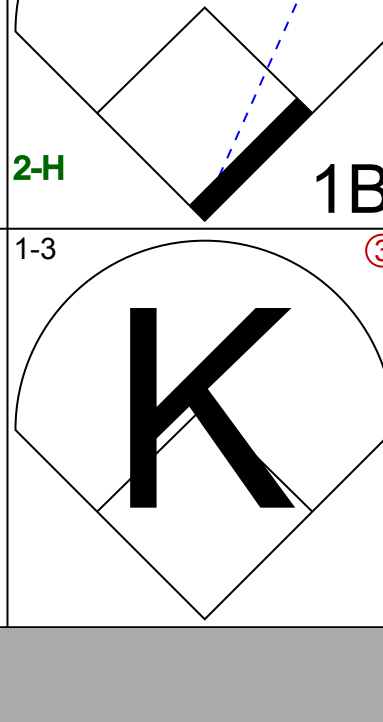


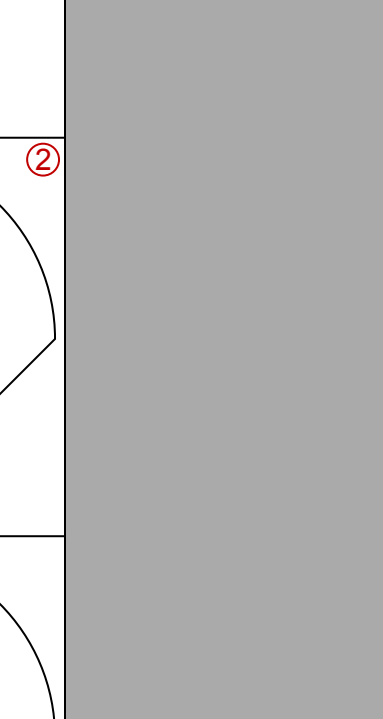





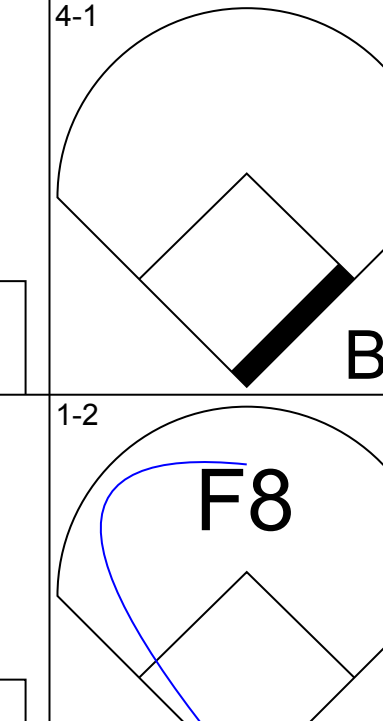
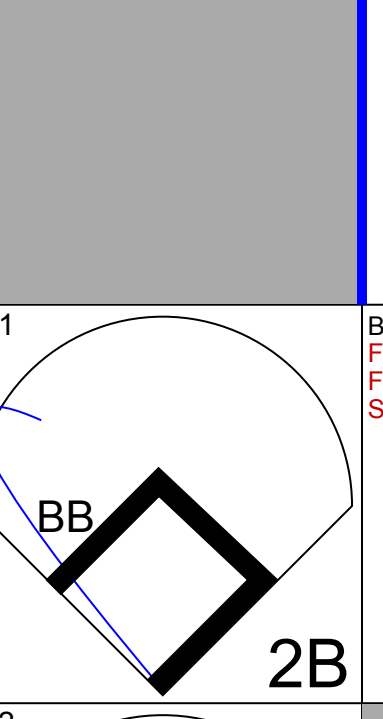
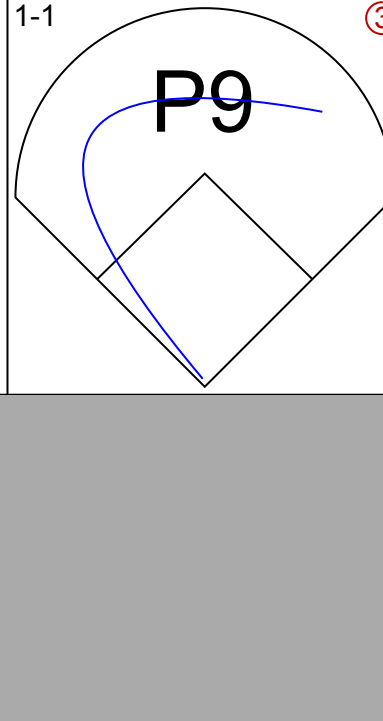
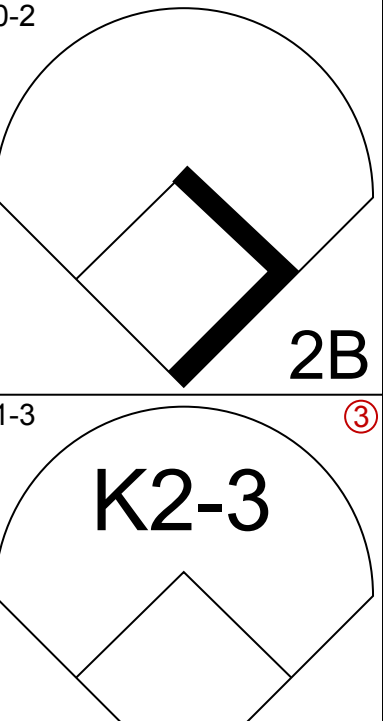
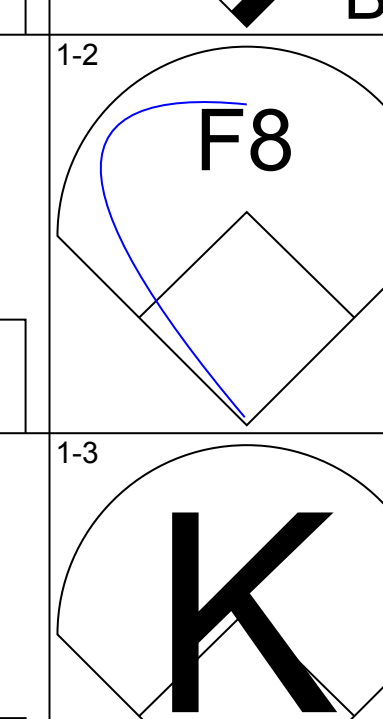
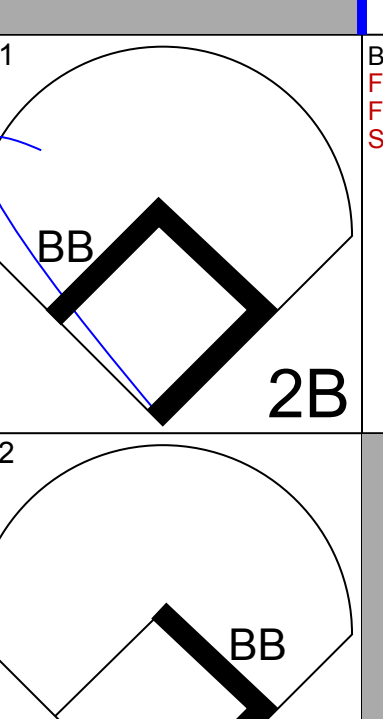


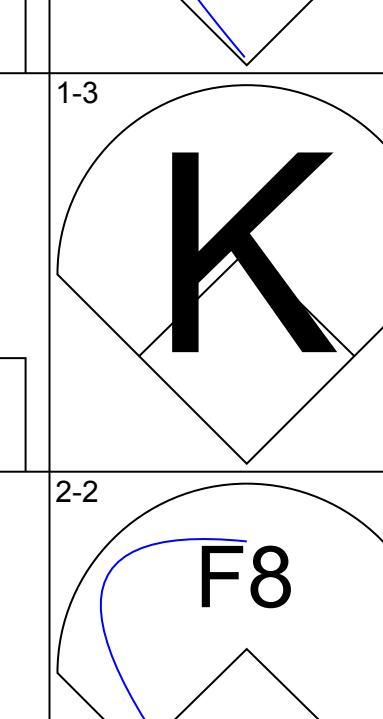
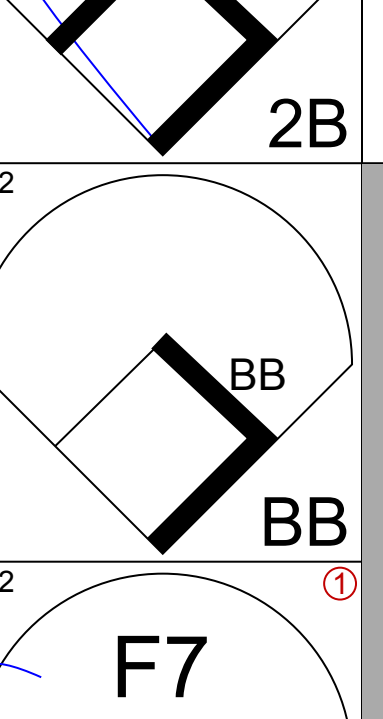


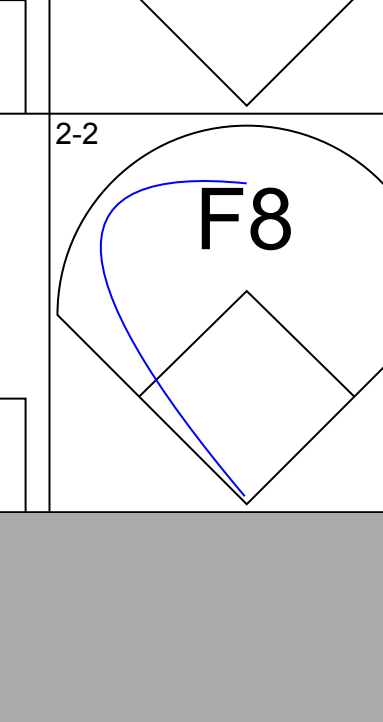
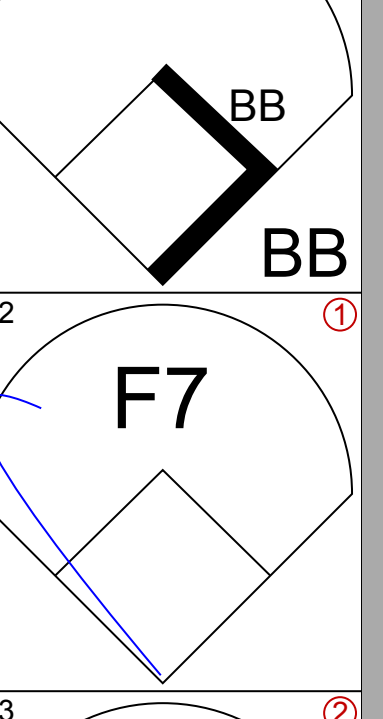

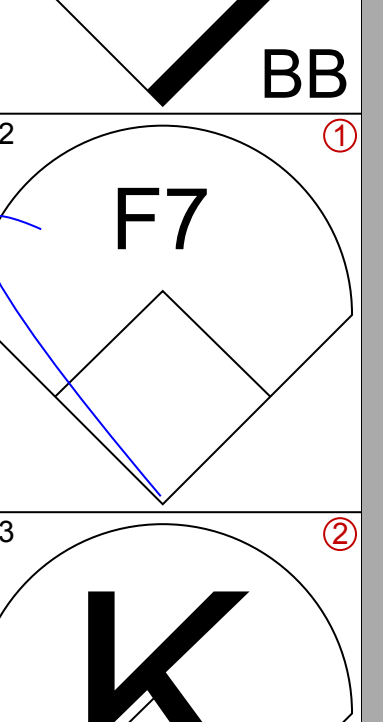
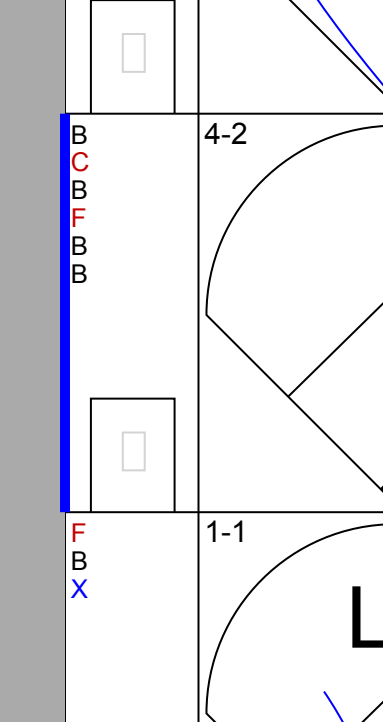

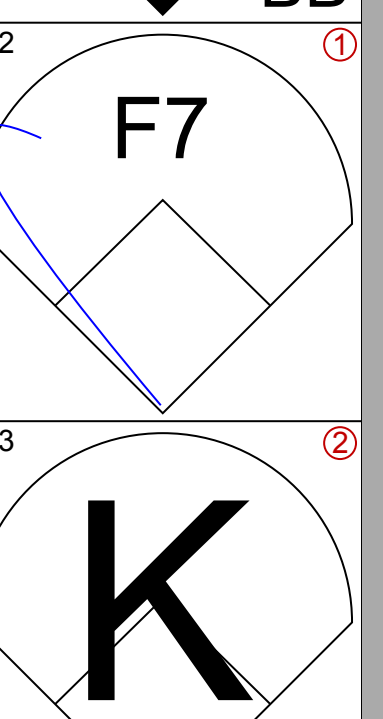

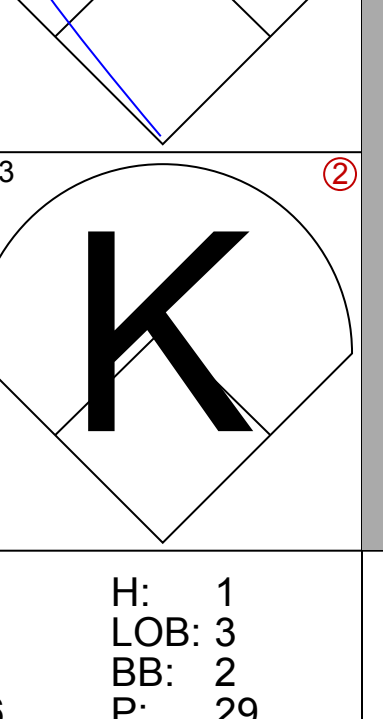
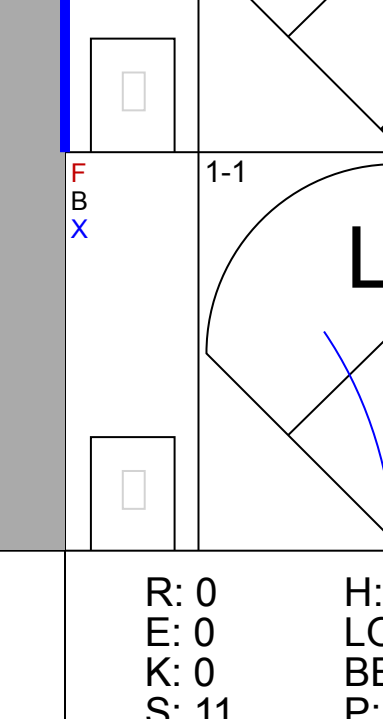
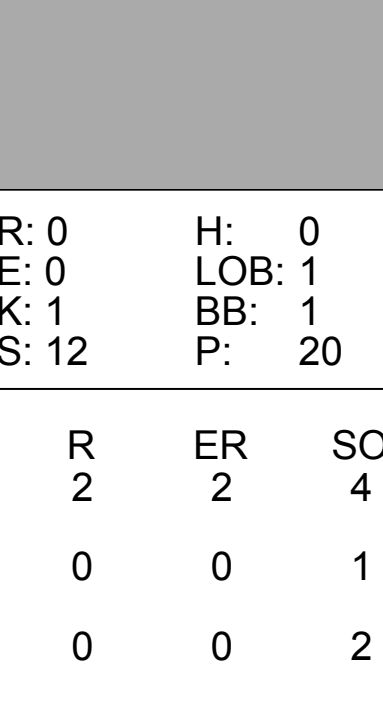
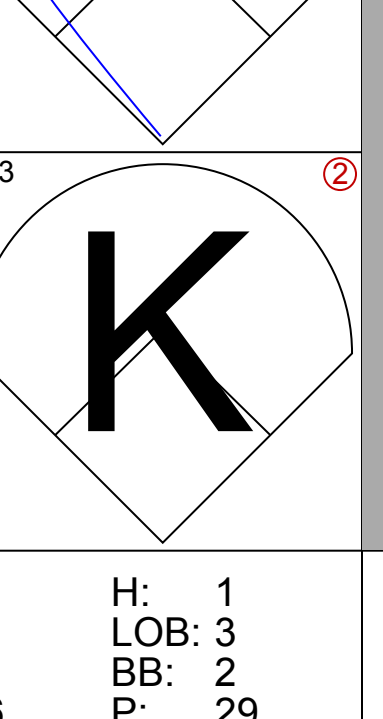
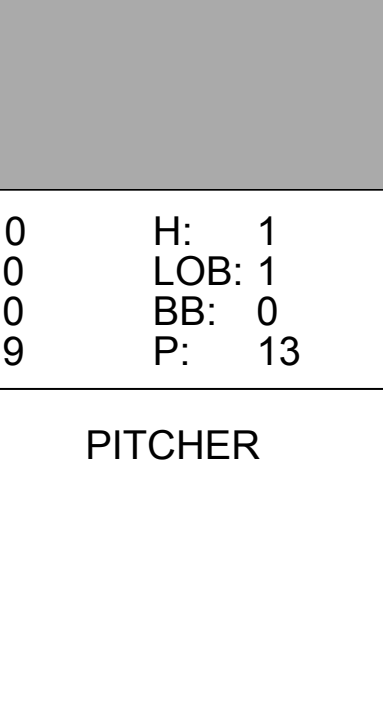
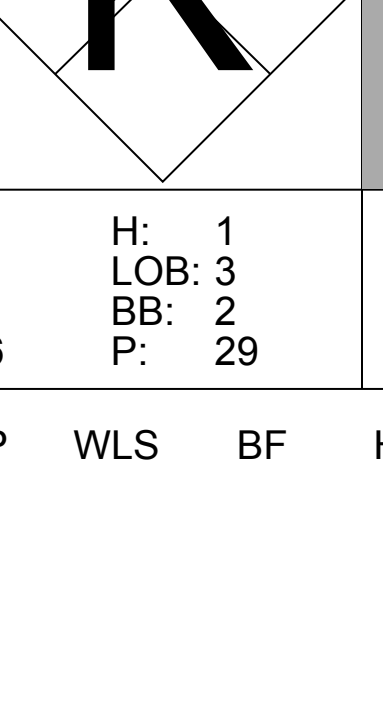
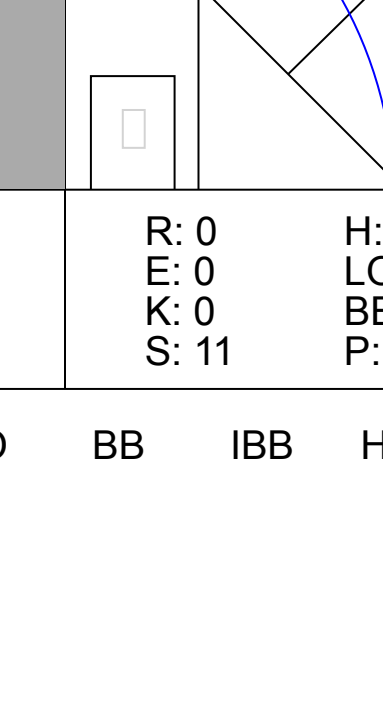
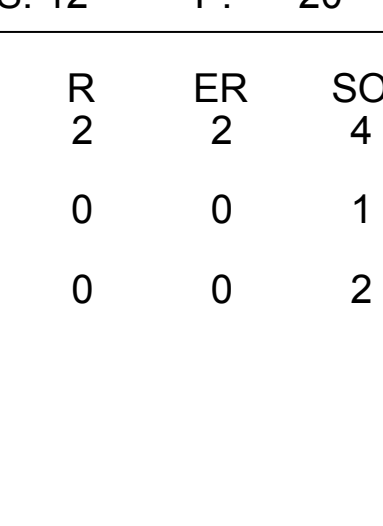
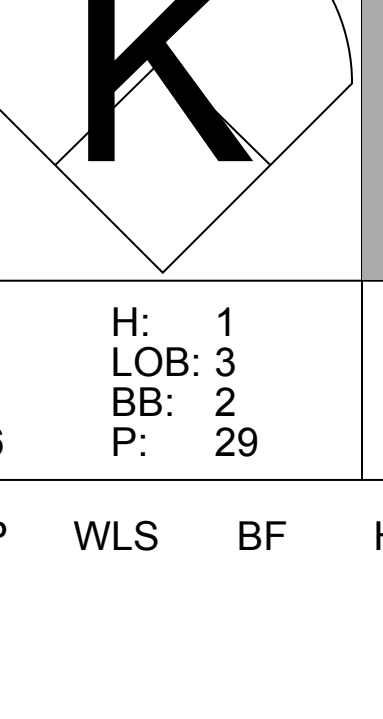




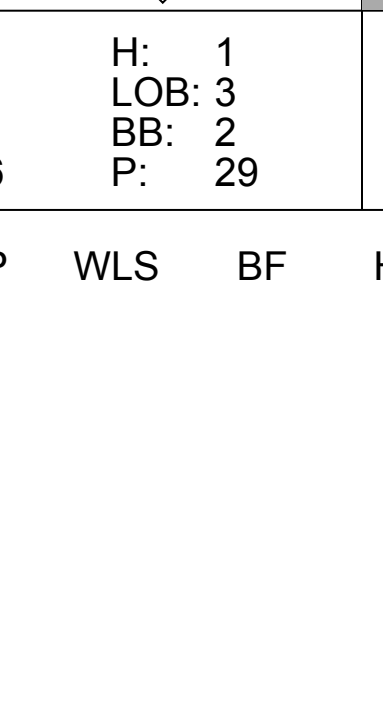




Batter	1	2	3	4	5	6	7	8	9	AB	R	H	RBI	BB	SO	LOB	TOP					
Tony Phillips, S OBP: 0.415, SLG: 0.367 (1,4) (8,8)										5	0	0	0	0	1	2						
Dan Gladden, R OBP: 0.299, SLG: 0.400 (1,7)										5	1	3	0	0	0	0						
Alan Trammell, R OBP: 0.345, SLG: 0.371 (1,6)										5	0	1	0	0	0	2						
Travis Fryman, R OBP: 0.353, SLG: 0.472 (1,5)										5	2	3	3	0	1	1						
Mickey Tettleton, S OBP: 0.385, SLG: 0.546 (1,2)										3	1	0	0	1	0	2						
Rob Deer, R OBP: 0.325, SLG: 0.610 (1,9)										2	0	1	0	2	1	0						
Mark Carreon, R OBP: 0.314, SLG: 0.457 (1,10)										4	0	2	0	0	0	2						
Skeeter Barnes, R OBP: 0.313, SLG: 0.286 (8, PH)										3	0	0	0	0	0	5						
Dave Bergman, L OBP: 0.170, SLG: 0.160 (8,3)										0	0	0	0	1	0	0						
Mitt Cuyler, S OBP: 0.216, SLG: 0.292 (1,8)										3	0	0	0	0	1	3						
Lou Whitaker, L OBP: 0.388, SLG: 0.400 (8,4)										1	0	0	1	0	0	2						
Inning Stats	R: 0 E: 0 K: 1 S: 6	H: 0 LOB: 0 BB: 0 P: 7	R: 0 E: 0 K: 0 S: 13	H: 2 LOB: 2 BB: 1 P: 26	R: 0 E: 0 K: 0 S: 7	H: 1 LOB: 1 BB: 0 P: 11	R: 1 E: 0 K: 1 S: 13	H: 3 LOB: 2 BB: 0 P: 18	R: 1 E: 0 K: 0 S: 6	H: 2 LOB: 1 BB: 0 P: 15	R: 0 E: 1 K: 1 S: 9	H: 0 LOB: 1 BB: 0 P: 14	R: 0 E: 0 K: 0 S: 8	H: 1 LOB: 0 BB: 0 P: 12	R: 2 E: 0 K: 0 S: 20	H: 1 LOB: 2 BB: 3 P: 35	R: 0 E: 0 K: 1 S: 8	H: 0 LOB: 0 BB: 0 P: 14	1B: 7 2B: 1 3B: 0 HR: 2	SF: 0 SAC: 0 DP: 0 HBP: 0	WP: 0 PB: 0 SB: 0 CS: 2	PA: 41
PITCHER	IP	WLS	BF	H	R	ER	SO	BB	IBB	HBP	BLK	WP	HR	S	P	ERA	WHIP					
Mark Langston, L ERA: 5.94 (1,1)	7.0		30	9	2	2	3	1	0	0	0	0	1	62	103	2.57	1.429					
Bryan Harvey, R ERA: 1.56 (8,1)	1.0	L	7	1	2	2	0	3	0	0	0	0	1	20	35	18.00	4.000					
Mark Eichhorn, R ERA: 2.63 (9,1)	1.0		3	0	0	0	1	0	0	0	0	0	0	8	14	0.00	0.000					

Detroit Tigers @ California Angels
 Anaheim Stadium, Anaheim, CA
 Tue May 12 1992, 10:05 PM EDT
 Att: 21,500 - Sunny - 75 F

AB	36
R	4
H	10
RBI	4
BB	4
SO	4
LOB	19



Batter	1	2	3	4	5	6	7	8	9	AB	R	H	RBI	BB	SO	LOB	BOTTOM					
Luis Polonia, L OBP: 0.373, SLG: 0.342 (1,7)										2	0	1	0	1	0	1						
Chad Curtis, R OBP: 0.362, SLG: 0.471 (8,7)										1	0	1	0	1	0	0						
Von Hayes, L OBP: 0.356, SLG: 0.392 (1,9)										5	0	0	0	0	0	7						
Junior Felix, S OBP: 0.310, SLG: 0.455 (1,8)										4	1	3	2	0	1	0						
Hubie Brooks, R OBP: 0.273, SLG: 0.421 (1,10)										4	0	0	0	0	2	2						
Alvin Davis, L OBP: 0.316, SLG: 0.358 (6, PH)										1	0	0	0	1	0	0						
Bobby Rose, R OBP: 0.275, SLG: 0.305 (7,4)										1	0	0	0	0	0	1						
Lee Stevens, L OBP: 0.288, SLG: 0.367 (8,3)										1	0	1	0	0	0	0						
Gary Gaetti, R OBP: 0.282, SLG: 0.373 (1,5)										4	0	1	0	0	1	2						
Rene Gonzales, R OBP: 0.443, SLG: 0.627 (7,3) (9,4)										3	0	0	0	1	1	1						
Mike Fitzgerald, R OBP: 0.271, SLG: 0.358 (1,2)										3	0	0	0	0	1	3						
John Morris, L OBP: 0.320, SLG: 0.273 (9, PH)										0	0	0	0	1	0	0						
Gary Disarcina, R OBP: 0.362, SLG: 0.344 (1,6)										4	1	1	0	0	1	3						
Inning Stats	R: 1 E: 0 K: 1 S: 13	H: 1 LOB: 1 BB: 1 P: 21	R: 0 E: 0 K: 1 S: 12	H: 0 LOB: 1 BB: 1 P: 20	R: 1 E: 0 K: 1 S: 13	H: 2 LOB: 1 BB: 0 P: 20	R: 0 E: 0 K: 0 S: 7	H: 0 LOB: 0 BB: 0 P: 12	R: 0 E: 0 K: 1 S: 8	H: 1 LOB: 0 BB: 0 P: 11	R: 0 E: 0 K: 0 S: 9	H: 1 LOB: 1 BB: 0 P: 13	R: 0 E: 0 K: 1 S: 16	H: 1 LOB: 3 BB: 2 P: 29	R: 0 E: 0 K: 2 S: 11	H: 1 LOB: 1 BB: 0 P: 14	R: 0 E: 0 K: 0 S: 11	H: 1 LOB: 2 BB: 1 P: 19	1B: 4 2B: 3 3B: 0 HR: 1	SF: 0 SAC: 0 DP: 1 HBP: 0	WP: 0 PB: 0 SB: 0 CS: 1	PA: 39
PITCHER	IP	WLS	BF	H	R	ER	SO	BB	IBB	HBP	BLK	WP	HR	S	P	ERA	WHIP					
Mark Leiter, R ERA: 3.09 (1,1)	5.0		19	4	2	2	4	2	0	0	0	0	0	25	42	0.00	2.000					
Frank Tanana, L ERA: 6.6 (6,1)	2.0	W	10	2	0	0	1	2	0	0	0	0	0	22	33	0.00	1.500					
Mike Henneman, R ERA: 3.94 (8,1)	2.0	S	9	2	0	0	2	1	0	0	0	0	0	22	33	0.00	1.500					

Detroit Tigers @ California Angels
 Anaheim Stadium, Anaheim, CA
 Tue May 12 1992, 10:05 PM EDT
 Att: 21,500 - Sunny - 75 F

AB	33
R	2
H	8
RBI	2
BB	5
SO	7
LOB	20



Batter	1	2	3	4	5	6	7	8	9	AB	R	H	RBI	BB	SO	LOB	TOP		
Tony Phillips, S OBP: 0.415, SLG: 0.417 (1, 4)	1-1 F8		0-1 G5-3			2-2 F7		0-0 1B	1-0 HR	5	2	2	1	0	0	0			
Mark Carreon, R OBP: 0.330, SLG: 0.500 (1, 7)	3-1 HR			2-3 K		2-2 1B		2-0 1B	2-0 1B	5	2	3	1	0	1	1			
Alan Trammell, R OBP: 0.364, SLG: 0.386 (1, 6)	0-2 F7			4-1 CS		2-0 1B		0-0 2B	1-1 1B	4	0	3	1	1	0	0			
Travis Fryman, R OBP: 0.355, SLG: 0.477 (1, 5)	1-3 K			3-3 BB		0-0 1B		1-2 1B	0-3 1B	5	0	2	1	0	3	3			
Mickey Tettleton, S OBP: 0.388, SLG: 0.536 (1, 10)		2-3 K			1-3 K	4-2 1B		4-0 1B		2	0	0	0	2	2	0			
Rob Deer, R OBP: 0.322, SLG: 0.625 (1, 9)		2-3 K			0-1 HR	1-2 2-3 BB		2-3 IBB		4	1	1	1	0	3	6			
Skeeter Barnes, R OBP: 0.210, SLG: 0.235 (8, PH)		1-3 K			1-2 F7		0-0 B5-3	3-3 K		3	0	0	0	0	1	0			
Dave Bergman, L OBP: 0.172, SLG: 0.154 (8, 3)										1	0	0	0	0	1	3			
Chad Kreuter, S OBP: 0.259, SLG: 0.280 (1, 2)			1-3 K		2-0 F8		1-2 G1-3		1-3 K	4	0	0	0	0	2	0			
Mitt Cuyler, S OBP: 0.210, SLG: 0.283 (9, PH)			3-2 P6		1-2 G3	1-2 G1-3		1-2 F7		3	0	0	0	0	0	0			
Scott Livingstone, L OBP: 0.275, SLG: 0.238 (9, PH)										1	0	0	0	0	0	0			
Inning Stats	R: 1 E: 0 K: 1 S: 10	H: 1 LOB: 0 BB: 0 P: 15	R: 0 E: 0 K: 3 S: 15	H: 0 LOB: 0 BB: 0 P: 20	R: 0 E: 0 K: 2 S: 11	H: 0 LOB: 0 BB: 1 P: 20	R: 1 E: 0 K: 1 S: 11	H: 3 LOB: 3 BB: 1 P: 35	R: 0 E: 0 K: 0 S: 5	H: 0 LOB: 0 BB: 0 P: 7	R: 1 E: 0 K: 2 S: 11	H: 3 LOB: 3 BB: 1 P: 23	R: 1 E: 0 K: 2 S: 14	H: 3 LOB: 2 BB: 0 P: 20	1B: 6 2B: 1 3B: 1 HR: 3	SF: 0 SAC: 0 DP: 0 HBP: 0	WP: 0 PB: 0 SB: 0 CS: 1	PA: 40	
PITCHER	IP	WLS	BF	H	R	ER	SO	BB	IBB	HBP	BLK	WP	HR	S	P	ERA	WHIP		
Chuck Finley, L ERA: 3.51	5.2		23	5	3	3	8	2	0	0	0	0	2	73	111	4.76	1.235		
Mark Eichhorn, R ERA: 2.77	2.0		10	3	1	1	2	0	1	0	0	0	0	16	30	4.50	1.500		
Steve Frey, L ERA: 0.75	0.1	W	1	0	0	0	1	0	0	0	0	0	0	4	7	0.00	0.000		
Bryan Harvey, R ERA: 1.96	1.0	S	6	3	1	1	2	0	0	0	0	0	1	14	20	9.00	3.000		

Detroit Tigers @ California Angels
Anaheim Stadium, Anaheim, CA
Wed May 13 1992, 6:33 AM EDT
Att: 28,331 - Sunny - 75 F

AB 37
R 5
H 11
RBI 5
BB 3
SO 13
LOB 13



Batter	1	2	3	4	5	6	7	8	9	AB	R	H	RBI	BB	SO	LOB	BOTTOM			
Luis Polonia, L OBP: 0.366, SLG: 0.336 (1, 7)	0-1 G6-3		0-0 G4-3		2-2 F7		1-2 G4-3	2-2 1B		5	0	1	2	0	0	2				
Von Hayes, L OBP: 0.363, SLG: 0.410 (1, 9)	0-1 G4-3		2-2 G3		2-0 S		2-1 G5-3	1-3 2H 3-H		4	1	2	0	0	0	2				
Junior Felix, S OBP: 0.323, SLG: 0.464 (1, 8)	0-0 G4-3		1-2 1B		2-2 1B		3-2 1B	3-2 1B		4	1	3	1	0	0	1				
Hubie Brooks, R OBP: 0.279, SLG: 0.423 (1, 10)	0-1 P4		3-2 FC6-4		2-2 G5-3		2-1 SH1-4	1-3 BB		4	0	2	0	0	0	2				
Chad Curtis, R OBP: 0.362, SLG: 0.471 (8, PR)			1-2 1B		1-2 FC6-4		0-0 F7	1-2 BB		0	1	1	1	0	0	2				
Gary Gaetti, R OBP: 0.281, SLG: 0.368 (1, 5)		1-1 F8	1-2 FC6-4		1-0 F7		0-0 G3	1-2 BB		4	1	1	1	0	0	2				
Lee Stevens, L OBP: 0.290, SLG: 0.381 (1, 3)		2-2 HR			0-0 E8		0-0 G3	0-0 SH1-4		3	1	1	0	0	0	0				
Bobby Rose, R OBP: 0.275, SLG: 0.305 (8, PH)					G6-3 CS			1-2 2-3		0	0	0	0	0	0	0				
Rene Gonzales, R OBP: 0.446, SLG: 0.667 (1, 4)		0-1 2H			1-0 G6-3		2-0 G5-3	4-0 BB		3	2	1	2	1	0	1				
Ron Tingley, R OBP: 0.231, SLG: 0.250 (1, 2)		1-1 HR			3-2 F8		0-0 G4-3	0-3 SH1-4		2	0	0	0	0	0	1				
Alvin Davis, L OBP: 0.328, SLG: 0.370 (7, PH)								1-2 2-3		1	0	1	0	0	0	0				
Jose Gonzalez, R OBP: 0.267, SLG: 0.352 (8, 2)					3-H			1-2 2-3 3-H		0	0	0	0	0	0	0				
Mike Fitzgerald, R OBP: 0.267, SLG: 0.352 (8, 2)								1-2 2-3 3-H		1	0	0	0	0	1	3				
Gary Disarcina, R OBP: 0.361, SLG: 0.337 (1, 6)		2-2 F9			0-0 G1-3		0-0 SH1-4	4-0 1B		2	0	0	1	1	0	0				
Inning Stats	R: 0 E: 0 K: 0 S: 7	H: 1 LOB: 1 BB: 0 P: 7	R: 2 E: 0 K: 0 S: 12	H: 2 LOB: 0 BB: 0 P: 18	R: 0 E: 0 K: 0 S: 16	H: 2 LOB: 2 BB: 0 P: 23	R: 0 E: 1 K: 0 S: 5	H: 0 LOB: 1 BB: 0 P: 9	R: 1 E: 0 K: 0 S: 13	H: 2 LOB: 1 BB: 0 P: 20	R: 0 E: 0 K: 0 S: 3	H: 0 LOB: 0 BB: 0 P: 6	R: 0 E: 0 K: 1 S: 7	H: 1 LOB: 2 BB: 0 P: 10	R: 4 E: 0 K: 1 S: 14	H: 4 LOB: 2 BB: 2 P: 29	1B: 9 2B: 2 3B: 0 HR: 1	SF: 0 SAC: 2 DP: 0 HBP: 0	WP: 0 PB: 0 SB: 1 CS: 1	PA: 37
PITCHER	IP	WLS	BF	H	R	ER	SO	BB	IBB	HBP	BLK	WP	HR	S	P	ERA	WHIP			
Eric King, R ERA: 7.55	6.0		25	7	3	3	0	0	0	0	0	0	0	14	22	27.00	4.000			
Walt Terrell, R ERA: 7.53	1.0	L	7	4	3	3	0	0	0	0	0	0	0	1	1	0.00	0.000			
Mike Munoz, L ERA: 1.86	0.1		1	0	0	0	0	0	0	0	0	0	0	1	1	0.00	0.000			
Les Lancaster, R ERA: 7.89	0.2		4	1	1	1	1	1	1	0	0	0	0	6	16	13.50	3.000			

Detroit Tigers @ California Angels
Anaheim Stadium, Anaheim, CA
Wed May 13 1992, 6:33 AM EDT
Att: 28,331 - Sunny - 75 F

AB 33
R 7
H 12
RBI 7
BB 2
SO 1
LOB 14



Batter	1	2	3	4	5	6	7	8	9	AB	R	H	RBI	BB	SO	LOB	TOP								
Tony Phillips, S OBP: 0.414, SLG: 0.444 (1, 10)	P9	HR		G3-1	P7			1B		5	1	2	3	0	0	2									
Lou Whitaker, L OBP: 0.369, SLG: 0.375 (1, 4)	P2	F9		K		G4-3		F8		5	0	0	0	0	1	1									
Alan Trammell, R OBP: 0.370, SLG: 0.392 Scott Livingstone, L OBP: 0.346, SLG: 0.360 (1, PR) (1, 5)	BB	1B	2B		1B	SF7	1B	FC6-4	1B	1	0	1	0	0	0	0									
Travis Fryman, R OBP: 0.357, SLG: 0.470 (1, 6)	BB	1B			K		K	FC6-4		4	0	1	1	1	2	3									
Mickey Tettleton, S OBP: 0.381, SLG: 0.518 (1, 2)	G6-3	K			1B	1B		F7	P6	4	1	0	0	1	1	3									
Mark Carreon, R OBP: 0.344, SLG: 0.494 (1, 7)		FC5-4	1B	BB	G5-4-3	1B	1B	G6-3	K	3	2	1	0	2	1	0									
Rob Deer, R OBP: 0.325, SLG: 0.617 (1, 9)	FC5-4	1B	G5-4-3		SF7			BB	P4	3	0	1	1	1	0	1									
Skeeter Barnes, R OBP: 0.261, SLG: 0.238 (1, 3)	FC5-4	1B	HR	G6-3		1B	1B	L5		4	1	1	1	0	0	3									
Mitt Cuyler, S OBP: 0.221, SLG: 0.291 (1, 8)	HR	1B	G6-3		G6-3			G3-1		4	1	2	2	0	0	0									
Inning Stats	R: 0 E: 0 K: 0 S: 5	H: 1 LOB: 2 BB: 1 P: 12	R: 5 E: 0 K: 1 S: 20	H: 5 LOB: 1 BB: 1 P: 35	R: 0 E: 0 K: 0 S: 6	H: 0 LOB: 0 BB: 1 P: 12	R: 0 E: 0 K: 1 S: 10	H: 0 LOB: 0 BB: 0 P: 16	R: 3 E: 0 K: 1 S: 17	H: 4 LOB: 2 BB: 1 P: 28	R: 0 E: 0 K: 0 S: 5	H: 0 LOB: 1 BB: 1 P: 9	R: 0 E: 0 K: 0 S: 6	H: 0 LOB: 1 BB: 1 P: 11	R: 0 E: 0 K: 0 S: 12	H: 2 LOB: 2 BB: 0 P: 16	R: 0 E: 0 K: 1 S: 9	H: 0 LOB: 0 BB: 0 P: 14	1B: 10 2B: 1 3B: 0 HR: 1	SF: 1 SAC: 0 DP: 1 HBP: 0	WP: 0 PB: 0 SB: 1 CS: 0	PA: 43			
PITCHER	IP	WLS	BF	H	R	ER	SO	BB	IBB	HBP	BLK	WP	HR	S	P	ERA	WHIP								
Curt Young, L ERA: 5.84 (1, 1)	2.0	L	14	6	5	5	1	2	0	0	0	0	1	25	47	22.50	4.000								
Mike Boddicker, R ERA: 4.88 (3, 1)	3.0		14	4	3	3	2	1	1	0	0	0	0	33	56	9.00	1.667								
Mark Davis, L ERA: 7.65 (6, 1)	2.0		7	0	0	0	1	1	0	0	0	0	0	11	20	0.00	0.500								
Hipolito Pichardo, R ERA: 5.91 (8, 1)	1.0		5	2	0	0	0	0	0	0	0	0	0	12	16	0.00	2.000								
Rusty Meacham, R ERA: 0.71 (9, 1)	1.0		3	0	0	0	1	0	0	0	0	0	0	9	14	0.00	0.000								

Detroit Tigers @ Kansas City Royals
Royals Stadium, Kansas City, MO
Fri May 15 1992, 8:05 PM EDT
Att: 22,844 - Sunny - 77 F

AB 37
R 8
H 12
RBI 8
BB 5
SO 5
LOB 13



Batter	1	2	3	4	5	6	7	8	9	AB	R	H	RBI	BB	SO	LOB	BOTTOM								
Keith Miller, R OBP: 0.364, SLG: 0.454 (1, 4)	G3-6-3		2B	1B	G4-3			1B	G4-3	5	2	3	0	0	0	0									
Brian McRae, S OBP: 0.259, SLG: 0.266 (1, 8)	G3-6-3		1B			G4-3		K		4	0	1	1	0	1	2									
Gregg Jefferies, S OBP: 0.266, SLG: 0.292 (1, 5)	G1-5-3		G3-1			G4-3		FC3-6	1B	4	0	1	0	0	0	1									
Jim Eisenreich, L OBP: 0.279, SLG: 0.322 (1, 9)	G4-3			G4-6-3	1B	E1	1B	FC3-6	1B	4	0	1	1	0	0	1									
George Brett, L OBP: 0.313, SLG: 0.357 (1, 3)	F8			G4-6-3		FC6-4	1B	BB	1B	4	0	2	0	0	0	1									
Kevin McReynolds, R OBP: 0.325, SLG: 0.377 (1, 7)		2B		1B		FC6-4			BB	3	0	2	0	1	0	2									
Chris Gwynn, L OBP: 0.269, SLG: 0.346 (1, 10)	G3			G4-3			K	G4-3		4	0	0	0	0	1	5									
Mike Macfarlane, R OBP: 0.348, SLG: 0.394 (1, 2)			G6-3		G4-3			F8	G5-3	4	0	0	0	0	0	0									
Curtis Wilkerson, S OBP: 0.156, SLG: 0.209 (1, 6)			F7		F9			L3	G3	4	0	0	0	0	0	0									
Inning Stats	R: 0 E: 0 K: 0 S: 6	H: 1 LOB: 0 BB: 0 P: 8	R: 0 E: 0 K: 0 S: 6	H: 1 LOB: 0 BB: 0 P: 11	R: 1 E: 0 K: 0 S: 9	H: 2 LOB: 1 BB: 0 P: 13	R: 0 E: 0 K: 0 S: 10	H: 2 LOB: 1 BB: 0 P: 13	R: 0 E: 0 K: 0 S: 6	H: 0 LOB: 0 BB: 0 P: 8	R: 0 E: 1 K: 0 S: 13	H: 1 LOB: 2 BB: 0 P: 21	R: 0 E: 0 K: 1 S: 5	H: 0 LOB: 0 BB: 0 P: 7	R: 0 E: 0 K: 0 S: 16	H: 3 LOB: 3 BB: 1 P: 28	R: 0 E: 0 K: 0 S: 4	H: 0 LOB: 0 BB: 0 P: 6	1B: 7 2B: 3 3B: 0 HR: 0	SF: 0 SAC: 0 DP: 2 HBP: 0	WP: 0 PB: 0 SB: 0 CS: 0	PA: 37			
PITCHER	IP	WLS	BF	H	R	ER	SO	BB	IBB	HBP	BLK	WP	HR	S	P	ERA	WHIP								
Bill Gullickson, R ERA: 2.86 (1, 1)	1.0		3	1	0	0	0	0	0	0	0	0	0	39	58	1.93	1.071								
John Doherty, R ERA: 2.73 (2, 1)	4.2	W	19	5	1	1	0	0	0	0	0	0	0	26	43	3.86	2.143								
Mike Munoz, L ERA: 2.25 (6, 1)	2.1		12	4	1	1	2	1	0	0	0	0	0	4	6	0.00	0.000								
Mike Henneman, R ERA: 3.71 (9, 1)	1.0		3	0	0	0	0	0	0	0	0	0	0	4	6	0.00	0.000								

Detroit Tigers @ Kansas City Royals
Royals Stadium, Kansas City, MO
Fri May 15 1992, 8:05 PM EDT
Att: 22,844 - Sunny - 77 F


AB 36
R 2
H 10
RBI 2
BB 1
SO 2
LOB 12



Batter	1	2	3	4	5	6	7	8	9	AB	R	H	RBI	BB	SO	LOB	TOP								
Tony Phillips, S OBP: 0.421, SLG: 0.441 (1, 10)	4-1 1B BB	2-1 SAFE CS 1B			0-0 G3		1-1 F7		4-2 G1 1B BB	3	2	1	0	2	0	0									
Lou Whitaker, L OBP: 0.390, SLG: 0.388 (1, 4)	2-3 K	1-2 SAFE CS	3-1 BB 1B		2-1 L8		2-0 1B SH3 1B	0-1 SAFE G1 1B		5	2	3	0	0	1	1									
Scott Livingstone, L OBP: 0.333, SLG: 0.345 (1, 5)	1-3 SAFE 1B 1B		2-1 F7		0-2 G6-3		0-0 SH3	0-1 G1		4	1	1	0	0	0	3									
Travis Fryman, R OBP: 0.378, SLG: 0.489 (1, 6)	0-0 1B 1B		4-0 SAFE FC5-4 BB		1-1 E7 2B		4-0 1B IBB	1-0 1B		3	1	3	3	2	0	0									
Mickey Tettleton, S OBP: 0.368, SLG: 0.496 (1, 2)	2-2 F8		3-2 F8		2-1 F8		2-3 K	0-1 G1-3		5	0	0	0	0	1	7									
Mark Carreon, R OBP: 0.350, SLG: 0.495 (1, 7)	0-1 1B 2-H		2-1 FC5-4		2-3 K		1-2 1B			4	0	2	2	0	1	2									
Rob Deer, R OBP: 0.315, SLG: 0.595 (1, 9)	2-3 K		0-0 P3		1-2 P4		0-1 F7			4	0	0	0	0	1	4									
Shawn Hare, L (1, 3)			1-1 G6-3		1-2 G3		1-1 G3		2-2 L7	3	0	0	0	0	0	0									
Dave Bergman, L OBP: 0.167, SLG: 0.148 (8, 3)					1-2 G3-1				0-1 HR	1	0	0	0	0	0	0									
Mitt Cuyler, S OBP: 0.231, SLG: 0.327 (1, 8)			1-1 E1 CS 1B				0-3 K			4	1	2	1	0	1	0									
Inning Stats	R: 2 E: 0 K: 2 S: 14	H: 3 LOB: 2 BB: 1 P: 24	R: 0 E: 1 K: 0 S: 8	H: 2 LOB: 0 BB: 0 P: 13	R: 0 E: 0 K: 0 S: 9	H: 1 LOB: 2 BB: 1 P: 23	R: 0 E: 0 K: 0 S: 7	H: 0 LOB: 0 BB: 0 P: 9	R: 0 E: 0 K: 0 S: 6	H: 0 LOB: 0 BB: 0 P: 8	R: 1 E: 1 K: 1 S: 10	H: 1 LOB: 0 BB: 0 P: 16	R: 0 E: 0 K: 1 S: 7	H: 0 LOB: 0 BB: 0 P: 9	R: 1 E: 0 K: 1 S: 10	H: 2 LOB: 2 BB: 1 P: 19	R: 3 E: 0 K: 0 S: 18	H: 3 LOB: 1 BB: 1 P: 25	1B: 10 2B: 1 3B: 0 HR: 1	SF: 0 SAC: 1 DP: 0 HBP: 0	WP: 0 PB: 0 SB: 0 CS: 2	PA: 42			
PITCHER	IP	WLS	BF	H	R	ER	SO	BB	IBB	HBP	BLK	WP	HR	S	P	ERA	WHIP								
Tom Gordon, R ERA: 4.88 (1, 1)	2.1	L	12	6	2	2	2	1	0	0	0	0	0	26	46	7.71	3.000								
Hipolito Pichardo, R ERA: 4.73 (3, 1)	2.2		9	0	0	0	0	1	0	0	0	0	0	18	31	0.00	0.375								
Rusty Meacham, R ERA: 0.61 (6, 1)	2.0		7	1	1	0	2	0	0	0	0	0	0	17	25	0.00	0.500								
Neal Heaton, L ERA: 4.68 (8, 1)	2.0		13	5	4	4	1	1	1	0	0	0	1	28	44	18.00	3.000								

Detroit Tigers @ Kansas City Royals
Royals Stadium, Kansas City, MO
Sat May 16 1992, 8:05 PM EDT
Att: 32,460 - Cloudy - 82 F


AB 36
R 7
H 12
RBI 6
BB 4
SO 5
LOB 17



Batter	1	2	3	4	5	6	7	8	9	AB	R	H	RBI	BB	SO	LOB	BOTTOM								
Keith Miller, R OBP: 0.373, SLG: 0.451 (1, 4)	4-2 CS BB		4-1 FC6-4 BB		1-0 P6		2-1 P2		1-0 1B	3	0	1	0	2	0	2									
Brian McRae, S OBP: 0.294, SLG: 0.271 (1, 8)	2-3 K		1-3 K		0-0 G5-3 2B 1B		1-1 E9 2-H		1-1 1B	5	1	2	0	0	2	3									
Gregg Jefferies, S OBP: 0.264, SLG: 0.289 (1, 5)	3-2 SAFE 1B		0-1 FC6-4		1-0 F8		1-1 F7		1-0 F7	5	0	1	0	0	0	6									
Bob Melvin, R OBP: 0.364, SLG: 0.438 (1, 2)	1-0 G5-3		1-0 L4		1-0 G5-3		2-3 K		2-3 K	5	0	0	0	0	2	4									
George Brett, L OBP: 0.318, SLG: 0.370 (1, 3)		2-2 G6-3		3-2 G4-3		1-2 WP 2-H 2B		2-2 1B 1B		4	0	2	1	0	0	0									
Kevin McReynolds, R OBP: 0.323, SLG: 0.387 (1, 7)		3-1 L9		1-2 P3		4-2 BB		0-0 F9		3	0	0	0	1	0	1									
Mike Macfarlane, R OBP: 0.344, SLG: 0.387 (1, 10)		3-1 F8			3-3 K		3-3 K		1-2 1B	4	0	1	0	0	2	2									
Brent Mayne, L OBP: 0.192, SLG: 0.167 (6, PR)										0	0	0	0	0	0	0									
Gary Thurman, R OBP: 0.345, SLG: 0.536 (7, PH)			1-0 2B		2-2 G3-1		4-2 G3 E BB		2-3 K	2	0	1	0	0	0	0									
Jim Eisenreich, L OBP: 0.296, SLG: 0.317 (8, 9)										1	1	0	0	1	1	2									
Rico Rossy, R OBP: 0.315, SLG: 0.295 (1, 6)			1-2 G5-3		2-2 1B		1-1 G3		0-0 F8	2	0	1	0	0	0	1									
Chris Gwynn, L OBP: 0.259, SLG: 0.333 (7, PH)										1	0	0	0	0	0	1									
Curtis Wilkerson, S OBP: 0.152, SLG: 0.265 (8, 6)										1	0	0	0	0	0	0									
Inning Stats	R: 0 E: 0 K: 1 S: 13	H: 1 LOB: 1 BB: 1 P: 23	R: 0 E: 0 K: 0 S: 7	H: 0 LOB: 0 BB: 0 P: 15	R: 0 E: 0 K: 1 S: 13	H: 1 LOB: 2 BB: 1 P: 20	R: 0 E: 0 K: 0 S: 8	H: 0 LOB: 0 BB: 0 P: 13	R: 0 E: 0 K: 0 S: 12	H: 0 LOB: 1 BB: 1 P: 20	R: 1 E: 0 K: 0 S: 15	H: 2 LOB: 2 BB: 1 P: 25	R: 1 E: 1 K: 0 S: 12	H: 0 LOB: 1 BB: 1 P: 21	R: 0 E: 0 K: 2 S: 13	H: 2 LOB: 2 BB: 0 P: 20	R: 0 E: 0 K: 1 S: 8	H: 2 LOB: 2 BB: 0 P: 13	1B: 7 2B: 2 3B: 0 HR: 0	SF: 0 SAC: 0 DP: 0 HBP: 0	WP: 1 PB: 0 SB: 0 CS: 1	PA: 40			
PITCHER	IP	WLS	BF	H	R	ER	SO	BB	IBB	HBP	BLK	WP	HR	S	P	ERA	WHIP								
Scott Aldred, L ERA: 6.48 (1, 1)	5.2	W	23	5	1	1	3	2	0	0	0	0	0	61	102	1.59	1.235								
Kurt Knudsen, R ERA: (6, 1)	2.0		11	2	1	0	2	2	0	0	0	1	0	29	50	0.00	2.000								
Mike Munoz, L ERA: 2.19 (8, 1)	0.1		1	0	0	0	1	0	0	0	0	0	0	3	5	0.00	0.000								
Mike Henneman, R ERA: 3.5 (9, 1)	1.0		5	2	0	0	1	0	0	0	0	0	0	8	13	0.00	2.000								

Detroit Tigers @ Kansas City Royals
Royals Stadium, Kansas City, MO
Sat May 16 1992, 8:05 PM EDT
Att: 32,460 - Cloudy - 82 F

AB 36
R 2
H 9
RBI 1
BB 4
SO 7
LOB 22



Batter	1	2	3	4	5	6	7	8	9	AB	R	H	RBI	BB	SO	LOB	TOP									
Pat Listach, S OBP: 0.370, SLG: 0.391	B5-3		G6-3 1B		K		L8	G6-3		5	0	1	0	0	1	4										
Jim Gantner, L OBP: 0.302, SLG: 0.302 William Suero, R OBP: 0.250, SLG: 0.100	K		G6-3 1-2			HR 2B	E7 2B		F9	4	1	2	1	0	1	1										
Robin Yount, R OBP: 0.302, SLG: 0.378	1B BB			HR		K	K		G6-3	4	2	1	1	1	2	2										
Greg Vaughn, R OBP: 0.316, SLG: 0.458	1B			G5-3		HR		K	G6-3	5	1	2	3	0	1	0										
Dante Bichette, R OBP: 0.333, SLG: 0.352	F8			G5-3		CS 1B		1B 2B 1B		4	1	2	0	0	0	1										
Franklin Stubbs, L OBP: 0.286, SLG: 0.370		F9		P5		F9		1B 2B 1B		4	1	1	0	0	0	1										
Kevin Seitzer, R OBP: 0.358, SLG: 0.412		G5-3			G4-3 G6-3 1B	CS 1-2	L8 2B 1B	2B 1B		4	2	3	0	0	0	0										
Tim McIntosh, R OBP: 0.200, SLG: 0.206		G4-3			G6-3		P3	P6		4	0	0	0	0	0	5										
Dave Nilsson, L OBP: 0.500, SLG: 0.667			K2-3		G4-3		E BB	2B		3	1	1	3	1	1	1										
Inning Stats	R: 1 E: 0 K: 1 S: 12	H: 1 LOB: 1 BB: 1 P: 21	R: 0 E: 0 K: 0 S: 5	H: 0 LOB: 0 BB: 0 P: 8	R: 0 E: 0 K: 1 S: 7	H: 1 LOB: 0 BB: 0 P: 8	R: 1 E: 0 K: 0 S: 8	H: 1 LOB: 0 BB: 0 P: 14	R: 0 E: 0 K: 1 S: 7	H: 1 LOB: 1 BB: 0 P: 11	R: 2 E: 0 K: 1 S: 17	H: 3 LOB: 0 BB: 0 P: 24	R: 2 E: 1 K: 1 S: 16	H: 2 LOB: 1 BB: 1 P: 26	R: 3 E: 0 K: 1 S: 19	H: 4 LOB: 1 BB: 0 P: 32	R: 0 E: 0 K: 0 S: 6	H: 0 LOB: 0 BB: 0 P: 10	1B: 8 2B: 3 3B: 0 HR: 2	SF: 0 SAC: 0 DP: 1 HBP: 0	WP: 0 PB: 0 SB: 1 CS: 1	PA: 41				
PITCHER	IP	WLS	BF	H	R	ER	SO	BB	IBB	HBP	BLK	WP	HR	S	P	ERA	WHIP									
Eric King, R ERA: 7.3	(1, 1)	6.0	L	24	7	4	4	4	1	0	0	0	0	2	56	86	6.00	1.333								
Kurt Knudson, R ERA: 3.0	(7, 1)	1.0	6	2	2	1	1	1	0	0	0	0	0	0	16	26	9.00	3.000								
Kevin Ritz, R ERA: 4.22	(8, 1)	1.0	7	4	3	3	1	0	0	0	0	0	0	0	19	32	27.00	4.000								
Les Lancaster, R ERA: 7.54	(9, 1)	1.0	3	0	0	0	0	0	0	0	0	0	0	6	10	0.00	0.000									

Milwaukee Brewers @ Detroit Tigers
Tiger Stadium, Detroit, MI
Mon May 18 1992, 7:05 PM EDT
Att: 9,680 - Sunny - 61 F

AB 38
R 9
H 13
RBI 8
BB 2
SO 6
LOB 15



Batter	1	2	3	4	5	6	7	8	9	AB	R	H	RBI	BB	SO	LOB	BOTTOM								
Tony Phillips, S OBP: 0.412, SLG: 0.427	G3		SF9			G1-3		G3 BB		2	0	0	1	1	0	0									
Lou Whitaker, L OBP: 0.382, SLG: 0.376	P5		F9			G4-3		G3		4	0	0	0	0	0	4									
Travis Fryman, R OBP: 0.359, SLG: 0.462	K		L5			K		P6		4	0	0	0	0	2	4									
Cecil Fielder, R OBP: 0.246, SLG: 0.409		G6-3		K		G6-3		F9		4	0	0	0	0	1	0									
Mickey Tettleton, S OBP: 0.371, SLG: 0.488 Chad Kreuter, S OBP: 0.259, SLG: 0.310		L4		G3-1				K		3	0	1	0	0	0	0									
Mark Carreon, R OBP: 0.343, SLG: 0.475		F9		P6		L9		G6-3		4	0	0	0	0	0	1									
Rob Deer, R OBP: 0.315, SLG: 0.584			1B BB SF9 HBP		K		P6			2	1	0	0	0	1	1									
Scott Livingstone, L OBP: 0.324, SLG: 0.333			F9 1B		G4-3			FC3-8 1B		3	0	2	0	0	0	0									
Mitt Cuyler, S OBP: 0.230, SLG: 0.321			1-2 2-3 1B		P1			FC3-6 G3 BB		3	0	1	0	0	0	1									
Inning Stats	R: 0 E: 0 K: 1 S: 9	H: 0 LOB: 0 BB: 0 P: 15	R: 0 E: 0 K: 0 S: 4	H: 0 LOB: 0 BB: 0 P: 6	R: 1 E: 0 K: 0 S: 6	H: 2 LOB: 2 BB: 0 P: 10	R: 0 E: 0 K: 1 S: 7	H: 0 LOB: 0 BB: 0 P: 14	R: 0 E: 0 K: 1 S: 5	H: 0 LOB: 0 BB: 0 P: 5	R: 0 E: 0 K: 1 S: 7	H: 0 LOB: 0 BB: 0 P: 10	R: 0 E: 0 K: 0 S: 7	H: 1 LOB: 1 BB: 0 P: 11	R: 0 E: 0 K: 0 S: 12	H: 1 LOB: 2 BB: 1 P: 20	R: 0 E: 0 K: 1 S: 8	H: 0 LOB: 0 BB: 0 P: 12	1B: 4 2B: 0 3B: 0 HR: 0	SF: 1 SAC: 0 DP: 0 HBP: 1	WP: 0 PB: 0 SB: 0 CS: 0	PA: 33			
PITCHER	IP	WLS	BF	H	R	ER	SO	BB	IBB	HBP	BLK	WP	HR	S	P	ERA	WHIP								
Bill Wegman, R ERA: 2.33	(1, 1)	8.0	W	30	4	1	1	4	1	0	0	0	0	8	12	0.00	0.625								
Ed Nunez, R ERA: 3.39	(9, 1)	1.0	3	0	0	0	1	0	0	0	0	0	0	8	12	0.00	0.000								

Milwaukee Brewers @ Detroit Tigers
Tiger Stadium, Detroit, MI
Mon May 18 1992, 7:05 PM EDT
Att: 9,680 - Sunny - 61 F

AB 30
R 1
H 4
RBI 1
BB 1
SO 5
LOB 11



Batter	1	2	3	4	5	6	7	8	9	AB	R	H	RBI	BB	SO	LOB	TOP								
Pat Listach, S OBP: 0.356, SLG: 0.375 (1, 6)	F8		F7		P4			G5-3		4	0	0	0	0	0	2	Milwaukee Brewers @ Detroit Tigers Tiger Stadium, Detroit, MI Tue May 19 1992, 7:05 PM EDT Att. 10,743 - Sunny - 70 F								
Scott Fletcher, R OBP: 0.327, SLG: 0.333 (1, 4)	F8		F7		FC6			G6-3		4	0	0	0	0	0	2									
Robin Yount, R OBP: 0.301, SLG: 0.369 (1, 8)			K					E5		3	0	0	0	1	1	0									
Greg Vaughn, R OBP: 0.307, SLG: 0.443 (1, 7)	K				G5-3			G6-3		4	0	0	0	0	2	2									
Dante Bichette, R OBP: 0.330, SLG: 0.340 (1, 9)										3	0	0	0	1	1	0									
Franklin Stubbs, L OBP: 0.287, SLG: 0.369 (1, 3)										3	0	1	0	0	1	0									
Kevin Seitzer, R OBP: 0.362, SLG: 0.418 (1, 5)										3	0	1	0	1	0	1									
William Suero, R OBP: 0.333, SLG: 0.167 (1, 10)										2	0	1	0	1	1	2									
Jim Gantner, L OBP: 0.299, SLG: 0.299 (9, PH)										1	0	0	0	0	1	1									
Dave Nilsson, L OBP: 0.500, SLG: 0.500 (1, 2)										1	0	0	0	1	0	2									
Paul Molitor, R OBP: 0.366, SLG: 0.432 (7, PH)										1	0	0	0	0	0	2									
Tim McIntosh, R OBP: 0.200, SLG: 0.206 (7, 2)										0	0	0	0	0	0	0									
Inning Stats	R: 0 E: 0 K: 1 S: 11	H: 0 LOB: 1 BB: 1 P: 19	R: 0 E: 0 K: 1 S: 13	H: 0 LOB: 2 BB: 2 P: 26	R: 0 E: 0 K: 1 S: 7	H: 0 LOB: 0 BB: 0 P: 9	R: 0 E: 0 K: 1 S: 6	H: 0 LOB: 0 BB: 0 P: 10	R: 0 E: 0 K: 0 S: 11	H: 1 LOB: 2 BB: 1 P: 22	R: 0 E: 0 K: 1 S: 7	H: 0 LOB: 0 BB: 0 P: 10	R: 0 E: 0 K: 0 S: 6	H: 1 LOB: 1 BB: 1 P: 12	R: 0 E: 1 K: 0 S: 11	H: 0 LOB: 1 BB: 0 P: 19	R: 0 E: 0 K: 2 S: 12	H: 1 LOB: 1 BB: 0 P: 15	1B: 2 2B: 1 3B: 0 HR: 0	SF: 0 SAC: 1 DP: 1 HBP: 0	WP: 0 PB: 0 SB: 1 CS: 0	PA: 35			
PITCHER	IP	WLS	BF	H	R	ER	SO	BB	IBB	HBP	BLK	WP	HR	S	P	ERA	WHIP								
Frank Tanana, L ERA: 5.45 (1, 1)	6.1	W	26	2	0	0	5	5	0	0	0	0	0	60	106	0.00	1.105								
John Doherty, R ERA: 2.57 (7, 1)	1.2		5	0	0	0	0	0	0	0	0	0	0	12	21	0.00	0.000								
Mike Henneman, R ERA: 3.32 (9, 1)	1.0	S	4	1	0	0	2	0	0	0	0	0	0	12	15	0.00	1.000								

Batter	1	2	3	4	5	6	7	8	9	AB	R	H	RBI	BB	SO	LOB	BOTTOM								
Tony Phillips, S OBP: 0.408, SLG: 0.417 (1, 10)	F7				L8					3	1	0	0	1	1	1	Milwaukee Brewers @ Detroit Tigers Tiger Stadium, Detroit, MI Tue May 19 1992, 7:05 PM EDT Att. 10,743 - Sunny - 70 F								
Lou Whitaker, L OBP: 0.375, SLG: 0.406 (1, 4)	G6-3									3	1	2	0	1	0	0									
Travis Fryman, R OBP: 0.363, SLG: 0.459 (1, 6)										3	0	1	1	1	1	3									
Cecil Fielder, R OBP: 0.254, SLG: 0.412 (1, 3)										4	0	2	2	0	0	1									
Mickey Tettleton, S OBP: 0.361, SLG: 0.473 (1, 2)										4	0	0	0	0	1	2									
Mark Carreon, R OBP: 0.330, SLG: 0.457 (1, 7)										4	0	0	0	0	3	1									
Rob Deer, R OBP: 0.316, SLG: 0.574 (1, 9)										2	0	0	0	1	1	1									
Scott Livingstone, L OBP: 0.300, SLG: 0.308 (1, 5)										3	0	0	0	0	1	1									
Mitt Cuyler, S OBP: 0.241, SLG: 0.330 (1, 8)										3	1	2	0	0	1	0									
Inning Stats	R: 0 E: 0 K: 0 S: 8	H: 0 LOB: 1 BB: 1 P: 15	R: 0 E: 0 K: 1 S: 11	H: 0 LOB: 1 BB: 1 P: 19	R: 2 E: 0 K: 1 S: 20	H: 3 LOB: 1 BB: 1 P: 34	R: 0 E: 0 K: 2 S: 9	H: 0 LOB: 0 BB: 0 P: 15	R: 0 E: 0 K: 1 S: 13	H: 1 LOB: 1 BB: 0 P: 22	R: 0 E: 0 K: 2 S: 10	H: 1 LOB: 0 BB: 0 P: 13	R: 1 E: 0 K: 1 S: 8	H: 2 LOB: 2 BB: 1 P: 14	R: 0 E: 0 K: 1 S: 10	H: 0 LOB: 0 BB: 0 P: 13		1B: 5 2B: 2 3B: 0 HR: 0	SF: 0 SAC: 0 DP: 0 HBP: 0	WP: 0 PB: 0 SB: 2 CS: 0	PA: 33				
PITCHER	IP	WLS	BF	H	R	ER	SO	BB	IBB	HBP	BLK	WP	HR	S	P	ERA	WHIP								
Ron Robinson, R ERA: 3.86 (1, 1)	4.2	L	20	4	2	2	2	3	0	0	0	0	0	58	102	3.86	1.500								
Ed Nunez, R ERA: 3.0 (5, 1)	1.1		5	1	0	0	2	0	0	0	0	0	0	13	16	0.00	0.750								
Bruce Ruffin, L ERA: 6.38 (7, 1)	0.2		4	1	1	1	1	1	0	0	0	0	0	6	12	13.50	3.000								
Mike Fetters, R ERA: (7, 1)	1.1		4	1	0	0	1	0	0	0	0	0	0	12	15	0.00	0.750								

Batter	1	2	3	4	5	6	7	8	9	AB	R	H	RBI	BB	SO	LOB	TOP					
Pat Listach, S OBP: 0.361, SLG: 0.380	F7		S 1B			S 1B	L7		CS	4	1	2	0	0	0	1						
Jim Gantner, L OBP: 0.285, SLG: 0.287	L9		G1-3			F7		G3		4	0	0	0	0	0	2						
Robin Yount, R OBP: 0.306, SLG: 0.373	FC6-4 1B			S 1B		K		F9		4	1	2	0	0	1	1						
Greg Vaughn, R OBP: 0.306, SLG: 0.437	FC6-4 1-2			P3		BB 1B		G5-3		4	0	1	1	0	0	2						
Franklin Stubbs, L OBP: 0.294, SLG: 0.368		K							K	3	0	1	1	1	2	0						
Dante Bichette, R OBP: 0.327, SLG: 0.337	P4								G6-3 1B	4	1	1	0	0	0	2						
Dave Nilsson, L OBP: 0.300, SLG: 0.250		K				F7		F8	G6-3 1-3	4	0	0	0	0	1	1	AB 35 R 3 H 12 RBI 3 BB 1 SO 4 LOB 10					
Kevin Seitzer, R OBP: 0.373, SLG: 0.429			G4-3			CS 1B		1B 1B	1B 1B	4	0	3	1	0	0	0						
Tim McIntosh, R OBP: 0.231, SLG: 0.237			G5-3			P3			CS 1B	4	0	2	0	0	0	1						
Inning Stats	R: 0 E: 0 K: 0 S: 9	H: 1 LOB: 1 BB: 0 P: 13	R: 0 E: 0 K: 2 S: 7	H: 0 LOB: 0 BB: 0 P: 10	R: 0 E: 0 K: 0 S: 14	H: 1 LOB: 1 BB: 0 P: 19	R: 1 E: 0 K: 0 S: 8	H: 2 LOB: 0 BB: 0 P: 12	R: 0 E: 0 K: 1 S: 10	H: 1 LOB: 0 BB: 0 P: 13	R: 1 E: 0 K: 1 S: 13	H: 2 LOB: 2 BB: 1 P: 22	R: 0 E: 0 K: 0 S: 5	H: 2 LOB: 1 BB: 0 P: 7	R: 0 E: 0 K: 0 S: 4	H: 0 LOB: 0 BB: 0 P: 8	R: 1 E: 0 K: 1 S: 14	H: 3 LOB: 1 BB: 0 P: 20	1B: 12 2B: 0 3B: 0 HR: 0	SF: 0 SAC: 0 DP: 0 HBP: 0	WP: 0 PB: 0 CS: 4 CS: 2	PA: 37
PITCHER	IP	WLS	BF	H	R	ER	SO	BB	IBB	HBP	BLK	WP	HR	S	P	ERA	WHIP					
Bill Gullickson, R ERA: 2.91	(1, 1)	8.1	33	10	3	3	4	1	0	0	0	0	0	75	111	3.24	1.320					
Mike Munoz, L ERA: 2.03	(9, 1)	0.1	1	0	0	0	0	0	0	0	0	0	0	5	7	0.00	0.000					
Kurt Knudsen, R ERA: 2.7	(9, 1)	0.1	W	2	2	0	0	0	0	0	0	0	0	4	6	0.00	6.000					

Milwaukee Brewers @ Detroit Tigers
Tiger Stadium, Detroit, MI
Wed May 20 1992, 7:05 PM EDT
Att. 12,585 - Sunny - 78 F

AB	35
R	3
H	12
RBI	3
BB	1
SO	4
LOB	10

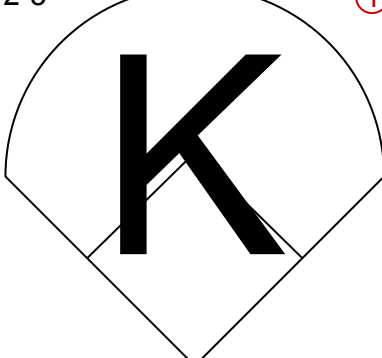
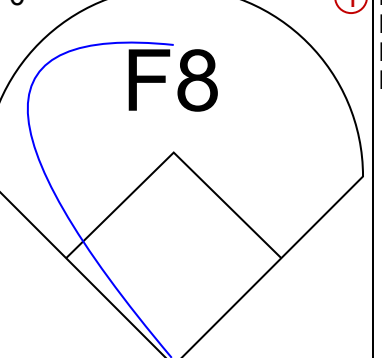
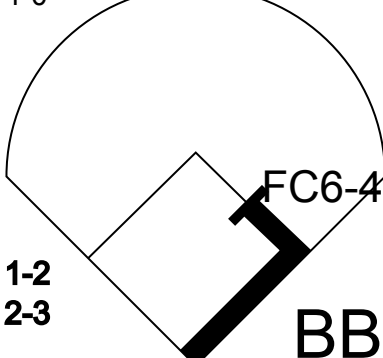
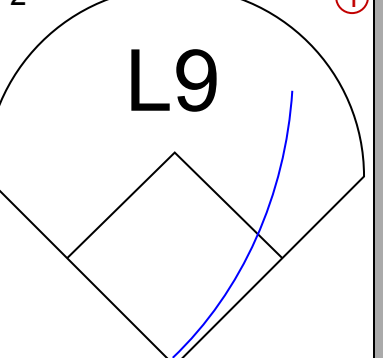
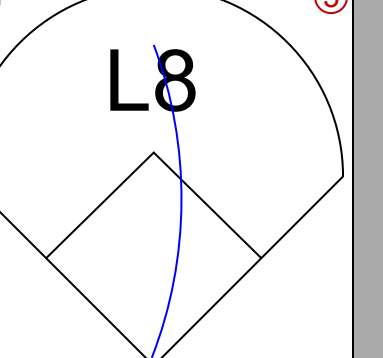
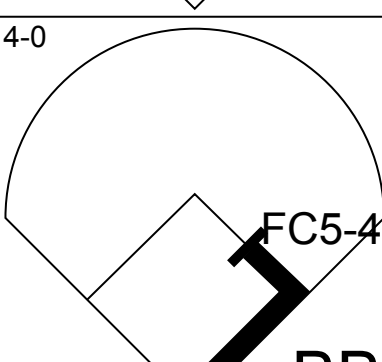
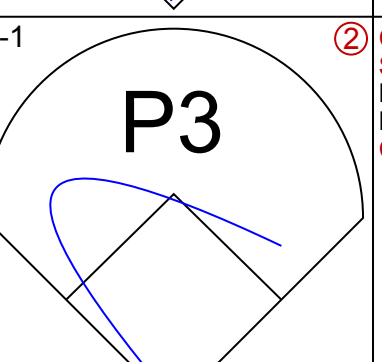
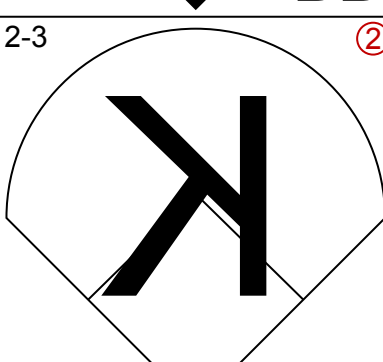
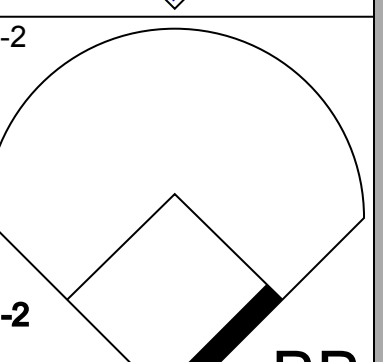
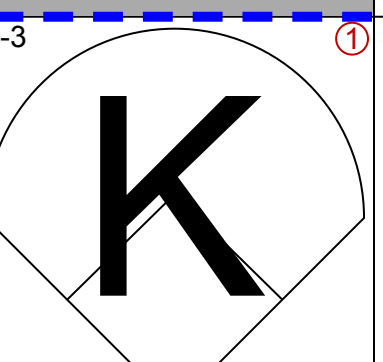
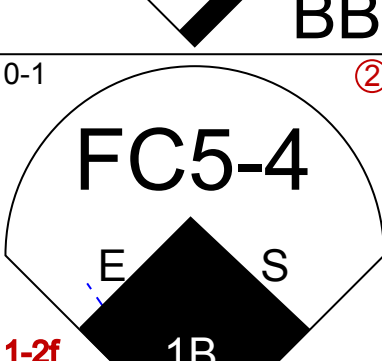
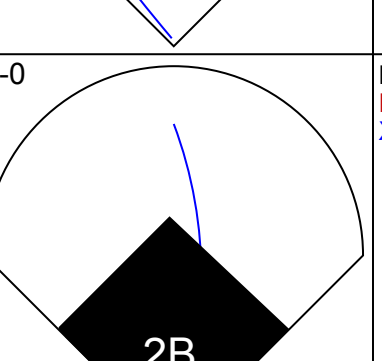
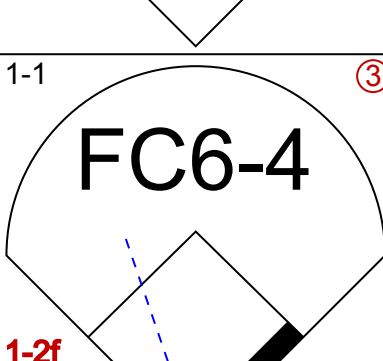
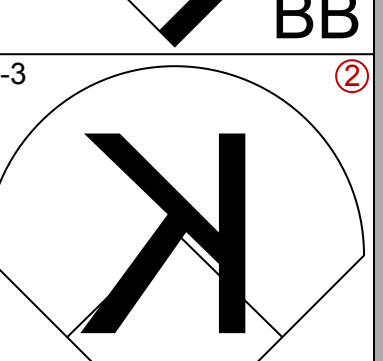
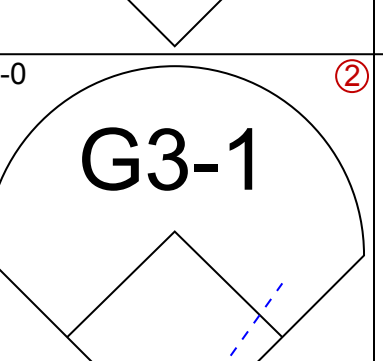
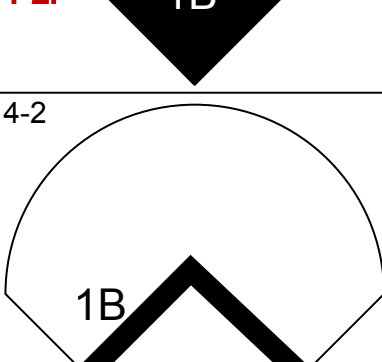
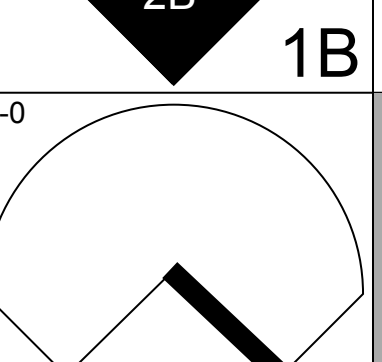
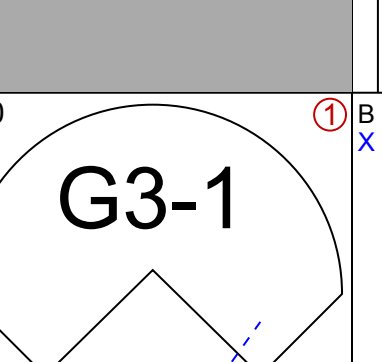
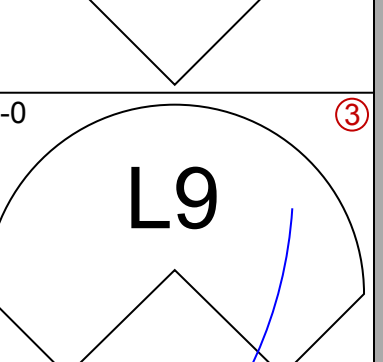
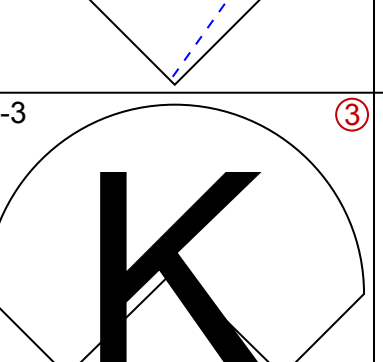
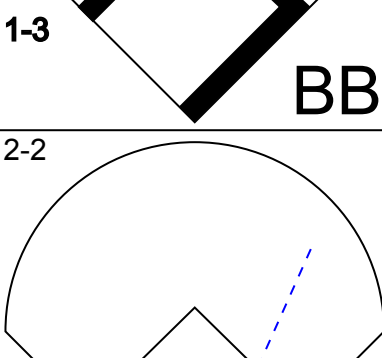
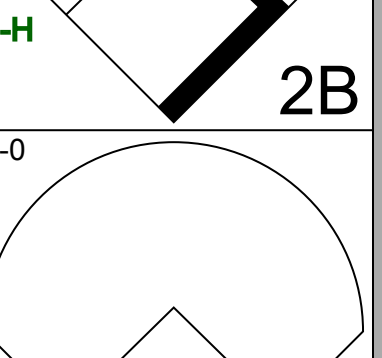
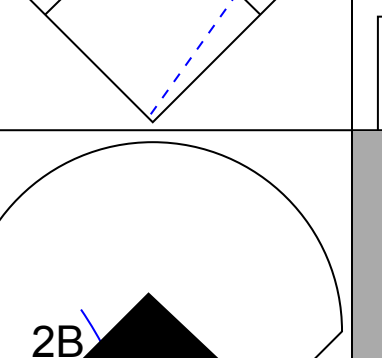
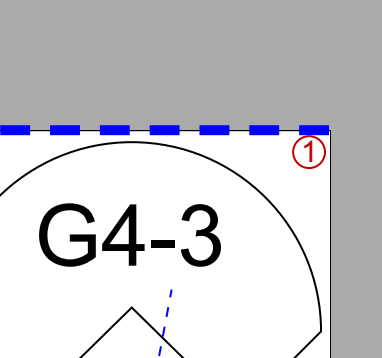
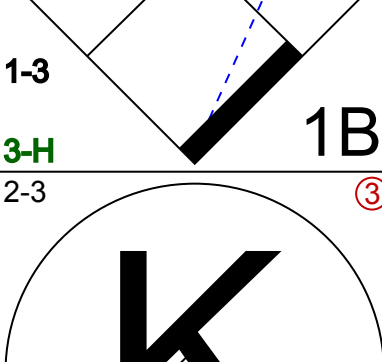
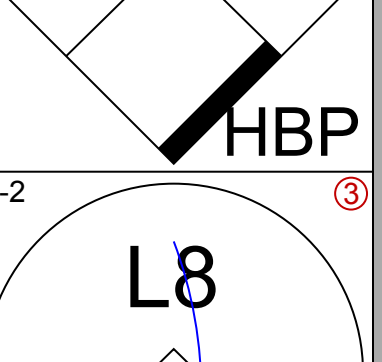
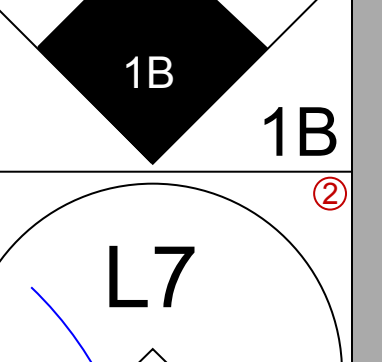
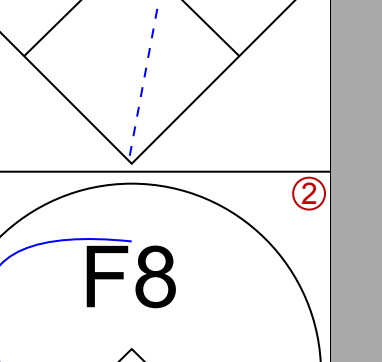
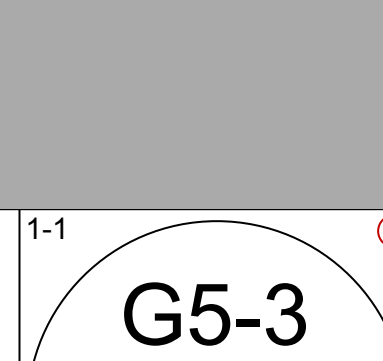
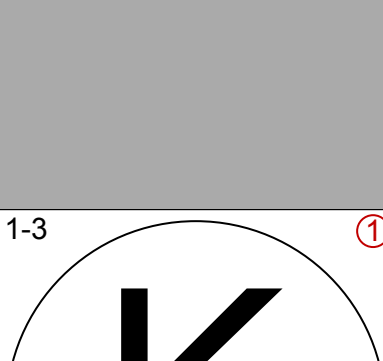


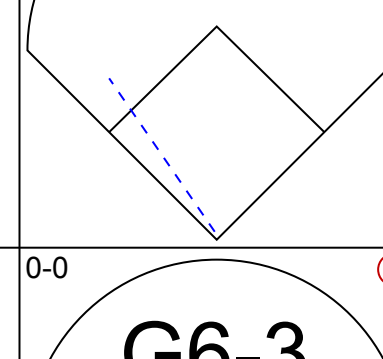
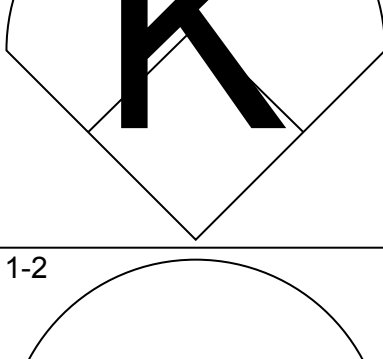

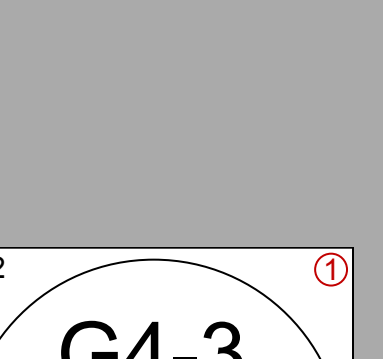
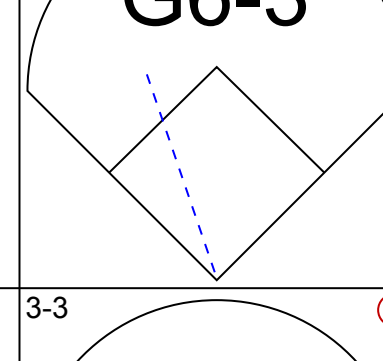
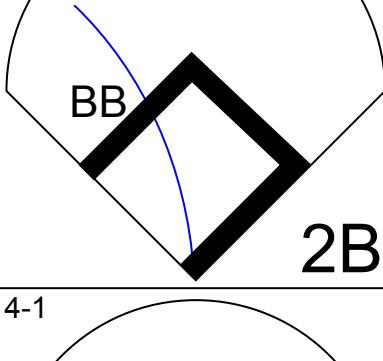
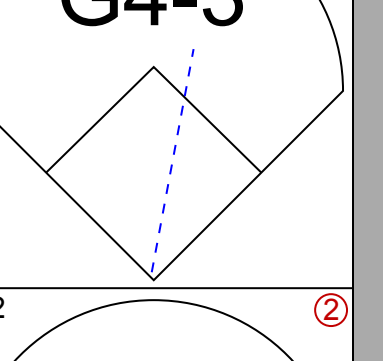
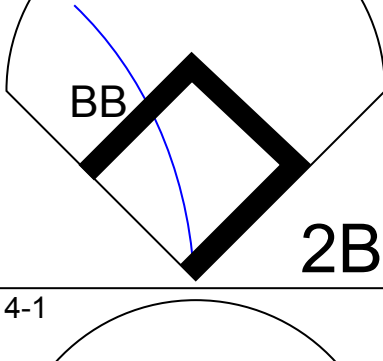



Batter	1	2	3	4	5	6	7	8	9	AB	R	H	RBI	BB	SO	LOB	BOTTOM					
Tony Phillips, S OBP: 0.404, SLG: 0.407	G4-6-3 BB		G4-3			F7		F9		3	0	0	0	1	0	0						
Lou Whitaker, L OBP: 0.371, SLG: 0.400	G4-6-3 1-2					G3		G3-1		4	1	1	0	0	0	1						
Travis Fryman, R OBP: 0.354, SLG: 0.447	G1-3					K		K		4	0	0	0	0	3	1						
Cecil Fielder, R OBP: 0.269, SLG: 0.436		BLK G6-3 2B						G3 2B		3	1	2	0	1	1	0						
Skeeter Barnes, R OBP: 0.291, SLG: 0.238								HR BB		0	1	0	0	0	0	0						
Mickey Tettleton, S OBP: 0.358, SLG: 0.489		F7				G3		G3		4	1	1	3	0	0	2						
Mark Carreon, R OBP: 0.330, SLG: 0.449		G6-3 2-H				1B BB		P4		2	0	0	1	1	0	1						
Dave Bergman, L OBP: 0.162, SLG: 0.167		P5						P5		3	0	1	0	0	0	1						
Rob Deer, R OBP: 0.309, SLG: 0.559			F7			K				3	0	0	0	0	2	2						
Scott Livingstone, L OBP: 0.279, SLG: 0.286			K			G4-3				3	0	0	0	0	1	2						
Inning Stats	R: 0 E: 0 K: 0 S: 7	H: 0 LOB: 0 BB: 1 P: 13	R: 1 E: 0 K: 0 S: 8	H: 1 LOB: 0 BB: 0 P: 11	R: 0 E: 0 K: 1 S: 10	H: 0 LOB: 0 BB: 0 P: 13	R: 0 E: 0 K: 2 S: 10	H: 0 LOB: 0 BB: 0 P: 15	R: 0 E: 0 K: 1 S: 13	H: 1 LOB: 2 BB: 1 P: 19	R: 0 E: 0 K: 1 S: 8	H: 0 LOB: 0 BB: 0 P: 13	R: 0 E: 0 K: 0 S: 8	H: 1 LOB: 1 BB: 0 P: 11	R: 0 E: 0 K: 1 S: 7	H: 0 LOB: 0 BB: 0 P: 10	R: 3 E: 0 K: 1 S: 11	H: 2 LOB: 1 BB: 1 P: 22	1B: 2 2B: 2 3B: 0 HR: 1	SF: 0 SAC: 0 DP: 1 HBP: 0	WP: 0 PB: 0 CS: 0	PA: 32
PITCHER	IP	WLS	BF	H	R	ER	SO	BB	IBB	HBP	BLK	WP	HR	S	P	ERA	WHIP					
Chris Bosio, R ERA: 4.34	(1, 1)	8.1	30	4	2	2	7	2	0	0	0	0	1	78	117	2.16	0.720					
Doug Henry, R ERA: 5.25	(9, 1)	0.0	L	2	1	2	0	1	0	0	0	0	1	4	10	∞	∞					

Milwaukee Brewers @ Detroit Tigers
Tiger Stadium, Detroit, MI
Wed May 20 1992, 7:05 PM EDT
Att. 12,585 - Sunny - 78 F

AB	29
R	4
H	5
RBI	4
BB	3
SO	7
LOB	10

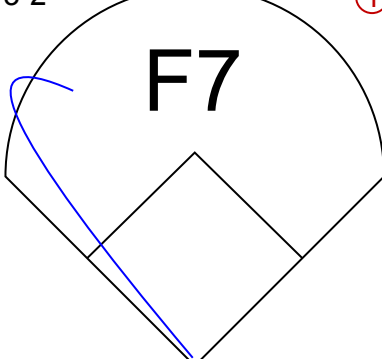
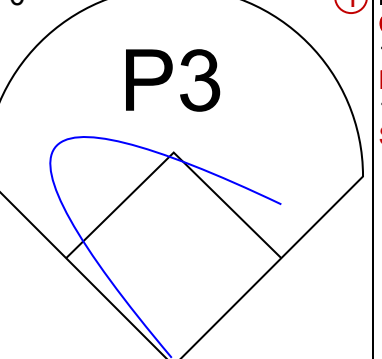
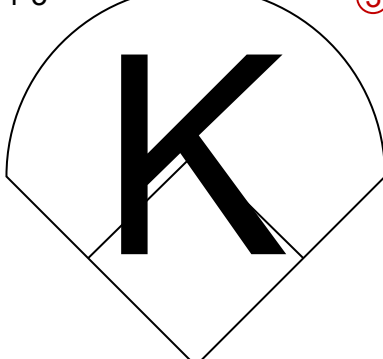
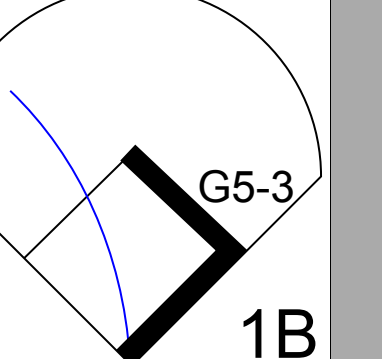
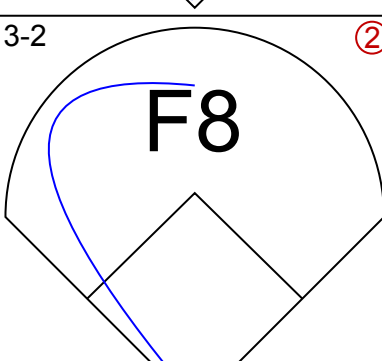
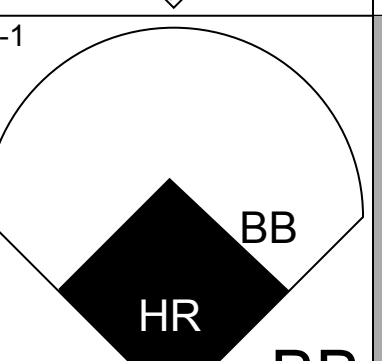
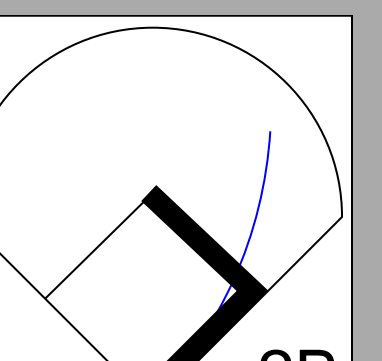
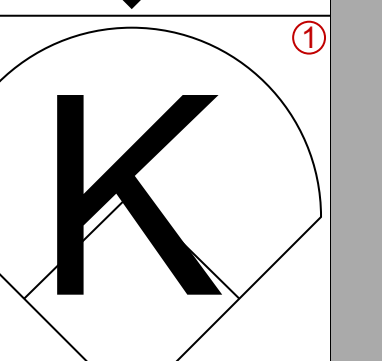
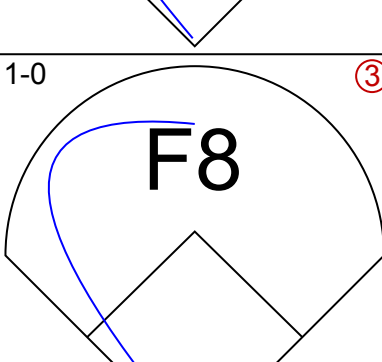
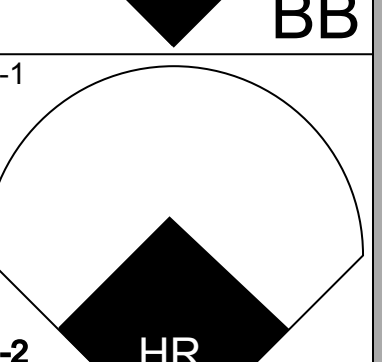
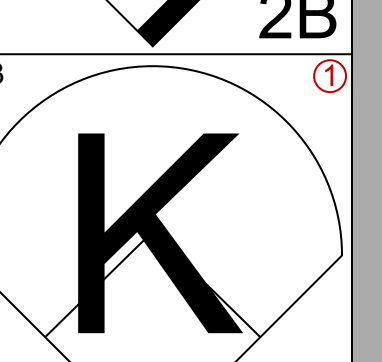
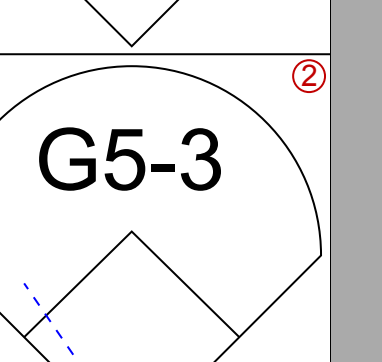
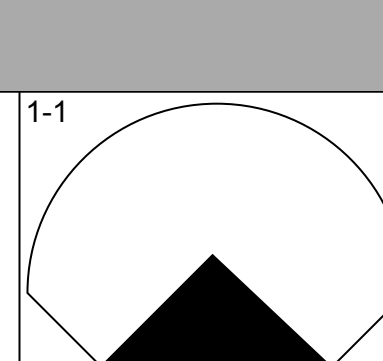
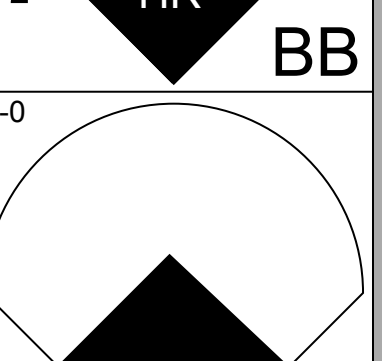
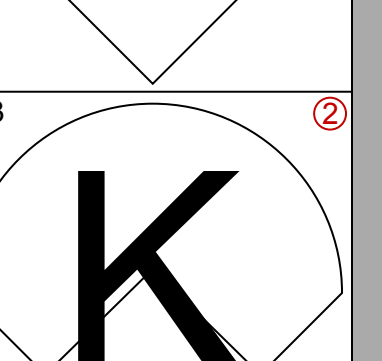
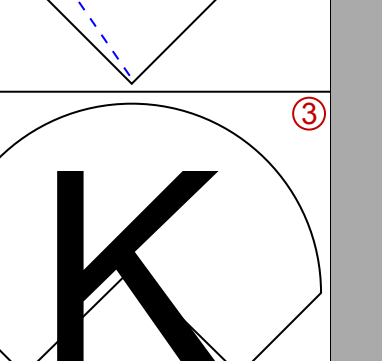
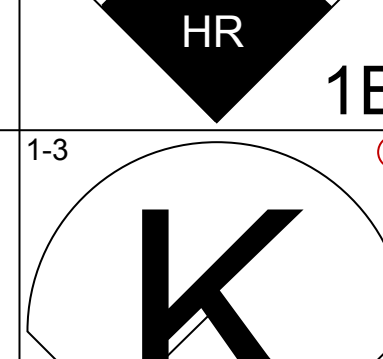
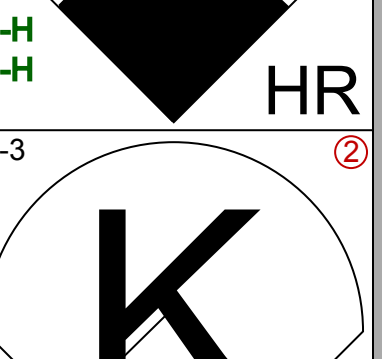
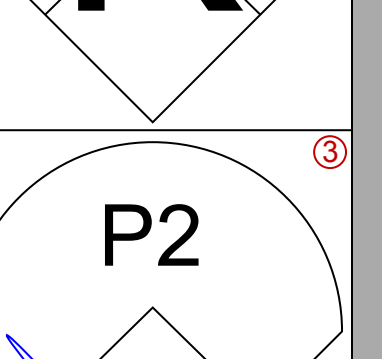
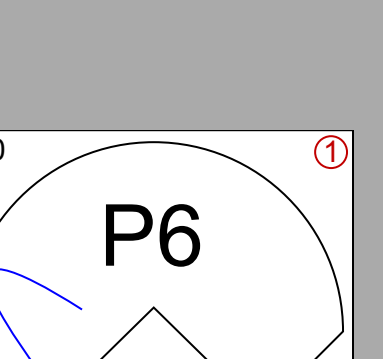
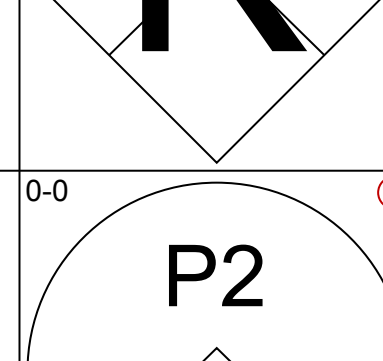
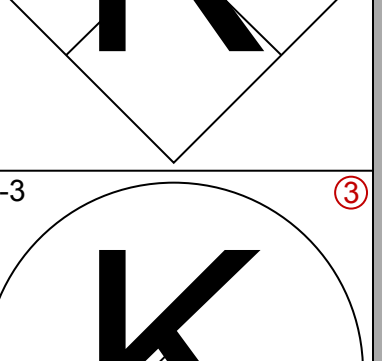
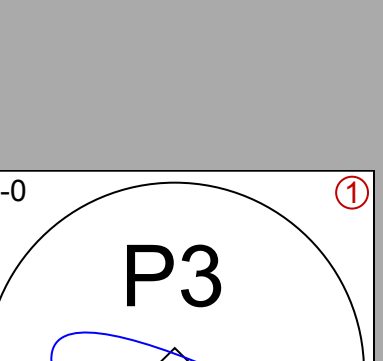
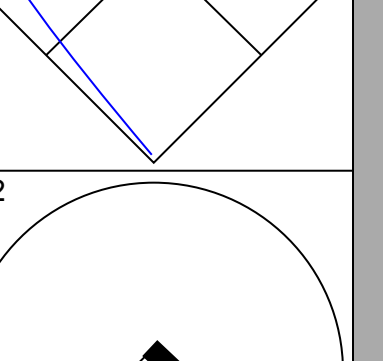
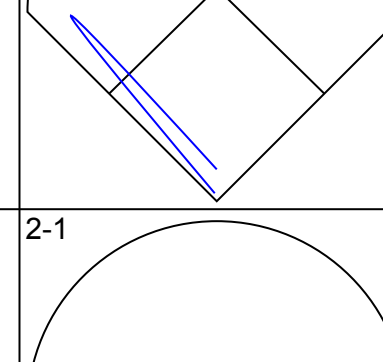
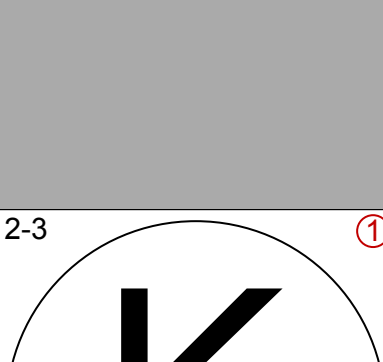
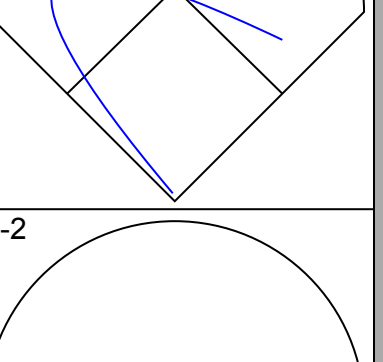
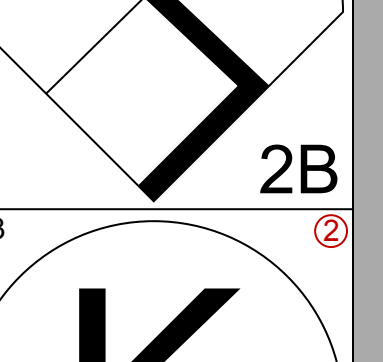
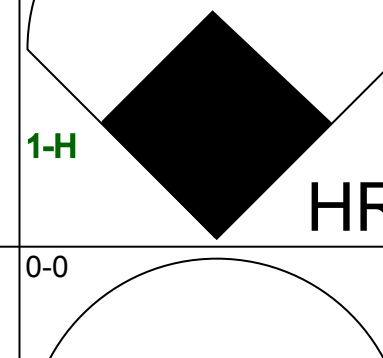

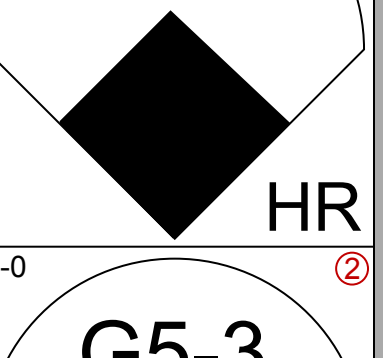
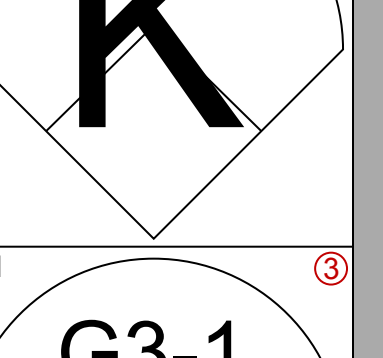
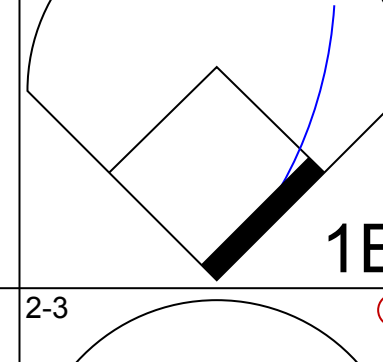
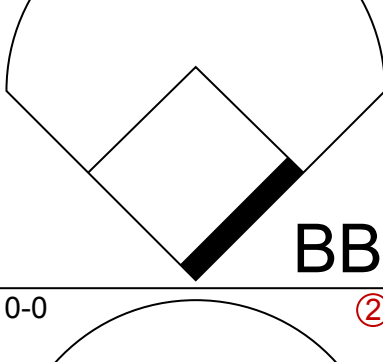
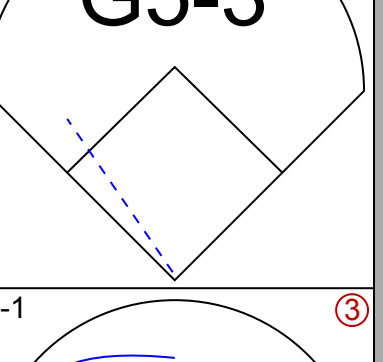


Batter	1	2	3	4	5	6	7	8	9	AB	R	H	RBI	BB	SO	LOB	TOP					
Shane Mack, R OBP: 0.384, SLG: 0.465 (1, 7)										4	0	0	0	1	1	1						
Chuck Knoblauch, R OBP: 0.389, SLG: 0.413 (1, 4)										3	0	0	0	2	2	3						
Kirby Puckett, R OBP: 0.339, SLG: 0.542 (1, 8)										5	2	1	0	0	1	6						
Kent Hrbek, L OBP: 0.417, SLG: 0.488 (1, 3)										4	0	1	1	1	1	2						
Brian Harper, R OBP: 0.293, SLG: 0.338 (1, 2)										3	1	2	1	0	0	0						
Chili Davis, S OBP: 0.350, SLG: 0.350 (1, 10)										4	0	0	0	0	1	5						
Pedro Munoz, R OBP: 0.305, SLG: 0.443 (1, 9)										4	0	1	0	0	2	0						
Greg Gagne, R OBP: 0.353, SLG: 0.416 (1, 6)										4	0	2	1	0	0	0						
Jeff Reboulet, R OBP: 0.346, SLG: 0.286 (8, PH)										1	0	0	0	2	1	0						
Scott Leius, R OBP: 0.318, SLG: 0.382 (8, 5)										1	0	0	0	0	0	0						
Inning Stats	R: 1 E: 0 K: 2 S: 14	H: 1 LOB: 2 BB: 2 P: 28	R: 0 E: 0 K: 1 S: 6	H: 0 LOB: 0 BB: 0 P: 10	R: 1 E: 0 K: 0 S: 8	H: 2 LOB: 2 BB: 0 P: 15	R: 0 E: 0 K: 2 S: 12	H: 1 LOB: 3 BB: 2 P: 25	R: 1 E: 0 K: 0 S: 10	H: 3 LOB: 1 BB: 0 P: 13	R: 0 E: 0 K: 1 S: 14	H: 0 LOB: 2 BB: 2 P: 25	R: 0 E: 0 K: 1 S: 8	H: 0 LOB: 0 BB: 0 P: 11	R: 0 E: 0 K: 0 S: 8	H: 0 LOB: 0 BB: 0 P: 10	R: 0 E: 0 K: 2 S: 7	H: 0 LOB: 0 BB: 0 P: 10	1B: 4 2B: 3 3B: 0 HR: 0	SF: 0 SAC: 0 DP: 0 HBP: 1	WP: 0 PB: 0 SB: 1 CS: 0	PA: 40
PITCHER	IP	WLS	BF	H	R	ER	SO	BB	IBB	HBP	BLK	WP	HR	S	P	ERA	WHIP					
Mark Leiter, R ERA: 2.97 (1, 1)	6.0	W	31	7	3	3	6	6	0	1	0	0	0	64	116	4.50	2.167					
Walt Terrell, R ERA: 8.99 (7, 1)	2.0		6	0	0	0	1	0	0	0	0	0	0	16	22	0.00	0.000					
Mike Henneman, R ERA: 3.15 (9, 1)	1.0	S	3	0	0	0	2	0	0	0	0	0	0	7	10	0.00	0.000					

Minnesota Twins @ Detroit Tigers
Tiger Stadium, Detroit, MI
Fri May 22 1992, 7:05 PM EDT
Att. 14,824 - Sunny - 80 F

AB	33
R	3
H	7
RBI	3
BB	6
SO	9
LOB	17



Batter	1	2	3	4	5	6	7	8	9	AB	R	H	RBI	BB	SO	LOB	BOTTOM				
Tony Phillips, S OBP: 0.402, SLG: 0.395 (1, 8)										4	0	1	0	0	1	1					
Lou Whitaker, L OBP: 0.386, SLG: 0.438 (1, 4)										3	1	1	0	1	1	1					
Travis Fryman, R OBP: 0.349, SLG: 0.433 (1, 6)										3	1	0	0	1	1	2					
Cecil Fielder, R OBP: 0.275, SLG: 0.452 (1, 3)										4	2	2	3	0	2	2					
Mickey Tettleton, S OBP: 0.347, SLG: 0.475 (1, 2)										4	0	0	0	0	2	2					
Mark Carreon, R OBP: 0.325, SLG: 0.439 (1, 7)										4	0	1	0	0	1	1					
Rob Deer, R OBP: 0.306, SLG: 0.587 (1, 9)										4	2	2	3	0	2	1					
Skeeter Barnes, R OBP: 0.300, SLG: 0.296 (1, 5)										3	0	1	0	1	0	1					
Chad Kreuter, S OBP: 0.237, SLG: 0.361 (1, 10)										3	0	0	0	0	1	2					
Inning Stats	R: 0 E: 0 K: 0 S: 8	H: 0 LOB: 0 BB: 0 P: 15	R: 2 E: 0 K: 2 S: 12	H: 3 LOB: 1 BB: 0 P: 18	R: 3 E: 0 K: 2 S: 10	H: 1 LOB: 0 BB: 2 P: 21	R: 0 E: 0 K: 2 S: 9	H: 0 LOB: 1 BB: 1 P: 16	R: 0 E: 0 K: 0 S: 10	H: 1 LOB: 1 BB: 0 P: 16	R: 1 E: 0 K: 0 S: 8	H: 1 LOB: 0 BB: 0 P: 12	R: 0 E: 0 K: 2 S: 9	H: 1 LOB: 1 BB: 0 P: 11	R: 0 E: 0 K: 1 S: 9	H: 1 LOB: 1 BB: 0 P: 10	1B: 3 2B: 2 3B: 0 HR: 3	SF: 0 SAC: 0 DP: 0 HBP: 0	WP: 0 PB: 0 SB: 0 CS: 0	PA: 35	
PITCHER	IP	WLS	BF	H	R	ER	SO	BB	IBB	HBP	BLK	WP	HR	S	P	ERA	WHIP				
John Smiley, L ERA: 5.64 (1, 1)	6.0	L	27	6	0	6	8	3	0	0	0	0	0	18	21	0.00	1.500				
Carl Willis, R ERA: 5.02 (7, 1)	2.0		8	2	0	0	3	0	0	0	0	0	0	18	21	0.00	1.000				

Minnesota Twins @ Detroit Tigers
Tiger Stadium, Detroit, MI
Fri May 22 1992, 7:05 PM EDT
Att. 14,824 - Sunny - 80 F

AB	32
R	6
H	8
RBI	6
BB	3
SO	11
LOB	13



Batter	1	2	3	4	5	6	7	8	9	AB	R	H	RBI	BB	SO	LOB	TOP					
Shane Mack, R OBP: 0.388, SLG: 0.472 (1, 7)										6	3	3	0	0	1	4						
Chuck Knoblauch, R OBP: 0.383, SLG: 0.403 (1, 4)										4	0	0	1	1	2	4						
Kirby Puckett, R OBP: 0.346, SLG: 0.538 (1, 8)										3	0	1	0	2	0	1						
Kent Hrbek, L OBP: 0.417, SLG: 0.477 (1, 3)										2	2	0	1	2	0	3						
Brian Harper, R OBP: 0.310, SLG: 0.358 (1, 2)										4	0	3	2	1	0	0						
Randy Bush, L OBP: 0.308, SLG: 0.370 Chili Davis, S OBP: 0.353, SLG: 0.347 (1, 10)										3	0	1	1	0	0	1						
Gene Larkin, S Jarvis Brown, R OBP: 0.231, SLG: 0.091 (7, 9)										3	0	1	0	1	0	2						
Scott Leius, R OBP: 0.315, SLG: 0.377 (1, 5)										4	0	1	0	0	0	2						
Greg Gagne, R OBP: 0.362, SLG: 0.423 (1, 6)										5	1	3	0	0	0	2						
Inning Stats	R: 2 E: 0 K: 1 S: 19	H: 3 LOB: 2 BB: 1 P: 27	R: 0 E: 0 K: 1 S: 14	H: 3 LOB: 3 BB: 1 P: 23	R: 0 E: 0 K: 0 S: 6	H: 0 LOB: 0 BB: 0 P: 10	R: 1 E: 0 K: 0 S: 10	H: 2 LOB: 2 BB: 1 P: 17	R: 0 E: 0 K: 0 S: 9	H: 1 LOB: 2 BB: 1 P: 16	R: 2 E: 1 K: 0 S: 19	H: 1 LOB: 2 BB: 2 P: 31	R: 0 E: 0 K: 1 S: 10	H: 1 LOB: 2 BB: 0 P: 14	R: 1 E: 0 K: 0 S: 16	H: 1 LOB: 2 BB: 2 P: 27	R: 0 E: 0 K: 0 S: 7	H: 1 LOB: 0 BB: 0 P: 11	1B: 11 2B: 3 3B: 0 HR: 0	SF: 1 SAC: 1 DP: 1 HBP: 0	WP: 1 PB: 1 SB: 1 CS: 1	PA: 46
PITCHER	IP WLS BF H R ER SO BB IBB HBP BLK WP HR S P ERA WHIP	IP WLS BF H R ER SO BB IBB HBP BLK WP HR S P ERA WHIP	IP WLS BF H R ER SO BB IBB HBP BLK WP HR S P ERA WHIP	IP WLS BF H R ER SO BB IBB HBP BLK WP HR S P ERA WHIP	IP WLS BF H R ER SO BB IBB HBP BLK WP HR S P ERA WHIP	IP WLS BF H R ER SO BB IBB HBP BLK WP HR S P ERA WHIP	IP WLS BF H R ER SO BB IBB HBP BLK WP HR S P ERA WHIP	IP WLS BF H R ER SO BB IBB HBP BLK WP HR S P ERA WHIP	IP WLS BF H R ER SO BB IBB HBP BLK WP HR S P ERA WHIP	IP WLS BF H R ER SO BB IBB HBP BLK WP HR S P ERA WHIP	IP WLS BF H R ER SO BB IBB HBP BLK WP HR S P ERA WHIP	IP WLS BF H R ER SO BB IBB HBP BLK WP HR S P ERA WHIP	IP WLS BF H R ER SO BB IBB HBP BLK WP HR S P ERA WHIP	IP WLS BF H R ER SO BB IBB HBP BLK WP HR S P ERA WHIP	IP WLS BF H R ER SO BB IBB HBP BLK WP HR S P ERA WHIP	IP WLS BF H R ER SO BB IBB HBP BLK WP HR S P ERA WHIP	IP WLS BF H R ER SO BB IBB HBP BLK WP HR S P ERA WHIP	IP WLS BF H R ER SO BB IBB HBP BLK WP HR S P ERA WHIP	1B: 11 2B: 3 3B: 0 HR: 0	SF: 1 SAC: 1 DP: 1 HBP: 0	WP: 1 PB: 1 SB: 1 CS: 1	PA: 46
Eric King, R ERA: 7.51 Kurt Knudsen, R ERA: 2.7 John Doherty, R ERA: 3.07 Mike Munoz, L ERA: 1.93 Walt Terrell, R ERA: 6.6	1.1 3 10 6 2 2 1 1 0 0 0 0 0 26 37 13.50 5.250	3.1 5 15 3 1 1 1 2 1 0 0 0 0 30 54 2.70 1.500	0.2 L 5 1 2 0 0 0 1 0 0 0 0 11 18 0.00 1.500	0.2 3 3 0 0 0 0 0 1 0 0 1 0 10 15 0.00 0.000	1.0 4 4 1 0 0 1 0 0 0 0 0 0 10 14 0.00 1.000	2.0 9 9 2 1 1 0 1 1 0 0 0 0 23 38 4.50 1.500	8.1 2 9 2 1 1 0 1 1 0 0 0 0 11 15 6.75 1.500	6.75 2 9 2 1 1 0 1 1 0 0 0 0 11 15 6.75 1.500	6.75 2 9 2 1 1 0 1 1 0 0 0 0 11 15 6.75 1.500	6.75 2 9 2 1 1 0 1 1 0 0 0 0 11 15 6.75 1.500	6.75 2 9 2 1 1 0 1 1 0 0 0 0 11 15 6.75 1.500	6.75 2 9 2 1 1 0 1 1 0 0 0 0 11 15 6.75 1.500	6.75 2 9 2 1 1 0 1 1 0 0 0 0 11 15 6.75 1.500	6.75 2 9 2 1 1 0 1 1 0 0 0 0 11 15 6.75 1.500	6.75 2 9 2 1 1 0 1 1 0 0 0 0 11 15 6.75 1.500	6.75 2 9 2 1 1 0 1 1 0 0 0 0 11 15 6.75 1.500	6.75 2 9 2 1 1 0 1 1 0 0 0 0 11 15 6.75 1.500	1B: 11 2B: 3 3B: 0 HR: 0	SF: 1 SAC: 1 DP: 1 HBP: 0	WP: 1 PB: 1 SB: 1 CS: 1	PA: 46	

Minnesota Twins @ Detroit Tigers
Tiger Stadium, Detroit, MI
Sat May 23 1992, 3:33 AM EDT
Att: 32,979 - Cloudy - 77 F

AB	36
R	6
H	13
RBI	5
BB	8
SO	3
LOB	23



Batter	1	2	3	4	5	6	7	8	9	AB	R	H	RBI	BB	SO	LOB	BOTTOM					
Tony Phillips, S OBP: 0.391, SLG: 0.381 (8, 5)										5	0	0	0	0	2	1						
Lou Whitaker, L OBP: 0.387, SLG: 0.436 (1, 4)										5	2	2	0	0	2	0						
Travis Fryman, R OBP: 0.352, SLG: 0.453 (1, 6)										4	3	2	1	0	1	1						
Cecil Fielder, R OBP: 0.282, SLG: 0.449 (1, 10)										3	0	1	1	1	2	0						
Mickey Tettleton, S OBP: 0.351, SLG: 0.476 Chad Kreuter, S OBP: 0.237, SLG: 0.361 (8, 9)										4	0	2	2	0	0	0						
Mark Carreon, R OBP: 0.323, SLG: 0.432 (1, 7)										4	0	1	0	0	1	4						
Dave Bergman, L OBP: 0.281, SLG: 0.156 Skeeter Barnes, R OBP: 0.290, SLG: 0.286 (8, 3)										2	0	0	0	0	0	1						
Shawn Hare, L OBP: 0.125, SLG: 0.125 (8, 9)										1	0	1	1	0	0	0						
Rob Deer, R OBP: 0.297, SLG: 0.569 (1, 9)										4	0	0	0	0	2	3						
Scott Livingstone, L OBP: 0.281, SLG: 0.267 Milt Cuyler, S OBP: 0.246, SLG: 0.328 (8, 8)										2	0	0	0	0	2	0						
Inning Stats	R: 1 E: 0 K: 2 S: 12	H: 1 LOB: 0 BB: 0 P: 18	R: 0 E: 0 K: 0 S: 9	H: 1 LOB: 1 BB: 0 P: 14	R: 2 E: 0 K: 3 S: 22	H: 3 LOB: 2 BB: 1 P: 37	R: 0 E: 0 K: 1 S: 7	H: 0 LOB: 0 BB: 0 P: 10	R: 0 E: 0 K: 2 S: 11	H: 0 LOB: 0 BB: 0 P: 15	R: 0 E: 0 K: 1 S: 7	H: 0 LOB: 0 BB: 0 P: 12	R: 0 E: 0 K: 2 S: 10	H: 0 LOB: 1 BB: 0 P: 16	R: 2 E: 1 K: 1 S: 13	H: 4 LOB: 3 BB: 0 P: 19	R: 0 E: 0 K: 1 S: 7	H: 0 LOB: 0 BB: 0 P: 12	1B: 8 2B: 0 3B: 0 HR: 1	SF: 0 SAC: 0 DP: 0 HBP: 1	WP: 1 PB: 0 SB: 0 CS: 0	PA: 38
PITCHER	IP WLS BF H R ER SO BB IBB HBP BLK WP HR S P ERA WHIP	IP WLS BF H R ER SO BB IBB HBP BLK WP HR S P ERA WHIP	IP WLS BF H R ER SO BB IBB HBP BLK WP HR S P ERA WHIP	IP WLS BF H R ER SO BB IBB HBP BLK WP HR S P ERA WHIP	IP WLS BF H R ER SO BB IBB HBP BLK WP HR S P ERA WHIP	IP WLS BF H R ER SO BB IBB HBP BLK WP HR S P ERA WHIP	IP WLS BF H R ER SO BB IBB HBP BLK WP HR S P ERA WHIP	IP WLS BF H R ER SO BB IBB HBP BLK WP HR S P ERA WHIP	IP WLS BF H R ER SO BB IBB HBP BLK WP HR S P ERA WHIP	IP WLS BF H R ER SO BB IBB HBP BLK WP HR S P ERA WHIP	IP WLS BF H R ER SO BB IBB HBP BLK WP HR S P ERA WHIP	IP WLS BF H R ER SO BB IBB HBP BLK WP HR S P ERA WHIP	IP WLS BF H R ER SO BB IBB HBP BLK WP HR S P ERA WHIP	IP WLS BF H R ER SO BB IBB HBP BLK WP HR S P ERA WHIP	IP WLS BF H R ER SO BB IBB HBP BLK WP HR S P ERA WHIP	IP WLS BF H R ER SO BB IBB HBP BLK WP HR S P ERA WHIP	IP WLS BF H R ER SO BB IBB HBP BLK WP HR S P ERA WHIP	IP WLS BF H R ER SO BB IBB HBP BLK WP HR S P ERA WHIP	1B: 8 2B: 0 3B: 0 HR: 1	SF: 0 SAC: 0 DP: 0 HBP: 1	WP: 1 PB: 0 SB: 0 CS: 0	PA: 38
Kevin Tapani, R ERA: 5.03 Gary Wayne, L ERA: 0.92 Rick Aguilera, R ERA: 4.37	1.1 3 10 6 2 2 1 1 0 0 0 0 0 26 37 13.50 5.250	2.1 11 3 2 0 3 0 0 1 0 0 0 0 23 37 0.00 1.286	1.2 S 6 1 0 0 2 0 0 0 0 0 0 14 22 0.00 0.600	1.1 3 10 6 2 2 1 1 0 0 0 0 0 26 37 13.50 5.250	2.1 11 3 2 0 3 0 0 1 0 0 0 0 23 37 0.00 1.286	1.2 S 6 1 0 0 2 0 0 0 0 0 0 14 22 0.00 0.600	1.1 3 10 6 2 2 1 1 0 0 0 0 0 26 37 13.50 5.250	2.1 11 3 2 0 3 0 0 1 0 0 0 0 23 37 0.00 1.286	1.2 S 6 1 0 0 2 0 0 0 0 0 0 14 22 0.00 0.600	1.1 3 10 6 2 2 1 1 0 0 0 0 0 26 37 13.50 5.250	2.1 11 3 2 0 3 0 0 1 0 0 0 0 23 37 0.00 1.286	1.2 S 6 1 0 0 2 0 0 0 0 0 0 14 22 0.00 0.600	1.1 3 10 6 2 2 1 1 0 0 0 0 0 26 37 13.50 5.250	2.1 11 3 2 0 3 0 0 1 0 0 0 0 23 37 0.00 1.286	1.2 S 6 1 0 0 2 0 0 0 0 0 0 14 22 0.00 0.600	1.1 3 10 6 2 2 1 1 0 0 0 0 0 26 37 13.50 5.250	2.1 11 3 2 0 3 0 0 1 0 0 0 0 23 37 0.00 1.286	1.2 S 6 1 0 0 2 0 0 0 0 0 0 14 22 0.00 0.600	1B: 8 2B: 0 3B: 0 HR: 1	SF: 0 SAC: 0 DP: 0 HBP: 1	WP: 1 PB: 0 SB: 0 CS: 0	PA: 38

Minnesota Twins @ Detroit Tigers
Tiger Stadium, Detroit, MI
Sat May 23 1992, 3:33 AM EDT
Att: 32,979 - Cloudy - 77 F

AB	36
R	5
H	9
RBI	5
BB	1
SO	13
LOB	10



Batter	1	2	3	4	5	6	7	8	9	AB	R	H	RBI	BB	SO	LOB	TOP			
Jim Eisenreich, L (1, 10) OBP: 0.324, SLG: 0.352										4	0	0	0	0	0	0				
Gregg Jefferies, S (1, 5) OBP: 0.280, SLG: 0.341										4	1	2	0	0	0	0				
Wally Joyner, L (1, 3) OBP: 0.380, SLG: 0.496										4	0	2	0	0	0	1				
Mike Macfarlane, R (1, 2) OBP: 0.339, SLG: 0.422										4	0	0	0	0	0	4				
Kevin McReynolds, R (1, 7) OBP: 0.321, SLG: 0.355										4	0	2	1	0	0	1				
Chris Cwynn, L (1, 9) OBP: 0.288, SLG: 0.333										4	0	0	0	0	0	3				
Brian McRae, S (1, 8) OBP: 0.242, SLG: 0.242										3	0	0	0	0	0	2				
Terry Shumpert, R (1, 4) OBP: 0.220, SLG: 0.313										3	0	0	0	0	0	0				
Rico Rossy, R (1, 6) OBP: 0.280, SLG: 0.254										2	0	0	0	0	0	0				
Brent Mayne, L (8, PH) OBP: 0.230, SLG: 0.212										1	0	0	0	0	0	0				
Curtis Wilkerson, S (8, 6) OBP: 0.203, SLG: 0.238										0	0	0	0	0	0	0				
Inning Stats	R: 0 E: 0 K: 0 S: 9	H: 1 LOB: 1 BB: 0 P: 13	R: 0 E: 0 K: 0 S: 4	H: 0 LOB: 0 BB: 0 P: 6	R: 0 E: 0 K: 0 S: 8	H: 0 LOB: 0 BB: 0 P: 13	R: 1 E: 0 K: 0 S: 10	H: 3 LOB: 2 BB: 0 P: 13	R: 0 E: 0 K: 0 S: 4	H: 0 LOB: 0 BB: 0 P: 6	R: 0 E: 0 K: 0 S: 5	H: 0 LOB: 0 BB: 0 P: 8	R: 0 E: 0 K: 0 S: 4	H: 0 LOB: 0 BB: 0 P: 7	R: 0 E: 0 K: 0 S: 5	H: 1 LOB: 1 BB: 0 P: 9	1B: 4 2B: 2 3B: 0 HR: 0	SF: 0 SAC: 0 DP: 0 HBP: 0	WP: 0 PB: 0 SB: 0 CS: 0	PA: 33
PITCHER Bill Gullickson, R (1, 1) ERA: 2.66	IP: 9.0 WLS: W BF: 33 H: 6 R: 1 ER: 1 SO: 0 BB: 0 IBB: 0 HBP: 0 BLK: 0 WP: 0 HR: 0 S: 55 P: 84 ERA: 1.00 WHIP: 0.667															PITCHER				

Kansas City Royals @ Detroit Tigers
Tiger Stadium, Detroit, MI
Tue May 26 1992, 7:05 PM EDT
Att: 10,290 - Cloudy - 52 F

AB 33
R 1
H 6
RBI 1
BB 0
SO 0
LOB 11

Batter	1	2	3	4	5	6	7	8	9	AB	R	H	RBI	BB	SO	LOB	BOTTOM			
Tony Phillips, S (1, 5) OBP: 0.392, SLG: 0.374										2	2	1	0	2	0	1				
Lou Whitaker, L (1, 4) OBP: 0.383, SLG: 0.439										4	1	1	0	0	0	2				
Travis Fryman, R (1, 6) OBP: 0.348, SLG: 0.444										4	0	1	1	0	1	1				
Cecil Fielder, R (1, 10) OBP: 0.280, SLG: 0.440										4	1	1	1	0	0	1				
Mickey Tettleton, S (1, 2) OBP: 0.346, SLG: 0.461										3	1	0	0	1	1	0				
Mark Carreon, R (1, 7) OBP: 0.326, SLG: 0.452										4	1	1	3	0	1	0				
Dave Bergman, L (1, 3) OBP: 0.231, SLG: 0.229										3	1	2	0	1	0	0				
Rob Deer, R (1, 9) OBP: 0.290, SLG: 0.569										3	1	1	2	0	1	2				
Mitt Cuyler, S (1, 8) OBP: 0.242, SLG: 0.314										3	0	0	0	0	2	2				
Inning Stats	R: 2 E: 0 K: 1 S: 8	H: 2 LOB: 0 BB: 1 P: 16	R: 0 E: 0 K: 1 S: 8	H: 1 LOB: 1 BB: 0 P: 11	R: 0 E: 0 K: 0 S: 8	H: 0 LOB: 0 BB: 1 P: 15	R: 0 E: 0 K: 0 S: 4	H: 0 LOB: 0 BB: 0 P: 5	R: 0 E: 0 K: 1 S: 9	H: 1 LOB: 1 BB: 0 P: 12	R: 0 E: 0 K: 1 S: 7	H: 0 LOB: 0 BB: 0 P: 11	R: 2 E: 0 K: 2 S: 10	H: 1 LOB: 0 BB: 1 P: 20	R: 4 E: 0 K: 0 S: 19	H: 3 LOB: 0 BB: 1 P: 34	1B: 3 2B: 3 3B: 0 HR: 2	SF: 0 SAC: 0 DP: 2 HBP: 0	WP: 0 PB: 0 SB: 0 CS: 0	PA: 34
PITCHER Hipolito Pichardo, R (1, 1) ERA: 3.33	IP: 6.0 WLS: L BF: 22 H: 4 R: 2 ER: 2 SO: 4 BB: 2 IBB: 0 HBP: 0 BLK: 0 WP: 0 HR: 0 S: 44 P: 70 ERA: 3.00 WHIP: 1.000															PITCHER Tom Gordon, R (7, 1) ERA: 6.56				

Kansas City Royals @ Detroit Tigers
Tiger Stadium, Detroit, MI
Tue May 26 1992, 7:05 PM EDT
Att: 10,290 - Cloudy - 52 F

AB 30
R 8
H 8
RBI 7
BB 4
SO 6
LOB 9

Batter	1	2	3	4	5	6	7	8	9	AB	R	H	RBI	BB	SO	LOB	TOP										
Gary Thurman, R OBP: 0.327, SLG: 0.404 (1, 9)	F8		1B		FC5-4		BB		L7	4	0	1	0	1	0	3	Kansas City Royals @ Detroit Tigers Tiger Stadium, Detroit, MI Wed May 27 1992, 7:05 PM EDT Att: 10,622 - Cloudy - 62 F										
Gregg Jefferies, S OBP: 0.280, SLG: 0.339 (1, 5)	F8		G3			HR	G3-1			4	1	1	0	0	0	4											
Wally Joyner, L OBP: 0.369, SLG: 0.481 (1, 3)	F7			L8		P5		G6-3		4	0	0	0	0	0	1											
Mike Macfarlane, R OBP: 0.328, SLG: 0.406 (1, 10)		K		K		L8		G5-3		4	0	0	0	0	2	1											
Kevin McReynolds, R OBP: 0.331, SLG: 0.378 (1, 7)		G1-6-3		G6-3		HR				2	1	1	2	2	0	0											
Bob Melvin, R OBP: 0.310, SLG: 0.366 (1, 2)	G1-6-3				1B	F8		P4		4	0	1	0	0	0	2											
Brian McRae, S OBP: 0.253, SLG: 0.255 (1, 8)			1B		FC5-4	1B	G4-3		G6-4-3	4	0	3	0	0	0	0		AB 34 R 2 H 8 RBI 2 BB 3 SO 2 LOB 19									
Terry Shumpert, R OBP: 0.222, SLG: 0.327 (1, 4)	F8		F8		P4			G6-4-3		4	0	1	0	0	0	4											
Curtis Wilkerson, S OBP: 0.192, SLG: 0.224 (1, 6)	F7		F7		L7		F7		E1	4	0	0	0	0	0	4											
Inning Stats	R: 0 E: 0 K: 0 S: 4	H: 0 LOB: 0 BB: 7	R: 0 E: 0 K: 1 S: 7	H: 0 LOB: 0 BB: 1 P: 12	R: 0 E: 0 K: 1 S: 9	H: 2 LOB: 2 BB: 0 P: 11	R: 0 E: 0 K: 1 S: 6	H: 0 LOB: 0 BB: 0 P: 11	R: 0 E: 0 K: 0 S: 6	H: 2 LOB: 2 BB: 0 P: 6	R: 2 E: 0 K: 0 S: 11	H: 2 LOB: 2 BB: 0 P: 18	R: 0 E: 0 K: 0 S: 14	H: 1 LOB: 2 BB: 1 P: 23	R: 0 E: 0 K: 0 S: 8	H: 0 LOB: 1 BB: 1 P: 13	R: 0 E: 1 K: 0 S: 6	H: 1 LOB: 1 BB: 0 P: 8	1B: 6 2B: 1 3B: 0 HR: 1	SF: 0 SAC: 0 DP: 2 HBP: 0	WP: 0 PB: 0 SB: 0 CS: 0	PA: 37					
PITCHER	IP	WLS	BF	H	R	ER	SO	BB	IBB	HBP	BLK	WP	HR	S	P	ERA	WHIP										
Scott Aldred, L ERA: 6.25 (1, 1)	6.0	W	24	6	2	2	2	1	0	0	0	0	1	43	65	3.00	1.167										
Kurt Knudsen, R ERA: 2.35 (7, 1)	1.0		5	1	0	0	0	1	0	0	0	0	0	14	23	0.00	2.000										
John Doherty, R ERA: 2.97 (8, 1)	1.0		4	0	0	0	0	1	0	0	0	0	0	8	13	0.00	1.000										
Mike Henneman, R ERA: 3.0 (9, 1)	1.0		4	1	0	0	0	0	0	0	0	0	0	6	8	0.00	1.000										

Batter	1	2	3	4	5	6	7	8	9	AB	R	H	RBI	BB	SO	LOB	BOTTOM										
Tony Phillips, S OBP: 0.392, SLG: 0.389 (1, 5)	HR	E7	G1-3		1B	F9				5	2	2	2	0	0	2	Kansas City Royals @ Detroit Tigers Tiger Stadium, Detroit, MI Wed May 27 1992, 7:05 PM EDT Att: 10,622 - Cloudy - 62 F										
Lou Whitaker, L OBP: 0.360, SLG: 0.466 Scott Livingstone, L OBP: 0.250, SLG: 0.235 (1, 4)	HR	G3-1		L9	2B	G3-1				4	2	2	4	0	0	1											
Travis Fryman, R OBP: 0.339, SLG: 0.431 (1, 6)	G5-3	K		P4	P4		F8			5	0	0	0	0	1	2											
Cecil Fielder, R OBP: 0.297, SLG: 0.471 Skeeter Barnes, R OBP: 0.237, SLG: 0.250 (8, 3)	HR	BB		2B	1B		F7			4	1	3	1	1	0	0											
Mickey Tettleton, S OBP: 0.350, SLG: 0.455 Chad Kreuter, S OBP: 0.239, SLG: 0.350 (7, 2)	HR	BB		K	F8		K			2	1	0	0	2	1	2											
Mark Carreon, R OBP: 0.336, SLG: 0.473 (1, 7)	HR	P6			BB			G5-3		3	2	1	3	2	0	3											
Dave Bergman, L OBP: 0.262, SLG: 0.263 Phil Clark, R (5, PH)	G4-3		1B		FC6-4			P6		3	1	2	0	0	0	0		AB 37 R 11 H 12 RBI 11 BB 6 SO 4 LOB 16									
Rob Deer, R OBP: 0.294, SLG: 0.560 (1, 9)	FC3-6		K		2B	1B	P3		P3	4	1	1	0	1	1	1											
Mitt Cuyler, S OBP: 0.250, SLG: 0.315 (1, 8)	FC3-6		F7		2B	1B				3	1	1	1	0	0	2											
Inning Stats	R: 5 E: 0 K: 0 S: 15	H: 4 LOB: 1 BB: 2 P: 35	R: 0 E: 1 K: 1 S: 14	H: 0 LOB: 3 BB: 2 P: 26	R: 0 E: 0 K: 1 S: 9	H: 1 LOB: 1 BB: 0 P: 13	R: 0 E: 0 K: 1 S: 11	H: 1 LOB: 1 BB: 0 P: 18	R: 6 E: 0 K: 0 S: 15	H: 5 LOB: 2 BB: 2 P: 32	R: 0 E: 0 K: 0 S: 13	H: 1 LOB: 1 BB: 0 P: 19	R: 0 E: 0 K: 1 S: 7	H: 0 LOB: 0 BB: 0 P: 8	R: 0 E: 0 K: 0 S: 9	H: 0 LOB: 0 BB: 0 P: 13	R: 0 E: 0 K: 0 S: 9	H: 0 LOB: 0 BB: 0 P: 13	1B: 5 2B: 5 3B: 0 HR: 2	SF: 0 SAC: 0 DP: 0 HBP: 1	WP: 0 PB: 0 SB: 0 CS: 0	PA: 44					
PITCHER	IP	WLS	BF	H	R	ER	SO	BB	IBB	HBP	BLK	WP	HR	S	P	ERA	WHIP										
Mike Boddicker, R ERA: 6.08 (1, 1)	4.0	L	28	9	10	10	3	5	0	1	0	0	2	56	107	22.50	3.500										
Curt Young, L ERA: 4.5 (5, 1)	2.0		10	3	1	1	0	0	1	0	0	0	0	21	36	4.50	1.500										
Jeff Montgomery, R ERA: 2.08 (7, 1)	2.0		6	0	0	0	1	0	0	0	0	0	0	16	21	0.00	0.000										

Kansas City Royals @ Detroit Tigers
 Tiger Stadium, Detroit, MI
 Wed May 27 1992, 7:05 PM EDT
 Att: 10,622 - Cloudy - 62 F



Kansas City Royals @ Detroit Tigers
 Tiger Stadium, Detroit, MI
 Wed May 27 1992, 7:05 PM EDT
 Att: 10,622 - Cloudy - 62 F




Batter	1	2	3	4	5	6	7	8	9	AB	R	H	RBI	BB	SO	LOB	TOP	
Jim Eisenreich, L (1, 10) OBP: 0.336, SLG: 0.375	2-2 G4-6-3 1B		0-0 1B		3-2 P6		1-1 G1-3		2-1 F8-5 2B	5	0	3	0	0	0	2	Kansas City Royals @ Detroit Tigers Tiger Stadium, Detroit, MI Thu May 28 1992, 7:05 PM EDT Att: 11,688 - Sunny - 66 F	
Gregg Jefferies, S (1, 5) OBP: 0.278, SLG: 0.335	1-2 G4-6-3 1-2		0-0		1-2 F8		3-2 F7		2-2 F8-5	5	0	1	0	0	0	4		
Wally Joyner, L (1, 3) OBP: 0.370, SLG: 0.496	1-3 K		1-0 F9		1-0 HR		4-0 IBB		0-1 F8	4	1	1	2	1	1	2		
Mike MacFarlane, R (1, 2) OBP: 0.318, SLG: 0.391		1-3 K		1-1 P3	1-2 P4		0-0 G5-3			4	0	0	0	0	1	2		
Kevin McReynolds, R (1, 7) OBP: 0.335, SLG: 0.397		2-2 G6-3		2-2 HR		2-0 F9		4-1 1B 2B BB		3	2	1	1	1	0	0		
Chris Cwynn, L (1, 9) OBP: 0.300, SLG: 0.397 Gary Thurman, R (8, PR) OBP: 0.327, SLG: 0.404	2-2 1B		3-2 L7		0-0 G4-3 3B		2-0 2B CS 1B			4	1	3	0	0	0	0		
Brian McRae, S (1, 8) OBP: 0.258, SLG: 0.266	3-1 L9		2-2 1B		1-1 G4-3		0-0 1-3 2-H 2B			4	0	2	2	0	0	1		
Terry Shumpert, R (1, 4) OBP: 0.207, SLG: 0.304			3-2 P4	0-0 F7		0-0 G4-3		2-0 P6		4	0	0	0	0	0	3		
Rico Rossy, R (1, 6) OBP: 0.291, SLG: 0.246			1-1 L8		4-2 HR BB		4-1 G1-3 BB	2-3 K		2	1	0	0	2	1	2		
Inning Stats	R: 0 E: 0 K: 1 S: 10	H: 1 LOB: 0 BB: 0 P: 13	R: 0 E: 0 K: 1 S: 13	H: 1 LOB: 1 BB: 0 P: 21	R: 0 E: 0 K: 0 S: 9	H: 2 LOB: 2 BB: 0 P: 14	R: 1 E: 0 K: 0 S: 13	H: 2 LOB: 1 BB: 0 P: 21	R: 2 E: 0 K: 0 S: 13	H: 1 LOB: 0 BB: 1 P: 23	R: 1 E: 0 K: 1 S: 7	H: 2 LOB: 2 BB: 1 P: 17	R: 0 E: 0 K: 0 S: 7	H: 1 LOB: 0 BB: 0 P: 11	1B: 6 2B: 4 3B: 1 HR: 2	SF: 0 SAC: 0 DP: 3 HBP: 0		WP: 0 PB: 0 SB: 0 CS: 1
PITCHER	IP WLS BF H R ER SO BB IBB HBP BLK WP HR S P ERA WHIP	IP WLS BF H R ER SO BB IBB HBP BLK WP HR S P ERA WHIP	IP WLS BF H R ER SO BB IBB HBP BLK WP HR S P ERA WHIP	IP WLS BF H R ER SO BB IBB HBP BLK WP HR S P ERA WHIP	IP WLS BF H R ER SO BB IBB HBP BLK WP HR S P ERA WHIP	IP WLS BF H R ER SO BB IBB HBP BLK WP HR S P ERA WHIP	IP WLS BF H R ER SO BB IBB HBP BLK WP HR S P ERA WHIP	IP WLS BF H R ER SO BB IBB HBP BLK WP HR S P ERA WHIP	IP WLS BF H R ER SO BB IBB HBP BLK WP HR S P ERA WHIP	IP WLS BF H R ER SO BB IBB HBP BLK WP HR S P ERA WHIP	IP WLS BF H R ER SO BB IBB HBP BLK WP HR S P ERA WHIP	IP WLS BF H R ER SO BB IBB HBP BLK WP HR S P ERA WHIP	IP WLS BF H R ER SO BB IBB HBP BLK WP HR S P ERA WHIP	IP WLS BF H R ER SO BB IBB HBP BLK WP HR S P ERA WHIP	IP WLS BF H R ER SO BB IBB HBP BLK WP HR S P ERA WHIP	IP WLS BF H R ER SO BB IBB HBP BLK WP HR S P ERA WHIP	IP WLS BF H R ER SO BB IBB HBP BLK WP HR S P ERA WHIP	
Mark Leiter, R (1, 1) ERA: 3.4	6.0 L 26 8 4 4 2																	
Walt Terrell, R (7, 1) ERA: 8.96	1.0 2 2 1 1 0 1																	
Kurt Knudsen, R (8, 1) ERA: 2.08	1.0 2 0 0 0 1																	
Mike Munoz, L (9, 1) ERA: 2.5	1.0 3 1 0 0 0																	

Batter	1	2	3	4	5	6	7	8	9	AB	R	H	RBI	BB	SO	LOB	BOTTOM			
Tony Phillips, S (1, 5) OBP: 0.395, SLG: 0.384	2-2 L7		4-2 CS BB			2-1 G6-3		4-2 BB		2	0	0	0	2	0	0	Kansas City Royals @ Detroit Tigers Tiger Stadium, Detroit, MI Thu May 28 1992, 7:05 PM EDT Att: 11,688 - Sunny - 66 F			
Lou Whitaker, L (1, 4) OBP: 0.376, SLG: 0.451	2-3 K		1-2 CS 1-2	0-0 F8		1-0 P5		2-0 P6		4	0	0	0	0	1	1				
Travis Fryman, R (1, 6) OBP: 0.337, SLG: 0.427	3-2 WP 1B		3-3 K		3-3 K		0-0 L9			4	0	1	0	0	2	1				
Cecil Fielder, R (1, 10) OBP: 0.296, SLG: 0.461	2-1 P2 1-2		4-2 BB		3-0 F8		3-3 K	0-3 K		3	0	0	0	1	2	2				
Mickey Tettleton, S (1, 2) OBP: 0.348, SLG: 0.468		2-1 G3		3-0 F8		1-0 HR		1-1 F7		4	1	1	1	0	0	1				
Mark Carreon, R (1, 7) OBP: 0.326, SLG: 0.459		1-1 P3		2-3 K		0-2 G5-3		3-3 K		4	0	0	0	0	2	0				
Dave Bergman, L (1, 3) OBP: 0.261, SLG: 0.244		2-3 K		1-0 G1-3		4-0 2B BB		1-2 G6-3		3	0	0	0	1	1	0				
Rob Deer, R (1, 9) OBP: 0.301, SLG: 0.566			3-3 K		4-2 BB		3-2 2B			2	0	1	0	1	1	0				
Mitt Cuyler, S (1, 8) OBP: 0.246, SLG: 0.310 Shawn Hare, L (7, PH) OBP: 0.111, SLG: 0.111 Skeeter Barnes, R (8, 8) OBP: 0.257, SLG: 0.250			2-3 K		1-0 G3		3-1 G3-1			2	0	0	0	0	1	1				
Inning Stats	R: 0 E: 0 K: 1 S: 14	H: 1 LOB: 1 BB: 0 P: 22	R: 0 E: 0 K: 1 S: 7	H: 0 LOB: 0 BB: 0 P: 12	R: 0 E: 0 K: 2 S: 11	H: 0 LOB: 1 BB: 1 P: 20	R: 0 E: 0 K: 1 S: 7	H: 0 LOB: 1 BB: 1 P: 17	R: 0 E: 0 K: 1 S: 8	H: 0 LOB: 0 BB: 0 P: 14	R: 1 E: 0 K: 1 S: 19	H: 2 LOB: 2 BB: 1 P: 33	R: 0 E: 0 K: 1 S: 7	H: 0 LOB: 1 BB: 1 P: 13	R: 0 E: 0 K: 1 S: 10	H: 0 LOB: 0 BB: 0 P: 15		1B: 1 2B: 1 3B: 0 HR: 1	SF: 0 SAC: 0 DP: 0 HBP: 0	WP: 1 PB: 0 SB: 0 CS: 1
PITCHER	IP WLS BF H R ER SO BB IBB HBP BLK WP HR S P ERA WHIP	IP WLS BF H R ER SO BB IBB HBP BLK WP HR S P ERA WHIP	IP WLS BF H R ER SO BB IBB HBP BLK WP HR S P ERA WHIP	IP WLS BF H R ER SO BB IBB HBP BLK WP HR S P ERA WHIP	IP WLS BF H R ER SO BB IBB HBP BLK WP HR S P ERA WHIP	IP WLS BF H R ER SO BB IBB HBP BLK WP HR S P ERA WHIP	IP WLS BF H R ER SO BB IBB HBP BLK WP HR S P ERA WHIP	IP WLS BF H R ER SO BB IBB HBP BLK WP HR S P ERA WHIP	IP WLS BF H R ER SO BB IBB HBP BLK WP HR S P ERA WHIP	IP WLS BF H R ER SO BB IBB HBP BLK WP HR S P ERA WHIP	IP WLS BF H R ER SO BB IBB HBP BLK WP HR S P ERA WHIP	IP WLS BF H R ER SO BB IBB HBP BLK WP HR S P ERA WHIP	IP WLS BF H R ER SO BB IBB HBP BLK WP HR S P ERA WHIP	IP WLS BF H R ER SO BB IBB HBP BLK WP HR S P ERA WHIP	IP WLS BF H R ER SO BB IBB HBP BLK WP HR S P ERA WHIP	IP WLS BF H R ER SO BB IBB HBP BLK WP HR S P ERA WHIP				
Mark Gubicza, R (1, 1) ERA: 3.38	6.2 W 25 1 1 1 8																			
Rusty Mischam, R (7, 1) ERA: 0.39	1.1 6 1 0 0 1																			
Jeff Montgomery, R (9, 1) ERA: 1.99	1.0 3 0 0 0 1																			


livebaseballscorecards.com

AB 35
R 5
H 11
RBI 5
BB 4
SO 3
LOB 16



livebaseballscorecards.com

AB 29
R 1
H 3
RBI 1
BB 5
SO 10
LOB 8



Batter	1	2	3	4	5	6	7	8	9	AB	R	H	RBI	BB	SO	LOB	TOP								
Tony Phillips, S OBP: 0.400, SLG: 0.410	2-0 P6		2-2 S 1B		3-1 P7		1-2 CS 2H 1B		1-2 G4-3	5	0	2	1	0	0	1									
Skeeter Barnes, R OBP: 0.256, SLG: 0.250	2-2 L5		2-1 F9		0-1 P3		3-2 CS 1-2		0-1 FC5-4 1B	4	0	1	0	0	0	1									
Travis Fryman, R OBP: 0.337, SLG: 0.446	1-0 F9		3-3 K			2-1 HR		1-2 FC5-4 BB 1-2		4	1	1	1	0	1	2									
Cecil Fielder, R OBP: 0.292, SLG: 0.443		1-3 K		2-3 K		1-1 G6-3		4-2 FC5-4 BB 1-2		3	0	0	0	1	2	0									
Mark Carreon, R OBP: 0.318, SLG: 0.439		3-2 F9		2-1 F7		2-2 G6-3		1-0 FC5-4 1-2 2-3		4	0	0	0	0	2										
Rob Deer, R OBP: 0.308, SLG: 0.581		3-2 HR		4-2 HR BB		3-1 P6		2-1 P6		3	2	1	1	1	0	2									
Phil Clark, R OBP: 0.250, SLG: 1.200		3-2 2B		0-0 HR			1-2 G6-3		2-2 1B	3	1	2	2	0	0	0									
Dave Bergman, L OBP: 0.314, SLG: 0.289				1-H HR						1	0	1	0	0	0	0									
Chad Kreuter, S OBP: 0.255, SLG: 0.356		2-3 K		0-1 CS 1B			2-0 PB 1B		3-2 L3	3	1	2	0	0	1	1									
Mickey Tettleton, S OBP: 0.340, SLG: 0.457										1	0	0	0	0	0	1									
Mitt Cuyler, S OBP: 0.241, SLG: 0.308				2-1 G4-3		1-0 CS		1-2 G5-3		3	0	0	0	0	1	1									
Lou Whitaker, L OBP: 0.368, SLG: 0.438				1-2 CS					2-0 L4	1	0	0	0	0	0	1									
Inning Stats	R: 0 E: 0 K: 0 S: 5	H: 0 LOB: 0 BB: 0 P: 10	R: 1 E: 0 K: 2 S: 21	H: 2 LOB: 1 BB: 0 P: 33	R: 0 E: 0 K: 1 S: 12	H: 1 LOB: 1 BB: 0 P: 21	R: 2 E: 0 K: 1 S: 10	H: 2 LOB: 0 BB: 1 P: 19	R: 0 E: 0 K: 0 S: 7	H: 0 LOB: 0 BB: 0 P: 11	R: 1 E: 0 K: 0 S: 9	H: 1 LOB: 0 BB: 0 P: 17	R: 1 E: 0 K: 1 S: 15	H: 2 LOB: 0 BB: 0 P: 25	R: 0 E: 0 K: 0 S: 10	H: 1 LOB: 2 BB: 1 P: 18	R: 0 E: 0 K: 0 S: 13	H: 1 LOB: 1 BB: 0 P: 21	1B: 6 2B: 1 3B: 0 HR: 3	SF: 0 SAC: 0 DP: 0 HBP: 0	WP: 0 PB: 1 SB: 1 CS: 2	PA: 39			
PITCHER	IP	WLS	BF	H	R	ER	SO	BB	IBB	HBP	BLK	WP	HR	S	P	ERA	WHIP								
Bill Krueger, L ERA: 2.13	6.0		24	6	4	4	4	1	0	0	0	0	3	64	111	6.00	1.167								
Tom Edens, R ERA: 2.51	2.0	W	9	3	1	0	1	1	0	0	0	0	0	25	43	0.00	2.000								
Rick Aguilera, R ERA: 4.01	1.0	S	4	1	0	0	0	0	0	0	0	0	0	13	21	0.00	1.000								

Detroit Tigers @ Minnesota Twins
Hubert H. Humphrey Metrodome, Minneapolis, MN
Sat May 30 1992, 8:05 PM EDT
Att: 33,447 - Dome - 70 F

AB 35
R 5
H 10
RBI 5
BB 2
SO 5
LOB 12



Batter	1	2	3	4	5	6	7	8	9	AB	R	H	RBI	BB	SO	LOB	BOTTOM								
Shane Mack, R OBP: 0.388, SLG: 0.478	3-3 K		1-0 G5-3		1-1 G4-3			4-2 1B 1B E BB		3	1	0	0	1	1	0									
Chuck Knoblauch, R OBP: 0.402, SLG: 0.400	3-1 S 1B		2-1 F8			2-2 F9		0-1 E SF7 1B		4	2	2	0	0	0	0									
Kirby Puckett, R OBP: 0.357, SLG: 0.560	3-2 1H 1B		2-2 G3			0-0 HR		2-2 E5 1B 1B 1B		4	2	3	2	0	0	0									
Chili Davis, S OBP: 0.377, SLG: 0.394	1-0 L6-3 1-2			4-2 BB		4-2 G4-6-3 BB		1-0 SF7		1	0	0	1	2	0	1									
Brian Harper, R OBP: 0.342, SLG: 0.385		1-0 FC5-4 1B		3-2 P6		3-2 G4-6-3 1-2		0-2 1B E 1B		4	0	2	0	0	0	2									
Jarvis Brown, R OBP: 0.250, SLG: 0.077								1-2 E 1B		0	1	0	0	0	0	0									
Pedro Munoz, R OBP: 0.308, SLG: 0.426		1-0 FC5-4 1B		1-0 F9			2-2 G5-3	2-1 E 1B		3	0	1	0	0	0	1									
Gene Larkin, S OBP: 0.350, SLG: 0.438								1-3 2H E 1B		1	1	1	1	0	0	0									
Jeff Reboulet, R OBP: 0.353, SLG: 0.286								1-3 2H E 1B		0	0	0	0	0	0	0									
Kent Hrbek, L OBP: 0.427, SLG: 0.475				1-1 G3			1-1 2B	4-0 E IBB		3	0	1	0	1	0	3									
Scott Leius, R OBP: 0.313, SLG: 0.363		4-2 FC5-4 1B			1-2 G5-3		2-0 F9	2-0 E6 G6-4-3		2	0	0	0	1	0	1									
Randy Bush, L OBP: 0.293, SLG: 0.365								1-2 2H 3H E6		0	0	0	0	0	0	0									
Lenny Webster, R OBP: 0.275, SLG: 0.324								1-2 2H 3H E6		1	0	0	1	0	0	1									
Greg Gagne, R OBP: 0.349, SLG: 0.394		2-2 G5-3 2-3			3-2 F9		3-2 P9	1-1 G6-4-3 1-2		4	0	0	0	0	7										
Inning Stats	R: 1 E: 0 K: 1 S: 10	H: 2 LOB: 0 BB: 0 P: 20	R: 0 E: 0 K: 0 S: 11	H: 2 LOB: 2 BB: 1 P: 20	R: 0 E: 0 K: 0 S: 6	H: 0 LOB: 0 BB: 0 P: 11	R: 0 E: 0 K: 0 S: 9	H: 0 LOB: 1 BB: 1 P: 18	R: 0 E: 0 K: 0 S: 9	H: 1 LOB: 0 BB: 1 P: 19	R: 0 E: 0 K: 0 S: 9	H: 1 LOB: 1 BB: 0 P: 16	R: 5 E: 2 K: 0 S: 17	H: 4 LOB: 2 BB: 2 P: 33	1B: 8 2B: 2 3B: 0 HR: 1	SF: 1 SAC: 0 DP: 4 HBP: 0	WP: 0 PB: 0 SB: 3 CS: 0	PA: 36							
PITCHER	IP	WLS	BF	H	R	ER	SO	BB	IBB	HBP	BLK	WP	HR	S	P	ERA	WHIP								
Frank Tanana, L ERA: 5.74	7.0		27	6	2	2	1	3	0	0	0	0	0	14	27	108.00	15.000								
Mike Henneman, R ERA: 4.64	0.1	L	7	4	5	4	0	1	1	0	0	0	0	1	3	∞	∞								
Mike Munoz, L ERA: 3.66	0.0		1	0	0	0	0	0	0	0	0	0	0	1	3	∞	∞								
Walt Terrell, R ERA: 6.75	0.2		1	0	0	0	0	0	0	0	0	0	0	2	3	0.00	0.000								

Detroit Tigers @ Minnesota Twins
Hubert H. Humphrey Metrodome, Minneapolis, MN
Sat May 30 1992, 8:05 PM EDT
Att: 33,447 - Dome - 70 F

AB 30
R 7
H 10
RBI 5
BB 5
SO 1
LOB 16



Batter	1	2	3	4	5	6	7	8	9	AB	R	H	RBI	BB	SO	LOB	TOP			
Tony Phillips, S OBP: 0.397, SLG: 0.403 (1, 5)										3	1	0	0	1	1	2				
Lou Whitaker, L OBP: 0.365, SLG: 0.427 (1, 4)										3	0	0	0	0	1	2				
Travis Fryman, R OBP: 0.330, SLG: 0.437 (1, 6)										4	0	0	0	0	2	2				
Cecil Fielder, R OBP: 0.291, SLG: 0.444 (1, 10)										4	0	1	1	0	2	1				
Mickey Tettleton, S OBP: 0.339, SLG: 0.452 (1, 2)										4	0	1	0	0	0	1				
Mark Carreon, R OBP: 0.316, SLG: 0.434 (1, 7)										4	0	1	0	0	1	1				
Dave Bergman, L OBP: 0.321, SLG: 0.283 (7, PH) Skeeter Barnes, R OBP: 0.250, SLG: 0.243 (7, 3)										1	0	0	0	1	0	1				
Rob Deer, R OBP: 0.308, SLG: 0.576 (1, 9)										3	0	1	0	0	1	1				
Mitt Cuyler, S OBP: 0.243, SLG: 0.309 (1, 8)										3	0	1	0	0	0	1				
Inning Stats	R: 1 E: 0 K: 0 S: 9	H: 1 LOB: 1 BB: 1 P: 21	R: 0 E: 0 K: 0 S: 6	H: 0 LOB: 1 BB: 1 P: 17	R: 0 E: 0 K: 2 S: 11	H: 0 LOB: 1 BB: 0 P: 20	R: 0 E: 0 K: 0 S: 5	H: 1 LOB: 0 BB: 0 P: 7	R: 0 E: 0 K: 1 S: 10	H: 1 LOB: 1 BB: 0 P: 15	R: 0 E: 0 K: 1 S: 10	H: 0 LOB: 0 BB: 0 P: 9	R: 0 E: 0 K: 3 S: 10	H: 0 LOB: 0 BB: 0 P: 15	R: 0 E: 0 K: 1 S: 7	H: 0 LOB: 0 BB: 0 P: 10	1B: 4 2B: 1 3B: 0 HR: 0	SF: 0 SAC: 0 DP: 2 HBP: 1	WP: 0 PB: 0 SB: 0 CS: 0	PA: 33
PITCHER	IP	WLS	BF	H	R	ER	SO	BB	IBB	HBP	BLK	WP	HR	S	P	ERA	WHIP			
Scott Erickson, R ERA: 4.97 (1, 1)	6.0	W	24	5	1	1	3	2	0	1	0	0	0	50	94	1.50	1.167			
Mark Guthrie, L ERA: 3.54 (7, 1)	3.0	S	9	0	0	0	5	0	0	0	0	0	0	22	34	0.00	0.000			

Detroit Tigers @ Minnesota Twins
Hubert H. Humphrey Metrodome, Minneapolis, MN
Sun May 31 1992, 4:33 AM EDT
Att: 33,054 - Dome - 70 F

AB	30
R	1
H	5
RBI	1
BB	2
SO	8
LOB	12



Batter	1	2	3	4	5	6	7	8	9	AB	R	H	RBI	BB	SO	LOB	BOTTOM			
Shane Mack, R OBP: 0.390, SLG: 0.495 (1, 7)										4	2	2	1	0	0	0				
Chuck Knoblauch, R OBP: 0.404, SLG: 0.402 (1, 4)										4	1	2	0	0	0	0				
Kirby Puckett, R OBP: 0.360, SLG: 0.574 (1, 8)										4	1	2	2	0	0	0				
Kent Hrbek, L OBP: 0.422, SLG: 0.466 (1, 3)										4	0	1	1	0	0	1				
Chili Davis, S OBP: 0.386, SLG: 0.396 (1, 10)										2	0	1	0	2	0	0				
Pedro Munoz, R OBP: 0.301, SLG: 0.417 (1, 9) Randy Bush, L OBP: 0.288, SLG: 0.358 (8, PH) Jarvis Brown, R OBP: 0.250, SLG: 0.077 (9, 9)										3	0	0	0	0	1	3				
Scott Leius, R OBP: 0.306, SLG: 0.354 (1, 5)										3	0	0	0	0	0	1				
Lenny Webster, R OBP: 0.256, SLG: 0.300 (1, 2)										3	0	0	0	0	0	1				
Greg Gagne, R OBP: 0.342, SLG: 0.386 (1, 6)										3	0	0	0	0	0	0				
Inning Stats	R: 1 E: 0 K: 0 S: 7	H: 1 LOB: 0 BB: 0 P: 11	R: 0 E: 0 K: 0 S: 7	H: 0 LOB: 0 BB: 0 P: 15	R: 0 E: 0 K: 0 S: 4	H: 0 LOB: 0 BB: 0 P: 7	R: 0 E: 0 K: 0 S: 6	H: 0 LOB: 0 BB: 0 P: 11	R: 0 E: 0 K: 1 S: 13	H: 5 LOB: 2 BB: 0 P: 18	R: 0 E: 0 K: 0 S: 5	H: 0 LOB: 0 BB: 0 P: 5	R: 1 E: 0 K: 0 S: 12	H: 2 LOB: 2 BB: 1 P: 19	1B: 5 2B: 1 3B: 1 HR: 1	SF: 0 SAC: 0 DP: 0 HBP: 0	WP: 1 PB: 0 SB: 0 CS: 0	PA: 33		
PITCHER	IP	WLS	BF	H	R	ER	SO	BB	IBB	HBP	BLK	WP	HR	S	P	ERA	WHIP			
Bill Gullickson, R ERA: 2.88 (1, 1)	7.1	L	30	8	4	4	1	1	0	0	0	0	0	54	87	4.91	1.227			
Mike Munoz, L ERA: 3.5 (8, 1)	0.1		2	0	0	0	0	1	0	0	0	0	0	5	11	0.00	3.000			
John Doherty, R ERA: 3.94 (8, 1)	0.1		1	0	0	0	0	0	0	0	0	0	0	2	2	0.00	0.000			

Detroit Tigers @ Minnesota Twins
Hubert H. Humphrey Metrodome, Minneapolis, MN
Sun May 31 1992, 4:33 AM EDT
Att: 33,054 - Dome - 70 F

AB	31
R	4
H	8
RBI	4
BB	2
SO	1
LOB	8



Batter	1	2	3	4	5	6	7	8	9	AB	R	H	RBI	BB	SO	LOB	TOP				
Tony Phillips, S OBP: 0.392, SLG: 0.396 (1, 5)										5	0	1	0	0	1	2	Detroit Tigers @ Milwaukee Brewers Milwaukee County Stadium, Milwaukee, WI Mon Jun 01 1992, 8:05 PM EDT Att: 10,933 - Cloudy - 67 F				
Lou Whitaker, L OBP: 0.366, SLG: 0.425 (1, 4)										3	0	1	0	1	0	0					
Travis Fryman, R OBP: 0.329, SLG: 0.448 (1, 6)										4	1	1	1	0	1	3					
Cecil Fielder, R OBP: 0.290, SLG: 0.439 (1, 3)										4	0	1	0	0	1	2					
Mickey Tettleton, S OBP: 0.337, SLG: 0.465 (1, 2)										4	1	1	1	0	1	1					
Rob Deer, R OBP: 0.301, SLG: 0.561 (1, 9)										4	0	0	0	0	1	0					
Dave Bergman, L OBP: 0.351, SLG: 0.396 (1, 10)										3	0	2	0	1	0	0					
Phil Clark, R OBP: 0.333, SLG: 0.778 (1, 7)										4	0	1	0	0	0	2					
Mitt Cuyler, S OBP: 0.250, SLG: 0.321 (1, 8)										4	0	2	0	0	0	2					
Inning Stats	R: 1 H: 2 E: 0 K: 2 S: 11	H: 2 LOB: 1 BB: 0 P: 15	R: 0 H: 0 E: 0 K: 0 S: 5	H: 0 LOB: 0 BB: 0 P: 7	R: 0 H: 1 E: 0 K: 0 S: 5	H: 1 LOB: 1 BB: 1 P: 13	R: 1 H: 1 E: 0 K: 1 S: 12	H: 1 LOB: 1 BB: 1 P: 20	R: 0 H: 2 E: 1 K: 1 S: 15	H: 2 LOB: 2 BB: 0 P: 17	R: 0 H: 0 E: 0 K: 1 S: 8	H: 0 LOB: 0 BB: 0 P: 13	R: 0 H: 0 E: 0 K: 0 S: 5	H: 0 LOB: 0 BB: 0 P: 6	R: 0 H: 2 E: 0 K: 0 S: 10	H: 1 LOB: 1 BB: 0 P: 14	1B: 7 2B: 1 3B: 0 HR: 2	SF: 0 SAC: 0 DP: 2 HBP: 0	WP: 0 PB: 1 SB: 0 CS: 1	PA: 37	
PITCHER	IP	WLS	BF	H	R	ER	SO	BB	IBB	HBP	BLK	WP	HR	S	P	ERA	WHIP				
Jaime Navarro, R ERA: 3.97 (1, 1)	8.0	W	33	8	2	2	5	2	0	0	0	0	2	71	113	2.25	1.250				
Darren Holmes, R ERA: 1.99 (9, 1)	1.0		4	2	0	0	0	0	0	0	0	0	0	10	14	0.00	2.000				

Batter	1	2	3	4	5	6	7	8	9	AB	R	H	RBI	BB	SO	LOB	BOTTOM				
Scott Fletcher, R OBP: 0.367, SLG: 0.446 (1, 6)										4	2	2	1	0	1	0	Detroit Tigers @ Milwaukee Brewers Milwaukee County Stadium, Milwaukee, WI Mon Jun 01 1992, 8:05 PM EDT Att: 10,933 - Cloudy - 67 F				
Kevin Seitzer, R OBP: 0.367, SLG: 0.435 (1, 5)										4	1	2	0	0	0	0					
Paul Moltitor, R OBP: 0.382, SLG: 0.500 (1, 10)										3	2	2	1	0	0	0					
Greg Vaughn, R OBP: 0.300, SLG: 0.412 (1, 7)										3	0	1	2	1	2	1					
Robin Yount, R OBP: 0.319, SLG: 0.371 (1, 8)										3	0	1	0	1	0	2					
Franklin Stubbs, L OBP: 0.288, SLG: 0.377 (1, 3)										4	0	0	0	0	3	6					
Dante Bichette, R OBP: 0.340, SLG: 0.371 (1, 9)										4	0	0	0	0	0	1					
B.J. Surhoff, L OBP: 0.215, SLG: 0.244 (1, 2)										4	1	2	0	0	0	0					
Jim Gantner, L OBP: 0.278, SLG: 0.293 (1, 4)										4	0	0	0	0	0	2					
Inning Stats	R: 1 H: 3 E: 0 K: 2 S: 10	H: 3 LOB: 2 BB: 0 P: 17	R: 0 H: 1 E: 0 K: 0 S: 9	H: 1 LOB: 0 BB: 0 P: 13	R: 0 H: 0 E: 0 K: 0 S: 7	H: 0 LOB: 0 BB: 0 P: 13	R: 0 H: 0 E: 0 K: 1 S: 7	H: 0 LOB: 0 BB: 0 P: 8	R: 1 H: 2 E: 0 K: 1 S: 13	H: 2 LOB: 1 BB: 0 P: 22	R: 4 H: 4 E: 1 K: 0 S: 16	H: 4 LOB: 2 BB: 1 P: 31	R: 0 H: 0 E: 0 K: 0 S: 3	H: 0 LOB: 0 BB: 0 P: 4	R: 0 H: 0 E: 0 K: 0 S: 3	H: 0 LOB: 0 BB: 0 P: 4	1B: 8 2B: 2 3B: 0 HR: 0	SF: 1 SAC: 0 DP: 1 HBP: 0	WP: 0 PB: 0 SB: 0 CS: 0	PA: 36	
PITCHER	IP	WLS	BF	H	R	ER	SO	BB	IBB	HBP	BLK	WP	HR	S	P	ERA	WHIP				
Scott Aldred, L ERA: 6.14 (1, 1)	6.2	L	28	8	4	4	6	1	0	0	0	0	0	65	106	5.40	1.350				
John Doherty, R ERA: 3.9 (7, 1)	0.1		5	2	2	0	0	1	0	0	0	0	0	6	16	0.00	9.000				
Kurt Knudsen, R ERA: 1.5 (8, 1)	1.0		3	0	0	0	0	0	0	0	0	0	0	3	4	0.00	0.000				

Batter	1	2	3	4	5	6	7	8	9	AB	R	H	RBI	BB	SO	LOB	TOP					
Tony Phillips, S OBP: 0.390, SLG: 0.389 (1, 5)	G4-3		1B 2B BB		B1-3		F8			3	1	0	0	1	0	1	Detroit Tigers @ Milwaukee Brewers Milwaukee County Stadium, Milwaukee, WI Tue Jun 02 1992, 8:05 PM EDT Att: 14,064 - Sunny - 75 F					
Lou Whitaker, L OBP: 0.359, SLG: 0.413 (1, 4)	K		F7		F8			K		4	0	0	0	0	2	3						
Travis Fryman, R OBP: 0.332, SLG: 0.455 (1, 6)	G6-3		2B 1-3 2-H 3-H 1-1		2B			K		4	0	2	2	0	1	0						
Cecil Fielder, R OBP: 0.294, SLG: 0.447 (1, 3)		G6-3	1-3 2B		K			1B		4	0	2	1	0	1	1						
Mickey Tettleton, S OBP: 0.330, SLG: 0.454 (1, 2)	F9		K			G6-3		K		4	0	0	0	0	2	3						
Mark Carreon, R OBP: 0.308, SLG: 0.422 (1, 7)	L8		P5		L8				F8	4	0	0	0	0	0	2						
Dave Bergman, L OBP: 0.344, SLG: 0.302 (1, 10)			1B 2B	F8		K		G4-3		4	1	1	0	0	1	0						
Rob Deer, R OBP: 0.300, SLG: 0.553 (1, 9)			2B 1B	K			K	K		4	1	1	0	0	3	0						
Mitt Cuyler, S OBP: 0.259, SLG: 0.336 (1, 8)			1B 2B	F8			CS 1B			3	1	2	1	0	0	0						
Inning Stats	R: 0 E: 0 K: 1 S: 9	H: 0 LOB: 0 BB: 0 P: 17	R: 0 E: 0 K: 0 S: 4	H: 0 LOB: 0 BB: 0 P: 6	R: 4 E: 0 K: 1 S: 22	H: 5 LOB: 2 BB: 1 P: 39	R: 0 E: 0 K: 1 S: 7	H: 0 LOB: 0 BB: 0 P: 9	R: 0 E: 0 K: 1 S: 8	H: 1 LOB: 1 BB: 0 P: 11	R: 0 E: 0 K: 1 S: 6	H: 0 LOB: 0 BB: 0 P: 6	R: 0 E: 0 K: 1 S: 10	H: 1 LOB: 1 BB: 0 P: 14	R: 0 E: 0 K: 3 S: 12	H: 1 LOB: 1 BB: 0 P: 18	R: 0 E: 0 K: 1 S: 6	H: 0 LOB: 0 BB: 0 P: 9	1B: 5 2B: 3 3B: 0 HR: 0	SF: 0 SAC: 0 DP: 0 HBP: 0	WP: 0 PB: 0 SB: 0 CS: 1	PA: 35
PITCHER	IP	WLS	BF	H	R	ER	SO	BB	IBB	HBP	BLK	WP	HR	S	P	ERA	WHIP					
Ron Robinson, R ERA: 7.82 (1, 1)	2.1		13	5	4	4	1	1	0	0	0	0	0	24	48	15.43	2.571					
Jim Austin, R ERA: 2.5 (3, 1)	2.2		9	1	0	0	3	0	0	0	0	0	0	26	34	0.00	0.375					
Jesse Orosco, L ERA: 4.73 (6, 1)	2.1	W	7	1	0	0	3	0	0	0	0	0	0	19	25	0.00	0.429					
Doug Henry, R ERA: 3.38 (8, 1)	1.2	S	6	1	0	0	3	0	0	0	0	0	0	15	22	0.00	0.600					

Batter	1	2	3	4	5	6	7	8	9	AB	R	H	RBI	BB	SO	LOB	BOTTOM				
Scott Fletcher, R OBP: 0.362, SLG: 0.437 (1, 6)	F9	K			G3-1		1B			4	0	1	1	0	1	2	Detroit Tigers @ Milwaukee Brewers Milwaukee County Stadium, Milwaukee, WI Tue Jun 02 1992, 8:05 PM EDT Att: 14,064 - Sunny - 75 F				
Kevin Seitzer, R OBP: 0.365, SLG: 0.428 (1, 5)	G4-3	G6-4-3			L9		BB			3	0	0	0	1	0	2					
Paul Molitor, R OBP: 0.385, SLG: 0.500 (1, 10)	1B				K		F8			4	1	2	0	0	1	2					
Greg Vaughn, R OBP: 0.299, SLG: 0.408 (1, 7)	CS 1B				F7			G1-3		4	0	1	1	0	1	1					
Robin Yount, R OBP: 0.318, SLG: 0.368 (1, 8)	CS	BB 2B 1B			K		G6-3	P4		4	1	1	0	0	1	1					
Franklin Stubbs, L OBP: 0.288, SLG: 0.369 (1, 3)		2B BB			F9		F7	G4-3		3	1	0	0	1	0	1					
Dante Bichette, R OBP: 0.347, SLG: 0.385 (1, 9)		1B 2B			1B		F9			3	1	2	2	0	0	0					
B.J. Surhoff, L OBP: 0.218, SLG: 0.246 (1, 2)		1B			P5		G4-3			3	0	1	0	0	0	1					
Jim Gantner, L OBP: 0.287, SLG: 0.310 (1, 4)		1B			F8		1B 2B			3	1	2	1	0	0	1					
Inning Stats	R: 1 E: 0 K: 0 S: 15	H: 2 LOB: 0 BB: 0 P: 26	R: 3 E: 0 K: 1 S: 12	H: 4 LOB: 1 BB: 1 P: 18	R: 0 E: 0 K: 1 S: 10	H: 1 LOB: 1 BB: 0 P: 13	R: 0 E: 0 K: 0 S: 3	H: 1 LOB: 0 BB: 0 P: 4	R: 0 E: 0 K: 1 S: 12	H: 0 LOB: 0 BB: 0 P: 18	R: 0 E: 0 K: 1 S: 10	H: 0 LOB: 0 BB: 0 P: 15	R: 1 E: 0 K: 0 S: 13	H: 2 LOB: 2 BB: 1 P: 21	R: 0 E: 0 K: 0 S: 5	H: 0 LOB: 0 BB: 0 P: 10	1B: 8 2B: 2 3B: 0 HR: 0	SF: 0 SAC: 0 DP: 1 HBP: 0	WP: 0 PB: 0 SB: 1 CS: 1	PA: 34	
PITCHER	IP	WLS	BF	H	R	ER	SO	BB	IBB	HBP	BLK	WP	HR	S	P	ERA	WHIP				
Mark Leiter, R ERA: 3.86 (1, 1)	6.2	L	28	10	5	5	4	1	0	0	0	0	0	70	106	6.75	1.650				
Walt Terrell, R ERA: 6.55 (7, 1)	1.1		5	0	0	0	0	1	0	0	0	0	0	10	19	0.00	0.750				

AB	34
R	4
H	8
RBI	4
BB	1
SO	10
LOB	10



Batter	1	2	3	4	5	6	7	8	9	AB	R	H	RBI	BB	SO	LOB	TOP										
Tony Phillips, S OBP: 0.390, SLG: 0.392 Scott Livingstone, L OBP: 0.256, SLG: 0.260	E6 1B			HR BB	K			2B 2B	K	4	3	1	0	1	1	4											
Lou Whitaker, L OBP: 0.356, SLG: 0.406	G3 1B 1B	G3		P7				L7	P8	5	2	1	0	1	0	4											
Travis Fryman, R OBP: 0.333, SLG: 0.458	1B BB 1B	L5		F9				WP 2H 2B		5	1	2	2	0	0	2											
Cecil Fielder, R OBP: 0.303, SLG: 0.488	BB BB 1B	F8		HR				F7		5	3	3	5	0	0	1											
Mickey Tettleton, S OBP: 0.332, SLG: 0.446	BB 1B BB		P9	K				WP BB		3	1	0	0	2	1	0											
Dave Bergman, L OBP: 0.318, SLG: 0.276	F7		G3-1		K			L6		5	0	0	0	0	2	5											
Mark Carreon, R OBP: 0.323, SLG: 0.434	K		BB 1B		1B 1B			L1-3 1B	1B	5	0	4	0	0	1	3											
Rob Deer, R OBP: 0.303, SLG: 0.543	1B BB		BB 1B		F7			F7		3	0	0	1	2	1	3											
Mitt Cuyler, S OBP: 0.270, SLG: 0.345	1B		K		1B			L1-3		5	0	3	2	0	1	3											
Inning Stats	R: 5 E: 1 K: 1 S: 23	H: 4 LOB: 2 BB: 2 P: 41	R: 0 E: 0 K: 0 S: 7	H: 0 LOB: 0 BB: 0 P: 13	R: 0 E: 0 K: 1 S: 8	H: 1 LOB: 2 BB: 1 P: 16	R: 2 E: 0 K: 1 S: 11	H: 1 LOB: 0 BB: 1 P: 18	R: 0 E: 0 K: 2 S: 14	H: 2 LOB: 2 BB: 0 P: 22	R: 0 E: 0 K: 1 S: 14	H: 1 LOB: 0 BB: 0 P: 9	R: 1 E: 0 K: 0 S: 14	H: 2 LOB: 2 BB: 1 P: 26	R: 0 E: 0 K: 1 S: 14	H: 2 LOB: 0 BB: 0 P: 20	1B: 10 2B: 3 3B: 0 HR: 2	SF: 0 SAC: 0 DP: 1 HBP: 0	WP: 1 PB: 0 SB: 0 CS: 0	PA: 47							
PITCHER	IP	WLS	BF	H	R	ER	SO	BB	IBB	HBP	BLK	WP	HR	S	P	ERA	WHIP										
Bill Wegman, R ERA: 2.77	4.0	L	23	6	7	3	3	4	0	0	0	0	1	49	88	6.75	2.500										
Bruce Ruffin, L ERA: 6.92	2.0		10	3	2	2	3	1	0	0	0	0	1	28	45	9.00	2.000										
Mike Fetters, R ERA:	1.0		3	1	0	0	1	0	0	0	0	0	0	8	9	0.00	1.000										
Doug Henry, R ERA: 3.63	1.0		6	2	1	1	0	1	0	0	0	1	0	14	26	9.00	3.000										
Dan Plesac, L ERA: 4.6	1.0		5	2	0	0	1	0	0	0	0	0	0	14	20	0.00	2.000										
Batter	1	2	3	4	5	6	7	8	9	AB	R	H	RBI	BB	SO	LOB	BOTTOM										
Darryl Hamilton, L OBP: 0.287, SLG: 0.333	FC6-4 SF7 1B		F8	FC5-4 1-2 2-3 3H		G4-3			G3-1	5	1	1	1	0	0	4											
Kevin Seitzer, R OBP: 0.371, SLG: 0.426	FC6-4 BB		L9	FC5-4 1B		L9		CS BB	L4	3	0	1	0	2	0	2											
Paul Moltor, R OBP: 0.377, SLG: 0.489	FC6-4		FC5-4		L1			F9		4	0	0	0	0	0	4											
Greg Vaughn, R OBP: 0.293, SLG: 0.401	SF7		F8		G5-3			F7		3	0	0	1	0	0	2											
Robin Yount, R OBP: 0.322, SLG: 0.388	K			1B 1B	G4-3			CS	HR	4	2	2	1	0	1	1											
B.J. Surhoff, L OBP: 0.225, SLG: 0.254		G6-3		E FC5-4 1B		FC1-6 1B		F9		4	1	2	0	0	0	0											
Scott Fletcher, R OBP: 0.357, SLG: 0.429		G1-3		FC5-4 E 1B		F9		L9		4	0	1	1	0	0	1											
Dave Nilsson, L OBP: 0.321, SLG: 0.423				P5		FC1-6 1B		L1		4	0	2	0	0	0	2											
Jim Gantner, L OBP: 0.283, SLG: 0.305				E6 FC5-4		FC1-6		G6-3		2	0	0	0	0	0	3											
Pat Listach, S OBP: 0.376, SLG: 0.363										2	0	0	0	0	0	2											
Inning Stats	R: 1 E: 0 K: 1 S: 16	H: 1 LOB: 1 BB: 1 P: 26	R: 0 E: 0 K: 0 S: 13	H: 1 LOB: 0 BB: 0 P: 19	R: 0 E: 0 K: 0 S: 8	H: 1 LOB: 1 BB: 0 P: 11	R: 2 E: 1 K: 0 S: 16	H: 3 LOB: 2 BB: 0 P: 21	R: 0 E: 0 K: 0 S: 6	H: 0 LOB: 0 BB: 0 P: 9	R: 0 E: 0 K: 0 S: 10	H: 2 LOB: 2 BB: 0 P: 17	R: 0 E: 0 K: 0 S: 5	H: 0 LOB: 0 BB: 1 P: 11	R: 1 E: 0 K: 0 S: 10	H: 1 LOB: 0 BB: 0 P: 17	R: 0 E: 0 K: 0 S: 9	H: 0 LOB: 0 BB: 0 P: 11	1B: 8 2B: 0 3B: 0 HR: 1	SF: 1 SAC: 0 DP: 0 HBP: 0	WP: 0 PB: 0 SB: 1 CS: 1	PA: 39					
PITCHER	IP	WLS	BF	H	R	ER	SO	BB	IBB	HBP	BLK	WP	HR	S	P	ERA	WHIP										
Kevin Ritz, R ERA: 6.68	1.1							1	0	0	0	0	0	3	5	0.00	0.000										
Mike Munoz, L ERA: 3.49	0.2		2	0	0	0	0	0	0	0	0	0	0	3	5	0.00	0.000										
Kurt Knudsen, R ERA: 1.93	2.0		7	1	1	1	0	1	0	0	0	0	1	15	28	4.50	1.000										
Mike Henneman, R ERA: 4.43	1.0		3	0	0	0	0	0	0	0	0	0	0	9	11	0.00	0.000										

Detroit Tigers @ Milwaukee Brewers
Milwaukee County Stadium, Milwaukee, WI
Wed Jun 03 1992, 4:33 AM EDT
Att: 19,026 - Sunny - 79 F

AB 41
R 10
H 14
RBI 10
BB 6
SO 8
LOB 27



Detroit Tigers @ Milwaukee Brewers
Milwaukee County Stadium, Milwaukee, WI
Wed Jun 03 1992, 4:33 AM EDT
Att: 19,026 - Sunny - 79 F

AB 35
R 4
H 9
RBI 4
BB 2
SO 1
LOB 21



Batter	1	2	3	4	5	6	7	8	9	AB	R	H	RBI	BB	SO	LOB	TOP										
Tony Phillips, S OBP: 0.390, SLG: 0.385 (1, 10)										3	2	0	0	2	1	3	Detroit Tigers @ New York Yankees Yankee Stadium, Bronx, NY Thu Jun 04 1992, 7:05 PM EDT Att: 16,359 - Cloudy - 71 F										
Lou Whitaker, L OBP: 0.371, SLG: 0.442 (1, 4)										4	2	3	2	1	0	2											
Travis Fryman, R OBP: 0.330, SLG: 0.457 (1, 6)										5	0	1	1	0	1	5											
Cecil Fielder, R OBP: 0.295, SLG: 0.474 (1, 3)										5	0	0	1	0	2	4											
Mickey Tettleton, S OBP: 0.343, SLG: 0.464 (1, 2)										2	1	1	2	3	0	0											
Mark Carreon, R OBP: 0.314, SLG: 0.420 (1, 7)										5	0	0	0	0	3	5											
Rob Deer, R OBP: 0.300, SLG: 0.533 (1, 9)										5	0	1	0	0	1	3											
Scott Livingstone, L OBP: 0.273, SLG: 0.296 (1, 5)										4	1	2	0	0	1	1											
Mitt Cuyler, S OBP: 0.271, SLG: 0.344 (1, 8)										3	0	1	0	0	0	1											
Inning Stats	R: 3 E: 0 K: 0 S: 18	H: 2 LOB: 0 BB: 1 P: 30	R: 0 E: 0 K: 1 S: 9	H: 0 LOB: 0 BB: 0 P: 10	R: 1 E: 1 K: 3 S: 19	H: 1 LOB: 2 BB: 1 P: 33	R: 0 E: 0 K: 0 S: 15	H: 2 LOB: 0 BB: 0 P: 23	R: 0 E: 0 K: 1 S: 9	H: 1 LOB: 2 BB: 1 P: 15	R: 0 E: 0 K: 1 S: 8	H: 0 LOB: 1 BB: 1 P: 15	R: 0 E: 0 K: 1 S: 8	H: 0 LOB: 1 BB: 1 P: 15	R: 2 E: 0 K: 1 S: 18	H: 2 LOB: 1 BB: 1 P: 30	R: 0 E: 0 K: 1 S: 8	H: 0 LOB: 0 BB: 0 P: 13	1B: 4 2B: 3 3B: 0 HR: 2	SF: 0 SAC: 1 DP: 0 HBP: 0	WP: 0 PB: 1 SB: 0 CS: 0	PA: 43					
PITCHER	IP	WLS	BF	H	R	ER	SO	BB	IBB	HBP	BLK	WP	HR	S	P	ERA	WHIP										
Scott Sanderson, R ERA: 5.2 (1, 1)	7.1	L	37	8	6	6	7	4	2	0	0	0	2	95	156	7.36	1.636										
Rich Monteleone, R ERA: 1.07 (8, 1)	1.2		6	1	0	0	2	0	0	0	0	0	0	16	25	0.00	0.600										

Batter	1	2	3	4	5	6	7	8	9	AB	R	H	RBI	BB	SO	LOB	BOTTOM										
Andy Stankiewicz, R OBP: 0.404, SLG: 0.437 (1, 6)											5	0	2	1	0	1	1										
Don Mattingly, L OBP: 0.307, SLG: 0.410 (1, 3)											4	0	1	0	1	1	2										
Roberto Kelly, R OBP: 0.373, SLG: 0.487 (1, 8)											3	0	1	0	1	0	3										
Mike Stanley, R OBP: 0.348, SLG: 0.297 (1, 2)											3	0	0	0	0	2	4										
Matt Nokes, L OBP: 0.325, SLG: 0.429 (7, PH) (8, 2)											1	0	0	0	0	1	1										
Mel Hall, L OBP: 0.266, SLG: 0.429 (1, 7)											4	1	1	1	0	1	4										
Jim Leyritz, R OBP: 0.436, SLG: 0.676 (1, 10)											3	0	1	0	0	0	1										
Dion James, L OBP: 0.315, SLG: 0.283 (8, PH)											1	0	0	0	0	0	0										
Charlie Hayes, R OBP: 0.305, SLG: 0.406 (1, 5)										3	1	1	0	1	0	1											
Randy Velarde, R OBP: 0.271, SLG: 0.312 (1, 9)										0	0	0	0	0	0	0	0										
Danny Tartabull, R OBP: 0.424, SLG: 0.432 (2, PH) (3, 9)										2	0	0	0	2	0	2											
Pat Kelly, R OBP: 0.320, SLG: 0.374 (1, 4)											4	0	0	0	0	4											
Inning Stats	R: 0 E: 0 K: 2 S: 10	H: 1 LOB: 1 BB: 0 P: 15	R: 1 E: 0 K: 0 S: 9	H: 2 LOB: 1 BB: 0 P: 17	R: 0 E: 0 K: 1 S: 12	H: 1 LOB: 2 BB: 1 P: 21	R: 1 E: 0 K: 0 S: 16	H: 1 LOB: 2 BB: 2 P: 33	R: 0 E: 0 K: 0 S: 10	H: 0 LOB: 1 BB: 1 P: 17	R: 0 E: 0 K: 2 S: 9	H: 1 LOB: 1 BB: 0 P: 15	R: 0 E: 0 K: 0 S: 5	H: 1 LOB: 0 BB: 0 P: 8	R: 0 E: 0 K: 1 S: 10	H: 0 LOB: 0 BB: 0 P: 13	1B: 6 2B: 0 3B: 0 HR: 1	SF: 0 SAC: 0 DP: 1 HBP: 0	WP: 0 PB: 0 SB: 2 CS: 0	PA: 38							
PITCHER	IP	WLS	BF	H	R	ER	SO	BB	IBB	HBP	BLK	WP	HR	S	P	ERA	WHIP										
Frank Tanana, L ERA: 5.54 (1, 1)	5.0	W	24	5	2	2	3	4	0	0	0	0	1	57	103	3.60	1.800										
John Doherty, R ERA: 3.74 (6, 1)	1.1		6	1	0	0	0	1	0	0	0	0	0	14	25	0.00	1.500										
Mike Munoz, L ERA: 3.38 (7, 1)	0.2		2	0	0	0	2	0	0	0	0	0	0	6	10	0.00	0.000										
Mike Henneman, R ERA: 4.07 (8, 1)	2.0		6	1	0	0	1	0	0	0	0	0	0	15	21	0.00	0.500										

AB	36
R	6
H	9
RBI	6
BB	6
SO	9
LOB	24



AB	33
R	2
H	7
RBI	2
BB	5
SO	6
LOB	23



Batter	1	2	3	4	5	6	7	8	9	AB	R	H	RBI	BB	SO	LOB	TOP										
Tony Phillips, S OBP: 0.386, SLG: 0.382	P7	SF7		2B SF9 1B		L5		F7		4	1	1	1	0	0	0	Detroit Tigers @ New York Yankees Yankee Stadium, Bronx, NY Sat Jun 06 1992, 7:05 PM EDT Att: 23,824 - Cloudy - 74 F										
Lou Whitaker, L OBP: 0.385, SLG: 0.477	F8	WP 1B		SF9 2B				CS BB		4	1	3	1	1	0	0											
Travis Fryman, R OBP: 0.332, SLG: 0.462	BB 1B	P4		SF9 2B				K		4	1	2	1	0	1	3											
Cecil Fielder, R OBP: 0.297, SLG: 0.466	BB 1B	L8		IBB		G5-3			F9	3	0	0	0	2	0	2											
Mickey Tettleton, S OBP: 0.339, SLG: 0.457	BB 1B		L3	K		K			G6-3	5	0	1	1	0	2	3											
Rob Deer, R OBP: 0.303, SLG: 0.526	BB		L6	K					P6	4	0	1	0	1	1	2											
Chad Kreuter, S OBP: 0.255, SLG: 0.347	F8		WP 2B 1B			F7		F8		4	1	1	0	0	0	4											
Scott Livingstone, L OBP: 0.305, SLG: 0.333		2B SF7 1B		1B 2B		CS BB		K		3	1	2	1	1	1	1											
Mitt Cuyler, S OBP: 0.277, SLG: 0.355	BB 1B	WP 2B		1B		L9		G4-3		4	1	2	0	0	0	2											
Inning Stats	R: 1 E: 0 K: 0 S: 13	H: 2 LOB: 3 BB: 2 P: 28	R: 2 E: 0 K: 0 S: 13	H: 3 LOB: 1 BB: 0 P: 25	R: 1 E: 0 K: 0 S: 11	H: 3 LOB: 1 BB: 0 P: 16	R: 1 E: 0 K: 2 S: 10	H: 2 LOB: 2 BB: 1 P: 19	R: 0 E: 0 K: 0 S: 7	H: 0 LOB: 0 BB: 1 P: 15	R: 1 E: 0 K: 1 S: 12	H: 2 LOB: 1 BB: 0 P: 20	R: 0 E: 0 K: 1 S: 9	H: 1 LOB: 1 BB: 0 P: 13	R: 0 E: 0 K: 1 S: 8	H: 0 LOB: 1 BB: 1 P: 17		R: 0 E: 0 K: 0 S: 3	H: 0 LOB: 0 BB: 0 P: 6	1B: 8 2B: 5 3B: 0 HR: 1	SF: 2 SAC: 0 DP: 1 HBP: 0	WP: 3 PB: 0 SB: 0 CS: 2	PA: 42				
PITCHER	IP	WLS	BF	H	R	ER	SO	BB	IBB	HBP	BLK	WP	HR	S	P	ERA	WHIP										
Scott Kamieniecki, R ERA: 4.14	3.1	L	22	10	5	5	0	2	1	0	0	2	0	41	78	13.50	3.600										
Shawn Hillegas, R ERA: 4.97	4.2		17	3	1	1	5	2	0	0	0	0	1	42	75	1.93	1.071										
Steve Howe, L ERA: 2.45	1.0		3	0	0	0	0	0	0	0	0	0	0	3	6	0.00	0.000										

Batter	1	2	3	4	5	6	7	8	9	AB	R	H	RBI	BB	SO	LOB	BOTTOM										
Mike Gallego, R OBP: 0.361, SLG: 0.371	G5-3		F8			F7		F7		4	0	0	0	0	0	1	Detroit Tigers @ New York Yankees Yankee Stadium, Bronx, NY Sat Jun 06 1992, 7:05 PM EDT Att: 23,824 - Cloudy - 74 F										
Don Mattingly, L OBP: 0.310, SLG: 0.408	L6			BB		1B		E4 FC6-4		3	0	1	0	1	0	0											
Roberto Kelly, R OBP: 0.371, SLG: 0.480	FC6-4 BB		F8			K		FC6-4 G3-1 S 1-2		3	0	0	0	1	1	3											
Mel Hall, L OBP: 0.261, SLG: 0.421	FC6-4			K		F8		G3-1		4	0	0	0	0	1	4											
Danny Tartabull, R OBP: 0.414, SLG: 0.419		K		L8				G4-3		4	0	0	0	0	2	2											
Kevin Maas, L OBP: 0.380, SLG: 0.500		L8				F7		G4-6-3 BB		3	0	1	0	0	0	0											
Jim Leyritz, R OBP: 0.450, SLG: 0.676										0	0	0	0	1	0	0											
Matt Nokes, L OBP: 0.323, SLG: 0.424		P4				FC4-6 1B		G4-6-3		4	1	1	0	0	0	2											
Randy Velarde, R OBP: 0.270, SLG: 0.333			F9			FC4-6		K		4	1	1	2	0	1	1											
Pat Kelly, R OBP: 0.320, SLG: 0.373		G6-3				K				3	0	1	0	0	1	1											
Inning Stats	R: 0 E: 0 K: 0 S: 8	H: 0 LOB: 1 BB: 1 P: 15	R: 0 E: 0 K: 1 S: 6	H: 0 LOB: 0 BB: 0 P: 9	R: 0 E: 0 K: 0 S: 5	H: 0 LOB: 0 BB: 0 P: 8	R: 0 E: 0 K: 1 S: 6	H: 0 LOB: 1 BB: 1 P: 14	R: 0 E: 0 K: 1 S: 7	H: 1 LOB: 1 BB: 0 P: 11	R: 2 E: 0 K: 1 S: 11	H: 3 LOB: 1 BB: 0 P: 12	R: 0 E: 1 K: 0 S: 13	H: 0 LOB: 1 BB: 0 P: 21	R: 0 E: 0 K: 1 S: 8	H: 0 LOB: 0 BB: 1 P: 14	1B: 4 2B: 0 3B: 0 HR: 1	SF: 0 SAC: 0 DP: 1 HBP: 0	WP: 0 PB: 0 SB: 1 CS: 0	PA: 35							
PITCHER	IP	WLS	BF	H	R	ER	SO	BB	IBB	HBP	BLK	WP	HR	S	P	ERA	WHIP										
Bill Gullickson, R ERA: 2.82	8.0	W	32	5	2	2	5	2	0	0	0	0	0	65	99	2.25	0.875										
Mike Munoz, L ERA: 3.27	0.2		2	0	0	0	0	1	0	0	0	0	0	5	11	0.00	1.500										
Mike Henneman, R ERA: 4.01	0.1		1	0	0	0	1	0	0	0	0	0	0	3	3	0.00	0.000										



Batter	1	2	3	4	5	6	7	8	9	AB	R	H	RBI	BB	SO	LOB	TOP								
Kenny Lofton, L OBP: 0.329, SLG: 0.301	3-2 CS 1B		0-0 1-2 2-3 1B		0-0 FC6-4 1B	0-2 F7			1-2 1B	5	0	4	0	0	0	1									
Thomas Howard, S OBP: 0.333, SLG: 0.368	1-3 SAFE FC CS 1-2 1B		1-3 K		1-2 FC6-4 2B		1-1 L7		2-1 F7	5	0	0	0	0	1	7									
Carlos Baerga, S OBP: 0.328, SLG: 0.397	3-2 P5		1-3 K		2-1 2B		1-3 K		1-2 L8	5	0	1	0	0	2	6									
Albert Belle, R OBP: 0.336, SLG: 0.505		3-2 L8		2-1 HR	4-2 BB		1-3 K		2-2 F9	4	1	1	1	1	1	2									
Paul Sorrento, L OBP: 0.303, SLG: 0.345		3-3 K		2-2 FC5-4 1B	3-1 P4			4-2 G6-3 BB		3	0	1	0	1	1	3									
Glenallen Hill, R OBP: 0.267, SLG: 0.367		2-3 K		0-0 FC5-4 1B		1-0 WP 1B HBP		3-2 L8		3	1	1	0	0	1	1									
Sandy Alomar Jr., R OBP: 0.290, SLG: 0.352 Junior Ortiz, R OBP: 0.299, SLG: 0.253			1-3 K	0-0 FC5-4 G6-4-3 1B	2-2 FC6-4 1B		1-2 G6-3	1-2 G6-3		2	0	0	0	0	1	2									
Brook Jacoby, R OBP: 0.329, SLG: 0.336			1-0 1B 1B	1-2 G6-4-3	0-1 P3		0-2 G5-3			4	0	1	0	0	0	4									
Mark Lewis, R OBP: 0.326, SLG: 0.376			3-1 1B		2-2 F8	1-1 FC6-4		4-1 1B BB		3	0	1	0	1	0	1									
Inning Stats	R: 0 E: 0 K: 0 S: 12	H: 1 LOB: 0 BB: 0 P: 19	R: 0 E: 0 K: 2 S: 10	H: 0 LOB: 0 BB: 0 P: 18	R: 0 E: 0 K: 3 S: 15	H: 3 LOB: 3 BB: 0 P: 22	R: 1 E: 0 K: 0 S: 10	H: 3 LOB: 1 BB: 0 P: 15	R: 0 E: 0 K: 0 S: 16	H: 2 LOB: 3 BB: 1 P: 28	R: 1 E: 0 K: 0 S: 12	H: 1 LOB: 1 BB: 0 P: 16	R: 0 E: 0 K: 2 S: 9	H: 0 LOB: 0 BB: 0 P: 12	R: 0 E: 0 K: 0 S: 17	H: 0 LOB: 1 BB: 1 P: 25	R: 0 E: 0 K: 0 S: 13	H: 1 LOB: 2 BB: 1 P: 23	1B: 9 2B: 1 3B: 0 HR: 1	SF: 0 SAC: 0 DP: 1 HBP: 1	WP: 2 PB: 0 SB: 0 CS: 2	PA: 40			
PITCHER	IP	WLS	BF	H	R	ER	SO	BB	IBB	HBP	BLK	WP	HR	S	P	ERA	WHIP								
Mark Leiter, R ERA: 3.67	5.0	W	23	9	1	1	6	1	0	0	0	1	1	63	102	1.80	2.000								
John Doherty, R ERA: 4.01	0.0		1	0	1	1	0	0	0	1	0	0	0	0	1	∞	∞								
Kurt Knudsen, R ERA: 1.47	4.0	S	16	2	0	0	2	2	0	0	0	1	0	51	75	0.00	1.000								

Cleveland Indians @ Detroit Tigers
Tiger Stadium, Detroit, MI
Mon Jun 08 1992, 7:05 PM EDT
Att: 11,667 - Sunny - 75 F

AB 36
R 2
H 11
RBI 2
BB 3
SO 7
LOB 28



Batter	1	2	3	4	5	6	7	8	9	AB	R	H	RBI	BB	SO	LOB	BOTTOM								
Tony Phillips, S OBP: 0.391, SLG: 0.380	L4			0-0 F8		4-2 1B BB		2-3 K		4	0	0	0	1	1	0									
Lou Whitaker, L OBP: 0.395, SLG: 0.509	3-1 1B HR	1-1 HR		0-0 F7		3-2 P2		3-2 2B		5	2	3	1	0	0	2									
Travis Fryman, R OBP: 0.331, SLG: 0.455	1-1 SAFE 1-2 HR 1B	3-2 P4		0-1 F8		2-2 G6-4-3 1B		1-0 F7		5	1	2	1	0	0	1									
Cecil Fielder, R OBP: 0.302, SLG: 0.475	0-0 1-2 HR 1B	1-3 K		4-2 BB BB		0-0 G6-4-3		0-0 F7		4	1	1	3	1	1	3									
Mickey Tettleton, S OBP: 0.345, SLG: 0.471	4-0 BB HR BB	1-1 L8		2-3 K		0-1 FC5-4 1B		0-1 FC5-4 1B		3	1	1	0	1	1	1									
Dave Bergman, L OBP: 0.329, SLG: 0.290	3-2 HR 1B		2-2 P5		2-3 K		0-1 FC5-4 1B		1-2 FC5-4 1B	4	1	2	0	0	1	1									
Rob Deer, R OBP: 0.305, SLG: 0.511	4-2 HR BB		1-1 L5		4-2 BB		3-2 FC5-4 BB		1-2 2-3 BB	2	1	0	0	2	0	2									
Scott Livingstone, L OBP: 0.328, SLG: 0.333	2-3 K		4-1 BB		1-3 K		4-0 FC6-4 BB		1-2 BB	2	0	0	0	2	2	5									
Mitt Cuyler, S OBP: 0.281, SLG: 0.374	0-0 1-2 HR		0-1 F8		1-1 BB 1B		3-2 FC6-4			4	2	2	4	0	0	3									
Inning Stats	R: 7 E: 0 K: 1 S: 18	H: 5 LOB: 2 BB: 2 P: 39	R: 1 E: 0 K: 1 S: 10	H: 1 LOB: 0 BB: 0 P: 16	R: 0 E: 0 K: 0 S: 9	H: 0 LOB: 1 BB: 1 P: 16	R: 0 E: 0 K: 0 S: 4	H: 0 LOB: 0 BB: 0 P: 4	R: 0 E: 0 K: 3 S: 13	H: 0 LOB: 2 BB: 2 P: 26	R: 1 E: 0 K: 0 S: 11	H: 2 LOB: 1 BB: 1 P: 21	R: 0 E: 0 K: 0 S: 13	H: 2 LOB: 2 BB: 1 P: 23	R: 0 E: 0 K: 1 S: 11	H: 1 LOB: 1 BB: 0 P: 17	1B: 7 2B: 2 3B: 0 HR: 3	SF: 0 SAC: 0 DP: 2 HBP: 0	WP: 0 PB: 0 SB: 0 CS: 0	PA: 40					
PITCHER	IP	WLS	BF	H	R	ER	SO	BB	IBB	HBP	BLK	WP	HR	S	P	ERA	WHIP								
Scott Scudder, R ERA: 4.57	0.1	L	7	4	6	6	0	2	0	0	0	0	1	13	31	162.00	18.000								
Dennis Cook, L ERA: 5.51	5.0		22	3	3	3	5	4	0	0	0	0	2	48	85	5.40	1.400								
Eric Plunk, R ERA: 3.38	0.2		2	1	0	0	0	0	0	0	0	0	0	4	6	0.00	1.500								
Kevin Wickander, L ERA: 1.84	1.0		5	2	0	0	0	1	0	0	0	0	0	13	23	0.00	3.000								
Steve Olin, R ERA: 2.77	1.0		4	1	0	0	1	0	0	0	0	0	0	11	17	0.00	1.000								

Cleveland Indians @ Detroit Tigers
Tiger Stadium, Detroit, MI
Mon Jun 08 1992, 7:05 PM EDT
Att: 11,667 - Sunny - 75 F

AB 33
R 9
H 11
RBI 9
BB 7
SO 6
LOB 18



Batter	1	2	3	4	5	6	7	8	9	AB	R	H	RBI	BB	SO	LOB	TOP										
Kenny Lofton, L OBP: 0.330, SLG: 0.303	0-1 G4-3	1-1 1B		0-0 G4-3		1-2 1B			1-1 G4-3	5	0	2	0	0	0	0	Cleveland Indians @ Detroit Tigers Tiger Stadium, Detroit, MI Tue Jun 09 1992, 7:05 PM EDT Att: 11,840 - Sunny - 73 F										
Thomas Howard, S OBP: 0.336, SLG: 0.383	3-2 G4-3	0-1 P3		1-1 F7		2-0 G4-3			1-0 G4-3	5	0	2	0	0	0	3											
Carlos Baerga, S OBP: 0.329, SLG: 0.408	1-3 K		2-1 HR	0-1 F7		4-0 E5			0-0 G4-3	4	1	1	1	1	1	2											
Albert Belle, R OBP: 0.329, SLG: 0.493		2-1 F9	3-3 K	1-0 L7		0-2 E5			1-0 P4	5	0	0	0	0	1	3											
Carlos Martinez, R OBP: 0.292, SLG: 0.409		3-1 G5-3	4-0 HR		2-2 G5-3				1-2 F8	3	1	0	0	1	0	1											
Glenallen Hill, R OBP: 0.276, SLG: 0.431		0-0 HR	1-1 HR		0-0 G5-3				0-0 G4-3	4	2	2	3	0	0	1											
Brook Jacoby, R OBP: 0.333, SLG: 0.340		0-1 1B	0-0 FC5-4		0-3 K				2-2 G4-3	4	1	2	0	0	1	0											
Mark Lewis, R OBP: 0.325, SLG: 0.374		1-2 2B	1-0 P3			1-2 F8			0-0 L6	4	1	1	0	0	0	1											
Junior Ortiz, R OBP: 0.297, SLG: 0.265		1-3 2B	1-1 1B			3-1 G5-3			1-0 G5-3	4	0	1	2	0	0	1											
Inning Stats	R: 0 E: 0 K: 1 S: 8	H: 0 LOB: 0 BB: 0 P: 12	R: 3 E: 0 K: 0 S: 16	H: 5 LOB: 2 BB: 0 P: 24	R: 3 E: 0 K: 1 S: 10	H: 3 LOB: 1 BB: 1 P: 21	R: 0 E: 0 K: 0 S: 6	H: 1 LOB: 1 BB: 0 P: 8	R: 0 E: 0 K: 1 S: 7	H: 0 LOB: 0 BB: 0 P: 9	R: 0 E: 0 K: 0 S: 9	H: 1 LOB: 1 BB: 0 P: 16	R: 0 E: 1 K: 0 S: 7	H: 0 LOB: 1 BB: 1 P: 12	R: 0 E: 0 K: 0 S: 5	H: 0 LOB: 0 BB: 0 P: 8	R: 0 E: 0 K: 0 S: 5	H: 1 LOB: 1 BB: 0 P: 8	1B: 5 2B: 3 3B: 0 HR: 3	SF: 0 SAC: 0 DP: 0 HBP: 0	WP: 0 PB: 0 SB: 0 CS: 0	PA: 40					
PITCHER	IP	WLS	BF	H	R	ER	SO	BB	IBB	HBP	BLK	WP	HR	S	P	ERA	WHIP										
Frank Tanana, L ERA: 6.29	2.1	L	15	7	6	6	2	1	0	0	0	0	3	31	53	23.14	3.429										
Les Lancaster, R ERA: 6.69	3.1		25	4	0	0	1	1	0	0	0	0	0	42	65	0.00	0.750										

AB	38
R	6
H	11
RBI	6
BB	2
SO	3
LOB	12



Batter	1	2	3	4	5	6	7	8	9	AB	R	H	RBI	BB	SO	LOB	BOTTOM										
Tony Phillips, S OBP: 0.393, SLG: 0.376	1-2 G5-3		4-2 BB			1-0 P2			4-2 BB	2	0	0	0	2	0	0	Cleveland Indians @ Detroit Tigers Tiger Stadium, Detroit, MI Tue Jun 09 1992, 7:05 PM EDT Att: 11,840 - Sunny - 73 F										
Skeeter Barnes, R OBP: 0.227, SLG: 0.220	0-2 G5-3		1-2 P3			1-0 P4			0-0 F9	4	0	0	0	0	0	3											
Travis Fryman, R OBP: 0.329, SLG: 0.451	2-2 L6			1-2 G5-3		1-3 K			2-2 2B	4	1	1	0	0	1	0											
Cecil Fielder, R OBP: 0.301, SLG: 0.476		2-3 K		2-0 F9		1-1 F7			3-1 2B	4	0	1	1	0	1	0											
Mark Carreon, R OBP: 0.310, SLG: 0.414		2-2 1B		3-2 F8		2-1 F7			2-2 L8	1	0	1	0	0	0	0											
Mickey Tettleton, S OBP: 0.341, SLG: 0.464		1-2 1B				3-2 F7			1-1 L8	3	0	0	0	0	0	1											
Rob Deer, R OBP: 0.304, SLG: 0.506		1-0 G6-4-3				3-2 F8			0-1 G5-3	4	0	1	0	0	1	1											
Phil Clark, R OBP: 0.462, SLG: 0.727		1-2 G6-4-3				1-0 FC5-4			4-2 BB	2	0	1	0	2	0	2											
Chad Kreuter, S OBP: 0.255, SLG: 0.327			4-2 G5-4-3			1-2 FC5-4			2-3 K	3	0	0	0	1	2	4											
Mitt Cuyler, S OBP: 0.276, SLG: 0.367			0-0 G5-4-3			1-0 B5-3			1-1 F8	3	0	0	0	0	0	3											
Inning Stats	R: 0 E: 0 K: 0 S: 11	H: 2 LOB: 1 BB: 0 P: 14	R: 0 E: 0 K: 1 S: 11	H: 2 LOB: 1 BB: 0 P: 17	R: 0 E: 0 K: 0 S: 10	H: 0 LOB: 2 BB: 2 P: 19	R: 0 E: 0 K: 0 S: 11	H: 0 LOB: 0 BB: 0 P: 17	R: 0 E: 0 K: 1 S: 9	H: 1 LOB: 1 BB: 0 P: 14	R: 0 E: 0 K: 1 S: 6	H: 0 LOB: 0 BB: 0 P: 9	R: 0 E: 0 K: 0 S: 8	H: 0 LOB: 0 BB: 0 P: 14	R: 0 E: 0 K: 1 S: 13	H: 0 LOB: 2 BB: 2 P: 24	R: 1 E: 0 K: 0 S: 15	H: 2 LOB: 2 BB: 1 P: 29	1B: 4 2B: 1 3B: 0 HR: 0	SF: 0 SAC: 0 DP: 2 HBP: 0	WP: 0 PB: 0 SB: 0 CS: 0	PA: 35					
PITCHER	IP	WLS	BF	H	R	ER	SO	BB	IBB	HBP	BLK	WP	HR	S	P	ERA	WHIP										
Denis Boucher, L ERA: 4.98	8.0	W	29	3	0	0	4	4	0	0	0	0	0	15	28	0.00	0.875										
Ted Power, R ERA: 1.57	9.1		6	2	1	1	1	1	0	0	0	0	0	15	29	9.00	3.000										



Batter	1	2	3	4	5	6	7	8	9	AB	R	H	RBI	BB	SO	LOB	TOP											
Brady Anderson, L OBP: 0.378, SLG: 0.539 (1, 7)	F9 1B	S 1B		G4-3 1B			P5 1B		FC6-5 2H 1B	5	0	2	1	0	0	0	Baltimore Orioles @ Detroit Tigers Tiger Stadium, Detroit, MI Thu Jun 11 1992, 7:05 PM EDT Att: 13,193 - Sunny - 77 F											
Mike Devereaux, R OBP: 0.331, SLG: 0.471 (1, 8)	S 1B	P5 1B		F9 1B			FC6-4 1B		FC6-5 2-3 1B	5	1	2	0	0	0	2												
Cal Ripken Jr., R OBP: 0.344, SLG: 0.400 (1, 6)	G5-3 1B	L9 1B		F7 1B			FC6-4 1-2 2B		F8 1B	5	1	0	0	0	0	4												
Sam Horn, L OBP: 0.343, SLG: 0.435 (1, 10)	1B HR			BB SF8 2B		K 1B				3	2	2	1	1	1	0												
Randy Milligan, R OBP: 0.411, SLG: 0.447 Mark McLemore, S OBP: 0.333, SLG: 0.277 David Segui, S OBP: 0.319, SLG: 0.317 (1, 3)	HR 1B			G1-3 1B		K 1B				4	1	2	1	0	1	1												
Joe Orsulak, L OBP: 0.301, SLG: 0.330 (1, 9)	HR 1B			SF8 BB 1B		L6 1B			F7 1B	3	1	1	3	1	0	1												
Leo Gomez, R OBP: 0.377, SLG: 0.436 (1, 5)	BB 1B			BB 1B			F9 1B			2	0	0	0	2	1	1												
Chris Hoiles, R OBP: 0.391, SLG: 0.512 (1, 2)	K 1B			SF8 1B			G5-3 1B		SH1-4 1B	3	1	1	1	0	1	1												
Billy Ripken, R OBP: 0.242, SLG: 0.310 (1, 4)		P6 1B		F9 1B			L6 1B		SH1-4 1B	3	0	0	0	0	0	2												
Inning Stats	R: 4 E: 0 K: 1 S: 19	H: 3 LOB: 1 BB: 2 P: 39	R: 0 E: 0 K: 0 S: 9	H: 1 LOB: 1 BB: 0 P: 15	R: 1 E: 0 K: 0 S: 15	H: 1 LOB: 2 BB: 2 P: 30	R: 0 E: 0 K: 0 S: 8	H: 0 LOB: 0 BB: 0 P: 11	R: 0 E: 0 K: 2 S: 8	H: 0 LOB: 0 BB: 0 P: 10	R: 0 E: 0 K: 0 S: 5	H: 0 LOB: 0 BB: 0 P: 10	R: 1 E: 0 K: 0 S: 9	H: 2 LOB: 1 BB: 0 P: 14	R: 0 E: 0 K: 1 S: 6	H: 1 LOB: 1 BB: 0 P: 8		R: 1 E: 0 K: 0 S: 9	H: 2 LOB: 1 BB: 0 P: 12	1B: 7 2B: 2 3B: 0 HR: 1	SF: 1 SAC: 1 DP: 0 HBP: 0	WP: 0 PB: 0 SB: 2 CS: 1	PA: 39					
PITCHER	IP	WLS	BF	H	R	ER	SO	BB	IBB	HBP	BLK	WP	HR	S	P	ERA	WHIP											
Bill Gullickson, R ERA: 3.2 Kurt Knudsen, R ERA: 1.77	(1, 1)	7.0	L	31	7	6	6	3	3	1	0	0	0	1	73	129	7.71	1.429										
(8, 1)	2.0		8	3	1	1	1	0	0	0	0	0	0	0	15	20	4.50	1.500										

Batter	1	2	3	4	5	6	7	8	9	AB	R	H	RBI	BB	SO	LOB	BOTTOM										
Tony Phillips, S OBP: 0.399, SLG: 0.376 (1, 7)	L4 1B			1B			SH1-4 1B		G5-3 1B	4	1	2	1	1	0	2	Baltimore Orioles @ Detroit Tigers Tiger Stadium, Detroit, MI Thu Jun 11 1992, 7:05 PM EDT Att: 13,193 - Sunny - 77 F										
Lou Whitaker, L OBP: 0.393, SLG: 0.491 (1, 4)	P3 1B		L9 1B		L8 1B		SH1-4 1B		G6-3 BB	3	0	0	0	1	0	3											
Travis Fryman, R OBP: 0.324, SLG: 0.455 (1, 6)	HR 1B		K 1B		1B 1B		FC5-2 1B		G6-3 1B	5	1	2	2	0	1	4											
Cecil Fielder, R OBP: 0.292, SLG: 0.457 (1, 3)	P3 1B			P4 1B	P3 1B		1B 1B		K 1B	5	0	1	1	0	1	3											
Mickey Tettleton, S OBP: 0.345, SLG: 0.483 (1, 2)		G3 2B		P1 1B		P3 1B	G4-1 1B		K 1B	5	0	1	0	0	1	3											
Dave Bergman, L OBP: 0.338, SLG: 0.284 (1, 10)		G3 1B		G3 1B		L7 1B		BB 1B		4	0	1	0	0	0	1											
Rob Deer, R OBP: 0.299, SLG: 0.508 (1, 9)		P2 1B			HR 1B	K 1B		F7 1B		4	1	1	1	0	1	2											
Scott Livingstone, L OBP: 0.338, SLG: 0.343 Skeeter Barnes, R OBP: 0.234, SLG: 0.209 (1, 5)		G3 1B			BB 1B		1B WP 1B HBP		L4 1B	2	1	1	0	0	0	1											
Mitt Cuyler, S OBP: 0.278, SLG: 0.359 Shawn Hare, L OBP: 0.214, SLG: 0.083 Phil Clark, R OBP: 0.500, SLG: 0.692 (1, 8)				F8 1B		F7 1B				1	0	0	0	0	0	0											
Inning Stats	R: 1 E: 0 K: 0 S: 6	H: 1 LOB: 0 BB: 0 P: 10	R: 0 E: 0 K: 0 S: 7	H: 1 LOB: 1 BB: 0 P: 14	R: 0 E: 0 K: 1 S: 9	H: 1 LOB: 0 BB: 0 P: 14	R: 0 E: 0 K: 0 S: 11	H: 0 LOB: 0 BB: 0 P: 18	R: 2 E: 0 K: 0 S: 13	H: 3 LOB: 2 BB: 1 P: 26	R: 0 E: 0 K: 1 S: 8	H: 0 LOB: 0 BB: 0 P: 16	R: 2 E: 0 K: 0 S: 13	H: 3 LOB: 2 BB: 0 P: 19	R: 0 E: 0 K: 0 S: 11	H: 1 LOB: 2 BB: 1 P: 23		R: 0 E: 0 K: 2 S: 12	H: 0 LOB: 1 BB: 1 P: 19	1B: 7 2B: 1 3B: 0 HR: 2	SF: 0 SAC: 1 DP: 0 HBP: 1	WP: 1 PB: 0 SB: 0 CS: 0	PA: 41				
PITCHER	IP	WLS	BF	H	R	ER	SO	BB	IBB	HBP	BLK	WP	HR	S	P	ERA	WHIP										
Ben McDonald, R ERA: 3.98 Alan Mills, R ERA: 1.0 Mike Flanagan, L ERA: 5.06 Todd Frohwrth, R ERA: 2.27 Gregg Olson, R ERA: 1.29	(1, 1)	4.2		6	3	3	3	1	0	0	0	0	0	9	81	0.00	0.000										
(5, 1)	1.1	W	4	0	0	0	1	0	0	0	0	0	0	9	17	0.00	0.000										
(7, 1)	0.1		4	2	2	2	0	0	0	1	0	1	0	7	11	54.00	6.000										
(7, 1)	1.1		7	2	0	0	0	1	0	0	0	0	0	14	25	0.00	2.250										
(8, 1)	1.1	S	5	0	0	0	2	1	0	0	0	0	0	15	25	0.00	0.750										

AB	33
R	7
H	10
RBI	7
BB	4
SO	4
LOB	12

AB	36
R	5
H	10
RBI	5
BB	3
SO	4
LOB	21



Batter	1	2	3	4	5	6	7	8	9	AB	R	H	RBI	BB	SO	LOB	TOP					
Brady Anderson, L (1, 7) OBP: 0.375, SLG: 0.530	L4		K	IBB			G4-3		G4-3	4	0	0	0	1	1	1	Baltimore Orioles @ Detroit Tigers Tiger Stadium, Detroit, MI Fri Jun 12 1992, 7:05 PM EDT Att: 18,148 - Sunny - 81 F					
Mike Deversaux, R (1, 8) OBP: 0.326, SLG: 0.465	P8		CS				G4-3		F7	5	1	1	0	0	1	2						
Cal Ripken Jr., R (1, 6) OBP: 0.346, SLG: 0.402	1B				L7	G1-3			1B	4	0	2	0	0	0	1						
Glenn Davis, R (1, 10) OBP: 0.284, SLG: 0.400	P7				BB	F8			K	3	1	0	0	1	1	2						
Randy Milligan, R (1, 3) OBP: 0.407, SLG: 0.439 Joe Orsulak, L (8, 9) OBP: 0.301, SLG: 0.330	G5-3				HR	K			K	3	1	0	0	1	2	0						
Leo Gomez, R (1, 5) OBP: 0.379, SLG: 0.451	F7				HR		L5		BB	3	1	1	4	1	0	0						
Chris Hoiles, R (1, 2) OBP: 0.393, SLG: 0.546	F9				HR		HR		L8	4	2	2	2	0	0	1						
David Segui, S (1, 9) OBP: 0.317, SLG: 0.324			G5-3			G6-3			F9	4	0	1	0	0	0	1						
Billy Ripken, R (1, 4) OBP: 0.242, SLG: 0.308	1B				G5-3				G6-3	4	0	1	0	0	1	1						
Inning Stats	R: 0 E: 0 K: 0 S: 10	H: 1 LOB: 1 BB: 0 P: 16	R: 0 E: 0 K: 0 S: 9	H: 0 LOB: 0 BB: 0 P: 17	R: 0 E: 0 K: 1 S: 10	H: 1 LOB: 0 BB: 0 P: 17	R: 5 E: 0 K: 1 S: 18	H: 4 LOB: 2 BB: 3 P: 38	R: 0 E: 0 K: 1 S: 7	H: 0 LOB: 0 BB: 0 P: 10	R: 1 E: 0 K: 1 S: 10	H: 1 LOB: 0 BB: 0 P: 18	R: 0 E: 0 K: 1 S: 11	H: 1 LOB: 1 BB: 0 P: 20	R: 0 E: 0 K: 1 S: 12	H: 0 LOB: 1 BB: 1 P: 23		R: 0 E: 0 K: 0 S: 4	H: 0 LOB: 0 BB: 0 P: 5	1B: 4 2B: 1 3B: 0 HR: 3	SF: 0 SAC: 0 DP: 0 HBP: 0	WP: 0 PB: 0 SB: 0 CS: 1
PITCHER	IP	WLS	BF	H	R	ER	SO	BB	IBB	HBP	BLK	WP	HR	S	P	ERA	WHIP					
Scott Aldred, L (1, 1) ERA: 6.99	3.1	L	16	5	5	5	1	2	0	0	0	0	2	41	74	13.50	2.100					
Walt Terrell, R (4, 1) ERA: 5.59	5.2		22	3	1	1	5	1	1	0	0	0	1	50	90	1.59	0.706					

AB	34
R	6
H	8
RBI	6
BB	4
SO	6
LOB	9



Batter	1	2	3	4	5	6	7	8	9	AB	R	H	RBI	BB	SO	LOB	BOTTOM					
Tony Phillips, S (1, 7) OBP: 0.393, SLG: 0.369	F9		F8		G4-3			F8		4	0	0	0	0	0	2	Baltimore Orioles @ Detroit Tigers Tiger Stadium, Detroit, MI Fri Jun 12 1992, 7:05 PM EDT Att: 18,148 - Sunny - 81 F					
Lou Whitaker, L (1, 4) OBP: 0.390, SLG: 0.491	2B		G4-3			F8		G4-3		4	0	1	0	0	0	1						
Travis Fryman, R (1, 6) OBP: 0.319, SLG: 0.448	G6-3		F7			F8		K		4	0	0	0	0	1	2						
Cecil Fielder, R (1, 3) OBP: 0.291, SLG: 0.450	F7				G4-6-3	L3			L5	3	0	0	0	1	0	1						
Mickey Tettleton, S (1, 2) OBP: 0.347, SLG: 0.483	1B				K			F9		4	0	2	0	0	1	1						
Dave Bergman, L (1, 10) OBP: 0.321, SLG: 0.268	K				G4-6-3		K		P3	4	0	0	0	0	2	3						
Rob Deer, R (1, 9) OBP: 0.304, SLG: 0.516	1B						K			3	0	2	0	0	1	1						
Scott Livingstone, L (1, 5) OBP: 0.324, SLG: 0.329	F7						L7			3	0	0	0	0	0	4						
Mitt Cuyler, S (1, 8) OBP: 0.279, SLG: 0.358	K						F8		G4-3	3	0	1	0	0	1	3						
Inning Stats	R: 0 E: 0 K: 0 S: 7	H: 1 LOB: 1 BB: 0 P: 11	R: 0 E: 0 K: 2 S: 14	H: 2 LOB: 2 BB: 0 P: 20	R: 0 E: 0 K: 1 S: 7	H: 0 LOB: 0 BB: 0 P: 10	R: 0 E: 0 K: 1 S: 9	H: 0 LOB: 1 BB: 1 P: 17	R: 0 E: 0 K: 0 S: 12	H: 1 LOB: 1 BB: 0 P: 17	R: 0 E: 0 K: 0 S: 10	H: 0 LOB: 0 BB: 0 P: 13	R: 0 E: 0 K: 2 S: 11	H: 1 LOB: 1 BB: 0 P: 16	R: 0 E: 0 K: 1 S: 9	H: 1 LOB: 1 BB: 0 P: 14		R: 0 E: 0 K: 0 S: 13	H: 0 LOB: 0 BB: 0 P: 21	1B: 4 2B: 2 3B: 0 HR: 0	SF: 0 SAC: 0 DP: 1 HBP: 0	WP: 0 PB: 0 SB: 0 CS: 0
PITCHER	IP	WLS	BF	H	R	ER	SO	BB	IBB	HBP	BLK	WP	HR	S	P	ERA	WHIP					
35 Mike Mussina, R (1, 1) ERA: 2.31	9.0	W	33	6	0	0	6	1	0	0	0	0	0	92	139	0.00	0.778					

AB	32
R	0
H	6
RBI	0
BB	1
SO	6
LOB	18



Batter	1	2	3	4	5	6	7	8	9	AB	R	H	RBI	BB	SO	LOB	TOP					
Brady Anderson, L OBP: 0.373, SLG: 0.525 (1, 8)	L4		1-2 1B		2-2 F7			1-1 F8		4	0	1	0	0	0	1						
Joe Orsulak, L OBP: 0.299, SLG: 0.328 (1, 7)	G4-3		L5			3-2 G4-3		0-0 E1 1B		4	0	1	0	0	0	2						
Cal Ripken Jr., R OBP: 0.345, SLG: 0.399 Jeff Tackett, R OBP: 0.391, SLG: 0.762 (8, 5)	K			1-2 F8		1-3 1B 1B		0-0 G5-3		4	0	1	0	0	1	1						
Sam Horn, L OBP: 0.339, SLG: 0.438 (1, 10)		2-3 K		2-2 1B		1-3 K		2-3 K		4	0	1	0	0	3	2						
Randy Milligan, R OBP: 0.408, SLG: 0.437 David Segui, S OBP: 0.322, SLG: 0.330 (8, 3)	K	3-3 K		3-2 G6-3		1-0 1B		1-0 3B 1B		3	0	1	0	0	1	1						
Chito Martinez, L OBP: 0.360, SLG: 0.408 (1, 9)	F9			0-2 P6		2-2 F8		1-0 3B 1B		4	0	1	1	0	0	3						
Chris Hoiles, R OBP: 0.391, SLG: 0.539 (1, 2)			0-1 1B 1B		2-2 L7		0-1 F8	1-1 F7-2		4	0	1	0	0	0	1						
Tim Hulett, R OBP: 0.366, SLG: 0.415 (8, 6)			3-1 P5		2-1 F8		2-3 K	3-H 2-1 P4		4	0	0	0	0	1	1						
Mark McLemore, S OBP: 0.333, SLG: 0.278 (1, 4)			3-2 L7		1-1 1B		0-0 G4-3			3	0	1	0	0	0	1						
Inning Stats	R: 0 E: 0 K: 1 S: 10	H: 0 LOB: 0 BB: 0 P: 17	R: 0 E: 0 K: 2 S: 7	H: 0 LOB: 0 BB: 0 P: 12	R: 0 E: 0 K: 0 S: 12	H: 2 LOB: 2 BB: 0 P: 22	R: 0 E: 0 K: 0 S: 12	H: 1 LOB: 1 BB: 0 P: 18	R: 0 E: 0 K: 1 S: 11	H: 1 LOB: 1 BB: 0 P: 18	R: 0 E: 0 K: 0 S: 14	H: 2 LOB: 2 BB: 0 P: 24	R: 0 E: 0 K: 1 S: 9	H: 0 LOB: 0 BB: 0 P: 9	R: 0 E: 1 K: 1 S: 9	H: 1 LOB: 1 BB: 0 P: 12	R: 1 E: 0 K: 0 S: 6	H: 2 LOB: 0 BB: 0 P: 11	1B: 7 2B: 2 3B: 1 HR: 0	SF: 0 SAC: 0 DP: 1 HBP: 0	WP: 0 PB: 0 SB: 1 CS: 0	PA: 35
PITCHER Mark Leiter, R ERA: 3.29 (1, 1)	IP: 9.0 WLS: W BF: 35 H: 9 R: 1 ER: 1 SO: 6 BB: 0 IBB: 0 HBP: 0 BLK: 0 WP: 0 HR: 0 S: 88 P: 143 ERA: 1.00 WHIP: 1.000															PITCHER IP: WLS: BF: H: R: ER: SO: BB: IBB: HBP: BLK: WP: HR: S: P: ERA: WHIP:						

Baltimore Orioles @ Detroit Tigers
Tiger Stadium, Detroit, MI
Sat Jun 13 1992, 7:05 PM EDT
Att: 23,308 - Sunny - 87 F

AB 35
R 1
H 9
RBI 1
BB 0
SO 6
LOB 13



Batter	1	2	3	4	5	6	7	8	9	AB	R	H	RBI	BB	SO	LOB	BOTTOM			
Tony Phillips, S OBP: 0.392, SLG: 0.365 (9, 4)	K	K		3-2 G3-1		1-1 G6-3		0-0 BB		5	0	1	0	1	2	2				
Lou Whitaker, L OBP: 0.388, SLG: 0.483 Dan Gladden, R OBP: 0.294, SLG: 0.393 (8, PH)	F8	G5-4-3 BB		G6-3		F8		G6-4-3 L9		3	0	0	0	1	0	0				
Travis Fryman, R OBP: 0.321, SLG: 0.447 (1, 6)	HR 1B	G5-4-3 1-2		G5-3		F9		HR HBP 1B		5	2	2	1	0	0	3				
Cecil Fielder, R OBP: 0.303, SLG: 0.468 Dave Bergman, L OBP: 0.321, SLG: 0.268 (8, PR)	HR		HR BB		E5		1B 1B	HR HBP		3	2	2	2	1	0	0				
Mickey Tettleton, S OBP: 0.356, SLG: 0.500 (1, 10)	HR BB		HR BB		K		1B 1B	HR		3	3	2	3	2	1	1				
Rob Deer, R OBP: 0.311, SLG: 0.554 Phil Clark, R OBP: 0.500, SLG: 0.692 (9, 9)	HR		HR		L6		K	3B 2B		5	3	3	5	0	1	3				
Chad Kreuter, S OBP: 0.323, SLG: 0.357 (1, 2)	G3-1		G6-4-3 1B		BB		1B 1B	3B BB		3	1	2	0	2	0	0				
Scott Livingstone, L OBP: 0.333, SLG: 0.329 Skeeter Barnes, R OBP: 0.250, SLG: 0.273 (8, PH)		BB 1B	G6-4-3 1-2		F9		BB BB	BB BB		3	1	1	0	1	0	3				
Mitt Cuyler, S OBP: 0.288, SLG: 0.362 (1, 8)		BB 1B	L8		G6-3		BB HBP	BB BB		4	1	2	1	0	0	0				
Inning Stats	R: 4 E: 0 K: 1 S: 17	H: 3 LOB: 0 BB: 1 P: 27	R: 0 E: 0 K: 1 S: 10	H: 2 LOB: 2 BB: 1 P: 17	R: 3 E: 0 K: 0 S: 13	H: 2 LOB: 0 BB: 2 P: 28	R: 0 E: 0 K: 0 S: 10	H: 0 LOB: 0 BB: 0 P: 14	R: 0 E: 0 K: 1 S: 14	H: 0 LOB: 2 BB: 1 P: 25	R: 0 E: 0 K: 0 S: 7	H: 0 LOB: 0 BB: 0 P: 10	R: 0 E: 0 K: 1 S: 11	H: 3 LOB: 2 BB: 0 P: 20	R: 8 E: 0 K: 0 S: 17	H: 6 LOB: 2 BB: 3 P: 38	1B: 10 2B: 1 3B: 1 HR: 4	SF: 0 SAC: 0 DP: 3 HBP: 2	WP: 1 PB: 0 SB: 0 CS: 0	PA: 47
PITCHER Bob Milacki, R ERA: 4.98 Alan Mills, R ERA: 1.16 Todd Frohwirth, R ERA: 2.2 Mike Flanagan, L ERA: 9.0 (8, 1)	IP: 2.0 WLS: L BF: 14 H: 5 R: 6 ER: 6 SO: 2 BB: 4 IBB: 0 HBP: 0 BLK: 0 WP: 0 HR: 2 S: 32 P: 57 ERA: 27.00 WHIP: 4.500	IP: 4.0 WLS: L BF: 15 H: 2 R: 1 ER: 1 SO: 1 BB: 1 IBB: 0 HBP: 0 BLK: 0 WP: 0 HR: 1 S: 39 P: 64 ERA: 2.25 WHIP: 0.750	IP: 7.1 WLS: L BF: 5 H: 3 R: 0 ER: 0 SO: 1 BB: 0 IBB: 0 HBP: 0 BLK: 0 WP: 0 HR: 0 S: 11 P: 20 ERA: 0.00 WHIP: 3.000	IP: 8.1 WLS: L BF: 13 H: 6 R: 8 ER: 8 SO: 0 BB: 3 IBB: 0 HBP: 2 BLK: 0 WP: 1 HR: 1 S: 17 P: 38 ERA: 72.00 WHIP: 9.000															PITCHER IP: WLS: BF: H: R: ER: SO: BB: IBB: HBP: BLK: WP: HR: S: P: ERA: WHIP:	

Baltimore Orioles @ Detroit Tigers
Tiger Stadium, Detroit, MI
Sat Jun 13 1992, 7:05 PM EDT
Att: 23,308 - Sunny - 87 F

AB 37
R 15
H 16
RBI 14
BB 8
SO 4
LOB 16



Batter	1	2	3	4	5	6	7	8	9	AB	R	H	RBI	BB	SO	LOB	TOP								
Mike Devereaux, R OBP: 0.329, SLG: 0.459 (1, 8)	4-1 2B BB	4-0 E IBB		2-0 P2			3-2 P6		1-3 K	3	1	0	0	2	1	0	Baltimore Orioles @ Detroit Tigers Tiger Stadium, Detroit, MI Sun Jun 14 1992, 3:33 AM EDT Att: 21,967 - Sunny - 82 F								
Joe Orsulak, L OBP: 0.311, SLG: 0.333 (1, 7)	1-3 K	3-2 E6 1B			0-0 G6-3		4-0 BB BB		1-1 1B	4	0	2	1	1	1	1									
Cal Ripken Jr., R OBP: 0.349, SLG: 0.409 (1, 6)	2-1 1-H 2B	1-3 2-H 3-H 0-0 F7			1-0 1B 2B		4-2 BB		0-2 G6-3	4	1	2	1	1	0	3									
Glenn Davis, R OBP: 0.271, SLG: 0.380 (1, 10)	0-3 K		1-3 K		2-2 L8		1-3 K			4	0	0	0	0	3	4									
Randy Milligan, R OBP: 0.408, SLG: 0.438 (1, 3)	2-1 G6-3		1-1 FC5-4 1B		2-2 2-H 1B		1-3 K			4	0	2	1	0	1	1									
Leo Gomez, R OBP: 0.377, SLG: 0.444 (1, 5)		2-0 F8	3-1 FC5-4 1B		4-1 G6-4-3 BB		2-2 G5-3			3	0	0	0	1	0	1									
David Segui, S OBP: 0.320, SLG: 0.327 (1, 9)		0-2 P4	1-3 K		3-3 K		1-1 WP 1B			4	0	1	0	0	2	2									
Jeff Tackett, R OBP: 0.385, SLG: 0.696 (8, 12)		4-2 2B 1B BB		2-1 G4-3		0-0 G6-4-3		3-1 G4-3		2	1	0	0	1	0	1									
Sam Horn, L OBP: 0.336, SLG: 0.433 (8, PH)										1	0	0	0	0	0	1									
Chris Hoiles, R OBP: 0.391, SLG: 0.539 (8, 2)										0	0	0	0	0	0	0									
Billy Ripken, R OBP: 0.244, SLG: 0.317 (1, 4)		3-2 1B E 2B		1-1 L7		1-1 G6-3		1-1 G4-3		3	1	1	0	0	0	0									
Brady Anderson, L OBP: 0.372, SLG: 0.523 (8, PH)										1	0	0	0	0	0	0									
Inning Stats	R: 1 E: 0 K: 2 S: 11	H: 1 LOB: 1 BB: 1 P: 20	R: 2 E: 1 K: 0 S: 15	H: 2 LOB: 2 BB: 2 P: 31	R: 0 E: 0 K: 2 S: 10	H: 1 LOB: 1 BB: 0 P: 16	R: 0 E: 0 K: 0 S: 5	H: 0 LOB: 0 BB: 0 P: 10	R: 1 E: 0 K: 0 S: 9	H: 2 LOB: 1 BB: 0 P: 14	R: 0 E: 0 K: 1 S: 7	H: 0 LOB: 0 BB: 1 P: 14	R: 0 E: 0 K: 1 S: 10	H: 0 LOB: 2 BB: 2 P: 23	R: 0 E: 0 K: 1 S: 10	H: 1 LOB: 1 BB: 0 P: 17	R: 0 E: 0 K: 1 S: 11	H: 1 LOB: 1 BB: 0 P: 14	1B: 5 2B: 3 3B: 0 HR: 0	SF: 0 SAC: 0 DP: 1 HBP: 0	WP: 1 PB: 0 SB: 0 CS: 0	PA: 39			
PITCHER	IP	WLS	BF	H	R	ER	SO	BB	IBB	HBP	BLK	WP	HR	S	P	ERA	WHIP								
Frank Tanana, L ERA: 6.02 (1, 1)	7.0	W	31	6	4	3	6	5	1	0	0	0	0	67	128	3.86	1.571								
Mike Henneman, R ERA: 3.45 (8, 1)	2.0	S	8	2	0	0	2	0	0	0	0	1	0	21	31	0.00	1.000								

Batter	1	2	3	4	5	6	7	8	9	AB	R	H	RBI	BB	SO	LOB	BOTTOM								
Tony Phillips, S OBP: 0.393, SLG: 0.372 (1, 7) (9, 9)	2-2 P6		0-0 P6		2-1 2B 2B		3-1 S 1B			4	2	2	2	0	0	1	Baltimore Orioles @ Detroit Tigers Tiger Stadium, Detroit, MI Sun Jun 14 1992, 3:33 AM EDT Att: 21,967 - Sunny - 82 F								
Lou Whitaker, L OBP: 0.390, SLG: 0.489 (1, 4)	2-2 G4-3		0-0 P6		3-H 1B 2B		1-2 1-H 1B			4	1	2	2	0	0	1									
Travis Fryman, R OBP: 0.320, SLG: 0.444 (1, 6)	2-2 P6			0-0 B1-3	0-0 1B		1-0 F8			4	0	1	1	0	0	1									
Cecil Fielder, R OBP: 0.297, SLG: 0.459 (1, 3)		3-3 K		1-2 P6	0-3 K		1-0 P6			4	0	0	0	0	2	2									
Mickey Tettleton, S OBP: 0.355, SLG: 0.493 (1, 10)		3-2 P2		4-2 BB		2-0 F9	3-3 K			3	0	0	0	1	1	1									
Rob Deer, R OBP: 0.314, SLG: 0.551 (1, 9)		0-2 F7		3-2 P4		1-0 1B		4-2 E S SF7 BB		3	1	1	0	1	0	1									
Dan Gladden, R OBP: 0.294, SLG: 0.393 (9, 7)										0	0	0	0	0	0	0									
Chad Kreuter, S OBP: 0.333, SLG: 0.433 (1, 2)			3-2 HR		0-0 G1-3 2B 2B	0-3 K		3-2 L8		4	2	2	1	0	1	2									
Scott Livingstone, L OBP: 0.329, SLG: 0.329 (1, 5)			0-1 1B		0-2 F7	0-1 P6		1-3 SF7		3	0	1	1	0	0	2									
Mitt Cuyler, S OBP: 0.287, SLG: 0.365 (1, 8)			2-3 K		1-2 G1-3		1-2 1B 2B	3-H P3		4	1	1	0	0	1	2									
Inning Stats	R: 0 E: 0 K: 0 S: 10	H: 0 LOB: 0 BB: 0 P: 16	R: 0 E: 0 K: 1 S: 9	H: 0 LOB: 0 BB: 0 P: 15	R: 1 E: 0 K: 1 S: 12	H: 2 LOB: 1 BB: 0 P: 17	R: 0 E: 0 K: 0 S: 10	H: 0 LOB: 1 BB: 1 P: 18	R: 3 E: 0 K: 1 S: 14	H: 4 LOB: 1 BB: 0 P: 18	R: 0 E: 0 K: 1 S: 7	H: 1 LOB: 1 BB: 0 P: 10	R: 2 E: 0 K: 1 S: 15	H: 3 LOB: 1 BB: 0 P: 25	R: 1 E: 0 K: 0 S: 10	H: 0 LOB: 0 BB: 1 P: 18	1B: 5 2B: 4 3B: 0 HR: 1	SF: 1 SAC: 0 DP: 0 HBP: 0	WP: 0 PB: 0 SB: 2 CS: 0	PA: 36					
PITCHER	IP	WLS	BF	H	R	ER	SO	BB	IBB	HBP	BLK	WP	HR	S	P	ERA	WHIP								
Jose Mesa, R ERA: 5.11 (1, 1)	6.0	L	27	8	5	5	4	1	0	0	0	0	0	65	98	7.50	1.500								
Storm Davis, R ERA: 3.93 (7, 1)	2.0		9	2	2	1	1	1	0	0	0	0	0	22	39	4.50	1.500								

Batter	1	2	3	4	5	6	7	8	9	AB	R	H	RBI	BB	SO	LOB	TOP										
Tony Phillips, S (1, 10) OBP: 0.392, SLG: 0.365 Dave Bergman, L (3, FH) OBP: 0.326, SLG: 0.276	G4-3		G3-1		FC6-4		1B		F8	1	0	0	0	0	0	0	Detroit Tigers @ Toronto Blue Jays SkyDome, Toronto, ON Wed Jun 17 1992, 7:05 PM EDT Att: 50,401 - Sunny - 77 F										
Lou Whitaker, L (1, 4) OBP: 0.395, SLG: 0.481	G4-3		1B		L7		F8		K	5	0	1	2	0	1	6											
Travis Fryman, R (1, 6) OBP: 0.316, SLG: 0.438	K		HBP		FC6-4		K			3	0	0	0	0	2	4											
Cecil Fielder, R (1, 3) OBP: 0.299, SLG: 0.449		G5-3	K						K	4	0	0	0	0	3	1											
Mickey Tettleton, S (1, 2) OBP: 0.351, SLG: 0.498		K		G3-1					K	4	0	0	0	0	3	0											
Dan Gladden, R (1, 7) OBP: 0.299, SLG: 0.387		BB		G4-3					G4-3	3	0	1	0	1	0	0											
Rob Deer, R (1, 9) OBP: 0.308, SLG: 0.532	F8			F8						3	0	0	0	1	0	2											
Scott Livingstone, L (1, 5) OBP: 0.356, SLG: 0.363			G3-1		G6-3		F8			3	1	2	0	1	0	0											
Mitt Cuyler, S (1, 8) OBP: 0.292, SLG: 0.364			G3-1		L7		P5		K	3	1	1	0	1	1	3											
Inning Stats	R: 0 E: 0 K: 1 S: 8	H: 0 LOB: 0 BB: 0 P: 13	R: 0 E: 0 K: 1 S: 8	H: 0 LOB: 1 BB: 1 P: 15	R: 2 E: 0 K: 1 S: 10	H: 3 LOB: 1 BB: 0 P: 14	R: 0 E: 0 K: 0 S: 11	H: 0 LOB: 0 BB: 0 P: 15	R: 0 E: 0 K: 0 S: 6	H: 1 LOB: 2 BB: 1 P: 15	R: 0 E: 0 K: 2 S: 11	H: 1 LOB: 1 BB: 0 P: 18	R: 0 E: 0 K: 1 S: 10	H: 2 LOB: 2 BB: 0 P: 14	R: 0 E: 0 K: 2 S: 9	H: 0 LOB: 0 BB: 2 P: 16	R: 0 E: 0 K: 1 S: 11	H: 0 LOB: 2 BB: 2 P: 24	1B: 7 2B: 0 3B: 0 HR: 0	SF: 0 SAC: 0 DP: 0 HBP: 1	WP: 0 PB: 0 SB: 1 CS: 0	PA: 38					
PITCHER	IP	WLS	BF	H	R	ER	SO	BB	IBB	HBP	BLK	WP	HR	S	P	ERA	WHIP										
Jack Morris, R (1, 1) ERA: 3.87	6.1	W	28	7	2	2	5	2	0	1	0	0	0	60	99	2.84	1.421										
Duane Ward, R (7, 1) ERA: 2.25	2.2	S	10	0	0	0	5	2	0	0	0	0	0	24	45	0.00	0.750										


Batter	1	2	3	4	5	6	7	8	9	AB	R	H	RBI	BB	SO	LOB	BOTTOM										
Devon White, S (1, 8) OBP: 0.292, SLG: 0.379	G6-3	G3	K		1B		L9			5	0	1	0	0	1	4	Detroit Tigers @ Toronto Blue Jays SkyDome, Toronto, ON Wed Jun 17 1992, 7:05 PM EDT Att: 50,401 - Sunny - 77 F										
Roberto Alomar, S (1, 4) OBP: 0.412, SLG: 0.450 Jeff Kent, R (7, 4) OBP: 0.333, SLG: 0.483	1B	2B		G1	G4-3		BB			4	1	2	1	0	0	2											
Joe Carter, R (1, 9) OBP: 0.308, SLG: 0.518	K	IBB		F8			F8			4	0	0	0	1	2	3											
Dave Winfield, R (1, 10) OBP: 0.401, SLG: 0.526	1B	F9		K			S		P6	4	1	1	0	1	1	2											
Kelly Gruber, R (1, 5) OBP: 0.267, SLG: 0.399	BB		WP	G4-3	L9	E	FC		G1-3	5	1	3	2	0	0	0											
John Olerud, L (1, 3) OBP: 0.336, SLG: 0.361	1B		1B	G4-3	E5	FC	L6-3		F8	4	1	0	0	1	0	2											
Derek Bell, R (1, 7) OBP: 0.298, SLG: 0.288	BB		1B	G6-3	FC6-4	L6-3				3	1	1	0	1	0	5											
Pat Borders, R (1, 2) OBP: 0.309, SLG: 0.392		G3	FC6-4		G5-3		BB			4	1	3	1	0	0	2											
Manuel Lee, S (1, 6) OBP: 0.315, SLG: 0.333	F8		FC6-4		1B		L9			4	0	1	2	0	0	4											
Inning Stats	R: 1 E: 0 K: 1 S: 15	H: 2 LOB: 3 BB: 2 P: 30	R: 1 E: 0 K: 0 S: 11	H: 2 LOB: 2 BB: 1 P: 23	R: 1 E: 0 K: 1 S: 12	H: 2 LOB: 2 BB: 1 P: 18	R: 0 E: 0 K: 1 S: 6	H: 0 LOB: 0 BB: 0 P: 12	R: 2 E: 1 K: 0 S: 15	H: 3 LOB: 2 BB: 0 P: 25	R: 1 E: 1 K: 1 S: 13	H: 2 LOB: 1 BB: 0 P: 21	R: 0 E: 0 K: 0 S: 9	H: 1 LOB: 2 BB: 1 P: 16	R: 0 E: 0 K: 0 S: 6	H: 0 LOB: 0 BB: 0 P: 7	1B: 9 2B: 4 3B: 0 HR: 0	SF: 0 SAC: 0 DP: 1 HBP: 0	WP: 1 PB: 0 SB: 1 CS: 0	PA: 42							
PITCHER	IP	WLS	BF	H	R	ER	SO	BB	IBB	HBP	BLK	WP	HR	S	P	ERA	WHIP										
Kevin Ritz, R (1, 1) ERA: 6.15	3.0	L	19	6	3	3	2	0	0	0	0	0	0	34	58	3.00	1.667										
Walt Terrell, R (4, 1) ERA: 5.46	3.0		15	5	3	1	2	0	0	0	0	0	0	9	16	0.00	2.000										
Les Lancaster, R (7, 1) ERA: 6.5	1.0		5	1	0	0	0	1	0	0	0	0	0	6	7	0.00	0.000										
John Kiely, R (8, 1) ERA:	1.0		3	0	0	0	0	0	0	0	0	0	0	6	7	0.00	0.000										



Batter	1	2	3	4	5	6	7	8	9	AB	R	H	RBI	BB	SO	LOB	TOP			
Dan Gladden, R OBP: 0.316, SLG: 0.395	3-2 G3-6-3 HBP	3-2 P3		0-1 SAFE SH 2B 1B	2-0 L9			2-2 SH3-4 1B	0-0 1B	5	2	3	1	0	0	3				
Lou Whitaker, L OBP: 0.395, SLG: 0.486	0-0 G3-6-3	4-0 3B IBB		1-1 SH 2B BB	1-2 CS	2-2 PB 1B		1-2 SF9 SH3-4 1B	0-1 G1-3 1B	4	2	3	2	1	0	1				
Travis Fryman, R OBP: 0.321, SLG: 0.450	4-2 BB	1-2 1B 3B		2-0 BB 2B		1-3 K 1B		0-0 SH3-4 1B	0-0 G1-3 1B	4	1	2	5	1	1	3				
Cecil Fielder, R OBP: 0.300, SLG: 0.445	2-2 G4-3	3-H 1B		1-3 2-H 3-H 4-0 IBB		1-0 G6-3		1-2 SF9 1B	2-2 P3	4	0	1	2	1	0	4				
Mickey Tettleton, S OBP: 0.359, SLG: 0.493		1B BB		4-0 G6-4-3 BB		1-1 G4-3		4-0 IBB		2	1	0	1	4	0	2				
Rob Deer, R OBP: 0.304, SLG: 0.536		3-3 K	2-1 G6-3	0-3 K				0-0 HR	1-3 K	6	1	1	1	0	3	9				
Chad Kreuter, S OBP: 0.338, SLG: 0.431	0-1 1B 2B 1B	1-1 G3		2-2 G6-4-3				3-2 G4-3	1-0 E 1B	5	2	2	0	0	0	3				
Scott Livingstone, L OBP: 0.359, SLG: 0.365	2-0 2B 3B 1B	3-2 G1-3			0-0 CS 1B			2-0 L8	2-2 E3 1B 1B	5	2	2	1	0	0	1				
Mitt Cuyler, S OBP: 0.295, SLG: 0.370	1-1 3B 2B			0-1 SH 2B 1B	0-0 P4			1-0 B4-3	1-0 E5 1B	5	3	2	1	0	0	3				
Inning Stats	R: 0 E: 0 K: 0 S: 8	H: 0 LOB: 1 BB: 1 P: 17	R: 6 E: 0 K: 1 S: 21	H: 5 LOB: 1 BB: 2 P: 44	R: 0 E: 0 K: 0 S: 7	H: 0 LOB: 0 BB: 0 P: 13	R: 3 E: 1 K: 1 S: 14	H: 3 LOB: 2 BB: 2 P: 27	R: 0 E: 0 K: 0 S: 5	H: 1 LOB: 0 BB: 0 P: 8	R: 1 E: 0 K: 0 S: 8	H: 1 LOB: 0 BB: 0 P: 14	R: 1 E: 0 K: 1 S: 17	H: 2 LOB: 2 BB: 1 P: 26	R: 3 E: 2 K: 0 S: 14	H: 3 LOB: 3 BB: 1 P: 24	1B: 12 2B: 2 3B: 1 HR: 1	SF: 1 SAC: 2 DP: 2 HBP: 1	WP: 0 PB: 1 SB: 0 CS: 1	PA: 52
PITCHER	IP WLS BF H R ER SO	IP WLS BF H R ER SO	IP WLS BF H R ER SO	IP WLS BF H R ER SO	IP WLS BF H R ER SO	IP WLS BF H R ER SO	IP WLS BF H R ER SO	IP WLS BF H R ER SO	IP WLS BF H R ER SO	IP WLS BF H R ER SO	IP WLS BF H R ER SO	IP WLS BF H R ER SO	IP WLS BF H R ER SO	IP WLS BF H R ER SO	IP WLS BF H R ER SO	IP WLS BF H R ER SO	ERA WHIP	ERA WHIP		
Dave Stieb, R ERA: 5.54	1.2	12	4	6	6	1	2	1	1	0	0	0	0	0	25	52	32.40	3.600		
David Wells, L ERA: 2.89	3.1	16	5	3	2	1	1	1	0	0	0	0	0	30	57	5.40	1.800			
Bob MacDonald, L ERA: 3.1	2.0	8	2	1	1	1	0	0	0	0	0	1	17	28	4.50	1.000				
Mike Timlin, R ERA: 3.38	2.0	L	15	5	4	2	1	0	2	0	0	0	0	31	50	9.00	2.500			

Detroit Tigers @ Toronto Blue Jays
 SkyDome, Toronto, ON
 Thu Jun 18 1992, 3:33 AM EDT
 Att: 50,392 - Cloudy - 73 F


AB 40
 R 14
 H 16
 RBI 14
 BB 7
 SO 4
 LOB 29



Batter	1	2	3	4	5	6	7	8	9	AB	R	H	RBI	BB	SO	LOB	BOTTOM					
Devon White, S OBP: 0.301, SLG: 0.387	3-2 BB 1B		E8 1B			0-0 HR 1B	3-2 S 1B			5	2	4	1	0	0	2						
Roberto Alomar, S OBP: 0.416, SLG: 0.473	4-0 K BB		0-2 1B 3B	G3-1		0-0 1B HR	2-1 F9			4	2	2	4	1	0	2						
Joe Carter, R OBP: 0.309, SLG: 0.515	0-3 K		1-0 1B 1B	F9		0-0 P2		0-1 F7-4-3 1B		5	1	2	1	0	1	2						
Dave Winfield, R OBP: 0.397, SLG: 0.519	1-1 G6-3		1-2 WP 1B 1B	F9		2-2 G6-3		0-3 K		5	1	1	0	0	1	2						
Kelly Gruber, R OBP: 0.265, SLG: 0.396		2-2 G4-3		0-0 F9		0-1 1B		2-2 F7-4-3 2B		2	0	0	0	0	0	2						
Jeff Kent, R OBP: 0.347, SLG: 0.508										3	1	2	0	0	0	1						
John Olerud, L OBP: 0.343, SLG: 0.364	4-0 BB		1-1 WP 1B 1B	G4-6-3 1B		3-2 G4-6-3 1B		1-0 F9	2-1 F8	4	1	2	1	1	0	1						
Greg Myers, L OBP: 0.238, SLG: 0.368	1-3 K		3-1 F7	F7		1-0 F7		2-2 G3-1	0-1 G3	5	0	0	1	0	1	5						
Alfredo Griffin, S OBP: 0.179, SLG: 0.154	0-0 F8		4-2 1B BB	G4-6-3 1B		0-1 G4-6-3		1-2 BB 1B	0-1 G3-1	4	1	1	0	1	0	3						
Manuel Lee, S OBP: 0.323, SLG: 0.335						0-1 G4-3		4-0 1B BB		2	1	1	2	2	0	0						
Inning Stats	R: 0 E: 0 K: 1 S: 9	H: 1 LOB: 1 BB: 1 P: 17	R: 0 E: 0 K: 1 S: 9	H: 0 LOB: 1 BB: 1 P: 16	R: 6 E: 1 K: 0 S: 30	H: 6 LOB: 2 BB: 2 P: 47	R: 0 E: 0 K: 0 S: 10	H: 0 LOB: 0 BB: 0 P: 13	R: 0 E: 0 K: 0 S: 10	H: 2 LOB: 1 BB: 0 P: 14	R: 2 E: 0 K: 0 S: 9	H: 2 LOB: 0 BB: 0 P: 11	R: 2 E: 0 K: 0 S: 15	H: 3 LOB: 2 BB: 1 P: 31	R: 0 E: 0 K: 1 S: 9	H: 1 LOB: 0 BB: 0 P: 11	R: 0 E: 0 K: 0 S: 6	H: 0 LOB: 0 BB: 0 P: 8	1B: 12 2B: 2 3B: 1 HR: 1	SF: 0 SAC: 0 DP: 2 HBP: 0	WP: 1 PB: 0 SB: 1 CS: 0	PA: 44
PITCHER	IP WLS BF H R ER SO	IP WLS BF H R ER SO	IP WLS BF H R ER SO	IP WLS BF H R ER SO	IP WLS BF H R ER SO	IP WLS BF H R ER SO	IP WLS BF H R ER SO	IP WLS BF H R ER SO	IP WLS BF H R ER SO	IP WLS BF H R ER SO	IP WLS BF H R ER SO	IP WLS BF H R ER SO	IP WLS BF H R ER SO	IP WLS BF H R ER SO	IP WLS BF H R ER SO	IP WLS BF H R ER SO	ERA WHIP	ERA WHIP				
Mark Leiter, R ERA: 3.99	2.1	15	6	6	6	2	3	0	0	0	0	0	0	0	37	61	23.14	3.857				
Kurt Knudsen, R ERA: 2.52	3.2	16	5	2	2	0	1	0	0	0	1	1	40	57	4.91	1.636						
John Kiely, R ERA: 10.8	0.2	5	2	2	2	0	1	0	0	0	0	0	9	20	27.00	4.500						
Mike Munoz, L ERA: 3.86	0.1	W	2	1	0	0	0	0	0	0	0	0	6	11	0.00	3.000						
Mike Hememan, R ERA: 3.05	2.0	S	6	1	0	0	1	0	0	0	0	0	15	19	0.00	0.500						

Detroit Tigers @ Toronto Blue Jays
 SkyDome, Toronto, ON
 Thu Jun 18 1992, 3:33 AM EDT
 Att: 50,392 - Cloudy - 73 F

AB 39
 R 10
 H 15
 RBI 10
 BB 5
 SO 3
 LOB 20



Batter	1	2	3	4	5	6	7	8	9	10	11	12	13	AB R H RBI BB SO LOB	TOP															
Tony Phillips, S OBP: 0.391, SLG: 0.378 (10, 9)			G4-3		G4-3			G5-3			K			6 2 2 1 0 1 0	<p>Detroit Tigers @ Chicago White Sox Comiskey Park, Chicago, IL Fri Jun 19 1992, 8:05 PM EDT Att. 39,066 - Cloudy - 55 F</p> <p>livebaseballscorecards.com</p> <p>AB 48 R 8 H 10 RBI 8 BB 3 SO 8 LOB 11</p>															
Dan Gladden, R OBP: 0.317, SLG: 0.392 (1, 7)					L7						F9			6 1 2 1 0 0 0																
Travis Fryman, R OBP: 0.316, SLG: 0.444 (1, 6)	L7		G1-3						F8		K			6 1 1 1 0 1 2																
Cecil Fielder, R OBP: 0.300, SLG: 0.453 (1, 3)								G5-3		G5-3		K	P4	5 1 1 1 1 1 2																
Rob Deer, R OBP: 0.305, SLG: 0.558 (1, 10)										P7		K		6 2 2 4 0 2 2																
Skeeter Barnes, R OBP: 0.299, SLG: 0.280 Scott Livingstone, L OBP: 0.366, SLG: 0.379 (10, PH)		G6-3		G4-3				P3						3 0 0 0 0 0 0 2 0 1 0 1 0 0																
Phil Clark, R OBP: 0.455, SLG: 0.556 Lou Whitaker, L OBP: 0.391, SLG: 0.481 (10, PH)								G6-3		P2				2 0 0 0 1 1 0 2 0 0 0 0 0 2																
Chad Kreuter, S OBP: 0.316, SLG: 0.400 (1, 2)		G4-3		L1-3				G5-3			F9		L4	5 0 0 0 0 0 2																
Milt Cuyler, S OBP: 0.293, SLG: 0.365 (1, 8)			G3					K2-3		G5-3				5 1 1 0 0 2 1																
Inning Stats	R: 1 E: 1 K: 0 S: 14	H: 1 LOB: 1 BB: 1 P: 23	R: 0 E: 0 K: 1 S: 8	H: 0 LOB: 0 BB: 0 P: 13	R: 0 E: 0 K: 0 S: 10	H: 1 LOB: 1 BB: 0 P: 17	R: 2 E: 0 K: 0 S: 7	H: 2 LOB: 0 BB: 1 P: 13	R: 0 E: 0 K: 1 S: 7	H: 0 LOB: 0 BB: 0 P: 11	R: 0 E: 0 K: 1 S: 10	H: 0 LOB: 0 BB: 0 P: 13	R: 0 E: 0 K: 0 S: 11	H: 0 LOB: 0 BB: 0 P: 15		R: 0 E: 0 K: 0 S: 15	H: 1 LOB: 1 BB: 0 P: 18	R: 0 E: 0 K: 2 S: 7	H: 0 LOB: 0 BB: 1 P: 16	R: 0 E: 0 K: 0 S: 9	H: 0 LOB: 1 BB: 1 P: 16	R: 5 E: 0 K: 0 S: 15	H: 5 LOB: 0 BB: 0 P: 21	1B: 5 2B: 2 3B: 0 HR: 4	SF: 0 SAC: 0 DP: 1 HBP: 0	WP: 0 PB: 0 SB: 0 CS: 1	PA: 51			
PITCHER	IP WLS BF H R ER SO BB IBB HBP BLK WP HR S P ERA WHIP															Greg Hibbard, L ERA: 4.32 Terry Lesch, R ERA: 2.2 Scott Radinsky, L ERA: 2.77 Bobby Thigpen, R ERA: 3.58 Wilson Alvarez, L ERA: 4.76														Donn Pall, R ERA: 4.11

Batter	1	2	3	4	5	6	7	8	9	10	11	12	13	AB R H RBI BB SO LOB	BOTTOM																
Tim Lincecum, S OBP: 0.341, SLG: 0.345 (1, 7)			E5		E9					G4-3			B1-3	4 0 0 0 2 0 1	<p>Detroit Tigers @ Chicago White Sox Comiskey Park, Chicago, IL Fri Jun 19 1992, 8:05 PM EDT Att. 39,066 - Cloudy - 55 F</p> <p>livebaseballscorecards.com</p> <p>AB 48 R 3 H 9 RBI 1 BB 4 SO 7 LOB 21</p>																
Craig Grebeck, R OBP: 0.305, SLG: 0.338 (10, 6)			G5-4-3		K			P3			F9		P4	6 0 0 0 0 1 5																	
Frank Thomas, R OBP: 0.415, SLG: 0.526 (1, 3)								P9					P4	6 2 3 1 0 1 1																	
George Bell, R OBP: 0.295, SLG: 0.343 Shawn Jeter, L OBP: 0.200, SLG: 0.200 (10, PH)		G6-3		F9							K2-3			5 0 1 0 0 1 1 1 0 0 0 0 1 0																	
Carlton Fisk, R OBP: 0.241, SLG: 0.214 (1, 2)				F7							K			5 0 1 0 1 3 2																	
Steve Sax, R OBP: 0.294, SLG: 0.295 (1, 4)				F8				FC6-4		G6-3			L3	6 0 1 0 0 0 4																	
Shawn Abner, R OBP: 0.341, SLG: 0.368 Joey Coors, S OBP: 0.304, SLG: 0.261 (9, PH)								E7		L5			L6	3 0 1 0 0 0 0 3 0 0 0 0 0 1																	
Lance Johnson, L OBP: 0.300, SLG: 0.357 (1, 8)		F7		G4-3				G4-3			G4-3			5 0 2 0 0 0 3																	
Esteban Beltré, R OBP: 0.111, SLG: 0.111 Warren Newson, L OBP: 0.400, SLG: 0.362 (10, 9)			G6-3		FC5			G5-3					F7	3 1 0 0 0 0 2 1 0 0 0 1 0 1																	
Inning Stats	R: 0 E: 0 K: 1 S: 6	H: 0 LOB: 0 BB: 1 P: 13	R: 0 E: 0 K: 1 S: 11	H: 2 LOB: 2 BB: 0 P: 17	R: 0 E: 1 K: 0 S: 7	H: 0 LOB: 0 BB: 0 P: 13	R: 1 E: 0 K: 0 S: 9	H: 1 LOB: 0 BB: 0 P: 16	R: 1 E: 2 K: 1 S: 10	H: 0 LOB: 1 BB: 1 P: 11	R: 0 E: 0 K: 0 S: 6	H: 0 LOB: 1 BB: 0 P: 13	R: 0 E: 0 K: 0 S: 7	H: 1 LOB: 2 BB: 1 P: 15		R: 1 E: 0 K: 2 S: 12	H: 1 LOB: 0 BB: 0 P: 20	R: 0 E: 0 K: 0 S: 5	H: 0 LOB: 1 BB: 1 P: 11	R: 0 E: 0 K: 0 S: 12	H: 2 LOB: 2 BB: 0 P: 20	R: 0 E: 0 K: 0 S: 8	H: 1 LOB: 0 BB: 0 P: 10	R: 0 E: 0 K: 0 S: 8	H: 0 LOB: 0 BB: 0 P: 13	R: 0 E: 0 K: 1 S: 9	H: 1 LOB: 1 BB: 0 P: 12	1B: 6 2B: 2 3B: 0 HR: 1	SF: 0 SAC: 0 DP: 1 HBP: 0	WP: 1 PB: 0 SB: 2 CS: 2	PA: 52
PITCHER	IP WLS BF H R ER SO BB IBB HBP BLK WP HR S P ERA WHIP															Frank Tanana, L ERA: 5.66 John Kiehl, R ERA: 5.4 Mike Munoz, L ERA: 3.8 Walt Terrell, R ERA: 5.12															

Batter	1	2	3	4	5	6	7	8	9	AB	R	H	RBI	BB	SO	LOB	TOP										
Tony Phillips, S OBP: 0.385, SLG: 0.366 (1, 4)	F7		G3	F7			K		P9	5	0	0	0	0	1	2											
Dan Gladden, R OBP: 0.311, SLG: 0.381 (1, 7)	FC5-4 1B		K	K			FC6-4 1B		G1-3	5	0	2	0	0	2	2											
Travis Fryman, R OBP: 0.316, SLG: 0.442 (1, 6)	FC5-4 1-2			G4-3	K		FC6-4 1-2			4	0	0	0	0	1	2											
Cecil Fielder, R OBP: 0.295, SLG: 0.442 (1, 10)	G4-3			1B	K		G5-3			4	1	1	0	0	1	2											
Mickey Tettleton, S OBP: 0.355, SLG: 0.485 (1, 2)			K	1B	K				K	4	1	1	0	0	3	0											
Rob Deer, R OBP: 0.303, SLG: 0.543 (1, 9)				1B			G6-3		G4-3	2	1	0	0	2	0	0											
Dave Bergman, L OBP: 0.330, SLG: 0.277 (1, 3)				BB					G5-3	3	1	1	1	1	0	1											
Scott Livingstone, L OBP: 0.376, SLG: 0.398 (1, 5)										3	1	1	2	0	1	2											
Skeeter Barnes, R OBP: 0.255, SLG: 0.275 (9, PH)	G4-3			E4			K		K	1	0	0	0	0	1	0											
Mitt Cuyler, S OBP: 0.297, SLG: 0.368 (1, 8)				1B			F7		1B	4	0	2	1	0	1	1											
Inning Stats	R: 0 E: 0 K: 0 S: 9	H: 1 LOB: 1 BB: 0 P: 15	R: 0 E: 0 K: 1 S: 9	H: 0 LOB: 1 BB: 1 P: 17	R: 0 E: 0 K: 2 S: 9	H: 0 LOB: 0 BB: 0 P: 14	R: 5 E: 1 K: 1 S: 21	H: 5 LOB: 1 BB: 1 P: 33	R: 0 E: 0 K: 3 S: 10	H: 0 LOB: 0 BB: 0 P: 13	R: 0 E: 0 K: 1 S: 11	H: 0 LOB: 1 BB: 1 P: 21	R: 0 E: 0 K: 1 S: 9	H: 1 LOB: 1 BB: 0 P: 12	R: 0 E: 0 K: 1 S: 9	H: 0 LOB: 0 BB: 0 P: 15	R: 0 E: 0 K: 12 S: 12	H: 1 LOB: 1 BB: 0 P: 15	1B: 7 2B: 1 3B: 0 HR: 0	SF: 0 SAC: 0 DP: 0 HBP: 0	WP: 0 PB: 0 SB: 1 CS: 0	PA: 38					
PITCHER	IP	WLS	BF	H	R	ER	SO	BB	IBB	HBP	BLK	WP	HR	S	P	ERA	WHIP										
Alex Fernandez, R ERA: 4.25 (1, 1)	3.1		18	6	5	5	3	2	0	0	0	0	0	42	68	13.50	2.400										
Roberto Hernandez, R ERA: 1.64 (4, 1)	4.2	W	16	1	0	0	7	1	0	0	0	0	0	45	72	0.00	0.429										
Scott Radinsky, L ERA: 2.7 (9, 1)	0.2		3	1	0	0	1	0	0	0	0	0	0	10	13	0.00	1.500										
Bobby Thigpen, R ERA: 3.38 (9, 1)	0.1	S	1	0	0	0	0	0	0	0	0	0	0	2	2	0.00	0.000										

Detroit Tigers @ Chicago White Sox
 Comiskey Park, Chicago, IL
 Sun Jun 21 1992, 4:33 AM EDT
 Att: 40,049 - Sunny - 57 F

AB 35
 R 5
 H 8
 RBI 4
 BB 3
 SO 11
 LOB 12



Batter	1	2	3	4	5	6	7	8	9	AB	R	H	RBI	BB	SO	LOB	BOTTOM										
Tim Raines, S OBP: 0.345, SLG: 0.341 (1, 7)	1B	K		K			G4-3			4	2	1	0	1	2	1											
Robin Ventura, L OBP: 0.400, SLG: 0.433 (1, 5)	1B								F9	3	1	2	0	2	0	0											
Frank Thomas, R OBP: 0.423, SLG: 0.526 (1, 3)	1B			FC5-4 BB					K	5	0	3	3	0	1	1											
George Bell, R OBP: 0.283, SLG: 0.339 (1, 10)	K			F8			K		F8	5	0	1	0	0	2	5											
Warren Newson, L OBP: 0.405, SLG: 0.350 (1, 9)	P7			F8						2	0	0	1	2	0	3											
Steve Sax, R OBP: 0.286, SLG: 0.286 (1, 4)	FC6-4 BB			G6-3	G1-2-3		G4-3			3	0	0	0	1	0	6											
Lance Johnson, L OBP: 0.294, SLG: 0.345 (1, 8)	FC6-4 1-2			2B	K		G4-3			3	1	0	0	1	1	5											
Craig Grebeck, R OBP: 0.319, SLG: 0.352 (1, 6)				P3					F9	3	1	0	0	1	0	1											
Ron Karkovics, R OBP: 0.292, SLG: 0.331 (1, 2)	G6-3			2B			P2		HR	4	1	2	2	0	0	1											
Inning Stats	R: 1 E: 0 K: 1 S: 18	H: 3 LOB: 3 BB: 1 P: 29	R: 0 E: 0 K: 1 S: 8	H: 0 LOB: 0 BB: 0 P: 13	R: 0 E: 0 K: 0 S: 11	H: 0 LOB: 1 BB: 1 P: 21	R: 1 E: 0 K: 1 S: 13	H: 1 LOB: 1 BB: 1 P: 25	R: 1 E: 0 K: 1 S: 14	H: 3 LOB: 2 BB: 1 P: 23	R: 2 E: 0 K: 1 S: 14	H: 1 LOB: 3 BB: 4 P: 34	R: 1 E: 0 K: 0 S: 8	H: 1 LOB: 0 BB: 0 P: 12	R: 0 E: 0 K: 1 S: 13	H: 0 LOB: 0 BB: 0 P: 21	1B: 7 2B: 1 3B: 0 HR: 1	SF: 0 SAC: 0 DP: 1 HBP: 0	WP: 1 PB: 0 SB: 1 CS: 0	PA: 40							
PITCHER	IP	WLS	BF	H	R	ER	SO	BB	IBB	HBP	BLK	WP	HR	S	P	ERA	WHIP										
Bill Gullickson, R ERA: 3.27 (1, 1)	3.0		12	1	0	0	2	2	0	0	0	0	0	33	57	0.00	1.000										
John Kieley, R ERA: 2.54 (4, 1)	1.2		10	4	2	2	1	2	0	0	0	0	0	24	42	10.80	3.600										
Les Lancaster, R ERA: 6.52 (5, 1)	0.2		5	0	2	2	1	3	0	0	0	1	0	8	23	27.00	4.500										
Walt Terrell, R ERA: 5.65 (6, 1)	2.2	L	11	2	1	1	2	1	0	0	0	0	1	30	50	3.38	1.125										

Detroit Tigers @ Chicago White Sox
 Comiskey Park, Chicago, IL
 Sun Jun 21 1992, 4:33 AM EDT
 Att: 40,049 - Sunny - 57 F


AB 32
 R 6
 H 9
 RBI 6
 BB 8
 SO 6
 LOB 23



Batter	1	2	3	4	5	6	7	8	9	AB	R	H	RBI	BB	SO	LOB	TOP								
Jody Reed, R OBP: 0.335, SLG: 0.343	1-1 G3		2-2 G1-3		0-0 SF8		1-0 L9			3	0	0	1	0	0	3									
Bob Zupic, R OBP: 0.360, SLG: 0.438	3-1 F7		1-3 K		0-0 2B			2-1 G6-4-3 1B		4	0	2	0	0	1	2									
Wade Boggs, L OBP: 0.389, SLG: 0.421	0-1 G6-3		1-2 F8		3-1 F8			2-2 G6-4-3 1-2f		4	0	0	0	0	0	4									
Jack Clark, R OBP: 0.340, SLG: 0.294		4-1 BB		1-1 G6-3		0-0 G5-3		4-2 BB		2	0	0	0	2	0	0									
Ellis Burks, R OBP: 0.327, SLG: 0.417	1-1 F8		2-2 L6		2-3 K		1-0 G6-3			2	0	0	0	0	0	1									
Herm Winningham, L OBP: 0.247, SLG: 0.279										1	0	0	0	0	1	0									
Luis Rivera, R OBP: 0.348, SLG: 0.301										1	0	0	0	0	1	0									
Tom Brunansky, R OBP: 0.343, SLG: 0.380	1-3 K		0-0 FC6-4 1B		1-0 F9				0-2 F7	4	0	1	0	0	1	1									
Mo Vaughn, L OBP: 0.375, SLG: 0.297	0-2 F7		0-0 FC6-4 1-2f				1-2 G4-3		0-0 FC3-6 1B	4	0	1	0	0	0	2									
Tim Lincecum, R OBP: 0.292, SLG: 0.322			1-1 2B 1B		3-2 1B SF8 HBP		0-1 L8		0-0 FC3-6 1-2f	3	1	1	0	0	0	1									
Tony Peña, R OBP: 0.262, SLG: 0.283			3-2 2B		1-0 2B 1B		3-2 1B		3-2 G4-3	3	0	3	0	0	0	0									
Scott Cooper, L OBP: 0.305, SLG: 0.298			1-3 2B		1-3 2B 1B					1	0	0	0	0	0	1									
Inning Stats	R: 0 E: 0 K: 0 S: 6	H: 0 LOB: 0 BB: 0 P: 10	R: 0 E: 0 K: 1 S: 9	H: 0 LOB: 1 BB: 1 P: 15	R: 0 E: 0 K: 1 S: 17	H: 2 LOB: 2 BB: 0 P: 25	R: 0 E: 0 K: 0 S: 10	H: 1 LOB: 1 BB: 0 P: 13	R: 1 E: 0 K: 1 S: 10	H: 2 LOB: 1 BB: 0 P: 17	R: 0 E: 0 K: 0 S: 5	H: 0 LOB: 0 BB: 0 P: 8	R: 0 E: 0 K: 0 S: 10	H: 1 LOB: 1 BB: 0 P: 15	R: 0 E: 0 K: 0 S: 10	H: 1 LOB: 1 BB: 1 P: 19	R: 0 E: 0 K: 0 S: 12	H: 1 LOB: 1 BB: 0 P: 15	1B: 6 2B: 2 3B: 0 HR: 0	SF: 1 SAC: 0 DP: 1 HBP: 1	WP: 0 PB: 0 SB: 0 CS: 0	PA: 36			
PITCHER	IP WLS BF H R ER SO BB IBB HBP BLK WP HR S P ERA WHIP	8.0 W 32 7 1 1 3 2 0 0 0 0 0 0 77 122 1.12 1.125	1.0 L 4 1 0 0 0 0 0 0 0 0 0 0 12 15 0.00 1.000																						

Boston Red Sox @ Detroit Tigers
Tiger Stadium, Detroit, MI
Wed Jun 24 1992, 3:33 AM EDT
Att: 20,834 - Cloudy - 63 F


AB 32
R 1
H 8
RBI 1
BB 2
SO 3
LOB 16



Batter	1	2	3	4	5	6	7	8	9	AB	R	H	RBI	BB	SO	LOB	BOTTOM							
Tony Phillips, S OBP: 0.374, SLG: 0.350	2-3 K	1-1 G1-3		1-1 E7 1-3 2H 1B		0-0 E6				4	0	0	0	0	1	5								
Lou Whitaker, L OBP: 0.391, SLG: 0.479	3-1 P2		0-1 1B CS 1B	0-0 L6		0-0 L7				4	1	2	0	0	0	0								
Travis Fryman, R OBP: 0.325, SLG: 0.449	2-1 L5		0-0 1B CS 1B	1-0 HR 1B		0-1 P3				4	0	1	0	0	0	1								
Cecil Fielder, R OBP: 0.298, SLG: 0.475		1-1 HR	2-3 K	1-0 F8		0-0 G6-3				4	2	2	3	0	1	2								
Mickey Tettleton, S OBP: 0.359, SLG: 0.512	1-3 K	1-3 K	3-2 CS	2-2 HR		3-2 L1				3	0	1	0	1	1	0								
Scott Livingstone, L OBP: 0.381, SLG: 0.396	4-2 1B SF7 BB		4-2 FC1-5 1B BB	0-1 G4-3		1-1 SH3-4 2B				2	2	1	0	1	0	0								
Chad Kreuter, S OBP: 0.325, SLG: 0.397	0-1 1B	1-3 1B	1-2 FC1-5 1B	1-2 1B		1-0 F8		0-1 SH3-4		3	0	1	0	1	0	2								
Shawn Hare, L OBP: 0.176, SLG: 0.071	1-1 SF7		1-1 FC1-5 1B	1-1 FC1-5 1B		0-0 G4-3		4-0 G4-6-3 IBB		2	0	0	1	0	1	2								
Skeeter Barnes, R OBP: 0.279, SLG: 0.368										0	0	0	0	0	0	0								
Dave Bergman, L OBP: 0.326, SLG: 0.274										1	0	0	0	0	0	2								
Dan Gladden, R OBP: 0.323, SLG: 0.388										0	0	0	0	0	0	0								
Mitt Cuyler, S OBP: 0.296, SLG: 0.367	3-H 1-1 1-2 1B		2-3 K			1-2 G5-3		2-1 G4-6-3 1-2f		3	0	2	1	0	0	0								
Inning Stats	R: 0 E: 0 K: 1 S: 9	H: 3 LOB: 2 BB: 1 P: 24	R: 0 E: 0 K: 1 S: 8	H: 2 LOB: 1 BB: 0 P: 13	R: 1 E: 1 K: 1 S: 14	H: 2 LOB: 2 BB: 1 P: 23	R: 2 E: 0 K: 0 S: 9	H: 2 LOB: 0 BB: 0 P: 13	R: 0 E: 1 K: 0 S: 6	H: 0 LOB: 1 BB: 0 P: 7	R: 0 E: 0 K: 0 S: 7	H: 0 LOB: 0 BB: 0 P: 10	R: 0 E: 0 K: 0 S: 6	H: 1 LOB: 1 BB: 1 P: 13	R: 0 E: 0 K: 0 S: 6	H: 1 LOB: 1 BB: 1 P: 13	1B: 7 2B: 2 3B: 0 HR: 2	SF: 1 SAC: 1 DP: 2 HBP: 0	WP: 0 PB: 0 SB: 0 CS: 1	PA: 36				
PITCHER	IP WLS BF H R ER SO BB IBB HBP BLK WP HR S P ERA WHIP	7.0 L 31 5 0 5 4 2 0 0 0 0 0 0 68 106 6.43 1.571	0.1 L 3 1 0 0 0 0 0 0 0 0 0 0 4 9 0.00 3.000	0.2 L 1 0 0 0 0 0 0 0 0 0 0 0 2 4 0.00 0.000																				

Boston Red Sox @ Detroit Tigers
Tiger Stadium, Detroit, MI
Wed Jun 24 1992, 3:33 AM EDT
Att: 20,834 - Cloudy - 63 F

AB 30
R 5
H 10
RBI 5
BB 3
SO 4
LOB 14



Batter	1	2	3	4	5	6	7	8	9	AB	R	H	RBI	BB	SO	LOB	TOP					
Brian Downing, R OBP: 0.417, SLG: 0.391 (1, 10)										5	0	0	0	0	1	2						
Dean Palmer, R OBP: 0.324, SLG: 0.441 (1, 5)										4	0	0	1	0	3	2						
Rafael Palmeiro, L OBP: 0.344, SLG: 0.398 (1, 3)										4	0	0	0	1	1	0						
Ruben Sierra, S OBP: 0.332, SLG: 0.474 (1, 9)										5	2	4	0	0	0	0						
Juan Gonzalez, R OBP: 0.310, SLG: 0.506 (1, 8)										3	0	1	0	1	0	2						
Kevin Reimer, L OBP: 0.341, SLG: 0.452 (1, 7)										3	0	3	1	1	0	0						
John Cangelosi, S OBP: 0.333, SLG: 0.254 (9, 7)										0	0	0	0	0	0	0						
Russ McGinnis, R OBP: 0.366, SLG: 0.364 (5, PH)										2	1	1	0	0	0	3						
Geno Petralli, L OBP: 0.257, SLG: 0.291 (5, 2)										1	0	0	0	1	0	1						
Dickie Thon, R OBP: 0.291, SLG: 0.335 (1, 6)										3	1	0	1	1	0	5						
Al Newman, S OBP: 0.293, SLG: 0.244 (1, 4)										4	1	0	0	0	0	4						
Inning Stats	R: 0 E: 0 K: 2 S: 9	H: 0 LOB: 0 BB: 0 P: 16	R: 1 E: 0 K: 0 S: 11	H: 2 LOB: 2 BB: 1 P: 22	R: 0 E: 0 K: 2 S: 9	H: 0 LOB: 0 BB: 0 P: 12	R: 3 E: 2 K: 0 S: 10	H: 4 LOB: 3 BB: 1 P: 22	R: 0 E: 0 K: 0 S: 5	H: 1 LOB: 3 BB: 3 P: 20	R: 1 E: 1 K: 0 S: 5	H: 0 LOB: 0 BB: 0 P: 9	R: 0 E: 0 K: 0 S: 9	H: 1 LOB: 1 BB: 0 P: 13	R: 0 E: 0 K: 0 S: 6	H: 0 LOB: 0 BB: 0 P: 9	R: 0 E: 0 K: 1 S: 14	H: 1 LOB: 0 BB: 0 P: 24	1B: 8 2B: 1 3B: 0 HR: 0	SF: 1 SAC: 0 DP: 1 HBP: 0	WP: 0 PB: 0 SB: 0 CS: 1	PA: 41
PITCHER	IP	WLS	BF	H	R	ER	SO	BB	IBB	HBP	BLK	WP	HR	S	P	ERA	WHIP					
Buddy Groom, L ERA: 4.22 (1, 1)	4.0	L	22	7	4	2	4	2	1	0	0	0	0	41	80	4.50	2.250					
Les Lancaster, R ERA: 5.77 (5, 1)	5.0		18	2	1	0	1	1	1	0	0	0	0	37	67	0.00	0.600					

Texas Rangers @ Detroit Tigers
Tiger Stadium, Detroit, MI
Thu Jun 25 1992, 7:05 PM EDT
Att: 13,346 - Cloudy - 73 F

AB 34
R 5
H 9
RBI 3
BB 5
SO 5
LOB 19



Batter	1	2	3	4	5	6	7	8	9	AB	R	H	RBI	BB	SO	LOB	BOTTOM				
Tony Phillips, S OBP: 0.376, SLG: 0.353 (1, 9)										4	1	2	0	0	1	0					
Lou Whitaker, L OBP: 0.385, SLG: 0.472 (1, 4)										3	0	0	0	1	1	3					
Travis Fryman, R OBP: 0.324, SLG: 0.445 (1, 6)										3	1	0	0	0	1	3					
Cecil Fielder, R OBP: 0.294, SLG: 0.468 (1, 3)										4	0	0	0	0	2	2					
Mickey Tettleton, S OBP: 0.357, SLG: 0.508 (1, 10)										4	0	1	1	0	1	0					
Dan Gladden, R OBP: 0.321, SLG: 0.380 (1, 7)										3	0	0	0	1	1	1					
Scott Livingstone, L OBP: 0.376, SLG: 0.390 (1, 5)										4	0	1	0	0	0	2					
Chad Kreuter, S OBP: 0.310, SLG: 0.377 (1, 2)										4	0	0	0	0	2	2					
Mitt Cuyler, S OBP: 0.296, SLG: 0.364 (1, 8)										2	0	0	0	1	0	0					
Inning Stats	R: 0 E: 0 K: 0 S: 4	H: 0 LOB: 1 BB: 0 P: 9	R: 0 E: 0 K: 0 S: 7	H: 0 LOB: 0 BB: 0 P: 8	R: 0 E: 0 K: 2 S: 6	H: 0 LOB: 0 BB: 0 P: 10	R: 2 E: 1 K: 2 S: 18	H: 2 LOB: 2 BB: 0 P: 29	R: 0 E: 0 K: 0 S: 9	H: 1 LOB: 2 BB: 1 P: 15	R: 0 E: 0 K: 1 S: 10	H: 0 LOB: 0 BB: 0 P: 10	R: 0 E: 0 K: 2 S: 7	H: 0 LOB: 0 BB: 0 P: 10	R: 0 E: 0 K: 2 S: 12	H: 0 LOB: 0 BB: 0 P: 17	1B: 4 2B: 0 3B: 0 HR: 0	SF: 0 SAC: 0 DP: 1 HBP: 1	WP: 0 PB: 0 SB: 0 CS: 0	PA: 35	
PITCHER	IP	WLS	BF	H	R	ER	SO	BB	IBB	HBP	BLK	WP	HR	S	P	ERA	WHIP				
Kevin Brown, R ERA: 2.94 (1, 1)	9.0	W	35	4	2	1	9	3	0	1	0	0	0	80	125	1.00	0.778				

Texas Rangers @ Detroit Tigers
Tiger Stadium, Detroit, MI
Thu Jun 25 1992, 7:05 PM EDT
Att: 13,346 - Cloudy - 73 F

AB 31
R 2
H 4
RBI 1
BB 3
SO 9
LOB 13



Batter	1	2	3	4	5	6	7	8	9	AB	R	H	RBI	BB	SO	LOB	TOP										
Jeff Huson, L (1, 4) OBP: 0.316, SLG: 0.345	3-2 CS 1B		2-1 FC6-4 1B		3-2 L4			1-1 P4		4	0	2	0	0	0	0											
Dean Palmer, R (1, 5) OBP: 0.323, SLG: 0.436	3-2 SAFE F9		2-2 SAFE FC6-4 S 1-2		3-2 P2			4-2 L4-3 BB		3	0	0	0	1	0	2											
Rafael Palmeiro, L (1, 3) OBP: 0.343, SLG: 0.399	2-1 3B 2B		1-3 K		1-1 P6			1-1 L4-3		4	1	1	0	0	1	2											
Ruben Sierra, S (1, 9) OBP: 0.334, SLG: 0.482	0-1 2H 3B			1-0 G1-3				1-0 P8		4	0	2	1	0	0	0											
Juan Gonzalez, R (1, 8) OBP: 0.309, SLG: 0.513	0-1 F9			1-3 K				1-2 HR		4	1	1	1	0	2	2											
Kevin Reimer, L (1, 10) OBP: 0.339, SLG: 0.452		0-2 F9		2-2 2B				0-0 G3		4	0	1	0	0	0	0											
Geno Petralli, L (1, 2) OBP: 0.256, SLG: 0.283		2-0 G3-1		1-0 F7				1-0 E4		3	0	0	0	1	0	1											
Dan Peltier, L (1, 7) OBP: 0.287, SLG: 0.330		1-0 F8			2-2 G3-1			1-1 P3		4	0	0	0	0	0	2											
Dickie Thon, R (1, 6) OBP: 0.287, SLG: 0.330			0-0 G5-3		0-0 L7			3-2 L7		3	0	0	0	0	0	1											
Inning Stats	R: 1 E: 0 K: 0 S: 13	H: 3 LOB: 1 BB: 0 P: 20	R: 0 E: 0 K: 0 S: 5	H: 0 LOB: 0 BB: 0 P: 8	R: 0 E: 0 K: 1 S: 12	H: 1 LOB: 1 BB: 0 P: 16	R: 0 E: 0 K: 1 S: 8	H: 1 LOB: 1 BB: 0 P: 13	R: 0 E: 0 K: 1 S: 10	H: 0 LOB: 1 BB: 0 P: 16	R: 0 E: 0 K: 0 S: 6	H: 0 LOB: 0 BB: 1 P: 13	R: 0 E: 0 K: 0 S: 6	H: 0 LOB: 0 BB: 1 P: 12	R: 1 E: 1 K: 0 S: 9	H: 1 LOB: 1 BB: 0 P: 13	1B: 3 2B: 3 3B: 1 HR: 1	SF: 0 SAC: 0 DP: 1 HBP: 0	WP: 0 PB: 0 SB: 1 CS: 1	PA: 35							
PITCHER	IP	WLS	BF	H	R	ER	SO	BB	IBB	HBP	BLK	WP	HR	S	P	ERA	WHIP										
Bill Gullickson, R (1, 1) ERA: 3.14	7.0	W	27	6	1	1	3	1	0	0	0	0	0	62	99	1.29	1.000										
Kurt Knudsen, R (8, 1) ERA: 2.79	1.0		3	0	0	0	0	1	0	0	0	0	0	6	12	0.00	1.000										
Mike Henneman, R (9, 1) ERA: 2.82	1.0	S	5	1	1	1	0	0	0	0	0	0	1	9	13	9.00	1.000										

Texas Rangers @ Detroit Tigers
Tiger Stadium, Detroit, MI
Fri Jun 26 1992, 7:05 PM EDT
Att: 18,326 - Cloudy - 75 F

AB	33
R	2
H	7
RBI	2
BB	2
SO	3
LOB	10



Batter	1	2	3	4	5	6	7	8	9	AB	R	H	RBI	BB	SO	LOB	BOTTOM										
Tony Phillips, S (1, 9) OBP: 0.384, SLG: 0.373	1-0 CS BB 1B		2-1 HR		0-0 BB 2B	4-0 BB				3	2	3	1	1	0	0											
Lou Whitaker, L (1, 4) OBP: 0.395, SLG: 0.469	4-0 CS BB		4-1 CS BB		4-0 2B FC3-2 BB	2-2 P2				1	0	0	0	3	0	1											
Travis Fryman, R (1, 6) OBP: 0.323, SLG: 0.446	1-2 F7		3-3 K 1-2		2-1 FC3-2 SF9 2B			2-3 K		4	1	1	1	0	2	3											
Cecil Fielder, R (1, 10) OBP: 0.300, SLG: 0.468	4-2 BB		2-2 1B		4-2 FC3-2 BB			2-3 K		2	0	1	0	2	1	0											
Mickey Tettleton, S (1, 2) OBP: 0.353, SLG: 0.500	3-3 K		2-3 K		3-2 FC3-2			2-3 K		4	0	0	0	0	3	6											
Dan Gladden, R (1, 7) OBP: 0.325, SLG: 0.392		1-0 G4-3 2B		3-1 E7 FC3-6	0-0 SF9			3-1 G4-3 1B		3	1	2	1	0	0	0											
Dave Bergman, L (1, 3) OBP: 0.313, SLG: 0.261		2-2 G4-3		1-0 F9	0-1 G6-3			2-0 G4-3		4	0	0	0	0	0	5											
Scott Livingstone, L (1, 5) OBP: 0.363, SLG: 0.375		3-1 G4-3		1-0 FC3-6				2-3 K		4	0	0	1	0	1	2											
Mitt Cuyler, S (1, 8) OBP: 0.291, SLG: 0.357		3-H 0-0 B1-3		1-2 G3				0-3 K		4	0	0	0	0	2	2											
Inning Stats	R: 0 E: 0 K: 1 S: 13	H: 1 LOB: 2 BB: 2 P: 26	R: 1 E: 0 K: 0 S: 7	H: 1 LOB: 0 BB: 0 P: 13	R: 1 E: 0 K: 2 S: 13	H: 2 LOB: 1 BB: 1 P: 26	R: 0 E: 1 K: 0 S: 7	H: 0 LOB: 1 BB: 0 P: 13	R: 2 E: 0 K: 1 S: 11	H: 2 LOB: 2 BB: 2 P: 24	R: 0 E: 0 K: 3 S: 10	H: 0 LOB: 0 BB: 0 P: 16	R: 0 E: 0 K: 2 S: 13	H: 1 LOB: 1 BB: 0 P: 20	R: 1 E: 1 K: 0 S: 9	H: 1 LOB: 1 BB: 0 P: 13	1B: 4 2B: 3 3B: 0 HR: 1	SF: 1 SAC: 0 DP: 1 HBP: 0	WP: 0 PB: 0 SB: 0 CS: 3	PA: 36							
PITCHER	IP	WLS	BF	H	R	ER	SO	BB	IBB	HBP	BLK	WP	HR	S	P	ERA	WHIP										
Todd Burns, R (1, 1) ERA: 3.82	4.0	L	21	6	4	4	3	4	0	0	0	0	0	43	87	9.00	2.500										
Terry Matthews, R (5, 1) ERA: 5.72	2.0		8	0	0	0	1	2	0	0	0	0	0	20	38	0.00	1.000										
Danny Leon, R (7, 1) ERA: 3.18	2.0		7	1	0	0	5	0	0	0	0	0	0	23	36	0.00	0.500										

Texas Rangers @ Detroit Tigers
Tiger Stadium, Detroit, MI
Fri Jun 26 1992, 7:05 PM EDT
Att: 18,326 - Cloudy - 75 F

AB	29
R	4
H	7
RBI	4
BB	6
SO	9
LOB	19



Batter	1	2	3	4	5	6	7	8	9	AB	R	H	RBI	BB	SO	LOB	TOP					
Tony Phillips, S OBP: 0.388, SLG: 0.377 (1, 4)										5	1	2	0	1	0	2						
Dan Gladden, R OBP: 0.348, SLG: 0.416 (1, 7)										5	1	3	0	0	0	2						
Travis Fryman, R OBP: 0.332, SLG: 0.471 (1, 6)										4	3	3	3	1	0	2						
Cecil Fielder, R OBP: 0.312, SLG: 0.473 (1, 3)										5	2	1	0	0	2	3						
Mickey Tettleton, S OBP: 0.355, SLG: 0.500 (1, 10)										4	1	2	1	1	2	0						
Phil Clark, R OBP: 0.486, SLG: 0.581 (9, PH)										4	0	2	0	0	0	2						
Lou Whitaker, L OBP: 0.406, SLG: 0.488 (9, 4)										0	0	0	0	1	0	0						
Skeeter Barnes, R OBP: 0.279, SLG: 0.355 (9, PH)										4	0	1	1	0	1	3						
Mark Carreon, R OBP: 0.309, SLG: 0.411 (9, 9)										0	0	0	0	0	0	3						
Chad Kreuter, S OBP: 0.290, SLG: 0.360 (1, 2)										5	0	1	2	0	1	4						
Mitt Cuyler, S OBP: 0.279, SLG: 0.338 (1, 8)										5	0	0	0	0	3	2						
Inning Stats	R: 3 E: 3 K: 0 S: 15	H: 2 LOB: 2 BB: 1 P: 25	R: 2 E: 0 K: 1 S: 11	H: 2 LOB: 0 BB: 21	R: 0 E: 0 K: 3 S: 11	H: 1 LOB: 1 BB: 0 P: 17	R: 0 E: 0 K: 2 S: 12	H: 2 LOB: 2 BB: 0 P: 16	R: 0 E: 0 K: 1 S: 7	H: 0 LOB: 0 BB: 0 P: 10	R: 0 E: 0 K: 0 S: 8	H: 1 LOB: 2 BB: 1 P: 14	R: 0 E: 0 K: 1 S: 9	H: 2 LOB: 1 BB: 0 P: 19	R: 0 E: 0 K: 1 S: 13	H: 2 LOB: 2 BB: 0 P: 18	R: 3 E: 0 K: 0 S: 15	H: 3 LOB: 2 BB: 2 P: 28	1B: 8 2B: 6 3B: 0 HR: 2	SF: 0 SAC: 0 DP: 2 HBP: 0	WP: 0 PB: 0 SB: 0 CS: 0	PA: 46
PITCHER	IP	WLS	BF	H	R	ER	SO	BB	IBB	HBP	BLK	WP	HR	S	P	ERA	WHIP					
Joe Hesketh, L ERA: 3.64	7.0	L	34	10	5	2	8	2	0	0	0	0	1	73	122	2.57	1.714					
Danny Darwin, R ERA: 5.1	1.0		7	4	3	3	1	1	0	0	0	0	1	20	30	27.00	5.000					
Greg Harris, R ERA: 1.45	0.0		1	0	0	0	0	1	0	0	0	0	0	3	7	∞	∞					
Tony Fossas, L ERA: 4.63	1.0		4	1	0	0	0	0	0	0	0	0	0	5	9	0.00	1.000					

Detroit Tigers @ Boston Red Sox
Fenway Park, Boston, MA
Mon Jun 29 1992, 7:05 PM EDT
Att: 33,388 - Sunny - 81 F

AB 42
R 8
H 15
RBI 7
BB 4
SO 9
LOB 23



Batter	1	2	3	4	5	6	7	8	9	AB	R	H	RBI	BB	SO	LOB	BOTTOM					
Jody Reed, R OBP: 0.330, SLG: 0.344 (1, 4)										4	0	1	1	0	0	0						
Bob Zupcic, R OBP: 0.346, SLG: 0.406 (8, 7)										4	0	1	0	0	1	1						
Wade Boggs, L OBP: 0.372, SLG: 0.401 (1, 5)										4	0	0	0	0	1	2						
Tom Brunansky, R OBP: 0.348, SLG: 0.400 (1, 9)										4	0	0	0	0	0	1						
Jack Clark, R OBP: 0.352, SLG: 0.306 (1, 10)										3	1	1	0	1	1	0						
Mo Vaughn, L OBP: 0.377, SLG: 0.363 (1, 3)										4	1	1	0	0	0	1						
Luis Rivera, R OBP: 0.341, SLG: 0.298 (9, PH)										3	0	1	1	0	0	1						
Scott Cooper, L OBP: 0.307, SLG: 0.309 (9, PH)										1	0	0	0	0	0	0						
Herm Winningham, L OBP: 0.264, SLG: 0.301 (7, PH)										2	0	0	1	0	1	1						
Tim Lincecum, R OBP: 0.297, SLG: 0.311 (8, 8)										1	0	0	0	0	0	0						
Steve Lyons, L OBP: 0.179, SLG: 0.222 (8, 8)										0	0	0	0	0	0	0						
Tony Peña, R OBP: 0.268, SLG: 0.284 (1, 2)										3	1	0	0	0	0	1						
Inning Stats	R: 0 E: 0 K: 0 S: 6	H: 0 LOB: 0 BB: 0 P: 9	R: 2 E: 0 K: 0 S: 13	H: 2 LOB: 1 BB: 1 P: 23	R: 0 E: 0 K: 1 S: 9	H: 1 LOB: 1 BB: 0 P: 16	R: 0 E: 0 K: 1 S: 6	H: 0 LOB: 0 BB: 0 P: 9	R: 1 E: 1 K: 2 S: 16	H: 1 LOB: 1 BB: 0 P: 24	R: 0 E: 0 K: 0 S: 9	H: 1 LOB: 1 BB: 0 P: 14	R: 0 E: 0 K: 1 S: 9	H: 0 LOB: 0 BB: 0 P: 17	R: 0 E: 0 K: 1 S: 9	H: 0 LOB: 0 BB: 0 P: 13	R: 0 E: 0 K: 0 S: 7	H: 0 LOB: 0 BB: 0 P: 11	1B: 2 2B: 3 3B: 0 HR: 0	SF: 0 SAC: 0 DP: 0 HBP: 0	WP: 1 PB: 0 SB: 0 CS: 0	PA: 34
PITCHER	IP	WLS	BF	H	R	ER	SO	BB	IBB	HBP	BLK	WP	HR	S	P	ERA	WHIP					
Frank Tanana, L ERA: 4.97	7.0	W	28	5	3	2	3	1	0	0	0	0	0	70	112	2.57	0.857					
Kurt Knudsen, R ERA: 2.61	2.0	S	6	0	0	0	1	0	0	0	0	0	0	16	24	0.00	0.000					

Detroit Tigers @ Boston Red Sox
Fenway Park, Boston, MA
Mon Jun 29 1992, 7:05 PM EDT
Att: 33,388 - Sunny - 81 F

AB 33
R 3
H 5
RBI 3
BB 1
SO 4
LOB 8



Batter	1	2	3	4	5	6	7	8	9	AB	R	H	RBI	BB	SO	LOB	TOP				
Tony Phillips, S OBP: 0.383, SLG: 0.375	L8	G1-3		E3 1B 2B		G3			G3	5	1	0	0	0	0	1					
Lou Whitaker, L OBP: 0.403, SLG: 0.481	S 1B 1B		G6-3	2B 1B		G6-3				4	0	2	0	0	0	0					
Travis Fryman, R OBP: 0.335, SLG: 0.476	1B		F8	2B			CS 1B			4	0	3	1	0	0	0					
Cecil Fielder, R OBP: 0.319, SLG: 0.470	K		1B	P5			K			4	0	1	0	0	2	5					
Mickey Tettleton, S OBP: 0.354, SLG: 0.493	F9		G3			F9	CS	G4-3		4	0	0	0	0	0	3					
Dan Gladden, R OBP: 0.348, SLG: 0.420		E 2B		S G4-3 1B	K			G4-6-3 1B		4	2	3	0	0	1	0					
Dave Bergman, L OBP: 0.299, SLG: 0.250	E4 G4-3 G3		G4-3 E 1B	G4-3		G4-3		G4-6-3		4	1	1	0	0	0	1					
Scott Livingstone, L OBP: 0.349, SLG: 0.347	G3		G4-3			F9			G3-1	4	0	0	1	0	0	2					
Mitt Cuyler, S OBP: 0.278, SLG: 0.336	G4-3		G4-3			F9			L9	4	0	0	0	0	0	2					
Inning Stats	R: 0 E: 0 K: 1 S: 14	H: 2 LOB: 2 BB: 0 P: 22	R: 1 E: 1 K: 0 S: 9	H: 1 LOB: 1 BB: 0 P: 12	R: 0 E: 0 K: 0 S: 9	H: 1 LOB: 1 BB: 0 P: 13	R: 3 E: 1 K: 0 S: 24	H: 4 LOB: 2 BB: 0 P: 31	R: 0 E: 0 K: 1 S: 10	H: 0 LOB: 0 BB: 0 P: 14	R: 0 E: 0 K: 1 S: 11	H: 1 LOB: 0 BB: 0 P: 14	R: 0 E: 0 K: 0 S: 7	H: 1 LOB: 0 BB: 0 P: 13	R: 0 E: 0 K: 0 S: 8	H: 0 LOB: 0 BB: 0 P: 13	1B: 8 2B: 2 3B: 0 HR: 0	SF: 0 SAC: 0 DP: 1 HBP: 0	WP: 0 PB: 0 SB: 3 CS: 1	PA: 38	
PITCHER	IP	WLS	BF	H	R	ER	SO	BB	IBB	HBP	BLK	WP	HR	S	P	ERA	WHIP				
John Dopson, R ERA: 3.1	(1, 1)	7.0	W	31	9	4	1	3	0	0	0	0	0	83	116	1.29	1.286				
Greg Harris, R ERA: 1.42	(8, 1)	1.0	S	3	1	0	0	0	0	0	0	0	0	7	13	0.00	1.000				
Jeff Reardon, R ERA: 3.38	(9, 1)	1.0	S	3	0	0	0	0	0	0	0	0	0	8	13	0.00	0.000				

Detroit Tigers @ Boston Red Sox
Fenway Park, Boston, MA
Wed Jul 01 1992, 7:05 PM EDT
Att: 32,059 - Sunny - 77 F

AB 37
R 4
H 10
RBI 2
BB 0
SO 3
LOB 14



Batter	1	2	3	4	5	6	7	8	9	AB	R	H	RBI	BB	SO	LOB	BOTTOM				
Jody Reed, R OBP: 0.327, SLG: 0.342	L4		SH3 SF8 2B		P3		SF7			3	1	1	1	0	0	0					
Bob Zupic, R OBP: 0.357, SLG: 0.437	F9 1B 1B		SH3		P4		2B BB			2	1	1	0	1	0	0					
Wade Boggs, L OBP: 0.373, SLG: 0.405	1B		BB			G4-3 3B	L7			3	0	2	0	1	0	3					
Tom Brunansky, R OBP: 0.349, SLG: 0.413	F9		SF8		G4-3		2B			3	0	1	4	0	0	3					
Mo Vaughn, L OBP: 0.369, SLG: 0.340	F8		F9		K		F9			4	0	0	0	0	1	4					
Phil Plantier, L OBP: 0.318, SLG: 0.366					L7		1B WP 1B	F7		4	1	2	0	0	0	0					
Herm Winningham, L OBP: 0.271, SLG: 0.308							1B 1B			0	0	0	0	0	0	0					
Tim Lincecum, R OBP: 0.295, SLG: 0.309	G3				P6		SH SF7 1B	L8		4	1	1	0	0	0	1					
Scott Cooper, L OBP: 0.310, SLG: 0.320	K				P5		PB SH 2B 1B	F9		4	1	1	1	0	1	1					
Tony Peña, R OBP: 0.267, SLG: 0.288	L9				L8		SH PB 2B			2	1	0	0	0	0	1					
Inning Stats	R: 0 E: 0 K: 0 S: 15	H: 2 LOB: 2 BB: 0 P: 18	R: 0 E: 0 K: 1 S: 8	H: 1 LOB: 1 BB: 0 P: 10	R: 1 E: 0 K: 0 S: 9	H: 1 LOB: 1 BB: 1 P: 14	R: 0 E: 0 K: 0 S: 6	H: 0 LOB: 0 BB: 0 P: 8	R: 0 E: 0 K: 1 S: 11	H: 1 LOB: 0 BB: 0 P: 17	R: 5 E: 0 K: 0 S: 19	H: 4 LOB: 1 BB: 1 P: 33	R: 0 E: 0 K: 0 S: 5	H: 0 LOB: 0 BB: 0 P: 7	1B: 6 2B: 2 3B: 1 HR: 0	SF: 2 SAC: 2 DP: 0 HBP: 0	WP: 1 PB: 1 SB: 0 CS: 0	PA: 35			
PITCHER	IP	WLS	BF	H	R	ER	SO	BB	IBB	HBP	BLK	WP	HR	S	P	ERA	WHIP				
Bill Gullickson, R ERA: 3.36	(1, 1)	6.1	L	28	8	5	5	2	1	0	0	0	0	65	92	7.11	1.421				
Kurt Knudsen, R ERA: 2.9	(7, 1)	0.0		1	0	0	0	0	1	0	0	0	0	3	7	∞	∞				
Mike Munoz, L ERA: 4.1	(7, 1)	0.1		1	0	0	0	0	0	0	0	0	0	3	4	0.00	0.000				
John Kiely, R ERA: 2.38	(7, 1)	1.1		5	1	1	1	0	0	0	0	0	0	8	12	6.75	0.750				

Detroit Tigers @ Boston Red Sox
Fenway Park, Boston, MA
Wed Jul 01 1992, 7:05 PM EDT
Att: 32,059 - Sunny - 77 F

AB 29
R 6
H 9
RBI 6
BB 2
SO 2
LOB 13



Batter	1	2	3	4	5	6	7	8	9	AB	R	H	RBI	BB	SO	LOB	TOP								
Omar Vizquel, S OBP: 0.343, SLG: 0.344										4	0	0	0	0	1	2									
Edgar Martinez, R OBP: 0.385, SLG: 0.553										4	2	2	0	0	0	0									
Ken Griffey Jr., L OBP: 0.344, SLG: 0.545										4	1	1	1	0	1	1									
Kevin Mitchell, R OBP: 0.318, SLG: 0.385										4	0	1	1	0	1	1									
Pete O'Brien, L OBP: 0.279, SLG: 0.408										3	0	0	0	1	0	2									
Jay Buhner, R OBP: 0.300, SLG: 0.356										3	0	0	1	0	2	2									
Tino Martinez, L OBP: 0.309, SLG: 0.415										4	0	0	0	0	1	3									
Dave Valle, R OBP: 0.322, SLG: 0.425										2	1	1	0	1	0	0									
Harold Reynolds, S OBP: 0.314, SLG: 0.331										2	0	1	1	0	0	0									
Inning Stats	R: 0 E: 0 K: 1 S: 12	H: 0 LOB: 0 BB: 0 P: 20	R: 0 E: 0 K: 2 S: 7	H: 0 LOB: 0 BB: 0 P: 10	R: 0 E: 0 K: 0 S: 9	H: 1 LOB: 0 BB: 0 P: 16	R: 2 E: 0 K: 0 S: 16	H: 3 LOB: 1 BB: 0 P: 27	R: 0 E: 0 K: 0 S: 5	H: 1 LOB: 0 BB: 1 P: 12	R: 1 E: 1 K: 0 S: 11	H: 1 LOB: 2 BB: 1 P: 23	R: 0 E: 0 K: 0 S: 5	H: 0 LOB: 0 BB: 0 P: 9	R: 0 E: 0 K: 2 S: 6	H: 0 LOB: 0 BB: 0 P: 8	R: 0 E: 0 K: 2 S: 10	H: 0 LOB: 0 BB: 0 P: 15	1B: 4 2B: 1 3B: 2 HR: 0	SF: 2 SAC: 0 DP: 0 HBP: 0	WP: 1 PB: 1 SB: 0 CS: 0	PA: 34			
PITCHER	IP	WLS	BF	H	R	ER	SO	BB	IBB	HBP	BLK	WP	HR	S	P	ERA	WHIP								
Mark Leiter, R ERA: 4.88	4.0		18	5	3	3	3	1	0	0	0	1	0	48	83	6.75	1.500								
Walt Terrell, R ERA: 4.79	3.0	W	10	1	1	0	0	0	1	0	0	0	0	17	34	0.00	0.333								
Mike Henneman, R ERA: 3.54	2.0	S	6	0	0	0	3	0	0	0	0	0	0	16	23	0.00	0.000								

Seattle Mariners @ Detroit Tigers
Tiger Stadium, Detroit, MI
Fri Jul 03 1992, 7:05 PM EDT
Cloudy - 75 F

AB 30
R 4
H 6
RBI 4
BB 2
SO 6
LOB 11



Batter	1	2	3	4	5	6	7	8	9	AB	R	H	RBI	BB	SO	LOB	BOTTOM								
Tony Phillips, S OBP: 0.387, SLG: 0.378										3	2	2	0	1	0	0									
Dan Gladden, R OBP: 0.347, SLG: 0.415										2	0	0	1	1	1	1									
Travis Fryman, R OBP: 0.337, SLG: 0.486										4	1	2	2	0	0	4									
Cecil Fielder, R OBP: 0.318, SLG: 0.467										4	0	1	2	0	1	1									
Mickey Tettleton, S OBP: 0.353, SLG: 0.489										4	0	1	0	0	2	2									
Skeeter Barnes, R OBP: 0.275, SLG: 0.354										3	0	1	0	0	2	1									
Scott Livingstone, L OBP: 0.340, SLG: 0.345										1	0	0	0	0	0	0									
Phil Clark, R OBP: 0.474, SLG: 0.545										2	0	0	0	1	1	2									
Lou Whitaker, L OBP: 0.405, SLG: 0.498										1	1	1	1	0	0	0									
Chad Kreuter, S OBP: 0.277, SLG: 0.340										4	0	0	0	0	1	2									
Mitt Cuyler, S OBP: 0.281, SLG: 0.336										3	2	1	0	1	0	0									
Inning Stats	R: 0 E: 0 K: 2 S: 10	H: 1 LOB: 1 BB: 0 P: 17	R: 0 E: 0 K: 2 S: 9	H: 0 LOB: 1 BB: 1 P: 18	R: 0 E: 1 K: 0 S: 16	H: 1 LOB: 1 BB: 0 P: 26	R: 0 E: 0 K: 1 S: 10	H: 1 LOB: 1 BB: 0 P: 14	R: 2 E: 0 K: 2 S: 16	H: 3 LOB: 2 BB: 1 P: 27	R: 0 E: 0 K: 1 S: 6	H: 1 LOB: 0 BB: 0 P: 7	R: 3 E: 0 K: 0 S: 10	H: 1 LOB: 0 BB: 2 P: 22	R: 1 E: 0 K: 0 S: 8	H: 1 LOB: 0 BB: 0 P: 14	1B: 7 2B: 0 3B: 0 HR: 2	SF: 1 SAC: 0 DP: 1 HBP: 0	WP: 0 PB: 0 SB: 3 CS: 0	PA: 36					
PITCHER	IP	WLS	BF	H	R	ER	SO	BB	IBB	HBP	BLK	WP	HR	S	P	ERA	WHIP								
Randy Johnson, L ERA: 4.26	6.1	L	30	8	5	5	8	4	0	0	0	0	1	75	127	7.11	1.895								
Jeff Nelson, R ERA: 4.17	1.2		6	1	1	1	0	0	0	0	0	0	1	10	18	5.40	0.600								

Seattle Mariners @ Detroit Tigers
Tiger Stadium, Detroit, MI
Fri Jul 03 1992, 7:05 PM EDT
Cloudy - 75 F

AB 31
R 6
H 9
RBI 6
BB 4
SO 8
LOB 13



Batter	1	2	3	4	5	6	7	8	9	AB	R	H	RBI	BB	SO	LOB	TOP										
Lance Blankenship, R OBP: 0.391, SLG: 0.342 Wille Wilson, S OBP: 0.340, SLG: 0.328	2-1 G6-3		1-2 L5		1-2 CS HBP		3-2 G4-3		0-2 P4	2	0	0	0	0	0	0											
Jerry Browne, S OBP: 0.342, SLG: 0.292	4-2 FC6-4 BB		4-1 FC6-4 BB		3-2 HR		4-0 WP BB			1	1	1	2	3	0	0											
Carney Lansford, R OBP: 0.319, SLG: 0.347	0-0 FC6-4		3-1 FC6-4		2-0 F8		3-3 K			4	0	0	0	0	1	4											
Harold Baines, L OBP: 0.320, SLG: 0.386	3-2 P5			3-2 1B		2-1 L7		1-3 K		4	0	1	0	0	1	1											
Mark McGwire, R OBP: 0.391, SLG: 0.589		1-1 G5-3		1-1 1B		3-2 P4		1-0 1B		4	0	2	0	0	0	0											
Terry Steinbach, R OBP: 0.383, SLG: 0.438		1-3 K		2-3 K		0-0 P6		3-2 F9		4	0	0	0	0	2	3											
Troy Neel, L OBP: 0.238, SLG: 0.476 Mike Bordick, R OBP: 0.350, SLG: 0.367	4-2 BB		0-0 F7		3-3 K		2-2 G1-6-3			2	0	0	0	1	1	2											
Scott Brosius, R OBP: 0.238, SLG: 0.405 Jamie Quirk, L OBP: 0.307, SLG: 0.301 Eric Fox, S	2-2 G4-3		3-2 L9		2-2 G4-3		1-0 CS 1B			3	0	0	0	0	0	3											
Walt Weiss, S OBP: 0.325, SLG: 0.276			0-0 F9		1-0 CS HBP HR 1B		4-2 WP G4-3 BB		1-2 G1-3	3	1	1	0	1	0	1											
Inning Stats	R: 0 E: 0 K: 0 S: 11	H: 0 LOB: 1 BB: 1 P: 20	R: 0 E: 0 K: 1 S: 13	H: 0 LOB: 1 BB: 1 P: 21	R: 0 E: 0 K: 0 S: 7	H: 0 LOB: 1 BB: 1 P: 15	R: 0 E: 0 K: 1 S: 15	H: 2 LOB: 2 BB: 0 P: 24	R: 2 E: 0 K: 0 S: 12	H: 2 LOB: 0 BB: 0 P: 21	R: 0 E: 0 K: 1 S: 8	H: 0 LOB: 0 BB: 0 P: 14	R: 0 E: 0 K: 1 S: 16	H: 0 LOB: 2 BB: 2 P: 32	R: 0 E: 0 K: 1 S: 12	H: 1 LOB: 1 BB: 0 P: 19	R: 0 E: 0 K: 0 S: 8	H: 1 LOB: 1 BB: 0 P: 10	1B: 5 2B: 0 3B: 0 HR: 1	SF: 0 SAC: 0 DP: 0 HBP: 1	WP: 1 PB: 0 SB: 0 CS: 3	PA: 37					
PITCHER	IP	WLS	BF	H	R	ER	SO	BB	IBB	HBP	BLK	WP	HR	S	P	ERA	WHIP										
Kevin Ritz, R ERA: 5.85	6.2	W	29	4	2	2	3	5	0	1	0	0	1	79	141	2.70	1.350										
John Doherty, R ERA: 4.5	1.0		4	1	0	0	2	0	0	0	0	1	0	11	19	0.00	1.000										
Mike Munoz, L ERA: 3.81	0.1		1	0	0	0	0	0	0	0	0	0	0	4	6	0.00	0.000										
Mike Henneman, R ERA: 3.71	1.0	S	3	1	0	0	0	0	0	0	0	0	0	8	10	0.00	1.000										

Oakland Athletics @ Detroit Tigers
Tiger Stadium, Detroit, MI
Tue Jul 07 1992, 7:05 PM EDT
Att: 17,548 - Cloudy - 77 F

AB 31
R 2
H 6
RBI 2
BB 5
SO 5
LOB 17



Batter	1	2	3	4	5	6	7	8	9	AB	R	H	RBI	BB	SO	LOB	BOTTOM										
Tony Phillips, S OBP: 0.386, SLG: 0.375	1-2 F7		1-1 G5-3		1-0 1B BB		1-0 BB SH1-4 1B		1-0 G4-3	5	0	2	0	0	0	2											
Lou Whitaker, L OBP: 0.416, SLG: 0.493	2-0 G3			2-1 F9		4-2 1B BB		0-1 SH1-4		2	0	0	0	1	0	0											
Travis Fryman, R OBP: 0.337, SLG: 0.475	1-3 K			0-3 K		0-0 1-2 2-3 3-H 1B		4-1 BB HBP		3	0	1	1	0	2	0											
Cecil Fielder, R OBP: 0.320, SLG: 0.452		1-0 F7		2-2 BB 1B		2-2 P5		0-3 K		4	0	1	0	0	1	5											
Mickey Tettleton, S OBP: 0.363, SLG: 0.498		2-1 F9		4-0 1-2 BB		2-0 HR		4-1 BB		2	1	1	1	2	0	0											
Scott Livingstone, L OBP: 0.352, SLG: 0.319		2-2 G4-3		3-2 P4		0-0 F7		2-2 G4-3		4	0	0	0	0	5												
Mark Carreon, R OBP: 0.301, SLG: 0.414 Dan Gladden, R OBP: 0.335, SLG: 0.398			2-2 P4		0-0 F8		2-1 HR		0-2 SH3 1B	4	1	2	1	0	0	0											
Chad Kreuter, S OBP: 0.266, SLG: 0.324			2-0 1B		2-1 P4		0-0 F8		0-0 SH3	3	0	1	0	0	0	0											
Mitt Cuyler, S OBP: 0.279, SLG: 0.327			2-2 F7		2-1 1B 1B		0-0 B3-1		1-3 K	4	1	1	0	0	1	2											
Inning Stats	R: 0 E: 0 K: 1 S: 7	H: 0 LOB: 0 BB: 0 P: 11	R: 0 E: 0 K: 0 S: 6	H: 0 LOB: 0 BB: 0 P: 11	R: 0 E: 0 K: 0 S: 11	H: 1 LOB: 1 BB: 0 P: 18	R: 0 E: 0 K: 1 S: 12	H: 1 LOB: 2 BB: 1 P: 23	R: 1 E: 0 K: 0 S: 15	H: 3 LOB: 3 BB: 1 P: 26	R: 2 E: 0 K: 0 S: 6	H: 2 LOB: 0 BB: 0 P: 10	R: 0 E: 0 K: 1 S: 11	H: 1 LOB: 3 BB: 1 P: 22	R: 0 E: 0 K: 1 S: 8	H: 1 LOB: 1 BB: 0 P: 10	1B: 7 2B: 0 3B: 0 HR: 2	SF: 0 SAC: 2 DP: 0 HBP: 1	WP: 0 PB: 0 SB: 0 CS: 0	PA: 37							
PITCHER	IP	WLS	BF	H	R	ER	SO	BB	IBB	HBP	BLK	WP	HR	S	P	ERA	WHIP										
Ron Darling, R ERA: 4.78	6.0	L	28	8	3	3	2	2	0	0	0	0	2	58	101	4.50	1.667										
Vince Horsman, L ERA: 2.25	0.1		1	0	0	0	0	0	0	0	0	0	0	2	2	0.00	0.000										
Jeff Parrett, R ERA: 2.78	1.2		8	1	0	0	2	1	0	1	0	0	0	16	28	0.00	1.200										

Oakland Athletics @ Detroit Tigers
Tiger Stadium, Detroit, MI
Tue Jul 07 1992, 7:05 PM EDT
Att: 17,548 - Cloudy - 77 F

AB 31
R 3
H 9
RBI 3
BB 3
SO 4
LOB 14



Batter	1	2	3	4	5	6	7	8	9	AB	R	H	RBI	BB	SO	LOB	TOP					
Eric Fox, S (1, 8) OBP: 0.344, SLG: 0.303	L4		P6		SF8	G4-3			K	4	0	0	1	0	1	3	<p>Oakland Athletics @ Detroit Tigers</p> <p>Tiger Stadium, Detroit, MI</p> <p>Wed Jul 08 1992, 7:05 PM EDT</p> <p>Att: 16,722 - Cloudy - 79 F</p>					
Jerry Browne, S (1, 5) OBP: 0.344, SLG: 0.303	1B	3B	K		BB	G4-3			F7	4	1	1	0	1	1	0						
Harold Baines, L (1, 10) OBP: 0.319, SLG: 0.384	1B		G3-1		G4-3				F7	4	0	1	1	0	0	2						
Mark McGwire, R (1, 3) OBP: 0.390, SLG: 0.583	K			K		1B	BB	G4-3	BB	F9	3	1	0	0	1	2						
Troy Neel, L (1, 7) OBP: 0.333, SLG: 0.417	G4-3			F8		F8			G6-3	3	0	0	0	0	0	2						
Terry Steinbach, R (8, PH) OBP: 0.361, SLG: 0.436				F7						1	0	0	0	0	0	0						
Jamie Quirk, L (1, 2) OBP: 0.308, SLG: 0.295				F7						2	0	0	0	1	0	0						
Willie Wilson, S (8, PH) OBP: 0.342, SLG: 0.330						G4-3	1B	BB	S	1	0	1	0	0	0	0						
Scott Brosius, R (1, 9) OBP: 0.283, SLG: 0.422						FC5-4	1B		G4-3	3	0	2	0	0	1	1						
Mike Bordick, R (1, 4) OBP: 0.345, SLG: 0.362						FC5-4	1B		G4-3	4	1	0	1	0	1	5						
Walt Weiss, S (1, 6) OBP: 0.331, SLG: 0.278						SF8			G3	3	0	1	0	1	0	2						
Inning Stats	R: 1 E: 0 K: 1 S: 12	H: 2 LOB: 1 BB: 0 P: 19	R: 0 E: 0 K: 0 S: 8	H: 0 LOB: 1 BB: 0 P: 11	R: 0 E: 0 K: 1 S: 8	H: 0 LOB: 0 BB: 0 P: 11	R: 0 E: 0 K: 1 S: 7	H: 0 LOB: 2 BB: 1 P: 12	R: 1 E: 0 K: 0 S: 16	H: 2 LOB: 2 BB: 1 P: 27	R: 1 E: 0 K: 0 S: 19	H: 1 LOB: 3 BB: 3 P: 35	R: 0 E: 0 K: 2 S: 6	H: 0 LOB: 0 BB: 0 P: 11	R: 0 E: 0 K: 2 S: 13	H: 1 LOB: 1 BB: 0 P: 22	R: 0 E: 0 K: 1 S: 9	H: 0 LOB: 0 BB: 0 P: 11	1B: 5 2B: 0 3B: 1 HR: 0	SF: 1 SAC: 0 DP: 1 HBP: 1	WP: 0 PB: 0 SB: 2 CS: 0	PA: 38
PITCHER	IP WLS BF H R ER SO BB IBB HBP BLK WP HR S P ERA WHIP																					
Mark Leiter, R ERA: 4.89	(1, 1) 5.1 24 4 3 3 3 3 0 1 0 0 0 0 0 58 97 5.06 1.312																					
Les Lancaster, R ERA: 5.29	(6, 1) 1.2 W 7 1 0 0 0 1 0 0 0 0 0 0 0 18 29 0.00 1.200																					
Mike Munoz, L ERA: 3.77	(8, 1) 0.1 2 1 0 0 0 0 0 0 0 0 0 0 6 10 0.00 3.000																					
Kurt Knudsen, R ERA: 2.91	(8, 1) 0.2 2 0 0 0 2 0 0 0 0 0 0 0 7 12 0.00 0.000																					
Mike Henneman, R ERA: 3.63	(9, 1) 1.0 S 3 0 0 0 1 0 0 0 0 0 0 0 9 11 0.00 0.000																					

AB	32
R	3
H	6
RBI	3
BB	4
SO	6
LOB	16



Batter	1	2	3	4	5	6	7	8	9	AB	R	H	RBI	BB	SO	LOB	BOTTOM			
Tony Phillips, S (1, 9) OBP: 0.392, SLG: 0.382	FC5		G3	G3-1		1B				3	1	2	0	2	0	1	<p>Oakland Athletics @ Detroit Tigers</p> <p>Tiger Stadium, Detroit, MI</p> <p>Wed Jul 08 1992, 7:05 PM EDT</p> <p>Att: 16,722 - Cloudy - 79 F</p>			
Lou Whitaker, L (1, 4) OBP: 0.415, SLG: 0.489	K		G3			BB			P4	4	0	1	1	1	1	4				
Travis Fryman, R (1, 6) OBP: 0.341, SLG: 0.477	FC5		G5-3	FC5-4		FC6-4				5	0	3	1	0	0	4				
Cecil Fielder, R (1, 3) OBP: 0.320, SLG: 0.450	FC5		G5-3		L8				1-4	4	0	1	0	0	0	3				
Skeeter Barnes, R (7, PR) OBP: 0.293, SLG: 0.365						1B				1	1	0	0	0	0	1				
Mickey Tettleton, S (1, 2) OBP: 0.364, SLG: 0.495	G3-1								F7	4	1	1	0	1	1	3				
Dave Bergman, L (1, 10) OBP: 0.317, SLG: 0.296									P5	5	1	1	1	0	0	3				
Mark Carreon, R (1, 7) OBP: 0.312, SLG: 0.417									SH1-4	1	2	1	0	2	0	0				
Scott Livingstone, L (1, 5) OBP: 0.327, SLG: 0.324										4	0	2	2	0	0	2				
Mitt Cuyler, S (1, 8) OBP: 0.275, SLG: 0.322										4	0	0	0	0	1	4				
Inning Stats	R: 0 E: 0 K: 1 S: 9	H: 2 LOB: 2 BB: 0 P: 15	R: 0 E: 0 K: 0 S: 13	H: 1 LOB: 1 BB: 0 P: 20	R: 1 E: 0 K: 0 S: 12	H: 2 LOB: 2 BB: 1 P: 21	R: 1 E: 0 K: 1 S: 15	H: 1 LOB: 2 BB: 2 P: 27	R: 0 E: 0 K: 1 S: 6	H: 0 LOB: 0 BB: 0 P: 11	R: 1 E: 0 K: 0 S: 11	H: 1 LOB: 2 BB: 2 P: 23	R: 3 E: 0 K: 0 S: 10	H: 4 LOB: 2 BB: 1 P: 16	R: 0 E: 0 K: 0 S: 7	H: 1 LOB: 1 BB: 0 P: 12	1B: 11 2B: 1 3B: 0 HR: 0	SF: 0 SAC: 1 DP: 0 HBP: 0	WP: 1 PB: 0 SB: 1 CS: 0	PA: 42
PITCHER	IP WLS BF H R ER SO BB IBB HBP BLK WP HR S P ERA WHIP																			
Gene Nelson, R ERA: 6.63	(1, 1) 3.1 18 6 2 2 2 1 1 0 0 0 0 0 44 71 5.40 2.100																			
Kevin Campbell, R ERA: 5.29	(4, 1) 2.1 10 0 1 1 1 3 0 0 0 0 0 0 19 42 3.86 1.286																			
Vince Horsman, L ERA: 2.25	(6, 1) 0.0 1 1 0 0 0 0 0 0 0 0 0 0 2 2 ∞ ∞																			
Jim Corsi, R ERA: 4.32	(6, 1) 2.1 L 13 5 3 3 0 1 0 0 0 0 0 0 18 30 11.57 2.571																			



Batter	1	2	3	4	5	6	7	8	9	AB	R	H	RBI	BB	SO	LOB	TOP								
Luis Polonia, L OBP: 0.343, SLG: 0.331 Jose Gonzalez, R OBP: 0.313, SLG: 0.268	2-1 E 1B		4-2 G4-6-3 BB			0-0 SH1-3 1-2	4-0 IBB		0-2 S 1B	2 2 2 0 2 0 0 0 0 0 0 0 0 0															
Luis Sojo, R OBP: 0.308, SLG: 0.422	1-0 E5 G6-3 1B		0-1 G4-6-3 1-2			1-0 3B 2B	1-1 G1-2-3		0-2 1B	5 2 3 2 0 0 4															
Junior Felix, S OBP: 0.295, SLG: 0.391	0-0 G6-3					2-2 3B			3-2 G4-3	4 0 1 2 1 0 1															
Gary Gaetti, R OBP: 0.269, SLG: 0.314	3-1 G5-4-3 1B					1-1 G3			0-0 P9	4 0 1 0 0 0 2															
Chad Curtis, R OBP: 0.344, SLG: 0.416	0-2 G5-4-3 1-2					2-2 G4-3			0-3 K	4 0 0 0 0 1 3															
Rene Gonzales, R OBP: 0.337, SLG: 0.402		2-1 F8				1-0 L8			2-1 SH1-4 2B 1B	4 1 2 0 0 0 0															
Von Hayes, L OBP: 0.339, SLG: 0.362		2-1 P7				2-2 CS 1B			1-1 L8	4 0 2 0 0 0 2															
Mike Fitzgerald, R OBP: 0.277, SLG: 0.311		2-3 K				2-1 P5 1-2			0-2 P9	3 0 0 0 0 1 1															
Gary Disarcina, R OBP: 0.301, SLG: 0.317			3-1 G6-3			3-1 SH1-3 2B 1B			2-0 L9	4 1 2 1 0 0 0															
Inning Stats	R: 2 E: 1 K: 0 S: 9	H: 3 LOB: 0 BB: 0 P: 15	R: 0 E: 0 K: 1 S: 8	H: 0 LOB: 0 BB: 0 P: 14	R: 0 E: 0 K: 0 S: 6	H: 0 LOB: 0 BB: 1 P: 13	R: 0 E: 0 K: 0 S: 10	H: 0 LOB: 0 BB: 0 P: 16	R: 0 E: 0 K: 0 S: 6	H: 1 LOB: 1 BB: 0 P: 11	R: 2 E: 0 K: 0 S: 14	H: 3 LOB: 1 BB: 0 P: 22	R: 1 E: 0 K: 1 S: 9	H: 3 LOB: 2 BB: 1 P: 20	R: 0 E: 0 K: 1 S: 10	H: 1 LOB: 2 BB: 1 P: 17	R: 1 E: 0 K: 0 S: 16	H: 2 LOB: 1 BB: 0 P: 21	1B: 10 2B: 2 3B: 1 HR: 0	SF: 0 SAC: 2 DP: 3 HBP: 0	WP: 0 PB: 0 SB: 1 CS: 1	PA: 39			
PITCHER	IP WLS BF H R ER SO BB IBB HBP BLK WP HR S P ERA WHIP	5.1 L 21 7 4 3 1 1 0 0 0 0 0 50 86 5.06 1.500	3.2 18 6 2 2 1 1 1 0 0 0 0 0 38 63 4.91 1.909																						

California Angels @ Detroit Tigers
Tiger Stadium, Detroit, MI
Fri Jul 10 1992, 7:05 PM EDT
Att: 19,211 - Cloudy - 82 F

AB 34
R 6
H 13
RBI 5
BB 3
SO 2
LOB 13



Batter	1	2	3	4	5	6	7	8	9	AB	R	H	RBI	BB	SO	LOB	BOTTOM							
Tony Phillips, S OBP: 0.397, SLG: 0.393	2-2 BB 1B	4-2 BB					1-0 FC6-4 1-2			3 0 2 0 1 0 1														
Dan Gladden, R OBP: 0.329, SLG: 0.389	1-0 P9	1-3 K				0-1 L8	2-1 B2-3			4 0 0 0 0 1 5														
Travis Fryman, R OBP: 0.336, SLG: 0.472	1-3 K		2-3 K		2-3 K				1-1 F7	4 0 0 0 0 3 2														
Cecil Fielder, R OBP: 0.321, SLG: 0.456	4-0 BB		1-3 K			2-1 G3-4-1 1B			1-1 G4-3	3 0 1 0 1 1 0														
Mickey Tettleton, S OBP: 0.359, SLG: 0.483	0-2 F8		0-1 P9			1-1 G3-4-1 1-2			1-3 K	4 0 0 0 0 1 3														
Dave Bergman, L OBP: 0.305, SLG: 0.284		2-1 WP 1B		2-3 K		1-1 F9			0-2 F9	4 1 1 0 0 1 1														
Mark Carreon, R OBP: 0.315, SLG: 0.414		3-1 F9		2-0 F7		2-1 G5-3			4-1 BB	3 0 0 0 1 0 2														
Scott Livingstone, L OBP: 0.325, SLG: 0.322		0-2 1B		1-0 G4-3			1-2 FC6-4 1B		0-3 K	4 0 2 1 0 1 1														
Mitt Cuyler, S OBP: 0.278, SLG: 0.324		2-3 K			1-2 L8		2-3 K		2-3 K	4 0 0 0 0 3 3														
Inning Stats	R: 0 E: 0 K: 1 S: 11	H: 1 LOB: 2 BB: 1 P: 19	R: 1 E: 0 K: 2 S: 15	H: 2 LOB: 2 BB: 1 P: 27	R: 0 E: 0 K: 2 S: 10	H: 0 LOB: 0 BB: 0 P: 13	R: 0 E: 0 K: 1 S: 6	H: 0 LOB: 0 BB: 0 P: 11	R: 0 E: 0 K: 0 S: 10	H: 1 LOB: 1 BB: 0 P: 15	R: 0 E: 0 K: 0 S: 8	H: 1 LOB: 1 BB: 0 P: 14	R: 0 E: 0 K: 1 S: 9	H: 1 LOB: 1 BB: 0 P: 15	R: 0 E: 0 K: 1 S: 7	H: 0 LOB: 0 BB: 0 P: 10	R: 0 E: 0 K: 2 S: 10	H: 0 LOB: 1 BB: 1 P: 16	1B: 5 2B: 1 3B: 0 HR: 0	SF: 0 SAC: 0 DP: 0 HBP: 0	WP: 1 PB: 0 SB: 0 CS: 0	PA: 36		
PITCHER	IP WLS BF H R ER SO BB IBB HBP BLK WP HR S P ERA WHIP	7.0 W 29 6 0 0 3 1 0 0 0 0 0 17 26 0.00 0.500																						

California Angels @ Detroit Tigers
Tiger Stadium, Detroit, MI
Fri Jul 10 1992, 7:05 PM EDT
Att: 19,211 - Cloudy - 82 F


AB 33
R 1
H 6
RBI 1
BB 3
SO 11
LOB 18



Batter	1	2	3	4	5	6	7	8	9	AB	R	H	RBI	BB	SO	LOB	TOP										
Chad Curtis, R OBP: 0.338, SLG: 0.408 (1, 7)	1-2 G4-3		0-2 L7					0-0 L8									4 0 0 0 0 0 0										
Luis Sojo, R OBP: 0.316, SLG: 0.447 (1, 4)	1-0 G6-3			1-2 F8				1-0 G3-1 2B									4 0 2 0 0 0 0										
Junior Felix, S OBP: 0.294, SLG: 0.387 (1, 8)	2-0 G3-1			1-0 G3				1-2 G3-1									3 0 0 0 1 0 1										
Von Hayes, L OBP: 0.333, SLG: 0.355 (7, 9)		1-0 G3-1		1-1 G3				0-1 G6-3									4 0 0 0 0 0 3										
Rene Gonzales, R OBP: 0.340, SLG: 0.401 (1, 5)		0-0 F8						0-0 P2									3 0 1 0 1 0 0										
Ken Oberkfell, L OBP: 0.200, SLG: 0.200 (1, 10)		1-1 1B						0-1 F9									4 0 1 0 0 0 4										
John Morris, L OBP: 0.292, SLG: 0.292 (1, 9)		2-2 P2						0-1 HR									3 1 2 1 0 0 1										
Lee Stevens, L OBP: 0.259, SLG: 0.323 (7, 3)																	1 0 1 0 0 0 0										
Ron Tingley, R OBP: 0.222, SLG: 0.367 (1, 2)			2-1 L7					2-1 HR									4 1 1 1 0 0 3										
Gary Disarcina, R OBP: 0.297, SLG: 0.313 (1, 6)			0-2 G4-3					2-0 F8									4 0 0 0 0 1 2										
Inning Stats	R: 0 E: 0 K: 0 S: 5	H: 0 LOB: 0 BB: 0 P: 9	R: 0 E: 0 K: 0 S: 7	H: 1 LOB: 1 BB: 0 P: 11	R: 0 E: 0 K: 0 S: 10	H: 0 LOB: 0 BB: 0 P: 12	R: 0 E: 0 K: 0 S: 6	H: 0 LOB: 0 BB: 0 P: 9	R: 2 E: 0 K: 0 S: 8	H: 2 LOB: 0 BB: 0 P: 12	R: 0 E: 0 K: 0 S: 8	H: 1 LOB: 1 BB: 0 P: 10	R: 0 E: 0 K: 0 S: 9	H: 2 LOB: 2 BB: 0 P: 13	R: 0 E: 0 K: 0 S: 11	H: 1 LOB: 3 BB: 0 P: 23	R: 0 E: 0 K: 1 S: 6	H: 1 LOB: 0 BB: 0 P: 8	1B: 4 2B: 3 3B: 0 HR: 2	SF: 0 SAC: 0 DP: 1 HBP: 0	WP: 0 PB: 0 SB: 0 CS: 0	PA: 36					
PITCHER	IP	WLS	BF	H	R	ER	SO	BB	IBB	HBP	BLK	WP	HR	S	P	ERA	WHIP										
Bill Gullickson, R ERA: 3.36 (1, 1)	7.2	L	32	7	2	2	0	1	1	0	0	0	2	63	98	2.35	1.043										
Mike Munoz, L ERA: 3.59 (8, 1)	0.1		2	1	0	0	0	0	0	0	0	0	0	2	2	0.00	3.000										
Kurt Knudsen, R ERA: 2.83 (9, 1)	1.0		2	0	0	0	1	0	0	0	0	0	0	5	7	0.00	0.000										

California Angels @ Detroit Tigers
Tiger Stadium, Detroit, MI
Sat Jul 11 1992, 3:33 AM EDT
Att: 39,461 - Cloudy - 80 F


AB	34
R	2
H	8
RBI	2
BB	2
SO	1
LOB	14



Batter	1	2	3	4	5	6	7	8	9	AB	R	H	RBI	BB	SO	LOB	BOTTOM										
Tony Phillips, S OBP: 0.395, SLG: 0.391 (1, 4)	2-1 1B E 1B		0-3 K					2-1 L8									4 0 1 0 0 1 0										
Dan Gladden, R OBP: 0.322, SLG: 0.381 (1, 7)	2-3 K		2-3 K					1-1 L9									4 0 0 0 0 2 1										
Travis Fryman, R OBP: 0.332, SLG: 0.466 (1, 6)	2-2 E4 1B		0-0 G5-3					1-3 K									4 0 0 0 0 1 1										
Cecil Fielder, R OBP: 0.323, SLG: 0.455 (9, PR)								1-3 K									3 0 1 0 1 2 0										
Chad Kreuter, S OBP: 0.296, SLG: 0.324 (9, PR)																	0 0 0 0 0 0 0										
Mickey Tettleton, S OBP: 0.357, SLG: 0.484 (1, 2)	0-3 K							1-1 F7									4 1 1 0 0 1 4										
Mark Carreon, R OBP: 0.313, SLG: 0.411 (1, 9)	1-0 F8							0-0 L9									4 0 1 1 0 0 5										
Skeeter Barnes, R OBP: 0.262, SLG: 0.359 (1, 5)		2-2 P3						3-1 L7									3 0 1 0 0 0 0										
Phil Clark, R OBP: 0.435, SLG: 0.488 (7, PH)		1-0 G4-3 1B						2-1 G6-3									2 0 1 0 0 0 0										
Mitt Cuyler, S OBP: 0.275, SLG: 0.320 (1, 8)		0-0 G4-3						1-3 K									1 0 0 0 0 0 1										
Inning Stats	R: 0 E: 1 K: 2 S: 13	H: 2 LOB: 3 BB: 0 P: 20	R: 0 E: 0 K: 0 S: 5	H: 1 LOB: 0 BB: 0 P: 8	R: 0 E: 0 K: 2 S: 8	H: 0 LOB: 0 BB: 0 P: 10	R: 1 E: 0 K: 1 S: 8	H: 2 LOB: 0 BB: 0 P: 15	R: 0 E: 0 K: 1 S: 7	H: 0 LOB: 0 BB: 0 P: 12	R: 0 E: 0 K: 2 S: 8	H: 0 LOB: 0 BB: 0 P: 11	R: 0 E: 0 K: 0 S: 7	H: 1 LOB: 1 BB: 0 P: 11	R: 0 E: 0 K: 1 S: 11	H: 0 LOB: 0 BB: 0 P: 18	R: 0 E: 0 K: 0 S: 9	H: 0 LOB: 2 BB: 1 P: 15	1B: 5 2B: 1 3B: 0 HR: 0	SF: 0 SAC: 0 DP: 1 HBP: 0	WP: 0 PB: 0 SB: 0 CS: 0	PA: 33					
PITCHER	IP	WLS	BF	H	R	ER	SO	BB	IBB	HBP	BLK	WP	HR	S	P	ERA	WHIP										
Jim Abbott, L ERA: 2.96 (1, 1)	3.2		15	5	1	1	5	0	0	0	0	0	0	32	49	2.46	1.364										
Chuck Crim, R ERA: 6.09 (4, 1)	2.1	W	7	0	0	0	3	0	0	0	0	0	0	17	27	0.00	0.000										
Joe Grahe, R ERA: 4.4 (7, 1)	3.0	S	11	1	0	0	1	1	0	0	0	0	0	27	44	0.00	0.667										

California Angels @ Detroit Tigers
Tiger Stadium, Detroit, MI
Sat Jul 11 1992, 3:33 AM EDT
Att: 39,461 - Cloudy - 80 F

AB	32
R	1
H	6
RBI	1
BB	1
SO	9
LOB	13



Batter	1	2	3	4	5	6	7	8	9	AB	R	H	RBI	BB	SO	LOB	TOP				
Tony Phillips, S OBP: 0.393, SLG: 0.382 (1,4)	F9			G5-3		P6		G4-6-3		4	0	0	0	0	0	2					
Dan Gladden, R OBP: 0.318, SLG: 0.374 (1,7)	K			P9		G5-4-3			BB	3	0	0	0	1	1						
Travis Fryman, R OBP: 0.329, SLG: 0.458 (1,6)	K			F9			G5-3		P5	4	0	0	0	0	1						
Cecil Fielder, R OBP: 0.322, SLG: 0.456 (1,3)		F7			P3		K		F7	4	0	0	0	0	1						
Mickey Tettleton, S OBP: 0.364, SLG: 0.484 (1,2)		K			P6				K	4	0	1	0	0	2	1					
Dave Bergman, L OBP: 0.308, SLG: 0.277 (1,10)			G4-3		HBP BB		2B			1	0	0	0	2	0						
Rob Deer, R OBP: 0.301, SLG: 0.524 (1,9)			G4-3		HBP BB			P5		2	0	0	0	0	0	2					
Scott Livingstone, L OBP: 0.327, SLG: 0.315 (1,5)			G3		F8			G4-6-3 BB		2	0	0	0	1	0	2					
Mitt Cuyler, S OBP: 0.272, SLG: 0.316 (1,8)			G4-3		G5-4-3 1B			K		3	0	1	0	0	1	1					
Inning Stats	R: 0 E: 0 K: 2 S: 10	H: 0 LOB: 0 BB: 0 P: 17	R: 0 E: 0 K: 1 S: 7	H: 0 LOB: 0 BB: 0 P: 9	R: 0 E: 0 K: 0 S: 7	H: 0 LOB: 0 BB: 0 P: 11	R: 0 E: 0 K: 0 S: 6	H: 0 LOB: 0 BB: 0 P: 9	R: 0 E: 0 K: 0 S: 13	H: 1 LOB: 0 BB: 0 P: 8	R: 0 E: 0 K: 1 S: 9	H: 1 LOB: 2 BB: 1 P: 16	R: 0 E: 0 K: 1 S: 5	H: 0 LOB: 0 BB: 1 P: 14	R: 0 E: 0 K: 1 S: 12	H: 0 LOB: 1 BB: 1 P: 21	1B: 1 2B: 1 3B: 0 HR: 0	SF: 0 SAC: 0 DP: 2 HBP: 1	WP: 0 PB: 0 SB: 0 CS: 0	PA: 32	
PITCHER	IP	WLS	BF	H	R	ER	SO	BB	IBB	HBP	BLK	WP	HR	S	P	ERA	WHIP				
Kelly Downs, R ERA: 3.26 (1,1)	7.0	W	26	2	0	0	4	3	0	1	0	0	0	59	98	0.00	0.714				
Jeff Parrett, R ERA: 2.92 (8,1)	1.0		2	0	0	0	1	0	0	0	0	0	0	5	10	0.00	0.000				
Rich Gossage, R ERA: 2.72 (9,1)	1.0		4	0	0	0	1	1	0	0	0	0	0	12	21	0.00	1.000				

Detroit Tigers @ Oakland Athletics
Oakland-Alameda County Coliseum, Oakland, CA
Thu Jul 16 1992, 7:05 PM PDT
Att: 30,236 - Sunny - 65 F

AB	27
R	0
H	2
RBI	0
BB	4
SO	6
LOB	11



Batter	1	2	3	4	5	6	7	8	9	AB	R	H	RBI	BB	SO	LOB	BOTTOM				
Rickey Henderson, R OBP: 0.419, SLG: 0.447 (1,7)	HR	FC		F7			G5-4-3			4	1	1	1	0	0	1					
Carney Lansford, R OBP: 0.316, SLG: 0.337 (1,5)	1B BB E	F8			F8					4	1	2	0	0	0	1					
Jose Canseco, R OBP: 0.325, SLG: 0.486 (1,10)	1B E SF7 BB				G2-3			F8		2	1	0	0	2	0	1					
Mark McGwire, R OBP: 0.384, SLG: 0.580 (1,3)	G5-3 E 1B							F8		3	0	1	0	0	1	2					
Terry Steinbach, R OBP: 0.351, SLG: 0.425 (1,2)	E4 G5-3			G5-4-3 BB		P4		F7		3	0	0	1	1	0	3					
Willie Wilson, S OBP: 0.329, SLG: 0.317 (1,8)	SF7			G5-4-3			F9		G5-3	3	0	0	1	0	0	1					
Jerry Browne, S OBP: 0.348, SLG: 0.326 (1,9)	G5-3			G5-3			G3			3	0	0	0	0	0	2					
Mike Bordick, R OBP: 0.365, SLG: 0.392 (1,4)		SH5-3 E 1B			G6-4-3 1B		G4-3			3	1	2	0	0	0	0					
Walt Weiss, S OBP: 0.343, SLG: 0.294 (1,6)		SH5-3		G6-4-3			G5-4-3 BB			1	0	0	0	1	0	1					
Inning Stats	R: 3 E: 1 K: 0 S: 18	H: 3 LOB: 1 BB: 1 P: 35	R: 1 E: 1 K: 1 S: 12	H: 1 LOB: 2 BB: 1 P: 22	R: 0 E: 0 K: 0 S: 7	H: 0 LOB: 0 BB: 1 P: 14	R: 0 E: 0 K: 0 S: 8	H: 1 LOB: 0 BB: 0 P: 11	R: 0 E: 0 K: 0 S: 7	H: 0 LOB: 1 BB: 0 P: 13	R: 0 E: 0 K: 0 S: 5	H: 0 LOB: 0 BB: 0 P: 8	R: 0 E: 0 K: 0 S: 7	H: 1 LOB: 1 BB: 1 P: 16	R: 0 E: 0 K: 0 S: 4	H: 0 LOB: 0 BB: 0 P: 7	1B: 5 2B: 0 3B: 0 HR: 1	SF: 1 SAC: 1 DP: 4 HBP: 1	WP: 0 PB: 0 SB: 0 CS: 0	PA: 33	
PITCHER	IP	WLS	BF	H	R	ER	SO	BB	IBB	HBP	BLK	WP	HR	S	P	ERA	WHIP				
Frank Tanana, L ERA: 4.6 (1,1)	8.0	L	33	6	4	3	1	4	0	1	0	0	1	68	126	3.38	1.250				

Detroit Tigers @ Oakland Athletics
Oakland-Alameda County Coliseum, Oakland, CA
Thu Jul 16 1992, 7:05 PM PDT
Att: 30,236 - Sunny - 65 F

AB	26
R	4
H	6
RBI	3
BB	4
SO	1
LOB	12



Batter	1	2	3	4	5	6	7	8	9	AB	R	H	RBI	BB	SO	LOB	TOP						
Tony Phillips, S OBP: 0.390, SLG: 0.389 (1, 10)										5	1	1	1	0	2	6							
Lou Whitaker, L OBP: 0.416, SLG: 0.485 (1, 4)										4	1	0	0	1	0	1							
Travis Fryman, R OBP: 0.327, SLG: 0.457 (1, 6)										5	1	1	0	0	0	0							
Cecil Fielder, R OBP: 0.321, SLG: 0.452 (1, 3)										5	0	1	0	0	2	1							
Mickey Tettleton, S OBP: 0.364, SLG: 0.481 (1, 2)										4	1	1	0	1	1	1							
Dan Gladden, R OBP: 0.318, SLG: 0.371 (1, 7)										4	0	1	1	0	0	2							
Rob Deer, R OBP: 0.300, SLG: 0.519 (1, 9)										4	0	1	0	0	2	4							
Scott Livingstone, L OBP: 0.337, SLG: 0.327 (1, 5)										4	0	3	0	0	0	0							
Mitt Cuyler, S OBP: 0.272, SLG: 0.316 Skeeter Barnes, R OBP: 0.273, SLG: 0.378 (1, 8) (6, 8)										3	0	1	1	0	0	5							
Inning Stats	R: 1 E: 0 K: 1 S: 10	H: 1 LOB: 0 BB: 0 P: 13	R: 1 E: 0 K: 0 S: 9	H: 3 LOB: 2 BB: 0 P: 13	R: 0 E: 0 K: 0 S: 10	H: 0 LOB: 0 BB: 0 P: 15	R: 0 E: 1 K: 1 S: 14	H: 2 LOB: 3 BB: 0 P: 25	R: 2 E: 1 K: 1 S: 23	H: 3 LOB: 3 BB: 2 P: 38	R: 0 E: 0 K: 1 S: 11	H: 0 LOB: 1 BB: 0 P: 16	R: 0 E: 0 K: 1 S: 8	H: 1 LOB: 1 BB: 0 P: 12	R: 0 E: 0 K: 0 S: 7	H: 1 LOB: 1 BB: 0 P: 9	R: 0 E: 0 K: 2 S: 8	H: 0 LOB: 0 BB: 0 P: 12	1B: 9 2B: 1 3B: 0 HR: 1	SF: 0 SAC: 0 DP: 0 HBP: 0	WP: 0 PB: 0 SB: 0 CS: 0	PA: 41	
PITCHER	IP	WLS	BF	H	R	ER	SO	BB	IBB	HBP	BLK	WP	HR	S	P	ERA	WHIP						
Bob Welch, R ERA: 2.99 (1, 1)	5.0	L	27	9	4	4	3	2	0	0	0	0	0	1	66	104	7.20	2.200					
Kevin Campbell, R ERA: 4.95 (6, 1)	2.2		10	2	0	0	2	0	0	0	0	0	0	24	34	0.00	0.750						
Rick Honeycutt, L ERA: 2.88 (8, 1)	0.1		1	0	0	0	0	0	0	0	0	0	0	2	3	0.00	0.000						
Jeff Parrett, R ERA: 2.87 (9, 1)	1.0		3	0	0	0	2	0	0	0	0	0	0	8	12	0.00	0.000						

Detroit Tigers @ Oakland Athletics
Oakland-Alameda County Coliseum, Oakland, CA

AB 39
R 4
H 11
RBI 3
BB 2
SO 7
LOB 20



WP: 0 PA: 41
PB: 0
SB: 0
CS: 0

Detroit Tigers @ Oakland Athletics
Oakland-Alameda County Coliseum, Oakland, CA

AB 32
R 3
H 8
RBI 3
BB 1
SO 2
LOB 10



WP: 0 PA: 35
PB: 0
SB: 1
CS: 1

Batter	1	2	3	4	5	6	7	8	9	AB	R	H	RBI	BB	SO	LOB	BOTTOM					
Rickey Henderson, R OBP: 0.421, SLG: 0.448 (1, 7)										4	1	2	0	0	0	0						
Camey Lansford, R OBP: 0.316, SLG: 0.337 (1, 5)										3	0	1	0	0	0	1						
Jose Canseco, R OBP: 0.324, SLG: 0.494 (1, 9)										4	1	1	2	0	0	2						
Harold Baines, L OBP: 0.321, SLG: 0.377 (1, 10)										3	0	1	0	1	0	1						
Mark McGwire, R OBP: 0.383, SLG: 0.576 (1, 3)										4	1	1	0	0	2	2						
Terry Steinbach, R OBP: 0.348, SLG: 0.427 (1, 2)										4	0	1	0	0	0	2						
Jerry Browne, S OBP: 0.341, SLG: 0.319 (1, 8)										4	0	0	1	0	0	1						
Mike Bordick, R OBP: 0.361, SLG: 0.388 (1, 4)										3	0	0	0	0	0	1						
Walt Weiss, S OBP: 0.343, SLG: 0.295 (1, 6)										3	0	1	0	0	0	0						
Inning Stats	R: 0 E: 0 K: 0 S: 6	H: 0 LOB: 0 BB: 0 P: 13	R: 1 E: 0 K: 0 S: 15	H: 2 LOB: 1 BB: 0 P: 19	R: 0 E: 0 K: 1 S: 8	H: 1 LOB: 1 BB: 0 P: 13	R: 0 E: 0 K: 1 S: 8	H: 0 LOB: 0 BB: 1 P: 16	R: 0 E: 0 K: 0 S: 7	H: 0 LOB: 0 BB: 0 P: 12	R: 2 E: 1 K: 0 S: 11	H: 3 LOB: 1 BB: 0 P: 15	R: 0 E: 0 K: 0 S: 6	H: 1 LOB: 0 BB: 0 P: 10	R: 0 E: 0 K: 0 S: 9	H: 1 LOB: 1 BB: 0 P: 14	R: 0 E: 0 K: 1 S: 8	H: 0 LOB: 0 BB: 0 P: 16	1B: 6 2B: 1 3B: 0 HR: 1	SF: 0 SAC: 1 DP: 1 HBP: 0	WP: 0 PB: 0 SB: 1 CS: 1	PA: 35
PITCHER	IP	WLS	BF	H	R	ER	SO	BB	IBB	HBP	BLK	WP	HR	S	P	ERA	WHIP					
Bill Gullickson, R ERA: 3.39 (1, 1)	6.2	W	27	7	3	3	1	1	0	0	0	0	0	61	96	4.05	1.200					
John Doherty, R ERA: 4.15 (7, 1)	1.0		3	1	0	0	0	0	0	0	0	0	0	8	13	0.00	1.000					
Mike Munoz, L ERA: 3.56 (8, 1)	0.1		1	0	0	0	0	0	0	0	0	0	0	2	3	0.00	0.000					
Kurt Knudsen, R ERA: 2.85 (9, 1)	1.0	S	3	0	0	0	1	0	0	0	0	0	0	8	16	0.00	0.000					

WP: 0 PA: 35
PB: 0
SB: 1
CS: 1

Batter	1	2	3	4	5	6	7	8	9	AB	R	H	RBI	BB	SO	LOB	TOP								
Tony Phillips, S OBP: 0.393, SLG: 0.392 (1, 5)			B5-3 																						
Lou Whitaker, L OBP: 0.409, SLG: 0.475 (1, 4)	F7 		G6-3 				F8 	F9 	F8 																
Travis Fryman, R OBP: 0.332, SLG: 0.468 (1, 6)								K 																	
Cecil Fielder, R OBP: 0.320, SLG: 0.458 (1, 10)	K 		K 				P3 																		
Mickey Tettleton, S OBP: 0.363, SLG: 0.476 (1, 2)	P2 																								
Dan Gladden, R OBP: 0.317, SLG: 0.369 (1, 8)		F9 		F9 				F8 																	
Dave Bergman, L OBP: 0.299, SLG: 0.268 (1, 3)		F8 		F7 				G4-3 																	
Rob Deer, R OBP: 0.310, SLG: 0.552 Skeeter Barnes, R OBP: 0.273, SLG: 0.378 (9, 9)																									
Mark Carreon, R OBP: 0.303, SLG: 0.396 (1, 7)		P4 																							
Inning Stats	R: 0 E: 0 K: 1 S: 18	H: 2 LOB: 2 BB: 0 P: 21	R: 1 E: 0 K: 0 S: 10	H: 1 LOB: 0 BB: 0 P: 15	R: 1 E: 0 K: 1 S: 11	H: 1 LOB: 0 BB: 0 P: 17	R: 0 E: 0 K: 0 S: 9	H: 0 LOB: 0 BB: 0 P: 12	R: 0 E: 0 K: 0 S: 9	H: 1 LOB: 0 BB: 0 P: 10	R: 1 E: 0 K: 0 S: 12	H: 2 LOB: 2 BB: 1 P: 25	R: 1 E: 0 K: 1 S: 9	H: 2 LOB: 1 BB: 0 P: 15	R: 1 E: 0 K: 0 S: 5	H: 1 LOB: 0 BB: 0 P: 11	R: 0 E: 0 K: 1 S: 15	H: 2 LOB: 1 BB: 0 P: 21	1B: 8 2B: 1 3B: 0 HR: 4	SF: 0 SAC: 0 DP: 2 HBP: 0	WP: 0 PB: 1 SB: 1 CS: 1	PA: 38			
PITCHER	IP	WLS	BF	H	R	ER	SO	BB	IBB	HBP	BLK	WP	HR	S	P	ERA	WHIP								
Mike Moore, R ERA: 4.48 (1, 1)	6.1	L	27	8	4	4	2	1	0	0	0	0	3	72	107	5.68	1.421								
Rick Honeycutt, L ERA: 2.91 (7, 1)	0.2		3	1	0	0	1	0	0	0	0	0	0	6	8	0.00	1.500								
Rich Gossage, R ERA: 2.84 (8, 1)	1.2		7	3	1	1	1	0	0	0	0	0	1	19	30	5.40	1.800								
Vince Horsman, L ERA: 2.22 (9, 1)	0.1		1	0	0	0	0	0	0	0	0	0	0	1	2	0.00	0.000								

Detroit Tigers @ Oakland Athletics
Oakland-Alameda County Coliseum, Oakland, CA

Sat Jul 18 1992, 3:33 AM PDT
Att: 41,533 - Sunny - 71 F

AB	37
R	5
H	12
RBI	5
BB	1
SO	4
LOB	14

Batter	1	2	3	4	5	6	7	8	9	AB	R	H	RBI	BB	SO	LOB	BOTTOM								
Rickey Henderson, R OBP: 0.424, SLG: 0.449 (1, 7)			E5 																						
Eric Fox, S OBP: 0.250, SLG: 0.353 Willie Wilson, S OBP: 0.327, SLG: 0.316 (9, PH)	K 																								
Jose Canseco, R OBP: 0.325, SLG: 0.490 (1, 9)	K 		P2 																						
Harold Baines, L OBP: 0.317, SLG: 0.372 Randy Ready, R OBP: 0.352, SLG: 0.333 (9, PH)	K 																								
Mark McGwire, R OBP: 0.384, SLG: 0.578 (1, 3)		F7 																							
Terry Steinbach, R OBP: 0.352, SLG: 0.432 (1, 2)				K 																					
Jerry Browne, S OBP: 0.344, SLG: 0.319 (9, 4)																									
Mike Bordick, R OBP: 0.358, SLG: 0.384 Jamie Quirk, L OBP: 0.308, SLG: 0.295 Carney Lansford, R OBP: 0.315, SLG: 0.336 (8, PH)			G6-3 																						
Walt Weiss, S OBP: 0.340, SLG: 0.288 (1, 6)		F8 																							
Inning Stats	R: 0 E: 0 K: 3 S: 10	H: 1 LOB: 1 BB: 0 P: 17	R: 0 E: 0 K: 0 S: 6	H: 1 LOB: 0 BB: 0 P: 11	R: 0 E: 1 K: 0 S: 12	H: 1 LOB: 2 BB: 0 P: 17	R: 0 E: 0 K: 1 S: 10	H: 2 LOB: 2 BB: 0 P: 17	R: 2 E: 1 K: 1 S: 14	H: 2 LOB: 2 BB: 1 P: 23	R: 0 E: 0 K: 0 S: 7	H: 1 LOB: 1 BB: 1 P: 16	R: 0 E: 0 K: 2 S: 11	H: 0 LOB: 0 BB: 0 P: 16	R: 0 E: 0 K: 0 S: 5	H: 1 LOB: 1 BB: 1 P: 12	R: 0 E: 0 K: 1 S: 13	H: 0 LOB: 2 BB: 2 P: 26	1B: 7 2B: 2 3B: 0 HR: 0	SF: 0 SAC: 0 DP: 2 HBP: 0	WP: 1 PB: 0 SB: 1 CS: 0	PA: 40			
PITCHER	IP	WLS	BF	H	R	ER	SO	BB	IBB	HBP	BLK	WP	HR	S	P	ERA	WHIP								
Mark Leiter, R ERA: 4.71 (1, 1)	5.0	W	24	8	2	1	5	1	0	0	0	0	0	20	39	0.00	1.125								
Les Lancaster, R ERA: 5.92 (6, 1)	2.2		10	1	0	0	2	2	0	0	0	0	0	1	1	0.00	0.000								
Mike Munoz, L ERA: 3.52 (8, 1)	0.1		1	0	0	0	0	0	0	0	0	0	0	1	1	0.00	0.000								
John Kiely, R ERA: 2.16 Buddy Groom, L ERA: 5.19 (9, 1)	0.2	S	4	0	0	0	0	2	0	0	0	0	0	9	19	0.00	3.000								

Detroit Tigers @ Oakland Athletics
Oakland-Alameda County Coliseum, Oakland, CA

Sat Jul 18 1992, 3:33 AM PDT
Att: 41,533 - Sunny - 71 F

AB	35
R	2
H	9
RBI	1
BB	5
SO	8
LOB	21

Batter	1	2	3	4	5	6	7	8	9	AB	R	H	RBI	BB	SO	LOB	TOP										
Tony Phillips, S OBP: 0.391, SLG: 0.389 (1, 5)	1-0 1B		0-1 G3-6-3		2-2 G6-3		2-3 K		3-3 K	5	0	1	0	0	2	4											
Lou Whitaker, L OBP: 0.407, SLG: 0.472 (1, 4)	0-1 F9		0-1 BB		0-0 G4-3		2-0 FC4-6			4	0	1	1	0	0	2											
Travis Fryman, R OBP: 0.331, SLG: 0.464 (1, 6)	1-3 K		4-2 BB		3-2 L6			2-3 K		3	0	0	0	1	2	1											
Cecil Fielder, R OBP: 0.319, SLG: 0.456 (1, 10)	1-1 G6-3		0-1 P5		0-2 G4-3			0-0 L8		4	0	1	0	0	0	3											
Mickey Tettleton, S OBP: 0.362, SLG: 0.483 (1, 9)		2-3 K		2-3 K		2-0 G4-3		1-1 HR		4	1	1	1	0	2	1											
Dan Gladden, R OBP: 0.316, SLG: 0.367 (1, 8)		2-3 K		1-0 1B		3-2 G6-3		0-0 G3		4	0	1	0	0	1	1											
Dave Bergman, L OBP: 0.305, SLG: 0.276 (1, 3)		0-0 1B		2-1 F7		0-0 L9			2-2 G5-4-3	4	0	2	0	0	0	2											
Mark Carreon, R OBP: 0.297, SLG: 0.388 (1, 7)	1-0 F7		0-2 G4-3				3-2 F9		3-1 G5-4-3	4	0	0	0	0	0	3											
Chad Kreuter, S OBP: 0.297, SLG: 0.333 (1, 2)			4-2 BB		0-1 G6-3		4-2 FC4-6		2-2 1B	2	1	2	0	2	0	0											
Inning Stats	R: 0 E: 0 K: 1 S: 10	H: 1 LOB: 1 BB: 0 P: 13	R: 0 E: 0 K: 2 S: 8	H: 1 LOB: 1 BB: 0 P: 13	R: 0 E: 0 K: 1 S: 14	H: 1 LOB: 2 BB: 2 P: 22	R: 0 E: 0 K: 1 S: 9	H: 1 LOB: 1 BB: 0 P: 14	R: 1 E: 0 K: 0 S: 12	H: 1 LOB: 0 BB: 0 P: 17	R: 0 E: 0 K: 0 S: 9	H: 1 LOB: 1 BB: 0 P: 14	R: 0 E: 0 K: 1 S: 10	H: 0 LOB: 1 BB: 1 P: 21	R: 1 E: 0 K: 1 S: 8	H: 1 LOB: 0 BB: 0 P: 11	R: 0 E: 0 K: 1 S: 13	H: 2 LOB: 1 BB: 0 P: 23	1B: 8 2B: 0 3B: 0 HR: 1	SF: 0 SAC: 0 DP: 2 HBP: 0	WP: 1 PB: 0 CS: 0	PA: 37					
PITCHER	IP	WLS	BF	H	R	ER	SO	BB	IBB	HBP	BLK	WP	HR	S	P	ERA	WHIP										
Gene Nelson, R ERA: 6.02 (1, 1)	5.1	W	23	6	1	1	4	2	0	0	0	1	0	57	85	1.69	1.500										
Jeff Parrett, R ERA: 2.81 (6, 1)	1.1		5	0	0	0	1	1	0	0	0	0	0	14	26	0.00	0.750										
Rick Honeycutt, L ERA: 2.77 (7, 1)	0.1		1	0	0	0	0	0	0	0	0	0	0	1	3	0.00	0.000										
Kevin Campbell, R ERA: 4.98 (8, 1)	1.0		4	1	1	1	1	0	0	0	0	0	1	8	11	9.00	1.000										
Jim Corsi, R ERA: 3.85 (9, 1)	1.0		4	2	0	0	1	0	0	0	0	0	0	13	23	0.00	2.000										

Detroit Tigers @ Oakland Athletics
Oakland-Alameda County Coliseum, Oakland, CA

AB 34
R 2
H 9
RBI 2
BB 3
SO 7
LOB 17



WP: 1 PA: 37
PB: 0
CS: 0

Batter	1	2	3	4	5	6	7	8	9	AB	R	H	RBI	BB	SO	LOB	BOTTOM										
Jerry Browne, S OBP: 0.344, SLG: 0.316 (1, 4)	1-3 K		1-0 2B		1-0 F7		0-0 SH1-3			2	1	0	0	0	1	0											
Carney Lansford, R OBP: 0.323, SLG: 0.355 (1, 5)	0-0 WP		1-0 2B		1-1 1B		2-2 E			4	2	4	3	0	0	0											
Jose Canseco, R OBP: 0.324, SLG: 0.485 (1, 10)	4-2 E		2-0 G5-3		0-0 L8		1-0 G1-3			3	1	0	0	1	0	2											
Harold Baines, L OBP: 0.316, SLG: 0.368 (1, 9)	4-2 BB		1-2 F8		0-0 L9		1-1 P5			3	0	0	0	1	0	2											
Mike Bordick, R OBP: 0.356, SLG: 0.384 (8, 4)	1-3 BB									0	0	0	0	0	0	0											
Mark McGwire, R OBP: 0.383, SLG: 0.575 (1, 3)	1-0 SF7-5-4		4-0 IBB							2	0	0	1	1	1	0											
Willie Wilson, S OBP: 0.326, SLG: 0.315 (1, 8)		2-2 G4-3		0-3 K						4	0	1	0	0	1	2											
Jamie Quirk, L OBP: 0.306, SLG: 0.287 (1, 2)		1-3 K		0-0 P5						3	0	0	0	1	2	1											
Walt Weiss, S OBP: 0.338, SLG: 0.287 (1, 6)		1-3 K		0-3 K						4	0	1	0	0	2	1											
Eric Fox, S OBP: 0.292, SLG: 0.381 (1, 7)			1-0 HBP		0-1 G5-3					4	2	2	0	0	0	2											
Inning Stats	R: 2 E: 1 K: 1 S: 10	H: 1 LOB: 0 BB: 2 P: 20	R: 0 E: 0 K: 2 S: 15	H: 0 LOB: 0 BB: 0 P: 19	R: 2 E: 0 K: 1 S: 11	H: 2 LOB: 2 BB: 1 P: 21	R: 0 E: 0 K: 1 S: 6	H: 0 LOB: 0 BB: 0 P: 6	R: 0 E: 0 K: 0 S: 5	H: 1 LOB: 1 BB: 0 P: 7	R: 0 E: 0 K: 1 S: 9	H: 1 LOB: 1 BB: 0 P: 13	R: 2 E: 1 K: 0 S: 10	H: 2 LOB: 0 BB: 0 P: 16	R: 0 E: 0 K: 1 S: 12	H: 1 LOB: 2 BB: 1 P: 24	1B: 5 2B: 4 3B: 0 HR: 0	SF: 1 SAC: 1 DP: 1 HBP: 1	WP: 1 PB: 0 CS: 0	PA: 36							
PITCHER	IP	WLS	BF	H	R	ER	SO	BB	IBB	HBP	BLK	WP	HR	S	P	ERA	WHIP										
Kevin Ritz, R ERA: 5.68 (1, 1)	6.1	L	28	6	5	4	6	2	1	1	0	0	0	60	92	5.68	1.263										
John Kieley, R ERA: 1.95 (7, 1)	1.2		8	2	1	0	1	1	0	0	0	0	0	18	34	0.00	1.800										

Detroit Tigers @ Oakland Athletics
Oakland-Alameda County Coliseum, Oakland, CA

AB 29
R 6
H 8
RBI 4
BB 4
SO 7
LOB 10




WP: 1 PA: 36
PB: 0
CS: 0

Batter	1	2	3	4	5	6	7	8	9	AB	R	H	RBI	BB	SO	LOB	TOP					
Tony Phillips, S OBP: 0.393, SLG: 0.395 (1, 9)										5	2	3	2	0	0	0						
Lou Whitaker, L OBP: 0.405, SLG: 0.468 Skeeter Barnes, R OBP: 0.270, SLG: 0.373 (1, 4)										4	1	1	1	0	0	2						
Travis Fryman, R OBP: 0.329, SLG: 0.465 (1, 6)										4	0	1	3	0	1	1						
Cecil Fielder, R OBP: 0.318, SLG: 0.453 (1, 3)											4	0	1	0	0	1						
Mickey Tettleton, S OBP: 0.361, SLG: 0.480 (1, 10)											4	0	1	0	0	1						
Dan Gladden, R OBP: 0.323, SLG: 0.371 (1, 7)											3	0	2	0	1	0						
Scott Livingstone, L OBP: 0.341, SLG: 0.331 (1, 5)											4	1	2	0	0	2						
Chad Kreuter, S OBP: 0.287, SLG: 0.321 (1, 2)											4	1	0	0	0	6						
Gary Pettis, S OBP: 0.250, SLG: 0.235 (1, 8)											4	1	1	0	0	1						
Inning Stats	R: 1 E: 0 K: 0 S: 10	H: 2 LOB: 1 BB: 0 P: 18	R: 0 E: 0 K: 0 S: 7	H: 0 LOB: 0 BB: 0 P: 12	R: 1 E: 1 K: 0 S: 8	H: 2 LOB: 0 BB: 0 P: 12	R: 0 E: 0 K: 0 S: 8	H: 2 LOB: 2 BB: 0 P: 11	R: 0 E: 0 K: 2 S: 7	H: 0 LOB: 0 BB: 0 P: 12	R: 4 E: 0 K: 1 S: 19	H: 5 LOB: 1 BB: 0 P: 27	R: 0 E: 0 K: 0 S: 9	H: 1 LOB: 2 BB: 1 P: 15	R: 0 E: 0 K: 2 S: 8	H: 0 LOB: 0 BB: 0 P: 9	1B: 10 2B: 2 3B: 0 HR: 0	SF: 1 SAC: 0 DP: 1 HBP: 0	WP: 0 PB: 0 SB: 0 CS: 0	PA: 39		
PITCHER	IP WLS BF H R ER SO BB IBB HBP BLK WP HR S P ERA WHIP	6.0 L 25 8 4 4 2 0 0 0 0 0 0 47 75 6.00 1.333	0.2 4 2 0 0 1 0 0 0 0 0 0 9 12 0.00 3.000	2.1 10 2 2 2 2 1 0 0 0 0 0 23 34 7.71 1.286																		

Detroit Tigers @ Seattle Mariners
The Kingdome, Seattle, WA
Mon Jul 20 1992, 10:05 PM EDT
Att: 25,351 - Dome - 70 F


AB	37
R	6
H	12
RBI	6
BB	1
SO	5
LOB	17



Batter	1	2	3	4	5	6	7	8	9	AB	R	H	RBI	BB	SO	LOB	BOTTOM					
Omar Vizquel, S OBP: 0.356, SLG: 0.372 (1, 6)										5	0	1	0	0	1	3						
Edgar Martinez, R OBP: 0.390, SLG: 0.545 (1, 5)										4	0	0	0	1	0	2						
Ken Griffey Jr., L OBP: 0.348, SLG: 0.529 (1, 8)											5	2	2	0	0	1						
Kevin Mitchell, R OBP: 0.329, SLG: 0.385 (1, 7)										5	0	1	2	0	0	2						
Pete O'Brien, L OBP: 0.285, SLG: 0.415 (1, 3)										2	0	1	1	2	0							
Jay Buhner, R OBP: 0.309, SLG: 0.406 (1, 9)											4	0	1	0	0	1						
Tino Martinez, L OBP: 0.299, SLG: 0.387 (1, 10)											3	0	0	0	1	2						
Dave Valle, R OBP: 0.301, SLG: 0.396 Dave Cochrane, S OBP: 0.310, SLG: 0.329 (8, PH)										3	1	1	0	0	0	2						
Harold Reynolds, S OBP: 0.314, SLG: 0.339 (1, 4)										4	1	2	0	0	0	1						
Inning Stats	R: 0 E: 0 K: 0 S: 7	H: 0 LOB: 0 BB: 0 P: 11	R: 0 E: 0 K: 0 S: 10	H: 1 LOB: 2 BB: 1 P: 21	R: 0 E: 0 K: 0 S: 6	H: 0 LOB: 0 BB: 0 P: 10	R: 1 E: 0 K: 1 S: 8	H: 2 LOB: 1 BB: 0 P: 13	R: 2 E: 0 K: 1 S: 14	H: 3 LOB: 3 BB: 2 P: 27	R: 0 E: 1 K: 1 S: 12	H: 1 LOB: 2 BB: 0 P: 13	R: 1 E: 0 K: 0 S: 13	H: 1 LOB: 1 BB: 1 P: 25	R: 0 E: 0 K: 1 S: 7	H: 1 LOB: 1 BB: 0 P: 12	R: 0 E: 0 K: 0 S: 8	H: 0 LOB: 0 BB: 0 P: 14	1B: 4 2B: 5 3B: 1 HR: 0	SF: 0 SAC: 0 DP: 1 HBP: 0	WP: 1 PB: 0 SB: 0 CS: 1	PA: 40
PITCHER	IP WLS BF H R ER SO BB IBB HBP BLK WP HR S P ERA WHIP	6.0 W 29 7 3 3 3 2 1 0 0 0 1 0 10 19 4.50 1.500	0.2 4 1 1 1 0 1 0 0 0 0 0 3 6 0.00 0.000	0.1 1 0 0 0 0 0 0 0 0 0 0 7 12 0.00 1.000	1.0 S 3 0 0 0 0 0 0 0 0 0 0 8 14 0.00 0.000																	

Detroit Tigers @ Seattle Mariners
The Kingdome, Seattle, WA
Mon Jul 20 1992, 10:05 PM EDT
Att: 25,351 - Dome - 70 F

AB	36
R	4
H	9
RBI	3
BB	4
SO	4
LOB	20



Batter	1	2	3	4	5	6	7	8	9	AB	R	H	RBI	BB	SO	LOB	TOP								
Tony Phillips, S OBP: 0.396, SLG: 0.393 (1, 4)										2	1	0	0	3	2	0	Detroit Tigers @ Seattle Mariners The Kingdome, Seattle, WA Tue Jul 21 1992, 10:05 PM EDT Att: 13,879 - Dome - 70 F								
Dan Gladden, R OBP: 0.325, SLG: 0.372 (1, 7)										5	0	2	1	0	0	4									
Travis Fryman, R OBP: 0.328, SLG: 0.461 (1, 6)										5	1	1	1	0	2	3									
Cecil Fielder, R OBP: 0.319, SLG: 0.449 (1, 3)										3	1	0	0	2	2	3									
Mickey Tettleton, S OBP: 0.361, SLG: 0.486 (1, 10)										4	1	1	1	1	2	4									
Mark Carreon, R OBP: 0.290, SLG: 0.378 (1, 9)										5	0	0	0	0	1	3									
Skeeter Barnes, R OBP: 0.230, SLG: 0.392 (8, PR)										3	0	1	1	0	1	0									
Scott Livingstone, L OBP: 0.341, SLG: 0.331 (8, 5)										0	0	0	0	0	0	0									
Chad Kreuter, S OBP: 0.278, SLG: 0.310 (1, 2)										4	0	0	0	0	3	3									
Gary Pettis, S OBP: 0.275, SLG: 0.270 (1, 8)										3	2	1	0	1	2	1									
Inning Stats	R: 0 E: 0 K: 3 S: 11	H: 1 LOB: 1 BB: 0 P: 20	R: 0 E: 0 K: 1 S: 8	H: 0 LOB: 0 BB: 0 P: 15	R: 1 E: 0 K: 3 S: 16	H: 1 LOB: 2 BB: 2 P: 31	R: 1 E: 0 K: 2 S: 12	H: 1 LOB: 0 BB: 0 P: 16	R: 4 E: 1 K: 2 S: 25	H: 3 LOB: 2 BB: 2 P: 46	R: 0 E: 0 K: 1 S: 8	H: 0 LOB: 0 BB: 0 P: 13	R: 0 E: 0 K: 1 S: 6	H: 0 LOB: 1 BB: 1 P: 15	R: 0 E: 0 K: 1 S: 10	H: 0 LOB: 2 BB: 1 P: 18	R: 0 E: 0 K: 0 S: 7	H: 0 LOB: 1 BB: 1 P: 16	1B: 4 2B: 1 3B: 0 HR: 1	SF: 0 SAC: 0 DP: 0 HBP: 1	WP: 0 PB: 0 SB: 1 CS: 0	PA: 42			
PITCHER	IP	WLS	BF	H	R	ER	SO	BB	IBB	HBP	BLK	WP	HR	S	P	ERA	WHIP								
Randy Johnson, L ERA: 4.05 (1, 1)	6.0	L	29	6	6	3	13	4	0	0	0	0	1	80	141	4.50	1.667								
Kerry Woodson, R ERA: 2.7 (7, 1)	1.0		5	0	0	0	1	1	0	1	0	0	0	6	16	0.00	1.000								
Jeff Nelson, R ERA: 4.23 (8, 1)	1.0		4	0	0	0	1	1	0	0	0	0	0	10	17	0.00	1.000								
Russ Swan, L ERA: 4.67 (9, 1)	1.0		4	0	0	0	0	1	0	0	0	0	0	7	16	0.00	1.000								

Batter	1	2	3	4	5	6	7	8	9	AB	R	H	RBI	BB	SO	LOB	BOTTOM								
Henry Cotto, R OBP: 0.293, SLG: 0.367 (1, 8)										2	1	0	0	1	0	1	Detroit Tigers @ Seattle Mariners The Kingdome, Seattle, WA Tue Jul 21 1992, 10:05 PM EDT Att: 13,879 - Dome - 70 F								
Edgar Martinez, R OBP: 0.391, SLG: 0.547 (1, 5)										4	0	2	0	0	0	2									
Ken Griffey Jr., L OBP: 0.347, SLG: 0.535 (1, 10)										4	1	1	2	0	0	2									
Kevin Mitchell, R OBP: 0.328, SLG: 0.383 (1, 7)										4	0	1	0	0	1	0									
Jay Buhner, R OBP: 0.311, SLG: 0.408 (1, 9)										3	0	1	0	1	2	1									
Lance Parrish, R OBP: 0.275, SLG: 0.426 (1, 3)										2	0	0	0	1	0	1									
Pete O'Brien, L OBP: 0.284, SLG: 0.414 (8, PH) (9, 3)										1	0	0	0	0	0	1									
Dave Valle, R OBP: 0.297, SLG: 0.391 (1, 2)										3	0	0	0	0	1	3									
Tino Martinez, L OBP: 0.298, SLG: 0.385 (9, PH)										1	0	0	0	0	0	0									
Omar Vizquel, S OBP: 0.350, SLG: 0.365 (1, 6)										4	0	0	0	0	1	2									
Harold Reynolds, S OBP: 0.313, SLG: 0.337 (1, 4)										4	0	1	0	0	1	0									
Inning Stats	R: 2 E: 0 K: 1 S: 10	H: 1 LOB: 0 BB: 1 P: 18	R: 0 E: 0 K: 1 S: 8	H: 0 LOB: 0 BB: 0 P: 13	R: 0 E: 0 K: 0 S: 9	H: 1 LOB: 1 BB: 0 P: 18	R: 0 E: 0 K: 2 S: 15	H: 1 LOB: 2 BB: 1 P: 28	R: 0 E: 0 K: 0 S: 7	H: 1 LOB: 1 BB: 0 P: 13	R: 0 E: 0 K: 1 S: 8	H: 1 LOB: 1 BB: 0 P: 13	R: 0 E: 0 K: 0 S: 7	H: 1 LOB: 1 BB: 0 P: 12	R: 0 E: 0 K: 0 S: 7	H: 0 LOB: 1 BB: 1 P: 13	R: 0 E: 0 K: 1 S: 7	H: 0 LOB: 0 BB: 0 P: 10	1B: 3 2B: 2 3B: 0 HR: 1	SF: 0 SAC: 0 DP: 0 HBP: 1	WP: 0 PB: 0 SB: 0 CS: 1	PA: 36			
PITCHER	IP	WLS	BF	H	R	ER	SO	BB	IBB	HBP	BLK	WP	HR	S	P	ERA	WHIP								
Frank Tanana, L ERA: 4.45 (1, 1)	7.2	W	32	6	2	2	5	2	1	1	0	0	0	69	125	2.35	1.043								
John Doherty, R ERA: 4.17 (8, 1)	1.1		4	0	0	0	1	0	0	0	0	0	0	9	13	0.00	0.000								

AB	34
R	6
H	6
RBI	4
BB	7
SO	15
LOB	21



Batter	1	2	3	4	5	6	7	8	9	AB	R	H	RBI	BB	SO	LOB	TOP					
Tony Phillips, S (1, 9) OBP: 0.399, SLG: 0.406	1-2 G6-4-3 1B			1-1 FC5-4 1B		1-3 K		3-1 HR		4	1	3	1	0	1	0						
Lou Whitaker, L (1, 4) OBP: 0.403, SLG: 0.469	1-1 G6-4-3			0-0 L4			1-1 WP 2B	1-1 F9		4	1	1	0	0	0	2						
Travis Fryman, R (1, 6) OBP: 0.325, SLG: 0.456	0-0 G6-3			0-1 SAFE FC5-4			0-1 L9		2-3 K	4	0	0	0	0	1	2						
Cecil Fielder, R (1, 10) OBP: 0.316, SLG: 0.444				1-3 K			3-3 K		3-3 K	4	0	0	0	0	3	2						
Mickey Tettleton, S (1, 2) OBP: 0.360, SLG: 0.482				1-0 G4-3		2-3 K		4-2 2B	2-2 G3	3	1	0	0	1	1	0						
Dan Gladden, R (1, 7) OBP: 0.325, SLG: 0.376				1-3 K		1-3 K		1-0 BB		3	0	1	2	0	2	0						
Dave Bergman, L (1, 3) OBP: 0.299, SLG: 0.269				0-0 F9		0-2 F8		1-0 G4-3		3	0	0	0	0	0	1						
Scott Livingstone, L (1, 5) OBP: 0.335, SLG: 0.325				2-1 G4-3		1-0 F8		0-0 G3		3	0	0	0	0	0	0						
Gary Pettis, S (1, 8) OBP: 0.256, SLG: 0.250				3-2 G4-3		3-3 K		1-3 K		3	0	0	0	0	2	0						
Inning Stats	R: 0 E: 0 K: 0 S: 6	H: 1 LOB: 0 BB: 0 P: 8	R: 0 E: 0 K: 1 S: 6	H: 0 LOB: 0 BB: 0 P: 8	R: 0 E: 0 K: 0 S: 6	H: 0 LOB: 0 BB: 0 P: 11	R: 0 E: 0 K: 1 S: 8	H: 1 LOB: 1 BB: 0 P: 10	R: 0 E: 0 K: 2 S: 10	H: 0 LOB: 0 BB: 0 P: 13	R: 0 E: 0 K: 2 S: 7	H: 0 LOB: 0 BB: 0 P: 12	R: 2 E: 0 K: 1 S: 15	H: 2 LOB: 1 BB: 1 P: 25	R: 1 E: 0 K: 1 S: 8	H: 1 LOB: 0 BB: 0 P: 13	R: 0 E: 0 K: 2 S: 14	H: 0 LOB: 0 BB: 0 P: 21	1B: 2 2B: 2 3B: 0 HR: 1	SF: 0 SAC: 0 DP: 1 HBP: 0	WP: 1 PB: 0 SB: 0 CS: 0	PA: 32
PITCHER Erik Hanson, R (1, 1) ERA: 3.99	IP: 9.0 WLS: L BF: 32 H: 5 R: 3 ER: 3 SO: 10 BB: 1 IBB: 0 HBP: 0 BLK: 0 WP: 1 HR: 1 S: 80 P: 121 ERA: 3.00 WHIP: 0.667															PITCHER						

Detroit Tigers @ Seattle Mariners
The Kingdome, Seattle, WA
Wed Jul 22 1992, 10:05 PM EDT
Att: 15,302 - Dome - 70 F

AB	31
R	3
H	5
RBI	3
BB	1
SO	10
LOB	7



Batter	1	2	3	4	5	6	7	8	9	AB	R	H	RBI	BB	SO	LOB	BOTTOM					
Omar Vizquel, S (1, 6) OBP: 0.352, SLG: 0.372	2-0 F8 SF7 2B		0-1 G6-3			3-1 F8		3-2 1-2 2-H 1B		4	1	2	1	0	0	1						
Dave Cochrane, S (1, 7) OBP: 0.302, SLG: 0.320	0-0 F8			1-2 G4-3		2-1 F8		0-1 P5		4	0	0	0	0	0	4						
Ken Griffey Jr., L (1, 8) OBP: 0.342, SLG: 0.530	0-0 SF7			1-0 G4-3		0-0 F8			3-3 K	3	0	0	1	0	1	0						
Edgar Martinez, R (1, 5) OBP: 0.387, SLG: 0.541	3-H K			0-0 F8		1-2 F9		1-2 F9	1-2 F9	4	0	0	0	0	1	0						
Pete O'Brien, L (1, 10) OBP: 0.284, SLG: 0.411					1-1 L9		2-1 F9		3-1 1B	4	0	1	0	0	0	0						
Jeff Schaefer, R (8, PR) OBP: 0.155, SLG: 0.228										0	0	0	0	0	0	0						
Jay Buhner, R (1, 9) OBP: 0.310, SLG: 0.404	0-1 F8			0-2 G4-3				4-0 1B BB	1-3 K	3	1	0	0	1	1	1						
Tino Martinez, L (1, 3) OBP: 0.295, SLG: 0.381				1-1 F7		3-2 G4-3		0-1 P6		3	0	0	0	0	0	1						
Lance Parrish, R (1, 2) OBP: 0.284, SLG: 0.432					0-3 K		3-2 1B	1-1 1B		3	0	2	0	0	1	0						
Henry Cotto, R (8, PR) OBP: 0.293, SLG: 0.367								1-2 1B		0	0	0	0	0	0	0						
Dave Valle, R (9, 2) OBP: 0.297, SLG: 0.391								1-2 1B		0	0	0	0	0	0	0						
Harold Reynolds, S (1, 4) OBP: 0.311, SLG: 0.335					1-2 F9		0-0 P2	1-1 P2		2	0	0	0	0	0	1						
Kevin Mitchell, R (8, PH) OBP: 0.327, SLG: 0.382										1	0	0	0	0	0	2						
Inning Stats	R: 1 E: 0 K: 1 S: 8	H: 1 LOB: 0 BB: 0 P: 11	R: 0 E: 0 K: 0 S: 7	H: 0 LOB: 0 BB: 0 P: 11	R: 0 E: 0 K: 1 S: 8	H: 0 LOB: 0 BB: 0 P: 9	R: 0 E: 0 K: 0 S: 5	H: 0 LOB: 0 BB: 0 P: 7	R: 0 E: 0 K: 0 S: 5	H: 0 LOB: 0 BB: 0 P: 12	R: 0 E: 0 K: 0 S: 9	H: 1 LOB: 1 BB: 0 P: 17	R: 0 E: 0 K: 0 S: 6	H: 0 LOB: 0 BB: 0 P: 9	R: 1 E: 0 K: 0 S: 11	H: 2 LOB: 2 BB: 1 P: 20	R: 0 E: 0 K: 2 S: 11	H: 1 LOB: 1 BB: 0 P: 19	1B: 4 2B: 1 3B: 0 HR: 0	SF: 1 SAC: 0 DP: 0 HBP: 0	WP: 0 PB: 0 SB: 0 CS: 0	PA: 33
PITCHER Bill Gullickson, R (1, 1) ERA: 3.34	IP: 7.1 WLS: W BF: 26 H: 3 R: 2 ER: 2 SO: 2 BB: 1 IBB: 0 HBP: 0 BLK: 0 WP: 0 HR: 0 S: 55 P: 85 ERA: 2.46 WHIP: 0.545															PITCHER						
Kurt Knudsen, R (8, 1) ERA: 2.46	IP: 1.2 WLS: S BF: 7 H: 2 R: 0 ER: 0 SO: 2 BB: 0 IBB: 0 HBP: 0 BLK: 0 WP: 0 HR: 0 S: 18 P: 30 ERA: 0.00 WHIP: 1.200															PITCHER						

Detroit Tigers @ Seattle Mariners
The Kingdome, Seattle, WA
Wed Jul 22 1992, 10:05 PM EDT
Att: 15,302 - Dome - 70 F

AB	31
R	2
H	5
RBI	2
BB	1
SO	4
LOB	10




Batter	1	2	3	4	5	6	7	8	9	AB	R	H	RBI	BB	SO	LOB	TOP										
Tony Phillips, S OBP: 0.400, SLG: 0.408 (1, 4)	G5-3	E5								3	0	1	2	1	0	1	Detroit Tigers @ California Angels Anaheim Stadium, Anaheim, CA Thu Jul 23 1992, 10:05 PM EDT Att: 20,900 - Cloudy - 68 F										
Dan Gladden, R OBP: 0.320, SLG: 0.369 (1, 7)	G4-3	K			G5-4-3		P2			4	0	0	0	0	1	4											
Travis Fryman, R OBP: 0.326, SLG: 0.455 (1, 6)	HR			G4-6-3		P3		G6-3		3	1	1	0	1	0	0											
Cecil Fielder, R OBP: 0.315, SLG: 0.451 (1, 3)	HR			G4-6-3		K		G4-3		4	1	1	2	0	1	1											
Mickey Tettleton, S OBP: 0.357, SLG: 0.476 (1, 10)	K			G5-3		L5		P2		4	0	0	0	0	1	0											
Mark Carreon, R OBP: 0.290, SLG: 0.376 (1, 9)										4	0	1	0	0	1	0											
Skeeter Barnes, R OBP: 0.278, SLG: 0.367 (1, 5)										4	1	1	0	0	1	1											
Chad Kreuter, S OBP: 0.277, SLG: 0.317 (1, 2)										4	1	1	0	0	1	2											
Gary Pettis, S OBP: 0.283, SLG: 0.244 (1, 8)										1	1	0	0	2	0	0											
Inning Stats	R: 2 E: 0 K: 1 S: 11	H: 1 LOB: 0 BB: 1 P: 22	R: 1 E: 1 K: 1 S: 13	H: 1 LOB: 2 BB: 1 P: 21	R: 0 E: 0 K: 0 S: 8	H: 1 LOB: 0 BB: 0 P: 12	R: 0 E: 0 K: 0 S: 6	H: 1 LOB: 0 BB: 0 P: 10	R: 0 E: 0 K: 0 S: 3	H: 0 LOB: 0 BB: 1 P: 7	R: 0 E: 0 K: 1 S: 10	H: 0 LOB: 0 BB: 0 P: 13	R: 2 E: 0 K: 1 S: 13	H: 2 LOB: 1 BB: 1 P: 22	R: 0 E: 0 K: 2 S: 9	H: 0 LOB: 0 BB: 0 P: 13	R: 0 E: 0 K: 2 S: 9	H: 0 LOB: 0 BB: 0 P: 13	1B: 3 2B: 2 3B: 0 HR: 1	SF: 0 SAC: 0 DP: 3 HBP: 0	WP: 0 PB: 0 SB: 0 CS: 0	PA: 35					
PITCHER	IP	WLS	BF	H	R	ER	SO	BB	IBB	HBP	BLK	WP	HR	S	P	ERA	WHIP										
Mark Langston, L ERA: 3.99 (1, 1)	8.0	L	32	6	5	4	4	4	0	0	0	0	1	72	121	4.50	1.250										
Mark Eichhorn, R ERA: 2.47 (9, 1)	1.0	S	3	0	0	0	2	0	0	0	0	0	0	9	13	0.00	0.000										

Batter	1	2	3	4	5	6	7	8	9	AB	R	H	RBI	BB	SO	LOB	BOTTOM										
Chad Curtis, R OBP: 0.335, SLG: 0.418 (1, 7)	G1-3									4	0	1	0	0	0	1	Detroit Tigers @ California Angels Anaheim Stadium, Anaheim, CA Thu Jul 23 1992, 10:05 PM EDT Att: 20,900 - Cloudy - 68 F										
Luis Sojo, R OBP: 0.336, SLG: 0.489 (1, 4)	HR									4	1	1	1	0	0	2											
Junior Felix, S OBP: 0.302, SLG: 0.395 (1, 8)	G6-3									3	0	0	0	0	0	0											
Gary Gaetti, R OBP: 0.276, SLG: 0.328 (1, 10)	K									3	0	0	0	0	1	0											
Von Hayes, L OBP: 0.321, SLG: 0.338 (1, 9)										3	1	1	0	0	0	0											
Rene Gonzales, R OBP: 0.353, SLG: 0.404 (1, 5)										3	0	1	0	0	0	0											
Lee Stevens, L OBP: 0.260, SLG: 0.328 (1, 3)										2	0	0	1	0	1	0											
Mike Fitzgerald, R OBP: 0.294, SLG: 0.336 (1, 2)										2	0	0	0	0	0	1											
John Morris, L OBP: 0.273, SLG: 0.280 (8, PH)										1	0	0	0	0	0	0											
Ron Tingley, R OBP: 0.214, SLG: 0.343 (9, 2)										0	0	0	0	0	0	0											
Gary Disarcina, R OBP: 0.294, SLG: 0.303 (1, 6)										3	0	1	0	0	0	0											
Inning Stats	R: 1 E: 0 K: 1 S: 10	H: 1 LOB: 0 BB: 0 P: 14	R: 1 E: 0 K: 0 S: 14	H: 2 LOB: 0 BB: 0 P: 19	R: 0 E: 0 K: 0 S: 7	H: 1 LOB: 0 BB: 0 P: 12	R: 0 E: 0 K: 0 S: 7	H: 0 LOB: 0 BB: 0 P: 10	R: 0 E: 0 K: 0 S: 8	H: 0 LOB: 0 BB: 0 P: 11	R: 0 E: 0 K: 0 S: 7	H: 1 LOB: 0 BB: 0 P: 8	R: 0 E: 0 K: 1 S: 9	H: 0 LOB: 0 BB: 0 P: 13	R: 0 E: 0 K: 0 S: 7	H: 0 LOB: 0 BB: 0 P: 9	R: 0 E: 0 K: 0 S: 7	H: 0 LOB: 0 BB: 0 P: 9	1B: 4 2B: 0 3B: 0 HR: 1	SF: 1 SAC: 0 DP: 0 HBP: 0	WP: 0 PB: 0 SB: 0 CS: 2	PA: 30					
PITCHER	IP	WLS	BF	H	R	ER	SO	BB	IBB	HBP	BLK	WP	HR	S	P	ERA	WHIP										
Mark Leiter, R ERA: 4.55 (1, 1)	7.0	W	23	5	2	2	1	0	0	0	0	0	0	60	85	2.57	0.714										
John Doherty, R ERA: 3.99 (8, 1)	2.0	S	6	0	0	0	1	0	0	0	0	0	0	16	22	0.00	0.000										

Batter	1	2	3	4	5	6	7	8	9	AB	R	H	RBI	BB	SO	LOB	TOP			
Tony Phillips, S (1,4) OBP: 0.400, SLG: 0.406	F9		SAFE 1B SAFE 1B SAFE 1B	4-1 BB		G6-3		K		3	0	0	0	1	1	0				
Dan Gladden, R (1,7) OBP: 0.310, SLG: 0.356	F8		0-0 BB			G5-3		F7		4	0	0	0	0	0	2				
Travis Fryman, R (1,6) OBP: 0.325, SLG: 0.450	L7		0-3 K			K		K		4	0	0	0	0	3	2				
Cecil Fielder, R (1,3) OBP: 0.314, SLG: 0.444			3-3 K			K		K		4	0	0	0	0	3	2				
Mickey Tettleton, S (1,10) OBP: 0.355, SLG: 0.469			4-1 1B BB			K		K		3	0	0	0	1	3	0				
Mark Carreon, R (1,9) OBP: 0.289, SLG: 0.373			1-2 1B			K		F8		4	0	1	0	0	1	0				
Skeeter Barnes, R (1,5) OBP: 0.280, SLG: 0.366			1-0 P6			BB 1B		F8		3	0	1	0	0	0	2				
Chad Kreuter, S (1,2) OBP: 0.286, SLG: 0.314			3-2 F7			BB		G4-6-3 BB		1	0	0	0	2	0	2				
Mitt Cuyler, S (1,8) OBP: 0.275, SLG: 0.316			1-1 BB			1B		G4-6-3		1	0	1	0	0	0	0				
Gary Pettis, S (4,PH) OBP: 0.255, SLG: 0.217								1-2		2	0	0	0	0	1	3				
Inning Stats	R: 0 E: 0 K: 0 S: 5	H: 0 LOB: 0 BB: 0 P: 8	R: 0 E: 0 K: 1 S: 13	H: 1 LOB: 2 BB: 1 P: 25	R: 0 E: 0 K: 2 S: 10	H: 1 LOB: 2 BB: 1 P: 16	R: 0 E: 0 K: 3 S: 15	H: 1 LOB: 0 BB: 0 P: 23	R: 0 E: 0 K: 1 S: 8	H: 0 LOB: 0 BB: 0 P: 10	R: 0 E: 0 K: 0 S: 14	H: 0 LOB: 0 BB: 1 P: 12	R: 0 E: 0 K: 2 S: 7	H: 0 LOB: 0 BB: 0 P: 8	R: 0 E: 0 K: 2 S: 7	H: 0 LOB: 0 BB: 0 P: 9	1B: 3 2B: 0 3B: 0 HR: 0	SF: 0 SAC: 0 DP: 1 HBP: 0	WP: 0 PB: 0 SB: 0 CS: 0	PA: 33
PITCHER Tim Fortugno, L (1,1) ERA: 1.84	IP: 9.0 WLS: W BF: 33 H: 3 R: 0 ER: 0 SO: 12 BB: 4 IBB: 0 HBP: 0 BLK: 0 WP: 0 HR: 0 S: 86 P: 129 ERA: 0.00 WHIP: 0.778															PITCHER	IP: 9.0 WLS: W BF: 33 H: 3 R: 0 ER: 0 SO: 12 BB: 4 IBB: 0 HBP: 0 BLK: 0 WP: 0 HR: 0 S: 86 P: 129 ERA: 0.00 WHIP: 0.778			

Detroit Tigers @ California Angels
Anaheim Stadium, Anaheim, CA
Sat Jul 25 1992, 6:33 AM EDT
Att: 30,682 - Cloudy - 72 F


AB 29
R 0
H 3
RBI 0
BB 4
SO 12
LOB 13



Batter	1	2	3	4	5	6	7	8	9	AB	R	H	RBI	BB	SO	LOB	BOTTOM	
Luis Polonia, L (1,10) OBP: 0.363, SLG: 0.355	G4-3	FC5 1B		FC3-6 2B		1B		G4-3		5	1	2	1	0	0	2		
Luis Sojo, R (1,4) OBP: 0.319, SLG: 0.469	L4	FC5		E 2B		P9		P3		5	1	1	2	0	0	3		
Junior Felix, S (1,8) OBP: 0.278, SLG: 0.387	G6-3			E1 2H				G6-3		3	1	0	0	1	0	0		
Jose Gonzalez, R (8,8) OBP: 0.281, SLG: 0.240								F8 1B BB E		1	0	0	0	0	0	0		
Von Hayes, L (1,9) OBP: 0.323, SLG: 0.343		L8		G3-1		G6-3		E 1B BB		4	1	1	0	0	0	1		
Chad Curtis, R (1,7) OBP: 0.325, SLG: 0.404		G4-3		G5-3		F8		F8		4	0	0	0	0	0	2		
Rene Gonzales, R (1,5) OBP: 0.357, SLG: 0.410		1B 2B				F8		E5 1B PB		4	2	2	1	0	0	1		
Gary Gaetti, R (1,3) OBP: 0.278, SLG: 0.329		1B 2B				F9		1B PB		4	1	2	1	0	0	1		
Ken Oberkfell, L (8,3) OBP: 0.273, SLG: 0.200		1B 1B				G1-6-3		1B		0	0	0	0	0	0	0		
Ron Tingley, R (1,2) OBP: 0.260, SLG: 0.389		1B 1B				FC3-6 1B 2B		F7 P6		4	2	2	2	0	0	2		
Gary Disarcina, R (1,6) OBP: 0.293, SLG: 0.302		1B 1B				FC3-6 1B		P3 F7		4	0	2	1	0	0	2		
Inning Stats	R: 0 E: 0 K: 0 S: 10	H: 0 LOB: 0 BB: 0 P: 14	R: 3 E: 0 K: 0 S: 18	H: 5 LOB: 0 BB: 0 P: 28	R: 0 E: 0 K: 0 S: 9	H: 0 LOB: 0 BB: 0 P: 10	R: 4 E: 1 K: 0 S: 15	H: 4 LOB: 1 BB: 0 P: 21	R: 0 E: 0 K: 0 S: 7	H: 1 LOB: 1 BB: 0 P: 10	R: 2 E: 1 K: 0 S: 13	H: 2 LOB: 2 BB: 1 P: 24	R: 0 E: 0 K: 0 S: 7	H: 0 LOB: 0 BB: 0 P: 12	1B: 10 2B: 2 3B: 0 HR: 0	SF: 0 SAC: 0 DP: 0 HBP: 0	WP: 0 PB: 1 SB: 0 CS: 0	PA: 39
PITCHER Walt Terrell, R (1,1) ERA: 4.96	IP: 3.2 WLS: L BF: 20 H: 9 R: 7 ER: 6 SO: 0 BB: 0 IBB: 0 HBP: 0 BLK: 0 WP: 0 HR: 0 S: 48 P: 67 ERA: 14.73 WHIP: 2.455															PITCHER	IP: 3.2 WLS: L BF: 20 H: 9 R: 7 ER: 6 SO: 0 BB: 0 IBB: 0 HBP: 0 BLK: 0 WP: 0 HR: 0 S: 48 P: 67 ERA: 14.73 WHIP: 2.455	
Les Lancaster, R (4,1) ERA: 5.74	IP: 3.1 WLS: L BF: 16 H: 3 R: 2 ER: 1 SO: 0 BB: 1 IBB: 0 HBP: 0 BLK: 0 WP: 0 HR: 0 S: 29 P: 47 ERA: 2.70 WHIP: 1.200															PITCHER	IP: 3.1 WLS: L BF: 16 H: 3 R: 2 ER: 1 SO: 0 BB: 1 IBB: 0 HBP: 0 BLK: 0 WP: 0 HR: 0 S: 29 P: 47 ERA: 2.70 WHIP: 1.200	
Buddy Groom, L (8,1) ERA: 5.0	IP: 1.0 WLS: L BF: 3 H: 0 R: 0 ER: 0 SO: 0 BB: 0 IBB: 0 HBP: 0 BLK: 0 WP: 0 HR: 0 S: 7 P: 12 ERA: 0.00 WHIP: 0.000															PITCHER	IP: 1.0 WLS: L BF: 3 H: 0 R: 0 ER: 0 SO: 0 BB: 0 IBB: 0 HBP: 0 BLK: 0 WP: 0 HR: 0 S: 7 P: 12 ERA: 0.00 WHIP: 0.000	

Detroit Tigers @ California Angels
Anaheim Stadium, Anaheim, CA
Sat Jul 25 1992, 6:33 AM EDT
Att: 30,682 - Cloudy - 72 F

AB 38
R 9
H 12
RBI 8
BB 1
SO 0
LOB 14



Batter	1	2	3	4	5	6	7	8	9	AB	R	H	RBI	BB	SO	LOB	TOP										
Tony Phillips, S OBP: 0.404, SLG: 0.414 (1, 9)	2-2 BB 1B	0-0 SAFE SAFE 1B			1-0 G3-4-3 1B	2-1 SAFE SAFE SAFE SAFE 1-H 2B		1-0 G3		5	0	4	1	0	0	1											
Lou Whitaker, L OBP: 0.395, SLG: 0.456 (1, 4)	0-1 P7	0-1 G3			1-0 G3-4-3 1-2 1B	1-0 F7			2-1 G6-3	5	0	0	0	0	0	5											
Travis Fryman, R OBP: 0.326, SLG: 0.449 (1, 6)	0-1 BB 1-2 1B		3-1 G3-1 F7 1B		1-2 L8		1-1 G6-3		1-1 F7	5	0	2	0	0	0	1											
Cecil Fielder, R OBP: 0.313, SLG: 0.441 Skeeter Barnes, R OBP: 0.290, SLG: 0.366 (9, PR)	3-0 P3		0-0 F7		2-0 F8		3-3 K		0-1 BB 1B	5	0	1	0	0	1	4											
Mickey Tettleton, S OBP: 0.360, SLG: 0.470 (1, 2)	4-1 FC3-6 BB 1-2 2-3		3-2 G3-1		2-2 FC4-6 1B		4-2 BB		4-2 BB	2	0	1	0	3	0	1											
Dave Bergman, L OBP: 0.289, SLG: 0.259 (1, 3)	0-0 FC3-6 1-2		0-2 F8		2-2 FC4-6 2B G6-3 1-2		0-0 F8		1-0 G4-3	5	1	0	0	0	0	8											
Scott Livingstone, L OBP: 0.351, SLG: 0.333 (1, 5)		0-0 P7		1-1 G4-3		0-1 G6-3 1-3 2B		1-0 G4-3		4	1	1	0	0	0	0											
Mark Carreon, R OBP: 0.288, SLG: 0.376 (1, 7)	2-0 P4		1-1 F8		1-1 G6-3		1-2 G4-3 2B			4	0	1	1	0	0	1											
Gary Pettis, S OBP: 0.273, SLG: 0.240 (1, 8)	1-2 1B 1B		0-0 G3		3-2 3-H X 2B 1B		0-0 G4-3			4	1	2	1	0	0	1											
Inning Stats	R: 0 E: 0 K: 0 S: 10	H: 2 LOB: 3 BB: 1 P: 19	R: 0 E: 0 K: 0 S: 8	H: 2 LOB: 2 BB: 0 P: 11	R: 0 E: 0 K: 0 S: 9	H: 1 LOB: 1 BB: 0 P: 15	R: 0 E: 0 K: 0 S: 5	H: 0 LOB: 0 BB: 0 P: 7	R: 0 E: 0 K: 0 S: 7	H: 1 LOB: 1 BB: 0 P: 12	R: 3 E: 0 K: 0 S: 21	H: 4 LOB: 1 BB: 0 P: 31	R: 0 E: 0 K: 1 S: 9	H: 0 LOB: 1 BB: 1 P: 17	R: 0 E: 0 K: 0 S: 7	H: 1 LOB: 1 BB: 0 P: 10	R: 0 E: 0 K: 0 S: 9	H: 1 LOB: 2 BB: 1 P: 17	1B: 9 2B: 3 3B: 0 HR: 0	SF: 0 SAC: 0 DP: 0 HBP: 0	WP: 0 PB: 0 SB: 0 CS: 0	PA: 42					
PITCHER	IP	WLS	BF	H	R	ER	SO	BB	IBB	HBP	BLK	WP	HR	S	P	ERA	WHIP										
Julio Valera, R ERA: 3.69 Chuck Crim, R ERA: 5.16 Joe Grahe, R ERA: 3.97	(1, 1)	5.2	28	10	3	3	0	1	0	0	0	0	0	59	93	4.76	1.941										
	(6, 1)	2.1	W	9	1	0	0	1	1	0	0	0	0	17	29	0.00	0.857										
	(9, 1)	1.0	S	5	1	0	0	0	1	0	0	0	0	9	17	0.00	2.000										

Detroit Tigers @ California Angels
Anaheim Stadium, Anaheim, CA
Sun Jul 26 1992, 6:33 AM EDT
Att: 30,549 - Sunny - 75 F

AB	39
R	3
H	12
RBI	3
BB	3
SO	1
LOB	22



Batter	1	2	3	4	5	6	7	8	9	AB	R	H	RBI	BB	SO	LOB	BOTTOM										
Luis Polonia, L OBP: 0.359, SLG: 0.351 (1, 10)	0-1 G1-3		1-3 K		0-0 G4-3		2-2 L4			4	0	0	0	0	1	3											
Luis Sojo, R OBP: 0.324, SLG: 0.469 (1, 4)	2-1 P2		1-1 WP 1-3 1B		0-1 P6		2-2 1B PB 1B			4	1	2	0	0	0	0											
Junior Felix, S OBP: 0.303, SLG: 0.387 (1, 8)	2-2 G1-3		4-2 BB		1-2 G5-3		2-2 BB 1B			3	1	1	0	1	0	0											
Gary Gaetti, R OBP: 0.275, SLG: 0.324 (1, 3)		2-2 E3 SH5-4 BB	0-0 F8		1-2 G5-3		1-0 F8			4	0	0	0	0	0	4											
Chad Curtis, R OBP: 0.327, SLG: 0.401 (8, 7)		4-2 SH5-4 BB		0-0 G6-3		4-2 F9 SF9 BB		1-3 K		2	1	0	0	2	1	2											
Rene Gonzales, R OBP: 0.360, SLG: 0.409 (1, 5)		1-0 SH5-4		0-0 F9		1-2 BB BB		4-2 1B BB		1	1	0	0	2	0	0											
Jose Gonzalez, R OBP: 0.297, SLG: 0.235 Von Hayes, L OBP: 0.324, SLG: 0.344 (7, PH)		4-0 G6-4-3 IBB		2-2 L9		1-0 F9		3-2 1B BB		1	0	0	0	1	0	0											
Mike Fitzgerald, R OBP: 0.297, SLG: 0.338 Ken Oberkfell, L OBP: 0.250, SLG: 0.200 Ron Tingley, R OBP: 0.256, SLG: 0.384 (8, 2)		3-2 G6-4-3		0-2 G6-3 1B		2-3 SF9		1-H 2-H 3-H 1B		2	0	1	0	0	0	3											
Gary Disarcina, R OBP: 0.297, SLG: 0.303 (1, 6)			0-0 1B S 1B		1-2 G6-3		1-2 BB			2	0	1	0	1	0	1											
Inning Stats	R: 0 E: 0 K: 0 S: 7	H: 0 LOB: 0 BB: 0 P: 11	R: 0 E: 1 K: 0 S: 11	H: 0 LOB: 2 BB: 2 P: 25	R: 0 E: 0 K: 1 S: 14	H: 2 LOB: 1 BB: 1 P: 19	R: 0 E: 0 K: 0 S: 5	H: 0 LOB: 0 BB: 0 P: 7	R: 0 E: 0 K: 0 S: 6	H: 1 LOB: 0 BB: 0 P: 9	R: 0 E: 0 K: 0 S: 8	H: 0 LOB: 0 BB: 0 P: 10	R: 1 E: 0 K: 0 S: 9	H: 0 LOB: 2 BB: 3 P: 25	R: 3 E: 0 K: 1 S: 23	H: 3 LOB: 1 BB: 1 P: 38	1B: 6 2B: 0 3B: 0 HR: 0	SF: 1 SAC: 1 DP: 1 HBP: 0	WP: 1 PB: 1 SB: 1 CS: 0	PA: 35							
PITCHER	IP	WLS	BF	H	R	ER	SO	BB	IBB	HBP	BLK	WP	HR	S	P	ERA	WHIP										
Frank Tanana, L ERA: 4.3 Kurt Knudsen, R ERA: 2.43 Mike Munoz, L ERA: 3.45 John Doherty, R ERA: 4.5 Buddy Groom, L ERA: 4.94	(1, 1)	6.0	24	3	1	1	1	4	1	0	0	0	0	4	10	0.00	1.500										
	(7, 1)	0.2	3	0	0	0	0	1	0	0	0	0	0	4	10	0.00	1.500										
	(7, 1)	0.1	1	0	0	0	0	0	0	0	0	0	0	3	5	0.00	0.000										
	(8, 1)	0.2	L	5	2	3	3	1	1	0	0	0	0	15	25	40.50	4.500										
	(8, 1)	0.1	2	1	0	0	0	0	0	0	0	0	0	8	13	0.00	3.000										

Detroit Tigers @ California Angels
Anaheim Stadium, Anaheim, CA
Sun Jul 26 1992, 6:33 AM EDT
Att: 30,549 - Sunny - 75 F

AB	26
R	4
H	6
RBI	4
BB	7
SO	2
LOB	16



Batter	1	2	3	4	5	6	7	8	9	AB	R	H	RBI	BB	SO	LOB	TOP				
Steve Sax, R OBP: 0.290, SLG: 0.310 (1, 4)	F8		2B		G3	B1-3			SH1-3	4	1	1	0	0	0	0					
Tim Lincecum, S OBP: 0.355, SLG: 0.348 (1, 7)	P8		2B		HR		F7		E7	5	1	3	1	0	0	0					
Frank Thomas, R OBP: 0.440, SLG: 0.526 (1, 3)	G4-3		F9		HR		S		G5-4-3	3	1	1	2	2	0	1					
George Bell, R OBP: 0.289, SLG: 0.392 (1, 10)		P8	FC6-4		K		F7		G5-4-3	4	0	0	0	1	1	3					
Robin Ventura, L OBP: 0.369, SLG: 0.416 (1, 5)		K	FC6-4		G4-3		P3			4	0	0	0	0	1	3					
Dan Pasqua, L OBP: 0.302, SLG: 0.362 (8, PH)	G4-3					HR		G6-3		2	1	1	0	1	0	0					
Shawn Abner, R OBP: 0.363, SLG: 0.389 (8, 9)					BB					1	0	0	0	0	0	0					
Lance Johnson, L OBP: 0.311, SLG: 0.339 (1, 8)			HR		L8		F7		G1	4	1	1	0	0	0	2					
Carlton Fisk, R OBP: 0.275, SLG: 0.295 (1, 2)			HR		P3		P3		K	4	1	1	2	0	1	2					
Craig Grebeck, R OBP: 0.339, SLG: 0.396 (1, 6)			G5-3		F9		HR		SH1-3	4	2	2	2	0	0	1					
Inning Stats	R: 0 E: 0 K: 0 S: 6	H: 0 LOB: 0 BB: 0 P: 8	R: 0 E: 0 K: 1 S: 10	H: 0 LOB: 0 BB: 0 P: 14	R: 3 E: 0 K: 0 S: 15	H: 4 LOB: 2 BB: 1 P: 25	R: 0 E: 0 K: 0 S: 4	H: 0 LOB: 1 BB: 0 P: 11	R: 2 E: 0 K: 0 S: 10	H: 2 LOB: 0 BB: 0 P: 16	R: 2 E: 0 K: 0 S: 8	H: 2 LOB: 0 BB: 0 P: 13	R: 0 E: 0 K: 0 S: 7	H: 0 LOB: 1 BB: 1 P: 15	R: 0 E: 0 K: 1 S: 9	H: 0 LOB: 0 BB: 0 P: 17	R: 1 E: 1 K: 0 S: 11	H: 2 LOB: 1 BB: 1 P: 15	1B: 5 2B: 2 3B: 0 HR: 3	SF: 0 SAC: 1 DP: 1 HBP: 0	WP: 0 PA: 40 PB: 0 SB: 1 CS: 0
PITCHER	IP	WLS	BF	H	R	ER	SO	BB	IBB	HBP	BLK	WP	HR	S	P	ERA	WHIP				
Bill Gullickson, R ERA: 3.65 (1, 1)	5.2	L	27	8	7	7	2	2	0	0	0	0	3	52	86	11.12	1.765				
John Kieley, R ERA: 1.54 (8, 1)	1.1	5	0	0	0	0	0	1	0	0	0	0	0	8	16	0.00	0.750				
Mike Munoz, L ERA: 3.38 (8, 1)	0.2	2	0	0	0	0	0	0	0	0	0	0	0	6	12	0.00	0.000				
John Doherty, R ERA: 4.38 (8, 1)	1.1	6	2	1	0	1	1	1	0	0	0	0	0	14	20	0.00	2.250				

Chicago White Sox @ Detroit Tigers
Tiger Stadium, Detroit, MI
Tue Jul 28 1992, 7:05 PM EDT
Sunny - 83 F

AB 35
R 8
H 10
RBI 7
BB 4
SO 3
LOB 12



Batter	1	2	3	4	5	6	7	8	9	AB	R	H	RBI	BB	SO	LOB	BOTTOM				
Tony Phillips, S OBP: 0.402, SLG: 0.411 (1, 10)	K		1B		P4		G6-3	L9		5	1	1	0	0	1	1					
Lou Whitaker, L OBP: 0.401, SLG: 0.464 (1, 4)	FC4-6		2B		G5-3		2B		K	4	1	3	1	1	1	0					
Travis Fryman, R OBP: 0.324, SLG: 0.449 (1, 6)	FC4-6		2B		G5-3		K		K	5	1	1	1	0	2	3					
Cecil Fielder, R OBP: 0.316, SLG: 0.447 (1, 3)	1B		P4		P4		G5-3			4	0	2	2	1	0	3					
Mickey Tettleton, S OBP: 0.363, SLG: 0.468 (1, 2)	1B		G6-4-3		IBB		K		F8	3	0	1	0	2	1	1					
Dan Gladden, R OBP: 0.305, SLG: 0.350 (9, 8)	P3		G6-4-3		FC4-6		K		K	4	0	0	0	0	1	5					
Scott Livingstone, L OBP: 0.330, SLG: 0.331 (1, 5)	L7				F8		G3-1		E	4	1	1	0	0	0	0					
Mark Carreon, R OBP: 0.288, SLG: 0.373 (1, 9)	K				P3		F7		E5	4	1	1	0	0	1	0					
Gary Pettis, S OBP: 0.276, SLG: 0.231 (8, PH)					K		K			2	1	0	0	1	2	0					
Shawn Hare, L OBP: 0.222, SLG: 0.200 (8, PR)			1B		K		K			0	0	0	0	0	0	0					
Skeeter Barnes, R OBP: 0.280, SLG: 0.366 (9, 7)			1B							0	0	0	0	0	0	0					
Inning Stats	R: 1 E: 0 K: 1 S: 15	H: 2 LOB: 1 BB: 1 P: 25	R: 0 E: 0 K: 1 S: 7	H: 0 LOB: 0 BB: 0 P: 10	R: 2 E: 0 K: 0 S: 13	H: 3 LOB: 2 BB: 2 P: 26	R: 0 E: 0 K: 1 S: 8	H: 0 LOB: 0 BB: 0 P: 10	R: 1 E: 0 K: 0 S: 18	H: 2 LOB: 2 BB: 1 P: 29	R: 0 E: 0 K: 1 S: 8	H: 0 LOB: 0 BB: 0 P: 13	R: 0 E: 0 K: 1 S: 8	H: 1 LOB: 1 BB: 0 P: 11	R: 2 E: 1 K: 2 S: 25	H: 3 LOB: 1 BB: 0 P: 34	R: 0 E: 0 K: 2 S: 12	H: 0 LOB: 1 BB: 1 P: 23	1B: 6 2B: 5 3B: 0 HR: 0	SF: 0 SAC: 0 DP: 1 HBP: 0	WP: 0 PA: 41 PB: 0 SB: 1 CS: 0
PITCHER	IP	WLS	BF	H	R	ER	SO	BB	IBB	HBP	BLK	WP	HR	S	P	ERA	WHIP				
Jack McDowell, R ERA: 3.5 (7, 1)	1.0	6	3	2	1	2	0	0	0	0	0	0	0	23	31	9.00	3.000				
Roberto Hernandez, R ERA: 2.43 (8, 1)	1.1	S	5	0	0	0	2	1	0	0	0	0	0	15	28	0.00	0.750				

Chicago White Sox @ Detroit Tigers
Tiger Stadium, Detroit, MI
Tue Jul 28 1992, 7:05 PM EDT
Sunny - 83 F

AB 36
R 6
H 11
RBI 6
BB 5
SO 9
LOB 13



Batter	1	2	3	4	5	6	7	8	9	AB	R	H	RBI	BB	SO	LOB	TOP				
Steve Sax, R OBP: 0.297, SLG: 0.313 (1, 4)	F7		1B		SH1-3 1B	1-2 1B			2B SF9	3	2	2	0	2	0	0					
Tim Lincecum, S OBP: 0.385, SLG: 0.348 Warren Newson, L OBP: 0.372, SLG: 0.248 (1, 7)	G6-3 1B		L7		SH1-3	F8			P5	3	0	1	0	0	0	3					
Frank Thomas, R OBP: 0.442, SLG: 0.529 (1, 3)	G6-3		1B		1B				2B	4	0	2	0	1	1	1					
George Bell, R OBP: 0.291, SLG: 0.390 Joey Votto, S OBP: 0.296, SLG: 0.278 (1, 10)		L4	L8		1B				IBB	4	0	1	1	1	1	2					
Robin Ventura, L OBP: 0.365, SLG: 0.412 (1, 5)		K			G3	P4			SF9	4	0	0	1	0	1	2					
Shawn Abner, R OBP: 0.355, SLG: 0.410 (1, 9)		HR			G5-3	K			F8	5	1	1	1	0	2	4					
Lance Johnson, L OBP: 0.316, SLG: 0.350 (1, 8)		1B			2B	3B			E4	4	2	3	0	0	0	0					
Ron Karkovice, R OBP: 0.288, SLG: 0.320 (1, 2)		L8			1B	2B			P2	4	0	1	1	0	0	1					
Craig Grebeck, R OBP: 0.338, SLG: 0.394 (1, 6)			F7		K				F9	4	0	1	0	0	1	1					
Inning Stats	R: 0 E: 0 K: 0 S: 4	H: 1 LOB: 0 BB: 7	R: 1 E: 0 K: 1 S: 13	H: 2 LOB: 1 BB: 18	R: 0 E: 0 K: 0 S: 10	H: 2 LOB: 2 BB: 16	R: 1 E: 0 K: 1 S: 17	H: 2 LOB: 1 BB: 25	R: 1 E: 0 K: 1 S: 7	H: 1 LOB: 2 BB: 18	R: 0 E: 0 K: 2 S: 9	H: 0 LOB: 0 BB: 15	R: 0 E: 0 K: 1 S: 10	H: 1 LOB: 0 BB: 13	R: 1 E: 0 K: 0 S: 7	H: 1 LOB: 2 BB: 16	1B: 8 2B: 2 3B: 1 HR: 1	SF: 1 SAC: 1 DP: 1 HBP: 0	WP: 0 PB: 0 SB: 1 CS: 0	PA: 42	
PITCHER	IP	WLS	BF	H	R	ER	SO	BB	IBB	HBP	BLK	WP	HR	S	P	ERA	WHIP				
Buddy Groom, L ERA: 5.01 (1, 1)	5.0	L	24	8	3	3	3	1	1	0	0	0	1	51	84	5.40	1.800				
Kurt Knudson, R ERA: 2.27 (6, 1)	3.0		12	3	1	0	3	0	0	0	0	0	0	27	43	0.00	1.000				
Mike Henneman, R ERA: 4.07 (9, 1)	1.0	S	6	1	1	1	0	1	1	0	0	0	0	7	16	9.00	2.000				

Chicago White Sox @ Detroit Tigers
Tiger Stadium, Detroit, MI
Tue Jul 28 1992, 7:05 PM EDT
Att: 22,688 - Sunny - 77 F

livebaseballscorecards.com

AB 36
R 5
H 12
RBI 4
BB 4
SO 6
LOB 15



Batter	1	2	3	4	5	6	7	8	9	AB	R	H	RBI	BB	SO	LOB	BOTTOM					
Tony Phillips, S OBP: 0.402, SLG: 0.409 (1, 7)	K		G5-3		1B				G4-3	4	0	1	0	1	1	1						
Lou Whitaker, L OBP: 0.407, SLG: 0.471 (1, 4)			1B		1B				F8	5	0	4	1	0	0	0						
Travis Fryman, R OBP: 0.323, SLG: 0.453 (1, 6)			F8		1B				1B	5	1	1	1	0	0	7						
Cecil Fielder, R OBP: 0.316, SLG: 0.445 (1, 10)					K				HR	4	1	1	0	0	3	1						
Shawn Hare, L OBP: 0.190, SLG: 0.167 Mickey Tettleton, S OBP: 0.364, SLG: 0.470 (1, 9)		G5-3			L8				1B	3	0	0	0	0	1	0						
Dave Bergman, L OBP: 0.283, SLG: 0.254 Dan Gladden, R OBP: 0.307, SLG: 0.350 (1, 3)			F8		F8				1B	3	0	0	0	0	1	0						
Scott Livingstone, L OBP: 0.354, SLG: 0.326 Mark Carreon, R OBP: 0.286, SLG: 0.372 (1, 5)			G4-3						BB	3	0	0	0	0	0	0						
Chad Kreuter, S OBP: 0.285, SLG: 0.312 (1, 2)			F7		1B				G4-3	4	0	1	0	0	1	0						
Gary Pettis, S OBP: 0.274, SLG: 0.232 (1, 8)			1B		F7				K	4	1	1	0	0	1	1						
Inning Stats	R: 0 E: 0 K: 2 S: 13	H: 1 LOB: 1 BB: 0 P: 18	R: 0 E: 0 K: 0 S: 5	H: 0 LOB: 0 BB: 0 P: 11	R: 1 E: 0 K: 0 S: 10	H: 2 LOB: 1 BB: 0 P: 22	R: 0 E: 0 K: 1 S: 7	H: 0 LOB: 0 BB: 0 P: 12	R: 0 E: 0 K: 0 S: 14	H: 3 LOB: 3 BB: 0 P: 23	R: 0 E: 0 K: 3 S: 11	H: 0 LOB: 0 BB: 0 P: 18	R: 0 E: 0 K: 1 S: 6	H: 0 LOB: 0 BB: 0 P: 10	R: 2 E: 0 K: 0 S: 13	H: 3 LOB: 2 BB: 1 P: 23	R: 0 E: 0 K: 1 S: 11	H: 1 LOB: 2 BB: 1 P: 21	1B: 9 2B: 0 3B: 0 HR: 1	SF: 0 SAC: 0 DP: 0 HBP: 0	WP: 2 PB: 0 SB: 1 CS: 0	PA: 39
PITCHER	IP	WLS	BF	H	R	ER	SO	BB	IBB	HBP	BLK	WP	HR	S	P	ERA	WHIP					
Alex Fernandez, R ERA: 4.16 (1, 1)	7.2	W	31	8	3	3	7	0	0	0	0	0	1	75	129	3.52	1.043					
Scott Radinsky, L ERA: 2.97 (8, 1)	0.0		2	1	0	0	0	1	0	0	0	1	0	3	7	∞	∞					
Bobby Thigpen, R ERA: 4.57 (8, 1)	1.1	S	6	1	0	0	1	1	0	0	0	0	0	12	22	0.00	1.500					

Chicago White Sox @ Detroit Tigers
Tiger Stadium, Detroit, MI
Tue Jul 28 1992, 7:05 PM EDT
Att: 22,688 - Sunny - 77 F

livebaseballscorecards.com

AB 37
R 3
H 10
RBI 2
BB 2
SO 8
LOB 12



Batter	1	2	3	4	5	6	7	8	9	AB	R	H	RBI	BB	SO	LOB	TOP					
Steve Sax, R OBP: 0.300, SLG: 0.317 (1, 4)	G6-3		1B				P4			5	1	2	0	1	1	4	Chicago White Sox @ Detroit Tigers Tiger Stadium, Detroit, MI Wed Jul 29 1992, 7:05 PM EDT Att: 21,061 - Sunny - 76 F					
Tim Lincecum, S OBP: 0.357, SLG: 0.354 (1, 7)	K		G1-3							6	1	3	4	0	1	4						
Frank Thomas, R OBP: 0.442, SLG: 0.528 (1, 3)										4	0	1	0	1	0	3						
George Bell, R OBP: 0.289, SLG: 0.388 Esteban Beltre, R OBP: 0.217, SLG: 0.217 (1, 10)	P4									5	0	1	1	0	1	3						
Dan Pasqua, L OBP: 0.301, SLG: 0.355 Shawn Abner, R OBP: 0.361, SLG: 0.416 (9, 9)										3	0	0	0	1	1	0						
Carlton Fisk, R OBP: 0.280, SLG: 0.300 Ron Karkovics, R OBP: 0.288, SLG: 0.320 (9, 2)										5	0	2	1	0	1	1						
Lance Johnson, L OBP: 0.320, SLG: 0.353 (1, 8)										5	0	3	1	0	0	1						
Joey Cora, S OBP: 0.303, SLG: 0.276 (1, 5)										4	1	1	0	1	1	1						
Craig Grebeck, R OBP: 0.342, SLG: 0.394 (1, 6)										3	2	1	1	2	0	1						
Inning Stats	R: 0 E: 0 K: 1 S: 8	H: 1 LOB: 1 BB: 0 P: 13	R: 0 E: 0 K: 1 S: 11	H: 1 LOB: 0 BB: 0 P: 18	R: 0 E: 0 K: 0 S: 7	H: 1 LOB: 1 BB: 0 P: 11	R: 0 E: 0 K: 0 S: 6	H: 0 LOB: 1 BB: 1 P: 13	R: 1 E: 0 K: 1 S: 12	H: 1 LOB: 2 BB: 2 P: 24	R: 0 E: 0 K: 0 S: 13	H: 1 LOB: 1 BB: 0 P: 17	R: 1 E: 0 K: 1 S: 18	H: 2 LOB: 2 BB: 1 P: 28	R: 0 E: 0 K: 1 S: 8	H: 1 LOB: 1 BB: 0 P: 13		R: 6 E: 0 K: 1 S: 23	H: 7 LOB: 3 BB: 2 P: 43	1B: 12 2B: 3 3B: 0 HR: 0	SF: 0 SAC: 0 DP: 0 HBP: 0	WP: 1 PB: 0 SB: 0 CS: 1
PITCHER	IP	WLS	BF	H	R	ER	SO	BB	IBB	HBP	BLK	WP	HR	S	P	ERA	WHIP			ERA	WHIP	
Kevin Ritz, R ERA: 5.6 (1, 1)	4.2		18	3	1	1	3	2	0	0	0	0	0	39	69	1.93	1.071			*	*	
Les Lancaster, R ERA: 5.71 (5, 1)	2.0		11	4	1	1	0	1	0	0	0	1	0	33	47	4.50	2.500					
John Kiely, R ERA: 1.46 (7, 1)	1.1		6	1	0	0	2	1	0	0	0	0	0	11	21	0.00	1.500					
Mike Henneman, R ERA: 4.62 (9, 1)	0.0		3	3	3	3	0	0	0	0	0	0	0	8	14	∞	∞					
John Doherty, R ERA: 4.53 (9, 1)	0.1		2	1	0	0	0	0	0	0	0	0	0	3	5	0.00	3.000					

Batter	1	2	3	4	5	6	7	8	9	AB	R	H	RBI	BB	SO	LOB	BOTTOM					
Tony Phillips, S OBP: 0.400, SLG: 0.405 (1, 4)			L7	G5-3			F7			4	1	0	0	1	0	3	Chicago White Sox @ Detroit Tigers Tiger Stadium, Detroit, MI Wed Jul 29 1992, 7:05 PM EDT Att: 21,061 - Sunny - 76 F					
Dan Gladden, R OBP: 0.313, SLG: 0.357 (1, 7)			G3							4	1	2	0	1	0	2						
Travis Fryman, R OBP: 0.319, SLG: 0.448 (1, 6)			G5-3							5	1	0	0	0	1	4						
Cecil Fielder, R OBP: 0.314, SLG: 0.440 (1, 3)			L3							4	1	0	0	1	0	4						
Mickey Tettleton, S OBP: 0.369, SLG: 0.484 (1, 10)										4	1	3	3	1	0	0						
Mark Carreon, R OBP: 0.284, SLG: 0.368 Shawn Hare, L OBP: 0.208, SLG: 0.190 (1, 9)										2	0	0	0	0	0	2						
Skeeter Barnes, R OBP: 0.279, SLG: 0.358 Scott Livingstone, L OBP: 0.321, SLG: 0.324 (5, 5)			G5-3	G4-3						2	0	0	0	0	0	0						
Chad Kreuter, S OBP: 0.291, SLG: 0.326 (1, 2)			G5-3							4	1	2	0	0	0	2						
Gary Pettis, S OBP: 0.288, SLG: 0.271 (1, 8)			G1-3							3	0	1	1	1	1	0						
Inning Stats	R: 1 E: 0 K: 0 S: 9	H: 1 LOB: 2 BB: 0 P: 20	R: 0 E: 0 K: 0 S: 5	H: 0 LOB: 0 BB: 0 P: 8	R: 0 E: 0 K: 0 S: 8	H: 0 LOB: 0 BB: 0 P: 13	R: 3 E: 0 K: 0 S: 10	H: 3 LOB: 1 BB: 1 P: 22	R: 2 E: 0 K: 1 S: 11	H: 2 LOB: 2 BB: 1 P: 20	R: 0 E: 0 K: 1 S: 7	H: 1 LOB: 1 BB: 0 P: 13	R: 0 E: 0 K: 0 S: 7	H: 0 LOB: 0 BB: 0 P: 10	R: 0 E: 0 K: 0 S: 11	H: 1 LOB: 2 BB: 1 P: 22		R: 0 E: 0 K: 2 S: 16	H: 1 LOB: 1 BB: 0 P: 26	1B: 4 2B: 3 3B: 1 HR: 1	SF: 1 SAC: 0 DP: 0 HBP: 0	WP: 0 PB: 0 SB: 0 CS: 0
PITCHER	IP	WLS	BF	H	R	ER	SO	BB	IBB	HBP	BLK	WP	HR	S	P	ERA	WHIP			ERA	WHIP	
Greg Hibbard, L ERA: 4.51 (1, 1)	4.0		19	4	4	4	0	3	0	0	0	0	0	25	43	3.00	1.000					
Donn Pail, R ERA: 4.69 (5, 1)	3.0		14	3	2	1	1	0	1	0	0	0	0	11	22	0.00	2.000					
Terry Leach, R ERA: 1.8 (8, 1)	1.0	W	5	1	0	0	0	1	0	0	0	0	0	13	22	0.00	1.500					
Bobby Thigpen, R ERA: 4.5 (9, 1)	0.2		3	1	0	0	1	0	0	0	0	0	0	3	4	0.00	0.000					
Scott Radinsky, L ERA: 2.95 (9, 1)	0.1	S	1	0	0	0	1	0	0	0	0	0	0	3	4	0.00	0.000					

Batter	1	2	3	4	5	6	7	8	9	AB	R	H	RBI	BB	SO	LOB	TOP			
Tony Phillips, S OBP: 0.397, SLG: 0.410 (1, 4)	1-0 HR		2-2 E5 2B				1-3 K		0-0 P3								5 2 1 1 0 2 0			
Dan Gladden, R OBP: 0.318, SLG: 0.363 (1, 7)	3-3 K		3-2 2B				2-3 K		1-1 1B HR								4 3 2 0 1 2 0			
Travis Fryman, R OBP: 0.325, SLG: 0.453 (1, 6)	4-0 BLK BB		0-0 2B				2-1 P3		3-2 HR 1B								4 2 3 2 1 0 0			
Cecil Fielder, R OBP: 0.315, SLG: 0.456 (1, 3)	2-2 G6-3		2-2 P4				0-1 E9 1B		0-0 HR								5 2 2 6 0 0 2			
Mickey Tettleton, S OBP: 0.370, SLG: 0.482 (1, 10)	1-1 G5-3		4-2 BB				1-0 FC6-4 1B		3-1 P4								4 0 1 0 1 0 1			
Mark Carreon, R OBP: 0.279, SLG: 0.362 (1, 9)		0-0 F7	1-2 P3				1-3 K		0-1 G1-3								4 0 0 0 0 1 4			
Skeeter Barnes, R OBP: 0.297, SLG: 0.347 Scott Livingstone, L OBP: 0.319, SLG: 0.322 (8, PH)		1-2 G4-3		0-1 G6-3			3-1 F7		2-2 P5								3 0 0 0 0 0 2 1 0 0 0 0 0 0			
Chad Kreuter, S OBP: 0.283, SLG: 0.316 (1, 2)		2-0 P3		1-3 K			2-1 FC6-4		3-1 G3-1								4 0 0 0 0 1 2			
Gary Pettis, S OBP: 0.275, SLG: 0.258 Lou Whitaker, L OBP: 0.406, SLG: 0.469 (9, PH)			2-1 L9	0-0 F7			3-2 G5-3		3-2 F8								3 0 0 0 0 0 0 1 0 0 0 0 0 0			
Inning Stats	R: 1 E: 0 K: 1 S: 9	H: 1 LOB: 1 BB: 1 P: 20	R: 0 E: 0 K: 0 S: 5	H: 0 LOB: 0 BB: 0 P: 8	R: 2 E: 1 K: 0 S: 20	H: 2 LOB: 2 BB: 1 P: 35	R: 0 E: 0 K: 1 S: 6	H: 0 LOB: 0 BB: 0 P: 7	R: 0 E: 0 K: 1 S: 8	H: 1 LOB: 2 BB: 0 P: 17	R: 3 E: 0 K: 0 S: 13	H: 3 LOB: 0 BB: 0 P: 23	R: 0 E: 0 K: 0 S: 7	H: 0 LOB: 0 BB: 0 P: 12	R: 3 E: 0 K: 1 S: 11	H: 2 LOB: 1 BB: 1 P: 23	1B: 4 2B: 2 3B: 0 HR: 3	SF: 0 SAC: 0 DP: 0 HBP: 0	WP: 0 PB: 0 SB: 0 CS: 0	PA: 41
PITCHER	IP WLS BF H R ER SO BB IBB HBP BLK WP HR S P ERA WHIP	IP WLS BF H R ER SO BB IBB HBP BLK WP HR S P ERA WHIP																		
Dennis Cook, L ERA: 3.93 (1, 1)	6.2 L 9 2 3 3 1 1 0 0 0 0 1 19 39 4.05 1.050	2.0 L 9 2 3 3 1 1 0 0 0 0 1 19 39 13.50 1.500																		
Eric Plunk, R ERA: 4.13 (7, 1)	0.1 3 2 2 2 0 0 0 0 0 0 0 1 5 8 54.00 6.000																			
Steve Olin, R ERA: 2.18 (9, 1)																				

Detroit Tigers @ Cleveland Indians
Cleveland Municipal Stadium, Cleveland, OH
Fri Jul 31 1992, 3:33 AM EDT
Att: 53,419 - Cloudy - 66 F

AB 38
R 9
H 9
RBI 9
BB 3
SO 6
LOB 11



Batter	1	2	3	4	5	6	7	8	9	AB	R	H	RBI	BB	SO	LOB	BOTTOM					
Kenny Lofton, L OBP: 0.328, SLG: 0.326 (1, 8)	4-2 1B E BB	3-2 G6-3		1-2 F7			1-2 F7		1-1 G3								4 1 0 0 1 0 2					
Mark Lewis, R OBP: 0.291, SLG: 0.333 Thomas Howard, S OBP: 0.314, SLG: 0.344 (9, PH)	1-0 E 2B 1B	0-0 E6			0-1 FC4-6 1B		0-2 P9		0-2 1B								4 1 2 0 0 0 0 1 0 1 0 0 0 0					
Carlos Baerga, S OBP: 0.348, SLG: 0.462 (1, 4)	1-2 E9 2B 1B	1-3 K			2-1 FC4-6 FC6-4 1-2		0-1 HR 1B		1-0 P5								5 2 2 1 0 1 3					
Albert Belle, R OBP: 0.314, SLG: 0.462 (1, 10)	2-2 1B 2B		2-1 G5-3		0-1 FC6-4		3-1 HR		0-0 F8								5 2 2 4 0 0 2					
Paul Sorrento, L OBP: 0.357, SLG: 0.452 (1, 3)	0-1 G6-4-3 1B		1-2 1B		0-2 F8		4-2 BB		0-2 L5								4 0 2 1 1 0 2					
Glenallen Hill, R OBP: 0.302, SLG: 0.444 (1, 7)	2-2 G6-4-3 1B		1-2 1B		2-1 P3		2-2 P3										4 0 2 0 0 0 1					
Mark Whiten, S OBP: 0.347, SLG: 0.384 (1, 9)	3-1 G6-4-3		2-2 G4-6-3		0-0 2B		0-0 L9										4 0 1 0 0 0 5					
Jim Thome, L OBP: 0.295, SLG: 0.346 (1, 5)	0-1 G5-3			2-3 K			4-0 IBB		1-2 G5-3								3 0 0 0 1 1 1					
Junior Ortiz, R OBP: 0.285, SLG: 0.263 (1, 2)		0-0 G6-3		2-3 K			1-0 F9		0-0 B5-3								4 0 0 0 0 1 2					
Inning Stats	R: 4 E: 1 K: 0 S: 18	H: 5 LOB: 1 BB: 1 P: 31	R: 0 E: 1 K: 1 S: 10	H: 0 LOB: 1 BB: 0 P: 14	R: 0 E: 0 K: 2 S: 12	H: 0 LOB: 0 BB: 0 P: 17	R: 0 E: 0 K: 2 S: 12	H: 0 LOB: 0 BB: 0 P: 17	R: 0 E: 0 K: 0 S: 9	H: 1 LOB: 1 BB: 0 P: 11	R: 0 E: 0 K: 0 S: 7	H: 1 LOB: 2 BB: 1 P: 15	R: 2 E: 0 K: 0 S: 13	H: 2 LOB: 1 BB: 1 P: 22	R: 0 E: 0 K: 0 S: 6	H: 0 LOB: 0 BB: 0 P: 8	R: 0 E: 0 K: 0 S: 8	H: 1 LOB: 1 BB: 0 P: 9	1B: 9 2B: 2 3B: 0 HR: 1	SF: 0 SAC: 0 DP: 2 HBP: 0	WP: 0 PB: 0 SB: 0 CS: 0	PA: 41
PITCHER	IP WLS BF H R ER SO BB IBB HBP BLK WP HR S P ERA WHIP	IP WLS BF H R ER SO BB IBB HBP BLK WP HR S P ERA WHIP																				
Walt Terrell, R ERA: 5.36 (1, 1)	5.0 17 3 0 0 3 0 0 0 0 0 0 48 68 0.00 0.600	1.1 9 3 2 2 0 1 1 0 0 0 0 16 31 13.50 3.000																				
John Doherty, R ERA: 4.12 (6, 1)	1.2 W 5 0 0 0 0 0 0 0 0 0 10 14 0.00 0.000	1.0 S 4 1 0 0 0 0 0 0 0 0 8 9 0.00 1.000																				
John Kiely, R ERA: 1.37 (7, 1)																						
Mike Hememan, R ERA: 4.53 (9, 1)																						

Detroit Tigers @ Cleveland Indians
Cleveland Municipal Stadium, Cleveland, OH
Fri Jul 31 1992, 3:33 AM EDT
Att: 53,419 - Cloudy - 66 F

AB 38
R 6
H 12
RBI 6
BB 3
SO 3
LOB 18



Batter	1	2	3	4	5	6	7	8	9	AB	R	H	RBI	BB	SO	LOB	TOP					
Tony Phillips, S OBP: 0.397, SLG: 0.410 (1, 10)										5	2	2	0	0	1	1	Detroit Tigers @ Cleveland Indians Cleveland Municipal Stadium, Cleveland, OH Sat Aug 01 1992, 3:33 AM EDT Att: 21,066 - Sunny - 73 F					
Lou Whitaker, L OBP: 0.403, SLG: 0.462 (1, 4)										4	0	0	0	1	1	4						
Travis Fryman, R OBP: 0.322, SLG: 0.449 (1, 6)										4	0	0	0	0	1	5						
Cecil Fielder, R OBP: 0.315, SLG: 0.462 (1, 3)										4	1	1	4	0	1	2						
Mickey Tettleton, S OBP: 0.371, SLG: 0.479 (1, 2)										2	0	0	0	2	0	0						
Dan Gladden, R OBP: 0.321, SLG: 0.363 (1, 7)										3	0	1	1	1	0	0						
Shawn Hare, L OBP: 0.179, SLG: 0.160 (1, 9)										4	0	0	0	0	0	5						
Scott Livingstone, L OBP: 0.323, SLG: 0.331 (1, 5)										4	1	2	0	0	1	0						
Gary Pettis, S OBP: 0.274, SLG: 0.258 (1, 8)										4	1	1	0	0	0	1						
Inning Stats	R: 0 E: 0 K: 1 S: 8	H: 0 LOB: 0 BB: 0 P: 12	R: 0 E: 0 K: 1 S: 9	H: 0 LOB: 0 BB: 0 P: 14	R: 0 E: 0 K: 0 S: 5	H: 0 LOB: 0 BB: 0 P: 6	R: 1 E: 0 K: 0 S: 15	H: 1 LOB: 3 BB: 3 P: 33	R: 0 E: 0 K: 0 S: 10	H: 1 LOB: 1 BB: 0 P: 17	R: 0 E: 0 K: 0 S: 10	H: 1 LOB: 2 BB: 1 P: 21	R: 4 E: 0 K: 2 S: 18	H: 4 LOB: 0 BB: 0 P: 27	R: 0 E: 0 K: 1 S: 9	H: 0 LOB: 0 BB: 0 P: 15	R: 0 E: 0 K: 0 S: 10	H: 0 LOB: 0 BB: 0 P: 13	1B: 5 2B: 1 3B: 0 HR: 1	SF: 0 SAC: 0 DP: 0 HBP: 0	WP: 0 PB: 0 SB: 0 CS: 0	PA: 38
PITCHER	IP WLS BF H R ER SO BB IBB HBP BLK WP HR S P ERA WHIP																					
Jose Mesa, R ERA: 4.38 (1, 1)	6.0 27 5 3 3 2 4 0 0 0 0 0 0 62 110 4.50 1.500																					
Kevin Wickander, L ERA: 3.72 (7, 1)	0.1 2 1 0 0 1 0 0 0 0 0 0 1 8 12 54.00 3.000																					
Ted Power, R ERA: 2.65 (7, 1)	1.1 W 4 0 0 0 1 0 0 0 0 0 0 11 18 0.00 0.000																					
Eric Plunk, R ERA: 3.97 (9, 1)	1.0 S 3 0 0 0 0 0 0 0 0 0 0 10 13 0.00 0.000																					

Batter	1	2	3	4	5	6	7	8	9	AB	R	H	RBI	BB	SO	LOB	BOTTOM			
Kenny Lofton, L OBP: 0.328, SLG: 0.325 (1, 8)										4	1	1	1	1	0	3	Detroit Tigers @ Cleveland Indians Cleveland Municipal Stadium, Cleveland, OH Sat Aug 01 1992, 3:33 AM EDT Att: 21,066 - Sunny - 73 F			
Thomas Howard, S OBP: 0.324, SLG: 0.358 (1, 7)										5	0	4	1	0	0	0				
Carlos Baerga, S OBP: 0.348, SLG: 0.459 (1, 4)										3	0	0	0	1	1	3				
Albert Belle, R OBP: 0.313, SLG: 0.458 (1, 10)										5	1	1	0	0	3	5				
Carlos Martinez, R OBP: 0.259, SLG: 0.325 Paul Sorrento, L OBP: 0.355, SLG: 0.449 (7, PH) (8, 3)										2	1	1	1	0	0	0				
Glenallen Hill, R OBP: 0.313, SLG: 0.463 (1, 9)										4	2	3	2	1	0	0				
Brook Jacoby, R OBP: 0.335, SLG: 0.357 (1, 5)										5	2	3	2	0	1	4				
Mark Lewis, R OBP: 0.291, SLG: 0.330 (1, 6)										3	0	0	0	1	0	1				
Junior Ortiz, R OBP: 0.291, SLG: 0.259 (1, 2)										2	1	0	1	1	0	0				
Inning Stats	R: 1 E: 0 K: 2 S: 18	H: 1 LOB: 3 BB: 2 P: 32	R: 0 E: 0 K: 0 S: 7	H: 0 LOB: 0 BB: 0 P: 12	R: 3 E: 0 K: 0 S: 15	H: 4 LOB: 3 BB: 2 P: 31	R: 0 E: 0 K: 2 S: 9	H: 1 LOB: 0 BB: 0 P: 13	R: 1 E: 0 K: 0 S: 9	H: 1 LOB: 0 BB: 0 P: 13	R: 0 E: 0 K: 1 S: 9	H: 1 LOB: 2 BB: 1 P: 16	R: 3 E: 0 K: 1 S: 14	H: 4 LOB: 2 BB: 0 P: 22	R: 0 E: 0 K: 0 S: 5	H: 1 LOB: 1 BB: 0 P: 7	1B: 10 2B: 1 3B: 0 HR: 2	SF: 1 SAC: 0 DP: 0 HBP: 2	WP: 0 PB: 0 SB: 2 CS: 1	PA: 43
PITCHER	IP WLS BF H R ER SO BB IBB HBP BLK WP HR S P ERA WHIP																			
Frank Tanana, L ERA: 4.49 (6, 1)	5.0 L 17 6 3 3 2 0 1 1 0 0 1 28 45 9.00 2.000																			

Batter	1	2	3	4	5	6	7	8	9	AB	R	H	RBI	BB	SO	LOB	TOP					
Tony Phillips, S OBP: 0.395, SLG: 0.407 (1, 10)	E3 		K 		K 			SH5-3 		3	0	0	0	0	2	1	Detroit Tigers @ Cleveland Indians Cleveland Municipal Stadium, Cleveland, OH Sun Aug 02 1992, 3:33 AM EDT Att: 25,733 - Sunny - 75 F					
Lou Whitaker, L OBP: 0.396, SLG: 0.456 (1, 4)	F8 			F9 		F7 		G6-3 		4	0	0	1	0	0	1						
Travis Fryman, R OBP: 0.319, SLG: 0.444 (1, 6)	K 			G5-3 		K 		K 		4	0	0	0	0	3	1						
Cecil Fielder, R OBP: 0.314, SLG: 0.467 (1, 3)		HR 		G6-3 		G6-3 			K 	4	1	1	1	0	1	0						
Mickey Tettleton, S OBP: 0.374, SLG: 0.489 (1, 2)		K 			BB 2B 		HR 		E 1B 	3	2	2	1	1	1	0						
Dan Gladden, R OBP: 0.320, SLG: 0.359 (1, 7)		K 			BB 2B G3 		P5 		FC 	3	1	0	0	1	1	1						
Shawn Hare, L OBP: 0.172, SLG: 0.154 Mark Carreon, R OBP: 0.280, SLG: 0.366 (5, PH) (5, 9)	G5-3 				BB G3 		G6-3 		P3 	1	0	0	0	0	0	0						
Scott Livingstone, L OBP: 0.317, SLG: 0.324 (1, 5)			G4-3 		G3 		G3 		F8 	4	0	0	1	0	0	3						
Gary Pettis, S OBP: 0.276, SLG: 0.275 (1, 8)			K 		K 			SH5-3 G6-3 2B 		3	1	1	0	0	2	1						
Inning Stats	R: 0 E: 1 K: 1 S: 7	H: 0 LOB: 0 BB: 0 P: 13	R: 1 E: 0 K: 2 S: 12	H: 1 LOB: 0 BB: 0 P: 20	R: 0 E: 0 K: 2 S: 9	H: 0 LOB: 0 BB: 0 P: 12	R: 0 E: 0 K: 0 S: 7	H: 0 LOB: 0 BB: 0 P: 11	R: 2 E: 0 K: 2 S: 12	H: 1 LOB: 1 BB: 2 P: 25	R: 0 E: 0 K: 1 S: 7	H: 0 LOB: 0 BB: 0 P: 10	R: 1 E: 0 K: 0 S: 9	H: 1 LOB: 0 BB: 0 P: 15	R: 1 E: 0 K: 1 S: 9	H: 1 LOB: 0 BB: 0 P: 11	R: 0 E: 1 K: 1 S: 12	H: 1 LOB: 2 BB: 0 P: 18	1B: 1 2B: 2 3B: 0 HR: 2	SF: 0 SAC: 1 DP: 0 HBP: 0	WP: 0 PB: 0 SB: 0 CS: 1	PA: 35
PITCHER Charles Nagy, R ERA: 2.64 (1, 1)	IP: 9.0 WLS: L BF: 35 H: 5 R: 5 ER: 5 SO: 10 BB: 2 IBB: 0 HBP: 0 BLK: 0 WP: 0 HR: 2 S: 84 P: 135 ERA: 5.00 WHIP: 0.778															PITCHER						

Batter	1	2	3	4	5	6	7	8	9	AB	R	H	RBI	BB	SO	LOB	BOTTOM					
Kenny Lofton, L OBP: 0.329, SLG: 0.326 (1, 8)	CS 1B 		G4-3 		L4 			1B SF8 1B 	B1-3 	5	1	2	0	0	0	2	Detroit Tigers @ Cleveland Indians Cleveland Municipal Stadium, Cleveland, OH Sun Aug 02 1992, 3:33 AM EDT Att: 25,733 - Sunny - 75 F					
Thomas Howard, S OBP: 0.322, SLG: 0.356 (1, 7)	G5-3 		G4-3 		K 			1B 		4	0	1	0	0	1	2						
Carlos Baerga, S OBP: 0.347, SLG: 0.459 (1, 4)	F8 			1B SF7 2B 		G3 		P6 		4	1	1	0	0	0	2						
Albert Belle, R OBP: 0.317, SLG: 0.468 (1, 10)		G6-4-3 2B 		SF7 2B 1B 		F8 2B 		SF8 		3	1	3	1	0	0	0						
Paul Sorrento, L OBP: 0.353, SLG: 0.446 (1, 3)		G6-4-3 BB 		SF7 		F8 		P6 		2	0	0	1	1	0	2						
Glenallen Hill, R OBP: 0.311, SLG: 0.463 (1, 9)	G6-4-3 		G3-1 2B 		G3-1 2B 		F9 		G3 	4	0	1	1	0	0	3						
Jim Thome, L OBP: 0.283, SLG: 0.329 (1, 5)	G6-3 			G3-1 			G4-3 		F8 	4	0	0	0	0	0	2						
Mark Lewis, R OBP: 0.291, SLG: 0.330 Mark Whiten, S OBP: 0.349, SLG: 0.389 (9, PH)			G4-3 1B 		F8 		L9 		1B 2B 	3	0	1	0	0	0	1						
Sandy Alomar Jr., R OBP: 0.292, SLG: 0.327 (1, 2)			F8 				L8 		1B 	4	0	1	1	0	0	1						
Inning Stats	R: 0 E: 0 K: 0 S: 6	H: 1 LOB: 0 BB: 0 P: 9	R: 0 E: 0 K: 0 S: 5	H: 1 LOB: 1 BB: 1 P: 11	R: 0 E: 0 K: 0 S: 8	H: 1 LOB: 0 BB: 0 P: 13	R: 2 E: 0 K: 0 S: 11	H: 3 LOB: 1 BB: 0 P: 17	R: 0 E: 0 K: 1 S: 8	H: 0 LOB: 0 BB: 0 P: 11	R: 0 E: 0 K: 0 S: 7	H: 1 LOB: 1 BB: 0 P: 11	R: 0 E: 0 K: 0 S: 6	H: 0 LOB: 0 BB: 0 P: 11	R: 1 E: 0 K: 0 S: 14	H: 2 LOB: 1 BB: 0 P: 20	R: 1 E: 0 K: 0 S: 10	H: 2 LOB: 1 BB: 0 P: 12	1B: 6 2B: 5 3B: 0 HR: 0	SF: 2 SAC: 0 DP: 1 HBP: 0	WP: 0 PB: 0 SB: 0 CS: 1	PA: 37
PITCHER Bill Gullickson, R ERA: 3.66 Mike Henneman, R ERA: 4.53 (8, 1)	IP: 7.0 WLS: W BF: 29 H: 9 R: 3 ER: 3 SO: 3 BB: 1 IBB: 0 HBP: 0 BLK: 0 WP: 0 HR: 0 S: 59 P: 93 ERA: 3.86 WHIP: 1.429															PITCHER						

Batter	1	2	3	4	5	6	7	8	9	AB	R	H	RBI	BB	SO	LOB	TOP								
Tony Phillips, S OBP: 0.396, SLG: 0.409	K			F8 1B 2B		G6-3				3	1	1	0	1	1	0	Detroit Tigers @ Baltimore Orioles Oriole Park at Camden Yards, Baltimore, MD Mon Aug 03 1992, 7:05 PM EDT Att: 45,833 - Cloudy - 87 F								
Dan Gladden, R OBP: 0.315, SLG: 0.353	L4			F8		P3	F8			4	0	0	0	0	0	4									
Travis Fryman, R OBP: 0.318, SLG: 0.443	L7			1B		K		G5-3		4	0	1	1	0	1	0									
Cecil Fielder, R OBP: 0.316, SLG: 0.468		K		1B			1B 1B	G5-3		4	1	2	0	0	1	0									
Mickey Tettleton, S OBP: 0.373, SLG: 0.485		L6		L5		F7				3	0	0	0	1	0	3									
Mark Carreon, R OBP: 0.279, SLG: 0.364		F8		P6		1B	1B	F8		4	1	1	0	0	0	3									
Chad Kreuter, S OBP: 0.282, SLG: 0.314			F8		F8		FC4-6 1B		K	4	0	1	0	0	1	0									
Scott Livingstone, L OBP: 0.320, SLG: 0.328		L4			G6-4-3 1B		FC4-6 1B	G3-1		4	0	2	2	0	0	0									
Gary Pettis, S OBP: 0.263, SLG: 0.260		G1-3			G6-4-3		FC4-6 BB	L9		4	0	0	0	0	0	3									
Inning Stats	R: 0 E: 0 K: 1 S: 8	H: 0 LOB: 0 BB: 0 P: 13	R: 0 E: 0 K: 1 S: 9	H: 0 LOB: 0 BB: 0 P: 14	R: 0 E: 0 K: 0 S: 7	H: 0 LOB: 0 BB: 0 P: 9	R: 1 E: 0 K: 0 S: 23	H: 3 LOB: 2 BB: 0 P: 30	R: 0 E: 0 K: 0 S: 6	H: 1 LOB: 0 BB: 0 P: 11	R: 0 E: 0 K: 1 S: 7	H: 0 LOB: 0 BB: 0 P: 10	R: 2 E: 0 K: 0 S: 17	H: 4 LOB: 3 BB: 1 P: 27	R: 0 E: 0 K: 0 S: 10	H: 0 LOB: 1 BB: 0 P: 19	R: 0 E: 0 K: 1 S: 7	H: 0 LOB: 0 BB: 0 P: 11	1B: 7 2B: 1 3B: 0 HR: 0	SF: 0 SAC: 0 DP: 1 HBP: 0	WP: 0 PB: 0 SB: 0 CS: 0	PA: 36			
PITCHER	IP	WLS	BF	H	R	ER	SO	BB	IBB	HBP	BLK	WP	HR	S	P	ERA	WHIP								
Arthur Rhodes, L ERA: 2.19	6.1	W	26	8	3	3	3	0	0	0	0	0	0	71	102	4.26	1.263								
Pat Clements, L ERA: 2.1	0.1		2	0	0	0	0	1	0	0	0	0	0	4	9	0.00	3.000								
Storm Davis, R ERA: 3.2	2.1	S	8	0	0	0	1	1	0	0	0	0	0	19	33	0.00	0.429								

Batter	1	2	3	4	5	6	7	8	9	AB	R	H	RBI	BB	SO	LOB	BOTTOM								
Brady Anderson, L OBP: 0.370, SLG: 0.465	K				L7	G3		F7		4	0	0	0	1	1	1	Detroit Tigers @ Baltimore Orioles Oriole Park at Camden Yards, Baltimore, MD Mon Aug 03 1992, 7:05 PM EDT Att: 45,833 - Cloudy - 87 F								
Mike Devereaux, R OBP: 0.317, SLG: 0.468	F8		BB	P4	F9	L9		P3		5	0	0	0	0	0	2									
Cal Ripken Jr., R OBP: 0.340, SLG: 0.378	G6-3				G6-3	HR 2B				4	1	1	0	0	0	0									
Glenn Davis, R OBP: 0.374, SLG: 0.480		G5-3			FC6-5 2B	HR		G5-3		4	1	2	2	0	0	0									
Randy Milligan, R OBP: 0.399, SLG: 0.373						HR				1	2	1	0	3	0	0									
Jack Voigt, R (7, PR)										0	0	0	0	0	0	0									
David Segui, S OBP: 0.309, SLG: 0.311					1B BB	BB BB		L6-4 1B BB		0	0	0	0	0	0	0									
Leo Gomez, R OBP: 0.371, SLG: 0.451		L8			FC6-5 BLK	BB BB				3	2	1	0	1	0	3									
Joe Orsulak, L OBP: 0.370, SLG: 0.410		G4-3			BLK BB	BB		L6-4		3	0	1	0	1	0	3									
Billy Ripken, R OBP: 0.281, SLG: 0.356								G5-3		3	0	2	3	1	0	0									
Mark Parent, R OBP: 0.375, SLG: 0.714					K	G6-3	FC5			4	0	1	0	0	1	5									
Inning Stats	R: 0 E: 0 K: 1 S: 8	H: 0 LOB: 0 BB: 0 P: 13	R: 0 E: 0 K: 0 S: 8	H: 1 LOB: 1 BB: 0 P: 14	R: 0 E: 0 K: 1 S: 8	H: 1 LOB: 1 BB: 1 P: 18	R: 2 E: 0 K: 0 S: 15	H: 2 LOB: 2 BB: 2 P: 28	R: 4 E: 0 K: 0 S: 15	H: 3 LOB: 2 BB: 3 P: 31	R: 0 E: 0 K: 0 S: 11	H: 0 LOB: 0 BB: 0 P: 13	R: 0 E: 0 K: 0 S: 9	H: 1 LOB: 1 BB: 1 P: 17	R: 0 E: 0 K: 0 S: 11	H: 1 LOB: 1 BB: 0 P: 16	1B: 6 2B: 4 3B: 0 HR: 1	SF: 0 SAC: 0 DP: 2 HBP: 0	WP: 0 PB: 0 SB: 0 CS: 1	PA: 38					
PITCHER	IP	WLS	BF	H	R	ER	SO	BB	IBB	HBP	BLK	WP	HR	S	P	ERA	WHIP								
Buddy Groom, L ERA: 5.59	4.2	L	23	6	5	5	2	4	0	0	1	0	0	44	84	9.64	2.143								
John Kieley, R ERA: 1.52	3.1		15	3	1	1	0	3	0	0	0	0	0	41	66	2.70	1.800								



Batter	1	2	3	4	5	6	7	8	9	AB	R	H	RBI	BB	SO	LOB	TOP					
Tony Phillips, S OBP: 0.392, SLG: 0.405										4	0	0	0	0	0	2	Detroit Tigers @ Baltimore Orioles Oriole Park at Camden Yards, Baltimore, MD Tue Aug 04 1992, 7:05 PM EDT Att: 44,575 - Sunny - 83 F					
Lou Whitaker, L OBP: 0.397, SLG: 0.463										4	1	1	1	0	0	2						
Travis Fryman, R OBP: 0.320, SLG: 0.443										4	0	2	0	0	1	1						
Cecil Fielder, R OBP: 0.315, SLG: 0.465										4	0	1	1	0	0	1						
Mickey Tettleton, S OBP: 0.372, SLG: 0.481										3	1	0	0	1	0	3						
Dan Gladden, R OBP: 0.311, SLG: 0.347										4	0	0	0	0	1	1						
Scott Livingstone, L OBP: 0.324, SLG: 0.337										4	0	2	1	0	0	0						
Dave Bergman, L OBP: 0.276, SLG: 0.246										4	0	0	0	0	0	1						
Gary Pettis, S OBP: 0.277, SLG: 0.267										2	1	1	0	1	0	0						
Inning Stats	R: 0 E: 0 K: 1 S: 7	H: 0 LOB: 0 BB: 0 P: 12	R: 1 E: 0 K: 0 S: 13	H: 1 LOB: 1 BB: 1 P: 22	R: 0 E: 0 K: 0 S: 10	H: 0 LOB: 1 BB: 1 P: 16	R: 0 E: 0 K: 0 S: 5	H: 0 LOB: 0 BB: 0 P: 8	R: 0 E: 0 K: 0 S: 5	H: 1 LOB: 0 BB: 0 P: 6	R: 1 E: 0 K: 0 S: 11	H: 2 LOB: 1 BB: 0 P: 17	R: 0 E: 0 K: 0 S: 4	H: 0 LOB: 0 BB: 0 P: 6	R: 1 E: 0 K: 0 S: 21	H: 3 LOB: 2 BB: 0 P: 35	R: 0 E: 0 K: 1 S: 9	H: 0 LOB: 0 BB: 0 P: 14	1B: 5 2B: 1 3B: 0 HR: 1	SF: 0 SAC: 0 DP: 0 HBP: 0	WP: 0 PB: 0 SB: 0 CS: 0	PA: 35
PITCHER	IP	WLS	BF	H	R	ER	SO	BB	IBB	HBP	BLK	WP	HR	S	P	ERA	WHIP					
Rick Sutcliffe, R ERA: 4.51	7.2	W	30	6	3	3	1	2	0	0	0	0	1	66	107	3.52	1.043					
Todd Frohwrth, R ERA: 2.65	0.1		2	1	0	0	0	0	0	0	0	0	0	10	15	0.00	3.000					
Gregg Olson, R ERA: 2.16	1.0	S	3	0	0	0	1	0	0	0	0	0	0	9	14	0.00	0.000					

AB 33
R 3
H 7
RBI 3
BB 2
SO 2
LOB 11



Batter	1	2	3	4	5	6	7	8	9	AB	R	H	RBI	BB	SO	LOB	BOTTOM				
Brady Anderson, L OBP: 0.374, SLG: 0.467										4	2	3	0	1	0	0	Detroit Tigers @ Baltimore Orioles Oriole Park at Camden Yards, Baltimore, MD Tue Aug 04 1992, 7:05 PM EDT Att: 44,575 - Sunny - 83 F				
Mike Devereaux, R OBP: 0.316, SLG: 0.467										5	1	1	0	0	0	4					
Cal Ripken Jr., R OBP: 0.342, SLG: 0.380										3	1	2	1	0	0	1					
Glenn Davis, R OBP: 0.377, SLG: 0.478										3	1	1	1	1	0	3					
Randy Milligan, R OBP: 0.395, SLG: 0.368										4	0	0	0	0	1	4					
David Segui, S OBP: 0.309, SLG: 0.311										0	0	0	0	0	0	0					
Joe Orsulak, L OBP: 0.372, SLG: 0.407										2	1	0	0	2	0	0					
Leo Gomez, R OBP: 0.372, SLG: 0.453										3	0	1	2	1	0	0					
Billy Ripken, R OBP: 0.280, SLG: 0.354										4	0	1	2	0	0	2					
Jeff Tackett, R OBP: 0.299, SLG: 0.404										4	0	1	0	0	1	2					
Inning Stats	R: 4 E: 0 K: 1 S: 18	H: 3 LOB: 2 BB: 3 P: 36	R: 1 E: 0 K: 0 S: 17	H: 1 LOB: 1 BB: 1 P: 27	R: 0 E: 0 K: 0 S: 7	H: 0 LOB: 0 BB: 0 P: 11	R: 0 E: 0 K: 0 S: 9	H: 2 LOB: 0 BB: 0 P: 12	R: 0 E: 0 K: 0 S: 5	H: 0 LOB: 0 BB: 0 P: 7	R: 0 E: 0 K: 0 S: 12	H: 2 LOB: 1 BB: 0 P: 18	R: 1 E: 0 K: 0 S: 13	H: 2 LOB: 2 BB: 1 P: 23	R: 0 E: 0 K: 1 S: 8	H: 0 LOB: 0 BB: 0 P: 11	1B: 8 2B: 2 3B: 0 HR: 0	SF: 1 SAC: 0 DP: 1 HBP: 0	WP: 0 PB: 0 SB: 1 CS: 0	PA: 38	
PITCHER	IP	WLS	BF	H	R	ER	SO	BB	IBB	HBP	BLK	WP	HR	S	P	ERA	WHIP				
Kurt Knudsen, R ERA: 3.59	2.0	L	14	4	5	5	1	4	0	0	0	0	0	35	63	22.50	4.000				
Walt Terrell, R ERA: 5.17	5.0		21	6	1	1	0	0	1	0	0	0	0	46	71	1.80	1.200				
Dave Haas, R ERA:	1.0		3	0	0	0	1	0	0	0	0	0	0	8	11	0.00	0.000				

AB 32
R 6
H 10
RBI 6
BB 5
SO 2
LOB 16



Batter	1	2	3	4	5	6	7	8	9	AB	R	H	RBI	BB	SO	LOB	TOP			
Tony Phillips, S OBP: 0.391, SLG: 0.403 (1, 9)	2-2 G3-6-3 1B		3-2 F7			1-3 K		2-1 P6		4	0	1	0	0	1	1				
Lou Whitaker, L OBP: 0.392, SLG: 0.457 (1, 4)	0-0 G3-6-3 1-2			0-3 K		2-0 G4-3			3-2 P4	4	0	0	0	0	1	1				
Travis Fryman, R OBP: 0.319, SLG: 0.441 (1, 6)	1-3 K			2-2 1B		1-0 L7			1-1 G1-3	4	0	1	0	0	1	0				
Cecil Fielder, R OBP: 0.312, SLG: 0.461 (1, 10)		1-3 K		0-3 K					2-1 G4-3	4	0	0	0	0	2	1				
Mickey Tettleton, S OBP: 0.372, SLG: 0.478 (1, 2)		4-1 L7-3 BB		1-3 K					2-3 K	2	0	0	0	1	2	1				
Dan Gladden, R OBP: 0.311, SLG: 0.351 (1, 7)	1-0 L7-3 1-2				2-2 L6				2-0 2B	3	0	1	0	0	0	1				
Scott Livingstone, L OBP: 0.329, SLG: 0.342 (1, 5)			0-2 1B		3-2 1B				1-1 L9	3	0	2	0	0	0	1				
Dave Bergman, L OBP: 0.270, SLG: 0.241 (1, 3)			2-3 K		1-0 SAFE SAFE F9				2-1 F7	3	0	0	0	0	1	2				
Gary Pettis, S OBP: 0.267, SLG: 0.256 (1, 8)			0-3 K		0-1 F7				1-2 G3	3	0	0	0	0	1	2				
Inning Stats	R: 0 E: 0 K: 1 S: 10	H: 1 LOB: 0 BB: 0 P: 13	R: 0 E: 0 K: 1 S: 5	H: 0 LOB: 0 BB: 1 P: 11	R: 0 E: 0 K: 2 S: 13	H: 1 LOB: 0 BB: 0 P: 18	R: 0 E: 0 K: 3 S: 12	H: 1 LOB: 1 BB: 0 P: 15	R: 0 E: 0 K: 0 S: 10	H: 0 LOB: 0 BB: 0 P: 10	R: 0 E: 0 K: 1 S: 8	H: 1 LOB: 1 BB: 0 P: 13	R: 0 E: 0 K: 0 S: 7	H: 0 LOB: 0 BB: 0 P: 12	R: 0 E: 0 K: 0 S: 7	H: 0 LOB: 0 BB: 0 P: 13	1B: 4 2B: 2 3B: 0 HR: 0	SF: 0 SAC: 0 DP: 2 HBP: 0	WP: 0 PB: 0 SB: 0 CS: 0	PA: 31
PITCHER 35 Mike Mussina, R ERA: 2.44 (1, 1)	IP: 9.0 WLS: W BF: 31 H: 5 R: 0 ER: 0 SO: 9 BB: 1 IBB: 0 HBP: 0 BLK: 0 WP: 0 HR: 0 S: 78 P: 120 ERA: 0.00 WHIP: 0.667															PITCHER IP: 0 WLS: 0 BF: 0 H: 0 R: 0 ER: 0 SO: 0 BB: 0 IBB: 0 HBP: 0 BLK: 0 WP: 0 HR: 0 S: 0 P: 0 ERA: 0.00 WHIP: 0.000				

Detroit Tigers @ Baltimore Orioles
Oriole Park at Camden Yards, Baltimore, MD
Wed Aug 05 1992, 7:05 PM EDT
Att: 45,041 - Sunny - 81 F

AB 30
R 0
H 5
RBI 0
BB 1
SO 9
LOB 10



Batter	1	2	3	4	5	6	7	8	9	AB	R	H	RBI	BB	SO	LOB	BOTTOM	
Brady Anderson, L OBP: 0.371, SLG: 0.463 (1, 7)	3-1 F8		0-1 G4-3			1-0 G6-3	2-1 G6-3			4	0	0	1	0	0	2		
Mike Deversaux, R OBP: 0.320, SLG: 0.470 (1, 8)	1-2 G6-3		1-1 1B			2-1 1B	2-1 1B			4	0	3	2	0	0	0		
Cal Ripken Jr., R OBP: 0.341, SLG: 0.379 (1, 6)	0-1 1B		1-1 F7			1-1 F7	1-2 1B			4	0	1	0	0	0	2		
Glenn Davis, R OBP: 0.370, SLG: 0.469 (1, 10)	1-2 G4-3			2-1 G1-3		2-3 K	3-2 F7			4	0	0	0	0	1	2		
Randy Milligan, R OBP: 0.397, SLG: 0.369 (7, PR)		3-2 F9 G1-4-3 1B		1-1 G4-3		4-2 SH5-4 1B BB	3-2 G6-3			2	0	1	0	1	0	0		
Mark McLemore, S OBP: 0.335, SLG: 0.317 (8, 3)								3-2 G6-3		0	1	0	0	0	0	0		
David Segui, S OBP: 0.307, SLG: 0.309 (1, 9)		1-0 G1-4-3		1-0 G3		1-1 SAFE 1B SH5-4 G6-3 1B	1-2 1B			3	1	1	0	0	0	1		
Joe Orsulak, L OBP: 0.372, SLG: 0.406 (1, 5)		1-0 F9			1-3 K			0-0 SH5-4		2	0	0	0	0	1	1		
Billy Ripken, R OBP: 0.281, SLG: 0.350 (1, 4)		1-1 P2			1-2 G6-3			4-0 G6-3 1B 1B IBB		2	1	0	0	1	0	1		
Jeff Tackett, R OBP: 0.299, SLG: 0.403 (1, 2)			1-2 G6-3		0-0 G5-3			1-2 G6-3 1B		3	1	1	1	0	0	0		
Inning Stats	R: 0 E: 0 K: 0 S: 10	H: 1 LOB: 1 BB: 0 P: 15	R: 0 E: 0 K: 0 S: 7	H: 1 LOB: 1 BB: 0 P: 13	R: 0 E: 0 K: 0 S: 9	H: 1 LOB: 0 BB: 0 P: 12	R: 0 E: 0 K: 0 S: 5	H: 0 LOB: 0 BB: 0 P: 9	R: 0 E: 0 K: 1 S: 10	H: 0 LOB: 0 BB: 0 P: 12	R: 4 E: 0 K: 0 S: 13	H: 3 LOB: 2 BB: 2 P: 27	R: 0 E: 0 K: 0 S: 7	H: 0 LOB: 0 BB: 0 P: 12	1B: 7 2B: 0 3B: 0 HR: 0	SF: 0 SAC: 1 DP: 0 HBP: 0	WP: 0 PB: 0 SB: 1 CS: 0	PA: 32
PITCHER John Doherty, R ERA: 3.71 John Kiely, R ERA: 2.7 Mike Munoz, L ERA: 3.62 Les Lancaster, R ERA: 5.74 (1, 1)	IP: 6.0 WLS: L BF: 5 H: 2 R: 4 ER: 4 SO: 0 BB: 1 IBB: 0 HBP: 0 BLK: 0 WP: 0 HR: 0 S: 49 P: 75 ERA: 108.00 WHIP: 9.000															PITCHER IP: 0 WLS: 0 BF: 0 H: 0 R: 0 ER: 0 SO: 0 BB: 0 IBB: 0 HBP: 0 BLK: 0 WP: 0 HR: 0 S: 0 P: 0 ERA: 0.00 WHIP: 0.000		

Detroit Tigers @ Baltimore Orioles
Oriole Park at Camden Yards, Baltimore, MD
Wed Aug 05 1992, 7:05 PM EDT
Att: 45,041 - Sunny - 81 F

AB 29
R 4
H 7
RBI 4
BB 2
SO 2
LOB 9



Batter	1	2	3	4	5	6	7	8	9	AB	R	H	RBI	BB	SO	LOB	TOP										
Devon White, S OBP: 0.290, SLG: 0.371 (1, 8)	F8	F8		G5-3	F8		K	E4		6	0	0	0	0	1	3	Toronto Blue Jays @ Detroit Tigers Tiger Stadium, Detroit, MI Thu Aug 06 1992, 7:05 PM EDT Att: 27,969 - Sunny - 75 F										
Roberto Alomar, S OBP: 0.411, SLG: 0.448 Ed Sprague, R (8, 5)	BB E		L8	BB 2B	HR BB		2B G4-3	G3		3	4	1	0	3	0	2											
Joe Carter, R OBP: 0.323, SLG: 0.505 Derek Bell, R OBP: 0.310, SLG: 0.327 (1, 9) (8, 9)	E 1B BB		HR BB	G5-3	HR		G4-3 2B	E5		3	3	2	4	2	0	1											
Dave Winfield, R OBP: 0.377, SLG: 0.508 (1, 10)	K		HR	BB IBB	G5-3		G4-3	G6-4-3 1B		5	1	2	3	1	1	3											
Candy Maldonado, R OBP: 0.345, SLG: 0.442 (1, 7)	E5 1B WP		HR 1B	BB BB			F8	G5-3		5	2	1	0	1	0	3											
Pat Tabler, R OBP: 0.311, SLG: 0.269 (1, 3)	1B		HR 1B	BB			F9	F8		4	1	2	3	1	0	0											
Jeff Kent, R OBP: 0.325, SLG: 0.451 (1, 5) (8, 4)	K		HR	F8			HBP	BB E BB		3	2	1	3	1	1	4											
Pat Borders, R OBP: 0.302, SLG: 0.395 (1, 2)		P6	L5		F8		F7	F9		5	0	0	0	0	0	2											
Manuel Lee, S OBP: 0.338, SLG: 0.314 (1, 6)	G6-3		G4-3		BB HR 1B		BB 2B 1B	E BB		4	2	2	0	1	0	0											
Inning Stats	R: 3 E: 1 K: 2 S: 15	H: 1 LOB: 1 BB: 2 P: 30	R: 0 E: 0 K: 0 S: 5	H: 0 LOB: 0 BB: 0 P: 9	R: 5 E: 0 K: 0 S: 17	H: 4 LOB: 0 BB: 1 P: 29	R: 1 E: 0 K: 0 S: 16	H: 1 LOB: 3 BB: 3 P: 38	R: 3 E: 0 K: 0 S: 15	H: 2 LOB: 0 BB: 1 P: 28	R: 0 E: 0 K: 0 S: 12	H: 0 LOB: 1 BB: 0 P: 19	R: 2 E: 0 K: 1 S: 10	H: 2 LOB: 1 BB: 1 P: 15	R: 1 E: 1 K: 0 S: 9	H: 0 LOB: 2 BB: 2 P: 17		R: 0 E: 1 K: 0 S: 9	H: 1 LOB: 0 BB: 0 P: 14	1B: 6 2B: 2 3B: 0 HR: 3	SF: 0 SAC: 0 DP: 1 HBP: 1	WP: 1 PB: 0 SB: 0 CS: 1	PA: 50				
PITCHER	IP	WLS	BF	H	R	ER	SO	BB	IBB	HBP	BLK	WP	HR	S	P	ERA	WHIP										
Frank Tanana, L ERA: 4.76 (1, 1)	2.1	L	16	5	8	5	2	3	0	0	0	1	2	34	61	19.29	3.429										
Buddy Groom, L ERA: 5.63 (3, 1)	1.1		8	1	1	1	0	2	1	0	0	0	0	17	40	6.75	2.250										
Les Lancaster, R ERA: 6.01 (4, 1)	4.1		23	4	6	5	1	4	0	1	0	0	1	48	84	10.38	1.846										
Mike Munoz, L ERA: 3.51 (9, 1)	1.0		3	1	0	0	0	0	0	0	0	0	0	9	14	0.00	1.000										

Batter	1	2	3	4	5	6	7	8	9	AB	R	H	RBI	BB	SO	LOB	BOTTOM										
Tony Phillips, S OBP: 0.393, SLG: 0.403 (1, 9) (9, 8)	1B		FC6-5 BB 1B	F8 1B	K		G6-3	F8		5	0	2	0	1	1	3	Toronto Blue Jays @ Detroit Tigers Tiger Stadium, Detroit, MI Thu Aug 06 1992, 7:05 PM EDT Att: 27,969 - Sunny - 75 F										
Lou Whitaker, L OBP: 0.394, SLG: 0.456 (1, 4)	F8		FC6-5 BB 1B	F8		BB 1B	HR 1B	P3		5	2	2	0	1	0	3											
Travis Fryman, R OBP: 0.317, SLG: 0.444 (1, 6)	F9		FC6-5 BB 1B	F9		F7	HR 1B	F9		6	2	1	3	0	0	6											
Cecil Fielder, R OBP: 0.315, SLG: 0.471 (1, 3)	F8		1B 2B	K		K	HR	K		6	2	3	2	0	2	2											
Mickey Tettleton, S OBP: 0.374, SLG: 0.476 (1, 10)	F8		K	2B 1B		2B 1B	HR	1B SF9 BB		2	2	0	0	3	1	2											
Dan Gladden, R OBP: 0.316, SLG: 0.360 (1, 7)	F7		1B	1B G3-6-3 2B		G4-3	WP BB SF7 1B			5	2	3	2	0	0	2											
Scott Livingstone, L OBP: 0.330, SLG: 0.345 (1, 5)	1B		F7	G3-6-3 BB 1B		K	SF9			4	0	2	2	0	1	2											
Chad Kreuter, S OBP: 0.292, SLG: 0.314 (1, 2)	F8		F8	G3-6-3 BB		1B	SF7 WP BB			3	0	1	0	2	0	1											
Gary Pettis, S OBP: 0.278, SLG: 0.259 Dave Bergman, L OBP: 0.269, SLG: 0.241 Skeeter Barnes, R OBP: 0.267, SLG: 0.347 (1, 8) (8, PH) (9, 9)			BB FC6-5 BB	F8 1B		G3-6-3	F9	SF7		3	1	1	0	1	0	3											
Inning Stats	R: 0 E: 0 K: 0 S: 9	H: 1 LOB: 1 BB: 0 P: 14	R: 0 E: 0 K: 0 S: 5	H: 1 LOB: 1 BB: 0 P: 11	R: 3 E: 0 K: 1 S: 18	H: 2 LOB: 2 BB: 3 P: 37	R: 0 E: 0 K: 0 S: 9	H: 2 LOB: 2 BB: 0 P: 13	R: 3 E: 0 K: 1 S: 17	H: 3 LOB: 1 BB: 2 P: 30	R: 0 E: 0 K: 1 S: 12	H: 1 LOB: 2 BB: 1 P: 24	R: 0 E: 0 K: 1 S: 10	H: 1 LOB: 1 BB: 0 P: 21	R: 5 E: 0 K: 0 S: 20	H: 4 LOB: 1 BB: 2 P: 36		R: 0 E: 0 K: 1 S: 6	H: 0 LOB: 0 BB: 0 P: 10	1B: 11 2B: 2 3B: 0 HR: 2	SF: 2 SAC: 0 DP: 1 HBP: 0	WP: 1 PB: 0 SB: 0 CS: 0	PA: 49				
PITCHER	IP	WLS	BF	H	R	ER	SO	BB	IBB	HBP	BLK	WP	HR	S	P	ERA	WHIP										
Jack Morris, R ERA: 4.57 (1, 1)	5.0	W	28	9	6	6	2	5	0	0	0	0	0	58	105	10.80	2.800										
Pat Hentgen, R ERA: 5.52 (6, 1)	2.0		14	6	5	5	2	2	0	0	0	0	2	30	63	22.50	4.000										
Duane Ward, R ERA: 2.27 (8, 1)	1.0		4	0	0	0	0	1	0	0	0	1	0	12	18	0.00	1.000										
Tom Henke, R ERA: 2.08 (9, 1)	1.0		3	0	0	0	1	0	0	0	0	0	0	6	10	0.00	0.000										

AB	39
R	15
H	11
RBI	13
BB	10
SO	3
LOB	18

AB	39
R	11
H	15
RBI	10
BB	8
SO	5
LOB	24



Batter	1	2	3	4	5	6	7	8	9	AB	R	H	RBI	BB	SO	LOB	TOP			
Devon White, S OBP: 0.291, SLG: 0.378	F8		1B		HR			G6-3		4	1	2	2	0	0	0	Toronto Blue Jays @ Detroit Tigers Tiger Stadium, Detroit, MI Fri Aug 07 1992, 7:05 PM EDT Att: 29,994 - Cloudy - 76 F			
Roberto Alomar, S OBP: 0.407, SLG: 0.444	F7		P6		G4-3			G3		4	0	0	0	0	0	1				
Joe Carter, R OBP: 0.321, SLG: 0.500	P4							L7		4	0	0	0	0	0	0				
Dave Winfield, R OBP: 0.381, SLG: 0.510									F8	4	0	3	0	0	0	0				
Candy Maldonado, R OBP: 0.347, SLG: 0.441										3	0	1	0	1	0	2				
Pat Tabler, R OBP: 0.299, SLG: 0.258										4	0	0	0	0	0	5				
Jeff Kent, R OBP: 0.324, SLG: 0.447										4	1	1	0	0	0	2				
Pat Borders, R OBP: 0.302, SLG: 0.394										3	0	1	0	0	0	1				
Manuel Lee, S OBP: 0.335, SLG: 0.312										3	0	0	0	0	0	2				
Inning Stats	R: 0 E: 0 K: 0 S: 5	H: 0 LOB: 0 BB: 0 P: 9	R: 0 E: 0 K: 0 S: 14	H: 1 LOB: 1 BB: 0 P: 18	R: 0 E: 0 K: 0 S: 9	H: 2 LOB: 1 BB: 0 P: 14	R: 0 E: 0 K: 0 S: 7	H: 1 LOB: 0 BB: 1 P: 14	R: 2 E: 0 K: 0 S: 11	H: 2 LOB: 0 BB: 0 P: 14	R: 0 E: 0 K: 0 S: 6	H: 0 LOB: 0 BB: 0 P: 10	R: 0 E: 0 K: 0 S: 4	H: 0 LOB: 0 BB: 0 P: 7	R: 0 E: 0 K: 0 S: 6	H: 1 LOB: 1 BB: 0 P: 7	1B: 7 2B: 1 3B: 0 HR: 1	SF: 0 SAC: 0 DP: 2 HBP: 0	WP: 0 PB: 0 SB: 1 CS: 0	PA: 34
PITCHER Bill Gullickson, R ERA: 3.56	IP: 9.0 WLS: W BF: 34 H: 8 R: 2 ER: 2 SO: 0 BB: 1 IBB: 0 HBP: 0 BLK: 0 WP: 0 HR: 1 S: 70 P: 107 ERA: 2.00 WHIP: 1.000																			

AB	33
R	2
H	8
RBI	2
BB	1
SO	0
LOB	13



Batter	1	2	3	4	5	6	7	8	9	AB	R	H	RBI	BB	SO	LOB	BOTTOM			
Tony Phillips, S OBP: 0.393, SLG: 0.405	1B	FC6-4		P3				F8		5	1	2	1	0	0	1	Toronto Blue Jays @ Detroit Tigers Tiger Stadium, Detroit, MI Fri Aug 07 1992, 7:05 PM EDT Att: 29,994 - Cloudy - 76 F			
Dan Gladden, R OBP: 0.318, SLG: 0.359	1B			P4				G6-3		3	2	1	0	1	0	2				
Travis Fryman, R OBP: 0.317, SLG: 0.443	FC							F8		4	1	1	0	0	0	2				
Cecil Fielder, R OBP: 0.314, SLG: 0.469	1B			K				G6-3		4	0	1	1	0	1	2				
Mickey Tettleton, S OBP: 0.376, SLG: 0.473	G6-4-3			K				1B		2	1	0	0	2	1	2				
Mark Carreon, R OBP: 0.279, SLG: 0.363	G1-3			HR				BB		3	0	1	1	0	1	1				
Skeeter Barnes, R OBP: 0.266, SLG: 0.373								HR		4	1	1	3	0	0	2				
Scott Livingstone, L OBP: 0.329, SLG: 0.343								1B		4	1	1	0	0	0	0				
Gary Pettis, S OBP: 0.287, SLG: 0.262								G4-3		3	0	1	0	1	1	0				
Inning Stats	R: 2 E: 1 K: 0 S: 10	H: 3 LOB: 1 BB: 0 P: 17	R: 0 E: 0 K: 0 S: 8	H: 0 LOB: 1 BB: 1 P: 16	R: 4 E: 0 K: 1 S: 19	H: 2 LOB: 0 BB: 2 P: 37	R: 0 E: 0 K: 1 S: 13	H: 0 LOB: 0 BB: 0 P: 21	R: 0 E: 0 K: 1 S: 8	H: 0 LOB: 0 BB: 0 P: 12	R: 1 E: 0 K: 1 S: 17	H: 3 LOB: 2 BB: 0 P: 26	R: 0 E: 0 K: 0 S: 9	H: 1 LOB: 2 BB: 1 P: 16	R: 0 E: 0 K: 0 S: 5	H: 0 LOB: 0 BB: 0 P: 6	1B: 7 2B: 1 3B: 0 HR: 1	SF: 1 SAC: 0 DP: 1 HBP: 0	WP: 0 PB: 0 SB: 0 CS: 0	PA: 37
PITCHER Jimmy Key, L ERA: 3.73	IP: 5.2 WLS: L BF: 28 H: 8 R: 7 ER: 6 SO: 4 BB: 3 IBB: 0 HBP: 0 BLK: 0 WP: 0 HR: 1 S: 71 P: 122 ERA: 9.53 WHIP: 1.941																			
Mark Eichhorn, R ERA: 2.27	IP: 2.1 WLS: 9 BF: 1 H: 0 R: 0 ER: 0 SO: 0 BB: 1 IBB: 0 HBP: 0 BLK: 0 WP: 0 HR: 0 S: 18 P: 29 ERA: 0.00 WHIP: 0.857																			



Batter	1	2	3	4	5	6	7	8	9	AB R H RBI BB SO LOB	TOP																	
Devon White, S (1, 8) OBP: 0.290, SLG: 0.376	1-2 G4-6-3 1B		3-3 K		1-3 K		2-0 F9		0-3 K	5 0 1 0 0 3 3	Toronto Blue Jays @ Detroit Tigers Tiger Stadium, Detroit, MI Sat Aug 08 1992, 7:05 PM EDT Att: 39,344 - Cloudy - 79 F																	
Roberto Alomar, S (1, 4) OBP: 0.409, SLG: 0.447	1-3 K		2-1 G4-3		2-0 S 1B	4-2 BB	1-2 BB	0-0 S 1B	4 1 2 1 1 1 1																			
Joe Carter, R (1, 10) OBP: 0.317, SLG: 0.494	1-2 G4-6-3 1-2		1-2 P4		3-1 G6-3	3-3 K	3-3 K	2-0 G5-3 1-2	5 0 0 0 0 1 5																			
Dave Winfield, R (1, 9) OBP: 0.382, SLG: 0.509		4-0 2B E BB		2-2 G5-3	3-1 2H HR 1B	3-1 F8			3 2 1 1 1 0 2																			
Candy Maldonado, R (1, 7) OBP: 0.348, SLG: 0.451	2-2 F9		3-3 K		3-2 2H HR 1B		2-1 G3-6-1 1B		4 1 2 2 0 1 1																			
Pat Tabler, R (1, 3) OBP: 0.306, SLG: 0.277	2-1 E 2B		3-2 L9		0-0 FC1-4 1B		2-1 G3-6-1 1-2		4 1 2 0 0 0 1																			
Jeff Kent, R (1, 5) OBP: 0.327, SLG: 0.454	2-2 E9 2H 3H 1B		3-2 2B		2-1 FC1-4 1-2		0-3 K		4 0 2 2 0 1 1																			
Pat Borders, R (1, 2) OBP: 0.299, SLG: 0.389	1-2 G5-3				0-1 L9	1-0 L7		2-2 G5-3	4 0 0 0 0 0 3																			
Manuel Lee, S (1, 6) OBP: 0.334, SLG: 0.309	1-1 G3				3-3 K		4-1 BB BB		3 1 0 0 1 1 2																			
Inning Stats	R: 0 E: 0 K: 1 S: 10	H: 1 LOB: 0 BB: 0 P: 12	R: 2 E: 1 K: 0 S: 14	H: 2 LOB: 1 BB: 1 P: 26	R: 0 E: 0 K: 1 S: 9	H: 0 LOB: 0 BB: 0 P: 15	R: 0 E: 0 K: 1 S: 11	H: 0 LOB: 0 BB: 0 P: 19	R: 0 E: 0 K: 2 S: 12	H: 1 LOB: 1 BB: 0 P: 19	R: 3 E: 0 K: 0 S: 12	H: 4 LOB: 1 BB: 0 P: 26	R: 0 E: 0 K: 1 S: 9	H: 0 LOB: 0 BB: 2 P: 25	R: 0 E: 0 K: 1 S: 7	H: 1 LOB: 0 BB: 0 P: 11	R: 1 E: 1 K: 1 S: 9	H: 1 LOB: 1 BB: 0 P: 13	1B: 6 2B: 3 3B: 0 HR: 1	SF: 0 SAC: 0 DP: 2 HBP: 0	WP: 0 PB: 0 SB: 2 CS: 0	PA: 39						
PITCHER	IP WLS BF H R ER SO BB IBB HBP BLK WP HR S P ERA WHIP											IP WLS BF H R ER SO BB IBB HBP BLK WP HR S P ERA WHIP																
Walt Terrell, R (1, 1) ERA: 5.35	5.1	23	7	5	5	5	1	0	0	0	0	0	0	0	0	0	8.44	1.500										
John Kieley, R (6, 1) ERA: 2.51	1.0	W 6	1	0	0	0	2	0	0	0	0	0	0	8	21	0.00	3.000											
Kurt Knudsen, R (7, 1) ERA: 3.47	1.2	5	1	0	0	2	0	0	0	0	0	0	0	12	22	0.00	0.600											
Mike Henneman, R (9, 1) ERA: 4.44	1.0	S 5	1	1	0	1	0	0	0	0	0	0	0	9	13	0.00	1.000											

Batter	1	2	3	4	5	6	7	8	9	AB R H RBI BB SO LOB	BOTTOM																
Tony Phillips, S (1, 9) OBP: 0.397, SLG: 0.409	1-0 2B 1B	0-0 F8		0-0 F9 BB 1B	1-2 BB		3-2 S HR 1B			4 2 3 0 1 0 2	Toronto Blue Jays @ Detroit Tigers Tiger Stadium, Detroit, MI Sat Aug 08 1992, 7:05 PM EDT Att: 39,344 - Cloudy - 79 F																
Lou Whitaker, L (1, 4) OBP: 0.397, SLG: 0.465	1-0 P6	2-3 K		4-2 BB BB	4-2 BB		1-1 1H HR			3 1 1 2 2 1 3																	
Travis Fryman, R (1, 6) OBP: 0.318, SLG: 0.443	2-2 1H E 2B		4-2 1B 2B BB	3-2 F9	0-3 K		2-3 K			4 2 1 1 1 2 5																	
Cecil Fielder, R (1, 10) OBP: 0.315, SLG: 0.467	2-2 E5		2-3 K	4-2 BB		0-0 P5		0-0 CS 1B		4 0 1 0 1 1 1																	
Skeeter Barnes, R (8, PR) OBP: 0.296, SLG: 0.373	2H E5			1-2 BB						0 0 0 0 0 0 0																	
Mickey Tettleton, S (1, 2) OBP: 0.378, SLG: 0.480	4-0 G4-6-3 1B		4-2 1B 2B BB	3-2 P2		2-0 HR		0-3 K 1-2		3 2 1 1 2 1 4																	
Dan Gladden, R (1, 7) OBP: 0.320, SLG: 0.360	1-2 G4-6-3 1-2		1-0 2B 1B	2-2 P6		0-1 G4-6-3 1B		3-3 K		5 1 2 0 0 1 6																	
Scott Livingstone, L (1, 5) OBP: 0.327, SLG: 0.346		0-0 G1-3	1-0 1H 2H 3H 2B		1-3 K	0-0 G4-6-3 1-2				4 0 1 3 0 1 1																	
Rico Brogna, L (1, 3) OBP: 0.250, SLG: 0.500		3-2 2B	0-0 P6		1-0 G4-3		1-3 K			4 0 1 0 0 1 1																	
Gary Pettis, S (1, 8) OBP: 0.296, SLG: 0.264		4-2 BB		0-0 F8	1-2 BB 1B		0-0 L7			3 0 1 0 1 0 1																	
Inning Stats	R: 2 E: 1 K: 0 S: 11	H: 2 LOB: 1 BB: 1 P: 22	R: 0 E: 0 K: 1 S: 11	H: 1 LOB: 2 BB: 1 P: 20	R: 3 E: 0 K: 1 S: 14	H: 2 LOB: 1 BB: 2 P: 25	R: 0 E: 0 K: 0 S: 17	H: 1 LOB: 3 BB: 2 P: 33	R: 0 E: 0 K: 2 S: 12	H: 1 LOB: 3 BB: 2 P: 23	R: 1 E: 0 K: 0 S: 5	H: 2 LOB: 0 BB: 0 P: 7	R: 2 E: 0 K: 2 S: 13	H: 2 LOB: 0 BB: 0 P: 20	R: 0 E: 0 K: 2 S: 11	H: 1 LOB: 1 BB: 0 P: 14	R: 0 E: 0 K: 2 S: 9	H: 1 LOB: 1 BB: 0 P: 13	1B: 7 2B: 3 3B: 0 HR: 2	SF: 0 SAC: 0 DP: 2 HBP: 0	WP: 0 PB: 0 SB: 1 CS: 1	PA: 42					
PITCHER	IP WLS BF H R ER SO BB IBB HBP BLK WP HR S P ERA WHIP											IP WLS BF H R ER SO BB IBB HBP BLK WP HR S P ERA WHIP															
Dave Stieb, R (1, 1) ERA: 5.04	3.0	18	5	4	2	4	3	0	0	0	0	0	1	34	63	3.00	2.667										
Doug Linton, R (4, 1) ERA: 1.8	3.0	L 16	4	1	1	2	4	0	0	0	0	0	1	34	63	3.00	2.667										
Duane Ward, R (7, 1) ERA: 2.47	2.0	8	3	2	2	4	0	0	0	0	0	0	1	24	34	9.00	1.500										



Batter	1	2	3	4	5	6	7	8	9	AB	R	H	RBI	BB	SO	LOB	TOP				
Devon White, S (1.8) OBP: 0.287, SLG: 0.372	G4-3		G3-6-3		F8		K		G1-3	5	0	0	0	0	1	6					
Roberto Alomar, S (1.4) OBP: 0.412, SLG: 0.448	F7			BB 1B	BB					3	1	2	1	1	0	0					
Joe Carter, R (1.9) OBP: 0.314, SLG: 0.490	F9			K	P4		G1-2-3			4	0	0	0	0	1	6					
Dave Winfield, R (1.10) OBP: 0.381, SLG: 0.505		G2		BB 1B		K		K		3	0	0	0	1	2	0					
Candy Maldonado, R (1.7) OBP: 0.347, SLG: 0.451		BB 2B		K		K		F9		4	0	1	0	0	2	2					
Pat Tabler, R (1.3) OBP: 0.304, SLG: 0.276		G1-3			BB 1B		F9		G3-1	4	0	1	1	0	0	1					
Jeff Kent, R (1.5) OBP: 0.326, SLG: 0.449		L5			P2					4	1	1	0	0	0	3					
Randy Knorr, R (1.2) OBP: 0.429, SLG: 0.429			F9		P3		BB 1B		G3	4	0	2	0	0	0	0					
Manuel Lee, S (1.6) OBP: 0.339, SLG: 0.312				BB G3-6-3	BB 1B		BB 1B		G3	3	0	2	0	1	0	1					
Inning Stats	R: 0 E: 0 K: 0 S: 6	H: 0 LOB: 0 BB: 0 P: 7	R: 0 E: 0 K: 0 S: 9	H: 1 LOB: 1 BB: 0 P: 13	R: 0 E: 0 K: 0 S: 3	H: 0 LOB: 0 BB: 1 P: 8	R: 1 E: 0 K: 2 S: 12	H: 2 LOB: 2 BB: 1 P: 21	R: 0 E: 0 K: 2 S: 10	H: 0 LOB: 0 BB: 0 P: 15	R: 1 E: 0 K: 1 S: 18	H: 4 LOB: 2 BB: 0 P: 26	R: 0 E: 0 K: 1 S: 6	H: 0 LOB: 0 BB: 0 P: 7	R: 0 E: 0 K: 0 S: 12	H: 1 LOB: 1 BB: 0 P: 17	1B: 8 2B: 1 3B: 0 HR: 0	SF: 0 SAC: 0 DP: 2 HBP: 0	WP: 0 PB: 0 SB: 0 CS: 0	PA: 37	
PITCHER	IP	WLS	BF	H	R	ER	SO	BB	IBB	HBP	BLK	WP	HR	S	P	ERA	WHIP				
Dave Haas, R (1.1) ERA: 2.45	6.1	W	29	8	2	2	5	3	0	0	0	0	0	65	101	2.84	1.737				
John Kieley, R (7.1) ERA: 2.41	2.2		8	1	0	0	1	0	0	0	0	0	0	22	29	0.00	0.375				

Toronto Blue Jays @ Detroit Tigers
Tiger Stadium, Detroit, MI
Sun Aug 09 1992, 3:33 AM EDT
Att: 40,035 - Sunny - 79 F

AB 34
R 2
H 9
RBI 2
BB 3
SO 6
LOB 19



Batter	1	2	3	4	5	6	7	8	9	AB	R	H	RBI	BB	SO	LOB	BOTTOM				
Tony Phillips, S (1.4) OBP: 0.393, SLG: 0.405	G1-3		L9		G4-3	SF8		L7		4	0	0	1	0	0	1					
Dan Gladden, R (1.7) OBP: 0.321, SLG: 0.358	L6		HR BB		L7	BB 1B		K		4	2	1	1	1	1	1					
Travis Fryman, R (1.6) OBP: 0.319, SLG: 0.455	F7		HR		F8					4	1	2	4	0	0	0					
Cecil Fielder, R (1.3) OBP: 0.317, SLG: 0.466		BB 1B	F7			BB P3				3	1	1	0	1	0	1					
Mickey Tettleton, S (1.2) OBP: 0.383, SLG: 0.485		BB 1B			CS BB	BB 1B 2B		G6-4-3 BB		2	1	2	0	2	0	0					
Mark Carreon, R (1.9) OBP: 0.278, SLG: 0.359		L9			L7	BB 1B		K		3	1	0	0	1	1	4					
Skeeter Barnes, R (1.10) OBP: 0.283, SLG: 0.396		G6-4-3 1B			BB 2B	BB 1B SF8		G6-4-3		4	1	3	1	0	0	1					
Scott Livingstone, L (1.5) OBP: 0.326, SLG: 0.344		G6-4-3			G3-1	BB 1B		F7		4	1	1	2	0	0	4					
Gary Pettis, S (1.8) OBP: 0.304, SLG: 0.258			F7		K	BB 1B 3B				2	1	0	0	2	1	0					
Inning Stats	R: 0 E: 0 K: 0 S: 9	H: 3 LOB: 2 BB: 0 P: 14	R: 2 E: 0 K: 0 S: 7	H: 1 LOB: 0 BB: 1 P: 16	R: 0 E: 0 K: 0 S: 6	H: 1 LOB: 1 BB: 1 P: 14	R: 0 E: 0 K: 1 S: 8	H: 0 LOB: 0 BB: 0 P: 9	R: 7 E: 0 K: 0 S: 21	H: 5 LOB: 1 BB: 3 P: 41	R: 0 E: 0 K: 1 S: 8	H: 0 LOB: 0 BB: 1 P: 14	R: 0 E: 0 K: 1 S: 9	H: 0 LOB: 1 BB: 1 P: 16	1B: 6 2B: 2 3B: 1 HR: 1	SF: 1 SAC: 0 DP: 2 HBP: 0	WP: 0 PB: 0 SB: 0 CS: 1	PA: 38			
PITCHER	IP	WLS	BF	H	R	ER	SO	BB	IBB	HBP	BLK	WP	HR	S	P	ERA	WHIP				
David Wells, L (1.1) ERA: 4.42	5.1	L	26	8	7	7	1	4	0	0	0	0	0	54	99	11.81	2.250				
Mark Eichhorn, R (6.1) ERA: 2.53	0.2		5	2	2	2	0	1	0	0	0	0	0	9	15	27.00	4.500				
Pat Hentgen, R (7.1) ERA: 5.32	2.0		7	0	0	0	2	2	0	0	0	0	0	17	30	0.00	1.000				

Toronto Blue Jays @ Detroit Tigers
Tiger Stadium, Detroit, MI
Sun Aug 09 1992, 3:33 AM EDT
Att: 40,035 - Sunny - 79 F

AB 30
R 9
H 10
RBI 9
BB 7
SO 3
LOB 12



Batter	1	2	3	4	5	6	7	8	9	AB	R	H	RBI	BB	SO	LOB	TOP											
Bernie Williams, S OBP: 0.302, SLG: 0.408	1-0 CS 1B		3-3 K		3-1 1-H HR			1-2 F9	0-3 K	5	1	2	2	0	2	2	New York Yankees @ Detroit Tigers Tiger Stadium, Detroit, MI Mon Aug 10 1992, 7:05 PM EDT Att: 16,824 - Cloudy - 90 F											
Randy Velarde, R OBP: 0.332, SLG: 0.404	4-2 SAFE F 1B 1-2 G3-6-3 BB		1-1 F8		0-1 F7			3-1 2B 1B	1-2 F9	4	2	1	0	1	0	2												
Don Mattingly, L OBP: 0.308, SLG: 0.418 Dion James, L OBP: 0.356, SLG: 0.374	1-0 E4 1-3 G3-6-3 1B			0-1 G4-6-3 1B		0-1 G3-1		0-1 1-H 2B	2-1 G4-3	4	0	3	1	0	0	0												
Mel Hall, L OBP: 0.308, SLG: 0.454 Jim Leyritz, R OBP: 0.350, SLG: 0.435	1-0 G3-6-3 1-2 3-H			0-0 G4-6-3 1-2		3-1 P4		1-0 P5		4	0	0	0	0	0	3												
Roberto Kelly, R OBP: 0.332, SLG: 0.420		2-1 1B		2-2 2B		0-1 1B		4-2 BB		3	0	3	0	1	0	0												
Matt Nokes, L OBP: 0.281, SLG: 0.396		0-0 P6		0-0 P6		2-0 G4-3		2-0 BB G3		4	0	0	0	0	0	4												
Kevin Maas, L OBP: 0.308, SLG: 0.417		0-2 1B			1-0 L9		2-1 P5		1-2 1B 1B	4	1	2	0	0	0	0												
Charlie Hayes, R OBP: 0.273, SLG: 0.374		1-2 F9			1-2 F9		3-2 G5-3		2-0 1B 1B	4	0	1	0	0	0	1												
Andy Stankiewicz, R OBP: 0.345, SLG: 0.360			2-2 F9		2-1 HR 1B		1-0 L7		2-1 1-2 2-H 1B	4	1	2	1	0	0	0												
Inning Stats	R: 1 E: 1 K: 0 S: 7	H: 2 LOB: 0 BB: 1 P: 14	R: 0 E: 0 K: 0 S: 9	H: 2 LOB: 1 BB: 0 P: 12	R: 0 E: 0 K: 1 S: 9	H: 0 LOB: 0 BB: 0 P: 15	R: 0 E: 0 K: 0 S: 8	H: 2 LOB: 1 BB: 0 P: 10	R: 2 E: 0 K: 0 S: 10	H: 2 LOB: 0 BB: 0 P: 17	R: 0 E: 0 K: 0 S: 7	H: 1 LOB: 1 BB: 0 P: 12	R: 0 E: 0 K: 0 S: 6	H: 0 LOB: 0 BB: 0 P: 12	R: 1 E: 0 K: 0 S: 11	H: 2 LOB: 2 BB: 1 P: 22		R: 1 E: 0 K: 1 S: 15	H: 3 LOB: 2 BB: 0 P: 23	1B: 11 2B: 2 3B: 0 HR: 1	SF: 0 SAC: 0 DP: 2 HBP: 0	WP: 0 PB: 0 SB: 0 CS: 1	PA: 39					
PITCHER	IP	WLS	BF	H	R	ER	SO	BB	IBB	HBP	BLK	WP	HR	S	P	ERA	WHIP											
John Doherty, R ERA: 3.66	(1, 1)	5.2	W	23	9	3	2	1	1	0	0	0	0	1	49	77	3.18	1.765										
Mike Munoz, L ERA: 3.44	(6, 1)	0.2		2	0	0	0	0	0	0	0	0	0	0	3	7	0.00	0.000										
Kurt Knudsen, R ERA: 3.55	(7, 1)	1.1		7	2	1	1	0	1	0	0	0	0	0	14	27	6.75	2.250										
Buddy Groom, L ERA: 5.82	(8, 1)	0.1		4	3	1	1	0	0	0	0	0	0	7	14	27.00	9.000											
Mike Henneman, R ERA: 4.39	(9, 1)	1.0		3	0	0	0	1	0	0	0	0	0	9	12	0.00	0.000											
Batter	1	2	3	4	5	6	7	8	9	AB	R	H	RBI	BB	SO	LOB	BOTTOM											
Tony Phillips, S OBP: 0.397, SLG: 0.413	1-1 WP BB G5-3 1B		3-1 SAFE 1B SF8 1B	1-2 P4		3-2 1-H 3B	4-2 E 1B BB			4	2	3	1	1	0	2	New York Yankees @ Detroit Tigers Tiger Stadium, Detroit, MI Mon Aug 10 1992, 7:05 PM EDT Att: 16,824 - Cloudy - 90 F											
Lou Whitaker, L OBP: 0.405, SLG: 0.468	4-1 G5-3 WP BB		1-2 S BB 1B	4-2 BB		4-0 G5-4-3 IBB	2-2 E7 FC6-4 1B			2	1	2	3	3	0	0												
Travis Fryman, R OBP: 0.318, SLG: 0.451	3-2 L6 1-2 2-3		4-2 1B S BB	0-0 F9		0-0 G5-4-3 1-2	1-1 FC6-4			4	0	0	0	1	0	9												
Cecil Fielder, R OBP: 0.318, SLG: 0.473	2-2 G5-3 2-3 3-H		2-2 SF8		1-1 P4		3-2 HR 1B	1-2 WP 1B		4	1	2	3	0	0	1												
Mickey Tettleton, S OBP: 0.382, SLG: 0.484 Chad Kreuter, S OBP: 0.304, SLG: 0.326	2-1 P6		2-2 L8-3 1B		3-2 1B		2-1 E7 1B BB 1B	2-2 P6		1	0	0	0	0	0	1												
Dan Gladden, R OBP: 0.320, SLG: 0.357 Mark Carreon, R OBP: 0.277, SLG: 0.357		2-2 F8	0-1 L8-3 1B		0-0 F8		3-1 BB S 1B 1B	2-2 L9		4	1	1	0	0	0	3												
Scott Livingstone, L OBP: 0.323, SLG: 0.346		2-2 F8		0-0 1B 2B		2-0 G4-3		0-0 G5-3		5	1	1	0	0	1	4												
Rico Brogna, L OBP: 0.429, SLG: 0.571 Skeeter Barnes, R OBP: 0.291, SLG: 0.393	1-3 F8		2-2 E8 1B		0-0 E8 2-H 1B		0-1 FC2-6 1B		1-2 K	3	0	2	1	0	0	0												
Gary Pettis, S OBP: 0.321, SLG: 0.272			2-2 1B S 1B 1B		1-0 BB 1B		0-0 FC2-6 S WP 1B BB		4-2 BB 1B	3	3	2	0	1	0	1												
Inning Stats	R: 1 E: 0 K: 0 S: 15	H: 1 LOB: 1 BB: 1 P: 27	R: 0 E: 0 K: 0 S: 9	H: 0 LOB: 0 BB: 0 P: 15	R: 3 E: 0 K: 0 S: 20	H: 4 LOB: 1 BB: 1 P: 34	R: 1 E: 1 K: 0 S: 9	H: 3 LOB: 3 BB: 1 P: 15	R: 0 E: 0 K: 0 S: 7	H: 1 LOB: 1 BB: 0 P: 13	R: 1 E: 0 K: 0 S: 8	H: 2 LOB: 1 BB: 1 P: 15	R: 4 E: 2 K: 2 S: 28	H: 4 LOB: 2 BB: 2 P: 51	R: 0 E: 0 K: 0 S: 13	H: 1 LOB: 1 BB: 0 P: 18		1B: 13 2B: 2 3B: 1 HR: 1	SF: 1 SAC: 0 DP: 2 HBP: 0	WP: 3 PB: 0 SB: 6 CS: 0	PA: 43							
PITCHER	IP	WLS	BF	H	R	ER	SO	BB	IBB	HBP	BLK	WP	HR	S	P	ERA	WHIP											
Shawn Hillegas, R ERA: 5.05	(1, 1)	3.1	L	17	7	5	5	0	2	0	0	0	0	0	46	78	13.50	2.700										
Jerry Nielsen, L ERA: 4.5	(4, 1)	2.0		12	4	1	1	0	1	1	0	0	1	0	21	40	4.50	2.500										
John Habyan, R ERA: 3.75	(6, 1)	0.2		4	3	3	3	0	0	0	0	0	0	1	12	20	40.50	4.500										
Greg Cadaret, L ERA: 4.79	(7, 1)	0.2		5	1	1	1	2	2	0	0	0	0	0	15	29	13.50	4.500										
Tim Burke, R ERA: 4.12	(7, 1)	0.1		1	0	0	0	0	0	0	0	0	0	2	3	0.00	0.000											

Batter	1	2	3	4	5	6	7	8	9	AB	R	H	RBI	BB	SO	LOB	TOP										
Bernie Williams, S (1, 8) OBP: 0.281, SLG: 0.377	2-1 L9		3-2 F8			0-0 F8		2-1 G5-4-3		4	0	0	0	0	0	2											
Randy Velarde, R (1, 9) OBP: 0.331, SLG: 0.415	2-2 L7		1-1 P3			1-0 F7		1-1 HR		4	1	1	1	0	0	1											
Roberto Kelly, R (1, 7) OBP: 0.331, SLG: 0.416	4-2 WP BB			0-1 F7		2-2 G5-3		0-2 G5-3		3	0	0	0	1	0	0											
Don Mattingly, L (1, 3) OBP: 0.322, SLG: 0.415	1-0 F8			2-1 G6-3			1-1 P6		0-1 P5	4	0	0	0	0	0	1											
Jim Leyritz, R (1, 10) OBP: 0.343, SLG: 0.424 Mel Hall, L (9, PH) OBP: 0.308, SLG: 0.453		2-3 K		0-0 F8			3-2 F8		1-3 K	3	0	0	0	0	1	0											
Mike Stanley, R (1, 2) OBP: 0.375, SLG: 0.426 Matt Nokes, L (9, PH) OBP: 0.283, SLG: 0.398		3-1 G4-6-3 1B			2-1 P4		2-1 PB 1B		3-0 1B	3	0	2	0	0	0	0											
Charlie Hayes, R (1, 5) OBP: 0.272, SLG: 0.373		1-0 G4-6-3			0-1 F8		2-2 PB 1B		1-1 G6-3	4	0	1	0	0	0	2											
Andy Stankiewicz, R (1, 6) OBP: 0.348, SLG: 0.359			4-1 BB		1-2 HBP		3-2 L9			1	0	0	0	1	0	2											
Pat Kelly, R (1, 4) OBP: 0.282, SLG: 0.333			1-1 F9		0-0 F7			3-2 G5-4-3 1B		3	0	1	0	0	0	2											
Inning Stats	R: 0 E: 0 K: 0 S: 8	H: 0 LOB: 1 BB: 1 P: 17	R: 0 E: 0 K: 1 S: 6	H: 1 LOB: 0 BB: 0 P: 12	R: 0 E: 0 K: 0 S: 8	H: 0 LOB: 1 BB: 1 P: 17	R: 0 E: 0 K: 0 S: 5	H: 0 LOB: 0 BB: 0 P: 7	R: 0 E: 0 K: 0 S: 7	H: 0 LOB: 1 BB: 0 P: 10	R: 0 E: 0 K: 0 S: 5	H: 0 LOB: 0 BB: 0 P: 8	R: 0 E: 0 K: 0 S: 15	H: 2 LOB: 2 BB: 0 P: 26	R: 1 E: 0 K: 0 S: 12	H: 2 LOB: 0 BB: 0 P: 18	R: 0 E: 0 K: 1 S: 10	H: 1 LOB: 1 BB: 0 P: 15	1B: 5 2B: 0 3B: 0 HR: 1	SF: 0 SAC: 0 DP: 2 HBP: 1	WP: 1 PB: 1 SB: 0 CS: 0	PA: 34					
PITCHER	IP	WLS	BF	H	R	ER	SO	BB	IBB	HBP	BLK	WP	HR	S	P	ERA	WHIP										
Frank Tanana, L (1, 1) ERA: 4.56	7.2	W	29	5	1	1	1	2	0	1	0	1	1	62	111	1.17	0.913										
John Kieley, R (8, 1) ERA: 2.39	0.1		1	0	0	0	0	0	0	0	0	0	0	4	4	0.00	0.000										
Mike Henneman, R (9, 1) ERA: 4.28	1.0		4	1	0	0	1	0	0	0	0	0	0	10	15	0.00	1.000										

New York Yankees @ Detroit Tigers
Tiger Stadium, Detroit, MI
Tue Aug 11 1992, 7:05 PM EDT
Att: 19,194 - Cloudy - 73 F

AB 31
R 1
H 6
RBI 1
BB 2
SO 2
LOB 10



Batter	1	2	3	4	5	6	7	8	9	AB	R	H	RBI	BB	SO	LOB	BOTTOM										
Tony Phillips, S (1, 9) OBP: 0.402, SLG: 0.420	2-2 BB 1B	1-0 HR 1B		4-2 G6-3 BB			0-0 2B			3	1	3	1	1	0	0											
Lou Whitaker, L (1, 4) OBP: 0.403, SLG: 0.475	3-2 F8	3-2 1H HR		0-0 G6-3			0-2 L1			4	1	1	2	0	0	4											
Travis Fryman, R (1, 6) OBP: 0.315, SLG: 0.447	3-2 F9	0-0 F7			2-3 K		3-3 K			4	0	0	0	0	2	2											
Cecil Fielder, R (1, 10) OBP: 0.317, SLG: 0.470	4-0 BB	2-1 P4			0-1 L7			2-3 K		3	0	0	0	1	1	0											
Scott Livingstone, L (1, 5) OBP: 0.322, SLG: 0.344	0-0 F8		2-3 K		1-0 L4			1-1 1B		4	0	1	0	0	1	2											
Dan Gladden, R (1, 7) OBP: 0.319, SLG: 0.355		3-1 HR 1B	0-0 G4-1			1-1 G6-3		3-2 P5		4	1	1	0	0	0	1											
Rico Brogna, L (1, 3) OBP: 0.364, SLG: 0.727		1-1 HR	1-1 G3-1			1-1 P4		0-3 K2-3		4	1	1	2	0	1	1											
Chad Kreuter, S (1, 2) OBP: 0.311, SLG: 0.333		1-1 SH2-4 1B 1B		2-1 FC6-4 1B			2-3 K			3	1	2	0	0	1	0											
Gary Pettis, S (1, 8) OBP: 0.315, SLG: 0.266		2-1 SH2-4		2-2 FC6-4 WP			1-2 L4			2	0	0	0	0	0	1											
Inning Stats	R: 0 E: 0 K: 0 S: 13	H: 1 LOB: 2 BB: 1 P: 25	R: 5 E: 0 K: 0 S: 16	H: 5 LOB: 0 BB: 0 P: 29	R: 0 E: 0 K: 1 S: 7	H: 0 LOB: 0 BB: 0 P: 10	R: 0 E: 0 K: 0 S: 15	H: 1 LOB: 1 BB: 1 P: 23	R: 0 E: 0 K: 1 S: 6	H: 0 LOB: 0 BB: 0 P: 9	R: 0 E: 0 K: 1 S: 7	H: 0 LOB: 0 BB: 0 P: 11	R: 0 E: 0 K: 1 S: 10	H: 1 LOB: 1 BB: 0 P: 14	R: 0 E: 0 K: 2 S: 11	H: 1 LOB: 1 BB: 0 P: 17	1B: 6 2B: 1 3B: 0 HR: 2	SF: 0 SAC: 1 DP: 1 HBP: 0	WP: 1 PB: 0 SB: 0 CS: 0	PA: 34							
PITCHER	IP	WLS	BF	H	R	ER	SO	BB	IBB	HBP	BLK	WP	HR	S	P	ERA	WHIP										
Melido Perez, R (1, 1) ERA: 3.19	8.0	L	34	9	5	5	6	2	0	0	0	1	2	85	138	5.62	1.375										

New York Yankees @ Detroit Tigers
Tiger Stadium, Detroit, MI
Tue Aug 11 1992, 7:05 PM EDT
Att: 19,194 - Cloudy - 73 F

AB 31
R 5
H 9
RBI 5
BB 2
SO 6
LOB 11



Batter	1	2	3	4	5	6	7	8	9	AB	R	H	RBI	BB	SO	LOB	TOP						
Bernie Williams, S OBP: 0.274, SLG: 0.362	G3	F9			L7		1B	FC6-4		5	0	1	1	0	0	1							
Randy Velarde, R OBP: 0.326, SLG: 0.410	F9		G5-3		F8		F9		1B	5	1	1	0	0	0	1							
Don Mattingly, L OBP: 0.327, SLG: 0.419	1B		F8			HR	1B		1B	5	2	4	0	0	0	0							
Mel Hall, L OBP: 0.309, SLG: 0.452										5	0	2	1	0	1	3							
Dion James, L OBP: 0.356, SLG: 0.374	1B		K		F9		G3-1		E9	0	0	0	0	0	0	0							
Roberto Kelly, R OBP: 0.332, SLG: 0.423	K				E8				F8	5	2	2	2	0	1	4							
Kevin Maas, L OBP: 0.309, SLG: 0.420					SF8					3	2	2	2	0	0	0							
Matt Nokes, L OBP: 0.282, SLG: 0.405					G3-1					5	1	1	2	0	1	3							
Charlie Hayes, R OBP: 0.279, SLG: 0.390										3	2	3	2	1	0	0							
Andy Stankiewicz, R OBP: 0.344, SLG: 0.355					CS				P3	4	0	0	0	0	1	2							
Inning Stats	R: 0 H: 2 E: 0 K: 1 S: 9	H: 2 LOB: 2 BB: 0 P: 15	R: 2 H: 2 E: 0 K: 0 S: 9	H: 2 LOB: 0 BB: 0 P: 13	R: 0 H: 0 E: 0 K: 1 S: 12	H: 0 LOB: 0 BB: 0 P: 15	R: 1 H: 2 E: 1 K: 0 S: 9	H: 2 LOB: 0 BB: 0 P: 11	R: 0 H: 0 E: 0 K: 0 S: 5	H: 0 LOB: 0 BB: 0 P: 6	R: 2 H: 2 E: 0 K: 0 S: 9	H: 2 LOB: 0 BB: 0 P: 10	R: 1 H: 3 E: 0 K: 1 S: 13	H: 3 LOB: 2 BB: 0 P: 21	R: 2 H: 2 E: 0 K: 0 S: 15	H: 2 LOB: 1 BB: 0 P: 27	R: 2 H: 3 E: 1 K: 1 S: 15	H: 3 LOB: 2 BB: 0 P: 20	1B: 12 2B: 0 3B: 1 HR: 3	SF: 2 SAC: 0 DP: 0 HBP: 0	WP: 1 PB: 0 SB: 0 CS: 1	PA: 44	
PITCHER	IP	WLS	BF	H	R	ER	SO	BB	IBB	HBP	BLK	WP	HR	S	P	ERA	WHIP						
Bill Gulickson, R ERA: 3.7	(1, 1)	6.0	L	25	8	5	5	2	0	0	0	0	1	2	53	70	7.50	1.333					
Walt Terrell, R ERA: 5.51	(7, 1)	2.0		12	5	3	3	1	1	0	0	0	0	1	28	48	13.50	3.000					
Les Lancaster, R ERA: 6.05	(9, 1)	1.0		6	3	2	1	1	0	0	0	0	0	0	15	20	9.00	3.000					

New York Yankees @ Detroit Tigers
Tiger Stadium, Detroit, MI
Wed Aug 12 1992, 3:33 AM EDT
Att: 25,480 - Cloudy - 68 F

AB 40
R 10
H 16
RBI 10
BB 1
SO 4
LOB 14



Batter	1	2	3	4	5	6	7	8	9	AB	R	H	RBI	BB	SO	LOB	BOTTOM						
Tony Phillips, S OBP: 0.400, SLG: 0.417	G4-3		K		F8			FC3-6		3	0	0	0	1	1	1							
Lou Whitaker, L OBP: 0.402, SLG: 0.472	G6-3						G3-1	FC3-6		4	0	1	0	0	0	1							
Travis Fryman, R OBP: 0.315, SLG: 0.445					F7		E5	FC5-4		4	0	1	0	0	0	2							
Cecil Fielder, R OBP: 0.316, SLG: 0.467					K		P5			3	0	0	0	1	1	3							
Mickey Tettleton, S OBP: 0.383, SLG: 0.482							K			2	0	0	0	2	1	1							
Scott Livingstone, L OBP: 0.377, SLG: 0.338					K		K			4	0	0	0	0	2	4							
Mark Carreon, R OBP: 0.273, SLG: 0.351					K		G5-3			4	0	0	0	0	2	2							
Rico Brogna, L OBP: 0.267, SLG: 0.533					G4-3		G4-3			4	0	0	0	0	0	2							
Gary Pettis, S OBP: 0.315, SLG: 0.260					K					2	0	0	0	1	2	0							
Inning Stats	R: 0 H: 1 E: 0 K: 0 S: 12	H: 0 LOB: 0 BB: 0 P: 14	R: 0 H: 0 E: 0 K: 2 S: 10	H: 0 LOB: 0 BB: 0 P: 11	R: 0 H: 1 E: 0 K: 2 S: 13	H: 1 LOB: 2 BB: 1 P: 20	R: 0 H: 0 E: 0 K: 0 S: 11	H: 0 LOB: 1 BB: 1 P: 16	R: 0 H: 0 E: 1 K: 1 S: 8	H: 0 LOB: 0 BB: 0 P: 15	R: 0 H: 0 E: 0 K: 0 S: 3	H: 0 LOB: 0 BB: 0 P: 3	R: 0 H: 0 E: 0 K: 1 S: 9	H: 0 LOB: 1 BB: 1 P: 16	R: 0 H: 0 E: 0 K: 1 S: 11	H: 0 LOB: 2 BB: 2 P: 24	1B: 2 2B: 0 3B: 0 HR: 0	SF: 0 SAC: 0 DP: 0 HBP: 0	WP: 0 PB: 0 SB: 0 CS: 0	PA: 35			
PITCHER	IP	WLS	BF	H	R	ER	SO	BB	IBB	HBP	BLK	WP	HR	S	P	ERA	WHIP						
Scott Sanderson, R ERA: 4.53	(1, 1)	7.1	W	27	8	0	8	2	0	0	0	0	0	0	67	102	0.00	0.545					
Rich Monteleone, R ERA: 3.01	(8, 1)	1.2		8	0	0	0	1	3	0	0	0	0	17	36	0.00	1.800						

New York Yankees @ Detroit Tigers
Tiger Stadium, Detroit, MI
Wed Aug 12 1992, 3:33 AM EDT
Att: 25,480 - Cloudy - 68 F

AB 30
R 0
H 2
RBI 0
BB 5
SO 9
LOB 16



Batter	1	2	3	4	5	6	7	8	9	AB	R	H	RBI	BB	SO	LOB	TOP										
Tony Phillips, S OBP: 0.403, SLG: 0.417 (1, 9)										4	1	2	0	2	0	2	Detroit Tigers @ Texas Rangers Arlington Stadium, Arlington, TX Fri Aug 14 1992, 8:05 PM EDT Att: 38,696 - Cloudy - 81 F										
Lou Whitaker, L OBP: 0.403, SLG: 0.481 (1, 4)										5	1	2	3	1	0	3											
Travis Fryman, R OBP: 0.317, SLG: 0.445 (1, 6)										5	1	2	0	1	2	3											
Cecil Fielder, R OBP: 0.315, SLG: 0.462 (1, 3)										4	1	0	0	1	1	5											
Mickey Tettleton, S OBP: 0.382, SLG: 0.477 (1, 2)										4	0	0	0	1	1	5											
Dan Gladden, R OBP: 0.318, SLG: 0.353 (1, 7)										5	1	1	1	0	1	3											
Scott Livingstone, L OBP: 0.322, SLG: 0.348 (1, 5)										5	1	3	1	0	0	0											
Rico Brogna, L OBP: 0.267, SLG: 0.533 (1, 10)										0	0	0	0	0	0	0											
Skeeter Barnes, R OBP: 0.294, SLG: 0.391 (1, PH)										3	2	1	0	2	0	1											
Gary Pettis, S OBP: 0.319, SLG: 0.307 (1, 8)										5	1	2	3	0	1	4											
Inning Stats	R: 7 E: 1 K: 1 S: 18	H: 6 LOB: 1 BB: 2 P: 38	R: 0 E: 0 K: 1 S: 7	H: 0 LOB: 1 BB: 1 P: 13	R: 0 E: 1 K: 0 S: 6	H: 2 LOB: 1 BB: 0 P: 10	R: 0 E: 1 K: 0 S: 13	H: 1 LOB: 2 BB: 0 P: 21	R: 2 E: 0 K: 1 S: 17	H: 2 LOB: 2 BB: 2 P: 29	R: 0 E: 0 K: 0 S: 9	H: 1 LOB: 2 BB: 1 P: 16	R: 0 E: 0 K: 0 S: 15	H: 0 LOB: 0 BB: 2 P: 27	R: 0 E: 0 K: 0 S: 4	H: 0 LOB: 0 BB: 0 P: 8	R: 0 E: 0 K: 2 S: 14	H: 1 LOB: 1 BB: 0 P: 22	1B: 9 2B: 1 3B: 2 HR: 1	SF: 0 SAC: 0 DP: 2 HBP: 0	WP: 0 PB: 0 SB: 0 CS: 0	PA: 48					
PITCHER	IP	WLS	BF	H	R	ER	SO	BB	IBB	HBP	BLK	WP	HR	S	P	ERA	WHIP										
Roger Pavlik, R ERA: 9.9	0.1	L	7	5	6	6	1	1	0	0	0	0	1	13	26	162.00	18.000										
Brian Bohanon, L ERA: 6.82	4.0		22	6	3	2	1	4	0	0	0	0	0	39	75	4.50	2.500										
Matt Whiteside, R ERA: 3.18	2.0		9	1	0	0	2	2	0	0	0	0	0	25	37	0.00	1.500										
Todd Burns, R ERA: 3.74	1.2		6	0	0	0	0	1	0	0	0	0	0	12	24	0.00	0.600										
Kenny Rogers, L ERA: 3.09	1.0		4	1	0	0	2	0	0	0	0	0	0	14	22	0.00	1.000										

Batter	1	2	3	4	5	6	7	8	9	AB	R	H	RBI	BB	SO	LOB	BOTTOM										
Jeff Huson, L OBP: 0.345, SLG: 0.368 (1, 6)										4	1	1	0	1	0	2	Detroit Tigers @ Texas Rangers Arlington Stadium, Arlington, TX Fri Aug 14 1992, 8:05 PM EDT Att: 38,696 - Cloudy - 81 F										
Rafael Palmeiro, L OBP: 0.344, SLG: 0.411 (1, 3)										5	1	1	0	0	0	2											
Ruben Sierra, S OBP: 0.320, SLG: 0.451 (1, 9)										5	1	1	1	0	0	2											
Juan Gonzalez, R OBP: 0.294, SLG: 0.509 (1, 7)										5	2	4	4	0	1	1											
Kevin Reimer, L OBP: 0.356, SLG: 0.484 (1, 10)										5	1	2	0	0	1	1											
Dean Palmer, R OBP: 0.325, SLG: 0.446 (1, 5)										1	0	0	0	0	0	2											
Al Newman, S OBP: 0.322, SLG: 0.254 (8, PH)										2	0	1	0	0	1	0											
Monty Fariss, R OBP: 0.350, SLG: 0.368 (9, 8)										0	0	0	0	1	0	0											
Ivan Rodriguez, R OBP: 0.320, SLG: 0.395 (1, 2)										4	0	1	0	0	1	3											
David Hulse, L OBP: 0.300, SLG: 0.222 (8, PH)										3	0	0	0	0	1	3											
Geno Petrilli, L OBP: 0.287, SLG: 0.293 (9, 5)										1	0	1	1	0	0	0											
Jeff Frye, R OBP: 0.295, SLG: 0.333 (1, 4)										3	0	0	0	0	1	1											
Brian Downing, R OBP: 0.401, SLG: 0.418 (8, PH)										1	0	0	0	0	1	2											
Mario Diaz, R ERA: 4.31 (9, 4)										0	0	0	0	0	0	0											
Inning Stats	R: 0 E: 0 K: 0 S: 9	H: 0 LOB: 0 BB: 0 P: 13	R: 0 E: 0 K: 0 S: 10	H: 3 LOB: 2 BB: 0 P: 15	R: 0 E: 0 K: 1 S: 8	H: 1 LOB: 1 BB: 0 P: 12	R: 1 E: 0 K: 2 S: 12	H: 1 LOB: 0 BB: 0 P: 15	R: 3 E: 0 K: 0 S: 13	H: 2 LOB: 1 BB: 1 P: 25	R: 0 E: 0 K: 1 S: 9	H: 1 LOB: 1 BB: 0 P: 13	R: 0 E: 0 K: 1 S: 11	H: 1 LOB: 1 BB: 0 P: 15	R: 1 E: 0 K: 2 S: 16	H: 2 LOB: 2 BB: 1 P: 29	R: 1 E: 0 K: 0 S: 11	H: 1 LOB: 0 BB: 0 P: 17	1B: 7 2B: 4 3B: 0 HR: 2	SF: 0 SAC: 0 DP: 1 HBP: 0	WP: 0 PB: 0 SB: 0 CS: 0	PA: 41					
PITCHER	IP	WLS	BF	H	R	ER	SO	BB	IBB	HBP	BLK	WP	HR	S	P	ERA	WHIP										
Dave Haas, R ERA: 1.93	6.2	W	30	9	4	1	4	1	0	0	0	0	0	13	23	13.50	4.500										
Kurt Knudsen, R ERA: 3.69	0.2		5	2	1	1	2	1	0	0	0	0	0	13	23	13.50	4.500										
Mike Henneman, R ERA: 4.31 (8, 1)	1.2	S	6	1	1	1	1	0	0	0	0	0	1	17	26	5.40	0.600										

AB	40
R	9
H	13
RBI	8
BB	8
SO	6
LOB	26



Batter	1	2	3	4	5	6	7	8	9	AB	R	H	RBI	BB	SO	LOB	TOP										
Tony Phillips, S OBP: 0.401, SLG: 0.413 (1, 9)	4-0 1B BB SF8	2-2 F7	2-2 G1-3		1-0 FC1-2 1B		2-2 FC SF8 1B	1-3 K		5	3	0	0	1	1	7											
Lou Whitaker, L OBP: 0.406, SLG: 0.481 Skeeter Barnes, R OBP: 0.300, SLG: 0.396 (1, 4) (9, PH)	4-1 BB 1B BB	2-2 BB 1B		0-2 G3-1	4-1 1B BB		1-1 SF8		2-2 1B	2	0	1	2	2	0	0											
Travis Fryman, R OBP: 0.323, SLG: 0.448 (1, 6)	1-2 BB 1B	4-0 BB		3-2 G1-3	1-2 2-3 3-H 1B		2-3 3-H 1B		0-1 1B	5	1	4	3	1	0	0											
Cecil Fielder, R OBP: 0.316, SLG: 0.460 Dave Bergman, L OBP: 0.269, SLG: 0.241 Rob Deer, R OBP: 0.309, SLG: 0.550 Mike Munoz, L (1, 3) (8, 3) (9, PH) (9, 1)	1-1 P4	1-3 K		4-2 BB	1-2 2-3 3-H G1-3		3-H 3-2 1B		1-3 K	4	0	1	1	1	1	8											
Mickey Tettleton, S OBP: 0.381, SLG: 0.473 (1, 2)	1-2 SF8		4-1 1B BB	2-1 G3		1-3 K	0-1 F7		4-0 1B	3	1	0	1	2	1	2											
Dan Gladden, R OBP: 0.322, SLG: 0.355 Mark Carreon, R OBP: 0.272, SLG: 0.350 (1, 7) (8, 7)	4-2 BB		2-1 1B SF8 1B		1-0 E7 G4-3 FC1-2 1B	1-0 F7	1-3 K		2-2 P4	4	1	2	0	1	1	1											
Scott Livingstone, L OBP: 0.319, SLG: 0.343 (1, 5)	0-0 F7		0-0 1B		1-1 G4-3	1-3 K		0-1 F7	1-2 G4-3	6	0	1	1	0	1	7											
Rico Brogna, L OBP: 0.400, SLG: 0.529 (1, 10) (9, 3)		4-2 1B BB	1-3 K		4-2 FC1-2 BB BB		2-2 FC BB E 1B		4-2 BB	2	2	1	0	3	1	2											
Gary Pettis, S OBP: 0.322, SLG: 0.301 (1, 8)		0-1 F7	2-0 SF8		4-2 BB FC1-2 1B BB		4-1 E SF8 BB		0-0 F7	2	2	0	1	2	0	2											
Inning Stats	R: 1 E: 0 K: 0 S: 12	H: 1 LOB: 3 BB: 3 P: 27	R: 0 E: 0 K: 1 S: 15	H: 1 LOB: 3 BB: 2 P: 28	R: 2 E: 0 K: 1 S: 11	H: 2 LOB: 1 BB: 1 P: 22	R: 0 E: 0 K: 0 S: 12	H: 0 LOB: 1 BB: 1 P: 21	R: 3 E: 1 K: 0 S: 14	H: 2 LOB: 2 BB: 3 P: 32	R: 0 E: 0 K: 2 S: 7	H: 0 LOB: 0 BB: 0 P: 10	R: 4 E: 1 K: 1 S: 22	H: 3 LOB: 1 BB: 1 P: 36	R: 0 E: 0 K: 1 S: 14	H: 0 LOB: 1 BB: 1 P: 19	R: 0 E: 0 K: 1 S: 15	H: 2 LOB: 3 BB: 1 P: 25	1B: 11 2B: 0 3B: 0 HR: 0	SF: 3 SAC: 0 DP: 0 HBP: 0	WP: 1 PA: 52 PB: 0 SB: 0 CS: 0						
PITCHER	IP	WLS	BF	H	R	ER	SO	BB	IBB	HBP	BLK	WP	HR	S	P	ERA	WHIP										
Bobby Witt, R ERA: 4.33 Ed Nunez, R ERA: 3.96 Roger Pavlik, R ERA: 9.0 Kenny Rogers, L ERA: 3.03	(1, 1) (5, 1) (8, 1) (9, 1)	4.2 2.1 1.0 1.0	L 13 4 6	29 4 0 2	5 4 0 0	6 4 0 0	6 3 0 1	2 3 1 1	0 0 0 0	0 0 0 1	0 0 0 0	0 0 0 0	0 1 0 0	59 34 14 15	122 54 19 25	11.57 11.57 0.00 0.00	3.214 2.143 1.000 2.000										

Detroit Tigers @ Texas Rangers
Arlington Stadium, Arlington, TX
Sat Aug 15 1992, 8:05 PM EDT
Att: 31,008 - Cloudy - 82 F

AB 36
R 10
H 11
RBI 9
BB 13
SO 7
LOB 34



Batter	1	2	3	4	5	6	7	8	9	AB	R	H	RBI	BB	SO	LOB	BOTTOM										
Jeff Huson, L OBP: 0.342, SLG: 0.365 Mario Diaz, R (1, 6) (7, PH) (8, 6)	2-1 F9		2-2 SF8		1-0 G4-6-3		1-1 G6-4-3			2	0	0	1	0	0	1											
Rafael Palmeiro, L OBP: 0.343, SLG: 0.410 (1, 3)	2-1 L7		3-H 3-2 G4-3			0-1 FC6-4 1B		0-2 G3		4	0	1	0	0	0	0											
Ruben Sierra, S OBP: 0.320, SLG: 0.449 (1, 9)	0-0 1B			0-1 F9		2-3 K		3-1 F7		4	0	1	0	0	1	1											
Juan Gonzalez, R OBP: 0.294, SLG: 0.507 (1, 7)	1-0 G5-3			0-2 1B E 1B		1-1 FC6-4 1B		2-1 G6-3		4	2	1	0	0	0	2											
Kevin Reimer, L OBP: 0.358, SLG: 0.484 (1, 10)		1-2 G4-3		2-1 E 1B		0-0 1B		1-2 1B		4	0	2	0	0	0	0											
Geno Petralli, L OBP: 0.288, SLG: 0.294 Ivan Rodriguez, R OBP: 0.319, SLG: 0.393 (1, 2) (9, PH)		2-0 G4-3		0-1 E3 G3-6-1		0-1 1B		0-1 F8		3	0	1	2	0	0	1											
Al Newman, S OBP: 0.321, SLG: 0.254 (1, 5)		0-0 F7		1-2 3-H 0-0 G3-6-1		1-0 L9				4	0	1	0	0	0	4											
David Hulse, L OBP: 0.333, SLG: 0.273 Monty Fariss, R OBP: 0.343, SLG: 0.360 (1, 8) (7, PH) (8, 8)			0-1 G4-3 WP SF8 1B				1-3 K			2	1	1	0	0	1	0											
Jeff Frye, R OBP: 0.306, SLG: 0.337 (1, 4)			3-2 G4-3		1-2 G4-6-3 1B		4-0 G6-4-3 BB			2	0	1	0	1	0	1											
Inning Stats	R: 0 E: 0 K: 0 S: 6	H: 1 LOB: 1 BB: 0 P: 11	R: 0 E: 0 K: 0 S: 5	H: 0 LOB: 0 BB: 0 P: 8	R: 1 E: 0 K: 0 S: 12	H: 1 LOB: 0 BB: 0 P: 20	R: 1 E: 1 K: 0 S: 10	H: 2 LOB: 1 BB: 0 P: 12	R: 0 E: 0 K: 1 S: 8	H: 1 LOB: 0 BB: 0 P: 10	R: 1 E: 0 K: 1 S: 11	H: 3 LOB: 2 BB: 0 P: 15	R: 0 E: 0 K: 1 S: 5	H: 0 LOB: 1 BB: 1 P: 11	R: 0 E: 0 K: 0 S: 7	H: 0 LOB: 0 BB: 0 P: 12	R: 0 E: 0 K: 0 S: 6	H: 1 LOB: 1 BB: 0 P: 8	1B: 9 2B: 0 3B: 0 HR: 0	SF: 1 SAC: 0 DP: 3 HBP: 0	WP: 1 PA: 35 PB: 0 SB: 0 CS: 0						
PITCHER	IP	WLS	BF	H	R	ER	SO	BB	IBB	HBP	BLK	WP	HR	S	P	ERA	WHIP										
John Doherty, R ERA: 3.73 Mike Munoz, L ERA: 3.16 Mike Munoz, L ERA: 3.16	(1, 1) (7, 1) (9, 1)	6.0 3.0 3.0	W S S	25 10 10	1 0 1	0 0 0	3 1 1	0 0 1	0 0 0	0 0 0	0 0 0	0 0 0	0 18 18	0 31 31	0.00 0.00 0.00	0.667 0.667											

Detroit Tigers @ Texas Rangers
Arlington Stadium, Arlington, TX
Sat Aug 15 1992, 8:05 PM EDT
Att: 31,008 - Cloudy - 82 F

AB 33
R 3
H 9
RBI 3
BB 1
SO 3
LOB 12



Batter	1	2	3	4	5	6	7	8	9	AB	R	H	RBI	BB	SO	LOB	TOP			
Tony Phillips, S OBP: 0.399, SLG: 0.410 (1, 9)										5	1	1	0	0	2	1				
Lou Whitaker, L OBP: 0.403, SLG: 0.475 (1, 4)										4	1	0	0	1	0	2				
Travis Fryman, R OBP: 0.326, SLG: 0.448 (1, 6)										3	1	1	0	2	0	0				
Cecil Fielder, R Dave Bergman, L OBP: 0.269, SLG: 0.241 (9, 3)										4	1	1	1	1	0	3				
Mickey Tettleton, S OBP: 0.382, SLG: 0.480 (1, 10)										3	1	1	3	1	0	4				
Scott Livingstone, L OBP: 0.352, SLG: 0.340 (1, 5)										2	0	0	1	2	0	2				
Mark Carreon, R OBP: 0.272, SLG: 0.360 (1, 7)										4	1	1	1	0	2	4				
Chad Kreuter, S OBP: 0.303, SLG: 0.325 (1, 2)										4	0	0	0	0	2	0				
Gary Pettis, S OBP: 0.312, SLG: 0.290 (1, 8)										4	0	0	0	0	1	1				
Inning Stats	R: 3 E: 0 K: 1 S: 13	H: 2 LOB: 1 BB: 2 P: 31	R: 0 E: 0 K: 1 S: 7	H: 0 LOB: 0 BB: 0 P: 9	R: 1 E: 0 K: 0 S: 12	H: 1 LOB: 1 BB: 1 P: 21	R: 0 E: 0 K: 2 S: 8	H: 0 LOB: 0 BB: 0 P: 13	R: 1 E: 0 K: 1 S: 14	H: 0 LOB: 3 BB: 4 P: 32	R: 0 E: 1 K: 0 S: 6	H: 0 LOB: 1 BB: 0 P: 11	R: 1 E: 0 K: 0 S: 9	H: 1 LOB: 0 BB: 0 P: 15	R: 0 E: 0 K: 0 S: 5	H: 1 LOB: 0 BB: 0 P: 7	1B: 2 2B: 0 3B: 0 HR: 3	SF: 0 SAC: 0 DP: 1 HBP: 0	WP: 0 PB: 0 SB: 0 CS: 0	PA: 40
PITCHER	IP WLS BF H R ER SO BB IBB HBP BLK WP HR S P ERA WHIP																			
Nolan Ryan, R ERA: 3.64 (1, 1)	4.2 L 24 3 5 5 5 7 0 0 0 0 0 2 53 105 9.64 2.143																			
Todd Burns, R ERA: 3.53 (5, 1)	2.1 9 0 0 0 2 0 0 0 0 0 0 0 15 26 0.00 0.000																			
Jeff Russell, R ERA: 2.01 (8, 1)	1.0 4 1 1 1 0 0 0 0 0 0 0 0 9 15 9.00 1.000																			
Matt Whiteside, R ERA: 2.7 (9, 1)	1.0 3 1 0 0 0 0 0 0 0 0 0 0 5 7 0.00 1.000																			

Detroit Tigers @ Texas Rangers
Arlington Stadium, Arlington, TX
Sun Aug 16 1992, 8:05 PM EDT
Att: 25,216 - Sunny - 85 F

AB	33
R	6
H	5
RBI	6
BB	7
SO	7
LOB	17



Batter	1	2	3	4	5	6	7	8	9	AB	R	H	RBI	BB	SO	LOB	BOTTOM			
Jeff Frye, R OBP: 0.304, SLG: 0.333 (1, 4)										4	0	1	0	0	0	1				
Rafael Palmeiro, L OBP: 0.342, SLG: 0.407 (1, 3)										3	0	0	0	1	1	2				
Ruben Sierra, S OBP: 0.317, SLG: 0.445 (1, 9)										4	0	0	0	0	0	1				
Juan Gonzalez, R OBP: 0.293, SLG: 0.505 (1, 7)										4	0	1	0	0	1	1				
Brian Downing, R OBP: 0.406, SLG: 0.421 (1, 10)										3	0	2	0	1	0	0				
Monty Faries, R OBP: 0.333, SLG: 0.348 (1, 8)										3	0	0	0	0	2	3				
Kevin Reimer, L OBP: 0.357, SLG: 0.483 (9, FH)										1	0	0	0	0	0	1				
Ivan Rodriguez, R OBP: 0.315, SLG: 0.388 (1, 2)										4	0	0	0	0	1	0				
Al Newman, S OBP: 0.326, SLG: 0.257 (1, 5)										2	0	1	0	1	0	0				
Mario Diaz, R OBP: 0.326, SLG: 0.257 (1, 6)										3	0	0	0	0	1	2				
Inning Stats	R: 0 E: 0 K: 0 S: 9	H: 0 LOB: 0 BB: 0 P: 15	R: 0 E: 0 K: 1 S: 11	H: 0 LOB: 0 BB: 0 P: 14	R: 0 E: 0 K: 1 S: 11	H: 2 LOB: 2 BB: 0 P: 16	R: 0 E: 0 K: 1 S: 10	H: 1 LOB: 1 BB: 0 P: 15	R: 0 E: 0 K: 1 S: 8	H: 0 LOB: 1 BB: 1 P: 16	R: 0 E: 0 K: 2 S: 11	H: 2 LOB: 2 BB: 0 P: 17	R: 0 E: 0 K: 0 S: 8	H: 0 LOB: 1 BB: 1 P: 13	R: 0 E: 0 K: 0 S: 7	H: 0 LOB: 0 BB: 1 P: 14	1B: 5 2B: 0 3B: 0 HR: 0	SF: 0 SAC: 0 DP: 1 HBP: 0	WP: 0 PB: 0 SB: 0 CS: 0	PA: 34
PITCHER	IP WLS BF H R ER SO BB IBB HBP BLK WP HR S P ERA WHIP																			
Frank Tanana, L ERA: 4.3 (1, 1)	8.0 W 31 5 0 0 0 2 0 0 0 0 0 0 79 123 0.00 0.875																			
John Kieley, R ERA: 2.31 (9, 1)	1.0 3 0 0 0 0 1 0 0 0 0 0 0 7 14 0.00 1.000																			

Detroit Tigers @ Texas Rangers
Arlington Stadium, Arlington, TX
Sun Aug 16 1992, 8:05 PM EDT
Att: 25,216 - Sunny - 85 F

AB	31
R	0
H	5
RBI	0
BB	3
SO	6
LOB	11



Batter	1	2	3	4	5	6	7	8	9	AB	R	H	RBI	BB	SO	LOB	TOP										
Tony Phillips, S OBP: 0.399, SLG: 0.412 (1, 9)	F8		1B		G5-3		2B		K	5	1	2	2	0	1	0											
Lou Whitaker, L OBP: 0.403, SLG: 0.474 (1, 4)	K		SF8		F9		BB		1B	3	0	1	1	1	1	0											
Travis Fryman, R OBP: 0.325, SLG: 0.445 (1, 6)	K		1B		G5-3		FC4-6		G4-3	5	0	1	0	0	1	3											
Cecil Fielder, R OBP: 0.316, SLG: 0.463 (1, 10)		G5-3	1B		G6-3				K	4	0	1	1	0	1	0											
Mickey Tettleton, S OBP: 0.381, SLG: 0.477 (1, 2)	G3		F8		F8				1B	4	0	1	0	0	0	2											
Dan Gladden, R OBP: 0.324, SLG: 0.367 (1, 7)	HR				K		K		1B	4	1	2	1	0	2	0											
Scott Livingstone, L OBP: 0.320, SLG: 0.339 (1, 5)	F9		F8		F8		2B		F7	4	1	1	0	0	0	2											
Rico Brogna, L OBP: 0.364, SLG: 0.474 (7, PH)			G3		K		L7		K	2	0	0	0	0	1	0											
Skeeter Barnes, R OBP: 0.296, SLG: 0.393 (7, 3)										1	0	0	0	0	0	1											
Dave Bergman, L OBP: 0.267, SLG: 0.240 (8, PH)										1	0	0	0	0	1	2											
Gary Pettis, S OBP: 0.318, SLG: 0.300 (1, 8)			1B		K		2B		K	3	2	1	0	1	2	0											
Inning Stats	R: 0 E: 0 K: 2 S: 9	H: 0 LOB: 0 BB: 0 P: 12	R: 1 E: 0 K: 0 S: 10	H: 1 LOB: 0 BB: 0 P: 16	R: 2 E: 0 K: 0 S: 16	H: 3 LOB: 2 BB: 1 P: 26	R: 0 E: 0 K: 2 S: 8	H: 0 LOB: 0 BB: 0 P: 13	R: 0 E: 0 K: 1 S: 10	H: 0 LOB: 0 BB: 0 P: 15	R: 0 E: 0 K: 0 S: 5	H: 0 LOB: 0 BB: 0 P: 9	R: 2 E: 0 K: 1 S: 14	H: 3 LOB: 2 BB: 1 P: 27	R: 0 E: 0 K: 2 S: 15	H: 2 LOB: 2 BB: 0 P: 21	R: 0 E: 0 K: 2 S: 12	H: 1 LOB: 1 BB: 0 P: 17	1B: 7 2B: 2 3B: 0 HR: 1	SF: 1 SAC: 0 DP: 0 HBP: 0	WP: 0 PB: 0 SB: 1 CS: 0	PA: 39					
PITCHER	IP	WLS	BF	H	R	ER	SO	BB	IBB	HBP	BLK	WP	HR	S	P	ERA	WHIP										
Rick Reed, R ERA: 4.56 (1, 1)	5.0		20	4	3	3	5	1	0	0	0	0	1	53	82	5.40	1.000										
Steve Shifflett, R ERA: 2.92 (6, 1)	1.1		4	0	0	0	1	0	0	0	0	0	0	8	13	0.00	0.000										
Mike Magnante, L ERA: 4.78 (7, 1)	0.1		5	3	2	2	0	1	0	0	0	0	0	9	18	54.00	12.000										
Rusty Meacham, R ERA: 1.88 (7, 1)	1.1	W	6	2	0	0	2	0	0	0	0	0	0	17	26	0.00	1.500										
Jeff Montgomery, R ERA: 2.23 (9, 1)	1.0	S	4	1	0	0	2	0	0	0	0	0	0	12	17	0.00	1.000										

Detroit Tigers @ Kansas City Royals
Royals Stadium, Kansas City, MO
Mon Aug 17, 1992, 8:05 PM EDT
Att: 28,927 - Cloudy - 77 F

AB 36
R 5
H 10
RBI 5
BB 2
SO 10
LOB 10



Batter	1	2	3	4	5	6	7	8	9	AB	R	H	RBI	BB	SO	LOB	BOTTOM										
Gary Thurman, R OBP: 0.283, SLG: 0.317 (1, 9)	L8		G6-3		SH1-4		CS		2B	2	1	0	0	1	0	1											
Wally Joyner, L OBP: 0.341, SLG: 0.414 (1, 3)	E4		1B		L6-4		P4			4	0	1	0	0	0	3											
George Brett, L OBP: 0.330, SLG: 0.387 (1, 10)	L3		F8				L7			4	1	1	0	0	0	3											
Mike Macfarlane, R OBP: 0.319, SLG: 0.445 (1, 2)		G3	1B		P2		HR		2B	4	2	3	3	0	0	0											
Juan Samuel, R OBP: 0.317, SLG: 0.316 (1, 4)		G3			G1-3		2B		K	4	1	1	0	0	1	2											
Brent Mayne, L OBP: 0.281, SLG: 0.300 (1, 5)							F8		G4-3	3	0	2	1	0	0	1											
Curtis Wilkerson, S OBP: 0.294, SLG: 0.314 (8, 5)									1B	1	0	1	0	0	0	0											
Jeff Conine, R OBP: 0.313, SLG: 0.349 (1, 7)		FC6-4			G4-3		WP		F9	4	1	1	1	0	0	3											
Kevin Koslofski, L OBP: 0.354, SLG: 0.326 (1, 8)		F8			SH1-4		P6		G4-3	3	0	0	0	1	0	3											
David Howard, S OBP: 0.313, SLG: 0.328 (1, 6)					L6-4		CS		G6-3	4	0	3	1	0	0	1											
Inning Stats	R: 0 E: 1 K: 0 S: 6	H: 2 LOB: 1 BB: 0 P: 11	R: 1 E: 0 K: 0 S: 11	H: 2 LOB: 1 BB: 0 P: 15	R: 0 E: 0 K: 0 S: 8	H: 2 LOB: 1 BB: 0 P: 10	R: 0 E: 0 K: 0 S: 4	H: 1 LOB: 1 BB: 0 P: 6	R: 0 E: 0 K: 0 S: 6	H: 1 LOB: 1 BB: 1 P: 15	R: 4 E: 0 K: 0 S: 21	H: 5 LOB: 0 BB: 0 P: 31	R: 1 E: 0 K: 1 S: 12	H: 1 LOB: 1 BB: 1 P: 20	R: 0 E: 0 K: 0 S: 13	H: 1 LOB: 1 BB: 0 P: 21	1B: 8 2B: 6 3B: 0 HR: 1	SF: 0 SAC: 1 DP: 3 HBP: 0	WP: 1 PB: 0 SB: 1 CS: 1	PA: 37							
PITCHER	IP	WLS	BF	H	R	ER	SO	BB	IBB	HBP	BLK	WP	HR	S	P	ERA	WHIP										
Bill Gullickson, R ERA: 3.85 (1, 1)	5.1		25	10	5	5	0	1	0	0	0	0	1	49	76	8.44	2.062										
Kurt Knudsen, R ERA: 3.74 (6, 1)	1.2	L	7	2	1	1	1	1	0	0	0	1	0	19	32	5.40	1.800										
Mike Munoz, L ERA: 3.08 (8, 1)	1.0		4	1	0	0	0	0	0	0	0	0	0	13	21	0.00	1.000										

Detroit Tigers @ Kansas City Royals
Royals Stadium, Kansas City, MO
Mon Aug 17, 1992, 8:05 PM EDT
Att: 28,927 - Cloudy - 77 F


AB 33
R 6
H 13
RBI 6
BB 2
SO 1
LOB 17



Batter	1	2	3	4	5	6	7	8	9	AB	R	H	RBI	BB	SO	LOB	TOP					
Tony Phillips, S OBP: 0.397, SLG: 0.412 (1, 9)	G4-3		G6-3		P5		G6-3		2B	5	0	1	0	0	0	1						
Lou Whitaker, L OBP: 0.465, SLG: 0.471 (1, 4)	F7		1B			E BB	G1-3		L4	4	1	1	0	1	0	1						
Travis Fryman, R OBP: 0.323, SLG: 0.445 (1, 6)	F8		F8			F9	1B		G5-3	5	1	1	0	0	0	3						
Cecil Fielder, R OBP: 0.321, SLG: 0.470 (1, 10)		L9 2B		K		E4 SF8 2B	1B		IBB	4	1	3	2	1	1	0						
Mickey Tettleton, S OBP: 0.379, SLG: 0.473 (1, 2)	L9		F9			1B	G3-1		F9	4	1	0	0	1	0	4						
Dan Gladden, R OBP: 0.326, SLG: 0.380 (1, 7)	1B		F8			SF8			HR	3	1	2	2	0	0	0						
Scott Livingstone, L OBP: 0.323, SLG: 0.341 (1, 5)	F8				1B	E 1B			G4-3	4	0	2	0	0	0	2						
Rico Brogna, L OBP: 0.308, SLG: 0.391 (1, 3)	P5				P8	E6			G3	4	0	0	0	0	0	4						
Gary Pettis, S OBP: 0.308, SLG: 0.289 (1, 8)			F8		F8	F8			P4	4	0	0	0	0	0	3						
Inning Stats	R: 0 E: 0 K: 0 S: 6	H: 0 LOB: 0 BB: 0 P: 10	R: 0 E: 0 K: 0 S: 8	H: 2 LOB: 2 BB: 0 P: 12	R: 0 E: 0 K: 0 S: 8	H: 1 LOB: 1 BB: 0 P: 13	R: 0 E: 0 K: 1 S: 6	H: 0 LOB: 0 BB: 0 P: 10	R: 0 E: 0 K: 0 S: 8	H: 1 LOB: 1 BB: 0 P: 10	R: 3 E: 2 K: 0 S: 14	H: 2 LOB: 2 BB: 2 P: 31	R: 1 E: 0 K: 0 S: 11	H: 2 LOB: 1 BB: 0 P: 16	R: 1 E: 0 K: 0 S: 9	H: 1 LOB: 0 BB: 0 P: 12	R: 0 E: 0 K: 0 S: 5	H: 1 LOB: 2 BB: 1 P: 16	1B: 5 2B: 4 3B: 0 HR: 1	SF: 1 SAC: 0 DP: 0 HBP: 0	WP: 0 PB: 0 SB: 0 CS: 0	PA: 41
PITCHER	IP	WLS	BF	H	R	ER	SO	BB	IBB	HBP	BLK	WP	HR	S	P	ERA	WHIP					
Juan Berenguer, R ERA: 4.47 (1, 1)	5.1	L	22	5	2	1	1	1	0	0	0	0	0	40	64	1.69	1.125					
Rusty Meacham, R ERA: 1.95 (6, 1)	1.2		10	3	2	1	0	1	0	0	0	0	0	21	38	5.40	2.400					
Rich Sauvour, L ERA: 3.0 (8, 1)	2.0		9	2	1	1	0	0	1	0	0	0	1	14	28	4.50	1.000					

Detroit Tigers @ Kansas City Royals
Royals Stadium, Kansas City, MO
 Tue Aug 18 1992, 8:05 PM EDT
 Att: 20,358 - Cloudy - 75 F


AB	37
R	5
H	10
RBI	4
BB	3
SO	1
LOB	18

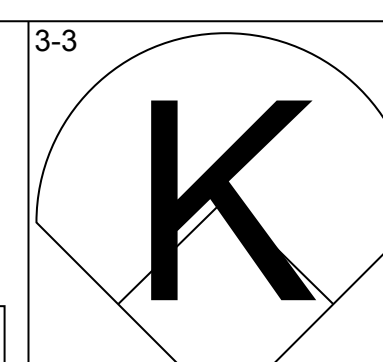
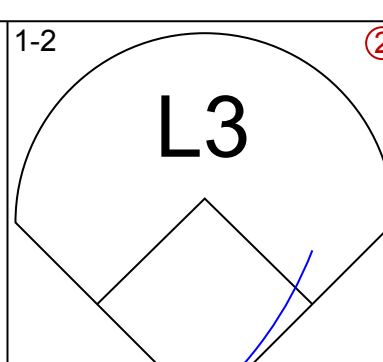
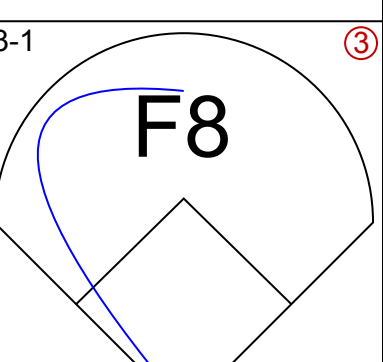
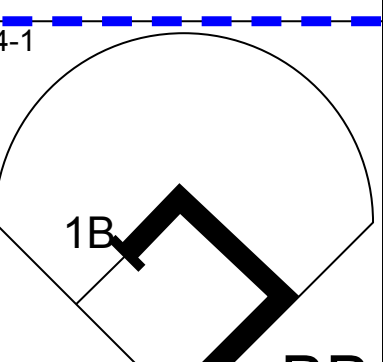
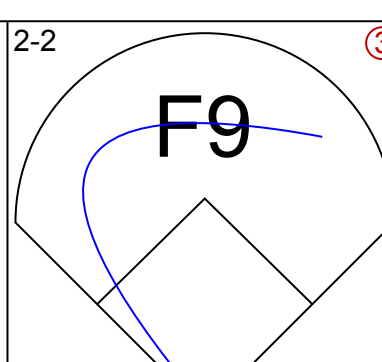
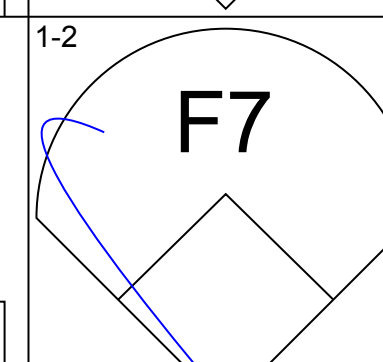
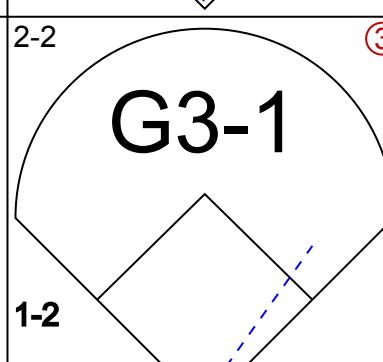
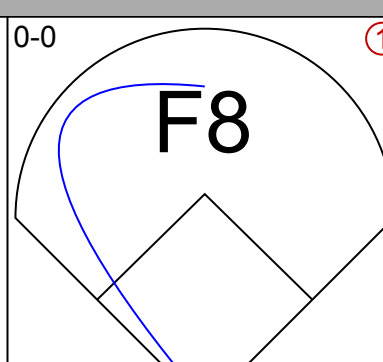
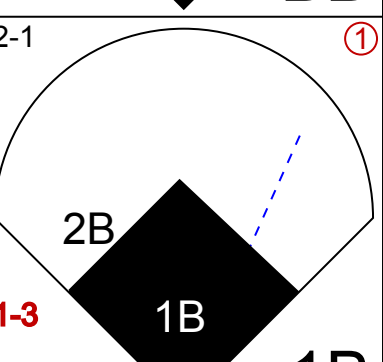
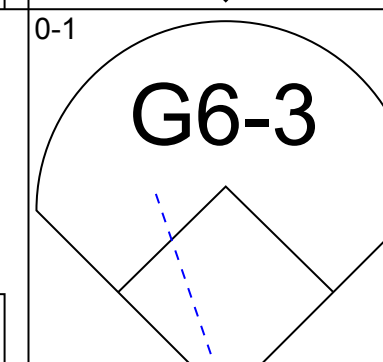
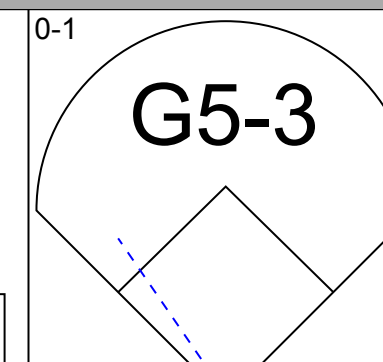
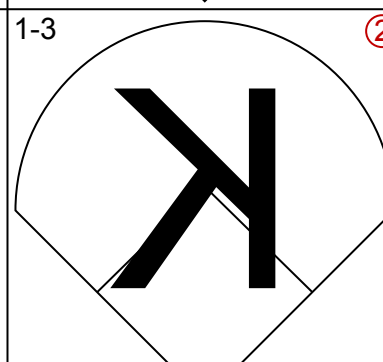
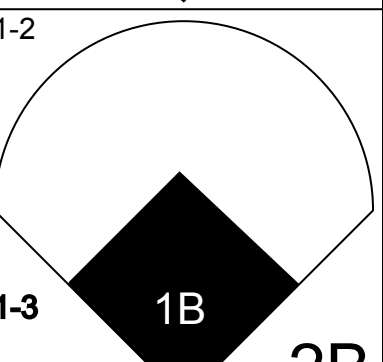
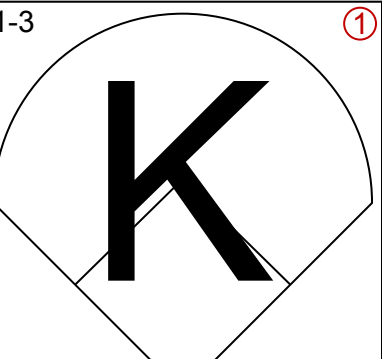
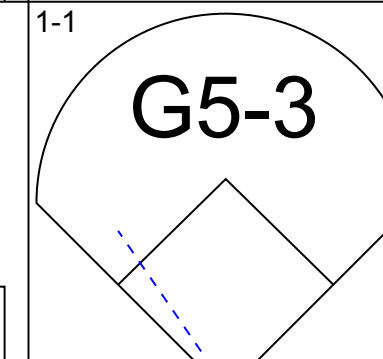
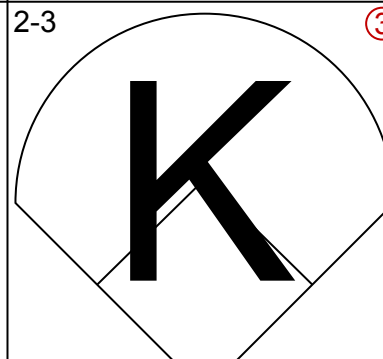
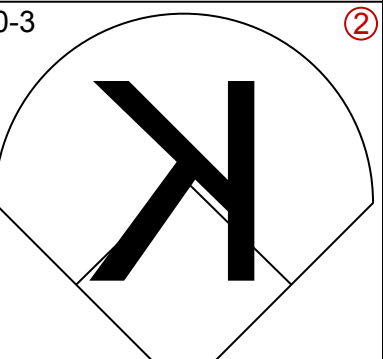
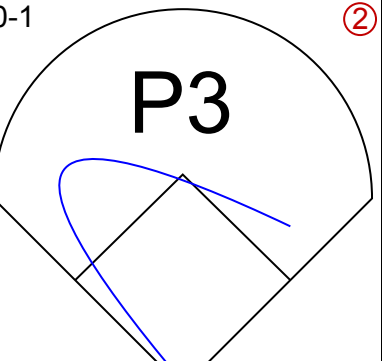
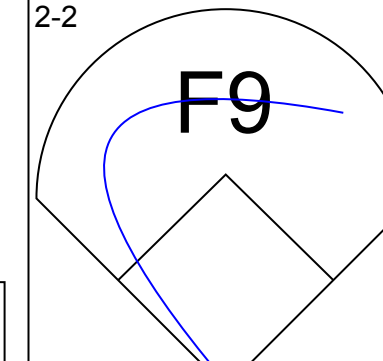
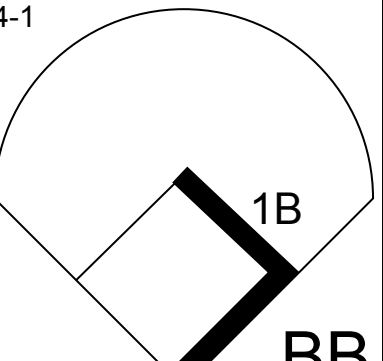

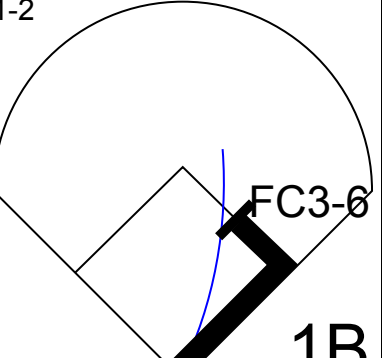
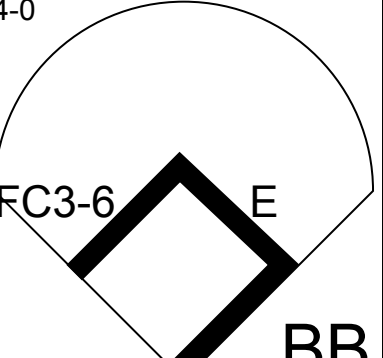
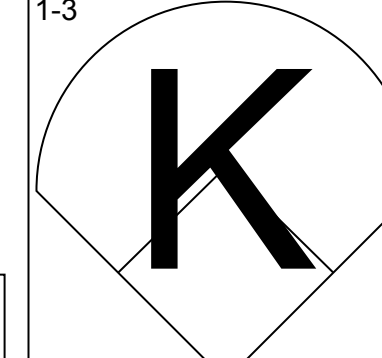
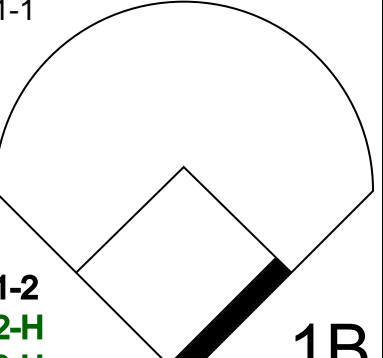
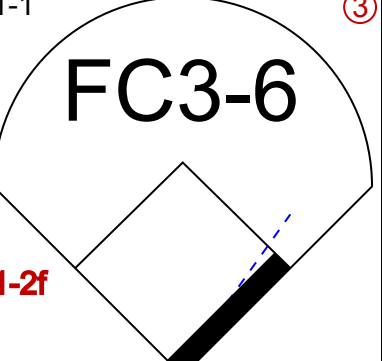
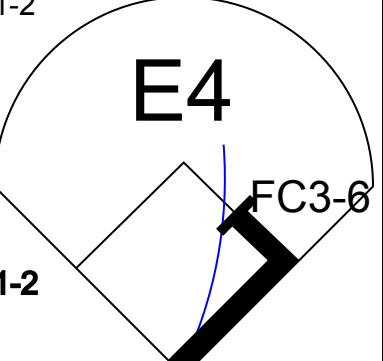
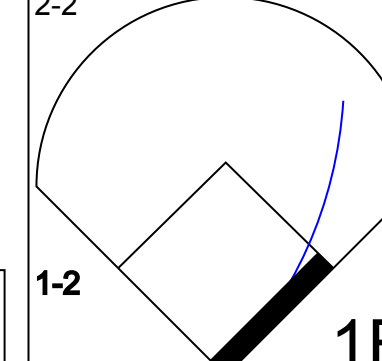
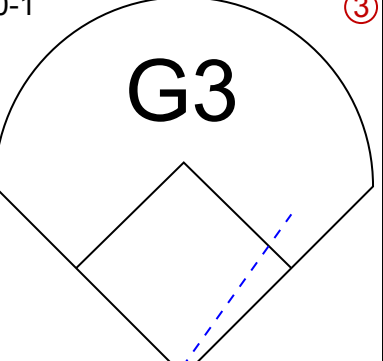
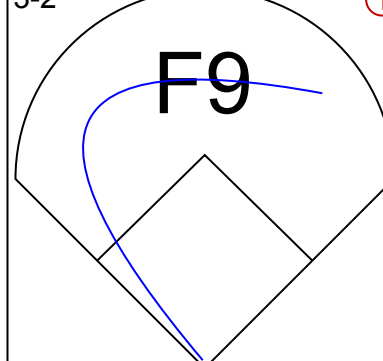
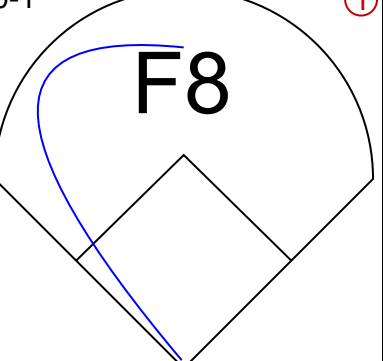
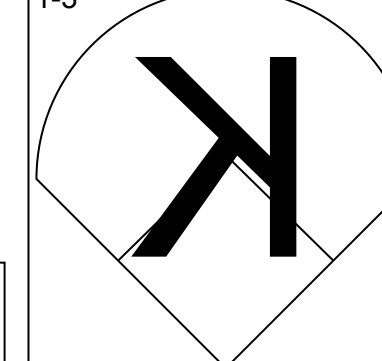
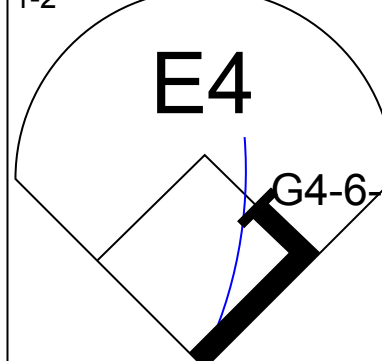
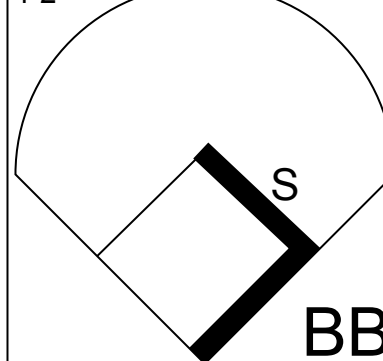
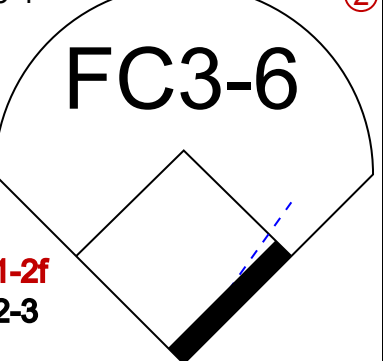
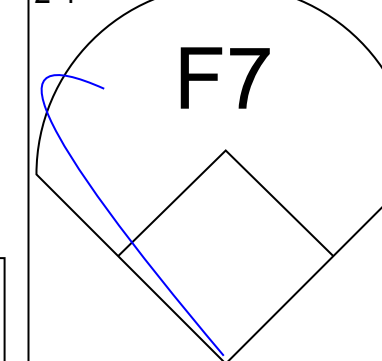
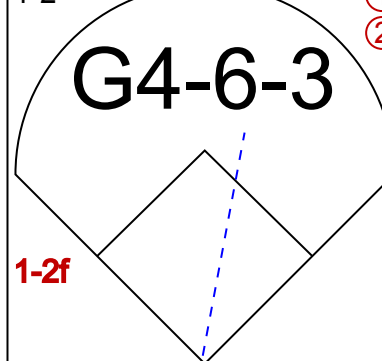


Batter	1	2	3	4	5	6	7	8	9	AB	R	H	RBI	BB	SO	LOB	BOTTOM					
Gregg Jefferies, S OBP: 0.352, SLG: 0.443 (1, 5)	G3		L9		G4-3		P4			4	0	0	0	0	0	4						
Wally Joyner, L OBP: 0.343, SLG: 0.415 (1, 3)	1B				1B	E5 FC6-5 1B			G4-3	4	0	2	0	0	0	0						
George Brett, L OBP: 0.332, SLG: 0.388 (1, 10)	F7				F7	FC6-5 1B			G5-3 1B	4	0	2	0	0	0	1						
Mike Macfarlane, R OBP: 0.315, SLG: 0.439 (1, 2)	G5-3				K	FC6-5 G6-3			G5-3	4	0	0	0	0	1	4						
Juan Samuel, R OBP: 0.315, SLG: 0.310 (1, 4)		L9			1B HBP	G6-3			K	3	1	0	0	0	1	3						
Kevin Koslofski, L OBP: 0.346, SLG: 0.319 (1, 8)	F7				1B				F7	4	0	1	0	0	0	0						
Jeff Conine, R OBP: 0.327, SLG: 0.383 (1, 7)	L9				1B				F7	4	0	2	1	0	0	0						
Gary Thurman, R OBP: 0.276, SLG: 0.309 (1, 9)			G1-3		K				G1-3	4	0	0	0	0	1	3						
David Howard, S OBP: 0.314, SLG: 0.323 (1, 6)			G6-3		K					2	0	0	0	1	1	2						
Inning Stats	R: 0 E: 0 K: 0 S: 11	H: 1 LOB: 1 BB: 0 P: 15	R: 0 E: 0 K: 0 S: 8	H: 0 LOB: 0 BB: 0 P: 12	R: 0 E: 0 K: 1 S: 9	H: 0 LOB: 0 BB: 0 P: 12	R: 0 E: 0 K: 1 S: 9	H: 1 LOB: 0 BB: 0 P: 14	R: 1 E: 0 K: 2 S: 13	H: 2 LOB: 2 BB: 0 P: 19	R: 0 E: 1 K: 0 S: 5	H: 1 LOB: 1 BB: 0 P: 10	R: 0 E: 0 K: 0 S: 11	H: 1 LOB: 2 BB: 1 P: 22	R: 0 E: 0 K: 1 S: 9	H: 1 LOB: 0 BB: 0 P: 13	R: 0 E: 0 K: 0 S: 3	H: 0 LOB: 0 BB: 0 P: 3	1B: 6 2B: 1 3B: 0 HR: 0	SF: 0 SAC: 0 DP: 1 HBP: 1	WP: 0 PB: 0 SB: 0 CS: 0	PA: 35
PITCHER	IP	WLS	BF	H	R	ER	SO	BB	IBB	HBP	BLK	WP	HR	S	P	ERA	WHIP					
Eric King, R ERA: 6.7 (1, 1)	6.0	W	23	5	1	1	3	0	0	1	0	0	0	55	82	1.50	0.833					
John Kieley, R ERA: 2.27 (7, 1)	0.2		4	1	0	0	0	1	0	0	0	0	0	10	19	0.00	3.000					
Mike Munoz, L ERA: 3.03 (7, 1)	0.2		3	1	0	0	0	0	0	0	0	0	0	5	10	0.00	1.500					
Mike Henneman, R ERA: 4.19 (8, 1)	1.2		5	0	0	0	1	0	0	0	0	0	0	8	9	0.00	0.000					

Detroit Tigers @ Kansas City Royals
Royals Stadium, Kansas City, MO
 Tue Aug 18 1992, 8:05 PM EDT
 Att: 20,358 - Cloudy - 75 F

AB	33
R	1
H	7
RBI	1
BB	1
SO	4
LOB	17

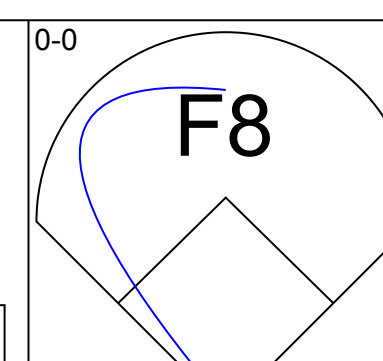
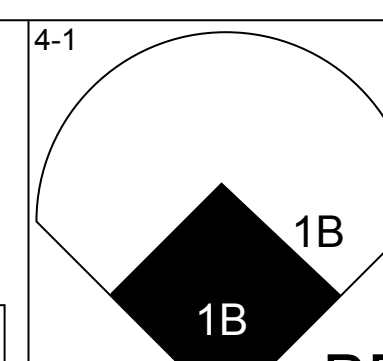
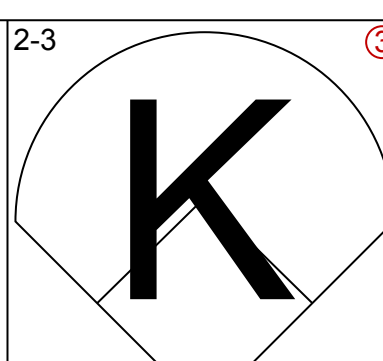
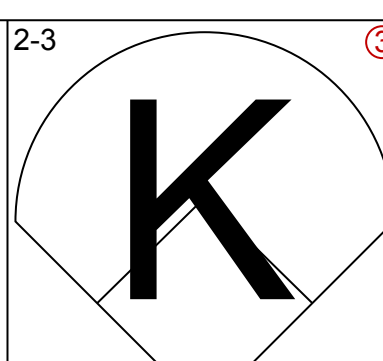
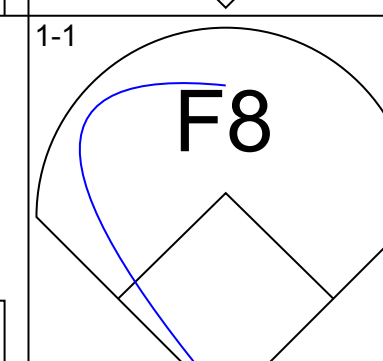
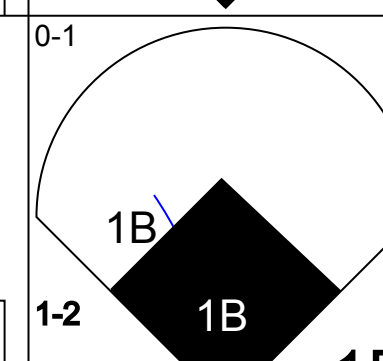
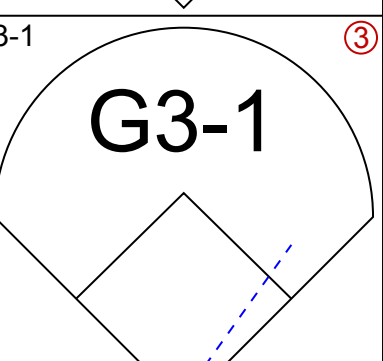
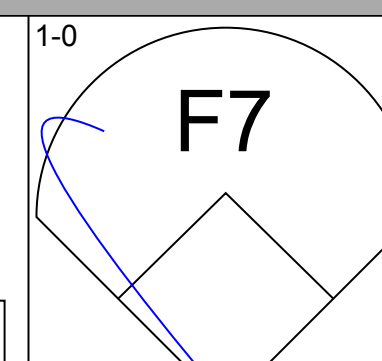
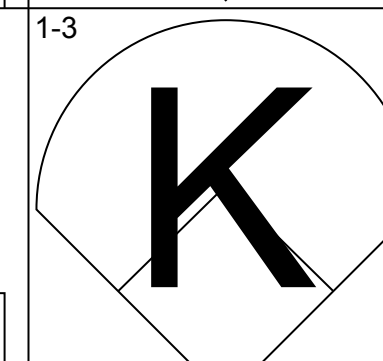
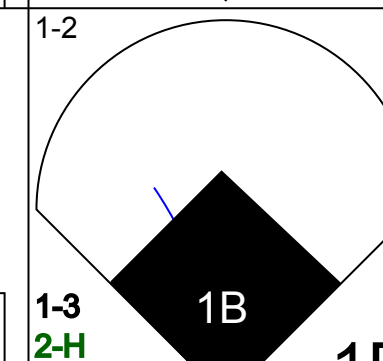
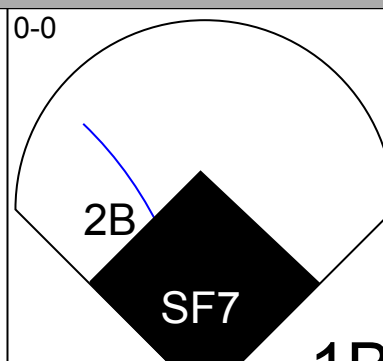
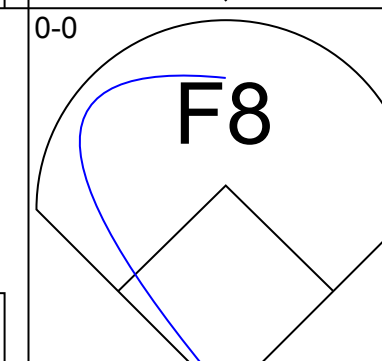
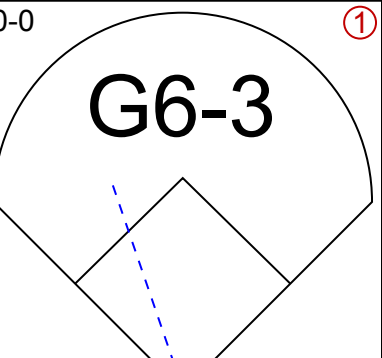
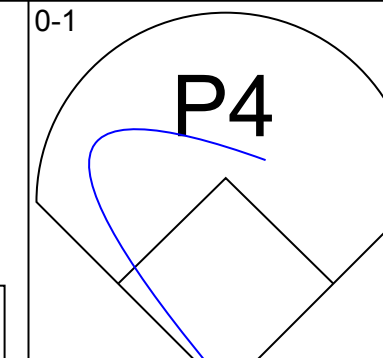
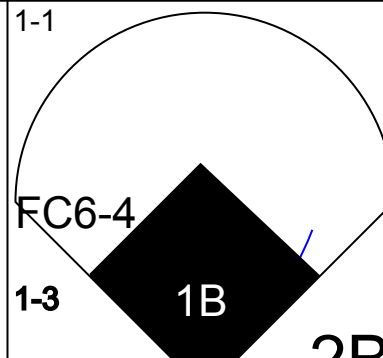
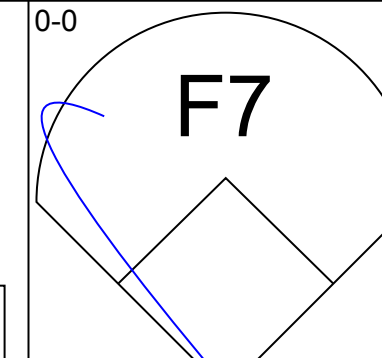
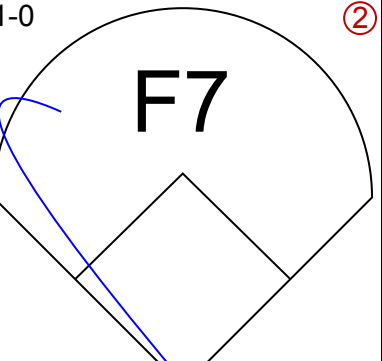
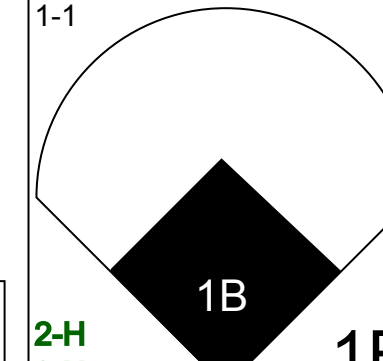
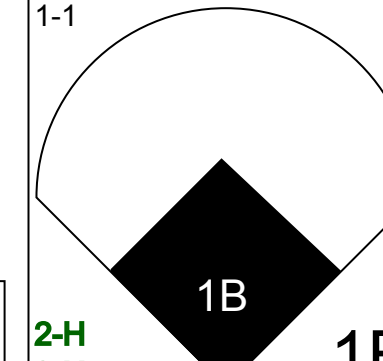
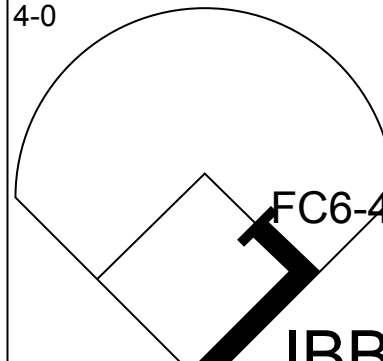
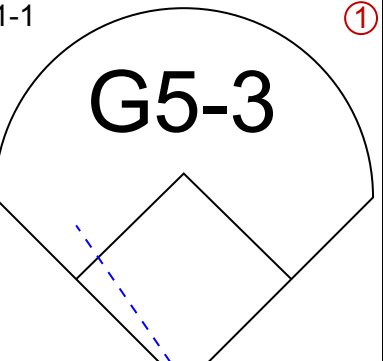
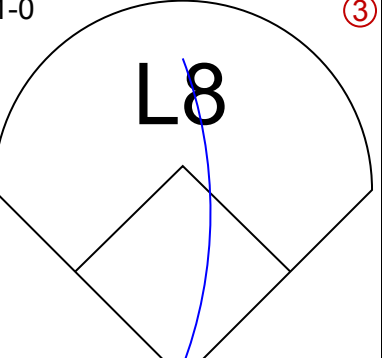
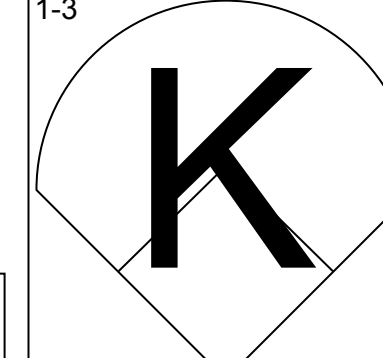
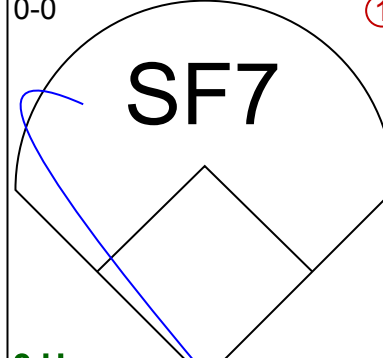
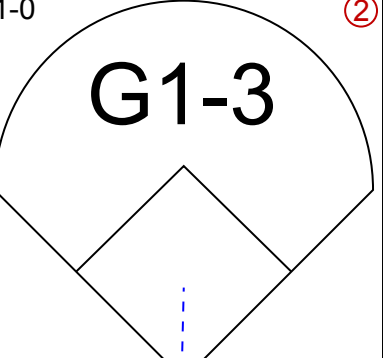
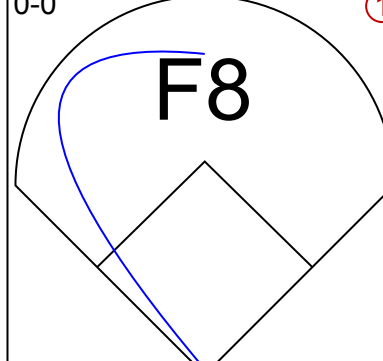
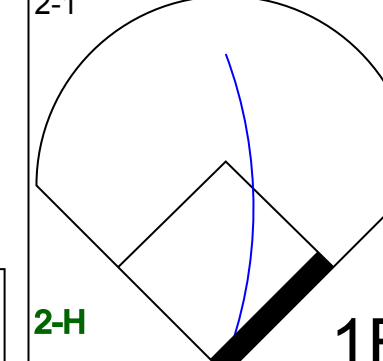

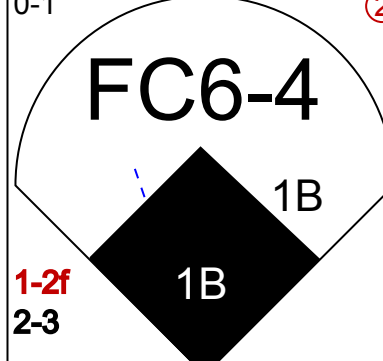
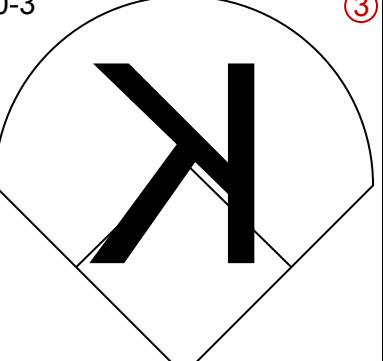
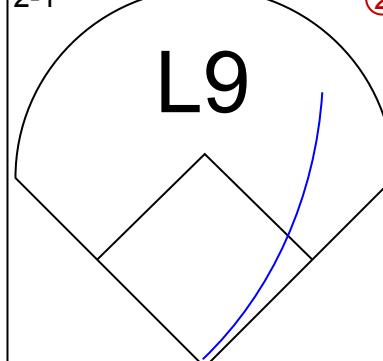
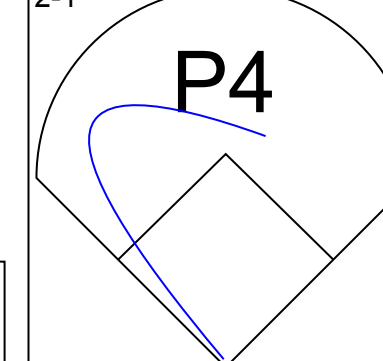
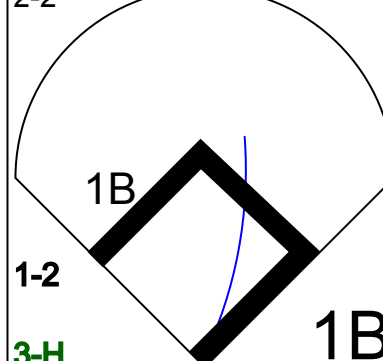
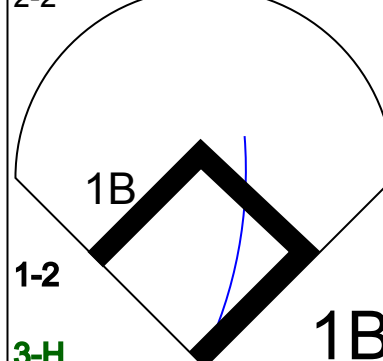
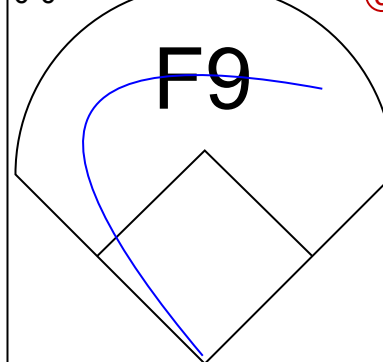
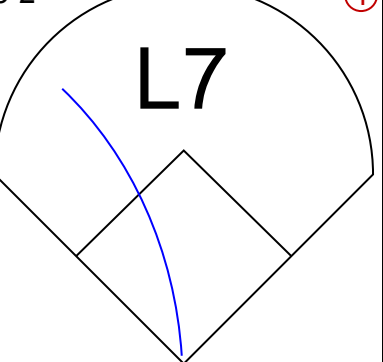
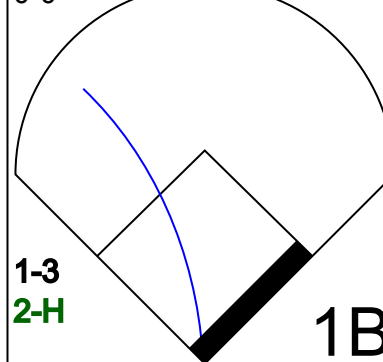


Batter	1	2	3	4	5	6	7	8	9	AB	R	H	RBI	BB	SO	LOB	TOP					
Tony Phillips, S (1, 9) OBP: 0.395, SLG: 0.408										4	0	0	0	1	1	3						
Lou Whitaker, L (1, 4) OBP: 0.401, SLG: 0.468										4	1	1	0	0	0	1						
Travis Fryman, R (1, 6) OBP: 0.323, SLG: 0.445										4	1	1	0	0	1	0						
Cecil Fielder, R (1, 10) OBP: 0.319, SLG: 0.466										4	0	0	0	0	3	2						
Mickey Tettleton, S (1, 2) OBP: 0.380, SLG: 0.470										2	0	0	0	2	0	0						
Dan Gladden, R (1, 7) OBP: 0.331, SLG: 0.382										3	0	2	2	1	1	1						
Scott Livingstone, L (1, 5) OBP: 0.322, SLG: 0.340										4	0	1	0	0	0	4						
Rico Brogna, L (1, 3) OBP: 0.276, SLG: 0.346										3	0	0	0	0	1	4						
Rob Deer, R (9, PH) OBP: 0.308, SLG: 0.547										1	0	0	0	0	0	0						
Gary Pettis, S (1, 8) OBP: 0.309, SLG: 0.284										2	0	0	0	1	0	4						
Skeeter Barnes, R (9, PH) OBP: 0.295, SLG: 0.389										1	0	0	0	0	0	1						
Inning Stats	R: 0 E: 0 K: 1 S: 8	H: 0 LOB: 0 BB: 0 P: 12	R: 0 E: 0 K: 1 S: 10	H: 1 LOB: 1 BB: 0 P: 13	R: 0 E: 0 K: 0 S: 18	H: 0 LOB: 1 BB: 1 P: 26	R: 0 E: 0 K: 0 S: 8	H: 0 LOB: 0 BB: 0 P: 11	R: 0 E: 1 K: 0 S: 9	H: 0 LOB: 2 BB: 1 P: 20	R: 0 E: 0 K: 2 S: 7	H: 0 LOB: 0 BB: 0 P: 10	R: 0 E: 0 K: 1 S: 13	H: 1 LOB: 2 BB: 1 P: 23	R: 2 E: 0 K: 1 S: 14	H: 3 LOB: 2 BB: 2 P: 26	R: 0 E: 1 K: 0 S: 10	H: 0 LOB: 0 BB: 0 P: 14	1B: 4 2B: 1 3B: 0 HR: 0	SF: 0 SAC: 0 DP: 1 HBP: 0	WP: 0 PB: 0 SB: 1 CS: 0	PA: 37
PITCHER	IP	WLS	BF	H	R	ER	SO	BB	IBB	HBP	BLK	WP	HR	S	P	ERA	WHIP					
Kevin Appier, R (1, 1) ERA: 2.27	7.0	W	27	2	0	0	6	3	0	0	0	0	0	73	115	0.00	0.714					
Mike Magnante, L (8, 1) ERA: 4.89	2.0		10	3	2	2	1	2	0	0	0	0	0	24	40	9.00	2.500					

Detroit Tigers @ Kansas City Royals
 Royals Stadium, Kansas City, MO
 Wed Aug 19 1992, 8:05 PM EDT
 Att: 23,507 - Sunny - 75 F

AB	32
R	2
H	5
RBI	2
BB	5
SO	7
LOB	20



Batter	1	2	3	4	5	6	7	8	9	AB	R	H	RBI	BB	SO	LOB	BOTTOM				
Gregg Jefferies, S (1, 5) OBP: 0.351, SLG: 0.440										3	1	0	0	1	1	2					
Wally Joyner, L (1, 3) OBP: 0.342, SLG: 0.413										4	1	1	0	0	0	0					
George Brett, L (1, 10) OBP: 0.333, SLG: 0.389										4	2	2	1	0	1	0					
Brent Mayne, L (1, 2) OBP: 0.280, SLG: 0.305										4	1	1	0	0	0	2					
Juan Samuel, R (1, 4) OBP: 0.320, SLG: 0.310										3	1	1	2	1	0	0					
Kevin Koslofski, L (1, 8) OBP: 0.321, SLG: 0.300										3	0	0	1	0	1	1					
Jeff Conine, R (1, 7) OBP: 0.321, SLG: 0.373										4	1	1	1	0	1	2					
Gary Thurman, R (1, 9) OBP: 0.277, SLG: 0.309										3	0	1	1	0	0	1					
David Howard, S (1, 6) OBP: 0.314, SLG: 0.323										3	0	1	1	0	0	0					
Inning Stats	R: 0 E: 0 K: 1 S: 6	H: 0 LOB: 0 BB: 0 P: 8	R: 0 E: 0 K: 0 S: 3	H: 0 LOB: 0 BB: 0 P: 5	R: 0 E: 0 K: 0 S: 4	H: 0 LOB: 0 BB: 0 P: 6	R: 4 E: 0 K: 1 S: 19	H: 4 LOB: 1 BB: 1 P: 30	R: 0 E: 0 K: 0 S: 6	H: 0 LOB: 0 BB: 0 P: 13	R: 3 E: 0 K: 1 S: 14	H: 4 LOB: 2 BB: 1 P: 23	R: 0 E: 0 K: 0 S: 3	H: 0 LOB: 0 BB: 0 P: 4	R: 0 E: 0 K: 1 S: 6	H: 0 LOB: 0 BB: 0 P: 8	1B: 7 2B: 1 3B: 0 HR: 0	SF: 1 SAC: 0 DP: 0 HBP: 0	WP: 0 PB: 0 SB: 0 CS: 0	PA: 34	
PITCHER	IP	WLS	BF	H	R	ER	SO	BB	IBB	HBP	BLK	WP	HR	S	P	ERA	WHIP				
Dave Haas, R (1, 1) ERA: 3.5	4.0	L	17	4	4	4	2	1	0	0	0	0	0	29	48	6.75	1.250				
Walt Terrell, R (5, 1) ERA: 5.55	4.0		17	4	3	3	2	0	1	0	0	0	0	29	48	6.75	1.000				

Detroit Tigers @ Kansas City Royals
 Royals Stadium, Kansas City, MO
 Wed Aug 19 1992, 8:05 PM EDT
 Att: 23,507 - Sunny - 75 F

AB	31
R	7
H	8
RBI	7
BB	2
SO	4
LOB	8



Batter	1	2	3	4	5	6	7	8	9	AB	R	H	RBI	BB	SO	LOB	TOP					
Tony Phillips, S OBP: 0.394, SLG: 0.409	1-1 1B SF8 2B		2-2 F7		2-0 G6-3		1-3 K			4	1	1	0	0	1	0	Detroit Tigers @ Milwaukee Brewers Milwaukee County Stadium, Milwaukee, WI Fri Aug 21 1992, 8:05 PM EDT Att: 23,434 - Sunny - 78 F					
Lou Whitaker, L OBP: 0.400, SLG: 0.465	0-0 1B		0-1 G3		2-1 F7		1-1 G6-3			4	0	1	0	0	0	1						
Travis Fryman, R OBP: 0.324, SLG: 0.453	0-3 K		1-1 2B		2-0 HR			2-2 F7		4	1	2	1	0	1	2						
Cecil Fielder, R OBP: 0.316, SLG: 0.463	0-0 SF8		0-0 G6-3		0-1 P5			0-3 K		3	0	0	1	0	1	1						
Mickey Tettleton, S OBP: 0.377, SLG: 0.466	3-2 P2			2-3 K2-3			1-0 F9		3-2 G3-1	4	0	0	0	0	1	1						
Dan Gladden, R OBP: 0.333, SLG: 0.384		3-1 1B		0-1 FC4-6 1B			2-2 G5-3		2-3 K	4	0	2	0	0	1	0						
Rob Deer, R OBP: 0.307, SLG: 0.543		2-1 L7		2-0 FC4-6 1B			1-2 F8		1-1 P2	4	0	1	0	0	0	1						
Scott Livingstone, L OBP: 0.317, SLG: 0.335		0-0 F7		1-2 FC4-6			2-1 F7		3-2 G3-1	4	0	0	0	0	0	3						
Gary Pettis, S OBP: 0.302, SLG: 0.277		0-3 K		3-3 K			1-0 F8			3	0	0	0	0	2	3						
Inning Stats	R: 1 E: 0 K: 1 S: 10	H: 2 LOB: 1 BB: 0 P: 14	R: 0 E: 0 K: 1 S: 8	H: 1 LOB: 1 BB: 0 P: 13	R: 0 E: 0 K: 2 S: 8	H: 1 LOB: 2 BB: 0 P: 11	R: 0 E: 0 K: 2 S: 15	H: 2 LOB: 0 BB: 0 P: 23	R: 1 E: 0 K: 0 S: 6	H: 1 LOB: 0 BB: 0 P: 12	R: 0 E: 0 K: 1 S: 7	H: 0 LOB: 0 BB: 0 P: 11	R: 0 E: 1 K: 1 S: 8	H: 0 LOB: 1 BB: 0 P: 13	R: 0 E: 0 K: 1 S: 11	H: 0 LOB: 0 BB: 0 P: 16	R: 0 E: 0 K: 1 S: 10	H: 0 LOB: 0 BB: 0 P: 16	1B: 4 2B: 2 3B: 0 HR: 1	SF: 1 SAC: 0 DP: 0 HBP: 0	WP: 1 PB: 0 SB: 0 CS: 0	PA: 35
PITCHER	IP WLS BF H R ER SO BB IBB HBP BLK WP HR S P ERA WHIP	IP WLS BF H R ER SO BB IBB HBP BLK WP HR S P ERA WHIP															IP WLS BF H R ER SO BB IBB HBP BLK WP HR S P ERA WHIP					
Jaime Navarro, R ERA: 3.05	(1, 1) 8.0 W 32 7 2 2 6 0 0 0 0 1 1 73 113 2.25 0.875	(9, 1) 1.0 S 3 0 0 0 1 0 0 0 0 0 0 10 16 0.00 0.000															(1, 1) 8.0 W 32 7 2 2 6 0 0 0 0 1 1 73 113 2.25 0.875					
Doug Henry, R ERA: 4.33	(9, 1) 1.0 S 3 0 0 0 1 0 0 0 0 0 0 10 16 0.00 0.000	(9, 1) 1.0 S 3 0 0 0 1 0 0 0 0 0 0 10 16 0.00 0.000															(9, 1) 1.0 S 3 0 0 0 1 0 0 0 0 0 0 10 16 0.00 0.000					

Batter	1	2	3	4	5	6	7	8	9	AB	R	H	RBI	BB	SO	LOB	BOTTOM					
Pat Listach, S OBP: 0.355, SLG: 0.350	1-2 G5-3	0-0 G5-3		1-0 F7			3-2 2B			4	0	1	0	0	0	2	Detroit Tigers @ Milwaukee Brewers Milwaukee County Stadium, Milwaukee, WI Fri Aug 21 1992, 8:05 PM EDT Att: 23,434 - Sunny - 78 F					
Darryl Hamilton, L OBP: 0.342, SLG: 0.388	1-1 G4-3-6 1B		0-1 G6-3		2-2 F7		1-0 P6			4	0	1	0	0	0	1						
Paul Moltor, R OBP: 0.383, SLG: 0.459	0-0 G4-3-6 1-2		1-2 1B 1B		1-1 L4			4-2 S BB		3	0	1	0	1	0	1						
Greg Vaughn, R OBP: 0.291, SLG: 0.386		0-0 G5-3		0-1 1B 1B		1-0 F8		1-3 K		4	0	1	0	0	1	1						
Robin Yount, R OBP: 0.304, SLG: 0.357		1-0 G5-3		1-2 G6-3 1B		0-1 G6-3 1B		4-1 1B IBB		3	0	2	0	1	0	0						
Kevin Seitzer, R OBP: 0.335, SLG: 0.364		3-2 BB 1B		3-1 G6-3		2-2 G6-3 1-2		1-1 F8		4	1	1	0	0	0	6						
John Jaha, R OBP: 0.280, SLG: 0.351		4-1 1B BB		2-1 SF8 3B		1-1 F8		1-3 K		3	2	1	0	1	1	2						
B.J. Surhoff, L OBP: 0.309, SLG: 0.326		1-2 1B 2H		2-2 SF8			1-3 K			2	0	1	2	0	1	0						
Scott Fletcher, R OBP: 0.354, SLG: 0.388		0-1 1B		3-H F8			2-3 K			3	0	1	1	0	1	0						
Inning Stats	R: 0 E: 0 K: 0 S: 6	H: 1 LOB: 0 BB: 0 P: 8	R: 2 E: 0 K: 0 S: 12	H: 3 LOB: 2 BB: 1 P: 21	R: 0 E: 0 K: 0 S: 12	H: 3 LOB: 0 BB: 0 P: 17	R: 1 E: 0 K: 0 S: 7	H: 1 LOB: 0 BB: 0 P: 12	R: 0 E: 0 K: 0 S: 6	H: 0 LOB: 0 BB: 0 P: 10	R: 0 E: 0 K: 2 S: 8	H: 1 LOB: 0 BB: 0 P: 10	R: 0 E: 0 K: 2 S: 15	H: 1 LOB: 1 BB: 0 P: 22	R: 0 E: 0 K: 2 S: 15	H: 0 LOB: 2 BB: 2 P: 26	R: 0 E: 0 K: 2 S: 11	H: 0 LOB: 0 BB: 0 P: 16	1B: 8 2B: 1 3B: 1 HR: 0	SF: 1 SAC: 0 DP: 3 HBP: 0	WP: 0 PB: 0 SB: 1 CS: 0	PA: 34
PITCHER	IP WLS BF H R ER SO BB IBB HBP BLK WP HR S P ERA WHIP	IP WLS BF H R ER SO BB IBB HBP BLK WP HR S P ERA WHIP															IP WLS BF H R ER SO BB IBB HBP BLK WP HR S P ERA WHIP					
John Doherty, R ERA: 3.79	(1, 1) 6.0 L 25 9 3 3 0 1 1 0 0 0 0 30 48 0.00 1.667	(7, 1) 2.0 9 1 0 0 4 1 1 0 0 0 0 30 48 0.00 1.000															(1, 1) 6.0 L 25 9 3 3 0 1 1 0 0 0 0 30 48 0.00 1.667					
Kurt Knudsen, R ERA: 3.6	(7, 1) 2.0 9 1 0 0 4 1 1 0 0 0 0 30 48 0.00 1.000	(7, 1) 2.0 9 1 0 0 4 1 1 0 0 0 0 30 48 0.00 1.000															(7, 1) 2.0 9 1 0 0 4 1 1 0 0 0 0 30 48 0.00 1.000					

Batter	1	2	3	4	5	6	7	8	9	AB	R	H	RBI	BB	SO	LOB	TOP				
Tony Phillips, S (1, 10) OBP: 0.393, SLG: 0.408	G5-3		F9			F8		BB 1B		4	0	1	0	0	0	0	Detroit Tigers @ Milwaukee Brewers Milwaukee County Stadium, Milwaukee, WI Sat Aug 22 1992, 8:05 PM EDT Att: 41,699 - Sunny - 76 F				
Lou Whitaker, L (1, 4) OBP: 0.396, SLG: 0.460	G3			F9		F8		L3		4	0	0	0	0	0	1					
Travis Fryman, R (1, 6) OBP: 0.327, SLG: 0.454	G1-3			G3 1B						2	0	1	0	2	0	0					
Cecil Fielder, R (1, 3) OBP: 0.318, SLG: 0.462		G4-3 BB		G3 1B		F8		P4		3	0	1	0	1	0	3					
Mickey Tettleton, S (1, 2) OBP: 0.376, SLG: 0.463	G4-3		G3						F7	4	0	1	0	0	0	3					
Dan Gladden, R (1, 7) OBP: 0.329, SLG: 0.379	K		G5-3				K		K	4	0	0	0	0	3	4					
Rob Deer, R (1, 9) OBP: 0.306, SLG: 0.550	K				K		K		HR	4	1	1	1	0	3	2					
Scott Livingstone, L (1, 5) OBP: 0.313, SLG: 0.329			G4-3		F7		F7		F7	4	0	0	0	0	0	1					
Gary Pettis, S (1, 8) OBP: 0.296, SLG: 0.270			L6		B2-3			G4-3		3	0	0	0	0	0	0					
Inning Stats	R: 0 E: 0 K: 0 S: 10	H: 0 LOB: 0 BB: 0 P: 17	R: 0 E: 0 K: 2 S: 9	H: 0 LOB: 1 BB: 1 P: 18	R: 0 E: 0 K: 0 S: 8	H: 2 LOB: 2 BB: 0 P: 17	R: 0 E: 0 K: 1 S: 8	H: 0 LOB: 0 BB: 0 P: 12	R: 0 E: 0 K: 0 S: 7	H: 0 LOB: 1 BB: 1 P: 16	R: 0 E: 0 K: 2 S: 9	H: 1 LOB: 1 BB: 0 P: 11	R: 0 E: 0 K: 0 S: 10	H: 1 LOB: 2 BB: 1 P: 17	R: 1 E: 0 K: 1 S: 12	H: 1 LOB: 0 BB: 0 P: 20	1B: 4 2B: 0 3B: 0 HR: 1	SF: 0 SAC: 0 DP: 0 HBP: 0	WP: 0 PB: 0 SB: 0 CS: 0	PA: 35	
PITCHER	IP	WLS	BF	H	R	ER	SO	BB	IBB	HBP	BLK	WP	HR	S	P	ERA	WHIP				
21 Cal Eldred, R (1, 1) ERA: 1.56	7.2	W	30	4	0	0	5	3	0	0	0	0	0	70	118	0.00	0.913				
Jim Austin, R (8, 1) ERA: 2.27	0.1		1	0	0	0	0	0	0	0	0	0	0	1	1	0.00	0.000				
Doug Henry, R (9, 1) ERA: 4.42	1.0		4	1	1	1	1	0	0	0	0	0	1	12	20	9.00	1.000				

Batter	1	2	3	4	5	6	7	8	9	AB	R	H	RBI	BB	SO	LOB	BOTTOM				
Pat Listach, S (1, 6) OBP: 0.361, SLG: 0.358	S 1B G3 1B		S 1B							4	2	4	0	0	0	0	Detroit Tigers @ Milwaukee Brewers Milwaukee County Stadium, Milwaukee, WI Sat Aug 22 1992, 8:05 PM EDT Att: 41,699 - Sunny - 76 F				
Robin Yount, R (1, 8) OBP: 0.308, SLG: 0.361	G3 S 1B		F9		FC5-4 1B					4	0	3	1	0	0	2					
Paul Molitor, R (1, 10) OBP: 0.384, SLG: 0.457	G3				P4					2	1	0	1	2	0	3					
Greg Vaughn, R (1, 7) OBP: 0.288, SLG: 0.382	F7		F8		FC5-4					4	0	0	0	0	0	6					
Dante Bichette, R (1, 9) OBP: 0.330, SLG: 0.432							G6-3			4	2	2	0	0	1	0					
Jim Gantner, L (9, 5) OBP: 0.284, SLG: 0.324								SF8 1B 2B		0	0	0	0	0	0	0					
John Jaha, R (1, 3) OBP: 0.279, SLG: 0.343	F9		SF8		SF8		G4-3			2	0	0	1	1	0	0					
Kevin Seitzer, R (1, 5) OBP: 0.333, SLG: 0.361										3	0	0	0	0	0	0					
Darryl Hamilton, L (8, PH) OBP: 0.341, SLG: 0.388	L3						F8			0	0	0	1	0	0	0					
B.J. Surhoff, L (1, 2) OBP: 0.311, SLG: 0.328			E4 F9 1B		CS 1B		G3			4	0	2	1	0	0	0					
Scott Fletcher, R (1, 4) OBP: 0.350, SLG: 0.382			P4		CS		F8		G5-3	4	0	0	0	0	0	3					
Inning Stats	R: 1 E: 0 K: 0 S: 6	H: 2 LOB: 0 BB: 0 P: 11	R: 0 E: 0 K: 1 S: 8	H: 0 LOB: 0 BB: 0 P: 9	R: 0 E: 1 K: 0 S: 12	H: 1 LOB: 3 BB: 1 P: 23	R: 1 E: 0 K: 0 S: 11	H: 2 LOB: 0 BB: 0 P: 18	R: 0 E: 0 K: 0 S: 10	H: 0 LOB: 2 BB: 0 P: 18	R: 1 E: 0 K: 0 S: 7	H: 2 LOB: 1 BB: 0 P: 13	R: 2 E: 0 K: 0 S: 13	H: 2 LOB: 2 BB: 2 P: 25	1B: 8 2B: 3 3B: 0 HR: 0	SF: 2 SAC: 0 DP: 0 HBP: 0	WP: 0 PB: 0 SB: 4 CS: 1	PA: 37			
PITCHER	IP	WLS	BF	H	R	ER	SO	BB	IBB	HBP	BLK	WP	HR	S	P	ERA	WHIP				
Frank Tanana, L (1, 1) ERA: 4.28	7.0	L	29	9	3	3	3	1	1	0	0	0	0	61	102	3.86	1.286				
John Kieley, R (8, 1) ERA: 2.7	1.0		7	2	2	2	0	1	1	0	0	0	0	13	25	18.00	3.000				

AB	32
R	1
H	5
RBI	1
BB	3
SO	6
LOB	14



AB	31
R	5
H	11
RBI	5
BB	3
SO	1
LOB	14



Batter	1	2	3	4	5	6	7	8	9	AB	R	H	RBI	BB	SO	LOB	TOP								
Tony Phillips, S OBP: 0.390, SLG: 0.404 (1, 7)	G6-3		K		G4-3			FC6-5		4	0	0	0	0	1	2	Detroit Tigers @ Milwaukee Brewers Milwaukee County Stadium, Milwaukee, WI Sun Aug 23 1992, 4:33 AM EDT Att: 27,903 - Cloudy - 83 F								
Lou Whitaker, L OBP: 0.395, SLG: 0.457 (1, 4)	G4-3			1B		P5		K		4	0	1	0	0	1	1									
Travis Fryman, R OBP: 0.325, SLG: 0.450 (1, 6)	G6-3			F9		P4			G6-3	4	0	0	0	0	0	1									
Cecil Fielder, R OBP: 0.317, SLG: 0.460 (9, PR) Skeeter Barnes, R OBP: 0.295, SLG: 0.389 (9, 3)		G5-3		K		K			1B	4	0	1	0	0	2	1									
Mickey Tettleton, S OBP: 0.373, SLG: 0.459 (1, 10)		G3		F7			G4-3		E5	4	0	0	0	0	0	2									
Rob Deer, R OBP: 0.309, SLG: 0.561 (1, 9)		F8			HR		F9			4	1	2	2	0	0	0									
Scott Livingstone, L OBP: 0.315, SLG: 0.336 (1, 5)			1B				G4-3		G5-3	4	1	2	0	0	0	2									
Chad Kreuter, S OBP: 0.310, SLG: 0.331 (1, 2)			2B		F7			FC6-5	SH3-4	3	0	2	1	0	0	1									
Gary Pettis, S OBP: 0.292, SLG: 0.266 (1, 8)			F8		F8			SH3-4		2	0	0	0	0	0	1									
Inning Stats	R: 0 E: 0 K: 0 S: 6	H: 0 LOB: 0 BB: 7 P: 7	R: 0 E: 0 K: 0 S: 7	H: 0 LOB: 0 BB: 0 P: 13	R: 1 E: 0 K: 1 S: 11	H: 2 LOB: 0 BB: 0 P: 15	R: 0 E: 0 K: 1 S: 8	H: 1 LOB: 1 BB: 0 P: 11	R: 1 E: 0 K: 0 S: 7	H: 2 LOB: 1 BB: 0 P: 10	R: 0 E: 0 K: 1 S: 6	H: 0 LOB: 0 BB: 0 P: 12	R: 0 E: 0 K: 0 S: 9	H: 0 LOB: 0 BB: 0 P: 13	R: 0 E: 0 K: 1 S: 6	H: 1 LOB: 1 BB: 0 P: 6		R: 1 E: 1 K: 0 S: 8	H: 2 LOB: 1 BB: 0 P: 11	1B: 6 2B: 1 3B: 0 HR: 1	SF: 0 SAC: 1 DP: 1 HBP: 0	WP: 0 PB: 0 SB: 0 CS: 0	PA: 34		
PITCHER	IP	WLS	BF	H	R	ER	SO	BB	IBB	HBP	BLK	WP	HR	S	P	ERA	WHIP								
Ricky Bones, R ERA: 4.9 (1, 1)	7.0		25	5	2	2	3	0	0	0	0	0	1	54	81	2.57	0.714								
Dan Plesac, L ERA: 3.29 (8, 1)	1.1	L	7	2	1	0	1	0	0	0	0	0	0	11	14	0.00	1.500								
Mike Fetters, R ERA: 0.79 (9, 1)	0.2		2	1	0	0	0	0	0	0	0	0	0	3	3	0.00	1.500								

Batter	1	2	3	4	5	6	7	8	9	AB	R	H	RBI	BB	SO	LOB	BOTTOM								
Pat Listach, S OBP: 0.362, SLG: 0.362 (1, 6)	K		2B		S		P7			4	1	2	1	0	1	1	Detroit Tigers @ Milwaukee Brewers Milwaukee County Stadium, Milwaukee, WI Sun Aug 23 1992, 4:33 AM EDT Att: 27,903 - Cloudy - 83 F								
Darryl Hamilton, L OBP: 0.343, SLG: 0.390 (1, 9)	G3		2B		BB		G4-3			3	0	1	1	1	0	0									
Paul Moltor, R OBP: 0.383, SLG: 0.454 (1, 10)	F9		IBB		F7		F7			3	0	0	0	1	0	2									
Greg Vaughn, R OBP: 0.286, SLG: 0.378 (1, 7)	P5		K				K		K	4	0	0	0	0	3	2									
Robin Yount, R OBP: 0.308, SLG: 0.358 (1, 8)	F8			CS	BB		G5-3		E6	3	0	0	0	1	0	0									
John Jaha, R OBP: 0.270, SLG: 0.330 (1, 3)	K			SAFE	K		P3		K	4	0	0	0	0	3	2									
Kevin Seitzer, R OBP: 0.333, SLG: 0.361 (1, 5) B.J. Surhoff, L OBP: 0.310, SLG: 0.327 (9, PH)			F7		G6-3		G6-3	SH3-4	1B	3	0	1	0	0	0	1									
Dave Nilsson, L OBP: 0.252, SLG: 0.311 (1, 2)			2B	BB			SH3-4			0	1	0	0	2	0	0									
Jim Gantner, L OBP: 0.281, SLG: 0.320 (1, 4)			F9		G5-4-3		G6-3			3	0	0	0	0	0	3									
Inning Stats	R: 0 E: 0 K: 1 S: 9	H: 0 LOB: 0 BB: 0 P: 14	R: 0 E: 0 K: 1 S: 8	H: 0 LOB: 0 BB: 0 P: 11	R: 2 E: 0 K: 1 S: 14	H: 2 LOB: 2 BB: 2 P: 28	R: 0 E: 0 K: 1 S: 12	H: 0 LOB: 0 BB: 1 P: 18	R: 0 E: 0 K: 0 S: 5	H: 1 LOB: 2 BB: 2 P: 15	R: 0 E: 0 K: 1 S: 5	H: 0 LOB: 0 BB: 0 P: 10	R: 0 E: 0 K: 0 S: 8	H: 1 LOB: 1 BB: 0 P: 12	R: 0 E: 0 K: 1 S: 9	H: 0 LOB: 0 BB: 0 P: 13		R: 0 E: 1 K: 1 S: 9	H: 0 LOB: 0 BB: 0 P: 12	1B: 2 2B: 2 3B: 0 HR: 0	SF: 0 SAC: 1 DP: 2 HBP: 0	WP: 0 PB: 0 SB: 1 CS: 1	PA: 34		
PITCHER	IP	WLS	BF	H	R	ER	SO	BB	IBB	HBP	BLK	WP	HR	S	P	ERA	WHIP								
Bill Gullickson, R ERA: 3.8 (1, 1)	7.0		28	4	2	2	5	4	1	0	0	0	0	18	25	0.00	0.000								
Mike Henneman, R ERA: 4.05 (8, 1)	2.0	W	6	0	0	0	2	0	0	0	0	0	0	18	25	0.00	0.000								



Batter	1	2	3	4	5	6	7	8	9	AB	R	H	RBI	BB	SO	LOB	TOP								
Tony Phillips, S OBP: 0.390, SLG: 0.406 (1,4)	F9		G4-3		HR		E4		G6-3	5	1	2	2	0	0	2	Detroit Tigers @ Minnesota Twins Hubert H. Humphrey Metrodome, Minneapolis, MN Mon Aug 24 1992, 8:05 PM EDT Att: 25,072 - Dome - 70 F livebaseballscorecards.com								
Dan Gladden, R OBP: 0.328, SLG: 0.386 (1,7)	K		P9		HR		L6		K	5	1	1	2	0	2	3									
Travis Fryman, R OBP: 0.323, SLG: 0.447 (1,6)	K		G5-3		G4-3		G6-3			4	0	0	0	0	1	3									
Cecil Fielder, R OBP: 0.317, SLG: 0.465 (1,3)		K		F8	F8			HR		4	1	1	1	0	1	0									
Mickey Tettleton, S OBP: 0.372, SLG: 0.459 (1,2)		P2			F8			L3		4	0	1	0	0	0	0									
Rob Deer, R OBP: 0.305, SLG: 0.552 (1,9)		K		K			K		K	4	0	0	0	0	4	1									
Mark Carreon, R OBP: 0.275, SLG: 0.363 (1,10)				K			K			4	1	2	0	0	2	1									
Skeeter Barnes, R OBP: 0.302, SLG: 0.393 (1,5)				1B						4	1	2	0	0	0	1									
Scott Livingstone, L OBP: 0.315, SLG: 0.536 (9,5)				G4-3			E	S	G1-3	0	0	0	0	0	0	0									
Gary Pettis, S OBP: 0.297, SLG: 0.268 (1,8)				G4-3			K		G1-3	3	1	1	1	1	1	0									
Inning Stats	R: 0 E: 0 K: 2 S: 7	H: 0 LOB: 0 BB: 0 P: 7	R: 0 E: 0 K: 2 S: 10	H: 0 LOB: 0 BB: 0 P: 15	R: 1 E: 0 K: 0 S: 8	H: 3 LOB: 2 BB: 0 P: 16	R: 0 E: 0 K: 2 S: 17	H: 1 LOB: 1 BB: 0 P: 23	R: 4 E: 0 K: 0 S: 21	H: 3 LOB: 0 BB: 1 P: 35	R: 0 E: 0 K: 2 S: 9	H: 0 LOB: 0 BB: 0 P: 13	R: 0 E: 1 K: 1 S: 12	H: 1 LOB: 1 BB: 0 P: 17	R: 1 E: 0 K: 1 S: 11	H: 2 LOB: 1 BB: 0 P: 18	R: 0 E: 0 K: 1 S: 7	H: 0 LOB: 0 BB: 0 P: 9	1B: 6 2B: 2 3B: 0 HR: 2	SF: 0 SAC: 0 DP: 0 HBP: 0	WP: 0 PB: 0 SB: 1 CS: 0	PA: 38			
PITCHER	IP	WLS	BF	H	R	ER	SO	BB	IBB	HBP	BLK	WP	HR	S	P	ERA	WHIP								
Bill Krueger, L ERA: 4.06 (1,1)	5.0	L	23	7	5	5	6	1	0	0	0	0	1	63	96	9.00	1.600								
Mike Trombley, R ERA: 2.25 (6,1)	3.0		12	3	1	1	4	0	0	0	0	0	1	32	48	3.00	1.000								
Rick Aguilera, R ERA: 3.53 (9,1)	1.0		3	0	0	0	1	0	0	0	0	0	0	7	9	0.00	0.000								

Batter	1	2	3	4	5	6	7	8	9	AB	R	H	RBI	BB	SO	LOB	BOTTOM								
Chuck Knoblauch, R OBP: 0.376, SLG: 0.364 (1,4)	F8		K		G6-3			1B		4	1	1	0	0	1	2	Detroit Tigers @ Minnesota Twins Hubert H. Humphrey Metrodome, Minneapolis, MN Mon Aug 24 1992, 8:05 PM EDT Att: 25,072 - Dome - 70 F livebaseballscorecards.com								
Shane Mack, R OBP: 0.397, SLG: 0.472 (1,7)	E1						K			4	0	2	0	0	2	0									
Kirby Puckett, R OBP: 0.364, SLG: 0.503 (1,8)	G6-3						K			4	0	0	1	0	1	2									
Kent Hrbek, L OBP: 0.358, SLG: 0.418 (1,3)	F7						HR			4	1	2	1	0	0	1									
Chili Davis, S OBP: 0.374, SLG: 0.407 (1,10)							G4-3			3	0	0	0	1	0	2									
Brian Harper, R OBP: 0.331, SLG: 0.406 (1,2)		G4-1								4	0	0	0	0	1	1									
Randy Bush, L OBP: 0.287, SLG: 0.324 (1,9)										4	0	2	0	0	0	1									
Jeff Reboulet, R OBP: 0.323, SLG: 0.293 (9, PR)										0	0	0	0	0	0	0									
Scott Leius, R OBP: 0.328, SLG: 0.359 (1,5)										3	0	1	0	0	1	1									
Gene Larkin, S OBP: 0.320, SLG: 0.363 (9, PH)										1	0	0	0	0	0	1									
Greg Gagne, R OBP: 0.294, SLG: 0.369 (1,6)										3	0	0	0	0	0	2									
Mike Pagliarulo, L OBP: 0.185, SLG: 0.200 (9, PH)										1	0	0	0	0	0	1									
Inning Stats	R: 0 E: 1 K: 0 S: 10	H: 1 LOB: 1 BB: 0 P: 15	R: 0 E: 0 K: 0 S: 6	H: 0 LOB: 0 BB: 0 P: 9	R: 0 E: 0 K: 1 S: 9	H: 0 LOB: 0 BB: 0 P: 15	R: 1 E: 0 K: 2 S: 10	H: 1 LOB: 0 BB: 0 P: 16	R: 0 E: 0 K: 1 S: 10	H: 0 LOB: 2 BB: 0 P: 15	R: 0 E: 0 K: 1 S: 9	H: 0 LOB: 1 BB: 1 P: 17	R: 1 E: 0 K: 0 S: 11	H: 3 LOB: 2 BB: 0 P: 17	R: 0 E: 0 K: 1 S: 9	H: 1 LOB: 1 BB: 0 P: 10	1B: 7 2B: 0 3B: 0 HR: 1	SF: 0 SAC: 0 DP: 0 HBP: 0	WP: 1 PB: 0 SB: 0 CS: 0	PA: 36					
PITCHER	IP	WLS	BF	H	R	ER	SO	BB	IBB	HBP	BLK	WP	HR	S	P	ERA	WHIP								
Eric King, R ERA: 5.96 (1,1)	7.0	W	26	4	1	1	5	1	0	0	0	0	0	7	101	1.29	0.714								
Kurt Knudsen, R ERA: 3.72 (8,1)	0.2		4	2	1	1	0	0	0	0	0	0	0	4	8	0.00	3.000								
Mike Munoz, L ERA: 3.0 (8,1)	0.1		2	1	0	0	0	0	0	0	0	0	0	4	8	0.00	3.000								
Mike Henneman, R ERA: 3.98 (9,1)	1.0		4	1	0	0	1	0	0	0	0	0	0	9	10	0.00	1.000								



Batter	1	2	3	4	5	6	7	8	9	AB	R	H	RBI	BB	SO	LOB	TOP										
Tony Phillips, S (1, 10) OBP: 0.392, SLG: 0.406										3	1	1	0	2	0	1	Detroit Tigers @ Minnesota Twins Hubert H. Humphrey Metrodome, Minneapolis, MN Tue Aug 25 1992, 8:05 PM EDT Att: 25,844 - Dome - 70 F										
Lou Whitaker, L (1, 4) OBP: 0.395, SLG: 0.458										4	1	1	0	0	2	2											
Travis Fryman, R (1, 6) OBP: 0.324, SLG: 0.447										4	2	2	1	0	1	1											
Cecil Fielder, R (1, 3) OBP: 0.314, SLG: 0.462										3	0	0	1	0	1	2											
Mickey Tettleton, S (1, 2) OBP: 0.373, SLG: 0.464										4	0	2	1	0	1	1											
Dan Gladden, R (1, 7) OBP: 0.324, SLG: 0.382										3	0	0	1	0	1	2											
Rob Deer, R (1, 9) OBP: 0.304, SLG: 0.551										4	0	1	0	0	2	1											
Scott Livingstone, L (1, 5) OBP: 0.311, SLG: 0.331										4	0	0	0	0	1	1											
Gary Pettis, S (1, 8) OBP: 0.296, SLG: 0.267										4	0	1	0	0	2	1											
Inning Stats	R: 0 E: 0 K: 2 S: 11	H: 0 LOB: 1 BB: 1 P: 21	R: 0 E: 0 K: 1 S: 9	H: 0 LOB: 0 BB: 0 P: 14	R: 0 E: 0 K: 2 S: 8	H: 0 LOB: 0 BB: 0 P: 12	R: 1 E: 0 K: 1 S: 14	H: 2 LOB: 1 BB: 0 P: 21	R: 0 E: 0 K: 1 S: 7	H: 0 LOB: 0 BB: 0 P: 11	R: 3 E: 0 K: 1 S: 17	H: 4 LOB: 1 BB: 0 P: 20	R: 0 E: 0 K: 1 S: 12	H: 1 LOB: 1 BB: 1 P: 17	R: 0 E: 1 K: 2 S: 14	H: 0 LOB: 1 BB: 0 P: 22		R: 0 E: 0 K: 0 S: 5	H: 1 LOB: 1 BB: 0 P: 7	1B: 4 2B: 4 3B: 0 HR: 0	SF: 2 SAC: 0 DP: 0 HBP: 0	WP: 0 PB: 0 SB: 1 CS: 1	PA: 37				
PITCHER	IP	WLS	BF	H	R	ER	SO	BB	IBB	HBP	BLK	WP	HR	S	P	ERA	WHIP										
Kevin Tapani, R (1, 1) ERA: 3.94	7.0	L	29	7	4	4	9	2	0	0	0	0	0	78	116	5.14	1.286										
Carl Willis, R (8, 1) ERA: 3.5	2.0		8	1	0	0	2	0	0	0	0	0	0	19	29	0.00	0.500										

Batter	1	2	3	4	5	6	7	8	9	AB	R	H	RBI	BB	SO	LOB	BOTTOM										
Chuck Knoblauch, R (1, 4) OBP: 0.377, SLG: 0.365										4	0	2	0	0	0	0	Detroit Tigers @ Minnesota Twins Hubert H. Humphrey Metrodome, Minneapolis, MN Tue Aug 25 1992, 8:05 PM EDT Att: 25,844 - Dome - 70 F										
Gene Larkin, S (1, 9) OBP: 0.319, SLG: 0.361										4	0	1	0	0	2	2											
Kirby Puckett, R (1, 8) OBP: 0.363, SLG: 0.507										4	1	1	1	0	0	2											
Kent Hrbek, L (1, 3) OBP: 0.357, SLG: 0.425										4	1	1	1	0	0	0											
Chili Davis, S (1, 10) OBP: 0.378, SLG: 0.413										4	0	3	0	0	1	0											
Brian Harper, R (1, 2) OBP: 0.333, SLG: 0.406										4	1	2	0	0	0	2											
Greg Gagne, R (9, FR) OBP: 0.294, SLG: 0.369										0	0	0	0	0	0	0											
Pedro Munoz, R (1, 7) OBP: 0.303, SLG: 0.434										3	0	1	1	0	1	2											
Randy Bush, L (9, PH) OBP: 0.285, SLG: 0.322										1	0	0	0	0	0	1											
Scott Leius, R (1, 5) OBP: 0.325, SLG: 0.356										3	0	0	0	0	1	3											
Jeff Reboulet, R (1, 6) OBP: 0.314, SLG: 0.282										3	0	0	0	0	0	0											
Inning Stats	R: 0 E: 0 K: 1 S: 9	H: 1 LOB: 0 BB: 0 P: 13	R: 1 E: 0 K: 1 S: 9	H: 2 LOB: 1 BB: 0 P: 12	R: 0 E: 1 K: 0 S: 13	H: 1 LOB: 1 BB: 0 P: 19	R: 1 E: 0 K: 1 S: 9	H: 3 LOB: 1 BB: 0 P: 12	R: 0 E: 0 K: 1 S: 7	H: 1 LOB: 0 BB: 0 P: 10	R: 1 E: 0 K: 0 S: 12	H: 2 LOB: 0 BB: 0 P: 16	R: 0 E: 0 K: 0 S: 9	H: 0 LOB: 0 BB: 0 P: 13	R: 0 E: 0 K: 0 S: 5	H: 0 LOB: 0 BB: 0 P: 8	R: 0 E: 0 K: 1 S: 12	H: 1 LOB: 1 BB: 0 P: 16	1B: 7 2B: 1 3B: 1 HR: 2	SF: 0 SAC: 0 DP: 3 HBP: 0	WP: 0 PB: 0 SB: 0 CS: 1	PA: 34					
PITCHER	IP	WLS	BF	H	R	ER	SO	BB	IBB	HBP	BLK	WP	HR	S	P	ERA	WHIP										
Dave Haas, R (1, 1) ERA: 3.86	5.1	W	23	10	3	3	4	0	0	0	0	0	0	56	79	5.06	1.875										
Mark Leiter, R (6, 1) ERA: 4.42	2.2		7	0	0	0	0	0	0	0	0	0	0	17	24	0.00	0.000										
Mike Munoz, L (9, 1) ERA: 2.95	0.2		2	0	0	0	1	0	0	0	0	0	0	5	7	0.00	0.000										
Mike Henneman, R (9, 1) ERA: 3.96	0.1	S	2	1	0	0	0	0	0	0	0	0	0	7	9	0.00	3.000										



Batter	1	2	3	4	5	6	7	8	9	AB	R	H	RBI	BB	SO	LOB	TOP		
Tony Phillips, S OBP: 0.391, SLG: 0.405 (1, 4)										4	0	1	0	0	0	3			
Dan Gladden, R OBP: 0.320, SLG: 0.377 (1, 7)										4	0	0	0	0	0	1			
Travis Fryman, R OBP: 0.323, SLG: 0.446 (1, 6)										4	0	1	0	0	2	1			
Cecil Fielder, R OBP: 0.312, SLG: 0.458 (1, 3)										4	0	0	0	0	2	2			
Mickey Tettleton, S OBP: 0.373, SLG: 0.464 (1, 2)										3	0	1	0	0	0	1			
Rob Deer, R OBP: 0.304, SLG: 0.553 (1, 9)										3	0	1	0	0	1	1			
Mark Carreon, R OBP: 0.272, SLG: 0.358 (1, 10)										3	0	0	0	0	0	1			
Skeeter Barnes, R OBP: 0.302, SLG: 0.392 (1, 5)										3	0	1	0	0	0	0			
Gary Pettis, S OBP: 0.297, SLG: 0.276 (1, 8)										3	0	1	0	0	0	2			
Inning Stats	R: 0 E: 0 K: 2 S: 11	H: 1 LOB: 1 BB: 0 P: 13	R: 0 E: 0 K: 1 S: 10	H: 1 LOB: 0 BB: 0 P: 13	R: 0 E: 0 K: 0 S: 6	H: 1 LOB: 0 BB: 0 P: 11	R: 0 E: 0 K: 0 S: 7	H: 0 LOB: 0 BB: 0 P: 11	R: 0 E: 0 K: 0 S: 6	H: 0 LOB: 0 BB: 0 P: 8	R: 0 E: 0 K: 0 S: 7	H: 1 LOB: 1 BB: 0 P: 9	R: 0 E: 0 K: 0 S: 10	H: 2 LOB: 2 BB: 0 P: 17	R: 0 E: 0 K: 0 S: 5	H: 0 LOB: 0 BB: 0 P: 7	1B: 4 2B: 2 3B: 0 HR: 0	SF: 0 SAC: 0 DP: 0 HBP: 0	WP: 0 PA: 31 PB: 0 SB: 0 CS: 2
PITCHER John Smiley, L ERA: 3.25 (1, 1)	IP: 9.0 WLS: W BF: 31 H: 6 R: 0 ER: 0 SO: 5 BB: 0 IBB: 0 HBP: 0 BLK: 0 WP: 0 HR: 0 S: 72 P: 105 ERA: 0.00 WHIP: 0.667															PITCHER John Smiley, L ERA: 3.25 (1, 1)	IP: 9.0 WLS: W BF: 31 H: 6 R: 0 ER: 0 SO: 5 BB: 0 IBB: 0 HBP: 0 BLK: 0 WP: 0 HR: 0 S: 72 P: 105 ERA: 0.00 WHIP: 0.667		

Detroit Tigers @ Minnesota Twins
Hubert H. Humphrey Metrodome, Minneapolis, MN
Wed Aug 26 1992, 8:05 PM EDT
Att: 21,632 - Dome - 70 F

AB 31
R 0
H 6
RBI 0
BB 0
SO 5
LOB 12



Batter	1	2	3	4	5	6	7	8	9	AB	R	H	RBI	BB	SO	LOB	BOTTOM		
Chuck Knoblauch, R OBP: 0.378, SLG: 0.366 (1, 4)										4	0	2	0	0	0	0			
Shane Mack, R OBP: 0.397, SLG: 0.473 (1, 7)										3	0	1	0	0	1	1			
Kirby Puckett, R OBP: 0.364, SLG: 0.506 (1, 8)										3	0	1	0	1	0	3			
Kent Hrbek, L OBP: 0.354, SLG: 0.420 (1, 3)										4	0	0	0	0	0	5			
Chili Davis, S OBP: 0.374, SLG: 0.408 (1, 10)										4	0	0	0	0	0	0			
Brian Harper, R OBP: 0.336, SLG: 0.417 (1, 2)										4	1	3	1	0	0	0			
Randy Bush, L OBP: 0.286, SLG: 0.322 (1, 9)										3	0	1	0	0	0	1			
Greg Gagne, R OBP: 0.291, SLG: 0.366 (1, 6)										3	0	0	0	0	0	3			
Mike Pagliarulo, L OBP: 0.179, SLG: 0.194 (1, 5)										3	0	0	0	0	1	1			
Inning Stats	R: 0 E: 0 K: 0 S: 8	H: 1 LOB: 1 BB: 0 P: 13	R: 0 E: 0 K: 0 S: 7	H: 1 LOB: 0 BB: 0 P: 13	R: 0 E: 0 K: 1 S: 12	H: 1 LOB: 2 BB: 0 P: 18	R: 0 E: 0 K: 0 S: 6	H: 0 LOB: 0 BB: 0 P: 9	R: 0 E: 0 K: 0 S: 3	H: 1 LOB: 1 BB: 0 P: 5	R: 0 E: 0 K: 0 S: 7	H: 2 LOB: 1 BB: 0 P: 9	R: 0 E: 0 K: 1 S: 7	H: 0 LOB: 1 BB: 1 P: 15	R: 1 E: 0 K: 0 S: 3	H: 1 LOB: 0 BB: 0 P: 4	1B: 6 2B: 1 3B: 0 HR: 1	SF: 0 SAC: 0 DP: 2 HBP: 1	WP: 0 PA: 33 PB: 0 SB: 0 CS: 0
PITCHER John Doherty, R ERA: 3.48 John Kieley, R ERA: 2.54 (8, 1)	IP: 7.0 WLS: L BF: 27 H: 7 R: 0 ER: 0 SO: 1 BB: 0 IBB: 0 HBP: 1 BLK: 0 WP: 0 HR: 0 S: 51 P: 78 ERA: 0.00 WHIP: 1.000															PITCHER John Doherty, R ERA: 3.48 John Kieley, R ERA: 2.54 (8, 1)	IP: 1.1 WLS: L BF: 6 H: 1 R: 1 ER: 1 SO: 1 BB: 0 IBB: 0 HBP: 0 BLK: 0 WP: 0 HR: 1 S: 10 P: 19 ERA: 6.75 WHIP: 1.500		

Detroit Tigers @ Minnesota Twins
Hubert H. Humphrey Metrodome, Minneapolis, MN
Wed Aug 26 1992, 8:05 PM EDT
Att: 21,632 - Dome - 70 F

AB 31
R 1
H 8
RBI 1
BB 1
SO 2
LOB 14



Batter	1	2	3	4	5	6	7	8	9	AB	R	H	RBI	BB	SO	LOB	TOP				
Gregg Jefferies, S OBP: 0.345, SLG: 0.429 (1, 5)										5	0	2	1	0	0	0					
Keith Miller, R OBP: 0.367, SLG: 0.420 (1, 4)										5	0	1	0	0	1	2					
George Brett, L OBP: 0.331, SLG: 0.397 (1, 10)										4	1	2	0	0	1	1					
Mike Macfarlane, R OBP: 0.309, SLG: 0.431 (1, 2)										4	0	0	0	0	1	4					
Wally Joyner, L OBP: 0.335, SLG: 0.398 (1, 3)											4	0	2	1	0	0					
Juan Samuel, R OBP: 0.313, SLG: 0.319 (1, 9)											4	0	1	0	0	1					
Jeff Conine, R OBP: 0.313, SLG: 0.365 (1, 7)											3	0	1	0	1	1					
Brian McRae, S OBP: 0.289, SLG: 0.300 (1, 8)										4	1	1	0	0	1	4					
David Howard, S OBP: 0.319, SLG: 0.317 (1, 6)											3	0	0	0	0	3					
Inning Stats	R: 0 E: 0 K: 1 S: 11	H: 1 LOB: 1 BB: 0 P: 19	R: 0 E: 0 K: 0 S: 6	H: 0 LOB: 0 BB: 0 P: 9	R: 1 E: 0 K: 1 S: 13	H: 3 LOB: 2 BB: 0 P: 19	R: 0 E: 0 K: 0 S: 7	H: 1 LOB: 1 BB: 0 P: 14	R: 0 E: 0 K: 1 S: 9	H: 0 LOB: 0 BB: 0 P: 12	R: 0 E: 0 K: 0 S: 6	H: 0 LOB: 0 BB: 0 P: 8	R: 0 E: 0 K: 2 S: 11	H: 1 LOB: 1 BB: 0 P: 15	R: 0 E: 0 K: 1 S: 7	H: 1 LOB: 1 BB: 0 P: 11	1B: 7 2B: 3 3B: 0 HR: 0	SF: 0 SAC: 1 DP: 0 HBP: 0	WP: 2 PB: 0 SB: 2 CS: 0	PA: 38	
PITCHER	IP WLS BF ERA WHIP	IP WLS BF ERA WHIP	IP WLS BF ERA WHIP	IP WLS BF ERA WHIP	IP WLS BF ERA WHIP	IP WLS BF ERA WHIP	IP WLS BF ERA WHIP	IP WLS BF ERA WHIP	IP WLS BF ERA WHIP	IP WLS BF ERA WHIP	IP WLS BF ERA WHIP	IP WLS BF ERA WHIP	IP WLS BF ERA WHIP	IP WLS BF ERA WHIP	IP WLS BF ERA WHIP	IP WLS BF ERA WHIP	IP WLS BF ERA WHIP	IP WLS BF ERA WHIP	IP WLS BF ERA WHIP	IP WLS BF ERA WHIP	IP WLS BF ERA WHIP
Frank Tanana, L ERA: 4.23 (1, 1)	6.0	27	8	2	2	3	0	1	0	0	0	1	0	62	99	3.00	1.333				
Walt Terrell, R ERA: 5.45 (7, 1)	2.0	7	1	0	0	2	0	0	0	0	0	0	0	17	23	0.00	0.500				
Mike Henneman, R ERA: 3.9 (9, 1)	1.0	4	1	0	0	1	0	0	0	0	1	0	0	7	11	0.00	1.000				

Kansas City Royals @ Detroit Tigers
Tiger Stadium, Detroit, MI
Fri Aug 28, 1992, 7:05 PM EDT
Att: 24,715 - Cloudy - 58 F

AB 36
R 2
H 10
RBI 2
BB 1
SO 6
LOB 16



Batter	1	2	3	4	5	6	7	8	9	AB	R	H	RBI	BB	SO	LOB	BOTTOM				
Tony Phillips, S OBP: 0.390, SLG: 0.402 (1, 10)										3	0	0	1	1	1	2					
Lou Whitaker, L OBP: 0.392, SLG: 0.456 (1, 4)										4	0	1	0	0	0	3					
Travis Fryman, R OBP: 0.325, SLG: 0.446 (1, 6)										4	0	2	0	0	1	4					
Cecil Fielder, R OBP: 0.313, SLG: 0.457 (1, 3)											3	1	1	0	0	3					
Mickey Tettleton, S OBP: 0.370, SLG: 0.459 (1, 2)											4	0	0	0	0	2	4				
Dan Gladden, R OBP: 0.322, SLG: 0.386 (1, 7)											3	2	1	2	1	0	2				
Rob Deer, R OBP: 0.304, SLG: 0.552 (1, 9)											4	1	1	0	0	3	2				
Scott Livingstone, L OBP: 0.307, SLG: 0.326 (1, 5)											4	0	0	1	0	1	1				
Gary Pettis, S OBP: 0.293, SLG: 0.272 (1, 8)										2	0	0	0	0	0	0					
Dave Bergman, L OBP: 0.272, SLG: 0.240 (7, PH)										0	0	0	0	1	0	0					
Skeeter Barnes, R OBP: 0.302, SLG: 0.392 (7, PR)										0	0	0	0	0	0	0					
Inning Stats	R: 0 E: 0 K: 1 S: 11	H: 1 LOB: 1 BB: 1 P: 18	R: 0 E: 0 K: 2 S: 11	H: 0 LOB: 0 BB: 0 P: 16	R: 0 E: 1 K: 1 S: 13	H: 0 LOB: 1 BB: 0 P: 18	R: 0 E: 0 K: 2 S: 12	H: 1 LOB: 2 BB: 0 P: 18	R: 0 E: 0 K: 0 S: 5	H: 0 LOB: 0 BB: 0 P: 9	R: 0 E: 0 K: 0 S: 8	H: 1 LOB: 1 BB: 0 P: 11	R: 2 E: 1 K: 0 S: 18	H: 1 LOB: 3 BB: 2 P: 33	R: 2 E: 0 K: 2 S: 16	H: 2 LOB: 0 BB: 0 P: 22	1B: 4 2B: 1 3B: 0 HR: 1	SF: 0 SAC: 0 DP: 1 HBP: 1	WP: 1 PB: 0 SB: 1 CS: 0	PA: 35	
PITCHER	IP WLS BF ERA WHIP	IP WLS BF ERA WHIP	IP WLS BF ERA WHIP	IP WLS BF ERA WHIP	IP WLS BF ERA WHIP	IP WLS BF ERA WHIP	IP WLS BF ERA WHIP	IP WLS BF ERA WHIP	IP WLS BF ERA WHIP	IP WLS BF ERA WHIP	IP WLS BF ERA WHIP	IP WLS BF ERA WHIP	IP WLS BF ERA WHIP	IP WLS BF ERA WHIP	IP WLS BF ERA WHIP	IP WLS BF ERA WHIP	IP WLS BF ERA WHIP	IP WLS BF ERA WHIP	IP WLS BF ERA WHIP	IP WLS BF ERA WHIP	
Rick Reed, R ERA: 3.9 (1, 1)	6.0	23	3	0	0	6	1	0	1	0	0	0	0	60	90	0.00	0.667				
Rusty Meacham, R ERA: 2.03 (7, 1)	1.1	10	3	4	2	0	2	0	0	0	1	1	26	46	13.50	3.750					
Mike Magnante, L ERA: 4.73 (8, 1)	0.2	2	0	0	0	2	0	0	0	0	0	0	8	9	0.00	0.000					

Kansas City Royals @ Detroit Tigers
Tiger Stadium, Detroit, MI
Fri Aug 28, 1992, 7:05 PM EDT
Att: 24,715 - Cloudy - 58 F

AB 31
R 4
H 6
RBI 4
BB 3
SO 8
LOB 21



Batter	1	2	3	4	5	6	7	8	9	AB	R	H	RBI	BB	SO	LOB	TOP										
Gregg Jefferies, S OBP: 0.344, SLG: 0.427 (1, 5)	G4-3			G4-3		L8			G6-4-3 1B	4	0	1	0	0	0	0	Kansas City Royals @ Detroit Tigers Tiger Stadium, Detroit, MI Sat Aug 29 1992, 3:33 AM EDT Att: 41,605 - Sunny - 67 F										
Keith Miller, R OBP: 0.362, SLG: 0.415 (1, 4)	F9			F8		P4			P6	4	0	0	0	0	0	1											
George Brett, L OBP: 0.329, SLG: 0.394 (1, 10)	F8			G3-1		G6-3			G6-4-3 1-2	4	0	0	0	0	0	1											
Mike Macfarlane, R OBP: 0.307, SLG: 0.427 (1, 2)		L8			L9				G5-3	3	0	0	0	0	0	0											
Wally Joyner, L OBP: 0.333, SLG: 0.395 (1, 3)		F7			G6-3				G4-3	3	0	0	0	0	0	0											
Juan Samuel, R OBP: 0.313, SLG: 0.319 (1, 9)		G5-3			1B	1B			F9	3	1	1	0	0	0	0											
Jeff Conine, R OBP: 0.313, SLG: 0.364 (1, 7)			F8		1B	1B			K	3	0	1	0	0	1	0											
Kevin Koslowski, L OBP: 0.364, SLG: 0.390 (1, 8)			G1-3		1B	1B			F8	3	0	1	1	0	0	0											
David Howard, S OBP: 0.313, SLG: 0.311 (1, 6)			G6-3		G6-3				K	3	0	0	0	0	1	2											
Inning Stats	R: 0 E: 0 K: 0 S: 6	H: 0 LOB: 0 BB: 0 P: 10	R: 0 E: 0 K: 0 S: 5	H: 0 LOB: 0 BB: 0 P: 7	R: 0 E: 0 K: 0 S: 5	H: 0 LOB: 0 BB: 0 P: 7	R: 0 E: 0 K: 0 S: 4	H: 0 LOB: 0 BB: 0 P: 4	R: 1 E: 0 K: 0 S: 10	H: 3 LOB: 2 BB: 0 P: 13	R: 0 E: 0 K: 0 S: 5	H: 0 LOB: 0 BB: 0 P: 8	R: 0 E: 0 K: 2 S: 9	H: 0 LOB: 0 BB: 0 P: 13	R: 0 E: 0 K: 0 S: 6	H: 1 LOB: 0 BB: 0 P: 9	1B: 4 2B: 0 3B: 0 HR: 0	SF: 0 SAC: 0 DP: 1 HBP: 0	WP: 0 PB: 0 SB: 0 CS: 0	PA: 30							
PITCHER	IP	WLS	BF	H	R	ER	SO	BB	IBB	HBP	BLK	WP	HR	S	P	ERA	WHIP										
Bill Gullickson, R ERA: 3.71 (1, 1)	7.0	W	24	3	1	1	0	0	0	0	0	0	0	42	62	1.29	0.429										
Les Lancaster, R ERA: 5.9 (8, 1)	2.0		6	1	0	0	2	0	0	0	0	0	0	15	21	0.00	0.500										

Batter	1	2	3	4	5	6	7	8	9	AB	R	H	RBI	BB	SO	LOB	BOTTOM										
Tony Phillips, S OBP: 0.389, SLG: 0.399 (1, 10)	G1-3		G6-3	HR	K		P3			4	1	0	0	1	1	1	Kansas City Royals @ Detroit Tigers Tiger Stadium, Detroit, MI Sat Aug 29 1992, 3:33 AM EDT Att: 41,605 - Sunny - 67 F										
Lou Whitaker, L OBP: 0.398, SLG: 0.469 Skeeter Barnes, R OBP: 0.308, SLG: 0.397 (1, 4) (8, 4)	HR		1B	HR		1B		FC6-4 1B		3	2	3	4	1	0	0											
Travis Fryman, R OBP: 0.322, SLG: 0.442 (1, 6)	F9		F9	K		L4		FC6-4 G5-4-3 1-2		5	0	0	0	0	1	4											
Cecil Fielder, R OBP: 0.318, SLG: 0.466 Chad Kreuter, S OBP: 0.306, SLG: 0.329 (1, 3) (7, 2)	HR		1B	BB	HR	1B		G5-4-3		2	3	2	2	2	0	0											
Mickey Tettleton, S OBP: 0.371, SLG: 0.458 (1, 2) (7, 3)	K		1B	BB	FC3-6 1B	K				3	1	1	0	1	2	2											
Dan Gladden, R OBP: 0.319, SLG: 0.381 Mark Carreon, R OBP: 0.272, SLG: 0.358 (1, 7) (8, 7)	K		P2	FC3-6 HR	G6-3					4	1	0	0	0	1	6											
Rob Deer, R OBP: 0.306, SLG: 0.560 (1, 9)	F7		L7	HR		G4-3 BB				3	1	1	3	1	0	2											
Scott Livingstone, L OBP: 0.306, SLG: 0.322 (1, 5)	G4-3		1B	HR	F7		G4-3			3	1	0	0	1	0	1											
Gary Pettis, S OBP: 0.304, SLG: 0.307 (1, 8)	K		1B	HR	HR		1B			4	2	3	3	0	1	0											
Inning Stats	R: 2 E: 0 K: 1 S: 9	H: 1 LOB: 1 BB: 1 P: 21	R: 0 E: 0 K: 1 S: 9	H: 0 LOB: 0 BB: 0 P: 12	R: 0 E: 0 K: 1 S: 9	H: 1 LOB: 1 BB: 0 P: 13	R: 6 E: 0 K: 1 S: 13	H: 2 LOB: 0 BB: 4 P: 33	R: 4 E: 0 K: 1 S: 17	H: 3 LOB: 0 BB: 1 P: 27	R: 0 E: 0 K: 1 S: 12	H: 2 LOB: 2 BB: 0 P: 15	R: 0 E: 0 K: 0 S: 7	H: 1 LOB: 1 BB: 1 P: 14	R: 0 E: 0 K: 0 S: 7	H: 1 LOB: 0 BB: 0 P: 10	1B: 7 2B: 0 3B: 0 HR: 4	SF: 0 SAC: 0 DP: 2 HBP: 0	WP: 0 PB: 0 SB: 0 CS: 0	PA: 40							
PITCHER	IP	WLS	BF	H	R	ER	SO	BB	IBB	HBP	BLK	WP	HR	S	P	ERA	WHIP										
Juan Berenguer, R ERA: 5.55 (1, 1)	3.2	L	20	4	8	8	3	5	0	0	0	0	2	37	75	19.64	2.455										
Mike Boddicker, R ERA: 4.91 (4, 1)	2.1		13	5	4	4	3	1	0	0	0	0	2	32	46	15.43	2.571										
Rich Sauveur, L ERA: 4.7 (7, 1)	2.0		7	2	0	0	0	1	0	0	0	0	0	14	24	0.00	1.500										

Batter	1	2	3	4	5	6	7	8	9	AB	R	H	RBI	BB	SO	LOB	TOP					
Gregg Jefferies, S OBP: 0.344, SLG: 0.424 (1, 5)	F7		FC5-4			F7		G3-1		4	0	0	0	2	0	4	Kansas City Royals @ Detroit Tigers Tiger Stadium, Detroit, MI Sun Aug 30 1992, 3:33 AM EDT Att: 24,667 - Sunny - 75 F					
Keith Miller, R OBP: 0.360, SLG: 0.414 (1, 4)	G5-3		F8		K		G5-3		5	0	1	1	0	1	2							
George Brett, L OBP: 0.327, SLG: 0.390 Jeff Conine, R OBP: 0.313, SLG: 0.364 (1, 10)	G3		G6-3		P6		G4-3		4	0	0	0	1	0	2							
Wally Joyner, L OBP: 0.334, SLG: 0.393 (1, 3)	G3-1		G3-1		F8		G3-1		3	1	0	0	2	0	0							
Juan Samuel, R OBP: 0.322, SLG: 0.335 Brian McRae, S OBP: 0.288, SLG: 0.300 (8, PH)	F7		S		S		K		3	3	2	0	1	0	0							
Brent Mayne, L OBP: 0.283, SLG: 0.302 (1, 2)	G4-3		1B		1B		K		4	3	1	3	1	1	2							
Kevin Koslofski, L OBP: 0.386, SLG: 0.413 (8, 9)			1B		1B		G3-1		4	1	3	1	0	0	0							
Gary Thurman, R OBP: 0.289, SLG: 0.327 (1, 7)			K		1B		L9		5	1	3	2	0	1	1							
Curtis Wilkerson, S OBP: 0.296, SLG: 0.321 (1, 6)			K		1B		G3		5	0	2	2	0	1	3							
Inning Stats	R: 0 E: 0 K: 0 S: 5	H: 0 LOB: 0 BB: 7 P: 7	R: 0 E: 0 K: 0 S: 5	H: 0 LOB: 0 BB: 9 P: 9	R: 0 E: 0 K: 2 S: 10	H: 1 LOB: 2 BB: 1 P: 16	R: 3 E: 0 K: 0 S: 19	H: 4 LOB: 2 BB: 2 P: 31	R: 0 E: 0 K: 1 S: 12	H: 0 LOB: 0 BB: 0 P: 15	R: 3 E: 0 K: 0 S: 16	H: 3 LOB: 2 BB: 2 P: 27	R: 3 E: 0 K: 0 S: 14	H: 3 LOB: 1 BB: 0 P: 23	R: 0 E: 0 K: 2 S: 12	H: 0 LOB: 2 BB: 2 P: 25		R: 0 E: 0 K: 0 S: 7	H: 1 LOB: 1 BB: 0 P: 13	1B: 8 2B: 3 3B: 1 HR: 0	SF: 0 SAC: 1 DP: 0 HBP: 0	WP: 1 PB: 0 SB: 4 CS: 0
PITCHER	IP	WLS	BF	H	R	ER	SO	BB	IBB	HBP	BLK	WP	HR	S	P	ERA	WHIP					
Eric King, R ERA: 6.02 (1, 1)	4.0	L	19	5	3	3	2	3	0	0	0	1	0	39	63	6.75	2.000					
Kurt Knudsen, R ERA: 4.09 (5, 1)	1.2		10	3	3	3	1	1	1	0	0	0	0	25	38	16.20	2.400					
Mike Munoz, L ERA: 3.57 (6, 1)	0.2		5	2	3	3	0	0	0	0	0	0	0	11	16	40.50	3.000					
John Kiely, R ERA: 2.66 (7, 1)	2.2		12	2	0	0	2	2	0	0	0	0	0	25	49	0.00	1.500					

Batter	1	2	3	4	5	6	7	8	9	AB	R	H	RBI	BB	SO	LOB	BOTTOM					
Tony Phillips, S OBP: 0.388, SLG: 0.398 Skeeter Barnes, R OBP: 0.313, SLG: 0.402 (1, 7)	G4-3		F8		1B		F7		FC6-4	4	0	1	0	0	0	0	Kansas City Royals @ Detroit Tigers Tiger Stadium, Detroit, MI Sun Aug 30 1992, 3:33 AM EDT Att: 24,667 - Sunny - 75 F					
Lou Whitaker, L OBP: 0.400, SLG: 0.478 (1, 4)	FC5-4		K		K		HR		FC6-4	4	1	2	2	1	2	1						
Travis Fryman, R OBP: 0.324, SLG: 0.443 (1, 6)	FC5-4		CS		1B		1B		K	5	0	3	0	0	1	3						
Cecil Fielder, R OBP: 0.318, SLG: 0.465 Dave Bergman, L OBP: 0.266, SLG: 0.236 (7, PH)	E5		CS		FC3-6		K		FC6-4	3	1	1	0	0	1	3						
Mickey Tettleton, S OBP: 0.371, SLG: 0.465 (1, 10)	K		FC3-6		F8		G4-3		FC6-4	2	0	0	0	0	0	3						
Rob Deer, R OBP: 0.305, SLG: 0.556 (1, 9)			K		K		K		F8	5	1	2	1	0	1	6						
Scott Livingstone, L OBP: 0.352, SLG: 0.318 (1, 5)	L6		FC3-6		K		G4-3		K	4	0	0	0	0	1	3						
Chad Kreuter, S OBP: 0.306, SLG: 0.327 (1, 2)	K		FC3-6		K		K		K	4	0	1	1	0	3	1						
Gary Pettis, S OBP: 0.303, SLG: 0.301 (1, 8)	G3-1		G3		G3		K		1B	3	1	0	0	1	1	3						
Inning Stats	R: 0 E: 1 K: 1 S: 13	H: 0 LOB: 2 BB: 1 P: 24	R: 0 E: 0 K: 1 S: 10	H: 1 LOB: 0 BB: 0 P: 16	R: 0 E: 0 K: 1 S: 9	H: 1 LOB: 0 BB: 0 P: 15	R: 1 E: 0 K: 1 S: 17	H: 3 LOB: 2 BB: 0 P: 26	R: 0 E: 0 K: 2 S: 13	H: 2 LOB: 0 BB: 0 P: 22	R: 0 E: 0 K: 2 S: 10	H: 0 LOB: 0 BB: 0 P: 15	R: 1 E: 0 K: 1 S: 13	H: 2 LOB: 1 BB: 0 P: 21	R: 1 E: 0 K: 2 S: 13	H: 1 LOB: 0 BB: 0 P: 22		R: 1 E: 0 K: 1 S: 15	H: 2 LOB: 2 BB: 1 P: 26	1B: 10 2B: 0 3B: 0 HR: 2	SF: 0 SAC: 0 DP: 0 HBP: 0	WP: 0 PB: 0 SB: 2 CS: 1
PITCHER	IP	WLS	BF	H	R	ER	SO	BB	IBB	HBP	BLK	WP	HR	S	P	ERA	WHIP					
Kevin Appier, R ERA: 2.41 (1, 1)	6.0	W	26	7	1	1	8	1	0	0	0	0	0	72	118	1.50	1.333					
Steve Shifflett, R ERA: 2.5 (7, 1)	2.0		9	3	2	2	3	0	0	0	0	0	2	26	43	9.00	1.500					
Jeff Montgomery, R ERA: 2.23 (9, 1)	1.0		6	2	1	1	1	1	0	0	0	0	0	15	26	9.00	3.000					

Batter	1	2	3	4	5	6	7	8	9	10	AB	R	H	RBI	BB	SO	LOB	TOP	
Chuck Knoblauch, R OBP: 0.381, SLG: 0.368 (1, 4)	4-2 1B WP BB		0-0 1B			2-2 1B HR		0-3 K		1-2 2B 1B	4	3	3	0	1	1	0	Minnesota Twins @ Detroit Tigers Tiger Stadium, Detroit, MI Mon Aug 31 1992, 7:05 PM EDT Att. 14,626 - Sunny - 72 F	
Gene Larkin, S OBP: 0.324, SLG: 0.365 (1, 3)	0-0 1B		1-0 F8			2-2 F7		2-3 K		1-2 1B 2B	5	0	2	2	0	1	2		
Kirby Puckett, R OBP: 0.367, SLG: 0.500 (1, 8)	1-3 K			0-0 E5 G4-3 1B		1-3 K		0-0 P2		4-0 1B	4	0	1	0	1	2	1		
Chili Davis, S OBP: 0.374, SLG: 0.411 (1, 10)	1-2 G3			0-2 G6-3		2-2 HR		0-0 SH3-4 1B		1-2 F7	4	1	2	2	0	0	1		
J.T. Bruett, L OBP: 0.326, SLG: 0.244 (9, PR)						1-2 HR					0	0	0	0	0	0	0		
Kent Hrbek, L OBP: 0.357, SLG: 0.415 (10, PH)						0-1 F9					1	0	0	0	0	0	2		
Shane Mack, R OBP: 0.399, SLG: 0.477 (1, 7)		1-2 F8		2-2 G4-3		0-1 F9				0-0 SH3-4	4	0	0	0	0	0	3		
Brian Harper, R OBP: 0.338, SLG: 0.408 (1, 2)		0-1 F9		0-2 G5-3						0-0 G6-3	3	0	1	0	1	0	1		
Pedro Munoz, R OBP: 0.298, SLG: 0.425 (9, PH)		0-1 G4-3				2-3 K				0-2 G3-6-1 1B	3	0	0	0	0	2	1		
Randy Bush, L OBP: 0.267, SLG: 0.298 (9, 9)											1	0	0	0	0	0	2		
Jeff Reboulet, R OBP: 0.314, SLG: 0.276 (10, 9)											0	0	0	0	0	0	0		
Scott Leius, R OBP: 0.322, SLG: 0.348 (1, 5)				3-2 G6-3		2-1 G6-3		1-1 G4-3		0-3 K	3	0	0	0	0	0	1		
Mike Pagliarulo, L OBP: 0.200, SLG: 0.206 (10, 5)								1-2 G4-3			1	0	0	0	0	1	0		
Greg Gagne, R OBP: 0.289, SLG: 0.383 (1, 6)				0-2 G6-3		2-2 G6-3		0-0 F7		1-0 1B 2B 1B	4	1	1	0	0	0	1		
Inning Stats	R: 1 E: 0 K: 1 S: 10	H: 1 LOB: 0 BB: 1 P: 16	R: 0 E: 0 K: 0 S: 7	H: 0 LOB: 0 BB: 0 P: 8	R: 0 E: 0 K: 0 S: 10	H: 1 LOB: 1 BB: 0 P: 14	R: 0 E: 1 K: 0 S: 11	H: 0 LOB: 0 BB: 0 P: 17	R: 2 E: 0 K: 1 S: 14	H: 2 LOB: 0 BB: 0 P: 21	R: 0 E: 0 K: 1 S: 8	H: 1 LOB: 1 BB: 0 P: 11	R: 0 E: 0 K: 2 S: 5	H: 0 LOB: 0 BB: 1 P: 9	R: 2 E: 0 K: 1 S: 14	H: 3 LOB: 2 BB: 1 P: 21	1B: 8 2B: 1 3B: 0 HR: 1	SF: 0 SAC: 1 DP: 1 HBP: 0	WP: 1 PA: 41
PITCHER	IP WLS BF H R ER SO BB IBB HBP BLK WP HR S P ERA WHIP	IP WLS BF H R ER SO BB IBB HBP BLK WP HR S P ERA WHIP	IP WLS BF H R ER SO BB IBB HBP BLK WP HR S P ERA WHIP	IP WLS BF H R ER SO BB IBB HBP BLK WP HR S P ERA WHIP	IP WLS BF H R ER SO BB IBB HBP BLK WP HR S P ERA WHIP	IP WLS BF H R ER SO BB IBB HBP BLK WP HR S P ERA WHIP	IP WLS BF H R ER SO BB IBB HBP BLK WP HR S P ERA WHIP	IP WLS BF H R ER SO BB IBB HBP BLK WP HR S P ERA WHIP	IP WLS BF H R ER SO BB IBB HBP BLK WP HR S P ERA WHIP	IP WLS BF H R ER SO BB IBB HBP BLK WP HR S P ERA WHIP	IP WLS BF H R ER SO BB IBB HBP BLK WP HR S P ERA WHIP	IP WLS BF H R ER SO BB IBB HBP BLK WP HR S P ERA WHIP	IP WLS BF H R ER SO BB IBB HBP BLK WP HR S P ERA WHIP	IP WLS BF H R ER SO BB IBB HBP BLK WP HR S P ERA WHIP	IP WLS BF H R ER SO BB IBB HBP BLK WP HR S P ERA WHIP	IP WLS BF H R ER SO BB IBB HBP BLK WP HR S P ERA WHIP	IP WLS BF H R ER SO BB IBB HBP BLK WP HR S P ERA WHIP	IP WLS BF H R ER SO BB IBB HBP BLK WP HR S P ERA WHIP	IP WLS BF H R ER SO BB IBB HBP BLK WP HR S P ERA WHIP
Dave Haas, R ERA: 3.99 (1, 1)	6.0	2.0	2.0	2.0	2.0	2.0	2.0	2.0	2.0	2.0	2.0	2.0	2.0	2.0	2.0	2.0	2.0	4.50	1.000
Mark Leiter, R ERA: 4.33 (7, 1)	2.0	7	1	0	0	3	0	0	0	0	0	0	0	0	0	0	0	0.00	0.500
Mike Henneman, R ERA: 4.06 (9, 1)	2.0	L	11	4	2	2	1	0	2	0	0	0	0	0	0	0	0	9.00	2.000

AB	37
R	5
H	10
RBI	4
BB	3
SO	7
LOB	15



Batter	1	2	3	4	5	6	7	8	9	10	AB	R	H	RBI	BB	SO	LOB	BOTTOM					
Tony Phillips, S OBP: 0.389, SLG: 0.398 (1, 4)	2-2 1B G4-6-3 1B		1-2 G4-3			1-2 CS 1B		2-3 K		4-2 BB	4	1	2	1	1	1	1	Minnesota Twins @ Detroit Tigers Tiger Stadium, Detroit, MI Mon Aug 31 1992, 7:05 PM EDT Att. 14,626 - Sunny - 72 F					
Dan Gladden, R OBP: 0.320, SLG: 0.385 (1, 7)	0-0 1B G4-6-3 1B			0-1 2B		0-0 CS		3-1 G5-3		1-2 L6	5	0	2	0	0	0	2						
Travis Fryman, R OBP: 0.322, SLG: 0.440 (1, 6)	0-0 1B G4-6-3			3-2 P3		0-0 F8		1-2 F8		1-2 G6-3	4	0	0	0	0	0	2						
Cecil Fielder, R OBP: 0.318, SLG: 0.463 (1, 3)	1-3 K			1-2 F8		2-3 K				2-2 1B	4	0	1	0	0	2	1						
Chad Kreuter, S OBP: 0.308, SLG: 0.327 (9, PR)											0	0	0	0	0	0	0						
Dave Bergman, L OBP: 0.268, SLG: 0.236 (10, 3)											0	0	0	0	0	0	0						
Mickey Tettleton, S OBP: 0.369, SLG: 0.460 (1, 2)		2-1 F7		0-1 F8				1-3 K2-3		0-0 F8	4	0	0	0	0	1	2						
Rob Deer, R OBP: 0.308, SLG: 0.566 (1, 9)		0-1 G1-3				1-0 HR		1-2 G4-3		2-0 1B	4	1	2	1	0	0	0						
Mark Carreon, R OBP: 0.269, SLG: 0.354 (1, 10)				1-3 K		2-3 K		1-3 K		2-1 G4-3	3	0	0	0	0	3	0						
Lou Whitaker, L OBP: 0.399, SLG: 0.476 (9, PH)											1	0	0	0	0	0	2						
Skeeter Barnes, R OBP: 0.319, SLG: 0.413 (1, 5)											4	0	2	0	0	1	0						
Gary Pettis, S OBP: 0.304, SLG: 0.301 (1, 8)				0-3 K		2-2 1B 2B		1-2 WP 1B		0-1 P5	4	0	2	0	0	1	0						
Scott Livingstone, L OBP: 0.301, SLG: 0.317 (10, PH)						0-0 K		3-3 K		3-2 F8	3	1	1	0	0	2	1						
Inning Stats	R: 1 E: 0 K: 1 S: 10	H: 2 LOB: 0 BB: 0 P: 15	R: 0 E: 0 K: 1 S: 7	H: 0 LOB: 0 BB: 0 P: 10	R: 0 E: 0 K: 2 S: 11	H: 0 LOB: 0 BB: 0 P: 14	R: 0 E: 0 K: 0 S: 15	H: 1 LOB: 1 BB: 0 P: 19	R: 2 E: 0 K: 1 S: 13	H: 4 LOB: 0 BB: 0 P: 20	R: 0 E: 0 K: 1 S: 7	H: 0 LOB: 0 BB: 0 P: 9	R: 0 E: 0 K: 2 S: 9	H: 0 LOB: 0 BB: 0 P: 12	R: 0 E: 0 K: 2 S: 11	H: 1 LOB: 1 BB: 0 P: 20	R: 0 E: 0 K: 0 S: 10	H: 2 LOB: 2 BB: 1 P: 17	R: 0 E: 0 K: 0 S: 12	H: 0 LOB: 1 BB: 1 P: 20	1B: 7 2B: 2 3B: 0 HR: 1	SF: 0 SAC: 0 DP: 1 HBP: 0	WP: 1 PA: 39
PITCHER	IP WLS BF H R ER SO BB IBB HBP BLK WP HR S P ERA WHIP	IP WLS BF H R ER SO BB IBB HBP BLK WP HR S P ERA WHIP	IP WLS BF H R ER SO BB IBB HBP BLK WP HR S P ERA WHIP	IP WLS BF H R ER SO BB IBB HBP BLK WP HR S P ERA WHIP	IP WLS BF H R ER SO BB IBB HBP BLK WP HR S P ERA WHIP	IP WLS BF H R ER SO BB IBB HBP BLK WP HR S P ERA WHIP	IP WLS BF H R ER SO BB IBB HBP BLK WP HR S P ERA WHIP	IP WLS BF H R ER SO BB IBB HBP BLK WP HR S P ERA WHIP	IP WLS BF H R ER SO BB IBB HBP BLK WP HR S P ERA WHIP	IP WLS BF H R ER SO BB IBB HBP BLK WP HR S P ERA WHIP	IP WLS BF H R ER SO BB IBB HBP BLK WP HR S P ERA WHIP	IP WLS BF H R ER SO BB IBB HBP BLK WP HR S P ERA WHIP	IP WLS BF H R ER SO BB IBB HBP BLK WP HR S P ERA WHIP	IP WLS BF H R ER SO BB IBB HBP BLK WP HR S P ERA WHIP	IP WLS BF H R ER SO BB IBB HBP BLK WP HR S P ERA WHIP	IP WLS BF H R ER SO BB IBB HBP BLK WP HR S P ERA WHIP	IP WLS BF H R ER SO BB IBB HBP BLK WP HR S P ERA WHIP	IP WLS BF H R ER SO BB IBB HBP BLK WP HR S P ERA WHIP	IP WLS BF H R ER SO BB IBB HBP BLK WP HR S P ERA WHIP				
John Smiley, L ERA: 3.25 (1, 1)	8.0	0.2	0.1	1.0	1.0	1.0	1.0	1.0	1.0	1.0	8.0	1	1	8	119	3.38	1.000						
Carl Willis, R ERA: 3.89 (9, 1)	0.2	4	2	0	0	0	0	0	0	0	8	0	0	13	0.00	3.000							
Gary Wayne, L ERA: 2.23 (9, 1)	0.1	W	1	0	0	0	0	0	0	0	2	4	0.00	0.000									
Rick Aguilera, R ERA: 3.29 (10, 1)	1.0	S	4	0	0	0	0	1	0	0	12	20	0.00	1.000									

AB	37
R	3
H	10
RBI	2
BB	1
SO	10
LOB	11



Batter	1	2	3	4	5	6	7	8	9	AB	R	H	RBI	BB	SO	LOB	TOP										
J.T. Bruett, L (1, 8) Kirby Puckett, R (9, PH) OBP: 0.320, SLG: 0.244 OBP: 0.368, SLG: 0.501	E6		1-0 S		G4-3		2-3 K		2-2 FC6-4 BB	4	0	1	0	0	1	0											
Chuck Knoblauch, R (1, 4) OBP: 0.381, SLG: 0.367	F9		1-2 S		G5-3		3-1 G6-3		4-1 FC6-4 BB	4	1	1	1	1	0	2											
Kent Hrbek, L (1, 10) Pedro Munoz, R (6, PR) Mike Pagliarulo, L (9, PH) OBP: 0.324, SLG: 0.414 OBP: 0.298, SLG: 0.425 OBP: 0.198, SLG: 0.204	L7		3-2 S		G1		2-2 G4-3		4-2 SH3-4 BB	3	1	1	0	1	0	2											
Chili Davis, S (1, 9) Randy Bush, L (8, 3) OBP: 0.375, SLG: 0.411 OBP: 0.296, SLG: 0.296	K		1-3 S		1B E		1-1 G4-3		1-0 G4-3	3	1	1	1	1	1	2											
Shane Mack, R (1, 7) OBP: 0.400, SLG: 0.478			1-1 G3-1		2-2 E		0-0 SH3-4			3	0	2	1	0	0	0											
Brian Harper, R (1, 2) OBP: 0.338, SLG: 0.407			1-1 G5-3		2-0 G1-2-3 E		2-2 L9			3	0	1	0	1	0	0											
Gene Larkin, S (1, 3) Darren Reed, R (6, PH) OBP: 0.236, SLG: 0.383			0-0 1B		1-1 E4		3-2 P6		1-2 SF9	3	0	1	1	0	0	2											
Scott Leius, R (1, 5) OBP: 0.319, SLG: 0.344			2-3 K		2-1 G1-2-3		3-2 F9		3-H G4-3	4	0	0	0	0	1	5											
Greg Gagne, R (1, 6) OBP: 0.286, SLG: 0.359			1-1 E3		3-1 G4-3		0-0 P3		0-2 F9	4	1	0	0	0	0	2											
Inning Stats	R: 0 E: 1 K: 1 S: 16	H: 0 LOB: 1 BB: 0 P: 22	R: 0 E: 0 K: 0 S: 5	H: 1 LOB: 1 BB: 0 P: 7	R: 1 E: 1 K: 1 S: 10	H: 1 LOB: 1 BB: 0 P: 15	R: 1 E: 1 K: 0 S: 13	H: 3 LOB: 2 BB: 0 P: 25	R: 2 E: 0 K: 0 S: 11	H: 3 LOB: 1 BB: 0 P: 16	R: 0 E: 0 K: 0 S: 11	H: 0 LOB: 0 BB: 0 P: 19	R: 0 E: 0 K: 1 S: 6	H: 0 LOB: 0 BB: 0 P: 11	R: 1 E: 0 K: 0 S: 14	H: 0 LOB: 2 BB: 3 P: 28	R: 0 E: 0 K: 0 S: 11	H: 1 LOB: 2 BB: 1 P: 19	1B: 9 2B: 0 3B: 0 HR: 0	SF: 1 SAC: 1 DP: 1 HBP: 0	WP: 0 PB: 0 SB: 2 CS: 0	PA: 40					
PITCHER	IP	WLS	BF	H	R	ER	SO	BB	IBB	HBP	BLK	WP	HR	S	P	ERA	WHIP										
John Doherty, R (1, 1) ERA: 3.59	5.0		23	8	4	3	2	0	0	0	0	0	0	55	85	5.40	1.600										
Les Lancaster, R (6, 1) ERA: 5.83	2.1	L	9	0	1	1	1	2	0	0	0	0	0	24	45	3.86	0.857										
Mike Munoz, L (8, 1) ERA: 3.48	1.0		4	0	0	0	0	0	1	0	0	0	0	11	17	0.00	0.000										
John Kiely, R (9, 1) ERA: 2.61	0.2		4	1	0	0	0	1	0	0	0	0	0	7	15	0.00	3.000										

Minnesota Twins @ Detroit Tigers
Tiger Stadium, Detroit, MI
Tue Sep 01 1992, 7:05 PM EDT
Att: 13,172 - Sunny - 71 F

AB	34
R	5
H	9
RBI	5
BB	4
SO	3
LOB	19



Batter	1	2	3	4	5	6	7	8	9	AB	R	H	RBI	BB	SO	LOB	BOTTOM										
Tony Phillips, S (1, 10) OBP: 0.389, SLG: 0.397	K		0-2 G1-3		2-2 HBP 1B		2-3 K		0-0 SH5-3	4	0	1	0	0	2	2											
Lou Whitaker, L (1, 4) OBP: 0.397, SLG: 0.472	K		1-3 K		2-0 F8		1-2 HBP 1B		2-2 G1-3	5	0	1	0	0	1	2											
Travis Fryman, R (1, 6) OBP: 0.325, SLG: 0.440	K		1-3 K		0-2 BB 1B		4-0 FC5-4 HBP		4-0 G6-4-3 BB	2	1	1	0	1	1	0											
Cecil Fielder, R (1, 3) OBP: 0.317, SLG: 0.460			3-3 K		4-0 2B		1-1 F9		2-1 G6-4-3	3	1	0	0	1	1	4											
Mickey Tettleton, S (1, 2) OBP: 0.368, SLG: 0.461			0-3 K		0-1 2B		1-0 P2		2-3 K	4	1	1	2	0	2	3											
Dan Gladden, R (1, 7) OBP: 0.316, SLG: 0.380			1-1 F7		2-3 K		3-1 FC5-4		0-0 F8	4	0	0	0	0	1	4											
Rob Deer, R (1, 9) OBP: 0.310, SLG: 0.568			0-2 G5-3		1-1 2B		1-2 WP 1B		1-3 K	4	1	2	1	0	1	0											
Scott Livingstone, L (1, 5) OBP: 0.303, SLG: 0.317			4-1 BB		2-2 2B		0-0 P1		2-2 G3-1	3	0	1	1	1	0	1											
Gary Pettis, S (1, 8) Dave Bergman, L (9, PH) Skeeter Barnes, R (9, PR) OBP: 0.298, SLG: 0.295 OBP: 0.273, SLG: 0.242 OBP: 0.319, SLG: 0.413			0-1 F7		2-0 F8		2-3 K		2-2 SH5-3 1B	3	0	0	0	0	1	3											
Inning Stats	R: 0 E: 0 K: 3 S: 12	H: 0 LOB: 0 BB: 0 P: 16	R: 0 E: 0 K: 2 S: 10	H: 0 LOB: 0 BB: 0 P: 14	R: 0 E: 0 K: 0 S: 10	H: 0 LOB: 1 BB: 1 P: 14	R: 4 E: 0 K: 1 S: 15	H: 4 LOB: 1 BB: 1 P: 28	R: 0 E: 0 K: 0 S: 11	H: 2 LOB: 3 BB: 0 P: 20	R: 0 E: 0 K: 2 S: 5	H: 1 LOB: 1 BB: 0 P: 16	R: 0 E: 0 K: 0 S: 5	H: 0 LOB: 1 BB: 1 P: 12	R: 0 E: 0 K: 2 S: 8	H: 0 LOB: 0 BB: 0 P: 11	R: 0 E: 0 K: 0 S: 14	H: 1 LOB: 2 BB: 0 P: 20	1B: 6 2B: 2 3B: 0 HR: 0	SF: 0 SAC: 1 DP: 1 HBP: 1	WP: 1 PB: 0 SB: 0 CS: 0	PA: 38					
PITCHER	IP	WLS	BF	H	R	ER	SO	BB	IBB	HBP	BLK	WP	HR	S	P	ERA	WHIP										
Mike Trombley, R (1, 1) ERA: 4.09	4.0		21	6	4	4	6	2	0	0	0	0	0	53	82	9.00	2.000										
Mark Guthrie, L (5, 1) ERA: 2.97	2.1		8	1	0	0	2	0	0	0	0	1	0	19	30	0.00	0.429										
Carl Willis, R (7, 1) ERA: 3.01	1.2	W	5	0	0	0	2	1	0	0	0	0	0	10	19	0.00	0.600										
Rick Aguilera, R (9, 1) ERA: 3.23	1.0	S	4	1	0	0	0	0	0	0	0	0	0	14	20	0.00	1.000										

Minnesota Twins @ Detroit Tigers
Tiger Stadium, Detroit, MI
Tue Sep 01 1992, 7:05 PM EDT
Att: 13,172 - Sunny - 71 F


AB	33
R	4
H	8
RBI	4
BB	3
SO	10
LOB	19



Batter	1	2	3	4	5	6	7	8	9	AB	R	H	RBI	BB	SO	LOB	TOP					
Chuck Knoblauch, R OBP: 0.383, SLG: 0.368 (1, 4)	1-3 K	2-1 1B					2-0 WP G3 1B		4-2 L9 WP 1B BB	X	0-0 P3	4	1	2	1	1	1	0				
Gene Larkin, S OBP: 0.322, SLG: 0.362 (1, 3)	1-0 S 1B	2-3 K					0-1 G3		2-1 L9	S	1-1 F7	5	0	1	0	0	1	4				
Kirby Puckett, R OBP: 0.367, SLG: 0.498 (1, 8)	0-1 F8						3-2 F7		1-2 1B	X	0-0 G4-3	5	0	1	1	0	0	2				
Kent Hrbek, L OBP: 0.359, SLG: 0.412 (1, 10)	4-1 1B	1-2 BB					4-1 HR BB		3-H 2-2 F7			2	1	0	0	2	0	1				
Shane Mack, R OBP: 0.401, SLG: 0.483 (1, 7)	2-2 P3						0-0 HR BB		4-0 FC5 IBB			3	1	1	2	1	0	2				
Brian Harper, R OBP: 0.335, SLG: 0.403 (1, 2)							1-2 F7		2-1 G6-3 FC5	S	1-2 FC5	4	0	0	0	0	0	2				
Pedro Munoz, R OBP: 0.294, SLG: 0.419 (1, 9)							1-3 K		0-0 F9		2-3 K	4	0	0	0	0	2	0				
Greg Gagne, R OBP: 0.289, SLG: 0.361 (1, 6)							0-0 G4-3		0-0 1B		2-3 K	4	1	2	0	0	1	0				
Jeff Reboulet, R OBP: 0.312, SLG: 0.275 (1, 5)							1-2 1B		1-0 G6-3		2-1 P5	4	0	1	0	0	0	1				
Inning Stats	R: 0 E: 0 K: 1 S: 10	H: 1 LOB: 2 BB: 1 P: 18	R: 1 E: 0 K: 1 S: 21	H: 3 LOB: 2 BB: 0 P: 28	R: 0 E: 0 K: 0 S: 5	H: 0 LOB: 0 BB: 0 P: 7	R: 0 E: 0 K: 1 S: 7	H: 0 LOB: 0 BB: 0 P: 8	R: 0 E: 0 K: 0 S: 9	H: 1 LOB: 1 BB: 1 P: 15	R: 2 E: 0 K: 0 S: 9	H: 2 LOB: 1 BB: 1 P: 16	R: 1 E: 0 K: 0 S: 12	H: 1 LOB: 2 BB: 2 P: 27	R: 0 E: 0 K: 2 S: 9	H: 0 LOB: 0 BB: 0 P: 13	R: 0 E: 0 K: 0 S: 4	H: 0 LOB: 0 BB: 0 P: 5	1B: 7 2B: 0 3B: 0 HR: 1	SF: 0 SAC: 0 DP: 0 HBP: 0	WP: 2 PB: 0 SB: 1 CS: 0	PA: 39
PITCHER	IP	WLS	BF	H	R	ER	SO	BB	IBB	HBP	BLK	WP	HR	S	P	ERA	WHIP					
Walt Terrell, R ERA: 5.4 (1, 1)	6.0	L	27	7	3	3	3	2	0	0	0	1	1	61	92	4.50	1.500					
Kurt Knudsen, R ERA: 4.1 (7, 1)	2.0		9	1	1	1	2	1	1	0	0	1	0	21	40	4.50	1.000					
John Kiely, R ERA: 2.55 (9, 1)	1.0		3	0	0	0	0	0	0	0	0	0	0	4	5	0.00	0.000					

Minnesota Twins @ Detroit Tigers
Tiger Stadium, Detroit, MI
Wed Sep 02 1992, 3:33 AM EDT
Att: 12,810 - Cloudy - 70 F


AB	35
R	4
H	8
RBI	4
BB	4
SO	5
LOB	12



Batter	1	2	3	4	5	6	7	8	9	AB	R	H	RBI	BB	SO	LOB	BOTTOM					
Tony Phillips, S OBP: 0.387, SLG: 0.395 (1, 8)	2-1 G5-3		1-0 F8	2-2 FC5-4 1-2			1-0 1B		0-0 P6	X	5	0	1	0	0	0	4					
Lou Whitaker, L OBP: 0.395, SLG: 0.469 (1, 4)	2-3 K		2-2 L8				1-2 P2		1-1 P5	B	5	0	1	0	0	1	3					
Travis Fryman, R OBP: 0.324, SLG: 0.440 (1, 6)	3-2 2B		2-0 F8				2-2 P3		3-1 L8	B	5	0	1	0	0	1	4					
Cecil Fielder, R OBP: 0.317, SLG: 0.459 (1, 10)	1-0 P3			2-2 BB 1B 1B			3-2 G5-3				4	1	1	0	0	0	3					
Mickey Tettleton, S OBP: 0.369, SLG: 0.459 (1, 2)			4-2 BB BB	0-3 K			4-2 BB		3-2 F9		2	0	0	0	2	1	1					
Dan Gladden, R OBP: 0.318, SLG: 0.380 (1, 7)			4-2 FC6-4 BB	0-0 BB 1B			2-2 F7		0-2 G3-1		3	1	1	0	1	0	2					
Dave Bergman, L OBP: 0.266, SLG: 0.235 (1, 3)			1-0 L7	1-1 P7			1-3 K		2-1 L8		4	0	0	0	0	1	4					
Rob Deer, R OBP: 0.313, SLG: 0.564 Skeeter Barnes, R OBP: 0.319, SLG: 0.413 (9, PR)			2-3 K	4-2 1B BB			1-0 G1-3		4-0 1B BB		2	0	0	0	2	1	2					
Scott Livingstone, L OBP: 0.306, SLG: 0.319 Gary Pettis, S OBP: 0.298, SLG: 0.295 (9, PR)			0-0 FC6-4 1-2	0-0 FC5-4 1B			0-0 G4-3		0-1 1B		4	0	2	2	0	0	2					
Inning Stats	R: 0 E: 0 K: 1 S: 9	H: 1 LOB: 1 BB: 0 P: 17	R: 0 E: 0 K: 1 S: 11	H: 0 LOB: 2 BB: 2 P: 22	R: 0 E: 0 K: 0 S: 5	H: 0 LOB: 0 BB: 0 P: 10	R: 2 E: 0 K: 1 S: 16	H: 3 LOB: 2 BB: 1 P: 25	R: 0 E: 0 K: 1 S: 15	H: 1 LOB: 2 BB: 1 P: 22	R: 0 E: 0 K: 1 S: 6	H: 0 LOB: 0 BB: 0 P: 8	R: 0 E: 0 K: 0 S: 10	H: 1 LOB: 1 BB: 0 P: 17	R: 0 E: 0 K: 0 S: 8	H: 0 LOB: 0 BB: 0 P: 13	R: 0 E: 0 K: 0 S: 7	H: 1 LOB: 2 BB: 1 P: 15	1B: 6 2B: 1 3B: 0 HR: 0	SF: 0 SAC: 0 DP: 0 HBP: 0	WP: 1 PB: 0 SB: 1 CS: 0	PA: 39
PITCHER	IP	WLS	BF	H	R	ER	SO	BB	IBB	HBP	BLK	WP	HR	S	P	ERA	WHIP					
Scott Erickson, R ERA: 3.54 (1, 1)	6.0	W	28	6	2	2	5	4	0	0	0	1	0	63	106	3.00	1.667					
Gary Wayne, L ERA: 2.21 (7, 1)	0.1		1	0	0	0	0	0	0	0	0	0	0	3	4	0.00	0.000					
Tom Edens, R ERA: 2.7 (7, 1)	1.2		6	0	0	0	0	1	0	0	0	0	0	14	28	0.00	0.600					
Rick Aguilera, R ERA: 3.18 (9, 1)	1.0	S	4	1	0	0	0	0	0	0	0	0	0	7	11	0.00	1.000					

Minnesota Twins @ Detroit Tigers
Tiger Stadium, Detroit, MI
Wed Sep 02 1992, 3:33 AM EDT
Att: 12,810 - Cloudy - 70 F

AB	34
R	2
H	7
RBI	2
BB	5
SO	5
LOB	25



Batter	1	2	3	4	5	6	7	8	9	AB	R	H	RBI	BB	SO	LOB	TOP		
Pat Listach, S OBP: 0.360, SLG: 0.358	E3 FC6-4	CS	F8		S 1B		BB		1B 2B	4	2	2	0	1	0	0	Milwaukee Brewers @ Detroit Tigers Tiger Stadium, Detroit, MI Fri Sep 04 1992, 7:05 PM EDT Att: 19,431 - Sunny - 71 F		
Darryl Hamilton, L OBP: 0.350, SLG: 0.403	FC6-4 1B		HR		1B		F9		2B 1B	5	2	3	3	0	0	2			
Paul Molitor, R OBP: 0.385, SLG: 0.464	G5-3		F7		L9		L7		2B	5	0	1	0	0	0	3			
Robin Yount, R OBP: 0.316, SLG: 0.376	1B		F7		P4		F8		IBB	4	0	1	1	1	0	2			
Franklin Stubbs, L OBP: 0.291, SLG: 0.361	K			P3				F7	G4-3	5	0	1	0	0	1	4			
Greg Vaughn, R OBP: 0.291, SLG: 0.382		P3								4	1	2	0	0	1	0			
Dave Nilsson, L Alex Diaz, S B.J. Surhoff, L	F9		F7		P5					4	0	1	0	0	0	2		AB 39 R 6 H 14 RBI 6 BB 2 SO 2 LOB 15	
Kevin Seitzer, R OBP: 0.337, SLG: 0.367	1B		G1-3					PO	L4	4	1	2	1	0	0	1			
Scott Fletcher, R OBP: 0.347, SLG: 0.375	1B				F8		B1-3		F9	4	0	1	1	0	0	1			
Inning Stats	R: 1 E: 1 K: 1 S: 12	H: 1 LOB: 0 BB: 0 P: 21	R: 1 E: 0 K: 0 S: 8	H: 2 LOB: 0 BB: 0 P: 13	R: 1 E: 0 K: 0 S: 9	H: 1 LOB: 0 BB: 0 P: 16	R: 0 E: 0 K: 0 S: 10	H: 1 LOB: 1 BB: 0 P: 14	R: 1 E: 0 K: 0 S: 12	H: 3 LOB: 1 BB: 0 P: 19	R: 0 E: 0 K: 0 S: 8	H: 0 LOB: 1 BB: 1 P: 14	R: 0 E: 0 K: 1 S: 8	H: 1 LOB: 1 BB: 0 P: 16	R: 1 E: 0 K: 0 S: 19	H: 3 LOB: 3 BB: 1 P: 32		1B: 9 2B: 4 3B: 0 HR: 1	SF: 0 SAC: 0 DP: 0 HBP: 0
PITCHER	IP WLS BF H R ER SO BB IBB HBP BLK WP HR S P ERA WHIP																		
Bill Gullickson, R ERA: 3.78	(1, 1) 5.2 L 26 10 5 4 1 0 0 0 0 0 1 64 98 6.35 1.765																		
John Kieley, R ERA: 2.57	(6, 1) 1.1 5 0 0 0 0 1 0 0 0 0 0 9 15 0.00 0.750																		
Mark Leiter, R ERA: 4.33	(8, 1) 2.0 10 4 1 1 1 0 1 0 0 0 0 27 48 4.50 2.000																		

Batter	1	2	3	4	5	6	7	8	9	AB	R	H	RBI	BB	SO	LOB	BOTTOM				
Tony Phillips, S OBP: 0.385, SLG: 0.394	F7		1B		SF7				G6-4-3	4	0	1	1	0	1	4	Milwaukee Brewers @ Detroit Tigers Tiger Stadium, Detroit, MI Fri Sep 04 1992, 7:05 PM EDT Att: 19,431 - Sunny - 71 F				
Lou Whitaker, L OBP: 0.393, SLG: 0.466	F9		F9		K					4	0	1	1	0	1	3					
Travis Fryman, R OBP: 0.322, SLG: 0.437	K		F8				L5		G5-3	4	0	0	0	0	1	4					
Cecil Fielder, R OBP: 0.316, SLG: 0.457					F8		F7		G6-3	4	0	1	0	0	0	0					
Mickey Tettleton, S OBP: 0.370, SLG: 0.464					P5				K	3	1	1	1	1	1	0					
Dan Gladden, R OBP: 0.315, SLG: 0.375					F7		G5-3		F8	4	0	0	0	0	0	2					
Rob Deer, R OBP: 0.318, SLG: 0.567		G6-4-3								4	2	3	0	0	0	2		AB 33 R 3 H 9 RBI 3 BB 3 SO 6 LOB 20			
Scott Livingstone, L OBP: 0.308, SLG: 0.319			G4-3				L7			3	0	1	0	1	0	1					
Gary Pettis, S Dave Bergman, L Mark Carreon, R										2	0	1	0	1	1	2					
Inning Stats	R: 0 E: 0 K: 1 S: 13	H: 0 LOB: 0 BB: 0 P: 20	R: 0 E: 0 K: 0 S: 5	H: 1 LOB: 1 BB: 1 P: 12	R: 0 E: 0 K: 0 S: 13	H: 1 LOB: 2 BB: 1 P: 20	R: 0 E: 0 K: 0 S: 4	H: 0 LOB: 0 BB: 0 P: 6	R: 1 E: 0 K: 2 S: 14	H: 2 LOB: 1 BB: 0 P: 18	R: 1 E: 0 K: 0 S: 9	H: 1 LOB: 0 BB: 0 P: 12	R: 1 E: 0 K: 1 S: 12	H: 3 LOB: 2 BB: 0 P: 17	R: 0 E: 0 K: 1 S: 8	H: 0 LOB: 0 BB: 0 P: 14		R: 0 E: 0 K: 1 S: 10	H: 1 LOB: 1 BB: 1 P: 17	1B: 8 2B: 0 3B: 0 HR: 1	SF: 1 SAC: 0 DP: 2 HBP: 0
PITCHER	IP WLS BF H R ER SO BB IBB HBP BLK WP HR S P ERA WHIP																				
Chris Bosio, R ERA: 3.8	(1, 1) 8.0 W 33 8 3 3 5 2 0 0 0 0 0 0 6 119 3.38 1.250																				
Doug Henry, R ERA: 4.42	(9, 1) 0.0 2 1 0 0 0 1 0 0 0 0 0 0 6 12 ∞ ∞																				
Dan Plesac, L ERA: 3.16	(9, 1) 1.0 S 2 0 0 0 0 1 0 0 0 0 0 0 4 5 0.00 0.000																				

Batter	1	2	3	4	5	6	7	8	9	AB	R	H	RBI	BB	SO	LOB	TOP					
Pat Listach, S OBP: 0.358, SLG: 0.356 Jim Gantner, L OBP: 0.278, SLG: 0.311	0-0 1B G5-3	3-2 SAFE L8		1-1 G6-3	0-1 FC6-4 1B		1-1 F7			5	1	1	0	0	0	4						
Darryl Hamilton, L OBP: 0.353, SLG: 0.406	1-2 G5-3 HR	1-1 G5-4-3 1B		1-0 G6-3	0-1 1B		3-1 F8			5	1	3	1	0	0	1						
Paul Molitor, R OBP: 0.392, SLG: 0.459 John Jaha, R OBP: 0.291, SLG: 0.342	2-0 G5-3	1-0 G5-4-3			G6-3 L7		1-1 G4-3			5	0	0	1	0	0	6						
Robin Yount, R OBP: 0.318, SLG: 0.383 Alex Diaz, S	1-2 HR		1-1 G3 1B		4-1 1B HR	2-0 G4-3		2-3 K		4	3	2	2	1	1	0						
Franklin Stubbs, L OBP: 0.293, SLG: 0.374 Dante Bichette, R OBP: 0.332, SLG: 0.432	0-0 HR		3-2 G3		1-2 HR 1B	2-2 F8		1-3 K		4	2	2	1	0	0	1						
Greg Vaughn, R OBP: 0.284, SLG: 0.390	4-0 BB		0-3 K		0-0 HR 1B	1-2 1B		0-3 K		4	1	2	3	1	2	1						
B.J. Surhoff, L OBP: 0.309, SLG: 0.321 Tim McIntosh, R OBP: 0.225, SLG: 0.203	1-1 P6		1-2 1B		0-2 1B 1B	1-0 1B		0-2 F8		5	1	3	1	0	0	1	AB 43					
Kevin Seitzer, R OBP: 0.336, SLG: 0.366 Bill Spiers, L	1-1 F7		2-1 F9		0-1 FC6-4 1B	1-2 G4-3		2-1 F7		4	1	1	0	0	0	4	R 10					
Scott Fletcher, R OBP: 0.347, SLG: 0.376		0-1 1B		1-2 F9	1-2 FC6-4 1B		1-0 E7		0-1 F7	1	0	0	0	0	0	0	H 16					
Inning Stats	R: 4 E: 0 K: 0 S: 13	H: 4 LOB: 1 BB: 1 P: 23	R: 0 E: 0 K: 0 S: 10	H: 2 LOB: 1 BB: 0 P: 15	R: 1 E: 0 K: 1 S: 13	H: 2 LOB: 0 BB: 0 P: 20	R: 0 E: 0 K: 0 S: 7	H: 0 LOB: 0 BB: 0 P: 10	R: 5 E: 0 K: 0 S: 21	H: 6 LOB: 2 BB: 1 P: 28	R: 0 E: 0 K: 0 S: 11	H: 2 LOB: 2 BB: 0 P: 18	R: 0 E: 1 K: 0 S: 7	H: 0 LOB: 1 BB: 0 P: 13	R: 0 E: 0 K: 3 S: 10	H: 0 LOB: 0 BB: 0 P: 13	R: 0 E: 0 K: 0 S: 7	H: 0 LOB: 0 BB: 0 P: 9	1B: 13 2B: 0 3B: 0 HR: 3	SF: 0 SAC: 0 DP: 1 HBP: 0	WP: 0 PB: 0 SB: 0 CS: 0	PA: 45
PITCHER	IP WLS BF H R ER SO BB IBB HBP BLK WP HR S P ERA WHIP	IP WLS BF H R ER SO BB IBB HBP BLK WP HR S P ERA WHIP	IP WLS BF H R ER SO BB IBB HBP BLK WP HR S P ERA WHIP	IP WLS BF H R ER SO BB IBB HBP BLK WP HR S P ERA WHIP	IP WLS BF H R ER SO BB IBB HBP BLK WP HR S P ERA WHIP	IP WLS BF H R ER SO BB IBB HBP BLK WP HR S P ERA WHIP	IP WLS BF H R ER SO BB IBB HBP BLK WP HR S P ERA WHIP	IP WLS BF H R ER SO BB IBB HBP BLK WP HR S P ERA WHIP	IP WLS BF H R ER SO BB IBB HBP BLK WP HR S P ERA WHIP	IP WLS BF H R ER SO BB IBB HBP BLK WP HR S P ERA WHIP	IP WLS BF H R ER SO BB IBB HBP BLK WP HR S P ERA WHIP	IP WLS BF H R ER SO BB IBB HBP BLK WP HR S P ERA WHIP	IP WLS BF H R ER SO BB IBB HBP BLK WP HR S P ERA WHIP	IP WLS BF H R ER SO BB IBB HBP BLK WP HR S P ERA WHIP	IP WLS BF H R ER SO BB IBB HBP BLK WP HR S P ERA WHIP	IP WLS BF H R ER SO BB IBB HBP BLK WP HR S P ERA WHIP	IP WLS BF H R ER SO BB IBB HBP BLK WP HR S P ERA WHIP					
Dave Haas, R ERA: 4.99	1.1 L	11 6	4 4	4 0	0 1	0 0	0 0	0 0	0 0	2 1	22 36	27.00	5.250									
Les Lancaster, R ERA: 5.29	3.0	16 7	6 6	6 1	0 1	0 0	0 0	0 0	0 0	1 0	36 52	18.00	2.667									
John Kiely, R ERA: 2.33	2.2	12 3	0 0	0 0	0 0	0 0	0 0	0 0	0 0	0 0	24 32	0.00	1.125									
Mike Munoz, L ERA: 3.32	2.0	6 0	0 0	0 3	0 0	0 0	0 0	0 0	0 0	0 0	17 22	0.00	0.000									
Batter	1	2	3	4	5	6	7	8	9	AB	R	H	RBI	BB	SO	LOB	BOTTOM					
Tony Phillips, S OBP: 0.383, SLG: 0.391 Skeeter Barnes, R OBP: 0.319, SLG: 0.413	0-1 G4-3	1-2 G3-1			0-1 F7		3-3 K			4	0	0	0	0	1	3						
Lou Whitaker, L OBP: 0.394, SLG: 0.468	0-1 F8		0-0 G3		3-1 1B		4-1 BB			3	1	1	0	1	0	0						
Travis Fryman, R OBP: 0.321, SLG: 0.435	2-2 G5-3		0-1 G6-3		0-0 1B		0-0 F9			4	0	1	1	0	0	1						
Cecil Fielder, R OBP: 0.314, SLG: 0.453 Chad Kreuter, S OBP: 0.306, SLG: 0.327		2-0 G1-3	1-0 G6-3		2-3 K		1-0 F9			4	0	0	0	0	1	2						
Mickey Tettleton, S OBP: 0.371, SLG: 0.474		1-2 1B 2B		1-0 HR		2-3 K		2-2 F7		4	2	2	1	0	1	1						
Dan Gladden, R OBP: 0.314, SLG: 0.374		1-0 FC1-6 1B		0-3 K		0-3 K		1-1 P3		4	0	1	0	0	2	0						
Rob Deer, R OBP: 0.317, SLG: 0.563		2-2 FC1-6 1B		1-0 P3		2-3 K		2-3 K		4	0	1	1	0	2	0	AB 33					
Scott Livingstone, L OBP: 0.304, SLG: 0.315		1-2 3H FC1-6 BB		3-2 G4-3			1-0 G1-3		2-1 G3-1	4	0	0	0	0	2		R 3					
Gary Pettis, S OBP: 0.305, SLG: 0.294		4-2 BB		1-1 F9			0-0 F7			2	0	0	0	1	0	0	H 6					
Inning Stats	R: 0 E: 0 K: 0 S: 7	H: 0 LOB: 0 BB: 0 P: 9	R: 1 E: 0 K: 0 S: 16	H: 3 LOB: 3 BB: 1 P: 28	R: 0 E: 0 K: 0 S: 4	H: 0 LOB: 0 BB: 0 P: 5	R: 1 E: 0 K: 1 S: 9	H: 1 LOB: 0 BB: 0 P: 14	R: 1 E: 0 K: 1 S: 10	H: 2 LOB: 1 BB: 0 P: 16	R: 0 E: 0 K: 3 S: 10	H: 0 LOB: 0 BB: 0 P: 14	R: 0 E: 0 K: 1 S: 6	H: 0 LOB: 1 BB: 1 P: 10	R: 0 E: 0 K: 0 S: 6	H: 0 LOB: 0 BB: 1 P: 13	R: 0 E: 0 K: 1 S: 7	H: 0 LOB: 0 BB: 0 P: 12	1B: 3 2B: 2 3B: 0 HR: 1	SF: 0 SAC: 0 DP: 0 HBP: 0	WP: 0 PB: 0 SB: 0 CS: 0	PA: 35
PITCHER	IP WLS BF H R ER SO BB IBB HBP BLK WP HR S P ERA WHIP	IP WLS BF H R ER SO BB IBB HBP BLK WP HR S P ERA WHIP	IP WLS BF H R ER SO BB IBB HBP BLK WP HR S P ERA WHIP	IP WLS BF H R ER SO BB IBB HBP BLK WP HR S P ERA WHIP	IP WLS BF H R ER SO BB IBB HBP BLK WP HR S P ERA WHIP	IP WLS BF H R ER SO BB IBB HBP BLK WP HR S P ERA WHIP	IP WLS BF H R ER SO BB IBB HBP BLK WP HR S P ERA WHIP	IP WLS BF H R ER SO BB IBB HBP BLK WP HR S P ERA WHIP	IP WLS BF H R ER SO BB IBB HBP BLK WP HR S P ERA WHIP	IP WLS BF H R ER SO BB IBB HBP BLK WP HR S P ERA WHIP	IP WLS BF H R ER SO BB IBB HBP BLK WP HR S P ERA WHIP	IP WLS BF H R ER SO BB IBB HBP BLK WP HR S P ERA WHIP	IP WLS BF H R ER SO BB IBB HBP BLK WP HR S P ERA WHIP	IP WLS BF H R ER SO BB IBB HBP BLK WP HR S P ERA WHIP	IP WLS BF H R ER SO BB IBB HBP BLK WP HR S P ERA WHIP	IP WLS BF H R ER SO BB IBB HBP BLK WP HR S P ERA WHIP	IP WLS BF H R ER SO BB IBB HBP BLK WP HR S P ERA WHIP					
Bill Wegman, R ERA: 3.33	2.0	6 0	0 0	0 4	0 0	0 0	0 0	0 0	0 0	0 0	16 24	0.00	0.000									
Jim Austin, R ERA: 1.99	1.0	4 0	0 0	0 0	0 0	0 0	0 0	0 0	0 0	0 0	6 13	0.00	1.000									
Mike Fetters, R ERA: 1.05	1.0	3 0	0 0	0 1	0 0	0 0	0 0	0 0	0 0	0 0	7 12	0.00	0.000									
Darren Holmes, R ERA: 3.0																						

Milwaukee Brewers @ Detroit Tigers
Tiger Stadium, Detroit, MI
Sat Sep 05 1992, 7:05 PM EDT
Att: 22,234 - Cloudy - 78 F

AB 43
R 10
H 16
RBI 10
BB 2
SO 4
LOB 18



Milwaukee Brewers @ Detroit Tigers
Tiger Stadium, Detroit, MI
Sat Sep 05 1992, 7:05 PM EDT
Att: 22,234 - Cloudy - 78 F

AB 33
R 3
H 6
RBI 3
BB 2
SO 7
LOB 9



Batter	1	2	3	4	5	6	7	8	9	AB	R	H	RBI	BB	SO	LOB	TOP					
Pat Listach, S OBP: 0.358, SLG: 0.355	G6-3		CS 1B		K		F7			4	0	1	0	0	1	0						
Darryl Hamilton, L OBP: 0.352, SLG: 0.404	G3		FC5 S 1B		F7			G6-3		4	0	1	0	0	0	0						
Paul Moltor, R OBP: 0.384, SLG: 0.464	1B		FC5 1B			2-2 1B G5-3 1B		E7 1B 2B		4	2	3	0	0	0	1						
Robin Yount, R OBP: 0.320, SLG: 0.384	G1-3			G4-3		G5-3 1B 1B				4	0	2	1	0	0	1						
Franklin Stubbs, L OBP: 0.293, SLG: 0.372		F7		G3-1		G5-3 1B		FC5-4 1B		4	0	1	0	0	0	1						
Greg Vaughn, R OBP: 0.284, SLG: 0.387		F7		BB BB		G5-3		K		3	0	0	0	1	1	3						
B.J. Surhoff, L OBP: 0.310, SLG: 0.321		1B		BB BB		P4			K	3	0	1	0	1	1	1						
Kevin Seitzer, R OBP: 0.333, SLG: 0.363	G6-3		G4-3				B5-3	L8		4	0	0	0	0	0	3						
Jim Gantner, L OBP: 0.274, SLG: 0.306			G4-3		G1-3		L7	F7		4	0	0	0	0	0	0						
Inning Stats	R: 0 E: 0 K: 0 S: 11	H: 1 LOB: 1 BB: 0 P: 16	R: 0 E: 0 K: 0 S: 11	H: 1 LOB: 1 BB: 0 P: 18	R: 0 E: 0 K: 0 S: 10	H: 2 LOB: 1 BB: 0 P: 15	R: 0 E: 0 K: 0 S: 9	H: 0 LOB: 0 BB: 2 P: 19	R: 0 E: 0 K: 1 S: 8	H: 0 LOB: 0 BB: 0 P: 10	R: 1 E: 0 K: 0 S: 11	H: 3 LOB: 1 BB: 0 P: 15	R: 0 E: 0 K: 0 S: 4	H: 0 LOB: 0 BB: 0 P: 4	R: 1 E: 1 K: 1 S: 10	H: 2 LOB: 1 BB: 0 P: 11	R: 0 E: 0 K: 1 S: 8	H: 0 LOB: 0 BB: 0 P: 12	1B: 8 2B: 1 3B: 0 HR: 0	SF: 0 SAC: 0 DP: 1 HBP: 0	WP: 0 PB: 0 SB: 1 CS: 1	PA: 36
PITCHER	IP	WLS	BF	H	R	ER	SO	BB	IBB	HBP	BLK	WP	HR	S	P	ERA	WHIP					
John Doherty, R ERA: 3.42	7.0	W	28	7	1	1	1	2	0	0	0	0	0	64	97	1.29	1.286					
Mike Henneman, R ERA: 4.07	2.0		8	2	1	1	2	0	0	0	0	0	0	18	23	4.50	1.000					

Milwaukee Brewers @ Detroit Tigers
Tiger Stadium, Detroit, MI
Sun Sep 06 1992, 3:33 AM EDT
Att: 20,857 - Cloudy - 78 F

AB 34
R 2
H 9
RBI 1
BB 2
SO 3
LOB 10



Batter	1	2	3	4	5	6	7	8	9	AB	R	H	RBI	BB	SO	LOB	BOTTOM				
Tony Phillips, S OBP: 0.385, SLG: 0.393	BB 1B	SF7		1B 1B				F7		3	1	2	2	1	0	1					
Lou Whitaker, L OBP: 0.393, SLG: 0.466	P4	G4-3		2-H 1B		F8				4	0	1	1	0	0	4					
Travis Fryman, R OBP: 0.322, SLG: 0.435	BB		F8	F8			G5-4-3 1B			3	0	1	0	1	0	1					
Cecil Fielder, R OBP: 0.312, SLG: 0.450	F9		F8		P3		G5-4-3			4	0	0	0	0	0	3					
Mickey Tettleton, S OBP: 0.370, SLG: 0.478	K		F8		G6-3		HR			4	1	1	1	0	1	2					
Rob Deer, R OBP: 0.316, SLG: 0.559		2B SF7 1B		K	K					4	1	1	0	0	3	0					
Scott Livingstone, L OBP: 0.310, SLG: 0.324		2-1 2B		1B SH1-3 1B		SH1-3 1B		G4-3		4	2	3	0	0	0	0					
Chad Kreuter, S OBP: 0.313, SLG: 0.333		K2-3		SH1-3 1B		SH1-3				3	1	2	0	0	1	2					
Gary Pettis, S OBP: 0.311, SLG: 0.297		BB		SH1-3			CS 1B			2	0	1	2	1	1	1					
Inning Stats	R: 0 E: 0 K: 1 S: 18	H: 1 LOB: 2 BB: 1 P: 28	R: 1 E: 0 K: 1 S: 20	H: 2 LOB: 2 BB: 1 P: 34	R: 0 E: 0 K: 0 S: 5	H: 0 LOB: 0 BB: 0 P: 6	R: 3 E: 0 K: 1 S: 16	H: 4 LOB: 1 BB: 0 P: 21	R: 0 E: 0 K: 1 S: 12	H: 0 LOB: 0 BB: 0 P: 21	R: 1 E: 0 K: 0 S: 10	H: 2 LOB: 1 BB: 1 P: 15	R: 1 E: 0 K: 1 S: 8	H: 2 LOB: 0 BB: 0 P: 13	R: 0 E: 0 K: 1 S: 8	H: 1 LOB: 1 BB: 0 P: 12	1B: 10 2B: 1 3B: 0 HR: 1	SF: 1 SAC: 2 DP: 1 HBP: 0	WP: 0 PB: 0 SB: 0 CS: 1	PA: 37	
PITCHER	IP	WLS	BF	H	R	ER	SO	BB	IBB	HBP	BLK	WP	HR	S	P	ERA	WHIP				
Jaime Navarro, R ERA: 3.5	3.2	L	19	6	4	4	3	2	0	0	0	0	0	53	80	9.82	2.182				
Dan Plesac, L ERA: 3.2	2.0		9	3	1	1	1	1	0	0	0	0	0	26	42	4.50	2.000				
Mike Fetters, R ERA: 1.2	1.1		5	2	1	1	1	0	0	0	0	0	1	10	16	6.75	1.500				
Jesse Orosco, L ERA: 3.89	1.0		4	1	0	0	1	0	0	0	0	0	0	8	12	0.00	1.000				

Milwaukee Brewers @ Detroit Tigers
Tiger Stadium, Detroit, MI
Sun Sep 06 1992, 3:33 AM EDT
Att: 20,857 - Cloudy - 78 F

AB 31
R 6
H 12
RBI 6
BB 3
SO 6
LOB 14



Batter	1	2	3	4	5	6	7	8	9	AB	R	H	RBI	BB	SO	LOB	TOP			
Tony Phillips, S OBP: 0.388, SLG: 0.397 (1, 8)										4	1	3	0	1	0	0	Detroit Tigers @ Chicago White Sox Comiskey Park, Chicago, IL Tue Sep 08 1992, 4:33 AM EDT Sunny - 70 F			
Lou Whitaker, L OBP: 0.391, SLG: 0.470 (1, 4)										5	1	1	2	0	0	5				
Travis Fryman, R OBP: 0.323, SLG: 0.437 (1, 6)										4	1	1	0	1	2	2				
Cecil Fielder, R OBP: 0.313, SLG: 0.447 Gary Pettis, S OBP: 0.311, SLG: 0.297 (9, PR)										3	0	0	0	2	1	2				
Mickey Tettleton, S OBP: 0.373, SLG: 0.478 (8, 2)										2	0	1	0	3	0	1				
Rob Deer, R OBP: 0.315, SLG: 0.551 (1, 9)										4	0	0	1	1	1	6				
Dan Gladden, R OBP: 0.313, SLG: 0.372 (1, 7)										5	0	1	0	0	1	6				
Scott Livingstone, L OBP: 0.310, SLG: 0.324 Skeeter Barnes, R OBP: 0.319, SLG: 0.413 (8, PH)										3	0	1	0	0	1	0				
Chad Kreuter, S OBP: 0.313, SLG: 0.333 Mark Carreon, R OBP: 0.267, SLG: 0.351 Frank Tanana, L (8, 1)										3	0	1	0	0	2	1				
Inning Stats	R: 2 E: 0 K: 0 S: 16	H: 3 LOB: 2 BB: 1 P: 26	R: 0 E: 0 K: 1 S: 8	H: 1 LOB: 1 BB: 1 P: 18	R: 1 E: 0 K: 2 S: 10	H: 1 LOB: 1 BB: 1 P: 15	R: 0 E: 0 K: 1 S: 12	H: 2 LOB: 2 BB: 0 P: 14	R: 0 E: 0 K: 2 S: 9	H: 0 LOB: 1 BB: 1 P: 15	R: 0 E: 0 K: 1 S: 13	H: 0 LOB: 2 BB: 2 P: 26	R: 0 E: 0 K: 0 S: 5	H: 2 LOB: 2 BB: 0 P: 7	R: 0 E: 0 K: 1 S: 8	H: 0 LOB: 2 BB: 2 P: 18		1B: 6 2B: 2 3B: 1 HR: 1	SF: 0 SAC: 1 DP: 1 HBP: 0	WP: 0 PB: 0 SB: 1 CS: 1
PITCHER	IP WLS BF H R ER SO BB IBB HBP BLK WP HR S P ERA WHIP	IP WLS BF H R ER SO BB IBB HBP BLK WP HR S P ERA WHIP																		
Jack McDowell, R ERA: 3.16 Scott Radinsky, L ERA: 2.22 Roberto Hernandez, R ERA: 1.83	(1, 1) 7.0 W 34 8 3 3 7 4 2 0 0 0 1 76 129 3.86 1.714	(8, 1) 1.1 L 7 1 0 0 1 2 0 0 0 0 0 0 10 21 0.00 2.250	(9, 1) 0.2 S 2 0 0 0 0 0 0 0 0 0 0 0 2 3 0.00 0.000																	

Batter	1	2	3	4	5	6	7	8	9	AB	R	H	RBI	BB	SO	LOB	BOTTOM			
Steve Sax, R OBP: 0.297, SLG: 0.328 (1, 4)										4	1	2	1	0	0	0	Detroit Tigers @ Chicago White Sox Comiskey Park, Chicago, IL Tue Sep 08 1992, 4:33 AM EDT Sunny - 70 F			
Mike Huff, R OBP: 0.286, SLG: 0.267 (1, 9)										3	1	0	0	1	0	1				
Frank Thomas, R OBP: 0.445, SLG: 0.532 (1, 3)										4	0	1	2	0	0	0				
George Bell, R OBP: 0.302, SLG: 0.430 (1, 10)										3	0	1	0	1	0	1				
Robin Ventura, L OBP: 0.365, SLG: 0.414 (1, 5)										3	0	0	0	1	2	3				
Carlton Fisk, R OBP: 0.311, SLG: 0.331 (1, 2)										2	1	0	0	2	0	1				
Lance Johnson, L OBP: 0.325, SLG: 0.372 (1, 8)										3	1	2	0	0	0	2				
Shawn Abner, R OBP: 0.307, SLG: 0.350 (1, 7)										2	0	0	0	0	0	1				
Esteban Beltre, R OBP: 0.233, SLG: 0.267 (1, 6)										2	0	0	1	0	1	0				
Inning Stats	R: 2 E: 0 K: 1 S: 15	H: 2 LOB: 2 BB: 2 P: 30	R: 0 E: 0 K: 1 S: 7	H: 0 LOB: 0 BB: 0 P: 11	R: 0 E: 0 K: 1 S: 9	H: 0 LOB: 1 BB: 1 P: 18	R: 2 E: 0 K: 0 S: 10	H: 2 LOB: 1 BB: 1 P: 18	R: 0 E: 0 K: 0 S: 5	H: 1 LOB: 0 BB: 0 P: 7	R: 0 E: 0 K: 0 S: 13	H: 1 LOB: 0 BB: 0 P: 17	R: 0 E: 0 K: 0 S: 5	H: 0 LOB: 0 BB: 0 P: 8	R: 0 E: 0 K: 0 S: 9	H: 0 LOB: 1 BB: 1 P: 17		1B: 5 2B: 1 3B: 0 HR: 0	SF: 1 SAC: 1 DP: 1 HBP: 0	WP: 0 PB: 0 SB: 0 CS: 1
PITCHER	IP WLS BF H R ER SO BB IBB HBP BLK WP HR S P ERA WHIP	IP WLS BF H R ER SO BB IBB HBP BLK WP HR S P ERA WHIP																		
Frank Tanana, L ERA: 4.24 Frank Tanana, L ERA: 4.24	(1, 1) 8.0 L 33 6 4 4 3 4 1 0 0 0 0 73 126 4.50 1.250	(8, 1) 8.0 L 33 6 4 4 3 4 1 0 0 0 0 73 126 4.50 1.250																		

AB	34
R	3
H	9
RBI	3
BB	8
SO	8
LOB	24



Batter	1	2	3	4	5	6	7	8	9	AB	R	H	RBI	BB	SO	LOB	TOP								
Tony Phillips, S OBP: 0.385, SLG: 0.394 (1, 7)	G4-3		K		F7		F8			4	0	0	0	0	1	3	Detroit Tigers @ Chicago White Sox Comiskey Park, Chicago, IL Tue Sep 08 1992, 8:05 PM EDT Att: 26,784 - Sunny - 64 F								
Lou Whitaker, L OBP: 0.392, SLG: 0.469 (1, 4)	P5		P4		F8-4 1B		BB			3	0	1	1	1	0	1									
Travis Fryman, R OBP: 0.321, SLG: 0.434 (1, 6)	G5-3			G6-3	F8-4		G5-3			4	0	0	0	0	0	3									
Cecil Fielder, R OBP: 0.316, SLG: 0.447 (1, 10)				1B BB		BLK 1B		P4		2	2	1	0	2	0	0									
Mickey Tettleton, S OBP: 0.373, SLG: 0.476 (1, 2)	F8			1B BB		K		K		4	0	1	0	0	2	2									
Rob Deer, R OBP: 0.311, SLG: 0.544 (1, 9)	K			K		G5-3		F8		4	0	0	0	0	2	4									
Dave Bergman, L OBP: 0.397, SLG: 0.244 Dan Gladden, R OBP: 0.312, SLG: 0.370 (9, PH)	F7			1B		2-H 1B		L6		3	0	2	2	0	0	1									
Scott Livingstone, L OBP: 0.307, SLG: 0.321 Skeeter Barnes, R OBP: 0.316, SLG: 0.409 (9, PH)			E3	L8		F7		P3		3	0	0	0	0	0	3									
Gary Pettis, S OBP: 0.317, SLG: 0.295 Mark Carreon, R OBP: 0.266, SLG: 0.350 (9, PH)	P5				F7 S 1B BB		G5-3 S BB		G5-3	1	1	0	0	2	0	1									
										1	0	0	0	0	0	0									
Inning Stats	R: 0 E: 0 K: 0 S: 4	H: 0 LOB: 0 BB: 0 P: 9	R: 0 E: 0 K: 1 S: 10	H: 0 LOB: 1 BB: 1 P: 18	R: 0 E: 1 K: 1 S: 11	H: 0 LOB: 1 BB: 0 P: 18	R: 1 E: 0 K: 1 S: 14	H: 2 LOB: 2 BB: 1 P: 25	R: 1 E: 0 K: 0 S: 5	H: 1 LOB: 0 BB: 1 P: 15	R: 1 E: 0 K: 1 S: 15	H: 2 LOB: 1 BB: 0 P: 23	R: 0 E: 0 K: 1 S: 11	H: 0 LOB: 1 BB: 2 P: 21	R: 0 E: 0 K: 1 S: 6	H: 0 LOB: 0 BB: 0 P: 9	R: 0 E: 0 K: 0 S: 10	H: 0 LOB: 0 BB: 0 P: 16	1B: 5 2B: 1 3B: 0 HR: 0	SF: 0 SAC: 0 DP: 2 HBP: 0	WP: 0 PB: 0 SB: 2 CS: 0	PA: 36			
PITCHER	IP	WLS	BF	H	R	ER	SO	BB	IBB	HBP	BLK	WP	HR	S	P	ERA	WHIP								
Mike Dunne, R ERA: 3.6 (1, 1)	5.0		21	3	2	2	3	3	0	0	0	0	0	44	85	3.60	1.200								
Donn Patti, R ERA: 5.05 (6, 1)	2.0		9	2	1	1	1	2	0	0	1	0	0	26	44	4.50	2.000								
Terry Leach, R ERA: 1.99 (8, 1)	1.0	W	3	0	0	0	1	0	0	0	0	0	0	6	9	0.00	0.000								
Scott Radinsky, L ERA: 2.18 (9, 1)	1.0	S	3	0	0	0	0	0	0	0	0	0	0	10	16	0.00	0.000								

Batter	1	2	3	4	5	6	7	8	9	AB	R	H	RBI	BB	SO	LOB	BOTTOM								
Joey Cora, S OBP: 0.330, SLG: 0.274 (1, 4)	L8 BB SF7 BB		F7	G5-3			L6			3	1	0	0	1	0	1	Detroit Tigers @ Chicago White Sox Comiskey Park, Chicago, IL Tue Sep 08 1992, 8:05 PM EDT Att: 26,784 - Sunny - 64 F								
Tim Raines, S OBP: 0.370, SLG: 0.368 (1, 7)	S BB		BB 1B		P2			HR		3	2	2	1	1	0	0									
Frank Thomas, R OBP: 0.445, SLG: 0.529 (1, 3)	L8		BB 1B		G6-4-3 BB		G4-3			2	1	0	0	2	0	2									
George Bell, R OBP: 0.299, SLG: 0.427 (1, 10)	SF7		BB		G6-4-3		L7			3	0	0	1	0	1	3									
Robin Ventura, L OBP: 0.368, SLG: 0.417 (1, 5)	BB		E7 1B		P5		2B			3	0	2	1	1	0	0									
Dan Pasqua, L OBP: 0.298, SLG: 0.330 Carlton Fisk, R OBP: 0.315, SLG: 0.331 Shawn Abner, R OBP: 0.307, SLG: 0.350 (9, 9)	K		G4-3		G3		IBB			3	0	0	0	0	1	3									
Lance Johnson, L OBP: 0.323, SLG: 0.369 (1, 8)		G4-3		G6-3		L8		G3		4	0	0	0	0	0	2									
Ron Karkovics, R OBP: 0.298, SLG: 0.358 (1, 2)		B1-3		G4-3 BB		F7				2	0	0	0	1	0	0									
Dale Sveum, S OBP: 0.254, SLG: 0.272 (1, 6)			K		G4-3		F8			3	0	0	0	0	1	1									
										1B: 2 2B: 1 3B: 0 HR: 1	SF: 1 SAC: 0 DP: 1 HBP: 0	WP: 0 PB: 0 SB: 1 CS: 0	PA: 34												
Inning Stats	R: 1 E: 0 K: 1 S: 15	H: 0 LOB: 2 BB: 3 P: 31	R: 0 E: 0 K: 1 S: 8	H: 0 LOB: 0 BB: 0 P: 13	R: 2 E: 1 K: 1 S: 19	H: 2 LOB: 1 BB: 1 P: 28	R: 0 E: 0 K: 0 S: 4	H: 0 LOB: 1 BB: 1 P: 8	R: 0 E: 0 K: 0 S: 5	H: 0 LOB: 0 BB: 1 P: 10	R: 0 E: 0 K: 0 S: 6	H: 0 LOB: 0 BB: 0 P: 7	R: 0 E: 0 K: 0 S: 8	H: 0 LOB: 0 BB: 0 P: 14	R: 1 E: 0 K: 0 S: 8	H: 2 LOB: 2 BB: 1 P: 20	1B: 2 2B: 1 3B: 0 HR: 1	SF: 1 SAC: 0 DP: 1 HBP: 0	WP: 0 PB: 0 SB: 1 CS: 0	PA: 34					
PITCHER	IP	WLS	BF	H	R	ER	SO	BB	IBB	HBP	BLK	WP	HR	S	P	ERA	WHIP								
Eric King, R ERA: 5.72 (1, 1)	6.0		25	2	3	2	3	6	0	0	0	0	0	57	97	3.00	1.333								
Mark Leiter, R ERA: 4.35 (7, 1)	1.2	L	6	1	1	1	0	0	0	0	0	0	1	11	20	5.40	0.600								
Mike Munoz, L ERA: 3.3 (8, 1)	0.1		3	1	0	0	0	0	1	0	0	0	0	5	14	0.00	3.000								

Batter	1	2	3	4	5	6	7	8	9	AB	R	H	RBI	BB	SO	LOB	TOP					
Tony Phillips, S OBP: 0.386, SLG: 0.394 (1, 4)	1-1 BB 1B		3-2 G5-3 1-2		4-1 HR BB		3-2 F7 1-2			3	1	1	0	1	0	2						
Dan Gladden, R OBP: 0.311, SLG: 0.367 (1, 7)	2-1 P3		4-1 BB		0-0 P8			2-2 G4-3		3	0	0	0	1	0	3						
Travis Fryman, R OBP: 0.320, SLG: 0.438 (1, 6)	2-0 F9		3-2 P4		0-1 HR 1-H 2-H			2-3 K		4	1	1	3	0	1	2						
Cecil Fielder, R OBP: 0.319, SLG: 0.454 (1, 3)	4-2 1-2 BB			1-1 HR			1-3 K	2-2 1B		3	1	2	1	1	1	0						
Rob Deer, R OBP: 0.307, SLG: 0.537 (1, 9)	1-3 K			1-0 F8			3-3 K	2-2 P6		4	0	0	0	0	2	3						
Rich Rowland, R (1, 2)		2-1 F8		0-0 P4			2-1 G5-3		2-2 P2	3	0	0	0	0	0	0						
Dave Bergman, L OBP: 0.272, SLG: 0.242 (9, PH)										1	0	0	0	0	0	0						
Mark Carreon, R OBP: 0.309, SLG: 0.346 (1, 10)		2-1 L7		1-1 F7			0-3 K		4-2 BB	3	0	0	0	0	1	0						
Lou Whitaker, L OBP: 0.393, SLG: 0.469 (9, PH)										0	0	0	0	1	0	0						
Skeeter Barnes, R OBP: 0.309, SLG: 0.400 (1, 5)		1-0 P4					1-0 F9		1-3 K	3	0	0	0	0	0	0						
Mickey Tettleton, S OBP: 0.372, SLG: 0.475 (9, PH)										1	0	0	0	0	1	1						
Gary Pettis, S OBP: 0.328, SLG: 0.295 (1, 8)				4-2 G5-3 BB			4-1 HR BB		2-2 F8	0	1	0	0	3	0	0						
Scott Livingstone, L OBP: 0.307, SLG: 0.320 (9, PH)										1	0	0	0	0	0	1						
Inning Stats	R: 0 E: 0 K: 1 S: 10	H: 1 LOB: 2 BB: 1 P: 20	R: 0 E: 0 K: 0 S: 5	H: 0 LOB: 0 BB: 0 P: 10	R: 0 E: 0 K: 0 S: 12	H: 0 LOB: 1 BB: 2 P: 26	R: 1 E: 0 K: 0 S: 6	H: 1 LOB: 0 BB: 0 P: 9	R: 3 E: 0 K: 1 S: 9	H: 1 LOB: 0 BB: 2 P: 19	R: 0 E: 0 K: 2 S: 8	H: 0 LOB: 0 BB: 0 P: 13	R: 0 E: 0 K: 0 S: 7	H: 0 LOB: 0 BB: 1 P: 13	R: 0 E: 0 K: 1 S: 12	H: 1 LOB: 1 BB: 0 P: 20	R: 0 E: 0 K: 1 S: 18	H: 0 LOB: 1 BB: 1 P: 27	1B: 2 2B: 0 3B: 0 HR: 2	SF: 0 SAC: 0 DP: 0 HBP: 0	WP: 0 SB: 0 CS: 1	PA: 36
PITCHER	IP	WLS	BF	H	R	ER	SO	BB	IBB	HBP	BLK	WP	HR	S	P	ERA	WHIP					
Wilson Alvarez, L ERA: 4.86 (1, 1)	5.0		22	3	4	4	2	5	0	0	0	0	2	42	84	7.20	1.600					
Terry Leach, R ERA: 1.93 (6, 1)	2.0	W	6	0	0	0	2	1	0	0	0	0	0	15	26	0.00	0.500					
Roberto Hernandez, R ERA: 1.77 (8, 1)	2.0	S	8	1	0	0	2	1	0	0	0	0	0	30	47	0.00	1.000					

Detroit Tigers @ Chicago White Sox
Comiskey Park, Chicago, IL
Wed Sep 09 1992, 8:05 PM EDT
Att: 23,117 - Overcast - 65 F

AB 29
R 4
H 4
RBI 4
BB 7
SO 6
LOB 12



Batter	1	2	3	4	5	6	7	8	9	AB	R	H	RBI	BB	SO	LOB	BOTTOM					
Steve Sax, R OBP: 0.295, SLG: 0.326 (1, 4)	3-2 G6-3	2-0 FC5-4 FC4-6		0-0 G5-3			1-2 F8			4	0	0	0	0	0	1						
Tim Lincecum, S OBP: 0.373, SLG: 0.376 (1, 7)	2-0 S 1B	0-1 FC4-6			4-1 FC5-4 BB		0-0 HR			3	2	2	1	1	0	1						
Frank Thomas, R OBP: 0.447, SLG: 0.536 (1, 3)	3-1 HR 1B		4-2 F9 BB		1-3 K		1-0 HR			3	2	2	2	1	1	1						
George Bell, R OBP: 0.299, SLG: 0.426 (1, 10)	0-1 F7		0-0 1B		0-0 FC5-4		1-2 G4-3			4	0	1	0	0	0	2						
Robin Ventura, L OBP: 0.369, SLG: 0.424 (1, 5)	1-1 HR		1-0 F9		1-0 G3			1-0 G4-3 SH1-3 1B		4	1	2	2	0	0	3						
Dan Pasqua, L OBP: 0.294, SLG: 0.326 (1, 9)	2-2 G3-1		3-2 P6			2-0 P4		0-0 SH1-3		3	0	0	0	0	0	2						
Shawn Abner, R OBP: 0.307, SLG: 0.350 (8, 9)								1-2		0	0	0	0	0	0	0						
Lance Johnson, L OBP: 0.322, SLG: 0.368 (1, 8)		1-2 1B SF9 1B		1-0 G3			0-2 P4	2-2 G4-3		4	1	1	0	0	0	3						
Ron Karkovice, R OBP: 0.298, SLG: 0.356 (1, 2)		0-2 FC5-4 1B			0-2 G1-3		1-2 F8	2-2 G6-3		4	0	1	0	0	0	1						
Dale Sveum, S OBP: 0.250, SLG: 0.269 (1, 6)		2-1 SF9		1-2 F9			2-2 F9			2	0	0	1	0	0	0						
Inning Stats	R: 3 E: 0 K: 0 S: 13	H: 3 LOB: 0 BB: 0 P: 24	R: 1 E: 0 K: 0 S: 12	H: 2 LOB: 1 BB: 0 P: 16	R: 0 E: 0 K: 0 S: 13	H: 1 LOB: 2 BB: 1 P: 22	R: 0 E: 0 K: 0 S: 8	H: 0 LOB: 0 BB: 0 P: 9	R: 0 E: 0 K: 1 S: 6	H: 0 LOB: 1 BB: 1 P: 12	R: 0 E: 0 K: 0 S: 8	H: 0 LOB: 0 BB: 0 P: 11	R: 2 E: 0 K: 0 S: 11	H: 2 LOB: 0 BB: 0 P: 16	R: 0 E: 0 K: 0 S: 8	H: 1 LOB: 1 BB: 0 P: 13	1B: 6 2B: 0 3B: 0 HR: 3	SF: 1 SAC: 1 DP: 0 HBP: 0	WP: 0 SB: 1 CS: 0	PA: 35		
PITCHER	IP	WLS	BF	H	R	ER	SO	BB	IBB	HBP	BLK	WP	HR	S	P	ERA	WHIP					
Bill Gullickson, R ERA: 3.93 (1, 1)	6.2	L	30	8	6	6	1	2	0	0	0	0	3	68	106	8.10	1.500					
Kurt Knudsen, R ERA: 4.07 (7, 1)	0.1		1	0	0	0	0	0	0	0	0	0	0	3	4	0.00	0.000					
Mike Munoz, L ERA: 3.25 (8, 1)	0.2		3	1	0	0	0	0	0	0	0	0	0	5	8	0.00	1.500					
John Kiely, R ERA: 2.31 (8, 1)	0.1		1	0	0	0	0	0	0	0	0	0	0	3	5	0.00	0.000					

Detroit Tigers @ Chicago White Sox
Comiskey Park, Chicago, IL
Wed Sep 09 1992, 8:05 PM EDT
Att: 23,117 - Overcast - 65 F

AB 31
R 6
H 9
RBI 6
BB 2
SO 1
LOB 14



Batter	1	2	3	4	5	6	7	8	9	AB	R	H	RBI	BB	SO	LOB	TOP								
Tony Phillips, S OBP: 0.386, SLG: 0.393 (1, 10)	1-2 PB 1B		4-2 BB		2-1 G6-3		3-1 G3	0-0 G4-3		4	0	1	0	1	0	0									
Lou Whitaker, L OBP: 0.395, SLG: 0.471 (1, 4)	0-2 G4-6-3 1B		2-2 F8			0-0 HR 1B	1-2 BB 1B		3-2 F8	5	2	3	0	0	0	1									
Travis Fryman, R OBP: 0.318, SLG: 0.434 (1, 6)	0-3 1B		1-1 L8			1-0 G1-3	0-0 F8		1-2 G5-3	5	0	0	0	0	1	5									
Cecil Fielder, R OBP: 0.322, SLG: 0.460 Dave Bergman, L OBP: 0.276, SLG: 0.247 (9, PH) (9, 3)	1-2 G4-6-3			4-0 FC4-6 BB		2-1 HR	4-2 1B		1-2 BB 1B	2	2	1	2	2	0	2									
Mickey Tettleton, S OBP: 0.372, SLG: 0.473 (1, 2)		3-3 K		1-3 K		0-1 L7	0-1 1B		4-0 1B	4	0	1	1	1	2	1									
Rob Deer, R OBP: 0.312, SLG: 0.546 (1, 9)		0-1 HR		3-2 P4		4-2 1B	1-2 HR BB		1-2 2H 1B	4	2	2	2	1	0	3									
Dan Gladden, R OBP: 0.311, SLG: 0.366 (1, 7)		1-1 F9		0-1 FC4-6		1-2 HR 1B	3-2 G6-3			4	1	1	0	0	0	3									
Scott Livingstone, L OBP: 0.309, SLG: 0.332 (1, 5)		0-1 P6		1-1 L3		2-1 HR	0-1 G6-4-3 1B			4	1	2	3	0	0	0									
Gary Pettis, S OBP: 0.323, SLG: 0.289 Skeeter Barnes, R OBP: 0.307, SLG: 0.397 (6, 8)			0-0 B3		2-2 G4-3	0-0 G3-1	0-1 G6-4-3 1B			3	0	0	0	0	0	0									
Inning Stats	R: 0 E: 0 K: 1 S: 12	H: 2 LOB: 1 BB: 0 P: 14	R: 1 E: 0 K: 1 S: 9	H: 1 LOB: 0 BB: 0 P: 13	R: 0 E: 0 K: 0 S: 11	H: 0 LOB: 1 BB: 1 P: 18	R: 0 E: 0 K: 1 S: 8	H: 0 LOB: 0 BB: 0 P: 16	R: 0 E: 0 K: 0 S: 9	H: 0 LOB: 0 BB: 0 P: 14	R: 5 E: 0 K: 0 S: 15	H: 4 LOB: 0 BB: 1 P: 25	R: 2 E: 0 K: 0 S: 17	H: 3 LOB: 2 BB: 1 P: 29	R: 0 E: 0 K: 0 S: 5	H: 1 LOB: 0 BB: 0 P: 5	R: 0 E: 0 K: 0 S: 12	H: 1 LOB: 2 BB: 1 P: 22	1B: 9 2B: 0 3B: 0 HR: 3	SF: 0 SAC: 0 DP: 2 HBP: 0	WP: 0 PB: 1 SB: 0 CS: 0	PA: 42			
PITCHER	IP	WLS	BF	H	R	ER	SO	BB	IBB	HBP	BLK	WP	HR	S	P	ERA	WHIP								
Alex Fernandez, R ERA: 4.28 (1, 1)	6.0	L	27	7	6	6	3	3	0	0	0	0	3	64	100	9.00	1.667								
Donn Pall, R ERA: 5.16 (7, 1)	2.0		10	4	2	2	0	1	0	0	0	0	0	22	34	9.00	2.500								
Bobby Thigpen, R ERA: 4.53 (9, 1)	1.0		5	1	0	0	0	1	0	0	0	0	0	12	22	0.00	2.000								

Detroit Tigers @ Chicago White Sox
 Comiskey Park, Chicago, IL
 Thu Sep 10 1992, 8:05 PM EDT
 Att: 25,963 - Cloudy - 65 F

AB	37
R	8
H	12
RBI	8
BB	5
SO	3
LOB	16



Batter	1	2	3	4	5	6	7	8	9	AB	R	H	RBI	BB	SO	LOB	BOTTOM								
Steve Sax, R OBP: 0.292, SLG: 0.323 (1, 4)	2-2 L6		0-2 G3-1			1-0 F8		1-1 G4-3		4	0	0	0	0	0	2									
Tim Raines, S OBP: 0.373, SLG: 0.375 Warren Newson, L OBP: 0.367, SLG: 0.244 (8, 7)	2-2 1B			2-2 G5-3		2-1 G3			3-2 G4-3	3	0	1	0	0	0	1									
Frank Thomas, R OBP: 0.446, SLG: 0.536 (1, 3)	3-1 P2			1-3 K		1-0 G1-3 2B			0-0 F9	4	0	1	0	0	1	1									
George Bell, R OBP: 0.297, SLG: 0.423 (1, 10)	0-1 G5-3			0-2 G6-3		0-1 G1-3			0-1 G6-3	4	0	0	0	0	0	2									
Robin Ventura, L OBP: 0.367, SLG: 0.421 (1, 5)		2-0 P3			2-1 G3		0-0 L3			3	0	0	0	0	0	1									
Dan Pasqua, L OBP: 0.290, SLG: 0.321 (1, 9)		0-0 P3			2-3 K		0-1 G3			3	0	0	0	0	1	1									
Lance Johnson, L OBP: 0.320, SLG: 0.366 Mike Huff, R OBP: 0.296, SLG: 0.267 (9, 8)		2-1 F7			0-0 G1-3				0-0 P6	3	0	0	0	0	0	0									
Carlton Fisk, R OBP: 0.321, SLG: 0.337 Scott Hemond, R OBP: 0.265, SLG: 0.226 (9, 2)			2-2 F8			0-1 1B			0-2 1B	3	0	2	0	0	0	0									
Dale Sveum, S OBP: 0.247, SLG: 0.265 (1, 6)			0-1 F9			2-1 P5			0-0 F8	3	0	0	0	0	0	2									
Inning Stats	R: 0 E: 0 K: 0 S: 10	H: 1 LOB: 1 BB: 0 P: 17	R: 0 E: 0 K: 0 S: 4	H: 0 LOB: 0 BB: 0 P: 8	R: 0 E: 0 K: 1 S: 9	H: 0 LOB: 0 BB: 0 P: 12	R: 0 E: 0 K: 1 S: 6	H: 0 LOB: 0 BB: 0 P: 10	R: 0 E: 0 K: 0 S: 7	H: 1 LOB: 1 BB: 0 P: 12	R: 0 E: 0 K: 0 S: 6	H: 1 LOB: 1 BB: 0 P: 7	R: 0 E: 0 K: 0 S: 8	H: 1 LOB: 1 BB: 0 P: 9	R: 0 E: 0 K: 0 S: 6	H: 0 LOB: 0 BB: 0 P: 9	1B: 3 2B: 1 3B: 0 HR: 0	SF: 0 SAC: 0 DP: 0 HBP: 0	WP: 0 PB: 0 SB: 0 CS: 0	PA: 31					
PITCHER	IP	WLS	BF	H	R	ER	SO	BB	IBB	HBP	BLK	WP	HR	S	P	ERA	WHIP								
Dave Haas, R ERA: 3.86 (1, 1)	9.0	W	31	4	0	0	2	0	0	0	0	0	0	64	94	0.00	0.444								

Detroit Tigers @ Chicago White Sox
 Comiskey Park, Chicago, IL
 Thu Sep 10 1992, 8:05 PM EDT
 Att: 25,963 - Cloudy - 65 F

AB	31
R	0
H	4
RBI	0
BB	0
SO	2
LOB	10



Batter	1	2	3	4	5	6	7	8	9	AB	R	H	RBI	BB	SO	LOB	TOP										
Tony Phillips, S (1, 4) OBP: 0.389, SLG: 0.395	1-1 1B SF7	3-2 1B		4-2 WP G5-3 BB		1-1 F8		2-2 1B SF8	0-0 G3-2-3	5	3	3	0	1	0	4											
Dan Gladden, R (1, 8) OBP: 0.311, SLG: 0.367	1-2 WP 1B	0-0 SF4		1-3 K		1-1 P3		1-1 1B	0-0 P6	5	1	2	1	0	1	4											
Travis Fryman, R (1, 6) OBP: 0.317, SLG: 0.434	3-2 SF7	0-0 3-H 1B		3-2 G5-3		1-0 F8		3-2 SF8		3	0	1	2	0	0	2											
Cecil Fielder, R (1, 3) OBP: 0.324, SLG: 0.461	2-3 K	0-0 1-2 1B		4-1 BB		2-2 G4-3		3-H 1B		4	0	2	1	1	1	1											
Mickey Tettleton, S (1, 2) OBP: 0.371, SLG: 0.469	4-1 1B BB	3-2 G4-3		1-2 F9		3-2 F7		1-3 K		4	0	0	0	1	1	6											
Rob Deer, R (1, 9) OBP: 0.318, SLG: 0.549	0-1 FC6-4 1B		4-2 G5-4-3 BB		3-3 K		0-0 1B		1-1 1B	4	1	3	1	1	1	0											
Mark Carreon, R (1, 7) OBP: 0.289, SLG: 0.351	1-2 FC6-4		0-2 G5-4-3		0-0 G5-4-3 1B		0-1 1B		0-2 1B 1B G3-2-3 1B	5	0	3	0	0	0	3											
Rich Rowland, R (1, 10) Lou Whitaker, L (7, PH) OBP: 0.333, SLG: 0.200 OBP: 0.396, SLG: 0.471		2-1 1B SF4 1B		4-2 BB		1-2 G5-4-3		0-1 F7	3-2 G3-2-3 1B	2	1	1	0	1	0	1											
Skeeter Barnes, R (1, 5) Scott Livingstone, L (8, PH) Phil Clark, R (9, PH) OBP: 0.308, SLG: 0.396 OBP: 0.356, SLG: 0.331 OBP: 0.462, SLG: 0.500		2-3 K		1-0 F8		2-0 1B		1-1 G4-3	0-1 G3-2-3 1B	3	0	1	0	0	1	2											
Inning Stats	R: 2 E: 0 K: 1 S: 17	H: 3 LOB: 2 BB: 1 P: 29	R: 2 E: 0 K: 1 S: 14	H: 4 LOB: 2 BB: 0 P: 24	R: 0 E: 0 K: 0 S: 9	H: 0 LOB: 1 BB: 2 P: 18	R: 0 E: 0 K: 1 S: 12	H: 0 LOB: 2 BB: 0 P: 25	R: 0 E: 0 K: 1 S: 7	H: 1 LOB: 0 BB: 0 P: 11	R: 0 E: 0 K: 0 S: 8	H: 1 LOB: 1 BB: 0 P: 13	R: 0 E: 0 K: 0 S: 11	H: 2 LOB: 2 BB: 0 P: 16	R: 1 E: 0 K: 1 S: 19	H: 3 LOB: 2 BB: 0 P: 29	R: 1 E: 0 K: 0 S: 12	H: 4 LOB: 2 BB: 0 P: 16	1B: 18 2B: 0 3B: 0 HR: 0	SF: 3 SAC: 0 DP: 3 HBP: 0	WP: 2 PB: 0 SB: 0 CS: 0	PA: 47					
PITCHER	IP	WLS	BF	H	R	ER	SO	BB	IBB	HBP	BLK	WP	HR	S	P	ERA	WHIP										
Frank Viola, L (1, 1) ERA: 3.46	1.2		13	7	4	4	2	1	0	0	0	1	0	28	47	21.60	4.800										
Mike Gardner, R (2, 1) ERA: 4.53	4.1	W	17	2	0	0	2	4	0	0	0	0	0	39	73	0.00	1.385										
Paul Quantrill, R (7, 1) ERA: 2.45	2.0		13	7	2	2	1	0	0	0	0	0	0	35	51	9.00	3.500										
Tony Fossas, L (9, 1) ERA: 3.04	0.2	S	3	2	0	0	0	0	0	0	0	0	0	6	9	0.00	3.000										
Ken Ryan, R (9, 1) ERA: 15.0	0.1	S	1	0	0	0	0	0	0	0	0	0	0	1	1	0.00	0.000										

Detroit Tigers @ Boston Red Sox
Fenway Park, Boston, MA
Fri Sep 11 1992, 7:05 PM EDT
Att: 32,696 - Sunny - 67 F

AB 39
R 6
H 18
RBI 6
BB 5
SO 5
LOB 25



Batter	1	2	3	4	5	6	7	8	9	AB	R	H	RBI	BB	SO	LOB	BOTTOM										
Billy Hatcher, R (1, 7) OBP: 0.310, SLG: 0.355	1-2 G4-3		0-1 E G6-4-3 1B		1-2 P3		2-3 K	3-2 L5		5	1	1	1	0	1	1											
Scott Cooper, L (1, 3) OBP: 0.338, SLG: 0.344	2-0 F7		0-0 G6-4-3 E 1B		1-0 G4-3		2-1 1B BB	2-3 K		5	1	2	1	0	1	1											
Wade Boggs, L (1, 5) OBP: 0.350, SLG: 0.359	2-3 K		3-2 FC G6-4-3		1-0 L7		4-2 1B BB			3	1	0	1	1	1	2											
Tom Brunansky, R (1, 9) OBP: 0.358, SLG: 0.458		2-2 F8	1-0 G6-4-3		0-2 G3 1B		1-1 L5			4	1	1	0	0	0	4											
Mo Vaughn, L (1, 10) Eric Wedge, R (7, PH) OBP: 0.331, SLG: 0.391 OBP: 0.366, SLG: 0.412		1-1 G4-3	4-0 IBB		2-2 G3		2-1 1B			2	0	0	0	1	0	1											
Jody Reed, R (1, 4) OBP: 0.329, SLG: 0.328		1-0 G1-3	2-0 G5-3		1-2 G3		1-1 FC6-4 1B			4	0	1	1	0	0	3											
Bob Zupcic, R (1, 8) OBP: 0.324, SLG: 0.357			0-1 HBP 1B	1-1 G5-3		2-1 E 1B	3-H FC6-4			4	1	2	1	0	0	2											
Tony Peña, R (1, 2) OBP: 0.290, SLG: 0.309			1-2 1B HBP	1-1 G3-1		1-2 E6		1-1 2B		4	1	2	0	0	0	1											
John Valentin, R (1, 6) Luis Rivera, R (4, 6) OBP: 0.364, SLG: 0.435 OBP: 0.289, SLG: 0.262			2-2 1B FC HBP	0-0 G6-3		1-0 F9		3-1 F7		0	1	0	0	0	0	0											
Inning Stats	R: 0 E: 0 K: 1 S: 7	H: 0 LOB: 0 BB: 0 P: 12	R: 0 E: 0 K: 0 S: 7	H: 0 LOB: 0 BB: 0 P: 11	R: 4 E: 1 K: 0 S: 17	H: 4 LOB: 2 BB: 1 P: 30	R: 0 E: 0 K: 0 S: 5	H: 0 LOB: 0 BB: 0 P: 7	R: 0 E: 0 K: 0 S: 5	H: 0 LOB: 0 BB: 0 P: 8	R: 1 E: 1 K: 0 S: 16	H: 2 LOB: 2 BB: 0 P: 23	R: 2 E: 0 K: 1 S: 16	H: 3 LOB: 2 BB: 1 P: 30	R: 0 E: 0 K: 1 S: 11	H: 1 LOB: 1 BB: 0 P: 20	1B: 9 2B: 1 3B: 0 HR: 0	SF: 0 SAC: 0 DP: 1 HBP: 1	WP: 0 PB: 0 SB: 0 CS: 0	PA: 38							
PITCHER	IP	WLS	BF	H	R	ER	SO	BB	IBB	HBP	BLK	WP	HR	S	P	ERA	WHIP										
John Doherty, R (1, 1) ERA: 3.58	5.2	L	26	6	5	4	1	1	0	0	0	0	0	10	20	18.00	2.000										
Kurt Knudsen, R (6, 1) ERA: 4.3	1.0		5	1	2	2	1	1	0	0	0	0	0	2	4	∞	∞										
Mike Munoz, L (7, 1) ERA: 3.25	0.0		1	1	0	0	0	0	0	0	0	0	0	2	4	∞	∞										
John Kiely, R (7, 1) ERA: 2.25	1.1		6	2	0	0	1	0	0	0	0	0	0	16	28	0.00	1.500										

Detroit Tigers @ Boston Red Sox
Fenway Park, Boston, MA
Fri Sep 11 1992, 7:05 PM EDT
Att: 32,696 - Sunny - 67 F

AB 35
R 7
H 10
RBI 6
BB 2
SO 3
LOB 18




Batter	1	2	3	4	5	6	7	8	9	AB	R	H	RBI	BB	SO	LOB	TOP								
Tony Phillips, S OBP: 0.388, SLG: 0.396 (1, 8)	G4-3		BB 2B		BB SF8 1B	G5-3	P4		K	6	1	2	0	0	1	2									
Lou Whitaker, L OBP: 0.397, SLG: 0.470 Dan Gladden, R OBP: 0.314, SLG: 0.373 (1, 4)	L4		BB IBB		SF8 2B BB		2B 1B	F9 2B		1	1	0	0	2	0	0									
Travis Fryman, R OBP: 0.317, SLG: 0.432 Skeeter Barnes, R OBP: 0.310, SLG: 0.404 (1, 6)	K		BB		K		2B 2B	F9		2	0	0	1	1	2	2									
Cecil Fielder, R OBP: 0.327, SLG: 0.462 (1, 10)		F9	K		2B BB		WP 2B	G6-3 IBB		3	1	1	1	2	1	3									
Mickey Tettleton, S OBP: 0.371, SLG: 0.467 (1, 2)	FC6 BB		K		SF8		2B IBB	G6-3		2	1	0	1	2	1	5									
Rob Deer, R OBP: 0.322, SLG: 0.550 (1, 9)	K			K		2B	2B BB			3	2	1	1	2	2	1									
Dave Bergman, L OBP: 0.281, SLG: 0.259 (1, 3)	FC6			G1-3 1B		F8	G3 2B	SH5-4 1B BB		4	0	2	2	0	0	3									
Mark Carreon, R OBP: 0.268, SLG: 0.349 (1, 7)			P4	G1-3		L6	SF7			4	0	1	2	0	0	1									
Scott Livingstone, L OBP: 0.306, SLG: 0.329 (1, 5)			2B BB 1B	G3-1		F9	G3	FC4-6 1B		5	1	1	0	0	0	3									
Inning Stats	R: 0 E: 0 K: 1 S: 8	H: 0 LOB: 0 BB: 0 P: 12	R: 0 E: 0 K: 1 S: 8	H: 0 LOB: 1 BB: 1 P: 20	R: 1 E: 0 K: 2 S: 14	H: 2 LOB: 2 BB: 2 P: 30	R: 0 E: 0 K: 1 S: 11	H: 1 LOB: 1 BB: 0 P: 17	R: 2 E: 0 K: 1 S: 18	H: 2 LOB: 2 BB: 2 P: 32	R: 0 E: 0 K: 0 S: 6	H: 0 LOB: 0 BB: 0 P: 9	R: 5 E: 0 K: 0 S: 24	H: 4 LOB: 1 BB: 2 P: 42	R: 0 E: 0 K: 0 S: 5	H: 1 LOB: 1 BB: 1 P: 13	R: 1 E: 1 K: 1 S: 8	H: 1 LOB: 1 BB: 1 P: 17	1B: 5 2B: 6 3B: 0 HR: 0	SF: 2 SAC: 1 DP: 1 HBP: 0	WP: 1 PB: 0 SB: 0 CS: 0	PA: 46			
PITCHER	IP	WLS	BF	H	R	ER	SO	BB	IBB	HBP	BLK	WP	HR	S	P	ERA	WHIP								
Roger Clemens, R ERA: 2.31 (1, 1)	6.0	L	30	7	5	5	6	4	1	0	0	0	0	74	133	7.50	1.833								
Greg Harris, R ERA: 2.99 (7, 1)	0.1		5	2	3	3	0	1	1	0	0	1	0	13	25	81.00	9.000								
Joe Hesketh, L ERA: 4.65 (7, 1)	2.0		8	1	1	1	0	1	1	0	0	0	0	10	26	4.50	1.000								
Ken Ryan, R ERA: 12.27 (9, 1)	0.2		3	1	0	0	1	0	0	0	0	0	0	5	8	0.00	1.500								

Detroit Tigers @ Boston Red Sox
Fenway Park, Boston, MA
Sat Sep 12 1992, 3:33 AM EDT
Att: 32,865 - Cloudy - 64 F

livebaseballscorecards.com

AB 34
R 9
H 11
RBI 9
BB 9
SO 7
LOB 21




Batter	1	2	3	4	5	6	7	8	9	AB	R	H	RBI	BB	SO	LOB	BOTTOM								
Billy Hatcher, R OBP: 0.311, SLG: 0.354 (1, 7)	1B BB		G4-3		G5-3	L5		1B G3 1B		4	0	1	0	1	0	1									
Scott Cooper, L OBP: 0.343, SLG: 0.349 (1, 3)	L9 1B		1B		1B	G4-3		G3		5	1	3	1	0	0	3									
Wade Boggs, L OBP: 0.354, SLG: 0.364 (1, 5)	1B		1B		E 1B 1B	L7		1B		5	1	4	1	0	0	0									
Tom Brunansky, R OBP: 0.356, SLG: 0.454 (1, 9)	L9		F9		E 1B 1B	G6-3		K		5	0	1	1	0	1	6									
Mo Vaughn, L OBP: 0.327, SLG: 0.385 (1, 10)	G3		K		FC 1B	G4-3		G3-1		5	0	0	0	0	1	6									
Jody Reed, R OBP: 0.331, SLG: 0.331 (1, 4)		FC6-4 1B		G6-3		1B		1B		5	1	3	1	0	0	0									
Bob Zupcic, R OBP: 0.325, SLG: 0.361 (1, 8)		P5		2B	P4			1B 1B G3 1B		5	1	2	0	0	1	3									
Tony Peña, R OBP: 0.288, SLG: 0.307 Herm Winstingham, L OBP: 0.288, SLG: 0.303 Eric Wedge, R OBP: 0.366, SLG: 0.412 (1, 2)	L9		G6-3		F7			G3 1B 1B		3	0	0	0	0	0	2									
John Valentin, R OBP: 0.361, SLG: 0.424 (1, 6)	FC6-4		K					K		3	0	0	0	1	2	4									
Inning Stats	R: 0 E: 0 K: 0 S: 11	H: 2 LOB: 2 BB: 1 P: 22	R: 0 E: 0 K: 0 S: 9	H: 1 LOB: 0 BB: 0 P: 9	R: 0 E: 0 K: 1 S: 10	H: 2 LOB: 2 BB: 0 P: 17	R: 0 E: 0 K: 1 S: 13	H: 1 LOB: 1 BB: 0 P: 18	R: 2 E: 1 K: 0 S: 13	H: 4 LOB: 2 BB: 0 P: 16	R: 0 E: 0 K: 0 S: 7	H: 0 LOB: 0 BB: 1 P: 14	R: 0 E: 0 K: 0 S: 7	H: 0 LOB: 0 BB: 0 P: 13	R: 3 E: 0 K: 2 S: 26	H: 5 LOB: 2 BB: 0 P: 36	R: 0 E: 0 K: 1 S: 7	H: 0 LOB: 0 BB: 0 P: 10	1B: 14 2B: 1 3B: 0 HR: 0	SF: 0 SAC: 0 DP: 0 HBP: 0	WP: 0 PB: 0 SB: 0 CS: 0	PA: 43			
PITCHER	IP	WLS	BF	H	R	ER	SO	BB	IBB	HBP	BLK	WP	HR	S	P	ERA	WHIP								
Walt Terrell, R ERA: 5.28 (1, 1)	6.0	W	29	10	2	2	2	2	0	0	0	0	0	63	96	3.00	2.000								
Mark Leiter, R ERA: 4.57 (7, 1)	1.0		6	3	3	3	0	0	0	0	0	0	0	17	26	27.00	3.000								
Mike Henneman, R ERA: 3.95 (8, 1)	2.0		8	2	0	0	3	0	0	0	0	0	0	23	33	0.00	1.000								

Detroit Tigers @ Boston Red Sox
Fenway Park, Boston, MA
Sat Sep 12 1992, 3:33 AM EDT
Att: 32,865 - Cloudy - 64 F

livebaseballscorecards.com

AB 41
R 5
H 15
RBI 5
BB 2
SO 5
LOB 25



Batter	1	2	3	4	5	6	7	8	9	AB	R	H	RBI	BB	SO	LOB	TOP										
Tony Phillips, S OBP: 0.388, SLG: 0.398 (1, 4)										5	1	2	1	0	1	7	Detroit Tigers @ Boston Red Sox Fenway Park, Boston, MA Sun Sep 13 1992, 3:33 AM EDT Att: 32,615 - Sunny - 67 F										
Dan Gladden, R OBP: 0.311, SLG: 0.368 (1, 8)										5	0	0	0	0	3	6											
Travis Fryman, R OBP: 0.316, SLG: 0.430 (1, 6)										5	1	1	3	0	1	0											
Cecil Fielder, R OBP: 0.325, SLG: 0.459 (1, 10)										5	0	1	0	0	1	3											
Mickey Tettleton, S OBP: 0.373, SLG: 0.465 (1, 2)										2	0	0	0	3	0	1											
Rob Deer, R OBP: 0.323, SLG: 0.545 (1, 9)										3	0	0	0	2	1	2											
Dave Bergman, L OBP: 0.299, SLG: 0.267 (1, 3)										3	2	2	1	2	0	0											
Mark Carreon, R OBP: 0.274, SLG: 0.354 (1, 7)										5	2	3	0	0	0	5											
Scott Livingstone, L OBP: 0.310, SLG: 0.332 (1, 5)										3	1	2	1	0	0	2											
Inning Stats	R: 1 E: 0 K: 1 S: 11	H: 2 LOB: 1 BB: 0 P: 19	R: 0 E: 0 K: 0 S: 8	H: 1 LOB: 2 BB: 1 P: 16	R: 0 E: 0 K: 1 S: 8	H: 0 LOB: 0 BB: 0 P: 13	R: 3 E: 1 K: 0 S: 14	H: 3 LOB: 1 BB: 2 P: 26	R: 0 E: 0 K: 3 S: 11	H: 0 LOB: 1 BB: 1 P: 22	R: 2 E: 1 K: 2 S: 17	H: 2 LOB: 2 BB: 1 P: 28	R: 0 E: 0 K: 0 S: 9	H: 2 LOB: 1 BB: 0 P: 13	R: 1 E: 1 K: 0 S: 16	H: 1 LOB: 2 BB: 2 P: 26		1B: 10 2B: 2 3B: 0 HR: 0	SF: 0 SAC: 1 DP: 3 HBP: 0	WP: 0 PB: 1 SB: 3 CS: 0	PA: 44						
PITCHER	IP	WLS	BF	H	R	ER	SO	BB	IBB	HBP	BLK	WP	HR	S	P	ERA	WHIP										
John Dopson, R ERA: 3.64 (1, 1)	4.0	L	20	6	4	3	2	3	0	0	0	0	0	41	74	6.75	2.250										
Matt Young, L ERA: 4.99 (5, 1)	1.2		10	2	2	0	5	2	0	0	0	0	0	27	49	0.00	2.400										
Paul Quantrill, R ERA: 2.29 (6, 1)	2.1		8	2	0	0	0	0	0	0	0	0	0	18	26	0.00	0.857										
Greg Harris, R ERA: 2.85 (9, 1)	1.0		6	1	1	0	0	1	1	0	0	0	0	16	26	0.00	2.000										

Batter	1	2	3	4	5	6	7	8	9	AB	R	H	RBI	BB	SO	LOB	BOTTOM										
Billy Hatcher, R OBP: 0.314, SLG: 0.356 (1, 7)										4	0	2	0	0	0	1	Detroit Tigers @ Boston Red Sox Fenway Park, Boston, MA Sun Sep 13 1992, 3:33 AM EDT Att: 32,615 - Sunny - 67 F										
Jody Reed, R OBP: 0.329, SLG: 0.328 (1, 4)										4	0	0	0	0	0	2											
Wade Boggs, L OBP: 0.393, SLG: 0.363 (1, 5)										4	0	1	0	0	0	0											
Tom Brunansky, R OBP: 0.353, SLG: 0.450 (1, 9)										4	0	0	0	0	0	1											
Bob Zupcic, R OBP: 0.327, SLG: 0.361 (1, 8)										3	1	1	0	1	0	0											
Scott Cooper, L OBP: 0.341, SLG: 0.347 (1, 3)										4	0	1	0	0	0	1											
Eric Wedge, R OBP: 0.300, SLG: 0.514 (1, 2)										3	1	2	2	1	1	0											
Tim Lincecum, R OBP: 0.264, SLG: 0.260 (1, 10)										2	0	2	0	0	0	0											
Mo Vaughn, L OBP: 0.325, SLG: 0.382 (7, PH)										2	0	0	0	0	1	5											
Luis Rivera, R OBP: 0.287, SLG: 0.260 (1, 6)										3	0	0	0	0	1	5											
Herm Winningham, L OBP: 0.267, SLG: 0.302 (9, PH)										1	0	0	0	0	1	3											
Inning Stats	R: 0 E: 0 K: 0 S: 9	H: 0 LOB: 0 BB: 0 P: 13	R: 0 E: 0 K: 0 S: 8	H: 0 LOB: 0 BB: 0 P: 13	R: 0 E: 0 K: 2 S: 12	H: 1 LOB: 1 BB: 0 P: 18	R: 0 E: 0 K: 0 S: 6	H: 1 LOB: 0 BB: 0 P: 8	R: 1 E: 0 K: 0 S: 11	H: 2 LOB: 1 BB: 0 P: 18	R: 0 E: 0 K: 0 S: 7	H: 1 LOB: 2 BB: 1 P: 10	R: 1 E: 1 K: 0 S: 13	H: 2 LOB: 2 BB: 1 P: 19	R: 0 E: 0 K: 0 S: 7	H: 1 LOB: 0 BB: 0 P: 9	R: 0 E: 1 K: 2 S: 12	H: 1 LOB: 3 BB: 1 P: 17	1B: 8 2B: 0 3B: 0 HR: 1	SF: 0 SAC: 0 DP: 4 HBP: 0	WP: 0 PB: 0 SB: 0 CS: 0	PA: 36					
PITCHER	IP	WLS	BF	H	R	ER	SO	BB	IBB	HBP	BLK	WP	HR	S	P	ERA	WHIP										
Frank Tanana, L ERA: 4.19 (1, 1)	6.1	W	25	7	2	2	2	1	0	0	0	0	0	64	96	2.84	1.263										
John Kieley, R ERA: 2.17 (7, 1)	1.2		5	1	0	0	0	0	0	0	0	0	0	9	12	0.00	0.600										
Mike Henneman, R ERA: 3.89 (9, 1)	1.0		6	1	0	0	2	1	0	0	0	0	0	12	17	0.00	2.000										

AB	36
R	7
H	11
RBI	6
BB	7
SO	7
LOB	26



AB	34
R	2
H	9
RBI	2
BB	2
SO	4
LOB	18



Batter	1	2	3	4	5	6	7	8	9	AB	R	H	RBI	BB	SO	LOB	TOP					
David Hulse, L (1, 8) OBP: 0.354, SLG: 0.333 Monty Fariss, R (5, 8) OBP: 0.331, SLG: 0.374 Donald Harris, R (8, PR) OBP: 0.143, SLG: 0.143 (8, 8)	0-1 F7 SAFE	4-2 1B SAFE		2-1 G3-1			0-0 G1-3	1-2 HBP		2	0	0	0	1	0	0						
Rafael Palmeiro, L (1, 3) OBP: 0.356, SLG: 0.427	1-2	1-1 BB		3-2 G4-3			0-0	2-2 P5		5	1	3	3	0	0	2						
Jose Canseco, R (1, 9) OBP: 0.346, SLG: 0.480	4-2 1B BB	3-3 K			2-3 K		4-0 IBB		2-0 HR	3	1	1	1	2	2	2						
Juan Gonzalez, R (1, 7) OBP: 0.298, SLG: 0.530	0-0 F8			0-3 K		0-2 P2	2-1 P2		2-2 FC6-4 1B	5	0	1	0	0	1	3						
Kevin Reimer, L (1, 10) OBP: 0.335, SLG: 0.448	1-1			3-2 P6		1-3 K	3-1 F7		2-3 K	5	0	1	0	0	2	3						
Dean Palmer, R (1, 5) OBP: 0.317, SLG: 0.439	0-0 F9			3-2 HR		2-3 K		1-0 2B	2-3 K	5	2	2	1	0	2	3						
Ivan Rodriguez, R (1, 2) OBP: 0.294, SLG: 0.360		3-2 F9		0-2 1B		1-2 P6	2-3 K	2-2 FC6-4 1-2		5	0	1	0	0	1	2						
Al Newman, S (1, 6) OBP: 0.314, SLG: 0.240 Jack Daugherty, S (8, PH) OBP: 0.302, SLG: 0.300 Mario Diaz, R (8, 6) OBP: 0.172, SLG: 0.207		0-0 B2-3		0-0 G3		2-0 G4-3	1-3 K			3	0	0	0	0	0	1						
Jeff Frye, R (1, 4) OBP: 0.304, SLG: 0.333		1-1 WP 1B		1-0 F8			2-1 G1-3 1B	2-2		4	2	3	1	0	0	0						
Inning Stats	R: 1 E: 0 K: 0 S: 12	H: 2 LOB: 2 BB: 1 P: 18	R: 1 E: 0 K: 1 S: 18	H: 2 LOB: 2 BB: 1 P: 29	R: 1 E: 0 K: 1 S: 16	H: 2 LOB: 1 BB: 0 P: 22	R: 0 E: 0 K: 0 S: 7	H: 0 LOB: 0 BB: 0 P: 13	R: 0 E: 0 K: 1 S: 10	H: 0 LOB: 0 BB: 0 P: 13	R: 0 E: 0 K: 1 S: 7	H: 0 LOB: 0 BB: 0 P: 12	R: 1 E: 0 K: 0 S: 8	H: 2 LOB: 2 BB: 1 P: 19	R: 1 E: 0 K: 2 S: 19	H: 2 LOB: 1 BB: 0 P: 28	R: 1 E: 0 K: 2 S: 14	H: 2 LOB: 1 BB: 0 P: 24	1B: 7 2B: 2 3B: 0 HR: 3	SF: 0 SAC: 0 DP: 0 HBP: 1	WP: 1 PB: 0 SB: 0 CS: 0	PA: 43
PITCHER	IP WLS BF H R ER SO BB IBB HBP BLK WP HR S P ERA WHIP																					
Bill Gullickson, R (1, 1) ERA: 3.98	6.2 L 31 8 4 4 5 2 1 0 0 0 1 2 76 121 5.40 1.500																					
Mike Munoz, L (7, 1) ERA: 3.22	0.1 1 0 0 0 0 0 0 0 0 0 0 2 5 0.00 0.000																					
Kurt Knudsen, R (8, 1) ERA: 4.4	0.2 5 2 1 1 2 0 0 0 1 0 0 0 15 22 13.50 3.000																					
Scott Aldred, L (8, 1) ERA: 6.95	0.1 1 0 0 0 0 0 0 0 0 0 0 4 6 0.00 0.000																					
John Kiely, R (9, 1) ERA: 2.31	1.0 5 2 1 1 2 0 0 0 0 0 0 1 14 24 9.00 2.000																					

Texas Rangers @ Detroit Tigers
Tiger Stadium, Detroit, MI
Tue Sep 15 1992, 7:05 PM EDT
Att: 10,756 - Cloudy - 71 F

AB	39
R	6
H	12
RBI	6
BB	3
SO	9
LOB	18



Batter	1	2	3	4	5	6	7	8	9	AB	R	H	RBI	BB	SO	LOB	BOTTOM					
Tony Phillips, S (1, 8) OBP: 0.390, SLG: 0.399	4-2 FC4-6 BB		2-2 G3-1		2-1 2B		1-2 F7		4-2 1B BB	3	1	1	0	2	0	0						
Lou Whitaker, L (1, 4) OBP: 0.395, SLG: 0.466	1-2 FC4-6 1-2		1-0 G4-3		1-3 K			3-3 K	1-0 1B	5	0	1	0	0	2	2						
Travis Fryman, R (1, 6) OBP: 0.317, SLG: 0.435	0-3 K		0-0 L8		1-3 K			3-1 HR	0-0 1B	5	1	2	2	0	2	2						
Cecil Fielder, R (1, 3) OBP: 0.326, SLG: 0.461	3-2 G6-3			0-0 1B 2B		1-1 P4		1-0 1B	1-0 F7	5	1	2	0	0	0	3						
Mickey Tettleton, S (1, 10) OBP: 0.375, SLG: 0.467		4-1 SH1-3 SF9 BB		3-1 FC5-4 2H 1B		0-3 K		2-0 FC4		3	1	2	1	1	1	0						
Rob Deer, R (1, 9) OBP: 0.325, SLG: 0.541		4-0 SH1-3 BB		0-2 FC5-4 CS 1-2		4-2 HBP		0-0 P2		2	0	0	0	1	0	3						
Dan Gladden, R (1, 7) OBP: 0.308, SLG: 0.365		0-0 SH1-3		2-3 K 1-2		3-0 P3		2-2 FC4		3	0	0	0	0	1	4						
Chad Kreuter, S (1, 2) OBP: 0.311, SLG: 0.339		2-1 SF9		0-2 E 1B 2B		0-2 K		3-3 K	2-2 G3	3	1	1	1	0	1	0						
Skeeter Barnes, R (1, 5) OBP: 0.311, SLG: 0.403 Dave Bergman, L (8, PH) OBP: 0.293, SLG: 0.265		3-H F9		3-1 2H SAFE 1B		1-1 G5-3		1-1 G5-3	2-2 P5	3	0	1	1	0	0	1						
Inning Stats	R: 0 E: 0 K: 1 S: 12	H: 0 LOB: 1 BB: 1 P: 20	R: 1 E: 0 K: 0 S: 6	H: 0 LOB: 2 BB: 2 P: 19	R: 0 E: 0 K: 0 S: 5	H: 0 LOB: 0 BB: 0 P: 8	R: 1 E: 0 K: 1 S: 10	H: 2 LOB: 0 BB: 0 P: 15	R: 1 E: 1 K: 2 S: 16	H: 3 LOB: 1 BB: 0 P: 20	R: 0 E: 0 K: 1 S: 8	H: 0 LOB: 0 BB: 0 P: 16	R: 0 E: 0 K: 1 S: 8	H: 0 LOB: 0 BB: 0 P: 13	R: 1 E: 0 K: 1 S: 11	H: 3 LOB: 2 BB: 0 P: 22	R: 1 E: 0 K: 0 S: 12	H: 2 LOB: 2 BB: 1 P: 22	1B: 6 2B: 3 3B: 0 HR: 1	SF: 1 SAC: 1 DP: 0 HBP: 1	WP: 0 PB: 0 SB: 0 CS: 1	PA: 40
PITCHER	IP WLS BF H R ER SO BB IBB HBP BLK WP HR S P ERA WHIP																					
Jose Guzman, R (1, 1) ERA: 3.71	7.0 W 28 5 3 3 6 3 0 1 0 0 0 0 65 111 3.86 1.143																					
Kenny Rogers, L (8, 1) ERA: 3.33	0.1 1 0 0 0 1 0 0 0 0 0 0 3 6 0.00 0.000																					
Todd Burns, R (8, 1) ERA: 4.06	0.0 2 2 1 1 0 0 0 0 0 0 0 1 3 7 ∞ ∞																					
Matt Whiteside, R (8, 1) ERA: 2.79	1.2 S 9 3 1 1 0 1 0 0 0 0 0 0 17 31 5.40 2.400																					

Texas Rangers @ Detroit Tigers
Tiger Stadium, Detroit, MI
Tue Sep 15 1992, 7:05 PM EDT
Att: 10,756 - Cloudy - 71 F


AB	33
R	5
H	10
RBI	5
BB	4
SO	7
LOB	15



Batter	1	2	3	4	5	6	7	8	9	AB	R	H	RBI	BB	SO	LOB	TOP			
Billy Hatcher, R OBP: 0.312, SLG: 0.351 (1, 7)	4-1 CS BB		0-1 G4-3				0-0 G4-3		1-1 1B								4 0 1 0 1 0 2			
Herm Winningham, L OBP: 0.280, SLG: 0.280 (1, 8)	4-2 FC3-6 BB		1-0 L7				2-3 K		2-2 1B								4 0 1 1 1 1 2			
Bob Zupic, R OBP: 0.324, SLG: 0.355 (1, 9)	2-2 FC3-6		2-0 E6 1B				1-2 G4-3		3-2 G5-3								3 1 0 0 0 0 1			
Phil Plantier, L OBP: 0.325, SLG: 0.350 (7, PH) (7, 9)	FC5-4		1B														1 0 0 0 0 0 2			
Tom Brunansky, R OBP: 0.353, SLG: 0.448 (1, 10)	FC5-4		1B														4 0 1 0 0 1 1			
Scott Cooper, L OBP: 0.342, SLG: 0.359 (1, 5)		0-1 G4-3 2B	1-1 1B				1-0 L3		1-0 G3								4 1 2 1 0 0 0			
John Valentin, R OBP: 0.342, SLG: 0.397 (1, 6)		1-2 G4-3	1-3 K				3-1 F8		1-0 L8								4 0 0 0 0 1 3			
Steve Lyons, L OBP: 0.205, SLG: 0.214 (1, 3)		1-2 G4-3					3-2 L7		0-1 G4-3								4 0 1 1 0 0 0			
Tim Naehring, R OBP: 0.272, SLG: 0.260 (1, 4)		4-0 BB					2-3 K		1-0 FC6-4 1B								2 0 1 0 2 1 0			
John Marzano, R OBP: 0.140, SLG: 0.170 (1, 2)		3-2 G5-3					1-0 G4-3		0-1 FC6-4 1B								3 1 0 0 0 0 2			
Mo Vaughn, L OBP: 0.327, SLG: 0.384 (9, PH)									1-2 K								1 0 0 0 0 1 2			
Inning Stats	R: 0 E: 0 K: 0 S: 8	H: 0 LOB: 1 BB: 2 P: 20	R: 1 E: 0 K: 0 S: 12	H: 1 LOB: 1 BB: 1 P: 21	R: 1 E: 1 K: 1 S: 12	H: 2 LOB: 2 BB: 0 P: 18	R: 0 E: 0 K: 1 S: 8	H: 0 LOB: 0 BB: 0 P: 14	R: 0 E: 0 K: 1 S: 6	H: 0 LOB: 0 BB: 0 P: 10	R: 1 E: 0 K: 0 S: 17	H: 3 LOB: 2 BB: 0 P: 24	R: 0 E: 0 K: 0 S: 4	H: 0 LOB: 0 BB: 0 P: 8	R: 0 E: 0 K: 1 S: 8	H: 1 LOB: 2 BB: 1 P: 15	1B: 6 2B: 1 3B: 0 HR: 0	SF: 0 SAC: 0 DP: 0 HBP: 0	WP: 0 PB: 0 SB: 0 CS: 1	PA: 38
PITCHER	IP WLS BF H R ER SO BB IBB HBP BLK WP HR S P ERA WHIP																			
John Doherty, R ERA: 3.53 (1, 1)	6.2 W 29 6 3 2 4 3 0 0 0 0 0 66 110 2.70 1.350																			
Eric King, R ERA: 5.51 (7, 1)	2.1 S 9 1 0 0 1 1 0 0 0 0 0 0 17 31 0.00 0.857																			

Boston Red Sox @ Detroit Tigers
Tiger Stadium, Detroit, MI
Fri Sep 18 1992, 7:05 PM EDT
Att: 14,951 - Cloudy - 76 F


AB 34
R 3
H 7
RBI 3
BB 4
SO 5
LOB 15



Batter	1	2	3	4	5	6	7	8	9	AB	R	H	RBI	BB	SO	LOB	BOTTOM			
Tony Phillips, S OBP: 0.391, SLG: 0.401 (1, 4)	2-2 HR 1B	0-1 HR 1B		1-1 F8			1-1 G6-4-3		4-0 2B IBB								4 2 2 1 1 0 1			
Lou Whitaker, L OBP: 0.396, SLG: 0.477 (1, 10)	1-2 F7	1-0 1H HR		3-2 G6-3			4-1 BB		1-0 1B 2B								4 1 2 5 1 0 1			
Travis Fryman, R OBP: 0.318, SLG: 0.436 (1, 6)	2-0 L5	1-0 G5-3		2-0 F9			1-2 L9		4-2 1B BB								4 0 0 0 1 0 2			
Cecil Fielder, R OBP: 0.326, SLG: 0.463 (1, 3)	2-2 HR	2-3 K					2-2 F9		4-2 G6-4-3 BB								4 1 2 2 1 1 0			
Mickey Tettleton, S OBP: 0.375, SLG: 0.465 (1, 2)	2-3 K						2-1 F9		2-0 G6-4-3								5 0 1 0 0 1 5			
Rob Deer, R OBP: 0.332, SLG: 0.548 (1, 9)		4-2 1B BB	4-1 BB				1-0 FC5-4 1B		2-2 HR								2 2 2 1 2 0 0			
Dan Gladden, R OBP: 0.305, SLG: 0.361 (1, 8)		1-3 K	1-3 K				1-2 FC5-4		0-1 G3								4 0 0 0 0 2 4			
Mark Carreon, R OBP: 0.281, SLG: 0.355 (1, 7)		1-0 1B 1B	0-0 L5				2-0 P4		1-1 2B 1B								4 2 2 0 0 0 2			
Skeeter Barnes, R OBP: 0.329, SLG: 0.417 (1, 5)		1-0 1B HR	3-2 G6-3				4-2 G6-4-3 BB		1-0 2B 2B								3 2 2 1 1 0 2			
Inning Stats	R: 2 E: 0 K: 1 S: 14	H: 2 LOB: 0 BB: 0 P: 23	R: 5 E: 0 K: 2 S: 16	H: 4 LOB: 0 BB: 1 P: 26	R: 0 E: 0 K: 1 S: 10	H: 1 LOB: 2 BB: 1 P: 18	R: 0 E: 0 K: 0 S: 6	H: 0 LOB: 0 BB: 0 P: 12	R: 0 E: 0 K: 0 S: 10	H: 1 LOB: 1 BB: 0 P: 16	R: 0 E: 0 K: 0 S: 7	H: 0 LOB: 0 BB: 1 P: 14	R: 0 E: 0 K: 0 S: 10	H: 0 LOB: 1 BB: 2 P: 21	R: 3 E: 0 K: 0 S: 13	H: 5 LOB: 3 BB: 2 P: 26	1B: 7 2B: 3 3B: 0 HR: 3	SF: 0 SAC: 0 DP: 2 HBP: 0	WP: 0 PB: 0 SB: 0 CS: 0	PA: 41
PITCHER	IP WLS BF H R ER SO BB IBB HBP BLK WP HR S P ERA WHIP																			
John Dopson, R ERA: 4.06 (1, 1)	2.0 L 13 6 7 7 3 1 0 0 0 0 0 2 30 49 31.50 3.500																			
Matt Young, L ERA: 4.66 (3, 1)	4.0 16 2 0 0 1 3 0 0 0 0 0 0 34 65 0.00 1.250																			
Daryl Irvine, R ERA: 5.4 (7, 1)	1.1 8 3 3 3 0 1 1 0 0 0 1 17 32 20.25 3.000																			
Tony Fossas, L ERA: 2.67 (8, 1)	0.2 4 2 0 0 0 1 0 0 0 0 0 0 5 10 0.00 4.500																			

Boston Red Sox @ Detroit Tigers
Tiger Stadium, Detroit, MI
Fri Sep 18 1992, 7:05 PM EDT
Att: 14,951 - Cloudy - 76 F

AB 34
R 10
H 13
RBI 10
BB 7
SO 4
LOB 17



Batter	1	2	3	4	5	6	7	8	9	AB	R	H	RBI	BB	SO	LOB	TOP					
Billy Hatcher, R OBP: 0.311, SLG: 0.352 (1, 7)	G6-3		F9			F9 SF8 2B		G6-3		4	1	1	0	0	0	1	Boston Red Sox @ Detroit Tigers Tiger Stadium, Detroit, MI Sat Sep 19 1992, 3:33 AM EDT Att: 18,613 - Cloudy - 63 F					
Tony Peña, R OBP: 0.285, SLG: 0.307 (1, 2)	1B		P3			F9		F8		4	0	1	0	0	0	2						
Bob Zupcic, R OBP: 0.324, SLG: 0.354 (1, 8)	1B			F9		SF8		F7		3	0	1	1	0	0	0						
Tom Brunansky, R OBP: 0.351, SLG: 0.444 (1, 9)	F8			P3		F9		G5-3		4	0	0	0	0	0	1						
Eric Wedge, R OBP: 0.383, SLG: 0.429 (1, 10)		P5					F7		F7	2	0	0	0	2	0	0						
Steve Lyons, L OBP: 0.205, SLG: 0.214 (9, PR)				BB					FC6 BB	0	0	0	0	0	0	0						
Jody Reed, R OBP: 0.325, SLG: 0.323 (1, 4)	G4-3			G4-3			G6-3		FC6	4	0	0	0	0	0	2						
Mo Vaughn, L OBP: 0.324, SLG: 0.380 (1, 3)	G3-1				K					3	0	0	0	0	1	0						
John Valentin, R OBP: 0.342, SLG: 0.391 (1, 6)				SH1-4 HBP		G5-3		P4		2	0	0	0	0	0	0						
Tim Lincecum, R OBP: 0.275, SLG: 0.282 (1, 5)				SH1-4		P9				2	1	1	1	0	0	0						
Inning Stats	R: 0 E: 0 K: 0 S: 6	H: 2 LOB: 1 BB: 0 P: 11	R: 0 E: 0 K: 0 S: 9	H: 0 LOB: 0 BB: 0 P: 14	R: 0 E: 0 K: 0 S: 11	H: 0 LOB: 1 BB: 0 P: 17	R: 0 E: 0 K: 0 S: 8	H: 0 LOB: 1 BB: 1 P: 14	R: 0 E: 0 K: 0 S: 9	H: 0 LOB: 0 BB: 0 P: 15	R: 1 E: 0 K: 0 S: 7	H: 1 LOB: 0 BB: 0 P: 14	R: 0 E: 0 K: 0 S: 9	H: 0 LOB: 0 BB: 0 P: 15	R: 1 E: 0 K: 0 S: 8	H: 1 LOB: 1 BB: 0 P: 14	R: 0 E: 0 K: 0 S: 7	H: 0 LOB: 1 BB: 1 P: 14	1B: 2 2B: 1 3B: 0 HR: 1	SF: 1 SAC: 1 DP: 0 HBP: 1	WP: 0 PB: 0 SB: 0 CS: 0	PA: 33
PITCHER Frank Tanana, L ERA: 4.08 (1, 1)	IP: 9.0 WLS: W BF: 33 H: 4 R: 2 ER: 2 SO: 1 BB: 2 IBB: 0 HBP: 1 BLK: 0 WP: 0 HR: 1 S: 74 P: 128 ERA: 2.00 WHIP: 0.667															PITCHER						

AB	28
R	2
H	4
RBI	2
BB	2
SO	1
LOB	6



Batter	1	2	3	4	5	6	7	8	9	AB	R	H	RBI	BB	SO	LOB	BOTTOM					
Tony Phillips, S OBP: 0.393, SLG: 0.402 (1, 8)	F9 BB 1B		BB		K					3	0	2	0	1	1	0	Boston Red Sox @ Detroit Tigers Tiger Stadium, Detroit, MI Sat Sep 19 1992, 3:33 AM EDT Att: 18,613 - Cloudy - 63 F					
Lou Whitaker, L OBP: 0.397, SLG: 0.474 (1, 4)	F9		BB		BB			P9		2	0	0	0	2	0	2						
Travis Fryman, R OBP: 0.318, SLG: 0.434 (1, 6)	BB		K		G5-3			P3		3	0	0	0	1	1	4						
Cecil Fielder, R OBP: 0.326, SLG: 0.462 (1, 3)	F9		K			G4-6-3 1B		P6		4	0	1	0	0	1	5						
Mickey Tettleton, S OBP: 0.372, SLG: 0.461 (1, 10)	P2			L9		G4-6-3 1-2F		F7		4	0	0	0	0	0	3						
Rob Deer, R OBP: 0.328, SLG: 0.542 (1, 9)		P6		K		P4		P4		4	0	0	0	0	1	0						
Scott Livingstone, L OBP: 0.359, SLG: 0.334 (1, 5)		G5-3		G6-3			G4-3		E 2B	4	0	1	0	0	0	0						
Skeeter Barnes, R OBP: 0.329, SLG: 0.417 (9, PR)										0	1	0	0	0	0	0						
Mark Carreon, R OBP: 0.278, SLG: 0.351 (1, 7)		G6-3			E4		F9		E IBB	3	1	0	0	0	0	-1						
Dave Bergman, L OBP: 0.297, SLG: 0.265 (9, PH)										0	1	0	0	1	0	0						
Chad Kreuter, S OBP: 0.300, SLG: 0.328 (1, 2)			F7		K		G3-1		E5	4	0	0	0	0	1	0						
Inning Stats	R: 0 E: 0 K: 0 S: 9	H: 1 LOB: 2 BB: 1 P: 18	R: 0 E: 0 K: 0 S: 9	H: 0 LOB: 0 BB: 0 P: 11	R: 0 E: 0 K: 2 S: 9	H: 0 LOB: 2 BB: 2 P: 19	R: 0 E: 0 K: 1 S: 6	H: 0 LOB: 0 BB: 0 P: 8	R: 1 E: 1 K: 2 S: 11	H: 0 LOB: 1 BB: 1 P: 24	R: 0 E: 0 K: 0 S: 5	H: 1 LOB: 0 BB: 0 P: 8	R: 0 E: 0 K: 0 S: 5	H: 0 LOB: 0 BB: 0 P: 6	R: 0 E: 0 K: 0 S: 5	H: 1 LOB: 1 BB: 0 P: 10	R: 2 E: 1 K: 0 S: 12	H: 1 LOB: 2 BB: 1 P: 23	1B: 3 2B: 1 3B: 0 HR: 0	SF: 0 SAC: 0 DP: 1 HBP: 0	WP: 0 PB: 0 SB: 0 CS: 0	PA: 36
PITCHER Danny Darwin, R ERA: 3.79 (1, 1)	IP: 8.0 WLS: L BF: 31 H: 3 R: 1 ER: 0 SO: 5 BB: 4 IBB: 0 HBP: 0 BLK: 0 WP: 0 HR: 0 S: 59 P: 104 ERA: 0.00 WHIP: 0.875															PITCHER						
Greg Harris, R ERA: 2.73 (9, 1)	0.2 L 5 1 2 0 0 0 1 0 0 0 0 0 12 23 0.00 1.500															PITCHER						

AB	31
R	3
H	4
RBI	0
BB	5
SO	5
LOB	13



Batter	1	2	3	4	5	6	7	8	9	AB	R	H	RBI	BB	SO	LOB	TOP								
Billy Hatcher, R OBP: 0.313, SLG: 0.353 (1, 7)										5	0	2	0	0	0	2									
Tony Peña, R OBP: 0.282, SLG: 0.303 (1, 2)										5	0	0	0	0	0	4									
Scott Cooper, L OBP: 0.343, SLG: 0.368 (1, 5)										4	1	1	1	1	0	0									
Tom Brunansky, R OBP: 0.350, SLG: 0.441 (1, 9)										3	0	0	0	1	0	0									
Phil Plantier, L OBP: 0.325, SLG: 0.349 (1, 10)										4	1	1	0	0	0	2									
Bob Zupic, R OBP: 0.325, SLG: 0.356 (1, 8)										4	1	2	0	0	1	2									
Steve Lyons, L OBP: 0.229, SLG: 0.283 (1, 3)										4	1	2	1	0	0	1									
John Valentin, R OBP: 0.352, SLG: 0.423 (1, 6)										4	1	3	3	0	0	0									
Tim Naehring, R OBP: 0.274, SLG: 0.288 (1, 4)										4	0	1	0	0	0	3									
Inning Stats	R: 0 E: 0 K: 0 S: 7	H: 1 LOB: 0 BB: 0 P: 9	R: 0 E: 0 K: 0 S: 9	H: 1 LOB: 1 BB: 0 P: 14	R: 0 E: 0 K: 0 S: 10	H: 1 LOB: 1 BB: 0 P: 15	R: 1 E: 0 K: 0 S: 6	H: 1 LOB: 0 BB: 0 P: 13	R: 1 E: 1 K: 0 S: 13	H: 2 LOB: 1 BB: 0 P: 19	R: 0 E: 0 K: 1 S: 7	H: 0 LOB: 1 BB: 2 P: 17	R: 1 E: 0 K: 0 S: 5	H: 2 LOB: 1 BB: 0 P: 8	R: 2 E: 0 K: 0 S: 14	H: 4 LOB: 2 BB: 0 P: 24	R: 0 E: 0 K: 0 S: 5	H: 0 LOB: 0 BB: 0 P: 8	1B: 8 2B: 1 3B: 1 HR: 2	SF: 0 SAC: 0 DP: 1 HBP: 0	WP: 1 PB: 0 SB: 0 CS: 0	PA: 39			
PITCHER	IP	WLS	BF	H	R	ER	SO	BB	IBB	HBP	BLK	WP	HR	S	P	ERA	WHIP								
Bill Gulickson, R ERA: 4.04 (1, 1)	7.2	L	34	11	5	5	1	2	0	0	0	1	2	65	109	5.87	1.696								
John Kieley, R ERA: 2.25 (8, 1)	1.1		5	1	0	0	0	0	0	0	0	0	0	11	18	0.00	0.750								

Boston Red Sox @ Detroit Tigers
Tiger Stadium, Detroit, MI
Sun Sep 20 1992, 3:33 AM EDT
Att: 18,459 - Cloudy - 66 F

AB	37
R	5
H	12
RBI	5
BB	2
SO	1
LOB	14



Batter	1	2	3	4	5	6	7	8	9	AB	R	H	RBI	BB	SO	LOB	BOTTOM								
Tony Phillips, S OBP: 0.392, SLG: 0.400 (1, 4)										5	1	1	0	0	1	3									
Dan Gladden, R OBP: 0.304, SLG: 0.357 (1, 8)										4	0	0	0	1	1	0									
Travis Fryman, R OBP: 0.320, SLG: 0.434 (1, 6)										4	2	2	0	1	0	2									
Cecil Fielder, R OBP: 0.325, SLG: 0.461 (1, 3)										5	1	1	1	0	1	4									
Rob Deer, R OBP: 0.334, SLG: 0.546 (1, 9)										3	0	2	1	2	0	0									
Mark Carreon, R OBP: 0.275, SLG: 0.347 (1, 7)										3	0	0	0	0	0	5									
Dave Bergman, L OBP: 0.296, SLG: 0.263 (8, PH)										1	0	0	0	0	0	0									
Phil Clark, R OBP: 0.472, SLG: 0.511 (9, PH)										1	0	1	1	0	0	0									
Skeeter Barnes, R OBP: 0.323, SLG: 0.408 (1, 5)											3	0	0	0	0	1	0								
Scott Livingstone, L OBP: 0.310, SLG: 0.339 (8, PH)										2	0	1	0	0	1	2									
Rich Rowland, R OBP: 0.333, SLG: 0.143 (1, 10)											2	0	0	0	1	1	0								
Lou Whitaker, L OBP: 0.336, SLG: 0.474 (8, PH)										0	0	0	0	1	0	0									
Chad Kreuter, S OBP: 0.306, SLG: 0.326 (1, 2)										1	0	0	0	2	0	1									
Mickey Tettleton, S OBP: 0.372, SLG: 0.460 (8, PH)										1	0	0	0	0	0	2									
Inning Stats	R: 1 E: 0 K: 2 S: 12	H: 2 LOB: 2 BB: 1 P: 21	R: 0 E: 0 K: 0 S: 10	H: 0 LOB: 1 BB: 1 P: 22	R: 1 E: 0 K: 0 S: 10	H: 1 LOB: 1 BB: 1 P: 19	R: 0 E: 0 K: 1 S: 8	H: 0 LOB: 1 BB: 1 P: 13	R: 0 E: 0 K: 0 S: 11	H: 2 LOB: 2 BB: 0 P: 15	R: 0 E: 0 K: 1 S: 8	H: 0 LOB: 1 BB: 1 P: 14	R: 0 E: 0 K: 1 S: 9	H: 0 LOB: 0 BB: 0 P: 12	R: 0 E: 0 K: 0 S: 15	H: 1 LOB: 2 BB: 1 P: 26	R: 2 E: 0 K: 1 S: 13	H: 2 LOB: 2 BB: 2 P: 25	1B: 5 2B: 3 3B: 0 HR: 0	SF: 0 SAC: 0 DP: 0 HBP: 0	WP: 1 PB: 0 SB: 0 CS: 0	PA: 43			
PITCHER	IP	WLS	BF	H	R	ER	SO	BB	IBB	HBP	BLK	WP	HR	S	P	ERA	WHIP								
Frank Viola, L ERA: 3.64 (1, 1)	7.0	W	31	5	2	2	0	5	0	0	0	0	0	68	116	2.57	1.429								
Paul Quantrill, R ERA: 2.59 (8, 1)	1.0		7	2	2	2	0	2	0	0	0	0	0	18	33	18.00	4.000								
Greg Harris, R ERA: 2.71 (9, 1)	0.2		3	0	0	0	0	1	0	0	0	1	0	5	11	0.00	1.500								
Tony Fossas, L ERA: 2.83 (9, 1)	0.1	S	2	1	0	0	1	0	0	0	0	0	0	5	7	0.00	3.000								

Boston Red Sox @ Detroit Tigers
Tiger Stadium, Detroit, MI
Sun Sep 20 1992, 3:33 AM EDT
Att: 18,459 - Cloudy - 66 F

AB	35
R	4
H	8
RBI	3
BB	8
SO	6
LOB	19



Batter	1	2	3	4	5	6	7	8	9	AB	R	H	RBI	BB	SO	LOB	TOP					
Tony Phillips, S (1, 4) OBP: 0.390, SLG: 0.397	G4-3		E6		G4-3				G4-6-3	5	1	1	0	0	0	3	Detroit Tigers @ New York Yankees Yankee Stadium, Bronx, NY Tue Sep 22 1992, 7:05 PM EDT Att: 13,001 - Cloudy - 76 F					
Lou Whitaker, L (1, 10) OBP: 0.395, SLG: 0.478	F9		E1		F9					4	1	1	1	0	0	3						
Travis Fryman, R (1, 6) OBP: 0.316, SLG: 0.426	F9		1B		K					4	0	1	0	0	1	1						
Cecil Fielder, R (1, 3) OBP: 0.327, SLG: 0.457		FC6-4	1B					F9		4	1	2	1	0	0	1						
Rob Deer, R (1, 9) OBP: 0.328, SLG: 0.533	F8		G5-4-3							4	0	1	0	0	1	3						
Dan Gladden, R (1, 8) OBP: 0.304, SLG: 0.359	P4				E6			F8		4	0	0	0	0	0	3						
Mark Carreon, R (1, 7) OBP: 0.273, SLG: 0.362		HR			G6-4-3					4	1	1	2	0	0	1						
Scott Livingstone, L (1, 5) OBP: 0.314, SLG: 0.363					G4-3					3	0	1	0	0	0	0						
Dave Bergman, L (9, PH) OBP: 0.299, SLG: 0.260										1	0	1	0	0	0	0						
Chad Kreuter, S (1, 2) OBP: 0.313, SLG: 0.333	F8									4	0	3	0	0	0	1						
Inning Stats	R: 0 E: 0 K: 0 S: 8	H: 0 LOB: 0 BB: 0 P: 9	R: 2 E: 0 K: 0 S: 12	H: 3 LOB: 1 BB: 0 P: 19	R: 2 E: 2 K: 0 S: 14	H: 2 LOB: 0 BB: 0 P: 23	R: 0 E: 1 K: 0 S: 5	H: 0 LOB: 0 BB: 0 P: 8	R: 0 E: 0 K: 1 S: 7	H: 1 LOB: 1 BB: 0 P: 9	R: 0 E: 0 K: 1 S: 7	H: 1 LOB: 0 BB: 0 P: 7	R: 0 E: 0 K: 0 S: 11	H: 2 LOB: 2 BB: 0 P: 15	R: 0 E: 0 K: 0 S: 8	H: 1 LOB: 1 BB: 0 P: 10	R: 0 E: 0 K: 0 S: 10	H: 2 LOB: 1 BB: 0 P: 15	1B: 10 2B: 1 3B: 0 HR: 1	SF: 0 SAC: 0 DP: 4 HBP: 0	WP: 0 PB: 0 SB: 0 CS: 0	PA: 37
PITCHER	IP	WLS	BF	H	R	ER	SO	BB	IBB	HBP	BLK	WP	HR	S	P	ERA	WHIP					
Scott Sanderson, R (1, 1) ERA: 4.49	4.0		17	5	4	2	0	0	0	0	0	0	1	39	59	4.50	1.250					
John Habyan, R (5, 1) ERA: 3.55	3.0	W	12	4	0	0	2	0	0	0	0	0	0	25	31	0.00	1.333					
Tim Burke, R (8, 1) ERA: 4.15	1.0		4	1	0	0	0	0	0	0	0	0	0	8	10	0.00	1.000					
Steve Farr, R (9, 1) ERA: 1.65	1.0	S	4	2	0	0	0	0	0	0	0	0	0	10	15	0.00	2.000					

Batter	1	2	3	4	5	6	7	8	9	AB	R	H	RBI	BB	SO	LOB	BOTTOM				
Bernie Williams, S (1, 8) OBP: 0.353, SLG: 0.424	1B	1B		G1-4-3		F7				5	1	3	1	0	0	1	Detroit Tigers @ New York Yankees Yankee Stadium, Bronx, NY Tue Sep 22 1992, 7:05 PM EDT Att: 13,001 - Cloudy - 76 F				
Roberto Kelly, R (1, 7) OBP: 0.323, SLG: 0.392	2B	1B		G6-3		F9				4	0	2	1	1	0	1					
Don Mattingly, L (1, 10) OBP: 0.332, SLG: 0.427	F9			P6						4	1	0	0	1	1	5					
Matt Nokes, L (1, 2) OBP: 0.294, SLG: 0.427		F9								5	2	3	4	0	0	3					
J.T. Snow, L (1, 3) OBP: 0.286, SLG: 0.357	L5									2	0	0	0	2	1	2					
Gerald Williams, R (1, 9) OBP: 0.286, SLG: 0.357	G4-3			L9		F9				4	0	0	0	0	0	4					
Hensley Meulens, R (1, 5) OBP: 0.500, SLG: 1.333		P4				G6-4-3				3	1	1	1	1	0	1					
Dave Silvestri, R (1, 6) OBP: 0.364, SLG: 0.727		1B								4	1	2	0	0	1	2					
Andy Stankiewicz, R (1, 4) OBP: 0.341, SLG: 0.351		1B								3	1	1	0	1	0	3					
Inning Stats	R: 1 E: 0 K: 0 S: 16	H: 3 LOB: 2 BB: 0 P: 24	R: 2 E: 0 K: 1 S: 20	H: 3 LOB: 2 BB: 1 P: 29	R: 0 E: 0 K: 1 S: 11	H: 0 LOB: 2 BB: 2 P: 21	R: 0 E: 0 K: 0 S: 6	H: 0 LOB: 0 BB: 0 P: 6	R: 1 E: 0 K: 0 S: 6	H: 1 LOB: 0 BB: 1 P: 10	R: 0 E: 0 K: 0 S: 8	H: 1 LOB: 1 BB: 0 P: 12	R: 3 E: 0 K: 1 S: 11	H: 3 LOB: 1 BB: 1 P: 19	R: 0 E: 0 K: 0 S: 5	H: 1 LOB: 1 BB: 1 P: 11		1B: 6 2B: 2 3B: 1 HR: 3	SF: 0 SAC: 0 DP: 1 HBP: 0	WP: 0 PB: 0 SB: 1 CS: 1	PA: 40
PITCHER	IP	WLS	BF	H	R	ER	SO	BB	IBB	HBP	BLK	WP	HR	S	P	ERA	WHIP				
Eric King, R (1, 1) ERA: 5.81	6.0	L	31	9	6	6	2	5	0	0	0	0	2	68	108	9.00	2.333				
Les Lancaster, R (7, 1) ERA: 6.24	2.0		9	3	1	1	1	1	0	0	0	0	1	15	24	4.50	2.000				

AB	37
R	4
H	12
RBI	4
BB	0
SO	2
LOB	16



AB	34
R	7
H	12
RBI	7
BB	6
SO	3
LOB	22



Batter	1	2	3	4	5	6	7	8	9	AB	R	H	RBI	BB	SO	LOB	TOP					
Tony Phillips, S OBP: 0.392, SLG: 0.397 (1, 8)										4	0	1	0	1	0	1	Detroit Tigers @ New York Yankees Yankee Stadium, Bronx, NY Thu Sep 24 1992, 7:05 PM EDT Att. 12,415 - Sunny - 57 F					
Lou Whitaker, L OBP: 0.391, SLG: 0.472 (1, 4)										5	0	0	0	0	2	2						
Travis Fryman, R OBP: 0.319, SLG: 0.427 (1, 6)										3	1	2	0	1	0	0						
Cecil Fielder, R OBP: 0.327, SLG: 0.454 (1, 3)										4	0	0	0	0	2	4						
Mickey Tettleton, S OBP: 0.375, SLG: 0.463 (1, 10)										4	0	2	0	0	1	3						
Rob Deer, R OBP: 0.333, SLG: 0.540 (1, 9)										3	0	1	1	1	1	1						
Mark Carreon, R OBP: 0.278, SLG: 0.360 (1, 7)										3	0	0	0	1	0	2						
Chad Kreuter, S OBP: 0.314, SLG: 0.332 (1, 2)										2	0	0	0	2	0	3						
Skeeter Barnes, R OBP: 0.311, SLG: 0.387 (1, 5)										4	0	0	0	0	0	2						
Inning Stats	R: 0 E: 1 K: 1 S: 15	H: 1 LOB: 2 BB: 1 P: 25	R: 0 E: 0 K: 1 S: 8	H: 0 LOB: 1 BB: 1 P: 17	R: 0 E: 0 K: 1 S: 7	H: 0 LOB: 0 BB: 0 P: 9	R: 0 E: 0 K: 0 S: 7	H: 1 LOB: 2 BB: 2 P: 19	R: 0 E: 0 K: 0 S: 5	H: 0 LOB: 0 BB: 0 P: 9	R: 0 E: 0 K: 2 S: 10	H: 1 LOB: 1 BB: 0 P: 16	R: 0 E: 0 K: 0 S: 5	H: 0 LOB: 1 BB: 1 P: 10	R: 1 E: 0 K: 0 S: 12	H: 3 LOB: 2 BB: 0 P: 24	R: 0 E: 0 K: 1 S: 10	H: 0 LOB: 1 BB: 1 P: 18	1B: 5 2B: 1 3B: 0 HR: 0	SF: 0 SAC: 0 DP: 1 HBP: 0	WP: 0 PB: 0 SB: 2 CS: 0	PA: 38
PITCHER	IP	WLS	BF	H	R	ER	SO	BB	IBB	HBP	BLK	WP	HR	S	P	ERA	WHIP					
Scott Kamieniecki, R ERA: 4.2 (1, 1)	8.0	W	34	6	1	1	5	5	0	0	0	0	0	69	129	1.12	1.375					
Curt Young, L ERA: 4.22 (9, 1)	1.0		4	0	0	0	1	1	0	0	0	0	0	10	18	0.00	1.000					

Batter	1	2	3	4	5	6	7	8	9	AB	R	H	RBI	BB	SO	LOB	BOTTOM				
Bernie Williams, S OBP: 0.359, SLG: 0.431 (1, 8)										4	3	3	1	1	0	0	Detroit Tigers @ New York Yankees Yankee Stadium, Bronx, NY Thu Sep 24 1992, 7:05 PM EDT Att. 12,415 - Sunny - 57 F				
Randy Velarde, R OBP: 0.345, SLG: 0.409 (1, 6)										4	1	0	0	0	3	5					
Don Mattingly, L OBP: 0.333, SLG: 0.430 J.T. Snow, L (9, 3)										4	2	2	3	1	0	2					
Danny Tartabull, R OBP: 0.408, SLG: 0.491 (1, 10)										4	1	1	1	1	2	3					
Roberto Kelly, R OBP: 0.320, SLG: 0.387 (1, 7)										5	0	0	0	0	2	5					
Mike Stanley, R OBP: 0.372, SLG: 0.436 (1, 2)									2	0	0	1	2	1	0						
Charlie Hayes, R OBP: 0.300, SLG: 0.411 (1, 5)									3	0	1	2	1	0	1						
Gerald Williams, R OBP: 0.278, SLG: 0.500 (1, 9)									4	1	1	1	0	1	5						
Pat Kelly, R OBP: 0.301, SLG: 0.374 Andy Stankiewicz, R OBP: 0.342, SLG: 0.382 (8, 4)										2	1	0	0	1	1	3					
Inning Stats	R: 3 E: 0 K: 2 S: 12	H: 2 LOB: 0 BB: 0 P: 21	R: 0 E: 0 K: 1 S: 7	H: 0 LOB: 1 BB: 1 P: 14	R: 1 E: 1 K: 2 S: 11	H: 0 LOB: 0 BB: 0 P: 20	R: 0 E: 0 K: 1 S: 11	H: 0 LOB: 1 BB: 1 P: 21	R: 0 E: 0 K: 1 S: 7	H: 0 LOB: 0 BB: 0 P: 9	R: 5 E: 0 K: 2 S: 19	H: 3 LOB: 4 BB: 4 P: 40	R: 1 E: 0 K: 0 S: 10	H: 2 LOB: 2 BB: 1 P: 19	1B: 6 2B: 2 3B: 1 HR: 1	SF: 0 SAC: 0 DP: 2 HBP: 1	WP: 1 PB: 0 SB: 2 CS: 0	PA: 41			
PITCHER	IP	WLS	BF	H	R	ER	SO	BB	IBB	HBP	BLK	WP	HR	S	P	ERA	WHIP				
Frank Tanana, L ERA: 4.19 (7, 1)	6.0	L	28	6	3	3	2	3	1	0	0	0	0	61	107	7.50	1.500				
Les Lancaster, R ERA: 6.41 (7, 1)	2.0		13	3	3	3	2	3	1	0	0	0	0	24	48	13.50	3.000				

Batter	1	2	3	4	5	6	7	8	9	10	AB	R	H	RBI	BB	SO	LOB	TOP									
Kenny Lofton, L OBP: 0.367, SLG: 0.370 (1, 8)	2-1 HR	1-1 G1-3		1-2 1B		0-2 G1-3			1-0 G6-3		5	1	2	1	0	0	3	Cleveland Indians @ Detroit Tigers Tiger Stadium, Detroit, MI Fri Sep 25 1992, 7:05 PM EDT Att. 13,624 - Sunny - 61 F									
Thomas Howard, S OBP: 0.316, SLG: 0.351 (1, 9) (8, 7)	0-0 F7		0-1 E7 G6-3	1-3 G1-3			0-1 G4-3		1-1 2B		5	0	2	0	0	0	3										
Carlos Baerga, S OBP: 0.348, SLG: 0.447 (1, 4)	1-0 HR		0-1 P6		1-0 HR		1-0 F7		4-0 IBB		4	2	2	3	1	0	1										
Albert Belle, R OBP: 0.325, SLG: 0.482 Mark Whiten, S OBP: 0.352, SLG: 0.371 (1, 7) (8, 9)	2-0 G6-3		0-2 G6-3		3-2 HR G1-6-3		0-2 F7		1-2 G1-3		4	0	1	0	0	0	1										
Paul Sorrento, L OBP: 0.349, SLG: 0.447 (1, 10)	3-1 G1-3		1-3 K		1-2 G1-6-3			2-2 1B SF9		1-2 G6-3		5	1	1	0	0	1										
Reggie Jefferson, S OBP: 0.362, SLG: 0.472 (1, 3)		1-0 F8		3-1 G3		0-0 F8		1-1 1B G4-6-3		1-0 1B		5	0	2	0	0	0										
Carlos Martinez, R OBP: 0.278, SLG: 0.383 Brook Jacoby, R OBP: 0.322, SLG: 0.326 (1, 5) (8, 5)		2-1 P4		4-0 WP G3-1 1B BB		2-1 L7		2-1 SF9		1-3 K		2	1	0	1	1	0										
Felix Fermin, R OBP: 0.322, SLG: 0.324 (1, 6)		1-0 1B		1-1 G3-1		0-1 2B		1-1 G4-6-3		1-2 1B		5	0	3	0	0	2										
Junior Ortiz, R OBP: 0.285, SLG: 0.288 Wayne Kirby, L OBP: 0.375, SLG: 0.538 Jesse Levis, L OBP: 0.235, SLG: 0.353 (1, 2) (10, PH) (10, 2)		2-1 1B		4-1 1B BB		1-2 P5		0-2 F9		1-1 G6-3		3	0	1	0	1	0										
Inning Stats	R: 2 E: 0 K: 0 S: 7	H: 2 LOB: 0 BB: 0 P: 15	R: 0 E: 0 K: 0 S: 8	H: 2 LOB: 2 BB: 0 P: 15	R: 0 E: 1 K: 1 S: 10	H: 1 LOB: 1 BB: 0 P: 11	R: 1 E: 0 K: 0 S: 9	H: 1 LOB: 2 BB: 2 P: 22	R: 1 E: 0 K: 0 S: 9	H: 2 LOB: 0 BB: 0 P: 14	R: 0 E: 0 K: 0 S: 10	H: 1 LOB: 1 BB: 0 P: 13	R: 0 E: 0 K: 0 S: 6	H: 0 LOB: 0 BB: 0 P: 7	R: 1 E: 0 K: 0 S: 9	H: 2 LOB: 0 BB: 0 P: 15	R: 0 E: 0 K: 0 S: 9		H: 1 LOB: 2 BB: 0 P: 16	R: 0 E: 0 K: 1 S: 12	H: 2 LOB: 2 BB: 0 P: 17	1B: 8 2B: 4 3B: 0 HR: 2	SF: 1 SAC: 0 DP: 2 HBP: 0	WP: 1 PB: 0 SB: 0 CS: 0	PA: 45		
PITCHER	IP	WLS	BF	H	R	ER	SO	BB	IBB	HBP	BLK	WP	HR	S	P	ERA	WHIP										
Bill Gullickson, R ERA: 4.12 Mark Leiter, R ERA: 4.4 Mark Leiter, R ERA: 4.4 Mike Henneman, R ERA: 4.01 (1, 1) (8, 1) (9, 1) (10, 1)	7.0		33	11	5	5	1	2	0	0	0	1	2	64	105	6.43	1.857										

Batter	1	2	3	4	5	6	7	8	9	10	AB	R	H	RBI	BB	SO	LOB	BOTTOM									
Tony Phillips, S OBP: 0.392, SLG: 0.398 (1, 8)	4-2 G3-6 BB		2-3 K		3-2 G3-1	2-0 F8			1-2 G4-3 1B 2B		4	1	1	0	1	1	3	Cleveland Indians @ Detroit Tigers Tiger Stadium, Detroit, MI Fri Sep 25 1992, 7:05 PM EDT Att. 13,624 - Sunny - 61 F									
Lou Whitaker, L OBP: 0.390, SLG: 0.488 (1, 4)	2-0 G3-6-1		2-0 F7		3-3 K	4-2 BB			0-0 G4-3		4	0	0	0	1	1	3										
Travis Fryman, R OBP: 0.320, SLG: 0.426 (1, 6)	0-1 G5-3			2-0 BB 1B	4-2 BB	2-3 K			1-3 K		4	1	1	0	1	2	3										
Cecil Fielder, R OBP: 0.326, SLG: 0.452 (1, 10) (9, 3)		1-3 K		1-2 P5	2-0 L6		3-2 G4-3		1-1 FC6-4 1B		5	0	1	1	0	1	2										
Mickey Tetterton, S OBP: 0.376, SLG: 0.462 Rich Rowland, R OBP: 0.364, SLG: 0.222 (1, 2) (6, PH) (7, 2)		1-3 K		4-2 1B BB		4-2 HR HBP	1-1 G6-4-3		0-0 FC6-4		1	0	0	0	1	1	0										
Rob Deer, R OBP: 0.333, SLG: 0.540 (1, 9)		2-2 2B		4-2 1B BB	1-2 HR	2-0 E5	0-1 G6-4-3			0-0 G4-3		4	1	1	0	1	2										
Scott Livingstone, L OBP: 0.317, SLG: 0.375 Skeeter Barnes, R OBP: 0.314, SLG: 0.389 (1, 5) (8, PH) (9, 5)		0-1 G3-1		1-2 2-3 3-H	0-0 1B	0-2 HR		1-2 P3		0-1 1B 1B		3	1	2	4	0	0										
Mark Carreon, R OBP: 0.280, SLG: 0.359 (1, 7)			1-0 P2	1-3 K	4-2 K	4-2 FC3-6 BB		1-2 F7		1-2 1B		4	0	1	0	1	3										
Dave Bergman, L OBP: 0.299, SLG: 0.281 Dan Gladden, R OBP: 0.302, SLG: 0.356 Mark Leiter, R Mike Henneman, R Chad Kreuter, S (1, 3) (8, PH) (9, 1) (10, 1) (10, PH)			0-1 G3-1	1-0 L3	1-0 L3	1-2 FC3-6 BB	1-1 G5-3		2-1 1B		3	0	1	0	0	0	5										
Inning Stats	R: 0 E: 0 K: 0 S: 5	H: 0 LOB: 0 BB: 1 P: 11	R: 0 E: 0 K: 2 S: 11	H: 1 LOB: 1 BB: 0 P: 15	R: 0 E: 0 K: 1 S: 7	H: 1 LOB: 1 BB: 0 P: 12	R: 1 E: 0 K: 1 S: 20	H: 2 LOB: 3 BB: 2 P: 33	R: 0 E: 0 K: 1 S: 10	H: 0 LOB: 1 BB: 1 P: 22	R: 3 E: 1 K: 0 S: 7	H: 1 LOB: 2 BB: 2 P: 39	R: 0 E: 0 K: 0 S: 7	H: 1 LOB: 0 BB: 0 P: 11	R: 0 E: 0 K: 0 S: 8	H: 0 LOB: 0 BB: 0 P: 11	R: 1 E: 0 K: 1 S: 10		H: 2 LOB: 1 BB: 0 P: 13	R: 1 E: 0 K: 0 S: 8	H: 3 LOB: 2 BB: 0 P: 11	1B: 8 2B: 2 3B: 0 HR: 1	SF: 0 SAC: 0 DP: 2 HBP: 1	WP: 0 PB: 0 SB: 0 CS: 0	PA: 45		
PITCHER	IP	WLS	BF	H	R	ER	SO	BB	IBB	HBP	BLK	WP	HR	S	P	ERA	WHIP										
Dave Mlicki, R ERA: 5.74 Ted Power, R ERA: 2.54 Eric Plunk, R ERA: 3.39 Derek Liguist, L ERA: 1.62 Steve Olin, R ERA: 2.51 (1, 1) (8, 1) (8, 1) (8, 1) (8, 1)	5.0		22	4	1	1	5	4	0	0	0	0	1	53	93	1.80	1.600										

AB	41
R	5
H	14
RBI	5
BB	3
SO	2
LOB	18

AB	38
R	6
H	11
RBI	6
BB	6
SO	7
LOB	23

Batter	1	2	3	4	5	6	7	8	9	AB	R	H	RBI	BB	SO	LOB	TOP										
Kenny Lofton, L OBP: 0.366, SLG: 0.368 (1, 8)	E4 G6-3 P5-2	G4-3		1B		G4-3		G6-3		5	0	1	1	0	0	3	Cleveland Indians @ Detroit Tigers Tiger Stadium, Detroit, MI Sat Sep 26 1992, 3:33 AM EDT Att: 16,567 - Cloudy - 66 F										
Felix Fermin, R OBP: 0.319, SLG: 0.317 (1, 6)	G6-3		F8	F8			L3			4	0	0	0	1	0	3											
Carlos Baerga, S OBP: 0.347, SLG: 0.445 (1, 4)	P5-2		F7	L8				F7		5	0	1	0	0	0	6											
Albert Belle, R OBP: 0.326, SLG: 0.481 (1, 7)										5	1	2	0	0	2	1											
Paul Sorrento, L OBP: 0.347, SLG: 0.442 (1, 3)		L9	G4-3							4	0	0	0	1	1	3											
Reggie Jefferson, S OBP: 0.362, SLG: 0.491 (8, PR)										4	1	2	0	0	1	1											
Wayne Kirby, L OBP: 0.353, SLG: 0.500 (8, PR)	P5									1	1	0	0	0	0	1											
Mark Whiten, S OBP: 0.351, SLG: 0.370 (1, 9)										4	1	1	0	0	0	2											
Brook Jacoby, R OBP: 0.327, SLG: 0.330 (1, 5)										3	2	2	2	1	1	0											
Jesse Levis, L OBP: 0.297, SLG: 0.486 (8, PH)										3	1	3	2	0	0	0											
Carlos Martinez, R OBP: 0.282, SLG: 0.391 (8, 2)										1	0	1	2	0	0	0											
Junior Ortiz, R OBP: 0.285, SLG: 0.268 (8, 2)										0	0	0	0	0	0	0											
Inning Stats	R: 0 E: 1 K: 0 S: 6	H: 0 LOB: 0 BB: 0 P: 8	R: 2 E: 0 K: 0 S: 12	H: 4 LOB: 2 BB: 0 P: 17	R: 0 E: 0 K: 0 S: 10	H: 1 LOB: 1 BB: 0 P: 15	R: 2 E: 0 K: 0 S: 7	H: 4 LOB: 2 BB: 0 P: 15	R: 0 E: 0 K: 3 S: 11	H: 0 LOB: 0 BB: 0 P: 16	R: 1 E: 0 K: 1 S: 9	H: 1 LOB: 0 BB: 0 P: 15	R: 0 E: 0 K: 0 S: 5	H: 1 LOB: 1 BB: 0 P: 11	R: 2 E: 0 K: 0 S: 14	H: 2 LOB: 2 BB: 2 P: 29	R: 0 E: 0 K: 1 S: 6	H: 0 LOB: 0 BB: 1 P: 11	1B: 10 2B: 3 3B: 0 HR: 1	SF: 0 SAC: 0 DP: 2 HBP: 0	WP: 1 PB: 0 SB: 1 CS: 0	PA: 42					
PITCHER	IP	WLS	BF	H	R	ER	SO	BB	IBB	HBP	BLK	WP	HR	S	P	ERA	WHIP										
Dave Haas, R ERA: 3.79 (1, 1)	3.1		19	9	4	4	0	0	0	0	0	1	0	33	52	10.80	2.700										
Kurt Knudsen, R ERA: 4.75 (4, 1)	4.0	L	16	3	3	3	4	0	1	0	0	0	1	31	55	6.75	0.750										
Mike Munoz, L ERA: 3.09 (8, 1)	0.1		2	1	0	0	0	0	0	0	0	0	0	6	10	0.00	3.000										
John Kiely, R ERA: 2.18 (8, 1)	1.1		5	0	0	0	1	2	0	0	0	0	0	10	20	0.00	1.500										

AB	39
R	7
H	13
RBI	7
BB	3
SO	5
LOB	20



Batter	1	2	3	4	5	6	7	8	9	AB	R	H	RBI	BB	SO	LOB	BOTTOM										
Tony Phillips, S OBP: 0.391, SLG: 0.396 (1, 4)	E1 BB	FC5-2		P3		F7				5	0	1	0	0	1	5	Cleveland Indians @ Detroit Tigers Tiger Stadium, Detroit, MI Sat Sep 26 1992, 3:33 AM EDT Att: 16,567 - Cloudy - 66 F										
Dan Gladden, R OBP: 0.303, SLG: 0.353 (1, 8)		F7		P3		F9				3	0	0	0	2	0	4											
Travis Fryman, R OBP: 0.317, SLG: 0.423 (1, 6)				F9						5	0	0	0	0	3	6											
Cecil Fielder, R OBP: 0.327, SLG: 0.457 (1, 3)	L8									5	1	2	1	0	1	2											
Rob Deer, R OBP: 0.336, SLG: 0.547 (1, 9)										4	2	2	1	1	2	1											
Mark Carreon, R OBP: 0.279, SLG: 0.356 (1, 7)	G6-3			P4		E8				5	0	1	0	0	0	4											
Phil Clark, R OBP: 0.462, SLG: 0.560 (7, PH)										3	1	2	0	0	1	2											
Lou Whitaker, L OBP: 0.389, SLG: 0.467 (7, PH)										1	0	0	0	0	1	1											
Rich Rowland, R OBP: 0.462, SLG: 0.300 (5, PH)										1	0	1	0	1	0	0											
Mickey Tetleten, S OBP: 0.377, SLG: 0.463 (6, 2)										1	0	1	1	0	0	0											
Skeeter Barnes, R OBP: 0.316, SLG: 0.390 (8, PH)										2	0	1	1	0	1	1											
Scott Livingstone, L OBP: 0.316, SLG: 0.374 (9, 5)										1	0	0	0	0	0	1											
Inning Stats	R: 0 E: 1 K: 1 S: 12	H: 1 LOB: 3 BB: 2 P: 25	R: 0 E: 0 K: 0 S: 11	H: 1 LOB: 1 BB: 1 P: 21	R: 1 E: 0 K: 1 S: 10	H: 1 LOB: 0 BB: 0 P: 12	R: 1 E: 0 K: 0 S: 8	H: 3 LOB: 2 BB: 0 P: 11	R: 2 E: 1 K: 2 S: 16	H: 3 LOB: 1 BB: 0 P: 24	R: 0 E: 0 K: 1 S: 8	H: 0 LOB: 0 BB: 0 P: 12	R: 0 E: 0 K: 2 S: 8	H: 1 LOB: 1 BB: 0 P: 14	R: 0 E: 0 K: 2 S: 12	H: 1 LOB: 2 BB: 1 P: 25	R: 0 E: 0 K: 1 S: 8	H: 0 LOB: 0 BB: 0 P: 12	1B: 7 2B: 2 3B: 0 HR: 2	SF: 1 SAC: 1 DP: 0 HBP: 0	WP: 1 PB: 0 SB: 1 CS: 0	PA: 42					
PITCHER	IP	WLS	BF	H	R	ER	SO	BB	IBB	HBP	BLK	WP	HR	S	P	ERA	WHIP										
Dennis Cook, L ERA: 3.99 (1, 1)	3.0	W	11	2	0	0	5	0	0	0	0	0	0	27	44	0.00	0.667										
Jack Armstrong, R ERA: 4.07 (8, 1)	0.2		4	1	0	0	1	1	0	0	0	1	0	9	20	0.00	3.000										
Eric Plunk, R ERA: 3.36 (8, 1)	1.1	S	4	0	0	0	2	0	0	0	0	0	0	11	17	0.00	0.000										

AB	36
R	4
H	11
RBI	4
BB	4
SO	10
LOB	27



Batter	1	2	3	4	5	6	7	8	9	AB	R	H	RBI	BB	SO	LOB	TOP											
Kenny Lofton, L OBP: 0.363, SLG: 0.365 (1, 8)	2-3		2-2		1-1		1-0		0-0	5	1	0	0	0	1	1	Cleveland Indians @ Detroit Tigers Tiger Stadium, Detroit, MI Sun Sep 27 1992, 3:33 AM EDT Att: 14,330 - Sunny - 65 F											
Felix Fermin, R OBP: 0.324, SLG: 0.319 José Hernández, R (6, 6)	2-1		4-0		1-0		2-3		1-3	2	1	1	0	1	0	0												
Carlos Baerga, S OBP: 0.350, SLG: 0.454 (1, 4)	0-1		0-0		4-1		1-0			3	1	3	2	1	0	0												
Albert Belle, R OBP: 0.324, SLG: 0.478 Thomas Howard, S OBP: 0.315, SLG: 0.350 (6, 7)	1-0		0-0		3-0		2-2			3	0	0	1	0	0	4												
Paul Sorrento, L OBP: 0.346, SLG: 0.441 (1, 10)	1-0		0-0			2-1		2-1		4	0	1	0	0	0	3												
Reggie Jefferson, S OBP: 0.371, SLG: 0.492 (1, 3)		0-1		0-0		1-0		2-0		4	0	2	0	0	0	1												
Carlos Martínez, R OBP: 0.281, SLG: 0.388 (1, 5)		1-1		1-2		0-3		3-3		4	0	1	0	0	2	3												
Mark Whiten, S OBP: 0.349, SLG: 0.368 Wayne Kirby, L OBP: 0.333, SLG: 0.467 (6, 9)	0-1		0-2		0-0		1-2			3	0	0	0	0	0	3												
Junior Ortiz, R OBP: 0.285, SLG: 0.268 (1, 2)	1-2		1-2			1-0		0-1		4	0	1	0	0	1	2												
Inning Stats	R: 1 E: 0 K: 1 S: 9	H: 2 LOB: 1 BB: 0 P: 15	R: 0 E: 0 K: 0 S: 7	H: 1 LOB: 1 BB: 0 P: 8	R: 0 E: 0 K: 0 S: 6	H: 1 LOB: 2 BB: 1 P: 12	R: 0 E: 0 K: 1 S: 14	H: 1 LOB: 1 BB: 0 P: 16	R: 0 E: 0 K: 0 S: 5	H: 1 LOB: 1 BB: 1 P: 10	R: 2 E: 0 K: 1 S: 9	H: 2 LOB: 0 BB: 0 P: 16	R: 0 E: 0 K: 1 S: 11	H: 1 LOB: 1 BB: 0 P: 19	R: 0 E: 0 K: 1 S: 6	H: 0 LOB: 0 BB: 7 P: 7		1B: 7 2B: 1 3B: 0 HR: 1	SF: 0 SAC: 0 DP: 0 HBP: 0	WP: 1 PB: 0 SB: 0 CS: 0	PA: 38							
PITCHER	IP	WLS	BF	H	R	ER	SO	BB	IBB	HBP	BLK	WP	HR	S	P	ERA	WHIP											
Walt Terrell, R ERA: 5.2 Mark Leiter, R ERA: 4.32	(1, 1)	7.0	W	31	8	3	3	4	2	0	0	0	1	1	57	91	3.86	1.429										
(8, 1)	2.0	7	1	0	0	0	2	0	0	0	0	0	0	0	17	26	0.00	0.500										

Batter	1	2	3	4	5	6	7	8	9	AB	R	H	RBI	BB	SO	LOB	BOTTOM											
Tony Phillips, S OBP: 0.391, SLG: 0.395 (1, 8)	4-2	2-1	1-0		0-0		0-0			4	1	1	0	1	0	1	Cleveland Indians @ Detroit Tigers Tiger Stadium, Detroit, MI Sun Sep 27 1992, 3:33 AM EDT Att: 14,330 - Sunny - 65 F											
Lou Whitaker, L OBP: 0.391, SLG: 0.469 (1, 4)	4-2	3-2	3-2		0-1		1-1			4	3	2	0	1	0	2												
Travis Fryman, R OBP: 0.318, SLG: 0.423 (1, 6)	0-1		1-2		0-0		1-0		3-3	4	2	2	0	0	1	3												
Cecil Fielder, R OBP: 0.327, SLG: 0.462 (1, 10)	3-3		0-2		0-0		3-2		3-2	5	2	2	2	0	1	4												
Mickey Tettleton, S OBP: 0.377, SLG: 0.467 (1, 2)	2-1		2-2		1-1		0-3		4-2	4	1	1	3	1	1	3												
Rob Deer, R OBP: 0.340, SLG: 0.558 (1, 9)	1-1		4-0		2-0		1-3		0-3	4	2	2	4	1	2	1												
Scott Livingstone, L OBP: 0.322, SLG: 0.378 (1, 5)	4-0		1-1		4-0		4-2		0-0	2	2	1	0	3	0	1												
Mark Carreon, R OBP: 0.278, SLG: 0.356 (1, 7)	2-2		0-0		0-2		3-2			3	0	1	1	0	0	2												
Dave Bergman, L OBP: 0.298, SLG: 0.260 Skeeter Barnes, R OBP: 0.310, SLG: 0.385 (3, PH) (4, 3)	0-2		0-2		1-3		0-0			1	0	0	0	0	0	0												
Inning Stats	R: 3 E: 0 K: 1 S: 17	H: 2 LOB: 2 BB: 3 P: 37	R: 0 E: 0 K: 0 S: 8	H: 0 LOB: 0 BB: 0 P: 13	R: 5 E: 0 K: 0 S: 16	H: 4 LOB: 0 BB: 1 P: 25	R: 1 E: 0 K: 0 S: 10	H: 2 LOB: 0 BB: 0 P: 14	R: 1 E: 0 K: 1 S: 8	H: 1 LOB: 1 BB: 1 P: 15	R: 2 E: 0 K: 2 S: 13	H: 2 LOB: 0 BB: 0 P: 18	R: 1 E: 2 K: 1 S: 16	H: 1 LOB: 2 BB: 1 P: 26	R: 0 E: 0 K: 1 S: 9	H: 0 LOB: 1 BB: 1 P: 16		1B: 6 2B: 3 3B: 0 HR: 3	SF: 2 SAC: 1 DP: 1 HBP: 0	WP: 0 PB: 0 SB: 0 CS: 0	PA: 43							
PITCHER	IP	WLS	BF	H	R	ER	SO	BB	IBB	HBP	BLK	WP	HR	S	P	ERA	WHIP											
Jose Mesa, R ERA: 4.55 Denis Boucher, L ERA: 6.37 Mike Christopher, R ERA: 2.4	(1, 1)	2.0	L	15	5	7	7	1	4	0	0	0	0	1	34	66	31.50	4.500										
(3, 1)	3.1	16	6	5	5	1	1	0	0	0	0	0	2	32	49	13.50	2.100											
(6, 1)	2.2	12	1	1	0	4	2	0	0	0	0	0	0	31	49	0.00	1.125											

Batter	1	2	3	4	5	6	7	8	9	AB	R	H	RBI	BB	SO	LOB	TOP								
Brady Anderson, L (1, 7) OBP: 0.375, SLG: 0.453										4	0	1	1	0	2	3	Baltimore Orioles @ Detroit Tigers Tiger Stadium, Detroit, MI Tue Sep 29 1992, 7:05 PM EDT Att: 10,448 - Sunny - 57 F								
Luis Mercedes, R (1, 9) OBP: 0.234, SLG: 0.154										4	0	1	2	0	0	2									
Mike Devereaux, R (1, 8) OBP: 0.321, SLG: 0.461										5	0	2	0	0	1	3									
Cal Ripken Jr., R (1, 6) OBP: 0.321, SLG: 0.354										4	1	2	0	1	0	1									
Glenn Davis, R (1, 10) OBP: 0.331, SLG: 0.407										5	1	1	0	0	2	4									
Tim Lincecum, R (1, 5) OBP: 0.357, SLG: 0.426										5	2	2	2	0	0	2									
David Segui, S (1, 3) OBP: 0.309, SLG: 0.301										3	2	1	1	1	0	1									
Billy Ripken, R (1, 4) OBP: 0.274, SLG: 0.312										3	0	0	0	0	0	1									
Jeff Tackett, R (1, 2) OBP: 0.299, SLG: 0.383										4	1	3	1	0	0	0									
Inning Stats	R: 0 E: 0 K: 1 S: 14	H: 3 LOB: 2 BB: 0 P: 23	R: 2 E: 0 K: 1 S: 16	H: 3 LOB: 2 BB: 1 P: 25	R: 0 E: 0 K: 1 S: 8	H: 1 LOB: 1 BB: 0 P: 9	R: 1 E: 1 K: 0 S: 13	H: 1 LOB: 1 BB: 0 P: 19	R: 4 E: 0 K: 1 S: 15	H: 4 LOB: 1 BB: 1 P: 26	R: 0 E: 0 K: 1 S: 7	H: 0 LOB: 0 BB: 0 P: 10	R: 0 E: 0 K: 2 S: 10	H: 0 LOB: 0 BB: 0 P: 15	R: 0 E: 0 K: 1 S: 8	H: 0 LOB: 0 BB: 0 P: 11	R: 0 E: 0 K: 0 S: 7	H: 1 LOB: 1 BB: 0 P: 9	1B: 12 2B: 0 3B: 0 HR: 1	SF: 2 SAC: 1 DP: 1 HBP: 0	WP: 0 PB: 0 SB: 0 CS: 0	PA: 42			
PITCHER	IP	WLS	BF	H	R	ER	SO	BB	IBB	HBP	BLK	WP	HR	S	P	ERA	WHIP								
Frank Tanana, L (1, 1) ERA: 4.39	4.0	L	25	11	7	6	3	2	0	0	0	0	1	56	87	13.50	3.250								
Eric King, R (5, 1) ERA: 5.5	4.0		13	1	0	0	2	0	0	0	0	0	0	35	51	0.00	0.250								
Les Lancaster, R (9, 1) ERA: 6.33	1.0		4	1	0	0	0	0	0	0	0	0	0	7	9	0.00	1.000								

Batter	1	2	3	4	5	6	7	8	9	AB	R	H	RBI	BB	SO	LOB	BOTTOM								
Tony Phillips, S (1, 8) OBP: 0.391, SLG: 0.395										3	0	1	1	1	0	0	Baltimore Orioles @ Detroit Tigers Tiger Stadium, Detroit, MI Tue Sep 29 1992, 7:05 PM EDT Att: 10,448 - Sunny - 57 F								
Lou Whitaker, L (1, 4) OBP: 0.388, SLG: 0.465										4	0	0	0	0	4										
Travis Fryman, R (1, 6) OBP: 0.318, SLG: 0.421										3	0	0	0	1	2	4									
Cecil Fielder, R (1, 10) OBP: 0.327, SLG: 0.465										4	1	1	1	0	1	1									
Mickey Tettleton, S (1, 2) OBP: 0.378, SLG: 0.465										2	0	0	0	2	0	0									
Rob Deer, R (1, 9) OBP: 0.336, SLG: 0.552										4	0	0	0	0	3	2									
Scott Livingstone, L (1, 5) OBP: 0.319, SLG: 0.373										4	0	0	0	0	2	1									
Mark Carreon, R (1, 7) OBP: 0.279, SLG: 0.359										3	1	1	0	0	0	0									
Dave Bergman, L (1, 3) OBP: 0.303, SLG: 0.267										3	0	2	0	0	0	0									
Inning Stats	R: 0 E: 0 K: 0 S: 5	H: 0 LOB: 0 BB: 0 P: 9	R: 0 E: 0 K: 0 S: 3	H: 0 LOB: 0 BB: 1 P: 9	R: 0 E: 0 K: 0 S: 5	H: 0 LOB: 0 BB: 0 P: 10	R: 0 E: 0 K: 0 S: 8	H: 0 LOB: 1 BB: 1 P: 13	R: 0 E: 0 K: 2 S: 8	H: 0 LOB: 0 BB: 0 P: 14	R: 0 E: 0 K: 1 S: 12	H: 1 LOB: 2 BB: 1 P: 22	R: 0 E: 0 K: 2 S: 8	H: 0 LOB: 0 BB: 0 P: 10	R: 1 E: 0 K: 2 S: 13	H: 3 LOB: 2 BB: 0 P: 20	R: 1 E: 0 K: 1 S: 7	H: 1 LOB: 0 BB: 1 P: 14	1B: 3 2B: 1 3B: 0 HR: 1	SF: 0 SAC: 0 DP: 2 HBP: 0	WP: 0 PB: 0 SB: 0 CS: 0	PA: 34			
PITCHER	IP	WLS	BF	H	R	ER	SO	BB	IBB	HBP	BLK	WP	HR	S	P	ERA	WHIP								
Ben McDonald, R (1, 1) ERA: 4.4	8.0	W	30	4	1	1	7	3	0	0	0	0	1	62	107	1.12	0.875								
Mark Williamson, R (9, 1) ERA: 1.13	1.0		4	1	1	1	1	1	0	0	0	0	1	7	14	9.00	2.000								

AB	37
R	7
H	13
RBI	7
BB	2
SO	5
LOB	17



Batter	1	2	3	4	5	6	7	8	9	AB	R	H	RBI	BB	SO	LOB	TOP		
Brady Anderson, L (1, 7) OBP: 0.373, SLG: 0.450	G3		F7		F8			G3		4	0	0	0	0	0	3	Baltimore Orioles @ Detroit Tigers Tiger Stadium, Detroit, MI Wed Sep 30 1992, 7:05 PM EDT Att: 11,990 - Sunny - 56 F		
Mike Devereaux, R (1, 8) OBP: 0.322, SLG: 0.461	G6-4-3 1B		BB			G5-3		F7		3	0	1	0	1	0	0			
Cal Ripken Jr., R (1, 6) OBP: 0.347, SLG: 0.354	G6-4-3		K			HR 1B		P3		4	1	1	0	0	1	4			
Glenn Davis, R (1, 10) OBP: 0.335, SLG: 0.419		G4-6-3 1B			G6-3 1B	HR 1B		K		4	1	3	2	0	1	0			
Chito Martinez, L (1, 9) OBP: 0.362, SLG: 0.412	G4-6-3		G6-3			HR 1B		G5-4-3 1B		4	0	2	0	0	0	2			
Tim Lincecum, R (1, 5) OBP: 0.347, SLG: 0.414	G1-3		K			G4-3		G5-4-3		4	0	0	0	0	1	1			
David Segui, S (1, 3) OBP: 0.305, SLG: 0.296			G4-3		F7			G4-3		3	0	0	0	0	0	0			
Billy Ripken, R (1, 4) OBP: 0.275, SLG: 0.312			BB 1B		G6-3			P3		3	0	1	0	0	0	0			
Mark Parent, R (1, 2) OBP: 0.300, SLG: 0.370			BB 1B		2B			K		3	0	2	0	0	1	0			
Inning Stats	R: 0 E: 0 K: 0 S: 8	H: 1 LOB: 0 BB: 0 P: 10	R: 0 E: 0 K: 0 S: 4	H: 1 LOB: 0 BB: 0 P: 5	R: 0 E: 0 K: 1 S: 14	H: 2 LOB: 3 BB: 1 P: 26	R: 0 E: 0 K: 1 S: 7	H: 1 LOB: 0 BB: 0 P: 11	R: 0 E: 0 K: 1 S: 6	H: 1 LOB: 1 BB: 0 P: 11	R: 2 E: 0 K: 0 S: 14	H: 3 LOB: 0 BB: 0 P: 22	R: 0 E: 0 K: 1 S: 9	H: 0 LOB: 0 BB: 0 P: 13	R: 0 E: 0 K: 0 S: 8	H: 1 LOB: 0 BB: 0 P: 8	1B: 8 2B: 1 3B: 0 HR: 1	SF: 0 SAC: 0 DP: 4 HBP: 0	WP: 0 PA: 33 PB: 0 SB: 0 CS: 0
PITCHER	IP	WLS	BF	H	R	ER	SO	BB	IBB	HBP	BLK	WP	HR	S	P	ERA	WHIP		
John Doherty, R (1, 1) ERA: 3.88	6.0	W	24	9	2	2	2	1	0	0	0	0	1	53	85	3.00	1.667		
Mark Leiter, R (7, 1) ERA: 4.24	2.0		6	0	0	0	1	0	0	0	0	0	0	17	26	0.00	0.000		
Mike Henneman, R (9, 1) ERA: 3.96	1.0	S	3	1	0	0	1	0	0	0	0	0	0	5	8	0.00	1.000		

AB	32
R	2
H	10
RBI	2
BB	1
SO	4
LOB	10



Batter	1	2	3	4	5	6	7	8	9	AB	R	H	RBI	BB	SO	LOB	BOTTOM		
Tony Phillips, S (1, 10) OBP: 0.390, SLG: 0.393	G5-3		SH1-3	G3		F7				3	0	0	0	0	0	2	Baltimore Orioles @ Detroit Tigers Tiger Stadium, Detroit, MI Wed Sep 30 1992, 7:05 PM EDT Att: 11,990 - Sunny - 56 F		
Lou Whitaker, L (1, 4) OBP: 0.385, SLG: 0.466	F9		2B		L3		S BB			3	0	1	1	1	0	0			
Travis Fryman, R (1, 6) OBP: 0.319, SLG: 0.420	F8		BB		BB		K			2	0	0	0	2	1	1			
Cecil Fielder, R (1, 3) OBP: 0.326, SLG: 0.463		FC5-4 BB	P3		P3		F8			3	0	0	0	1	0	4			
Mickey Tettleton, S (1, 2) OBP: 0.377, SLG: 0.462		FC5-4 BB	F8		K		K			3	0	0	0	1	2	4			
Rob Deer, R (1, 9) OBP: 0.336, SLG: 0.551	FC5-4 L5-3			1B SF8 2B		G1-3		K		4	1	1	0	0	1	2			
Scott Livingstone, L (1, 5) OBP: 0.316, SLG: 0.375	L5-3			L8		2B		F8		4	1	1	0	0	0	3			
Dan Gladden, R (1, 8) OBP: 0.307, SLG: 0.362			2B		1B		F8			4	1	3	1	0	0	0			
Mark Carreon, R (1, 7) OBP: 0.279, SLG: 0.363			SH1-3 2B	SF8		F7				2	1	1	2	0	0	1			
Inning Stats	R: 0 E: 0 K: 0 S: 9	H: 0 LOB: 0 BB: 0 P: 13	R: 0 E: 0 K: 0 S: 9	H: 0 LOB: 1 BB: 2 P: 20	R: 2 E: 0 K: 0 S: 12	H: 3 LOB: 2 BB: 1 P: 21	R: 1 E: 0 K: 0 S: 10	H: 2 LOB: 1 BB: 0 P: 18	R: 0 E: 0 K: 2 S: 9	H: 0 LOB: 1 BB: 1 P: 18	R: 0 E: 0 K: 1 S: 12	H: 0 LOB: 0 BB: 0 P: 17	1B: 1 2B: 7 3B: 0 HR: 0	SF: 1 SAC: 1 DP: 1 HBP: 0	WP: 0 PA: 35 PB: 0 SB: 1 CS: 0				
PITCHER	IP	WLS	BF	H	R	ER	SO	BB	IBB	HBP	BLK	WP	HR	S	P	ERA	WHIP		
Bob Milacki, R (1, 1) ERA: 5.73	6.0	L	28	7	4	4	4	4	0	0	0	0	0	21	35	0.00	0.500		
Storm Davis, R (7, 1) ERA: 3.43	2.0		7	0	0	0	3	1	0	0	0	0	0	21	35	0.00	0.500		


AB	28
R	4
H	7
RBI	4
BB	5
SO	4
LOB	17



Batter	1	2	3	4	5	6	7	8	9	AB	R	H	RBI	BB	SO	LOB	TOP					
Tony Phillips, S OBP: 0.388, SLG: 0.390 (1, 10)										4	1	0	1	1	2	1						
Lou Whitaker, L OBP: 0.389, SLG: 0.465 (1, 4)										5	1	2	0	0	0	1						
Travis Fryman, R OBP: 0.317, SLG: 0.417 (1, 6)										5	0	0	1	0	3	2						
Cecil Fielder, R OBP: 0.327, SLG: 0.462 Skeeter Barnes, R OBP: 0.310, SLG: 0.385 (9, PR)										5	0	2	0	0	2	1						
Mickey Tettleton, S OBP: 0.378, SLG: 0.470 (1, 2)										4	2	2	2	1	1	2						
Rob Deer, R OBP: 0.337, SLG: 0.551 (1, 9)										4	1	2	0	0	0	2						
Scott Livingstone, L OBP: 0.320, SLG: 0.379 (1, 5)										4	1	2	0	0	1	1						
Dan Gladden, R OBP: 0.307, SLG: 0.361 (1, 8)										4	1	1	1	0	1	1						
Mark Carreon, R OBP: 0.279, SLG: 0.365 (1, 7)										4	0	1	1	0	0	2						
Inning Stats	R: 1 E: 0 K: 2 S: 16	H: 3 LOB: 2 BB: 0 P: 25	R: 0 E: 0 K: 0 S: 7	H: 0 LOB: 0 BB: 0 P: 8	R: 0 E: 0 K: 0 S: 6	H: 0 LOB: 0 BB: 0 P: 8	R: 2 E: 1 K: 1 S: 16	H: 3 LOB: 1 BB: 1 P: 24	R: 1 E: 0 K: 0 S: 13	H: 1 LOB: 1 BB: 1 P: 22	R: 2 E: 1 K: 0 S: 8	H: 2 LOB: 1 BB: 0 P: 11	R: 1 E: 0 K: 3 S: 14	H: 2 LOB: 1 BB: 0 P: 21	R: 0 E: 0 K: 2 S: 8	H: 0 LOB: 0 BB: 0 P: 12	R: 0 E: 0 K: 2 S: 10	H: 1 LOB: 1 BB: 0 P: 17	1B: 8 2B: 3 3B: 0 HR: 1	SF: 0 SAC: 0 DP: 1 HBP: 0	WP: 0 PB: 0 SB: 1 CS: 0	PA: 41
PITCHER	IP	WLS	BF	H	R	ER	SO	BB	IBB	HBP	BLK	WP	HR	S	P	ERA	WHIP					
Jack Morris, R ERA: 4.04 (1, 1)	6.0	W	29	9	6	4	3	2	0	0	0	0	0	66	98	6.00	1.833					
Mark Eichhorn, R ERA: 3.09 (7, 1)	1.0		5	2	1	1	3	0	0	0	0	0	1	14	21	9.00	2.000					
Duane Ward, R ERA: 1.96 (8, 1)	1.0		3	0	0	0	2	0	0	0	0	0	0	8	12	0.00	0.000					
Tom Henke, R ERA: 2.13 (9, 1)	1.0	S	4	1	0	0	2	0	0	0	0	0	0	10	17	0.00	1.000					

Detroit Tigers @ Toronto Blue Jays
SkyDome, Toronto, ON
Fri Oct 02 1992, 7:05 PM EDT
Att: 50,418 - Dome - 70 F

AB 39
R 7
H 12
RBI 6
BB 2
SO 10
LOB 13



Batter	1	2	3	4	5	6	7	8	9	AB	R	H	RBI	BB	SO	LOB	BOTTOM					
Devon White, S OBP: 0.302, SLG: 0.389 (1, 8)										5	1	2	0	0	1	0						
Roberto Alomar, S OBP: 0.403, SLG: 0.427 (1, 4)										5	2	2	2	0	0	1						
Joe Carter, R OBP: 0.308, SLG: 0.494 (1, 9)										5	1	1	0	0	2	0						
Dave Winfield, R OBP: 0.377, SLG: 0.493 (1, 10)										4	0	2	1	0	0	0						
John Olerud, L OBP: 0.376, SLG: 0.453 Derek Bell, R OBP: 0.352, SLG: 0.361 Domingo Martinez, R OBP: 0.750, SLG: 1.500 (7, PR)										3	1	1	0	1	0	2						
Candy Maldonado, R OBP: 0.359, SLG: 0.466 (1, 7)										1	1	1	2	2	0	0						
Kelly Gruber, R OBP: 0.273, SLG: 0.351 (1, 5)										3	0	1	1	1	1	1						
Pat Borders, R OBP: 0.291, SLG: 0.384 (1, 2)										4	1	1	1	0	1	6						
Manuel Lee, S OBP: 0.337, SLG: 0.312 Turner Ward, S OBP: 0.357, SLG: 0.538 Alfredo Griffin, S OBP: 0.288, SLG: 0.272 (7, PH)										2	1	0	0	1	0	3						
Inning Stats	R: 4 E: 0 K: 2 S: 22	H: 3 LOB: 1 BB: 1 P: 37	R: 2 E: 0 K: 0 S: 8	H: 2 LOB: 0 BB: 1 P: 17	R: 0 E: 0 K: 0 S: 6	H: 0 LOB: 1 BB: 1 P: 12	R: 0 E: 0 K: 1 S: 5	H: 0 LOB: 0 BB: 0 P: 7	R: 2 E: 0 K: 0 S: 19	H: 4 LOB: 3 BB: 1 P: 34	R: 0 E: 0 K: 1 S: 6	H: 0 LOB: 0 BB: 0 P: 10	R: 0 E: 0 K: 1 S: 15	H: 2 LOB: 3 BB: 1 P: 25	R: 0 E: 0 K: 0 S: 7	H: 0 LOB: 0 BB: 0 P: 13	R: 0 E: 0 K: 0 S: 10	H: 0 LOB: 0 BB: 0 P: 17	1B: 7 2B: 1 3B: 0 HR: 3	SF: 0 SAC: 1 DP: 1 HBP: 0	WP: 0 PB: 0 SB: 1 CS: 0	PA: 39
PITCHER	IP	WLS	BF	H	R	ER	SO	BB	IBB	HBP	BLK	WP	HR	S	P	ERA	WHIP					
Bill Gullickson, R ERA: 4.34 (1, 1)	1.0	L	9	4	6	6	2	2	0	0	0	0	0	3	23	42	54.00	6.000				
Walt Terrell, R ERA: 5.2 (2, 1)	3.1		16	5	2	2	1	1	1	0	0	0	0	31	55	5.40	1.800					
Kurt Knudsen, R ERA: 4.58 (5, 1)	2.2		11	2	0	0	2	0	1	0	0	0	0	27	45	0.00	0.750					
Mike Munoz, L ERA: 3.04 (8, 1)	0.2		2	0	0	0	0	0	0	0	0	0	0	3	6	0.00	0.000					
John Kieley, R ERA: 2.17 (8, 1)	0.1		1	0	0	0	0	0	0	0	0	0	0	4	7	0.00	0.000					

Detroit Tigers @ Toronto Blue Jays
SkyDome, Toronto, ON
Fri Oct 02 1992, 7:05 PM EDT
Att: 50,418 - Dome - 70 F

AB 33
R 8
H 11
RBI 7
BB 5
SO 5
LOB 16

