

Detroit Tigers - 1993

Batter	1	2	3	4	5	6	7	8	9	AB	R	H	RBI	BB	SO	LOB	TOP											
Tony Phillips, S OBP: 0.400, SLG: 0.400	0-1 SH1-3 1B		2-0 G3			1-2 G4-3		3-2 S E 1B	3-1 F8	5	0	2	0	0	0	1												
Lou Whitaker, L	0-0 SH1-3		0-2 G6-3			2-1 L9		2-2 SF8		2	0	0	1	0	0	0												
Travis Fryman, R	2-1 F9			2-2 E4 1B S SF8-2-4		0-0 F8		2-2 E1 S		4	1	0	0	0	0	2												
Cecil Fielder, R OBP: 0.500, SLG: 0.500	3-1 G4-3			1-3 1B			1-1 WP FC5-2 1B	0-3 K		4	0	2	0	0	1	3												
Kirk Gibson, L OBP: 0.500, SLG: 0.500		2-1 G4-3		2-0 SF8-2-4		0-0 FC5-2 1B		4-0 IBB		2	1	1	1	1	0	0												
Rob Deer, R		2-2 P2		1-2 3H 2-0 G6-3		3-2 FC5-2 1B		0-3 K		4	0	0	0	0	1	5												
Mickey Tettleton, S	1-2 HR				2-1 G1-3		1-2 1-3 3H 1B	3-2 F7		4	1	2	2	0	0	0												
Scott Livingstone, L	1-1 F7				2-0 CS 1B		1-3 3H 2-1 FC3-2-5-4-8	2-3 K		4	0	1	0	0	1	2												
Mitt Cuyler, S			0-0 F8		3-3 K			3-2 1B SF8 2B	4-2 BB	3	1	1	0	1	1	1												
Inning Stats	R: 0 E: 0 K: 0 S: 7	H: 1 LOB: 1 BB: 0 P: 12	R: 1 E: 0 K: 0 S: 11	H: 1 LOB: 0 BB: 0 P: 17	R: 0 E: 0 K: 0 S: 6	H: 0 LOB: 0 BB: 0 P: 8	R: 1 E: 1 K: 0 S: 9	H: 1 LOB: 0 BB: 0 P: 17	R: 0 E: 0 K: 0 S: 6	H: 0 LOB: 0 BB: 0 P: 9	R: 1 E: 0 K: 0 S: 11	H: 3 LOB: 1 BB: 0 P: 18	R: 1 E: 1 K: 2 S: 24	H: 2 LOB: 3 BB: 1 P: 38	R: 0 E: 0 K: 1 S: 17	H: 0 LOB: 1 BB: 1 P: 29	1B: 7 2B: 4 3B: 0 HR: 1	SF: 2 SAC: 1 DP: 3 HBP: 0	WP: 1 PB: 0 SB: 3 CS: 1	PA: 37								
PITCHER	IP	WLS	BF	H	R	ER	SO	BB	IBB	HBP	BLK	WP	HR	S	P	ERA	WHIP											
Bob Welch, R ERA: 1.8	(1, 1)	5.0	W	18	4	2	1	1	0	0	0	0	0	1	39	67	1.80	0.800										
Joe Boever, R ERA: 6.75	(6, 1)	1.1		7	3	1	1	0	0	0	0	0	1	0	15	23	6.75	2.250										
Ed Nunez, R ERA: 13.5	(7, 1)	0.2		2	1	1	0	0	0	0	0	0	0	0	7	12	13.50	1.500										
Rick Honeycutt, L ERA:	(8, 1)	0.1		3	1	0	0	0	0	0	0	0	0	0	12	19	0.00	3.000										
Dennis Eckersley, R ERA:	(8, 1)	1.2	S	7	0	0	0	3	1	1	0	0	0	0	24	40	0.00	0.600										

Detroit Tigers @ Oakland Athletics
 Oakland-Alameda County Coliseum, Oakland, CA
 Mon Apr 05 1993, 7:05 PM PDT
 Att: 43,370 - Unknown - 54 F

AB 32
 R 4
 H 9
 RBI 4
 BB 2
 SO 4
 LOB 14



Batter	1	2	3	4	5	6	7	8	9	AB	R	H	RBI	BB	SO	LOB	BOTTOM											
Rickey Henderson, R OBP: 0.400, SLG: 0.500	2-1 F8		2-2 L7			3-2 G6-3		4-0 HR BB		4	2	1	1	1	0	1												
Dave Henderson, R	1-0 P2		2-2 G6-3			1-3 K		3-2 HR		4	0	0	0	0	2	2												
Eric Fox, S OBP: 1.000, SLG: 4.000			1-1 G6-3			2-3 K		1-3 HR		1	1	1	4	0	0	0												
Ruben Sierra, S OBP: 0.200, SLG: 0.500	1-0 L7		1-1 S 2B			1-0 SF7		0-0 P2		4	0	1	2	0	0	0												
Mark McGwire, R OBP: 0.750, SLG: 1.000		4-0 1B BB	4-0 IBB			2-1 HR 2B		0-0 G6-3		2	1	1	0	2	0	0												
Troy Neel, L OBP: 0.250, SLG: 1.000		2-2 P5	1-1 G4-3			1-0 HR		2-3 K		4	1	1	2	0	1	3												
Terry Steinbach, R OBP: 0.750, SLG: 0.750	0-1 1B			1-2 CS 1B		0-0 1B		0-3 K		4	0	3	0	0	1	0												
Jerry Browne, S OBP: 0.500, SLG: 0.333	1-2 F9			2-3 K		2-1 1B		4-2 PB S HR BB		3	1	1	0	1	1	3												
Mike Bordick, R	1-1 F8			2-2 F8		3-1 P4		2-3 K		4	0	0	0	0	1	6												
Lance Blankenship, R OBP: 0.750, SLG: 1.000			4-2 S 2B BB			0-1 2B 2B		4-1 HR BB		2	3	1	0	2	1	0												
Inning Stats	R: 0 E: 0 K: 0 S: 4	H: 0 LOB: 0 BB: 0 P: 8	R: 0 E: 0 K: 0 S: 10	H: 1 LOB: 2 BB: 1 P: 18	R: 1 E: 0 K: 0 S: 16	H: 1 LOB: 2 BB: 2 P: 30	R: 0 E: 0 K: 1 S: 13	H: 1 LOB: 0 BB: 0 P: 17	R: 4 E: 0 K: 1 S: 16	H: 6 LOB: 2 BB: 0 P: 30	R: 0 E: 0 K: 2 S: 9	H: 0 LOB: 0 BB: 0 P: 14	R: 0 E: 0 K: 1 S: 5	H: 0 LOB: 0 BB: 0 P: 7	R: 4 E: 0 K: 2 S: 17	H: 1 LOB: 3 BB: 3 P: 35	1B: 4 2B: 4 3B: 0 HR: 2	SF: 1 SAC: 0 DP: 0 HBP: 0	WP: 0 PB: 1 SB: 4 CS: 1	PA: 39								
PITCHER	IP	WLS	BF	H	R	ER	SO	BB	IBB	HBP	BLK	WP	HR	S	P	ERA	WHIP											
Mike Moore, R ERA: 7.71	(1, 1)	4.2	L	22	6	4	4	2	0	0	0	0	0	1	1	2	7.71	1.714										
Mike Munoz, L ERA:	(5, 1)	0.0		1	1	1	0	0	0	0	0	0	1	1	2	∞	∞											
Mark Leiter, R ERA: 9.0	(5, 1)	3.0		14	2	3	3	5	3	0	0	0	0	0	31	55	9.00	1.667										
Tom Bolton, L ERA: 27.0	(8, 1)	0.1		2	1	1	0	0	0	0	0	0	1	5	11	27.00	3.000											

Detroit Tigers @ Oakland Athletics
 Oakland-Alameda County Coliseum, Oakland, CA
 Mon Apr 05 1993, 7:05 PM PDT
 Att: 43,370 - Unknown - 54 F

AB 32
 R 9
 H 10
 RBI 9
 BB 6
 SO 7
 LOB 15



Batter	1	2	3	4	5	6	7	8	9	AB	R	H	RBI	BB	SO	LOB	TOP								
Tony Phillips, S OBP: 0.667, SLG: 0.643 (1, 8)										4	0	3	1	1	0	0	Detroit Tigers @ Oakland Athletics Oakland-Alameda County Coliseum, Oakland, CA Thu Apr 08 1993, 3:33 AM PDT Att: 19,874 - Sunny - 63 F								
Lou Whitaker, L OBP: 0.492, SLG: 0.250 (1, 4)										2	0	0	0	2	1	2									
Travis Fryman, R OBP: 0.286, SLG: 0.308 (1, 6)										5	0	1	0	0	2	6									
Cecil Fielder, R OBP: 0.385, SLG: 0.545 Gary Thurman, R OBP: 0.300, SLG: 0.556 Mickey Tettleton, S OBP: 0.300, SLG: 0.556 (1, 3)										3	0	0	0	1	1	4									
Kirk Gibson, L OBP: 0.538, SLG: 0.556 (1, 10)									3	2	1	0	1	1	0										
Rob Deer, R OBP: 0.154, SLG: 0.083 (1, 9)										3	0	1	0	1	0										
Chad Kreuter, S (1, 2)										2	0	0	1	1	0	3									
Dan Gladden, R OBP: 0.333, SLG: 0.625 (1, 7)										3	1	1	1	0	0	2									
Scott Livingstone, L OBP: 0.125, SLG: 0.125 (1, 5)										4	0	0	0	0	0	5									
Inning Stats	R: 0 E: 0 K: 0 S: 10	H: 2 LOB: 1 BB: 0 P: 17	R: 0 E: 0 K: 1 S: 7	H: 0 LOB: 0 BB: 0 P: 10	R: 1 E: 0 K: 0 S: 11	H: 2 LOB: 2 BB: 1 P: 23	R: 1 E: 0 K: 0 S: 12	H: 2 LOB: 1 BB: 0 P: 20	R: 0 E: 0 K: 1 S: 6	H: 0 LOB: 0 BB: 0 P: 13	R: 0 E: 0 K: 2 S: 9	H: 0 LOB: 0 BB: 0 P: 16	R: 0 E: 0 K: 1 S: 9	H: 0 LOB: 3 BB: 3 P: 26	R: 1 E: 0 K: 0 S: 11	H: 0 LOB: 2 BB: 3 P: 29	R: 0 E: 0 K: 1 S: 8	H: 0 LOB: 1 BB: 0 P: 13	1B: 5 2B: 2 3B: 1 HR: 0	SF: 2 SAC: 0 DP: 2 HBP: 1	WP: 0 PB: 0 SB: 2 CS: 1	PA: 40			
PITCHER	IP	WLS	BF	H	R	ER	SO	BB	IBB	HBP	BLK	WP	HR	S	P	ERA	WHIP								
Storm Davis, R ERA: 2.57 (1, 1)	7.0	L	30	7	2	2	5	4	0	0	0	0	0	64	125	2.57	1.571								
Ed Nunez, R ERA: 27.0 (8, 1)	0.0		3	0	1	1	0	3	0	0	0	0	0	3	15	∞	∞								
Rick Honeycutt, L ERA: (8, 1)	2.0		7	0	0	0	1	0	0	1	0	0	0	16	27	0.00	0.000								

Batter	1	2	3	4	5	6	7	8	9	AB	R	H	RBI	BB	SO	LOB	BOTTOM								
Rickey Henderson, R OBP: 0.667, SLG: 0.667 (1, 7)										3	0	2	0	2	0	0	Detroit Tigers @ Oakland Athletics Oakland-Alameda County Coliseum, Oakland, CA Thu Apr 08 1993, 3:33 AM PDT Att: 19,874 - Sunny - 63 F								
Jerry Browne, S OBP: 0.333, SLG: 0.250 (1, 4)										5	0	1	1	0	0	6									
Ruben Sierra, S OBP: 0.143, SLG: 0.167 (1, 9)										4	0	0	0	0	0	3									
Mark McGwire, R OBP: 0.692, SLG: 1.000 (1, 3)										3	1	1	1	1	0	1									
Troy Neel, L OBP: 0.250, SLG: 0.750 (1, 10)										4	0	1	0	0	0	1									
Terry Steinbach, R OBP: 0.308, SLG: 0.538 (1, 2)										4	0	0	0	0	0	2									
Scott Brosius, R OBP: 0.444, SLG: 0.750 (1, 5)										3	0	1	0	1	0	1									
Mike Bordick, R OBP: 0.231, SLG: 0.091 (1, 6)										4	0	0	0	0	1	2									
Eric Fox, S OBP: 0.444, SLG: 0.750 (1, 8)										2	1	1	0	1	0	0									
Inning Stats	R: 0 E: 0 K: 0 S: 8	H: 1 LOB: 1 BB: 0 P: 10	R: 0 E: 0 K: 0 S: 9	H: 1 LOB: 0 BB: 0 P: 14	R: 0 E: 0 K: 0 S: 5	H: 0 LOB: 0 BB: 0 P: 10	R: 0 E: 0 K: 0 S: 10	H: 1 LOB: 1 BB: 0 P: 15	R: 1 E: 0 K: 0 S: 9	H: 1 LOB: 2 BB: 2 P: 21	R: 0 E: 0 K: 0 S: 7	H: 0 LOB: 1 BB: 1 P: 14	R: 0 E: 0 K: 1 S: 9	H: 2 LOB: 1 BB: 0 P: 12	R: 1 E: 0 K: 0 S: 7	H: 1 LOB: 0 BB: 0 P: 10	R: 0 E: 1 K: 0 S: 7	H: 0 LOB: 2 BB: 2 P: 17	1B: 5 2B: 1 3B: 0 HR: 1	SF: 0 SAC: 1 DP: 2 HBP: 0	WP: 0 PB: 0 SB: 0 CS: 0	PA: 38			
PITCHER	IP	WLS	BF	H	R	ER	SO	BB	IBB	HBP	BLK	WP	HR	S	P	ERA	WHIP								
John Doherty, R ERA: 2.45 (1, 1)	7.1	W	31	7	2	2	1	3	0	0	0	0	0	60	101	2.46	1.364								
Bob MacDonald, L ERA: (8, 1)	0.1		1	0	0	0	0	0	0	0	0	0	0	3	4	0.00	0.000								
Mike Henneman, R ERA: (8, 1)	1.1	S	6	0	0	0	0	1	1	0	0	0	0	8	18	0.00	0.750								



Batter	1	2	3	4	5	6	7	8	9	AB	R	H	RBI	BB	SO	LOB	TOP								
Tony Phillips, S OBP: 0.684, SLG: 0.688 (1, 7)	4-2 F8 1B HR BB	2-1 G6-3			2-1 2B			4-0 BB		2	1	1	0	2	0	0									
Lou Whitaker, L OBP: 0.412, SLG: 0.250 (1, 4)	1-2 HR BB 1B		2-0 F9		1-2 G3			3-3 K		4	1	1	0	0	1	2									
Travis Fryman, R OBP: 0.222, SLG: 0.235 (1, 6)	0-1 F8		1-3 K			2-0 F9		1-2 K		4	0	0	0	0	2	3									
Cecil Fielder, R OBP: 0.412, SLG: 0.714 (1, 3)	4-2 HR BB		1-2 L8			0-1 HR		3-2 F9		3	2	1	1	1	0	1									
Kirk Gibson, L OBP: 0.471, SLG: 0.692 (1, 10)	3-2 HR			2-3 K		2-2 G5-3		0-1 G1-3		4	1	1	4	0	1	0									
Rob Deer, R OBP: 0.118, SLG: 0.063 (1, 9)	1-3 K		1-1 F8		0-0 G4-3			0-1 P3		4	0	0	0	0	1	0									
Mickey Tettleton, S OBP: 0.289, SLG: 0.417 (1, 2)	1-1 L9		2-2 G4-3				4-2 G6-3 BB	2-2 L8		3	0	0	0	1	0	0									
Scott Livingstone, L OBP: 0.091, SLG: 0.091 (1, 5)		0-0 F7			1-3 K		0-1 G6-3			3	0	0	0	0	1	1									
Mitt Cuyler, S OBP: 0.182, SLG: 0.200 (1, 8)		2-2 G4-3			2-3 K		1-1 G3			3	0	0	0	0	1	0									
Inning Stats	R: 4 E: 0 K: 1 S: 16	H: 2 LOB: 0 BB: 2 P: 29	R: 0 E: 0 K: 0 S: 6	H: 0 LOB: 0 BB: 0 P: 10	R: 0 E: 0 K: 1 S: 10	H: 0 LOB: 0 BB: 0 P: 14	R: 0 E: 0 K: 1 S: 8	H: 0 LOB: 0 BB: 0 P: 13	R: 0 E: 0 K: 0 S: 7	H: 1 LOB: 1 BB: 0 P: 19	R: 1 E: 0 K: 0 S: 7	H: 1 LOB: 0 BB: 1 P: 11	R: 0 E: 0 K: 0 S: 7	H: 0 LOB: 1 BB: 1 P: 12	R: 0 E: 0 K: 2 S: 10	H: 0 LOB: 1 BB: 1 P: 22	R: 0 E: 0 K: 0 S: 8	H: 0 LOB: 0 BB: 0 P: 10	1B: 1 2B: 1 3B: 0 HR: 2	SF: 0 SAC: 0 DP: 1 HBP: 0	WP: 0 PB: 0 SB: 0 CS: 0	PA: 34			
PITCHER	IP	WLS	BF	H	R	ER	SO	BB	IBB	HBP	BLK	WP	HR	S	P	ERA	WHIP								
Scott Sanderson, R ERA: 7.5 (1, 1)	6.0		24	4	5	5	5	2	0	0	0	0	2	60	96	7.50	1.000								
Julio Valera, R ERA: (7, 1)	3.0	W	10	0	0	0	2	2	0	0	0	0	0	25	44	0.00	0.667								

Detroit Tigers @ California Angels
Anaheim Stadium, Anaheim, CA
Fri Apr 09 1993, 10:05 PM EDT
Att: 21,025 - Unknown


AB	30
R	5
H	4
RBI	5
BB	4
SO	7
LOB	7



Batter	1	2	3	4	5	6	7	8	9	AB	R	H	RBI	BB	SO	LOB	BOTTOM								
Luis Polonia, L OBP: 0.500, SLG: 0.917 (1, 7)	1-2 G1-3	0-0 1B SF7 1B		0-0 L9-3 1B			2-2 F7			4	0	2	0	0	0	0									
Chad Curtis, R OBP: 0.167, SLG: 0.111 (1, 8)	1-2 G6-3	0-0 SF7		1-0 L9-3			0-0 E S 1B			3	1	1	1	0	0	1									
J.T. Snow, L OBP: 0.417, SLG: 0.667 (1, 3)	2-2 2B 1B	0-1 G4-6-3 1B		1-1 G1-3			2-2 L8			4	1	2	1	0	0	1									
Chili Davis, S OBP: 0.250, SLG: 0.273 (1, 10)	0-0 1B 2B	0-1 G4-6-3		0-1 G1-3			2-2 1B HBP			3	1	1	1	0	0	2									
Greg Myers, L OBP: 0.286, SLG: 0.286 (1, 2)	1-1 G4-3		2-3 K		3-2 G1-3		3-2 1B HBP			4	0	1	1	0	1	1									
Rene Gonzales, R OBP: 0.364, SLG: 0.125 (1, 5)		0-1 E6 1B		4-2 S BB			0-0 F7			3	1	1	1	1	0	0									
Stan Javier, S OBP: 0.500, SLG: 0.500 (1, 9)		1-0 S 1B		0-3 K			1-1 1B			4	1	2	0	0	1	1									
Damon Easley, R OBP: 0.273, SLG: 0.200 (1, 4)		4-2 1B SF7 BB		0-2 P4			1-0 G4-6-3 1B			3	1	1	0	1	0	1									
Gary Disarcina, R OBP: 0.300, SLG: 0.600 (1, 6)		1-2 SF7 1B 1B		1-1 G6-3			0-1 G4-6-3			4	1	1	2	0	0	2									
Inning Stats	R: 1 E: 0 K: 0 S: 13	H: 2 LOB: 1 BB: 0 P: 18	R: 4 E: 1 K: 0 S: 21	H: 4 LOB: 1 BB: 1 P: 27	R: 0 E: 0 K: 2 S: 14	H: 0 LOB: 1 BB: 1 P: 20	R: 0 E: 0 K: 0 S: 5	H: 1 LOB: 0 BB: 0 P: 6	R: 0 E: 0 K: 0 S: 7	H: 0 LOB: 0 BB: 0 P: 11	R: 0 E: 0 K: 0 S: 7	H: 2 LOB: 1 BB: 0 P: 8	R: 2 E: 0 K: 0 S: 18	H: 3 LOB: 2 BB: 0 P: 26	R: 0 E: 0 K: 0 S: 6	H: 0 LOB: 0 BB: 0 P: 8	1B: 11 2B: 2 3B: 0 HR: 0	SF: 1 SAC: 0 DP: 3 HBP: 1	WP: 0 PB: 0 SB: 4 CS: 0	PA: 36					
PITCHER	IP	WLS	BF	H	R	ER	SO	BB	IBB	HBP	BLK	WP	HR	S	P	ERA	WHIP								
Mike Moore, R ERA: 12.0 (1, 1)	1.1		12	6	5	4	0	1	0	0	0	0	0	32	43	27.00	5.250								
Dave Haas, R ERA: (2, 1)	4.2		15	3	0	0	2	1	0	0	0	0	0	35	47	0.00	0.857								
Mark Leiter, R ERA: 11.25 (7, 1)	1.0	L	6	3	2	2	0	0	0	1	0	0	0	18	26	18.00	3.000								
John Kiely, R ERA: 12.0 (8, 1)	1.0		3	0	0	0	0	0	0	0	0	0	0	6	8	0.00	0.000								

Detroit Tigers @ California Angels
Anaheim Stadium, Anaheim, CA
Fri Apr 09 1993, 10:05 PM EDT
Att: 21,025 - Unknown

AB	32
R	7
H	12
RBI	7
BB	2
SO	2
LOB	9



Batter	1	2	3	4	5	6	7	8	9	AB	R	H	RBI	BB	SO	LOB	TOP										
Tony Phillips, S OBP: 0.667, SLG: 0.650 (1, 7)	G1-3		HR		1B	BB			SH5-4	4	3	2	1	1	0	0											
Lou Whitaker, L OBP: 0.429, SLG: 0.500 (1, 4)	F7		HR		1B				SH5-4	4	1	2	2	0	0	0											
Travis Fryman, R OBP: 0.217, SLG: 0.318 (1, 6)	3B		K		K				K	5	0	1	0	0	3	3											
Cecil Fielder, R OBP: 0.409, SLG: 0.611 (1, 3)	F8		K		K				1B	4	0	1	1	1	2	3											
Kirk Gibson, L OBP: 0.500, SLG: 0.600 (1, 10)		L9							F9	2	0	0	0	3	0	1											
Rob Deer, R OBP: 0.143, SLG: 0.053 (1, 9)	P5		K		FC6					3	0	0	1	1	2	3											
Mickey Tettleton, S OBP: 0.279, SLG: 0.333 (1, 2)	G4-3		BB		FC6				G4-3	3	0	0	0	1	0	3											
Scott Livingstone, L OBP: 0.200, SLG: 0.143 (1, 5)			F9						G4-3	3	0	1	0	1	0	0											
Dan Gladden, R OBP: 0.308, SLG: 0.583 (1, 8)			1B		2B				G4-6-3	4	1	1	0	0	0	4											
Inning Stats	R: 0 E: 0 K: 0 S: 11	H: 1 LOB: 1 BB: 0 P: 17	R: 0 E: 0 K: 0 S: 3	H: 0 LOB: 0 BB: 0 P: 7	R: 3 E: 0 K: 2 S: 14	H: 3 LOB: 0 BB: 0 P: 21	R: 0 E: 0 K: 1 S: 7	H: 0 LOB: 2 BB: 3 P: 22	R: 1 E: 0 K: 2 S: 15	H: 1 LOB: 3 BB: 0 P: 31	R: 0 E: 0 K: 1 S: 7	H: 0 LOB: 2 BB: 2 P: 19	R: 0 E: 0 K: 0 S: 7	H: 1 LOB: 0 BB: 0 P: 10	R: 1 E: 0 K: 1 S: 10	H: 2 LOB: 1 BB: 0 P: 13	1B: 5 2B: 1 3B: 1 HR: 1	SF: 0 SAC: 1 DP: 2 HBP: 0	WP: 0 PB: 0 CS: 0	PA: 41							
PITCHER	IP	WLS	BF	H	R	ER	SO	BB	IBB	HBP	BLK	WP	HR	S	P	ERA	WHIP										
John Farrell, R ERA: 7.71 (1, 1)	4.2	L	24	5	4	4	5	5	1	0	0	0	1	48	96	7.71	2.143										
Ken Patterson, L ERA: (5, 1)	2.0		8	0	0	0	0	2	0	0	0	0	0	11	24	0.00	1.000										
Chuck Crim, R ERA: (7, 1)	1.1		4	1	0	0	1	0	0	0	0	0	0	10	15	0.00	0.750										
Steve Frey, L ERA: 27.0 (9, 1)	0.1		2	1	1	1	0	0	0	0	0	0	0	4	4	27.00	3.000										
Gene Nelson, R ERA: (9, 1)	0.2		3	1	0	0	1	0	0	0	0	0	0	6	9	0.00	1.500										

Detroit Tigers @ California Angels
Anaheim Stadium, Anaheim, CA
Sat, Apr 10, 1993, 10:05 PM EDT
Att: 24,572 - Unknown - 65 F


AB	32
R	5
H	8
RBI	5
BB	8
SO	7
LOB	17



Batter	1	2	3	4	5	6	7	8	9	AB	R	H	RBI	BB	SO	LOB	BOTTOM										
Luis Polonia, L OBP: 0.375, SLG: 0.733 (1, 7)	L8		L8		SF7				G3	3	0	0	1	0	0	0											
Chad Curtis, R OBP: 0.188, SLG: 0.083 (1, 8)	G6-3				F7				G5-3	3	0	0	0	1	0	1											
Tim Salmon, R OBP: 0.364, SLG: 0.250 (1, 9)	BB				E4				F9	3	1	0	0	1	0	1											
Chili Davis, S OBP: 0.250, SLG: 0.214 (1, 10)	L4				G6-3				F9	3	0	0	1	1	0	1											
Jerome Walton, R (8, PR)										0	0	0	0	0	0	0											
Gary Gaetti, R OBP: 0.500, SLG: 0.750 (9, 5)			K		FC6-4				P5	4	0	2	0	0	1	2											
Rene Gonzales, R OBP: 0.357, SLG: 0.100 (1, 5)	G5-3				FC6-4				G3-1	2	0	0	0	1	0	1											
J.T. Snow, L OBP: 0.385, SLG: 0.615 (8, PH) (9, 3)					1-2					1	0	0	0	0	0	2											
Damion Easley, R OBP: 0.267, SLG: 0.214 (1, 4)	G4-3				WP				K	4	1	1	0	0	2	2											
Gary Disarcina, R OBP: 0.286, SLG: 0.500 (1, 6)			G4-3		L4				G6-3	4	0	1	0	0	0	1											
John Orton, R OBP: 0.400, SLG: 0.400 (1, 2)					G3-1				F9	2	0	1	0	0	0	0											
Stan Javier, S OBP: 0.400, SLG: 0.400 (7, PH)									G1-6-3	1	0	0	0	0	0	1											
Ron Tingley, R (8, 2)										0	0	0	0	0	0	0											
Greg Myers, L OBP: 0.250, SLG: 0.250 (8, PH)										1	0	0	0	0	0	0											
Inning Stats	R: 0 E: 0 K: 0 S: 11	H: 0 LOB: 0 BB: 1 P: 20	R: 0 E: 0 K: 1 S: 7	H: 0 LOB: 0 BB: 0 P: 10	R: 0 E: 0 K: 0 S: 6	H: 0 LOB: 0 BB: 0 P: 8	R: 1 E: 1 K: 0 S: 9	H: 1 LOB: 1 BB: 0 P: 16	R: 1 E: 0 K: 0 S: 9	H: 2 LOB: 1 BB: 0 P: 16	R: 0 E: 0 K: 1 S: 10	H: 1 LOB: 2 BB: 1 P: 21	R: 0 E: 0 K: 0 S: 5	H: 0 LOB: 0 BB: 2 P: 6	R: 0 E: 0 K: 1 S: 7	H: 0 LOB: 0 BB: 0 P: 11	1B: 4 2B: 1 3B: 0 HR: 0	SF: 1 SAC: 0 DP: 1 HBP: 0	WP: 1 PB: 0 CS: 0	PA: 36							
PITCHER	IP	WLS	BF	H	R	ER	SO	BB	IBB	HBP	BLK	WP	HR	S	P	ERA	WHIP										
David Wells, L ERA: 1.8 (1, 1)	5.0	W	20	3	2	1	1	1	0	0	0	0	0	42	70	0.00	0.800										
Greg Goff, R ERA: 33.75 (6, 1)	1.0		6	2	0	0	1	1	0	0	0	0	0	13	25	0.00	3.000										
Tom Bolton, L ERA: 5.4 (7, 1)	1.1		5	0	0	0	0	2	0	0	0	0	0	7	18	0.00	1.500										
Mike Henneman, R ERA: (8, 1)	1.2	S	5	0	0	0	1	0	0	0	0	0	0	12	17	0.00	0.000										

Detroit Tigers @ California Angels
Anaheim Stadium, Anaheim, CA
Sat, Apr 10, 1993, 10:05 PM EDT
Att: 24,572 - Unknown - 65 F

AB	31
R	2
H	5
RBI	2
BB	4
SO	3
LOB	12



Batter	1	2	3	4	5	6	7	8	9	AB	R	H	RBI	BB	SO	LOB	TOP				
Tony Phillips, S OBP: 0.655, SLG: 0.609	0-1 E S 1B		4-1 2B BB	2-1 G3	2-3 K			4-1 FC5-4 BB		3	1	1	0	2	1	3					
Dan Gladden, R OBP: 0.278, SLG: 0.563 Gary Thurman, R (8, FR)	2-2 F8		0-1 2B	3-1 SF8		2-2 G3		0-1 FC5-4		4	1	1	2	0	0	2					
Travis Fryman, R OBP: 0.214, SLG: 0.296	2-3 K		0-0 G6-3	3-1 S 1B		2-0 G6-3		3-2 F9		5	0	1	0	0	1	3					
Cecil Fielder, R OBP: 0.407, SLG: 0.591	1-2 F8		1-0 2B	4-1 S 1B		0-1 F8		2-0 P4		4	1	1	1	1	0	2					
Rob Deer, R OBP: 0.192, SLG: 0.167		1-0 1B SF6 2B	0-1 2B FC5 1B		0-0 F8				1-3 K	5	1	2	0	0	2	2					
Mickey Tettleton, S OBP: 0.348, SLG: 0.421		0-2 1B	2-2 FC5 1B		1-3 K		4-2 G6-3 1B BB		2-3 K	4	0	2	1	1	2	0					
Skeeter Barnes, R Scott Livingstone, L OBP: 0.294, SLG: 0.438	1-0 SF6		1-2 FC5		2-2 G1-3		1-0 G6-3 1B		1-1 HR	2	0	0	1	0	0	2					
Chad Kreuter, S OBP: 0.250, SLG: 0.167 Kirk Gibson, L OBP: 0.476, SLG: 0.563	1-3 K		2-3 L7		0-0 HBP 1B		3-2 G6-3		3-2 G3-1	4	0	1	0	0	1	5					
Mitt Cuyler, S OBP: 0.200, SLG: 0.154	0-0 F8			2-1 E4 G3 S SF8		1-0 HBP		1-1 F8		3	1	0	0	0	0	3					
Inning Stats	R: 0 E: 0 K: 1 S: 11	H: 1 LOB: 1 BB: 0 P: 16	R: 1 E: 0 K: 1 S: 9	H: 2 LOB: 1 BB: 0 P: 12	R: 3 E: 0 K: 0 S: 16	H: 4 LOB: 2 BB: 1 P: 25	R: 1 E: 1 K: 0 S: 15	H: 1 LOB: 2 BB: 1 P: 27	R: 0 E: 0 K: 2 S: 10	H: 0 LOB: 0 BB: 0 P: 10	R: 0 E: 0 K: 1 S: 11	H: 1 LOB: 1 BB: 1 P: 20	R: 0 E: 0 K: 0 S: 7	H: 0 LOB: 1 BB: 1 P: 16	R: 1 E: 0 K: 2 S: 11	H: 1 LOB: 0 BB: 0 P: 18	1B: 6 2B: 4 3B: 0 HR: 1	SF: 2 2B: 4 3B: 0 HBP: 1	WP: 0 PB: 0 SB: 3 CS: 0	PA: 44	
PITCHER	IP	WLS	BF	H	R	ER	SO	BB	IBB	HBP	BLK	WP	HR	S	P	ERA	WHIP				
Mark Langston, L ERA: 3.75	3.0		17	7	4	4	2	1	0	0	0	0	0	36	53	12.00	2.667				
Chuck Crim, R ERA:	2.0	W	11	2	1	0	2	0	1	1	0	0	0	25	43	0.00	1.000				
Gene Nelson, R ERA:	1.1		5	0	0	0	1	1	0	0	0	0	0	11	19	0.00	0.750				
Steve Frey, L ERA: 6.75	1.0		5	1	0	0	0	1	0	0	0	0	0	9	18	0.00	2.000				
Joe Grahe, R ERA: 7.35	1.2	S	6	1	1	1	2	0	0	0	0	0	1	15	27	5.40	0.600				

Detroit Tigers @ California Angels
 Anaheim Stadium, Anaheim, CA
 Sun Apr 11 1993, 6:33 AM EDT
 Att. 18,816 - Sunny - 75 F


AB 37
 R 6
 H 11
 RBI 6
 BB 4
 SO 7
 LOB 22



Batter	1	2	3	4	5	6	7	8	9	AB	R	H	RBI	BB	SO	LOB	BOTTOM				
Luis Polonia, L OBP: 0.333, SLG: 0.579	1-0 G4-3		0-2 G6-3		2-0 G3		0-0 L9	4-0 WP 1B IBB		4	0	0	1	1	0	1					
Chad Curtis, R OBP: 0.333, SLG: 0.353	1-0 BB WP 1B		2-1 1B 1B		2-1 P4		2-1 2B	0-0 WP 1B		5	1	4	2	0	0	0					
Tim Salmon, R OBP: 0.375, SLG: 0.308	1-0 F9		1-0 1B		2-1 1B 1B		0-3 K	2-2 G1-3		5	1	2	0	0	1	4					
Gary Gaetti, R OBP: 0.625, SLG: 0.667	4-0 WP BB E BB		3-1 1B		4-2 1B SH1-3 BB		2-2 P3		1-0 F7	2	2	1	0	2	0	0					
Rene Gonzales, R OBP: 0.444, SLG: 0.231	4-1 E WP BB		0-1 FC5-4 1B		2-2 1B SH1-3 1B		1-0 G3		2-2 F7	3	0	2	1	1	0	0					
J.T. Snow, L OBP: 0.313, SLG: 0.500	1-2 G6-3		3-2 FC5-4		1-1 SH1-3		3-0 G3		2-0 G3	3	0	0	1	0	0	2					
Damon Easley, R OBP: 0.368, SLG: 0.333		1-1 1B G6-3 1B	2-1 G6-4-3		2-1 1B		0-0 G5-3 1B		0-0 G5-3	4	2	3	0	0	0	1					
Gary Disarcina, R OBP: 0.278, SLG: 0.444		2-2 G6-3 1B		1-1 L4		1-1 L6		1-0 G5-3		4	1	1	0	0	0	3					
John Orton, R OBP: 0.222, SLG: 0.222		1-0 P5		2-1 F9		1-3 K		1-0 G5-3		4	0	0	0	0	1	3					
Inning Stats	R: 2 E: 1 K: 0 S: 8	H: 1 LOB: 2 BB: 2 P: 20	R: 2 E: 0 K: 0 S: 15	H: 5 LOB: 0 BB: 0 P: 25	R: 0 E: 0 K: 0 S: 8	H: 1 LOB: 0 BB: 0 P: 12	R: 0 E: 0 K: 0 S: 5	H: 0 LOB: 0 BB: 0 P: 10	R: 2 E: 0 K: 0 S: 15	H: 3 LOB: 2 BB: 1 P: 29	R: 0 E: 0 K: 2 S: 9	H: 1 LOB: 1 BB: 0 P: 12	R: 0 E: 0 K: 0 S: 5	H: 0 LOB: 0 BB: 0 P: 10	R: 1 E: 0 K: 0 S: 7	H: 2 LOB: 2 BB: 1 P: 15	1B: 12 2B: 1 3B: 0 HR: 0	SF: 0 2B: 1 3B: 0 HBP: 0	WP: 3 PB: 0 SB: 2 CS: 0	PA: 39	
PITCHER	IP	WLS	BF	H	R	ER	SO	BB	IBB	HBP	BLK	WP	HR	S	P	ERA	WHIP				
Bill Krueger, L ERA: 6.75	4.2	L	24	9	6	5	0	3	0	0	0	2	0	47	89	9.64	2.571				
John Kieley, R ERA: 7.11	3.1		15	4	1	1	2	0	1	0	0	1	0	25	44	2.70	1.200				

Detroit Tigers @ California Angels
 Anaheim Stadium, Anaheim, CA
 Sun Apr 11 1993, 6:33 AM EDT
 Att. 18,816 - Sunny - 75 F


AB 34
 R 7
 H 13
 RBI 5
 BB 4
 SO 2
 LOB 14



Batter	1	2	3	4	5	6	7	8	9	AB	R	H	RBI	BB	SO	LOB	TOP								
Rickey Henderson, R OBP: 0.531, SLG: 0.583 Scott Brosius, R OBP: 0.286, SLG: 0.462	G6-3		G5-4-3 BB			L6	L7			1	0	0	1	1	0	0									
Jerry Browne, S OBP: 0.480, SLG: 0.435 Scott Hemond, R OBP: 0.333, SLG: 0.667	G4-3		G5-4-3			F8		F8		2	0	0	0	0	0	2									
Ruben Sierra, S OBP: 0.194, SLG: 0.241	F8		G4-3			G3		F8		4	0	0	0	0	0	2									
Troy Neel, L OBP: 0.150, SLG: 0.400		F8						P6		4	0	0	0	0	0	1									
Terry Steinbach, R OBP: 0.367, SLG: 0.500		G6-3				G5-3		P6		4	1	1	0	0	0	1									
Kevin Seitzer, R OBP: 0.286, SLG: 0.308		G4-3				F8				4	1	1	0	0	0	0									
Dave Henderson, R Eric Fox, S			1B BB			F8		G3		0	1	0	0	1	0	0									
Mike Bordick, R			BB 1B			K		WP		4	1	2	1	0	1	1									
Lance Blankenship, R			G5-4-3 BB			G5-3				3	0	1	0	1	1	1									
Inning Stats	R: 0 E: 0 K: 0 S: 7	H: 0 LOB: 0 BB: 0 P: 14	R: 0 E: 0 K: 0 S: 10	H: 0 LOB: 0 BB: 0 P: 16	R: 2 E: 0 K: 0 S: 11	H: 2 LOB: 1 BB: 2 P: 23	R: 0 E: 0 K: 0 S: 7	H: 0 LOB: 0 BB: 0 P: 10	R: 0 E: 0 K: 1 S: 11	H: 1 LOB: 0 BB: 0 P: 15	R: 0 E: 0 K: 0 S: 5	H: 0 LOB: 0 BB: 0 P: 10	R: 2 E: 0 K: 0 S: 15	H: 3 LOB: 2 BB: 1 P: 26	R: 0 E: 0 K: 0 S: 7	H: 1 LOB: 1 BB: 0 P: 10	R: 0 E: 0 K: 1 S: 9	H: 1 LOB: 1 BB: 0 P: 14	1B: 5 2B: 2 3B: 0 HR: 0	SF: 0 SAC: 0 DP: 1 HBP: 0	WP: 1 PB: 0 SB: 0 CS: 0	PA: 36			
PITCHER	IP	WLS	BF	H	R	ER	SO	BB	IBB	HBP	BLK	WP	HR	S	P	ERA	WHIP								
Mike Moore, R ERA: 8.53	6.2	W	27	5	4	4	1	3	0	0	0	1	0	63	108	5.40	1.200								
Bob MacDonald, L ERA:	1.1		5	1	0	0	0	0	0	0	0	0	0	10	16	0.00	0.750								
Mike Henneman, R ERA:	1.0		4	1	0	0	1	0	0	0	0	0	0	9	14	0.00	1.000								

Oakland Athletics @ Detroit Tigers
Tiger Stadium, Detroit, MI
Tue Apr 13 1993, 3:33 AM EDT
Att: 49,674 - Sunny - 53 F


AB 33
R 4
H 7
RBI 3
BB 3
SO 2
LOB 11



Batter	1	2	3	4	5	6	7	8	9	AB	R	H	RBI	BB	SO	LOB	BOTTOM								
Tony Phillips, S OBP: 0.639, SLG: 0.538	G6-3		FC3-6 BB			L8				3	1	0	1	4	0	2									
Mike Henneman, R		BB 1B								0	0	0	0	0	0	0									
Lou Whitaker, L OBP: 0.440, SLG: 0.474 Chad Kreuter, S OBP: 0.364, SLG: 0.444	1B	1B E BB	FC3-6	FC4-6 HR		1B 2B		F8		3	3	1	2	1	0	4									
Travis Fryman, R OBP: 0.294, SLG: 0.438	HR 1B	E 1B	L7	HR		K		BB E 1B BB		5	4	3	5	1	1	3									
Cecil Fielder, R OBP: 0.484, SLG: 0.654 Gary Thurman, R	HR 1B	E1 BB 1B		HR 1B		K		K		4	2	4	0	0	0	0									
Kirk Gibson, L OBP: 0.481, SLG: 0.579 Skeeter Barnes, R OBP: 0.200, SLG: 0.250	K		K					E4 BB 1B		3	0	1	1	1	2	3									
Rob Deer, R OBP: 0.219, SLG: 0.300	HR	F8		K		K		BB 1B		6	2	2	3	0	3	9									
Mickey Tettleton, S OBP: 0.414, SLG: 0.545	K		BB FC3-6 BB	HR		K		G3-1 BB		3	3	1	4	3	2	0									
Scott Livingstone, L OBP: 0.348, SLG: 0.429		G6-3	F7	BB FC4-6 BB				BB HBP 1B BB		5	1	2	2	1	0	2									
Mitt Cuyler, S OBP: 0.286, SLG: 0.176		G4-3	FC3-6 BB	FC4-6 HR 1B				BB HBP		4	1	1	0	1	0	2									
Inning Stats	R: 4 E: 0 K: 2 S: 22	H: 4 LOB: 0 BB: 0 P: 32	R: 3 E: 1 K: 0 S: 19	H: 2 LOB: 2 BB: 3 P: 39	R: 1 E: 0 K: 0 S: 14	H: 0 LOB: 2 BB: 3 P: 29	R: 8 E: 0 K: 2 S: 32	H: 7 LOB: 2 BB: 2 P: 57	R: 0 E: 0 K: 1 S: 13	H: 1 LOB: 1 BB: 0 P: 19	R: 0 E: 0 K: 3 S: 18	H: 2 LOB: 2 BB: 0 P: 25	R: 0 E: 0 K: 0 S: 6	H: 0 LOB: 1 BB: 1 P: 13	R: 4 E: 1 K: 2 S: 24	H: 2 LOB: 3 BB: 3 P: 49	1B: 13 2B: 2 3B: 0 HR: 3	SF: 0 SAC: 0 DP: 0 HBP: 1	WP: 0 PB: 0 SB: 1 CS: 0	PA: 56					
PITCHER	IP	WLS	BF	H	R	ER	SO	BB	IBB	HBP	BLK	WP	HR	S	P	ERA	WHIP								
Storm Davis, R ERA: 8.68	2.1	L	18	8	8	7	2	5	0	0	0	0	1	48	86	27.00	4.714								
Mike Mohler, L ERA: 34.71	1.1		14	7	8	8	1	3	0	0	0	0	2	34	64	54.00	7.500								
Ed Nunez, R ERA: 4.5	2.1		10	3	0	0	5	0	0	0	1	0	0	36	51	0.00	1.286								
Joe Boever, R ERA: 3.68	2.0		14	2	4	0	2	4	0	1	0	0	0	30	62	0.00	3.000								

Oakland Athletics @ Detroit Tigers
Tiger Stadium, Detroit, MI
Tue Apr 13 1993, 3:33 AM EDT
Att: 49,674 - Sunny - 53 F

AB 43
R 20
H 18
RBI 18
BB 12
SO 10
LOB 33



Batter	1	2	3	4	5	6	7	8	9	AB	R	H	RBI	BB	SO	LOB	TOP										
Rickey Henderson, R OBP: 0.459, SLG: 0.483 (1, 7) C X	0-1 F8		3-2 G6-3		2-0 FC5-4		2-1 G6-3		3-3 K	5	0	0	0	0	1	3	Oakland Athletics @ Detroit Tigers Tiger Stadium, Detroit, MI Thu Apr 15 1993, 3:33 AM EDT Att: 14,015 - Cloudy - 60 F										
Jerry Browne, S OBP: 0.433, SLG: 0.370 (1, 4) B	4-1 1B BB		2-2 G4-3		1-2 G4-6-3		2-0 F8		1-0 P5	4	1	0	0	1	0	3											
Ruben Sierra, S OBP: 0.286, SLG: 0.455 (1, 9) S C X	3-2 1B 1-3 1B		2-0 2B		1-1 HR		0-1 1B		0-1 F8 1B	4	1	4	1	0	0	0											
Mark McGwire, R OBP: 0.600, SLG: 0.643 (1, 3) B X	1-1 G4-6-3 1-2 1B		4-0 IBB		1-3 K		0-1 F8		1-2 F8	3	0	1	1	1	1	1											
Troy Neel, L OBP: 0.208, SLG: 0.391 (1, 10) B X	2-0 G4-6-3 1-2 1B		3-1 F8		1-1 G6-3 1B		4-0 IBB		0-0 IBB	3	0	1	0	1	0	4											
Terry Steinbach, R OBP: 0.324, SLG: 0.438 (1, 2) B X		1-1 G6-3		0-0 F8		1-0 G6-3		0-0 F9		4	0	0	0	0	0	3											
Kevin Seltzer, R OBP: 0.278, SLG: 0.294 (1, 5) B X		2-1 1B		1-1 P3		1-2 L8		1-0 F9		4	0	1	0	0	0	3											
Eric Fox, S OBP: 0.412, SLG: 0.563 (1, 8) C X		0-3 K		1-2 G6-3			0-0 G6-3 SH1-4 1B		1-0 E8 SH1-4 1B	4	0	2	0	0	1	1											
Mike Bordick, R OBP: 0.367, SLG: 0.280 (1, 6) B X		3-2 G5-3		1-2 FC5-4 HBP			2-1 SH1-4		0-0 SH1-4	1	0	0	0	0	0	1											
Inning Stats	R: 1 E: 0 K: 0 S: 9	H: 2 LOB: 1 BB: 1 P: 19	R: 0 E: 0 K: 1 S: 10	H: 1 LOB: 1 BB: 0 P: 16	R: 0 E: 0 K: 0 S: 10	H: 1 LOB: 2 BB: 1 P: 24	R: 0 E: 0 K: 0 S: 6	H: 0 LOB: 0 BB: 0 P: 8	R: 0 E: 0 K: 0 S: 6	H: 0 LOB: 0 BB: 0 P: 10	R: 1 E: 0 K: 0 S: 12	H: 2 LOB: 1 BB: 0 P: 17	R: 0 E: 0 K: 0 S: 6	H: 1 LOB: 2 BB: 1 P: 12	R: 0 E: 0 K: 0 S: 6	H: 1 LOB: 2 BB: 0 P: 11	R: 0 E: 1 K: 1 S: 6	H: 1 LOB: 1 BB: 0 P: 11	1B: 7 2B: 1 3B: 0 HR: 1	SF: 0 SAC: 2 DP: 2 HBP: 1	WP: 0 PB: 0 SB: 0 CS: 0	PA: 38					
PITCHER	IP	WLS	BF	H	R	ER	SO	BB	IBB	HBP	BLK	WP	HR	S	P	ERA	WHIP										
John Doherty, R ERA: 2.51 (1, 1)	7.0		29	7	2	2	2	1	1	1	0	0	1	59	106	2.57	1.143										
Tom Bolton, L ERA: 4.5 (8, 1)	0.1		2	1	0	0	0	0	0	0	0	0	0	4	4	0.00	3.000										
Dave Haas, R ERA: (8, 1)	1.2	W	7	1	0	0	1	0	1	0	0	0	0	8	18	0.00	0.600										

Batter	1	2	3	4	5	6	7	8	9	AB	R	H	RBI	BB	SO	LOB	BOTTOM										
Tony Phillips, S OBP: 0.625, SLG: 0.533 (1, 7) C X	1-2 G4-1		2-1 BB 1B		2-2 1B		0-2 G4-3			4	0	2	0	0	0	0	Oakland Athletics @ Detroit Tigers Tiger Stadium, Detroit, MI Thu Apr 15 1993, 3:33 AM EDT Att: 14,015 - Cloudy - 60 F										
Lou Whitaker, L OBP: 0.414, SLG: 0.409 (1, 4) C X	2-1 F7		4-2 BB 1-2 BB		2-0 P6		0-0 G4-3			3	0	0	0	1	0	1											
Travis Fryman, R OBP: 0.289, SLG: 0.400 (1, 6) B X	4-2 BB		1-2 F9		0-0 P4			1-3 K		3	0	0	0	1	1	3											
Cecil Fielder, R OBP: 0.429, SLG: 0.567 (1, 3) C X	1-1 F7		3-3 K		1-1 F8		2-2 L6		2-2 K	4	0	0	0	0	1	3											
Kirk Gibson, L OBP: 0.484, SLG: 0.545 (1, 10) X		0-0 1B		1-1 F7		4-0 2B BB		0-3 K		3	1	1	0	1	1	0											
Rob Deer, R OBP: 0.250, SLG: 0.353 Gary Thurman, R (8, PR)		0-3 K		0-0 P2		1-1 F8 2B		0-2 G4-3 S 1B		4	0	2	1	0	1	1											
Mickey Tettleton, S OBP: 0.394, SLG: 0.480 (1, 2) B X		3-1 F8		4-1 FC4 BB		2-2 F8		1-1 G4-3		3	0	0	0	1	0	3											
Scott Livingstone, L OBP: 0.333, SLG: 0.400 Skeeter Barnes, R (8, PR)		1-2 F9		1-2 FC4		1-2 L3		1-0 2B 1B		4	0	1	1	0	0	3											
Mitt Cuyler, S OBP: 0.250, SLG: 0.150 Chad Kreuter, S (8, PH)			0-0 F8		1-0 G4-3		2-2 G5-3		3-H 2B 1-2 2B	3	0	0	0	0	0	0											
Inning Stats	R: 0 E: 0 K: 0 S: 12	H: 0 LOB: 1 BB: 1 P: 20	R: 0 E: 0 K: 1 S: 10	H: 1 LOB: 1 BB: 0 P: 14	R: 0 E: 0 K: 0 S: 7	H: 0 LOB: 1 BB: 1 P: 13	R: 0 E: 0 K: 0 S: 10	H: 1 LOB: 1 BB: 0 P: 15	R: 1 E: 0 K: 0 S: 15	H: 1 LOB: 1 BB: 1 P: 24	R: 0 E: 0 K: 0 S: 7	H: 0 LOB: 0 BB: 0 P: 9	R: 0 E: 0 K: 2 S: 10	H: 0 LOB: 0 BB: 0 P: 13	R: 2 E: 0 K: 0 S: 10	H: 3 LOB: 2 BB: 0 P: 12	1B: 5 2B: 2 3B: 0 HR: 0	SF: 0 SAC: 0 DP: 0 HBP: 0	WP: 0 PB: 0 SB: 1 CS: 0	PA: 36							
PITCHER	IP	WLS	BF	H	R	ER	SO	BB	IBB	HBP	BLK	WP	HR	S	P	ERA	WHIP										
Bobby Witt, R ERA: 2.84 (1, 1)	5.2		25	4	1	1	2	4	0	0	0	0	0	6	104	1.59	1.412										
Rick Honeycutt, L ERA: (8, 1)	1.1		4	0	0	0	0	0	0	0	0	0	0	10	13	0.00	0.000										
Rich Gossage, R ERA: (8, 1)	1.0		3	0	0	0	2	0	0	0	0	0	0	10	13	0.00	0.000										
Dennis Eckersley, R ERA: 4.91 (8, 1)	0.1	L	4	3	2	2	0	0	0	0	0	0	0	10	12	54.00	9.000										

AB	32
R	2
H	9
RBI	2
BB	3
SO	3
LOB	19



Batter	1	2	3	4	5	6	7	8	9	AB	R	H	RBI	BB	SO	LOB	TOP								
Rich Amaral, R OBP: 0.400, SLG: 0.472 (1, 4)	2-2 CS 1B		0-0 CS 1-2	3-1 G5-3		0-0 B1-3			1-2 G4-3 1B	4	0	2	0	0	0	1									
Henry Cotto, R OBP: 0.133, SLG: 0.200 (1, 7)	0-3 SAFE K			0-0 G1-3		0-0 P2			2-2 P5	3	0	0	0	0	1	2									
Mike Felder, S OBP: 0.345, SLG: 0.308 (9, FH)	1-2 K									1	0	0	0	0	0	1									
Ken Griffey Jr., L OBP: 0.238, SLG: 0.297 (1, 8)	3-2 F8			1-2 F8			1-3 K		0-0 G4-3	4	0	0	0	0	1	1									
Jay Buhner, R OBP: 0.366, SLG: 0.371 (1, 9)		0-0 G6-4-3 1B			0-0 L5		2-1 G6-3		1-1 F9	4	0	1	0	0	0	1									
Tino Martinez, L OBP: 0.400, SLG: 0.448 (1, 3)		2-1 P5			3-1 F9		1-2 F8			3	0	0	0	0	0	1									
Mike Blowers, R OBP: 0.333, SLG: 0.333 (1, 5)		1-1 G6-4-3			2-1 3B				4-2 G1-6-3 BB	2	0	1	0	1	0	1									
Lee Tinsley, S OBP: 0.333, SLG: 0.143 (1, 10)			1-3 K		1-2 F9			2-2 G1-6-3	3	0	0	0	0	0	1	2									
Dave Valle, R OBP: 0.355, SLG: 0.346 (1, 2)			0-3 K		0-0 F9			4-2 BB	2	0	0	0	1	1	0										
Omar Vizquel, S OBP: 0.439, SLG: 0.387 (1, 6)			0-0 CS 1B		4-1 BB			3-2 F8	2	0	1	0	1	0	1										
Inning Stats	R: 0 E: 0 K: 1 S: 9	H: 1 LOB: 0 BB: 0 P: 14	R: 0 E: 0 K: 0 S: 5	H: 1 LOB: 0 BB: 0 P: 8	R: 0 E: 0 K: 2 S: 8	H: 1 LOB: 0 BB: 0 P: 9	R: 0 E: 0 K: 0 S: 7	H: 0 LOB: 0 BB: 0 P: 11	R: 0 E: 0 K: 0 S: 9	H: 1 LOB: 1 BB: 1 P: 15	R: 0 E: 0 K: 1 S: 4	H: 0 LOB: 1 BB: 1 P: 8	R: 0 E: 0 K: 1 S: 9	H: 0 LOB: 0 BB: 0 P: 13	R: 0 E: 0 K: 0 S: 15	H: 0 LOB: 1 BB: 2 P: 28	R: 0 E: 0 K: 0 S: 9	H: 1 LOB: 1 BB: 0 P: 13	1B: 4 2B: 1 3B: 1 HR: 0	SF: 0 SAC: 0 DP: 3 HBP: 0	WP: 0 PB: 0 SB: 0 CS: 2	PA: 32			
PITCHER	IP	WLS	BF	H	R	ER	SO	BB	IBB	HBP	BLK	WP	HR	S	P	ERA	WHIP								
David Wells, L ERA: 0.75 (1, 1)	7.0	W	23	4	0	0	4	1	0	0	0	0	0	51	78	0.00	0.714								
John Kieley, R ERA: 8.14 (8, 1)	1.0		4	0	0	0	0	2	0	0	0	0	0	15	28	0.00	2.000								
Mike Henneman, R ERA: (9, 1)	1.0		4	1	0	0	0	0	0	0	0	0	0	9	13	0.00	1.000								

Seattle Mariners @ Detroit Tigers
Tiger Stadium, Detroit, MI
Fri Apr 16 1993, 7:05 PM EDT
Att: 13,007 - Unknown - 47 F

AB	28
R	0
H	5
RBI	0
BB	3
SO	4
LOB	11



Batter	1	2	3	4	5	6	7	8	9	AB	R	H	RBI	BB	SO	LOB	BOTTOM								
Tony Phillips, S OBP: 0.622, SLG: 0.571 (1, 4)	3-1 2B		1-1 CS BB 1B		0-2 SH3-4 1B	0-1 L7		2-3 K		5	1	3	0	0	1	1									
Skeeter Barnes, R OBP: 0.250, SLG: 0.167 (1, 5)	2-3 K		1 SAFE 4-2 CS 1B		0-0 SH3-4		2-1 G6-3			2	1	0	0	1	1	1									
Scott Livingstone, L OBP: 0.333, SLG: 0.400 (8, 5)			1 SAFE 1-2 HR BB		1-2 2-3					0	0	0	0	0	0	0									
Travis Fryman, R OBP: 0.333, SLG: 0.486 (1, 6)	3-2 P4		2-2 1H 2-3 HR		4-0 1B IBB		4-0 BB BB			2	1	1	2	2	0	1									
Cecil Fielder, R OBP: 0.436, SLG: 0.545 (1, 10)	0-3 K		0-1 G6-3		2-2 BB 1B		4-2 BB G6-4-3		1-2 BB G6-4-3	3	0	1	2	1	1	1									
Rob Deer, R OBP: 0.250, SLG: 0.324 (1, 9)		3-3 K		2-3 K	1-2 BB		0-1 G6-4-3			3	0	0	0	1	2	2									
Mickey Tettleton, S OBP: 0.432, SLG: 0.462 (1, 3)		4-0 BB		4-0 CS BB	0-3 K		4-2 1B SF8 BB			1	1	0	0	3	1	3									
Chad Kreuter, S OBP: 0.438, SLG: 0.643 (1, 2)	2-0 P3		3-1 BB		2-3 K		0-0 1B			4	0	2	0	0	1	4									
Gary Thurman, R (1, 7)	2-3 K		1-2 G4-3		1-2 SH3-4 1B 1B		0-1 G5-3		1-1 SF8	3	1	1	1	0	0	0									
Mitt Cuyler, S OBP: 0.250, SLG: 0.174 (1, 8)																									
Inning Stats	R: 0 E: 0 K: 2 S: 12	H: 1 LOB: 1 BB: 0 P: 20	R: 0 E: 0 K: 2 S: 9	H: 0 LOB: 1 BB: 1 P: 20	R: 2 E: 0 K: 0 S: 12	H: 2 LOB: 0 BB: 1 P: 20	R: 0 E: 0 K: 1 S: 9	H: 1 LOB: 1 BB: 1 P: 19	R: 2 E: 0 K: 2 S: 20	H: 3 LOB: 3 BB: 2 P: 33	R: 0 E: 0 K: 1 S: 8	H: 0 LOB: 0 BB: 0 P: 10	R: 0 E: 0 K: 0 S: 6	H: 0 LOB: 1 BB: 2 P: 16	R: 0 E: 0 K: 2 S: 11	H: 1 LOB: 1 BB: 1 P: 20	R: 0 E: 0 K: 2 S: 11	H: 1 LOB: 1 BB: 1 P: 20	1B: 5 2B: 2 3B: 0 HR: 1	SF: 1 SAC: 1 DP: 1 HBP: 0	WP: 0 PB: 0 SB: 0 CS: 3	PA: 37			
PITCHER	IP	WLS	BF	H	R	ER	SO	BB	IBB	HBP	BLK	WP	HR	S	P	ERA	WHIP								
Randy Johnson, L ERA: 4.22 (1, 1)	6.1	L	31	7	4	4	8	6	1	0	0	0	0	74	136	5.68	2.053								
Tim Leary, R ERA: 5.67 (7, 1)	1.2		6	1	1	1	2	1	0	0	0	0	0	13	22	5.40	1.200								

Seattle Mariners @ Detroit Tigers
Tiger Stadium, Detroit, MI
Fri Apr 16 1993, 7:05 PM EDT
Att: 13,007 - Unknown - 47 F

AB	27
R	5
H	8
RBI	5
BB	8
SO	10
LOB	17



Batter	1	2	3	4	5	6	7	8	9	AB	R	H	RBI	BB	SO	LOB	TOP						
Omar Vizquel, S OBP: 0.438, SLG: 0.361	4-2 HR BB	0-1 G6-3			3-2 L6-3 1B		4-0 2B BB	3-1 F8		3	1	1	0	2	0	0							
Mike Felder, S OBP: 0.342, SLG: 0.412	0-0 HR		1-2 G1-3		0-2 L6-3		0-0 2B		2-0 P3	5	1	2	2	0	0	2							
Ken Griffey Jr., L OBP: 0.314, SLG: 0.432	2-1 1B		0-3 K		0-2 HR		4-0 G4-6-3 IBB		1-1 BB 1B	4	1	3	2	1	1	0							
Tino Martinez, L OBP: 0.327, SLG: 0.342	1-3 K		1-1 L4		3-2 G3-1		1-0 F7		1-1 F9	5	0	0	0	0	1	5							
Jay Buhner, R OBP: 0.420, SLG: 0.476	4-1 1-2 BB			0-0 1B G6-4-3 1B		1-2 G4-6-3 1B	3-2 G4-6-3		4-2 BB	3	1	2	0	2	0	3							
Pete O'Brien, L OBP: 0.444, SLG: 0.545 Henry Cotto, R OBP: 0.100, SLG: 0.150	0-1 F7			2-0 G6-4-3 1B		1-0 G4-6-3		2-1 HR	0-0 L7	4	1	2	1	0	0	3							
Bret Boone, R OBP: 0.250, SLG: 0.143	1-1 G1-3			2-2 G6-4-3		4-0 1B BB		3-3 K		3	0	0	0	1	1	3							
Dave Valle, R OBP: 0.421, SLG: 0.500		1-0 G6-3		2-1 L7		0-2 1B		1-1 HR		4	1	2	1	0	0	0							
Rich Amaral, R OBP: 0.386, SLG: 0.450		1-3 K			1-1 1B HR 1B		1-0 P3		1-0 F7	4	1	1	0	0	1	2							
Inning Stats	R: 2 E: 0 K: 1 S: 13	H: 2 LOB: 2 BB: 2 P: 25	R: 0 E: 0 K: 1 S: 6	H: 0 LOB: 0 BB: 0 P: 8	R: 0 E: 0 K: 1 S: 8	H: 0 LOB: 0 BB: 0 P: 10	R: 1 E: 0 K: 0 S: 7	H: 2 LOB: 0 BB: 0 P: 13	R: 2 E: 0 K: 0 S: 17	H: 3 LOB: 0 BB: 1 P: 24	R: 0 E: 0 K: 0 S: 8	H: 2 LOB: 2 BB: 1 P: 15	R: 0 E: 0 K: 0 S: 5	H: 1 LOB: 2 BB: 2 P: 17	R: 2 E: 0 K: 1 S: 10	H: 2 LOB: 0 BB: 0 P: 20	R: 0 E: 0 K: 0 S: 11	H: 1 LOB: 2 BB: 1 P: 19	1B: 8 2B: 2 3B: 0 HR: 4	SF: 0 SAC: 0 DP: 4 HBP: 0	WP: 0 PB: 0 SB: 1 CS: 0	PA: 42	
PITCHER	IP	WLS	BF	H	R	ER	SO	BB	IBB	HBP	BLK	WP	HR	S	P	ERA	WHIP					ERA	WHIP
Mike Moore, R ERA: 8.66	5.0	23	8	5	5	3	2	0	0	0	0	0	2	54	84	9.00	2.000					0.00	1.500
Tom Bolton, L ERA: 3.39	0.2	2	0	0	0	0	1	0	0	0	0	0	0	1	6	0.00	1.500					0.00	3.000
Dave Haas, R ERA: 6.75	0.1	4	1	0	0	0	1	1	0	0	0	0	0	2	11	0.00	6.000					10.80	1.200
Mark Leiter, R ERA: 11.12	1.2	6	2	2	2	1	0	0	0	0	0	0	2	13	26	10.80	1.200						

Seattle Mariners @ Detroit Tigers
Tiger Stadium, Detroit, MI
Sun Apr 18 1993, 3:33 AM EDT
Att: 14,990 - Overcast - 55 F

AB	36
R	7
H	13
RBI	6
BB	6
SO	4
LOB	20



Batter	1	2	3	4	5	6	7	8	9	AB	R	H	RBI	BB	SO	LOB	BOTTOM						
Tony Phillips, S OBP: 0.571, SLG: 0.511	1-0 1B		2-3 K	0-0 G4-3		1-2 BB			2-3 K	4	0	1	0	1	2	1							
Lou Whitaker, L OBP: 0.441, SLG: 0.440	1-3 K		0-1 2B	4-2 CS HBP		1-3 K			4-2 HR BB	3	2	1	1	1	2	3							
Travis Fryman, R OBP: 0.396, SLG: 0.596	2-3 K		0-1 1B	3-3 K		3-2 P4			1-1 HR	5	2	2	3	0	2	2							
Cecil Fielder, R OBP: 0.469, SLG: 0.571	2-3 K		0-1 BB 1B	1-2 FC5-4 1B		3-3 K				4	1	2	1	0	2	1							
Kirk Gibson, L OBP: 0.486, SLG: 0.538		1-3 K	1-2 BB 1B	3-2 FC5-4 CS		1-1 1B				4	1	2	0	0	1	1							
Rob Deer, R OBP: 0.300, SLG: 0.372	2-1 G1-3		2-3 K	3-3 K		3-3 K				4	0	0	0	0	3	4							
Mickey Tettleton, S OBP: 0.383, SLG: 0.457	1-3 K		4-0 1B	1-2 BB		1-3 K			3-2 L7	3	0	0	0	1	2	0							
Scott Livingstone, L OBP: 0.387, SLG: 0.448					0-1 1B				0-2 F7	4	1	3	2	0	0	0							
Mitt Cuyler, S OBP: 0.289, SLG: 0.281					0-0 1B				1-0 B1	4	1	1	1	0	1	3							
Inning Stats	R: 0 E: 0 K: 3 S: 10	H: 1 LOB: 1 BB: 0 P: 16	R: 0 E: 0 K: 2 S: 8	H: 0 LOB: 0 BB: 0 P: 12	R: 6 E: 0 K: 3 S: 26	H: 7 LOB: 2 BB: 1 P: 42	R: 0 E: 0 K: 1 S: 9	H: 0 LOB: 1 BB: 0 P: 16	R: 0 E: 0 K: 2 S: 10	H: 1 LOB: 2 BB: 1 P: 16	R: 0 E: 0 K: 2 S: 11	H: 1 LOB: 1 BB: 0 P: 21	R: 0 E: 0 K: 0 S: 11	H: 0 LOB: 0 BB: 0 P: 15	R: 2 E: 0 K: 1 S: 7	H: 1 LOB: 0 BB: 1 P: 14	1B: 8 2B: 4 3B: 1 HR: 1	SF: 0 SAC: 0 DP: 2 HBP: 1	WP: 0 PB: 0 SB: 0 CS: 2	PA: 39			
PITCHER	IP	WLS	BF	H	R	ER	SO	BB	IBB	HBP	BLK	WP	HR	S	P	ERA	WHIP					ERA	WHIP
Chris Bosio, R ERA: 4.58	6.0	29	10	6	6	12	2	0	0	0	0	0	0	22	36	0.00	0.500						
Rich DeLucia, R ERA: 2.79	2.0	7	1	0	0	2	0	0	0	0	0	0	1	7	14	54.00	6.000						
Norm Charlton, L ERA: 4.15	0.1	L	3	1	2	2	1	1	0	0	0	0	1	7	14	54.00	6.000						

Seattle Mariners @ Detroit Tigers
Tiger Stadium, Detroit, MI
Sun Apr 18 1993, 3:33 AM EDT
Att: 14,990 - Overcast - 55 F

AB	35
R	8
H	12
RBI	8
BB	3
SO	15
LOB	15



Batter	1	2	3	4	5	6	7	8	9	AB	R	H	RBI	BB	SO	LOB	TOP										
Omar Vizquel, S OBP: 0.415, SLG: 0.341 (1, 6)	G5-3		G4-3 E 1B		G4-3	K			G4-3	5	1	1	0	0	1	2											
Mike Felder, S OBP: 0.326, SLG: 0.385 (1, 7)	G4-3		G4-3		F7		F9		F8 WP 1B	5	1	1	0	0	0	1											
Ken Griffey Jr., L OBP: 0.357, SLG: 0.574 (1, 8)	HR		SF9 BB		HR		K		1B HR IBB	3	4	2	2	2	1	0											
Tino Martinez, L OBP: 0.315, SLG: 0.395 (1, 3)	HR		E4		F9		L8		F8	5	1	1	1	0	0	3											
Jay Buhner, R OBP: 0.436, SLG: 0.489 (1, 9)	P4		SF9			SH3-4 BB G6-3 BB		G4-3 1B	1B HR 1B	3	2	2	2	1	0	0											
Pete O'Brien, L OBP: 0.469, SLG: 0.654 (1, 10)		BB 1B	G4-3			G6-3 SH3-4 BB		G4-3	HR 1B	4	1	2	3	1	0	2											
Bret Boone, R OBP: 0.250, SLG: 0.182 (1, 4)	F9				CS 1B	SH3-4		G5-3	K	4	0	1	0	0	1	2											
Dave Valle, R OBP: 0.452, SLG: 0.485 (1, 2)		G1-4-3 BB			G5-3	G6-3 IBB			IBB	1	0	0	0	3	0	1											
Rich Amaral, R OBP: 0.354, SLG: 0.409 (1, 5)	G1-4-3				G4-3	G6-3			K	4	0	0	1	0	1	6											
Inning Stats	R: 2 E: 0 K: 0 S: 15	H: 2 LOB: 0 BB: 0 P: 26	R: 0 E: 0 K: 0 S: 7	H: 1 LOB: 1 BB: 1 P: 13	R: 2 E: 1 K: 0 S: 10	H: 1 LOB: 1 BB: 1 P: 19	R: 0 E: 0 K: 0 S: 6	H: 1 LOB: 0 BB: 0 P: 8	R: 1 E: 0 K: 1 S: 13	H: 1 LOB: 0 BB: 0 P: 19	R: 0 E: 0 K: 1 S: 7	H: 0 LOB: 0 BB: 0 P: 12	R: 0 E: 0 K: 1 S: 10	H: 1 LOB: 2 BB: 1 P: 22	R: 4 E: 0 K: 1 S: 15	H: 3 LOB: 0 BB: 1 P: 30	1B: 6 2B: 0 3B: 0 HR: 4	SF: 1 SAC: 1 DP: 1 HBP: 0	WP: 1 PB: 0 SB: 0 CS: 1	PA: 43							
PITCHER	IP	WLS	BF	H	R	ER	SO	BB	IBB	HBP	BLK	WP	HR	S	P	ERA	WHIP										
John Doherty, R ERA: 3.32 (1, 1)	4.2	L	21	6	5	3	0	2	0	0	0	0	3	49	82	5.79	1.714										
Mike Munoz, L ERA: 5.4 (5, 1)	0.1		1	0	0	0	0	0	0	0	0	0	0	2	3	0.00	0.000										
Greg Gohr, R ERA: 23.14 (6, 1)	1.0		6	0	1	1	1	2	1	0	0	0	0	8	22	9.00	2.000										
Tom Bolton, L ERA: 2.25 (7, 1)	1.1		5	1	0	0	1	0	0	0	0	0	0	11	19	0.00	0.750										
John Kiely, R ERA: 9.0 (8, 1)	1.2		10	3	4	4	2	0	2	0	0	1	1	21	45	21.60	1.800										

Seattle Mariners @ Detroit Tigers
Tiger Stadium, Detroit, MI
Mon Apr 19 1993, 3:33 AM EDT
Att: 10,862 - Cloudy - 65 F

AB	34
R	10
H	10
RBI	9
BB	7
SO	4
LOB	17



Batter	1	2	3	4	5	6	7	8	9	AB	R	H	RBI	BB	SO	LOB	BOTTOM										
Tony Phillips, S OBP: 0.541, SLG: 0.480 (1, 7)	G1-3		G6-4-3 1B		F9		G6-3		FC5-4 BB 1B	5	1	1	0	0	0	1											
Lou Whitaker, L OBP: 0.421, SLG: 0.448 (1, 4) Alan Trammell, R (9, PH)	2B		G6-4-3		L7		F9		1B BB	4	1	1	0	0	0	3											
Travis Fryman, R OBP: 0.397, SLG: 0.588 (1, 6)	G6-3		K			G4-3 2B		P4	1B 1B BB	4	1	1	0	1	1	1											
Cecil Fielder, R OBP: 0.463, SLG: 0.543 (1, 3)	2B BB		P4			G5-3		F7	1B	4	1	1	2	1	0	1											
Kirk Gibson, L OBP: 0.500, SLG: 0.567 (1, 10)	2B		2B BB			G4-3		K	1B	4	0	2	3	1	1	1											
Rob Deer, R OBP: 0.309, SLG: 0.458 (1, 9)	G6-3		2B			K			F8	5	1	2	1	0	1	4											
Chad Kreuter, S OBP: 0.536, SLG: 0.682 (1, 2)		1B 1B 1B				F9		G5-3		3	0	1	0	1	0	0											
Scott Livingstone, L OBP: 0.353, SLG: 0.406 (1, 5) Skeeter Barnes, R (9, PH)	K		G6-3			G3			L9	3	0	0	0	0	1	4											
Mitt Cuyler, S OBP: 0.310, SLG: 0.286 (1, 8)	1B					K			FC5-4 BB	3	0	1	0	1	1	0											
Inning Stats	R: 2 E: 0 K: 0 S: 10	H: 3 LOB: 2 BB: 1 P: 23	R: 0 E: 0 K: 1 S: 11	H: 3 LOB: 3 BB: 0 P: 13	R: 0 E: 0 K: 1 S: 10	H: 0 LOB: 0 BB: 0 P: 19	R: 0 E: 0 K: 1 S: 10	H: 1 LOB: 1 BB: 0 P: 15	R: 0 E: 0 K: 1 S: 5	H: 0 LOB: 0 BB: 0 P: 8	R: 0 E: 0 K: 0 S: 5	H: 0 LOB: 0 BB: 0 P: 6	R: 1 E: 0 K: 1 S: 9	H: 1 LOB: 0 BB: 0 P: 15	R: 3 E: 0 K: 0 S: 16	H: 2 LOB: 2 BB: 3 P: 35	1B: 5 2B: 4 3B: 0 HR: 1	SF: 0 SAC: 0 DP: 1 HBP: 0	WP: 0 PB: 0 SB: 0 CS: 0	PA: 42							
PITCHER	IP	WLS	BF	H	R	ER	SO	BB	IBB	HBP	BLK	WP	HR	S	P	ERA	WHIP										
Erik Hanson, R ERA: 2.75 (1, 1)	7.2	W	33	8	3	3	0	3	0	0	0	0	0	15	35	27.00	5.000										
Russ Swan, L ERA: 21.0 (8, 1)	1.0		8	2	3	3	0	3	0	0	0	0	0	15	35	27.00	5.000										
Dwayne Henry, R ERA: 9.39 (9, 1)	0.1	S	1	0	0	0	0	0	0	0	0	0	0	4	6	0.00	0.000										

Seattle Mariners @ Detroit Tigers
Tiger Stadium, Detroit, MI
Mon Apr 19 1993, 3:33 AM EDT
Att: 10,862 - Cloudy - 65 F

AB	36
R	6
H	10
RBI	6
BB	6
SO	5
LOB	15



Batter	1	2	3	4	5	6	7	8	9	AB	R	H	RBI	BB	SO	LOB	TOP										
Doug Dascenzo, S OBP: 0.259, SLG: 0.444 Gary Redus, R OBP: 0.200, SLG: 0.500	0-1 P6		0-1 F7			3-2 G5-3		3-2 F8		3	0	0	0	0	0	0											
Rafael Palmeiro, L OBP: 0.220, SLG: 0.244	1-1 P5			3-1 G3		2-2 L9		0-1 F9		4	0	0	0	0	0	1											
Jose Canseco, R OBP: 0.275, SLG: 0.383	2-2 G5-3			2-3 K		2-2 F9			1-3 K	4	0	0	0	0	2	0											
Juan Gonzalez, R OBP: 0.354, SLG: 0.667		2-1 WP G5-3 1B		4-2 BB			1-0 F8		0-3 K	3	0	1	0	1	1	0											
Julio Franco, R OBP: 0.372, SLG: 0.385	1-2 G5-3			3-2 F8			1-3 K		0-2 L8	4	0	0	0	0	1	2											
Dean Palmer, R OBP: 0.426, SLG: 0.947		0-3 K			1-1 F8		3-2 HR			3	1	1	1	0	1	1											
Ivan Rodriguez, R OBP: 0.429, SLG: 0.457		1-3 K		2-3 K			1-3 K			3	0	0	0	0	3	1											
Billy Ripken, R OBP: 0.242, SLG: 0.200 Doug Strange, S OBP: 0.426, SLG: 0.833			3-2 L5		0-1 1B			1-2 1B		2	0	1	0	0	0	0											
Manuel Lee, S OBP: 0.273, SLG: 0.273		3-2 L8		3-2 G5-3				3-2 F7		3	0	0	0	0	0	2											
Inning Stats	R: 0 E: 0 K: 0 S: 7	H: 0 LOB: 0 BB: 0 P: 10	R: 0 E: 0 K: 2 S: 14	H: 1 LOB: 1 BB: 0 P: 18	R: 0 E: 0 K: 0 S: 10	H: 0 LOB: 0 BB: 0 P: 16	R: 0 E: 0 K: 1 S: 16	H: 0 LOB: 1 BB: 1 P: 28	R: 0 E: 0 K: 1 S: 16	H: 1 LOB: 1 BB: 0 P: 22	R: 0 E: 0 K: 0 S: 9	H: 0 LOB: 0 BB: 0 P: 16	R: 1 E: 0 K: 2 S: 13	H: 1 LOB: 0 BB: 0 P: 19	R: 0 E: 0 K: 0 S: 14	H: 1 LOB: 1 BB: 0 P: 21	R: 0 E: 0 K: 2 S: 9	H: 0 LOB: 0 BB: 0 P: 10	1B: 3 2B: 0 3B: 0 HR: 1	SF: 0 SAC: 0 DP: 0 HBP: 0	WP: 1 PB: 0 SB: 0 CS: 0	PA: 32					
PITCHER	IP	WLS	BF	H	R	ER	SO	BB	IBB	HBP	BLK	WP	HR	S	P	ERA	WHIP										
David Wells, L ERA: 0.95	7.0	W	25	3	1	1	6	1	0	0	0	1	1	85	129	1.29	0.571										
Dave Haas, R ERA:	0.1		2	1	0	0	0	0	0	0	0	0	0	7	11	0.00	3.000										
Bob MacDonald, L ERA: 1.59	0.2		2	0	0	0	0	0	0	0	0	0	0	7	10	0.00	0.000										
Mike Henneman, R ERA:	1.0	S	3	0	0	0	2	0	0	0	0	0	0	9	10	0.00	0.000										

Texas Rangers @ Detroit Tigers
Tiger Stadium, Detroit, MI
Tue Apr 20 1993, 7:05 PM EDT
Att: 12,428 - Unknown - 58 F

AB	31
R	1
H	4
RBI	1
BB	1
SO	8
LOB	8



Batter	1	2	3	4	5	6	7	8	9	AB	R	H	RBI	BB	SO	LOB	BOTTOM										
Tony Phillips, S OBP: 0.523, SLG: 0.463	0-0 P6		3-3 K		3-2 L9		3-1 1B			4	0	1	1	0	1	0											
Alan Trammell, R	0-2 G5-3		4-1 BLK 1B BB		1-1 G6-3		3-H 2-0 G5-3			3	1	0	0	1	0	1											
Travis Fryman, R OBP: 0.403, SLG: 0.574	3-3 K		1-2 FC4-6 1B		4-0 CS BB		2-3 K			3	0	1	1	1	2	0											
Cecil Fielder, R OBP: 0.431, SLG: 0.500		3-2 E5 BB	3-2 FC4-6		3-2 F7		3-2 G5-3			4	0	0	0	0	0	2											
Rob Deer, R OBP: 0.305, SLG: 0.462		3-0 G2	3-0 F7		3-3 K		1-0 2B			4	0	1	0	0	1	2											
Mickey Tettleton, S OBP: 0.412, SLG: 0.459		4-2 BB BB		4-0 K BB		0-1 SH1-4 2B 1B		1-2 F8		2	1	1	0	2	0	1											
Chad Kreuter, S OBP: 0.500, SLG: 0.625		0-3 K		1-3 K		1-0 SH1-4				2	0	0	0	0	2	3											
Gary Thurman, R OBP: 0.357, SLG: 0.417 Lou Whitaker, L OBP: 0.436, SLG: 0.500		4-2 BB		2-3 K		2-1 G6-3 1B 2B				1	0	0	0	1	1	1											
Mitt Cuyler, S OBP: 0.289, SLG: 0.263		1-2 2-3 BB		1-2 K		3-1 G6-3				3	0	0	0	0	0	4											
Inning Stats	R: 0 E: 0 K: 1 S: 11	H: 0 LOB: 0 BB: 0 P: 14	R: 0 E: 1 K: 1 S: 14	H: 0 LOB: 3 BB: 2 P: 28	R: 1 E: 0 K: 1 S: 11	H: 1 LOB: 1 BB: 1 P: 25	R: 0 E: 0 K: 2 S: 6	H: 0 LOB: 0 BB: 1 P: 13	R: 0 E: 0 K: 0 S: 7	H: 0 LOB: 0 BB: 0 P: 12	R: 0 E: 0 K: 1 S: 7	H: 0 LOB: 0 BB: 1 P: 17	R: 2 E: 0 K: 0 S: 10	H: 3 LOB: 1 BB: 0 P: 21	R: 0 E: 0 K: 1 S: 12	H: 1 LOB: 1 BB: 0 P: 19	R: 0 E: 0 K: 0 S: 9	H: 0 LOB: 0 BB: 0 P: 10	1B: 3 2B: 2 3B: 0 HR: 0	SF: 0 SAC: 1 DP: 0 HBP: 0	WP: 0 PB: 0 SB: 0 CS: 1	PA: 33					
PITCHER	IP	WLS	BF	H	R	ER	SO	BB	IBB	HBP	BLK	WP	HR	S	P	ERA	WHIP										
Kenny Rogers, L ERA: 3.14	6.1	L	25	2	2	2	6	5	0	0	0	0	0	59	113	2.84	1.105										
Todd Burns, R ERA: 1.23	1.2		8	3	1	1	1	0	0	0	0	0	0	19	36	5.40	1.800										

Texas Rangers @ Detroit Tigers
Tiger Stadium, Detroit, MI
Tue Apr 20 1993, 7:05 PM EDT
Att: 12,428 - Unknown - 58 F

AB	27
R	3
H	5
RBI	3
BB	5
SO	7
LOB	14



Batter	1	2	3	4	5	6	7	8	9	AB	R	H	RBI	BB	SO	LOB	TOP	
Doug Dasenczo, S OBP: 0.250, SLG: 0.406 (1, 8)	G6-3		K		G3 1B		K		E6 FC5-4 WP	5	1	1	0	0	2	4	Texas Rangers @ Detroit Tigers Tiger Stadium, Detroit, MI Wed Apr 21 1993, 3:33 AM EDT Att: 11,939 - Sunny - 47 F	
Rafael Palmeiro, L OBP: 0.255, SLG: 0.265 (1, 3)	G4-3		P6		G3 1B		F S 1B		FC5-4 BB	4	1	2	0	1	0	3		
Jose Canseco, R OBP: 0.268, SLG: 0.365 (1, 9)	K		K		G3		1B		FC5-4 BB E	5	0	1	2	0	2	7		
Juan Gonzalez, R OBP: 0.377, SLG: 0.660 (1, 7)					L8 S SF9 1B		K		E6 BB	5	1	3	1	0	1	3		
Julio Franco, R OBP: 0.354, SLG: 0.349 (1, 10)	G4-6-3		L8		G1-3		L9			4	0	0	0	1	0	6		
Dean Palmer, R OBP: 0.404, SLG: 0.881 (1, 5)	F9		SF9				F9		F9-2	4	0	1	1	0	0	3		
Ivan Rodriguez, R OBP: 0.435, SLG: 0.462 (1, 2)			2B 1B		G5-4-3 1B		L8			4	0	2	0	0	0	1		
Billy Ripken, R OBP: 0.306, SLG: 0.303 (8, PH) Doug Strange, S OBP: 0.400, SLG: 0.769 (8, 4)			1B 1B		CS 1B		G4-3			3	0	3	0	0	0	0		
Manuel Lee, S OBP: 0.333, SLG: 0.286 (1, 6)			HBP		CS 1B		K		WP E FC5-4 1B	3	1	1	0	0	1	2		
Inning Stats	R: 0 E: 0 K: 1 S: 12	H: 0 LOB: 0 BB: 0 P: 17	R: 0 E: 0 K: 0 S: 6	H: 1 LOB: 0 BB: 0 P: 9	R: 0 E: 0 K: 2 S: 12	H: 2 LOB: 3 BB: 0 P: 17	R: 1 E: 0 K: 0 S: 14	H: 3 LOB: 2 BB: 0 P: 26	R: 0 E: 0 K: 1 S: 11	H: 2 LOB: 2 BB: 0 P: 17	R: 1 E: 0 K: 2 S: 19	H: 3 LOB: 2 BB: 0 P: 27	R: 0 E: 0 K: 0 S: 5	H: 0 LOB: 0 BB: 0 P: 8	R: 2 E: 2 K: 0 S: 17	H: 1 LOB: 2 BB: 2 P: 29		1B: 13 SF: 1 2B: 2 SAC: 0 3B: 0 DP: 3 HR: 0 HBP: 1
PITCHER	IP WLS BF H R ER SO BB IBB HBP BLK WP HR S P ERA WHIP																	
Bill Krueger, L ERA: 3.43 (1, 1)	6.0 W 26 10 1 1 4 0 0 0 0 0 0 64 101 1.50 1.667																	
Mark Leiter, R ERA: 9.39 (7, 1)	2.0 9 3 1 1 2 0 0 0 0 0 0 24 35 4.50 1.500																	
Mike Henneman, R ERA: (9, 1)	1.0 S 7 1 2 0 0 2 0 0 0 1 0 17 29 0.00 3.000																	

Batter	1	2	3	4	5	6	7	8	9	AB	R	H	RBI	BB	SO	LOB	BOTTOM	
Tony Phillips, S OBP: 0.536, SLG: 0.464 (1, 4)	BB		G3-1 1B		G6-3		IBB			2	0	1	0	2	0	0	Texas Rangers @ Detroit Tigers Tiger Stadium, Detroit, MI Wed Apr 21 1993, 3:33 AM EDT Att: 11,939 - Sunny - 47 F	
Alan Trammell, R OBP: 0.394, SLG: 0.552 (1, 5)	K		G3-1 1B		G6-3		G4-3			4	0	0	1	0	1	4		
Travis Fryman, R OBP: 0.419, SLG: 0.472 (1, 10)	F8		G1-3		G5-3		K		1B WP 1B	4	1	1	0	0	1	2		
Cecil Fielder, R OBP: 0.419, SLG: 0.472 (1, 10)	G4-3		G5-3		HR BB		HR BB		K	3	1	0	0	1	1	3		
Rob Deer, R OBP: 0.333, SLG: 0.589 (1, 9)			HR		G5-3		HR		CS WP 1B	4	2	3	3	0	0	0		
Mickey Tettleton, S OBP: 0.400, SLG: 0.425 (1, 3)	K		G5-3		G5-3		P2		WP BB BB	3	0	0	0	1	1	0		
Chad Kreuter, S OBP: 0.500, SLG: 0.593 (1, 2)	L4		F8				SH1-3 1B		WP BB	3	0	1	0	1	0	0		
Gary Thurman, R OBP: 0.294, SLG: 0.333 (1, 7)	L9				F7		SH1-3		F9	3	0	0	0	0	2	AB 29 R 5 H 7 RBI 4 BB 5 SO 4 LOB 12		
Mitt Cuyler, S OBP: 0.292, SLG: 0.268 (1, 8)			1B G3-1 1B		P3		G6-3			3	1	1	0	0	0	1		
Inning Stats	R: 0 E: 0 K: 1 S: 9	H: 0 LOB: 1 BB: 1 P: 15	R: 1 E: 0 K: 1 S: 7	H: 1 LOB: 0 BB: 0 P: 9	R: 1 E: 0 K: 0 S: 11	H: 2 LOB: 1 BB: 0 P: 16	R: 0 E: 0 K: 0 S: 13	H: 0 LOB: 0 BB: 0 P: 17	R: 0 E: 0 K: 0 S: 7	H: 0 LOB: 0 BB: 0 P: 11	R: 2 E: 0 K: 1 S: 16	H: 1 LOB: 0 BB: 1 P: 25	R: 0 E: 0 K: 0 S: 7	H: 1 LOB: 1 BB: 1 P: 11	R: 1 E: 0 K: 1 S: 12	H: 2 LOB: 2 BB: 2 P: 25		1B: 5 SF: 0 2B: 0 SAC: 1 3B: 0 DP: 0 HR: 2 HBP: 0
PITCHER	IP WLS BF H R ER SO BB IBB HBP BLK WP HR S P ERA WHIP																	
Craig Lefferts, L ERA: 7.4 (1, 1)	6.1 L 26 5 4 4 3 2 0 0 0 0 0 65 95 5.68 1.105																	
Matt Whiteside, R ERA: 2.7 (7, 1)	1.0 6 2 1 1 1 0 1 0 0 0 0 13 20 9.00 2.000																	
Brian Bohanon, L ERA: 3.52 (8, 1)	0.2 3 0 0 0 0 2 0 0 0 2 0 4 14 0.00 3.000																	

Batter	1	2	3	4	5	6	7	8	9	AB	R	H	RBI	BB	SO	LOB	TOP								
Tony Phillips, S OBP: 0.533, SLG: 0.508 (1, 7)	2-1 HR		4-2 HR BB		3-3 K	3-0 SF9	2-2 G4-3		4-2 P4-3 BB	3	2	1	2	2	1	2									
Lou Whitaker, L OBP: 0.444, SLG: 0.500 (1, 4)	1-2 G6-3		2-1 HR 1B		0-1 G4-3	2-0 BB 1B		3-2 F7	0-0 1B	6	1	3	2	0	0	0									
Travis Fryman, R OBP: 0.403, SLG: 0.587 (1, 6)	4-1 G4-3 BB		2-0 HR			L8		1-3 K	2-2 P4-3	5	1	2	4	1	1	2									
Cecil Fielder, R OBP: 0.433, SLG: 0.464 Skeeter Barnes, R OBP: 0.222, SLG: 0.143 (8, 3)	0-0 G4-3		2-2 G5-3					4-2 2B BB		3	1	1	0	2	0	1									
Kirk Gibson, L OBP: 0.533, SLG: 0.606 (1, 10)		4-2 K E BB		4-1 F7 G4-3 BB				1-0 2B		3	1	2	0	2	0	3									
Rob Deer, R OBP: 0.324, SLG: 0.557 (1, 9)	1-3 K			0-0 G4-3				1-1 2B 1B	1-1 P6	5	1	1	1	0	2	4									
Mickey Tettleton, S OBP: 0.400, SLG: 0.395 (1, 2)	1-1 L9			0-0 F7				1-2 2B 1B BB	4-2 BB	3	1	0	0	2	0	1									
Scott Livingstone, L OBP: 0.333, SLG: 0.382 Alan Trammell, R OBP: 0.389, SLG: 0.231 (6, PH) (6, 5)			0-1 G3-1	1-0 L7				0-0 1B SF9 2B	1-2 BB	2	0	0	0	0	0	1									
Mitt Cuyler, S OBP: 0.302, SLG: 0.304 (1, 8)			0-1 G4-3		1-0 G6-3			1-3 2B 1B 1B	1-2 L5	5	2	2	1	0	0	2									
Inning Stats	R: 1 E: 0 K: 0 S: 8	H: 1 LOB: 0 BB: 1 P: 15	R: 0 E: 1 K: 1 S: 7	H: 0 LOB: 0 BB: 1 P: 13	R: 3 E: 0 K: 0 S: 12	H: 2 LOB: 0 BB: 1 P: 22	R: 0 E: 0 K: 0 S: 4	H: 0 LOB: 1 BB: 1 P: 9	R: 0 E: 0 K: 1 S: 7	H: 0 LOB: 0 BB: 0 P: 11	R: 6 E: 0 K: 0 S: 20	H: 7 LOB: 3 BB: 2 P: 42	R: 0 E: 0 K: 0 S: 10	H: 0 LOB: 2 BB: 2 P: 22	R: 0 E: 0 K: 2 S: 15	H: 1 LOB: 2 BB: 1 P: 27	R: 2 E: 0 K: 0 S: 15	H: 3 LOB: 1 BB: 1 P: 25	1B: 9 2B: 4 3B: 0 HR: 2	SF: 1 SAC: 0 DP: 2 HBP: 0	WP: 0 PB: 0 SB: 0 CS: 0	PA: 48			
PITCHER	IP	WLS	BF	H	R	ER	SO	BB	IBB	HBP	BLK	WP	HR	S	P	ERA	WHIP								
Scott Erickson, R ERA: 11.57 (1, 1)	5.1	L	25	6	8	8	2	5	0	0	0	0	2	48	90	13.50	2.062								
Mark Guthrie, L ERA: 8.75 (6, 1)	1.2		12	4	2	2	0	3	0	0	0	0	0	20	44	10.80	4.200								
Brett Merriman, R ERA: 7.04 (8, 1)	2.0		11	4	2	2	2	2	0	0	0	0	0	30	52	9.00	3.000								

Detroit Tigers @ Minnesota Twins
 Hubert H. Humphrey Metrodome, Minneapolis, MN
 Fri Apr 23 1993, 8:05 PM EDT
 Att: 27,843 - Dome

AB	37
R	12
H	14
RBI	12
BB	10
SO	4
LOB	16



Batter	1	2	3	4	5	6	7	8	9	AB	R	H	RBI	BB	SO	LOB	BOTTOM								
Chuck Knoblauch, R OBP: 0.412, SLG: 0.340 (1, 4)	1-2 L9		2-1 BB HR 1B	2-1 S HBP		2-1 G6-3			1-2 G6-3	4	1	1	0	0	0	0									
Kirby Puckett, R OBP: 0.415, SLG: 0.528 (1, 8)	0-1 F9		1-2 L9	4-2 BB			2-3 K		0-0 G6-4-3 1B	4	0	1	0	1	1	2									
Kent Hrbek, L OBP: 0.385, SLG: 0.554 (1, 3)	2-0 P4		4-0 HR BB	0-3 K			1-2 G3-1		1-2 G6-4-3	4	1	0	0	1	1	3									
Dave Winfield, R OBP: 0.320, SLG: 0.587 (1, 9)		2-3 K	1-0 HR	3-3 K			0-0 F8			4	1	1	4	0	2	2									
Brian Harper, R OBP: 0.353, SLG: 0.408 (1, 10)		3-1 G3-1 1B	4-1 FC4-6 1B BB		2-0 G5-3			0-0 BB BB 1B		3	0	2	0	1	0	0									
Pedro Munoz, R OBP: 0.345, SLG: 0.423 (1, 7)	0-1 G3-1		1-1 FC4-6 1B		1-2 G4-3			4-1 BB BB		3	0	2	0	1	0	0									
Mike Pagliarulo, L OBP: 0.300, SLG: 0.395 Terry Jorgensen, R OBP: 0.250, SLG: 0.267 (6, PH) (9, 6)	2-2 G3-1		0-0 FC4-6		1-2 G3-1			4-2 G4-6-3 BB		3	0	0	0	0	0	4									
Lenny Webster, R OBP: 0.071, SLG: 0.143 (1, 2)	1-1 G4-3		0-1 F7			0-0 G6-3		0-1 P4		4	0	0	0	0	0	7									
Jeff Reboulet, R OBP: 0.154, SLG: 0.083 Gene Larkin, S OBP: 0.233, SLG: 0.269 (8, PH) (9, 5)			4-0 L9 HR BB	2-1 G4-3		0-1 G4-3		1-0 G4-6-3		2	1	0	0	1	0	0									
Inning Stats	R: 0 E: 0 K: 0 S: 6	H: 0 LOB: 0 BB: 0 P: 9	R: 0 E: 0 K: 1 S: 12	H: 2 LOB: 2 BB: 0 P: 20	R: 4 E: 0 K: 0 S: 13	H: 3 LOB: 3 BB: 3 P: 30	R: 0 E: 0 K: 2 S: 11	H: 0 LOB: 2 BB: 1 P: 22	R: 0 E: 0 K: 0 S: 5	H: 0 LOB: 0 BB: 0 P: 7	R: 0 E: 0 K: 1 S: 7	H: 0 LOB: 0 BB: 0 P: 10	R: 0 E: 0 K: 0 S: 9	H: 1 LOB: 2 BB: 2 P: 18	R: 0 E: 0 K: 0 S: 8	H: 1 LOB: 0 BB: 0 P: 10	1B: 6 2B: 0 3B: 0 HR: 1	SF: 0 SAC: 0 DP: 2 HBP: 1	WP: 0 PB: 0 SB: 1 CS: 0	PA: 39					
PITCHER	IP	WLS	BF	H	R	ER	SO	BB	IBB	HBP	BLK	WP	HR	S	P	ERA	WHIP								
Mike Moore, R ERA: 7.66 (1, 1)	7.0	W	33	6	4	4	4	5	0	1	0	0	0	4	8	5.14	1.571								
Mike Munoz, L ERA: 5.4 (8, 1)	0.0		1	0	0	0	0	1	0	0	0	0	0	4	8	∞	∞								
Dave Haas, R ERA: (8, 1)	2.0		5	1	0	0	0	0	0	0	0	0	0	11	14	0.00	0.500								

Detroit Tigers @ Minnesota Twins
 Hubert H. Humphrey Metrodome, Minneapolis, MN
 Fri Apr 23 1993, 8:05 PM EDT
 Att: 27,843 - Dome

AB	32
R	4
H	7
RBI	4
BB	6
SO	4
LOB	21



Batter	1	2	3	4	5	6	7	8	9	AB	R	H	RBI	BB	SO	LOB	TOP										
Tony Phillips, S OBP: 0.532, SLG: 0.508 Mickey Tettleton, S OBP: 0.463, SLG: 0.467	(1,7) F8 (6,3)	(0,1) 2B (1,3) 1B (3,1) 1B	(3,1) HR (2,3) 1B		(2,3) K		(1,2) HR		(3,1) F8 (2,3)	4	2	2	2	0	1	0											
Lou Whitaker, L OBP: 0.445, SLG: 0.600 Skeeter Barnes, R OBP: 0.273, SLG: 0.250	(1,4) G3-1 (7,PH)	(2,1) 1B (1,3) 2B (3,1) 1B	(2,1) HR (1,3) 1B			(0,1) G3-1	(1,0) 1B		(1,2) SF7 (3,1)	4	2	2	4	0	0	0											
Travis Fryman, R OBP: 0.423, SLG: 0.623	(1,6) 2B	(1,1) 1B (2,1) 1B	(1,1) K			(2,0) L8	(1,2) FC5-4 (1,3) 1B		(3,1) WP (2,1) 2B	6	0	4	2	0	1	0											
Cecil Fielder, R OBP: 0.408, SLG: 0.433 Gary Thurman, R OBP: 0.316, SLG: 0.313	(1,3) G5-3 (6,7)	(0,0) F8		(2,3) K		(1,2) G5-3	(0,1) FC5-4 (1,2)		(4,2) BB (2,3) 3-H	4	0	0	0	0	1	2											
Kirk Gibson, L OBP: 0.490, SLG: 0.615		K		(2,0) HR			(1,2) G4-3	(1,3) K	(1,2) F8	6	1	1	1	0	3	3											
Rob Deer, R OBP: 0.315, SLG: 0.576		(3,1) HR	(1,2) L8	(0,2) L8			(1,1) E6 (BB) WP (HR)	(1,2) G6-3		5	2	1	1	0	0	0											
Chad Kreuter, S OBP: 0.514, SLG: 0.677		(1,2) BB (1B) 1B	(2,1) HR	(2,0) G4-3			(4,2) HR (BB)	(1,0) G3		4	3	2	1	1	0	0											
Scott Livingstone, L OBP: 0.390, SLG: 0.447		(0,1) BB (1,2) 1B	(1,0) HR (2B)		(0,1) G4-3		(4,2) HR (BB)	(1,2) F8 (SF7) 1B		4	4	3	0	1	0	0											
Mitt Cuyler, S OBP: 0.310, SLG: 0.300		(4,1) 1B (2,3) 2B	(0,3) K		(1,3) K		(0,3) K	(2,2) 2B (WP) 1B		4	2	1	0	1	3	4											
Inning Stats	R: 0 E: 0 K: 0 S: 7	H: 1 LOB: 1 BB: 0 P: 13	R: 6 E: 0 K: 2 S: 23	H: 6 LOB: 1 BB: 1 P: 35	R: 4 E: 0 K: 2 S: 17	H: 4 LOB: 0 BB: 0 P: 29	R: 1 E: 0 K: 1 S: 10	H: 1 LOB: 0 BB: 0 P: 16	R: 0 E: 0 K: 2 S: 8	H: 0 LOB: 0 BB: 0 P: 11	R: 0 E: 0 K: 0 S: 6	H: 0 LOB: 0 BB: 0 P: 9	R: 4 E: 1 K: 1 S: 22	H: 3 LOB: 2 BB: 2 P: 35	R: 0 E: 0 K: 1 S: 7	H: 0 LOB: 0 BB: 0 P: 10	R: 2 E: 0 K: 0 S: 21	H: 3 LOB: 2 BB: 1 P: 35	1B: 9 2B: 4 3B: 0 HR: 5	SF: 1 SAC: 0 DP: 0 HBP: 0	WP: 2 PA: 50 PB: 0 SB: 0 CS: 0						
PITCHER	IP	WLS	BF	H	R	ER	SO	BB	IBB	HBP	BLK	WP	HR	S	P	ERA	WHIP										
Pat Mahomes, R ERA: 10.26	(1,1) 2.2	L	20	11	10	10	3	1	0	0	0	0	3	43	70	33.75	4.500										
Mike Trombley, R ERA: 3.95	(3,1) 4.0		17	2	5	1	5	2	0	0	0	1	2	44	70	2.25	1.000										
Mike Hartley, R ERA: 4.26	(7,1) 2.1		13	5	2	2	1	1	0	0	0	1	0	34	53	7.71	2.571										

Detroit Tigers @ Minnesota Twins
Hubert H. Humphrey Metrodome, Minneapolis, MN

AB 45
R 17
H 18
RBI 16
BB 4
SO 9
LOB 13



WP: 2 PA: 50
PB: 0 SB: 0 CS: 0

Batter	1	2	3	4	5	6	7	8	9	AB	R	H	RBI	BB	SO	LOB	BOTTOM										
Chuck Knoblauch, R OBP: 0.394, SLG: 0.321 Terry Jorgensen, R OBP: 0.235, SLG: 0.250	(1,4) G3 (8,6)			(1,1) G4-3		(0,1) G6-3		(0,1) G4-3		3	0	0	0	0	0	1											
J.T. Bruett, L OBP: 0.316, SLG: 0.353	(1,7) K (8,8)			(0,0) G4-3			(0,1) L3 (1B)		(0,0) G3-6 (1B)	4	0	2	0	0	1	0											
Kirby Puckett, R OBP: 0.397, SLG: 0.500 Pedro Munoz, R OBP: 0.333, SLG: 0.407	(1,8) G4-3 (8,7)			(3,2) G3			(0,0) L3 (1,1)		(0,3) K	3	0	0	0	0	0	1											
Kent Hrbek, L OBP: 0.388, SLG: 0.552 Randy Bush, L OBP: 0.333, SLG: 0.250		(1,2) CS (1B)			(1,0) G4-3		(0,1) 2B		(0,1) G3-6-1 (2,3)	2	0	1	0	0	0	0											
Dave Winfield, R OBP: 0.302, SLG: 0.551		(3,3) K			(0,1) P5		(1,0) G6-3			3	0	0	0	0	1	2											
Brian Harper, R OBP: 0.340, SLG: 0.392 Lenny Webster, R OBP: 0.067, SLG: 0.133		(2,2) G6-3			(0,0) G5-3				(0,3) K	2	0	0	0	0	0	0											
Gene Larkin, S OBP: 0.273, SLG: 0.310				(1,2) K					(0,0) FC6-4 (1B)	3	1	2	0	0	1	0											
Mike Pagliarulo, L OBP: 0.326, SLG: 0.463				(3,2) G6-4-3 (1B)					(1,0) FC6-4 (FC4-6)	3	0	2	1	0	0	1											
Jeff Reboulet, R OBP: 0.138, SLG: 0.074				(1,0) G6-4-3 (1,2)					(0,2) FC4-6	3	0	0	0	0	0	3											
Inning Stats	R: 0 E: 0 K: 1 S: 8	H: 0 LOB: 0 BB: 0 P: 10	R: 0 E: 0 K: 1 S: 10	H: 1 LOB: 0 BB: 0 P: 16	R: 0 E: 0 K: 1 S: 8	H: 1 LOB: 0 BB: 0 P: 13	R: 0 E: 0 K: 0 S: 6	H: 0 LOB: 0 BB: 0 P: 10	R: 0 E: 0 K: 0 S: 4	H: 0 LOB: 0 BB: 0 P: 5	R: 0 E: 0 K: 0 S: 7	H: 1 LOB: 1 BB: 0 P: 8	R: 0 E: 0 K: 0 S: 6	H: 2 LOB: 1 BB: 0 P: 7	R: 1 E: 0 K: 1 S: 12	H: 2 LOB: 1 BB: 0 P: 15	R: 0 E: 0 K: 1 S: 6	H: 1 LOB: 0 BB: 0 P: 6	1B: 6 2B: 3 3B: 1 HR: 0	SF: 0 SAC: 0 DP: 4 HBP: 0	WP: 0 PA: 31 PB: 0 SB: 0 CS: 1						
PITCHER	IP	WLS	BF	H	R	ER	SO	BB	IBB	HBP	BLK	WP	HR	S	P	ERA	WHIP										
John Doherty, R ERA: 2.42	(1,1) 7.0	W	23	5	0	0	3	0	0	0	0	0	0	18	21	0.00	0.714										
Greg Gohr, R ERA: 14.54	(8,1) 2.0		8	3	1	1	2	0	0	0	0	0	0	18	21	4.50	1.500										

Detroit Tigers @ Minnesota Twins
Hubert H. Humphrey Metrodome, Minneapolis, MN

AB 31
R 1
H 8
RBI 1
BB 0
SO 5
LOB 11



WP: 0 PA: 31
PB: 0 SB: 0 CS: 1

Batter	1	2	3	4	5	6	7	8	9	AB	R	H	RBI	BB	SO	LOB	TOP										
Tony Phillips, S OBP: 0.528, SLG: 0.537 (1, 8)	4-1 BB		1-2 G3-1		3-2 G4-3		1-1 HR	4-1 1B 2B BB	0-0 F8	4	2	1	1	2	0	1											
Lou Whitaker, L OBP: 0.436, SLG: 0.556 (1, 4)	0-0 P5		4-2 BB		2-1 G4-3		2-2 G4-3	0-1 HBP 2B 1B	1-3 K	5	1	1	0	1	1	2											
Kirk Gibson, L OBP: 0.491, SLG: 0.614 (1, 10)	2-3 K		2-3 K		1-0 G5-4-3 1B		1-0 2B	1-0 2B HBP	1-3 K	5	2	2	0	0	3	2											
Cecil Fielder, R OBP: 0.400, SLG: 0.438 Milt Cuyler, S OBP: 0.322, SLG: 0.333 (1, 3)	2-3 K		0-0 F8		0-1 G5-4-3		2-1 2B	3-2 BB WP 2B		4	1	1	1	0	1	2											
Mickey Tettleton, S OBP: 0.433, SLG: 0.563 (1, 7)		2-2 HR		3-1 2B		3-1 P3	4-0 2B	4-1 WP BB SF8 BB		3	3	2	1	2	0	0											
Rob Deer, R OBP: 0.321, SLG: 0.571 Gary Thurman, R OBP: 0.316, SLG: 0.313 (1, 9)	0-0 F8		0-0 K		0-0 G6-3			4-2 WP BB		4	1	1	2	1	2	1											
Scott Livingstone, L OBP: 0.351, SLG: 0.439 Skeeter Barnes, R OBP: 0.273, SLG: 0.250 (1, 5)	1-3 K		3-2 G3-1					1-2 2-3 WP BB		3	1	1	2	1	1	1											
Alan Trammell, R OBP: 0.435, SLG: 0.500 (1, 6)	2-1 CS 1B				0-0 G6-3			1-2 2-3 HR		5	2	3	2	0	0	1											
Chad Kreuter, S OBP: 0.500, SLG: 0.714 (1, 2)	3-1 CS		3-2 G4-3		4-2 G4-3 BLK BB		0-2 HR	F7		4	1	1	2	1	0	1											
Inning Stats	R: 0 E: 0 K: 2 S: 8	H: 0 LOB: 1 BB: 1 P: 16	R: 1 E: 0 K: 1 S: 11	H: 2 LOB: 0 BB: 0 P: 19	R: 0 E: 0 K: 1 S: 14	H: 0 LOB: 1 BB: 1 P: 24	R: 0 E: 0 K: 1 S: 11	H: 1 LOB: 0 BB: 0 P: 19	R: 0 E: 0 K: 0 S: 12	H: 0 LOB: 1 BB: 1 P: 21	R: 0 E: 0 K: 0 S: 5	H: 1 LOB: 0 BB: 0 P: 9	R: 8 E: 0 K: 1 S: 26	H: 7 LOB: 1 BB: 2 P: 50	R: 7 E: 0 K: 0 S: 19	H: 3 LOB: 1 BB: 3 P: 41	R: 0 E: 0 K: 2 S: 7	H: 0 LOB: 0 BB: 0 P: 9	1B: 5 2B: 5 3B: 0 HR: 4	SF: 1 SAC: 0 DP: 1 HBP: 1	WP: 5 PB: 0 CS: 1	PA: 49					
PITCHER	IP	WLS	BF	H	R	ER	SO	BB	IBB	HBP	BLK	WP	HR	S	P	ERA	WHIP										
Willie Banks, R ERA: 1.83	(1, 1)	6.1	26	5	3	3	6	4	0	0	1	1	1	68	123	4.26	1.421										
Mark Guthrie, L ERA: 9.72	(7, 1)	0.1	L 4	3	2	2	0	0	0	0	0	0	2	12	16	54.00	9.000										
Brett Merriman, R ERA: 16.2	(7, 1)	0.2	12	5	10	10	0	3	1	1	0	0	0	20	49	135.00	12.000										
Mike Hartley, R ERA: 4.73	(8, 1)	0.2	3	1	1	1	0	0	0	0	0	2	1	6	11	13.50	1.500										
Rick Aquilera, R ERA: 3.0	(9, 1)	1.0	3	0	0	0	2	0	0	0	0	0	0	7	9	0.00	0.000										

Detroit Tigers @ Minnesota Twins
Hubert H. Humphrey Metrodome, Minneapolis, MN
Sun Apr 25 1993, 4:33 AM EDT
Att: 25,427 - Dome

AB 38
R 16
H 14
RBI 14
BB 8
SO 8
LOB 11



Batter	1	2	3	4	5	6	7	8	9	AB	R	H	RBI	BB	SO	LOB	BOTTOM										
Chuck Knoblauch, R OBP: 0.382, SLG: 0.305 (1, 4)	2-2 G4-3		2-1 L3		4-2 HBP 1B BB		2-1 SF8		3-3 K	3	0	0	1	1	1	1											
Shane Mack, R OBP: 0.270, SLG: 0.288 (1, 7)	0-0 F9			2-3 K	2-1 HBP 1B		2-0 L7		0-0 L8	5	0	1	2	0	1	2											
Kirby Puckett, R OBP: 0.403, SLG: 0.542 (1, 8)	1-3 K			0-0 HR	1-1 HBP		0-0 G5-3			3	1	1	1	0	1	0											
Dave Winfield, R OBP: 0.298, SLG: 0.528 (1, 10)		1-0 G6-4-3 1B		0-2 G6-3	2-0 F8		1-2 G6-3			4	0	1	0	0	0	3											
Brian Harper, R OBP: 0.333, SLG: 0.382 (1, 2)		2-1 F9		2-0 F8		0-2 BB E 1B		0-0 F8		4	1	1	0	0	0	1											
Pedro Munoz, R OBP: 0.324, SLG: 0.387 (1, 9)	1-2 G6-4-3				2-2 G4-6-3 1B 1B		2-0 F9		1-0 F9	4	1	1	0	0	0	2											
Gene Larkin, S OBP: 0.324, SLG: 0.375 (1, 3)			1-0 2B		1-0 G4-6-3 1B		4-1 E SF8 BB		0-0 G5-3	3	1	2	0	1	0	0											
Terry Jorgensen, R OBP: 0.238, SLG: 0.250 (1, 5)			2-1 G4-3		0-1 G4-6-3		2-2 E3 SF8 1B		3-2 F8	4	0	1	1	0	0	3											
Jeff Reboulet, R OBP: 0.182, SLG: 0.069 (1, 6)			0-3 K2-3		4-2 BB 1B BB		4-2 BB		2-1 G4-3	2	1	0	0	2	1	1											
Inning Stats	R: 0 E: 0 K: 1 S: 8	H: 0 LOB: 0 BB: 0 P: 11	R: 0 E: 0 K: 0 S: 6	H: 1 LOB: 0 BB: 0 P: 10	R: 0 E: 0 K: 1 S: 8	H: 1 LOB: 0 BB: 0 P: 13	R: 1 E: 0 K: 1 S: 8	H: 1 LOB: 0 BB: 0 P: 12	R: 2 E: 0 K: 0 S: 15	H: 3 LOB: 3 BB: 2 P: 31	R: 2 E: 1 K: 0 S: 14	H: 2 LOB: 2 BB: 2 P: 30	R: 0 E: 0 K: 0 S: 5	H: 0 LOB: 0 BB: 0 P: 6	R: 0 E: 0 K: 0 S: 5	H: 0 LOB: 0 BB: 0 P: 9	R: 0 E: 0 K: 1 S: 6	H: 0 LOB: 0 BB: 0 P: 11	1B: 6 2B: 1 3B: 0 HR: 1	SF: 1 SAC: 0 DP: 2 HBP: 1	WP: 0 PB: 0 CS: 0	PA: 38					
PITCHER	IP	WLS	BF	H	R	ER	SO	BB	IBB	HBP	BLK	WP	HR	S	P	ERA	WHIP										
David Wells, L ERA: 1.9	(1, 1)	4.2	20	6	3	3	3	2	0	0	0	0	0	16	35	13.50	3.000										
Mark Leiter, R ERA: 10.0	(5, 1)	1.1	W 9	2	2	2	0	2	0	1	0	0	0	5	6	0.00	0.000										
Dave Haas, R ERA:	(7, 1)	1.0	3	0	0	0	0	0	0	0	0	0	0	5	9	0.00	0.000										
Bob MacDonald, L ERA: 1.35	(8, 1)	1.0	3	0	0	0	0	0	0	0	0	0	0	5	9	0.00	0.000										
Mike Munoz, L ERA: 3.39	(9, 1)	1.0	3	0	0	0	1	0	0	0	0	0	0	6	11	0.00	0.000										

Detroit Tigers @ Minnesota Twins
Hubert H. Humphrey Metrodome, Minneapolis, MN
Sun Apr 25 1993, 4:33 AM EDT
Att: 25,427 - Dome

AB 32
R 5
H 8
RBI 5
BB 4
SO 4
LOB 13



Batter	1	2	3	4	5	6	7	8	9	AB	R	H	RBI	BB	SO	LOB	TOP								
Tony Phillips, S OBP: 0.511, SLG: 0.514	0-1 1B HBP E	2-3 K		1-2 F8		2-2 F9			1-1 F8	5	1	1	0	0	1	0									
Lou Whitaker, L OBP: 0.475, SLG: 0.587	1-2 2B HBP	2-2 2B		4-2 BB			4-2 G5-4-3 BB			1	1	1	0	2	0	0									
Travis Fryman, R OBP: 0.415, SLG: 0.603	2-2 E8 2B	3-3 K		0-0 F9			0-0 P4			4	1	1	0	0	1	3									
Cecil Fielder, R OBP: 0.405, SLG: 0.441	3-3 K			1-1 E 1B			0-1 G5-4-3			4	1	2	0	0	1	3									
Kirk Gibson, L OBP: 0.508, SLG: 0.638	0-0 S 2B			1-0 E 1B		0-1 L5		4-1 CS BB		3	1	2	2	1	0	1									
Rob Deer, R OBP: 0.305, SLG: 0.541	2-0 G3-1			2-1 E5		3-3 K		3-2 P4		4	0	0	0	0	1	4									
Mickey Tettleton, S OBP: 0.423, SLG: 0.540	4-2 BB			0-0 SF8-3-4		0-1 G3		1-0 F8		2	0	0	1	1	0	2									
Alan Trammell, R OBP: 0.370, SLG: 0.409	1-0 G5-3			1-2 G5-3		1-1 L7		2-1 F9		4	0	0	0	0	0	2									
Mitt Cuyler, S OBP: 0.317, SLG: 0.345		1-0 2B		3-2 G3-1		1-0 G4-3		1-3 K		4	0	1	0	0	1	0									
Inning Stats	R: 4 E: 1 K: 1 S: 16	H: 3 LOB: 1 BB: 1 P: 29	R: 0 E: 0 K: 2 S: 10	H: 2 LOB: 1 BB: 0 P: 18	R: 1 E: 1 K: 0 S: 9	H: 2 LOB: 1 BB: 0 P: 17	R: 0 E: 0 K: 0 S: 9	H: 0 LOB: 1 BB: 1 P: 17	R: 0 E: 0 K: 1 S: 9	H: 1 LOB: 1 BB: 0 P: 13	R: 0 E: 0 K: 0 S: 6	H: 0 LOB: 0 BB: 1 P: 10	R: 0 E: 0 K: 0 S: 6	H: 0 LOB: 0 BB: 1 P: 10	R: 0 E: 0 K: 0 S: 6	H: 0 LOB: 0 BB: 1 P: 13	R: 0 E: 0 K: 1 S: 7	H: 0 LOB: 0 BB: 0 P: 11	1B: 5 2B: 4 3B: 0 HR: 0	SF: 1 2B: 4 DP: 2 HBP: 1	WP: 1 PB: 0 SB: 1 CS: 1	PA: 37			
PITCHER	IP	WLS	BF	H	R	ER	SO	BB	IBB	HBP	BLK	WP	HR	S	P	ERA	WHIP								
Mark Gubicza, R ERA: 8.05	(1, 1)	7.0	L	31	8	5	4	4	3	0	1	0	0	65	114	5.14	1.571								
Tom Gordon, R ERA: 3.29	(8, 1)	2.0		6	0	0	0	1	1	0	0	0	0	13	24	0.00	0.500								

Detroit Tigers @ Kansas City Royals
Kauffman Stadium, Kansas City, MO
Mon Apr 26 1993, 7:05 PM CDT
Att: 20,090 - Unknown - 72 F

AB	31
R	5
H	8
RBI	3
BB	4
SO	5
LOB	15



Batter	1	2	3	4	5	6	7	8	9	AB	R	H	RBI	BB	SO	LOB	BOTTOM								
Keith Miller, R OBP: 0.217, SLG: 0.143	3-2 G6-3		0-1 G5-3			2-1 G6-3	0-2 P5		1-2 D 1B HBP	4	0	0	0	0	0	4									
Brian McRae, S OBP: 0.358, SLG: 0.453	1-2 G5-3			3-2 1B SF8		0-0 G4-3 1B		4-1 2B BB	1-2 L4-6	4	1	2	0	1	0	2									
Wally Joyner, L OBP: 0.355, SLG: 0.328	1-2 G3			3-2 FC6-4 1B		2-2 G4-3		0-0 F9	2-1 1B	5	0	2	0	0	0	2									
Mike Macfarlane, R OBP: 0.194, SLG: 0.286		2-1 G6-4-3 1B		1-0 SF8		1-2 F9		1-3 K	3-1 G6-3	4	0	1	1	0	1	4									
Kevin McReynolds, R OBP: 0.349, SLG: 0.579		2-1 F9		2-0 F9			2-2 F9	2-2 2B		4	0	1	0	0	0	2									
Haney Pulliam, R OBP: 0.368, SLG: 0.444		0-0 G6-4-3		1-1 FC6-4			3-1 L8	2-0 P2		2	0	0	0	0	0	2									
Felix Jose, S OBP: 0.300, SLG: 0.352										1	0	0	0	0	0	0									
Hubie Brooks, R OBP: 0.368, SLG: 0.444										1	0	0	0	0	0	2									
Phil Hiatt, R OBP: 0.339, SLG: 0.509			0-0 G4-3 G6-3 1B		1-3 K		2-0 1B		1-1 2B 1B	4	1	3	0	0	1	0									
Jose Lind, R OBP: 0.327, SLG: 0.415			2-2 G6-3		0-0 G1-3				0-0 1B	3	0	1	0	0	0	1									
George Brett, L OBP: 0.271, SLG: 0.323			1-2 G6-3						1-3 1B	1	1	1	0	0	0	0									
Greg Gagne, R OBP: 0.254, SLG: 0.296			1-1 G4-3		3-2 G6-3				1-0 L4-6 HBP	2	0	0	0	1	0	1									
Chris Gwynn, L OBP: 0.313, SLG: 0.375			2-3 G4-3						2-H 3-H	1	0	1	2	0	0	0									
Inning Stats	R: 0 E: 0 K: 0 S: 9	H: 0 LOB: 0 BB: 0 P: 14	R: 0 E: 0 K: 0 S: 5	H: 1 LOB: 0 BB: 0 P: 9	R: 0 E: 0 K: 0 S: 8	H: 1 LOB: 1 BB: 0 P: 11	R: 0 E: 0 K: 1 S: 7	H: 0 LOB: 0 BB: 0 P: 11	R: 0 E: 0 K: 0 S: 9	H: 1 LOB: 1 BB: 0 P: 14	R: 0 E: 0 K: 0 S: 11	H: 2 LOB: 3 BB: 1 P: 22	R: 0 E: 0 K: 1 S: 10	H: 1 LOB: 2 BB: 1 P: 19	R: 2 E: 0 K: 0 S: 14	H: 4 LOB: 2 BB: 0 P: 23	1B: 10 2B: 3 3B: 0 HR: 0	SF: 1 2B: 3 DP: 2 HBP: 1	WP: 0 PB: 0 SB: 0 CS: 0	PA: 40					
PITCHER	IP	WLS	BF	H	R	ER	SO	BB	IBB	HBP	BLK	WP	HR	S	P	ERA	WHIP								
Tom Bolton, L ERA: 2.0	(1, 1)	5.0	W	18	4	1	1	0	0	0	0	0	0	41	66	1.80	0.800								
Dave Haas, R ERA: 1.17	(6, 1)	2.0		10	3	0	0	0	1	0	0	0	0	20	36	0.00	2.000								
Bob MacDonald, L ERA: 1.17	(8, 1)	1.0		5	1	0	0	1	1	0	0	0	0	10	19	0.00	2.000								
Mike Henneman, R ERA: 2.0	(9, 1)	1.0		7	4	2	2	0	0	0	1	0	0	14	23	18.00	4.000								

Detroit Tigers @ Kansas City Royals
Kauffman Stadium, Kansas City, MO
Mon Apr 26 1993, 7:05 PM CDT
Att: 20,090 - Unknown - 72 F

AB	36
R	3
H	12
RBI	3
BB	2
SO	2
LOB	20



Batter	1	2	3	4	5	6	7	8	9	10	AB	R	H	RBI	BB	SO	LOB	TOP					
Tony Phillips, S OBP: 0.505, SLG: 0.506 (1, 7) (7, 4)	F7		F7		G4-3			1B		G3-6	5	0	2	0	0	0	2						
Lou Whitaker, L OBP: 0.484, SLG: 0.574 Rob Deer, R OBP: 0.310, SLG: 0.539 (1, 4) (7, 9)	2B		K					1B		G3-6	1	1	0	0	2	1	1						
Travis Fryman, R OBP: 0.419, SLG: 0.610 (1, 6)	CS		CS					1B			4	0	2	1	0	0	3						
Cecil Fielder, R OBP: 0.386, SLG: 0.417 (1, 3)	K				K			K			4	0	0	0	0	4	4						
Kirk Gibson, L OBP: 0.508, SLG: 0.686 (1, 10)					P4						4	1	2	1	0	0	1						
Mickey Tettleton, S OBP: 0.490, SLG: 0.500 Gary Thurman, R OBP: 0.316, SLG: 0.313 (1, 9) (7, 7) (9, 7)					F8			F9		F7	4	0	0	0	0	1	1						
Chad Kreuter, S OBP: 0.500, SLG: 0.737 (1, 2)											0	0	0	0	0	0	0						
Alan Trammell, R OBP: 0.355, SLG: 0.423 (1, 5)											3	1	1	0	1	0	0						
Mitt Cuyler, S OBP: 0.313, SLG: 0.339 (1, 8)											4	0	1	0	0	1	2						
Inning Stats	R: 1 E: 0 K: 1 S: 11	H: 1 LOB: 0 BB: 1 P: 19	R: 1 E: 0 K: 1 S: 9	H: 1 LOB: 0 BB: 0 P: 14	R: 0 E: 0 K: 1 S: 8	H: 1 LOB: 0 BB: 0 P: 13	R: 0 E: 0 K: 1 S: 11	H: 1 LOB: 1 BB: 0 P: 16	R: 0 E: 0 K: 0 S: 8	H: 0 LOB: 0 BB: 1 P: 13	R: 1 E: 0 K: 1 S: 7	H: 1 LOB: 1 BB: 1 P: 16	R: 0 E: 0 K: 0 S: 14	H: 3 LOB: 2 BB: 0 P: 19	R: 0 E: 0 K: 0 S: 8	H: 0 LOB: 0 BB: 0 P: 15	R: 0 E: 0 K: 0 S: 7	H: 1 LOB: 0 BB: 0 P: 13	1B: 6 2B: 2 3B: 1 HR: 1	SF: 0 SAC: 0 DP: 1 HBP: 0	WP: 0 PB: 0 SB: 1 CS: 3	PA: 39	
PITCHER	IP	WLS	BF	H	R	ER	SO	BB	IBB	HBP	BLK	WP	HR	S	P	ERA	WHIP						
David Cone, R ERA: 3.79 Rusty Meacham, R ERA: 4.73 (1, 1) (9, 1)	8.0	W	32	9	3	3	7	3	0	0	0	0	0	1	74	122	3.38	1.500					
	2.0	W	6	1	0	0	0	0	0	0	0	0	0	15	28	0.00	0.500						

Detroit Tigers @ Kansas City Royals
Kauffman Stadium, Kansas City, MO
Tue Apr 27 1993, 7:05 PM CDT
Att: 16,003 - Unknown - 75 F

AB 35
R 3
H 10
RBI 3
BB 3
SO 7
LOB 16



Batter	1	2	3	4	5	6	7	8	9	10	AB	R	H	RBI	BB	SO	LOB	BOTTOM				
Keith Miller, R OBP: 0.179, SLG: 0.115 (1, 5)	L8		L5		G6-3			F8		E1	5	0	0	0	0	0	3					
Brian McRae, S OBP: 0.349, SLG: 0.450 (1, 8)	P4		K					F8			5	0	1	0	0	1	2					
George Brett, L OBP: 0.280, SLG: 0.319 (1, 10)	F7				F8			K			4	1	1	0	1	1	0					
Felix Jose, S Hubie Brooks, R OBP: 0.381, SLG: 0.450 (1, 9) (8, PH) (9, 9)			F7		G3-1			G4-3		P3	3	0	1	0	0	0	0					
Wally Joyner, L OBP: 0.338, SLG: 0.324 (1, 3)											2	0	1	1	0	0	3					
Chris Gwynn, L Kevin McReynolds, R OBP: 0.304, SLG: 0.382 OBP: 0.348, SLG: 0.581 (1, 7) (7, PH) (8, 7)											4	1	1	1	1	0	1					
Brent Mayne, L Mike MacFarlane, R OBP: 0.311, SLG: 0.326 OBP: 0.242, SLG: 0.333 (1, 2) (7, PH) (8, 2)											2	0	1	0	0	0	1					
Jose Lind, R OBP: 0.322, SLG: 0.404 (1, 4)											3	0	1	0	0	1	2					
Greg Gagne, R OBP: 0.270, SLG: 0.310 (1, 6)											4	1	1	1	0	0	1					
Inning Stats	R: 0 E: 0 K: 0 S: 7	H: 0 LOB: 0 BB: 0 P: 11	R: 0 E: 0 K: 0 S: 12	H: 1 LOB: 1 BB: 0 P: 17	R: 0 E: 1 K: 1 S: 8	H: 0 LOB: 1 BB: 0 P: 10	R: 0 E: 0 K: 0 S: 9	H: 1 LOB: 1 BB: 0 P: 16	R: 0 E: 0 K: 0 S: 8	H: 0 LOB: 0 BB: 0 P: 14	R: 0 E: 0 K: 1 S: 7	H: 1 LOB: 1 BB: 0 P: 10	R: 2 E: 0 K: 0 S: 15	H: 4 LOB: 2 BB: 0 P: 23	R: 1 E: 1 K: 0 S: 14	H: 2 LOB: 3 BB: 1 P: 23	R: 1 E: 0 K: 0 S: 8	H: 2 LOB: 2 BB: 1 P: 16	1B: 11 2B: 1 3B: 0 HR: 0	SF: 0 SAC: 2 DP: 0 HBP: 0	WP: 0 PB: 0 SB: 1 CS: 0	PA: 44
PITCHER	IP	WLS	BF	H	R	ER	SO	BB	IBB	HBP	BLK	WP	HR	S	P	ERA	WHIP					
Mark Leiter, R ERA: 6.0 Bob MacDonald, L ERA: 2.89 Mike Henneman, R ERA: 1.74 John Kieley, R ERA: 9.64 (1, 1) (7, 1) (8, 1) (10, 1)	6.0	2	22	3	0	2	2	0	0	0	0	0	0	53	82	0.00	0.500					
	1.2	8	3	2	2	1	0	0	0	0	0	0	0	16	22	10.80	1.800					
	1.1	10	4	1	0	1	0	1	0	0	0	0	0	20	34	0.00	3.000					
	0.1	L	4	2	1	1	0	1	0	0	0	0	0	8	16	27.00	9.000					

Detroit Tigers @ Kansas City Royals
Kauffman Stadium, Kansas City, MO
Tue Apr 27 1993, 7:05 PM CDT
Att: 16,003 - Unknown - 75 F


AB 40
R 4
H 12
RBI 3
BB 2
SO 4
LOB 16



Batter	1	2	3	4	5	6	7	8	9	10	11	AB	R	H	RBI	BB	SO	LOB	TOP						
Tony Phillips, S OBP: 0.480, SLG: 0.476 (1, 4)	K 1-3	G6-3 0-2		G3 0-2		G6-4-3 0-0			K 2-3			5	0	0	1	0	2	4							
Travis Fryman, R OBP: 0.407, SLG: 0.585 (1, 6)	L8 2-0	L4 1-0		1B 2-1			K 2-3		K 0-3			5	0	1	1	0	2	1							
Kirk Gibson, L OBP: 0.514, SLG: 0.673 (1, 10)	1B 1-0		L8 1-1	1B 0-0			1B 1-2		G4-3 2-2			4	1	2	1	1	0	0							
Cecil Fielder, R OBP: 0.375, SLG: 0.403 (1, 3)	1B 1-1		K 1-3	K 2-3			K 1-2		G1-3 2-2			5	0	1	0	0	3	3							
Mickey Tettleton, S OBP: 0.400, SLG: 0.500 (1, 7)	2B 0-0		K 2-3		K 1-3		BB 4-2		G6-3 0-1			4	0	1	1	1	2	0							
Rob Deer, R OBP: 0.292, SLG: 0.506 (1, 9)	F8 1-2		K 2-3	K 0-3			P5 0-1		K 0-3			5	0	0	0	0	3	4							
Chad Kreuter, S OBP: 0.490, SLG: 0.698 (1, 2)		SH1-4 2-1		1B 0-0			K 1-3		P3 2-2			5	2	2	0	0	1	0							
Scott Livingstone, L OBP: 0.373, SLG: 0.413 (1, 5)		G6-3 2-1		1B 2-1		F7 0-0		G4-3 1-1			F8 2-1	5	1	1	0	0	0	1							
Milt Cuyler, S OBP: 0.339, SLG: 0.344 Gary Thurman, R OBP: 0.300, SLG: 0.294 (1, 8)	SH1-4 2-1		1B 3-2	1B 1-2		G6-4-3 4-2		G6-3 2-2			K 3-3	2	1	1	1	1	0	0							
Inning Stats	R: 1 E: 0 K: 1 S: 12	H: 3 LOB: 2 BB: 0 P: 18	R: 1 E: 0 K: 0 S: 10	H: 2 LOB: 1 BB: 0 P: 17	R: 0 E: 0 K: 2 S: 8	H: 0 LOB: 0 BB: 0 P: 12	R: 3 E: 1 K: 2 S: 20	H: 4 LOB: 2 BB: 0 P: 31	R: 0 E: 0 K: 3 S: 11	H: 0 LOB: 0 BB: 0 P: 13	R: 0 E: 0 K: 2 S: 13	H: 0 LOB: 2 BB: 2 P: 26	R: 0 E: 0 K: 0 S: 9	H: 0 LOB: 0 BB: 0 P: 14	R: 0 E: 0 K: 2 S: 9	H: 0 LOB: 0 BB: 0 P: 13	R: 0 E: 0 K: 1 S: 8	H: 0 LOB: 0 BB: 0 P: 10	R: 0 E: 0 K: 1 S: 9	H: 0 LOB: 0 BB: 0 P: 15	1B: 8 2B: 1 3B: 0 HR: 0	SF: 0 SAC: 1 DP: 1 HBP: 0	WP: 0 PB: 0 SB: 1 CS: 0	PA: 45	
PITCHER	IP 7.0	WLS 1.0	BF 3	H 0	R 0	ER 0	SO 0	BB 0	IBB 0	HBP 0	BLK 0	WP 0	HR 0	S 9	P 125	ERA 2.57	WHIP 1.714								
Kevin Brown, R ERA: 1.14 Brian Bohanon, L ERA: 2.79 Tom Henke, R ERA:	(1, 1)	(8, 1)	(9, 1)																						

Detroit Tigers @ Texas Rangers
Arlington Stadium, Arlington, TX
Wed Apr 28 1993, 8:05 PM EDT
Att. 17,440 - Unknown - 74 F


AB 41
R 5
H 9
RBI 5
BB 3
SO 14
LOB 13



Batter	1	2	3	4	5	6	7	8	9	10	11	AB	R	H	RBI	BB	SO	LOB	BOTTOM						
Doug Dascenzo, S OBP: 0.250, SLG: 0.342 Gary Redus, R OBP: 0.287, SLG: 0.467 David Hulsey, L OBP: 0.273, SLG: 0.237 (1, 8)	G3 1-1		G3 4-0		L8 1-0		L8 1-1	S 0-0		G6-3 0-1		3	0	0	0	1	0	2							
Rafael Palmeiro, L OBP: 0.262, SLG: 0.307 (1, 3)	G4-3 0-1		G3 1-2		K 1-3		G4-3 1-1	F7 2-2				6	1	1	0	0	1	6							
Julio Franco, R OBP: 0.347, SLG: 0.420 (1, 10)	G5-3 2-2		L6 0-1			BB 2-2		1B 2-2		G6-3 0-0		6	1	3	1	0	0	2							
Juan Gonzalez, R OBP: 0.418, SLG: 0.657 (1, 7)		F9 1-0		2B 0-1	G6-3 1B		P4 0-0		1B 0-2		G5-3 1-0	5	1	3	0	0	0	1							
Dean Palmer, R OBP: 0.378, SLG: 0.719 (1, 5)		G5-3 0-1		F7 0-1		F8 0-0		P3 3-2		1B 4-0		4	0	0	0	1	0	4							
Jose Canseco, R OBP: 0.385, SLG: 0.432 (1, 9)		P4 0-0		G6-3 1-2		BB 4-2		K 2-3		G5-3 1-1		4	0	1	0	1	1	4							
Ivan Rodriguez, R OBP: 0.414, SLG: 0.483 (1, 2)			1B 4-2	G6-3 2-0		G6-3 1-1		HR 1-1				4	2	2	3	1	0	4							
Manuel Lee, S OBP: 0.333, SLG: 0.226 (1, 6)			G3 1-2	G6-3 1B		F9 2-2		L7 1-2		1B 4-0		4	1	2	0	1	0	0							
Billy Ripken, R OBP: 0.234 Doug Strange, S OBP: 0.348, SLG: 0.571 (1, 4)			G6-3 1-3					1B 1-2		G1-6-3 1-2		2	0	1	1	1	0	1							
Inning Stats	R: 0 E: 0 K: 0 S: 7	H: 0 LOB: 0 BB: 0 P: 10	R: 0 E: 0 K: 0 S: 4	H: 0 LOB: 0 BB: 0 P: 5	R: 1 E: 0 K: 0 S: 13	H: 1 LOB: 2 BB: 2 P: 26	R: 0 E: 0 K: 0 S: 8	H: 2 LOB: 2 BB: 0 P: 11	R: 0 E: 0 K: 1 S: 12	H: 1 LOB: 1 BB: 0 P: 18	R: 0 E: 0 K: 0 S: 11	H: 0 LOB: 2 BB: 1 P: 18	R: 4 E: 0 K: 1 S: 24	H: 6 LOB: 2 BB: 0 P: 37	R: 0 E: 0 K: 0 S: 4	H: 1 LOB: 1 BB: 1 P: 10	R: 0 E: 0 K: 0 S: 7	H: 1 LOB: 1 BB: 1 P: 12	R: 1 E: 0 K: 0 S: 6	H: 2 LOB: 1 BB: 0 P: 9	1B: 10 2B: 3 3B: 1 HR: 1	SF: 0 SAC: 0 DP: 2 HBP: 0	WP: 0 PB: 0 SB: 0 CS: 0	PA: 48	
PITCHER	IP 7.0	WLS 0.2	BF 29	H 5	R 4	ER 1	SO 1	BB 4	IBB 0	HBP 0	BLK 0	WP 0	HR 0	S 65	P 106	ERA 1.29	WHIP 1.286								
Mike Moore, R ERA: 6.25 Dave Haas, R ERA: 2.84 Bob MacDonald, L ERA: 2.75 John Kiely, R ERA: 8.18 Mike Munoz, L ERA: 6.0	(1, 1)	(8, 1)	(8, 1)	(9, 1)	(10, 1)																				

Detroit Tigers @ Texas Rangers
Arlington Stadium, Arlington, TX
Wed Apr 28 1993, 8:05 PM EDT
Att. 17,440 - Unknown - 74 F

AB 42
R 6
H 15
RBI 6
BB 6
SO 2
LOB 27



Batter	1	2	3	4	5	6	7	8	9	AB	R	H	RBI	BB	SO	LOB	TOP								
Tony Phillips, S OBP: 0.457, SLG: 0.448 (1, 4)	G4-3	FC3-6		FC6-4		F7			K	5	0	0	0	0	1	5									
Alan Trammell, R OBP: 0.333, SLG: 0.367 (1, 5)	G4-3				G5-3		F8		L8	4	0	0	0	1	0	0									
Travis Fryman, R OBP: 0.406, SLG: 0.570 (1, 6)	G6-3			K			L9		FC6-4 BB	4	0	1	0	1	1	1									
Cecil Fielder, R OBP: 0.376, SLG: 0.395 (1, 10)		E BB BB	P4		P4				FC6-4 BB	4	1	1	0	1	0	3									
Rob Deer, R OBP: 0.290, SLG: 0.488 (1, 9)		BB E BB	P2		F7				K	3	0	0	0	1	1	3									
Mickey Tettleton, S OBP: 0.393, SLG: 0.484 (1, 3)	F8				L8			S 2B	F9	4	1	1	0	0	0	2									
Skeeter Barnes, R OBP: 0.267, SLG: 0.250 (1, 7)	F8				E3 HR		F8		E7 L8	4	0	1	0	0	0	3									
Chad Kreuter, S OBP: 0.491, SLG: 0.766 (1, 2)	E6 BB						L8		L8	4	1	2	2	0	0	3									
Gary Thurman, R OBP: 0.333, SLG: 0.300 (1, 8)							L8		K	3	0	1	1	1	1	2									
Inning Stats	R: 0 E: 0 K: 0 S: 8	H: 0 LOB: 0 BB: 0 P: 13	R: 1 E: 1 K: 0 S: 15	H: 0 LOB: 3 BB: 3 P: 34	R: 0 E: 0 K: 1 S: 15	H: 0 LOB: 1 BB: 1 P: 22	R: 1 E: 1 K: 0 S: 7	H: 2 LOB: 1 BB: 0 P: 13	R: 0 E: 0 K: 0 S: 10	H: 1 LOB: 1 BB: 0 P: 10	R: 1 E: 0 K: 0 S: 10	H: 2 LOB: 1 BB: 0 P: 13	R: 0 E: 0 K: 1 S: 9	H: 1 LOB: 1 BB: 0 P: 13	R: 0 E: 1 K: 1 S: 12	H: 1 LOB: 1 BB: 0 P: 20	R: 0 E: 0 K: 1 S: 8	H: 0 LOB: 1 BB: 1 P: 16	1B: 5 2B: 1 3B: 0 HR: 1	SF: 0 SAC: 0 DP: 0 HBP: 0	WP: 0 PB: 0 SB: 2 CS: 0	PA: 40			
PITCHER	IP	WLS	BF	H	R	ER	SO	BB	IBB	HBP	BLK	WP	HR	S	P	ERA	WHIP								
Charlie Leibrandt, L ERA: 2.99 (1, 1)	5.1	L	26	5	3	2	1	4	0	0	0	0	1	57	98	3.38	1.688								
Todd Burns, R ERA: 1.35 (6, 1)	2.2		10	2	0	0	2	0	0	0	0	0	0	26	40	0.00	0.750								
Brian Bohanon, L ERA: 2.93 (9, 1)	1.0		4	0	0	0	1	1	0	0	0	0	0	8	16	0.00	1.000								

Detroit Tigers @ Texas Rangers
Arlington Stadium, Arlington, TX
Thu Apr 29 1993, 8:05 PM EDT
Att: 17,902 - Unknown - 73 F

AB 35
R 3
H 7
RBI 3
BB 5
SO 4
LOB 22



Batter	1	2	3	4	5	6	7	8	9	AB	R	H	RBI	BB	SO	LOB	BOTTOM								
Gary Redus, R OBP: 0.211, SLG: 0.368 (1, 8)	G5-3		G1-3			K			L8	4	0	0	0	0	1	0									
Julio Franco, R OBP: 0.354, SLG: 0.438 (1, 10)	G5-4-3 1B		F9			G6-3			2B	4	1	2	0	0	0	0									
Jose Canseco, R OBP: 0.302, SLG: 0.436 (1, 9)	G5-4-3				F9		G5-3		2B	4	0	1	1	0	0	1									
Juan Gonzalez, R OBP: 0.398, SLG: 0.622 (1, 7)	G5-3				G6-3		K		G6-3	4	0	0	0	0	1	2									
Dean Palmer, R OBP: 0.364, SLG: 0.687 (1, 5)		G6-3			L8		P3			3	0	0	0	0	0	0									
Rafael Palmeiro, L OBP: 0.253, SLG: 0.295 (1, 3)	F7				G4-3		G4-3		G4-3	3	0	0	0	0	0	0									
Ivan Rodriguez, R OBP: 0.431, SLG: 0.500 (1, 2)						G4-6-3 1B			K	2	0	2	0	0	0	0									
John Russell, R OBP: 0.333, SLG: 0.833 (8, 2)									K	1	0	0	0	0	1	0									
Doug Strange, S OBP: 0.308, SLG: 0.500 (1, 4)	FC6				G4-6-3		P5			3	0	0	0	0	0	2									
Benji Gil, R OBP: 0.294, SLG: 0.172 (1, 6)									L7	2	0	0	0	0	0	0									
Doug Dascenzo, S OBP: 0.244, SLG: 0.333 (9, PH)			P2							1	0	0	0	0	0	0									
Inning Stats	R: 0 E: 0 K: 0 S: 10	H: 1 LOB: 1 BB: 0 P: 13	R: 0 E: 0 K: 0 S: 5	H: 1 LOB: 1 BB: 0 P: 9	R: 0 E: 0 K: 0 S: 9	H: 0 LOB: 0 BB: 0 P: 10	R: 0 E: 0 K: 0 S: 7	H: 0 LOB: 0 BB: 0 P: 9	R: 0 E: 0 K: 1 S: 8	H: 0 LOB: 0 BB: 0 P: 12	R: 0 E: 0 K: 1 S: 6	H: 0 LOB: 0 BB: 0 P: 6	R: 0 E: 0 K: 1 S: 9	H: 0 LOB: 0 BB: 0 P: 14	R: 1 E: 0 K: 0 S: 13	H: 2 LOB: 1 BB: 0 P: 18	1B: 3 2B: 2 3B: 0 HR: 0	SF: 0 SAC: 0 DP: 1 HBP: 0	WP: 0 PB: 0 SB: 0 CS: 0	PA: 31					
PITCHER	IP	WLS	BF	H	R	ER	SO	BB	IBB	HBP	BLK	WP	HR	S	P	ERA	WHIP								
John Doherty, R ERA: 2.08 (1, 1)	8.2	W	30	5	1	1	3	0	0	0	0	0	0	71	95	1.04	0.577								
Mike Henneman, R ERA: 1.69 (9, 1)	0.1	S	1	0	0	0	0	0	0	0	0	0	0	2	5	0.00	0.000								

Detroit Tigers @ Texas Rangers
Arlington Stadium, Arlington, TX
Thu Apr 29 1993, 8:05 PM EDT
Att: 17,902 - Unknown - 73 F

AB 31
R 1
H 5
RBI 1
BB 0
SO 3
LOB 5



Batter	1	2	3	4	5	6	7	8	9	AB	R	H	RBI	BB	SO	LOB	TOP				
Shane Mack, R OBP: 0.250, SLG: 0.275	G1-3		1-2 WP 1B			G4-3		G1-3		4	0	1	0	0	0	0					
Chuck Knoblauch, R OBP: 0.344, SLG: 0.250	K		G4-3			2-1 WP 1B			L8	4	0	1	0	0	1	1					
Kirby Puckett, R OBP: 0.385, SLG: 0.500	P3					1-3 K			G6-3	4	0	0	0	0	1	1					
Dave Winfield, R OBP: 0.269, SLG: 0.432		G5-3				G4-3			F9	4	0	0	0	0	1						
Brian Harper, R OBP: 0.347, SLG: 0.391		1-0 FC6-4 1B								3	0	1	0	0	0	0					
Lenny Webster, R OBP: 0.167, SLG: 0.176										0	0	0	0	0	0	0					
Pedro Munoz, R OBP: 0.346, SLG: 0.571		1-2 FC6-4 1B				1-2 2B			G6-3	3	0	1	0	0	0	1					
Gene Larkin, S OBP: 0.283, SLG: 0.325						0-2 F8			F9	3	0	0	0	0	2						
Terry Jorgensen, R OBP: 0.207, SLG: 0.214						1-1 F7			G5-3	3	0	0	0	0	1						
Jeff Reboulet, R OBP: 0.200, SLG: 0.114						2-1 F7			F9	3	0	0	0	0	1						
Inning Stats	R: 0 E: 0 K: 1 S: 5	H: 0 LOB: 0 BB: 0 P: 8	R: 0 E: 0 K: 0 S: 9	H: 1 LOB: 1 BB: 0 P: 14	R: 0 E: 0 K: 0 S: 9	H: 1 LOB: 1 BB: 0 P: 15	R: 0 E: 0 K: 0 S: 5	H: 0 LOB: 0 BB: 0 P: 6	R: 0 E: 0 K: 0 S: 10	H: 1 LOB: 1 BB: 0 P: 14	R: 0 E: 0 K: 0 S: 4	H: 0 LOB: 0 BB: 0 P: 6	R: 0 E: 0 K: 0 S: 8	H: 0 LOB: 0 BB: 0 P: 12	R: 0 E: 0 K: 0 S: 6	H: 0 LOB: 0 BB: 0 P: 8	1B: 3 2B: 1 3B: 0 HR: 0	SF: 0 SAC: 0 DP: 0 HBP: 0	WP: 2 PB: 0 SB: 0 CS: 0	PA: 31	
PITCHER	IP	WLS	BF	H	R	ER	SO	BB	IBB	HBP	BLK	WP	HR	S	P	ERA	WHIP				
David Wells, L ERA: 1.47	7.0	W	25	4	0	0	2	0	0	0	0	2	0	50	77	0.00	0.571				
Greg Gohr, R ERA: 9.95	2.0		6	0	0	0	0	0	0	0	0	0	0	14	20	0.00	0.000				

Minnesota Twins @ Detroit Tigers
Tiger Stadium, Detroit, MI
Fri Apr 30 1993, 7:05 PM EDT
Att: 19,682 - Unknown - 71 F

AB	31
R	0
H	4
RBI	0
BB	0
SO	2
LOB	8



Batter	1	2	3	4	5	6	7	8	9	AB	R	H	RBI	BB	SO	LOB	BOTTOM				
Tony Phillips, S OBP: 0.464, SLG: 0.438	4-1 1B BB	1-1 L7				0-1 G5-3				2	1	0	1	3	0	3					
Lou Whitaker, L OBP: 0.493, SLG: 0.588	1-0 SAFE 1B					1-2 E 1B				4	1	2	3	1	0	1					
Gary Thurman, R OBP: 0.333, SLG: 0.300	1-2 E 1B					2-3 2H 3H 3-0				0	0	0	0	0	0	0					
Travis Fryman, R OBP: 0.406, SLG: 0.560	2-1 E9 1H 2H 1B					1-0 WP 1B				5	1	2	1	0	0	5					
Cecil Fielder, R OBP: 0.367, SLG: 0.376	1-0 G4-3					4-2 BB SF9 BB				4	1	0	1	1	2	2					
Skeeter Barnes, R OBP: 0.297, SLG: 0.250	3-1 G4-3					3-1 G4-3				0	0	0	0	0	0	0					
Kirk Gibson, L OBP: 0.520, SLG: 0.661	2-0 G1-3					2-1 SF9 BB 1B				4	1	2	0	1	0	0					
Rob Deer, R OBP: 0.286, SLG: 0.466	1-0 L6					4-2 SF9 BB 1B				4	0	0	0	1	2	3					
Mickey Tettleton, S OBP: 0.375, SLG: 0.462						1-2 2-3 BB				3	0	0	1	0	2	1					
Scott Livingstone, L OBP: 0.382, SLG: 0.420						2-3 3H BB				4	2	2	0	0	0	2					
Chad Kreuter, S OBP: 0.492, SLG: 0.765						1-2 2B 1B				4	1	2	0	0	1	4					
Inning Stats	R: 3 E: 1 K: 0 S: 7	H: 2 LOB: 1 BB: 1 P: 18	R: 0 E: 0 K: 1 S: 11	H: 1 LOB: 0 BB: 0 P: 19	R: 0 E: 0 K: 1 S: 13	H: 1 LOB: 2 BB: 1 P: 25	R: 2 E: 0 K: 0 S: 13	H: 3 LOB: 1 BB: 0 P: 21	R: 1 E: 0 K: 1 S: 15	H: 1 LOB: 2 BB: 2 P: 29	R: 0 E: 0 K: 0 S: 9	H: 0 LOB: 1 BB: 1 P: 18	R: 2 E: 1 K: 2 S: 14	H: 2 LOB: 3 BB: 2 P: 28	R: 0 E: 0 K: 2 S: 12	H: 0 LOB: 0 BB: 0 P: 19	1B: 8 2B: 2 3B: 0 HR: 0	SF: 1 SAC: 0 DP: 0 HBP: 0	WP: 1 PB: 0 SB: 0 CS: 0	PA: 42	
PITCHER	IP	WLS	BF	H	R	ER	SO	BB	IBB	HBP	BLK	WP	HR	S	P	ERA	WHIP				
Willie Banks, R ERA: 2.66	4.0	L	21	7	5	3	2	2	0	0	0	0	0	22	42	5.40	2.250				
George Tsamis, L ERA: 3.0	1.2		9	1	1	1	1	3	0	0	0	0	0	14	27	0.00	3.000				
Rich Garces, R ERA:	1.0		7	2	2	0	2	1	0	0	0	0	0	14	25	0.00	0.750				
Mike Hartley, R ERA: 4.5	1.1		5	0	0	0	2	1	0	0	0	0	0	14	25	0.00	0.750				

Minnesota Twins @ Detroit Tigers
Tiger Stadium, Detroit, MI
Fri Apr 30 1993, 7:05 PM EDT
Att: 19,682 - Unknown - 71 F

AB	34
R	8
H	10
RBI	7
BB	7
SO	7
LOB	21



Batter	1	2	3	4	5	6	7	8	9	AB	R	H	RBI	BB	SO	LOB	TOP								
Shane Mack, R OBP: 0.247, SLG: 0.282 (1, 7)	G6-3		G6-4-3				FC6-4		K	5	1	1	3	0	1	3									
Chuck Knoblauch, R OBP: 0.350, SLG: 0.263 (1, 4)	G4-3			K						4	0	2	0	0	1	0									
Kirby Puckett, R OBP: 0.379, SLG: 0.481 (1, 8)	G5-3			E6	P6					3	0	0	0	1	0	2									
Dave Winfield, R OBP: 0.256, SLG: 0.410 (1, 10)		G5-3		FC6-4	K					4	0	0	0	0	1	5									
Brian Harper, R OBP: 0.329, SLG: 0.370 (1, 2)		K		F8		P5			G6-3	4	0	0	0	0	1	1									
Pedro Munoz, R OBP: 0.339, SLG: 0.538 (1, 9)					F9	F9			G6-3	3	0	0	0	1	0	0									
Kent Hrbek, L OBP: 0.388, SLG: 0.507 (1, 3)			CS			F7			F7	3	1	0	0	1	1	0									
Terry Jorgensen, R OBP: 0.242, SLG: 0.226 (1, 5)				1B		E5			L7	3	2	1	0	1	0	0									
Jeff Reboulet, R OBP: 0.222, SLG: 0.146 (1, 6)					E4				P2	4	1	2	1	0	0	1									
Inning Stats	R: 0 E: 0 K: 0 S: 5	H: 0 LOB: 0 BB: 0 P: 9	R: 0 E: 0 K: 1 S: 7	H: 0 LOB: 0 BB: 1 P: 15	R: 0 E: 0 K: 1 S: 10	H: 1 LOB: 1 BB: 1 P: 18	R: 0 E: 1 K: 1 S: 13	H: 0 LOB: 1 BB: 0 P: 18	R: 4 E: 1 K: 1 S: 17	H: 3 LOB: 1 BB: 1 P: 30	R: 0 E: 0 K: 0 S: 5	H: 0 LOB: 0 BB: 0 P: 7	R: 1 E: 1 K: 0 S: 13	H: 2 LOB: 2 BB: 1 P: 23	R: 0 E: 0 K: 0 S: 4	H: 0 LOB: 0 BB: 0 P: 7	R: 0 E: 0 K: 1 S: 11	H: 0 LOB: 0 BB: 0 P: 19	1B: 5 2B: 2 3B: 0 HR: 0	SF: 0 SAC: 0 DP: 2 HBP: 0	WP: 1 PB: 0 SB: 0 CS: 1	PA: 38			
PITCHER	IP	WLS	BF	H	R	ER	SO	BB	IBB	HBP	BLK	WP	HR	S	P	ERA	WHIP								
Tom Bolton, L ERA: 2.7 (1, 1)	4.1	L	20	4	4	2	3	3	0	0	0	0	0	48	84	4.15	1.615								
Mark Leiter, R ERA: 4.98 (5, 1)	4.2		17	2	1	0	2	0	1	0	0	1	0	37	62	0.00	0.429								

Minnesota Twins @ Detroit Tigers
Tiger Stadium, Detroit, MI
Sat May 01 1993, 3:33 AM EDT
Att: 21,232 - Sunny - 59 F

AB 33
R 5
H 6
RBI 4
BB 4
SO 5
LOB 12



Batter	1	2	3	4	5	6	7	8	9	AB	R	H	RBI	BB	SO	LOB	BOTTOM								
Tony Phillips, S OBP: 0.465, SLG: 0.435 (1, 8)	FC4-6		K		G3					3	0	1	0	1	1	1									
Lou Whitaker, L OBP: 0.476, SLG: 0.564 (1, 4)	FC4-6		F9		F7					4	0	1	1	0	0	2									
Travis Fryman, R OBP: 0.400, SLG: 0.543 (1, 6)	L8			3B		G6-3	FC6-4			3	1	0	0	0	0	3									
Cecil Fielder, R OBP: 0.353, SLG: 0.360 (1, 3)	F8			K		F8			G6-3	4	0	0	0	0	1	2									
Kirk Gibson, L OBP: 0.519, SLG: 0.683 (1, 10)		K							K	4	0	2	1	0	2	0									
Rob Deer, R OBP: 0.284, SLG: 0.451 (1, 9)		P3							F8	3	0	0	0	1	0	1									
Mickey Tettleton, S OBP: 0.359, SLG: 0.435 (1, 7)			K		FC3-2-5				F9	4	0	0	0	0	1	2									
Scott Livingstone, L OBP: 0.356, SLG: 0.389 (1, 5)			G1-3		L1				P6	4	0	0	0	0	0	2									
Chad Kreuter, S OBP: 0.492, SLG: 0.764 (1, 2)					F7				K	4	1	2	0	0	1	0									
Inning Stats	R: 0 E: 0 K: 0 S: 8	H: 0 LOB: 1 BB: 1 P: 16	R: 0 E: 0 K: 2 S: 9	H: 0 LOB: 0 BB: 0 P: 14	R: 0 E: 0 K: 1 S: 11	H: 1 LOB: 1 BB: 0 P: 17	R: 1 E: 0 K: 1 S: 10	H: 1 LOB: 2 BB: 1 P: 19	R: 0 E: 0 K: 0 S: 6	H: 0 LOB: 0 BB: 0 P: 8	R: 0 E: 0 K: 0 S: 7	H: 1 LOB: 1 BB: 0 P: 12	R: 1 E: 0 K: 0 S: 13	H: 3 LOB: 2 BB: 0 P: 23	R: 0 E: 0 K: 1 S: 12	H: 0 LOB: 0 BB: 0 P: 17	R: 0 E: 0 K: 1 S: 8	H: 0 LOB: 0 BB: 0 P: 12	1B: 4 2B: 1 3B: 1 HR: 0	SF: 0 SAC: 0 DP: 0 HBP: 1	WP: 0 PB: 0 SB: 0 CS: 0	PA: 36			
PITCHER	IP	WLS	BF	H	R	ER	SO	BB	IBB	HBP	BLK	WP	HR	S	P	ERA	WHIP								
Kevin Tapani, R ERA: 6.88 (1, 1)	6.2	W	29	6	2	2	4	2	0	0	0	0	0	63	107	2.70	1.200								
Mike Trombley, R ERA: 3.09 (7, 1)	1.1		4	0	0	0	1	0	0	0	0	0	0	13	19	0.00	0.000								
Rick Aguilera, R ERA: 3.27 (9, 1)	1.0	S	3	0	0	0	1	0	0	0	0	0	0	8	12	0.00	0.000								

Minnesota Twins @ Detroit Tigers
Tiger Stadium, Detroit, MI
Sat May 01 1993, 3:33 AM EDT
Att: 21,232 - Sunny - 59 F


AB 33
R 2
H 6
RBI 2
BB 2
SO 6
LOB 13



Batter	1	2	3	4	5	6	7	8	9	AB	R	H	RBI	BB	SO	LOB	TOP								
Shane Mack, R OBP: 0.245, SLG: 0.273 (1, 7)	G6-3		SF8		G6-3		P3		HBP BB	3	0	0	2	1	0	1									
Chuck Knoblauch, R OBP: 0.352, SLG: 0.265 (1, 4)	G1-6-3		SF9			G3 SH1-3 1B		P5	HBP G5-4-3	3	0	1	2	0	0	0									
Kirby Puckett, R OBP: 0.384, SLG: 0.518 (1, 8)	G5-3		CS		SH1-3				G5-4-3	4	1	2	1	0	0	3									
Kent Hrbek, L OBP: 0.381, SLG: 0.493 (1, 3)		F7		K		G3			HR G5-4-3 1B	4	0	1	0	0	1	2									
Dave Winfield, R OBP: 0.256, SLG: 0.395 (1, 10)	L5			1B BB		G5-3			G5-4-3	3	0	0	0	1	0	2									
Brian Harper, R OBP: 0.350, SLG: 0.429 (1, 2)	G5-3								BB 1B BB	4	2	3	1	0	0	0									
Pedro Munoz, R OBP: 0.339, SLG: 0.527 (9, PH)			BB SF8 1B	G5-3		L8			F8	3	1	1	0	0	0	2	AB 30								
J.T. Bruett, L OBP: 0.318, SLG: 0.350 (9, PH)										0	0	0	0	0	0	0	R 6								
Terry Jorgensen, R OBP: 0.235, SLG: 0.219 (9, 5)										1	0	0	0	0	0	1	H 10								
Mike Pagliarulo, L OBP: 0.298, SLG: 0.426 (9, PH)			SF8 BB		L7				BB BB	2	1	0	0	1	0	0	RBI 6								
Gene Larkin, S OBP: 0.341 (9, 9)			SF9 BB						HBP 1B	1	1	1	0	0	0	0	BB 5								
Jeff Reboulet, R OBP: 0.259, SLG: 0.160 (1, 6)			CS BB	G4-3		G4-3			HBP BB	2	0	1	0	2	0	0	SO 1								
Inning Stats	R: 0 E: 0 K: 0 S: 6	H: 0 LOB: 0 BB: 0 P: 8	R: 0 E: 0 K: 0 S: 6	H: 0 LOB: 0 BB: 10	R: 2 E: 0 K: 0 S: 6	H: 1 LOB: 2 BB: 2 P: 18	R: 0 E: 0 K: 1 S: 14	H: 2 LOB: 2 BB: 1 P: 23	R: 0 E: 0 K: 0 S: 7	H: 0 LOB: 0 BB: 0 P: 13	R: 0 E: 0 K: 0 S: 8	H: 1 LOB: 1 BB: 0 P: 12	R: 1 E: 0 K: 0 S: 12	H: 2 LOB: 1 BB: 0 P: 19	R: 1 E: 0 K: 0 S: 7	H: 2 LOB: 0 BB: 0 P: 13	R: 2 E: 0 K: 0 S: 10	H: 2 LOB: 2 BB: 2 P: 23	1B: 8 2B: 0 3B: 0 HR: 2	SF: 2 SAC: 1 DP: 2 HBP: 1	WP: 0 PB: 0 SB: 0 CS: 2	PA: 40			
PITCHER	IP	WLS	BF	H	R	ER	SO	BB	IBB	HBP	BLK	WP	HR	S	P	ERA	WHIP								
Mike Moore, R ERA: 5.82 (1, 1)	7.0		28	6	3	3	1	3	0	0	0	0	1	59	103	3.86	1.286								
Dave Haas, R ERA: 3.95 (8, 1)	1.0	L	5	3	2	2	0	0	0	0	0	0	1	9	16	18.00	3.000								
Bob MacDonald, L ERA: 3.6 (9, 1)	0.1		2	1	0	0	0	0	0	0	0	0	0	2	3	0.00	3.000								
John Kiely, R ERA: 7.71 (9, 1)	0.2		4	0	1	1	0	2	0	1	0	0	0	6	17	13.50	3.000								

Minnesota Twins @ Detroit Tigers
Tiger Stadium, Detroit, MI
Sun May 02, 1993, 3:33 AM EDT
Att: 20,361 - Sunny - 65 F


AB 30
R 6
H 10
RBI 6
BB 5
SO 1
LOB 11



Batter	1	2	3	4	5	6	7	8	9	AB	R	H	RBI	BB	SO	LOB	BOTTOM								
Tony Phillips, S OBP: 0.471, SLG: 0.448 (1, 4)	L7		S SF8 2B		1B		K		G6-4-3 BB	4	1	2	0	1	1	0									
Alan Trammell, R OBP: 0.317, SLG: 0.324 (1, 5)	F7		SF8 S BB		F7		P3		G6-4-3	4	0	0	0	1	0	2									
Travis Fryman, R OBP: 0.400, SLG: 0.541 (1, 6)	G3		SF8		1B				F8	4	0	2	1	0	0	0									
Cecil Fielder, R OBP: 0.358, SLG: 0.359 (1, 10)		2B 1B	K		K					3	1	1	0	1	2	3									
Rob Deer, R OBP: 0.283, SLG: 0.442 (1, 9)		2B 1B	G4-3		K		P4			4	1	1	0	0	1	5									
Mickey Tettleton, S OBP: 0.354, SLG: 0.438 (1, 3)		L8			1B 2B		P3		K	4	0	1	0	0	1	2									
Skeeter Barnes, R OBP: 0.333, SLG: 0.480 (8, PH)		G6-3 2B			CS 1B		L8		K	3	0	2	1	0	0	0	AB 34								
Kirk Gibson, L OBP: 0.513, SLG: 0.672 (9, 7)										1	0	0	0	0	1	0	R 3								
Chad Kreuter, S OBP: 0.493, SLG: 0.741 (1, 2)		G6-3			K				FC6-4 BB	3	0	1	1	1	1	3	H 10								
Gary Thurman, R OBP: 0.286, SLG: 0.250 (1, 8)		G3-1			F8		G5-3		FC6-4	4	0	0	0	0	5		RBI 3								
Inning Stats	R: 0 E: 0 K: 0 S: 6	H: 0 LOB: 0 BB: 0 P: 12	R: 2 E: 0 K: 0 S: 13	H: 3 LOB: 1 BB: 0 P: 18	R: 1 E: 0 K: 1 S: 11	H: 1 LOB: 1 BB: 1 P: 23	R: 0 E: 0 K: 1 S: 12	H: 2 LOB: 1 BB: 0 P: 14	R: 0 E: 0 K: 2 S: 18	H: 2 LOB: 2 BB: 0 P: 31	R: 0 E: 0 K: 0 S: 6	H: 1 LOB: 1 BB: 0 P: 11	R: 0 E: 0 K: 1 S: 9	H: 1 LOB: 2 BB: 1 P: 16	R: 0 E: 0 K: 2 S: 11	H: 0 LOB: 1 BB: 1 P: 20	R: 0 E: 0 K: 0 S: 6	H: 0 LOB: 0 BB: 1 P: 11	1B: 7 2B: 3 3B: 0 HR: 0	SF: 1 SAC: 0 DP: 1 HBP: 0	WP: 0 PB: 0 SB: 3 CS: 1	PA: 39			
PITCHER	IP	WLS	BF	H	R	ER	SO	BB	IBB	HBP	BLK	WP	HR	S	P	ERA	WHIP								
Jim Deshaies, L ERA: 2.79 (1, 1)	4.1		21	8	3	3	2	1	0	0	0	0	0	21	37	0.00	1.286								
Mike Hartley, R ERA: 3.93 (7, 1)	0.2	W	2	0	0	0	1	0	0	0	0	0	0	7	11	0.00	0.000								
Mark Guthrie, L ERA: 7.36 (8, 1)	0.2		3	0	0	0	1	1	0	0	0	0	0	6	12	0.00	1.500								
Rick Aquiera, R ERA: 3.0 (9, 1)	1.0	S	3	0	0	0	0	1	0	0	0	0	0	6	11	0.00	1.000								

Minnesota Twins @ Detroit Tigers
Tiger Stadium, Detroit, MI
Sun May 02, 1993, 3:33 AM EDT
Att: 20,361 - Sunny - 65 F

AB 34
R 3
H 10
RBI 3
BB 4
SO 7
LOB 20



Batter	1	2	3	4	5	6	7	8	9	AB	R	H	RBI	BB	SO	LOB	TOP				
Brian McRae, S (1, 8) OBP: 0.356, SLG: 0.455	0-1 CS 1B		1-2 F7			1-3 K		1-1 E HR 1B		4	1	2	0	0	1	0					
Harvey Pulliam, R (1, 9) OBP: 0.348, SLG: 0.545	1-1 G4-3		0-1 G1-3			0-3 K		0-2 1-H HR		4	1	1	2	0	1	1					
Felix Jose, S (8, 9) OBP: 0.293, SLG: 0.320	1-2									0	0	0	0	0	0	0					
George Brett, L (1, 10) OBP: 0.250, SLG: 0.299	1-0 L8				2-0 G4-3			2-1 G4-3		4	0	0	0	0	0	0					
Kevin McReynolds, R (1, 7) OBP: 0.345, SLG: 0.529		3-2 1B 2B			3-2 F8			1-1 E G6-4-3		4	2	1	0	0	0	0					
Wally Joyner, L (1, 3) OBP: 0.384, SLG: 0.326		0-0 B1			3-2 HBP			3-1 E6 G6-4-3		3	0	0	0	0	0	2					
Mike Macfarlane, R (1, 2) OBP: 0.286, SLG: 0.462		1-0 2-H 1B			2-1 L9			1-2 G6-4-3 1-2 3-H		4	0	2	1	0	0	2					
Phil Hiatt, R (1, 5) OBP: 0.322, SLG: 0.423		3-3 K				1-3 K		1-2 K		3	0	0	0	1	3	1					
Jose Lind, R (1, 4) OBP: 0.293, SLG: 0.342		1-0 G6-3				0-2 L5		1-2 L9		4	0	0	0	0	0	3					
Greg Gagne, R (1, 6) OBP: 0.274, SLG: 0.312					2-3 K			1-2 G6-3		3	0	0	0	0	1	0					
Inning Stats	R: 0 E: 0 K: 0 S: 5	H: 1 LOB: 0 BB: 0 P: 7	R: 1 E: 0 K: 1 S: 10	H: 2 LOB: 1 BB: 0 P: 18	R: 0 E: 0 K: 1 S: 17	H: 0 LOB: 0 BB: 0 P: 20	R: 0 E: 0 K: 0 S: 8	H: 0 LOB: 1 BB: 0 P: 18	R: 0 E: 0 K: 1 S: 8	H: 0 LOB: 0 BB: 0 P: 10	R: 1 E: 2 K: 1 S: 11	H: 0 LOB: 0 BB: 0 P: 17	R: 2 E: 1 K: 0 S: 15	H: 2 LOB: 0 BB: 0 P: 20	R: 0 E: 0 K: 0 S: 11	H: 1 LOB: 2 BB: 1 P: 17	1B: 4 2B: 1 3B: 0 HR: 1	SF: 0 SAC: 0 DP: 1 HBP: 1	WP: 0 PB: 0 SB: 0 CS: 1	PA: 35	
PITCHER	IP	WLS	BF	H	R	ER	SO	BB	IBB	HBP	BLK	WP	HR	S	P	ERA	WHIP				
David Wells, L (1, 1) ERA: 1.86	8.0	L	30	5	4	3	6	0	0	1	0	0	1	82	119	3.38	0.625				
Mike Henneman, R (9, 1) ERA: 1.42	1.0		5	1	0	0	0	1	0	0	0	0	0	11	17	0.00	2.000				

Kansas City Royals @ Detroit Tigers
Tiger Stadium, Detroit, MI
 Wed May 05 1993, 3:33 AM EDT
 Att: 15,653 - Cloudy - 69 F

AB	33
R	4
H	6
RBI	3
BB	1
SO	6
LOB	9



Batter	1	2	3	4	5	6	7	8	9	AB	R	H	RBI	BB	SO	LOB	BOTTOM				
Tony Phillips, S (1, 8) OBP: 0.465, SLG: 0.427	3-3 K		1-3 K		1-3 K			3-2 1B 1B		4	0	1	0	1	3	4					
Lou Whitaker, L (1, 4) OBP: 0.450, SLG: 0.516	1-2 P6		1-2 1B		0-0 P3		0-0 P4	3-2 F7		5	0	1	0	0	0	3					
Travis Fryman, R (1, 6) OBP: 0.412, SLG: 0.533	2-3 K		1-3 K		0-1 BB 1B			0-1 1B 1B		4	1	2	0	1	2	2					
Cecil Fielder, R (1, 3) OBP: 0.374, SLG: 0.388		3-3 K	3-2 F8			4-2 BB 1B		2-2 F7		3	1	0	0	1	1	4					
Kirk Gibson, L (1, 10) OBP: 0.506, SLG: 0.634		0-1 2B 1B			0-0 1B 1B		3-3 K	1-3 K	0-0 G1-3	5	0	2	0	0	2	6					
Mickey Tettleton, S (1, 7) OBP: 0.337, SLG: 0.407	1-1 F8				0-0 P5		2-3 K			4	0	1	1	0	1	4					
Milt Cuyler, S (7, PR) OBP: 0.324, SLG: 0.339	1-1 SAFE							1-2 2-H 1B		1	0	0	0	0	1	0					
Rob Deer, R (1, 9) OBP: 0.278, SLG: 0.462	1-1 SAFE	0-0 2B			1-2 F7			2-2 FC5-4 2B		5	1	1	0	0	1	3					
Scott Livingstone, L (1, 5) ERA: 3.96					2-2 K					4	0	2	2	1	1	2					
Skeeter Barnes, R (9, PR) OBP: 0.333, SLG: 0.400								1-2 2-H 1B		0	0	0	0	0	0	0					
Chad Kreuter, S (1, 2) OBP: 0.520, SLG: 0.785			3-2 1B		4-2 1B			1-0 L4		3	0	2	0	1	0	2					
Inning Stats	R: 0 E: 0 K: 2 S: 12	H: 0 LOB: 0 BB: 0 P: 18	R: 0 E: 0 K: 2 S: 14	H: 2 LOB: 2 BB: 0 P: 20	R: 0 E: 0 K: 2 S: 17	H: 2 LOB: 2 BB: 0 P: 25	R: 0 E: 0 K: 1 S: 13	H: 2 LOB: 3 BB: 1 P: 21	R: 0 E: 0 K: 0 S: 11	H: 1 LOB: 2 BB: 1 P: 20	R: 3 E: 0 K: 1 S: 16	H: 2 LOB: 2 BB: 1 P: 32	R: 0 E: 0 K: 0 S: 14	H: 2 LOB: 0 BB: 0 P: 22	R: 0 E: 0 K: 2 S: 9	H: 0 LOB: 1 BB: 1 P: 19	1B: 10 2B: 2 3B: 0 HR: 0	SF: 0 SAC: 0 DP: 0 HBP: 1	WP: 0 PB: 0 SB: 1 CS: 1	PA: 45	
PITCHER	IP	WLS	BF	H	R	ER	SO	BB	IBB	HBP	BLK	WP	HR	S	P	ERA	WHIP				
Kevin Appier, R (1, 1) ERA: 3.91	6.0		31	8	2	2	9	4	0	1	0	0	0	75	124	3.00	2.000				
Dennis Rasmussen, L (7, 1) ERA: 10.38	0.1		1	0	0	0	1	0	0	0	0	0	0	3	4	0.00	0.000				
Bill Sampen, R (7, 1) ERA: 0.96	0.1		2	1	0	0	0	0	0	0	0	0	0	5	10	0.00	3.000				
Jeff Montgomery, R (7, 1) ERA: 2.2	2.1	W	10	3	1	1	2	1	0	0	0	0	0	28	50	3.86	1.714				

Kansas City Royals @ Detroit Tigers
Tiger Stadium, Detroit, MI
 Wed May 05 1993, 3:33 AM EDT
 Att: 15,653 - Cloudy - 69 F


AB	38
R	3
H	12
RBI	3
BB	5
SO	12
LOB	30




Batter	1	2	3	4	5	6	7	8	9	AB	R	H	RBI	BB	SO	LOB	TOP					
Bernie Williams, S (1, 8) OBP: 0.358, SLG: 0.394	G3		K		L8			E8	K	6	1	1	1	0	2	4	New York Yankees @ Detroit Tigers Tiger Stadium, Detroit, MI Sun May 09, 1993, 3:33 AM EDT Att: 23,964 - Sunny - 73 F					
Wade Boggs, L (1, 5) OBP: 0.369, SLG: 0.337	E		G4-3		F8	G4-3		HR		5	1	2	2	0	0	3						
Don Mattingly, L (1, 10) OBP: 0.317, SLG: 0.364	L6			F7		G4-3	G3	HR		5	1	1	2	0	0	1						
Danny Tartabull, R (1, 9) OBP: 0.333, SLG: 0.407	K			G4-3		F9	WP	K		4	0	0	0	1	2	1						
Paul O'Neill, L (1, 7)		G5-3		G4-3		2B	L8	P6		5	1	2	0	0	0	1						
Matt Nokes, L (1, 2) OBP: 0.243, SLG: 0.347		F8			2B	HR	1B			2	1	1	0	0	0	1						
Mike Stanley, R (6, PH) OBP: 0.356, SLG: 0.386						1B	2B		HBP	2	1	2	0	1	0	0						
Kevin Maas, L (1, 3) OBP: 0.243, SLG: 0.406		G5-3			HR	2B	1B			2	1	1	0	0	0	1						
Jim Leyritz, R (6, PH) OBP: 0.521, SLG: 0.800					HR	2B	1B	F7		1	1	0	0	1	0	2						
Spike Owen, S (1, 6) OBP: 0.384, SLG: 0.378		G4-3			HR	1B	1B			4	3	2	4	1	0	3						
Pat Kelly, R (1, 4) OBP: 0.314, SLG: 0.417			G4-3		L7	1B	1B	F8	F8	5	0	2	2	0	0	3						
Inning Stats	R: 0 E: 1 K: 1 S: 9	H: 1 LOB: 1 BB: 0 P: 13	R: 0 E: 0 K: 0 S: 6	H: 1 LOB: 3 BB: 0 P: 8	R: 0 E: 0 K: 1 S: 9	H: 1 LOB: 0 BB: 0 P: 14	R: 0 E: 0 K: 0 S: 5	H: 0 LOB: 0 BB: 0 P: 6	R: 3 E: 0 K: 0 S: 11	H: 3 LOB: 0 BB: 0 P: 17	R: 4 E: 0 K: 0 S: 11	H: 5 LOB: 2 BB: 1 P: 24	R: 0 E: 0 K: 0 S: 9	H: 0 LOB: 2 BB: 2 P: 22	R: 4 E: 1 K: 1 S: 12	H: 2 LOB: 0 BB: 1 P: 19	R: 0 E: 0 K: 1 S: 13	H: 1 LOB: 2 BB: 0 P: 21	1B: 10 2B: 2 3B: 0 HR: 2	SF: 0 SAC: 0 DP: 1 HBP: 1	WP: 1 PB: 0 SB: 0 CS: 0	PA: 46
PITCHER	IP	WLS	BF	H	R	ER	SO	BB	IBB	HBP	BLK	WP	HR	S	P	ERA	WHIP					
John Doherty, R (1, 1) ERA: 2.82	5.2	L	23	7	4	4	2	0	0	0	0	0	1	43	64	6.35	1.235					
Tom Bolton, L (6, 1) ERA: 8.1	0.0		3	2	0	0	0	0	1	0	0	0	0	2	8	∞	∞					
Mark Grater, R (6, 1) ERA: 3.86	1.1		8	2	3	3	0	2	0	0	0	1	0	15	32	20.25	3.000					
Dave Johnson, R (8, 1) ERA: 10.38	2.0		12	3	4	3	2	1	0	1	0	0	1	25	40	13.50	2.000					


Batter	1	2	3	4	5	6	7	8	9	AB	R	H	RBI	BB	SO	LOB	BOTTOM					
Tony Phillips, S (1, 9) OBP: 0.479, SLG: 0.425	G4-3					G5-3				2	0	0	0	3	0	0	New York Yankees @ Detroit Tigers Tiger Stadium, Detroit, MI Sun May 09, 1993, 3:33 AM EDT Att: 23,964 - Sunny - 73 F					
Lou Whitaker, L (1, 4) OBP: 0.405, SLG: 0.458	F8			F8			G3		F8	5	0	0	0	0	0	6						
Travis Fryman, R (1, 6) OBP: 0.404, SLG: 0.508	3B		K		F8		G5-3		K	5	1	1	0	0	2	1						
Cecil Fielder, R (1, 3) OBP: 0.364, SLG: 0.372	1B		G6-3		1B				K	5	0	3	1	0	1	1						
Kirk Gibson, L (1, 10) OBP: 0.500, SLG: 0.610	G6-3		S		1B		P6			4	1	2	0	0	0	2						
Mickey Tettleton, S (1, 2) OBP: 0.353, SLG: 0.468		K						G3		3	0	1	1	1	1	0						
Chad Kreuter, S (9, 2) OBP: 0.500, SLG: 0.712			CS		G6-4-3					0	0	0	0	0	0	0						
Alan Trammell, R (1, 7) OBP: 0.368, SLG: 0.429	1B		CS		G5-3		G6-4-3		FC3-6	4	0	2	0	0	0	3						
Scott Livingstone, L (1, 5) OBP: 0.375, SLG: 0.424	K							FC3-6		4	0	2	0	0	1	2						
Mitt Cuyler, S (1, 8) OBP: 0.313, SLG: 0.324	S							FC6		4	0	1	0	0	1	3						
Inning Stats	R: 1 E: 0 K: 0 S: 11	H: 2 LOB: 1 BB: 0 P: 17	R: 0 E: 0 K: 2 S: 19	H: 2 LOB: 3 BB: 1 P: 30	R: 1 E: 0 K: 1 S: 9	H: 2 LOB: 0 BB: 0 P: 15	R: 0 E: 0 K: 1 S: 8	H: 1 LOB: 2 BB: 1 P: 16	R: 0 E: 0 K: 0 S: 5	H: 2 LOB: 2 BB: 1 P: 10	R: 0 E: 0 K: 0 S: 8	H: 1 LOB: 0 BB: 0 P: 12	R: 0 E: 0 K: 0 S: 10	H: 1 LOB: 1 BB: 0 P: 15	R: 0 E: 0 K: 0 S: 8	H: 1 LOB: 1 BB: 0 P: 13	R: 0 E: 0 K: 2 S: 14	H: 0 LOB: 1 BB: 1 P: 21	1B: 10 2B: 1 3B: 1 HR: 0	SF: 0 SAC: 0 DP: 2 HBP: 0	WP: 0 PB: 0 SB: 2 CS: 1	PA: 41
PITCHER	IP	WLS	BF	H	R	ER	SO	BB	IBB	HBP	BLK	WP	HR	S	P	ERA	WHIP					
Bob Wickman, R (1, 1) ERA: 3.34	8.0	W	37	12	2	2	4	4	0	0	0	0	0	81	135	2.25	2.000					
Andy Cook, R (9, 1) ERA:	1.0		3	0	0	0	2	0	0	0	0	0	0	11	14	0.00	0.000					

AB	41
R	11
H	14
RBI	11
BB	4
SO	4
LOB	20



livebaseballscores.com

Batter	1	2	3	4	5	6	7	8	9	10	AB	R	H	RBI	BB	SO	LOB	TOP									
Bernie Williams, S OBP: 0.355, SLG: 0.389 (1, 8)	1-0 1B		2-3 K			3-2 G4-3		2-0 G4-3			4	0	1	0	0	1	1	New York Yankees @ Detroit Tigers Tiger Stadium, Detroit, MI Mon May 10 1993, 7:05 PM EDT Att: 16,034 - Unknown - 80 F livebaseballscorecards.com AB 34 R 1 H 5 RBI 0 BB 2 SO 6 LOB 13 									
Mike Gallego, R OBP: 0.368, SLG: 0.485 (1, 5)	0-2 F7			0-0 G6-3		1-2 G5-3		1-1 G6-3			4	0	0	0	0	0	2										
Don Mattingly, L OBP: 0.315, SLG: 0.361 (1, 3)	1-3 SAFE SAFE SAFE K			0-1 E 1B		1-0 G4-3			2-2 G4-3		4	1	1	0	0	1	1										
Danny Tartabull, R OBP: 0.331, SLG: 0.411 (1, 9)	0-2 F9			3-2 L7			1-0 WP 2B		1-3 K		4	0	1	0	0	1	2										
Jim Leyritz, R OBP: 0.451, SLG: 0.727 (1, 10)		0-2 L9		2-1 E7 1-H			1-3 K		0-2 L6		4	0	0	0	0	1	1										
Randy Valarde, R OBP: 0.426, SLG: 0.556 (1, 7)		1-2 F8		0-3 K			4-1 G6-4-3 BB			4-2 CS BB	2	0	0	0	2	1	1										
Mike Stanley, R OBP: 0.351, SLG: 0.375 Dion James, L OBP: 0.444, SLG: 0.444 Matt Nokes, L OBP: 0.243, SLG: 0.347 (1, 2)		0-0 G6-3		1-3 K			1-2 G6-4-3 1-2			0-1 SAFE FC6-4 1B	4	0	1	0	0	0	1		2								
Spike Owen, S OBP: 0.379, SLG: 0.382 (1, 6)			3-2 P3		1-0 G6-3			2-1 G4-3 2B		1-2 FC6-4 1-2	4	0	1	0	0	0	1										
Pat Kelly, R OBP: 0.302, SLG: 0.400 (1, 4)			1-1 B1-3		0-1 G5-3			1-1 B3		0-0 F9	4	0	0	0	0	0	2										
Inning Stats	R: 0 E: 0 K: 1 S: 10	H: 1 LOB: 1 BB: 0 P: 12	R: 0 E: 0 K: 0 S: 8	H: 0 LOB: 0 BB: 0 P: 9	R: 0 E: 0 K: 1 S: 11	H: 0 LOB: 0 BB: 0 P: 17	R: 1 E: 1 K: 1 S: 13	H: 1 LOB: 1 BB: 0 P: 18	R: 0 E: 0 K: 0 S: 7	H: 0 LOB: 0 BB: 0 P: 12	R: 0 E: 0 K: 1 S: 9	H: 1 LOB: 1 BB: 0 P: 16	R: 0 E: 0 K: 0 S: 7	H: 1 LOB: 1 BB: 0 P: 13	R: 0 E: 0 K: 1 S: 9	H: 0 LOB: 0 BB: 0 P: 12	R: 0 E: 0 K: 0 S: 8		H: 1 LOB: 1 BB: 1 P: 13	1B: 3 2B: 2 3B: 0 HR: 0	SF: 0 SAC: 0 DP: 1 HBP: 0	WP: 1 PB: 0 SB: 0 CS: 1	PA: 36				
PITCHER	IP	WLS	BF	H	R	ER	SO	BB	IBB	HBP	BLK	WP	HR	S	P	ERA	WHIP										
David Wells, L ERA: 1.54 Bob MacDonald, L ERA: 2.3	(1, 1) 8.0		29	4	1	0	5	1	0	0	0	1	0	71	105	0.00	0.625										

Batter	1	2	3	4	5	6	7	8	9	10	AB	R	H	RBI	BB	SO	LOB	BOTTOM									
Tony Phillips, S OBP: 0.490, SLG: 0.431 (1, 9)	1-2 L3 1B	4-2 SAFE SAFE BB			1-2 1B		1-2 G4-3			4-2 BB SH1-3 BB	3	1	2	0	2	0	0	New York Yankees @ Detroit Tigers Tiger Stadium, Detroit, MI Mon May 10 1993, 7:05 PM EDT Att: 16,034 - Unknown - 80 F livebaseballscorecards.com AB 31 R 2 H 5 RBI 2 BB 9 SO 7 LOB 17 									
Lou Whitaker, L OBP: 0.391, SLG: 0.434 (1, 4)	1-2 L3 1-1	2-1 L9			1-3 SAFE K		2-2 F8			0-1 SAFE SH1-3	4	0	0	0	0	1	5										
Travis Fryman, R OBP: 0.397, SLG: 0.496 (1, 6)	1-1 1B		0-3 K		2-0 F8			0-0 F8		2-1 F9	5	0	1	0	0	1	2										
Cecil Fielder, R OBP: 0.358, SLG: 0.359 (1, 3)	3-2 SAFE P4		0-1 L8			1-1 F8		2-3 K		4-0 1B BB IBB	4	0	0	0	1	1	1										
Kirk Gibson, L OBP: 0.505, SLG: 0.595 (1, 10)		4-1 BB 1B BB	2-3 K			4-2 BB BB		1-2 G2		4-1 1B BB	2	1	0	0	3	1	0										
Mickey Tettleton, S OBP: 0.350, SLG: 0.454 Gary Thuman, R OBP: 0.310, SLG: 0.280 (1, 2)		1-3 SAFE K		3-2 P5		1-0 SAFE F8			4-2 SAFE F8	4-2 SAFE SH1-3 BB	3	0	0	0	1	1	2										
Alan Trammell, R OBP: 0.367, SLG: 0.412 (1, 7)	1-0 SAFE F7			1-2 L5			4-2 SAFE BB			1-2 SH1-3	2	0	0	0	1	0	1										
Scott Livingstone, L OBP: 0.368, SLG: 0.406 (1, 5)		4-0 SAFE 1B BB		1-3 K			1-3 K		1-0 G1-3		3	0	0	0	1	2	4										
Mitt Cuyler, S OBP: 0.314, SLG: 0.325 Chad Kreuter, S OBP: 0.494, SLG: 0.703 (1, 8)		2-0 BB 1B			0-0 F8				0-1 B1-3		3	0	1	1	0	0	0										
Inning Stats	R: 0 E: 0 K: 0 S: 13	H: 2 LOB: 1 BB: 0 P: 19	R: 1 E: 0 K: 1 S: 11	H: 1 LOB: 3 BB: 3 P: 29	R: 0 E: 0 K: 2 S: 8	H: 0 LOB: 0 BB: 0 P: 10	R: 0 E: 0 K: 1 S: 9	H: 0 LOB: 0 BB: 0 P: 14	R: 0 E: 0 K: 1 S: 8	H: 0 LOB: 1 BB: 1 P: 12	R: 0 E: 0 K: 1 S: 14	H: 0 LOB: 2 BB: 2 P: 25	R: 0 E: 0 K: 0 S: 9	H: 0 LOB: 0 BB: 0 P: 12	R: 0 E: 0 K: 1 S: 10	H: 0 LOB: 0 BB: 0 P: 13	R: 0 E: 0 K: 0 S: 10		H: 0 LOB: 2 BB: 1 P: 18	R: 1 E: 0 K: 0 S: 11	H: 1 LOB: 3 BB: 3 P: 26	1B: 5 2B: 1 3B: 0 HR: 0	SF: 0 SAC: 2 DP: 1 HBP: 0	WP: 0 PB: 0 SB: 0 CS: 0	PA: 42		
PITCHER	IP	WLS	BF	H	R	ER	SO	BB	IBB	HBP	BLK	WP	HR	S	P	ERA	WHIP										
Melido Perez, R ERA: 2.61 Rich Monteleone, R ERA: 5.0	(1, 1) 8.0		32	4	1	1	7	5	0	0	0	0	0	82	134	1.12	1.125										

Batter	1	2	3	4	5	6	7	8	9	AB	R	H	RBI	BB	SO	LOB	TOP										
Mitt Cuyler, S OBP: 0.337, SLG: 0.386 (1, 8)										6	3	4	0	0	1	3											
Lou Whitaker, L OBP: 0.376, SLG: 0.407 (1, 4)										5	1	0	1	1	0	5											
Travis Fryman, R OBP: 0.397, SLG: 0.500 (1, 6)										5	1	2	3	0	2	1											
Cecil Fielder, R OBP: 0.359, SLG: 0.350 Gary Thurman, R OBP: 0.310, SLG: 0.280 (8, 9)										3	1	0	0	2	1	2											
Kirk Gibson, L OBP: 0.509, SLG: 0.590 (1, 10)										4	3	2	1	1	0	2											
Mickey Tettleton, S OBP: 0.352, SLG: 0.446 (8, 3)										4	0	1	1	1	2	3											
Alan Trammell, R OBP: 0.385, SLG: 0.418 (1, 7)										4	1	2	3	1	0	2											
Scott Livingstone, L OBP: 0.358, SLG: 0.392 (1, 5)										5	0	1	2	0	0	3											
Chad Kreuter, S OBP: 0.489, SLG: 0.684 (1, 2)										5	1	2	1	0	0	0											
Inning Stats	R: 1 E: 0 K: 1 S: 9	H: 1 LOB: 0 BB: 0 P: 16	R: 1 E: 0 K: 1 S: 11	H: 1 LOB: 0 BB: 1 P: 20	R: 4 E: 1 K: 1 S: 19	H: 3 LOB: 2 BB: 2 P: 39	R: 0 E: 0 K: 0 S: 9	H: 1 LOB: 1 BB: 0 P: 12	R: 3 E: 1 K: 1 S: 13	H: 3 LOB: 2 BB: 2 P: 27	R: 0 E: 0 K: 0 S: 6	H: 0 LOB: 0 BB: 0 P: 9	R: 3 E: 0 K: 0 S: 15	H: 4 LOB: 2 BB: 1 P: 25	R: 0 E: 0 K: 1 S: 8	H: 1 LOB: 1 BB: 0 P: 14	1B: 11 2B: 2 3B: 1 HR: 0	SF: 0 SAC: 0 DP: 0 HBP: 0	WP: 0 PB: 0 SB: 2 CS: 1	PA: 48							
PITCHER	IP	WLS	BF	H	R	ER	SO	BB	IBB	HBP	BLK	WP	HR	S	P	ERA	WHIP										
Todd Stottlemyre, R ERA: 4.33 Al Leiter, L ERA: 6.46 Tony Castillo, L ERA: 2.0 Mark Eichhorn, R ERA: 4.62 Mike Timlin, R ERA: 3.77	2.2	L	16	5	6	3	3	3	0	0	0	0	0	36	70	10.12	3.000										

Detroit Tigers @ Toronto Blue Jays
SkyDome, Toronto, ON
Tue May 11, 1993, 7:05 PM EDT
Att: 50,493 - Dome

AB 41
R 12
H 14
RBI 12
BB 6
SO 6
LOB 21



Batter	1	2	3	4	5	6	7	8	9	AB	R	H	RBI	BB	SO	LOB	BOTTOM										
Devon White, S OBP: 0.388, SLG: 0.505 (1, 8)										5	0	2	1	0	1	3											
Roberto Alomar, S OBP: 0.376, SLG: 0.368 (1, 4)										5	0	0	0	0	0	5											
Paul Molitor, R OBP: 0.380, SLG: 0.413 (1, 3)										5	1	2	0	0	0	3											
Joe Carter, R OBP: 0.354, SLG: 0.669 (1, 7)										5	1	2	0	0	2	3											
John Olerud, L OBP: 0.468, SLG: 0.551 (1, 10)										4	1	1	1	0	2	2											
Darin Jackson, R OBP: 0.282, SLG: 0.343 (1, 9)										5	1	1	1	0	1	3											
Ed Sprague, R OBP: 0.265, SLG: 0.414 (1, 5)										4	1	1	1	0	0	2											
Pat Borders, R OBP: 0.224, SLG: 0.311 (1, 2)										4	1	2	2	0	0	0											
Dick Schofield, R OBP: 0.327, SLG: 0.276 (1, 6)										4	1	2	0	0	1	1											
Inning Stats	R: 0 E: 1 K: 0 S: 10	H: 0 LOB: 0 BB: 0 P: 13	R: 0 E: 0 K: 0 S: 8	H: 0 LOB: 0 BB: 0 P: 10	R: 1 E: 0 K: 0 S: 8	H: 2 LOB: 1 BB: 0 P: 10	R: 0 E: 0 K: 1 S: 7	H: 1 LOB: 1 BB: 0 P: 8	R: 0 E: 0 K: 1 S: 9	H: 1 LOB: 1 BB: 0 P: 11	R: 4 E: 0 K: 1 S: 11	H: 4 LOB: 0 BB: 0 P: 15	R: 0 E: 0 K: 1 S: 16	H: 1 LOB: 1 BB: 0 P: 25	R: 2 E: 1 K: 1 S: 15	H: 3 LOB: 2 BB: 0 P: 23	R: 0 E: 0 K: 2 S: 9	H: 1 LOB: 1 BB: 0 P: 12	1B: 7 2B: 4 3B: 1 HR: 1	SF: 1 SAC: 0 DP: 0 HBP: 0	WP: 0 PB: 0 SB: 1 CS: 0	PA: 42					
PITCHER	IP	WLS	BF	H	R	ER	SO	BB	IBB	HBP	BLK	WP	HR	S	P	ERA	WHIP										
Bill Gullickson, R ERA: 7.94 Dave Haas, R ERA: 4.02 Mike Henneman, R ERA: 1.62	5.2	W	26	8	5	3	3	0	0	0	0	0	0	28	43	5.40	2.400										

Detroit Tigers @ Toronto Blue Jays
SkyDome, Toronto, ON
Tue May 11, 1993, 7:05 PM EDT
Att: 50,493 - Dome

AB 41
R 7
H 13
RBI 6
BB 0
SO 7
LOB 22



Batter	1	2	3	4	5	6	7	8	9	AB	R	H	RBI	BB	SO	LOB	TOP					
Tony Phillips, S OBP: 0.490, SLG: 0.455	F7	HR		G4-3		G3		G6-3 SF8 BB	1B	5	1	2	5	1	0	1						
Lou Whitaker, L OBP: 0.375, SLG: 0.412	F7	2B				G3-1		SF8	F7	4	0	1	1	1	0	3						
Alan Trammell, R OBP: 0.380, SLG: 0.410	HR	F7		F9				G6-3	F9	6	2	2	0	0	0	5						
Cecil Fielder, R OBP: 0.367, SLG: 0.416	HR			F9				FC4 FC5-2	K	5	2	3	4	0	1	2						
Kirk Gibson, L OBP: 0.505, SLG: 0.648	G6-3					G3-1		FC4 FC5-2	HR	5	3	2	2	0	0	1						
Rob Deer, R OBP: 0.288, SLG: 0.437		K		K		K		FC5-2	K	5	0	0	0	0	4	2						
Chad Kreuter, S OBP: 0.505, SLG: 0.683		HR				F9			BB	3	2	2	1	2	0	0						
Scott Livingstone, L OBP: 0.380, SLG: 0.405		F9		F7				G6-3	BB	5	1	2	0	0	0	3						
Mitt Cuyler, S OBP: 0.351, SLG: 0.391	HR			G4-3		G3			1B	4	2	2	0	1	0	2						
Inning Stats	R: 2 E: 0 K: 0 S: 15	H: 2 LOB: 0 BB: 0 P: 26	R: 3 E: 0 K: 1 S: 15	H: 4 LOB: 1 BB: 0 P: 22	R: 2 E: 0 K: 1 S: 10	H: 2 LOB: 1 BB: 1 P: 17	R: 0 E: 0 K: 0 S: 10	H: 0 LOB: 0 BB: 0 P: 17	R: 0 E: 0 K: 1 S: 8	H: 1 LOB: 1 BB: 0 P: 8	R: 2 E: 0 K: 0 S: 14	H: 3 LOB: 1 BB: 0 P: 23	R: 1 E: 0 K: 1 S: 12	H: 1 LOB: 1 BB: 2 P: 20	R: 3 E: 0 K: 1 S: 20	H: 3 LOB: 2 BB: 2 P: 36	1B: 8 2B: 3 3B: 0 HR: 5	SF: 1 SAC: 0 DP: 0 HBP: 0	WP: 0 PB: 0 SB: 3 CS: 0	PA: 48		
PITCHER	IP	WLS	BF	H	R	ER	SO	BB	IBB	HBP	BLK	WP	HR	S	P	ERA	WHIP					
Pat Hentgen, R ERA: 3.5	(1, 1)	3.0	L	18	8	7	7	2	1	0	0	0	0	4	40	65	21.00	3.000				
Doug Linton, R ERA: 8.22	(4, 1)	3.1	15	3	2	2	1	1	0	0	0	0	0	0	33	55	5.40	1.200				
Tony Castillo, L ERA: 1.86	(7, 1)	0.2	2	1	0	0	0	0	0	0	0	0	0	4	6	0.00	1.500					
Mike Timlin, R ERA: 4.96	(8, 1)	2.0	13	4	4	3	2	3	0	0	0	0	1	32	56	13.50	3.500					

Detroit Tigers @ Toronto Blue Jays
SkyDome, Toronto, ON
Wed May 12, 1993, 7:05 PM EDT
Att. 50,488 - Dome

AB	42
R	13
H	16
RBI	13
BB	5
SO	5
LOB	19



Batter	1	2	3	4	5	6	7	8	9	AB	R	H	RBI	BB	SO	LOB	BOTTOM					
Devon White, S OBP: 0.379, SLG: 0.490	B5-3	G3-1		K				F8		5	0	1	1	0	1	2						
Roberto Alomar, S OBP: 0.379, SLG: 0.364	G5-3		HR	P5		F9			BB	4	1	1	0	1	0	2						
Paul Molitor, R OBP: 0.388, SLG: 0.415	1B		HR			G4-3		F9		4	2	2	0	1	0	2						
Joe Carter, R OBP: 0.356, SLG: 0.683	F8		HR			L9		E8	K	5	2	2	3	0	1	3						
John Olerud, L OBP: 0.466, SLG: 0.541		1B	G3-1			L7		G4-3	G3	4	1	1	1	1	0	0						
Darnell Coles, R OBP: 0.396, SLG: 0.436	1B	1B				B2-3		F7		4	1	2	0	1	0	2						
Ed Sprague, R OBP: 0.270, SLG: 0.414	1B	1B		K		FC1-5		G4-3	K	5	1	2	2	0	2	2						
Pat Borders, R OBP: 0.216, SLG: 0.299	F7		G1-3			FC1-5		F9		4	0	0	0	0	0	6						
Dick Schofield, R OBP: 0.317, SLG: 0.267		K		F9		P3			BB	3	0	0	0	0	1	3						
Alfredo Griffin, S ERA: 1.45										0	0	0	0	1	0	0						
Inning Stats	R: 0 E: 0 K: 0 S: 9	H: 1 LOB: 1 BB: 0 P: 13	R: 2 E: 0 K: 1 S: 15	H: 2 LOB: 1 BB: 1 P: 22	R: 3 E: 0 K: 1 S: 16	H: 2 LOB: 1 BB: 2 P: 27	R: 0 E: 0 K: 1 S: 8	H: 0 LOB: 0 BB: 0 P: 14	R: 0 E: 0 K: 0 S: 6	H: 0 LOB: 0 BB: 0 P: 8	R: 1 E: 0 K: 0 S: 16	H: 3 LOB: 2 BB: 0 P: 27	R: 2 E: 1 K: 0 S: 17	H: 3 LOB: 1 BB: 0 P: 23	R: 0 E: 0 K: 1 S: 14	H: 0 LOB: 2 BB: 2 P: 24	R: 0 E: 0 K: 1 S: 7	H: 0 LOB: 0 BB: 0 P: 9	1B: 10 2B: 0 3B: 0 HR: 1	SF: 0 SAC: 0 DP: 0 HBP: 0	WP: 2 PB: 0 SB: 1 CS: 0	PA: 43
PITCHER	IP	WLS	BF	H	R	ER	SO	BB	IBB	HBP	BLK	WP	HR	S	P	ERA	WHIP					
Mike Moore, R ERA: 6.8	(1, 1)	2.1	15	5	5	5	1	3	0	0	0	0	0	34	54	19.29	3.429					
Bill Krueger, L ERA: 2.99	(3, 1)	3.2	W	14	3	1	1	2	0	0	0	0	0	36	57	2.46	0.818					
Mark Grater, R ERA: 11.57	(7, 1)	0.0	2	2	2	2	0	0	0	0	0	0	0	8	12	∞	∞					
Bob MacDonald, L ERA: 2.16	(7, 1)	1.0	4	1	0	0	0	0	0	0	0	0	0	9	11	0.00	1.000					
Mike Henneman, R ERA: 1.45	(8, 1)	2.0	S	8	0	0	0	2	2	0	0	0	0	21	33	0.00	1.000					

Detroit Tigers @ Toronto Blue Jays
SkyDome, Toronto, ON
Wed May 12, 1993, 7:05 PM EDT
Att. 50,488 - Dome

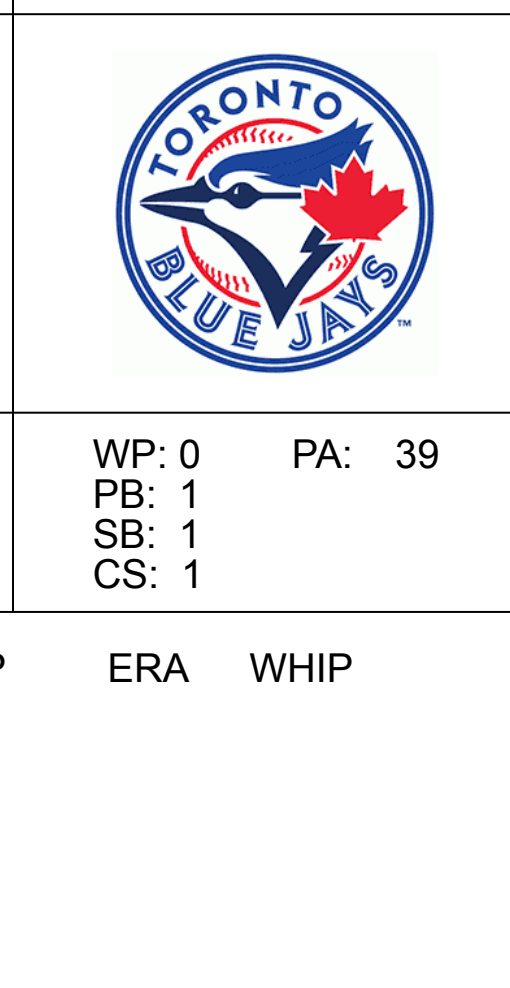
AB	38
R	8
H	11
RBI	7
BB	5
SO	5
LOB	22



Batter	1	2	3	4	5	6	7	8	9	AB	R	H	RBI	BB	SO	LOB	TOP					
Tony Phillips, S OBP: 0.494, SLG: 0.464 (1, 7)	4-2 CS BB		2-0 F9		1-0 1B 2B		3-3 K		1-1 SH1-4 BB 1B	4	1	2	0	1	1	1	Detroit Tigers @ Toronto Blue Jays SkyDome, Toronto, ON Thu May 13 1993, 7:05 PM EDT Att: 50,507 - Dome					
Lou Whitaker, L OBP: 0.395, SLG: 0.449 (1, 4)	3-3 K		2-1 P5		1-0 2H 1B		2-1 HR		4-2 SH1-4 BB	4	1	2	3	1	1	1						
Travis Fryman, R OBP: 0.407, SLG: 0.527 (1, 6)	0-1 FC6-4 1B			0-0 F7		3-2 HR		4-2 BB	0-0 SH1-4	3	1	2	1	1	0	0						
Cecil Fielder, R OBP: 0.355, SLG: 0.400 (1, 3)	2-2 FC6-4			1-3 K		2-2 G6-3		1-2 E5	0-1 G1-3	5	0	0	0	0	1	4						
Kirk Gibson, L OBP: 0.509, SLG: 0.637 (1, 10)		4-1 FC6-4 BB		2-2 2B 1B		3-3 K		2-3 K	4-1 BB	3	0	1	0	2	2	2						
Mickey Tettleton, S OBP: 0.353, SLG: 0.448 (1, 2)	2-0 L9			2-2 2B		4-2 BB		1-0 G4-3	1-0 F7	4	0	1	0	1	0	4						
Rob Deer, R OBP: 0.287, SLG: 0.455 (1, 9)	1-3 K			2-3 K		0-0 P6		2-1 HR		4	1	1	1	0	2	4						
Skeeter Barnes, R OBP: 0.367, SLG: 0.480 (1, 5)	2-1 FC6-4				3-1 G5-3		1-1 FC4-6 1B	3-2 F8		4	0	1	0	0	0	1						
Mitt Cuyler, S OBP: 0.337, SLG: 0.374 (1, 8)			2-0 F7		1-0 F7		2-2 FC4-6 HR	0-0 B1-3		4	1	0	0	0	0	1						
Inning Stats	R: 0 E: 0 K: 1 S: 11	H: 1 LOB: 1 BB: 1 P: 20	R: 0 E: 0 K: 1 S: 9	H: 0 LOB: 1 BB: 1 P: 18	R: 0 E: 0 K: 0 S: 4	H: 0 LOB: 0 BB: 0 P: 10	R: 0 E: 0 K: 2 S: 16	H: 2 LOB: 2 BB: 0 P: 23	R: 1 E: 0 K: 0 S: 5	H: 2 LOB: 1 BB: 0 P: 11	R: 1 E: 0 K: 1 S: 14	H: 1 LOB: 1 BB: 1 P: 26	R: 2 E: 1 K: 2 S: 19	H: 2 LOB: 2 BB: 1 P: 35	R: 1 E: 0 K: 0 S: 7	H: 1 LOB: 0 BB: 0 P: 13	R: 0 E: 0 K: 0 S: 9	H: 1 LOB: 3 BB: 2 P: 19	1B: 5 2B: 3 3B: 0 HR: 3	SF: 0 SAC: 1 DP: 1 HBP: 0	WP: 0 PB: 0 SB: 1 CS: 1	PA: 42
PITCHER	IP	WLS	BF	H	R	ER	SO	BB	IBB	HBP	BLK	WP	HR	S	P	ERA	WHIP					
Dave Stewart, R ERA: 2.85 (1, 1)	3.2		15	3	0	0	3	2	0	0	0	0	0	36	65	0.00	1.364					
Danny Cox, R ERA: 2.85 (4, 1)	3.0		15	5	4	4	3	2	0	0	0	0	2	35	67	12.00	2.333					
Mark Eichhorn, R ERA: 4.61 (7, 1)	2.0		11	2	1	1	1	2	0	0	0	0	1	22	41	4.50	2.000					
Tony Castillo, L ERA: 1.8 (9, 1)	0.1	W	1	0	0	0	0	0	0	0	0	0	0	1	2	0.00	0.000					

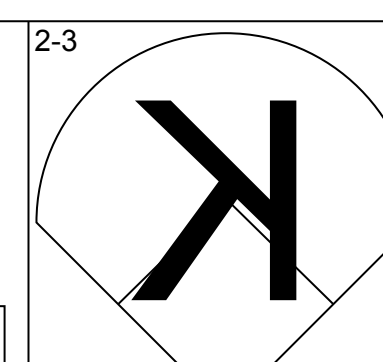
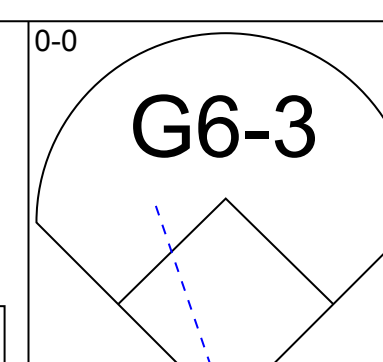
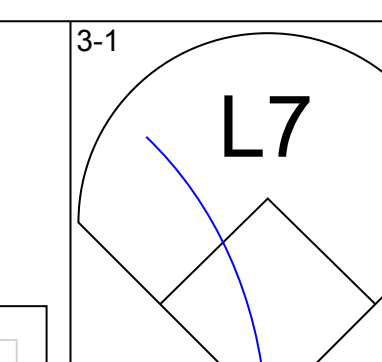
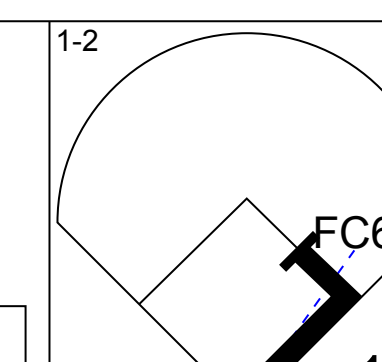
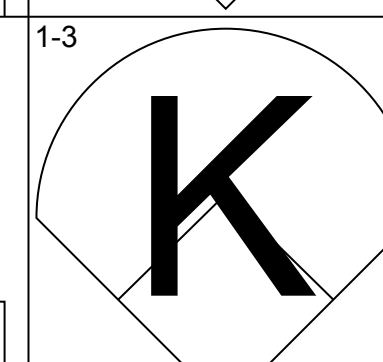
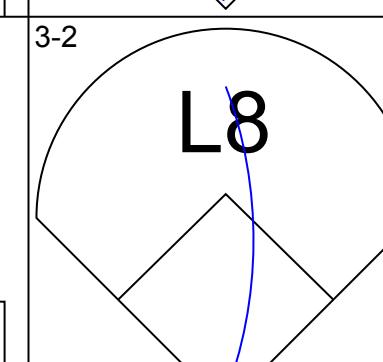
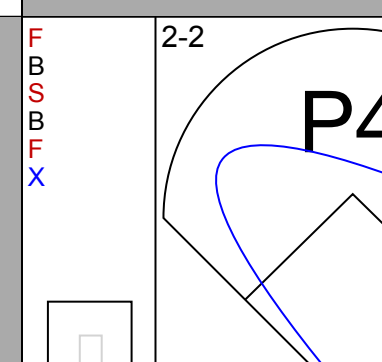
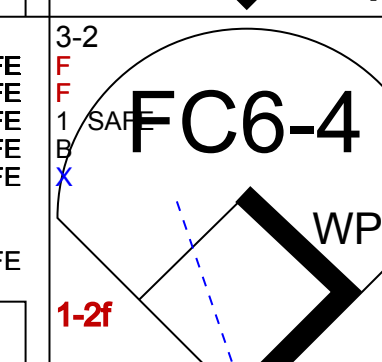
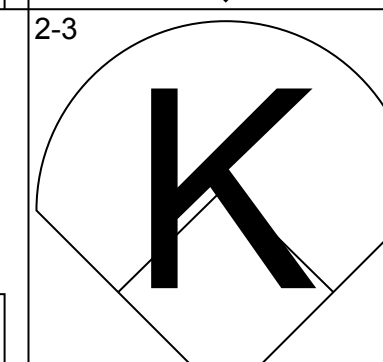
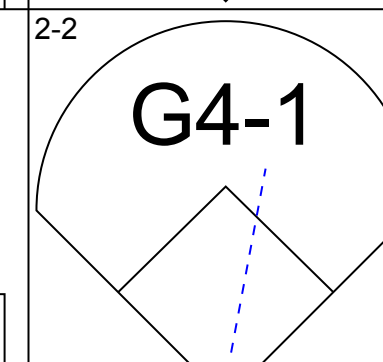
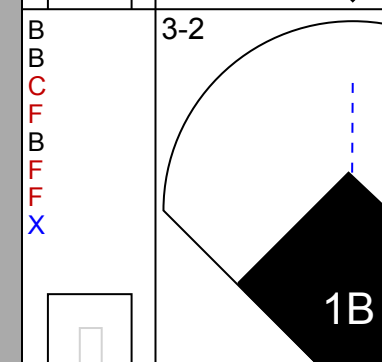
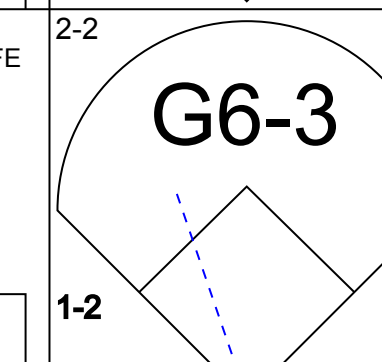
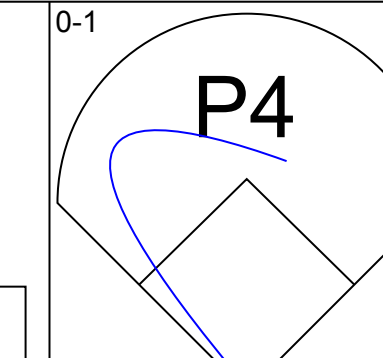
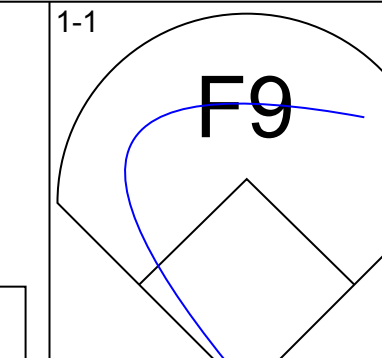
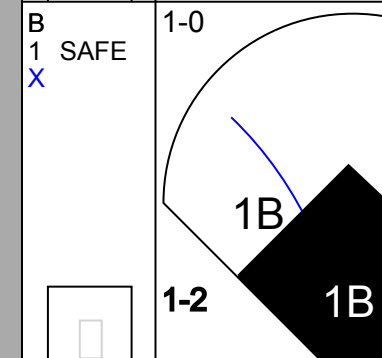
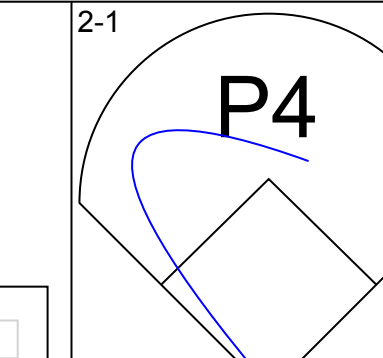
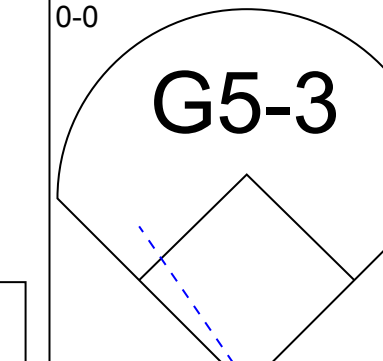
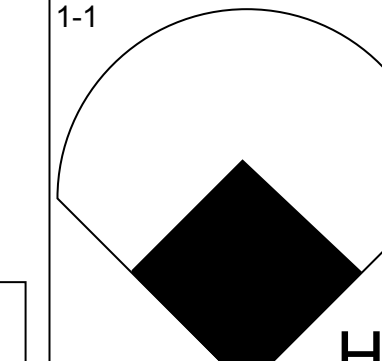
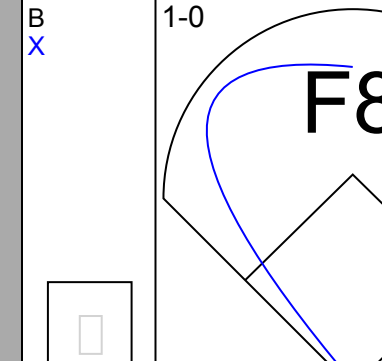
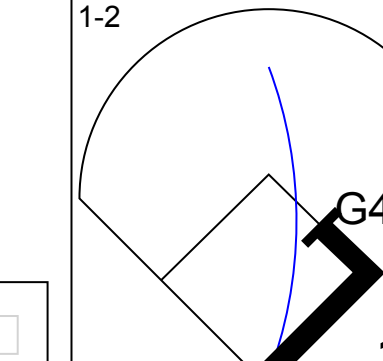
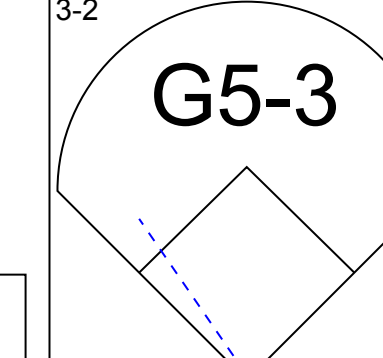
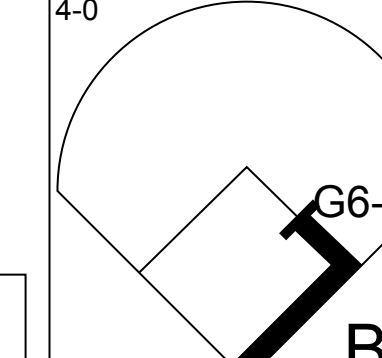
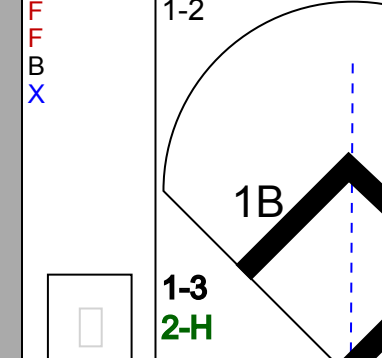
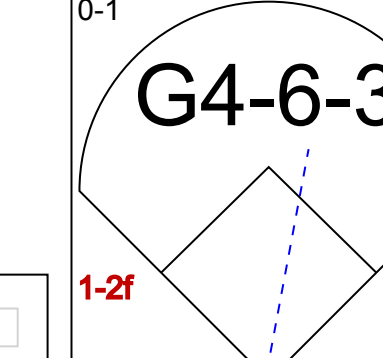
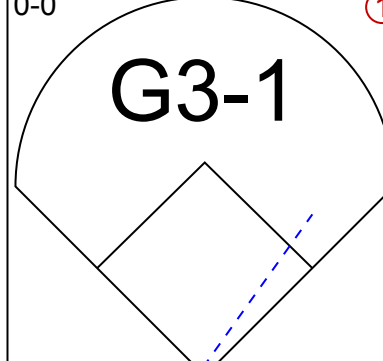
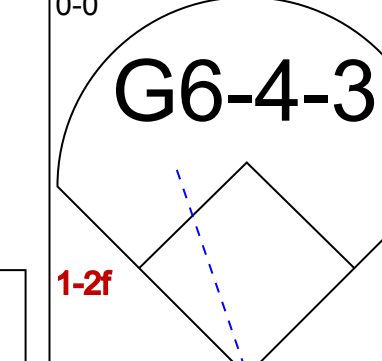
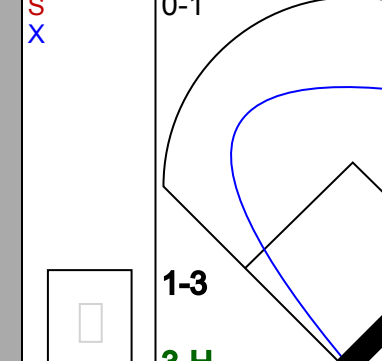
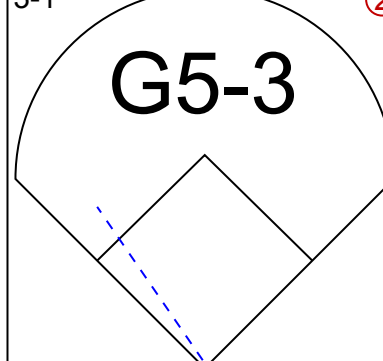
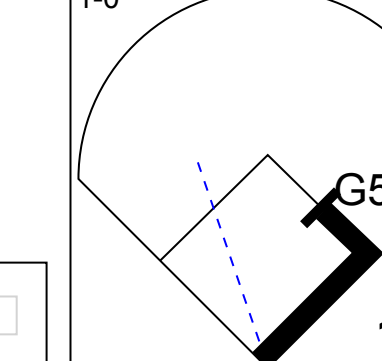
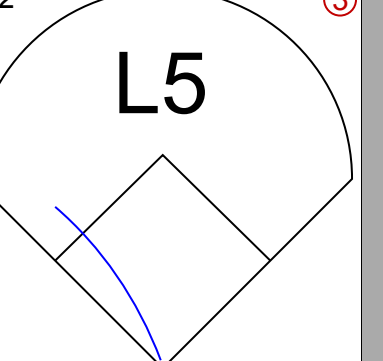

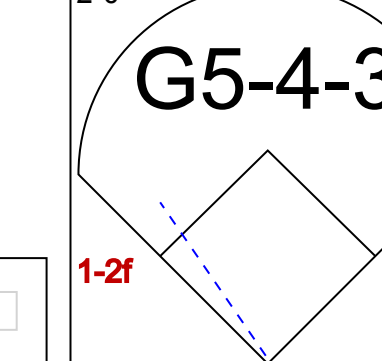
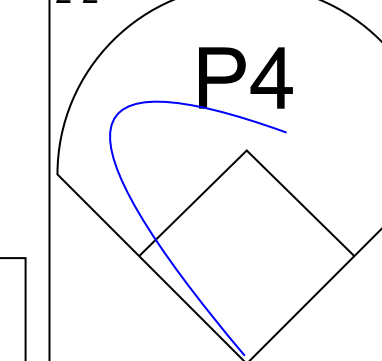
Batter	1	2	3	4	5	6	7	8	9	AB	R	H	RBI	BB	SO	LOB	BOTTOM					
Devon White, S OBP: 0.370, SLG: 0.470 (1, 8)	0-1 G4-3		1-2 G3		0-1 F8		2-0 FC5-4		1-1 2B HBP	4	1	0	0	0	0	3	Detroit Tigers @ Toronto Blue Jays SkyDome, Toronto, ON Thu May 13 1993, 7:05 PM EDT Att: 50,507 - Dome					
Roberto Alomar, S OBP: 0.372, SLG: 0.352 (1, 4)	1-3 K		2-1 L4			4-2 HR BB		1-0 F7	2-3 K	4	1	0	0	1	2	4						
Paul Molitor, R OBP: 0.388, SLG: 0.444 (1, 10)	1-2 G6-3			2-1 L9		0-0 HR		1-3 K	1-0 2B	5	1	2	4	0	1	1						
Joe Carter, R OBP: 0.360, SLG: 0.701 (1, 7)		0-0 HR		1-1 G5-3		0-0 P5		0-1 CS 1B		4	1	2	1	0	0	0						
John Olerud, L OBP: 0.467, SLG: 0.565 (1, 3)		2-2 F9		0-0 2B		3-2 1B 3B		3-2 L9	1-2 1B	4	1	2	0	0	0	1						
Darin Jackson, R OBP: 0.279, SLG: 0.352 (1, 9)		0-1 G1-4-3 1B		0-2 F9		0-2 G5-3 1B		4-2 BB		3	0	2	1	1	0	1						
Ed Sprague, R OBP: 0.262, SLG: 0.400 (1, 5)	0-1 G1-4-3				0-2 P2		3-2 G5-3		1-2 G3	4	0	0	0	0	0	3						
Randy Knorr, R OBP: 0.105, SLG: 0.222 (9, PH) Darnell Coles, R OBP: 0.408, SLG: 0.436 Willie Canate, R (9, FR)			0-3 K		0-2 G5-3		0-1 G5-3		4-2 SH2-4 2B BB	3	0	0	0	0	1	1						
Alfredo Griffin, S OBP: 1.000, SLG: 1.000 (1, 6)		4-2 PB G3 BB			0-1 1B		0-1 FC5-4 1B		0-0 SH2-4	2	0	2	0	1	0	0						
Inning Stats	R: 0 E: 0 K: 1 S: 8	H: 0 LOB: 0 BB: 0 P: 10	R: 1 E: 0 K: 0 S: 8	H: 2 LOB: 0 BB: 0 P: 10	R: 0 E: 0 K: 1 S: 10	H: 0 LOB: 1 BB: 1 P: 17	R: 0 E: 0 K: 0 S: 8	H: 1 LOB: 1 BB: 0 P: 11	R: 0 E: 0 K: 0 S: 11	H: 1 LOB: 1 BB: 0 P: 11	R: 3 E: 0 K: 0 S: 15	H: 3 LOB: 1 BB: 1 P: 25	R: 0 E: 0 K: 1 S: 8	H: 1 LOB: 1 BB: 0 P: 12	R: 0 E: 0 K: 0 S: 12	H: 1 LOB: 1 BB: 1 P: 20	R: 2 E: 0 K: 1 S: 13	H: 1 LOB: 2 BB: 1 P: 21	1B: 5 2B: 2 3B: 1 HR: 2	SF: 0 SAC: 1 DP: 1 HBP: 1	WP: 0 PB: 1 SB: 1 CS: 1	PA: 39
PITCHER	IP	WLS	BF	H	R	ER	SO	BB	IBB	HBP	BLK	WP	HR	S	P	ERA	WHIP					
Mark Leiter, R ERA: 3.94 (1, 1)	7.0		31	9	4	4	3	2	0	0	0	0	2	70	98	5.14	1.571					
Bob MacDonald, L ERA: 2.95 (8, 1)	1.2	L	8	1	2	2	1	2	0	1	0	0	0	23	39	10.80	1.800					

AB	35
R	5
H	10
RBI	5
BB	6
SO	7
LOB	18



Batter	1	2	3	4	5	6	7	8	9	AB	R	H	RBI	BB	SO	LOB	TOP					
Brady Anderson, L OBP: 0.329, SLG: 0.380 (1, 7)	L7		CS 1B		E S BB		K		HR	4	1	2	1	1	1	0	Baltimore Orioles @ Detroit Tigers Tiger Stadium, Detroit, MI Fri May 14 1993, 7:05 PM EDT Att: 17,496 - Unknown - 71 F					
Harold Reynolds, S OBP: 0.336, SLG: 0.305 (1, 4)	G6-3		CS	G4-3	BB		G6-3		SH2-3 2B	4	0	1	0	1	0	0						
Mark McLemore, S OBP: 0.373, SLG: 0.435 (1, 9)	F8								SH2-3 1B	3	0	2	0	1	0	0						
Cal Ripken Jr., R OBP: 0.338, SLG: 0.374 (1, 6)									FC6 IBB	2	0	0	0	3	0	4						
Glenn Davis, R OBP: 0.231, SLG: 0.232 (1, 10)									FC6-4 IBB	5	0	0	0	0	1	5						
Tim Lincecum, R OBP: 0.342, SLG: 0.405 (1, 5)										5	0	1	0	0	1	5						
Chris Hoiles, R OBP: 0.358, SLG: 0.378 (1, 2)										3	1	1	0	1	1	1						
David Segui, S OBP: 0.368, SLG: 0.362 (1, 3)										2	1	1	1	2	0	1						
Damon Buford, R OBP: 0.389, SLG: 0.563 (1, 8)										4	0	1	1	0	1	4						
Inning Stats	R: 0 E: 0 K: 0 S: 6	H: 0 LOB: 0 BB: 0 P: 8	R: 0 E: 0 K: 0 S: 8	H: 0 LOB: 0 BB: 1 P: 17	R: 1 E: 0 K: 0 S: 13	H: 3 LOB: 0 BB: 0 P: 20	R: 0 E: 0 K: 0 S: 8	H: 1 LOB: 2 BB: 1 P: 15	R: 1 E: 0 K: 0 S: 12	H: 1 LOB: 3 BB: 3 P: 25	R: 0 E: 0 K: 1 S: 10	H: 0 LOB: 2 BB: 2 P: 20	R: 0 E: 0 K: 1 S: 9	H: 1 LOB: 1 BB: 0 P: 11	R: 0 E: 0 K: 2 S: 13	H: 1 LOB: 2 BB: 1 P: 21	R: 1 E: 0 K: 1 S: 13	H: 2 LOB: 2 BB: 1 P: 25	1B: 5 2B: 2 3B: 0 HR: 2	SF: 0 SAC: 1 DP: 0 HBP: 0	WP: 1 PB: 0 SB: 1 CS: 3	PA: 43
PITCHER	IP	WLS	BF	H	R	ER	SO	BB	IBB	HBP	BLK	WP	HR	S	P	ERA	WHIP					
John Doherty, R ERA: 2.75 (1, 1)	7.2		35	7	2	2	3	7	1	0	0	1	1	76	133	2.35	1.826					
Dave Haas, R ERA: 3.94 (8, 1)	0.1		1	0	0	0	1	0	0	0	0	0	0	3	4	0.00	0.000					
Mike Henneman, R ERA: 1.83 (9, 1)	1.0	W	6	2	1	1	1	0	1	0	0	0	1	13	25	9.00	2.000					

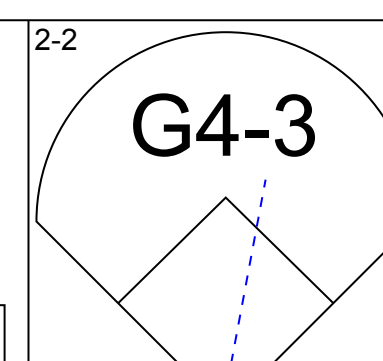
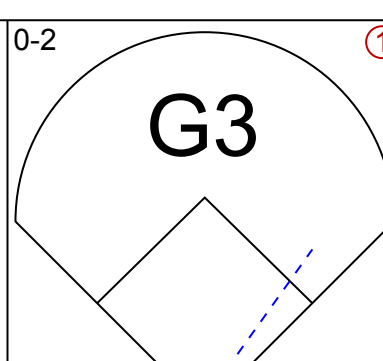
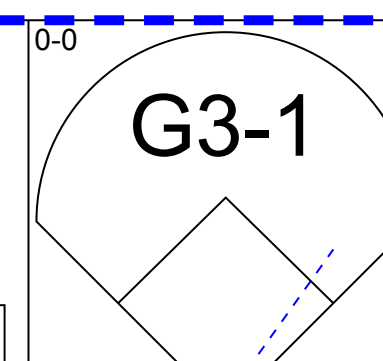
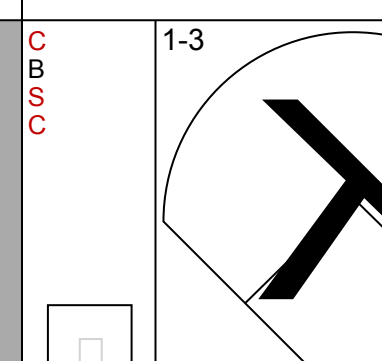
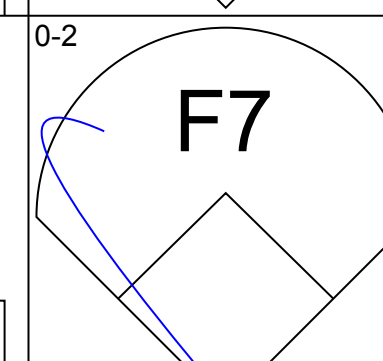
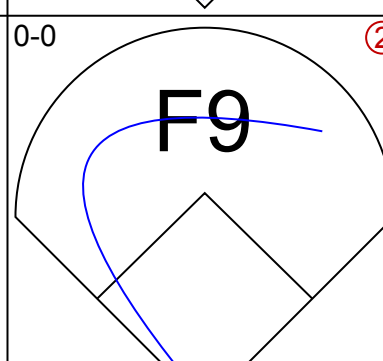
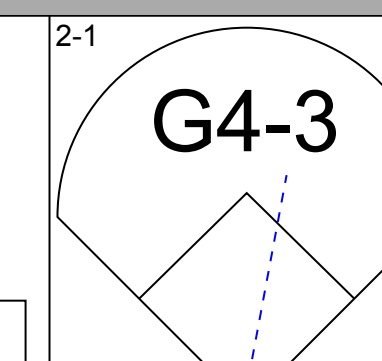
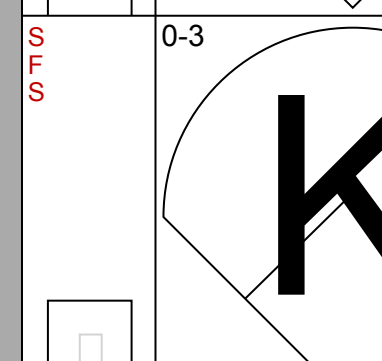
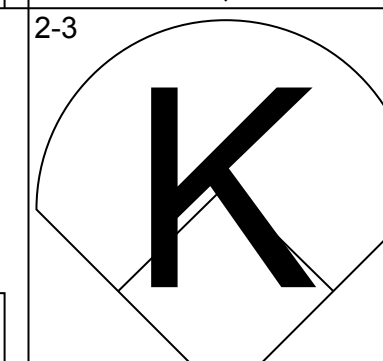
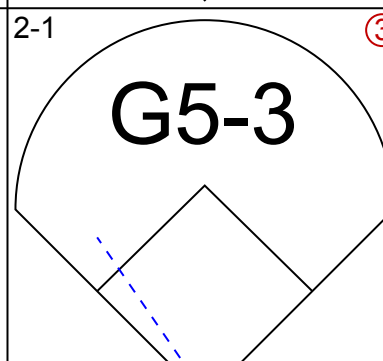
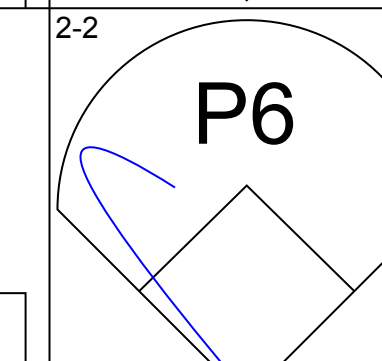
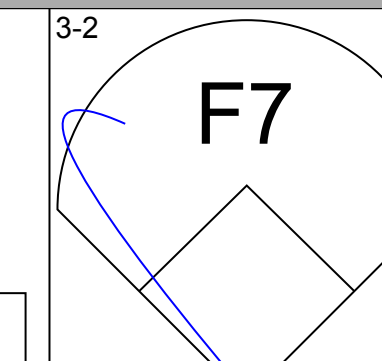
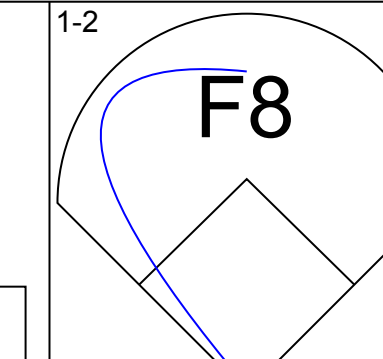
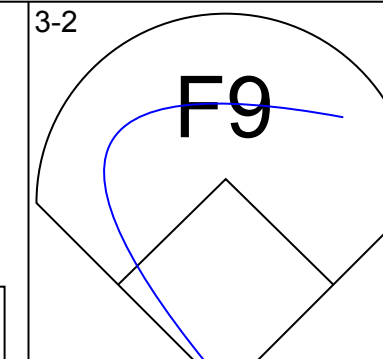
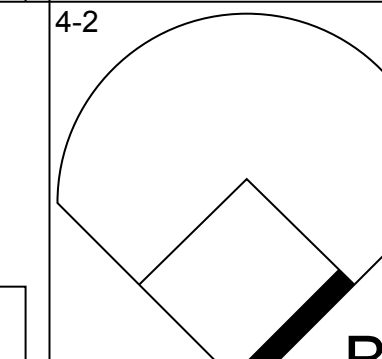
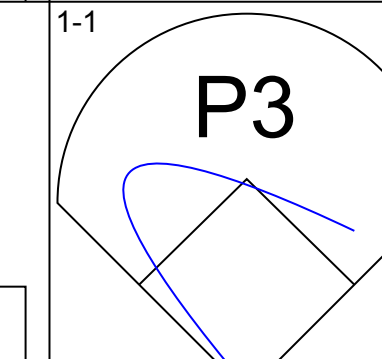
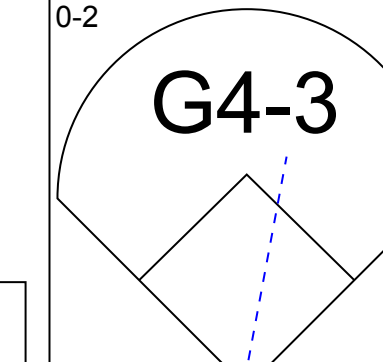
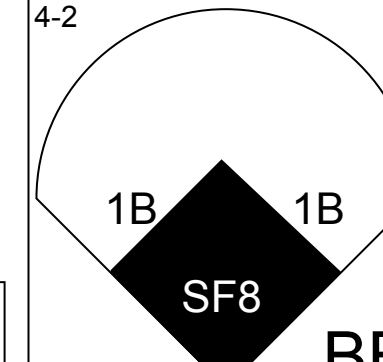
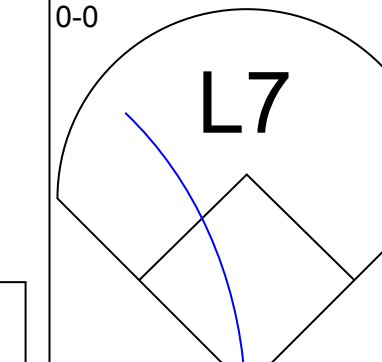
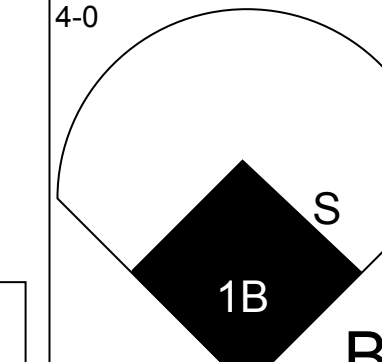
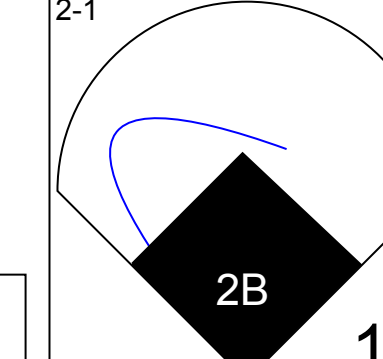
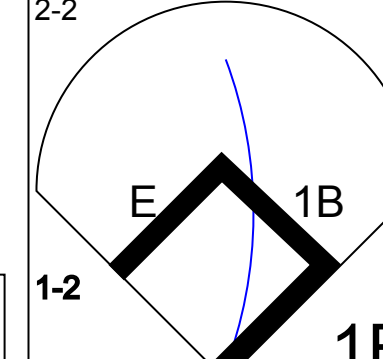
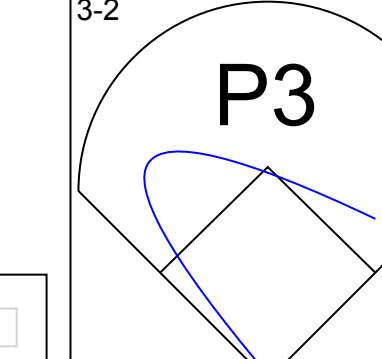
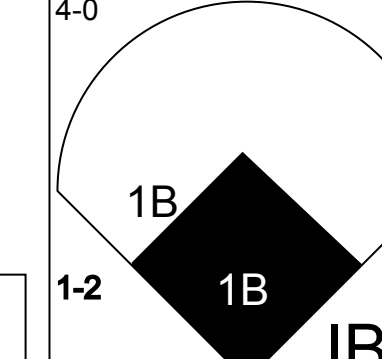
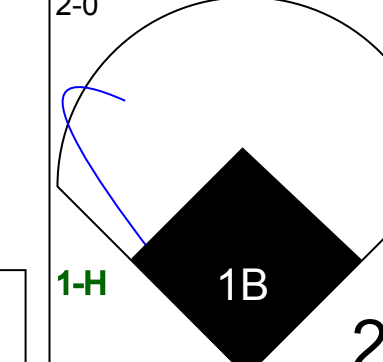
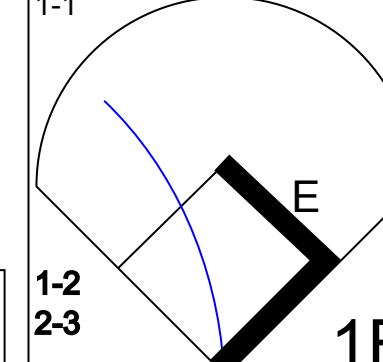
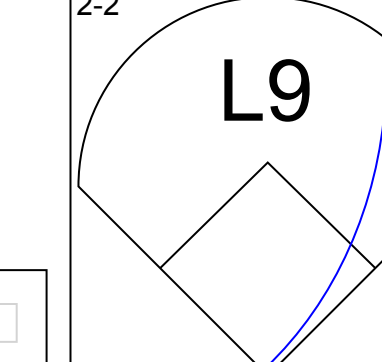
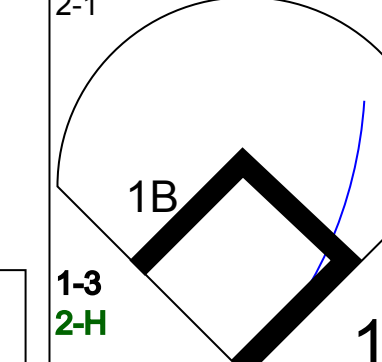
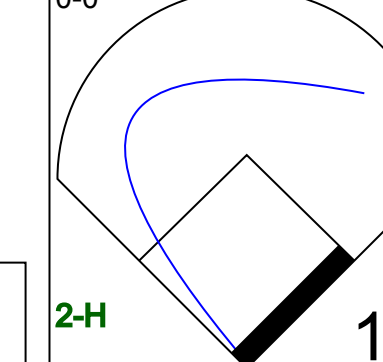
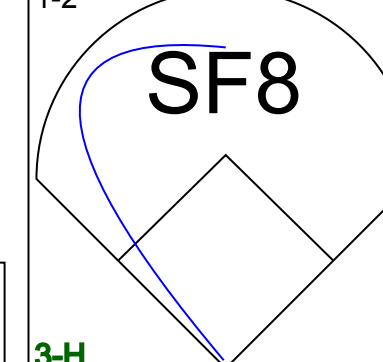
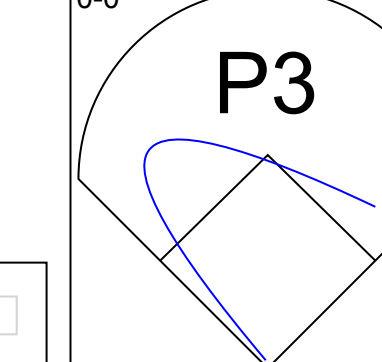
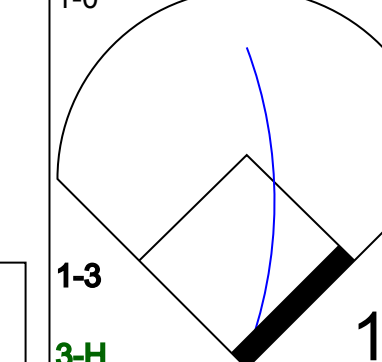
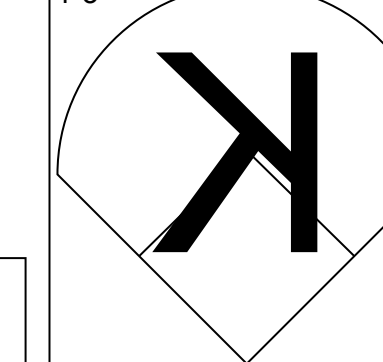
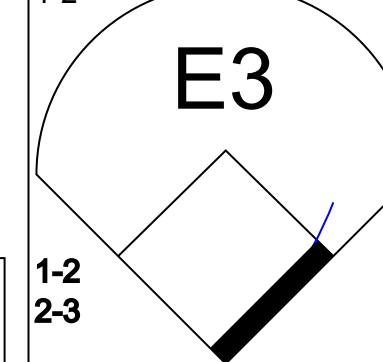
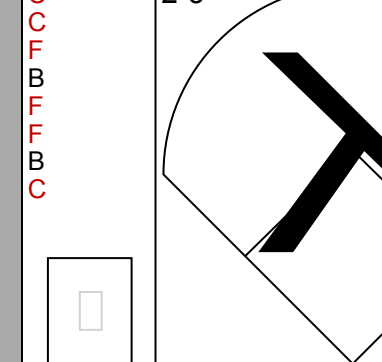
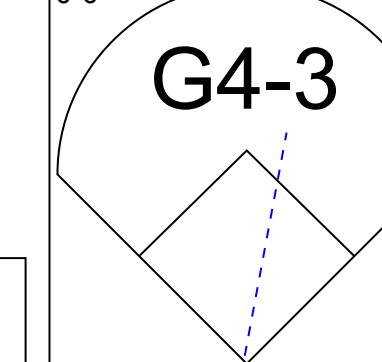
Batter	1	2	3	4	5	6	7	8	9	AB	R	H	RBI	BB	SO	LOB	BOTTOM					
Tony Phillips, S OBP: 0.491, SLG: 0.457 (1, 7)	G1-3		L8		F9		1B		1B	4	0	1	1	1	0	3	Baltimore Orioles @ Detroit Tigers Tiger Stadium, Detroit, MI Fri May 14 1993, 7:05 PM EDT Att: 17,496 - Unknown - 71 F					
Lou Whitaker, L OBP: 0.377, SLG: 0.436 (1, 4)	G4-3			G4-3		K	F8		1B	5	0	1	1	0	1	2						
Travis Fryman, R OBP: 0.396, SLG: 0.511 (1, 6)						K			1B	4	0	0	0	0	4	0						
Kirk Gibson, L OBP: 0.517, SLG: 0.691 (1, 10)						G3			HR	3	1	2	1	1	0	0						
Mickey Tettleton, S OBP: 0.350, SLG: 0.468 (1, 3)						HR	P5		K	4	1	1	1	0	2	2						
Chad Kreuter, S OBP: 0.485, SLG: 0.651 (1, 2)						G3-1			F8	4	0	0	0	0	0	1						
Scott Livingstone, L OBP: 0.356, SLG: 0.398 (1, 5)						L9			L8	4	0	1	0	0	0	0						
Rob Deer, R OBP: 0.293, SLG: 0.448 (9, PR)						G5-3			BB	2	1	0	0	2	1	1						
Mitt Cuyler, S OBP: 0.362, SLG: 0.387 (1, 8)									1B	2	0	2	0	2	0	0						
Inning Stats	R: 0 E: 0 K: 1 S: 8	H: 0 LOB: 0 BB: 0 P: 14	R: 0 E: 0 K: 1 S: 6	H: 0 LOB: 0 BB: 1 P: 12	R: 0 E: 0 K: 0 S: 8	H: 0 LOB: 1 BB: 1 P: 16	R: 0 E: 0 K: 1 S: 8	H: 0 LOB: 0 BB: 0 P: 10	R: 1 E: 0 K: 1 S: 12	H: 2 LOB: 2 BB: 1 P: 26	R: 0 E: 0 K: 2 S: 12	H: 1 LOB: 1 BB: 0 P: 20	R: 1 E: 0 K: 0 S: 12	H: 2 LOB: 2 BB: 1 P: 22	R: 0 E: 0 K: 2 S: 12	H: 1 LOB: 0 BB: 0 P: 18	R: 1 E: 0 K: 0 S: 9	H: 2 LOB: 3 BB: 2 P: 20	1B: 5 2B: 0 3B: 1 HR: 2	SF: 0 SAC: 0 DP: 1 HBP: 0	WP: 0 PB: 0 SB: 0 CS: 0	PA: 38
PITCHER	IP	WLS	BF	H	R	ER	SO	BB	IBB	HBP	BLK	WP	HR	S	P	ERA	WHIP					
Rick Sutcliffe, R ERA: 4.86 (7, 1)	6.2		28	5	2	2	6	4	0	0	0	0	0	2	3	0.00	0.000					
Jim Poole, L ERA: (8, 1)	0.1		1	0	0	0	0	0	0	0	0	0	0	2	3	0.00	0.000					
Todd Frohwrth, R ERA: 2.08 (8, 1)	1.1	L	9	3	2	2	2	2	0	0	0	0	1	21	38	13.50	3.750					

Batter	1	2	3	4	5	6	7	8	9	AB	R	H	RBI	BB	SO	LOB	TOP				
Harold Reynolds, S (1, 4) OBP: 0.333, SLG: 0.303										4	0	1	0	0	1	0					
Damon Buford, R (1, 8) OBP: 0.350, SLG: 0.500										4	0	0	0	0	1	1					
Mark McLemore, S (1, 9) OBP: 0.368, SLG: 0.427										4	1	1	0	0	1	1					
Cal Ripken Jr., R (1, 6) OBP: 0.335, SLG: 0.370										4	1	1	0	0	0	0					
Leo Gomez, R (1, 5) OBP: 0.362, SLG: 0.478										4	1	2	1	0	0	2					
Sherman Obando, R (1, 10) OBP: 0.395, SLG: 0.343										3	0	1	1	1	0	1					
David Segui, S (1, 3) OBP: 0.367, SLG: 0.360										3	0	1	1	0	0	1					
Jack Voigt, R (1, 7) OBP: 0.222, SLG: 0.125										3	0	1	0	0	0	2					
Jeff Tackett, R (1, 2) OBP: 0.294, SLG: 0.250										2	0	0	0	0	1	1					
Tim Hulett, R (8, PH) OBP: 0.333, SLG: 0.395										1	0	0	0	0	0	0					
Chris Hoiles, R (8, 2) OBP: 0.358, SLG: 0.378										0	0	0	0	0	0	0					
Inning Stats	R: 0 H: 0 E: 0 K: 3 S: 9	H: 0 LOB: 0 BB: 0 P: 14	R: 0 H: 0 E: 0 K: 0 S: 7	H: 0 LOB: 0 BB: 0 P: 10	R: 0 H: 0 E: 0 K: 1 S: 6	H: 0 LOB: 0 BB: 0 P: 11	R: 0 H: 0 E: 0 K: 0 S: 9	H: 0 LOB: 0 BB: 1 P: 14	R: 1 H: 1 E: 0 K: 0 S: 5	H: 1 LOB: 0 BB: 1 P: 11	R: 0 H: 1 E: 0 K: 0 S: 4	H: 1 LOB: 0 BB: 0 P: 10	R: 2 H: 4 E: 0 K: 0 S: 21	H: 4 LOB: 2 BB: 0 P: 31	R: 0 H: 1 E: 0 K: 0 S: 16	H: 1 LOB: 1 BB: 0 P: 24	R: 0 H: 1 E: 0 K: 0 S: 7	H: 1 LOB: 0 BB: 0 P: 10	1B: 7 2B: 0 3B: 0 HR: 1	SF: 0 SAC: 0 DP: 3 HBP: 0	WP: 1 PA: 33 PB: 0 SB: 0 CS: 0
PITCHER	IP	WLS	BF	H	R	ER	SO	BB	IBB	HBP	BLK	WP	HR	S	P	ERA	WHIP				
David Wells, L (1, 1) ERA: 1.86	6.2		24	5	3	3	4	1	0	0	0	0	1	54	92	4.05	0.900				
Bill Krueger, L (7, 1) ERA: 2.67	2.1	W	9	3	0	0	0	0	0	0	0	1	0	30	43	0.00	1.286				

Baltimore Orioles @ Detroit Tigers
Tiger Stadium, Detroit, MI
Sat May 15 1993, 3:33 AM EDT
Att: 24,843 - Sunny - 75 F

AB	32
R	3
H	8
RBI	3
BB	1
SO	4
LOB	9



Batter	1	2	3	4	5	6	7	8	9	AB	R	H	RBI	BB	SO	LOB	BOTTOM				
Tony Phillips, S (1, 7) OBP: 0.480, SLG: 0.444										4	0	0	0	0	1	3					
Lou Whitaker, L (1, 4) OBP: 0.394, SLG: 0.418										4	0	0	0	0	1	0					
Travis Fryman, R (1, 6) OBP: 0.386, SLG: 0.496										4	0	0	0	0	1	0					
Cecil Fielder, R (1, 3) OBP: 0.353, SLG: 0.391										3	0	0	0	1	0	0					
Kirk Gibson, L (1, 10) OBP: 0.516, SLG: 0.677										2	2	0	0	2	0	1					
Mickey Tettleton, S (1, 2) OBP: 0.362, SLG: 0.473										3	2	2	0	1	0	0					
Alan Trammell, R (1, 5) OBP: 0.400, SLG: 0.446										4	1	3	2	0	0	0					
Rob Deer, R (1, 9) OBP: 0.299, SLG: 0.453										3	0	2	3	0	0	0					
Mitt Cuyler, S (1, 8) OBP: 0.349, SLG: 0.371										4	0	0	0	0	2	5					
Inning Stats	R: 0 H: 0 E: 0 K: 1 S: 10	H: 3 LOB: 1 BB: 0 P: 14	R: 2 H: 3 E: 0 K: 1 S: 15	H: 3 LOB: 1 BB: 0 P: 21	R: 0 H: 0 E: 0 K: 0 S: 6	H: 0 LOB: 0 BB: 0 P: 8	R: 1 H: 2 E: 1 K: 0 S: 18	H: 2 LOB: 3 BB: 1 P: 29	R: 0 H: 0 E: 0 K: 0 S: 9	H: 0 LOB: 1 BB: 1 P: 17	R: 0 H: 0 E: 0 K: 0 S: 8	H: 0 LOB: 0 BB: 0 P: 13	R: 0 H: 0 E: 0 K: 3 S: 12	H: 0 LOB: 0 BB: 0 P: 15	R: 2 H: 2 E: 0 K: 0 S: 11	H: 2 LOB: 2 BB: 2 P: 26	R: 0 H: 0 E: 0 K: 0 S: 7	H: 0 LOB: 0 BB: 0 P: 10	1B: 6 2B: 1 3B: 0 HR: 0	SF: 1 SAC: 0 DP: 0 HBP: 0	WP: 0 PA: 36 PB: 0 SB: 1 CS: 0
PITCHER	IP	WLS	BF	H	R	ER	SO	BB	IBB	HBP	BLK	WP	HR	S	P	ERA	WHIP				
Mark Williamson, R (1, 1) ERA: 2.83	3.2		18	5	3	3	2	1	0	0	0	0	0	48	71	7.36	1.636				
Alan Mills, R (4, 1) ERA: 4.68	4.0	L	16	1	2	2	3	2	1	0	0	0	0	39	69	4.50	0.750				
Todd Frohwirth, R (8, 1) ERA: 2.08	0.0		1	1	0	0	0	0	0	0	0	0	0	1	2	∞	∞				
Brad Pennington, L (8, 1) ERA: 1.93	0.1		1	0	0	0	0	0	0	0	0	0	0	1	1	0.00	0.000				

Baltimore Orioles @ Detroit Tigers
Tiger Stadium, Detroit, MI
Sat May 15 1993, 3:33 AM EDT
Att: 24,843 - Sunny - 75 F

AB	31
R	5
H	7
RBI	5
BB	4
SO	5
LOB	9



Batter	1	2	3	4	5	6	7	8	9	AB	R	H	RBI	BB	SO	LOB	TOP																	
Brady Anderson, L (1, 7) OBP: 0.331, SLG: 0.387	1-2 F8		2-2 E3		2-2 1B SF9 1B		2-1 SH5-3 2B		2-1 G4-3	5	1	2	0	0	0	1	Baltimore Orioles @ Detroit Tigers Tiger Stadium, Detroit, MI Sun May 16 1993, 3:33 AM EDT Att: 26,308 - Sunny - 49 F																	
Harold Reynolds, S (1, 4) OBP: 0.336, SLG: 0.311	1-2 CS 1B		0-2 G1-3		0-0 1B 1B		0-1 SH5-3		1-0 P3	4	0	2	0	0	0	2																		
Mark McLemore, S (1, 9) OBP: 0.373, SLG: 0.424	4-2 BB BB		1-3 K		1-0 1B		1-3 K			3	0	1	0	1	2	2																		
Cal Ripken Jr., R (1, 6) OBP: 0.333, SLG: 0.362	4-1 BB BB		2-2 G6-3		2-1 P4		2-1 L8			3	0	0	0	1	0	5																		
Leo Gomez, R (1, 5) OBP: 0.358, SLG: 0.505	3-2 P6			0-0 HR	2-0 SF9			2-1 F9		3	1	1	2	0	0	2																		
Sherman Obando, R (1, 10) OBP: 0.357, SLG: 0.308		3-3 K		0-1 G6-3	3-3 K			3-2 L7		4	0	0	0	0	2	2																		
Chris Hoiles, R (1, 2) OBP: 0.363, SLG: 0.415		0-1 1B		0-0 HR			3-3 K		0-1 G6-3	4	1	2	1	0	1	0																		
David Segui, S (1, 3) OBP: 0.375, SLG: 0.370		1-3 K		1-3 K	2-2 G4-3 1B			0-0 G4-3 WP 1B		4	0	2	0	0	2	1																		
Damon Buford, R (1, 8) OBP: 0.318, SLG: 0.450	1-2 P3		1-2 P6		1-0 G4-3-6			1-1 B2		4	0	0	0	0	0	3																		
Inning Stats	R: 0 E: 0 K: 0 S: 17	H: 1 LOB: 2 BB: 2 P: 29	R: 0 E: 0 K: 2 S: 12	H: 1 LOB: 1 BB: 0 P: 17	R: 0 E: 1 K: 1 S: 12	H: 0 LOB: 1 BB: 0 P: 17	R: 2 E: 0 K: 1 S: 10	H: 2 LOB: 0 BB: 0 P: 12	R: 1 E: 0 K: 1 S: 12	H: 3 LOB: 2 BB: 0 P: 21	R: 0 E: 0 K: 1 S: 9	H: 1 LOB: 1 BB: 0 P: 14	R: 0 E: 0 K: 0 S: 7	H: 0 LOB: 0 BB: 0 P: 12	R: 0 E: 0 K: 0 S: 6	H: 1 LOB: 1 BB: 0 P: 10	1B: 7 2B: 1 3B: 0 HR: 2	SF: 1 SAC: 1 DP: 1 HBP: 0	WP: 1 PB: 0 SB: 0 CS: 1	PA: 38														
PITCHER	IP WLS BF H R ER SO BB IBB HBP BLK WP HR S P ERA WHIP																																	
Bill Gullickson, R (1, 1) ERA: 5.63	2.1	11	2	0	0	2	2	0	0	0	0	0	0	0	35	54	0.00	1.714																
Dave Haas, R (3, 1) ERA: 4.35	4.2	L 20	7	3	3	5	0	0	0	0	0	2	45	70	5.79	1.500																		
Mark Grater, R (8, 1) ERA: 7.36	1.1	5	1	0	0	0	0	0	0	0	0	0	10	16	0.00	0.750																		
Tom Bolton, L (9, 1) ERA: 7.71	0.2	2	0	0	0	0	0	0	0	0	1	0	3	6	0.00	0.000																		

AB	34
R	3
H	10
RBI	3
BB	2
SO	7
LOB	18



Batter	1	2	3	4	5	6	7	8	9	AB	R	H	RBI	BB	SO	LOB	BOTTOM																
Alan Trammell, R (1, 8) OBP: 0.405, SLG: 0.478	1-2 CS 1B		2-2 K		1-3 K			0-0 F8		4	0	2	0	0	1	1	Baltimore Orioles @ Detroit Tigers Tiger Stadium, Detroit, MI Sun May 16 1993, 3:33 AM EDT Att: 26,308 - Sunny - 49 F																
Lou Whitaker, L (1, 4) OBP: 0.351, SLG: 0.406	3-3 K		0-0 F8		0-1 F9			4-2 G6-4-3 BB		3	0	0	0	1	1	3																	
Travis Fryman, R (1, 6) OBP: 0.383, SLG: 0.510	3-2 1B HR			1-3 K			0-3 K	1-2 G6-4-3		4	1	1	1	0	2	1																	
Cecil Fielder, R (1, 3) OBP: 0.356, SLG: 0.412	2-3 K			0-1 HR			2-3 K		4-2 1B BB	3	1	1	1	1	2	0																	
Milt Cuyler, S (9, PR) OBP: 0.349, SLG: 0.371					0-1 HR					0	0	0	0	0	0	0																	
Kirk Gibson, L (1, 10) OBP: 0.500, SLG: 0.650		2-2 L9		1-3 K			0-3 K		3-1 F7	4	0	0	0	0	2	1																	
Mickey Tettleton, S (1, 7) OBP: 0.359, SLG: 0.466		3-3 K		2-1 1B			2-1 F9		0-2 F7	4	0	1	0	0	1	1																	
Chad Kreuter, S (1, 2) OBP: 0.306, SLG: 0.633		3-3 K		1-3 K			2-3 K		2-1 1B	4	0	1	0	0	3	1																	
Gary Thurman, R (9, PR) OBP: 0.310, SLG: 0.280									1-2 1B	0	0	0	0	0	0	0																	
Rob Deer, R (1, 9) OBP: 0.306, SLG: 0.454			2-3 K		3-2 WP 1B			4-2 BB	0-0 F7	2	0	1	0	1	1	0																	
Tony Phillips, S (9, PH) OBP: 0.477, SLG: 0.440										1	0	0	0	0	0	2																	
Scott Livingstone, L (1, 5) OBP: 0.344, SLG: 0.384			1-3 K		2-2 L7			0-0 F9		3	0	0	0	0	1	2																	
Inning Stats	R: 1 E: 0 K: 2 S: 17	H: 2 LOB: 0 BB: 0 P: 26	R: 0 E: 0 K: 2 S: 9	H: 0 LOB: 0 BB: 0 P: 17	R: 0 E: 0 K: 2 S: 10	H: 1 LOB: 1 BB: 0 P: 15	R: 1 E: 0 K: 3 S: 13	H: 2 LOB: 1 BB: 0 P: 18	R: 0 E: 0 K: 1 S: 16	H: 1 LOB: 1 BB: 0 P: 22	R: 0 E: 0 K: 3 S: 9	H: 0 LOB: 0 BB: 0 P: 11	R: 0 E: 0 K: 1 S: 11	H: 0 LOB: 1 BB: 1 P: 19	R: 0 E: 0 K: 0 S: 8	H: 0 LOB: 0 BB: 1 P: 13	R: 0 E: 0 K: 0 S: 10	H: 1 LOB: 2 BB: 1 P: 19	1B: 4 2B: 0 3B: 1 HR: 2	SF: 0 SAC: 0 DP: 1 HBP: 0	WP: 1 PB: 0 SB: 0 CS: 1	PA: 35											
PITCHER	IP WLS BF H R ER SO BB IBB HBP BLK WP HR S P ERA WHIP																																
35 Mike Mussina, R (1, 1) ERA: 2.4	8.0	W 30	6	2	2	14	2	0	0	0	0	1	2	93	141	2.25	1.000																
Gregg Olson, R (9, 1) ERA: 2.16	1.0	S 5	1	0	0	0	1	0	0	0	0	0	10	19	0.00	2.000																	

AB	32
R	2
H	7
RBI	2
BB	3
SO	14
LOB	12



Batter	1	2	3	4	5	6	7	8	9	AB	R	H	RBI	BB	SO	LOB	TOP						
Tony Phillips, S OBP: 0.489, SLG: 0.432 (1, 7)	F8	CS 1B		F7			K		K	5	0	1	1	0	2	1	Detroit Tigers @ Milwaukee Brewers Milwaukee County Stadium, Milwaukee, WI Tue May 18 1993, 8:05 PM EDT Att: 13,369 - Unknown - 52 F livebaseballscorecards.com						
Lou Whitaker, L OBP: 0.376, SLG: 0.429 (1, 4)	BB 3B 1B	E 1B BB		G6-4-3 1B			P5		1-H 2B	4	1	3	1	1	0	0							
Travis Fryman, R OBP: 0.383, SLG: 0.507 (1, 6)	BB 3B 1B	E 1B		G6-4-3 1-2			F9		3-2 L5	5	1	2	0	0	0	3							
Cecil Fielder, R OBP: 0.354, SLG: 0.403 (1, 3)	BB 3B BB	E5		G6-3					0-0 L7	3	1	0	0	1	0	2							
Kirk Gibson, L OBP: 0.485, SLG: 0.625 (1, 10)	F7	F8		L7					2-1 F7	4	0	0	0	0	0	6							
Mickey Tettleton, S OBP: 0.369, SLG: 0.500 (1, 9)	1-H 2-H 3-H 3B			K					3-2 1B	4	0	3	3	0	1	0							
Chad Kreuter, S OBP: 0.459, SLG: 0.606 (1, 2)	G3-1			P2					1-3 K	4	0	0	0	0	1	3							
Scott Livingstone, L OBP: 0.340, SLG: 0.378 (9, PR)		G6-3		G1-3					0-0 2B 1B	4	0	1	0	0	0	1							
Gary Thurman, R OBP: 0.310, SLG: 0.280 (9, 5)									0-1 L4	0	1	0	0	0	0	0							
Alan Trammell, R OBP: 0.405, SLG: 0.478 (9, 5)									0-0 2B 1B	0	0	0	0	0	0	0							
Mitt Cuyler, S OBP: 0.345, SLG: 0.386 (1, 8)		1B 3B		P6					1 SAFE 1 SAFE L 1 SAFE K	4	1	1	0	0	2	2							
Inning Stats	R: 3 E: 0 K: 0 S: 20	H: 3 LOB: 1 BB: 1 P: 38	R: 1 E: 1 K: 0 S: 14	H: 3 LOB: 3 BB: 1 P: 27	R: 0 E: 0 K: 0 S: 11	H: 1 LOB: 1 BB: 0 P: 17	R: 0 E: 0 K: 0 S: 6	H: 0 LOB: 0 BB: 0 P: 15	R: 0 E: 0 K: 1 S: 10	H: 0 LOB: 0 BB: 0 P: 8	R: 0 E: 0 K: 1 S: 9	H: 0 LOB: 0 BB: 0 P: 14	R: 0 E: 0 K: 1 S: 9	H: 1 LOB: 1 BB: 0 P: 15	R: 1 E: 0 K: 2 S: 12	H: 2 LOB: 2 BB: 0 P: 17	1B: 7 2B: 2 3B: 2 HR: 0	SF: 0 SAC: 0 DP: 1 HBP: 0	WP: 0 PB: 0 SB: 0 CS: 1	PA: 39			
PITCHER	IP WLS BF H R ER SO BB IBB HBP BLK WP HR S P ERA WHIP	IP WLS BF H R ER SO BB IBB HBP BLK WP HR S P ERA WHIP																					
21 Cal Eldred, R ERA: 4.5 (1, 1)	8.0	L	35	10	5	5	4	2	0	0	0	0	0	0	0	0	0	0	0	86	143	5.62	1.500
Jesse Orosco, L ERA: 5.59 (9, 1)	0.2		3	1	0	0	2	0	0	0	0	0	0	0	0	0	0	0	0	8	10	0.00	1.500
Jim Austin, R ERA: 6.48 (9, 1)	0.1		1	0	0	0	0	0	0	0	0	0	0	0	0	0	0	0	0	3	6	0.00	0.000

Batter	1	2	3	4	5	6	7	8	9	AB	R	H	RBI	BB	SO	LOB	BOTTOM						
Pat Listach, S OBP: 0.305, SLG: 0.297 (1, 6)	K		FC1-6 BB BB		F8		K		G1-3	4	0	0	0	1	2	3	Detroit Tigers @ Milwaukee Brewers Milwaukee County Stadium, Milwaukee, WI Tue May 18 1993, 8:05 PM EDT Att: 13,369 - Unknown - 52 F livebaseballscorecards.com						
Bill Spiers, L OBP: 0.323, SLG: 0.289 (1, 4)	BB 1B		FC1-6 BB		1B BB		P6		B1-3	3	0	1	0	2	0	2							
Darryl Hamilton, L OBP: 0.378, SLG: 0.337 (1, 9)	K		FC1-6 1-2 2-3		F8		FC6-4 BB			3	0	0	0	1	1	5							
Greg Vaughn, R OBP: 0.401, SLG: 0.542 (1, 10)	BB		F7		F7		FC6-4			3	0	1	1	1	0	4							
Kevin Reimer, L OBP: 0.303, SLG: 0.478 (1, 7)	P4				1B		G6-3		K2-3	4	0	1	0	0	1	4							
Robin Yount, R OBP: 0.306, SLG: 0.262 (1, 8)	F8				F8		P3		L7	4	0	0	0	0	0	1							
B.J. Surhoff, L OBP: 0.237, SLG: 0.176 (1, 5)	G1-3				F7		G4-3		P5	4	0	0	0	0	0	1							
John Jaha, R OBP: 0.302, SLG: 0.295 (9, PH)					G6-3		K		L8	3	0	0	0	0	1	1							
Bill Doran, S OBP: 0.286, SLG: 0.278 (9, PH)										1	0	0	0	0	0	0							
Joe Krnak, R OBP: 0.271, SLG: 0.273 (9, PH)										3	1	2	0	0	1	0							
Dickie Thon, R OBP: 0.367, SLG: 0.423 (9, PH)					F8 BB 1B				BB 2B	1	0	1	0	0	0	0							
Inning Stats	R: 0 E: 0 K: 2 S: 14	H: 1 LOB: 2 BB: 1 P: 24	R: 0 E: 0 K: 0 S: 5	H: 0 LOB: 0 BB: 0 P: 7	R: 0 E: 0 K: 1 S: 10	H: 0 LOB: 2 BB: 2 P: 21	R: 0 E: 0 K: 0 S: 7	H: 1 LOB: 1 BB: 0 P: 10	R: 0 E: 0 K: 0 S: 12	H: 2 LOB: 2 BB: 1 P: 20	R: 0 E: 0 K: 1 S: 8	H: 0 LOB: 0 BB: 0 P: 10	R: 0 E: 0 K: 1 S: 9	H: 1 LOB: 2 BB: 1 P: 16	R: 0 E: 0 K: 1 S: 11	H: 0 LOB: 0 BB: 0 P: 15	R: 0 E: 0 K: 0 S: 7	H: 1 LOB: 1 BB: 0 P: 9	1B: 5 2B: 1 3B: 0 HR: 0	SF: 0 SAC: 0 DP: 0 HBP: 0	WP: 0 PB: 0 SB: 0 CS: 0	PA: 38	
PITCHER	IP WLS BF H R ER SO BB IBB HBP BLK WP HR S P ERA WHIP	IP WLS BF H R ER SO BB IBB HBP BLK WP HR S P ERA WHIP																					
Mark Leiter, R ERA: 3.35 (1, 1)	8.1	W	36	6	1	1	6	5	0	0	0	0	0	0	0	0	0	0	0	81	130	1.08	1.320
Bob MacDonald, L ERA: 2.84 (9, 1)	0.2		2	0	0	0	0	0	0	0	0	0	0	0	0	0	0	0	2	2	0.00	0.000	

Batter	1	2	3	4	5	6	7	8	9	AB	R	H	RBI	BB	SO	LOB	TOP										
Tony Phillips, S OBP: 0.475, SLG: 0.441 (1, 10)										6	2	4	2	0	0	2											
Lou Whitaker, L OBP: 0.376, SLG: 0.422 (1, 4)										4	1	1	1	1	0	5											
Travis Fryman, R OBP: 0.390, SLG: 0.520 (1, 6)										4	1	2	1	1	0	1											
Cecil Fielder, R OBP: 0.361, SLG: 0.406 (1, 3)										4	0	2	2	1	1	2											
Mickey Tettleton, S OBP: 0.364, SLG: 0.488 (1, 2)										5	0	1	1	0	2	4											
Alan Trammell, R OBP: 0.393, SLG: 0.459 (1, 7)										5	0	1	0	0	1	2											
Rob Deer, R OBP: 0.303, SLG: 0.440 (1, 9)										4	1	0	0	1	1	3											
Scott Livingstone, L OBP: 0.353, SLG: 0.389 (9, PR)										5	1	3	0	0	0	3											
Gary Thurman, R OBP: 0.310, SLG: 0.280 (9, 7)										0	1	0	0	0	0	0											
Mitt Cuyler, S OBP: 0.347, SLG: 0.406 (1, 8)										5	1	2	1	0	2	5											
Inning Stats	R: 3 E: 0 K: 0 S: 14	H: 5 LOB: 3 BB: 1 P: 23	R: 0 E: 0 K: 1 S: 12	H: 2 LOB: 2 BB: 0 P: 20	R: 1 E: 1 K: 1 S: 14	H: 2 LOB: 2 BB: 1 P: 22	R: 0 E: 0 K: 1 S: 8	H: 0 LOB: 1 BB: 1 P: 15	R: 3 E: 1 K: 0 S: 13	H: 4 LOB: 1 BB: 0 P: 21	R: 0 E: 0 K: 1 S: 8	H: 0 LOB: 0 BB: 0 P: 12	R: 0 E: 0 K: 1 S: 10	H: 1 LOB: 1 BB: 0 P: 17	R: 0 E: 0 K: 1 S: 13	H: 0 LOB: 1 BB: 0 P: 24	R: 1 E: 0 K: 1 S: 11	H: 2 LOB: 2 BB: 0 P: 13	1B: 14 2B: 0 3B: 2 HR: 0	SF: 1 SAC: 0 DP: 0 HBP: 0	WP: 0 PB: 0 SB: 0 CS: 0	PA: 47					
PITCHER	IP	WLS	BF	H	R	ER	SO	BB	IBB	HBP	BLK	WP	HR	S	P	ERA	WHIP										
Mike Boddicker, R ERA: 4.3	(1, 1)	4.2	L	30	13	7	3	3	0	0	0	0	0	60	100	13.50	3.429										
Mike Fetters, R ERA: 4.22	(5, 1)	1.1		4	0	0	0	1	0	0	0	0	0	9	13	0.00	0.000										
Graeme Lloyd, L ERA: 1.96	(7, 1)	1.0		4	1	0	0	1	0	0	0	0	0	10	17	0.00	1.000										
Jim Austin, R ERA: 5.59	(8, 1)	1.1		5	0	0	0	2	1	0	0	0	0	16	28	0.00	0.750										
Jesse Orosco, L ERA: 6.1	(9, 1)	0.2		4	2	1	1	0	0	0	0	0	0	8	9	13.50	3.000										

Detroit Tigers @ Milwaukee Brewers
Milwaukee County Stadium, Milwaukee, WI
Wed May 19 1993, 8:05 PM EDT
Att: 12,751 - Unknown - 57 F

AB 42
R 8
H 16
RBI 8
BB 4
SO 7
LOB 27



Batter	1	2	3	4	5	6	7	8	9	AB	R	H	RBI	BB	SO	LOB	BOTTOM										
Bill Doran, S OBP: 0.277, SLG: 0.293 (1, 3)										5	1	1	0	0	0	2											
Bill Spiers, L OBP: 0.317, SLG: 0.284 (1, 4)										5	0	1	0	0	0	3											
Darryl Hamilton, L OBP: 0.383, SLG: 0.379 (1, 9)										4	2	2	1	0	0	2											
Greg Vaughn, R OBP: 0.404, SLG: 0.589 (1, 10)										4	2	2	4	0	0	0											
Kevin Reimer, L OBP: 0.301, SLG: 0.479 (1, 7)										4	1	1	0	0	0	0											
Robin Yount, R OBP: 0.303, SLG: 0.277 (1, 8)										4	0	1	0	0	0	1											
Dickie Thon, R OBP: 0.361, SLG: 0.427 (1, 5)										4	0	1	1	0	2	1											
Pat Listach, S OBP: 0.304, SLG: 0.289 (1, 6)										3	0	0	0	1	1	2											
Joe Krnak, R OBP: 0.295, SLG: 0.273 (6, PH)										0	0	0	0	2	0	0											
Tom Lampkin, L (6, PH)										0	0	0	0	0	0	0											
John Jaha, R OBP: 0.296, SLG: 0.292 (6, PH)										1	0	0	0	0	1	2											
B.J. Surhoff, L OBP: 0.235, SLG: 0.175 (7, 2)										1	0	0	0	0	0	0											
Inning Stats	R: 0 E: 0 K: 0 S: 7	H: 1 LOB: 0 BB: 0 P: 13	R: 1 E: 0 K: 1 S: 12	H: 2 LOB: 1 BB: 0 P: 23	R: 3 E: 0 K: 0 S: 10	H: 2 LOB: 0 BB: 1 P: 18	R: 0 E: 1 K: 0 S: 5	H: 0 LOB: 0 BB: 0 P: 8	R: 0 E: 0 K: 2 S: 13	H: 2 LOB: 2 BB: 1 P: 23	R: 1 E: 0 K: 0 S: 8	H: 1 LOB: 0 BB: 0 P: 15	R: 0 E: 0 K: 1 S: 8	H: 0 LOB: 0 BB: 0 P: 10	R: 0 E: 0 K: 0 S: 7	H: 1 LOB: 1 BB: 0 P: 12	1B: 2 2B: 4 3B: 0 HR: 3	SF: 0 SAC: 0 DP: 1 HBP: 0	WP: 0 PB: 0 SB: 0 CS: 1	PA: 39							
PITCHER	IP	WLS	BF	H	R	ER	SO	BB	IBB	HBP	BLK	WP	HR	S	P	ERA	WHIP										
John Doherty, R ERA: 3.28	(1, 1)	5.1	W	24	7	5	1	2	0	0	0	0	0	6	13	0.00	3.000										
Mark Grater, R ERA: 8.75	(6, 1)	0.1		2	0	0	0	1	1	0	0	0	0	6	13	0.00	3.000										
Bill Krueger, L ERA: 2.64	(6, 1)	0.1		1	0	0	0	1	0	0	0	0	0	3	5	0.00	0.000										
Bob MacDonald, L ERA: 3.1	(7, 1)	1.1		5	1	1	1	0	0	0	0	0	1	10	18	6.75	0.750										
Mike Henneman, R ERA: 1.69	(8, 1)	1.2	S	6	1	0	0	1	0	0	0	0	0	13	19	0.00	0.600										

Detroit Tigers @ Milwaukee Brewers
Milwaukee County Stadium, Milwaukee, WI
Wed May 19 1993, 8:05 PM EDT
Att: 12,751 - Unknown - 57 F

AB 35
R 6
H 9
RBI 6
BB 3
SO 4
LOB 13



Batter	1	2	3	4	5	6	7	8	9	AB	R	H	RBI	BB	SO	LOB	TOP					
Tony Phillips, S OBP: 0.466, SLG: 0.439 (1, 7)	F7		K		L9	FC4				5	0	1	1	0	1	4	Detroit Tigers @ Cleveland Indians Cleveland Municipal Stadium, Cleveland, OH Fri May 21 1993, 7:05 PM EDT Att: 45,765 - Unknown					
Lou Whitaker, L OBP: 0.364, SLG: 0.405 (1, 4)	G4-3		G3		K	G4-3		G4-3		5	0	0	0	0	1	6						
Travis Fryman, R OBP: 0.387, SLG: 0.516 (1, 6)	G6-3				F9			G6-3		5	1	1	0	0	0	0						
Cecil Fielder, R OBP: 0.365, SLG: 0.424 (1, 3)										4	2	2	1	1	1	0						
Kirk Gibson, L OBP: 0.471, SLG: 0.598 Gary Thurman, R OBP: 0.333, SLG: 0.308 (9, PH)										4	1	2	1	0	1	1						
Mickey Tettleton, S OBP: 0.356, SLG: 0.466 (1, 2)										5	0	1	0	0	2	4						
Rob Deer, R OBP: 0.313, SLG: 0.436 (1, 9)										3	1	1	0	1	0	2						
Scott Livingstone, L OBP: 0.355, SLG: 0.384 Skeeter Barnes, R OBP: 0.364, SLG: 0.444 (6, PH)										1	0	0	0	1	0	2						
Mitt Cuyler, S OBP: 0.347, SLG: 0.402 (1, 8)										4	0	2	1	0	0	2						
Inning Stats	R: 0 E: 0 K: 0 S: 5	H: 0 LOB: 0 BB: 0 P: 8	R: 0 E: 0 K: 0 S: 10	H: 2 LOB: 2 BB: 0 P: 17	R: 0 E: 0 K: 1 S: 8	H: 0 LOB: 0 BB: 0 P: 13	R: 1 E: 0 K: 2 S: 8	H: 1 LOB: 2 BB: 0 P: 13	R: 0 E: 0 K: 1 S: 13	H: 1 LOB: 2 BB: 1 P: 21	R: 4 E: 0 K: 0 S: 20	H: 3 LOB: 2 BB: 3 P: 37	R: 0 E: 0 K: 1 S: 14	H: 1 LOB: 1 BB: 0 P: 20	R: 0 E: 0 K: 0 S: 12	H: 2 LOB: 2 BB: 0 P: 17		R: 0 E: 0 K: 1 S: 12	H: 1 LOB: 1 BB: 0 P: 15	1B: 9 2B: 1 3B: 0 HR: 1	SF: 0 SAC: 0 DP: 0 HBP: 0	WP: 0 PB: 0 SB: 0 CS: 0
PITCHER	IP	WLS	BF	H	R	ER	SO	BB	IBB	HBP	BLK	WP	HR	S	P	ERA	WHIP					
Mike Bielecki, R ERA: 5.8 (1, 1)	5.0	W	21	5	2	2	4	1	0	0	0	0	1	51	81	3.60	1.200					
Mark Clark, R ERA: 8.42 (6, 1)	0.1		4	1	0	0	0	2	0	0	0	0	0	5	14	0.00	9.000					
Cliff Young, L ERA: 5.68 (6, 1)	3.2	S	17	5	3	3	2	1	0	0	0	0	0	46	66	7.36	1.636					

Batter	1	2	3	4	5	6	7	8	9	AB	R	H	RBI	BB	SO	LOB	BOTTOM				
Kenny Lofton, L OBP: 0.428, SLG: 0.419 (1, 8)	S	F7		G3	FC6-4	K				3	2	1	0	2	1	2	Detroit Tigers @ Cleveland Indians Cleveland Municipal Stadium, Cleveland, OH Fri May 21 1993, 7:05 PM EDT Att: 45,765 - Unknown				
Wayne Kirby, L OBP: 0.397, SLG: 0.475 (1, 9)	F9			G3						5	1	2	0	0	1	5					
Carlos Baerga, S OBP: 0.300, SLG: 0.440 (1, 4)				SF7	FC6-4					4	1	2	2	0	0	4					
Albert Belle, R OBP: 0.381, SLG: 0.629 (1, 7)										5	2	4	1	0	0	2					
Paul Sorrento, L OBP: 0.376, SLG: 0.531 (1, 3)										3	2	1	1	1	1	0					
Carlos Martinez, R OBP: 0.323, SLG: 0.395 (1, 10)										5	2	1	0	0	0	6					
Jeff Treadway, L OBP: 0.397, SLG: 0.397 Alvaro Espinoza, R OBP: 0.355, SLG: 0.633 (8, 5)										3	0	2	3	1	0	3					
Felix Fermin, R OBP: 0.319, SLG: 0.313 (1, 6)										5	0	2	2	0	0	2					
Junior Ortiz, R OBP: 0.196, SLG: 0.222 (1, 2)										5	0	0	1	0	1	6					
Inning Stats	R: 4 E: 0 K: 0 S: 11	H: 3 LOB: 1 BB: 2 P: 23	R: 0 E: 0 K: 0 S: 9	H: 2 LOB: 0 BB: 0 P: 12	R: 0 E: 1 K: 1 S: 9	H: 1 LOB: 2 BB: 0 P: 12	R: 2 E: 0 K: 0 S: 9	H: 2 LOB: 0 BB: 0 P: 16	R: 1 E: 0 K: 1 S: 16	H: 2 LOB: 3 BB: 2 P: 30	R: 2 E: 1 K: 1 S: 15	H: 3 LOB: 2 BB: 0 P: 20	R: 1 E: 0 K: 0 S: 9	H: 2 LOB: 1 BB: 0 P: 16	R: 0 E: 0 K: 2 S: 8	H: 0 LOB: 0 BB: 0 P: 13		1B: 12 2B: 2 3B: 0 HR: 1	SF: 2 SAC: 0 DP: 0 HBP: 0	WP: 0 PB: 0 SB: 0 CS: 0	PA: 45
PITCHER	IP	WLS	BF	H	R	ER	SO	BB	IBB	HBP	BLK	WP	HR	S	P	ERA	WHIP				
Bill Gullickson, R ERA: 8.25 (1, 1)	4.0	L	23	8	6	6	1	2	0	0	0	0	0	18	34	13.50	2.500				
Tom Bolton, L ERA: 8.4 (5, 1)	1.0		9	4	3	2	1	1	1	0	0	0	0	18	34	18.00	5.000				
Dave Johnson, R ERA: 8.53 (6, 1)	2.0		10	3	1	1	1	0	0	0	0	0	0	22	32	4.50	1.500				
Mark Grater, R ERA: 5.4 (8, 1)	1.0		3	0	0	0	2	0	0	0	0	0	0	8	13	0.00	0.000				

Batter	1	2	3	4	5	6	7	8	9	AB	R	H	RBI	BB	SO	LOB	TOP					
Tony Phillips, S OBP: 0.470, SLG: 0.447 (1, 8)	L4-3 BB		FC4-6 E BB 1-2	K				2-1 2-H 1B		4	0	2	2	1	1	3	Detroit Tigers @ Cleveland Indians Cleveland Municipal Stadium, Cleveland, OH Sat May 22, 1993, 3:33 AM EDT Att: 27,611 - Sunny					
Lou Whitaker, L OBP: 0.356, SLG: 0.395 (1, 4)	L4-3		E BB 1-2		G3-1	L7		4-0 1B		3	0	0	0	2	0	2						
Travis Fryman, R OBP: 0.382, SLG: 0.506 (1, 6)	FC4 1B		E4 1-2 2-3		F7		K	K		5	0	1	0	0	2	5						
Cecil Fielder, R OBP: 0.363, SLG: 0.416 Milt Cuyler, S OBP: 0.344, SLG: 0.398 (7, PR) (7, 8)	FC4 1-2		P4		K			K		3	0	0	0	1	1	4						
Kirk Gibson, L OBP: 0.462, SLG: 0.581 (1, 10)			F8					K		5	1	1	0	0	1	4						
Mickey Tettleton, S OBP: 0.357, SLG: 0.460 (1, 7) (7, 3)					2B SF9 1B			F8		4	1	1	0	1	1	2						
Rob Deer, R OBP: 0.309, SLG: 0.434 (1, 9)					SF9 1-3 2B			K		5	0	1	0	0	3	2						
Chad Kreuter, S OBP: 0.457, SLG: 0.596 (1, 2)					4-1 CS BB			1B 2B		2	2	1	1	2	0	1						
Scott Livingstone, L OBP: 0.389, SLG: 0.396 (1, 5)					SF9 2-3 3-H 1B			2B 1B		2	1	2	2	1	0	0						
Inning Stats	R: 0 E: 0 K: 0 S: 8	H: 1 LOB: 1 BB: 1 P: 15	R: 0 E: 0 K: 2 S: 14	H: 0 LOB: 1 BB: 1 P: 22	R: 0 E: 1 K: 0 S: 11	H: 0 LOB: 3 BB: 2 P: 19	R: 1 E: 0 K: 1 S: 16	H: 2 LOB: 2 BB: 1 P: 27	R: 0 E: 0 K: 1 S: 6	H: 0 LOB: 0 BB: 0 P: 11	R: 3 E: 0 K: 2 S: 17	H: 4 LOB: 1 BB: 0 P: 27	R: 0 E: 0 K: 1 S: 11	H: 0 LOB: 1 BB: 1 P: 21	R: 1 E: 0 K: 3 S: 18	H: 2 LOB: 3 BB: 2 P: 34	R: 0 E: 0 K: 0 S: 7	H: 0 LOB: 0 BB: 0 P: 13	1B: 6 2B: 5 3B: 0 HR: 0	SF: 1 SAC: 0 DP: 2 HBP: 0	WP: 0 PB: 0 SB: 0 CS: 1	PA: 43
PITCHER	IP	WLS	BF	H	R	ER	SO	BB	IBB	HBP	BLK	WP	HR	S	P	ERA	WHIP					
Jose Mesa, R ERA: 3.08 Bill Wertz, R ERA: 5.4 Eric Plunk, R ERA: 2.41 Scott Scudder, R ERA: 9.0	(1, 1) (6, 1) (8, 1) (9, 1)	5.2 1.2 0.2 1.0	L 10 2 3	28 2 0 0	7 0 0 0	4 1 0 0	4 2 0 0	6 2 0 0	0 1 0 0	0 0 0 0	1 0 0 0	0 0 0 0	0 0 0 0	69 24 8 7	117 46 13	6.35 5.40 0.00 0.00	2.118 2.400 0.000 0.000					

Batter	1	2	3	4	5	6	7	8	9	AB	R	H	RBI	BB	SO	LOB	BOTTOM					
Kenny Lofton, L OBP: 0.429, SLG: 0.421 (1, 8)	K		1-2 1B					2-1 1-2 1B		4	0	2	0	0	2	1	Detroit Tigers @ Cleveland Indians Cleveland Municipal Stadium, Cleveland, OH Sat May 22, 1993, 3:33 AM EDT Att: 27,611 - Sunny					
Wayne Kirby, L OBP: 0.375, SLG: 0.453 Glenallen Hill, R OBP: 0.265, SLG: 0.380 (7, PH) (8, 9)	G6-3		G3				K	L7		3	0	0	0	0	1	2						
Carlos Baerga, S OBP: 0.304, SLG: 0.441 (1, 4)	G1-3							E6 G6-4-3		4	0	2	0	0	0	0						
Albert Belle, R OBP: 0.378, SLG: 0.617 (1, 7)			F7					G6-4-3		3	0	0	0	1	0	2						
Paul Sorrento, L OBP: 0.375, SLG: 0.550 Reggie Jefferson, S OBP: 0.310, SLG: 0.397 (8, PH) (9, 3)	G4-3							F9		3	1	1	1	0	0	2						
Carlos Martinez, R OBP: 0.314, SLG: 0.384 (1, 5)	G5-3									4	0	0	0	0	1	2						
Thomas Howard, S OBP: 0.278, SLG: 0.348 (1, 10)			G6-3							4	0	0	0	0	0	0						
Felix Fermin, R OBP: 0.324, SLG: 0.308 (1, 6)										2	0	0	0	2	0	0						
Lance Parrish, R OBP: 0.348, SLG: 0.421 Jeff Treadway, L OBP: 0.391, SLG: 0.390 (8, PH)			F8							1	0	0	0	2	0	1						
Inning Stats	R: 0 E: 0 K: 1 S: 10	H: 0 LOB: 0 BB: 0 P: 15	R: 0 E: 0 K: 0 S: 9	H: 0 LOB: 0 BB: 0 P: 15	R: 0 E: 0 K: 0 S: 6	H: 1 LOB: 2 BB: 1 P: 12	R: 1 E: 0 K: 0 S: 8	H: 2 LOB: 0 BB: 0 P: 13	R: 0 E: 0 K: 1 S: 9	H: 0 LOB: 1 BB: 1 P: 17	R: 0 E: 0 K: 2 S: 10	H: 1 LOB: 2 BB: 1 P: 22	R: 0 E: 0 K: 0 S: 9	H: 1 LOB: 1 BB: 1 P: 19	R: 0 E: 1 K: 0 S: 11	H: 0 LOB: 0 BB: 0 P: 16	R: 0 E: 0 K: 0 S: 7	H: 0 LOB: 1 BB: 1 P: 14	1B: 4 2B: 0 3B: 0 HR: 1	SF: 0 SAC: 0 DP: 2 HBP: 0	WP: 1 PB: 0 SB: 0 CS: 0	PA: 36
PITCHER	IP	WLS	BF	H	R	ER	SO	BB	IBB	HBP	BLK	WP	HR	S	P	ERA	WHIP					
Mike Moore, R ERA: 6.11 Bob MacDonald, L ERA: 2.91 Mike Henneman, R ERA: 1.61	(1, 1) (7, 1) (9, 1)	6.2 1.1 1.0	W 4 4	28 0 0	5 0 0	1 0 0	4 0 0	0 0 1	0 0 0	0 0 0	0 0 0	0 0 0	0 0 0	12 7 14	18	0.00 0.000 0.000	1.350 1.350 1.000					

AB 34
R 5
H 9
RBI 5
BB 8
SO 10
LOB 26



AB 31
R 1
H 5
RBI 1
BB 5
SO 4
LOB 13



Batter	1	2	3	4	5	6	7	8	9	AB	R	H	RBI	BB	SO	LOB	TOP											
Tony Phillips, S OBP: 0.488, SLG: 0.442 (1, 4)	2-1 FC6-4 1B		3-2 G4-3			4-2 BB	1-1 G3		1-0 F8	4	0	1	0	1	0	0	Detroit Tigers @ Cleveland Indians Cleveland Municipal Stadium, Cleveland, OH Sun May 23 1993, 3:33 AM EDT Att: 22,920 - Overcast - 63 F											
Skeeter Barnes, R OBP: 0.351, SLG: 0.452 (1, 5)	2-1 L8		3-2 G5-3			2-2 G5-3	0-0 CS 2B			4	0	1	0	0	0	2												
Travis Fryman, R OBP: 0.374, SLG: 0.494 (1, 6)	1-3 K		1-3 K			0-0 P6	1-0 G5-3			4	0	0	0	0	2	2												
Cecil Fielder, R OBP: 0.360, SLG: 0.430 Lou Whitaker, L OBP: 0.356, SLG: 0.395 (9, 4)	1-0 FC6-4			2-2 HR		3-3 K		1-1 F9		4	1	1	1	0	1	1												
Mickey Tettleton, S OBP: 0.355, SLG: 0.475 (9, 3)		0-0 G6-3		3-3 K		1-1 HR		1-1 P3		4	1	1	1	0	1	0												
Alan Trammell, R OBP: 0.398, SLG: 0.455 (1, 10)		3-2 S 1B		1-2 F9		4-2 1B BB		2-1 F8		3	1	1	0	1	0	0												
Chad Kreuter, S OBP: 0.450, SLG: 0.583 (1, 2)		0-2 L7		0-0 G6-3		1-0 S 1B		0-3 K		4	0	1	0	0	1	1												
Gary Thurman, R OBP: 0.382, SLG: 0.345 (1, 9)		1-0 2H 1B		1-2 G6-4-3 1B		4-1 1-2 BB		1-3 K		3	0	2	1	1	1	0												
Mitt Cuyler, S OBP: 0.341, SLG: 0.410 (1, 8)		0-0 G5-3		1-1 G6-4-3		0-1 F7		2-2 WP 3B		4	1	1	0	0	0	5												
Inning Stats	R: 0 E: 0 K: 1 S: 8	H: 1 LOB: 1 BB: 0 P: 14	R: 1 E: 0 K: 0 S: 12	H: 2 LOB: 1 BB: 0 P: 16	R: 0 E: 0 K: 1 S: 11	H: 0 LOB: 0 BB: 0 P: 18	R: 1 E: 0 K: 1 S: 11	H: 1 LOB: 1 BB: 0 P: 17	R: 0 E: 0 K: 0 S: 11	H: 1 LOB: 1 BB: 1 P: 18	R: 0 E: 0 K: 0 S: 4	H: 1 LOB: 0 BB: 0 P: 6	R: 0 E: 0 K: 0 S: 6	H: 0 LOB: 0 BB: 0 P: 10	R: 1 E: 0 K: 2 S: 10	H: 1 LOB: 0 BB: 0 P: 14		1B: 5 2B: 1 3B: 1 HR: 2	SF: 0 SAC: 0 DP: 1 HBP: 0	WP: 1 PB: 0 SB: 2 CS: 1	PA: 37							
PITCHER	IP	WLS	BF	H	R	ER	SO	BB	IBB	HBP	BLK	WP	HR	S	P	ERA	WHIP											
Matt Young, L ERA: 6.59	(1, 1)	5.2	L	25	7	3	3	4	2	0	0	0	0	2	63	102	4.76	1.588										
Mark Clark, R ERA: 8.17	(6, 1)	1.1		5	1	0	0	0	1	0	0	0	0	0	7	13	0.00	1.500										
Eric Plunk, R ERA: 2.61	(8, 1)	2.0		7	1	1	1	2	0	0	0	0	1	0	16	24	4.50	0.500										


Batter	1	2	3	4	5	6	7	8	9	AB	R	H	RBI	BB	SO	LOB	BOTTOM											
Kenny Lofton, L OBP: 0.426, SLG: 0.417 (1, 8)	3-2 CS 1B		2-2 G4-3			3-2 F9		1 SAFE 3-3 K		4	0	1	0	0	1	2	Detroit Tigers @ Cleveland Indians Cleveland Municipal Stadium, Cleveland, OH Sun May 23 1993, 3:33 AM EDT Att: 22,920 - Overcast - 63 F											
Wayne Kirby, L OBP: 0.382, SLG: 0.433 Lance Parrish, R OBP: 0.333, SLG: 0.400 (8, PH) (9, 2)	2-2 L3		3-2 F7			1-2 P6		1 SAFE 2-1 F9		3	0	0	0	0	0	1												
Carlos Baerga, S OBP: 0.298, SLG: 0.431 (1, 4)	1-0 G4-3		2-1 G6-3			0-3 K		2-3 K		4	0	0	0	0	2	0												
Albert Belle, R OBP: 0.376, SLG: 0.627 (1, 7)		2-0 G5-3		3-0 HR		1-0 P6		1-1 L9		4	1	1	1	0	0	0												
Paul Sorrento, L OBP: 0.374, SLG: 0.567 Reggie Jefferson, S OBP: 0.316, SLG: 0.402 (9, PH)		1-0 F8		2-2 HR		2-3 K2-3		1-0 1B		3	1	1	1	0	1	0												
Carlos Martinez, R OBP: 0.313, SLG: 0.377 (1, 10)		0-0 F9		0-1 P2		4-2 S WP BB		2-3 K		3	0	0	0	1	1	1												
Jeff Treadway, L OBP: 0.394, SLG: 0.393 Glenallen Hill, R OBP: 0.262, SLG: 0.375 Alvaro Espinoza, R OBP: 0.355, SLG: 0.633 (1, 5) (7, PH) (8, 5)			0-1 CS 1B		1-0 P5		2-3 K			2	0	1	0	0	0	0												
Felix Fermin, R OBP: 0.324, SLG: 0.309 (1, 6)		1 SAFE 1 SAFE F9		2-0 F9		0-1 F7		0-0 1B		3	0	1	0	0	0	1												
Junior Ortiz, R OBP: 0.207, SLG: 0.232 Thomas Howard, S OBP: 0.276, SLG: 0.344 (8, PH) (9, 9)			0-1 1B		1-2 G5-3		1-1 F9			2	0	1	0	0	0	0												
Inning Stats	R: 0 E: 0 K: 0 S: 8	H: 1 LOB: 0 BB: 0 P: 13	R: 0 E: 0 K: 0 S: 3	H: 0 LOB: 0 BB: 0 P: 6	R: 0 E: 0 K: 0 S: 9	H: 2 LOB: 1 BB: 0 P: 12	R: 2 E: 0 K: 0 S: 12	H: 2 LOB: 0 BB: 0 P: 22	R: 0 E: 0 K: 1 S: 7	H: 0 LOB: 0 BB: 0 P: 9	R: 0 E: 0 K: 1 S: 10	H: 0 LOB: 1 BB: 1 P: 14	R: 0 E: 0 K: 2 S: 9	H: 1 LOB: 1 BB: 0 P: 15	R: 0 E: 0 K: 2 S: 10	H: 1 LOB: 1 BB: 0 P: 16		1B: 5 2B: 0 3B: 0 HR: 2	SF: 0 SAC: 0 DP: 0 HBP: 0	WP: 1 PB: 0 SB: 1 CS: 2	PA: 33							
PITCHER	IP	WLS	BF	H	R	ER	SO	BB	IBB	HBP	BLK	WP	HR	S	P	ERA	WHIP											
Mark Leiter, R ERA: 3.26	(1, 1)	6.2	W	24	5	2	2	2	1	0	0	0	0	2	55	89	0.900											
Bill Krueger, L ERA: 2.34	(7, 1)	2.0		8	2	0	0	3	0	0	0	0	1	0	19	31	0.00	1.000										
Mike Henneman, R ERA: 1.59	(9, 1)	0.1	S	1	0	0	0	1	0	0	0	0	0	0	3	5	0.00	0.000										



Batter	1	2	3	4	5	6	7	8	9	AB	R	H	RBI	BB	SO	LOB	TOP					
Scott Fletcher, R OBP: 0.354, SLG: 0.442 (1, 4)	G5-3	F7			L6			F9		4	0	0	0	0	0	1						
Billy Hatcher, R OBP: 0.355, SLG: 0.386 (1, 8)	G1-3 1B		G4-3			SH2-3 1B		L9		4	1	2	0	0	0	0						
Carlos Quintana, R OBP: 0.365, SLG: 0.310 (1, 9)	G1-3		E5			SH2-3		F7		3	0	0	0	0	0	1						
Andre Dawson, R OBP: 0.277, SLG: 0.302 (1, 10)	BB 2H 1B		G5-4-3			F7				4	0	1	1	0	1	2						
Mo Vaughn, L OBP: 0.402, SLG: 0.550 (1, 3)	BB									1	0	0	0	3	1	0						
Ivan Calderon, R OBP: 0.277, SLG: 0.333 (1, 7)	F9									4	0	0	0	0	1	5						
John Valentin, R OBP: 0.264, SLG: 0.359 (1, 6)		E6 FC4-6								3	0	0	0	0	1	0						
Scott Cooper, L OBP: 0.376, SLG: 0.407 (1, 5)		FC4-6								2	0	1	0	0	0	1						
Tony Peña, R OBP: 0.226, SLG: 0.230 (1, 2)		F7								3	0	0	0	0	1	2						
Inning Stats	R: 1 E: 0 K: 0 S: 18	H: 2 LOB: 2 BB: 1 P: 31	R: 0 E: 1 K: 0 S: 9	H: 0 LOB: 1 BB: 0 P: 15	R: 0 E: 1 K: 0 S: 7	H: 0 LOB: 0 BB: 0 P: 8	R: 0 E: 0 K: 2 S: 11	H: 0 LOB: 0 BB: 0 P: 19	R: 0 E: 0 K: 0 S: 14	H: 1 LOB: 2 BB: 1 P: 22	R: 0 E: 0 K: 0 S: 7	H: 0 LOB: 0 BB: 0 P: 11	R: 0 E: 0 K: 1 S: 12	H: 0 LOB: 0 BB: 1 P: 19	R: 0 E: 0 K: 1 S: 12	H: 0 LOB: 0 BB: 1 P: 19	1B: 4 2B: 0 3B: 0 HR: 0	SF: 0 SAC: 1 DP: 2 HBP: 1	WP: 0 PB: 0 SB: 0 CS: 1	PA: 33		
PITCHER	IP	WLS	BF	H	R	ER	SO	BB	IBB	HBP	BLK	WP	HR	S	P	ERA	WHIP					
David Wells, L ERA: 1.83 Mike Henneman, R ERA: 1.45	(1, 1)	8.1	W	32	4	1	1	5	3	0	1	0	0	0	91	141	1.08	0.840				
(9, 1)	0.2	S	1	0	0	0	0	0	0	0	0	0	0	2	5	0.00	0.000					

Boston Red Sox @ Detroit Tigers
Tiger Stadium, Detroit, MI
Tue May 25 1993, 7:05 PM EDT
Att: 17,514 - Unknown - 64 F


AB 28
R 1
H 4
RBI 1
BB 3
SO 5
LOB 12



Batter	1	2	3	4	5	6	7	8	9	AB	R	H	RBI	BB	SO	LOB	BOTTOM				
Tony Phillips, S OBP: 0.455, SLG: 0.426 Gary Thurman, R OBP: 0.351, SLG: 0.313 (1, 4)	G6-3									1	0	0	0	0	0	0					
Alan Trammell, R OBP: 0.387, SLG: 0.439 (1, 5)	P3									4	0	0	0	0	0	1					
Travis Fryman, R OBP: 0.367, SLG: 0.478 (1, 6)	K									4	0	0	0	0	1	0					
Cecil Fielder, R OBP: 0.361, SLG: 0.439 (1, 10)		2B FC1-5 BB								2	2	1	1	2	0	0					
Rob Deer, R OBP: 0.314, SLG: 0.439 (1, 9)										3	1	1	0	1	1	0					
Mickey Tettleton, S OBP: 0.358, SLG: 0.490 (1, 3)										3	1	1	2	0	0	3					
Skeeter Barnes, R OBP: 0.333, SLG: 0.424 (2, 4)										2	0	0	1	0	0	3					
Lou Whitaker, L OBP: 0.367, SLG: 0.395 (7, 4)										0	0	0	0	0	0	0					
Chad Kreuter, S OBP: 0.449, SLG: 0.600 (1, 2)										3	0	1	0	0	0	2					
Mitt Cuyler, S OBP: 0.331, SLG: 0.411 (1, 8)										3	0	0	0	0	1	1					
Inning Stats	R: 0 E: 0 K: 1 S: 12	H: 0 LOB: 0 BB: 0 P: 20	R: 0 E: 0 K: 0 S: 11	H: 1 LOB: 2 BB: 1 P: 18	R: 0 E: 0 K: 2 S: 10	H: 0 LOB: 0 BB: 0 P: 15	R: 1 E: 1 K: 0 S: 9	H: 1 LOB: 1 BB: 0 P: 14	R: 0 E: 0 K: 0 S: 8	H: 1 LOB: 1 BB: 0 P: 10	R: 3 E: 0 K: 0 S: 12	H: 1 LOB: 0 BB: 2 P: 28	R: 0 E: 0 K: 0 S: 9	H: 0 LOB: 0 BB: 0 P: 14	R: 0 E: 0 K: 1 S: 9	H: 0 LOB: 0 BB: 0 P: 15	1B: 1 2B: 1 3B: 1 HR: 1	SF: 0 SAC: 1 DP: 0 HBP: 0	WP: 0 PB: 0 SB: 0 CS: 0	PA: 32	
PITCHER	IP	WLS	BF	H	R	ER	SO	BB	IBB	HBP	BLK	WP	HR	S	P	ERA	WHIP				
Frank Viola, L ERA: 2.72 Scott Bankhead, R ERA: 4.5	(1, 1)	7.0	L	29	4	4	4	3	0	0	0	0	0	71	119	5.14	1.000				
(8, 1)	1.0	3	0	0	0	1	0	0	0	0	0	0	0	9	15	0.00	0.000				

Boston Red Sox @ Detroit Tigers
Tiger Stadium, Detroit, MI
Tue May 25 1993, 7:05 PM EDT
Att: 17,514 - Unknown - 64 F

AB 28
R 4
H 4
RBI 4
BB 3
SO 4
LOB 11



Batter	1	2	3	4	5	6	7	8	9	AB	R	H	RBI	BB	SO	LOB	TOP									
Scott Fletcher, R OBP: 0.343, SLG: 0.431	F9		L8		SF7		F9			3	0	0	1	0	0	1										
Ernest Riles, L OBP: 0.316, SLG: 0.440	BB			F8	K			HR		3	1	1	1	1	1	1										
Billy Hatcher, R OBP: 0.363, SLG: 0.389	F7			1B			F9			4	0	2	0	0	0	1										
Mo Vaughn, L OBP: 0.399, SLG: 0.542	F9			1B			F9	G3-1		4	0	1	0	0	0	2										
Andre Dawson, R OBP: 0.276, SLG: 0.300		L9		F9			P3			4	0	1	0	0	0	3										
Luis Rivera, R OBP: 0.250, SLG: 0.246								1B		0	0	0	0	0	0	0										
Ivan Calderon, R OBP: 0.265, SLG: 0.323	F9			G1-3			F9	K		4	0	0	0	0	1	4										
Bob Zupcic, R OBP: 0.286, SLG: 0.286	F9				SH1-4		1B			3	1	1	0	1	0	0										
John Valentin, R OBP: 0.265, SLG: 0.352			F8					G5-3		2	0	0	0	1	1	1										
Carlos Quintana, R OBP: 0.363, SLG: 0.398					SH1-4		K			1	0	0	0	0	0	0										
Bob Melvin, R OBP: 0.302, SLG: 0.313			G6-3		SH1-4		K			2	0	0	0	0	1	1										
Tony Peña, R OBP: 0.224, SLG: 0.228								K		1	0	0	0	0	1	0										
Inning Stats	R: 0 E: 0 K: 0 S: 8	H: 0 LOB: 1 BB: 1 P: 13	R: 0 E: 0 K: 0 S: 5	H: 0 LOB: 0 BB: 0 P: 8	R: 0 E: 0 K: 0 S: 4	H: 0 LOB: 0 BB: 0 P: 6	R: 0 E: 0 K: 0 S: 13	H: 2 LOB: 2 BB: 0 P: 22	R: 1 E: 0 K: 1 S: 9	H: 0 LOB: 1 BB: 2 P: 18	R: 0 E: 0 K: 0 S: 4	H: 1 LOB: 1 BB: 0 P: 4	R: 0 E: 0 K: 2 S: 11	H: 1 LOB: 1 BB: 0 P: 14	R: 1 E: 0 K: 1 S: 9	H: 2 LOB: 1 BB: 0 P: 14	R: 0 E: 0 K: 1 S: 8	H: 0 LOB: 0 BB: 0 P: 12	1B: 5 2B: 0 3B: 0 HR: 1	SF: 1 SAC: 1 DP: 0 HBP: 0	WP: 0 PB: 0 SB: 0 CS: 0	PA: 36				
PITCHER	IP	WLS	BF	H	R	ER	SO	BB	IBB	HBP	BLK	WP	HR	S	P	ERA	WHIP									
Bill Gullickson, R ERA: 6.05	(1, 1)	7.1	W	30	5	2	2	3	3	0	0	0	0	1	57	91	2.46	1.091								
Bob MacDonald, L ERA: 3.13	(8, 1)	0.1		1	0	0	0	0	0	0	0	0	0	0	1	2	0.00	0.000								
Kurt Knudsen, R ERA:	(8, 1)	1.1	S	5	1	0	0	2	0	0	0	0	0	0	13	18	0.00	0.750								

Boston Red Sox @ Detroit Tigers
Tiger Stadium, Detroit, MI
Wed May 26 1993, 3:33 AM EDT
Att: 27,032 - Sunny - 70 F

AB 31
R 2
H 6
RBI 2
BB 3
SO 5
LOB 14



Batter	1	2	3	4	5	6	7	8	9	AB	R	H	RBI	BB	SO	LOB	BOTTOM								
Tony Phillips, S OBP: 0.455, SLG: 0.424	K	G3			FC5		G1-6-3			3	0	1	0	1	1	1									
Lou Whitaker, L OBP: 0.370, SLG: 0.389	G4-3		G4-6-3		FC5		G1-6-3			2	0	0	0	2	0	2									
Alan Trammell, R OBP: 0.371, SLG: 0.419	G6-3		G4-6-3		FC5			G3		4	0	0	0	0	0	3									
Cecil Fielder, R OBP: 0.359, SLG: 0.435		L7			G4-3			G2-3		4	0	1	0	0	0	2									
Gary Thurman, R OBP: 0.351, SLG: 0.313			G5-3							0	1	0	0	0	0	0									
Chad Kreuter, S OBP: 0.449, SLG: 0.600								E4		0	0	0	0	0	0	0									
Kirk Gibson, L OBP: 0.444, SLG: 0.552		2B		G3			G5-3	E4		4	1	1	0	0	0	1									
Mickey Tettleton, S OBP: 0.361, SLG: 0.493		1B		G6-3			G3-1	G2-3		3	1	1	1	1	0	0									
Rob Deer, R OBP: 0.312, SLG: 0.430		2B		G5-3			G5-3	G2-3		3	0	0	1	1	0	3									
Scott Livingstone, L OBP: 0.381, SLG: 0.396		1B		L7						2	1	1	1	2	0	1									
Mitt Cuyler, S OBP: 0.331, SLG: 0.409		E			L7		SH1-4			3	0	1	0	0	1	3									
Inning Stats	R: 0 E: 1 K: 1 S: 7	H: 4 LOB: 1 BB: 0 P: 9	R: 3 E: 1 K: 0 S: 13	H: 4 LOB: 1 BB: 0 P: 19	R: 0 E: 0 K: 0 S: 4	H: 0 LOB: 1 BB: 1 P: 13	R: 0 E: 0 K: 0 S: 9	H: 0 LOB: 1 BB: 1 P: 18	R: 0 E: 0 K: 0 S: 5	H: 1 LOB: 2 BB: 1 P: 11	R: 0 E: 0 K: 0 S: 8	H: 0 LOB: 0 BB: 0 P: 15	R: 0 E: 0 K: 0 S: 6	H: 0 LOB: 1 BB: 2 P: 15	R: 1 E: 1 K: 1 S: 10	H: 1 LOB: 3 BB: 2 P: 20	1B: 5 2B: 1 3B: 0 HR: 0	SF: 0 SAC: 1 DP: 2 HBP: 0	WP: 0 PB: 0 SB: 3 CS: 0	PA: 36					
PITCHER	IP	WLS	BF	H	R	ER	SO	BB	IBB	HBP	BLK	WP	HR	S	P	ERA	WHIP								
John Dopson, R ERA: 3.09	(1, 1)	6.0	L	26	5	3	2	1	0	0	0	0	0	4	9	3.00	1.333								
Joe Hesketh, L ERA: 6.52	(7, 1)	1.0		3	0	0	0	0	1	0	0	0	0	4	9	0.00	0.000								
Paul Quantrill, R ERA: 2.15	(8, 1)	0.1		2	1	1	0	0	0	0	0	0	0	4	4	0.00	3.000								
Tony Fossas, L ERA: 2.57	(8, 1)	0.0		2	0	0	0	0	0	1	0	0	0	2	7	∞	∞								
Greg Harris, R ERA: 2.19	(8, 1)	0.2		3	0	0	0	1	0	1	0	0	0	4	9	0.00	0.000								

Boston Red Sox @ Detroit Tigers
Tiger Stadium, Detroit, MI
Wed May 26 1993, 3:33 AM EDT
Att: 27,032 - Sunny - 70 F


AB 28
R 4
H 6
RBI 3
BB 7
SO 2
LOB 16



Batter	1	2	3	4	5	6	7	8	9	10	AB	R	H	RBI	BB	SO	LOB							
Tony Phillips, S OBP: 0.450, SLG: 0.415 (8, 7)	L4			G6-3		G3		K			4	0	0	0	1	1	2							
Alan Trammell, R OBP: 0.363, SLG: 0.407 (1, 5)	BB 1B	F9		K		G6-3			K		5	1	1	0	0	2	3							
Travis Fryman, R OBP: 0.368, SLG: 0.475 (1, 6)	BB 1B					F8			K		5	0	2	1	0	2	2							
Cecil Fielder, R OBP: 0.365, SLG: 0.433 (1, 10)	BB BB								F7		3	0	1	0	2	1	1							
Rob Deer, R OBP: 0.315, SLG: 0.426 (10, PR)	K										4	0	1	0	1	2	4							
Gary Thurman, R OBP: 0.351, SLG: 0.313 (10, 9)											0	0	0	0	0	0	0							
Mickey Tettleton, S OBP: 0.362, SLG: 0.487 (1, 3)	FC6-4 BB										4	0	1	1	1	1	3							
Skeeter Barnes, R OBP: 0.310, SLG: 0.389 (8, PH)	FC6-4										3	0	0	0	0	0	5							
Lou Whitaker, L OBP: 0.372, SLG: 0.391 (8, 4)											2	1	1	0	0	0	2							
Chad Kreuter, S OBP: 0.455, SLG: 0.605 (1, 2)											4	0	2	1	1	1	2							
Mitt Cuyler, S OBP: 0.326, SLG: 0.397 (1, 8)											4	1	0	0	1	0	4							
Inning Stats	R: 1 E: 0 K: 1 S: 18	H: 2 LOB: 3 BB: 2 P: 35	R: 0 E: 0 K: 1 S: 13	H: 1 LOB: 2 BB: 0 P: 21	R: 0 E: 0 K: 0 S: 9	H: 2 LOB: 2 BB: 0 P: 16	R: 1 E: 0 K: 2 S: 19	H: 1 LOB: 1 BB: 1 P: 29	R: 0 E: 0 K: 2 S: 9	H: 0 LOB: 0 BB: 0 P: 16	R: 0 E: 0 K: 1 S: 8	H: 0 LOB: 0 BB: 0 P: 12	R: 0 E: 0 K: 0 S: 10	H: 1 LOB: 2 BB: 1 P: 17	R: 1 E: 0 K: 1 S: 11	H: 2 LOB: 1 BB: 0 P: 16	R: 0 E: 0 K: 2 S: 8	H: 0 LOB: 0 BB: 2 P: 14	R: 0 E: 0 K: 0 S: 7	H: 0 LOB: 2 BB: 2 P: 18	1B: 8 2B: 2 3B: 0 HR: 0	SF: 0 SAC: 0 DP: 1 HBP: 0	WP: 0 PB: 0 SB: 0 CS: 1	PA: 45
PITCHER	IP	WLS	BF	H	R	ER	SO	BB	IBB	HBP	BLK	WP	HR	S	P	ERA	WHIP							
Dave Fleming, L ERA: 8.64 (1, 1)	4.0		22	6	2	2	4	4	0	0	0	0	0	59	101	4.50	2.500							
Chris Bosio, R ERA: 2.45 (5, 1)	3.0		11	1	0	0	3	1	0	0	0	0	0	27	45	0.00	0.667							
Rich DeLucia, R ERA: 2.12 (8, 1)	2.0		8	2	1	1	3	1	0	0	0	0	0	19	34	4.50	1.500							
Russ Swan, L ERA: 9.0 (10, 1)	1.0		4	0	0	0	0	0	1	0	0	0	0	7	14	0.00	0.000							

Detroit Tigers @ Seattle Mariners
The Kingdom, Seattle, WA
Fri May 28 1993, 10:05 PM EDT
Att. 18,931 - Dome


AB 38
R 3
H 9
RBI 3
BB 7
SO 10
LOB 28



Batter	1	2	3	4	5	6	7	8	9	10	AB	R	H	RBI	BB	SO	LOB								
Omar Vizquel, S OBP: 0.348, SLG: 0.298 (1, 6)	G6-3										4	1	1	0	1	1	1								
Mike Felder, S OBP: 0.303, SLG: 0.312 (10, 5)	G4-3										4	0	0	0	0	0	2								
Ken Griffey Jr., L OBP: 0.368, SLG: 0.519 (1, 8)	G1-3										4	0	0	0	1	1	2								
Edgar Martinez, R OBP: 0.324, SLG: 0.400 (9, PR)											4	0	1	0	0	0	2								
Erik Hanson, R OBP: 0.327, SLG: 0.341 (10, 2)											0	1	0	0	0	0	0								
Bill Haselman, R OBP: 0.327, SLG: 0.341 (10, 2)											1	0	1	1	0	0	0								
Tino Martinez, L OBP: 0.354, SLG: 0.451 (9, PR)											4	1	3	1	0	0	0								
Henry Cotto, R OBP: 0.167, SLG: 0.205 (10, 7)											0	1	0	0	0	0	0								
Jay Buhner, R OBP: 0.375, SLG: 0.517 (1, 9)											3	0	0	0	1	1	3								
Pete O'Brien, L OBP: 0.346, SLG: 0.464 (9, PH)											3	0	1	0	0	0	2								
Mike Blowers, R OBP: 0.359, SLG: 0.511 (9, PH)											0	0	0	1	1	0	0								
Dave Valle, R OBP: 0.364, SLG: 0.366 (10, 3)											3	0	0	0	0	1	2								
Mackey Sasser, L OBP: 0.308, SLG: 0.378 (10, 3)											0	0	0	1	0	0	0								
Fernando Vina, L OBP: 0.326, SLG: 0.250 (1, 4)											3	0	1	0	0	0	2								
Inning Stats	R: 0 E: 0 K: 0 S: 4	H: 0 LOB: 0 BB: 0 P: 8	R: 0 E: 0 K: 1 S: 7	H: 0 LOB: 0 BB: 0 P: 11	R: 0 E: 0 K: 1 S: 8	H: 1 LOB: 1 BB: 0 P: 14	R: 0 E: 0 K: 0 S: 3	H: 0 LOB: 0 BB: 0 P: 6	R: 1 E: 0 K: 1 S: 13	H: 1 LOB: 0 BB: 1 P: 24	R: 0 E: 0 K: 0 S: 6	H: 2 LOB: 2 BB: 0 P: 10	R: 0 E: 0 K: 0 S: 9	H: 1 LOB: 1 BB: 0 P: 14	R: 0 E: 0 K: 0 S: 5	H: 0 LOB: 0 BB: 0 P: 7	R: 2 E: 1 K: 1 S: 17	H: 2 LOB: 2 BB: 1 P: 32	R: 1 E: 0 K: 0 S: 3	H: 1 LOB: 2 BB: 2 P: 12	1B: 6 2B: 1 3B: 0 HR: 1	SF: 1 SAC: 1 DP: 1 HBP: 1	WP: 0 PB: 0 SB: 1 CS: 1	PA: 40	
PITCHER	IP	WLS	BF	H	R	ER	SO	BB	IBB	HBP	BLK	WP	HR	S	P	ERA	WHIP								
Mike Moore, R ERA: 5.46 (9, 1)	8.0		29	5	1	1	3	1	0	0	0	0	0	55	94	1.12	0.750								
Bob MacDonald, L ERA: 3.00 (9, 1)	0.1		3	2	2	0	1	0	0	0	0	0	0	10	16	0.00	6.000								
Mike Henneman, R ERA: 1.48 (9, 1)	0.0		1	0	0	0	0	0	0	0	0	0	0	4	7	∞	∞								
Bill Krueger, L ERA: 2.34 (9, 1)	0.0		1	0	0	0	0	1	0	0	0	0	0	0	4	∞	∞								
Kurt Knudsen, R ERA: (9, 1)	0.2		2	0	0	0	0	0	0	0	0	0	0	3	5	0.00	0.000								
PITCHER	IP	WLS	BF	H	R	ER	SO	BB	IBB	HBP	BLK	WP	HR	S	P	ERA	WHIP								
Tom Bolton, L ERA: 8.8 (10, 1)	0.1		1	1	1	0	0	0	0	0	0	0	0	1	1	0.00	3.000								
Dave Haas, R ERA: 4.24 (10, 1)	0.0		2	1	0	0	0	0	1	0	0	0	0	0	1	5	∞	∞							

Detroit Tigers @ Seattle Mariners
The Kingdom, Seattle, WA
Fri May 28 1993, 10:05 PM EDT
Att. 18,931 - Dome


AB 33
R 4
H 8
RBI 4
BB 4
SO 4
LOB 16



Batter	1	2	3	4	5	6	7	8	9	AB	R	H	RBI	BB	SO	LOB	TOP										
Tony Phillips, S OBP: 0.445, SLG: 0.404 (1, 7)	F7						G4-3		G6-3								4 0 0 0 1 1 0										
Lou Whitaker, L OBP: 0.390, SLG: 0.441 Alan Trammell, R OBP: 0.359, SLG: 0.402 (9, PH)	2B						1B		K								4 2 2 0 0 1 2 1 0 0 0 0 0 0										
Travis Fryman, R OBP: 0.357, SLG: 0.463 (1, 6)	F8						F9										5 1 1 0 0 0 2										
Cecil Fielder, R OBP: 0.374, SLG: 0.446 (1, 3)	2B						1B										4 2 3 1 0 1 0										
Kirk Gibson, L OBP: 0.441, SLG: 0.549 (1, 10)	2B						1B										4 0 3 4 0 0 0										
Chad Kreuter, S OBP: 0.443, SLG: 0.590 (1, 2)	F8						1B										4 0 1 0 0 0 4										
Rob Deer, R OBP: 0.313, SLG: 0.428 (1, 9)							1B										4 0 1 0 0 2 1										
Scott Livingstone, L OBP: 0.357, SLG: 0.368 (1, 5)																	4 0 0 0 0 1 2										
Mitt Cuyler, S OBP: 0.309, SLG: 0.374 (1, 8)																	4 0 0 0 0 0 2										
Inning Stats	R: 2 E: 0 K: 0 S: 11	H: 3 LOB: 1 BB: 0 P: 17	R: 0 E: 0 K: 0 S: 7	H: 1 LOB: 2 BB: 1 P: 15	R: 0 E: 0 K: 1 S: 7	H: 0 LOB: 0 BB: 0 P: 12	R: 0 E: 0 K: 0 S: 6	H: 1 LOB: 1 BB: 0 P: 7	R: 1 E: 0 K: 0 S: 15	H: 3 LOB: 2 BB: 0 P: 25	R: 0 E: 0 K: 1 S: 8	H: 0 LOB: 0 BB: 0 P: 17	R: 2 E: 0 K: 1 S: 14	H: 3 LOB: 1 BB: 0 P: 24	R: 0 E: 0 K: 2 S: 7	H: 0 LOB: 0 BB: 0 P: 13	R: 0 E: 0 K: 1 S: 13	H: 0 LOB: 0 BB: 0 P: 20	1B: 6 2B: 5 3B: 0 HR: 0	SF: 0 SAC: 0 DP: 0 HBP: 0	WP: 1 PB: 0 SB: 1 CS: 0	PA: 39					
PITCHER	IP	WLS	BF	H	R	ER	SO	BB	IBB	HBP	BLK	WP	HR	S	P	ERA	WHIP										
Tim Leary, R ERA: 4.73 (1, 1)	5.0		24	8	3	3	1	1	0	0	0	1	0	46	76	5.40	1.800										
Dennis Powell, L ERA: 4.29 (6, 1)	1.2		5	0	0	0	2	0	0	0	0	0	0	15	28	0.00	0.000										
Jeff Nelson, R ERA: 3.32 (7, 1)	0.0		2	2	0	0	0	0	0	0	0	0	0	2	4	∞	∞										
Norm Charlton, L ERA: 2.45 (7, 1)	2.1	W	8	1	2	2	3	0	0	0	0	0	0	25	42	7.71	0.429										

Detroit Tigers @ Seattle Mariners
The Kingdome, Seattle, WA
Sun May 30 1993, 10:05 PM EDT
Att: 27,720 - Dome


AB 38
R 5
H 11
RBI 5
BB 1
SO 6
LOB 13



Batter	1	2	3	4	5	6	7	8	9	AB	R	H	RBI	BB	SO	LOB	BOTTOM										
Rich Amaral, R OBP: 0.386, SLG: 0.423 (1, 4)	G6-3																4 2 1 1 1 0 1										
Henry Cotto, R OBP: 0.194, SLG: 0.221 Mike Felder, S OBP: 0.302, SLG: 0.322 (7, PH)	K																3 0 2 0 0 1 0 2 0 1 0 0 0 2										
Ken Griffey Jr., L OBP: 0.379, SLG: 0.527 (1, 8)	G3																4 1 1 3 1 2 4										
Edgar Martinez, R OBP: 0.341, SLG: 0.351 (1, 10)																	4 2 1 0 1 1 5										
Jay Buhner, R OBP: 0.367, SLG: 0.519 (1, 9)																	4 1 1 2 0 2 2										
Mike Blowers, R OBP: 0.355, SLG: 0.510 (1, 5)																	4 0 1 0 0 3 0										
Tino Martinez, L OBP: 0.353, SLG: 0.448 (1, 3)																	3 1 1 0 0 1 0										
Dave Valle, R OBP: 0.371, SLG: 0.369 Bill Haselman, R OBP: 0.327, SLG: 0.341 (8, PR)																	3 0 1 0 0 1 2 0 1 0 0 0 0 0										
Omar Vizquel, S OBP: 0.347, SLG: 0.300 (1, 6)																	4 1 1 1 0 2 3										
Inning Stats	R: 0 E: 0 K: 1 S: 8	H: 0 LOB: 0 BB: 0 P: 12	R: 2 E: 0 K: 2 S: 10	H: 1 LOB: 1 BB: 1 P: 22	R: 0 E: 0 K: 1 S: 9	H: 1 LOB: 2 BB: 1 P: 17	R: 0 E: 0 K: 3 S: 10	H: 0 LOB: 0 BB: 0 P: 13	R: 0 E: 0 K: 1 S: 10	H: 2 LOB: 2 BB: 0 P: 19	R: 1 E: 0 K: 2 S: 19	H: 2 LOB: 2 BB: 0 P: 27	R: 1 E: 0 K: 2 S: 11	H: 1 LOB: 1 BB: 1 P: 21	R: 5 E: 0 K: 1 S: 22	H: 4 LOB: 1 BB: 0 P: 37	1B: 7 2B: 2 3B: 0 HR: 2	SF: 0 SAC: 0 DP: 0 HBP: 2	WP: 2 PB: 0 SB: 3 CS: 0	PA: 40							
PITCHER	IP	WLS	BF	H	R	ER	SO	BB	IBB	HBP	BLK	WP	HR	S	P	ERA	WHIP										
David Wells, L ERA: 2.05 (1, 1)	6.0		27	6	3	3	10	2	0	0	0	1	0	66	110	4.50	1.333										
Dave Haas, R ERA: 4.63 (7, 1)	0.0		2	1	1	1	0	1	0	0	0	0	0	2	7	∞	∞										
Buddy Groom, L ERA: 6.35 (7, 1)	0.1		1	0	0	0	1	0	0	0	0	0	0	3	3	0.00	0.000										
Kurt Knudsen, R ERA: 4.63 (7, 1)	1.0		3	0	0	0	2	0	0	0	0	1	0	9	15	0.00	0.000										
Bill Krueger, L ERA: 3.57 (8, 1)	0.1	L	6	4	5	5	0	0	0	1	0	0	1	16	28	135.00	12.000										
PITCHER	IP	WLS	BF	H	R	ER	SO	BB	IBB	HBP	BLK	WP	HR	S	P	ERA	WHIP										
Tom Bolton, L ERA: 8.62 (8, 1)	0.1		1	0	0	0	0	0	0	0	0	0	0	3	5	0.00	0.000										

Detroit Tigers @ Seattle Mariners
The Kingdome, Seattle, WA
Sun May 30 1993, 10:05 PM EDT
Att: 27,720 - Dome

AB 35
R 9
H 11
RBI 7
BB 3
SO 13
LOB 19



Batter	1	2	3	4	5	6	7	8	9	AB	R	H	RBI	BB	SO	LOB	TOP			
Tim Raines, S OBP: 0.472, SLG: 0.674 (1, 7)										3	3	3	1	2	0	0	Chicago White Sox @ Detroit Tigers Tiger Stadium, Detroit, MI Tue Jun 01 1993, 7:05 PM EDT Att: 14,578 - Unknown - 62 F			
Joey Cora, S OBP: 0.370, SLG: 0.360 (1, 4)										3	0	1	1	0	0	2				
Frank Thomas, R OBP: 0.374, SLG: 0.491 (1, 3)										4	0	0	1	1	0	4				
George Bell, R OBP: 0.256, SLG: 0.330 (1, 10)										5	0	0	0	0	1	2				
Robin Ventura, L OBP: 0.410, SLG: 0.479 (1, 5)										4	0	0	0	0	0	0				
Ellis Burks, R OBP: 0.365, SLG: 0.500 (1, 9)										4	0	2	0	0	0	0				
Lance Johnson, L OBP: 0.359, SLG: 0.395 (1, 8)										4	0	2	0	0	0	1				
Ron Karkovics, R OBP: 0.288, SLG: 0.397 (1, 2)										4	0	2	0	0	1	2				
Ozzie Guillen, L OBP: 0.257, SLG: 0.313 (1, 6)										4	1	1	0	0	0	3				
Inning Stats	R: 0 E: 0 K: 0 S: 8	H: 1 LOB: 1 BB: 0 P: 16	R: 0 E: 0 K: 0 S: 13	H: 2 LOB: 2 BB: 0 P: 19	R: 1 E: 0 K: 0 S: 7	H: 1 LOB: 0 BB: 0 P: 11	R: 0 E: 0 K: 0 S: 4	H: 1 LOB: 0 BB: 0 P: 9	R: 0 E: 0 K: 0 S: 9	H: 0 LOB: 0 BB: 0 P: 14	R: 2 E: 1 K: 1 S: 9	H: 2 LOB: 1 BB: 1 P: 16	R: 0 E: 0 K: 1 S: 11	H: 2 LOB: 2 BB: 0 P: 14	R: 1 E: 0 K: 0 S: 7	H: 1 LOB: 1 BB: 1 P: 12	1B: 8 2B: 2 3B: 0 HR: 1	SF: 0 SAC: 2 DP: 1 HBP: 0	WP: 0 PB: 0 CS: 0	PA: 40
PITCHER	IP WLS BF H R ER SO BB IBB HBP BLK WP HR S P ERA WHIP																			
Bill Gullickson, R ERA: 5.2 (1, 1)	8.1 L 37 11 4 3 2 1 1 0 0 0 0 1 74 119 3.24 1.440																			
Buddy Groom, L ERA: 5.68 (9, 1)	0.2 3 0 0 0 0 1 0 0 0 0 0 0 4 9 0.00 1.500																			

Batter	1	2	3	4	5	6	7	8	9	AB	R	H	RBI	BB	SO	LOB	BOTTOM			
Tony Phillips, S OBP: 0.442, SLG: 0.401 (1, 7)										4	0	1	0	0	3	2	Chicago White Sox @ Detroit Tigers Tiger Stadium, Detroit, MI Tue Jun 01 1993, 7:05 PM EDT Att: 14,578 - Unknown - 62 F			
Lou Whitaker, L OBP: 0.387, SLG: 0.436 (1, 4)										4	0	1	0	0	0	1				
Travis Fryman, R OBP: 0.359, SLG: 0.458 (1, 6)										2	0	0	0	2	0	0				
Cecil Fielder, R OBP: 0.377, SLG: 0.461 (1, 3)										3	1	1	1	1	1	2				
Kirk Gibson, L OBP: 0.430, SLG: 0.533 (1, 10)										4	0	0	0	0	3	4				
Mickey Tettleton, S OBP: 0.382, SLG: 0.497 (1, 2)										3	1	2	1	1	1	2				
Rob Deer, R OBP: 0.306, SLG: 0.417 (1, 9)										4	0	0	0	0	3	2				
Scott Livingstone, L OBP: 0.346, SLG: 0.356 (1, 5)										4	0	0	0	0	0	1				
Mitt Cuyler, S OBP: 0.308, SLG: 0.378 (1, 8)										4	0	1	0	0	0	0				
Inning Stats	R: 0 E: 0 K: 1 S: 6	H: 0 LOB: 0 BB: 0 P: 12	R: 0 E: 0 K: 2 S: 10	H: 0 LOB: 1 BB: 1 P: 19	R: 0 E: 0 K: 1 S: 5	H: 0 LOB: 0 BB: 0 P: 9	R: 1 E: 0 K: 1 S: 11	H: 1 LOB: 0 BB: 0 P: 16	R: 1 E: 0 K: 1 S: 9	H: 1 LOB: 2 BB: 2 P: 19	R: 0 E: 0 K: 2 S: 14	H: 2 LOB: 0 BB: 0 P: 22	R: 0 E: 0 K: 1 S: 15	H: 1 LOB: 2 BB: 1 P: 26	R: 0 E: 0 K: 1 S: 8	H: 0 LOB: 0 BB: 0 P: 13	1B: 3 2B: 1 3B: 0 HR: 2	SF: 0 SAC: 0 DP: 1 HBP: 0	WP: 0 PB: 0 CS: 0	PA: 36
PITCHER	IP WLS BF H R ER SO BB IBB HBP BLK WP HR S P ERA WHIP																			
Alex Fernandez, R ERA: 2.97 (1, 1)	7.0 W 28 5 2 2 9 3 0 0 0 0 0 0 1 112 2.57 1.143																			
Scott Radinsky, L ERA: 6.05 (8, 1)	0.0 1 1 0 0 0 0 0 0 0 0 0 1 2 = =																			
Roberto Hernandez, R ERA: 2.28 (8, 1)	2.0 S 7 0 0 0 2 1 0 0 0 0 0 0 22 37 0.00 0.500																			

Batter	1	2	3	4	5	6	7	8	9	AB	R	H	RBI	BB	SO	LOB	TOP										
Tim Raines, S OBP: 0.466, SLG: 0.638 (1, 7)	4-2 HR BB	0-1 F8		0-1 G6-3		1 SAFE 2-2 1 SAFE 1 SAFE 1 SAFE 1 SAFE 1-2	CS	0-0 1B SH1-4 1B	0-0 G3-1		4	2	1	0	1	0	0										
Joey Cora, S OBP: 0.368, SLG: 0.374 (1, 4)	1-0 HR	2-2 G4-3		1-3 K		1 SAFE 1 SAFE 1 SAFE 1 SAFE	SH1-4	1-1 SH1-4 1-2	1-3 K		4	1	1	2	0	2	0										
Frank Thomas, R OBP: 0.381, SLG: 0.494 Dan Pasqua, L OBP: 0.309, SLG: 0.339 (9, PH) (9, 3)	2-2 BB HR 1B	2-1 2B 1B		0-0 F9				4-0 1B 1B IBB	0-0 P7		3	2	2	0	1	0	0										
George Bell, R OBP: 0.259, SLG: 0.337 (1, 10)	1-3 K	2-0 K			1-1 G5-3			1-2 1B 1-2 2-3 1B	1-3 K		5	0	2	0	0	2	1										
Robin Ventura, L OBP: 0.414, SLG: 0.497 (1, 5)	4-2 HR BB	3-3 K			2-1 F8			0-0 1B 1-3 2-H 3-H 1B	3-0 HR		4	2	2	3	1	1	2										
Ellis Burks, R OBP: 0.354, SLG: 0.484 (1, 9)	0-2 F9			3-2 F8			0-1 G1-3	1-2 K	0-0 G6-3		5	0	0	0	0	1	4										
Lance Johnson, L OBP: 0.357, SLG: 0.388 (1, 8)	4-1 HR BB			0-0 L7			0-0 G4-3	1-2 G4-3			3	1	0	0	1	0	2										
Ron Karkovics, R OBP: 0.306, SLG: 0.451 Carlton Fisk, R OBP: 0.216, SLG: 0.257 (2, 2) (9, 2)	0-0 HR			1-2 HBP			1-0 CS 1B	0-2 HR			3	2	3	5	0	0	0										
Ozzie Guillen, L OBP: 0.250, SLG: 0.303 Craig Grebeck, R OBP: 0.313, SLG: 0.268 (1, 6) (9, 6)	1-0 G6-3			0-2 F8			0-1 F9	0-0 G3			4	0	0	0	0	0	2										
Inning Stats	R: 6 E: 0 K: 1 S: 18	H: 3 LOB: 0 BB: 3 P: 36	R: 0 E: 0 K: 1 S: 15	H: 2 LOB: 2 BB: 0 P: 24	R: 0 E: 0 K: 1 S: 9	H: 0 LOB: 1 BB: 0 P: 13	R: 0 E: 0 K: 1 S: 6	H: 0 LOB: 0 BB: 0 P: 7	R: 0 E: 0 K: 0 S: 7	H: 1 LOB: 0 BB: 0 P: 10	R: 2 E: 0 K: 1 S: 15	H: 3 LOB: 2 BB: 1 P: 23	R: 1 E: 0 K: 1 S: 8	H: 1 LOB: 0 BB: 0 P: 9	R: 1 E: 0 K: 1 S: 7	H: 1 LOB: 0 BB: 0 P: 11	1B: 6 2B: 1 3B: 0 HR: 4	SF: 0 SAC: 1 DP: 0 HBP: 1	WP: 0 PB: 0 SB: 0 CS: 1	PA: 43							
PITCHER	IP	WLS	BF	H	R	ER	SO	BB	IBB	HBP	BLK	WP	HR	S	P	ERA	WHIP										
Mike Moore, R ERA: 6.24 (1, 1)	1.0	L	9	3	6	6	1	3	0	0	0	0	2	18	36	54.00	6.000										
Tom Bolton, L ERA: 6.99 (2, 1)	5.1		20	4	1	1	2	0	0	1	0	0	0	46	67	1.69	0.750										
Dave Haas, R ERA: 5.19 (7, 1)	2.2		13	4	3	3	3	0	1	0	0	0	2	27	39	10.12	1.500										

Chicago White Sox @ Detroit Tigers
Tiger Stadium, Detroit, MI
Wed Jun 02 1993, 7:05 PM EDT
Att: 15,115 - Unknown - 63 F

AB 36
R 10
H 11
RBI 10
BB 4
SO 6
LOB 11



Batter	1	2	3	4	5	6	7	8	9	AB	R	H	RBI	BB	SO	LOB	BOTTOM										
Tony Phillips, S OBP: 0.447, SLG: 0.405 (1, 7)	4-0 1B BB		1-3 K		1-0 1B 1-2 1B		1-2 FC6-4 1B				3	0	2	0	1	1	0										
Lou Whitaker, L OBP: 0.390, SLG: 0.434 (1, 4)	2-2 P5		4-0 BB		2-2 BB 1-3 2-H 1B		3-2 F8				3	0	1	1	1	0	2										
Travis Fryman, R OBP: 0.362, SLG: 0.456 (1, 6)	2-1 1-2 1B		3-1 F8		4-2 BB		0-1 FC6-4 1-2				3	0	1	0	1	0	2										
Cecil Fielder, R OBP: 0.370, SLG: 0.451 Skeeter Barnes, R OBP: 0.310, SLG: 0.389 (1, 3) (9, 3)	2-3 K		0-3 K		1-3 K			2-2 G1-3			4	0	0	0	0	3	6										
Kirk Gibson, L OBP: 0.420, SLG: 0.518 (1, 10)	0-0 G4-3			1-3 K	1-2 G4-3			0-3 K			4	0	0	0	0	2	5										
Mickey Tettleton, S OBP: 0.360, SLG: 0.488 (1, 9)		4-0 G6-3 BB		1-1 G4-1			3-2 F8	1-1 L8			3	0	0	0	1	0	0										
Chad Kreuter, S OBP: 0.438, SLG: 0.576 (1, 2)	1-1 G6-3			3-1 G4-3			1-2 G6-3		4-0 G4-3 BB		3	0	0	0	1	0	1										
Scott Livingstone, L OBP: 0.343, SLG: 0.352 (1, 5)		3-1 G6-3			0-2 1B 1B		0-1 F8		2-1 G4-3		4	1	1	0	0	0	2										
Dan Gladden, R OBP: 0.227, SLG: 0.450 (1, 8)		0-1 G5-3			1-3 K			0-1 L7			4	0	0	0	0	1	2										
Inning Stats	R: 0 E: 0 K: 1 S: 9	H: 1 LOB: 2 BB: 1 P: 19	R: 0 E: 0 K: 0 S: 6	H: 0 LOB: 1 BB: 1 P: 14	R: 0 E: 0 K: 2 S: 8	H: 0 LOB: 1 BB: 1 P: 16	R: 0 E: 0 K: 1 S: 7	H: 0 LOB: 0 BB: 0 P: 12	R: 1 E: 0 K: 2 S: 26	H: 3 LOB: 3 BB: 1 P: 36	R: 0 E: 0 K: 0 S: 8	H: 0 LOB: 0 BB: 0 P: 12	R: 0 E: 0 K: 1 S: 11	H: 1 LOB: 1 BB: 0 P: 15	R: 0 E: 0 K: 1 S: 8	H: 0 LOB: 0 BB: 0 P: 11	R: 0 E: 0 K: 0 S: 4	H: 0 LOB: 0 BB: 1 P: 10	1B: 5 2B: 0 3B: 0 HR: 0	SF: 0 SAC: 0 DP: 1 HBP: 0	WP: 0 PB: 0 SB: 0 CS: 0	PA: 36					
PITCHER	IP	WLS	BF	H	R	ER	SO	BB	IBB	HBP	BLK	WP	HR	S	P	ERA	WHIP										
Jason Bere, R ERA: 4.91 (1, 1)	5.0	W	23	4	1	1	6	4	0	0	0	0	0	19	27	0.00	0.500										
Donn Pall, R ERA: 2.42 (6, 1)	2.0		7	1	0	0	0	0	0	0	0	0	0	8	11	0.00	0.000										
Scott Radinsky, L ERA: 5.75 (8, 1)	1.0		3	0	0	0	1	0	0	0	0	0	0	4	10	0.00	1.000										
Bobby Thigpen, R ERA: 4.73 (9, 1)	1.0		3	0	0	0	0	1	0	0	0	0	0	4	10	0.00	1.000										

Chicago White Sox @ Detroit Tigers
Tiger Stadium, Detroit, MI
Wed Jun 02 1993, 7:05 PM EDT
Att: 15,115 - Unknown - 63 F


AB 31
R 1
H 5
RBI 1
BB 5
SO 7
LOB 20



Batter	1	2	3	4	5	6	7	8	9	AB	R	H	RBI	BB	SO	LOB	TOP					
Tim Raines, S OBP: 0.484, SLG: 0.700 (1, 7)	0-0 SF7 1B		3-1 1-H HR		1-3 K		4-0 FC6-4 BB			3	2	2	2	1	1	0						
Joey Cora, S OBP: 0.365, SLG: 0.368 (1, 4)	4-2 BB		1-2 G4-3		0-1 G4-3		0-1 FC6-4 1-2			3	0	0	0	1	0	1						
Frank Thomas, R OBP: 0.384, SLG: 0.500 (1, 3)	0-3 K		1-2 BB 1B		3-0 2B			0-0 F7		4	0	2	0	0	1	2						
George Bell, R OBP: 0.259, SLG: 0.333 (1, 10)	0-0 SF7		4-0 1B		1-0 P3			1-0 G6-3		2	0	0	1	1	0	1						
Robin Ventura, L OBP: 0.407, SLG: 0.485 (1, 5)	3-H 2-2 F9		3-2 F8			3-1 F8		3-2 L5		4	0	0	0	0	0	3						
Ellis Burks, R OBP: 0.346, SLG: 0.472 (1, 9)		0-1 G5-3	0-0 P6			2-1 G5-3			1-1 F9	4	0	0	0	0	0	2						
Lance Johnson, L OBP: 0.350, SLG: 0.380 (1, 8)		1-1 G1-3		2-2 L7		1-1 P4			0-1 G3	4	0	0	0	0	0	0						
Ron Karkovics, R OBP: 0.301, SLG: 0.442 (9, PH)		1-0 F7		2-3 K			1-3 K		2-2 F8	3	0	0	0	0	2	0						
Dan Pasqua, L OBP: 0.304, SLG: 0.333 (9, PH)										1	0	0	0	0	0	0						
Ozzie Guillen, L OBP: 0.252, SLG: 0.304 (1, 6)			1-0 HR 1B		2-0 F8			0-0 P6		3	1	1	0	0	0	0						
Inning Stats	R: 1 E: 1 K: 1 S: 12	H: 1 LOB: 1 BB: 1 P: 18	R: 0 E: 0 K: 0 S: 5	H: 0 LOB: 0 BB: 0 P: 7	R: 2 E: 0 K: 0 S: 15	H: 3 LOB: 2 BB: 1 P: 28	R: 0 E: 0 K: 1 S: 7	H: 0 LOB: 0 BB: 0 P: 13	R: 0 E: 0 K: 1 S: 7	H: 1 LOB: 1 BB: 0 P: 12	R: 0 E: 0 K: 0 S: 6	H: 0 LOB: 0 BB: 0 P: 12	R: 0 E: 0 K: 1 S: 6	H: 0 LOB: 1 BB: 1 P: 11	R: 0 E: 0 K: 0 S: 5	H: 0 LOB: 0 BB: 0 P: 9	R: 0 E: 0 K: 0 S: 10	H: 0 LOB: 0 BB: 0 P: 13	1B: 3 2B: 1 3B: 0 HR: 1	SF: 1 SAC: 0 DP: 0 HBP: 0	WP: 0 PB: 0 SB: 0 CS: 0	PA: 35
PITCHER Mark Leiter, R ERA: 2.89 (1, 1)	IP: 9.0 WLS: W BF: 35 H: 5 R: 3 ER: 2 SO: 4 BB: 3 IBB: 0 HBP: 0 BLK: 0 WP: 0 HR: 1 S: 73 P: 123 ERA: 2.00 WHIP: 0.889															PITCHER	IP: 9.0 WLS: W BF: 35 H: 5 R: 3 ER: 2 SO: 4 BB: 3 IBB: 0 HBP: 0 BLK: 0 WP: 0 HR: 1 S: 73 P: 123 ERA: 2.00 WHIP: 0.889					

Chicago White Sox @ Detroit Tigers
Tiger Stadium, Detroit, MI
Thu Jun 03 1993, 7:05 PM EDT
Att: 16,532 - Unknown - 66 F

AB 31
R 3
H 5
RBI 3
BB 3
SO 4
LOB 9



Batter	1	2	3	4	5	6	7	8	9	AB	R	H	RBI	BB	SO	LOB	BOTTOM			
Tony Phillips, S OBP: 0.448, SLG: 0.409 (1, 7)	2-2 1B G5-3 2B		0-0 G3			4-0 BB		1-0 G3		3	1	1	0	1	0	3				
Lou Whitaker, L OBP: 0.396, SLG: 0.459 (1, 4)	2-1 G5-3 1B		1-1 HR		2-0 F8		4-2 G6-4-3 BB			3	1	2	1	1	0	1				
Travis Fryman, R OBP: 0.364, SLG: 0.455 (1, 6)	2-2 P4		1-1 FC5-4 1B		1-1 P3		4-2 G6-4-3 BB			3	0	1	0	1	0	3				
Cecil Fielder, R OBP: 0.363, SLG: 0.441 (1, 3)	1-2 G5-3		1-2 L7		0-0 F9		0-2 G6-4-3			4	0	0	1	0	0	4				
Kirk Gibson, L OBP: 0.416, SLG: 0.517 (1, 10)	1-1 G6-3		1-1 FC5-4 CS		1-2 1B 2B		2-3 K			4	1	1	0	0	1	3				
Mickey Tettleton, S OBP: 0.365, SLG: 0.506 (7, 8)		2-1 HR	3-2 CS		1-3 K		4-0 1B IBB		0-1 F9	2	2	1	1	1	1	0				
Milt Cuyler, S OBP: 0.300, SLG: 0.375 (7, 8)										1	0	0	0	0	0	0				
Alan Trammell, R OBP: 0.364, SLG: 0.417 (1, 5)		0-2 G4-3 2B		2-3 K		0-0 1B 2B		3-2 G6-3		4	0	2	1	0	1	0				
Chad Kreuter, S OBP: 0.432, SLG: 0.566 (1, 2)		2-0 L8		1-1 P5		3-2 1B		2-0 G4-3		4	0	1	1	0	0	1				
Dan Gladden, R OBP: 0.200, SLG: 0.391 (7, 7)		0-0 G4-3		3-2 G6-3		3-2 FC5-2-5				3	0	0	0	0	0	3				
Inning Stats	R: 1 E: 0 K: 0 S: 15	H: 2 LOB: 1 BB: 0 P: 23	R: 1 E: 0 K: 0 S: 8	H: 2 LOB: 0 BB: 0 P: 12	R: 1 E: 0 K: 0 S: 11	H: 2 LOB: 0 BB: 0 P: 18	R: 0 E: 0 K: 2 S: 8	H: 0 LOB: 0 BB: 0 P: 12	R: 0 E: 0 K: 0 S: 6	H: 3 LOB: 2 BB: 1 P: 16	R: 2 E: 0 K: 0 S: 15	H: 3 LOB: 1 BB: 1 P: 26	R: 0 E: 0 K: 1 S: 13	H: 0 LOB: 2 BB: 2 P: 23	R: 0 E: 0 K: 0 S: 6	H: 0 LOB: 0 BB: 0 P: 11	1B: 4 2B: 3 3B: 0 HR: 2	SF: 0 SAC: 0 DP: 1 HBP: 0	WP: 0 PB: 0 SB: 0 CS: 1	PA: 36
PITCHER Kirk McCaskill, R ERA: 5.68 Jeff Schwarz, R ERA: 2.25 Scott Radinsky, L ERA: 5.66 Terry Leach, R ERA: 1.86	IP: 5.1 WLS: L BF: 26 H: 9 R: 5 ER: 5 SO: 2 BB: 1 IBB: 0 HBP: 0 BLK: 0 WP: 0 HR: 2 S: 27 P: 97 ERA: 8.44 WHIP: 1.875															PITCHER	IP: 5.1 WLS: L BF: 26 H: 9 R: 5 ER: 5 SO: 2 BB: 1 IBB: 0 HBP: 0 BLK: 0 WP: 0 HR: 2 S: 27 P: 97 ERA: 8.44 WHIP: 1.875			

Chicago White Sox @ Detroit Tigers
Tiger Stadium, Detroit, MI
Thu Jun 03 1993, 7:05 PM EDT
Att: 16,532 - Unknown - 66 F


AB 31
R 5
H 9
RBI 5
BB 4
SO 3
LOB 18



Batter	1	2	3	4	5	6	7	8	9	AB	R	H	RBI	BB	SO	LOB	TOP								
Stan Javier, S OBP: 0.290, SLG: 0.273 (1, 7)	4-2 WP SF9 BB		0-0 B2-3		2-2 G4-3			1-0 F8	1-0 SF6	3	1	0	1	1	0	0	California Angels @ Detroit Tigers Tiger Stadium, Detroit, MI Fri Jun 04 1993, 7:05 PM EDT Att: 20,557 - Unknown - 58 F								
Chad Curtis, R OBP: 0.425, SLG: 0.427 (1, 8)	3-3 K SF9 S		2-2 HR		2-3 K2-3			1-1 2B	3-2 G4-3	5	1	2	0	0	2	2									
Tim Salmon, R OBP: 0.394, SLG: 0.529 (1, 9)	2-1 SF9		3-2 HR		0-3 K			4-0 FC6-4 IBB		2	1	1	3	1	1	0									
Chili Davis, S OBP: 0.316, SLG: 0.343 (1, 10)	1-3 K		1-3 K		0-1 G6-3			0-0 FC6-4		4	0	0	0	0	2	3									
Kelly Gruber, R (1, 5)	0-3 K2-3		0-0 G6-3		3-3 K			0-2 G5-3		4	0	0	0	0	2	1									
Damon Easley, R OBP: 0.372, SLG: 0.403 (1, 4)		2-1 L9		3-2 G1-3			2-2 G5-3		4-2 E 1B BB	3	1	0	0	1	0	0									
J.T. Snow, L OBP: 0.305, SLG: 0.430 (1, 3)		2-0 F8		1-3 K			2-0 F8		0-1 E9 1B SF6 1B	4	1	1	0	0	1	0									
Gary Disarcina, R OBP: 0.264, SLG: 0.327 (9, PH)		0-0		0-3 K			1-2 G4-3		2-2 E BB 1B	3	0	1	0	0	1	0									
Torey Lovullo, S OBP: 0.360, SLG: 0.494 (9, PH)									1-3 E 1B	1	1	1	1	0	0	0									
Greg Myers, L OBP: 0.289, SLG: 0.386 (9, 2)									3-3 E 1B	0	0	0	0	0	0	0									
Ron Tingley, R OBP: 0.375, SLG: 0.429 (1, 2)		1-3 K		3-3 K			0-2 G1-3		4-0 E BB	3	0	0	0	0	2	1									
Luis Polonia, L OBP: 0.327, SLG: 0.355 (9, PH)									1-2 E BB	0	0	0	0	0	0	0									
Rene Gonzales, R OBP: 0.380, SLG: 0.319 (9, 6)										0	0	0	0	1	0	0									
Inning Stats	R: 1 E: 0 K: 3 S: 15	H: 0 LOB: 1 BB: 1 P: 26	R: 0 E: 0 K: 1 S: 8	H: 1 LOB: 1 BB: 0 P: 13	R: 2 E: 0 K: 1 S: 12	H: 2 LOB: 0 BB: 0 P: 18	R: 0 E: 0 K: 2 S: 11	H: 0 LOB: 0 BB: 0 P: 15	R: 0 E: 0 K: 2 S: 12	H: 0 LOB: 0 BB: 0 P: 19	R: 0 E: 0 K: 0 S: 9	H: 0 LOB: 0 BB: 0 P: 12	R: 0 E: 0 K: 0 S: 7	H: 0 LOB: 0 BB: 0 P: 12	R: 0 E: 0 K: 0 S: 7	H: 1 LOB: 2 BB: 1 P: 13	R: 3 E: 2 K: 0 S: 15	H: 2 LOB: 1 BB: 2 P: 28	1B: 4 2B: 1 3B: 0 HR: 1	SF: 2 SAC: 0 DP: 0 HBP: 0	WP: 1 PB: 0 SB: 2 CS: 0	PA: 38			
PITCHER	IP	WLS	BF	H	R	ER	SO	BB	IBB	HBP	BLK	WP	HR	S	P	ERA	WHIP								
David Wells, L ERA: 2.18 (1, 1)	8.0		31	4	3	3	11	1	1	0	0	1	1	81	128	3.38	0.625								
Mike Henneman, R ERA: 2.13 (9, 1)	0.1	L	4	2	3	2	0	1	0	0	0	0	0	10	16	54.00	9.000								
Bob MacDonald, L ERA: 2.96 (9, 1)	0.2		3	0	0	0	0	1	0	0	0	0	0	5	12	0.00	1.500								

Batter	1	2	3	4	5	6	7	8	9	AB	R	H	RBI	BB	SO	LOB	BOTTOM								
Tony Phillips, S OBP: 0.444, SLG: 0.403 (1, 4)	1-3 K		1-1 G1-3		4-1 2B SF7 BB			1-1 F9		3	1	0	0	1	1	0	California Angels @ Detroit Tigers Tiger Stadium, Detroit, MI Fri Jun 04 1993, 7:05 PM EDT Att: 20,557 - Unknown - 58 F								
Dan Gladden, R OBP: 0.241, SLG: 0.556 (1, 7)	0-1 G5-3		1-3 K		1-0 2B			0-1 HR		4	1	2	1	0	1	0									
Travis Fryman, R OBP: 0.362, SLG: 0.448 (1, 6)	1-0 G6-3			2-2 G6-3		4-1 BB		2-3 K		3	0	0	0	1	1	0									
Cecil Fielder, R OBP: 0.366, SLG: 0.439 (1, 3)		4-1 3B BB		4-0 1B BB		1-2 SF7		3-2 F8		1	1	0	1	2	0	0									
Alan Trammell, R OBP: 0.369, SLG: 0.420 (1, 5)		2-1 F9		1-2 G1-6-3 1B		1-0 F8		2-2 1B 1B		4	0	2	0	0	0	3									
Skeeter Barnes, R OBP: 0.311, SLG: 0.436 (1, 10)		2-1		1-2 G1-6-3		0-0 L6		3-2 F8		3	0	1	1	0	0	4									
Scott Livingstone, L OBP: 0.341, SLG: 0.350 (9, PH)		1-3 3B		1-2 G1-6-3				1-0 F8		1	0	0	0	0	0	1									
Chad Kreuter, S OBP: 0.428, SLG: 0.556 (1, 2)		3-3 K			3-3 K			3-2 1B		4	0	1	0	0	3	1									
Gary Thurman, R OBP: 0.325, SLG: 0.286 (1, 9)		0-0 G3			1-3 K2-3			3-2 P5		3	0	0	0	0	1	1									
Lou Whitaker, L OBP: 0.395, SLG: 0.456 (9, PH)					0-1 F7			1-2 F7		1	0	0	0	0	0	2									
Mitt Cuyler, S OBP: 0.300, SLG: 0.367 (1, 8)			2-2 G5-3							3	0	0	0	0	0	0									
Kirk Gibson, L OBP: 0.414, SLG: 0.514 (9, PH)										1	0	0	0	0	0	2									
Inning Stats	R: 0 E: 0 K: 1 S: 6	H: 0 LOB: 0 BB: 0 P: 8	R: 1 E: 0 K: 1 S: 10	H: 1 LOB: 1 BB: 1 P: 21	R: 0 E: 0 K: 1 S: 9	H: 0 LOB: 0 BB: 0 P: 13	R: 0 E: 0 K: 0 S: 12	H: 1 LOB: 1 BB: 1 P: 20	R: 0 E: 0 K: 2 S: 8	H: 0 LOB: 0 BB: 0 P: 12	R: 1 E: 0 K: 0 S: 8	H: 1 LOB: 2 BB: 2 P: 19	R: 0 E: 0 K: 1 S: 7	H: 0 LOB: 0 BB: 0 P: 9	R: 1 E: 0 K: 1 S: 10	H: 1 LOB: 0 BB: 0 P: 16		R: 0 E: 0 K: 0 S: 19	H: 2 LOB: 2 BB: 0 P: 31	1B: 3 2B: 1 3B: 1 HR: 1	SF: 1 SAC: 0 DP: 1 HBP: 0	WP: 0 PB: 0 SB: 0 CS: 0	PA: 36		
PITCHER	IP	WLS	BF	H	R	ER	SO	BB	IBB	HBP	BLK	WP	HR	S	P	ERA	WHIP								
Mark Langston, L ERA: 2.45 (1, 1)	8.0		31	4	3	3	7	4	0	0	0	0	0	70	118	3.38	1.000								
Joe Grahe, R ERA: 3.57 (9, 1)	0.1		3	2	0	0	0	0	0	0	0	0	0	9	17	0.00	6.000								
Steve Frey, L ERA: 2.7 (9, 1)	0.2	S	2	0	0	0	0	0	0	0	0	0	0	10	14	0.00	0.000								

AB	32
R	6
H	6
RBI	5
BB	4
SO	11
LOB	7



AB	31
R	3
H	6
RBI	3
BB	4
SO	7
LOB	14



Batter	1	2	3	4	5	6	7	8	9	AB	R	H	RBI	BB	SO	LOB	TOP										
Luis Polonia, L (1, 7) OBP: 0.325, SLG: 0.353	F8		G6-3			E S CS 1B		G6-3		4	0	1	0	0	0	0	California Angels @ Detroit Tigers Tiger Stadium, Detroit, MI Sat Jun 05 1993, 3:33 AM EDT Att: 27,841 - Overcast - 54 F										
Chad Curtis, R (1, 8) OBP: 0.436, SLG: 0.433	2B BB			3-2 CS 1B		1 SAFE BB 1 SAFE BB 1 SAFE BB		2B 1B		2	1	2	0	2	0												
Tim Salmon, R (1, 9) OBP: 0.392, SLG: 0.529	1-H 2B			2-3 K		2-1 CS	3-2 G4-3		F8	4	0	1	1	0	1	2											
Chili Davis, S (1, 10) OBP: 0.316, SLG: 0.349 Damion Easley, R (7, PR) OBP: 0.376, SLG: 0.414	G4-3			1-1 L4		3-H	FC5 2B		P4-6 2B	3	0	1	0	0	0	1											
Torey Lovullo, S (1, 4) OBP: 0.355, SLG: 0.477		F9			G4-3		4-1 BB		P4-6 2B	3	0	0	0	1	0	2											
Greg Myers, L (1, 2) OBP: 0.283, SLG: 0.376 Stan Javier, S (7, PH) OBP: 0.286, SLG: 0.268 Ron Tingley, R (7, 2) OBP: 0.376, SLG: 0.429		K			P5		1-0 L7			2	0	0	0	0	1	0											
J.T. Snow, L (1, 3) OBP: 0.301, SLG: 0.423		G4-3			L7		0-0 FC5			3	0	0	0	0	0	2											
Rene Gonzales, R (1, 5) OBP: 0.373, SLG: 0.312			L9			G6-3		K		3	0	0	0	0	1	0											
Gary Disarcina, R (1, 6) OBP: 0.260, SLG: 0.321			G6-3			P6		G6-3		3	0	0	0	0	0	0											
Inning Stats	R: 1 E: 0 K: 0 S: 7	H: 1 LOB: 0 BB: 1 P: 15	R: 0 E: 0 K: 1 S: 6	H: 0 LOB: 0 BB: 0 P: 7	R: 0 E: 0 K: 0 S: 7	H: 0 LOB: 0 BB: 0 P: 11	R: 0 E: 0 K: 1 S: 9	H: 1 LOB: 0 BB: 0 P: 14	R: 0 E: 0 K: 0 S: 9	H: 0 LOB: 0 BB: 0 P: 11	R: 0 E: 0 K: 0 S: 6	H: 1 LOB: 1 BB: 1 P: 16	R: 0 E: 0 K: 0 S: 9	H: 1 LOB: 2 BB: 1 P: 20	R: 0 E: 0 K: 1 S: 7	H: 0 LOB: 0 BB: 0 P: 10		R: 0 E: 0 K: 0 S: 9	H: 2 LOB: 1 BB: 0 P: 17	1B: 3 2B: 4 3B: 0 HR: 0	SF: 0 SAC: 0 DP: 1 HBP: 0	WP: 0 PB: 0 SB: 1 CS: 2	PA: 33				
PITCHER	IP	WLS	BF	H	R	ER	SO	BB	IBB	HBP	BLK	WP	HR	S	P	ERA	WHIP										
John Doherty, R (1, 1) ERA: 3.11	6.0	W	20	3	1	1	2	2	0	0	0	0	0	44	74	1.50	0.833										
Bill Krueger, L (7, 1) ERA: 3.47	1.0		5	1	0	0	0	1	0	0	0	0	0	9	20	0.00	2.000										
Kurt Knudsen, R (8, 1) ERA:	1.1		6	2	0	0	1	0	0	0	0	0	0	14	22	0.00	1.500										
Bob MacDonald, L (9, 1) ERA: 2.88	0.2	S	1	0	0	0	0	0	0	0	0	0	0	2	5	0.00	0.000										

Batter	1	2	3	4	5	6	7	8	9	AB	R	H	RBI	BB	SO	LOB	BOTTOM										
Tony Phillips, S (1, 4) OBP: 0.445, SLG: 0.410	E1 G4-3		E S 1B		G4-3					4	2	2	2	0	0	0	California Angels @ Detroit Tigers Tiger Stadium, Detroit, MI Sat Jun 05 1993, 3:33 AM EDT Att: 27,841 - Overcast - 54 F										
Dan Gladden, R (1, 7) OBP: 0.212, SLG: 0.484	L9		G1-3		G1-3		E5			4	0	0	0	0	0	2											
Travis Fryman, R (1, 6) OBP: 0.356, SLG: 0.439	G4-3		E9			L7	K			4	0	0	0	0	1	2											
Cecil Fielder, R (1, 3) OBP: 0.364, SLG: 0.432	K		G5-3			BB	K			3	0	0	0	1	2	3											
Alan Trammell, R (1, 5) OBP: 0.357, SLG: 0.404		K			K		F8		P3	4	0	0	0	0	2	1											
Skeeter Barnes, R (1, 10) OBP: 0.306, SLG: 0.419		G6-4-3 1B			L7		F9		G5-3	4	0	1	0	0	0	1											
Chad Kreuter, S (1, 2) OBP: 0.423, SLG: 0.555		G6-4-3 1-2							K	4	0	1	0	0	1	1											
Gary Thurman, R (1, 9) OBP: 0.326, SLG: 0.289			F8		G1-3				BB 2B 1B	3	1	1	0	0	0	1											
Mitt Cuyler, S (1, 8) OBP: 0.307, SLG: 0.369			S 1B 1B				P3		2B BB	2	2	1	0	1	0	0											
Inning Stats	R: 0 E: 1 K: 1 S: 13	H: 0 LOB: 1 BB: 0 P: 22	R: 0 E: 0 K: 1 S: 7	H: 1 LOB: 0 BB: 0 P: 11	R: 2 E: 1 K: 0 S: 13	H: 2 LOB: 1 BB: 0 P: 20	R: 0 E: 0 K: 1 S: 8	H: 1 LOB: 0 BB: 0 P: 12	R: 0 E: 0 K: 0 S: 5	H: 0 LOB: 0 BB: 0 P: 7	R: 0 E: 0 K: 0 S: 5	H: 0 LOB: 1 BB: 1 P: 10	R: 3 E: 1 K: 2 S: 16	H: 2 LOB: 1 BB: 1 P: 28	R: 0 E: 0 K: 1 S: 11	H: 0 LOB: 0 BB: 0 P: 15		R: 0 E: 0 K: 1 S: 11	H: 0 LOB: 0 BB: 0 P: 15	1B: 4 2B: 2 3B: 0 HR: 0	SF: 0 SAC: 0 DP: 1 HBP: 0	WP: 0 PB: 0 SB: 3 CS: 0	PA: 34				
PITCHER	IP	WLS	BF	H	R	ER	SO	BB	IBB	HBP	BLK	WP	HR	S	P	ERA	WHIP										
Chuck Finley, L (1, 1) ERA: 3.04	7.0	L	31	6	5	2	5	2	0	0	0	0	0	67	110	2.57	1.143										
Russ Springer, R (8, 1) ERA:	1.0		3	0	0	0	1	0	0	0	0	0	0	11	15	0.00	0.000										

AB	29
R	1
H	6
RBI	1
BB	3
SO	3
LOB	9



AB	32
R	5
H	6
RBI	2
BB	2
SO	6
LOB	11



Batter	1	2	3	4	5	6	7	8	9	AB	R	H	RBI	BB	SO	LOB	TOP										
Tony Phillips, S OBP: 0.444, SLG: 0.403 (1, 7)	4-1 SH5-3 PB 2B BB	4-1 BB					2-2 G4-3		3-3 K	3	1	1	0	2	1	1											
Lou Whitaker, L OBP: 0.414, SLG: 0.477 (1, 4)	1-0 SH5-3	1-1 F9					2-1 F8		1-1 2B	3	0	1	1	1	0	2											
Travis Fryman, R OBP: 0.350, SLG: 0.433 (1, 6)	1-1 1B 2B						2-2 G5-3		1-1 F8	5	1	1	1	0	2	3											
Cecil Fielder, R OBP: 0.372, SLG: 0.467 (1, 3)	1-1 2H 1B								0-1 G5-3	4	0	1	1	0	1	2											
Kirk Gibson, L OBP: 0.399, SLG: 0.497 (1, 10)	0-3 K								1-2 L8	4	0	0	0	0	2	3											
Mickey Tettleton, S OBP: 0.361, SLG: 0.497 (1, 9)	1-3 K								1-1 1B	4	0	1	0	0	3	1											
Chad Kreuter, S OBP: 0.424, SLG: 0.572 (1, 2)									2-2 G5-3	4	0	2	0	0	0	1											
Scott Livingstone, L OBP: 0.350, SLG: 0.354 (1, 5)	1-0 L8								1-3 K	3	0	0	0	1	1	2											
Dan Gladden, R OBP: 0.220, SLG: 0.421 (1, 8)	3-2 G5-3								2-2 2B 1B	4	1	1	0	0	1	3											
Inning Stats	R: 2 E: 0 K: 2 S: 12	H: 2 LOB: 1 BB: 1 P: 20	R: 0 E: 0 K: 0 S: 9	H: 1 LOB: 2 BB: 1 P: 18	R: 0 E: 0 K: 1 S: 12	H: 0 LOB: 0 BB: 0 P: 19	R: 0 E: 0 K: 1 S: 11	H: 0 LOB: 1 BB: 1 P: 17	R: 0 E: 0 K: 3 S: 12	H: 1 LOB: 2 BB: 1 P: 23	R: 0 E: 0 K: 0 S: 10	H: 0 LOB: 0 BB: 0 P: 16	R: 0 E: 0 K: 0 S: 10	H: 1 LOB: 1 BB: 0 P: 14	R: 1 E: 0 K: 2 S: 13	H: 2 LOB: 1 BB: 0 P: 21	1B: 4 2B: 4 3B: 0 HR: 0	SF: 0 SAC: 1 DP: 0 HBP: 0	WP: 0 PB: 1 SB: 0 CS: 0	PA: 39							
PITCHER	IP	WLS	BF	H	R	ER	SO	BB	IBB	HBP	BLK	WP	HR	S	P	ERA	WHIP										
Jason Bere, R ERA: 4.24 (1, 1)	6.0	W	27	5	2	2	9	4	0	0	0	0	0	65	110	3.00	1.500										
Donn Pall, R ERA: 2.48 (7, 1)	3.0	S	12	3	1	1	2	0	0	0	0	0	0	33	51	3.00	1.000										

Detroit Tigers @ Chicago White Sox
 Comiskey Park, Chicago, IL
 Mon Jun 07 1993, 8:05 PM EDT
 Att: 27,490 - Unknown - 67 F

AB	34
R	3
H	8
RBI	3
BB	4
SO	11
LOB	18

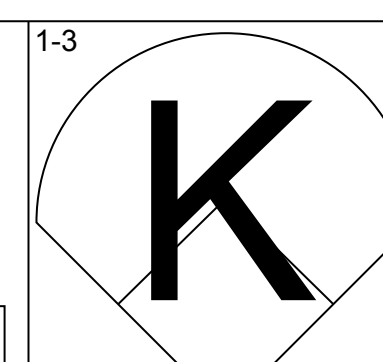
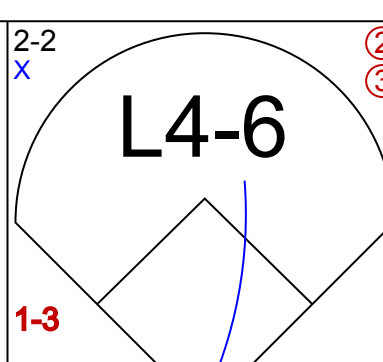
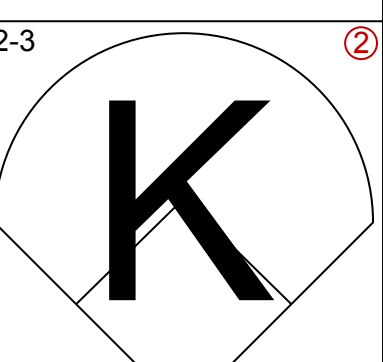
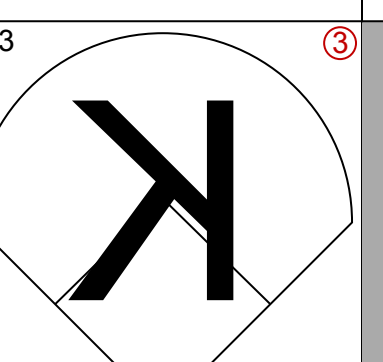
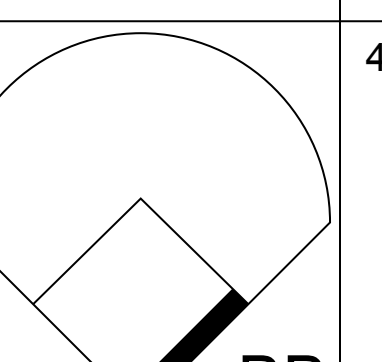
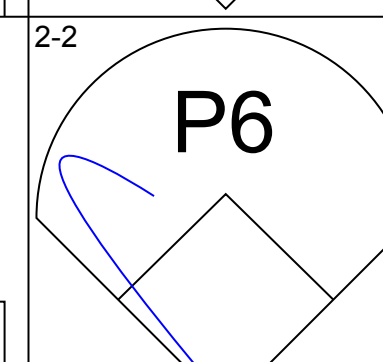
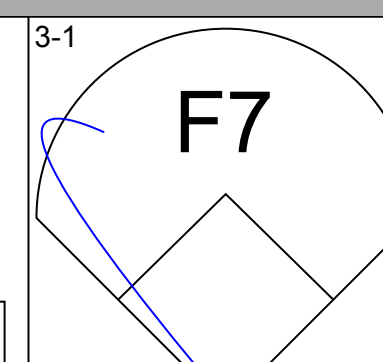
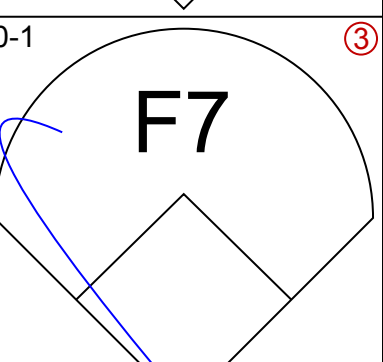
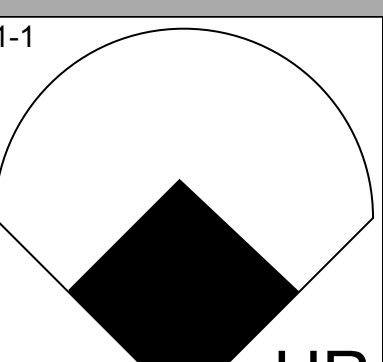
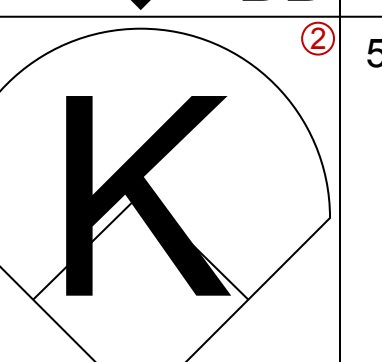
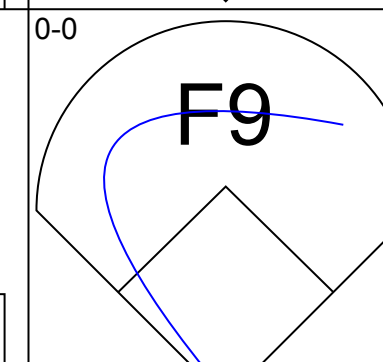
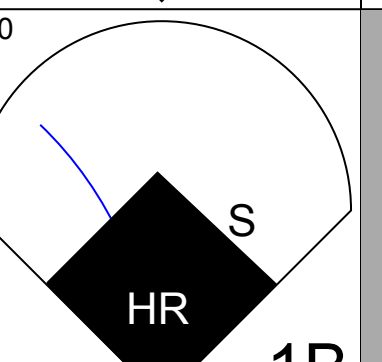
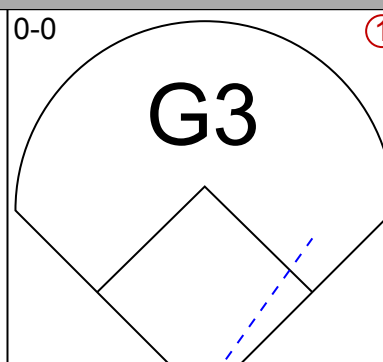
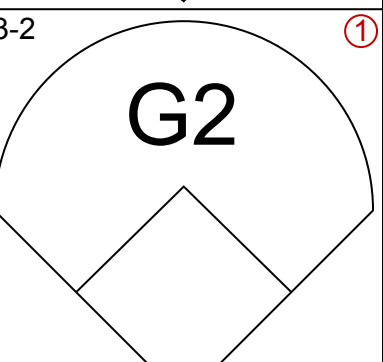
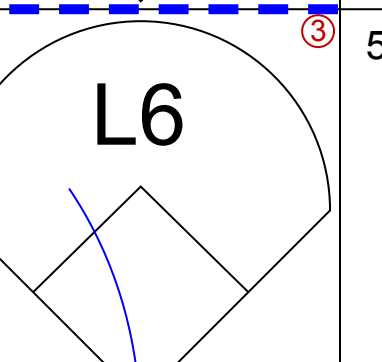
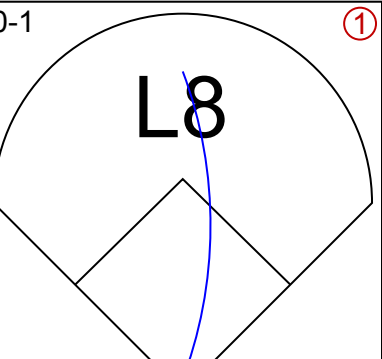
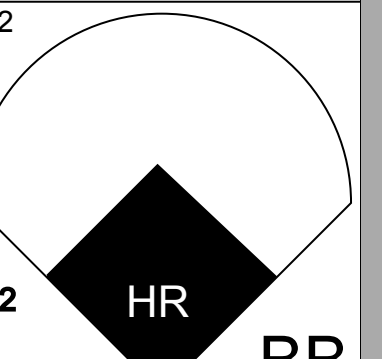
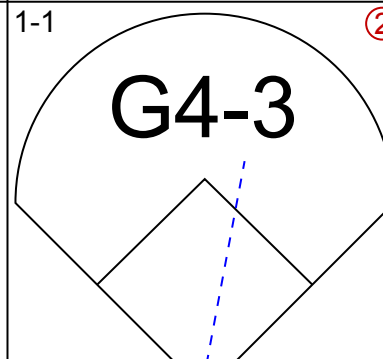
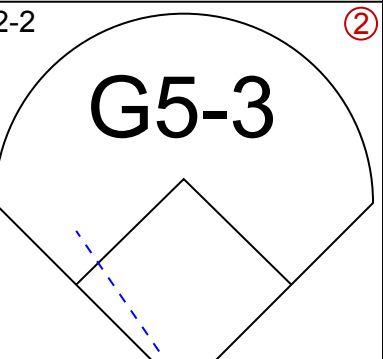

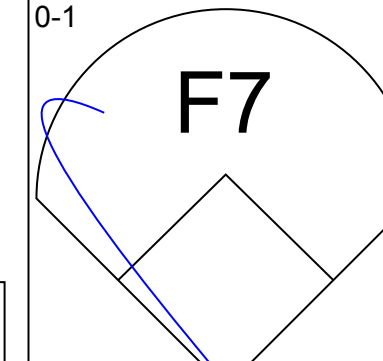
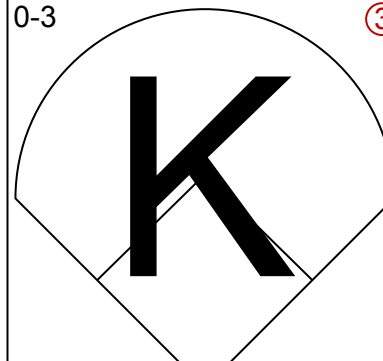
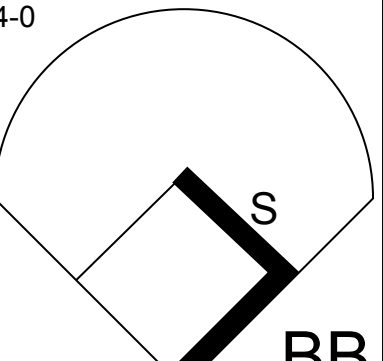

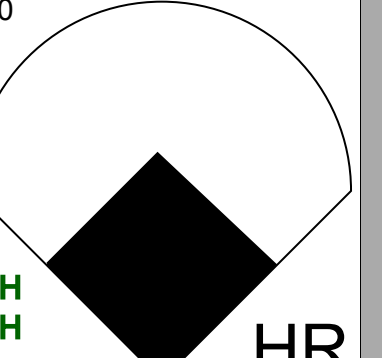
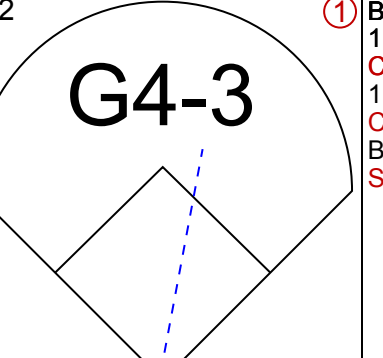
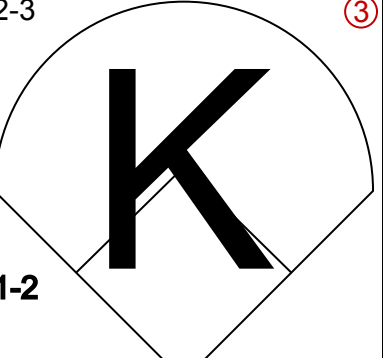
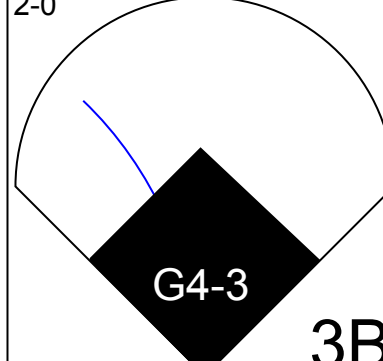
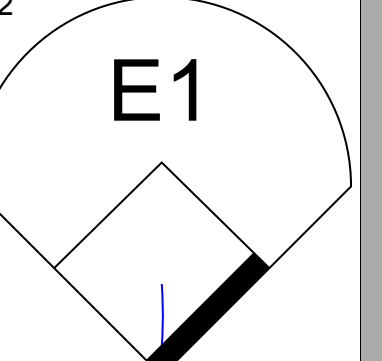
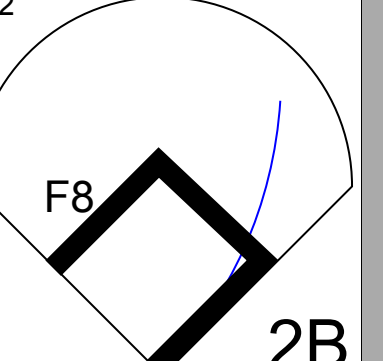
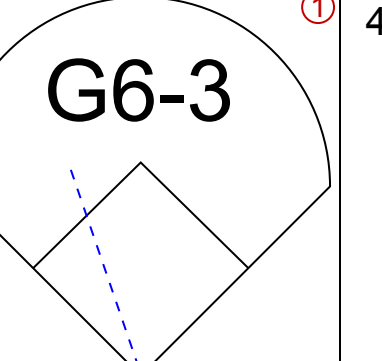
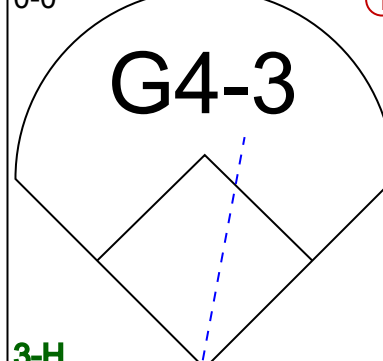
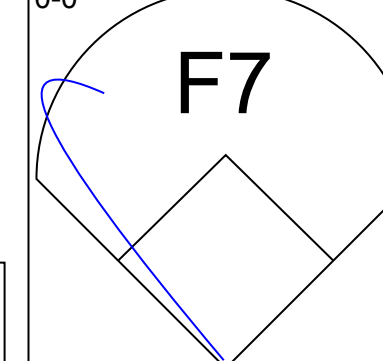
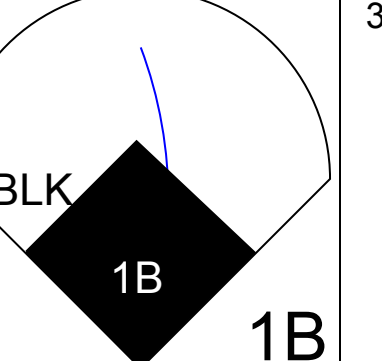
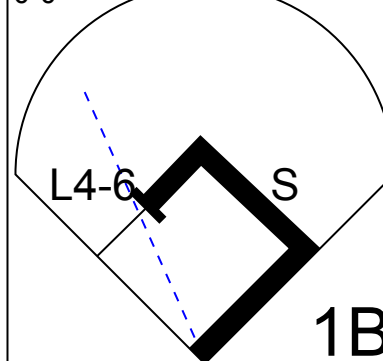
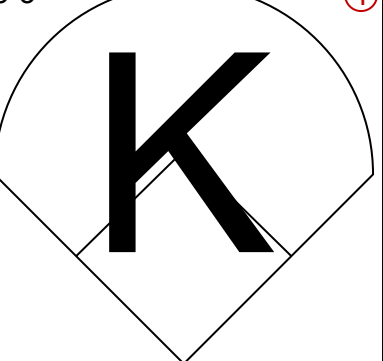
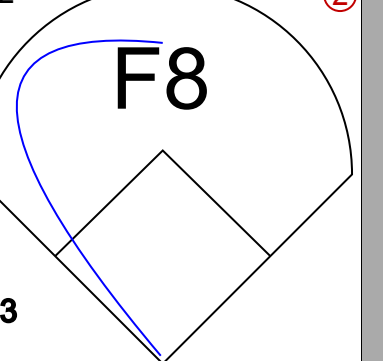
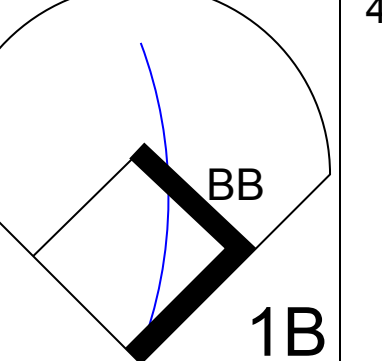


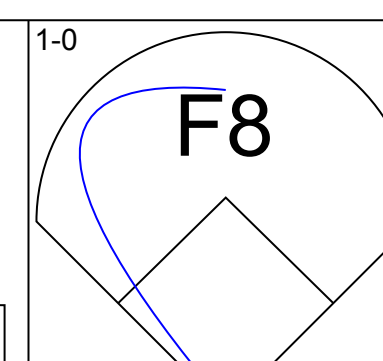
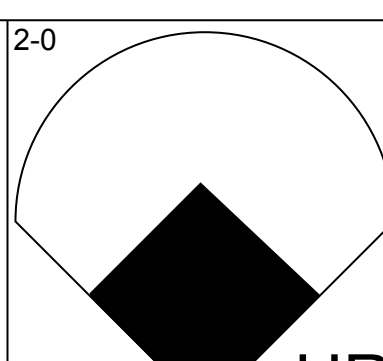
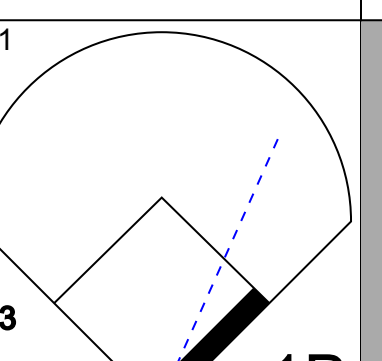
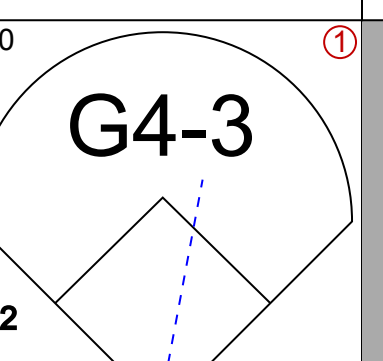
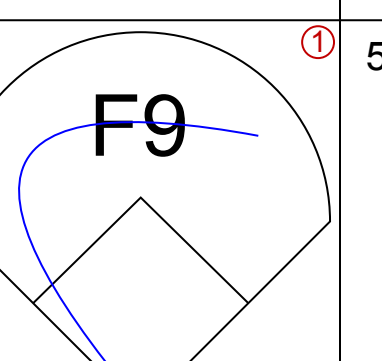
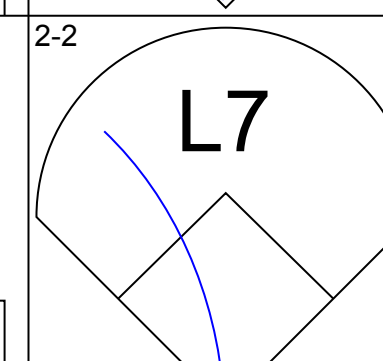
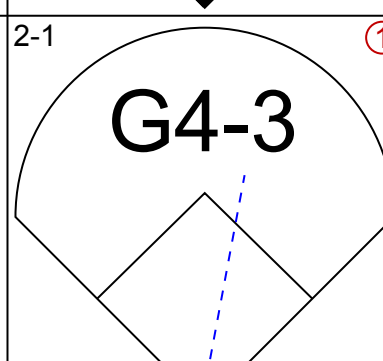
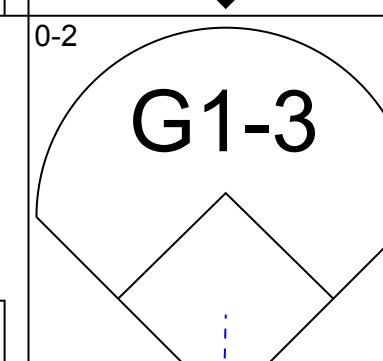
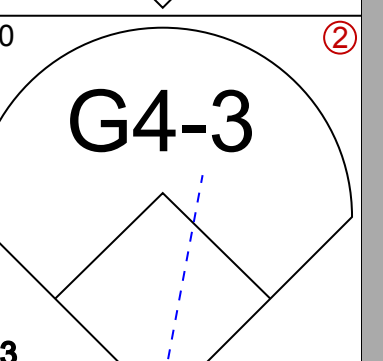
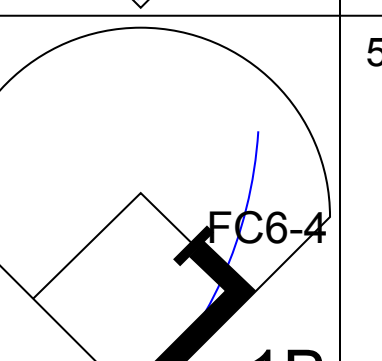
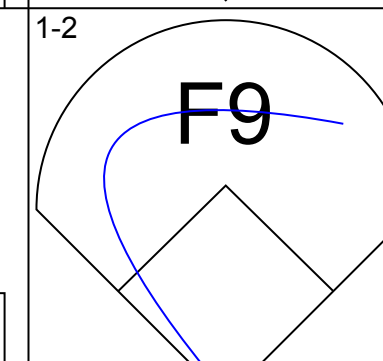
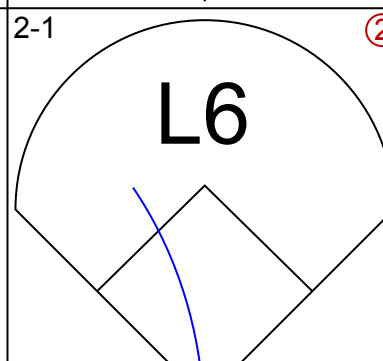
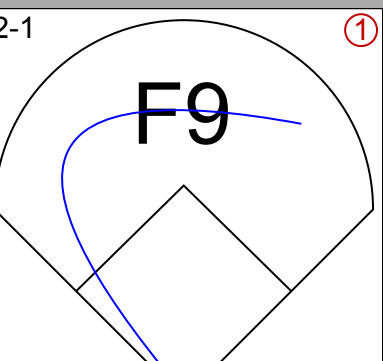

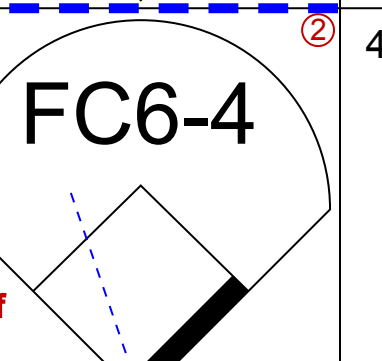
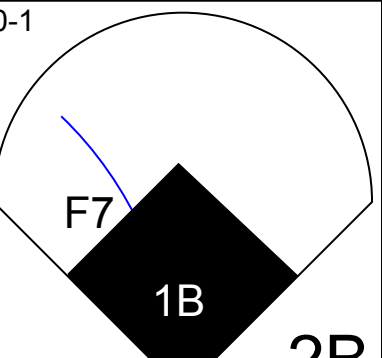
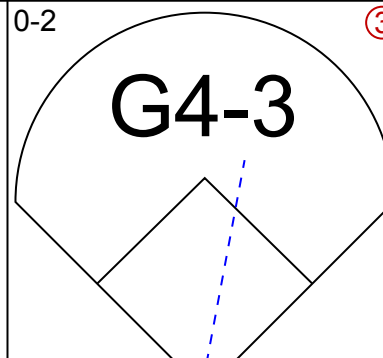
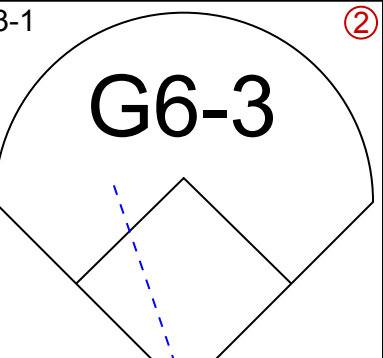
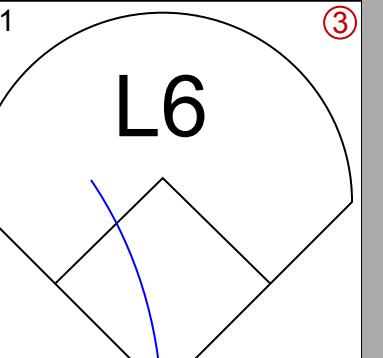
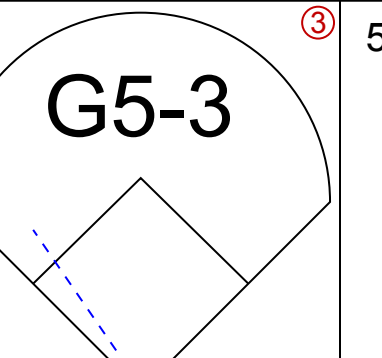

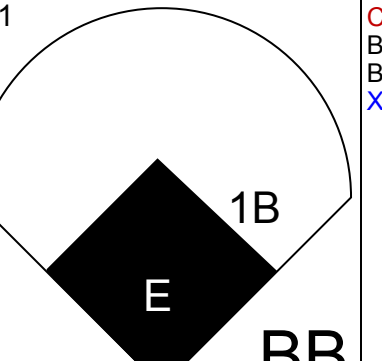
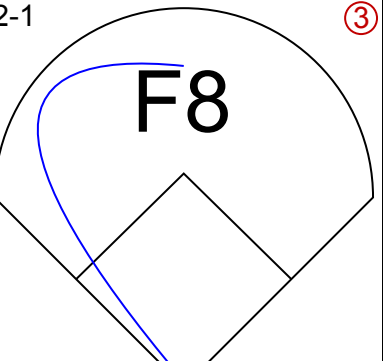
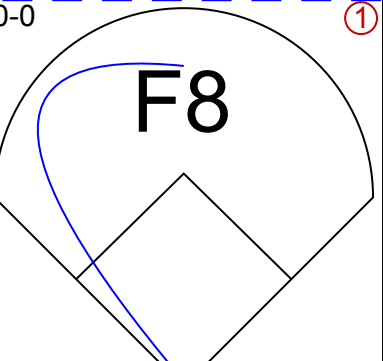

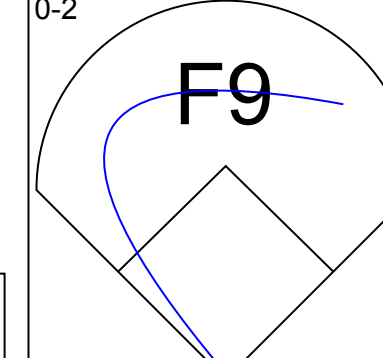
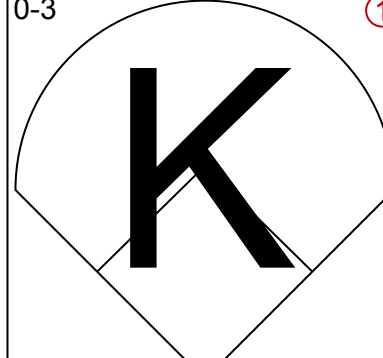
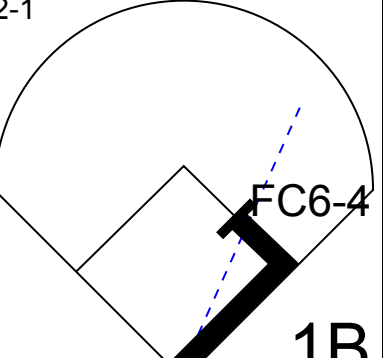


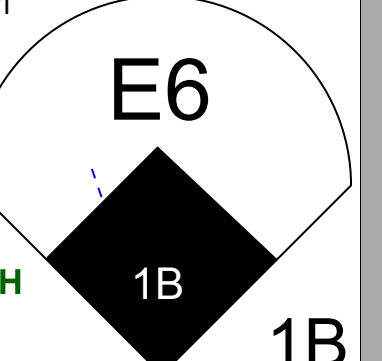

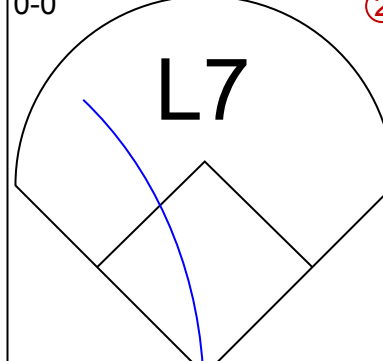
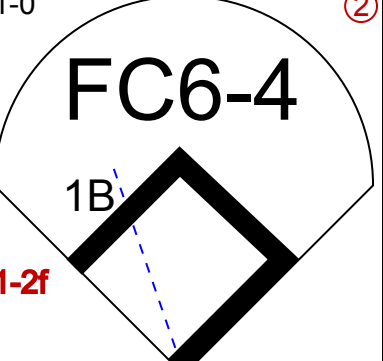

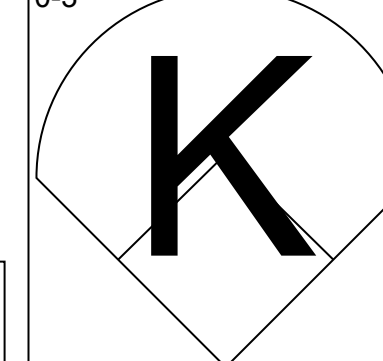
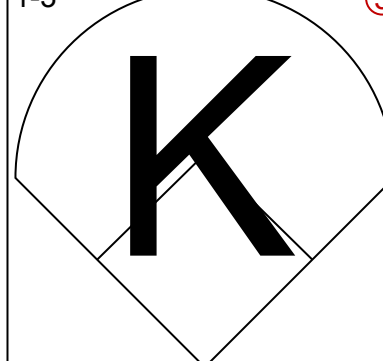
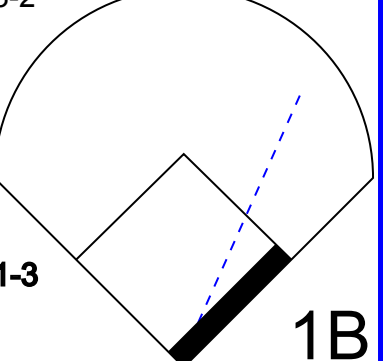

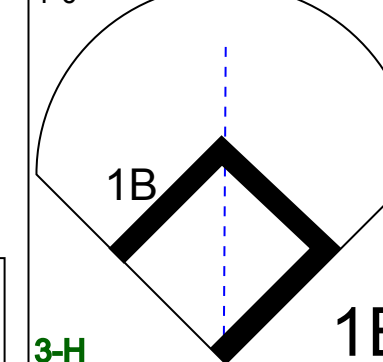
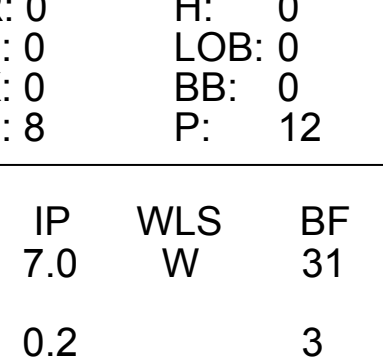
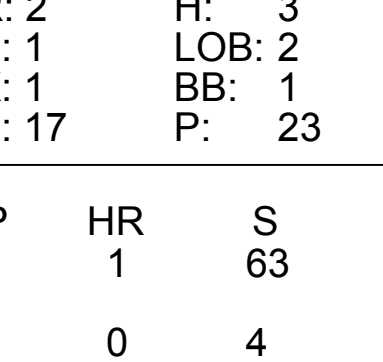
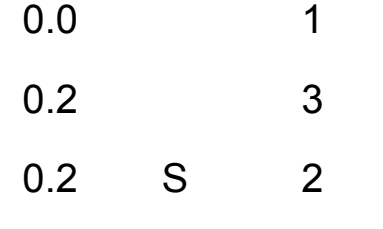



Batter	1	2	3	4	5	6	7	8	9	AB	R	H	RBI	BB	SO	LOB	BOTTOM										
Tim Raines, S OBP: 0.461, SLG: 0.623 (1, 7)	2-2 G4-3						2-1 SF7		2-1 G6-3	3	0	0	1	0	0	0											
Joey Cora, S OBP: 0.369, SLG: 0.372 (1, 4)	3-1 HR 1B						2H G3		1-0 F9	4	1	1	0	0	0	0											
Frank Thomas, R OBP: 0.391, SLG: 0.518 (1, 3)	2-0 1H HR						0-1 F8 WP HR 1B		3-2 1B	4	2	3	2	0	0	0											
George Bell, R OBP: 0.259, SLG: 0.341 (1, 10)	1-1 G6-3						0-0 G1-3		1-0 F8	4	0	1	0	0	0	1											
Robin Ventura, L OBP: 0.400, SLG: 0.473 (1, 5)	1-2 G4-3						0-0 1B		1-0 G4-3	3	1	1	0	1	0	2											
Dan Pasqua, L OBP: 0.325, SLG: 0.391 (1, 9)							3-2 P4		1-1 HR	3	1	2	3	0	0	1											
Ellis Burks, R OBP: 0.351, SLG: 0.488 (7, 9)							SAFE P4		1H 3H HR	1	1	1	1	0	0	0											
Lance Johnson, L OBP: 0.333, SLG: 0.371 (1, 8)							1-1 G5-3		0-0 G4-3	4	0	0	0	0	0	2											
Ron Karkovics, R OBP: 0.301, SLG: 0.455 (1, 2)							0-2 F9		4-1 BB	3	0	0	0	1	2	1											
Ozzie Guillen, L OBP: 0.243, SLG: 0.299 (1, 6)							1-0 WP SF7 2B		0-0 G4-3	4	1	1	0	0	0	2											
Inning Stats	R: 2 E: 0 K: 0 S: 12	H: 2 LOB: 0 BB: 0 P: 21	R: 0 E: 0 K: 1 S: 9	H: 1 LOB: 0 BB: 0 P: 14	R: 0 E: 0 K: 0 S: 8	H: 1 LOB: 1 BB: 0 P: 12	R: 0 E: 0 K: 0 S: 8	H: 1 LOB: 0 BB: 0 P: 12	R: 1 E: 0 K: 0 S: 8	H: 2 LOB: 1 BB: 2 P: 18	R: 0 E: 0 K: 0 S: 9	H: 2 LOB: 2 BB: 0 P: 17	R: 1 E: 0 K: 1 S: 14	H: 1 LOB: 0 BB: 0 P: 21	1B: 6 2B: 1 3B: 0 HR: 3	SF: 1 SAC: 0 DP: 0 HBP: 0	WP: 2 PB: 0 SB: 0 CS: 0	PA: 36									
PITCHER	IP	WLS	BF	H	R	ER	SO	BB	IBB	HBP	BLK	WP	HR	S	P	ERA	WHIP										
Mike Moore, R ERA: 6.49 (1, 1)	6.0	L	27	7	6	6	1	1	1	0	0	0	0	51	88	9.00	1.333										
Buddy Groom, L ERA: 4.91 (7, 1)	1.0		5	2	0	0	0	0	0	0	0	0	0	9	17	0.00	2.000										
Dave Haas, R ERA: 5.33 (8, 1)	1.0		4	1	1	1	1	0	0	0	0	0	1	14	21	9.00	1.000										

Detroit Tigers @ Chicago White Sox
 Comiskey Park, Chicago, IL
 Mon Jun 07 1993, 8:05 PM EDT
 Att: 27,490 - Unknown - 67 F

AB	33
R	7
H	10
RBI	7
BB	2
SO	2
LOB	9



Batter	1	2	3	4	5	6	7	8	9	AB	R	H	RBI	BB	SO	LOB	TOP			
Tony Phillips, S OBP: 0.438, SLG: 0.395 (1, 7)										4	0	0	0	1	3	3	Detroit Tigers @ Chicago White Sox Comiskey Park, Chicago, IL Tue Jun 08 1993, 8:05 PM EDT Att: 25,155 - Unknown - 75 F			
Lou Whitaker, L OBP: 0.406, SLG: 0.487 (1, 4)										5	1	1	1	0	1	2				
Travis Fryman, R OBP: 0.347, SLG: 0.427 (1, 6)										5	1	1	0	0	0	2				
Cecil Fielder, R OBP: 0.370, SLG: 0.460 (1, 3)										3	1	0	0	1	0	0				
Kirk Gibson, L OBP: 0.396, SLG: 0.487 (1, 10)										3	0	0	0	1	2	2				
Mickey Tettleton, S OBP: 0.358, SLG: 0.509 (1, 9)										4	1	1	3	0	1	1				
Chad Kreuter, S OBP: 0.426, SLG: 0.591 (1, 2)										4	1	2	0	0	0	0				
Scott Livingstone, L OBP: 0.354, SLG: 0.353 (1, 5)										3	1	1	1	1	0	1				
Dan Gladden, R OBP: 0.244, SLG: 0.429 (1, 8)										4	0	2	1	0	1	2				
Inning Stats	R: 0 E: 0 K: 1 S: 8	H: 0 LOB: 0 BB: 0 P: 11	R: 0 E: 0 K: 1 S: 9	H: 0 LOB: 0 BB: 0 P: 14	R: 1 E: 0 K: 0 S: 8	H: 2 LOB: 0 BB: 0 P: 12	R: 3 E: 1 K: 0 S: 12	H: 2 LOB: 1 BB: 1 P: 22	R: 0 E: 0 K: 1 S: 6	H: 0 LOB: 0 BB: 0 P: 7	R: 0 E: 0 K: 1 S: 13	H: 1 LOB: 2 BB: 1 P: 25	R: 1 E: 0 K: 1 S: 12	H: 1 LOB: 1 BB: 1 P: 24	R: 1 E: 0 K: 1 S: 12	H: 2 LOB: 2 BB: 1 P: 22	1B: 4 2B: 2 3B: 1 HR: 2	SF: 0 SAC: 0 DP: 1 HBP: 0	WP: 0 PB: 0 SB: 3 CS: 0	PA: 39
PITCHER	IP	WLS	BF	H	R	ER	SO	BB	IBB	HBP	BLK	WP	HR	S	P	ERA	WHIP			
Kirk McCaskill, R ERA: 5.91 (1, 1)	4.0		17	4	4	4	2	1	0	0	0	0	1	37	59	9.00	1.250			
Jeff Schwarz, R ERA: 2.25 (5, 1)	4.0	L	16	2	1	1	5	2	0	0	0	0	1	39	69	2.25	1.000			
Scott Radinsky, L ERA: 5.56 (9, 1)	0.2		5	2	1	1	1	1	0	0	1	0	0	10	19	13.50	4.500			
Bobby Thigpen, R ERA: 4.61 (9, 1)	0.1		1	0	0	0	0	0	0	0	0	0	0	2	3	0.00	0.000			

Batter	1	2	3	4	5	6	7	8	9	AB	R	H	RBI	BB	SO	LOB	BOTTOM					
Tim Raines, S OBP: 0.457, SLG: 0.652 (1, 7)										5	1	2	1	0	0	1	Detroit Tigers @ Chicago White Sox Comiskey Park, Chicago, IL Tue Jun 08 1993, 8:05 PM EDT Att: 25,155 - Unknown - 75 F					
Joey Cora, S OBP: 0.365, SLG: 0.368 (1, 4)										5	0	1	0	0	0	3						
Frank Thomas, R OBP: 0.388, SLG: 0.508 (1, 3)										4	0	0	0	1	0	1						
George Bell, R OBP: 0.257, SLG: 0.342 (1, 10)										5	1	1	0	0	0	3						
Robin Ventura, L OBP: 0.397, SLG: 0.465 (1, 5)										3	1	0	0	1	0	1						
Ellis Burks, R OBP: 0.349, SLG: 0.483 (1, 9)										4	0	1	0	0	2	2						
Lance Johnson, L OBP: 0.336, SLG: 0.373 (1, 8)										4	1	2	1	0	0	1						
Carlton Fisk, R OBP: 0.227, SLG: 0.262 (8, PH)										3	0	0	0	0	2	2						
Dan Pasqua, L OBP: 0.333, SLG: 0.400 (8, PH)										1	0	1	0	0	0	0						
Ron Karkovice, R OBP: 0.301, SLG: 0.455 (9, 2)										0	0	0	0	0	0	0						
Ozzie Guillen, L OBP: 0.252, SLG: 0.306 (8, PH)										3	0	2	1	0	0	2						
Bo Jackson, R OBP: 0.366, SLG: 0.457 (8, PH)										1	0	0	0	0	0	2						
Craig Grebeck, R OBP: 0.338, SLG: 0.288 (9, 6)										0	0	0	0	0	0	0						
Inning Stats	R: 0 E: 0 K: 0 S: 8	H: 0 LOB: 0 BB: 0 P: 12	R: 1 E: 1 K: 1 S: 11	H: 2 LOB: 2 BB: 0 P: 16	R: 1 E: 0 K: 0 S: 8	H: 1 LOB: 0 BB: 0 P: 14	R: 2 E: 1 K: 1 S: 17	H: 3 LOB: 2 BB: 1 P: 23	R: 0 E: 0 K: 2 S: 6	H: 0 LOB: 0 BB: 0 P: 13	R: 0 E: 0 K: 2 S: 7	H: 0 LOB: 0 BB: 0 P: 8	R: 0 E: 0 K: 0 S: 6	H: 1 LOB: 2 BB: 1 P: 12	R: 0 E: 0 K: 0 S: 10	H: 2 LOB: 2 BB: 0 P: 18	R: 0 E: 0 K: 0 S: 12	H: 1 LOB: 1 BB: 0 P: 19	1B: 8 2B: 1 3B: 0 HR: 1	SF: 0 SAC: 0 DP: 0 HBP: 0	WP: 0 PB: 0 SB: 0 CS: 0	PA: 40
PITCHER	IP	WLS	BF	H	R	ER	SO	BB	IBB	HBP	BLK	WP	HR	S	P	ERA	WHIP					
Mark Leiter, R ERA: 3.12 (8, 1)	7.0		31	7	4	4	4	1	0	0	0	0	0	4	7	0.00	1.500					
Bill Krueger, L ERA: 3.1 (8, 1)	0.2		3	1	0	0	0	0	0	0	0	0	0	3	6	∞	∞					
Kurt Knudsen, R ERA: (8, 1)	0.0		1	1	0	0	0	0	0	0	0	0	0	3	6	∞	∞					
Bob MacDonald, L ERA: 2.81 (8, 1)	0.2		3	1	0	0	0	0	0	0	0	0	0	11	19	0.00	1.500					
Mike Hememan, R ERA: 1.98 (9, 1)	0.2	S	2	0	0	0	0	0	0	0	0	0	0	4	5	0.00	0.000					

AB	35
R	6
H	8
RBI	6
BB	4
SO	8
LOB	13



AB	38
R	4
H	10
RBI	3
BB	2
SO	4
LOB	18



Batter	1	2	3	4	5	6	7	8	9	AB R H RBI BB SO LOB	TOP												
Devon White, S (1, 8) OBP: 0.394, SLG: 0.529										5 1 2 0 0 1 0	Toronto Blue Jays @ Detroit Tigers Tiger Stadium, Detroit, MI Thu Jun 10 1993, 7:05 PM EDT Att: 27,551 - Unknown - 80 F												
Roberto Alomar, S (1, 4) OBP: 0.392, SLG: 0.465										5 0 1 0 0 1 2													
Paul Molitor, R (1, 10) OBP: 0.413, SLG: 0.485										4 0 1 1 1 0 1													
John Olerud, L (1, 3) OBP: 0.496, SLG: 0.702										4 2 2 1 1 1 3													
Ed Sprague, R (1, 5) OBP: 0.309, SLG: 0.438										4 0 1 0 0 0 4													
Darnell Coles, R (1, 7) OBP: 0.379, SLG: 0.432										2 0 1 0 2 0 0													
Darrin Jackson, R (1, 9) OBP: 0.250, SLG: 0.347										4 0 0 0 0 2 5													
Randy Knorr, R (1, 2) OBP: 0.184, SLG: 0.286										2 0 0 1 1 1 2													
Turner Ward, S (8, PH) OBP: 0.293, SLG: 0.373										1 0 0 0 0 1 2													
Pat Borders, R (8, 2) OBP: 0.264, SLG: 0.373										0 0 0 0 0 0 0													
Luis Sojo, R (1, 6) OBP: 0.268, SLG: 0.243										4 0 0 0 0 0 4													
Inning Stats	R: 1 E: 0 K: 0 S: 12	H: 2 LOB: 1 BB: 0 P: 18	R: 0 E: 0 K: 0 S: 8	H: 1 LOB: 1 BB: 1 P: 15	R: 0 E: 0 K: 0 S: 6	H: 0 LOB: 0 BB: 0 P: 9	R: 1 E: 1 K: 0 S: 13	H: 0 LOB: 2 BB: 2 P: 24	R: 0 E: 0 K: 1 S: 11	H: 0 LOB: 0 BB: 0 P: 17	R: 0 E: 0 K: 2 S: 9	H: 0 LOB: 0 BB: 0 P: 13	R: 0 E: 0 K: 0 S: 6	H: 0 LOB: 0 BB: 0 P: 10	R: 1 E: 0 K: 2 S: 12	H: 2 LOB: 2 BB: 1 P: 19	R: 0 E: 0 K: 2 S: 13	H: 1 LOB: 2 BB: 1 P: 21	1B: 5 2B: 2 3B: 0 HR: 1	SF: 0 SAC: 0 DP: 1 HBP: 0	WP: 1 PB: 0 SB: 0 CS: 0	PA: 40	
PITCHER	IP WLS BF H R ER SO BB IBB HBP BLK WP HR S P ERA WHIP											PITCHER	IP WLS BF H R ER SO BB IBB HBP BLK WP HR S P ERA WHIP										
John Doherty, R (1, 1) ERA: 3.01	5.0 W 23 5 2 1 1 3 0 0 0 0 1 0 50 83 1.80 1.600																						
Kurt Knudsen, R (6, 1) ERA: 1.09	2.1 10 2 1 1 2 1 0 0 0 0 0 1 21 34 3.86 1.286																						
Mike Henneman, R (8, 1) ERA: 1.86	1.1 6 1 0 0 3 1 0 0 0 0 0 0 16 25 0.00 1.500																						
Bob MacDonald, L (9, 1) ERA: 2.77	0.1 S 1 0 0 0 1 0 0 0 0 0 0 0 3 4 0.00 0.000																						

Batter	1	2	3	4	5	6	7	8	9	AB R H RBI BB SO LOB	BOTTOM											
Tony Phillips, S (1, 7) OBP: 0.443, SLG: 0.398										2 1 0 0 2 1 2	Toronto Blue Jays @ Detroit Tigers Tiger Stadium, Detroit, MI Thu Jun 10 1993, 7:05 PM EDT Att: 27,551 - Unknown - 80 F											
Lou Whitaker, L (1, 4) OBP: 0.421, SLG: 0.497										3 1 3 1 1 0 0												
Travis Fryman, R (1, 6) OBP: 0.342, SLG: 0.419										4 0 0 0 0 2 6												
Cecil Fielder, R (1, 3) OBP: 0.377, SLG: 0.471										3 1 1 1 1 1 0												
Kirk Gibson, L (1, 10) OBP: 0.393, SLG: 0.491										3 0 1 2 0 0 0												
Mickey Tettleton, S (1, 9) OBP: 0.382, SLG: 0.514										3 0 0 0 1 1 2												
Chad Kreuter, S (1, 2) OBP: 0.410, SLG: 0.563										4 0 1 0 0 2 2												
Scott Livingstone, L (1, 5) OBP: 0.344, SLG: 0.343										4 0 0 0 0 0 1												
Mitt Cuyler, S (1, 8) OBP: 0.297, SLG: 0.366										4 2 1 0 0 1 1												
Inning Stats	R: 1 E: 0 K: 0 S: 7	H: 0 LOB: 3 BB: 3 P: 20	R: 1 E: 1 K: 1 S: 16	H: 1 LOB: 2 BB: 1 P: 29	R: 0 E: 0 K: 0 S: 6	H: 0 LOB: 0 BB: 0 P: 12	R: 0 E: 0 K: 2 S: 9	H: 1 LOB: 1 BB: 0 P: 16	R: 2 E: 0 K: 2 S: 19	H: 3 LOB: 2 BB: 1 P: 31		R: 1 E: 0 K: 0 S: 10	H: 2 LOB: 1 BB: 0 P: 20	R: 0 E: 0 K: 2 S: 7	H: 0 LOB: 0 BB: 0 P: 8	R: 0 E: 0 K: 1 S: 6	H: 0 LOB: 0 BB: 0 P: 8	1B: 5 2B: 3 3B: 0 HR: 0	SF: 1 SAC: 0 DP: 1 HBP: 0	WP: 2 PB: 0 SB: 1 CS: 1	PA: 36	
PITCHER	IP WLS BF H R ER SO BB IBB HBP BLK WP HR S P ERA WHIP											PITCHER	IP WLS BF H R ER SO BB IBB HBP BLK WP HR S P ERA WHIP									
Juan Guzman, R (1, 1) ERA: 5.26	5.2 L 29 7 5 4 5 5 0 0 0 0 0 0 8 125 6.35 2.118																					
Woody Williams, R (6, 1) ERA: 2.5	1.1 4 0 0 0 2 0 0 0 0 0 0 0 8 11 0.00 0.000																					
Tony Castillo, L (8, 1) ERA: 2.95	1.0 3 0 0 0 1 0 0 0 0 0 0 0 6 8 0.00 0.000																					

AB	35
R	3
H	8
RBI	3
BB	5
SO	7
LOB	23



AB	30
R	5
H	7
RBI	4
BB	5
SO	8
LOB	14



Batter	1	2	3	4	5	6	7	8	9	AB	R	H	RBI	BB	SO	LOB	TOP					
Devon White, S OBP: 0.387, SLG: 0.519	0-1 G3	3-2 G4-3			0-3 K			0-0 E3 1B		4	0	0	0	0	1	1						
Roberto Alomar, S OBP: 0.393, SLG: 0.465	1-1 F7		2-2 G6-3			0-0 1B CS		1-1 FC6-4 1B		4	0	2	0	0	0	0						
Paul Molitor, R OBP: 0.411, SLG: 0.481	0-2 1B S		2-2 P4			2-1 F8 1-2		2-0 FC6-4 1-2		4	0	1	0	0	0	3						
Joe Carter, R OBP: 0.320, SLG: 0.563	4-2 SAFE 1-2 BB		0-1 P4			0-0 P4			0-1 F7	3	0	0	0	1	0	0						
John Olerud, L OBP: 0.492, SLG: 0.694	2-0 P5			0-1 G4-3					0-0 F9	4	0	1	0	0	0	2						
Ed Sprague, R OBP: 0.308, SLG: 0.439		0-0 1B SF9		2-1 P3					2-3 K	4	1	1	0	0	1	1						
Darnell Coles, R OBP: 0.363, SLG: 0.410		0-2 G5-3		2-0 F8					0-3 K	4	0	0	0	0	1	2						
Pat Borders, R OBP: 0.265, SLG: 0.372		1-1 1B			2-0 P6				2-2 G6-3	3	0	1	0	0	0	0						
Luis Sojo, R OBP: 0.250, SLG: 0.231		0-2 SF9 3H			1-2 G6-3				1-0 F8	2	0	0	1	0	0	0						
Inning Stats	R: 0 E: 0 K: 0 S: 20	H: 1 LOB: 2 BB: 1 P: 27	R: 1 E: 0 K: 0 S: 14	H: 2 LOB: 1 BB: 0 P: 18	R: 0 E: 0 K: 0 S: 8	H: 0 LOB: 0 BB: 0 P: 12	R: 0 E: 0 K: 0 S: 5	H: 0 LOB: 0 BB: 0 P: 9	R: 0 E: 0 K: 1 S: 7	H: 0 LOB: 0 BB: 0 P: 10	R: 0 E: 0 K: 0 S: 4	H: 1 LOB: 0 BB: 0 P: 6	R: 0 E: 0 K: 2 S: 7	H: 0 LOB: 0 BB: 0 P: 9	R: 0 E: 1 K: 0 S: 8	H: 1 LOB: 2 BB: 0 P: 14	R: 0 E: 0 K: 0 S: 6	H: 1 LOB: 1 BB: 0 P: 8	1B: 5 2B: 1 3B: 0 HR: 0	SF: 1 SAC: 0 DP: 0 HBP: 0	WP: 0 PB: 0 SB: 1 CS: 1	PA: 34
PITCHER Bill Gullickson, R ERA: 3.65	IP: 9.0 WLS: W BF: 34 H: 6 R: 1 ER: 1 SO: 3 BB: 1 IBB: 0 HBP: 0 BLK: 0 WP: 0 HR: 0 S: 79 P: 113 ERA: 1.00 WHIP: 0.778															PITCHER						

Toronto Blue Jays @ Detroit Tigers
Tiger Stadium, Detroit, MI
Fri Jun 11 1993, 7:05 PM EDT
Att: 39,654 - Unknown - 76 F

AB 32
R 1
H 6
RBI 1
BB 1
SO 3
LOB 9



Batter	1	2	3	4	5	6	7	8	9	AB	R	H	RBI	BB	SO	LOB	BOTTOM			
Tony Phillips, S OBP: 0.440, SLG: 0.393	4-0 2B G4-3 BB		3-3 K		2-2 G3 1-2		3-2 L3			3	1	0	0	1	1	1				
Lou Whitaker, L OBP: 0.422, SLG: 0.503	0-0 G4-3 1B 2B		2-2 F9		0-0 1B G5-3 2H		2-2 F8			4	2	2	1	0	0	0				
Alan Trammell, R OBP: 0.355, SLG: 0.407	2-2 G4-3		0-0 F9		1-2 G5-3 1B		2-2 E5 1B			4	0	1	1	0	0	1				
Cecil Fielder, R OBP: 0.375, SLG: 0.467	2-3 3H L4			0-3 K	2-2 G5-3		2-1 1B			4	0	1	1	0	1	2				
Kirk Gibson, L OBP: 0.390, SLG: 0.485	0-2 1B 3H		1-2 E6 HR	1-2 G3-1	1-1 G3-1		1-2 L7			4	1	1	1	0	0	3				
Mickey Tettleton, S OBP: 0.360, SLG: 0.524	1-1 G3			0-2 HR		2-1 F8		3-2 P5		4	1	1	2	0	0	1				
Chad Kreuter, S OBP: 0.412, SLG: 0.568		0-2 G4-3		3-2 G6-3		3-2 1B		1-1 2B		4	0	2	0	0	0	0				
Scott Livingstone, L OBP: 0.335, SLG: 0.333		1-0 G4-3		2-3 K		1-3 K		2-1 G1-3		4	0	0	0	0	2	2				
Mitt Cuyler, S OBP: 0.291, SLG: 0.358		3-2 P5			2-3 K 1B		0-0 G3-1		1-2 L4	4	1	0	0	0	1	2				
Inning Stats	R: 2 E: 0 K: 0 S: 10	H: 2 LOB: 1 BB: 1 P: 17	R: 0 E: 0 K: 0 S: 8	H: 0 LOB: 0 BB: 0 P: 12	R: 0 E: 0 K: 1 S: 9	H: 0 LOB: 0 BB: 0 P: 14	R: 2 E: 1 K: 2 S: 15	H: 1 LOB: 0 BB: 0 P: 21	R: 2 E: 0 K: 1 S: 21	H: 2 LOB: 1 BB: 0 P: 29	R: 0 E: 0 K: 1 S: 10	H: 1 LOB: 1 BB: 0 P: 16	R: 0 E: 1 K: 0 S: 16	H: 1 LOB: 2 BB: 0 P: 26	R: 0 E: 0 K: 0 S: 10	H: 1 LOB: 1 BB: 0 P: 17	1B: 5 2B: 2 3B: 0 HR: 1	SF: 0 SAC: 0 DP: 0 HBP: 0	WP: 1 PB: 0 SB: 0 CS: 0	PA: 36
PITCHER Jack Morris, R ERA: 9.91	IP: 6.0 WLS: L BF: 27 H: 6 R: 6 ER: 5 SO: 5 BB: 1 IBB: 0 HBP: 0 BLK: 0 WP: 1 HR: 1 S: 73 P: 109 ERA: 7.50 WHIP: 1.167															PITCHER				
Doug Linton, R ERA: 8.55	IP: 1.0 WLS: L BF: 5 H: 1 R: 0 ER: 0 SO: 0 BB: 0 IBB: 0 HBP: 0 BLK: 0 WP: 0 HR: 0 S: 16 P: 26 ERA: 0.00 WHIP: 1.000																			
Mark Eichhorn, R ERA: 3.45	IP: 1.0 WLS: L BF: 4 H: 1 R: 0 ER: 0 SO: 0 BB: 0 IBB: 0 HBP: 0 BLK: 0 WP: 0 HR: 0 S: 10 P: 17 ERA: 0.00 WHIP: 1.000																			

Toronto Blue Jays @ Detroit Tigers
Tiger Stadium, Detroit, MI
Fri Jun 11 1993, 7:05 PM EDT
Att: 39,654 - Unknown - 76 F

AB 35
R 6
H 8
RBI 6
BB 1
SO 5
LOB 12



Batter	1	2	3	4	5	6	7	8	9	AB	R	H	RBI	BB	SO	LOB	TOP		
Devon White, S (1, 8) OBP: 0.383, SLG: 0.516	3-1 F7		0-2 2B		0-0 G3-1		1-0 G3-1		2-1 L4	5	0	1	0	0	0	1			
Roberto Alomar, S (1, 4) OBP: 0.393, SLG: 0.464	2-1 FC9-6 1B		2-2 G1-3		2-2 G1-6-3		0-1 1B		1-0 F9	5	0	2	0	0	0	2			
Paul Molitor, R (1, 10) OBP: 0.404, SLG: 0.472	2-2 FC9-6 2B 1-2		2-2 P4		2-1 G4-3		1-1 G6-3		3-2 G5-3	5	0	0	0	0	0	4			
Joe Carter, R (1, 9) OBP: 0.319, SLG: 0.562	0-2 1-3 2B		2-2 F8			2-1 P6		1-3 K		4	0	1	0	0	1	1			
John Olerud, L (1, 3) OBP: 0.500, SLG: 0.708	4-0 IBB			2-1 1B 2B		1-0 3B 2B		0-1 FC4-6 1B		3	1	3	0	1	0	0			
Tony Fernandez, S (1, 6) OBP: 0.327, SLG: 0.311	1-2 P6			0-1 S 1B		0-1 2H 3B		0-0 FC4-6 1-2		4	0	2	1	0	0	4			
Ed Sprague, R (1, 5) OBP: 0.302, SLG: 0.431		2-3 K		1-0 P3		0-0 F7		1-2 E6		4	0	0	0	0	1	4			
Pat Borders, R (1, 2) OBP: 0.260, SLG: 0.365		0-0 F9		0-3 K		2-1 G3		0-1 G6-3		4	0	0	0	0	1	5			
Rob Butler, L (1, 7) OBP: 0.250, SLG: 0.250		1-2 G1-3		0-3 K			3-2 G4-3		1-2 1B	4	0	1	0	0	1	2			
Inning Stats	R: 0 E: 0 K: 0 S: 13	H: 2 LOB: 3 BB: 1 P: 25	R: 0 E: 0 K: 1 S: 8	H: 0 LOB: 0 BB: 0 P: 11	R: 0 E: 0 K: 0 S: 12	H: 1 LOB: 1 BB: 0 P: 18	R: 0 E: 0 K: 2 S: 13	H: 2 LOB: 2 BB: 0 P: 16	R: 0 E: 0 K: 0 S: 7	H: 0 LOB: 0 BB: 0 P: 11	R: 1 E: 0 K: 0 S: 8	H: 2 LOB: 1 BB: 0 P: 13	R: 0 E: 0 K: 1 S: 11	H: 1 LOB: 2 BB: 0 P: 13	R: 0 E: 0 K: 0 S: 10	H: 1 LOB: 1 BB: 0 P: 17	1B: 5 2B: 4 3B: 1 HR: 0	SF: 0 SAC: 0 DP: 0 HBP: 0	WP: 0 PA: 39 PB: 0 SB: 1 CS: 0
PITCHER	IP WLS BF H R ER SO BB IBB HBP BLK WP HR S P ERA WHIP	7.0 W 30 8 1 1 3 0 1 0 0 0 0 69 107 1.29 1.143	1.0 5 1 0 0 1 0 0 0 0 0 0 0 11 13 0.00 1.000	1.0 4 1 0 0 0 0 0 0 0 0 0 0 10 17 0.00 1.000															
Mike Moore, R (1, 1) ERA: 6.0																			
Dave Haas, R (8, 1) ERA: 5.14																			
Tom Bolton, L (9, 1) ERA: 6.55																			

Toronto Blue Jays @ Detroit Tigers
Tiger Stadium, Detroit, MI
Sat Jun 12 1993, 7:05 PM EDT
Att: 47,086 - Unknown - 77 F

AB 38
R 1
H 10
RBI 1
BB 1
SO 4
LOB 23



Batter	1	2	3	4	5	6	7	8	9	AB	R	H	RBI	BB	SO	LOB	BOTTOM				
Tony Phillips, S (1, 4) OBP: 0.443, SLG: 0.395	0-0 G4-3		SH3-4 K		4-1 FC6-5 1B BB	1-0 FC4-6 1B				4	1	2	1	1	1	1					
Dan Gladden, R (1, 7) OBP: 0.296, SLG: 0.429	4-1 BB		0-0 SH3-4	4-1 1B BB	1-1 FC6-5 1B	0-1 FC4-6 1-2				2	1	1	1	2	0	1					
Travis Fryman, R (1, 6) OBP: 0.340, SLG: 0.415	1-0 F9		1-0 1B 1B	0-1 P3	1-3 K		3-1 F8			5	1	1	0	0	1	5					
Cecil Fielder, R (1, 3) OBP: 0.373, SLG: 0.463	3-1 P3		1-1 HBP 1B 1B	1-3 K	2-2 FC6-5 1B		1-2 F8			4	2	1	3	0	1	4					
Chad Kreuter, S (6, 3) OBP: 0.410, SLG: 0.564			1-3 2H 3H 1B 1B	1-3 K	1-2 2-3 3H 1B		1-2 F8			1	0	0	0	0	0	0					
Alan Trammell, R (1, 5) OBP: 0.380, SLG: 0.422		4-1 CS BB	1-0 E 1B HBP	0-1 1B	1-2 1B 1B	1-2 1B 1B	2-1 1B			3	1	3	1	1	0	0					
Mickey Tettleton, S (1, 2) OBP: 0.365, SLG: 0.524		4-2 BB	0-1 E2 1B 1B	2-2 L8	2-2 1B 1B	3-2 1B				4	1	2	3	1	0	3					
Skeeter Barnes, R (1, 10) OBP: 0.310, SLG: 0.392	1-1 B1		1-1 1B FC6-4 1B		4-1 BB 1B BB	3-1 L4		0-1 F7		5	2	2	1	0	0	3					
Gary Thurman, R (1, 9) OBP: 0.333, SLG: 0.286	0-3 K		1-0 FC6-4 1B		4-1 BB 1B BB	1-0 L4		0-3 K		4	1	1	1	1	2	1					
Mitt Cuyler, S (1, 8) OBP: 0.293, SLG: 0.359			1-1 FC6-4 1B		0-0 1B BB	0-0 L7		0-3 K2-3		5	2	2	1	0	1	1					
Inning Stats	R: 0 E: 0 K: 0 S: 5	H: 0 LOB: 1 BB: 1 P: 13	R: 0 E: 0 K: 1 S: 8	H: 0 LOB: 2 BB: 2 P: 17	R: 7 E: 1 K: 1 S: 17	H: 7 LOB: 1 BB: 0 P: 27	R: 0 E: 0 K: 1 S: 12	H: 1 LOB: 2 BB: 1 P: 19	R: 0 E: 0 K: 1 S: 23	H: 5 LOB: 2 BB: 2 P: 39	R: 0 E: 0 K: 0 S: 6	H: 1 LOB: 1 BB: 0 P: 10	R: 0 E: 0 K: 2 S: 10	H: 0 LOB: 0 BB: 0 P: 19	R: 0 E: 0 K: 2 S: 8	H: 0 LOB: 0 BB: 0 P: 8	1B: 15 2B: 0 3B: 0 HR: 0	SF: 0 SAC: 1 DP: 0 HBP: 1	WP: 0 PA: 45 PB: 0 SB: 0 CS: 1		
PITCHER	IP WLS BF H R ER SO BB IBB HBP BLK WP HR S P ERA WHIP	3.0 L 19 7 7 7 2 3 0 0 0 0 0 21 38 33.75 5.250	1.1 4 5 5 2 3 0 0 0 0 0 0 0 21 38 33.75 5.250	1.2 8 3 0 0 0 0 0 0 0 0 0 0 20 30 0.00 1.800	1.0 4 1 0 0 0 0 0 0 0 0 0 0 10 19 0.00 1.000	1.0 3 0 0 0 2 0 0 0 0 0 0 0 8 8 0.00 0.000															
Al Leiter, L (1, 1) ERA: 6.27																					
Mike Timlin, R (4, 1) ERA: 5.34																					
Mark Eichhorn, R (5, 1) ERA: 3.33																					
Tony Castillo, L (7, 1) ERA: 2.82																					
Duane Ward, R (8, 1) ERA: 2.97																					

Toronto Blue Jays @ Detroit Tigers
Tiger Stadium, Detroit, MI
Sat Jun 12 1993, 7:05 PM EDT
Att: 47,086 - Unknown - 77 F

AB 37
R 12
H 15
RBI 12
BB 6
SO 6
LOB 19



Batter	1	2	3	4	5	6	7	8	9	AB	R	H	RBI	BB	SO	LOB	TOP				
Devon White, S (1, 8) OBP: 0.378, SLG: 0.507	K		G6-3			L8		K		6	1	1	0	0	2	5	<p>Toronto Blue Jays @ Detroit Tigers Tiger Stadium, Detroit, MI Sun Jun 13 1993, 3:33 AM EDT Att: 44,032 - Sunny - 78 F</p>				
Roberto Alomar, S (1, 4) OBP: 0.388, SLG: 0.454	L7		BB BB	F8	G5-3	L7		P4		5	1	0	0	1	0	3					
Paul Molitor, R (1, 10) OBP: 0.413, SLG: 0.474	BB		BB	E6	BB	BB		FC6	BB	3	4	2	0	3	0	1					
Joe Carter, R (1, 9) OBP: 0.323, SLG: 0.561	BB		BB	1B	HR	2B		P4		4	2	1	3	2	1	5					
John Olerud, L (1, 3) OBP: 0.504, SLG: 0.702	F7		BB	HR	IBB	BB		FC6	BB	3	2	1	2	3	0	2					
Tony Fernandez, S (1, 6) OBP: 0.332, SLG: 0.344		P5	SF9	HR			G5-3		FC6	1B	6	2	3	5	0	2					
Ed Sprague, R (1, 5) OBP: 0.312, SLG: 0.439	L8		SF9	2B	HR	2B		2B	1B	5	0	3	1	1	0	2					
Pat Borders, R (1, 2) OBP: 0.267, SLG: 0.381	F9		SF9	2B			F7		2B	5	0	3	1	0	0	1					
Rob Butler, L (1, 7) OBP: 0.300, SLG: 0.222			BB	BB				K	G6-3	5	1	1	0	0	2	6					
Inning Stats	R: 0 E: 0 K: 1 S: 8	H: 1 LOB: 2 BB: 1 P: 14	R: 0 E: 0 K: 0 S: 5	H: 0 LOB: 0 BB: 0 P: 8	R: 5 E: 0 K: 0 S: 21	H: 3 LOB: 2 BB: 4 P: 42	R: 5 E: 1 K: 1 S: 23	H: 5 LOB: 2 BB: 1 P: 39	R: 1 E: 0 K: 0 S: 9	H: 1 LOB: 2 BB: 1 P: 19	R: 0 E: 0 K: 2 S: 10	H: 1 LOB: 1 BB: 0 P: 19	R: 0 E: 0 K: 2 S: 10	H: 0 LOB: 0 BB: 0 P: 13	R: 2 E: 1 K: 0 S: 11	H: 3 LOB: 2 BB: 1 P: 24	1B: 8 2B: 6 3B: 0 HR: 1	SF: 1 SAC: 0 DP: 0 HBP: 1	WP: 0 PB: 0 SB: 0 CS: 1	PA: 54	
PITCHER	IP	WLS	BF	H	R	ER	SO	BB	IBB	HBP	BLK	WP	HR	S	P	ERA	WHIP				
Mark Leiter, R (1, 1) ERA: 3.64	2.1	L	14	3	5	5	1	4	0	0	0	0	0	28	51	19.29	3.000				
Bill Krueger, L (3, 1) ERA: 3.05	1.0		7	2	2	2	0	0	1	0	0	0	0	13	26	18.00	2.000				
Dave Haas, R (4, 1) ERA: 6.11	0.0		5	4	3	1	0	0	1	0	0	0	1	8	15	∞	∞				
Tom Bolton, L (4, 1) ERA: 6.18	5.2		28	6	3	3	4	4	0	1	0	0	0	60	106	4.76	1.765				

Batter	1	2	3	4	5	6	7	8	9	AB	R	H	RBI	BB	SO	LOB	BOTTOM				
Tony Phillips, S (1, 7) OBP: 0.444, SLG: 0.414	G6-3						F8		K	4	1	2	4	0	0	0	<p>Toronto Blue Jays @ Detroit Tigers Tiger Stadium, Detroit, MI Sun Jun 13 1993, 3:33 AM EDT Att: 44,032 - Sunny - 78 F</p>				
Gary Thurman, R (8, 7) OBP: 0.327, SLG: 0.279		HR		2B						1	0	0	0	0	1	0					
Lou Whitaker, L (1, 4) OBP: 0.416, SLG: 0.494	BB	L7		F9			B5-3			3	0	0	0	1	0	1					
Travis Fryman, R (1, 6) OBP: 0.338, SLG: 0.409	BB	P2			F9		K			3	0	0	0	1	1	0					
Cecil Fielder, R (1, 3) OBP: 0.373, SLG: 0.462	L7			G5-3				FC6-4	1B	3	0	1	0	0	0	2					
Skeeter Barnes, R (7, 3) OBP: 0.322, SLG: 0.404										1	0	1	0	0	0	0					
Kirk Gibson, L (1, 10) OBP: 0.387, SLG: 0.476	BB		P4		F7			K		3	0	0	0	1	1	2					
Mickey Tettleton, S (1, 9) OBP: 0.359, SLG: 0.513	G4-3		K		F9			K		4	0	0	0	0	2	5					
Alan Trammell, R (1, 5) OBP: 0.383, SLG: 0.429		2B	HR	BB	G4-3	2B	G6-3	FC6-4	1B	3	2	1	0	1	0	1					
Chad Kreuter, S (1, 2) OBP: 0.406, SLG: 0.563		HR		2B	G4-3		K		K	4	1	1	0	0	2	1					
Mitt Cuyler, S (1, 8) OBP: 0.287, SLG: 0.351		P6			F9		L8		K	4	0	0	0	0	1	3					
Inning Stats	R: 0 E: 0 K: 0 S: 11	H: 0 LOB: 3 BB: 3 P: 27	R: 3 E: 0 K: 0 S: 13	H: 2 LOB: 0 BB: 1 P: 23	R: 0 E: 0 K: 1 S: 8	H: 0 LOB: 0 BB: 0 P: 11	R: 1 E: 0 K: 0 S: 13	H: 2 LOB: 1 BB: 0 P: 21	R: 0 E: 0 K: 1 S: 17	H: 1 LOB: 1 BB: 0 P: 25	R: 0 E: 0 K: 1 S: 9	H: 0 LOB: 0 BB: 0 P: 15	R: 0 E: 0 K: 2 S: 9	H: 1 LOB: 1 BB: 0 P: 15	R: 0 E: 0 K: 3 S: 9	H: 0 LOB: 0 BB: 0 P: 14	1B: 2 2B: 3 3B: 0 HR: 1	SF: 0 SAC: 0 DP: 0 HBP: 0	WP: 0 PB: 0 SB: 0 CS: 0	PA: 37	
PITCHER	IP	WLS	BF	H	R	ER	SO	BB	IBB	HBP	BLK	WP	HR	S	P	ERA	WHIP				
Pat Hentgen, R (1, 1) ERA: 3.36	5.0	W	24	5	4	4	1	4	0	0	0	0	0	62	107	7.20	1.800				
Todd Stottlemyre, R (6, 1) ERA: 4.31	3.0		10	1	0	0	4	0	0	0	0	0	0	27	44	0.00	0.333				
Danny Cox, R (9, 1) ERA: 1.86	1.0		3	0	0	0	3	0	0	0	0	0	0	9	14	0.00	0.000				

AB	42
R	13
H	15
RBI	12
BB	10
SO	5
LOB	27



AB	33
R	4
H	6
RBI	4
BB	4
SO	8
LOB	15



Batter	1	2	3	4	5	6	7	8	9	AB	R	H	RBI	BB	SO	LOB	TOP								
Kenny Lofton, L OBP: 0.412, SLG: 0.404 (1, 8)	G1-3		1B			G3-1			F9	5	0	2	0	0	0	1	Cleveland Indians @ Detroit Tigers Tiger Stadium, Detroit, MI Mon Jun 14 1993, 7:05 PM EDT Att: 21,281 - Unknown - 77 F livebaseballscorecards.com								
Alvaro Espinoza, R OBP: 0.294, SLG: 0.478 (1, 6)	F9		K			FC6-4		L4	L9	5	0	0	0	0	1	2									
Carlos Baerga, S OBP: 0.326, SLG: 0.506 (1, 4)	E8		CS			F8		P4	G6-3	5	0	1	0	0	0	1									
Albert Belle, R OBP: 0.375, SLG: 0.602 (1, 7)			K			FC5-4				2	0	0	0	1	1	3									
Carlos Martinez, R OBP: 0.307, SLG: 0.370 (1, 5)	L8				E5			F7	L8	4	0	0	0	0	0	3									
Glenallen Hill, R OBP: 0.276, SLG: 0.450 (8, PH)			HR		P3			1B	K	3	2	2	1	0	0	1									
Wayne Kirby, L OBP: 0.345, SLG: 0.400 (8, 9)						2B				1	0	0	0	0	1	0									
Reggie Jefferson, S OBP: 0.323, SLG: 0.401 (1, 10)			G4-6-3		K					4	0	2	0	0	2	2									
Paul Sorrento, L OBP: 0.341, SLG: 0.503 (1, 3)			G4-6-3						1B	4	1	2	0	0	1	2									
Junior Ortiz, R OBP: 0.228, SLG: 0.276 (1, 2)			P3		K				G6-3	4	0	1	2	0	1	3									
Inning Stats	R: 0 E: 1 K: 0 S: 7	H: 0 LOB: 2 BB: 1 P: 17	R: 1 E: 0 K: 0 S: 8	H: 2 LOB: 0 BB: 0 P: 13	R: 0 E: 0 K: 2 S: 9	H: 2 LOB: 2 BB: 0 P: 16	R: 0 E: 1 K: 2 S: 16	H: 1 LOB: 2 BB: 0 P: 22	R: 0 E: 0 K: 1 S: 8	H: 1 LOB: 1 BB: 0 P: 15	R: 2 E: 0 K: 1 S: 20	H: 3 LOB: 1 BB: 0 P: 27	R: 0 E: 0 K: 0 S: 10	H: 0 LOB: 1 BB: 0 P: 18	R: 0 E: 0 K: 2 S: 9	H: 1 LOB: 1 BB: 0 P: 14	R: 0 E: 0 K: 0 S: 4	H: 0 LOB: 0 BB: 0 P: 5	1B: 7 2B: 3 3B: 0 HR: 1	SF: 0 SAC: 0 DP: 2 HBP: 1	WP: 0 PB: 0 SB: 0 CS: 1	PA: 39			
PITCHER	IP	WLS	BF	H	R	ER	SO	BB	IBB	HBP	BLK	WP	HR	S	P	ERA	WHIP								
David Wells, L ERA: 2.59 (1, 1)	6.0	W	28	9	3	3	5	0	1	0	0	0	1	68	110	4.50	1.500								
Kurt Knudsen, R ERA: 0.93 (7, 1)	1.1		6	1	0	0	1	0	0	1	0	0	0	14	22	0.00	0.750								
Bob MacDonald, L ERA: 2.6 (8, 1)	1.2		5	0	0	0	1	0	0	0	0	0	0	9	15	0.00	0.000								

Batter	1	2	3	4	5	6	7	8	9	AB	R	H	RBI	BB	SO	LOB	BOTTOM								
Tony Phillips, S OBP: 0.444, SLG: 0.416 (1, 4)	G6-3	G3-1				F9				4	1	2	0	0	0	1	Cleveland Indians @ Detroit Tigers Tiger Stadium, Detroit, MI Mon Jun 14 1993, 7:05 PM EDT Att: 21,281 - Unknown - 77 F livebaseballscorecards.com								
Dan Gladden, R OBP: 0.310, SLG: 0.453 (1, 7)	G6-3		HR			BB		K		4	2	2	0	0	1	3									
Travis Fryman, R OBP: 0.341, SLG: 0.423 (1, 6)	G5-3		HR			FC4-6		G5-3		4	1	2	2	0	0	1									
Cecil Fielder, R OBP: 0.378, SLG: 0.478 (1, 3)			HR			1B		G5-3		3	1	2	2	1	0	0									
Lou Whitaker, L OBP: 0.419, SLG: 0.494 (9, 4)			HR			FC4-6		G5-3		0	0	0	0	0	0	0									
Kirk Gibson, L OBP: 0.384, SLG: 0.488 (1, 10)	F9		F8			FC4-6		HR		4	1	1	2	0	0	3									
Mickey Tettleton, S OBP: 0.353, SLG: 0.503 (9, 3)		K	L8			K		P3		4	0	0	0	0	2	2									
Chad Kreuter, S OBP: 0.403, SLG: 0.556 (1, 2)		1B	G4-3			K		F7		4	1	1	0	0	1	2									
Scott Livingstone, L OBP: 0.340, SLG: 0.338 (1, 5)		FC6-4				K		K		4	0	2	0	0	2	0									
Mitt Cuyler, S OBP: 0.283, SLG: 0.345 (1, 8)		FC6-4				F7		K		3	0	0	1	0	1	1									
Inning Stats	R: 1 E: 0 K: 0 S: 5	H: 2 LOB: 1 BB: 0 P: 12	R: 1 E: 0 K: 1 S: 12	H: 2 LOB: 0 BB: 0 P: 18	R: 3 E: 0 K: 0 S: 17	H: 3 LOB: 0 BB: 0 P: 28	R: 0 E: 0 K: 1 S: 8	H: 0 LOB: 0 BB: 0 P: 12	R: 1 E: 0 K: 2 S: 13	H: 2 LOB: 2 BB: 1 P: 20	R: 0 E: 0 K: 1 S: 9	H: 2 LOB: 1 BB: 0 P: 13	R: 1 E: 0 K: 0 S: 9	H: 1 LOB: 0 BB: 0 P: 16	R: 0 E: 0 K: 2 S: 7	H: 0 LOB: 0 BB: 0 P: 8	1B: 8 2B: 1 3B: 0 HR: 3	SF: 0 SAC: 1 DP: 0 HBP: 0	WP: 0 PB: 0 SB: 1 CS: 2	PA: 36					
PITCHER	IP	WLS	BF	H	R	ER	SO	BB	IBB	HBP	BLK	WP	HR	S	P	ERA	WHIP								
Mike Bielecki, R ERA: 5.9 (5, 1)	1.1		6	2	0	0	2	0	0	0	0	0	0	13	18	0.00	1.500								
Jeremy Hernandez, R ERA: 3.91 (6, 1)	1.2		5	1	1	1	1	0	0	0	0	0	1	12	20	5.40	0.600								
Derek Lilliquist, L ERA: 1.57 (8, 1)	1.0		3	0	0	0	2	0	0	0	0	0	0	7	8	0.00	0.000								

Batter	1	2	3	4	5	6	7	8	9	AB	R	H	RBI	BB	SO	LOB	TOP										
Wayne Kirby, L (1, 8) OBP: 0.347, SLG: 0.409										5	1	2	0	0	1	1	Cleveland Indians @ Detroit Tigers Tiger Stadium, Detroit, MI Tue Jun 15 1993, 7:05 PM EDT Att: 18,183 - Unknown - 73 F										
Alvaro Espinoza, R (1, 6) OBP: 0.315, SLG: 0.486										5	0	3	2	0	1	1											
Carlos Baerga, S (1, 4) OBP: 0.320, SLG: 0.496										5	0	0	0	0	1	4											
Albert Belle, R (1, 7) OBP: 0.374, SLG: 0.596										4	0	1	0	0	0	2											
Carlos Martinez, R (1, 5) OBP: 0.300, SLG: 0.363 (8, 3)										4	0	0	0	0	1	2											
Glenallen Hill, R (1, 9) OBP: 0.278, SLG: 0.441 (8, PH) Jeff Treadway, L (8, 5) OBP: 0.380, SLG: 0.390 (8, 5)										2	0	0	0	1	1	0											
Reggie Jefferson, S (1, 10) OBP: 0.327, SLG: 0.416										3	1	1	1	0	0	0											
Paul Sorrento, L (1, 3) OBP: 0.344, SLG: 0.503 (8, 9)										4	1	2	0	0	0	2											
Junior Ortiz, R (1, 2) OBP: 0.231, SLG: 0.287 Jesse Levis, L (9, PH) OBP: 0.080, SLG: 0.125										3	1	1	1	0	0	1											
										1	0	0	0	0	0	0											
Inning Stats	R: 0 E: 0 K: 2 S: 10	H: 0 LOB: 0 BB: 0 P: 13	R: 0 E: 0 K: 0 S: 10	H: 0 LOB: 2 BB: 1 P: 22	R: 1 E: 0 K: 0 S: 13	H: 3 LOB: 2 BB: 0 P: 18	R: 0 E: 0 K: 1 S: 9	H: 1 LOB: 1 BB: 0 P: 15	R: 0 E: 0 K: 0 S: 12	H: 0 LOB: 0 BB: 0 P: 5	R: 2 E: 0 K: 0 S: 16	H: 3 LOB: 1 BB: 0 P: 26	R: 1 E: 0 K: 1 S: 13	H: 1 LOB: 0 BB: 0 P: 17	R: 0 E: 0 K: 1 S: 8	H: 1 LOB: 1 BB: 0 P: 8	1B: 7 2B: 2 3B: 0 HR: 1	SF: 0 SAC: 0 DP: 0 HBP: 1	WP: 2 PB: 0 SB: 1 CS: 0	PA: 39							
PITCHER	IP	WLS	BF	H	R	ER	SO	BB	IBB	HBP	BLK	WP	HR	S	P	ERA	WHIP										
Buddy Groom, L (1, 1) ERA: 4.35	3.0		14	3	1	1	2	1	0	1	0	1	0	33	53	3.00	1.333										
Bill Krueger, L (4, 1) ERA: 3.2	3.2	W	16	5	2	2	1	0	0	0	0	0	0	35	58	4.91	1.364										
Mike Henneman, R (7, 1) ERA: 2.01	2.1		9	2	1	1	2	0	0	0	0	1	1	27	34	3.86	0.857										

Batter	1	2	3	4	5	6	7	8	9	AB	R	H	RBI	BB	SO	LOB	BOTTOM										
Tony Phillips, S (1, 9) OBP: 0.447, SLG: 0.421										4	1	2	0	1	0	1	Cleveland Indians @ Detroit Tigers Tiger Stadium, Detroit, MI Tue Jun 15 1993, 7:05 PM EDT Att: 18,183 - Unknown - 73 F										
Lou Whitaker, L (1, 4) OBP: 0.423, SLG: 0.520										5	3	3	2	0	1	3											
Travis Fryman, R (1, 6) OBP: 0.343, SLG: 0.426										3	2	1	1	1	0	1											
Cecil Fielder, R (1, 3) OBP: 0.384, SLG: 0.507										3	2	2	3	1	1	3											
Kirk Gibson, L (1, 10) OBP: 0.382, SLG: 0.483										4	0	1	2	0	1	2											
Mickey Tettleton, S (1, 2) OBP: 0.347, SLG: 0.493										4	0	0	0	0	0	2											
Scott Livingstone, L (1, 5) OBP: 0.337, SLG: 0.336										4	0	1	0	0	0	1											
Dan Gladden, R (1, 7) OBP: 0.290, SLG: 0.421										4	0	0	0	0	0	1											
Mitt Cuyler, S (1, 8) OBP: 0.282, SLG: 0.348										4	2	1	0	0	1	0											
Inning Stats	R: 2 E: 0 K: 0 S: 17	H: 2 LOB: 0 BB: 0 P: 22	R: 0 E: 0 K: 0 S: 7	H: 1 LOB: 0 BB: 0 P: 12	R: 3 E: 0 K: 1 S: 13	H: 3 LOB: 0 BB: 0 P: 18	R: 0 E: 0 K: 0 S: 4	H: 0 LOB: 0 BB: 0 P: 8	R: 2 E: 1 K: 0 S: 12	H: 2 LOB: 2 BB: 2 P: 24	R: 0 E: 0 K: 1 S: 5	H: 0 LOB: 0 BB: 0 P: 7	R: 3 E: 1 K: 1 S: 13	H: 2 LOB: 1 BB: 1 P: 23	R: 0 E: 0 K: 1 S: 8	H: 1 LOB: 1 BB: 0 P: 12	1B: 4 2B: 4 3B: 0 HR: 3	SF: 0 SAC: 0 DP: 1 HBP: 0	WP: 0 PB: 0 SB: 0 CS: 0	PA: 38							
PITCHER	IP	WLS	BF	H	R	ER	SO	BB	IBB	HBP	BLK	WP	HR	S	P	ERA	WHIP										
Paul Abbott, R (1, 1) ERA: 9.64	4.2	L	22	7	7	5	1	1	1	0	0	0	0	80	80	9.64	1.714										
Cliff Young, L (5, 1) ERA: 4.23	1.1		7	3	2	1	1	0	0	0	0	0	0	11	15	6.75	2.250										
Heathcliff Slocumb, R (7, 1) ERA: 1.64	1.0		5	0	1	0	1	1	0	0	0	0	0	10	19	0.00	1.000										
Eric Plunk, R (8, 1) ERA: 3.21	1.0		4	1	0	0	1	0	0	0	0	0	0	8	12	0.00	1.000										

Batter	1	2	3	4	5	6	7	8	9	AB	R	H	RBI	BB	SO	LOB	TOP				
Kenny Lofton, L OBP: 0.411, SLG: 0.408	1-1 2B	0-0 L7	2-1 1B		3-1 P5			0-3 K		5	1	2	1	0	1	2					
Wayne Kirby, L OBP: 0.345, SLG: 0.408	0-1 P5		1B		0-0 G3-1			2-3 K		5	1	2	2	0	1	2					
Carlos Baerga, S OBP: 0.321, SLG: 0.498	1-1 2B		1B			1-2 G5-3		0-0 F8		5	1	2	1	0	1	2					
Albert Belle, R OBP: 0.374, SLG: 0.592	4-1 BB		1B		1-2 F9			1-1 BB		3	1	1	1	1	1	0					
Paul Sorrento, L OBP: 0.350, SLG: 0.516	2-0 F8		HR		4-2 BB			4-2 BB		3	1	1	2	2	1	2					
Reggie Jefferson, S OBP: 0.324, SLG: 0.411	0-0 L7		1B		1-0 G6-3			0-0 G6-4-3		5	1	1	0	0	1	5					
Jeff Treadway, L OBP: 0.375, SLG: 0.394		2-1 2B	1B		1-2 G3			1-2 E6		4	0	1	0	0	0	2					
Alvaro Espinoza, R OBP: 0.324, SLG: 0.493			L7					1-2 1B		1	0	1	1	0	0	0					
Felix Fermin, R OBP: 0.322, SLG: 0.308		0-2 G6-3	1B		0-0 FC6-4			0-2 G3-1		5	1	3	0	0	0	2					
Jesse Levis, L OBP: 0.103, SLG: 0.111		0-2 G4-3	1B		1-2 1B			1-1 G4-3		3	1	0	0	1	0	3					
Inning Stats	R: 1 E: 0 K: 0 S: 9	H: 2 LOB: 2 BB: 1 P: 17	R: 0 E: 0 K: 0 S: 9	H: 1 LOB: 1 BB: 0 P: 11	R: 6 E: 0 K: 1 S: 19	H: 7 LOB: 2 BB: 1 P: 37	R: 0 E: 0 K: 0 S: 9	H: 0 LOB: 1 BB: 1 P: 16	R: 0 E: 0 K: 2 S: 11	H: 0 LOB: 0 BB: 0 P: 18	R: 0 E: 0 K: 1 S: 10	H: 1 LOB: 1 BB: 0 P: 13	R: 0 E: 0 K: 2 S: 7	H: 0 LOB: 0 BB: 0 P: 9	R: 1 E: 1 K: 0 S: 11	H: 2 LOB: 1 BB: 1 P: 18	1B: 10 2B: 3 3B: 0 HR: 1	SF: 1 SAC: 0 DP: 1 HBP: 0	WP: 0 PB: 0 SB: 0 CS: 0	PA: 44	
PITCHER	IP	WLS	BF	H	R	ER	SO	BB	IBB	HBP	BLK	WP	HR	S	P	ERA	WHIP				
Bill Gullickson, R ERA: 4.44	2.1	L	15	7	5	5	0	1	0	0	0	0	1	28	43	19.29	3.429				
Tom Bolton, L ERA: 5.97	5.2		24	5	2	2	6	2	0	0	0	0	0	53	89	3.18	1.235				
Bob MacDonald, L ERA: 2.83	1.0		5	2	1	1	0	1	0	0	0	0	0	11	18	9.00	3.000				

Cleveland Indians @ Detroit Tigers
Tiger Stadium, Detroit, MI
Wed Jun 16 1993, 7:05 PM EDT
Att: 17,956 - Unknown - 73 F

AB 39
R 8
H 14
RBI 8
BB 4
SO 6
LOB 20



Batter	1	2	3	4	5	6	7	8	9	AB	R	H	RBI	BB	SO	LOB	BOTTOM					
Tony Phillips, S OBP: 0.448, SLG: 0.424	3-2 2B		F7		3-1 P2			4-2 BB		3	1	1	0	1	0	0						
Lou Whitaker, L OBP: 0.425, SLG: 0.537	1-2 L9		1B		0-0 HR			1-3 K		4	1	2	1	0	1	3						
Travis Fryman, R OBP: 0.342, SLG: 0.421	4-1 BB		P6		3-2 F9			1-3 K		3	0	0	0	1	1	3						
Cecil Fielder, R OBP: 0.385, SLG: 0.502	4-1 BB		BB		3-2 G5-3			3-2 L8		2	0	0	0	2	0	0						
Kirk Gibson, L OBP: 0.374, SLG: 0.472	2-2 G4-3-6-2		F8		1-2 P6			2-2 G4-3		4	0	0	1	0	0	4						
Mickey Tettleton, S OBP: 0.346, SLG: 0.488			G3		1-1 FC6-4			0-3 K		4	0	1	0	0	2	0						
Alan Trammell, R OBP: 0.380, SLG: 0.431			2B		1-0 F8			1-1 F9		4	0	1	0	0	0	1						
Chad Kreuter, S OBP: 0.400, SLG: 0.549			P6		3-2 F9			0-1 BB		4	0	1	0	0	0	2						
Scott Livingstone, L OBP: 0.329, SLG: 0.327			G4-3		1-1 FC6-4			2-1 F7		4	0	0	0	0	0	3						
Inning Stats	R: 1 E: 0 K: 0 S: 16	H: 1 LOB: 1 BB: 2 P: 30	R: 0 E: 0 K: 0 S: 8	H: 1 LOB: 0 BB: 0 P: 14	R: 0 E: 0 K: 0 S: 13	H: 1 LOB: 2 BB: 1 P: 25	R: 0 E: 0 K: 0 S: 8	H: 1 LOB: 0 BB: 0 P: 14	R: 1 E: 0 K: 1 S: 11	H: 1 LOB: 0 BB: 0 P: 20	R: 0 E: 0 K: 1 S: 9	H: 0 LOB: 0 BB: 0 P: 11	R: 0 E: 0 K: 2 S: 12	H: 1 LOB: 2 BB: 1 P: 20	R: 0 E: 0 K: 1 S: 10	H: 0 LOB: 0 BB: 0 P: 17	R: 0 E: 0 K: 0 S: 9	H: 0 LOB: 0 BB: 0 P: 13	1B: 3 2B: 3 3B: 0 HR: 1	SF: 0 SAC: 0 DP: 1 HBP: 0	WP: 0 PB: 0 SB: 0 CS: 0	PA: 36
PITCHER	IP	WLS	BF	H	R	ER	SO	BB	IBB	HBP	BLK	WP	HR	S	P	ERA	WHIP					
Tom Kramer, R ERA: 4.24	6.0	W	25	5	2	2	1	3	0	0	0	0	0	65	114	3.00	1.333					
Jeremy Hernandez, R ERA: 3.67	3.0	S	11	1	0	0	3	1	0	0	0	0	0	31	50	0.00	0.667					

Cleveland Indians @ Detroit Tigers
Tiger Stadium, Detroit, MI
Wed Jun 16 1993, 7:05 PM EDT
Att: 17,956 - Unknown - 73 F

AB 32
R 2
H 6
RBI 2
BB 4
SO 4
LOB 16



Batter	1	2	3	4	5	6	7	8	9	AB	R	H	RBI	BB	SO	LOB	TOP					
Juan Bell, R OBP: 0.336, SLG: 0.379 (1, 6)	1-1 P6	1-1 G1-3		1-0 P6		0-0 SF8		3-3 K		4	0	0	1	0	1	3						
Darryl Hamilton, L OBP: 0.382, SLG: 0.368 (1, 9)	2-2 1B	3-2 G6-3			0-0	2-3 3-H G3			2-2 G4-3	5	1	2	0	0	0	2						
Greg Vaughn, R OBP: 0.391, SLG: 0.568 (1, 7)	2-0 P3		1-1 G5-3		1-3		1-0 P4		0-0 F8	5	0	0	0	0	1	2						
Kevin Reimer, L OBP: 0.310, SLG: 0.439 (1, 10)	3-1 1B		0-0		4-0		1-2 L7		0-3 K	4	1	2	1	1	1	0						
Robin Yount, R OBP: 0.354, SLG: 0.380 (1, 8)	1-1 1B		1-3 HR		1-1		2-3 K			4	0	1	1	0	2	2						
B.J. Surhoff, L OBP: 0.276, SLG: 0.278 (1, 5)	3-3 K2-3		2-1 G4-3		1-0		F8		1-1	4	1	1	0	0	1	4						
John Jaha, R OBP: 0.325, SLG: 0.360 (1, 3)		0-0 G4-3		0-0		2-3 K		1-3 K		4	1	2	1	0	2	1	AB 37					
Bill Spiers, L OBP: 0.308, SLG: 0.291 (1, 4)		4-1 G4-3		0-3 K		2-2		2-2 L8		3	1	1	0	1	1	1	R 6					
Tom Lampkin, L OBP: 0.286, SLG: 0.273 (1, 2)		2-1 G4-3		0-1 G6-3		1-2 SF8		1-0		4	1	2	1	0	0	2	H 11					
		1-2 2-3				1-3 PB		1-H									RBI 5					
																	BB 2					
																	SO 9					
																	LOB 17					
Inning Stats	R: 1 E: 0 K: 1 S: 16	H: 3 LOB: 2 BB: 0 P: 27	R: 0 E: 0 K: 0 S: 10	H: 1 LOB: 2 BB: 1 P: 20	R: 1 E: 0 K: 1 S: 9	H: 1 LOB: 0 BB: 0 P: 13	R: 1 E: 0 K: 1 S: 7	H: 1 LOB: 2 BB: 1 P: 8	R: 0 E: 0 K: 1 S: 8	H: 1 LOB: 2 BB: 1 P: 15	R: 2 E: 0 K: 1 S: 13	H: 2 LOB: 0 BB: 0 P: 21	R: 0 E: 0 K: 1 S: 8	H: 0 LOB: 0 BB: 0 P: 12	R: 1 E: 0 K: 2 S: 12	H: 2 LOB: 1 BB: 0 P: 20	R: 0 E: 0 K: 1 S: 7	H: 0 LOB: 0 BB: 0 P: 9	1B: 6 2B: 3 3B: 0 HR: 2	SF: 1 SAC: 0 DP: 0 HBP: 0	WP: 0 PB: 1 SB: 1 CS: 0	PA: 40
PITCHER	IP WLS BF H R ER SO BB IBB HBP BLK WP HR S P ERA WHIP																					
Mark Leiter, R ERA: 3.84 (1, 1)	5.2 L 28 9 5 4 5 1 1 0 0 0 2 61 99 6.35 1.765																					
Bill Krueger, L ERA: 3.17 (6, 1)	3.1 12 2 1 1 4 0 0 0 0 0 0 29 46 2.70 0.600																					

Milwaukee Brewers @ Detroit Tigers
Tiger Stadium, Detroit, MI
Fri Jun 18 1993, 7:05 PM EDT
Att: 29,490 - Unknown - 83 F



Batter	1	2	3	4	5	6	7	8	9	AB	R	H	RBI	BB	SO	LOB	BOTTOM					
Tony Phillips, S OBP: 0.446, SLG: 0.419 (1, 7)	1-1 G4-3	0-0 P5		4-2 BB		1-2 F7			1-3 K	4	0	0	0	1	1	3						
Lou Whitaker, L OBP: 0.418, SLG: 0.533 (1, 4)	1-0 G3		2-1 G3	2-1 F7			3-2 P2		3-2 L8	5	0	1	0	0	0	2						
Travis Fryman, R OBP: 0.345, SLG: 0.449 (1, 6)	3-2 G3		0-1 F8		0-0	FC6-4	2-0 F8		2-2 G6-3	5	0	1	0	0	0	2						
Cecil Fielder, R OBP: 0.392, SLG: 0.526 (1, 10)	2-2 G6-3		2-1		0-1	F8	1-2 F8		HR	4	2	2	2	0	0	2						
Mickey Tettleton, S OBP: 0.346, SLG: 0.498 (1, 3)		1-0	0-1		1-0	FC6-4	3-1 G5-3			4	1	2	1	0	0	1						
Chad Kreuter, S OBP: 0.397, SLG: 0.539 (1, 2)		0-0 G3-1	4-2		2-1	E4		1-1	F7	3	0	0	0	1	0	1						
Rob Deer, R OBP: 0.299, SLG: 0.421 (1, 9)		2-3 K	0-3		0-3	K		2-2	G6-3	4	0	0	0	0	3	4	AB 36					
Scott Livingstone, L OBP: 0.329, SLG: 0.327 (1, 5)		2-1		1-1		G3-1		0-1	F9	3	0	1	0	0	0	0	R 3					
Skeeter Barnes, R OBP: 0.313, SLG: 0.386 (8, PH) (9, 5)										1	0	0	0	0	0	0	H 8					
Dan Gladden, R OBP: 0.310, SLG: 0.523 (1, 8)		4-0		1-2		G1-3		2-3	K	3	0	1	0	1	1	0	RBI 3					
		1-2															BB 3					
																	SO 5					
																	LOB 15					
Inning Stats	R: 0 E: 0 K: 0 S: 9	H: 1 LOB: 1 BB: 0 P: 16	R: 1 E: 0 K: 1 S: 8	H: 2 LOB: 2 BB: 1 P: 17	R: 1 E: 0 K: 1 S: 13	H: 2 LOB: 1 BB: 1 P: 21	R: 0 E: 0 K: 0 S: 10	H: 0 LOB: 1 BB: 1 P: 18	R: 0 E: 0 K: 1 S: 10	H: 1 LOB: 2 BB: 0 P: 13	R: 0 E: 0 K: 1 S: 11	H: 0 LOB: 0 BB: 0 P: 14	R: 1 E: 0 K: 0 S: 9	H: 1 LOB: 0 BB: 0 P: 18	R: 0 E: 0 K: 0 S: 7	H: 0 LOB: 0 BB: 0 P: 10	R: 0 E: 0 K: 1 S: 11	H: 1 LOB: 1 BB: 0 P: 18	1B: 3 2B: 2 3B: 0 HR: 3	SF: 0 SAC: 0 DP: 0 HBP: 0	WP: 0 PB: 0 SB: 0 CS: 0	PA: 39
PITCHER	IP WLS BF H R ER SO BB IBB HBP BLK WP HR S P ERA WHIP																					
21 Cal Eldred, R ERA: 3.62 (1, 1)	6.2 W 31 7 3 3 4 3 0 0 0 0 0 3 68 4.05 1.500																					
Graeme Lloyd, L ERA: 1.95 (7, 1)	1.1 4 0 0 0 0 0 0 0 0 0 0 9 15 0.00 0.000																					
Doug Henry, R ERA: 4.39 (9, 1)	1.0 S 4 1 0 0 1 0 0 0 0 0 0 0 11 18 0.00 1.000																					

Milwaukee Brewers @ Detroit Tigers
Tiger Stadium, Detroit, MI
Fri Jun 18 1993, 7:05 PM EDT
Att: 29,490 - Unknown - 83 F



Batter	1	2	3	4	5	6	7	8	9	AB	R	H	RBI	BB	SO	LOB	TOP										
Juan Bell, R OBP: 0.347, SLG: 0.417 (1, 6)	0-0 CS 1B	1-0 1-2 2-H 1B		2-3 1-2			2-2 F7		3-2 HR	5	1	3	2	0	1	1											
Darryl Hamilton, L OBP: 0.363, SLG: 0.369 (1, 7)	1-1 SAFE 2B	1-2 G3			1-1 G6-3		2-1 1B		1-3 K	5	1	2	0	0	1	2											
Robin Yount, R OBP: 0.356, SLG: 0.408 (1, 8)	1-2 1-H 2B		0-1 P3		1-3 K			2-2 HR	1-3 K	5	1	2	2	0	2	0											
Tom Brunansky, R OBP: 0.275, SLG: 0.313 (1, 9)	1-3 K2-3		0-0 E4 FC6-4		2-1 HR			3-1 HR		4	2	2	1	0	1	1											
Kevin Reimer, L OBP: 0.309, SLG: 0.449 (1, 10)	0-0 G4-3		2-0 L8		2-0 G3			1-2 HR	1-2 HR	4	1	1	2	0	0	2											
Dickie Thon, R OBP: 0.333, SLG: 0.358 (1, 4) (7, 5)		4-2 WP 1B BB	0-2 FC6-4		0-1 L8			1-1 G6-3		3	1	0	0	1	0	1											
B.J. Surhoff, L OBP: 0.272, SLG: 0.274 (1, 5) William Suero, R OBP: 0.250, SLG: 0.182 (7, 4)		1-2 F9		0-2 G3-1		0-1 P6		2-3 K		3	0	0	0	0	0	1											
John Jaha, R OBP: 0.319, SLG: 0.353 (1, 3)		2-2 F9		3-1 G6-3		2-0 L8		2-1 F8		4	0	0	0	0	0	1											
Joe Krnak, R OBP: 0.304, SLG: 0.263 (1, 2) Bill Spiers, L OBP: 0.307, SLG: 0.289 (9, PH)		4-2 S 1B BB		1-2 S 1B		0-2 G6-3		2-2 F8		2	0	1	0	1	0	0											
Inning Stats	R: 1 E: 0 K: 1 S: 12	H: 3 LOB: 1 BB: 0 P: 15	R: 1 E: 0 K: 0 S: 16	H: 1 LOB: 2 BB: 2 P: 29	R: 0 E: 1 K: 0 S: 9	H: 0 LOB: 1 BB: 0 P: 11	R: 0 E: 0 K: 1 S: 11	H: 1 LOB: 0 BB: 0 P: 17	R: 1 E: 0 K: 0 S: 8	H: 1 LOB: 0 BB: 0 P: 14	R: 0 E: 0 K: 0 S: 5	H: 0 LOB: 0 BB: 0 P: 7	R: 0 E: 0 K: 0 S: 8	H: 1 LOB: 1 BB: 0 P: 12	R: 3 E: 0 K: 1 S: 15	H: 3 LOB: 0 BB: 0 P: 26	R: 1 E: 0 K: 2 S: 19	H: 1 LOB: 0 BB: 0 P: 26	1B: 6 2B: 1 3B: 0 HR: 4	SF: 0 SAC: 0 DP: 0 HBP: 0	WP: 1 PB: 0 SB: 2 CS: 1	PA: 39					
PITCHER	IP	WLS	BF	H	R	ER	SO	BB	IBB	HBP	BLK	WP	HR	S	P	ERA	WHIP	PITCHER									
David Wells, L ERA: 2.68 (1, 1)	7.0	W	29	7	3	3	3	2	0	0	0	1	1	69	105	3.86	1.286										
Kurt Knudsen, R ERA: 3.39 (8, 1)	1.0		6	3	3	3	1	0	0	0	0	0	2	15	26	27.00	3.000										
Bob MacDonald, L ERA: 2.97 (9, 1)	0.2		3	1	1	1	1	0	0	0	0	0	1	16	22	13.50	1.500										
Mike Henneman, R ERA: 1.99 (9, 1)	0.1		1	0	0	0	1	0	0	0	0	0	0	3	4	0.00	0.000										

Milwaukee Brewers @ Detroit Tigers
Tiger Stadium, Detroit, MI
Sat Jun 19 1993, 3:33 AM EDT
Att: 38,584 - Overcast - 77 F

AB 37
R 7
H 11
RBI 7
BB 2
SO 6
LOB 9



Batter	1	2	3	4	5	6	7	8	9	AB	R	H	RBI	BB	SO	LOB	BOTTOM										
Dan Gladden, R OBP: 0.307, SLG: 0.507 (1, 7)	2-3 K	0-0 SH3-4		0-0 F8		1-0 HR 1B		2-2 G6-3		4	1	1	0	0	1	0											
Lou Whitaker, L OBP: 0.416, SLG: 0.532 (1, 4)	1-1 HR 2B	4-0 2B IBB		0-1 F7		1-0 F7		1-2 G1-3		4	1	1	0	1	0	1											
Alan Trammell, R OBP: 0.386, SLG: 0.457 (1, 6)	0-0 2-H HR	0-0 1-H 2-H 3-H 4-0 2B			2-2 E5 HR	1-1 L7				4	2	2	4	0	0	1											
Cecil Fielder, R OBP: 0.397, SLG: 0.540 (1, 3)	2-2 3B 1B				2-3 K	2-0 1-H HR				3	2	2	2	1	1	1											
Kirk Gibson, L OBP: 0.372, SLG: 0.478 (1, 10)	1-1 1-H SF8 3B		2-0 F7		1-0 L7	1-2 G6-3				4	1	1	1	0	0	3											
Mickey Tettleton, S OBP: 0.345, SLG: 0.509 (1, 2)	1-0 SF8		1-0 F7		0-0 HR		3-2 G6-3			3	1	1	3	0	0	0											
Rob Deer, R OBP: 0.308, SLG: 0.419 (1, 9)	1-2 F7		4-2 PO BB		4-1 1B BB		4-2 G3-6-4 BB			1	0	0	0	3	0	0											
Scott Livingstone, L OBP: 0.328, SLG: 0.325 (1, 5)		0-1 E6 SH3-4 1B 2B		2-0 F7		1-0 1-2 1B		0-0 G3-6-1		4	1	1	0	0	0	2											
Mitt Cuyler, S OBP: 0.281, SLG: 0.344 (1, 8)		1-2 SH3-4 2B 1B		0-1 PO	3-1 G5-3	1-0 G4-3		0-1 F9		4	1	1	0	0	0	2											
Inning Stats	R: 4 E: 0 K: 1 S: 16	H: 4 LOB: 0 BB: 0 P: 24	R: 2 E: 1 K: 0 S: 8	H: 2 LOB: 2 BB: 2 P: 19	R: 0 E: 0 K: 0 S: 5	H: 0 LOB: 0 BB: 1 P: 12	R: 0 E: 0 K: 0 S: 5	H: 0 LOB: 0 BB: 0 P: 8	R: 2 E: 1 K: 1 S: 11	H: 2 LOB: 2 BB: 1 P: 22	R: 2 E: 0 K: 0 S: 8	H: 2 LOB: 0 BB: 0 P: 14	R: 0 E: 0 K: 0 S: 6	H: 0 LOB: 0 BB: 1 P: 13	R: 0 E: 0 K: 0 S: 8	H: 0 LOB: 0 BB: 0 P: 11	1B: 4 2B: 2 3B: 1 HR: 3	SF: 1 SAC: 1 DP: 1 HBP: 0	WP: 0 PB: 0 SB: 0 CS: 0	PA: 39							
PITCHER	IP	WLS	BF	H	R	ER	SO	BB	IBB	HBP	BLK	WP	HR	S	P	ERA	WHIP	PITCHER									
Bill Wegman, R ERA: 3.94 (1, 1)	1.2	L	12	6	6	4	1	0	0	0	0	0	1	23	36	21.60	3.600										
Angel Miranda, L ERA: 2.57 (2, 1)	3.0		13	1	2	0	1	2	1	0	0	0	1	20	45	0.00	1.000										
Mike Fetters, R ERA: 3.38 (5, 1)	2.1		10	3	2	2	0	1	0	0	0	0	1	16	31	7.71	1.714										
Jesse Orosco, L ERA: 3.48 (8, 1)	1.0		3	0	0	0	0	0	0	0	0	0	0	8	11	0.00	0.000										

Milwaukee Brewers @ Detroit Tigers
Tiger Stadium, Detroit, MI
Sat Jun 19 1993, 3:33 AM EDT
Att: 38,584 - Overcast - 77 F

AB 31
R 10
H 10
RBI 10
BB 5
SO 2
LOB 10



Batter	1	2	3	4	5	6	7	8	9	AB	R	H	RBI	BB	SO	LOB	TOP			
Juan Bell, R OBP: 0.352, SLG: 0.420 (1, 6)										4	0	2	0	0	1	0	Milwaukee Brewers @ Detroit Tigers Tiger Stadium, Detroit, MI Sun Jun 20 1993, 3:33 AM EDT Att: 27,963 - Overcast - 74 F			
Darryl Hamilton, L OBP: 0.357, SLG: 0.362 (1, 9) (6, 8)										4	0	0	0	0	0	2				
Greg Vaughn, R OBP: 0.388, SLG: 0.563 (1, 7)										4	1	1	0	0	0	1				
Kevin Reimer, L OBP: 0.312, SLG: 0.455 (1, 10)										4	0	2	1	0	1	2				
Robin Yount, R OBP: 0.352, SLG: 0.403 (1, 8)										2	0	0	0	0	0	3				
Troy O'Leary, L OBP: 0.500, SLG: 0.500 (6, 9)										1	0	1	0	0	0	0				
Tom Brunansky, R OBP: 0.274, SLG: 0.311 (8, PH) (8, 9)										1	0	0	0	0	0	1				
B.J. Surhoff, L OBP: 0.272, SLG: 0.270 (1, 5)										3	0	0	0	1	1	0				
John Jaha, R OBP: 0.314, SLG: 0.347 (1, 3)										4	0	0	0	0	0	2				
Bill Spiers, L OBP: 0.306, SLG: 0.288 (1, 4)										4	1	1	0	0	0	0				
Tom Lampkin, L OBP: 0.288, SLG: 0.328 (1, 2)										3	1	1	2	0	1	0				
Inning Stats	R: 0 E: 0 K: 1 S: 15	H: 2 LOB: 2 BB: 0 P: 24	R: 0 E: 0 K: 1 S: 7	H: 0 LOB: 0 BB: 0 P: 11	R: 0 E: 0 K: 0 S: 6	H: 1 LOB: 0 BB: 0 P: 11	R: 0 E: 0 K: 0 S: 5	H: 0 LOB: 0 BB: 0 P: 7	R: 0 E: 0 K: 2 S: 9	H: 0 LOB: 2 BB: 0 P: 13	R: 0 E: 0 K: 0 S: 7	H: 1 LOB: 2 BB: 1 P: 13	R: 3 E: 0 K: 0 S: 15	H: 4 LOB: 1 BB: 0 P: 23	R: 0 E: 0 K: 0 S: 7	H: 0 LOB: 0 BB: 0 P: 10	1B: 6 2B: 1 3B: 0 HR: 1	SF: 0 SAC: 0 DP: 1 HBP: 0	WP: 0 PB: 0 SB: 0 CS: 0	PA: 35
PITCHER	IP WLS BF H R ER SO BB IBB HBP BLK WP HR S P ERA WHIP																			
John Doherty, R ERA: 2.74 (1, 1)	7.0 W 25 4 0 0 4 1 0 0 0 0 0 0 0 0 0 0 0.00 0.714																			
Bob MacDonald, L ERA: 3.82 (8, 1)	0.1 4 3 3 3 0 0 0 0 0 0 0 1 8 13 81.00 9.000																			
Kurt Knudsen, R ERA: 3.27 (8, 1)	0.1 1 0 0 0 0 0 0 0 0 0 0 0 2 3 0.00 0.000																			
Buddy Groom, L ERA: 4.35 (8, 1)	0.0 1 1 0 0 0 0 0 0 0 0 0 0 3 4 ∞ ∞																			
Mike Henneman, R ERA: 1.91 (8, 1)	1.1 4 0 0 0 0 0 0 0 0 0 0 0 9 13 0.00 0.000																			

Batter	1	2	3	4	5	6	7	8	9	AB	R	H	RBI	BB	SO	LOB	BOTTOM			
Dan Gladden, R OBP: 0.316, SLG: 0.507 (1, 7)										4	1	2	0	0	0	2	Milwaukee Brewers @ Detroit Tigers Tiger Stadium, Detroit, MI Sun Jun 20 1993, 3:33 AM EDT Att: 27,963 - Overcast - 74 F			
Lou Whitaker, L OBP: 0.416, SLG: 0.534 (1, 4)										3	1	1	1	0	0	2				
Alan Trammell, R OBP: 0.396, SLG: 0.462 (1, 6)										3	1	2	1	1	0	0				
Cecil Fielder, R OBP: 0.395, SLG: 0.535 (1, 3)										4	1	1	1	0	0	2				
Rob Deer, R OBP: 0.308, SLG: 0.419 (8, 9)										0	0	0	0	0	0	0				
Kirk Gibson, L OBP: 0.365, SLG: 0.468 (1, 10)										4	0	0	0	0	2	3				
Mickey Tettleton, S OBP: 0.351, SLG: 0.530 (1, 9) (8, 3)										3	1	2	4	1	0	0				
Chad Kreuter, S OBP: 0.394, SLG: 0.533 (1, 2)										4	0	1	0	0	0	2				
Scott Livingstone, L OBP: 0.320, SLG: 0.317 (1, 5)										4	0	0	0	0	0	2				
Mitt Cuyler, S OBP: 0.280, SLG: 0.347 (1, 8)										4	2	1	0	0	0	1				
Inning Stats	R: 5 E: 0 K: 1 S: 17	H: 4 LOB: 1 BB: 1 P: 33	R: 1 E: 1 K: 0 S: 16	H: 1 LOB: 1 BB: 0 P: 20	R: 0 E: 0 K: 0 S: 5	H: 0 LOB: 1 BB: 1 P: 11	R: 1 E: 0 K: 0 S: 8	H: 1 LOB: 0 BB: 0 P: 12	R: 0 E: 0 K: 0 S: 12	H: 1 LOB: 1 BB: 0 P: 20	R: 0 E: 0 K: 0 S: 8	H: 1 LOB: 1 BB: 0 P: 11	R: 0 E: 0 K: 1 S: 6	H: 1 LOB: 0 BB: 0 P: 12	R: 0 E: 0 K: 0 S: 7	H: 1 LOB: 0 BB: 0 P: 11	1B: 6 2B: 3 3B: 0 HR: 1	SF: 1 SAC: 0 DP: 1 HBP: 0	WP: 0 PB: 0 SB: 0 CS: 0	PA: 36
PITCHER	IP WLS BF H R ER SO BB IBB HBP BLK WP HR S P ERA WHIP																			
Ricky Bones, R ERA: 5.29 (1, 1)	6.0 L 29 8 7 6 1 2 0 0 0 0 0 0 0 6 12 9.00 1.667																			
Jim Austin, R ERA: 4.09 (7, 1)	1.0 3 1 0 0 1 0 0 0 0 0 0 0 6 12 0.00 1.000																			
Mike Ignasiak, R ERA: (8, 1)	1.0 4 1 0 0 0 0 0 0 0 0 0 0 7 11 0.00 1.000																			

AB	34
R	3
H	8
RBI	3
BB	1
SO	4
LOB	11



AB	33
R	7
H	10
RBI	7
BB	2
SO	2
LOB	14



Batter	1	2	3	4	5	6	7	8	9	AB	R	H	RBI	BB	SO	LOB	TOP										
Tony Phillips, S OBP: 0.442, SLG: 0.418 (1, 7)										5	1	1	1	0	0	2	Detroit Tigers @ Baltimore Orioles Oriole Park at Camden Yards, Baltimore, MD Tue Jun 22 1993, 7:05 PM EDT Att: 46,465 - Unknown - 91 F										
Lou Whitaker, L OBP: 0.424, SLG: 0.534 (1, 4)										2	2	1	1	3	1	0											
Travis Fryman, R OBP: 0.349, SLG: 0.464 (1, 6)										5	2	3	4	0	0	1											
Cecil Fielder, R OBP: 0.392, SLG: 0.527 (1, 3)										4	0	0	0	1	0	2											
Kirk Gibson, L OBP: 0.362, SLG: 0.458 (1, 10)										4	0	0	0	1	1	3											
Mickey Tettleton, S OBP: 0.356, SLG: 0.545 (1, 2)										5	1	3	3	0	1	0											
Alan Trammell, R OBP: 0.390, SLG: 0.460 (1, 5)										5	1	1	0	0	1	3											
Rob Deer, R OBP: 0.312, SLG: 0.417 (1, 9)										3	1	1	0	1	1	1											
Mitt Cuyler, S OBP: 0.275, SLG: 0.340 (1, 8)										4	1	0	0	0	2	4											
Inning Stats	R: 3 E: 0 K: 2 S: 15	H: 2 LOB: 0 BB: 1 P: 27	R: 2 E: 0 K: 1 S: 11	H: 3 LOB: 1 BB: 0 P: 22	R: 1 E: 0 K: 0 S: 8	H: 1 LOB: 0 BB: 0 P: 15	R: 1 E: 1 K: 0 S: 12	H: 1 LOB: 3 BB: 3 P: 29	R: 0 E: 0 K: 0 S: 15	H: 0 LOB: 0 BB: 0 P: 21	R: 0 E: 0 K: 2 S: 10	H: 0 LOB: 0 BB: 0 P: 16	R: 0 E: 0 K: 1 S: 6	H: 0 LOB: 0 BB: 0 P: 10	R: 0 E: 0 K: 1 S: 11	H: 1 LOB: 1 BB: 0 P: 19		R: 2 E: 0 K: 1 S: 15	H: 2 LOB: 2 BB: 2 P: 28	1B: 6 2B: 2 3B: 0 HR: 2	SF: 0 SAC: 0 DP: 0 HBP: 0	WP: 1 PB: 0 SB: 0 CS: 0	PA: 43				
PITCHER	IP	WLS	BF	H	R	ER	SO	BB	IBB	HBP	BLK	WP	HR	S	P	ERA	WHIP										
35 Mike Mussina, R ERA: 3.83 (1, 1)	1.2		11	5	5	5	3	1	0	0	0	1	1	25	46	27.00	3.600										
Alan Mills, R ERA: 3.64 (2, 1)	3.1	W	15	2	2	2	0	3	0	0	0	0	1	36	68	5.40	1.500										
Jim Poole, L ERA: 1.61 (6, 1)	1.0		3	0	0	0	2	0	0	0	0	0	0	10	16	0.00	0.000										
Todd Frohwrth, R ERA: 2.74 (7, 1)	2.2		12	2	2	2	1	2	0	0	0	0	0	26	48	6.75	1.500										
Gregg Olson, R ERA: 1.48 (9, 1)	0.1	S	2	1	0	0	1	0	0	0	0	0	0	6	9	0.00	3.000										

Batter	1	2	3	4	5	6	7	8	9	AB	R	H	RBI	BB	SO	LOB	BOTTOM										
Brady Anderson, L OBP: 0.333, SLG: 0.406 (1, 7)										4	1	2	0	1	0	0	Detroit Tigers @ Baltimore Orioles Oriole Park at Camden Yards, Baltimore, MD Tue Jun 22 1993, 7:05 PM EDT Att: 46,465 - Unknown - 91 F										
Mark McLemore, S OBP: 0.352, SLG: 0.374 (1, 9)										5	1	1	2	0	1	3											
Cal Ripken Jr., R OBP: 0.311, SLG: 0.367 (1, 6)										4	1	1	1	1	0	1											
Harold Baines, L OBP: 0.375, SLG: 0.417 (1, 10)										5	1	1	1	0	0	3											
Mike Devereaux, R OBP: 0.304, SLG: 0.394 (1, 8)										5	2	1	0	0	1	4											
Chris Hoiles, R OBP: 0.382, SLG: 0.521 (1, 2)										4	3	3	6	1	1	0											
David Segui, S OBP: 0.390, SLG: 0.466 (1, 3)										4	0	2	1	1	0	1											
Leo Gomez, R OBP: 0.328, SLG: 0.404 (1, 5)										4	1	1	1	0	1	3											
Harold Reynolds, S OBP: 0.344, SLG: 0.300 (1, 4)										3	2	1	0	1	0	1											
Inning Stats	R: 0 E: 0 K: 0 S: 10	H: 1 LOB: 1 BB: 0 P: 18	R: 1 E: 0 K: 1 S: 13	H: 1 LOB: 1 BB: 1 P: 25	R: 0 E: 0 K: 0 S: 11	H: 0 LOB: 0 BB: 0 P: 15	R: 1 E: 0 K: 0 S: 9	H: 2 LOB: 1 BB: 0 P: 11	R: 1 E: 0 K: 2 S: 10	H: 2 LOB: 2 BB: 1 P: 19	R: 3 E: 1 K: 1 S: 25	H: 5 LOB: 1 BB: 3 P: 48	R: 0 E: 0 K: 0 S: 4	H: 0 LOB: 0 BB: 0 P: 6	R: 1 E: 0 K: 0 S: 5	H: 2 LOB: 1 BB: 0 P: 9		R: 1 E: 0 K: 0 S: 5	H: 2 LOB: 1 BB: 0 P: 9	1B: 5 2B: 5 3B: 0 HR: 3	SF: 0 SAC: 0 DP: 0 HBP: 0	WP: 1 PB: 0 SB: 0 CS: 0	PA: 43				
PITCHER	IP	WLS	BF	H	R	ER	SO	BB	IBB	HBP	BLK	WP	HR	S	P	ERA	WHIP										
Bill Gulickson, R ERA: 4.82 (6, 1)	5.2	L	27	4	3	2	0	0	1	0	0	1	0	6	16	∞	∞										
Bill Krueger, L ERA: 3.54 (6, 1)	0.0		4	3	2	2	0	0	0	0	0	0	1	11	18	0.00	6.000										
Kurt Knudsen, R ERA: 3.18 (7, 1)	0.1		4	1	4	0	0	1	0	0	0	0	0	9	15	4.50	1.000										

AB	37
R	9
H	10
RBI	9
BB	6
SO	7
LOB	16




AB	38
R	12
H	13
RBI	12
BB	5
SO	4
LOB	16



Batter	1	2	3	4	5	6	7	8	9	AB	R	H	RBI	BB	SO	LOB	TOP					
Tony Phillips, S OBP: 0.438, SLG: 0.412 (1, 7)	4-1 2B G3 BB		1-2 G4-3		1-0 F8		2-0 F7		1-2 G4-3	4	1	0	0	1	0	4	Detroit Tigers @ Baltimore Orioles Oriole Park at Camden Yards, Baltimore, MD Wed Jun 23 1993, 7:05 PM EDT Att: 46,288 - Unknown - 85 F livebaseballscorecards.com					
Lou Whitaker, L OBP: 0.426, SLG: 0.531 (1, 4)	1-0 F8		4-0 BB BB		2-2 1B		1-0 G4-3			3	0	1	0	1	0	3						
Travis Fryman, R OBP: 0.351, SLG: 0.466 (1, 6)	2-2 G3 2B		4-2 BB		2-3 K			2-0 F9		3	0	1	0	1	1	2						
Cecil Fielder, R OBP: 0.387, SLG: 0.518 (1, 3)	1-1 G3		3-2 L4			2-2 G5-3		1-2 G6-3		4	0	0	1	0	0	3						
Kirk Gibson, L OBP: 0.355, SLG: 0.449 (1, 10)	1-0 G4-3			1-3 K		1-3 K		1-1 F8		4	0	0	0	0	2	1						
Mickey Tettleton, S OBP: 0.354, SLG: 0.539 (1, 2)		1-0 L8		2-1 G6-4-3 1B		0-1 G6-3		2-3 K		4	0	1	0	0	1	0						
Rob Deer, R OBP: 0.306, SLG: 0.408 (1, 9)		1-1 P4		0-1 G6-4-3 1B			1-2 P5		1-0 G5-3	4	0	0	0	0	0	1						
Scott Livingstone, L OBP: 0.330, SLG: 0.333 (1, 5)		0-1 F8			0-1 1B 1B		0-1 1B 1B		1-0 1B 2B	4	1	3	0	0	0	0						
Dan Gladden, R OBP: 0.325, SLG: 0.506 (1, 8)			3-1 L8		3-1 F9		0-0 1B		0-0 1B	4	0	2	1	0	0	1						
Inning Stats	R: 1 E: 0 K: 0 S: 9	H: 1 LOB: 1 BB: 1 P: 18	R: 0 E: 0 K: 0 S: 5	H: 0 LOB: 0 BB: 0 P: 7	R: 0 E: 0 K: 0 S: 13	H: 0 LOB: 2 BB: 2 P: 28	R: 0 E: 0 K: 1 S: 7	H: 1 LOB: 0 BB: 0 P: 10	R: 0 E: 0 K: 1 S: 11	H: 2 LOB: 2 BB: 0 P: 19	R: 0 E: 0 K: 0 S: 9	H: 0 LOB: 0 BB: 0 P: 12	R: 0 E: 0 K: 0 S: 8	H: 2 LOB: 2 BB: 0 P: 12	R: 0 E: 0 K: 0 S: 6	H: 0 LOB: 0 BB: 0 P: 10	R: 1 E: 0 K: 1 S: 9	H: 2 LOB: 1 BB: 0 P: 14	1B: 6 2B: 2 3B: 0 HR: 0	SF: 0 SAC: 0 DP: 1 HBP: 0	WP: 0 PB: 0 SB: 0 CS: 0	PA: 37
PITCHER Rick Sutcliffe, R ERA: 4.45 (1, 1)	IP: 9.0 WLS: W BF: 37 H: 8 R: 2 ER: 2 SO: 4 BB: 3 IBB: 0 HBP: 0 BLK: 0 WP: 0 HR: 0 S: 77 P: 130 ERA: 2.00 WHIP: 1.222															PITCHER						

Batter	1	2	3	4	5	6	7	8	9	AB	R	H	RBI	BB	SO	LOB	BOTTOM					
Harold Reynolds, S OBP: 0.343, SLG: 0.296 (1, 4)	0-1 G4-3		4-1 1B E BB		1-2 G4-3		2-2 F7			3	1	0	0	1	0	1	Detroit Tigers @ Baltimore Orioles Oriole Park at Camden Yards, Baltimore, MD Wed Jun 23 1993, 7:05 PM EDT Att: 46,288 - Unknown - 85 F livebaseballscorecards.com					
Mark McLemore, S OBP: 0.358, SLG: 0.378 (1, 9)	0-0 S 1B		1-2 E G6-4-3 1B		2-3 K			4-1 HR BB		3	2	2	0	1	1	0						
Cal Ripken Jr., R OBP: 0.310, SLG: 0.376 (1, 6)	1-1 G1-3		0-1 E1 G6-4-3		3-2 F7			0-1 HR BB		4	1	1	2	0	0	2						
Harold Baines, L OBP: 0.366, SLG: 0.406 (1, 10)	3-2 G4-3		1-1 G6-4-3			2-0 F9		1-2 G3-1		4	0	0	0	0	0	2						
Mike Devereaux, R OBP: 0.303, SLG: 0.396 (1, 8)		0-0 G5-3 2B	3-1 G6-3			2-1 F7		1-3 K		4	0	1	0	0	1	0						
Chris Hoiles, R OBP: 0.384, SLG: 0.536 (1, 2)		2-1 G5-3		1-0 HR		3-2 P4		1-0 BB 1B		4	1	2	1	0	0	1						
David Segui, S OBP: 0.392, SLG: 0.464 (1, 3)		2-2 G4-3		0-0 G4-3			0-0 1B	4-1 BB		3	0	1	0	1	0	1						
Leo Gomez, R OBP: 0.322, SLG: 0.396 (1, 5)		1-0 G6-3		1-0 F7			2-3 K	0-3 K		4	0	0	0	0	2	4						
Jack Voigt, R OBP: 0.293, SLG: 0.297 (1, 7)			4-1 1B BB E BB		2-1 F8		1-0 F7			2	1	0	0	1	0	1						
Inning Stats	R: 0 E: 0 K: 0 S: 8	H: 1 LOB: 0 BB: 0 P: 12	R: 0 E: 0 K: 0 S: 8	H: 1 LOB: 0 BB: 0 P: 13	R: 3 E: 1 K: 0 S: 12	H: 1 LOB: 0 BB: 2 P: 25	R: 1 E: 0 K: 0 S: 5	H: 1 LOB: 0 BB: 0 P: 9	R: 0 E: 0 K: 0 S: 10	H: 0 LOB: 0 BB: 0 P: 16	R: 0 E: 0 K: 0 S: 7	H: 0 LOB: 0 BB: 0 P: 14	R: 0 E: 0 K: 1 S: 10	H: 1 LOB: 1 BB: 0 P: 15	R: 2 E: 0 K: 2 S: 14	H: 2 LOB: 2 BB: 2 P: 25	R: 0 E: 0 K: 0 S: 8	H: 0 LOB: 0 BB: 0 P: 14	1B: 4 2B: 1 3B: 0 HR: 2	SF: 0 SAC: 0 DP: 1 HBP: 0	WP: 0 PB: 0 SB: 1 CS: 0	PA: 35
PITCHER Mike Moore, R ERA: 5.76 (1, 1)	IP: 7.2 WLS: L BF: 33 H: 7 R: 6 ER: 3 SO: 3 BB: 3 IBB: 0 HBP: 0 BLK: 0 WP: 0 HR: 2 S: 70 P: 121 ERA: 3.52 WHIP: 1.304															PITCHER						
Mike Henneman, R ERA: 1.89 (8, 1)	0.1 2 0 0 0 0 1 1 0 0 0 0 0 0 4 8 0.00 3.000															PITCHER						



Batter	1	2	3	4	5	6	7	8	9	AB	R	H	RBI	BB	SO	LOB	TOP										
Tony Phillips, S OBP: 0.435, SLG: 0.408 (1, 7)	G4-3		G4-3			G1		K		5	0	1	0	0	1	2	Detroit Tigers @ Baltimore Orioles Oriole Park at Camden Yards, Baltimore, MD Thu Jun 24 1993, 7:05 PM EDT Att: 46,388 - Unknown - 83 F										
Lou Whitaker, L OBP: 0.425, SLG: 0.525 (1, 4)	K		G3					G3		4	1	1	0	1	1	0											
Travis Fryman, R OBP: 0.352, SLG: 0.463 (1, 6)	G5-3									4	0	1	0	1	2	2											
Cecil Fielder, R OBP: 0.393, SLG: 0.534 (1, 3)										4	1	3	2	1	0	1											
Kirk Gibson, L OBP: 0.351, SLG: 0.442 (1, 10)										3	0	0	0	0	1	4											
Dan Gladden, R OBP: 0.318, SLG: 0.494 (7, PH)										2	0	0	0	0	1	3											
Mickey Tettleton, S OBP: 0.359, SLG: 0.541 (1, 9)										3	0	1	0	2	1	1											
Chad Kreuter, S OBP: 0.396, SLG: 0.530 (1, 2)										3	0	1	0	1	2	5											
Scott Livingstone, L OBP: 0.326, SLG: 0.329 (6, PH)										2	0	0	0	0	0	4											
Alan Trammell, R OBP: 0.385, SLG: 0.453 (6, 5)										2	0	0	0	0	0	4											
Mitt Cuyler, S OBP: 0.272, SLG: 0.337 (1, 8)										2	0	0	0	0	1	0											
Rob Deer, R OBP: 0.308, SLG: 0.409 (6, PH)										2	0	1	0	0	1	0											
Inning Stats	R: 0 E: 0 K: 1 S: 7	H: 0 LOB: 0 BB: 0 P: 10	R: 0 E: 0 K: 2 S: 16	H: 2 LOB: 2 BB: 0 P: 24	R: 0 E: 0 K: 1 S: 6	H: 0 LOB: 0 BB: 0 P: 10	R: 1 E: 0 K: 1 S: 11	H: 2 LOB: 2 BB: 1 P: 22	R: 0 E: 0 K: 1 S: 13	H: 1 LOB: 3 BB: 1 P: 23	R: 1 E: 0 K: 2 S: 22	H: 2 LOB: 3 BB: 2 P: 38	R: 0 E: 0 K: 0 S: 9	H: 0 LOB: 1 BB: 1 P: 15	R: 0 E: 0 K: 0 S: 10	H: 0 LOB: 1 BB: 1 P: 18	1B: 7 2B: 1 3B: 0 HR: 1	SF: 0 SAC: 0 DP: 0 HBP: 0	WP: 0 PB: 0 SB: 0 CS: 0	PA: 42							
PITCHER	IP	WLS	BF	H	R	ER	SO	BB	IBB	HBP	BLK	WP	HR	S	P	ERA	WHIP										
Ben McDonald, R ERA: 3.54 (1, 1)	5.1	W	25	6	1	1	7	3	0	0	0	0	1	61	105	1.69	1.688										
Jim Poole, L ERA: 1.59 (6, 1)	0.1		1	0	0	0	0	0	0	0	0	0	0	2	3	0.00	0.000										
Mark Williamson, R ERA: 3.02 (6, 1)	0.1		5	3	1	1	0	1	0	0	0	0	0	11	22	27.00	12.000										
Brad Pennington, L ERA: 1.74 (7, 1)	3.0	S	11	0	0	0	4	2	0	0	0	0	0	33	55	0.00	0.667										

Batter	1	2	3	4	5	6	7	8	9	AB	R	H	RBI	BB	SO	LOB	BOTTOM											
Harold Reynolds, S OBP: 0.344, SLG: 0.303 (1, 4)	K		G1-3			L6		2B		5	1	2	0	0	1	1	Detroit Tigers @ Baltimore Orioles Oriole Park at Camden Yards, Baltimore, MD Thu Jun 24 1993, 7:05 PM EDT Att: 46,388 - Unknown - 83 F											
Mark McLemore, S OBP: 0.358, SLG: 0.381 (1, 9)	HR					F9		2B		3	1	1	3	1	0	0												
Cal Ripken Jr., R OBP: 0.312, SLG: 0.377 (1, 6)	HR					G4-3		G6-3		5	1	2	0	0	1	2												
Harold Baines, L OBP: 0.373, SLG: 0.425 (1, 10)	HR					K		IBB		3	1	1	3	2	2	1												
Mike Devereaux, R OBP: 0.301, SLG: 0.388 (1, 8)	K					K		P6		4	0	0	0	1	3	2												
Chris Hoiles, R OBP: 0.385, SLG: 0.533 (1, 2)	BB					1B		K		5	0	2	0	0	1	5												
David Segui, S OBP: 0.400, SLG: 0.464 (1, 3)						G6-3		BB		2	0	1	0	2	0	0												
Leo Gomez, R OBP: 0.317, SLG: 0.389 (1, 5)	K					L4		L4		4	0	0	0	0	2	5												
Jack Voigt, R OBP: 0.333, SLG: 0.325 (1, 7)						G4-3		2B		3	2	2	0	1	0	2												
Inning Stats	R: 3 E: 0 K: 3 S: 25	H: 3 LOB: 2 BB: 2 P: 42	R: 1 E: 0 K: 1 S: 18	H: 2 LOB: 2 BB: 2 P: 32	R: 0 E: 0 K: 0 S: 6	H: 0 LOB: 1 BB: 1 P: 14	R: 0 E: 0 K: 1 S: 7	H: 0 LOB: 0 BB: 0 P: 13	R: 0 E: 0 K: 2 S: 15	H: 2 LOB: 2 BB: 0 P: 18	R: 0 E: 0 K: 1 S: 8	H: 1 LOB: 1 BB: 0 P: 13	R: 0 E: 0 K: 1 S: 9	H: 0 LOB: 1 BB: 1 P: 15	R: 2 E: 0 K: 1 S: 27	H: 3 LOB: 2 BB: 1 P: 49		1B: 8 2B: 2 3B: 0 HR: 1	SF: 1 SAC: 0 DP: 0 HBP: 0	WP: 1 PB: 0 SB: 0 CS: 0	PA: 42							
PITCHER	IP	WLS	BF	H	R	ER	SO	BB	IBB	HBP	BLK	WP	HR	S	P	ERA		WHIP										
Mark Leiter, R ERA: 4.2 (1, 1)	2.0	L	15	5	4	4	4	3	1	0	0	0	0	43	74	18.00		4.000										
Tom Bolton, L ERA: 5.4 (3, 1)	5.0		22	5	2	2	5	2	0	0	0	0	0	57	91	3.60	1.400											
Kurt Knudsen, R ERA: 2.92 (8, 1)	1.0		5	1	0	0	1	0	1	0	0	0	0	15	31	0.00	1.000											

Batter	1	2	3	4	5	6	7	8	9	AB	R	H	RBI	BB	SO	LOB	TOP					
Tony Phillips, S OBP: 0.433, SLG: 0.403 (1, 7)										3	0	0	0	1	2	2	Detroit Tigers @ Boston Red Sox Fenway Park, Boston, MA Fri Jun 25 1993, 7:05 PM EDT Att: 33,844 - Unknown - 84 F					
Lou Whitaker, L OBP: 0.422, SLG: 0.517 (1, 4)										3	0	0	0	1	0	2						
Travis Fryman, R OBP: 0.354, SLG: 0.463 (1, 6)										4	0	2	0	0	1	0						
Cecil Fielder, R OBP: 0.392, SLG: 0.533 (1, 3)										4	0	1	0	0	0	5						
Kirk Gibson, L OBP: 0.345, SLG: 0.433 (1, 10)										4	0	0	0	0	1	1						
Mickey Tettleton, S OBP: 0.357, SLG: 0.534 (1, 2)										3	0	0	0	1	0	0						
Alan Trammell, R OBP: 0.381, SLG: 0.448 (8, 5)										4	1	1	0	0	0	1						
Rob Deer, R OBP: 0.307, SLG: 0.405 (1, 9)										4	1	1	0	0	0	1						
Scott Livingstone, L OBP: 0.326, SLG: 0.337 (8, PR)										2	0	1	2	0	1	0						
Milt Cuyler, S OBP: 0.272, SLG: 0.337 (8, 8)										0	0	0	0	0	0	0						
Inning Stats	R: 0 E: 0 K: 2 S: 7	H: 0 LOB: 0 BB: 0 P: 10	R: 0 E: 0 K: 0 S: 5	H: 0 LOB: 0 BB: 0 P: 9	R: 1 E: 0 K: 1 S: 13	H: 2 LOB: 1 BB: 0 P: 16	R: 0 E: 0 K: 0 S: 7	H: 1 LOB: 0 BB: 0 P: 11	R: 0 E: 0 K: 1 S: 8	H: 0 LOB: 0 BB: 0 P: 12	R: 0 E: 0 K: 1 S: 10	H: 1 LOB: 2 BB: 1 P: 16	R: 0 E: 0 K: 0 S: 7	H: 0 LOB: 0 BB: 0 P: 9	R: 1 E: 1 K: 0 S: 12	H: 2 LOB: 2 BB: 1 P: 23	R: 0 E: 0 K: 1 S: 14	H: 0 LOB: 1 BB: 1 P: 24	1B: 4 2B: 2 3B: 0 HR: 0	SF: 1 SAC: 0 DP: 1 HBP: 0	WP: 0 PB: 0 SB: 0 CS: 0	PA: 36
PITCHER	IP	WLS	BF	H	R	ER	SO	BB	IBB	HBP	BLK	WP	HR	S	P	ERA	WHIP					
Danny Darwin, R ERA: 3.33 Greg Harris, R ERA: 2.81	(1, 1) (8, 1)	7.0 S	25 10	4 2	1 1	1 0	4 1	1 2	0 0	0 0	0 0	0 0	0 0	57 26	83 47	1.29 0.00	0.714 2.000					

Batter	1	2	3	4	5	6	7	8	9	AB	R	H	RBI	BB	SO	LOB	BOTTOM				
Scott Fletcher, R OBP: 0.369, SLG: 0.451 (1, 4)										5	1	3	0	0	1	2	Detroit Tigers @ Boston Red Sox Fenway Park, Boston, MA Fri Jun 25 1993, 7:05 PM EDT Att: 33,844 - Unknown - 84 F				
Billy Hatcher, R OBP: 0.347, SLG: 0.397 (1, 8)										5	1	3	4	0	0	2					
Mike Greenwell, L OBP: 0.365, SLG: 0.466 (1, 7)										5	1	1	0	0	0	4					
Andre Dawson, R OBP: 0.254, SLG: 0.304 (8, PR)										4	0	1	0	0	1	0					
Steve Lyons, L OBP: 0.214, SLG: 0.083 (8, PR)										0	1	0	0	0	0	0					
Carlos Quintana, R OBP: 0.333, SLG: 0.295 (8, PH)										3	0	1	0	0	0	0					
Ernest Riles, L OBP: 0.299, SLG: 0.355 (8, PH)										0	0	0	1	0	0	0					
Bob Zupcic, R OBP: 0.336, SLG: 0.349 (8, 9)										0	0	0	0	0	0	0					
Mo Vaughn, L OBP: 0.406, SLG: 0.496 (1, 3)										1	1	0	0	2	1	0					
Bob Melvin, R OBP: 0.300, SLG: 0.341 (1, 2)										3	0	1	0	0	1	3					
Ivan Calderon, R OBP: 0.301, SLG: 0.307 (7, PR)										0	1	0	0	0	0	0					
Tony Peña, R OBP: 0.232, SLG: 0.225 (8, 2)										1	0	0	1	0	0	2					
Scott Cooper, L OBP: 0.369, SLG: 0.397 (1, 5)										3	1	0	0	0	1	5					
John Valentin, R OBP: 0.280, SLG: 0.351 (1, 6)										3	1	1	1	1	0	0					
Inning Stats	R: 0 E: 0 K: 1 S: 6	H: 0 LOB: 0 BB: 0 P: 11	R: 0 E: 0 K: 2 S: 9	H: 1 LOB: 2 BB: 1 P: 16	R: 2 E: 0 K: 1 S: 13	H: 2 LOB: 0 BB: 0 P: 19	R: 0 E: 0 K: 0 S: 11	H: 0 LOB: 1 BB: 0 P: 18	R: 0 E: 0 K: 1 S: 8	H: 1 LOB: 1 BB: 0 P: 13	R: 0 E: 0 K: 1 S: 10	H: 0 LOB: 0 BB: 0 P: 12	R: 1 E: 0 K: 0 S: 8	H: 2 LOB: 3 BB: 1 P: 14	R: 5 E: 2 K: 0 S: 25	H: 5 LOB: 2 BB: 1 P: 34	1B: 8 2B: 2 3B: 0 HR: 1	SF: 1 SAC: 1 DP: 1 HBP: 1	WP: 0 PB: 0 SB: 0 CS: 0	PA: 39	
PITCHER	IP	WLS	BF	H	R	ER	SO	BB	IBB	HBP	BLK	WP	HR	S	P	ERA	WHIP				
David Wells, L ERA: 2.93 Mike Henneman, R ERA: 1.95 Kurt Knudsen, R ERA: 2.84	(1, 1) (8, 1) (8, 1)	7.0 0.2 0.1	L 6 2	31 2 1	5 2 1	5 0 1	5 0 0	0 0 0	0 1 0	0 0 0	0 0 0	0 0 0	0 0 0	18 4	27 4	0.00 0.00 0.00	3.000 3.000				

Batter	1	2	3	4	5	6	7	8	9	AB	R	H	RBI	BB	SO	LOB	TOP										
Tony Phillips, S OBP: 0.433, SLG: 0.399 Skeeter Barnes, R OBP: 0.303, SLG: 0.373	G3		SF7 BB		G5-4-3 BB		K			1	0	0	0	2	0	0	1 0 0 0 0 2 0 0										
Dan Gladden, R OBP: 0.306, SLG: 0.451	G3		K		G5-4-3			L8		4	0	0	0	0	1	3	4 0 0 0 0 0 1 3										
Travis Fryman, R OBP: 0.341, SLG: 0.445	G3		SF7			G3		G6-3		3	0	0	1	0	0	0	3 0 0 1 0 0 0 0										
Cecil Fielder, R Buddy Groom, L		G5-3	G6-3			K		1B		4	0	1	0	0	1	1	4 0 1 0 0 0 1 1										
Alan Trammell, R OBP: 0.385, SLG: 0.454				G6-3		F8		P5		4	0	1	0	0	0	1	4 0 1 0 0 0 0 1										
Mickey Tettleton, S OBP: 0.360, SLG: 0.553					FC6 1B					4	1	3	1	0	1	1	4 1 3 1 0 1 1 1										
Rob Deer, R OBP: 0.308, SLG: 0.429								1B		4	0	0	0	0	3	3	4 0 0 0 0 0 3 3										
Chad Kreuter, S OBP: 0.395, SLG: 0.518					FC6					3	0	0	0	1	2	4	3 0 0 0 1 2 4										
Mitt Cuyler, S OBP: 0.267, SLG: 0.325										3	1	0	0	1	2	2	3 1 0 0 1 2 2										
Inning Stats	R: 0 E: 0 K: 0 S: 3	H: 0 LOB: 0 BB: 0 P: 3	R: 0 E: 1 K: 2 S: 16	H: 1 LOB: 2 BB: 0 P: 21	R: 1 E: 0 K: 1 S: 11	H: 0 LOB: 1 BB: 2 P: 24	R: 0 E: 0 K: 1 S: 12	H: 1 LOB: 0 BB: 0 P: 15	R: 0 E: 0 K: 0 S: 5	H: 0 LOB: 0 BB: 1 P: 10	R: 1 E: 0 K: 3 S: 13	H: 1 LOB: 1 BB: 1 P: 24	R: 0 E: 0 K: 0 S: 8	H: 1 LOB: 1 BB: 0 P: 16	R: 0 E: 0 K: 3 S: 13	H: 1 LOB: 1 BB: 0 P: 20	1B: 4 2B: 0 3B: 0 HR: 1	SF: 1 SAC: 0 DP: 1 HBP: 0	WP: 0 PB: 0 SB: 1 CS: 0	PA: 36							
PITCHER	IP	WLS	BF	H	R	ER	SO	BB	IBB	HBP	BLK	WP	HR	S	P	ERA	WHIP										
Jimmy Key, L ERA: 2.3	7.2	W	31	4	2	2	8	4	0	0	0	0	1	76	124	2.35	1.043										
Rich Monteleone, R ERA: 3.93	1.1		5	1	0	0	3	0	0	0	0	0	0	14	22	0.00	0.750										

Detroit Tigers @ New York Yankees
Yankee Stadium, Bronx, NY
Mon Jun 28 1993, 7:05 PM EDT
Att: 34,582 - Unknown - 85 F

AB 31
R 2
H 5
RBI 2
BB 4
SO 11
LOB 16



Batter	1	2	3	4	5	6	7	8	9	AB	R	H	RBI	BB	SO	LOB	BOTTOM										
Bernie Williams, S OBP: 0.331, SLG: 0.432	G3		WP 1B	1B BB	L8		L8			4	1	1	2	1	0	2	4 1 1 2 1 0 2										
Wade Boggs, L OBP: 0.377, SLG: 0.364	G3		P7	FC1-4 1B		G4-3		G1-3		5	0	1	1	0	0	1	5 0 1 1 0 0 1										
Don Mattingly, L OBP: 0.342, SLG: 0.398	F9		WP IBB	FC1-4 1B		HR		F7		4	1	2	2	1	0	0	4 1 2 2 1 0 0										
Danny Tartabull, R OBP: 0.333, SLG: 0.450		1B SF8 1B	L7	FC1-4		K		P9		5	1	1	0	0	1	4	5 1 1 0 0 1 4										
Paul O'Neill, L OBP: 0.366, SLG: 0.524		G6-4-3 1B	L7	K		BB 1B				4	0	2	0	0	1	4	4 0 2 0 0 1 4										
Jim Leyritz, R OBP: 0.492, SLG: 0.593		SF8		3B 1B		BB 1B				2	1	2	1	1	0	0	2 1 2 1 1 0 0										
Dion James, L OBP: 0.358, SLG: 0.467		G6-4-3						G1-3		4	1	1	1	0	0	4	4 1 1 1 0 0 4										
Mike Gallego, R OBP: 0.422, SLG: 0.527				1B 2B BB	SH3-4 1B 2B		F8		P9	3	2	1	1	1	0	1	3 2 1 1 1 0 1										
Pat Kelly, R OBP: 0.311, SLG: 0.393				2B 1B	SH3-4			L7		2	1	1	0	1	0	0	2 1 1 0 1 0 0										
Inning Stats	R: 0 E: 0 K: 0 S: 3	H: 0 LOB: 0 BB: 0 P: 3	R: 1 E: 0 K: 0 S: 8	H: 2 LOB: 0 BB: 0 P: 11	R: 2 E: 0 K: 0 S: 9	H: 2 LOB: 2 BB: 2 P: 23	R: 4 E: 0 K: 1 S: 23	H: 5 LOB: 2 BB: 1 P: 35	R: 0 E: 0 K: 0 S: 8	H: 1 LOB: 2 BB: 1 P: 17	R: 1 E: 0 K: 0 S: 15	H: 2 LOB: 0 BB: 1 P: 27	R: 0 E: 0 K: 0 S: 3	H: 0 LOB: 0 BB: 0 P: 4	R: 0 E: 0 K: 0 S: 6	H: 0 LOB: 0 BB: 0 P: 10	1B: 8 2B: 2 3B: 1 HR: 1	SF: 1 SAC: 1 DP: 1 HBP: 0	WP: 2 PB: 0 SB: 0 CS: 0	PA: 40							
PITCHER	IP	WLS	BF	H	R	ER	SO	BB	IBB	HBP	BLK	WP	HR	S	P	ERA	WHIP										
Mike Moore, R ERA: 6.22	3.1	L	19	7	7	7	0	2	1	0	0	0	0	31	54	18.90	2.700										
Tom Bolton, L ERA: 5.31	0.2		4	2	0	0	1	0	0	0	0	0	0	12	18	0.00	3.000										
Buddy Groom, L ERA: 4.08	4.0		17	3	1	1	1	2	0	0	0	1	1	32	58	2.25	1.250										
Buddy Groom, L ERA: 4.08	4.0		17	3	1	1	1	2	0	0	0	1	1	32	58	2.25	1.250										

Detroit Tigers @ New York Yankees
Yankee Stadium, Bronx, NY
Mon Jun 28 1993, 7:05 PM EDT
Att: 34,582 - Unknown - 85 F

AB 33
R 8
H 12
RBI 8
BB 5
SO 2
LOB 16



Batter	1	2	3	4	5	6	7	8	9	10	AB	R	H	RBI	BB	SO	LOB	TOP				
Tony Phillips, S OBP: 0.433, SLG: 0.396 (1, 7)											4	1	1	0	1	1	0					
Lou Whitaker, L OBP: 0.431, SLG: 0.527 (1, 4)											3	1	2	2	2	0	0					
Travis Fryman, R OBP: 0.335, SLG: 0.438 (1, 6)											5	0	0	0	0	2	6					
Cecil Fielder, R OBP: 0.390, SLG: 0.517 (1, 3)											5	0	1	1	0	0	2					
Kirk Gibson, L OBP: 0.342, SLG: 0.427 (1, 10)											4	0	1	0	0	1	2					
Mickey Tettleton, S OBP: 0.365, SLG: 0.544 (1, 2)											4	0	0	0	0	1	2					
Alan Trammell, R OBP: 0.376, SLG: 0.442 (7, 5)											4	0	0	0	0	0	1					
Rob Deer, R OBP: 0.311, SLG: 0.430 (1, 9)											4	1	2	0	0	1	0					
Scott Livingstone, L OBP: 0.321, SLG: 0.331 Milt Cuyler, S OBP: 0.266, SLG: 0.324 (7, PR) (7, 8)											3	0	1	0	0	0	1					
											1	0	0	0	0	1						
Inning Stats	R: 2 E: 0 K: 1 S: 13	H: 3 LOB: 1 BB: 0 P: 22	R: 0 E: 0 K: 1 S: 8	H: 0 LOB: 0 BB: 0 P: 12	R: 0 E: 0 K: 2 S: 12	H: 1 LOB: 1 BB: 0 P: 17	R: 0 E: 0 K: 0 S: 6	H: 1 LOB: 0 BB: 0 P: 9	R: 0 E: 0 K: 0 S: 10	H: 1 LOB: 1 BB: 0 P: 16	R: 1 E: 0 K: 1 S: 14	H: 2 LOB: 3 BB: 2 P: 30	R: 0 E: 0 K: 1 S: 6	H: 0 LOB: 0 BB: 0 P: 12	R: 0 E: 0 K: 0 S: 5	H: 0 LOB: 0 BB: 1 P: 8	R: 0 E: 0 K: 0 S: 10	H: 0 LOB: 1 BB: 1 P: 16	1B: 7 2B: 1 3B: 0 HR: 0	SF: 0 SAC: 0 DP: 1 HBP: 0	WP: 0 PA: 40 PB: 0 SB: 0 CS: 0	
PITCHER	IP WLS BF H R ER SO BB IBB HBP BLK WP HR S P ERA WHIP	IP WLS BF H R ER SO BB IBB HBP BLK WP HR S P ERA WHIP	IP WLS BF H R ER SO BB IBB HBP BLK WP HR S P ERA WHIP	IP WLS BF H R ER SO BB IBB HBP BLK WP HR S P ERA WHIP	IP WLS BF H R ER SO BB IBB HBP BLK WP HR S P ERA WHIP	IP WLS BF H R ER SO BB IBB HBP BLK WP HR S P ERA WHIP	IP WLS BF H R ER SO BB IBB HBP BLK WP HR S P ERA WHIP	IP WLS BF H R ER SO BB IBB HBP BLK WP HR S P ERA WHIP	IP WLS BF H R ER SO BB IBB HBP BLK WP HR S P ERA WHIP	IP WLS BF H R ER SO BB IBB HBP BLK WP HR S P ERA WHIP	IP WLS BF H R ER SO BB IBB HBP BLK WP HR S P ERA WHIP	IP WLS BF H R ER SO BB IBB HBP BLK WP HR S P ERA WHIP	IP WLS BF H R ER SO BB IBB HBP BLK WP HR S P ERA WHIP	IP WLS BF H R ER SO BB IBB HBP BLK WP HR S P ERA WHIP	IP WLS BF H R ER SO BB IBB HBP BLK WP HR S P ERA WHIP	IP WLS BF H R ER SO BB IBB HBP BLK WP HR S P ERA WHIP	IP WLS BF H R ER SO BB IBB HBP BLK WP HR S P ERA WHIP	IP WLS BF H R ER SO BB IBB HBP BLK WP HR S P ERA WHIP	IP WLS BF H R ER SO BB IBB HBP BLK WP HR S P ERA WHIP	IP WLS BF H R ER SO BB IBB HBP BLK WP HR S P ERA WHIP	IP WLS BF H R ER SO BB IBB HBP BLK WP HR S P ERA WHIP	IP WLS BF H R ER SO BB IBB HBP BLK WP HR S P ERA WHIP

Detroit Tigers @ New York Yankees
Yankee Stadium, Bronx, NY
Tue Jun 29 1993, 7:05 PM EDT
Att: 37,692 - Unknown - 76 F


AB	37
R	3
H	8
RBI	3
BB	3
SO	7
LOB	14



Batter	1	2	3	4	5	6	7	8	9	10	AB	R	H	RBI	BB	SO	LOB	BOTTOM				
Bernie Williams, S OBP: 0.328, SLG: 0.427 (1, 8)											5	0	1	0	0	0	1					
Wade Boggs, L OBP: 0.381, SLG: 0.381 (1, 5)											4	2	2	1	1	0	2					
Don Mattingly, L OBP: 0.340, SLG: 0.395 (1, 3)											4	1	1	1	0	1	1					
Jim Leyritz, R OBP: 0.451, SLG: 0.576 Mike Stanley, R OBP: 0.387, SLG: 0.505 (1, 2) (9, 2)											4	0	0	0	0	2	2					
Paul O'Neill, L OBP: 0.375, SLG: 0.545 (1, 9) (9, 7)											3	1	3	2	1	0	0					
Dion James, L OBP: 0.358, SLG: 0.460 Danny Tartabull, R OBP: 0.336, SLG: 0.450 (8, PH) (9, 9)											2	0	0	0	1	0	1					
Mike Gallego, R OBP: 0.409, SLG: 0.509 (1, 4)											4	0	0	0	0	3	6					
Kevin Maas, L OBP: 0.323, SLG: 0.418 (1, 10)											4	0	0	0	0	1	0					
Spike Owen, S OBP: 0.328, SLG: 0.339 (1, 6)											3	0	1	0	1	0	0					
Inning Stats	R: 3 E: 0 K: 1 S: 16	H: 3 LOB: 0 BB: 0 P: 24	R: 0 E: 0 K: 1 S: 9	H: 0 LOB: 0 BB: 0 P: 13	R: 0 E: 0 K: 1 S: 11	H: 1 LOB: 1 BB: 0 P: 17	R: 0 E: 0 K: 0 S: 7	H: 0 LOB: 0 BB: 0 P: 13	R: 0 E: 0 K: 0 S: 12	H: 1 LOB: 1 BB: 3 P: 27	R: 0 E: 0 K: 0 S: 9	H: 1 LOB: 1 BB: 1 P: 20	R: 0 E: 0 K: 2 S: 12	H: 1 LOB: 2 BB: 1 P: 20	R: 0 E: 0 K: 0 S: 5	H: 1 LOB: 0 BB: 0 P: 8	R: 1 E: 0 K: 0 S: 1	H: 1 LOB: 0 BB: 0 P: 2	1B: 4 2B: 3 3B: 0 HR: 2	SF: 0 SAC: 0 DP: 2 HBP: 0	WP: 1 PA: 38 PB: 0 SB: 1 CS: 0	
PITCHER	IP WLS BF H R ER SO BB IBB HBP BLK WP HR S P ERA WHIP	IP WLS BF H R ER SO BB IBB HBP BLK WP HR S P ERA WHIP	IP WLS BF H R ER SO BB IBB HBP BLK WP HR S P ERA WHIP	IP WLS BF H R ER SO BB IBB HBP BLK WP HR S P ERA WHIP	IP WLS BF H R ER SO BB IBB HBP BLK WP HR S P ERA WHIP	IP WLS BF H R ER SO BB IBB HBP BLK WP HR S P ERA WHIP	IP WLS BF H R ER SO BB IBB HBP BLK WP HR S P ERA WHIP	IP WLS BF H R ER SO BB IBB HBP BLK WP HR S P ERA WHIP	IP WLS BF H R ER SO BB IBB HBP BLK WP HR S P ERA WHIP	IP WLS BF H R ER SO BB IBB HBP BLK WP HR S P ERA WHIP	IP WLS BF H R ER SO BB IBB HBP BLK WP HR S P ERA WHIP	IP WLS BF H R ER SO BB IBB HBP BLK WP HR S P ERA WHIP	IP WLS BF H R ER SO BB IBB HBP BLK WP HR S P ERA WHIP	IP WLS BF H R ER SO BB IBB HBP BLK WP HR S P ERA WHIP	IP WLS BF H R ER SO BB IBB HBP BLK WP HR S P ERA WHIP	IP WLS BF H R ER SO BB IBB HBP BLK WP HR S P ERA WHIP	IP WLS BF H R ER SO BB IBB HBP BLK WP HR S P ERA WHIP	IP WLS BF H R ER SO BB IBB HBP BLK WP HR S P ERA WHIP	IP WLS BF H R ER SO BB IBB HBP BLK WP HR S P ERA WHIP	IP WLS BF H R ER SO BB IBB HBP BLK WP HR S P ERA WHIP	IP WLS BF H R ER SO BB IBB HBP BLK WP HR S P ERA WHIP	IP WLS BF H R ER SO BB IBB HBP BLK WP HR S P ERA WHIP

Detroit Tigers @ New York Yankees
Yankee Stadium, Bronx, NY
Tue Jun 29 1993, 7:05 PM EDT
Att: 37,692 - Unknown - 76 F


AB	33
R	4
H	8
RBI	4
BB	5
SO	7
LOB	13



Batter	1	2	3	4	5	6	7	8	9	AB	R	H	RBI	BB	SO	LOB	TOP								
David Hulse, L (1, 8) OBP: 0.332, SLG: 0.374										5	1	2	0	0	1	2									
Julio Franco, R (1, 10) OBP: 0.307, SLG: 0.419										5	1	1	0	0	2	3									
Rafael Palmeiro, L (1, 3) OBP: 0.333, SLG: 0.482										5	1	3	1	0	0	0									
Juan Gonzalez, R (1, 7) OBP: 0.393, SLG: 0.649										5	1	3	1	0	0	0									
Ivan Rodriguez, R (1, 2) OBP: 0.326, SLG: 0.418										3	2	0	0	0	0	2									
Dan Peltier, L (1, 9) OBP: 0.451, SLG: 0.500										3	1	1	1	0	0	3									
Gary Redus, R (7, PH) OBP: 0.304, SLG: 0.389										2	0	1	0	0	0	2									
Doug Dascenzo, S (9, 9) OBP: 0.214, SLG: 0.282										0	0	0	0	0	0	0									
Dean Palmer, R (1, 5) OBP: 0.320, SLG: 0.516										4	1	1	2	0	1	4									
Doug Strange, S (1, 4) OBP: 0.318, SLG: 0.387										4	0	0	0	0	2	2									
Mario Diaz, R (1, 6) OBP: 0.275, SLG: 0.375										1	0	1	0	0	0	0									
Jon Shave, R (3, 6) OBP: 0.211, SLG: 0.294										3	0	1	1	0	1	0									
Inning Stats	R: 2 E: 0 K: 0 S: 16	H: 4 LOB: 2 BB: 0 P: 26	R: 0 E: 1 K: 2 S: 9	H: 1 LOB: 1 BB: 0 P: 11	R: 1 E: 2 K: 0 S: 5	H: 1 LOB: 1 BB: 0 P: 8	R: 0 E: 0 K: 0 S: 10	H: 1 LOB: 1 BB: 0 P: 12	R: 5 E: 1 K: 1 S: 21	H: 4 LOB: 1 BB: 0 P: 35	R: 0 E: 0 K: 2 S: 5	H: 0 LOB: 0 BB: 0 P: 8	R: 0 E: 0 K: 2 S: 10	H: 1 LOB: 1 BB: 0 P: 16	R: 0 E: 0 K: 2 S: 9	H: 0 LOB: 0 BB: 0 P: 14	R: 0 E: 0 K: 0 S: 7	H: 2 LOB: 1 BB: 0 P: 11	1B: 11 2B: 3 3B: 1 HR: 0	SF: 0 SAC: 1 DP: 2 HBP: 1	WP: 0 PB: 0 SB: 1 CS: 1	PA: 42			
PITCHER	IP	WLS	BF	H	R	ER	SO	BB	IBB	HBP	BLK	WP	HR	S	P	ERA	WHIP								
John Doherty, R (1, 1) ERA: 3.74	4.0	L	25	10	8	6	2	0	0	1	0	0	0	48	73	13.50	2.500								
Tom Bolton, L (5, 1) ERA: 4.91	5.0		17	4	0	0	5	0	0	0	0	0	0	44	68	0.00	0.800								

Texas Rangers @ Detroit Tigers
Tiger Stadium, Detroit, MI
Thu Jul 01 1993, 7:05 PM EDT
Att: 18,115 - Unknown - 72 F


AB 40
R 8
H 14
RBI 6
BB 0
SO 7
LOB 18



Batter	1	2	3	4	5	6	7	8	9	AB	R	H	RBI	BB	SO	LOB	BOTTOM								
Tony Phillips, S (1, 7) OBP: 0.436, SLG: 0.395										3	0	1	1	2	0	0									
Lou Whitaker, L (1, 4) OBP: 0.426, SLG: 0.519										3	0	0	0	1	1	5									
Travis Fryman, R (1, 6) OBP: 0.338, SLG: 0.439										5	1	2	0	0	0	2									
Cecil Fielder, R (1, 10) OBP: 0.388, SLG: 0.520										4	1	2	2	1	0	1									
Alan Trammell, R (1, 5) OBP: 0.368, SLG: 0.433										4	0	1	0	1	1	3									
Mickey Tettleton, S (1, 3) OBP: 0.351, SLG: 0.535										4	1	1	0	1	1	4									
Rob Deer, R (1, 9) OBP: 0.312, SLG: 0.420										4	1	1	0	1	1	2									
Dan Gladden, R (1, 8) OBP: 0.308, SLG: 0.475										5	1	2	2	0	0	4									
Chad Kreuter, S (1, 2) OBP: 0.393, SLG: 0.505										4	0	0	0	1	1	1									
Inning Stats	R: 0 E: 0 K: 0 S: 7	H: 1 LOB: 1 BB: 0 P: 14	R: 1 E: 0 K: 0 S: 21	H: 1 LOB: 3 BB: 3 P: 45	R: 2 E: 0 K: 1 S: 9	H: 3 LOB: 1 BB: 0 P: 16	R: 0 E: 0 K: 0 S: 5	H: 1 LOB: 3 BB: 2 P: 16	R: 1 E: 0 K: 1 S: 8	H: 2 LOB: 0 BB: 0 P: 11	R: 0 E: 0 K: 2 S: 13	H: 1 LOB: 1 BB: 2 P: 27	R: 1 E: 1 K: 0 S: 22	H: 1 LOB: 1 BB: 0 P: 29	R: 0 E: 0 K: 1 S: 9	H: 0 LOB: 0 BB: 0 P: 13	R: 0 E: 0 K: 0 S: 8	H: 0 LOB: 1 BB: 1 P: 16	1B: 4 2B: 4 3B: 0 HR: 2	SF: 0 SAC: 1 DP: 0 HBP: 0	WP: 0 PB: 0 SB: 1 CS: 0	PA: 45			
PITCHER	IP	WLS	BF	H	R	ER	SO	BB	IBB	HBP	BLK	WP	HR	S	P	ERA	WHIP								
Charlie Leibrandt, L (1, 1) ERA: 3.8	2.0		13	4	3	3	0	3	0	0	1	0	0	30	62	13.50	3.500								
Mike Schooler, R (3, 1) ERA: 3.0	3.0	W	15	4	1	1	2	2	1	0	0	0	0	21	45	3.00	2.000								
Todd Burns, L (6, 1) ERA: 5.1	1.2		9	2	1	1	2	1	0	0	0	0	1	27	41	5.40	1.800								
Craig Lefferts, L (7, 1) ERA: 7.43	0.1		1	0	0	0	0	0	0	0	0	0	0	7	10	0.00	0.000								
Matt Whiteside, R (8, 1) ERA: 5.18	2.0	S	7	0	0	0	1	1	0	0	0	0	0	17	29	0.00	0.500								

Texas Rangers @ Detroit Tigers
Tiger Stadium, Detroit, MI
Thu Jul 01 1993, 7:05 PM EDT
Att: 18,115 - Unknown - 72 F

AB 36
R 5
H 10
RBI 5
BB 8
SO 5
LOB 22



Batter	1	2	3	4	5	6	7	8	9	10	AB	R	H	RBI	BB	SO	LOB	TOP					
David Hulse, L OBP: 0.329, SLG: 0.371 (1, 8)	B1-3		1-2 K		1-3 K		0-0 F9			3-2 G6-3	5	0	1	1	0	1	1						
Julio Franco, R OBP: 0.309, SLG: 0.413 (1, 10)	G1-3		2-0 P3		4-1 BB		4-2 BB			1-3 K	3	0	0	0	2	1	1						
Rafael Palmeiro, L OBP: 0.331, SLG: 0.488 (1, 3)	HR		1-1 P3		0-1 L4		0-0 G4-3			1-3 K	5	1	1	1	0	1	4						
Juan Gonzalez, R OBP: 0.391, SLG: 0.643 (1, 7)	P2			0-3 K		3-2 HR 1B				2-1 F7	4	1	1	0	0	1	0						
Ivan Rodriguez, R OBP: 0.321, SLG: 0.412 (1, 2)		1-2 G4-3		0-3 K		3-1 P3				0-1 L9	4	0	0	0	0	1	1						
Dan Peltier, L OBP: 0.438, SLG: 0.468 Doug Dascenzo, S OBP: 0.214, SLG: 0.282 (8, 9)		3-2 L7		4-2 BB		0-1 L8				0-1 G6-3	3	0	0	0	1	0	1						
Dean Palmer, R OBP: 0.319, SLG: 0.523 (1, 5)		1-3 K		1-1 P5		2-2 HR				2-1 F7	4	1	1	2	0	1	1						
Doug Strange, S OBP: 0.321, SLG: 0.389 (1, 4)			1-0 SH3-4 1B		0-0 BB 1B		3-2 F9			0-1 G3-1	4	1	2	0	0	0	0						
Jon Shave, R OBP: 0.190, SLG: 0.263 Gary Redus, R OBP: 0.300, SLG: 0.384 Mario Diaz, R OBP: 0.275, SLG: 0.375 (9, PH)			0-0 SH3-4		0-2 F7		0-3 K			3-3 K	2	0	0	0	0	1	1						
Inning Stats	R: 1 E: 0 K: 0 S: 9	H: 1 LOB: 0 BB: 0 P: 12	R: 0 E: 0 K: 1 S: 9	H: 0 LOB: 0 BB: 0 P: 14	R: 1 E: 0 K: 0 S: 9	H: 2 LOB: 1 BB: 0 P: 13	R: 0 E: 0 K: 2 S: 12	H: 0 LOB: 1 BB: 1 P: 17	R: 0 E: 0 K: 1 S: 10	H: 1 LOB: 2 BB: 1 P: 15	R: 2 E: 0 K: 0 S: 15	H: 2 LOB: 0 BB: 0 P: 25	R: 0 E: 0 K: 1 S: 7	H: 0 LOB: 1 BB: 1 P: 11	R: 0 E: 0 K: 0 S: 6	H: 0 LOB: 0 BB: 0 P: 8	R: 0 E: 0 K: 1 S: 7	H: 0 LOB: 0 BB: 0 P: 12	R: 0 E: 0 K: 2 S: 9	H: 0 LOB: 0 BB: 0 P: 14	1B: 4 2B: 0 3B: 0 HR: 2	SF: 0 SAC: 1 DP: 0 HBP: 0	WP: 0 PA: 39 PB: 0 SB: 0 CS: 0
PITCHER	IP WLS BF H R ER SO	IP WLS BF H R ER SO	IP WLS BF H R ER SO	IP WLS BF H R ER SO	IP WLS BF H R ER SO	IP WLS BF H R ER SO	IP WLS BF H R ER SO	IP WLS BF H R ER SO	IP WLS BF H R ER SO	IP WLS BF H R ER SO	IP WLS BF H R ER SO	IP WLS BF H R ER SO	IP WLS BF H R ER SO	IP WLS BF H R ER SO	IP WLS BF H R ER SO	IP WLS BF H R ER SO	IP WLS BF H R ER SO	IP WLS BF H R ER SO	IP WLS BF H R ER SO	IP WLS BF H R ER SO	ERA WHIP	ERA WHIP	
Bill Gullickson, R ERA: 5.32 Mike Henneman, R ERA: 1.69 (1, 1) (9, 1)	8.0 W 6 0 0 0 3	2.0 W 6 0 0 0 3	0.0 L 0 0 0 0 0	0.0 L 0 0 0 0 0	0.0 L 0 0 0 0 0	0.0 L 0 0 0 0 0	0.0 L 0 0 0 0 0	0.0 L 0 0 0 0 0	0.0 L 0 0 0 0 0	0.0 L 0 0 0 0 0	0.0 L 0 0 0 0 0	0.0 L 0 0 0 0 0	0.0 L 0 0 0 0 0	0.0 L 0 0 0 0 0	0.0 L 0 0 0 0 0	0.0 L 0 0 0 0 0	0.0 L 0 0 0 0 0	0.0 L 0 0 0 0 0	0.0 L 0 0 0 0 0	0.0 L 0 0 0 0 0	0.00 0.000	0.00 0.000	

Texas Rangers @ Detroit Tigers
Tiger Stadium, Detroit, MI
Fri Jul 02 1993, 7:05 PM EDT
Att: 29,330 - Unknown - 82 F

AB	35
R	4
H	6
RBI	4
BB	3
SO	8
LOB	10



Batter	1	2	3	4	5	6	7	8	9	10	AB	R	H	RBI	BB	SO	LOB	BOTTOM					
Tony Phillips, S OBP: 0.441, SLG: 0.398 (1, 4)	BB 1B		1-3 K		4-2 G4-3 WP BB			2-2 2B 1B	4-0 BB		3	1	2	0	2	1	0						
Dan Gladden, R OBP: 0.304, SLG: 0.462 (1, 7)	L4		1-2 G4-3		3-2 G4-3		1-3 2B 1B	1-2 2B 1B	1-1 L8		5	1	1	0	0	0	3						
Travis Fryman, R OBP: 0.342, SLG: 0.441 (1, 6)	SAFE SAFE BB		4-2 BB BB		4-2 BB BB		2-2 F8	1-1 HR 2B		1-0 P6	3	1	1	2	2	0	1						
Cecil Fielder, R OBP: 0.391, SLG: 0.528 Gary Thorman, R OBP: 0.327, SLG: 0.279 (1, 3)	F9		4-1 BB		1-2 BB		3-3 K	0-0 HR 2B		4-0 HR BB	3	1	1	2	2	1	2						
Kirk Gibson, L OBP: 0.335, SLG: 0.417 (1, 10)	G3-1		2-0 F9		0-0 F9		2-2 G3-1	1-3 K		2-1 F8	5	0	0	0	0	1	5						
Mickey Tettleton, S OBP: 0.348, SLG: 0.540 (1, 9)		1-0 G4-3		3-3 K		3-1 L8		3-3 K		1-0 HR	5	1	1	2	0	2	0						
Scott Livingstone, L OBP: 0.321, SLG: 0.331 Alan Trammell, R OBP: 0.395, SLG: 0.430 (8, PH)		2-2 F8 WP 1B		3-2 F7		3-3 K		2-2 F8			3	0	1	0	0	1	0						
Chad Kreuter, S OBP: 0.386, SLG: 0.495 (1, 2)		3-2 F8		0-2 L9		1-3 K		1-3 K		3-2 G1-3	4	0	0	0	0	1	1						
Mitt Cuyler, S OBP: 0.258, SLG: 0.313 Rob Deer, R OBP: 0.311, SLG: 0.418 (10, 8)		3-3 K		0-1 B1-3		0-3 K		0-3 K		1-1 F8	3	0	0	0	0	2	1						
Inning Stats	R: 0 E: 0 K: 0 S: 7	H: 1 LOB: 2 BB: 1 P: 14	R: 0 E: 0 K: 1 S: 11	H: 1 LOB: 1 BB: 0 P: 20	R: 0 E: 0 K: 1 S: 10	H: 0 LOB: 2 BB: 2 P: 20	R: 0 E: 0 K: 1 S: 11	H: 0 LOB: 0 BB: 0 P: 17	R: 0 E: 0 K: 0 S: 12	H: 0 LOB: 0 BB: 0 P: 21	R: 0 E: 0 K: 1 S: 9	H: 0 LOB: 0 BB: 0 P: 17	R: 4 E: 0 K: 2 S: 21	H: 4 LOB: 0 BB: 0 P: 31	R: 0 E: 0 K: 0 S: 7	H: 0 LOB: 1 BB: 1 P: 16	R: 2 E: 0 K: 0 S: 4	H: 1 LOB: 1 BB: 1 P: 12	R: 0 E: 0 K: 0 S: 4	H: 1 LOB: 1 BB: 1 P: 12	1B: 4 2B: 1 3B: 0 HR: 2	SF: 0 SAC: 0 DP: 0 HBP: 0	WP: 2 PA: 42 PB: 0 SB: 0 CS: 0
PITCHER	IP WLS BF H R ER SO	IP WLS BF H R ER SO	IP WLS BF H R ER SO	IP WLS BF H R ER SO	IP WLS BF H R ER SO	IP WLS BF H R ER SO	IP WLS BF H R ER SO	IP WLS BF H R ER SO	IP WLS BF H R ER SO	IP WLS BF H R ER SO	IP WLS BF H R ER SO	IP WLS BF H R ER SO	IP WLS BF H R ER SO	IP WLS BF H R ER SO	IP WLS BF H R ER SO	IP WLS BF H R ER SO	IP WLS BF H R ER SO	IP WLS BF H R ER SO	IP WLS BF H R ER SO	IP WLS BF H R ER SO	ERA WHIP	ERA WHIP	
Kevin Brown, R ERA: 2.89 Matt Whiteside, R ERA: 3.50 Bob Patterson, L ERA: 4.45 (1, 1) (8, 1) (8, 1)	7.0 L 2 2 2 2 7	0.0 L 2 2 2 2 7	0.0 L 2 2 2 2 7	0.0 L 2 2 2 2 7	0.0 L 2 2 2 2 7	0.0 L 2 2 2 2 7	0.0 L 2 2 2 2 7	0.0 L 2 2 2 2 7	0.0 L 2 2 2 2 7	0.0 L 2 2 2 2 7	0.0 L 2 2 2 2 7	0.0 L 2 2 2 2 7	0.0 L 2 2 2 2 7	0.0 L 2 2 2 2 7	0.0 L 2 2 2 2 7	0.0 L 2 2 2 2 7	0.0 L 2 2 2 2 7	0.0 L 2 2 2 2 7	0.0 L 2 2 2 2 7	0.0 L 2 2 2 2 7	0.0 L 2 2 2 2 7	2.57 1.143	6.75 1.125

Texas Rangers @ Detroit Tigers
Tiger Stadium, Detroit, MI
Fri Jul 02 1993, 7:05 PM EDT
Att: 29,330 - Unknown - 82 F

AB	36
R	6
H	7
RBI	6
BB	6
SO	9
LOB	13



Batter	1	2	3	4	5	6	7	8	9	AB	R	H	RBI	BB	SO	LOB	TOP																			
David Hulse, L (1, 8) OBP: 0.328, SLG: 0.369 Gary Redus, R (7, PH) OBP: 0.305, SLG: 0.378										4	1	1	0	0	0	2																				
Julio Franco, R (1, 10) OBP: 0.313, SLG: 0.426										5	2	2	4	1	0	0																				
Rafael Palmeiro, L (1, 3) OBP: 0.334, SLG: 0.490										5	1	2	1	1	0	1																				
Juan Gonzalez, R (1, 7) OBP: 0.386, SLG: 0.631										6	0	1	1	0	0	4																				
Geno Petralli, L (1, 2) OBP: 0.397, SLG: 0.367										3	2	1	1	2	0	1																				
Dan Peltier, L (1, 9) OBP: 0.421, SLG: 0.449 Butch Davis, R (5, PH) OBP: 0.265, SLG: 0.415										2	0	0	0	0	0	3																				
Dean Palmer, R (1, 5) OBP: 0.327, SLG: 0.538										4	2	3	2	1	0	0																				
Doug Strange, S (1, 4) OBP: 0.328, SLG: 0.393										3	0	2	1	1	0	0																				
Jon Shave, R (1, 6) OBP: 0.217, SLG: 0.286 Mario Diaz, R (5, PH) OBP: 0.279, SLG: 0.372										2	0	1	0	0	0	0																				
Inning Stats	R: 5 E: 0 K: 0 S: 18	H: 6 LOB: 2 BB: 1 P: 34	R: 0 E: 0 K: 0 S: 10	H: 1 LOB: 2 BB: 1 P: 21	R: 0 E: 0 K: 0 S: 5	H: 0 LOB: 0 BB: 0 P: 11	R: 0 E: 0 K: 0 S: 4	H: 0 LOB: 0 BB: 0 P: 6	R: 0 E: 0 K: 2 S: 18	H: 1 LOB: 3 BB: 2 P: 34	R: 0 E: 0 K: 0 S: 6	H: 0 LOB: 1 BB: 1 P: 12	R: 6 E: 0 K: 0 S: 23	H: 4 LOB: 0 BB: 2 P: 40	R: 0 E: 0 K: 2 S: 13	H: 2 LOB: 2 BB: 0 P: 19	R: 0 E: 0 K: 0 S: 9	H: 1 LOB: 1 BB: 0 P: 14	1B: 12 2B: 1 3B: 0 HR: 2	SF: 1 SAC: 0 DP: 0 HBP: 0	WP: 0 PB: 0 SB: 3 CS: 0	PA: 49														
PITCHER	IP WLS BF H R ER SO BB IBB HBP BLK WP HR S P ERA WHIP	IP WLS BF H R ER SO BB IBB HBP BLK WP HR S P ERA WHIP																																		
Mike Moore, R (1, 1) ERA: 6.63	1.0	10	6	5	5	0	1	0	0	0	0	1	18	34	45.00	7.000																				
Bill Krueger, L (2, 1) ERA: 3.46	3.2	16	2	0	0	1	1	2	0	0	0	0	0	32	64	0.00	0.818																			
Kurt Knudsen, R (5, 1) ERA: 4.42	1.1	L 8	2	2	3	3	1	2	0	0	0	0	0	15	29	20.25	3.000																			
Bob MacDonald, L (7, 1) ERA: 4.41	0.1	4	2	3	3	0	1	0	0	0	0	1	10	18	81.00	9.000																				
Buddy Groom, L (7, 1) ERA: 3.54	2.2	11	3	0	0	2	0	0	0	0	0	0	0	31	46	0.00	1.125																			

Texas Rangers @ Detroit Tigers
Tiger Stadium, Detroit, MI
Sat Jul 03 1993, 3:33 AM EDT
Att: 31,149 - Sunny - 84 F

AB 41
R 11
H 15
RBI 11
BB 7
SO 4
LOB 17



Batter	1	2	3	4	5	6	7	8	9	AB	R	H	RBI	BB	SO	LOB	BOTTOM																			
Tony Phillips, S (1, 4) OBP: 0.440, SLG: 0.398										5	0	2	0	0	1	2																				
Dan Gladden, R (1, 7) OBP: 0.291, SLG: 0.440										5	0	0	0	0	0	4																				
Travis Fryman, R (1, 6) OBP: 0.346, SLG: 0.446										4	2	2	0	1	0	2																				
Cecil Fielder, R (1, 10) OBP: 0.391, SLG: 0.540										5	1	2	3	0	2	3																				
Alan Trammell, R (1, 5) OBP: 0.367, SLG: 0.429										5	0	2	0	0	0	3																				
Mickey Tettleton, S (1, 3) OBP: 0.352, SLG: 0.547										4	1	2	0	1	0	3																				
Rob Deer, R (1, 9) OBP: 0.305, SLG: 0.498										5	0	0	0	0	2	8																				
Chad Kreuter, S (1, 2) OBP: 0.386, SLG: 0.507										5	1	2	2	0	2	2																				
Gary Thurman, R (1, 8) OBP: 0.314, SLG: 0.267 Milt Cuyler, S (6, PH) OBP: 0.260, SLG: 0.315										2	0	0	0	0	0	0																				
Inning Stats	R: 0 E: 0 K: 1 S: 14	H: 2 LOB: 0 BB: 0 P: 23	R: 2 E: 0 K: 1 S: 13	H: 2 LOB: 0 BB: 0 P: 20	R: 1 E: 0 K: 0 S: 15	H: 2 LOB: 2 BB: 1 P: 25	R: 0 E: 0 K: 2 S: 9	H: 0 LOB: 0 BB: 0 P: 15	R: 2 E: 1 K: 0 S: 10	H: 2 LOB: 1 BB: 0 P: 18	R: 0 E: 0 K: 1 S: 8	H: 1 LOB: 1 BB: 0 P: 8	R: 0 E: 1 K: 1 S: 10	H: 1 LOB: 2 BB: 1 P: 20	R: 0 E: 0 K: 0 S: 8	H: 2 LOB: 2 BB: 0 P: 12	R: 0 E: 1 K: 1 S: 20	H: 1 LOB: 2 BB: 0 P: 26	1B: 7 2B: 4 3B: 0 HR: 2	SF: 0 SAC: 0 DP: 0 HBP: 0	WP: 1 PB: 0 SB: 0 CS: 0	PA: 44														
PITCHER	IP WLS BF H R ER SO BB IBB HBP BLK WP HR S P ERA WHIP	IP WLS BF H R ER SO BB IBB HBP BLK WP HR S P ERA WHIP																																		
Kenny Rogers, L (1, 1) ERA: 5.66	4.2	24	8	5	4	4	1	0	0	0	0	1	2	60	99	7.71	1.929																			
Mike Scholer, R (5, 1) ERA: 2.53	1.2	W 8	2	0	0	2	1	0	0	0	0	0	0	13	19	0.00	1.800																			
Todd Burns, R (7, 1) ERA: 4.87	2.2	12	3	0	0	1	0	0	0	0	0	0	0	34	49	0.00	1.125																			

Texas Rangers @ Detroit Tigers
Tiger Stadium, Detroit, MI
Sat Jul 03 1993, 3:33 AM EDT
Att: 31,149 - Sunny - 84 F

AB 42
R 5
H 13
RBI 5
BB 2
SO 7
LOB 27



Batter	1	2	3	4	5	6	7	8	9	AB	R	H	RBI	BB	SO	LOB	TOP				
Tony Phillips, S OBP: 0.448, SLG: 0.401 (1.4)	P6		K				G3-1		CS 1B	4	0	1	0	1	1	1	Detroit Tigers @ Minnesota Twins Hubert H. Humphrey Metrodome, Minneapolis, MN Tue Jul 06 1993, 8:05 PM EDT Att: 27,625 - Dome livebaseballscorecards.com				
Dan Gladden, R OBP: 0.280, SLG: 0.419 (1.7)	F8			G6-3	K		L1		K	5	0	0	0	0	2	4					
Travis Fryman, R OBP: 0.347, SLG: 0.441 (1.6)	L8			G1-3			E3			3	0	0	0	1	0	0					
Cecil Fielder, R OBP: 0.392, SLG: 0.532 (1.3)		G5-3					G5-3			3	0	0	0	1	1	3					
Mickey Tettleton, S OBP: 0.351, SLG: 0.556 (1.9)		K							K	4	1	1	1	0	2	1					
Kirk Gibson, L OBP: 0.332, SLG: 0.423 (1.10)		G4-3							K	4	1	2	0	0	1	0					
Chad Kreuter, S OBP: 0.381, SLG: 0.498 (1.2)				G3-1			P6			4	0	1	0	0	0	2					
Scott Livingstone, L OBP: 0.320, SLG: 0.335 (1.5)				K					K	4	1	1	0	0	1	1					
Mitt Cuyler, S OBP: 0.267, SLG: 0.322 (1.8)									G4-3	4	1	2	0	0	1	1					
Inning Stats	R: 0 E: 0 K: 0 S: 4	H: 0 LOB: 0 BB: 0 P: 7	R: 0 E: 0 K: 1 S: 10	H: 0 LOB: 0 BB: 0 P: 17	R: 0 E: 0 K: 2 S: 10	H: 1 LOB: 1 BB: 0 P: 14	R: 0 E: 0 K: 0 S: 7	H: 0 LOB: 1 BB: 1 P: 16	R: 3 E: 1 K: 1 S: 19	H: 2 LOB: 2 BB: 2 P: 36	R: 1 E: 0 K: 1 S: 11	H: 3 LOB: 1 BB: 0 P: 18	R: 0 E: 1 K: 2 S: 12	H: 1 LOB: 1 BB: 0 P: 16	R: 0 E: 0 K: 1 S: 6	H: 1 LOB: 0 BB: 0 P: 9		1B: 4 2B: 3 3B: 0 HR: 1	SF: 0 SAC: 0 DP: 0 HBP: 0	WP: 0 PB: 0 SB: 0 CS: 2	PA: 38
PITCHER	IP	WLS	BF	H	R	ER	SO	BB	IBB	HBP	BLK	WP	HR	S	P	ERA	WHIP			ERA	WHIP
Willie Banks, R ERA: 4.27 (1.1)	4.2	L	21	3	3	0	4	3	0	0	0	0	0	47	86	0.00	1.286				
Mike Trombley, R ERA: 5.05 (5.1)	4.1		17	5	1	1	5	0	0	0	0	0	1	42	61	2.08	1.154				

Batter	1	2	3	4	5	6	7	8	9	AB	R	H	RBI	BB	SO	LOB	BOTTOM				
Derek Lee, L OBP: 0.182, SLG: 0.143 (1.7)	P6			F7				F7		4	0	0	0	0	0	2	Detroit Tigers @ Minnesota Twins Hubert H. Humphrey Metrodome, Minneapolis, MN Tue Jul 06 1993, 8:05 PM EDT Att: 27,625 - Dome livebaseballscorecards.com				
Chuck Knoblauch, R OBP: 0.357, SLG: 0.330 (1.4)	G1-3							G4-3		4	1	1	1	0	0	2					
Kirby Puckett, R OBP: 0.343, SLG: 0.451 (1.8)	G6-3								F9	4	0	0	0	0	1	0					
Kent Hrbek, L OBP: 0.346, SLG: 0.446 (1.3)		G4-3								4	0	1	0	0	0	0					
Dave Winfield, R OBP: 0.304, SLG: 0.419 (1.10)		G5-3								4	0	1	0	0	1	1					
Brian Harper, R OBP: 0.353, SLG: 0.466 (1.2)		L6								4	0	0	0	0	0	2					
Shane Mack, R OBP: 0.319, SLG: 0.392 (1.9)										3	0	3	0	0	0	0					
Mike Pagliarulo, L OBP: 0.333, SLG: 0.466 (1.5)										3	0	1	0	0	0	2					
Pat Meares, R OBP: 0.338, SLG: 0.395 (1.6)										2	0	0	0	0	0	0					
Gene Larkin, S OBP: 0.366, SLG: 0.325 (8, PH)										1	0	0	0	0	0	2					
Jeff Reboulet, R OBP: 0.288, SLG: 0.209 (9.6)										0	0	0	0	0	0	0					
Inning Stats	R: 0 E: 0 K: 0 S: 7	H: 0 LOB: 0 BB: 0 P: 12	R: 0 E: 0 K: 0 S: 7	H: 0 LOB: 0 BB: 0 P: 10	R: 0 E: 0 K: 0 S: 6	H: 1 LOB: 0 BB: 0 P: 9	R: 1 E: 0 K: 0 S: 6	H: 1 LOB: 0 BB: 0 P: 10	R: 0 E: 0 K: 0 S: 5	H: 0 LOB: 0 BB: 0 P: 9	R: 0 E: 0 K: 1 S: 8	H: 1 LOB: 1 BB: 0 P: 14	R: 0 E: 0 K: 0 S: 12	H: 2 LOB: 2 BB: 0 P: 18	R: 0 E: 0 K: 1 S: 7	H: 1 LOB: 1 BB: 0 P: 8	1B: 5 2B: 1 3B: 0 HR: 1	SF: 0 SAC: 0 DP: 1 HBP: 0	WP: 0 PB: 0 SB: 0 CS: 0	PA: 33	
PITCHER	IP	WLS	BF	H	R	ER	SO	BB	IBB	HBP	BLK	WP	HR	S	P	ERA	WHIP			ERA	WHIP
John Doherty, R ERA: 3.55 (1.1)	7.0	W	26	6	1	1	1	0	0	0	0	0	0	52	84	0.00	0.857				
Mike Henneman, R ERA: 1.6 (8.1)	2.0	S	7	1	0	0	1	0	0	0	0	0	0	13	16	0.00	0.500				



Batter	1	2	3	4	5	6	7	8	9	AB	R	H	RBI	BB	SO	LOB	TOP					
Tony Phillips, S (1.4) OBP: 0.448, SLG: 0.405										5	2	2	1	1	3	2						
Dan Gladden, R (1.7) OBP: 0.292, SLG: 0.434										5	1	3	1	0	0	2						
Travis Fryman, R (1.6) OBP: 0.343, SLG: 0.434										5	0	0	0	0	0	4						
Cecil Fielder, R (1.3) OBP: 0.392, SLG: 0.538										4	1	1	3	1	0	0						
Alan Trammell, R (1.5) OBP: 0.372, SLG: 0.448										5	2	3	1	0	0	2						
Rob Deer, R (1.9) OBP: 0.315, SLG: 0.416										5	1	3	0	0	1	1						
Skeeter Barnes, R (1.10) OBP: 0.290, SLG: 0.349										2	0	0	0	1	0	1						
Mickey Tettleton, S (7, PH) OBP: 0.355, SLG: 0.557										1	0	1	1	1	0	0						
Chad Kreuter, S (1.2) OBP: 0.377, SLG: 0.491										5	0	1	0	0	1	7						
Mitt Cuyler, S (1.8) OBP: 0.266, SLG: 0.323										5	1	1	1	0	1	5						
Inning Stats	R: 0 E: 0 K: 1 S: 10	H: 0 LOB: 0 BB: 0 P: 14	R: 0 E: 0 K: 1 S: 9	H: 1 LOB: 2 BB: 1 P: 23	R: 4 E: 0 K: 0 S: 16	H: 3 LOB: 0 BB: 1 P: 31	R: 0 E: 0 K: 1 S: 13	H: 2 LOB: 2 BB: 0 P: 19	R: 0 E: 0 K: 0 S: 6	H: 0 LOB: 0 BB: 0 P: 11	R: 3 E: 0 K: 0 S: 11	H: 4 LOB: 1 BB: 0 P: 13	R: 1 E: 0 K: 0 S: 16	H: 3 LOB: 2 BB: 0 P: 26	R: 0 E: 0 K: 1 S: 9	H: 1 LOB: 2 BB: 1 P: 19	R: 0 E: 0 K: 2 S: 17	H: 1 LOB: 2 BB: 1 P: 30	1B: 9 2B: 4 3B: 0 HR: 2	SF: 0 SAC: 0 DP: 0 HBP: 0	WP: 0 PB: 0 SB: 1 CS: 0	PA: 46
PITCHER	IP	WLS	BF	H	R	ER	SO	BB	IBB	HBP	BLK	WP	HR	S	P	ERA	WHIP					
Jim Deshaies, L (1.1) ERA: 4.5	5.2	L	27	8	6	6	3	2	0	0	0	0	2	60	104	9.53	1.765					
Mike Hartley, R (6.1) ERA: 5.05	0.2		7	5	2	2	0	0	0	0	0	0	0	17	26	27.00	7.500					
Larry Casian, L (7.1) ERA: 0.49	1.2		7	1	0	0	1	1	0	0	0	0	0	13	26	0.00	1.200					
George Tsamis, L (9.1) ERA: 4.66	1.0		5	1	0	0	2	1	0	0	0	0	0	17	30	0.00	2.000					

Detroit Tigers @ Minnesota Twins
 Hubert H. Humphrey Metrodome, Minneapolis, MN
 Wed Jul 07 1993, 4:33 AM EDT
 Att: 31,792 - Dome

AB	42
R	8
H	15
RBI	8
BB	4
SO	6
LOB	24



Batter	1	2	3	4	5	6	7	8	9	AB	R	H	RBI	BB	SO	LOB	BOTTOM					
Chip Hale, L (1.4) OBP: 0.376, SLG: 0.421										5	0	0	0	0	0	1						
Chuck Knoblauch, R (1.6) OBP: 0.360, SLG: 0.334										5	1	3	0	0	0	0						
Kirby Puckett, R (1.8) OBP: 0.350, SLG: 0.468										4	2	3	1	0	0	1						
Kent Hrbek, L (1.3) OBP: 0.343, SLG: 0.438										3	0	0	1	1	0	5						
Dave Winfield, R (1.10) OBP: 0.302, SLG: 0.419										5	1	1	1	0	1	5						
Brian Harper, R (1.2) OBP: 0.355, SLG: 0.464										3	0	1	0	1	0	0						
Shane Mack, R (1.7) OBP: 0.318, SLG: 0.392										3	0	1	1	0	0	1						
Mike Pagliarulo, L (1.5) OBP: 0.331, SLG: 0.461										4	0	1	0	0	1	2						
Dave McCarty, R (1.9) OBP: 0.319, SLG: 0.366										4	0	1	0	0	0	3						
Inning Stats	R: 0 E: 0 K: 0 S: 8	H: 1 LOB: 1 BB: 0 P: 14	R: 0 E: 0 K: 0 S: 13	H: 1 LOB: 1 BB: 1 P: 23	R: 1 E: 0 K: 1 S: 9	H: 1 LOB: 1 BB: 1 P: 18	R: 0 E: 0 K: 0 S: 4	H: 0 LOB: 0 BB: 0 P: 6	R: 0 E: 0 K: 0 S: 7	H: 0 LOB: 0 BB: 0 P: 10	R: 2 E: 0 K: 0 S: 13	H: 3 LOB: 1 BB: 0 P: 21	R: 0 E: 0 K: 0 S: 10	H: 2 LOB: 3 BB: 0 P: 15	R: 0 E: 0 K: 1 S: 10	H: 1 LOB: 1 BB: 0 P: 13	R: 1 E: 0 K: 0 S: 9	H: 2 LOB: 1 BB: 0 P: 16	1B: 8 2B: 2 3B: 0 HR: 1	SF: 2 SAC: 0 DP: 0 HBP: 1	WP: 1 PB: 0 SB: 0 CS: 0	PA: 41
PITCHER	IP	WLS	BF	H	R	ER	SO	BB	IBB	HBP	BLK	WP	HR	S	P	ERA	WHIP					
Bill Gullickson, R (1.1) ERA: 5.23	6.1	W	29	8	3	3	1	2	0	0	0	0	1	60	100	4.26	1.579					
Kurt Knudsen, R (7.1) ERA: 4.19	0.0		1	0	0	0	0	0	0	1	0	0	0	1	2	∞	∞					
Bob MacDonald, L (7.1) ERA: 4.93	0.2		2	0	0	0	0	0	0	0	0	0	0	3	5	0.00	0.000					
Sean Bergman, R (8.1) ERA: 4.5	2.0		9	3	1	1	1	0	0	0	0	1	0	19	29	4.50	1.500					

Detroit Tigers @ Minnesota Twins
 Hubert H. Humphrey Metrodome, Minneapolis, MN
 Wed Jul 07 1993, 4:33 AM EDT
 Att: 31,792 - Dome

AB	36
R	4
H	11
RBI	4
BB	2
SO	2
LOB	18



Batter	1	2	3	4	5	6	7	8	9	10	11	AB	R	H	RBI	BB	SO	LOB	TOP																		
Tony Phillips, S OBP: 0.447, SLG: 0.406 (1, 4)												6	1	2	0	0	0	2																			
Scott Livingstone, L OBP: 0.319, SLG: 0.329 (1, 5)												5	0	0	0	0	0	2																			
Alan Trammell, R OBP: 0.382, SLG: 0.459 (1, 6)												4	1	3	1	1	0	1																			
Cecil Fielder, R OBP: 0.390, SLG: 0.533 (1, 3)												5	1	1	0	0	1	4																			
Mickey Tettleton, S OBP: 0.355, SLG: 0.565 (1, 7)												5	1	2	3	0	2	2																			
Kirk Gibson, L OBP: 0.337, SLG: 0.424 (1, 10)												4	0	2	0	1	0	1																			
Rob Deer, R OBP: 0.309, SLG: 0.407 (1, 9)												5	0	0	0	0	2	4																			
Chad Kreuter, S OBP: 0.373, SLG: 0.498 (1, 2)												5	1	1	1	0	3	2																			
Milt Cuyler, S OBP: 0.355, SLG: 0.318 (1, 8)												4	0	0	0	1	1	0																			
Inning Stats	R: 1 E: 0 K: 1 S: 13	H: 2 LOB: 1 BB: 0 P: 18	R: 0 E: 0 K: 0 S: 5	H: 1 LOB: 0 BB: 0 P: 6	R: 0 E: 0 K: 0 S: 5	H: 0 LOB: 0 BB: 0 P: 9	R: 0 E: 0 K: 2 S: 12	H: 0 LOB: 2 BB: 2 P: 26	R: 1 E: 0 K: 0 S: 11	H: 2 LOB: 1 BB: 0 P: 19	R: 2 E: 0 K: 1 S: 16	H: 3 LOB: 2 BB: 1 P: 27	R: 1 E: 0 K: 1 S: 15	H: 2 LOB: 1 BB: 0 P: 23	R: 0 E: 0 K: 2 S: 10	H: 0 LOB: 0 BB: 0 P: 15	R: 0 E: 0 K: 0 S: 8	H: 1 LOB: 1 BB: 0 P: 14	R: 0 E: 0 K: 1 S: 7	H: 0 LOB: 0 BB: 0 P: 9	R: 0 E: 0 K: 1 S: 6	H: 0 LOB: 0 BB: 0 P: 9	1B: 7 2B: 2 3B: 0 HR: 2	SF: 0 SAC: 0 DP: 1 HBP: 0	WP: 0 PB: 0 SB: 2 CS: 0	PA: 46											
PITCHER	IP ERA WLS BF H R ER SO BB IBB HBP BLK WP HR S P ERA WHIP	(1, 1) 3.53	(8, 1) 4.56	(10, 1) 1.84	PITCHER										(1, 1) 4.76	(11, 1) 27.00					46																
David Cone, R	2.0	7	1	0	0	2	0	0	0	0	0	0	0	0	18	29	0.00	0.500																			
Mark Gubicza, R	2.0	W	6	0	0	0	2	0	0	0	0	0	0	0	13	18	0.00	0.000																			
Jeff Montgomery, R																																					

Detroit Tigers @ Kansas City Royals
Kauffman Stadium, Kansas City, MO
Thu Jul 08 1993, 7:05 PM CDT
Att: 29,799 - Unknown - 87 F

livebaseballscorecards.com

AB 43
R 5
H 11
RBI 5
BB 3
SO 9
LOB 18



Batter	1	2	3	4	5	6	7	8	9	10	11	AB	R	H	RBI	BB	SO	LOB	BOTTOM																		
Felix Jose, S OBP: 0.316, SLG: 0.360 (1, 9)												5	2	2	0	1	0	2																			
Brian McRae, S OBP: 0.349, SLG: 0.422 (1, 8)												6	0	3	1	0	2	4																			
Wally Joyner, L OBP: 0.389, SLG: 0.453 (1, 3)												5	2	2	1	1	0	2																			
Chris Gwynn, L OBP: 0.346, SLG: 0.406 Hubie Brooks, R OBP: 0.317, SLG: 0.333 (1, 10) (11, PH)												5	0	0	0	0	1	4																			
Kevin McReynolds, R OBP: 0.333, SLG: 0.438 (1, 7)												5	0	3	2	1	0	2																			
Brent Mayne, L OBP: 0.323, SLG: 0.364 Mike MacFarlane, R OBP: 0.363, SLG: 0.527 (1, 2) (7, PH) (8, 2)												3	0	0	0	0	0	3																			
Greg Gagne, R OBP: 0.316, SLG: 0.358 (1, 6)												5	1	4	0	0	0	2																			
Phil Hiatt, R OBP: 0.284, SLG: 0.376 George Brett, L OBP: 0.298, SLG: 0.388 Gary Gaetti, R OBP: 0.291, SLG: 0.348 (1, 5) (7, PH) (8, 5)												3	0	1	0	0	0	2																			
Jose Lind, R OBP: 0.276, SLG: 0.303 (1, 4)												5	0	0	0	0	0	4																			
Inning Stats	R: 2 E: 1 K: 0 S: 11	H: 3 LOB: 1 BB: 0 P: 22	R: 0 E: 0 K: 0 S: 8	H: 2 LOB: 2 BB: 0 P: 10	R: 0 E: 0 K: 0 S: 7	H: 0 LOB: 1 BB: 1 P: 15	R: 0 E: 0 K: 0 S: 8	H: 1 LOB: 1 BB: 0 P: 15	R: 1 E: 0 K: 1 S: 12	H: 2 LOB: 1 BB: 0 P: 19	R: 2 E: 1 K: 0 S: 11	H: 3 LOB: 3 BB: 0 P: 19	R: 0 E: 0 K: 0 S: 12	H: 2 LOB: 2 BB: 0 P: 14	R: 0 E: 0 K: 0 S: 8	H: 1 LOB: 1 BB: 0 P: 12	R: 0 E: 0 K: 2 S: 15	H: 1 LOB: 1 BB: 0 P: 22	R: 0 E: 0 K: 1 S: 7	H: 1 LOB: 2 BB: 1 P: 12	R: 1 E: 0 K: 0 S: 7	H: 2 LOB: 2 BB: 1 P: 13	1B: 12 2B: 5 3B: 1 HR: 0	SF: 0 SAC: 1 DP: 0 HBP: 0	WP: 0 PB: 0 SB: 0 CS: 0	PA: 51											
PITCHER	IP ERA WLS BF H R ER SO BB IBB HBP BLK WP HR S P ERA WHIP	(1, 1) 6.53	(6, 1) 5.36	(7, 1) 13.98	(8, 1) 4.79	(9, 1) 1.54	PITCHER										(11, 1) 4.66	(11, 1) 27.00					51														
Mike Moore, R	0.2	3	1	0	0	0	0	0	0	0	0	0	0	0	7	9	0.00	1.500																			
Tom Bolton, L	1.0	4	1	0	0	0	0	0	0	0	0	0	0	0	9	9	0.00	1.000																			
Kurt Knudsen, R	1.0	4	2	0	0	1	0	0	0	0	0	0	0	11	19	0.00	2.000																				
Bob MacDonald, L	1.2	7	1	0	0	2	0	1	0	0	0	0	0	16	24	0.00	0.600																				
Mike Henneman, R																																					

Detroit Tigers @ Kansas City Royals
Kauffman Stadium, Kansas City, MO
Thu Jul 08 1993, 7:05 PM CDT
Att: 29,799 - Unknown - 87 F

livebaseballscorecards.com

AB 47
R 6
H 18
RBI 5
BB 3
SO 4
LOB 28



Batter	1	2	3	4	5	6	7	8	9	AB	R	H	RBI	BB	SO	LOB	TOP				
Tony Phillips, S (1, 4) OBP: 0.445, SLG: 0.401										4	1	0	0	2	0	5					
Dan Gladden, R (1, 7) OBP: 0.296, SLG: 0.440										5	2	2	0	0	2	3					
Travis Fryman, R (1, 6) OBP: 0.343, SLG: 0.443										5	2	2	3	0	1	1					
Cecil Fielder, R (1, 3) OBP: 0.390, SLG: 0.532										4	1	1	0	1	1	2					
Alan Trammell, R (1, 10) OBP: 0.393, SLG: 0.463										5	1	2	1	0	1	1					
Mickey Tettleton, S (1, 2) OBP: 0.359, SLG: 0.563										3	1	1	1	2	1	0					
Rob Deer, R (1, 9) OBP: 0.307, SLG: 0.400										4	0	0	0	0	2	6					
Skeeter Barnes, R (1, 5) OBP: 0.289, SLG: 0.338										5	1	1	2	0	2	4					
Gary Thurman, R (1, 8) OBP: 0.339, SLG: 0.286										4	1	2	1	1	0	0					
Inning Stats	R: 3 E: 1 K: 2 S: 31	H: 6 LOB: 2 BB: 3 P: 56	R: 0 E: 0 K: 2 S: 12	H: 1 LOB: 3 BB: 2 P: 26	R: 0 E: 0 K: 3 S: 9	H: 0 LOB: 0 BB: 0 P: 12	R: 0 E: 0 K: 1 S: 10	H: 0 LOB: 3 BB: 0 P: 14	R: 0 E: 0 K: 1 S: 6	H: 0 LOB: 1 BB: 0 P: 10	R: 0 E: 0 K: 1 S: 8	H: 0 LOB: 1 BB: 0 P: 14	R: 2 E: 0 K: 0 S: 10	H: 3 LOB: 1 BB: 0 P: 16	R: 0 E: 0 K: 0 S: 16	H: 1 LOB: 2 BB: 1 P: 23	1B: 7 2B: 3 3B: 0 HR: 1	SF: 0 SAC: 0 DP: 0 HBP: 1	WP: 0 PB: 0 SB: 0 CS: 0	PA: 46	
PITCHER	IP	WLS	BF	H	R	ER	SO	BB	IBB	HBP	BLK	WP	HR	S	P	ERA	WHIP				
Chris Haney, L (1, 1) ERA: 6.08	0.1	L	8	5	7	6	1	2	0	0	0	0	0	21	37	162.00	21.000				
Tom Gordon, R (1, 1) ERA: 3.66	4.2		20	2	1	0	8	3	0	0	0	0	0	47	80	0.00	1.071				
Frank DiPino, L (6, 1) ERA: 6.08	4.0		18	4	2	2	1	1	0	1	0	0	1	40	63	4.50	1.250				

Detroit Tigers @ Kansas City Royals
Kauffman Stadium, Kansas City, MO
Fri Jul 09 1993, 7:05 PM CDT
Att: 25,702 - Unknown

AB 39
R 10
H 11
RBI 8
BB 6
SO 10
LOB 22



Batter	1	2	3	4	5	6	7	8	9	AB	R	H	RBI	BB	SO	LOB	BOTTOM				
Felix Jose, S (1, 9) OBP: 0.317, SLG: 0.361										2	0	1	0	0	0	0					
Hubie Brooks, R (4, PH) OBP: 0.317, SLG: 0.327										2	0	0	0	1	0	1					
Brian McRae, S (1, 8) OBP: 0.350, SLG: 0.422										5	2	2	0	0	0	5					
Wally Joyner, L (1, 3) OBP: 0.386, SLG: 0.452										5	0	1	1	0	0	5					
Chris Gwynn, L (1, 10) OBP: 0.347, SLG: 0.407										2	0	1	0	0	0	1					
Gary Gaetti, R (4, PH) OBP: 0.311, SLG: 0.355										1	0	1	1	2	0	0					
Kevin McReynolds, R (1, 7) OBP: 0.322, SLG: 0.421										5	0	0	0	0	1	7					
Brent Mayne, L (1, 2) OBP: 0.311, SLG: 0.349										5	0	0	0	0	0	4					
Greg Gagne, R (1, 6) OBP: 0.322, SLG: 0.367										4	2	3	0	0	0	0					
Phil Hiatt, R (1, 5) OBP: 0.288, SLG: 0.383										4	0	2	1	0	1	1					
Jose Lind, R (1, 4) OBP: 0.284, SLG: 0.311										4	1	3	1	0	1	0					
Inning Stats	R: 1 E: 1 K: 0 S: 10	H: 1 LOB: 1 BB: 0 P: 17	R: 0 E: 0 K: 0 S: 7	H: 4 LOB: 2 BB: 0 P: 20	R: 0 E: 0 K: 0 S: 17	H: 1 LOB: 1 BB: 1 P: 24	R: 0 E: 0 K: 0 S: 9	H: 1 LOB: 0 BB: 0 P: 16	R: 0 E: 0 K: 1 S: 9	H: 1 LOB: 1 BB: 0 P: 13	R: 0 E: 0 K: 1 S: 6	H: 0 LOB: 0 BB: 1 P: 11	R: 0 E: 0 K: 1 S: 11	H: 1 LOB: 1 BB: 0 P: 16	R: 1 E: 1 K: 0 S: 12	H: 1 LOB: 1 BB: 1 P: 19	1B: 11 2B: 3 3B: 0 HR: 0	SF: 0 SAC: 0 DP: 3 HBP: 0	WP: 0 PB: 0 SB: 0 CS: 0	PA: 42	
PITCHER	IP	WLS	BF	H	R	ER	SO	BB	IBB	HBP	BLK	WP	HR	S	P	ERA	WHIP				
Mark Leiter, R (1, 1) ERA: 4.53	3.0		18	9	4	3	0	0	0	0	0	0	0	3	7	9.00	3.000				
Tom Bolton, L (4, 1) ERA: 5.29	0.2		3	0	0	0	0	1	0	0	0	0	0	3	7	0.00	1.500				
Sean Bergman, R (4, 1) ERA: 1.35	4.2	W	20	5	1	0	3	2	0	0	0	0	0	50	77	0.00	1.500				
Mike Henneman, R (9, 1) ERA: 1.51	0.2		1	0	0	0	0	0	0	0	0	0	0	2	3	0.00	0.000				

Detroit Tigers @ Kansas City Royals
Kauffman Stadium, Kansas City, MO
Fri Jul 09 1993, 7:05 PM CDT
Att: 25,702 - Unknown


AB 39
R 5
H 14
RBI 4
BB 3
SO 3
LOB 24



Batter	1	2	3	4	5	6	7	8	9	AB	R	H	RBI	BB	SO	LOB	TOP			
Tony Phillips, S OBP: 0.447, SLG: 0.401	G4-3		G5-3	HR		1B	G5-3			3	2	1	2	2	0	0				
Dan Gladden, R OBP: 0.306, SLG: 0.464	2B		P4	HR		1B	G5-3			4	2	2	4	0	0	2				
Travis Fryman, R OBP: 0.344, SLG: 0.443	K		WP	G6-3		2B	K			4	0	1	1	1	2	3				
Cecil Fielder, R OBP: 0.390, SLG: 0.532	1-H		BB			L7	G5-3-2		K	4	0	1	1	1	1	2				
Mickey Tettleton, S OBP: 0.357, SLG: 0.555	BB		F9			G6-3	F8		K	4	0	0	0	1	1	2				
Rob Deer, R OBP: 0.309, SLG: 0.400	F8			K		1B	1B		F8	5	1	2	0	0	1	2				
Skeeter Barnes, R OBP: 0.394, SLG: 0.352		P3		CS		1B	1B		G3-6-3	3	0	2	0	0	0	0				
Scott Livingstone, L OBP: 0.319, SLG: 0.333				1B		1B			1B	2	1	2	0	0	0	0				
Chad Kreuter, S OBP: 0.374, SLG: 0.498	K			BB		L9	1B		G3-6-3	4	2	1	1	1	1	3				
Gary Thurman, R OBP: 0.339, SLG: 0.288		G1-3		HR		1B			K	3	1	1	0	0	0	0				
Kirk Gibson, L OBP: 0.340, SLG: 0.424						G6-3	G5-3			0	0	0	0	0	0	0				
Mitt Cuyler, S OBP: 0.264, SLG: 0.316							HBP			1	0	0	0	0	1	0				
Inning Stats	R: 1 E: 0 K: 1 S: 14	H: 1 LOB: 2 BB: 1 P: 26	R: 0 E: 0 K: 1 S: 9	H: 0 LOB: 0 BB: 0 P: 16	R: 0 E: 0 K: 0 S: 10	H: 0 LOB: 2 BB: 2 P: 24	R: 4 E: 0 K: 1 S: 17	H: 3 LOB: 0 BB: 2 P: 34	R: 0 E: 0 K: 0 S: 8	H: 2 LOB: 1 BB: 1 P: 18	R: 3 E: 0 K: 1 S: 19	H: 4 LOB: 2 BB: 0 P: 26	R: 0 E: 0 K: 2 S: 7	H: 0 LOB: 0 BB: 0 P: 11	R: 0 E: 0 K: 1 S: 5	H: 1 LOB: 0 BB: 0 P: 6	1B: 9 2B: 4 3B: 0 HR: 1	SF: 0 SAC: 0 DP: 2 HBP: 2	WP: 1 PB: 0 SB: 1 CS: 1	PA: 45
PITCHER	IP WLS BF H R ER SO BB IBB HBP BLK WP HR S P ERA WHIP																			
Dennis Rasmussen, L ERA: 9.0	4.2 25 6 5 5 3 5 0 1 0 1 1 57 111 9.64 2.357																			
Billy Brewer, L ERA: 2.84	5.1 1.1 6 2 1 1 0 1 0 0 0 0 0 11 21 6.75 2.250																			
Bill Sampen, R ERA: 5.89	7.1 0.1 L 6 4 3 3 0 0 0 0 1 0 0 0 14 21 81.00 12.000																			
Hipolito Pichardo, R ERA: 4.06	7.1 2.2 8 1 0 0 4 0 0 0 0 0 0 17 22 0.00 0.375																			

Detroit Tigers @ Kansas City Royals
Kauffman Stadium, Kansas City, MO
Sat Jul 10 1993, 3:33 AM CDT
Att: 31,180 - Sunny


AB 37
R 9
H 13
RBI 9
BB 6
SO 7
LOB 14



Batter	1	2	3	4	5	6	7	8	9	AB	R	H	RBI	BB	SO	LOB	BOTTOM					
Brian McRae, S OBP: 0.348, SLG: 0.422	P2		FC3-6			K	G4-3		G4-6-3	5	0	1	0	0	1	1						
Kevin McReynolds, R OBP: 0.331, SLG: 0.445	HR		FC3-6			G5-3	P4		1B	4	1	2	1	1	0	0						
Wally Joyner, L OBP: 0.386, SLG: 0.464	F8		FC3-6			1B	HR		P2	5	2	2	2	0	0	3						
Mike Macfarlane, R OBP: 0.365, SLG: 0.524	F7		FC5-4			HR	P4			3	1	1	0	1	0	0						
Gary Gaetti, R OBP: 0.309, SLG: 0.381		L8	FC5-4			HR	K			4	1	1	3	0	1	3						
Hubie Brooks, R OBP: 0.315, SLG: 0.324	F8					F8	HR		G3-1	4	1	1	0	0	0	0						
Phil Hiatt, R OBP: 0.288, SLG: 0.395		K				G6-3	HR		G3-1	4	1	1	2	0	1	0						
Rico Rossy, R OBP: 0.313, SLG: 0.467						P4	G5-3			3	0	0	0	0	0	0						
George Brett, L OBP: 0.297, SLG: 0.386						P6				1	0	0	0	0	1	0						
Greg Gagne, R OBP: 0.322, SLG: 0.367									K	0	0	0	0	0	0	0						
Jose Lind, R OBP: 0.285, SLG: 0.312						G3				3	1	1	0	0	1	0						
Felix Jose, S OBP: 0.320, SLG: 0.363						2B	K		G4-6-3	1	0	1	0	0	0	0						
Inning Stats	R: 1 E: 0 K: 0 S: 10	H: 1 LOB: 0 BB: 0 P: 19	R: 0 E: 0 K: 1 S: 7	H: 0 LOB: 0 BB: 0 P: 10	R: 0 E: 0 K: 0 S: 10	H: 0 LOB: 3 BB: 2 P: 21	R: 0 E: 0 K: 0 S: 11	H: 0 LOB: 0 BB: 0 P: 17	R: 0 E: 0 K: 1 S: 12	H: 0 LOB: 0 BB: 0 P: 16	R: 5 E: 0 K: 1 S: 26	H: 5 LOB: 0 BB: 0 P: 37	R: 1 E: 0 K: 1 S: 11	H: 1 LOB: 0 BB: 0 P: 15	R: 0 E: 0 K: 1 S: 7	H: 0 LOB: 0 BB: 0 P: 9	R: 0 E: 0 K: 0 S: 8	H: 2 LOB: 1 BB: 0 P: 11	1B: 5 2B: 2 3B: 0 HR: 4	SF: 0 SAC: 0 DP: 1 HBP: 0	WP: 0 PB: 0 SB: 0 CS: 0	PA: 39
PITCHER	IP WLS BF H R ER SO BB IBB HBP BLK WP HR S P ERA WHIP																					
David Wells, L ERA: 3.98	5.0 24 2 2 2 2 0 0 0 0 0 2 30 40 6.75 0.750																					
Kurt Knudsen, R ERA: 4.3	2.2 W 10 2 2 2 2 0 0 0 0 0 2 30 40 6.75 0.750																					
Bob MacDonald, L ERA: 4.75	0.1 1 0 0 0 1 0 0 0 0 0 0 3 4 0.00 0.000																					
Mike Henneman, R ERA: 1.48	1.0 S 4 2 0 0 0 0 0 0 0 0 0 8 11 0.00 2.000																					

Detroit Tigers @ Kansas City Royals
Kauffman Stadium, Kansas City, MO
Sat Jul 10 1993, 3:33 AM CDT
Att: 31,180 - Sunny


AB 37
R 8
H 11
RBI 8
BB 2
SO 5
LOB 7



Batter	1	2	3	4	5	6	7	8	9	AB	R	H	RBI	BB	SO	LOB	TOP					
Tony Phillips, S OBP: 0.450, SLG: 0.404 (1, 4)	G4-3		BB					1B BB		2	0	1	2	2	0	0						
Dan Gladden, R OBP: 0.298, SLG: 0.451 (1, 7)	G6-3		F9				P3			4	0	0	0	0	1	3						
Travis Fryman, R OBP: 0.343, SLG: 0.441 (1, 6)	K			L6			F8			4	0	1	0	0	1	1						
Mickey Tettleton, S OBP: 0.355, SLG: 0.551 (1, 3)		K					F9			4	0	1	0	0	2	2						
Kirk Gibson, L OBP: 0.335, SLG: 0.417 (1, 10)		P6					F8			4	0	0	0	0	0	3						
Chad Kreuter, S OBP: 0.372, SLG: 0.494 (1, 2)										4	0	1	0	0	3	1						
Rob Deer, R OBP: 0.308, SLG: 0.395 (1, 9)										3	1	0	0	1	2	1						
Scott Livingstone, L OBP: 0.318, SLG: 0.337 (1, 5)										4	1	1	0	0	1	0						
Gary Thurman, R OBP: 0.323, SLG: 0.273 (1, 8)										3	0	0	0	0	3	2						
Inning Stats	R: 0 E: 0 K: 1 S: 12	H: 0 LOB: 0 BB: 0 P: 17	R: 0 E: 0 K: 2 S: 10	H: 1 LOB: 1 BB: 0 P: 13	R: 0 E: 0 K: 2 S: 10	H: 0 LOB: 1 BB: 1 P: 15	R: 0 E: 0 K: 1 S: 11	H: 1 LOB: 1 BB: 0 P: 17	R: 2 E: 0 K: 1 S: 11	H: 2 LOB: 1 BB: 1 P: 18	R: 0 E: 0 K: 1 S: 10	H: 0 LOB: 0 BB: 0 P: 15	R: 0 E: 0 K: 2 S: 9	H: 0 LOB: 0 BB: 0 P: 13	R: 0 E: 0 K: 1 S: 11	H: 1 LOB: 2 BB: 1 P: 22	R: 0 E: 0 K: 1 S: 9	H: 0 LOB: 0 BB: 0 P: 12	1B: 3 2B: 2 3B: 0 HR: 0	SF: 0 SAC: 0 DP: 0 HBP: 0	WP: 0 PB: 0 SB: 0 CS: 0	PA: 35
PITCHER	IP	WLS	BF	H	R	ER	SO	BB	IBB	HBP	BLK	WP	HR	S	P	ERA	WHIP					
Kevin Appier, R ERA: 3.0 (1, 1)	7.0	W	27	4	2	2	10	2	0	0	0	0	0	73	108	2.57	0.857					
Mark Gubicza, R ERA: 4.5 (8, 1)	1.0		5	1	0	0	2	1	0	0	0	0	0	11	22	0.00	2.000					
Jeff Montgomery, R ERA: 1.8 (9, 1)	1.0		3	0	0	0	1	0	0	0	0	0	0	9	12	0.00	0.000					

Detroit Tigers @ Kansas City Royals
Kauffman Stadium, Kansas City, MO
Sun Jul 11 1993, 3:33 AM CDT
Att: 29,158 - Cloudy


AB	32
R	2
H	5
RBI	2
BB	3
SO	13
LOB	13



Batter	1	2	3	4	5	6	7	8	9	AB	R	H	RBI	BB	SO	LOB	BOTTOM					
Felix Jose, S OBP: 0.319, SLG: 0.361 (1, 10)	CS 1B		F7					G3		4	0	1	0	0	1	2						
Brian McRae, S OBP: 0.355, SLG: 0.440 (1, 8)										4	1	4	3	0	0	0						
Wally Joyner, L OBP: 0.384, SLG: 0.462 (1, 3)										4	1	1	0	0	0	2						
Mike Macfarlane, R OBP: 0.363, SLG: 0.518 (1, 2)										4	1	1	0	0	1	1						
Chris Gwynn, L OBP: 0.340, SLG: 0.398 (1, 9)										4	0	0	0	0	1	2						
Gary Gaetti, R OBP: 0.316, SLG: 0.396 (1, 5)										4	1	2	1	0	0	0						
Kevin McReynolds, R OBP: 0.329, SLG: 0.440 (1, 7)										4	0	1	2	0	1	1						
Greg Gagne, R OBP: 0.319, SLG: 0.363 (1, 6)										3	1	0	0	0	1	1						
Jose Lind, R OBP: 0.286, SLG: 0.312 (1, 4)										3	1	1	0	0	0	1						
Inning Stats	R: 0 E: 0 K: 0 S: 15	H: 2 LOB: 1 BB: 0 P: 24	R: 0 E: 0 K: 0 S: 3	H: 0 LOB: 0 BB: 0 P: 4	R: 1 E: 1 K: 0 S: 5	H: 1 LOB: 0 BB: 0 P: 7	R: 0 E: 0 K: 0 S: 5	H: 0 LOB: 0 BB: 0 P: 6	R: 0 E: 0 K: 0 S: 7	H: 0 LOB: 0 BB: 0 P: 10	R: 5 E: 0 K: 2 S: 22	H: 6 LOB: 1 BB: 0 P: 32	R: 0 E: 0 K: 1 S: 9	H: 1 LOB: 1 BB: 0 P: 14	R: 0 E: 0 K: 2 S: 9	H: 1 LOB: 1 BB: 0 P: 15	1B: 8 2B: 2 3B: 0 HR: 1	SF: 0 SAC: 0 DP: 0 HBP: 0	WP: 0 PB: 0 SB: 2 CS: 2	PA: 35		
PITCHER	IP	WLS	BF	H	R	ER	SO	BB	IBB	HBP	BLK	WP	HR	S	P	ERA	WHIP					
John Doherty, R ERA: 3.8 (1, 1)	5.2	L	25	9	6	5	1	0	0	0	0	0	0	54	79	7.94	1.588					
Tom Bolton, L ERA: 5.13 (6, 1)	1.1		5	1	0	0	2	0	0	0	0	0	0	12	18	0.00	0.750					
Bob MacDonald, L ERA: 4.62 (8, 1)	1.0		4	1	0	0	2	0	0	0	0	0	0	9	15	0.00	1.000					

Detroit Tigers @ Kansas City Royals
Kauffman Stadium, Kansas City, MO
Sun Jul 11 1993, 3:33 AM CDT
Att: 29,158 - Cloudy

AB	34
R	6
H	11
RBI	6
BB	0
SO	5
LOB	10



Batter	1	2	3	4	5	6	7	8	9	AB	R	H	RBI	BB	SO	LOB	TOP							
Tony Phillips, S OBP: 0.451, SLG: 0.401 (1, 7)										3	1	0	0	2	2	2								
Lou Whitaker, L OBP: 0.430, SLG: 0.519 (1, 4)										4	0	1	3	2	0	3								
Travis Fryman, R OBP: 0.343, SLG: 0.438 (1, 5)										5	0	1	0	1	1	7								
Cecil Fielder, R OBP: 0.392, SLG: 0.528 (1, 3)										4	1	1	0	2	1	5								
Mickey Tettleton, S OBP: 0.356, SLG: 0.545 (1, 9)										3	1	0	0	2	1	3								
Kirk Gibson, L OBP: 0.339, SLG: 0.431 (1, 8)										4	1	2	2	1	1	2								
Alan Trammell, R OBP: 0.379, SLG: 0.456 (1, 6)										5	1	1	0	0	1	4								
Chad Kreuter, S OBP: 0.373, SLG: 0.487 (1, 2)										3	1	0	0	2	0	4								
Scott Livingstone, L OBP: 0.324, SLG: 0.340 (1, 10)										1	1	1	0	1	0	0								
Rob Deer, R OBP: 0.358, SLG: 0.394 (5, PH)										3	0	1	0	0	0	0								
Inning Stats	R: 0 E: 0 K: 1 S: 14	H: 2 LOB: 2 BB: 0 P: 20	R: 3 E: 0 K: 2 S: 18	H: 1 LOB: 2 BB: 3 P: 34	R: 3 E: 0 K: 0 S: 17	H: 3 LOB: 2 BB: 2 P: 30	R: 1 E: 0 K: 0 S: 8	H: 0 LOB: 1 BB: 2 P: 17	R: 0 E: 0 K: 0 S: 11	H: 0 LOB: 1 BB: 1 P: 20	R: 0 E: 0 K: 0 S: 12	H: 1 LOB: 2 BB: 1 P: 19	R: 0 E: 0 K: 0 S: 14	H: 0 LOB: 1 BB: 1 P: 24	R: 0 E: 0 K: 1 S: 9	H: 0 LOB: 1 BB: 1 P: 14	R: 0 E: 0 K: 3 S: 11	H: 1 LOB: 3 BB: 2 P: 25	1B: 6 2B: 1 3B: 0 HR: 1	SF: 0 SAC: 0 DP: 0 HBP: 1	WP: 0 PB: 1 SB: 0 CS: 0	PA: 49		
PITCHER	IP WLS BF H R ER SO BB IBB HBP BLK WP HR S P ERA WHIP	IP WLS BF H R ER SO BB IBB HBP BLK WP HR S P ERA WHIP	IP WLS BF H R ER SO BB IBB HBP BLK WP HR S P ERA WHIP	IP WLS BF H R ER SO BB IBB HBP BLK WP HR S P ERA WHIP	IP WLS BF H R ER SO BB IBB HBP BLK WP HR S P ERA WHIP	IP WLS BF H R ER SO BB IBB HBP BLK WP HR S P ERA WHIP	IP WLS BF H R ER SO BB IBB HBP BLK WP HR S P ERA WHIP	IP WLS BF H R ER SO BB IBB HBP BLK WP HR S P ERA WHIP	IP WLS BF H R ER SO BB IBB HBP BLK WP HR S P ERA WHIP	IP WLS BF H R ER SO BB IBB HBP BLK WP HR S P ERA WHIP	IP WLS BF H R ER SO BB IBB HBP BLK WP HR S P ERA WHIP	IP WLS BF H R ER SO BB IBB HBP BLK WP HR S P ERA WHIP	IP WLS BF H R ER SO BB IBB HBP BLK WP HR S P ERA WHIP	IP WLS BF H R ER SO BB IBB HBP BLK WP HR S P ERA WHIP	IP WLS BF H R ER SO BB IBB HBP BLK WP HR S P ERA WHIP	IP WLS BF H R ER SO BB IBB HBP BLK WP HR S P ERA WHIP	IP WLS BF H R ER SO BB IBB HBP BLK WP HR S P ERA WHIP	IP WLS BF H R ER SO BB IBB HBP BLK WP HR S P ERA WHIP	IP WLS BF H R ER SO BB IBB HBP BLK WP HR S P ERA WHIP	IP WLS BF H R ER SO BB IBB HBP BLK WP HR S P ERA WHIP	IP WLS BF H R ER SO BB IBB HBP BLK WP HR S P ERA WHIP	IP WLS BF H R ER SO BB IBB HBP BLK WP HR S P ERA WHIP	IP WLS BF H R ER SO BB IBB HBP BLK WP HR S P ERA WHIP	
Kevin Brown, R ERA: 3.58 (1, 1)	2.1	19	6	6	6	3	5	0	1	0	0	0	0	1	44	77	23.14	4.714						
Todd Burns, R ERA: 4.99 (3, 1)	1.2	7	0	1	1	0	2	0	0	1	0	0	0	13	24	5.40	1.200							
Brian Bohanon, L ERA: 3.67 (5, 1)	2.2	W	12	1	0	0	3	0	0	0	0	0	0	29	53	0.00	1.500							
Mike Schooler, R ERA: 3.21 (7, 1)	1.1	5	0	0	0	1	1	0	0	0	0	0	0	17	24	0.00	0.750							
Craig Lefferts, L ERA: 6.92 (9, 1)	0.1	4	1	0	0	1	2	0	0	0	0	0	0	5	15	0.00	9.000							

Detroit Tigers @ Texas Rangers
Arlington Stadium, Arlington, TX
Thu Jul 15 1993, 8:05 PM EDT
Att: 29,885 - Unknown - 94 F

AB 35
R 7
H 8
RBI 5
BB 13
SO 7
LOB 30



Batter	1	2	3	4	5	6	7	8	9	AB	R	H	RBI	BB	SO	LOB	BOTTOM						
David Hulse, L OBP: 0.339, SLG: 0.382 (1, 8)										6	2	3	0	0	1	4							
Julio Franco, R OBP: 0.340, SLG: 0.464 (1, 10)										3	3	2	2	2	0	0							
Rafael Palmeiro, L OBP: 0.362, SLG: 0.545 (1, 3)										4	4	4	4	1	0	0							
Juan Gonzalez, R OBP: 0.389, SLG: 0.640 (1, 7)										5	0	3	3	0	0	3							
Dean Palmer, R OBP: 0.324, SLG: 0.543 (1, 5)										5	1	2	0	0	1	2							
Dan Peltier, L OBP: 0.360, SLG: 0.416 (1, 9)										4	0	0	0	0	2	4							
Doug Dascenzo, S OBP: 0.217, SLG: 0.283 (7, 9)										0	0	0	0	0	0	0							
Ivan Rodriguez, R OBP: 0.317, SLG: 0.413 (1, 2)										4	2	1	1	1	2	2							
Doug Strange, S OBP: 0.315, SLG: 0.373 (1, 4)										4	0	1	2	1	0	2							
Mario Diaz, R OBP: 0.319, SLG: 0.451 (1, 6)										4	0	1	0	1	0	1							
Inning Stats	R: 3 E: 0 K: 2 S: 20	H: 4 LOB: 2 BB: 1 P: 33	R: 3 E: 0 K: 0 S: 13	H: 4 LOB: 1 BB: 0 P: 24	R: 0 E: 0 K: 0 S: 6	H: 1 LOB: 1 BB: 1 P: 10	R: 1 E: 0 K: 2 S: 12	H: 2 LOB: 1 BB: 0 P: 17	R: 0 E: 0 K: 2 S: 10	H: 0 LOB: 1 BB: 1 P: 17	R: 2 E: 0 K: 0 S: 10	H: 2 LOB: 3 BB: 2 P: 13	R: 1 E: 0 K: 0 S: 18	H: 2 LOB: 3 BB: 2 P: 30	R: 2 E: 0 K: 0 S: 10	H: 2 LOB: 1 BB: 1 P: 17	R: 2 E: 0 K: 0 S: 10	H: 2 LOB: 1 BB: 1 P: 17	1B: 8 2B: 5 3B: 0 HR: 4	SF: 0 SAC: 1 DP: 1 HBP: 0	WP: 0 PB: 0 SB: 2 CS: 0	PA: 46	
PITCHER	IP WLS BF H R ER SO BB IBB HBP BLK WP HR S P ERA WHIP	IP WLS BF H R ER SO BB IBB HBP BLK WP HR S P ERA WHIP	IP WLS BF H R ER SO BB IBB HBP BLK WP HR S P ERA WHIP	IP WLS BF H R ER SO BB IBB HBP BLK WP HR S P ERA WHIP	IP WLS BF H R ER SO BB IBB HBP BLK WP HR S P ERA WHIP	IP WLS BF H R ER SO BB IBB HBP BLK WP HR S P ERA WHIP	IP WLS BF H R ER SO BB IBB HBP BLK WP HR S P ERA WHIP	IP WLS BF H R ER SO BB IBB HBP BLK WP HR S P ERA WHIP	IP WLS BF H R ER SO BB IBB HBP BLK WP HR S P ERA WHIP	IP WLS BF H R ER SO BB IBB HBP BLK WP HR S P ERA WHIP	IP WLS BF H R ER SO BB IBB HBP BLK WP HR S P ERA WHIP	IP WLS BF H R ER SO BB IBB HBP BLK WP HR S P ERA WHIP	IP WLS BF H R ER SO BB IBB HBP BLK WP HR S P ERA WHIP	IP WLS BF H R ER SO BB IBB HBP BLK WP HR S P ERA WHIP	IP WLS BF H R ER SO BB IBB HBP BLK WP HR S P ERA WHIP	IP WLS BF H R ER SO BB IBB HBP BLK WP HR S P ERA WHIP	IP WLS BF H R ER SO BB IBB HBP BLK WP HR S P ERA WHIP	IP WLS BF H R ER SO BB IBB HBP BLK WP HR S P ERA WHIP	IP WLS BF H R ER SO BB IBB HBP BLK WP HR S P ERA WHIP	IP WLS BF H R ER SO BB IBB HBP BLK WP HR S P ERA WHIP	IP WLS BF H R ER SO BB IBB HBP BLK WP HR S P ERA WHIP	IP WLS BF H R ER SO BB IBB HBP BLK WP HR S P ERA WHIP	IP WLS BF H R ER SO BB IBB HBP BLK WP HR S P ERA WHIP
Mike Moore, R ERA: 6.95 (1, 1)	1.2	14	8	6	6	2	1	0	0	0	0	0	0	2	3	0.00	0.000						
Buddy Groom, L ERA: 4.5 (2, 1)	0.1	1	0	0	0	0	0	0	0	0	0	0	0	2	3	0.00	0.000						
Sean Bergman, R ERA: 2.08 (3, 1)	2.0	9	3	1	1	2	1	0	0	0	0	1	18	27	4.50	2.000							
Kurt Knudsen, R ERA: 4.51 (5, 1)	2.2	L	14	4	3	3	2	2	0	0	0	2	33	50	10.12	2.250							
Bob MacDonald, L ERA: 4.93 (7, 1)	1.1	8	2	2	2	0	1	1	0	0	0	0	15	27	13.50	2.250							

Detroit Tigers @ Texas Rangers
Arlington Stadium, Arlington, TX
Thu Jul 15 1993, 8:05 PM EDT
Att: 29,885 - Unknown - 94 F

AB 39
R 12
H 17
RBI 12
BB 6
SO 6
LOB 18




Batter	1	2	3	4	5	6	7	8	9	AB	R	H	RBI	BB	SO	LOB	TOP			
Tony Phillips, S OBP: 0.455, SLG: 0.408 (1, 4)										4	1	3	0	1	0	0	Detroit Tigers @ Texas Rangers Arlington Stadium, Arlington, TX Fri Jul 16 1993, 8:05 PM EDT Att: 31,974 - Unknown - 97 F			
Dan Gladden, R OBP: 0.299, SLG: 0.448 (1, 7)										3	0	1	0	0	0	1				
Lou Whitaker, L OBP: 0.426, SLG: 0.514 (7, PH)										2	0	0	1	0	0	3				
Travis Fryman, R OBP: 0.341, SLG: 0.432 (1, 5)										4	0	0	0	1	3	5				
Cecil Fielder, R OBP: 0.389, SLG: 0.522 (1, 3)										4	0	0	0	1	1	3				
Alan Trammell, R OBP: 0.374, SLG: 0.452 (1, 6)										4	0	1	1	0	2	2				
Mickey Tettleton, S OBP: 0.359, SLG: 0.542 (1, 2)										2	2	0	0	3	1	1				
Rob Deer, R OBP: 0.306, SLG: 0.394 (1, 9)										5	2	1	0	0	2	3				
Skeeter Barnes, R OBP: 0.317, SLG: 0.365 (8, PH)										3	0	2	1	0	0	1				
Scott Livingstone, L OBP: 0.324, SLG: 0.340 (8, PH)										0	0	0	0	0	0	0				
Chad Kreuter, S OBP: 0.375, SLG: 0.489 (8, PH)										1	1	1	0	0	0	0				
Gary Thurman, R OBP: 0.318, SLG: 0.276 (1, 8)										3	0	1	2	0	1	3				
Inning Stats	R: 0 E: 0 K: 1 S: 8	H: 1 LOB: 1 BB: 0 P: 11	R: 1 E: 0 K: 2 S: 13	H: 2 LOB: 1 BB: 0 P: 23	R: 1 E: 0 K: 1 S: 9	H: 1 LOB: 1 BB: 2 P: 19	R: 2 E: 1 K: 0 S: 13	H: 0 LOB: 0 BB: 1 P: 26	R: 0 E: 0 K: 1 S: 11	H: 2 LOB: 2 BB: 0 P: 18	R: 0 E: 0 K: 1 S: 16	H: 1 LOB: 2 BB: 1 P: 27	R: 2 E: 0 K: 1 S: 12	H: 3 LOB: 2 BB: 1 P: 23	R: 0 E: 0 K: 3 S: 11	H: 0 LOB: 1 BB: 1 P: 20	1B: 8 2B: 3 3B: 0 HR: 0	SF: 2 SAC: 0 DP: 1 HBP: 0	WP: 1 PB: 0 SB: 1 CS: 0	PA: 43
PITCHER	IP WLS BF H R ER SO BB IBB HBP BLK WP HR S P ERA WHIP																			
Kenny Rogers, L ERA: 5.11 (1, 1)	6.0 W 28 7 4 2 5 2 1 0 0 1 1 0 67 115 3.00 1.500																			
Mike Scholer, R ERA: 3.52 (7, 1)	1.1 6 0 1 1 1 2 0 0 0 0 0 0 13 27 6.75 1.500																			
Bob Patterson, L ERA: 4.55 (8, 1)	0.1 4 3 1 1 0 0 0 0 0 0 0 0 7 9 27.00 9.000																			
Tom Henke, R ERA: 2.9 (8, 1)	1.1 S 5 0 0 0 4 1 0 0 0 0 0 0 14 26 0.00 0.750																			

Batter	1	2	3	4	5	6	7	8	9	AB	R	H	RBI	BB	SO	LOB	BOTTOM			
Gary Redus, R OBP: 0.302, SLG: 0.402 (1, 9)										4	1	1	0	0	1	2	Detroit Tigers @ Texas Rangers Arlington Stadium, Arlington, TX Fri Jul 16 1993, 8:05 PM EDT Att: 31,974 - Unknown - 97 F			
David Hulse, L OBP: 0.341, SLG: 0.391 (8, PH)										1	1	1	1	0	0	0				
Julio Franco, R OBP: 0.341, SLG: 0.465 (1, 10)										4	1	1	1	1	1	1				
Rafael Palmeiro, L OBP: 0.368, SLG: 0.553 (1, 3)										3	2	2	2	2	1	1				
Juan Gonzalez, R OBP: 0.396, SLG: 0.662 (1, 7)										4	2	3	4	1	1	2				
Dean Palmer, R OBP: 0.325, SLG: 0.541 (1, 5)										1	0	0	0	0	0	0				
Jeff Huson, L OBP: 0.167, SLG: 0.292 (5, PH)										3	0	0	0	0	1	5				
Ivan Rodriguez, R OBP: 0.316, SLG: 0.408 (1, 2)										3	1	0	0	1	1	2				
Butch Davis, R OBP: 0.276, SLG: 0.424 (1, 8)										2	0	0	0	1	0	0				
Doug Dasenczo, S OBP: 0.215, SLG: 0.281 (7, 8)										1	0	0	0	0	0	3				
Doug Strange, S OBP: 0.318, SLG: 0.375 (1, 4)										4	1	2	1	0	2	0				
Mario Diaz, R OBP: 0.333, SLG: 0.459 (1, 6)										3	0	2	0	0	0	0				
Inning Stats	R: 2 E: 0 K: 1 S: 14	H: 1 LOB: 0 BB: 1 P: 23	R: 0 E: 0 K: 2 S: 8	H: 0 LOB: 0 BB: 0 P: 11	R: 5 E: 0 K: 0 S: 26	H: 4 LOB: 2 BB: 2 P: 39	R: 0 E: 0 K: 1 S: 12	H: 1 LOB: 1 BB: 0 P: 20	R: 0 E: 0 K: 1 S: 12	H: 1 LOB: 0 BB: 0 P: 19	R: 0 E: 0 K: 2 S: 8	H: 1 LOB: 3 BB: 2 P: 19	R: 2 E: 0 K: 1 S: 11	H: 3 LOB: 2 BB: 1 P: 17	R: 0 E: 0 K: 3 S: 11	H: 0 LOB: 1 BB: 1 P: 20	1B: 6 2B: 3 3B: 1 HR: 2	SF: 0 SAC: 1 DP: 1 HBP: 1	WP: 2 PB: 0 SB: 2 CS: 0	PA: 41
PITCHER	IP WLS BF H R ER SO BB IBB HBP BLK WP HR S P ERA WHIP																			
David Wells, L ERA: 4.41 (1, 1)	2.1 L 14 4 7 7 3 2 0 1 0 0 2 0 40 61 27.00 2.571																			
Tom Bolton, L ERA: 4.07 (3, 1)	4.2 20 5 0 0 4 1 2 0 0 2 0 49 82 0.00 1.286																			
Mike Henneman, R ERA: 1.85 (8, 1)	1.0 7 3 2 2 1 0 1 0 0 0 0 0 11 17 18.00 3.000																			

Batter	1	2	3	4	5	6	7	8	9	AB	R	H	RBI	BB	SO	LOB	TOP				
Tony Phillips, S OBP: 0.452, SLG: 0.406 (1, 4)	F9		K		SH3 2B		F7		G4-3	5	0	1	0	0	1	1					
Dan Gladden, R OBP: 0.297, SLG: 0.443 (1, 7)	K		G1-3		SH3		CS 1B		G4-3	4	0	1	0	0	1	1					
Travis Fryman, R OBP: 0.341, SLG: 0.432 (1, 5)	F9			1B 3B	K		L6			4	1	1	0	0	1	2					
Cecil Fielder, R OBP: 0.393, SLG: 0.529 (1, 10)		1B		G1-3			G4-3			3	0	1	0	1	0	1					
Alan Trammell, R OBP: 0.374, SLG: 0.449 (1, 6)	F7			F8	P3		HBP 1B			4	0	1	0	0	0	4					
Mickey Tettleton, S OBP: 0.361, SLG: 0.547 (1, 2)	K			1B 2B BB			G5-3		K	3	1	0	0	1	2	2					
Rob Deer, R OBP: 0.313, SLG: 0.397 (1, 9)	G5-3			2B 1B	FC3-6 1B		HBP			3	0	2	1	0	0	1					
Skeeter Barnes, R OBP: 0.326, SLG: 0.385 (1, 3)				FC1-6 1B	2B		FC3-6 WP 1-2		K	4	0	2	1	0	1	3					
Gary Thurman, R OBP: 0.304, SLG: 0.262 Milt Cuyler, S OBP: 0.263, SLG: 0.315 (9, PH) (9, 8)	FC1-6 1-2			K			K		K	3	0	0	0	0	2	4					
Inning Stats	R: 0 E: 0 K: 1 S: 8	H: 0 LOB: 0 BB: 0 P: 12	R: 0 E: 0 K: 1 S: 10	H: 1 LOB: 1 BB: 0 P: 16	R: 0 E: 0 K: 1 S: 9	H: 1 LOB: 1 BB: 0 P: 13	R: 2 E: 0 K: 1 S: 17	H: 3 LOB: 2 BB: 1 P: 33	R: 0 E: 0 K: 1 S: 7	H: 1 LOB: 2 BB: 1 P: 15	R: 0 E: 0 K: 0 S: 10	H: 1 LOB: 0 BB: 0 P: 17	R: 0 E: 0 K: 2 S: 12	H: 1 LOB: 2 BB: 0 P: 17	R: 0 E: 0 K: 1 S: 6	H: 0 LOB: 0 BB: 0 P: 8	1B: 6 2B: 2 3B: 1 HR: 0	SF: 0 SAC: 1 DP: 0 HBP: 1	WP: 1 PB: 0 SB: 2 CS: 1	PA: 38	
PITCHER	IP	WLS	BF	H	R	ER	SO	BB	IBB	HBP	BLK	WP	HR	S	P	ERA	WHIP				
Charlie Leibrandt, L ERA: 3.82 Cris Carpenter, R ERA: 2.75	(1, 1) (8, 1)	7.0 8	L 30	8 2	2 2	6 6	1 3	1 0	1 0	0 1	0 0	1 0	0 18	72 25	123 25	2.57 0.00	1.286 0.500				

Detroit Tigers @ Texas Rangers
Arlington Stadium, Arlington, TX
Sun Jul 18 1993, 8:05 PM EDT
Att: 25,167 - Unknown - 96 F


AB	34
R	2
H	9
RBI	2
BB	2
SO	9
LOB	19



Batter	1	2	3	4	5	6	7	8	9	AB	R	H	RBI	BB	SO	LOB	BOTTOM					
David Hulse, L OBP: 0.339, SLG: 0.394 (1, 8)	G6-3		K			G4-3			G4-3	4	0	0	0	0	1	1						
Julio Franco, R OBP: 0.339, SLG: 0.457 (1, 10)	B1-3			FC4-6 1B		G6-3			G6-3	4	0	1	0	0	0	0						
Rafael Palmeiro, L OBP: 0.362, SLG: 0.551 (1, 3)	K			FC4-6 1-2		L7			P4	4	0	0	0	0	1	1						
Juan Gonzalez, R OBP: 0.396, SLG: 0.656 (1, 7)		F7		K		E8 G6-3 1B				3	0	1	0	0	1	1						
Geno Petralli, L OBP: 0.414, SLG: 0.362 (1, 2)	G3-1			G4-3		G6-3				3	0	0	0	0	2	2						
Doug Strange, S OBP: 0.313, SLG: 0.366 (1, 5)	P5				G1		G4-3			3	0	0	0	0	1	1						
Dan Peltier, L OBP: 0.344, SLG: 0.393 (1, 9)			L7		G1-3			L4		3	0	0	0	0	0	0						
Mario Diaz, R OBP: 0.329, SLG: 0.438 (1, 6)			FC4-6 1B		G4-3			G6-3		3	0	1	0	0	0	0						
Jeff Huson, L OBP: 0.133, SLG: 0.233 (1, 4)			FC4-6 1-2			K		G6-3		3	0	0	0	0	1	1						
Inning Stats	R: 0 E: 0 K: 1 S: 6	H: 0 LOB: 0 BB: 0 P: 10	R: 0 E: 0 K: 0 S: 6	H: 0 LOB: 0 BB: 0 P: 8	R: 0 E: 0 K: 1 S: 12	H: 1 LOB: 1 BB: 0 P: 18	R: 0 E: 1 K: 1 S: 9	H: 1 LOB: 1 BB: 0 P: 14	R: 0 E: 0 K: 0 S: 5	H: 0 LOB: 0 BB: 0 P: 6	R: 0 E: 0 K: 1 S: 6	H: 0 LOB: 0 BB: 0 P: 10	R: 0 E: 1 K: 0 S: 9	H: 1 LOB: 1 BB: 0 P: 12	R: 0 E: 0 K: 0 S: 9	H: 0 LOB: 0 BB: 0 P: 11	R: 0 E: 0 K: 0 S: 8	H: 0 LOB: 0 BB: 0 P: 12	1B: 3 2B: 0 3B: 0 HR: 0	SF: 0 SAC: 0 DP: 0 HBP: 0	WP: 0 PB: 0 SB: 0 CS: 0	PA: 30
PITCHER	IP	WLS	BF	H	R	ER	SO	BB	IBB	HBP	BLK	WP	HR	S	P	ERA	WHIP					
John Doherty, R ERA: 3.48	(1, 1)	9.0 W	30 30	3 3	0 0	0 0	4 4	0 0	0 0	0 0	0 0	0 0	0 70	101	0.00	0.333						

Detroit Tigers @ Texas Rangers
Arlington Stadium, Arlington, TX
Sun Jul 18 1993, 8:05 PM EDT
Att: 25,167 - Unknown - 96 F

AB	30
R	0
H	3
RBI	0
BB	0
SO	4
LOB	7



Batter	1	2	3	4	5	6	7	8	9	AB	R	H	RBI	BB	SO	LOB	TOP			
Shane Mack, R OBP: 0.343, SLG: 0.415										4	1	2	0	1	0	0	<p>Minnesota Twins @ Detroit Tigers Tiger Stadium, Detroit, MI Mon Jul 19 1993, 7:05 PM EDT Att: 21,449 - Unknown - 84 F</p> <p>livebaseballscorecards.com</p> <p>AB 34 R 4 H 10 RBI 4 BB 3 SO 3 LOB 15</p>			
Chuck Knoblauch, R OBP: 0.395, SLG: 0.344										5	0	2	0	0	0	2				
Kirby Puckett, R OBP: 0.351, SLG: 0.467										3	1	1	1	0	1	1				
Kent Hrbek, L OBP: 0.344, SLG: 0.462										4	0	1	1	0	1	3				
Dave Winfield, R OBP: 0.325, SLG: 0.459										3	0	2	1	1	0	1				
Brian Harper, R OBP: 0.341, SLG: 0.451										4	0	0	0	0	1	3				
Mike Pagliarulo, L OBP: 0.324, SLG: 0.439										3	1	1	0	1	0	1				
Dave McCarty, R OBP: 0.297, SLG: 0.331										4	0	0	0	0	0	3				
Pat Meares, R OBP: 0.318, SLG: 0.386										4	1	1	1	0	0	1				
Inning Stats	R: 2 E: 0 K: 1 S: 12	H: 3 LOB: 1 BB: 0 P: 23	R: 2 E: 0 K: 0 S: 9	H: 3 LOB: 2 BB: 1 P: 18	R: 0 E: 0 K: 0 S: 8	H: 1 LOB: 1 BB: 0 P: 10	R: 0 E: 0 K: 0 S: 6	H: 0 LOB: 0 BB: 0 P: 10	R: 0 E: 0 K: 0 S: 3	H: 0 LOB: 1 BB: 1 P: 8	R: 0 E: 0 K: 1 S: 7	H: 1 LOB: 1 BB: 0 P: 8	R: 0 E: 0 K: 0 S: 7	H: 1 LOB: 0 BB: 0 P: 11	R: 0 E: 0 K: 0 S: 6	H: 1 LOB: 1 BB: 0 P: 10	1B: 8 2B: 2 HR: 0	SF: 1 SAC: 0 DP: 1 HBP: 0	WP: 0 PB: 0 SB: 0 CS: 0	PA: 38
PITCHER Sean Bergman, R ERA: 3.06	IP: 9.0 WLS: L BF: 38	H: 10 R: 4 ER: 4 SO: 3	BB: 3 IBB: 0 HBP: 0 BLK: 0	WP: 0 HR: 0 S: 66 P: 111	ERA: 4.00 WHIP: 1.444	PITCHER										IP: 9.0 WLS: L BF: 38	H: 10 R: 4 ER: 4 SO: 3	BB: 3 IBB: 0 HBP: 0 BLK: 0	WP: 0 HR: 0 S: 66 P: 111	ERA: 4.00 WHIP: 1.444

Batter	1	2	3	4	5	6	7	8	9	AB	R	H	RBI	BB	SO	LOB	BOTTOM					
Tony Phillips, S OBP: 0.452, SLG: 0.404										2	1	0	0	2	0	0	<p>Minnesota Twins @ Detroit Tigers Tiger Stadium, Detroit, MI Mon Jul 19 1993, 7:05 PM EDT Att: 21,449 - Unknown - 84 F</p> <p>livebaseballscorecards.com</p> <p>AB 32 R 2 H 6 RBI 2 BB 4 SO 3 LOB 17</p>					
Lou Whitaker, L OBP: 0.423, SLG: 0.502										3	0	0	0	1	0	2						
Travis Fryman, R OBP: 0.343, SLG: 0.431										3	0	1	1	1	1	1						
Cecil Fielder, R OBP: 0.389, SLG: 0.523										4	0	0	0	0	0	4						
Mickey Tettleton, S OBP: 0.360, SLG: 0.543										4	0	1	0	0	0	0						
Mill Cuyler, S OBP: 0.263, SLG: 0.315										0	0	0	0	0	0	0						
Kirk Gibson, L OBP: 0.346, SLG: 0.448										4	1	3	1	0	0	0						
Chad Kreuter, S OBP: 0.374, SLG: 0.483										4	0	1	0	0	1	3						
Scott Livingstone, L OBP: 0.315, SLG: 0.330										4	0	0	0	0	0	4						
Chris Gomez, R Alan Trammell, R (7, PH) (8, 6)										2	0	0	0	0	0	0						
Inning Stats	R: 0 E: 0 K: 0 S: 4	H: 0 LOB: 0 BB: 0 P: 7	R: 0 E: 0 K: 0 S: 6	H: 0 LOB: 0 BB: 0 P: 9	R: 0 E: 0 K: 0 S: 5	H: 0 LOB: 0 BB: 0 P: 7	R: 0 E: 0 K: 0 S: 6	H: 0 LOB: 1 BB: 2 P: 15	R: 0 E: 0 K: 0 S: 10	H: 1 LOB: 1 BB: 0 P: 15	R: 1 E: 0 K: 0 S: 9	H: 1 LOB: 1 BB: 1 P: 17	R: 1 E: 0 K: 0 S: 11	H: 2 LOB: 1 BB: 0 P: 19	R: 0 E: 0 K: 1 S: 8	H: 0 LOB: 1 BB: 1 P: 17	R: 0 E: 0 K: 2 S: 15	H: 2 LOB: 2 BB: 0 P: 21	1B: 4 2B: 1 HR: 1	SF: 0 SAC: 0 DP: 1 HBP: 0	WP: 1 PB: 0 SB: 0 CS: 0	PA: 36
PITCHER Scott Erickson, R ERA: 5.52 Rick Aguilera, R ERA: 2.4	IP: 8.0 WLS: W BF: 31	H: 4 R: 2 ER: 2 SO: 1	BB: 4 IBB: 0 HBP: 0 BLK: 0	WP: 0 HR: 1 S: 59 P: 106	ERA: 2.25 WHIP: 1.000	PITCHER										IP: 1.0 WLS: S BF: 5	H: 2 R: 0 ER: 0 SO: 2	BB: 0 IBB: 0 HBP: 0 BLK: 0	WP: 0 HR: 0 S: 15 P: 21	ERA: 0.00 WHIP: 2.000		

Batter	1	2	3	4	5	6	7	8	9	AB	R	H	RBI	BB	SO	LOB	TOP					
Shane Mack, R OBP: 0.347, SLG: 0.429 (1, 8)										5	1	3	3	0	1	1	Minnesota Twins @ Detroit Tigers Tiger Stadium, Detroit, MI Tue Jul 20 1993, 7:05 PM EDT Att: 33,243 - Unknown - 80 F					
Chuck Knoblauch, R OBP: 0.395, SLG: 0.345 (1, 4)										5	0	2	1	0	0	1						
Kirby Puckett, R OBP: 0.352, SLG: 0.466 (1, 9)										5	0	2	0	0	0	4						
Kent Hrbek, L OBP: 0.341, SLG: 0.453 (1, 3)										4	0	0	0	1	1	3						
Dave Winfield, R OBP: 0.323, SLG: 0.455 (1, 10)										5	0	1	0	0	2	5						
Brian Harper, R OBP: 0.339, SLG: 0.450 (1, 2)										5	1	1	0	0	0	4						
Mike Pagliarulo, L OBP: 0.332, SLG: 0.439 (1, 5)										2	2	1	0	2	0	0						
Dave McCarty, R OBP: 0.298, SLG: 0.331 (1, 7)										3	0	1	0	0	0	4						
Pat Meares, R OBP: 0.313, SLG: 0.380 (1, 6)										3	0	0	0	0	1	3						
Derek Lee, L OBP: 0.139, SLG: 0.107 (8, PH)										1	0	0	0	0	0	1						
Jeff Reboulet, R OBP: 0.273, SLG: 0.197 (8, 6)										0	0	0	0	0	0	0						
Inning Stats	R: 0 E: 1 K: 1 S: 16	H: 1 LOB: 2 BB: 0 P: 26	R: 2 E: 0 K: 1 S: 16	H: 3 LOB: 2 BB: 1 P: 31	R: 0 E: 0 K: 0 S: 14	H: 2 LOB: 2 BB: 0 P: 20	R: 0 E: 0 K: 1 S: 6	H: 0 LOB: 0 BB: 0 P: 7	R: 0 E: 0 K: 2 S: 11	H: 1 LOB: 1 BB: 0 P: 18	R: 0 E: 0 K: 0 S: 6	H: 1 LOB: 1 BB: 0 P: 8	R: 0 E: 0 K: 0 S: 11	H: 1 LOB: 2 BB: 1 P: 22	R: 2 E: 0 K: 0 S: 16	H: 2 LOB: 1 BB: 1 P: 25	R: 0 E: 0 K: 0 S: 7	H: 0 LOB: 0 BB: 0 P: 11	1B: 9 2B: 1 3B: 0 HR: 1	SF: 0 SAC: 1 DP: 0 HBP: 0	WP: 0 PB: 0 SB: 1 CS: 0	PA: 42
PITCHER	IP	WLS	BF	H	R	ER	SO	BB	IBB	HBP	BLK	WP	HR	S	P	ERA	WHIP					
Mike Moore, R ERA: 6.67 (1, 1)	7.0		33	9	2	2	5	2	0	0	0	0	0	80	132	2.57	1.571					
Mark Leiter, R ERA: 4.67 (8, 1)	1.0	L	6	2	2	2	0	1	0	0	0	0	1	16	25	18.00	3.000					
Bob MacDonald, L ERA: 4.69 (9, 1)	1.0		3	0	0	0	0	0	0	0	0	0	0	7	11	0.00	0.000					

Batter	1	2	3	4	5	6	7	8	9	AB	R	H	RBI	BB	SO	LOB	BOTTOM					
Tony Phillips, S OBP: 0.450, SLG: 0.400 (1, 4)										3	0	0	0	1	1	0	Minnesota Twins @ Detroit Tigers Tiger Stadium, Detroit, MI Tue Jul 20 1993, 7:05 PM EDT Att: 33,243 - Unknown - 80 F					
Dan Gladden, R OBP: 0.296, SLG: 0.444 (1, 7)										4	1	1	0	0	0	1						
Travis Fryman, R OBP: 0.339, SLG: 0.427 (1, 5)										4	0	0	0	0	1	1						
Cecil Fielder, R OBP: 0.388, SLG: 0.530 (1, 3)										3	1	1	2	0	0	0						
Alan Trammell, R OBP: 0.373, SLG: 0.443 (8, 6)										3	0	1	0	1	0	0						
Mickey Tettleton, S OBP: 0.356, SLG: 0.536 (1, 2)											4	0	0	0	0	1		1				
Rob Deer, R OBP: 0.316, SLG: 0.409 (1, 9)										2	1	1	1	1	2							
Kirk Gibson, L OBP: 0.345, SLG: 0.446 (9, PH)										1	0	0	0	0	0	0						
Mitt Cuyler, S OBP: 0.261, SLG: 0.313 (1, 8)										2	0	0	0	0	0	0						
Chris Gomez, R OBP: 0.322, SLG: 0.380 (7, PH)										2	0	0	0	0	0	0						
Skeeter Barnes, R OBP: 0.345, SLG: 0.446 (8, 1)										1	0	0	0	0	0	0						
Mark Leiter, R OBP: 0.273, SLG: 0.197 (8, 6)										0	0	0	0	0	0	0						
Bob MacDonald, L OBP: 0.298, SLG: 0.331 (9, 1)										0	0	0	0	0	0	0						
Inning Stats	R: 0 E: 0 K: 1 S: 7	H: 0 LOB: 0 BB: 0 P: 10	R: 0 E: 0 K: 0 S: 6	H: 0 LOB: 0 BB: 0 P: 11	R: 1 E: 0 K: 0 S: 11	H: 1 LOB: 0 BB: 0 P: 19	R: 1 E: 1 K: 1 S: 13	H: 2 LOB: 2 BB: 0 P: 23	R: 0 E: 0 K: 0 S: 10	H: 0 LOB: 1 BB: 1 P: 17	R: 0 E: 0 K: 0 S: 7	H: 0 LOB: 0 BB: 1 P: 14	R: 0 E: 0 K: 0 S: 12	H: 0 LOB: 1 BB: 1 P: 22	R: 0 E: 0 K: 1 S: 6	H: 0 LOB: 0 BB: 0 P: 7	R: 1 E: 0 K: 1 S: 8	H: 1 LOB: 0 BB: 0 P: 8	1B: 1 2B: 1 3B: 0 HR: 2	SF: 1 SAC: 1 DP: 0 HBP: 0	WP: 0 PB: 0 SB: 0 CS: 1	PA: 35
PITCHER	IP	WLS	BF	H	R	ER	SO	BB	IBB	HBP	BLK	WP	HR	S	P	ERA	WHIP					
Jim Deshaies, L ERA: 4.74 (1, 1)	7.0		27	3	2	2	2	3	0	0	0	0	0	66	116	2.57	0.857					
Carl Willis, R ERA: 6.95 (8, 1)	1.0		3	0	0	0	1	0	0	0	0	0	0	6	7	0.00	0.000					
Rick Aguilera, R ERA: 2.55 (9, 1)	1.0	S	4	1	1	1	1	0	0	0	0	0	1	8	8	9.00	1.000					

livebaseballscores.com



Batter	1	2	3	4	5	6	7	8	9	AB	R	H	RBI	BB	SO	LOB	TOP				
Chuck Knoblauch , R OBP: 0.370, SLG: 0.351 (1, 4)	F9		FC4-6 E 1-2 2-3 1B	WP 1-3 2-H 2B		1B		G4-3	BB	5	1	3	1	1	0	1					
Pat Meares , R OBP: 0.312, SLG: 0.377 (8, FH) Mike Pagliarulo , L OBP: 0.333, SLG: 0.437 (8, 5)	K2-3		F8	K		1B		BB HBP	F8	4	0	1	0	0	2	4					
Kirby Puckett , R OBP: 0.350, SLG: 0.460 (1, 9)	G3		FC4-6 BB 1-2 2-3 3-H	G6-3		F9		K		4	0	0	1	1	1	5					
Dave Winfield , R OBP: 0.327, SLG: 0.459 (1, 10)		G6-4-3 1B	FC4-6 E 1-2 2-3 3-H		P6		2B	BB		4	1	2	1	1	0	2					
Shane Mack , R OBP: 0.342, SLG: 0.421 (1, 8)	G6-4-3 1-2	E5	E5	G4-3		G5-3		L9		5	0	0	0	0	0	6					
Brian Harper , R OBP: 0.343, SLG: 0.452 (1, 2)	2B		P6		BB		F8		2B CS HBP	3	0	1	0	1	0	3					
Bernardo Brito , R OBP: 0.167, SLG: 0.167 (7, FH) Derek Lee , L OBP: 0.161, SLG: 0.167 (7, 7)	K			1B 2B	P4		2B		L8	3	1	1	0	0	1	2	AB 40				
Dave McCarty , R OBP: 0.301, SLG: 0.339 (1, 3)			1B BB 1B	P6		K		K	1B 2B	5	2	2	0	0	2	2	R 7				
Jeff Reboulet , R OBP: 0.292, SLG: 0.214 (8, 6)			BB 1B FC4-6 1B	2B WP 1B		K2-3		BB G4-3 BB	2B 3-H 1B	4	2	3	1	1	1	0	H 14				
Inning Stats	R: 0 E: 0 K: 1 S: 6	H: 0 LOB: 0 BB: 7	R: 0 E: 0 K: 1 S: 9	H: 2 LOB: 1 BB: 0 P: 14	R: 3 E: 1 K: 0 S: 11	H: 3 LOB: 2 BB: 1 P: 20	R: 2 E: 0 K: 1 S: 13	H: 3 LOB: 1 BB: 0 P: 21	R: 0 E: 0 K: 2 S: 16	H: 2 LOB: 2 BB: 0 P: 24	R: 1 E: 0 K: 1 S: 13	H: 2 LOB: 1 BB: 0 P: 21	R: 0 E: 0 K: 1 S: 13	H: 0 LOB: 3 BB: 2 P: 28	R: 1 E: 0 K: 0 S: 20	H: 2 LOB: 2 BB: 1 P: 32	1B: 9 2B: 5 3B: 0 HR: 0	SF: 0 SAC: 0 DP: 1 HBP: 2	WP: 1 PB: 0 SB: 0 CS: 1	PA: 47	
PITCHER	IP	WLS	BF	H	R	ER	SO	BB	IBB	HBP	BLK	WP	HR	S	P	ERA	WHIP				
David Wells , L ERA: 4.49 (1, 1)	6.0	L	30	10	5	4	5	2	0	0	0	1	0	68	109	6.00	2.000				
Kurt Knudsen , R ERA: 4.97 (7, 1)	2.2		16	4	2	2	2	3	0	2	0	0	0	43	75	6.75	2.625				
Bob MacDonald , L ERA: 4.65 (9, 1)	0.1		1	0	0	0	0	0	0	0	0	0	0	3	6	0.00	0.000				

Minnesota Twins @ Detroit Tigers
Tiger Stadium, Detroit, MI
Wed Jul 21 1993, 3:33 AM EDT
Att: 29,313 - Sunny - 77 F

AB 40
R 7
H 14
RBI 5
BB 5
SO 7
LOB 28



Batter	1	2	3	4	5	6	7	8	9	AB	R	H	RBI	BB	SO	LOB	BOTTOM					
Tony Phillips , S OBP: 0.446, SLG: 0.395 (1, 10)	K		F8			G4-3		K		4	0	0	0	0	2	0						
Lou Whitaker , L OBP: 0.421, SLG: 0.502 (1, 4)	L8			F8		G3		2B		4	0	1	0	0	0	0						
Travis Fryman , R OBP: 0.343, SLG: 0.430 (1, 5)	1B			1B			HR 1B	L7		4	1	3	0	0	0	1						
Cecil Fielder , R OBP: 0.384, SLG: 0.524 (1, 3)	F8			F8		K		G6-3		4	0	0	0	0	1	4						
Mickey Tettleton , S OBP: 0.355, SLG: 0.542 (1, 7)		F8		P4		HR		K		4	1	1	2	0	1	1						
Kirk Gibson , L OBP: 0.344, SLG: 0.443 (1, 8)		F7		G4-3		2B 1B		F7		4	0	1	0	0	0	0						
Alan Trammell , R OBP: 0.371, SLG: 0.444 (1, 6)		G5-3		P4		2B		K		4	0	1	0	0	1	0	AB 34					
Rob Deer , R OBP: 0.313, SLG: 0.405 (1, 9)			P6		P6		K			3	0	0	0	0	1	2	R 2					
Chad Kreuter , S OBP: 0.370, SLG: 0.478 (1, 2)			P3			G6-3		G5-3		3	0	0	0	0	0	2	H 7					
Inning Stats	R: 0 E: 0 K: 1 S: 8	H: 1 LOB: 1 BB: 0 P: 13	R: 0 E: 0 K: 0 S: 8	H: 0 LOB: 0 BB: 0 P: 14	R: 0 E: 0 K: 0 S: 9	H: 0 LOB: 0 BB: 0 P: 11	R: 0 E: 0 K: 0 S: 10	H: 1 LOB: 1 BB: 0 P: 15	R: 0 E: 0 K: 0 S: 5	H: 0 LOB: 0 BB: 0 P: 10	R: 0 E: 0 K: 2 S: 7	H: 0 LOB: 0 BB: 0 P: 12	R: 2 E: 0 K: 2 S: 22	H: 4 LOB: 2 BB: 0 P: 31	R: 0 E: 0 K: 1 S: 11	H: 1 LOB: 1 BB: 0 P: 18	R: 0 E: 0 K: 2 S: 11	H: 0 LOB: 0 BB: 0 P: 15	1B: 4 2B: 2 3B: 0 HR: 1	SF: 0 SAC: 0 DP: 0 HBP: 0	WP: 0 PB: 0 SB: 0 CS: 0	PA: 34
PITCHER	IP	WLS	BF	H	R	ER	SO	BB	IBB	HBP	BLK	WP	HR	S	P	ERA	WHIP					
Kevin Tapani , R ERA: 5.46 (7, 1)	6.1	W	25	6	2	2	2	0	0	0	0	0	0	29	42	0.00	0.375					
Carl Willis , R ERA: 6.2 (7, 1)	2.2	S	9	1	0	0	4	0	0	0	0	0	0	2	4	0.00	0.375					

Minnesota Twins @ Detroit Tigers
Tiger Stadium, Detroit, MI
Wed Jul 21 1993, 3:33 AM EDT
Att: 29,313 - Sunny - 77 F

AB 34
R 2
H 7
RBI 2
BB 0
SO 6
LOB 10



Batter	1	2	3	4	5	6	7	8	9	AB	R	H	RBI	BB	SO	LOB	TOP								
Brian McRae, S OBP: 0.351, SLG: 0.449 (1, 8)	F7		1B	K		L9	G6-3		G4-3	6	1	1	0	0	1	2	Kansas City Royals @ Detroit Tigers Tiger Stadium, Detroit, MI Thu Jul 22 1993, 7:05 PM EDT Att: 25,334 - Unknown - 77 F								
Wally Joyner, L OBP: 0.385, SLG: 0.471 (1, 3)	1B		2B		E9	1B	K			5	3	3	1	0	1	1									
George Brett, L OBP: 0.299, SLG: 0.391 (1, 10)	G3		FC4-6		1B	1B			G3	5	2	3	2	0	0	0									
Mike Macfarlane, R OBP: 0.356, SLG: 0.530 (1, 2)		HR	FC4-6		K	1B			K	4	1	2	1	0	2	2									
Felix Jose, S OBP: 0.310, SLG: 0.341 (1, 9)	1B		FC4-6		1B	K			K	4	1	1	0	1	2	4									
Gary Gaetti, R OBP: 0.305, SLG: 0.392 (1, 5)	G5-4-3		L7		1B	1B			P4	4	1	1	1	1	0	3									
Kevin McReynolds, R OBP: 0.316, SLG: 0.428 (1, 7)	HR				SF9	G3			HR	4	2	3	2	0	0	2									
Greg Gagne, R OBP: 0.318, SLG: 0.370 (1, 6)	K				1B	1B			HR	5	1	2	4	0	2	1									
Jose Lind, R OBP: 0.292, SLG: 0.321 (1, 4)			G6-3		P8	F8			G6-3	5	0	0	0	0	0	3									
Inning Stats	R: 0 E: 0 K: 0 S: 10	H: 1 LOB: 0 BB: 0 P: 14	R: 2 E: 0 K: 1 S: 10	H: 3 LOB: 0 BB: 0 P: 11	R: 2 E: 0 K: 0 S: 11	H: 3 LOB: 2 BB: 0 P: 16	R: 0 E: 0 K: 2 S: 10	H: 1 LOB: 1 BB: 0 P: 13	R: 4 E: 1 K: 1 S: 12	H: 3 LOB: 1 BB: 1 P: 20	R: 2 E: 0 K: 1 S: 17	H: 3 LOB: 2 BB: 1 P: 33	R: 0 E: 1 K: 1 S: 10	H: 0 LOB: 0 BB: 0 P: 15	R: 0 E: 0 K: 2 S: 9	H: 0 LOB: 0 BB: 0 P: 11	R: 2 E: 0 K: 0 S: 8	H: 2 LOB: 0 BB: 0 P: 12	1B: 10 2B: 3 3B: 0 HR: 3	SF: 1 SAC: 0 DP: 1 HBP: 1	WP: 3 PB: 0 SB: 0 CS: 0	PA: 46			
PITCHER	IP	WLS	BF	H	R	ER	SO	BB	IBB	HBP	BLK	WP	HR	S	P	ERA	WHIP								
Bill Gullickson, R ERA: 5.49 (1, 1)	4.1	L	24	10	8	4	4	0	1	1	0	1	2	49	68	8.31	2.308								
Tom Bolton, L ERA: 4.59 (5, 1)	1.1		9	4	2	2	1	1	0	0	0	1	0	17	33	13.50	3.750								
Mark Leiter, R ERA: 4.7 (6, 1)	3.1		13	2	2	2	3	0	0	0	0	1	1	31	44	5.40	0.600								

Batter	1	2	3	4	5	6	7	8	9	AB	R	H	RBI	BB	SO	LOB	BOTTOM								
Tony Phillips, S OBP: 0.445, SLG: 0.403 (1, 7)	HR				K				F8	3	1	1	1	0	2	2	Kansas City Royals @ Detroit Tigers Tiger Stadium, Detroit, MI Thu Jul 22 1993, 7:05 PM EDT Att: 25,334 - Unknown - 77 F								
Dan Gladden, R (7, FH) (8, 7)		K								1	0	0	0	1	0	0									
Lou Whitaker, L OBP: 0.420, SLG: 0.498 (1, 4)	K		G6-3		1B				G1-3	2	0	0	0	1	1	0									
Skeeter Barnes, R OBP: 0.315, SLG: 0.370 (7, FH) (8, 4)					BB					2	0	0	0	0	0	1									
Travis Fryman, R OBP: 0.349, SLG: 0.436 (1, 5)	G6-3		G5-3		FC6-4				1B	4	1	3	0	1	0	0									
Cecil Fielder, R OBP: 0.379, SLG: 0.516 (1, 3)	G6-3		K		FC6-4				G4-3	5	0	0	0	0	2	6									
Mickey Tettleton, S OBP: 0.354, SLG: 0.537 (1, 9)	K				L8				G3-1	3	1	0	0	1	1	1									
Kirk Gibson, L OBP: 0.340, SLG: 0.438 (1, 8)		G4-3			G3				F8	3	0	0	0	0	0	0									
Mitt Cuyler, S OBP: 0.264, SLG: 0.313 (7, 8)									1B	0	1	0	0	1	0	0									
Alan Trammell, R OBP: 0.371, SLG: 0.443 (1, 6)		1B			P4				P3	3	1	1	0	0	0	0									
Chris Gomez, R OBP: 0.200, SLG: 0.600 (7, 6)		SF7							SF7	1	1	1	2	0	0	0									
Scott Livingstone, L OBP: 0.317, SLG: 0.332 (1, 10)					L9				F8	2	0	1	0	0	0	0									
Rob Deer, R OBP: 0.311, SLG: 0.403 (7, PH)		SF7							SF7	1	0	0	1	0	0	0									
Chad Kreuter, S OBP: 0.368, SLG: 0.474 (1, 2)		SF7			1B				F8	2	0	0	1	1	1	0									
Inning Stats	R: 1 E: 0 K: 2 S: 16	H: 2 LOB: 1 BB: 0 P: 27	R: 1 E: 0 K: 1 S: 12	H: 2 LOB: 1 BB: 0 P: 19	R: 0 E: 0 K: 1 S: 11	H: 0 LOB: 0 BB: 0 P: 19	R: 0 E: 0 K: 0 S: 5	H: 0 LOB: 0 BB: 0 P: 7	R: 0 E: 0 K: 1 S: 21	H: 1 LOB: 3 BB: 2 P: 37	R: 0 E: 0 K: 0 S: 8	H: 0 LOB: 0 BB: 0 P: 12	R: 0 E: 0 K: 0 S: 6	H: 0 LOB: 1 BB: 1 P: 15	R: 4 E: 0 K: 2 S: 20	H: 1 LOB: 3 BB: 3 P: 41	R: 0 E: 0 K: 0 S: 18	H: 1 LOB: 1 BB: 0 P: 25	1B: 4 2B: 1 3B: 1 HR: 1	SF: 2 SAC: 0 DP: 0 HBP: 0	WP: 3 PB: 0 SB: 0 CS: 0	PA: 40			
PITCHER	IP	WLS	BF	H	R	ER	SO	BB	IBB	HBP	BLK	WP	HR	S	P	ERA	WHIP								
Kevin Appier, R ERA: 3.04 (1, 1)	6.0	W	25	5	2	2	5	2	0	0	0	0	0	73	121	3.00	1.167								
Enrique Burgos, L ERA: 12.27 (7, 1)	1.1		8	0	3	3	1	4	0	0	0	1	0	16	38	20.25	3.000								
Frank DiPino, L ERA: 6.89 (8, 1)	1.2		7	2	1	1	1	0	0	0	0	1	0	28	43	5.40	1.200								



Batter	1	2	3	4	5	6	7	8	9	AB R H RBI BB SO LOB	TOP															
Brian McRae, S OBP: 0.352, SLG: 0.448	G2-3		1B		K		1B HR		F8	5 1 2 0 0 1 0	Kansas City Royals @ Detroit Tigers Tiger Stadium, Detroit, MI Fri Jul 23 1993, 7:05 PM EDT Att: 34,123 - Unknown - 77 F															
Greg Gagne, R OBP: 0.319, SLG: 0.371	E1		1B		E1		1B HR		G6-3	5 2 2 0 0 0 0																
George Brett, L OBP: 0.301, SLG: 0.392	G3-1		F7		1B		1B HR		K	5 1 2 0 0 1 2																
Wally Joyner, L OBP: 0.389, SLG: 0.492	L3		CS		HR		1B HR			4 2 3 6 0 0 1																
Gary Gaetti, R OBP: 0.308, SLG: 0.383		1B G4-3 HBP		L4	FC5-4		L7			3 1 0 0 0 0 2																
Felix Jose, S OBP: 0.312, SLG: 0.343		1B		F7		E3	1B			4 0 2 0 0 0 0																
Kevin McReynolds, R OBP: 0.319, SLG: 0.426		G4-3 BB		1B		L7	CS			3 0 1 0 1 0 1																
Brent Mayne, L OBP: 0.299, SLG: 0.336		G4-3		P6		G5-4-3				4 0 0 1 0 0 3																
Jose Lind, R OBP: 0.287, SLG: 0.316		P4			G6-3		L4		G6-3	4 0 0 0 0 0 1																
Inning Stats	R: 0 E: 1 K: 0 S: 13	H: 0 LOB: 1 BB: 0 P: 22	R: 1 E: 0 K: 0 S: 7	H: 1 LOB: 1 BB: 1 P: 16	R: 0 E: 0 K: 0 S: 11	H: 2 LOB: 0 BB: 0 P: 17	R: 1 E: 0 K: 0 S: 13	H: 2 LOB: 1 BB: 0 P: 19	R: 1 E: 1 K: 1 S: 16	H: 2 LOB: 2 BB: 0 P: 21	R: 0 E: 1 K: 0 S: 3	H: 0 LOB: 0 BB: 0 P: 5	R: 4 E: 0 K: 0 S: 13	H: 5 LOB: 0 BB: 0 P: 22	R: 0 E: 0 K: 0 S: 3	H: 0 LOB: 0 BB: 0 P: 4	R: 0 E: 0 K: 1 S: 9	H: 0 LOB: 0 BB: 0 P: 13	1B: 10 2B: 0 3B: 0 HR: 2	SF: 0 SAC: 0 DP: 1 HBP: 1	WP: 0 PB: 0 SB: 0 CS: 2	PA: 41				
PITCHER	IP WLS BF H R ER SO BB IBB HBP BLK WP HR S P ERA WHIP											PITCHER	IP WLS BF H R ER SO BB IBB HBP BLK WP HR S P ERA WHIP													
John Doherty, R ERA: 3.61	6.1	29	9	5	4	1	1	0	0	0	0	1	67	105	5.68	1.579										
Bob MacDonald, L ERA: 5.09	0.0	L	2	2	2	0	0	0	0	0	0	1	3	7	∞	∞										
Kurt Knudsen, R ERA: 4.7	1.2	5	1	0	0	0	0	0	0	0	0	0	9	14	0.00	0.600										
Mike Henneman, R ERA: 1.74	1.0	3	0	0	0	1	0	0	0	0	0	0	9	13	0.00	0.000										

Batter	1	2	3	4	5	6	7	8	9	AB R H RBI BB SO LOB	BOTTOM															
Tony Phillips, S OBP: 0.447, SLG: 0.409	1B		HR		1B				K	5 3 3 0 0 1 0	Kansas City Royals @ Detroit Tigers Tiger Stadium, Detroit, MI Fri Jul 23 1993, 7:05 PM EDT Att: 34,123 - Unknown - 77 F															
Lou Whitaker, L OBP: 0.423, SLG: 0.513	1B		1B		E6				L8	5 2 3 2 0 0 1																
Gary Thurman, R OBP: 0.304, SLG: 0.262	1B		HR		1B				L5-3	0 0 0 0 0 0 0																
Travis Fryman, R OBP: 0.349, SLG: 0.439	K		G4-3		2B				L5-3	5 1 2 0 0 2 5																
Cecil Fielder, R OBP: 0.380, SLG: 0.516	G4-6-3		G4-3		E8				G4-6-3	4 0 2 2 0 0 2																
Mickey Tettleton, S OBP: 0.353, SLG: 0.532	G4-6-3		P5		K				FC4-6	3 0 0 0 1 1 4																
Kirk Gibson, L OBP: 0.342, SLG: 0.442		1B	1B		2B				FC4-6	4 0 2 1 0 0 1																
Alan Trammell, R OBP: 0.369, SLG: 0.439	FC5-4		G4-3		1B				K	4 0 1 0 0 1 1																
Scott Livingstone, L OBP: 0.311, SLG: 0.325	G4-3		G3		L7				G3-1	4 0 0 0 0 0 3																
Chad Kreuter, S OBP: 0.363, SLG: 0.466	G6-3		G4-3		G4-3				K	4 0 0 0 0 1 1																
Inning Stats	R: 1 E: 0 K: 1 S: 12	H: 3 LOB: 1 BB: 0 P: 16	R: 0 E: 0 K: 0 S: 8	H: 1 LOB: 1 BB: 0 P: 14	R: 3 E: 0 K: 0 S: 15	H: 5 LOB: 2 BB: 0 P: 25	R: 2 E: 2 K: 2 S: 15	H: 2 LOB: 1 BB: 0 P: 26	R: 0 E: 0 K: 0 S: 4	H: 0 LOB: 0 BB: 0 P: 7	R: 0 E: 0 K: 0 S: 7	H: 0 LOB: 0 BB: 0 P: 12	R: 0 E: 0 K: 0 S: 8	H: 1 LOB: 1 BB: 1 P: 15	R: 0 E: 0 K: 2 S: 9	H: 0 LOB: 0 BB: 0 P: 16	R: 0 E: 0 K: 1 S: 11	H: 1 LOB: 1 BB: 0 P: 16	1B: 9 2B: 4 3B: 0 HR: 1	SF: 0 SAC: 0 DP: 3 HBP: 0	WP: 0 PB: 0 SB: 0 CS: 0	PA: 39				
PITCHER	IP WLS BF H R ER SO BB IBB HBP BLK WP HR S P ERA WHIP											PITCHER	IP WLS BF H R ER SO BB IBB HBP BLK WP HR S P ERA WHIP													
Hipolito Pichardo, R ERA: 4.19	6.0	W	29	11	6	4	3	0	0	0	0	0	61	100	6.00	1.833										
Mark Gubicza, R ERA: 4.38	2.0	7	1	0	0	2	1	0	0	0	0	0	17	31	0.00	1.000										
Jeff Montgomery, R ERA: 1.82	1.0	S	3	1	0	1	0	0	0	0	0	0	11	16	0.00	1.000										

AB	37
R	7
H	12
RBI	7
BB	1
SO	2
LOB	10



AB	38
R	6
H	13
RBI	5
BB	1
SO	6
LOB	18



Batter	1	2	3	4	5	6	7	8	9	AB	R	H	RBI	BB	SO	LOB	TOP										
Brian McRae, S (1, 8) OBP: 0.351, SLG: 0.445	1-3 K		1-0 G4-3		2-3 K		0-0 SH5-3	4-0 1B IBB		3	0	0	0	1	2	0											
Chris Cwynn, L (1, 9) OBP: 0.347, SLG: 0.403 Hubie Brooks, R (8, PH) OBP: 0.322, SLG: 0.330 Felix Jose, S (8, 9) OBP: 0.312, SLG: 0.343	0-1 G3-1		1-2 G6-3		1-2 G6-3		1-1 E4 HR	0-0 1B		4	1	0	0	0	0	0											
George Brett, L (1, 10) OBP: 0.305, SLG: 0.412	0-0 G1-3			2-0 HR	4-0 WP BB		0-1 HR	2-0 F8		4	2	2	3	1	0	2											
Mike MacFarlane, R (1, 2) OBP: 0.357, SLG: 0.525		1-3 K		1-1 2B 1B	1-3 K		0-0 G5-3		4-2 BB BB	4	0	1	0	1	2	1											
Wally Joyner, L (1, 3) OBP: 0.389, SLG: 0.490		4-1 1B FC6-4 BB		0-3 K		0-0 F8	0-1 1B		2-2 F7	4	1	1	0	1	1	2											
Gary Gaetti, R (1, 5) OBP: 0.316, SLG: 0.394		1-0 FC6-4 1B		0-0 2B		3-3 K	1-3 K		4-1 1B BB	4	0	2	0	1	2	1											
Kevin McReynolds, R (1, 7) OBP: 0.327, SLG: 0.421		2-1 FC6-4 1-2H 3H		4-0 IBB		4-2 BB		4-1 SH1-3 1B BB	1-3 K	2	1	0	1	3	1	3											
Jose Lind, R (1, 4) OBP: 0.283, SLG: 0.311		0-1 G1-3		2-3 K		1 SAFE G4-3		0-0 SH1-3	1-2 P2	4	0	0	0	0	1	7											
Rico Rossy, R (1, 6) OBP: 0.302, SLG: 0.429 Greg Gagne, R (8, 6) OBP: 0.319, SLG: 0.371			1-0 F9	0-0 G4-3			4-2 SH5-3 E BB	0-1 P4		3	1	0	0	1	0	4											
Inning Stats	R: 0 E: 0 K: 1 S: 7	H: 0 LOB: 0 BB: 0 P: 8	R: 1 E: 0 K: 1 S: 9	H: 1 LOB: 1 BB: 1 P: 17	R: 0 E: 0 K: 0 S: 5	H: 0 LOB: 0 BB: 0 P: 8	R: 1 E: 0 K: 2 S: 11	H: 3 LOB: 3 BB: 1 P: 20	R: 0 E: 0 K: 1 S: 10	H: 0 LOB: 1 BB: 1 P: 20	R: 3 E: 1 K: 1 S: 13	H: 2 LOB: 1 BB: 1 P: 19	R: 1 E: 0 K: 0 S: 6	H: 1 LOB: 2 BB: 2 P: 16	R: 0 E: 0 K: 1 S: 12	H: 0 LOB: 2 BB: 2 P: 24	1B: 4 2B: 1 3B: 0 HR: 2	SF: 0 SAC: 2 DP: 0 HBP: 0	WP: 1 PB: 0 SB: 0 CS: 0	PA: 44							
PITCHER	IP	WLS	BF	H	R	ER	SO	BB	IBB	HBP	BLK	WP	HR	S	P	ERA	WHIP										
Sean Bergman, R (1, 1) ERA: 3.75	6.1	L	30	5	5	4	7	4	1	0	0	1	2	59	103	5.68	1.421										
Storm Davis, R (7, 1) ERA: 8.11	0.2		3	1	0	0	1	0	0	0	0	0	0	6	7	0.00	1.500										
Bob MacDonald, L (8, 1) ERA: 5.14	1.1		9	1	1	1	0	3	1	0	0	0	0	12	32	6.75	3.000										
Mark Leiter, R (9, 1) ERA: 4.66	0.2		2	0	0	0	1	0	0	0	0	0	0	6	8	0.00	0.000										

Kansas City Royals @ Detroit Tigers
Tiger Stadium, Detroit, MI
Sat Jul 24 1993, 3:33 AM EDT
Att: 39,132 - Cloudy - 80 F

AB	33
R	6
H	7
RBI	5
BB	9
SO	9
LOB	20



Batter	1	2	3	4	5	6	7	8	9	AB	R	H	RBI	BB	SO	LOB	BOTTOM										
Tony Phillips, S (1, 7) OBP: 0.449, SLG: 0.413	1-1 G3 2B		0-2 BB 1B		4-2 2B BB		3-3 K		1-1 G1-3	4	1	2	0	1	1	2											
Lou Whitaker, L (1, 4) OBP: 0.426, SLG: 0.519	2-0 G3		4-1 G6-4-3 BB		1-1 1H 2B		0-0 1B		1-2 2H 1B	3	0	2	1	1	0	1											
Travis Fryman, R (1, 5) OBP: 0.348, SLG: 0.439	0-1 2B		1-3 K		3-2 G5-3		2-2 F7		2-2 F7	4	0	1	1	0	1	5											
Cecil Fielder, R (1, 3) OBP: 0.377, SLG: 0.510	3-2 G6-3		1-0 G6-4-3		3-2 F8		1-1 F7		3-2 F8	4	0	0	0	0	0	5											
Mickey Tettleton, S (1, 2) OBP: 0.355, SLG: 0.533	3-3 K		2-1 G3-1 SF7 2B		3-3 K		4-2 G5-4-3 BB		3-3 K	3	1	1	0	1	2	1											
Kirk Gibson, L (1, 10) OBP: 0.341, SLG: 0.439		0-1 F9		0-0 G3-1		2-1 PB S 1B		1-3 K		4	0	1	0	0	1	2											
Rob Deer, R (1, 9) OBP: 0.307, SLG: 0.398		2-2 G5-3		0-0 SF7		1 SAFE 1 SAFE 1 SAFE K		0-2 G5-4-3		3	0	0	1	0	1	2											
Mitt Cuyler, S (1, 8) OBP: 0.288, SLG: 0.311 Scott Livingstone, L (8, PH) OBP: 0.310, SLG: 0.324		4-1 FC5-4 BB		0-0 B3			4-1 BB 1B BB		2-2 L5	1	1	0	0	2	0	0											
Chris Gomez, R (1, 6) OBP: 0.250, SLG: 0.429 Alan Trammell, R (8, PH) OBP: 0.367, SLG: 0.438		1-0 FC5-4			3-2 G4-3		4-1 1B BB		2-3 K	2	0	0	0	1	0	1											
Inning Stats	R: 1 E: 0 K: 1 S: 11	H: 2 LOB: 1 BB: 0 P: 20	R: 0 E: 0 K: 0 S: 7	H: 0 LOB: 1 BB: 1 P: 14	R: 0 E: 0 K: 1 S: 8	H: 1 LOB: 1 BB: 1 P: 14	R: 1 E: 0 K: 0 S: 5	H: 1 LOB: 0 BB: 0 P: 7	R: 0 E: 0 K: 2 S: 13	H: 1 LOB: 1 BB: 1 P: 22	R: 0 E: 0 K: 2 S: 13	H: 1 LOB: 2 BB: 2 P: 26	R: 1 E: 0 K: 1 S: 8	H: 0 LOB: 0 BB: 1 P: 13	R: 0 E: 0 K: 1 S: 8	H: 0 LOB: 0 BB: 0 P: 13	1B: 3 2B: 4 3B: 0 HR: 0	SF: 1 SAC: 0 DP: 2 HBP: 0	WP: 0 PB: 1 SB: 1 CS: 0	PA: 37							
PITCHER	IP	WLS	BF	H	R	ER	SO	BB	IBB	HBP	BLK	WP	HR	S	P	ERA	WHIP										
Tom Gordon, R (1, 1) ERA: 3.84	6.0	W	25	6	2	2	4	3	0	0	0	0	0	55	100	3.00	1.500										
Billy Brewer, L (7, 1) ERA: 3.8	1.1		8	1	1	1	2	3	0	0	0	0	0	17	36	6.75	3.000										
Jeff Montgomery, R (8, 1) ERA: 1.77	1.2	S	4	0	0	0	1	0	0	0	0	0	0	11	16	0.00	0.000										

Kansas City Royals @ Detroit Tigers
Tiger Stadium, Detroit, MI
Sat Jul 24 1993, 3:33 AM EDT
Att: 39,132 - Cloudy - 80 F

AB	30
R	3
H	7
RBI	3
BB	6
SO	7
LOB	19




Batter	1	2	3	4	5	6	7	8	9	AB	R	H	RBI	BB	SO	LOB	TOP			
Brian McRae, S (1, 8) OBP: 0.350, SLG: 0.442	1-1 B4-3			4-0 BB		1-1 G4-3			3-3 K	3	0	0	0	1	1	1	Kansas City Royals @ Detroit Tigers Tiger Stadium, Detroit, MI Sun Jul 25 1993, 3:33 AM EDT Att: 32,970 - Overcast - 71 F			
Chris Cwynn, L (1, 9) OBP: 0.345, SLG: 0.397	0-2 F9			2-0 F8			0-1 F9		4-1 FC6-4 BB	3	0	0	0	1	0	1				
George Brett, L (1, 10) OBP: 0.301, SLG: 0.407	2-1 F8			0-3 K			1-0 F7		2-2 FC6-4 1-2	4	0	0	0	0	1	3				
Mike Macfarlane, R (1, 2)		2-2 G5-3		0-0 P4			0-2 F8			3	0	0	0	0	0	1				
Wally Joyner, L (1, 3) OBP: 0.388, SLG: 0.488		1-0 FC6-4 1B			0-0 G5-3				2-3 K	3	0	1	0	0	1	0				
Gary Gaetti, R (1, 5) OBP: 0.311, SLG: 0.385		0-0 FC6-4 CS 1-2			0-0 G5-3				2-3 K	3	0	0	0	0	1	1				
Kevin McReynolds, R (1, 7) OBP: 0.322, SLG: 0.414		2-2 CS 1-2		1-3 K		2-2 P3			0-0 G6-3	3	0	0	0	0	1	0				
Greg Gagne, R (1, 6) OBP: 0.317, SLG: 0.367			2-3 K		2-2 G4-3				2-2 F9	3	0	0	0	0	1	0				
Rico Rossy, R (1, 4) OBP: 0.291, SLG: 0.412			1-1 G6-3			1-1 F8			2-1 E8	2	0	0	0	0	0	0				
Felix Jose, S (9, PH) OBP: 0.311, SLG: 0.342										1	0	0	0	0	0	0				
Inning Stats	R: 0 E: 0 K: 0 S: 7	H: 0 LOB: 0 BB: 0 P: 10	R: 0 E: 0 K: 0 S: 7	H: 1 LOB: 0 BB: 0 P: 12	R: 0 E: 0 K: 2 S: 8	H: 0 LOB: 1 BB: 1 P: 12	R: 0 E: 0 K: 1 S: 5	H: 0 LOB: 0 BB: 0 P: 7	R: 0 E: 0 K: 0 S: 7	H: 0 LOB: 0 BB: 0 P: 11	R: 0 E: 0 K: 0 S: 6	H: 0 LOB: 0 BB: 0 P: 7	R: 0 E: 0 K: 2 S: 9	H: 0 LOB: 0 BB: 0 P: 13	R: 0 E: 1 K: 1 S: 15	H: 0 LOB: 2 BB: 1 P: 28	1B: 1 2B: 0 3B: 0 HR: 0	SF: 0 SAC: 0 DP: 0 HBP: 0	WP: 0 PB: 0 SB: 0 CS: 1	PA: 31
PITCHER Mike Moore, R (1, 1) ERA: 6.16	IP: 9.0 WLS: W BF: 30 H: 1 R: 0 ER: 0 SO: 6 BB: 2 IBB: 0 HBP: 0 BLK: 0 WP: 0 HR: 0 S: 69 P: 111 ERA: 0.00 WHIP: 0.333																			

Batter	1	2	3	4	5	6	7	8	9	AB	R	H	RBI	BB	SO	LOB	BOTTOM			
Tony Phillips, S (1, 7) OBP: 0.447, SLG: 0.409	3-3 K		2-2 P6 1-2		2-2 G6-3			4-2 WP G3 1B BB		3	1	0	0	1	1	1	Kansas City Royals @ Detroit Tigers Tiger Stadium, Detroit, MI Sun Jul 25 1993, 3:33 AM EDT Att: 32,970 - Overcast - 71 F			
Lou Whitaker, L (1, 4) OBP: 0.425, SLG: 0.513	1-0 F9		1-1 G4-3		4-0 FC6-4 BB			2-2 G3 1-2		3	0	0	0	1	0	1				
Travis Fryman, R (1, 10) OBP: 0.348, SLG: 0.437	1-0 F9			2-2 BB FC4-6 1B	1-2 FC6-4 1-2			2-3 K		4	1	1	0	0	1	2				
Cecil Fielder, R (1, 3) OBP: 0.380, SLG: 0.510		4-2 2B 1B BB		4-2 FC4-6 BB 1-2 BB		2-3 K		2-2 K 2H 1B		2	1	1	1	2	1	0				
Mickey Tettleton, S (1, 9) OBP: 0.356, SLG: 0.535		1-0 1B 2B		4-0 FC4-6 BB 1-2 2-3 BB		3-1 G3		1-3 K		3	0	1	0	1	1	1				
Alan Trammell, R (1, 6) OBP: 0.371, SLG: 0.438		2-2 CS 1B		0-3 K		4-2 PO BB				2	0	1	1	1	1	3				
Scott Livingstone, L (1, 5) OBP: 0.306, SLG: 0.319		2-3 3-H L4		2-2 FC4-6 1-2 2-3 3-H 2-1		0-2 PO 1-2		1-1 F9		3	0	0	1	0	0	4				
Chad Kreuter, S (1, 2) OBP: 0.359, SLG: 0.461		0-1 F7		BB P6 SAFE			2-3 K			3	0	0	0	0	1	4				
Mitt Cuyler, S (1, 8) OBP: 0.269, SLG: 0.309		1-0 CS 1-2		1-2 P6 HBP		1-1 G4-3		2-3 K		2	0	0	0	0	1	0				
Inning Stats	R: 0 E: 0 K: 1 S: 6	H: 0 LOB: 0 BB: 0 P: 11	R: 1 E: 0 K: 0 S: 12	H: 2 LOB: 1 BB: 1 P: 19	R: 0 E: 0 K: 0 S: 7	H: 0 LOB: 0 BB: 0 P: 11	R: 1 E: 0 K: 1 S: 14	H: 1 LOB: 2 BB: 2 P: 28	R: 0 E: 0 K: 0 S: 8	H: 0 LOB: 1 BB: 1 P: 16	R: 0 E: 0 K: 1 S: 13	H: 0 LOB: 0 BB: 1 P: 22	R: 0 E: 0 K: 2 S: 8	H: 0 LOB: 0 BB: 0 P: 13	R: 1 E: 0 K: 2 S: 16	H: 1 LOB: 1 BB: 1 P: 27	1B: 3 2B: 1 3B: 0 HR: 0	SF: 0 SAC: 0 DP: 0 HBP: 1	WP: 1 PB: 0 SB: 0 CS: 1	PA: 34
PITCHER David Cone, R (1, 1) ERA: 3.56	IP: 7.2 WLS: L BF: 31 H: 4 R: 3 ER: 3 SO: 6 BB: 6 IBB: 0 HBP: 1 BLK: 0 WP: 1 HR: 0 S: 81 P: 143 ERA: 3.52 WHIP: 1.304																			
Billy Brewer, L (8, 1) ERA: 3.74	0.1 L BF: 1 H: 0 R: 0 ER: 0 SO: 1 BB: 0 IBB: 0 HBP: 0 BLK: 0 WP: 0 HR: 0 S: 3 P: 4 ERA: 0.00 WHIP: 0.000																			

Batter	1	2	3	4	5	6	7	8	9	AB	R	H	RBI	BB	SO	LOB	TOP		
Spike Owen, S (1, 6) OBP: 0.307, SLG: 0.311 Matt Nokes, L (9, PH) OBP: 0.299, SLG: 0.468	1-0 P2		3-2 G5-3			3-1 G6-3		0-1 F7	0-3 K	4	0	0	0	0	0	2			
Jim Leyritz, R (1, 9) OBP: 0.426, SLG: 0.526 Hensley Meulens, R (8, PR) OBP: 0.288, SLG: 0.353	2-2 G6-3			1-1 P4		0-0 G6-3		3-2 1B		4	0	1	0	0	0	0			
Don Mattingly, L (1, 3) OBP: 0.371, SLG: 0.466	1-0 F7			2-0 HR		1-3 K		2-0 1B		4	1	2	2	0	1	0			
Danny Tartabull, R (1, 10) OBP: 0.364, SLG: 0.524		1-0 G5-3		2-2 G1-3			0-2 G6-3	0-1 P5		4	0	0	0	0	0	2			
Mike Stanley, R (1, 2) OBP: 0.412, SLG: 0.588		1-2 FC5-4 1B		1-2 1B			1-2 F8	0-2 G5-3		4	0	2	0	0	0	2			
Bernie Williams, S (1, 8) OBP: 0.314, SLG: 0.405		1-1 FC5-4 CS		2-3 K			3-2 1B		0-0 L8	4	0	1	0	0	1	2			
Paul O'Neill, L (1, 7) OBP: 0.379, SLG: 0.535		1-1 CS	3-2 F7		0-3 K		1-1 1B		0-0 F9	4	0	1	0	0	1	0			
Mike Gallego, R (1, 5) OBP: 0.373, SLG: 0.420			1-1 FC6-4 1B		2-2 F8		3-1 F8		4-1 1B	3	0	1	0	1	0	2			
Pat Kelly, R (1, 4) OBP: 0.320, SLG: 0.402			1-1 FC6-4		0-0 B1-3			0-0 1B	1-2 1B	4	1	2	0	0	0	1			
Inning Stats	R: 0 E: 0 K: 0 S: 5	H: 0 LOB: 0 BB: 0 P: 9	R: 0 E: 0 K: 0 S: 7	H: 1 LOB: 0 BB: 0 P: 11	R: 0 E: 0 K: 0 S: 12	H: 1 LOB: 1 BB: 0 P: 20	R: 1 E: 0 K: 1 S: 12	H: 2 LOB: 1 BB: 0 P: 20	R: 0 E: 0 K: 1 S: 6	H: 0 LOB: 0 BB: 0 P: 10	R: 0 E: 0 K: 0 S: 13	H: 2 LOB: 2 BB: 0 P: 21	R: 1 E: 0 K: 0 S: 12	H: 3 LOB: 2 BB: 0 P: 17	R: 0 E: 0 K: 1 S: 10	H: 1 LOB: 2 BB: 1 P: 15	1B: 8 2B: 1 3B: 0 HR: 1	SF: 0 SAC: 0 DP: 0 HBP: 0	WP: 0 PA: 38
PITCHER	IP	WLS	BF	H	R	ER	SO	BB	IBB	HBP	BLK	WP	HR	S	P	ERA	WHIP		
David Wells, L (1, 1) ERA: 4.32	7.0	W	26	6	1	1	3	0	0	0	0	0	1	62	100	1.29	0.857		
Mike Henneman, R (8, 1) ERA: 1.85	2.0	S	11	4	1	1	1	1	0	0	0	0	0	22	32	4.50	2.500		

New York Yankees @ Detroit Tigers
Tiger Stadium, Detroit, MI
Mon Jul 26 1993, 7:05 PM EDT
Att: 32,338 - Unknown - 86 F

AB 36
R 2
H 10
RBI 2
BB 1
SO 4
LOB 13



Batter	1	2	3	4	5	6	7	8	9	AB	R	H	RBI	BB	SO	LOB	BOTTOM		
Tony Phillips, S (1, 4) OBP: 0.445, SLG: 0.408	1-1 E 1B		1-3 K		1-0 FC1-2 FC5-4		3-2 G6-3			4	1	1	0	0	1	2			
Dan Gladden, R (1, 7) OBP: 0.298, SLG: 0.437	2-2 E6 G5-4-3 1B		2-2 P4		0-1 P3		0-1 F8			4	0	1	0	0	0	2			
Travis Fryman, R (1, 5) OBP: 0.351, SLG: 0.443	2-1 G5-4-3 1B			2-2 FC1-6 SF8 1B	0-0 FC5-4			0-2 1B		4	2	3	1	0	0	2			
Cecil Fielder, R (1, 3) OBP: 0.384, SLG: 0.521 Milt Cuyler, S (8, PR) OBP: 0.269, SLG: 0.309	3-2 G5-4-3			0-0 FC1-6 1B		2-0 HR		0-1 FC3-6 1B		4	1	3	1	0	0	2			
Alan Trammell, R (1, 6) OBP: 0.369, SLG: 0.435	1-1 P6			3-2 FC1-6 SF8 1B		3-2 L7		0-1 FC3-6 1B		4	0	1	1	0	0	3			
Mickey Tettleton, S (1, 2) OBP: 0.355, SLG: 0.536		1-1 G1-3		1-0 SF8		2-0 2B		2-1 FC3-6 FC1-6		3	0	1	1	0	0	2			
Rob Deer, R (1, 9) OBP: 0.304, SLG: 0.394 Lou Whitaker, L (8, PH) OBP: 0.424, SLG: 0.510		2-3 K		1-2 3H K		2-3 K		1-1 FC1-6		3	0	0	0	0	3	2			
Skeeter Barnes, R (1, 10) OBP: 0.312, SLG: 0.376		0-2 F9			1-0 WP FC1-2 2B		2-1 G6-3		1-1 P3	4	0	1	0	0	0	2			
Gary Thurman, R (1, 8) OBP: 0.292, SLG: 0.250 Chad Kreuter, S (9, 2) OBP: 0.359, SLG: 0.461			1-1 L6		1-3 K FC1-2		2-1 L8			3	0	0	0	0	1	1			
Inning Stats	R: 1 E: 1 K: 0 S: 12	H: 3 LOB: 1 BB: 0 P: 21	R: 0 E: 0 K: 1 S: 8	H: 0 LOB: 0 BB: 0 P: 11	R: 0 E: 0 K: 1 S: 8	H: 0 LOB: 0 BB: 0 P: 12	R: 1 E: 0 K: 1 S: 13	H: 2 LOB: 1 BB: 0 P: 21	R: 0 E: 0 K: 1 S: 10	H: 1 LOB: 2 BB: 0 P: 11	R: 1 E: 0 K: 0 S: 8	H: 0 LOB: 0 BB: 0 P: 13	R: 2 E: 0 K: 0 S: 13	H: 3 LOB: 1 BB: 0 P: 17	R: 0 E: 0 K: 0 S: 10	H: 0 LOB: 0 BB: 0 P: 15	1B: 7 2B: 3 3B: 0 HR: 1	SF: 1 SAC: 0 DP: 1 HBP: 0	WP: 1 PA: 35
PITCHER	IP	WLS	BF	H	R	ER	SO	BB	IBB	HBP	BLK	WP	HR	S	P	ERA	WHIP		
Jimmy Key, L (1, 1) ERA: 2.62	7.0	L	29	8	3	3	5	0	0	0	0	0	1	67	110	3.86	1.143		
John Habyan, R (8, 1) ERA: 4.04	0.1		4	3	2	2	0	0	0	0	0	0	0	9	11	54.00	9.000		
Steve Howe, L (8, 1) ERA: 6.67	0.2		2	0	0	0	0	0	0	0	0	0	0	4	6	0.00	0.000		

New York Yankees @ Detroit Tigers
Tiger Stadium, Detroit, MI
Mon Jul 26 1993, 7:05 PM EDT
Att: 32,338 - Unknown - 86 F

AB 34
R 5
H 11
RBI 5
BB 0
SO 5
LOB 19




Batter	1	2	3	4	5	6	7	8	9	AB	R	H	RBI	BB	SO	LOB	TOP					
Wade Boggs, L (1, 5) OBP: 0.370, SLG: 0.380	F7	BB BB BB		G4-3		F7		E 1B		4	1	1	0	1	0	0	New York Yankees @ Detroit Tigers Tiger Stadium, Detroit, MI Tue Jul 27 1993, 7:05 PM EDT Att: 32,131 - Unknown - 89 F					
Dion James, L (1, 7) OBP: 0.376, SLG: 0.449 Hensley Meulens, R (8, PH) OBP: 0.283, SLG: 0.346	L9	BB BB				G3-1		K		2	0	0	1	2	0	0						
Don Mattingly, L (1, 3) OBP: 0.371, SLG: 0.463	F9			P4				E1 1B		4	0	1	1	1	0	2						
Danny Tartabull, R (1, 10) OBP: 0.367, SLG: 0.536		HR				F9		G6-4-3 1B		5	1	3	2	0	1	4						
Paul O'Neill, L (1, 9) OBP: 0.377, SLG: 0.533	G4-3					K		G6-4-3 1B		5	0	1	0	0	2	3						
Bernie Williams, S (1, 8) OBP: 0.321, SLG: 0.411	E 1B 1B			G5-3		E7 1B		G2-3 1B		5	1	4	0	0	0	1						
Mike Stanley, R (1, 2) OBP: 0.409, SLG: 0.580	L9			K		FC4-6 IBB		L7		4	0	0	0	1	1	4						
Mike Gallego, R (1, 6) OBP: 0.373, SLG: 0.416	E5 1B 1B			K		L4		G2-3		4	1	1	0	1	1	5						
Pat Kelly, R (1, 4) OBP: 0.318, SLG: 0.399	BB BB 1B			G5-3		FC4-6 1-2		G5-3		5	1	1	1	0	1	6						
Inning Stats	R: 0 E: 0 K: 0 S: 6	H: 0 LOB: 0 BB: 0 P: 8	R: 4 E: 1 K: 1 S: 15	H: 4 LOB: 3 BB: 3 P: 32	R: 0 E: 0 K: 2 S: 11	H: 1 LOB: 1 BB: 0 P: 16	R: 0 E: 0 K: 0 S: 9	H: 0 LOB: 1 BB: 1 P: 15	R: 0 E: 1 K: 1 S: 13	H: 2 LOB: 3 BB: 1 P: 25	R: 0 E: 0 K: 0 S: 11	H: 1 LOB: 1 BB: 0 P: 19	R: 0 E: 0 K: 2 S: 18	H: 1 LOB: 2 BB: 1 P: 31	R: 1 E: 1 K: 1 S: 10	H: 2 LOB: 1 BB: 0 P: 16	R: 0 E: 0 K: 0 S: 7	H: 1 LOB: 1 BB: 0 P: 10	1B: 10 2B: 1 3B: 0 HR: 1	SF: 0 SAC: 0 DP: 1 HBP: 0	WP: 0 PB: 0 SB: 0 CS: 0	PA: 45
PITCHER	IP WLS BF H R ER SO BB IBB HBP BLK WP HR S P ERA WHIP																					
Bill Gullickson, R (1, 1) ERA: 5.81	1.2 L 12 4 4 4 0 3 0 0 0 0 0 1 18 34 21.60 4.200																					
Tom Bolton, L (2, 1) ERA: 4.69	2.2 13 3 0 0 4 1 1 0 0 0 0 0 30 53 0.00 1.500																					
Storm Davis, R (5, 1) ERA: 5.86	2.2 11 2 0 0 2 1 0 0 0 0 0 0 35 59 0.00 1.125																					
Bob MacDonald, L (8, 1) ERA: 4.91	2.0 9 3 1 0 1 0 0 0 0 0 0 0 17 26 0.00 1.500																					


Batter	1	2	3	4	5	6	7	8	9	AB	R	H	RBI	BB	SO	LOB	BOTTOM					
Tony Phillips, S (1, 4) OBP: 0.443, SLG: 0.406	G4-3		F8				G4-6-3			4	0	1	1	0	0	1	New York Yankees @ Detroit Tigers Tiger Stadium, Detroit, MI Tue Jul 27 1993, 7:05 PM EDT Att: 32,131 - Unknown - 89 F					
Dan Gladden, R (1, 7) OBP: 0.297, SLG: 0.429	F8			G6-3	FC5			BB		3	0	0	0	1	0	2						
Travis Fryman, R (1, 5) OBP: 0.348, SLG: 0.439	G6-3			K			G5-3	P5		4	0	0	0	0	1	1						
Cecil Fielder, R (1, 3) OBP: 0.387, SLG: 0.532		2B		2B			2B	F9		4	0	3	0	0	0	1						
Alan Trammell, R (1, 6) OBP: 0.363, SLG: 0.427	G5-3			G5-3			G1-3	P4		4	0	0	0	0	0	4						
Mickey Tettleton, S (1, 2) OBP: 0.351, SLG: 0.529	K				P6		F7		K	4	0	0	0	0	2	2						
Rob Deer, R (1, 9) OBP: 0.303, SLG: 0.392	P4						K		K	4	1	1	0	0	2	1						
Skeeter Barnes, R (1, 10) OBP: 0.313, SLG: 0.409 Scott Livingstone, L (8, PH) OBP: 0.385, SLG: 0.318			G5-3		L7			HR	F8	3	1	1	1	0	0	1						
Gary Thurman, R (1, 8) OBP: 0.307, SLG: 0.258			P3		FC5 1B			G4-6-3 BB		2	0	1	0	1	0	0						
Inning Stats	R: 0 E: 0 K: 0 S: 5	H: 0 LOB: 0 BB: 0 P: 7	R: 0 E: 0 K: 1 S: 10	H: 1 LOB: 1 BB: 0 P: 17	R: 0 E: 0 K: 0 S: 8	H: 0 LOB: 0 BB: 0 P: 14	R: 0 E: 0 K: 1 S: 11	H: 1 LOB: 1 BB: 0 P: 16	R: 1 E: 0 K: 0 S: 14	H: 3 LOB: 2 BB: 0 P: 18	R: 0 E: 0 K: 0 S: 7	H: 1 LOB: 1 BB: 0 P: 8	R: 1 E: 0 K: 1 S: 8	H: 1 LOB: 0 BB: 1 P: 14	R: 0 E: 0 K: 0 S: 6	H: 0 LOB: 1 BB: 1 P: 14	R: 0 E: 0 K: 2 S: 9	H: 0 LOB: 0 BB: 0 P: 13	1B: 3 2B: 3 3B: 0 HR: 1	SF: 0 SAC: 0 DP: 1 HBP: 0	WP: 0 PB: 0 SB: 0 CS: 0	PA: 35
PITCHER	IP WLS BF H R ER SO BB IBB HBP BLK WP HR S P ERA WHIP																					
Jim Abbott, L (1, 1) ERA: 4.06	8.0 W 32 7 2 2 3 2 0 0 0 0 0 0 1 69 108 2.25 1.125																					
Steve Farr, R (9, 1) ERA: 3.79	1.0 S 3 0 0 0 2 0 0 0 0 0 0 0 9 13 0.00 0.000																					


Batter	1	2	3	4	5	6	7	8	9	AB R H RBI BB SO LOB	TOP														
Wade Boggs, L (1, 5) OBP: 0.372, SLG: 0.382	0-2 2B 1B	1-2 1B	3-2 1B 3-H		3-1 G4-3			3-2 G4-3	3-2 F7	6 1 3 1 0 0 2	New York Yankees @ Detroit Tigers Tiger Stadium, Detroit, MI Wed Jul 28 1993, 3:33 AM EDT Att: 37,508 - Overcast - 90 F														
Dion James, L (1, 7) OBP: 0.378, SLG: 0.455 Hensley Meulens, R (8, PH) OBP: 0.279, SLG: 0.340	2-0 HR 2B		1B K			0-3 K		1-1 F8		4 2 2 1 0 2 2 1 0 0 0 0 0 0															
Don Mattingly, L (1, 3) OBP: 0.378, SLG: 0.476	2-2 HR		0-0 1B 1B	3-2 1B		1-0 L9		4-2 BB		4 2 3 2 1 0 0															
Danny Tartabull, R (1, 10) OBP: 0.368, SLG: 0.537	0-1 G4-3 2B		1-2 1B 1B	2-3 K		1-2 G6-3		3-2 L5		5 1 2 1 0 1 2															
Paul O'Neill, L (1, 9) OBP: 0.374, SLG: 0.537	2-1 G4-3		0-0 G3-1 1B	0-1 G3-6-3				0-0 F8		5 1 1 1 0 0 4															
Bernie Williams, S (1, 8) OBP: 0.325, SLG: 0.418	3-1 G4-3		4-0 1B 1B IBB		0-1 L9		0-1 PB 2B	3-2 1B 2B		4 2 2 0 1 0 1															
Mike Stanley, R (1, 2) OBP: 0.408, SLG: 0.575	1-3 K		0-0 1B 1B 1B		3-2 F9		3-3 K	4-0 PB 1B IBB		4 1 1 1 1 2 2															
Mike Gallego, R (1, 6) OBP: 0.374, SLG: 0.416		1-3 K	1-3 K		1-0 HR 1B		1-0 G1-3	0-1 PB 1B		5 1 2 1 0 2 4															
Pat Kelly, R (1, 4) OBP: 0.319, SLG: 0.409		3-2 G6-3	1-1 1B 1B		0-0 HR		2-2 G6-3	3-1 F8		5 1 2 4 0 0 3															
Inning Stats	R: 3 E: 0 K: 1 S: 16	H: 4 LOB: 1 BB: 0 P: 26	R: 0 E: 0 K: 1 S: 10	H: 1 LOB: 1 BB: 0 P: 15	R: 5 E: 0 K: 2 S: 22	H: 6 LOB: 2 BB: 1 P: 38	R: 0 E: 0 K: 1 S: 11	H: 1 LOB: 0 BB: 0 P: 16	R: 2 E: 0 K: 0 S: 9	H: 2 LOB: 0 BB: 0 P: 16	R: 0 E: 0 K: 1 S: 10	H: 0 LOB: 1 BB: 1 P: 21	R: 0 E: 0 K: 0 S: 10	H: 0 LOB: 1 BB: 1 P: 11	R: 1 E: 0 K: 1 S: 12	H: 2 LOB: 1 BB: 0 P: 21	R: 0 E: 0 K: 0 S: 10	H: 0 LOB: 1 BB: 1 P: 24	R: 1 E: 0 K: 0 S: 11	H: 2 LOB: 2 BB: 1 P: 24	1B: 11 2B: 4 3B: 0 HR: 3	SF: 0 SAC: 0 DP: 1 HBP: 0	WP: 0 PB: 2 SB: 0 CS: 0	PA: 46	
PITCHER	IP WLS BF H R ER SO BB IBB HBP BLK WP HR S P ERA WHIP											PITCHER	IP WLS BF H R ER SO BB IBB HBP BLK WP HR S P ERA WHIP												
John Doherty, R (1, 1) ERA: 4.16	2.1 L	16 9	8 8	8 2	0 0	1 0	0 0	0 0	0 0	0 0	1 2	35 54	58 85	30.86 5.79	3.857 1.500										
Mark Leiter, R (3, 1) ERA: 4.71	4.2	20 7	3 3	3 5	0 0	0 0	0 0	0 0	0 0	0 0	2 21	54 45	85	5.79	1.500										
Bob MacDonald, L (8, 1) ERA: 4.89	2.0	10 2	1 1	1 0	0 1	1 1	0 0	0 0	0 0	0 0	0 0	21 17	45	4.50	1.500										

Batter	1	2	3	4	5	6	7	8	9	AB R H RBI BB SO LOB	BOTTOM														
Tony Phillips, S (1, 7) OBP: 0.445, SLG: 0.405	0-2 G6-3	4-2 BB		2-2 1B 1B		4-2 G3 3B BB		0-1 F8		3 2 1 0 2 0 0	New York Yankees @ Detroit Tigers Tiger Stadium, Detroit, MI Wed Jul 28 1993, 3:33 AM EDT Att: 37,508 - Overcast - 90 F														
Lou Whitaker, L (1, 4) OBP: 0.423, SLG: 0.506	4-1 2B BB	0-1 G4-3		1-2 1B 1B		2-1 G3		0-2 P5		4 1 1 0 1 0 3															
Travis Fryman, R (1, 5) OBP: 0.356, SLG: 0.464	3-1 1-H 2B		0-0 HR	2-1 1B		2-0 2B 3B		1-1 2B		5 2 5 4 0 0 0															
Cecil Fielder, R (1, 3) OBP: 0.385, SLG: 0.530	2-3 K		2-3 K	3-H K		0-0 2B		2-3 K		5 0 1 1 0 4 4															
Mickey Tettleton, S (1, 9) OBP: 0.347, SLG: 0.522	3-2 G4-3		0-0 P3		3-3 K	1-1 P2		1-3 K		5 0 0 0 0 2 3															
Kirk Gibson, L (1, 8) OBP: 0.339, SLG: 0.435		2-3 K	3-1 G4-3		1-1 G4-3 1B		2-1 F7	1-1 F7		5 0 1 0 0 1 1															
Scott Livingstone, L (1, 10) OBP: 0.301, SLG: 0.314 Skeeter Barnes, R (7, PH) OBP: 0.309, SLG: 0.404		1-2 L5		0-0 F7	0-1 G4-3		2-1 P5			3 0 0 0 0 0 1 1 0 0 0 0 0 0															
Chad Kreuter, S (1, 2) OBP: 0.361, SLG: 0.471		4-0 2B BB		3-2 HR		2-1 G3		0-0 G5-3		3 2 1 1 1 0 1															
Chris Gomez, R (1, 6) OBP: 0.250, SLG: 0.455		0-0 1-H 2B		1-1 G4-3		1-1 G4-3		2-1 G6-3		4 0 1 1 0 0 0															
Inning Stats	R: 1 E: 0 K: 1 S: 12	H: 1 LOB: 1 BB: 1 P: 24	R: 1 E: 0 K: 1 S: 13	H: 1 LOB: 2 BB: 2 P: 24	R: 1 E: 0 K: 1 S: 7	H: 1 LOB: 0 BB: 0 P: 12	R: 2 E: 0 K: 1 S: 24	H: 4 LOB: 2 BB: 0 P: 35	R: 0 E: 0 K: 1 S: 9	H: 1 LOB: 1 BB: 0 P: 15	R: 2 E: 0 K: 0 S: 10	H: 2 LOB: 1 BB: 1 P: 20	R: 0 E: 0 K: 0 S: 5	H: 0 LOB: 0 BB: 0 P: 9	R: 0 E: 0 K: 0 S: 11	H: 0 LOB: 0 BB: 0 P: 13	R: 0 E: 0 K: 2 S: 12	H: 1 LOB: 1 BB: 0 P: 17	1B: 4 2B: 4 3B: 1 HR: 2	SF: 0 SAC: 0 DP: 0 HBP: 0	WP: 0 PB: 0 SB: 0 CS: 0	PA: 42			
PITCHER	IP WLS BF H R ER SO BB IBB HBP BLK WP HR S P ERA WHIP											PITCHER	IP WLS BF H R ER SO BB IBB HBP BLK WP HR S P ERA WHIP												
Mark Hutton, R (1, 1) ERA: 4.63	3.2	21 7	5 5	5 3	0 0	0 0	0 0	0 0	0 0	0 0	0 0	23 41	41	7.71	1.714										
Bob Wickman, R (4, 1) ERA: 4.69	2.1	11 3	2 2	2 2	1 0	0 0	0 0	0 0	0 0	0 0	0 0	23 16	41	7.71	1.714										
Steve Howe, L (7, 1) ERA: 6.23	2.0	6 0	0 0	0 0	0 0	0 0	0 0	0 0	0 0	0 0	0 0	16 12	22	0.00	0.000										
Bobby Munoz, R (9, 1) ERA: 4.05	1.0	4 1	0 0	0 2	0 0	0 0	0 0	0 0	0 0	0 0	0 0	12 17	17	0.00	1.000										

AB	43
R	12
H	18
RBI	12
BB	3
SO	7
LOB	20



Batter	1	2	3	4	5	6	7	8	9	AB R H RBI BB SO LOB	TOP														
Tony Phillips, S (1, 7) OBP: 0.445, SLG: 0.406 Rob Deer, R (2, 9) OBP: 0.304, SLG: 0.402	3-2 1B S	3-3 K		2-3 K			1-0 HR		1-3 K	2 1 1 0 0 1 1 3 1 1 1 0 2 0	Detroit Tigers @ Toronto Blue Jays SkyDome, Toronto, ON Thu Jul 29 1993, 7:05 PM EDT Att: 50,528 - Dome livebaseballscores.com AB 34 R 4 H 7 RBI 4 BB 5 SO 8 LOB 18 														
Lou Whitaker, L (1, 4) OBP: 0.304, SLG: 0.498	0-1 P6	2-2 G5-3		1-2 G4-3			2-2 F8		4-1 BB	4 0 0 0 1 0 2															
Travis Fryman, R (1, 5) OBP: 0.358, SLG: 0.467	4-2 1B SF9 BB		0-0 FC4-6 1B		1-0 F9		2-0 2B		0-3 K	4 1 2 0 1 1 1															
Cecil Fielder, R (1, 3) OBP: 0.383, SLG: 0.525	0-1 1B		2-2 L8		1-3 K		0-0 F7		3-2 G5-3	5 0 1 1 0 1 3															
Mickey Tettleton, S (1, 9) OBP: 0.349, SLG: 0.520 (2, 7)	2-0 SF9		2-0 FC4-6 1B		4-2 BB		4-0 IBB			1 0 0 1 2 0 1															
Kirk Gibson, L (1, 8) OBP: 0.338, SLG: 0.432	2-2 K		1-1 1B		0-2 P6		1-3 K			4 0 1 0 0 2 4															
Alan Trammell, R (1, 6) OBP: 0.362, SLG: 0.422		4-1 1B G3 BB		0-1 E6		3-2 G1-4-3		3-2 F8		3 1 0 0 1 0 2															
Scott Livingstone, L (1, 10) OBP: 0.301, SLG: 0.314 Dan Gladden, R (8, PH) OBP: 0.295, SLG: 0.426		0-1 WP G3 1B		0-0 L9		2-2 G3		0-1 F9		3 0 1 0 0 0 3 1 0 0 0 0 0 0															
Chad Kreuter, S (1, 2) OBP: 0.356, SLG: 0.464	0-1 G3		1-3 K		1-3 F9		1-2 G1-3			4 0 0 1 0 1 1															
Inning Stats	R: 2 E: 0 K: 1 S: 17	H: 2 LOB: 1 BB: 1 P: 28	R: 1 E: 0 K: 1 S: 13	H: 1 LOB: 1 BB: 2 P: 22	R: 0 E: 1 K: 0 S: 10	H: 2 LOB: 3 BB: 0 P: 15	R: 0 E: 0 K: 2 S: 11	H: 0 LOB: 0 BB: 0 P: 15	R: 0 E: 0 K: 1 S: 10	H: 0 LOB: 1 BB: 1 P: 16		R: 1 E: 0 K: 1 S: 10	H: 2 LOB: 2 BB: 1 P: 20	R: 0 E: 0 K: 0 S: 8	H: 0 LOB: 0 BB: 0 P: 12	R: 0 E: 0 K: 2 S: 11	H: 0 LOB: 1 BB: 1 P: 19	1B: 5 2B: 1 3B: 0 HR: 1	SF: 1 SAC: 0 DP: 0 HBP: 0	WP: 1 PB: 0 SB: 1 CS: 0	PA: 40				
PITCHER	IP WLS BF H R ER SO BB IBB HBP BLK WP HR S P ERA WHIP											IP WLS BF H R ER SO BB IBB HBP BLK WP HR S P ERA WHIP													
Pat Hentgen, R (1, 1) ERA: 3.78 Woody Williams, R (7, 1) ERA: 4.13 Tony Castillo, L (7, 1) ERA: 2.45 Duane Ward, R (9, 1) ERA: 2.03	6.1 0.1 1.1 1.0	30 2 4 4	7 0 0 0	4 0 0 0	5 0 1 2	3 0 0 1	0 1 0 0	0 0 0 0	0 0 0 0	1 0 0 0	1 1 12 11	75 5 17 19	123 0.00 0.00 0.00	5.68 0.00 0.00 0.00	1.579 0.000 0.000 1.000										


Batter	1	2	3	4	5	6	7	8	9	AB R H RBI BB SO LOB	BOTTOM													
Devon White, S (1, 8) OBP: 0.343, SLG: 0.454	1-1 G6-3		1-1 G4-3	0-1 FC6-4 1B		2-3 K		2-0 3B HBP		4 1 1 1 0 1 0	Detroit Tigers @ Toronto Blue Jays SkyDome, Toronto, ON Thu Jul 29 1993, 7:05 PM EDT Att: 50,528 - Dome livebaseballscores.com AB 32 R 7 H 8 RBI 7 BB 6 SO 4 LOB 23 													
Roberto Alomar, S (1, 4) OBP: 0.387, SLG: 0.460	2-2 G5-3		1-0 BB S	4-0 FC6-4 IBB		3-2 P5		3-2 3B		4 0 2 3 1 0 0														
Paul Molitor, R (1, 10) OBP: 0.407, SLG: 0.480	0-2 HR		4-1 BB BB	3-1 FC6-4 S		4-1 G3-1 BLK BB		2-3 K		3 1 1 2 2 1 4														
Joe Carter, R (1, 9) OBP: 0.318, SLG: 0.500	1-1 L4		3-2 L7	1-2 K		1-3 K		1-1 G3-1		5 0 0 0 0 2 7														
John Olerud, L (1, 3) OBP: 0.502, SLG: 0.694		2-2 G1-3	4-1 BB	1-2 BB		3-0 F7		1-1 G3-1		3 0 0 0 1 0 1														
Tony Fernandez, S (1, 6) OBP: 0.340, SLG: 0.364		4-2 1B BB	0-1 G4-3		0-1 F7		0-0 F7			3 1 1 0 1 0 4														
Ed Sprague, R (1, 5) OBP: 0.309, SLG: 0.407 Alfredo Griffin, S (8, PR) OBP: 0.273, SLG: 0.297 (9, 5)		1-0 G5-3		1-1 F9 1B		1-1 F9		1-0 HBP SH1 3B 1B		4 1 2 0 0 0 2 0 1 0 0 0 0 0														
Pat Borders, R (1, 2) OBP: 0.260, SLG: 0.357		1-0 2H 1B		2-2 E6 1B FC6-4		0-0 G2-3		0-1 SH1		3 1 1 1 0 0 2														
Turner Ward, S (1, 7) OBP: 0.298, SLG: 0.326		0-0 G3		2-2 F9		0-1 G4-3		4-1 HBP 3B BB		3 1 0 0 1 0 3														
Inning Stats	R: 1 E: 0 K: 0 S: 10	H: 1 LOB: 0 BB: 0 P: 14	R: 1 E: 0 K: 0 S: 8	H: 1 LOB: 1 BB: 1 P: 16	R: 0 E: 0 K: 0 S: 10	H: 1 LOB: 2 BB: 2 P: 23	R: 2 E: 1 K: 1 S: 16	H: 2 LOB: 1 BB: 1 P: 29	R: 0 E: 0 K: 0 S: 6	H: 1 LOB: 1 BB: 0 P: 10		R: 0 E: 0 K: 1 S: 10	H: 0 LOB: 0 BB: 0 P: 15	R: 0 E: 0 K: 1 S: 7	H: 0 LOB: 1 BB: 1 P: 13	R: 3 E: 0 K: 1 S: 12	H: 2 LOB: 2 BB: 1 P: 25	1B: 5 2B: 1 3B: 1 HR: 1	SF: 0 SAC: 1 DP: 0 HBP: 1	WP: 0 PB: 0 SB: 3 CS: 0	PA: 40			
PITCHER	IP WLS BF H R ER SO BB IBB HBP BLK WP HR S P ERA WHIP											IP WLS BF H R ER SO BB IBB HBP BLK WP HR S P ERA WHIP												
Sean Bergman, R (1, 1) ERA: 3.95 Storm Davis, R (4, 1) ERA: 5.64 Tom Bolton, L (7, 1) ERA: 4.97	3.1 2.2 2.0	20 9 11	5 1 2	4 0 3	2 0 2	0 0 2	0 0 1	0 0 1	0 0 1	0 0 1	1 21 19	3 34 38	7 0.00 13.50	5.40 0.375 2.000										

Batter	1	2	3	4	5	6	7	8	9	AB	R	H	RBI	BB	SO	LOB	TOP								
Tony Phillips, S OBP: 0.446, SLG: 0.407 (1, 7)	4-2 1B BB		1-2 HR 1B	0-3 K	1-1 F9		1-0 SF7		0-0 1B	4	1	2	1	1	1	3									
Lou Whitaker, L OBP: 0.415, SLG: 0.490 (1, 4)	0-2 G6-4-3 1B		1-3 K	1-1 E6 BB	3-3 K		2-2 FC6-5		1-0 F7	6	0	1	0	0	2	8									
Travis Fryman, R OBP: 0.361, SLG: 0.475 (1, 5)	1-3 K		2-0 HR	4-2 BB		3-1 FC5-4 1B		1-0 F8		4	1	2	2	1	1	2									
Cecil Fielder, R OBP: 0.381, SLG: 0.521 (1, 3)	2-2 G6-4-3		0-2 1B	1-3 K		0-0 FC5-4 G6-4-3		2-3 K		5	0	1	0	0	2	6									
Mickey Tettleton, S OBP: 0.347, SLG: 0.516 (1, 2)		3-1 1B	2-2 L8	1-1 F8		3-2 G6-4-3		1-3 K		5	0	1	0	0	1	5									
Kirk Gibson, L OBP: 0.345, SLG: 0.455 Mitt Cuyler, S OBP: 0.269, SLG: 0.309 (1, 8) (9, 8)		0-3 K		4-2 1B 2B BB	0-0 1B 3B		1-0 1B SF7 1B		1-0 HR	4	4	3	1	1	1	1									
Rob Deer, R OBP: 0.302, SLG: 0.399 (1, 9)	1-3 K		1-2 2B 1B	1-2 K		0-3 K		0-0 F7		5	1	1	0	0	3	3	AB 43 R 8 H 19 RBI 8 BB 3 SO 12 LOB 29								
Scott Livingstone, L OBP: 0.306, SLG: 0.323 Dan Gladden, R OBP: 0.303, SLG: 0.433 (1, 10) (7, PH)	2-2 G3		2-0 1B 2B	1-2 1B		1-0 FC6-5 1B		0-0 CS 1B		3	1	2	3	0	0	1									
Chris Gomez, R OBP: 0.412, SLG: 0.563 (1, 6)			0-3 K	0-1 E 1B	0-0 1B		0-0 FC6-5 1B		1-0 1B	5	0	4	1	0	1	0									
Inning Stats	R: 0 E: 0 K: 1 S: 14	H: 1 LOB: 1 BB: 1 P: 21	R: 0 E: 0 K: 2 S: 11	H: 1 LOB: 1 BB: 0 P: 17	R: 2 E: 0 K: 2 S: 17	H: 3 LOB: 1 BB: 0 P: 23	R: 3 E: 1 K: 2 S: 22	H: 3 LOB: 2 BB: 2 P: 36	R: 1 E: 0 K: 0 S: 15	H: 3 LOB: 2 BB: 0 P: 21	R: 0 E: 0 K: 0 S: 6	H: 1 LOB: 0 BB: 0 P: 12	R: 1 E: 0 K: 1 S: 11	H: 3 LOB: 2 BB: 0 P: 16	R: 0 E: 0 K: 2 S: 7	H: 0 LOB: 0 BB: 0 P: 11	R: 1 E: 0 K: 0 S: 7	H: 4 LOB: 2 BB: 0 P: 9	1B: 15 2B: 1 3B: 1 HR: 2	SF: 1 SAC: 0 DP: 2 HBP: 0	WP: 0 PB: 0 SB: 0 CS: 1	PA: 47			
PITCHER	IP WLS BF H R ER SO BB IBB HBP BLK WP HR S P ERA WHIP	IP WLS BF H R ER SO BB IBB HBP BLK WP HR S P ERA WHIP	IP WLS BF H R ER SO BB IBB HBP BLK WP HR S P ERA WHIP	IP WLS BF H R ER SO BB IBB HBP BLK WP HR S P ERA WHIP	IP WLS BF H R ER SO BB IBB HBP BLK WP HR S P ERA WHIP	IP WLS BF H R ER SO BB IBB HBP BLK WP HR S P ERA WHIP	IP WLS BF H R ER SO BB IBB HBP BLK WP HR S P ERA WHIP	IP WLS BF H R ER SO BB IBB HBP BLK WP HR S P ERA WHIP	IP WLS BF H R ER SO BB IBB HBP BLK WP HR S P ERA WHIP	IP WLS BF H R ER SO BB IBB HBP BLK WP HR S P ERA WHIP	IP WLS BF H R ER SO BB IBB HBP BLK WP HR S P ERA WHIP	IP WLS BF H R ER SO BB IBB HBP BLK WP HR S P ERA WHIP	IP WLS BF H R ER SO BB IBB HBP BLK WP HR S P ERA WHIP	IP WLS BF H R ER SO BB IBB HBP BLK WP HR S P ERA WHIP	IP WLS BF H R ER SO BB IBB HBP BLK WP HR S P ERA WHIP	IP WLS BF H R ER SO BB IBB HBP BLK WP HR S P ERA WHIP	IP WLS BF H R ER SO BB IBB HBP BLK WP HR S P ERA WHIP	IP WLS BF H R ER SO BB IBB HBP BLK WP HR S P ERA WHIP	IP WLS BF H R ER SO BB IBB HBP BLK WP HR S P ERA WHIP	IP WLS BF H R ER SO BB IBB HBP BLK WP HR S P ERA WHIP	IP WLS BF H R ER SO BB IBB HBP BLK WP HR S P ERA WHIP	IP WLS BF H R ER SO BB IBB HBP BLK WP HR S P ERA WHIP	IP WLS BF H R ER SO BB IBB HBP BLK WP HR S P ERA WHIP	IP WLS BF H R ER SO BB IBB HBP BLK WP HR S P ERA WHIP	IP WLS BF H R ER SO BB IBB HBP BLK WP HR S P ERA WHIP

Detroit Tigers @ Toronto Blue Jays
SkyDome, Toronto, ON
Fri Jul 30 1993, 7:05 PM EDT
Att: 50,511 - Dome

livebaseballscores.com

AB 43
R 8
H 19
RBI 8
BB 3
SO 12
LOB 29




Batter	1	2	3	4	5	6	7	8	9	AB	R	H	RBI	BB	SO	LOB	BOTTOM									
Devon White, S OBP: 0.339, SLG: 0.448 (1, 8)	0-0 G6-3		1-2 G4-3		0-1 F8		2-2 G1-3		0-0 F8	5	0	0	0	0	0	4										
Roberto Alomar, S OBP: 0.387, SLG: 0.464 (1, 4)	2-2 L6			1-2 2B 1B	2-2 L7			0-0 SF7 3B	1-0 FC4-6 FC6-4	5	2	2	0	0	0	2										
Paul Molitor, R OBP: 0.405, SLG: 0.485 (1, 10)	2-0 HR		1-3 K		3-2 F7			2-0 SF7	0-0 FC6-4	4	1	1	2	0	1	2										
Joe Carter, R OBP: 0.319, SLG: 0.503 Willie Canate, R OBP: 0.276, SLG: 0.333 (1, 9) (8, PR) (9, 9)	0-3 K		1-3 1B 2B	0-0 1B 2B	2-1 P2		2-2 BB 1B		0-0 FC6-4	4	1	2	1	0	1	0										
John Olerud, L OBP: 0.502, SLG: 0.692 (1, 3)		1-1 G3		1-0 G4-3 1B		1-0 G4-3		1-2 1B		4	0	2	1	0	0	0										
Tony Fernandez, S OBP: 0.342, SLG: 0.372 (1, 6)		0-0 G4-3		2-0 G4-3			1-0 HR	4-0 BB		3	1	1	1	1	0	1										
Ed Sprague, R OBP: 0.306, SLG: 0.402 (1, 5)		0-2 F8		0-0 P5			0-0 L8	3-3 K		4	0	0	0	0	1	4										
Darnell Coles, R OBP: 0.316, SLG: 0.342 Turner Ward, S OBP: 0.296, SLG: 0.324 (1, 7) (7, PR) (8, 7)			0-0 L5		2-2 G1-3		2-1 PB 2B	2-2 L8		3	0	1	0	0	0	0										
Pat Borders, R OBP: 0.263, SLG: 0.358 (1, 2)			0-0 F7		1-1 1B		2-2 P3		0-1 FC4-6 1B	4	0	2	0	0	0	1										
Inning Stats	R: 1 E: 0 K: 1 S: 9	H: 1 LOB: 0 BB: 0 P: 13	R: 0 E: 0 K: 0 S: 6	H: 0 LOB: 0 BB: 0 P: 7	R: 0 E: 0 K: 0 S: 5	H: 0 LOB: 0 BB: 0 P: 6	R: 2 E: 0 K: 1 S: 11	H: 3 LOB: 1 BB: 0 P: 16	R: 0 E: 0 K: 0 S: 7	H: 1 LOB: 1 BB: 0 P: 16	R: 0 E: 0 K: 0 S: 10	H: 0 LOB: 2 BB: 0 P: 17	R: 1 E: 0 K: 1 S: 17	H: 3 LOB: 3 BB: 1 P: 31	R: 0 E: 0 K: 0 S: 5	H: 1 LOB: 1 BB: 0 P: 6	1B: 6 2B: 2 3B: 1 HR: 2	SF: 1 SAC: 0 DP: 0 HBP: 0	WP: 0 PB: 1 SB: 0 CS: 0	PA: 39						
PITCHER	IP WLS BF H R ER SO BB IBB HBP BLK WP HR S P ERA WHIP	IP WLS BF H R ER SO BB IBB HBP BLK WP HR S P ERA WHIP	IP WLS BF H R ER SO BB IBB HBP BLK WP HR S P ERA WHIP	IP WLS BF H R ER SO BB IBB HBP BLK WP HR S P ERA WHIP	IP WLS BF H R ER SO BB IBB HBP BLK WP HR S P ERA WHIP	IP WLS BF H R ER SO BB IBB HBP BLK WP HR S P ERA WHIP	IP WLS BF H R ER SO BB IBB HBP BLK WP HR S P ERA WHIP	IP WLS BF H R ER SO BB IBB HBP BLK WP HR S P ERA WHIP	IP WLS BF H R ER SO BB IBB HBP BLK WP HR S P ERA WHIP	IP WLS BF H R ER SO BB IBB HBP BLK WP HR S P ERA WHIP	IP WLS BF H R ER SO BB IBB HBP BLK WP HR S P ERA WHIP	IP WLS BF H R ER SO BB IBB HBP BLK WP HR S P ERA WHIP	IP WLS BF H R ER SO BB IBB HBP BLK WP HR S P ERA WHIP	IP WLS BF H R ER SO BB IBB HBP BLK WP HR S P ERA WHIP	IP WLS BF H R ER SO BB IBB HBP BLK WP HR S P ERA WHIP	IP WLS BF H R ER SO BB IBB HBP BLK WP HR S P ERA WHIP	IP WLS BF H R ER SO BB IBB HBP BLK WP HR S P ERA WHIP	IP WLS BF H R ER SO BB IBB HBP BLK WP HR S P ERA WHIP	IP WLS BF H R ER SO BB IBB HBP BLK WP HR S P ERA WHIP	IP WLS BF H R ER SO BB IBB HBP BLK WP HR S P ERA WHIP	IP WLS BF H R ER SO BB IBB HBP BLK WP HR S P ERA WHIP	IP WLS BF H R ER SO BB IBB HBP BLK WP HR S P ERA WHIP	IP WLS BF H R ER SO BB IBB HBP BLK WP HR S P ERA WHIP	IP WLS BF H R ER SO BB IBB HBP BLK WP HR S P ERA WHIP	IP WLS BF H R ER SO BB IBB HBP BLK WP HR S P ERA WHIP	IP WLS BF H R ER SO BB IBB HBP BLK WP HR S P ERA WHIP

Detroit Tigers @ Toronto Blue Jays
SkyDome, Toronto, ON
Fri Jul 30 1993, 7:05 PM EDT
Att: 50,511 - Dome

livebaseballscores.com

AB 37
R 5
H 11
RBI 5
BB 1
SO 3
LOB 17



Batter	1	2	3	4	5	6	7	8	9	AB	R	H	RBI	BB	SO	LOB	TOP										
Tony Phillips, S OBP: 0.448, SLG: 0.406 (1, 7)	1-2 S 1B		4-2 F9 S BB		2-3 K		2-2 G6-3	4-2 BB		3	0	1	0	2	1	0	Detroit Tigers @ Toronto Blue Jays SkyDome, Toronto, ON Sat Jul 31 1993, 3:33 AM EDT Att: 50,532 - Sunny - 82 F										
Lou Whitaker, L OBP: 0.415, SLG: 0.488 (1, 4)	3-3 K		1-0 F9		1-1 1B		0-1 1B	1-0 F5		5	1	2	0	0	1	5											
Travis Fryman, R OBP: 0.359, SLG: 0.471 (1, 5)	1-1 F8		2-2 F9		3-2 F7		0-2 1B	2-3 K		5	0	1	0	0	1	6											
Cecil Fielder, R OBP: 0.379, SLG: 0.517 (1, 3)	1-3 K		0-0 P3		2-2 G6-3		2-2 1B		2-3 K	5	0	1	1	0	2	3											
Mickey Tettleton, S OBP: 0.349, SLG: 0.515 (1, 2)		2-2 1B CS 2B		3-2 P5		4-1 FC5-4 BB		2-0 P6	2-3 K	4	0	1	0	1	1	2											
Rob Deer, R OBP: 0.303, SLG: 0.396 (1, 9)		0-1 BB		1-3 K		0-0 FC5-4 2B 1-2		2-3 K	4-1 BB	4	0	1	0	1	2	3											
Scott Livingstone, L OBP: 0.304, SLG: 0.320 (1, 10)		1-0 F5		0-1 1B		1-1 F8		2-2 G4-3	2-3 K	5	0	1	0	0	1	4											
Mitt Cuyler, S OBP: 0.280, SLG: 0.318 (1, 8)		4-2 BB		2-2 1B		2-1 BB		4-1 2B BB		2	0	2	0	2	0	0											
Chris Gomez, R OBP: 0.350, SLG: 0.474 (8, PH)		3-3 K		0-1 F8		2-3 K		1-2 2B		3	0	0	0	0	2	7											
Kirk Gibson, L OBP: 0.347, SLG: 0.460 (8, PR)								1-3 2B		1	0	1	0	0	0	0											
Skeeter Barnes, R OBP: 0.309, SLG: 0.404 (8, 6)								1-3 2B		0	0	0	0	0	0	0											
Inning Stats	R: 0 E: 0 K: 2 S: 12	H: 1 LOB: 1 BB: 0 P: 18	R: 0 E: 0 K: 1 S: 11	H: 2 LOB: 2 BB: 1 P: 21	R: 0 E: 0 K: 0 S: 11	H: 0 LOB: 1 BB: 1 P: 18	R: 0 E: 0 K: 1 S: 13	H: 2 LOB: 2 BB: 0 P: 19	R: 0 E: 0 K: 1 S: 12	H: 1 LOB: 2 BB: 1 P: 20	R: 0 E: 0 K: 1 S: 9	H: 1 LOB: 2 BB: 1 P: 18	R: 1 E: 0 K: 1 S: 17	H: 3 LOB: 0 BB: 0 P: 25	R: 0 E: 0 K: 1 S: 15	H: 1 LOB: 3 BB: 2 P: 29	R: 0 E: 0 K: 3 S: 10	H: 0 LOB: 1 BB: 1 P: 20	1B: 8 2B: 3 3B: 0 HR: 0	SF: 0 SAC: 0 DP: 0 HBP: 0	WP: 0 PB: 0 SB: 2 CS: 1	PA: 43					
PITCHER	IP	WLS	BF	H	R	ER	SO	BB	IBB	HBP	BLK	WP	HR	S	P	ERA	WHIP										
Juan Guzman, R ERA: 4.35	(1, 1)	6.1	31	10	1	1	6	3	0	0	0	0	0	80	130	1.42	2.053										
Tony Castillo, L ERA: 2.43	(7, 1)	0.1	1	0	0	0	0	0	0	0	0	0	0	1	3	0.00	0.000										
Mike Timlin, R ERA: 5.4	(7, 1)	0.2	W	4	1	0	0	1	0	0	0	0	0	13	22	0.00	3.000										
Woody Williams, R ERA: 3.91	(8, 1)	0.1	2	0	0	0	0	1	0	0	0	0	0	3	8	0.00	3.000										
Duane Ward, R ERA: 1.97	(8, 1)	1.1	S	5	0	0	4	1	0	0	0	0	0	13	25	0.00	0.750										

Batter	1	2	3	4	5	6	7	8	9	AB	R	H	RBI	BB	SO	LOB	BOTTOM										
Devon White, S OBP: 0.338, SLG: 0.446 (1, 8)	1-3 K		2-2 FC6-4 1B		1-1 FC6-4 1-2 2-3		0-2 F8			4	0	1	0	0	1	4	Detroit Tigers @ Toronto Blue Jays SkyDome, Toronto, ON Sat Jul 31 1993, 3:33 AM EDT Att: 50,532 - Sunny - 82 F										
Roberto Alomar, S OBP: 0.386, SLG: 0.464 (1, 4)	3-1 F8		0-1 FC6-4 1-2		1-3 K		2-0 2B			4	1	1	1	0	1	3											
Paul Molitor, R OBP: 0.408, SLG: 0.489 (1, 3)	3-3 K			4-0 BB		3-1 1B		2-0 2B		3	0	2	1	1	1	0											
Joe Carter, R OBP: 0.316, SLG: 0.497 (1, 9)		2-1 G6-3		0-3 K		2-2 F8		1-0 G5-3		4	0	0	0	0	1	5											
John Olerud, L OBP: 0.502, SLG: 0.693 (1, 10)		3-2 FC6-4 1B		1-3 K		0-0 F5		0-1 SH3 2B		4	0	2	0	0	1	2											
Ed Sprague, R OBP: 0.303, SLG: 0.399 (1, 5)		1-2 F7		3-1 L8		3-1 F7		1-1 SH3		3	0	0	0	0	0	3											
Darnell Coles, R OBP: 0.324, SLG: 0.344 (7, PR)		1-2 FC6-4			4-1 FC6-4 1B BB		3-2 3B 1B		2-0 G6-3	2	0	1	0	1	0	1											
Willie Canate, R OBP: 0.276, SLG: 0.333 (8, 2)										0	1	0	0	0	0	0											
Pat Borders, R OBP: 0.262, SLG: 0.357 (8, 2)										1	0	0	0	0	0	1											
Randy Knorr, R OBP: 0.227, SLG: 0.333 (7, PR)										3	0	1	1	0	1	1											
Turner Ward, S OBP: 0.300, SLG: 0.324 (8, 7)										0	1	0	0	1	0	0											
Alfredo Griffin, S OBP: 0.271, SLG: 0.294 (1, 6)										4	0	1	0	0	1	4											
Inning Stats	R: 0 E: 0 K: 2 S: 9	H: 0 LOB: 0 BB: 0 P: 16	R: 0 E: 0 K: 0 S: 11	H: 1 LOB: 1 BB: 0 P: 18	R: 0 E: 0 K: 1 S: 10	H: 1 LOB: 1 BB: 0 P: 15	R: 0 E: 0 K: 2 S: 8	H: 0 LOB: 1 BB: 1 P: 16	R: 0 E: 0 K: 1 S: 13	H: 1 LOB: 2 BB: 1 P: 19	R: 0 E: 0 K: 0 S: 8	H: 1 LOB: 1 BB: 0 P: 16	R: 3 E: 0 K: 1 S: 15	H: 4 LOB: 3 BB: 0 P: 24	R: 0 E: 0 K: 0 S: 6	H: 1 LOB: 2 BB: 1 P: 14	R: 0 E: 0 K: 3 S: 10	H: 0 LOB: 1 BB: 1 P: 20	1B: 5 2B: 3 3B: 1 HR: 0	SF: 0 SAC: 1 DP: 0 HBP: 0	WP: 0 PB: 0 SB: 0 CS: 0	PA: 36					
PITCHER	IP	WLS	BF	H	R	ER	SO	BB	IBB	HBP	BLK	WP	HR	S	P	ERA	WHIP										
David Wells, L ERA: 4.31	(1, 1)	6.2	L	29	7	3	3	7	0	0	0	0	0	8	19	4.05	1.350										
John Doherty, R ERA: 4.11	(7, 1)	1.1	7	2	0	0	0	0	1	0	0	0	0	8	19	0.00	1.500										

AB	37
R	1
H	11
RBI	1
BB	6
SO	11
LOB	30




AB	32
R	3
H	9
RBI	3
BB	3
SO	7
LOB	24



Batter	1	2	3	4	5	6	7	8	9	AB	R	H	RBI	BB	SO	LOB	TOP		
Tony Phillips, S OBP: 0.445, SLG: 0.402 (1, 7)	G3	1B BB		K			G4-3		G4-6-3	4	0	0	0	1	1	1			
Lou Whitaker, L OBP: 0.416, SLG: 0.487 (1, 4)	BB	BB	1B	P6			G4-3			3	0	1	1	1	0	0			
Travis Fryman, R OBP: 0.358, SLG: 0.468 (1, 5)	F9	FC5-4			BB		K			3	0	0	0	1	1	4			
Mickey Tettleton, S OBP: 0.349, SLG: 0.513 (1, 3)	BB		K		K			FC3-5 1B BB		2	0	0	0	2	2	1			
Kirk Gibson, L OBP: 0.349, SLG: 0.461 (1, 10)	P6		1B	F7				FC3-5 1B		4	0	2	0	0	0	3			
Dan Gladden, R OBP: 0.302, SLG: 0.429 (1, 8)		K	1B	F7				FC3-5 G6-3		4	0	1	0	0	1	3			
Chad Kreuter, S OBP: 0.351, SLG: 0.457 (1, 2)	F7		K			G4-3		G6-3		4	0	0	0	0	1	4			
Rob Deer, R OBP: 0.303, SLG: 0.394 (1, 9)	BB 1B	1B	FC6-5		K				K	4	1	1	0	0	2	2			
Chris Gomez, R OBP: 0.375, SLG: 0.455 (1, 6)	1B BB	1B		P6		P6			G4-6-3 BB	3	0	1	0	1	0	0			
Inning Stats	R: 0 H: 0 E: 0 K: 0 S: 9	H: 0 LOB: 2 BB: 2 P: 18	R: 1 H: 3 E: 0 K: 1 S: 12	H: 3 LOB: 3 BB: 1 P: 22	R: 0 H: 2 E: 0 K: 2 S: 14	H: 2 LOB: 2 BB: 0 P: 22	R: 0 H: 0 E: 0 K: 1 S: 6	H: 0 LOB: 1 BB: 1 P: 6	R: 0 H: 0 E: 0 K: 1 S: 8	H: 0 LOB: 0 BB: 0 P: 13	R: 0 H: 0 E: 0 K: 1 S: 7	H: 0 LOB: 0 BB: 0 P: 12	R: 0 H: 1 E: 0 K: 0 S: 9	H: 1 LOB: 1 BB: 1 P: 15	R: 0 H: 0 E: 0 K: 1 S: 6	H: 0 LOB: 0 BB: 1 P: 15	1B: 6 2B: 0 3B: 0 HR: 0	SF: 0 SAC: 0 DP: 2 HBP: 0	WP: 0 PA: 37 PB: 0 SB: 0 CS: 0
PITCHER Jack Morris, R ERA: 6.41 (1, 1)	IP: 9.0 WLS: W BF: 37 H: 6 R: 1 ER: 1 SO: 8 BB: 6 IBB: 0 HBP: 0 BLK: 0 WP: 0 HR: 0 S: 79 P: 135 ERA: 1.00 WHIP: 1.333															PITCHER			

Detroit Tigers @ Toronto Blue Jays
SkyDome, Toronto, ON
Sun Aug 01 1993, 3:33 AM EDT
Att: 50,522 - Sunny - 79 F


AB 31
R 1
H 6
RBI 1
BB 6
SO 8
LOB 18



Batter	1	2	3	4	5	6	7	8	9	AB	R	H	RBI	BB	SO	LOB	BOTTOM				
Devon White, S OBP: 0.335, SLG: 0.441 (1, 8)	G4-3			F7		L6			L6	4	0	0	0	0	0	0					
Roberto Alomar, S OBP: 0.387, SLG: 0.465 (1, 4)	G4-3			1B			F8		F8 1B	4	1	2	0	0	0	0					
Paul Molitor, R OBP: 0.408, SLG: 0.488 (1, 3)	G5-3			F8			FC6-4 BB		1B 1B	3	1	1	0	1	0	1					
Joe Carter, R OBP: 0.313, SLG: 0.492 (1, 9)		K		K			F7		F8	4	0	0	0	0	2	4					
John Olerud, L OBP: 0.502, SLG: 0.690 (1, 10)		G6-3 BB		L7			FC6-4		1B	3	0	1	1	1	0	1					
Tony Fernandez, S OBP: 0.341, SLG: 0.371 (1, 6)	G6-3			G4-3					F8	4	0	1	1	0	0	1					
Ed Sprague, R OBP: 0.301, SLG: 0.396 (1, 5)			G4-3		F8				P6	3	0	0	0	0	0	0					
Pat Borders, R OBP: 0.263, SLG: 0.357 (1, 2)				K						3	0	1	0	0	2	0					
Alfredo Griffin, S OBP: 0.271, SLG: 0.294 (8, PR)										0	0	0	0	0	0	0					
Randy Knorr, R OBP: 0.227, SLG: 0.333 (9, 2)										0	0	0	0	0	0	0					
Turner Ward, S OBP: 0.295, SLG: 0.318 (1, 7)			F7			G4-3			F8	3	0	0	0	0	0	1					
Inning Stats	R: 0 H: 0 E: 0 K: 0 S: 7	H: 0 LOB: 0 BB: 0 P: 10	R: 0 H: 0 E: 0 K: 1 S: 6	H: 0 LOB: 0 BB: 1 P: 13	R: 0 H: 0 E: 0 K: 1 S: 7	H: 0 LOB: 0 BB: 0 P: 14	R: 0 H: 1 E: 0 K: 1 S: 10	H: 1 LOB: 1 BB: 0 P: 16	R: 0 H: 0 E: 0 K: 1 S: 5	H: 0 LOB: 0 BB: 0 P: 6	R: 0 H: 0 E: 0 K: 1 S: 6	H: 0 LOB: 0 BB: 0 P: 9	R: 0 H: 0 E: 0 K: 0 S: 8	H: 0 LOB: 1 BB: 1 P: 16	R: 0 H: 1 E: 0 K: 0 S: 4	H: 1 LOB: 0 BB: 0 P: 6	R: 2 H: 4 E: 0 K: 0 S: 13	H: 4 LOB: 2 BB: 0 P: 20	1B: 6 2B: 0 3B: 0 HR: 0	SF: 0 SAC: 0 DP: 1 HBP: 0	WP: 0 PA: 33 PB: 0 SB: 0 CS: 0
PITCHER Bill Gullickson, R ERA: 5.38 (1, 1)	IP: 8.1 WLS: L BF: 29 H: 3 R: 1 ER: 1 SO: 4 BB: 2 IBB: 0 HBP: 0 BLK: 0 WP: 0 HR: 0 S: 57 P: 99 ERA: 1.08 WHIP: 0.600															PITCHER					
Mike Henneman, R ERA: 2.12 (9, 1)	0.1 L 4 3 1 1 0 0 0 0 0 0 0 0 9 11 27.00 9.000																				

Detroit Tigers @ Toronto Blue Jays
SkyDome, Toronto, ON
Sun Aug 01 1993, 3:33 AM EDT
Att: 50,522 - Sunny - 79 F

AB 31
R 2
H 6
RBI 2
BB 2
SO 4
LOB 8



Batter	1	2	3	4	5	6	7	8	9	AB	R	H	RBI	BB	SO	LOB	TOP		
Tony Phillips, S OBP: 0.446, SLG: 0.403	G4-3		L8		G3		FC1-6			4	0	2	0	0	0	2	Detroit Tigers @ Cleveland Indians Cleveland Municipal Stadium, Cleveland, OH Tue Aug 03 1993, 7:05 PM EDT Att: 28,128 - Unknown - 76 F		
Lou Whitaker, L OBP: 0.417, SLG: 0.485	BB		SF9		G3		FC1-6			3	0	1	1	1	0	2			
Travis Fryman, R OBP: 0.362, SLG: 0.468	F9						G2-3			2	0	1	0	2	0	1			
Cecil Fielder, R OBP: 0.376, SLG: 0.513	K		SF9		F8		G2-3			3	0	0	1	0	1	5			
Mickey Tettleton, S OBP: 0.349, SLG: 0.508			F9		P4					3	0	0	0	1	0	2			
Kirk Gibson, L OBP: 0.345, SLG: 0.455	F7				K		G4-3			4	0	0	0	0	1	3			
Alan Trammell, R OBP: 0.357, SLG: 0.417	G6-3				G1-3		G4-3			3	0	0	0	0	0	0			
Scott Livingstone, L OBP: 0.308, SLG: 0.322			BB		G6-3					2	2	1	0	1	0	0			
Chad Kreuter, S OBP: 0.354, SLG: 0.468			BB		F7					2	2	1	2	1	0	0			
Inning Stats	R: 0 E: 0 K: 1 S: 5	H: 0 LOB: 1 BB: 1 P: 9	R: 0 E: 0 K: 0 S: 3	H: 0 LOB: 0 BB: 0 P: 3	R: 2 E: 0 K: 0 S: 5	H: 2 LOB: 2 BB: 2 P: 13	R: 0 E: 0 K: 1 S: 5	H: 0 LOB: 0 BB: 0 P: 5	R: 0 E: 0 K: 0 S: 4	H: 1 LOB: 2 BB: 1 P: 8	R: 2 E: 0 K: 0 S: 6	H: 3 LOB: 3 BB: 2 P: 14							
PITCHER	IP	WLS	BF	H	R	ER	SO	BB	IBB	HBP	BLK	WP	HR	S	P	ERA	WHIP		
Abie Lopez, R ERA: 6.0	(1, 1)	6.0	W	26	3	3	2	5	0	0	0	0	0	25	45	4.50	1.333		
Jeremy Hernandez, R ERA: 3.67	(7, 1)	0.1		4	3	1	1	0	0	0	0	0	1	4	4	27.00	9.000		
Jerry Dipoto, R ERA: 0.98	(7, 1)	0.2	S	3	0	0	0	1	0	0	0	0	0	2	6	0.00	1.500		


AB	26
R	4
H	6
RBI	4
BB	6
SO	2
LOB	15



1B:	5	SF:	1
2B:	0	SAC:	0
3B:	0	DP:	0
HR:	1	HBP:	0
WP:	0	PA:	33
PB:	0		
SB:	0		
CS:	0		

Batter	1	2	3	4	5	6	7	8	9	AB	R	H	RBI	BB	SO	LOB	BOTTOM		
Kenny Lofton, L OBP: 0.395, SLG: 0.411	S		HR		FC6-4		S			2	4	1	1	2	0	1	Detroit Tigers @ Cleveland Indians Cleveland Municipal Stadium, Cleveland, OH Tue Aug 03 1993, 7:05 PM EDT Att: 28,128 - Unknown - 76 F		
Wayne Kirby, L OBP: 0.340, SLG: 0.425	G4-3		HR		FC1		SH1-3			3	2	2	3	0	0	1			
Carlos Baerga, S OBP: 0.342, SLG: 0.500	G4-3		G3		G3		BB			4	1	2	3	0	0	0			
Albert Belle, R OBP: 0.384, SLG: 0.604	P5		K		FC5-4		1B			3	0	0	0	0	1	2			
Thomas Howard, S OBP: 0.297, SLG: 0.313					FC5-4		1B			0	1	0	0	1	0	0			
Paul Sorrento, L OBP: 0.317, SLG: 0.431	F8		G5-3		G5-3		1B			3	0	1	1	1	0	0			
Reggie Jefferson, S OBP: 0.289, SLG: 0.360	L7				G4-3		FC6-4			4	0	1	1	0	0	3			
Alvaro Espinoza, R OBP: 0.319, SLG: 0.398	G6-3				G4-3		K			4	0	1	0	0	1	2			
Felix Fermin, R OBP: 0.311, SLG: 0.312	L3				G5-3		F8			3	0	0	0	0	0	1			
Junior Ortiz, R OBP: 0.274, SLG: 0.292			3B				G5-4-3			2	1	1	0	1	0	1			
Inning Stats	R: 2 E: 0 K: 0 S: 4	H: 1 LOB: 0 BB: 1 P: 8	R: 0 E: 0 K: 0 S: 3	H: 0 LOB: 0 BB: 0 P: 3	R: 3 E: 0 K: 1 S: 7	H: 2 LOB: 0 BB: 1 P: 11	R: 0 E: 0 K: 0 S: 3	H: 0 LOB: 0 BB: 0 P: 3	R: 1 E: 0 K: 0 S: 6	H: 2 LOB: 3 BB: 1 P: 10	R: 0 E: 0 K: 0 S: 3	H: 1 LOB: 0 BB: 0 P: 3	R: 3 E: 0 K: 1 S: 7	H: 3 LOB: 2 BB: 2 P: 15					
PITCHER	IP	WLS	BF	H	R	ER	SO	BB	IBB	HBP	BLK	WP	HR	S	P	ERA	WHIP		
Sean Bergman, R ERA: 5.06	(1, 1)	4.2	L	22	5	6	6	2	0	0	0	0	1	22	30	11.57	1.500		
Tom Bolton, L ERA: 5.29	(5, 1)	1.2		11	4	3	3	3	0	0	0	0	0	8	20	16.20	4.200		
Mark Leiter, R ERA: 4.68	(7, 1)	0.2		1	0	0	0	1	0	0	0	0	0	3	3	0.00	0.000		

AB	28
R	9
H	9
RBI	9
BB	5
SO	2
LOB	11



1B:	6	SF:	0
2B:	1	SAC:	1
3B:	2	DP:	2
HR:	1	HBP:	0
WP:	0	PA:	34
PB:	0		
SB:	4		
CS:	1		

Batter	1	2	3	4	5	6	7	8	9	AB	R	H	RBI	BB	SO	LOB	TOP										
Tony Phillips, S OBP: 0.444, SLG: 0.400 Gary Thurman, R OBP: 0.316, SLG: 0.258	F8	G3			G4-3		HR	BB		3	1	0	0	1	0	2	Detroit Tigers @ Cleveland Indians Cleveland Municipal Stadium, Cleveland, OH Wed Aug 04 1993, 7:05 PM EDT Att: 23,751 - Unknown - 72 F										
Lou Whitaker, L OBP: 0.413, SLG: 0.480	G3-1		K		BB	BB	K	G3		5	1	1	1	0	2	2											
Travis Fryman, R OBP: 0.364, SLG: 0.483	F8		HR		FC6-5	BB	HR		K	4	2	2	3	1	1	0											
Cecil Fielder, R OBP: 0.378, SLG: 0.512		1B	G1-3		FC6-5	BB	1B		P5	3	1	1	0	2	0	0											
Kirk Gibson, L OBP: 0.343, SLG: 0.450	1B	1B	F8		FC6-5	BB	K		F8	5	1	1	1	0	1	3											
Alan Trammell, R OBP: 0.360, SLG: 0.418		1B		F8	F9		1B			4	1	2	1	0	0	2											
Scott Livingstone, L OBP: 0.310, SLG: 0.323 Skeeter Barnes, R OBP: 0.303, SLG: 0.396	G5-4-3	1B	G1-4-3			K	K			2	0	1	1	0	0	0											
Dan Gladden, R OBP: 0.295, SLG: 0.419	G5-4-3		K		G6-3		K			4	0	0	0	0	2	2											
Chad Kreuter, S OBP: 0.356, SLG: 0.469		1B			G4-3			F9		4	1	2	1	0	1	0											
Inning Stats	R: 0 E: 0 K: 0 S: 9	H: 0 LOB: 0 BB: 0 P: 12	R: 3 E: 0 K: 0 S: 19	H: 5 LOB: 1 BB: 0 P: 23	R: 1 E: 0 K: 1 S: 11	H: 1 LOB: 0 BB: 0 P: 16	R: 0 E: 0 K: 1 S: 10	H: 0 LOB: 0 BB: 0 P: 16	R: 2 E: 0 K: 0 S: 15	H: 2 LOB: 2 BB: 2 P: 32	R: 0 E: 0 K: 2 S: 7	H: 0 LOB: 0 BB: 0 P: 11	R: 2 E: 0 K: 3 S: 16	H: 2 LOB: 2 BB: 2 P: 29	R: 0 E: 0 K: 1 S: 13	H: 0 LOB: 1 BB: 1 P: 22		R: 0 E: 0 K: 1 S: 9	H: 0 LOB: 0 BB: 0 P: 12	1B: 8 2B: 0 3B: 0 HR: 2	SF: 0 SAC: 0 DP: 1 HBP: 0	WP: 0 PB: 0 SB: 0 CS: 0	PA: 41				
PITCHER	IP	WLS	BF	H	R	ER	SO	BB	IBB	HBP	BLK	WP	HR	S	P	ERA	WHIP										
Jose Mesa, R ERA: 4.33	4.1	L	22	8	6	6	2	2	0	0	0	0	1	61	92	12.46	2.308										
Matt Young, L ERA: 5.23	2.2		12	2	2	2	5	2	0	0	0	0	1	26	47	6.75	1.500										
Bill Wertz, R ERA: 4.35	1.0		4	0	0	0	1	1	0	0	0	0	0	13	22	0.00	1.000										
Eric Plunk, R ERA: 2.62	1.0		3	0	0	0	1	0	0	0	0	0	0	9	12	0.00	0.000										

Batter	1	2	3	4	5	6	7	8	9	AB	R	H	RBI	BB	SO	LOB	BOTTOM										
Kenny Lofton, L OBP: 0.395, SLG: 0.414 Thomas Howard, S OBP: 0.293, SLG: 0.337	G6-3		G4-3		FC6-4		HR		G6-4-3	2	1	1	0	0	0	0	Detroit Tigers @ Cleveland Indians Cleveland Municipal Stadium, Cleveland, OH Wed Aug 04 1993, 7:05 PM EDT Att: 23,751 - Unknown - 72 F										
Wayne Kirby, L OBP: 0.335, SLG: 0.422	B5-3		G4-3		FC6-4		S			4	1	1	0	0	0	2											
Carlos Baerga, S OBP: 0.343, SLG: 0.500	1B		E3		G4-3		1B			4	0	2	1	0	0	1											
Albert Belle, R OBP: 0.381, SLG: 0.598	F7		FC6-4			F9	P4			4	0	0	0	0	0	3											
Paul Sorrento, L OBP: 0.319, SLG: 0.430		G4-6-3		1B		G4-3		G4-3		3	0	1	0	1	0	0											
Reggie Jefferson, S OBP: 0.292, SLG: 0.360		G4-6-3		P3			1B	F7		3	0	1	0	1	0	1											
Alvaro Espinoza, R OBP: 0.313, SLG: 0.390		G4-6-3		F8		F8		F7		4	0	0	0	0	0	4											
Felix Fermin, R OBP: 0.310, SLG: 0.310 Jeff Treadway, L OBP: 0.346, SLG: 0.396		FC1-2		F9			G3-1		G4-3	2	0	0	0	0	0	2											
Junior Ortiz, R OBP: 0.272, SLG: 0.289 Jesse Levis, L OBP: 0.177, SLG: 0.200			F8		L6		G4-3			2	0	1	0	0	0	0											
Inning Stats	R: 0 E: 0 K: 0 S: 5	H: 1 LOB: 1 BB: 0 P: 9	R: 0 E: 0 K: 0 S: 11	H: 0 LOB: 1 BB: 2 P: 19	R: 1 E: 1 K: 0 S: 11	H: 1 LOB: 1 BB: 0 P: 17	R: 0 E: 0 K: 0 S: 13	H: 1 LOB: 1 BB: 0 P: 17	R: 0 E: 0 K: 0 S: 8	H: 1 LOB: 1 BB: 0 P: 9	R: 0 E: 0 K: 0 S: 9	H: 1 LOB: 1 BB: 0 P: 13	R: 2 E: 0 K: 0 S: 12	H: 3 LOB: 1 BB: 0 P: 23	R: 0 E: 0 K: 0 S: 6	H: 0 LOB: 0 BB: 0 P: 8		R: 0 E: 0 K: 0 S: 6	H: 1 LOB: 0 BB: 0 P: 9	1B: 7 2B: 1 3B: 0 HR: 1	SF: 0 SAC: 0 DP: 2 HBP: 0	WP: 0 PB: 0 SB: 1 CS: 0	PA: 37				
PITCHER	IP	WLS	BF	H	R	ER	SO	BB	IBB	HBP	BLK	WP	HR	S	P	ERA	WHIP										
Mike Moore, R ERA: 5.83	9.0	W	37	9	3	2	0	2	0	0	0	0	1	81	124	2.00	1.222										

Batter	1	2	3	4	5	6	7	8	9	AB	R	H	RBI	BB	SO	LOB	TOP								
Dan Gladden, R OBP: 0.298, SLG: 0.415 (1, 7)										4	1	1	0	1	1	7	Detroit Tigers @ Cleveland Indians Cleveland Municipal Stadium, Cleveland, OH Thu Aug 05 1993, 3:33 AM EDT Att: 34,554 - Sunny - 70 F								
Lou Whitaker, L OBP: 0.411, SLG: 0.476 (1, 4)										4	1	1	0	0	0	1									
Travis Fryman, R OBP: 0.365, SLG: 0.482 (1, 5)										5	1	2	0	0	1	2									
Cecil Fielder, R OBP: 0.377, SLG: 0.508 Skeeter Barnes, R OBP: 0.310, SLG: 0.402 (7, 3)										3	0	0	0	1	2	2									
Mickey Tettleton, S OBP: 0.349, SLG: 0.508 (1, 2)										4	0	1	3	1	3	1									
Kirk Gibson, L OBP: 0.346, SLG: 0.456 (1, 8)										5	0	3	1	0	1	1									
Rob Deer, R OBP: 0.301, SLG: 0.389 (1, 9)										4	0	0	0	1	4	5									
Scott Livingstone, L OBP: 0.309, SLG: 0.322 (1, 10)										4	0	1	0	0	2	6									
Chris Gomez, R OBP: 0.429, SLG: 0.520 (1, 6)										3	0	2	0	1	0	0									
Inning Stats	R: 2 E: 0 K: 2 S: 10	H: 3 LOB: 3 BB: 2 P: 18	R: 0 E: 0 K: 0 S: 2	H: 0 LOB: 1 BB: 1 P: 6	R: 0 E: 0 K: 1 S: 5	H: 1 LOB: 0 BB: 0 P: 5	R: 0 E: 0 K: 1 S: 7	H: 2 LOB: 2 BB: 0 P: 7	R: 0 E: 0 K: 1 S: 5	H: 0 LOB: 0 BB: 0 P: 5	R: 0 E: 0 K: 3 S: 8	H: 1 LOB: 3 BB: 2 P: 16	R: 0 E: 0 K: 3 S: 10	H: 1 LOB: 1 BB: 0 P: 10	R: 0 E: 0 K: 2 S: 9	H: 2 LOB: 2 BB: 0 P: 9		R: 2 E: 1 K: 2 S: 10	H: 2 LOB: 1 BB: 0 P: 10	1B: 9 2B: 3 3B: 0 HR: 0	SF: 0 SAC: 1 DP: 1 HBP: 0	WP: 0 PB: 0 SB: 0 CS: 1	PA: 44		
PITCHER	IP	WLS	BF	H	R	ER	SO	BB	IBB	HBP	BLK	WP	HR	S	P	ERA	WHIP								
Tom Kramer, R ERA: 3.95 (1, 1)	5.2	W	26	7	2	2	6	4	0	0	0	0	0	34	50	3.18	1.941								
Jerry Dipoto, R ERA: 3.74 (6, 1)	1.1		6	1	0	0	4	1	0	0	0	0	0	13	17	0.00	1.500								
Jeremy Hernandez, R ERA: 3.69 (8, 1)	2.0		11	4	2	1	4	0	0	0	0	0	0	19	19	4.50	2.000								

Batter	1	2	3	4	5	6	7	8	9	AB	R	H	RBI	BB	SO	LOB	BOTTOM								
Wayne Kirby, L OBP: 0.345, SLG: 0.432 (1, 9)										3	1	2	3	0	0	1	Detroit Tigers @ Cleveland Indians Cleveland Municipal Stadium, Cleveland, OH Thu Aug 05 1993, 3:33 AM EDT Att: 34,554 - Sunny - 70 F								
Thomas Howard, S OBP: 0.286, SLG: 0.331 (1, 8)										3	0	0	1	0	0	2									
Carlos Baerga, S OBP: 0.340, SLG: 0.495 (1, 4)										4	0	0	0	0	1	2									
Albert Belle, R OBP: 0.382, SLG: 0.595 (1, 7)										2	1	0	0	2	1	1									
Paul Sorrento, L OBP: 0.321, SLG: 0.441 (1, 3)										4	2	2	2	0	2	2									
Reggie Jefferson, S OBP: 0.291, SLG: 0.358 (1, 10)										4	1	1	0	0	1	2									
Jeff Treadway, L OBP: 0.344, SLG: 0.392 (1, 5)										4	1	1	0	0	1	0									
Felix Fermin, R OBP: 0.309, SLG: 0.309 (1, 6)										4	1	1	1	0	0	0									
Jesse Levis, L OBP: 0.197, SLG: 0.206 (1, 2)										3	1	1	1	1	0	0									
Inning Stats	R: 0 E: 0 K: 0 S: 4	H: 1 LOB: 1 BB: 0 P: 4	R: 6 E: 0 K: 2 S: 12	H: 5 LOB: 0 BB: 1 P: 16	R: 0 E: 0 K: 1 S: 5	H: 0 LOB: 0 BB: 0 P: 5	R: 0 E: 0 K: 0 S: 4	H: 1 LOB: 1 BB: 0 P: 4	R: 2 E: 0 K: 1 S: 6	H: 1 LOB: 0 BB: 1 P: 10	R: 0 E: 0 K: 0 S: 2	H: 0 LOB: 0 BB: 0 P: 3	R: 0 E: 2 K: 1 S: 6	H: 0 LOB: 2 BB: 1 P: 10	R: 0 E: 0 K: 1 S: 5	H: 0 LOB: 0 BB: 0 P: 5		R: 0 E: 0 K: 1 S: 5	H: 0 LOB: 0 BB: 0 P: 5	1B: 6 2B: 0 3B: 1 HR: 1	SF: 1 SAC: 0 DP: 0 HBP: 1	WP: 0 PB: 0 SB: 1 CS: 1	PA: 37		
PITCHER	IP	WLS	BF	H	R	ER	SO	BB	IBB	HBP	BLK	WP	HR	S	P	ERA	WHIP								
John Doherty, R ERA: 4.54 (1, 1)	1.0	L	10	6	6	6	0	1	0	0	0	0	0	9	13	54.00	7.000								
Bob MacDonald, L ERA: 4.59 (2, 1)	3.0		10	1	0	0	3	0	0	0	0	0	0	16	16	0.00	0.333								
Tom Bolton, L ERA: 5.31 (5, 1)	3.0		13	1	2	2	2	1	1	1	0	0	1	14	23	6.00	0.667								
Storm Davis, R ERA: 5.56 (8, 1)	1.0		3	0	0	0	1	0	0	0	0	0	0	5	5	0.00	0.000								

Batter	1	2	3	4	5	6	7	8	9	AB	R	H	RBI	BB	SO	LOB	TOP		
Scott Fletcher, R OBP: 0.391, SLG: 0.415	2-1 P3 1B		2-2 G4-3			1-1 P3			1-2 F9	4	0	1	0	0	0	0			
Billy Hatcher, R OBP: 0.358, SLG: 0.436	1-0 P3 1-1f			2-2 P4		0-0 P3			2-1 L8	4	0	0	0	0	0	1			
Mike Greenwell, L OBP: 0.372, SLG: 0.470	1-0 2B			3-2 P4			0-0 G5-3			3	0	1	0	0	0	0			
Andre Dawson, R OBP: 0.301, SLG: 0.407	1-1 G6-3			3-2 G6-3			2-3 K			3	0	0	0	0	1	1			
Mo Vaughn, L OBP: 0.407, SLG: 0.545		3-3 K			2-0 G4-3		3-2 G4-3			3	0	0	0	0	1	0			
Bob Zupcic, R OBP: 0.341, SLG: 0.403		1-2 P2			3-1 F7			1-3 K		3	0	0	0	0	1	0			
Scott Cooper, L OBP: 0.362, SLG: 0.412		3-3 K			0-0 HR			1-1 P2		3	1	1	1	0	1	0			
Bob Melvin, R OBP: 0.273, SLG: 0.301			1-2 F9		0-3 K			0-0 G6-3		3	0	0	0	0	1	0			
John Valentin, R OBP: 0.307, SLG: 0.378			1-1 L4			2-1 P5			1-1 G3-1	2	0	0	0	0	0	0			
Ernest Riles, L OBP: 0.299, SLG: 0.412										1	0	0	0	0	0	0			
Inning Stats	R: 0 E: 0 K: 0 S: 6	H: 2 LOB: 1 BB: 0 P: 11	R: 0 E: 0 K: 2 S: 12	H: 0 LOB: 0 BB: 0 P: 19	R: 0 E: 0 K: 0 S: 11	H: 0 LOB: 0 BB: 0 P: 15	R: 0 E: 0 K: 0 S: 12	H: 0 LOB: 0 BB: 0 P: 20	R: 1 E: 0 K: 1 S: 7	H: 1 LOB: 0 BB: 0 P: 12	R: 0 E: 0 K: 1 S: 5	H: 0 LOB: 0 BB: 0 P: 8	R: 0 E: 0 K: 1 S: 6	H: 0 LOB: 0 BB: 0 P: 8	R: 0 E: 0 K: 0 S: 8	H: 0 LOB: 0 BB: 0 P: 12	1B: 1 2B: 2 3B: 0 HR: 1	SF: 0 SAC: 0 DP: 1 HBP: 0	WP: 0 PA: 29
PITCHER Bill Gullickson, R ERA: 4.99	IP: 9.0 WLS: W BF: 29 H: 3 R: 1 ER: 1 SO: 5 BB: 0 IBB: 0 HBP: 0 BLK: 0 WP: 0 HR: 1 S: 74 P: 117 ERA: 1.00 WHIP: 0.333															PITCHER			

Boston Red Sox @ Detroit Tigers
Tiger Stadium, Detroit, MI
Fri Aug 06 1993, 7:05 PM EDT
Att: 32,206 - Unknown - 63 F

AB 29
R 1
H 3
RBI 1
BB 0
SO 5
LOB 2



Batter	1	2	3	4	5	6	7	8	9	AB	R	H	RBI	BB	SO	LOB	BOTTOM		
Dan Gladden, R OBP: 0.302, SLG: 0.430	4-2 G4-3 G3 BB		1-0 HR	2-1 G4-3			0-0 G1-3			3	1	1	2	1	0	0			
Lou Whitaker, L OBP: 0.412, SLG: 0.473	2-0 G3		4-2 G5-3 WP BB		4-2 FC4-6 1B BB		3-2 F9			2	0	0	0	2	0	1			
Travis Fryman, R OBP: 0.362, SLG: 0.477	3-2 G4-3		1-0 G5-3		1-1 P4		3-2 P5			4	0	0	0	0	0	3			
Cecil Fielder, R OBP: 0.376, SLG: 0.505	3-2 F9		2-3 K		1-2 FC4-6 1B			1-3 K		4	0	1	0	0	2	2			
Mickey Tettleton, S OBP: 0.350, SLG: 0.507		2-3 K		1-2 HR 1B	1-1 FC4-6		4-1 BB			3	1	1	0	1	1	2			
Kirk Gibson, L OBP: 0.345, SLG: 0.463	1-1 G6-3		0-1 HR	2-3 K	2-3 K		3-3 K			4	1	1	2	0	2	3			
Alan Trammell, R OBP: 0.354, SLG: 0.411		3-1 G4-3		1-3 K		2-1 G4-3		0-0 F8		4	0	0	0	0	1	1			
Scott Livingstone, L OBP: 0.313, SLG: 0.339			1-2 HR 1B	1-2 HR		1-0 L9				3	2	2	1	0	0	0			
Chad Kreuter, S OBP: 0.353, SLG: 0.464		1-3 K		2-3 K		0-2 G4-3				3	0	0	0	0	2	1			
Inning Stats	R: 0 E: 0 K: 0 S: 12	H: 0 LOB: 1 BB: 1 P: 24	R: 0 E: 0 K: 1 S: 7	H: 0 LOB: 0 BB: 0 P: 13	R: 2 E: 0 K: 2 S: 14	H: 2 LOB: 1 BB: 1 P: 24	R: 3 E: 0 K: 2 S: 17	H: 3 LOB: 0 BB: 0 P: 24	R: 0 E: 0 K: 1 S: 14	H: 1 LOB: 2 BB: 1 P: 23	R: 0 E: 0 K: 0 S: 6	H: 0 LOB: 0 BB: 0 P: 9	R: 0 E: 0 K: 0 S: 8	H: 0 LOB: 0 BB: 0 P: 14	R: 0 E: 0 K: 2 S: 8	H: 0 LOB: 1 BB: 1 P: 16	1B: 3 2B: 0 3B: 0 HR: 3	SF: 0 SAC: 0 DP: 0 HBP: 0	WP: 1 PA: 34
PITCHER Roger Clemens, R ERA: 3.55 Scott Bankhead, R ERA: 3.55 Greg Harris, R ERA: 2.58 Tony Fossas, L ERA: 4.95	IP: 4.0 WLS: L BF: 20 H: 5 R: 5 ER: 5 SO: 5 BB: 3 IBB: 0 HBP: 0 BLK: 0 WP: 0 HR: 3 S: 53 P: 92 ERA: 11.25 WHIP: 2.000															PITCHER			

Boston Red Sox @ Detroit Tigers
Tiger Stadium, Detroit, MI
Fri Aug 06 1993, 7:05 PM EDT
Att: 32,206 - Unknown - 63 F

AB 30
R 5
H 6
RBI 5
BB 4
SO 8
LOB 13



Batter	1	2	3	4	5	6	7	8	9	AB	R	H	RBI	BB	SO	LOB	TOP																					
Scott Fletcher, R (1,4) OBP: 0.349, SLG: 0.414	G5-3		G1-3			F9		G4-3 FC4-6 2B	L9	5	1	1	0	0	0	0																						
Billy Hatcher, R (1,8) OBP: 0.362, SLG: 0.435	WP 1B BB		1B BB			BLK BB		G4-3		1	1	0	0	3	0	1																						
Mike Greenwell, L (1,7) OBP: 0.375, SLG: 0.471	HBP 1-H 1B		1-0 1-2 1B			F9		FC4-6 BB		3	0	2	1	1	0	1																						
Andre Dawson, R (1,9) OBP: 0.301, SLG: 0.403	P3							FC4-6		3	1	0	1	1	1	4																						
Bob Zupic, R (9,9) OBP: 0.341, SLG: 0.403								CS		0	0	0	0	0	0	0																						
Mo Vaughn, L (1,3) OBP: 0.408, SLG: 0.542	1-2 HBP		G5-3					CS	F7	2	1	0	0	1	0	2																						
Ivan Calderon, R (1,10) OBP: 0.293, SLG: 0.297	F8				L4				P4	3	0	0	0	0	0	2																						
Scott Cooper, L (1,5) OBP: 0.361, SLG: 0.408		L9			F7				K	3	0	0	0	1	1	0																						
John Valentin, R (1,6) OBP: 0.306, SLG: 0.377			K		G6-3				F9	4	0	1	2	0	1	0																						
Tony Peña, R (1,2) OBP: 0.237, SLG: 0.237	G4-3				B5-3				G4-3	4	0	0	0	0	0	2																						
Inning Stats	R: 1 E: 0 K: 0 S: 12	H: 1 LOB: 2 BB: 1 P: 23	R: 0 E: 0 K: 1 S: 7	H: 0 LOB: 0 BB: 0 P: 11	R: 0 E: 0 K: 1 S: 10	H: 1 LOB: 2 BB: 1 P: 17	R: 0 E: 0 K: 0 S: 5	H: 0 LOB: 0 BB: 0 P: 10	R: 0 E: 0 K: 0 S: 7	H: 0 LOB: 1 BB: 1 P: 13	R: 2 E: 0 K: 0 S: 8	H: 1 LOB: 1 BB: 3 P: 23	R: 1 E: 0 K: 1 S: 13	H: 1 LOB: 0 BB: 1 P: 20	R: 0 E: 0 K: 1 S: 5	H: 0 LOB: 0 BB: 0 P: 8	R: 0 E: 0 K: 0 S: 6	H: 0 LOB: 0 BB: 0 P: 8	1B: 3 2B: 1 3B: 0 HR: 0	SF: 0 SAC: 1 DP: 1 HBP: 1	WP: 1 PB: 0 SB: 1 CS: 1	PA: 38																
PITCHER	IP	WLS	BF	H	R	ER	SO	BB	IBB	HBP	BLK	WP	HR	S	P	ERA	WHIP	PITCHER				IP	WLS	BF	H	R	ER	SO	BB	IBB	HBP	BLK	WP	HR	S	P	ERA	WHIP
Sean Bergman, R (1,1) ERA: 5.06	5.1	L	26	3	3	3	2	5	1	1	1	1	0	48	94	5.06	1.500																					
Storm Davis, R (6,1) ERA: 5.55	1.2		5	1	1	1	0	1	0	0	0	0	0	14	23	5.40	1.200																					
Bob MacDonald, L (8,1) ERA: 4.5	1.0		3	0	0	0	1	0	0	0	0	0	0	5	8	0.00	0.000																					
Mike Henneman, R (9,1) ERA: 2.08	1.0		3	0	0	0	0	0	0	0	0	0	0	6	8	0.00	0.000																					

Boston Red Sox @ Detroit Tigers
Tiger Stadium, Detroit, MI
Sat Aug 07 1993, 3:33 AM EDT
Att: 38,112 - Cloudy - 70 F

AB 28
R 4
H 4
RBI 4
BB 7
SO 3
LOB 12



Batter	1	2	3	4	5	6	7	8	9	AB	R	H	RBI	BB	SO	LOB	BOTTOM																					
Tony Phillips, S (1,4) OBP: 0.442, SLG: 0.398	L7		FC6-4 1B			F9		K		4	0	1	1	0	1	2																						
Dan Gladden, R (1,7) OBP: 0.296, SLG: 0.421	K		FC6-4			G6-3			G6-3	4	0	0	0	0	1	1																						
Travis Fryman, R (1,5) OBP: 0.358, SLG: 0.473	F8				G4-3				P4	4	0	0	0	0	0	0																						
Cecil Fielder, R (1,3) OBP: 0.375, SLG: 0.503		G1-3			G1-3				1B 1B	4	0	1	0	0	0	0																						
Mickey Tettleton, S (1,9) OBP: 0.349, SLG: 0.504		P5			L9				1B	4	0	1	0	0	0	0																						
Kirk Gibson, L (1,8) OBP: 0.344, SLG: 0.461		K			L6				1B 1B	4	0	1	0	0	2	2																						
Scott Livingstone, L (1,10) OBP: 0.313, SLG: 0.336					L4				K	2	0	0	0	1	1	1																						
Chad Kreuter, S (1,2) OBP: 0.356, SLG: 0.469					G4-3					3	1	2	0	0	0	0																						
Gary Thurman, R (8, PR) OBP: 0.316, SLG: 0.258			BLK 1B 2B						1B	0	0	0	0	0	0	0																						
Chris Gomez, R (1,6) OBP: 0.400, SLG: 0.481			G4-3							2	0	0	0	0	0	1																						
Lou Whitaker, L (8, PH) OBP: 0.412, SLG: 0.473										0	0	0	0	0	0	0																						
Alan Trammell, R (8, PH) OBP: 0.353, SLG: 0.410										1	0	0	0	0	0	2																						
Inning Stats	R: 0 E: 0 K: 1 S: 7	H: 0 LOB: 0 BB: 0 P: 10	R: 0 E: 0 K: 1 S: 10	H: 0 LOB: 0 BB: 0 P: 15	R: 1 E: 0 K: 0 S: 10	H: 2 LOB: 1 BB: 1 P: 18	R: 0 E: 0 K: 0 S: 5	H: 0 LOB: 0 BB: 0 P: 8	R: 0 E: 0 K: 0 S: 6	H: 0 LOB: 0 BB: 0 P: 10	R: 0 E: 0 K: 0 S: 5	H: 0 LOB: 0 BB: 0 P: 6	R: 0 E: 0 K: 2 S: 15	H: 2 LOB: 2 BB: 0 P: 24	R: 0 E: 0 K: 1 S: 15	H: 2 LOB: 2 BB: 0 P: 22	1B: 5 2B: 1 3B: 0 HR: 0	SF: 0 SAC: 0 DP: 0 HBP: 0	WP: 0 PB: 0 SB: 0 CS: 1	PA: 33																		
PITCHER	IP	WLS	BF	H	R	ER	SO	BB	IBB	HBP	BLK	WP	HR	S	P	ERA	WHIP	PITCHER				IP	WLS	BF	H	R	ER	SO	BB	IBB	HBP	BLK	WP	HR	S	P	ERA	WHIP
Danny Darwin, R (1,1) ERA: 3.07	7.1	W	26	4	1	1	3	1	0	0	1	1	0	58	90	1.23	0.682																					
Tony Fossas, L (8,1) ERA: 4.97	0.1		1	0	0	0	0	0	0	0	0	0	0	3	5	0.00	0.000																					
Greg Harris, R (8,1) ERA: 2.57	0.1		1	0	0	0	1	0	0	0	0	0	0	3	6	0.00	0.000																					
Jeff Russell, R (9,1) ERA: 2.83	1.0	S	5	2	0	0	1	0	0	0	0	0	0	15	22	0.00	2.000																					

Boston Red Sox @ Detroit Tigers
Tiger Stadium, Detroit, MI
Sat Aug 07 1993, 3:33 AM EDT
Att: 38,112 - Cloudy - 70 F


AB 32
R 1
H 6
RBI 1
BB 1
SO 5
LOB 9



Batter	1	2	3	4	5	6	7	8	9	AB	R	H	RBI	BB	SO	LOB	TOP					
Scott Fletcher, R (1, 4) OBP: 0.348, SLG: 0.412	G6-3		G5-3			F7			1B FC5-4 1B	4	1	1	0	0	0	1						
Billy Hatcher, R (1, 8) OBP: 0.358, SLG: 0.430	G6-3			G1-3		P4			K	4	0	0	0	0	1	1						
Mike Greenwell, L (1, 10) OBP: 0.377, SLG: 0.472	G1-3			P3			G4-6-3 1B		FC5-4 1B	4	0	2	0	0	0	0						
Andre Dawson, R (1, 9) OBP: 0.300, SLG: 0.401		P4		L9			G4-6-3		FC5-4 1B	4	0	1	0	0	0	1						
Bob Zupcic, R (1, 7) OBP: 0.345, SLG: 0.404 Mo Vaughn, L (9, PH) OBP: 0.407, SLG: 0.540		CS 1B			SH1-3 BB		F9		FC5-4	2	0	1	0	1	0	0						
Carlos Quintana, R (1, 3) OBP: 0.322, SLG: 0.281 Ernest Riles, L (9, PH) OBP: 0.297, SLG: 0.408		F7			SH1-3				G6-3	2	0	0	0	0	0	1						
									G4-3	1	0	0	0	0	0	2						
Bob Melvin, R (1, 2) OBP: 0.266, SLG: 0.293			G4-3		G5-3				K	3	0	0	0	0	1	1	AB 31					
John Valentin, R (1, 6) OBP: 0.309, SLG: 0.379			S 1B		L8				1B	3	0	2	0	0	0	1	R 1					
Luis Rivera, R (1, 5) OBP: 0.287, SLG: 0.333			K						K	3	0	0	0	0	3	2	H 7					
																	RBI 1					
																	BB 1					
																	SO 5					
																	LOB 12					
Inning Stats	R: 0 E: 0 K: 0 S: 8	H: 0 LOB: 0 BB: 0 P: 12	R: 0 E: 0 K: 0 S: 8	H: 1 LOB: 0 BB: 0 P: 11	R: 0 E: 0 K: 1 S: 10	H: 1 LOB: 1 BB: 0 P: 18	R: 0 E: 0 K: 0 S: 7	H: 0 LOB: 0 BB: 0 P: 10	R: 0 E: 0 K: 0 S: 8	H: 0 LOB: 1 BB: 1 P: 13	R: 0 E: 0 K: 1 S: 7	H: 0 LOB: 0 BB: 0 P: 11	R: 0 E: 0 K: 0 S: 4	H: 1 LOB: 0 BB: 0 P: 5	R: 0 E: 0 K: 2 S: 15	H: 1 LOB: 1 BB: 0 P: 22	R: 1 E: 0 K: 1 S: 12	H: 3 LOB: 2 BB: 0 P: 18	1B: 7 2B: 0 3B: 0 HR: 0	SF: 0 SAC: 1 DP: 1 HBP: 0	WP: 0 PB: 0 SB: 1 CS: 1	PA: 33
PITCHER	IP	WLS	BF	H	R	ER	SO	BB	IBB	HBP	BLK	WP	HR	S	P	ERA	WHIP					
Tom Bolton, L (1, 1) ERA: 4.84	8.0	W	28	5	1	1	4	1	0	0	0	0	0	70	108	1.12	0.750					
Mike Henneman, R (9, 1) ERA: 2.04	1.0		5	2	0	0	1	0	0	0	0	0	0	9	12	0.00	2.000					

Boston Red Sox @ Detroit Tigers
Tiger Stadium, Detroit, MI
Sun Aug 08 1993, 3:33 AM EDT
Att: 38,016 - Sunny - 74 F

livebaseballscorecards.com



Batter	1	2	3	4	5	6	7	8	9	AB	R	H	RBI	BB	SO	LOB	BOTTOM					
Tony Phillips, S (1, 9) OBP: 0.442, SLG: 0.401	G5-3		G4-3		2B 2B		BB HR 1B	G4-3		5	2	2	0	0	0	0						
Lou Whitaker, L (1, 4) OBP: 0.412, SLG: 0.468	G3		F7		2B IBB		1B HR BB	G4-3		3	1	0	0	2	0	0						
Travis Fryman, R (1, 5) OBP: 0.356, SLG: 0.468	G5-3		G6-3		L8		B1			4	0	0	0	0	0	4						
Cecil Fielder, R (1, 3) OBP: 0.378, SLG: 0.522			HR		P3		HR			4	2	3	5	0	0	0						
Mickey Tettleton, S (1, 2) OBP: 0.348, SLG: 0.500		F8		G4-3			G6-3			3	0	0	0	1	0	0						
Scott Livingstone, L (1, 10) OBP: 0.350, SLG: 0.340		G2-3 1B		1B			F7			3	0	2	0	1	0	3						
Dan Gladden, R (1, 7) OBP: 0.305, SLG: 0.425		G2-3 1B		1B			F9			3	0	2	0	1	0	0	AB 33					
Milt Cuyler, S (1, 8) OBP: 0.276, SLG: 0.313		G2-3		F8			L7			4	0	0	0	0	0	6	R 5					
Chris Gomez, R (1, 6) OBP: 0.353, SLG: 0.419		G5-3		L9			G6-3		K	4	0	0	0	1	2		H 9					
																	RBI 5					
																	BB 5					
																	SO 1					
																	LOB 15					
Inning Stats	R: 0 E: 0 K: 0 S: 7	H: 0 LOB: 0 BB: 0 P: 11	R: 1 E: 0 K: 0 S: 9	H: 3 LOB: 2 BB: 0 P: 13	R: 0 E: 0 K: 0 S: 6	H: 0 LOB: 0 BB: 0 P: 9	R: 0 E: 0 K: 0 S: 10	H: 2 LOB: 2 BB: 0 P: 17	R: 1 E: 0 K: 0 S: 11	H: 2 LOB: 3 BB: 2 P: 24	R: 0 E: 0 K: 0 S: 9	H: 0 LOB: 0 BB: 0 P: 13	R: 3 E: 0 K: 0 S: 15	H: 2 LOB: 2 BB: 3 P: 29	R: 0 E: 0 K: 1 S: 8	H: 0 LOB: 0 BB: 0 P: 9	R: 0 E: 0 K: 0 S: 0	H: 0 LOB: 0 BB: 0 P: 0	1B: 5 2B: 2 3B: 0 HR: 2	SF: 0 SAC: 0 DP: 0 HBP: 0	WP: 0 PB: 0 SB: 0 CS: 0	PA: 38
PITCHER	IP	WLS	BF	H	R	ER	SO	BB	IBB	HBP	BLK	WP	HR	S	P	ERA	WHIP					
John Dopson, R (1, 1) ERA: 4.45	4.2	L	23	7	2	2	0	0	0	0	0	0	1	42	73	3.86	1.500					
Paul Quantrill, R (5, 1) ERA: 3.15	1.2		8	2	3	3	0	1	0	0	0	0	1	18	27	16.20	1.800					
Joe Hesketh, L (7, 1) ERA: 5.51	1.2		7	0	0	0	1	2	0	0	0	0	0	15	25	0.00	1.200					

Boston Red Sox @ Detroit Tigers
Tiger Stadium, Detroit, MI
Sun Aug 08 1993, 3:33 AM EDT
Att: 38,016 - Sunny - 74 F


livebaseballscorecards.com



Batter	1	2	3	4	5	6	7	8	9	AB	R	H	RBI	BB	SO	LOB	TOP					
Brady Anderson, L (1, 7) OBP: 0.346, SLG: 0.421	F7		BB		SF7		G1-3		BB	3	1	1	0	2	0	0	Baltimore Orioles @ Detroit Tigers Tiger Stadium, Detroit, MI Mon Aug 09 1993, 7:05 PM EDT Att: 20,798 - Unknown - 77 F					
Mark McLemore, S (1, 9) OBP: 0.397, SLG: 0.418	L7		L4		SF7			G6-4-3	BB	3	0	0	1	1	1	3						
Mike Devereaux, R (1, 8) OBP: 0.319, SLG: 0.420	L4			P3	F8			G6-4-3	BB	4	0	1	0	0	0	0						
Harold Baines, L (1, 10) OBP: 0.383, SLG: 0.474		G1-3		G3				G6-4-3	BB	3	0	0	0	1	0	2						
Cal Ripken Jr., R (1, 6) OBP: 0.317, SLG: 0.409		G1-3			BB			G1-3		4	0	1	0	0	1	2						
David Segui, S (1, 3) OBP: 0.394, SLG: 0.459				G4-3			L7		G4-3	3	1	1	0	1	0	2						
Tim Lincecum, R (1, 5) OBP: 0.373, SLG: 0.416					HR		G4-3		BB	4	1	1	0	0	2	3						
Harold Reynolds, S (1, 4) OBP: 0.343, SLG: 0.313			F8		K		G1-4-3		G4-3	4	0	0	0	0	1	2						
Mark Parent, R (1, 2) OBP: 0.278, SLG: 0.688			P4		HR		K		E6	4	1	1	2	0	1	0						
Inning Stats	R: 0 E: 0 K: 0 S: 5	H: 0 LOB: 0 BB: 0 P: 7	R: 0 E: 0 K: 1 S: 8	H: 0 LOB: 1 BB: 1 P: 16	R: 0 E: 0 K: 0 S: 5	H: 0 LOB: 1 BB: 1 P: 11	R: 0 E: 0 K: 0 S: 8	H: 1 LOB: 1 BB: 0 P: 13	R: 3 E: 0 K: 1 S: 11	H: 3 LOB: 0 BB: 0 P: 18	R: 0 E: 0 K: 1 S: 9	H: 0 LOB: 0 BB: 0 P: 19	R: 0 E: 0 K: 1 S: 6	H: 0 LOB: 0 BB: 0 P: 10	R: 0 E: 0 K: 0 S: 6	H: 1 LOB: 1 BB: 1 P: 12		R: 1 E: 1 K: 2 S: 17	H: 1 LOB: 2 BB: 1 P: 28	1B: 4 2B: 0 3B: 1 HR: 1	SF: 1 SAC: 0 DP: 1 HBP: 0	WP: 0 PB: 0 SB: 0 CS: 0
PITCHER	IP	WLS	BF	H	R	ER	SO	BB	IBB	HBP	BLK	WP	HR	S	P	ERA	WHIP					
Mike Moore, R (1, 1) ERA: 5.66	8.2	L	37	6	4	3	5	5	0	0	0	0	1	72	130	3.12	1.269					
Bob MacDonald, L (9, 1) ERA: 4.47	0.1		1	0	0	0	1	0	0	0	0	0	0	3	4	0.00	0.000					


Batter	1	2	3	4	5	6	7	8	9	AB	R	H	RBI	BB	SO	LOB	BOTTOM					
Tony Phillips, S (1, 4) OBP: 0.440, SLG: 0.400	F9		K			FC5-4		K		4	0	1	0	0	2	1	Baltimore Orioles @ Detroit Tigers Tiger Stadium, Detroit, MI Mon Aug 09 1993, 7:05 PM EDT Att: 20,798 - Unknown - 77 F					
Dan Gladden, R (1, 7) OBP: 0.299, SLG: 0.416	G6-3		L7			L8		G4-3		4	0	0	0	0	0	2						
Travis Fryman, R (1, 5) OBP: 0.355, SLG: 0.465	P3			F8		FC5-4			BB	3	1	0	0	1	0	1						
Cecil Fielder, R (1, 3) OBP: 0.375, SLG: 0.517		G6-3		P6		P3		F9		4	0	0	0	0	0	2						
Alan Trammell, R (1, 10) OBP: 0.351, SLG: 0.407		K		K		F9		FC3-6		4	0	1	0	0	2	0						
Rob Deer, R (1, 9) OBP: 0.301, SLG: 0.389		E9				P3		FC3-6		3	0	1	0	0	1	0						
Lou Whitaker, L (9, PH) OBP: 0.411, SLG: 0.466		BB						BB		1	0	0	1	0	0	1						
Chad Kreuter, S (1, 2) OBP: 0.354, SLG: 0.464		P6		G5-3				K		3	0	0	0	1	1	2						
Gary Thurman, R (1, 8) OBP: 0.329, SLG: 0.279					BB			K		2	0	1	0	1	1	1						
Chris Gomez, R (1, 6) OBP: 0.333, SLG: 0.394					BB					2	0	0	0	0	1	2						
Skeeter Barnes, R (8, PH) OBP: 0.307, SLG: 0.398								K		1	0	0	0	0	1	0						
Inning Stats	R: 0 E: 0 K: 0 S: 7	H: 0 LOB: 0 BB: 0 P: 14	R: 0 E: 1 K: 1 S: 10	H: 1 LOB: 0 BB: 0 P: 15	R: 0 E: 0 K: 2 S: 15	H: 1 LOB: 1 BB: 0 P: 21	R: 0 E: 0 K: 1 S: 9	H: 0 LOB: 0 BB: 0 P: 14	R: 0 E: 0 K: 1 S: 9	H: 0 LOB: 1 BB: 1 P: 18	R: 0 E: 0 K: 1 S: 7	H: 0 LOB: 1 BB: 1 P: 14	R: 0 E: 0 K: 2 S: 9	H: 0 LOB: 0 BB: 0 P: 14	R: 0 E: 0 K: 0 S: 9	H: 0 LOB: 0 BB: 0 P: 14	R: 1 E: 0 K: 1 S: 14	H: 1 LOB: 1 BB: 1 P: 23	1B: 3 2B: 1 3B: 0 HR: 0	SF: 0 SAC: 0 DP: 0 HBP: 0	WP: 0 PB: 0 SB: 0 CS: 0	PA: 34
PITCHER	IP	WLS	BF	H	R	ER	SO	BB	IBB	HBP	BLK	WP	HR	S	P	ERA	WHIP					
Arthur Rhodes, L (1, 1) ERA: 6.63	8.0	W	30	3	1	1	8	3	0	0	0	0	0	12	17	0.00	1.000					
Alan Mills, R (9, 1) ERA: 3.89	1.0		4	1	0	0	1	0	0	0	0	0	0	12	17	0.00	1.000					


AB 32
R 4
H 6
RBI 3
BB 5
SO 6
LOB 14



AB 31
R 1
H 4
RBI 1
BB 3
SO 9
LOB 12



Batter	1	2	3	4	5	6	7	8	9	AB	R	H	RBI	BB	SO	LOB	TOP										
Brady Anderson, L (1, 7) OBP: 0.345, SLG: 0.419	2-1 F8		0-1 1B			0-2 P6			2-3 K	4	0	1	0	0	1	0	Baltimore Orioles @ Detroit Tigers Tiger Stadium, Detroit, MI Tue Aug 10 1993, 7:05 PM EDT Att: 20,546 - Unknown - 77 F AB 30 R 1 H 6 RBI 1 BB 2 SO 3 LOB 9 										
Mark McLemore, S (1, 9) OBP: 0.389, SLG: 0.420 Damon Buford, R (6, 8) OBP: 0.338, SLG: 0.403	1-0 1B		0-0 L9			0-0 G6-4-3 1B			0-0 L5	3	0	2	0	0	0	1											
Mike Devereaux, R (1, 8) OBP: 0.317, SLG: 0.417 Jack Voigt, R (6, 5) OBP: 0.429, SLG: 0.515	1-3 K			0-0 L9		1-0 G6-4-3 1-2f			4-2 1B BB	3	0	0	0	0	1	2											
Harold Baines, L (1, 10) OBP: 0.379, SLG: 0.469 Mark Parent, R (9, PH) OBP: 0.316, SLG: 0.706	0-0 F8			0-3 K			1-2 L7		0-0 1-2 1B	3	0	0	0	0	1	1											
Cal Ripken Jr., R (1, 6) OBP: 0.315, SLG: 0.407 Sherman Obando, R (6, 9) OBP: 0.333, SLG: 0.390		0-1 F8		1-2 G6-3			0-1 L6		2-2 F8	2	0	0	0	0	0	0											
David Segui, S (1, 3) OBP: 0.391, SLG: 0.455	1-0 F8				3-2 G4-3		2-0 F7			3	0	0	0	0	0	0											
Tim Lincecum, R (1, 5) OBP: 0.372, SLG: 0.414		3-2 G5-3			0-2 G5-3			0-0 FC6-4 1B		3	0	1	0	0	0	0											
Harold Reynolds, S (1, 4) OBP: 0.346, SLG: 0.323			4-1 G2-6-3 BB		1-0 HR			0-1 FC6-4 G4-6-3 1-2f		2	1	1	1	1	0	1											
Jeff Tackett, R (1, 2) OBP: 0.310, SLG: 0.239			1-2 G2-6-3 1-2f		0-0 G6-3			1-2 G4-6-3 1-2f		3	0	0	0	0	0	2											
Inning Stats	R: 0 E: 0 K: 1 S: 8	H: 1 LOB: 1 BB: 0 P: 12	R: 0 E: 0 K: 0 S: 6	H: 0 LOB: 0 BB: 0 P: 10	R: 0 E: 0 K: 0 S: 8	H: 1 LOB: 1 BB: 1 P: 13	R: 0 E: 0 K: 1 S: 7	H: 0 LOB: 0 BB: 0 P: 8	R: 1 E: 0 K: 0 S: 9	H: 1 LOB: 0 BB: 0 P: 13	R: 0 E: 0 K: 0 S: 5	H: 1 LOB: 0 BB: 0 P: 6	R: 0 E: 0 K: 0 S: 6	H: 0 LOB: 0 BB: 0 P: 9	R: 0 E: 0 K: 0 S: 6	H: 1 LOB: 0 BB: 0 P: 7		R: 0 E: 0 K: 1 S: 13	H: 1 LOB: 2 BB: 1 P: 21	1B: 5 2B: 0 3B: 0 HR: 1	SF: 0 SAC: 0 DP: 3 HBP: 0	WP: 0 PB: 0 SB: 0 CS: 0	PA: 32				
PITCHER	IP	WLS	BF	H	R	ER	SO	BB	IBB	HBP	BLK	WP	HR	S	P	ERA	WHIP										
John Doherty, R (1, 1) ERA: 4.32	8.0	W	27	5	1	1	2	1	0	0	0	0	1	55	78	1.12	0.750										
Greg Gohr, R (9, 1) ERA: 6.97	1.0		5	1	0	0	1	1	0	0	0	0	0	13	21	0.00	2.000										

Batter	1	2	3	4	5	6	7	8	9	AB	R	H	RBI	BB	SO	LOB	BOTTOM										
Tony Phillips, S (1, 4) OBP: 0.440, SLG: 0.397	2-2 G3			3-2 FC5-2 HR	4-2 BB				4-0 E BB	3	2	0	0	2	0	3	Baltimore Orioles @ Detroit Tigers Tiger Stadium, Detroit, MI Tue Aug 10 1993, 7:05 PM EDT Att: 20,546 - Unknown - 77 F AB 35 R 15 H 10 RBI 14 BB 9 SO 11 LOB 17 										
Dan Gladden, R (1, 7) OBP: 0.297, SLG: 0.426	1-3 K		1-3 K	2-1 HR	2-3 K				1-1 E7 1B	5	2	1	4	0	3	1											
Travis Fryman, R (1, 5) OBP: 0.353, SLG: 0.462	2-3 K		1-1 F7	0-3 K		0-1 2B 1B			2-2 G1-3	5	0	1	0	0	2	1											
Cecil Fielder, R (1, 3) OBP: 0.377, SLG: 0.516 Skeeter Barnes, R (6, PR) OBP: 0.320, SLG: 0.421		4-2 1B 3B BB		1-3 K		4-0 FC6-4 HR BB		3-2 2B	0-1 2H 1B	1	1	0	0	2	1	0											
Mickey Tettleton, S (1, 9) OBP: 0.347, SLG: 0.495		1-3 K	1-3 K	1-3 K		4-2 FC6-4 BB		1-3 K	2-1 G4-3	4	0	0	0	1	3	4											
Kirk Gibson, L (1, 8) OBP: 0.344, SLG: 0.459 Gary Thurman, R (6, 8) OBP: 0.321, SLG: 0.271		2-2 3B 1B		1-1 G4-3	0-1 FC6-4 HR	1-2 G1-3			0-1 G2	3	2	1	0	0	0	2											
Alan Trammell, R (1, 6) OBP: 0.325, SLG: 0.421 Chris Gomez, R (7, 6) OBP: 0.324, SLG: 0.382		4-0 3B 1B		4-0 1B FC5-2 BB	1-0 HR	4-1 BB			1-0 P2	1	2	1	3	3	0	0											
Scott Livingstone, L (1, 10) OBP: 0.325, SLG: 0.393 Rob Deer, R (5, PH) OBP: 0.502, SLG: 0.398		1-1 HR 3B		1-0 FC5-2 HR 1B	3-1 HR	1-0 F8			2-3 K	2	2	2	3	0	0	0											
Chad Kreuter, S (1, 2) OBP: 0.356, SLG: 0.473 Rich Rowland, R (9, 2)		3-2 HR		4-2 HR FC5-2 BB	2-3 K				0-1 G6-3	3	2	1	2	1	1	1											
Inning Stats	R: 0 E: 0 K: 2 S: 9	H: 0 LOB: 0 BB: 0 P: 14	R: 5 E: 0 K: 2 S: 21	H: 3 LOB: 0 BB: 2 P: 37	R: 0 E: 0 K: 2 S: 8	H: 0 LOB: 0 BB: 0 P: 11	R: 4 E: 0 K: 1 S: 16	H: 2 LOB: 2 BB: 2 P: 31	R: 4 E: 0 K: 2 S: 19	H: 2 LOB: 1 BB: 3 P: 39	R: 0 E: 0 K: 1 S: 17	H: 2 LOB: 3 BB: 1 P: 27	R: 2 E: 1 K: 0 S: 11	H: 1 LOB: 1 BB: 1 P: 20	R: 0 E: 0 K: 1 S: 6	H: 0 LOB: 0 BB: 0 P: 9		R: 0 E: 0 K: 1 S: 6	H: 0 LOB: 0 BB: 0 P: 9	1B: 4 2B: 1 3B: 1 HR: 4	SF: 0 SAC: 0 DP: 0 HBP: 0	WP: 0 PB: 0 SB: 0 CS: 0	PA: 44				
PITCHER	IP	WLS	BF	H	R	ER	SO	BB	IBB	HBP	BLK	WP	HR	S	P	ERA	WHIP										
Ben McDonald, R (1, 1) ERA: 3.5	2.1	L	15	4	4	4	4	4	0	0	0	0	2	39	69	15.43	3.429										
Brad Pennington, L (4, 1) ERA: 6.75	1.0		6	1	2	0	0	1	0	0	0	0	0	11	20	0.00	2.000										
Jim Poole, L (7, 1) ERA: 1.98	1.0		3	0	0	0	1	0	0	0	0	0	0	6	9	0.00	0.000										

Batter	1	2	3	4	5	6	7	8	9	AB	R	H	RBI	BB	SO	LOB	TOP		
Brady Anderson, L (1, 7) OBP: 0.343, SLG: 0.416 Damon Buford, R (6, 8) OBP: 0.329, SLG: 0.391	2-1 F7		2-2 G4-3		1-1 G3		0-1 P3		0-0 P2	3	0	0	0	0	0	0	Baltimore Orioles @ Detroit Tigers Tiger Stadium, Detroit, MI Wed Aug 11, 1993, 7:05 PM EDT Att: 20,762 - Unknown - 84 F		
Mark McLemore, S (1, 9) OBP: 0.369, SLG: 0.420	0-1 1B		2-2 G1-3			2-1 F8		1-3 K	3-2 1B	5	0	2	0	0	1				
Mike Devereaux, R (1, 8) Jack Voigt, R (6, 5) OBP: 0.430, SLG: 0.507	2-0 2B		3-2 G5-3			1-2 HR		4-1 HR	0-1 P3	3	2	2	1	0	0				
Harold Baines, L (1, 10) OBP: 0.384, SLG: 0.474	1-1 1B			0-1 G4-6-3		3-2 G4-3		4-1 HR		3	1	2	1	1	0				
Cal Ripken Jr., R (1, 6) Sherman Obando, R (6, 7) OBP: 0.318, SLG: 0.408 OBP: 0.341, SLG: 0.436	0-1 G6-3			0-0 G4-6-3		1-0 1B		3-1 HR		3	0	2	0	0	0				
David Segui, S (1, 3) OBP: 0.386, SLG: 0.449		1-2 F8		0-0 G4-6-3		2-1 F9		0-2 G1-4-3		4	0	0	0	0	3				
Tim Lulett, R (1, 5) OBP: 0.380, SLG: 0.418		4-1 BB		2-2 G6-3			1-0 1B	0-0 FC6-4		3	0	2	0	1	0				
Harold Reynolds, S (1, 4) OBP: 0.342, SLG: 0.319		0-0 F7			0-1 G4-3		0-0 F8	1-1 FC6-4		4	0	0	0	0	3				
Mark Parent, R (1, 2) OBP: 0.261, SLG: 0.571		0-0 F8			1-2 P5		2-1 L8		0-1 G5-3	4	0	0	0	0	2				
Inning Stats	R: 1 E: 0 K: 0 S: 9	H: 3 LOB: 1 BB: 0 P: 14	R: 0 E: 0 K: 0 S: 6	H: 0 LOB: 1 BB: 1 P: 11	R: 0 E: 0 K: 0 S: 10	H: 2 LOB: 1 BB: 0 P: 11	R: 0 E: 0 K: 0 S: 7	H: 0 LOB: 0 BB: 0 P: 9	R: 1 E: 0 K: 0 S: 11	H: 2 LOB: 1 BB: 0 P: 20	R: 0 E: 0 K: 0 S: 6	H: 1 LOB: 1 BB: 0 P: 9	R: 3 E: 0 K: 1 S: 14	H: 2 LOB: 1 BB: 2 P: 27	R: 0 E: 0 K: 0 S: 12	H: 1 LOB: 1 BB: 0 P: 15		1B: 8 2B: 1 3B: 0 HR: 2	SF: 0 SAC: 0 DP: 1 HBP: 0
PITCHER	IP	WLS	BF	H	R	ER	SO	BB	IBB	HBP	BLK	WP	HR	S	P	ERA	WHIP		
Bill Gullickson, R (1, 1) ERA: 4.83	7.0	W	28	8	2	2	0	1	0	0	0	0	1	58	91	2.57	1.286		
Bob MacDonald, L (8, 1) ERA: 4.91	1.0		7	2	3	3	1	2	0	0	0	0	1	14	27	27.00	4.000		
Storm Davis, R (9, 1) ERA: 5.47	1.0		4	1	0	0	0	0	0	0	0	0	0	12	15	0.00	1.000		

Batter	1	2	3	4	5	6	7	8	9	AB	R	H	RBI	BB	SO	LOB	BOTTOM		
Tony Phillips, S (1, 4) OBP: 0.441, SLG: 0.404			1-2 P6	3-2 1B				1-2 F8		5	2	2	2	1	1	7	Baltimore Orioles @ Detroit Tigers Tiger Stadium, Detroit, MI Wed Aug 11, 1993, 7:05 PM EDT Att: 20,762 - Unknown - 84 F		
Dan Gladden, R (1, 7) OBP: 0.304, SLG: 0.450	0-1 1B	3-2 G5-3	0-1 HR	1-1 P2			0-0 G4-3			5	3	3	5	0	0	1			
Travis Fryman, R (1, 5) OBP: 0.356, SLG: 0.470	0-0 2B	0-0 E5	3-2 HR		2-0 F9		1-2 G4-3			5	2	3	1	0	0	1			
Cecil Fielder, R (1, 3) Skeeter Barnes, R (5, 3) OBP: 0.374, SLG: 0.512 OBP: 0.314, SLG: 0.412	2-0 F7	3-1 P4	2-3 K		1-2 G6-3		0-1 G5-3			3	0	0	0	0	1	3			
Mickey Tettleton, S (1, 9) OBP: 0.345, SLG: 0.490	4-2 2B	2-3 K		1-3 K	1-2 G3		2-1 G3			4	1	0	0	1	2	1			
Kirk Gibson, L (1, 8) Gary Thurman, R (8, 8) OBP: 0.346, SLG: 0.473 OBP: 0.317, SLG: 0.268	3-2 1B		3-2 G6-3	1-1 HR		0-3 K		1-2 G6-3		4	2	2	3	0	1	0			
Scott Livingstone, L (1, 10) OBP: 0.337, SLG: 0.364	1-3 2B				0-1 WP	0-1 G3-1		4-1 1B		4	2	4	2	1	0	0			
Chad Kreuter, S (1, 2) Rich Rowland, R (8, 2) OBP: 0.355, SLG: 0.470	1-1 F7		2-0 HR	2-2 G3-1		3-3 K		0-2 L9		4	1	1	0	0	1	3			
Chris Gomez, R (1, 6) OBP: 0.381, SLG: 0.447	1-1 1B		3-0 HR	2-1 1B		1-2 G1-3		1-1 1B		4	2	3	1	0	0	1			
Inning Stats	R: 5 E: 0 K: 1 S: 19	H: 5 LOB: 2 BB: 2 P: 35	R: 0 E: 1 K: 1 S: 10	H: 1 LOB: 1 BB: 0 P: 18	R: 3 E: 0 K: 1 S: 17	H: 4 LOB: 1 BB: 0 P: 27	R: 0 E: 0 K: 0 S: 9	H: 0 LOB: 0 BB: 0 P: 13	R: 0 E: 0 K: 2 S: 14	H: 1 LOB: 1 BB: 0 P: 18	R: 2 E: 0 K: 0 S: 9	H: 2 LOB: 0 BB: 0 P: 13	R: 0 E: 0 K: 0 S: 13	H: 1 LOB: 2 BB: 1 P: 20	1B: 11 2B: 3 3B: 0 HR: 4	SF: 0 SAC: 0 DP: 0 HBP: 1		WP: 1 PA: 46 PB: 0 SB: 2 CS: 0	
PITCHER	IP	WLS	BF	H	R	ER	SO	BB	IBB	HBP	BLK	WP	HR	S	P	ERA	WHIP		
Rick Sutcliffe, R (1, 1) ERA: 5.21	0.2	L	9	5	5	5	0	2	0	0	0	1	3	16	31	67.50	10.500		
Anthony Telford, R (1, 1) ERA: 9.82	3.1		20	9	8	8	4	0	0	1	0	1	3	47	80	21.60	2.700		
Mark Williamson, R (5, 1) ERA: 4.35	3.0		12	3	2	2	2	0	0	0	0	0	1	32	44	6.00	1.000		
Jeff Tackett, R (8, 1) ERA:	1.0		5	1	0	0	0	1	0	0	0	0	0	13	20	0.00	2.000		

Batter	1	2	3	4	5	6	7	8	9	AB	R	H	RBI	BB	SO	LOB	TOP										
Brady Anderson, L OBP: 0.345, SLG: 0.414	0-2 SH2-3 1B	2-2 F7		4-2 FC4-6 BB		0-0 P6		4-2 G5-3 1B BB	1-1 G4-3	4	1	1	1	2	0	3											
Harold Reynolds, S OBP: 0.343, SLG: 0.320	0-1 SH2-3 1-2		2-2 FC4-6 1B HR	1-1 FC4-6 FC6-4 1-2f		2-1 HR 1B		0-3 K	1-3 K	5	2	2	1	0	2	2											
Mike Devereaux, R OBP: 0.320, SLG: 0.434	1-0 G6-3		0-2 FC4-6 1B	1-1 FC6-4 1-2f		1-0 HR		1-1 G5-3		5	1	2	2	0	0	3											
Harold Baines, L OBP: 0.381, SLG: 0.470	1-2 P5		1-0 FC4-6 HR		1-1 G4-3	1-3 K		0-0 1B 1B		5	2	1	1	0	1	3											
Cal Ripken Jr., R OBP: 0.320, SLG: 0.417		2-2 1B G5-3 1B	0-0 HR		2-1 G5-3		0-0 F7	1-0 1B 1-2 1B		5	2	3	3	0	0	0											
David Segui, S OBP: 0.389, SLG: 0.451		2-2 G5-3 1B	2-1 1B		2-3 K		1-3 K	0-0 1-3 2-H 1B		5	0	3	1	0	2	0											
Tim Lincecum, R OBP: 0.385, SLG: 0.420		0-2 G5-3 1B	0-3 K			3-1 2B 1B	3-2 HBP	2-3 K		4	1	2	0	0	2	3											
Jack Voigt, R OBP: 0.440, SLG: 0.549	1-2 P3		1-3 K			1-0 G4-3 1B 2B	4-2 BB		0-0 G4-3 3B	4	2	2	1	1	1	4											
Jeff Tackett, R OBP: 0.299, SLG: 0.230		2-2 G5-3		1-3 K		3-1 G4-3	0-1 F7	3-2 P3		3	0	0	1	0	1	3											
Mark Parent, R OBP: 0.240, SLG: 0.522	1-2 2-3 3-H					2-3				2	0	0	0	0	0	3											
Inning Stats	R: 0 E: 0 K: 0 S: 9	H: 1 LOB: 1 BB: 0 P: 11	R: 1 E: 0 K: 0 S: 18	H: 3 LOB: 2 BB: 0 P: 27	R: 3 E: 0 K: 2 S: 18	H: 4 LOB: 1 BB: 0 P: 24	R: 0 E: 0 K: 1 S: 10	H: 0 LOB: 0 BB: 1 P: 17	R: 0 E: 0 K: 1 S: 9	H: 0 LOB: 0 BB: 0 P: 14	R: 4 E: 0 K: 1 S: 12	H: 4 LOB: 0 BB: 23 P: 20	R: 0 E: 0 K: 1 S: 11	H: 0 LOB: 2 BB: 1 P: 19	R: 2 E: 0 K: 2 S: 14	H: 3 LOB: 2 BB: 1 P: 22	R: 1 E: 0 K: 1 S: 11	H: 1 LOB: 0 BB: 0 P: 16	1B: 12 2B: 1 3B: 1 HR: 2	SF: 0 SAC: 1 DP: 0 HBP: 1	WP: 0 PB: 0 SB: 0 CS: 0	PA: 47					
PITCHER	IP	WLS	BF	H	R	ER	SO	BB	IBB	HBP	BLK	WP	HR	S	P	ERA	WHIP										
Sean Bergman, R ERA: 5.67	2.1		15	8	4	4	0	0	0	0	0	0	1	38	54	15.43	3.429										
Storm Davis, R ERA: 5.29	2.2		9	0	0	0	4	1	0	0	0	0	0	26	39	0.00	0.375										
Bob MacDonal, L ERA: 5.5	1.0		7	4	4	4	1	0	0	0	0	0	1	12	23	36.00	4.000										
Greg Gohr, R ERA: 6.55	0.2		4	0	0	0	1	1	0	1	0	0	0	9	17	0.00	1.500										
Mike Henneman, R ERA: 2.44	2.1	W	12	4	3	3	3	1	0	0	0	0	0	27	40	11.57	2.143										

Baltimore Orioles @ Detroit Tigers
Tiger Stadium, Detroit, MI
Thu Aug 12 1993, 3:33 AM EDT
Att: 28,055 - Sunny - 85 F

AB	42
R	11
H	16
RBI	11
BB	3
SO	9
LOB	24



Batter	1	2	3	4	5	6	7	8	9	AB	R	H	RBI	BB	SO	LOB	BOTTOM										
Gary Thurman, R OBP: 0.329, SLG: 0.324				2-3 K	1-0 L5		1-1 F8	4-0 E 2B IBB		3	1	2	2	0	1	1											
Kirk Gibson, L OBP: 0.346, SLG: 0.470				1-0 F8	1-2 P4		2-2 BB S 1B	1-1 E2 2B SF7 1B		6	2	3	3	0	1	4											
Dan Gladden, R OBP: 0.309, SLG: 0.466							1-3 K	1-2 2-H 3-H 1B		5	3	4	1	1	1	1											
Travis Fryman, R OBP: 0.361, SLG: 0.481	0-2 1B 2B	2-2 G6-4-3 1B		4-2 BB BB		0-1 SH1-4 HR 2B	1-2 K	1-2 SF7 1B 2B		3	1	1	1	3	1	2											
Cecil Fielder, R OBP: 0.378, SLG: 0.511	3-2 E FC1-2 2H 1B	1-3 K		4-2 1-2 2-3 BB		1-0 E5 SH1-4 HR	4-0 BB IBB	4-0 1B 1B IBB		3	1	1	1	3	1	2											
Alan Trammell, R OBP: 0.361, SLG: 0.420	2-1 E8 E 1B	1-2 G6-4-3		0-0 F7		0-0 SH1-4	4-2 BB	0-0 SF7		3	1	1	1	1	0	4											
Rob Deer, R OBP: 0.305, SLG: 0.399	4-1 E 1B BB					1-1 SH5-4 1B 1B	4-0 HR IBB	1-2 G4-3 1B	1-2 1B	2	2	1	0	1	1	0											
Tony Phillips, S OBP: 0.442, SLG: 0.404								1-2 1B		2	1	1	1	1	0	3											
Rich Rowland, R ERA: 4.25	1-1 FC1-2 1B		1-3 K		0-0 1B SH5-4 1B	2-2 P6		1-1 SH3-4 1B		3	1	1	0	0	1	2											
Mickey Tettleton, S OBP: 0.347, SLG: 0.491	1-3 2-H 3-H 3B				1-2 1B			1-1 SH3-4 1B		3	1	2	0	0	0	3											
Skeeter Barnes, R OBP: 0.318, SLG: 0.414	1-0 1B		0-1 P5		0-0 SH5-4	0-1 P6		1-1 SH3-4 1B		2	1	1	1	0	0	0											
Chad Kreuter, S OBP: 0.356, SLG: 0.483	1-2 3B 1B				1-2 2-3 3-H 1B	1-1 SH5-4	1-1 HR	1-1 K		3	2	2	4	0	1	3											
Chris Gomez, R OBP: 0.391, SLG: 0.439	1-3 K			4-1 BB S BB	1-0 S	1-0 F9		0-0 SH3-4		3	0	1	1	1	1	2											
Inning Stats	R: 7 E: 2 K: 2 S: 23	H: 7 LOB: 1 BB: 1 P: 39	R: 0 E: 0 K: 1 S: 12	H: 1 LOB: 0 BB: 0 P: 16	R: 0 E: 0 K: 2 S: 14	H: 0 LOB: 0 BB: 0 P: 18	R: 0 E: 0 K: 1 S: 12	H: 0 LOB: 3 BB: 3 P: 26	R: 1 E: 0 K: 0 S: 9	H: 3 LOB: 2 BB: 0 P: 13	R: 4 E: 1 K: 0 S: 12	H: 2 LOB: 0 BB: 1 P: 21	R: 0 E: 0 K: 1 S: 13	H: 1 LOB: 3 BB: 2 P: 27	R: 5 E: 1 K: 1 S: 21	H: 6 LOB: 3 BB: 2 P: 35	1B: 13 2B: 4 3B: 1 HR: 2	SF: 1 SAC: 3 DP: 1 HBP: 0	WP: 0 PB: 0 SB: 3 CS: 0	PA: 53							
PITCHER	IP	WLS	BF	H	R	ER	SO	BB	IBB	HBP	BLK	WP	HR	S	P	ERA	WHIP										
Fernando Valenzuela, L ERA: 4.25	0.2		10	7	7	7	1	1	0	0	0	0	0	20	34	94.50	12.000										
Alan Mills, R ERA: 3.74	3.0		12	1	0	0	5	3	0	0	0	0	0	40	64	0.00	1.333										
Todd Frothing, R ERA: 3.63	2.0	L	12	4	4	2	0	0	1	0	0	0	0	18	29	9.00	2.000										
Jim Poole, L ERA: 2.17	1.0		7	2	1	0	1	1	1	0	0	0	1	16	30	0.00	3.000										
Mark Williamson, R ERA: 4.52	1.1		12	6	5	2	1	0	2	0	0	0	0	22	38	13.50	4.500										

Baltimore Orioles @ Detroit Tigers
Tiger Stadium, Detroit, MI
Thu Aug 12 1993, 3:33 AM EDT
Att: 28,055 - Sunny - 85 F

AB	40
R	17
H	20
RBI	15
BB	9
SO	8
LOB	27



Batter	1	2	3	4	5	6	7	8	9	AB	R	H	RBI	BB	SO	LOB	TOP					
Tony Phillips, S OBP: 0.441, SLG: 0.404	K			G4-3		SH5-3		FC6-4 1B		3	0	1	0	0	1	0	Detroit Tigers @ Milwaukee Brewers Milwaukee County Stadium, Milwaukee, WI Fri Aug 13 1993, 8:05 PM EDT Sunny - 88 F					
Dan Gladden, R OBP: 0.304, SLG: 0.457	G5-3			K		G3		FC6-4 1-2		4	0	0	0	0	1	2						
Travis Fryman, R OBP: 0.358, SLG: 0.477	K			F7		K			G6-3	4	0	0	0	0	2	1						
Cecil Fielder, R OBP: 0.375, SLG: 0.506		G6-3			G5-3		F9		G5-3	4	0	0	0	0	0	0						
Alan Trammell, R OBP: 0.363, SLG: 0.421		F8			P3		1B		WP 1B	4	1	2	0	0	0	0						
Rob Deer, R OBP: 0.307, SLG: 0.398		K			1B BB		P4		1B	3	0	1	1	1	1	1						
Skeeter Barnes, R OBP: 0.315, SLG: 0.408			F7		1B		K		F7	4	0	1	0	0	1	2						
Rich Rowland, R OBP: 0.286, SLG: 0.286			G5-4-3 1B		G6-3			G6-3		3	0	1	0	0	0	2						
Gary Thurman, R OBP: 0.330, SLG: 0.316			G5-4-3			G3 SH5-3 BB		P4		2	0	0	0	1	0	1						
Inning Stats	R: 0 E: 0 K: 2 S: 8	H: 0 LOB: 0 BB: 0 P: 13	R: 0 E: 0 K: 1 S: 7	H: 0 LOB: 0 BB: 0 P: 11	R: 0 E: 0 K: 0 S: 6	H: 1 LOB: 0 BB: 0 P: 11	R: 0 E: 0 K: 1 S: 8	H: 0 LOB: 0 BB: 0 P: 12	R: 0 E: 0 K: 0 S: 10	H: 1 LOB: 2 BB: 1 P: 18	R: 0 E: 0 K: 1 S: 8	H: 0 LOB: 1 BB: 1 P: 14	R: 0 E: 0 K: 1 S: 11	H: 1 LOB: 1 BB: 0 P: 17	R: 0 E: 0 K: 0 S: 9	H: 1 LOB: 1 BB: 0 P: 15	R: 1 E: 0 K: 0 S: 12	H: 2 LOB: 1 BB: 0 P: 19	1B: 6 2B: 0 3B: 0 HR: 0	SF: 0 SAC: 1 DP: 1 HBP: 0	WP: 1 PB: 0 SB: 0 CS: 0	PA: 34
PITCHER Angel Miranda, L ERA: 2.97	IP: 9.0 WLS: W BF: 34 H: 6 R: 1 ER: 1 SO: 6 BB: 2 IBB: 0 HBP: 0 BLK: 0 WP: 1 HR: 0 S: 79 P: 130 ERA: 1.00 WHIP: 0.889																					

Batter	1	2	3	4	5	6	7	8	9	AB	R	H	RBI	BB	SO	LOB	BOTTOM					
Pat Listach, S OBP: 0.325, SLG: 0.319	K		SF9		P3	1-2 2-3 3-H BB		1B BB		2	0	0	2	2	1	1	Detroit Tigers @ Milwaukee Brewers Milwaukee County Stadium, Milwaukee, WI Fri Aug 13 1993, 8:05 PM EDT Sunny - 88 F					
Darryl Hamilton, L OBP: 0.368, SLG: 0.405	B5		G4-3			F8		1B		5	0	1	0	0	1	4						
B.J. Surhoff, L OBP: 0.307, SLG: 0.378	G4-3			B1-3		K		G6-3		4	1	1	0	1	0	2						
Greg Vaughn, R OBP: 0.372, SLG: 0.518		G5-3		G5-3		1B S 2B		F9		3	1	0	0	1	0	1						
Dickie Thon, R OBP: 0.330, SLG: 0.351		G5-3		E9		1B S 2B IBB		P4		3	1	0	0	1	0	1						
Kevin Seitzer, R OBP: 0.315, SLG: 0.351		F7		G5-3		2B BB 1B		P5		4	1	1	1	0	0	2						
Dave Nilsson, L OBP: 0.303, SLG: 0.339			SH5-4 1B SF9 1B		K	SF9		P3		3	1	1	1	0	1	0						
Juan Bell, R OBP: 0.342, SLG: 0.395			SF9 SH5-4 1B		E1	BB 2B		G4-3 3B		4	1	4	1	0	0	0						
Troy O'Leary, L OBP: 0.200, SLG: 0.111			SH5-4		K	BB		G4-3		2	0	0	1	1	1	1						
Inning Stats	R: 0 E: 0 K: 1 S: 7	H: 0 LOB: 0 BB: 0 P: 11	R: 0 E: 0 K: 0 S: 7	H: 0 LOB: 0 BB: 0 P: 14	R: 1 E: 0 K: 0 S: 12	H: 2 LOB: 1 BB: 0 P: 15	R: 0 E: 1 K: 0 S: 7	H: 0 LOB: 1 BB: 0 P: 10	R: 0 E: 1 K: 2 S: 11	H: 1 LOB: 1 BB: 0 P: 15	R: 4 E: 0 K: 1 S: 25	H: 3 LOB: 3 BB: 4 P: 47	R: 0 E: 0 K: 0 S: 8	H: 0 LOB: 1 BB: 1 P: 13	R: 1 E: 0 K: 0 S: 13	H: 2 LOB: 2 BB: 1 P: 19	R: 0 E: 0 K: 0 S: 12	H: 2 LOB: 1 BB: 0 P: 19	1B: 5 2B: 2 3B: 1 HR: 0	SF: 2 SAC: 1 DP: 0 HBP: 0	WP: 0 PB: 0 SB: 3 CS: 0	PA: 39
PITCHER Buddy Groom, L ERA: 5.12 Greg Gohr, R ERA: 6.09	IP: 5.2 WLS: L BF: 27 H: 6 R: 5 ER: 5 SO: 3 BB: 1 IBB: 2 HBP: 0 BLK: 0 WP: 0 HR: 0 S: 61 P: 98 ERA: 7.94 WHIP: 1.235																					


Batter	1	2	3	4	5	6	7	8	9	AB	R	H	RBI	BB	SO	LOB	TOP					
Tony Phillips, S OBP: 0.440, SLG: 0.402	G4-3		BB 1B		G5-3		G4-3			4	0	1	0	0	0	2	Detroit Tigers @ Milwaukee Brewers Milwaukee County Stadium, Milwaukee, WI Fri Aug 13 1993, 8:05 PM EDT Att: 27,074 - Unknown - 81 F					
Dan Gladden, R OBP: 0.311, SLG: 0.467	2B		1B		1B			K		4	0	3	1	0	1	0						
Travis Fryman, R OBP: 0.360, SLG: 0.476	L9		1B		1B			G6-3		3	0	1	0	1	0	1						
Cecil Fielder, R OBP: 0.372, SLG: 0.501	F8		BB		1B			G6-3		4	0	0	0	0	1	6						
Mickey Tettleton, S OBP: 0.344, SLG: 0.486	G4-3				G3		F7		F8	4	0	0	0	0	0	0						
Kirk Gibson, L OBP: 0.342, SLG: 0.464	F8				F7		F9		G4-3	4	0	0	0	0	0	0						
Rob Deer, R OBP: 0.304, SLG: 0.393	G1-3				K		L8		G6-3	4	0	0	0	0	1	0						
Chad Kreuter, S OBP: 0.355, SLG: 0.478			F8				G3			3	0	0	0	0	0	0						
Chris Gomez, R OBP: 0.388, SLG: 0.432	F8		F8		G5-3		E5			3	1	1	0	0	0	0						
Inning Stats	R: 0 E: 0 K: 0 S: 10	H: 1 LOB: 1 BB: 0 P: 13	R: 0 E: 0 K: 0 S: 7	H: 0 LOB: 0 BB: 0 P: 14	R: 0 E: 0 K: 1 S: 14	H: 2 LOB: 3 BB: 1 P: 21	R: 0 E: 0 K: 1 S: 7	H: 0 LOB: 0 BB: 0 P: 13	R: 1 E: 0 K: 0 S: 11	H: 3 LOB: 2 BB: 0 P: 18	R: 0 E: 0 K: 0 S: 6	H: 0 LOB: 0 BB: 0 P: 11	R: 0 E: 1 K: 0 S: 10	H: 0 LOB: 0 BB: 0 P: 14	R: 0 E: 0 K: 1 S: 7	H: 0 LOB: 0 BB: 0 P: 9		R: 0 E: 0 K: 0 S: 7	H: 0 LOB: 0 BB: 0 P: 11	1B: 5 2B: 1 3B: 0 HR: 0	SF: 0 SAC: 0 DP: 1 HBP: 0	WP: 0 PB: 0 SB: 0 CS: 0
PITCHER Ricky Bones, R ERA: 4.57	IP: 9.0 WLS: W BF: 34 H: 6 R: 1 ER: 1 SO: 3 BB: 1 IBB: 0 HBP: 0 BLK: 0 WP: 0 HR: 0 S: 79 P: 124 ERA: 1.00 WHIP: 0.778															PITCHER						

Batter	1	2	3	4	5	6	7	8	9	AB	R	H	RBI	BB	SO	LOB	BOTTOM			
Pat Listach, S OBP: 0.323, SLG: 0.316	G5-3		F7		G6-3		K		FC5-4	5	0	1	1	0	1	4	Detroit Tigers @ Milwaukee Brewers Milwaukee County Stadium, Milwaukee, WI Fri Aug 13 1993, 8:05 PM EDT Att: 27,074 - Unknown - 81 F			
Robin Yount, R OBP: 0.331, SLG: 0.387	1B		G4-3		2B		1B		F9	3	2	1	0	2	0	3				
B.J. Surhoff, L OBP: 0.308, SLG: 0.381	P3				G4-3		1B		FC5-4	5	1	2	3	0	0	2				
Greg Vaughn, R OBP: 0.374, SLG: 0.518	FC5-4				G6-3		1B		K	4	1	2	1	1	1	2				
Dickie Thon, R OBP: 0.326, SLG: 0.346	F8				G6-3		L9		SH1-4	3	0	0	0	0	0	3				
Darryl Hamilton, L OBP: 0.368, SLG: 0.405										0	0	0	0	0	0	0				
Dave Nilsson, L OBP: 0.307, SLG: 0.339	F8				F9				WP	3	0	1	0	1	0	1				
John Jaha, R OBP: 0.324, SLG: 0.365	G6-3				SH2-4		E6		SF9	3	1	1	1	0	0	1				
Juan Bell, R OBP: 0.340, SLG: 0.390			G5-3		G6-3		F8		K	3	1	0	0	1	1	3				
Troy O'Leary, L OBP: 0.308, SLG: 0.250					SH2-4		K		F9	3	1	2	0	0	1	2				
Inning Stats	R: 0 E: 0 K: 0 S: 5	H: 1 LOB: 1 BB: 0 P: 12	R: 0 E: 0 K: 0 S: 6	H: 0 LOB: 0 BB: 0 P: 10	R: 0 E: 0 K: 0 S: 6	H: 1 LOB: 1 BB: 0 P: 10	R: 0 E: 0 K: 0 S: 7	H: 1 LOB: 1 BB: 0 P: 12	R: 3 E: 0 K: 2 S: 11	H: 2 LOB: 2 BB: 0 P: 18	R: 3 E: 0 K: 1 S: 16	H: 2 LOB: 1 BB: 2 P: 29	R: 1 E: 0 K: 1 S: 8	H: 2 LOB: 1 BB: 0 P: 9	R: 1 E: 0 K: 1 S: 8	H: 2 LOB: 1 BB: 0 P: 9	1B: 8 2B: 2 3B: 0 HR: 0	SF: 1 SAC: 2 DP: 0 HBP: 0	WP: 1 PB: 0 SB: 0 CS: 0	PA: 40
PITCHER Tom Bolton, L ERA: 4.81 Kurt Knudsen, R ERA: 5.51	IP: 6.0 WLS: L BF: 28 H: 6 R: 3 ER: 3 SO: 2 BB: 1 IBB: 2 HBP: 0 BLK: 0 WP: 0 HR: 0 S: 50 P: 91 ERA: 4.50 WHIP: 1.167															PITCHER				

Batter	1	2	3	4	5	6	7	8	9	AB	R	H	RBI	BB	SO	LOB	TOP										
Tony Phillips, S (1,4) OBP: 0.443, SLG: 0.406	4-2 FC4-6 BB	1-2 S 1B		1-2 1B 1B	3-3 K			2-1 G5-3 1B		4	1	3	0	1	1	2											
Dan Gladden, R (1,7) OBP: 0.313, SLG: 0.466	2-1 FC4-6 S 1B	0-1 F9		0-0 1B 1B		0-0 F9		2-1 1B		5	2	2	0	0	0	2											
Travis Fryman, R (1,5) OBP: 0.358, SLG: 0.473	SAFE F9		1-0 G6-3	0-0 1B		2-0 F7		1-0 F7		5	0	1	2	0	0	3											
Cecil Fielder, R (1,10) OBP: 0.374, SLG: 0.505	0-0 2B 2H		0-0 2B		2-2 FC6-4 1B		0-0 G6-3	1-0 G5-3		5	0	3	1	0	0	2											
Alan Trammell, R (1,6) OBP: 0.367, SLG: 0.426	2-2 2B		4-1 2B		2-2 FC6-4 1B			0-1 G6-3		4	1	2	0	1	0	1											
Rob Deer, R (1,9) OBP: 0.305, SLG: 0.391	4-1 BB		2-3 K		1-1 FC6-4 1B		2-2 FC6-4 1B	2-2 G5-3		4	1	1	0	1	1	3											
Skeeter Barnes, R (1,3) OBP: 0.313, SLG: 0.404 Mickey Tettleton, S (3,PH) OBP: 0.341, SLG: 0.481	1-0 L5		3-3 K		1-1 P3		0-1 P5	2-1 G3		1	0	0	0	0	0	3	AB 40										
Rich Rowland, R (1,2) OBP: 0.273, SLG: 0.273		2-3 K		1-3 K		0-0 E5 1B		1-2 1B		4	0	1	0	0	2	2	R 5										
Gary Thurman, R (1,8) OBP: 0.322, SLG: 0.308 Kirk Gibson, L (5,PH) OBP: 0.343, SLG: 0.464		1-3 K		0-0 B1-3		1-3 2-H 3-H 1B		3-1 G4-3		2	0	0	0	0	1	0	H 14										
Inning Stats	R: 1 E: 0 K: 0 S: 13	H: 2 LOB: 3 BB: 2 P: 28	R: 0 E: 0 K: 2 S: 12	H: 1 LOB: 1 BB: 0 P: 16	R: 0 E: 0 K: 2 S: 9	H: 1 LOB: 2 BB: 1 P: 19	R: 2 E: 0 K: 1 S: 9	H: 3 LOB: 1 BB: 0 P: 11	R: 2 E: 1 K: 1 S: 15	H: 3 LOB: 2 BB: 0 P: 24	R: 0 E: 0 K: 0 S: 3	H: 0 LOB: 0 BB: 0 P: 5	R: 0 E: 0 K: 0 S: 9	H: 2 LOB: 2 BB: 0 P: 14	R: 0 E: 0 K: 0 S: 6	H: 2 LOB: 1 BB: 0 P: 12	R: 0 E: 0 K: 0 S: 8	H: 0 LOB: 0 BB: 0 P: 12	1B: 12 2B: 2 3B: 0 HR: 0	SF: 0 SAC: 0 DP: 1 HBP: 0	WP: 0 PB: 0 SB: 2 CS: 0	PA: 43					
PITCHER	IP	WLS	BF	H	R	ER	SO	BB	IBB	HBP	BLK	WP	HR	S	P	ERA	WHIP										
Teddy Higuera, L (1,1) ERA: 4.5	2.0	L	11	3	1	1	2	2	0	0	0	0	0	25	44	4.50	2.500										
Jaime Navarro, R (3,1) ERA: 5.33	2.0		10	4	2	2	3	1	0	0	0	0	0	18	30	9.00	2.500										
Mike Fetters, R (5,1) ERA: 3.94	3.0		15	5	2	0	1	0	0	0	0	0	0	27	43	0.00	1.667										
Matt Maysey, R (8,1) ERA: 2.25	1.0		4	2	0	0	0	0	0	0	0	0	0	6	12	0.00	2.000										
Doug Henry, R (9,1) ERA: 5.19	1.0		3	0	0	0	0	0	0	0	0	0	0	8	12	0.00	0.000										

Detroit Tigers @ Milwaukee Brewers
Milwaukee County Stadium, Milwaukee, WI
Sat Aug 14 1993, 8:05 PM EDT
Att: 45,003 - Unknown - 80 F


AB 40
R 5
H 14
RBI 5
BB 3
SO 6
LOB 25



Batter	1	2	3	4	5	6	7	8	9	AB	R	H	RBI	BB	SO	LOB	BOTTOM										
Pat Listach, S (1,6) OBP: 0.319, SLG: 0.313 Bill Spiers, L (7,4) OBP: 0.306, SLG: 0.319	2-1 G4-3	2-2 FC6-4			2-1 G4-3		1-0 G1		1-1 2B	3	0	0	0	0	0	4											
Darryl Hamilton, L (1,9) OBP: 0.388, SLG: 0.411	4-0 G5-3 BB		1-3 K		1-1 FC1-5			1-1 HR	1-3 K	4	1	1	1	1	2	2											
B.J. Surhoff, L (1,5) OBP: 0.308, SLG: 0.378	2-1 G5-3		2-1 G3-1		3-H 0-2 G4-3			4-0 F9 BB		3	0	0	0	1	0	2											
Greg Vaughn, R (1,7) OBP: 0.376, SLG: 0.516	2-1 F8		0-1 F8			4-1 BB		4-2 BB	1-2 FC6-4 BB	2	0	0	0	2	0	1											
Kevin Reimer, L (1,10) OBP: 0.292, SLG: 0.406		1-1 G3-1		2-3 K		1-3 K		0-0 F9	2-3 K	4	0	0	0	0	2	3											
Robin Yount, R (1,8) OBP: 0.333, SLG: 0.390		4-2 BB 1B BB		3-2 G4-3 2B		0-2 F9		2-3 K		3	0	1	0	1	1	3											
Dave Nilsson, L (1,2) OBP: 0.301, SLG: 0.331		0-0 F7		1-2 G4-3		2-0 G3		1-1 FC6-4	1-2 1B	4	0	0	0	0	0	5	AB 32										
John Jaha, R (1,3) OBP: 0.323, SLG: 0.364		1-2 BB 1B		0-0 F7			1-2 P3		1-3 K	4	0	1	0	0	1	1	R 1										
Juan Bell, R (1,4) OBP: 0.343, SLG: 0.394		4-0 FC6-4 BB			2-1 G4-3 FC1-5 2B			1-2 G4-3		3	0	1	0	1	1	0	H 5										
Inning Stats	R: 0 E: 0 K: 0 S: 6	H: 0 LOB: 1 BB: 1 P: 16	R: 0 E: 0 K: 0 S: 12	H: 1 LOB: 3 BB: 2 P: 24	R: 0 E: 0 K: 1 S: 7	H: 0 LOB: 0 BB: 0 P: 10	R: 0 E: 0 K: 1 S: 13	H: 1 LOB: 1 BB: 0 P: 19	R: 0 E: 0 K: 0 S: 9	H: 1 LOB: 1 BB: 0 P: 14	R: 0 E: 0 K: 1 S: 8	H: 0 LOB: 1 BB: 1 P: 15	R: 0 E: 0 K: 0 S: 9	H: 0 LOB: 0 BB: 0 P: 12	R: 1 E: 0 K: 1 S: 13	H: 1 LOB: 2 BB: 2 P: 25	R: 0 E: 0 K: 3 S: 12	H: 1 LOB: 1 BB: 0 P: 17	1B: 1 2B: 3 3B: 0 HR: 1	SF: 0 SAC: 0 DP: 0 HBP: 0	WP: 0 PB: 0 SB: 0 CS: 0	PA: 38					
PITCHER	IP	WLS	BF	H	R	ER	SO	BB	IBB	HBP	BLK	WP	HR	S	P	ERA	WHIP										
Mike Moore, R (1,1) ERA: 5.46	7.0	W	31	4	1	1	3	6	0	0	0	0	0	71	126	1.29	1.429										
Mike Henneman, R (8,1) ERA: 2.35	2.0	S	7	1	0	0	4	0	0	0	0	0	0	18	26	0.00	0.500										

Detroit Tigers @ Milwaukee Brewers
Milwaukee County Stadium, Milwaukee, WI
Sat Aug 14 1993, 8:05 PM EDT
Att: 45,003 - Unknown - 80 F


AB 32
R 1
H 5
RBI 1
BB 6
SO 7
LOB 21



Batter	1	2	3	4	5	6	7	8	9	AB	R	H	RBI	BB	SO	LOB	TOP					
Tony Phillips, S OBP: 0.441, SLG: 0.404	1-1 G4-3	2-0 F8		1-1 SF7		0-3 K			0-0 1B FC3-2	4	0	1	1	0	1	1						
Lou Whitaker, L OBP: 0.411, SLG: 0.465 Gary Thurman, R OBP: 0.322, SLG: 0.308	3-1 FC3-6 1B		3-0 2B G4-3 1B	1-2 FC6-4 1B	3-H 1-2 2-3		3-2 P4		0-0 FC3-2 1B	5	1	2	0	0	0	5						
Alan Trammell, R OBP: 0.375, SLG: 0.435	4-0 FC3-6 1-2 BB		2-0 G4-3 1-3 2B	1-0 FC3-6 1-3 1B			1-2 G6-3		0-0 FC3-6 1-2 3-H 1B	4	0	3	2	1	0	0						
Kirk Gibson, L OBP: 0.338, SLG: 0.457	3-2 FC3-6 1-2 S 2-3		1-0 G4-3 2-3 3-H	2-0 P5			3-2 F7		0-0 G4-3 1-2 2-3 3-H 1B	5	0	0	1	0	0	8						
Mickey Tettleton, S OBP: 0.340, SLG: 0.477	4-2 FC4-6 1-2 BB		3-2 G1-3		3-1 P4			3-1 P2		3	0	0	0	1	0	1						
Dan Gladden, R OBP: 0.328, SLG: 0.457	1-2 FC4-6 1-2		1-3 K		2-2 F9			2-2 G5-3		4	0	0	0	0	1	4						
Scott Livingstone, L OBP: 0.336, SLG: 0.362		0-2 F8		1-0 BB SF7 1B			1-2 G6-3		1-1 G1-3	4	1	1	0	0	0	0						
Chad Kreuter, S OBP: 0.356, SLG: 0.476		1-3 K		1-1 FC6-4 1-2 1B HBP			0-0 P5		1-2 1B FC3-2 1B	3	1	1	0	0	1	0						
Chris Gomez, R OBP: 0.415, SLG: 0.435	4-2 PB BB		4-2 FC6-4 1-2 2-3 BB		0-1 F7			3-2 FC3-2 1B 1B	2	1	1	0	2	0	0							
Inning Stats	R: 0 E: 0 K: 14 S: 30	H: 1 LOB: 3 BB: 2 P: 30	R: 0 E: 0 K: 10 S: 10	H: 0 LOB: 1 BB: 1 P: 17	R: 1 E: 0 K: 1 S: 9	H: 2 LOB: 1 BB: 0 P: 19	R: 2 E: 0 K: 0 S: 12	H: 2 LOB: 2 BB: 1 P: 23	R: 0 E: 0 K: 8 S: 8	H: 0 LOB: 0 BB: 0 P: 14	R: 0 E: 0 K: 9 S: 6	H: 0 LOB: 0 BB: 0 P: 16	R: 0 E: 0 K: 8 S: 8	H: 0 LOB: 0 BB: 0 P: 14	R: 1 E: 0 K: 14 S: 14	H: 4 LOB: 3 BB: 0 P: 21	1B: 8 2B: 2 3B: 0 HR: 0	SF: 1 SAC: 0 DP: 1 HBP: 1	WP: 0 PB: 1 SB: 1 CS: 0	PA: 40		
PITCHER	IP WLS BF H R ER SO BB IBB HBP BLK WP HR S P ERA WHIP	IP WLS BF H R ER SO BB IBB HBP BLK WP HR S P ERA WHIP	IP WLS BF H R ER SO BB IBB HBP BLK WP HR S P ERA WHIP	IP WLS BF H R ER SO BB IBB HBP BLK WP HR S P ERA WHIP	IP WLS BF H R ER SO BB IBB HBP BLK WP HR S P ERA WHIP	IP WLS BF H R ER SO BB IBB HBP BLK WP HR S P ERA WHIP	IP WLS BF H R ER SO BB IBB HBP BLK WP HR S P ERA WHIP	IP WLS BF H R ER SO BB IBB HBP BLK WP HR S P ERA WHIP	IP WLS BF H R ER SO BB IBB HBP BLK WP HR S P ERA WHIP	IP WLS BF H R ER SO BB IBB HBP BLK WP HR S P ERA WHIP	IP WLS BF H R ER SO BB IBB HBP BLK WP HR S P ERA WHIP	IP WLS BF H R ER SO BB IBB HBP BLK WP HR S P ERA WHIP	IP WLS BF H R ER SO BB IBB HBP BLK WP HR S P ERA WHIP	IP WLS BF H R ER SO BB IBB HBP BLK WP HR S P ERA WHIP	IP WLS BF H R ER SO BB IBB HBP BLK WP HR S P ERA WHIP	IP WLS BF H R ER SO BB IBB HBP BLK WP HR S P ERA WHIP	IP WLS BF H R ER SO BB IBB HBP BLK WP HR S P ERA WHIP	IP WLS BF H R ER SO BB IBB HBP BLK WP HR S P ERA WHIP	IP WLS BF H R ER SO BB IBB HBP BLK WP HR S P ERA WHIP	IP WLS BF H R ER SO BB IBB HBP BLK WP HR S P ERA WHIP	IP WLS BF H R ER SO BB IBB HBP BLK WP HR S P ERA WHIP	IP WLS BF H R ER SO BB IBB HBP BLK WP HR S P ERA WHIP

Detroit Tigers @ Milwaukee Brewers
Milwaukee County Stadium, Milwaukee, WI
Sun Aug 15 1993, 4:33 AM EDT
Att: 26,186 - Cloudy - 74 F


AB	34
R	4
H	9
RBI	4
BB	4
SO	3
LOB	19



Batter	1	2	3	4	5	6	7	8	9	AB	R	H	RBI	BB	SO	LOB	BOTTOM					
Pat Listach, S OBP: 0.317, SLG: 0.309	0-3 K	0-1 G4-3		0-1 B1-3		4-0 FC4 BB		1-1 SF8		3	0	0	1	1	1	1						
Darryl Hamilton, L OBP: 0.365, SLG: 0.411	1-1 BB BLK 1B		1-1 1B SF7 1B		2-0 G4-3	0-1 FC4 1-2		0-1 G5-4-3		5	2	2	0	0	0	3						
B.J. Surhoff, L OBP: 0.310, SLG: 0.378	4-0 BLK 1-2 BB		1-2 SAFE SAFE SAFE 2B 1B		1-0 G4-3		0-1 G4-3			3	1	1	0	1	0	0						
Greg Vaughn, R OBP: 0.377, SLG: 0.514	4-2 BLK 1-2 2-3 BB		1-0 SF7		1-0 G5-3		1-1 2B G3-2 HBP			1	0	0	1	1	0	0						
Kevin Reimer, L OBP: 0.297, SLG: 0.414	1-3 K		3-2 SAFE SAFE SAFE G4-3 1-H 2B		4-2 1B 2B BB	2-1 2B		1-3 2B		3	1	2	1	1	1	3						
Robin Yount, R OBP: 0.335, SLG: 0.389	1-2 G5-3		0-0 G4-3		1-1 2B 1B	4-0 IBB				3	1	1	0	1	0	3						
Dave Nilsson, L OBP: 0.295, SLG: 0.324		2-1 G4-3	0-2 G6-3		2-3 K	0-0 G3-2				4	0	0	0	0	1	6						
Kevin Seitzer, R OBP: 0.318, SLG: 0.356 John Jaha, R OBP: 0.325, SLG: 0.368	4-0 G5-3 BB		2-1 L3		2-2 K 1-H 2H 2B		0-0 1B SF8 2B			2	0	1	2	1	0	0						
Juan Bell, R OBP: 0.341, SLG: 0.391	1-0 SAFE G5-3		1-0 G6-3		0-3 K		3-0 G5-4-3 1B			4	0	1	0	0	1	2						
Inning Stats	R: 1 E: 0 K: 2 S: 14	H: 1 LOB: 2 BB: 2 P: 25	R: 0 E: 0 K: 0 S: 5	H: 0 LOB: 1 BB: 1 P: 12	R: 2 E: 0 K: 0 S: 17	H: 3 LOB: 1 BB: 0 P: 21	R: 0 E: 0 K: 0 S: 5	H: 0 LOB: 0 BB: 0 P: 8	R: 0 E: 0 K: 2 S: 16	H: 2 LOB: 2 BB: 2 P: 29	R: 0 E: 0 K: 0 S: 6	H: 1 LOB: 2 BB: 1 P: 13	R: 1 E: 0 K: 0 S: 6	H: 2 LOB: 0 BB: 0 P: 10	1B: 5 2B: 4 3B: 0 HR: 0	SF: 2 SAC: 0 DP: 2 HBP: 1	WP: 0 PB: 0 SB: 1 CS: 0	PA: 38				
PITCHER	IP WLS BF H R ER SO BB IBB HBP BLK WP HR S P ERA WHIP	IP WLS BF H R ER SO BB IBB HBP BLK WP HR S P ERA WHIP	IP WLS BF H R ER SO BB IBB HBP BLK WP HR S P ERA WHIP	IP WLS BF H R ER SO BB IBB HBP BLK WP HR S P ERA WHIP	IP WLS BF H R ER SO BB IBB HBP BLK WP HR S P ERA WHIP	IP WLS BF H R ER SO BB IBB HBP BLK WP HR S P ERA WHIP	IP WLS BF H R ER SO BB IBB HBP BLK WP HR S P ERA WHIP	IP WLS BF H R ER SO BB IBB HBP BLK WP HR S P ERA WHIP	IP WLS BF H R ER SO BB IBB HBP BLK WP HR S P ERA WHIP	IP WLS BF H R ER SO BB IBB HBP BLK WP HR S P ERA WHIP	IP WLS BF H R ER SO BB IBB HBP BLK WP HR S P ERA WHIP	IP WLS BF H R ER SO BB IBB HBP BLK WP HR S P ERA WHIP	IP WLS BF H R ER SO BB IBB HBP BLK WP HR S P ERA WHIP	IP WLS BF H R ER SO BB IBB HBP BLK WP HR S P ERA WHIP	IP WLS BF H R ER SO BB IBB HBP BLK WP HR S P ERA WHIP	IP WLS BF H R ER SO BB IBB HBP BLK WP HR S P ERA WHIP	IP WLS BF H R ER SO BB IBB HBP BLK WP HR S P ERA WHIP	IP WLS BF H R ER SO BB IBB HBP BLK WP HR S P ERA WHIP	IP WLS BF H R ER SO BB IBB HBP BLK WP HR S P ERA WHIP	IP WLS BF H R ER SO BB IBB HBP BLK WP HR S P ERA WHIP	IP WLS BF H R ER SO BB IBB HBP BLK WP HR S P ERA WHIP	IP WLS BF H R ER SO BB IBB HBP BLK WP HR S P ERA WHIP

Detroit Tigers @ Milwaukee Brewers
Milwaukee County Stadium, Milwaukee, WI
Sun Aug 15 1993, 4:33 AM EDT
Att: 26,186 - Cloudy - 74 F

AB	29
R	6
H	9
RBI	5
BB	6
SO	4
LOB	18



Batter	1	2	3	4	5	6	7	8	9	AB	R	H	RBI	BB	SO	LOB	TOP								
Tony Phillips, S OBP: 0.443, SLG: 0.406 (1, 7)										5	2	3	0	0	0	1									
Dan Gladden, R OBP: 0.314, SLG: 0.458 (1, 8)										4	1	2	0	1	0	2									
Travis Fryman, R OBP: 0.356, SLG: 0.469 (1, 5)										4	1	0	0	1	0	3									
Cecil Fielder, R OBP: 0.376, SLG: 0.505 Gary Thurman, R OBP: 0.322, SLG: 0.308 (9, PR)										4	1	2	1	1	1	2									
Alan Trammell, R OBP: 0.378, SLG: 0.436 (1, 6)										4	1	2	2	1	0	1									
Mickey Tettleton, S OBP: 0.341, SLG: 0.476 (1, 3)										5	1	2	1	0	0	4									
Rob Deer, R OBP: 0.304, SLG: 0.387 (1, 9)										3	0	0	0	0	0	2									
Rich Rowland, R OBP: 0.286, SLG: 0.231 Chad Kreuter, S OBP: 0.355, SLG: 0.475 (8, 2)										2	0	0	0	1	0	1									
Chris Gomez, R OBP: 0.404, SLG: 0.420 (1, 4)										4	0	1	1	0	0	1									
Inning Stats	R: 3 E: 1 K: 0 S: 18	H: 3 LOB: 1 BB: 1 P: 28	R: 0 E: 0 K: 0 S: 10	H: 0 LOB: 0 BB: 0 P: 17	R: 0 E: 0 K: 0 S: 7	H: 2 LOB: 2 BB: 1 P: 16	R: 0 E: 0 K: 0 S: 5	H: 0 LOB: 1 BB: 0 P: 11	R: 0 E: 0 K: 0 S: 6	H: 0 LOB: 1 BB: 1 P: 13	R: 1 E: 0 K: 0 S: 7	H: 2 LOB: 0 BB: 1 P: 17	R: 0 E: 0 K: 1 S: 9	H: 1 LOB: 1 BB: 1 P: 17	R: 0 E: 0 K: 0 S: 5	H: 0 LOB: 0 BB: 0 P: 6	R: 3 E: 1 K: 0 S: 20	H: 4 LOB: 2 BB: 0 P: 29	1B: 12 2B: 0 3B: 0 HR: 0	SF: 0 SAC: 0 DP: 1 HBP: 1	WP: 0 PB: 0 SB: 2 CS: 1	PA: 43			
PITCHER	IP	WLS	BF	H	R	ER	SO	BB	IBB	HBP	BLK	WP	HR	S	P	ERA	WHIP								
Hilly Hathaway, L ERA: 4.24 (1, 1)	6.0	L	28	8	4	3	0	4	0	1	0	0	0	55	107	4.50	2.000								
Joe Grahe, R ERA: 3.25 (7, 1)	2.2		13	4	3	0	1	1	0	0	0	0	0	30	43	0.00	1.875								
Ken Patterson, L ERA: 4.57 (9, 1)	0.1		1	0	0	0	0	0	0	0	0	0	0	2	4	0.00	0.000								

Detroit Tigers @ California Angels
Anaheim Stadium, Anaheim, CA
Mon Aug 16 1993, 10:05 PM EDT
Att: 19,999 - Unknown - 74 F

AB 36
R 7
H 12
RBI 5
BB 5
SO 1
LOB 17



Batter	1	2	3	4	5	6	7	8	9	AB	R	H	RBI	BB	SO	LOB	BOTTOM								
Luis Polonia, L OBP: 0.321, SLG: 0.333 (1, 7)										4	0	3	0	0	0	0									
Chad Curtis, R OBP: 0.381, SLG: 0.381 (1, 8)										4	0	1	0	0	2	2									
Tim Salmon, R OBP: 0.376, SLG: 0.516 (1, 9)										4	1	1	1	0	1	3									
Chili Davis, S OBP: 0.323, SLG: 0.411 (1, 10)										4	0	0	0	0	1	3									
Greg Myers, L OBP: 0.301, SLG: 0.377 (1, 2)										4	0	2	0	0	0	0									
Rene Gonzales, R OBP: 0.362, SLG: 0.329 (1, 5)										4	0	0	0	0	0	2									
Ty Van Burkleo, L OBP: 0.286, SLG: 0.367 (1, 3)										4	1	1	1	0	0	1									
Kurt Stillwell, S OBP: 0.272, SLG: 0.259 (1, 4)										3	0	1	0	0	0	1									
Gary Disarcina, R OBP: 0.276, SLG: 0.324 (1, 6)										3	0	0	0	0	0	1									
Inning Stats	R: 0 E: 0 K: 1 S: 11	H: 1 LOB: 1 BB: 0 P: 13	R: 0 E: 0 K: 0 S: 9	H: 1 LOB: 1 BB: 0 P: 13	R: 0 E: 0 K: 0 S: 8	H: 1 LOB: 0 BB: 0 P: 12	R: 1 E: 0 K: 0 S: 6	H: 2 LOB: 0 BB: 0 P: 10	R: 0 E: 0 K: 2 S: 11	H: 1 LOB: 1 BB: 0 P: 13	R: 1 E: 0 K: 0 S: 13	H: 2 LOB: 1 BB: 0 P: 20	R: 0 E: 0 K: 1 S: 9	H: 1 LOB: 1 BB: 0 P: 15	R: 0 E: 0 K: 0 S: 6	H: 0 LOB: 0 BB: 0 P: 11	R: 0 E: 0 K: 0 S: 6	H: 0 LOB: 0 BB: 0 P: 11	1B: 7 2B: 0 3B: 0 HR: 2	SF: 0 SAC: 0 DP: 1 HBP: 0	WP: 0 PB: 0 SB: 3 CS: 0	PA: 34			
PITCHER	IP	WLS	BF	H	R	ER	SO	BB	IBB	HBP	BLK	WP	HR	S	P	ERA	WHIP								
Bill Gulickson, R ERA: 4.7 (1, 1)	7.0	W	27	8	2	2	3	0	0	0	0	0	0	2	64	2.57	1.143								
Storm Davis, R ERA: 5.1 (8, 1)	1.0		4	1	0	0	1	0	0	0	0	0	0	9	15	0.00	1.000								
Mike Henneman, R ERA: 2.31 (9, 1)	1.0		3	0	0	0	0	0	0	0	0	0	0	6	11	0.00	0.000								

Detroit Tigers @ California Angels
Anaheim Stadium, Anaheim, CA
Mon Aug 16 1993, 10:05 PM EDT
Att: 19,999 - Unknown - 74 F


AB 34
R 2
H 9
RBI 2
BB 0
SO 4
LOB 13



Batter	1	2	3	4	5	6	7	8	9	AB	R	H	RBI	BB	SO	LOB	TOP										
Tony Phillips, S (1, 7) OBP: 0.442, SLG: 0.404	F9		G5-3		FC5-2-6		G6-3		BB	4	1	0	0	1	0	2											
Dan Gladden, R (1, 8) OBP: 0.313, SLG: 0.458	P3		G5-3		FC5-2-6		F9		BB	4	1	0	0	1	0	2											
Travis Fryman, R (1, 5) OBP: 0.361, SLG: 0.471	F9		2B		K		G4-3		SF8	5	0	2	2	0	1	2											
Cecil Fielder, R (1, 10) OBP: 0.375, SLG: 0.503		HR	K2-3				F8		SF8	4	1	2	1	0	1	1											
Alan Trammell, R (1, 6) OBP: 0.375, SLG: 0.442		HR			F8		K		G3	5	1	1	2	0	1	3											
Mickey Tettleton, S (1, 3) OBP: 0.347, SLG: 0.488		CS	BB		L8		FC5-4		BB	4	1	2	0	0	0	1											
Rob Deer, R (1, 9) OBP: 0.302, SLG: 0.381			K		K		P4		BB	4	1	1	0	0	2	2											
Rich Rowland, R (1, 2) OBP: 0.353, SLG: 0.333			CS		E		K		BB	2	0	1	0	1	1	0											
Chad Kreuter, S (9, PH) OBP: 0.356, SLG: 0.477			BB		FC5-2-6				BB	1	1	1	1	0	0	0											
Chris Gomez, R (1, 4) OBP: 0.354, SLG: 0.362			K		FC1		G5-3		BB	3	0	0	0	0	1	3											
Lou Whitaker, L (9, PH) OBP: 0.411, SLG: 0.465			K		FC5-2-6				BB	0	0	0	0	0	0	0											
Skeeter Barnes, R (9, PH) OBP: 0.319, SLG: 0.410									BB	1	0	1	2	0	0	0											
Gary Thurman, R (9, PR) OBP: 0.322, SLG: 0.308									BB	0	1	0	0	0	0	0											
Inning Stats	R: 0 E: 0 K: 0 S: 10	H: 0 LOB: 0 BB: 0 P: 16	R: 2 E: 0 K: 2 S: 11	H: 3 LOB: 1 BB: 1 P: 21	R: 0 E: 0 K: 1 S: 12	H: 1 LOB: 1 BB: 0 P: 13	R: 0 E: 0 K: 1 S: 10	H: 0 LOB: 0 BB: 0 P: 14	R: 0 E: 1 K: 1 S: 10	H: 1 LOB: 2 BB: 0 P: 12	R: 0 E: 0 K: 1 S: 11	H: 1 LOB: 1 BB: 0 P: 19	R: 0 E: 0 K: 1 S: 8	H: 0 LOB: 0 BB: 0 P: 12	R: 0 E: 0 K: 0 S: 6	H: 0 LOB: 0 BB: 0 P: 7	R: 6 E: 0 K: 0 S: 22	H: 5 LOB: 2 BB: 2 P: 41	1B: 6 2B: 4 3B: 0 HR: 1	SF: 1 SAC: 0 DP: 0 HBP: 0	WP: 0 PB: 0 SB: 0 CS: 2	PA: 41					
PITCHER	IP	WLS	BF	H	R	ER	SO	BB	IBB	HBP	BLK	WP	HR	S	P	ERA	WHIP										
Chuck Finley, L (1, 1) ERA: 3.21	7.0		28	6	2	2	7	1	0	0	0	0	1	72	107	2.57	1.000										
Gene Nelson, R (8, 1) ERA: 2.87	1.1		7	3	3	3	0	0	0	0	0	0	0	17	23	20.25	2.250										
Steve Frey, L (9, 1) ERA: 2.11	0.0	L	2	1	0	0	0	1	0	0	0	0	0	4	9	∞	∞										
Mike Butcher, R (9, 1) ERA: 3.2	0.2		4	1	3	3	0	1	0	0	0	0	0	7	16	40.50	3.000										

Detroit Tigers @ California Angels
Anaheim Stadium, Anaheim, CA
Wed Aug 18 1993, 10:05 PM EDT
Att: 21,544 - Unknown - 74 F


AB 37
R 8
H 11
RBI 8
BB 3
SO 7
LOB 16



Batter	1	2	3	4	5	6	7	8	9	AB	R	H	RBI	BB	SO	LOB	BOTTOM										
Luis Polonia, L (1, 7) OBP: 0.320, SLG: 0.330	HR	FC6-4		G4-3			K		G6-3	4	1	0	0	1	1	4											
Chad Curtis, R (1, 8) OBP: 0.380, SLG: 0.378	P3		F8		G1-3		HR		BB	5	1	2	0	0	0	1											
Tim Salmon, R (1, 9) OBP: 0.375, SLG: 0.533	HR		HR		E5		K		K	5	3	2	3	0	2	2											
Chili Davis, S (1, 10) OBP: 0.323, SLG: 0.417	G3		F9		F7		HR		BB	5	1	2	2	0	0	1											
Rod Correia, R (9, PR) OBP: 0.495, SLG: 0.516									BB	0	0	0	0	0	0	0											
Greg Myers, L (1, 2) OBP: 0.300, SLG: 0.373	G6-3				E4				BB	2	0	0	0	1	0	0											
Ron Tingley, R (6, 2) OBP: 0.274, SLG: 0.267										1	0	1	0	0	0	0											
Stan Javier, S (9, PH) OBP: 0.331, SLG: 0.327									BB	0	0	0	0	1	0	0											
Eduardo Perez, R (1, 5) OBP: 0.301, SLG: 0.410		P4		K			F8		L8	5	0	0	0	0	1	6											
Ty Van Burkleo, L (1, 3) OBP: 0.282, SLG: 0.333		G3		G3			G2-3		BB	3	0	0	0	1	0	0											
Kurt Stillwell, S (1, 4) OBP: 0.278, SLG: 0.265		BB		BB			P4		P2	4	0	2	0	0	0	1											
Gary Disarcina, R (1, 6) OBP: 0.274, SLG: 0.322				F9			G6-3		K	4	0	1	0	0	1	2											
Inning Stats	R: 2 E: 0 K: 0 S: 11	H: 1 LOB: 2 BB: 1 P: 18	R: 0 E: 0 K: 0 S: 11	H: 2 LOB: 0 BB: 0 P: 16	R: 1 E: 0 K: 1 S: 14	H: 1 LOB: 1 BB: 1 P: 26	R: 0 E: 0 K: 0 S: 8	H: 1 LOB: 1 BB: 0 P: 11	R: 1 E: 2 K: 0 S: 15	H: 0 LOB: 1 BB: 0 P: 22	R: 0 E: 0 K: 0 S: 9	H: 0 LOB: 0 BB: 0 P: 12	R: 2 E: 0 K: 2 S: 16	H: 3 LOB: 1 BB: 0 P: 21	R: 0 E: 0 K: 1 S: 13	H: 0 LOB: 1 BB: 1 P: 22	R: 0 E: 0 K: 1 S: 13	H: 2 LOB: 2 BB: 1 P: 24	1B: 7 2B: 1 3B: 0 HR: 3	SF: 0 SAC: 0 DP: 1 HBP: 0	WP: 0 PB: 0 SB: 3 CS: 0	PA: 42					
PITCHER	IP	WLS	BF	H	R	ER	SO	BB	IBB	HBP	BLK	WP	HR	S	P	ERA	WHIP										
Mike Moore, R (1, 1) ERA: 5.5	7.0		33	8	6	5	3	2	0	0	0	0	0	84	126	6.43	1.429										
Kurt Knudsen, R (8, 1) ERA: 5.35	1.0	W	4	0	0	0	1	1	0	0	0	0	0	13	22	0.00	1.000										
Mike Henneman, R (9, 1) ERA: 2.24	1.0	S	5	2	0	0	1	1	0	0	0	0	0	13	24	0.00	3.000										

Detroit Tigers @ California Angels
Anaheim Stadium, Anaheim, CA
Wed Aug 18 1993, 10:05 PM EDT
Att: 21,544 - Unknown - 74 F

AB 38
R 6
H 10
RBI 5
BB 4
SO 5
LOB 17



Batter	1	2	3	4	5	6	7	8	9	AB	R	H	RBI	BB	SO	LOB	TOP											
Mike Bordick, R OBP: 0.359, SLG: 0.338 (1, 6)	G3 BB		G5-3	1-2 CS 1B			1-1 E 1B	G4-3		4	1	2	0	1	0	0												
Jerry Browne, S OBP: 0.283, SLG: 0.293 (1, 7)	G3			1-3 HR 2B	F7		0-1 P3		G6-3	5	1	1	0	0	0	2												
Ruben Sierra, S OBP: 0.308, SLG: 0.421 (1, 9)	G6-3			1-2 G6-3	P3		1-1 E8 BB 1B		L8	5	0	1	0	0	0	2												
Troy Neel, L OBP: 0.342, SLG: 0.440 (1, 10)	G3-1			4-1 HR BB	2B		1-3 K		K	4	2	1	0	1	2	2												
Brent Gates, S OBP: 0.355, SLG: 0.374 (1, 4)		K		2-0 HR BB	2B		4-0 BB			3	1	2	1	1	1	0												
Mike Aldrete, L OBP: 0.346, SLG: 0.453 (1, 3)	F7			1-2 HR 1B	G3-1		4-2 IBB			3	1	1	4	1	0	1												
Scott Brosius, R OBP: 0.204, SLG: 0.284 (1, 8)	G6-3			3-0 HR			1-2 BB			4	0	0	0	0	2	3												
Craig Paquette, R OBP: 0.258, SLG: 0.407 (1, 5)			G1-3	0-0 1B 2B			1-3 K		F8	4	1	1	0	0	1	0												
Scott Hemond, R OBP: 0.324, SLG: 0.368 (1, 2)			G1-3	0-1 1B 1B			3-3 K		G4-3	4	0	1	1	0	1	0												
Inning Stats	R: 0 E: 0 K: 0 S: 8	H: 0 LOB: 1 BB: 1 P: 14	R: 0 E: 0 K: 1 S: 8	H: 0 LOB: 0 BB: 0 P: 11	R: 0 E: 0 K: 0 S: 7	H: 0 LOB: 0 BB: 0 P: 9	R: 5 E: 0 K: 0 S: 20	H: 6 LOB: 1 BB: 1 P: 32	R: 1 E: 0 K: 0 S: 13	H: 2 LOB: 1 BB: 0 P: 23	R: 0 E: 0 K: 3 S: 11	H: 0 LOB: 0 BB: 0 P: 16	R: 1 E: 1 K: 2 S: 14	H: 2 LOB: 3 BB: 2 P: 27	R: 0 E: 0 K: 0 S: 5	H: 0 LOB: 0 BB: 0 P: 9	R: 0 E: 0 K: 1 S: 7	H: 0 LOB: 0 BB: 0 P: 11	1B: 6 2B: 3 3B: 0 HR: 1	SF: 0 SAC: 0 DP: 0 HBP: 0	WP: 0 PB: 0 SB: 0 CS: 1	PA: 41						
PITCHER	IP	WLS	BF	H	R	ER	SO	BB	IBB	HBP	BLK	WP	HR	S	P	ERA	WHIP											
John Doherty, R ERA: 4.7 (1, 1)	3.2	L	19	6	5	5	1	2	0	0	0	0	0	1	40	63	12.27	2.182										
David Wells, L ERA: 4.3 (4, 1)	2.1		8	2	1	1	3	0	0	0	0	0	0	27	42	3.86	0.857											
Bob MacDonald, L ERA: 5.6 (7, 1)	0.2		6	2	1	1	1	1	0	0	0	0	0	11	22	13.50	4.500											
Greg Gohr, R ERA: 5.17 (7, 1)	2.1		7	0	0	0	2	0	0	0	0	0	0	15	25	0.00	0.000											

Oakland Athletics @ Detroit Tigers
Tiger Stadium, Detroit, MI
Fri Aug 20 1993, 7:05 PM EDT
Att: 32,716 - Unknown - 75 F


AB	36
R	7
H	10
RBI	6
BB	4
SO	7
LOB	10

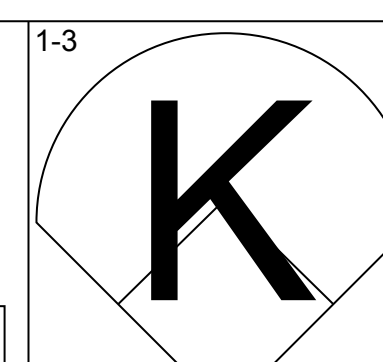
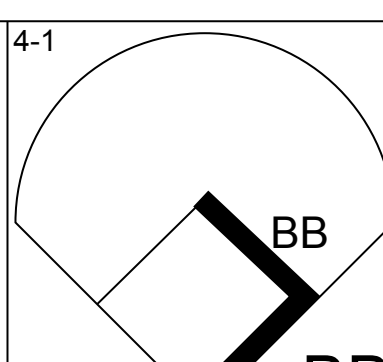
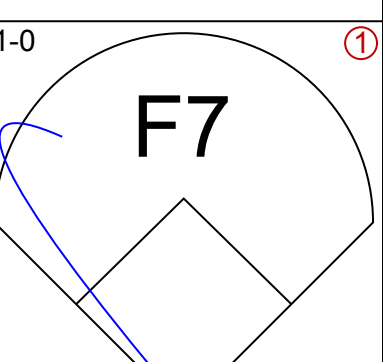
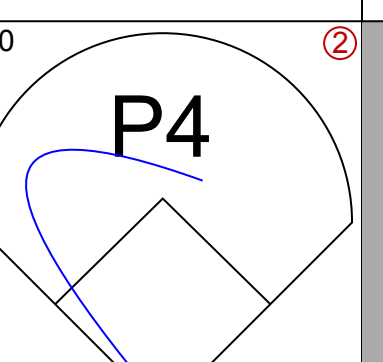
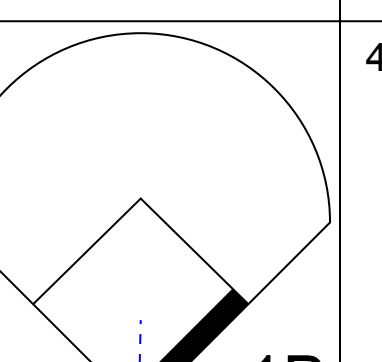
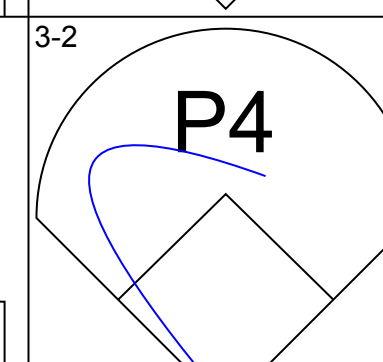
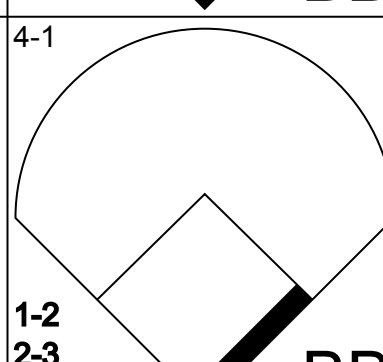
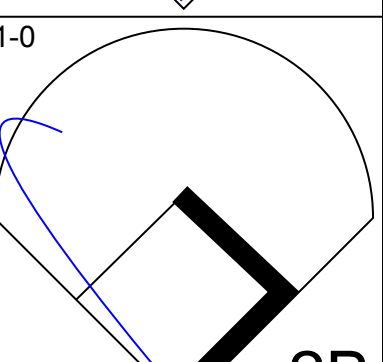
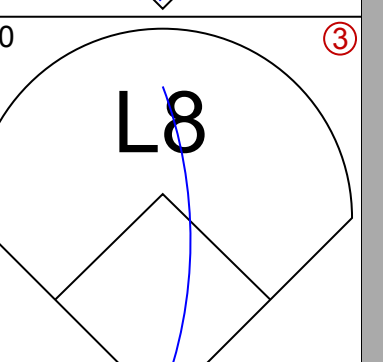
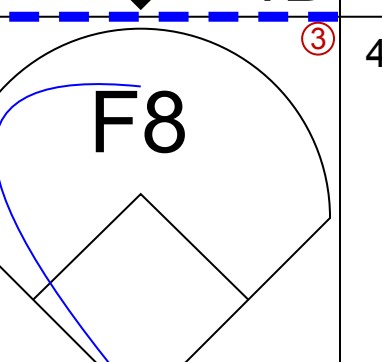
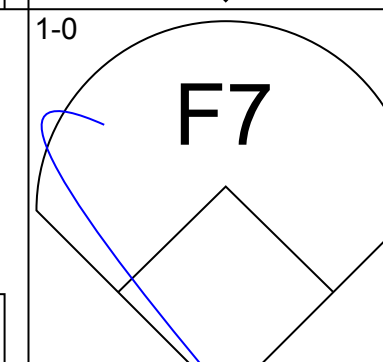
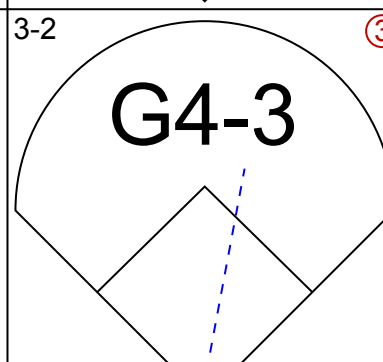
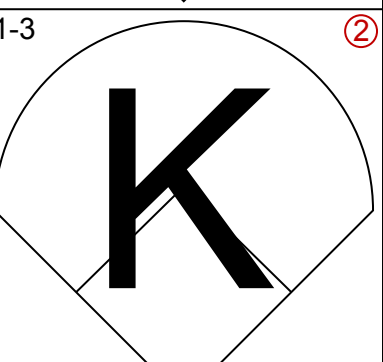

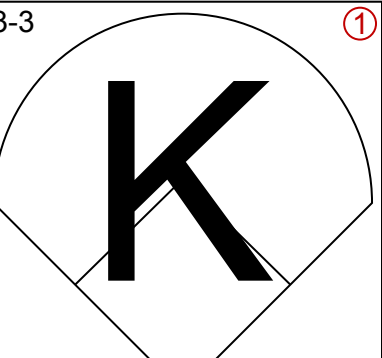
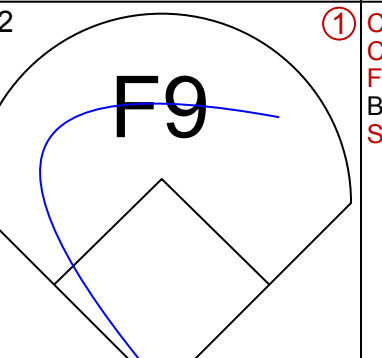

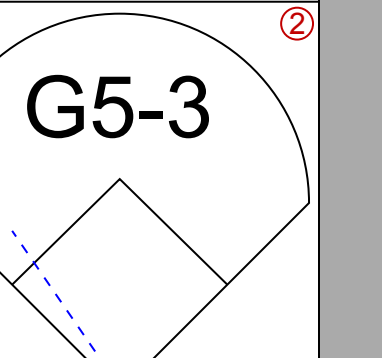

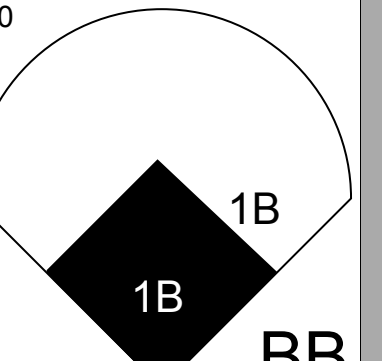
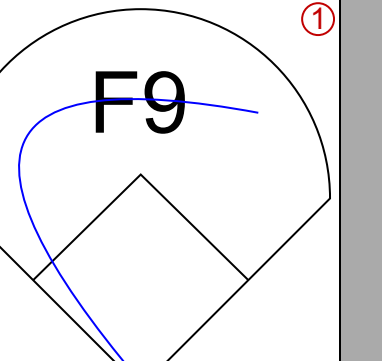
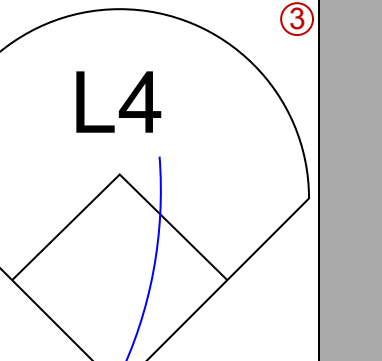

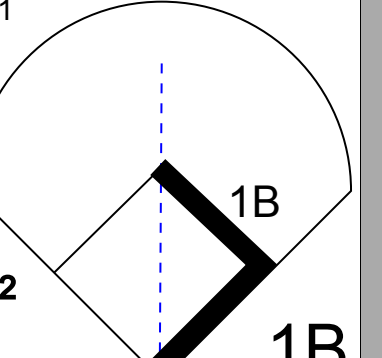
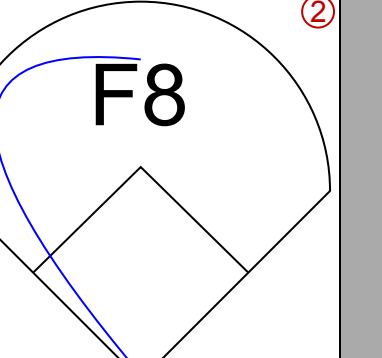
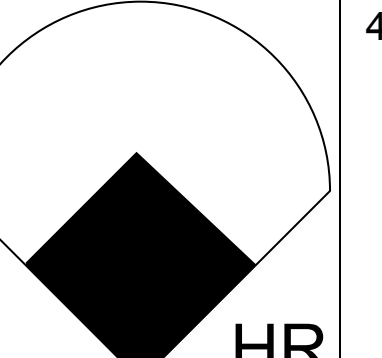
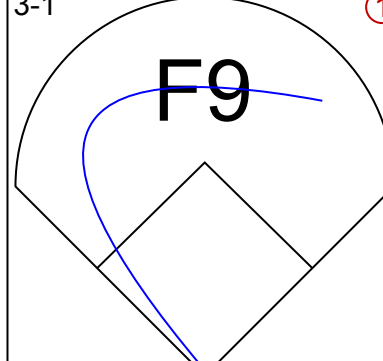
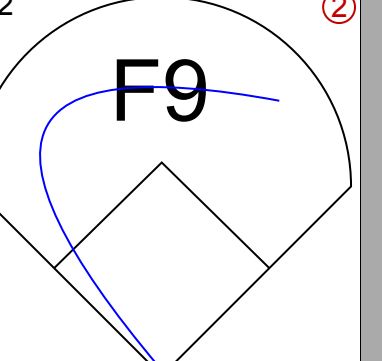
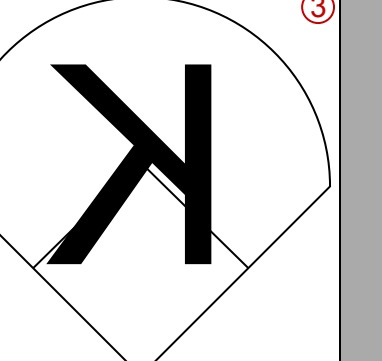
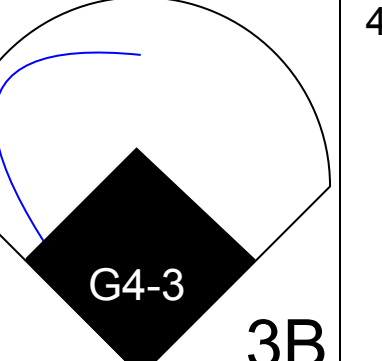
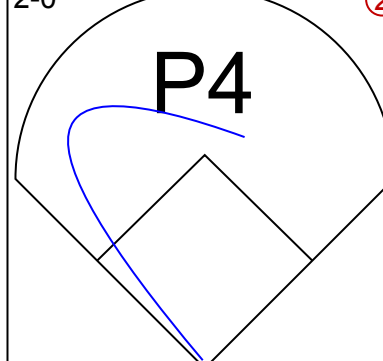
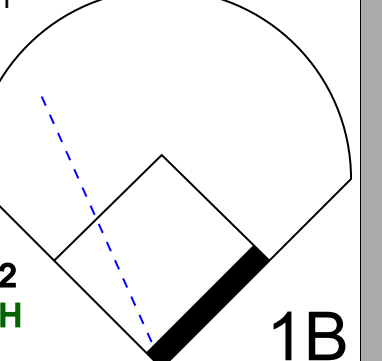
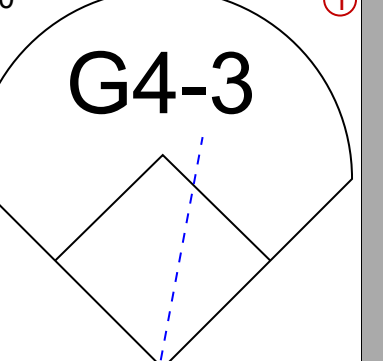
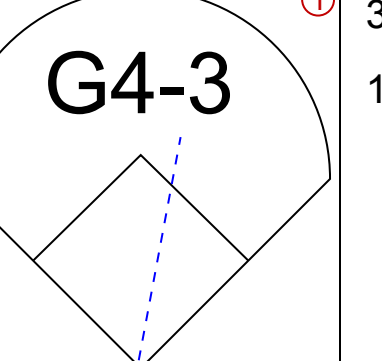
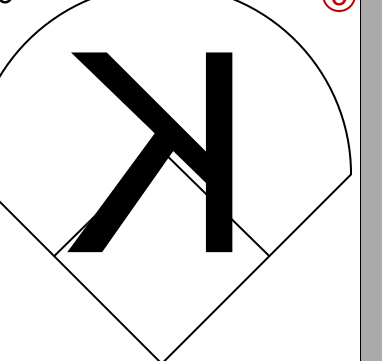
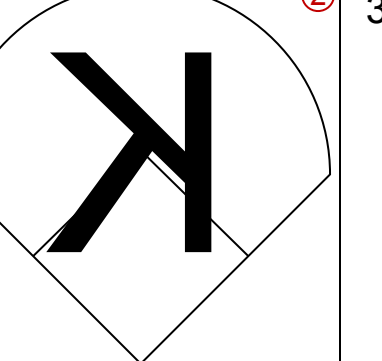
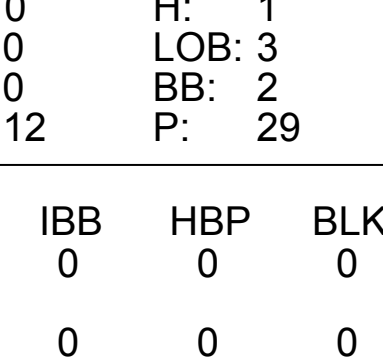
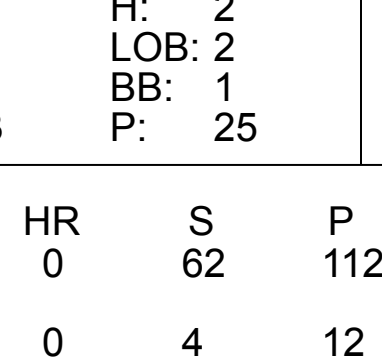
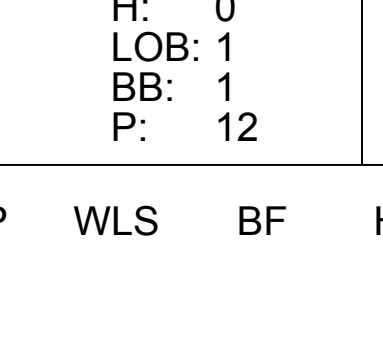
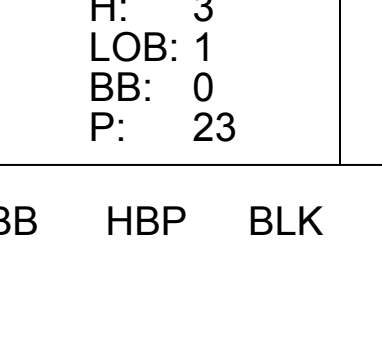


Batter	1	2	3	4	5	6	7	8	9	AB	R	H	RBI	BB	SO	LOB	BOTTOM										
Tony Phillips, S OBP: 0.441, SLG: 0.403 (1, 7)	G4-3		3-2 BB 2B		P6		3-3 K			6	2	2	0	0	2	6											
Lou Whitaker, L OBP: 0.416, SLG: 0.463 (1, 4)	1B BB		4-2 2B BB		G5-3		4-1 G6-4-3 BB		1B 1B SF9 BB	1	2	0	0	4	0	0											
Travis Fryman, R OBP: 0.361, SLG: 0.470 (1, 5)	P4		2-3 K		0-0 1B		2-1 F8		SF9 1B 1B	5	1	2	0	0	1	4											
Cecil Fielder, R OBP: 0.375, SLG: 0.504 (1, 3)	1B		2-2 1-H 2-H 2B		1-3 K		2-2 G6-4-3		K	5	0	2	2	0	2	5											
Kirk Gibson, L OBP: 0.337, SLG: 0.449 (1, 8)	P4		3-2 P5		4-1 G5-3 BB BB		2-2 G4-3		1B 1B	4	1	1	1	1	0	3											
Mickey Tettleton, S OBP: 0.350, SLG: 0.487 (1, 9)		G1-3 BB	1-1 P5		4-2 G5-3 BB		4-2 G3-1 BB		SF9	1	0	0	1	3	0	1											
Alan Trammell, R OBP: 0.376, SLG: 0.442 (1, 6)	G1-3		0-1 G6-3		0-0 F8		1-0 G3-1 1B		1B 1B	5	0	2	1	0	0	3											
Scott Livingstone, L OBP: 0.353, SLG: 0.359 Gary Thurman, R OBP: 0.322, SLG: 0.308 (8, PR)	K		1-3 G6-3		1-1 G5-3		1-1 G3-1		0-0 S	5	0	1	1	0	1	5											
Chad Kreuter, S OBP: 0.358, SLG: 0.472 (1, 2)	P6		1-1 K		2-3 K		4-0 BB		1-2 BB	3	0	0	0	2	2	3											
Inning Stats	R: 0 E: 0 K: 0 S: 10	H: 1 LOB: 2 BB: 1 P: 22	R: 0 E: 0 K: 1 S: 7	H: 0 LOB: 1 BB: 1 P: 13	R: 2 E: 0 K: 1 S: 22	H: 2 LOB: 1 BB: 1 P: 37	R: 0 E: 0 K: 1 S: 7	H: 0 LOB: 0 BB: 0 P: 12	R: 0 E: 0 K: 1 S: 11	H: 1 LOB: 1 BB: 0 P: 15	R: 0 E: 0 K: 1 S: 12	H: 0 LOB: 3 BB: 3 P: 28	R: 0 E: 0 K: 0 S: 6	H: 0 LOB: 0 BB: 1 P: 14	R: 0 E: 0 K: 1 S: 17	H: 1 LOB: 2 BB: 1 P: 28	R: 4 E: 0 K: 2 S: 28	H: 5 LOB: 3 BB: 2 P: 46	1B: 9 2B: 1 3B: 0 HR: 0	SF: 1 SAC: 0 DP: 1 HBP: 0	WP: 0 PB: 0 SB: 1 CS: 0	PA: 46					
PITCHER	IP	WLS	BF	H	R	ER	SO	BB	IBB	HBP	BLK	WP	HR	S	P	ERA	WHIP										
Bobby Witt, R ERA: 4.51 (1, 1)	5.2	W	26	4	2	2	4	5	0	0	0	0	0	66	117	3.18	1.588										
Vince Horsman, L ERA: 4.61 (6, 1)	0.1		3	0	0	0	1	2	0	0	0	0	0	4	15	0.00	6.000										
Rich Gossage, R ERA: 4.83 (7, 1)	2.0		7	1	0	0	1	1	0	0	0	0	0	22	37	0.00	1.000										
John Briscoe, R ERA: 11.81 (9, 1)	0.0		3	2	3	3	0	1	0	0	0	0	0	5	12	=	=										
Dennis Eckersley, R ERA: 3.48 (9, 1)	1.0	S	7	3	1	1	2	1	0	0	0	0	0	23	34	9.00	4.000										

Oakland Athletics @ Detroit Tigers
Tiger Stadium, Detroit, MI
Fri Aug 20 1993, 7:05 PM EDT
Att: 32,716 - Unknown - 75 F

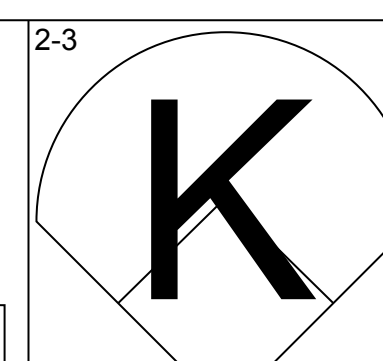
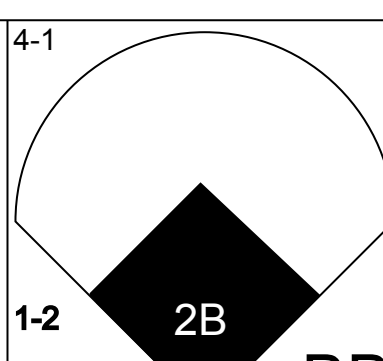
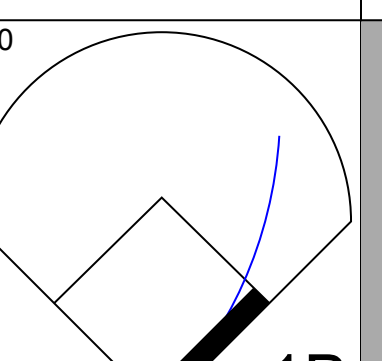
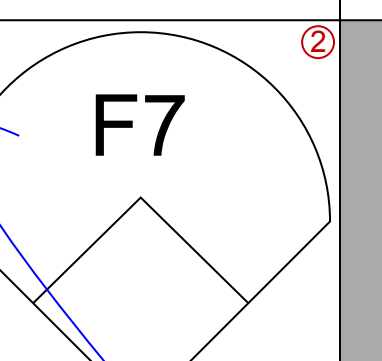
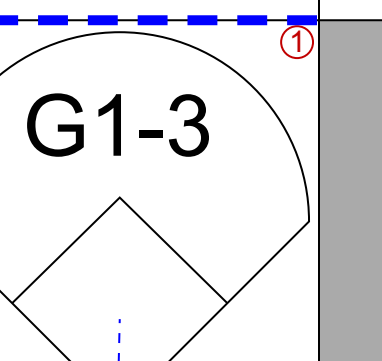
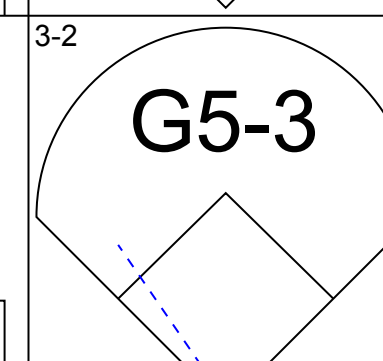
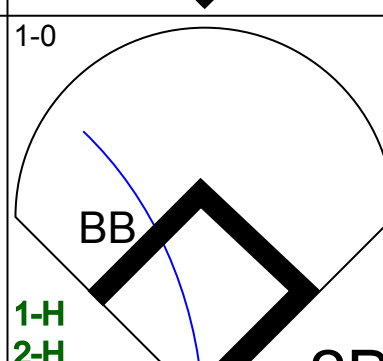
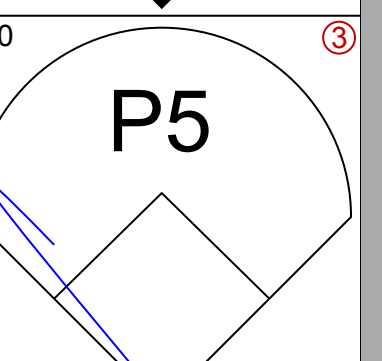
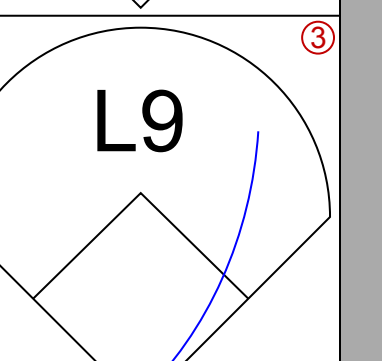
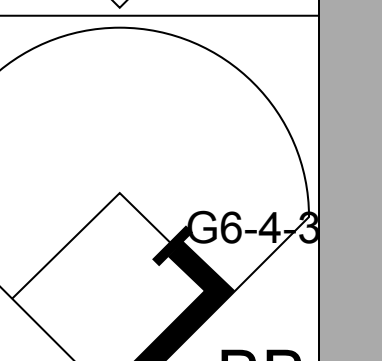
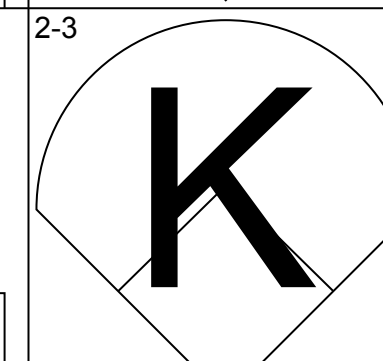
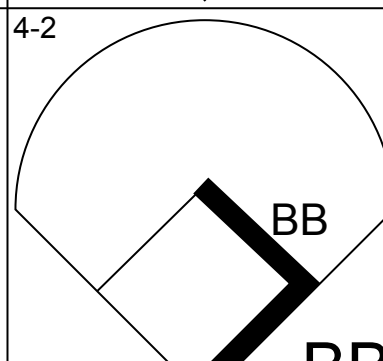
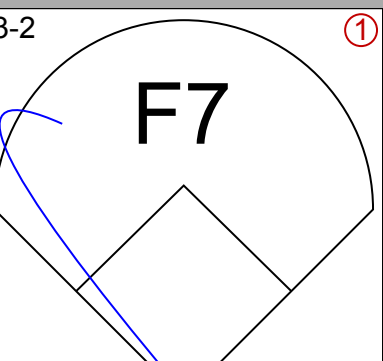
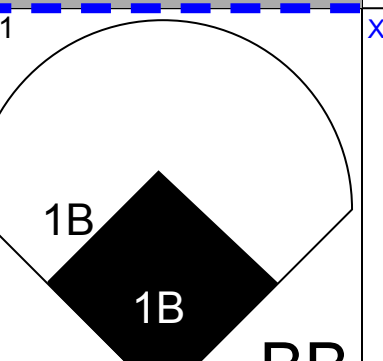
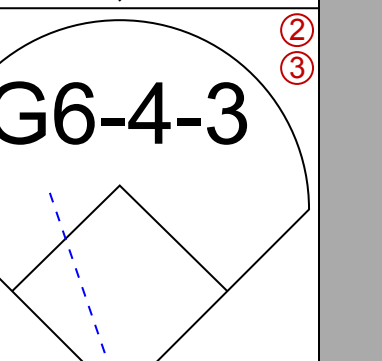
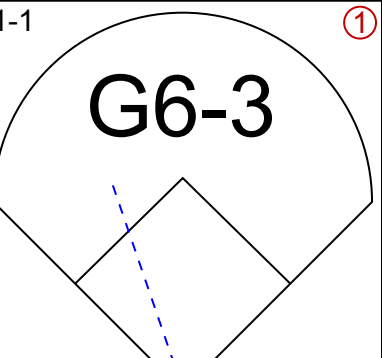
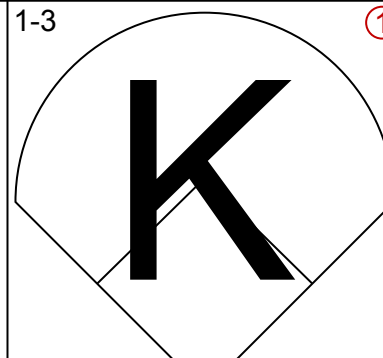
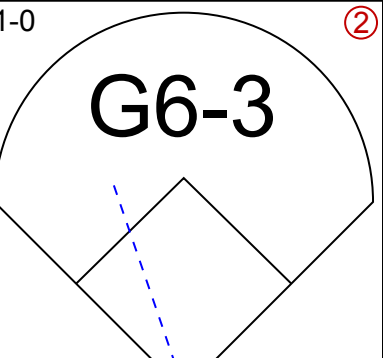
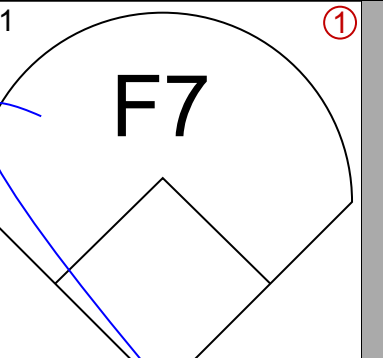
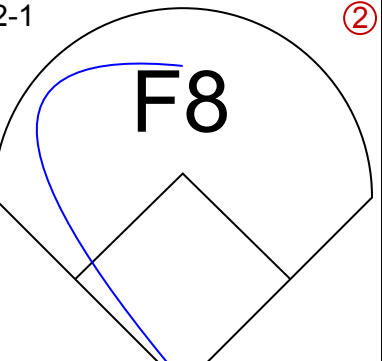
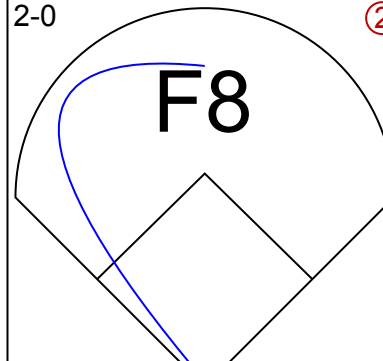
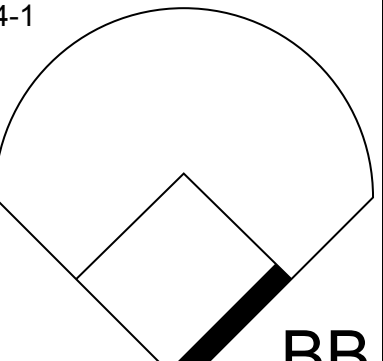
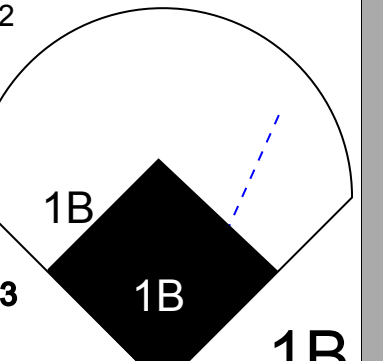
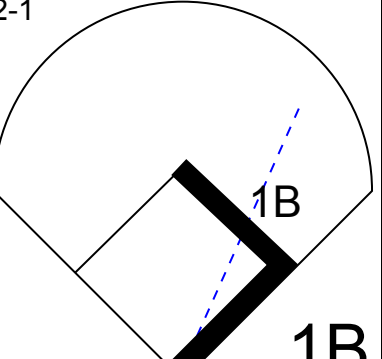
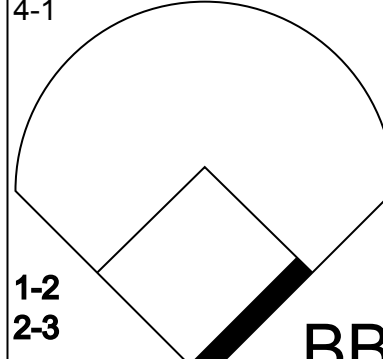
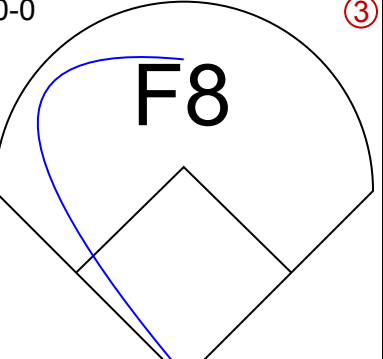
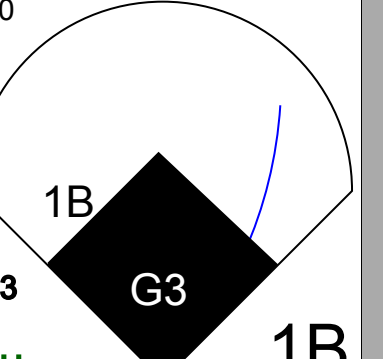
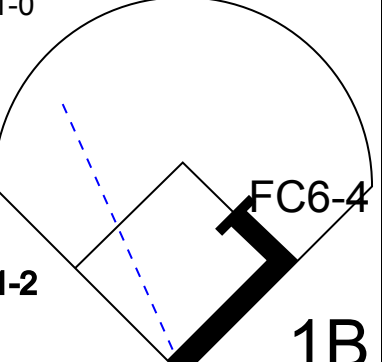
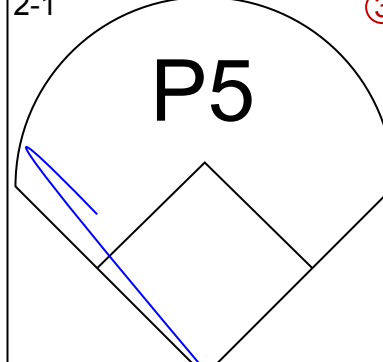
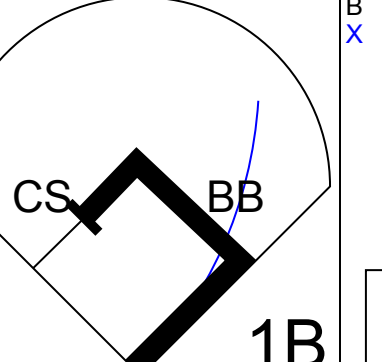
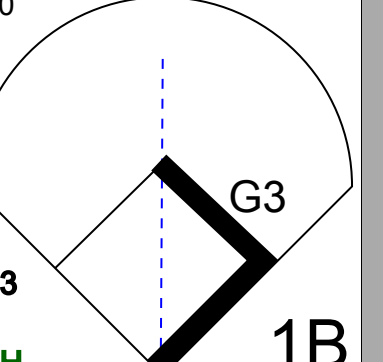
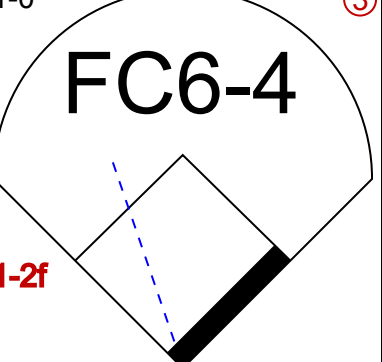

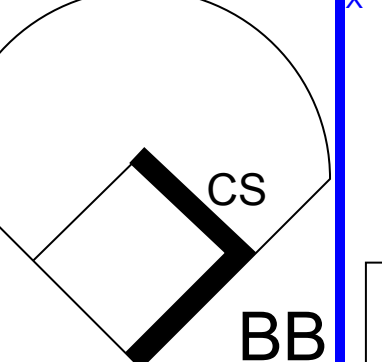
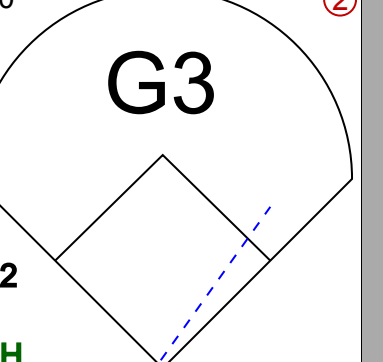
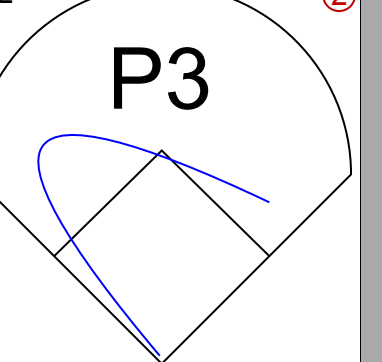
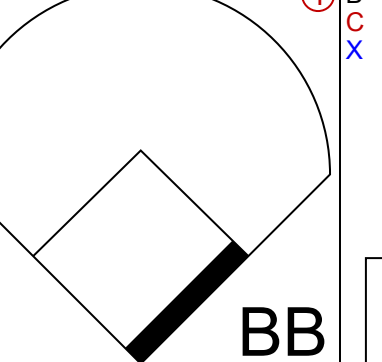
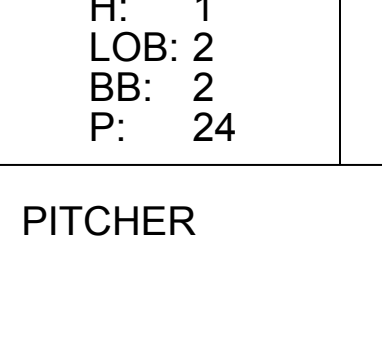
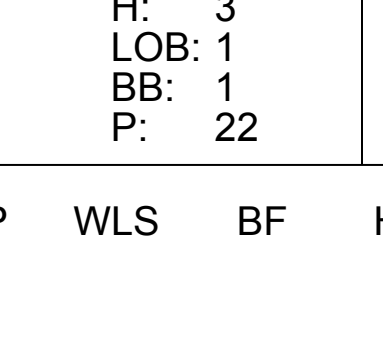




AB	35
R	6
H	10
RBI	6
BB	10
SO	8
LOB	30



Batter	1	2	3	4	5	6	7	8	9	AB	R	H	RBI	BB	SO	LOB	TOP				
Mike Bordick, R OBP: 0.356, SLG: 0.334 (1, 6)										4	0	1	0	1	1	1	Oakland Athletics @ Detroit Tigers Tiger Stadium, Detroit, MI Sun Aug 22 1993, 3:33 AM EDT Att: 35,705 - Sunny - 79 F				
Brent Gates, S OBP: 0.355, SLG: 0.376 (1, 4)										4	0	1	0	1	0	2					
Ruben Sierra, S OBP: 0.305, SLG: 0.420 (1, 10)										4	0	0	0	0	2	4					
Dave Henderson, R OBP: 0.255, SLG: 0.376 (1, 9)										4	0	0	0	0	2	1					
Craig Paquette, R OBP: 0.265, SLG: 0.411 (1, 5)										3	1	0	0	1	0	0					
Troy Neel, L OBP: 0.346, SLG: 0.450 (1, 3)										4	1	2	1	0	1	0					
Scott Brosius, R OBP: 0.204, SLG: 0.301 (1, 8)										4	1	1	0	0	1	2					
Scott Lydy, R OBP: 0.260, SLG: 0.326 (1, 7)										3	0	1	1	0	0	0					
Jerry Browne, S OBP: 0.273, SLG: 0.283 (9, PH)										1	0	0	1	0	0	0					
Scott Hemond, R OBP: 0.329, SLG: 0.375 (1, 2)										3	0	1	0	1	2	2					
Inning Stats	R: 0 E: 0 K: 1 S: 11	H: 0 LOB: 0 BB: 0 P: 16	R: 0 E: 0 K: 2 S: 11	H: 0 LOB: 0 BB: 0 P: 19	R: 0 E: 0 K: 0 S: 12	H: 1 LOB: 3 BB: 2 P: 29	R: 1 E: 0 K: 1 S: 13	H: 2 LOB: 2 BB: 1 P: 25	R: 0 E: 0 K: 1 S: 6	H: 0 LOB: 0 BB: 0 P: 10	R: 0 E: 0 K: 0 S: 4	H: 0 LOB: 1 BB: 1 P: 12	R: 0 E: 0 K: 1 S: 7	H: 0 LOB: 0 BB: 0 P: 8	R: 2 E: 0 K: 1 S: 16	H: 3 LOB: 1 BB: 0 P: 23	1B: 3 2B: 2 3B: 1 HR: 1	SF: 0 SAC: 0 DP: 0 HBP: 0	WP: 0 PB: 0 SB: 0 CS: 0	PA: 38	
PITCHER	IP	WLS	BF	H	R	ER	SO	BB	IBB	HBP	BLK	WP	HR	S	P	ERA	WHIP				
Tom Bolton, L ERA: 4.55 (1, 1)	6.0	W	25	4	1	1	7	3	0	0	0	0	0	62	112	1.50	1.167				
Joe Boever, R ERA: 3.75 (7, 1)	1.0		4	0	0	0	0	1	0	0	0	0	0	4	12	0.00	1.000				
Storm Davis, R ERA: 5.05 (8, 1)	1.2		8	3	2	2	2	0	0	0	0	0	1	20	28	10.80	1.800				
Mike Henneman, R ERA: 2.23 (9, 1)	0.1	S	1	0	0	0	0	0	0	0	0	0	0	3	3	0.00	0.000				

AB	34
R	3
H	7
RBI	3
BB	4
SO	9
LOB	12



Batter	1	2	3	4	5	6	7	8	9	AB	R	H	RBI	BB	SO	LOB	BOTTOM				
Tony Phillips, S OBP: 0.442, SLG: 0.401 (1, 9)										4	1	1	0	1	1	2	Oakland Athletics @ Detroit Tigers Tiger Stadium, Detroit, MI Sun Aug 22 1993, 3:33 AM EDT Att: 35,705 - Sunny - 79 F				
Lou Whitaker, L OBP: 0.416, SLG: 0.464 (1, 4)										4	0	1	2	1	0	3					
Travis Fryman, R OBP: 0.363, SLG: 0.476 (1, 5)										3	1	0	0	2	1	1					
Cecil Fielder, R OBP: 0.373, SLG: 0.499 (1, 3)										4	0	0	0	0	1	3					
Kirk Gibson, L OBP: 0.339, SLG: 0.448 (1, 8)										3	1	1	0	1	0	2					
Mickey Tettleton, S OBP: 0.352, SLG: 0.484 (1, 2)										3	1	2	1	1	0	1					
Alan Trammell, R OBP: 0.385, SLG: 0.454 (1, 6)										4	0	3	1	0	0	3					
Scott Livingstone, L OBP: 0.353, SLG: 0.356 (1, 10)										2	0	0	0	1	1	2					
Gary Thurman, R OBP: 0.322, SLG: 0.308 (6, PR)										0	0	0	0	0	0	0					
Chad Kreuter, S OBP: 0.357, SLG: 0.471 (7, PH)										1	0	0	1	0	0	1					
Dan Gladden, R OBP: 0.310, SLG: 0.444 (1, 7)										2	1	0	0	2	0	1					
Inning Stats	R: 0 E: 0 K: 2 S: 12	H: 2 LOB: 2 BB: 0 P: 18	R: 0 E: 0 K: 0 S: 8	H: 2 LOB: 0 BB: 0 P: 15	R: 2 E: 0 K: 1 S: 11	H: 1 LOB: 3 BB: 4 P: 33	R: 0 E: 0 K: 1 S: 8	H: 1 LOB: 1 BB: 0 P: 13	R: 0 E: 0 K: 0 S: 6	H: 0 LOB: 1 BB: 1 P: 14	R: 0 E: 0 K: 0 S: 11	H: 1 LOB: 2 BB: 2 P: 24	R: 3 E: 0 K: 0 S: 11	H: 3 LOB: 1 BB: 1 P: 22	R: 0 E: 0 K: 0 S: 6	H: 0 LOB: 0 BB: 1 P: 11	1B: 7 2B: 1 3B: 0 HR: 0	SF: 0 SAC: 0 DP: 1 HBP: 0	WP: 0 PB: 0 SB: 0 CS: 2	PA: 39	
PITCHER	IP	WLS	BF	H	R	ER	SO	BB	IBB	HBP	BLK	WP	HR	S	P	ERA	WHIP				
Todd Van Poppel, R ERA: 4.3 (1, 1)	5.0	L	26	5	2	2	4	6	0	0	0	0	0	50	104	3.60	2.200				
Kevin Campbell, R ERA: 6.75 (6, 1)	1.0		3	0	0	0	0	1	0	0	0	0	0	6	13	0.00	1.000				
Ed Nunez, R ERA: 3.71 (7, 1)	1.0		7	3	3	3	0	1	0	0	0	0	0	11	22	27.00	4.000				
John Briscoe, R ERA: 9.95 (8, 1)	1.0		3	0	0	0	0	1	0	0	0	0	0	6	11	0.00	1.000				

AB	30
R	5
H	8
RBI	5
BB	9
SO	4
LOB	19



Batter	1	2	3	4	5	6	7	8	9	AB	R	H	RBI	BB	SO	LOB	TOP					
Mike Bordick, R (1, 6) Henry Mercedes, R (8, 2)	P2			P5		G4-3			F8	3	0	0	0	0	0	1						
Jerry Browne, S (1, 7)	G6-3			G4-3			L7			3	0	0	0	0	0	0						
Troy Neel, L (1, 10)	K			G1			F7			3	0	0	0	0	1	0						
Craig Paquette, R (1, 5)		L8			L8				K	3	0	0	0	0	1	0						
Brent Gates, S (1, 4)		G4-3			F9				G6-3	3	0	0	0	0	0	0						
Mike Aldrete, L (1, 3)		G4-3			F8				F7	3	0	0	0	0	0	0						
Scott Brosius, R (1, 8) (8, 6)				K					G1-3	3	0	0	0	0	2	0						
Scott Lydy, R (1, 9)				L5					F8	3	0	1	0	0	0	0						
Scott Hemond, R (1, 2) (8, 8)				P6					F9	3	0	0	0	0	1	1						
Inning Stats	R: 0 E: 0 K: 1 S: 8	H: 0 LOB: 0 BB: 0 P: 11	R: 0 E: 0 K: 0 S: 8	H: 0 LOB: 0 BB: 0 P: 10	R: 0 E: 0 K: 1 S: 6	H: 0 LOB: 0 BB: 0 P: 7	R: 0 E: 0 K: 0 S: 5	H: 0 LOB: 0 BB: 0 P: 8	R: 0 E: 0 K: 0 S: 11	H: 0 LOB: 0 BB: 0 P: 18	R: 0 E: 0 K: 1 S: 10	H: 1 LOB: 1 BB: 0 P: 14	R: 0 E: 0 K: 1 S: 7	H: 0 LOB: 0 BB: 0 P: 10	R: 0 E: 0 K: 0 S: 6	H: 0 LOB: 0 BB: 0 P: 8	R: 0 E: 0 K: 1 S: 5	H: 0 LOB: 0 BB: 0 P: 8	1B: 1 2B: 0 3B: 0 HR: 0	SF: 0 SAC: 0 DP: 0 HBP: 0	WP: 0 PB: 0 SB: 0 CS: 0	PA: 28
PITCHER Mike Moore, R (1, 1) ERA: 5.2	IP: 9.0 WLS: W BF: 28	H: 1 R: 0 ER: 0 SO: 5	BB: 0 IBB: 0 HBP: 0 BLK: 0	WP: 0 HR: 0 S: 66 P: 94	ERA: 0.00 WHIP: 0.111											ERA: 0.00 WHIP: 0.111						

Oakland Athletics @ Detroit Tigers
Tiger Stadium, Detroit, MI
Mon Aug 23 1993, 7:05 PM EDT
Att: 18,564 - Unknown - 83 F

AB 28
R 0
H 1
RBI 0
BB 0
SO 5
LOB 2



Batter	1	2	3	4	5	6	7	8	9	AB	R	H	RBI	BB	SO	LOB	BOTTOM			
Tony Phillips, S (1, 7) Gary Thurman, R (9, 7)	FC3-6 BB	K		F7				BB HBP		3	1	1	0	1	1	1				
Lou Whitaker, L (1, 4)	FC3-6 1B FC5-2		L9		3B 1B			SF7 BB 1B		4	2	2	1	1	0	1				
Travis Fryman, R (1, 5)	S 1B		HR 2B		F9 1B		L5	FC6-4 1B BB		4	1	2	0	1	0	3				
Cecil Fielder, R (1, 3) Skeeter Barnes, R (6, 3)	FC5-2		P3		K		L8	SF7		3	0	0	0	0	1	4				
Kirk Gibson, L (1, 8)	F6		HR BB		1B 3B		K	FC6-4 1B		4	2	2	2	1	1	2				
Mickey Tettleton, S (1, 9)		G3		HR	1B 3B			FC6-4 1B		4	1	2	4	1	0	2				
Alan Trammell, R (1, 6) Chris Gomez, R (8, 6)		1B 2B	G6-3		1B		P4	P4		4	1	2	0	0	0	1				
Scott Livingstone, L (1, 10) Dan Gladden, R (5, PH)		2H 1B		G3-1	F9		K			2	0	1	1	0	0	0				
Chad Kreuter, S (1, 2)	F9			K			P6	1B 1B		4	1	1	0	0	1	1				
Inning Stats	R: 0 E: 0 K: 0 S: 14	H: 1 LOB: 2 BB: 1 P: 26	R: 1 E: 0 K: 1 S: 11	H: 2 LOB: 1 BB: 0 P: 16	R: 3 E: 0 K: 0 S: 14	H: 2 LOB: 0 BB: 1 P: 25	R: 0 E: 0 K: 1 S: 9	H: 0 LOB: 0 BB: 0 P: 14	R: 2 E: 0 K: 1 S: 15	H: 4 LOB: 2 BB: 0 P: 23	R: 0 E: 0 K: 0 S: 5	H: 0 LOB: 2 BB: 1 P: 13	R: 0 E: 0 K: 2 S: 11	H: 0 LOB: 1 BB: 1 P: 20	R: 3 E: 0 K: 0 S: 12	H: 4 LOB: 2 BB: 1 P: 27	1B: 9 2B: 2 3B: 1 HR: 1	SF: 1 SAC: 0 DP: 0 HBP: 1	WP: 0 PB: 0 SB: 1 CS: 0	PA: 43
PITCHER Steve Karsay, R (1, 1) ERA: 6.55	IP: 4.2 WLS: L BF: 25	H: 9 R: 6 ER: 6 SO: 3	BB: 2 IBB: 0 HBP: 1 BLK: 0	WP: 0 HR: 1 S: 62 P: 102	ERA: 11.57 WHIP: 2.357											ERA: 11.57 WHIP: 2.357				
Vince Horsman, L (5, 1) ERA: 4.4	IP: 0.2 WLS: L BF: 4	H: 0 R: 0 ER: 0 SO: 0	BB: 1 IBB: 0 HBP: 1 BLK: 0	WP: 0 HR: 0 S: 4 P: 12	ERA: 0.00 WHIP: 1.500											ERA: 0.00 WHIP: 1.500				
Kevin Campbell, R (6, 1) ERA: 7.31	IP: 2.2 WLS: L BF: 14	H: 4 R: 3 ER: 3 SO: 2	BB: 2 IBB: 0 HBP: 0 BLK: 0	WP: 0 HR: 0 S: 25 P: 50	ERA: 10.12 WHIP: 2.250											ERA: 10.12 WHIP: 2.250				

Oakland Athletics @ Detroit Tigers
Tiger Stadium, Detroit, MI
Mon Aug 23 1993, 7:05 PM EDT
Att: 18,564 - Unknown - 83 F

AB 36
R 9
H 13
RBI 9
BB 5
SO 5
LOB 22



Batter	1	2	3	4	5	6	7	8	9	AB	R	H	RBI	BB	SO	LOB	TOP					
Brian Turang, R OBP: 0.359, SLG: 0.486 (1, 7)										3	0	0	0	1	1	1						
Bret Boone, R OBP: 0.297, SLG: 0.405 (1, 4)										4	0	0	0	0	0	2						
Ken Griffey Jr., L OBP: 0.403, SLG: 0.622 (1, 8)										3	0	0	0	1	2	0						
Jay Buhner, R OBP: 0.384, SLG: 0.491 (1, 10)										3	0	0	0	1	0	0						
Dave Magadan, L OBP: 0.387, SLG: 0.366 (1, 3)										4	1	1	0	0	1	2						
Mike Blowers, R OBP: 0.372, SLG: 0.498 (1, 5)										3	0	0	0	0	0	1						
Dann Howitt, L OBP: 0.286, SLG: 0.450 (1, 9)										3	0	1	1	0	0	0						
Dave Valle, R OBP: 0.347, SLG: 0.381 (1, 2)										2	0	0	0	1	0	1						
Omar Vizquel, S OBP: 0.329, SLG: 0.304 (1, 6)										3	0	1	0	0	0	1						
Inning Stats	R: 0 E: 0 K: 2 S: 10	H: 0 LOB: 2 BB: 2 P: 22	R: 0 E: 0 K: 0 S: 6	H: 0 LOB: 1 BB: 1 P: 15	R: 0 E: 0 K: 0 S: 6	H: 0 LOB: 0 BB: 0 P: 10	R: 1 E: 1 K: 0 S: 12	H: 2 LOB: 1 BB: 0 P: 18	R: 0 E: 0 K: 0 S: 8	H: 0 LOB: 0 BB: 1 P: 14	R: 0 E: 0 K: 1 S: 9	H: 0 LOB: 0 BB: 0 P: 14	R: 0 E: 0 K: 0 S: 5	H: 0 LOB: 0 BB: 0 P: 5	R: 0 E: 0 K: 0 S: 6	H: 1 LOB: 0 BB: 0 P: 7	R: 0 E: 0 K: 1 S: 5	H: 0 LOB: 0 BB: 0 P: 8	1B: 3 2B: 0 3B: 0 HR: 0	SF: 0 SAC: 0 DP: 1 HBP: 0	WP: 0 PB: 0 SB: 0 CS: 1	PA: 32
PITCHER John Doherty, R ERA: 4.47 (1, 1)	IP: 9.0 WLS: W BF: 32 H: 3 R: 1 ER: 1 SO: 4 BB: 4 IBB: 0 HBP: 0 BLK: 0 WP: 0 HR: 0 S: 67 P: 113 ERA: 1.00 WHIP: 0.778															PITCHER						

Seattle Mariners @ Detroit Tigers
Tiger Stadium, Detroit, MI
Tue Aug 24 1993, 7:05 PM EDT
Att: 21,071 - Unknown - 89 F

AB 28
R 1
H 3
RBI 1
BB 4
SO 4
LOB 8



Batter	1	2	3	4	5	6	7	8	9	AB	R	H	RBI	BB	SO	LOB	BOTTOM			
Tony Phillips, S OBP: 0.442, SLG: 0.398 (1, 9)										3	0	0	0	1	2	0				
Lou Whitaker, L OBP: 0.420, SLG: 0.466 (1, 4)										3	0	1	0	1	0	1				
Travis Fryman, R OBP: 0.364, SLG: 0.475 (1, 5)										3	0	0	0	1	0	3				
Cecil Fielder, R OBP: 0.372, SLG: 0.496 (1, 3)										4	0	2	0	0	1	1				
Kirk Gibson, L OBP: 0.339, SLG: 0.449 (1, 8)										4	0	0	0	0	0	4				
Mickey Tettleton, S OBP: 0.354, SLG: 0.496 (1, 2)										4	1	1	1	0	2	1				
Alan Trammell, R OBP: 0.389, SLG: 0.470 (1, 6)										3	2	2	0	0	0	0				
Scott Livingstone, L OBP: 0.332, SLG: 0.356 (1, 10)										1	0	0	1	0	0	0				
Dan Gladden, R OBP: 0.308, SLG: 0.452 (1, 7)										3	1	1	2	0	0	0				
Inning Stats	R: 0 E: 0 K: 1 S: 12	H: 1 LOB: 2 BB: 1 P: 20	R: 0 E: 0 K: 0 S: 7	H: 0 LOB: 0 BB: 0 P: 13	R: 0 E: 0 K: 1 S: 8	H: 0 LOB: 1 BB: 1 P: 16	R: 0 E: 0 K: 1 S: 7	H: 1 LOB: 0 BB: 0 P: 12	R: 1 E: 0 K: 0 S: 5	H: 1 LOB: 0 BB: 0 P: 10	R: 0 E: 0 K: 0 S: 9	H: 1 LOB: 1 BB: 0 P: 13	R: 3 E: 0 K: 0 S: 11	H: 3 LOB: 1 BB: 1 P: 23	R: 0 E: 0 K: 2 S: 7	H: 0 LOB: 0 BB: 0 P: 10	1B: 2 2B: 2 3B: 1 HR: 2	SF: 1 SAC: 1 DP: 0 HBP: 0	WP: 0 PB: 0 SB: 0 CS: 1	PA: 33
PITCHER Erik Hanson, R ERA: 3.28 (1, 1)	IP: 8.0 WLS: L BF: 33 H: 7 R: 4 ER: 4 SO: 5 BB: 3 IBB: 0 HBP: 0 BLK: 0 WP: 0 HR: 2 S: 66 P: 117 ERA: 4.50 WHIP: 1.250															PITCHER				

Seattle Mariners @ Detroit Tigers
Tiger Stadium, Detroit, MI
Tue Aug 24 1993, 7:05 PM EDT
Att: 21,071 - Unknown - 89 F

AB 28
R 4
H 7
RBI 4
BB 3
SO 5
LOB 10



Batter	1	2	3	4	5	6	7	8	9	AB	R	H	RBI	BB	SO	LOB	TOP										
Rich Amaral, R OBP: 0.354, SLG: 0.361 (1, 4)	2-1 L7-3 1B			1-1 B1-3	1-2 SAFE SAFE P4			1-0 2B		4	0	2	0	0	0	1	Seattle Mariners @ Detroit Tigers Tiger Stadium, Detroit, MI Wed Aug 25 1993, 3:33 AM EDT Att: 22,333 - Sunny - 90 F										
Dave Magadan, L OBP: 0.384, SLG: 0.362 (1, 3)	1-2 SAFE L7-3		2-2 L9			3-3 K		0-0 G6-3		4	0	0	0	0	1	2											
Ken Griffey Jr., L OBP: 0.404, SLG: 0.634 Greg Litton, R OBP: 0.326, SLG: 0.402 (1, 8) (8, 7)	0-0 F9		1-1 HR			2-1 HR		2-1 P6		4	2	2	2	0	0	1											
Jay Buhner, R OBP: 0.385, SLG: 0.494 (1, 9)		4-2 1B BB		2-0 P3		0-0 P3			0-1 3B	3	0	1	0	1	0	0											
Dann Howitt, L OBP: 0.283, SLG: 0.432 (1, 7) (8, 8)	1-0 F8				1-2 HR		0-0 P4		0-2 G3-1	4	1	1	0	0	0	2											
Mike Blowers, R OBP: 0.370, SLG: 0.494 (1, 5)	0-1 1-3 1B				0-3 K		1-0 P3		2-2 F9	4	0	1	0	0	1	2											
Greg Pirkel, R OBP: 0.174, SLG: 0.304 Mackey Sasser, L OBP: 0.277, SLG: 0.342 (1, 10) (9, PH)			2-1 F9		0-0 F7		0-3 K		1-1 G6-3	3	0	0	0	0	1	1											
Dave Valle, R OBP: 0.347, SLG: 0.390 (1, 2)			1-1 G5-3		0-0 1-H HR		1-1 G5-3			3	1	1	2	0	0	0											
Omar Vizquel, S OBP: 0.329, SLG: 0.304 (1, 6)			0-1 F7		0-1 WP S 1B			1-2 F7		3	0	1	0	0	0	0											
Inning Stats	R: 0 E: 0 K: 0 S: 6	H: 1 LOB: 0 BB: 0 P: 9	R: 0 E: 0 K: 0 S: 6	H: 1 LOB: 2 BB: 1 P: 11	R: 0 E: 0 K: 0 S: 6	H: 0 LOB: 0 BB: 0 P: 9	R: 1 E: 0 K: 0 S: 9	H: 1 LOB: 0 BB: 0 P: 15	R: 2 E: 0 K: 1 S: 14	H: 3 LOB: 1 BB: 0 P: 16	R: 1 E: 0 K: 1 S: 10	H: 1 LOB: 0 BB: 0 P: 15	R: 0 E: 0 K: 1 S: 6	H: 0 LOB: 0 BB: 0 P: 8	R: 0 E: 0 K: 0 S: 7	H: 1 LOB: 1 BB: 0 P: 11		R: 0 E: 0 K: 0 S: 12	H: 1 LOB: 1 BB: 0 P: 15	1B: 4 2B: 2 3B: 1 HR: 3	SF: 0 SAC: 0 DP: 1 HBP: 0	WP: 1 PB: 0 SB: 0 CS: 1	PA: 34				
PITCHER	IP	WLS	BF	H	R	ER	SO	BB	IBB	HBP	BLK	WP	HR	S	P	ERA	WHIP										
Bill Gullickson, R ERA: 4.71 (1, 1)	6.0	W	23	7	4	4	2	1	0	0	0	1	3	51	75	6.00	1.333										
Joe Boever, R ERA: 3.67 (7, 1)	2.0		7	1	0	0	1	0	0	0	0	0	0	13	19	0.00	0.500										
Storm Davis, R ERA: 4.99 (9, 1)	1.0	S	4	1	0	0	0	0	0	0	0	0	0	12	15	0.00	1.000										

Batter	1	2	3	4	5	6	7	8	9	AB	R	H	RBI	BB	SO	LOB	BOTTOM										
Dan Gladden, R OBP: 0.306, SLG: 0.447 (1, 7)	0-1 L6		0-1 F8	1-1 FC6		0-2 BB 1B		0-0 G4-3		5	1	1	1	0	0	3	Seattle Mariners @ Detroit Tigers Tiger Stadium, Detroit, MI Wed Aug 25 1993, 3:33 AM EDT Att: 22,333 - Sunny - 90 F										
Lou Whitaker, L OBP: 0.422, SLG: 0.465 (1, 4)	4-1 HR BB		2-2 G4-6-3 1B		1-1 F8	4-2 1B BB		0-1 G4-3		3	2	1	0	2	0	0											
Travis Fryman, R OBP: 0.368, SLG: 0.487 (1, 5)	1-1 1-H HR		1-2 G4-6-3 1-2 1B		0-0 2B	2-2 1B BB		2-2 1B		5	1	4	4	0	0	1											
Cecil Fielder, R OBP: 0.374, SLG: 0.502 (1, 10)	0-2 G3			0-0 HR	3-0 FC4-6 HBP	1-0 1-2 3-H 1B		3-1 L4		4	1	2	2	0	0	1											
Kirk Gibson, L OBP: 0.338, SLG: 0.447 (1, 8)	2-1 G4-3		0-0 1B FC5-6-1 1B	0-0 1B FC5-6-1 1B	1-3 K	2-0 F7				4	0	1	0	0	1	4											
Mickey Tettleton, S OBP: 0.353, SLG: 0.494 (1, 9)		2-1 G4-3	0-1 SAFE 1B	0-1 SAFE 1B	1-1 FC4-6	1-0 F8				4	0	1	0	0	0	4											
Skeeter Barnes, R OBP: 0.317, SLG: 0.398 (1, 3)		3-2 P6	1-0 FC5-2-5-1 1B	1-3 3-H 1B	1-1 FC4-6	0-0 1B 1B	1-3 K			4	1	1	0	0	1	2											
Chad Kreuter, S OBP: 0.361, SLG: 0.470 (1, 2)		2-0 1B	4-0 FC6 IBB		1-1 L5	1-1 F8	0-1 G6-3 1B			3	0	2	0	1	0	1											
Chris Gomez, R OBP: 0.324, SLG: 0.328 Alan Trammell, R OBP: 0.389, SLG: 0.468 (1, 6) (4, PH) (5, 6)		1-0 G4-3		1-1 L5		2-0 BB 1B	1-3 1B 1B	0-0 G6-3		1	0	0	0	0	0	1											
Inning Stats	R: 2 E: 0 K: 0 S: 10	H: 1 LOB: 0 BB: 1 P: 17	R: 0 E: 0 K: 0 S: 7	H: 1 LOB: 1 BB: 0 P: 15	R: 0 E: 0 K: 0 S: 9	H: 1 LOB: 0 BB: 0 P: 12	R: 1 E: 0 K: 0 S: 9	H: 3 LOB: 3 BB: 1 P: 16	R: 0 E: 0 K: 1 S: 9	H: 1 LOB: 2 BB: 0 P: 15	R: 4 E: 0 K: 0 S: 20	H: 5 LOB: 2 BB: 1 P: 33	R: 0 E: 0 K: 1 S: 6	H: 1 LOB: 0 BB: 0 P: 7	R: 0 E: 0 K: 0 S: 9	H: 1 LOB: 1 BB: 0 P: 14		1B: 11 2B: 1 3B: 0 HR: 2	SF: 0 SAC: 0 DP: 2 HBP: 1	WP: 0 PB: 0 SB: 0 CS: 0	PA: 40						
PITCHER	IP	WLS	BF	H	R	ER	SO	BB	IBB	HBP	BLK	WP	HR	S	P	ERA	WHIP										
Tim Leary, R ERA: 5.31 (1, 1)	5.1	L	29	10	7	7	1	2	1	1	0	0	2	58	96	11.81	2.250										
Steve Ontiveros, R ERA: 1.6 (6, 1)	2.2		11	4	0	0	1	0	0	0	0	0	0	21	33	0.00	1.500										

AB	33
R	4
H	9
RBI	4
BB	1
SO	3
LOB	10

AB	36
R	7
H	14
RBI	7
BB	3
SO	2
LOB	21

Batter	1	2	3	4	5	6	7	8	9	AB	R	H	RBI	BB	SO	LOB	TOP					
Tony Phillips, S OBP: 0.445, SLG: 0.397 (1, 9)										3	2	1	1	4	0	1						
Lou Whitaker, L OBP: 0.420, SLG: 0.463 Skeeter Barnes, R OBP: 0.317, SLG: 0.398 (1, 4) (9, 4)										6	1	1	0	1	1	12						
Travis Fryman, R OBP: 0.389, SLG: 0.485 (1, 5)										4	1	1	2	2	1	5						
Cecil Fielder, R OBP: 0.374, SLG: 0.499 Gary Thurman, R OBP: 0.322, SLG: 0.308 (9, 8) (9, 8)										5	1	1	0	1	1	6						
Kirk Gibson, L OBP: 0.338, SLG: 0.443 Chad Kreuter, S OBP: 0.361, SLG: 0.470 (1, 8) (9, 2)										5	1	1	0	1	1	3						
Mickey Tettleton, S OBP: 0.356, SLG: 0.501 (1, 2) (9, 3)										4	2	2	4	2	1	0						
Alan Trammell, R OBP: 0.391, SLG: 0.477 Chris Gomez, R OBP: 0.324, SLG: 0.328 (1, 6) (9, 6)										5	2	2	0	1	0	4						
Scott Livingstone, L OBP: 0.332, SLG: 0.354 (1, 10)										4	1	1	1	1	0	4						
Dan Gladden, R OBP: 0.318, SLG: 0.453 (1, 7)										5	1	4	4	1	0	2						
Inning Stats	R: 3 E: 0 K: 2 S: 14	H: 1 LOB: 1 BB: 3 P: 35	R: 0 E: 0 K: 0 S: 12	H: 1 LOB: 1 BB: 0 P: 18	R: 2 E: 0 K: 0 S: 10	H: 2 LOB: 2 BB: 2 P: 26	R: 0 E: 0 K: 0 S: 8	H: 1 LOB: 2 BB: 1 P: 16	R: 1 E: 0 K: 0 S: 14	H: 2 LOB: 3 BB: 2 P: 26	R: 0 E: 0 K: 2 S: 7	H: 0 LOB: 0 BB: 0 P: 13	R: 2 E: 0 K: 0 S: 11	H: 2 LOB: 2 BB: 2 P: 21	R: 1 E: 0 K: 1 S: 13	H: 2 LOB: 3 BB: 2 P: 28	R: 4 E: 1 K: 0 S: 18	H: 3 LOB: 2 BB: 2 P: 33	1B: 9 2B: 3 3B: 2 HR: 0	SF: 1 SAC: 0 DP: 0 HBP: 0	WP: 1 PB: 0 SB: 0 CS: 0	PA: 56
PITCHER	IP	WLS	BF	H	R	ER	SO	BB	IBB	HBP	BLK	WP	HR	S	P	ERA	WHIP					
Todd Van Poppel, R ERA: 4.94 Kelly Downs, R ERA: 5.85 John Briscoe, R ERA: 10.97 Vince Horsman, L ERA: 4.15 Rich Gossage, R ERA: 4.91	3.1	L	21	5	5	5	2	6	0	0	0	0	0	41	90	13.50	3.300					
Rick Honeycutt, L ERA: 4.03 Ed Nunez, R ERA: 4.33	1.0		7	1	4	0	1	1	1	0	0	0	0	6	9	9.00	6.000					

Detroit Tigers @ Oakland Athletics
Oakland-Alameda County Coliseum, Oakland, CA
Fri Aug 27 1993, 7:05 PM PDT
Att: 21,320 - Unknown - 82 F

AB 41
R 13
H 14
RBI 12
BB 14
SO 5
LOB 37

Batter	1	2	3	4	5	6	7	8	9	AB	R	H	RBI	BB	SO	LOB	BOTTOM					
Mike Bordick, R OBP: 0.360, SLG: 0.344 (1, 6)										4	0	1	0	0	0	3						
Dave Henderson, R OBP: 0.248, SLG: 0.374 (1, 9)										4	0	1	1	0	1	3						
Ruben Sierra, S OBP: 0.297, SLG: 0.406 (1, 10)										4	0	0	0	0	2	3						
Craig Paquette, R OBP: 0.263, SLG: 0.415 (1, 5)										4	2	3	1	0	1	0						
Brent Gates, S OBP: 0.346, SLG: 0.375 (1, 4)										3	0	0	1	0	0	1						
Troy Neel, L OBP: 0.353, SLG: 0.462 (1, 3)										4	1	1	0	0	1	1						
Scott Brosius, R OBP: 0.226, SLG: 0.312 (1, 8)										4	1	1	1	0	1	1						
Scott Lydy, R OBP: 0.257, SLG: 0.304 (1, 7)										4	0	2	0	0	0	1						
Scott Hemond, R OBP: 0.319, SLG: 0.352 (1, 2)										3	0	0	0	1	1	3						
Inning Stats	R: 0 E: 0 K: 0 S: 8	H: 1 LOB: 0 BB: 0 P: 12	R: 0 E: 0 K: 0 S: 7	H: 1 LOB: 1 BB: 0 P: 14	R: 0 E: 0 K: 1 S: 13	H: 0 LOB: 1 BB: 1 P: 19	R: 0 E: 0 K: 1 S: 7	H: 0 LOB: 0 BB: 0 P: 10	R: 2 E: 0 K: 1 S: 11	H: 3 LOB: 2 BB: 0 P: 19	R: 1 E: 0 K: 1 S: 11	H: 1 LOB: 1 BB: 0 P: 14	R: 0 E: 0 K: 1 S: 11	H: 1 LOB: 1 BB: 0 P: 16	R: 1 E: 0 K: 2 S: 10	H: 1 LOB: 0 BB: 0 P: 18	R: 0 E: 0 K: 0 S: 5	H: 1 LOB: 1 BB: 0 P: 6	1B: 5 2B: 3 3B: 1 HR: 1	SF: 1 SAC: 0 DP: 1 HBP: 1	WP: 0 PB: 0 SB: 1 CS: 0	PA: 37
PITCHER	IP	WLS	BF	H	R	ER	SO	BB	IBB	HBP	BLK	WP	HR	S	P	ERA	WHIP					
Tom Bolton, L ERA: 4.5 Joe Boever, R ERA: 3.69 Storm Davis, R ERA: 5.04 Bill Krueger, L ERA: 3.4	5.0	W	21	5	2	2	3	1	0	1	0	0	0	22	30	4.50	1.200					
	2.0		8	2	1	1	2	0	0	0	0	0	0	1	10	9.00	1.000					
	1.0		4	1	1	1	2	0	0	0	0	0	0	5	6	0.00	1.000					
	1.0		4	1	0	0	0	0	0	0	0	0	0	5	6	0.00	1.000					

Detroit Tigers @ Oakland Athletics
Oakland-Alameda County Coliseum, Oakland, CA
Fri Aug 27 1993, 7:05 PM PDT
Att: 21,320 - Unknown - 82 F

AB 34
R 4
H 9
RBI 4
BB 1
SO 7
LOB 16

Batter	1	2	3	4	5	6	7	8	9	AB	R	H	RBI	BB	SO	LOB	TOP								
Tony Phillips, S OBP: 0.446, SLG: 0.399 (1, 7)	G1-3		L6					F9 1B 2B		3	1	1	0	2	0	1	Detroit Tigers @ Oakland Athletics Oakland-Alameda County Coliseum, Oakland, CA Sat Aug 28 1993, 3:33 AM PDT Att: 35,633 - Sunny - 82 F								
Lou Whitaker, L OBP: 0.419, SLG: 0.460 (1, 4)	G4-6-3 1B							F9 FC3-2 BB		4	0	1	0	1	0	5									
Travis Fryman, R OBP: 0.370, SLG: 0.484 (1, 5)	G4-6-3		G1-3					1B WP 1B		5	1	2	1	0	1	6									
Cecil Fielder, R OBP: 0.374, SLG: 0.497 (1, 3)								1B 1B		4	0	1	0	1	2	0									
Kirk Gibson, L OBP: 0.336, SLG: 0.440 (1, 10)								1B 1B		5	0	1	1	0	2	2									
Mickey Tettleton, S OBP: 0.359, SLG: 0.508 (1, 9) (8, 2)								1B SH3-4 1B		4	2	2	1	1	1	2									
Alan Trammell, R OBP: 0.389, SLG: 0.484 (1, 6)								1B HR		4	1	1	1	0	1	3									
Dan Gladden, R OBP: 0.320, SLG: 0.450 (1, 8)								1B FC3-2 BB		2	0	0	0	2	1	2									
Chad Kreuter, S OBP: 0.359, SLG: 0.467 (1, 2) Gary Thurman, R OBP: 0.322, SLG: 0.308 (8, PR) (8, 9)								FC3-2 S 1B		4	0	1	1	0	1	1	AB 35 R 5 H 10 RBI 5 BB 7 SO 9 LOB 22								
Inning Stats	R: 0 E: 0 K: 0 S: 10	H: 1 LOB: 0 BB: 0 P: 14	R: 0 E: 0 K: 1 S: 8	H: 0 LOB: 1 BB: 1 P: 14	R: 0 E: 0 K: 1 S: 9	H: 0 LOB: 0 BB: 2 P: 19	R: 0 E: 0 K: 2 S: 10	H: 0 LOB: 0 BB: 0 P: 14	R: 1 E: 0 K: 1 S: 8	H: 1 LOB: 1 BB: 1 P: 17	R: 1 E: 0 K: 0 S: 11	H: 3 LOB: 2 BB: 1 P: 21	R: 1 E: 0 K: 0 S: 10	H: 2 LOB: 2 BB: 1 P: 16	R: 1 E: 0 K: 1 S: 15	H: 2 LOB: 3 BB: 2 P: 28		R: 1 E: 0 K: 2 S: 9	H: 1 LOB: 0 BB: 0 P: 10	1B: 7 2B: 1 3B: 0 HR: 2	SF: 0 SAC: 1 DP: 1 HBP: 0	WP: 1 PB: 1 SB: 2 CS: 0	PA: 43		
PITCHER	IP	WLS	BF	H	R	ER	SO	BB	IBB	HBP	BLK	WP	HR	S	P	ERA	WHIP								
Steve Karsay, R ERA: 5.5 (1, 1)	7.0	L	32	7	3	3	6	4	1	0	0	1	1	66	115	3.86	1.571								
Ed Nunez, R ERA: 4.45 (8, 1)	0.1		5	2	1	1	0	2	0	0	0	0	0	9	19	27.00	12.000								
Vince Horsman, L ERA: 4.08 (8, 1)	0.1		1	0	0	0	0	0	0	0	0	0	0	2	4	0.00	0.000								
Dennis Eckersley, R ERA: 3.79 (8, 1)	1.1		5	1	1	1	3	0	0	0	0	0	1	13	15	6.75	0.750								

Batter	1	2	3	4	5	6	7	8	9	AB	R	H	RBI	BB	SO	LOB	BOTTOM								
Mike Bordick, R OBP: 0.361, SLG: 0.347 (1, 6)	G4-6-3 1B									4	0	2	0	0	1	0	Detroit Tigers @ Oakland Athletics Oakland-Alameda County Coliseum, Oakland, CA Sat Aug 28 1993, 3:33 AM PDT Att: 35,633 - Sunny - 82 F								
Dave Henderson, R OBP: 0.249, SLG: 0.372 (1, 8)	F8									4	0	1	0	0	1	2									
Troy Neel, L OBP: 0.355, SLG: 0.470 (1, 10)	G4-6-3									3	1	1	1	1	1	2									
Craig Paquette, R OBP: 0.263, SLG: 0.413 (1, 5)										4	0	1	0	0	1	2									
Ruben Sierra, S OBP: 0.297, SLG: 0.405 (1, 9)										4	0	1	0	0	1	1									
Brent Gates, S OBP: 0.349, SLG: 0.377 (1, 4)										3	0	2	0	0	0	0									
Mike Aldrete, L OBP: 0.348, SLG: 0.453 (1, 3)										4	1	2	0	0	1	1									
Scott Lydy, R OBP: 0.247, SLG: 0.292 (1, 7) Jerry Browne, S OBP: 0.273, SLG: 0.276 (9, PH)										3	0	0	0	0	1	4									
Scott Hemond, R OBP: 0.318, SLG: 0.369 (1, 2)										4	1	1	2	0	1	0	AB 34 R 3 H 11 RBI 3 BB 1 SO 8 LOB 12								
Inning Stats	R: 0 E: 0 K: 0 S: 4	H: 1 LOB: 0 BB: 0 P: 9	R: 0 E: 0 K: 2 S: 8	H: 0 LOB: 0 BB: 0 P: 12	R: 2 E: 0 K: 2 S: 20	H: 3 LOB: 1 BB: 0 P: 30	R: 0 E: 0 K: 0 S: 9	H: 2 LOB: 2 BB: 0 P: 14	R: 0 E: 0 K: 1 S: 8	H: 1 LOB: 1 BB: 0 P: 10	R: 0 E: 0 K: 1 S: 7	H: 0 LOB: 0 BB: 0 P: 10	R: 1 E: 0 K: 0 S: 7	H: 3 LOB: 1 BB: 0 P: 16	R: 0 E: 0 K: 2 S: 8	H: 0 LOB: 0 BB: 0 P: 10		1B: 8 2B: 1 3B: 0 HR: 2	SF: 0 SAC: 1 DP: 2 HBP: 0	WP: 0 PB: 0 SB: 0 CS: 0	PA: 36				
PITCHER	IP	WLS	BF	H	R	ER	SO	BB	IBB	HBP	BLK	WP	HR	S	P	ERA	WHIP								
Mike Moore, R ERA: 5.1 (1, 1)	7.0	W	29	8	2	2	6	0	0	0	0	0	1	64	101	2.57	1.143								
David Wells, L ERA: 4.33 (8, 1)	1.0		5	3	1	1	0	0	0	0	0	0	1	7	16	9.00	3.000								
Mike Henneman, R ERA: 2.19 (9, 1)	1.0	S	3	0	0	0	2	0	0	0	0	0	0	8	10	0.00	0.000								



Batter	1	2	3	4	5	6	7	8	9	AB	R	H	RBI	BB	SO	LOB	TOP				
Tony Phillips, S OBP: 0.445, SLG: 0.397	F7		K			BB	FC6			3	0	0	0	1	1	2					
Lou Whitaker, L OBP: 0.420, SLG: 0.459	G4-3							BB		3	0	1	0	1	1	1					
Travis Fryman, R OBP: 0.367, SLG: 0.480	K						F8			4	0	0	0	0	3	3					
Cecil Fielder, R OBP: 0.375, SLG: 0.496								F8		3	1	1	0	1	0	2					
Kirk Gibson, L OBP: 0.335, SLG: 0.440										4	1	1	0	0	3	2					
Mickey Tettleton, S OBP: 0.350, SLG: 0.507										3	1	1	1	1	1	1					
Alan Trammell, R OBP: 0.384, SLG: 0.478										4	0	0	0	0	1	3					
Scott Livingstone, L OBP: 0.328, SLG: 0.350										3	0	0	1	0	2	1					
Dan Gladden, R OBP: 0.324, SLG: 0.460										3	0	2	1	0	0	0					
Inning Stats	R: 0 E: 0 K: 1 S: 8	H: 0 LOB: 0 BB: 0 P: 13	R: 0 E: 0 K: 2 S: 12	H: 0 LOB: 1 BB: 1 P: 22	R: 0 E: 0 K: 2 S: 11	H: 1 LOB: 0 BB: 0 P: 13	R: 0 E: 0 K: 1 S: 10	H: 1 LOB: 0 BB: 1 P: 15	R: 0 E: 0 K: 1 S: 10	H: 0 LOB: 1 BB: 1 P: 15	R: 3 E: 0 K: 0 S: 12	H: 4 LOB: 1 BB: 0 P: 18	R: 0 E: 0 K: 2 S: 13	H: 0 LOB: 1 BB: 1 P: 22	R: 0 E: 0 K: 2 S: 9	H: 0 LOB: 0 BB: 0 P: 12	1B: 4 2B: 2 3B: 1 HR: 0	SF: 1 SAC: 0 DP: 2 HBP: 0	WP: 0 PB: 0 SB: 0 CS: 1	PA: 35	
PITCHER	IP	WLS	BF	H	R	ER	SO	BB	IBB	HBP	BLK	WP	HR	S	P	ERA	WHIP				
Bob Welch, R ERA: 4.81	(1, 1)	6.2	W	27	6	3	3	8	3	0	0	0	0	0	73	112	4.05	1.350			
Rick Honeycutt, L ERA: 3.86	(7, 1)	1.1		5	0	0	0	2	1	0	0	0	0	14	23	0.00	0.750				
Dennis Eckersley, R ERA: 3.72	(9, 1)	1.0		3	0	0	0	2	0	0	0	0	0	9	12	0.00	0.000				

Detroit Tigers @ Oakland Athletics
Oakland-Alameda County Coliseum, Oakland, CA
Sun Aug 29 1993, 3:33 AM PDT
Att: 32,441 - Sunny - 73 F

AB 30
R 3
H 6
RBI 3
BB 4
SO 12
LOB 15



Batter	1	2	3	4	5	6	7	8	9	AB	R	H	RBI	BB	SO	LOB	BOTTOM			
Mike Bordick, R OBP: 0.357, SLG: 0.343	G3-1		E4	FC5-4		F8		F8		5	2	0	0	0	0	2				
Jerry Browne, S OBP: 0.282, SLG: 0.282	F8									4	1	2	1	1	1	1				
Troy Neel, L OBP: 0.356, SLG: 0.470	G6-3									4	1	1	1	1	1	2				
Ruben Sierra, S OBP: 0.296, SLG: 0.403										3	0	0	0	1	1	1				
Brent Gates, S OBP: 0.352, SLG: 0.381										3	0	3	1	0	0	0				
Mike Aldrete, L OBP: 0.351, SLG: 0.454										4	0	2	1	0	1	3				
Craig Paquette, R OBP: 0.263, SLG: 0.421										4	1	1	1	0	3	4				
Scott Brosius, R OBP: 0.235, SLG: 0.313										3	2	1	0	1	0	2				
Scott Hemond, R OBP: 0.318, SLG: 0.364										2	0	0	0	1	1	0				
Inning Stats	R: 0 E: 0 K: 0 S: 7	H: 0 LOB: 0 BB: 0 P: 11	R: 0 E: 0 K: 0 S: 11	H: 1 LOB: 0 BB: 0 P: 17	R: 4 E: 1 K: 1 S: 16	H: 4 LOB: 2 BB: 1 P: 30	R: 2 E: 1 K: 1 S: 14	H: 1 LOB: 1 BB: 2 P: 23	R: 0 E: 0 K: 1 S: 12	H: 2 LOB: 2 BB: 0 P: 20	R: 0 E: 1 K: 1 S: 9	H: 0 LOB: 1 BB: 0 P: 16	R: 1 E: 0 K: 2 S: 19	H: 2 LOB: 2 BB: 1 P: 29	R: 0 E: 0 K: 2 S: 8	H: 0 LOB: 1 BB: 1 P: 17	1B: 8 2B: 2 3B: 0 HR: 1	SF: 1 SAC: 1 DP: 2 HBP: 0	WP: 1 PB: 0 SB: 1 CS: 1	PA: 39
PITCHER	IP	WLS	BF	H	R	ER	SO	BB	IBB	HBP	BLK	WP	HR	S	P	ERA	WHIP			
John Doherty, R ERA: 4.51	(1, 1)	2.2	L	14	5	4	2	0	0	0	0	0	0	17	29	6.75	1.875			
Bill Krueger, L ERA: 3.47	(3, 1)	1.1		7	1	2	1	2	2	0	0	0	0	21	36	0.00	1.000			
Bob MacDonald, L ERA: 5.4	(5, 1)	2.0		8	2	0	0	2	0	0	0	0	0	27	46	4.50	2.000			
Greg Gohr, R ERA: 5.09	(7, 1)	2.0		10	2	1	1	4	2	0	0	0	0	27	46	4.50	2.000			

Detroit Tigers @ Oakland Athletics
Oakland-Alameda County Coliseum, Oakland, CA
Sun Aug 29 1993, 3:33 AM PDT
Att: 32,441 - Sunny - 73 F


AB 32
R 7
H 10
RBI 5
BB 5
SO 8
LOB 15



Batter	1	2	3	4	5	6	7	8	9	AB	R	H	RBI	BB	SO	LOB	TOP			
Tony Phillips, S OBP: 0.443, SLG: 0.392 (1, 7)	4-0 BLK BB BB		1-2 L3	0-0 G3		2-2 G4-3			0-0 L8	4	0	0	0	1	0	4				
Dan Gladden, R OBP: 0.317, SLG: 0.460 (1, 8)	1-3 K		1-0 G6-3		1-2 HR		3-2 G1-3		1-3 K	4	1	1	1	0	1	2				
Lou Whitaker, L OBP: 0.425, SLG: 0.467 (9, PH)			2-3							1	0	0	0	0	1	1				
Travis Fryman, R OBP: 0.370, SLG: 0.481 (1, 5)	2-2 P6		3-3 K		4-2 G6-4-3 BB		3-1 F9			3	0	0	0	1	1	2				
Cecil Fielder, R OBP: 0.377, SLG: 0.494 (1, 10)	4-0 BLK BB			4-0 1B BB	1-2 G6-4-3		3-2 K			2	1	0	0	2	1	1				
Alan Trammell, R OBP: 0.387, SLG: 0.477 (1, 6)	2-0 L8			0-2 E 1B BB	4-2 S BB			1-3 K		3	1	1	0	1	1	2				
Mickey Tettleton, S OBP: 0.358, SLG: 0.500 (1, 9)		2-3 K		2-3 K	3-3 K			2-3 K		4	0	0	0	0	4	3				
Skeeter Barnes, R OBP: 0.328, SLG: 0.415 (1, 3)		2-2 F9		0-1 E9 2B 1B		2-0 2B		2-2 F9		4	1	2	1	0	0	0				
Rich Rowland, R OBP: 0.348, SLG: 0.429 (9, PH)				0-0 2B		1-1 P3			4-2 BB	3	0	1	2	0	1	1				
Chad Kreuter, S OBP: 0.354, SLG: 0.464 (9, PH)										0	0	0	0	1	0	0				
Gary Thurman, R OBP: 0.319, SLG: 0.304 (9, PH)				2-H 3-H 2B						0	0	0	0	0	0	0				
Chris Gomez, R OBP: 0.320, SLG: 0.338 (1, 4)				0-1 P4		1-1 F8			3-3 K	3	0	1	0	0	0	2				
Kirk Gibson, L OBP: 0.340, SLG: 0.451 (9, PH)			1-2 G6-3 2B							1	0	0	0	0	1	1				
Inning Stats	R: 0 E: 0 K: 1 S: 11	H: 0 LOB: 2 BB: 2 P: 24	R: 0 E: 0 K: 2 S: 11	H: 0 LOB: 0 BB: 0 P: 17	R: 0 E: 0 K: 1 S: 12	H: 1 LOB: 1 BB: 0 P: 18	R: 3 E: 1 K: 1 S: 12	H: 3 LOB: 1 BB: 1 P: 18	R: 1 E: 0 K: 1 S: 16	H: 1 LOB: 1 BB: 2 P: 29	R: 0 E: 0 K: 1 S: 8	H: 0 LOB: 0 BB: 0 P: 17	R: 0 E: 0 K: 2 S: 11	H: 0 LOB: 0 BB: 0 P: 16	R: 0 E: 0 K: 1 S: 12	H: 0 LOB: 1 BB: 1 P: 20	1B: 2 2B: 3 3B: 0 HR: 1	SF: 0 SAC: 0 DP: 1 HBP: 0	WP: 0 PB: 0 SB: 1 CS: 0	PA: 38
PITCHER	IP WLS BF H R ER SO	IP WLS BF H R ER SO	IP WLS BF H R ER SO	IP WLS BF H R ER SO	IP WLS BF H R ER SO	IP WLS BF H R ER SO	IP WLS BF H R ER SO	IP WLS BF H R ER SO	IP WLS BF H R ER SO	IP WLS BF H R ER SO	IP WLS BF H R ER SO	IP WLS BF H R ER SO	IP WLS BF H R ER SO	IP WLS BF H R ER SO	IP WLS BF H R ER SO	IP WLS BF H R ER SO	ERA WHIP	ERA WHIP		
Randy Johnson, L ERA: 3.63	7.0	31	6	4	4	7	5	0	0	1	0	1	78	137	5.14	1.571				
Jeff Nelson, R ERA: 4.21	1.0	W	3	0	0	2	0	0	0	0	0	0	11	16	0.00	0.000				
Erik Platenberg, L ERA: 9.95	0.1	S	2	0	0	0	1	0	0	0	0	0	8	15	0.00	3.000				
Ted Power, R ERA: 4.88	0.2	S	2	0	0	0	0	0	0	0	0	0	4	5	0.00	0.000				

Detroit Tigers @ Seattle Mariners
The Kingdome, Seattle, WA
Tue Aug 31 1993, 10:05 PM EDT
Att. 15,203 - Dome


AB 32
R 4
H 6
RBI 4
BB 6
SO 11
LOB 19



Batter	1	2	3	4	5	6	7	8	9	AB	R	H	RBI	BB	SO	LOB	BOTTOM			
Rich Amaral, R OBP: 0.349, SLG: 0.357 (1, 6)	1-1 F8		0-0 F8		1-0 P4		3-2 2B WP 1B	2-2 1B		3	0	0	0	0	0	3				
Dave Magadan, L OBP: 0.386, SLG: 0.364 (7, PH)							1-3 2-H 1B	3-H 1B		2	1	2	2	0	0	0				
Brian Turano, R OBP: 0.323, SLG: 0.375 (1, 7)	1-3 K		0-1 FC4-6		2-1 F9		2-2 WP 1B	2-1 G4-3		3	0	0	0	0	1	3				
Mackey Sasser, L OBP: 0.276, SLG: 0.340 (7, PH)			1-2				1-3 3-H 2B			2	0	1	1	0	0	1				
Omar Vizquel, S OBP: 0.326, SLG: 0.301 (9, 6)										0	0	0	0	0	0	0				
Ken Griffey Jr., L OBP: 0.412, SLG: 0.642 (1, 8)	2-1 2B			1-1 WP 1B		1-0 F7				3	0	2	0	1	0	0				
Jay Buhner, R OBP: 0.381, SLG: 0.479 (1, 9)	1-3 K			2-1 F7		1-2 G5-3		4-2 BB		3	0	0	0	1	1	2				
Mike Blowers, R OBP: 0.361, SLG: 0.502 (1, 5)		1-0 G3		2-2 P4		3-2 G6-3		2-3 K		4	0	0	0	0	1	4				
Bret Boone, R OBP: 0.301, SLG: 0.447 (1, 4)		1-3 K		0-2 F8			0-3 K	0-0 1B 2B		4	1	1	0	0	2	1				
Marc Newfield, R OBP: 0.250, SLG: 0.288 (1, 10)		2-3 K			0-0 2B 1B		0-1 G6-3	0-0 F9		4	0	1	0	0	1	1				
Dave Valle, R OBP: 0.353, SLG: 0.391 (1, 2)			1-2 FC4-6 1B		3-1 F8		0-2 BB 1B	1-0 WP 1B 1B		4	2	3	1	0	0	1				
Greg Litton, R OBP: 0.331, SLG: 0.408 (8, 6)			2-3 K		1-2 2B		4-1 1B 2B BB	3-2 F9		2	1	1	0	1	1	1				
Dann Howitt, L OBP: 0.245, SLG: 0.373 (9, 7)					1-3 2B					1	0	0	0	0	0	1				
Inning Stats	R: 0 E: 0 K: 2 S: 10	H: 1 LOB: 1 BB: 0 P: 15	R: 0 E: 0 K: 2 S: 8	H: 0 LOB: 0 BB: 0 P: 12	R: 0 E: 0 K: 1 S: 10	H: 1 LOB: 1 BB: 0 P: 13	R: 0 E: 0 K: 0 S: 10	H: 1 LOB: 1 BB: 0 P: 15	R: 0 E: 0 K: 0 S: 10	H: 2 LOB: 2 BB: 0 P: 17	R: 0 E: 0 K: 0 S: 8	H: 0 LOB: 0 BB: 0 P: 13	R: 3 E: 0 K: 2 S: 27	H: 3 LOB: 3 BB: 3 P: 46	R: 2 E: 0 K: 0 S: 11	H: 3 LOB: 1 BB: 0 P: 19	1B: 7 2B: 4 3B: 0 HR: 0	SF: 0 SAC: 0 DP: 0 HBP: 0	WP: 3 PB: 0 SB: 0 CS: 0	PA: 38
PITCHER	IP WLS BF H R ER SO	IP WLS BF H R ER SO	IP WLS BF H R ER SO	IP WLS BF H R ER SO	IP WLS BF H R ER SO	IP WLS BF H R ER SO	IP WLS BF H R ER SO	IP WLS BF H R ER SO	IP WLS BF H R ER SO	IP WLS BF H R ER SO	IP WLS BF H R ER SO	IP WLS BF H R ER SO	IP WLS BF H R ER SO	IP WLS BF H R ER SO	IP WLS BF H R ER SO	IP WLS BF H R ER SO	ERA WHIP	ERA WHIP		
David Wells, L ERA: 4.19	5.0	20	5	0	0	5	0	0	0	0	0	0	25	37	16.20	1.800				
Joe Boever, R ERA: 3.89	1.2	8	2	3	3	1	1	0	0	0	0	0	19	37	18.00	5.000				
Mike Henneman, R ERA: 2.44	1.0	L	9	4	2	2	1	1	1	0	0	2	0	19	37	18.00	5.000			
Bill Krueger, L ERA: 3.45	0.1	1	0	0	0	0	0	0	0	0	0	0	2	4	0.00	0.000				

Detroit Tigers @ Seattle Mariners
The Kingdome, Seattle, WA
Tue Aug 31 1993, 10:05 PM EDT
Att. 15,203 - Dome


AB 35
R 5
H 11
RBI 4
BB 3
SO 7
LOB 18



Batter	1	2	3	4	5	6	7	8	9	AB	R	H	RBI	BB	SO	LOB	TOP					
Tony Phillips, S OBP: 0.442, SLG: 0.392 (1, 7)	G3		1B		G6-3		G4-3		HBP 1B	5	1	2	0	0	0	1						
Dan Gladden, R OBP: 0.318, SLG: 0.457 (1, 8)	F8		F8		G4-3			1B	HBP 1B	4	1	1	0	0	0	1						
Travis Fryman, R OBP: 0.372, SLG: 0.482 (1, 5)	FC6-4 1B			G5-3		F7		1B	1B	4	0	2	1	0	0	0						
Cecil Fielder, R OBP: 0.377, SLG: 0.492 (1, 10)	FC6-4 1-2			2B		P3		K	HBP 1B	4	0	1	2	1	1	3						
Alan Trammell, R OBP: 0.387, SLG: 0.477 (1, 6)		G5-3		2B				K	G6-3	4	0	1	0	1	1	4						
Mickey Tettleton, S OBP: 0.357, SLG: 0.497 (1, 9)	K			IBB		P5		K		3	0	0	0	1	2	3						
Skeeter Barnes, R OBP: 0.339, SLG: 0.413 Scott Livingstone, L OBP: 0.327, SLG: 0.349 (9, PH)	K			P3				FC4-6 1B	L7	3	0	1	0	0	1	3						
Chad Kreuter, S OBP: 0.363, SLG: 0.461 (1, 2)			K	G1-3				P6	HBP 1B	4	1	1	0	0	1	4						
Chris Gomez, R OBP: 0.304, SLG: 0.319 (1, 4)			G5-3		L6			FC4-6 1-2	L6	4	0	0	0	0	0	2						
Inning Stats	R: 0 E: 0 K: 0 S: 8	H: 1 LOB: 1 BB: 0 P: 15	R: 0 E: 0 K: 2 S: 9	H: 0 LOB: 0 BB: 0 P: 16	R: 0 E: 0 K: 1 S: 10	H: 1 LOB: 1 BB: 0 P: 15	R: 0 E: 0 K: 0 S: 13	H: 1 LOB: 3 BB: 2 P: 24	R: 0 E: 0 K: 0 S: 4	H: 0 LOB: 0 BB: 1 P: 7	R: 0 E: 0 K: 0 S: 7	H: 0 LOB: 1 BB: 1 P: 13	R: 0 E: 0 K: 3 S: 14	H: 1 LOB: 1 BB: 0 P: 21	R: 0 E: 0 K: 3 S: 14	H: 2 LOB: 2 BB: 0 P: 22	R: 3 E: 0 K: 0 S: 20	H: 3 LOB: 2 BB: 0 P: 33	1B: 8 2B: 1 3B: 0 HR: 0	SF: 0 SAC: 0 DP: 0 HBP: 2	WP: 0 PB: 0 SB: 0 CS: 0	PA: 41
PITCHER	IP	WLS	BF	H	R	ER	SO	BB	IBB	HBP	BLK	WP	HR	S	P	ERA	WHIP					
Dave Fleming, L ERA: 4.2 (1, 1)	7.0	W	30	6	0	0	3	2	1	0	0	0	0	68	119	0.00	1.143					
Brad Holman, R ERA: 4.0 (8, 1)	2.0		11	3	3	3	3	0	0	2	0	0	0	29	47	13.50	1.500					

Detroit Tigers @ Seattle Mariners
The Kingdome, Seattle, WA
Wed Sep 01 1993, 6:33 AM EDT
Att. 15,631 - Dome


AB 36
R 3
H 9
RBI 3
BB 3
SO 6
LOB 21



Batter	1	2	3	4	5	6	7	8	9	AB	R	H	RBI	BB	SO	LOB	BOTTOM					
Mike Felder, S OBP: 0.274, SLG: 0.284 (1, 7)	G4-3		P5		CS 2B	G4-3		P4		5	0	1	0	0	0	2						
Brian Turano, R OBP: 0.355, SLG: 0.433 (1, 8)	HR 1B		CS 2B		L1		BB BB	G4-3 2B	WP 2B	4	3	3	1	1	0	1						
Ken Griffey Jr., L OBP: 0.414, SLG: 0.646 (1, 10)	HR		CS IBB		IBB		F9	G4-3		3	1	1	2	2	0	2						
Jay Buhner, R OBP: 0.385, SLG: 0.478 (1, 9)	G4-3 BB		1-2 2-3 BB		CS 2-3	G6-3	1B 1B	BB	BB	1	0	0	0	4	0	0						
Dave Magadan, L OBP: 0.386, SLG: 0.365 (1, 3)	G4-3 1-2		F8			HR 1B	1-2 2-H 1B	1B	G3-1	5	1	2	1	0	0	4						
Bret Boone, R OBP: 0.305, SLG: 0.468 (1, 4)	G4-3			P4		HR 1B	1-2 2-3 1B	G6-4-3 1B		4	1	2	2	0	0	1						
Mike Blowers, R OBP: 0.359, SLG: 0.509 (1, 5)		B1-3		K		HR	G6-4-3 1-2			4	1	1	1	0	1	3						
Dave Valle, R OBP: 0.352, SLG: 0.389 (1, 2)		K		F8		L8		2B 1B		4	1	1	0	0	1	0						
Omar Vizquel, S OBP: 0.327, SLG: 0.305 (1, 6)		G4-3			G3-1		1B	2B 2B		4	1	2	1	0	0	0						
Inning Stats	R: 2 E: 0 K: 0 S: 10	H: 2 LOB: 1 BB: 1 P: 18	R: 0 E: 0 K: 1 S: 5	H: 0 LOB: 0 BB: 0 P: 8	R: 0 E: 0 K: 1 S: 12	H: 1 LOB: 2 BB: 2 P: 27	R: 0 E: 0 K: 1 S: 9	H: 0 LOB: 0 BB: 0 P: 15	R: 0 E: 0 K: 0 S: 7	H: 1 LOB: 1 BB: 1 P: 17	R: 3 E: 0 K: 0 S: 18	H: 4 LOB: 1 BB: 0 P: 28	R: 1 E: 0 K: 0 S: 12	H: 2 LOB: 2 BB: 2 P: 24	R: 3 E: 0 K: 0 S: 16	H: 3 LOB: 1 BB: 1 P: 32	1B: 6 2B: 4 3B: 0 HR: 3	SF: 0 SAC: 0 DP: 1 HBP: 0	WP: 1 PB: 0 SB: 0 CS: 3	PA: 42		
PITCHER	IP	WLS	BF	H	R	ER	SO	BB	IBB	HBP	BLK	WP	HR	S	P	ERA	WHIP					
Mike Moore, R ERA: 5.18 (1, 1)	6.0	L	28	8	5	5	2	2	0	0	0	0	0	12	24	9.00	4.000					
Mark Leiter, R ERA: 4.73 (7, 1)	1.0		6	2	1	1	0	2	0	0	0	0	0	16	32	27.00	4.000					
Bob MacDonald, L ERA: 5.68 (8, 1)	1.0		7	3	3	3	0	1	0	0	0	1	0	16	32	27.00	4.000					

Detroit Tigers @ Seattle Mariners
The Kingdome, Seattle, WA
Wed Sep 01 1993, 6:33 AM EDT
Att. 15,631 - Dome


AB 34
R 9
H 13
RBI 8
BB 7
SO 2
LOB 13



Batter	1	2	3	4	5	6	7	8	9	AB	R	H	RBI	BB	SO	LOB	TOP							
Tim Raines, S OBP: 0.396, SLG: 0.494 (1, 7)	1-2 FC6-4 1B		1-3 K		1 SAFE 3-2 1B 1-H HR	0-0 F9			1-1 F8	5	1	2	1	0	1	2								
Joey Cora, S OBP: 0.355, SLG: 0.356 (1, 4)	1-1 F8		3-1 G3		2-1 HR			1-1 SF7	3B	5	2	2	0	0	1	2								
Frank Thomas, R OBP: 0.428, SLG: 0.632 (1, 3)	3-2 L9			1-0 G3 HR	2-1 HR			2-2 SF7		3	2	2	4	0	0	1								
Robin Ventura, L OBP: 0.374, SLG: 0.433 (1, 5)	3-1 FC6-4			2-2 G3	3-H 3-2 HR			3-H 4-2 G6-4-3 BB		3	1	1	1	1	0	2								
Ellis Burks, R OBP: 0.353, SLG: 0.474 (1, 8)		2-3 K		3-2 G6-3	0-3 K			0-0 G6-4-3		4	0	0	0	0	2	2								
George Bell, R OBP: 0.252, SLG: 0.358 (1, 10)	0-1 P6			1-2 HR	0-3 K2-3			0-0 F8		4	1	1	2	0	1	0								
Dan Pasqua, L OBP: 0.301, SLG: 0.329 Mike Huff, R OBP: 0.313, SLG: 0.400 (6, PH) (6, 9)	3-1 G4-3			2-2 G3-1		3-3 K		2-3 K		2	0	0	0	0	0	0								
Ron Karkovics, R OBP: 0.284, SLG: 0.438 (1, 2)			2-2 F9		1-2 F8	1-3 K2-3		2-3 K		4	0	0	0	0	2	0								
Ozzie Guillen, L OBP: 0.290, SLG: 0.381 (1, 6)	1-2 1B				0-0 E 1B	1-1 1B			2-2 G4-3	4	1	3	0	0	0	0								
Inning Stats	R: 0 E: 0 K: 0 S: 12	H: 1 LOB: 1 BB: 0 P: 20	R: 0 E: 0 K: 1 S: 8	H: 0 LOB: 0 BB: 0 P: 13	R: 0 E: 0 K: 1 S: 13	H: 1 LOB: 1 BB: 0 P: 20	R: 2 E: 0 K: 0 S: 17	H: 2 LOB: 0 BB: 0 P: 26	R: 5 E: 1 K: 2 S: 23	H: 5 LOB: 0 BB: 0 P: 34	R: 0 E: 0 K: 0 S: 10	H: 1 LOB: 1 BB: 0 P: 15	R: 1 E: 0 K: 0 S: 8	H: 1 LOB: 0 BB: 1 P: 15	R: 0 E: 0 K: 2 S: 9	H: 0 LOB: 0 BB: 0 P: 13	R: 0 E: 0 K: 1 S: 8	H: 0 LOB: 0 BB: 0 P: 12	1B: 7 2B: 0 3B: 1 HR: 3	SF: 1 SAC: 0 DP: 1 HBP: 0	WP: 0 PB: 0 SB: 0 CS: 0	PA: 38		
PITCHER	IP	WLS	BF	H	R	ER	SO	BB	IBB	HBP	BLK	WP	HR	S	P	ERA	WHIP							
John Doherty, R ERA: 4.74 Bill Krueger, L ERA: 3.45	(1, 1) (5, 1)	4.1 4.2	L 17	21 3	8 2	6 2	2 7	0 1	0 0	0 0	0 0	0 0	1 1	62 46	99 69	12.46 3.86	1.846 0.857							

Chicago White Sox @ Detroit Tigers
Tiger Stadium, Detroit, MI
Fri Sep 03 1993, 7:05 PM EDT
Att: 21,926 - Unknown - 69 F

AB	36
R	8
H	11
RBI	8
BB	1
SO	9
LOB	9



Batter	1	2	3	4	5	6	7	8	9	AB	R	H	RBI	BB	SO	LOB	BOTTOM							
Tony Phillips, S OBP: 0.444, SLG: 0.392 (1, 9)	0-3 K		0-2 G6-3		0-0 WP 1-2 3-H 1B				4-2 1B BB	3	0	1	1	2	1	1								
Lou Whitaker, L OBP: 0.420, SLG: 0.460 (1, 4)	0-0 G4-3		2-3 K		2-2 P4			2-3 K	2-1 F7	5	0	0	0	0	2	5								
Travis Fryman, R OBP: 0.371, SLG: 0.479 (1, 5)	1-0 G6-3			1-1 G5-3	3-2 F8			2-3 K	1-0 FC6-4 1B	5	0	1	0	0	1	3								
Cecil Fielder, R OBP: 0.375, SLG: 0.488 (1, 3)		2-1 HBP		1-3 K		1-3 K		2-2 L9	0-3 K	4	0	0	0	0	3	2								
Kirk Gibson, L OBP: 0.337, SLG: 0.447 Rich Rowland, R OBP: 0.375, SLG: 0.455 Scott Livingstone, L OBP: 0.326, SLG: 0.348 (1, 10) (8, PH) (9, PH)		2-1 L5		1-1 P6		1-0 F8		1-0 BB HR 1B	0-2 FC6-4	3	0	0	0	0	0	1								
Mickey Tettleton, S OBP: 0.350, SLG: 0.496 (1, 2)		3-3 K			4-2 2B 1B BB	4-0 BB		4-2 HR BB	1-2 HR BB	1	2	0	0	3	1	1								
Eric Davis, R OBP: 0.310, SLG: 0.403 (1, 8)		3-2 G6-3			0-0 1B 2B	2-0 F8		3-2 HR		4	2	2	3	0	0	2								
Alan Trammell, R OBP: 0.388, SLG: 0.486 (1, 6)			0-2 G6-3 G4-3 1B		3-1 P3			1-0 F9		4	1	2	1	0	0	2								
Dan Gladden, R OBP: 0.318, SLG: 0.454 (1, 7)			1-2 G4-3		1-1 WP 1B	2-3 3-H 1B		1-3 K	3-2 F8	4	0	1	1	0	1	1								
Inning Stats	R: 0 E: 0 K: 1 S: 5	H: 0 LOB: 0 BB: 0 P: 6	R: 0 E: 0 K: 1 S: 10	H: 0 LOB: 1 BB: 0 P: 20	R: 0 E: 0 K: 1 S: 13	H: 1 LOB: 1 BB: 0 P: 14	R: 0 E: 0 K: 1 S: 8	H: 0 LOB: 0 BB: 0 P: 11	R: 2 E: 0 K: 0 S: 17	H: 3 LOB: 2 BB: 1 P: 30	R: 0 E: 0 K: 1 S: 5	H: 0 LOB: 1 BB: 1 P: 13	R: 1 E: 0 K: 3 S: 21	H: 1 LOB: 1 BB: 1 P: 32	R: 3 E: 0 K: 0 S: 13	H: 2 LOB: 0 BB: 1 P: 27	R: 0 E: 0 K: 1 S: 13	H: 1 LOB: 2 BB: 1 P: 20	1B: 5 2B: 1 3B: 0 HR: 2	SF: 0 SAC: 0 DP: 0 HBP: 1	WP: 1 PB: 0 SB: 0 CS: 0	PA: 41		
PITCHER	IP	WLS	BF	H	R	ER	SO	BB	IBB	HBP	BLK	WP	HR	S	P	ERA	WHIP							
Jason Bere, R ERA: 4.05 Scott Radinsky, L ERA: 4.7 Jose DeLeon, R ERA: 3.12 Roberto Hernandez, R ERA: 2.12	(1, 1) (8, 1) (8, 1) (9, 1)	7.0 0.1 0.2 1.0	W 3 3 S	30 1 1 5	3 2 1 0	3 2 1 0	3 2 0 1	8 0 0 0	3 1 0 0	0 0 0 1	0 0 0 0	0 0 0 0	0 0 1 0	1 6 7 13	126 13 14 20	3.86 54.00 13.50 0.00	1.143 6.000 1.500 2.000							

Chicago White Sox @ Detroit Tigers
Tiger Stadium, Detroit, MI
Fri Sep 03 1993, 7:05 PM EDT
Att: 21,926 - Unknown - 69 F

AB	35
R	6
H	8
RBI	6
BB	5
SO	9
LOB	20



Batter	1	2	3	4	5	6	7	8	9	AB	R	H	RBI	BB	SO	LOB	TOP		
Tim Raines, S (1, 7) OBP: 0.401, SLG: 0.500 Lance Johnson, L (9, 8) OBP: 0.356, SLG: 0.397										4 2 3 0 1 1 0 0 0 0 0 0 0 0									
Joey Coxa, S (1, 4) OBP: 0.353, SLG: 0.355									5 1 1 0 0 0 5										
Frank Thomas, R (1, 3) OBP: 0.427, SLG: 0.630 Craig Grebeck, R (9, 5) OBP: 0.314, SLG: 0.287									3 3 1 1 1 1 2 0 0 0 0 0 0 0										
Robin Ventura, L (1, 5) OBP: 0.376, SLG: 0.433									4 1 2 1 1 1 1										
George Bell, R (1, 10) OBP: 0.255, SLG: 0.369 Warren Newson, L (9, PH) OBP: 0.444, SLG: 0.429									4 1 2 5 0 0 1 0 1 0 0 1 0 0										
Dan Pasqua, L (1, 9) OBP: 0.304, SLG: 0.359									5 2 2 3 0 0 2										
Mike Huff, R (1, 8) OBP: 0.278, SLG: 0.345									4 0 0 0 0 2 0										
Michael LaValliere, L (1, 2) OBP: 0.302, SLG: 0.293									5 0 0 0 0 1 1										
Ozzie Guillen, L (1, 6) OBP: 0.290, SLG: 0.380									4 0 1 1 0 0 0										
Inning Stats	R: 1 H: 2 E: 1 K: 1 S: 9	H: 2 R: 5 ER: 4 SO: 2 BB: 1 P: 13	H: 2 R: 1 ER: 3 SO: 2 BB: 1 P: 16	H: 2 R: 1 ER: 1 SO: 2 BB: 1 P: 20	H: 2 R: 1 ER: 1 SO: 2 BB: 1 P: 31	H: 0 R: 0 ER: 0 SO: 0 BB: 0 P: 10	H: 1 R: 0 ER: 0 SO: 0 BB: 0 P: 23	H: 0 R: 0 ER: 0 SO: 0 BB: 0 P: 9	H: 1 R: 3 ER: 2 SO: 1 BB: 1 P: 28	1B: 8 2B: 2 3B: 0 HR: 2	SF: 1 SAC: 1 DP: 0 HBP: 0	WP: 0 PA: 44 PB: 1 SB: 1 CS: 1							
PITCHER	IP WLS BF H R ER SO BB IBB HBP BLK WP HR S P ERA WHIP																		
Bill Gullickson, R (1, 1) ERA: 4.8 Tom Bolton, L (4, 1) ERA: 4.45 Bob MacDonald, L (5, 1) ERA: 5.64 Joe Boever, R (7, 1) ERA: 3.8 Storm Davis, R (9, 1) ERA: 5.23	3.0	L	17	6	5	4	2	2	0	0	0	0	0	0	1	31	49	12.00	2.667

Chicago White Sox @ Detroit Tigers
 Tiger Stadium, Detroit, MI
 Sat Sep 04 1993, 3:33 AM EDT
 Att: 32,572 - Cloudy - 69 F

AB 38
 R 11
 H 12
 RBI 11
 BB 4
 SO 6
 LOB 12



Batter	1	2	3	4	5	6	7	8	9	AB	R	H	RBI	BB	SO	LOB	BOTTOM		
Tony Phillips, S (1, 9) OBP: 0.442, SLG: 0.389									3 0 0 0 1 1 2										
Lou Whitaker, L (1, 4) OBP: 0.416, SLG: 0.454									4 0 0 0 0 0 3										
Travis Fryman, R (1, 5) OBP: 0.370, SLG: 0.476									3 0 0 0 1 1 3										
Cecil Fielder, R (1, 3) OBP: 0.375, SLG: 0.487 Skeeter Barnes, R (7, 3) OBP: 0.326, SLG: 0.410									3 0 1 0 0 0 0 1 0 0 0 0 0 1										
Kirk Gibson, L (1, 10) OBP: 0.337, SLG: 0.444									3 0 0 0 1 0 1										
Eric Davis, R (1, 8) OBP: 0.309, SLG: 0.401									4 0 1 0 0 1 2										
Mickey Tettleton, S (1, 2) OBP: 0.361, SLG: 0.503 Rich Rowland, R (8, 2) OBP: 0.400, SLG: 0.455									3 2 2 1 0 1 2 0 0 0 0 1 0 0										
Alan Trammell, R (1, 6) OBP: 0.390, SLG: 0.486									4 0 2 0 0 0 3										
Dan Gladden, R (1, 7) OBP: 0.317, SLG: 0.451									4 0 1 0 0 0 2										
Inning Stats	R: 0 H: 0 E: 0 K: 0 S: 17	H: 2 R: 2 ER: 2 SO: 1 BB: 0 P: 17	H: 0 R: 1 ER: 1 SO: 9 BB: 1 P: 16	H: 0 R: 0 ER: 0 SO: 10 BB: 0 P: 16	H: 3 R: 1 ER: 0 SO: 16 BB: 0 P: 28	H: 0 R: 0 ER: 0 SO: 6 BB: 0 P: 11	H: 2 R: 0 ER: 0 SO: 7 BB: 0 P: 11	H: 0 R: 0 ER: 0 SO: 11 BB: 2 P: 20	H: 0 R: 0 ER: 0 SO: 4 BB: 1 P: 10	1B: 6 2B: 0 3B: 0 HR: 1	SF: 0 SAC: 0 DP: 2 HBP: 0	WP: 0 PA: 36 PB: 0 SB: 0 CS: 0							
PITCHER	IP WLS BF H R ER SO BB IBB HBP BLK WP HR S P ERA WHIP																		
Alex Fernandez, R (1, 1) ERA: 3.06 Jeff Schwarz, R (8, 1) ERA: 3.5 Brian Drahman, R (9, 1) ERA:	7.0	W	28	7	2	2	3	1	0	0	0	0	0	0	0	11	20	0.00	2.000

Chicago White Sox @ Detroit Tigers
 Tiger Stadium, Detroit, MI
 Sat Sep 04 1993, 3:33 AM EDT
 Att: 32,572 - Cloudy - 69 F

AB 32
 R 2
 H 7
 RBI 1
 BB 4
 SO 4
 LOB 19



Batter	1	2	3	4	5	6	7	8	9	AB	R	H	RBI	BB	SO	LOB	TOP					
Tim Raines, S (1, 7) OBP: 0.398, SLG: 0.494	F7		F8		G3		G4-6-3		G4-3 BB	4	0	0	0	1	0	2						
Joey Cora, S (1, 4) OBP: 0.354, SLG: 0.354	F7		FC6-4 1B		P6		HBP		G4-3	4	0	1	0	0	0	1						
Frank Thomas, R (1, 3) OBP: 0.427, SLG: 0.633	HR		FC6-4 1-2 3-H 3-3		G6-3		BB		G5-3	4	1	1	2	1	0	2						
Robin Ventura, L (1, 5) OBP: 0.378, SLG: 0.433	BB		K		WP HR 1B		P6		IBB	3	1	1	0	2	1	3						
George Bell, R (1, 10) OBP: 0.260, SLG: 0.382	G5-3				1B 1B		HR		FC4-6 1B	5	1	3	2	0	0	3						
Ellis Burks, R (1, 9) OBP: 0.352, SLG: 0.472			K		1B 1-2 2-1 1B		L9		P3	4	0	1	0	0	1	1						
Lance Johnson, L (1, 8) OBP: 0.355, SLG: 0.396			K		1-3 2-H 1B		G3-1		FC4-6 WP	4	0	1	0	0	1	1						
Ron Karkovics, R (1, 2) OBP: 0.286, SLG: 0.437			K						1B G4-6-3 1B	3	1	1	0	1	2	2						
Ozzie Guillen, L (1, 6) OBP: 0.292, SLG: 0.381					1B FC6-4 1B		2-1		FC6	4	1	2	0	0	0	2						
Inning Stats	R: 1 E: 0 K: 0 S: 8	H: 1 LOB: 1 BB: 1 P: 17	R: 0 E: 0 K: 3 S: 12	H: 0 LOB: 0 BB: 0 P: 17	R: 1 E: 0 K: 1 S: 10	H: 2 LOB: 1 BB: 0 P: 17	R: 0 E: 0 K: 1 S: 11	H: 3 LOB: 2 BB: 0 P: 16	R: 0 E: 0 K: 0 S: 9	H: 0 LOB: 0 BB: 0 P: 13	R: 2 E: 0 K: 0 S: 13	H: 2 LOB: 0 BB: 0 P: 22	R: 1 E: 0 K: 0 S: 12	H: 2 LOB: 2 BB: 1 P: 26	R: 0 E: 0 K: 0 S: 10	H: 1 LOB: 2 BB: 1 P: 16	R: 0 E: 0 K: 0 S: 9	H: 0 LOB: 2 BB: 2 P: 22	1B: 9 2B: 0 3B: 0 HR: 2	SF: 0 SAC: 0 DP: 1 HBP: 1	WP: 2 PB: 0 SB: 1 CS: 0	PA: 41
PITCHER	IP WLS BF	H R ER SO	BB IBB HBP BLK	WP HR S P	ERA WHIP	PITCHER										IP WLS BF	H R ER SO	BB IBB HBP BLK	WP HR S P	ERA WHIP		
Mike Moore, R (1, 1) ERA: 5.24	6.2	L	31	10	5	5	5	2	0	0	1	0	0	0	0	0	1	0	13	22	0.00	1.500
Mike Gardiner, R (7, 1) ERA: 5.03	1.1		6	1	0	0	0	1	0	0	0	0	0	0	0	0	0	0	9	22	0.00	1.000
Mike Henneman, R (9, 1) ERA: 2.4	1.0		5	0	0	0	0	1	1	0	0	0	0	0	0	0	0	0	9	22	0.00	1.000

Chicago White Sox @ Detroit Tigers
Tiger Stadium, Detroit, MI
Sun Sep.05.1993, 3:33 AM EDT
Att: 26,434 - Cloudy - 75 F

livebaseballscorecards.com

AB 35
R 5
H 11
RBI 4
BB 5
SO 5
LOB 17



Batter	1	2	3	4	5	6	7	8	9	AB	R	H	RBI	BB	SO	LOB	BOTTOM					
Dan Gladden, R (1, 7) OBP: 0.318, SLG: 0.460	F9			HR	CS 1B				L9	5	1	2	1	0	1	2						
Skeeter Barnes, R (1, 9) OBP: 0.319, SLG: 0.400	F7			K	1B					3	0	0	0	0	2	2						
Tony Phillips, S (8, PH) OBP: 0.443, SLG: 0.391					1-2					1	0	1	0	0	0	0						
Travis Fryman, R (1, 5) OBP: 0.371, SLG: 0.475	P3			BB 1B			G6-3		BB G6-4-3 BB	3	0	1	0	1	0	0						
Cecil Fielder, R (1, 3) OBP: 0.372, SLG: 0.483			K				F9		G6-4-3	4	0	0	0	0	2	3						
Eric Davis, R (1, 8) OBP: 0.311, SLG: 0.402	G5-3				BB 1B				B1-3 1B	4	1	2	0	0	1	0						
Alan Trammell, R (1, 6) OBP: 0.391, SLG: 0.494	P4				BB				B1-3	3	1	1	1	1	0	1						
Rich Rowland, R (1, 10) OBP: 0.357, SLG: 0.400										3	0	0	0	0	2	3						
Scott Livingstone, L (9, PH) OBP: 0.328, SLG: 0.350										1	0	1	1	0	0	0						
Gary Thurman, R (9, PH) OBP: 0.319, SLG: 0.304										0	0	0	0	0	0	0						
Chad Kreuter, S (1, 2) OBP: 0.360, SLG: 0.457										3	0	0	0	0	1	0						
Mickey Tettleton, S (9, PH) OBP: 0.362, SLG: 0.503										0	0	0	0	1	0	0						
Chris Gomez, R (1, 4) OBP: 0.305, SLG: 0.311										2	0	0	0	1	0	0						
Lou Whitaker, L (9, PH) OBP: 0.415, SLG: 0.453					1B				L8	1	0	0	0	0	0	2						
Inning Stats	R: 0 E: 0 K: 0 S: 6	H: 0 LOB: 0 BB: 0 P: 12	R: 0 E: 0 K: 1 S: 6	H: 0 LOB: 0 BB: 0 P: 7	R: 0 E: 0 K: 1 S: 10	H: 0 LOB: 0 BB: 0 P: 14	R: 1 E: 0 K: 3 S: 15	H: 3 LOB: 3 BB: 1 P: 23	R: 0 E: 0 K: 1 S: 14	H: 1 LOB: 1 BB: 1 P: 24	R: 0 E: 0 K: 1 S: 5	H: 0 LOB: 0 BB: 0 P: 8	R: 1 E: 0 K: 1 S: 10	H: 1 LOB: 0 BB: 0 P: 17	R: 0 E: 0 K: 1 S: 12	H: 1 LOB: 1 BB: 1 P: 22	R: 1 E: 0 K: 0 S: 10	H: 2 LOB: 2 BB: 1 P: 19	1B: 6 2B: 0 3B: 0 HR: 2	SF: 0 SAC: 0 DP: 1 HBP: 0	WP: 0 PB: 0 SB: 0 CS: 1	PA: 37
PITCHER	IP WLS BF	H R ER SO	BB IBB HBP BLK	WP HR S P	ERA WHIP	PITCHER										IP WLS BF	H R ER SO	BB IBB HBP BLK	WP HR S P	ERA WHIP		
Wilson Alvarez, L (1, 1) ERA: 3.42	7.0	W	27	5	2	2	8	2	0	0	0	0	0	0	0	0	2.57	1.000				
Jose Leon, R (8, 1) ERA: 3.06	1.0		4	1	0	0	1	1	0	0	0	0	0	0	0	0	0.00	2.000				
Roberto Hernandez, R (9, 1) ERA: 2.23	1.0	S	6	2	1	1	0	1	0	0	0	0	0	0	0	0	9.00	3.000				

Chicago White Sox @ Detroit Tigers
Tiger Stadium, Detroit, MI
Sun Sep.05.1993, 3:33 AM EDT
Att: 26,434 - Cloudy - 75 F

livebaseballscorecards.com

AB 33
R 3
H 8
RBI 3
BB 4
SO 9
LOB 13



Batter	1	2	3	4	5	6	7	8	9	AB	R	H	RBI	BB	SO	LOB	TOP								
Luis Polonia, L (1, 7) OBP: 0.323, SLG: 0.329			G2-3							4	0	1	1	1	2	1	California Angels @ Detroit Tigers Tiger Stadium, Detroit, MI Tue Sep 07 1993, 7:05 PM EDT Att: 12,454 - Unknown - 74 F								
Chad Curtis, R (1, 8) OBP: 0.372, SLG: 0.373						P2		K2-3		4	0	0	1	0	3	1									
Tim Salmon, R (1, 9) OBP: 0.375, SLG: 0.525	L6									3	0	0	0	1	2	2									
Chili Davis, S (1, 10) OBP: 0.324, SLG: 0.413			P3							5	0	1	0	0	3	3									
Eduardo Perez, R (1, 5) OBP: 0.283, SLG: 0.383		B5							G6-3	5	1	1	0	0	0	2									
Rene Gonzales, R (1, 3) OBP: 0.364, SLG: 0.342										3	2	1	0	1	0	0									
Chris Turner, R (1, 2) OBP: 0.414, SLG: 0.500										3	2	1	1	1	1	3									
Torey Lovullo, S (1, 4) OBP: 0.322, SLG: 0.373										3	1	2	2	1	0	2									
Rod Correia, R (1, 6) OBP: 0.360, SLG: 0.357										3	0	1	0	0	0	2									
Inning Stats	R: 0 E: 0 K: 2 S: 14	H: 0 LOB: 0 BB: 0 P: 19	R: 0 E: 0 K: 1 S: 6	H: 0 LOB: 0 BB: 0 P: 7	R: 2 E: 0 K: 1 S: 14	H: 2 LOB: 2 BB: 2 P: 29	R: 2 E: 1 K: 1 S: 16	H: 3 LOB: 2 BB: 0 P: 24	R: 0 E: 0 K: 1 S: 8	H: 0 LOB: 1 BB: 0 P: 11	R: 2 E: 0 K: 1 S: 12	H: 2 LOB: 2 BB: 2 P: 24	R: 0 E: 0 K: 0 S: 11	H: 1 LOB: 2 BB: 1 P: 19	R: 0 E: 0 K: 2 S: 7	H: 0 LOB: 0 BB: 0 P: 10	R: 0 E: 0 K: 2 S: 10	H: 0 LOB: 0 BB: 0 P: 17	1B: 4 2B: 3 3B: 0 HR: 1	SF: 1 SAC: 1 DP: 0 HBP: 1	WP: 0 PB: 0 SB: 0 CS: 0	PA: 41			
PITCHER	IP	WLS	BF	H	R	ER	SO	BB	IBB	HBP	BLK	WP	HR	S	P	ERA	WHIP								
David Wells, L (1, 1) ERA: 4.29	5.0		25	7	6	4	6	1	1	1	0	0	1	63	96	7.20	1.600								
Joe Boever, R (6, 1) ERA: 3.75	1.0	W	5	0	0	0	1	1	1	0	0	0	0	7	18	0.00	1.000								
Mike Gardiner, R (7, 1) ERA: 4.91	1.0		5	1	0	0	1	0	0	0	0	0	0	11	19	0.00	2.000								
Storm Davis, R (8, 1) ERA: 5.11	2.0		6	0	0	0	4	0	0	0	0	0	0	17	27	0.00	0.000								

Batter	1	2	3	4	5	6	7	8	9	AB	R	H	RBI	BB	SO	LOB	BOTTOM								
Tony Phillips, S (1, 9) OBP: 0.444, SLG: 0.393										5	2	3	0	0	0	2	California Angels @ Detroit Tigers Tiger Stadium, Detroit, MI Tue Sep 07 1993, 7:05 PM EDT Att: 12,454 - Unknown - 74 F								
Dan Gladden, R (1, 7) OBP: 0.323, SLG: 0.461										4	1	2	1	1	0	2									
Travis Fryman, R (1, 5) OBP: 0.373, SLG: 0.481										2	1	1	3	2	1	2									
Cecil Fielder, R (1, 3) OBP: 0.374, SLG: 0.483										4	0	2	1	1	1	2									
Skeeter Barnes, R (6, PR) OBP: 0.319, SLG: 0.400										0	0	0	0	0	0	0									
Eric Davis, R (1, 8) OBP: 0.312, SLG: 0.402										5	0	2	0	0	0	5									
Alan Trammell, R (1, 6) OBP: 0.391, SLG: 0.491										4	1	1	0	1	0	3									
Mickey Tettleton, S (1, 10) OBP: 0.363, SLG: 0.500										3	1	0	0	2	1	0									
Chad Kreuter, S (1, 2) OBP: 0.366, SLG: 0.479										4	3	3	3	1	1	3									
Chris Gomez, R (1, 4) OBP: 0.298, SLG: 0.303										2	0	0	0	0	0	1									
Lou Whitaker, L (6, PH) OBP: 0.414, SLG: 0.455										3	1	1	1	0	0	3									
Inning Stats	R: 1 E: 0 K: 0 S: 9	H: 2 LOB: 1 BB: 1 P: 15	R: 1 E: 0 K: 0 S: 7	H: 1 LOB: 0 BB: 0 P: 11	R: 1 E: 0 K: 0 S: 10	H: 2 LOB: 2 BB: 1 P: 19	R: 0 E: 0 K: 0 S: 5	H: 0 LOB: 0 BB: 1 P: 11	R: 0 E: 0 K: 1 S: 9	H: 0 LOB: 2 BB: 2 P: 21	R: 6 E: 0 K: 1 S: 22	H: 6 LOB: 1 BB: 1 P: 39	R: 1 E: 0 K: 2 S: 14	H: 3 LOB: 2 BB: 0 P: 23	R: 0 E: 0 K: 1 S: 9	H: 1 LOB: 3 BB: 2 P: 22	R: 0 E: 0 K: 1 S: 9	H: 1 LOB: 3 BB: 2 P: 22	1B: 11 2B: 1 3B: 0 HR: 3	SF: 1 SAC: 0 DP: 2 HBP: 0	WP: 2 PB: 0 SB: 5 CS: 0	PA: 45			
PITCHER	IP	WLS	BF	H	R	ER	SO	BB	IBB	HBP	BLK	WP	HR	S	P	ERA	WHIP								
Chuck Finley, L (1, 1) ERA: 3.19	5.0		23	5	3	3	0	5	0	0	0	0	0	9	16	5.40	2.000								
Darryl Scott, R (6, 1) ERA: 10.0	0.1	L	5	3	4	4	0	1	0	0	0	0	0	9	16	108.00	12.000								
Doug Linton, R (6, 1) ERA: 7.39	0.0		2	2	2	2	0	0	0	0	0	1	1	5	10	∞	∞								
Paul Swingle, R (6, 1) ERA: 4.5	2.0		12	5	1	1	3	1	0	0	0	0	1	24	42	4.50	3.000								
Ken Patterson, L (8, 1) ERA: 4.58	0.2		3	0	0	0	1	1	0	0	0	0	0	7	16	0.00	1.500								

Batter	1	2	3	4	5	6	7	8	9	AB	R	H	RBI	BB	SO	LOB	TOP										
Luis Polonia, L OBP: 0.324, SLG: 0.330 (1, 7)	G6-3		B1-3					G4-3 1B G3-1 1B		4	1	2	1	0	0	0	California Angels @ Detroit Tigers Tiger Stadium, Detroit, MI Wed Sep 08 1993, 7:05 PM EDT Att: 11,380 - Unknown - 69 F										
Chad Curtis, R OBP: 0.371, SLG: 0.373 (1, 8)	G6-3			G5-3	G1-3			G3-1 G4-3 1B		4	0	1	0	0	0	2											
Tim Salmon, R OBP: 0.375, SLG: 0.521 (1, 9)	K			4-2 1B BB			K	G4-3		3	0	0	0	1	2	2											
Chili Davis, S OBP: 0.324, SLG: 0.412 (1, 10)		G5-3		0-0 FC6 1B			G4-3	G3-1		4	0	1	1	0	0	1											
J.T. Snow, L OBP: 0.318, SLG: 0.381 (1, 3)				1-1 L9			L4	L4		4	0	1	0	0	0	3											
Eduardo Perez, R OBP: 0.276, SLG: 0.373 (1, 5)				1-3 K	1-1 FC6					4	0	0	0	0	2	3											
Torey Lovullo, S OBP: 0.318, SLG: 0.368 (1, 4)				3-3 K			G4-3			4	0	0	0	0	3	1											
Chris Turner, R OBP: 0.387, SLG: 0.464 (7, PH)				2-3 K						2	0	0	0	0	2	0											
Greg Myers, L OBP: 0.302, SLG: 0.360 (7, 2)								G3-1		2	0	0	0	0	0	0											
Kurt Stillwell, S OBP: 0.281, SLG: 0.286 (1, 6)				0-1 F7						3	1	2	0	0	0	0											
Inning Stats	R: 0 E: 0 K: 1 S: 7	H: 0 LOB: 0 BB: 0 P: 13	R: 0 E: 0 K: 2 S: 11	H: 1 LOB: 1 BB: 0 P: 16	R: 0 E: 0 K: 1 S: 7	H: 0 LOB: 0 BB: 0 P: 11	R: 0 E: 0 K: 0 S: 10	H: 1 LOB: 2 BB: 1 P: 18	R: 0 E: 0 K: 1 S: 13	H: 2 LOB: 2 BB: 0 P: 15	R: 0 E: 0 K: 1 S: 8	H: 0 LOB: 0 BB: 0 P: 14	R: 0 E: 0 K: 1 S: 6	H: 0 LOB: 0 BB: 0 P: 8	R: 2 E: 0 K: 0 S: 17	H: 3 LOB: 1 BB: 2 P: 26	R: 0 E: 0 K: 2 S: 8	H: 0 LOB: 0 BB: 0 P: 8	1B: 5 2B: 1 3B: 1 HR: 0	SF: 0 SAC: 0 DP: 0 HBP: 0	WP: 0 PB: 0 SB: 0 CS: 0	PA: 35					
PITCHER	IP	WLS	BF	H	R	ER	SO	BB	IBB	HBP	BLK	WP	HR	S	P	ERA	WHIP										
John Doherty, R ERA: 4.61	(1, 1)	8.0	W	32	7	2	2	7	1	0	0	0	0	79	121	2.25	1.000										
Mike Henneman, R ERA: 2.37	(9, 1)	1.0	S	3	0	0	0	2	0	0	0	0	0	8	8	0.00	0.000										

livebaseballscorecards.com

AB 34
R 2
H 7
RBI 2
BB 1
SO 9
LOB 12



Batter	1	2	3	4	5	6	7	8	9	AB	R	H	RBI	BB	SO	LOB	BOTTOM											
Tony Phillips, S OBP: 0.446, SLG: 0.396 (1, 9)	HR 1B		G3-1					G6-3 S 1B		4	1	3	1	0	0	0	California Angels @ Detroit Tigers Tiger Stadium, Detroit, MI Wed Sep 08 1993, 7:05 PM EDT Att: 11,380 - Unknown - 69 F											
Dan Gladden, R OBP: 0.322, SLG: 0.468 (1, 7)	1-H HR		G4-3					G6-3		4	1	1	2	0	0	2												
Travis Fryman, R OBP: 0.373, SLG: 0.480 (1, 5)	L9									3	0	1	0	1	1	0												
Cecil Fielder, R OBP: 0.375, SLG: 0.482 (8, PR)	P4									3	0	1	0	1	0	1												
Gary Thurman, R OBP: 0.319, SLG: 0.304 (8, PR)										0	0	0	0	0	0	0												
Eric Davis, R OBP: 0.309, SLG: 0.398 (1, 8)	K									4	0	0	0	0	2	4												
Alan Trammell, R OBP: 0.391, SLG: 0.493 (1, 6)		F8								3	1	1	0	0	0	0												
Mickey Tettleton, S OBP: 0.361, SLG: 0.497 (9, 2)		G5-3								3	0	0	0	0	0	1												
Chad Kreuter, S OBP: 0.366, SLG: 0.479 (8, PR)										2	0	1	1	0	1	0												
Skeeter Barnes, R OBP: 0.319, SLG: 0.400 (9, 3)										0	1	0	0	0	0	0												
Chris Gomez, R OBP: 0.291, SLG: 0.295 (1, 4)										2	0	0	0	0	0	0												
Inning Stats	R: 2 E: 0 K: 1 S: 14	H: 2 LOB: 0 BB: 0 P: 21	R: 0 E: 0 K: 1 S: 5	H: 0 LOB: 0 BB: 0 P: 9	R: 0 E: 0 K: 0 S: 7	H: 0 LOB: 0 BB: 0 P: 13	R: 0 E: 0 K: 1 S: 10	H: 1 LOB: 0 BB: 0 P: 15	R: 1 E: 0 K: 0 S: 9	H: 1 LOB: 0 BB: 0 P: 13	R: 0 E: 0 K: 0 S: 6	H: 2 LOB: 1 BB: 0 P: 9	R: 0 E: 0 K: 1 S: 8	H: 0 LOB: 0 BB: 0 P: 14	R: 1 E: 0 K: 0 S: 14	H: 2 LOB: 3 BB: 2 P: 26	R: 1 E: 0 K: 0 S: 14	H: 2 LOB: 2 BB: 2 P: 26	1B: 6 2B: 1 3B: 0 HR: 1	SF: 1 SAC: 1 DP: 0 HBP: 0	WP: 1 PB: 0 SB: 1 CS: 1	PA: 33						
PITCHER	IP	WLS	BF	H	R	ER	SO	BB	IBB	HBP	BLK	WP	HR	S	P	ERA	WHIP											
Mark Langston, L ERA: 2.78	(1, 1)	8.0	L	32	8	4	4	4	2	0	0	0	1	1	73	120	4.50	1.250										

livebaseballscorecards.com

AB 28
R 4
H 8
RBI 4
BB 2
SO 4
LOB 8



Batter	1	2	3	4	5	6	7	8	9	AB	R	H	RBI	BB	SO	LOB	TOP			
Tony Phillips, S OBP: 0.444, SLG: 0.391 (1, 9)	G6-3		1B	L9			K		BB 1B HBP	4	1	1	0	0	1	2				
Lou Whitaker, L OBP: 0.414, SLG: 0.454 (1, 4)	F9		P2				1B		P6	5	0	2	0	0	0	2				
Travis Fryman, R OBP: 0.376, SLG: 0.479 (1, 5)			FC6-4 1B		F7		K		1B BB	3	0	1	0	2	1	2				
Cecil Fielder, R OBP: 0.374, SLG: 0.480 Skeeter Barnes, R OBP: 0.319, SLG: 0.398 (8, 3)	K		FC6-4		P3				HR 1B 1-3 2H	4	0	1	0	0	1	4				
Kirk Gibson, L OBP: 0.333, SLG: 0.438 (1, 10)					F7		G6-3		F9	5	0	0	0	0	1	4				
Eric Davis, R OBP: 0.313, SLG: 0.413 (1, 8)					HR		K		HR	4	2	2	3	0	2	0				
Mickey Tettleton, S OBP: 0.361, SLG: 0.495 (1, 2)					K		G6-3		G6-3	3	0	0	0	1	1	1				
Dan Gladden, R OBP: 0.321, SLG: 0.460 (1, 7)					F8		F8		K	3	0	0	0	0	1	2				
Chris Gomez, R OBP: 0.298, SLG: 0.294 (1, 6)					P6				G6-3	4	0	1	0	0	0	0				
Inning Stats	R: 0 E: 0 K: 1 S: 8	H: 0 LOB: 1 BB: 1 P: 15	R: 0 E: 0 K: 2 S: 8	H: 0 LOB: 1 BB: 1 P: 15	R: 0 E: 0 K: 0 S: 9	H: 2 LOB: 2 BB: 0 P: 12	R: 1 E: 0 K: 1 S: 13	H: 2 LOB: 2 BB: 0 P: 26	R: 0 E: 0 K: 0 S: 7	H: 0 LOB: 0 BB: 0 P: 12	R: 0 E: 0 K: 2 S: 10	H: 1 LOB: 1 BB: 0 P: 15	R: 2 E: 0 K: 1 S: 12	H: 2 LOB: 1 BB: 0 P: 20	R: 1 E: 0 K: 0 S: 8	H: 1 LOB: 2 BB: 1 P: 17	1B: 7 2B: 0 3B: 0 HR: 2	SF: 0 SAC: 0 DP: 0 HBP: 2	WP: 0 PB: 0 CS: 0	PA: 41
PITCHER	IP	WLS	BF	H	R	ER	SO	BB	IBB	HBP	BLK	WP	HR	S	P	ERA	WHIP			
Alex Fernandez, R ERA: 3.07 (1, 1)	8.0	L	35	8	3	3	8	2	0	1	0	0	2	73	126	3.38	1.250			
Jeff Schwarz, R ERA: 3.91 (9, 1)	1.0		6	1	1	1	0	1	0	1	0	0	0	8	17	9.00	2.000			

Detroit Tigers @ Chicago White Sox
Comiskey Park, Chicago, IL
Fri Sep 10 1993, 8:05 PM EDT
Att: 33,212 - Unknown

AB	36
R	4
H	9
RBI	4
BB	3
SO	8
LOB	17



Batter	1	2	3	4	5	6	7	8	9	AB	R	H	RBI	BB	SO	LOB	BOTTOM					
Tim Raines, S OBP: 0.394, SLG: 0.489 (1, 7)	G4-3		K			E6		K		4	0	0	0	0	2	0						
Joey Cora, S OBP: 0.355, SLG: 0.356 (1, 4)	G4-3 BB		P4			F8		F8		3	0	0	0	1	0	1						
Frank Thomas, R OBP: 0.424, SLG: 0.621 (1, 3)	G4-3				F9		G4-6-3 IBB		L8	3	0	0	0	1	0	1						
Robin Ventura, L OBP: 0.378, SLG: 0.431 (1, 5)					K		G4-6-3		G4-3	3	0	0	0	1	1	2						
George Bell, R OBP: 0.259, SLG: 0.378 (1, 10)	F8				F7				F7	4	0	0	0	0	0	2						
Ellis Burks, R OBP: 0.351, SLG: 0.464 (1, 9)			F8			K		K		3	0	0	0	0	2	0						
Lance Johnson, L OBP: 0.355, SLG: 0.399 (1, 8)			G4-3			G4-3		1B		3	0	1	0	0	0	0						
Ron Karkovics, R OBP: 0.286, SLG: 0.433 (1, 2)			K					G4-3		3	0	1	0	0	1	1						
Ozzie Guillen, L OBP: 0.287, SLG: 0.373 (1, 6)			G5-3			G4-3		L8		3	0	0	0	0	0	1						
Inning Stats	R: 0 E: 0 K: 0 S: 11	H: 0 LOB: 2 BB: 2 P: 24	R: 0 E: 0 K: 1 S: 7	H: 0 LOB: 0 BB: 0 P: 11	R: 0 E: 0 K: 1 S: 7	H: 0 LOB: 0 BB: 0 P: 12	R: 0 E: 0 K: 1 S: 5	H: 0 LOB: 0 BB: 0 P: 8	R: 0 E: 0 K: 0 S: 10	H: 1 LOB: 1 BB: 0 P: 13	R: 0 E: 0 K: 0 S: 3	H: 0 LOB: 1 BB: 1 P: 9	R: 0 E: 0 K: 1 S: 7	H: 1 LOB: 0 BB: 0 P: 11	R: 0 E: 0 K: 1 S: 6	H: 0 LOB: 0 BB: 0 P: 8	R: 0 E: 0 K: 0 S: 6	H: 0 LOB: 0 BB: 0 P: 10	1B: 2 2B: 0 3B: 0 HR: 0	SF: 0 SAC: 0 DP: 1 HBP: 0	WP: 0 PB: 0 CS: 0	PA: 32
PITCHER	IP	WLS	BF	H	R	ER	SO	BB	IBB	HBP	BLK	WP	HR	S	P	ERA	WHIP					
Mike Moore, R ERA: 4.99 (1, 1)	9.0	W	32	2	0	0	6	1	2	0	0	0	0	62	106	0.00	0.333					

Detroit Tigers @ Chicago White Sox
Comiskey Park, Chicago, IL
Fri Sep 10 1993, 8:05 PM EDT
Att: 33,212 - Unknown

AB	29
R	0
H	2
RBI	0
BB	3
SO	6
LOB	8



Batter	1	2	3	4	5	6	7	8	9	AB	R	H	RBI	BB	SO	LOB	TOP					
Tony Phillips, S OBP: 0.443, SLG: 0.390 (1, 9)										4	0	1	0	0	1	1						
Dan Gladden, R OBP: 0.317, SLG: 0.454 (1, 7)										4	0	0	0	0	1	2						
Travis Fryman, R OBP: 0.375, SLG: 0.476 (1, 5)										3	0	0	0	1	0	1						
Cecil Fielder, R OBP: 0.371, SLG: 0.477 (1, 10)										4	0	0	0	0	1	2						
Eric Davis, R OBP: 0.312, SLG: 0.410 (1, 8)										3	1	0	0	1	0	0						
Mickey Tettleton, S OBP: 0.364, SLG: 0.495 (1, 3)										2	0	1	0	2	1	0						
Skeeter Barnes, R OBP: 0.319, SLG: 0.397 (9, PH)										3	0	1	0	0	1	1						
Lou Whitaker, L OBP: 0.415, SLG: 0.456 (9, PH)										1	0	1	1	0	0	0						
Rich Rowland, R OBP: 0.406, SLG: 0.429 (9, PH)										2	0	1	0	1	0	0						
Kirk Gibson, L OBP: 0.332, SLG: 0.437 (9, PH)										1	0	0	0	0	0	2						
Chris Gomez, R OBP: 0.289, SLG: 0.284 (1, 6)										3	0	0	0	0	0	4						
Inning Stats	R: 0 E: 0 K: 2 S: 9	H: 0 LOB: 1 BB: 1 P: 15	R: 0 E: 0 K: 0 S: 12	H: 1 LOB: 2 BB: 2 P: 24	R: 0 E: 0 K: 0 S: 10	H: 1 LOB: 1 BB: 0 P: 16	R: 0 E: 0 K: 1 S: 11	H: 0 LOB: 0 BB: 1 P: 19	R: 0 E: 0 K: 0 S: 8	H: 0 LOB: 0 BB: 0 P: 13	R: 0 E: 0 K: 1 S: 5	H: 0 LOB: 0 BB: 0 P: 9	R: 0 E: 0 K: 1 S: 7	H: 0 LOB: 0 BB: 0 P: 11	R: 0 E: 0 K: 0 S: 9	H: 1 LOB: 1 BB: 0 P: 11	R: 1 E: 0 K: 0 S: 11	H: 2 LOB: 2 BB: 1 P: 19	1B: 5 2B: 0 3B: 0 HR: 0	SF: 0 SAC: 0 DP: 1 HBP: 0	WP: 0 PB: 0 SB: 0 CS: 1	PA: 35
PITCHER	IP	WLS	BF	H	R	ER	SO	BB	IBB	HBP	BLK	WP	HR	S	P	ERA	WHIP					
Wilson Alvarez, L ERA: 3.27	8.0	W	29	3	0	0	5	4	0	0	1	0	0	71	118	0.00	0.875					
Roberto Hernandez, R ERA: 2.43	1.0	S	6	2	1	1	0	1	0	0	0	0	0	11	19	9.00	3.000					

Detroit Tigers @ Chicago White Sox
Comiskey Park, Chicago, IL
Sat Sep 11 1993, 8:05 PM EDT
Att: 42,014 - Unknown - 67 F

AB 30
R 1
H 5
RBI 1
BB 5
SO 5
LOB 13



Batter	1	2	3	4	5	6	7	8	9	AB	R	H	RBI	BB	SO	LOB	BOTTOM					
Steve Sax, R OBP: 0.302, SLG: 0.324 (1, 7)										3	0	0	0	0	0	2						
Tim Raines, S OBP: 0.394, SLG: 0.489 (6, 7)										0	0	0	0	0	0	0						
Joey Cora, S OBP: 0.355, SLG: 0.356 (1, 4)										4	0	1	0	0	0	2						
Frank Thomas, R OBP: 0.426, SLG: 0.628 (1, 3)										3	1	2	2	1	0	0						
Ellis Burks, R OBP: 0.349, SLG: 0.460 (7, 9)										4	0	0	0	0	0	4						
George Bell, R OBP: 0.259, SLG: 0.386 (1, 10)										4	1	1	1	0	0	0						
Robin Ventura, L OBP: 0.380, SLG: 0.435 (1, 5)										3	0	2	0	1	0	0						
Bo Jackson, R OBP: 0.284, SLG: 0.403 (6, PR)										3	0	0	0	0	2	3						
Lance Johnson, L OBP: 0.355, SLG: 0.398 (7, 8)										1	0	0	0	0	0	0						
Ron Karkovice, R OBP: 0.287, SLG: 0.433 (1, 2)										3	0	1	0	0	1	1						
Craig Grebeck, R OBP: 0.320, SLG: 0.294 (1, 6)										3	1	2	0	0	0	1						
Inning Stats	R: 0 E: 0 K: 0 S: 5	H: 0 LOB: 0 BB: 0 P: 8	R: 0 E: 0 K: 1 S: 9	H: 1 LOB: 1 BB: 0 P: 13	R: 0 E: 0 K: 0 S: 10	H: 1 LOB: 1 BB: 0 P: 12	R: 2 E: 0 K: 1 S: 13	H: 2 LOB: 0 BB: 1 P: 25	R: 1 E: 0 K: 1 S: 12	H: 3 LOB: 2 BB: 0 P: 22	R: 0 E: 0 K: 0 S: 6	H: 1 LOB: 1 BB: 0 P: 10	R: 0 E: 0 K: 0 S: 6	H: 1 LOB: 2 BB: 1 P: 12	R: 0 E: 0 K: 0 S: 7	H: 0 LOB: 0 BB: 0 P: 11	R: 0 E: 0 K: 0 S: 11	H: 0 LOB: 0 BB: 0 P: 11	1B: 6 2B: 1 3B: 0 HR: 2	SF: 0 SAC: 1 DP: 0 HBP: 0	WP: 0 PB: 0 SB: 0 CS: 1	PA: 35
PITCHER	IP	WLS	BF	H	R	ER	SO	BB	IBB	HBP	BLK	WP	HR	S	P	ERA	WHIP					
David Wells, L ERA: 4.33	4.2	L	21	7	3	3	3	1	0	0	0	0	0	14	26	0.00	0.857					
Joe Boever, R ERA: 3.66	2.1		10	2	0	0	0	0	1	0	0	0	0	7	11	0.00	0.000					
Bill Krueger, L ERA: 3.43	1.0		3	0	0	0	0	0	0	0	0	0	0	7	11	0.00	0.000					

Detroit Tigers @ Chicago White Sox
Comiskey Park, Chicago, IL
Sat Sep 11 1993, 8:05 PM EDT
Att: 42,014 - Unknown - 67 F

AB 31
R 3
H 9
RBI 3
BB 2
SO 3
LOB 13



Batter	1	2	3	4	5	6	7	8	9	AB	R	H	RBI	BB	SO	LOB	TOP
Tony Phillips, S (1, 9) OBP: 0.443, SLG: 0.389										4	1	1	0	1	0	3	Detroit Tigers @ Chicago White Sox Comiskey Park, Chicago, IL Sun Sep 12 1993, 4:33 AM EDT Att: 38,833 - Sunny - 76 F
Lou Whitaker, L (1, 4) OBP: 0.415, SLG: 0.453										4	1	1	0	1	1	2	
Travis Fryman, R (1, 5) OBP: 0.375, SLG: 0.476										4	1	1	0	1	0	2	
Cecil Fielder, R (1, 3) OBP: 0.372, SLG: 0.477										4	1	2	2	0	0	2	
Gary Thurman, R (7, PR) OBP: 0.315, SLG: 0.300										1	0	0	0	0	1	1	
Kirk Gibson, L (1, 10) OBP: 0.312, SLG: 0.435										1	1	0	0	3	1	0	
Skeeter Barnes, R (9, PH) OBP: 0.317, SLG: 0.394										1	0	0	0	0	0	1	
Eric Davis, R (1, 8) OBP: 0.312, SLG: 0.415										3	1	1	3	0	1	1	
Dan Gladden, R (5, 8) OBP: 0.316, SLG: 0.453										1	0	0	0	0	0	2	
Mickey Tettleton, S (1, 7) OBP: 0.363, SLG: 0.491										3	0	0	0	1	2	1	
Alan Trammell, R (1, 6) OBP: 0.387, SLG: 0.487										4	0	1	1	0	1	2	
Chad Kreuter, S (1, 2) OBP: 0.364, SLG: 0.475										4	0	2	0	0	1	0	
Inning Stats	R: 6 H: 4 E: 1 K: 1 S: 24	H: 4 R: 0 ER: 0 K: 1 S: 7	H: 0 R: 0 ER: 0 K: 2 S: 9	H: 0 R: 0 ER: 0 K: 2 S: 9	H: 2 R: 0 ER: 0 K: 0 S: 10	H: 0 R: 0 ER: 0 K: 0 S: 4	H: 0 R: 0 ER: 0 K: 1 S: 6	H: 1 R: 0 ER: 0 K: 0 S: 6	H: 1 R: 0 ER: 0 K: 1 S: 8	H: 1 R: 0 ER: 0 K: 2 S: 11	1B: 7 2B: 1 3B: 1 HR: 0	SF: 0 SAC: 0 DP: 2 HBP: 0	WP: 0 PB: 0 SB: 1 CS: 0	PA: 41			
PITCHER	IP WLS BF H R ER SO BB IBB HBP BLK WP HR S P ERA WHIP																
Jack McDowell, R (1, 1) ERA: 3.54	0.1 L 8 3 6 6 1 4 0 0 0 0 0 0 20 42 162.00 21.000																
Kirk McCaskill, R (1, 1) ERA: 5.63	5.2 21 3 0 0 4 1 1 0 0 0 0 40 73 0.00 0.706																
Jose DeLeon, R (7, 1) ERA: 3.0	1.0 4 1 0 0 0 1 0 0 0 0 0 6 17 0.00 2.000																
Scott Radinsky, L (8, 1) ERA: 4.35	2.0 8 2 0 0 3 0 0 0 0 0 0 19 28 0.00 1.000																

Batter	1	2	3	4	5	6	7	8	9	AB	R	H	RBI	BB	SO	LOB	BOTTOM
Tim Raines, S (1, 7) OBP: 0.393, SLG: 0.486										4	0	1	0	0	0	0	Detroit Tigers @ Chicago White Sox Comiskey Park, Chicago, IL Sun Sep 12 1993, 4:33 AM EDT Att: 38,833 - Sunny - 76 F
Joey Coxa, S (1, 4) OBP: 0.356, SLG: 0.361										4	1	2	0	0	0	2	
Frank Thomas, R (1, 3) OBP: 0.427, SLG: 0.628										3	1	1	0	1	0	0	
Robin Ventura, L (1, 5) OBP: 0.379, SLG: 0.435										4	1	1	2	0	0	2	
George Bell, R (1, 10) OBP: 0.256, SLG: 0.381										4	0	0	1	0	0	2	
Dan Pasqua, L (1, 9) OBP: 0.297, SLG: 0.349										4	0	0	0	0	3	0	
Lance Johnson, L (1, 8) OBP: 0.356, SLG: 0.398										3	0	1	0	1	0	0	
Michael LaValliere, L (1, 2) OBP: 0.280, SLG: 0.273										3	0	0	0	0	0	1	
Warren Newton, L (9, PH) OBP: 0.387, SLG: 0.360										1	0	0	0	0	1	1	
Ozzie Guillen, L (1, 6) OBP: 0.287, SLG: 0.372										4	0	1	0	0	0	2	
Inning Stats	R: 3 H: 2 E: 1 K: 1 S: 15	H: 2 R: 0 ER: 0 K: 0 S: 12	H: 2 R: 0 ER: 0 K: 0 S: 10	H: 0 R: 0 ER: 0 K: 1 S: 9	H: 1 R: 0 ER: 0 K: 0 S: 7	H: 0 R: 0 ER: 0 K: 0 S: 4	H: 0 R: 0 ER: 0 K: 0 S: 7	H: 0 R: 0 ER: 0 K: 0 S: 15	H: 2 R: 0 ER: 0 K: 2 S: 9	H: 0 R: 0 ER: 0 K: 2 S: 11	1B: 4 2B: 2 3B: 1 HR: 0	SF: 0 SAC: 0 DP: 0 HBP: 0	WP: 0 PB: 0 SB: 1 CS: 0	PA: 36			
PITCHER	IP WLS BF H R ER SO BB IBB HBP BLK WP HR S P ERA WHIP																
John Doherty, R (1, 1) ERA: 4.52	7.1 W 30 7 3 2 2 1 0 0 0 0 0 75 120 2.46 1.091																
Storm Davis, R (8, 1) ERA: 5.02	1.2 S 6 0 0 0 2 1 0 0 0 0 0 13 23 0.00 0.600																

Batter	1	2	3	4	5	6	7	8	9	AB	R	H	RBI	BB	SO	LOB	TOP					
Rickey Henderson, R OBP: 0.433, SLG: 0.471	G6-3 1B	G6-3		G5-3		G6-3	SF9		F8	4	1	0	1	1	0	1						
Devon White, S OBP: 0.335, SLG: 0.442	G6-3			3B					1B	5	2	3	1	1	1	3						
Roberto Alomar, S OBP: 0.398, SLG: 0.479	G6-3	F9							1B	4	2	2	1	2	0	2						
Joe Carter, R OBP: 0.313, SLG: 0.496	1B								1B	5	1	2	2	1	1	3						
John Olerud, L OBP: 0.479, SLG: 0.618									1B	5	3	2	1	1	1	3						
Paul Molitor, R OBP: 0.412, SLG: 0.517	FC6-4								E9	6	1	3	4	0	1	3						
Tony Fernandez, S OBP: 0.346, SLG: 0.390										4	3	4	0	2	0	0						
Darnell Coles, R OBP: 0.321, SLG: 0.385										6	1	2	2	0	2	6						
Pat Borders, R OBP: 0.285, SLG: 0.358										3	0	1	1	1	0	0						
Inning Stats	R: 1 E: 0 K: 0 S: 12	H: 1 LOB: 2 BB: 2 P: 24	R: 2 E: 0 K: 0 S: 16	H: 2 LOB: 1 BB: 1 P: 30	R: 1 E: 0 K: 1 S: 11	H: 3 LOB: 1 BB: 0 P: 16	R: 1 E: 0 K: 0 S: 17	H: 2 LOB: 1 BB: 0 P: 27	R: 0 E: 0 K: 2 S: 15	H: 1 LOB: 1 BB: 0 P: 21	R: 0 E: 0 K: 0 S: 12	H: 0 LOB: 2 BB: 2 P: 21	R: 2 E: 0 K: 2 S: 12	H: 2 LOB: 2 BB: 2 P: 30	R: 4 E: 1 K: 1 S: 17	H: 5 LOB: 1 BB: 0 P: 25	R: 3 E: 1 K: 0 S: 15	H: 3 LOB: 2 BB: 2 P: 32	1B: 14 2B: 4 3B: 1 HR: 1	SF: 1 SAC: 1 DP: 1 HBP: 0	WP: 3 PB: 0 SB: 4 CS: 0	PA: 53
PITCHER	IP	WLS	BF	H	R	ER	SO	BB	IBB	HBP	BLK	WP	HR	S	P	ERA	WHIP					
Mike Moore, R ERA: 5.12	4.0	L	22	8	5	5	1	3	0	0	0	0	0	27	42	11.25	2.750					
Mike Gardiner, R ERA: 4.5	2.0		9	1	0	0	2	2	0	0	0	0	0	2	42	0.00	1.500					
Buddy Groom, L ERA: 5.63	0.1		3	1	2	2	1	1	0	0	0	0	0	4	10	54.00	6.000					
Joe Boever, R ERA: 3.6	0.1		3	1	0	0	0	0	1	0	0	0	0	5	14	0.00	3.000					
Tom Bolton, L ERA: 4.7	0.2		5	3	3	3	1	0	0	0	0	0	1	13	21	40.50	4.500					
Greg Gohr, R ERA: 4.87	0.2		3	2	1	1	1	0	0	0	0	0	1	7	10	13.50	3.000					
Dave Johnson, R ERA: 12.15	0.1		4	2	3	3	0	0	1	0	0	0	1	7	14	81.00	6.000					
Bob MacDonald, L ERA: 5.7	0.2		4	1	0	0	0	1	0	0	0	0	1	8	18	0.00	3.000					

Toronto Blue Jays @ Detroit Tigers
Tiger Stadium, Detroit, MI
Wed Sep 15 1993, 7:05 PM EDT
Att: 24,526 - Unknown - 57 F

AB 42
R 14
H 19
RBI 13
BB 9
SO 6
LOB 21



Batter	1	2	3	4	5	6	7	8	9	AB	R	H	RBI	BB	SO	LOB	BOTTOM					
Tony Phillips, S OBP: 0.441, SLG: 0.386	K		G4-3		G4-3	1B		FC4-6	K	5	1	0	0	1	2	3						
Lou Whitaker, L OBP: 0.420, SLG: 0.466	G4-3				F7	FC6-4		1B		4	1	2	3	1	0	0						
Travis Fryman, R OBP: 0.374, SLG: 0.477	K		F8		F9	FC6-4		1B		5	0	1	1	0	1	3						
Cecil Fielder, R OBP: 0.369, SLG: 0.472		F9			1B			FC1-4		5	0	2	1	0	0	1						
Skeeter Barnes, R OBP: 0.317, SLG: 0.394					1B			FC1-4		0	0	0	0	0	0	0						
Kirk Gibson, L OBP: 0.337, SLG: 0.434								E5		3	0	0	0	1	1	2						
Rich Rowland, R OBP: 0.394, SLG: 0.414										1	0	0	0	0	0	1						
Danny Bautista, R OBP: 0.362, SLG: 0.469										0	0	0	0	0	0	0						
Eric Davis, R OBP: 0.315, SLG: 0.413		L5			1B			P4		4	1	1	0	1	1	4						
Mickey Tettleton, S OBP: 0.364, SLG: 0.491					K					4	2	2	1	1	2	2						
Alan Trammell, R OBP: 0.389, SLG: 0.486										4	2	3	0	0	0	2						
Chad Kreuter, S OBP: 0.327, SLG: 0.349										0	0	0	0	1	0	0						
Dan Gladden, R OBP: 0.315, SLG: 0.448										4	1	2	2	0	0	3						
Scott Livingstone, L OBP: 0.327, SLG: 0.349										1	0	0	0	0	0	1						
Inning Stats	R: 0 E: 0 K: 2 S: 9	H: 0 LOB: 0 BB: 0 P: 15	R: 0 E: 0 K: 0 S: 10	H: 0 LOB: 2 BB: 2 P: 22	R: 0 E: 0 K: 0 S: 10	H: 0 LOB: 1 BB: 1 P: 18	R: 0 E: 0 K: 2 S: 14	H: 2 LOB: 3 BB: 1 P: 24	R: 0 E: 0 K: 0 S: 6	H: 0 LOB: 0 BB: 0 P: 8	R: 4 E: 0 K: 0 S: 23	H: 6 LOB: 2 BB: 1 P: 37	R: 0 E: 0 K: 1 S: 6	H: 0 LOB: 0 BB: 0 P: 10	R: 4 E: 2 K: 0 S: 24	H: 5 LOB: 3 BB: 0 P: 36	R: 0 E: 0 K: 2 S: 11	H: 0 LOB: 1 BB: 1 P: 18	1B: 11 2B: 2 3B: 0 HR: 0	SF: 0 SAC: 0 DP: 1 HBP: 0	WP: 2 PB: 0 SB: 1 CS: 0	PA: 46
PITCHER	IP	WLS	BF	H	R	ER	SO	BB	IBB	HBP	BLK	WP	HR	S	P	ERA	WHIP					
Todd Stottlemyre, R ERA: 4.83	1.1		6	3	3	4	4	4	0	0	0	0	0	34	54	27.00	4.200					
Danny Cox, R ERA: 3.14	0.1		2	1	0	0	0	0	0	0	0	0	0	5	7	0.00	3.000					
Mark Eichhorn, R ERA: 2.91	0.0		1	0	0	0	0	0	0	0	0	0	0	1	2	=	=					
Al Leiter, L ERA: 4.45	1.1	S	5	0	0	0	2	1	0	0	0	0	0	12	19	0.00	0.750					

Toronto Blue Jays @ Detroit Tigers
Tiger Stadium, Detroit, MI
Wed Sep 15 1993, 7:05 PM EDT
Att: 24,526 - Unknown - 57 F

AB 40
R 8
H 13
RBI 8
BB 6
SO 7
LOB 22



Batter	1	2	3	4	5	6	7	8	9	AB R H RBI BB SO LOB	TOP												
Wayne Kirby, L OBP: 0.318, SLG: 0.377 (1, 8)	F8		F9				G3-1		K	5 0 0 0 0 2 5	Cleveland Indians @ Detroit Tigers Tiger Stadium, Detroit, MI Fri Sep 17 1993, 7:05 PM EDT Att: 17,985 - Unknown - 61 F												
Mark Lewis, R OBP: 0.250, SLG: 0.500 (1, 6)	2B		G5-3					K		4 1 1 0 0 1 1													
Carlos Baerga, S OBP: 0.350, SLG: 0.486 (1, 4)	P4		L7					WP SF8 1B		4 1 1 0 0 1 1													
Albert Belle, R OBP: 0.375, SLG: 0.556 (1, 7)	2B			L8				SF8 1H		3 0 1 2 0 0 0													
Randy Milligan, R OBP: 0.418, SLG: 0.433 Paul Sorrento, L OBP: 0.328, SLG: 0.424 (1, 3)	1B							G6-3		4 0 2 0 0 0 0 0 0 0 0 0 0 0													
Jim Thome, L OBP: 0.394, SLG: 0.500 Alvaro Espinoza, R OBP: 0.299, SLG: 0.382 (9, 5)		K		K			G1-3		K SH1-3	4 0 0 0 0 3 1 0 0 0 0 0 0 0													
Candy Maldonado, R OBP: 0.286, SLG: 0.337 (1, 9)	HR		F9						SH1-3	3 1 1 1 0 1 1													
Reggie Jefferson, S OBP: 0.310, SLG: 0.376 (1, 10)	P3									2 0 1 0 2 0 0													
Sandy Alomar Jr., R OBP: 0.297, SLG: 0.389 (1, 2)	L7								K	4 0 1 0 0 2 3													
Inning Stats	R: 1 E: 0 K: 0 S: 10	H: 3 LOB: 2 BB: 0 P: 15	R: 1 E: 0 K: 1 S: 7	H: 1 LOB: 0 BB: 0 P: 10	R: 0 E: 0 K: 0 S: 4	H: 0 LOB: 0 BB: 0 P: 8	R: 0 E: 0 K: 1 S: 7	H: 1 LOB: 1 BB: 0 P: 8	R: 0 E: 0 K: 1 S: 11	H: 1 LOB: 1 BB: 0 P: 15		R: 0 E: 0 K: 1 S: 10	H: 0 LOB: 0 BB: 1 P: 15	R: 0 E: 0 K: 1 S: 15	H: 1 LOB: 2 BB: 1 P: 24	R: 1 E: 0 K: 1 S: 9	H: 1 LOB: 0 BB: 0 P: 14	R: 0 E: 0 K: 3 S: 11	H: 0 LOB: 2 BB: 1 P: 19	1B: 4 2B: 3 3B: 0 HR: 1	SF: 1 SAC: 1 DP: 0 HBP: 0	WP: 2 PA: 37 FB: 0 SB: 1 CS: 0	
PITCHER	IP WLS BF H R ER SO BB IBB HBP BLK WP HR S P ERA WHIP											PITCHER	IP WLS BF H R ER SO BB IBB HBP BLK WP HR S P ERA WHIP										
David Wells, L ERA: 4.29 Storm Davis, R ERA: 4.95 (1, 1)	8.0 L 32 8 3 3 7 1 0 0 0 1 1 73 109 3.38 1.125											(9, 1)	1.0 5 0 0 0 3 0 1 0 0 1 0 11 19 0.00 0.000										

Batter	1	2	3	4	5	6	7	8	9	AB R H RBI BB SO LOB	BOTTOM												
Danny Bautista, R OBP: 0.400, SLG: 0.400 (1, 9)	1B		G6-3						K	5 0 2 0 0 1 0	Cleveland Indians @ Detroit Tigers Tiger Stadium, Detroit, MI Fri Sep 17 1993, 7:05 PM EDT Att: 17,985 - Unknown - 61 F												
Lou Whitaker, L OBP: 0.417, SLG: 0.460 (1, 4)	P5		G4-3 BB						G3-1	4 0 0 0 1 1 2													
Travis Fryman, R OBP: 0.375, SLG: 0.478 (1, 5)	K		G4-3							3 1 1 0 1 1 2													
Cecil Fielder, R OBP: 0.367, SLG: 0.468 (1, 3)	G1-3		G5-3							4 0 0 0 0 1 5													
Kirk Gibson, L OBP: 0.341, SLG: 0.437 (1, 10)		G6-4-3 1B		L7						4 0 3 1 0 0 0													
Eric Davis, R OBP: 0.314, SLG: 0.410 (1, 8)		G6-4-3 1-2		K					K	3 0 0 0 1 2 2													
Mickey Tettleton, S OBP: 0.365, SLG: 0.489 (1, 2)				K					F8	2 0 0 0 2 1 1													
Alan Trammell, R OBP: 0.388, SLG: 0.483 (1, 6)					G3-1	L5			L6	4 0 1 0 0 0 4													
Dan Gladden, R OBP: 0.311, SLG: 0.442 (1, 7)					K				F8	4 0 0 0 0 1 2													
Inning Stats	R: 0 E: 0 K: 1 S: 8	H: 1 LOB: 1 BB: 0 P: 15	R: 0 E: 0 K: 0 S: 11	H: 2 LOB: 2 BB: 1 P: 20	R: 0 E: 0 K: 0 S: 5	H: 0 LOB: 0 BB: 1 P: 14	R: 0 E: 0 K: 2 S: 11	H: 0 LOB: 0 BB: 0 P: 17	R: 0 E: 0 K: 1 S: 7	H: 0 LOB: 0 BB: 0 P: 9		R: 1 E: 0 K: 0 S: 16	H: 2 LOB: 3 BB: 2 P: 35	R: 0 E: 0 K: 1 S: 12	H: 1 LOB: 2 BB: 1 P: 19	R: 0 E: 0 K: 1 S: 7	H: 1 LOB: 1 BB: 0 P: 13	R: 0 E: 0 K: 1 S: 9	H: 0 LOB: 0 BB: 0 P: 13	1B: 6 2B: 1 3B: 0 HR: 0	SF: 0 SAC: 0 DP: 1 HBP: 0	WP: 0 PA: 38 FB: 0 SB: 3 CS: 0	
PITCHER	IP WLS BF H R ER SO BB IBB HBP BLK WP HR S P ERA WHIP											PITCHER	IP WLS BF H R ER SO BB IBB HBP BLK WP HR S P ERA WHIP										
Jason Grimsley, R ERA: 6.83 Jeremy Hernandez, R ERA: 3.73 Derek Lilliquist, L ERA: 2.02 Eric Plunk, R ERA: 2.77 Jerry Dipoto, R ERA: 2.54 (1, 1)	5.2 W 24 5 1 1 5 3 0 0 0 0 0 0 7 14 0.00 1.500											(6, 1)	0.2 4 1 0 0 0 0 0 1 0 0 0 0 0 0 0.00 1.500										

Batter	1	2	3	4	5	6	7	8	9	AB	R	H	RBI	BB	SO	LOB	TOP		
Juan Bell, R OBP: 0.320, SLG: 0.334 (1, 4)	2-1 F8		4-2 BB		2-3 K		2-3 K		2-2 1B	4	0	1	1	1	2	0			
Kevin Seitzer, R OBP: 0.339, SLG: 0.396 (1, 5)	2-2 HR		2-0 P6			2-2 1B		0-0 1B	1-3 2-H	5	2	3	2	0	0	1			
B.J. Surhoff, L OBP: 0.314, SLG: 0.377 (1, 7)	0-1 G6-3		0-0 L8			4-0 1B		1-0 P6	0-1 L6	4	1	0	0	1	0	3			
Greg Vaughn, R OBP: 0.372, SLG: 0.483 (1, 10)	0-3 K		3-3 K			2-0 F7		2-3 K	0-1 P5	5	0	0	0	0	3	5			
John Jaha, R OBP: 0.328, SLG: 0.401 (1, 3)		0-0 1B		1-0 F8		2-2 1B		0-0 HR		4	2	3	2	0	0	0			
Dave Nilsson, L OBP: 0.337, SLG: 0.372 (1, 2)		2-3 K		0-0 L7		1-1 FC1-4		1-0 F8		4	0	1	1	0	1	1			
Matt Mieske, R OBP: 0.250, SLG: 0.368 (1, 9)		3-2 FC6-4		1-1 L8		3-1 FC1-4			1-3 K	4	0	1	1	0	1	1			
Alex Diaz, S OBP: 0.277, SLG: 0.298 (1, 8)		1-3 K		0-0 F8		0-3 K			2-2 S	4	1	1	0	0	2	3			
Jose Valentin, S OBP: 0.333, SLG: 0.600 (1, 6)		3-1 FC6-4		1-3 K			0-3 K		4-0 1B	3	1	0	0	1	2	2			
Inning Stats	R: 1 E: 0 K: 1 S: 15	H: 1 LOB: 0 BB: 0 P: 19	R: 0 E: 0 K: 2 S: 14	H: 2 LOB: 2 BB: 0 P: 23	R: 0 E: 0 K: 1 S: 8	H: 0 LOB: 1 BB: 1 P: 17	R: 0 E: 0 K: 0 S: 4	H: 0 LOB: 0 BB: 0 P: 6	R: 0 E: 0 K: 2 S: 8	H: 3 LOB: 1 BB: 1 P: 11	R: 0 E: 0 K: 2 S: 9	H: 0 LOB: 0 BB: 0 P: 11	R: 1 E: 0 K: 1 S: 6	H: 1 LOB: 0 BB: 0 P: 10	R: 2 E: 0 K: 1 S: 18	H: 3 LOB: 2 BB: 1 P: 27	1B: 8 2B: 0 3B: 0 HR: 2	SF: 0 SAC: 0 DP: 0 HBP: 0	WP: 0 PA: 40 PB: 0 SB: 2 CS: 0
PITCHER	IP WLS BF H R ER SO BB IBB HBP BLK WP HR S P ERA WHIP	IP WLS BF H R ER SO BB IBB HBP BLK WP HR S P ERA WHIP																	
Bill Krueger, L ERA: 3.23 (1, 1)	5.0 19 3 1 1 6 1 0 0 0 0 1 49 76 1.80 0.800																		
Mike Gardiner, R ERA: 5.0 (6, 1)	1.0 7 3 3 3 1 0 0 0 0 0 0 15 29 27.00 4.000																		
Tom Bolton, L ERA: 4.61 (7, 1)	1.1 4 0 0 0 2 0 0 0 0 0 0 10 13 0.00 0.000																		
Storm Davis, R ERA: 4.94 (8, 1)	0.2 L 3 1 1 1 0 0 0 0 0 1 5 8 13.50 1.500																		
Buddy Groom, L ERA: 5.7 (9, 1)	0.2 6 3 2 2 1 0 1 0 0 0 0 16 25 27.00 4.500																		
PITCHER	IP WLS BF H R ER SO BB IBB HBP BLK WP HR S P ERA WHIP	IP WLS BF H R ER SO BB IBB HBP BLK WP HR S P ERA WHIP																	
Greg Gohr, R ERA: 5.14 (9, 1)	0.1 1 0 0 0 0 0 0 0 0 0 0 1 2 0.00 0.000																		

Milwaukee Brewers @ Detroit Tigers
Tiger Stadium, Detroit, MI
Tue Sep 21 1993, 7:05 PM EDT
Att: 11,863 - Unknown - 60 F

AB 37
R 7
H 10
RBI 7
BB 3
SO 11
LOB 16



Batter	1	2	3	4	5	6	7	8	9	AB	R	H	RBI	BB	SO	LOB	BOTTOM				
Danny Bautista, R OBP: 0.304, SLG: 0.318 (1, 8)	1-2 2B		1-0 L7	2-0 P3		1-2 L8		0-3 K		5	1	1	0	0	1	3					
Dan Gladden, R OBP: 0.305, SLG: 0.439 (1, 7)	0-1 1B		1-3 K		2-3 K		1-3 K		3-2 BB	5	1	2	1	0	3	0					
Alan Trammell, R OBP: 0.387, SLG: 0.482 (1, 6)	0-2 1B		3-1 2B		2-0 1B		1-1 L9		1-3 K	5	2	3	0	0	1	1					
Cecil Fielder, R OBP: 0.371, SLG: 0.471 (1, 3)	0-0 P5		1-0 2B		4-0 BLK		1-1 1B		1-0 BB	4	0	3	1	1	0	2					
Eric Davis, R OBP: 0.321, SLG: 0.418 (1, 10)	1-1 F8		4-0 IBB		0-2 BLK		2-0 F8		4-2 FC6-4	3	0	1	0	2	0	3					
Rich Rowland, R OBP: 0.388, SLG: 0.382 (8, PH)	0-1 1B		1-3 K		1-3 K			4-1 CS	3-2 P6	3	0	1	1	0	2	4					
Mickey Tettleton, S OBP: 0.387, SLG: 0.488 (9, 9)					1-2 2-3				1-2 2-3	1	0	0	0	1	0	3					
Skeeter Barnes, R OBP: 0.308, SLG: 0.379 (9, 4)		3-2 G4-3		0-0 G5-3		1-0 B2		2-2 BB	0-1 FC6-4	5	0	1	0	0	0	5					
Gary Thurman, R OBP: 0.306, SLG: 0.291 (8, PH)		1-3 K		2-2 S		3-3 K		1-0 K		3	0	1	0	0	2	0					
Chad Kreuter, S OBP: 0.361, SLG: 0.464 (9, 2)				0-1 1B				2-3 K		1	0	0	0	0	1	1					
Chris Gomez, R OBP: 0.280, SLG: 0.276 (8, PH)		1-0 L4		0-1 F9				4-1 BB		3	0	0	0	0	0	1					
Scott Livingstone, L OBP: 0.359, SLG: 0.349 (8, PH)										0	0	0	0	0	0	0					
Travis Fryman, R OBP: 0.377, SLG: 0.479 (9, 5)								1-2 BB		0	0	0	0	1	0	0					
Inning Stats	R: 2 E: 0 K: 0 S: 13	H: 4 LOB: 2 BB: 0 P: 15	R: 0 E: 0 K: 1 S: 9	H: 0 LOB: 0 BB: 0 P: 14	R: 1 E: 0 K: 2 S: 10	H: 2 LOB: 2 BB: 1 P: 21	R: 0 E: 0 K: 0 S: 7	H: 1 LOB: 1 BB: 0 P: 11	R: 1 E: 0 K: 2 S: 12	H: 2 LOB: 2 BB: 1 P: 22	R: 0 E: 0 K: 1 S: 8	H: 0 LOB: 0 BB: 0 P: 12	R: 0 E: 0 K: 1 S: 8	H: 1 LOB: 1 BB: 0 P: 13	R: 0 E: 0 K: 2 S: 11	H: 1 LOB: 2 BB: 2 P: 23	R: 0 E: 0 K: 1 S: 15	H: 2 LOB: 3 BB: 1 P: 27	1B: 10 2B: 3 3B: 0 HR: 0	SF: 0 SAC: 0 DP: 0 HBP: 0	WP: 0 PA: 43 PB: 0 SB: 1 CS: 1
PITCHER	IP WLS BF H R ER SO BB IBB HBP BLK WP HR S P ERA WHIP	IP WLS BF H R ER SO BB IBB HBP BLK WP HR S P ERA WHIP																			
Teddy Higuera, L ERA: 7.22 (1, 1)	6.0 28 9 4 4 6 0 2 0 0 0 0 59 95 6.00 1.500																				
Mike Ignasiak, R ERA: 4.13 (7, 1)	1.2 W 7 2 0 0 2 1 0 0 0 0 15 28 0.00 1.800																				
Jesse Orosco, L ERA: 2.75 (8, 1)	1.1 S 8 2 0 0 2 2 0 0 0 0 19 35 0.00 3.000																				

Milwaukee Brewers @ Detroit Tigers
Tiger Stadium, Detroit, MI
Tue Sep 21 1993, 7:05 PM EDT
Att: 11,863 - Unknown - 60 F

AB 38
R 4
H 13
RBI 3
BB 5
SO 10
LOB 23



Batter	1	2	3	4	5	6	7	8	9	AB	R	H	RBI	BB	SO	LOB	TOP					
Juan Bell, R OBP: 0.320, SLG: 0.334 Bill Spiers, L OBP: 0.305, SLG: 0.308	G6-3	1B			P2			2B G6-3	BB	3	0	1	2	0	0	0						
Kevin Seitzer, R OBP: 0.340, SLG: 0.399	G6-3	1B			F8			BB	BB	5	0	2	0	0	1	2						
Matt Mieske, R OBP: 0.250, SLG: 0.357	BB 1B	1B			K			K		4	1	1	0	0	2	4						
Greg Vaughn, R OBP: 0.371, SLG: 0.480	BB	1B			L7			G6-3		3	0	0	1	1	1	1						
John Jaha, R OBP: 0.331, SLG: 0.402	1B	BB			L8			BB		3	0	2	1	1	0	0						
Tom Lampkin, L OBP: 0.284, SLG: 0.333 Robin Yount, R OBP: 0.328, SLG: 0.382 Dave Nilsson, L OBP: 0.337, SLG: 0.372	K	1B			F7			F9		3	0	0	0	0	1	3						
Alex Diaz, S OBP: 0.300, SLG: 0.320 Darryl Hamilton, L OBP: 0.366, SLG: 0.406		1B			CS			G6-3		3	1	2	0	0	0	0						
Jose Valentin, S OBP: 0.355, SLG: 0.571	1B	1B			P3			P4		3	1	1	0	1	0	1						
Troy O'Leary, L OBP: 0.350, SLG: 0.278 B.J. Surhoff, L OBP: 0.313, SLG: 0.376	1B	1B			F8			P5		2	0	0	0	0	0	0						
Inning Stats	R: 1 E: 0 K: 1 S: 17	H: 2 LOB: 2 BB: 1 P: 27	R: 2 E: 0 K: 0 S: 11	H: 4 LOB: 1 BB: 0 P: 20	R: 0 E: 0 K: 0 S: 4	H: 1 LOB: 0 BB: 0 P: 4	R: 0 E: 0 K: 0 S: 6	H: 1 LOB: 0 BB: 0 P: 7	R: 0 E: 0 K: 1 S: 7	H: 0 LOB: 0 BB: 0 P: 10	R: 0 E: 0 K: 0 S: 13	H: 0 LOB: 0 BB: 0 P: 20	R: 0 E: 0 K: 1 S: 10	H: 0 LOB: 0 BB: 0 P: 18	R: 1 E: 0 K: 1 S: 14	H: 1 LOB: 2 BB: 2 P: 25	R: 0 E: 0 K: 1 S: 11	H: 0 LOB: 2 BB: 2 P: 19	1B: 8 2B: 1 3B: 0 HR: 0	SF: 0 SAC: 1 DP: 2 HBP: 0	WP: 0 PB: 0 SB: 0 CS: 1	PA: 38
PITCHER	IP	WLS	BF	H	R	ER	SO	BB	IBB	HBP	BLK	WP	HR	S	P	ERA	WHIP					
David Wells, L ERA: 4.27	7.0	W	27	8	3	3	3	1	0	0	0	0	0	68	106	3.86	1.286					
Joe Boever, R ERA: 3.92	0.2		5	1	1	1	1	2	0	0	0	0	0	12	21	13.50	4.500					
Bob MacDonald, L ERA: 5.34	0.1		1	0	0	0	0	0	0	0	0	0	0	2	4	0.00	0.000					
Mike Henneman, R ERA: 2.7	1.0		5	0	0	0	1	2	0	0	0	0	0	11	19	0.00	2.000					

Milwaukee Brewers @ Detroit Tigers
Tiger Stadium, Detroit, MI
Wed Sep 22 1993, 3:33 AM EDT
Att: 13,858 - Cloudy - 66 F

AB 32
R 4
H 9
RBI 4
BB 5
SO 5
LOB 14



Batter	1	2	3	4	5	6	7	8	9	AB	R	H	RBI	BB	SO	LOB	BOTTOM					
Danny Bautista, R OBP: 0.259, SLG: 0.269	P4		K		G5-3	G6-3				4	0	0	0	0	1	3						
Alan Trammell, R OBP: 0.385, SLG: 0.488	F8		P5		HR	L8				4	1	1	2	0	0	2						
Scott Livingstone, L OBP: 0.327, SLG: 0.355	F8		P4		G3			SF9	3B	4	1	1	0	0	0	2						
Cecil Fielder, R OBP: 0.370, SLG: 0.472 Skeeter Barnes, R OBP: 0.306, SLG: 0.379	K		P3		HR	G4-3				4	1	1	0	0	1	1						
Kirk Gibson, L OBP: 0.341, SLG: 0.437	E	BB	K		HR	IBB		SF9		1	1	0	1	2	1	0						
Eric Davis, R OBP: 0.320, SLG: 0.424	E6		K		HR			K		4	1	1	3	0	2	1						
Mickey Tettleton, S OBP: 0.359, SLG: 0.457 Gary Thurman, R OBP: 0.306, SLG: 0.291	G6-4-3		BB		HR	1B		G3		3	1	1	0	1	0	2						
Chad Kreuter, S OBP: 0.362, SLG: 0.472	1B	BB			HR	FC6-4		F9		3	1	1	2	1	0	1						
Chris Gomez, R OBP: 0.288, SLG: 0.294	1B		1B		G5-3	G1-3		G6-3		4	1	2	0	0	0	0						
Inning Stats	R: 0 E: 0 K: 0 S: 6	H: 0 LOB: 0 BB: 0 P: 9	R: 0 E: 1 K: 1 S: 7	H: 0 LOB: 1 BB: 1 P: 12	R: 0 E: 0 K: 1 S: 14	H: 1 LOB: 2 BB: 1 P: 22	R: 0 E: 0 K: 2 S: 8	H: 0 LOB: 0 BB: 0 P: 12	R: 7 E: 0 K: 0 S: 24	H: 6 LOB: 1 BB: 2 P: 44	R: 0 E: 0 K: 0 S: 4	H: 0 LOB: 0 BB: 0 P: 8	R: 1 E: 0 K: 1 S: 8	H: 1 LOB: 0 BB: 0 P: 14	R: 0 E: 0 K: 0 S: 5	H: 0 LOB: 0 BB: 0 P: 11	1B: 2 2B: 2 3B: 1 HR: 3	SF: 1 SAC: 0 DP: 1 HBP: 0	WP: 0 PB: 0 SB: 0 CS: 0	PA: 36		
PITCHER	IP	WLS	BF	H	R	ER	SO	BB	IBB	HBP	BLK	WP	HR	S	P	ERA	WHIP					
21 Cal Eldred, R ERA: 4.11	4.2	L	25	7	7	7	4	3	0	0	0	0	0	3	57	94	13.50	2.143				
Rafael Nova, L ERA: 4.55	1.1		4	0	0	0	0	0	0	0	0	0	0	6	13	0.00	0.000					
Bill Wegman, R ERA: 4.37	1.0		4	1	1	1	1	0	0	0	0	0	0	8	14	9.00	1.000					
Doug Henry, R ERA: 5.7	1.0		3	0	0	0	0	0	0	0	0	0	0	5	11	0.00	0.000					

Milwaukee Brewers @ Detroit Tigers
Tiger Stadium, Detroit, MI
Wed Sep 22 1993, 3:33 AM EDT
Att: 13,858 - Cloudy - 66 F

AB 31
R 8
H 8
RBI 8
BB 4
SO 5
LOB 12



Batter	1	2	3	4	5	6	7	8	9	AB	R	H	RBI	BB	SO	LOB	TOP			
Tony Phillips, S OBP: 0.444, SLG: 0.392 (1, 10)	L8		CS BB		G6-3		2B			3	0	1	0	1	0	0				
Dan Gladden, R OBP: 0.308, SLG: 0.440 (1, 7)	K		CS	G6-3		2B	K			4	1	1	0	0	2	1				
Travis Fryman, R OBP: 0.379, SLG: 0.487 (1, 5)				HR		G4-3 2B		F8		3	1	2	2	1	0	0				
Cecil Fielder, R OBP: 0.370, SLG: 0.470 (1, 3)	K			1B	1B	K		G5-3		4	0	1	0	0	2	2				
Eric Davis, R OBP: 0.320, SLG: 0.422 (1, 8)		K		1B	1B	G4-3		G2		4	0	1	0	0	1	1				
Alan Trammell, R OBP: 0.384, SLG: 0.484 (1, 6)	K			F7		IBB		G1-3		3	0	0	0	1	1	2				
Danny Bautista, R OBP: 0.226, SLG: 0.233 (1, 9)	P5			L7		G1-3		P6		4	0	0	0	0	0	4				
Rich Rowland, R OBP: 0.333, SLG: 0.342 (1, 2)			G5-3		G5-3		G3-1		K	4	0	0	0	0	1	0				
Chris Gomez, R OBP: 0.281, SLG: 0.286 (1, 4)			P4		G4-3		P4			3	0	0	0	0	0	0				
Inning Stats	R: 0 E: 0 K: 2 S: 9	H: 0 LOB: 1 BB: 1 P: 16	R: 0 E: 0 K: 2 S: 8	H: 0 LOB: 0 BB: 0 P: 11	R: 0 E: 0 K: 0 S: 5	H: 0 LOB: 0 BB: 1 P: 11	R: 1 E: 0 K: 0 S: 14	H: 3 LOB: 2 BB: 0 P: 18	R: 0 E: 0 K: 1 S: 5	H: 0 LOB: 0 BB: 0 P: 6	R: 1 E: 0 K: 1 S: 9	H: 2 LOB: 1 BB: 1 P: 16	R: 0 E: 0 K: 1 S: 7	H: 0 LOB: 0 BB: 0 P: 12	R: 0 E: 0 K: 1 S: 6	H: 0 LOB: 0 BB: 0 P: 10	1B: 2 2B: 3 3B: 0 HR: 1	SF: 0 SAC: 0 DP: 0 HBP: 0	WP: 0 PB: 0 SB: 0 CS: 1	PA: 36
PITCHER Jamie Moyer, L ERA: 3.42 (1, 1)	IP: 9.0 WLS: L BF: 35 H: 6 R: 2 ER: 2 SO: 7 BB: 2 IBB: 1 HBP: 0 BLK: 0 WP: 0 HR: 1 S: 72 P: 112 ERA: 2.00 WHIP: 0.889															PITCHER				

Detroit Tigers @ Baltimore Orioles
Oriole Park at Camden Yards, Baltimore, MD
Fri Sep 24 1993, 7:05 PM EDT
Att: 46,152 - Unknown - 71 F

AB 32
R 2
H 6
RBI 2
BB 3
SO 7
LOB 10

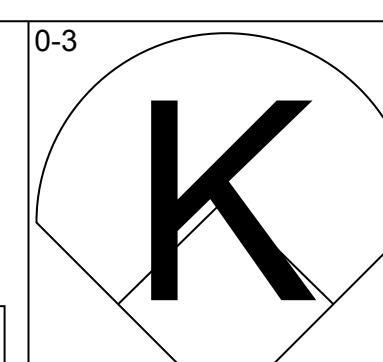
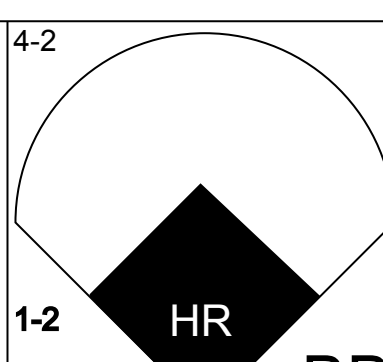
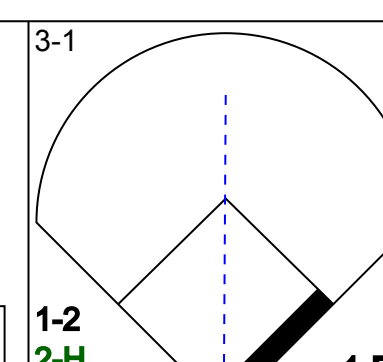
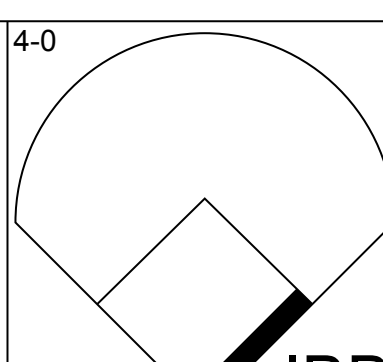
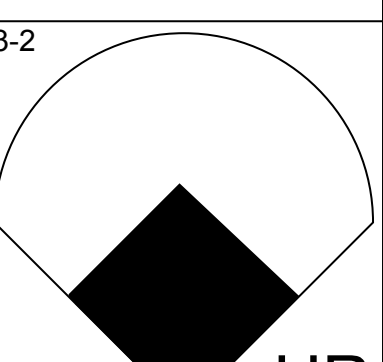
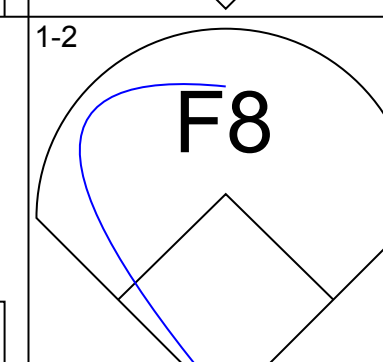
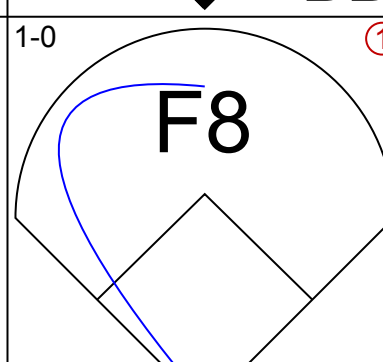
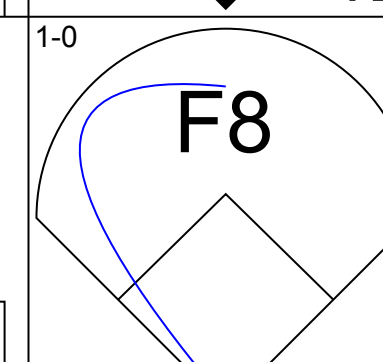
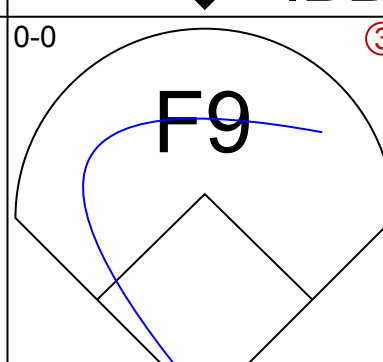
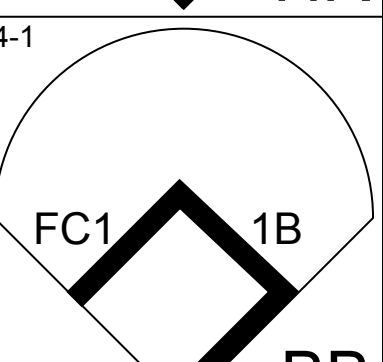
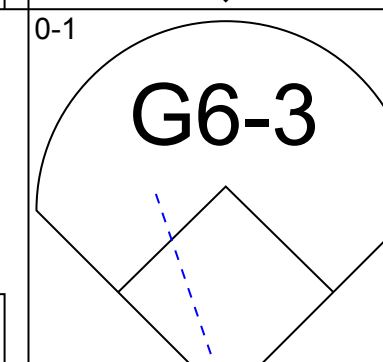
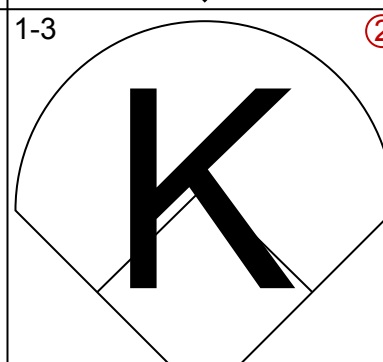
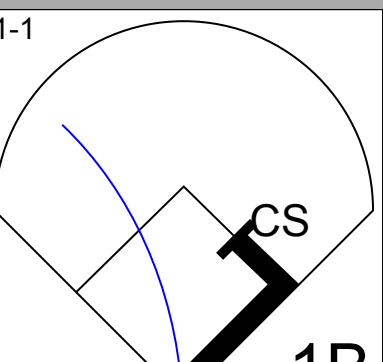
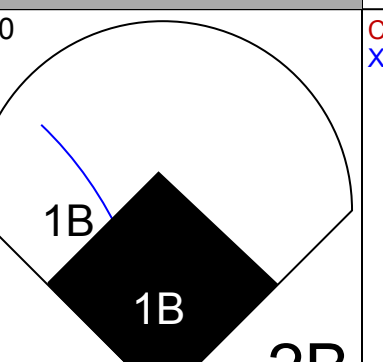
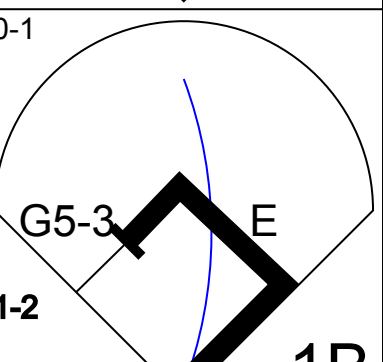
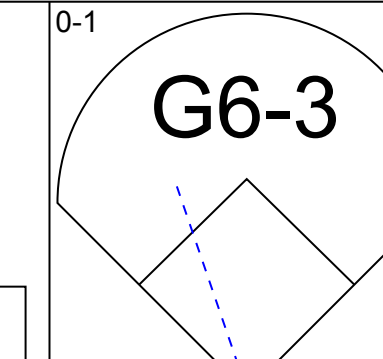
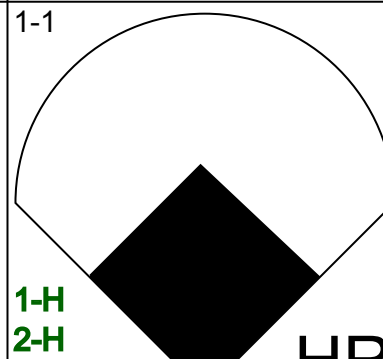
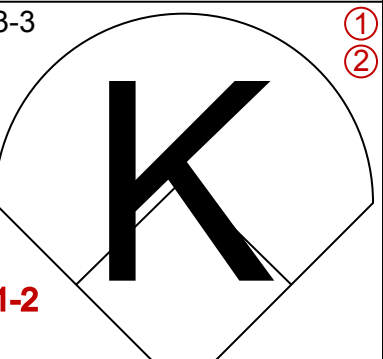
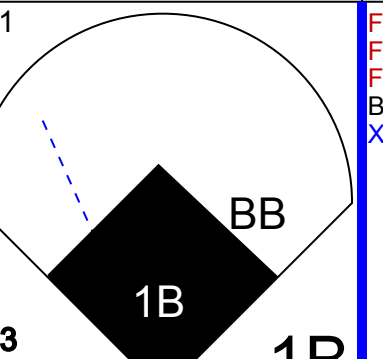
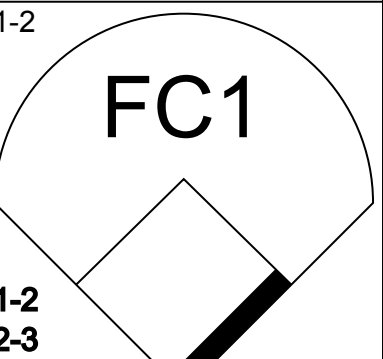
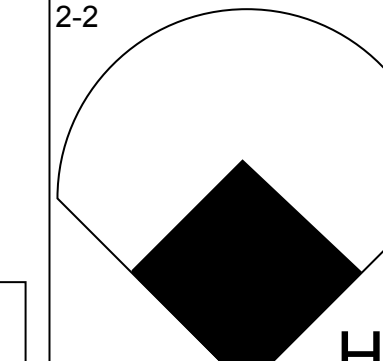
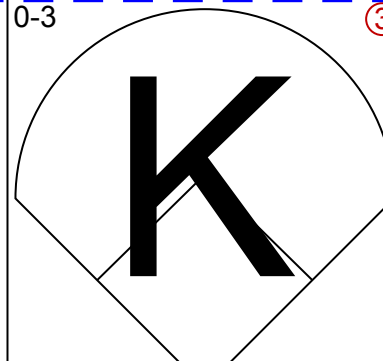
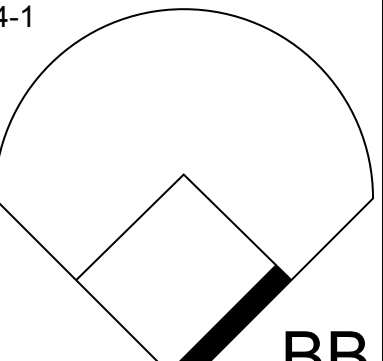
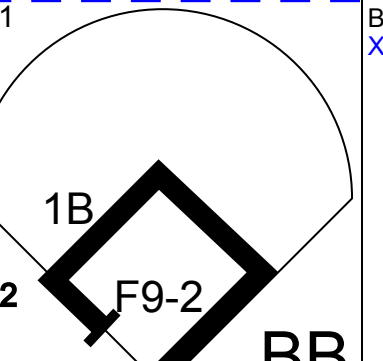
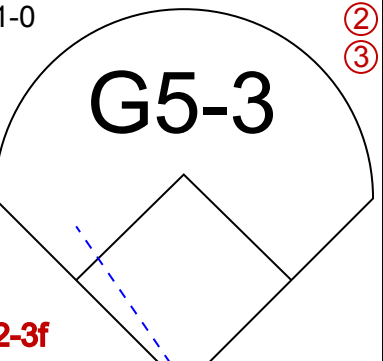
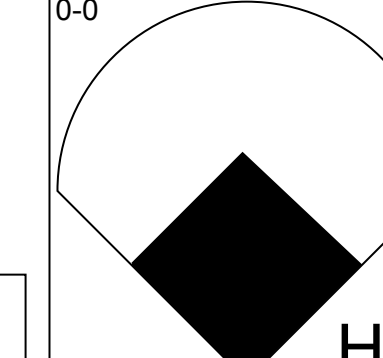
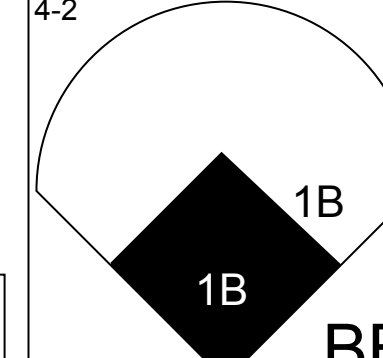
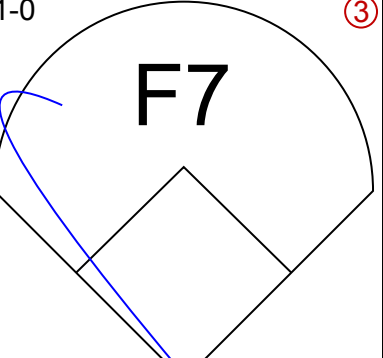

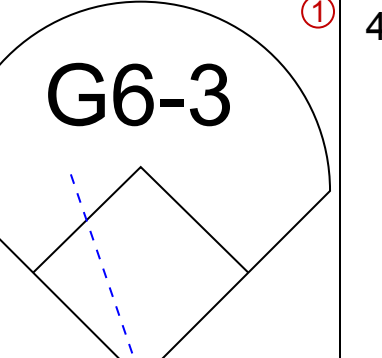
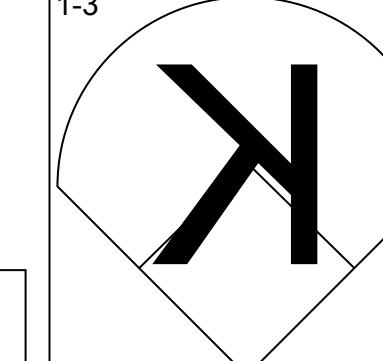
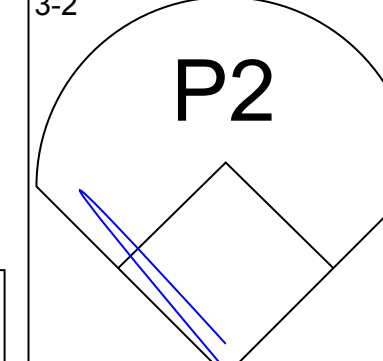
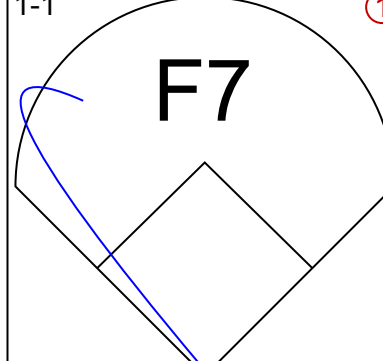
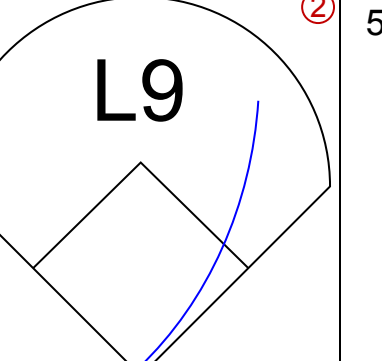
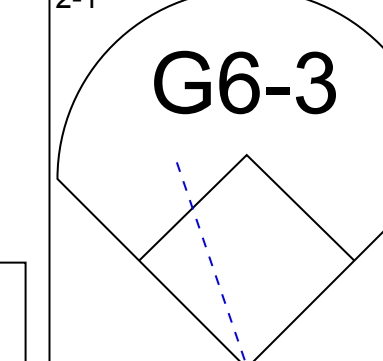
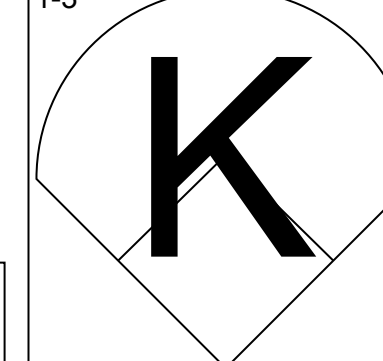
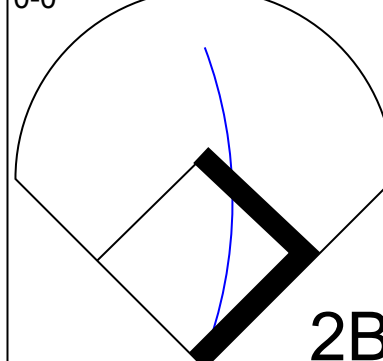
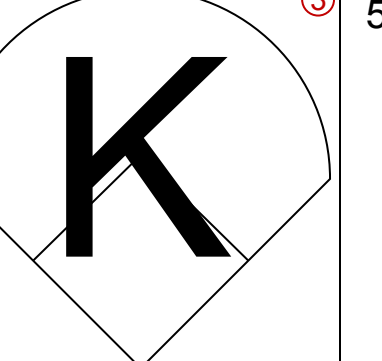
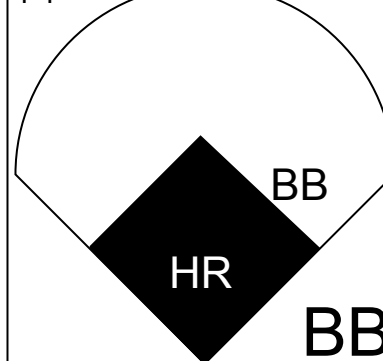
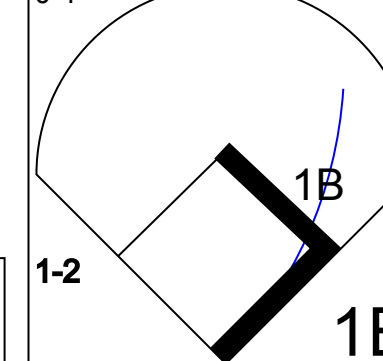
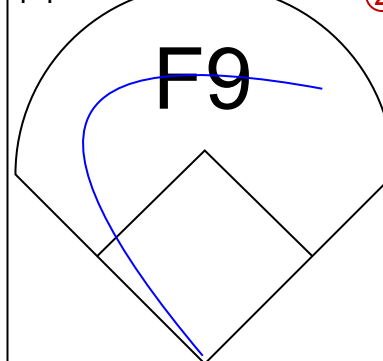
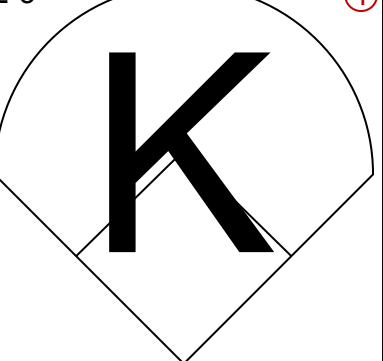


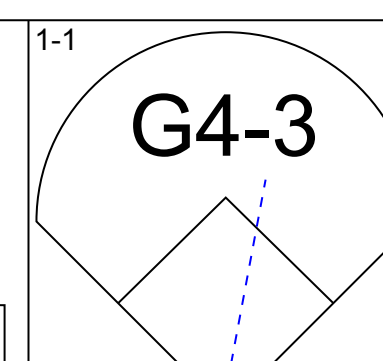
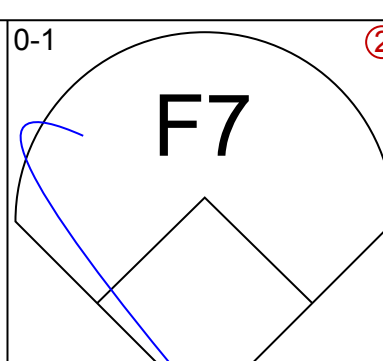
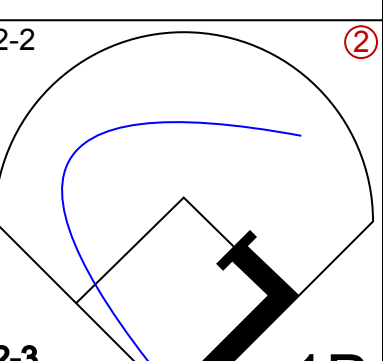
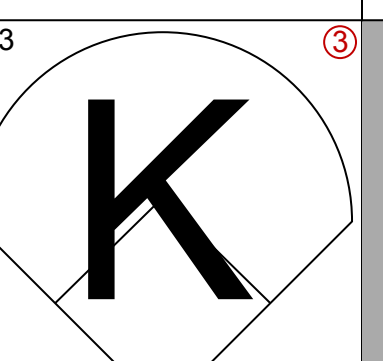
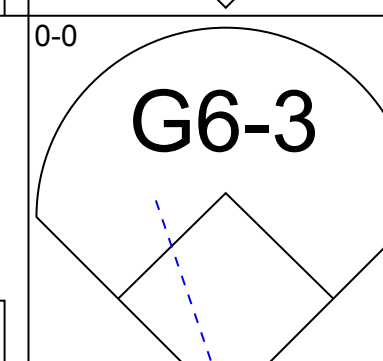
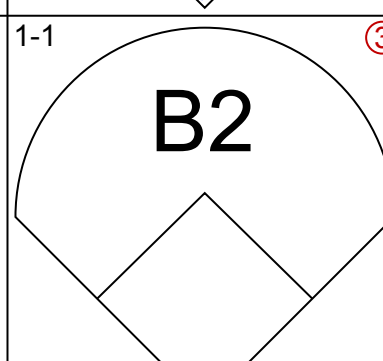
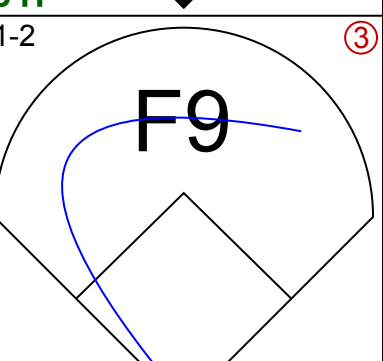
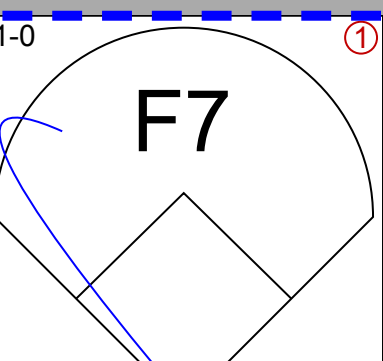
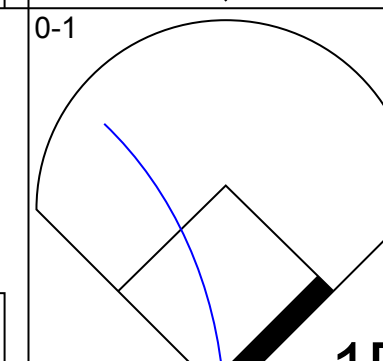
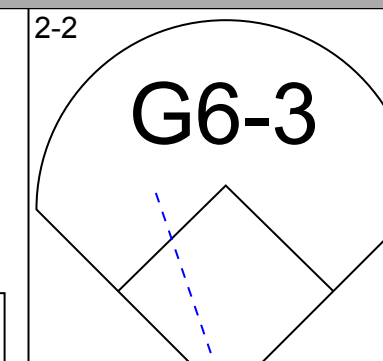
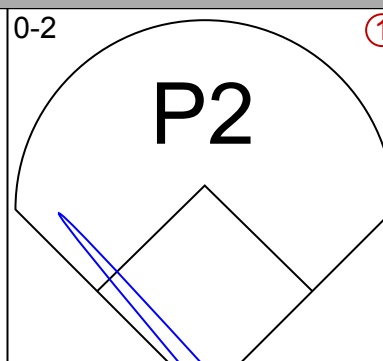
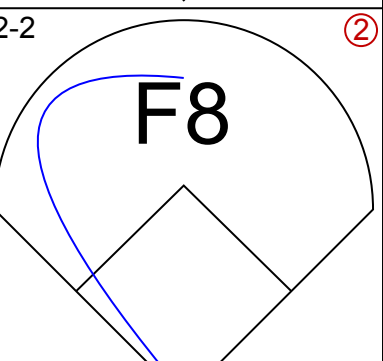
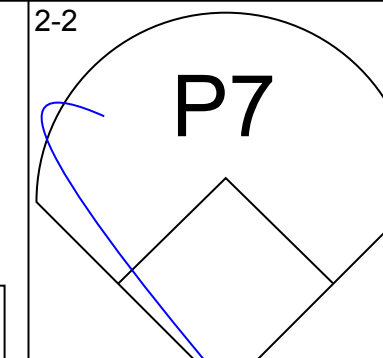
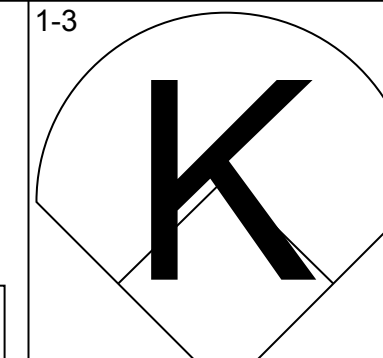
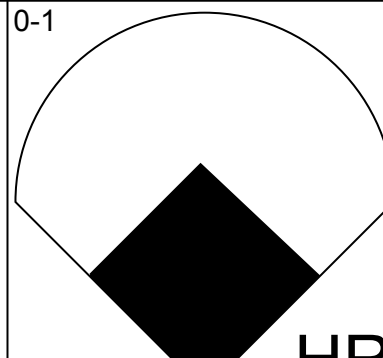
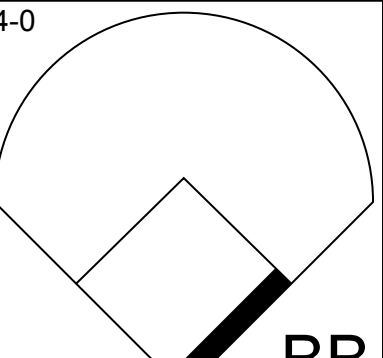
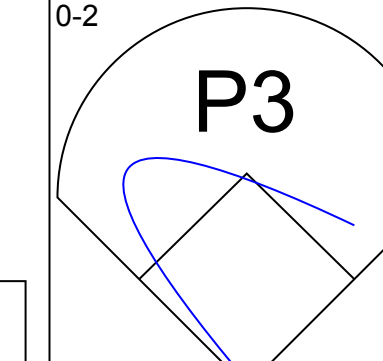
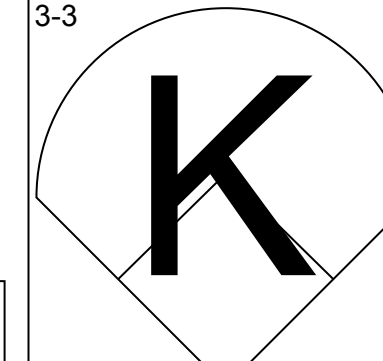
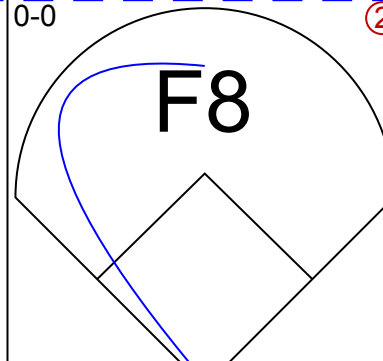
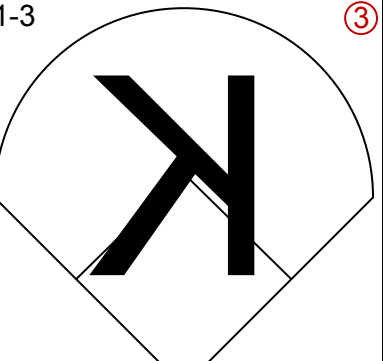
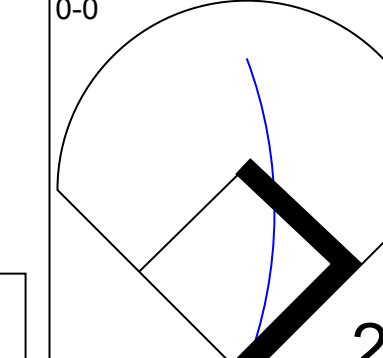
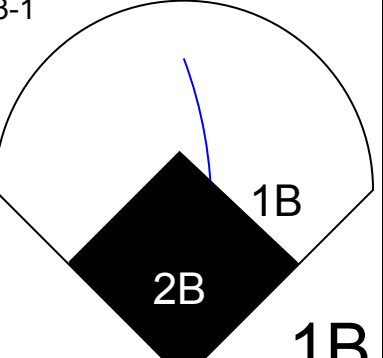
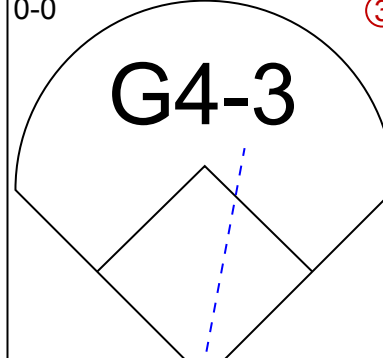
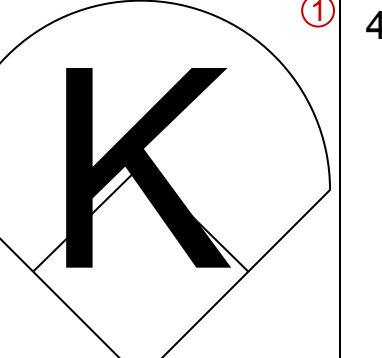
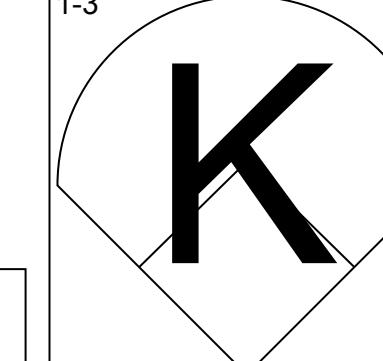
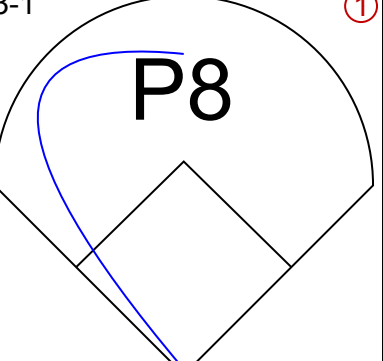

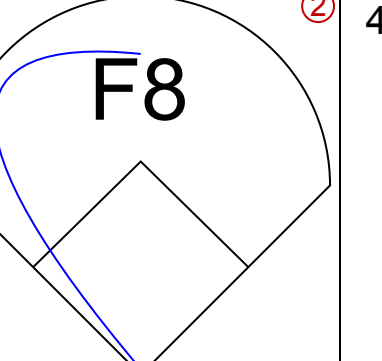
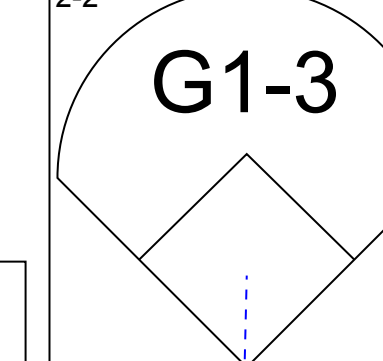
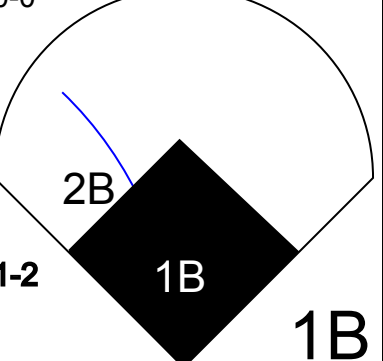

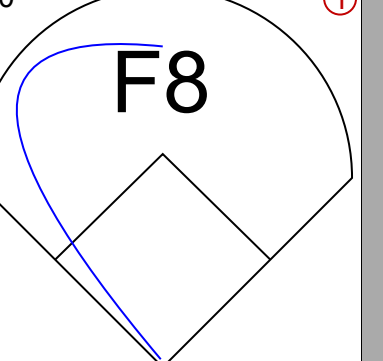
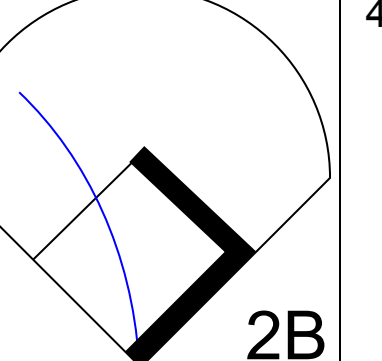
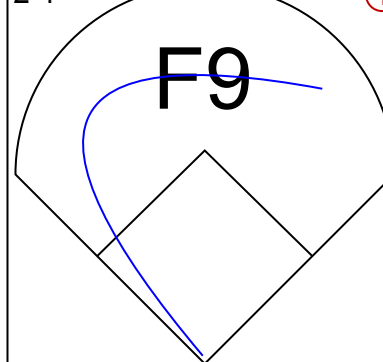
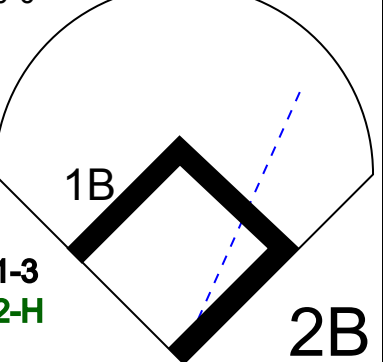

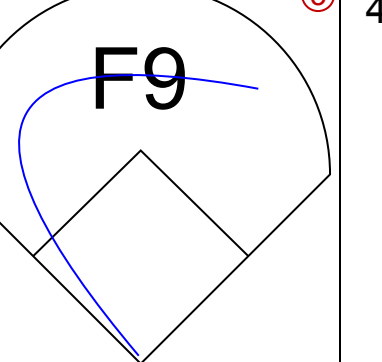
Batter	1	2	3	4	5	6	7	8	9	AB	R	H	RBI	BB	SO	LOB	BOTTOM					
Brady Anderson, L OBP: 0.369, SLG: 0.436 (1, 7) (5, 8)	L7		L9			G4-6-3		G4-3		4	0	0	0	0	0	1						
Mark McLemore, S OBP: 0.349, SLG: 0.370 (1, 9)	G5-4-3 1B		G5-3			G4-3		G4-3		4	0	1	0	0	0	0						
Mike Devereaux, R OBP: 0.307, SLG: 0.402 Jack Voigt, R OBP: 0.390, SLG: 0.508 (4, PH) (5, 7)	G5-4-3			K			L4		G6-3	1	0	0	0	0	0	1						
Harold Baines, L OBP: 0.393, SLG: 0.496 (1, 10)		K		G4-3		G6-3		L7		4	0	0	0	0	1	0						
Cal Ripken Jr., R OBP: 0.330, SLG: 0.428 (1, 6)		1B		G6-3		HBP 1B		1B		4	0	3	0	0	0	0						
Mike Pagliaro, L OBP: 0.347, SLG: 0.454 (1, 5)		1B			P6		HBP 1B		F7	4	0	2	0	0	0	1						
Chris Hoiles, R OBP: 0.419, SLG: 0.576 (1, 2)		K			G6-3		HBP			2	0	0	0	0	1	2						
David Segui, S OBP: 0.354, SLG: 0.403 (1, 3)		FC6-4			G4-3		K			3	0	0	0	0	1	5						
Harold Reynolds, S OBP: 0.347, SLG: 0.333 (1, 4)				G6-3		G4-6-3 1B		P6		3	0	1	0	0	0	0						
Inning Stats	R: 0 E: 0 K: 0 S: 5	H: 1 LOB: 0 BB: 0 P: 8	R: 0 E: 0 K: 2 S: 11	H: 2 LOB: 2 BB: 0 P: 18	R: 0 E: 0 K: 0 S: 9	H: 0 LOB: 0 BB: 0 P: 13	R: 0 E: 0 K: 1 S: 6	H: 0 LOB: 0 BB: 0 P: 8	R: 0 E: 0 K: 0 S: 3	H: 0 LOB: 0 BB: 0 P: 7	R: 0 E: 0 K: 0 S: 3	H: 1 LOB: 0 BB: 0 P: 6	R: 0 E: 0 K: 1 S: 10	H: 2 LOB: 3 BB: 0 P: 13	R: 0 E: 0 K: 0 S: 7	H: 0 LOB: 0 BB: 0 P: 10	R: 0 E: 0 K: 0 S: 5	H: 1 LOB: 1 BB: 0 P: 9	1B: 7 2B: 0 3B: 0 HR: 0	SF: 0 SAC: 0 DP: 2 HBP: 1	WP: 0 PB: 0 SB: 0 CS: 0	PA: 33
PITCHER John Doherty, R ERA: 4.36 (1, 1)	IP: 9.0 WLS: W BF: 33 H: 7 R: 0 ER: 0 SO: 4 BB: 0 IBB: 0 HBP: 1 BLK: 0 WP: 0 HR: 0 S: 59 P: 92 ERA: 0.00 WHIP: 0.778															PITCHER						

Detroit Tigers @ Baltimore Orioles
Oriole Park at Camden Yards, Baltimore, MD
Fri Sep 24 1993, 7:05 PM EDT
Att: 46,152 - Unknown - 71 F

AB 32
R 0
H 7
RBI 0
BB 0
SO 4
LOB 10



Batter	1	2	3	4	5	6	7	8	9	AB	R	H	RBI	BB	SO	LOB	TOP					
Tony Phillips, S OBP: 0.447, SLG: 0.400 (1, 10)										3	2	2	2	2	1	0	Detroit Tigers @ Baltimore Orioles Oriole Park at Camden Yards, Baltimore, MD Sun Sep 26 1993, 3:33 AM EDT Overcast - 73 F					
Dan Gladden, R OBP: 0.307, SLG: 0.435 (1, 7)										4	0	0	0	1	0	6						
Travis Fryman, R OBP: 0.381, SLG: 0.489 (1, 5)										5	1	3	0	0	1	2						
Cecil Fielder, R OBP: 0.370, SLG: 0.476 Skeeter Barnes, R OBP: 0.306, SLG: 0.377 (7, PR) (7, 3)										4	1	2	3	0	1	1						
Eric Davis, R OBP: 0.322, SLG: 0.429 (1, 8)										3	1	1	1	2	1	3						
Alan Trammell, R OBP: 0.384, SLG: 0.489 (1, 6)										4	2	1	1	1	1	4						
Mickey Tettleton, S OBP: 0.369, SLG: 0.484 (1, 2)										5	0	1	2	0	1	1						
Danny Bautista, R OBP: 0.222, SLG: 0.257 (1, 9)										5	0	1	0	0	2	3						
Chris Gomez, R OBP: 0.288, SLG: 0.287 (1, 4)										3	1	1	0	1	1	1						
Inning Stats	R: 0 E: 0 K: 1 S: 8	H: 0 LOB: 0 BB: 0 P: 9	R: 2 E: 0 K: 1 S: 13	H: 2 LOB: 0 BB: 0 P: 18	R: 3 E: 0 K: 2 S: 13	H: 1 LOB: 0 BB: 2 P: 24	R: 1 E: 0 K: 1 S: 13	H: 2 LOB: 2 BB: 1 P: 25	R: 0 E: 0 K: 1 S: 9	H: 1 LOB: 1 BB: 1 P: 18	R: 0 E: 0 K: 0 S: 6	H: 1 LOB: 2 BB: 1 P: 12	R: 2 E: 0 K: 1 S: 13	H: 3 LOB: 1 BB: 1 P: 21	R: 1 E: 1 K: 1 S: 14	H: 2 LOB: 2 BB: 1 P: 25		R: 0 E: 0 K: 1 S: 5	H: 0 LOB: 0 BB: 0 P: 7	1B: 6 2B: 4 3B: 0 HR: 4	SF: 0 SAC: 0 DP: 3 HBP: 0	WP: 0 PB: 0 SB: 0 CS: 1
PITCHER	IP	WLS	BF	H	R	ER	SO	BB	IBB	HBP	BLK	WP	HR	S	P	ERA	WHIP					
Arthur Rhodes, L ERA: 6.25 (1, 1)	2.2	L	13	3	5	5	3	2	0	0	0	0	3	30	47	16.88	1.875					
Mike Oquist, R ERA: 2.89 (3, 1)	3.1		18	6	3	3	3	2	1	0	0	0	0	35	64	8.10	2.400					
Todd Frohwirth, R ERA: 3.63 (7, 1)	3.0		13	3	1	1	3	2	0	0	0	0	1	29	48	3.00	1.667					

Batter	1	2	3	4	5	6	7	8	9	AB	R	H	RBI	BB	SO	LOB	BOTTOM					
Brady Anderson, L OBP: 0.368, SLG: 0.434 (1, 8)										4	0	1	1	0	1	0	Detroit Tigers @ Baltimore Orioles Oriole Park at Camden Yards, Baltimore, MD Sun Sep 26 1993, 3:33 AM EDT Overcast - 73 F					
Mark McLemore, S OBP: 0.347, SLG: 0.367 (1, 9)										4	0	0	0	0	0	1						
Cal Ripken Jr., R OBP: 0.330, SLG: 0.427 (1, 6)										4	0	1	0	0	0	0						
Harold Baines, L OBP: 0.394, SLG: 0.503 (1, 10)										3	1	1	1	1	1	1						
Chris Hoiles, R OBP: 0.415, SLG: 0.571 (1, 2)										4	0	0	0	0	2	1						
Mike Pagliaro, L OBP: 0.348, SLG: 0.457 (1, 5)										4	1	2	0	0	1	0						
David Segui, S OBP: 0.353, SLG: 0.498 (1, 3)										4	1	1	1	0	1	2						
Jack Voigt, R OBP: 0.393, SLG: 0.516 (1, 7)										4	1	2	0	0	0	1						
Harold Reynolds, S OBP: 0.346, SLG: 0.335 (1, 4)										4	0	1	1	0	0	1						
Inning Stats	R: 0 E: 0 K: 0 S: 8	H: 1 LOB: 1 BB: 0 P: 11	R: 0 E: 0 K: 1 S: 13	H: 1 LOB: 0 BB: 0 P: 16	R: 0 E: 0 K: 2 S: 11	H: 0 LOB: 0 BB: 0 P: 17	R: 2 E: 0 K: 0 S: 14	H: 4 LOB: 1 BB: 0 P: 23	R: 1 E: 0 K: 1 S: 7	H: 1 LOB: 0 BB: 0 P: 7	R: 1 E: 0 K: 1 S: 10	H: 1 LOB: 0 BB: 0 P: 13	R: 0 E: 0 K: 1 S: 7	H: 0 LOB: 1 BB: 1 P: 15	R: 0 E: 0 K: 1 S: 15	H: 1 LOB: 0 BB: 0 P: 25		R: 0 E: 0 K: 1 S: 5	H: 1 LOB: 1 BB: 0 P: 7	1B: 4 2B: 3 3B: 0 HR: 2	SF: 0 SAC: 0 DP: 0 HBP: 0	WP: 0 PB: 0 SB: 0 CS: 0
PITCHER	IP	WLS	BF	H	R	ER	SO	BB	IBB	HBP	BLK	WP	HR	S	P	ERA	WHIP					
Bill Gullickson, R ERA: 5.31 (1, 1)	5.1	W	22	7	3	3	3	0	0	0	0	0	1	12	15	5.40	0.600					
Joe Boeвер, R ERA: 3.65 (6, 1)	1.2		6	1	1	1	1	0	0	0	0	0	0	22	40	0.00	1.000					
Storm Davis, R ERA: 4.84 (8, 1)	2.0		8	1	0	0	2	1	0	0	0	0	0	22	40	0.00	1.000					



Batter	1	2	3	4	5	6	7	8	9	AB	R	H	RBI	BB	SO	LOB	TOP								
Tony Phillips, S OBP: 0.448, SLG: 0.403 (1, 4)										5	2	3	0	0	0	2	Detroit Tigers @ Baltimore Orioles Oriole Park at Camden Yards, Baltimore, MD Sun Sep 26 1993, 3:38 AM EDT Att: 46,380 - Cloudy - 85 F								
Skeeter Barnes, R OBP: 0.394, SLG: 0.369 (1, 7)										3	1	0	0	1	0	2									
Travis Fryman, R OBP: 0.384, SLG: 0.494 (1, 5)										5	1	4	2	0	0	0									
Cecil Fielder, R OBP: 0.371, SLG: 0.473 Kirk Gibson, L OBP: 0.341, SLG: 0.437 (9, PR)										3	0	0	0	2	0	4									
Mickey Tettleton, S OBP: 0.369, SLG: 0.488 (1, 3)										4	0	2	3	1	1	1									
Danny Bautista, R OBP: 0.250, SLG: 0.282 (7, 9)										4	0	2	0	0	0	2									
Lou Whitaker, L OBP: 0.413, SLG: 0.458 (9, PH)										1	0	0	0	0	0	2									
Rich Rowland, R OBP: 0.333, SLG: 0.325 Chad Kreuter, S OBP: 0.363, SLG: 0.470 (7, PH)										2	0	0	0	1	1	2									
Gary Thurman, R OBP: 0.297, SLG: 0.281 Eric Davis, R OBP: 0.322, SLG: 0.428 (7, PH)										3	1	0	0	0	1	1									
Chris Gomez, R OBP: 0.303, SLG: 0.313 (1, 6)										1	0	0	0	0	0	3									
Inning Stats	R: 3 E: 1 K: 0 S: 15	H: 3 LOB: 1 BB: 1 P: 27	R: 1 E: 0 K: 0 S: 18	H: 3 LOB: 2 BB: 1 P: 29	R: 0 E: 0 K: 1 S: 7	H: 0 LOB: 0 BB: 0 P: 14	R: 0 E: 0 K: 1 S: 7	H: 1 LOB: 0 BB: 0 P: 12	R: 0 E: 0 K: 0 S: 9	H: 1 LOB: 2 BB: 2 P: 21	R: 1 E: 0 K: 0 S: 11	H: 1 LOB: 1 BB: 1 P: 18	R: 0 E: 0 K: 1 S: 11	H: 2 LOB: 3 BB: 1 P: 19	R: 0 E: 0 K: 0 S: 6	H: 1 LOB: 0 BB: 0 P: 10	R: 1 E: 0 K: 1 S: 15	H: 2 LOB: 2 BB: 0 P: 23	1B: 10 2B: 3 3B: 1 HR: 0	SF: 0 SAC: 1 DP: 2 HBP: 0	WP: 0 PB: 0 SB: 0 CS: 3	PA: 44			
PITCHER	IP	WLS	BF	H	R	ER	SO	BB	IBB	HBP	BLK	WP	HR	S	P	ERA	WHIP								
Fernando Valenzuela, L ERA: 5.02 (1, 1)	1.2		12	6	4	3	0	2	0	0	0	0	0	28	48	16.20	4.800								
Kevin McGehee, R ERA: 7.24 (2, 1)	3.1		12	2	0	0	2	2	0	0	0	0	0	28	55	0.00	1.200								
Mark Williamson, R ERA: 4.97 (6, 1)	2.1		13	4	1	1	1	2	0	0	0	0	0	25	43	3.86	2.571								
Alan Mills, R ERA: 3.28 (8, 1)	1.2	L	6	2	1	1	1	0	0	0	0	0	0	18	27	5.40	1.200								

Batter	1	2	3	4	5	6	7	8	9	AB	R	H	RBI	BB	SO	LOB	BOTTOM								
Brady Anderson, L OBP: 0.370, SLG: 0.439 (1, 8)										4	1	2	0	1	0	0	Detroit Tigers @ Baltimore Orioles Oriole Park at Camden Yards, Baltimore, MD Sun Sep 26 1993, 3:38 AM EDT Att: 46,380 - Cloudy - 85 F								
Mark McLemore, S OBP: 0.351, SLG: 0.370 (1, 9)										3	1	3	1	1	0	0									
Cal Ripken Jr., R OBP: 0.330, SLG: 0.426 (1, 6)										4	1	1	0	1	0	4									
Harold Baines, L OBP: 0.393, SLG: 0.500 (1, 10)										4	1	1	1	1	0	5									
Mike Pagliarulo, L OBP: 0.352, SLG: 0.463 (1, 5)										4	1	3	1	0	0	0									
David Segui, S OBP: 0.350, SLG: 0.405 (1, 3)										4	0	0	1	0	0	3									
Jack Voigt, R OBP: 0.403, SLG: 0.527 (1, 7)										3	0	2	1	1	0	1									
Harold Reynolds, S OBP: 0.343, SLG: 0.332 (1, 4)										4	0	0	0	0	0	4									
Mark Parent, R OBP: 0.291, SLG: 0.529 Damon Buford, R OBP: 0.325, SLG: 0.394 Jeff Tackett, R OBP: 0.278, SLG: 0.205 Chris Hoiles, R OBP: 0.415, SLG: 0.569 (8, PH)										3	0	1	0	0	2	1									
Inning Stats	R: 0 E: 0 K: 0 S: 4	H: 0 LOB: 1 BB: 2 P: 15	R: 0 E: 0 K: 0 S: 6	H: 1 LOB: 0 BB: 0 P: 9	R: 0 E: 0 K: 1 S: 9	H: 0 LOB: 0 BB: 0 P: 16	R: 4 E: 0 K: 1 S: 20	H: 5 LOB: 1 BB: 0 P: 31	R: 1 E: 0 K: 0 S: 7	H: 2 LOB: 0 BB: 0 P: 10	R: 0 E: 0 K: 0 S: 6	H: 1 LOB: 1 BB: 0 P: 14	R: 0 E: 0 K: 0 S: 7	H: 2 LOB: 3 BB: 1 P: 14	R: 0 E: 0 K: 1 S: 8	H: 1 LOB: 2 BB: 1 P: 16		R: 0 E: 0 K: 0 S: 7	H: 1 LOB: 0 BB: 0 P: 11	1B: 10 2B: 3 3B: 1 HR: 0	SF: 0 SAC: 1 DP: 5 HBP: 0	WP: 0 PB: 0 SB: 0 CS: 0	PA: 39		
PITCHER	IP	WLS	BF	H	R	ER	SO	BB	IBB	HBP	BLK	WP	HR	S	P	ERA	WHIP								
Mike Moore, R ERA: 5.19 (4, 1)	1.2		6	2	1	1	1	0	0	0	0	0	0	13	20	5.40	1.200								
Tom Bolton, L ERA: 4.5 (6, 1)	2.1		11	4	0	0	0	0	1	0	0	0	0	17	32	0.00	1.714								
Mike Henneman, R ERA: 2.87 Bob MacDonald, L ERA: 5.32 (9, 1)	0.2	W	3	0	0	0	1	1	0	0	0	0	0	4	12	0.00	1.500								
Joe Boever, R ERA: 3.62 (9, 1)	0.2		1	0	0	0	0	0	0	0	0	0	0	4	8	0.00	3.000								



Batter	1	2	3	4	5	6	7	8	9	AB	R	H	RBI	BB	SO	LOB	TOP											
Tony Phillips, S OBP: 0.445, SLG: 0.400 (1, 9)	1-2 K		0-0 G3	1-0 F7			3-3 K		1-1 G4-3	5	0	0	0	0	2	1												
Lou Whitaker, L OBP: 0.417, SLG: 0.458 (1, 4)	4-0 BB		4-2 BB		0-0 L9		0-0 FC6-4 1B		4-2 BB 1B WP	2	1	1	0	3	0	0												
Travis Fryman, R OBP: 0.384, SLG: 0.498 (1, 5)	1-3 K		0-3 K		3-1 HR		1-1 L7		1-2 WP BB 1B	5	1	2	1	0	2	3												
Cecil Fielder, R OBP: 0.368, SLG: 0.469 (1, 3)	1-1 F9		0-2 G5-3		3-0 P4		0-0 FC6-4 1-2		1-2 K	5	0	0	0	0	1	5												
Mickey Tettleton, S OBP: 0.368, SLG: 0.488 (1, 7)		0-3 K		0-3 K		0-1 L8		2-1 2B 2B	4	1	1	0	1	2	0													
Scott Livingstone, L OBP: 0.357, SLG: 0.358 Skeeter Barnes, R OBP: 0.313, SLG: 0.380 (8, PH)	1-2 2B		1-0 P6		0-3 K		0-0 F9 G4-3 2B		4-0 BB	3	0	1	0	0	1	0												
Chad Kreuter, S OBP: 0.366, SLG: 0.471 (1, 2)	4-2 BB		0-0 E 1B 1B		3-1 1B		1-1 F9 2-3		0-3 K	4	1	2	0	1	1	4												
Danny Bautista, R OBP: 0.256, SLG: 0.286 Kirk Gibson, L OBP: 0.340, SLG: 0.436 (8, PH)	1-3 K		0-1 E9 1B 1B		1-3 K		0-1 G4-3			3	1	1	0	0	2	3												
Chris Gomez, R OBP: 0.304, SLG: 0.313 Alan Trammell, R OBP: 0.393, SLG: 0.488 (8, PH)	0-3 K		1-3 1B 1B		1-0 1B		2-3 K			3	0	1	2	0	2	3												
Inning Stats	R: 0 E: 0 K: 2 S: 10	H: 0 LOB: 1 BB: 1 P: 17	R: 0 E: 0 K: 3 S: 16	H: 1 LOB: 2 BB: 1 P: 22	R: 0 E: 0 K: 1 S: 9	H: 0 LOB: 1 BB: 1 P: 13	R: 2 E: 1 K: 1 S: 9	H: 3 LOB: 1 BB: 0 P: 12	R: 1 E: 0 K: 0 S: 6	H: 1 LOB: 1 BB: 0 P: 12	R: 0 E: 0 K: 3 S: 11	H: 1 LOB: 1 BB: 0 P: 17	R: 0 E: 0 K: 1 S: 8	H: 1 LOB: 1 BB: 0 P: 12	R: 2 E: 0 K: 1 S: 10	H: 2 LOB: 2 BB: 0 P: 14	R: 1 E: 0 K: 2 S: 17	H: 1 LOB: 3 BB: 3 P: 32	1B: 6 2B: 3 3B: 0 HR: 1	SF: 0 SAC: 0 DP: 0 HBP: 0	WP: 1 PB: 0 SB: 0 CS: 0	PA: 43						
PITCHER	IP	WLS	BF	H	R	ER	SO	BB	IBB	HBP	BLK	WP	HR	S	P	ERA	WHIP											
Aaron Sele, R ERA: 2.74	(1, 1)	6.1	W	29	7	3	2	11	3	0	0	0	0	1	66	101	2.84	1.579										
Jeff Russell, R ERA: 2.54	(7, 1)	0.2		2	0	0	0	0	0	0	0	0	0	3	4	0.00	0.000											
Scott Taylor, L ERA: 9.0	(8, 1)	0.1		3	2	2	2	0	0	0	0	0	0	5	8	54.00	6.000											
Cory Bailey, R ERA: 2.38	(8, 1)	1.2		9	1	1	1	3	3	0	0	0	1	0	22	38	5.40	2.400										

Detroit Tigers @ Boston Red Sox
Fenway Park, Boston, MA
Tue Sep 28 1993, 7:05 PM EDT
Sunny - 68 F

AB 37
R 6
H 10
RBI 5
BB 6
SO 14
LOB 19



Batter	1	2	3	4	5	6	7	8	9	AB	R	H	RBI	BB	SO	LOB	BOTTOM											
Scott Fletcher, R OBP: 0.344, SLG: 0.408 (1, 4)	1-0 1B 2B	1-0 FC6-4			1-2 G5-3	1-2 P2		4-1 2B IBB		4	2	1	0	1	0	4												
Mike Greenwell, L OBP: 0.377, SLG: 0.470 Bob Zupcic, R OBP: 0.318, SLG: 0.373 (7, PR)	1-2 CS 1B		0-0 F8		0-0 HR 2B		0-0 G1-3 HR 1B		1-3 2B 2B	4	1	3	2	0	0	0												
Andre Dawson, R OBP: 0.311, SLG: 0.425 (1, 10)	1-3 K		1-1 G6-3		2-2 HR		1-2 G1-3		2-0 SF9	4	1	1	3	0	1	2												
Mo Vaughn, L OBP: 0.401, SLG: 0.543 (1, 3)	2-3 K		0-3 K		0-2 G4-3		2-2 G4-3		3-1 G4-3	5	1	1	2	0	2	2												
Rob Deer, R OBP: 0.305, SLG: 0.389 (1, 9)		0-3 K		2-3 K	0-0 2B		1-3 K			4	0	1	0	0	3	1												
Tim Lincecum, R OBP: 0.376, SLG: 0.451 (1, 5)		2-2 1B 2B		2-3 K	1-1 P3		2-2 F8			4	1	1	0	0	1	2												
John Valentin, R OBP: 0.342, SLG: 0.435 (1, 6)	4-2 1B BB		3-1 1B		3-1 SH3-4 WP 2B		0-0 1B 2B 2B			3	2	3	0	1	0	0												
Tony Peña, R OBP: 0.240, SLG: 0.246 (1, 2)	2-2 F8		3-3 K		2-1 SH3-4		0-3 K			3	0	0	0	0	2	4												
Jeff McNeely, R OBP: 0.435, SLG: 0.400 (1, 8)	0-0 FC6-4 1B		4-0 G5-3 2B		1-1 P2 1B		1-0 2B 1B			3	2	3	1	1	0	0												
Inning Stats	R: 1 E: 0 K: 2 S: 10	H: 2 LOB: 0 BB: 0 P: 15	R: 1 E: 0 K: 1 S: 14	H: 2 LOB: 2 BB: 1 P: 23	R: 0 E: 0 K: 1 S: 7	H: 0 LOB: 0 BB: 0 P: 8	R: 0 E: 0 K: 3 S: 15	H: 1 LOB: 1 BB: 0 P: 25	R: 3 E: 0 K: 0 S: 15	H: 3 LOB: 1 BB: 1 P: 23	R: 1 E: 0 K: 0 S: 9	H: 2 LOB: 0 BB: 0 P: 16	R: 2 E: 0 K: 1 S: 17	H: 2 LOB: 1 BB: 0 P: 23	R: 3 E: 0 K: 1 S: 10	H: 3 LOB: 1 BB: 1 P: 18	1B: 6 2B: 7 3B: 0 HR: 2	SF: 1 SAC: 1 DP: 0 HBP: 0	WP: 1 PB: 0 SB: 1 CS: 1	PA: 40								
PITCHER	IP	WLS	BF	H	R	ER	SO	BB	IBB	HBP	BLK	WP	HR	S	P	ERA	WHIP											
Bill Krueger, L ERA: 3.63	(1, 1)	4.2	L	23	8	5	5	7	2	0	0	0	0	1	59	91	9.64	2.143										
Mike Gardiner, R ERA: 5.06	(5, 1)	1.1		5	2	1	1	0	0	0	0	0	1	0	11	19	6.75	1.500										
Buddy Groom, L ERA: 6.14	(7, 1)	0.1		3	2	2	2	0	0	0	0	0	1	9	12	54.00	6.000											
Greg Gohr, R ERA: 5.96	(7, 1)	1.2		9	3	3	3	2	0	1	0	0	0	0	18	29	16.20	1.800										

Detroit Tigers @ Boston Red Sox
Fenway Park, Boston, MA
Tue Sep 28 1993, 7:05 PM EDT
Sunny - 68 F

AB 35
R 11
H 15
RBI 10
BB 3
SO 9
LOB 15



Batter	1	2	3	4	5	6	7	8	9	AB	R	H	RBI	BB	SO	LOB	TOP			
Tony Phillips, S OBP: 0.444, SLG: 0.399 (1, 7)	F7		E5 1B	F8				P6	CS	5	1	2	0	0	0	0				
Lou Whitaker, L OBP: 0.415, SLG: 0.456 (1, 4)	F9		K		G4-3					4	0	1	0	1	1	1				
Travis Fryman, R OBP: 0.381, SLG: 0.493 (1, 5)			K					G1-3		4	0	0	0	1	3	5				
Mickey Tettleton, S OBP: 0.373, SLG: 0.490 Gary Thurman, R OBP: 0.297, SLG: 0.281 (9, PR)									1B 2B	5	0	4	1	0	1	1				
Alan Trammell, R OBP: 0.385, SLG: 0.490 (1, 6)			F8		P4				G3	5	1	1	0	0	0	4				
Scott Livingstone, L OBP: 0.359, SLG: 0.359 Chris Gomez, R OBP: 0.305, SLG: 0.322 (9, PR)			K		HR			F7	FC4-6 WP BB	5	1	2	0	0	1	2				
Chad Kreuter, S OBP: 0.371, SLG: 0.485 (1, 2)					HR			K	WP BB	4	2	3	4	1	1	0				
Skeeter Barnes, R OBP: 0.314, SLG: 0.385 (9, 3)			F7		G5-3				G1-3	5	1	1	0	0	0	6				
Danny Bautista, R OBP: 0.294, SLG: 0.320 (1, 8)			G5-3		F9					5	0	2	3	0	0	1				
Inning Stats	R: 0 E: 0 K: 1 S: 9	H: 0 LOB: 1 BB: 1 P: 14	R: 1 E: 0 K: 1 S: 11	H: 2 LOB: 1 BB: 0 P: 16	R: 1 E: 1 K: 2 S: 12	H: 2 LOB: 1 BB: 0 P: 14	R: 2 E: 0 K: 0 S: 9	H: 2 LOB: 0 BB: 0 P: 14	R: 0 E: 0 K: 1 S: 8	H: 1 LOB: 3 BB: 1 P: 23	R: 0 E: 0 K: 0 S: 10	H: 1 LOB: 2 BB: 1 P: 20	R: 0 E: 0 K: 0 S: 8	H: 1 LOB: 1 BB: 0 P: 11	R: 3 E: 0 K: 0 S: 14	H: 4 LOB: 1 BB: 0 P: 20	1B: 10 2B: 5 3B: 0 HR: 1	SF: 0 SAC: 0 DP: 0 HBP: 0	WP: 1 PB: 0 SB: 0 CS: 1	PA: 46
PITCHER	IP	WLS	BF	H	R	ER	SO	BB	IBB	HBP	BLK	WP	HR	S	P	ERA	WHIP			
Danny Darwin, R ERA: 3.32 Cory Bailey, R ERA: 4.39 (1, 1)	8.0		39	12	5	4	7	3	0	0	0	1	1	81	125	4.50	1.875			
(9, 1)	1.0	L	6	4	3	3	0	0	0	0	0	0	0	14	20	27.00	4.000			

Detroit Tigers @ Boston Red Sox
Fenway Park, Boston, MA
Wed Sep 29 1993, 7:05 PM EDT
Att: 20,926 - Unknown - 61 F

AB	42
R	8
H	16
RBI	8
BB	3
SO	7
LOB	20



Batter	1	2	3	4	5	6	7	8	9	AB	R	H	RBI	BB	SO	LOB	BOTTOM			
Scott Fletcher, R OBP: 0.342, SLG: 0.403 (1, 4)	G6-3		G4-6-3 1B					SH1-4	G5-3	4	0	1	1	0	1	1				
Mike Greenwell, L OBP: 0.378, SLG: 0.473 Bob Zupcic, R OBP: 0.318, SLG: 0.376 (9, PR)			G4-6-3 1-2f		F9					5	0	3	2	0	0	1				
Andre Dawson, R OBP: 0.312, SLG: 0.428 (1, 10)			F9		F9			G5-4-3 2H	1B	5	0	1	0	0	0	4				
Mo Vaughn, L OBP: 0.398, SLG: 0.535 (1, 3)			G6-3							4	0	0	0	0	1	2				
Rob Deer, R OBP: 0.307, SLG: 0.395 (1, 9)										4	1	1	0	0	2	0				
Scott Cooper, L OBP: 0.352, SLG: 0.397 (1, 5)			2B 1B G5-4-3							4	2	2	0	0	0	0				
John Valentin, R OBP: 0.347, SLG: 0.441 (1, 6)										2	2	2	2	2	0	0				
Tony Peña, R OBP: 0.243, SLG: 0.247 Tim Lincecum, R OBP: 0.363, SLG: 0.465 Steve Lyons, L OBP: 0.227, SLG: 0.200 (9, PR)			G5-4-3 2-3 3H							3	0	1	1	0	0	2				
Jeff McNeely, R OBP: 0.367, SLG: 0.333 Ernest Riles, L OBP: 0.295, SLG: 0.355 (9, PH)			G5-4-3 1-2f 3H							1	0	1	0	0	0	0				
Jeff McNeely, R OBP: 0.367, SLG: 0.333 Ernest Riles, L OBP: 0.295, SLG: 0.355 (9, PH)			G3							0	1	0	0	0	0	0				
Inning Stats	R: 0 E: 0 K: 0 S: 11	H: 1 LOB: 1 BB: 0 P: 16	R: 2 E: 0 K: 0 S: 11	H: 3 LOB: 0 BB: 0 P: 18	R: 0 E: 0 K: 0 S: 8	H: 1 LOB: 0 BB: 0 P: 12	R: 2 E: 0 K: 2 S: 16	H: 3 LOB: 1 BB: 0 P: 21	R: 0 E: 0 K: 0 S: 7	H: 0 LOB: 0 BB: 1 P: 11	R: 1 E: 0 K: 0 S: 6	H: 2 LOB: 0 BB: 0 P: 9	R: 0 E: 0 K: 1 S: 11	H: 0 LOB: 0 BB: 0 P: 15	R: 2 E: 0 K: 1 S: 13	H: 2 LOB: 2 BB: 1 P: 22	1B: 8 2B: 5 3B: 0 HR: 0	SF: 0 SAC: 1 DP: 3 HBP: 0	WP: 0 PB: 0 SB: 0 CS: 0	PA: 39
PITCHER	IP	WLS	BF	H	R	ER	SO	BB	IBB	HBP	BLK	WP	HR	S	P	ERA	WHIP			
John Doherty, R ERA: 4.44 Joe Boeвер, R ERA: 3.65 Mike Henneman, R ERA: 2.69 (1, 1)	7.0		30	11	5	5	3	1	0	0	0	0	0	71	105	6.43	1.714			
(8, 1)	1.0	W	4	0	1	1	1	1	0	0	0	0	0	12	20	9.00	1.000			
(9, 1)	1.0	S	5	2	1	1	1	0	0	0	0	0	0	12	17	9.00	2.000			

Detroit Tigers @ Boston Red Sox
Fenway Park, Boston, MA
Wed Sep 29 1993, 7:05 PM EDT
Att: 20,926 - Unknown - 61 F

AB	36
R	7
H	13
RBI	6
BB	2
SO	5
LOB	13



Batter	1	2	3	4	5	6	7	8	9	AB R H RBI BB SO LOB	TOP																	
Tony Phillips, S (1, 7) OBP: 0.444, SLG: 0.398	1-1 G4-6-3 1B		1-1 SAFE G6-3		3-1 F7		4-2 SH2-4 BB		2-3 K	4 0 1 0 1 1 2	Detroit Tigers @ Boston Red Sox Fenway Park, Boston, MA Thu Sep 30 1993, 7:05 PM EDT Att: 22,822 - Unknown - 55 F																	
Lou Whitaker, L (1, 4) OBP: 0.416, SLG: 0.455	1-2 G4-6-3 1-2			2-1 FC5-4 1B	4-0 BB		1-1 SH2-4	1-2 F7	3 0 1 0 1 0 1																			
Travis Fryman, R (1, 5) OBP: 0.381, SLG: 0.491	0-1 F7			2-2 FC5-4 G5-3 1-2	4-2 BB		2-3 K	4-2 HR BB	3 1 0 0 2 1 2																			
Mickey Tettleton, S (1, 3) OBP: 0.372, SLG: 0.493		1-0 G4-3		2-2 G5-3	0-0 G4-3		2-3 K	1-0 HR	5 1 1 2 0 1 5																			
Scott Livingstone, L (1, 10) Eric Davis, R (8, PH) OBP: 0.328, SLG: 0.359 OBP: 0.321, SLG: 0.422	0-1 G3		0-1 G3			0-0 2B SF8 1B		0-0 G6-3	3 1 1 0 0 0 1 2 0 0 0 0 1 0																			
Chad Kreuter, S (1, 2) OBP: 0.373, SLG: 0.488	3-2 G4-3				1-0 1B	3-2 SF8 1-3 SF9 2B		2-2 G5-3-2	4 2 2 0 0 0 0																			
Skeeter Barnes, R (1, 9) OBP: 0.318, SLG: 0.386			1-0 G6-3		1-2 1B	0-2 SF8		4-2 S 1B BB	2 2 1 1 1 0 0																			
Danny Bautista, R (1, 8) OBP: 0.327, SLG: 0.377			2-1 S 1B		0-0 SH2-4 2B	0-0 SF9		3-1 1B	3 0 3 4 0 0 0																			
Chris Gomez, R (1, 6) OBP: 0.298, SLG: 0.314	1-1 SAFE F7		1-0 F7		1-0 SH2-4 2-3	0-1 G5-3		1-2 P6	3 0 0 0 0 0 2																			
Inning Stats	R: 0 E: 0 K: 0 S: 8	H: 1 LOB: 0 BB: 0 P: 10	R: 0 E: 0 K: 0 S: 6	H: 0 LOB: 0 BB: 0 P: 10	R: 0 E: 0 K: 0 S: 6	H: 1 LOB: 1 BB: 0 P: 11	R: 0 E: 0 K: 0 S: 11	H: 1 LOB: 1 BB: 0 P: 16	R: 2 E: 0 K: 0 S: 12	H: 3 LOB: 3 BB: 2 P: 26		R: 2 E: 0 K: 0 S: 10	H: 2 LOB: 0 BB: 0 P: 13	R: 0 E: 0 K: 2 S: 10	H: 0 LOB: 1 BB: 1 P: 19	R: 1 E: 0 K: 0 S: 12	H: 1 LOB: 1 BB: 1 P: 22	R: 2 E: 0 K: 2 S: 12	H: 1 LOB: 0 BB: 1 P: 21	1B: 7 2B: 2 3B: 0 HR: 1	SF: 2 SAC: 2 DP: 1 HBP: 0	WP: 0 PB: 0 SB: 2 CS: 0	PA: 41					
PITCHER	IP WLS BF H R ER SO BB IBB HBP BLK WP HR S P ERA WHIP											IP WLS BF H R ER SO BB IBB HBP BLK WP HR S P ERA WHIP																
John Dopson, R (1, 1) ERA: 5.0	6.0	27	8	4	4	0	0	2	0	0	0	0	0	0	53	86	6.00	1.667										
Scott Taylor, L (7, 1) ERA: 8.39	1.2	L	7	0	1	1	2	2	0	0	0	0	0	0	17	32	5.40	1.200										
Cory Bailey, R (8, 1) ERA: 4.26	0.1		2	1	0	0	0	0	0	0	0	0	0	5	9	0.00	3.000											
Tony Fossas, L (9, 1) ERA: 5.45	1.0		5	1	2	2	2	1	0	0	0	0	0	1	12	21	18.00	2.000										

Batter	1	2	3	4	5	6	7	8	9	AB R H RBI BB SO LOB	BOTTOM																
Bob Zupcic, R (1, 8) OBP: 0.314, SLG: 0.371	2-1 F8		0-0 L5		2-2 F8		2-1 L7			4 0 0 0 0 0 0	Detroit Tigers @ Boston Red Sox Fenway Park, Boston, MA Thu Sep 30 1993, 7:05 PM EDT Att: 22,822 - Unknown - 55 F																
Mike Greenwell, L (1, 7) OBP: 0.380, SLG: 0.483	4-2 BB			2-0 FC4-6 3B	0-0 HR		1-2 G3			3 2 2 1 1 0 0																	
Andre Dawson, R (1, 10) OBP: 0.312, SLG: 0.425	0-2 F8			2-2 FC4-6 HBP	1-1 G2-3		2-2 L7			3 0 0 0 0 0 1																	
Mo Vaughn, L (1, 3) OBP: 0.395, SLG: 0.531	0-0 G4-3			0-0 FC4-6 1B E	3-2 P5		1-1 F7			4 1 0 1 0 0 2																	
Rob Deer, R (1, 9) OBP: 0.305, SLG: 0.391		2-3 K		1 SAFE P5		3-3 K		1-3 K	4 0 0 0 0 3 1																		
Scott Cooper, L (1, 5) OBP: 0.351, SLG: 0.396		2-0 F7		1-1 E7 1B		3-1 F9		3-1 F7	4 1 1 0 0 0 0																		
Tim Lincecum, R (1, 4) OBP: 0.379, SLG: 0.458		0-1 P6		1-0 2B 1B		2-2 K		0-0 F9	4 0 1 1 0 1 0																		
John Valentin, R (1, 6) OBP: 0.347, SLG: 0.442			2-2 L7		1-3 2B		2-3 K			3 0 1 0 0 1 0																	
John Flaherty, R (1, 2) Greg Blosser, L (7, PH) Tony Peña, R (8, 2) OBP: 0.200, SLG: 0.182 OBP: 0.125, SLG: 0.045 OBP: 0.243, SLG: 0.247		3-2 F9		3-2 G4-3		0-3 K			2 0 0 0 0 0 2 1 0 0 0 0 1 0 0 0 0 0 0 0 0																		
Inning Stats	R: 0 E: 0 K: 0 S: 9	H: 0 LOB: 1 BB: 1 P: 15	R: 0 E: 0 K: 1 S: 6	H: 0 LOB: 0 BB: 0 P: 10	R: 0 E: 0 K: 0 S: 7	H: 0 LOB: 0 BB: 0 P: 12	R: 3 E: 1 K: 0 S: 12	H: 4 LOB: 2 BB: 0 P: 20	R: 1 E: 0 K: 0 S: 10	H: 1 LOB: 0 BB: 0 P: 16		R: 0 E: 0 K: 2 S: 10	H: 0 LOB: 0 BB: 0 P: 18	R: 0 E: 0 K: 2 S: 10	H: 0 LOB: 0 BB: 0 P: 14	R: 0 E: 0 K: 0 S: 8	H: 0 LOB: 0 BB: 0 P: 12	R: 0 E: 0 K: 1 S: 7	H: 0 LOB: 0 BB: 0 P: 11	1B: 2 2B: 1 3B: 1 HR: 1	SF: 0 SAC: 0 DP: 0 HBP: 1	WP: 0 PB: 0 SB: 0 CS: 0	PA: 34				
PITCHER	IP WLS BF H R ER SO BB IBB HBP BLK WP HR S P ERA WHIP											IP WLS BF H R ER SO BB IBB HBP BLK WP HR S P ERA WHIP															
Bill Gullickson, R (1, 1) ERA: 5.37	5.0		5	4	4	1	0	1	0	0	0	0	0	20	32	0.00	0.000										
Kurt Knudsen, R (6, 1) ERA: 4.79	2.0	W	6	0	0	0	4	0	0	0	0	0	0	8	12	0.00	0.000										
Bob MacDonald, L (8, 1) ERA: 5.23	1.0		3	0	0	0	0	0	0	0	0	0	0	7	11	0.00	0.000										
Joe Boever, R (9, 1) ERA: 3.62	1.0	S	3	0	0	0	1	0	0	0	0	0	0	7	11	0.00	0.000										



Batter	1	2	3	4	5	6	7	8	9	AB	R	H	RBI	BB	SO	LOB	TOP										
Tony Phillips, S OBP: 0.442, SLG: 0.395 (1,9)	F7		G6-3		G5-3		K			4	0	0	0	1	1	1											
Dan Gladden, R OBP: 0.306, SLG: 0.429 (1,7)	1B		F9		F7			1B		5	1	2	0	0	1	1											
Travis Fryman, R OBP: 0.382, SLG: 0.492 (1,5)	1B		F8		P3			1B		5	1	3	0	0	0	0											
Cecil Fielder, R OBP: 0.367, SLG: 0.466 (8, PR)					F7			FC1-5-2		4	0	1	1	0	1	2											
Gary Thurman, R OBP: 0.297, SLG: 0.281 (8, 2)								1B		0	1	0	0	0	0	0											
Chad Kreuter, S OBP: 0.372, SLG: 0.486 (8, 2)								1B		1	0	0	0	0	1	2											
Eric Davis, R OBP: 0.322, SLG: 0.421 (1, 10)	K				F7			1B		3	1	1	0	1	1	2											
Alan Trammell, R OBP: 0.386, SLG: 0.490 (1, 6)	F8				E1			1B		4	1	2	2	0	0	2											
Danny Bautista, R OBP: 0.339, SLG: 0.439 (1, 8)			G3		FC1-6			1B		4	1	2	2	0	0	2											
Rich Rowland, R OBP: 0.313, SLG: 0.302 (8, PH)					1B			HR		3	0	0	0	0	2	1											
Mickey Tettleton, S OBP: 0.371, SLG: 0.492 (8, 3)					FC1-6			FC4		1	0	0	0	0	0	2											
Chris Gomez, R OBP: 0.299, SLG: 0.315 (9, PH)										3	0	1	0	0	1	1											
Lou Whitaker, L OBP: 0.415, SLG: 0.454 (9, PH)										1	0	0	0	0	1	0											
Inning Stats	R: 1 H: 3 E: 0 K: 1 S: 17	WLS: 3 BF: 27 LOB: 2 BB: 0 P: 26	R: 0 H: 0 E: 0 K: 1 S: 11	WLS: 0 BF: 16 LOB: 0 BB: 0 P: 16	R: 0 H: 0 E: 0 K: 0 S: 6	WLS: 0 BF: 9 LOB: 0 BB: 0 P: 9	R: 2 H: 3 E: 2 K: 1 S: 13	WLS: 1 BF: 20 LOB: 1 BB: 0 P: 20	R: 0 H: 0 E: 0 K: 0 S: 8	WLS: 0 BF: 11 LOB: 0 BB: 0 P: 11	R: 1 H: 2 E: 0 K: 2 S: 9	WLS: 2 BF: 17 LOB: 0 BB: 0 P: 17	R: 2 H: 3 E: 0 K: 3 S: 15	WLS: 3 BF: 25 LOB: 2 BB: 1 P: 25	R: 0 H: 1 E: 0 K: 3 S: 15	WLS: 1 BF: 25 LOB: 2 BB: 1 P: 25	1B: 11 2B: 0 3B: 0 HR: 1	SF: 0 DP: 0 HBP: 0	WP: 0 PB: 0 SB: 0 CS: 0	PA: 40							
PITCHER	IP	WLS	BF	H	R	ER	SO	BB	IBB	HBP	BLK	WP	HR	S	P	ERA	WHIP										
Frank Tanana, L ERA: 4.35 (1, 1)	6.1		27	8	4	3	5	0	0	0	0	0	1	68	105	4.26	1.263										
Bobby Munoz, R ERA: 5.59 (7, 1)	1.0		6	3	2	2	1	1	0	0	0	0	0	14	25	18.00	4.000										
Bob Wickman, R ERA: 4.63 (8, 1)	0.2	W	2	0	0	0	1	0	0	0	0	0	0	4	5	0.00	0.000										
Lee Smith, R ERA: 3.88 (9, 1)	1.0	S	5	1	0	0	3	1	0	0	0	0	0	15	25	0.00	2.000										

Detroit Tigers @ New York Yankees
Yankee Stadium, Bronx, NY
Fri Oct 01 1993, 7:05 PM EDT
Att: 22,552 - Unknown

AB 38
R 6
H 12
RBI 5
BB 2
SO 9
LOB 16



Batter	1	2	3	4	5	6	7	8	9	AB	R	H	RBI	BB	SO	LOB	BOTTOM										
Wade Boggs, L OBP: 0.376, SLG: 0.360 (1, 5)	F7	CS	1B	L7		1B		K		5	1	2	1	0	1	2											
Dion James, L OBP: 0.391, SLG: 0.468 (1, 7)										3	2	2	0	0	0	0											
Randy Velarde, R OBP: 0.362, SLG: 0.473 (6, PH) (7, 7)	HR		1B		G6-3		K	2B		2	1	1	1	0	1	2											
Don Mattingly, L OBP: 0.364, SLG: 0.445 (1, 3)	L8		1B		G3		G3	2B		4	0	1	2	1	0	1											
Danny Tartabull, R OBP: 0.365, SLG: 0.508 (1, 10)	HR		1B		G6-3		G6-3	1B		4	1	2	3	1	0	2											
Paul O'Neill, L OBP: 0.368, SLG: 0.505 (1, 9)					P6		G4-3	FC6-4		4	0	1	0	0	0	4											
Gerald Williams, R OBP: 0.200, SLG: 0.295 (8, 9)										1	0	0	0	0	0	2											
Matt Nokes, L OBP: 0.303, SLG: 0.424 (1, 2)					FC4-6					3	1	1	1	0	0	3											
Mike Stanley, R OBP: 0.391, SLG: 0.541 (8, PH)										1	0	0	0	0	1	0											
Andy Stankiewicz, R OBP: 0.391, SLG: 0.541 (8, PR)										0	1	0	0	0	0	0											
Jim Leyritz, R OBP: 0.414, SLG: 0.536 (9, 2)										0	0	0	0	0	0	0											
Bernie Williams, S OBP: 0.334, SLG: 0.403 (1, 8)										4	1	1	0	0	2	3											
Mike Gallego, R OBP: 0.368, SLG: 0.417 (1, 6)										2	1	0	0	1	0	0											
Pat Kelly, R OBP: 0.315, SLG: 0.385 (1, 4)										3	0	1	1	0	1	2											
Inning Stats	R: 2 H: 3 E: 0 K: 0 S: 15	WLS: 3 BF: 25 LOB: 1 BB: 0 P: 25	R: 0 H: 1 E: 0 K: 0 S: 7	WLS: 1 BF: 11 LOB: 0 BB: 0 P: 11	R: 2 H: 2 E: 1 K: 1 S: 11	WLS: 2 BF: 20 LOB: 1 BB: 1 P: 20	R: 0 H: 0 E: 0 K: 1 S: 7	WLS: 0 BF: 9 LOB: 0 BB: 0 P: 9	R: 0 H: 1 E: 0 K: 0 S: 7	WLS: 1 BF: 15 LOB: 1 BB: 0 P: 15	R: 1 H: 2 E: 1 K: 2 S: 14	WLS: 2 BF: 25 LOB: 2 BB: 1 P: 25	R: 0 H: 0 E: 0 K: 0 S: 10	WLS: 0 BF: 15 LOB: 0 BB: 0 P: 15	R: 4 H: 3 E: 1 K: 2 S: 25	WLS: 3 BF: 40 LOB: 2 BB: 1 P: 40	1B: 10 2B: 1 3B: 0 HR: 1	SF: 1 DP: 0 HBP: 0	WP: 0 PB: 1 SB: 0 CS: 1	PA: 42							
PITCHER	IP	WLS	BF	H	R	ER	SO	BB	IBB	HBP	BLK	WP	HR	S	P	ERA	WHIP										
Mike Moore, R ERA: 5.22 (1, 1)	5.2		28	9	5	4	3	2	0	0	0	0	0	13	20	0.00	0.000										
Tom Bolton, L ERA: 4.44 (6, 1)	1.1		4	0	0	0	1	0	0	0	0	0	0	9	11	27.00	3.000										
Joe Boever, R ERA: 3.61 (8, 1)	0.1	L	4	1	3	1	1	0	0	0	0	0	0	14	22	0.00	6.000										
Bob MacDonald, L ERA: 5.35 (8, 1)	0.1		3	2	1	0	1	0	0	0	0	0	0	14	22	0.00	6.000										
Mike Gardiner, R ERA: 4.93 (8, 1)	0.1		2	0	0	0	0	0	1	0	0	0	0	2	7	0.00	0.000										

Detroit Tigers @ New York Yankees
Yankee Stadium, Bronx, NY
Fri Oct 01 1993, 7:05 PM EDT
Att: 22,552 - Unknown

AB 36
R 9
H 12
RBI 9
BB 3
SO 6
LOB 21



Batter	1	2	3	4	5	6	7	8	9	AB	R	H	RBI	BB	SO	LOB	TOP			
Tony Phillips, S OBP: 0.443, SLG: 0.396 (1, 9)	G5-3		G4-3				1B		1B	4	0	2	0	1	0	0	Detroit Tigers @ New York Yankees Yankee Stadium, Bronx, NY Sat Oct 02 1993, 3:33 AM EDT Att: 33,249 - Sunny			
Dan Gladden, R OBP: 0.312, SLG: 0.435 (1, 7)	G6-4-3 1B		1B			P4	1B		BB	5	0	4	1	0	0	1				
Travis Fryman, R OBP: 0.380, SLG: 0.488 (1, 5)	G6-4-3 1-2		G5-3			F7			FC6-4	5	0	0	0	0	1	6				
Cecil Fielder, R OBP: 0.367, SLG: 0.465 Skeeter Barnes, R OBP: 0.316, SLG: 0.386 (8, 3)		BB 1B 1B		K		L1-3		G6-3		4	0	1	0	0	1	0				
Eric Davis, R OBP: 0.321, SLG: 0.418 (1, 10)	F7		F7		HR BB	G6-3		G6-3		3	1	0	0	1	0	1				
Alan Trammell, R OBP: 0.390, SLG: 0.500 (1, 6)	BB 1B		1-H HR			F7		1B		4	1	3	2	0	0	0				
Mickey Tettleton, S OBP: 0.272, SLG: 0.492 Rich Rowland, R OBP: 0.294, SLG: 0.283 (2, 2)	G5-4-3 BB		G3					G6-3		0	0	0	0	1	0	0				
Danny Bautista, R OBP: 0.317, SLG: 0.410 (1, 8)	G5-4-3 1-2		G5-3					K		3	0	0	0	0	1	1				
Chris Gomez, R OBP: 0.304, SLG: 0.320 (1, 4)			G3					1B 1B		4	2	2	0	0	0	0				
Inning Stats	R: 0 E: 0 K: 0 S: 8	H: 1 LOB: 0 BB: 0 P: 11	R: 0 E: 0 K: 0 S: 13	H: 2 LOB: 2 BB: 1 P: 24	R: 0 E: 0 K: 1 S: 7	H: 1 LOB: 0 BB: 1 P: 9	R: 2 E: 0 K: 1 S: 8	H: 1 LOB: 0 BB: 1 P: 13	R: 0 E: 0 K: 0 S: 9	H: 0 LOB: 0 BB: 0 P: 14	R: 1 E: 0 K: 2 S: 14	H: 3 LOB: 2 BB: 0 P: 23	R: 0 E: 0 K: 1 S: 12	H: 1 LOB: 1 BB: 0 P: 15	R: 1 E: 0 K: 0 S: 9	H: 2 LOB: 1 BB: 1 P: 19		1B: 11 2B: 0 3B: 0 HR: 1	SF: 0 SAC: 0 DP: 2 HBP: 0	WP: 0 PB: 0 SB: 0 CS: 0
PITCHER	IP	WLS	BF	H	R	ER	SO	BB	IBB	HBP	BLK	WP	HR	S	P	ERA	WHIP			
Jim Abbott, L ERA: 4.37 Rich Monteleone, R ERA: 4.94	(1, 1) (8, 1)	7.0 2.0	L 9	30 3	9 1	3 1	3 1	3 1	2 1	0 0	0 0	0 0	0 0	1 21	107 34	3.86 4.50	1.571 2.000			

Batter	1	2	3	4	5	6	7	8	9	AB	R	H	RBI	BB	SO	LOB	BOTTOM			
Wade Boggs, L OBP: 0.376, SLG: 0.363 Mike Gallego, R OBP: 0.367, SLG: 0.416 (1, 5) (9, 6)	1B		G6-3					FC3-6 1B	G1-3	4	0	3	0	0	0	0	Detroit Tigers @ New York Yankees Yankee Stadium, Bronx, NY Sat Oct 02 1993, 3:33 AM EDT Att: 33,249 - Sunny			
Randy Velarde, R OBP: 0.380, SLG: 0.469 (1, 6) (9, 5)	K		1B					FC3-6 1B WP		4	1	1	0	0	1	4				
Jim Leyritz, R OBP: 0.412, SLG: 0.531 (1, 3)	K		L6					1B 1B		4	0	1	1	0	1	2				
Danny Tartabull, R OBP: 0.364, SLG: 0.506 (1, 10)	G4-3							HBP 1B		4	0	1	0	0	2	1				
Mike Stanley, R OBP: 0.390, SLG: 0.537 Pat Kelly, R OBP: 0.315, SLG: 0.385 Matt Nokes, L OBP: 0.303, SLG: 0.424 (1, 2) (8, PR) (9, 2)		K						1B		3	0	0	0	0	2	0				
Bernie Williams, S OBP: 0.334, SLG: 0.401 (1, 8)		1B						HBP		0	0	0	0	0	0	0				
Mike Humphreys, R OBP: 0.243, SLG: 0.394 Dion James, L OBP: 0.390, SLG: 0.466 (1, 7) (9, PH)		K						G3		4	0	1	0	0	0	3				
Gerald Williams, R OBP: 0.191, SLG: 0.281 Paul O'Neill, L OBP: 0.367, SLG: 0.504 (1, 9) (9, PH)		K							P4	3	0	0	0	0	1	1				
Andy Stankiewicz, R Kevin Maas, L OBP: 0.316, SLG: 0.411 (1, 4) (9, PH)									K	1	0	0	0	0	1	0				
Inning Stats	R: 0 E: 0 K: 2 S: 11	H: 1 LOB: 1 BB: 0 P: 15	R: 0 E: 0 K: 2 S: 9	H: 1 LOB: 0 BB: 0 P: 14	R: 0 E: 0 K: 2 S: 10	H: 0 LOB: 0 BB: 0 P: 14	R: 0 E: 0 K: 0 S: 10	H: 1 LOB: 2 BB: 1 P: 19	R: 0 E: 0 K: 1 S: 11	H: 0 LOB: 0 BB: 0 P: 15	R: 0 E: 0 K: 1 S: 9	H: 0 LOB: 0 BB: 0 P: 11	R: 1 E: 0 K: 0 S: 16	H: 3 LOB: 3 BB: 0 P: 24	R: 0 E: 0 K: 1 S: 7	H: 1 LOB: 1 BB: 0 P: 11		1B: 7 2B: 1 3B: 0 HR: 0	SF: 0 SAC: 0 DP: 0 HBP: 1	WP: 1 PB: 0 SB: 0 CS: 0
PITCHER	IP	WLS	BF	H	R	ER	SO	BB	IBB	HBP	BLK	WP	HR	S	P	ERA	WHIP			
Bill Krueger, L ERA: 3.4 Mike Henneman, R ERA: 2.64	(1, 1) (8, 1)	7.2 1.1	W S	30 7	6 2	0 0	1 0	1 0	0 0	0 1	0 0	0 0	0 11	81 19	123 19	0.00 1.500	1.17			

Batter	1	2	3	4	5	6	7	8	9	AB	R	H	RBI	BB	SO	LOB	TOP				
Tony Phillips, S OBP: 0.443, SLG: 0.398 Danny Bautista, R OBP: 0.317, SLG: 0.410	G4-3		2B		BB		G1-2-3			3	0	1	0	1	0	3	Detroit Tigers @ New York Yankees Yankee Stadium, Bronx, NY Sun Oct 03 1993, 3:33 AM EDT Att: 28,942 - Sunny - 63 F				
Lou Whitaker, L OBP: 0.412, SLG: 0.449	K		G4-3		G4-3		G3			4	0	0	0	0	1	4					
Travis Fryman, R OBP: 0.379, SLG: 0.486	G5-3				FC5-4 BB 1B		P3		K	4	0	1	0	0	1	0					
Cecil Fielder, R OBP: 0.368, SLG: 0.464					FC5-4 BB 1B		G5-3		F8	3	0	1	0	1	0	0					
Eric Davis, R OBP: 0.319, SLG: 0.415					FC5-4 BB 1B		P3		K	4	0	0	0	0	1	3					
Alan Trammell, R OBP: 0.386, SLG: 0.496					K					3	1	0	0	1	1	3					
Chad Kreuter, S OBP: 0.371, SLG: 0.484					P6					4	0	1	0	0	0	3					
Dan Gladden, R OBP: 0.312, SLG: 0.433					G4-3					4	0	1	0	0	0	0					
Skeeter Barnes, R OBP: 0.318, SLG: 0.381					P4					2	0	0	1	1	0	0					
Inning Stats	R: 0 E: 0 K: 1 S: 6	H: 0 LOB: 0 BB: 0 P: 12	R: 0 E: 0 K: 0 S: 7	H: 1 LOB: 1 BB: 0 P: 11	R: 0 E: 0 K: 0 S: 6	H: 1 LOB: 1 BB: 0 P: 8	R: 0 E: 0 K: 1 S: 11	H: 0 LOB: 2 BB: 1 P: 22	R: 0 E: 0 K: 0 S: 5	H: 0 LOB: 0 BB: 0 P: 7	R: 1 E: 0 K: 0 S: 11	H: 2 LOB: 2 BB: 2 P: 23	R: 0 E: 0 K: 2 S: 8	H: 0 LOB: 0 BB: 0 P: 15	R: 0 E: 0 K: 0 S: 6	H: 0 LOB: 0 BB: 0 P: 10		1B: 4 2B: 1 3B: 0 HR: 0	SF: 0 SAC: 0 DP: 1 HBP: 0	WP: 0 PB: 0 SB: 0 CS: 0	PA: 35
PITCHER	IP	WLS	BF	H	R	ER	SO	BB	IBB	HBP	BLK	WP	HR	S	P	ERA	WHIP				
Domingo Jean, R ERA: 4.48	(1, 1)	6.0	25	4	1	1	2	3	0	0	0	0	0	51	90	1.50	1.167				
Bob Wickman, R ERA: 4.63	(7, 1)	0.0	2	1	0	0	0	1	0	0	0	0	0	3	7	∞	∞				
Paul Assenmacher, L ERA: 3.38	(7, 1)	1.0	2	0	0	0	0	0	0	0	0	0	0	3	6	0.00	0.000				
Bobby Munoz, R ERA: 5.32	(8, 1)	2.0	W	6	0	0	2	0	0	0	0	0	0	14	25	0.00	0.000				

Batter	1	2	3	4	5	6	7	8	9	AB	R	H	RBI	BB	SO	LOB	BOTTOM					
Bernie Williams, S OBP: 0.333, SLG: 0.400	G6-3		E9 1B							4	0	1	1	0	0	1	Detroit Tigers @ New York Yankees Yankee Stadium, Bronx, NY Sun Oct 03 1993, 3:33 AM EDT Att: 28,942 - Sunny - 63 F					
Mike Gallego, R OBP: 0.354, SLG: 0.412	G4-3		P3							4	0	0	0	0	1	2						
Jim Leyritz, R OBP: 0.410, SLG: 0.525 Spike Owen, S OBP: 0.294, SLG: 0.311	P4									3	0	0	0	0	1	1						
Danny Tartabull, R OBP: 0.363, SLG: 0.503										0	1	0	0	0	0	0						
Mike Stanley, R OBP: 0.389, SLG: 0.534										3	0	0	0	1	1	0						
Mike Humphreys, R OBP: 0.250, SLG: 0.371										4	0	1	1	0	0	0						
Gerald Williams, R OBP: 0.183, SLG: 0.269										2	0	0	0	1	0	0						
Andy Stankiewicz, R OBP: 0.317, SLG: 0.389										3	0	0	0	0	0	0						
Pat Kelly, R OBP: 0.317, SLG: 0.389										3	1	2	0	0	0	0						
Inning Stats	R: 0 E: 0 K: 0 S: 7	H: 0 LOB: 0 BB: 0 P: 7	R: 0 E: 0 K: 0 S: 6	H: 0 LOB: 0 BB: 0 P: 10	R: 1 E: 1 K: 0 S: 11	H: 2 LOB: 1 BB: 0 P: 13	R: 0 E: 0 K: 2 S: 7	H: 0 LOB: 0 BB: 0 P: 8	R: 0 E: 0 K: 0 S: 5	H: 1 LOB: 1 BB: 0 P: 6	R: 0 E: 0 K: 1 S: 10	H: 0 LOB: 1 BB: 0 P: 15	R: 0 E: 0 K: 0 S: 10	H: 0 LOB: 1 BB: 1 P: 19	R: 0 E: 0 K: 0 S: 5	H: 0 LOB: 0 BB: 0 P: 7		R: 1 E: 0 K: 0 S: 4	H: 1 LOB: 2 BB: 1 P: 13	1B: 3 2B: 1 3B: 0 HR: 0	SF: 0 SAC: 0 DP: 0 HBP: 1	WP: 1 PB: 0 SB: 1 CS: 0
PITCHER	IP	WLS	BF	H	R	ER	SO	BB	IBB	HBP	BLK	WP	HR	S	P	ERA	WHIP					
David Wells, L ERA: 4.19	(1, 1)	7.0	25	3	1	1	3	1	0	0	0	0	0	56	78	1.29	0.571					
Tom Bolton, L ERA: 4.47	(8, 1)	1.1	L	7	1	1	0	0	1	1	0	1	0	9	20	6.75	0.750					