

Detroit Tigers - 1994

| Batter | 1 | 2 | 3 | 4 | 5 | 6 | 7 | 8 | 9 | AB R H RBI BB SO LOB | TOP | | | | | | | | | | | | | | | | |
|--|---|----------------------------------|--------------------------------|----------------------------------|-------------------------------|----------------------------------|-------------------------------|----------------------------------|-------------------------------|----------------------------------|-------------------------------|----------------------------------|-------------------------------|----------------------------------|-------------------------------|----------------------------------|-------------------------------|----------------------------------|----------------------------------|------------------------------------|----------------------------------|--------|--|--|--|--|--|
| Tony Phillips, S (1, 7) OBP: 0.400, SLG: 0.500 | 2-2 G5-3 | | 0-1 1B 1-H 3-H | 0-0 FC5-4 1-2f 3-H | 1-0 L6 | | | 4-2 CS BB | | 4 1 1 3 1 0 2 | | | | | | | | | | | | | | | | | |
| Lou Whitaker, L (1, 4) OBP: 0.400, SLG: 0.250 | 0-3 K | | 2-2 BB 1B 2-H | 2-0 G4-3 | | 1-2 G3 | | 4-2 BB | | 4 0 1 1 1 1 1 | | | | | | | | | | | | | | | | | |
| Eric Davis, R (1, 8) OBP: 0.200, SLG: 0.200 | 2-3 K | | 2-0 BB 1B 1-2 | | 2-3 K | 2-2 G6-3 | | 1-3 K | | 5 0 1 0 0 3 1 | | | | | | | | | | | | | | | | | |
| Cecil Fielder, R (1, 3) | | | 1-0 L8 | | 1-1 L9 | 1-2 G6-3 | | 3-3 K | | 5 0 0 0 0 1 3 | | | | | | | | | | | | | | | | | |
| Travis Fryman, R (1, 5) OBP: 0.400, SLG: 0.500 | | 2-3 K | 4-2 BB 1-2 2-3 | | 3-1 2B 2B | | 3-2 E6 G4-3 | 2-1 F8 | | 4 1 1 0 1 1 0 | | | | | | | | | | | | | | | | | |
| Mickey Tettleton, S (1, 2) OBP: 0.400, SLG: 0.500 Milt Cuyler, S (9, PR) | | 3-3 K | 2-3 K | | 1-1 2B 2B | | 2-1 F8 | 3-2 FC6-4 HBP | | 4 1 1 1 0 2 4 0 0 0 0 0 0 0 | | | | | | | | | | | | | | | | | |
| Kirk Gibson, L (1, 9) OBP: 0.400, SLG: 0.250 | | | 2-2 FC5-6 BB 2B 1B | 1-1 L9 | 4-0 2B IBB | | 1-2 G4-3 | 2-3 K | | 4 2 1 0 1 1 2 | | | | | | | | | | | | | | | | | |
| Alan Trammell, R (1, 6) OBP: 0.800, SLG: 1.000 | | | 4-0 FC5-6 BB 1-2 | 0-0 1B FC5-4 1B | 1-1 1B 2B | | 4-0 IBB | 1-1 FC6-4 | | 3 2 2 2 2 0 1 | | | | | | | | | | | | | | | | | |
| Junior Felix, S (1, 10) OBP: 0.500, SLG: 0.500 | | | 1-0 FC5-6 2B | 2-2 FC5-4 1B | 0-0 1B | | 2-3 K | | | 4 1 2 1 0 1 4 | | | | | | | | | | | | | | | | | |
| Inning Stats | R: 0 E: 0 K: 2 S: 12 | H: 0 LOB: 0 BB: 0 P: 16 | R: 0 E: 0 K: 2 S: 10 | H: 0 LOB: 0 BB: 0 P: 18 | R: 3 E: 0 K: 1 S: 18 | H: 4 LOB: 3 BB: 2 P: 36 | R: 1 E: 0 K: 0 S: 10 | H: 2 LOB: 1 BB: 0 P: 15 | R: 4 E: 0 K: 1 S: 14 | H: 4 LOB: 1 BB: 1 P: 27 | R: 0 E: 0 K: 0 S: 12 | H: 0 LOB: 0 BB: 0 P: 16 | R: 0 E: 1 K: 1 S: 12 | H: 0 LOB: 2 BB: 1 P: 24 | R: 0 E: 0 K: 2 S: 10 | H: 0 LOB: 1 BB: 2 P: 22 | R: 0 E: 0 K: 1 S: 10 | H: 0 LOB: 1 BB: 0 P: 18 | 1B: 6 2B: 4 3B: 0 HR: 0 | SF: 0 SAC: 0 DP: 0 HBP: 1 | WP: 0 PB: 0 SB: 0 CS: 1 | PA: 44 | | | | | |
| PITCHER | IP WLS BF H R ER SO BB IBB HBP BLK WP HR S P ERA WHIP | | | | | | | | | | | | | | | | | | | | | | | | | | |
| Roger Clemens, R (1, 1) ERA: 15.43 | 4.2 | | 26 | 9 | 8 | 8 | 6 | 2 | 1 | 0 | 0 | 0 | 0 | 62 | 109 | 15.43 | 2.357 | | | | | | | | | | |
| Paul Quantrill, R (5, 1) ERA: | 1.2 | | 7 | 1 | 0 | 0 | 0 | 0 | 0 | 0 | 0 | 0 | 0 | 20 | 30 | 0.00 | 0.600 | | | | | | | | | | |
| Joe Hesketh, L (7, 1) ERA: | 1.0 | | 5 | 0 | 0 | 0 | 1 | 2 | 1 | 0 | 0 | 0 | 0 | 10 | 25 | 0.00 | 2.000 | | | | | | | | | | |
| Scott Bankhead, R (8, 1) ERA: | 0.2 | W | 2 | 0 | 0 | 0 | 2 | 0 | 0 | 0 | 0 | 0 | 0 | 6 | 10 | 0.00 | 0.000 | | | | | | | | | | |
| Jeff Russell, R (9, 1) ERA: | 1.0 | S | 4 | 0 | 0 | 0 | 1 | 0 | 0 | 1 | 0 | 0 | 0 | 10 | 18 | 0.00 | 0.000 | | | | | | | | | | |

Detroit Tigers @ Boston Red Sox
Fenway Park, Boston, MA
 Mon Apr 04 1994, 3:33 AM EDT
 Att. 34,023 - Sunny - 51 F

livebaseballscorecards.com

| | |
|-----|----|
| AB | 37 |
| R | 8 |
| H | 10 |
| RBI | 8 |
| BB | 6 |
| SO | 10 |
| LOB | 18 |




| Batter | 1 | 2 | 3 | 4 | 5 | 6 | 7 | 8 | 9 | AB | R | H | RBI | BB | SO | LOB |
|--|--------------------|---|------------------|-----------------------------------|--------------------|--------------------------------|------------------|--------------------|---|----|---|---|-----|----|----|-----|
| Otis Nixon, S <small>OBP: 0.444, SLG: 0.167</small> (1, 8) | 1-0 G1-3 | | | 0-0 HR 1B | 1-2 G4-3 | | 1-2 P7 | | | 4 | 1 | 1 | 0 | 0 | 0 | 0 |
| Tim Naehring, R <small>OBP: 0.250, SLG: 0.250</small> Scott Cooper, L <small>OBP: 0.500, SLG: 0.667</small> (1, 5) (8, 5) | 1-2 F8 | | | 0-2 HR 1B | 2-0 G5-3 | | 0-1 P3 | | | 4 | 1 | 1 | 0 | 0 | 0 | 0 |
| Mike Greenwell, L <small>OBP: 0.222, SLG: 0.500</small> (1, 7) | 3-2 G3-1 | | | 1-1 HR 1-H 2-H | | 0-0 G4-3 | | 2-2 P3 | | 4 | 1 | 1 | 3 | 0 | 0 | 0 |
| Mo Vaughn, L <small>OBP: 0.222, SLG: 0.222</small> (1, 3) | | | 0-3 K | 0-1 2B 1B | | 2-1 G3 | | 0-0 G4-3 | | 4 | 0 | 1 | 0 | 0 | 1 | 0 |
| Andre Dawson, R <small>OBP: 0.500, SLG: 1.250</small> (1, 10) | | | 1-1 F9 | 0-0 2B | | 1-0 3B 2B | | 0-1 P5 | | 4 | 1 | 2 | 0 | 0 | 0 | 0 |
| John Valentin, R <small>OBP: 0.714, SLG: 0.750</small> (1, 6) | | | 2-1 F8 | 4-0 G5-4-3 BB | | 4-0 3B IBB | | | | 1 | 1 | 0 | 0 | 2 | 0 | 0 |
| Dave Valle, R <small>OBP: 0.333, SLG: 0.600</small> (1, 2) | | | 0-1 F9 | 2-3 K | | 2-2 3B 1-H 2-H | | | | 3 | 0 | 1 | 2 | 0 | 1 | 3 |
| Lee Tinsley, S (1, 9) | | | 1-2 F8 | 1-0 G5-4-3 1-2f | | 0-2 P3 | | | | 3 | 0 | 0 | 0 | 0 | 0 | 4 |
| Scott Fletcher, R (1, 4) | | | 2-1 F8 | | 1-1 G4-3 | | 1-3 K | | | 3 | 0 | 0 | 0 | 0 | 1 | 0 |

| Inning Stats | R: 0 | H: 0 | E: 0 | K: 0 | S: 12 | R: 0 | H: 0 | E: 0 | K: 1 | S: 8 | R: 0 | H: 0 | E: 0 | K: 0 | S: 7 | R: 3 | H: 5 | E: 0 | K: 1 | S: 14 | R: 0 | H: 0 | E: 0 | K: 0 | S: 8 | R: 2 | H: 2 | E: 0 | K: 0 | S: 10 | R: 0 | H: 0 | E: 0 | K: 1 | S: 8 | R: 0 | H: 0 | E: 0 | K: 0 | S: 6 | |
|--------------|--------|-------|--------|-------|-------|--------|-------|--------|-------|------|--------|-------|--------|-------|------|--------|-------|--------|-------|-------|--------|-------|--------|-------|--------|-------|--------|-------|--------|-------|--------|-------|--------|-------|--------|-------|--------|-------|--------|-------|--------|
| | LOB: 0 | BB: 0 | LOB: 0 | BB: 0 | | LOB: 0 | BB: 0 | LOB: 0 | BB: 0 | | LOB: 0 | BB: 0 | LOB: 0 | BB: 0 | | LOB: 2 | BB: 1 | LOB: 0 | BB: 0 | | LOB: 1 | BB: 1 | LOB: 0 | BB: 0 | LOB: 0 | BB: 0 | LOB: 1 | BB: 1 | LOB: 0 | BB: 0 | LOB: 0 | BB: 0 | LOB: 0 | BB: 0 | LOB: 0 | BB: 0 | LOB: 0 | BB: 0 | LOB: 0 | BB: 0 | LOB: 0 |

| PITCHER | IP | WLS | BF | H | R | ER | SO | BB | IBB | HBP | BLK | WP | HR | S | P | ERA | WHIP |
|--|-----|-----|----|---|---|----|----|----|-----|-----|-----|----|----|----|----|------|-------|
| David Wells, L <small>ERA: 7.5</small> (1, 1) | 6.0 | L | 26 | 7 | 5 | 5 | 2 | 1 | 1 | 0 | 0 | 0 | 1 | 59 | 91 | 7.50 | 1.333 |
| Joe Boever, R <small>ERA:</small> (7, 1) | 2.0 | | 6 | 0 | 0 | 0 | 1 | 0 | 0 | 0 | 0 | 0 | 0 | 14 | 18 | 0.00 | 0.000 |

DETROIT TIGERS @ BOSTON RED SOX
 Fenway Park, Boston, MA
 Wed Apr 06 1994, 3:33 AM EDT
 Att. 17,977 - Overcast - 59 F

| | |
|--|---|
| AB 30 R 5 H 7 RBI 5 BB 2 SO 3 LOB 7 |  |
|--|---|

| WP | HR | S | P | ERA | WHIP |
|----|----|---|---|------|-------|
| 0 | 0 | 1 | 0 | 7.50 | 1.333 |
| 0 | 0 | 1 | 0 | 0.00 | 0.000 |

| Batter | 1 | 2 | 3 | 4 | 5 | 6 | 7 | 8 | 9 | AB R H RBI BB SO LOB | TOP | | | | | | | | | | | |
|---|---|----------------------------------|-------------------------------|----------------------------------|-------------------------------|----------------------------------|-------------------------------|----------------------------------|------------------------------|----------------------------------|------------------------------|----------------------------------|-------------------------------|----------------------------------|-------------------------------|----------------------------------|------------------------------|----------------------------------|----------------------------------|------------------------------------|----------------------------------|--------|
| Tony Phillips, S (1, 7) OBP: 0.333, SLG: 0.357 | 2-3 K | 1-1 F9 | | 2-2 FC3-6 1B | | 0-0 G4-3 | | 1-3 K | | 5 0 1 0 0 2 3 | | | | | | | | | | | | |
| Lou Whitaker, L (1, 4) OBP: 0.455, SLG: 0.667 | 3-1 HR 1B | 3-1 G4-3 | | 0-0 FC3-6 | | | 2-1 HR | | 4-2 G6-4-3 BB | 4 2 2 1 1 0 4 | | | | | | | | | | | | |
| Eric Davis, R (1, 8) OBP: 0.200, SLG: 0.111 | 1-3 K | | 0-0 S 1B | 2-3 K | | | 1-2 L9 | | 0-2 L3 | 1 0 0 0 0 1 1 | | | | | | | | | | | | |
| Milt Cuyler, S (2, 8) OBP: 0.250, SLG: 0.250 | | | | | | | | | | 4 0 1 0 0 1 3 | | | | | | | | | | | | |
| Cecil Fielder, R (1, 3) OBP: 0.214, SLG: 0.538 | 2-1 HR | | 2-3 K | | 0-0 G5-3 | | 1-2 G5-3 | | 2-2 G6-4-3 | 5 1 1 2 0 1 2 | | | | | | | | | | | | |
| Travis Fryman, R (1, 5) OBP: 0.231, SLG: 0.333 | 3-3 K | | 0-3 K | | 2-1 F7 | | 1-1 G6-3 | | | 4 0 0 0 0 2 1 | | | | | | | | | | | | |
| Mickey Tettleton, S (1, 2) OBP: 0.385, SLG: 0.222 | | 1-0 E9 SF8 | 4-1 BB | | 4-2 BB | | | 4-1 HR BB | | 1 2 0 0 3 0 0 | | | | | | | | | | | | |
| Kirk Gibson, L (1, 9) OBP: 0.222, SLG: 0.143 | | 3-0 SF8 | 0-2 F8 | | 0-1 F9 | | | 0-1 HR | | 2 0 0 1 0 0 3 | | | | | | | | | | | | |
| Danny Bautista, R (8, PH) OBP: 0.750, SLG: 1.500 | | | | | | | | | | 1 1 1 2 0 0 0 | AB 35 | | | | | | | | | | | |
| Alan Trammell, R (1, 6) OBP: 0.538, SLG: 0.545 | | 3-2 1B | | 2-0 FC3-6 1B | | 2-2 L9 | | 1-1 G5-3 | | 4 0 2 0 0 0 0 | R 6 | | | | | | | | | | | |
| Scott Livingstone, L (1, 10) OBP: 0.500, SLG: 0.500 | | 3-2 1B | | 0-0 L9 | | 2-1 G4-3 1B | | 1-2 P5 | | 4 0 2 0 0 0 1 | H 10 | | | | | | | | | | | |
| Inning Stats | R: 2 E: 0 K: 3 S: 14 | H: 2 LOB: 0 BB: 0 P: 25 | R: 1 E: 1 K: 0 S: 14 | H: 2 LOB: 2 BB: 0 P: 28 | R: 0 E: 0 K: 2 S: 12 | H: 1 LOB: 2 BB: 1 P: 18 | R: 0 E: 0 K: 1 S: 10 | H: 2 LOB: 2 BB: 0 P: 15 | R: 0 E: 0 K: 0 S: 7 | H: 0 LOB: 1 BB: 1 P: 13 | R: 0 E: 0 K: 0 S: 6 | H: 1 LOB: 0 BB: 0 P: 10 | R: 1 E: 0 K: 0 S: 11 | H: 1 LOB: 0 BB: 0 P: 16 | R: 2 E: 0 K: 1 S: 13 | H: 1 LOB: 0 BB: 1 P: 20 | R: 0 E: 0 K: 0 S: 9 | H: 0 LOB: 0 BB: 1 P: 15 | 1B: 7 2B: 0 3B: 0 HR: 3 | SF: 1 SAC: 0 DP: 2 HBP: 0 | WP: 0 PB: 0 SB: 1 CS: 0 | PA: 40 |
| PITCHER | IP WLS BF H R ER SO BB IBB HBP BLK WP HR S P ERA WHIP | | | | | | | | | | | | | | | | | | | | | |
| Danny Darwin, R (1, 1) ERA: 3.6 | 5.0 W 25 7 3 2 6 2 0 0 0 0 0 1 57 99 3.60 1.800 | | | | | | | | | | | | | | | | | | | | | |
| Scott Bankhead, R (6, 1) ERA: 3.38 | 2.0 7 2 1 1 0 0 0 0 0 0 0 1 17 26 4.50 1.000 | | | | | | | | | | | | | | | | | | | | | |
| Tony Fossas, L (8, 1) ERA: | 0.0 2 1 2 2 0 1 0 0 0 0 0 1 3 7 ∞ ∞ | | | | | | | | | | | | | | | | | | | | | |
| Greg Harris, R (8, 1) ERA: 2.25 | 2.0 S 6 0 0 0 1 1 0 0 0 0 0 0 19 28 0.00 0.500 | | | | | | | | | | | | | | | | | | | | | |

Detroit Tigers @ Boston Red Sox
Fenway Park, Boston, MA
 Thu Apr 07 1994, 3:33 AM EDT
 Att. 15,304 - Cloudy - 59 F

livebaseballscorecards.com



| Batter | 1 | 2 | 3 | 4 | 5 | 6 | 7 | 8 | 9 |
|---|---------|---------|---------|---------|---------|---------|---------|---------|---|
| Otis Nixon, S (1, 8) <small>OBP: 0.533, SLG: 0.364</small> | 2-2 | 2-1 | | 0-1 | 0-0 | | 4-1 | 2-2 | |
| Tim Naehring, R (1, 4) <small>OBP: 0.250, SLG: 0.625</small> | 1-1 | 2-2 | | 1-0 | 3-2 | | 0-0 | | |
| Mike Greenwell, L (1, 7) <small>OBP: 0.429, SLG: 1.000</small> Rich Rowland, R (7, PR) (8, 2) | 0-2 | | 1-0 | 4-0 | | 0-0 | 1-0 | | |
| Mo Vaughn, L (1, 3) <small>OBP: 0.357, SLG: 0.429</small> | 1-0 | | 3-2 | 3-3 | | 0-0 | 1-2 | | |
| Andre Dawson, R (1, 10) <small>OBP: 0.538, SLG: 1.250</small> | | 0-0 | 0-1 | 4-1 | | 0-1 | 0-0 | | |
| Scott Cooper, L (1, 5) <small>OBP: 0.222, SLG: 0.250</small> | | 1-3 | 2-3 | 0-0 | | 0-1 | | 0-1 | |
| John Valentin, R (1, 6) <small>OBP: 0.583, SLG: 0.667</small> | | 2-2 | 2-0 | | 3-2 | | 2-1 | 2-1 | |
| Damon Berryhill, S (1, 2) <small>OBP: 0.600, SLG: 0.750</small> Lee Tinsley, S (7, PR) (8, 7) | 4-1 | 1-1 | | 0-0 | | 0-0 | 4-1 | | |
| Greg Blosser, L (1, 9) <small>OBP: 0.500, SLG: 0.333</small> Billy Hatcher, R (8, 9) <small>OBP: 0.500, SLG: 0.500</small> | 1-0 | | | 4-2 | 0-2 | | 1-2 | 0-1 | |

| Inning Stats | R: 0 | H: 2 | E: 0 | K: 10 | S: 10 | R: 1 | H: 3 | E: 0 | K: 1 | S: 15 | R: 3 | H: 3 | E: 0 | K: 1 | S: 13 | R: 1 | H: 1 | E: 0 | K: 1 | S: 12 | R: 0 | H: 1 | E: 0 | K: 0 | S: 6 | R: 3 | H: 3 | E: 0 | K: 0 | S: 13 | R: 0 | H: 1 | E: 0 | K: 10 | S: 10 | |
|--------------|------|------|------|-------|-------|------|------|------|------|-------|------|------|------|------|-------|------|------|------|------|-------|------|------|------|------|------|------|------|------|------|-------|------|------|------|-------|-------|--|
| | | | | | | | | | | | | | | | | | | | | | | | | | | | | | | | | | | | | |

| PITCHER | IP | WLS | BF | H | R | ER | SO | BB | IBB | HBP | BLK | WP | HR | S | P | ERA | WHIP |
|--|-----|-----|----|---|---|----|----|----|-----|-----|-----|----|----|----|----|-------|-------|
| Tim Belcher, R (1, 1) <small>ERA: 13.5</small> | 3.1 | L | 21 | 9 | 5 | 5 | 2 | 2 | 1 | 0 | 0 | 0 | 2 | 44 | 78 | 13.50 | 3.300 |
| Bill Krueger, L (4, 1) <small>ERA:</small> | 0.1 | | 1 | 0 | 0 | 0 | 1 | 0 | 0 | 0 | 0 | 0 | 0 | 4 | 7 | 0.00 | 0.000 |
| Mike Gardiner, R (4, 1) <small>ERA:</small> | 0.1 | | 2 | 0 | 0 | 0 | 0 | 1 | 0 | 0 | 0 | 0 | 0 | 2 | 6 | 0.00 | 3.000 |
| Bill Gullickson, R (5, 1) <small>ERA: 13.5</small> | 2.2 | | 15 | 5 | 4 | 4 | 0 | 1 | 0 | 1 | 0 | 0 | 1 | 27 | 40 | 13.50 | 2.250 |
| Mike Henneman, R (7, 1) <small>ERA:</small> | 1.1 | | 7 | 2 | 0 | 0 | 0 | 1 | 0 | 0 | 0 | 0 | 0 | 14 | 23 | 0.00 | 2.250 |

BOTTOM

Detroit Tigers @ Boston Red Sox
 Fenway Park, Boston, MA
 Thu Apr 07 1994 3:33 AM EDT
 Att: 15,304 - Cloudy - 59 F

| AB | R | H | RBI | BB | SO | LOB |
|----|---|---|-----|----|----|-----|
| 5 | 1 | 3 | 0 | 1 | 0 | 3 |
| 4 | 1 | 1 | 3 | 0 | 0 | 5 |
| 3 | 1 | 2 | 1 | 1 | 0 | 0 |
| 0 | 0 | 0 | 0 | 0 | 0 | 0 |
| 5 | 1 | 3 | 0 | 0 | 1 | 4 |
| 4 | 1 | 2 | 3 | 1 | 0 | 3 |
| 5 | 0 | 0 | 0 | 0 | 2 | 5 |
| 5 | 2 | 2 | 0 | 0 | 0 | 1 |
| 3 | 0 | 2 | 1 | 1 | 0 | 0 |
| 0 | 1 | 0 | 0 | 1 | 0 | 0 |
| 3 | 1 | 1 | 1 | 1 | 0 | 2 |
| 1 | 0 | 0 | 0 | 0 | 0 | 2 |

| AB | 38 |
|-----|----|
| R | 9 |
| H | 16 |
| RBI | 9 |
| BB | 6 |
| SO | 3 |
| LOB | 25 |

| WP | HR | S | P | ERA | WHIP |
|----|----|---|---|-----|------|
| 0 | 0 | 0 | 0 | 0 | 0 |

| 1B | 2B | 3B | HR | SF | SAC | DP | HBP |
|----|----|----|----|----|-----|----|-----|
| 9 | 3 | 1 | 3 | 0 | 1 | 1 | 1 |

| Batter | 1 | 2 | 3 | 4 | 5 | 6 | 7 | 8 | 9 | AB R H RBI BB SO LOB | TOP | | | | | | | | | | | |
|--|--|----------------------------------|-------------------------------|----------------------------------|------------------------------|----------------------------------|-------------------------------|----------------------------------|-------------------------------|----------------------------------|------------------------------|---------------------------------|-------------------------------|----------------------------------|-------------------------------|----------------------------------|------------------------------|----------------------------------|----------------------------------|------------------------------------|----------------------------------|--------|
| Tony Phillips, S OBP: 0.368, SLG: 0.353 (1, 7) | 2-2 E6 G4-6-3 | | 4-0 BB | | 2-2 F8 | | | 3-2 SAFE 1-2 1B | | 3 0 1 0 1 0 0 | | | | | | | | | | | | |
| Juan Samuel, R OBP: 0.429, SLG: 0.333 Lou Whitaker, L OBP: 0.417, SLG: 0.600 (8, PH) (8, 4) | 1-3 K | | 0-3 K | | | 0-3 K | | 2-1 F8 | | 3 0 0 0 0 3 2 1 0 0 0 0 0 2 | | | | | | | | | | | | |
| Travis Fryman, R OBP: 0.235, SLG: 0.267 (1, 5) | 0-1 G4-6-3 1-2f | | | 4-2 2B BB | | 0-0 G5-3 | | 3-3 K | | 3 0 0 0 1 1 3 | | | | | | | | | | | | |
| Cecil Fielder, R OBP: 0.167, SLG: 0.412 (1, 3) | | 1-1 F7 | | 1-3 K | | 2-2 K | | 2-2 P3 | | 4 0 0 0 0 2 3 | | | | | | | | | | | | |
| Alan Trammell, R OBP: 0.529, SLG: 0.600 (1, 6) | | 2-2 FC5-4 1B | | 1-3 K | | | 0-1 2B | | 1-3 K | 4 0 2 0 0 2 1 | | | | | | | | | | | | |
| Mickey Tettleton, S OBP: 0.353, SLG: 0.308 (1, 10) | | 1-1 FC5-4 1-2f | | 1-0 2B | | | 3-2 G5-3 | | 1-3 K | 4 0 1 0 0 1 2 | | | | | | | | | | | | |
| Danny Bautista, R OBP: 0.375, SLG: 0.750 (1, 9) | | 2-2 F8 | | 0-1 G5-3 | | | 0-0 G6-3 | | 3-2 G5-3 | 4 0 0 0 0 0 4 | | | | | | | | | | | | |
| Chad Kreuter, S (1, 2) | | | 0-1 G6-3 | | 0-1 G6-3 | | 1-3 K | | | 3 0 0 0 0 1 1 | | | | | | | | | | | | |
| Milt Cuyler, S OBP: 0.286, SLG: 0.167 (1, 8) | | | 1-2 K | | 2-2 G6-3 | | | 4-0 1B BB | | 2 0 0 0 1 1 0 | | | | | | | | | | | | |
| Inning Stats | R: 0 E: 1 K: 1 S: 9 | H: 0 LOB: 0 BB: 0 P: 12 | R: 0 E: 0 K: 0 S: 10 | H: 1 LOB: 1 BB: 0 P: 16 | R: 0 E: 0 K: 2 S: 8 | H: 0 LOB: 1 BB: 1 P: 13 | R: 0 E: 0 K: 2 S: 13 | H: 1 LOB: 2 BB: 1 P: 20 | R: 0 E: 0 K: 0 S: 11 | H: 0 LOB: 0 BB: 0 P: 15 | R: 0 E: 0 K: 2 S: 7 | H: 0 LOB: 0 BB: 0 P: 9 | R: 0 E: 0 K: 1 S: 10 | H: 1 LOB: 1 BB: 0 P: 14 | R: 0 E: 0 K: 1 S: 13 | H: 1 LOB: 2 BB: 1 P: 27 | R: 0 E: 0 K: 2 S: 9 | H: 0 LOB: 0 BB: 0 P: 14 | 1B: 2 2B: 2 3B: 0 HR: 0 | SF: 0 SAC: 0 DP: 1 HBP: 0 | WP: 0 PB: 0 SB: 0 CS: 0 | PA: 34 |
| PITCHER | IP WLS BF H R ER SO BB IBB HBP BLK WP HR S P ERA WHIP | | | | | | | | | | | | | | | | | | | | | |
| Jim Abbott, L ERA: | (1, 1) 7.0 W 26 3 0 0 8 2 0 0 0 0 0 0 68 99 0.00 0.714 | | | | | | | | | | | | | | | | | | | | | |
| Bob Wickman, R ERA: | (8, 1) 0.0 2 1 0 0 0 1 0 0 0 0 0 0 3 10 ∞ ∞ | | | | | | | | | | | | | | | | | | | | | |
| Steve Howe, L ERA: | (8, 1) 2.0 S 6 0 0 0 3 0 0 0 0 0 0 0 19 31 0.00 0.000 | | | | | | | | | | | | | | | | | | | | | |

Detroit Tigers @ New York Yankees
 Yankee Stadium, Bronx, NY
 Fri Apr 08 1994, 7:05 PM EDT
 Att. 20,222 - Unknown

livebaseballscorecards.com

AB 31
R 0
H 4
RBI 0
BB 3
SO 11
LOB 18



| Batter | 1 | 2 | 3 | 4 | 5 | 6 | 7 | 8 | 9 | AB | R | H | RBI | BB | SO | LOB |
|--|--------------------|-------------|-------------------|-------------|-------------------|---------------------|---------------------|-------------|---|----|---|---|-----|----|----|-----|
| Luis Polonia, L OBP: 0.444, SLG: 0.167 (1, 7) | 4-0 CS BB | | 4-0 L5-3 BB | | 0-0 G4-3 | | 4-0 G4-3 BB | | | 1 | 0 | 0 | 0 | 3 | 0 | 1 |
| Wade Boggs, L OBP: 0.733, SLG: 0.769 (1, 5) | 4-2 1B BB | | 3-2 L5-3 | | | 3-2 1B | 2-2 G4-3 | | | 3 | 2 | 1 | 1 | 1 | 0 | 2 |
| Don Mattingly, L OBP: 0.357, SLG: 0.333 (1, 3) | 0-1 1B BB | | 2-2 F8 | | | 3-2 F8 | 4-0 IBB | | | 3 | 0 | 1 | 0 | 1 | 0 | 1 |
| Danny Tartabull, R OBP: 0.643, SLG: 1.100 (1, 10) | 0-1 F7 | | | 1-0 G6-3 | | 2-0 1B | 2-3 K | | | 4 | 0 | 1 | 0 | 0 | 1 | 4 |
| Paul O'Neill, L OBP: 0.625, SLG: 0.714 (1, 9) | 1-0 FC4-6 1B | | | 2-2 G3 | | 0-1 G5-4-3 1B | 4-1 G6-4-3 BB | | | 3 | 0 | 2 | 2 | 1 | 0 | 0 |
| Mike Stanley, R OBP: 0.308, SLG: 0.455 (1, 2) | 2-1 FC4-6 | | | 0-0 G5-3 | | 2-0 G5-4-3 | 0-1 G6-4-3 | | | 4 | 0 | 0 | 0 | 0 | 0 | 5 |
| Bernie Williams, S OBP: 0.385, SLG: 0.636 (1, 8) | | 3-2 G1-3 | | | 1-0 G5-3 1B | | 3-1 G3 | 1-0 G1-3 | | 4 | 0 | 1 | 0 | 0 | 0 | 0 |
| Mike Gallego, R OBP: 0.308, SLG: 0.750 (1, 6) | | 1-0 G5-3 | | | 1-0 G5-3 | | 0-0 2B 1B | | | 3 | 1 | 1 | 0 | 0 | 0 | 1 |
| Pat Kelly, R OBP: 0.250, SLG: 0.364 (1, 4) | | 2-2 G5-3 | | | 1-1 G5-3 | | 0-0 G4-3 2B | | | 3 | 1 | 1 | 1 | 0 | 0 | 1 |

| Inning Stats | R: 1 | H: 2 | E: 0 | LOB: 2 | K: 0 | S: 9 | P: 20 | R: 0 | H: 0 | E: 0 | LOB: 0 | K: 0 | S: 7 | P: 13 | R: 0 | H: 0 | E: 0 | LOB: 0 | K: 0 | S: 11 | P: 20 | R: 0 | H: 1 | E: 0 | LOB: 1 | K: 0 | S: 6 | P: 8 | R: 1 | H: 3 | E: 0 | LOB: 1 | K: 0 | S: 13 | P: 23 | R: 2 | H: 2 | E: 0 | LOB: 2 | K: 1 | S: 11 | P: 26 | R: 0 | H: 0 | E: 0 | LOB: 0 | K: 0 | S: 4 | P: 9 |
|--------------|-------|-------|--------|--------|-------|-------|--------|-------|-------|-------|--------|-------|-------|-------|--------|-------|-------|--------|--------|-------|-------|-------|--------|-------|--------|-------|--------|-------|-------|-------|--------|--------|-------|-------|--------|-------|-------|-------|--------|-------|-------|-------|--------|-------|-------|--------|--------|------|------|
| 1B: 7 | SF: 0 | 2B: 2 | SAC: 0 | 3B: 0 | DP: 3 | HR: 0 | HBP: 0 | 1B: 7 | SF: 0 | 2B: 2 | SAC: 0 | 3B: 0 | DP: 3 | HR: 0 | HBP: 0 | 1B: 7 | SF: 0 | 2B: 2 | SAC: 0 | 3B: 0 | DP: 3 | HR: 0 | HBP: 0 | 1B: 7 | SF: 0 | 2B: 2 | SAC: 0 | 3B: 0 | DP: 3 | HR: 0 | HBP: 0 | 1B: 7 | SF: 0 | 2B: 2 | SAC: 0 | 3B: 0 | DP: 3 | HR: 0 | HBP: 0 | 1B: 7 | SF: 0 | 2B: 2 | SAC: 0 | 3B: 0 | DP: 3 | HR: 0 | HBP: 0 | | |

| PITCHER | IP | WLS | BF | H | R | ER | SO | BB | IBB | HBP | BLK | WP | HR | S | P | ERA | WHIP |
|-------------------------------------|-----|-----|----|---|---|----|----|----|-----|-----|-----|----|----|----|-----|------|-------|
| John Doherty, R ERA: 5.68 (1, 1) | 6.1 | L | 28 | 8 | 4 | 4 | 0 | 4 | 0 | 0 | 0 | 0 | 0 | 55 | 103 | 5.68 | 1.895 |
| Joe Boever, R ERA: (7, 1) | 1.2 | | 6 | 0 | 0 | 0 | 1 | 1 | 0 | 0 | 0 | 0 | 0 | 11 | 24 | 0.00 | 0.600 |

BOTTOM

Detroit Tigers @ New York Yankees
 Yankee Stadium, Bronx, NY
 Fri Apr 08 1994, 7:05 PM EDT
 Att. 20,222 - Unknown

| | |
|-----|----|
| AB | 28 |
| R | 4 |
| H | 8 |
| RBI | 4 |
| BB | 6 |
| SO | 1 |
| LOB | 15 |



| | |
|-------|--------|
| WP: 0 | PA: 34 |
| PB: 0 | |
| SB: 0 | |
| CS: 1 | |

livebaseballscorecards.com

| Batter | 1 | 2 | 3 | 4 | 5 | 6 | 7 | 8 | 9 | AB R H RBI BB SO LOB | TOP | |
|---|--|--|--|--|---|---|--|---|---|--|--|--|
| Tony Phillips, S OBP: 0.375, SLG: 0.364 (1, 4) | 2-2 G4-3 ① | | 1-1 L9 ② | | | 1-2 F8 1B | 2-2 G6-4-3 1B | | 1 SAFE 0-1 FC3-6 2B 1-2f | 5 2 2 0 0 0 1 | | |
| Alan Trammell, R OBP: 0.455, SLG: 0.550 (1, 10) | 2-1 F8 ② | | 3-2 G6-3 ③ | | | 1 SAFE 1-2 F8 1-2 | 0-1 G6-4-3 ② ③ 1-2f | | 0-0 1-H 2B | 5 0 1 1 0 0 3 | | |
| Eric Davis, R OBP: 0.200, SLG: 0.077 (1, 8) | 2-1 G4-3 ③ | | | 1-1 F9 ① | | 4-2 1B HR BB | | 1-2 F9 ① | 3-3 K ③ | 4 1 0 0 1 1 1 | | |
| Cecil Fielder, R OBP: 0.136, SLG: 0.333 (1, 3) | | 1-0 G6-3 ① | | 2-2 F8 ② | | 0-1 L8 ② | | 2-2 G1-3 ② | | 4 0 0 0 0 0 2 | | |
| Travis Fryman, R OBP: 0.286, SLG: 0.368 (1, 5) | | 0-0 F9 ② | | 2-0 F9 ③ | | 3-2 HR 1B 1-3 2-H | | 0-1 2B | | 4 1 2 1 0 0 0 | | |
| Mickey Tettleton, S OBP: 0.429, SLG: 0.533 (1, 2) | | | 4-2 BB BB | | 0-3 K ① | 2-0 HR 1-H 3-H | | 4-1 IBB | | 2 1 1 3 2 1 0 | | |
| Junior Felix, S OBP: 0.333, SLG: 0.250 (1, 7) | | | 4-1 BB | | 0-1 B1-3 ② | 0-0 F7 ③ | | 1-3 K ③ | | 3 0 0 0 1 1 2 | | |
| Danny Bautista, R OBP: 0.417, SLG: 0.636 (1, 9) | | 2-2 P5 ③ | | | 4-2 FC6 BB | | 2-1 1B SH3-4 1B | | 3-3 K ① | 3 0 1 0 1 1 2 | | |
| Chris Gomez, R OBP: 0.333, SLG: 0.333 (1, 6) | | | 1-2 F9 ① | | 2-2 FC6 ③ 1-2f | | 1 SAFE 0-0 SH3-4 ① 1-2 | | 1-2 FC3-6 1B | 3 0 1 0 0 0 1 | | |
| Inning Stats | R: 0 E: 0 K: 0 S: 7 H: 0 LOB: 0 BB: 0 P: 13 | R: 0 E: 0 K: 0 S: 8 H: 0 LOB: 2 BB: 2 P: 19 | R: 0 E: 0 K: 0 S: 9 H: 0 LOB: 0 BB: 0 P: 14 | R: 0 E: 0 K: 0 S: 6 H: 0 LOB: 0 BB: 0 P: 11 | R: 0 E: 0 K: 1 S: 10 H: 0 LOB: 1 BB: 1 P: 16 | R: 4 E: 0 K: 0 S: 19 H: 3 LOB: 0 BB: 1 P: 30 | R: 0 E: 0 K: 1 S: 8 H: 2 LOB: 1 BB: 0 P: 12 | R: 0 E: 0 K: 1 S: 13 H: 1 LOB: 2 BB: 1 P: 21 | R: 1 E: 0 K: 2 S: 14 H: 2 LOB: 1 BB: 0 P: 21 | 1B: 5 2B: 2 3B: 0 HR: 1 SF: 0 SAC: 1 DP: 1 HBP: 0 | WP: 0 PB: 0 SB: 0 CS: 0 PA: 39 | |
| PITCHER | IP WLS BF H R ER SO BB IBB HBP BLK WP HR S P ERA WHIP | | | | | | | | | | | |
| Jimmy Key, L ERA: 4.73 (1, 1) | 6.0 L 25 3 4 4 1 4 0 0 0 0 1 59 103 6.00 1.167 | | | | | | | | | | | |
| Scott Kamieniecki, R ERA: 3.0 (7, 1) | 3.0 14 5 1 1 3 0 1 0 0 0 0 35 54 3.00 1.667 | | | | | | | | | | | |

Detroit Tigers @ New York Yankees
 Yankee Stadium, Bronx, NY
 Sat Apr 09 1994, 3:33 AM EDT
 Att. 25,596 - Overcast

livebaseballscorecards.com

| | |
|-----|----|
| AB | 33 |
| R | 5 |
| H | 8 |
| RBI | 5 |
| BB | 5 |
| SO | 4 |
| LOB | 12 |



| Batter | 1 | 2 | 3 | 4 | 5 | 6 | 7 | 8 | 9 | AB R H RBI BB SO LOB | TOP | | | | | | | | | | | | | | | | | | | | | | | | | |
|--|---|----------------------------------|-------------------------------|----------------------------------|-------------------------------|----------------------------------|------------------------------|---------------------------------|-------------------------------|----------------------------------|-------------------------------|----------------------------------|-------------------------------|----------------------------------|-------------------------------|----------------------------------|------------------------------|----------------------------------|----------------------------------|------------------------------------|----------------------------------|--------|--|--|--|--|--|--|--|--|--|--|--|--|--|--|
| Tony Phillips, S (1, 7) OBP: 0.414, SLG: 0.360 Danny Bautista, R (8, 9) OBP: 0.417, SLG: 0.636 | 2-3 K | | 4-2 BB | | 4-2 BB | | 2-2 1B | 2-1 G3 | | 3 1 1 1 2 1 2 0 0 0 0 0 0 0 | | | | | | | | | | | | | | | | | | | | | | | | | | |
| Lou Whitaker, L (1, 4) OBP: 0.412, SLG: 0.615 | 4-1 FC5-4 BB | | 1-0 P4 | | 1-1 G3 | | 0-0 SF7 | | 1-1 HR 2B | 3 1 1 1 1 0 2 | | | | | | | | | | | | | | | | | | | | | | | | | | |
| Eric Davis, R (1, 8) OBP: 0.200, SLG: 0.111 | 1-1 FC5-4 1-2f | | 1-3 K | | | 1-2 G4-3 | 0-2 1B | | 0-3 K | 5 0 1 1 0 2 3 | | | | | | | | | | | | | | | | | | | | | | | | | | |
| Cecil Fielder, R (1, 3) OBP: 0.185, SLG: 0.577 | 0-0 P5 | | 1-3 K | | | 3-2 HR | 1-2 K | | 1-0 HR | 5 2 2 3 0 2 3 | | | | | | | | | | | | | | | | | | | | | | | | | | |
| Travis Fryman, R (1, 5) OBP: 0.308, SLG: 0.435 | | 0-3 K | | 2-0 G5-3 | | 3-1 G4-3 | | 2-2 1B | 1-0 BB HBP | 4 1 1 0 0 1 0 | | | | | | | | | | | | | | | | | | | | | | | | | | |
| Mickey Tettleton, S (1, 2) OBP: 0.423, SLG: 0.474 | | 1-2 P6 | | 1-1 G3 | | 0-1 G4-3 | | 0-2 1B | 4-1 BB G4-6-3 | 4 0 1 1 1 0 0 | | | | | | | | | | | | | | | | | | | | | | | | | | |
| Kirk Gibson, L (1, 9) OBP: 0.308, SLG: 0.111 Milt Cuyler, S (8, 7) OBP: 0.250, SLG: 0.143 | | 4-2 S 2B BB | | 2-0 G4-3 | | | 4-2 SH5-3 1B BB | 3-1 F9 | 0-1 G4-6-3 1-2f | 2 2 0 0 2 0 1 1 0 0 0 0 0 2 | | | | | | | | | | | | | | | | | | | | | | | | | | |
| Alan Trammell, R (1, 6) OBP: 0.440, SLG: 0.500 | | 4-0 2B BB | | | | 0-0 F7 | 1 SAFE SH5-3 | 1-1 F8 | | 2 0 0 0 1 0 1 | | | | | | | | | | | | | | | | | | | | | | | | | | |
| Scott Livingstone, L (1, 10) OBP: 0.500, SLG: 0.667 Juan Samuel, R (7, PH) OBP: 0.556, SLG: 0.429 | | 3-1 1-H 2-H 2B | | 1-3 K | | | 4-1 1B SF7 BB | 0-2 1B | | 2 0 1 1 0 1 0 1 1 1 0 1 0 0 | | | | | | | | | | | | | | | | | | | | | | | | | | |
| Inning Stats | R: 0 E: 0 K: 1 S: 7 | H: 0 LOB: 1 BB: 1 P: 14 | R: 1 E: 0 K: 1 S: 10 | H: 1 LOB: 2 BB: 2 P: 22 | R: 0 E: 0 K: 2 S: 16 | H: 0 LOB: 1 BB: 1 P: 23 | R: 0 E: 0 K: 0 S: 4 | H: 0 LOB: 0 BB: 0 P: 9 | R: 0 E: 0 K: 1 S: 10 | H: 0 LOB: 1 BB: 1 P: 16 | R: 1 E: 0 K: 0 S: 13 | H: 1 LOB: 0 BB: 0 P: 20 | R: 3 E: 1 K: 1 S: 16 | H: 2 LOB: 1 BB: 2 P: 27 | R: 1 E: 0 K: 0 S: 15 | H: 3 LOB: 2 BB: 0 P: 23 | R: 2 E: 0 K: 1 S: 9 | H: 2 LOB: 1 BB: 1 P: 16 | 1B: 4 2B: 2 3B: 1 HR: 2 | SF: 1 SAC: 1 DP: 1 HBP: 1 | WP: 0 PB: 0 SB: 1 CS: 0 | PA: 43 | | | | | | | | | | | | | | |
| PITCHER | IP WLS BF H R ER SO BB IBB HBP BLK WP HR S P ERA WHIP | | | | | | | | | | | | | | | | | | | | | | | | | | | | | | | | | | | |
| Melido Perez, R (1, 1) ERA: 3.0 | 6.0 | | 24 | 2 | 2 | 2 | 5 | 5 | 0 | 0 | 0 | 0 | 1 | 60 | 104 | 3.00 | 1.167 | | | | | | | | | | | | | | | | | | | |
| Sterling Hitchcock, L (7, 1) ERA: 40.5 | 0.2 | L | 5 | 1 | 3 | 3 | 0 | 2 | 0 | 0 | 0 | 0 | 0 | 9 | 19 | 40.50 | 4.500 | | | | | | | | | | | | | | | | | | | |
| Jeff Reardon, R (7, 1) ERA: 3.86 | 1.1 | | 8 | 4 | 1 | 1 | 1 | 0 | 0 | 0 | 0 | 0 | 0 | 22 | 31 | 6.75 | 3.000 | | | | | | | | | | | | | | | | | | | |
| Xavier Hernandez, R (9, 1) ERA: 13.5 | 0.1 | | 4 | 2 | 2 | 2 | 1 | 0 | 0 | 1 | 0 | 0 | 1 | 6 | 9 | 54.00 | 6.000 | | | | | | | | | | | | | | | | | | | |
| Bob Wickman, R (9, 1) ERA: | 0.2 | | 2 | 0 | 0 | 0 | 0 | 1 | 0 | 0 | 0 | 0 | 0 | 3 | 7 | 0.00 | 1.500 | | | | | | | | | | | | | | | | | | | |

Detroit Tigers @ New York Yankees
 Yankee Stadium, Bronx, NY
 Sun Apr 10 1994, 3:33 AM EDT
 Att. 26,327 - Overcast - 59 F

livebaseballscorecards.com

| | |
|-----|----|
| AB | 32 |
| R | 8 |
| H | 9 |
| RBI | 8 |
| BB | 8 |
| SO | 7 |
| LOB | 14 |




| Batter | 1 | 2 | 3 | 4 | 5 | 6 | 7 | 8 | 9 | AB | R | H | RBI | BB | SO | LOB |
|--|-----------|-------------|--------------|-------------|--------------|-------------|--------------|-------------|---|----|---|---|-----|----|----|-----|
| Luis Polonia, L OBP: 0.412, SLG: 0.167 (1, 7) | 2-3 K | | 0-2 G3 | | 1-3 K | | 1-2 F9 | | | 4 | 0 | 0 | 0 | 0 | 2 | 3 |
| Randy Velarde, R OBP: 0.625, SLG: 0.667 (1, 5) Wade Boggs, L OBP: 0.550, SLG: 0.556 (8, PH) (9, 5) | 2-2 L7 | | 0-1 L5 | | 3-1 P5 | | | 1-1 G4-3 | | 3 | 0 | 0 | 0 | 0 | 0 | 2 |
| Don Mattingly, L OBP: 0.364, SLG: 0.278 (1, 3) | 1-3 K | | | 0-1 2B | | 3-1 F7 | | 3-2 L8 | | 4 | 1 | 1 | 0 | 0 | 1 | 0 |
| Danny Tartabull, R OBP: 0.500, SLG: 0.944 (1, 9) | | 2-1 HR | | 0-0 2B | | 3-3 K | | 0-0 F8 | | 4 | 1 | 2 | 2 | 0 | 1 | 0 |
| Mike Stanley, R OBP: 0.294, SLG: 0.357 (1, 2) | | 1-3 K | | 1-2 P4 | | 1-1 G5-3 | | 4-2 1B | | 3 | 0 | 0 | 0 | 1 | 1 | 1 |
| Jim Leyritz, R OBP: 0.500, SLG: 0.375 (1, 10) | | 3-3 K | | 1-1 F9 | | | 0-0 FC6-4 | 1-2 1B | | 4 | 0 | 2 | 0 | 0 | 1 | 1 |
| Bernie Williams, S OBP: 0.250, SLG: 0.389 (1, 8) | | 3-1 G6-3 | | 1-2 G5-3 | | | 0-0 FC6-4 | 2-2 F7 | | 4 | 1 | 0 | 0 | 0 | 0 | 4 |
| Mike Gallego, R OBP: 0.350, SLG: 0.667 (1, 6) | | | 3-2 SH1-4 | | 0-0 SH3-4 | | 0-0 F9 | 3-3 K | | 4 | 0 | 2 | 0 | 0 | 1 | 3 |
| Pat Kelly, R OBP: 0.313, SLG: 0.533 (1, 4) Daryl Boston, L (9, PH) | | | 0-0 SH1-4 | | 2-1 SH3-4 | | 0-2 2B | 2-2 P6 | | 1 | 0 | 1 | 1 | 0 | 0 | 0 |
| | | | 2-3 | | 1-2 | | | | | 1 | 0 | 0 | 0 | 0 | 0 | 2 |

| Inning Stats | R: 0 | H: 0 | E: 0 | K: 2 | S: 9 | R: 1 | H: 1 | E: 0 | K: 2 | S: 12 | R: 0 | H: 1 | E: 0 | K: 0 | S: 12 | R: 1 | H: 2 | E: 0 | K: 0 | S: 12 | R: 0 | H: 1 | E: 0 | K: 1 | S: 9 | R: 0 | H: 0 | E: 0 | K: 1 | S: 8 | R: 1 | H: 2 | E: 0 | K: 0 | S: 11 | R: 0 | H: 0 | E: 0 | K: 0 | S: 7 | R: 0 | H: 1 | E: 0 | K: 1 | S: 15 | R: 0 | H: 1 | E: 0 | K: 1 | S: 15 | R: 0 | H: 0 | E: 0 | K: 0 | S: 11 | R: 0 | H: 1 | E: 0 | K: 1 | S: 15 | 1B: 4 | 2B: 3 | 3B: 0 | HR: 1 | SF: 0 | SAC: 2 | DP: 0 | HBP: 0 | WP: 0 | PB: 0 | SB: 0 | CS: 0 | PA: 36 |
|--------------|------|------|------|------|------|------|------|------|------|-------|------|------|------|------|-------|------|------|------|------|-------|------|------|------|------|------|------|------|------|------|------|------|------|------|------|-------|------|------|------|------|------|------|------|------|------|-------|------|------|------|------|-------|------|------|------|------|-------|------|------|------|------|-------|-------|-------|-------|-------|-------|--------|-------|--------|-------|-------|-------|-------|--------|
|--------------|------|------|------|------|------|------|------|------|------|-------|------|------|------|------|-------|------|------|------|------|-------|------|------|------|------|------|------|------|------|------|------|------|------|------|------|-------|------|------|------|------|------|------|------|------|------|-------|------|------|------|------|-------|------|------|------|------|-------|------|------|------|------|-------|-------|-------|-------|-------|-------|--------|-------|--------|-------|-------|-------|-------|--------|

| PITCHER | IP | WLS | BF | H | R | ER | SO | BB | IBB | HBP | BLK | WP | HR | S | P | ERA | WHIP |
|------------------------------------|-----|-----|----|---|---|----|----|----|-----|-----|-----|----|----|----|-----|------|-------|
| David Wells, L ERA: 5.54 (1, 1) | 7.0 | W | 28 | 7 | 3 | 3 | 6 | 0 | 0 | 0 | 0 | 0 | 1 | 73 | 107 | 3.86 | 1.000 |
| Mike Gardiner, R ERA: (8, 1) | 2.0 | S | 8 | 1 | 0 | 0 | 1 | 1 | 0 | 0 | 0 | 0 | 0 | 22 | 39 | 0.00 | 1.000 |

DETROIT TIGERS @ NEW YORK YANKEES
Yankee Stadium, Bronx, NY
 Sun Apr 10 1994, 3:33 AM EDT
 Att. 26,327 - Overcast - 59 F

| | |
|------------|-----------|
| AB | 33 |
| R | 3 |
| H | 8 |
| RBI | 3 |
| BB | 1 |
| SO | 7 |
| LOB | 16 |



| Batter | 1 | 2 | 3 | 4 | 5 | 6 | 7 | 8 | 9 | AB R H RBI BB SO LOB | TOP | | | | | | | | | | | |
|--|---|----------------------------------|------------------------------|----------------------------------|-------------------------------|----------------------------------|------------------------------|----------------------------------|------------------------------|----------------------------------|---|----------------------------------|---|----------------------------------|------------------------------|----------------------------------|------------------------------|----------------------------------|----------------------------------|------------------------------------|----------------------------------|--------|
| Brady Anderson, L (1, 7) OBP: 0.433, SLG: 0.304 | 0-0 1B | | 0-0 F8 | 4-2 S BB | | 4-1 G3-1 1B BB | 4-0 IBB | | 2-0 G4-3 | 3 1 1 0 3 0 1 | | | | | | | | | | | | |
| Mike Devereaux, R (1, 8) OBP: 0.259, SLG: 0.560 | 2-3 K | | 1-0 F9 | 0-1 F9 | | 0-1 G3-1 BB | 3-3 K | | | 5 0 0 1 0 2 8 | | | | | | | | | | | | |
| Rafael Palmeiro, L (1, 3) OBP: 0.423, SLG: 0.783 | 0-1 F8 | | 4-1 1B 3B BB | 2-3 K | | 1-0 1B 1B | 1-0 F8 | | | 4 1 1 2 1 1 5 | | | | | | | | | | | | |
| Harold Baines, L (1, 10) OBP: 0.440, SLG: 0.545 | 3-2 F7 | | 3-0 3B 1B | | | 1-1 G1-3 | 1-3 K | 1-0 1B | | 5 1 2 1 0 1 2 | | | | | | | | | | | | |
| Cal Ripken Jr., R (1, 6) OBP: 0.320, SLG: 0.440 | | 2-2 G4-3 | 1-1 1B 3B | | | 3-2 P6 | 2-1 1B | 0-2 P5 | | 5 1 2 2 0 0 1 | | | | | | | | | | | | |
| Chris Hoiles, R (1, 2) OBP: 0.360, SLG: 0.368 | | 4-2 BB | 4-1 1B BB | | | 4-1 BB | 3-1 P3 | 1-3 K | | 2 0 0 0 3 1 3 | | | | | | | | | | | | |
| Chris Sabo, R (1, 5) OBP: 0.292, SLG: 0.391 Tim Hulett, R (8, PH) (8, 5) | | 1-0 F7 | 0-0 1B | | | 2-0 F7 | 0-1 2B 1B | 2-0 F7 | | 4 0 2 1 0 0 2 1 0 0 0 0 0 1 | AB 38 R 7 H 11 RBI 7 BB 8 SO 6 LOB 27 | | | | | | | | | | | |
| Mark McLemore, S (1, 4) OBP: 0.250, SLG: 0.292 | | 0-0 F8 | 1-0 G4-3 | | | 1-0 BB G3-1 1B | 0-0 P2 | | 3-3 K | 5 1 1 0 0 1 4 | | | | | | | | | | | | |
| Jeffrey Hammonds, R (1, 9) OBP: 0.333, SLG: 0.714 | | | 4-2 1B BB | 2-0 P3 | | 0-0 G3-1 BB 1B | 0-0 2B | | 2-1 P5 | 4 2 2 0 1 0 0 | | | | | | | | | | | | |
| Inning Stats | R: 0 E: 0 K: 1 S: 10 | H: 1 LOB: 1 BB: 0 P: 15 | R: 0 E: 0 K: 0 S: 8 | H: 0 LOB: 1 BB: 1 P: 15 | R: 4 E: 0 K: 0 S: 12 | H: 3 LOB: 2 BB: 3 P: 30 | R: 0 E: 0 K: 1 S: 9 | H: 0 LOB: 1 BB: 1 P: 17 | R: 0 E: 0 K: 0 S: 7 | H: 0 LOB: 1 BB: 1 P: 17 | R: 3 E: 0 K: 1 S: 13 | H: 4 LOB: 2 BB: 1 P: 25 | R: 0 E: 0 K: 1 S: 8 | H: 2 LOB: 3 BB: 1 P: 16 | R: 0 E: 0 K: 1 S: 9 | H: 1 LOB: 1 BB: 0 P: 13 | R: 0 E: 0 K: 1 S: 6 | H: 0 LOB: 0 BB: 0 P: 13 | 1B: 9 2B: 1 3B: 1 HR: 0 | SF: 0 SAC: 0 DP: 0 HBP: 0 | WP: 0 PB: 0 SB: 1 CS: 0 | PA: 46 |
| PITCHER | IP WLS BF H R ER SO BB IBB HBP BLK WP HR S P ERA WHIP | | | | | | | | | | | PITCHER | IP WLS BF H R ER SO BB IBB HBP BLK WP HR S P ERA WHIP | | | | | | | | | |
| Tim Belcher, R (1, 1) ERA: 8.31 | 5.1 L 29 6 7 3 2 7 0 0 0 0 0 0 51 104 5.06 2.438 | | | | | | | | | | | | | | | | | | | | | |
| Bill Krueger, L (6, 1) ERA: | 0.2 4 2 0 0 1 0 0 0 0 0 0 8 15 0.00 3.000 | | | | | | | | | | | | | | | | | | | | | |
| Joe Boever, R (7, 1) ERA: | 3.0 13 3 0 0 3 0 1 0 0 0 0 23 42 0.00 1.000 | | | | | | | | | | | | | | | | | | | | | |

Baltimore Orioles @ Detroit Tigers
Tiger Stadium, Detroit, MI
Mon Apr 11 1994, 3:33 AM EDT
Att. 50,314 - Overcast - 50 F

livebaseballscorecards.com




| Batter | 1 | 2 | 3 | 4 | 5 | 6 | 7 | 8 | 9 | AB R H RBI BB SO LOB | TOP | | | | | | | | | | | |
|--|---|----------------------------------|------------------------------|---------------------------------|------------------------------|---------------------------------|------------------------------|----------------------------------|-------------------------------|----------------------------------|-------------------------------|----------------------------------|------------------------------|----------------------------------|------------------------------|----------------------------------|------------------------------|---------------------------------|----------------------------------|------------------------------------|----------------------------------|--------|
| Brady Anderson, L (1, 7) OBP: 0.394, SLG: 0.269 | 2-3 K | | | 2-3 K | 1-1 G1-3 | | 0-0 SH1-3 | | | 3 0 0 0 0 2 2 | | | | | | | | | | | | |
| Mike Devereaux, R (1, 8) OBP: 0.226, SLG: 0.483 | 1-1 G4-3 | | | 1-0 G5-3 | | 1-3 K | 1-2 G1-3 | | | 4 0 0 0 0 1 1 | | | | | | | | | | | | |
| Rafael Palmeiro, L (1, 3) OBP: 0.400, SLG: 0.704 | 0-0 G4-3 | | | 0-1 1B | | 0-1 F7 | | 2-1 G4-3 | | 4 0 1 0 0 0 0 | | | | | | | | | | | | |
| Harold Baines, L (1, 10) OBP: 0.448, SLG: 0.654 | | 2-1 G1-3 | | 1-0 G1-3 | | 2-1 1B | | 3-2 HR | | 4 1 2 1 0 0 1 | | | | | | | | | | | | |
| Cal Ripken Jr., R (1, 6) OBP: 0.345, SLG: 0.483 | | 0-0 G1-3 | | | 1-0 G4-3 1B | 1-1 1B | | 1-0 G6-3 | | 4 1 2 0 0 0 0 | | | | | | | | | | | | |
| Chris Hoiles, R (1, 2) OBP: 0.310, SLG: 0.304 | | 0-2 G4-3 | | | 1-3 K | 0-0 P5 | | 1-3 K | | 4 0 0 0 0 2 3 | | | | | | | | | | | | |
| Tim Hulett, R (1, 5) OBP: 0.200, SLG: 0.200 | | | 1-2 G4-3 | | 1-2 G4-3 | | 0-0 1B FC6-4 | | 0-0 G5-3 | 4 1 1 0 0 0 1 | | | | | | | | | | | | |
| Mark McLemore, S (1, 4) OBP: 0.286, SLG: 0.321 | | | 0-0 G4-3 | | 3-2 1B | | 1-0 FC6-4 | | 1-1 F8 | 4 0 2 1 0 0 0 | | | | | | | | | | | | |
| Jeffrey Hammonds, R (1, 9) OBP: 0.321, SLG: 0.640 | | | 0-1 G3-1 | | 0-1 1B | | 1-1 FC6-4 | | 0-1 G5-3 | 4 0 1 1 0 0 1 | | | | | | | | | | | | |
| Inning Stats | R: 0 E: 0 K: 1 S: 8 | H: 0 LOB: 0 BB: 0 P: 11 | R: 0 E: 0 K: 0 S: 6 | H: 0 LOB: 0 BB: 0 P: 8 | R: 0 E: 0 K: 0 S: 6 | H: 0 LOB: 0 BB: 0 P: 7 | R: 0 E: 0 K: 1 S: 7 | H: 1 LOB: 1 BB: 0 P: 11 | R: 1 E: 0 K: 1 S: 17 | H: 3 LOB: 2 BB: 0 P: 24 | R: 0 E: 0 K: 1 S: 10 | H: 2 LOB: 2 BB: 0 P: 14 | R: 1 E: 0 K: 0 S: 8 | H: 2 LOB: 1 BB: 0 P: 11 | R: 1 E: 0 K: 1 S: 9 | H: 1 LOB: 0 BB: 0 P: 16 | R: 0 E: 0 K: 0 S: 5 | H: 0 LOB: 0 BB: 0 P: 6 | 1B: 7 2B: 1 3B: 0 HR: 1 | SF: 0 SAC: 1 DP: 0 HBP: 0 | WP: 0 PB: 0 SB: 0 CS: 0 | PA: 36 |
| PITCHER | IP WLS BF H R ER SO BB IBB HBP BLK WP HR S P ERA WHIP | | | | | | | | | | | | | | | | | | | | | |
| John Doherty, R (1, 1) ERA: 4.05 | 7.0 W 29 8 2 2 4 0 0 0 0 0 0 0 62 86 2.57 1.143 | | | | | | | | | | | | | | | | | | | | | |
| Bill Krueger, L (8, 1) ERA: 6.75 | 0.1 2 1 1 1 0 0 0 0 0 0 0 0 1 5 10 27.00 3.000 | | | | | | | | | | | | | | | | | | | | | |
| Mike Henneman, R (8, 1) ERA: | 1.2 S 5 0 0 0 1 0 0 0 0 0 0 0 9 12 0.00 0.000 | | | | | | | | | | | | | | | | | | | | | |

Baltimore Orioles @ Detroit Tigers
Tiger Stadium, Detroit, MI
Wed Apr 13 1994, 3:33 AM EDT
Att. 10,251 - Overcast - 51 F

livebaseballscorecards.com

AB 35
R 3
H 9
RBI 3
BB 0
SO 5
LOB 9



| Batter | 1 | 2 | 3 | 4 | 5 | 6 | 7 | 8 | 9 | AB R H RBI BB SO LOB | TOP | | | | | | | | | | | | | | |
|--|---|----------------------------------|------------------------------|----------------------------------|------------------------------|---------------------------------|-------------------------------|----------------------------------|-------------------------------|----------------------------------|---|----------------------------------|------------------------------|----------------------------------|------------------------------|----------------------------------|-------------------------------|----------------------------------|----------------------------------|------------------------------------|----------------------------------|--------|---|-----|----|
| Brady Anderson, L (1, 7) OBP: 0.368, SLG: 0.355 | 3-1 HR | | 0-0 L3 | | 3-3 K | | 1-1 G6-3 | | 0-1 P7 | 5 1 1 1 0 1 2 | <p>Baltimore Orioles @ Detroit Tigers Tiger Stadium, Detroit, MI Thu Apr 14 1994, 3:33 AM EDT Att. 11,243 - Sunny - 59 F</p> <p>livebaseballscorecards.com</p> <table border="1"> <tr><td>AB</td><td>36</td></tr> <tr><td>R</td><td>3</td></tr> <tr><td>H</td><td>9</td></tr> <tr><td>RBI</td><td>3</td></tr> <tr><td>BB</td><td>4</td></tr> <tr><td>SO</td><td>6</td></tr> <tr><td>LOB</td><td>19</td></tr> </table>  | AB | 36 | R | 3 | H | 9 | RBI | 3 | BB | 4 | SO | 6 | LOB | 19 |
| AB | 36 | | | | | | | | | | | | | | | | | | | | | | | | |
| R | 3 | | | | | | | | | | | | | | | | | | | | | | | | |
| H | 9 | | | | | | | | | | | | | | | | | | | | | | | | |
| RBI | 3 | | | | | | | | | | | | | | | | | | | | | | | | |
| BB | 4 | | | | | | | | | | | | | | | | | | | | | | | | |
| SO | 6 | | | | | | | | | | | | | | | | | | | | | | | | |
| LOB | 19 | | | | | | | | | | | | | | | | | | | | | | | | |
| Mike Devereaux, R (1, 8) OBP: 0.250, SLG: 0.438 | 1-1 G5-3 | | | 4-2 2B 1B BB | 1-3 K | | 2-1 FC3-2 | 4-2 SAFE SAFE BB | 3 1 0 0 2 1 1 | | | | | | | | | | | | | | | | |
| Rafael Palmeiro, L (1, 3) OBP: 0.400, SLG: 0.688 | 1-3 K | | | 0-0 FC5-2 1-3 2B | 2-2 1B | | 2-1 G4-3 | 1-2 F8 | 5 0 2 0 0 1 3 | | | | | | | | | | | | | | | | |
| Harold Baines, L (1, 10) OBP: 0.412, SLG: 0.581 | 2-2 G1 | | | 1-0 FC5-2 1B 1B | 0-0 1B | | 0-0 G1-3 | 1-2 G1-3 | 5 1 1 0 0 0 4 | | | | | | | | | | | | | | | | |
| Cal Ripken Jr., R (1, 6) OBP: 0.303, SLG: 0.424 | | 0-3 K | | 0-3 K | 1-0 F8 | | 2-1 G1-3 | | 4 0 0 0 0 2 4 | | | | | | | | | | | | | | | | |
| Chris Hoiles, R (1, 2) OBP: 0.333, SLG: 0.333 | | 3-1 G5-3 | | 3-2 BB 1B 1B | | 1-3 K | 1-0 WP 1B | | 4 0 2 1 0 1 0 | | | | | | | | | | | | | | | | |
| Chris Sabo, R (1, 5) OBP: 0.321, SLG: 0.385 | | 1-0 P9 | | 0-0 BB 1B | | 1-0 P7 | 4-1 1-3 IBB | | 3 0 1 1 1 0 0 | | | | | | | | | | | | | | | | |
| Mark McLemore, S (1, 4) OBP: 0.281, SLG: 0.290 | | | 1-0 F7 | 4-0 BB BB BB | 1-2 2-3 BB | 2-2 P6 | 3-2 F8 | | 3 0 0 0 1 0 2 | | | | | | | | | | | | | | | | |
| Jeffrey Hammonds, R (1, 9) OBP: 0.344, SLG: 0.655 | | | 0-1 B1-3 | 0-0 G1-3 | | 0-0 G6-3 FC3-2 2B | | 0-1 S 1B | 4 0 2 0 0 0 3 | | | | | | | | | | | | | | | | |
| Inning Stats | R: 1 E: 0 K: 1 S: 10 | H: 1 LOB: 0 BB: 0 P: 17 | R: 0 E: 0 K: 1 S: 6 | H: 0 LOB: 0 BB: 0 P: 10 | R: 0 E: 0 K: 0 S: 4 | H: 0 LOB: 0 BB: 0 P: 5 | R: 2 E: 0 K: 1 S: 13 | H: 3 LOB: 3 BB: 2 P: 25 | R: 0 E: 0 K: 2 S: 12 | H: 2 LOB: 2 BB: 0 P: 19 | R: 0 E: 0 K: 1 S: 8 | H: 0 LOB: 0 BB: 0 P: 12 | R: 0 E: 0 K: 0 S: 7 | H: 1 LOB: 1 BB: 0 P: 12 | R: 0 E: 0 K: 0 S: 8 | H: 1 LOB: 2 BB: 1 P: 18 | R: 0 E: 0 K: 0 S: 12 | H: 1 LOB: 2 BB: 1 P: 18 | 1B: 6 2B: 2 3B: 0 HR: 1 | SF: 0 SAC: 0 DP: 0 HBP: 0 | WP: 2 PB: 0 SB: 1 CS: 0 | PA: 40 | | | |
| PITCHER | IP WLS BF H R ER SO BB IBB HBP BLK WP HR S P ERA WHIP | | | | | | | | | | | | | | | | | | | | | | | | |
| Mike Moore, R (1, 1) ERA: 5.71 | 8.0 L 35 8 3 3 6 2 1 0 0 1 1 68 118 3.38 1.250 | | | | | | | | | | | | | | | | | | | | | | | | |
| Storm Davis, R (9, 1) ERA: 4.5 | 1.0 5 1 0 0 0 1 0 0 0 0 0 0 12 18 0.00 2.000 | | | | | | | | | | | | | | | | | | | | | | | | |

BOTTOM

Baltimore Orioles @ Detroit Tigers
Tiger Stadium, Detroit, MI
Thu Apr 14 1994, 3:33 AM EDT
Att. 11,243 - Sunny - 59 F

livebaseballscorecards.com

AB 30
R 1
H 4
RBI 1
BB 3
SO 9
LOB 6



WP: 1 PA: 33
PB: 0
SB: 0
CS: 0

AB R H RBI BB SO LOB

3 0 0 0 1 1 0

3 1 2 1 1 1 0

4 0 1 0 0 2 3

3 0 0 0 1 2 0

4 0 0 0 0 0 1

4 0 0 0 0 1 0

3 0 1 0 0 0 0

3 0 0 0 0 2 1

2 0 0 0 0 0 0

1 0 0 0 0 0 1

1B: 2 SF: 0
2B: 1 SAC: 0
3B: 0 DP: 0
HR: 1 HBP: 0

| Batter | 1 | 2 | 3 | 4 | 5 | 6 | 7 | 8 | 9 |
|---|---------------------------|----------------|------------------|------------------|------------------|----------------------|----------------|---------------------------------------|------------------|
| Tony Phillips, S OBP: 0.341, SLG: 0.361 (1, 7) | 3-3 K ① | | 1-0 G4-3 ② | | | 1-0 L6 ② | | 4-2 WP BB ①-2 | |
| Lou Whitaker, L OBP: 0.440, SLG: 0.684 (1, 4) | 1-1 HR | | 0-3 K ③ | | | 3-2 2B 1B ③ | | 4-2 BB ①-2 ②-3 | |
| Eric Davis, R OBP: 0.250, SLG: 0.345 (1, 8) | 3-1 P3 ② | | | 3-3 K ① | | 2-2 2B ③ | | 0-3 K ③ | |
| Cecil Fielder, R OBP: 0.308, SLG: 0.657 (1, 3) | 4-1 FC4-6 BB | | | 2-3 K ② | | | 0-2 F8 ① | | 2-3 K ① |
| Kirk Gibson, L OBP: 0.238, SLG: 0.118 (1, 9) | 0-0 FC4-6 1-2f ③ | | | 2-0 G4-3 ③ | | | 1-2 P7 ② | | 3-2 G6-3 ② |
| Mickey Tettleton, S OBP: 0.364, SLG: 0.385 (1, 2) | | 2-3 K ① | | | 2-0 G4-3 ① | | 0-1 F9 ③ | | 2-2 F7 ③ |
| Scott Livingstone, L OBP: 0.444, SLG: 0.556 (1, 5) | | 1-1 G3 ② | | | 0-0 G4-3 ② | | | 1-2 FC6-4 1B | |
| Junior Felix, S OBP: 0.200, SLG: 0.143 (1, 10) | | 1-3 K ③ | | | 1-3 K ③ | | | 0-2 FC6-4 WP BB 1-2f ① | |
| Chris Gomez, R OBP: 0.222, SLG: 0.222 Alan Trammell, R OBP: 0.364, SLG: 0.379 (8, PH) (9, 6) | | | 0-1 F7 ① | | | 2-1 F9 ① | | 2-2 F7 ② | |

| Inning Stats | R: 1 | H: 1 | E: 0 | K: 1 | S: 9 | LOB: 1 | BB: 1 | P: 20 | R: 0 | H: 0 | E: 0 | K: 2 | S: 8 | LOB: 0 | BB: 0 | P: 12 | R: 0 | H: 0 | E: 0 | K: 1 | S: 6 | LOB: 0 | BB: 0 | P: 7 | R: 0 | H: 0 | E: 0 | K: 2 | S: 9 | LOB: 0 | BB: 0 | P: 16 | R: 0 | H: 0 | E: 0 | K: 1 | S: 5 | LOB: 0 | BB: 0 | P: 8 | R: 0 | H: 2 | E: 0 | K: 0 | S: 11 | LOB: 2 | BB: 0 | P: 19 | R: 0 | H: 0 | E: 0 | K: 0 | S: 9 | LOB: 0 | BB: 0 | P: 10 | R: 0 | H: 1 | E: 0 | K: 1 | S: 19 | LOB: 3 | BB: 2 | P: 30 | R: 0 | H: 0 | E: 0 | K: 1 | S: 11 | LOB: 0 | BB: 0 | P: 18 | 1B: 2 | SF: 0 | 2B: 1 | SAC: 0 | 3B: 0 | DP: 0 | HR: 1 | HBP: 0 | WP: 1 | PA: 33 |
|--------------|------|------|------|------|------|--------|-------|-------|------|------|------|------|------|--------|-------|-------|------|------|------|------|------|--------|-------|------|------|------|------|------|------|--------|-------|-------|------|------|------|------|------|--------|-------|------|------|------|------|------|-------|--------|-------|-------|------|------|------|------|------|--------|-------|-------|------|------|------|------|-------|--------|-------|-------|------|------|------|------|-------|--------|-------|-------|-------|-------|-------|--------|-------|-------|-------|--------|-------|--------|
|--------------|------|------|------|------|------|--------|-------|-------|------|------|------|------|------|--------|-------|-------|------|------|------|------|------|--------|-------|------|------|------|------|------|------|--------|-------|-------|------|------|------|------|------|--------|-------|------|------|------|------|------|-------|--------|-------|-------|------|------|------|------|------|--------|-------|-------|------|------|------|------|-------|--------|-------|-------|------|------|------|------|-------|--------|-------|-------|-------|-------|-------|--------|-------|-------|-------|--------|-------|--------|

| PITCHER | IP | WLS | BF | H | R | ER | SO | BB | IBB | HBP | BLK | WP | HR | S | P | ERA | WHIP |
|---|-----|-----|----|---|---|----|----|----|-----|-----|-----|----|----|----|-----|------|-------|
| 35 Mike Mussina, R ERA: 1.74 (1, 1) | 7.2 | W | 28 | 4 | 1 | 1 | 7 | 2 | 0 | 0 | 0 | 0 | 1 | 69 | 111 | 1.17 | 0.783 |
| Alan Mills, R ERA: 12.27 (8, 1) | 0.1 | | 2 | 0 | 0 | 0 | 1 | 0 | 0 | 0 | 0 | 1 | 0 | 7 | 11 | 0.00 | 3.000 |
| Lee Smith, R ERA: (9, 1) | 1.0 | S | 3 | 0 | 0 | 0 | 1 | 0 | 0 | 0 | 0 | 0 | 0 | 11 | 18 | 0.00 | 0.000 |

| PITCHER | IP | WLS | BF | H | R | ER | SO | BB | IBB | HBP | BLK | WP | HR | S | P | ERA | WHIP |
|---------|----|-----|----|---|---|----|----|----|-----|-----|-----|----|----|---|---|-----|------|
|---------|----|-----|----|---|---|----|----|----|-----|-----|-----|----|----|---|---|-----|------|

| Batter | 1 | 2 | 3 | 4 | 5 | 6 | 7 | 8 | 9 | AB R H RBI BB SO LOB | TOP | |
|---|---|---|---|---|---|--|---|---|--|--|---|---|
| Randy Velarde, R (1, 5) OBP: 0.435, SLG: 0.524 | 0-2 P2 | 1-1 P6 | | 1-1 P4 | | 0-0 SH1-4 | | 1-1 HR | 0-1 | 5 1 2 1 0 0 4 | | |
| Jim Leyritz, R (1, 10) OBP: 0.471, SLG: 0.571 Paul O'Neill, L (6, PH) OBP: 0.652, SLG: 1.333 | 0-0 P3 | | 3-2 HR | 2-3 K | | 3-3 K | | 0-2 HR | 4-0 | 3 1 1 1 0 1 1 2 1 1 2 1 1 1 | | |
| Don Mattingly, L (1, 3) OBP: 0.310, SLG: 0.257 | 1-3 K | | 0-1 G4-3 | | 3-2 E5 | 4-0 | | 0-3 K | 1-0 | 5 1 0 0 1 2 3 | | |
| Danny Tartabull, R (1, 9) OBP: 0.439, SLG: 0.743 | | 1-1 F8 | 4-0 | | 2-1 | 3-3 | | 1-1 | | 4 2 3 2 1 1 2 | | |
| Mike Stanley, R (1, 2) OBP: 0.355, SLG: 0.500 | | 3-2 F8 | 3-1 | | 3-1 | | | 4-1 | | 4 0 2 0 1 0 1 | | |
| Bernie Williams, S (1, 8) OBP: 0.270, SLG: 0.394 | | 4-2 BB | 2-0 | | 2-3 | | | 0-2 | | 4 0 0 0 1 1 5 | | |
| Mike Gallego, R (1, 6) OBP: 0.342, SLG: 0.486 | | 1-1 BB | 1-1 | | 0-0 | | | | 2-0 | 5 0 3 1 0 0 3 | | |
| Gerald Williams, R (1, 7) OBP: 0.500, SLG: 0.500 Daryl Boston, L (7, PH) (7, 7) | | 2-3 K | | 1-2 | 0-0 | | | 0-3 | 1-1 | 3 0 1 0 0 1 3 2 1 0 0 0 1 2 | | |
| Pat Kelly, R (1, 4) OBP: 0.333, SLG: 0.391 | | 4-2 | 1-1 | | 4-2 | | | 0-2 | 1-2 | 2 0 1 0 2 0 0 | | |
| Inning Stats | R: 0 H: 0 E: 0 LOB: 0 K: 1 BB: 0 S: 7 P: 8 | R: 1 H: 2 E: 0 LOB: 3 K: 1 BB: 2 S: 22 P: 38 | R: 1 H: 2 E: 0 LOB: 2 K: 0 BB: 1 S: 13 P: 26 | R: 0 H: 1 E: 0 LOB: 1 K: 1 BB: 0 S: 10 P: 15 | R: 2 H: 2 E: 1 LOB: 1 K: 1 BB: 0 S: 16 P: 26 | R: 0 H: 0 E: 0 LOB: 2 K: 2 BB: 2 S: 9 P: 23 | R: 0 H: 1 E: 0 LOB: 1 K: 1 BB: 0 S: 11 P: 17 | R: 2 H: 3 E: 0 LOB: 2 K: 1 BB: 1 S: 22 P: 28 | R: 1 H: 3 E: 0 LOB: 2 K: 0 BB: 1 S: 9 P: 18 | 1B: 9 SF: 0 2B: 2 SAC: 2 3B: 0 DP: 1 HR: 3 HBP: 0 | WP: 1 PA: 48 PB: 0 SB: 0 CS: 0 | |
| PITCHER David Wells, L (1, 1) ERA: 5.5 Joe Boever, R (6, 1) ERA: 2.53 | IP WLS BF H R ER SO BB IBB HBP BLK WP HR S P ERA WHIP | | | | | | | | | | | PITCHER IP WLS BF H R ER SO BB IBB HBP BLK WP HR S P ERA WHIP |

New York Yankees @ Detroit Tigers
Tiger Stadium, Detroit, MI
Fri Apr 15 1994, 7:05 PM EDT
Att. 14,315 - Unknown - 70 F

livebaseballscorecards.com

| | |
|-----|----|
| AB | 39 |
| R | 7 |
| H | 14 |
| RBI | 7 |
| BB | 7 |
| SO | 8 |
| LOB | 25 |



BOTTOM

New York Yankees @ Detroit Tigers
Tiger Stadium, Detroit, MI
Fri Apr 15 1994, 7:05 PM EDT
Att: 14,315 - Unknown - 70 F

livebaseballscorecards.com

| | |
|-----|----|
| AB | 35 |
| R | 5 |
| H | 10 |
| RBI | 5 |
| BB | 4 |
| SO | 8 |
| LOB | 19 |



| | | | |
|-----|---|-----|----|
| WP: | 0 | PA: | 39 |
| PB: | 0 | | |
| SB: | 0 | | |
| CS: | 0 | | |

AB R H RBI BB SO LOB

| | | | | | | |
|---|---|---|---|---|---|---|
| 4 | 0 | 1 | 2 | 1 | 2 | 2 |
| 5 | 0 | 0 | 0 | 0 | 1 | 3 |
| 4 | 0 | 0 | 0 | 0 | 0 | 0 |
| 1 | 0 | 0 | 0 | 0 | 0 | 2 |
| 3 | 1 | 3 | 0 | 1 | 0 | 0 |
| 4 | 1 | 1 | 0 | 0 | 1 | 3 |
| 3 | 1 | 1 | 2 | 1 | 2 | 1 |
| 4 | 2 | 3 | 1 | 0 | 0 | 1 |
| 3 | 0 | 1 | 0 | 0 | 0 | 2 |
| 0 | 0 | 0 | 0 | 1 | 0 | 0 |
| 2 | 0 | 0 | 0 | 0 | 1 | 2 |
| 1 | 0 | 0 | 0 | 0 | 0 | 0 |
| 1 | 0 | 0 | 0 | 0 | 1 | 3 |

| Batter | 1 | 2 | 3 | 4 | 5 | 6 | 7 | 8 | 9 |
|--|----------|-----------|--------|--------|------------|----------|-------|--------------|--------|
| Tony Phillips, S (1, 7) OBP: 0.348, SLG: 0.350 | 1-2 G4-3 | 0-3 K | | | 4-2 BB | | 2-3 K | | 1-1 1B |
| Lou Whitaker, L (1, 4) OBP: 0.367, SLG: 0.542 | 0-3 K | | 2-0 F8 | | 1-0 G4-6-3 | | | 0-2 G6-3 | 1-0 P6 |
| Kirk Gibson, L (1, 9) Eric Davis, R (9, PH) OBP: 0.200, SLG: 0.095 OBP: 0.242, SLG: 0.333 | 0-0 F7 | | 0-1 F7 | | 2-2 G3-1 | | | 0-2 G4-3 | 1-1 F7 |
| Cecil Fielder, R (1, 3) OBP: 0.372, SLG: 0.737 | | 3-2 2B 1B | 4-2 BB | | 0-1 2B | | | 1-0 2B | |
| Travis Fryman, R (1, 5) OBP: 0.263, SLG: 0.457 | | 3-2 1B 2B | 2-2 F9 | | 2-3 K | | | 1-0 G6-3 | |
| Mickey Tettleton, S (1, 10) OBP: 0.378, SLG: 0.379 | | 2-0 1B 1B | | 3-3 K | | 3-3 K | | 4-2 2B 1B BB | |
| Alan Trammell, R (1, 6) OBP: 0.405, SLG: 0.545 | | 2-1 1B | | 1-1 HR | | 1-1 G4-3 | | 2-1 1B 2B | |
| Chad Kreuter, S (1, 2) Scott Livingstone, L (9, PH) OBP: 0.214, SLG: 0.154 OBP: 0.500, SLG: 0.556 | | 1-1 L8 | | 2-1 1B | | 1-0 G5-3 | | 4-2 1B BB | |
| Milt Cuyler, S (1, 8) Danny Bautista, R (7, PH) OBP: 0.200, SLG: 0.111 OBP: 0.353, SLG: 0.500 | | 0-0 F8 | | 1-3 K | | 1-0 G4-3 | | 3-3 K | |
| Junior Felix, S (9, PH) OBP: 0.188, SLG: 0.133 | | | | | | | | | |

| Inning Stats | R: 0 | H: 0 | E: 0 | K: 1 | S: 7 | H: 0 | LOB: 0 | BB: 0 | P: 8 | R: 2 | H: 4 | E: 0 | K: 1 | S: 16 | R: 0 | H: 0 | E: 0 | K: 0 | S: 8 | R: 1 | H: 2 | E: 0 | K: 2 | S: 10 | R: 0 | H: 0 | E: 0 | K: 0 | S: 8 | R: 0 | H: 1 | E: 0 | K: 2 | S: 12 | R: 0 | H: 0 | E: 0 | K: 1 | S: 9 | R: 0 | H: 1 | E: 0 | K: 0 | S: 9 | R: 2 | H: 2 | E: 0 | K: 1 | S: 14 | 1B: 5 | SF: 0 | 2B: 4 | SAC: 0 | 3B: 0 | DP: 1 | HR: 1 | HBP: 0 | WP: 0 | PA: 39 |
|--------------|------|------|------|------|------|------|--------|-------|------|------|------|------|------|-------|------|------|------|------|------|------|------|------|------|-------|------|------|------|------|------|------|------|------|------|-------|------|------|------|------|------|------|------|------|------|------|------|------|------|------|-------|-------|-------|-------|--------|-------|-------|-------|--------|-------|--------|
|--------------|------|------|------|------|------|------|--------|-------|------|------|------|------|------|-------|------|------|------|------|------|------|------|------|------|-------|------|------|------|------|------|------|------|------|------|-------|------|------|------|------|------|------|------|------|------|------|------|------|------|------|-------|-------|-------|-------|--------|-------|-------|-------|--------|-------|--------|

| PITCHER | IP | WLS | BF | H | R | ER | SO | BB | IBB | HBP | BLK | WP | HR | S | P | ERA | WHIP |
|---|-----|-----|----|---|---|----|----|----|-----|-----|-----|----|----|----|-----|-------|--------|
| Melido Perez, R (1, 1) ERA: 3.75 | 6.0 | W | 25 | 7 | 3 | 3 | 6 | 2 | 0 | 0 | 0 | 0 | 1 | 61 | 101 | 4.50 | 1.500 |
| Steve Howe, L (7, 1) ERA: | 2.0 | | 7 | 1 | 0 | 0 | 1 | 0 | 0 | 0 | 0 | 0 | 0 | 18 | 24 | 0.00 | 0.500 |
| Xavier Hernandez, R (9, 1) ERA: 12.0 | 0.1 | | 5 | 2 | 2 | 2 | 1 | 2 | 0 | 0 | 0 | 0 | 0 | 11 | 25 | 54.00 | 12.000 |
| Sterling Hitchcock, L (9, 1) ERA: 16.2 | 0.1 | | 1 | 0 | 0 | 0 | 0 | 0 | 0 | 0 | 0 | 0 | 0 | 1 | 2 | 0.00 | 0.000 |
| Jeff Reardon, R (9, 1) ERA: 4.15 | 0.1 | S | 1 | 0 | 0 | 0 | 0 | 0 | 0 | 0 | 0 | 0 | 0 | 2 | 3 | 0.00 | 0.000 |

| Batter | 1 | 2 | 3 | 4 | 5 | 6 | 7 | 8 | 9 | 10 | 11 | AB R H RBI BB SO LOB | TOP | | | | | |
|--|---|--|--|--|--|---|--|---|--|--|--|--|---|---|----|-----|------|-------|
| Luis Polonia, L OBP: 0.344, SLG: 0.160 (1, 7) | 1-2 G5-3 | | 2-1 1B | | 0-0 L7 | | 4-2 BB BB | | 0-1 L7 | | 1-1 G5-3 | 5 1 1 0 1 0 0 | | | | | | |
| Wade Boggs, L OBP: 0.436, SLG: 0.444 (1, 5) | 1-1 F9 | | 3-2 1B | | 3-1 F7 | | 0-1 L7 | | 1-2 G4-3 | | | 5 0 1 1 0 0 2 | | | | | | |
| Don Mattingly, L OBP: 0.319, SLG: 0.237 (1, 3) | 3-2 F8 | | 4-0 BB | | | | 0-0 G6-3 | | 1-0 L6 | | | 3 0 0 0 2 0 0 | | | | | | |
| Danny Tartabull, R OBP: 0.413, SLG: 0.667 (1, 10) | | 3-3 K | 1-3 K | | | | 2-3 K | | 1-0 F8 | | | 4 0 0 1 1 3 2 | | | | | | |
| Paul O'Neill, L OBP: 0.607, SLG: 1.130 (1, 9) | | 0-2 F7 | | 1-1 G4-3 | | 0-0 HR | 1-1 L8 | | 0-0 1B | | | 5 1 2 0 0 0 3 | | | | | | |
| Matt Nokes, L OBP: 0.417, SLG: 0.727 Gerald Williams, R OBP: 0.500, SLG: 0.500 Mike Stanley, R OBP: 0.344, SLG: 0.481 (1, 2) | | 0-1 2B | | 3-2 FC5-4 1B | | 2-0 HR | | 4-1 SH1-4 BB | 1-1 F9 | | | 3 1 3 2 1 0 0 0 0 0 0 0 0 0 1 0 0 0 0 0 1 | | | | | | |
| Bernie Williams, S OBP: 0.244, SLG: 0.351 (1, 8) | | 2-1 G1-3 | | 1-2 L9 | | 0-1 G4-3 | | 1-1 SH1-4 | 0-0 G4-3 | | | 4 0 0 0 0 0 3 | | | | | | |
| Mike Gallego, R OBP: 0.326, SLG: 0.450 (1, 6) | | | 0-0 L9 | 2-0 FC5-4 | | | 0-0 BB BB | 1-0 G5-3 | | | 0-0 G5-3 | 5 1 1 0 0 0 3 | | | | | | |
| Pat Kelly, R OBP: 0.300, SLG: 0.346 Daryl Boston, L Randy Velarde, R OBP: 0.417, SLG: 0.500 (1, 4) | | | 2-3 K | | 1-0 F7 | | 0-0 B2 | 3-0 P6 | | | 1-3 K | 3 0 0 0 0 1 1 1 0 0 0 0 0 2 1 0 0 0 0 1 0 | | | | | | |
| Inning Stats | R: 0 H: 0 E: 0 K: 0 S: 9 WLS: 0 LOB: 0 BB: 0 P: 14 | R: 0 H: 1 E: 0 K: 1 S: 10 WLS: 0 LOB: 1 BB: 0 P: 15 | R: 1 H: 2 E: 0 K: 2 S: 12 WLS: 0 LOB: 2 BB: 1 P: 24 | R: 0 H: 1 E: 0 K: 0 S: 11 WLS: 0 LOB: 1 BB: 0 P: 18 | R: 0 H: 0 E: 0 K: 0 S: 4 WLS: 0 LOB: 0 BB: 0 P: 8 | R: 2 H: 2 E: 0 K: 1 S: 9 WLS: 0 LOB: 0 BB: 0 P: 13 | R: 1 H: 1 E: 0 K: 0 S: 11 WLS: 0 LOB: 3 BB: 3 P: 25 | R: 0 H: 0 E: 0 K: 0 S: 5 WLS: 0 LOB: 2 BB: 1 P: 14 | R: 0 H: 0 E: 0 K: 0 S: 7 WLS: 0 LOB: 0 BB: 0 P: 9 | R: 0 H: 1 E: 0 K: 1 S: 5 WLS: 0 LOB: 1 BB: 0 P: 7 | R: 0 H: 0 E: 0 K: 1 S: 6 WLS: 0 LOB: 0 BB: 0 P: 8 | 1B: 6 SF: 0 2B: 1 SAC: 1 3B: 0 DP: 0 HR: 1 HBP: 0 | WP: 0 PA: 46 PB: 1 SB: 1 CS: 0 | | | | | |
| PITCHER | IP WLS BF H R ER SO BB IBB HBP BLK WP HR S P ERA WHIP | | | | | | | | | | | | | | | | | |
| Tim Belcher, R ERA: 7.2 (1, 1) | 6.1 | 28 | 7 | 4 | 4 | 4 | 2 | 0 | 0 | 0 | 0 | 0 | 0 | 1 | 60 | 101 | 5.68 | 1.421 |
| Bill Krueger, L ERA: 3.86 (7, 1) | 1.0 | 6 | 0 | 0 | 0 | 0 | 3 | 0 | 0 | 0 | 0 | 0 | 0 | 0 | 9 | 24 | 0.00 | 3.000 |
| Mike Gardiner, R ERA: (8, 1) | 2.2 | 9 | 1 | 0 | 0 | 0 | 0 | 0 | 0 | 0 | 0 | 0 | 0 | 0 | 14 | 22 | 0.00 | 0.375 |
| Mike Henneman, R ERA: (11, 1) | 1.0 | W 3 | 0 | 0 | 0 | 1 | 0 | 0 | 0 | 0 | 0 | 0 | 0 | 0 | 6 | 8 | 0.00 | 0.000 |

New York Yankees @ Detroit Tigers
Tiger Stadium, Detroit, MI
Sat Apr 16 1994, 3:33 AM EDT
Att: 15,276 - Cloudy - 50 F

livebaseballscorecards.com

| | |
|-----|----|
| AB | 40 |
| R | 4 |
| H | 8 |
| RBI | 4 |
| BB | 5 |
| SO | 5 |
| LOB | 17 |



| Batter | 1 | 2 | 3 | 4 | 5 | 6 | 7 | 8 | 9 | AB R H RBI BB SO LOB | TOP | | | | | | | | | | | | | | | | |
|--|---|----------------------------------|-------------------------------|----------------------------------|-------------------------------|----------------------------------|-------------------------------|----------------------------------|------------------------------|----------------------------------|---|----------------------------------|------------------------------|----------------------------------|-------------------------------|----------------------------------|------------------------------|----------------------------------|-----------------------------------|------------------------------------|----------------------------------|--------|--|--|--|--|--|
| Luis Polonia, L (1, 7) OBP: 0.351, SLG: 0.200 | 2-2 G6-3 | | 1-2 1B 1B | 0-0 F8 | | | 2-2 G4-3 | 2-1 1B | | 5 0 2 2 0 0 2 | | | | | | | | | | | | | | | | | |
| Wade Boggs, L (1, 5) OBP: 0.409, SLG: 0.415 | 0-0 L7 | | 1-0 2B 1B | | 3-2 G6-3 | | 1-3 K | 3-3 K | | 5 1 1 1 0 2 2 | | | | | | | | | | | | | | | | | |
| Don Mattingly, L (1, 3) OBP: 0.327, SLG: 0.302 | 2-2 G1-3 | | 2-1 1B 2B | | 0-1 F8 | | | 0-1 1B SF9 2B | 0-0 F7 | 5 2 2 1 0 0 0 | | | | | | | | | | | | | | | | | |
| Danny Tartabull, R (1, 10) OBP: 0.412, SLG: 0.636 | | 0-1 F9 | 1-1 1B | | 1-2 G6-3 | | | 0-1 SF9 1B G1-3 1B | 3-1 F8 | 5 1 2 1 0 0 0 | | | | | | | | | | | | | | | | | |
| Paul O'Neill, L (1, 9) OBP: 0.606, SLG: 1.038 | | 3-1 1B | 0-0 G4-3 | | | 4-0 E FC5-4 BB | | 1-2 G1-3 | 4-2 FC5-4 BB | 3 1 1 0 2 0 3 | | | | | | | | | | | | | | | | | |
| Mike Stanley, R (1, 2) OBP: 0.351, SLG: 0.452 | | 2-3 K | | 2-2 1B 1B | | 1-1 E7 FC5-4 | | 4-0 BB 1B IBB | 1-2 FC5-4 | 4 1 1 0 1 1 3 | | | | | | | | | | | | | | | | | |
| Daryl Boston, L (1, 8) OBP: 0.125, SLG: 0.125 Bernie Williams, S (6, PH) OBP: 0.233, SLG: 0.342 | | 1-1 L4 | | 1-1 1B | | 1-1 FC5-4 CS | | 1-0 SF9 | | 2 0 1 0 0 0 1 1 0 0 2 0 0 1 | AB 37 R 8 H 12 RBI 8 BB 4 SO 4 LOB 18 | | | | | | | | | | | | | | | | |
| Mike Gallego, R (1, 6) OBP: 0.340, SLG: 0.455 | | | 0-0 1B 1B | | 2-2 L4 | | 1-2 F8 | 1-1 BB 1B | | 4 2 2 1 0 0 3 | | | | | | | | | | | | | | | | | |
| Pat Kelly, R (1, 4) OBP: 0.294, SLG: 0.310 | | | 0-3 K | | 2-2 P3 | | 0-0 CS | 2-0 G4-3 | 4-2 1B BB | 3 0 0 0 1 1 3 | | | | | | | | | | | | | | | | | |
| Inning Stats | R: 0 E: 0 K: 0 S: 9 | H: 0 LOB: 0 BB: 0 P: 13 | R: 0 E: 0 K: 1 S: 11 | H: 1 LOB: 1 BB: 0 P: 17 | R: 3 E: 0 K: 1 S: 16 | H: 5 LOB: 1 BB: 0 P: 21 | R: 0 E: 0 K: 0 S: 17 | H: 2 LOB: 2 BB: 0 P: 24 | R: 0 E: 0 K: 0 S: 9 | H: 0 LOB: 0 BB: 0 P: 13 | R: 1 E: 1 K: 0 S: 7 | H: 0 LOB: 0 BB: 1 P: 14 | R: 0 E: 0 K: 1 S: 7 | H: 0 LOB: 0 BB: 0 P: 12 | R: 4 E: 0 K: 1 S: 18 | H: 4 LOB: 2 BB: 2 P: 34 | R: 0 E: 0 K: 0 S: 8 | H: 0 LOB: 1 BB: 1 P: 16 | 1B: 10 2B: 2 3B: 0 HR: 0 | SF: 1 SAC: 0 DP: 0 HBP: 0 | WP: 0 PB: 0 SB: 1 CS: 1 | PA: 43 | | | | | |
| PITCHER | IP WLS BF H R ER SO BB IBB HBP BLK WP HR S P ERA WHIP | | | | | | | | | | | | | | | | | | | | | | | | | | |
| Bill Gullickson, R (1, 1) ERA: 8.22 | 5.0 | | 22 | 8 | 3 | 3 | 2 | 0 | 0 | 0 | 0 | 0 | 0 | 62 | 88 | 5.40 | 1.600 | | | | | | | | | | |
| Bill Krueger, L (6, 1) ERA: 7.2 | 2.2 | L | 12 | 2 | 4 | 3 | 1 | 1 | 1 | 0 | 0 | 0 | 0 | 22 | 40 | 10.12 | 1.125 | | | | | | | | | | |
| Mike Gardiner, R (8, 1) ERA: 1.0 | 0.1 | | 4 | 2 | 1 | 1 | 1 | 1 | 0 | 0 | 0 | 0 | 0 | 10 | 20 | 27.00 | 9.000 | | | | | | | | | | |
| Joe Boever, R (9, 1) ERA: 2.31 | 1.0 | | 4 | 0 | 0 | 0 | 0 | 1 | 0 | 0 | 0 | 0 | 0 | 8 | 16 | 0.00 | 1.000 | | | | | | | | | | |

New York Yankees @ Detroit Tigers
Tiger Stadium, Detroit, MI
Sun Apr 17 1994, 3:33 AM EDT
Att. 16,059 - Sunny - 54 F

livebaseballscorecards.com



BOTTOM

New York Yankees @ Detroit Tigers
Tiger Stadium, Detroit, MI
Sun Apr 17 1994, 3:33 AM EDT
Att. 16,059 - Sunny - 54 F

livebaseballscorecards.com

| | |
|-----|----|
| AB | 36 |
| R | 6 |
| H | 9 |
| RBI | 5 |
| BB | 6 |
| SO | 3 |
| LOB | 21 |



| | | | |
|-----|---|-----|----|
| WP: | 0 | PA: | 43 |
| PB: | 0 | | |
| SB: | 0 | | |
| CS: | 0 | | |

AB R H RBI BB SO LOB

3 1 0 1 2 0 1

4 1 2 0 1 0 1

5 2 1 2 0 1 4

4 1 0 0 1 0 2

5 0 3 1 0 0 2

4 0 1 1 1 1 2

3 0 0 0 0 0 5

1 0 0 0 1 0 0

3 1 1 0 0 1 1

1 0 0 0 0 0 3

1B: 5 SF: 0

2B: 3 SAC: 1

3B: 0 DP: 1

HR: 1 HBP: 0

| Batter | 1 | 2 | 3 | 4 | 5 | 6 | 7 | 8 | 9 |
|--|---|---|---|---|---|---|---|---|---|
| Tony Phillips, S OBP: 0.368, SLG: 0.396 (1, 4) BB BB C B B (8, 7) | 4-1 1B BB | | 4-2 FC6-4 1B E BB | 2-1 G4-3 3-H | | 1-2 FC6-4 1-2f | | 2-1 G1-3 | |
| Alan Trammell, R OBP: 0.396, SLG: 0.512 (1, 10) C 1 SAFE B X | 1-1 G6-4-3 1-2 1B | | 1-2 FC6-4 1-2 1B | 2-1 G5-3 3-H | | 0-1 P3 | | 4-0 HR BB | |
| Eric Davis, R OBP: 0.273, SLG: 0.385 (1, 8) B X | 2-0 P3 | | 1-2 FC6-4 E BB 1-2f 2-3 | | 1-3 K | | 1-0 G5-3 | 1-2 HR 1-H | |
| Cecil Fielder, R OBP: 0.352, SLG: 0.625 (1, 3) B B X | 2-0 G6-4-3 1-2f | | 4-2 BB E BB 1-2 | | 3-2 E5 2B | | 2-1 F8 | 0-1 G6-3 | |
| Travis Fryman, R OBP: 0.306, SLG: 0.533 (1, 5) | | 2-2 G4-3 2B | 3-1 E5 BB 1-2 2-3 3-H | | 0-0 2B 3-H | | 1-0 BB 1B 1B | 2-2 P3 | |
| Mickey Tettleton, S OBP: 0.404, SLG: 0.378 (1, 2) B B C B B X | | 1-3 K | 4-2 SAFE 1-2 2-3 3-H BB | | 2-1 G6-3 | | 0-0 BB 1B 1-2 | 1-1 L9 | |
| Danny Bautista, R OBP: 0.292, SLG: 0.364 Kirk Gibson, L OBP: 0.214, SLG: 0.087 (7, PH) (8, 9) B B X | | 2-1 G4-3 2-3 | 3-2 L9 | | 0-0 L9 | | 4-1 BB 1-2 2-3 BB | 2-1 P4 | |
| Milt Cuyler, S OBP: 0.250, SLG: 0.214 Lou Whitaker, L OBP: 0.364, SLG: 0.519 (7, PH) (8, 4) B B C B B X | | 2-3 K | | 2-1 SH1-3 G4-3 2B | | 1-1 G1-3 | 0-0 G3 | | |
| Chris Gomez, R OBP: 0.294, SLG: 0.200 (1, 6) B B C B B X | | | 2-2 G4-3 | 1-0 SH1-3 2-3 | | 0-1 FC6-4 1B | | 0-1 P4 | |
| Inning Stats | R: 0 H: 1 E: 0 LOB: 1 K: 0 BB: 1 S: 5 P: 14 | R: 0 H: 1 E: 0 LOB: 1 K: 2 BB: 0 S: 13 P: 20 | R: 2 H: 1 E: 1 LOB: 3 K: 0 BB: 3 S: 28 P: 50 | R: 1 H: 1 E: 0 LOB: 0 K: 0 BB: 0 S: 7 P: 14 | R: 1 H: 1 E: 1 LOB: 1 K: 1 BB: 0 S: 10 P: 16 | R: 0 H: 1 E: 0 LOB: 1 K: 0 BB: 0 S: 10 P: 12 | R: 0 H: 2 E: 0 LOB: 3 K: 0 BB: 1 S: 7 P: 15 | R: 2 H: 1 E: 0 LOB: 0 K: 0 BB: 1 S: 9 P: 16 | R: 0 H: 0 E: 0 LOB: 0 K: 0 BB: 0 S: 9 P: 14 |
| PITCHER | IP WLS BF H R ER SO BB IBB HBP BLK WP HR S P ERA WHIP | IP WLS BF H R ER SO BB IBB HBP BLK WP HR S P ERA WHIP | IP WLS BF H R ER SO BB IBB HBP BLK WP HR S P ERA WHIP | IP WLS BF H R ER SO BB IBB HBP BLK WP HR S P ERA WHIP | IP WLS BF H R ER SO BB IBB HBP BLK WP HR S P ERA WHIP | IP WLS BF H R ER SO BB IBB HBP BLK WP HR S P ERA WHIP | IP WLS BF H R ER SO BB IBB HBP BLK WP HR S P ERA WHIP | IP WLS BF H R ER SO BB IBB HBP BLK WP HR S P ERA WHIP | IP WLS BF H R ER SO BB IBB HBP BLK WP HR S P ERA WHIP |
| Terry Mulholland, L ERA: 7.8 (1, 1) | 6.0 | Xavier Hernandez, R ERA: 10.8 (7, 1) | 2.0 | Jeff Reardon, R ERA: 3.38 (9, 1) | 1.0 | | | | |

| Batter | 1 | 2 | 3 | 4 | 5 | 6 | 7 | 8 | 9 | AB R H RBI BB SO LOB | TOP | | | | | | | | | |
|---|---|----------------------------------|-------------------------------|----------------------------------|-------------------------------|----------------------------------|------------------------------|----------------------------------|------------------------------|---------------------------------|--|----------------------------------|------------------------------|----------------------------------|-------------------------------|----------------------------------|-----------------------------------|------------------------------------|----------------------------------|--------|
| Vince Coleman, S OBP: 0.278, SLG: 0.353 (1, 7) | | | FC3-6 1-3 BB | | G1-3 | | L6 | | 0-2 1-3 2-H 1B | 5 1 2 1 1 1 1 | | | | | | | | | | |
| Brian McRae, S OBP: 0.479, SLG: 0.512 (1, 8) | SAFE 1B E 1B 1-3 | 1-2 WP 3B | FC3-6 1-2 IBB | | L5 | | | 4-1 G4-6-3 BB | 0-3 K | 4 2 2 0 2 1 2 | | | | | | | | | | |
| Wally Joyner, L OBP: 0.300, SLG: 0.311 (1, 3) | E 1-2 FC3-2-5 1B 3-H | G3-1 | FC3-6 BB | | | 0-0 FC6-4 1B | | 1-0 G4-6-3 1-2f | 0-2 F7 | 6 0 2 2 0 0 6 | | | | | | | | | | |
| Mike Macfarlane, R OBP: 0.450, SLG: 0.467 (1, 2) | E7 1-3 2-H 1B | 4-2 WP BB | 1-2 BB | | | 0-0 F7 | | 4-1 BB | | 2 1 1 0 3 0 1 | | | | | | | | | | |
| Bob Hamelin, L OBP: 0.400, SLG: 0.706 (1, 10) | FC3-2-5 1-3 3-H 1B | 4-0 WP BB | K | | | 0-0 F7 | | 1-0 F8 | | 4 1 0 0 1 1 7 | | | | | | | | | | |
| Dave Henderson, R OBP: 0.237, SLG: 0.314 (1, 9) | 1B 1B IBB | K | | | G6-3 | | 2-1 FC6-4 1-2f | | 1-1 P6 | 4 1 0 0 1 1 3 | | | | | | | | | | |
| Gary Gaetti, R OBP: 0.333, SLG: 0.410 (1, 5) | 1-3 2-H 3-H 1B G5-3 | K | | | K | | 0-0 HR | | 1-0 1B WP 1B | 5 3 3 3 0 2 2 | AB 39 R 11 H 13 RBI 9 BB 9 SO 6 LOB 23 | | | | | | | | | |
| Jose Lind, R OBP: 0.286, SLG: 0.317 (1, 4) | G5-3 1-3 3-H 1B | | G4-3 | | F9 | | 1-2 L9 | | 2-1 1B 1B | 5 1 2 1 0 0 0 | | | | | | | | | | |
| Greg Gagne, R OBP: 0.258, SLG: 0.250 (1, 6) | G5-3 1-2 3-H | | E S FC3-6 BB | | L4 | | 0-2 F8 | | 0-1 1B 1B 3-H | 4 1 1 2 1 0 1 | | | | | | | | | | |
| Inning Stats | R: 6 E: 1 K: 1 S: 19 | H: 6 LOB: 1 BB: 1 P: 36 | R: 1 E: 0 K: 2 S: 16 | H: 1 LOB: 2 BB: 2 P: 28 | R: 1 E: 0 K: 1 S: 16 | H: 0 LOB: 3 BB: 4 P: 37 | R: 0 E: 0 K: 1 S: 8 | H: 0 LOB: 0 BB: 0 P: 12 | R: 0 E: 0 K: 0 S: 5 | H: 1 LOB: 1 BB: 0 P: 7 | R: 1 E: 0 K: 0 S: 9 | H: 1 LOB: 0 BB: 0 P: 10 | R: 0 E: 0 K: 0 S: 4 | H: 0 LOB: 1 BB: 2 P: 14 | R: 2 E: 0 K: 1 S: 16 | H: 4 LOB: 2 BB: 0 P: 20 | 1B: 11 2B: 0 3B: 1 HR: 1 | SF: 0 SAC: 0 DP: 1 HBP: 0 | WP: 2 PB: 0 SB: 2 CS: 0 | PA: 48 |
| PITCHER | IP WLS BF H R ER SO BB IBB HBP BLK WP HR S P ERA WHIP | | | | | | | | | | | | | | | | | | | |
| John Doherty, R ERA: 7.9 (1, 1) | 0.1 L 7 5 6 6 0 0 0 1 0 0 0 0 0 11 25 162.00 15.000 | | | | | | | | | | | | | | | | | | | |
| Storm Davis, R ERA: 5.4 (1, 1) | 2.2 16 2 2 2 4 5 1 0 0 1 0 40 76 6.75 2.625 | | | | | | | | | | | | | | | | | | | |
| Joe Boever, R ERA: 2.16 (4, 1) | 5.0 18 2 1 1 1 2 0 0 0 0 1 35 57 1.80 0.800 | | | | | | | | | | | | | | | | | | | |
| Mike Henneman, R ERA: 3.0 (9, 1) | 1.0 7 4 2 2 1 0 0 0 0 1 0 16 20 18.00 4.000 | | | | | | | | | | | | | | | | | | | |

Kansas City Royals @ Detroit Tigers
 Tiger Stadium, Detroit, MI
 Mon Apr 18 1994, 7:05 PM EDT
 Att. 10,988 - Unknown - 61 F

livebaseballscorecards.com

| Batter | 1 | 2 | 3 | 4 | 5 | 6 | 7 | 8 | 9 | AB | R | H | RBI | BB | SO | LOB |
|---|------|------|------|---|-------|----|---|--------|----|----|---|---|-----|----|----|-----|
| Tony Phillips, S OBP: 0.344, SLG: 0.365 (1, 7) | L7 | K | | | G4-3 | | K | | | 4 | 0 | 0 | 0 | 0 | 2 | 3 |
| Lou Whitaker, L OBP: 0.378, SLG: 0.581 (1, 4) | 2B | | G1-3 | | P5 | | | WP | 2B | 4 | 0 | 2 | 0 | 0 | 0 | 0 |
| Eric Davis, R OBP: 0.250, SLG: 0.349 (1, 8) | K | | G5-3 | | | K | | K | | 4 | 0 | 0 | 0 | 0 | 3 | 2 |
| Cecil Fielder, R OBP: 0.345, SLG: 0.588 (1, 3) | G2-3 | | | | | K | | G5-3 | | 3 | 0 | 0 | 0 | 1 | 1 | 2 |
| Scott Livingstone, L OBP: 0.500, SLG: 0.556 (9, 3) | | | | | BB | | | | | 0 | 0 | 0 | 0 | 0 | 0 | 0 |
| Travis Fryman, R OBP: 0.302, SLG: 0.500 (1, 5) | | G5-3 | P4 | | | BB | | K | | 3 | 0 | 0 | 0 | 1 | 1 | 2 |
| Mickey Tettleton, S OBP: 0.431, SLG: 0.400 (1, 10) | | | | | | | | | | | | | | | | |
| Kirk Gibson, L OBP: 0.219, SLG: 0.111 (1, 9) | | 1B | BB | | FC4-6 | 1B | | G6-4-3 | 1B | 3 | 0 | 2 | 0 | 1 | 1 | 1 |
| Alan Trammell, R OBP: 0.392, SLG: 0.500 (1, 6) | | | | | | | | | | | | | | | | |
| Junior Felix, S OBP: 0.176, SLG: 0.125 (9, PH) | | | | | | | | | | | | | | | | |
| Chad Kreuter, S OBP: 0.294, SLG: 0.200 (1, 2) | | | | | | | | | | | | | | | | |

| Inning Stats | R: 0 | H: 1 | E: 0 | K: 1 | S: 11 | R: 1 | H: 3 | E: 0 | K: 1 | S: 12 | R: 0 | H: 0 | E: 0 | K: 0 | S: 7 | R: 0 | H: 1 | E: 0 | K: 0 | S: 5 | R: 0 | H: 0 | E: 0 | K: 1 | S: 9 | R: 0 | H: 0 | E: 0 | K: 3 | S: 9 | R: 0 | H: 1 | E: 0 | K: 2 | S: 16 | R: 0 | H: 1 | E: 0 | K: 1 | S: 7 | R: 0 | H: 1 | E: 0 | K: 1 | S: 7 | 1B: 5 | SF: 0 | 2B: 2 | SAC: 0 | 3B: 0 | DP: 2 | HR: 0 | HBP: 0 | WP: 1 | PA: 35 |
|--------------|------|------|------|------|-------|------|------|------|------|-------|------|------|------|------|------|------|------|------|------|------|------|------|------|------|------|------|------|------|------|------|------|------|------|------|-------|------|------|------|------|------|------|------|------|------|------|-------|-------|-------|--------|-------|-------|-------|--------|-------|--------|
|--------------|------|------|------|------|-------|------|------|------|------|-------|------|------|------|------|------|------|------|------|------|------|------|------|------|------|------|------|------|------|------|------|------|------|------|------|-------|------|------|------|------|------|------|------|------|------|------|-------|-------|-------|--------|-------|-------|-------|--------|-------|--------|

| PITCHER | IP | WLS | BF | H | R | ER | SO | BB | IBB | HBP | BLK | WP | HR | S | P | ERA | WHIP |
|-------------------------------------|-----|-----|----|---|---|----|----|----|-----|-----|-----|----|----|----|-----|------|-------|
| Tom Gordon, R ERA: 2.95 (1, 1) | 7.0 | W | 28 | 5 | 1 | 1 | 7 | 4 | 0 | 0 | 0 | 0 | 0 | 62 | 116 | 1.29 | 1.286 |
| Stan Belinda, R ERA: 3.38 (8, 1) | 2.0 | | 7 | 2 | 0 | 0 | 3 | 0 | 0 | 0 | 0 | 1 | 0 | 23 | 33 | 0.00 | 1.000 |

BOTTOM

Kansas City Royals @ Detroit Tigers
Tiger Stadium, Detroit, MI
 Mon Apr 18 1994, 7:05 PM EDT
 Att: 10,988 - Unknown - 61 F

| | |
|-----|----|
| AB | 31 |
| R | 1 |
| H | 7 |
| RBI | 1 |
| BB | 4 |
| SO | 10 |
| LOB | 14 |



| PITCHER | IP | WLS | BF | H | R | ER | SO | BB | IBB | HBP | BLK | WP | HR | S | P | ERA | WHIP |
|---------|----|-----|----|---|---|----|----|----|-----|-----|-----|----|----|---|---|-----|------|
|---------|----|-----|----|---|---|----|----|----|-----|-----|-----|----|----|---|---|-----|------|

| Batter | 1 | 2 | 3 | 4 | 5 | 6 | 7 | 8 | 9 | AB R H RBI BB SO LOB | TOP | | | | | | | | | | | |
|---|---|----------------------------------|------------------------------|----------------------------------|------------------------------|----------------------------------|------------------------------|---------------------------------|------------------------------|---------------------------------|------------------------------|----------------------------------|-------------------------------|----------------------------------|-------------------------------|----------------------------------|-------------------------------|----------------------------------|----------------------------------|------------------------------------|----------------------------------|--------|
| Vince Coleman, S (1, 7) OBP: 0.271, SLG: 0.339 | 3-2 G4-3 WP S 1B | | 0-0 E4 S | | | 0-1 G4-3 | | 0-0 L8 | 2-2 G3 | 5 1 1 0 0 0 2 | | | | | | | | | | | | |
| Brent Mayne, L (1, 2) OBP: 0.286, SLG: 0.308 | 0-3 K 1-2 | | 1-1 G4-3 | | | 3-1 G6-3 | | 3-2 2B 1B | | 4 1 1 1 0 1 2 | | | | | | | | | | | | |
| Brian McRae, S (1, 8) OBP: 0.481, SLG: 0.578 | 0-2 G4-3 2-3 | | | 0-0 B1-3 | | 0-1 HR | | 0-0 2B 1B | | 4 1 2 1 0 0 1 | | | | | | | | | | | | |
| Wally Joyner, L (1, 3) OBP: 0.315, SLG: 0.333 | 2-1 G3 3-H | | | 4-1 G6-4-3 BB | | 1-1 F8 | | 3-2 L3-6 2B | | 3 0 1 1 1 0 0 | | | | | | | | | | | | |
| Gary Gaetti, R (1, 5) OBP: 0.326, SLG: 0.381 | | | | 1-1 G6-4-3 1-2f | | | 1-0 F8 | 4-0 IBB | | 3 0 0 0 1 1 1 | | | | | | | | | | | | |
| Bob Hamelin, L (1, 10) Hubie Brooks, R (8, PH) OBP: 0.372, SLG: 0.649 OBP: 0.222, SLG: 0.125 | | | | | | 2-0 G4-3 | | 1-2 L3-6 2-3 | | 3 0 0 0 0 0 0 1 0 0 0 0 0 3 | | | | | | | | | | | | |
| Felix Jose, S (1, 9) | | | | | | 0-0 G3 | | | 1-2 G3-1 | 3 0 0 0 1 0 0 | | | | | | | | | | | | |
| Jose Lind, R (1, 4) OBP: 0.261, SLG: 0.289 | | | | | | 0-3 K | | | 0-1 G6-3 | 4 0 0 0 0 1 1 | | | | | | | | | | | | |
| Greg Gagne, R (1, 6) OBP: 0.314, SLG: 0.387 | | | | | | 1-0 HR | | 4-1 WP 1B BB | 1-1 1B | 3 2 2 1 1 0 0 | | | | | | | | | | | | |
| Inning Stats | R: 1 E: 0 K: 1 S: 12 | H: 1 LOB: 0 BB: 0 P: 17 | R: 0 E: 0 K: 1 S: 9 | H: 0 LOB: 0 BB: 0 P: 14 | R: 0 E: 1 K: 0 S: 7 | H: 0 LOB: 1 BB: 0 P: 12 | R: 0 E: 0 K: 0 S: 4 | H: 0 LOB: 0 BB: 1 P: 9 | R: 0 E: 0 K: 1 S: 5 | H: 0 LOB: 0 BB: 0 P: 7 | R: 2 E: 0 K: 0 S: 9 | H: 2 LOB: 0 BB: 0 P: 14 | R: 0 E: 0 K: 0 S: 10 | H: 0 LOB: 1 BB: 1 P: 16 | R: 2 E: 0 K: 0 S: 14 | H: 3 LOB: 2 BB: 2 P: 29 | R: 0 E: 0 K: 0 S: 10 | H: 1 LOB: 1 BB: 0 P: 14 | 1B: 4 2B: 2 3B: 0 HR: 2 | SF: 0 SAC: 0 DP: 2 HBP: 0 | WP: 2 PB: 0 SB: 3 CS: 0 | PA: 37 |
| PITCHER | IP WLS BF H R ER SO BB IBB HBP BLK WP HR S P ERA WHIP | | | | | | | | | | | | | | | | | | | | | |
| Mike Moore, R (1, 1) ERA: 5.84 | 7.1 W 29 4 5 5 3 3 0 0 0 2 2 62 102 6.14 0.955 | | | | | | | | | | | | | | | | | | | | | |
| Buddy Groom, L (8, 1) ERA: | 0.0 3 2 0 0 0 0 0 1 0 0 0 0 5 12 ∞ ∞ | | | | | | | | | | | | | | | | | | | | | |
| Mike Gardiner, R (8, 1) ERA: 0.93 | 0.2 1 0 0 0 0 0 0 0 0 0 0 0 3 4 0.00 0.000 | | | | | | | | | | | | | | | | | | | | | |
| Mike Henneman, R (9, 1) ERA: 2.57 | 1.0 4 1 0 0 0 0 0 0 0 0 0 0 0 10 14 0.00 1.000 | | | | | | | | | | | | | | | | | | | | | |

Kansas City Royals @ Detroit Tigers
Tiger Stadium, Detroit, MI
Tue Apr 19 1994, 3:33 AM EDT
Att: 9,727 - Cloudy - 63 F

livebaseballscorecards.com

| | |
|------------|----|
| AB | 33 |
| R | 5 |
| H | 7 |
| RBI | 4 |
| BB | 4 |
| SO | 3 |
| LOB | 10 |



Kansas City Royals @ Detroit Tigers
 Tiger Stadium, Detroit, MI

Tue Apr 19 1994, 3:33 AM EDT
 Att. 9,727 - Cloudy - 63 F

livebaseballscorecards.com

| | |
|-----|----|
| AB | 33 |
| R | 9 |
| H | 11 |
| RBI | 9 |
| BB | 5 |
| SO | 3 |
| LOB | 17 |



| | | | |
|-----|---|-----|----|
| WP: | 1 | PA: | 41 |
| PB: | 0 | | |
| SB: | 0 | | |
| CS: | 1 | | |

| Batter | 1 | 2 | 3 | 4 | 5 | 6 | 7 | 8 | 9 | AB | R | H | RBI | BB | SO | LOB |
|---|----------|--------|-----------|----------|----------|----------|-----------|------------|---|----|---|---|-----|----|----|-----|
| Tony Phillips, S OBP: 0.348, SLG: 0.357 Milt Cuyler, S OBP: 0.250, SLG: 0.214 (1, 7) (8, PR) (9, 7) | 2-2 G4-3 | 2-0 CS | 1-1 G3-1 | 0-0 G6-3 | | | 1-1 SH5-3 | 4-1 1B | | 4 | 0 | 1 | 1 | 1 | 0 | 1 |
| Lou Whitaker, L OBP: 0.390, SLG: 0.559 (1, 4) | 1-0 P6 | | 2-2 FC6-4 | 4-2 BB | | | 0-0 SH5-3 | 2-1 P2 | | 3 | 0 | 1 | 0 | 1 | 0 | 3 |
| Eric Davis, R OBP: 0.245, SLG: 0.333 (1, 8) | 2-1 F9 | | 2-2 FC6-4 | 3-3 K | | | 1-3 K | 2-1 G6-4-3 | | 5 | 0 | 1 | 2 | 0 | 2 | 4 |
| Cecil Fielder, R OBP: 0.349, SLG: 0.564 (1, 3) | | 1-0 HR | 2-3 K | | 1-2 G6-3 | | 4-0 1B | 1-1 G6-4-3 | | 4 | 1 | 1 | 0 | 1 | 1 | 3 |
| Travis Fryman, R OBP: 0.333, SLG: 0.538 (1, 5) | | 2-2 HR | | 2-2 HR | 0-1 F9 | | 1-2 1B | | | 4 | 2 | 3 | 0 | 0 | 0 | 0 |
| Mickey Tettleton, S OBP: 0.418, SLG: 0.386 (1, 2) | | 3-2 F9 | | 0-0 HR | 3-2 G5-3 | | 1-0 P5 | | | 4 | 1 | 1 | 0 | 0 | 0 | 5 |
| Kirk Gibson, L OBP: 0.278, SLG: 0.387 (1, 10) | | 0-2 HR | | 3-1 HR | | 2-0 F8 | | 1-2 BB | | 4 | 3 | 3 | 6 | 0 | 0 | 0 |
| Alan Trammell, R OBP: 0.400, SLG: 0.479 (1, 6) | | 1-0 L8 | | 4-1 G3 | | 1-2 G5-3 | | 1-1 BB | | 2 | 1 | 0 | 0 | 1 | 0 | 0 |
| Junior Felix, S OBP: 0.190, SLG: 0.105 Danny Bautista, R OBP: 0.292, SLG: 0.364 (1, 9) (9, 9) | | 0-0 E6 | | 3-2 G3 | | 2-2 G6-3 | | 4-0 BB | | 3 | 1 | 0 | 0 | 1 | 0 | 1 |

| Inning Stats | R: 0 | H: 0 | E: 0 | K: 6 | S: 6 | R: 3 | H: 3 | E: 1 | K: 0 | S: 14 | R: 0 | H: 1 | E: 0 | K: 1 | S: 12 | R: 3 | H: 3 | E: 0 | K: 1 | S: 17 | R: 0 | H: 0 | E: 0 | K: 0 | S: 9 | R: 0 | H: 0 | E: 0 | K: 0 | S: 7 | R: 0 | H: 2 | E: 0 | K: 1 | S: 10 | R: 3 | H: 2 | E: 0 | K: 0 | S: 11 | 1B: 8 | SF: 0 | 2B: 1 | SAC: 1 | 3B: 0 | DP: 1 | HR: 2 | HBP: 1 |
|--------------|------|------|------|------|------|------|------|------|------|-------|------|------|------|------|-------|------|------|------|------|-------|------|------|------|------|------|------|------|------|------|------|------|------|------|------|-------|------|------|------|------|-------|-------|-------|-------|--------|-------|-------|-------|--------|
|--------------|------|------|------|------|------|------|------|------|------|-------|------|------|------|------|-------|------|------|------|------|-------|------|------|------|------|------|------|------|------|------|------|------|------|------|------|-------|------|------|------|------|-------|-------|-------|-------|--------|-------|-------|-------|--------|

| PITCHER | IP | WLS | BF | H | R | ER | SO | BB | IBB | HBP | BLK | WP | HR | S | P | ERA | WHIP |
|---|-----|-----|----|---|---|----|----|----|-----|-----|-----|----|----|----|----|-------|-------|
| Mark Gubicza, R ERA: 7.71 (1, 1) | 3.1 | L | 18 | 7 | 6 | 6 | 1 | 1 | 0 | 0 | 0 | 1 | 2 | 43 | 75 | 16.20 | 2.400 |
| Mike Magnante, L ERA: 5.06 (4, 1) | 3.0 | | 11 | 1 | 0 | 0 | 1 | 1 | 0 | 0 | 0 | 0 | 0 | 25 | 42 | 0.00 | 0.667 |
| Hipolito Pichardo, R ERA: 8.22 (7, 1) | 0.2 | | 7 | 2 | 3 | 3 | 1 | 1 | 1 | 1 | 0 | 0 | 0 | 11 | 24 | 40.50 | 4.500 |
| Billy Brewer, L ERA: 1.0 (8, 1) | 1.0 | | 4 | 1 | 0 | 0 | 0 | 1 | 0 | 0 | 0 | 0 | 0 | 7 | 16 | 0.00 | 2.000 |

| Batter | 1 | 2 | 3 | 4 | 5 | 6 | 7 | 8 | 9 | AB R H RBI BB SO LOB | TOP | | |
|---|---|---|---|---|---|--|---|---|--|--|--|----------------|---|
| Vince Coleman, S (1, 7) OBP: 0.266, SLG: 0.328 | 1-2 G4-3 | 1-0 G4-3 | | 1-1 G3 | | 0-0 F9 | | 0-0 FC6-4 1B | | 5 0 1 0 0 0 2 | | | |
| Brian McRae, S (1, 8) OBP: 0.439, SLG: 0.520 | 3-2 G3-1 | | 0-1 G4-3 | | 3-2 F9 | 2-3 K | | 0-1 FC6-4 G6-4-3 1-2f | | 5 0 0 0 0 1 2 | | | |
| Wally Joyner, L (1, 3) OBP: 0.288, SLG: 0.302 | 2-3 K | | 1-0 L7 | | 2-3 K | | 1-2 P6 | 1-2 G6-4-3 1-2f | | 5 0 0 0 0 2 1 | | | |
| Mike Macfarlane, R (1, 2) OBP: 0.467, SLG: 0.515 | | 4-1 BB HR BB | 1-3 K | | 2-0 HR 3B | | 4-1 1B BB E BB | 1-2 F7 | | 3 3 1 0 2 1 0 | | | |
| Bob Hamelin, L (1, 10) OBP: 0.396, SLG: 0.615 | | 4-2 HR BB | | 2-3 K | 4-1 HR BB | | 4-0 1B E BB | 2-3 K | | 2 3 0 0 3 2 0 | | | |
| Gary Gaetti, R (1, 5) OBP: 0.353, SLG: 0.532 | | 0-1 HR | | 1-3 K | 0-0 HR | | 0-0 E 1B | 1-0 G5-3 | | 5 2 3 6 0 1 0 | | | |
| Dave Henderson, R (1, 9) OBP: 0.262, SLG: 0.436 | | 3-2 HR | | 3-0 1B 2B | 2-1 G4-3 | | 1-1 E4 | | | 4 2 2 2 0 0 1 | | | |
| Jose Lind, R (1, 4) OBP: 0.280, SLG: 0.306 | | 1-1 P3 | | 0-0 1B 1B | | 1-0 S 1B | 2-3 K | | | 4 1 2 1 0 1 2 | | | |
| Greg Gagne, R (1, 6) OBP: 0.308, SLG: 0.371 | | 1-2 P6 | | 0-0 WP 1B | | 3-3 K | 1-1 G5-3 | | | 4 0 1 1 0 1 3 | | | |
| Inning Stats | R: 0 E: 0 K: 1 S: 10 H: 0 LOB: 0 BB: 0 P: 16 | R: 4 E: 0 K: 0 S: 15 H: 2 LOB: 0 BB: 2 P: 29 | R: 0 E: 0 K: 1 S: 6 H: 0 LOB: 0 BB: 0 P: 8 | R: 2 E: 0 K: 2 S: 12 H: 3 LOB: 1 BB: 0 P: 19 | R: 3 E: 0 K: 1 S: 13 H: 2 LOB: 0 BB: 1 P: 26 | R: 0 E: 0 K: 2 S: 8 H: 1 LOB: 1 BB: 0 P: 14 | R: 2 E: 1 K: 1 S: 13 H: 1 LOB: 2 BB: 2 P: 26 | R: 0 E: 0 K: 0 S: 6 H: 1 LOB: 0 BB: 0 P: 7 | R: 0 E: 0 K: 1 S: 7 H: 0 LOB: 0 BB: 0 P: 11 | 1B: 5 2B: 1 3B: 1 HR: 3 SF: 0 SAC: 0 DP: 1 HBP: 0 | WP: 1 PB: 0 SB: 1 CS: 0 PA: 42 | | |
| PITCHER | IP WLS BF H R ER SO BB IBB HBP BLK WP HR S P ERA WHIP | | | | | | | | | | | PITCHER | IP WLS BF H R ER SO BB IBB HBP BLK WP HR S P ERA WHIP |
| Jose Lima, R (1, 1) ERA: 13.5 | 4.0 L 19 5 6 6 4 2 0 0 0 1 2 43 72 13.50 1.750 | | | | | | | | | | | | |
| Bill Krueger, L (5, 1) ERA: 9.0 | 3.0 17 4 5 4 4 3 0 0 0 0 1 34 66 12.00 2.333 | | | | | | | | | | | | |
| Buddy Groom, L (8, 1) ERA: | 2.0 6 1 0 0 1 0 0 0 0 0 0 13 18 0.00 0.500 | | | | | | | | | | | | |

Kansas City Royals @ Detroit Tigers
 Tiger Stadium, Detroit, MI
 Wed Apr 20 1994, 3:33 AM EDT
 Att: 9,991 - Sunny - 53 F

livebaseballscorecards.com

| | |
|-----|----|
| AB | 37 |
| R | 11 |
| H | 10 |
| RBI | 10 |
| BB | 5 |
| SO | 9 |
| LOB | 11 |



| Batter | 1 | 2 | 3 | 4 | 5 | 6 | 7 | 8 | 9 | AB R H RBI BB SO LOB |
|--|-----------------|------------------|-----------|-------------|-----------------------|-------------|-----------------|----------------------------|-----------------------|--------------------------------|
| Tony Phillips, S OBP: 0.366, SLG: 0.426 (1, 7) | 2-1 1B 1B | | 2-1 P3 | | 1-0 G4-6-3 1-2f | | 2-0 HR | | 1-2 G4-6-3 1B | 5 1 3 3 0 0 1 |
| Lou Whitaker, L OBP: 0.391, SLG: 0.615 (1, 4) | 3-2 2B 1B | | 1-1 HR | | | 3-1 L9 | 2-2 G1-3 | | 1-2 G4-6-3 1-2f | 5 2 2 1 0 0 1 |
| Kirk Gibson, L OBP: 0.300, SLG: 0.412 (1, 10) | 3-2 CS 2B | | 1-3 K | | | 1-1 G3-1 | 4-2 BB | | | 3 0 1 1 1 1 0 |
| Cecil Fielder, R OBP: 0.348, SLG: 0.552 (1, 3) Scott Livingstone, L OBP: 0.455, SLG: 0.500 (7, 3) | 2-3 K | | 3-3 K | | | 0-0 1B | 3-2 F9 | | | 3 0 1 0 0 2 1 1 0 0 0 0 0 1 |
| Travis Fryman, R OBP: 0.344, SLG: 0.554 (1, 5) | | 2-0 F9 2B | | 2-2 G6-3 | | 2-2 G3-1 | | 1-1 FC5-4 1B | | 4 0 2 0 0 0 1 |
| Mickey Tettleton, S OBP: 0.390, SLG: 0.354 (1, 2) | | 3-2 F9 2-3 | | 3-3 K | | | 2-3 K | 1-2 FC5-4 1B 1-2f | | 4 0 0 0 0 2 2 |
| Alan Trammell, R OBP: 0.407, SLG: 0.481 (1, 6) | | 0-3 K | | 1-0 F7 | | | 0-0 3B 1B | 1-1 G6-3 1B 1-2 | | 4 1 2 0 0 1 1 |
| Junior Felix, S OBP: 0.240, SLG: 0.227 (1, 9) | | 4-2 BB | | | 0-0 G3-1 | | 1-1 HR 3B | 1-0 G6-3 1-2f | | 3 1 1 1 1 0 2 |
| Milt Cuyler, S OBP: 0.300, SLG: 0.235 (1, 8) | | 1-3 K | | | 1-2 G4-6-3 1B | | 4-2 HR BB | | 1-3 K | 3 1 1 0 1 2 2 |

| Inning Stats | R: 1 E: 0 K: 1 S: 12 | H: 3 LOB: 0 BB: 0 P: 22 | R: 0 E: 0 K: 2 S: 14 | H: 1 LOB: 2 BB: 1 P: 24 | R: 1 E: 0 K: 2 S: 14 | H: 1 LOB: 0 BB: 0 P: 21 | R: 0 E: 0 K: 1 S: 7 | H: 0 LOB: 0 BB: 0 P: 13 | R: 0 E: 0 K: 0 S: 5 | H: 1 LOB: 0 BB: 0 P: 7 | R: 0 E: 0 K: 0 S: 8 | H: 1 LOB: 1 BB: 0 P: 14 | R: 4 E: 0 K: 1 S: 19 | H: 3 LOB: 1 BB: 2 P: 37 | R: 0 E: 0 K: 0 S: 8 | H: 2 LOB: 1 BB: 0 P: 12 | R: 0 E: 0 K: 1 S: 10 | H: 1 LOB: 0 BB: 0 P: 13 | 1B: 8 2B: 2 3B: 1 HR: 2 | SF: 0 SAC: 0 DP: 3 HBP: 0 |
|--------------|-------------------------------|----------------------------------|-------------------------------|----------------------------------|-------------------------------|----------------------------------|------------------------------|----------------------------------|------------------------------|---------------------------------|------------------------------|----------------------------------|-------------------------------|----------------------------------|------------------------------|----------------------------------|-------------------------------|----------------------------------|----------------------------------|------------------------------------|
|--------------|-------------------------------|----------------------------------|-------------------------------|----------------------------------|-------------------------------|----------------------------------|------------------------------|----------------------------------|------------------------------|---------------------------------|------------------------------|----------------------------------|-------------------------------|----------------------------------|------------------------------|----------------------------------|-------------------------------|----------------------------------|----------------------------------|------------------------------------|

BOTTOM

Kansas City Royals @ Detroit Tigers
Tiger Stadium, Detroit, MI
Wed Apr 20 1994, 3:33 AM EDT
Att. 9,991 - Sunny - 53 F

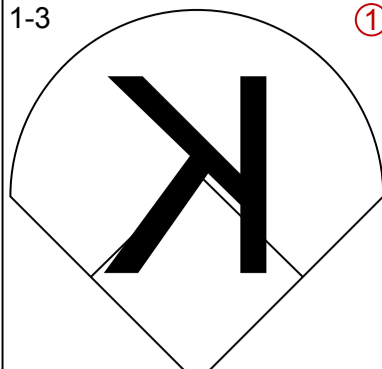
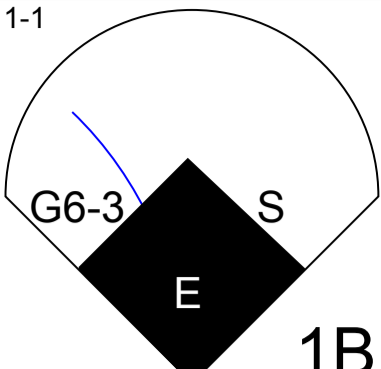
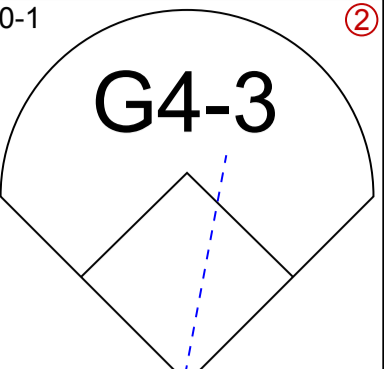
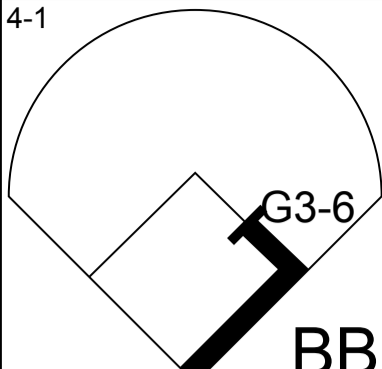
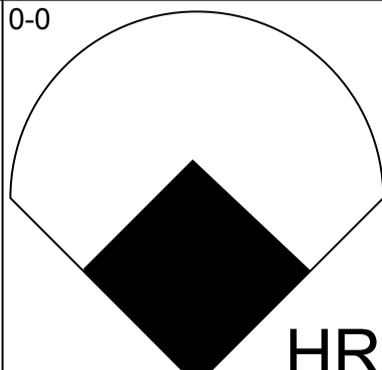
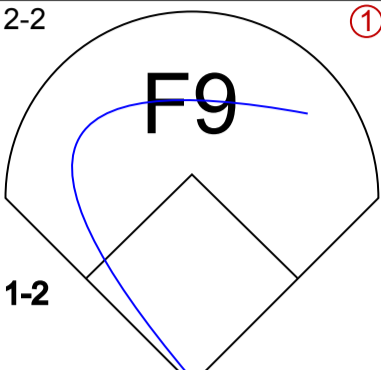
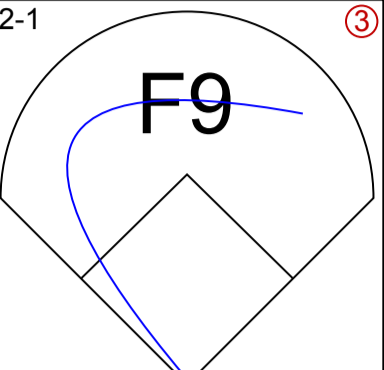
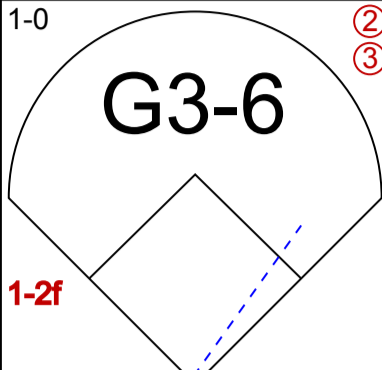
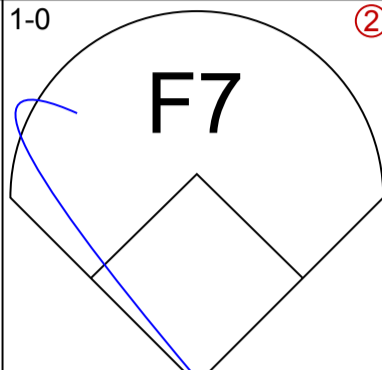
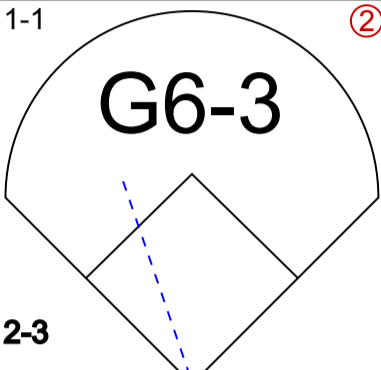
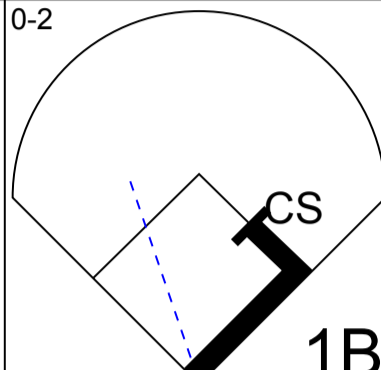
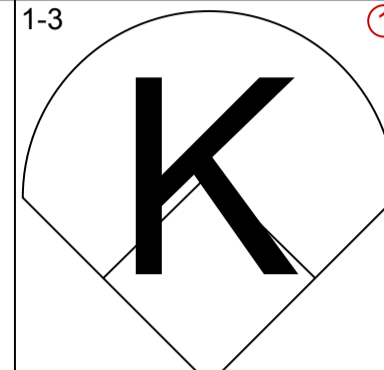
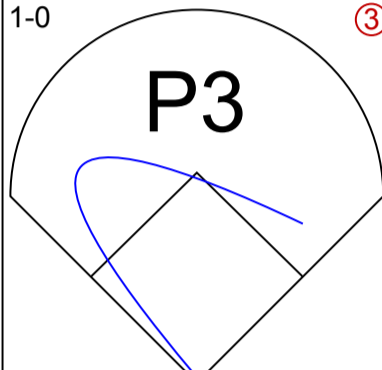
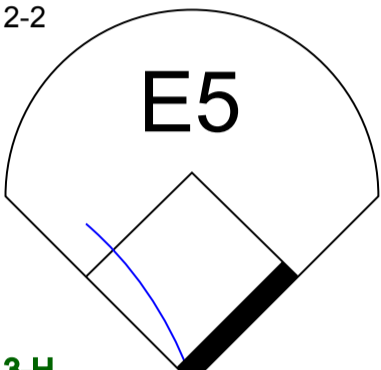
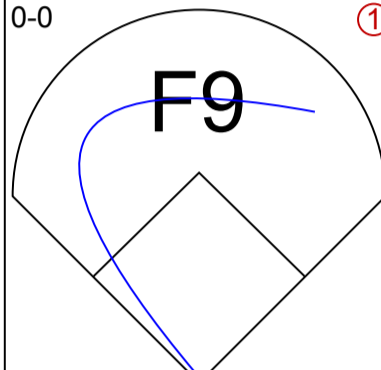
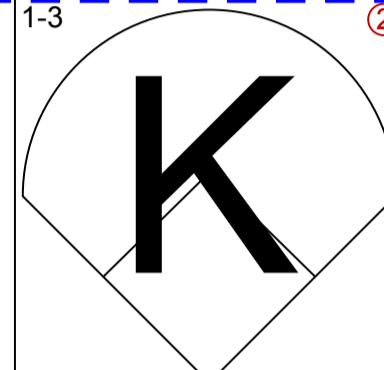
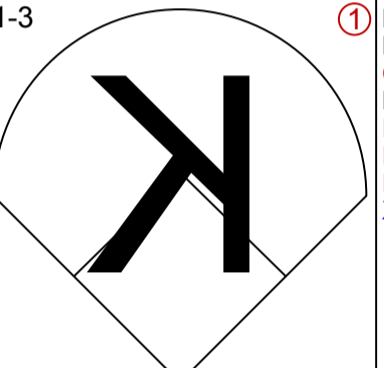
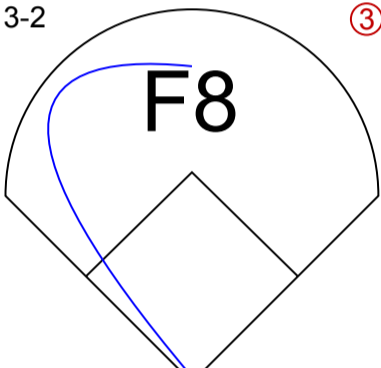
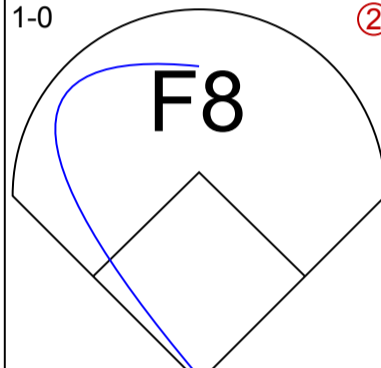
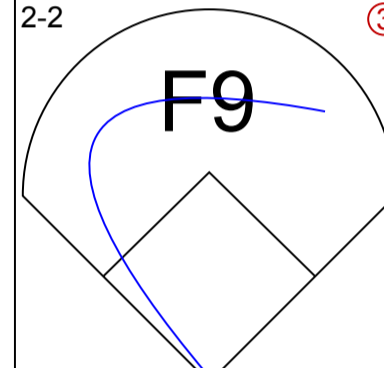
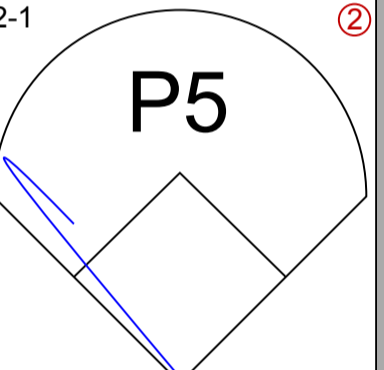
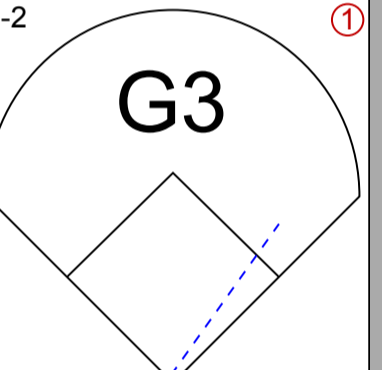
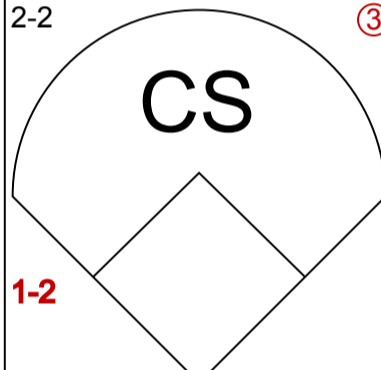
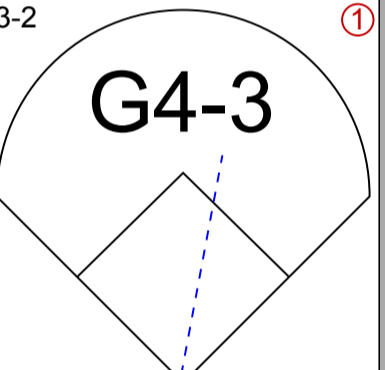
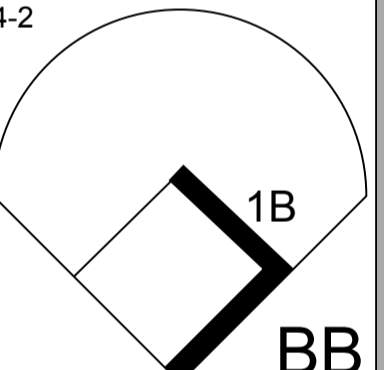
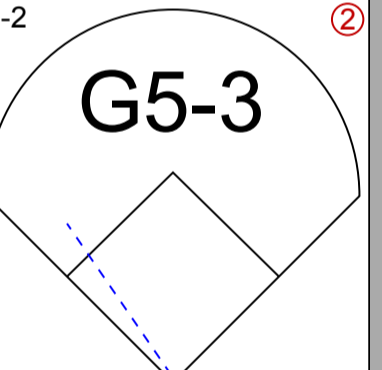
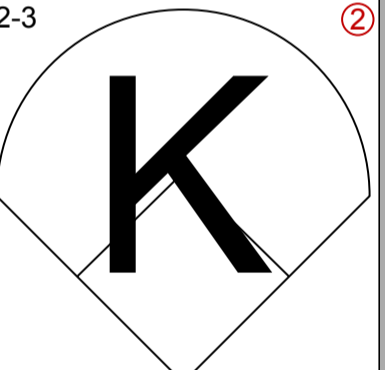
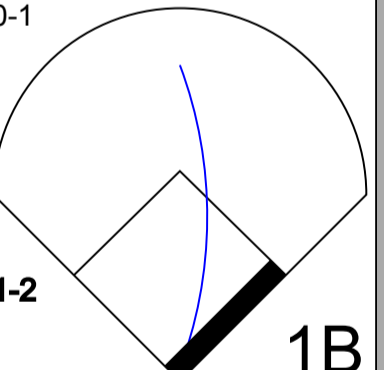
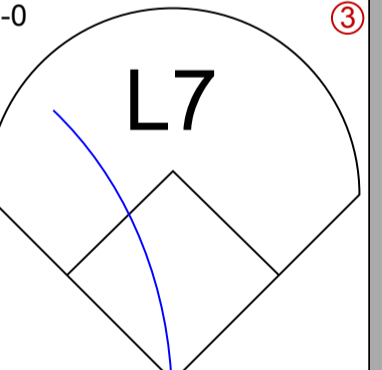
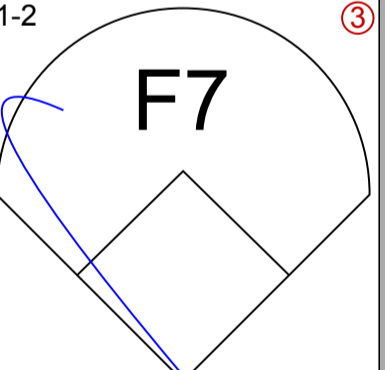
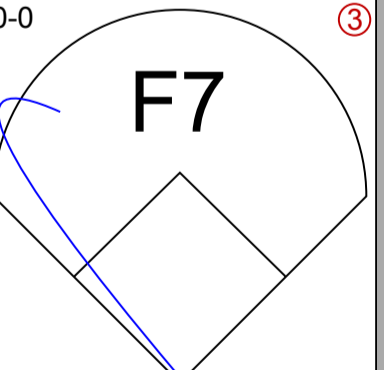
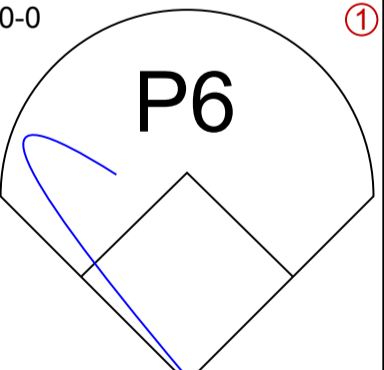
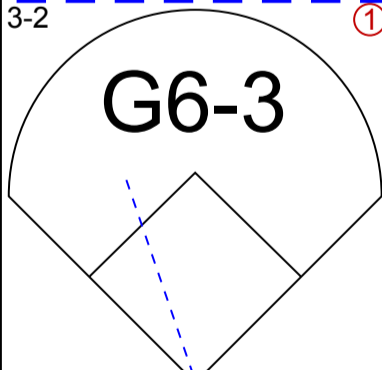
livebaseballscorecards.com

| | |
|------------|-----------|
| AB | 35 |
| R | 6 |
| H | 13 |
| RBI | 6 |
| BB | 3 |
| SO | 8 |
| LOB | 12 |



| PITCHER | IP | WLS | BF | H | R | ER | SO | BB | IBB | HBP | BLK | WP | HR | S | P | ERA | WHIP |
|--|-----|-----|----|---|---|----|----|----|-----|-----|-----|----|----|----|-----|-------|-------|
| David Cone, R ERA: 4.19 (1, 1) | 6.1 | | 27 | 9 | 5 | 5 | 7 | 2 | 0 | 0 | 0 | 0 | 1 | 69 | 117 | 7.11 | 1.737 |
| Stan Belinda, R ERA: 4.15 (7, 1) | 0.2 | | 4 | 1 | 1 | 1 | 0 | 1 | 0 | 0 | 0 | 0 | 1 | 10 | 21 | 13.50 | 3.000 |
| Billy Brewer, L ERA: 0.9 (8, 1) | 1.0 | | 4 | 2 | 0 | 0 | 0 | 0 | 0 | 0 | 0 | 0 | 0 | 8 | 12 | 0.00 | 2.000 |
| Jeff Montgomery, R ERA: 9.0 (9, 1) | 1.0 | | 3 | 1 | 0 | 0 | 1 | 0 | 0 | 0 | 0 | 0 | 0 | 10 | 13 | 0.00 | 1.000 |

| WP | HR | S | P | ERA | WHIP |
|----|----|---|---|-----|------|
| 0 | 0 | 0 | 0 | 0 | 0 |

| Batter | 1 | 2 | 3 | 4 | 5 | 6 | 7 | 8 | 9 | AB R H RBI BB SO LOB | TOP | | | | | | | | | | | |
|--|--|--|--|--|--|---|---|--|------------------------------|---------------------------------|------------------------------|----------------------------------|-------------------------------|----------------------------------|------------------------------|----------------------------------|-------------------------------|----------------------------------|----------------------------------|------------------------------------|----------------------------------|--------|
| Tony Phillips, S OBP: 0.373, SLG: 0.422 (1, 7) | 1-3  | | 1-1 G6-3  | | 0-1 G4-3  | | | 4-1  | | 3 1 1 0 1 1 0 | | | | | | | | | | | | |
| Lou Whitaker, L OBP: 0.380, SLG: 0.651 (1, 4) | 0-0  | | 2-2 F9  | | 2-1 F9  | | | 1-0 G3-6  | | 4 1 1 1 0 0 2 | | | | | | | | | | | | |
| Kirk Gibson, L OBP: 0.295, SLG: 0.395 (1, 9) | 1-0 F7  | | 1-1 G6-3  | | 0-2  | | | 1-3  | | 4 0 1 0 0 1 1 | | | | | | | | | | | | |
| Cecil Fielder, R OBP: 0.329, SLG: 0.516 (1, 3) | 1-0 P3  | | 2-2 E5  | | 0-0 F9  | | | 1-3  | | 4 0 0 0 0 1 1 | | | | | | | | | | | | |
| Travis Fryman, R OBP: 0.323, SLG: 0.517 (1, 5) | | 1-3  | 3-2 F8  | | 1-0 F8  | | | 2-2 F9  | | 4 0 0 0 0 1 2 | | | | | | | | | | | | |
| Mickey Tettleton, S OBP: 0.371, SLG: 0.333 (1, 10) | | 2-1 P5  | | 3-2 G3  | | 2-2 CS  | 3-2 G4-3  | | | 3 0 0 0 0 0 0 | | | | | | | | | | | | |
| Eric Davis, R OBP: 0.250, SLG: 0.320 (1, 8) | | 4-2  | | 1-2 G5-3  | | | 2-3  | | | 2 0 0 0 1 1 0 | | | | | | | | | | | | |
| Alan Trammell, R OBP: 0.403, SLG: 0.473 (1, 6) | | 0-1 SAFE SAFE  | | 0-0 L7  | | | 1-2 F7  | | | 3 0 1 0 0 0 0 | | | | | | | | | | | | |
| Chad Kreuter, S OBP: 0.250, SLG: 0.167 (1, 2) | | 0-0 F7  | | | 0-0 P6  | | | 3-2 G6-3  | | 3 0 0 0 0 0 2 | | | | | | | | | | | | |
| Inning Stats | R: 1 E: 0 K: 1 S: 7 | H: 1 LOB: 0 BB: 0 P: 10 | R: 0 E: 0 K: 1 S: 11 | H: 1 LOB: 2 BB: 1 P: 18 | R: 1 E: 1 K: 0 S: 15 | H: 1 LOB: 1 BB: 0 P: 24 | R: 0 E: 0 K: 0 S: 9 | H: 0 LOB: 0 BB: 0 P: 13 | R: 0 E: 0 K: 0 S: 5 | H: 0 LOB: 0 BB: 0 P: 7 | R: 0 E: 0 K: 1 S: 7 | H: 1 LOB: 0 BB: 0 P: 10 | R: 0 E: 0 K: 1 S: 10 | H: 0 LOB: 0 BB: 0 P: 16 | R: 0 E: 0 K: 0 S: 5 | H: 0 LOB: 0 BB: 1 P: 13 | R: 0 E: 0 K: 2 S: 10 | H: 0 LOB: 0 BB: 0 P: 14 | 1B: 3 2B: 0 3B: 0 HR: 1 | SF: 0 SAC: 0 DP: 1 HBP: 0 | WP: 0 PB: 0 SB: 1 CS: 1 | PA: 33 |
| PITCHER | IP WLS BF H R ER SO BB IBB HBP BLK WP HR S P ERA WHIP | | | | | | | | | | | | | | | | | | | | | |
| Scott Sanderson, R ERA: 1.38 (1, 1) | 7.0 W 26 4 2 1 3 1 0 0 0 0 1 64 98 1.29 0.714 | | | | | | | | | | | | | | | | | | | | | |
| Paul Assenmacher, L ERA: 2.57 (8, 1) | 1.1 4 0 0 0 1 1 0 0 0 0 0 9 18 0.00 0.750 | | | | | | | | | | | | | | | | | | | | | |
| Kirk McCaskill, R ERA: 4.82 (9, 1) | 0.2 2 0 0 0 1 0 0 0 0 0 0 6 9 0.00 0.000 | | | | | | | | | | | | | | | | | | | | | |

Detroit Tigers @ Chicago White Sox
 Comiskey Park, Chicago, IL
 Fri Apr 22 1994, 8:05 PM EDT
 Att: 29,505 - Unknown

livebaseballscorecards.com

AB 30
R 2
H 4
RBI 1
BB 2
SO 5
LOB 8



| Batter | 1 | 2 | 3 | 4 | 5 | 6 | 7 | 8 | 9 |
|--|--------|-----------------|------------------------------|--------|----------|----------|---------------------------|--------------------|---|
| Tim Raines, S OBP: 0.393, SLG: 0.569 (1, 7) | 2-1 P3 | | 4-2 BB FC9-6 1B | | | 2-1 G6-3 | | 4-2 BB | |
| Joey Cora, S OBP: 0.233, SLG: 0.204 (1, 4) | 3-2 G3 | | 2-1 FC9-6 BB 1-2 HR 1B | 2-1 L5 | | 2-3 K | | 0-0 F7 | |
| Frank Thomas, R OBP: 0.494, SLG: 0.800 (1, 3) | 1-2 HR | | 4-1 FC9-6 BB 1-2 2-3 | 1-1 F8 | | | 1-2 L7 | | |
| Julio Franco, R OBP: 0.296, SLG: 0.460 (1, 10) | 0-1 L8 | | 2-2 FC9-6 HR 1-2 2-3 3-H | 2-0 F9 | | | 0-0 P4 | | |
| Robin Ventura, L OBP: 0.319, SLG: 0.484 (1, 5) | | 2-1 G3-1 | 3-1 HR 1-H 3-H | | 3-3 K | | 1-2 G4-3 | | |
| Darrin Jackson, R OBP: 0.421, SLG: 0.647 (1, 9) | | 0-1 G1-3 2B | 0-0 P6 | | 0-0 1B | | 0-1 SH5-3 BB SF7 1B | | |
| Lance Johnson, L OBP: 0.319, SLG: 0.286 (1, 8) | | 0-0 G1-3 2-3 | 1-2 S 1B | | 1-1 L9 | | 4-1 SF7 SH5-3 1-2 BB | | |
| Ron Karkovice, R OBP: 0.500, SLG: 0.676 (1, 2) | | 4-1 BB | 4-0 WP 1-2 IBB 1B | | 0-0 G1-3 | | 0-0 SH5-3 1-2 2-3 | | |
| Ozzie Guillen, L OBP: 0.254, SLG: 0.295 (1, 6) | | 0-2 L8 | 0-1 WP 1-2 2-H 1B | | | 0-0 G5-3 | | 0-1 SF7 2-3 3-H | |

| Inning Stats | R: 1 | H: 1 | E: 0 | K: 0 | S: 11 | LOB: 0 | BB: 0 | P: 17 | R: 0 | H: 1 | E: 0 | K: 0 | S: 9 | LOB: 2 | BB: 1 | P: 15 | R: 5 | H: 4 | E: 0 | K: 1 | S: 20 | LOB: 2 | BB: 3 | P: 42 | R: 0 | H: 0 | E: 0 | K: 0 | S: 5 | LOB: 0 | BB: 0 | P: 10 | R: 0 | H: 1 | E: 0 | K: 1 | S: 7 | LOB: 1 | BB: 0 | P: 11 | R: 0 | H: 0 | E: 0 | K: 1 | S: 6 | LOB: 0 | BB: 0 | P: 10 | R: 0 | H: 0 | E: 0 | K: 0 | S: 8 | LOB: 0 | BB: 0 | P: 10 | R: 1 | H: 1 | E: 0 | K: 0 | S: 9 | LOB: 2 | BB: 2 | P: 17 |
|--------------|------|------|------|------|-------|--------|-------|-------|------|------|------|------|------|--------|-------|-------|------|------|------|------|-------|--------|-------|-------|------|------|------|------|------|--------|-------|-------|------|------|------|------|------|--------|-------|-------|------|------|------|------|------|--------|-------|-------|------|------|------|------|------|--------|-------|-------|------|------|------|------|------|--------|-------|-------|
|--------------|------|------|------|------|-------|--------|-------|-------|------|------|------|------|------|--------|-------|-------|------|------|------|------|-------|--------|-------|-------|------|------|------|------|------|--------|-------|-------|------|------|------|------|------|--------|-------|-------|------|------|------|------|------|--------|-------|-------|------|------|------|------|------|--------|-------|-------|------|------|------|------|------|--------|-------|-------|

| PITCHER | | IP | WLS | BF | H | R | ER | SO | BB | IBB | HBP | BLK | WP | HR | S | P | ERA | WHIP |
|------------------|--------|-----|-----|----|---|---|----|----|----|-----|-----|-----|----|----|----|----|-------|-------|
| Tim Belcher, R | (1, 1) | 2.2 | L | 18 | 6 | 6 | 6 | 0 | 3 | 1 | 0 | 0 | 0 | 2 | 36 | 68 | 20.25 | 3.375 |
| Storm Davis, R | (3, 1) | 2.1 | | 8 | 1 | 0 | 0 | 2 | 0 | 0 | 0 | 0 | 1 | 0 | 16 | 27 | 0.00 | 0.429 |
| Buddy Groom, L | (6, 1) | 1.0 | | 3 | 0 | 0 | 0 | 1 | 0 | 0 | 0 | 0 | 0 | 0 | 6 | 10 | 0.00 | 0.000 |
| Mike Gardiner, R | (7, 1) | 1.0 | | 3 | 0 | 0 | 0 | 0 | 0 | 0 | 0 | 0 | 0 | 0 | 8 | 10 | 0.00 | 0.000 |
| Joe Boever, R | (8, 1) | 1.0 | | 6 | 1 | 1 | 1 | 0 | 2 | 0 | 0 | 0 | 0 | 0 | 9 | 17 | 9.00 | 3.000 |

AB R H RBI BB SO LOB

3 1 0 0 2 1 2

5 1 1 0 0 1 2

3 1 1 1 1 0 0

4 1 0 1 0 0 2

4 1 1 3 0 1 0

4 1 3 0 0 0 0

3 1 1 0 1 0 2

1 0 0 0 2 0 1

3 0 1 2 0 0 2

AB 30

R 7

H 8

RBI 7

BB 6

SO 3

LOB 11

WP: 1 PA: 38

PB: 0

SB: 1

CS: 0

1B: 5 SF: 1

2B: 1 SAC: 1

3B: 0 DP: 0

HR: 2 HBP: 0

DETROIT TIGERS @ CHICAGO WHITE SOX

Comiskey Park, Chicago, IL

Fri Apr 22 1994, 8:05 PM EDT

Att. 29,505 - Unknown



| PITCHER | | IP | WLS | BF | H | R | ER | SO | BB | IBB | HBP | BLK | WP | HR | S | P | ERA | WHIP |
|---------|--|----|-----|----|---|---|----|----|----|-----|-----|-----|----|----|---|---|-----|------|
|---------|--|----|-----|----|---|---|----|----|----|-----|-----|-----|----|----|---|---|-----|------|

| Batter | 1 | 2 | 3 | 4 | 5 | 6 | 7 | 8 | 9 | AB R H RBI BB SO LOB | TOP | |
|---|---|---|---|---|---|--|--|--|--|--|---|--|
| Tony Phillips, S (1, 7) OBP: 0.392, SLG: 0.424 | 4-2 HR BB | 1-2 P4 | | | 1-0 1B 1B | | 4-2 SAFE BB | | | 2 1 1 0 2 0 1 | | |
| Juan Samuel, R (1, 4) OBP: 0.438, SLG: 0.308 Lou Whitaker, L (7, PH) OBP: 0.373, SLG: 0.636 (7, 4) | 0-1 L8 | | 1-2 G4-3 | | 1-1 1B 1-2 1B | | 1-0 F8 | | | 3 0 1 0 0 0 1 1 0 0 0 0 0 2 | | |
| Alan Trammell, R (1, 10) OBP: 0.394, SLG: 0.508 | 0-1 HR 1-H | | 1-0 P4 | | 3-1 G5-3 | | 0-0 F9 | | | 4 1 1 2 0 0 4 | | |
| Cecil Fielder, R (1, 3) OBP: 0.338, SLG: 0.554 | 4-2 BB | | 0-3 K | | | 0-0 HR | | 3-1 F9 | | 3 1 1 1 1 1 0 | | |
| Travis Fryman, R (1, 5) OBP: 0.304, SLG: 0.484 | 3-2 L8 | | 1-0 P4 | | 3-1 P3 | | 1-3 K | | | 4 0 0 0 0 1 1 | | |
| Eric Davis, R (1, 8) OBP: 0.233, SLG: 0.296 | 3-3 K | | 1-1 G6-3 | | 1-1 G4-3 | | 2-3 K | | | 4 0 0 0 0 2 1 | | |
| Mickey Tettleton, S (1, 2) OBP: 0.348, SLG: 0.309 | | 0-1 P6 | | 1-2 G6-3 | | 1-3 K | | 3-2 F9 | | 4 0 0 0 0 1 0 | | |
| Junior Felix, S (1, 9) OBP: 0.276, SLG: 0.240 | | 2-1 FC6-4 1B | | 2-3 K | | 4-0 BB BB | | 1-1 G6-3 | | 3 0 1 0 1 1 0 | | |
| Chris Gomez, R (1, 6) OBP: 0.250, SLG: 0.167 Scott Livingstone, L (9, PH) OBP: 0.417, SLG: 0.455 | | 0-2 FC6-4 1-2f | | 0-0 G6-3 | | 3-3 K | | 1-1 L9 | | 3 0 0 0 0 1 2 1 0 0 0 0 0 0 | | |
| Inning Stats | R: 2 H: 1 E: 0 LOB: 1 K: 1 BB: 2 S: 20 P: 34 | R: 0 H: 1 E: 0 LOB: 1 K: 0 BB: 0 S: 11 P: 14 | R: 0 H: 0 E: 0 LOB: 0 K: 1 BB: 0 S: 7 P: 9 | R: 0 H: 0 E: 0 LOB: 0 K: 0 BB: 0 S: 6 P: 9 | R: 0 H: 2 E: 0 LOB: 2 K: 1 BB: 0 S: 10 P: 17 | R: 1 H: 1 E: 0 LOB: 0 K: 1 BB: 0 S: 9 P: 14 | R: 0 H: 0 E: 0 LOB: 2 K: 1 BB: 2 S: 8 P: 20 | R: 0 H: 0 E: 0 LOB: 0 K: 2 BB: 0 S: 8 P: 14 | R: 0 H: 0 E: 0 LOB: 0 K: 0 BB: 0 S: 7 P: 12 | 1B: 3 SF: 0 2B: 0 SAC: 0 3B: 0 DP: 0 HR: 2 HBP: 0 | WP: 0 PA: 36 PB: 0 SB: 0 CS: 0 | |
| PITCHER Wilson Alvarez, L (1, 1) ERA: 2.81 Kirk McCaskill, R (7, 1) ERA: 3.75 | IP WLS BF H R ER SO BB IBB HBP BLK WP HR S P ERA WHIP | 6.1 W 28 5 3 3 5 4 0 0 0 0 2 69 114 4.26 1.421 | 2.2 S 8 0 0 0 2 0 0 0 0 0 0 0 17 29 0.00 0.000 | | | | | | | | | |

Detroit Tigers @ Chicago White Sox
 Comiskey Park, Chicago, IL
 Sat Apr 23 1994, 8:05 PM EDT
 Att. 39,846 - Unknown

livebaseballscorecards.com

AB 32
R 3
H 5
RBI 3
BB 4
SO 7
LOB 12



| Batter | 1 | 2 | 3 | 4 | 5 | 6 | 7 | 8 | 9 | AB | R | H | RBI | BB | SO | LOB | BOTTOM | |
|---|--|--|--|----------------------------------|-------------------------------|----------------------------------|------------------------------|----------------------------------|-------------------------------|----------------------------------|-------------------------------|----------------------------------|------------------------------|----------------------------------|-----------------------------------|------------------------------------|----------------------------------|--------|
| Tim Raines, S <small>OBP: 0.379, SLG: 0.554</small> (1, 7) | 1-0 G3 | 1-0 L8 | | 3-1 2B | | 0-1 G3 | 1-2 G4-3 | | | 5 | 0 | 1 | 0 | 0 | 0 | 2 | | |
| Joey Cora, S <small>OBP: 0.262, SLG: 0.224</small> (1, 4) | 1-1 1B | 2-1 F8 | | 4-1 BB | | 1-1 1B | | 0-1 F9 | | 4 | 1 | 2 | 0 | 1 | 0 | 0 | | |
| Frank Thomas, R <small>OBP: 0.488, SLG: 0.766</small> (1, 3) | 0-3 K | 2-3 K | | 3-0 F8 | | 2-1 1B | | 4-0 2B 1B BB | | 4 | 1 | 1 | 0 | 1 | 2 | 3 | | |
| Julio Franco, R <small>OBP: 0.303, SLG: 0.456</small> (1, 10) | 0-2 BB 1B 3B 1B | | 1-1 1B | 0-1 L8 | | 2-3 K | | 0-0 F9 | | 5 | 1 | 2 | 0 | 0 | 1 | 5 | | |
| Robin Ventura, L <small>OBP: 0.351, SLG: 0.522</small> (1, 5) | 0-1 3B BB 1B | | 1-0 1B | | 3-2 1B | | 1-2 F7 | 1-1 1B 2B | | 5 | 2 | 4 | 1 | 0 | 0 | 0 | | |
| Darrin Jackson, R <small>OBP: 0.435, SLG: 0.636</small> (1, 9) | 4-0 3B BB | | 0-2 P4 | | 0-0 P3 | | 0-1 1B 1B | 0-2 FC4 1B | | 4 | 2 | 2 | 2 | 1 | 0 | 3 | | |
| Lance Johnson, L <small>OBP: 0.324, SLG: 0.324</small> (1, 8) | 1-0 HR 3B | | 0-0 F8 | | 1-0 F8 | | 1-3 1B 1B | 2-0 FC4 | | 5 | 1 | 2 | 3 | 0 | 0 | 4 | | |
| Ron Karkovics, R <small>OBP: 0.481, SLG: 0.711</small> (1, 2) | 0-1 HR | | 1-1 F8 | | 2-1 F9 | | 3-3 K | | | 4 | 1 | 1 | 2 | 0 | 1 | 5 | | |
| Ozzie Guillen, L <small>OBP: 0.254, SLG: 0.292</small> (1, 6) | 1-0 F9 | | | 0-1 P5 | | 1-1 L8 | | 0-0 1B | | 4 | 0 | 1 | 1 | 0 | 0 | 0 | | |
| Inning Stats | R: 6 E: 0 K: 1 S: 15 | H: 5 LOB: 0 BB: 1 P: 23 | R: 0 E: 0 K: 1 S: 6 | H: 0 LOB: 0 BB: 0 P: 11 | R: 0 E: 0 K: 0 S: 11 | H: 2 LOB: 2 BB: 0 P: 14 | R: 0 E: 0 K: 0 S: 8 | H: 1 LOB: 2 BB: 1 P: 18 | R: 0 E: 0 K: 1 S: 12 | H: 2 LOB: 2 BB: 0 P: 18 | R: 1 E: 0 K: 1 S: 15 | H: 3 LOB: 2 BB: 0 P: 18 | R: 2 E: 0 K: 0 S: 9 | H: 2 LOB: 1 BB: 1 P: 16 | 1B: 12 2B: 2 3B: 1 HR: 1 | SF: 0 SAC: 0 DP: 0 HBP: 0 | WP: 0 PB: 0 SB: 0 CS: 0 | PA: 43 |
| PITCHER Bill Gullickson, R <small>ERA: 8.79</small> (1, 1) | IP: 6.2 WLS: L BF: 36 H: 14 R: 7 ER: 7 SO: 4 BB: 2 IBB: 0 HBP: 0 BLK: 0 WP: 0 HR: 1 S: 71 P: 111 ERA: 9.45 WHIP: 2.400 | PITCHER Joe Boever, R <small>ERA: 3.32</small> (7, 1) | IP: 1.1 WLS: L BF: 7 H: 2 R: 2 ER: 2 SO: 0 BB: 1 IBB: 0 HBP: 0 BLK: 0 WP: 0 HR: 0 S: 12 P: 20 ERA: 13.50 WHIP: 2.250 | | | | | | | | | | | | | | | |

Detroit Tigers @ Chicago White Sox
 Comiskey Park, Chicago, IL
 Sat Apr 23 1994, 8:05 PM EDT
 Att. 39,846 - Unknown

| | |
|-----|----|
| AB | 40 |
| R | 9 |
| H | 16 |
| RBI | 9 |
| BB | 3 |
| SO | 4 |
| LOB | 22 |



| | |
|-------|--------|
| WP: 0 | PA: 43 |
| PB: 0 | |
| SB: 0 | |
| CS: 0 | |

| | |
|-----|------|
| ERA | WHIP |
|-----|------|

| Batter | 1 | 2 | 3 | 4 | 5 | 6 | 7 | 8 | 9 | AB R H RBI BB SO LOB |
|--|--------|-------------|---------------|----------|-----------------|-------------------|----------|----------|----------|----------------------|
| Tim Raines, S (1, 7) OBP: 0.380, SLG: 0.525 | 3-2 F7 | | 4-2 B 2B BB | | 4-2 B G1-4-3 BB | | 2-2 L9 | | 1-0 F9 | 3 1 0 0 2 0 0 |
| Craig Grebeck, R (1, 4) OBP: 0.429, SLG: 0.474 | 2-1 1B | | 0-0 L4 | | 2-2 G1-4-3 | | 1-1 G4-1 | | 3-2 K | 3 0 1 0 0 0 2 |
| Warren Newson, L (7, PH) OBP: 0.100, SLG: 0.100 | | | | | 1-2f | | | | | 1 0 0 0 0 0 0 |
| Joey Cora, S (8, 4) OBP: 0.262, SLG: 0.224 | | | | | | | | | | 0 0 0 0 0 0 0 |
| Dan Pasqua, L (9, PH) OBP: 0.188, SLG: 0.500 | | | | | | | | | | 1 0 0 0 0 1 0 |
| Frank Thomas, R (1, 3) OBP: 0.477, SLG: 0.750 | 2-3 K | | 0-0 2B | | 0-1 L7 | | 2-3 K | | | 4 1 1 1 0 2 1 |
| Julio Franco, R (1, 10) OBP: 0.325, SLG: 0.569 | 1-2 L9 | | 0-1 2B | | | 2-0 HR | | 1-1 HR | | 4 2 3 3 0 0 1 |
| Robin Ventura, L (1, 5) | | 3-2 G4-3 | 4-0 FC6-4 IBB | | | 0-0 HR | | 1-2 HR | | 3 2 2 2 1 0 0 |
| Darrin Jackson, R (1, 9) OBP: 0.439, SLG: 0.621 | | 4-2 E G3 BB | 0-0 FC6-4 | | | 1-1 FC4-6 1B | | 1-2 P6 | | 3 0 1 0 1 0 2 |
| Lance Johnson, L (1, 8) OBP: 0.308, SLG: 0.306 | | 0-1 G3 | | 1-1 G4-3 | | 2-1 FC4-6 L6-4 WP | | 0-1 F7 | | 4 0 0 0 0 0 2 |
| Michael LaValliere, L (1, 2) OBP: 0.529, SLG: 0.385 | | 0-3 K | | 2-1 L7 | | 4-2 BB | | 1-2 G6-3 | | 2 0 0 0 0 1 1 |
| Ron Karkovice, R (6, PH) OBP: 0.481, SLG: 0.692 | | | | | | | | | | 1 0 0 0 1 0 0 |
| Ozzie Guillen, L (1, 6) OBP: 0.239, SLG: 0.275 | | | 0-1 F7 | | 1-1 F9 | | 1-0 L6-4 | | 1-2 G4-3 | 4 0 0 0 0 0 2 |

| Inning Stats | R: 0 E: 0 K: 12 S: 12 | H: 1 LOB: 1 BB: 0 P: 20 | R: 0 E: 1 K: 13 S: 13 | H: 0 LOB: 1 BB: 1 P: 20 | R: 2 E: 0 K: 0 S: 13 | H: 2 LOB: 2 BB: 2 P: 21 | R: 0 E: 0 K: 0 S: 6 | H: 0 LOB: 0 BB: 0 P: 10 | R: 0 E: 0 K: 0 S: 7 | H: 0 LOB: 0 BB: 1 P: 13 | R: 2 E: 0 K: 0 S: 12 | H: 2 LOB: 0 BB: 0 P: 18 | R: 0 E: 0 K: 1 S: 8 | H: 0 LOB: 0 BB: 0 P: 13 | R: 2 E: 0 K: 0 S: 14 | H: 2 LOB: 0 BB: 0 P: 18 | R: 0 E: 0 K: 1 S: 7 | H: 0 LOB: 0 BB: 0 P: 12 | 1B: 2 2B: 3 3B: 0 HR: 4 | SF: 0 SAC: 0 DP: 2 HBP: 0 |
|--------------|--------------------------------|----------------------------------|--------------------------------|----------------------------------|-------------------------------|----------------------------------|------------------------------|----------------------------------|------------------------------|----------------------------------|-------------------------------|----------------------------------|------------------------------|----------------------------------|-------------------------------|----------------------------------|------------------------------|----------------------------------|----------------------------------|------------------------------------|
|--------------|--------------------------------|----------------------------------|--------------------------------|----------------------------------|-------------------------------|----------------------------------|------------------------------|----------------------------------|------------------------------|----------------------------------|-------------------------------|----------------------------------|------------------------------|----------------------------------|-------------------------------|----------------------------------|------------------------------|----------------------------------|----------------------------------|------------------------------------|

| PITCHER | IP | WLS | BF | H | R | ER | SO | BB | IBB | HBP | BLK | WP | HR | S | P | ERA | WHIP |
|--------------------------------------|-----|-----|----|---|---|----|----|----|-----|-----|-----|----|----|----|----|------|-------|
| John Doherty, R (1, 1) ERA: 7.58 | 5.1 | | 25 | 6 | 4 | 4 | 2 | 3 | 1 | 0 | 0 | 0 | 2 | 59 | 95 | 6.75 | 1.688 |
| Bill Krueger, L (6, 1) ERA: 8.31 | 0.2 | | 2 | 0 | 0 | 0 | 0 | 1 | 0 | 0 | 0 | 1 | 0 | 4 | 8 | 0.00 | 1.500 |
| Mike Gardiner, R (7, 1) ERA: 2.13 | 2.0 | W | 8 | 2 | 2 | 2 | 1 | 0 | 0 | 0 | 0 | 0 | 2 | 22 | 31 | 9.00 | 1.000 |
| Mike Henneman, R (9, 1) ERA: 2.25 | 1.0 | S | 3 | 0 | 0 | 0 | 1 | 0 | 0 | 0 | 0 | 0 | 0 | 7 | 12 | 0.00 | 0.000 |

DETROIT TIGERS @ CHICAGO WHITE SOX
Comiskey Park, Chicago, IL
Sun Apr 24 1994, 4:33 AM EDT
Att: 41,149 - Sunny - 77 F

| | |
|------------|-----------|
| AB | 33 |
| R | 6 |
| H | 8 |
| RBI | 6 |
| BB | 5 |
| SO | 4 |
| LOB | 11 |



| Batter | 1 | 2 | 3 | 4 | 5 | 6 | 7 | 8 | 9 | AB R H RBI BB SO LOB | TOP | |
|---|--|---|--|---|---|---|--|--|---|--|--|--|
| Tony Phillips, S (1, 7) OBP: 0.393, SLG: 0.419 | 0-0 FC1-5 2B | 4-0 BB | | 0-2 F7 | | 0-2 G3-1 | | | 1-3 K | 4 0 1 0 1 1 5 | | |
| Lou Whitaker, L (1, 4) Juan Samuel, R (5, 4) OBP: 0.379, SLG: 0.592 OBP: 0.400, SLG: 0.250 | 0-0 FC1-5 FC5 BB 2-3 | 0-0 G3 | | 2-2 FC5-4 1-2f | | | 4-0 G3 BB | | 2-3 K | 3 0 0 0 0 0 6 1 0 0 0 1 1 0 | | |
| Kirk Gibson, L (1, 9) OBP: 0.315, SLG: 0.356 | 4-0 BB | | 3-1 F8 | | 0-0 G4-3 | | 0-2 K | | 1-3 K | 4 0 0 0 1 2 1 | | |
| Cecil Fielder, R (1, 3) OBP: 0.325, SLG: 0.554 | 1-1 L9 | | 1-3 K | | 1-3 K | | 0-2 G3 | | | 4 0 0 0 0 2 3 | | |
| Travis Fryman, R (1, 5) OBP: 0.295, SLG: 0.452 | 2-2 FC5 2-3f | | 0-0 F9 | | 2-1 F7 | | 1-2 F8 | | | 4 0 0 0 0 0 3 | | |
| Mickey Tettleton, S (1, 2) OBP: 0.392, SLG: 0.383 | | 0-1 HR | | 4-2 1B BB | | 0-1 1B | | 0-1 1B | | 3 1 3 1 1 0 0 | | |
| Eric Davis, R (1, 8) OBP: 0.221, SLG: 0.274 | | 3-3 K | | 0-0 1B 1-2 1B | | 2-2 L7 | | 3-1 P2 | | 4 0 1 0 0 1 2 | | |
| Alan Trammell, R (1, 6) OBP: 0.392, SLG: 0.507 | | 1-2 L9 | | 0-0 FC5-4 1-2 2-3 1B | | 2-2 SAFE 1B | | 1-1 L7 | | 4 0 2 0 0 0 1 | | |
| Scott Livingstone, L (1, 10) OBP: 0.333, SLG: 0.353 | | 0-1 BB 1B | | 1-3 K | | 1-0 L7 | | 3-2 G5-3 | | 4 0 1 0 0 1 6 | | |
| Inning Stats | R: 0 E: 0 K: 0 S: 7 H: 1 LOB: 2 BB: 1 P: 14 | R: 1 E: 0 K: 1 S: 11 H: 2 LOB: 2 BB: 1 P: 19 | R: 0 E: 0 K: 1 S: 6 H: 0 LOB: 0 BB: 0 P: 10 | R: 0 E: 0 K: 1 S: 16 H: 2 LOB: 3 BB: 1 P: 23 | R: 0 E: 0 K: 1 S: 6 H: 0 LOB: 0 BB: 0 P: 9 | R: 0 E: 0 K: 0 S: 14 H: 2 LOB: 2 BB: 0 P: 19 | R: 0 E: 0 K: 1 S: 9 H: 0 LOB: 1 BB: 1 P: 14 | R: 0 E: 0 K: 0 S: 9 H: 1 LOB: 1 BB: 0 P: 16 | R: 0 E: 0 K: 3 S: 13 H: 0 LOB: 0 BB: 0 P: 17 | 1B: 6 2B: 1 3B: 0 HR: 1 SF: 0 SAC: 0 DP: 0 HBP: 0 | WP: 0 PB: 0 SB: 0 CS: 0 PA: 39 | |
| PITCHER | IP WLS BF H R ER SO BB IBB HBP BLK WP HR S P ERA WHIP | | | | | | | | | | | |
| Rick Helling, R (1, 1) ERA: 3.86 | 6.0 W 28 7 1 1 4 3 0 0 0 0 1 60 94 1.50 1.667 | | | | | | | | | | | |
| Cris Carpenter, R (7, 1) ERA: 0.9 | 2.0 8 1 0 0 1 1 0 0 0 0 0 18 30 0.00 1.000 | | | | | | | | | | | |
| Tom Henke, R (9, 1) ERA: 2.89 | 1.0 3 0 0 0 3 0 0 0 0 0 0 13 17 0.00 0.000 | | | | | | | | | | | |

Detroit Tigers @ Texas Rangers
The Ballpark at Arlington, Arlington, TX

Tue Apr 26 1994, 8:05 PM EDT
Att. 22,995 - Unknown - 81 F

livebaseballscorecards.com

AB 35
R 1
H 8
RBI 1
BB 4
SO 8
LOB 27



| Batter | 1 | 2 | 3 | 4 | 5 | 6 | 7 | 8 | 9 |
|--|------------------------|-----------------------------|----------------------------|------------------|-------------|--|-------------|-------------|---|
| David Hulse, L OBP: 0.413, SLG: 0.451 (1, 8) | 4-2 S 1B BB | 2-2 G4-3 1-3 | | 1-3 K | | 3-2 FC5-4 1-3 2-H 3-H S 1B | | 0-1 E6 | |
| Oddibe McDowell, L (1, 9) | 4-2 1B 1-2 BB | 4-2 S BB | | 4-2 1B BB | | 3-3 K 1-2 | | 0-1 G5-3 | |
| Jose Canseco, R OBP: 0.378, SLG: 0.547 (1, 10) | 0-0 S 1B | 4-1 G6-4-3 1-2 IBB | | 1-1 1-H 1B | | 4-0 FC5-4 IBB | | 3-2 L9 | |
| Juan Gonzalez, R OBP: 0.260, SLG: 0.420 (1, 7) | 2-3 K 1-2 | 1-0 G6-4-3 1-2f | | | 0-1 G6-3 | 0-1 FC5-4 FC6-4 | | | |
| Will Clark, L OBP: 0.443, SLG: 0.638 (1, 3) | 4-0 1B IBB | | 4-1 1B BB | | 2-3 K | 1-2 FC6-4 1-2f | | | |
| Dean Palmer, R OBP: 0.247, SLG: 0.352 (1, 5) | 0-3 K | | 0-2 L7 | | 2-2 F8 | | 1-2 F9 | | |
| Doug Strange, S OBP: 0.333, SLG: 0.537 (1, 4) | 1-0 1B | | 3-1 G6-4-3 1-3 1B | | | 1-0 1B PB 1B | 0-2 G4-3 | | |
| Ivan Rodriguez, R OBP: 0.323, SLG: 0.370 (1, 2) | 0-3 K | | 1-2 G6-4-3 1-2f | | | 1-0 1B E 1B | 1-1 G6-3 | | |
| Manuel Lee, S OBP: 0.293, SLG: 0.255 (1, 6) | | 3-2 G4-3 S 1B | | 2-1 G4-3 | | 1-0 1B PB FC5-4 1B | 2-3 K | | |

| Inning Stats | R: 3 E: 0 K: 3 S: 18 | H: 2 LOB: 2 BB: 3 P: 32 | R: 0 E: 0 K: 0 S: 12 | H: 1 LOB: 2 BB: 2 P: 26 | R: 0 E: 0 K: 0 S: 11 | H: 1 LOB: 1 BB: 1 P: 18 | R: 0 E: 0 K: 1 S: 10 | H: 1 LOB: 2 BB: 1 P: 17 | R: 0 E: 0 K: 1 S: 8 | H: 0 LOB: 0 BB: 0 P: 12 | R: 3 E: 0 K: 1 S: 15 | H: 4 LOB: 2 BB: 1 P: 29 | R: 0 E: 0 K: 0 S: 9 | H: 0 LOB: 0 BB: 0 P: 11 | R: 0 E: 1 K: 1 S: 10 | H: 0 LOB: 1 BB: 0 P: 15 |
|--------------|-------------------------------|----------------------------------|-------------------------------|----------------------------------|-------------------------------|----------------------------------|-------------------------------|----------------------------------|------------------------------|----------------------------------|-------------------------------|----------------------------------|------------------------------|----------------------------------|-------------------------------|----------------------------------|
|--------------|-------------------------------|----------------------------------|-------------------------------|----------------------------------|-------------------------------|----------------------------------|-------------------------------|----------------------------------|------------------------------|----------------------------------|-------------------------------|----------------------------------|------------------------------|----------------------------------|-------------------------------|----------------------------------|

| PITCHER | IP | WLS | BF | H | R | ER | SO | BB | IBB | HBP | BLK | WP | HR | S | P | ERA | WHIP |
|------------------------------------|-----|-----|----|---|---|----|----|----|-----|-----|-----|----|----|----|-----|-------|-------|
| Mike Moore, R ERA: 5.76 (1, 1) | 5.0 | L | 24 | 5 | 3 | 3 | 5 | 5 | 2 | 0 | 0 | 0 | 0 | 59 | 105 | 5.40 | 2.000 |
| Jose Lima, R ERA: 17.36 (6, 1) | 0.2 | | 7 | 4 | 3 | 3 | 1 | 0 | 1 | 0 | 0 | 0 | 0 | 12 | 25 | 40.50 | 6.000 |
| Buddy Groom, L ERA: (6, 1) | 0.1 | | 1 | 0 | 0 | 0 | 0 | 0 | 0 | 0 | 0 | 0 | 0 | 3 | 4 | 0.00 | 0.000 |
| Storm Davis, R ERA: 3.27 (7, 1) | 2.0 | | 7 | 0 | 0 | 0 | 1 | 0 | 0 | 0 | 0 | 0 | 0 | 19 | 26 | 0.00 | 0.000 |

AB R H RBI BB SO LOB

| | | | | | | |
|---|---|---|---|---|---|---|
| 4 | 1 | 1 | 0 | 1 | 1 | 1 |
| 2 | 1 | 0 | 0 | 3 | 1 | 3 |
| 3 | 1 | 2 | 1 | 2 | 0 | 1 |
| 4 | 0 | 0 | 1 | 0 | 1 | 7 |
| 2 | 0 | 0 | 0 | 2 | 1 | 2 |
| 4 | 0 | 0 | 0 | 0 | 1 | 4 |
| 4 | 1 | 3 | 2 | 0 | 0 | 0 |
| 4 | 1 | 1 | 0 | 0 | 1 | 4 |
| 4 | 1 | 2 | 0 | 0 | 1 | 0 |

| | | | |
|-------|--------|-------|--------|
| 1B: 9 | SF: 0 | WP: 0 | PA: 39 |
| 2B: 0 | SAC: 0 | PB: 2 | |
| 3B: 0 | DP: 2 | SB: 5 | |
| HR: 0 | HBP: 0 | CS: 0 | |

Detroit Tigers @ Texas Rangers
The Ballpark at Arlington, Arlington, TX
Tue Apr 26 1994, 8:05 PM EDT
Att: 22,995 - Unknown - 81 F

livebaseballscorecards.com

| | |
|-----|----|
| AB | 31 |
| R | 6 |
| H | 9 |
| RBI | 4 |
| BB | 8 |
| SO | 7 |
| LOB | 22 |



| Batter | 1 | 2 | 3 | 4 | 5 | 6 | 7 | 8 | 9 | AB R H RBI BB SO LOB | TOP | | | | | | | | | | | |
|--|---|----------------------------------|-------------------------------|----------------------------------|-------------------------------|----------------------------------|------------------------------|----------------------------------|-------------------------------|----------------------------------|------------------------------|---------------------------------|------------------------------|----------------------------------|-------------------------------|----------------------------------|------------------------------|----------------------------------|----------------------------------|------------------------------------|----------------------------------|--------|
| Tony Phillips, S (1, 7) OBP: 0.394, SLG: 0.410 | 1-3 K | | 4-2 1B FC5-4 BB | | 3-2 1B 1B | | 2-3 K | | 3-2 G1-3 | 4 1 1 0 1 2 1 | | | | | | | | | | | | |
| Lou Whitaker, L (1, 4) OBP: 0.381, SLG: 0.574 | 3-2 F8 | | 1-2 1-3 1B FC5-4 | | 0-0 F7 | | 0-1 G4-3 | | 1-0 1B | 5 0 2 0 0 0 2 | | | | | | | | | | | | |
| Travis Fryman, R (1, 5) OBP: 0.277, SLG: 0.423 | 1-3 K | | 1-2 FC5-4 HR | | 0-1 F9 | | 2-1 F9 | | 1-3 K | 5 1 0 1 0 2 4 | | | | | | | | | | | | |
| Cecil Fielder, R (1, 3) OBP: 0.333, SLG: 0.590 Scott Livingstone, L (8, 3) OBP: 0.316, SLG: 0.333 | | 2-3 K | 1-1 1-H HR | | 2-2 1-2 1B | | | 0-0 G1-6-3 | 1-0 G3 | 4 1 2 2 0 1 0 1 0 0 0 0 0 1 | | | | | | | | | | | | |
| Kirk Gibson, L (1, 9) OBP: 0.310, SLG: 0.367 | | 1-1 P4 | 3-2 2B | | 3-3 K | | | 2-3 K | | 4 0 1 0 0 2 2 | | | | | | | | | | | | |
| Mickey Tettleton, S (1, 10) OBP: 0.397, SLG: 0.397 | | 4-2 1B BB | 1-3 K | | 1-1 P4 | | | 2-1 1B 2B | | 3 1 1 0 1 1 1 | | | | | | | | | | | | |
| Eric Davis, R (1, 8) OBP: 0.236, SLG: 0.288 | | 3-1 1-2 1B | | 1-3 K | | 0-3 K | | 1-0 1B 2-H | | 4 0 2 1 0 2 0 | | | | | | | | | | | | |
| Alan Trammell, R (1, 6) OBP: 0.385, SLG: 0.493 | | 1-0 G4-3 | | 0-0 G5-3 | | 0-3 K | | 0-2 1-2 1B | | 4 0 1 0 0 1 2 | | | | | | | | | | | | |
| Chad Kreuter, S (1, 2) OBP: 0.250, SLG: 0.182 | | | 2-2 G3 | | 3-2 G4-3 | | 0-1 G4-3 1B | | 3-2 G3 | 4 0 1 0 0 0 2 | | | | | | | | | | | | |
| Inning Stats | R: 0 E: 0 K: 2 S: 11 | H: 0 LOB: 0 BB: 0 P: 16 | R: 0 E: 0 K: 1 S: 10 | H: 1 LOB: 2 BB: 1 P: 21 | R: 3 E: 0 K: 1 S: 19 | H: 3 LOB: 1 BB: 1 P: 32 | R: 0 E: 0 K: 1 S: 9 | H: 0 LOB: 0 BB: 0 P: 13 | R: 0 E: 0 K: 1 S: 13 | H: 2 LOB: 2 BB: 0 P: 21 | R: 0 E: 0 K: 1 S: 8 | H: 0 LOB: 0 BB: 0 P: 9 | R: 0 E: 0 K: 1 S: 9 | H: 1 LOB: 1 BB: 0 P: 13 | R: 1 E: 0 K: 1 S: 16 | H: 3 LOB: 2 BB: 0 P: 24 | R: 0 E: 0 K: 1 S: 8 | H: 1 LOB: 1 BB: 0 P: 14 | 1B: 8 2B: 2 3B: 0 HR: 1 | SF: 0 SAC: 0 DP: 0 HBP: 0 | WP: 0 PB: 0 SB: 0 CS: 0 | PA: 40 |
| PITCHER | IP WLS BF H R ER SO BB IBB HBP BLK WP HR S P ERA WHIP | | | | | | | | | | | | | | | | | | | | | |
| Kevin Appier, R (1, 1) ERA: 7.86 | 6.1 W 28 7 3 3 9 2 0 0 0 0 0 1 75 119 4.26 1.421 | | | | | | | | | | | | | | | | | | | | | |
| Hipolito Pichardo, R (7, 1) ERA: 6.14 | 2.2 12 4 1 1 2 0 0 0 0 0 0 0 28 44 3.38 1.500 | | | | | | | | | | | | | | | | | | | | | |

Detroit Tigers @ Kansas City Royals
Kauffman Stadium, Kansas City, MO

Thu Apr 28 1994, 7:05 PM CDT
Att. 16,768 - Unknown - 56 F

| | |
|-----|----|
| AB | 38 |
| R | 4 |
| H | 11 |
| RBI | 4 |
| BB | 2 |
| SO | 11 |
| LOB | 15 |




| Batter | 1 | 2 | 3 | 4 | 5 | 6 | 7 | 8 | 9 | AB | R | H | RBI | BB | SO | LOB |
|---|----------|----------------|---|-----------------|-----------|-----------|----------|-------------|---|----|---|---|-----|----|----|-----|
| Vince Coleman, S (1, 7) OBP: 0.264, SLG: 0.322 | 0-0 P6 | 2-2 S 1B | | 2-2 1B 2B | 2-0 P5 | | 1-3 K | | | 5 | 2 | 2 | 1 | 0 | 1 | 2 |
| Brian McRae, S (1, 8) OBP: 0.452, SLG: 0.541 | 3-1 G4-3 | 3-2 1B | | 0-1 F7 1B BLK | 0-1 1B | | 2-2 G3-1 | | | 5 | 1 | 3 | 4 | 0 | 0 | 0 |
| Wally Joyner, L (1, 10) OBP: 0.360, SLG: 0.442 | 4-1 BB | 1-1 G1-3 | | 2-1 F7 1B | 2-3 K | | | 1-2 HR 3B | | 4 | 1 | 1 | 0 | 1 | 1 | 4 |
| Mike Macfarlane, R (1, 2) OBP: 0.424, SLG: 0.490 | 0-1 F9 | | | 3-2 F7 1B | | 0-0 P5 | | 0-1 HR | | 4 | 1 | 1 | 2 | 1 | 0 | 2 |
| Bob Hamelin, L (1, 3) OBP: 0.414, SLG: 0.672 | | 1-2 E G4-3 1B | | 0-0 FC4-6 BB 1B | 1-1 1B | 4-1 2B BB | | 3-1 G6-3 1B | | 4 | 2 | 3 | 1 | 1 | 0 | 1 |
| Gary Gaetti, R (1, 5) OBP: 0.329, SLG: 0.493 | | 0-0 E5 G4-3 1B | | 4-0 FC4-6 BB | | 1-0 HR | | 0-1 G6-3 2B | | 4 | 2 | 2 | 2 | 1 | 0 | 2 |
| Felix Jose, S (1, 9) OBP: 0.240, SLG: 0.333 | | 0-1 G4-3 1B | | 0-0 FC4-6 CS 1B | 1-1 E4 1B | 0-3 K | | 2-2 G6-3 2B | | 5 | 1 | 0 | 1 | 0 | 1 | 5 |
| Jose Lind, R (1, 4) OBP: 0.288, SLG: 0.323 | | 0-1 S 1B | | 2-1 CS 1B | 1-0 1B 2B | 0-1 1B | | 1-2 G1-3 1B | | 5 | 2 | 3 | 1 | 0 | 0 | 2 |
| Greg Gagne, R (1, 6) OBP: 0.295, SLG: 0.327 | | 0-1 F9 1B | | 1-1 2B 1B | 2-1 F8 1B | | 1-2 G6-3 | | | 4 | 1 | 1 | 1 | 0 | 0 | 3 |

| Inning Stats | R: 0 | H: 0 | E: 0 | K: 0 | S: 6 | LOB: 1 | BB: 1 | P: 13 | R: 4 | H: 4 | E: 1 | K: 0 | S: 21 | LOB: 1 | BB: 0 | P: 28 | R: 0 | H: 0 | E: 0 | K: 0 | S: 3 | LOB: 1 | BB: 2 | P: 13 | R: 4 | H: 5 | E: 0 | K: 0 | S: 18 | LOB: 1 | BB: 0 | P: 28 | R: 2 | H: 3 | E: 1 | K: 1 | S: 13 | LOB: 2 | BB: 0 | P: 21 | R: 1 | H: 1 | E: 0 | K: 1 | S: 9 | LOB: 1 | BB: 1 | P: 15 | R: 0 | H: 0 | E: 0 | K: 1 | S: 10 | LOB: 0 | BB: 0 | P: 14 | R: 2 | H: 3 | E: 0 | K: 0 | S: 18 | LOB: 1 | BB: 0 | P: 25 |
|--------------|------|------|------|------|------|--------|-------|-------|------|------|------|------|-------|--------|-------|-------|------|------|------|------|------|--------|-------|-------|------|------|------|------|-------|--------|-------|-------|------|------|------|------|-------|--------|-------|-------|------|------|------|------|------|--------|-------|-------|------|------|------|------|-------|--------|-------|-------|------|------|------|------|-------|--------|-------|-------|
|--------------|------|------|------|------|------|--------|-------|-------|------|------|------|------|-------|--------|-------|-------|------|------|------|------|------|--------|-------|-------|------|------|------|------|-------|--------|-------|-------|------|------|------|------|-------|--------|-------|-------|------|------|------|------|------|--------|-------|-------|------|------|------|------|-------|--------|-------|-------|------|------|------|------|-------|--------|-------|-------|

| PITCHER | IP | WLS | BF | H | R | ER | SO | BB | IBB | HBP | BLK | WP | HR | S | P | ERA | WHIP |
|------------------------------------|-----|-----|----|----|----|----|----|----|-----|-----|-----|----|----|----|----|-------|-------|
| Tim Belcher, R (1, 1) ERA: 9.55 | 4.0 | L | 25 | 10 | 10 | 5 | 0 | 3 | 0 | 0 | 1 | 0 | 1 | 51 | 87 | 11.25 | 3.250 |
| Joe Boever, R (5, 1) ERA: 3.91 | 4.0 | | 19 | 6 | 3 | 3 | 3 | 1 | 0 | 0 | 0 | 0 | 1 | 47 | 70 | 6.75 | 1.750 |

DETROIT TIGERS @ KANSAS CITY ROYALS
Kauffman Stadium, Kansas City, MO
 Thu Apr 28 1994, 7:05 PM CDT
 Att: 16,768 - Unknown - 56 F

| | |
|-----|----|
| AB | 40 |
| R | 13 |
| H | 16 |
| RBI | 13 |
| BB | 4 |
| SO | 3 |
| LOB | 21 |



| | | | |
|--------|--------|-------|--------|
| 1B: 10 | SF: 0 | WP: 0 | PA: 45 |
| 2B: 3 | SAC: 0 | PB: 0 | |
| 3B: 1 | DP: 0 | SB: 2 | |
| HR: 2 | HBP: 0 | CS: 1 | |

| Batter | 1 | 2 | 3 | 4 | 5 | 6 | 7 | 8 | 9 | AB R H RBI BB SO LOB | TOP |
|---|---|---|---|---|---|---|---|---|---|---|--|
| Tim Raines, S (1, 7) OBP: 0.376, SLG: 0.544 | 2-0 | | 2-1 | | 0-0 | 4-2 | | | 2-1 | 4 1 1 2 1 0 0 | |
| Joey Cora, S (1, 4) OBP: 0.263, SLG: 0.250 Warren Newson, L (9, PH) OBP: 0.214, SLG: 0.231 | 1-0 | | 2-1 | | 0-1 | 0-1 | | | 3-1 | 4 0 0 0 0 0 3 1 1 1 0 0 0 0 | |
| Frank Thomas, R (1, 3) OBP: 0.431, SLG: 0.636 | 0-1 | | 1-0 | | 2-3 | | 0-1 | | 3-1 | 5 0 0 0 0 1 1 | |
| Julio Franco, R (1, 10) OBP: 0.327, SLG: 0.505 | | 2-2 | | 2-2 | 4-0 | | 1-3 | | 0-1 | 4 0 2 0 1 1 0 | |
| Robin Ventura, L (1, 5) OBP: 0.390, SLG: 0.576 | | 3-1 | | 3-2 | 2-2 | | 0-0 | | 2-1 | 5 0 3 1 0 0 1 | |
| Dan Pasqua, L (1, 9) OBP: 0.227, SLG: 0.591 | | 1-3 | | 1-1 | | 0-1 | | 3-3 | 1-3 | 5 0 1 0 0 3 5 | |
| Lance Johnson, L (1, 8) OBP: 0.296, SLG: 0.300 | | 4-0 | | 1-0 | | 1-2 | | 1-2 | | 3 0 1 0 1 0 3 | AB 38 R 3 H 11 RBI 3 BB 4 SO 6 LOB 21 |
| Ron Karkovice, R (1, 2) OBP: 0.473, SLG: 0.600 | | 4-2 | | 1-0 | 1 SAFE 1 SAFE | 0-3 | | 2-0 | | 3 0 0 0 1 1 4 | |
| Ozzie Guillen, L (1, 6) OBP: 0.270, SLG: 0.302 | 0-2 | | | 0-0 | | 0-1 | | 0-1 | | 4 1 2 0 0 0 4 | |
| Inning Stats | R: 0 E: 0 K: 0 S: 4 H: 0 LOB: 0 BB: 0 P: 7 | R: 0 E: 0 K: 1 S: 15 H: 1 LOB: 3 BB: 2 P: 29 | R: 0 E: 0 K: 0 S: 5 H: 0 LOB: 0 BB: 0 P: 10 | R: 0 E: 0 K: 0 S: 10 H: 2 LOB: 2 BB: 0 P: 18 | R: 2 E: 0 K: 1 S: 12 H: 2 LOB: 1 BB: 1 P: 20 | R: 0 E: 0 K: 1 S: 15 H: 2 LOB: 3 BB: 1 P: 20 | R: 0 E: 0 K: 1 S: 6 H: 0 LOB: 0 BB: 0 P: 7 | R: 0 E: 0 K: 1 S: 9 H: 1 LOB: 1 BB: 0 P: 15 | R: 1 E: 0 K: 1 S: 15 H: 3 LOB: 2 BB: 0 P: 26 | 1B: 8 2B: 2 3B: 0 HR: 1 SF: 0 SAC: 0 DP: 0 HBP: 0 | WP: 0 PB: 0 SB: 2 CS: 0 PA: 42 |
| PITCHER Bill Gullickson, R (1, 1) ERA: 6.55 Buddy Groom, L (8, 1) ERA: Mike Henneman, R (9, 1) ERA: 3.0 | IP WLS BF H R ER SO BB IBB HBP BLK WP HR S P ERA WHIP | IP WLS BF H R ER SO BB IBB HBP BLK WP HR S P ERA WHIP | IP WLS BF H R ER SO BB IBB HBP BLK WP HR S P ERA WHIP | IP WLS BF H R ER SO BB IBB HBP BLK WP HR S P ERA WHIP | IP WLS BF H R ER SO BB IBB HBP BLK WP HR S P ERA WHIP | IP WLS BF H R ER SO BB IBB HBP BLK WP HR S P ERA WHIP | IP WLS BF H R ER SO BB IBB HBP BLK WP HR S P ERA WHIP | IP WLS BF H R ER SO BB IBB HBP BLK WP HR S P ERA WHIP | IP WLS BF H R ER SO BB IBB HBP BLK WP HR S P ERA WHIP | IP WLS BF H R ER SO BB IBB HBP BLK WP HR S P ERA WHIP | IP WLS BF H R ER SO BB IBB HBP BLK WP HR S P ERA WHIP |

Chicago White Sox @ Detroit Tigers
 Tiger Stadium, Detroit, MI
 Fri Apr 29 1994, 7:05 PM EDT
 Att. 13,892 - Unknown - 62 F

livebaseballscorecards.com

BOTTOM

Chicago White Sox @ Detroit Tigers
Tiger Stadium, Detroit, MI

| | |
|-----|----|
| AB | 30 |
| R | 4 |
| H | 6 |
| RBI | 2 |
| BB | 6 |
| SO | 12 |
| LOB | 22 |



| | | | |
|----|---|----|----|
| WP | 1 | PA | 36 |
| PB | 0 | | |
| SB | 0 | | |
| CS | 0 | | |

| | | | | | | | | | | | | | | | | | |
|---------|----|-----|----|---|---|----|----|----|-----|-----|-----|----|----|---|---|-----|------|
| PITCHER | IP | WLS | BF | H | R | ER | SO | BB | IBB | HBP | BLK | WP | HR | S | P | ERA | WHIP |
|---------|----|-----|----|---|---|----|----|----|-----|-----|-----|----|----|---|---|-----|------|

| | | | | | | |
|----|---|---|-----|----|----|-----|
| AB | R | H | RBI | BB | SO | LOB |
| 2 | 0 | 0 | 0 | 2 | 1 | 0 |
| 0 | 0 | 0 | 0 | 0 | 0 | 0 |

| | | | | | | |
|---|---|---|---|---|---|---|
| 4 | 1 | 2 | 0 | 0 | 1 | 2 |
|---|---|---|---|---|---|---|

| | | | | | | |
|---|---|---|---|---|---|---|
| 4 | 0 | 0 | 0 | 0 | 3 | 5 |
|---|---|---|---|---|---|---|

| | | | | | | |
|---|---|---|---|---|---|---|
| 3 | 1 | 1 | 0 | 1 | 1 | 2 |
| 0 | 1 | 0 | 0 | 0 | 0 | 0 |

| | | | | | | |
|---|---|---|---|---|---|---|
| 3 | 1 | 1 | 0 | 1 | 1 | 2 |
|---|---|---|---|---|---|---|

| | | | | | | |
|---|---|---|---|---|---|---|
| 3 | 0 | 1 | 2 | 1 | 0 | 2 |
|---|---|---|---|---|---|---|

| | | | | | | |
|---|---|---|---|---|---|---|
| 4 | 0 | 0 | 0 | 0 | 2 | 4 |
|---|---|---|---|---|---|---|

| | | | | | | |
|---|---|---|---|---|---|---|
| 3 | 0 | 1 | 0 | 1 | 0 | 1 |
|---|---|---|---|---|---|---|

| | | | | | | |
|---|---|---|---|---|---|---|
| 4 | 0 | 0 | 0 | 0 | 3 | 4 |
|---|---|---|---|---|---|---|

| | | | |
|----|---|-----|---|
| 1B | 3 | SF | 0 |
| 2B | 2 | SAC | 0 |
| 3B | 1 | DP | 0 |
| HR | 0 | HBP | 0 |

| | | | |
|----|---|-----|---|
| 1B | 3 | SF | 0 |
| 2B | 2 | SAC | 0 |
| 3B | 1 | DP | 0 |
| HR | 0 | HBP | 0 |

| Batter | 1 | 2 | 3 | 4 | 5 | 6 | 7 | 8 | 9 |
|--|--------------------|-------------|-------------|-----------|--------------------------------|---------------------------|-----------|------------------------|---|
| Tony Phillips, S (1, 7) OBP: 0.398, SLG: 0.400 Chad Kreuter, S (9, 2) OBP: 0.250, SLG: 0.182 | 4-2 L9 1B BB | | 2-0 G4-3 | | | 3-3 K | 4-1 BB | | |
| Lou Whitaker, L (1, 4) OBP: 0.388, SLG: 0.569 | 0-1 1-2 1B | | 0-0 B5-3 | | | 1-1 1B WP 1B | 3-3 K | | |
| Travis Fryman, R (1, 5) OBP: 0.264, SLG: 0.402 | 2-3 K | | | 2-2 F9 | | 2-3 K | 2-3 K | | |
| Cecil Fielder, R (1, 3) OBP: 0.341, SLG: 0.580 Milt Cuyler, S (8, PR) OBP: 0.300, SLG: 0.235 (9, 7) | 1-0 L9 2-3 | | | 2-3 K | | 1-1 1-3 3B WP 1B | | 4-1 2B E BB | |
| Mickey Tettleton, S (1, 2) OBP: 0.402, SLG: 0.409 (9, 3) | 1-1 F7 | | | 0-3 K | | 4-1 1-2 3B BB | | 0-0 E9 1-H 2B | |
| Kirk Gibson, L (1, 10) OBP: 0.323, SLG: 0.404 | | 2-0 P6 | | | 4-0 FC6-4 BB | 2-2 1-H 2-H 3B | | 2-2 G6-3 | |
| Eric Davis, R (1, 8) OBP: 0.224, SLG: 0.271 | | 3-3 K | | | 2-3 K | 0-1 P6 | | 1-1 G6-3 | |
| Junior Felix, S (1, 9) OBP: 0.303, SLG: 0.286 | | 2-0 G6-3 | | | 1 SAFE 2-1 FC6-4 1-2f | | 3-2 2B | 4-0 IBB | |
| Chris Gomez, R (1, 6) OBP: 0.208, SLG: 0.136 | | | 1-2 L8 | | 3-3 K | | 2-3 K | 0-3 K | |

| Inning Stats | R: 0 | H: 1 | E: 0 | K: 1 | S: 11 | R: 0 | H: 0 | E: 0 | K: 1 | S: 5 | R: 0 | H: 0 | E: 0 | K: 0 | S: 6 | R: 0 | H: 0 | E: 0 | K: 2 | S: 10 | R: 0 | H: 0 | E: 0 | K: 2 | S: 10 | R: 3 | H: 3 | E: 0 | K: 2 | S: 21 | R: 0 | H: 1 | E: 0 | K: 3 | S: 13 | R: 1 | H: 1 | E: 1 | K: 1 | S: 10 |
|--------------|------|------|------|------|-------|------|------|------|------|------|------|------|------|------|------|------|------|------|------|-------|------|------|------|------|-------|------|------|------|------|-------|------|------|------|------|-------|------|------|------|------|-------|
|--------------|------|------|------|------|-------|------|------|------|------|------|------|------|------|------|------|------|------|------|------|-------|------|------|------|------|-------|------|------|------|------|-------|------|------|------|------|-------|------|------|------|------|-------|

| PITCHER | IP | WLS | BF | H | R | ER | SO | BB | IBB | HBP | BLK | WP | HR | S | P | ERA | WHIP |
|---------------------------------------|-----|-----|----|---|---|----|----|----|-----|-----|-----|----|----|----|-----|------|-------|
| Jason Bere, R (1, 1) ERA: 3.45 | 6.1 | L | 28 | 5 | 3 | 3 | 9 | 4 | 0 | 0 | 0 | 1 | 0 | 70 | 125 | 4.26 | 1.421 |
| Dennis Cook, L (7, 1) ERA: 5.0 | 0.1 | | 1 | 0 | 0 | 0 | 1 | 0 | 0 | 0 | 0 | 0 | 0 | 3 | 6 | 0.00 | 0.000 |
| Kirk McCaskill, R (7, 1) ERA: 2.65 | 1.1 | | 7 | 1 | 1 | 0 | 2 | 1 | 1 | 0 | 0 | 0 | 0 | 13 | 26 | 0.00 | 1.500 |

Fri Apr 29 1994, 7:05 PM EDT
Att: 13,892 - Unknown - 62 F

livebaseballscorecards.com

| Batter | 1 | 2 | 3 | 4 | 5 | 6 | 7 | 8 | 9 | AB R H RBI BB SO LOB | TOP | |
|---|--|---|---|---|---|--|--|---|---|---|--|---|
| Tim Raines, S (1, 7) OBP: 0.385, SLG: 0.543 Warren Newson, L (8, PH) OBP: 0.250, SLG: 0.333 (8, 7) | 3-3 1B | | 4-2 1-2 BB | | 2-2 1B | | | 3-1 L9 SF9 2B | 1-0 G3-1 | 2 0 1 0 1 1 0 2 1 1 0 0 0 0 | Chicago White Sox @ Detroit Tigers Tiger Stadium, Detroit, MI Sun May 01 1994, 3:33 AM EDT Att. 14,381 - Cloudy - 43 F | |
| Joey Cora, S (1, 4) OBP: 0.259, SLG: 0.237 | 2-1 E6 1B | | 2-2 FC4-6 FC6-4 1-2f 2-3 3-H | | 1-2 F8 | | 2-1 L9 | 1-1 2B 1B HBP | 4 1 0 1 0 0 4 | | | |
| Frank Thomas, R (1, 3) OBP: 0.430, SLG: 0.641 | 3-2 G6-4-3 1B | | 3-2 P4 | | 3-2 F8 | | 1-2 SF9 | 2-1 1B 2B | 4 1 2 1 0 0 2 | | | |
| Julio Franco, R (1, 10) OBP: 0.330, SLG: 0.500 | 0-1 G6-4-3 1-2f | | 1-2 FC6-4 1-2f | | 1-0 L7 | | 0-1 BB 1B | 2-2 1B 1B 2-3 3-H | 5 1 2 1 0 0 4 | | | |
| Robin Ventura, L (1, 5) OBP: 0.376, SLG: 0.552 Craig Grebeck, R (8, 5) OBP: 0.438, SLG: 0.385 | | 0-0 G1-3 | | 0-1 G3 | | 2-1 F8 | 2-1 E8 BB BB | 1-2 1B 1-3 3-H | 4 0 0 0 0 0 1 1 0 1 1 0 0 0 | | | |
| Darrin Jackson, R (1, 9) OBP: 0.425, SLG: 0.597 Joe Hall, R (9, PH) OBP: 0.500, SLG: 0.727 | | 1-0 G4-6-3 1B | | 0-0 P3 | | 2-2 L6 | 4-2 BB BB | 2-3 K | 3 0 1 0 1 0 0 1 0 0 0 0 1 2 | | | |
| Lance Johnson, L (1, 8) OBP: 0.304, SLG: 0.293 | | 0-0 G4-6-3 1-2f | | 2-1 F8 | | 4-0 BB | 4-2 BB 1-2 2-3 3-H | | 2 0 0 1 2 0 1 | | | |
| Ron Karkovice, R (1, 2) OBP: 0.468, SLG: 0.579 Dan Pasqua, L (8, PH) OBP: 0.217, SLG: 0.565 Michael LaValliere, L (8, 2) OBP: 0.529, SLG: 0.385 | | | 4-2 1B FC4-6 BB | | 1-2 G6-3 | | 1-0 P3 | 1-0 G4-3 | 2 1 0 0 1 0 1 1 0 0 0 0 0 3 0 0 0 0 0 0 0 | AB 35 R 5 H 9 RBI 5 BB 5 SO 3 LOB 19 | | |
| Ozzie Guillen, L (1, 6) OBP: 0.269, SLG: 0.300 | | | 2-1 FC4-6 BB 1B 1-3 | | 1-3 K | | 0-0 F9 | | 1-1 F8 | 4 0 1 0 0 1 1 | | |
| Inning Stats | R: 0 H: 1 E: 1 LOB: 1 K: 1 BB: 0 S: 13 P: 21 | R: 0 H: 1 E: 0 LOB: 0 K: 0 BB: 0 S: 3 P: 4 | R: 1 H: 1 E: 0 LOB: 2 K: 0 BB: 2 S: 17 P: 33 | R: 0 H: 0 E: 0 LOB: 0 K: 0 BB: 0 S: 5 P: 7 | R: 0 H: 1 E: 0 LOB: 1 K: 1 BB: 0 S: 14 P: 19 | R: 0 H: 0 E: 0 LOB: 0 K: 0 BB: 0 S: 6 P: 12 | R: 0 H: 0 E: 0 LOB: 1 K: 0 BB: 1 S: 5 P: 12 | R: 2 H: 2 E: 1 LOB: 3 K: 0 BB: 2 S: 18 P: 35 | R: 2 H: 3 E: 0 LOB: 2 K: 1 BB: 0 S: 18 P: 28 | 1B: 7 SF: 1 2B: 2 SAC: 0 3B: 0 DP: 2 HR: 0 HBP: 1 | | WP: 0 PA: 42 PB: 0 SB: 0 CS: 0 |
| PITCHER John Doherty, R (1, 1) ERA: 6.08 Bill Krueger, L (8, 1) ERA: 8.31 Mike Henneman, R (8, 1) ERA: 4.35 | IP WLS BF H R ER SO BB IBB HBP BLK WP HR S P ERA WHIP 7.2 W 31 6 3 2 2 3 0 0 0 0 0 0 72 123 2.35 1.174 0.0 3 0 0 0 0 2 0 0 0 0 0 0 8 18 ∞ ∞ 1.1 S 8 3 2 2 1 0 0 0 1 0 0 0 19 30 13.50 2.250 | PITCHER IP WLS BF H R ER SO BB IBB HBP BLK WP HR S P ERA WHIP | | | | | | | | | | |

| Batter | 1 | 2 | 3 | 4 | 5 | 6 | 7 | 8 | 9 |
|---|-------------|----------------------------|-----------------------|-----------|----------------------|-----------|-------------------|-------------|---|
| Tony Phillips, S OBP: 0.379, SLG: 0.376 (1, 7) (7, 4) | 3-2 G4-3 | 2-1 F7 | | 1-3 K | 3-3 K | | | 0-0 L5-3 | |
| Lou Whitaker, L OBP: 0.371, SLG: 0.541 Eric Davis, R OBP: 0.221, SLG: 0.268 (1, 4) (6, PH) (7, 8) | 0-3 K | | 0-0 L7 | 1-3 K | | 0-1 P2 | | | |
| Travis Fryman, R OBP: 0.253, SLG: 0.384 (1, 5) | 2-3 K | | 2-2 F7 | 1-0 F7 | | 2-2 F8 | | | |
| Cecil Fielder, R OBP: 0.358, SLG: 0.583 (1, 3) | | 2-2 1B 1B | 0-0 1B HR 1B | | 4-0 E E BB | 1-0 F7 | | | |
| Mickey Tettleton, S OBP: 0.407, SLG: 0.406 (1, 2) | | 4-0 1B G6-4-3 BB | 2-1 HR 1B | | 0-1 P5 | 1-2 F8 | | | |
| Kirk Gibson, L OBP: 0.333, SLG: 0.464 (1, 10) | | 0-1 G6-4-3 1B HBP | 1-0 HR | | 2-3 K | 2-1 P6 | | | |
| Junior Felix, S OBP: 0.324, SLG: 0.323 (1, 9) | | 1-2 G6-4-3 HBP | 1-1 2B | | 3-2 E3 E 1B | 2-3 K | | | |
| Milt Cuyler, S OBP: 0.250, SLG: 0.190 (1, 8) (7, 7) | | 1-0 G6-4-3 | 2-2 F8 | | 2-2 E5 1B | | 3-2 L8 | | |
| Chris Gomez, R OBP: 0.321, SLG: 0.208 (1, 6) | | 0-1 1B | | 4-0 BB | 1-0 1B | | 4-2 L5-3 BB | | |

| Inning Stats | R: 0 | H: 0 | E: 0 | K: 2 | S: 11 | LOB: 0 | BB: 0 | P: 16 | R: 3 | H: 3 | E: 0 | K: 0 | S: 13 | LOB: 1 | BB: 1 | P: 23 | R: 3 | H: 4 | E: 0 | K: 0 | S: 13 | LOB: 1 | BB: 0 | P: 21 | R: 0 | H: 0 | E: 0 | K: 2 | S: 8 | LOB: 0 | BB: 1 | P: 15 | R: 2 | H: 1 | E: 2 | K: 2 | S: 15 | LOB: 2 | BB: 1 | P: 30 | R: 0 | H: 0 | E: 0 | K: 1 | S: 10 | LOB: 0 | BB: 0 | P: 15 | R: 0 | H: 0 | E: 0 | K: 0 | S: 6 | LOB: 0 | BB: 1 | P: 13 |
|--------------|------|------|------|------|-------|--------|-------|-------|------|------|------|------|-------|--------|-------|-------|------|------|------|------|-------|--------|-------|-------|------|------|------|------|------|--------|-------|-------|------|------|------|------|-------|--------|-------|-------|------|------|------|------|-------|--------|-------|-------|------|------|------|------|------|--------|-------|-------|
|--------------|------|------|------|------|-------|--------|-------|-------|------|------|------|------|-------|--------|-------|-------|------|------|------|------|-------|--------|-------|-------|------|------|------|------|------|--------|-------|-------|------|------|------|------|-------|--------|-------|-------|------|------|------|------|-------|--------|-------|-------|------|------|------|------|------|--------|-------|-------|

| PITCHER | | IP | WLS | BF | H | R | ER | SO | BB | IBB | HBP | BLK | WP | HR | S | P | ERA | WHIP |
|---|-----|----|-----|----|---|---|----|----|----|-----|-----|-----|----|----|----|----|-------|-------|
| Jack McDowell, R ERA: 7.6 (1, 1) | 3.0 | L | 17 | 7 | 6 | 6 | 6 | 2 | 1 | 0 | 0 | 0 | 0 | 1 | 37 | 60 | 18.00 | 2.667 |
| Jeff Schwarz, R ERA: 13.5 (4, 1) | 2.0 | | 11 | 1 | 2 | 0 | 4 | 2 | 0 | 0 | 0 | 0 | 0 | 0 | 23 | 45 | 0.00 | 1.500 |
| Dennis Cook, L ERA: 4.09 (6, 1) | 2.0 | | 6 | 0 | 0 | 0 | 1 | 0 | 0 | 0 | 0 | 0 | 0 | 0 | 16 | 24 | 0.00 | 0.000 |
| Roberto Hernandez, R ERA: 2.7 (8, 1) | 1.0 | | 3 | 0 | 0 | 0 | 0 | 0 | 1 | 0 | 0 | 0 | 0 | 0 | 6 | 13 | 0.00 | 1.000 |

AB R H RBI BB SO LOB

5 0 0 0 0 2 5

3 0 0 0 0 2 1

1 0 0 0 0 0 0

4 0 0 0 0 1 1

3 3 2 0 1 0 0

3 2 1 0 1 0 1

4 2 2 4 0 1 1

3 1 1 0 0 1 1

4 0 0 0 0 0 4

2 0 2 2 2 0 0

AB 32

R 8

H 8

RBI 6

BB 4

SO 7

LOB 14

1B: 6 SF: 0

2B: 2 SAC: 0

3B: 0 DP: 2

HR: 1 HBP: 1

WP: 0 PA: 37

PB: 0

SB: 0

CS: 0


ERA WHIP

Chicago White Sox @ Detroit Tigers

Tiger Stadium, Detroit, MI

Sun May 01 1994, 3:33 AM EDT

Att. 14,381 - Cloudy - 43 F



livebaseballscorecards.com

Texas Rangers @ Detroit Tigers
 Tiger Stadium, Detroit, MI
 Mon May 02 1994, 7:05 PM EDT
 Att. 11,569 - Unknown - 60 F

livebaseballscorecards.com

| | |
|-----|----|
| AB | 39 |
| R | 10 |
| H | 12 |
| RBI | 9 |
| BB | 5 |
| SO | 6 |
| LOB | 16 |



| | | | |
|----|---|----|----|
| WP | 1 | PA | 45 |
| PB | 0 | | |
| SB | 1 | | |
| CS | 0 | | |

| Batter | 1 | 2 | 3 | 4 | 5 | 6 | 7 | 8 | 9 | 10 | AB | R | H | RBI | BB | SO | LOB |
|--|-----------------------|-----------------------|-----------|---|-----------------------------|-------------|-----------------------|--------------------------|-------------|-----------------------|----|---|---|-----|----|----|-----|
| Tony Phillips, S OBP: 0.398, SLG: 0.379 (1, 7) (7, 4) | 4-2 B G5-4-3 BB | 4-2 BB | | | 1-0 F9 S HR 1B | 0-3 K | | 4-0 IBB | | | 2 | 1 | 1 | 0 | 3 | 1 | 0 |
| Juan Samuel, R OBP: 0.333, SLG: 0.200 Milt Cuyler, S OBP: 0.240, SLG: 0.182 (1, 4) (7, 7) | 0-0 G5-4-3 1-2f | 1-0 G1-3 | | | 2-3 K | 3-2 F8 | | 0-1 G1-3 | | | 4 | 0 | 0 | 0 | 0 | 1 | 4 |
| Travis Fryman, R OBP: 0.260, SLG: 0.418 (1, 5) | 3-1 HR | | | | 0-0 F9 | | 3-2 G6-4-3 1B | | 2-3 K | | 5 | 1 | 2 | 1 | 0 | 2 | 1 |
| Cecil Fielder, R OBP: 0.360, SLG: 0.618 (1, 3) | 3-2 2B | | | | 0-0 HR | | 0-0 G6-4-3 1-2f | | 2-1 F8 | | 5 | 1 | 2 | 2 | 0 | 0 | 1 |
| Alan Trammell, R OBP: 0.373, SLG: 0.474 (1, 10) | 0-0 F9 | | | | 3-2 HR 1B 2B 1B | | 0-0 F9 | | 3-1 G4-3 | | 5 | 1 | 1 | 0 | 0 | 0 | 2 |
| Eric Davis, R OBP: 0.244, SLG: 0.280 (1, 8) | | 1-2 G6-3 | 2-1 P6 | | 1-1 2B 1B | | | 4-1 1B BB E | | 3-1 BB HR 1B | 4 | 3 | 2 | 0 | 1 | 0 | 1 |
| Junior Felix, S OBP: 0.357, SLG: 0.371 (1, 9) | | 2-2 E5 WP 1B | | | 0-0 G6-3 | 3-1 2B | | 2-1 E8 SH1-4 1B | | 4-0 HR BB | 4 | 2 | 2 | 2 | 1 | 0 | 0 |
| Chad Kreuter, S OBP: 0.222, SLG: 0.160 Mickey Tettleton, S OBP: 0.402, SLG: 0.400 (1, 2) (10, PH) | | 2-3 K | | | 3-2 G6-3 | 2-1 G4-3 | | 0-1 SH1-4 | | 2-2 P4 | 3 | 0 | 0 | 0 | 0 | 1 | 2 |
| Chris Gomez, R OBP: 0.313, SLG: 0.214 Kirk Gibson, L OBP: 0.343, SLG: 0.526 (1, 6) (10, PH) | | 1-1 BB 1B | | | 3-2 F8 | | 2-3 K | 3-1 G4-3 | | 0-2 HR | 4 | 0 | 1 | 1 | 0 | 1 | 1 |

| Inning Stats | R: 1 | H: 2 | E: 0 | K: 0 | S: 13 | H: 1 | LOB: 1 | P: 23 | R: 1 | H: 1 | E: 1 | K: 1 | S: 14 | R: 0 | H: 0 | E: 1 | K: 1 | S: 11 | R: 0 | H: 0 | E: 0 | K: 0 | S: 8 | R: 4 | H: 5 | E: 0 | K: 1 | S: 17 | R: 0 | H: 0 | E: 0 | K: 2 | S: 6 | R: 0 | H: 1 | E: 0 | K: 0 | S: 9 | R: 1 | H: 1 | E: 1 | K: 0 | S: 9 | R: 0 | H: 0 | E: 0 | K: 0 | S: 7 | R: 3 | H: 2 | E: 0 | K: 0 | S: 8 | R: 0 | H: 2 | E: 0 | K: 0 | S: 17 | 1B: 7 | 2B: 2 | 3B: 0 | HR: 3 | SF: 0 | SAC: 1 | DP: 2 | HBP: 0 |
|--------------|------|------|------|------|-------|------|--------|-------|------|------|------|------|-------|------|------|------|------|-------|------|------|------|------|------|------|------|------|------|-------|------|------|------|------|------|------|------|------|------|------|------|------|------|------|------|------|------|------|------|------|------|------|------|------|------|------|------|------|------|-------|-------|-------|-------|-------|-------|--------|-------|--------|
|--------------|------|------|------|------|-------|------|--------|-------|------|------|------|------|-------|------|------|------|------|-------|------|------|------|------|------|------|------|------|------|-------|------|------|------|------|------|------|------|------|------|------|------|------|------|------|------|------|------|------|------|------|------|------|------|------|------|------|------|------|------|-------|-------|-------|-------|-------|-------|--------|-------|--------|

| PITCHER | IP | WLS | BF | H | R | ER | SO | BB | IBB | HBP | BLK | WP | HR | S | P | ERA | WHIP |
|--|-----|-----|----|---|---|----|----|----|-----|-----|-----|----|----|----|-----|-------|-------|
| Kenny Rogers, L ERA: 5.26 (1, 1) | 4.2 | | 25 | 8 | 6 | 5 | 3 | 2 | 0 | 0 | 0 | 1 | 2 | 61 | 104 | 9.64 | 2.143 |
| Hector Fajardo, R ERA: 3.86 (5, 1) | 2.1 | | 9 | 2 | 1 | 1 | 2 | 1 | 0 | 0 | 0 | 0 | 0 | 23 | 39 | 3.86 | 1.286 |
| Darren Oliver, L ERA: 1.69 (8, 1) | 1.0 | | 4 | 0 | 0 | 0 | 0 | 0 | 1 | 0 | 0 | 0 | 0 | 6 | 13 | 0.00 | 0.000 |
| Matt Whiteside, R ERA: 4.91 (9, 1) | 1.0 | | 3 | 0 | 0 | 0 | 1 | 0 | 0 | 0 | 0 | 0 | 0 | 7 | 14 | 0.00 | 0.000 |
| Tom Henke, R ERA: 4.97 (10, 1) | 0.1 | L | 4 | 2 | 3 | 3 | 0 | 1 | 0 | 0 | 0 | 0 | 1 | 8 | 17 | 81.00 | 9.000 |

| Batter | 1 | 2 | 3 | 4 | 5 | 6 | 7 | 8 | 9 | AB R H RBI BB SO LOB | TOP | | | | | | | | | | | |
|--|---|----------------------------------|-------------------------------|----------------------------------|--|----------------------------------|-------------------------------|----------------------------------|-------------------------------|----------------------------------|-------------------------------|----------------------------------|------------------------------|----------------------------------|------------------------------|----------------------------------|-------------------------------|----------------------------------|----------------------------------|------------------------------------|----------------------------------|--------|
| David Hulse, L (1, 8) OBP: 0.366, SLG: 0.382 | 1-1 L9 | | 0-2 G4-3 | 0-0 2-H 1B | 2-3 K | | | 3-1 F7 | | 5 0 1 1 0 1 2 | | | | | | | | | | | | |
| Chris James, R (1, 9) OBP: 0.370, SLG: 0.405 | 4-0 HBP BB | | 0-0 F7 | 2-1 SAFE P3 | | | 3-2 F7 | 3-3 K | | 4 0 0 0 1 1 1 | | | | | | | | | | | | |
| Jose Canseco, R (1, 10) OBP: 0.426, SLG: 0.538 | 3-2 FC4 1-2 HBP | | 0-1 HR | | 1-1 BB 2B 1B | | 2-3 K | 1-1 F9 | | 4 2 2 1 0 1 0 | | | | | | | | | | | | |
| Will Clark, L (1, 3) OBP: 0.457, SLG: 0.586 | 2-3 K | | 3-1 1B 2B | | 4-0 2B BB | | 4-2 1B BB | 2-0 1B G4-3 1B | | 3 3 2 0 2 1 2 | | | | | | | | | | | | |
| Juan Gonzalez, R (1, 7) OBP: 0.308, SLG: 0.500 | 0-2 FC4 1-2f | | 0-0 1B | | 0-1 F9 1-H 2-H FC1-2 2B | | 2-2 1-3 1B | 0-1 G4-3 1-3 1B | | 5 0 4 3 0 0 2 | | | | | | | | | | | | |
| Doug Strange, S (1, 4) OBP: 0.298, SLG: 0.430 | | 2-1 G3-1 | 1-2 G3 | | 2-0 F9 | | 1-2 G1-3 | 0-3 K | | 5 0 0 0 0 1 6 | | | | | | | | | | | | |
| Ivan Rodriguez, R (1, 2) OBP: 0.371, SLG: 0.447 | | 1-2 2B | | 0-0 FC6-5 2B | 4-0 FC1-2 1B IBB | | 2-3 K | 2-2 G4-3 1-2 3-H | | 4 1 2 1 1 1 1 | | | | | | | | | | | | |
| Billy Ripken, R (1, 5) OBP: 0.222, SLG: 0.259 | | 0-2 G6-3 | | 2-2 FC6-5 1B S | 0-0 FC1-2 1B | | 0-0 G4-3 | 0-0 F9 | | 5 1 0 0 0 0 5 | | | | | | | | | | | | |
| Manuel Lee, S (1, 6) OBP: 0.314, SLG: 0.309 | | 2-2 G4-3 | | 3-3 SAFE K | 0-0 1-2 2-H 1B | | 1-2 G6-3 | | | 4 0 1 1 0 1 2 | | | | | | | | | | | | |
| Inning Stats | R: 0 E: 0 K: 1 S: 11 | H: 0 LOB: 2 BB: 1 P: 21 | R: 0 E: 0 K: 0 S: 11 | H: 1 LOB: 1 BB: 0 P: 16 | R: 2 E: 0 K: 0 S: 13 | H: 3 LOB: 1 BB: 0 P: 16 | R: 1 E: 0 K: 1 S: 11 | H: 2 LOB: 1 BB: 0 P: 17 | R: 3 E: 0 K: 1 S: 10 | H: 3 LOB: 2 BB: 2 P: 23 | R: 0 E: 0 K: 1 S: 17 | H: 1 LOB: 2 BB: 1 P: 29 | R: 0 E: 0 K: 1 S: 7 | H: 0 LOB: 0 BB: 0 P: 10 | R: 0 E: 0 K: 1 S: 7 | H: 0 LOB: 0 BB: 0 P: 14 | R: 1 E: 0 K: 1 S: 10 | H: 2 LOB: 1 BB: 0 P: 14 | 1B: 7 2B: 4 3B: 0 HR: 1 | SF: 0 SAC: 0 DP: 0 HBP: 1 | WP: 0 PB: 0 SB: 1 CS: 0 | PA: 44 |
| PITCHER | IP WLS BF H R ER SO BB IBB HBP BLK WP HR S P ERA WHIP | | | | | | | | | | | | | | | | | | | | | |
| Tim Belcher, R (1, 1) ERA: 9.91 | 4.2 L 27 9 6 6 2 2 1 1 0 0 1 53 88 11.57 2.357 | | | | | | | | | | | | | | | | | | | | | |
| Storm Davis, R (5, 1) ERA: 2.7 | 2.1 9 1 0 0 3 1 0 0 0 0 0 27 44 0.00 0.857 | | | | | | | | | | | | | | | | | | | | | |
| Jose Lima, R (8, 1) ERA: 13.5 | 2.0 8 2 1 1 2 0 0 0 0 0 0 17 28 4.50 1.000 | | | | | | | | | | | | | | | | | | | | | |

Texas Rangers @ Detroit Tigers
Tiger Stadium, Detroit, MI
Tue May 03 1994, 3:33 AM EDT
Att. 12,013 - Sunny - 58 F

livebaseballscorecards.com

AB 39
R 7
H 12
RBI 7
BB 4
SO 7
LOB 21



| Batter | 1 | 2 | 3 | 4 | 5 | 6 | 7 | 8 | 9 | AB | R | H | RBI | BB | SO | LOB |
|--|-----------------------|-------------|-------------|----------------------------|-----------------------|-----------------------|---------------------------|-----------------|-------------|----|---|---|-----|----|----|-----|
| Tony Phillips, S OBP: 0.411, SLG: 0.429 (1, 4) | 1-2 G6-4-3 1B | | 2-1 G6-3 | | 0-0 G5-4-3 1B | | | 0-1 HR | | 4 | 1 | 3 | 1 | 0 | 0 | 0 |
| Alan Trammell, R OBP: 0.368, SLG: 0.463 (1, 6) | 0-0 G6-4-3 1-2f | | 0-1 1B | | 0-1 G5-4-3 1-2f | | | 1-2 G5-3 | | 4 | 0 | 1 | 0 | 0 | 0 | 2 |
| Travis Fryman, R OBP: 0.270, SLG: 0.421 (1, 5) | 0-1 WP 1B | | 2-3 K | | | | 2-1 G3-1 G5-3 1B | 3-3 K | | 4 | 0 | 2 | 0 | 0 | 2 | 1 |
| Cecil Fielder, R OBP: 0.346, SLG: 0.591 (1, 3) | 2-3 K 1-2 | | | 0-0 E6 FC3-6 | | 1 SAFE G5-3 1-2 | | 1-0 E4 1B | | 4 | 0 | 0 | 0 | 0 | 1 | 2 |
| Kirk Gibson, L OBP: 0.338, SLG: 0.508 (1, 9) | | 2-1 G6-3 | | 2-1 F7 | | 2-0 G3-1 2-3 | | 2-1 1B | | 4 | 0 | 1 | 0 | 0 | 0 | 2 |
| Mickey Tettleton, S OBP: 0.396, SLG: 0.432 (1, 2) | | 2-2 HR | | 2-0 FC3-6 BB 1-2f | | 3-2 G3 | | 3-2 G4-3 | | 4 | 1 | 1 | 1 | 0 | 0 | 4 |
| Eric Davis, R OBP: 0.244, SLG: 0.269 (1, 8) | | 3-2 G6-3 | | 4-0 1 SAFE 1-2 BB | | | 2-3 K | | 0-3 K | 3 | 0 | 0 | 0 | 1 | 2 | 0 |
| Scott Livingstone, L OBP: 0.261, SLG: 0.273 (1, 10) | | 1-0 G6-3 | | 1-1 F7 | | | 3-3 K | | 1-1 G4-3 | 4 | 0 | 0 | 0 | 0 | 1 | 2 |
| Junior Felix, S OBP: 0.326, SLG: 0.333 (1, 7) | | | 2-3 K | | 0-2 G1 | | 0-1 F7 | | 2-3 K | 4 | 0 | 0 | 0 | 0 | 2 | 0 |

| | | | | | | | | | | | | | | | | | | | | | | | | | | | | | | | | | | |
|--|-------------------------------|----------------------------------|------------------------------|----------------------------------|-------------------------------|----------------------------------|------------------------------|----------------------------------|------------------------------|---------------------------------|------------------------------|----------------------------------|------------------------------|----------------------------------|-------------------------------|----------------------------------|------------------------------|----------------------------------|----------------------------------|------------------------------------|----------------------------------|--------|----|----|----|-----|-----|-----|----|----|---|---|-----|------|
| Inning Stats | R: 0 E: 0 K: 1 S: 10 | H: 2 LOB: 1 BB: 0 P: 13 | R: 1 E: 0 K: 0 S: 9 | H: 1 LOB: 0 BB: 0 P: 17 | R: 0 E: 0 K: 2 S: 12 | H: 1 LOB: 1 BB: 0 P: 18 | R: 0 E: 1 K: 0 S: 6 | H: 0 LOB: 2 BB: 1 P: 15 | R: 0 E: 0 K: 0 S: 7 | H: 1 LOB: 0 BB: 0 P: 7 | R: 0 E: 0 K: 0 S: 7 | H: 1 LOB: 1 BB: 0 P: 15 | R: 0 E: 0 K: 2 S: 9 | H: 0 LOB: 0 BB: 0 P: 14 | R: 1 E: 1 K: 1 S: 14 | H: 2 LOB: 2 BB: 0 P: 24 | R: 0 E: 0 K: 2 S: 8 | H: 0 LOB: 0 BB: 0 P: 11 | 1B: 6 2B: 0 3B: 0 HR: 2 | SF: 0 SAC: 0 DP: 2 HBP: 0 | WP: 1 PB: 0 SB: 0 CS: 0 | PA: 36 | | | | | | | | | | | | |
| PITCHER Kevin Brown, R ERA: 7.24 (1, 1) | IP 9.0 | WLS W | BF 36 | H 8 | R 2 | ER 2 | SO 8 | BB 1 | IBB 0 | HBP 0 | BLK 0 | WP 1 | HR 2 | S 82 | P 134 | ERA 2.00 | WHIP 1.000 | | | | | | | | | | | | | | | | | |
| | | | | | | | | | | | | | | | | | PITCHER | IP | WLS | BF | H | R | ER | SO | BB | IBB | HBP | BLK | WP | HR | S | P | ERA | WHIP |

TEXAS RANGERS @ DETROIT TIGERS
Tiger Stadium, Detroit, MI
 Tue May 03 1994, 3:33 AM EDT
 Att. 12,013 - Sunny - 58 F

| | |
|-----|----|
| AB | 35 |
| R | 2 |
| H | 8 |
| RBI | 2 |
| BB | 1 |
| SO | 8 |
| LOB | 13 |



| | |
|-------|--------|
| WP: 1 | PA: 36 |
| PB: 0 | |
| SB: 0 | |
| CS: 0 | |

livebaseballscorecards.com

Texas Rangers @ Detroit Tigers
 Tiger Stadium, Detroit, MI
 Wed May 04 1994, 3:33 AM EDT
 Att. 12,179 - Cloudy - 57 F

livebaseballscorecards.com

| | |
|-----|----|
| AB | 40 |
| R | 7 |
| H | 14 |
| RBI | 7 |
| BB | 2 |
| SO | 6 |
| LOB | 17 |



| Batter | 1 | 2 | 3 | 4 | 5 | 6 | 7 | 8 | 9 | AB R H RBI BB SO LOB | TOP | | | | | | | | | | | | | | | | | | | | | | | | | |
|--|---|----------------------------------|-------------------------------|----------------------------------|-------------------------------|----------------------------------|------------------------------|---------------------------------|-------------------------------|----------------------------------|------------------------------|----------------------------------|-------------------------------|----------------------------------|-------------------------------|----------------------------------|------------------------------|----------------------------------|-----------------------------------|------------------------------------|----------------------------------|--------|--|--|--|--|--|--|--|--|--|--|--|--|--|--|
| David Hulse, L (1, 8) OBP: 0.368, SLG: 0.377 | 1-3 | | 0-0 FC6-4 HR | | 2-2 1B 1B | 2-1 F7 | | 4-1 BB | | 4 2 1 0 1 1 2 | | | | | | | | | | | | | | | | | | | | | | | | | | |
| Oddibe McDowell, L (1, 9) OBP: 0.500, SLG: 0.400 Gary Redus, R (8, PH) OBP: 0.167, SLG: 0.250 | 2-2 E6 S | | 1-0 P5 | | 0-0 1B 1B | | 2-2 FC6-4 S 1B | 3-3 K | | 4 1 2 0 0 0 1 1 0 0 0 0 1 2 | | | | | | | | | | | | | | | | | | | | | | | | | | |
| Jose Canseco, R (1, 10) OBP: 0.425, SLG: 0.563 | 3-1 F8 | | 1-0 HR | | 0-0 CS 1B | | 2-3 K | | 2-0 F8 | 5 1 2 4 0 1 2 | | | | | | | | | | | | | | | | | | | | | | | | | | |
| Will Clark, L (1, 3) OBP: 0.464, SLG: 0.593 | 2-2 G3-1 | | 3-2 G3 | | 2-2 HR 1B | | 4-2 FC6-4 BB | | 0-0 2B | 4 1 2 1 1 0 1 | | | | | | | | | | | | | | | | | | | | | | | | | | |
| Juan Gonzalez, R (1, 7) OBP: 0.304, SLG: 0.514 | | 2-2 P3 | | 0-0 L8 | 2-1 HR | | 1-2 FC6-4 | | 1-3 K | 5 1 1 2 0 1 3 | | | | | | | | | | | | | | | | | | | | | | | | | | |
| Doug Strange, S (1, 4) OBP: 0.293, SLG: 0.418 | | 2-0 G3 | | 0-1 L4-3 1B | 1-2 P2 | | 2-3 K | | 1-2 F8 | 5 0 1 0 0 1 3 | | | | | | | | | | | | | | | | | | | | | | | | | | |
| Ivan Rodriguez, R (1, 2) OBP: 0.366, SLG: 0.438 | | 2-2 FC4-6 1B | | 0-1 L4-3 | | 2-1 F7 | | 1-2 G4-3 | | 4 0 1 0 0 0 1 | | | | | | | | | | | | | | | | | | | | | | | | | | |
| Billy Ripken, R (1, 5) OBP: 0.226, SLG: 0.290 | | 2-2 FC4-6 | | 0-1 G1-6-3 | | 0-2 2B | | 1-3 K | | 4 0 1 0 0 1 1 | | | | | | | | | | | | | | | | | | | | | | | | | | |
| Manuel Lee, S (1, 6) OBP: 0.333, SLG: 0.329 | | | 1-2 FC6-4 1B | | 0-1 1B 1B 1B | 1-0 F7 | | 2-2 BB 1B | | 4 1 3 0 0 0 1 | | | | | | | | | | | | | | | | | | | | | | | | | | |
| Inning Stats | R: 0 E: 1 K: 1 S: 14 | H: 0 LOB: 1 BB: 0 P: 20 | R: 0 E: 0 K: 0 S: 10 | H: 1 LOB: 1 BB: 0 P: 18 | R: 2 E: 0 K: 0 S: 13 | H: 2 LOB: 0 BB: 0 P: 19 | R: 0 E: 0 K: 0 S: 5 | H: 1 LOB: 0 BB: 0 P: 5 | R: 5 E: 0 K: 0 S: 22 | H: 6 LOB: 0 BB: 0 P: 29 | R: 0 E: 0 K: 0 S: 8 | H: 1 LOB: 1 BB: 0 P: 13 | R: 0 E: 0 K: 2 S: 14 | H: 1 LOB: 2 BB: 1 P: 25 | R: 0 E: 0 K: 2 S: 15 | H: 1 LOB: 2 BB: 1 P: 26 | R: 0 E: 0 K: 1 S: 8 | H: 1 LOB: 1 BB: 0 P: 12 | 1B: 10 2B: 3 3B: 0 HR: 2 | SF: 0 SAC: 0 DP: 1 HBP: 0 | WP: 0 PB: 0 SB: 2 CS: 1 | PA: 42 | | | | | | | | | | | | | | |
| PITCHER | IP WLS BF H R ER SO BB IBB HBP BLK WP HR S P ERA WHIP | | | | | | | | | | | | | | | | | | | | | | | | | | | | | | | | | | | |
| Bill Gullickson, R (1, 1) ERA: 7.76 | 4.2 | | 23 | 10 | 7 | 7 | 1 | 0 | 0 | 0 | 0 | 0 | 2 | 61 | 87 | 13.50 | 2.143 | | | | | | | | | | | | | | | | | | | |
| Joe Boever, R (5, 1) ERA: 3.65 | 1.2 | W | 7 | 2 | 0 | 0 | 1 | 0 | 0 | 0 | 0 | 0 | 0 | 17 | 27 | 0.00 | 1.200 | | | | | | | | | | | | | | | | | | | |
| Buddy Groom, L (7, 1) ERA: | 0.0 | | 1 | 0 | 0 | 0 | 0 | 1 | 0 | 0 | 0 | 0 | 0 | 2 | 6 | ∞ | ∞ | | | | | | | | | | | | | | | | | | | |
| Mike Gardiner, R (7, 1) ERA: 2.4 | 1.1 | | 6 | 1 | 0 | 0 | 2 | 1 | 0 | 0 | 0 | 0 | 0 | 18 | 29 | 0.00 | 1.500 | | | | | | | | | | | | | | | | | | | |
| Bill Krueger, L (8, 1) ERA: 8.0 | 0.1 | | 1 | 0 | 0 | 0 | 1 | 0 | 0 | 0 | 0 | 0 | 0 | 3 | 6 | 0.00 | 0.000 | | | | | | | | | | | | | | | | | | | |
| PITCHER | IP WLS BF H R ER SO BB IBB HBP BLK WP HR S P ERA WHIP | | | | | | | | | | | | | | | | | | | | | | | | | | | | | | | | | | | |
| Storm Davis, R (9, 1) ERA: 2.51 | 1.0 | | 4 | 1 | 0 | 0 | 1 | 0 | 0 | 0 | 0 | 0 | 0 | 8 | 12 | 0.00 | 1.000 | | | | | | | | | | | | | | | | | | | |

| Batter | 1 | 2 | 3 | 4 | 5 | 6 | 7 | 8 | 9 |
|--|------------------|--------------------------|-------------------------|---------------------------|----------------------|------------------|-------------------------|-------------------------------------|---|
| Tony Phillips, S OBP: 0.415, SLG: 0.421 (1, 7) BB FC X | 2-2 G4-3 ① | | 1-2 G1-3 ③ | | 3-3 K ② 1-2 | | 1-0 BB 1B 1-2 | 4-2 HR BB 1-2 2-3 | |
| Lou Whitaker, L OBP: 0.382, SLG: 0.621 (1, 4) C X | 0-1 G3 ② | | 0-2 HR 1-H 2-H | 2-2 F7 ① | 0-1 G4-3 ③ | | 4-2 BB 1-2 2-3 | 1-0 HR 1-H 2-H 3-H | |
| Travis Fryman, R OBP: 0.264, SLG: 0.436 (1, 5) C F F F X | 1-2 G5-3 ③ | | 2-1 F9 ① | 1-1 HR | | 2-3 K ① | 1-0 G1-3 ③ | 3-2 F9 ③ | |
| Cecil Fielder, R OBP: 0.349, SLG: 0.612 (1, 3) C C C X | | 0-2 F9 ① | 2-2 HR | 3-3 K ② | | 3-2 P4 ② | | 3-2 G6-3 SH3-1 1B 1B | |
| Kirk Gibson, L OBP: 0.373, SLG: 0.508 (1, 9) C B B B B | | 4-1 BB | 4-1 2B BB | 4-2 1B PB BB | | 4-2 BB | | 0-0 SH3-1 ① | |
| Scott Livingstone, L OBP: 0.261, SLG: 0.273 (9, 3) C B B B B | | | | | | | | 1-2 | |
| Mickey Tettleton, S OBP: 0.396, SLG: 0.423 (1, 10) B C F C F B 1 B B | | 4-2 SAFE BB 1-2 | 0-2 P6 ② | 0-1 PB 1B | | 1-0 G5-3 ③ | | 3-1 G6-3 ② | |
| Eric Davis, R OBP: 0.264, SLG: 0.284 (1, 8) B C F C F B B | | 1-3 K ② | 2-0 1B 2B | 4-2 FC4-6 BB 1-2 | | | 2-3 K ① | 4-2 1B 1B BB | |
| Alan Trammell, R OBP: 0.380, SLG: 0.471 (1, 6) X C B B X | | 0-0 F7 ③ | 2-1 WP 2-H 1B | 0-1 FC4-6 ③ | | | 2-2 BB 1B 1B | 3-2 BB 1B 1-H 3-H 1B | |
| Chad Kreuter, S OBP: 0.313, SLG: 0.185 (1, 2) B B B B | | | 1-2 HR BB | | 4-0 CS BB | | 1-0 SAFE F9 ② | 0-0 HR 1B 1-2 | |

| Inning Stats | R: 0 E: 0 K: 10 S: 10 | H: 0 LOB: 0 BB: 13 | R: 0 E: 0 K: 10 S: 10 | H: 0 LOB: 2 BB: 19 | R: 6 E: 0 K: 27 S: 27 | H: 4 LOB: 2 BB: 54 | R: 2 E: 0 K: 18 S: 18 | H: 2 LOB: 2 BB: 32 | R: 0 E: 0 K: 5 S: 5 | H: 0 LOB: 0 BB: 12 | R: 0 E: 0 K: 9 S: 9 | H: 0 LOB: 1 BB: 19 | R: 0 E: 0 K: 11 S: 11 | H: 2 LOB: 3 BB: 22 | R: 6 E: 0 K: 21 S: 21 | H: 4 LOB: 1 BB: 42 |
|--------------|--------------------------------|--------------------------|--------------------------------|--------------------------|--------------------------------|--------------------------|--------------------------------|--------------------------|------------------------------|--------------------------|------------------------------|--------------------------|--------------------------------|--------------------------|--------------------------------|--------------------------|
|--------------|--------------------------------|--------------------------|--------------------------------|--------------------------|--------------------------------|--------------------------|--------------------------------|--------------------------|------------------------------|--------------------------|------------------------------|--------------------------|--------------------------------|--------------------------|--------------------------------|--------------------------|

| PITCHER | IP | WLS | BF | H | R | ER | SO | BB | IBB | HBP | BLK | WP | HR | S | P | ERA | WHIP |
|---|-----|-----|----|---|---|----|----|----|-----|-----|-----|----|----|----|----|-------|-------|
| Rick Reed, R ERA: 6.94 (1, 1) | 2.1 | L | 13 | 2 | 4 | 4 | 1 | 4 | 0 | 0 | 0 | 0 | 0 | 33 | 57 | 15.43 | 2.571 |
| Hector Fajardo, R ERA: 9.0 (3, 1) | 0.2 | | 6 | 2 | 2 | 2 | 0 | 2 | 0 | 0 | 0 | 1 | 0 | 14 | 29 | 27.00 | 6.000 |
| Matt Whiteside, R ERA: 4.5 (4, 1) | 2.2 | | 12 | 2 | 2 | 1 | 3 | 3 | 0 | 0 | 0 | 0 | 1 | 29 | 55 | 3.38 | 1.875 |
| Darren Oliver, L ERA: 1.42 (6, 1) | 1.0 | | 7 | 2 | 0 | 0 | 1 | 2 | 0 | 0 | 0 | 0 | 0 | 13 | 28 | 0.00 | 4.000 |
| Cris Carpenter, R ERA: 1.35 (7, 1) | 0.1 | | 2 | 1 | 1 | 1 | 0 | 0 | 0 | 0 | 0 | 0 | 0 | 5 | 9 | 27.00 | 3.000 |

AB R H RBI BB SO LOB

| | | | | | | |
|---|---|---|---|---|---|---|
| 4 | 2 | 1 | 0 | 2 | 1 | 3 |
| 5 | 2 | 2 | 7 | 1 | 0 | 0 |
| 0 | 0 | 0 | 0 | 0 | 0 | 0 |
| 6 | 1 | 1 | 1 | 0 | 1 | 4 |
| 5 | 1 | 2 | 1 | 0 | 1 | 0 |
| 0 | 1 | 0 | 0 | 0 | 0 | 0 |
| 0 | 2 | 0 | 0 | 4 | 0 | 0 |
| 0 | 0 | 0 | 0 | 0 | 0 | 0 |
| 4 | 0 | 1 | 0 | 1 | 0 | 4 |
| 3 | 2 | 1 | 1 | 2 | 2 | 2 |
| 5 | 1 | 3 | 3 | 0 | 0 | 4 |
| 2 | 2 | 1 | 0 | 3 | 0 | 1 |

AB 34
R 14
H 12
RBI 13
BB 13
SO 5
LOB 18

WP: 1 PA: 48
PB: 1
SB: 0
CS: 1

1B: 7 SF: 0
2B: 2 SAC: 1
3B: 0 DP: 1
HR: 4 HBP: 0

Texas Rangers @ Detroit Tigers
Tiger Stadium, Detroit, MI
Wed May 04 1994, 3:33 AM EDT
Att. 12,179 - Cloudy - 57 F



| PITCHER | IP | WLS | BF | H | R | ER | SO | BB | IBB | HBP | BLK | WP | HR | S | P | ERA | WHIP |
|---|-----|-----|----|---|---|----|----|----|-----|-----|-----|----|----|----|----|--------|--------|
| Rick Honeycutt, L ERA: 8.22 (8, 1) | 0.2 | | 3 | 0 | 0 | 0 | 0 | 1 | 0 | 0 | 0 | 0 | 0 | 6 | 13 | 0.00 | 1.500 |
| Jay Howell, R ERA: 12.38 (8, 1) | 0.1 | | 5 | 3 | 5 | 5 | 0 | 1 | 0 | 0 | 0 | 0 | 1 | 11 | 22 | 135.00 | 12.000 |

| Batter | 1 | 2 | 3 | 4 | 5 | 6 | 7 | 8 | 9 | AB R H RBI BB SO LOB | TOP | | | | | | | | | | | |
|--|---|---------------------------------|------------------------------|---------------------------------|-------------------------------|----------------------------------|-------------------------------|----------------------------------|------------------------------|----------------------------------|------------------------------|----------------------------------|---|---------------------------------|------------------------------|---------------------------------|------------------------------|----------------------------------|----------------------------------|------------------------------------|----------------------------------|--------|
| Brian Turang, R (1, 7) OBP: 0.250, SLG: 0.333 | 2-1 G6-3 | | 0-0 1B | | 2-3 K | | 0-0 FC6-4 | | | 4 0 1 0 0 1 1 | | | | | | | | | | | | |
| Edgar Martinez, R (1, 5) | 0-1 L9 | | 1-2 F7 | | | 1-0 L5 | | 1-1 G4-3 | | 4 0 0 0 0 0 2 | | | | | | | | | | | | |
| Ken Griffey Jr., L (1, 8) OBP: 0.387, SLG: 0.709 | 0-1 G3-1 | | 0-0 1B | | | 1-0 HR | | 1-2 G3 | | 4 1 2 2 0 0 0 | | | | | | | | | | | | |
| Reggie Jefferson, S (1, 10) Jay Buhner, R (6, PH) OBP: 0.379, SLG: 0.618 | | 0-1 F7 | | 1-2 1B | | 2-3 K | | 0-0 G5-3 | | 2 0 1 0 0 0 0 2 0 0 0 0 1 0 | | | | | | | | | | | | |
| Tino Martinez, L (1, 3) OBP: 0.273, SLG: 0.282 | | 3-2 G4-3 | | 1-3 K | | 2-3 K | | 2-0 FC3-6 1B | | 4 0 1 0 0 2 1 | | | | | | | | | | | | |
| Eric Anthony, L (1, 9) OBP: 0.313, SLG: 0.489 | | 0-0 G4-3 | | 2-2 1B | | 1-0 G4-3 1B | | 1-2 FC3-6 G5-3 1-2f | | 4 1 2 0 0 0 1 | | | | | | | | | | | | |
| Luis Sojo, R (1, 4) OBP: 0.250, SLG: 0.500 | | | 1-2 G3 1B | 3-1 G5-4-3 | | 0-0 G6-3 | | 0-1 G5-3 | | 4 1 1 0 0 0 4 | | | | | | | | | | | | |
| Felix Fermin, R (1, 6) OBP: 0.333, SLG: 0.350 | | | 0-1 G3 | | 0-0 G4-3 | | 1-1 G4-3 | | 0-1 G1 | 4 0 0 0 0 0 3 | | | | | | | | | | | | |
| Dan Wilson, R (1, 2) OBP: 0.257, SLG: 0.254 | | | 0-0 1B | | 1-3 K | | 1-0 FC6-4 1B | | | 3 1 2 2 0 1 0 | | | | | | | | | | | | |
| Inning Stats | R: 0 E: 0 K: 0 S: 6 | H: 0 LOB: 0 BB: 0 P: 8 | R: 0 E: 0 K: 0 S: 6 | H: 0 LOB: 0 BB: 0 P: 9 | R: 2 E: 0 K: 0 S: 11 | H: 4 LOB: 2 BB: 0 P: 13 | R: 0 E: 0 K: 1 S: 12 | H: 2 LOB: 1 BB: 0 P: 19 | R: 0 E: 0 K: 2 S: 8 | H: 0 LOB: 0 BB: 0 P: 10 | R: 1 E: 0 K: 2 S: 8 | H: 1 LOB: 0 BB: 0 P: 14 | R: 1 E: 0 K: 0 S: 6 | H: 2 LOB: 1 BB: 0 P: 9 | R: 0 E: 0 K: 0 S: 6 | H: 0 LOB: 0 BB: 0 P: 8 | R: 0 E: 0 K: 0 S: 8 | H: 1 LOB: 1 BB: 0 P: 11 | 1B: 7 2B: 2 3B: 0 HR: 1 | SF: 0 SAC: 0 DP: 1 HBP: 0 | WP: 0 PB: 0 SB: 0 CS: 0 | PA: 35 |
| PITCHER John Doherty, R (1, 1) ERA: 5.55 | IP 9.0 WLS W BF 35 H 10 R 4 ER 4 SO 5 BB 0 IBB 0 HBP 0 BLK 0 WP 0 HR 1 S 70 P 101 ERA 4.00 WHIP 1.111 | | | | | | | | | | | PITCHER | IP WLS BF H R ER SO BB IBB HBP BLK WP HR S P ERA WHIP | | | | | | | | | |

Seattle Mariners @ Detroit Tigers
Tiger Stadium, Detroit, MI
Fri May 06 1994, 7:05 PM EDT
Att. 14,256 - Unknown - 62 F

livebaseballscorecards.com

| | |
|-----|----|
| AB | 35 |
| R | 4 |
| H | 10 |
| RBI | 4 |
| BB | 0 |
| SO | 5 |
| LOB | 12 |



| Batter | 1 | 2 | 3 | 4 | 5 | 6 | 7 | 8 | 9 |
|---|-----------------------|-----------------------------|-----------|-------------------------|----------|---------------------|--------------|--------------------|---|
| Tony Phillips, S OBP: 0.415, SLG: 0.430 (1, 4) | 3-2 G4-3 | 0-2 WP 2B | | 0-0 G4-3 | | 1-0 HR 1B | 1-0 F7 | | |
| Alan Trammell, R OBP: 0.381, SLG: 0.461 (1, 10) | 4-0 1B BB | 1-2 G5-3 | | 0-0 2B 1B | | 0-2 L8 | 2-1 FC5-4 | | |
| Travis Fryman, R OBP: 0.270, SLG: 0.462 (1, 5) | 3-2 G6-4-3 1B | 3-2 G6-3 | | 2-1 P4 | | 1 SAFE 2-0 HR | 2-0 FC6-4 | | |
| Cecil Fielder, R OBP: 0.342, SLG: 0.588 (1, 3) | 3-2 G6-4-3 1-2f | | 0-3 K | 4-1 2B IBB | | 1-0 G5-3 | | 2-2 G5-3 | |
| Eric Davis, R OBP: 0.280, SLG: 0.291 (1, 8) | | 2-1 F9 | 2-3 K | 3-2 2B | | 1-3 K 1B | | 3-3 K | |
| Mickey Tettleton, S OBP: 0.416, SLG: 0.463 (1, 9) | | 4-1 1B BB 1B BB | 1-1 1B | 0-1 G4-3 | | 1-2 BB 1B | | 3-2 3B | |
| Chad Kreuter, S OBP: 0.324, SLG: 0.167 (1, 2) | | 4-2 1B 2B BB | 1-2 F7 | | 2-3 K | 4-1 BB | | 0-0 G1-3 | |
| Milt Cuyler, S OBP: 0.276, SLG: 0.231 (1, 7) | | 2-2 2B 1B | | 2-1 G4-3 1B 1B | | 0-3 K | | 2-3 K | |
| Chris Gomez, R OBP: 0.361, SLG: 0.233 (1, 6) | | 3-2 2B WP 1B | | 4-0 1B BB | | 0-2 F9 | | 4-0 FC5-4 BB | |

| Inning Stats | R: 0 | H: 1 | E: 0 | K: 0 | S: 13 | R: 4 | H: 3 | E: 0 | K: 0 | S: 26 | R: 0 | H: 1 | E: 0 | K: 2 | S: 11 | R: 3 | H: 3 | E: 0 | K: 0 | S: 12 | R: 0 | H: 0 | E: 0 | K: 2 | S: 12 | R: 2 | H: 3 | E: 0 | K: 2 | S: 16 | R: 0 | H: 0 | E: 0 | K: 0 | S: 4 | R: 0 | H: 1 | E: 0 | K: 1 | S: 11 |
|--------------|--------|-------|-------|-------|--------|--------|-------|--------|-------|--------|--------|-------|--------|-------|--------|--------|-------|--------|-------|--------|--------|-------|--------|-------|--------|-------|--------|-------|--------|--------|--------|-------|--------|-------|--------|-------|--------|--------|------|-------|
| | LOB: 1 | BB: 1 | BB: 1 | BB: 1 | BB: 26 | LOB: 1 | BB: 2 | LOB: 1 | BB: 0 | BB: 26 | LOB: 1 | BB: 1 | LOB: 1 | BB: 0 | BB: 15 | LOB: 2 | BB: 2 | LOB: 0 | BB: 0 | BB: 27 | LOB: 0 | BB: 0 | LOB: 1 | BB: 1 | LOB: 3 | BB: 1 | LOB: 0 | BB: 1 | LOB: 1 | BB: 13 | LOB: 1 | BB: 0 | LOB: 1 | BB: 0 | LOB: 1 | BB: 0 | LOB: 1 | BB: 19 | | |

| PITCHER | | | | | | | | | | | | | | | PITCHER | | | | | | | | | | | | | | | | | | | | | | | | | | |
|-------------------------|-----|----|----|---|----|----|----|-----|-----|-----|----|----|----|-----|---------|-------|----|-----|----|---|---|----|----|----|-----|-----|-----|----|----|---|---|-----|------|--|--|--|--|--|--|--|--|
| IP | WLS | BF | H | R | ER | SO | BB | IBB | HBP | BLK | WP | HR | S | P | ERA | WHIP | IP | WLS | BF | H | R | ER | SO | BB | IBB | HBP | BLK | WP | HR | S | P | ERA | WHIP | | | | | | | | |
| Randy Johnson, L (1, 1) | 3.2 | L | 22 | 7 | 7 | 2 | 4 | 1 | 0 | 0 | 1 | 0 | 57 | 105 | 17.18 | 3.000 | | | | | | | | | | | | | | | | | | | | | | | | | |
| Rich Gossage, R (4, 1) | 1.1 | | 5 | 1 | 0 | 2 | 0 | 0 | 0 | 0 | 0 | 0 | 17 | 22 | 0.00 | 0.750 | | | | | | | | | | | | | | | | | | | | | | | | | |
| Jim Converse, R (6, 1) | 3.0 | | 16 | 4 | 2 | 3 | 2 | 0 | 0 | 0 | 1 | 1 | 31 | 60 | 6.00 | 2.000 | | | | | | | | | | | | | | | | | | | | | | | | | |

BOTTOM

| AB | R | H | RBI | BB | SO | LOB |
|----|---|---|-----|----|----|-----|
| 5 | 1 | 2 | 2 | 0 | 0 | 3 |
| 4 | 1 | 1 | 2 | 1 | 0 | 4 |
| 5 | 1 | 2 | 2 | 0 | 0 | 3 |
| 4 | 0 | 0 | 0 | 1 | 1 | 2 |
| 5 | 0 | 1 | 1 | 0 | 3 | 0 |
| 4 | 1 | 3 | 0 | 1 | 0 | 2 |
| 3 | 1 | 0 | 0 | 2 | 1 | 2 |
| 4 | 2 | 2 | 0 | 0 | 2 | 3 |
| 2 | 2 | 1 | 1 | 2 | 0 | 0 |

| AB | R | H | RBI | BB | SO | LOB |
|----|---|----|-----|----|----|-----|
| 36 | 9 | 12 | 8 | 7 | 7 | 19 |



Seattle Mariners @ Detroit Tigers
 Tiger Stadium, Detroit, MI
 Fri May 06 1994, 7:05 PM EDT
 Att: 14,256 - Unknown - 62 F

livebaseballscorecards.com

| Batter | 1 | 2 | 3 | 4 | 5 | 6 | 7 | 8 | 9 | AB R H RBI BB SO LOB | TOP | | | | | | |
|--|--|----------------------------------|------------------------------|----------------------------------|-------------------------------|----------------------------------|-------------------------------|----------------------------------|------------------------------|---------------------------------|---|---|------------------------------|---------------------------------|----------------------------------|------------------------------------|--|
| Brian Turang, R (1, 7) OBP: 0.260, SLG: 0.326 | 1-3 K | | 0-0 SH5-3 | 4-1 BB | | | 0-0 | | | 2 0 0 0 1 1 0 | Seattle Mariners @ Detroit Tigers Tiger Stadium, Detroit, MI Sat May 07 1994, 3:33 AM EDT Att. 21,855 - Overcast - 51 F | | | | | | |
| Rich Amaral, R (1, 4) OBP: 0.374, SLG: 0.448 | 2-1 F8 | | 0-0 HR | 0-0 L9 | | | | | | 3 1 1 1 0 0 1 | | | | | | | |
| Ken Griffey Jr., L (1, 8) OBP: 0.393, SLG: 0.732 | 4-1 BB | | 0-1 HR | | | 0-0 F7 | | | | 2 1 1 2 1 0 0 | | | | | | | |
| Jay Buhner, R (1, 10) OBP: 0.368, SLG: 0.598 | 2-1 G4-3 | | 2-2 G4-3 | | | 0-0 F9 | | | | 3 0 0 0 0 0 1 | | | | | | | |
| Edgar Martinez, R (1, 5) OBP: 0.188, SLG: 0.143 | | 3-3 K | 0-0 2B | | | 2-1 L9 | | | | 3 0 1 0 0 1 0 | | | | | | | |
| Tino Martinez, L (1, 3) OBP: 0.275, SLG: 0.275 | | 4-2 CS BB | 0-0 G3-1 | | | 3-1 P6 | | | | 2 0 0 0 1 0 1 | | | | | | | |
| Mike Blowers, R (1, 9) OBP: 0.298, SLG: 0.265 | | 4-0 CS BB | | 0-1 HR | | 3-2 FC1-6 | | | | 2 1 2 1 1 0 0 | | | | | | | |
| Luis Sojo, R (1, 6) OBP: 0.143, SLG: 0.286 | | 1-1 G5-3 | | 1-2 G4-3 | | 1-1 FC1-6 | | | | 3 0 0 0 0 0 3 | | | | | | | |
| Dan Wilson, R (1, 2) OBP: 0.260, SLG: 0.273 | | | 0-0 SH5-3 | 1-3 K | | 0-0 L5 | | | | 3 1 1 0 0 1 1 | | | | | | | |
| Inning Stats | R: 0 E: 0 K: 1 S: 8 | H: 0 LOB: 1 BB: 1 P: 17 | R: 0 E: 0 K: 1 S: 7 | H: 0 LOB: 1 BB: 2 P: 19 | R: 3 E: 0 K: 0 S: 10 | H: 4 LOB: 1 BB: 0 P: 12 | R: 1 E: 0 K: 1 S: 11 | H: 1 LOB: 1 BB: 1 P: 17 | R: 0 E: 0 K: 0 S: 4 | H: 0 LOB: 0 BB: 0 P: 6 | R: 0 E: 0 K: 0 S: 8 | H: 1 LOB: 1 BB: 0 P: 15 | R: 0 E: 0 K: 0 S: 0 | H: 0 LOB: 0 BB: 0 P: 0 | 1B: 2 2B: 2 3B: 0 HR: 2 | SF: 0 SAC: 1 DP: 0 HBP: 0 | WP: 0 PA: 28 PB: 0 SB: 0 CS: 2 |
| PITCHER Mike Moore, R (1, 1) ERA: 5.73 | IP: 6.0 WLS: W BF: 28 H: 6 R: 4 ER: 4 SO: 3 BB: 4 IBB: 0 HBP: 0 BLK: 0 WP: 0 HR: 2 S: 48 P: 86 ERA: 6.00 WHIP: 1.667 | | | | | | | | | | | PITCHER IP WLS BF H R ER SO BB IBB HBP BLK WP HR S P ERA WHIP | | | | | |

livebaseballscorecards.com

| | |
|------------|-----------|
| AB | 23 |
| R | 4 |
| H | 6 |
| RBI | 4 |
| BB | 4 |
| SO | 3 |
| LOB | 7 |



| Batter | 1 | 2 | 3 | 4 | 5 | 6 | 7 | 8 | 9 |
|--|------|------|----------|---------|----|----------|---|---|---|
| Tony Phillips, S OBP: 0.417, SLG: 0.442 (1, 7) | L7 | | G4-3 | E4 | | WP 1B | | | |
| Lou Whitaker, L OBP: 0.388, SLG: 0.623 (1, 4) | G4-3 | | G4-3 | 1B | | K | | | |
| Travis Fryman, R OBP: 0.278, SLG: 0.464 (1, 5) | G1-3 | | G4-3 | 1B | | 1B | | | |
| Cecil Fielder, R OBP: 0.331, SLG: 0.566 (1, 3) | | K | G4-3 | K | | K | | | |
| Scott Livingstone, L OBP: 0.261, SLG: 0.273 (7, 3) | | | | | | | | | |
| Kirk Gibson, L OBP: 0.354, SLG: 0.477 (1, 10) | | F8 | G5-3 | F8 | | K | | | |
| Mickey Tettleton, S OBP: 0.413, SLG: 0.459 (1, 9) | | | | | | | | | |
| Milt Cuyler, S OBP: 0.276, SLG: 0.231 (7, 9) | | G4-3 | | G2-3 | G3 | | | | |
| Eric Davis, R OBP: 0.263, SLG: 0.292 (1, 8) | | | 1B HR | G2-3 | P4 | | | | |
| Chad Kreuter, S OBP: 0.350, SLG: 0.212 (1, 2) | | | 1B HR | 1B E | K | | | | |
| Chris Gomez, R OBP: 0.410, SLG: 0.485 (1, 6) | | | HR | 1B | | HR | | | |

| Inning Stats | R: 0 | H: 0 | E: 0 | LOB: 0 | K: 0 | S: 9 | P: 15 | R: 0 | H: 0 | E: 0 | LOB: 0 | K: 1 | S: 8 | R: 5 | H: 5 | E: 0 | LOB: 0 | K: 0 | S: 17 | R: 3 | H: 4 | E: 1 | LOB: 3 | K: 1 | S: 15 | R: 0 | H: 0 | E: 0 | LOB: 0 | K: 1 | S: 5 | R: 2 | H: 3 | E: 0 | LOB: 1 | K: 3 | S: 19 |
|--------------|------|------|------|--------|------|------|-------|------|------|------|--------|------|------|------|------|------|--------|------|-------|------|------|------|--------|------|-------|------|------|------|--------|------|------|------|------|------|--------|------|-------|
| | | | | | | | | | | | | | | | | | | | | | | | | | | | | | | | | | | | | | |

| PITCHER | IP | WLS | BF | H | R | ER | SO | BB | IBB | HBP | BLK | WP | HR | S | P | ERA | WHIP |
|---|-----|-----|----|---|---|----|----|----|-----|-----|-----|----|----|----|----|-------|-------|
| Chris Bosio, R ERA: 3.78 (1, 1) | 3.1 | L | 21 | 9 | 8 | 7 | 1 | 0 | 1 | 0 | 0 | 0 | 1 | 45 | 81 | 18.90 | 2.700 |
| Bill Risley, R ERA: 2.7 (4, 1) | 2.2 | | 11 | 3 | 2 | 2 | 5 | 0 | 0 | 0 | 0 | 1 | 1 | 28 | 43 | 6.75 | 1.125 |

AB R H RBI BB SO LOB

4 2 2 1 0 0 1

3 1 1 0 1 1 1

4 0 2 3 0 0 1

4 0 0 1 0 3 4

0 0 0 0 0 0 0

4 0 0 0 0 1 4

3 1 1 0 0 0 0

0 0 0 0 0 0 0

3 1 1 0 0 0 1

3 2 2 1 0 1 0

3 3 3 4 0 0 0

AB 31

R 10

H 12

RBI 10

BB 1

SO 6

LOB 12

WP: 1 PA: 32

PB: 0

SB: 0

CS: 0


livebaseballscorecards.com

Seattle Mariners @ Detroit Tigers

Tiger Stadium, Detroit, MI

Sat May 07 1994, 3:33 AM EDT

Att. 21,855 - Overcast - 51 F

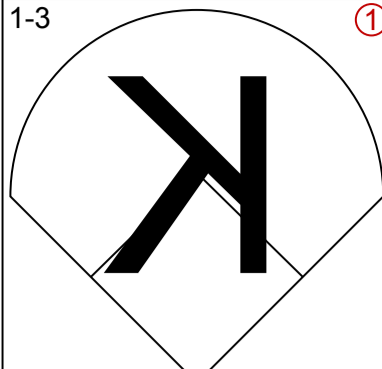
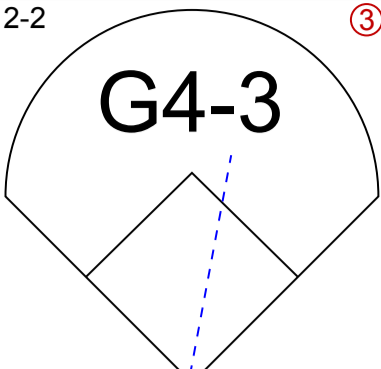
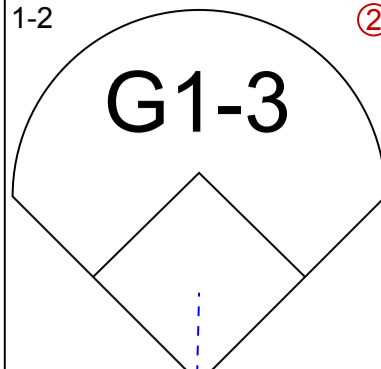
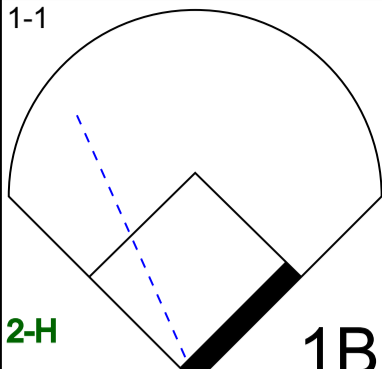
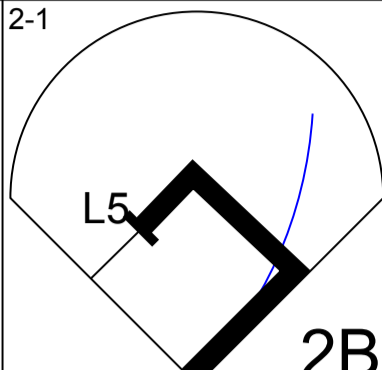
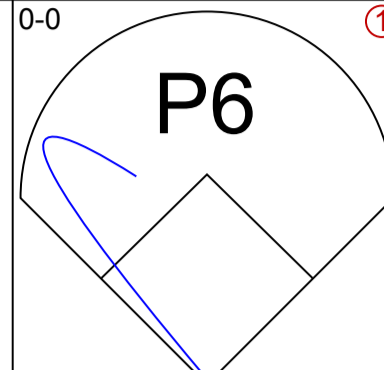
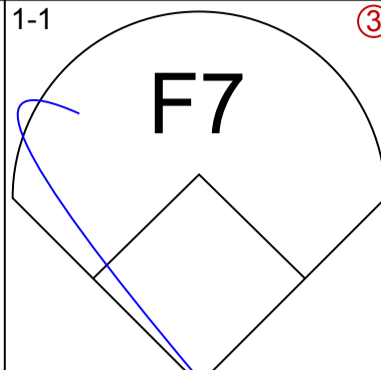
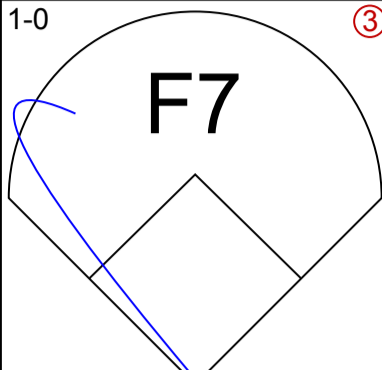
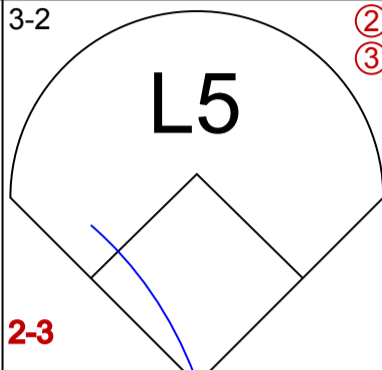
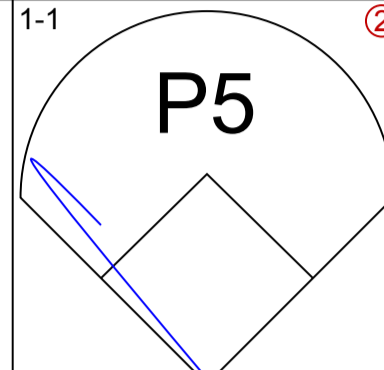
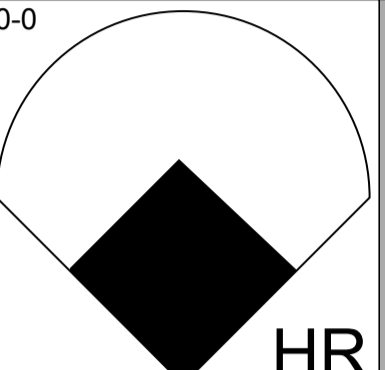
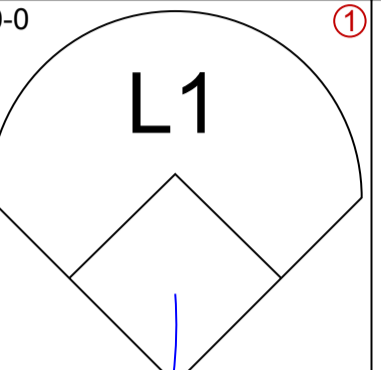
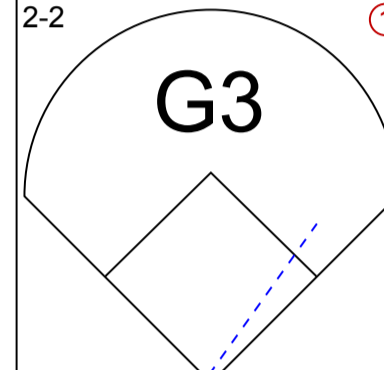
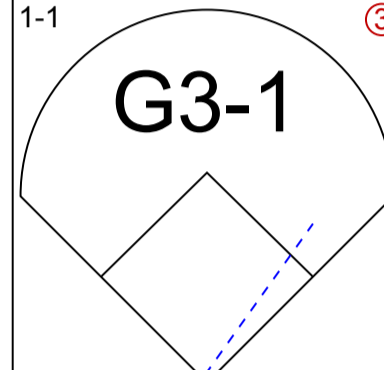
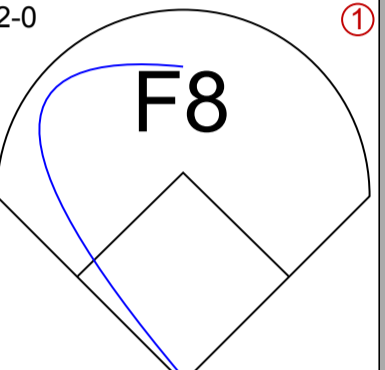
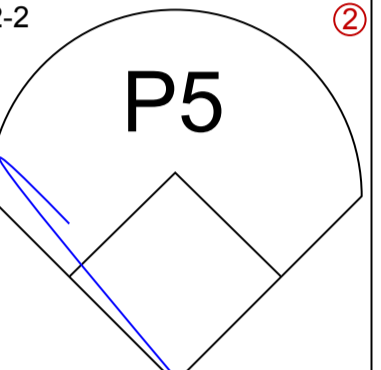
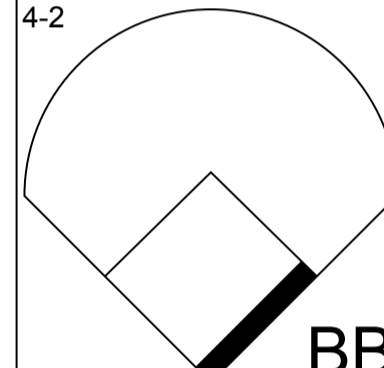
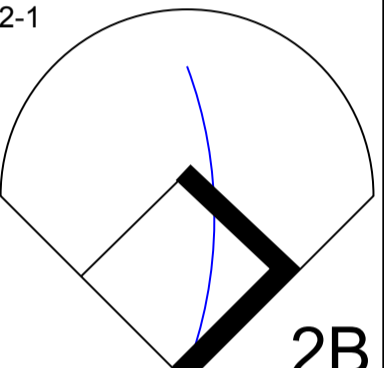
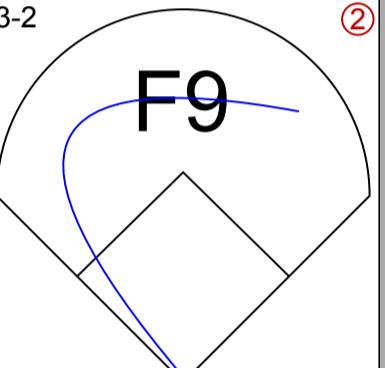
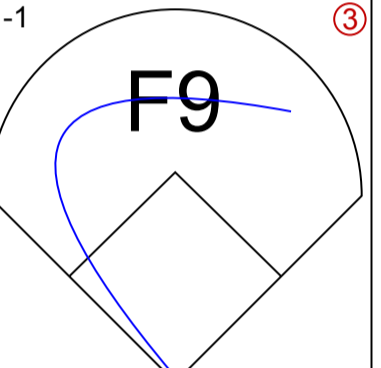
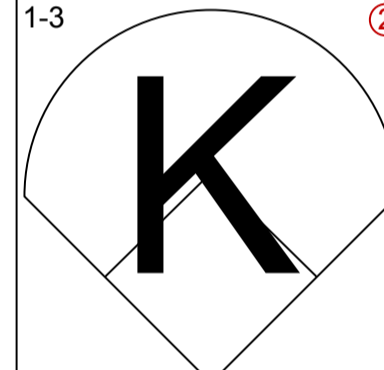
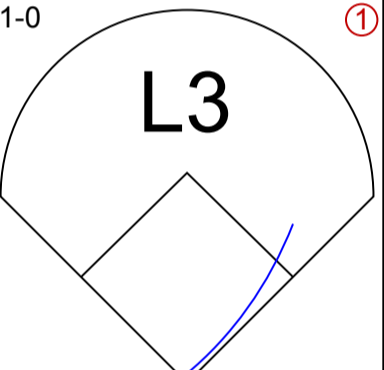
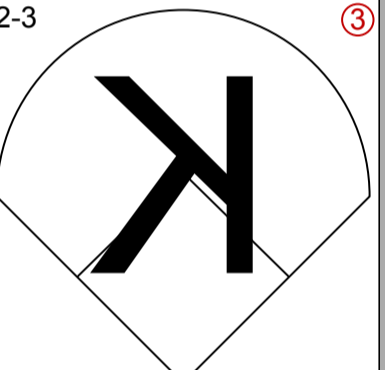
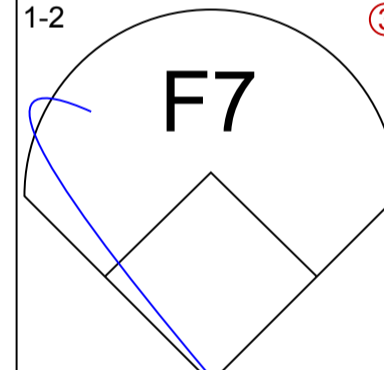
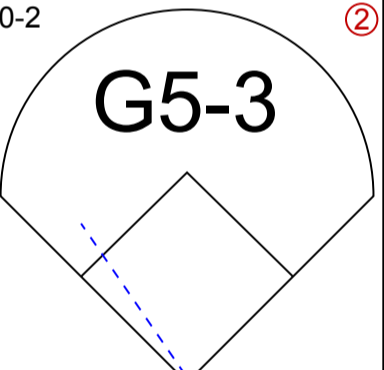
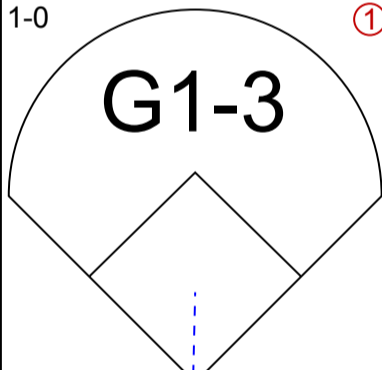
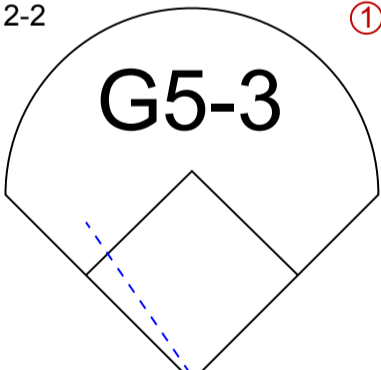
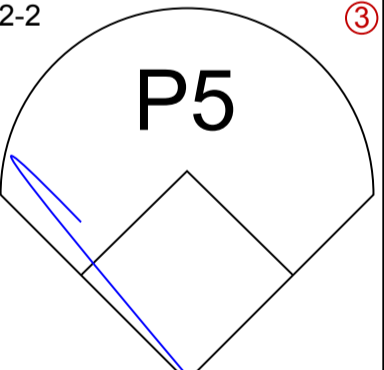
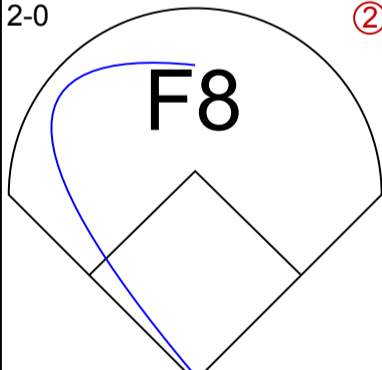
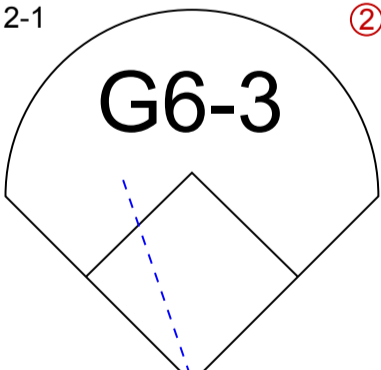
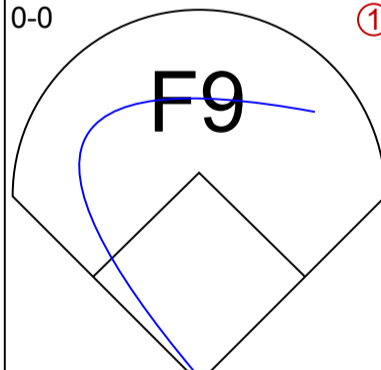
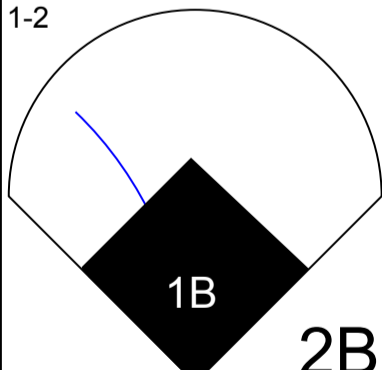


| Batter | 1 | 2 | 3 | 4 | 5 | 6 | 7 | 8 | 9 | AB R H RBI BB SO LOB | TOP | | | | | | | | | | | |
|--|---|----------------------------------|-------------------------------|----------------------------------|------------------------------|----------------------------------|------------------------------|----------------------------------|------------------------------|----------------------------------|-------------------------------|----------------------------------|------------------------------|----------------------------------|------------------------------|----------------------------------|------------------------------|----------------------------------|----------------------------------|------------------------------------|----------------------------------|--------|
| Rich Amaral, R (1, 4) OBP: 0.360, SLG: 0.430 | 3-2 G6-3 | | 1-0 F7 | | 1-0 F7 | | | 0-0 G5-3 | | 4 0 0 0 0 0 1 | | | | | | | | | | | | |
| Edgar Martinez, R (1, 5) OBP: 0.250, SLG: 0.389 | 1-2 F9 | | 2-2 L8 | | | 1-2 G3-1 HR | | 2-1 3B | | 4 1 2 0 0 0 0 | | | | | | | | | | | | |
| Ken Griffey Jr., L (1, 8) OBP: 0.389, SLG: 0.713 | 1-2 G4-3 | | | 0-0 P5 | | 1-1 G3-1 | | 4-0 G5-4-3 IBB | | 3 0 0 0 1 0 1 | | | | | | | | | | | | |
| Jay Buhner, R (1, 9) OBP: 0.382, SLG: 0.635 | | 1-0 1B G3 1B | | 3-1 1B E | | 2-1 HR | | 1-0 G5-4-3 | | 4 2 3 2 0 0 2 | | | | | | | | | | | | |
| Eric Anthony, L (1, 10) OBP: 0.313, SLG: 0.484 | | 3-2 G3 1B | | 1-0 P6 | | 1-2 G3-1 | | 1-2 SH1-4 1B | | 3 0 1 0 0 0 1 | | | | | | | | | | | | |
| Greg Pirk, R (9, PH) OBP: 0.311, SLG: 0.714 | | 1-3 1B | | | | | | | | 1 0 1 0 0 0 0 | | | | | | | | | | | | |
| Luis Sojo, R (9, PR) OBP: 0.143, SLG: 0.286 | | | | | | | | | | 0 0 0 0 0 0 0 | | | | | | | | | | | | |
| Mike Blowers, R (1, 7) OBP: 0.289, SLG: 0.256 | | 2-2 P3 | | 1-2 F8 | | 0-1 P3 | | 0-1 SH1-4 | | 3 0 0 0 0 0 3 | | | | | | | | | | | | |
| Brian Turang, R (8, 7) OBP: 0.260, SLG: 0.326 | | | | 1-3 | | | | 1-2 | | 0 0 0 0 0 0 0 | | | | | | | | | | | | |
| Tino Martinez, L (1, 3) OBP: 0.284, SLG: 0.313 | | 0-0 G3 | | | 0-1 HR | | 3-3 K | | 4-0 S BB | 3 1 1 2 1 1 1 | AB 33 | | | | | | | | | | | |
| Bill Haselman, R (1, 2) OBP: 0.282, SLG: 0.417 | | 1-2 3-H | | | | | | | | | R 4 | | | | | | | | | | | |
| Jerry Willard, L (9, PH) | | 2-3 K | | | 1-2 G5-3 | | 2-2 F7 | | 3-3 K | 3 0 0 0 0 1 1 | H 9 | | | | | | | | | | | |
| Dan Wilson, R (9, 2) OBP: 0.260, SLG: 0.273 | | | | | | | | | 1-2 2-3 | 1 0 0 0 0 1 2 | RBI 4 | | | | | | | | | | | |
| Felix Fermin, R (1, 6) OBP: 0.330, SLG: 0.345 | | | 1-2 F8 | | 1-2 CS 1B | | 1-2 F7 | | 0-0 L7 | 0 0 0 0 0 0 0 | BB 2 | | | | | | | | | | | |
| | | | | | | | | | | 4 0 1 0 0 0 3 | SO 3 | | | | | | | | | | | |
| | | | | | | | | | | | LOB 15 | | | | | | | | | | | |
| Inning Stats | R: 0 E: 0 K: 0 S: 11 | H: 0 LOB: 0 BB: 0 P: 16 | R: 1 E: 0 K: 1 S: 11 | H: 2 LOB: 1 BB: 0 P: 19 | R: 0 E: 0 K: 0 S: 8 | H: 0 LOB: 0 BB: 0 P: 12 | R: 0 E: 1 K: 0 S: 8 | H: 1 LOB: 1 BB: 0 P: 13 | R: 1 E: 0 K: 0 S: 9 | H: 2 LOB: 0 BB: 0 P: 12 | R: 2 E: 0 K: 0 S: 14 | H: 2 LOB: 0 BB: 0 P: 19 | R: 0 E: 0 K: 1 S: 9 | H: 0 LOB: 0 BB: 0 P: 15 | R: 0 E: 0 K: 0 S: 4 | H: 1 LOB: 1 BB: 1 P: 11 | R: 0 E: 0 K: 1 S: 9 | H: 1 LOB: 3 BB: 1 P: 17 | 1B: 5 2B: 1 3B: 1 HR: 2 | SF: 0 SAC: 1 DP: 1 HBP: 0 | WP: 0 PB: 0 SB: 2 CS: 1 | PA: 36 |
| PITCHER | IP WLS BF H R ER SO BB IBB HBP BLK WP HR S P ERA WHIP | | | | | | | | | | | | | | | | | | | | | |
| Tim Belcher, R (1, 1) ERA: 8.65 | 8.0 L 31 8 4 4 2 0 1 0 0 0 0 2 74 117 4.50 1.000 | | | | | | | | | | | | | | | | | | | | | |
| Bill Krueger, L (9, 1) ERA: 7.71 | 0.1 3 1 0 0 0 1 0 0 0 0 0 5 10 0.00 6.000 | | | | | | | | | | | | | | | | | | | | | |
| Joe Boever, R (9, 1) ERA: 3.55 | 0.2 2 0 0 0 0 1 0 0 0 0 0 4 7 0.00 0.000 | | | | | | | | | | | | | | | | | | | | | |

Seattle Mariners @ Detroit Tigers
Tiger Stadium, Detroit, MI
 Sun May 08 1994, 3:33 AM EDT
 Att. 15,610 - Sunny - 62 F

livebaseballscorecards.com



| Batter | 1 | 2 | 3 | 4 | 5 | 6 | 7 | 8 | 9 | AB R H RBI BB SO LOB | TOP | |
|--|---|--|--|--|--|--|--|---|--|--|---|--|
| Rickey Henderson, R OBP: 0.404, SLG: 0.296 (1, 7) | 1-3  | | 2-2 G4-3  | | | 1-2 G1-3  | | 1-1 2-H 1B  | | 4 0 1 1 0 1 0 | | |
| Stan Javier, S OBP: 0.380, SLG: 0.484 (1, 8) | 2-1 L5 2B  | | | 0-0 P6  | | 1-1 F7  | | 1-0 F7  | | 4 0 1 0 0 0 1 | | |
| Troy Neel, L OBP: 0.350, SLG: 0.521 (1, 3) | 3-2 L5 2-3  | | | 1-1 P5  | | | 0-0 HR  | | 0-0 L1  | 4 1 1 1 0 0 1 | | |
| Ruben Sierra, S OBP: 0.243, SLG: 0.456 (1, 9) | | 2-2 G3  | | 1-1 G3-1  | | | 2-0 F8  | | 2-2 P5  | 4 0 0 0 0 0 0 | | |
| Geronimo Berroa, R OBP: 0.426, SLG: 0.570 (1, 10) | | 4-2 BB  | | | 2-1 2B  | | 3-2 F9  | | 1-1 F9  | 3 0 1 0 1 0 0 | | |
| Brent Gates, S OBP: 0.385, SLG: 0.409 (1, 4) | | 1-3 SAFE K  | | | 1-0 L3  | | 2-3 K  | | | 3 0 0 0 0 2 2 | | |
| Terry Steinbach, R OBP: 0.339, SLG: 0.548 (1, 2) | | 1-2 F7  | | | 0-2 G5-3  | | | 1-0 G1-3  | | 3 0 0 0 0 0 2 | | |
| Eric Helfand, L (8, 2) | | | | | | | | | | 0 0 0 0 0 0 0 | | |
| Scott Brosius, R OBP: 0.278, SLG: 0.364 (1, 5) | | | 2-2 G5-3  | | | 2-2 P5  | | 2-0 F8  | | 3 0 0 0 0 0 1 | | |
| Mike Bordick, R OBP: 0.376, SLG: 0.343 (1, 6) | | | 2-1 G6-3  | | | | 0-0 F9  | | 1-2 1B 2B  | 3 1 1 0 0 0 0 | | |
| Fausto Cruz, R (8, 6) | | | | | | | | | | 0 0 0 0 0 0 0 | | |
| Inning Stats | R: 0 H: 1 E: 0 LOB: 0 K: 1 BB: 0 S: 9 P: 15 | R: 0 H: 0 E: 0 LOB: 1 K: 1 BB: 1 S: 11 P: 19 | R: 0 H: 0 E: 0 LOB: 0 K: 0 BB: 0 S: 8 P: 14 | R: 0 H: 0 E: 0 LOB: 0 K: 0 BB: 0 S: 5 P: 7 | R: 0 H: 1 E: 0 LOB: 1 K: 0 BB: 0 S: 9 P: 14 | R: 0 H: 0 E: 0 LOB: 0 K: 0 BB: 0 S: 6 P: 8 | R: 1 H: 1 E: 0 LOB: 0 K: 1 BB: 0 S: 9 P: 16 | R: 1 H: 2 E: 0 LOB: 1 K: 0 BB: 0 S: 8 P: 14 | R: 0 H: 0 E: 0 LOB: 0 K: 0 BB: 0 S: 6 P: 9 | 1B: 1 SF: 0 2B: 4 SAC: 0 3B: 0 DP: 1 HR: 1 HBP: 0 | WP: 0 PA: 32 PB: 0 SB: 0 CS: 0 | |
| PITCHER Bill Gullickson, R (1, 1) ERA: 6.31 | IP WLS BF H R ER SO BB IBB HBP BLK WP HR S P ERA WHIP | 9.0 W 32 5 2 2 3 1 0 0 0 0 0 1 71 116 2.00 0.667 | | | | | | | | | | |

Oakland Athletics @ Detroit Tigers
Tiger Stadium, Detroit, MI
Tue May 10 1994, 7:05 PM EDT
Att. 12,482 - Unknown - 66 F

livebaseballscorecards.com

| | |
|-----|----|
| AB | 31 |
| R | 2 |
| H | 5 |
| RBI | 2 |
| BB | 1 |
| SO | 3 |
| LOB | 7 |



| Batter | 1 | 2 | 3 | 4 | 5 | 6 | 7 | 8 | 9 |
|--|--------------------------------------|---------------|-------------------------------|-----------|-------------|-------------|------------------|------------------|---|
| Tony Phillips, S OBP: 0.416, SLG: 0.429 Juan Samuel, R OBP: 0.333, SLG: 0.200 | 2-2 1B BB BB 1B | 1-0 P1-5-3 | | 1-0 G3 | | 1-1 G4-3 | | 4-0 HR BB | |
| Lou Whitaker, L OBP: 0.384, SLG: 0.635 | 4-1 BB 1B 1-2 1B BB | 1-0 G4-3 | | 3-2 F8 | | | 2-2 G4-3 | 0-0 1-H HR | |
| Travis Fryman, R OBP: 0.266, SLG: 0.437 | 0-0 1-2 2-3 1B BB | | 1-3 K | 2-3 K | | | 0-1 G4-3 | 2-3 K | |
| Cecil Fielder, R OBP: 0.339, SLG: 0.575 Scott Livingstone, L OBP: 0.250, SLG: 0.261 | 4-2 1-2 2-3 3-H HR BB | | 4-2 1B BB BB BB | | 2-2 G5-3 | | 1-0 HR 1B | 3-3 K | |
| Kirk Gibson, L OBP: 0.369, SLG: 0.522 | 3-1 1-2 2-H 3-H HR 1B | | 4-1 BB 1B 1-2 BB | | 2-2 G3 | | 2-0 1-H HR | | |
| Mickey Tettleton, S OBP: 0.420, SLG: 0.495 Milt Cuyler, S OBP: 0.281, SLG: 0.241 | 0-0 1-H 2-H HR | | 3-3 K | | 4-1 BB | | 3-2 2B | | |
| Eric Davis, R OBP: 0.290, SLG: 0.298 | 1-2 G5-3 | | 1-1 BB 1-2 2-3 1B | | 3-2 P5 | | 4-1 BB | | |
| Chad Kreuter, S OBP: 0.341, SLG: 0.194 | 1-2 F7 | | 4-0 BB | | | 3-1 P3 | 3-3 K | | |
| Chris Gomez, R OBP: 0.370, SLG: 0.425 | | 1-1 F7 | 3-3 K | | | 2-3 K | | 1-3 K | |

| Inning Stats | R: 5 | H: 4 | E: 0 | K: 0 | S: 21 | LOB: 0 | BB: 2 | P: 36 | R: 0 | H: 0 | E: 0 | K: 0 | S: 4 | LOB: 0 | BB: 0 | P: 7 | R: 1 | H: 1 | E: 0 | K: 3 | S: 14 | LOB: 3 | BB: 3 | P: 34 | R: 0 | H: 0 | E: 0 | K: 1 | S: 7 | LOB: 0 | BB: 0 | P: 13 | R: 0 | H: 0 | E: 0 | K: 0 | S: 10 | LOB: 1 | BB: 1 | P: 21 | R: 0 | H: 0 | E: 0 | K: 1 | S: 7 | LOB: 0 | BB: 0 | P: 13 | R: 2 | H: 3 | E: 0 | K: 1 | S: 15 | LOB: 2 | BB: 1 | P: 30 | R: 2 | H: 1 | E: 0 | K: 3 | S: 12 | LOB: 0 | BB: 1 | P: 22 |
|--------------|------|------|------|------|-------|--------|-------|-------|------|------|------|------|------|--------|-------|------|------|------|------|------|-------|--------|-------|-------|------|------|------|------|------|--------|-------|-------|------|------|------|------|-------|--------|-------|-------|------|------|------|------|------|--------|-------|-------|------|------|------|------|-------|--------|-------|-------|------|------|------|------|-------|--------|-------|-------|
|--------------|------|------|------|------|-------|--------|-------|-------|------|------|------|------|------|--------|-------|------|------|------|------|------|-------|--------|-------|-------|------|------|------|------|------|--------|-------|-------|------|------|------|------|-------|--------|-------|-------|------|------|------|------|------|--------|-------|-------|------|------|------|------|-------|--------|-------|-------|------|------|------|------|-------|--------|-------|-------|

| PITCHER | IP | WLS | BF | H | R | ER | SO | BB | IBB | HBP | BLK | WP | HR | S | P | ERA | WHIP |
|---------------------------------|-----|-----|----|---|---|----|----|----|-----|-----|-----|----|----|----|----|-------|-------|
| Todd Van Poppel, R ERA: 9.59 | 1.2 | | 10 | 4 | 5 | 5 | 0 | 2 | 0 | 0 | 0 | 0 | 1 | 24 | 41 | 27.00 | 3.600 |
| Carlos Reyes, R ERA: 5.18 | 3.1 | | 15 | 1 | 1 | 1 | 4 | 4 | 0 | 0 | 0 | 0 | 0 | 32 | 70 | 2.70 | 1.500 |
| Steve Ontiveros, R ERA: 5.73 | 2.0 | | 10 | 3 | 2 | 2 | 2 | 1 | 0 | 0 | 0 | 0 | 1 | 22 | 43 | 9.00 | 2.000 |
| Ed Nunez, R ERA: 13.09 | 1.0 | | 5 | 1 | 2 | 2 | 3 | 1 | 0 | 0 | 0 | 0 | 1 | 12 | 22 | 18.00 | 2.000 |


BOTTOM

Oakland Athletics @ Detroit Tigers
Tiger Stadium, Detroit, MI
Tue May 10 1994, 7:05 PM EDT
Att: 12,482 - Unknown - 66 F

| AB | R | H | RBI | BB | SO | LOB |
|----|---|---|-----|----|----|-----|
| 4 | 2 | 1 | 0 | 1 | 0 | 0 |
| 0 | 0 | 0 | 0 | 0 | 0 | 0 |
| 4 | 2 | 1 | 2 | 1 | 0 | 0 |
| 5 | 0 | 1 | 0 | 0 | 3 | 0 |
| 3 | 3 | 1 | 1 | 2 | 1 | 0 |
| 0 | 0 | 0 | 0 | 0 | 0 | 0 |
| 3 | 2 | 2 | 3 | 1 | 0 | 0 |
| 3 | 1 | 2 | 3 | 1 | 1 | 2 |
| 0 | 0 | 0 | 0 | 0 | 0 | 0 |
| 3 | 0 | 1 | 0 | 1 | 0 | 1 |
| 3 | 0 | 0 | 1 | 1 | 1 | 2 |
| 4 | 0 | 0 | 0 | 0 | 3 | 3 |

| AB | 32 |
|-----|----|
| R | 10 |
| H | 9 |
| RBI | 10 |
| BB | 8 |
| SO | 9 |
| LOB | 8 |

WP: 0 PA: 40
PB: 0
SB: 0
CS: 0



| PITCHER | IP | WLS | BF | H | R | ER | SO | BB | IBB | HBP | BLK | WP | HR | S | P | ERA | WHIP |
|---------|----|-----|----|---|---|----|----|----|-----|-----|-----|----|----|---|---|-----|------|
|---------|----|-----|----|---|---|----|----|----|-----|-----|-----|----|----|---|---|-----|------|

| Batter | 1 | 2 | 3 | 4 | 5 | 6 | 7 | 8 | 9 | AB R H RBI BB SO LOB | TOP |
|---|---|---|--|---|---|---|---|--|--|--|---|
| Mike Aldrete, L (1, 7) OBP: 0.314, SLG: 0.467 | 0-0 F8 PB 1B | | 3-1 G4-3 | | 0-1 G6-3 | | | 3-1 G3 | | 4 0 1 0 0 0 1 | |
| Stan Javier, S (1, 8) OBP: 0.369, SLG: 0.468 | 3-2 F8 | | 2-3 K | | | 1-2 G4-3 | | 1-1 E9 G4-6-3 | | 4 0 0 0 0 1 1 | |
| Troy Neel, L (1, 3) OBP: 0.355, SLG: 0.515 | 4-2 F8 1-2 BB | | | 0-0 G4-3 | | 3-2 G6-4-3 1B | | 3-1 G4-6-3 1-2f | | 3 0 1 0 1 0 1 | |
| Ruben Sierra, S (1, 9) OBP: 0.236, SLG: 0.443 | 3-1 F8 1-2 2-3 | | | 1-1 F7 | | 3-2 G6-4-3 1-2f | | 2-1 G4-3 | | 4 0 0 0 0 0 3 | |
| Geronimo Berroa, R (1, 10) OBP: 0.412, SLG: 0.548 | 1-0 G4-3 | | | 1-0 P6 | | | 0-0 L8 | 1-1 L6 | | 4 0 0 0 0 0 2 | |
| Brent Gates, S (1, 4) OBP: 0.433, SLG: 0.615 | | 1-0 E6 G4-6-3 | | 0-1 HR | | | 0-1 WP SF8 2B | 1-1 1B | | 4 2 3 1 0 0 0 | |
| Scott Brosius, R (1, 5) OBP: 0.277, SLG: 0.364 | | 1-1 G4-6-3 1-2f | | 0-0 B5-3 1B | | | 2-2 SF8 2-H | 0-1 G5-3 | | 3 0 1 1 0 0 2 | |
| Mike Bordick, R (1, 6) OBP: 0.375, SLG: 0.342 | | 1-0 G1-3 | | 0-1 B5-3 1-2 | | | 1-1 1B | | | 3 0 1 0 0 0 1 | |
| Scott Hemond, R (1, 2) OBP: 0.204, SLG: 0.205 | | | 1-3 K | | 1-3 K | | 1-2 G4-3 | | | 2 0 0 0 0 2 1 | |
| Eric Helfand, L (7, PH) (7, 2) | | | | | | | | | | 1 0 0 0 0 0 1 | |
| Inning Stats | R: 0 H: 1 E: 0 LOB: 2 K: 0 BB: 1 S: 12 P: 22 | R: 0 H: 0 E: 1 LOB: 0 K: 0 BB: 0 S: 4 P: 7 | R: 0 H: 0 E: 0 LOB: 0 K: 2 BB: 0 S: 9 P: 15 | R: 0 H: 0 E: 0 LOB: 0 K: 0 BB: 0 S: 4 P: 6 | R: 1 H: 2 E: 0 LOB: 1 K: 1 BB: 0 S: 11 P: 12 | R: 0 H: 1 E: 0 LOB: 0 K: 0 BB: 0 S: 10 P: 17 | R: 1 H: 2 E: 0 LOB: 1 K: 0 BB: 0 S: 11 P: 15 | R: 0 H: 0 E: 1 LOB: 0 K: 0 BB: 0 S: 6 P: 13 | R: 0 H: 1 E: 0 LOB: 1 K: 0 BB: 0 S: 8 P: 12 | 1B: 5 SF: 1 2B: 1 SAC: 0 3B: 0 DP: 3 HR: 1 HBP: 0 | WP: 1 PA: 34 PB: 1 SB: 0 CS: 0 |
| PITCHER John Doherty, R (1, 1) ERA: 4.84 | IP WLS BF H R ER SO BB IBB HBP BLK WP HR S P ERA WHIP | | | | | | | | | | |
| | 9.0 W 34 7 2 2 3 1 0 0 0 1 1 75 119 2.00 0.889 | | | | | | | | | | |

Oakland Athletics @ Detroit Tigers
Tiger Stadium, Detroit, MI
Wed May 11 1994, 7:05 PM EDT
Att. 11,472 - Unknown - 64 F

livebaseballscorecards.com

| | |
|-----|----|
| AB | 32 |
| R | 2 |
| H | 7 |
| RBI | 2 |
| BB | 1 |
| SO | 3 |
| LOB | 13 |



| Batter | 1 | 2 | 3 | 4 | 5 | 6 | 7 | 8 | 9 | AB R H RBI BB SO LOB | TOP | | | | | | | | | | | | | | | | | | | | | | | | | |
|---|---|----------------------------------|-------------------------------------|---------------------------------------|---|---|------------------------------|-------------------------------------|--------------------------------|----------------------------------|------------------------------|----------------------------------|------------------------------|---------------------------------|-------------------------------|----------------------------------|------------------------------|----------------------------------|----------------------------------|------------------------------------|----------------------------------|--------|--|--|--|--|--|--|--|--|--|--|--|--|--|--|
| Stan Javier, S (1, 8) OBP: 0.356, SLG: 0.450 B C B X 2-1 | | | 3-2 P3 B B C C X | 3-1 P4 B B C C X | | 2-1 G4-3 B B C C X | | 1-3 K F F B F S | | 5 1 0 0 0 1 4 | | | | | | | | | | | | | | | | | | | | | | | | | | |
| Mike Aldrete, L (1, 7) OBP: 0.309, SLG: 0.438 Scott Hemond, R (8, PH) OBP: 0.200, SLG: 0.200 (8, 7) 1 SAFE B B B B 4-0 | | | 0-2 G4-3 C C B X | | 1-1 E4 S BB 1B C C F B S | 2-3 K | | 0-3 K S S S S | | 3 1 0 0 1 1 1 1 0 0 0 0 1 2 | | | | | | | | | | | | | | | | | | | | | | | | | | |
| Geronimo Berroa, R (1, 10) OBP: 0.411, SLG: 0.570 X 0-0 SF9 B B B B | | | 4-0 2B BB B B B B | | 2-3 K F B S S S | 0-0 HR | | 1-1 FC6-4 1-2f C B B X | | 3 1 1 2 1 1 3 | | | | | | | | | | | | | | | | | | | | | | | | | | |
| Troy Neel, L (1, 3) OBP: 0.375, SLG: 0.525 B B B B 4-0 | | | 0-2 2B C S X | | 4-2 1B S BB B C C S S B B | 1-1 G4-3 B C X | | 4-0 BB B B B B | | 2 1 1 1 3 0 0 | | | | | | | | | | | | | | | | | | | | | | | | | | |
| Brent Gates, S (1, 4) OBP: 0.400, SLG: 0.533 C F B X 1-2 G6-4-3 1-2f | | | 4-0 IBB B B B B | | 3-3 K 1-2 2-3 C B B C C S S | | 2-3 K B B B B | | 1-2 L7 B C C F L L X | | 4 0 0 0 1 2 5 | | | | | | | | | | | | | | | | | | | | | | | | | |
| Ruben Sierra, S (1, 9) OBP: 0.235, SLG: 0.431 B X 1-0 G4-3 | | | 2-1 G3 B C C B X | | 4-0 1B IBB BB B B B I | | 0-0 G4-3 X | | 2-3 K B C C C C S | | 4 0 0 0 1 1 4 | | | | | | | | | | | | | | | | | | | | | | | | | |
| Terry Steinbach, R (1, 2) OBP: 0.333, SLG: 0.532 C B B B X 2-2 G5-3 | | | | 0-0 F9 X | | 1-1 1B BB C B X | | 0-2 G6-3 F C F X | | 5 0 1 2 0 0 1 | | | | | | | | | | | | | | | | | | | | | | | | | | |
| Scott Brosius, R (1, 5) OBP: 0.293, SLG: 0.366 C X 0-1 F8 | | | | 4-1 BB FC6-4 B B F F B B | | 4-1 BB 1-2 2-3 B B F F B B | | 2-1 1B BB B B S B X | | 2 0 1 0 2 0 0 | | | | | | | | | | | | | | | | | | | | | | | | | | |
| Mike Bordick, R (1, 6) OBP: 0.379, SLG: 0.357 C C B X 1-2 2B G4-3 | | | 1-1 FC6-4 1-2f C C B X | | 1-1 F7 3 C B X | | 0-0 1B FC6-4 X | | 1-2 1B | | 4 1 2 0 0 0 4 | | | | | | | | | | | | | | | | | | | | | | | | | |
| Inning Stats | R: 1 E: 1 K: 0 S: 6 | H: 0 LOB: 1 BB: 2 P: 17 | R: 0 E: 0 K: 0 S: 6 | H: 0 LOB: 0 BB: 0 P: 9 | R: 1 E: 0 K: 0 S: 15 | H: 2 LOB: 3 BB: 2 P: 29 | R: 0 E: 0 K: 0 S: 6 | H: 0 LOB: 1 BB: 1 P: 14 | R: 2 E: 1 K: 2 S: 15 | H: 1 LOB: 3 BB: 3 P: 35 | R: 1 E: 0 K: 1 S: 8 | H: 1 LOB: 0 BB: 0 P: 13 | R: 0 E: 0 K: 1 S: 7 | H: 0 LOB: 0 BB: 0 P: 9 | R: 0 E: 0 K: 2 S: 12 | H: 2 LOB: 2 BB: 0 P: 16 | R: 0 E: 0 K: 1 S: 9 | H: 0 LOB: 1 BB: 1 P: 16 | 1B: 3 2B: 2 3B: 0 HR: 1 | SF: 1 SAC: 0 DP: 1 HBP: 0 | WP: 0 PB: 0 SB: 3 CS: 0 | PA: 43 | | | | | | | | | | | | | | |
| PITCHER | IP WLS BF H R ER SO BB IBB HBP BLK WP HR S P ERA WHIP | | | | | | | | | | | | | | | | | | | | | | | | | | | | | | | | | | | |
| Mike Moore, R (1, 1) ERA: 5.4 | 4.1 | | 22 | 2 | 4 | 1 | 1 | 5 | 1 | 0 | 0 | 0 | 0 | 40 | 83 | 2.08 | 1.615 | | | | | | | | | | | | | | | | | | | |
| Joe Boever, R (5, 1) ERA: 3.67 | 1.2 | W | 9 | 2 | 1 | 1 | 2 | 1 | 1 | 0 | 0 | 0 | 1 | 16 | 34 | 5.40 | 1.800 | | | | | | | | | | | | | | | | | | | |
| Storm Davis, R (7, 1) ERA: 2.3 | 1.1 | | 6 | 2 | 0 | 0 | 2 | 0 | 0 | 0 | 0 | 0 | 0 | 14 | 19 | 0.00 | 1.500 | | | | | | | | | | | | | | | | | | | |
| Buddy Groom, L (8, 1) ERA: | 0.1 | | 1 | 0 | 0 | 0 | 1 | 0 | 0 | 0 | 0 | 0 | 0 | 3 | 3 | 0.00 | 0.000 | | | | | | | | | | | | | | | | | | | |
| Mike Gardiner, R (8, 1) ERA: 2.2 | 1.1 | S | 5 | 0 | 0 | 0 | 1 | 1 | 0 | 0 | 0 | 0 | 0 | 11 | 19 | 0.00 | 0.750 | | | | | | | | | | | | | | | | | | | |

Oakland Athletics @ Detroit Tigers
 Tiger Stadium, Detroit, MI
 Thu May 12 1994, 3:33 AM EDT
 Att. 14,099 - Sunny - 54 F

livebaseballscorecards.com

| | |
|-----|----|
| AB | 33 |
| R | 5 |
| H | 6 |
| RBI | 5 |
| BB | 9 |
| SO | 7 |
| LOB | 24 |



| Batter | 1 | 2 | 3 | 4 | 5 | 6 | 7 | 8 | 9 |
|---|-------------------------------|---------------------------|--------------------------|-------------|-------------------------|--------------------------|-------------|---------------------------|---|
| Tony Phillips, S OBP: 0.422, SLG: 0.420 (1, 4) BB BB (8, 7) | 4-1 BB BB SF8 BB | 3-0 G1-6-3 1-3 | 3-3 K | | | 2-1 S S SF7 1B | | 2-2 F8 BB BB F X | |
| Chris Gomez, R OBP: 0.373, SLG: 0.477 (1, 6) P BB 1 SAFE C B | 4-1 BB BB 1B BB | 3-1 HR | | 0-0 G4-3 | | 0-3 SAFE SAFE K | | 1-0 G6-3 | |
| Travis Fryman, R OBP: 0.258, SLG: 0.416 (1, 5) B BB F BB B | 4-1 1B 1-2 2-3 BB | 3-2 E5 1B | | 3-1 G6-3 | | 2-1 SF7 2-H | | | |
| Cecil Fielder, R OBP: 0.333, SLG: 0.583 (1, 3) X | 0-0 SF8 3-H | 1-2 1B | | 3-3 K | | 0-3 K | | | |
| Kirk Gibson, L OBP: 0.380, SLG: 0.571 (1, 10) C BB B BB 2 SAFE X | 3-1 BB 1-3 2-H 1B | 0-1 L3 | | | 0-1 G3 1B 1B | | 1-2 G4-3 | | |
| Mickey Tettleton, S OBP: 0.425, SLG: 0.490 Lou Whitaker, L OBP: 0.378, SLG: 0.615 (1, 9) (8, 4) B BB F BB B | 4-1 G6-4-3 1-2 BB | | 4-2 SH1-3 WP BB | | 0-0 G3 | | 1-2 2B | | |
| Eric Davis, R OBP: 0.296, SLG: 0.327 (1, 8) B BB F BB C X | 2-2 G6-4-3 1-2f | | 4-1 SH1-3 BB | | 0-3 K | | 2-3 K | | |
| Chad Kreuter, S OBP: 0.353, SLG: 0.175 (1, 2) | | 0-0 P4 | 0-0 SH1-3 | | 4-2 1B BB | | 0-0 F9 | | |
| Milt Cuyler, S OBP: 0.278, SLG: 0.242 (1, 7) (8, 9) | | 2-0 E4 G1-6-3 HR | 0-1 P7 | | 2-1 1-3 2-H 1B | | 2-3 K | | |

| Inning Stats | R: 2 E: 0 K: 0 S: 11 | H: 1 LOB: 2 BB: 4 P: 31 | R: 2 E: 2 K: 0 S: 16 | H: 2 LOB: 2 BB: 0 P: 28 | R: 0 E: 0 K: 1 S: 9 | H: 0 LOB: 2 BB: 2 P: 20 | R: 0 E: 0 K: 1 S: 6 | H: 0 LOB: 0 BB: 0 P: 12 | R: 1 E: 0 K: 2 S: 11 | H: 1 LOB: 0 BB: 0 P: 15 | R: 0 E: 0 K: 1 S: 10 | H: 1 LOB: 1 BB: 0 P: 14 | R: 0 E: 0 K: 1 S: 8 | H: 0 LOB: 0 BB: 0 P: 13 |
|--------------|-------------------------------|----------------------------------|-------------------------------|----------------------------------|------------------------------|----------------------------------|------------------------------|----------------------------------|-------------------------------|----------------------------------|-------------------------------|----------------------------------|------------------------------|----------------------------------|
|--------------|-------------------------------|----------------------------------|-------------------------------|----------------------------------|------------------------------|----------------------------------|------------------------------|----------------------------------|-------------------------------|----------------------------------|-------------------------------|----------------------------------|------------------------------|----------------------------------|

| PITCHER | | | | | | | | | | | | | | | PITCHER | | | | | | | | | | | | | | | | | | |
|--|-----|----|----|---|----|----|----|-----|-----|-----|----|----|----|----|---------|-------|----|-----|----|---|---|----|----|----|-----|-----|-----|----|----|---|---|-----|------|
| IP | WLS | BF | H | R | ER | SO | BB | IBB | HBP | BLK | WP | HR | S | P | ERA | WHIP | IP | WLS | BF | H | R | ER | SO | BB | IBB | HBP | BLK | WP | HR | S | P | ERA | WHIP |
| Miguel Jimenez, R ERA: 9.53 (1, 1) | 1.2 | | 10 | 1 | 3 | 3 | 0 | 4 | 0 | 0 | 0 | 0 | 14 | 39 | 16.20 | 3.000 | | | | | | | | | | | | | | | | | |
| Ed Nunez, R ERA: 11.3 (2, 1) | 3.1 | | 17 | 4 | 2 | 1 | 3 | 3 | 0 | 0 | 0 | 1 | 1 | 38 | 2.70 | 2.100 | | | | | | | | | | | | | | | | | |
| Billy Taylor, R ERA: 1.69 (6, 1) | 1.2 | L | 7 | 2 | 1 | 1 | 3 | 0 | 0 | 0 | 0 | 0 | 0 | 20 | 5.40 | 1.200 | | | | | | | | | | | | | | | | | |
| Vince Horsman, L ERA: 4.5 (7, 1) | 1.1 | | 4 | 0 | 0 | 0 | 1 | 0 | 0 | 0 | 0 | 0 | 0 | 9 | 0.00 | 0.000 | | | | | | | | | | | | | | | | | |

BOTTOM

Oakland Athletics @ Detroit Tigers

Tiger Stadium, Detroit, MI

Thu May 12 1994, 3:33 AM EDT
Att. 14,099 - Sunny - 54 F

| | | | | | | |
|----|---|---|-----|----|----|-----|
| AB | R | H | RBI | BB | SO | LOB |
| 4 | 2 | 1 | 0 | 1 | 1 | 3 |
| 4 | 2 | 1 | 2 | 1 | 1 | 1 |
| 2 | 0 | 0 | 1 | 1 | 0 | 0 |
| 3 | 0 | 1 | 1 | 0 | 2 | 0 |
| 4 | 1 | 2 | 1 | 0 | 0 | 2 |
| 2 | 0 | 1 | 0 | 2 | 0 | 1 |
| 0 | 0 | 0 | 0 | 0 | 0 | 0 |
| 3 | 0 | 0 | 0 | 1 | 2 | 5 |
| 2 | 0 | 0 | 0 | 1 | 0 | 1 |
| 4 | 1 | 1 | 1 | 0 | 1 | 2 |

| | |
|-----|----|
| AB | 28 |
| R | 6 |
| H | 7 |
| RBI | 6 |
| BB | 7 |
| SO | 7 |
| LOB | 15 |



| | |
|-------|--------|
| WP: 1 | PA: 38 |
| PB: 0 | |
| SB: 3 | |
| CS: 0 | |

livebaseballscorecards.com

| Batter | 1 | 2 | 3 | 4 | 5 | 6 | 7 | 8 | 9 | AB R H RBI BB SO LOB | TOP |
|--|--|---|---|---|---|--|---|--|--|--|--|
| Tony Phillips, S OBP: 0.417, SLG: 0.415 (1, 7) | 2-0 G6-3 | | 0-0 G6-3 | | 2-0 WP 1B | | 0-2 G6-3 | | | 4 0 1 0 0 0 0 | |
| Lou Whitaker, L OBP: 0.372, SLG: 0.593 (1, 4) | 2-2 BB 1B HBP | | 3-2 G4-3 | | 1-3 SAFE K | | | 1-2 F7 | | 3 0 0 0 0 1 2 | |
| Travis Fryman, R OBP: 0.272, SLG: 0.417 (1, 5) | 1-1 L4-6 BB 1B | | 0-1 G4-3 | | 4-2 BB | | | 4-2 G6-4-3 BB | | 2 0 1 0 2 0 0 | |
| Cecil Fielder, R OBP: 0.331, SLG: 0.569 (1, 3) | 4-2 1-2 2-3 BB | | | 2-3 K | 1-0 G5-3 | | | 2-2 G6-4-3 1-2f | | 3 0 0 0 1 1 4 | |
| Kirk Gibson, L OBP: 0.375, SLG: 0.556 (1, 10) | 0-0 L4-6 2-3 | | | 1-0 CS 1B 1B | | 1-1 F7 | | | 2-0 G1-3 | 4 0 1 0 0 0 3 | |
| Mickey Tettleton, S OBP: 0.427, SLG: 0.485 (1, 9) | | 1-1 G1-4-3 1B | | 3-2 F8 | | 4-2 G4-6-3 BB | | | 2-3 K | 3 0 1 0 1 1 1 | |
| Eric Davis, R OBP: 0.294, SLG: 0.324 (1, 8) | | 1-2 G1-4-3 1-2f | | 1-1 1-2 1B | | 1-2 G4-6-3 1-2f | | | 0-2 G5-3 | 4 0 1 0 0 0 2 | |
| Alan Trammell, R OBP: 0.361, SLG: 0.450 (1, 6) | | 3-1 CS 2B | | 3-2 CS 2-3 | 1-0 G4-3 | | 0-0 F8 | | | 3 0 1 0 0 0 0 | |
| Chad Kreuter, S OBP: 0.352, SLG: 0.167 (1, 2) | | 0-1 G5-3 | | | 4-2 WP 1B BB | | 0-1 F8 | | | 2 0 0 0 1 0 1 | |
| Inning Stats | R: 0 E: 0 K: 0 S: 9 H: 1 LOB: 2 BB: 1 P: 18 | R: 0 E: 0 K: 0 S: 10 H: 2 LOB: 1 BB: 0 P: 15 | R: 0 E: 0 K: 0 S: 6 H: 0 LOB: 0 BB: 0 P: 9 | R: 0 E: 0 K: 1 S: 11 H: 2 LOB: 1 BB: 0 P: 21 | R: 0 E: 0 K: 1 S: 14 H: 1 LOB: 3 BB: 2 P: 27 | R: 0 E: 0 K: 0 S: 7 H: 0 LOB: 0 BB: 1 P: 13 | R: 0 E: 0 K: 0 S: 6 H: 0 LOB: 0 BB: 0 P: 6 | R: 0 E: 0 K: 0 S: 9 H: 0 LOB: 0 BB: 1 P: 16 | R: 0 E: 0 K: 1 S: 7 H: 0 LOB: 0 BB: 0 P: 11 | 1B: 5 2B: 2 3B: 0 HR: 0 SF: 0 SAC: 0 DP: 4 HBP: 1 | WP: 1 PB: 0 SB: 0 CS: 1 PA: 35 |
| PITCHER Mark Clark, R ERA: 4.22 (1, 1) | IP 9.0 WLS W BF 34 H 6 R 0 ER 0 SO 3 BB 5 IBB 0 HBP 1 BLK 0 WP 1 HR 0 S 79 P 136 ERA 0.00 WHIP 1.222 | | | | | | | | | | |

Detroit Tigers @ Cleveland Indians
 Jacobs Field, Cleveland, OH
 Fri May 13 1994, 7:05 PM EDT
 Att. 39,650 - Unknown - 52 F

livebaseballscorecards.com

| | |
|-----|----|
| AB | 28 |
| R | 0 |
| H | 6 |
| RBI | 0 |
| BB | 5 |
| SO | 3 |
| LOB | 13 |




| Batter | 1 | 2 | 3 | 4 | 5 | 6 | 7 | 8 | 9 | AB | R | H | RBI | BB | SO | LOB |
|---|---------------------------|-----------|--------------------------------|---|------------------|--|---|-------------------------|---|----|---|---|-----|----|----|-----|
| Kenny Lofton, L OBP: 0.435, SLG: 0.527 (1, 8) C B B X | 2-1 G1-6-5-3-4 1B | | X 0-0 1-2 1B | | | B C B X 2-1 F7 | 1-0 L4 | | | 4 | 0 | 2 | 0 | 0 | 0 | 3 |
| Wayne Kirby, L OBP: 0.293, SLG: 0.255 (1, 9) C B X | 1-1 G1-6-5-3-4 1-3f | | X 0-0 1-2 2-3 1B | | | B X 1-0 G3 | | B X 1-0 P2 | | 4 | 0 | 0 | 0 | 0 | 0 | 3 |
| Carlos Baerga, S OBP: 0.280, SLG: 0.423 (1, 4) B F X | 1-1 L7 | | C B F S X 1-3 K | | | F X 0-1 G4-3 | | C B X 1-1 G4-3 | | 4 | 0 | 0 | 0 | 0 | 1 | 2 |
| Albert Belle, R OBP: 0.428, SLG: 0.651 (1, 7) C T X | | 0-3 K | | X 0-0 P2 | | F B B F B X 3-2 WP 2B 1B | | B B X 3-0 F7 | | 4 | 1 | 1 | 0 | 0 | 1 | 0 |
| Eddie Murray, S OBP: 0.295, SLG: 0.477 (1, 3) B X | | 1-0 P5 | | B S C S B B X 3-2 P4 | | B X 1-0 G3 | | | | 3 | 0 | 0 | 0 | 0 | 0 | 1 |
| Manny Ramirez, R OBP: 0.363, SLG: 0.607 (1, 10) C B B F X | | 2-2 F9 | | C X 0-1 F8 | | X 0-0 BB 2B | | | | 3 | 0 | 1 | 1 | 0 | 0 | 0 |
| Jim Thome, L OBP: 0.293, SLG: 0.398 (1, 5) Rene Gonzales, R (8, 5) C B B X | | | 3-1 G4-3 | | X 0-0 G4-3 | | I B B X 4-0 BB IBB | | | 2 | 0 | 0 | 0 | 1 | 0 | 0 |
| Sandy Alomar Jr., R OBP: 0.306, SLG: 0.375 (1, 2) F F F X | | | 0-2 1B 2B | | B X 1-0 F8 | | F B B F B X 4-2 B 1-2 2-3 BB | | | 2 | 1 | 1 | 0 | 1 | 0 | 0 |
| Alvaro Espinoza, R OBP: 0.216, SLG: 0.222 (1, 6) X | | | 0-0 G4-3 1B 2-H | | X 0-0 F7 | | F X 0-1 F7 | | | 3 | 0 | 1 | 1 | 0 | 0 | 3 |

| Inning Stats | R: 0 | H: 1 | E: 0 | LOB: 0 | K: 0 | S: 6 | P: 10 | R: 0 | H: 0 | E: 0 | LOB: 0 | K: 1 | S: 7 | R: 1 | H: 3 | E: 0 | LOB: 2 | K: 1 | S: 12 | R: 0 | H: 0 | E: 0 | LOB: 0 | K: 0 | S: 6 | R: 0 | H: 0 | E: 0 | LOB: 0 | K: 0 | S: 3 | R: 0 | H: 0 | E: 0 | LOB: 0 | K: 0 | S: 3 | R: 1 | H: 2 | E: 0 | LOB: 3 | K: 0 | S: 14 | R: 0 | H: 0 | E: 0 | LOB: 0 | K: 0 | S: 4 |
|--------------|------|------|------|--------|------|------|-------|------|------|------|--------|------|------|------|------|------|--------|------|-------|------|------|------|--------|------|------|------|------|------|--------|------|------|------|------|------|--------|------|------|------|------|------|--------|------|-------|------|------|------|--------|------|------|
| | 0 | 1 | 0 | 0 | 0 | 10 | | 0 | 0 | 0 | 0 | 1 | 7 | 1 | 3 | 0 | 2 | 1 | 12 | 0 | 0 | 0 | 0 | 0 | 6 | | 0 | 0 | 0 | 0 | 0 | 3 | 0 | 0 | 0 | 0 | 0 | 3 | 0 | 2 | 0 | 27 | 0 | 0 | 0 | 9 | | | |

| PITCHER | IP | WLS | BF | H | R | ER | SO | BB | IBB | HBP | BLK | WP | HR | S | P | ERA | WHIP | PITCHER | IP | WLS | BF | H | R | ER | SO | BB | IBB | HBP | BLK | WP | HR | S | P | ERA | WHIP | | | | | | | | | | | | | | |
|---|-----|-----|----|---|---|----|----|----|-----|-----|-----|----|----|----|----|------|-------|---------|----|-----|----|---|---|----|----|----|-----|-----|-----|----|----|---|---|-----|------|--|--|--|--|--|--|--|--|--|--|--|--|--|--|
| Tim Belcher, R ERA: 7.44 (1, 1) | 8.0 | L | 31 | 6 | 2 | 2 | 2 | 1 | 1 | 0 | 0 | 1 | 0 | 57 | 93 | 2.25 | 0.875 | | | | | | | | | | | | | | | | | | | | | | | | | | | | | | | | |

DETROIT TIGERS @ CLEVELAND INDIANS
JACOBS FIELD, CLEVELAND, OH
 Fri May 13 1994, 7:05 PM EDT
 Att: 39,650 - Unknown - 52 F

| | |
|-----|----|
| AB | 29 |
| R | 2 |
| H | 6 |
| RBI | 2 |
| BB | 2 |
| SO | 2 |
| LOB | 12 |



| | |
|-------|--------|
| WP: 2 | PA: 31 |
| PB: 0 | |
| SB: 1 | |
| CS: 0 | |

| Batter | 1 | 2 | 3 | 4 | 5 | 6 | 7 | 8 | 9 | AB R H RBI BB SO LOB |
|---|-----------------|-----------|-----------|-----------|---------------------------|-----------|-------------|-------------------------|------------------------|----------------------|
| Tony Phillips, S (1, 4) OBP: 0.417, SLG: 0.405 | 4-1 CS BB | | 1-3 K | | 1-1 FC1-6 2-3 | | 2-3 K | | 4-2 WP BB BB | 3 0 0 0 2 2 2 |
| Milt Cuyler, S (1, 7) OBP: 0.293, SLG: 0.243 | 0-3 K 1-2 | | 2-2 G3 | | 1-1 L9 | | | 1-2 1B 1B | 4-2 WP BB | 4 1 1 0 1 1 3 |
| Travis Fryman, R (1, 5) OBP: 0.277, SLG: 0.439 | 3-3 K | | | 2-3 K | | 0-1 HR | | 0-1 1B 1-2 1B | 0-3 K 1-2 2-3 | 5 1 2 1 0 3 2 |
| Cecil Fielder, R (1, 3) OBP: 0.319, SLG: 0.547 | | 0-1 L8 | | 2-3 K | | 0-1 P3 | | 1-3 K | 1-3 K | 5 0 0 0 0 3 5 |
| Kirk Gibson, L (1, 10) OBP: 0.390, SLG: 0.583 | | 1-2 3B | | 4-2 BB | | 0-0 L6 | | 2-2 1B 1-2 2-H | | 3 0 2 1 1 0 0 |
| Mickey Tettleton, S (1, 9) OBP: 0.422, SLG: 0.471 | | 0-3 K | | 1-1 F8 | | 4-0 BB | | 2-1 F9 | | 3 0 0 0 1 1 4 |
| Eric Davis, R (1, 8) OBP: 0.293, SLG: 0.315 | | 1-3 K | | | 4-2 2B BB | 1-3 K | | 1-3 K | | 3 1 0 0 1 3 4 |
| Chad Kreuter, S (1, 2) OBP: 0.362, SLG: 0.217 | | | 2-0 1B | | 3-1 FC1-6 1-H 2B | | 2-1 G3 | | 2-3 K | 4 0 2 1 0 1 0 |
| Chris Gomez, R (1, 6) OBP: 0.345, SLG: 0.438 | | | 1-3 K | | 0-0 L6 | | 1-1 G4-3 | | 3-3 K | 4 0 0 0 0 2 2 |

Detroit Tigers @ Cleveland Indians
Jacobs Field, Cleveland, OH
 Sat May 14 1994, 3:33 AM EDT
 Att. 39,106 - Sunny

| | |
|-----|----|
| AB | 34 |
| R | 3 |
| H | 7 |
| RBI | 3 |
| BB | 6 |
| SO | 16 |
| LOB | 22 |



| Inning Stats | R: 0 E: 0 K: 2 S: 7 | H: 0 LOB: 0 BB: 1 P: 14 | R: 0 E: 0 K: 2 S: 11 | H: 1 LOB: 1 BB: 0 P: 13 | R: 0 E: 0 K: 2 S: 11 | H: 1 LOB: 1 BB: 0 P: 17 | R: 0 E: 0 K: 2 S: 10 | H: 0 LOB: 1 BB: 1 P: 19 | R: 1 E: 0 K: 0 S: 9 | H: 1 LOB: 1 BB: 1 P: 18 | R: 1 E: 0 K: 1 S: 8 | H: 1 LOB: 1 BB: 1 P: 13 | R: 0 E: 0 K: 1 S: 7 | H: 0 LOB: 0 BB: 0 P: 12 | R: 1 E: 0 K: 2 S: 20 | H: 3 LOB: 2 BB: 0 P: 27 | R: 0 E: 0 K: 4 S: 21 | H: 0 LOB: 3 BB: 2 P: 35 | 1B: 4 2B: 1 3B: 1 HR: 1 | SF: 0 SAC: 0 DP: 0 HBP: 0 | WP: 1 PB: 0 SB: 0 CS: 1 | PA: 40 |
|--------------|------------------------------|----------------------------------|-------------------------------|----------------------------------|-------------------------------|----------------------------------|-------------------------------|----------------------------------|------------------------------|----------------------------------|------------------------------|----------------------------------|------------------------------|----------------------------------|-------------------------------|----------------------------------|-------------------------------|----------------------------------|----------------------------------|------------------------------------|----------------------------------|--------|
|--------------|------------------------------|----------------------------------|-------------------------------|----------------------------------|-------------------------------|----------------------------------|-------------------------------|----------------------------------|------------------------------|----------------------------------|------------------------------|----------------------------------|------------------------------|----------------------------------|-------------------------------|----------------------------------|-------------------------------|----------------------------------|----------------------------------|------------------------------------|----------------------------------|--------|

| PITCHER | IP | WLS | BF | H | R | ER | SO | BB | IBB | HBP | BLK | WP | HR | S | P | ERA | WHIP |
|---|-----|-----|----|---|---|----|----|----|-----|-----|-----|----|----|----|----|------|-------|
| Jack Morris, R (1, 1) ERA: 6.29 | 6.0 | W | 25 | 4 | 2 | 2 | 9 | 4 | 0 | 0 | 0 | 0 | 1 | 56 | 94 | 3.00 | 1.333 |
| Jose Mesa, R (7, 1) ERA: 4.58 | 2.0 | | 9 | 3 | 1 | 1 | 3 | 0 | 0 | 0 | 0 | 0 | 0 | 27 | 39 | 4.50 | 1.500 |
| Paul Shuey, R (9, 1) ERA: | 1.0 | | 6 | 0 | 0 | 0 | 4 | 2 | 0 | 0 | 0 | 1 | 0 | 21 | 35 | 0.00 | 2.000 |

| PITCHER | IP | WLS | BF | H | R | ER | SO | BB | IBB | HBP | BLK | WP | HR | S | P | ERA | WHIP |
|---------|----|-----|----|---|---|----|----|----|-----|-----|-----|----|----|---|---|-----|------|
|---------|----|-----|----|---|---|----|----|----|-----|-----|-----|----|----|---|---|-----|------|

| Batter | 1 | 2 | 3 | 4 | 5 | 6 | 7 | 8 | 9 | AB | R | H | RBI | BB | SO | LOB | TOP | | | | | | | | | | |
|---|-------------------------------|----------------------------------|------------------------------|----------------------------------|------------------------------|---------------------------------|------------------------------|----------------------------------|------------------------------|----------------------------------|------------------------------|----------------------------------|-------------------------------|----------------------------------|-------------------------------|----------------------------------|-------------------------------|----------------------------------|----------------------------------|------------------------------------|----------------------------------|--------|--|--|--|--|--|
| Tony Phillips, S (1, 7) OBP: 0.406, SLG: 0.392 John Flaherty, R (7, 2) | 2-3 K | 1-1 FC6-4 | | | 1-2 G4-3 | | 1-3 K | 1-1 FC5-4 | | 4 | 0 | 0 | 0 | 0 | 2 | 3 | | | | | | | | | | | |
| Juan Samuel, R (1, 4) OBP: 0.345, SLG: 0.250 | 4-2 FC5-4 BB | | 1-2 G4-3 | | | 0-1 G6-3 | | 2-2 1B HR | 1-0 L3 | 4 | 1 | 1 | 0 | 1 | 0 | 0 | | | | | | | | | | | |
| Travis Fryman, R (1, 5) OBP: 0.281, SLG: 0.438 | 0-1 FC5-4 1B | | 0-1 G5-3 | | | 2-0 G6-4-3 1B | | 1-2 HR | 0-1 F8 | 5 | 1 | 2 | 0 | 0 | 0 | 1 | | | | | | | | | | | |
| Cecil Fielder, R (1, 3) OBP: 0.320, SLG: 0.542 Skeeter Barnes, R (6, 3) OBP: 1.000, SLG: 2.500 | 0-2 1-2 1B | | 1-0 G6-3 | | | 2-2 G6-4-3 1-2f | | 0-2 1-H 3-H HR | 3-2 1B | 3 | 0 | 1 | 0 | 0 | 0 | 1 | | | | | | | | | | | |
| Kirk Gibson, L (1, 10) OBP: 0.394, SLG: 0.614 Alan Trammell, R (9, PH) OBP: 0.358, SLG: 0.446 | 0-1 G4-3 | | | 0-0 G4-3 | | | 2-1 HR 1B | 0-0 HR | 2-2 P2 | 4 | 2 | 2 | 1 | 0 | 0 | 2 | | | | | | | | | | | |
| Mickey Tettleton, S (1, 9) OBP: 0.424, SLG: 0.495 | | 1-1 G3-1 | | 3-3 K | | | 1-0 HR | 4-2 F8 BB | | 3 | 1 | 1 | 2 | 1 | 1 | 0 | | | | | | | | | | | |
| Chris Gomez, R (1, 6) OBP: 0.339, SLG: 0.442 | | 0-0 2B | | 2-1 F7 | | | 2-3 K | 0-0 F8 | | 4 | 0 | 1 | 0 | 0 | 1 | 1 | | | | | | | | | | | |
| Chad Kreuter, S (1, 2) OBP: 0.371, SLG: 0.245 (7, 7) | | 2-3 K | | 3-3 K | | | 3-2 2B | 4-1 FC5-4 BB | | 3 | 0 | 1 | 0 | 1 | 2 | 1 | | | | | | | | | | | |
| Milt Cuyler, S (1, 8) OBP: 0.289, SLG: 0.225 | | 4-0 FC6-4 BB | | 0-0 B2-3 | | | 1-2 G5-3 | 2-2 F8 | | 3 | 0 | 0 | 0 | 1 | 0 | 3 | | | | | | | | | | | |
| Inning Stats | R: 0 E: 0 K: 1 S: 14 | H: 1 LOB: 2 BB: 1 P: 20 | R: 0 E: 0 K: 1 S: 8 | H: 1 LOB: 2 BB: 1 P: 16 | R: 0 E: 0 K: 0 S: 6 | H: 0 LOB: 0 BB: 0 P: 8 | R: 0 E: 0 K: 1 S: 6 | H: 0 LOB: 0 BB: 0 P: 11 | R: 0 E: 0 K: 1 S: 7 | H: 0 LOB: 0 BB: 0 P: 11 | R: 0 E: 0 K: 0 S: 6 | H: 1 LOB: 0 BB: 0 P: 10 | R: 2 E: 0 K: 2 S: 18 | H: 3 LOB: 1 BB: 0 P: 28 | R: 4 E: 0 K: 0 S: 24 | H: 4 LOB: 2 BB: 2 P: 38 | R: 0 E: 0 K: 0 S: 10 | H: 1 LOB: 1 BB: 0 P: 16 | 1B: 5 2B: 3 3B: 0 HR: 3 | SF: 0 SAC: 0 DP: 1 HBP: 0 | WP: 0 PB: 0 SB: 0 CS: 0 | PA: 41 | | | | | |
| PITCHER | IP | WLS | BF | H | R | ER | SO | BB | IBB | HBP | BLK | WP | HR | S | P | ERA | WHIP | | | | | | | | | | |
| Charles Nagy, R (1, 1) ERA: 4.13 | 7.0 | W | 28 | 6 | 2 | 2 | 6 | 2 | 0 | 0 | 0 | 0 | 1 | 65 | 104 | 2.57 | 1.143 | | | | | | | | | | |
| Steve Farr, R (8, 1) ERA: 7.36 | 0.1 | | 7 | 4 | 4 | 4 | 0 | 2 | 0 | 0 | 0 | 0 | 2 | 16 | 27 | 108.00 | 18.000 | | | | | | | | | | |
| Eric Plunk, R (8, 1) ERA: 4.84 | 0.2 | | 2 | 0 | 0 | 0 | 0 | 0 | 0 | 0 | 0 | 0 | 0 | 8 | 11 | 0.00 | 0.000 | | | | | | | | | | |
| Derek Lilliquist, L (9, 1) ERA: 3.38 | 1.0 | | 4 | 1 | 0 | 0 | 0 | 0 | 0 | 0 | 0 | 0 | 0 | 10 | 16 | 0.00 | 1.000 | | | | | | | | | | |

Detroit Tigers @ Cleveland Indians
Jacobs Field, Cleveland, OH
 Sun May 15 1994, 3:33 AM EDT
 Att. 41,546 - Overcast - 72 F

livebaseballscorecards.com

| | |
|------------|-----------|
| AB | 37 |
| R | 6 |
| H | 11 |
| RBI | 6 |
| BB | 4 |
| SO | 6 |
| LOB | 15 |



| Batter | 1 | 2 | 3 | 4 | 5 | 6 | 7 | 8 | 9 |
|--|---------------------|---|-------------|-----------|--------------------------|--------------------------|---|--------------------|---|
| Kenny Lofton, L OBP: 0.442, SLG: 0.559 (1, 8) | 2-2 SH5-3 2B | | 1-0 HR | 2-1 CS | 1-0 F8 2B 1B | 0-1 FC4-6 WP 1B | | 2-2 F9 | |
| Wayne Kirby, L OBP: 0.275, SLG: 0.241 (8, 8) | | | | | | | | | |
| Alvaro Espinoza, R OBP: 0.283, SLG: 0.295 (1, 6) (8, 4) | 0-0 SH5-3 2-3 | | 0-1 G4-3 | | 1-2 2B WP 1B | 4-2 1B HR BB | | 2-1 F9 | |
| Carlos Baerga, S OBP: 0.269, SLG: 0.438 Rene Gonzales, R OBP: 1.000, SLG: 1.000 (1, 4) (8, 6) | 0-1 2B 3-H | | 2-2 G1-3 | | 1-2 F8 2-3 | 0-2 HR 1B | | 2-2 BB 1B | |
| Albert Belle, R OBP: 0.445, SLG: 0.687 (1, 7) | 1-1 F7 | | 3-2 G5-3 | | 1-1 WP G3 2B | 3-1 HR | | 4-1 FC4-6 BB | |
| Eddie Murray, S OBP: 0.309, SLG: 0.486 (1, 10) | 4-1 IBB | | | | 0-0 1B E 1B | 4-0 G3 WP IBB | | 0-0 G4-3 | |
| Paul Sorrento, L OBP: 0.301, SLG: 0.376 (1, 3) | 1-3 K | | | | 1-1 FC6-4 1B | 4-0 G3 IBB | | 1-0 P6 | |
| Manny Ramirez, R OBP: 0.345, SLG: 0.598 (1, 9) | | | 1-2 G6-3 | | 0-2 FC6-4 WP 1B | 1-1 G3 | | 2-3 K | |
| Sandy Alomar Jr., R OBP: 0.286, SLG: 0.333 Tony Peña, R OBP: 0.327, SLG: 0.391 (1, 2) (8, 2) | | | 2-2 G5-3 | | 3-2 P6 | 2-1 P2 | | 1-3 K | |
| Jim Thome, L OBP: 0.327, SLG: 0.442 (1, 5) | | | 1-1 G6-3 | | 2-2 CS 1B | 2-2 FC4-6 1B | | 1-1 F7 | |


| Inning Stats | R: 1 | H: 2 | E: 0 | K: 1 | S: 14 | L: 2 | LOB: 2 | BB: 1 | P: 22 | R: 0 | H: 0 | E: 0 | K: 0 | S: 8 | R: 0 | H: 1 | E: 1 | K: 0 | S: 11 | R: 2 | H: 3 | E: 1 | K: 0 | S: 13 | R: 3 | H: 3 | E: 0 | K: 0 | S: 13 | R: 4 | H: 3 | E: 0 | K: 0 | S: 14 | R: 0 | H: 0 | E: 0 | K: 2 | S: 9 | R: 0 | H: 1 | E: 0 | K: 0 | S: 11 | | | |
|--------------|------|------|------|------|-------|------|--------|-------|-------|------|------|------|------|------|------|------|------|------|-------|------|------|------|------|-------|------|------|------|------|-------|------|------|------|------|-------|------|------|------|------|------|------|------|------|------|-------|--|--|--|
| | | | | | | | | | | | | | | | | | | | | | | | | | | | | | | | | | | | | | | | | | | | | | | | |

| PITCHER | IP | WLS | BF | H | R | ER | SO | BB | IBB | HBP | BLK | WP | HR | S | P | ERA | WHIP |
|--|-----|-----|----|---|---|----|----|----|-----|-----|-----|----|----|----|----|-------|-------|
| John Doherty, R ERA: 5.51 (1, 1) | 4.1 | L | 22 | 9 | 7 | 6 | 1 | 0 | 0 | 0 | 0 | 1 | 1 | 55 | 85 | 12.46 | 2.077 |
| Joe Boever, R ERA: 4.71 (5, 1) | 1.2 | | 11 | 3 | 4 | 4 | 0 | 1 | 2 | 0 | 0 | 2 | 1 | 18 | 39 | 21.60 | 2.400 |
| Buddy Groom, L ERA: (7, 1) | 0.2 | | 2 | 0 | 0 | 0 | 2 | 0 | 0 | 0 | 0 | 0 | 0 | 7 | 10 | 0.00 | 0.000 |
| Mike Henneman, R ERA: 3.97 (7, 1) | 0.1 | | 1 | 0 | 0 | 0 | 0 | 0 | 0 | 0 | 0 | 0 | 0 | 2 | 3 | 0.00 | 0.000 |
| Storm Davis, R ERA: 2.16 (8, 1) | 1.0 | | 5 | 1 | 0 | 0 | 0 | 1 | 0 | 0 | 0 | 0 | 0 | 11 | 22 | 0.00 | 2.000 |

AB R H RBI BB SO LOB

| | | | | | | |
|---|---|---|---|---|---|---|
| 4 | 4 | 3 | 1 | 0 | 0 | 1 |
| 1 | 0 | 0 | 0 | 0 | 0 | 0 |
| 3 | 2 | 1 | 0 | 1 | 0 | 0 |
| 4 | 1 | 2 | 2 | 0 | 0 | 2 |
| 1 | 0 | 1 | 0 | 0 | 0 | 0 |
| 4 | 2 | 2 | 4 | 1 | 0 | 1 |
| 3 | 1 | 1 | 0 | 2 | 0 | 2 |
| 3 | 0 | 1 | 0 | 1 | 1 | 2 |
| 4 | 1 | 0 | 1 | 0 | 1 | 3 |
| 4 | 0 | 0 | 0 | 0 | 1 | 3 |
| 0 | 0 | 0 | 0 | 0 | 0 | 0 |
| 4 | 0 | 2 | 1 | 0 | 0 | 0 |

AB 35
R 11
H 13
RBI 9
BB 5
SO 3
LOB 14



WP: 3 **PA: 42**
PB: 0
SB: 0
CS: 1

1B: 8 **SF: 0**
2B: 3 **SAC: 1**
3B: 0 **DP: 0**
HR: 2 **HBP: 0**

WP: 3 **PA: 42**
ERA **WHIP**

Detroit Tigers @ Cleveland Indians
Jacobs Field, Cleveland, OH
Sun May 15 1994, 3:33 AM EDT
Att: 41,546 - Overcast - 72 F

livebaseballscorecards.com

| Batter | 1 | 2 | 3 | 4 | 5 | 6 | 7 | 8 | 9 | AB R H RBI BB SO LOB | TOP | | |
|---|---|---|---|--|--|---|---|--|---|--|--|----------------|---|
| Tony Phillips, S (1, 7) OBP: 0.406, SLG: 0.396 | 1-3 | | 2-0 1B | | 0-2 G3 | | 4-2 SAFE FC6-4 BB | | 1-3 | 4 0 1 0 1 2 2 | | | |
| Alan Trammell, R (1, 6) OBP: 0.368, SLG: 0.448 | 2-3 | | 2-2 L6-3 1B | | | 4-0 FC1-4 1B BB | 1-0 FC6-4 | | 1-1 | 4 1 2 0 1 1 2 | | | |
| Travis Fryman, R (1, 5) OBP: 0.278, SLG: 0.430 | 1-3 | | 1-3 | | | 0-1 FC1-4 1B | 2-3 | | 3-2 P3 | 5 0 1 0 0 3 7 | | | |
| Cecil Fielder, R (1, 3) OBP: 0.325, SLG: 0.534 | | 4-2 BB G3 BB BB | 3-2 L6-3 1-2 | | | 2-1 FC1-4 FC5 1B 1-2f 2-3 | | 4-1 G4-6-3 BB | | 2 1 0 0 2 0 4 | | | |
| Kirk Gibson, L (1, 10) OBP: 0.389, SLG: 0.598 | | 0-3 | | 3-2 G4-1 | | 2-2 1-2 3-H 1B | | 3-1 L7 | | 4 0 1 1 0 1 2 | | | |
| Mickey Tettleton, S (1, 9) OBP: 0.419, SLG: 0.481 | | 4-1 G3 BB 1-2 BB | | 2-0 L3 | | 3-2 P6 | | 3-1 G4-6-3 1-2f | | 3 0 0 0 1 0 3 | | | |
| Eric Davis, R (1, 8) OBP: 0.291, SLG: 0.306 | | 4-2 1-2 2-3 BB | | 0-0 P4 | | 2-2 FC5 2-3f | | | 2-3 | 3 0 0 0 1 1 2 | | | |
| Chad Kreuter, S (1, 2) OBP: 0.354, SLG: 0.231 Skeeter Barnes, R (9, PH) OBP: 1.000, SLG: 2.000 | | 3-2 G3 | | 2-2 L9 | | | 1-1 G6-3 | | 1-0 1B 1B 1B | 3 0 0 1 0 0 2 1 0 1 0 0 0 0 | | | |
| Chris Gomez, R (1, 4) OBP: 0.349, SLG: 0.446 | | 0-3 | | 1-1 G5-3 | | | 3-2 FC6-4 BB 1B | | 3-2 1B 1B | 4 0 2 0 0 1 2 | | | |
| Inning Stats | R: 0 E: 0 K: 3 S: 11 H: 0 LOB: 0 BB: 0 P: 15 | R: 1 E: 0 K: 2 S: 18 H: 0 LOB: 2 BB: 3 P: 33 | R: 0 E: 0 K: 1 S: 14 H: 2 LOB: 1 BB: 0 P: 22 | R: 0 E: 0 K: 0 S: 5 H: 0 LOB: 0 BB: 0 P: 10 | R: 0 E: 0 K: 0 S: 8 H: 0 LOB: 0 BB: 0 P: 11 | R: 1 E: 0 K: 0 S: 16 H: 2 LOB: 2 BB: 1 P: 29 | R: 0 E: 0 K: 1 S: 16 H: 1 LOB: 2 BB: 1 P: 27 | R: 0 E: 0 K: 0 S: 5 H: 0 LOB: 0 BB: 1 P: 15 | R: 0 E: 0 K: 2 S: 17 H: 3 LOB: 3 BB: 0 P: 28 | 1B: 7 2B: 2 3B: 0 HR: 0 SF: 0 SAC: 0 DP: 2 HBP: 0 | WP: 0 PB: 0 SB: 0 CS: 0 PA: 39 | | |
| PITCHER | IP WLS BF H R ER SO BB IBB HBP BLK WP HR S P ERA WHIP | | | | | | | | | | | PITCHER | IP WLS BF H R ER SO BB IBB HBP BLK WP HR S P ERA WHIP |
| Juan Guzman, R (1, 1) ERA: 6.41 | 5.1 W 23 4 2 2 6 4 0 0 0 0 0 63 106 3.38 1.500 | | | | | | | | | | | | |
| Tony Castillo, L (6, 1) ERA: 2.29 | 1.0 5 1 0 0 0 1 0 0 0 0 0 0 21 34 0.00 2.000 | | | | | | | | | | | | |
| Darren Hall, R (7, 1) ERA: 4.5 | 1.2 5 0 0 0 1 1 0 0 0 0 0 0 9 22 0.00 0.600 | | | | | | | | | | | | |
| Greg Cadaret, L (9, 1) ERA: 5.54 | 1.0 6 3 0 0 2 0 0 0 0 0 0 0 17 28 0.00 3.000 | | | | | | | | | | | | |

Detroit Tigers @ Toronto Blue Jays
 SkyDome, Toronto, ON
 Mon May 16 1994, 7:05 PM EDT
 Att. 50,456 - Dome

livebaseballscorecards.com

| | |
|------------|-----------|
| AB | 33 |
| R | 2 |
| H | 8 |
| RBI | 2 |
| BB | 6 |
| SO | 9 |
| LOB | 26 |



| Batter | 1 | 2 | 3 | 4 | 5 | 6 | 7 | 8 | 9 |
|--|-------------------------|-----------|------------------|--------------------------|-------------------|-------------|------------------|--------------------------------|---|
| Devon White, S OBP: 0.364, SLG: 0.534 (1, 8) | 1-1 BB 1B | 0-2 G3 | | 4-0 1B IBB | | 2-1 G4-3 | | 1-1 G3 | |
| Roberto Alomar, S OBP: 0.384, SLG: 0.423 (1, 4) | 4-0 1B SF8 BB | | 2-1 G4-3 | 2-1 CS 1B | | 1-1 G5-3 | | 4-0 1B IBB | |
| Domingo Cedeño, S OBP: 0.192, SLG: 0.227 (8, PR) (9, 4) | | | | 1-3 2-H 3-H 1B | | | | | |
| Paul Molitor, R OBP: 0.379, SLG: 0.481 (1, 10) | 1-0 1-3 2-H 1B | | 1-1 2B 1B | 3-3 1-2 | | | 2-3 K | 0-0 P4 | |
| Joe Carter, R OBP: 0.377, SLG: 0.651 (1, 9) | 0-1 SF8 | | 0-0 1-H 2B | | 1-1 HBP 1B | | 2-3 K | 0-2 1-3 2-H 3-H 1B | |
| John Olerud, L OBP: 0.392, SLG: 0.485 (1, 3) | 4-0 IBB | | 1-3 K | | 0-0 F7 | | 0-0 2B 1B | 2-0 G3 | |
| Ed Sprague, R OBP: 0.365, SLG: 0.455 (1, 5) | 0-0 P4 | | 2-3 K | | 2-0 1-2 HBP | | 1-0 1-3 2B | | |
| Carlos Delgado, L OBP: 0.308, SLG: 0.451 (1, 7) | 0-3 K | | | 4-2 SH5-3 1B BB | | 2-3 K | | 1-2 G4-3 | |
| Mike Huff, R OBP: 0.439, SLG: 0.412 (8, 7) | | | | | | | | | |
| Pat Borders, R OBP: 0.288, SLG: 0.327 (1, 2) | | | 0-0 G6-3 | 0-1 SH5-3 1B 1B | | 0-0 G5-3 | | 4-1 G3 1B BB | |
| Dick Schofield, R OBP: 0.333, SLG: 0.338 (1, 6) | | | 1-3 K | 0-1 SH5-3 | | 0-0 F8 | | 1-2 G3 1B 1B | |

| AB | R | H | RBI | BB | SO | LOB |
|----|---|---|-----|----|----|-----|
| 4 | 1 | 1 | 0 | 1 | 0 | 2 |
| 3 | 1 | 1 | 2 | 2 | 0 | 0 |
| 0 | 0 | 0 | 0 | 0 | 0 | 0 |
| 5 | 1 | 2 | 1 | 0 | 2 | 5 |
| 4 | 0 | 3 | 4 | 0 | 1 | 0 |
| 4 | 0 | 1 | 0 | 1 | 1 | 4 |
| 3 | 0 | 1 | 0 | 0 | 1 | 3 |
| 3 | 1 | 0 | 0 | 1 | 2 | 6 |
| 0 | 0 | 0 | 0 | 0 | 0 | 0 |
| 3 | 2 | 1 | 0 | 1 | 0 | 2 |
| 3 | 1 | 1 | 0 | 0 | 1 | 0 |

| AB | R | H | RBI | BB | SO | LOB |
|----|---|----|-----|----|----|-----|
| 32 | 7 | 11 | 7 | 6 | 8 | 22 |



| WP | PA |
|----|----|
| 0 | 41 |

| WP | PA | ERA | WHIP |
|----|----|-----|------|
| 0 | 41 | | |

| Inning Stats | R | H | E | K | S | R | H | E | K | S | R | H | E | K | S | R | H | E | K | S | R | H | E | K | S |
|--------------|---|---|---|---|----|---|---|---|---|----|---|---|---|---|----|---|---|---|---|---|---|---|---|---|----|
| | 2 | 2 | 0 | 1 | 11 | 0 | 0 | 0 | 1 | 17 | 0 | 2 | 0 | 2 | 13 | 0 | 0 | 0 | 5 | 8 | 0 | 1 | 2 | 0 | 13 |

| PITCHER | IP | WLS | BF | H | R | ER | SO | BB | IBB | HBP | BLK | WP | HR | S | P | ERA | WHIP |
|---|-----|-----|----|---|---|----|----|----|-----|-----|-----|----|----|----|----|-------|-------|
| Mike Moore, R ERA: 5.81 (1, 1) | 4.1 | L | 24 | 7 | 5 | 5 | 5 | 2 | 2 | 1 | 0 | 0 | 0 | 43 | 76 | 10.38 | 2.077 |
| Gene Harris, R ERA: 7.31 (5, 1) | 2.2 | | 10 | 2 | 0 | 0 | 3 | 0 | 0 | 0 | 0 | 0 | 0 | 22 | 33 | 0.00 | 0.750 |
| Mike Gardiner, R ERA: 3.18 (8, 1) | 0.2 | | 6 | 2 | 2 | 2 | 0 | 1 | 1 | 0 | 0 | 0 | 0 | 10 | 20 | 27.00 | 4.500 |
| Buddy Groom, L ERA: (8, 1) | 0.1 | | 1 | 0 | 0 | 0 | 0 | 0 | 0 | 0 | 0 | 0 | 0 | 1 | 3 | 0.00 | 0.000 |

Detroit Tigers @ Toronto Blue Jays
SkyDome, Toronto, ON
Mon May 16 1994, 7:05 PM EDT
Att. 50,456 - Dome

livebaseballscorecards.com

| Batter | 1 | 2 | 3 | 4 | 5 | 6 | 7 | 8 | 9 | AB R H RBI BB SO LOB | TOP | | |
|---|---|---|---|--|--|---|---|--|---|---|---|----------------|---|
| Tony Phillips, S (1, 7) OBP: 0.404, SLG: 0.393 Skeeter Barnes, R (9, 7) OBP: 1.000, SLG: 2.000 | 0-1 G6-3 | 2-3 K | | 1-0 F8-4-3 1B | | F8 1B | | | 1-2 F8 | 6 1 2 0 0 2 4 0 0 0 0 0 0 0 | | | |
| Lou Whitaker, L (1, 4) OBP: 0.364, SLG: 0.565 | 2-3 K | 1-1 G4-3 | | 3-1 F8-4-3 1-2 | | 4-1 1B E 1-2 SF9 BB | | 1-1 F7 | | 4 1 0 0 1 1 3 | | | |
| Travis Fryman, R (1, 5) OBP: 0.288, SLG: 0.428 | 2-1 HBP | | 2-2 BB 1B 1B 1B | 2-3 K | | 4-2 SF9 1B 1-2 2-3 BB | | 0-1 F9 | | 3 2 1 0 1 1 0 | | | |
| Cecil Fielder, R (1, 3) OBP: 0.327, SLG: 0.526 Milt Cuyler, S (8, 9) OBP: 0.289, SLG: 0.225 | 0-0 G4-3 | | 0-0 BB 1-2 1B | | 4-2 HR BB | 1-1 P2 | | 1-1 G6-3 | | 4 2 1 0 1 0 4 0 0 0 0 0 0 0 | | | |
| Kirk Gibson, L (1, 10) OBP: 0.407, SLG: 0.600 | | 1-0 G3 S 2B 1B | 4-0 1B SF8 1-2 2-3 BB | | 4-0 HR BB | 2-1 SF9 1-2 2-3 3-H 1B | | 0-0 F8 | | 3 4 2 1 2 0 0 | | | |
| Mickey Tettleton, S (1, 9) OBP: 0.411, SLG: 0.473 | | 2-1 G3 | 1-2 1-3 2-H 3-H 1B | | 0-0 F8 | 1-0 SF9 | | 3-3 K | | 4 0 1 3 0 1 3 | | | |
| Eric Davis, R (1, 8) OBP: 0.295, SLG: 0.304 | | 4-1 S 2B BB | 2-3 K | | 2-0 F9 | 2-1 WP 1B 1B | | 2-3 K | | 4 2 1 2 1 2 4 | | | |
| Chris Gomez, R (1, 6) OBP: 0.382, SLG: 0.534 | | 2-1 1-H 3-H 2B | 2-1 SF8 | | 2-2 1-H 2-H HR | 4-0 1B BB | | | 4-2 G6-4-3 BB | 2 1 2 6 2 0 0 | | | |
| John Flaherty, R (1, 2) OBP: 0.222, SLG: 0.222 | | 0-2 1B | 2-3 K | | 1-1 G6-3 | 0-0 1-2 2-H 1B | | | 0-1 G6-4-3 1-2f | 5 0 2 1 0 1 2 | | | |
| Inning Stats | R: 0 H: 0 E: 0 LOB: 1 K: 1 BB: 0 S: 9 P: 13 | R: 2 H: 3 E: 0 LOB: 2 K: 1 BB: 1 S: 18 P: 30 | R: 3 H: 3 E: 0 LOB: 1 K: 2 BB: 1 S: 18 P: 31 | R: 0 H: 1 E: 0 LOB: 0 K: 1 BB: 0 S: 6 P: 12 | R: 3 H: 1 E: 0 LOB: 0 K: 0 BB: 2 S: 9 P: 22 | R: 5 H: 4 E: 1 LOB: 2 K: 1 BB: 3 S: 20 P: 41 | R: 0 H: 0 E: 0 LOB: 0 K: 0 BB: 0 S: 6 P: 8 | R: 0 H: 0 E: 0 LOB: 0 K: 2 BB: 0 S: 8 P: 13 | R: 0 H: 0 E: 0 LOB: 0 K: 0 BB: 1 S: 10 P: 15 | 1B: 10 SF: 2 2B: 2 SAC: 0 3B: 0 DP: 2 HR: 1 HBP: 1 | WP: 1 PA: 46 PB: 0 SB: 2 CS: 0 | | |
| PITCHER | IP WLS BF H R ER SO BB IBB HBP BLK WP HR S P ERA WHIP | | | | | | | | | | | PITCHER | IP WLS BF H R ER SO BB IBB HBP BLK WP HR S P ERA WHIP |
| Todd Stottlemyre, R (1, 1) ERA: 5.18 | 5.0 L 27 8 8 8 5 4 0 1 0 0 1 60 108 14.40 2.400 | | | | | | | | | | | | |
| Woody Williams, R (6, 1) ERA: 8.35 | 0.1 5 2 4 4 0 2 0 0 0 0 0 13 26 108.00 12.000 | | | | | | | | | | | | |
| Scott Brow, R (6, 1) ERA: 3.15 | 3.2 14 2 1 1 3 2 0 0 0 1 0 31 51 2.46 1.091 | | | | | | | | | | | | |

Detroit Tigers @ Toronto Blue Jays
 SkyDome, Toronto, ON
 Tue May 17 1994, 7:05 PM EDT
 Att. 46,439 - Dome

livebaseballscorecards.com

| | |
|-----|----|
| AB | 35 |
| R | 13 |
| H | 12 |
| RBI | 13 |
| BB | 8 |
| SO | 8 |
| LOB | 20 |



| Batter | 1 | 2 | 3 | 4 | 5 | 6 | 7 | 8 | 9 | AB | R | H | RBI | BB | SO | LOB |
|--|-------------|------------------------|--------------------|-------------|-----------------------|-----------|-----------------|--------------------|--------------|----|---|---|-----|----|----|-----|
| Devon White, S (1, 8) OBP: 0.359, SLG: 0.523 Rob Butler, L (9, 8) OBP: 0.667, SLG: 0.667 | 0-0 G3-1 | | 1-1 HR 1B | 2-2 G1-3 | | 3-3 K | | 0-1 P6 | | 5 | 1 | 1 | 0 | 0 | 1 | 1 |
| Roberto Alomar, S (1, 4) OBP: 0.393, SLG: 0.451 Domingo Cedeño, S (8, 4) OBP: 0.185, SLG: 0.217 | 1-1 G4-3 | | 3-2 HR 1B | | 2-1 2B 2B 1B | | 4-2 1B BB | | 1-3 K | 3 | 2 | 2 | 3 | 1 | 0 | 0 |
| Paul Molitor, R (1, 10) OBP: 0.374, SLG: 0.478 | 1-1 F9 | | 0-0 G6-3 | | 0-0 2B 2B | | 1-0 F8 | | 0-0 P4 | 5 | 1 | 1 | 0 | 0 | 0 | 1 |
| Joe Carter, R (1, 9) OBP: 0.385, SLG: 0.679 | | 0-1 HR | 0-1 1B 1B | | 0-0 G4-3 2B | | 1-0 F9 | | 0-1 G5-3 | 5 | 1 | 3 | 3 | 0 | 0 | 1 |
| John Olerud, L (1, 3) OBP: 0.395, SLG: 0.486 | | 2-0 G3 | 2-1 FC6-4 1B | | 0-1 G4-3 | | 0-0 1B | | | 4 | 0 | 2 | 0 | 0 | 0 | 1 |
| Ed Sprague, R (1, 5) OBP: 0.362, SLG: 0.446 | | 4-2 G3 WP HBP | 0-3 K | | 2-2 P3 | | 1-1 G6-3 | | | 3 | 0 | 0 | 0 | 0 | 1 | 5 |
| Carlos Delgado, L (1, 7) OBP: 0.298, SLG: 0.434 | | 1-0 G3 | 1-1 FC6-4 | | 1-3 K | | | 3-3 K | | 4 | 0 | 0 | 0 | 0 | 2 | 4 |
| Pat Borders, R (1, 2) OBP: 0.287, SLG: 0.325 | | 1-2 G4-3 | | 2-2 G6-3 | | 0-1 L8 | | 1-2 FC6-4 1B | | 4 | 0 | 1 | 0 | 0 | 0 | 1 |
| Dick Schofield, R (1, 6) OBP: 0.330, SLG: 0.333 | | | 2-2 HR 1B | | 1-2 G4-3 | | 1-0 F9 | | 1-1 FC6-4 | 4 | 1 | 1 | 0 | 0 | 0 | 1 |


| Inning Stats | R: 0 | H: 0 | E: 0 | K: 0 | S: 5 | R: 1 | H: 1 | E: 0 | K: 0 | S: 9 | R: 3 | H: 5 | E: 0 | K: 1 | S: 20 | R: 0 | H: 0 | E: 0 | K: 0 | S: 11 | R: 2 | H: 3 | E: 0 | K: 1 | S: 13 | R: 0 | H: 0 | E: 0 | K: 1 | S: 8 | R: 0 | H: 1 | E: 0 | K: 0 | S: 8 | R: 0 | H: 1 | E: 0 | K: 1 | S: 10 | R: 0 | H: 0 | E: 0 | K: 1 | S: 6 | R: 0 | H: 0 | E: 0 | K: 1 | S: 7 | 1B: 7 | 2B: 2 | 3B: 0 | HR: 2 | SF: 0 | SAC: 0 | DP: 0 | HBP: 1 |
|--------------|------|------|------|------|------|------|------|------|------|------|------|------|------|------|-------|------|------|------|------|-------|------|------|------|------|-------|------|------|------|------|------|------|------|------|------|------|------|------|------|------|-------|------|------|------|------|------|------|------|------|------|------|-------|-------|-------|-------|-------|--------|-------|--------|
|--------------|------|------|------|------|------|------|------|------|------|------|------|------|------|------|-------|------|------|------|------|-------|------|------|------|------|-------|------|------|------|------|------|------|------|------|------|------|------|------|------|------|-------|------|------|------|------|------|------|------|------|------|------|-------|-------|-------|-------|-------|--------|-------|--------|

| PITCHER | IP | WLS | BF | H | R | ER | SO | BB | IBB | HBP | BLK | WP | HR | S | P | ERA | WHIP |
|--------------------------------------|-----|-----|----|----|---|----|----|----|-----|-----|-----|----|----|----|-----|------|-------|
| Tim Belcher, R (1, 1) ERA: 7.33 | 8.0 | W | 37 | 11 | 6 | 6 | 4 | 1 | 0 | 1 | 0 | 1 | 2 | 84 | 129 | 6.75 | 1.500 |
| Mike Henneman, R (9, 1) ERA: 3.65 | 1.0 | | 3 | 0 | 0 | 0 | 1 | 0 | 0 | 0 | 0 | 0 | 0 | 6 | 7 | 0.00 | 0.000 |

BOTTOM

Detroit Tigers @ Toronto Blue Jays
SkyDome, Toronto, ON
 Tue May 17 1994, 7:05 PM EDT
 Att. 46,439 - Dome

| | |
|------------|-----------|
| AB | 38 |
| R | 6 |
| H | 11 |
| RBI | 6 |
| BB | 1 |
| SO | 5 |
| LOB | 15 |



| PITCHER | IP | WLS | BF | H | R | ER | SO | BB | IBB | HBP | BLK | WP | HR | S | P | ERA | WHIP |
|---------|----|-----|----|---|---|----|----|----|-----|-----|-----|----|----|---|---|-----|------|
|---------|----|-----|----|---|---|----|----|----|-----|-----|-----|----|----|---|---|-----|------|

| Batter | 1 | 2 | 3 | 4 | 5 | 6 | 7 | 8 | 9 | AB R H RBI BB SO LOB | TOP | | | | | | | | | |
|--|---|----------------------------------|-------------------------------|----------------------------------|------------------------------|----------------------------------|-------------------------------|----------------------------------|-------------------------------|----------------------------------|--|----------------------------------|-------------------------------|----------------------------------|-------------------------------|----------------------------------|----------------------------------|------------------------------------|----------------------------------|--------|
| Tony Phillips, S OBP: 0.392, SLG: 0.379 (1, 7) | 1-2 G4-3 | | 1-0 G4-3 | | 1-3 K | | 0-1 G4-3 | 2-3 K | | 5 0 0 0 0 2 4 | <p>Detroit Tigers @ Toronto Blue Jays SkyDome, Toronto, ON Wed May 18 1994, 7:05 PM EDT Att. 47,247 - Dome</p> | | | | | | | | | |
| Lou Whitaker, L OBP: 0.365, SLG: 0.556 (1, 4) | 2-3 K | | 2-3 K | | | 1-1 BB 1B | 2-1 FC3-6 1B | | 1-1 G4-3 | 5 1 2 0 0 2 0 | | | | | | | | | | |
| Travis Fryman, R OBP: 0.298, SLG: 0.426 (1, 5) | 1-0 HBP | | | 0-3 K | | 4-2 1B BB | 2-2 FC3-6 1B | | 3-2 F9 | 3 1 1 0 1 1 0 | | | | | | | | | | |
| Cecil Fielder, R OBP: 0.329, SLG: 0.518 (1, 3) | 3-3 K | | | 0-3 K | | 2-2 BB 1B | 0-1 FC3-6 | | 4-1 E BB | 4 1 1 1 1 2 3 | | | | | | | | | | |
| Kirk Gibson, L OBP: 0.390, SLG: 0.570 (1, 10) | | 0-2 P5 | | 3-2 G3 | | 0-2 P5 | 0-2 G4-3 | | 1-2 E4 | 5 0 0 0 0 0 5 | | | | | | | | | | |
| Mickey Tettleton, S OBP: 0.418, SLG: 0.470 (1, 9) | | 4-2 BB | | | 1-2 BB 1B | 4-2 1B BB | | 2-3 K | 3-1 G3-1 | 3 0 1 0 2 1 2 | | | | | | | | | | |
| Eric Davis, R OBP: 0.289, SLG: 0.297 (1, 8) | | 2-3 K | | | 3-2 P3 | 1-3 K | | 2-2 G6-3 | | 3 0 0 0 0 2 5 | | | | | | | | | | |
| Milt Cuyler, S OBP: 0.283, SLG: 0.220 (7, 8) | | | | | | | | | | 1 0 0 0 0 0 0 | | | | | | | | | | |
| Chris Gomez, R OBP: 0.403, SLG: 0.533 (1, 6) | | 3-3 K | | | 4-0 BB | 1-2 BB 1B | | 4-1 BB BB | | 2 0 1 2 2 1 1 | | | | | | | | | | |
| John Flaherty, R OBP: 0.231, SLG: 0.167 (1, 2) | | | 2-1 G5-3 | | 1-0 F7 | 0-3 K | | 4-2 BB | | 3 0 0 0 1 1 4 | | | | | | | | | | |
| Inning Stats | R: 0 E: 0 K: 2 S: 10 | H: 0 LOB: 1 BB: 0 P: 17 | R: 0 E: 0 K: 2 S: 11 | H: 0 LOB: 1 BB: 1 P: 20 | R: 0 E: 0 K: 1 S: 6 | H: 0 LOB: 0 BB: 0 P: 11 | R: 0 E: 0 K: 2 S: 10 | H: 0 LOB: 0 BB: 0 P: 13 | R: 3 E: 0 K: 2 S: 24 | H: 3 LOB: 2 BB: 2 P: 37 | R: 0 E: 0 K: 0 S: 13 | H: 2 LOB: 2 BB: 0 P: 17 | R: 0 E: 0 K: 2 S: 15 | H: 0 LOB: 2 BB: 2 P: 29 | R: 0 E: 1 K: 0 S: 12 | H: 0 LOB: 2 BB: 1 P: 24 | 1B: 6 2B: 0 3B: 0 HR: 0 | SF: 0 SAC: 0 DP: 0 HBP: 1 | WP: 0 PB: 0 SB: 0 CS: 0 | PA: 42 |
| PITCHER | IP WLS BF H R ER SO BB IBB HBP BLK WP HR S P ERA WHIP | | | | | | | | | | | | | | | | | | | |
| Dave Stewart, R ERA: 5.47 (1, 1) | 5.2 W 25 3 3 3 9 4 0 1 0 0 0 67 113 4.76 1.235 | | | | | | | | | | | | | | | | | | | |
| Tony Castillo, L ERA: 2.21 (6, 1) | 0.2 4 2 0 0 1 0 0 0 0 0 0 10 13 0.00 3.000 | | | | | | | | | | | | | | | | | | | |
| Mike Timlin, R ERA: 9.0 (7, 1) | 0.1 2 1 0 0 0 0 0 0 0 0 0 5 7 0.00 3.000 | | | | | | | | | | | | | | | | | | | |
| Greg Cadaret, L ERA: 5.02 (7, 1) | 1.1 6 0 0 0 2 2 0 0 0 0 0 19 33 0.00 1.500 | | | | | | | | | | | | | | | | | | | |
| Darren Hall, R ERA: 3.6 (9, 1) | 1.0 5 0 0 0 0 1 0 0 0 0 0 12 24 0.00 1.000 | | | | | | | | | | | | | | | | | | | |

livebaseballscorecards.com

| | |
|------------|-----------|
| AB | 34 |
| R | 3 |
| H | 6 |
| RBI | 3 |
| BB | 7 |
| SO | 12 |
| LOB | 24 |



| Batter | 1 | 2 | 3 | 4 | 5 | 6 | 7 | 8 | 9 | AB R H RBI BB SO LOB | TOP | | |
|--|---|---|--|---|---|--|--|---|--|--|---|----------------|---|
| Jeff Cirillo, R (1, 5) OBP: 0.250, SLG: 0.214 Bill Spiers, L (9, PH) OBP: 0.328, SLG: 0.294 | 2-2 | | 1-0 | | 1-0 | | 1-2 | | 0-0 | 4 0 0 0 0 0 1 0 0 0 0 2 | | | |
| Jody Reed, R (1, 4) OBP: 0.368, SLG: 0.289 | 1-1 | | 3-2 | | 1-0 | | | 1-1 | | 4 0 1 0 0 0 | | | |
| Turner Ward, S (1, 8) OBP: 0.388, SLG: 0.438 (6, 9) | 0-0 | | | 1-1 | 0-0 | | | 0-2 | | 4 0 1 0 0 1 | | | |
| Greg Vaughn, R (1, 7) OBP: 0.297, SLG: 0.364 | 2-2 | | | 2-0 | | 2-0 | | 2-3 | | 4 1 1 0 0 1 2 | | | |
| Dave Nilsson, L (1, 10) OBP: 0.285, SLG: 0.404 | | 0-0 | | 0-2 | | 0-1 | | 2-2 | | 4 1 2 0 0 2 | | | |
| John Jaha, R (1, 3) OBP: 0.318, SLG: 0.420 | | 1-0 | | 3-2 | | 0-0 | | 2-1 | | 3 1 1 1 0 0 1 | | | |
| Brian Harper, R (1, 2) OBP: 0.292, SLG: 0.369 | | 0-1 | | 0-1 | | 2-1 | | 0-0 | | 4 1 2 3 0 0 1 | | | |
| Troy O'Leary, L (1, 9) OBP: 0.417, SLG: 0.818 Alex Diaz, S (6, 8) OBP: 0.273, SLG: 0.398 | | 0-2 | | 0-0 | | 2-2 | | 2-1 | | 2 0 1 0 0 0 1 2 0 1 0 0 0 0 | | | |
| Jose Valentin, S (1, 6) OBP: 0.250, SLG: 0.339 | | | 3-2 | 0-0 | | 2-3 | | 1-3 | | 4 0 0 0 0 2 3 | | | |
| Inning Stats | R: 0 H: 1 E: 0 LOB: 1 K: 0 BB: 0 S: 12 P: 17 | R: 0 H: 1 E: 0 LOB: 1 K: 0 BB: 0 S: 8 P: 9 | R: 0 H: 0 E: 0 LOB: 0 K: 0 BB: 0 S: 7 P: 14 | R: 3 H: 4 E: 0 LOB: 1 K: 0 BB: 0 S: 13 P: 19 | R: 0 H: 0 E: 0 LOB: 0 K: 0 BB: 0 S: 3 P: 5 | R: 1 H: 1 E: 0 LOB: 0 K: 0 BB: 0 S: 6 P: 10 | R: 0 H: 0 E: 0 LOB: 0 K: 1 BB: 0 S: 9 P: 14 | R: 0 H: 1 E: 0 LOB: 1 K: 1 BB: 0 S: 12 P: 17 | R: 0 H: 2 E: 0 LOB: 2 K: 1 BB: 0 S: 9 P: 14 | 1B: 5 SF: 1 2B: 4 SAC: 0 3B: 0 DP: 0 HR: 1 HBP: 0 | WP: 0 PA: 37 PB: 0 SB: 0 CS: 0 | | |
| PITCHER | IP WLS BF H R ER SO BB IBB HBP BLK WP HR S P ERA WHIP John Doherty, R (1, 1) ERA: 5.43 Mike Gardiner, R (8, 1) ERA: 3.12 Buddy Groom, L (8, 1) ERA: Mike Henneman, R (9, 1) ERA: 3.38 | | | | | | | | | | | PITCHER | IP WLS BF H R ER SO BB IBB HBP BLK WP HR S P ERA WHIP |

Milwaukee Brewers @ Detroit Tigers
 Tiger Stadium, Detroit, MI
 Fri May 20 1994, 7:05 PM EDT
 Att. 19,495 - Unknown - 73 F

| | |
|------------|-----------|
| AB | 36 |
| R | 4 |
| H | 10 |
| RBI | 4 |
| BB | 0 |
| SO | 3 |
| LOB | 13 |



| Batter | 1 | 2 | 3 | 4 | 5 | 6 | 7 | 8 | 9 |
|---|---------------------|-------------------|--------------------|-------------|-----------------|-------------|-------------|-----------------------|---|
| Tony Phillips, S OBP: 0.403, SLG: 0.420 (1, 7) | 3-2 G4-3 | | 1-2 E7 2B | | 2-2 HR 1B | 2-0 HR | | 2-0 1B 2B 1B | |
| Lou Whitaker, L OBP: 0.394, SLG: 0.617 (1, 4) Chris Gomez, R OBP: 0.403, SLG: 0.533 (8, PR) (9, 4) | 3-2 1B 1B | | 1-2 1B 2B | | 2-2 HR 1B | 4-1 BB | | 0-0 2B 1B 1B | |
| Travis Fryman, R OBP: 0.307, SLG: 0.434 (1, 5) | 3-2 1B 1B | | 4-0 1B BB | | 2-2 F9 | 3-3 K | | 0-1 1B 2B | |
| Cecil Fielder, R OBP: 0.337, SLG: 0.517 (1, 3) Skeeter Barnes, R OBP: 1.000, SLG: 2.000 (8, PR) (9, 3) | 2-2 G3-6-3 1B | | 0-0 1B | | 4-2 2B BB | | 3-2 G1-3 | 1-0 P3 G3 1B | |
| Kirk Gibson, L OBP: 0.374, SLG: 0.543 (1, 10) | | 1-0 P5 | 0-0 FC3-6 1B | | 2-2 P5 | | 2-3 K | 1-0 G3 | |
| Mickey Tettleton, S OBP: 0.430, SLG: 0.508 (1, 9) | | 4-1 L9-3 BB | | 2-1 F8 | 2-0 2B | | 2-2 HR | 4-0 IBB | |
| Alan Trammell, R OBP: 0.361, SLG: 0.436 (1, 6) | | 3-2 L9-3 | | 0-0 G5-3 | 3-2 F8 | | 2-2 1B | 1-1 P3 | |
| Chad Kreuter, S OBP: 0.343, SLG: 0.214 (1, 2) | | | 1-0 F8 | 4-1 BB | | 3-2 G3 | 0-2 F8 | 2-0 P6 | |
| Milt Cuyler, S OBP: 0.280, SLG: 0.205 (1, 8) | | | 1-0 G4-3 | 2-0 F7 | | 3-2 G4-3 | | 4-2 1B BB | |

| AB | R | H | RBI | BB | SO | LOB |
|----|---|---|-----|----|----|-----|
| 5 | 4 | 4 | 2 | 0 | 0 | 0 |
| 4 | 2 | 4 | 3 | 1 | 0 | 0 |
| 0 | 1 | 0 | 0 | 0 | 0 | 0 |
| 4 | 1 | 2 | 1 | 1 | 1 | 1 |
| 4 | 0 | 2 | 3 | 1 | 0 | 2 |
| 0 | 0 | 0 | 0 | 0 | 0 | 0 |
| 5 | 0 | 0 | 0 | 0 | 1 | 4 |
| 3 | 1 | 2 | 1 | 2 | 0 | 0 |
| 5 | 0 | 1 | 0 | 0 | 0 | 5 |
| 4 | 0 | 0 | 0 | 1 | 0 | 3 |
| 3 | 1 | 0 | 0 | 1 | 0 | 1 |

BOTTOM

Milwaukee Brewers @ Detroit Tigers
Tiger Stadium, Detroit, MI
Fri May 20 1994, 7:05 PM EDT
Att: 19,495 - Unknown - 73 F

livebaseballscorecards.com

| | |
|------------|-----------|
| AB | 37 |
| R | 10 |
| H | 15 |
| RBI | 10 |
| BB | 7 |
| SO | 2 |
| LOB | 16 |



| | | | |
|-------|--------|-------|--------|
| 1B: 8 | SF: 0 | WP: 1 | PA: 44 |
| 2B: 5 | SAC: 0 | PB: 0 | |
| 3B: 0 | DP: 2 | SB: 0 | |
| HR: 3 | HBP: 0 | CS: 0 | |

| Inning Stats | R | H | E | K | S | H | LOB | BB | P | R | H | E | K | S | R | H | E | K | S | R | H | E | K | S | R | H | E | K | S | | | | | | | | | | | | |
|--------------|---|---|---|----|----|---|-----|----|----|---|---|---|---|----|---|---|---|----|----|---|---|---|---|----|---|---|---|---|----|---|---|---|----|---|---|----|----|---|---|----|----|
| | 0 | 2 | 0 | 14 | 25 | 0 | 1 | 0 | 14 | 0 | 0 | 0 | 6 | 14 | 0 | 0 | 0 | 10 | 18 | 0 | 0 | 0 | 5 | 13 | 0 | 0 | 0 | 1 | 13 | 0 | 0 | 0 | 28 | 0 | 0 | 15 | 24 | 0 | 0 | 11 | 26 |

| PITCHER | IP | WLS | BF | H | R | ER | SO | BB | IBB | HBP | BLK | WP | HR | S | P | ERA | WHIP |
|---|-----|-----|----|---|---|----|----|----|-----|-----|-----|----|----|----|----|-------|-------|
| Mike Ignasiak, R ERA: 3.68 (1, 1) | 4.1 | | 22 | 7 | 4 | 4 | 0 | 4 | 0 | 0 | 0 | 0 | 1 | 48 | 93 | 8.31 | 2.538 |
| Doug Henry, R ERA: 2.31 (5, 1) | 2.1 | L | 12 | 4 | 2 | 2 | 2 | 1 | 0 | 0 | 0 | 0 | 2 | 32 | 63 | 7.71 | 2.143 |
| Jeff Bronkey, R ERA: 3.32 (7, 1) | 1.1 | | 10 | 4 | 4 | 4 | 0 | 1 | 1 | 0 | 0 | 1 | 0 | 14 | 29 | 27.00 | 3.750 |

| Batter | 1 | 2 | 3 | 4 | 5 | 6 | 7 | 8 | 9 | AB R H RBI BB SO LOB | TOP | | | |
|--|---|--|---|---|---|---|---|---|---|--|--|--|----------------|---|
| Alex Diaz, S (1, 8) OBP: 0.286, SLG: 0.407 Tom Brunansky, R (7, PH) OBP: 0.231, SLG: 0.280 (7, 9) | 1-0 G4-3 | | 1-0 G3 1B | | 0-0 1-3 3-H 1B | | 2-3 K | | 0-2 1-2 HR 1B | 3 0 2 1 0 0 0 2 1 1 0 0 1 2 | | | | |
| Dave Nilsson, L (1, 2) OBP: 0.282, SLG: 0.418 | 0-0 G4-1 | | 1-2 G3 | | 2-1 F7 3-H | | | 3-3 K | 0-1 HR 1-H 2-H | 5 1 1 3 0 1 4 | | | | |
| Turner Ward, S (1, 9) OBP: 0.383, SLG: 0.449 (7, 8) | 2-2 F7 | | 0-1 G4-3 | | | 0-0 G4-3 | | 1-1 G4-3 | 0-0 HR | 5 1 1 1 0 0 2 | | | | |
| Brian Harper, R (1, 10) OBP: 0.289, SLG: 0.362 | | 1-0 G1-3 | | 1-2 L8 | | 1-1 G4-3 | | 2-2 BB 1B | 1-1 F7 | 5 0 1 0 0 0 0 | | | | |
| John Jaha, R (1, 3) OBP: 0.316, SLG: 0.409 | | 3-3 K | | 0-1 P4 | | 0-0 G1-3 | | 4-2 BB | | 3 0 0 0 1 1 0 | | | | |
| Greg Vaughn, R (1, 7) OBP: 0.305, SLG: 0.407 | | 2-0 HR | | 0-0 P4 | | | 0-0 G6-3 1B | 2-3 K | | 4 1 2 1 0 1 2 | | | | |
| Jody Reed, R (1, 4) OBP: 0.365, SLG: 0.288 | | 0-2 G4-3 | | | 2-1 1B 1B 1B | | 1-1 G6-3 | | 1-0 G6-3 | 4 1 1 0 0 0 1 | | | | |
| Bill Spiers, L (1, 5) OBP: 0.333, SLG: 0.310 | | | 3-1 G4-3 | | 1-0 1B CS 1B | | 2-2 2B | | 1-3 K | 4 0 2 0 0 1 0 | | | | |
| Jose Valentin, S (1, 6) OBP: 0.269, SLG: 0.344 Troy O'Leary, L (9, PH) OBP: 0.462, SLG: 0.833 | | | 0-1 G3 1B 1B | | 0-3 K | | 4-2 BB | | 2-2 HR 1B | 2 0 1 0 1 1 2 1 1 1 0 0 0 0 | | | | |
| Inning Stats | R: 0 E: 0 K: 0 S: 5 H: 0 LOB: 0 BB: 0 P: 8 | R: 1 E: 0 K: 1 S: 8 H: 1 LOB: 0 BB: 0 P: 14 | R: 0 E: 0 K: 0 S: 11 H: 2 LOB: 2 BB: 0 P: 15 | R: 0 E: 0 K: 0 S: 6 H: 0 LOB: 0 BB: 0 P: 7 | R: 1 E: 0 K: 1 S: 10 H: 3 LOB: 1 BB: 0 P: 14 | R: 0 E: 0 K: 0 S: 4 H: 0 LOB: 0 BB: 0 P: 5 | R: 0 E: 0 K: 1 S: 13 H: 2 LOB: 2 BB: 1 P: 22 | R: 0 E: 0 K: 2 S: 13 H: 1 LOB: 2 BB: 1 P: 25 | R: 4 E: 0 K: 1 S: 15 H: 4 LOB: 0 BB: 0 P: 20 | 1B: 9 2B: 1 3B: 0 HR: 3 SF: 0 SAC: 0 DP: 1 HBP: 0 | WP: 0 PB: 0 SB: 0 CS: 1 PA: 40 | | | |
| PITCHER | IP WLS BF H R ER SO BB IBB HBP BLK WP HR S P ERA WHIP | | | | | | | | | | | | PITCHER | IP WLS BF H R ER SO BB IBB HBP BLK WP HR S P ERA WHIP |
| Mike Moore, R (1, 1) ERA: 5.46 | 6.2 W 27 8 2 2 2 1 0 0 0 0 0 1 54 80 2.70 1.350 | | | | | | | | | | | | | |
| Bill Krueger, L (7, 1) ERA: 8.16 | 1.0 4 1 0 0 2 0 0 0 0 0 0 0 11 19 0.00 1.000 | | | | | | | | | | | | | |
| Gene Harris, R (8, 1) ERA: 7.16 | 0.1 2 0 0 0 1 1 0 0 0 0 0 0 5 11 0.00 3.000 | | | | | | | | | | | | | |
| Mike Henneman, R (9, 1) ERA: 5.65 | 1.0 7 4 4 4 1 0 0 0 0 0 0 2 15 20 36.00 4.000 | | | | | | | | | | | | | |

Milwaukee Brewers @ Detroit Tigers
Tiger Stadium, Detroit, MI
Sat May 21 1994, 3:33 AM EDT
Att. 28,760 - Sunny - 74 F

livebaseballscorecards.com

| | |
|-----|----|
| AB | 38 |
| R | 6 |
| H | 13 |
| RBI | 6 |
| BB | 2 |
| SO | 6 |
| LOB | 13 |



| Batter | 1 | 2 | 3 | 4 | 5 | 6 | 7 | 8 | 9 |
|---|--------------|--------------|--------------|---------------|--------------|-----------------|--------------|--------------------|---|
| Tony Phillips, S OBP: 0.403, SLG: 0.416 (1, 7) | 2-0 F7 | 2-2 L9 | | 1-1 G4-3 | | 1-2 FC4-6 1B | | 4-2 1B 2B BB | |
| Lou Whitaker, L OBP: 0.395, SLG: 0.606 (1, 4) | 0-0 3B 1B | | 3-3 K | | 2-3 K | 0-0 F5 | | 1-2 2B 1B | |
| Travis Fryman, R OBP: 0.310, SLG: 0.452 (1, 5) | 1-2 1B 3B | | 0-1 L5 | | 0-3 K | 0-0 FC4-6 | | 0-0 2B | |
| Cecil Fielder, R OBP: 0.351, SLG: 0.523 (1, 3) | 1-1 1B 1B | | 2-2 E3 2B | | 1-2 1B 1B | | 1-1 1B 1B | 4-0 IBB | |
| Skeeter Barnes, R OBP: 1.000, SLG: 2.000 (8, PR) (9, 3) | 3-H 1B | | 1-0 2B | | 0-2 1B 1B | | 1-1 F8 | 1-3 K | |
| Kirk Gibson, L OBP: 0.383, SLG: 0.555 (1, 10) | 1-2 1B | | 2-H 2B | | 1-0 1B | | 0-0 1B | 1-0 F7 | |
| Mickey Tettleton, S OBP: 0.429, SLG: 0.504 (1, 9) | 0-3 K | | 3-1 F7 | | 1-0 1B | | 1-2 1B | | |
| Chris Gomez, R OBP: 0.395, SLG: 0.508 (1, 6) | 0-2 L7 | | | 4-2 CS BB | 1-1 P4 | | 2-0 F8 | | |
| Chad Kreuter, S OBP: 0.338, SLG: 0.267 (1, 2) | | 1-3 K | | 1 SAFE 0-1 F9 | | 0-0 HR | 3-2 G5-3 | | |
| Milt Cuyler, S OBP: 0.315, SLG: 0.234 (1, 8) | | 0-1 CS 1B | | 1-0 1B | | 3-3 K | | 4-1 1B BB BB | |

| AB | R | H | RBI | BB | SO | LOB |
|----|---|---|-----|----|----|-----|
| 4 | 1 | 1 | 0 | 1 | 0 | 2 |
| 5 | 2 | 2 | 0 | 0 | 2 | 1 |
| 5 | 1 | 2 | 3 | 0 | 1 | 1 |
| 4 | 2 | 3 | 1 | 1 | 0 | 0 |
| 0 | 0 | 0 | 0 | 0 | 0 | 0 |
| 5 | 0 | 3 | 1 | 0 | 1 | 3 |
| 5 | 0 | 2 | 1 | 0 | 1 | 5 |
| 3 | 0 | 0 | 0 | 1 | 0 | 6 |
| 4 | 1 | 1 | 1 | 0 | 1 | 3 |
| 3 | 0 | 2 | 0 | 1 | 1 | 0 |

| BOTTOM | |
|---|--------|
| AB | 38 |
| R | 7 |
| H | 16 |
| RBI | 7 |
| BB | 4 |
| SO | 7 |
| LOB | 21 |
|  | |
| WP: 0 | PA: 42 |
| PB: 0 | |
| SB: 0 | |
| CS: 2 | |

Milwaukee Brewers @ Detroit Tigers
 Tiger Stadium, Detroit, MI
 Sat May 21 1994, 3:33 AM EDT
 Att. 28,760 - Sunny - 74 F

| Inning Stats | | R | H | E | K | S | P | R | H | E | K | S | P | R | H | E | K | S | P | | | | | | | | |
|---------------------------|--|-------------------------|---|--------------------------|---|-------------------------|---|---------------------------|---|-------------------------|---|--------------------------|---|-------------------------|---|---------------------------|---|-------------------------|---|---------------------------|--|-------------------------|--|---------------------------|--|-------------------------|--|
| R: 2 H: 4 E: 0 K: 1 S: 16 | | H: 4 LOB: 2 BB: 0 P: 21 | | R: 0 H: 1 E: 0 K: 1 S: 9 | | L: 1 LOB: 0 BB: 0 P: 12 | | R: 1 H: 1 E: 1 K: 1 S: 15 | | H: 1 LOB: 1 BB: 0 P: 24 | | R: 0 H: 1 E: 0 K: 0 S: 9 | | H: 1 LOB: 1 BB: 1 P: 15 | | R: 1 H: 3 E: 0 K: 2 S: 17 | | H: 2 LOB: 2 BB: 0 P: 22 | | R: 0 H: 2 E: 0 K: 0 S: 11 | | H: 2 LOB: 2 BB: 0 P: 18 | | R: 2 H: 2 E: 0 K: 1 S: 11 | | H: 2 LOB: 2 BB: 3 P: 26 | |

| PITCHER | | IP | WLS | BF | H | R | ER | SO | BB | IBB | HBP | BLK | WP | HR | S | P | ERA | WHIP |
|--------------------------------------|--|-----|-----|----|----|---|----|----|----|-----|-----|-----|----|----|----|------|-------|-------|
| Jaime Navarro, R ERA: 7.74 (1, 1) | | 6.0 | L | 31 | 13 | 5 | 4 | 6 | 1 | 0 | 0 | 0 | 0 | 1 | 79 | 112 | 6.00 | 2.333 |
| Jesse Orosco, L ERA: 5.71 (7, 1) | | 1.1 | | 7 | 2 | 2 | 2 | 0 | 2 | 0 | 0 | 0 | 0 | 0 | 15 | 30 | 13.50 | 3.000 |
| Bob Scanlan, R ERA: 5.4 (8, 1) | | 0.2 | | 4 | 1 | 0 | 0 | 1 | 0 | 1 | 0 | 0 | 0 | 5 | 11 | 0.00 | 1.500 | |

| PITCHER | | IP | WLS | BF | H | R | ER | SO | BB | IBB | HBP | BLK | WP | HR | S | P | ERA | WHIP | |
|---------------------------|--|-------------------------|-----|---------------------------|---|-------------------------|----|---------------------------|----|-------------------------|-----|---------------------------|----|-------------------------|---|---------------------------|-----|-------------------------|--|
| R: 2 H: 2 E: 0 K: 1 S: 11 | | H: 2 LOB: 2 BB: 3 P: 26 | | R: 0 H: 2 E: 0 K: 0 S: 11 | | H: 2 LOB: 2 BB: 0 P: 18 | | R: 0 H: 2 E: 0 K: 0 S: 11 | | H: 2 LOB: 2 BB: 0 P: 22 | | R: 1 H: 3 E: 0 K: 2 S: 17 | | H: 2 LOB: 2 BB: 0 P: 22 | | R: 0 H: 2 E: 0 K: 0 S: 11 | | H: 2 LOB: 2 BB: 3 P: 26 | |

| Batter | 1 | 2 | 3 | 4 | 5 | 6 | 7 | 8 | 9 | AB R H RBI BB SO LOB | TOP | | | | | | | | | |
|--|---|----------------------------------|-------------------------------|----------------------------------|------------------------------|----------------------------------|-------------------------------|----------------------------------|-------------------------------|----------------------------------|--------------------------------|----------------------------------|-------------------------------|----------------------------------|-------------------------------|----------------------------------|----------------------------------|------------------------------------|----------------------------------|--------|
| Alex Diaz, S (1, 8) OBP: 0.274, SLG: 0.389 Matt Mieske, R (9, PH) OBP: 0.375, SLG: 0.418 | 0-3 K | | 1-0 L9 | | 3-2 G6-3 | | 0-0 B5-3 | | 4-2 1B SF8 BB | 4 0 0 0 0 1 1 0 1 0 0 1 0 0 | | | | | | | | | | |
| Dave Nilsson, L (1, 2) OBP: 0.286, SLG: 0.430 | 2-1 WP 3B | | 1-3 K | | 1-0 P5 | | 3-3 K | | 3-2 FC5-4 1B | 5 1 2 0 0 2 1 | | | | | | | | | | |
| Turner Ward, S (1, 9) OBP: 0.388, SLG: 0.453 | 1-0 G1-3 | | | 2-2 1B WP G5-3 1B | 4-1 | | 0-0 1B | | 1-1 SF8 | 3 1 2 1 1 0 0 | | | | | | | | | | |
| Brian Harper, R (1, 10) OBP: 0.286, SLG: 0.356 | 2-2 3-H F7 | | | 2-2 1-3 2B 1B | 2-1 F8 | | 0-3 K | | 0-0 3-H FC5-4 1-2f | 5 1 1 0 0 1 4 | | | | | | | | | | |
| John Jaha, R (1, 3) OBP: 0.314, SLG: 0.398 | | | | 2-1 G5-3 | | 4-0 FC5-4 BB | | 2-3 K | | 3 0 0 1 1 2 1 | | | | | | | | | | |
| Greg Vaughn, R (1, 7) OBP: 0.313, SLG: 0.482 | | | | 1-0 3-H P6 | | 1-1 FC5-4 BB 1-2f | | 1-1 HR | | 4 2 2 2 0 0 2 | | | | | | | | | | |
| Jody Reed, R (1, 4) OBP: 0.362, SLG: 0.294 | | | | 2-2 G5-3 | | 1-2 L9 | | 3-2 F8 | | 4 0 1 1 0 0 1 | | | | | | | | | | |
| Bill Spiers, L (1, 5) OBP: 0.331, SLG: 0.302 | | | | 1-3 K | | 4-1 BB | | 3-2 G3-1 | | 3 0 0 0 1 2 1 | | | | | | | | | | |
| Jose Valentin, S (1, 6) OBP: 0.271, SLG: 0.359 Jeff Cirillo, R (9, PH) OBP: 0.235, SLG: 0.200 | | | | 2-1 G4-3 | | 3-1 G6-3 2B | | 0-3 K | | 2-2 G6-3 | 3 0 1 0 0 1 2 1 0 0 0 0 0 0 | | | | | | | | | |
| Inning Stats | R: 1 E: 0 K: 1 S: 9 | H: 1 LOB: 0 BB: 0 P: 14 | R: 1 E: 0 K: 2 S: 10 | H: 1 LOB: 0 BB: 0 P: 16 | R: 0 E: 0 K: 1 S: 6 | H: 0 LOB: 0 BB: 0 P: 10 | R: 2 E: 0 K: 1 S: 16 | H: 3 LOB: 1 BB: 0 P: 26 | R: 0 E: 0 K: 0 S: 14 | H: 1 LOB: 2 BB: 2 P: 27 | R: 0 E: 0 K: 2 S: 10 | H: 1 LOB: 1 BB: 0 P: 13 | R: 1 E: 0 K: 1 S: 11 | H: 1 LOB: 0 BB: 0 P: 20 | R: 1 E: 0 K: 0 S: 14 | H: 1 LOB: 1 BB: 1 P: 24 | 1B: 4 2B: 2 3B: 1 HR: 2 | SF: 1 SAC: 0 DP: 0 HBP: 0 | WP: 2 PB: 0 SB: 0 CS: 0 | PA: 40 |
| PITCHER | IP WLS BF H R ER SO BB IBB HBP BLK WP HR S P ERA WHIP | | | | | | | | | | | | | | | | | | | |
| Tim Belcher, R (1, 1) ERA: 7.23 | 5.2 W 26 6 4 4 5 3 0 0 0 2 1 61 109 6.35 1.588 | | | | | | | | | | | | | | | | | | | |
| Bill Krueger, L (6, 1) ERA: 7.63 | 1.0 4 1 0 0 2 0 0 0 0 0 0 10 13 0.00 1.000 | | | | | | | | | | | | | | | | | | | |
| Gene Harris, R (7, 1) ERA: 7.13 | 1.1 5 1 1 1 2 0 0 0 0 0 1 14 23 6.75 0.750 | | | | | | | | | | | | | | | | | | | |
| Buddy Groom, L (9, 1) ERA: 1.29 | 0.2 4 1 1 1 0 1 0 0 0 0 0 13 23 13.50 3.000 | | | | | | | | | | | | | | | | | | | |
| Mike Gardiner, R (9, 1) ERA: 3.06 | 0.1 S 1 0 0 0 0 0 0 0 0 0 0 1 1 0.00 0.000 | | | | | | | | | | | | | | | | | | | |

Milwaukee Brewers @ Detroit Tigers
Tiger Stadium, Detroit, MI
Sun May 22 1994, 3:33 AM EDT
Att. 26,031 - Sunny - 84 F

livebaseballscorecards.com

| | |
|-----|----|
| AB | 35 |
| R | 6 |
| H | 9 |
| RBI | 5 |
| BB | 4 |
| SO | 9 |
| LOB | 13 |



| Batter | 1 | 2 | 3 | 4 | 5 | 6 | 7 | 8 | 9 |
|---|-----------------|-----------|-----------------------------|--------------------|-----------|-----------|------------------------|-----------------------|---|
| Tony Phillips, S OBP: 0.408, SLG: 0.414 (1, 7) | 2-1 BB 1B | 2-3 K | | 4-1 1B BB | 4-1 BB | | 1-2 G4-3 | | |
| Lou Whitaker, L OBP: 0.395, SLG: 0.592 (1, 4) | 4-1 1B BB | 1-0 L9 | | 1-3 K | 0-0 P5 | | | 1-1 HR 1B | |
| Travis Fryman, R OBP: 0.324, SLG: 0.478 (1, 5) | 0-2 1B | | 4-0 G3 F8 1B BB | 0-1 2B 1B | | 0-0 F8 | | 0-2 HR | |
| Cecil Fielder, R OBP: 0.351, SLG: 0.526 (1, 3) | 2-3 K | | 0-0 F8 | 1-1 2B | | 1-3 K | | 2-0 G5-3 | |
| Skeeter Barnes, R OBP: 0.750, SLG: 1.500 (4, PR) | | | 1-2 | 1-H 2-H | | | | | |
| John Flaherty, R OBP: 0.214, SLG: 0.154 (8, 2) | | | | | | | | | |
| Kirk Gibson, L OBP: 0.383, SLG: 0.544 (1, 10) | 0-1 P5 | | 1-1 G3 | 1-1 HBP | | 2-1 F7 | | 0-1 G4-6-3 1B | |
| Mickey Tettleton, S OBP: 0.429, SLG: 0.500 (1, 9) | 2-3 K | | 0-0 FC5-4 1B | 2-3 K | | | 0-2 1B SF9 1B | 1-1 G4-6-3 1-2f | |
| Chris Gomez, R OBP: 0.413, SLG: 0.582 (1, 6) | | 3-1 HR | 0-1 FC5-4 1-2f | | 3-2 2B | | 0-1 SF9 1B | | |
| Chad Kreuter, S OBP: 0.351, SLG: 0.274 (1, 2) | | 4-2 BB | | 2-2 FC4-6 1B | 3-3 K | | 1-3 K | | |
| Alan Trammell, R OBP: 0.358, SLG: 0.432 (7, PH) | | | | | | | | | |
| Eric Davis, R OBP: 0.289, SLG: 0.297 (8, 8) | | | | | | | | | |
| Milt Cuyler, S OBP: 0.293, SLG: 0.220 (1, 8) | | 0-1 F9 | | 0-1 FC4-6 1B | 1-3 K | | 0-0 SF9 | | |

| Inning Stats | R: 1 | H: 2 | E: 0 | K: 2 | S: 17 | H: 2 | LOB: 2 | BB: 1 | P: 27 | R: 1 | H: 1 | E: 0 | K: 1 | S: 10 | H: 1 | LOB: 1 | BB: 1 | P: 20 | R: 1 | H: 1 | E: 0 | K: 0 | S: 6 | R: 3 | H: 3 | E: 1 | K: 2 | S: 19 | H: 1 | LOB: 2 | BB: 1 | P: 30 | R: 0 | H: 1 | E: 0 | K: 2 | S: 13 | H: 0 | LOB: 0 | BB: 0 | P: 10 | R: 1 | H: 2 | E: 0 | K: 1 | S: 12 | H: 3 | LOB: 1 | BB: 0 | P: 14 | R: 2 | H: 3 | E: 0 | K: 0 | S: 10 | H: 3 | LOB: 0 | BB: 0 | P: 14 |
|--------------|-------|-------|--------|-------|-------|-------|--------|-------|--------|------|------|------|------|-------|------|--------|-------|-------|------|------|------|------|------|------|------|------|------|-------|------|--------|-------|-------|------|------|------|------|-------|------|--------|-------|-------|------|------|------|------|-------|------|--------|-------|-------|------|------|------|------|-------|------|--------|-------|-------|
| 1B: 9 | SF: 1 | 2B: 2 | SAC: 0 | 3B: 0 | DP: 1 | HR: 2 | HBP: 1 | WP: 0 | PA: 42 | | | | | | | | | | | | | | | | | | | | | | | | | | | | | | | | | | | | | | | | | | | | | | | | | | |

| PITCHER | IP | WLS | BF | H | R | ER | SO | BB | IBB | HBP | BLK | WP | HR | S | P | ERA | WHIP |
|---|-----|-----|----|----|---|----|----|----|-----|-----|-----|----|----|----|-----|-------|-------|
| 21 Cal Eldred, R ERA: 5.45 (1, 1) | 6.0 | L | 34 | 10 | 7 | 7 | 8 | 5 | 0 | 1 | 0 | 0 | 1 | 77 | 127 | 10.50 | 2.500 |
| Jesse Orosco, L ERA: 5.89 (7, 1) | 1.0 | | 4 | 1 | 1 | 1 | 1 | 0 | 0 | 0 | 0 | 0 | 0 | 9 | 12 | 9.00 | 1.000 |
| Jeff Bronkey, R ERA: 3.6 (8, 1) | 1.0 | | 4 | 2 | 1 | 1 | 0 | 0 | 0 | 0 | 0 | 0 | 1 | 8 | 11 | 9.00 | 2.000 |

BOTTOM

Milwaukee Brewers @ Detroit Tigers
Tiger Stadium, Detroit, MI
Sun May 22 1994, 3:33 AM EDT
Att: 26,031 - Sunny - 84 F

| | |
|-----|----|
| AB | 35 |
| R | 9 |
| H | 13 |
| RBI | 9 |
| BB | 5 |
| SO | 9 |
| LOB | 25 |



| WP | PA | ERA | WHIP |
|----|----|-----|------|
| 0 | 42 | | |

| Batter | 1 | 2 | 3 | 4 | 5 | 6 | 7 | 8 | 9 | AB R H RBI BB SO LOB | TOP | | |
|---|---|--|---|--|---|---|--|--|---|--|--|----------------|---|
| Rex Hudler, R (1, 4) OBP: 0.450, SLG: 0.786 | 2-2 1B 2B | | 2-0 SH1-3 1-2 | | 0-2 1B 2-3 | 4-1 BB | | | 3-2 HR | 3 2 3 2 1 0 0 | | | |
| Chad Curtis, R (1, 8) OBP: 0.268, SLG: 0.358 | 1-1 1B | | 2-2 F9 | | 0-1 HR 2B | 3-3 K | | | 1-0 F9 | 5 1 2 2 1 0 1 3 | | | |
| Tim Salmon, R (1, 9) OBP: 0.400, SLG: 0.596 | 3-1 F8 1-2 | | 1-3 K | | 1-2 HR | | | | 1-0 1B | 5 1 2 2 0 1 2 | | | |
| Chili Davis, S (1, 10) OBP: 0.457, SLG: 0.596 | 2-3 K2-3 | | | 3-2 G4-3 | 0-1 G4-3 | | | | 1-3 K | 5 0 0 0 0 3 2 | | | |
| Bo Jackson, R (1, 7) OBP: 0.360, SLG: 0.494 Jim Edmonds, L (8, 7) OBP: 0.425, SLG: 0.406 | 1-0 G5-3 | | | 0-0 HR | | 1-0 SH5-4 WP 1B | | | 2-2 G4-3 | 4 2 2 1 0 0 1 1 0 0 0 0 0 1 | | | |
| Eduardo Perez, R (1, 3) OBP: 0.280, SLG: 0.387 | | | | 1-1 L9 | | 4-2 WP SH5-4 SF9 BB | | | 1-3 K | 3 1 0 0 1 2 0 | | | |
| Damion Easley, R (1, 5) OBP: 0.319, SLG: 0.356 | | | | 1-0 G5-3 | | 1-0 SH5-4 | | | 1-0 L8 | 3 0 0 0 0 0 0 | | | |
| Jorge Fabregas, L (1, 2) OBP: 0.329, SLG: 0.333 | | | | 1-2 F7 | | 0-0 SH3 1B 2B | | | 4-2 WP WP IBB BB | 2 1 1 0 2 0 0 | | | |
| Gary Disarcina, R (1, 6) OBP: 0.354, SLG: 0.432 | | | | 0-1 SH1-3 1B | | 0-0 SH3 | | | 2-2 SF9 | 2 0 1 1 0 0 1 | | | |
| Inning Stats | R: 1 E: 0 K: 1 S: 12 H: 2 LOB: 1 BB: 0 P: 21 | R: 0 E: 0 K: 1 S: 9 H: 0 LOB: 0 BB: 0 P: 12 | R: 0 E: 0 K: 1 S: 10 H: 1 LOB: 1 BB: 0 P: 14 | R: 1 E: 0 K: 0 S: 7 H: 1 LOB: 0 BB: 0 P: 12 | R: 3 E: 0 K: 0 S: 14 H: 4 LOB: 0 BB: 0 P: 15 | R: 2 E: 0 K: 1 S: 14 H: 1 LOB: 2 BB: 3 P: 33 | R: 0 E: 0 K: 1 S: 8 H: 0 LOB: 0 BB: 0 P: 16 | R: 0 E: 0 K: 1 S: 9 H: 0 LOB: 1 BB: 1 P: 17 | R: 1 E: 0 K: 1 S: 16 H: 2 LOB: 1 BB: 0 P: 23 | 1B: 5 2B: 3 3B: 0 HR: 3 SF: 1 SAC: 3 DP: 0 HBP: 0 | WP: 2 PB: 0 SB: 1 CS: 1 PA: 41 | | |
| PITCHER | IP WLS BF H R ER SO BB IBB HBP BLK WP HR S P ERA WHIP | | | | | | | | | | | PITCHER | IP WLS BF H R ER SO BB IBB HBP BLK WP HR S P ERA WHIP |
| Bill Gullickson, R (1, 1) ERA: 7.33 | 5.0 L 22 8 5 5 3 0 0 0 0 0 2 52 74 9.00 1.600 | | | | | | | | | | | | |
| Storm Davis, R (6, 1) ERA: 2.89 | 2.0 10 1 2 2 2 2 1 0 0 2 0 22 49 9.00 1.500 | | | | | | | | | | | | |
| Joe Boever, R (8, 1) ERA: 4.65 | 2.0 9 2 1 1 2 1 0 0 0 0 1 25 40 4.50 1.500 | | | | | | | | | | | | |

California Angels @ Detroit Tigers
Tiger Stadium, Detroit, MI
Tue May 24 1994, 7:05 PM EDT
Att. 12,626 - Unknown - 75 F

livebaseballscorecards.com

| | |
|-----|----|
| AB | 33 |
| R | 8 |
| H | 11 |
| RBI | 7 |
| BB | 4 |
| SO | 7 |
| LOB | 10 |



| Batter | 1 | 2 | 3 | 4 | 5 | 6 | 7 | 8 | 9 | AB R H RBI BB SO LOB | TOP | |
|---|---|---|--|--|---|---|---|---|---|--|---|--|
| Rex Hudler, R (1, 4) OBP: 0.429, SLG: 0.746 Harold Reynolds, S (8, PH) OBP: 0.336, SLG: 0.303 (8, 4) | 0-1 G6-3 | | 0-1 FC6-4 | | | 1-2 G5-3 | | | | 3 0 0 0 0 0 1 2 1 1 0 0 0 2 | | |
| Chad Curtis, R (1, 8) OBP: 0.266, SLG: 0.365 | 0-1 G5-3 | | | 1-2 G4-3 | | 0-0 G6-3 | | 2-1 G4-3 | 0-0 G5-3 | 5 1 1 1 0 0 0 | | |
| Tim Salmon, R (1, 9) OBP: 0.390, SLG: 0.579 | 3-2 F7 | | | 1-0 G6-3 | | | 2-1 G5-3 | 1-1 G4-3 | 1-3 K | 5 0 0 1 0 1 0 | | |
| Chili Davis, S (1, 10) OBP: 0.461, SLG: 0.596 | | 0-0 G1-6-3 | | 1-0 G4-3 | | | 0-0 2B 1B | 0-0 HBP BB 1B | 2-1 1B | 5 2 3 0 0 0 0 | | |
| Dwight Smith, L (1, 7) OBP: 0.318, SLG: 0.461 Bo Jackson, R (8, PH) OBP: 0.363, SLG: 0.489 (8, 7) | | 1-2 F7 | | | 3-2 G3 | | 1-0 1B 1B | 4-2 BB HBP 1B BB | 0-3 K | 3 1 1 0 0 0 0 1 1 0 0 1 1 1 | | |
| Jim Edmonds, L (1, 3) OBP: 0.440, SLG: 0.431 | | 1-3 K | | | 3-1 2B | | 1-2 1B 1B | 1-2 BB 1B HBP | | 3 1 2 1 0 1 0 | | |
| Damion Easley, R (1, 5) OBP: 0.315, SLG: 0.352 Spike Owen, S (7, PH) OBP: 0.404, SLG: 0.250 (7, 5) | | | 0-1 G4-3 | | 1-1 G5-3 | | 1-2 1B 1B | 4-1 1B BB | | 2 0 0 0 0 0 1 1 0 1 2 1 0 0 | | |
| Jorge Fabregas, L (1, 2) OBP: 0.337, SLG: 0.342 | | 0-2 G4-3 | | 2-2 F7 | | | 3-H 1B | 0-0 1B | | 4 0 2 2 0 0 1 | | |
| Gary Disarcina, R (1, 6) OBP: 0.351, SLG: 0.424 | | | 4-1 FC6-4 BB | | | 0-0 G6-3 | 0-0 G6-4-3 | 1-0 P6 | | 3 0 0 0 1 0 5 | | |
| Inning Stats | R: 0 H: 0 E: 0 LOB: 0 K: 0 BB: 0 S: 7 P: 10 | R: 0 H: 0 E: 0 LOB: 0 K: 1 BB: 0 S: 7 P: 9 | R: 0 H: 0 E: 0 LOB: 1 K: 0 BB: 1 S: 8 P: 12 | R: 0 H: 0 E: 0 LOB: 0 K: 0 BB: 0 S: 7 P: 10 | R: 0 H: 1 E: 0 LOB: 1 K: 0 BB: 0 S: 10 P: 19 | R: 0 H: 0 E: 0 LOB: 0 K: 0 BB: 0 S: 5 P: 6 | R: 2 H: 5 E: 0 LOB: 2 K: 0 BB: 0 S: 12 P: 17 | R: 5 H: 4 E: 0 LOB: 2 K: 2 BB: 2 S: 19 P: 33 | R: 0 H: 1 E: 0 LOB: 1 K: 2 BB: 0 S: 10 P: 13 | 1B: 8 SF: 0 2B: 2 SAC: 0 3B: 1 DP: 1 HR: 0 HBP: 1 | WP: 0 PA: 41 PB: 0 SB: 0 CS: 0 | |
| PITCHER | IP WLS BF H R ER SO BB IBB HBP BLK WP HR S P ERA WHIP | | | | | | | | | | | |
| John Doherty, R (1, 1) ERA: 5.17 | 6.1 W 25 5 2 2 1 1 0 0 0 0 0 0 54 81 2.84 0.947 | | | | | | | | | | | |
| Gene Harris, R (7, 1) ERA: 8.2 | 1.0 6 4 3 3 0 0 0 0 0 0 0 0 9 13 27.00 4.000 | | | | | | | | | | | |
| Buddy Groom, L (8, 1) ERA: 3.86 | 0.0 4 1 2 2 0 2 0 1 0 0 0 0 8 17 ∞ ∞ | | | | | | | | | | | |
| Mike Gardiner, R (8, 1) ERA: 2.95 | 0.2 2 0 0 0 0 0 0 0 0 0 0 0 4 5 0.00 0.000 | | | | | | | | | | | |
| Mike Henneman, R (9, 1) ERA: 5.28 | 1.0 S 4 1 0 0 2 0 0 0 0 0 0 0 10 13 0.00 1.000 | | | | | | | | | | | |

California Angels @ Detroit Tigers
Tiger Stadium, Detroit, MI
Wed May 25 1994, 7:05 PM EDT
Att. 13,305 - Unknown - 75 F

livebaseballscorecards.com

| | |
|-----|----|
| AB | 37 |
| R | 7 |
| H | 11 |
| RBI | 7 |
| BB | 3 |
| SO | 3 |
| LOB | 11 |



| Batter | 1 | 2 | 3 | 4 | 5 | 6 | 7 | 8 | 9 |
|---|-------------------------|---------------------------|---|-------------|-----------------------|-------------|-------------------------|---------------------|---|
| Tony Phillips, S OBP: 0.398, SLG: 0.398 (1, 7) | 0-0 G5-3 | 4-2 SAFE SAFE BB | | 3-2 G4-3 | | 2-3 K | 3-3 K | | |
| Lou Whitaker, L OBP: 0.403, SLG: 0.594 (1, 4) | 4-2 PB 1B BB | 4-1 SAFE SAFE BB | | 2-2 P4 | | 1-0 2B | | 0-1 G6-3 | |
| Travis Fryman, R OBP: 0.323, SLG: 0.471 (1, 5) | 2-1 L8 | 1-0 F7 | | | 0-0 G3 2B 1B | 2-1 SF8 | | 0-2 G6-4-3 1B | |
| Cecil Fielder, R OBP: 0.359, SLG: 0.528 (1, 3) | 4-2 1B HR BB | 0-0 P4 | | | 1-2 G6-3 | 2-2 G5-3 | | 2-1 G6-4-3 | |
| Kirk Gibson, L OBP: 0.380, SLG: 0.534 (1, 10) | 1-2 HR 1B | | | 1-3 K | 0-0 G3 | | 0-3 K | | |
| Mickey Tettleton, S OBP: 0.444, SLG: 0.538 (1, 9) | 3-2 1-H 2-H HR | | | 4-2 BB | 4-0 2B IBB | | 0-1 2B | | |
| Chris Gomez, R OBP: 0.404, SLG: 0.573 (1, 6) | 1-3 K | | | 1-1 F8 | 2-1 2B | | 2-1 1B 2B | | |
| Chad Kreuter, S OBP: 0.341, SLG: 0.258 (1, 2) | | | | 1-3 K | 0-3 K | | 0-0 G5-3 | | |
| Milt Cuyler, S OBP: 0.302, SLG: 0.236 (1, 8) | | | | | | | 1-0 2B SF8 HBP | | |
| Junior Felix, S OBP: 0.358, SLG: 0.364 (2, PR) | | | | | | | | | |
| Mike Butcher, R ERA: 8.31 (3, 8) | | | | | | | | | |

| AB | R | H | RBI | BB | SO | LOB |
|----|---|---|-----|----|----|-----|
| 4 | 0 | 0 | 0 | 1 | 2 | 2 |
| 3 | 1 | 1 | 0 | 2 | 0 | 0 |
| 4 | 1 | 2 | 1 | 0 | 0 | 4 |
| 4 | 1 | 0 | 0 | 1 | 0 | 6 |
| 4 | 1 | 1 | 1 | 0 | 2 | 1 |
| 2 | 3 | 2 | 3 | 2 | 0 | 0 |
| 4 | 1 | 2 | 3 | 0 | 1 | 1 |
| 3 | 0 | 0 | 0 | 1 | 2 | 3 |
| 1 | 0 | 0 | 0 | 0 | 0 | 1 |
| 2 | 1 | 2 | 1 | 0 | 0 | 0 |

| AB | R | H | RBI | BB | SO | LOB |
|----|---|----|-----|----|----|-----|
| 31 | 9 | 10 | 9 | 7 | 7 | 18 |

| WP | PA |
|----|----|
| 0 | 40 |

| 1B | 2B | 3B | HR | SF | SAC | DP | HBP |
|----|----|----|----|----|-----|----|-----|
| 4 | 5 | 0 | 1 | 1 | 0 | 1 | 1 |

| WP | HR | S | P | ERA | WHIP |
|----|----|---|---|------|-------|
| 0 | 1 | 1 | 1 | 6.0 | 5.250 |
| 2 | 3 | 3 | 4 | 4.69 | 1.071 |
| 7 | 2 | 2 | 2 | 2.29 | 2.250 |
| 8 | 1 | 0 | 0 | 8.31 | 1.500 |

| 1B | 2B | 3B | HR | SF | SAC | DP | HBP |
|----|----|----|----|----|-----|----|-----|
| 4 | 5 | 0 | 1 | 1 | 0 | 1 | 1 |

| WP | HR | S | P | ERA | WHIP |
|----|----|---|---|------|-------|
| 0 | 1 | 1 | 1 | 6.0 | 5.250 |
| 2 | 3 | 3 | 4 | 4.69 | 1.071 |
| 7 | 2 | 2 | 2 | 2.29 | 2.250 |
| 8 | 1 | 0 | 0 | 8.31 | 1.500 |

| 1B | 2B | 3B | HR | SF | SAC | DP | HBP |
|----|----|----|----|----|-----|----|-----|
| 4 | 5 | 0 | 1 | 1 | 0 | 1 | 1 |

| WP | HR | S | P | ERA | WHIP |
|----|----|---|---|------|-------|
| 0 | 1 | 1 | 1 | 6.0 | 5.250 |
| 2 | 3 | 3 | 4 | 4.69 | 1.071 |
| 7 | 2 | 2 | 2 | 2.29 | 2.250 |
| 8 | 1 | 0 | 0 | 8.31 | 1.500 |

| 1B | 2B | 3B | HR | SF | SAC | DP | HBP |
|----|----|----|----|----|-----|----|-----|
| 4 | 5 | 0 | 1 | 1 | 0 | 1 | 1 |

| WP | HR | S | P | ERA | WHIP |
|----|----|---|---|------|-------|
| 0 | 1 | 1 | 1 | 6.0 | 5.250 |
| 2 | 3 | 3 | 4 | 4.69 | 1.071 |
| 7 | 2 | 2 | 2 | 2.29 | 2.250 |
| 8 | 1 | 0 | 0 | 8.31 | 1.500 |

| 1B | 2B | 3B | HR | SF | SAC | DP | HBP |
|----|----|----|----|----|-----|----|-----|
| 4 | 5 | 0 | 1 | 1 | 0 | 1 | 1 |

| WP | HR | S | P | ERA | WHIP |
|----|----|---|---|------|-------|
| 0 | 1 | 1 | 1 | 6.0 | 5.250 |
| 2 | 3 | 3 | 4 | 4.69 | 1.071 |
| 7 | 2 | 2 | 2 | 2.29 | 2.250 |
| 8 | 1 | 0 | 0 | 8.31 | 1.500 |

| 1B | 2B | 3B | HR | SF | SAC | DP | HBP |
|----|----|----|----|----|-----|----|-----|
| 4 | 5 | 0 | 1 | 1 | 0 | 1 | 1 |

| WP | HR | S | P | ERA | WHIP |
|----|----|---|---|------|-------|
| 0 | 1 | 1 | 1 | 6.0 | 5.250 |
| 2 | 3 | 3 | 4 | 4.69 | 1.071 |
| 7 | 2 | 2 | 2 | 2.29 | 2.250 |
| 8 | 1 | 0 | 0 | 8.31 | 1.500 |

| 1B | 2B | 3B | HR | SF | SAC | DP | HBP |
|----|----|----|----|----|-----|----|-----|
| 4 | 5 | 0 | 1 | 1 | 0 | 1 | 1 |

| WP | HR | S | P | ERA | WHIP |
|----|----|---|---|------|-------|
| 0 | 1 | 1 | 1 | 6.0 | 5.250 |
| 2 | 3 | 3 | 4 | 4.69 | 1.071 |
| 7 | 2 | 2 | 2 | 2.29 | 2.250 |
| 8 | 1 | 0 | 0 | 8.31 | 1.500 |

| 1B | 2B | 3B | HR | SF | SAC | DP | HBP |
|----|----|----|----|----|-----|----|-----|
| 4 | 5 | 0 | 1 | 1 | 0 | 1 | 1 |

| WP | HR | S | P | ERA | WHIP |
|----|----|---|---|------|-------|
| 0 | 1 | 1 | 1 | 6.0 | 5.250 |
| 2 | 3 | 3 | 4 | 4.69 | 1.071 |
| 7 | 2 | 2 | 2 | 2.29 | 2.250 |
| 8 | 1 | 0 | 0 | 8.31 | 1.500 |

| 1B | 2B | 3B | HR | SF | SAC | DP | HBP |
|----|----|----|----|----|-----|----|-----|
| 4 | 5 | 0 | 1 | 1 | 0 | 1 | 1 |

| WP | HR | S | P | ERA | WHIP |
|----|----|---|---|------|-------|
| 0 | 1 | 1 | 1 | 6.0 | 5.250 |
| 2 | 3 | 3 | 4 | 4.69 | 1.071 |
| 7 | 2 | 2 | 2 | 2.29 | 2.250 |
| 8 | 1 | 0 | 0 | 8.31 | 1.500 |

| 1B | 2B | 3B | HR | SF | SAC | DP | HBP |
|----|----|----|----|----|-----|----|-----|
| 4 | 5 | 0 | 1 | 1 | 0 | 1 | 1 |

| WP | HR | S | P | ERA | WHIP |
|----|----|---|---|------|-------|
| 0 | 1 | 1 | 1 | 6.0 | 5.250 |
| 2 | 3 | 3 | 4 | 4.69 | 1.071 |
| 7 | 2 | 2 | 2 | 2.29 | 2.250 |
| 8 | 1 | 0 | 0 | 8.31 | 1.500 |

| 1B | 2B | 3B | HR | SF | SAC | DP | HBP |
|----|----|----|----|----|-----|----|-----|
| 4 | 5 | 0 | 1 | 1 | 0 | 1 | 1 |

| WP | HR | S | P | ERA | WHIP |
|----|----|---|---|------|-------|
| 0 | 1 | 1 | 1 | 6.0 | 5.250 |
| 2 | 3 | 3 | 4 | 4.69 | 1.071 |
| 7 | 2 | 2 | 2 | 2.29 | 2.250 |
| 8 | 1 | 0 | 0 | 8.31 | 1.500 |

| 1B | 2B | 3B | HR | SF | SAC | DP | HBP |
|----|----|----|----|----|-----|----|-----|
| 4 | 5 | 0 | 1 | 1 | 0 | 1 | 1 |

| WP | HR | S | P | ERA | WHIP |
|----|----|---|---|------|-------|
| 0 | 1 | 1 | 1 | 6.0 | 5.250 |
| 2 | 3 | 3 | 4 | 4.69 | 1.071 |
| 7 | 2 | 2 | 2 | 2.29 | 2.250 |
| 8 | 1 | 0 | 0 | 8.31 | 1.500 |

| 1B | 2B | 3B | HR | SF | SAC | DP | HBP |
|----|----|----|----|----|-----|----|-----|
| 4 | 5 | 0 | 1 | 1 | 0 | 1 | 1 |

| WP | HR | S | P | ERA | WHIP |
|----|----|---|---|------|-------|
| 0 | 1 | 1 | 1 | 6.0 | 5.250 |
| 2 | 3 | 3 | 4 | 4.69 | 1.071 |
| 7 | 2 | 2 | 2 | 2.29 | 2.250 |
| 8 | 1 | 0 | 0 | 8.31 | 1.500 |

| 1B | 2B | 3B | HR | SF | SAC | DP | HBP |
|----|----|----|----|----|-----|----|-----|
| 4 | 5 | 0 | 1 | 1 | 0 | 1 | 1 |

| WP | HR | S | P | ERA | WHIP |
|----|----|---|---|------|-------|
| 0 | 1 | 1 | 1 | 6.0 | 5.250 |
| 2 | 3 | 3 | 4 | 4.69 | 1.071 |
| 7 | 2 | 2 | 2 | 2.29 | 2.250 |
| 8 | 1 | 0 | 0 | 8.31 | 1.500 |

| 1B | 2B | 3B | HR | SF | SAC | DP | HBP |
|----|----|----|----|----|-----|----|-----|
| 4 | 5 | 0 | 1 | 1 | 0 | 1 | 1 |

| WP | HR | S | P | ERA | WHIP |
|----|----|---|---|------|-------|
| 0 | 1 | 1 | 1 | 6.0 | 5.250 |
| 2 | 3 | 3 | 4 | 4.69 | 1.071 |
| 7 | 2 | 2 | 2 | 2.29 | 2.250 |
| 8 | 1 | 0 | 0 | 8.31 | 1.500 |

| 1B | 2B | 3B | HR | SF | SAC | DP | HBP |
|----|----|----|----|----|-----|----|-----|
| 4 | 5 | 0 | 1 | 1 | 0 | 1 | 1 |

| WP | HR | S | P | ERA | WHIP |
|----|----|---|---|------|-------|
| 0 | 1 | 1 | 1 | 6.0 | 5.250 |
| 2 | 3 | 3 | 4 | 4.69 | 1.071 |
| 7 | 2 | 2 | 2 | 2.29 | 2.250 |
| 8 | 1 | 0 | 0 | 8.31 | 1.500 |

| 1B | 2B | 3B | HR | SF | SAC | DP | HBP |
|----|----|----|----|----|-----|----|-----|
| 4 | 5 | 0 | 1 | 1 | 0 | 1 | 1 |

| WP | HR | S | P | ERA | WHIP |
|----|----|---|---|------|-------|
| 0 | 1 | 1 | 1 | 6.0 | 5.250 |
| 2 | 3 | 3 | 4 | 4.69 | 1.071 |
| 7 | 2 | 2 | 2 | 2.29 | 2.250 |
| 8 | 1 | 0 | 0 | 8.31 | 1.500 |

| 1B | 2B | 3B | HR | SF | SAC | DP | HBP |
|----|----|----|----|----|-----|----|-----|
| 4 | 5 | 0 | 1 | 1 | 0 | 1 | 1 |

| WP | HR | S | P | ERA | WHIP |
|----|----|---|---|------|-------|
| 0 | 1 | 1 | 1 | 6.0 | 5.250 |
| 2 | 3 | 3 | 4 | 4.69 | 1.071 |
| 7 | 2 | 2 | 2 | 2.29 | 2.250 |
| 8 | 1 | 0 | 0 | 8.31 | 1.500 |

| 1B | 2B | 3B | HR | SF | SAC | DP | HBP |
|----|----|----|----|----|-----|----|-----|
| 4 | 5 | 0 | 1 | 1 | 0 | 1 | 1 |

| WP | HR | S | P | ERA | WHIP |
|----|----|---|---|------|-------|
| 0 | 1 | 1 | 1 | 6.0 | 5.250 |
| 2 | 3 | 3 | 4 | 4.69 | 1.071 |
| 7 | 2 | 2 | 2 | 2.29 | 2.250 |
| 8 | 1 | 0 | 0 | 8.31 | 1.500 |

| 1B | 2B | 3B | HR | SF | SAC | DP | HBP |
|----|----|----|----|----|-----|----|-----|
| 4 | 5 | 0 | 1 | 1 | 0 | 1 | 1 |

| WP | HR | S |
|----|----|---|
|----|----|---|

| Batter | 1 | 2 | 3 | 4 | 5 | 6 | 7 | 8 | 9 | AB R H RBI BB SO LOB | TOP | | |
|---|---|---|--|--|---|---|--|---|---|--|---|----------------|---|
| Harold Reynolds, S (1, 4) OBP: 0.333, SLG: 0.295 | 1-1 P6 | 0-0 G4-3 | | 4-0 BB | | 0-1 SH5-3 | 3-2 G3 | | | 3 0 0 0 1 0 1 | | | |
| Chad Curtis, R (1, 8) OBP: 0.269, SLG: 0.365 | 0-0 BB SF9 1B | 0-0 G1-3 | | 1-3 K | | 2-2 E7 1B | | 0-0 P3 | | 5 2 2 1 0 1 3 | | | |
| Tim Salmon, R (1, 9) OBP: 0.395, SLG: 0.573 | 4-1 SF9 BB 1B BB | | 4-2 G1-6-3 BB | | 0-0 F9 | 4-2 WP 1B BB | | 2-2 F9 | | 2 2 0 0 3 0 0 | | | |
| Chili Davis, S (1, 10) OBP: 0.460, SLG: 0.588 | 4-2 BB 1B BB | | 0-2 G1-6-3 | | 1-1 WP HR 1B | 1-3 K | | 0-1 G3-1 | | 4 1 1 0 1 1 3 | | | |
| Bo Jackson, R (1, 7) Eduardo Perez, R (9, 3) OBP: 0.364, SLG: 0.521 OBP: 0.280, SLG: 0.387 | 0-0 SF9 | | 2-3 K | | 3-2 HR | 1-2 | | 0-0 G6-3 | | 4 1 2 5 0 1 0 0 0 0 0 0 0 0 | | | |
| Jim Edmonds, L (1, 3) OBP: 0.449, SLG: 0.442 | 0-2 BB 1B | | 2-2 G4-3 1B | | 1-2 1B | 0-2 G3 | | 3-3 K | | 5 0 3 1 0 1 1 | | | |
| Spike Owen, S (1, 5) OBP: 0.404, SLG: 0.250 | 4-1 1-2 2-3 BB | | 1-0 G4-3 | | 2-2 F8 | | 0-0 S 1B | | 0-0 F8 | 4 0 1 0 1 0 2 | | | |
| Jorge Fabregas, L (1, 2) OBP: 0.322, SLG: 0.325 | 0-0 G3 | | 1-0 G4-3 | | 2-1 F8 | | 1-0 F7 | | | 4 0 0 0 0 0 6 | | | |
| Gary Disarcina, R (1, 6) OBP: 0.355, SLG: 0.419 | | 1-1 G1-3 | | 4-1 BB BB | | 4-0 SH5-3 BB | | 0-0 F7 | | 2 1 0 0 2 0 1 | | | |
| Inning Stats | R: 2 H: 2 E: 0 LOB: 3 K: 0 BB: 3 S: 12 P: 25 | R: 0 H: 0 E: 0 LOB: 0 K: 0 BB: 0 S: 4 P: 5 | R: 0 H: 0 E: 0 LOB: 0 K: 1 BB: 1 S: 9 P: 15 | R: 0 H: 1 E: 0 LOB: 3 K: 1 BB: 2 S: 9 P: 22 | R: 2 H: 3 E: 0 LOB: 1 K: 0 BB: 0 S: 14 P: 23 | R: 3 H: 2 E: 1 LOB: 1 K: 1 BB: 2 S: 17 P: 29 | R: 0 H: 1 E: 0 LOB: 1 K: 0 BB: 0 S: 6 P: 10 | R: 0 H: 0 E: 0 LOB: 0 K: 0 BB: 0 S: 6 P: 8 | R: 0 H: 0 E: 0 LOB: 0 K: 1 BB: 0 S: 5 P: 8 | 1B: 8 SF: 1 2B: 0 SAC: 1 3B: 0 DP: 1 HR: 1 HBP: 0 | WP: 2 PA: 43 PB: 0 SB: 1 CS: 0 | | |
| PITCHER | IP WLS BF H R ER SO BB IBB HBP BLK WP HR S P ERA WHIP | | | | | | | | | | | PITCHER | IP WLS BF H R ER SO BB IBB HBP BLK WP HR S P ERA WHIP |
| Mike Moore, R (1, 1) ERA: 5.85 | 5.1 L 29 7 6 6 2 7 0 0 0 1 1 54 102 10.12 2.625 | | | | | | | | | | | | |
| Joe Boever, R (6, 1) ERA: 4.41 | 3.2 14 2 1 1 2 1 0 0 0 1 0 28 43 2.46 0.818 | | | | | | | | | | | | |

California Angels @ Detroit Tigers
Tiger Stadium, Detroit, MI
Thu May 26 1994, 3:33 AM EDT
Att. 15,858 - Cloudy - 51 F

livebaseballscorecards.com

AB 33
R 7
H 9
RBI 7
BB 8
SO 4
LOB 17



| Batter | 1 | 2 | 3 | 4 | 5 | 6 | 7 | 8 | 9 | AB | R | H | RBI | BB | SO | LOB |
|---|------------------|-------------|-----------------------|------------------|------------------|-------------------------|-----------------|--------------------|------------------|----|---|---|-----|----|----|-----|
| Tony Phillips, S OBP: 0.408, SLG: 0.402 (1, 7) | 2-2 1B | | 4-1 1B SF8 BB | 4-2 BB | | 1-2 BB WP SF9 1B | | 0-3 K | | 3 | 2 | 2 | 1 | 2 | 1 | 0 |
| Chris Gomez, R OBP: 0.426, SLG: 0.590 (1, 4) | 1-2 1-3 2B | | 3-2 1-3 1B G5-3 | 1-1 P3 | | 4-2 1-2 SF9 BB BB | | 4-2 2B FC8-2 BB | | 3 | 0 | 2 | 0 | 2 | 0 | 1 |
| Travis Fryman, R OBP: 0.325, SLG: 0.474 (1, 5) | 2-0 G5-3 | | 2-0 SF8 | | 1-0 F9 | 4-2 1-2 2-3 BB | | 0-0 1-3 2B | | 3 | 0 | 1 | 1 | 1 | 0 | 2 |
| Cecil Fielder, R OBP: 0.353, SLG: 0.519 (1, 3) | 1-3 K | | 2-1 G5-3 | | 3-3 K | 1-0 SF9 | | 0-0 FC8-2 | | 3 | 0 | 0 | 0 | 0 | 2 | 3 |
| Skeeter Barnes, R OBP: 0.600, SLG: 1.200 (6, PH) | | | | | | | | | | 0 | 0 | 0 | 0 | 0 | 0 | 0 |
| Kirk Gibson, L OBP: 0.377, SLG: 0.534 (6, PH) | | | | | | | | | | 0 | 0 | 0 | 1 | 0 | 0 | 0 |
| John Flaherty, R OBP: 0.168, SLG: 0.133 (7, 2) | | | | | | | | | | 0 | 0 | 0 | 0 | 0 | 0 | 0 |
| Lou Whitaker, L OBP: 0.400, SLG: 0.589 (8, PH) | | | | | | | | | | 1 | 0 | 0 | 0 | 0 | 0 | 2 |
| Chad Kreuter, S OBP: 0.341, SLG: 0.258 (9, 2) | | | | | | | | | | 0 | 0 | 0 | 0 | 0 | 0 | 0 |
| Alan Trammell, R OBP: 0.369, SLG: 0.429 (1, 6) | 1-0 L9 | | 0-2 G6-3 | | 4-2 BB BB | 1-1 F9 | | | 0-1 BB 1B | 4 | 0 | 1 | 0 | 1 | 0 | 5 |
| Mickey Tettleton, S OBP: 0.448, SLG: 0.533 (1, 2) | | 0-1 G5-3 | | 3-2 HR 1B | 4-2 1-2 BB | | 3-3 K | | 4-1 1-2 BB | 3 | 1 | 1 | 0 | 2 | 1 | 0 |
| Junior Felix, S OBP: 0.362, SLG: 0.417 (1, 9) | | 3-2 G5-3 | | 0-0 1-H HR | 2-3 K | | 4-2 FC1-6 BB | | 0-3 K | 4 | 1 | 1 | 2 | 1 | 2 | 4 |
| Juan Samuel, R OBP: 0.353, SLG: 0.345 (1, 10) | | 1-0 1B | | 0-1 G1-3 | | 0-1 1B 3B | 1-1 FC1-6 | | 3-1 L6 | 5 | 1 | 2 | 0 | 0 | 0 | 3 |
| Danny Bautista, R OBP: 0.241, SLG: 0.296 (1, 8) | | 0-0 F9 | | 2-1 L9 | | 3-2 G1-3 | 1-1 G6-3 | | 0-0 G3 | 5 | 0 | 0 | 0 | 0 | 0 | 5 |

| Inning Stats | R: 0 | H: 2 | E: 0 | K: 1 | S: 12 | H: 1 | LOB: 2 | BB: 0 | P: 19 | R: 0 | H: 1 | E: 0 | K: 0 | S: 9 | H: 1 | LOB: 1 | BB: 0 | P: 13 | R: 1 | H: 1 | E: 0 | K: 0 | S: 11 | R: 2 | H: 2 | E: 0 | K: 0 | S: 12 | H: 2 | LOB: 1 | BB: 1 | P: 22 | R: 0 | H: 0 | E: 0 | K: 2 | S: 12 | H: 2 | LOB: 2 | BB: 2 | P: 26 | R: 2 | H: 2 | E: 0 | K: 0 | S: 16 | H: 2 | LOB: 2 | BB: 2 | P: 30 | R: 0 | H: 0 | E: 0 | K: 1 | S: 11 | H: 1 | LOB: 1 | BB: 1 | P: 20 | R: 0 | H: 1 | E: 0 | K: 1 | S: 7 | H: 1 | LOB: 1 | BB: 1 | P: 11 | R: 0 | H: 1 | E: 0 | K: 1 | S: 9 | H: 1 | LOB: 2 | BB: 1 | P: 16 | 1B: 6 | 2B: 3 | 3B: 1 | HR: 1 | SF: 2 | SAC: 0 | DP: 1 | HBP: 0 | WP: 1 | PB: 0 | SB: 0 | CS: 0 | PA: 45 |
|--------------|------|------|------|------|-------|------|--------|-------|-------|------|------|------|------|------|------|--------|-------|-------|------|------|------|------|-------|------|------|------|------|-------|------|--------|-------|-------|------|------|------|------|-------|------|--------|-------|-------|------|------|------|------|-------|------|--------|-------|-------|------|------|------|------|-------|------|--------|-------|-------|------|------|------|------|------|------|--------|-------|-------|------|------|------|------|------|------|--------|-------|-------|-------|-------|-------|-------|-------|--------|-------|--------|-------|-------|-------|-------|--------|
|--------------|------|------|------|------|-------|------|--------|-------|-------|------|------|------|------|------|------|--------|-------|-------|------|------|------|------|-------|------|------|------|------|-------|------|--------|-------|-------|------|------|------|------|-------|------|--------|-------|-------|------|------|------|------|-------|------|--------|-------|-------|------|------|------|------|-------|------|--------|-------|-------|------|------|------|------|------|------|--------|-------|-------|------|------|------|------|------|------|--------|-------|-------|-------|-------|-------|-------|-------|--------|-------|--------|-------|-------|-------|-------|--------|

| PITCHER | IP | WLS | BF | H | R | ER | SO | BB | IBB | HBP | BLK | WP | HR | S | P | ERA | WHIP |
|---|-----|-----|----|---|---|----|----|----|-----|-----|-----|----|----|----|-----|------|-------|
| Joe Magrane, L ERA: 8.51 (1, 1) | 5.1 | | 28 | 8 | 5 | 5 | 3 | 4 | 0 | 0 | 0 | 0 | 1 | 64 | 114 | 8.44 | 2.250 |
| John Dopson, R ERA: 5.72 (6, 1) | 2.0 | | 11 | 1 | 0 | 0 | 2 | 4 | 0 | 0 | 0 | 1 | 0 | 25 | 48 | 0.00 | 2.500 |
| Bob Patterson, L ERA: 3.86 (8, 1) | 0.2 | | 1 | 0 | 0 | 0 | 0 | 0 | 0 | 0 | 0 | 0 | 0 | 1 | 1 | 0.00 | 0.000 |
| Joe Grahe, R ERA: 5.48 (9, 1) | 1.0 | S | 5 | 1 | 0 | 0 | 1 | 1 | 0 | 0 | 0 | 0 | 0 | 9 | 16 | 0.00 | 2.000 |

BOTTOM

California Angels @ Detroit Tigers
Tiger Stadium, Detroit, MI
Thu May 26 1994, 3:33 AM EDT
Att. 15,858 - Cloudy - 51 F

livebaseballscorecards.com

| | |
|------------|-----------|
| AB | 34 |
| R | 5 |
| H | 10 |
| RBI | 5 |
| BB | 9 |
| SO | 6 |
| LOB | 25 |



| Batter | 1 | 2 | 3 | 4 | 5 | 6 | 7 | 8 | 9 | AB R H RBI BB SO LOB | TOP | | | | | | | | | | | |
|--|---|----------------------------------|------------------------------|----------------------------------|------------------------------|----------------------------------|------------------------------|----------------------------------|------------------------------|----------------------------------|------------------------------|----------------------------------|-------------------------------|----------------------------------|-------------------------------|----------------------------------|-------------------------------|----------------------------------|----------------------------------|------------------------------------|----------------------------------|--------|
| Tony Phillips, S (1, 7) OBP: 0.405, SLG: 0.399 | 2-1 FC3-6 1B | | | 1-3 K | | 2-2 G3 | | 1-1 FC4-6 1-2f 2-3 | | 4 0 1 0 0 1 2 | | | | | | | | | | | | |
| Lou Whitaker, L (1, 4) OBP: 0.391, SLG: 0.573 | 0-0 FC3-6 G5-4-3 1-2f | | | 0-1 L7 | | 0-0 F7 | | 0-0 L9 | | 3 0 0 0 0 0 1 | | | | | | | | | | | | |
| Alan Trammell, R (8, PH) OBP: 0.366, SLG: 0.425 | | | | | | | | | | 1 0 0 0 0 0 3 | | | | | | | | | | | | |
| Travis Fryman, R (1, 5) OBP: 0.323, SLG: 0.469 | 2-2 G5-4-3 1-2f | | | 2-2 L9 | | | 2-2 G6-3 | | 0-1 FC3-6 1B | 4 0 1 0 0 0 1 | | | | | | | | | | | | |
| Kirk Gibson, L (1, 10) OBP: 0.373, SLG: 0.525 | | | 0-1 P6 | | 2-1 F7 | | 1-2 FC4-6 1B | | 1-2 FC3-6 1-2f | 4 0 1 0 0 0 1 | | | | | | | | | | | | |
| Mickey Tettleton, S (1, 3) OBP: 0.438, SLG: 0.518 | | | 3-2 G3-1 | | 2-3 K | | 1-2 FC4-6 1-2f | | 2-3 K | 4 0 0 0 0 2 2 | | | | | | | | | | | | |
| Chris Gomez, R (1, 6) OBP: 0.408, SLG: 0.561 | | | 1-1 G6-3 | | 3-3 K | | 1-1 F8 | | 2-2 G5-3 | 4 0 0 0 0 1 2 | | | | | | | | | | | | |
| Junior Felix, S (1, 9) OBP: 0.361, SLG: 0.431 | | | | 2-3 K | | | 0-0 HR 2B | | 0-2 G4-3 | 3 1 1 0 0 1 0 | | | | | | | | | | | | |
| Chad Kreuter, S (1, 2) OBP: 0.341, SLG: 0.261 | | | | 1-3 K | | | 1-1 P8 | | 1-1 FC4-6 1B | 3 0 1 0 0 1 1 | | | | | | | | | | | | |
| Skeeter Barnes, R (8, PR) OBP: 0.600, SLG: 1.200 | | | | | | | | | | 0 0 0 0 0 0 0 | | | | | | | | | | | | |
| John Flaherty, R (8, 2) OBP: 0.188, SLG: 0.133 | | | | | | | | | | 0 0 0 0 0 0 0 | | | | | | | | | | | | |
| Danny Bautista, R (1, 8) OBP: 0.281, SLG: 0.433 | | | 3-2 G6-3 | | | | 1-0 HR 2-H | | 2-2 FC4-6 1B | 3 1 2 2 0 0 0 | | | | | | | | | | | | |
| Inning Stats | R: 0 E: 0 K: 0 S: 6 | H: 1 LOB: 0 BB: 0 P: 10 | R: 0 E: 0 K: 0 S: 7 | H: 0 LOB: 0 BB: 0 P: 11 | R: 0 E: 0 K: 2 S: 9 | H: 0 LOB: 0 BB: 0 P: 15 | R: 0 E: 0 K: 1 S: 9 | H: 0 LOB: 0 BB: 0 P: 12 | R: 0 E: 0 K: 2 S: 9 | H: 0 LOB: 0 BB: 0 P: 16 | R: 2 E: 0 K: 0 S: 9 | H: 2 LOB: 0 BB: 0 P: 13 | R: 0 E: 0 K: 0 S: 13 | H: 1 LOB: 1 BB: 0 P: 18 | R: 0 E: 0 K: 0 S: 14 | H: 2 LOB: 3 BB: 0 P: 18 | R: 0 E: 0 K: 1 S: 12 | H: 1 LOB: 1 BB: 0 P: 17 | 1B: 5 2B: 1 3B: 0 HR: 1 | SF: 0 SAC: 0 DP: 1 HBP: 0 | WP: 0 PB: 0 SB: 0 CS: 0 | PA: 33 |
| PITCHER | IP WLS BF H R ER SO BB IBB HBP BLK WP HR S P ERA WHIP | | | | | | | | | | | | | | | | | | | | | |
| Kevin Tapani, R (1, 1) ERA: 5.34 | 7.1 W 27 6 2 2 5 0 0 0 0 0 0 1 73 109 2.46 0.818 | | | | | | | | | | | | | | | | | | | | | |
| Carl Willis, R (8, 1) ERA: 6.48 | 0.1 1 0 0 0 0 0 0 0 0 0 0 0 2 3 0.00 0.000 | | | | | | | | | | | | | | | | | | | | | |
| Mark Guthrie, L (8, 1) ERA: 9.27 | 0.1 1 0 0 0 0 0 0 0 0 0 0 0 1 1 0.00 0.000 | | | | | | | | | | | | | | | | | | | | | |
| Rick Aguilera, R (9, 1) ERA: 5.65 | 1.0 S 4 1 0 0 1 0 0 0 0 0 0 0 12 17 0.00 1.000 | | | | | | | | | | | | | | | | | | | | | |

Detroit Tigers @ Minnesota Twins
 Hubert H. Humphrey Metrodome, Minneapolis, MN
 Fri May 27 1994, 8:05 PM EDT
 Att. 16,409 - Dome

| | |
|-----|----|
| AB | 33 |
| R | 2 |
| H | 7 |
| RBI | 2 |
| BB | 0 |
| SO | 6 |
| LOB | 13 |



| | |
|-------|--------|
| WP: 0 | PA: 33 |
| PB: 0 | |
| SB: 0 | |
| CS: 0 | |

| PITCHER | IP | WLS | BF | H | R | ER | SO | BB | IBB | HBP | BLK | WP | HR | S | P | ERA | WHIP |
|------------------|-----|-----|----|---|---|----|----|----|-----|-----|-----|----|----|----|-----|------|-------|
| Kevin Tapani, R | 7.1 | W | 27 | 6 | 2 | 2 | 5 | 0 | 0 | 0 | 0 | 0 | 1 | 73 | 109 | 2.46 | 0.818 |
| Carl Willis, R | 0.1 | | 1 | 0 | 0 | 0 | 0 | 0 | 0 | 0 | 0 | 0 | 0 | 2 | 3 | 0.00 | 0.000 |
| Mark Guthrie, L | 0.1 | | 1 | 0 | 0 | 0 | 0 | 0 | 0 | 0 | 0 | 0 | 0 | 1 | 1 | 0.00 | 0.000 |
| Rick Aguilera, R | 1.0 | S | 4 | 1 | 0 | 0 | 1 | 0 | 0 | 0 | 0 | 0 | 0 | 12 | 17 | 0.00 | 1.000 |

| Batter | 1 | 2 | 3 | 4 | 5 | 6 | 7 | 8 | 9 | AB | R | H | RBI | BB | SO | LOB |
|--|------------------|----------------|------------------|-----------------|------------------|--|-----------------------|-----------------------|---|----|---|---|-----|----|----|-----|
| Chuck Knoblauch, R OBP: 0.398, SLG: 0.497 (1, 4) | 1-1 G6-3 ① | | 2-2 2B 3B | | 2-1 G6-3 ② | | 0-1 G6-3 ① | 0-2 WP BB 1B | | 5 | 1 | 2 | 0 | 0 | 0 | 0 |
| Alex Cole, L OBP: 0.401, SLG: 0.431 (1, 8) | 1-0 F8 ② | | 1-0 2B | | 1-3 K ③ | | 3-2 1B 2B 1B | 4-2 WP BB | | 4 | 1 | 2 | 1 | 1 | 1 | 0 |
| Kirby Puckett, R OBP: 0.384, SLG: 0.530 (1, 9) | 0-1 P6 ③ | | 2-3 K ③ | | | 0-0 BB BB 1B | 1-0 S 2B 1B | 4-0 FC4-6 IBB | | 4 | 2 | 2 | 0 | 1 | 1 | 1 |
| Shane Mack, R OBP: 0.395, SLG: 0.577 (1, 7) | | 1-2 P4 ① | | 3-1 F8 ① | | 4-2 BB BB G3-1 BB | 0-1 P4 ② | 0-1 FC4-6 ③ | | 4 | 1 | 0 | 0 | 1 | 0 | 5 |
| Dave Winfield, R OBP: 0.319, SLG: 0.433 (1, 10) | | 3-1 P2 ② | | 0-0 BB 1B | | 4-2 G3-1 BB 1-2 2-3 | 4-1 2B IBB | | | 2 | 0 | 1 | 0 | 2 | 0 | 0 |
| Scott Leius, R OBP: 0.331, SLG: 0.440 (1, 5) | | 1-2 1B | | 1-3 K ② | | 4-0 G3-1 BB 1-2 2-3 3-H | 1-1 2B | | | 3 | 0 | 2 | 3 | 1 | 1 | 1 |
| Dave McCarty, R OBP: 0.297, SLG: 0.393 (1, 3) | | 1-1 F9 ③ | | 4-1 BB | | 0-0 P3 | 0-2 L8 | | | 3 | 0 | 0 | 0 | 1 | 0 | 6 |
| Matt Walbeck, S OBP: 0.247, SLG: 0.283 (1, 2) | | | 2-1 G6-3 ① | 0-1 G3 ③ | | 1-1 G3-1 ② | | 1-2 F7 ① | | 4 | 0 | 0 | 1 | 0 | 0 | 4 |
| Pat Meares, R OBP: 0.325, SLG: 0.314 (1, 6) | | | 1-3 K ② | | 1-1 F9 ① | 1-0 F8 ③ | | 1-1 G1-3 ② | | 4 | 0 | 0 | 0 | 0 | 1 | 2 |

| Inning Stats | R: 0 | H: 0 | E: 0 | K: 0 | S: 5 | R: 0 | H: 1 | E: 0 | K: 0 | S: 14 | R: 1 | H: 2 | E: 0 | K: 2 | S: 15 | R: 0 | H: 1 | E: 0 | K: 1 | S: 9 | R: 0 | H: 0 | E: 0 | K: 1 | S: 7 | R: 2 | H: 1 | E: 0 | K: 0 | S: 10 | R: 2 | H: 3 | E: 0 | K: 0 | S: 14 | R: 0 | H: 1 | E: 0 | K: 0 | S: 14 | R: 0 | H: 1 | E: 0 | K: 0 | S: 14 |
|---------------------------------------|--------|-------|------|--------|-------|-------|--------|-------|-------|--------|-------|-------|--------|-------|-------|--------|-------|-------|--------|-------|-------|--------|-------|-------|--------|-------|--------|-------|-------|--------|-------|-------|--------|-------|-------|--------|-------|-------|--------|-------|-------|--------|-------|-------|-------|
| | LOB: 0 | BB: 0 | P: 7 | LOB: 1 | BB: 0 | P: 20 | LOB: 1 | BB: 0 | P: 23 | LOB: 2 | BB: 1 | P: 17 | LOB: 0 | BB: 0 | P: 11 | LOB: 2 | BB: 3 | P: 24 | LOB: 2 | BB: 1 | P: 23 | LOB: 3 | BB: 2 | P: 23 | LOB: 0 | BB: 0 | LOB: 2 | BB: 1 | P: 23 | LOB: 0 | BB: 2 | P: 23 | LOB: 0 | BB: 0 | P: 23 | LOB: 0 | BB: 2 | P: 23 | LOB: 0 | BB: 0 | P: 23 | LOB: 0 | BB: 0 | P: 23 | |
| PITCHER | IP | WLS | BF | H | R | ER | SO | BB | IBB | HBP | BLK | WP | HR | S | P | ERA | WHIP | | | | | | | | | | | | | | | | | | | | | | | | | | | | |
| Tim Belcher, R ERA: 7.14 (1, 1) | 7.0 | L | 34 | 8 | 5 | 5 | 4 | 4 | 1 | 0 | 0 | 0 | 0 | 74 | 125 | 6.43 | 1.714 | | | | | | | | | | | | | | | | | | | | | | | | | | | | |
| Storm Davis, R ERA: 2.75 (8, 1) | 1.0 | | 6 | 1 | 0 | 0 | 0 | 1 | 1 | 0 | 0 | 1 | 0 | 14 | 23 | 0.00 | 2.000 | | | | | | | | | | | | | | | | | | | | | | | | | | | | |

BOTTOM

AB R H RBI BB SO LOB

5 1 2 0 0 0 0

4 1 2 1 1 1 0

4 2 2 0 1 1 1

4 1 0 0 1 0 5

2 0 1 0 2 0 0

3 0 2 3 1 1 1

3 0 0 0 1 0 6

4 0 0 1 0 0 4

4 0 0 0 0 1 2

AB 33

R 5

H 9

RBI 5

BB 7

SO 4

LOB 19

WP: 1 **PA: 40**

PB: 0

SB: 1

CS: 0

1B: 6 **SF: 0**

2B: 2 **SAC: 0**

3B: 1 **DP: 0**

HR: 0 **HBP: 0**

MINNESOTA
Twins
BASEBALL CLUB

Detroit Tigers @ Minnesota Twins
Hubert H. Humphrey Metrodome, Minneapolis, MN
Fri May 27 1994, 8:05 PM EDT
Att. 16,409 - Dome

livebaseballscorecards.com

| Batter | 1 | 2 | 3 | 4 | 5 | 6 | 7 | 8 | 9 | 10 | AB | R | H | RBI | BB | SO | LOB | TOP | | | | | | | | | |
|--|-------------------------------|----------------------------------|------------------------------|----------------------------------|-------------------------------|----------------------------------|-------------------------------|----------------------------------|------------------------------|----------------------------------|-------------------------------|----------------------------------|-------------------------------|----------------------------------|------------------------------|----------------------------------|-------------------------------|----------------------------------|------------------------------|---------------------------------|----------------------------------|------------------------------------|----------------------------------|--------|--|--|--|
| Tony Phillips, S OBP: 0.412, SLG: 0.401 (1, 7) | F9 | | F8 2B BB | | 1B | G5-3 1B | WP BB | | | G6-3 | 4 | 1 | 2 | 2 | 2 | 0 | 0 | | | | | | | | | | |
| Chris Gomez, R OBP: 0.394, SLG: 0.534 (1, 4) (6, 6) | G4-3 | | F8 | | F9 | G5-3 1B | K | | | G6-3 | 6 | 0 | 1 | 1 | 0 | 1 | 3 | | | | | | | | | | |
| Travis Fryman, R OBP: 0.323, SLG: 0.470 (1, 5) | FC6-4 1B | | 2B | | F9 | G5-3 | | | | F8 | 6 | 0 | 2 | 1 | 0 | 0 | 3 | | | | | | | | | | |
| Alan Trammell, R OBP: 0.366, SLG: 0.423 Lou Whitaker, L OBP: 0.385, SLG: 0.563 (1, 6) (6, PH) (6, 4) | FC6-4 | | G6-3 | | FC5-4 1B | P6 | | | | G4-3 | 3 | 0 | 1 | 0 | 0 | 0 | 2 | | | | | | | | | | |
| Mickey Tettleton, S OBP: 0.437, SLG: 0.517 (1, 3) | | | K | | FC5-4 BB | | HR | | | G3-1 | 4 | 1 | 1 | 0 | 1 | 1 | 2 | | | | | | | | | | |
| Juan Samuel, R OBP: 0.333, SLG: 0.324 (1, 10) | | | K2-3 | | FC5-4 1B | | HR | | | G5-3 | 5 | 2 | 1 | 0 | 0 | 1 | 2 | | | | | | | | | | |
| Danny Bautista, R OBP: 0.257, SLG: 0.394 Kirk Gibson, L OBP: 0.382, SLG: 0.581 (1, 8) (7, PH) (7, 8) | | | G6-3 | | F9 | L1 | HR | | | HR | 3 | 0 | 0 | 0 | 0 | 0 | 2 | | | | | | | | | | |
| Junior Felix, S OBP: 0.379, SLG: 0.491 (1, 9) | | | HR | | 1B | 1B BB | F7 | | | P4 | 4 | 2 | 2 | 1 | 1 | 0 | 0 | | | | | | | | | | |
| John Flaherty, R OBP: 0.167, SLG: 0.118 Chad Kreuter, S OBP: 0.341, SLG: 0.264 (1, 2) (6, PH) (6, 2) | | | K | | F9 | 1B 1B | G3-1 | | | G5-3 | 2 | 0 | 0 | 0 | 0 | 1 | 2 | | | | | | | | | | |
| Inning Stats | R: 0 E: 0 K: 0 S: 10 | H: 1 LOB: 1 BB: 0 P: 17 | R: 0 E: 0 K: 2 S: 8 | H: 0 LOB: 0 BB: 0 P: 13 | R: 2 E: 0 K: 1 S: 13 | H: 2 LOB: 1 BB: 1 P: 23 | R: 0 E: 0 K: 0 S: 10 | H: 1 LOB: 2 BB: 1 P: 21 | R: 0 E: 0 K: 0 S: 9 | H: 2 LOB: 2 BB: 0 P: 16 | R: 3 E: 0 K: 0 S: 22 | H: 4 LOB: 2 BB: 1 P: 33 | R: 3 E: 1 K: 1 S: 13 | H: 2 LOB: 1 BB: 1 P: 22 | R: 0 E: 0 K: 0 S: 8 | H: 0 LOB: 0 BB: 0 P: 13 | R: 1 E: 0 K: 0 S: 10 | H: 1 LOB: 0 BB: 0 P: 15 | R: 0 E: 0 K: 0 S: 7 | H: 0 LOB: 0 BB: 0 P: 9 | 1B: 8 2B: 2 3B: 0 HR: 3 | SF: 0 SAC: 0 DP: 0 HBP: 0 | WP: 2 PB: 0 SB: 0 CS: 0 | PA: 48 | | | |
| PITCHER | IP | WLS | BF | H | R | ER | SO | BB | IBB | HBP | BLK | WP | HR | S | P | ERA | WHIP | | | | | | | | | | |
| Jim Deshaies, L ERA: 6.75 (1, 1) | 5.0 | | 23 | 6 | 2 | 2 | 3 | 2 | 0 | 0 | 0 | 0 | 1 | 50 | 90 | 3.60 | 1.600 | | | | | | | | | | |
| Dave Stevens, R ERA: 16.2 (6, 1) | 0.1 | | 5 | 3 | 3 | 3 | 0 | 1 | 0 | 0 | 0 | 1 | 0 | 16 | 25 | 81.00 | 12.000 | | | | | | | | | | |
| Carl Willis, R ERA: 6.43 (6, 1) | 3.0 | | 14 | 3 | 3 | 2 | 1 | 1 | 0 | 0 | 0 | 1 | 1 | 29 | 46 | 6.00 | 1.333 | | | | | | | | | | |
| Mark Guthrie, L ERA: 9.0 (9, 1) | 1.2 | W | 6 | 1 | 1 | 1 | 0 | 0 | 0 | 0 | 0 | 0 | 1 | 15 | 21 | 5.40 | 0.600 | | | | | | | | | | |

Detroit Tigers @ Minnesota Twins
 Hubert H. Humphrey Metrodome, Minneapolis, MN
 Sat May 28 1994, 8:05 PM EDT
 Att. 19,553 - Dome

livebaseballscorecards.com

AB 44
R 9
H 13
RBI 9
BB 4
SO 4
LOB 18



Detroit Tigers @ Minnesota Twins
 Hubert H. Humphrey Metrodome, Minneapolis, MN

Sat May 28 1994, 8:05 PM EDT
 Att. 19,553 - Dome

livebaseballscorecards.com



| Batter | 1 | 2 | 3 | 4 | 5 | 6 | 7 | 8 | 9 | 10 | AB | R | H | RBI | BB | SO | LOB | BOTTOM | | | | | | | | | | | | | | |
|--|------------------------------|----------------------------------|------------------------------|----------------------------------|-------------------------------|----------------------------------|------------------------------|----------------------------------|-------------------------------|----------------------------------|------------------------------|----------------------------------|------------------------------|----------------------------------|------------------------------|----------------------------------|-------------------------------|---|-------------------------------|----------------------------------|-----------------------------------|------------------------------------|----------------------------------|--------|-----|---|----|---|----|----|-----|----|
| Chuck Knoblauch, R OBP: 0.396, SLG: 0.489 (1, 4) | G6-3 | | 2B 1B | 1B BB | G4-3 | | | G5-3 | FC6-2 | | 5 | 1 | 1 | 0 | 1 | 0 | 4 | <table border="0"> <tr><td>AB</td><td>42</td></tr> <tr><td>R</td><td>10</td></tr> <tr><td>H</td><td>16</td></tr> <tr><td>RBI</td><td>7</td></tr> <tr><td>BB</td><td>8</td></tr> <tr><td>SO</td><td>11</td></tr> <tr><td>LOB</td><td>25</td></tr> </table> | AB | 42 | R | 10 | H | 16 | RBI | 7 | BB | 8 | SO | 11 | LOB | 25 |
| AB | 42 | | | | | | | | | | | | | | | | | | | | | | | | | | | | | | | |
| R | 10 | | | | | | | | | | | | | | | | | | | | | | | | | | | | | | | |
| H | 16 | | | | | | | | | | | | | | | | | | | | | | | | | | | | | | | |
| RBI | 7 | | | | | | | | | | | | | | | | | | | | | | | | | | | | | | | |
| BB | 8 | | | | | | | | | | | | | | | | | | | | | | | | | | | | | | | |
| SO | 11 | | | | | | | | | | | | | | | | | | | | | | | | | | | | | | | |
| LOB | 25 | | | | | | | | | | | | | | | | | | | | | | | | | | | | | | | |
| Scott Leius, R OBP: 0.324, SLG: 0.427 (1, 5) | K | | K | CS 1B | | | F8 | P2 | K | | 6 | 0 | 1 | 0 | 0 | 3 | 4 | | | | | | | | | | | | | | | |
| Kirby Puckett, R OBP: 0.392, SLG: 0.543 (1, 9) | FC6-4 BB | | HR 2B | CS | BB 1B | | G4-3 | | | K | 5 | 2 | 3 | 1 | 1 | 1 | 0 | | | | | | | | | | | | | | | |
| Shane Mack, R OBP: 0.402, SLG: 0.618 (1, 8) (6, 7) | FC6-4 | | HR | | 1B BB E | | | F8 | | K | 5 | 2 | 2 | 2 | 1 | 1 | 2 | | | | | | | | | | | | | | | |
| Dave Winfield, R OBP: 0.343, SLG: 0.444 (1, 10) | | G3 1B BB | 1B | E BB | | | | | 1B SH | 2B 1B | 3 | 4 | 3 | 0 | 3 | 0 | 0 | | | | | | | | | | | | | | | |
| Pedro Munoz, R OBP: 0.351, SLG: 0.430 (1, 7) Alex Cole, L OBP: 0.404, SLG: 0.429 (5, PH) (6, 8) | G3 | | K | | P6 | | | K | SH FC6-2 1B | 2B BB | 2 | 0 | 0 | 0 | 0 | 1 | 2 | | | | | | | | | | | | | | | |
| Dave McCarty, R OBP: 0.316, SLG: 0.402 (1, 3) Chip Hale, L OBP: 0.349, SLG: 0.283 (9, PH) Steve Dunn, L OBP: 0.242, SLG: 0.375 (10, 3) | 1B HBP | | 1B | | E6 2B 1B | | | P6 | SH FC6-2 | | 3 | 1 | 2 | 1 | 0 | 0 | 0 | | | | | | | | | | | | | | | |
| Derek Parks, R OBP: 0.229, SLG: 0.324 (1, 2) Matt Walbeck, S OBP: 0.252, SLG: 0.283 (9, PH) (10, 2) | P3 | | F8 | | | | | K | | FC6-2 IBB | 4 | 0 | 1 | 1 | 0 | 1 | 4 | | | | | | | | | | | | | | | |
| Pat Meares, R OBP: 0.323, SLG: 0.312 (1, 6) Kent Hrbek, L OBP: 0.394, SLG: 0.408 (9, PH) Jeff Reboulet, R OBP: 0.350, SLG: 0.392 (10, 6) | 1B | | K | | K | | | F9 | K | | 4 | 0 | 1 | 1 | 0 | 2 | 1 | | | | | | | | | | | | | | | |
| Inning Stats | R: 0 E: 0 K: 1 S: 9 | H: 0 LOB: 1 BB: 1 P: 16 | R: 1 E: 0 K: 0 S: 7 | H: 1 LOB: 2 BB: 1 P: 14 | R: 3 E: 0 K: 2 S: 19 | H: 5 LOB: 2 BB: 0 P: 31 | R: 0 E: 0 K: 1 S: 9 | H: 1 LOB: 0 BB: 1 P: 16 | R: 4 E: 1 K: 1 S: 16 | H: 3 LOB: 1 BB: 2 P: 28 | R: 0 E: 0 K: 1 S: 9 | H: 1 LOB: 2 BB: 1 P: 15 | R: 0 E: 0 K: 1 S: 6 | H: 0 LOB: 0 BB: 0 P: 10 | R: 0 E: 0 K: 0 S: 8 | H: 1 LOB: 1 BB: 0 P: 11 | R: 1 E: 1 K: 2 S: 18 | H: 2 LOB: 3 BB: 1 P: 30 | R: 1 E: 0 K: 2 S: 14 | H: 2 LOB: 2 BB: 1 P: 24 | 1B: 10 2B: 5 3B: 0 HR: 1 | SF: 0 SAC: 1 DP: 0 HBP: 1 | WP: 0 PB: 0 SB: 3 CS: 1 | PA: 53 | | | | | | | | |
| PITCHER | IP | WLS | BF | H | R | ER | SO | BB | IBB | HBP | BLK | WP | HR | S | P | ERA | WHIP | | | | | | | | | | | | | | | |
| Bill Krueger, L ERA: 8.66 (1, 1) | 2.1 | | 14 | 5 | 4 | 4 | 2 | 2 | 0 | 1 | 0 | 0 | 1 | 29 | 53 | 15.43 | 3.000 | | | | | | | | | | | | | | | |
| Joe Boever, R ERA: 4.91 (3, 1) | 2.0 | | 11 | 4 | 4 | 3 | 2 | 3 | 0 | 0 | 0 | 0 | 0 | 22 | 42 | 13.50 | 3.500 | | | | | | | | | | | | | | | |
| Gene Harris, R ERA: 7.91 (5, 1) | 0.2 | | 3 | 1 | 0 | 0 | 1 | 0 | 0 | 0 | 0 | 0 | 0 | 9 | 10 | 0.00 | 1.500 | | | | | | | | | | | | | | | |
| Buddy Groom, L ERA: 3.38 (6, 1) | 1.0 | | 5 | 1 | 0 | 0 | 1 | 0 | 1 | 0 | 0 | 0 | 0 | 9 | 15 | 0.00 | 1.000 | | | | | | | | | | | | | | | |
| Mike Gardiner, R ERA: 2.66 (7, 1) | 2.0 | | 7 | 1 | 0 | 0 | 1 | 0 | 0 | 0 | 0 | 0 | 0 | 14 | 21 | 0.00 | 0.500 | | | | | | | | | | | | | | | |
| PITCHER | IP | WLS | BF | H | R | ER | SO | BB | IBB | HBP | BLK | WP | HR | S | P | ERA | WHIP | | | | | | | | | | | | | | | |
| Mike Henneman, R ERA: 5.29 (9, 1) | 1.2 | | 12 | 4 | 2 | 1 | 4 | 1 | 1 | 0 | 0 | 0 | 0 | 32 | 54 | 5.40 | 3.000 | | | | | | | | | | | | | | | |

| Batter | 1 | 2 | 3 | 4 | 5 | 6 | 7 | 8 | 9 | AB R H RBI BB SO LOB | TOP | | | | | | | | | | | |
|---|---|----------------------------------|------------------------------|----------------------------------|-------------------------------|----------------------------------|------------------------------|---------------------------------|------------------------------|----------------------------------|--|----------------------------------|------------------------------|---------------------------------|------------------------------|----------------------------------|------------------------------|----------------------------------|----------------------------------|------------------------------------|----------------------------------|--------|
| Tony Phillips, S (1, 7) OBP: 0.409, SLG: 0.403 | 2-1 1B SF9 2B | 3-2 G3 | | 0-0 F8 | | | 0-1 F8 | | | 4 1 1 0 0 0 0 | Detroit Tigers @ Minnesota Twins Hubert H. Humphrey Metrodome, Minneapolis, MN Sun May 29 1994, 8:05 PM EDT Att. 23,936 - Dome | | | | | | | | | | | |
| Lou Whitaker, L (1, 4) OBP: 0.381, SLG: 0.552 | 0-0 BB HR 1B | | 0-0 F8 | | 2-3 K | 1-0 G3-1 | | | | 4 1 1 0 0 1 0 | | | | | | | | | | | | |
| Travis Fryman, R (1, 5) OBP: 0.322, SLG: 0.465 | 1-0 SF9 | | 4-1 BB SF7 BB | | 2-2 G5-3 | | 0-0 G5-3 | | | 2 1 0 1 1 0 0 | | | | | | | | | | | | |
| Kirk Gibson, L (1, 10) OBP: 0.385, SLG: 0.575 | 3-H 2-0 F7 | | 4-2 SAFE BB BB | | 1-0 1B | | 3-3 K | | | 3 0 1 0 1 1 1 | | | | | | | | | | | | |
| Mickey Tettleton, S (1, 3) OBP: 0.439, SLG: 0.510 | 4-1 1-2 HR BB | | 4-2 FC6-4 BB | | 2-0 G1-3 | | 2-3 K | | | 2 1 0 0 2 1 1 | | | | | | | | | | | | |
| Junior Felix, S (1, 9) OBP: 0.386, SLG: 0.569 | 3-2 1-H 2-H HR | | 0-0 SF7 | | 1-1 G6-3 | | 1-1 CS 2B | | | 3 1 2 4 0 0 0 | | | | | | | | | | | | |
| Chris Gomez, R (1, 6) OBP: 0.380, SLG: 0.511 | 3-1 P3 | | 0-0 FC6-4 | | 2-2 F9 | | 2-1 F9 2-3 | | | 4 0 0 0 0 0 3 | | | | | | | | | | | | |
| Danny Bautista, R (1, 8) OBP: 0.231, SLG: 0.351 | | 2-2 L9 | | 1-1 G5-3 | | 1-1 G6-3 | | 3-3 K | | 4 0 0 0 0 1 0 | | | | | | | | | | | | |
| Chad Kreuter, S (1, 2) OBP: 0.330, SLG: 0.253 | | 3-0 G4-3 | | 0-3 K | | 3-1 L6 | | | | 3 0 0 0 0 1 0 | | | | | | | | | | | | |
| Inning Stats | R: 4 E: 0 K: 0 S: 14 | H: 3 LOB: 0 BB: 1 P: 29 | R: 0 E: 0 K: 0 S: 8 | H: 0 LOB: 0 BB: 0 P: 16 | R: 1 E: 0 K: 0 S: 11 | H: 0 LOB: 2 BB: 3 P: 23 | R: 0 E: 0 K: 1 S: 6 | H: 0 LOB: 0 BB: 0 P: 7 | R: 0 E: 0 K: 1 S: 8 | H: 1 LOB: 1 BB: 0 P: 15 | R: 0 E: 0 K: 0 S: 10 | H: 0 LOB: 0 BB: 0 P: 14 | R: 0 E: 0 K: 0 S: 5 | H: 0 LOB: 0 BB: 0 P: 9 | R: 0 E: 0 K: 2 S: 9 | H: 0 LOB: 0 BB: 0 P: 14 | R: 0 E: 0 K: 1 S: 7 | H: 1 LOB: 0 BB: 0 P: 13 | 1B: 2 2B: 2 3B: 0 HR: 1 | SF: 2 SAC: 0 DP: 0 HBP: 0 | WP: 0 PB: 0 SB: 0 CS: 1 | PA: 35 |
| PITCHER | IP WLS BF H R ER SO BB IBB HBP BLK WP HR S P ERA WHIP | | | | | | | | | | | | | | | | | | | | | |
| Pat Mahomes, R (1, 1) ERA: 5.2 | 3.0 L 16 3 5 5 0 4 0 0 0 0 1 33 68 15.00 2.333 | | | | | | | | | | | | | | | | | | | | | |
| Larry Casian, L (4, 1) ERA: 6.59 | 6.0 19 2 0 0 5 0 0 0 0 0 0 45 72 0.00 0.333 | | | | | | | | | | | | | | | | | | | | | |

livebaseballscorecards.com

| | |
|------------|----|
| AB | 29 |
| R | 5 |
| H | 5 |
| RBI | 5 |
| BB | 4 |
| SO | 5 |
| LOB | 5 |



| Batter | 1 | 2 | 3 | 4 | 5 | 6 | 7 | 8 | 9 | AB | R | H | RBI | BB | SO | LOB |
|--|---------|---------|---------|---------|---------|---------|---------|---------|---------|----|---|---|-----|----|----|-----|
| Chuck Knoblauch, R (1, 4) <small>OBP: 0.398, SLG: 0.489</small> | 1-1 | | 0-0 | | 1-1 | | 1-1 | | | 4 | 0 | 2 | 0 | 0 | 0 | 0 |
| Alex Cole, L (1, 8) <small>OBP: 0.394, SLG: 0.417</small> | 1-2 | | 2-2 | | 0-3 | | 0-1 | | | 4 | 0 | 0 | 0 | 0 | 1 | 4 |
| Kirby Puckett, R (1, 9) <small>OBP: 0.385, SLG: 0.531</small> | 0-0 | | 1-1 | | 2-3 | | | 0-1 | | 4 | 0 | 0 | 0 | 0 | 1 | 1 |
| Shane Mack, R (1, 7) <small>OBP: 0.396, SLG: 0.638</small> | | 2-0 | | 1-1 | | 0-1 | | 3-1 | | 4 | 1 | 1 | 1 | 0 | 0 | 0 |
| Dave Winfield, R (1, 10) <small>OBP: 0.341, SLG: 0.439</small> | | 0-1 | | 0-2 | | 0-1 | | 2-0 | | 4 | 0 | 1 | 0 | 0 | 0 | 0 |
| Chip Hale, L (1, 5) <small>OBP: 0.343, SLG: 0.268</small> | | 3-2 | | 4-2 | | 0-2 | | | 0-0 | 3 | 0 | 0 | 0 | 1 | 0 | 1 |
| Matt Walbeck, S (1, 2) <small>OBP: 0.252, SLG: 0.282</small> | | 0-1 | | 0-2 | | | 0-1 | | 1-1 | 4 | 0 | 1 | 0 | 0 | 0 | 1 |
| Steve Dunn, L (1, 3) <small>OBP: 0.250, SLG: 0.371</small> Kent Hrbek, L (9, PH) <small>OBP: 0.400, SLG: 0.429</small> Pat Meares, R (9, PR) <small>OBP: 0.323, SLG: 0.312</small> | | 1-3 | | 0-0 | | | 0-3 | | 3-1 | 3 | 0 | 1 | 0 | 0 | 2 | 2 |
| Jeff Reboulet, R (1, 6) <small>OBP: 0.359, SLG: 0.400</small> | | | 0-1 | | 2-3 | | 2-2 | | 0-3 | 4 | 0 | 2 | 0 | 0 | 2 | 3 |

| Inning Stats | R: 0 | H: 0 | E: 0 | K: 0 | S: 6 | R: 0 | H: 2 | E: 0 | K: 1 | S: 11 | R: 0 | H: 2 | E: 0 | K: 0 | S: 8 | R: 1 | H: 2 | E: 0 | K: 1 | S: 14 | R: 0 | H: 0 | E: 0 | K: 2 | S: 9 | R: 0 | H: 0 | E: 0 | K: 0 | S: 7 | R: 0 | H: 2 | E: 0 | K: 1 | S: 14 | R: 0 | H: 0 | E: 0 | K: 0 | S: 5 | R: 0 | H: 1 | E: 0 | K: 1 | S: 8 | 1B: 7 | 2B: 1 | 3B: 0 | HR: 1 | SF: 0 | SAC: 0 | DP: 1 | HBP: 0 | WP: 0 | PB: 0 | SB: 0 | CS: 0 | PA: 36 |
|--------------|------|------|------|------|------|------|------|------|------|-------|------|------|------|------|------|------|------|------|------|-------|------|------|------|------|------|------|------|------|------|------|------|------|------|------|-------|------|------|------|------|------|------|------|------|------|------|-------|-------|-------|-------|-------|--------|-------|--------|-------|-------|-------|-------|--------|
|--------------|------|------|------|------|------|------|------|------|------|-------|------|------|------|------|------|------|------|------|------|-------|------|------|------|------|------|------|------|------|------|------|------|------|------|------|-------|------|------|------|------|------|------|------|------|------|------|-------|-------|-------|-------|-------|--------|-------|--------|-------|-------|-------|-------|--------|

| PITCHER | IP | WLS | BF | H | R | ER | SO | BB | IBB | HBP | BLK | WP | HR | S | P | ERA | WHIP |
|--|-----|-----|----|---|---|----|----|----|-----|-----|-----|----|----|----|----|------|-------|
| Bill Gullickson, R (1, 1) <small>ERA: 6.59</small> | 7.0 | W | 29 | 8 | 1 | 1 | 5 | 1 | 0 | 0 | 0 | 0 | 0 | 69 | 93 | 1.29 | 1.286 |
| Mike Gardiner, R (8, 1) <small>ERA: 2.42</small> | 2.0 | | 7 | 1 | 0 | 0 | 1 | 0 | 0 | 0 | 0 | 0 | 0 | 13 | 22 | 0.00 | 0.500 |

DETROIT TIGERS @ MINNESOTA TWINS
 Hubert H. Humphrey Metrodome, Minneapolis, MN
 Sun May 29 1994, 8:05 PM EDT
 Att. 23,936 - Dome

| | |
|------------|-----------|
| AB | 35 |
| R | 1 |
| H | 9 |
| RBI | 1 |
| BB | 1 |
| SO | 6 |
| LOB | 12 |

| PITCHER | IP | WLS | BF | H | R | ER | SO | BB | IBB | HBP | BLK | WP | HR | S | P | ERA | WHIP |
|---------|----|-----|----|---|---|----|----|----|-----|-----|-----|----|----|---|---|-----|------|
|---------|----|-----|----|---|---|----|----|----|-----|-----|-----|----|----|---|---|-----|------|

| Batter | 1 | 2 | 3 | 4 | 5 | 6 | 7 | 8 | 9 | 10 | 11 | AB R H RBI BB SO LOB | TOP | | | | | | | | | | | | | | | | | | | |
|--|---|----------------------------------|------------------------------|---------------------------------|-------------------------------|----------------------------------|----------------------------------|----------------------------------|------------------------------|----------------------------------|------------------------------|----------------------------------|-------------------------------|----------------------------------|-------------------------------|----------------------------------|---|----------------------------------|-------------------------------|----------------------------------|-------------------------------|----------------------------------|----------------------------------|------------------------------------|----------------------------------|--------|--|--|--|--|--|--|
| Tony Phillips, S OBP: 0.416, SLG: 0.430 (1, 7) | 4-2 1B BB | | 0-2 2B | | 1-1 G5-3 | | 3-2 1B | | 3-2 HR | | 2-2 G4-3 | 5 1 3 2 1 0 0 | | | | | | | | | | | | | | | | | | | | |
| Chris Gomez, R OBP: 0.395, SLG: 0.515 (1, 4) (9, 6) | 2-0 1B | | 1-2 G5-3 | | 1-1 1B | | 4-1 BB | | 3-2 F8 | | 0-1 2B 1B | 5 1 3 0 1 0 1 | | | | | | | | | | | | | | | | | | | | |
| Travis Fryman, R OBP: 0.327, SLG: 0.468 (1, 5) | 3-3 K | | 4-2 BB | | 1-3 K | | 0-1 L9 | | 1-0 G5-3 1B | | 3-0 1B 2B | 5 1 2 1 1 2 5 | | | | | | | | | | | | | | | | | | | | |
| Cecil Fielder, R OBP: 0.352, SLG: 0.509 Skeeter Barnes, R OBP: 0.600, SLG: 1.200 (1, 3) (11, PR) (11, 3) | 2-2 P3 | | 3-2 F9 | | | | 1-1 FC6-4 1B 1B | | 2-2 G3-1 | | 1-0 G5-3 | 5 0 1 0 1 0 5 0 0 0 0 0 0 0 | | | | | | | | | | | | | | | | | | | | |
| Alan Trammell, R OBP: 0.367, SLG: 0.430 Chad Kreuter, S OBP: 0.337, SLG: 0.263 (1, 6) (9, 2) | 3-3 K | | | | 1-0 G4-3 | | 1-2 FC6-4 1B | | 2-2 2B | | 1-1 F9 | 5 0 2 0 0 1 3 1 0 1 1 0 0 0 | | | | | | | | | | | | | | | | | | | | |
| Mickey Tettleton, S OBP: 0.435, SLG: 0.520 (1, 10) | | | 2-1 G5-3 | | 1-0 P2 | | 0-1 FC6-4 1B 1-2 2-3 | | 2-3 K | | 3-1 HR | 5 1 1 1 1 1 3 | | | | | | | | | | | | | | | | | | | | |
| Danny Bautista, R OBP: 0.238, SLG: 0.375 Kirk Gibson, L OBP: 0.384, SLG: 0.566 (1, 8) (8, PH) (8, 8) | | | 0-0 G1-3 | | 0-2 2B | | 0-0 G6-4-3 | | 4-2 BB | | 0-1 G6-3 | 3 0 1 0 0 0 2 2 0 0 0 1 0 3 | | | | | | | | | | | | | | | | | | | | |
| Junior Felix, S OBP: 0.355, SLG: 0.516 (1, 9) | | | 0-0 G6-3 | | 1-3 K | | | | 0-3 K | | 3-2 F8 | 6 0 0 0 0 2 6 | | | | | | | | | | | | | | | | | | | | |
| John Flaherty, R OBP: 0.143, SLG: 0.100 Lou Whitaker, L OBP: 0.382, SLG: 0.547 (1, 2) (9, PH) (9, 4) | | | 1-3 K | | 1-0 P3 | | | | 0-1 L7 | | 4-2 HR BB | 3 0 0 0 0 1 0 1 1 0 0 1 0 0 | | | | | | | | | | | | | | | | | | | | |
| Inning Stats | R: 0 E: 0 K: 2 S: 13 | H: 1 LOB: 2 BB: 1 P: 27 | R: 0 E: 0 K: 0 S: 4 | H: 0 LOB: 0 BB: 0 P: 6 | R: 0 E: 0 K: 1 S: 16 | H: 1 LOB: 2 BB: 1 P: 25 | R: 0 E: 0 K: 1 S: 8 | H: 1 LOB: 1 BB: 0 P: 11 | R: 0 E: 0 K: 1 S: 8 | H: 1 LOB: 1 BB: 0 P: 12 | R: 0 E: 0 K: 0 S: 8 | H: 2 LOB: 1 BB: 0 P: 10 | R: 0 E: 0 K: 1 S: 13 | H: 1 LOB: 2 BB: 1 P: 20 | R: 0 E: 0 K: 1 S: 14 | H: 1 LOB: 2 BB: 1 P: 24 | R: 2 E: 0 K: 0 S: 17 | H: 2 LOB: 1 BB: 1 P: 30 | R: 1 E: 0 K: 0 S: 10 | H: 1 LOB: 0 BB: 0 P: 19 | R: 2 E: 0 K: 0 S: 14 | H: 3 LOB: 3 BB: 2 P: 31 | 1B: 8 2B: 4 3B: 0 HR: 2 | SF: 0 SAC: 0 DP: 1 HBP: 0 | WP: 0 PB: 0 SB: 0 CS: 0 | PA: 53 | | | | | | |
| PITCHER | IP WLS BF H R ER SO BB IBB HBP BLK WP HR S P ERA WHIP | | | | | | | | | | | | | | | PITCHER | IP WLS BF H R ER SO BB IBB HBP BLK WP HR S P ERA WHIP | | | | | | | | | | | | | | | |
| Mark Eichhorn, R ERA: 3.5 (11, 1) | 0.1 | 1 | 0 | 0 | 0 | 0 | 0 | 0 | 0 | 0 | 0 | 0 | 0 | 0 | 0.00 | 1.500 | | | | | | | | | | | | | | | | |
| Mark Williamson, R ERA: 4.12 (7, 1) | 0.2 | 3 | 1 | 0 | 0 | 0 | 0 | 0 | 0 | 0 | 0 | 0 | 0 | 0 | 0.00 | 1.500 | | | | | | | | | | | | | | | | |
| Alan Mills, R ERA: 8.53 (8, 1) | 0.2 | 3 | 0 | 0 | 0 | 1 | 1 | 0 | 0 | 0 | 0 | 0 | 0 | 0 | 0.00 | 1.500 | | | | | | | | | | | | | | | | |
| Lee Smith, R ERA: 1.8 (9, 1) | 1.0 | 6 | 2 | 2 | 2 | 0 | 1 | 0 | 0 | 0 | 0 | 0 | 1 | 17 | 30 | 18.00 | 3.000 | | | | | | | | | | | | | | | |
| Tom Bolton, L ERA: 3.72 (10, 1) | 1.2 | L | 11 | 4 | 3 | 3 | 0 | 1 | 1 | 0 | 0 | 0 | 0 | 1 | 21 | 46 | 16.20 | 3.000 | | | | | | | | | | | | | | |

Detroit Tigers @ Baltimore Orioles
 Oriole Park at Camden Yards, Baltimore, MD
 Mon May 30 1994, 7:05 PM EDT
 Att: 47,851 - Unknown - 83 F

livebaseballscorecards.com

AB 46
 R 5
 H 14
 RBI 5
 BB 7
 SO 7
 LOB 28



| Batter | 1 | 2 | 3 | 4 | 5 | 6 | 7 | 8 | 9 | AB R H RBI BB SO LOB | TOP | | | | | | | | | | | |
|--|---|--|------------------------------|----------------------------------|------------------------------|----------------------------------|-------------------------------|----------------------------------|-------------------------------|----------------------------------|------------------------------|---------------------------------|------------------------------|---|-------------------------------|----------------------------------|------------------------------|----------------------------------|----------------------------------|------------------------------------|----------------------------------|--------|
| Tony Phillips, S (1, 7) OBP: 0.407, SLG: 0.419 | 1-2 G3-1 | | 1-3 K | | 3-2 G4-3 | 0-3 K | | 2-2 G3 | | 5 0 0 0 0 2 0 | | | | | | | | | | | | |
| Lou Whitaker, L (1, 4) OBP: 0.369, SLG: 0.525 | 3-3 K | | 1-2 G3-1 | | 3-2 L4 | 2-1 F8 | | | 1-3 K | 5 0 0 0 0 2 0 | | | | | | | | | | | | |
| Travis Fryman, R (1, 5) OBP: 0.333, SLG: 0.477 | 3-3 K | | 0-0 1B | | 1-1 HR 2B | | 2-2 G6-3 | | 1-2 G5-4-3 1B | 5 1 3 0 0 1 0 | | | | | | | | | | | | |
| Cecil Fielder, R (1, 3) OBP: 0.359, SLG: 0.535 | | 0-1 G3 BB 2B | 2-0 F9 | | 0-0 HR 2-H | | 1-1 FC3-6 1B | | 1-1 G5-4-3 1-2f | 5 2 3 2 0 0 2 | | | | | | | | | | | | |
| Kirk Gibson, L (1, 10) OBP: 0.381, SLG: 0.579 | | 2-1 G3 | | 1-1 F7 | 0-1 HR | | 1-1 FC3-6 1-2f | | | 4 1 1 1 0 0 2 | | | | | | | | | | | | |
| Mickey Tettleton, S (1, 2) OBP: 0.447, SLG: 0.530 | | 4-0 BB HBP IBB | | 1-1 2B | 4-1 HR BB | | 4-0 IBB | | | 1 2 1 0 3 0 0 | | | | | | | | | | | | |
| Junior Felix, S (1, 9) OBP: 0.363, SLG: 0.552 | | 1-1 BB HBP | | 3-3 K | 1-1 HR 1-H | | 1-1 G1-6-3 | | | 3 1 1 2 0 1 3 | | | | | | | | | | | | |
| Chris Gomez, R (1, 6) OBP: 0.398, SLG: 0.520 | | 4-1 G6-4-3 BB 1-2 2-3 3-H | | 2-2 2B 2-H | 0-1 G6-3 | | 3-2 G6-3 | | | 3 0 1 2 1 0 0 | | | | | | | | | | | | |
| Danny Bautista, R (1, 8) OBP: 0.217, SLG: 0.341 | | 0-0 G6-4-3 1-2f | | 0-0 G6-3 | | 1-0 G5-3 | | 0-0 B1-3 | | 4 0 0 0 0 0 4 | | | | | | | | | | | | |
| Inning Stats | R: 0 E: 0 K: 2 S: 11 | H: 0 LOB: 0 BB: 0 P: 18 | R: 1 E: 0 K: 1 S: 7 | H: 1 LOB: 2 BB: 2 P: 18 | R: 0 E: 0 K: 1 S: 8 | H: 1 LOB: 1 BB: 0 P: 12 | R: 1 E: 0 K: 1 S: 13 | H: 2 LOB: 1 BB: 0 P: 20 | R: 5 E: 0 K: 0 S: 18 | H: 4 LOB: 0 BB: 1 P: 30 | R: 0 E: 0 K: 1 S: 6 | H: 0 LOB: 0 BB: 0 P: 9 | R: 0 E: 0 K: 0 S: 9 | H: 1 LOB: 2 BB: 1 P: 18 | R: 0 E: 0 K: 0 S: 11 | H: 0 LOB: 0 BB: 0 P: 16 | R: 0 E: 0 K: 1 S: 8 | H: 1 LOB: 0 BB: 0 P: 11 | 1B: 3 2B: 4 3B: 0 HR: 3 | SF: 0 SAC: 0 DP: 2 HBP: 1 | WP: 0 PB: 0 SB: 1 CS: 0 | PA: 40 |
| PITCHER | IP WLS BF H R ER SO BB IBB HBP BLK WP HR S P ERA WHIP | | | | | | | | | | | | PITCHER | IP WLS BF H R ER SO BB IBB HBP BLK WP HR S P ERA WHIP | | | | | | | | |
| Mike Oquist, R (1, 1) ERA: 4.08 | 4.2 L 25 8 7 7 4 2 1 1 0 0 3 55 96 13.50 2.143 | | | | | | | | | | | | | | | | | | | | | |
| Mark Eichhorn, R (5, 1) ERA: 2.82 | 4.1 15 2 0 0 2 0 1 0 0 0 0 36 56 0.00 0.462 | | | | | | | | | | | | | | | | | | | | | |

Detroit Tigers @ Baltimore Orioles
 Oriole Park at Camden Yards, Baltimore, MD

Tue May 31 1994, 7:05 PM EDT
 Att. 46,843 - Unknown - 81 F

livebaseballscorecards.com

AB 35
 R 7
 H 10
 RBI 7
 BB 4
 SO 6
 LOB 11



BOTTOM

Detroit Tigers @ Baltimore Orioles
Oriole Park at Camden Yards, Baltimore, MD

Tue May 31 1994, 7:05 PM EDT
Att: 46,843 - Unknown - 81 F

livebaseballscorecards.com

| | |
|-----|----|
| AB | 34 |
| R | 6 |
| H | 11 |
| RBI | 6 |
| BB | 4 |
| SO | 4 |
| LOB | 16 |



| | | | |
|-----|---|-----|----|
| WP: | 0 | PA: | 39 |
| PB: | 0 | | |
| SB: | 0 | | |
| CS: | 1 | | |

AB R H RBI BB SO LOB

| | | | | | | |
|---|---|---|---|---|---|---|
| 5 | 1 | 3 | 0 | 0 | 0 | 0 |
| 4 | 0 | 1 | 1 | 1 | 1 | 3 |
| 4 | 1 | 1 | 1 | 0 | 1 | 2 |
| 4 | 1 | 1 | 2 | 0 | 0 | 1 |
| 3 | 0 | 0 | 0 | 1 | 0 | 0 |
| 3 | 1 | 2 | 1 | 1 | 0 | 1 |
| 3 | 0 | 1 | 0 | 1 | 0 | 1 |
| 0 | 0 | 0 | 0 | 0 | 0 | 0 |
| 0 | 0 | 0 | 0 | 0 | 0 | 0 |
| 4 | 1 | 1 | 1 | 0 | 0 | 4 |
| 4 | 1 | 1 | 0 | 0 | 2 | 4 |

| Batter | 1 | 2 | 3 | 4 | 5 | 6 | 7 | 8 | 9 |
|---|-----------------------|-----------------|-----------------|-------------|-----------------|---------------------|---------------------------------|-----------------|-----------|
| Brady Anderson, L (1, 7) OBP: 0.341, SLG: 0.374 | 1-0 1B 2B | | 0-0 G5-3 | | 3-1 1B | | 2-1 FC5-4 1B | | 3-2 F9 |
| Mike Devereaux, R (1, 8) OBP: 0.286, SLG: 0.385 | 1-1 G4-6-3 1B | | 4-1 CS BB | | 3-2 F9 | | 2-2 FC5-4 | | 0-3 K |
| Rafael Palmeiro, L (1, 3) OBP: 0.408, SLG: 0.577 | 0-0 G4-6-3 1-2f | | 2-3 K | | 1-1 HR 1B | | 0-0 SF7 | | 1-0 F7 |
| Harold Baines, L (1, 10) OBP: 0.352, SLG: 0.496 | 3-0 G5-3 | | | 1-0 G3-1 | | 2-0 HR 1B | | 2-2 G4-3 | |
| Cal Ripken Jr., R (1, 6) OBP: 0.320, SLG: 0.389 | | 0-0 F8 | | 1-2 F8 | | 1-2 G5-3 | | 4-0 BB BB | |
| Leo Gomez, R (1, 5) OBP: 0.402, SLG: 0.610 | | 4-1 1B BB | | 1-1 HR | | 3-2 G6-4-3 1B | | 2-2 F8 | |
| Chris Hoiles, R (1, 2) OBP: 0.351, SLG: 0.406 | | 1-2 1B | | 1-2 F8 | | 1-0 G6-4-3 | | 4-1 BB | |
| Lonnie Smith, R (8, PR) OBP: 0.268, SLG: 0.206 | | 1-2 1B | | | | | | | |
| Jeff Tackett, R (9, 2) OBP: 0.250, SLG: 0.375 | | 1-2 1B | | | | | | | |
| Mark McLemore, S (1, 9) OBP: 0.361, SLG: 0.301 | | 2-0 L8 | | | 3-1 F7 | | 2-2 HR | | 3-2 F7 |
| Tim Hulett, R (1, 4) OBP: 0.370, SLG: 0.350 | | 0-0 G4-3 | | | 1-3 K | | 1-2 FC5-4 1B SF7 1B | | 1-3 K |

| Inning Stats | R: 1 | H: 2 | E: 0 | LOB: 0 | K: 0 | S: 5 | P: 10 | R: 0 | H: 1 | E: 0 | LOB: 2 | K: 0 | S: 7 | P: 14 | R: 0 | H: 0 | E: 0 | LOB: 0 | K: 1 | S: 6 | P: 11 | R: 1 | H: 1 | E: 0 | LOB: 0 | K: 0 | S: 9 | P: 13 | R: 0 | H: 3 | E: 0 | LOB: 0 | K: 0 | S: 13 | P: 21 | R: 2 | H: 3 | E: 0 | LOB: 1 | K: 0 | S: 17 | P: 26 | R: 0 | H: 0 | E: 0 | LOB: 2 | K: 1 | S: 10 | P: 24 | R: 0 | H: 0 | E: 0 | LOB: 0 | K: 1 | S: 9 | P: 13 | 1B: 7 | SF: 1 | 2B: 1 | SAC: 0 | 3B: 0 | DP: 2 | HR: 3 | HBP: 0 | WP: 0 | PA: 39 |
|--------------|------|------|------|--------|------|------|-------|------|------|------|--------|------|------|-------|------|------|------|--------|------|------|-------|------|------|------|--------|------|------|-------|------|------|------|--------|------|-------|-------|------|------|------|--------|------|-------|-------|------|------|------|--------|------|-------|-------|------|------|------|--------|------|------|-------|-------|-------|-------|--------|-------|-------|-------|--------|-------|--------|
|--------------|------|------|------|--------|------|------|-------|------|------|------|--------|------|------|-------|------|------|------|--------|------|------|-------|------|------|------|--------|------|------|-------|------|------|------|--------|------|-------|-------|------|------|------|--------|------|-------|-------|------|------|------|--------|------|-------|-------|------|------|------|--------|------|------|-------|-------|-------|-------|--------|-------|-------|-------|--------|-------|--------|

| PITCHER | IP | WLS | BF | H | R | ER | SO | BB | IBB | HBP | BLK | WP | HR | S | P | ERA | WHIP |
|-------------------------------------|-----|-----|----|---|---|----|----|----|-----|-----|-----|----|----|----|----|-------|-------|
| Mike Moore, R (1, 1) ERA: 5.91 | 5.1 | | 24 | 8 | 4 | 4 | 2 | 2 | 0 | 0 | 0 | 0 | 2 | 51 | 89 | 6.75 | 1.875 |
| Storm Davis, R (6, 1) ERA: 3.54 | 0.2 | | 3 | 2 | 2 | 2 | 0 | 0 | 0 | 0 | 0 | 0 | 1 | 8 | 12 | 27.00 | 3.000 |
| Buddy Groom, L (7, 1) ERA: 2.79 | 1.0 | | 4 | 1 | 0 | 0 | 0 | 0 | 0 | 0 | 0 | 0 | 0 | 10 | 16 | 0.00 | 1.000 |
| Kurt Knudsen, R (8, 1) ERA: 6.75 | 0.1 | | 3 | 0 | 0 | 0 | 0 | 2 | 0 | 0 | 0 | 0 | 0 | 4 | 14 | 0.00 | 6.000 |
| Joe Boever, R (8, 1) ERA: 4.7 | 0.2 | | 2 | 0 | 0 | 0 | 1 | 0 | 0 | 0 | 0 | 0 | 0 | 6 | 10 | 0.00 | 0.000 |

| PITCHER | IP | WLS | BF | H | R | ER | SO | BB | IBB | HBP | BLK | WP | HR | S | P | ERA | WHIP |
|--------------------------------------|-----|-----|----|---|---|----|----|----|-----|-----|-----|----|----|---|----|------|-------|
| Mike Henneman, R (9, 1) ERA: 4.74 | 1.0 | | 3 | 0 | 0 | 0 | 1 | 0 | 0 | 0 | 0 | 0 | 0 | 9 | 13 | 0.00 | 0.000 |

| Batter | 1 | 2 | 3 | 4 | 5 | 6 | 7 | 8 | 9 | AB R H RBI BB SO LOB | TOP | | | | | | | | | | | |
|---|---|----------------------------------|-------------------------------|----------------------------------|-------------------------------|----------------------------------|-------------------------------|----------------------------------|------------------------------|---------------------------------|-------------------------------|----------------------------------|-------------------------------|----------------------------------|------------------------------|----------------------------------|------------------------------|----------------------------------|-----------------------------------|------------------------------------|----------------------------------|--------|
| Tony Phillips, S (1, 7) OBP: 0.409, SLG: 0.415 | 4-2 1B BB | 0-1 1B G4-3 | | 2-2 G4-3 | | 1-1 G3-1 | 4-1 E 2B BB | | 2-2 F9 | 4 3 1 0 2 0 1 | | | | | | | | | | | | |
| Lou Whitaker, L (1, 4) OBP: 0.367, SLG: 0.520 | 3-2 G4-3 1B | 3-2 G4-3 | | 1-1 1B | | 0-1 P2 | 0-2 E3 2B G4-3 | | 1-0 SF9 | 5 1 2 2 0 0 2 | | | | | | | | | | | | |
| Travis Fryman, R (1, 5) OBP: 0.351, SLG: 0.495 | 0-1 G4-3 1B | 4-1 1B BB | | 0-1 FC4 1B | | 0-1 FC6-4 1B | 1-0 G4-3 2B | | 2-1 FC4-6 1B | 5 0 5 2 1 0 0 | | | | | | | | | | | | |
| Cecil Fielder, R (1, 3) OBP: 0.355, SLG: 0.525 Skeeter Barnes, R (7, 3) OBP: 0.500, SLG: 1.000 | 2-3 K | 1-2 1B | | 1-3 K | | 2-2 FC6-4 1-2f | 1-2 G4-3 | | 2-0 FC4-6 1-2f | 5 0 1 2 0 2 6 1 0 0 0 0 0 1 | | | | | | | | | | | | |
| Kirk Gibson, L (1, 10) OBP: 0.371, SLG: 0.562 Juan Samuel, R (7, PH) OBP: 0.325, SLG: 0.314 | 0-1 G4-3 | 0-0 G1-3 | | 2-2 FC4 1-2f | | | F9 | | | 4 0 0 0 0 0 6 1 0 0 0 0 0 1 | | | | | | | | | | | | |
| Mickey Tettleton, S (1, 2) OBP: 0.450, SLG: 0.529 John Flaherty, R (9, 2) OBP: 0.143, SLG: 0.100 | 4-2 BB | | | 1-1 CS 1B | | 1-0 G2-3 | 2-1 HBP 1B | | 2-3 K | 4 1 2 0 1 1 0 0 0 0 0 0 0 0 | | | | | | | | | | | | |
| Junior Felix, S (1, 9) OBP: 0.353, SLG: 0.521 | 1-2 G1-3 | | | 0-2 P9 | | 0-0 F9 | 2-1 HBP 1B | | 1-3 K | 4 1 0 0 0 1 4 | | | | | | | | | | | | |
| Chris Gomez, R (1, 6) OBP: 0.398, SLG: 0.524 | | | | 4-2 FC5-4 2B | | 2-1 G6-3 | 1-1 BB E 1B | | 1-0 G1-3 | 5 1 2 1 0 0 0 | | | | | | | | | | | | |
| Danny Bautista, R (1, 8) OBP: 0.275, SLG: 0.458 | | | | 1-2 FC5-4 | | | 0-0 HR | | 2-1 F9 SF9 2B | 4 4 3 2 1 0 1 | | | | | | | | | | | | |
| Inning Stats | R: 1 E: 0 K: 1 S: 20 | H: 2 LOB: 3 BB: 2 P: 34 | R: 2 E: 0 K: 0 S: 14 | H: 2 LOB: 2 BB: 2 P: 26 | R: 0 E: 0 K: 0 S: 16 | H: 2 LOB: 1 BB: 0 P: 21 | R: 0 E: 0 K: 1 S: 13 | H: 2 LOB: 2 BB: 0 P: 19 | R: 0 E: 0 K: 0 S: 4 | H: 0 LOB: 0 BB: 0 P: 7 | R: 1 E: 0 K: 0 S: 10 | H: 2 LOB: 1 BB: 0 P: 13 | R: 6 E: 1 K: 0 S: 19 | H: 4 LOB: 1 BB: 1 P: 35 | R: 0 E: 0 K: 2 S: 7 | H: 0 LOB: 0 BB: 0 P: 11 | R: 1 E: 0 K: 0 S: 9 | H: 2 LOB: 1 BB: 0 P: 18 | 1B: 12 2B: 3 3B: 0 HR: 1 | SF: 1 SAC: 0 DP: 0 HBP: 1 | WP: 0 PB: 0 SB: 0 CS: 1 | PA: 49 |
| PITCHER | IP WLS BF H R ER SO BB IBB HBP BLK WP HR S P ERA WHIP | | | | | | | | | | | | | | | | | | | | | |
| 35 Mike Mussina, R (1, 1) ERA: 2.81 | 6.0 L 31 10 4 4 2 4 0 0 0 0 0 1 77 120 6.00 2.333 | | | | | | | | | | | | | | | | | | | | | |
| Mark Williamson, R (7, 1) ERA: 5.75 | 0.2 9 4 6 4 0 1 0 1 0 0 0 0 16 29 54.00 7.500 | | | | | | | | | | | | | | | | | | | | | |
| Jim Poole, L (7, 1) ERA: 4.15 | 1.1 4 0 0 0 2 0 0 0 0 0 0 0 10 17 0.00 0.000 | | | | | | | | | | | | | | | | | | | | | |
| Tom Bolton, L (9, 1) ERA: 4.22 | 1.0 5 2 1 1 0 0 0 0 0 0 0 0 9 18 9.00 2.000 | | | | | | | | | | | | | | | | | | | | | |

Detroit Tigers @ Baltimore Orioles
 Oriole Park at Camden Yards, Baltimore, MD

Wed Jun 01 1994, 7:05 PM EDT
 Att. 46,773 - Unknown - 89 F

livebaseballscorecards.com

| | |
|------------|----|
| AB | 42 |
| R | 11 |
| H | 16 |
| RBI | 9 |
| BB | 5 |
| SO | 4 |
| LOB | 22 |



| Batter | 1 | 2 | 3 | 4 | 5 | 6 | 7 | 8 | 9 | AB | R | H | RBI | BB | SO | LOB |
|---|--------|------------|----------|----------|--------|----------|--------|--------|--------|----|---|---|-----|----|----|-----|
| Brady Anderson, L (1, 7) OBP: 0.335, SLG: 0.366 | 1-1 F8 | | 0-1 P4 | | | 2-1 F8 | | 0-0 L4 | | 4 | 0 | 0 | 0 | 0 | 0 | 3 |
| Mike Devereaux, R (1, 8) OBP: 0.280, SLG: 0.376 | 0-3 K | | 3-2 L3-6 | | | 2-2 G5-3 | | 0-3 K | | 4 | 0 | 0 | 0 | 0 | 2 | 3 |
| Rafael Palmeiro, L (1, 3) OBP: 0.405, SLG: 0.570 | 1-0 F9 | | | | | | | | 0-0 HR | 4 | 1 | 1 | 0 | 0 | 0 | 0 |
| Harold Baines, L (1, 10) OBP: 0.349, SLG: 0.489 | | 1-1 G1-4-3 | | 1-0 G3 | | | 1-2 G3 | | 0-2 F7 | 4 | 0 | 1 | 0 | 0 | 0 | 1 |
| Cal Ripken Jr., R (1, 6) OBP: 0.321, SLG: 0.389 | | 2-1 G1-4-3 | | 0-2 K | | | 0-1 | | 2-1 | 3 | 0 | 1 | 0 | 0 | 1 | 1 |
| Tim Lincecum, R (8, 6) OBP: 0.383, SLG: 0.439 | | 1-2 | | | | | | | 1-H | 1 | 1 | 1 | 2 | 0 | 0 | 0 |
| Leo Gomez, R (1, 5) OBP: 0.405, SLG: 0.602 | | 4-2 BB | | 3-2 P4 | | | 2-2 F9 | | 2-2 | 3 | 0 | 1 | 0 | 1 | 0 | 1 |
| Mark McLemore, S (1, 4) OBP: 0.358, SLG: 0.295 | | 0-0 G6-3 | | 1-0 G3-1 | | | | 4-1 | 1-2 | 3 | 1 | 0 | 0 | 1 | 0 | 2 |
| Jack Voigt, R (1, 9) OBP: 0.300, SLG: 0.340 | | | 1-0 L3-6 | | 1-0 F8 | | | 0-0 | 1-0 | 4 | 0 | 2 | 0 | 0 | 0 | 1 |
| Jeff Tackett, R (1, 2) OBP: 0.263, SLG: 0.333 | | | 4-0 BB | | | 0-1 G1-3 | | 0-2 | | 2 | 0 | 0 | 1 | 1 | 0 | 1 |

| Inning Stats | R: 0 | H: 0 | E: 0 | K: 1 | S: 6 | R: 0 | H: 1 | E: 0 | K: 0 | S: 9 | R: 0 | H: 1 | E: 0 | K: 0 | S: 6 | R: 0 | H: 0 | E: 0 | K: 1 | S: 5 | R: 0 | H: 0 | E: 0 | K: 0 | S: 6 | R: 0 | H: 0 | E: 0 | K: 0 | S: 9 | R: 0 | H: 1 | E: 0 | K: 1 | S: 11 | R: 1 | H: 1 | E: 0 | K: 1 | S: 9 | R: 2 | H: 3 | E: 0 | K: 0 | S: 17 | 1B: 5 | SF: 0 | 2B: 2 | SAC: 0 | 3B: 0 | DP: 2 | HR: 1 | HBP: 0 | WP: 0 | PA: 35 |
|--------------|------|------|------|------|------|------|------|------|------|------|------|------|------|------|------|------|------|------|------|------|------|------|------|------|------|------|------|------|------|------|------|------|------|------|-------|------|------|------|------|------|------|------|------|------|-------|-------|-------|-------|--------|-------|-------|-------|--------|-------|--------|
|--------------|------|------|------|------|------|------|------|------|------|------|------|------|------|------|------|------|------|------|------|------|------|------|------|------|------|------|------|------|------|------|------|------|------|------|-------|------|------|------|------|------|------|------|------|------|-------|-------|-------|-------|--------|-------|-------|-------|--------|-------|--------|

| PITCHER | IP | WLS | BF | H | R | ER | SO | BB | IBB | HBP | BLK | WP | HR | S | P | ERA | WHIP |
|--------------------------------------|-----|-----|----|---|---|----|----|----|-----|-----|-----|----|----|----|----|-------|-------|
| Tim Belcher, R (1, 1) ERA: 6.46 | 8.0 | W | 29 | 4 | 1 | 1 | 3 | 3 | 0 | 0 | 0 | 0 | 0 | 61 | 95 | 1.12 | 0.875 |
| Mike Gardiner, R (9, 1) ERA: 3.09 | 1.0 | | 6 | 3 | 2 | 2 | 0 | 0 | 0 | 0 | 0 | 0 | 1 | 17 | 23 | 18.00 | 3.000 |

BOTTOM

Detroit Tigers @ Baltimore Orioles
 Oriole Park at Camden Yards, Baltimore, MD

Wed Jun 01 1994, 7:05 PM EDT
 Att: 46,773 - Unknown - 89 F

livebaseballscores.com

| | |
|-----|----|
| AB | 32 |
| R | 3 |
| H | 7 |
| RBI | 3 |
| BB | 3 |
| SO | 3 |
| LOB | 13 |



| Batter | 1 | 2 | 3 | 4 | 5 | 6 | 7 | 8 | 9 | AB R H RBI BB SO LOB | TOP | | | | | | | | | | | |
|---|---|----------------------------------|------------------------------|----------------------------------|-------------------------------|----------------------------------|------------------------------|----------------------------------|-------------------------------|----------------------------------|------------------------------|----------------------------------|------------------------------|----------------------------------|-------------------------------|----------------------------------|-------------------------------|----------------------------------|----------------------------------|------------------------------------|----------------------------------|--------|
| Danny Bautista, R OBP: 0.286, SLG: 0.453 (1, 8) | 2-2 1B | | 1-1 HR | 1-3 | | | 1-0 G4-3 | | 1-3 | 5 1 2 0 0 2 1 | | | | | | | | | | | | |
| Lou Whitaker, L OBP: 0.375, SLG: 0.553 (1, 4) | 1-3 K2-3-2 | | 0-0 HR | 2-1 F9 | | | 1-1 2B | | 1-1 1B | 5 1 3 2 0 1 1 | | | | | | | | | | | | |
| Travis Fryman, R OBP: 0.348, SLG: 0.488 (1, 5) | 2-3 K | | 0-3 HR | | | | 3-2 L6 | | 2-3 K | 5 0 1 0 0 3 3 | | | | | | | | | | | | |
| Cecil Fielder, R OBP: 0.361, SLG: 0.530 (1, 3) | | | | | | | 1-1 G6-4-3 | | 3-2 1B | 4 2 2 1 1 1 2 | | | | | | | | | | | | |
| Kirk Gibson, L OBP: 0.366, SLG: 0.546 (1, 10) | | | | | | | 2-1 G6-4-3 | | 3-3 K | 4 0 0 0 1 1 4 | | | | | | | | | | | | |
| Mickey Tettleton, S OBP: 0.451, SLG: 0.522 (1, 7) | | | | | | | 4-2 BB | | 2-2 G6-3 | 2 0 0 0 2 1 1 | | | | | | | | | | | | |
| Junior Felix, S OBP: 0.360, SLG: 0.534 (1, 9) | | | | | | | 3-2 G4-3 | | 3-3 K | 2 0 1 2 0 0 0 | | | | | | | | | | | | |
| Chris Gomez, R OBP: 0.386, SLG: 0.505 (1, 6) | | | | | | | 0-0 G5-3 | | 1-0 2B | 4 0 0 0 0 1 5 | | | | | | | | | | | | |
| Chad Kreuter, S OBP: 0.333, SLG: 0.263 (1, 2) | | | | | | | 0-0 G3 | | 1-3 K | 4 0 0 0 0 1 5 | | | | | | | | | | | | |
| Inning Stats | R: 0 E: 0 K: 2 S: 9 | H: 1 LOB: 0 BB: 0 P: 14 | R: 1 E: 0 K: 0 S: 7 | H: 1 LOB: 1 BB: 1 P: 14 | R: 3 E: 1 K: 1 S: 18 | H: 2 LOB: 3 BB: 2 P: 33 | R: 0 E: 0 K: 1 S: 8 | H: 0 LOB: 0 BB: 0 P: 13 | R: 0 E: 0 K: 0 S: 10 | H: 1 LOB: 1 BB: 1 P: 20 | R: 0 E: 0 K: 0 S: 7 | H: 0 LOB: 0 BB: 0 P: 10 | R: 0 E: 0 K: 1 S: 9 | H: 1 LOB: 1 BB: 0 P: 17 | R: 0 E: 0 K: 2 S: 11 | H: 1 LOB: 1 BB: 0 P: 18 | R: 1 E: 0 K: 3 S: 23 | H: 3 LOB: 2 BB: 0 P: 33 | 1B: 6 2B: 4 3B: 0 HR: 1 | SF: 1 SAC: 0 DP: 2 HBP: 1 | WP: 0 PB: 0 SB: 0 CS: 0 | PA: 41 |
| PITCHER | IP WLS BF H R ER SO BB IBB HBP BLK WP HR S P ERA WHIP | | | | | | | | | | | | | | | | | | | | | |
| Scott Kligenbeck, R ERA: 3.86 (1, 1) | 7.0 W 31 6 4 3 5 3 1 1 0 0 1 68 121 3.86 1.286 | | | | | | | | | | | | | | | | | | | | | |
| Alan Mills, R ERA: 8.14 (8, 1) | 2.0 10 4 1 1 5 0 0 0 0 0 0 34 51 4.50 2.000 | | | | | | | | | | | | | | | | | | | | | |

Detroit Tigers @ Baltimore Orioles
Oriole Park at Camden Yards, Baltimore, MD

Thu Jun 02 1994, 3:33 AM EDT
 Att. 47,341 - Sunny - 71 F

livebaseballscorecards.com

| | |
|-----|----|
| AB | 35 |
| R | 5 |
| H | 10 |
| RBI | 5 |
| BB | 4 |
| SO | 10 |
| LOB | 17 |



| Batter | 1 | 2 | 3 | 4 | 5 | 6 | 7 | 8 | 9 | 10 | 11 | 12 | 13 | AB R H RBI BB SO LOB | TOP |
|--|--|--|---|--|---|---|--|---|--|---|--|--|--|---|---|
| Chuck Knoblauch, R (1, 4) <small>OBP: 0.388, SLG: 0.482</small> | | | | | | | | | | | | | | 6 1 1 0 0 1 1 | |
| Alex Cole, L (1, 8) <small>OBP: 0.403, SLG: 0.451</small> | | | | | | | | | | | | | | 5 2 3 1 0 0 0 | |
| Kirby Puckett, R (1, 9) <small>OBP: 0.372, SLG: 0.502</small> | | | | | | | | | | | | | | 6 1 2 1 0 1 1 | |
| Kent Hrbek, L (1, 3) <small>OBP: 0.398, SLG: 0.410</small> Dave McCarty, R (8, PR) <small>OBP: 0.306, SLG: 0.389</small> Chip Hale, L (10, PH) <small>OBP: 0.315, SLG: 0.242</small> | | | | | | | | | | | | | | 3 1 1 0 1 0 0 0 0 0 0 0 0 0 2 0 0 0 0 1 1 | |
| Dave Winfield, R (1, 10) <small>OBP: 0.337, SLG: 0.429</small> | | | | | | | | | | | | | | 6 1 2 0 0 0 3 | |
| Shane Mack, R (1, 7) <small>OBP: 0.376, SLG: 0.598</small> | | | | | | | | | | | | | | 5 1 2 2 1 1 3 | |
| Matt Walbeck, S (1, 2) <small>OBP: 0.263, SLG: 0.292</small> | | | | | | | | | | | | | | 6 0 2 1 0 0 3 | |
| Jeff Reboulet, R (1, 5) <small>OBP: 0.329, SLG: 0.349</small> | | | | | | | | | | | | | | 4 1 0 1 0 2 1 | |
| Pat Meares, R (1, 6) <small>OBP: 0.333, SLG: 0.341</small> | | | | | | | | | | | | | | 5 0 1 1 0 1 2 | |
| Inning Stats | R: 0 H: 0 E: 0 LOB: 0 K: 1 BB: 0 S: 7 P: 8 | R: 3 H: 4 E: 0 LOB: 1 K: 0 BB: 0 S: 17 P: 25 | R: 1 H: 2 E: 0 LOB: 1 K: 2 BB: 0 S: 11 P: 18 | R: 0 H: 0 E: 0 LOB: 0 K: 0 BB: 0 S: 9 P: 12 | R: 1 H: 2 E: 0 LOB: 0 K: 0 BB: 0 S: 12 P: 15 | R: 0 H: 1 E: 0 LOB: 0 K: 0 BB: 0 S: 6 P: 8 | R: 0 H: 0 E: 0 LOB: 0 K: 1 BB: 0 S: 7 P: 11 | R: 3 H: 3 E: 0 LOB: 1 K: 0 BB: 1 S: 17 P: 24 | R: 0 H: 0 E: 0 LOB: 0 K: 2 BB: 0 S: 8 P: 11 | R: 0 H: 1 E: 0 LOB: 1 K: 1 BB: 0 S: 10 P: 11 | R: 0 H: 1 E: 0 LOB: 1 K: 0 BB: 0 S: 7 P: 11 | R: 0 H: 0 E: 0 LOB: 0 K: 0 BB: 0 S: 6 P: 10 | R: 0 H: 0 E: 0 LOB: 1 K: 0 BB: 1 S: 8 P: 14 | 1B: 10 SF: 0 2B: 2 SAC: 1 3B: 0 DP: 3 HR: 2 HBP: 1 | WP: 0 PA: 52 PB: 0 SB: 1 CS: 0 |
| PITCHER Bill Gullickson, R (1, 1) <small>ERA: 6.79</small> Storm Davis, R (6, 1) <small>ERA: 3.09</small> Mike Gardiner, R (8, 1) <small>ERA: 3.86</small> Mike Henneman, R (8, 1) <small>ERA: 4.71</small> Joe Boever, R (10, 1) <small>ERA: 4.15</small> | IP WLS BF H R ER SO BB IBB HBP BLK WP HR S P ERA WHIP 5.0 22 22 8 5 5 3 0 0 0 0 0 1 56 78 9.00 1.600 2.0 6 1 0 0 1 0 0 0 0 0 0 0 13 19 0.00 0.500 0.0 3 2 3 3 0 1 0 0 0 0 0 0 8 14 ∞ ∞ 2.0 6 1 0 0 2 0 0 0 0 0 1 17 21 0.00 0.500 4.0 W 15 2 0 0 1 1 0 1 0 0 0 31 46 0.00 0.750 | PITCHER IP WLS BF H R ER SO BB IBB HBP BLK WP HR S P ERA WHIP 0 0 0 0 0 0 0 0 0 0 0 0 0 0 0 0 0 0 | | | | | | | | | | | | | |

Minnesota Twins @ Detroit Tigers
 Tiger Stadium, Detroit, MI
 Fri Jun 03 1994, 7:05 PM EDT
 Att: 22,608 - Unknown - 74 F

livebaseballscorecards.com

| | |
|-----|----|
| AB | 48 |
| R | 8 |
| H | 14 |
| RBI | 7 |
| BB | 2 |
| SO | 7 |
| LOB | 15 |




| Batter | 1 | 2 | 3 | 4 | 5 | 6 | 7 | 8 | 9 | 10 | 11 | 12 | 13 | AB R H RBI BB SO LOB | | | | | | | | | | | | | |
|---|-------------------------------|----------------------------------|-------------------------------|----------------------------------|------------------------------|----------------------------------|------------------------------|----------------------------------|-------------------------------|----------------------------------|------------------------------|----------------------------------|-------------------------------|---|------------------------------|----------------------------------|-------------------------------|----------------------------------|-------------------------------|----------------------------------|------------------------------|----------------------------------|------------------------------|---------------------------------|----------------------------------|------------------------------------|--|
| Tony Phillips, S OBP: 0.414, SLG: 0.435 (1, 7) | 0-0 F8 | 2-2 F9 | | | 0-1 F9 | 1-1 HR | | 2-0 PB 2B | | 4-0 IBB | | 4-0 BB | | 5 1 2 2 2 0 2 | | | | | | | | | | | | | |
| Chris Gomez, R OBP: 0.371, SLG: 0.482 Lou Whitaker, L OBP: 0.370, SLG: 0.545 (10, PH) (11, 4) | 3-2 F7 | | 2-1 L8 | | 2-1 F8 | 1-3 K | | 3-3 K | | 3-2 P6 | | 1-0 P4 | | 5 0 0 0 0 2 2 2 0 0 0 0 0 3 | | | | | | | | | | | | | |
| Travis Fryman, R OBP: 0.350, SLG: 0.502 (1, 5) | 2-1 HR | | 3-2 G5-3 | | 4-1 SAFE BB | 0-2 2B | | 3-3 K | | 1-0 F9 | | | 2-2 G6-3 | 6 1 2 1 1 1 3 | | | | | | | | | | | | | |
| Cecil Fielder, R OBP: 0.363, SLG: 0.559 (1, 3) | 3-2 HR | | 1-0 P4 | | 0-0 F9 | 1-1 G3 | | | 1-0 F8 | | | | 0-0 HR | 7 2 3 2 0 0 3 | | | | | | | | | | | | | |
| Alan Trammell, R OBP: 0.372, SLG: 0.448 (1, 6) | 3-1 1B | | | 3-1 2B | | 0-0 2B 2B | | 0-1 F8 | | 1-1 P3 | | 2-1 F9 | | 6 1 3 0 0 0 1 | | | | | | | | | | | | | |
| Mickey Tettleton, S OBP: 0.450, SLG: 0.516 Juan Samuel, R OBP: 0.325, SLG: 0.314 John Flaherty, R OBP: 0.136, SLG: 0.095 (1, 2) (9, PR) (10, 2) | 1 SAFE 3-2 G1-3 | | | 2-1 F8 | | 4-0 2B 1B BB | | 3-3 K | | 2-1 1B | | 1-3 K | | 4 1 1 0 1 1 2 0 0 0 0 0 0 0 1 0 0 0 0 0 1 | | | | | | | | | | | | | |
| Danny Bautista, R OBP: 0.274, SLG: 0.441 (1, 8) | | 1-1 P4 | | 0-0 F9 | | 1-1 1B FC6-4 2B | | 1-0 G1-3 | | 1-1 G6-3 | | 1-3 K | | 6 1 1 1 0 1 3 | | | | | | | | | | | | | |
| Junior Felix, S OBP: 0.379, SLG: 0.608 (1, 9) | | 1-2 2B | | 0-1 L8 | | 0-0 FC6-4 1B | | 0-1 HR | | 1-1 SH1-4 2B | | 2-0 P4 | | 6 1 4 2 0 0 1 | | | | | | | | | | | | | |
| Skeeter Barnes, R OBP: 0.500, SLG: 0.875 Kirk Gibson, L OBP: 0.359, SLG: 0.535 (1, 10) (6, PH) | | 1-2 F8 | | | 2-2 BB 1B | 0-1 FC6-4 HR | | 1-1 F7 | | 0-0 SH1-4 | | 0-0 P5 | | 2 0 1 0 0 0 1 3 1 0 1 0 0 1 | | | | | | | | | | | | | |
| Inning Stats | R: 2 E: 0 K: 0 S: 18 | H: 3 LOB: 1 BB: 0 P: 32 | R: 0 E: 0 K: 0 S: 11 | H: 1 LOB: 1 BB: 0 P: 16 | R: 0 E: 0 K: 0 S: 6 | H: 0 LOB: 0 BB: 0 P: 12 | R: 0 E: 0 K: 0 S: 7 | H: 1 LOB: 1 BB: 0 P: 12 | R: 0 E: 0 K: 1 S: 10 | H: 1 LOB: 2 BB: 1 P: 18 | R: 0 E: 0 K: 1 S: 6 | H: 0 LOB: 0 BB: 0 P: 10 | R: 1 E: 0 K: 2 S: 14 | H: 2 LOB: 1 BB: 0 P: 23 | R: 0 E: 0 K: 0 S: 7 | H: 1 LOB: 2 BB: 0 P: 12 | R: 0 E: 0 K: 0 S: 12 | H: 1 LOB: 2 BB: 1 P: 21 | R: 0 E: 0 K: 0 S: 11 | H: 1 LOB: 1 BB: 0 P: 16 | R: 0 E: 0 K: 0 S: 3 | H: 0 LOB: 1 BB: 1 P: 10 | R: 1 E: 0 K: 0 S: 5 | H: 1 LOB: 0 BB: 0 P: 7 | 1B: 5 2B: 7 3B: 0 HR: 5 | SF: 0 SAC: 1 DP: 0 HBP: 0 | WP: 0 PA: 58 PB: 1 SB: 1 CS: 0 |

| PITCHER | IP | WLS | BF | H | R | ER | SO | BB | IBB | HBP | BLK | WP | HR | S | P | ERA | WHIP |
|--|-----|-----|----|---|---|----|----|----|-----|-----|-----|----|----|----|----|-------|-------|
| Jim Deshaies, L ERA: 6.93 (1, 1) | 5.0 | | 25 | 8 | 5 | 5 | 0 | 2 | 0 | 0 | 0 | 0 | 2 | 55 | 98 | 9.00 | 2.000 |
| Carl Willis, R ERA: 6.25 (6, 1) | 0.2 | | 5 | 3 | 2 | 2 | 1 | 0 | 0 | 0 | 0 | 0 | 1 | 12 | 14 | 27.00 | 4.500 |
| Brett Merriman, R ERA: 5.56 (6, 1) | 1.1 | | 4 | 0 | 0 | 0 | 1 | 0 | 0 | 0 | 0 | 0 | 0 | 8 | 13 | 0.00 | 0.000 |
| Mark Guthrie, L ERA: 9.12 (8, 1) | 0.2 | | 4 | 2 | 1 | 1 | 1 | 0 | 0 | 0 | 0 | 0 | 1 | 8 | 14 | 13.50 | 3.000 |
| Rick Aguilera, R ERA: 5.6 (8, 1) | 1.1 | | 5 | 1 | 0 | 0 | 1 | 0 | 0 | 0 | 0 | 0 | 0 | 13 | 21 | 0.00 | 0.750 |
| PITCHER | IP | WLS | BF | H | R | ER | SO | BB | IBB | HBP | BLK | WP | HR | S | P | ERA | WHIP |
| Larry Casian, L ERA: 6.51 (10, 1) | 0.1 | | 3 | 1 | 0 | 0 | 0 | 0 | 1 | 0 | 0 | 0 | 0 | 3 | 8 | 0.00 | 3.000 |
| Dave Stevens, R ERA: 11.7 (10, 1) | 3.0 | L | 12 | 2 | 1 | 1 | 2 | 1 | 0 | 0 | 0 | 0 | 1 | 28 | 46 | 3.00 | 1.000 |

Minnesota Twins @ Detroit Tigers
Tiger Stadium, Detroit, MI
Fri Jun 03 1994, 7:05 PM EDT
Att: 22,608 - Unknown - 74 F

| | |
|-----|----|
| AB | 53 |
| R | 9 |
| H | 17 |
| RBI | 9 |
| BB | 4 |
| SO | 6 |
| LOB | 23 |



Minnesota Twins @ Detroit Tigers
 Tiger Stadium, Detroit, MI
 Sat Jun 04 1994, 3:33 AM EDT
 Att. 23,780 - Sunny - 74 F

livebaseballscorecards.com

| | |
|------------|-----------|
| AB | 49 |
| R | 21 |
| H | 24 |
| RBI | 20 |
| BB | 5 |
| SO | 8 |
| LOB | 26 |



| | |
|-------|--------|
| WP: 1 | PA: 57 |
| PB: 0 | |
| SB: 0 | |
| CS: 0 | |

| Batter | 1 | 2 | 3 | 4 | 5 | 6 | 7 | 8 | 9 | AB | R | H | RBI | BB | SO | LOB |
|--|----------------------------|-----------------------|-----------------------|-----------|---------------------------|-------------------------------|-------------|-----------|-------------|----|---|---|-----|----|----|-----|
| Chuck Knoblauch, R OBP: 0.390, SLG: 0.487 Jeff Reboulet, R OBP: 0.316, SLG: 0.333 | 1-0 SH1-3 G4-3 2B | 2-2 BB BB 1B | 2-0 F8 | 0-0 L6 | | 0-2 P4 | 2-3 K | | 1-1 G6-3 | 4 | 2 | 2 | 1 | 0 | 0 | 2 |
| Alex Cole, L OBP: 0.411, SLG: 0.458 | 0-0 SH1-3 | 2-0 BB BB 1B | 0-3 K | | 0-2 FC3-6 SF8 1B | 0-2 1B 1-2 3-H 1B | 2-3 K | | 1-0 1B | 6 | 2 | 4 | 1 | 0 | 2 | 5 |
| Shane Mack, R OBP: 0.397, SLG: 0.594 | 4-0 G4-3 BB | 4-2 BB 1B BB | 3-2 1B HR 1B | | 4-2 FC3-6 BB | 0-1 1-3 2-H 1B | 1-1 G6-3 | | 3-3 K | 4 | 2 | 2 | 2 | 3 | 1 | 3 |
| Kent Hrbek, L OBP: 0.394, SLG: 0.398 | 0-0 G4-3 | 4-1 1B 1B BB | 1-0 HR 1B | | 0-0 FC3-6 | 3-1 P6 | | 3-1 F8 | | 5 | 1 | 1 | 3 | 1 | 0 | 5 |
| Pedro Munoz, R OBP: 0.349, SLG: 0.479 | 1-1 G1-3 | 0-0 1B 1B | 2-2 HR | | 3-2 SF8 | | 2-1 HR | 3-3 K | | 5 | 2 | 3 | 7 | 0 | 1 | 1 |
| Scott Leius, R OBP: 0.323, SLG: 0.435 | | | | | | | | | | 6 | 2 | 3 | 1 | 0 | 1 | 1 |
| Dave McCarty, R OBP: 0.317, SLG: 0.389 | | | | | | | | | | 5 | 3 | 2 | 0 | 0 | 1 | 3 |
| Derek Parks, R OBP: 0.273, SLG: 0.357 | | | | | | | | | | 6 | 3 | 3 | 1 | 0 | 1 | 1 |
| Pat Meares, R OBP: 0.340, SLG: 0.357 Chip Hale, L OBP: 0.342, SLG: 0.313 | | | | | | | | | | 3 | 2 | 2 | 1 | 0 | 0 | 0 |
| | | | | | | | | | | 2 | 2 | 2 | 3 | 1 | 0 | 0 |

| Inning Stats | R: 1 | H: 1 | E: 0 | K: 0 | S: 5 | LOB: 1 | BB: 1 | P: 11 | R: 6 | H: 7 | E: 0 | K: 1 | S: 23 | LOB: 2 | BB: 2 | P: 35 | R: 6 | H: 6 | E: 0 | K: 2 | S: 20 | LOB: 0 | BB: 0 | P: 33 | R: 0 | H: 0 | E: 0 | K: 0 | S: 4 | LOB: 0 | BB: 0 | P: 4 | R: 1 | H: 1 | E: 0 | K: 0 | S: 12 | LOB: 1 | BB: 1 | P: 20 | R: 2 | H: 3 | E: 1 | K: 0 | S: 15 | LOB: 2 | BB: 0 | P: 18 | R: 3 | H: 4 | E: 0 | K: 2 | S: 14 | LOB: 2 | BB: 1 | P: 26 | R: 0 | H: 0 | E: 0 | K: 1 | S: 7 | LOB: 0 | BB: 0 | P: 13 | R: 2 | H: 2 | E: 0 | K: 2 | S: 14 | LOB: 1 | BB: 0 | P: 22 | 1B: 17 | SF: 1 | 2B: 3 | SAC: 1 | 3B: 0 | DP: 1 | HR: 4 | HBP: 1 | WP: 1 | PA: 57 |
|--------------|------|------|------|------|------|--------|-------|-------|------|------|------|------|-------|--------|-------|-------|------|------|------|------|-------|--------|-------|-------|------|------|------|------|------|--------|-------|------|------|------|------|------|-------|--------|-------|-------|------|------|------|------|-------|--------|-------|-------|------|------|------|------|-------|--------|-------|-------|------|------|------|------|------|--------|-------|-------|------|------|------|------|-------|--------|-------|-------|--------|-------|-------|--------|-------|-------|-------|--------|-------|--------|
|--------------|------|------|------|------|------|--------|-------|-------|------|------|------|------|-------|--------|-------|-------|------|------|------|------|-------|--------|-------|-------|------|------|------|------|------|--------|-------|------|------|------|------|------|-------|--------|-------|-------|------|------|------|------|-------|--------|-------|-------|------|------|------|------|-------|--------|-------|-------|------|------|------|------|------|--------|-------|-------|------|------|------|------|-------|--------|-------|-------|--------|-------|-------|--------|-------|-------|-------|--------|-------|--------|

| PITCHER | IP | WLS | BF | H | R | ER | SO | BB | IBB | HBP | BLK | WP | HR | S | P | ERA | WHIP |
|-------------------------------|--------|-----|----|----|---|----|----|----|-----|-----|-----|----|----|----|----|-------|-------|
| John Doherty, R ERA: 5.55 | (1, 1) | 1.1 | L | 11 | 6 | 6 | 1 | 1 | 0 | 0 | 0 | 0 | 0 | 21 | 31 | 40.50 | 5.250 |
| Kurt Knudsen, R ERA: 13.5 | (2, 1) | 0.0 | | 4 | 2 | 1 | 1 | 0 | 2 | 0 | 0 | 0 | 0 | 6 | 14 | ∞ | ∞ |
| Phil Stidham, R ERA: 32.4 | (2, 1) | 1.2 | | 10 | 6 | 6 | 2 | 0 | 0 | 0 | 0 | 0 | 2 | 21 | 34 | 32.40 | 3.600 |
| Mike Gardiner, R ERA: 3.76 | (4, 1) | 3.0 | | 15 | 4 | 3 | 1 | 0 | 1 | 0 | 0 | 0 | 0 | 31 | 42 | 3.00 | 1.667 |
| Storm Davis, R ERA: 4.07 | (7, 1) | 1.0 | | 8 | 4 | 3 | 2 | 1 | 0 | 0 | 0 | 1 | 1 | 14 | 26 | 27.00 | 5.000 |

| PITCHER | IP | WLS | BF | H | R | ER | SO | BB | IBB | HBP | BLK | WP | HR | S | P | ERA | WHIP |
|-----------------------------|--------|-----|----|---|---|----|----|----|-----|-----|-----|----|----|----|----|------|-------|
| Buddy Groom, L ERA: 3.86 | (8, 1) | 2.0 | | 9 | 2 | 2 | 3 | 0 | 0 | 1 | 0 | 0 | 0 | 21 | 35 | 9.00 | 1.000 |

BOTTOM

Minnesota Twins @ Detroit Tigers
Tiger Stadium, Detroit, MI
Sat Jun 04 1994, 3:33 AM EDT
Att. 23,780 - Sunny - 74 F

livebaseballscorecards.com

| | |
|-----|----|
| AB | 39 |
| R | 7 |
| H | 10 |
| RBI | 7 |
| BB | 5 |
| SO | 5 |
| LOB | 29 |



| | | | |
|-----|---|-----|----|
| WP: | 0 | PA: | 46 |
| PB: | 0 | SB: | 0 |
| CS: | 0 | | |

| | | | | | | | | | | | | | |
|----|---|---|---|---|---|-----|---|----|---|----|---|-----|---|
| AB | 2 | R | 0 | H | 0 | RBI | 0 | BB | 0 | SO | 0 | LOB | 0 |
| | 4 | | 1 | | 1 | | 0 | | 0 | | 0 | | 3 |

| | | | | | | | | | | | | | |
|---|---|---|---|---|---|---|---|---|---|---|---|---|---|
| 2 | 0 | 0 | 0 | 0 | 0 | 0 | 0 | 0 | 0 | 0 | 0 | 0 | 0 |
| 3 | 2 | 3 | 3 | 0 | 0 | 0 | 0 | 0 | 0 | 0 | 0 | 0 | 0 |

| | | | | | | | | | | | | | |
|---|---|---|---|---|---|---|---|---|---|---|---|---|---|
| 3 | 0 | 1 | 1 | 1 | 1 | 1 | 1 | 1 | 1 | 1 | 1 | 1 | 1 |
|---|---|---|---|---|---|---|---|---|---|---|---|---|---|

| | | | | | | | | | | | | | |
|---|---|---|---|---|---|---|---|---|---|---|---|---|---|
| 4 | 1 | 2 | 0 | 0 | 0 | 0 | 0 | 0 | 0 | 0 | 0 | 0 | 2 |
| 1 | 1 | 1 | 1 | 0 | 0 | 0 | 0 | 0 | 0 | 0 | 0 | 0 | 0 |

| | | | | | | | | | | | | | |
|---|---|---|---|---|---|---|---|---|---|---|---|---|---|
| 3 | 1 | 0 | 0 | 0 | 2 | 2 | 2 | 2 | 2 | 2 | 2 | 2 | 2 |
|---|---|---|---|---|---|---|---|---|---|---|---|---|---|

| | | | | | | | | | | | | | |
|---|---|---|---|---|---|---|---|---|---|---|---|---|---|
| 5 | 0 | 2 | 0 | 0 | 0 | 0 | 0 | 0 | 0 | 0 | 0 | 0 | 5 |
|---|---|---|---|---|---|---|---|---|---|---|---|---|---|

| | | | | | | | | | | | | | |
|---|---|---|---|---|---|---|---|---|---|---|---|---|---|
| 3 | 0 | 0 | 1 | 1 | 0 | 0 | 0 | 0 | 0 | 0 | 0 | 0 | 5 |
|---|---|---|---|---|---|---|---|---|---|---|---|---|---|

| | | | | | | | | | | | | | |
|---|---|---|---|---|---|---|---|---|---|---|---|---|---|
| 4 | 0 | 0 | 1 | 1 | 1 | 1 | 1 | 1 | 1 | 1 | 1 | 1 | 7 |
|---|---|---|---|---|---|---|---|---|---|---|---|---|---|

| | | | | | | | | | | | | | |
|---|---|---|---|---|---|---|---|---|---|---|---|---|---|
| 5 | 1 | 0 | 0 | 0 | 0 | 1 | 4 | 4 | 4 | 4 | 4 | 4 | 4 |
|---|---|---|---|---|---|---|---|---|---|---|---|---|---|

| | | | |
|-----|---|------|---|
| 1B: | 6 | SF: | 1 |
| 2B: | 0 | SAC: | 0 |
| 3B: | 2 | DP: | 0 |
| HR: | 2 | HBP: | 1 |

| | | | | | | | | | | | | | |
|-----|----|-----|---|----|---|----|---|------|------|-------|-------|--|--|
| WP: | 0 | HR: | 1 | S: | 1 | P: | 1 | ERA: | 0.00 | WHIP: | 1.200 | | |
| PA: | 46 | | | | | | | | | | | | |

| | | | | | | | | | | | | | |
|-----|----|-----|---|----|---|----|---|------|------|-------|-------|--|--|
| WP: | 0 | HR: | 1 | S: | 1 | P: | 1 | ERA: | 0.00 | WHIP: | 1.200 | | |
| PA: | 46 | | | | | | | | | | | | |

| | | | | | | | | | | | | | |
|-----|----|-----|---|----|---|----|---|------|------|-------|-------|--|--|
| WP: | 0 | HR: | 1 | S: | 1 | P: | 1 | ERA: | 0.00 | WHIP: | 1.200 | | |
| PA: | 46 | | | | | | | | | | | | |

| Batter | 1 | 2 | 3 | 4 | 5 | 6 | 7 | 8 | 9 |
|---|-------|---|--------|---|--------|---|---------------|-----------------|------------|
| Tony Phillips, S (1, 7) Skeeter Barnes, R (4, 7) OBP: 0.411, SLG: 0.431 OBP: 0.417, SLG: 0.667 | L8 | | G1-4-3 | | 3B 1B | | F7 | F9 | G5-3 |
| Lou Whitaker, L (1, 4) Juan Samuel, R (4, 4) OBP: 0.365, SLG: 0.537 OBP: 0.372, SLG: 0.553 | G3-1 | | L8 | | 1-H 3B | | HR | SF9 3B | |
| Travis Fryman, R (1, 5) OBP: 0.351, SLG: 0.500 | 1B BB | | K | | F9 | | BB E FC1-2 1B | SF9 | |
| Kirk Gibson, L (1, 10) Alan Trammell, R (8, PH) OBP: 0.363, SLG: 0.534 OBP: 0.377, SLG: 0.474 | 1B | | | | BB 1B | | F8 | E3 FC1-2 BB HBP | HR |
| Mickey Tettleton, S (1, 3) OBP: 0.449, SLG: 0.506 | K | | | | BB | | E4 E 1B G4-3 | HBP FC1-2 BB | K |
| Junior Felix, S (1, 9) OBP: 0.380, SLG: 0.595 | | | | | P5 | | E9 G4-3 1B | FC1-2 HBP | P2 |
| Chris Gomez, R (1, 6) OBP: 0.372, SLG: 0.470 | | | | | F8 | | G5-3 | HBP | G6-3 BB BB |
| Chad Kreuter, S (1, 2) OBP: 0.327, SLG: 0.250 | | | | | P3 | | G4-3 | F9 | G6-3 BB |
| Danny Bautista, R (1, 8) OBP: 0.254, SLG: 0.406 | | | | | G6-3 | | F9 | E6 3B | G6-3 |

| Inning Stats | R: 0 | H: 1 | E: 0 | K: 1 | S: 12 | LOB: 2 | BB: 1 | P: 26 |
|--------------|------|------|------|------|--|--------|-------|-------|
| | R: 0 | H: 1 | E: 0 | K: 2 | S: 13 <td>LOB: 1</td> <td>BB: 0</td> <td>P: 20 </td> | LOB: 1 | BB: 0 | P: 20 |
| | R: 0 | H: 0 | E: 0 | K: 1 | S: 12 <td>LOB: 0</td> <td>BB: 0</td> <td>P: 17 </td> | LOB: 0 | BB: 0 | P: 17 |
| | R: 0 | H: 1 | E: 0 | K: 0 | S: 13 <td>LOB: 2</td> <td>BB: 1</td> <td>P: 22 </td> | LOB: 2 | BB: 1 | P: 22 |
| | R: 1 | H: 2 | E: 0 | K: 0 | S: 13 <td>LOB: 1</td> <td>BB: 0</td> <td>P: 20 </td> | LOB: 1 | BB: 0 | P: 20 |
| | R: 1 | H: 1 | E: 2 | K: 0 | S: 8 <td>LOB: 1</td> <td>BB: 0</td> <td>P: 12 </td> | LOB: 1 | BB: 0 | P: 12 |
| | R: 2 | H: 2 | E: 1 | K: 0 | S: 12 <td>LOB: 3</td> <td>BB: 1</td> <td>P: 21 </td> | LOB: 3 | BB: 1 | P: 21 |
| | R: 3 | H: 2 | E: 1 | K: 1 | S: 16 <td>LOB: 0</td> <td>BB: 0</td> <td>P: 25 </td> | LOB: 0 | BB: 0 | P: 25 |
| | R: 0 | H: 0 | E: 0 | K: 0 | S: 5 <td>LOB: 2</td> <td>BB: 2</td> <td>P: 16 </td> | LOB: 2 | BB: 2 | P: 16 |

| PITCHER | IP | WLS | BF | H | R | ER | SO | BB | IBB | HBP | BLK | WP | HR | S | P | ERA | WHIP |
|---------------------------------------|-----|-----|----|---|---|----|----|----|-----|-----|-----|----|----|----|-----|------|-------|
| Pat Mahomes, R (1, 1) ERA: 4.96 | 6.1 | W | 32 | 8 | 4 | 2 | 4 | 3 | 0 | 0 | 0 | 0 | 1 | 81 | 134 | 2.84 | 1.737 |
| Mark Guthrie, L (7, 1) ERA: 8.54 | 1.2 | | 9 | 2 | 3 | 0 | 1 | 0 | 0 | 1 | 0 | 0 | 1 | 18 | 29 | 0.00 | 1.200 |
| Brett Merriman, R (9, 1) ERA: 5.11 | 1.0 | | 5 | 0 | 0 | 0 | 0 | 2 | 0 | 0 | 0 | 0 | 0 | 5 | 16 | 0.00 | 2.000 |

| Batter | 1 | 2 | 3 | 4 | 5 | 6 | 7 | 8 | 9 | AB R H RBI BB SO LOB | TOP | |
|--|---|---|---|--|---|---|--|--|---|--|---|---------------|
| Chuck Knoblauch, R (1, 4) OBP: 0.392, SLG: 0.517 | 0-2 HR | | 2-0 F8 | | | 1-1 F7 | | 2-2 HR | | 4 2 2 2 0 0 0 | Minnesota Twins @ Detroit Tigers Tiger Stadium, Detroit, MI Sun Jun 05 1994, 3:33 AM EDT Att. 25,205 - Sunny - 80 F | |
| Alex Cole, L (1, 8) OBP: 0.408, SLG: 0.453 | 1-0 F8 | | 0-1 G3-1 | | | 1-0 L9 | | 1-0 S 1B | | 4 0 1 0 0 0 0 | | |
| Kirby Puckett, R (1, 9) OBP: 0.365, SLG: 0.493 | 3-2 P4 | | | 0-0 G6-3 | | 1-0 F8 | | 1-1 P3 | | 4 0 0 0 0 0 1 | | |
| Kent Hrbek, L (1, 3) OBP: 0.381, SLG: 0.380 | 0-0 G4-3 | | | 2-2 G3-1 | | 0-1 G3-1 | | 1-1 F8 | | 4 0 0 0 0 0 0 | | |
| Dave Winfield, R (1, 10) OBP: 0.330, SLG: 0.420 | | 0-0 G4-3 | | 2-2 G6-3 | | 1-0 G4-3 | | 1-2 F9 | | 4 0 0 0 0 0 0 | | |
| Pedro Munoz, R (1, 7) OBP: 0.355, SLG: 0.505 | | 1-1 G5-3 | | | 0-0 P3 | | 2-1 HR | | 4-2 BB | | | 3 1 1 1 1 0 0 |
| Scott Leius, R (1, 5) OBP: 0.327, SLG: 0.440 | | 4-0 1B BB | | | 0-1 G3 2B | | 0-2 G6-3 | | 0-0 L7 | | | 3 0 1 0 1 0 1 |
| Matt Walbeck, S (1, 2) OBP: 0.264, SLG: 0.293 | | 1-2 CS 1B | | | 0-0 G3 | | | 1-0 G1-4-3 | | 3 0 1 0 0 0 1 | | |
| Pat Meares, R (1, 6) OBP: 0.333, SLG: 0.349 | | 1-2 CS | 1-0 P5 | | 0-1 G6-3 | | | 0-1 F8 | | 3 0 0 0 0 0 1 | | |
| Inning Stats | R: 1 H: 1 E: 0 LOB: 0 K: 0 BB: 0 S: 10 P: 14 | R: 0 H: 1 E: 0 LOB: 1 K: 0 BB: 1 S: 8 P: 15 | R: 0 H: 0 E: 0 LOB: 0 K: 0 BB: 0 S: 4 P: 7 | R: 0 H: 0 E: 0 LOB: 0 K: 0 BB: 0 S: 8 P: 12 | R: 0 H: 1 E: 0 LOB: 1 K: 0 BB: 0 S: 6 P: 6 | R: 0 H: 0 E: 0 LOB: 0 K: 0 BB: 0 S: 4 P: 7 | R: 1 H: 1 E: 0 LOB: 0 K: 0 BB: 0 S: 9 P: 12 | R: 1 H: 2 E: 0 LOB: 1 K: 0 BB: 0 S: 9 P: 14 | R: 0 H: 0 E: 0 LOB: 1 K: 0 BB: 1 S: 10 P: 16 | 1B: 2 SF: 0 2B: 1 SAC: 0 3B: 0 DP: 0 HR: 3 HBP: 0 | WP: 0 PA: 35 PB: 0 SB: 1 CS: 1 | |
| PITCHER Mike Moore, R (1, 1) ERA: 5.58 | IP WLS BF H R ER SO BB IBB HBP BLK WP HR S P ERA WHIP 9.0 W 34 6 3 3 0 2 0 0 0 0 0 3 68 103 3.00 0.889 | PITCHER IP WLS BF H R ER SO BB IBB HBP BLK WP HR S P ERA WHIP | | | | | | | | | | |

livebaseballscorecards.com

| | |
|------------|-----------|
| AB | 32 |
| R | 3 |
| H | 6 |
| RBI | 3 |
| BB | 2 |
| SO | 0 |
| LOB | 4 |



| Batter | 1 | 2 | 3 | 4 | 5 | 6 | 7 | 8 | 9 |
|--|-------------|-------------|-----------------|-------------|-------------|--------------------|-------------|-----------------------|---|
| Tony Phillips, S OBP: 0.416, SLG: 0.463 (1, 7) | 1-1 HR | | 4-2 BB | | 3-1 G3-1 | | | 2-1 HR | |
| Lou Whitaker, L OBP: 0.369, SLG: 0.532 (1, 4) | 0-0 G4-3 | | 1-3 K | | | 0-0 FC3-6 1B | | 4-0 1B E BB | |
| Travis Fryman, R OBP: 0.350, SLG: 0.495 (1, 5) | 1-2 F9 | | 1-3 K | | | 1-1 FC3-6 1B | | 0-0 F8 | |
| Cecil Fielder, R OBP: 0.361, SLG: 0.552 (1, 3) | 0-0 F9 | | | 2-1 F8 | | 1-3 K | | 1-2 E8 2B 1B | |
| Skeeter Barnes, R OBP: 0.417, SLG: 0.667 (8, PR) (9, 3) | | | | | | | | | |
| Kirk Gibson, L OBP: 0.366, SLG: 0.550 (1, 10) | | 3-1 G3 | | 1-1 HR | | 0-0 FC3-6 | | 4-0 2B IBB | |
| Mickey Tettleton, S OBP: 0.441, SLG: 0.494 (1, 2) | | 3-3 K | | 2-1 G3-1 | | 3-3 K | | 2-2 F7 | |
| Junior Felix, S OBP: 0.375, SLG: 0.591 (1, 9) | | 0-0 G4-3 | | 1-0 G6-3 | | | 0-0 G3-1 | 2-2 2B | |
| Alan Trammell, R OBP: 0.367, SLG: 0.460 (1, 6) | | | 0-1 G5-3 | | 2-2 F9 | | 2-3 K | 1-2 G6-3 | |
| Danny Bautista, R OBP: 0.257, SLG: 0.403 (1, 8) | | | 2-1 WP 1B | | 0-3 K | | 1-1 G6-3 | | |

| Inning Stats | R: 1 | H: 1 | E: 0 | LOB: 0 | K: 0 | S: 7 | R: 0 | H: 0 | E: 0 | LOB: 0 | K: 1 | S: 6 | R: 0 | H: 1 | E: 0 | LOB: 2 | K: 2 | S: 12 | R: 1 | H: 1 | E: 0 | LOB: 0 | K: 0 | S: 7 | R: 0 | H: 0 | E: 0 | LOB: 0 | K: 1 | S: 13 | R: 0 | H: 2 | E: 0 | LOB: 2 | K: 2 | S: 10 | R: 0 | H: 0 | E: 0 | LOB: 0 | K: 1 | S: 6 | R: 3 | H: 3 | E: 1 | LOB: 2 | K: 0 | S: 17 |
|--------------|------|------|------|--------|------|------|------|------|------|--------|------|------|------|------|------|--------|------|-------|------|------|------|--------|------|------|------|------|------|--------|------|-------|------|------|------|--------|------|-------|------|------|------|--------|------|------|------|------|------|--------|------|-------|
| | 7 | 9 | 4 | 0 | 0 | 9 | 4 | 0 | 4 | 0 | 1 | 12 | 4 | 2 | 0 | 2 | 0 | 12 | 3 | 1 | 0 | 0 | 0 | 7 | 13 | 10 | 0 | 0 | 0 | 0 | 18 | 2 | 15 | 6 | 9 | 0 | 0 | 0 | 0 | 0 | 0 | 0 | 33 | | | | | |

| PITCHER | IP | WLS | BF | H | R | ER | SO | BB | IBB | HBP | BLK | WP | HR | S | P | ERA | WHIP |
|---|-----|-----|----|---|---|----|----|----|-----|-----|-----|----|----|----|-----|------|-------|
| Scott Erickson, R ERA: 5.1 (1, 1) | 7.0 | L | 29 | 6 | 4 | 4 | 7 | 2 | 0 | 0 | 0 | 1 | 3 | 63 | 104 | 5.14 | 1.143 |
| Carl Willis, R ERA: 6.34 (8, 1) | 1.0 | | 6 | 2 | 1 | 1 | 0 | 0 | 1 | 0 | 0 | 0 | 0 | 15 | 25 | 9.00 | 2.000 |

BOTTOM

| AB | R | H | RBI | BB | SO | LOB |
|----|---|---|-----|----|----|-----|
| 3 | 2 | 2 | 2 | 1 | 0 | 0 |
| 3 | 1 | 1 | 0 | 1 | 1 | 2 |
| 4 | 0 | 1 | 0 | 0 | 1 | 3 |
| 4 | 0 | 1 | 0 | 0 | 1 | 2 |
| 0 | 1 | 0 | 0 | 0 | 0 | 0 |
| 3 | 1 | 1 | 1 | 1 | 0 | 2 |
| 4 | 0 | 0 | 0 | 0 | 2 | 4 |
| 4 | 0 | 1 | 1 | 0 | 0 | 0 |
| 4 | 0 | 0 | 0 | 0 | 1 | 2 |
| 3 | 0 | 1 | 0 | 0 | 1 | 0 |


| | |
|------------|-----------|
| AB | 32 |
| R | 5 |
| H | 8 |
| RBI | 4 |
| BB | 3 |
| SO | 7 |
| LOB | 15 |



| WP | HR | S | P | ERA | WHIP |
|----|----|---|----|-----|------|
| 1 | 0 | 0 | 35 | | |

Minnesota Twins @ Detroit Tigers
Tiger Stadium, Detroit, MI
 Sun Jun 05 1994, 3:33 AM EDT
 Att. 25,205 - Sunny - 80 F

livebaseballscorecards.com

| Batter | 1 | 2 | 3 | 4 | 5 | 6 | 7 | 8 | 9 | AB R H RBI BB SO LOB | TOP | | | | | | | | | | | |
|--|---|----------------------------------|-------------------------------|----------------------------------|------------------------------|----------------------------------|------------------------------|----------------------------------|---|----------------------------------|---|----------------------------------|------------------------------|----------------------------------|------------------------------|----------------------------------|-------------------------------|----------------------------------|----------------------------------|------------------------------------|----------------------------------|--------|
| Otis Nixon, S (1, 8) <small>OBP: 0.371, SLG: 0.351</small> Lee Tinsley, S (8, 8) <small>OBP: 0.352, SLG: 0.190</small> | 0-2 G6-3 | 1-1 B1-3 | | | 2-2 2B | | 3-2 L7 | | 4-2 WP BB | 4 1 1 0 0 0 1 0 0 0 1 1 0 0 | | | | | | | | | | | | |
| Tim Naehring, R (1, 4) <small>OBP: 0.367, SLG: 0.471</small> Carlos Rodriguez, S (5, 4) <small>OBP: 0.294, SLG: 0.407</small> | 4-1 BB | | 1-0 F9 | | 3-1 2-H 2B | | 1-2 G6-3 | | 1-2 2-3 3-H 3-3 | 2 0 1 1 1 0 0 2 0 0 0 0 1 2 | | | | | | | | | | | | |
| Mo Vaughn, L (1, 3) <small>OBP: 0.403, SLG: 0.597</small> | 1-0 P5 | | 3-1 P6 | | 2-0 P6 | | 1-0 G4-3 | | 1-0 P5 | 5 0 0 0 0 0 4 | | | | | | | | | | | | |
| Wes Chamberlain, R (1, 9) <small>OBP: 0.298, SLG: 0.440</small> | 2-3 K | | 1-1 L4 | | 0-0 P3 | | | 1-3 K | 0-0 F7 | 5 0 0 0 0 2 4 | | | | | | | | | | | | |
| Mike Greenwell, L (1, 10) <small>OBP: 0.347, SLG: 0.484</small> Rich Rowland, R (8, PH) <small>OBP: 0.273, SLG: 0.390</small> | | 4-2 3B BB | | 1-1 G5-3 1B | | 1-1 BB 1B | | 2-2 G3 | | 2 1 2 0 1 0 0 1 0 0 0 0 0 0 | | | | | | | | | | | | |
| Damon Berryhill, S (1, 2) <small>OBP: 0.322, SLG: 0.468</small> | | 0-0 1-H SF8 3B | | 0-0 G5-3 | | 1-1 F8 | | 2-2 G5-3 | | 4 1 1 1 0 0 2 | | | | | | | | | | | | |
| Scott Cooper, L (1, 5) <small>OBP: 0.374, SLG: 0.577</small> Greg Litton, R (9, PH) <small>OBP: 0.200, SLG: 0.250</small> | | 0-2 SF8 | | 0-2 F7 | | 4-2 1-2 BB | | | 1-2 BB 1B BB 1B | 1 0 0 1 1 0 1 1 1 1 0 0 0 0 | AB 34 R 5 H 8 RBI 4 BB 5 SO 3 LOB 20 | | | | | | | | | | | |
| John Valentin, R (1, 6) <small>OBP: 0.372, SLG: 0.451</small> | | 3-H 0-1 1B | | 2-0 F7 | | 3-2 F8 | | | 2-1 BB BB 1B WP 1B | 4 1 2 0 0 0 3 | | | | | | | | | | | | |
| Andy Tomberlin, L (1, 7) <small>OBP: 0.300, SLG: 0.324</small> | | 1-0 SAFE L7 | | | 3-2 P4 | | 0-1 P4 | | 4-0 WP BB BB 1-2 2-3 BB | 3 0 0 0 1 0 3 |  | | | | | | | | | | | |
| Inning Stats | R: 0 E: 0 K: 1 S: 9 | H: 0 LOB: 1 BB: 1 P: 16 | R: 2 E: 0 K: 0 S: 14 | H: 2 LOB: 1 BB: 1 P: 20 | R: 0 E: 0 K: 0 S: 5 | H: 0 LOB: 0 BB: 0 P: 10 | R: 0 E: 0 K: 0 S: 7 | H: 1 LOB: 1 BB: 0 P: 10 | R: 1 E: 0 K: 0 S: 11 | H: 2 LOB: 1 BB: 0 P: 21 | R: 0 E: 0 K: 0 S: 13 | H: 1 LOB: 2 BB: 1 P: 22 | R: 0 E: 0 K: 0 S: 9 | H: 0 LOB: 0 BB: 0 P: 14 | R: 0 E: 0 K: 1 S: 9 | H: 0 LOB: 0 BB: 0 P: 14 | R: 2 E: 0 K: 1 S: 12 | H: 2 LOB: 2 BB: 2 P: 27 | 1B: 5 2B: 2 3B: 1 HR: 0 | SF: 1 SAC: 0 DP: 0 HBP: 0 | WP: 1 PB: 0 SB: 0 CS: 0 | PA: 40 |
| PITCHER | IP WLS BF H R ER SO BB IBB HBP BLK WP HR S P ERA WHIP | | | | | | | | | | | | | | | | | | | | | |
| Tim Belcher, R (1, 1) <small>ERA: 6.23</small> Buddy Groom, L (8, 1) <small>ERA: 4.97</small> Mike Gardiner, R (9, 1) <small>ERA: 3.62</small> | 7.0 W 30 6 3 3 1 3 0 0 0 0 0 0 68 113 3.86 1.286 | | | | | | | | | | | | | | | | | | | | | |

Boston Red Sox @ Detroit Tigers
 Tiger Stadium, Detroit, MI
 Mon Jun 06 1994, 7:05 PM EDT
 Att. 19,570 - Unknown - 82 F

livebaseballscorecards.com

| Batter | 1 | 2 | 3 | 4 | 5 | 6 | 7 | 8 | 9 | AB | R | H | RBI | BB | SO | LOB |
|---|-----------------------|------------------|------------------|----------------------------------|-------------|--------------------|---------------------------|----------------------|---|----|---|---|-----|----|----|-----|
| Tony Phillips, S OBP: 0.416, SLG: 0.469 (1, 7) | 4-2 G5-4-3 BB | | 0-0 P4 | 3-2 3B | | 0-1 F7 | 1-1 E4 | | | 4 | 0 | 1 | 2 | 1 | 0 | 1 |
| Chris Gomez, R OBP: 0.366, SLG: 0.459 (1, 4) | 0-0 G5-4-3 1-2f | | 1-2 2B 1B | | | 1-1 G5-3 | 3-2 G6-3 | | | 5 | 1 | 1 | 0 | 0 | 1 | 5 |
| Travis Fryman, R OBP: 0.359, SLG: 0.502 (1, 5) | 2-0 G6-3 | | 0-0 1-H 2B | | | | 1-0 1B 1B | 4-2 HR BB | | 3 | 2 | 2 | 1 | 2 | 0 | 0 |
| Cecil Fielder, R OBP: 0.363, SLG: 0.549 (1, 3) | | 2-2 G6-3 | 1-0 P5 | | | 4-2 FC3-2 BB | 3-2 FC1-5 1B | 2-3 K | | 3 | 0 | 1 | 0 | 1 | 0 | 1 |
| Skeeter Barnes, R OBP: 0.365, SLG: 0.615 (7, PR) (8, 3) | | | | | | | 1-3 1B | | | 1 | 0 | 0 | 0 | 0 | 1 | 1 |
| Alan Trammell, R OBP: 0.368, SLG: 0.479 (1, 6) | | 3-1 G5-3 | 1-0 F8 | | | 1-2 L8 | 2-1 FC1-5 1B | 1-2 1-H HR | | 5 | 2 | 2 | 3 | 0 | 0 | 3 |
| Junior Felix, S OBP: 0.376, SLG: 0.581 (1, 9) | | 2-0 3B 1B | | 0-0 FC5-4 1B | | 0-0 FC3-2 | 1-1 FC1-5 1B | 0-1 G6-3 | | 5 | 2 | 2 | 0 | 0 | 0 | 4 |
| Danny Bautista, R OBP: 0.267, SLG: 0.431 (1, 8) | | 0-0 1-H 3B | | 1-1 FC5-4 G5-3 1B 3B | | 0-3 K | 2-1 S WP E 1B | 1-1 F9 | | 5 | 2 | 2 | 2 | 0 | 1 | 3 |
| Juan Samuel, R OBP: 0.391, SLG: 0.550 (1, 10) | | 4-2 BB | | 3-1 G5-3 3B 1B | | | 2-2 G4-3 | 4-0 S E IBB | | 2 | 1 | 1 | 0 | 1 | 0 | 0 |
| Kirk Gibson, L OBP: 0.369, SLG: 0.550 (7, PH) | | | | | | | | | | 0 | 1 | 0 | 0 | 1 | 0 | 0 |
| Chad Kreuter, S OBP: 0.324, SLG: 0.241 (1, 2) | | | 0-1 P4 | | 0-1 G5-3 | | 4-1 BB | 1-1 G5-3 | | 3 | 0 | 0 | 0 | 1 | 0 | 6 |

| Inning Stats | R: 0 | H: 0 | E: 0 | K: 0 | S: 6 | LOB: 0 | BB: 1 | P: 12 | R: 1 | H: 2 | E: 0 | K: 0 | S: 12 | LOB: 2 | BB: 1 | P: 23 | R: 1 | H: 2 | E: 0 | K: 0 | S: 9 | LOB: 1 | BB: 0 | P: 12 | R: 2 | H: 3 | E: 0 | K: 1 | S: 13 | LOB: 1 | BB: 0 | P: 20 | R: 0 | H: 0 | E: 0 | K: 1 | S: 11 | LOB: 2 | BB: 2 | P: 20 | R: 0 | H: 0 | E: 0 | K: 0 | S: 9 | LOB: 1 | BB: 1 | P: 16 | R: 5 | H: 4 | E: 1 | K: 0 | S: 20 | LOB: 2 | BB: 1 | P: 38 | R: 2 | H: 1 | E: 0 | K: 1 | S: 14 | LOB: 0 | BB: 1 | P: 22 |
|--------------|------|------|------|------|------|--------|-------|-------|------|------|------|------|-------|--------|-------|-------|------|------|------|------|------|--------|-------|-------|------|------|------|------|-------|--------|-------|-------|------|------|------|------|-------|--------|-------|-------|------|------|------|------|------|--------|-------|-------|------|------|------|------|-------|--------|-------|-------|------|------|------|------|-------|--------|-------|-------|
|--------------|------|------|------|------|------|--------|-------|-------|------|------|------|------|-------|--------|-------|-------|------|------|------|------|------|--------|-------|-------|------|------|------|------|-------|--------|-------|-------|------|------|------|------|-------|--------|-------|-------|------|------|------|------|------|--------|-------|-------|------|------|------|------|-------|--------|-------|-------|------|------|------|------|-------|--------|-------|-------|

| PITCHER | IP | WLS | BF | H | R | ER | SO | BB | IBB | HBP | BLK | WP | HR | S | P | ERA | WHIP |
|--------------------------------------|-----|-----|----|---|---|----|----|----|-----|-----|-----|----|----|----|----|-------|-------|
| Joe Hesketh, L ERA: 5.51 (1, 1) | 4.0 | L | 21 | 7 | 4 | 4 | 1 | 3 | 0 | 0 | 0 | 0 | 0 | 41 | 72 | 9.00 | 2.500 |
| Todd Frohwrth, R ERA: 8.27 (5, 1) | 2.0 | | 10 | 2 | 2 | 2 | 1 | 2 | 0 | 0 | 0 | 0 | 0 | 24 | 40 | 9.00 | 2.000 |
| Greg Harris, R ERA: 9.19 (7, 1) | 0.1 | | 4 | 2 | 1 | 1 | 0 | 0 | 1 | 0 | 0 | 1 | 0 | 6 | 15 | 27.00 | 6.000 |
| Chris Howard, L ERA: 3.0 (7, 1) | 0.2 | | 3 | 0 | 2 | 0 | 0 | 0 | 0 | 0 | 0 | 0 | 0 | 9 | 14 | 0.00 | 0.000 |
| Tony Fossas, L ERA: 8.44 (8, 1) | 1.0 | | 5 | 1 | 2 | 2 | 1 | 1 | 0 | 0 | 0 | 0 | 1 | 14 | 22 | 18.00 | 2.000 |

BOTTOM

Boston Red Sox @ Detroit Tigers
Tiger Stadium, Detroit, MI
Mon Jun 06 1994, 7:05 PM EDT
Att: 19,570 - Unknown - 82 F

| | |
|-----|----|
| AB | 36 |
| R | 11 |
| H | 12 |
| RBI | 8 |
| BB | 7 |
| SO | 3 |
| LOB | 24 |

livebaseballscorecards.com



| | | | |
|-------|--------|-------|--------|
| 1B: 8 | SF: 0 | WP: 1 | PA: 43 |
| 2B: 1 | SAC: 0 | PB: 0 | |
| 3B: 2 | DP: 1 | SB: 3 | |
| HR: 1 | HBP: 0 | CS: 0 | |

| Batter | 1 | 2 | 3 | 4 | 5 | 6 | 7 | 8 | 9 | AB R H RBI BB SO LOB | TOP |
|---|--|---|---|---|---|--|---|---|---|--|---|
| Otis Nixon, S (1, 8) OBP: 0.373, SLG: 0.350 F B B B B B B X | 3-2 | | 4-2 | | 0-0 | | | 1-1 | | 3 0 1 0 1 0 0 | |
| John Valentin, R (1, 6) OBP: 0.378, SLG: 0.477 C B B B B X | 2-2 | | 3-3 | | 0-0 | | | 1-0 | | 4 2 2 0 0 1 2 | |
| Mo Vaughn, L (1, 3) OBP: 0.405, SLG: 0.595 B B B C C X | 3-2 | | | 1-1 | | 1-2 | | 3-3 | | 4 0 2 1 0 1 2 | |
| Wes Chamberlain, R (1, 9) OBP: 0.296, SLG: 0.432 B C C B B T | 3-2 | | | 0-0 | | 1-0 | | | 2-2 | 4 0 1 1 0 1 2 | |
| Damon Berryhill, S (1, 2) OBP: 0.320, SLG: 0.460 B X | | 1-0 | | 2-0 | | 1-3 | | | 1-2 | 4 0 1 0 0 2 0 | |
| Scott Cooper, L (1, 5) OBP: 0.377, SLG: 0.573 C C C C C | | 0-3 | | | 1-2 | | 3-2 | | 4-2 | 3 1 1 0 1 1 1 | |
| Greg Litton, R (1, 4) OBP: 0.111, SLG: 0.125 X | | 0-0 | | | 0-0 | | 0-3 | | 1-3 | 4 0 0 0 0 2 3 | |
| Rich Rowland, R (1, 10) OBP: 0.277, SLG: 0.455 C C C C C | | 1-3 | | | 3-2 | | 1-1 | | | 3 1 1 2 0 1 1 | |
| Lee Tinsley, S (1, 7) OBP: 0.368, SLG: 0.289 C C C C C | | | 0-2 | | 3-3 | | | 1-0 | | 3 1 2 1 0 1 0 | |
| Inning Stats | R: 1 H: 2 E: 0 LOB: 0 K: 1 BB: 0 S: 15 P: 26 | R: 0 H: 1 E: 0 LOB: 1 K: 2 BB: 0 S: 8 P: 10 | R: 0 H: 1 E: 0 LOB: 0 K: 1 BB: 1 S: 10 P: 17 | R: 0 H: 1 E: 0 LOB: 0 K: 0 BB: 0 S: 4 P: 7 | R: 2 H: 2 E: 0 LOB: 0 K: 1 BB: 0 S: 12 P: 19 | R: 1 H: 2 E: 0 LOB: 0 K: 1 BB: 0 S: 8 P: 11 | R: 0 H: 0 E: 0 LOB: 0 K: 1 BB: 0 S: 13 P: 17 | R: 1 H: 2 E: 0 LOB: 0 K: 1 BB: 0 S: 11 P: 15 | R: 0 H: 0 E: 0 LOB: 1 K: 2 BB: 1 S: 15 P: 23 | 1B: 7 SF: 0 2B: 2 SAC: 0 3B: 0 DP: 1 HR: 2 HBP: 0 | WP: 0 PA: 34 PB: 0 SB: 0 CS: 3 |
| PITCHER David Wells, L (1, 1) ERA: 5.48 Joe Boever, R (6, 1) ERA: 4.17 Phil Stidham, R (8, 1) ERA: 23.63 Storm Davis, R (9, 1) ERA: 3.91 | IP WLS BF H R ER SO BB IBB HBP BLK WP HR S P ERA WHIP 5.0 L 19 7 3 3 5 1 0 0 0 0 1 49 79 5.40 1.600 2.0 7 2 1 1 2 0 0 0 0 0 0 21 28 4.50 1.000 1.0 4 2 1 1 1 0 0 0 0 0 1 11 15 9.00 2.000 1.0 4 0 0 0 2 1 0 0 0 0 0 15 23 0.00 1.000 | PITCHER IP WLS BF H R ER SO BB IBB HBP BLK WP HR S P ERA WHIP | | | | | | | | | |

Boston Red Sox @ Detroit Tigers
 Tiger Stadium, Detroit, MI
 Tue Jun 07 1994, 3:33 AM EDT
 Att. 13,708 - Cloudy - 81 F

livebaseballscorecards.com

| | |
|------------|-----------|
| AB | 32 |
| R | 5 |
| H | 11 |
| RBI | 5 |
| BB | 2 |
| SO | 10 |
| LOB | 11 |



| Batter | 1 | 2 | 3 | 4 | 5 | 6 | 7 | 8 | 9 | AB R H RBI BB SO LOB | TOP | | | | | | | | | | | |
|--|---|----------------------------------|-------------------------------|----------------------------------|------------------------------|----------------------------------|-------------------------------|----------------------------------|------------------------------|----------------------------------|------------------------------|----------------------------------|------------------------------|----------------------------------|------------------------------|----------------------------------|-------------------------------|----------------------------------|----------------------------------|------------------------------------|----------------------------------|--------|
| Otis Nixon, S OBP: 0.370, SLG: 0.347 (1, 8) | F8 | F7 | | | G6-3 | | | 1B | K | 5 0 1 0 0 1 4 | | | | | | | | | | | | |
| John Valentin, R OBP: 0.363, SLG: 0.456 (1, 6) | K | | F7 | | G5-3 | | | K | | 4 0 0 0 0 2 3 | | | | | | | | | | | | |
| Mo Vaughn, L OBP: 0.404, SLG: 0.606 (1, 3) | HR | | G4-3 | | | K | | G6-4-3 | | 3 1 1 1 0 1 0 | | | | | | | | | | | | |
| Dave Valle, R OBP: 0.253, SLG: 0.257 (6, 3) | | | | | | | | 1B | | 1 0 1 1 0 0 0 | | | | | | | | | | | | |
| Wes Chamberlain, R OBP: 0.284, SLG: 0.414 (1, 9) | K | | F8 | | | P3 | | G6-4-3 | | 4 0 0 0 0 1 2 | | | | | | | | | | | | |
| Mike Greenwell, L OBP: 0.350, SLG: 0.478 (1, 10) | | | G4-3 HR BB | | G3-1 | | G4-3 | | FC5-4 BB | 2 1 0 0 2 0 0 | | | | | | | | | | | | |
| Scott Cooper, L OBP: 0.371, SLG: 0.564 (1, 5) | | | G4-3 | | L9 | | L6 | | FC5-4 1B | 3 0 0 0 0 0 1 | | | | | | | | | | | | |
| Greg Litton, R OBP: 0.100, SLG: 0.111 (7, 5) | | | | | | | | | 1B | 1 1 0 0 0 0 1 | | | | | | | | | | | | |
| Rich Rowland, R OBP: 0.275, SLG: 0.500 (1, 2) | | | G5-3 | | G5-3 | | P5 | | P4 | 4 1 1 2 0 0 1 | | | | | | | | | | | | |
| Andy Tomberlin, L OBP: 0.310, SLG: 0.333 (1, 7) | | | F7 | | | | | | | 2 0 1 0 0 0 0 | | | | | | | | | | | | |
| Lee Tinsley, S OBP: 0.373, SLG: 0.298 (5, 7) | | | | | | WP SH1-3 1B | | | 1B | 2 0 1 0 0 1 0 | | | | | | | | | | | | |
| Carlos Rodriguez, S OBP: 0.318, SLG: 0.422 (1, 4) | | | S 1B | | SH1-3 | | | | 1B BB | 2 1 2 1 1 0 0 | | | | | | | | | | | | |
| Inning Stats | R: 1 E: 0 K: 2 S: 13 | H: 1 LOB: 0 BB: 0 P: 20 | R: 2 E: 0 K: 0 S: 11 | H: 2 LOB: 1 BB: 1 P: 24 | R: 0 E: 0 K: 0 S: 9 | H: 0 LOB: 0 BB: 0 P: 13 | R: 0 E: 0 K: 0 S: 11 | H: 0 LOB: 0 BB: 0 P: 15 | R: 0 E: 0 K: 0 S: 7 | H: 1 LOB: 1 BB: 0 P: 12 | R: 0 E: 0 K: 1 S: 6 | H: 0 LOB: 0 BB: 0 P: 10 | R: 0 E: 0 K: 1 S: 9 | H: 0 LOB: 0 BB: 0 P: 12 | R: 1 E: 0 K: 1 S: 7 | H: 2 LOB: 1 BB: 1 P: 13 | R: 1 E: 0 K: 1 S: 12 | H: 2 LOB: 2 BB: 1 P: 19 | 1B: 6 2B: 0 3B: 0 HR: 2 | SF: 0 SAC: 1 DP: 1 HBP: 0 | WP: 1 PB: 0 SB: 1 CS: 0 | PA: 37 |
| PITCHER | IP WLS BF H R ER SO BB IBB HBP BLK WP HR S P ERA WHIP | | | | | | | | | | | | | | | | | | | | | |
| Bill Gullickson, R ERA: 6.68 (1, 1) | 5.0 W 20 4 3 3 2 1 0 0 0 1 2 51 84 5.40 1.000 | | | | | | | | | | | | | | | | | | | | | |
| Mike Gardiner, R ERA: 3.49 (6, 1) | 1.0 3 0 0 0 1 0 0 0 0 0 0 6 10 0.00 0.000 | | | | | | | | | | | | | | | | | | | | | |
| Storm Davis, R ERA: 3.76 (7, 1) | 1.0 3 0 0 0 1 0 0 0 0 0 0 9 12 0.00 0.000 | | | | | | | | | | | | | | | | | | | | | |
| Phil Stidham, R ERA: 19.64 (8, 1) | 1.0 5 2 1 1 1 1 0 0 0 0 0 7 13 9.00 3.000 | | | | | | | | | | | | | | | | | | | | | |
| Mike Henneman, R ERA: 4.91 (9, 1) | 1.0 6 2 1 1 1 1 0 0 0 0 0 12 19 9.00 3.000 | | | | | | | | | | | | | | | | | | | | | |

Boston Red Sox @ Detroit Tigers
Tiger Stadium, Detroit, MI
 Wed Jun 08 1994, 3:33 AM EDT
 Att. 17,414 - Sunny - 64 F

livebaseballscorecards.com

| | |
|------------|-----------|
| AB | 33 |
| R | 5 |
| H | 8 |
| RBI | 5 |
| BB | 3 |
| SO | 6 |
| LOB | 12 |



BOTTOM

Boston Red Sox @ Detroit Tigers
 Tiger Stadium, Detroit, MI
 Wed Jun 08 1994, 3:33 AM EDT
 Att. 17,414 - Sunny - 64 F

livebaseballscorecards.com

| | |
|------------|-----------|
| AB | 38 |
| R | 14 |
| H | 15 |
| RBI | 13 |
| BB | 10 |
| SO | 7 |
| LOB | 29 |



| | |
|-------|--------|
| WP: 1 | PA: 49 |
| PB: 0 | |
| SB: 1 | |
| CS: 1 | |

AB R H RBI BB SO LOB

| | | | | | | |
|--------|--------|---|---|---|---|---|
| 2 | 1 | 0 | 0 | 4 | 1 | 0 |
| 4 | 1 | 1 | 2 | 2 | 1 | 5 |
| 5 | 1 | 2 | 0 | 1 | 2 | 6 |
| 5 | 3 | 3 | 2 | 0 | 0 | 4 |
| 1 | 0 | 0 | 0 | 0 | 0 | 2 |
| 4 | 3 | 2 | 1 | 0 | 0 | 1 |
| 1 | 0 | 0 | 0 | 0 | 1 | 0 |
| 3 | 1 | 1 | 0 | 1 | 0 | 4 |
| 4 | 2 | 2 | 2 | 1 | 2 | 3 |
| 5 | 1 | 3 | 4 | 0 | 0 | 2 |
| 4 | 1 | 1 | 2 | 1 | 0 | 2 |
| 1B: 10 | SF: 0 | | | | | |
| 2B: 4 | SAC: 0 | | | | | |
| 3B: 0 | DP: 2 | | | | | |
| HR: 1 | HBP: 1 | | | | | |

| Batter | 1 | 2 | 3 | 4 | 5 | 6 | 7 | 8 | 9 |
|--|----------------------------|----------------------------|--------------------------|----------------------------|----------------------------|--------------------------|--------------------------|--------------------------|---------------------------|
| Tony Phillips, S OBP: 0.423, SLG: 0.463 (1, 7) | 4-2 BB BB | | 4-1 CS BB | 4-0 IBB | 4-1 2B BB | 1-3 K | | 2-1 E4 1B | |
| Lou Whitaker, L OBP: 0.371, SLG: 0.521 (1, 4) | 1-2 G5-4-3 BB | | 0-0 F9 | 3-3 IBB | 0-1 1B 2B | 4-2 BB BB | | 2-2 F7 | |
| Travis Fryman, R OBP: 0.360, SLG: 0.504 (1, 5) | 2-3 K | | 2-2 G5-3 | 1-3 | 2-2 1B 2B | 4-0 BB | | 1-1 1B | |
| Cecil Fielder, R OBP: 0.362, SLG: 0.554 (1, 3) | 2-1 G5-4-3 | | | 2-2 HR | 2-1 1B | 0-1 F9 | | 1-2 P6 | |
| Skeeter Barnes, R OBP: 0.357, SLG: 0.571 (7, 3) | | | | | 2-1 2B 1B | | | | |
| Kirk Gibson, L OBP: 0.370, SLG: 0.544 (1, 8) | | 0-0 1B 1B | | 2-2 F9 | 1-1 E3 2B | | | 2-3 K | |
| Juan Samuel, R OBP: 0.375, SLG: 0.524 (7, 8) | | | | | 1-1 2B | | | | |
| Mickey Tettleton, S OBP: 0.445, SLG: 0.506 (1, 10) | | 3-2 1B 1B | | 2-2 1B HBP | 2-2 F7 | | | 4-2 BB | |
| Junior Felix, S OBP: 0.381, SLG: 0.584 (1, 9) | | 1-3 1B | | 1-2 1B WP | 1-1 P6 | | | 0-3 K | |
| Chris Gomez, R OBP: 0.374, SLG: 0.472 (1, 6) | | 2-0 G3-6-3 1B | | 2-0 WP S 1B | 2-1 2B | | | 1-0 F9 | |
| Chad Kreuter, S OBP: 0.327, SLG: 0.242 (1, 2) | | 2-1 G3-6-3 | | 1-3 3-H 1B | 1-1 P4 | | | 0-0 L6 | |
| Inning Stats | R: 0 H: 0 E: 0 K: 12 S: 12 | R: 1 H: 3 E: 0 K: 10 S: 10 | R: 0 H: 0 E: 0 K: 5 S: 5 | R: 3 H: 3 E: 0 K: 23 S: 23 | R: 10 H: 8 E: 1 K: 0 S: 28 | R: 0 H: 0 E: 0 K: 1 S: 9 | R: 0 H: 0 E: 0 K: 2 S: 9 | R: 0 H: 0 E: 0 K: 2 S: 9 | R: 0 H: 1 E: 1 K: 0 S: 12 |

| PITCHER | IP | WLS | BF | H | R | ER | SO | BB | IBB | HBP | BLK | WP | HR | S | P | ERA | WHIP |
|---|-----|-----|----|---|---|----|----|----|-----|-----|-----|----|----|----|----|-------|-------|
| Gar Finnfold, R ERA: 4.78 (1, 1) | 3.1 | L | 17 | 6 | 4 | 4 | 2 | 3 | 0 | 1 | 0 | 0 | 1 | 39 | 74 | 10.80 | 2.700 |
| Chris Howard, L ERA: 2.89 (4, 1) | 0.1 | | 3 | 0 | 0 | 0 | 1 | 1 | 1 | 0 | 0 | 1 | 0 | 8 | 19 | 0.00 | 3.000 |
| Todd Frohwirth, R ERA: 10.13 (4, 1) | 0.2 | | 8 | 3 | 6 | 5 | 1 | 2 | 0 | 0 | 0 | 0 | 0 | 16 | 36 | 67.50 | 7.500 |
| Greg Harris, R ERA: 9.53 (5, 1) | 2.2 | | 16 | 5 | 4 | 4 | 3 | 3 | 0 | 0 | 0 | 0 | 0 | 33 | 55 | 13.50 | 3.000 |
| Jeff Russell, R ERA: 5.51 (8, 1) | 1.0 | | 5 | 1 | 0 | 0 | 0 | 0 | 0 | 0 | 0 | 0 | 0 | 12 | 18 | 0.00 | 1.000 |

| Batter | 1 | 2 | 3 | 4 | 5 | 6 | 7 | 8 | 9 | AB R H RBI BB SO LOB | TOP | | | | | | | | | | | | | | | | | |
|--|-------------------------------|----------------------------------|------------------------------|----------------------------------|------------------------------|----------------------------------|------------------------------|----------------------------------|-------------------------------|----------------------------------|------------------------------|----------------------------------|-------------------------------|----------------------------------|------------------------------|----------------------------------|------------------------------|----------------------------------|----------------------------------|------------------------------------|----------------------------------|--------|----|----|---|----|------|-------|
| Tony Phillips, S (1, 7) OBP: 0.422, SLG: 0.459 | 3-2 S 1B 1B | | 2-2 G6-3 | | | 4-2 G6-3 BB | 3-3 K | | 1-2 F8 | 4 1 1 0 1 1 2 | | | | | | | | | | | | | | | | | | |
| Chris Gomez, R (1, 4) OBP: 0.364, SLG: 0.458 | 0-0 P4 | | 2-1 F9 | | | 1-0 G6-3 1-2f | | 1-0 F8 | | 4 0 0 0 0 0 2 | | | | | | | | | | | | | | | | | | |
| Travis Fryman, R (1, 5) OBP: 0.359, SLG: 0.513 | 3-3 K 1-2 | | | 2-3 K | | 1-0 L9 | | 1-0 HR | | 4 1 1 1 0 2 1 | | | | | | | | | | | | | | | | | | |
| Cecil Fielder, R (1, 3) OBP: 0.360, SLG: 0.548 | 2-1 WP 1B 2-H | | | 3-1 G4-3 | | | 2-0 G3 | 3-2 G5-3 | | 4 0 1 1 0 0 0 | | | | | | | | | | | | | | | | | | |
| Alan Trammell, R (1, 6) OBP: 0.368, SLG: 0.474 | 2-2 K 1-2 | | | 3-2 F8 | | | 0-1 1B WP 1B | 2-1 F8 | | 4 1 1 0 0 1 1 | | | | | | | | | | | | | | | | | | |
| Mickey Tettleton, S (1, 10) OBP: 0.442, SLG: 0.500 | | 0-0 P3 | | | 2-3 K | | 2-2 WP 1B 2B 1B | | 2-1 G4-3 | 4 1 1 0 0 1 0 | | | | | | | | | | | | | | | | | | |
| Junior Felix, S (1, 9) OBP: 0.393, SLG: 0.629 | | 2-2 P4 | | | 2-0 HR | | 0-0 WP 2B 1B | | 0-1 2B 2B | 4 3 3 1 0 0 0 | | | | | | | | | | | | | | | | | | |
| Juan Samuel, R (1, 8) OBP: 0.385, SLG: 0.565 | | 0-3 K | | | 0-0 F9 | | 2-1 2B | | 0-0 2B | 4 0 2 3 0 1 0 | | | | | | | | | | | | | | | | | | |
| John Flaherty, R (1, 2) OBP: 0.125, SLG: 0.087 | | | 1-1 F7 | | 2-3 K | | 2-2 F9 | | 1-0 P6 | 2 0 0 0 0 1 0 | | | | | | | | | | | | | | | | | | |
| Skeeter Barnes, R (7, PH) OBP: 0.333, SLG: 0.533 | | | | | | | | | | 1 0 0 0 0 0 1 | | | | | | | | | | | | | | | | | | |
| Chad Kreuter, S (7, 2) OBP: 0.324, SLG: 0.239 | | | | | | | | | | 1 0 0 0 0 0 1 | | | | | | | | | | | | | | | | | | |
| Inning Stats | R: 1 E: 0 K: 2 S: 16 | H: 2 LOB: 1 BB: 0 P: 26 | R: 0 E: 0 K: 1 S: 8 | H: 0 LOB: 0 BB: 0 P: 10 | R: 0 E: 0 K: 0 S: 7 | H: 0 LOB: 0 BB: 0 P: 12 | R: 0 E: 0 K: 1 S: 8 | H: 0 LOB: 0 BB: 0 P: 16 | R: 1 E: 0 K: 2 S: 11 | H: 1 LOB: 0 BB: 0 P: 17 | R: 0 E: 0 K: 0 S: 5 | H: 0 LOB: 0 BB: 1 P: 11 | R: 3 E: 0 K: 1 S: 15 | H: 4 LOB: 1 BB: 0 P: 26 | R: 1 E: 0 K: 0 S: 7 | H: 1 LOB: 0 BB: 0 P: 14 | R: 1 E: 0 K: 0 S: 9 | H: 2 LOB: 1 BB: 0 P: 13 | 1B: 5 2B: 3 3B: 0 HR: 2 | SF: 0 SAC: 0 DP: 1 HBP: 0 | WP: 2 PB: 0 SB: 1 CS: 0 | PA: 37 | | | | | | |
| CHUCK FINLEY, L (1, 1) ERA: 4.61 | PITCHER | | | | | | | | | | | IP | WLS | BF | H | R | ER | SO | BB | IBB | HBP | BLK | WP | HR | S | P | ERA | WHIP |
| John DOPSON, R (9, 1) ERA: 5.4 | PITCHER | | | | | | | | | | | 1.0 | | 5 | 2 | 1 | 1 | 0 | 0 | 0 | 0 | 0 | 0 | 0 | 9 | 13 | 9.00 | 2.000 |

Detroit Tigers @ California Angels
Anaheim Stadium, Anaheim, CA

Thu Jun 09 1994, 10:05 PM EDT
Att. 20,963 - Unknown - 70 F

livebaseballscorecards.com

| | |
|-----|----|
| AB | 36 |
| R | 7 |
| H | 10 |
| RBI | 6 |
| BB | 1 |
| SO | 7 |
| LOB | 8 |



| Batter | 1 | 2 | 3 | 4 | 5 | 6 | 7 | 8 | 9 | AB | R | H | RBI | BB | SO | LOB |
|---|-------------|-----------------|-------------------------|-----------|--------------------|---|--------------------|---|-----------------|----|---|---|-----|----|----|-----|
| Spike Owen, S OBP: 0.435, SLG: 0.417 (1, 5) | 2-2 G6-3 | | 4-2 G4-3 1B BB | 3-1 F7 | | | 2-2 L7 | | 4-2 BB BB | 3 | 1 | 0 | 0 | 2 | 0 | 0 |
| Chad Curtis, R OBP: 0.288, SLG: 0.379 (1, 8) | 2-3 K | | 2-1 G4-3 1-2 | | 1-2 P4 | | 1-2 G5-3 | | 4-2 BB BB | 4 | 0 | 0 | 0 | 1 | 1 | 1 |
| Tim Salmon, R OBP: 0.389, SLG: 0.526 (1, 9) | 2-0 L3 | | 4-2 1B BB | | 1-0 F8 | | 3-2 1B | | 3-2 L7 | 4 | 1 | 1 | 0 | 1 | 0 | 2 |
| Chili Davis, S OBP: 0.456, SLG: 0.547 (1, 10) | | 4-1 BB BB | 0-0 1B 1B 1B | | 0-2 G3-1 | | 0-0 P4 | | 1-3 K | 4 | 1 | 1 | 1 | 1 | 1 | 3 |
| Jim Edmonds, L OBP: 0.422, SLG: 0.487 (1, 7) | | 4-1 BB BB | 0-2 1B 1B | | 4-1 FC4-6 BB | | 2-2 L9 | | | 2 | 0 | 1 | 1 | 2 | 0 | 0 |
| J.T. Snow, L OBP: 0.308, SLG: 0.308 (1, 3) | | 2-3 K | 1-2 1B | | 3-2 F9 | | 1-0 1B | | | 4 | 0 | 2 | 1 | 0 | 1 | 3 |
| Harold Reynolds, S OBP: 0.316, SLG: 0.284 (1, 4) | | 1-1 L7 | 2-2 F8 | | 1-0 FC4-6 1B | | 1-3 K | | | 3 | 1 | 0 | 0 | 0 | 0 | 5 |
| Dwight Smith, L OBP: 0.302, SLG: 0.424 (8, PH) | | | | | 1-2f | | | | | 0 | 0 | 0 | 0 | 0 | 0 | 0 |
| Bo Jackson, R OBP: 0.358, SLG: 0.519 (8, PH) | | | | | | | | | | 1 | 0 | 0 | 0 | 0 | 1 | 1 |
| Rod Correia, R OBP: 0.333, SLG: 0.200 (9, 4) | | | | | | | | | | 0 | 0 | 0 | 0 | 0 | 0 | 0 |
| Jorge Fabregas, L OBP: 0.316, SLG: 0.319 (1, 2) | | 0-3 K | | | 2-1 G3 | | 3-2 FC6-4 1B | | 1-1 P6 | 4 | 0 | 1 | 1 | 0 | 1 | 3 |
| Gary Disarcina, R OBP: 0.323, SLG: 0.377 (1, 6) | | | 2-2 F9 | | 0-2 G5-3 | | 0-2 FC6-4 | | 1-3 K | 4 | 0 | 0 | 0 | 0 | 1 | 1 |

| Inning Stats | R: 0 | H: 0 | E: 0 | K: 1 | S: 7 | R: 0 | H: 0 | E: 0 | K: 2 | S: 12 | R: 3 | H: 3 | E: 0 | K: 0 | S: 27 | R: 0 | H: 0 | E: 0 | K: 0 | S: 7 | R: 0 | H: 0 | E: 0 | K: 0 | S: 9 | R: 1 | H: 1 | E: 0 | K: 0 | S: 14 | R: 0 | H: 1 | E: 0 | K: 0 | S: 11 | R: 0 | H: 1 | E: 0 | K: 1 | S: 11 | R: 0 | H: 0 | E: 0 | K: 2 | S: 14 | 1B: 6 | 2B: 0 | 3B: 0 | HR: 0 | SF: 0 | SAC: 0 | DP: 0 | HBP: 0 | WP: 0 | PB: 0 | SB: 0 | CS: 0 | PA: 40 |
|--------------|------|------|------|------|------|------|------|------|------|-------|------|------|------|------|-------|------|------|------|------|------|------|------|------|------|------|------|------|------|------|-------|------|------|------|------|-------|------|------|------|------|-------|------|------|------|------|-------|-------|-------|-------|-------|-------|--------|-------|--------|-------|-------|-------|-------|--------|
|--------------|------|------|------|------|------|------|------|------|------|-------|------|------|------|------|-------|------|------|------|------|------|------|------|------|------|------|------|------|------|------|-------|------|------|------|------|-------|------|------|------|------|-------|------|------|------|------|-------|-------|-------|-------|-------|-------|--------|-------|--------|-------|-------|-------|-------|--------|

| PITCHER | IP | WLS | BF | H | R | ER | SO | BB | IBB | HBP | BLK | WP | HR | S | P | ERA | WHIP |
|-------------------------------------|-----|-----|----|---|---|----|----|----|-----|-----|-----|----|----|----|----|------|-------|
| Greg Gohr, R ERA: 9.0 (1, 1) | 3.0 | | 16 | 3 | 3 | 3 | 3 | 4 | 0 | 0 | 0 | 0 | 0 | 46 | 78 | 9.00 | 2.333 |
| Joe Boever, R ERA: 4.1 (4, 1) | 3.0 | W | 11 | 1 | 1 | 1 | 0 | 1 | 0 | 0 | 0 | 0 | 0 | 30 | 46 | 3.00 | 0.667 |
| Storm Davis, R ERA: 3.58 (7, 1) | 1.1 | | 6 | 2 | 0 | 0 | 0 | 0 | 0 | 0 | 0 | 0 | 0 | 17 | 26 | 0.00 | 1.500 |
| Buddy Groom, L ERA: 4.73 (8, 1) | 0.2 | | 2 | 0 | 0 | 0 | 1 | 0 | 0 | 0 | 0 | 0 | 0 | 5 | 7 | 0.00 | 0.000 |
| Mike Henneman, R ERA: 4.7 (9, 1) | 1.0 | S | 5 | 0 | 0 | 0 | 2 | 2 | 0 | 0 | 0 | 0 | 0 | 14 | 27 | 0.00 | 2.000 |

BOTTOM

Detroit Tigers @ California Angels
Anaheim Stadium, Anaheim, CA

Thu Jun 09 1994, 10:05 PM EDT
Att: 20,963 - Unknown - 70 F

livebaseballscorecards.com

| | |
|-----|----|
| AB | 33 |
| R | 4 |
| H | 6 |
| RBI | 4 |
| BB | 7 |
| SO | 6 |
| LOB | 19 |



| Batter | 1 | 2 | 3 | 4 | 5 | 6 | 7 | 8 | 9 | AB R H RBI BB SO LOB | TOP | | | | | | | | | | | |
|---|---|----------------------------------|-------------------------------|----------------------------------|-------------------------------|----------------------------------|-------------------------------|----------------------------------|-------------------------------|----------------------------------|------------------------------|----------------------------------|------------------------------|----------------------------------|-------------------------------|----------------------------------|-------------------------------|----------------------------------|----------------------------------|------------------------------------|----------------------------------|--------|
| Tony Phillips, S OBP: 0.422, SLG: 0.455 (1, 7) | 4-0 1B S BB | 4-2 1B WP BB | | 3-2 G6-3 | | 0-0 E3 CS | | 1-2 SF9 | | 2 1 0 1 2 0 1 | | | | | | | | | | | | |
| Chris Gomez, R OBP: 0.378, SLG: 0.463 (1, 4) | 4-2 1B HBP | 3-2 S 1B | | | 1-0 HR 1B | 4-1 CS BB | | 2-3 3-H K | | 3 1 2 2 1 1 1 | | | | | | | | | | | | |
| Travis Fryman, R OBP: 0.363, SLG: 0.531 (1, 5) | 0-2 1B | 2-3 K | | | 3-0 HR | 1-2 CS | 1-3 K | | 1-0 1B 2B | 5 2 3 2 0 2 1 | | | | | | | | | | | | |
| Cecil Fielder, R OBP: 0.357, SLG: 0.540 Skeeter Barnes, R OBP: 0.333, SLG: 0.533 (9, 3) | 0-0 P3 | | 2-2 G6-3 | | 3-3 K | | 3-3 K | | 2-0 F8 WP 1B | 5 0 1 1 0 2 3 0 0 0 0 0 0 0 | | | | | | | | | | | | |
| Alan Trammell, R OBP: 0.357, SLG: 0.459 (1, 6) | 2-3 K | | 1-2 P5 | | 0-1 G5-3 | | 3-2 P4 | | 2-2 F8 | 5 0 0 0 0 1 4 | | | | | | | | | | | | |
| Mickey Tettleton, S OBP: 0.445, SLG: 0.522 (1, 10) | 1-0 F8 | | 3-1 G6-3 | | 2-2 WP 2B | | | 3-1 HR | 4-0 IBB | 4 1 2 1 1 0 3 | | | | | | | | | | | | |
| Junior Felix, S OBP: 0.386, SLG: 0.609 (1, 9) | | 2-2 G4-3 | | 1-2 G3 | 2-0 F7 | | | 1-1 2B SF9 1B | 0-1 F7 | 5 1 1 0 0 0 3 | | | | | | | | | | | | |
| Juan Samuel, R OBP: 0.386, SLG: 0.540 (1, 8) | | 1-2 G6-3 | | 4-1 G6-3 BB | | 0-1 SH1-3 WP E 1B | | 0-0 F9 | 1-0 P4 | 4 1 1 0 1 0 3 | | | | | | | | | | | | |
| John Flaherty, R OBP: 0.185, SLG: 0.192 (1, 2) | | 0-1 WP 1B | | 0-0 G6-3 | | 2-1 SH1-3 | | 3-2 SF9 | | 3 1 2 0 0 0 1 | | | | | | | | | | | | |
| Inning Stats | R: 0 E: 0 K: 1 S: 10 | H: 1 LOB: 3 BB: 1 P: 21 | R: 2 E: 0 K: 1 S: 16 | H: 2 LOB: 1 BB: 1 P: 28 | R: 0 E: 0 K: 0 S: 11 | H: 0 LOB: 0 BB: 0 P: 17 | R: 0 E: 0 K: 0 S: 11 | H: 0 LOB: 1 BB: 1 P: 19 | R: 2 E: 0 K: 1 S: 13 | H: 3 LOB: 1 BB: 0 P: 24 | R: 1 E: 1 K: 0 S: 9 | H: 1 LOB: 0 BB: 1 P: 16 | R: 0 E: 0 K: 2 S: 9 | H: 0 LOB: 0 BB: 0 P: 16 | R: 2 E: 0 K: 1 S: 19 | H: 3 LOB: 1 BB: 0 P: 29 | R: 1 E: 0 K: 0 S: 10 | H: 2 LOB: 2 BB: 1 P: 20 | 1B: 7 2B: 3 3B: 0 HR: 2 | SF: 1 SAC: 1 DP: 0 HBP: 1 | WP: 5 PB: 1 SB: 2 CS: 2 | PA: 45 |
| PITCHER | IP WLS BF H R ER SO BB IBB HBP BLK WP HR S P ERA WHIP | | | | | | | | | | | | | | | | | | | | | |
| Joe Magrane, L ERA: 6.57 (1, 1) | 5.0 L 25 6 4 4 3 3 0 1 0 3 1 61 109 7.20 1.800 | | | | | | | | | | | | | | | | | | | | | |
| Mark Leiter, R ERA: 4.54 (6, 1) | 2.1 11 4 3 2 2 1 0 0 0 1 1 27 47 7.71 2.143 | | | | | | | | | | | | | | | | | | | | | |
| Craig Lefferts, L ERA: 3.47 (8, 1) | 0.2 2 0 0 0 1 0 0 0 0 0 0 10 14 0.00 0.000 | | | | | | | | | | | | | | | | | | | | | |
| Mike Butcher, R ERA: 6.27 (9, 1) | 1.0 6 2 1 1 0 0 1 0 0 1 0 10 20 9.00 2.000 | | | | | | | | | | | | | | | | | | | | | |

Detroit Tigers @ California Angels
Anaheim Stadium, Anaheim, CA

Fri Jun 10 1994, 10:05 PM EDT
Att. 22,735 - Unknown - 71 F

livebaseballscorecards.com

| | |
|-----|----|
| AB | 36 |
| R | 8 |
| H | 12 |
| RBI | 7 |
| BB | 5 |
| SO | 6 |
| LOB | 20 |



| Batter | 1 | 2 | 3 | 4 | 5 | 6 | 7 | 8 | 9 | AB R H RBI BB SO LOB | TOP | | | | | | | | | | | |
|--|---|----------------------------------|-------------------------------|----------------------------------|-------------------------------|----------------------------------|------------------------------|----------------------------------|-------------------------------|----------------------------------|-------------------------------|----------------------------------|-------------------------------|---|------------------------------|---------------------------------|-------------------------------|----------------------------------|----------------------------------|------------------------------------|----------------------------------|--------|
| Tony Phillips, S OBP: 0.425, SLG: 0.462 (1, 7) | 2-1 1B | | 0-1 F8 | | 2-1 2B | 3-2 1B | | | 1-0 F7 | 5 1 3 0 0 0 0 | | | | | | | | | | | | |
| Lou Whitaker, L OBP: 0.377, SLG: 0.543 (1, 4) | 0-3 K | | 3-1 2B | | 1-0 1B HR | 2-3 K | | | 0-0 WP HR | 5 3 3 1 0 2 2 | | | | | | | | | | | | |
| Travis Fryman, R OBP: 0.371, SLG: 0.543 (1, 5) | 1-3 K | | 2-1 2B | | 3-2 HR 1B | | | | 4-1 BB HR IBB | 4 2 3 1 1 1 1 | | | | | | | | | | | | |
| Cecil Fielder, R OBP: 0.354, SLG: 0.530 Skeeter Barnes, R OBP: 0.333, SLG: 0.533 (1, 3) (9, PR) (9, 3) | 1-3 K | | 1-1 G6-3 | | 1-3 K | | | | 4-0 HR BB | 4 0 0 0 1 2 5 0 1 0 0 0 0 0 | | | | | | | | | | | | |
| Kirk Gibson, L OBP: 0.370, SLG: 0.577 (1, 8) | | | 1-1 F9 | | 1-2 HR | | | | 1-1 HR | 5 2 2 7 0 0 2 | | | | | | | | | | | | |
| Mickey Tettleton, S OBP: 0.449, SLG: 0.543 (1, 10) | | | 2-0 HR | | 4-1 1B BB | | | | 3-2 G3 2B | 4 1 2 1 1 2 1 | | | | | | | | | | | | |
| Junior Felix, S OBP: 0.386, SLG: 0.626 (1, 9) | | | 1-2 HR | | 0-0 G4-6-3 1B | | | | 1-0 G3 | 5 1 2 1 0 1 2 | | | | | | | | | | | | |
| Chris Gomez, R OBP: 0.366, SLG: 0.446 (1, 6) | | | 1-1 G5-3 | | 0-3 K | | | | 2-2 F8 | 5 0 0 0 0 3 4 | | | | | | | | | | | | |
| Chad Kreuter, S OBP: 0.313, SLG: 0.229 (1, 2) | | | 3-2 P5 | | 0-0 G4-6-3 | | | | 0-1 F8 | 4 0 0 0 0 0 2 | | | | | | | | | | | | |
| Inning Stats | R: 0 E: 0 K: 3 S: 11 | H: 1 LOB: 1 BB: 0 P: 15 | R: 2 E: 0 K: 0 S: 11 | H: 2 LOB: 0 BB: 0 P: 19 | R: 1 E: 0 K: 0 S: 11 | H: 2 LOB: 1 BB: 0 P: 20 | R: 0 E: 0 K: 1 S: 6 | H: 1 LOB: 1 BB: 1 P: 10 | R: 4 E: 0 K: 3 S: 20 | H: 4 LOB: 0 BB: 0 P: 28 | R: 0 E: 0 K: 2 S: 13 | H: 1 LOB: 1 BB: 0 P: 21 | R: 0 E: 0 K: 1 S: 11 | H: 1 LOB: 1 BB: 0 P: 15 | R: 0 E: 0 K: 1 S: 6 | H: 0 LOB: 0 BB: 0 P: 7 | R: 4 E: 0 K: 0 S: 13 | H: 3 LOB: 2 BB: 2 P: 29 | 1B: 4 2B: 7 3B: 0 HR: 4 | SF: 0 SAC: 0 DP: 1 HBP: 0 | WP: 1 PB: 0 SB: 1 CS: 0 | PA: 44 |
| PITCHER | IP WLS BF H R ER SO BB IBB HBP BLK WP HR S P ERA WHIP | | | | | | | | | | | | PITCHER | IP WLS BF H R ER SO BB IBB HBP BLK WP HR S P ERA WHIP | | | | | | | | |
| Russ Springer, R ERA: 12.46 (1, 1) | 4.1 L 22 9 6 6 5 1 0 0 0 0 0 2 48 80 12.46 2.308 | | | | | | | | | | | | | | | | | | | | | |
| Craig Lefferts, L ERA: 3.6 (5, 1) | 1.2 7 2 1 1 4 0 0 0 0 0 0 1 24 33 5.40 1.200 | | | | | | | | | | | | | | | | | | | | | |
| John Dopson, R ERA: 5.2 (7, 1) | 2.0 7 1 0 0 2 0 0 0 0 0 0 0 17 22 0.00 0.500 | | | | | | | | | | | | | | | | | | | | | |
| Bob Patterson, L ERA: 4.76 (9, 1) | 0.1 2 1 1 1 0 0 0 0 0 0 0 0 2 3 27.00 3.000 | | | | | | | | | | | | | | | | | | | | | |
| Mike Butcher, R ERA: 7.45 (9, 1) | 0.2 6 2 3 3 0 1 1 0 0 0 1 1 11 26 40.50 4.500 | | | | | | | | | | | | | | | | | | | | | |

Detroit Tigers @ California Angels
Anaheim Stadium, Anaheim, CA

Sat Jun 11 1994, 10:05 PM EDT
Att. 25,713 - Unknown - 71 F

livebaseballscorecards.com

| | |
|-----|----|
| AB | 41 |
| R | 11 |
| H | 15 |
| RBI | 11 |
| BB | 3 |
| SO | 11 |
| LOB | 19 |



BOTTOM

Detroit Tigers @ California Angels
Anaheim Stadium, Anaheim, CA

Sat Jun 11 1994, 10:05 PM EDT
 Att: 25,713 - Unknown - 71 F

livebaseballscorecards.com

| | |
|------------|-----------|
| AB | 35 |
| R | 5 |
| H | 9 |
| RBI | 5 |
| BB | 4 |
| SO | 5 |
| LOB | 20 |



AB R H RBI BB SO LOB

| | | | | | | |
|---|---|---|---|---|---|---|
| 5 | 0 | 1 | 1 | 0 | 0 | 2 |
| 3 | 0 | 1 | 1 | 2 | 1 | 3 |
| 4 | 1 | 1 | 1 | 1 | 3 | 6 |
| 4 | 0 | 1 | 2 | 0 | 0 | 1 |
| 4 | 0 | 1 | 0 | 0 | 0 | 3 |
| 4 | 1 | 1 | 0 | 0 | 0 | 1 |
| 4 | 1 | 1 | 0 | 0 | 0 | 1 |
| 3 | 1 | 1 | 0 | 1 | 1 | 0 |
| 3 | 1 | 1 | 0 | 0 | 0 | 3 |
| 1 | 0 | 0 | 0 | 0 | 0 | 0 |

| Batter | 1 | 2 | 3 | 4 | 5 | 6 | 7 | 8 | 9 |
|--|-------------|-------------|-----------|-------------|-------------|-------------|-----------|-------------|-----------|
| Spike Owen, S OBP: 0.422, SLG: 0.415 (1, 5) | 2-2 L9 | | 2-2 F7 | | 0-0 G1-3 | | 1-1 1B | | 1-0 L8 |
| Chad Curtis, R OBP: 0.296, SLG: 0.388 (1, 8) | 1-2 F7 | | | 4-2 BB | 0-1 1B | | 2-3 K | | 4-2 BB |
| Tim Salmon, R OBP: 0.384, SLG: 0.525 (1, 9) | 1-0 HR | | | 4-2 BB | 3-3 K | | 3-3 K | | 2-3 K |
| Chili Davis, S OBP: 0.453, SLG: 0.555 (1, 10) | 0-0 G1-3 | | | 1-2 L7 | | 2-2 G4-3 | 1-0 1B | | |
| Jim Edmonds, L OBP: 0.419, SLG: 0.471 (1, 7) | | 1-2 G6-3 | | 1-1 G1-3 | | 0-1 G4-3 | 0-0 F7 | | |
| J.T. Snow, L OBP: 0.265, SLG: 0.265 (1, 3) | | 2-1 P6 | | | 3-1 1B | 1-1 G4-3 | | 1-1 F9 | |
| Harold Reynolds, S OBP: 0.324, SLG: 0.290 (1, 4) | | 0-2 F7 | | | 0-0 1B | 2-1 F9 | | 0-1 G4-3 | |
| Jorge Fabregas, L OBP: 0.320, SLG: 0.311 (1, 2) | | | 1-0 F8 | | 2-2 1B | | 4-0 1B | 0-3 K | |
| Rod Correia, R OBP: 0.333, SLG: 0.231 Dwight Smith, L OBP: 0.297, SLG: 0.417 (9, PH) | | | 2-0 F8 | | 0-1 F8 | | 0-1 1B | 2-1 G3 | |

| Inning Stats | R: 1 E: 0 K: 0 S: 10 | H: 1 LOB: 0 BB: 0 P: 14 | R: 0 E: 0 K: 0 S: 10 | H: 0 LOB: 0 BB: 0 P: 13 | R: 0 E: 0 K: 0 S: 6 | H: 0 LOB: 1 BB: 2 P: 20 | R: 2 E: 0 K: 1 S: 17 | H: 4 LOB: 2 BB: 0 P: 25 | R: 0 E: 0 K: 0 S: 9 | H: 1 LOB: 1 BB: 0 P: 14 | R: 2 E: 0 K: 2 S: 12 | H: 3 LOB: 2 BB: 1 P: 23 | R: 0 E: 0 K: 1 S: 7 | H: 0 LOB: 0 BB: 0 P: 8 | R: 0 E: 0 K: 1 S: 9 | H: 0 LOB: 1 BB: 1 P: 18 | 1B: 8 2B: 0 3B: 0 HR: 1 | SF: 0 SAC: 0 DP: 0 HBP: 0 | WP: 0 PB: 0 SB: 1 CS: 0 | PA: 39 |
|--------------|-------------------------------|----------------------------------|-------------------------------|----------------------------------|------------------------------|----------------------------------|-------------------------------|----------------------------------|------------------------------|----------------------------------|-------------------------------|----------------------------------|------------------------------|---------------------------------|------------------------------|----------------------------------|----------------------------------|------------------------------------|----------------------------------|--------|
|--------------|-------------------------------|----------------------------------|-------------------------------|----------------------------------|------------------------------|----------------------------------|-------------------------------|----------------------------------|------------------------------|----------------------------------|-------------------------------|----------------------------------|------------------------------|---------------------------------|------------------------------|----------------------------------|----------------------------------|------------------------------------|----------------------------------|--------|

| PITCHER | IP | WLS | BF | H | R | ER | SO | BB | IBB | HBP | BLK | WP | HR | S | P | ERA | WHIP |
|---|-----|-----|----|---|---|----|----|----|-----|-----|-----|----|----|----|-----|------|-------|
| Tim Belcher, R ERA: 6.32 (1, 1) | 6.0 | | 28 | 8 | 5 | 5 | 1 | 3 | 0 | 0 | 0 | 0 | 1 | 66 | 106 | 7.50 | 1.833 |
| Joe Boever, R ERA: 4.04 (7, 1) | 0.2 | | 3 | 1 | 0 | 0 | 2 | 0 | 0 | 0 | 0 | 0 | 0 | 7 | 13 | 0.00 | 1.500 |
| Buddy Groom, L ERA: 4.3 (7, 1) | 1.1 | | 4 | 0 | 0 | 0 | 1 | 0 | 0 | 0 | 0 | 0 | 0 | 8 | 9 | 0.00 | 0.000 |
| Mike Henneman, R ERA: 4.5 (9, 1) | 1.0 | | 4 | 0 | 0 | 0 | 1 | 1 | 0 | 0 | 0 | 0 | 0 | 9 | 18 | 0.00 | 1.000 |

| Batter | 1 | 2 | 3 | 4 | 5 | 6 | 7 | 8 | 9 | AB R H RBI BB SO LOB | TOP | | | | | | | | | | | |
|---|---|----------------------------------|-------------------------------|----------------------------------|------------------------------|----------------------------------|------------------------------|---------------------------------|-------------------------------|----------------------------------|------------------------------|----------------------------------|-------------------------------|----------------------------------|-------------------------------|----------------------------------|-------------------------------|----------------------------------|----------------------------------|------------------------------------|----------------------------------|--------|
| Tony Phillips, S (1, 7) OBP: 0.425, SLG: 0.459 | 0-3 SAFE 1-2 | 2-2 SAFE 1-2 | 4-1 WP BB | | 2-3 K | | | 1-0 L7 | 1-2 BB 1B | 4 0 1 0 1 2 0 | | | | | | | | | | | | |
| Chris Gomez, R (1, 4) OBP: 0.367, SLG: 0.465 | 0-0 FC5-4 1B | | 1-1 SAFE F8 | | | 1-1 L5 | | 1-2 HR | 1-3 K | 5 1 2 1 0 1 2 | | | | | | | | | | | | |
| Travis Fryman, R (1, 5) OBP: 0.379, SLG: 0.555 | 0-0 FC5-4 1-2f | | 4-2 SAFE G4-3 BB | | | 1-0 HBP | | 2-1 HR | 4-2 BB BB | 2 1 1 1 2 0 1 | | | | | | | | | | | | |
| Cecil Fielder, R (1, 10) OBP: 0.351, SLG: 0.523 | 2-3 SAFE K | | 3-1 G4-3 BB | | | 2-2 F7 | | 2-1 HBP 1B 1B | 1-2 G3-4-1 2-3 | 5 1 1 0 0 1 6 | | | | | | | | | | | | |
| Alan Trammell, R (1, 6) OBP: 0.353, SLG: 0.451 | | | 3-1 F7 | | 0-0 F8 | | 0-1 F7 | 2-1 HBP 1B 1B | 0-0 G6-3 | 5 1 1 0 0 0 3 | | | | | | | | | | | | |
| Mickey Tettleton, S (1, 3) OBP: 0.453, SLG: 0.540 | | | 4-2 2B SF9 BB | | 2-2 F8 | | | 1-2 1B HBP | | 1 1 0 0 2 0 0 | | | | | | | | | | | | |
| Skeeter Barnes, R (8, PR) OBP: 0.333, SLG: 0.533 | | | | | | | | 1-2 2-3 HBP | | 0 0 0 0 0 0 0 | | | | | | | | | | | | |
| Junior Felix, S (1, 9) OBP: 0.390, SLG: 0.630 | | | 2-0 SF9 1B 2B | | 0-3 K | | | 0-0 F9 | 1-1 1B | 4 1 2 2 0 1 1 | | | | | | | | | | | | |
| Juan Samuel, R (1, 8) OBP: 0.367, SLG: 0.519 | | | 1-0 SF9 | | 0-2 F8 | | | 0-1 F8 | 2-3 K | 2 0 0 1 0 0 1 | | | | | | | | | | | | |
| Kirk Gibson, L (8, PH) OBP: 0.368, SLG: 0.573 | | | 2-3 3-H | | | | | 1-2 P3 | 0-2 F7 | 1 0 0 0 0 1 2 | | | | | | | | | | | | |
| John Flaherty, R (1, 2) OBP: 0.200, SLG: 0.207 | | | 1-1 CS 1B | | 1-3 K | | | | | 3 0 1 1 0 1 1 | | | | | | | | | | | | |
| Lou Whitaker, L (8, PH) OBP: 0.375, SLG: 0.539 | | | | | | | | | | 1 0 0 0 0 0 2 | | | | | | | | | | | | |
| Chad Kreuter, S (8, 2) OBP: 0.313, SLG: 0.229 | | | | | | | | | | 0 0 0 0 0 0 0 | | | | | | | | | | | | |
| Inning Stats | R: 0 E: 0 K: 2 S: 9 | H: 1 LOB: 1 BB: 0 P: 11 | R: 2 E: 0 K: 0 S: 10 | H: 2 LOB: 0 BB: 1 P: 23 | R: 0 E: 0 K: 0 S: 8 | H: 0 LOB: 1 BB: 2 P: 20 | R: 0 E: 0 K: 1 S: 7 | H: 0 LOB: 0 BB: 0 P: 9 | R: 0 E: 0 K: 2 S: 10 | H: 0 LOB: 0 BB: 0 P: 13 | R: 0 E: 0 K: 0 S: 7 | H: 0 LOB: 1 BB: 0 P: 11 | R: 0 E: 0 K: 0 S: 11 | H: 0 LOB: 1 BB: 1 P: 16 | R: 4 E: 0 K: 1 S: 24 | H: 5 LOB: 2 BB: 0 P: 36 | R: 0 E: 0 K: 1 S: 12 | H: 1 LOB: 2 BB: 1 P: 19 | 1B: 6 2B: 1 3B: 0 HR: 2 | SF: 1 SAC: 0 DP: 1 HBP: 2 | WP: 1 PB: 0 SB: 0 CS: 1 | PA: 42 |
| PITCHER | IP WLS BF H R ER SO BB IBB HBP BLK WP HR S P ERA WHIP | | | | | | | | | | | | | | | | | | | | | |
| Brian Anderson, L (1, 1) ERA: 5.24 | 7.1 W 30 5 4 4 5 4 0 1 0 1 2 69 114 4.91 1.227 | | | | | | | | | | | | | | | | | | | | | |
| Mark Leiter, R (8, 1) ERA: 4.81 | 0.0 3 2 0 0 0 0 0 0 1 0 0 6 11 ∞ ∞ | | | | | | | | | | | | | | | | | | | | | |
| Joe Grahe, R (8, 1) ERA: 5.93 | 1.2 S 8 2 2 2 2 1 0 0 0 0 0 23 33 10.80 1.800 | | | | | | | | | | | | | | | | | | | | | |

Detroit Tigers @ California Angels
Anaheim Stadium, Anaheim, CA

Sun Jun 12 1994, 6:33 AM EDT
Att. 22,381 - Sunny - 72 F

livebaseballscorecards.com

| | |
|-----|----|
| AB | 33 |
| R | 6 |
| H | 9 |
| RBI | 6 |
| BB | 5 |
| SO | 7 |
| LOB | 19 |



| Batter | 1 | 2 | 3 | 4 | 5 | 6 | 7 | 8 | 9 | 10 | 11 | 12 | 13 | AB R H RBI BB SO LOB | TOP | | | | | | | | | | | | |
|--|---|----------------------------------|-------------------------------|----------------------------------|------------------------------|---------------------------------|-------------------------------|----------------------------------|-------------------------------|----------------------------------|------------------------------|----------------------------------|-------------------------------|--|------------------------------|----------------------------------|------------------------------|----------------------------------|------------------------------|----------------------------------|------------------------------|----------------------------------|-------------------------------|----------------------------------|-----------------------------------|------------------------------------|--|
| Tony Phillips, S OBP: 0.425, SLG: 0.457 (1, 7) | 4-0 BB 1B BB | 2-2 SF9 2B | | 1-1 SAFE FC6-5 1-3 | | 1-3 K | | | 2-0 FC5-4 1B | | 0-3 K | | 0-1 BB 1B | 5 2 2 1 1 2 3 | | | | | | | | | | | | | |
| Lou Whitaker, L OBP: 0.377, SLG: 0.529 (1, 10) | 4-1 1B G5-4-3 BB | 2-3 3-H 0-0 1B | | 2-1 F8 | | 2-1 G1-6-3 1-2f | | | 1-3 SAFE K | | 3-1 F8 | | 4-2 SAFE 2B BB | 5 2 1 1 2 1 4 | | | | | | | | | | | | | |
| Travis Fryman, R OBP: 0.387, SLG: 0.562 (1, 5) | 3-2 G5-4-3 1B | 1-1 FC5-4 1B | | | 1-0 CS WP 1B | | | 4-1 S BB | 2-1 FC5-4 1-2f | | 2-0 L4 | | 0-1 WP 2B 2B | 6 1 4 4 1 0 1 | | | | | | | | | | | | | |
| Cecil Fielder, R OBP: 0.341, SLG: 0.507 (1, 3) | 2-2 G5-4-3 1-2f 3-H | 3-1 FC5-4 1-2f | | 3-2 P4 1-2 | | 3-3 K | | | 0-0 FC5-4 1-2f | | | | 1-3 K | 7 0 0 0 0 2 7 | | | | | | | | | | | | | |
| Junior Felix, S OBP: 0.399, SLG: 0.656 (1, 9) | 1-1 HR | | 0-0 CS 1B | | 4-1 2B BB | | | 0-3 K | | 1-3 K2-3 | | 2-1 G6-3 | 2-2 2B | 6 2 3 2 1 2 1 | | | | | | | | | | | | | |
| Alan Trammell, R OBP: 0.350, SLG: 0.450 (1, 6) | 2-3 K | | 0-1 P2 | | 3-2 2B | | | 2-2 L7 | | 3-2 G4-3 | | 0-0 1B | 3-3 K | 7 0 2 1 0 2 3 | | | | | | | | | | | | | |
| Chris Gomez, R OBP: 0.355, SLG: 0.447 (1, 4) | | | 2-3 K | | 0-3 K | | | 3-2 L8 | | 0-3 K BB | | 1-0 L4 | | 6 0 0 0 0 3 3 | | | | | | | | | | | | | |
| Chad Kreuter, S OBP: 0.331, SLG: 0.257 (1, 2) | | | 1-0 2B SF9 1B | | 1-2 G4-3 | | | 2-2 G6-4-3 1B | | 4-0 BB | | | 3-2 L4 | 5 1 3 0 1 0 0 | | | | | | | | | | | | | |
| Juan Samuel, R OBP: 0.379, SLG: 0.534 (1, 8) | | | 1-1 SF9 1B 2B | | 1-2 FC6-5 E 1B | | | 0-2 E9 G1-6-3 | | 0-0 G6-4-3 1-2f | | | 3-2 BB 1B 2B 1B | 6 2 3 0 0 0 4 | | | | | | | | | | | | | |
| Inning Stats | R: 3 E: 0 K: 1 S: 13 | H: 2 LOB: 0 BB: 2 P: 29 | R: 2 E: 0 K: 0 S: 17 | H: 4 LOB: 2 BB: 0 P: 25 | R: 0 E: 0 K: 1 S: 7 | H: 1 LOB: 0 BB: 0 P: 9 | R: 0 E: 0 K: 1 S: 11 | H: 1 LOB: 1 BB: 0 P: 16 | R: 1 E: 0 K: 1 S: 18 | H: 2 LOB: 1 BB: 1 P: 29 | R: 0 E: 1 K: 2 S: 9 | H: 1 LOB: 1 BB: 0 P: 12 | R: 0 E: 0 K: 1 S: 11 | H: 0 LOB: 1 BB: 1 P: 20 | R: 0 E: 0 K: 2 S: 8 | H: 1 LOB: 0 BB: 0 P: 13 | R: 0 E: 0 K: 1 S: 8 | H: 1 LOB: 1 BB: 0 P: 13 | R: 0 E: 0 K: 1 S: 6 | H: 0 LOB: 2 BB: 1 P: 20 | R: 0 E: 0 K: 1 S: 7 | H: 1 LOB: 1 BB: 0 P: 11 | R: 0 E: 0 K: 1 S: 23 | H: 4 LOB: 1 BB: 1 P: 38 | 1B: 12 2B: 5 3B: 0 HR: 1 | SF: 1 SAC: 0 DP: 3 HBP: 0 | WP: 3 PA: 60 PB: 0 SB: 1 CS: 2 |
| PITCHER | Ricky Bones, R ERA: 2.9 (1, 1) IP 5.0 WLS 25 BF 25 H 10 R 6 ER 6 SO 3 BB 3 IBB 0 HBP 0 BLK 0 WP 1 HR 1 S 66 P 108 ERA 10.80 WHIP 2.600 | | | | | | | | | | | | | Doug Henry, R ERA: 3.05 (13, 1) IP 0.2 WLS 4 BF 4 H 2 R 1 ER 1 SO 1 BB 0 IBB 0 HBP 0 BLK 0 WP 1 HR 0 S 11 P 16 ERA 13.50 WHIP 3.000 | | | | | | | | | | | | | |
| PITCHER | Jesse Orosco, L ERA: 5.33 (6, 1) 2.0 8 1 0 0 3 1 0 0 0 0 0 20 32 0.00 1.000 | | | | | | | | | | | | | Mike Ignasiak, R ERA: 4.97 (8, 1) 1.0 3 1 0 0 0 0 0 0 0 0 0 8 13 0.00 1.000 | | | | | | | | | | | | | |
| PITCHER | Mike Fetters, R ERA: 2.3 (9, 1) 2.0 9 1 0 0 3 1 0 0 0 1 0 19 33 0.00 1.000 | | | | | | | | | | | | | Graeme Lloyd, L ERA: 5.4 (11, 1) 2.1 L 11 3 3 3 2 1 0 0 0 0 0 25 44 11.57 1.714 | | | | | | | | | | | | | |

Detroit Tigers @ Milwaukee Brewers
 Milwaukee County Stadium, Milwaukee, WI
 Tue Jun 14 1994, 8:05 PM EDT
 Att: 21,137 - Unknown - 96 F

livebaseballscorecards.com

| | |
|-----|----|
| AB | 53 |
| R | 10 |
| H | 18 |
| RBI | 9 |
| BB | 6 |
| SO | 12 |
| LOB | 26 |



| Batter | 1 | 2 | 3 | 4 | 5 | 6 | 7 | 8 | 9 | 10 | 11 | 12 | 13 | AB R H RBI BB SO LOB |
|---|----|-----------|---------------|------|------|----------|-----------|------------------|----|-------------|------|------------------|-------------------|----------------------|
| Jody Reed, R OBP: 0.371, SLG: 0.320 (1, 4) | P4 | | FC6-4 1-2f | | G6-3 | | 1B 3-H | 1B 1-H 2-H | | BB | | G6-3 | | 6 0 2 2 1 0 3 |
| Kevin Seitzer, R OBP: 0.366, SLG: 0.513 (1, 5) | K | | FC6-4 1-2f | | L9 | | 1B 1-2 | | P6 | G3 | | | F7 | 4 0 1 0 0 1 1 |
| Bill Spiers, L OBP: 0.338, SLG: 0.313 (7, PR) (8, 5) | | | | | | | | | | | | | | 0 0 0 0 0 0 0 |
| Turner Ward, S OBP: 0.355, SLG: 0.409 (9, PH) | | | | | | | | | | | | | | 1 0 0 0 0 0 0 |
| B.J. Surhoff, L OBP: 0.307, SLG: 0.500 (10, 5) | | | | | | | | | | | | | | 2 0 0 0 0 0 3 |
| John Jaha, R OBP: 0.350, SLG: 0.409 (1, 3) | L7 | | | F8 | | BB BB | P4 | | K | | G3 | | 2B G6-3 HBP | 5 1 0 0 1 1 2 |
| Greg Vaughn, R OBP: 0.361, SLG: 0.516 (1, 7) | | SF8 3B | | G6-3 | | K | L7 | | 1B | | K | | 1B 2B | 7 2 3 0 0 2 3 |
| Dave Nilsson, L OBP: 0.313, SLG: 0.441 (1, 10) | | SF8 | | HR | | BB | | HR | G3 | | G3-1 | | G6-3 | 5 2 2 3 1 0 2 |
| Brian Harper, R OBP: 0.322, SLG: 0.405 (1, 2) | | G5-3 | | HR | | F9 | | FC1-5 1B | | G3 SH3-4 | | F8 | FC6-4 1B | 7 1 4 3 0 0 2 |
| Matt Mieske, R OBP: 0.348, SLG: 0.418 (1, 9) | | G5-3 | | 1B | | L6 | | FC1 1B | | SH3-4 | | G3-1 1B BB | FC6-4 | 5 1 1 0 1 0 4 |
| Alex Diaz, S OBP: 0.268, SLG: 0.371 (1, 8) | | | G1-4-3 | G3 | | | 1B 3B | FC1-5 1B | | G3 IBB | | G3-1 1B | | 5 1 2 0 1 0 3 |
| Jose Valentin, S OBP: 0.301, SLG: 0.389 (1, 6) | | | | | K | | K | P2 | | G3 | | G3-1 | | 6 0 1 0 0 2 7 |

| Inning Stats | R: 0 | H: 0 | E: 0 | K: 1 | S: 8 | R: 1 | H: 1 | E: 0 | K: 0 | S: 8 | R: 0 | H: 1 | E: 0 | K: 0 | S: 6 | R: 2 | H: 3 | E: 0 | K: 1 | S: 15 | R: 0 | H: 0 | E: 0 | K: 1 | S: 8 | R: 0 | H: 0 | E: 0 | K: 1 | S: 17 | R: 1 | H: 3 | E: 0 | K: 1 | S: 12 | R: 2 | H: 3 | E: 1 | K: 0 | S: 16 | R: 0 | H: 1 | E: 0 | K: 1 | S: 8 | R: 0 | H: 1 | E: 0 | K: 0 | S: 10 | R: 0 | H: 0 | E: 0 | K: 1 | S: 9 | R: 0 | H: 1 | E: 0 | K: 0 | S: 8 | R: 2 | H: 2 | E: 0 | K: 0 | S: 13 | AB | R | H | RBI | BB | SO | LOB | | | |
|--------------|------|------|------|------|------|------|------|------|------|------|------|------|------|------|------|------|------|------|------|-------|------|------|------|------|------|------|------|------|------|-------|------|------|------|------|-------|------|------|------|------|-------|------|------|------|------|------|------|------|------|------|-------|------|------|------|------|------|------|------|------|------|------|------|------|------|------|-------|----|-------|-------|-----|----|----|-----|---|---|----|
| | 0 | 0 | 0 | 1 | 8 | 1 | 1 | 0 | 0 | 8 | 0 | 1 | 0 | 0 | 6 | 2 | 3 | 0 | 1 | 15 | 0 | 0 | 0 | 0 | 0 | 0 | 0 | 0 | 0 | 0 | 1 | 3 | 1 | 0 | 12 | 2 | 3 | 0 | 0 | 16 | 0 | 1 | 8 | 0 | 0 | 0 | 0 | 10 | 0 | 0 | 0 | 0 | 9 | 0 | 1 | 0 | 0 | 0 | 5 | 0 | 1 | 0 | 0 | 8 | 17 | 22 | 18.00 | 2.000 | 61 | 8 | 16 | 8 | 5 | 6 | 30 |

DETROIT TIGERS @ MILWAUKEE BREWERS
Milwaukee County Stadium, Milwaukee, WI
 Tue Jun 14 1994, 8:05 PM EDT
 Att: 21,137 - Unknown - 96 F

| | |
|-----|----|
| AB | 53 |
| R | 8 |
| H | 16 |
| RBI | 8 |
| BB | 5 |
| SO | 6 |
| LOB | 30 |



| Batter | 1 | 2 | 3 | 4 | 5 | 6 | 7 | 8 | 9 | AB R H RBI BB SO LOB | TOP | | |
|--|---|---|--|--|--|---|--|---|---|--|--|----------------|---|
| Tony Phillips, S (1, 7) OBP: 0.424, SLG: 0.464 Skeeter Barnes, R (7, PH) OBP: 0.294, SLG: 0.471 (7, 7) | 2-3 K | | 0-1 G3 | | 1-0 3B | | 0-1 FC6-4 G1 | | 1-1 G1-6-3 | 3 0 1 1 0 1 1 2 0 0 1 0 0 3 | | | |
| Lou Whitaker, L (1, 10) OBP: 0.371, SLG: 0.522 John Flaherty, R (7, PH) OBP: 0.194, SLG: 0.200 Juan Samuel, R (9, PH) OBP: 0.388, SLG: 0.534 | 0-1 F8 | | 0-0 SF9 | | 1-0 G3 | | 0-0 G1 | | 4-2 FC5-4 BB | 2 0 0 1 0 0 1 1 0 0 1 0 0 1 0 0 0 0 1 0 0 | | | |
| Travis Fryman, R (1, 5) OBP: 0.381, SLG: 0.551 | 2-3 K | | 2-3 K | | 0-1 F8 | | 0-0 P3 | | 2-1 FC5-4 | 5 0 0 0 0 2 3 | | | |
| Cecil Fielder, R (1, 3) OBP: 0.347, SLG: 0.522 | | 0-0 G6-3 | | 2-1 G3-1 1B | | 4-2 G4-6-3 BB | | 3-2 HR | | 3 1 2 1 1 0 0 | | | |
| Kirk Gibson, L (1, 8) OBP: 0.371, SLG: 0.571 | | 2-2 HR 1B | | 1-2 K | | 3-3 K | | 0-1 2B FC3-2 1B | | 4 1 2 0 0 2 2 | | | |
| Junior Felix, S (1, 9) OBP: 0.401, SLG: 0.682 | | 0-1 HR | | 2-1 G3-1 | | 3-2 G4-6-3 | | 0-0 FC3-2 2B | | 4 1 2 2 0 0 2 | | | |
| Alan Trammell, R (1, 6) OBP: 0.342, SLG: 0.439 | | 0-0 G6-3 | | 1-1 G5-3 | | 0-0 E5 BB FC6-4 | | 2-1 FC3-2 G4-3 | | 4 1 0 0 0 0 3 | | | |
| Chris Gomez, R (1, 4) OBP: 0.358, SLG: 0.444 | | 1-3 K | | 2-2 G1-3 3B 1B | | 4-2 FC6-4 G1 BB | | 2-1 G4-3 | | 3 2 1 0 1 1 2 | | | |
| Chad Kreuter, S (1, 2) OBP: 0.344, SLG: 0.272 | | 1-1 G3 SF9 2B | | 0-0 G1-3 | | 4-2 FC6-4 BB | | 4-2 G1-6-3 BB | | 2 1 1 0 2 0 1 | | | |
| Inning Stats | R: 0 E: 0 K: 2 S: 12 H: 0 LOB: 0 BB: 0 P: 16 | R: 2 E: 0 K: 1 S: 10 H: 2 LOB: 0 BB: 0 P: 13 | R: 1 E: 0 K: 1 S: 9 H: 1 LOB: 0 BB: 0 P: 12 | R: 0 E: 0 K: 1 S: 9 H: 1 LOB: 1 BB: 0 P: 15 | R: 1 E: 0 K: 1 S: 8 H: 2 LOB: 1 BB: 0 P: 12 | R: 0 E: 0 K: 1 S: 10 H: 0 LOB: 0 BB: 1 P: 20 | R: 2 E: 1 K: 0 S: 9 H: 0 LOB: 1 BB: 2 P: 17 | R: 1 E: 0 K: 0 S: 10 H: 3 LOB: 1 BB: 0 P: 17 | R: 0 E: 0 K: 0 S: 11 H: 0 LOB: 1 BB: 2 P: 22 | 1B: 4 2B: 2 3B: 1 HR: 2 SF: 1 SAC: 0 DP: 3 HBP: 0 | WP: 0 PB: 0 SB: 0 CS: 0 PA: 39 | | |
| PITCHER | IP WLS BF H R ER SO BB IBB HBP BLK WP HR S P ERA WHIP | | | | | | | | | | | PITCHER | IP WLS BF H R ER SO BB IBB HBP BLK WP HR S P ERA WHIP |
| Bill Wegman, R (1, 1) ERA: 3.61 | 6.0 W 24 6 4 4 6 1 0 0 0 0 0 1 58 88 6.00 1.167 | | | | | | | | | | | | |
| Jesse Orosco, L (7, 1) ERA: 5.13 | 1.0 6 0 2 0 0 2 0 0 0 0 0 0 9 17 0.00 2.000 | | | | | | | | | | | | |
| Jose Mercedes, R (8, 1) ERA: 1.74 | 1.0 5 3 1 1 0 0 0 0 0 0 0 1 10 17 9.00 3.000 | | | | | | | | | | | | |
| Mike Fetters, R (9, 1) ERA: 2.22 | 1.0 4 0 0 0 0 2 0 0 0 0 0 0 11 22 0.00 2.000 | | | | | | | | | | | | |

Detroit Tigers @ Milwaukee Brewers
Milwaukee County Stadium, Milwaukee, WI

Wed Jun 15 1994, 8:05 PM EDT
Att. 15,743 - Unknown - 96 F

livebaseballscorecards.com

| | |
|-----|----|
| AB | 33 |
| R | 7 |
| H | 9 |
| RBI | 7 |
| BB | 5 |
| SO | 6 |
| LOB | 19 |



| Batter | 1 | 2 | 3 | 4 | 5 | 6 | 7 | 8 | 9 |
|---|-------------------------|-----------------------|-------------------------|-----------------------|---|-------------------------|-------------|------------------|---|
| Jody Reed, R OBP: 0.367, SLG: 0.323 (1, 4) | 2-2 WP G6-3 2B | | 2-1 G6-3 2-H | | 1 SAFE 1 SAFE 1 SAFE 1 SAFE 1-2 | 2-0 G3-1 1-2 | | 0-1 P3 3-H | |
| Kevin Seitzer, R OBP: 0.362, SLG: 0.513 Bill Spiers, L OBP: 0.335, SLG: 0.310 (6, PR) (7, 5) | 2-2 G6-3 2-H | | 0-2 G5-3 | | 1-0 G4-3 | 1-1 1-H 2-H 2B | | 3-1 F8 | |
| B.J. Surhoff, L OBP: 0.315, SLG: 0.488 (1, 3) | 4-0 G5-4-3 BB | | | 0-1 G1-3 | | BB G5-3 | | | |
| Greg Vaughn, R OBP: 0.384, SLG: 0.539 Alex Diaz, S OBP: 0.268, SLG: 0.371 (1, 7) (7, 9) | 3-0 G5-4-3 1-2f | | | 0-0 HR | | BB 2B | | | |
| Dave Nilsson, L OBP: 0.325, SLG: 0.452 (1, 10) | | 1-1 G4-6-3 1B | | 3-0 G6-4-3 1B | | 0-1 2B BB 1B | 2-2 1B | | |
| Brian Harper, R OBP: 0.320, SLG: 0.406 (1, 2) | | 1-1 G4-6-3 1-2f | | 1-1 G6-4-3 1-2f | | 2-0 BB 1B 2B | 0-1 F7 | | |
| Turner Ward, S OBP: 0.357, SLG: 0.405 (1, 8) | | 0-1 P6 | | | 4-0 WP 1B BB | 4-0 BB SF8 IBB | 3-3 K | | |
| Matt Mieske, R OBP: 0.353, SLG: 0.416 (7, 7) | | | 2-1 L7 | | 2-1 FC1-6 1-H 1B | 4-2 BB 2B BB | 2-2 P4 | | |
| Jose Valentin, S OBP: 0.307, SLG: 0.396 (1, 6) | | | 0-0 WP G6-3 2B | | 0-0 FC1-6 G3-1 1-2f | 4-1 BB 2B BB | 1-0 G3-1 | | |

| Inning Stats | R: 1 E: 0 K: 0 S: 7 | H: 1 LOB: 0 BB: 1 P: 18 | R: 0 E: 0 K: 0 S: 6 | H: 1 LOB: 0 BB: 0 P: 8 | R: 1 E: 0 K: 0 S: 8 | H: 1 LOB: 0 BB: 0 P: 12 | R: 1 E: 0 K: 0 S: 6 | H: 2 LOB: 0 BB: 0 P: 10 | R: 1 E: 0 K: 0 S: 6 | H: 1 LOB: 1 BB: 1 P: 14 | R: 7 E: 0 K: 1 S: 18 | H: 4 LOB: 1 BB: 4 P: 40 | R: 0 E: 0 K: 1 S: 12 | H: 1 LOB: 1 BB: 0 P: 19 | R: 0 E: 0 K: 0 S: 5 | H: 0 LOB: 0 BB: 0 P: 9 |
|----------------------------------|------------------------------------|----------------------------------|------------------------------|---------------------------------|------------------------------|----------------------------------|------------------------------|----------------------------------|------------------------------|----------------------------------|-------------------------------|----------------------------------|-------------------------------|----------------------------------|------------------------------|---------------------------------|
| 1B: 5 2B: 5 3B: 0 HR: 1 | SF: 1 SAC: 0 DP: 3 HBP: 0 | WP: 3 PB: 0 SB: 1 CS: 0 | PA: 38 | | | | | | | | | | | | | |

| PITCHER | IP | WLS | BF | H | R | ER | SO | BB | IBB | HBP | BLK | WP | HR | S | P | ERA | WHIP |
|---|-----|-----|----|---|---|----|----|----|-----|-----|-----|----|----|----|----|--------|--------|
| Mike Moore, R ERA: 5.84 (1, 1) | 5.0 | L | 23 | 8 | 7 | 7 | 0 | 3 | 0 | 0 | 0 | 3 | 1 | 36 | 69 | 12.60 | 2.200 |
| Phil Stidham, R ERA: 24.92 (6, 1) | 0.1 | | 6 | 2 | 4 | 4 | 0 | 2 | 1 | 0 | 0 | 0 | 0 | 11 | 27 | 108.00 | 12.000 |
| Joe Boever, R ERA: 3.93 (6, 1) | 2.2 | | 9 | 1 | 0 | 0 | 2 | 0 | 0 | 0 | 0 | 0 | 0 | 21 | 34 | 0.00 | 0.375 |

BOTTOM

Detroit Tigers @ Milwaukee Brewers
Milwaukee County Stadium, Milwaukee, WI

Wed Jun 15 1994, 8:05 PM EDT
Att: 15,743 - Unknown - 96 F

livebaseballscorecards.com

| | |
|-----|----|
| AB | 31 |
| R | 11 |
| H | 11 |
| RBI | 11 |
| BB | 6 |
| SO | 2 |
| LOB | 11 |



| Batter | 1 | 2 | 3 | 4 | 5 | 6 | 7 | 8 | 9 | AB R H RBI BB SO LOB | TOP | | | | | | | | | | | | | |
|---|---|----------------------------------|------------------------------|----------------------------------|------------------------------|----------------------------------|-------------------------------|----------------------------------|------------------------------|----------------------------------|-------------------------------|----------------------------------|-------------------------------|----------------------------------|------------------------------|----------------------------------|-------------------------------|----------------------------------|----------------------------------|------------------------------------|----------------------------------|--------|--|--|
| Tony Phillips, S (1, 10) OBP: 0.418, SLG: 0.456 | 2-2 F8 | | 2-1 G6-3 | | 2-2 G6-3 | | | 2-1 F7 | | 4 0 0 0 0 0 1 | | | | | | | | | | | | | | |
| Lou Whitaker, L (1, 4) OBP: 0.368, SLG: 0.515 | 1-2 G6-4-3 1B | | 2-2 G6-3 | | 0-0 F7 | | | 2-2 G4-3 | | 4 0 1 0 0 0 0 | | | | | | | | | | | | | | |
| Travis Fryman, R (1, 5) OBP: 0.375, SLG: 0.542 | 2-2 G6-4-3 1-2f | | 1-0 P4 | | | | | 2-2 F9 | | 4 0 0 0 0 1 1 | | | | | | | | | | | | | | |
| Cecil Fielder, R (1, 3) OBP: 0.353, SLG: 0.525 | | 1-1 2B HR | | 2-2 FC3-6 1B | | | | 0-2 F7 | | 4 1 3 0 0 0 0 | | | | | | | | | | | | | | |
| Juan Samuel, R (9, PR) OBP: 0.388, SLG: 0.534 | | | | | | | | | 2-2 G6-4-3 1B | 0 0 0 0 0 0 0 | | | | | | | | | | | | | | |
| Kirk Gibson, L (1, 8) OBP: 0.369, SLG: 0.570 | | 1-0 1-3 HR | | 3-3 K | | | | 3-3 K | | 4 1 1 0 0 2 2 | | | | | | | | | | | | | | |
| Junior Felix, S (1, 9) OBP: 0.397, SLG: 0.692 | | 0-0 HR | | 0-0 FC3-6 1B | | | | 1-1 P6 | | 4 2 1 3 0 0 2 | | | | | | | | | | | | | | |
| Chris Gomez, R (1, 6) OBP: 0.363, SLG: 0.449 | | 2-H 3-H HR | | 1-2 S 1B | | | | 0-2 S 1B | | 3 0 2 1 0 0 0 | | | | | | | | | | | | | | |
| Chad Kreuter, S (1, 2) OBP: 0.344, SLG: 0.274 | | 3-1 G6-3 | | 2-H 3-H 1B | | | | 2-1 SAFE P5 | | 3 0 1 0 0 0 2 | | | | | | | | | | | | | | |
| Skeeter Barnes, R (1, 7) OBP: 0.300, SLG: 0.450 | | 0-0 L3 1B | | 3-2 F8 | | | | 1-2 G6-3 | | 3 0 1 0 0 0 2 | | | | | | | | | | | | | | |
| | | 1-1 L3 | | 1-1 CS 1B | | | | 2-2 G6-3 | | | | | | | | | | | | | | | | |
| Inning Stats | R: 0 E: 0 K: 0 S: 11 | H: 1 LOB: 0 BB: 0 P: 16 | R: 3 E: 0 K: 0 S: 9 | H: 4 LOB: 0 BB: 0 P: 15 | R: 0 E: 0 K: 0 S: 7 | H: 0 LOB: 0 BB: 0 P: 12 | R: 1 E: 1 K: 1 S: 15 | H: 2 LOB: 1 BB: 0 P: 24 | R: 0 E: 0 K: 0 S: 8 | H: 1 LOB: 0 BB: 0 P: 11 | R: 0 E: 0 K: 2 S: 11 | H: 0 LOB: 0 BB: 0 P: 16 | R: 0 E: 0 K: 0 S: 10 | H: 1 LOB: 1 BB: 0 P: 15 | R: 0 E: 0 K: 0 S: 8 | H: 0 LOB: 0 BB: 0 P: 14 | R: 0 E: 0 K: 0 S: 15 | H: 1 LOB: 1 BB: 0 P: 20 | 1B: 8 2B: 2 3B: 0 HR: 1 | SF: 0 SAC: 0 DP: 3 HBP: 0 | WP: 0 PB: 0 SB: 2 CS: 1 | PA: 33 | | |
| PITCHER | IP WLS BF H R ER SO BB IBB HBP BLK WP HR S P ERA WHIP | | | | | | | | | | | | | | | | | | | | | | | |
| Bob Scanlan, R (1, 1) ERA: 4.2 | 7.0 | | 27 | 9 | 4 | 3 | 3 | 0 | 0 | 0 | 0 | 0 | 1 | 71 | 109 | 3.86 | 1.286 | | | | | | | |
| Graeme Lloyd, L (8, 1) ERA: 5.02 | 2.0 | W | 6 | 1 | 0 | 0 | 0 | 0 | 0 | 0 | 0 | 0 | 0 | 23 | 34 | 0.00 | 0.500 | | | | | | | |

Detroit Tigers @ Milwaukee Brewers
Milwaukee County Stadium, Milwaukee, WI

Thu Jun 16 1994, 4:33 AM EDT
Att. 15,603 - Sunny - 92 F

livebaseballscorecards.com

| | |
|-----|----|
| AB | 33 |
| R | 4 |
| H | 10 |
| RBI | 4 |
| BB | 0 |
| SO | 3 |
| LOB | 10 |




| Batter | 1 | 2 | 3 | 4 | 5 | 6 | 7 | 8 | 9 | AB R H RBI BB SO LOB |
|--|-----------------------|-------------|----------------------------|-------------|-------------|-----------------|---------------------|-----------------|-----------|--------------------------------|
| Jody Reed, R OBP: 0.365, SLG: 0.322 (1, 4) | 1-0 1B 2B 1B | | 2-3 K | | 3-2 G6-3 | | 1 SAFE 2-0 F9 | | | 4 1 1 0 0 1 1 |
| Kevin Seitzer, R OBP: 0.359, SLG: 0.504 (1, 5) (9, 3) | 1-0 F8 | | 1-1 1B 1B | | 1-0 P5 | | | 0-0 G4-3 | | 4 1 1 0 0 0 1 |
| B.J. Surhoff, L OBP: 0.333, SLG: 0.494 (1, 3) Bill Spiers, L OBP: 0.335, SLG: 0.310 (8, PR) (9, 5) | 2-1 2B 1B | | 1-2 1B 1B | | 2-1 G3 | | | 4-1 2B BB | | 3 1 2 0 1 0 0 0 0 0 0 0 0 0 |
| Greg Vaughn, R OBP: 0.366, SLG: 0.544 (1, 7) | 2-3 K | | 2-1 1-2 1B G1-6-3 | | 1-0 P6 | | | 1-1 2B | | 4 0 2 1 0 1 2 |
| Dave Nilsson, L OBP: 0.328, SLG: 0.455 (1, 10) | 2-2 2B | | 2-1 1-2 1B G1-6-3 | | 3-3 K | | | 4-0 IBB | | 3 0 1 2 1 1 2 |
| Brian Harper, R OBP: 0.315, SLG: 0.399 (1, 2) | 1-2 G5-3 | | 0-1 G5-3 | | 1-2 F9 | | | 2-0 G4-3 | | 4 0 0 0 0 0 3 |
| Turner Ward, S OBP: 0.356, SLG: 0.400 (1, 8) | | 1-3 K | | 4-2 BB | | 3-2 F8 | | | 3-3 K | 3 0 0 0 1 2 0 |
| Matt Mieske, R OBP: 0.358, SLG: 0.476 (1, 9) | | 0-1 G6-3 | | 0-0 P3 | | 0-0 HR | | | 1-2 HR | 4 2 2 2 0 0 1 |
| Jose Valentin, S OBP: 0.307, SLG: 0.394 (1, 6) | | 0-3 K | | 0-2 G4-3 | | 3-2 CS 1B | | | | 3 0 1 0 0 1 1 |

| Inning Stats | R: 2 | H: 3 | E: 0 | K: 1 | S: 17 | H: 3 | LOB: 1 | BB: 0 | P: 26 | R: 0 | H: 0 | E: 0 | K: 2 | S: 9 | R: 1 | H: 3 | E: 0 | K: 1 | S: 14 | R: 0 | H: 0 | E: 0 | K: 0 | S: 8 | R: 0 | H: 0 | E: 0 | K: 1 | S: 7 | R: 1 | H: 2 | E: 0 | K: 0 | S: 11 | R: 0 | H: 1 | E: 0 | K: 0 | S: 5 | R: 1 | H: 1 | E: 0 | K: 1 | S: 11 | 1B: 6 | SF: 0 | 2B: 2 | SAC: 0 | 3B: 0 | DP: 1 | HR: 2 | HBP: 0 | WP: 0 | PA: 35 |
|------------------------------------|------|------|------|------|-------|------|--------|-------|-------|------|------|------|------|------|------|-------|-------|------|-------|------|------|------|------|------|------|------|------|------|------|------|------|------|------|-------|------|------|------|------|------|------|------|------|------|-------|-------|-------|-------|--------|-------|-------|-------|--------|-------|--------|
| PITCHER | IP | WLS | BF | H | R | ER | SO | BB | IBB | HBP | BLK | WP | HR | S | P | ERA | WHIP | | | | | | | | | | | | | | | | | | | | | | | | | | | | | | | | | | | | | |
| Tim Belcher, R ERA: 6.16 (1, 1) | 8.0 | | 33 | 9 | 4 | 4 | 5 | 2 | 1 | 0 | 0 | 0 | 1 | 77 | 126 | 4.50 | 1.375 | | | | | | | | | | | | | | | | | | | | | | | | | | | | | | | | | | | | | |
| Buddy Groom, L ERA: 4.5 (9, 1) | 0.1 | L | 2 | 1 | 1 | 1 | 1 | 0 | 0 | 0 | 0 | 0 | 1 | 11 | 15 | 27.00 | 3.000 | | | | | | | | | | | | | | | | | | | | | | | | | | | | | | | | | | | | | |

DETROIT TIGERS @ MILWAUKEE BREWERS
Milwaukee County Stadium, Milwaukee, WI
 Thu Jun 16 1994, 4:33 AM EDT
 Att. 15,603 - Sunny - 92 F

livebaseballscores.com

AB 32
R 5
H 10
RBI 5
BB 3
SO 6
LOB 11



| Batter | 1 | 2 | 3 | 4 | 5 | 6 | 7 | 8 | 9 | AB | R | H | RBI | BB | SO | LOB | TOP | | | | | | | | | | |
|---|-------------------------------|----------------------------------|-------------------------------|----------------------------------|-------------------------------|----------------------------------|-------------------------------|----------------------------------|-------------------------------|----------------------------------|-------------------------------|----------------------------------|------------------------------|----------------------------------|------------------------------|----------------------------------|------------------------------|----------------------------------|----------------------------------|------------------------------------|----------------------------------|--------|--|--|--|--|--|
| Rob Butler, L (1, 7) OBP: 0.188, SLG: 0.188 | 1-2 L5 | 0-0 L7 | | 2-2 G4-3 | | 2-2 2B HR 1B | | 2-1 L7 | | 5 | 1 | 1 | 1 | 0 | 0 | 2 | | | | | | | | | | | |
| Roberto Alomar, S (1, 4) OBP: 0.397, SLG: 0.498 | 1-3 K | 1-2 CS | 0-0 G6-3 | 2-2 F8 | | 1-1 1-3 HR 2B | | 1-0 L8 | | 5 | 1 | 1 | 0 | 0 | 1 | 1 | | | | | | | | | | | |
| Paul Molitor, R (1, 10) OBP: 0.419, SLG: 0.526 | 1-0 1B 1B | | 1-2 1B 1B | | 2-2 F9 | 3-2 HR | | 4-1 BB | | 4 | 1 | 3 | 3 | 1 | 0 | 0 | | | | | | | | | | | |
| Joe Carter, R (1, 9) OBP: 0.347, SLG: 0.578 | 0-2 1-2 1B | | 1-0 1-3 1B | | 0-1 F8 | 1-2 3B | | 1-1 F7 | | 5 | 0 | 3 | 0 | 0 | 0 | 1 | | | | | | | | | | | |
| John Olerud, L (1, 3) OBP: 0.381, SLG: 0.439 | 2-1 L6 | | 3-1 P5 | | 1-0 1B | 4-0 IBB | | | 1-2 G4-3 | 4 | 0 | 1 | 0 | 1 | 0 | 4 | | | | | | | | | | | |
| Mike Huff, R (1, 8) OBP: 0.414, SLG: 0.459 | | 2-2 2B 1B | 2-2 G4-3 | | 3-3 K | 2-1 F9 | | | 1-0 F8 | 5 | 1 | 1 | 0 | 0 | 1 | 5 | | | | | | | | | | | |
| Ed Sprague, R (1, 5) OBP: 0.297, SLG: 0.366 | | 2-2 G4-3 1B 2B | | 1-1 G6-3 1B 2B | | 1-1 E5 G3-1 1B | 1-1 G5-3 | | 1-2 F7 | 5 | 3 | 2 | 1 | 0 | 0 | 0 | | | | | | | | | | | |
| Pat Borders, R (1, 2) OBP: 0.305, SLG: 0.330 | | 0-2 G4-3 | | 0-0 G6-3 | | 0-0 G3-1 | 2-3 K | | | 4 | 0 | 0 | 0 | 0 | 1 | 3 | | | | | | | | | | | |
| Dick Schofield, R (1, 6) OBP: 0.324, SLG: 0.351 | | 3-2 CS 1B | | 1-1 G4-3 1B | | 3-2 G6-3 | 3-3 K | | | 4 | 0 | 2 | 2 | 0 | 1 | 1 | | | | | | | | | | | |
| Inning Stats | R: 0 E: 0 K: 1 S: 14 | H: 2 LOB: 2 BB: 0 P: 19 | R: 2 E: 0 K: 0 S: 18 | H: 3 LOB: 0 BB: 0 P: 25 | R: 0 E: 0 K: 0 S: 13 | H: 2 LOB: 2 BB: 0 P: 20 | R: 1 E: 0 K: 0 S: 11 | H: 2 LOB: 1 BB: 0 P: 17 | R: 0 E: 0 K: 1 S: 10 | H: 1 LOB: 1 BB: 0 P: 16 | R: 4 E: 1 K: 0 S: 28 | H: 4 LOB: 2 BB: 1 P: 45 | R: 0 E: 0 K: 2 S: 8 | H: 0 LOB: 0 BB: 0 P: 14 | R: 0 E: 0 K: 0 S: 6 | H: 0 LOB: 1 BB: 1 P: 14 | R: 0 E: 0 K: 0 S: 8 | H: 0 LOB: 0 BB: 0 P: 11 | 1B: 9 2B: 3 3B: 1 HR: 1 | SF: 0 SAC: 0 DP: 0 HBP: 0 | WP: 0 PB: 0 SB: 0 CS: 1 | PA: 44 | | | | | |
| PITCHER | IP | WLS | BF | H | R | ER | SO | BB | IBB | HBP | BLK | WP | HR | S | P | ERA | WHIP | | | | | | | | | | |
| John Doherty, R (1, 1) ERA: 5.68 | 3.1 | | 18 | 9 | 3 | 3 | 1 | 0 | 0 | 0 | 0 | 0 | 0 | 50 | 71 | 8.10 | 2.700 | | | | | | | | | | |
| Mike Gardiner, R (4, 1) ERA: 3.41 | 2.1 | L | 12 | 4 | 4 | 0 | 1 | 0 | 0 | 0 | 0 | 0 | 1 | 32 | 52 | 0.00 | 1.714 | | | | | | | | | | |
| Storm Davis, R (6, 1) ERA: 3.09 | 2.1 | | 10 | 1 | 0 | 0 | 2 | 1 | 1 | 0 | 0 | 0 | 0 | 26 | 47 | 0.00 | 0.857 | | | | | | | | | | |
| Joe Boever, R (9, 1) ERA: 3.86 | 1.0 | | 3 | 0 | 0 | 0 | 0 | 0 | 0 | 0 | 0 | 0 | 0 | 8 | 11 | 0.00 | 0.000 | | | | | | | | | | |

Toronto Blue Jays @ Detroit Tigers
 Tiger Stadium, Detroit, MI
 Fri Jun 17 1994, 7:05 PM EDT
 Att. 36,210 - Unknown - 94 F

livebaseballscorecards.com

| | |
|------------|----|
| AB | 41 |
| R | 7 |
| H | 14 |
| RBI | 7 |
| BB | 2 |
| SO | 4 |
| LOB | 17 |



| Batter | 1 | 2 | 3 | 4 | 5 | 6 | 7 | 8 | 9 | AB R H RBI BB SO LOB |
|--|--------------|--------|---|---|--------------|--------|---|---|---------------|----------------------|
| Tony Phillips, S OBP: 0.414, SLG: 0.449 (1, 7) | 3-2 L8 | 4-2 BB | | | 3-2 G3 | 0-0 P2 | | | 0-1 B1-3 | 4 0 0 0 1 0 1 |
| Lou Whitaker, L OBP: 0.369, SLG: 0.506 (1, 4) | 4-1 FC5-4 BB | 2-1 F9 | | | 4-2 F8 1B BB | | | | 1-1 G4-3 | 3 1 0 0 2 1 3 |
| Travis Fryman, R OBP: 0.370, SLG: 0.534 (1, 5) | 3-2 L7 | | | | 3-2 F8 | | | | 0-0 L6 | 4 0 0 0 0 0 2 |
| Cecil Fielder, R OBP: 0.352, SLG: 0.521 (1, 3) | 0-1 FC5-4 | | | | 1-1 P4 | | | | 2-2 F7 | 4 0 1 1 0 0 1 |
| Kirk Gibson, L OBP: 0.361, SLG: 0.557 (1, 8) | | | | | 1-2 P4 | | | | 2-3 K | 4 0 0 0 0 2 1 |
| Junior Felix, S OBP: 0.400, SLG: 0.708 (1, 9) | | | | | 0-0 HR | | | | 1-0 P2 | 4 2 2 1 0 0 0 |
| Alan Trammell, R OBP: 0.351, SLG: 0.452 (1, 10) | | | | | 2-1 G6-3 | | | | 3-2 2B SF8 1B | 4 1 3 1 0 0 0 |
| Chris Gomez, R OBP: 0.361, SLG: 0.450 (1, 6) | | | | | 2-2 P4 | | | | 1-2 FC4-6 | 4 0 1 0 0 1 2 |
| Chad Kreuter, S OBP: 0.346, SLG: 0.278 (1, 2) | | | | | 1-2 F7 | | | | 3-1 SF8 | 2 0 1 0 0 0 0 |
| Juan Samuel, R OBP: 0.382, SLG: 0.534 (6, PH) | | | | | | | | | 1-1 G5-3 | 0 0 0 1 0 0 0 |
| John Flaherty, R OBP: 0.194, SLG: 0.200 (7, 2) | | | | | | | | | | 0 0 0 0 0 0 0 |
| Skeeter Barnes, R OBP: 0.286, SLG: 0.429 (9, PH) | | | | | | | | | | 1 0 0 0 0 0 0 |

| Inning Stats | R: 0 | H: 0 | E: 0 | K: 0 | S: 12 | H: 0 | LOB: 1 | BB: 1 | P: 22 | R: 1 | H: 3 | E: 0 | K: 2 | S: 19 | H: 0 | LOB: 0 | BB: 0 | P: 9 | R: 1 | H: 1 | E: 0 | K: 0 | S: 10 | R: 1 | H: 1 | E: 0 | K: 0 | S: 14 | H: 2 | LOB: 1 | BB: 0 | P: 20 | R: 0 | H: 0 | E: 0 | K: 1 | S: 9 | H: 1 | LOB: 1 | BB: 0 | P: 19 | R: 0 | H: 0 | E: 0 | K: 0 | S: 6 | H: 0 | LOB: 0 | BB: 0 | P: 8 | 1B: 5 | SF: 1 | 2B: 2 | SAC: 0 | 3B: 0 | DP: 0 | HR: 1 | HBP: 0 | WP: 0 | PA: 38 |
|--------------|------|------|------|------|-------|------|--------|-------|-------|------|------|------|------|-------|------|--------|-------|------|------|------|------|------|-------|------|------|------|------|-------|------|--------|-------|-------|------|------|------|------|------|------|--------|-------|-------|------|------|------|------|------|------|--------|-------|------|-------|-------|-------|--------|-------|-------|-------|--------|-------|--------|
|--------------|------|------|------|------|-------|------|--------|-------|-------|------|------|------|------|-------|------|--------|-------|------|------|------|------|------|-------|------|------|------|------|-------|------|--------|-------|-------|------|------|------|------|------|------|--------|-------|-------|------|------|------|------|------|------|--------|-------|------|-------|-------|-------|--------|-------|-------|-------|--------|-------|--------|


| PITCHER | IP | WLS | BF | H | R | ER | SO | BB | IBB | HBP | BLK | WP | HR | S | P | ERA | WHIP |
|---|-----|-----|----|---|---|----|----|----|-----|-----|-----|----|----|----|-----|------|-------|
| Dave Stewart, R ERA: 5.67 (1, 1) | 5.1 | W | 26 | 7 | 4 | 4 | 2 | 3 | 0 | 0 | 0 | 0 | 1 | 70 | 115 | 6.75 | 1.875 |
| Tony Castillo, L ERA: 2.72 (6, 1) | 2.2 | | 9 | 1 | 0 | 0 | 2 | 0 | 0 | 0 | 0 | 0 | 0 | 24 | 38 | 0.00 | 0.375 |
| Darren Hall, R ERA: 3.46 (9, 1) | 1.0 | S | 3 | 0 | 0 | 0 | 0 | 0 | 0 | 0 | 0 | 0 | 0 | 6 | 8 | 0.00 | 0.000 |

BOTTOM

Toronto Blue Jays @ Detroit Tigers
Tiger Stadium, Detroit, MI

Fri Jun 17 1994, 7:05 PM EDT
Att: 36,210 - Unknown - 94 F

| | |
|-----|----|
| AB | 34 |
| R | 4 |
| H | 8 |
| RBI | 4 |
| BB | 3 |
| SO | 4 |
| LOB | 10 |



| PITCHER | IP | WLS | BF | H | R | ER | SO | BB | IBB | HBP | BLK | WP | HR | S | P | ERA | WHIP |
|---------|----|-----|----|---|---|----|----|----|-----|-----|-----|----|----|---|---|-----|------|
|---------|----|-----|----|---|---|----|----|----|-----|-----|-----|----|----|---|---|-----|------|

| Batter | 1 | 2 | 3 | 4 | 5 | 6 | 7 | 8 | 9 | 10 | 11 | AB R H RBI BB SO LOB | TOP | |
|---|---|--|---|---|---|--|---|--|---|---|---|--|---|---|
| Devon White, S OBP: 0.347, SLG: 0.512 (1, 8) | | | | | | | | | | | | 6 1 2 0 0 1 2 | | |
| Roberto Alomar, S OBP: 0.397, SLG: 0.493 (1, 4) | | | | | | | | | | | | 4 1 1 0 1 1 2 | | |
| Paul Molitor, R OBP: 0.418, SLG: 0.525 (1, 10) | | | | | | | | | | | | 4 2 1 0 1 0 1 | | |
| Joe Carter, R OBP: 0.344, SLG: 0.568 (1, 9) | | | | | | | | | | | | 4 1 0 0 1 0 3 | | |
| John Olerud, L OBP: 0.385, SLG: 0.444 (1, 3) | | | | | | | | | | | | 4 0 2 4 1 0 0 | | |
| Mike Huff, R OBP: 0.423, SLG: 0.461 (1, 7) | | | | | | | | | | | | 4 0 2 1 1 0 1 | | |
| Ed Sprague, R OBP: 0.296, SLG: 0.367 (1, 5) | | | | | | | | | | | | 5 0 1 0 0 1 5 | | |
| Pat Borders, R OBP: 0.302, SLG: 0.332 Domingo Cedeno, S OBP: 0.231, SLG: 0.314 Randy Knorr, R OBP: 0.211, SLG: 0.226 (11, 2) | | | | | | | | | | | | 5 0 1 0 0 0 1 0 0 0 0 0 0 0 0 0 0 0 0 0 0 | | |
| Dick Schofield, R OBP: 0.316, SLG: 0.341 (1, 6) | | | | | | | | | | | | 5 0 0 0 0 0 2 | | |
| Inning Stats | R: 2 H: 3 E: 0 LOB: 2 K: 0 BB: 1 S: 9 P: 16 | R: 0 H: 0 E: 0 LOB: 0 K: 0 BB: 0 S: 9 P: 15 | R: 3 H: 3 E: 1 LOB: 1 K: 0 BB: 1 S: 10 P: 21 | R: 0 H: 1 E: 0 LOB: 1 K: 1 BB: 0 S: 16 P: 22 | R: 0 H: 0 E: 0 LOB: 0 K: 0 BB: 0 S: 4 P: 6 | R: 0 H: 1 E: 0 LOB: 1 K: 0 BB: 0 S: 8 P: 11 | R: 0 H: 0 E: 0 LOB: 0 K: 0 BB: 0 S: 6 P: 7 | R: 0 H: 1 E: 0 LOB: 1 K: 1 BB: 0 S: 9 P: 15 | R: 0 H: 0 E: 0 LOB: 0 K: 0 BB: 0 S: 5 P: 8 | R: 0 H: 0 E: 0 LOB: 3 K: 0 BB: 3 S: 10 P: 23 | R: 0 H: 1 E: 0 LOB: 1 K: 1 BB: 0 S: 14 P: 18 | 1B: 6 SF: 0 2B: 4 SAC: 0 3B: 0 DP: 0 HR: 0 HBP: 0 | WP: 2 PA: 47 PB: 0 SB: 2 CS: 1 | |
| PITCHER | IP WLS BF H R ER SO BB IBB HBP BLK WP HR S P ERA WHIP | | | | | | | | | | | | PITCHER | IP WLS BF H R ER SO BB IBB HBP BLK WP HR S P ERA WHIP |
| David Wells, L ERA: 6.31 (1, 1) | 8.0 34 9 5 5 2 1 1 0 0 0 0 71 113 5.62 1.250 | | | | | | | | | | | | | |
| Mike Henneman, R ERA: 4.67 (9, 1) | 2.0 9 0 0 0 0 2 1 0 0 2 0 15 31 0.00 1.000 | | | | | | | | | | | | | |
| Joe Boever, R ERA: 3.79 (11, 1) | 1.0 W 3 1 0 0 1 0 0 0 0 0 0 14 18 0.00 1.000 | | | | | | | | | | | | | |

Toronto Blue Jays @ Detroit Tigers
Tiger Stadium, Detroit, MI
Sat Jun 18 1994, 7:05 PM EDT
Att: 37,534 - Unknown - 93 F

| | |
|-----|----|
| AB | 41 |
| R | 5 |
| H | 10 |
| RBI | 5 |
| BB | 5 |
| SO | 3 |
| LOB | 17 |



| | |
|-------|--------|
| WP: 2 | PA: 47 |
| PB: 0 | |
| SB: 2 | |
| CS: 1 | |

livebaseballscorecards.com

| Batter | 1 | 2 | 3 | 4 | 5 | 6 | 7 | 8 | 9 | 10 | 11 | AB R H RBI BB SO LOB | BOTTOM | | | | | | | | | | | | |
|--|---|-------------------------|---------------------------|-------------------------|--------------------------|-------------------------|---------------------------|-------------------------|--------------------------|-------------------------|--------------------------|--------------------------------|---|---------------------------|---|---------------------------|-------------------------|---------------------------|-------------------------|--------------------------|-------------------------|--------------------------|-------------------------|--|---|
| Tony Phillips, S OBP: 0.411, SLG: 0.442 (1, 7) | 3-2 F9 ① | | 1-3 K ② | | 1-0 P4 ③ | | | 4-0 SH1-3 BB FC5 BB | 2-3 K ③ | | | 4 1 0 0 1 2 1 | Toronto Blue Jays @ Detroit Tigers Tiger Stadium, Detroit, MI Sat Jun 18 1994, 7:05 PM EDT Att: 37,534 - Unknown - 93 F | | | | | | | | | | | | |
| Lou Whitaker, L OBP: 0.362, SLG: 0.494 (1, 10) | 2-1 F9 ② | | 0-1 F8 ③ | | | 3-1 P2 ① | | 0-0 SH1-3 1-2 | | 1-2 G4-3 ① | | 4 0 0 0 0 0 0 | | | | | | | | | | | | | |
| Travis Fryman, R OBP: 0.364, SLG: 0.524 (1, 5) | 3-3 K ③ | | | 2-3 K ① | | 2-3 K ② | | 1-2 F8 ② | | 0-2 P5 ② | | 5 0 0 0 0 3 1 | | | | | | | | | | | | | |
| Cecil Fielder, R OBP: 0.349, SLG: 0.512 (1, 3) | | 2-3 K ① | | 3-3 K ② | | 2-0 G1-3 ③ | | 4-2 FC5 BB BB | | 0-0 G6-3 ③ | | 4 0 0 0 1 2 0 | | | | | | | | | | | | | |
| Kirk Gibson, L OBP: 0.367, SLG: 0.556 (1, 8) | | 3-2 1B | | 2-2 G4-3 ③ | | | 1-1 P5 ① | 4-2 FC5 BB 1-2 2-3 | | | 3-2 FC2-5 1B 1B | 4 0 2 0 1 0 0 | | | | | | | | | | | | | |
| Junior Felix, S OBP: 0.400, SLG: 0.704 (1, 9) | | 3-2 P5 ② | | | 1-3 K ① | | 0-2 HR 2B | 0-0 FC5 1-2 2-3 3-H | | | 0-2 FC2-5 1B 1B | 5 2 2 1 0 1 3 | | | | | | | | | | | | | |
| Mickey Tettleton, S OBP: 0.450, SLG: 0.550 (1, 2) Chad Kreuter, S OBP: 0.344, SLG: 0.275 (9, 2) | | 2-0 G4-3 ③ | | 1-3 K ② | | | 1-1 HR 2-H | 3-3 K ③ | | | 1-1 FC2-5 1B 1B 1-2 2-3f | 4 1 1 2 0 2 4 1 0 0 0 0 0 2 | | | | | | | | | | | | | |
| Alan Trammell, R OBP: 0.352, SLG: 0.467 (1, 6) | | | 3-1 L8 ① | | 0-0 HR | | 1-1 G4-3 ② | | 0-3 K ① | | 2-0 1B 1-2 2-H | 5 1 2 2 0 1 0 | | | | | | | | | | | | | |
| Chris Gomez, R OBP: 0.364, SLG: 0.466 (1, 4) | | | 1-0 HR | | 4-1 BB | | 0-0 F9 ③ | | 0-3 K ② | | | 3 1 1 1 1 1 0 | | | | | | | | | | | | | |
| Inning Stats | R: 0 H: 0 E: 0 K: 1 S: 8 | H: 0 LOB: 0 BB: 0 P: 16 | R: 0 H: 1 E: 0 K: 1 S: 11 | H: 1 LOB: 1 BB: 0 P: 21 | R: 1 H: 1 E: 0 K: 1 S: 8 | H: 1 LOB: 0 BB: 0 P: 13 | R: 0 H: 0 E: 0 K: 2 S: 11 | H: 0 LOB: 0 BB: 0 P: 18 | R: 1 H: 1 E: 0 K: 2 S: 9 | H: 1 LOB: 1 BB: 1 P: 16 | R: 0 H: 0 E: 0 K: 1 S: 6 | H: 0 LOB: 0 BB: 0 P: 13 | | R: 2 H: 2 E: 0 K: 0 S: 11 | H: 2 LOB: 0 BB: 0 P: 14 | R: 1 H: 0 E: 0 K: 1 S: 14 | H: 0 LOB: 3 BB: 3 P: 30 | R: 0 H: 0 E: 0 K: 3 S: 12 | H: 0 LOB: 0 BB: 0 P: 14 | R: 0 H: 0 E: 0 K: 0 S: 9 | H: 0 LOB: 0 BB: 0 P: 10 | R: 1 H: 3 E: 0 K: 0 S: 9 | H: 3 LOB: 2 BB: 0 P: 15 | 1B: 4 SF: 0 2B: 1 SAC: 1 3B: 0 DP: 0 HR: 3 HBP: 0 | WP: 0 PA: 44 PB: 0 SB: 0 CS: 0 |
| PITCHER | IP WLS BF H R ER SO BB IBB HBP BLK WP HR S P ERA WHIP | | | | | | | | | | | | | | IP WLS BF H R ER SO BB IBB HBP BLK WP HR S P ERA WHIP | | | | | | | | | | |
| Pat Hentgen, R ERA: 3.55 (1, 1) | 7.0 27 5 4 4 8 1 0 0 0 0 3 64 111 5.14 0.857 | | | | | | | | | | | | | | | | | | | | | | | | |
| Dave Righetti, L ERA: 15.75 (8, 1) | 1.0 7 0 1 1 1 3 0 0 0 0 0 14 30 9.00 3.000 | | | | | | | | | | | | | | | | | | | | | | | | |
| Woody Williams, R ERA: 5.58 (9, 1) | 2.1 L 10 3 1 1 3 0 0 0 0 0 0 30 39 3.86 1.286 | | | | | | | | | | | | | | | | | | | | | | | | |

livebaseballscores.com

| | |
|-----|----|
| AB | 39 |
| R | 6 |
| H | 8 |
| RBI | 6 |
| BB | 4 |
| SO | 12 |
| LOB | 11 |



| Batter | 1 | 2 | 3 | 4 | 5 | 6 | 7 | 8 | 9 | AB R H RBI BB SO LOB | TOP | | | | | | | | | | | |
|---|---|----------------------------------|------------------------------|----------------------------------|-------------------------------|----------------------------------|------------------------------|---------------------------------|-------------------------------|----------------------------------|--|-------------------------------|----------------------------------|------------------------------|----------------------------------|------------------------------|----------------------------------|-------------------------------|----------------------------------|----------------------------------|------------------------------------|----------------------------------|
| Devon White, S (1, 8) OBP: 0.342, SLG: 0.504 | 0-3 K | | 0-3 K | | | 0-3 K | 2-1 L9 | | | 4 0 0 0 0 3 2 | <p>Toronto Blue Jays @ Detroit Tigers</p> <p>Tiger Stadium, Detroit, MI</p> <p>Sun Jun 19 1994, 3:33 AM EDT</p> <p>Att. 35,772 - Sunny - 87 F</p> | | | | | | | | | | | |
| Domingo Cedeno, S (1, 4) OBP: 0.233, SLG: 0.289 | 3-2 P5 | | 2-3 K | | | 4-2 1B BB | | 1-3 K | | 3 0 0 0 1 2 0 | | | | | | | | | | | | |
| Paul Molitor, R (1, 10) OBP: 0.416, SLG: 0.521 | 1-0 P6 | | | | | 1-0 1-2 1B | | 0-1 F7 | | 4 0 1 0 0 0 0 | | | | | | | | | | | | |
| Joe Carter, R (1, 9) OBP: 0.343, SLG: 0.571 | | 0-1 P4 | | | | 1-1 P6 | | 3-1 3B | | 4 0 1 0 0 0 2 | | | | | | | | | | | | |
| John Olerud, L (1, 3) OBP: 0.379, SLG: 0.436 | | 2-2 F8 | | | | 1-0 P6 | | 1-0 F7 | | 4 0 0 0 0 0 3 | | | | | | | | | | | | |
| Mike Huff, R (1, 7) OBP: 0.426, SLG: 0.473 | | 3-2 2B | | | | 0-1 L8 | | 0-2 1B | | 4 0 2 0 0 0 0 | | | | | | | | | | | | |
| Ed Sprague, R (1, 5) OBP: 0.295, SLG: 0.365 | | 1-0 G5-3 | | | | 2-3 K | | 0-0 1B 1B | | 4 0 1 0 0 2 2 | | | | | | | | | | | | |
| Dick Schofield, R (1, 6) OBP: 0.316, SLG: 0.337 Roberto Alomar, S (9, PH) OBP: 0.395, SLG: 0.491 | | | 1-1 G3-1 | | | 4-2 BB | | 2-1 P6 | | 2 0 0 0 1 0 1 1 0 0 0 0 0 1 | | | | | | | | | | | | |
| Randy Knorr, R (1, 2) OBP: 0.233, SLG: 0.304 Rob Butler, L (9, PH) OBP: 0.176, SLG: 0.176 | | | 0-1 HR | | | 1-3 K | | 1-0 1-3 1B | | 3 1 2 1 0 1 1 1 0 0 0 0 0 1 | | | | | | | | | | | | |
| Inning Stats | R: 0 E: 0 K: 1 S: 7 | H: 0 LOB: 0 BB: 0 P: 11 | R: 0 E: 0 K: 0 S: 9 | H: 1 LOB: 1 BB: 0 P: 15 | R: 1 E: 0 K: 2 S: 15 | H: 1 LOB: 0 BB: 0 P: 18 | R: 0 E: 0 K: 0 S: 5 | H: 0 LOB: 0 BB: 0 P: 8 | R: 0 E: 0 K: 2 S: 11 | H: 0 LOB: 1 BB: 1 P: 18 | | R: 0 E: 0 K: 1 S: 13 | H: 1 LOB: 2 BB: 1 P: 20 | R: 0 E: 0 K: 0 S: 8 | H: 2 LOB: 2 BB: 0 P: 12 | R: 0 E: 0 K: 1 S: 9 | H: 1 LOB: 1 BB: 0 P: 14 | R: 0 E: 0 K: 1 S: 16 | H: 1 LOB: 1 BB: 0 P: 22 | 1B: 4 2B: 1 3B: 1 HR: 1 | SF: 0 SAC: 0 DP: 0 HBP: 0 | WP: 0 PB: 0 SB: 0 CS: 0 |
| PITCHER | IP WLS BF H R ER SO BB IBB HBP BLK WP HR S P ERA WHIP | | | | | | | | | | | | | | | | | | | | | |
| Greg Gohr, R (1, 1) ERA: 3.09 | 7.2 W 31 6 1 1 7 2 0 0 0 0 0 1 76 114 1.17 1.043 | | | | | | | | | | | | | | | | | | | | | |
| Buddy Groom, L (8, 1) ERA: 4.41 | 0.1 1 0 0 0 0 0 0 0 0 0 0 0 1 2 0.00 0.000 | | | | | | | | | | | | | | | | | | | | | |
| Mike Gardiner, R (9, 1) ERA: 3.31 | 1.0 S 4 1 0 0 1 0 0 0 0 0 0 0 16 22 0.00 1.000 | | | | | | | | | | | | | | | | | | | | | |

livebaseballscorecards.com

| | |
|-----|----|
| AB | 34 |
| R | 1 |
| H | 7 |
| RBI | 1 |
| BB | 2 |
| SO | 8 |
| LOB | 13 |



| Batter | 1 | 2 | 3 | 4 | 5 | 6 | 7 | 8 | 9 | AB R H RBI BB SO LOB |
|---|-----------------|---------------------------|-----------------------|--------------|---|-------------|-------------------------------|--------------------------|---|----------------------|
| Kenny Lofton, L OBP: 0.427, SLG: 0.549 (1, 8) | 1-0 G4-3 | 2-1 2B | | 1-1 F7 | | 1-1 3B | | 4-0 FC5-2 2B BB | | 4 1 2 1 1 0 0 |
| Omar Vizquel, S OBP: 0.357, SLG: 0.404 (1, 6) | 4-1 1B BB | 0-0 G1-3-2 | | 1-0 G4-3 | | 2-2 G6-3 | | 2-1 G1-3 | | 4 1 0 0 1 0 5 |
| Carlos Baerga, S OBP: 0.309, SLG: 0.467 (1, 4) | 1-0 1B BB | | 1-1 P6 | 0-0 F7 | | | 1-3 K2-3 | 1-1 FC5-2 2B BB | | 5 2 1 0 0 1 2 |
| Albert Belle, R OBP: 0.466, SLG: 0.699 (1, 7) | 0-1 G1-4-3 | | 1-0 1B 2B | 3-1 G5-3 | | | 4-2 S S BB | 1-2 2B BB | | 3 1 1 0 2 0 2 |
| Eddie Murray, S OBP: 0.322, SLG: 0.467 (1, 10) | 1-0 1B | | 4-2 BB 1B BB | 3-0 G3 | | | 4-2 S BB | 2-0 2B | | 3 0 2 4 2 0 0 |
| Paul Sorrento, L OBP: 0.310, SLG: 0.376 (1, 3) | 0-2 G1-3 | | 1-1 BB 1B | 1-1 F7 | | | 3-2 P6 | 3-1 G3-1 | | 5 0 1 1 0 0 5 |
| Manny Ramirez, R OBP: 0.355, SLG: 0.514 (1, 9) | | 4-2 S 2B BB | 1-3 K | 0-1 G5-3 | | | 4-0 IBB | 4-2 G3-6-3 BB | | 2 1 0 0 3 1 2 |
| Jim Thome, L OBP: 0.333, SLG: 0.461 (1, 5) | | 3-3 K | 4-2 FC5-4 BB | 3-2 G6-3 | | | 2-3 K | 0-0 G3-6-3 | | 3 0 0 0 1 2 4 |
| Alvaro Espinoza, R OBP: 0.284, SLG: 0.322 (8, 5) | | 1-2 K | 1-2 2-3 BB | 0-0 FC5-4 | | | | 1-2 1-2f | | 1 0 0 0 0 0 1 |
| Sandy Alomar Jr., R OBP: 0.309, SLG: 0.416 (1, 2) | | 1-1 E5 2B G1-3-2 | 0-0 FC5-4 | 1-1 HR | | | 1-2 S BB FC5-2 1B | 0-0 G4-3 | | 5 1 2 1 0 0 4 |

| Inning Stats | R: 2 | H: 2 | R: 1 | H: 1 | R: 1 | H: 2 | R: 0 | H: 0 | R: 1 | H: 2 | R: 0 | H: 0 | R: 2 | H: 2 | R: 0 | H: 0 | R: 0 | H: 0 | R: 0 | H: 0 | 1B: 4 | SF: 0 | WP: 0 | PA: 45 |
|--------------|--------|-------|--------|-------|--------|------|--------|-------|--------|-------|--------|-------|--------|------|--------|------|--------|------|--------|------|--------|---------------------------------------|------------------------|--------|
| E: 0 | LOB: 1 | E: 1 | LOB: 1 | E: 0 | LOB: 3 | E: 0 | LOB: 0 | E: 0 | LOB: 1 | E: 0 | LOB: 3 | E: 0 | LOB: 2 | E: 0 | LOB: 0 | E: 0 | LOB: 0 | E: 0 | LOB: 0 | E: 0 | LOB: 0 | 2B: 4 <td>SAC: 0 <td>PB: 0 </td></td> | SAC: 0 <td>PB: 0 </td> | PB: 0 |
| K: 0 | BB: 1 | K: 1 | BB: 1 | K: 1 | BB: 2 | K: 0 | BB: 0 | K: 2 | BB: 0 | K: 0 | BB: 3 | K: 0 | BB: 2 | K: 0 | BB: 1 | K: 0 | BB: 1 | K: 0 | BB: 1 | K: 0 | BB: 1 | 3B: 1 | DP: 2 <td>SB: 6 </td> | SB: 6 |
| S: 9 | P: 16 | S: 11 | P: 21 | S: 15 | P: 27 | S: 4 | P: 6 | S: 14 | P: 32 | S: 12 | P: 19 | S: 14 | P: 30 | S: 5 | P: 9 | S: 5 | P: 9 | S: 5 | P: 9 | S: 5 | P: 9 | HR: 1 | HBP: 0 | CS: 0 |

| PITCHER | IP | WLS | BF | H | R | ER | SO | BB | IBB | HBP | BLK | WP | HR | S | P | ERA | WHIP |
|--|-----|-----|----|---|---|----|----|----|-----|-----|-----|----|----|----|-----|-------|-------|
| Mike Moore, R ERA: 5.94 (1, 1) | 6.0 | L | 29 | 7 | 5 | 5 | 2 | 4 | 0 | 0 | 0 | 0 | 1 | 56 | 101 | 7.50 | 1.833 |
| Storm Davis, R ERA: 3.06 (7, 1) | 0.1 | | 3 | 0 | 0 | 0 | 1 | 2 | 0 | 0 | 0 | 0 | 0 | 8 | 17 | 0.00 | 6.000 |
| Greg Cadaret, L ERA: 6.23 (7, 1) | 1.2 | | 10 | 2 | 2 | 2 | 1 | 2 | 1 | 0 | 0 | 0 | 0 | 19 | 45 | 10.80 | 2.400 |
| Buddy Groom, L ERA: 4.15 (9, 1) | 1.0 | | 3 | 0 | 0 | 0 | 0 | 1 | 0 | 0 | 0 | 0 | 0 | 5 | 9 | 0.00 | 1.000 |

Cleveland Indians @ Detroit Tigers
 Tiger Stadium, Detroit, MI
 Mon Jun 20 1994, 7:05 PM EDT
 Att. 23,097 - Unknown - 80 F

| | |
|------------|----|
| AB | 35 |
| R | 7 |
| H | 9 |
| RBI | 7 |
| BB | 10 |
| SO | 4 |
| LOB | 25 |



| | |
|-------|--------|
| WP: 0 | PA: 45 |
| PB: 0 | |
| SB: 6 | |
| CS: 0 | |

| PITCHER | IP | WLS | BF | H | R | ER | SO | BB | IBB | HBP | BLK | WP | HR | S | P | ERA | WHIP |
|---------|----|-----|----|---|---|----|----|----|-----|-----|-----|----|----|---|---|-----|------|
|---------|----|-----|----|---|---|----|----|----|-----|-----|-----|----|----|---|---|-----|------|

| Batter | 1 | 2 | 3 | 4 | 5 | 6 | 7 | 8 | 9 | AB R H RBI BB SO LOB | TOP | | | | | | | | | | | | | | | | | | | | | | | | |
|---|---|----------------------------------|-------------------------------|----------------------------------|------------------------------|----------------------------------|-------------------------------|----------------------------------|------------------------------|----------------------------------|------------------------------|----------------------------------|-------------------------------|----------------------------------|-------------------------------|----------------------------------|-------------------------------|----------------------------------|----------------------------------|------------------------------------|----------------------------------|--------|--|--|--|--|--|--|--|--|--|--|--|--|--|
| Kenny Lofton, L (1, 8) OBP: 0.430, SLG: 0.551 | 4-2 S 1B BB | | 2-1 SH2-3 2B | | 1-1 P6 | | 2-0 G4-3 1-2f | | 1-1 FC4-6 1B | 4 2 2 0 1 0 2 | | | | | | | | | | | | | | | | | | | | | | | | | |
| Omar Vizquel, S (1, 6) OBP: 0.363, SLG: 0.409 | 2-3 SAFE 1-2 | | 0-1 SH2-3 | | 2-1 L7 | | | 2-1 1B 1B | 1-0 FC4-6 1B | 4 1 2 0 0 1 1 | | | | | | | | | | | | | | | | | | | | | | | | | |
| Carlos Baerga, S (1, 4) OBP: 0.310, SLG: 0.469 | 1-2 2-H 1B | | 1-0 2B | | 3-1 F7 | | | 1-0 F8 | 0-0 FC4-6 | 5 0 2 3 0 0 3 | | | | | | | | | | | | | | | | | | | | | | | | | |
| Albert Belle, R (1, 7) OBP: 0.462, SLG: 0.688 | 4-1 G4-6-3 BB | | 2-3 2B | | 0-1 G6-3 | | | 2-2 F9 | 0-1 G5-3 | 4 0 0 0 1 1 4 | | | | | | | | | | | | | | | | | | | | | | | | | |
| Eddie Murray, S (1, 10) OBP: 0.321, SLG: 0.464 | 1-1 G4-6-3 1-2f | | 0-0 F9 | | 3-3 K | | | 2-2 1B 1B | | 4 0 1 0 0 1 3 | | | | | | | | | | | | | | | | | | | | | | | | | |
| Paul Sorrento, L (1, 3) OBP: 0.308, SLG: 0.373 | | 2-0 F9 | | 1-2 F9 | | 1-0 F7 | | 0-0 1B | | 4 0 1 1 0 0 0 | | | | | | | | | | | | | | | | | | | | | | | | | |
| Jim Thome, L (1, 5) OBP: 0.338, SLG: 0.459 | | 4-2 BB | | 1-1 F8 | | | 4-0 1B BB | 1-3 K | | 1 0 0 0 2 0 0 | | | | | | | | | | | | | | | | | | | | | | | | | |
| Alvaro Espinoza, R (7, 5) OBP: 0.282, SLG: 0.320 | | 1-3 K | | 3-2 HR | | | 3-2 F8 | | 3-2 1B FC4-6 1B | 1 0 0 0 0 1 2 | AB 35 | | | | | | | | | | | | | | | | | | | | | | | | |
| Sandy Alomar Jr., R (1, 2) OBP: 0.313, SLG: 0.436 | | 2-2 F8 | | 3-3 K | | | 1-2 G4-3 1B | | 2-0 L7 | 4 2 2 1 0 1 2 | R 5 | | | | | | | | | | | | | | | | | | | | | | | | |
| Wayne Kirby, L (1, 9) OBP: 0.310, SLG: 0.358 | | | | | | | | | | 4 0 1 0 0 1 2 | H 11 | | | | | | | | | | | | | | | | | | | | | | | | |
| Inning Stats | R: 1 E: 0 K: 1 S: 11 | H: 1 LOB: 1 BB: 2 P: 23 | R: 0 E: 0 K: 1 S: 11 | H: 0 LOB: 1 BB: 1 P: 20 | R: 1 E: 0 K: 1 S: 9 | H: 2 LOB: 1 BB: 0 P: 14 | R: 1 E: 0 K: 1 S: 13 | H: 1 LOB: 0 BB: 0 P: 21 | R: 0 E: 0 K: 0 S: 6 | H: 0 LOB: 0 BB: 0 P: 12 | R: 0 E: 0 K: 0 S: 6 | H: 0 LOB: 0 BB: 0 P: 10 | R: 0 E: 0 K: 0 S: 11 | H: 1 LOB: 1 BB: 1 P: 21 | R: 1 E: 0 K: 1 S: 14 | H: 3 LOB: 2 BB: 0 P: 22 | R: 1 E: 0 K: 0 S: 11 | H: 3 LOB: 2 BB: 0 P: 18 | 1B: 8 2B: 2 3B: 0 HR: 1 | SF: 0 SAC: 1 DP: 2 HBP: 0 | WP: 0 PB: 0 SB: 1 CS: 0 | PA: 40 | | | | | | | | | | | | | |
| PITCHER | IP WLS BF H R ER SO BB IBB HBP BLK WP HR S P ERA WHIP | | | | | | | | | | | | | | | | | | | | | | | | | | | | | | | | | | |
| Tim Belcher, R (1, 1) ERA: 6.03 | 8.0 | 34 | 8 | 4 | 4 | 6 | 4 | 0 | 0 | 0 | 0 | 1 | 81 | 143 | 4.50 | 1.500 | | | | | | | | | | | | | | | | | | | |
| Joe Boever, R (9, 1) ERA: 3.88 | 1.0 | W | 6 | 3 | 1 | 1 | 0 | 0 | 0 | 0 | 0 | 0 | 11 | 18 | 9.00 | 3.000 | | | | | | | | | | | | | | | | | | | |

Cleveland Indians @ Detroit Tigers
Tiger Stadium, Detroit, MI
Tue Jun 21 1994, 7:05 PM EDT
Att. 24,955 - Unknown - 89 F

livebaseballscorecards.com



| Batter | 1 | 2 | 3 | 4 | 5 | 6 | 7 | 8 | 9 | AB R H RBI BB SO LOB |
|---|-------------|----------------------------|----------------------|-------------|----------------------|-------------|-----------|-----------------------------|-----------------|----------------------|
| Tony Phillips, S OBP: 0.407, SLG: 0.431 (1, 7) | 0-1 G6-3 | | 2-1 FC4-6 1B | | 0-0 FC4-6 1-2f | | 1-3 K | | 4-2 HR BB | 4 1 1 1 1 1 2 |
| Lou Whitaker, L OBP: 0.354, SLG: 0.500 (1, 4) | 2-1 G4-3 | | 0-0 FC4-6 1-2f | | 0-0 P5 | | | 2-1 G4-3 | 0-1 HR | 5 1 1 4 0 0 2 |
| Travis Fryman, R OBP: 0.354, SLG: 0.507 (1, 5) | 2-0 F7 | | 2-3 K | | | 3-2 F9 | | 3-1 F7 | | 4 0 0 0 0 1 1 |
| Cecil Fielder, R OBP: 0.338, SLG: 0.490 (1, 3) | | 1-2 E4 FC1-6 | 3-3 K | | | 2-0 P3 | | 1-3 K | | 4 0 0 0 0 2 1 |
| Kirk Gibson, L OBP: 0.362, SLG: 0.540 (1, 8) | | 1-2 FC1-6 G1-3 2B | | 0-1 F8 | | 4-2 BB | | 4-1 BB 1B BB | | 2 2 0 0 2 0 1 |
| Junior Felix, S OBP: 0.386, SLG: 0.664 (1, 9) | | 0-1 G1-3 | | 0-0 P2 | | 0-3 K2-3 | | 3-3 K | | 4 0 0 0 0 2 3 |
| Mickey Tettleton, S OBP: 0.447, SLG: 0.555 (1, 10) | | 4-2 2B BB | | 0-1 G1-3 | | | 2-3 K | 4-2 1B BB BB | | 2 1 0 0 2 1 0 |
| Alan Trammell, R OBP: 0.363, SLG: 0.489 (1, 6) | | 2-0 BB | | | 0-0 P4 | | 3-2 3B | 2-1 BB 1B HR 1B | | 4 1 3 2 0 0 0 |
| Chad Kreuter, S OBP: 0.343, SLG: 0.278 (1, 2) | | 1-3 2-H | | | 0-0 FC4-6 1B | | 2-3 K | 3-1 HR BB 1B | | 3 0 1 0 0 2 3 |
| Juan Samuel, R OBP: 0.391, SLG: 0.542 (9, PH) | | | | | | | | 1-2 2-3 | | 1 1 1 0 0 0 0 |

| Inning Stats | R: 0 E: 0 K: 0 S: 5 | H: 0 LOB: 0 BB: 0 P: 9 | R: 1 E: 1 K: 1 S: 14 | H: 1 LOB: 2 BB: 1 P: 23 | R: 0 E: 0 K: 2 S: 12 | H: 1 LOB: 1 BB: 0 P: 19 | R: 0 E: 0 K: 0 S: 5 | H: 0 LOB: 0 BB: 0 P: 5 | R: 0 E: 0 K: 0 S: 4 | H: 1 LOB: 1 BB: 0 P: 4 | R: 0 E: 0 K: 1 S: 13 | H: 0 LOB: 1 BB: 1 P: 22 | R: 0 E: 0 K: 3 S: 12 | H: 1 LOB: 1 BB: 0 P: 20 | R: 0 E: 0 K: 1 S: 9 | H: 0 LOB: 0 BB: 0 P: 15 | R: 6 E: 0 K: 1 S: 14 | H: 3 LOB: 0 BB: 3 P: 34 | 1B: 4 2B: 1 3B: 1 HR: 1 | SF: 0 SAC: 0 DP: 0 HBP: 0 |
|--------------|------------------------------|---------------------------------|-------------------------------|----------------------------------|-------------------------------|----------------------------------|------------------------------|---------------------------------|------------------------------|---------------------------------|-------------------------------|----------------------------------|-------------------------------|----------------------------------|------------------------------|----------------------------------|-------------------------------|----------------------------------|----------------------------------|------------------------------------|
|--------------|------------------------------|---------------------------------|-------------------------------|----------------------------------|-------------------------------|----------------------------------|------------------------------|---------------------------------|------------------------------|---------------------------------|-------------------------------|----------------------------------|-------------------------------|----------------------------------|------------------------------|----------------------------------|-------------------------------|----------------------------------|----------------------------------|------------------------------------|

| PITCHER | IP | WLS | BF | H | R | ER | SO | BB | IBB | HBP | BLK | WP | HR | S | P | ERA | WHIP |
|---|-----|-----|----|---|---|----|----|----|-----|-----|-----|----|----|----|-----|-------|-------|
| Jason Grimsley, R ERA: 2.93 (1, 1) | 8.0 | | 31 | 4 | 1 | 0 | 8 | 2 | 0 | 0 | 0 | 0 | 0 | 74 | 117 | 0.00 | 0.750 |
| Paul Shuey, R ERA: 5.56 (9, 1) | 0.1 | | 4 | 1 | 3 | 3 | 1 | 2 | 0 | 0 | 0 | 0 | 0 | 8 | 21 | 81.00 | 9.000 |
| Derek Lilliquist, L ERA: 6.92 (9, 1) | 0.0 | L | 3 | 2 | 3 | 3 | 0 | 1 | 0 | 0 | 0 | 0 | 1 | 6 | 13 | ∞ | ∞ |

BOTTOM


Cleveland Indians @ Detroit Tigers

Tiger Stadium, Detroit, MI

Tue Jun 21 1994, 7:05 PM EDT

Att: 24,955 - Unknown - 89 F

| | |
|-----|----|
| AB | 33 |
| R | 7 |
| H | 7 |
| RBI | 7 |
| BB | 5 |
| SO | 9 |
| LOB | 13 |



| WP | PA | ERA | WHIP |
|----|----|-----|------|
| 0 | 38 | | |
| 0 | | | |
| 0 | | | |

| Batter | 1 | 2 | 3 | 4 | 5 | 6 | 7 | 8 | 9 | AB R H RBI BB SO LOB | TOP | | |
|---|---|--|---|--|--|--|---|--|---|---|--------------------------------|----------------|---|
| Kenny Lofton, L (1, 8) OBP: 0.438, SLG: 0.563 | 4-2 1B SF6 BB | 0-0 G4-3 1H 2B | | 0-1 P5 | 0-0 1B S 1B | 3-2 2B | | 1-2 1B | | 5 2 4 1 1 0 0 | | | |
| Omar Vizquel, S (1, 6) OBP: 0.370, SLG: 0.414 | 2-1 G4-3 1B | 2-0 F8 | | 1-2 E 1B | 2-1 CS 1B | 0-0 P2 | | 0-1 G5-3 | | 6 0 3 0 0 0 4 | | | |
| Carlos Baerga, S (1, 4) OBP: 0.307, SLG: 0.464 | 0-1 SF6 | 2-0 G4-3 | | 0-0 E6 | 2-2 2B BB 1B | | 1-1 F8 | | 2-1 P4 | 5 1 1 2 0 0 2 | | | |
| Albert Belle, R (1, 7) OBP: 0.463, SLG: 0.686 | 3-2 G4-3 1B | 3-2 P3 | | 4-0 IBB | 3-2 BB 2B | | 3-0 F7 | | 2-2 F8 | 5 0 2 0 1 0 1 | | | |
| Eddie Murray, S (1, 10) OBP: 0.321, SLG: 0.458 | 3-2 G4-3 | | 1-1 G1 | 1-3 K | 4-0 BB IBB | | 1-1 BB 1B | | 0-0 F8 | 5 0 1 0 1 1 5 | | | |
| Paul Sorrento, L (1, 3) OBP: 0.315, SLG: 0.369 | 4-0 IBB | | 2-3 K | | G5-3 | | 4-0 BB | | | 2 0 0 1 3 1 0 | | | |
| Manny Ramirez, R (1, 9) OBP: 0.352, SLG: 0.511 | 2-1 F8 | | 0-1 F7 | | HR 2B | | 3-3 K | | | 5 1 1 0 0 2 8 | | | |
| Wayne Kirby, L (9, 9) OBP: 0.310, SLG: 0.358 | | | | | K | | | | | 0 0 0 0 0 0 0 | AB 42 | | |
| Jim Thome, L (1, 5) OBP: 0.344, SLG: 0.490 | | 1-0 HR | | 3-1 HR | 4-2 HR BB | | 1-1 G3 | | 2-2 G4-3 | 4 3 2 2 1 0 0 | R 9 | | |
| Alvaro Espinoza, R (9, 5) OBP: 0.282, SLG: 0.320 | | | | | | | | | | 0 0 0 0 0 0 0 | H 17 | | |
| Sandy Alomar Jr., R (1, 2) OBP: 0.321, SLG: 0.465 | | 2-2 2B 1B | | 0-1 G4-3 | 0-0 HR | | 1-1 L7 | | 0-0 CS 2B | | RBI 9 | | |
| Ruben Amaro Jr., S (8, PR) OBP: 0.222, SLG: 0.250 | | | | | | | | | | | BB 7 | | |
| Tony Peña, R (8, 2) OBP: 0.380, SLG: 0.462 | | | | | | | | | | | SO 4 | | |
| Inning Stats | R: 1 H: 2 E: 0 LOB: 3 K: 0 BB: 2 S: 15 P: 32 | R: 2 H: 3 E: 0 LOB: 1 K: 0 BB: 0 S: 10 P: 20 | R: 0 H: 0 E: 0 LOB: 0 K: 1 BB: 0 S: 8 P: 11 | R: 1 H: 2 E: 1 LOB: 3 K: 1 BB: 1 S: 14 P: 23 | R: 5 H: 6 E: 0 LOB: 3 K: 1 BB: 3 S: 17 P: 40 | R: 0 H: 1 E: 0 LOB: 1 K: 0 BB: 0 S: 11 P: 16 | R: 0 H: 1 E: 0 LOB: 2 K: 1 BB: 1 S: 8 P: 20 | R: 0 H: 2 E: 0 LOB: 2 K: 0 BB: 0 S: 11 P: 14 | R: 0 H: 0 E: 0 LOB: 0 K: 0 BB: 0 S: 6 P: 10 | 1B: 9 SF: 1 2B: 5 SAC: 0 3B: 0 DP: 0 HR: 3 HBP: 0 | WP: 0 PA: 50 PB: 0 SB: 1 CS: 2 | | |
| PITCHER | IP WLS BF H R ER SO BB IBB HBP BLK WP HR S P ERA WHIP | | | | | | | | | | | PITCHER | IP WLS BF H R ER SO BB IBB HBP BLK WP HR S P ERA WHIP |
| John Doherty, R (1, 1) ERA: 6.15 | 4.1 L 27 9 7 7 2 2 2 0 0 0 0 3 52 97 14.54 2.538 | | | | | | | | | | | | |
| Greg Cadaret, L (5, 1) ERA: 6.95 | 0.1 6 4 2 2 0 1 1 0 0 0 0 0 9 24 54.00 15.000 | | | | | | | | | | | | |
| Bill Gullickson, R (5, 1) ERA: 6.19 | 4.1 17 4 0 0 2 1 0 0 0 0 0 0 39 65 0.00 1.154 | | | | | | | | | | | | |

Cleveland Indians @ Detroit Tigers
Tiger Stadium, Detroit, MI
Wed Jun 22 1994, 3:33 AM EDT
Att. 24,040 - Sunny - 80 F

livebaseballscorecards.com



| Batter | 1 | 2 | 3 | 4 | 5 | 6 | 7 | 8 | 9 | AB R H RBI BB SO LOB | TOP | | | | | | | | | |
|---|---|---------------------------------|------------------------------|---------------------------------|------------------------------|----------------------------------|------------------------------|---------------------------------|------------------------------|----------------------------------|-------------------------------|----------------------------------|-------------------------------|----------------------------------|-------------------------------|----------------------------------|----------------------------------|------------------------------------|----------------------------------|--------|
| Tony Phillips, S (1, 7) OBP: 0.402, SLG: 0.419 | 1-0 G6-3 | | | 2-2 G1-3 | | 1-0 G5-3 | | 1-3 K | | 4 0 0 0 0 1 0 | | | | | | | | | | |
| Lou Whitaker, L (1, 4) OBP: 0.357, SLG: 0.503 | 2-1 F7 | | | 0-0 F9 | | 1-3 K | | | 1-1 2B 1B | 4 1 1 0 0 1 0 | | | | | | | | | | |
| Travis Fryman, R (1, 5) OBP: 0.353, SLG: 0.503 | 2-0 F9 | | | 1-0 L5 | | | 3-3 K | | 0-1 1B 2B | 4 1 1 0 0 1 0 | | | | | | | | | | |
| Cecil Fielder, R (1, 3) OBP: 0.337, SLG: 0.486 Juan Samuel, R (9, PR) OBP: 0.378, SLG: 0.563 | | 1-0 G3 | | 0-0 G5-3 | | 1-1 G3 | | | 0-1 2B F7 1B | 4 0 1 2 0 0 0 0 0 0 0 0 0 0 | | | | | | | | | | |
| Kirk Gibson, L (1, 8) OBP: 0.361, SLG: 0.530 | | 2-1 G1-3 | | 1-1 G6-3 | | 1-2 1B | | | 2-1 F7 1-2 | 4 0 1 0 0 0 1 | | | | | | | | | | |
| Mickey Tettleton, S (1, 10) OBP: 0.443, SLG: 0.539 | | 2-0 P5 | | 4-1 1B BB | | 3-2 F7 | | | 2-2 P5 | 3 0 0 0 1 0 3 | | | | | | | | | | |
| Junior Felix, S (1, 9) OBP: 0.383, SLG: 0.652 | | | 0-0 G6-3 CS 2B | | 1-2 1B | | | 1-1 F8 | 0-3 K | 4 0 2 0 0 1 2 | | | | | | | | | | |
| Alan Trammell, R (1, 6) OBP: 0.363, SLG: 0.503 | | | 3-1 G6-3 | | 3-2 G1-3 | | | 1-2 HR | | 3 1 1 1 0 0 3 | | | | | | | | | | |
| Chad Kreuter, S (1, 2) OBP: 0.347, SLG: 0.287 | | | 1-2 G3-1 3-H | | 2-2 G4-3 | | | 1-3 K | | 3 0 0 0 0 1 1 | | | | | | | | | | |
| Inning Stats | R: 0 E: 0 K: 0 S: 4 | H: 0 LOB: 0 BB: 0 P: 9 | R: 0 E: 0 K: 0 S: 4 | H: 0 LOB: 0 BB: 0 P: 9 | R: 0 E: 0 K: 0 S: 6 | H: 1 LOB: 0 BB: 0 P: 10 | R: 0 E: 0 K: 0 S: 5 | H: 0 LOB: 0 BB: 0 P: 8 | R: 0 E: 0 K: 1 S: 7 | H: 0 LOB: 0 BB: 0 P: 11 | R: 0 E: 0 K: 1 S: 11 | H: 1 LOB: 1 BB: 0 P: 19 | R: 1 E: 0 K: 2 S: 11 | H: 1 LOB: 0 BB: 0 P: 15 | R: 2 E: 0 K: 1 S: 14 | H: 3 LOB: 2 BB: 0 P: 19 | 1B: 4 2B: 2 3B: 0 HR: 1 | SF: 0 SAC: 0 DP: 0 HBP: 0 | WP: 0 PB: 0 SB: 0 CS: 1 | PA: 34 |
| PITCHER | IP WLS BF H R ER SO BB IBB HBP BLK WP HR S P ERA WHIP | | | | | | | | | | | | | | | | | | | |
| Steve Ontiveros, R (1, 1) ERA: 3.09 | 5.0 W 17 2 0 0 0 1 0 0 0 0 0 30 56 0.00 0.600 | | | | | | | | | | | | | | | | | | | |
| Vince Horsman, L (6, 1) ERA: 3.38 | 1.0 3 0 0 0 1 0 0 0 0 0 0 7 11 0.00 0.000 | | | | | | | | | | | | | | | | | | | |
| Billy Taylor, R (7, 1) ERA: 3.93 | 0.2 2 0 0 0 1 0 0 0 0 0 0 5 9 0.00 0.000 | | | | | | | | | | | | | | | | | | | |
| Dave Leiper, L (7, 1) ERA: | 0.1 2 1 0 0 0 0 0 0 0 0 0 6 10 0.00 3.000 | | | | | | | | | | | | | | | | | | | |
| Mark Acre, R (8, 1) ERA: 3.45 | 0.2 3 1 1 1 1 0 0 0 0 0 0 1 8 11 13.50 1.500 | | | | | | | | | | | | | | | | | | | |
| PITCHER | IP WLS BF H R ER SO BB IBB HBP BLK WP HR S P ERA WHIP | | | | | | | | | | | | | | | | | | | |
| Dennis Eckersley, R (8, 1) ERA: 5.33 | 1.1 S 7 3 2 2 2 0 0 0 0 0 0 7 23 13.50 2.250 | | | | | | | | | | | | | | | | | | | |

Detroit Tigers @ Oakland Athletics
 Oakland-Alameda County Coliseum, Oakland, CA
 Fri Jun 24 1994, 7:05 PM PDT
 Att: 24,456 - Unknown

| | |
|-----|----|
| AB | 33 |
| R | 3 |
| H | 7 |
| RBI | 3 |
| BB | 1 |
| SO | 5 |
| LOB | 10 |



| | |
|-------|--------|
| WP: 0 | PA: 34 |
|-------|--------|

| | |
|-------|--------|
| 1B: 4 | SF: 0 |
| 2B: 2 | SAC: 0 |
| 3B: 0 | DP: 0 |
| HR: 1 | HBP: 0 |

| Batter | 1 | 2 | 3 | 4 | 5 | 6 | 7 | 8 | 9 | AB | R | H | RBI | BB | SO | LOB |
|---|-------------|---------------------------|-------------|-------------------------|-------------|-------------------|--------------------------|-------------|---|----|---|---|-----|----|----|-----|
| Rickey Henderson, R OBP: 0.413, SLG: 0.371 (1, 7) | 3-3 K | | | 3-2 E BB 1B | 3-1 P6 | | 2-1 E3 | | | 4 | 1 | 1 | 0 | 0 | 1 | 0 |
| Stan Javier, S OBP: 0.364, SLG: 0.451 (1, 8) | 3-2 L8 | | | 1-2 P6 | 2-3 K | | 1-3 SAFE SAFE K | | | 4 | 0 | 0 | 0 | 0 | 2 | 2 |
| Geronimo Berroa, R OBP: 0.391, SLG: 0.485 (1, 10) | 0-0 G4-3 | | | 2-2 BB E 1B | 1-1 G4-3 | | | 0-1 G6-3 | | 4 | 1 | 1 | 0 | 0 | 0 | 0 |
| Ruben Sierra, S OBP: 0.284, SLG: 0.478 (1, 9) | | 3-2 CS 1B | | 1-1 E6 BB 1B | | 0-1 L9 | | 2-1 F9 | | 4 | 1 | 1 | 0 | 0 | 0 | 2 |
| Mark McGwire, R OBP: 0.465, SLG: 0.520 Troy Neel, L OBP: 0.362, SLG: 0.475 (1, 3) (5, 3) | | 1-1 P3 | | 4-1 1B BB | | 2-2 G6-3 | | 1-0 G4-3 | | 1 | 1 | 0 | 1 | 1 | 0 | 1 |
| Brent Gates, S OBP: 0.367, SLG: 0.406 (1, 4) | | 1-2 SAFE SAFE L7 | | 3-2 2B 1B | | 2-1 1B | | | | 3 | 0 | 2 | 2 | 0 | 0 | 1 |
| Terry Steinbach, R OBP: 0.319, SLG: 0.434 (1, 2) | | | 0-0 L8 | 0-2 F9 | | 0-1 SAFE F7 | | | | 3 | 0 | 0 | 0 | 0 | 0 | 3 |
| Mike Bordick, R OBP: 0.341, SLG: 0.346 (1, 6) | | | 1-1 G5-3 | 1-1 1-3 2-H 2B | | 3-2 F8 | | | | 3 | 0 | 1 | 1 | 0 | 0 | 0 |
| Craig Paquette, R OBP: 0.152, SLG: 0.196 (1, 5) | | | 2-3 K | 3-3 K | | 0-2 F9 | | | | 3 | 0 | 0 | 0 | 0 | 2 | 2 |

| Inning Stats | R: 0 | H: 0 | E: 0 | K: 1 | S: 11 | R: 0 | H: 1 | E: 0 | K: 0 | S: 10 | R: 0 | H: 0 | E: 0 | K: 1 | S: 6 | R: 4 | H: 4 | E: 1 | K: 1 | S: 31 | R: 0 | H: 0 | E: 0 | K: 1 | S: 7 | R: 0 | H: 1 | E: 0 | K: 0 | S: 9 | R: 0 | H: 0 | E: 1 | K: 1 | S: 11 | R: 0 | H: 0 | E: 0 | K: 0 | S: 5 | |
|--------------|------|------|------|------|-------|------|------|------|------|-------|------|------|------|------|------|------|------|------|------|-------|------|------|------|------|------|------|------|------|------|------|------|------|------|------|-------|------|------|------|------|------|---|
| | 0 | 0 | 0 | 1 | 17 | 0 | 1 | 0 | 0 | 15 | 0 | 0 | 0 | 0 | 9 | 0 | 4 | 4 | 1 | 1 | 31 | 0 | 0 | 0 | 0 | 13 | 0 | 1 | 0 | 0 | 9 | 0 | 0 | 1 | 1 | 11 | 0 | 0 | 0 | 0 | 8 |

| BOTTOM | | | | | | | | | | | | | | | |
|--|--------|-------|-------|-------|-------|-------|-------|--------|-------|-------|-------|--------|----|--|--|
| Detroit Tigers @ Oakland Athletics Oakland-Alameda County Coliseum, Oakland, CA Fri Jun 24 1994, 7:05 PM PDT Att. 24,456 - Unknown | | | | | | | | | | | | | | | |
| AB | 31 | R | 4 | H | 6 | RBI | 4 | BB | 1 | SO | 5 | LOB | 11 | | |
| WP: 0 | PA: 32 | PB: 0 | SB: 0 | CS: 1 | 1B: 5 | SF: 0 | 2B: 1 | SAC: 0 | 3B: 0 | DP: 0 | HR: 0 | HBP: 0 | | | |

| PITCHER | IP | WLS | BF | H | R | ER | SO | BB | IBB | HBP | BLK | WP | HR | S | P | ERA | WHIP |
|---------------------------------------|-----|-----|----|---|---|----|----|----|-----|-----|-----|----|----|----|-----|------|-------|
| David Wells, L ERA: 5.56 (1, 1) | 8.0 | L | 32 | 6 | 4 | 2 | 5 | 1 | 0 | 0 | 0 | 0 | 0 | 90 | 141 | 2.25 | 0.875 |



| Batter | 1 | 2 | 3 | 4 | 5 | 6 | 7 | 8 | 9 | AB R H RBI BB SO LOB | TOP | | | | | | | | | | | | | | | | |
|---|-------------------------------|----------------------------------|---------------------------------|----------------------------------|-------------------------------|----------------------------------|------------------------------|----------------------------------|------------------------------|----------------------------------|------------------------------|----------------------------------|------------------------------|----------------------------------|------------------------------|----------------------------------|-------------------------------|----------------------------------|----------------------------------|------------------------------------|----------------------------------|--------|--|--|--|--|--|
| Tony Phillips, S (1, 7) OBP: 0.402, SLG: 0.419 | 3-3 K | | 1-0 S 1B | | 1-1 S 1B | | 2-2 L8 | | 3-3 K | 5 0 2 0 0 2 1 | | | | | | | | | | | | | | | | | |
| Lou Whitaker, L (1, 4) OBP: 0.358, SLG: 0.495 | 1-3 K | | 1-3 SAFE K | | 2-0 L4 | | 4-1 WP BB | | 4-0 IBB | 3 0 0 0 2 2 2 | | | | | | | | | | | | | | | | | |
| Travis Fryman, R (1, 5) OBP: 0.354, SLG: 0.500 | 1-1 1B | | 4-2 SAFE SAFE 1B BB | | 3-2 G6-3 | | 0-0 L8 | | 1-3 K | 4 0 1 0 1 1 4 | | | | | | | | | | | | | | | | | |
| Cecil Fielder, R (1, 3) OBP: 0.332, SLG: 0.479 | 3-3 K | | 3-2 L7 | | 1-2 BB | | 3-2 G4-3 | | 3-2 G4-3 | 4 0 0 0 0 1 4 | | | | | | | | | | | | | | | | | |
| Kirk Gibson, L (1, 10) OBP: 0.364, SLG: 0.525 | | 4-2 FC5 BB BB | 3-1 F8 | | 0-0 P4 | | 4-1 BB 1B BB | | 2-2 F7 | 2 1 0 0 2 0 2 | | | | | | | | | | | | | | | | | |
| Mickey Tettleton, S (1, 2) OBP: 0.444, SLG: 0.534 | | 4-2 SAFE FC5 1-2 BB | | 4-0 G6-3 BB | | 1-1 F8 | | 2-0 F8 | | 2 0 0 0 2 0 1 | | | | | | | | | | | | | | | | | |
| Chad Kreuter, S (8, 2) OBP: 0.347, SLG: 0.287 | | | | | | | | | | 0 0 0 0 0 0 0 | | | | | | | | | | | | | | | | | |
| Junior Felix, S (1, 9) OBP: 0.386, SLG: 0.644 | | 1-3 K | | 1-3 SAFE K | | 1 SAFE SAFE 1B BB | 4-1 E 1B BB | | 4-2 CS BB | 2 0 0 0 2 2 3 | | | | | | | | | | | | | | | | | |
| Chris Gomez, R (1, 6) OBP: 0.366, SLG: 0.455 | | 2-1 FC5 | | 2-2 SAFE G6-3 | | 0-0 E8 | | 0-0 CS | 0-3 K | 4 0 1 1 0 1 3 | | | | | | | | | | | | | | | | | |
| Juan Samuel, R (1, 8) OBP: 0.372, SLG: 0.559 | | 3-3 K | | 0-0 P4 | | 1-3 2-H 1B | | 2-0 F7 | 0-1 2B | 4 0 1 0 0 1 4 | | | | | | | | | | | | | | | | | |
| Inning Stats | R: 0 E: 0 K: 3 S: 11 | H: 1 LOB: 1 BB: 0 P: 19 | R: 0 E: 0 K: 2 S: 14 | H: 0 LOB: 2 BB: 2 P: 28 | R: 0 E: 0 K: 1 S: 12 | H: 1 LOB: 2 BB: 1 P: 24 | R: 0 E: 0 K: 1 S: 6 | H: 0 LOB: 0 BB: 1 P: 13 | R: 0 E: 0 K: 0 S: 7 | H: 1 LOB: 1 BB: 0 P: 13 | R: 1 E: 1 K: 0 S: 7 | H: 1 LOB: 2 BB: 2 P: 18 | R: 0 E: 0 K: 0 S: 8 | H: 0 LOB: 1 BB: 1 P: 17 | R: 0 E: 0 K: 0 S: 7 | H: 0 LOB: 0 BB: 1 P: 15 | R: 0 E: 0 K: 3 S: 13 | H: 1 LOB: 2 BB: 1 P: 21 | 1B: 4 2B: 1 3B: 0 HR: 0 | SF: 0 SAC: 0 DP: 1 HBP: 0 | WP: 1 PB: 0 SB: 2 CS: 1 | PA: 40 | | | | | |
| PITCHER | IP | WLS | BF | H | R | ER | SO | BB | IBB | HBP | BLK | WP | HR | S | P | ERA | WHIP | | | | | | | | | | |
| Carlos Reyes, R (1, 1) ERA: 4.5 | 4.2 | | 20 | 3 | 0 | 0 | 7 | 4 | 0 | 0 | 0 | 0 | 0 | 47 | 91 | 0.00 | 1.500 | | | | | | | | | | |
| Bob Welch, R (5, 1) ERA: 7.79 | 2.1 | | 11 | 1 | 1 | 1 | 0 | 3 | 0 | 0 | 0 | 1 | 0 | 18 | 41 | 3.86 | 1.714 | | | | | | | | | | |
| Vince Horsman, L (8, 1) ERA: 3.24 | 0.2 | | 2 | 0 | 0 | 0 | 0 | 0 | 0 | 0 | 0 | 0 | 0 | 4 | 8 | 0.00 | 0.000 | | | | | | | | | | |
| Mark Acre, R (8, 1) ERA: 3.38 | 0.1 | W | 1 | 0 | 0 | 0 | 0 | 1 | 0 | 0 | 0 | 0 | 0 | 3 | 7 | 0.00 | 3.000 | | | | | | | | | | |
| Dennis Eckersley, R (9, 1) ERA: 5.14 | 1.0 | S | 5 | 1 | 0 | 0 | 3 | 0 | 1 | 0 | 0 | 0 | 0 | 13 | 21 | 0.00 | 1.000 | | | | | | | | | | |

Detroit Tigers @ Oakland Athletics
Oakland-Alameda County Coliseum, Oakland, CA

Sat Jun 25 1994, 3:33 AM PDT
Att. 30,041 - Sunny - 65 F

livebaseballscorecards.com

| | |
|------------|-----------|
| AB | 30 |
| R | 1 |
| H | 5 |
| RBI | 1 |
| BB | 9 |
| SO | 10 |
| LOB | 24 |



| Batter | 1 | 2 | 3 | 4 | 5 | 6 | 7 | 8 | 9 |
|--|-------------|-----------|-------------|----------------|-------------|-----------------------|------------------|---------------------|---|
| Rickey Henderson, R (1, 7) OBP: 0.408, SLG: 0.366 | 2-1 G5-3 | | 2-1 F9 | | 3-1 G5-3 | | 3-2 BB 1B | 2-2 L4 | |
| Stan Javier, S (1, 8) OBP: 0.366, SLG: 0.450 | 1-1 G5-3 | | 2-2 F7 | | | 4-2 G4-3 SF9 BB | 2-1 BB | | |
| Brent Gates, S (1, 4) OBP: 0.374, SLG: 0.407 | 3-1 1B | | | 4-2 S BB BB | | 1 SAFE 2-1 G4-3 | 4-1 G6-4-3 BB | | |
| Ruben Sierra, S (1, 9) OBP: 0.280, SLG: 0.473 | 1-1 F8 | | 2-2 F9 | | 2-0 SF9 | 2-1 SF9 | 1-1 G6-4-3 | | |
| Geronimo Berroa, R (1, 10) OBP: 0.396, SLG: 0.492 | | 0-0 F8 | | 4-2 S BB | | 1-1 BB | 1-2 BB S | | |
| Scott Hemond, R (8, PR) OBP: 0.248, SLG: 0.310 (9, 5) | | | 1-2 BB | | 1-2 2B | | BB S WP | | |
| Troy Neel, L (1, 3) OBP: 0.360, SLG: 0.466 | 1-1 F7 | | 3-3 K | | 4-0 BB | | 2-3 K | | |
| Terry Steinbach, R (1, 2) OBP: 0.321, SLG: 0.437 | 1-1 PB | | 0-1 G6-3 | | 4-1 IBB | | 1-2 BB | | |
| Mike Bordick, R (1, 6) OBP: 0.339, SLG: 0.341 | 3-1 G4-3 | | | 0-0 G6-3 | | 2-1 L7 | | 4-0 WP BB | |
| Craig Paquette, R (1, 5) OBP: 0.143, SLG: 0.184 | | | 0-0 P2 | | 0-1 F7 | | 0-0 L6 | | |
| Mike Aldrete, L (8, PH) OBP: 0.315, SLG: 0.383 | | | | | | | | 1-2 2-3 WP BB | |
| Dennis Eckersley, R (9, 1) | | | | | | | | | |

| AB | R | H | RBI | BB | SO | LOB |
|----|---|---|-----|----|----|-----|
| 5 | 0 | 1 | 0 | 0 | 0 | 2 |
| 3 | 1 | 1 | 0 | 1 | 0 | 0 |
| 2 | 0 | 1 | 0 | 2 | 0 | 1 |
| 3 | 0 | 0 | 1 | 0 | 0 | 5 |
| 3 | 0 | 2 | 0 | 1 | 0 | 0 |
| 0 | 1 | 0 | 0 | 0 | 0 | 0 |
| 3 | 0 | 0 | 0 | 1 | 2 | 3 |
| 3 | 0 | 1 | 0 | 1 | 0 | 4 |
| 3 | 0 | 0 | 0 | 1 | 0 | 4 |
| 3 | 0 | 0 | 0 | 0 | 0 | 0 |
| 0 | 0 | 0 | 0 | 1 | 0 | 0 |
| 0 | 0 | 0 | 0 | 0 | 0 | 0 |

BOTTOM

Detroit Tigers @ Oakland Athletics
Oakland-Alameda County Coliseum, Oakland, CA

livebaseballscores.com

| | |
|------------|-----------|
| AB | 28 |
| R | 2 |
| H | 6 |
| RBI | 1 |
| BB | 8 |
| SO | 2 |
| LOB | 19 |



| | |
|-------|--------|
| WP: 1 | PA: 37 |
| PB: 1 | |
| SB: 4 | |
| CS: 0 | |

| Inning Stats | R: 0 | H: 1 | E: 0 | LOB: 1 | K: 0 | P: 15 | R: 0 | H: 1 | E: 0 | LOB: 1 | K: 0 | P: 12 | R: 0 | H: 0 | E: 0 | LOB: 0 | K: 0 | P: 10 | R: 0 | H: 0 | E: 0 | LOB: 2 | K: 1 | P: 30 | R: 0 | H: 0 | E: 0 | LOB: 0 | K: 0 | P: 8 | R: 1 | H: 1 | E: 0 | LOB: 3 | K: 0 | P: 29 | R: 0 | H: 2 | E: 0 | LOB: 2 | K: 0 | P: 19 | R: 1 | H: 1 | E: 0 | LOB: 3 | K: 1 | P: 27 |
|------------------------------------|------|------|------|--------|------|-------|------|------|------|--------|------|-------|------|------|------|--------|-------|-------|------|------|------|--------|------|-------|------|------|------|--------|------|------|------|------|------|--------|------|-------|------|------|------|--------|------|-------|------|------|------|--------|------|-------|
| PITCHER | IP | WLS | BF | H | R | ER | SO | BB | IBB | HBP | BLK | WP | HR | S | P | ERA | WHIP | | | | | | | | | | | | | | | | | | | | | | | | | | | | | | | |
| Greg Gohr, R (1, 1) ERA: 2.55 | 6.0 | | 26 | 3 | 1 | 1 | 1 | 4 | 1 | 0 | 0 | 0 | 0 | 54 | 104 | 1.50 | 1.167 | | | | | | | | | | | | | | | | | | | | | | | | | | | | | | | |
| Storm Davis, R (7, 1) ERA: 3.03 | 0.1 | | 2 | 1 | 0 | 0 | 0 | 0 | 0 | 0 | 0 | 0 | 0 | 4 | 7 | 0.00 | 3.000 | | | | | | | | | | | | | | | | | | | | | | | | | | | | | | | |
| Buddy Groom, L (7, 1) ERA: 4.0 | 0.2 | | 3 | 1 | 0 | 0 | 0 | 1 | 0 | 0 | 0 | 0 | 0 | 5 | 12 | 0.00 | 3.000 | | | | | | | | | | | | | | | | | | | | | | | | | | | | | | | |
| Joe Boever, R (8, 1) ERA: 3.97 | 1.0 | L | 6 | 1 | 1 | 1 | 1 | 1 | 1 | 0 | 0 | 1 | 0 | 14 | 27 | 9.00 | 2.000 | | | | | | | | | | | | | | | | | | | | | | | | | | | | | | | |

Sat Jun 25 1994, 3:33 AM PDT
Att: 30,041 - Sunny - 65 F

| Batter | 1 | 2 | 3 | 4 | 5 | 6 | 7 | 8 | 9 | AB R H RBI BB SO LOB | TOP | |
|---|---|---|--|--|---|---|--|---|--|---|--------------------------------|--|
| Tony Phillips, S OBP: 0.399, SLG: 0.415 (1, 7) X | 0-0 F7 ① | | 2-1 G4-6-3 1B | | | 3-3 K ① | | 1-1 L7 ② | 2-3 K ③ | 5 0 1 0 0 2 2 | | |
| Lou Whitaker, L OBP: 0.357, SLG: 0.487 (1, 4) C X | 0-1 F7 ② | | 0-0 G4-6-3 ② ③ | | | 1-0 G6-3 ② | | 4-2 BB | | 3 0 0 0 1 0 1 | | |
| Travis Fryman, R OBP: 0.352, SLG: 0.497 (1, 5) C X | 0-1 E7 2B 1B | | | 0-0 F9 ① | | 0-1 L5 ③ | | 1-3 K ③ | | 4 1 1 0 0 1 1 | | |
| Cecil Fielder, R OBP: 0.341, SLG: 0.506 (1, 3) B X Riccardo Ingram, R (9, PR) X | 2-0 2B 2-H | | | 3-2 HR | | | 3-2 1B 2B | | 0-1 F8 1B BB 1B | 4 2 4 2 0 0 0 0 1 0 0 0 0 0 | | |
| Kirk Gibson, L OBP: 0.362, SLG: 0.517 (1, 8) B B C C X | 3-2 P6 ③ | | | 2-3 K ② | | 0-0 F8 ① | | 4-0 1B BB 1B BB | 4-0 1B BB 1B BB | 3 1 0 0 1 1 2 | | |
| Mickey Tettleton, S OBP: 0.441, SLG: 0.526 (1, 10) C B X | | 1-1 G4-3 ① | | 1-1 G3 ③ | | 4-0 1B BB | | 1-1 F8 ① | 1-1 F8 ① | 3 0 0 0 1 0 2 | | |
| Junior Felix, S OBP: 0.388, SLG: 0.641 (1, 9) G G B B X | | 1-3 K ② | | | 3-2 G3 ① | 1-1 1B BB | | 1-0 1B 1B | 1-0 1B 1B | 4 0 2 2 0 1 0 | | |
| Chris Gomez, R OBP: 0.359, SLG: 0.444 (1, 6) B B B B X | | 3-2 F7 ③ | | | 0-0 G5-3 ② | 1-1 1B G3-6-1 1B 1-3 2-H | | 0-0 P3 ② | 0-0 P3 ② | 4 0 0 0 0 0 4 | | |
| Chad Kreuter, S OBP: 0.345, SLG: 0.286 (1, 2) B X | | | 1-0 F8 ① | | 2-3 K ③ | 2-3 K ③ | | 1-0 G6-3 ① | 1-0 1B 1-2 2-H | 4 0 1 1 0 1 0 | | |
| Inning Stats | R: 1 H: 2 E: 1 LOB: 1 K: 0 BB: 0 S: 9 P: 14 | R: 0 H: 0 E: 0 LOB: 0 K: 1 BB: 0 S: 8 P: 13 | R: 0 H: 1 E: 0 LOB: 0 K: 0 BB: 0 S: 4 P: 7 | R: 1 H: 1 E: 0 LOB: 0 K: 1 BB: 0 S: 10 P: 16 | R: 0 H: 0 E: 0 LOB: 0 K: 1 BB: 0 S: 7 P: 12 | R: 0 H: 0 E: 0 LOB: 0 K: 1 BB: 0 S: 6 P: 10 | R: 1 H: 2 E: 0 LOB: 1 K: 0 BB: 1 S: 11 P: 20 | R: 0 H: 0 E: 0 LOB: 1 K: 1 BB: 1 S: 8 P: 15 | R: 2 H: 3 E: 0 LOB: 2 K: 1 BB: 1 S: 10 P: 19 | 1B: 6 SF: 0 2B: 2 SAC: 0 3B: 0 DP: 2 HR: 1 HBP: 0 | WP: 0 PA: 37 PB: 0 SB: 0 CS: 0 | |
| PITCHER | IP WLS BF H R ER SO BB IBB HBP BLK WP HR S P ERA WHIP | | | | | | | | | | | |
| Ron Darling, R ERA: 4.93 (1, 1) | 7.0 W 26 6 3 3 4 1 0 0 0 0 1 55 92 3.86 1.000 | | | | | | | | | | | |
| Dave Leiper, L ERA: (8, 1) | 0.2 3 0 0 0 0 1 0 0 0 0 0 5 11 0.00 1.500 | | | | | | | | | | | |
| Roger Smithberg, R ERA: 13.5 (8, 1) | 1.1 8 3 2 2 2 1 0 0 0 0 0 13 23 13.50 3.000 | | | | | | | | | | | |

Detroit Tigers @ Oakland Athletics
Oakland-Alameda County Coliseum, Oakland, CA

Sun Jun 26 1994, 3:33 AM PDT
Att. 23,694 - Sunny - 80 F

| | |
|-----|----|
| AB | 34 |
| R | 5 |
| H | 9 |
| RBI | 5 |
| BB | 3 |
| SO | 6 |
| LOB | 12 |



| | |
|-------|--------|
| WP: 0 | PA: 37 |
| PB: 0 | |
| SB: 0 | |
| CS: 0 | |

| | |
|-----|------|
| ERA | WHIP |
| | |

livebaseballscores.com

| Batter | 1 | 2 | 3 | 4 | 5 | 6 | 7 | 8 | 9 | AB | R | H | RBI | BB | SO | LOB |
|--|---|---|---|---|---|---|---|---|---|----|---|---|-----|----|----|-----|
| Rickey Henderson, R OBP: 0.405, SLG: 0.360 Eric Fox, S OBP: 0.238, SLG: 0.325 | | | | | | | | | | 3 | 1 | 0 | 0 | 1 | 1 | 1 |
| Stan Javier, S OBP: 0.363, SLG: 0.446 Scott Hemond, R OBP: 0.248, SLG: 0.310 | | | | | | | | | | 5 | 1 | 1 | 0 | 0 | 1 | 2 |
| Geronimo Berroa, R OBP: 0.398, SLG: 0.490 | | | | | | | | | | 3 | 1 | 1 | 1 | 1 | 1 | 1 |
| Ruben Sierra, S OBP: 0.286, SLG: 0.486 Mike Aldrete, L OBP: 0.315, SLG: 0.383 | | | | | | | | | | 3 | 2 | 2 | 1 | 1 | 0 | 1 |
| Terry Steinbach, R OBP: 0.328, SLG: 0.455 | | | | | | | | | | 4 | 2 | 3 | 3 | 0 | 1 | 1 |
| Brent Gates, S OBP: 0.372, SLG: 0.403 | | | | | | | | | | 4 | 1 | 1 | 0 | 0 | 1 | 3 |
| Troy Neel, L OBP: 0.358, SLG: 0.461 | | | | | | | | | | 4 | 1 | 1 | 2 | 0 | 0 | 0 |
| Mike Bordick, R OBP: 0.338, SLG: 0.344 | | | | | | | | | | 4 | 1 | 1 | 2 | 0 | 1 | 0 |
| Scott Brosius, R OBP: 0.290, SLG: 0.373 | | | | | | | | | | 3 | 0 | 0 | 0 | 1 | 2 | 0 |

| Inning Stats | R: 7 | H: 6 | E: 1 | LOB: 1 | K: 2 | P: 40 | R: 0 | H: 0 | E: 0 | LOB: 1 | K: 1 | P: 17 | R: 0 | H: 0 | E: 0 | LOB: 0 | K: 1 | P: 10 | R: 1 | H: 2 | E: 0 | LOB: 2 | K: 1 | P: 26 | R: 0 | H: 0 | E: 0 | LOB: 0 | K: 1 | P: 12 | R: 0 | H: 0 | E: 0 | LOB: 0 | K: 1 | P: 15 | R: 2 | H: 2 | E: 0 | LOB: 0 | K: 1 | P: 23 | R: 0 | H: 0 | E: 0 | LOB: 0 | K: 0 | P: 10 |
|--------------|------|------|------|--------|-------|-------|-------|------|-------|--------|-------|-------|------|------|-------|--------|-------|-------|-------|------|------|--------|-------|-------|-------|------|------|--------|-------|-------|-------|------|-------|--------|-------|-------|-------|------|------|--------|-------|-------|-------|------|------|--------|-------|-------|
| | S: 2 | | S: 8 | | S: 10 | | S: 15 | | S: 11 | | S: 15 | | S: 6 | | S: 10 | | S: 11 | | S: 15 | | S: 6 | | S: 10 | | S: 10 | | S: 6 | | S: 10 | | S: 11 | | S: 15 | | S: 10 | | S: 15 | | S: 6 | | S: 10 | | S: 10 | | S: 6 | | S: 10 | |

| PITCHER | IP | WLS | BF | H | R | ER | SO | BB | IBB | HBP | BLK | WP | HR | S | P | ERA | WHIP |
|-------------------------------|--------|-----|----|---|---|----|----|----|-----|-----|-----|----|----|----|----|--------|--------|
| Mike Moore, R ERA: 6.47 | (1, 1) | 0.1 | 9 | 6 | 7 | 6 | 1 | 2 | 0 | 0 | 0 | 0 | 0 | 20 | 33 | 162.00 | 24.000 |
| Greg Cadaret, L ERA: 6.31 | (1, 1) | 3.2 | 15 | 2 | 1 | 1 | 4 | 2 | 0 | 0 | 0 | 1 | 0 | 37 | 68 | 2.46 | 1.091 |
| Storm Davis, R ERA: 2.86 | (5, 1) | 2.0 | 6 | 0 | 0 | 0 | 2 | 0 | 0 | 0 | 0 | 0 | 0 | 21 | 27 | 0.00 | 0.000 |
| Buddy Groom, L ERA: 4.74 | (7, 1) | 1.0 | 5 | 2 | 2 | 2 | 1 | 0 | 0 | 0 | 0 | 0 | 1 | 15 | 23 | 18.00 | 2.000 |
| Mike Gardiner, R ERA: 3.22 | (8, 1) | 1.0 | 3 | 0 | 0 | 0 | 0 | 0 | 0 | 0 | 0 | 0 | 0 | 6 | 10 | 0.00 | 0.000 |


BOTTOM

Detroit Tigers @ Oakland Athletics
Oakland-Alameda County Coliseum, Oakland, CA

Sun Jun 26 1994, 3:33 AM PDT
Att. 23,694 - Sunny - 80 F

livebaseballscorecards.com

| | |
|-----|----|
| AB | 34 |
| R | 10 |
| H | 10 |
| RBI | 9 |
| BB | 4 |
| SO | 8 |
| LOB | 9 |



| | | | | | | | |
|-----|---|------|---|-----|---|-----|----|
| 1B: | 6 | SF: | 0 | WP: | 1 | PA: | 38 |
| 2B: | 2 | SAC: | 0 | PB: | 1 | | |
| 3B: | 1 | DP: | 0 | SB: | 1 | | |
| HR: | 1 | HBP: | 0 | CS: | 0 | | |

| Batter | 1 | 2 | 3 | 4 | 5 | 6 | 7 | 8 | 9 | AB R H RBI BB SO LOB | TOP | | | | | | | | | | | | | | | | | | | | | | | | | | | | | |
|--|-------------------------------|----------------------------------|-------------------------------|----------------------------------|------------------------------|---------------------------------|-------------------------------|----------------------------------|-------------------------------|----------------------------------|------------------------------|---------------------------------|-------------------------------|----------------------------------|------------------------------|----------------------------------|------------------------------|---------------------------------|----------------------------------|------------------------------------|----------------------------------|--------|----------------|-----------|----------|----------|--------|--------|---------|---------|---------|----------|----------|----------|---------|---------|---------|---------|-------------|---------------|
| Tony Phillips, S OBP: 0.402, SLG: 0.425 (1, 10) X | 0-0 HR | 4-2 1B BB | | 1-2 E4 2B | 0-2 L7 | | 4-2 BB | | | 3 2 1 1 2 0 2 | | | | | | | | | | | | | | | | | | | | | | | | | | | | | | |
| Chris Gomez, R OBP: 0.365, SLG: 0.454 (1, 4) C X | 0-1 BB BB 1B | 0-1 1B | | 0-1 2B | 2-0 F8 | | 2-3 K | | | 5 2 3 1 0 1 2 | | | | | | | | | | | | | | | | | | | | | | | | | | | | | | |
| Travis Fryman, R OBP: 0.353, SLG: 0.502 (1, 5) F 1 SAFE B 1 SAFE S 1 SAFE | 1-3 K | 3-3 K | | 1-0 1B HR 2B | 1-1 2B | | | 1-0 F7 | | 5 1 2 3 0 2 3 | | | | | | | | | | | | | | | | | | | | | | | | | | | | | | |
| Cecil Fielder, R OBP: 0.342, SLG: 0.500 John Flaherty, R OBP: 0.194, SLG: 0.200 (1, 3) F 1 SAFE (8, 2) B 1 SAFE B 1 SAFE B 1 SAFE | 4-1 BB BB SF8 BB | 2-1 L5 | | 4-0 1B HR BB | 2-3 K | | | 1-3 K | | 3 2 0 0 2 2 3 0 0 0 0 0 0 0 | | | | | | | | | | | | | | | | | | | | | | | | | | | | | | |
| Alan Trammell, R OBP: 0.364, SLG: 0.497 (1, 6) C C F B F B B B | 4-2 BB 1-2 2-3 BB | | 1-1 F8 | 2-1 HR 1B | | 0-0 P6 | | 2-1 G6-3 | | 4 1 1 0 1 0 0 | | | | | | | | | | | | | | | | | | | | | | | | | | | | | | |
| Mickey Tettleton, S OBP: 0.440, SLG: 0.535 (1, 2) F B B B B B (8, 3) B | 4-1 BB | | 1-0 P4 | 1-0 HR | | 1-1 G3 | | | 2-1 L3 | 4 1 1 5 1 0 0 | | | | | | | | | | | | | | | | | | | | | | | | | | | | | | |
| Junior Felix, S OBP: 0.376, SLG: 0.626 (1, 9) C B B B B X | 3-2 SF8 | | 0-0 P4 | 0-0 F7 | | 1-2 P5 | | | 0-0 F9 | 4 0 0 1 0 0 0 | | | | | | | | | | | | | | | | | | | | | | | | | | | | | | |
| Riccardo Ingram, R OBP: 0.200, SLG: 0.200 (1, 7) F S X | 0-2 G4-3 | | | | | | | | 0-1 G6-3 | 5 0 1 0 0 0 2 | | | | | | | | | | | | | | | | | | | | | | | | | | | | | | |
| Juan Samuel, R OBP: 0.373, SLG: 0.535 (1, 8) C B B B B | | 2-3 K | | 4-0 E 2B BB | 4-2 2B BB | | 0-2 G3 | | 0-0 G3 | 3 2 0 0 2 1 1 | | | | | | | | | | | | | | | | | | | | | | | | | | | | | | |
| Inning Stats | R: 3 E: 0 K: 1 S: 18 | H: 2 LOB: 2 BB: 3 P: 34 | R: 0 E: 0 K: 2 S: 12 | H: 1 LOB: 2 BB: 1 P: 23 | R: 0 E: 0 K: 0 S: 4 | H: 0 LOB: 0 BB: 0 P: 6 | R: 7 E: 1 K: 0 S: 13 | H: 4 LOB: 0 BB: 2 P: 28 | R: 1 E: 0 K: 1 S: 15 | H: 1 LOB: 1 BB: 1 P: 24 | R: 0 E: 0 K: 0 S: 6 | H: 0 LOB: 0 BB: 0 P: 8 | R: 0 E: 0 K: 1 S: 13 | H: 0 LOB: 1 BB: 1 P: 19 | R: 0 E: 0 K: 1 S: 8 | H: 0 LOB: 0 BB: 0 P: 12 | R: 0 E: 0 K: 0 S: 5 | H: 1 LOB: 1 BB: 0 P: 7 | 1B: 4 2B: 3 3B: 0 HR: 2 | SF: 1 SAC: 0 DP: 0 HBP: 0 | WP: 0 PB: 0 SB: 0 CS: 0 | PA: 45 | | | | | | | | | | | | | | | | | | |
| PITCHER Dave Fleming, L ERA: 7.2 Milt Hill, R ERA: 7.82 | IP 3.1 | WLS L | BF 22 | H 5 | R 8 | ER 7 | SO 3 | BB 6 | IBB 0 | HBP 0 | BLK 0 | WP 0 | HR 1 | S 41 | P 81 | ERA 18.90 | WHIP 3.300 | | | | | | PITCHER | IP 4.1 | WLS L | BF 23 | H 4 | R 3 | ER 3 | SO 3 | BB 2 | IBB 0 | HBP 0 | BLK 0 | WP 0 | HR 1 | S 53 | P 80 | ERA 4.76 | WHIP 1.059 |

Detroit Tigers @ Seattle Mariners
 The Kingdome, Seattle, WA
 Mon Jun 27 1994, 10:05 PM EDT
 Att. 29,696 - Dome

livebaseballscorecards.com

| | |
|-----|----|
| AB | 36 |
| R | 11 |
| H | 9 |
| RBI | 11 |
| BB | 8 |
| SO | 6 |
| LOB | 13 |




| Batter | 1 | 2 | 3 | 4 | 5 | 6 | 7 | 8 | 9 | AB R H RBI BB SO LOB |
|--|----------------|------------------|------------------|------------------|------------------|----------------|-----------------|----------------|---|--------------------------------|
| Brian Turang, R OBP: 0.226, SLG: 0.256 (1, 4) C F B B X | 2-2 F9 ① | | | 0-0 F9 ① | | 1-3 K ② | | 0-1 L8 ③ | | 4 0 0 0 0 1 2 |
| Edgar Martinez, R OBP: 0.390, SLG: 0.462 (1, 5) C C C F B X | 1-2 L8 ② | | | 1-2 G4-3 ② | | 3-2 F8 ③ | | 0-0 L6 ① | | 4 0 0 0 0 0 1 |
| Ken Griffey Jr., L OBP: 0.409, SLG: 0.730 Rich Amaral, R OBP: 0.338, SLG: 0.397 (1, 8) (8, 7) B F C F B S | 2-3 K ③ | | | 2-2 G1-3 ③ | | 1-0 E6 ① | | 1-0 F8 ② | | 3 0 0 0 0 1 0 1 0 0 0 0 0 0 |
| Jay Buhner, R OBP: 0.386, SLG: 0.535 (1, 9) B X | | 1-0 L7 ① | | 0-0 L8 ① | | 2-0 F8 ① | | 2-3 K ③ | | 4 0 0 0 0 1 1 |
| Marc Newfield, R OBP: 0.333, SLG: 0.231 (1, 10) B B S T B S | | 2-2 K ② | | 0-3 K ② | | 2-2 P4 ② | | | | 3 0 0 0 0 2 1 |
| Reggie Jefferson, S OBP: 0.412, SLG: 0.598 (1, 3) C X | | 0-1 G3-1 ③ | | 0-2 F7 ③ | | 0-0 F8 ③ | | | | 3 0 0 0 0 0 1 |
| Keith Mitchell, R OBP: 0.424, SLG: 0.623 (1, 7) (8, 8) C B B S S X | | | 3-2 G3-1 ① | | 2-1 E4 2B | | 1-2 P3 1B | | | 3 1 1 0 0 0 0 |
| Felix Fermin, R OBP: 0.357, SLG: 0.418 Luis Sojo, R OBP: 0.291, SLG: 0.414 (1, 6) (7, 6) B B C C X | | | 2-1 F9 ② | | 1-1 2-H 2B | | 0-0 P6 ① | | | 2 0 1 1 0 0 0 1 0 0 0 0 0 1 |
| Bill Haselman, R OBP: 0.225, SLG: 0.351 (1, 2) B F B X | | | 2-1 P3 ③ | | 1-2 L4 ① | | 0-2 P3 ② | | | 3 0 0 0 0 0 2 |

| Inning Stats | R: 0 E: 0 K: 1 S: 11 | H: 0 LOB: 0 BB: 0 P: 16 | R: 0 E: 0 K: 1 S: 6 | H: 0 LOB: 0 BB: 0 P: 9 | R: 0 E: 0 K: 0 S: 7 | H: 0 LOB: 0 BB: 0 P: 14 | R: 0 E: 0 K: 0 S: 8 | H: 0 LOB: 0 BB: 0 P: 11 | R: 0 E: 0 K: 1 S: 7 | H: 0 LOB: 0 BB: 0 P: 7 | R: 1 E: 1 K: 1 S: 18 | H: 1 LOB: 1 BB: 0 P: 26 | R: 0 E: 1 K: 0 S: 13 | H: 0 LOB: 1 BB: 0 P: 18 | R: 0 E: 0 K: 0 S: 11 | H: 1 LOB: 1 BB: 0 P: 12 | R: 0 E: 0 K: 1 S: 5 | H: 0 LOB: 0 BB: 0 P: 8 | 1B: 1 2B: 1 3B: 0 HR: 0 | SF: 0 SAC: 0 DP: 0 HBP: 0 | WP: 0 PB: 0 SB: 0 CS: 0 | PA: 31 |
|--------------|-------------------------------|----------------------------------|------------------------------|---------------------------------|------------------------------|----------------------------------|------------------------------|----------------------------------|------------------------------|---------------------------------|-------------------------------|----------------------------------|-------------------------------|----------------------------------|-------------------------------|----------------------------------|------------------------------|---------------------------------|----------------------------------|------------------------------------|----------------------------------|--------|
|--------------|-------------------------------|----------------------------------|------------------------------|---------------------------------|------------------------------|----------------------------------|------------------------------|----------------------------------|------------------------------|---------------------------------|-------------------------------|----------------------------------|-------------------------------|----------------------------------|-------------------------------|----------------------------------|------------------------------|---------------------------------|----------------------------------|------------------------------------|----------------------------------|--------|

| PITCHER | IP | WLS | BF | H | R | ER | SO | BB | IBB | HBP | BLK | WP | HR | S | P | ERA | WHIP |
|--|-----|-----|----|---|---|----|----|----|-----|-----|-----|----|----|----|-----|------|-------|
| Tim Belcher, R ERA: 5.58 (1, 1) | 8.0 | W | 28 | 2 | 1 | 0 | 4 | 0 | 0 | 0 | 0 | 0 | 0 | 81 | 113 | 0.00 | 0.250 |
| Joe Boever, R ERA: 3.9 (9, 1) | 1.0 | | 3 | 0 | 0 | 0 | 1 | 0 | 0 | 0 | 0 | 0 | 0 | 5 | 8 | 0.00 | 0.000 |

DETROIT TIGERS @ SEATTLE MARINERS
The Kingdom, Seattle, WA
Mon Jun 27 1994, 10:05 PM EDT
Att. 29,696 - Dome

| | |
|------------|-----------|
| AB | 31 |
| R | 1 |
| H | 2 |
| RBI | 1 |
| BB | 0 |
| SO | 5 |
| LOB | 9 |



| Batter | 1 | 2 | 3 | 4 | 5 | 6 | 7 | 8 | 9 | AB R H RBI BB SO LOB | TOP | | | | | | | | | | | | | | | | | |
|---|---|----------------------------------|------------------------------|----------------------------------|---------------------------------------|---------------------------------|------------------------------|----------------------------------|------------------------------|----------------------------------|---|----------------------------------|---|----------------------------------|-------------------------------|----------------------------------|-------------------------------|----------------------------------|----------------------------------|------------------------------------|----------------------------------|--------|--|--|--|--|--|--|
| Tony Phillips, S OBP: 0.403, SLG: 0.437 (1, 7) | 3-1 G4-3 ① | | | 3-3 K ① | | 2-1 2B 1B 2-H ① | | 3-1 HR ① | | 4 2 2 2 0 1 0 | Detroit Tigers @ Seattle Mariners The Kingdome, Seattle, WA Tue Jun 28 1994, 6:33 AM EDT Att. 19,210 - Dome | | | | | | | | | | | | | | | | | |
| Lou Whitaker, L OBP: 0.359, SLG: 0.498 (1, 4) | 1-0 G4-1 ② | | 2-1 G4-3 ② | | 1-0 1B 2B ② | | 3-2 2B ② | | 4 1 2 0 0 0 0 | | | | | | | | | | | | | | | | | | | |
| Travis Fryman, R OBP: 0.352, SLG: 0.498 (1, 5) | 1-1 P4 ③ | | 0-0 G4-3 ③ | | 0-0 FC6-4 1B 2-H 3-H ③ | | 1-2 G3 ③ | | 4 0 1 2 0 0 1 | | | | | | | | | | | | | | | | | | | |
| Cecil Fielder, R OBP: 0.338, SLG: 0.493 (1, 3) | | 1-3 K ① | | 0-2 F8 ① | | 2-2 FC6-4 1-2f ③ | | 2-3 K ① | 4 0 0 0 0 2 1 | | | | | | | | | | | | | | | | | | | |
| Kirk Gibson, L OBP: 0.360, SLG: 0.517 (1, 10) | | 1-1 L7 ② | | 2-0 F8 ② | | 2-3 K ① | | 1-1 2B ② | 4 0 1 0 0 1 0 | | | | | | | | | | | | | | | | | | | |
| Mickey Tettleton, S OBP: 0.434, SLG: 0.525 (1, 2) | | 2-0 G6-3 ③ | | 3-3 K ③ | | 3-3 K ② | | 2-3 K ② | 4 0 0 0 0 3 1 | | | | | | | | | | | | | | | | | | | |
| Junior Felix, S OBP: 0.376, SLG: 0.623 (1, 9) | | | 0-0 G4-3 ① | | 1-2 1B 2B ① | | 0-0 P4 ③ | 1-1 G3 ③ | 4 1 1 0 0 0 1 | | | | | | | | | | | | | | | | | | | |
| Chris Gomez, R OBP: 0.360, SLG: 0.447 (1, 6) | | | 1-0 F9 ② | | 3-3 K ① | | 3-3 K ① | | 3 0 0 0 0 2 1 | | | | | | | | | | | | | | | | | | | |
| Juan Samuel, R OBP: 0.360, SLG: 0.514 (1, 8) | | | 1-1 G6-3 ③ | | 1-3 K ② | | 2-3 K ② | | 3 0 0 0 0 2 1 | | | | | | | | | | | | | | | | | | | |
| Inning Stats | R: 0 E: 0 K: 0 S: 5 | H: 0 LOB: 0 BB: 0 P: 10 | R: 0 E: 0 K: 1 S: 6 | H: 0 LOB: 0 BB: 0 P: 10 | R: 0 E: 0 K: 0 S: 4 | H: 0 LOB: 0 BB: 0 P: 6 | R: 0 E: 0 K: 1 S: 7 | H: 0 LOB: 0 BB: 0 P: 12 | R: 0 E: 0 K: 1 S: 7 | H: 0 LOB: 0 BB: 0 P: 12 | R: 3 E: 0 K: 2 S: 17 | H: 4 LOB: 1 BB: 0 P: 27 | R: 0 E: 0 K: 2 S: 11 | H: 0 LOB: 0 BB: 0 P: 16 | R: 1 E: 0 K: 2 S: 15 | H: 2 LOB: 1 BB: 0 P: 27 | R: 0 E: 0 K: 2 S: 10 | H: 1 LOB: 1 BB: 0 P: 16 | 1B: 2 2B: 4 3B: 0 HR: 1 | SF: 0 SAC: 0 DP: 0 HBP: 0 | WP: 0 PB: 0 SB: 0 CS: 0 | PA: 34 | | | | | | |
| PITCHER | IP WLS BF H R ER SO BB IBB HBP BLK WP HR S P ERA WHIP | | | | | | | | | | | | IP WLS BF H R ER SO BB IBB HBP BLK WP HR S P ERA WHIP | | | | | | | | | | | | | | | |
| Chris Bosio, R ERA: 4.22 (1, 1) | 6.0 | 22 | 4 | 3 | 3 | 5 | 0 | 0 | 0 | 0 | 0 | 0 | 0 | 46 | 77 | 4.50 | 0.667 | | | | | | | | | | | |
| Bill Risley, R ERA: 3.99 (7, 1) | 1.2 | W | 6 | 1 | 1 | 1 | 4 | 0 | 0 | 0 | 0 | 0 | 1 | 19 | 32 | 5.40 | 0.600 | | | | | | | | | | | |
| Bobby Ayala, R ERA: 1.93 (8, 1) | 1.1 | S | 6 | 2 | 0 | 0 | 2 | 0 | 0 | 0 | 0 | 0 | 0 | 17 | 27 | 0.00 | 1.500 | | | | | | | | | | | |

livebaseballscorecards.com

| | |
|-----|----|
| AB | 34 |
| R | 4 |
| H | 7 |
| RBI | 4 |
| BB | 0 |
| SO | 11 |
| LOB | 6 |



| Batter | 1 | 2 | 3 | 4 | 5 | 6 | 7 | 8 | 9 | AB | R | H | RBI | BB | SO | LOB |
|---|-------------|--------------------|-----------------|------------------|-------------|--------------------|--------------|-------------|---|----|---|---|-----|----|----|-----|
| Luis Sojo, R OBP: 0.283, SLG: 0.403 (1, 4) | 2-2 G4-3 | | 1-1 P4 | | 2-1 P4 | | 1-0 F7 | | | 4 | 0 | 0 | 0 | 0 | 0 | 2 |
| Edgar Martinez, R OBP: 0.392, SLG: 0.479 (1, 5) | 2-2 F8 | | 1-1 1B | | 2-2 G5-3 | | 1-0 HR | | | 4 | 1 | 2 | 3 | 0 | 0 | 0 |
| Ken Griffey Jr., L OBP: 0.404, SLG: 0.720 (1, 8) | 0-0 L8 | | 3-1 L7 | | 3-1 G1-3 | | 0-0 F9 | | | 4 | 0 | 0 | 0 | 0 | 0 | 1 |
| Jay Buhner, R OBP: 0.388, SLG: 0.539 (1, 9) | | 3-2 F9 | | 2-1 1B 2B | | 3-2 G4-6-3 1B | | 1-1 G5-3 | | 4 | 1 | 2 | 0 | 0 | 0 | 0 |
| Tino Martinez, L OBP: 0.293, SLG: 0.402 (1, 3) | | 1-1 1B | | 0-0 1B SF9 1B | | 0-0 G4-6-3 1-2f | | 3-2 F9 | | 4 | 1 | 2 | 1 | 0 | 0 | 1 |
| Keith Mitchell, R OBP: 0.429, SLG: 0.614 (1, 7) | | 1-2 G3-6-1 1B | | 1-0 SF9 1B | | 1-2 L8 | | 0-0 P5 | | 4 | 0 | 2 | 0 | 0 | 0 | 0 |
| Reggie Jefferson, S OBP: 0.410, SLG: 0.590 (1, 10) | | 1-1 G3-6-1 1-2f | | 0-0 1B | | | | | | 3 | 0 | 1 | 0 | 0 | 0 | 2 |
| Felix Fermin, R OBP: 0.361, SLG: 0.427 (1, 6) | | | 1-2 SH1-3 1B | | 0-0 SF9 | | 1-0 2B 2B | | | 2 | 2 | 2 | 1 | 0 | 0 | 0 |
| Dan Wilson, R OBP: 0.250, SLG: 0.308 (1, 2) | | | 0-0 SH1-3 | | 0-0 B1-5 | | 1-2 HR 2B | | | 2 | 1 | 1 | 1 | 0 | 0 | 2 |


| Inning Stats | R: 0 | H: 0 | E: 0 | K: 0 | S: 8 | LOB: 0 | BB: 0 | P: 12 | R: 0 | H: 2 | E: 0 | K: 0 | S: 10 | LOB: 1 | BB: 0 | P: 16 | R: 1 | H: 2 | E: 0 | K: 0 | S: 10 | LOB: 1 | BB: 0 | P: 16 | R: 2 | H: 4 | E: 0 | K: 0 | S: 7 | LOB: 0 | BB: 0 | P: 14 | R: 0 | H: 1 | E: 0 | K: 0 | S: 7 | LOB: 0 | BB: 0 | P: 11 | R: 3 | H: 3 | E: 0 | K: 0 | S: 8 | LOB: 0 | BB: 0 | P: 12 | R: 0 | H: 0 | E: 0 | K: 0 | S: 7 | LOB: 0 | BB: 0 | P: 11 |
|--------------|-------|-------|--------|-------|-------|--------|--------|-------|--------|------|------|------|-------|--------|-------|-------|------|------|------|------|-------|--------|-------|-------|------|------|------|------|------|--------|-------|-------|------|------|------|------|------|--------|-------|-------|------|------|------|------|------|--------|-------|-------|------|------|------|------|------|--------|-------|-------|
| 1B: 8 | SF: 1 | 2B: 4 | SAC: 1 | 3B: 0 | DP: 3 | HR: 1 | HBP: 0 | WP: 0 | PA: 33 | | | | | | | | | | | | | | | | | | | | | | | | | | | | | | | | | | | | | | | | | | | | | | | |

| PITCHER | IP | WLS | BF | H | R | ER | SO | BB | IBB | HBP | BLK | WP | HR | S | P | ERA | WHIP |
|--------------------------------------|-----|-----|----|----|---|----|----|----|-----|-----|-----|----|----|----|----|------|-------|
| John Doherty, R ERA: 6.29 (1, 1) | 6.2 | L | 29 | 12 | 6 | 6 | 6 | 0 | 0 | 0 | 0 | 0 | 1 | 56 | 90 | 8.10 | 1.800 |
| Mike Gardiner, R ERA: 3.11 (7, 1) | 1.1 | | 4 | 0 | 0 | 0 | 0 | 0 | 0 | 0 | 0 | 0 | 0 | 8 | 12 | 0.00 | 0.000 |

DETROIT TIGERS @ SEATTLE MARINERS
The Kingdom, Seattle, WA
Tue Jun 28 1994, 6:33 AM EDT
Att. 19,210 - Dome

livebaseballscorecards.com

| | |
|-----|----|
| AB | 31 |
| R | 6 |
| H | 12 |
| RBI | 6 |
| BB | 0 |
| SO | 0 |
| LOB | 8 |




| Batter | 1 | 2 | 3 | 4 | 5 | 6 | 7 | 8 | 9 | AB R H RBI BB SO LOB |
|--|----------------------|-----------------|-----------------------|-------------|--------------------|-------------------------|-------------------------------|-----------------------|---|----------------------|
| Brian Turang, R OBP: 0.225, SLG: 0.253 (1, 8) | 1-2 S 1B | 2-2 G5-3 | | 2-2 L7 | | 0-1 SAFE G1-3 | 2-2 F8 | | | 5 0 1 0 0 0 5 |
| Edgar Martinez, R OBP: 0.405, SLG: 0.505 (1, 5) | 0-2 S 1B | | 1-1 S 2B 1B | 3-2 HR | | 4-1 BB | 2-2 2-H 1B | | | 4 2 4 2 1 0 0 |
| Ken Griffey Jr., L OBP: 0.401, SLG: 0.715 (1, 10) | 3-3 SAFE K | | 3-3 SAFE K | 0-1 G3-1 | | 1-1 F9 | | 1-2 WP 1B 2B | | 5 1 1 0 0 2 5 |
| Jay Buhner, R OBP: 0.391, SLG: 0.548 (1, 9) | 4-0 G6-4-3 IBB | | 4-0 2B 1B BB | | 3-2 F9 | | 1-2 HR | 2-3 K2-3 | | 3 2 1 1 2 1 1 |
| Mike Blowers, R OBP: 0.332, SLG: 0.360 (1, 3) | 1-2 G6-4-3 | | 2-2 1B 2B | | 1-2 G5-3 | | 1-2 F9 S 1B | 0-2 1B | | 5 1 2 2 0 0 3 |
| Keith Mitchell, R OBP: 0.427, SLG: 0.583 (1, 7) | | 2-2 L5 | 1-0 G5-3 | | 4-2 FC6-4 BB | | 4-2 1B 2B BB | 1-1 F8 | | 3 1 0 0 2 0 3 |
| Felix Fermin, R OBP: 0.362, SLG: 0.427 (1, 6) | | 2-1 BB 1B | 0-0 1B | | 1-0 FC6-4 | | 1-2 F9 | 0-0 G5-3 | | 5 0 2 1 0 0 4 |
| Luis Sojo, R OBP: 0.288, SLG: 0.401 (1, 4) | | 4-0 BB | 1-2 G5-3 | | | 0-0 F7 | 3-2 2B 1B | | | 3 0 1 1 1 0 2 |
| Rich Amaral, R OBP: 0.338, SLG: 0.397 (7, PR) (8, 4) | | 1-2 BB | | | | | 1-2 3-H 2B 1B | | | 0 1 0 0 0 0 0 |
| Dan Wilson, R OBP: 0.255, SLG: 0.317 (1, 2) | | 0-1 F9 | | 2-3 K | | 0-2 WP G1-3 1B | 3-2 1-H 2-H 1B 2B | | | 4 1 2 2 0 1 2 |

| Inning Stats | R: 0 E: 0 K: 1 S: 16 | H: 2 LOB: 2 BB: 1 P: 25 | R: 0 E: 0 K: 10 S: 12 | H: 1 LOB: 2 BB: 1 P: 22 | R: 2 E: 0 K: 1 S: 15 | H: 3 LOB: 2 BB: 1 P: 27 | R: 1 E: 0 K: 1 S: 17 | H: 1 LOB: 0 BB: 0 P: 24 | R: 0 E: 0 K: 0 S: 11 | H: 0 LOB: 1 BB: 1 P: 20 | R: 0 E: 0 K: 0 S: 10 | H: 1 LOB: 2 BB: 1 P: 15 | R: 5 E: 1 K: 0 S: 23 | H: 4 LOB: 1 BB: 1 P: 40 | R: 1 E: 0 K: 1 S: 13 | H: 2 LOB: 1 BB: 0 P: 17 |
|--------------|-------------------------------|----------------------------------|--------------------------------|----------------------------------|-------------------------------|----------------------------------|-------------------------------|----------------------------------|-------------------------------|----------------------------------|-------------------------------|----------------------------------|-------------------------------|----------------------------------|-------------------------------|----------------------------------|
|--------------|-------------------------------|----------------------------------|--------------------------------|----------------------------------|-------------------------------|----------------------------------|-------------------------------|----------------------------------|-------------------------------|----------------------------------|-------------------------------|----------------------------------|-------------------------------|----------------------------------|-------------------------------|----------------------------------|

| PITCHER | IP | WLS | BF | H | R | ER | SO | BB | IBB | HBP | BLK | WP | HR | S | P | ERA | WHIP |
|---|-----|-----|----|---|---|----|----|----|-----|-----|-----|----|----|----|-----|-------|--------|
| David Wells, L ERA: 5.44 (1, 1) | 6.0 | | 30 | 8 | 3 | 3 | 3 | 4 | 1 | 0 | 0 | 1 | 1 | 81 | 133 | 4.50 | 2.000 |
| Storm Davis, R ERA: 3.6 (7, 1) | 0.1 | L | 6 | 3 | 5 | 3 | 0 | 1 | 0 | 0 | 0 | 0 | 1 | 17 | 30 | 81.00 | 12.000 |
| Joe Boever, R ERA: 3.86 (7, 1) | 0.2 | | 2 | 1 | 0 | 0 | 0 | 0 | 0 | 0 | 0 | 0 | 0 | 6 | 10 | 0.00 | 1.500 |
| Mike Henneman, R ERA: 4.82 (8, 1) | 1.0 | | 5 | 2 | 1 | 1 | 1 | 0 | 0 | 0 | 0 | 1 | 0 | 13 | 17 | 9.00 | 2.000 |

DETROIT TIGERS @ SEATTLE MARINERS
The Kingdom, Seattle, WA
 Wed Jun 29 1994, 10:05 PM EDT
 Att. 16,012 - Dome

| | |
|------------|-----------|
| AB | 37 |
| R | 9 |
| H | 14 |
| RBI | 9 |
| BB | 6 |
| SO | 4 |
| LOB | 25 |



| 1B | 2B | 3B | HR | SF | SAC | DP | HBP | WP | HR | S | P | ERA | WHIP |
|----|----|----|----|----|-----|----|-----|----|----|---|----|-----|------|
| 9 | 3 | 0 | 2 | 0 | 1 | 0 | 0 | 2 | 0 | 1 | 43 | | |

| Batter | 1 | 2 | 3 | 4 | 5 | 6 | 7 | 8 | 9 | AB R H RBI BB SO LOB | TOP | | | | | | | | | | | | | | | | |
|--|---|----------------------------------|---------------------------------------|----------------------------------|-------------------------------|----------------------------------|-------------------------------|----------------------------------|-------------------------------|----------------------------------|------------------------------|----------------------------------|-------------------------------|----------------------------------|------------------------------|---------------------------------|------------------------------|----------------------------------|-----------------------------------|------------------------------------|----------------------------------|--------|--|--|--|--|--|
| Tony Phillips, S OBP: 0.411, SLG: 0.449 (1, 7) | 2-0 1B 1B | | 0-2 1B PB 1B | 1-0 L9 | | 1-3 K | | 0-0 2B | | 5 2 3 0 0 1 0 | | | | | | | | | | | | | | | | | |
| Lou Whitaker, L OBP: 0.365, SLG: 0.493 (1, 4) | 1-0 G4-6-3 1B 1-3 1B | | 2-2 PB 1B 1-3 1B | 3-2 1B | | 2-2 G4-3 | | 1-0 F8 | | 5 1 3 0 0 0 1 | | | | | | | | | | | | | | | | | |
| Travis Fryman, R OBP: 0.353, SLG: 0.502 (1, 5) | 0-1 G4-6-3 1B 1-2 1B | | 3-0 1B SF7 HBP 1-2 3-H | 1-1 F9 | | 0-3 K | | 3-2 F9 | | 4 1 1 1 0 1 1 | | | | | | | | | | | | | | | | | |
| Cecil Fielder, R OBP: 0.331, SLG: 0.481 (1, 3) | 2-1 G4-6-3 1-2f 2-3 | | 0-0 FC4-6 1B 1-3 2-H | 2-2 F8 | | 3-2 F7 | | 1-2 G5-3 | | 5 0 1 1 0 0 3 | | | | | | | | | | | | | | | | | |
| Kirk Gibson, L OBP: 0.351, SLG: 0.516 (1, 10) | 0-3 K | | 1-0 SF7 3-H | | 2-2 HR | | 0-1 G1-3 | | 1-3 K | 4 1 1 2 0 2 1 | | | | | | | | | | | | | | | | | |
| Mickey Tettleton, S OBP: 0.436, SLG: 0.533 (1, 2) | | 3-1 PB 3B | 3-2 FC4-6 HBP WP 1-2f | | 2-3 K | | 3-2 1B | | | 4 1 2 0 0 1 1 | | | | | | | | | | | | | | | | | |
| Junior Felix, S OBP: 0.385, SLG: 0.619 (1, 9) | | 0-0 CS PB 1B | 4-0 HBP 1-2 IBB | | 2-2 1B | | 1-3 K | | | 3 0 2 0 1 1 1 | | | | | | | | | | | | | | | | | |
| Juan Samuel, R OBP: 0.375, SLG: 0.514 (1, 8) | | 2-1 CS HBP 1-2 3-H | 1-0 1-2 2-3 HBP | | 0-0 P6 | | 1-1 G6-3 | | | 0 0 0 0 0 0 0 | | | | | | | | | | | | | | | | | |
| Riccardo Ingram, R OBP: 0.143, SLG: 0.143 (3, 8) | | 2-2 G6-3 1-2 2-3 | 1-0 F8 | | 2-2 G3 | | 1-0 G4-3 | | | 2 0 0 0 0 0 1 | | | | | | | | | | | | | | | | | |
| Chris Gomez, R OBP: 0.356, SLG: 0.439 (1, 6) | | | | | | | | | | 4 0 0 0 0 0 6 | | | | | | | | | | | | | | | | | |
| Inning Stats | R: 1 E: 0 K: 1 S: 9 | H: 3 LOB: 1 BB: 0 P: 14 | R: 1 E: 0 K: 0 S: 7 | H: 2 LOB: 0 BB: 0 P: 14 | R: 3 E: 0 K: 0 S: 13 | H: 3 LOB: 3 BB: 1 P: 28 | R: 0 E: 0 K: 0 S: 11 | H: 1 LOB: 1 BB: 0 P: 18 | R: 1 E: 0 K: 1 S: 16 | H: 2 LOB: 1 BB: 0 P: 24 | R: 0 E: 0 K: 2 S: 9 | H: 0 LOB: 0 BB: 0 P: 12 | R: 0 E: 0 K: 1 S: 12 | H: 1 LOB: 1 BB: 0 P: 19 | R: 0 E: 0 K: 0 S: 5 | H: 1 LOB: 1 BB: 0 P: 8 | R: 0 E: 0 K: 1 S: 9 | H: 0 LOB: 0 BB: 0 P: 14 | 1B: 10 2B: 1 3B: 1 HR: 1 | SF: 1 SAC: 0 DP: 1 HBP: 3 | WP: 1 PB: 2 SB: 0 CS: 2 | PA: 41 | | | | | |
| PITCHER | IP WLS BF H R ER SO BB IBB HBP BLK WP HR S P ERA WHIP | | | | | | | | | | | | | | | | | | | | | | | | | | |
| Kevin Brown, R ERA: 5.61 (1, 1) | 2.2 | | 17 | 8 | 5 | 4 | 1 | 0 | 1 | 3 | 0 | 1 | 0 | 28 | 54 | 13.50 | 3.000 | | | | | | | | | | |
| Cris Carpenter, R ERA: 5.23 (3, 1) | 4.1 | | 17 | 4 | 1 | 1 | 4 | 0 | 0 | 0 | 0 | 0 | 1 | 49 | 75 | 2.08 | 0.923 | | | | | | | | | | |
| Matt Whiteside, R ERA: 5.31 (8, 1) | 0.2 | | 3 | 1 | 0 | 0 | 0 | 0 | 0 | 0 | 0 | 0 | 0 | 4 | 6 | 0.00 | 1.500 | | | | | | | | | | |
| Darren Oliver, L ERA: 4.25 (8, 1) | 0.1 | W | 1 | 0 | 0 | 0 | 0 | 0 | 0 | 0 | 0 | 0 | 0 | 1 | 2 | 0.00 | 0.000 | | | | | | | | | | |
| Tom Henke, R ERA: 4.22 (9, 1) | 1.0 | | 3 | 0 | 0 | 0 | 1 | 0 | 0 | 0 | 0 | 0 | 0 | 9 | 14 | 0.00 | 0.000 | | | | | | | | | | |

Detroit Tigers @ Texas Rangers
The Ballpark at Arlington, Arlington, TX
Fri Jul 01 1994, 8:05 PM EDT
Sunny - 92 F

livebaseballscorecards.com

| | |
|-----|----|
| AB | 36 |
| R | 6 |
| H | 13 |
| RBI | 4 |
| BB | 1 |
| SO | 6 |
| LOB | 15 |



| Batter | 1 | 2 | 3 | 4 | 5 | 6 | 7 | 8 | 9 |
|---|-------------|-------------|-------------|-----------------|----------------|-----------------------|-----------|-----------------------|---|
| Oddibe McDowell, L OBP: 0.392, SLG: 0.333 (1, 8) | 1-0 P6 | | 0-1 1B | | 0-0 G3 | 2-0 F8 | | 1-2 P6 | |
| Jeff Frye, R OBP: 0.430, SLG: 0.474 (1, 4) | 1-3 K2-3 | | 1-0 1B | | 2-1 HR | 3-2 1B | | 0-2 E6 HR | |
| Jose Canseco, R OBP: 0.411, SLG: 0.584 (1, 10) | 3-1 1B | | 2-1 G1-3 | | 1-0 HR | 3-1 G6-3 | | 2-3 K | |
| Will Clark, L OBP: 0.448, SLG: 0.572 (1, 3) | 3-2 F7 | | | 0-1 WP 1B | 4-2 E BB | | 3-3 K | 4-0 HR IBB | |
| Juan Gonzalez, R OBP: 0.317, SLG: 0.460 (1, 7) | | 2-1 F7 | | 1-1 F9 | 3-1 E5 | | 0-1 F7 | 1-2 HR | |
| Dean Palmer, R OBP: 0.322, SLG: 0.512 (1, 5) | | 1-1 G5-3 | | 4-1 BB | 1-3 K | | 2-2 1B | 0-1 29 1B 1B | |
| 29 Rusty Greer, L OBP: 0.390, SLG: 0.481 (1, 9) | | 1-1 L9 | | 0-3 K | | 4-0 BB 1B BB | 1-3 K | 1-0 1B 1B | |
| Manuel Lee, S OBP: 0.330, SLG: 0.355 (1, 6) | | | 1-0 G4-3 | 2-2 G4-3 | | 4-2 1B BB | | 1-2 1B 2B | |
| Junior Ortiz, R OBP: 0.319, SLG: 0.309 (1, 2) | | | 3-2 G6-3 | | 1-0 G5-3 | 0-3 K | | 1-2 HR 1B | |
| Doug Strange, S OBP: 0.274, SLG: 0.337 (6, PH) | | | | | | | | | |
| Ivan Rodriguez, R OBP: 0.373, SLG: 0.475 (7, 2) | | | | | | | | | |

| Inning Stats | R: 0 E: 0 K: 1 S: 10 | H: 1 LOB: 1 BB: 0 P: 18 | R: 0 E: 0 K: 0 S: 6 | H: 0 LOB: 0 BB: 0 P: 10 | R: 0 E: 0 K: 0 S: 9 | H: 2 LOB: 2 BB: 0 P: 16 | R: 0 E: 0 K: 1 S: 11 | H: 1 LOB: 2 BB: 1 P: 18 | R: 3 E: 1 K: 1 S: 13 | H: 2 LOB: 1 BB: 1 P: 25 | R: 1 E: 0 K: 1 S: 11 | H: 1 LOB: 2 BB: 2 P: 27 | R: 0 E: 0 K: 2 S: 11 | H: 1 LOB: 1 BB: 0 P: 17 | R: 6 E: 1 K: 1 S: 20 | H: 6 LOB: 2 BB: 1 P: 30 |
|--------------|-------------------------------|----------------------------------|------------------------------|----------------------------------|------------------------------|----------------------------------|-------------------------------|----------------------------------|-------------------------------|----------------------------------|-------------------------------|----------------------------------|-------------------------------|----------------------------------|-------------------------------|----------------------------------|
|--------------|-------------------------------|----------------------------------|------------------------------|----------------------------------|------------------------------|----------------------------------|-------------------------------|----------------------------------|-------------------------------|----------------------------------|-------------------------------|----------------------------------|-------------------------------|----------------------------------|-------------------------------|----------------------------------|

| PITCHER | IP | WLS | BF | H | R | ER | SO | BB | IBB | HBP | BLK | WP | HR | S | P | ERA | WHIP |
|--|-----|-----|----|---|---|----|----|----|-----|-----|-----|----|----|----|----|------|-------|
| Greg Gohr, R ERA: 3.18 (1, 1) | 5.0 | | 26 | 6 | 4 | 3 | 3 | 4 | 0 | 0 | 0 | 2 | 1 | 51 | 97 | 5.40 | 2.000 |
| Mike Gardiner, R ERA: 3.18 (6, 1) | 2.0 | | 10 | 4 | 2 | 1 | 3 | 0 | 0 | 0 | 0 | 0 | 0 | 22 | 37 | 4.50 | 2.000 |
| Mike Henneman, R ERA: 4.71 (8, 1) | 0.2 | L | 6 | 2 | 3 | 0 | 1 | 0 | 1 | 0 | 0 | 0 | 1 | 15 | 23 | 0.00 | 3.000 |
| Buddy Groom, L ERA: 4.66 (8, 1) | 0.1 | | 3 | 2 | 1 | 0 | 0 | 0 | 0 | 0 | 0 | 0 | 0 | 3 | 4 | 0.00 | 6.000 |

AB R H RBI BB SO LOB

5 0 1 0 0 0 3

5 2 3 1 0 1 1

5 1 2 2 0 1 6

3 2 1 0 2 1 1

5 1 1 4 0 0 1

4 1 2 0 1 1 1

4 1 1 0 1 2 3

4 1 2 1 1 0 2

2 0 0 0 0 0 0

1 0 0 0 0 1 2

2 1 1 1 0 0 2

AB 40
R 10
H 14
RBI 9
BB 5
SO 7
LOB 22

WP: 2 **PA: 45**
PB: 0
SB: 1
CS: 0

DETROIT TIGERS

Detroit Tigers @ Texas Rangers
The Ballpark at Arlington, Arlington, TX

Fri Jul 01 1994, 8:05 PM EDT
Sunny - 92 F

livebaseballscorecards.com

| Batter | 1 | 2 | 3 | 4 | 5 | 6 | 7 | 8 | 9 |
|---|------------------|-------------|-----------------|-----------------------|----------------------|-----------------|--------------------------------------|-------------|---|
| Oddibe McDowell, L OBP: 0.392, SLG: 0.346 (1, 8) | 3-1 P4 1-H | | 1-0 3B | 1 SAFE 3-3 K | | 0-1 G3 | | 4-1 BB | |
| Jeff Frye, R OBP: 0.429, SLG: 0.467 (1, 4) | 3-2 G6-3 | | 4-0 BB | | 0-2 G5-3 | | 2-2 SH5-4 29 1B BB | 1-0 F7-3 | |
| Jose Canseco, R OBP: 0.409, SLG: 0.578 (1, 10) | 2-3 K | | 3-3 K | | 2-2 G6-3 | | 4-0 SH5-4 29 1B BB | | |
| Will Clark, L OBP: 0.447, SLG: 0.570 Chris James, R OBP: 0.364, SLG: 0.438 (1, 3) (4, 9) | | 2-3 K | | 2-0 P4 | 0-1 FC6-4 1B | | 0-0 SH5-4 | | |
| Juan Gonzalez, R OBP: 0.317, SLG: 0.455 (1, 7) | | 0-0 F8 | | 1-3 K | 0-1 FC6-4 1-2f | | 4-0 29 1B E IBB | | |
| Dean Palmer, R OBP: 0.325, SLG: 0.526 (1, 5) | | 1-0 G5-3 | | 0-2 29 HR 1B | | 1-1 HR | 3-3 K | | |
| 29 Rusty Greer, L OBP: 0.398, SLG: 0.506 (1, 9) (4, 3) | | | 0-0 P6 | 1-2 1-H HR | | 0-1 WP 1B | 0-0 E3 1-H 2-H 3-H 1B | | |
| Ivan Rodriguez, R OBP: 0.371, SLG: 0.484 (1, 2) | | | 0-1 F7 | 0-0 HR | | 1-2 G5-3 | 0-2 F9 | | |
| Manuel Lee, S OBP: 0.333, SLG: 0.351 (1, 6) | | | 4-1 3B BB | 4-0 BB | | 2-1 L9 | 3-2 F8 | | |

| Inning Stats | R: 0 E: 0 K: 1 S: 8 | H: 0 LOB: 0 BB: 0 P: 16 | R: 0 E: 0 K: 1 S: 5 | H: 0 LOB: 0 BB: 0 P: 8 | R: 1 E: 0 K: 1 S: 8 | H: 1 LOB: 2 BB: 2 P: 20 | R: 3 E: 0 K: 2 S: 18 | H: 3 LOB: 1 BB: 1 P: 28 | R: 0 E: 0 K: 0 S: 10 | H: 1 LOB: 1 BB: 0 P: 12 | R: 1 E: 0 K: 0 S: 14 | H: 2 LOB: 1 BB: 0 P: 18 | R: 3 E: 1 K: 1 S: 12 | H: 2 LOB: 1 BB: 2 P: 25 | R: 0 E: 0 K: 0 S: 6 | H: 0 LOB: 0 BB: 1 P: 14 |
|----------------------------------|------------------------------------|----------------------------------|------------------------------|---------------------------------|------------------------------|----------------------------------|-------------------------------|----------------------------------|-------------------------------|----------------------------------|-------------------------------|----------------------------------|-------------------------------|----------------------------------|------------------------------|----------------------------------|
| 1B: 5 2B: 1 3B: 1 HR: 3 | SF: 0 SAC: 1 DP: 1 HBP: 0 | WP: 1 PB: 0 SB: 0 CS: 0 | PA: 38 | | | | | | | | | | | | | |

| PITCHER | IP | WLS | BF | H | R | ER | SO | BB | IBB | HBP | BLK | WP | HR | S | P | ERA | WHIP |
|--|-----|-----|----|---|---|----|----|----|-----|-----|-----|----|----|----|-----|-------|-------|
| Bill Gullickson, R ERA: 6.29 (1, 1) | 6.0 | | 28 | 7 | 5 | 5 | 5 | 3 | 0 | 0 | 0 | 1 | 3 | 63 | 102 | 7.50 | 1.667 |
| Joe Boever, R ERA: 4.1 (7, 1) | 1.0 | L | 7 | 2 | 3 | 2 | 1 | 1 | 1 | 0 | 0 | 0 | 0 | 12 | 25 | 18.00 | 3.000 |
| Greg Cadaret, L ERA: 6.08 (8, 1) | 1.0 | | 3 | 0 | 0 | 0 | 0 | 1 | 0 | 0 | 0 | 0 | 0 | 6 | 14 | 0.00 | 1.000 |

BOTTOM

Detroit Tigers @ Texas Rangers
The Ballpark at Arlington, Arlington, TX
Fri Jul 01 1994, 8:05 PM EDT
Att. 40,852 - Unknown

livebaseballscorecards.com

| | |
|------------|-----------|
| AB | 31 |
| R | 8 |
| H | 9 |
| RBI | 7 |
| BB | 6 |
| SO | 6 |
| LOB | 12 |



| Batter | 1 | 2 | 3 | 4 | 5 | 6 | 7 | 8 | 9 | AB R H RBI BB SO LOB | TOP | | | | | | | | | | | |
|---|---|----------------------------------|-------------------------------|----------------------------------|------------------------------|----------------------------------|-------------------------------|----------------------------------|-------------------------------|----------------------------------|-------------------------------|----------------------------------|-------------------------------|----------------------------------|------------------------------|----------------------------------|-------------------------------|----------------------------------|----------------------------------|------------------------------------|----------------------------------|--------|
| Tony Phillips, S OBP: 0.414, SLG: 0.450 (1, 7) | 2-1 BB WP BB 1B | 3-1 FC4-6 1B SF8 1-2f | | 1-3 K | | | 3-1 G4-3 1B | | 1-3 K | 5 3 2 0 0 2 2 | | | | | | | | | | | | |
| Lou Whitaker, L OBP: 0.369, SLG: 0.493 (1, 4) | 4-2 WP BB 2B | 3-1 SAFE 1B 1-3 1B | | | 3-2 1B | | 3-2 G4-3 1-2 | | 1-0 F7 | 4 1 2 0 1 0 2 | | | | | | | | | | | | |
| Travis Fryman, R OBP: 0.352, SLG: 0.500 (1, 5) | 4-2 WP 2B BB 1-2 2-3 | 0-2 SF8 3-H | | | 2-0 F7 | | 3-2 2-H 1B | | 3-3 K | 3 1 1 2 1 1 2 | | | | | | | | | | | | |
| Cecil Fielder, R OBP: 0.325, SLG: 0.469 (1, 3) | 1-2 P2 | 1-1 G5-3 | | | 0-3 K | | 3-1 L7 | | | 4 0 0 0 0 1 6 | | | | | | | | | | | | |
| Kirk Gibson, L OBP: 0.350, SLG: 0.525 (1, 8) | 3-2 P6 | | 0-0 F7 | | 3-1 L4 | | 0-3 K | | | 4 0 0 0 0 1 5 | | | | | | | | | | | | |
| Mickey Tettleton, S OBP: 0.431, SLG: 0.526 (1, 10) | 1-1 1B 2B 1-H 2-H 3-H | | 3-3 K | | | 4-2 BB | | 3-3 K | | 3 1 1 2 1 2 0 | | | | | | | | | | | | |
| Junior Felix, S OBP: 0.385, SLG: 0.624 (1, 9) | 0-2 FC6-4 1B 2-H | | 3-2 G6-3 | | 2-3 K | | 2-3 K | | | 4 0 1 1 0 2 1 | | | | | | | | | | | | |
| Chris Gomez, R OBP: 0.348, SLG: 0.431 (1, 6) | 1-1 FC6-4 1-2f | | | 2-3 K | | 2-1 F7 | | 1-0 G6-3 | | 4 0 0 0 0 1 2 | | | | | | | | | | | | |
| Chad Kreuter, S OBP: 0.359, SLG: 0.295 (1, 2) | | 3-2 FC4-6 1B | | 3-2 G6-3 | | 3-2 F8 | | 3-1 1B | | 4 0 2 0 0 0 1 | | | | | | | | | | | | |
| Inning Stats | R: 4 E: 0 K: 0 S: 24 | H: 3 LOB: 1 BB: 2 P: 40 | R: 1 E: 0 K: 0 S: 12 | H: 2 LOB: 1 BB: 0 P: 22 | R: 0 E: 0 K: 1 S: 8 | H: 0 LOB: 0 BB: 0 P: 14 | R: 0 E: 0 K: 2 S: 10 | H: 0 LOB: 0 BB: 0 P: 16 | R: 0 E: 0 K: 1 S: 10 | H: 1 LOB: 1 BB: 0 P: 18 | R: 0 E: 0 K: 1 S: 12 | H: 0 LOB: 1 BB: 1 P: 23 | R: 1 E: 0 K: 1 S: 13 | H: 2 LOB: 1 BB: 0 P: 25 | R: 0 E: 0 K: 2 S: 7 | H: 0 LOB: 0 BB: 0 P: 13 | R: 0 E: 0 K: 2 S: 12 | H: 1 LOB: 1 BB: 0 P: 20 | 1B: 8 2B: 1 3B: 0 HR: 0 | SF: 1 SAC: 0 DP: 0 HBP: 0 | WP: 1 PB: 0 SB: 0 CS: 0 | PA: 39 |
| PITCHER | IP WLS BF H R ER SO BB IBB HBP BLK WP HR S P ERA WHIP | | | | | | | | | | | | | | | | | | | | | |
| Roger Pavlik, R ERA: 9.93 (1, 1) | 1.1 L 11 5 5 5 0 2 0 0 0 0 1 0 31 56 33.75 5.250 | | | | | | | | | | | | | | | | | | | | | |
| Tim Leary, R ERA: (2, 1) | 4.2 16 1 0 0 5 1 0 0 0 0 0 0 45 77 0.00 0.429 | | | | | | | | | | | | | | | | | | | | | |
| Brian Bohanon, L ERA: 5.14 (7, 1) | 1.0 5 2 1 1 1 0 0 0 0 0 0 0 13 25 9.00 2.000 | | | | | | | | | | | | | | | | | | | | | |
| Jay Howell, R ERA: 5.61 (8, 1) | 2.0 7 1 0 0 4 0 0 0 0 0 0 0 19 33 0.00 0.500 | | | | | | | | | | | | | | | | | | | | | |

Detroit Tigers @ Texas Rangers
 The Ballpark at Arlington, Arlington, TX
 Sat Jul 02 1994, 8:05 PM EDT
 Att. 46,668 - Unknown - 88 F

livebaseballscorecards.com

AB 35
R 6
H 9
RBI 5
BB 3
SO 10
LOB 21



| Batter | 1 | 2 | 3 | 4 | 5 | 6 | 7 | 8 | 9 | AB | R | H | RBI | BB | SO | LOB |
|---|-----------|-------------|-------------|-----------------|-------------|-------------|--------------------|-------------|-----------------|----|---|---|-----|----|----|-----|
| Oddibe McDowell, L OBP: 0.389, SLG: 0.343 (1, 8) | 0-1 L9 | | | 2-2 F9 | | 2-1 1B | | 1-2 G3-1 | | 4 | 0 | 1 | 0 | 0 | 0 | 0 |
| Jeff Frye, R OBP: 0.431, SLG: 0.468 (1, 4) | 2-3 K | | | 1-2 BB 1B | | 0-1 1B | | 2-1 P1 | | 4 | 0 | 2 | 0 | 0 | 1 | 0 |
| Jose Canseco, R OBP: 0.410, SLG: 0.586 (1, 10) | 1-1 L7 | | | 4-1 BB | | 0-3 K | | 3-1 HR | | 3 | 1 | 1 | 1 | 1 | 1 | 2 |
| Juan Gonzalez, R OBP: 0.316, SLG: 0.455 (1, 7) | | 0-0 G5-3 | | 1-0 P6 | | 1-1 F9 | | 0-0 2B | | 4 | 0 | 1 | 0 | 0 | 0 | 4 |
| 29 Rusty Greer, L OBP: 0.389, SLG: 0.494 (1, 3) | | 0-2 G4-3 | | 0-0 F8 | | | 2-2 G3-1 | 2-2 G3-1 | | 4 | 0 | 0 | 0 | 0 | 0 | 3 |
| Dean Palmer, R OBP: 0.328, SLG: 0.523 (1, 5) | | 2-2 L7 | | | 0-0 G5-3 | | 4-1 BB 1B | | 1-1 E8 1B | 3 | 0 | 1 | 0 | 1 | 0 | 0 |
| Ivan Rodriguez, R OBP: 0.389, SLG: 0.480 (1, 2) | | | 2-2 G6-3 | | 1-0 F9 | | 0-1 FC4-6 1B | | 0-0 G5-3 | 4 | 0 | 1 | 0 | 0 | 0 | 1 |
| Chris James, R OBP: 0.352, SLG: 0.420 (1, 9) | | | 1-3 K | | 0-2 F8 | | 1-3 K | | 3-1 G6-3 | 4 | 0 | 0 | 0 | 0 | 2 | 3 |
| Manuel Lee, S OBP: 0.327, SLG: 0.345 (1, 6) | | | 2-3 K | | | 0-0 G4-3 | 1-1 FC4-6 | | 0-0 L7 | 4 | 0 | 0 | 0 | 0 | 1 | 3 |

| Inning Stats | R: 0 | H: 0 | E: 0 | LOB: 0 | K: 1 | S: 8 | P: 11 | R: 0 | H: 0 | E: 0 | LOB: 0 | K: 0 | S: 7 | P: 9 | R: 0 | H: 0 | E: 0 | LOB: 0 | K: 2 | S: 13 | P: 18 | R: 0 | H: 1 | E: 0 | LOB: 2 | K: 0 | S: 9 | P: 17 | R: 0 | H: 0 | E: 0 | LOB: 0 | K: 0 | S: 6 | P: 7 | R: 0 | H: 2 | E: 0 | LOB: 2 | K: 1 | S: 11 | P: 14 | R: 0 | H: 1 | E: 0 | LOB: 2 | K: 1 | S: 12 | P: 20 | R: 1 | H: 2 | E: 0 | LOB: 1 | K: 0 | S: 11 | P: 19 | R: 0 | H: 1 | E: 1 | LOB: 1 | K: 0 | S: 6 | P: 10 | 1B: 5 | SF: 0 | 2B: 1 | SAC: 0 | 3B: 0 | DP: 0 | HR: 1 | HBP: 0 | WP: 0 | PA: 36 |
|---|------|------|------|--------|------|------|-------|------|------|------|--------|------|------|------|------|------|------|--------|------|-------|-------|------|------|------|--------|------|------|-------|------|------|------|--------|------|------|------|------|------|------|--------|------|-------|-------|------|------|------|--------|------|-------|-------|------|------|------|--------|------|-------|-------|------|------|------|--------|------|------|-------|-------|-------|-------|--------|-------|-------|-------|--------|-------|--------|
| PITCHER Mike Moore, R ERA: 6.01 (1, 1) | IP | WLS | BF | H | R | ER | SO | BB | IBB | HBP | BLK | WP | HR | S | P | ERA | WHIP | IP | WLS | BF | H | R | ER | SO | BB | IBB | HBP | BLK | WP | HR | S | P | ERA | WHIP | | | | | | | | | | | | | | | | | | | | | | | | | | | | | | | | | | | | | | | |

BOTTOM

Detroit Tigers @ Texas Rangers
The Ballpark at Arlington, Arlington, TX
Sat Jul 02 1994, 8:05 PM EDT
Att: 46,668 - Unknown - 88 F

livebaseballscorecards.com

| | |
|------------|-----------|
| AB | 34 |
| R | 1 |
| H | 7 |
| RBI | 1 |
| BB | 2 |
| SO | 5 |
| LOB | 16 |



| Batter | 1 | 2 | 3 | 4 | 5 | 6 | 7 | 8 | 9 | AB R H RBI BB SO LOB | TOP | | | | | | | | | | | |
|---|---|----------------------------------|------------------------------|----------------------------------|------------------------------|----------------------------------|------------------------------|---------------------------------|------------------------------|----------------------------------|-------------------------------|----------------------------------|------------------------------|----------------------------------|------------------------------|----------------------------------|------------------------------|---------------------------------|----------------------------------|------------------------------------|----------------------------------|--------|
| Tony Phillips, S (1, 7) OBP: 0.412, SLG: 0.457 | 0-1 F8 | | 3-2 G3-1 | | | 2-0 HR | 1-0 F9 | | | 4 1 1 1 0 0 1 | | | | | | | | | | | | |
| Lou Whitaker, L (1, 4) OBP: 0.368, SLG: 0.488 | 3-1 P6 | | 0-0 G1-3 | | | 0-0 2B 1B | | 1-1 G4-1 | | 4 1 1 0 0 0 1 | | | | | | | | | | | | |
| Travis Fryman, R (1, 5) OBP: 0.348, SLG: 0.494 | 3-1 G5-3 | | | 2-0 F8 | | 0-3 K | | 0-0 G5-3 | | 4 0 0 0 0 1 1 | | | | | | | | | | | | |
| Cecil Fielder, R (1, 3) OBP: 0.321, SLG: 0.463 | | 1-2 P6 | | 1-2 G6-3 | | 1-2 G4-3 | | 3-3 K | | 4 0 0 0 0 1 1 | | | | | | | | | | | | |
| Kirk Gibson, L (1, 8) OBP: 0.349, SLG: 0.524 | | 1-2 G5-3 | | 0-1 G4-3 | | 1-2 1B 2B | | 0-3 K | | 4 1 1 1 0 1 0 | | | | | | | | | | | | |
| Mickey Tettleton, S (1, 10) OBP: 0.435, SLG: 0.527 | | 4-0 FC4-6 BB | | 0-1 E9 1B | | 3-2 1B | | 2-0 G3 | | 3 0 2 1 1 0 0 | | | | | | | | | | | | |
| Junior Felix, S (1, 9) OBP: 0.376, SLG: 0.611 | | 2-1 FC4-6 | | 1-1 F9 | | 1-0 G3 | | 0-0 G4-3 | | 4 0 0 0 0 0 3 | | | | | | | | | | | | |
| Alan Trammell, R (1, 6) OBP: 0.348, SLG: 0.474 | | | 0-1 P6 | | 2-3 K | | 3-2 G5-3 | | | 3 0 0 0 0 1 1 | | | | | | | | | | | | |
| Chad Kreuter, S (1, 2) OBP: 0.358, SLG: 0.304 | | | 3-1 G3-1 2B | | 1-0 F8 | | 1-3 K | | | 3 0 1 0 0 1 1 | | | | | | | | | | | | |
| Inning Stats | R: 0 E: 0 K: 0 S: 6 | H: 0 LOB: 0 BB: 0 P: 12 | R: 0 E: 0 K: 0 S: 8 | H: 0 LOB: 1 BB: 1 P: 16 | R: 0 E: 0 K: 0 S: 8 | H: 1 LOB: 1 BB: 0 P: 14 | R: 0 E: 0 K: 0 S: 6 | H: 0 LOB: 0 BB: 0 P: 9 | R: 0 E: 1 K: 1 S: 8 | H: 1 LOB: 1 BB: 0 P: 12 | R: 3 E: 0 K: 1 S: 20 | H: 4 LOB: 1 BB: 0 P: 28 | R: 0 E: 0 K: 1 S: 9 | H: 0 LOB: 0 BB: 0 P: 14 | R: 0 E: 0 K: 1 S: 6 | H: 0 LOB: 0 BB: 0 P: 10 | R: 0 E: 0 K: 1 S: 5 | H: 0 LOB: 0 BB: 0 P: 7 | 1B: 3 2B: 2 3B: 0 HR: 1 | SF: 0 SAC: 0 DP: 0 HBP: 0 | WP: 0 PB: 0 SB: 0 CS: 0 | PA: 34 |
| PITCHER | IP WLS BF H R ER SO BB IBB HBP BLK WP HR S P ERA WHIP | | | | | | | | | | | | | | | | | | | | | |
| Hector Fajardo, R (1, 1) ERA: 5.4 | 6.0 W 25 6 3 3 2 1 0 0 0 0 0 1 56 91 4.50 1.167 | | | | | | | | | | | | | | | | | | | | | |
| Matt Whiteside, R (7, 1) ERA: 4.74 | 2.0 6 0 0 0 2 0 0 0 0 0 0 0 15 24 0.00 0.000 | | | | | | | | | | | | | | | | | | | | | |
| Tom Henke, R (9, 1) ERA: 3.8 | 1.0 S 3 0 0 0 1 0 0 0 0 0 0 0 5 7 0.00 0.000 | | | | | | | | | | | | | | | | | | | | | |

Detroit Tigers @ Texas Rangers
The Ballpark at Arlington, Arlington, TX

Sun Jul 03 1994, 8:05 PM EDT
Att. 46,164 - Unknown - 90 F

livebaseballscorecards.com

AB 33
R 3
H 6
RBI 3
BB 1
SO 5
LOB 9



| Batter | 1 | 2 | 3 | 4 | 5 | 6 | 7 | 8 | 9 | AB R H RBI BB SO LOB | TOP | |
|---|---|--|--|---|---|---|---|---|---|--|---|--|
| Tony Phillips, S OBP: 0.409, SLG: 0.456 (1, 10) | 2-2 G6-3 | | 0-0 F9 | 0-1 G6-3 | | | 1-2 2B | 1-2 G1-2-3 | | 5 0 1 0 0 0 6 | | |
| Chris Gomez, R OBP: 0.349, SLG: 0.425 (1, 4) | 1-3 K | | 4-1 BB BB | | 4-2 1B BB | | 2-3 K | 3-2 G1-3 | | 3 0 0 0 2 2 3 | | |
| Travis Fryman, R OBP: 0.346, SLG: 0.488 (1, 5) | 1-3 K | | 4-1 BB BB | | 1-3 K | | 1-3 K | | 1-3 K | 4 0 0 0 1 4 2 | | |
| Cecil Fielder, R OBP: 0.325, SLG: 0.473 (1, 3) | | 0-0 HR | 4-1 BB BB | | 0-0 1B | | 2-3 K | | 3-3 K | 4 1 2 1 1 2 1 | | |
| Alan Trammell, R OBP: 0.345, SLG: 0.472 (1, 6) | | 1-0 F7 | 2-1 G1-3 | | 3-2 F7 | | | 0-0 1B 2B | 3-3 K | 5 1 1 0 0 1 5 | | |
| Junior Felix, S OBP: 0.376, SLG: 0.604 (1, 9) | | 1-1 G5-3 | | 0-2 L3 | | 1-3 K | | 3-1 1B 1B BB 1B | | 4 1 1 0 0 1 2 | | |
| Mickey Tettleton, S OBP: 0.439, SLG: 0.531 (1, 2) | | 1-1 1B | | 1-1 FC6-4 1B | | 1-0 P4 | | 0-0 BB 1B G1-2-3 1B | | 4 0 3 1 0 0 0 | | |
| Juan Samuel, R OBP: 0.370, SLG: 0.500 (1, 8) | | 3-2 L8 | | 1-2 FC6-4 1B | | 2-3 K | | 3-1 G1-2-3 BB 1B | | 4 0 1 0 0 1 2 | | |
| Riccardo Ingram, R OBP: 0.364, SLG: 0.300 (1, 7) | | | 1-0 CS 1B | 1-1 1B | | 1-0 G5-3 | | 4-0 G1-2-3 BB | | 3 0 2 1 1 0 0 | | |
| Inning Stats | R: 0 H: 0 E: 0 LOB: 0 K: 2 BB: 0 S: 9 P: 13 | R: 1 H: 2 E: 0 LOB: 1 K: 0 BB: 0 S: 9 P: 15 | R: 0 H: 1 E: 0 LOB: 3 K: 0 BB: 3 S: 7 P: 22 | R: 0 H: 2 E: 0 LOB: 2 K: 0 BB: 0 S: 13 P: 16 | R: 0 H: 1 E: 0 LOB: 2 K: 2 BB: 1 S: 12 P: 21 | R: 0 H: 0 E: 0 LOB: 0 K: 1 BB: 0 S: 5 P: 9 | R: 0 H: 1 E: 0 LOB: 1 K: 3 BB: 0 S: 15 P: 21 | R: 2 H: 4 E: 0 LOB: 2 K: 0 BB: 1 S: 12 P: 23 | R: 0 H: 0 E: 0 LOB: 0 K: 3 BB: 0 S: 10 P: 17 | 1B: 8 SF: 0 2B: 2 SAC: 0 3B: 0 DP: 1 HR: 1 HBP: 0 | WP: 0 PA: 41 PB: 0 SB: 0 CS: 1 | |
| PITCHER Kenny Rogers, L ERA: 4.57 Darren Oliver, L ERA: 3.98 | IP WLS BF H R ER SO BB IBB HBP BLK WP HR S P ERA WHIP | 7.0 0 34 10 3 3 8 4 0 0 0 0 1 74 124 3.86 2.000 | 2.0 W 7 1 0 0 3 1 0 0 0 0 0 0 18 33 0.00 1.000 | | | | | | | | | |

Detroit Tigers @ Texas Rangers
The Ballpark at Arlington, Arlington, TX
Mon Jul 04 1994, 8:05 PM EDT
Att. 46,265 - Unknown - 88 F

livebaseballscorecards.com

AB 36
R 3
H 11
RBI 3
BB 5
SO 11
LOB 21



| Batter | 1 | 2 | 3 | 4 | 5 | 6 | 7 | 8 | 9 | AB R H RBI BB SO LOB |
|--|-----------------------|------------------------|-------------------|----------------------------------|-------------|-----------------------|-----------|----------------------------------|------------------------|--------------------------------|
| Oddibe McDowell, L (1, 8) <small>OBP: 0.377, SLG: 0.354</small> Esteban Beltre, R (9, PR) <small>OBP: 0.370, SLG: 0.322</small> | 0-1 L8 | | 2-2 G2-3 | | 3-2 G4-3 | | 2-3 K | | 1-2 2B BB 1B | 5 0 1 0 0 1 2 0 1 0 0 0 0 0 |
| Jeff Frye, R (1, 4) <small>OBP: 0.429, SLG: 0.470</small> | 1-2 E4 G1-4-3 | | 3-1 G5-3 | | 2-2 HBP | | 2-2 P2 | | 1-0 BB 1-3 2B | 4 0 1 0 0 0 1 |
| Jose Canseco, R (1, 10) <small>OBP: 0.408, SLG: 0.575</small> | 2-0 G1-4-3 1-2f | | 2-1 G6-3 | | 2-2 G4-3 | | | 0-0 29 BB 1B 1B | 4 0 1 0 1 0 4 | |
| Will Clark, L (1, 3) <small>OBP: 0.453, SLG: 0.575</small> | | 2-1 G6-3 | | 2-1 G6-3 1B WP 1B | | 3-1 HR WP 1B | | 3-1 29 BB 1B 1-2 1B | 4 2 3 1 1 0 0 | |
| Juan Gonzalez, R (1, 7) <small>OBP: 0.317, SLG: 0.450</small> | | 2-1 29 1B HBP | | 3-1 G6-3 1-3 | | 0-0 F8 | | 1-3 K 1-3 3-H | 3 0 0 0 0 1 4 | |
| Dean Palmer, R (1, 5) <small>OBP: 0.325, SLG: 0.527</small> | | 3-1 P3 | | 0-0 29 G4-6-3 1B 3-H | | 2-0 HR 1-H | | 0-3 K | 4 1 2 3 0 1 3 | |
| 29 Rusty Greer, L (1, 9) <small>OBP: 0.389, SLG: 0.482</small> | | 1-1 1-2 1B | | 3-2 G4-6-3 SAFE 1-2f | | 3-2 G6-3 | | 4-1 FC6-4 BB 1-2 2-3 | 3 0 1 0 1 0 1 | |
| Ivan Rodriguez, R (1, 2) <small>OBP: 0.362, SLG: 0.473</small> | | 1-2 G4-3 | | | 0-0 F8 | 0-2 F8 | | 0-1 FC6-4 1-2f | 4 0 0 0 0 0 5 | |
| Manuel Lee, S (1, 6) <small>OBP: 0.329, SLG: 0.340</small> | | | 1-2 G2-3 1B | | | 4-1 G4-3 BB | | 2-3 K | 3 0 1 0 1 1 0 | |

| Inning Stats | R: 0 E: 1 K: 0 S: 6 | H: 0 LOB: 0 BB: 0 P: 9 | R: 0 E: 0 K: 10 S: 10 | H: 1 LOB: 2 BB: 0 P: 19 | R: 0 E: 0 K: 13 S: 13 | H: 1 LOB: 1 BB: 0 P: 21 | R: 1 E: 0 K: 10 S: 10 | H: 2 LOB: 0 BB: 0 P: 18 | R: 0 E: 0 K: 12 S: 12 | H: 0 LOB: 2 BB: 1 P: 23 | R: 2 E: 0 K: 11 S: 11 | H: 2 LOB: 0 BB: 0 P: 19 | R: 0 E: 0 K: 2 S: 11 | H: 0 LOB: 0 BB: 0 P: 17 | R: 0 E: 0 K: 13 S: 13 | H: 2 LOB: 3 BB: 1 P: 21 | R: 1 E: 0 K: 5 S: 5 | H: 2 LOB: 3 BB: 2 P: 15 | 1B: 8 2B: 1 3B: 0 HR: 1 | SF: 0 SAC: 0 DP: 2 HBP: 2 |
|--------------|------------------------------|---------------------------------|--------------------------------|----------------------------------|--------------------------------|----------------------------------|--------------------------------|----------------------------------|--------------------------------|----------------------------------|--------------------------------|----------------------------------|-------------------------------|----------------------------------|--------------------------------|----------------------------------|------------------------------|----------------------------------|----------------------------------|------------------------------------|
|--------------|------------------------------|---------------------------------|--------------------------------|----------------------------------|--------------------------------|----------------------------------|--------------------------------|----------------------------------|--------------------------------|----------------------------------|--------------------------------|----------------------------------|-------------------------------|----------------------------------|--------------------------------|----------------------------------|------------------------------|----------------------------------|----------------------------------|------------------------------------|

| PITCHER | IP | WLS | BF | H | R | ER | SO | BB | IBB | HBP | BLK | WP | HR | S | P | ERA | WHIP |
|--|-----|-----|----|---|---|----|----|----|-----|-----|-----|----|----|----|-----|------|-------|
| John Doherty, R (1, 1) <small>ERA: 6.11</small> | 7.0 | | 30 | 7 | 3 | 3 | 2 | 1 | 0 | 2 | 0 | 2 | 1 | 74 | 127 | 3.86 | 1.143 |
| Buddy Groom, L (8, 1) <small>ERA: 4.66</small> | 0.0 | | 1 | 1 | 0 | 0 | 0 | 0 | 0 | 0 | 0 | 0 | 0 | 2 | 5 | ∞ | ∞ |
| Mike Gardiner, R (8, 1) <small>ERA: 3.29</small> | 1.1 | L | 9 | 2 | 1 | 1 | 2 | 2 | 1 | 0 | 0 | 0 | 0 | 15 | 30 | 6.75 | 3.000 |

BOTTOM

Detroit Tigers @ Texas Rangers
The Ballpark at Arlington, Arlington, TX
Mon Jul 04 1994, 8:05 PM EDT
Att: 46,265 - Unknown - 88 F

livebaseballscores.com

| | |
|------------|-----------|
| AB | 34 |
| R | 4 |
| H | 10 |
| RBI | 4 |
| BB | 4 |
| SO | 4 |
| LOB | 20 |



| | |
|-------|--------|
| WP: 2 | PA: 40 |
| PB: 0 | |
| SB: 0 | |
| CS: 0 | |

| Batter | 1 | 2 | 3 | 4 | 5 | 6 | 7 | 8 | 9 | AB R H RBI BB SO LOB | TOP | | | | | | | | | | | |
|--|---|---------------------------------|------------------------------|----------------------------------|------------------------------|-----------------------------------|------------------------------|---------------------------------|-------------------------------|----------------------------------|-------------------------------|----------------------------------|---|----------------------------------|------------------------------|----------------------------------|------------------------------|----------------------------------|----------------------------------|------------------------------------|----------------------------------|--------|
| Lance Johnson, L (1, 8) OBP: 0.326, SLG: 0.390 | 0-1 G5-3 | | 0-1 F9 | | | 2-2 FC3-6 G4-3 E 1-2f | 0-1 1B | | | 4 1 1 1 0 0 1 | | | | | | | | | | | | |
| Norberto Martin, R (1, 4) OBP: 0.291, SLG: 0.373 | 0-2 G4-3 | | | 0-1 G4-3 | | 1-2 G4-3 1-3 | 0-0 P4 | | | 4 0 0 0 0 0 3 | | | | | | | | | | | | |
| Frank Thomas, R (1, 10) OBP: 0.508, SLG: 0.765 | 0-1 L8 | | | 0-1 L8 | | 3-1 E9 1B 3-H | | 1-1 F8 | | 4 0 0 0 0 0 0 | | | | | | | | | | | | |
| Julio Franco, R (1, 3) OBP: 0.402, SLG: 0.502 | | 2-2 G1-3 | | 1-2 G6-3 | | 1-2 FC6-4 1B | | 2-2 G4-3 | | 4 0 1 0 0 0 0 | | | | | | | | | | | | |
| Darrin Jackson, R (1, 9) OBP: 0.373, SLG: 0.490 | | 0-0 G5-3 | | | 3-2 FC5-4 1B | 1-1 FC6-4 1-2f | | 2-2 G6-3 | | 4 0 1 0 0 0 2 | | | | | | | | | | | | |
| Craig Grebeck, R (1, 5) OBP: 0.413, SLG: 0.386 | | 0-2 1B | | | 0-0 F9 | | 0-0 F8 | | 2-1 1B | 4 0 2 0 0 0 1 | | | | | | | | | | | | |
| Bob Zupcic, R (1, 7) OBP: 0.200, SLG: 0.269 | | 0-0 F9 | | | 2-2 FC5-4 1-2f | | 1-0 F9 | | 0-0 F9 | 4 0 0 0 0 0 3 | | | | | | | | | | | | |
| Ron Karkovics, R (1, 2) OBP: 0.332, SLG: 0.409 | | | 1-3 K | | 1-3 K | | 0-2 1B 1B | | 0-2 P4 | 4 1 1 0 0 2 2 | | | | | | | | | | | | |
| Ozzie Guillen, L (1, 6) OBP: 0.296, SLG: 0.337 | | | 1-0 P6 | | | 3-2 FC3-6 1B | 0-0 1B 1-2 1B | | 1-0 G4-3 | 4 0 2 0 0 0 1 | | | | | | | | | | | | |
| Inning Stats | R: 0 E: 0 K: 0 S: 9 | H: 0 LOB: 0 BB: 0 P: 9 | R: 0 E: 0 K: 0 S: 8 | H: 1 LOB: 1 BB: 0 P: 10 | R: 0 E: 0 K: 1 S: 6 | H: 0 LOB: 0 BB: 0 P: 8 | R: 0 E: 0 K: 0 S: 8 | H: 0 LOB: 0 BB: 0 P: 9 | R: 0 E: 0 K: 1 S: 14 | H: 1 LOB: 1 BB: 0 P: 20 | R: 1 E: 1 K: 0 S: 18 | H: 2 LOB: 2 BB: 0 P: 29 | R: 1 E: 0 K: 0 S: 10 | H: 3 LOB: 2 BB: 0 P: 11 | R: 0 E: 0 K: 0 S: 9 | H: 0 LOB: 0 BB: 0 P: 14 | R: 0 E: 0 K: 0 S: 7 | H: 1 LOB: 1 BB: 0 P: 10 | 1B: 8 2B: 0 3B: 0 HR: 0 | SF: 0 SAC: 0 DP: 0 HBP: 0 | WP: 0 PB: 0 SB: 1 CS: 0 | PA: 36 |
| PITCHER David Wells, L (1, 1) ERA: 4.76 | IP: 9.0 WLS: W BF: 36 H: 8 R: 2 ER: 1 SO: 2 BB: 0 IBB: 0 HBP: 0 BLK: 0 WP: 0 HR: 0 S: 89 P: 120 ERA: 1.00 WHIP: 0.889 | | | | | | | | | | | PITCHER | IP: 9.0 WLS: W BF: 36 H: 8 R: 2 ER: 1 SO: 2 BB: 0 IBB: 0 HBP: 0 BLK: 0 WP: 0 HR: 0 S: 89 P: 120 ERA: 1.00 WHIP: 0.889 | | | | | | | | | |

Chicago White Sox @ Detroit Tigers
Tiger Stadium, Detroit, MI
Tue Jul 05 1994, 7:05 PM EDT
Sunny - 88 F

livebaseballscorecards.com

| | |
|-----|----|
| AB | 36 |
| R | 2 |
| H | 8 |
| RBI | 1 |
| BB | 0 |
| SO | 2 |
| LOB | 13 |



| Batter | 1 | 2 | 3 | 4 | 5 | 6 | 7 | 8 | 9 |
|--|-----------------|---------------|-------------|-----------|-----------|--------------------|-------------|---|---|
| Tony Phillips, S OBP: 0.410, SLG: 0.465 (1, 7) | 1-0 HR | 4-2 BB | | 2-3 K | | | 1-3 K | | |
| Lou Whitaker, L OBP: 0.370, SLG: 0.502 (1, 4) | 1-2 1B HR | 2-0 G5-4-3 | | | 0-0 HR | | 1-0 G1-3 | | |
| Travis Fryman, R OBP: 0.345, SLG: 0.485 (1, 5) | 1-2 1B HR | | 2-1 F9 | | 1-1 P3 | | 1-2 F7 | | |
| Cecil Fielder, R OBP: 0.324, SLG: 0.480 (1, 3) | 1-1 HR | | 0-0 F9 | | 0-2 P4 | | 3-2 F8 | | |
| Kirk Gibson, L OBP: 0.348, SLG: 0.526 (1, 10) Riccardo Ingram, R OBP: 0.333, SLG: 0.273 (8, PH) | 1-0 G4-3 | | 2-1 2B | | 1-3 K | | 2-2 P5 | | |
| Mickey Tettleton, S OBP: 0.434, SLG: 0.522 (1, 2) | 1-1 F8 | | 3-2 F9 | | 0-3 K | | 1-3 K | | |
| Junior Felix, S OBP: 0.371, SLG: 0.595 (1, 9) | 2-3 K | | 2-2 G4-3 | | 3-2 F7 | | | | |
| Juan Samuel, R OBP: 0.379, SLG: 0.543 (1, 8) | | 2-2 HR | | 1-1 F8 | | 2-0 FC6-4 1B | | | |
| Chris Gomez, R OBP: 0.349, SLG: 0.424 (1, 6) | | 0-2 G5-3 | | 2-1 1B | | 0-2 FC6-4 | | | |

| Inning Stats | R: 4 | H: 4 | E: 0 | LOB: 0 | K: 1 | S: 19 | P: 27 | R: 1 | H: 1 | E: 0 | LOB: 0 | K: 0 | S: 9 | P: 17 | R: 0 | H: 1 | E: 0 | LOB: 1 | K: 0 | S: 12 | P: 19 | R: 0 | H: 1 | E: 0 | LOB: 1 | K: 1 | S: 11 | P: 18 | R: 1 | H: 1 | E: 0 | LOB: 0 | K: 1 | S: 9 | P: 11 | R: 0 | H: 1 | E: 0 | LOB: 1 | K: 1 | S: 10 | P: 15 | R: 0 | H: 0 | E: 0 | LOB: 0 | K: 1 | S: 8 | P: 11 | R: 0 | H: 0 | E: 0 | LOB: 0 | K: 1 | S: 10 | P: 16 |
|--------------|------|------|------|--------|------|-------|-------|------|------|------|--------|------|------|-------|------|------|------|--------|------|-------|-------|------|------|------|--------|------|-------|-------|------|------|------|--------|------|------|-------|------|------|------|--------|------|-------|-------|------|------|------|--------|------|------|-------|------|------|------|--------|------|-------|-------|
|--------------|------|------|------|--------|------|-------|-------|------|------|------|--------|------|------|-------|------|------|------|--------|------|-------|-------|------|------|------|--------|------|-------|-------|------|------|------|--------|------|------|-------|------|------|------|--------|------|-------|-------|------|------|------|--------|------|------|-------|------|------|------|--------|------|-------|-------|

| PITCHER | IP | WLS | BF | H | R | ER | SO | BB | IBB | HBP | BLK | WP | HR | S | P | ERA | WHIP |
|---|-----|-----|----|---|---|----|----|----|-----|-----|-----|----|----|----|----|-------|-------|
| Scott Sanderson, R ERA: 3.96 (1, 1) | 5.0 | L | 23 | 8 | 6 | 6 | 3 | 1 | 0 | 0 | 0 | 0 | 4 | 60 | 92 | 10.80 | 1.800 |
| Kirk McCaskill, R ERA: 2.89 (6, 1) | 2.0 | | 7 | 1 | 0 | 0 | 2 | 0 | 0 | 0 | 0 | 0 | 0 | 18 | 26 | 0.00 | 0.500 |
| Dennis Cook, L ERA: 4.32 (8, 1) | 1.0 | | 3 | 0 | 0 | 0 | 1 | 0 | 0 | 0 | 0 | 0 | 0 | 10 | 16 | 0.00 | 0.000 |

AB R H RBI BB SO LOB

3 1 1 1 1 2 1

4 2 2 1 0 0 1

4 1 1 0 0 0 0

4 1 1 3 0 0 0

3 0 1 0 0 1 0

1 0 0 0 0 0 0

4 0 0 0 0 2 1

3 0 0 0 0 1 0

3 1 2 1 0 0 0

3 0 1 0 0 0 1

WP: 0 PA: 33

PB: 0

SB: 0

CS: 0

AB 32

R 6

H 9

RBI 6

BB 1

SO 6


LOB 4

Chicago White Sox @ Detroit Tigers

Tiger Stadium, Detroit, MI

Tue Jul 05 1994, 7:05 PM EDT

Sunny - 88 F



| PITCHER | IP | WLS | BF | H | R | ER | SO | BB | IBB | HBP | BLK | WP | HR | S | P | ERA | WHIP |
|---------|----|-----|----|---|---|----|----|----|-----|-----|-----|----|----|---|---|-----|------|
|---------|----|-----|----|---|---|----|----|----|-----|-----|-----|----|----|---|---|-----|------|

| Batter | 1 | 2 | 3 | 4 | 5 | 6 | 7 | 8 | 9 | AB R H RBI BB SO LOB | TOP | | | | | | | | | | | |
|---|---|----------------------------------|-------------------------------|----------------------------------|-------------------------------|----------------------------------|-------------------------------|----------------------------------|-------------------------------|----------------------------------|-------------------------------|----------------------------------|-------------------------------|----------------------------------|------------------------------|----------------------------------|------------------------------|---------------------------------|----------------------------------|------------------------------------|----------------------------------|--------|
| Lance Johnson, L (1, 8) OBP: 0.324, SLG: 0.390 | 1-1 F8 | | 0-2 P5 | | 0-0 1B 2B | | 1-2 E5 2B | | 1-1 F8 | 5 2 1 0 0 0 2 | | | | | | | | | | | | |
| Tim Raines, S (1, 7) OBP: 0.368, SLG: 0.404 | 3-2 L8 | | 3-1 L8 | | 1-0 HR 1B | | 3-2 G6-4-3 2B | | 1-1 G5-3 | 5 1 2 3 0 0 2 | | | | | | | | | | | | |
| Frank Thomas, R (1, 3) OBP: 0.508, SLG: 0.771 | 1-2 P3 | | | 1-0 L9 | 0-0 HR | | 4-0 G6-4-3 IBB | | | 3 1 1 2 1 0 0 | | | | | | | | | | | | |
| Julio Franco, R (1, 10) OBP: 0.400, SLG: 0.497 | | 1-3 K | | 4-1 1B BB | 2-0 L9 | | 0-2 G6-4-3 | | | 3 1 0 0 1 1 2 | | | | | | | | | | | | |
| Robin Ventura, L (1, 5) OBP: 0.362, SLG: 0.444 | | 0-0 F7 | | 3-2 1B | 2-0 G3-1 | | 1-2f 2-3 G3-1 | | | 4 0 1 0 0 0 1 | | | | | | | | | | | | |
| Warren Newson, L (1, 9) OBP: 0.274, SLG: 0.358 | | 1-3 K | | 3-2 1B | 2-3 K | | | 1-0 F9 | | 3 0 1 1 0 2 0 | | | | | | | | | | | | |
| Bob Zupcic, R (8, PH) OBP: 0.197, SLG: 0.265 | | | | 1-2 3-H 1B | | | | | | 1 0 0 0 0 0 0 | | | | | | | | | | | | |
| Craig Grebeck, R (1, 4) OBP: 0.417, SLG: 0.392 | | | 1-1 1B | 3-2 F7 | | 1-2 G4-6-3 1B | | 0-2 G4-3 | | 4 0 2 0 0 0 2 | | | | | | | | | | | | |
| Michael LaValiere, L (1, 2) OBP: 0.374, SLG: 0.338 | | | 3-2 1 SAFE 1B | 0-0 F8 | | 1 SAFE 3-2 G4-6-3 | | 2-3 K | | 4 0 1 0 0 1 3 | | | | | | | | | | | | |
| Ozzie Guillen, L (1, 6) OBP: 0.295, SLG: 0.336 | | | 1-3 K | | 0-2 2B 1B | | 1-2 P7 | | 0-3 K | 4 1 1 0 0 2 2 | | | | | | | | | | | | |
| Inning Stats | R: 0 E: 0 K: 0 S: 9 | H: 0 LOB: 0 BB: 0 P: 14 | R: 0 E: 0 K: 2 S: 11 | H: 0 LOB: 0 BB: 0 P: 13 | R: 0 E: 0 K: 1 S: 20 | H: 2 LOB: 2 BB: 0 P: 28 | R: 1 E: 0 K: 0 S: 14 | H: 2 LOB: 2 BB: 1 P: 28 | R: 4 E: 0 K: 1 S: 12 | H: 4 LOB: 0 BB: 0 P: 19 | R: 0 E: 0 K: 0 S: 13 | H: 1 LOB: 0 BB: 0 P: 17 | R: 1 E: 1 K: 0 S: 12 | H: 1 LOB: 1 BB: 1 P: 22 | R: 0 E: 0 K: 1 S: 7 | H: 0 LOB: 0 BB: 0 P: 10 | R: 0 E: 0 K: 1 S: 7 | H: 0 LOB: 0 BB: 0 P: 9 | 1B: 7 2B: 2 3B: 0 HR: 1 | SF: 0 SAC: 0 DP: 2 HBP: 0 | WP: 0 PB: 0 SB: 0 CS: 0 | PA: 38 |
| PITCHER | IP WLS BF H R ER SO BB IBB HBP BLK WP HR S P ERA WHIP | | | | | | | | | | | | | | | | | | | | | |
| Greg Gohr, R (1, 1) ERA: 4.05 | 4.0 L 20 7 4 4 3 1 0 0 0 0 0 0 60 90 9.00 2.000 | | | | | | | | | | | | | | | | | | | | | |
| Joe Boever, R (5, 1) ERA: 4.06 | 2.2 11 3 2 1 1 0 1 0 0 0 1 29 47 3.38 1.125 | | | | | | | | | | | | | | | | | | | | | |
| Greg Cadaret, L (7, 1) ERA: 5.59 | 2.1 7 0 0 0 2 0 0 0 0 0 0 0 16 23 0.00 0.000 | | | | | | | | | | | | | | | | | | | | | |

Chicago White Sox @ Detroit Tigers
Tiger Stadium, Detroit, MI
Tue Jul 05 1994, 7:05 PM EDT
Att. 20,149 - Unknown - 88 F

livebaseballscorecards.com

| | |
|-----|----|
| AB | 36 |
| R | 6 |
| H | 10 |
| RBI | 6 |
| BB | 2 |
| SO | 6 |
| LOB | 14 |



| Batter | 1 | 2 | 3 | 4 | 5 | 6 | 7 | 8 | 9 | AB R H RBI BB SO LOB |
|--|------------------|-------------|-----------------|-----------|-----------------|-----------------|-------------|-----------|-------------|----------------------|
| Tony Phillips, S OBP: 0.405, SLG: 0.457 (1, 7) | 2-3 K | 1-2 G4-3 | | | 2-1 P5 | 0-3 K | | | 0-3 K | 5 0 0 0 0 3 2 |
| Alan Trammell, R OBP: 0.338, SLG: 0.461 (1, 6) | 3-2 E5 2B | | 0-3 K | | 1-2 G3 | | 2-2 P3 | | 1-1 L3 | 5 1 0 0 0 1 0 |
| Travis Fryman, R OBP: 0.344, SLG: 0.485 (1, 5) | 0-3 K | | 2-1 1B 2B | | 2-3 K | | 1-3 K | | | 4 0 1 0 0 3 1 |
| Cecil Fielder, R OBP: 0.324, SLG: 0.481 (1, 10) | 2-2 1B 2B | | 2-3 K | | 2-3 K | | 1-1 G1-3 | | | 4 1 1 1 0 2 1 |
| Kirk Gibson, L OBP: 0.358, SLG: 0.534 (1, 8) | 2-2 HBP 1B | | 0-0 1B | | 0-1 BB 1B | | 1-0 1B | | | 4 1 4 1 0 0 0 |
| Mickey Tettleton, S OBP: 0.434, SLG: 0.518 (1, 3) | 2-2 HBP | | 2-1 F7 | | 4-2 1B BB | | 1-3 K | | | 2 1 0 0 1 1 3 |
| Junior Felix, S OBP: 0.364, SLG: 0.583 (1, 9) | 2-3 K | | | 1-3 K | | 0-3 K | | 3-3 K | | 4 0 0 0 0 4 5 |
| Chris Gomez, R OBP: 0.349, SLG: 0.420 (1, 4) | | 0-3 K | | 0-0 L4 | | 4-2 1B BB | | 1-0 F7 | | 2 0 0 0 1 1 0 |
| Lou Whitaker, L OBP: 0.368, SLG: 0.500 (8, PH) (9, 4) | | | | | | | | | | 1 0 0 0 0 0 1 |
| Chad Kreuter, S OBP: 0.356, SLG: 0.302 (1, 2) | | 1-2 L8 | | 2-2 F7 | | 1-1 1B | | | 2-1 G6-3 | 4 0 1 2 0 0 0 |

| Inning Stats | R: 2 E: 1 K: 3 S: 21 | H: 2 LOB: 2 BB: 0 P: 33 | R: 0 E: 0 K: 1 S: 10 | H: 0 LOB: 0 BB: 0 P: 12 | R: 0 E: 0 K: 2 S: 11 | H: 2 LOB: 2 BB: 0 P: 17 | R: 0 E: 0 K: 1 S: 8 | H: 0 LOB: 0 BB: 0 P: 11 | R: 0 E: 0 K: 1 S: 9 | H: 0 LOB: 0 BB: 0 P: 14 | R: 2 E: 0 K: 3 S: 17 | H: 2 LOB: 2 BB: 2 P: 28 | R: 0 E: 0 K: 1 S: 8 | H: 0 LOB: 0 BB: 0 P: 12 | R: 0 E: 0 K: 2 S: 11 | H: 1 LOB: 1 BB: 0 P: 17 | R: 0 E: 0 K: 1 S: 7 | H: 0 LOB: 0 BB: 0 P: 10 | 1B: 5 2B: 2 3B: 0 HR: 0 | SF: 0 SAC: 0 DP: 0 HBP: 1 |
|--------------|-------------------------------|----------------------------------|-------------------------------|----------------------------------|-------------------------------|----------------------------------|------------------------------|----------------------------------|------------------------------|----------------------------------|-------------------------------|----------------------------------|------------------------------|----------------------------------|-------------------------------|----------------------------------|------------------------------|----------------------------------|----------------------------------|------------------------------------|
|--------------|-------------------------------|----------------------------------|-------------------------------|----------------------------------|-------------------------------|----------------------------------|------------------------------|----------------------------------|------------------------------|----------------------------------|-------------------------------|----------------------------------|------------------------------|----------------------------------|-------------------------------|----------------------------------|------------------------------|----------------------------------|----------------------------------|------------------------------------|


BOTTOM

Chicago White Sox @ Detroit Tigers
Tiger Stadium, Detroit, MI

Tue Jul 05 1994, 7:05 PM EDT
Att: 20,149 - Unknown - 88 F

| | |
|-----|----|
| AB | 35 |
| R | 4 |
| H | 7 |
| RBI | 4 |
| BB | 2 |
| SO | 15 |
| LOB | 13 |

livebaseballscorecards.com



| PITCHER | IP | WLS | BF | H | R | ER | SO | BB | IBB | HBP | BLK | WP | HR | S | P | ERA | WHIP |
|--|-----|-----|----|---|---|----|----|----|-----|-----|-----|----|----|----|-----|------|-------|
| Jack McDowell, R ERA: 4.56 (1, 1) | 6.0 | W | 28 | 6 | 4 | 2 | 11 | 2 | 0 | 0 | 0 | 0 | 0 | 76 | 115 | 3.00 | 1.333 |
| Jose DeLeon, R ERA: 3.13 (7, 1) | 1.0 | | 3 | 0 | 0 | 0 | 1 | 0 | 0 | 0 | 0 | 0 | 0 | 8 | 12 | 0.00 | 0.000 |
| Paul Assenmacher, L ERA: 4.56 (8, 1) | 0.2 | | 3 | 1 | 0 | 0 | 2 | 0 | 0 | 0 | 0 | 0 | 0 | 10 | 15 | 0.00 | 1.500 |
| Roberto Hernandez, R ERA: 6.12 (8, 1) | 1.1 | S | 4 | 0 | 0 | 0 | 1 | 0 | 0 | 0 | 0 | 0 | 0 | 8 | 12 | 0.00 | 0.000 |

| Batter | 1 | 2 | 3 | 4 | 5 | 6 | 7 | 8 | 9 | AB R H RBI BB SO LOB | TOP | | | | | | | | | | | | | | | | |
|--|---|----------------------------------|-------------------------------|----------------------------------|------------------------------|----------------------------------|------------------------------|----------------------------------|------------------------------|---------------------------------|-------------------------------|----------------------------------|------------------------------|---------------------------------|-------------------------------|----------------------------------|-------------------------------|----------------------------------|----------------------------------|------------------------------------|----------------------------------|--------|--|--|--|--|--|
| Lance Johnson, L (1, 8) OBP: 0.328, SLG: 0.392 | 1-2 G4-3 | | 0-0 1B | | 0-0 P2 | | | 4-2 WP S G4-3 BB | 1-0 2B 1B | 4 2 2 0 1 0 1 | | | | | | | | | | | | | | | | | |
| Tim Raines, S (1, 7) OBP: 0.365, SLG: 0.404 | 1-3 K | | 0-0 G3 | | | 2-1 F8 | | 3-3 K | 2-2 HR 2B | 5 1 1 2 0 2 3 | | | | | | | | | | | | | | | | | |
| Frank Thomas, R (1, 3) OBP: 0.509, SLG: 0.781 | 2-3 K | | | 4-2 FC3-6 BB | | 3-2 G4-3 2B | | 2-1 G4-3 | 2-2 HR | 4 1 2 3 1 1 0 | | | | | | | | | | | | | | | | | |
| Julio Franco, R (1, 10) OBP: 0.397, SLG: 0.490 | | 1-3 K | | 1-0 FC3-6 G1-3 | | 1-2 G4-3 | | 4-2 BB | 0-0 G3-1 | 4 0 0 0 1 1 3 | | | | | | | | | | | | | | | | | |
| Robin Ventura, L (1, 5) OBP: 0.357, SLG: 0.438 | | 1-3 K | | 0-0 G1-3 | | 2-2 P5 | | 1-3 K | | 4 0 0 0 0 2 3 | | | | | | | | | | | | | | | | | |
| Darrin Jackson, R (1, 9) OBP: 0.372, SLG: 0.487 | | 2-3 K | | 3-3 K | | | 1-0 SH1-3 1B | | 0-3 K | 4 0 1 0 0 3 1 | | | | | | | | | | | | | | | | | |
| Craig Grebeck, R (1, 4) OBP: 0.419, SLG: 0.395 | | | 1-2 P2 | | 1-2 SH2-3 1B | | 1 SAFE 0-0 SH1-3 | | 4-2 1B SF8 BB | 2 0 1 0 0 0 0 | | | | | | | | | | | | | | | | | |
| Warren Newson, L (9, PH) OBP: 0.284, SLG: 0.358 | | | | | | | 1-2 SH1-3 | | | 0 1 0 0 1 0 0 | | | | | | | | | | | | | | | | | |
| Ron Karkovics, R (9, 2) OBP: 0.332, SLG: 0.409 | | | | | | | | | | 0 0 0 0 0 0 0 | | | | | | | | | | | | | | | | | |
| Michael LaValliere, L (1, 2) OBP: 0.372, SLG: 0.337 | | | 2-2 L7 | | 1 SAFE 0-1 SH2-3 | | 1-1 F7 | | 0-1 1B | 3 0 1 0 0 0 1 | | | | | | | | | | | | | | | | | |
| Norberto Martin, R (9, PR) OBP: 0.291, SLG: 0.373 | | | | | 1 SAFE SH2-3 | | | | 1-3 2B 1B | 0 1 0 0 0 0 0 | | | | | | | | | | | | | | | | | |
| Ozzie Guillen, L (1, 6) OBP: 0.295, SLG: 0.336 | | | 1-0 1B | | 0-0 G6-3 | | 0-1 P2 | | 0-0 SF8 | 3 0 1 1 0 0 2 | | | | | | | | | | | | | | | | | |
| Inning Stats | R: 0 E: 0 K: 2 S: 11 | H: 0 LOB: 0 BB: 0 P: 15 | R: 0 E: 0 K: 3 S: 13 | H: 0 LOB: 0 BB: 0 P: 17 | R: 0 E: 0 K: 0 S: 9 | H: 2 LOB: 2 BB: 0 P: 13 | R: 0 E: 0 K: 1 S: 7 | H: 0 LOB: 1 BB: 1 P: 15 | R: 0 E: 0 K: 0 S: 7 | H: 1 LOB: 1 BB: 0 P: 8 | R: 0 E: 0 K: 0 S: 15 | H: 1 LOB: 1 BB: 0 P: 23 | R: 0 E: 0 K: 0 S: 6 | H: 1 LOB: 1 BB: 0 P: 8 | R: 1 E: 0 K: 2 S: 12 | H: 0 LOB: 1 BB: 2 P: 26 | R: 5 E: 0 K: 1 S: 20 | H: 4 LOB: 1 BB: 1 P: 28 | 1B: 6 2B: 2 3B: 0 HR: 1 | SF: 1 SAC: 2 DP: 0 HBP: 0 | WP: 1 PB: 0 SB: 1 CS: 0 | PA: 40 | | | | | |
| PITCHER | IP WLS BF H R ER SO BB IBB HBP BLK WP HR S P ERA WHIP | | | | | | | | | | | | | | | | | | | | | | | | | | |
| Bill Gullickson, R (1, 1) ERA: 5.8 | 7.0 | | 27 | 5 | 0 | 0 | 6 | 1 | 0 | 0 | 0 | 0 | 0 | 68 | 99 | 0.00 | 0.857 | | | | | | | | | | |
| Storm Davis, R (8, 1) ERA: 3.79 | 0.2 | | 4 | 0 | 1 | 1 | 1 | 2 | 0 | 0 | 0 | 1 | 0 | 9 | 22 | 13.50 | 3.000 | | | | | | | | | | |
| Buddy Groom, L (8, 1) ERA: 4.58 | 0.1 | | 1 | 0 | 0 | 0 | 1 | 0 | 0 | 0 | 0 | 0 | 0 | 3 | 4 | 0.00 | 0.000 | | | | | | | | | | |
| Mike Henneman, R (9, 1) ERA: 6.07 | 1.0 | L | 8 | 4 | 5 | 5 | 1 | 1 | 0 | 0 | 0 | 0 | 1 | 20 | 28 | 45.00 | 5.000 | | | | | | | | | | |

Chicago White Sox @ Detroit Tigers
Tiger Stadium, Detroit, MI
Wed Jul 06 1994, 7:05 PM EDT
Att. 18,353 - Unknown - 76 F

livebaseballscorecards.com

AB 33
R 6
H 9
RBI 6
BB 4
SO 9
LOB 14



| Batter | 1 | 2 | 3 | 4 | 5 | 6 | 7 | 8 | 9 | AB R H RBI BB SO LOB |
|---|-----------------|-------------|-----------------|-----------------|-------------|-------------|--------------------------|-----------------|-------------|----------------------|
| Tony Phillips, S OBP: 0.402, SLG: 0.452 (1, 7) | 1-3 K | | 4-0 F8 BB | | 2-1 L8 | | 3-2 G4-3 | | 3-2 F8 | 4 0 0 0 1 1 1 |
| Lou Whitaker, L OBP: 0.369, SLG: 0.496 (1, 4) | 0-0 P6 | | 0-1 F8 | | 3-2 1B | | 4-0 SF9 IBB | | 2-1 F7 | 4 0 1 0 1 0 1 |
| Travis Fryman, R OBP: 0.342, SLG: 0.491 (1, 5) | 1-1 HR | | 0-3 K | | 2-1 P3 | | 3-2 SF9 | | 2-2 G6-3 | 4 1 1 2 0 1 2 |
| Cecil Fielder, R OBP: 0.323, SLG: 0.476 (1, 3) | 4-2 BB BB | | 0-0 F8 | | 1-1 G4-3 | | 1-3 K | | | 3 0 0 0 1 1 3 |
| Kirk Gibson, L OBP: 0.357, SLG: 0.527 (1, 8) | 4-2 BB | | | 2-3 K | | 1-0 F7 | | 2-2 G4-3 | | 3 0 0 0 1 1 0 |
| Mickey Tettleton, S OBP: 0.432, SLG: 0.512 (1, 10) | 1-3 K | | | 4-2 1B BB | | 1-0 G3-1 | | 3-3 K | | 3 0 0 0 1 2 2 |
| Junior Felix, S OBP: 0.366, SLG: 0.582 (1, 9) | | 3-2 F7 | | 3-1 F8 | | 0-0 1B | | 1-1 1B 1B | | 4 0 2 0 0 0 1 |
| Chris Gomez, R OBP: 0.351, SLG: 0.421 (1, 6) | | 0-2 G1-3 | | 1-2 1B | | 1-0 G1-3 | | 1-1 S 1B | | 4 0 2 0 0 0 1 |
| Chad Kreuter, S OBP: 0.355, SLG: 0.310 (1, 2) | | 2-2 G3-1 | | 2-2 G1-3 | | | 2-0 G4-3 SF9 2B | | 1-1 F9 | 3 0 1 0 0 0 2 |
| Juan Samuel, R OBP: 0.379, SLG: 0.543 (7, PR) | | | | | | | | | | 0 1 0 0 0 0 0 |
| John Flaherty, R OBP: 0.188, SLG: 0.194 (8, 2) | | | | | | | | | | 1 0 0 0 0 0 2 |

| Inning Stats | R: 1 | H: 1 | E: 0 | K: 2 | S: 14 | H: 1 | LOB: 2 | BB: 2 | P: 25 | R: 0 | H: 0 | E: 0 | K: 0 | S: 12 | R: 0 | H: 0 | E: 0 | K: 1 | S: 6 | R: 0 | H: 1 | E: 0 | K: 1 | S: 16 | R: 0 | H: 1 | E: 0 | K: 0 | S: 10 | R: 0 | H: 1 | E: 0 | K: 0 | S: 4 | R: 1 | H: 1 | E: 0 | K: 1 | S: 12 | R: 0 | H: 2 | E: 0 | K: 1 | S: 13 | R: 0 | H: 0 | E: 0 | K: 0 | S: 9 | 1B: 5 | SF: 1 | 2B: 1 | SAC: 0 | 3B: 0 | DP: 0 | HR: 1 | HBP: 0 |
|--------------|------|------|------|------|-------|------|--------|-------|-------|------|------|------|------|-------|------|------|------|------|------|------|------|------|------|-------|------|------|------|------|-------|------|------|------|------|------|------|------|------|------|-------|------|------|------|------|-------|------|------|------|------|------|-------|-------|-------|--------|-------|-------|-------|--------|
|--------------|------|------|------|------|-------|------|--------|-------|-------|------|------|------|------|-------|------|------|------|------|------|------|------|------|------|-------|------|------|------|------|-------|------|------|------|------|------|------|------|------|------|-------|------|------|------|------|-------|------|------|------|------|------|-------|-------|-------|--------|-------|-------|-------|--------|

| PITCHER | IP | WLS | BF | H | R | ER | SO | BB | IBB | HBP | BLK | WP | HR | S | P | ERA | WHIP |
|---------------------------------------|-----|-----|----|---|---|----|----|----|-----|-----|-----|----|----|----|-----|------|-------|
| Alex Fernandez, R ERA: 3.76 (1, 1) | 7.0 | | 31 | 5 | 2 | 2 | 5 | 4 | 1 | 0 | 0 | 0 | 1 | 74 | 130 | 2.57 | 1.286 |
| Dennis Cook, L ERA: 4.21 (8, 1) | 0.2 | | 3 | 1 | 0 | 0 | 1 | 0 | 0 | 0 | 0 | 0 | 0 | 9 | 15 | 0.00 | 1.500 |
| Dane Johnson, R ERA: 4.5 (8, 1) | 0.1 | W | 2 | 1 | 0 | 0 | 0 | 0 | 0 | 0 | 0 | 0 | 0 | 4 | 6 | 0.00 | 3.000 |
| Kirk McCaskill, R ERA: 2.82 (9, 1) | 1.0 | | 3 | 0 | 0 | 0 | 0 | 0 | 0 | 0 | 0 | 0 | 0 | 9 | 16 | 0.00 | 0.000 |

BOTTOM

Chicago White Sox @ Detroit Tigers
Tiger Stadium, Detroit, MI
Wed Jul 06 1994, 7:05 PM EDT
Att: 18,353 - Unknown - 76 F

livebaseballscores.com

| | |
|-----|----|
| AB | 33 |
| R | 2 |
| H | 7 |
| RBI | 2 |
| BB | 5 |
| SO | 6 |
| LOB | 15 |



| | |
|-------|--------|
| WP: 0 | PA: 39 |
| PB: 0 | |
| SB: 1 | |
| CS: 0 | |

| Batter | 1 | 2 | 3 | 4 | 5 | 6 | 7 | 8 | 9 | AB R H RBI BB SO LOB | TOP | | | | | | | | | | | |
|---|---|--|-------------------------------|----------------------------------|-------------------------------|----------------------------------|------------------------------|----------------------------------|-------------------------------|----------------------------------|------------------------------|----------------------------------|------------------------------|----------------------------------|-------------------------------|----------------------------------|-------------------------------|----------------------------------|----------------------------------|------------------------------------|----------------------------------|--------|
| Lance Johnson, L (1, 8) OBP: 0.323, SLG: 0.384 | 0-0 G4-3 | 0-0 FC3-6 1B 1-2f 2-3 3-H | | 1-1 F9 | 3-2 F9 | | 3-2 G6-3 | | 1-3 K | 6 1 0 1 0 1 4 | | | | | | | | | | | | |
| Tim Raines, S (1, 7) OBP: 0.369, SLG: 0.405 | 1-1 P5 | 1-0 1B 1-3 3-H | | 4-1 BB BB | | 0-0 2B G4-3 1B | | 0-0 F9 | | 4 1 2 1 1 0 0 | | | | | | | | | | | | |
| Frank Thomas, R (1, 3) OBP: 0.516, SLG: 0.791 | 2-1 2B | 1-1 1B 1-3 3-H | | 4-1 1-2 BB | | 3-1 G4-3 1-3 SF7 2B | | 0-0 1B SF7 1B | | 4 2 4 1 1 0 0 | | | | | | | | | | | | |
| Julio Franco, R (1, 10) OBP: 0.395, SLG: 0.486 | 1-2 G6-3 | 0-2 G4-3 | | 1-1 L6 | | 0-0 G4-3 | | 2-1 1B 1-3 1B | | 5 0 1 1 0 0 6 | | | | | | | | | | | | |
| Robin Ventura, L (1, 5) OBP: 0.361, SLG: 0.456 | | 0-0 2B 1B 2B | 4-0 G6-4-3 BB | | 2-1 HR | 2-1 SF7 | | 0-1 SF7 | | 2 2 2 3 1 0 0 | | | | | | | | | | | | |
| Dann Howitt, L (1, 9) OBP: 0.400, SLG: 0.571 | | 1-0 1B FC3-6 2B | 1-2 G6-4-3 | | 0-0 SH1-3 1B 2B | 1-3 K | | 1-2 1B | | 5 2 3 0 0 1 1 | | | | | | | | | | | | |
| Craig Grebeck, R (1, 4) OBP: 0.411, SLG: 0.388 | | 0-1 FC3-6 1B 2-3 3-H | 1-2 E9 | | 1-1 SH1-3 | | 3-2 F8 | 1-1 L5 | | 4 1 1 1 0 0 2 | | | | | | | | | | | | |
| Michael LaValiere, L (1, 2) OBP: 0.388, SLG: 0.349 | | 4-0 FC3-6 BB 1B | 1-2 G4-3 | | 2-1 1B | | 0-0 1B | | 2-3 K | 3 0 2 1 1 0 1 1 0 0 0 0 1 0 | | | | | | | | | | | | |
| Ron Karkovice, R (9, PH) OBP: 0.330, SLG: 0.406 | | 1-2 BB | | | 3-H 1B | | 0-1 F9 | | 1-2 G1-3 | 5 0 0 0 0 1 5 | | | | | | | | | | | | |
| Ozzie Guillen, L (1, 6) OBP: 0.289, SLG: 0.330 | | 2-3 K | | 0-2 G5-3 | 1-1 F7 | | | | | | | | | | | | | | | | | |
| Inning Stats | R: 0 E: 0 K: 0 S: 8 | H: 1 LOB: 1 BB: 0 P: 12 | R: 4 E: 0 K: 1 S: 18 | H: 5 LOB: 2 BB: 1 P: 26 | R: 0 E: 1 K: 0 S: 10 | H: 0 LOB: 1 BB: 1 P: 17 | R: 0 E: 0 K: 0 S: 9 | H: 0 LOB: 2 BB: 2 P: 19 | R: 2 E: 0 K: 0 S: 12 | H: 3 LOB: 1 BB: 0 P: 21 | R: 2 E: 0 K: 1 S: 9 | H: 2 LOB: 0 BB: 0 P: 15 | R: 0 E: 0 K: 0 S: 9 | H: 1 LOB: 1 BB: 0 P: 15 | R: 1 E: 0 K: 0 S: 11 | H: 3 LOB: 2 BB: 0 P: 15 | R: 0 E: 0 K: 2 S: 11 | H: 0 LOB: 0 BB: 0 P: 15 | 1B: 9 2B: 5 3B: 0 HR: 1 | SF: 2 SAC: 1 DP: 1 HBP: 0 | WP: 0 PB: 0 SB: 0 CS: 0 | PA: 46 |
| PITCHER | IP WLS BF H R ER SO BB IBB HBP BLK WP HR S P ERA WHIP | | | | | | | | | | | | | | | | | | | | | |
| Mike Moore, R (1, 1) ERA: 6.26 | 4.1 L 26 9 6 6 1 4 0 0 0 0 0 1 52 86 12.46 3.000 | | | | | | | | | | | | | | | | | | | | | |
| Joe Boever, R (5, 1) ERA: 4.2 | 2.1 10 3 2 2 1 0 0 0 0 0 0 0 20 33 7.71 1.286 | | | | | | | | | | | | | | | | | | | | | |
| Buddy Groom, L (7, 1) ERA: 4.71 | 1.1 7 3 1 1 0 0 0 0 0 0 0 0 14 21 6.75 2.250 | | | | | | | | | | | | | | | | | | | | | |
| Greg Cadaret, L (9, 1) ERA: 5.4 | 1.0 3 0 0 0 0 2 0 0 0 0 0 0 0 11 15 0.00 0.000 | | | | | | | | | | | | | | | | | | | | | |

Chicago White Sox @ Detroit Tigers
Tiger Stadium, Detroit, MI
Thu Jul 07 1994, 3:33 AM EDT
Att. 22,110 - Cloudy - 85 F

livebaseballscorecards.com

| | |
|-----|----|
| AB | 39 |
| R | 9 |
| H | 15 |
| RBI | 9 |
| BB | 4 |
| SO | 4 |
| LOB | 19 |



| Batter | 1 | 2 | 3 | 4 | 5 | 6 | 7 | 8 | 9 | AB R H RBI BB SO LOB | TOP | | | | | | | | | | | |
|--|---|----------------------------------|------------------------------|----------------------------------|------------------------------|----------------------------------|------------------------------|---------------------------------|-------------------------------|----------------------------------|-------------------------------|----------------------------------|-------------------------------|----------------------------------|------------------------------|----------------------------------|------------------------------|----------------------------------|----------------------------------|------------------------------------|--------------------------------------|---|
| David Hulse, L (1, 8) OBP: 0.311, SLG: 0.330 | 2-1 F7 | | 0-0 F7 | | 1-2 FC6-4 1B | 2-2 G3-1 | | | 1-1 G4-3 | 5 1 0 0 0 0 3 | | | | | | | | | | | | |
| Ivan Rodriguez, R (1, 2) OBP: 0.388, SLG: 0.470 | 0-0 F9 | | 0-2 L9 | | 0-3 K | 1-0 F9 | | | 1-0 L7 | 5 0 0 0 0 1 3 | | | | | | | | | | | | |
| Jose Canseco, R (1, 10) OBP: 0.406, SLG: 0.565 | 4-1 BB | | 4-0 1B BB | | 4-2 1B BB | | | | 1-3 K | 2 2 0 0 3 2 0 | | | | | | | | | | | | |
| Will Clark, L (1, 3) OBP: 0.455, SLG: 0.582 | 2-3 K | | 2-1 1B | | 0-1 1B | | | | 4-1 BB | 3 0 2 2 1 1 1 | | | | | | | | | | | | |
| Juan Gonzalez, R (1, 7) OBP: 0.314, SLG: 0.442 | | | 3-2 G6-3 | | 0-1 1B | | | | 2-2 F9 | 4 0 1 1 0 0 2 | | | | | | | | | | | | |
| Dean Palmer, R (1, 5) OBP: 0.324, SLG: 0.536 | | | 2-2 G1-3 | | 0-1 E5 G4-3 | | | | 2-2 F8 | 4 0 0 0 0 1 3 | | | | | | | | | | | | |
| 29 Rusty Greer, L (1, 9) OBP: 0.394, SLG: 0.469 | | | 4-1 BB BB | | 2-0 P5 | | | | 4-2 G6-4-3 BB | 2 0 1 0 2 0 1 | | | | | | | | | | | | |
| Manuel Lee, S (1, 4) OBP: 0.320, SLG: 0.323 | | | 4-1 SAFE SAFE | | 1-1 G4-3 | | | | 2-2 G6-4-3 | 3 0 0 0 1 0 3 | | | | | | | | | | | | |
| Esteban Beltre, R (1, 6) OBP: 0.369, SLG: 0.320 | | | 2-2 G4-3 | | 1-1 FC6-4 1B | | | | 0-0 L9 | 4 0 2 0 0 0 2 | | | | | | | | | | | | |
| Inning Stats | R: 0 E: 0 K: 1 S: 8 | H: 0 LOB: 1 BB: 1 P: 16 | R: 0 E: 0 K: 0 S: 9 | H: 0 LOB: 2 BB: 2 P: 23 | R: 1 E: 0 K: 0 S: 9 | H: 1 LOB: 1 BB: 1 P: 18 | R: 0 E: 1 K: 0 S: 5 | H: 0 LOB: 0 BB: 0 P: 8 | R: 2 E: 0 K: 2 S: 18 | H: 3 LOB: 2 BB: 1 P: 25 | R: 0 E: 0 K: 0 S: 12 | H: 2 LOB: 2 BB: 0 P: 19 | R: 0 E: 0 K: 1 S: 12 | H: 0 LOB: 1 BB: 1 P: 21 | R: 0 E: 0 K: 0 S: 8 | H: 0 LOB: 0 BB: 1 P: 14 | R: 0 E: 0 K: 1 S: 7 | H: 0 LOB: 0 BB: 0 P: 10 | 1B: 6 2B: 0 3B: 0 HR: 0 | SF: 0 SAC: 0 DP: 2 HBP: 0 | WP: 0 PB: 0 SB: 2 CS: 0 | PA: 39 |
| PITCHER | IP WLS BF H R ER SO BB IBB HBP BLK WP HR S P ERA WHIP | | | | | | | | | | | | | | | | | | | | PITCHER | IP WLS BF H R ER SO BB IBB HBP BLK WP HR S P ERA WHIP |
| Tim Belcher, R (1, 1) ERA: 5.31 | 6.0 W 29 6 3 3 3 5 0 0 0 0 0 61 109 4.50 1.833 | | | | | | | | | | | | | | | | | | | | Mike Gardiner, R (7, 1) ERA: 3.07 | 3.0 S 10 0 0 0 2 2 0 0 0 0 0 27 45 0.00 0.667 |

Texas Rangers @ Detroit Tigers
Tiger Stadium, Detroit, MI
Fri Jul 08 1994, 7:05 PM EDT
Att. 27,414 - Unknown - 87 F

livebaseballscorecards.com

AB 32
R 3
H 6
RBI 3
BB 7
SO 5
LOB 18



| Batter | 1 | 2 | 3 | 4 | 5 | 6 | 7 | 8 | 9 |
|--|-------------|-----------------|-------------|------------------|------------------------|--------------------|-------------|---|---|
| Tony Phillips, S OBP: 0.400, SLG: 0.447 (1, 7) | 0-1 L8 | | 2-0 G1-3 | | 2-2 WP 2B 1B | 0-1 G5-3 | | | |
| Lou Whitaker, L OBP: 0.371, SLG: 0.496 (1, 4) | 3-2 G4-1 | | 1-0 1B | | 1-0 P3 | 2-2 2-H 1B | | | |
| Travis Fryman, R OBP: 0.342, SLG: 0.490 (1, 5) | 2-1 1B | | 2-3 K | | 1-0 1-H 1B 2B | 2-3 K | | | |
| Cecil Fielder, R OBP: 0.318, SLG: 0.476 (1, 3) | 1-3 K | | | 2-2 HR | 0-3 K | | 0-0 G5-3 | | |
| Kirk Gibson, L OBP: 0.362, SLG: 0.535 (1, 8) | | 0-1 G3 2B | | 0-1 HR 1B | 1-0 BB 1B | | 1-1 G5-3 | | |
| Mickey Tettleton, S OBP: 0.428, SLG: 0.500 (1, 10) | | 1-1 G3 | | 2-0 P6 | 4-1 BB | | 2-3 K | | |
| Junior Felix, S OBP: 0.367, SLG: 0.586 (1, 9) | | 3-2 G3 | | 3-2 1-H HR | 0-1 F7 | | 1-0 G5-3 | | |
| Chris Gomez, R OBP: 0.358, SLG: 0.429 (1, 6) | | 3-1 L8 | | 3-2 G6-3 | | 4-2 FC5-6 BB | 0-1 G4-3 | | |
| Chad Kreuter, S OBP: 0.347, SLG: 0.301 (1, 2) | | | 3-2 L9 | 1-1 G3 | | 0-0 FC5-6 1B | 1-0 F9 | | |

| Inning Stats | R: 0 E: 0 K: 10 S: 10 | H: 1 LOB: 1 BB: 0 P: 16 | R: 1 E: 0 K: 9 S: 9 | H: 1 LOB: 0 BB: 0 P: 16 | R: 0 E: 0 K: 9 S: 9 | H: 1 LOB: 1 BB: 0 P: 17 | R: 3 E: 0 K: 10 S: 15 | H: 3 LOB: 0 BB: 0 P: 26 | R: 2 E: 0 K: 13 S: 13 | H: 3 LOB: 2 BB: 1 P: 22 | R: 1 E: 0 K: 13 S: 13 | H: 1 LOB: 1 BB: 1 P: 21 | R: 0 E: 0 K: 1 S: 6 | H: 0 LOB: 0 BB: 0 P: 9 | R: 0 E: 0 K: 4 S: 4 | H: 0 LOB: 0 BB: 0 P: 6 |
|--------------|--------------------------------|----------------------------------|------------------------------|----------------------------------|------------------------------|----------------------------------|--------------------------------|----------------------------------|--------------------------------|----------------------------------|--------------------------------|----------------------------------|------------------------------|---------------------------------|------------------------------|---------------------------------|
|--------------|--------------------------------|----------------------------------|------------------------------|----------------------------------|------------------------------|----------------------------------|--------------------------------|----------------------------------|--------------------------------|----------------------------------|--------------------------------|----------------------------------|------------------------------|---------------------------------|------------------------------|---------------------------------|

| PITCHER | | | | | | | | | | | | | | | PITCHER | | | | | | | | | | | | | | | | | | |
|--|-----|----|----|---|----|----|----|-----|-----|-----|----|----|----|----|---------|-------|----|-----|----|---|---|----|----|----|-----|-----|-----|----|----|---|---|-----|------|
| IP | WLS | BF | H | R | ER | SO | BB | IBB | HBP | BLK | WP | HR | S | P | ERA | WHIP | IP | WLS | BF | H | R | ER | SO | BB | IBB | HBP | BLK | WP | HR | S | P | ERA | WHIP |
| Hector Fajardo, R ERA: 5.85 (1, 1) | 4.1 | L | 21 | 8 | 6 | 6 | 2 | 0 | 0 | 0 | 1 | 2 | 48 | 84 | 12.46 | 1.846 | | | | | | | | | | | | | | | | | |
| Cris Carpenter, R ERA: 5.15 (5, 1) | 0.2 | | 5 | 1 | 1 | 1 | 2 | 0 | 0 | 0 | 0 | 0 | 12 | 21 | 13.50 | 4.500 | | | | | | | | | | | | | | | | | |
| Dan Smith, L ERA: 4.3 (6, 1) | 0.2 | | 3 | 1 | 0 | 0 | 0 | 0 | 0 | 0 | 0 | 0 | 6 | 8 | 0.00 | 1.500 | | | | | | | | | | | | | | | | | |
| Jay Howell, R ERA: 5.4 (6, 1) | 0.1 | | 1 | 0 | 0 | 1 | 0 | 0 | 0 | 0 | 0 | 0 | 3 | 5 | 0.00 | 0.000 | | | | | | | | | | | | | | | | | |
| Brian Bohanon, L ERA: 7.59 (7, 1) | 2.0 | | 6 | 0 | 0 | 1 | 0 | 0 | 0 | 0 | 0 | 0 | 10 | 15 | 0.00 | 0.000 | | | | | | | | | | | | | | | | | |

BOTTOM

Texas Rangers @ Detroit Tigers
Tiger Stadium, Detroit, MI
Fri Jul 08 1994, 7:05 PM EDT
Att: 27,414 - Unknown - 87 F

livebaseballscorecards.com

| | |
|------------|-----------|
| AB | 34 |
| R | 7 |
| H | 10 |
| RBI | 7 |
| BB | 2 |
| SO | 5 |
| LOB | 11 |



| | | | |
|-------|--------|-------|--------|
| 1B: 6 | SF: 0 | WP: 1 | PA: 36 |
| 2B: 2 | SAC: 0 | PB: 0 | |
| 3B: 0 | DP: 0 | SB: 1 | |
| HR: 2 | HBP: 0 | CS: 0 | |

| Batter | 1 | 2 | 3 | 4 | 5 | 6 | 7 | 8 | 9 | AB R H RBI BB SO LOB | TOP |
|--------|---|---|---|---|---|---|---|---|---|----------------------|-----|
|--------|---|---|---|---|---|---|---|---|---|----------------------|-----|

| | | | | | | | | | | | |
|---|-----------------|------------------|--|-------------|--|-----------|-----------|--|-----------|---------------|--|
| David Hulse, L (1, 8) OBP: 0.315, SLG: 0.331 | 0-1 2B 1B | 0-1 HBP 1B | | 0-0 G5-3 | | 0-1 F8 | 0-2 P5 | | 4-1 BB | 5 1 2 0 1 0 1 | |
|---|-----------------|------------------|--|-------------|--|-----------|-----------|--|-----------|---------------|--|

| | | | | | | | | | | | |
|--|-------------------------------|--------------------------|--|------------------|--|-----------------------|-------------|--|-------------|---------------|--|
| Ivan Rodriguez, R (1, 2) OBP: 0.375, SLG: 0.488 | 1-0 1B 1-3 SF9 2B | 1-0 G6-3 HBP 1B | | 0-0 2-H HR | | 1-0 BB HR 1B | 0-1 G6-3 | | 1-2 G1-3 | 5 3 3 2 0 0 2 | |
|--|-------------------------------|--------------------------|--|------------------|--|-----------------------|-------------|--|-------------|---------------|--|

| | | | | | | | | | | | |
|---|-------------------------------|---------------------|--|-----------|--|-----------|--|----------|--|---------------|--|
| Jose Canseco, R (1, 10) OBP: 0.406, SLG: 0.563 | 1-2 1B 2-3 3-H 1B | 0-2 G6-3 1-2f | | 0-1 1B | | 0-1 P6 | | 2-3 K | | 5 1 2 1 0 1 3 | |
|---|-------------------------------|---------------------|--|-----------|--|-----------|--|----------|--|---------------|--|

| | | | | | | | | | | | |
|--|-------------------|--|-------------|-----------|--|-----------------|--|---------------------|--|---------------|--|
| Will Clark, L (1, 3) OBP: 0.454, SLG: 0.579 | 2-2 SF9 3-H | | 1-0 G6-3 | 1-0 F9 | | 4-0 HR BB | | 4-1 G6-4-3 BB | | 2 1 0 1 2 0 1 | |
|--|-------------------|--|-------------|-----------|--|-----------------|--|---------------------|--|---------------|--|

| | | | | | | | | | | | |
|---|-----------|--|-------------|--|-----------------|-----------|--|-----------------------|--|---------------|--|
| Juan Gonzalez, R (1, 7) OBP: 0.315, SLG: 0.450 | 1-1 P4 | | 2-0 G5-3 | | 2-0 29 1B | 0-0 HR | | 3-2 G6-4-3 1-2f | | 5 1 2 3 0 0 2 | |
|---|-----------|--|-------------|--|-----------------|-----------|--|-----------------------|--|---------------|--|

| | | | | | | | | | | | |
|---|-----------------------|--|-----------|--|-----------|-----------------------|--|--|-----------|---------------|--|
| Dean Palmer, R (1, 5) OBP: 0.330, SLG: 0.541 | 2-2 29 BB 1B | | 1-0 1B | | 0-0 L8 | 0-1 29 1B 2B | | | 0-1 F8 | 5 1 3 0 0 0 1 | |
|---|-----------------------|--|-----------|--|-----------|-----------------------|--|--|-----------|---------------|--|

| | | | | | | | | | | | |
|--|------------------------|--|-----------|--|-----------|------------------|--|--|-----------------|---------------|--|
| 29 Rusty Greer, L (1, 9) OBP: 0.404, SLG: 0.481 | 4-0 1B 1-2 BB | | 2-0 G3 | | 0-1 1B | 0-1 2-H 1B | | | 2-0 2B 2B | 4 1 3 1 1 0 1 | |
|--|------------------------|--|-----------|--|-----------|------------------|--|--|-----------------|---------------|--|

| | | | | | | | | | | | |
|--|--------------------------------|--|--|--------------------------|--|-----------|----------|--|--------------------------|---------------|--|
| Manuel Lee, S (1, 4) OBP: 0.325, SLG: 0.333 | 0-1 1-2 2-H 3-H 1B | | | 3-2 SH1-3 HR 1B | | 0-0 L8 | 1-3 K | | 1-1 G6-3 2-H 2B | 5 1 3 2 0 1 3 | |
|--|--------------------------------|--|--|--------------------------|--|-----------|----------|--|--------------------------|---------------|--|

| | | | | | | | | | | | |
|--|--|-------------|--|---------------------|--|----------|--|-------------|--------------------|---------------|--|
| Esteban Beltre, R (1, 6) OBP: 0.357, SLG: 0.307 | | 3-2 G5-3 | | 1-1 SH1-3 1-2 | | 0-3 K | | 0-1 G6-3 | 0-1 G6-3 2-3 | 4 0 0 0 0 1 3 | |
|--|--|-------------|--|---------------------|--|----------|--|-------------|--------------------|---------------|--|

| Inning Stats | R: 3 | H: 5 | E: 0 | K: 0 | S: 19 | LOB: 2 | BB: 1 | P: 29 | R: 0 | H: 1 | E: 0 | K: 0 | S: 8 | LOB: 1 | BB: 0 | P: 12 | R: 0 | H: 1 | E: 0 | K: 0 | S: 4 | LOB: 1 | BB: 0 | P: 10 | R: 2 | H: 3 | E: 0 | K: 0 | S: 11 | LOB: 1 | BB: 0 | P: 15 | R: 0 | H: 2 | E: 0 | K: 1 | S: 8 | LOB: 2 | BB: 0 | P: 10 | R: 4 | H: 4 | E: 0 | K: 1 | S: 13 | LOB: 1 | BB: 1 | P: 19 | R: 0 | H: 0 | E: 0 | K: 0 | S: 7 | LOB: 0 | BB: 0 | P: 7 | R: 0 | H: 0 | E: 0 | K: 1 | S: 7 | LOB: 0 | BB: 1 | P: 16 | R: 1 | H: 2 | E: 0 | K: 0 | S: 13 | LOB: 2 | BB: 1 | P: 21 | 1B: 12 | SF: 1 | 2B: 4 | SAC: 1 | 3B: 0 | DP: 2 | HR: 2 | HBP: 1 | WP: 0 | PA: 47 |
|--------------|------|------|------|------|-------|--------|-------|-------|------|------|------|------|------|--------|-------|-------|------|------|------|------|------|--------|-------|-------|------|------|------|------|-------|--------|-------|-------|------|------|------|------|------|--------|-------|-------|------|------|------|------|-------|--------|-------|-------|------|------|------|------|------|--------|-------|------|------|------|------|------|------|--------|-------|-------|------|------|------|------|-------|--------|-------|-------|--------|-------|-------|--------|-------|-------|-------|--------|-------|--------|
|--------------|------|------|------|------|-------|--------|-------|-------|------|------|------|------|------|--------|-------|-------|------|------|------|------|------|--------|-------|-------|------|------|------|------|-------|--------|-------|-------|------|------|------|------|------|--------|-------|-------|------|------|------|------|-------|--------|-------|-------|------|------|------|------|------|--------|-------|------|------|------|------|------|------|--------|-------|-------|------|------|------|------|-------|--------|-------|-------|--------|-------|-------|--------|-------|-------|-------|--------|-------|--------|

| PITCHER | IP | WLS | BF | H | R | ER | SO | BB | IBB | HBP | BLK | WP | HR | S | P | ERA | WHIP |
|-------------------------------------|-----|-----|----|----|---|----|----|----|-----|-----|-----|----|----|----|----|-------|-------|
| John Doherty, R (1, 1) ERA: 6.48 | 5.2 | L | 32 | 14 | 8 | 8 | 1 | 2 | 0 | 1 | 0 | 0 | 2 | 56 | 87 | 12.71 | 2.824 |
| Storm Davis, R (6, 1) ERA: 3.79 | 2.1 | | 9 | 2 | 1 | 1 | 2 | 1 | 0 | 0 | 0 | 0 | 0 | 21 | 31 | 3.86 | 1.286 |
| Greg Cadaret, L (9, 1) ERA: 5.52 | 1.0 | | 6 | 2 | 1 | 1 | 0 | 1 | 0 | 0 | 0 | 0 | 0 | 13 | 21 | 9.00 | 3.000 |

Texas Rangers @ Detroit Tigers
Tiger Stadium, Detroit, MI
Sat Jul 09 1994, 3:33 AM EDT
Att. 30,574 - Cloudy - 76 F

livebaseballscorecards.com

| | |
|-----|----|
| AB | 40 |
| R | 10 |
| H | 18 |
| RBI | 10 |
| BB | 4 |
| SO | 3 |
| LOB | 17 |



| Batter | 1 | 2 | 3 | 4 | 5 | 6 | 7 | 8 | 9 | AB R H RBI BB SO LOB |
|--|-------------|-----------------|-------------------------|-----------------|-----------|-------------|-------------|-----------------------|-------------------------|----------------------|
| Tony Phillips, S OBP: 0.396, SLG: 0.448 (1, 7) | 2-3 K | | 1-0 E1 HR 1B | 1-3 K | | | 1-1 F7 | | 0-2 HR 1-H 2-H | 5 2 2 3 0 2 2 |
| Lou Whitaker, L OBP: 0.369, SLG: 0.489 (1, 4) | 0-2 F8 | | 4-0 HR BB | | 2-3 K | | 2-2 F8 | | | 3 1 0 0 1 1 0 |
| Travis Fryman, R OBP: 0.338, SLG: 0.490 (1, 5) | 1-0 G6-3 | | 1-3 K | | 1-3 K | | | 3-2 F9 | | 4 0 0 0 0 2 2 |
| Cecil Fielder, R OBP: 0.322, SLG: 0.491 (1, 3) | | 1-3 K | 3-2 HR 1-H 2-H | | 2-1 3B | | | 1-2 G5-3 | | 4 1 2 3 0 1 0 |
| Kirk Gibson, L OBP: 0.357, SLG: 0.527 (1, 8) | | 3-2 F7 | 0-2 F8 | | 1-0 F7 | | | 1-3 K | | 4 0 0 0 0 1 1 |
| Mickey Tettleton, S OBP: 0.429, SLG: 0.496 (1, 10) | | 4-0 BB BB | | 4-0 1B BB | | 1-1 F8 | | 3-2 F8 | | 2 0 0 0 2 0 0 |
| Junior Felix, S OBP: 0.367, SLG: 0.575 (1, 9) | | 4-1 BB | | 0-3 K | | 2-2 G3-1 | | 0-0 HR BB 1B | | 3 1 1 0 1 1 1 |
| Chris Gomez, R OBP: 0.356, SLG: 0.422 (1, 6) | | 0-0 G4-3 | | 1-2 1B | | 0-0 G5-3 | | 1-3 K | | 3 0 1 0 0 0 2 |
| Alan Trammell, R OBP: 0.329, SLG: 0.445 (9, PH) | | | | | | | | | | 1 0 0 0 0 1 1 |
| Chad Kreuter, S OBP: 0.345, SLG: 0.295 (1, 2) | | | 2-3 K | | 1-3 K | | 0-0 G6-3 | | 4-1 HR BB | 3 0 0 0 1 2 2 |
| Juan Samuel, R OBP: 0.379, SLG: 0.562 (9, PR) | | | | | | | | | | 0 1 0 0 0 0 0 |

| Inning Stats | R: 0 E: 0 K: 1 S: 7 | H: 0 LOB: 0 BB: 0 P: 10 | R: 0 E: 0 K: 1 S: 9 | H: 0 LOB: 2 BB: 2 P: 21 | R: 3 E: 1 K: 2 S: 14 | H: 2 LOB: 0 BB: 1 P: 25 | R: 0 E: 0 K: 3 S: 12 | H: 1 LOB: 2 BB: 1 P: 19 | R: 0 E: 0 K: 2 S: 9 | H: 1 LOB: 1 BB: 0 P: 15 | R: 0 E: 0 K: 0 S: 6 | H: 0 LOB: 0 BB: 0 P: 9 | R: 0 E: 0 K: 0 S: 8 | H: 0 LOB: 0 BB: 0 P: 11 | R: 0 E: 0 K: 1 S: 11 | H: 0 LOB: 0 BB: 0 P: 16 | R: 3 E: 0 K: 1 S: 15 | H: 2 LOB: 1 BB: 1 P: 23 | 1B: 3 2B: 0 3B: 1 HR: 2 | SF: 0 SAC: 0 DP: 0 HBP: 0 |
|--------------|------------------------------|----------------------------------|------------------------------|----------------------------------|-------------------------------|----------------------------------|-------------------------------|----------------------------------|------------------------------|----------------------------------|------------------------------|---------------------------------|------------------------------|----------------------------------|-------------------------------|----------------------------------|-------------------------------|----------------------------------|----------------------------------|------------------------------------|
|--------------|------------------------------|----------------------------------|------------------------------|----------------------------------|-------------------------------|----------------------------------|-------------------------------|----------------------------------|------------------------------|----------------------------------|------------------------------|---------------------------------|------------------------------|----------------------------------|-------------------------------|----------------------------------|-------------------------------|----------------------------------|----------------------------------|------------------------------------|

BOTTOM

Texas Rangers @ Detroit Tigers
Tiger Stadium, Detroit, MI
Sun Jul 10 1994, 3:33 AM EDT
Att. 29,217 - Cloudy - 65 F

| | |
|------------|-----------|
| AB | 32 |
| R | 6 |
| H | 6 |
| RBI | 6 |
| BB | 5 |
| SO | 11 |
| LOB | 11 |



| PITCHER | IP | WLS | BF | H | R | ER | SO | BB | IBB | HBP | BLK | WP | HR | S | P | ERA | WHIP |
|---|-----|-----|----|---|---|----|----|----|-----|-----|-----|----|----|----|----|-------|-------|
| Kevin Brown, R ERA: 5.39 (1, 1) | 2.2 | | 13 | 2 | 3 | 3 | 4 | 3 | 0 | 0 | 0 | 0 | 1 | 26 | 52 | 10.12 | 1.875 |
| John Dettmer, R ERA: 4.35 (3, 1) | 5.0 | | 18 | 2 | 0 | 0 | 5 | 1 | 0 | 0 | 0 | 0 | 0 | 47 | 70 | 0.00 | 0.600 |
| Darren Oliver, L ERA: 3.67 (8, 1) | 0.1 | | 1 | 0 | 0 | 0 | 1 | 0 | 0 | 0 | 0 | 0 | 0 | 3 | 4 | 0.00 | 0.000 |
| Tom Henke, R ERA: 4.62 (9, 1) | 0.2 | L | 5 | 2 | 3 | 3 | 1 | 1 | 0 | 0 | 0 | 0 | 1 | 15 | 23 | 40.50 | 4.500 |

| Batter | 1 | 2 | 3 | 4 | 5 | 6 | 7 | 8 | 9 | AB R H RBI BB SO LOB | TOP | | | | | | | | | |
|---|---|----------------------------------|------------------------------|---------------------------------|-------------------------------|----------------------------------|------------------------------|----------------------------------|------------------------------|----------------------------------|------------------------------|---------------------------------|-------------------------------|----------------------------------|------------------------------|----------------------------------|----------------------------------|------------------------------------|----------------------------------|--------|
| Tony Phillips, S (1, 7) OBP: 0.399, SLG: 0.449 | 2-2 HR 1B | | 4-2 G3 WP BB | | 3-1 P4 | | | 4-2 BB | | 2 1 1 0 2 0 1 | | | | | | | | | | |
| Lou Whitaker, L (1, 4) OBP: 0.364, SLG: 0.481 | 1-1 P6 | | 2-2 G3 | | | 1-0 G3 | | 2-3 K | | 4 0 0 0 0 1 3 | | | | | | | | | | |
| Travis Fryman, R (1, 5) OBP: 0.339, SLG: 0.497 | 3-2 HR 1-H | | 1-3 K | | | 4-0 BB | | 3-2 G1-3 | | 3 1 1 2 1 1 2 | | | | | | | | | | |
| Cecil Fielder, R (1, 3) OBP: 0.319, SLG: 0.485 | 1-2 P4 | | | 1-1 L6 | | 2-3 K | | 3-1 G6-3 | | 4 0 0 0 0 1 1 | | | | | | | | | | |
| Kirk Gibson, L (1, 10) OBP: 0.352, SLG: 0.518 | 1-3 K | | | 2-0 L9 | | 3-2 F9 | | 3-1 G4-3 | | 4 0 0 0 0 1 1 | | | | | | | | | | |
| Mickey Tettleton, S (1, 2) OBP: 0.424, SLG: 0.489 | | 2-0 L8 | | 1-3 K | | | 1-1 P6 | 3-3 K | | 4 0 0 0 0 2 0 | | | | | | | | | | |
| Junior Felix, S (1, 9) OBP: 0.363, SLG: 0.567 | | 0-0 L8 | | | 3-2 F8 | | 0-0 G4-3 | | | 3 0 0 0 0 0 0 | | | | | | | | | | |
| Juan Samuel, R (1, 8) OBP: 0.368, SLG: 0.543 | | 1-3 K | | | 0-2 F9 | | 0-3 K | | | 3 0 0 0 0 2 0 | | | | | | | | | | |
| Chris Gomez, R (1, 6) OBP: 0.356, SLG: 0.418 | | | 1-3 K | | 2-1 HBP | | | 2-2 G5-3 | | 2 0 0 0 0 1 0 | | | | | | | | | | |
| Inning Stats | R: 2 E: 0 K: 1 S: 17 | H: 2 LOB: 0 BB: 0 P: 25 | R: 0 E: 0 K: 1 S: 5 | H: 0 LOB: 0 BB: 0 P: 8 | R: 0 E: 0 K: 2 S: 11 | H: 0 LOB: 1 BB: 1 P: 19 | R: 0 E: 0 K: 1 S: 6 | H: 0 LOB: 0 BB: 0 P: 10 | R: 0 E: 0 K: 0 S: 9 | H: 0 LOB: 1 BB: 0 P: 17 | R: 0 E: 0 K: 1 S: 7 | H: 0 LOB: 0 BB: 0 P: 7 | R: 0 E: 0 K: 1 S: 12 | H: 0 LOB: 1 BB: 1 P: 23 | R: 0 E: 0 K: 1 S: 7 | H: 0 LOB: 0 BB: 0 P: 16 | 1B: 1 2B: 0 3B: 0 HR: 1 | SF: 0 SAC: 0 DP: 0 HBP: 1 | WP: 1 PB: 0 SB: 0 CS: 0 | PA: 33 |
| PITCHER | IP WLS BF H R ER SO BB IBB HBP BLK WP HR S P ERA WHIP | | | | | | | | | | | | | | | | | | | |
| Kevin Appier, R (1, 1) ERA: 4.21 | 8.0 W 30 2 2 2 8 3 0 1 0 1 1 73 126 2.25 0.625 | | | | | | | | | | | | | | | | | | | |
| Jeff Montgomery, R (9, 1) ERA: 5.58 | 1.0 S 3 0 0 0 1 0 0 0 0 0 0 7 16 0.00 0.000 | | | | | | | | | | | | | | | | | | | |

Detroit Tigers @ Kansas City Royals
Kauffman Stadium, Kansas City, MO

Thu Jul 14 1994, 7:05 PM CDT
Att. 24,790 - Unknown - 82 F

livebaseballscorecards.com

AB 29
R 2
H 2
RBI 2
BB 3
SO 9
LOB 8



| Batter | 1 | 2 | 3 | 4 | 5 | 6 | 7 | 8 | 9 | AB | R | H | RBI | BB | SO | LOB | TOP | | | | | | | | | | |
|--|-------------------------------|----------------------------------|-------------------------------|----------------------------------|-------------------------------|----------------------------------|------------------------------|---------------------------------|-------------------------------|----------------------------------|-------------------------------|----------------------------------|-------------------------------|----------------------------------|-------------------------------|----------------------------------|------------------------------|---------------------------------|----------------------------------|------------------------------------|----------------------------------|--------|--|--|--|--|--|
| Tony Phillips, S (1, 7) <small>OBP: 0.408, SLG: 0.453</small> Riccardo Ingram, R (8, PR) <small>OBP: 0.300, SLG: 0.263</small> (8, 7) | 4-0 S HR BB | SAFE | 0-0 BB 1B | | 3-2 BB 2B 1B | 3-2 1B 2B 1B | | 1-0 BB BB HBP | | 3 | 3 | 3 | 2 | 2 | 0 | 0 | | | | | | | | | | | |
| Lou Whitaker, L (1, 4) <small>OBP: 0.359, SLG: 0.475</small> | 3-3 K 1-2 | 0-1 G4-3 | 2-2 SF8 | | 1-0 F7 | 1-2 2B 1B | | 2-3 K | | 5 | 0 | 1 | 2 | 0 | 2 | 5 | | | | | | | | | | | |
| Travis Fryman, R (1, 5) <small>OBP: 0.349, SLG: 0.511</small> | 4-1 HR BB | | HR | | 4-2 2B BB | 2-1 2B | | 4-2 BB BB | | 2 | 3 | 2 | 2 | 4 | 0 | 0 | | | | | | | | | | | |
| Cecil Fielder, R (1, 10) <small>OBP: 0.324, SLG: 0.501</small> | 0-0 HR | | HBP 2B | | 0-1 2B | 1-0 G6-3 | | 4-2 BB | | 5 | 2 | 3 | 5 | 1 | 0 | 4 | | | | | | | | | | | |
| Mickey Tettleton, S (1, 3) <small>OBP: 0.419, SLG: 0.481</small> | 1-1 G3 | | K | 0-0 G6-4-3 HBP 1B | 0-0 G4-3 | | 2-2 G3-1 | 3-3 K | | 6 | 0 | 1 | 0 | 0 | 2 | 5 | | | | | | | | | | | |
| Junior Felix, S (1, 9) <small>OBP: 0.374, SLG: 0.579</small> | 1-3 K | | HBP BB HBP | 1-1 HBP | | 0-0 G3 1B 2B | 2-2 G6-3 2B | | 0-0 1B | 4 | 2 | 3 | 0 | 0 | 1 | 0 | | | | | | | | | | | |
| Chad Kreuter, S (1, 2) <small>OBP: 0.341, SLG: 0.288</small> John Flaherty, R (8, 2) <small>OBP: 0.162, SLG: 0.171</small> | | 1-3 K | 4-1 BB HBP 1B BB | 0-0 G6-4-3 | | 3-2 G3 | 1-2 G6-3 | | 1-1 L9 | 4 | 1 | 0 | 0 | 1 | 1 | 4 | AB 40 | | | | | | | | | | |
| Juan Samuel, R (1, 8) <small>OBP: 0.366, SLG: 0.526</small> | | 2-0 F7 | 1-1 BB HBP 1B | 2-3 K | | 1-1 FC6-4 1B | 1-0 G6-3 | | 0-2 F9 | 5 | 1 | 1 | 2 | 0 | 1 | 3 | R 14 | | | | | | | | | | |
| Chris Gomez, R (1, 6) <small>OBP: 0.356, SLG: 0.414</small> | | 3-1 BB 1B | 4-1 1B SF8 BB | | 2-1 G4-3 | 2-1 FC6-4 1B | | 1-2 F9 | 0-1 F9 | 5 | 2 | 1 | 1 | 1 | 0 | 2 | H 15 | | | | | | | | | | |
| Inning Stats | R: 3 E: 0 K: 2 S: 10 | H: 1 LOB: 0 BB: 2 P: 23 | R: 0 E: 0 K: 1 S: 10 | H: 1 LOB: 2 BB: 1 P: 20 | R: 6 E: 0 K: 1 S: 29 | H: 3 LOB: 2 BB: 3 P: 55 | R: 0 E: 0 K: 1 S: 6 | H: 1 LOB: 1 BB: 0 P: 9 | R: 2 E: 0 K: 0 S: 13 | H: 2 LOB: 1 BB: 1 P: 23 | R: 3 E: 0 K: 0 S: 18 | H: 5 LOB: 2 BB: 0 P: 31 | R: 0 E: 0 K: 0 S: 10 | H: 1 LOB: 1 BB: 0 P: 16 | R: 0 E: 0 K: 2 S: 14 | H: 0 LOB: 3 BB: 2 P: 29 | R: 0 E: 0 K: 0 S: 8 | H: 1 LOB: 1 BB: 0 P: 9 | 1B: 8 2B: 5 3B: 0 HR: 2 | SF: 1 SAC: 0 DP: 1 HBP: 4 | WP: 1 PB: 0 SB: 1 CS: 0 | PA: 54 | | | | | |
| PITCHER | IP | WLS | BF | H | R | ER | SO | BB | IBB | HBP | BLK | WP | HR | S | P | ERA | WHIP | | | | | | | | | | |
| Tom Gordon, R (1, 1) <small>ERA: 4.52</small> | 3.0 | L | 22 | 5 | 9 | 9 | 4 | 6 | 0 | 2 | 0 | 1 | 2 | 49 | 98 | 27.00 | 3.667 | | | | | | | | | | |
| Mike Magnante, L (4, 1) <small>ERA: 4.89</small> | 0.0 | | 1 | 1 | 0 | 0 | 0 | 0 | 0 | 0 | 0 | 0 | 0 | 1 | 1 | ∞ | ∞ | | | | | | | | | | |
| Hipolito Pichardo, R (4, 1) <small>ERA: 4.91</small> | 4.0 | | 21 | 8 | 5 | 5 | 1 | 1 | 0 | 1 | 0 | 0 | 0 | 46 | 78 | 11.25 | 2.250 | | | | | | | | | | |
| Stan Belinda, R (8, 1) <small>ERA: 4.5</small> | 2.0 | | 10 | 1 | 0 | 0 | 2 | 2 | 0 | 1 | 0 | 0 | 0 | 22 | 38 | 0.00 | 1.500 | | | | | | | | | | |

Detroit Tigers @ Kansas City Royals
 Kauffman Stadium, Kansas City, MO
 Fri Jul 15 1994, 7:05 PM CDT
 Sunny - 86 F

livebaseballscorecards.com



| Batter | 1 | 2 | 3 | 4 | 5 | 6 | 7 | 8 | 9 | AB | R | H | RBI | BB | SO | LOB |
|--|------|---|------|----|-----------------------|---------------|----------|------|---|----|---|---|-----|----|----|-----|
| Vince Coleman, S OBP: 0.281, SLG: 0.344 (1, 7) | F9 | | K | | FC6-4 | | F8 | | | 4 | 0 | 0 | 0 | 0 | 1 | 3 |
| Wally Joyner, L OBP: 0.387, SLG: 0.458 (1, 3) | G3 | | | F7 | | FC5-4 1B | | G4-3 | | 4 | 0 | 1 | 0 | 0 | 0 | 0 |
| Brian McRae, S OBP: 0.371, SLG: 0.394 (1, 8) | 1B | | | K | | FC5-4 G1-3 | | K2-3 | | 4 | 0 | 1 | 0 | 0 | 2 | 1 |
| Mike Macfarlane, R OBP: 0.365, SLG: 0.466 (1, 2) | G5-3 | | | F7 | | G1-3 | | 2B | | 4 | 0 | 1 | 0 | 0 | 0 | 2 |
| Felix Jose, S OBP: 0.356, SLG: 0.451 (1, 9) | | K | | | 1B 2B 1B | K | | F7 | | 4 | 1 | 1 | 0 | 0 | 2 | 2 |
| Bob Hamelin, L OBP: 0.369, SLG: 0.572 Jose Lind, R OBP: 0.294, SLG: 0.305 (1, 10) (9, PH) | F7 | | | | DI 2B 1B | | 1B 1B | F9 | | 3 | 0 | 2 | 0 | 0 | 0 | 0 |
| Greg Gagne, R OBP: 0.327, SLG: 0.410 David Howard, S OBP: 0.306, SLG: 0.301 (1, 6) (7, 6) | G5-3 | | | | 1-H 3-H E 2B | | P4 | F8 | | 2 | 1 | 1 | 1 | 0 | 0 | 0 |
| Terry Shumpert, R OBP: 0.311, SLG: 0.480 (1, 4) | | | B1-3 | | L7 | | 1B | F9 | | 4 | 0 | 2 | 0 | 0 | 0 | 1 |
| Keith Miller, R (1, 5) | | | P4 | | E4 FC6-4 | | P4 | F9 | | 4 | 0 | 0 | 0 | 0 | 0 | 3 |

| Inning Stats | R: 0 | H: 1 | E: 0 | K: 0 | S: 8 | LOB: 1 | BB: 0 | P: 13 | R: 0 | H: 0 | E: 0 | K: 1 | S: 9 | LOB: 0 | BB: 0 | P: 11 | R: 0 | H: 0 | E: 0 | K: 1 | S: 5 | LOB: 0 | BB: 0 | P: 7 | R: 0 | H: 0 | E: 0 | K: 1 | S: 7 | LOB: 0 | BB: 0 | P: 8 | R: 2 | H: 3 | E: 1 | K: 0 | S: 12 | LOB: 1 | BB: 0 | P: 19 | R: 0 | H: 1 | E: 0 | K: 1 | S: 9 | LOB: 1 | BB: 0 | P: 12 | R: 0 | H: 2 | E: 0 | K: 0 | S: 8 | LOB: 2 | BB: 0 | P: 10 | R: 0 | H: 1 | E: 0 | K: 1 | S: 9 | LOB: 1 | BB: 0 | P: 13 | R: 0 | H: 1 | E: 0 | K: 0 | S: 8 | LOB: 1 | BB: 0 | P: 9 | 1B: 6 | SF: 0 | 2B: 3 | SAC: 0 | 3B: 0 | DP: 0 | HR: 0 | HBP: 0 | WP: 0 | PA: 36 |
|--------------|------|------|------|------|------|--------|-------|-------|------|------|------|------|------|--------|-------|-------|------|------|------|------|------|--------|-------|------|------|------|------|------|------|--------|-------|------|------|------|------|------|-------|--------|-------|-------|------|------|------|------|------|--------|-------|-------|------|------|------|------|------|--------|-------|-------|------|------|------|------|------|--------|-------|-------|------|------|------|------|------|--------|-------|------|-------|-------|-------|--------|-------|-------|-------|--------|-------|--------|
|--------------|------|------|------|------|------|--------|-------|-------|------|------|------|------|------|--------|-------|-------|------|------|------|------|------|--------|-------|------|------|------|------|------|------|--------|-------|------|------|------|------|------|-------|--------|-------|-------|------|------|------|------|------|--------|-------|-------|------|------|------|------|------|--------|-------|-------|------|------|------|------|------|--------|-------|-------|------|------|------|------|------|--------|-------|------|-------|-------|-------|--------|-------|-------|-------|--------|-------|--------|

| PITCHER | IP | WLS | BF | H | R | ER | SO | BB | IBB | HBP | BLK | WP | HR | S | P | ERA | WHIP |
|--|-----|-----|----|---|---|----|----|----|-----|-----|-----|----|----|----|----|------|-------|
| David Wells, L ERA: 4.6 (1, 1) | 7.0 | | 28 | 7 | 2 | 1 | 4 | 0 | 0 | 0 | 0 | 0 | 0 | 58 | 80 | 1.29 | 1.000 |
| Mike Gardiner, R ERA: 3.0 (8, 1) | 1.0 | | 4 | 1 | 0 | 0 | 1 | 0 | 0 | 0 | 0 | 0 | 0 | 9 | 13 | 0.00 | 1.000 |
| Greg Cadaret, L ERA: 5.34 (9, 1) | 1.0 | | 4 | 1 | 0 | 0 | 0 | 0 | 0 | 0 | 0 | 0 | 0 | 8 | 9 | 0.00 | 1.000 |

BOTTOM

Detroit Tigers @ Kansas City Royals
Kauffman Stadium, Kansas City, MO
 Fri Jul 15 1994, 7:05 PM CDT
 Sunny - 86 F

livebaseballscorecards.com

| | |
|------------|-----------|
| AB | 36 |
| R | 2 |
| H | 9 |
| RBI | 1 |
| BB | 0 |
| SO | 5 |
| LOB | 13 |



| Batter | 1 | 2 | 3 | 4 | 5 | 6 | 7 | 8 | 9 | AB R H RBI BB SO LOB | TOP | | | | | | | |
|---|---|-------------------------|--------------------------|------------------------|---------------------------|-------------------------|---------------------------|-------------------------|---------------------------|-------------------------|---------------------------|-------------------------|--------------------------|-------------------------|---------------------------|-------------------------|---|--------------------------------|
| Tony Phillips, S (1, 10) OBP: 0.407, SLG: 0.454 | 1-2 F7 | | 2-2 FC5 2B | | 3-2 L8 | | 4-0 BB 1B BB | | 1-3 K | 4 0 1 0 1 1 0 | | | | | | | | |
| Alan Trammell, R (1, 6) OBP: 0.322, SLG: 0.435 | 0-1 G6-3 | | 2-2 F7 | | 0-1 G6-3 | | 0-0 P6 | | 1-2 F9 | 5 0 0 0 0 0 2 | | | | | | | | |
| Travis Fryman, R (1, 5) OBP: 0.347, SLG: 0.507 | 1-3 K | | 1-0 FC5 2-3 | | 2-2 1B | | 2-3 K | | 1-3 K | 5 0 1 0 0 3 2 | | | | | | | | |
| Cecil Fielder, R (1, 3) OBP: 0.326, SLG: 0.501 | | 0-1 FC4-6 1B | | 0-2 G3 | | 0-0 G4-3 | | 2-2 BB 1B | | 4 0 2 0 0 0 1 | | | | | | | | |
| Kirk Gibson, L (1, 8) OBP: 0.354, SLG: 0.516 | | 0-0 FC4-6 1B SF7 | | 3-1 1B 2B 1B | | 2-1 P6 | | 4-1 BB | | 3 2 1 0 1 0 1 | | | | | | | | |
| Junior Felix, S (1, 9) OBP: 0.379, SLG: 0.582 | | 1-0 FC4 1B | | 1-0 2B 1B | | 1-0 WP 1B | | 1-3 K | | 4 1 3 0 0 1 3 | | | | | | | | |
| Chad Kreuter, S (1, 2) OBP: 0.346, SLG: 0.299 | | 0-0 SF7 | | 0-0 2B | | 4-1 BB | | 3-2 G5-3 | | 1 0 1 3 1 0 0 | | | | | | | | |
| Juan Samuel, R (8, PH) OBP: 0.383, SLG: 0.520 | | 3-H | | 1-H 3-H 0-1 2B | | 1-2 BB | | 0-1 G3-1 | | 1 0 0 0 0 0 0 | | | | | | | | |
| John Flaherty, R (8, 2) OBP: 0.162, SLG: 0.171 | | 3-H | | 0-1 G6-3 | | 1-2 F9 | | 1-3 K | | 0 0 0 0 0 0 0 | | | | | | | | |
| Riccardo Ingram, R (1, 7) OBP: 0.250, SLG: 0.217 | | 1-1 FC4 1-2 | | 0-1 G6-3 | | 0-1 F9 | | | | 4 0 0 0 0 0 4 | | | | | | | | |
| Chris Gomez, R (1, 4) OBP: 0.350, SLG: 0.407 | | | 0-0 G4-3 | | 0-3 K | | 2-2 G4-3 | | 1-3 K | 4 0 0 0 0 2 3 | | | | | | | | |
| Inning Stats | R: 0 H: 0 E: 0 K: 1 S: 8 | H: 0 LOB: 0 BB: 0 P: 10 | R: 1 H: 2 E: 0 K: 0 S: 7 | H: 2 LOB: 1 BB: 0 P: 9 | R: 0 H: 1 E: 0 K: 0 S: 10 | H: 1 LOB: 1 BB: 0 P: 15 | R: 2 H: 3 E: 0 K: 1 S: 12 | H: 3 LOB: 1 BB: 0 P: 16 | R: 0 H: 1 E: 0 K: 0 S: 11 | H: 1 LOB: 1 BB: 0 P: 16 | R: 0 H: 1 E: 0 K: 2 S: 14 | H: 1 LOB: 3 BB: 2 P: 27 | R: 0 H: 0 E: 0 K: 1 S: 9 | H: 0 LOB: 0 BB: 0 P: 13 | R: 0 H: 0 E: 0 K: 2 S: 11 | H: 0 LOB: 0 BB: 0 P: 14 | 1B: 7 SF: 1 2B: 2 SAC: 0 3B: 0 DP: 0 HR: 0 HBP: 0 | WP: 1 PA: 39 PB: 0 SB: 0 CS: 0 |
| PITCHER | IP WLS BF H R ER SO BB IBB HBP BLK WP HR S P ERA WHIP | | | | | | | | | | | | | | | | | |
| Mark Gubicza, R (1, 1) ERA: 4.66 | 6.0 W 28 8 3 3 2 2 0 0 0 1 0 59 91 4.50 1.667 | | | | | | | | | | | | | | | | | |
| Rusty Meacham, R (7, 1) ERA: 2.25 | 0.2 3 1 0 0 1 0 0 0 0 0 0 10 14 0.00 1.500 | | | | | | | | | | | | | | | | | |
| Billy Brewer, L (7, 1) ERA: 2.43 | 1.0 4 0 0 0 1 1 0 0 0 0 0 10 18 0.00 1.000 | | | | | | | | | | | | | | | | | |
| Jeff Montgomery, R (8, 1) ERA: 5.34 | 1.1 S 4 0 0 0 3 0 0 0 0 0 0 14 18 0.00 0.000 | | | | | | | | | | | | | | | | | |

Detroit Tigers @ Kansas City Royals
Kauffman Stadium, Kansas City, MO

Fri Jul 15 1994, 7:05 PM CDT
Att. 25,431 - Unknown - 82 F

livebaseballscorecards.com

| | |
|-----|----|
| AB | 35 |
| R | 3 |
| H | 9 |
| RBI | 3 |
| BB | 3 |
| SO | 7 |
| LOB | 16 |



| Batter | 1 | 2 | 3 | 4 | 5 | 6 | 7 | 8 | 9 | AB R H RBI BB SO LOB | TOP | | |
|---|---|---|---|---|--|--|---|---|---|--|---|----------------|---|
| Tony Phillips, S (1, 7) OBP: 0.406, SLG: 0.450 Riccardo Ingram, R (7, 7) OBP: 0.240, SLG: 0.217 | 1-3 K | | 0-0 G3 | 4-2 HR BB | | 1-3 K | | 1-1 SF8 | | 3 1 0 0 1 2 1 0 0 0 1 0 0 0 | | | |
| Lou Whitaker, L (1, 4) OBP: 0.360, SLG: 0.473 | 3-1 G3 | | 0-0 SF9 | 4-2 HR BB | | 1-0 F8 | | 3-H FC6-4 1B | | 3 1 1 1 1 0 0 | | | |
| Travis Fryman, R (1, 5) OBP: 0.348, SLG: 0.512 | 2-0 F9 | | 0-0 F7 | 1-0 HR | | | 4-2 HR BB | 1-2 FC6-4 | | 4 2 1 4 1 0 1 | | | |
| Cecil Fielder, R (1, 3) OBP: 0.325, SLG: 0.497 | | 1-1 F9 | | 1B 1B | | | 1-2 G5-3 | 1-2 G4-3 | | 5 1 1 0 0 0 2 | | | |
| Kirk Gibson, L (1, 10) OBP: 0.358, SLG: 0.527 | | 4-1 2B SF8 BB | | 1B 1B | | | 3-1 HR | 0-0 F8 | | 4 3 2 2 1 0 0 | | | |
| Mickey Tettleton, S (1, 2) OBP: 0.422, SLG: 0.485 John Flaherty, R (9, 2) OBP: 0.162, SLG: 0.171 | | 2-1 SF8 2B | | 1B 1B | | 1-3 K | 1-0 P4 | 4-1 G6-3 BB | | 4 0 2 1 1 1 0 0 0 0 0 0 0 0 | | | |
| Junior Felix, S (1, 9) OBP: 0.380, SLG: 0.579 | | 3-1 SF8 | | 1B 1B | | 4-0 G6-4-3 BB | 2-1 1B | 1-0 G6-3 | | 3 1 1 1 1 0 3 | | | |
| Alan Trammell, R (1, 6) OBP: 0.321, SLG: 0.436 | | 1-2 L9 | | 1B 2B | | 2-1 G6-4-3 | 2-3 K | | | 4 1 1 1 0 1 3 | | | |
| Juan Samuel, R (1, 8) OBP: 0.376, SLG: 0.559 | | | 1-1 G3 SF9 2B | 0-2 BB HR S 1B | | | 2-1 F8 | 2-2 SF8 3B | | 4 3 3 2 0 0 0 | | | |
| Inning Stats | R: 0 H: 0 E: 0 LOB: 0 K: 1 BB: 0 S: 6 P: 12 | R: 1 H: 1 E: 0 LOB: 1 K: 0 BB: 1 S: 10 P: 21 | R: 1 H: 1 E: 0 LOB: 0 K: 0 BB: 0 S: 5 P: 6 | R: 8 H: 6 E: 0 LOB: 0 K: 0 BB: 2 S: 27 P: 44 | R: 0 H: 0 E: 0 LOB: 0 K: 1 BB: 1 S: 5 P: 12 | R: 0 H: 0 E: 0 LOB: 0 K: 1 BB: 0 S: 7 P: 11 | R: 2 H: 2 E: 0 LOB: 1 K: 1 BB: 1 S: 14 P: 27 | R: 1 H: 2 E: 0 LOB: 1 K: 0 BB: 0 S: 15 P: 21 | R: 0 H: 0 E: 0 LOB: 0 K: 0 BB: 1 S: 3 P: 8 | 1B: 6 SF: 3 2B: 3 SAC: 0 3B: 1 DP: 2 HR: 2 HBP: 0 | WP: 0 PA: 43 PB: 0 SB: 1 CS: 0 | | |
| PITCHER | IP WLS BF H R ER SO BB IBB HBP BLK WP HR S P ERA WHIP | | | | | | | | | | | PITCHER | IP WLS BF H R ER SO BB IBB HBP BLK WP HR S P ERA WHIP |
| Bob Milacki, R (1, 1) ERA: 6.14 | 3.1 L 17 6 6 6 1 1 0 0 0 0 0 0 32 54 16.20 2.100 | | | | | | | | | | | | |
| Jose De Jesus, R (4, 1) ERA: 13.5 | 2.2 12 2 4 4 2 3 0 0 0 0 0 1 28 52 13.50 1.875 | | | | | | | | | | | | |
| Rusty Meacham, R (7, 1) ERA: 2.84 | 2.0 11 4 3 3 1 1 0 0 0 0 0 1 29 48 13.50 2.500 | | | | | | | | | | | | |
| Billy Brewer, L (9, 1) ERA: 2.36 | 1.0 3 0 0 0 0 1 0 0 0 0 0 0 3 8 0.00 1.000 | | | | | | | | | | | | |

Detroit Tigers @ Kansas City Royals
Kauffman Stadium, Kansas City, MO

Sat Jul 16 1994, 7:05 PM CDT
Att: 29,164 - Unknown

livebaseballscorecards.com

AB 34
R 13
H 12
RBI 13
BB 6
SO 4
LOB 10



| Batter | 1 | 2 | 3 | 4 | 5 | 6 | 7 | 8 | 9 | AB | R | H | RBI | BB | SO | LOB |
|---|-----------------------------------|-----------------------|-----------|-------------------------|-----------------|-----------------|--------------------|--------------|-------------|----|---|---|-----|----|----|-----|
| Vince Coleman, S OBP: 0.285, SLG: 0.351 (1, 7) | 1-1 E S 1B | 4-1 1B BB | | 0-0 3-H 1B 3B | | 0-0 B1-3 | | 2-2 G3-1 | | 4 | 3 | 2 | 1 | 1 | 0 | 0 |
| Brian McRae, S OBP: 0.368, SLG: 0.388 (1, 8) | 4-1 F8 1B 1-3 FC4-6 HBP | 0-0 1B | | 0-0 P6 | | 2-2 G5-3 | | 0-0 F7 | | 4 | 1 | 1 | 1 | 0 | 0 | 1 |
| Wally Joyner, L OBP: 0.401, SLG: 0.479 (1, 3) | 2-1 FC4-6 1-2 1B | 2-2 SAFE 1-2 1B | | 1-0 1B | | 3-1 BB 1B | | 0-2 1B | | 5 | 0 | 5 | 2 | 0 | 0 | 0 |
| Mike Macfarlane, R OBP: 0.362, SLG: 0.458 (1, 2) | 1-2 F8 | 1-1 P3 | | 0-3 K | | 4-2 BB | | 1-0 L8 | | 4 | 0 | 0 | 0 | 1 | 1 | 6 |
| Bob Hamelin, L OBP: 0.364, SLG: 0.576 (1, 10) | 3-2 FC4-6 1-2f 3-H 1B | | 2-2 F9 | | 3-2 HR 2B | | 1-3 K | | 0-1 F8 | 5 | 1 | 1 | 1 | 0 | 1 | 3 |
| Felix Jose, S OBP: 0.359, SLG: 0.462 (1, 9) | 1-1 1-2 1B | | 1-3 K | | 1-2 HR | | 1-2 F7 | | 2-1 F7 | 5 | 1 | 2 | 2 | 0 | 1 | 0 |
| Greg Gagne, R OBP: 0.324, SLG: 0.402 (1, 6) | 3-2 G6-3 | | 0-0 F7 | | 2-2 P4 | | 4-2 FC4-6 BB | | 0-0 G5-3 | 4 | 0 | 0 | 0 | 1 | 0 | 2 |
| Terry Shumpert, R OBP: 0.304, SLG: 0.472 (1, 5) | | 1-1 L5 | | 1-0 G4-3 3B 2B | | 3-2 F9 | | 0-2 FC4-6 | | 4 | 1 | 1 | 0 | 0 | 0 | 1 |
| Jose Lind, R OBP: 0.288, SLG: 0.300 (1, 4) | | 2-1 G6-3 | | 0-1 G4-3 | | 3-2 G6-3 | | 0-3 K | | 4 | 0 | 0 | 0 | 0 | 1 | 2 |

| Inning Stats | R: 2 | H: 3 | E: 0 | K: 0 | S: 20 | LOB: 2 | BB: 33 | P: 33 | R: 1 | H: 2 | E: 0 | K: 0 | S: 11 | LOB: 2 | BB: 1 | P: 21 | R: 0 | H: 0 | E: 0 | K: 1 | S: 7 | LOB: 0 | BB: 0 | P: 10 | R: 2 | H: 3 | E: 0 | K: 1 | S: 9 | LOB: 1 | BB: 0 | P: 11 | R: 2 | H: 2 | E: 0 | K: 0 | S: 17 | LOB: 0 | BB: 0 | P: 29 | R: 0 | H: 1 | E: 0 | K: 1 | S: 11 | LOB: 2 | BB: 1 | P: 21 | R: 0 | H: 0 | E: 0 | K: 1 | S: 11 | LOB: 1 | BB: 1 | P: 16 | R: 0 | H: 1 | E: 0 | K: 0 | S: 8 | LOB: 1 | BB: 0 | P: 11 | R: 0 | H: 0 | E: 0 | K: 0 | S: 5 | LOB: 0 | BB: 0 | P: 7 |
|--------------|------|------|------|------|-------|--------|--------|-------|------|------|------|------|-------|--------|-------|-------|------|------|------|------|------|--------|-------|-------|------|------|------|------|------|--------|-------|-------|------|------|------|------|-------|--------|-------|-------|------|------|------|------|-------|--------|-------|-------|------|------|------|------|-------|--------|-------|-------|------|------|------|------|------|--------|-------|-------|------|------|------|------|------|--------|-------|------|
|--------------|------|------|------|------|-------|--------|--------|-------|------|------|------|------|-------|--------|-------|-------|------|------|------|------|------|--------|-------|-------|------|------|------|------|------|--------|-------|-------|------|------|------|------|-------|--------|-------|-------|------|------|------|------|-------|--------|-------|-------|------|------|------|------|-------|--------|-------|-------|------|------|------|------|------|--------|-------|-------|------|------|------|------|------|--------|-------|------|

| PITCHER | | | | | | | | | | | | | | | | | 1B: 8 | SF: 0 | WP: 0 | PA: 43 | | | | | | | | | | | | | |
|--|-----|---|----|----|---|---|---|---|---|---|---|---|---|---|------|-------|-------|--------|-------|--------|---|----|----|----|-----|-----|-----|----|----|---|---|-----|------|
| PITCHER | | | | | | | | | | | | | | | | | 2B: 2 | SAC: 0 | PB: 0 | | | | | | | | | | | | | | |
| PITCHER | | | | | | | | | | | | | | | | | 3B: 1 | DP: 0 | SB: 2 | | | | | | | | | | | | | | |
| PITCHER | | | | | | | | | | | | | | | | | HR: 1 | HBP: 1 | CS: 0 | | | | | | | | | | | | | | |
| PITCHER | | | | | | | | | | | | | | | | | IP | WLS | BF | H | R | ER | SO | BB | IBB | HBP | BLK | WP | HR | S | P | ERA | WHIP |
| Bill Gullickson, R ERA: 6.22 (1, 1) | 4.0 | | 24 | 10 | 7 | 7 | 2 | 1 | 0 | 1 | 0 | 0 | 0 | 0 | 0 | 15.75 | 2.750 | | | | | | | | | | | | | | | | |
| Joe Boever, R ERA: 3.82 (5, 1) | 4.0 | W | 16 | 2 | 0 | 0 | 2 | 2 | 0 | 0 | 0 | 0 | 0 | 0 | 0.00 | 1.000 | | | | | | | | | | | | | | | | | |
| Mike Henneman, R ERA: 5.87 (9, 1) | 1.0 | | 3 | 0 | 0 | 0 | 0 | 0 | 0 | 0 | 0 | 0 | 0 | 0 | 0.00 | 0.000 | | | | | | | | | | | | | | | | | |

BOTTOM

Detroit Tigers @ Kansas City Royals
Kauffman Stadium, Kansas City, MO

Sat Jul 16 1994, 7:05 PM CDT
Att. 29,164 - Unknown

livebaseballscores.com

| | |
|-----|----|
| AB | 39 |
| R | 7 |
| H | 12 |
| RBI | 7 |
| BB | 3 |
| SO | 4 |
| LOB | 15 |



| Batter | 1 | 2 | 3 | 4 | 5 | 6 | 7 | 8 | 9 | AB R H RBI BB SO LOB | TOP | | | | | | | | | |
|--|---|----------------------------------|-------------------------------|----------------------------------|------------------------------|----------------------------------|------------------------------|----------------------------------|-------------------------------|----------------------------------|-------------------------------|----------------------------------|------------------------------|----------------------------------|------------------------------|----------------------------------|----------------------------------|------------------------------------|----------------------------------|--------|
| Tony Phillips, S (1, 7) OBP: 0.405, SLG: 0.451 | 3-2 F7 | | 1-0 F9 | | 3-1 2B | | 2-1 G4-3 | | | 4 0 1 0 0 0 0 | | | | | | | | | | |
| Lou Whitaker, L (1, 4) OBP: 0.359, SLG: 0.474 | 1-1 F8 | | 2-0 2B | | 0-1 P6 | | 1-2 G6-3 | | | 4 0 1 0 0 0 1 | | | | | | | | | | |
| Travis Fryman, R (1, 5) OBP: 0.347, SLG: 0.509 | 0-2 1B | | 2-2 F9 | | 2-2 K | | | 2-1 G5-3 | | 4 0 1 0 0 1 2 | | | | | | | | | | |
| Cecil Fielder, R (1, 3) OBP: 0.324, SLG: 0.494 | 2-3 K | | | 0-0 G6-3 | | 0-0 1B | | 1-1 G5-3 | | 4 0 1 0 0 1 1 | | | | | | | | | | |
| Kirk Gibson, L (1, 10) OBP: 0.357, SLG: 0.535 | | 1-3 K | | 0-0 HR | | 2-3 K | | 3-3 K | | 4 1 1 1 0 3 1 | | | | | | | | | | |
| Mickey Tettleton, S (1, 2) OBP: 0.425, SLG: 0.485 | | 4-2 BB | | 4-2 BB | | 1-0 1B | | 1-1 P4 | | 2 0 1 0 2 0 0 | | | | | | | | | | |
| Junior Felix, S (1, 9) OBP: 0.376, SLG: 0.571 | | 4-2 BB | | 1-2 K | | 2-3 K | | 2-2 F7 | | 3 0 0 0 1 2 3 | | | | | | | | | | |
| Alan Trammell, R (1, 6) OBP: 0.316, SLG: 0.429 | | 0-1 G6-3 | | 0-0 G1-3 | | 2-1 F8 | | 0-1 G6-3 | | 4 0 0 0 0 0 5 | | | | | | | | | | |
| Juan Samuel, R (1, 8) OBP: 0.367, SLG: 0.543 | | | 1-3 K | | 2-2 P6 | | 1-3 K | | | 3 0 0 0 0 2 0 | | | | | | | | | | |
| Inning Stats | R: 0 E: 0 K: 1 S: 12 | H: 1 LOB: 1 BB: 0 P: 18 | R: 0 E: 0 K: 1 S: 12 | H: 0 LOB: 1 BB: 2 P: 21 | R: 0 E: 0 K: 1 S: 8 | H: 1 LOB: 1 BB: 0 P: 14 | R: 1 E: 0 K: 1 S: 9 | H: 1 LOB: 1 BB: 1 P: 14 | R: 0 E: 0 K: 1 S: 11 | H: 2 LOB: 2 BB: 0 P: 20 | R: 0 E: 0 K: 1 S: 11 | H: 0 LOB: 0 BB: 0 P: 15 | R: 0 E: 0 K: 1 S: 8 | H: 0 LOB: 0 BB: 0 P: 14 | R: 0 E: 0 K: 0 S: 8 | H: 0 LOB: 0 BB: 0 P: 11 | 1B: 3 2B: 2 3B: 0 HR: 1 | SF: 0 SAC: 0 DP: 1 HBP: 0 | WP: 0 PB: 0 SB: 0 CS: 0 | PA: 35 |
| PITCHER | IP WLS BF H R ER SO BB IBB HBP BLK WP HR S P ERA WHIP | | | | | | | | | | | | | | | | | | | |
| David Cone, R (1, 1) ERA: 2.78 | 8.0 W 32 6 1 1 9 3 0 0 0 0 0 1 84 134 1.12 1.125 | | | | | | | | | | | | | | | | | | | |
| Jeff Montgomery, R (9, 1) ERA: 5.18 | 1.0 S 3 0 0 0 0 0 0 0 0 0 0 0 8 11 0.00 0.000 | | | | | | | | | | | | | | | | | | | |

Detroit Tigers @ Kansas City Royals
Kauffman Stadium, Kansas City, MO

Sun Jul 17 1994, 7:05 PM CDT
Att: 21,757 - Unknown

livebaseballscorecards.com

AB 32
R 1
H 6
RBI 1
BB 3
SO 9
LOB 13




| Batter | 1 | 2 | 3 | 4 | 5 | 6 | 7 | 8 | 9 | AB | R | H | RBI | BB | SO | LOB |
|--|-----------------------------|-----------------------|------------------------|-------------------------------|-----------------------|---------------------------|------------------|-------------------------------|---|----|---|---|-----|----|----|-----|
| Vince Coleman, S OBP: 0.284, SLG: 0.348 (1, 7) | 2-2 G4-3 ① | 4-2 BB 2-3 | | 0-0 FC4-6 WP G3 1-2f | | 0-2 P6 | | | | 3 | 0 | 0 | 0 | 1 | 0 | 1 |
| Brian McRae, S OBP: 0.364, SLG: 0.383 (1, 8) | 2-2 G3 ② | 0-0 G3 ③ | | 2-0 G3 ② 1-2 | | 0-0 G5-3 ② | | | | 4 | 0 | 0 | 0 | 0 | 0 | 3 |
| Wally Joyner, L OBP: 0.406, SLG: 0.480 (1, 3) | 3-2 BB 1B 1B | | 4-1 BB 2B BB | 4-0 IBB 2-3 | | 0-0 G4-3 ③ | | | | 2 | 2 | 1 | 0 | 2 | 0 | 0 |
| Bob Hamelin, L OBP: 0.366, SLG: 0.571 (1, 10) | 4-0 1B 1-2 E BB | | 4-2 2B 1-2 BB | 3-2 G3-1 ③ | | | 1-3 K ① | | | 2 | 2 | 0 | 0 | 2 | 1 | 2 |
| Felix Jose, S OBP: 0.357, SLG: 0.458 (1, 9) | 1-0 E7 1-2 1B | | 2-3 K ① | | 2-2 K ① | | 0-0 G4-3 ② | | | 4 | 0 | 1 | 1 | 0 | 2 | 2 |
| Greg Gagne, R OBP: 0.326, SLG: 0.407 (1, 6) | 0-3 K ③ | | 0-1 WP 1-2 2B | | 2-2 F8 S 1B | | 0-0 G5-3 ③ | | | 4 | 0 | 2 | 2 | 0 | 1 | 1 |
| Brent Mayne, L OBP: 0.285, SLG: 0.320 (1, 2) | | 1-0 G4-3 ① | 2-3 K ② | | 3-0 F8 ② 1-3 | | | 1-2 P4-3 1B | | 4 | 0 | 1 | 0 | 0 | 1 | 2 |
| Terry Shumpert, R OBP: 0.309, SLG: 0.469 David Howard, S OBP: 0.318, SLG: 0.316 (1, 5) (9, 5) | | 3-2 BLK S 1B | 3-3 K ③ 2-3 | | 4-0 FC6-4 BB | | | 0-1 P4-3 ① ② 1-2f | | 3 | 0 | 1 | 0 | 1 | 1 | 2 |
| Jose Lind, R OBP: 0.288, SLG: 0.299 (1, 4) | | 2-1 L9 ② 1-2 | | 3-2 FC4-6 1B | | 1-0 FC6-4 ③ 1-2f | | 3-1 F9 ③ | | 4 | 0 | 1 | 0 | 0 | 0 | 3 |

| Inning Stats | R: 2 | H: 2 | E: 1 | K: 1 | S: 15 | LOB: 1 | BB: 1 | P: 27 | R: 0 | H: 1 | E: 0 | K: 0 | S: 9 | LOB: 2 | BB: 1 | P: 19 | R: 2 | H: 1 | E: 0 | K: 3 | S: 16 | LOB: 1 | BB: 2 | P: 31 | R: 0 | H: 1 | E: 0 | K: 0 | S: 10 | LOB: 2 | BB: 1 | P: 22 | R: 0 | H: 0 | E: 0 | K: 1 | S: 5 | LOB: 0 | BB: 0 | P: 5 | R: 0 | H: 0 | E: 0 | K: 1 | S: 5 | LOB: 0 | BB: 0 | P: 6 | R: 0 | H: 1 | E: 0 | K: 0 | S: 7 | LOB: 0 | BB: 0 | P: 11 |
|--------------|-------|-------|--------|-------|-------|--------|--------|-------|--------|-------|-------|-------|------|--------|-------|-------|------|------|------|------|-------|--------|-------|-------|------|------|------|------|-------|--------|-------|-------|------|------|------|------|------|--------|-------|------|------|------|------|------|------|--------|-------|------|------|------|------|------|------|--------|-------|-------|
| 1B: 6 | SF: 0 | 2B: 2 | SAC: 0 | 3B: 0 | DP: 1 | HR: 0 | HBP: 0 | WP: 2 | PA: 36 | PB: 0 | SB: 2 | CS: 0 | | | | | | | | | | | | | | | | | | | | | | | | | | | | | | | | | | | | | | | | | | | | |

| PITCHER | IP | WLS | BF | H | R | ER | SO | BB | IBB | HBP | BLK | WP | HR | S | P | ERA | WHIP |
|---------------------------------------|-----|-----|----|---|---|----|----|----|-----|-----|-----|----|----|----|----|-------|-------|
| Greg Gohr, R ERA: 4.66 (1, 1) | 2.1 | L | 15 | 4 | 4 | 3 | 2 | 4 | 0 | 0 | 1 | 0 | 0 | 33 | 65 | 11.57 | 3.429 |
| Storm Davis, R ERA: 3.63 (3, 1) | 1.2 | | 7 | 1 | 0 | 0 | 2 | 0 | 1 | 0 | 0 | 2 | 0 | 17 | 34 | 0.00 | 0.600 |
| Buddy Groom, L ERA: 3.96 (5, 1) | 4.0 | | 14 | 2 | 0 | 0 | 2 | 1 | 0 | 0 | 0 | 0 | 0 | 25 | 42 | 0.00 | 0.750 |

DETROIT TIGERS @ KANSAS CITY ROYALS
Kauffman Stadium, Kansas City, MO
 Sun Jul 17 1994, 7:05 PM CDT
 Att. 21,757 - Unknown

| | |
|-----|----|
| AB | 30 |
| R | 4 |
| H | 7 |
| RBI | 3 |
| BB | 6 |
| SO | 6 |
| LOB | 16 |



| Batter | 1 | 2 | 3 | 4 | 5 | 6 | 7 | 8 | 9 | AB R H RBI BB SO LOB | TOP | | | | | | | | | | | |
|---|---|----------------------------------|------------------------------|---------------------------------|------------------------------|----------------------------------|-------------------------------|----------------------------------|-------------------------------|----------------------------------|-------------------------------|----------------------------------|-------------------------------|----------------------------------|-------------------------------|----------------------------------|-------------------------------|----------------------------------|----------------------------------|------------------------------------|----------------------------------|--------|
| Tony Phillips, S (1, 7) OBP: 0.404, SLG: 0.447 | 0-3 K | | 3-1 BB 1B | | 1-1 G1-5-3 | | 0-1 FC3-6 1-2f | | 1-3 K | 5 0 1 0 0 2 1 | | | | | | | | | | | | |
| Lou Whitaker, L (1, 4) OBP: 0.359, SLG: 0.471 | 4-1 FC6-4 BB | | 4-1 G6-4-3 BB | | 0-3 K | | 1-1 F8 | | 2-3 K | 3 0 0 0 2 2 1 | | | | | | | | | | | | |
| Travis Fryman, R (1, 5) OBP: 0.338, SLG: 0.496 | 1-1 FC6-4 BB 1B | | 3-3 K | | 1-3 K | | 1-0 G5-3 | | 2-3 K | 5 1 0 0 0 3 3 | | | | | | | | | | | | |
| Cecil Fielder, R (1, 3) OBP: 0.331, SLG: 0.518 | 4-2 1B BB | | 1-1 G6-4-3 | | 4-2 BB | | 3-1 HR | | | 2 1 1 1 2 0 2 | | | | | | | | | | | | |
| Kirk Gibson, L (1, 10) OBP: 0.358, SLG: 0.556 | 0-1 1B | | | 2-3 K | | 2-3 K | | 2-1 HR | | 4 1 2 2 0 2 1 | | | | | | | | | | | | |
| Mickey Tettleton, S (1, 9) OBP: 0.416, SLG: 0.472 | 3-1 P4 | | | 2-2 K | | 2-3 K | | 2-3 K | | 4 0 0 0 0 3 3 | | | | | | | | | | | | |
| Chad Kreuter, S (1, 2) OBP: 0.344, SLG: 0.297 | | 2-3 K | | 2-3 K | | 1-0 P6 | | 1-0 2B 1B | | 4 0 1 0 0 2 0 | | | | | | | | | | | | |
| Chris Gomez, R (1, 6) OBP: 0.353, SLG: 0.424 | | 0-1 G5-3 | | | 2-3 K | | 3-2 HR | | 1-1 2B | 4 1 2 1 0 1 0 | | | | | | | | | | | | |
| Juan Samuel, R (1, 8) Junior Felix, S (8, PH) OBP: 0.372, SLG: 0.563 (8, 8) | | 0-1 F9 | | | 2-1 HR | | 1-0 FC3-6 1B | | 0-3 K | 3 1 2 1 0 0 0 1 0 0 0 0 1 2 | | | | | | | | | | | | |
| Inning Stats | R: 1 E: 0 K: 1 S: 12 | H: 1 LOB: 2 BB: 2 P: 24 | R: 0 E: 0 K: 1 S: 7 | H: 0 LOB: 0 BB: 0 P: 9 | R: 0 E: 0 K: 1 S: 8 | H: 1 LOB: 1 BB: 1 P: 19 | R: 0 E: 0 K: 3 S: 11 | H: 0 LOB: 0 BB: 0 P: 17 | R: 1 E: 0 K: 2 S: 12 | H: 1 LOB: 0 BB: 0 P: 17 | R: 0 E: 0 K: 3 S: 14 | H: 0 LOB: 1 BB: 1 P: 23 | R: 1 E: 0 K: 0 S: 13 | H: 2 LOB: 1 BB: 0 P: 19 | R: 2 E: 0 K: 2 S: 14 | H: 4 LOB: 2 BB: 0 P: 24 | R: 0 E: 0 K: 3 S: 10 | H: 0 LOB: 0 BB: 0 P: 15 | 1B: 4 2B: 1 3B: 0 HR: 4 | SF: 0 SAC: 0 DP: 1 HBP: 0 | WP: 0 PB: 0 SB: 0 CS: 0 | PA: 39 |
| PITCHER | IP WLS BF H R ER SO BB IBB HBP BLK WP HR S P ERA WHIP | | | | | | | | | | | | | | | | | | | | | |
| Alex Fernandez, R (1, 1) ERA: 3.71 | 7.0 W 29 5 3 3 11 4 0 0 0 0 2 77 128 3.86 1.286 | | | | | | | | | | | | | | | | | | | | | |
| Dane Johnson, R (8, 1) ERA: 6.57 | 0.1 3 2 2 2 0 0 0 0 0 0 2 5 11 54.00 6.000 | | | | | | | | | | | | | | | | | | | | | |
| Paul Assenmacher, L (8, 1) ERA: 3.9 | 0.1 3 2 0 0 1 0 0 0 0 0 0 6 10 0.00 6.000 | | | | | | | | | | | | | | | | | | | | | |
| Roberto Hernandez, R (8, 1) ERA: 5.4 | 1.1 4 0 0 0 4 0 0 0 0 0 0 13 18 0.00 0.000 | | | | | | | | | | | | | | | | | | | | | |

Detroit Tigers @ Chicago White Sox

Comiskey Park, Chicago, IL

Tue Jul 19 1994, 8:05 PM EDT

Att. 31,367 - Unknown - 83 F

livebaseballscorecards.com

| | |
|-----|----|
| AB | 35 |
| R | 5 |
| H | 9 |
| RBI | 5 |
| BB | 4 |
| SO | 16 |
| LOB | 13 |



| Batter | 1 | 2 | 3 | 4 | 5 | 6 | 7 | 8 | 9 |
|---|---|---|---|---|---|---|---|---|---|
| Joey Cora, S <small>OBP: 0.362, SLG: 0.382</small> (1, 4) | | | | | | | | | |
| Tim Raines, S <small>OBP: 0.367, SLG: 0.410</small> (1, 7) | | | | | | | | | |
| Frank Thomas, R <small>OBP: 0.511, SLG: 0.780</small> (1, 10) | | | | | | | | | |
| Julio Franco, R <small>OBP: 0.407, SLG: 0.509</small> (1, 3) | | | | | | | | | |
| Robin Ventura, L <small>OBP: 0.361, SLG: 0.463</small> (1, 5) | | | | | | | | | |
| Darrin Jackson, R <small>OBP: 0.357, SLG: 0.458</small> (1, 9) | | | | | | | | | |
| Lance Johnson, L <small>OBP: 0.318, SLG: 0.384</small> (1, 8) | | | | | | | | | |
| Michael LaValliere, L <small>OBP: 0.411, SLG: 0.354</small> (1, 2) | | | | | | | | | |
| Ozzie Guillen, L <small>OBP: 0.284, SLG: 0.319</small> (1, 6) | | | | | | | | | |

| AB | R | H | RBI | BB | SO | LOB |
|----|---|---|-----|----|----|-----|
| 5 | 1 | 2 | 0 | 0 | 0 | 3 |
| 5 | 3 | 2 | 2 | 0 | 1 | 3 |
| 3 | 2 | 1 | 0 | 2 | 1 | 1 |
| 5 | 1 | 4 | 3 | 0 | 0 | 0 |
| 5 | 0 | 1 | 2 | 0 | 0 | 4 |
| 5 | 0 | 1 | 0 | 0 | 0 | 5 |
| 4 | 2 | 3 | 1 | 0 | 0 | 1 |
| 4 | 0 | 1 | 1 | 0 | 1 | 2 |
| 4 | 1 | 2 | 1 | 0 | 0 | 1 |

| AB | R | H | RBI | BB | SO | LOB |
|----|----|----|-----|----|----|-----|
| 40 | 10 | 17 | 10 | 2 | 3 | 20 |


| Inning | 1 | 2 | 3 | 4 | 5 | 6 | 7 | 8 | 9 |
|--------|----|----|----|----|----|----|----|---|---|
| R | 1 | 4 | 1 | 2 | 0 | 0 | 2 | 0 | 0 |
| H | 2 | 5 | 2 | 3 | 1 | 1 | 2 | 1 | 1 |
| E | 0 | 0 | 1 | 0 | 0 | 0 | 0 | 0 | 0 |
| K | 0 | 1 | 0 | 0 | 0 | 1 | 1 | 0 | 0 |
| S | 16 | 13 | 9 | 14 | 11 | 12 | 14 | 6 | 7 |
| LOB | 2 | 2 | 1 | 1 | 1 | 1 | 0 | 0 | 0 |
| BB | 1 | 1 | 0 | 0 | 0 | 0 | 0 | 0 | 0 |
| SO | 24 | 25 | 14 | 20 | 14 | 18 | 20 | 7 | 0 |

| PITCHER | IP | WLS | BF | H | R | ER | SO | BB | IBB | HBP | BLK | WP | HR | S | P | ERA | WHIP |
|---|-----|-----|----|----|---|----|----|----|-----|-----|-----|----|----|----|----|-------|-------|
| Tim Belcher, R <small>ERA: 5.75</small> | 3.0 | L | 22 | 11 | 8 | 8 | 1 | 2 | 0 | 0 | 0 | 0 | 0 | 43 | 71 | 24.00 | 4.333 |
| Greg Gohr, R <small>ERA: 4.5</small> | 5.0 | | 20 | 6 | 2 | 2 | 2 | 0 | 0 | 0 | 0 | 0 | 1 | 52 | 71 | 3.60 | 1.200 |

| PITCHER | IP | WLS | BF | H | R | ER | SO | BB | IBB | HBP | BLK | WP | HR | S | P | ERA | WHIP |
|---------|----|-----|----|---|---|----|----|----|-----|-----|-----|----|----|---|---|-----|------|
| | | | | | | | | | | | | | | | | | |

Detroit Tigers @ Chicago White Sox
 Comiskey Park, Chicago, IL
 Tue Jul 19 1994, 8:05 PM EDT
 Att: 31,367 - Unknown - 83 F

livebaseballscorecards.com



| Batter | 1 | 2 | 3 | 4 | 5 | 6 | 7 | 8 | 9 | AB R H RBI BB SO LOB | TOP | |
|--|---|---|--|---|--|--|--|--|--|--|---|---|
| Tony Phillips, S OBP: 0.400, SLG: 0.442 (1, 7) X | 0-0 G6-3 ① | | 2-3 K ③ | | 1-1 G4-6-3 ② 1-2f | | | 1 SAFE 2-3 K ① | | 4 0 0 0 0 2 4 | | |
| Lou Whitaker, L OBP: 0.361, SLG: 0.471 (1, 4) C C X | 0-2 G4-3 ② | | | 0-1 F8 1B | | 3-2 G6-4-3 1B | | 1-1 FC6-4 FC5-4 ② 1-2f | | 4 0 2 0 0 0 1 | | |
| Travis Fryman, R OBP: 0.335, SLG: 0.491 (1, 5) C B S T C | 2-3 K ③ | | | 1-3 K ① | | 0-1 G6-4-3 ② ② 1-2f | | 1-1 FC5-4 ③ 1-2f | | 4 0 0 0 0 2 3 | | |
| Cecil Fielder, R OBP: 0.330, SLG: 0.515 (1, 3) C C C S B B | | 2-3 K ① | | 0-2 F8 1-2 | | 1-2 1B | | X 0-0 L4 ① | | 4 0 1 0 0 1 1 | | |
| Kirk Gibson, L OBP: 0.357, SLG: 0.555 (1, 10) C S X | | 0-2 2B | | 2-1 P4 ③ | | X 0-0 F9 ③ | | 1-3 K ② | | 4 0 1 0 0 1 2 | | |
| Mickey Tettleton, S OBP: 0.412, SLG: 0.465 (1, 2) B T T C B B S B | | 3-2 L8 ② | | B S F B C 3-3 K ① | | B X 1-0 F9 ① | | 1-3 K ③ | | 4 0 0 0 0 2 1 | | |
| Junior Felix, S OBP: 0.371, SLG: 0.560 (1, 9) X T C | | 0-2 G4-3 ③ | | X 0-0 E PB 1B | | S B B F B C 3-3 K ② | | | | 3 0 1 0 0 1 1 | | |
| Chris Gomez, R OBP: 0.352, SLG: 0.421 (1, 6) X | | | 0-0 P4 ① | 1 SAFE P S B B B 4-1 E BB | | B T B T B T B B 2-2 G1-3 ③ | | | | 2 0 0 0 1 0 0 | | |
| Juan Samuel, R OBP: 0.364, SLG: 0.556 (1, 8) B F B X | | | 2-2 G5-3 ② | B B B X 2-0 E5 G4-6-3 1-2 2-3 | | C X 0-1 FC6-4 1B | | | | 3 0 1 0 0 0 2 | | |
| Inning Stats | R: 0 H: 0 E: 0 LOB: 0 K: 1 BB: 0 S: 9 P: 11 | R: 0 H: 1 E: 0 LOB: 1 K: 1 BB: 0 S: 14 P: 19 | R: 0 H: 0 E: 0 LOB: 0 K: 1 BB: 0 S: 9 P: 13 | R: 0 H: 1 E: 0 LOB: 1 K: 1 BB: 0 S: 10 P: 13 | R: 0 H: 1 E: 1 LOB: 2 K: 1 BB: 1 S: 9 P: 18 | R: 0 H: 2 E: 0 LOB: 1 K: 0 BB: 0 S: 9 P: 13 | R: 0 H: 0 E: 0 LOB: 0 K: 1 BB: 0 S: 9 P: 15 | R: 0 H: 1 E: 0 LOB: 1 K: 1 BB: 0 S: 9 P: 13 | R: 0 H: 0 E: 0 LOB: 0 K: 2 BB: 0 S: 8 P: 10 | 1B: 5 SF: 0 2B: 1 SAC: 0 3B: 0 DP: 2 HR: 0 HBP: 0 | WP: 0 PA: 33 PB: 1 SB: 0 CS: 0 | |
| PITCHER Jack McDowell, R (1, 1) ERA: 4.07 | IP WLS BF H R ER SO BB IBB HBP BLK WP HR S P ERA WHIP | | | | | | | | | | | PITCHER IP WLS BF H R ER SO BB IBB HBP BLK WP HR S P ERA WHIP |

Detroit Tigers @ Chicago White Sox
 Comiskey Park, Chicago, IL
 Wed Jul 20 1994, 4:33 AM EDT
 Att. 38,095 - Sunny - 86 F

livebaseballscorecards.com

| | |
|-----|----|
| AB | 32 |
| R | 0 |
| H | 6 |
| RBI | 0 |
| BB | 1 |
| SO | 9 |
| LOB | 15 |



| Batter | 1 | 2 | 3 | 4 | 5 | 6 | 7 | 8 | 9 | AB R H RBI BB SO LOB | TOP | | | | | | | | | |
|---|---|----------------------------------|------------------------------|----------------------------------|------------------------------|----------------------------------|------------------------------|----------------------------------|------------------------------|----------------------------------|--|---------------------------------|------------------------------|---------------------------------|-------------------------------|----------------------------------|----------------------------------|------------------------------------|----------------------------------|--------|
| Vince Coleman, S (1, 7) OBP: 0.280, SLG: 0.342 | 2-2 L7 | | 1-1 B1 | | | 0-0 L7 | | 0-3 K | | 4 0 0 0 0 1 1 | | | | | | | | | | |
| Brian McRae, S (1, 8) OBP: 0.359, SLG: 0.377 | 1-1 F8 | | | 1-2 2B | | 1-1 F9 | | 0-0 L8 | | 4 0 1 0 0 0 0 | | | | | | | | | | |
| Wally Joyner, L (1, 3) OBP: 0.396, SLG: 0.474 | 0-2 G6-3 | | | 3-1 F7 | | 0-1 HR | | 1-0 L7 | | 4 1 1 1 0 0 1 | | | | | | | | | | |
| Bob Hamelin, L (1, 10) OBP: 0.361, SLG: 0.547 | | 1-2 P5 | | 1-0 G1-3 | | 4-1 HBP BB | | 1-3 K | | 3 0 0 0 1 1 1 | | | | | | | | | | |
| Mike MacFarlane, R (1, 2) OBP: 0.367, SLG: 0.462 | | 3-0 HR | | 1-0 G5-3 | | 2-0 HBP | | 4-2 FC6-4 BB | | 2 1 1 1 1 0 1 | | | | | | | | | | |
| Felix Jose, S (1, 9) OBP: 0.354, SLG: 0.459 | | 0-1 G4-3 | | | 1-3 K | 1-3 K | | 3-2 FC6-4 E | | 4 0 0 0 0 2 3 | | | | | | | | | | |
| Gary Gaetti, R (1, 5) OBP: 0.317, SLG: 0.450 | | 3-3 K | | | 0-1 G5-3 | | 4-1 G5-4-3 BB | 2-2 E7 | | 3 0 0 0 1 1 1 | AB 31 R 2 H 5 RBI 2 BB 3 SO 6 LOB 12 | | | | | | | | | |
| Greg Gagne, R (1, 6) OBP: 0.318, SLG: 0.395 | | | 0-0 F8 | | 0-0 S 1B | | 1-0 G5-4-3 | 0-1 P4 | | 4 0 1 0 0 0 3 | | | | | | | | | | |
| Jose Lind, R (1, 4) OBP: 0.290, SLG: 0.316 | | | 2-2 CS 2B | | 0-3 K | | 0-1 F9 | | | 3 0 1 0 0 1 1 | | | | | | | | | | |
| Inning Stats | R: 0 E: 0 K: 0 S: 9 | H: 0 LOB: 0 BB: 0 P: 12 | R: 1 E: 0 K: 1 S: 9 | H: 1 LOB: 0 BB: 0 P: 16 | R: 0 E: 0 K: 0 S: 7 | H: 1 LOB: 1 BB: 0 P: 10 | R: 0 E: 0 K: 2 S: 9 | H: 1 LOB: 1 BB: 0 P: 10 | R: 1 E: 0 K: 1 S: 9 | H: 1 LOB: 2 BB: 1 P: 17 | R: 0 E: 0 K: 0 S: 4 | H: 0 LOB: 0 BB: 1 P: 9 | R: 0 E: 0 K: 1 S: 5 | H: 0 LOB: 0 BB: 0 P: 6 | R: 0 E: 1 K: 1 S: 13 | H: 0 LOB: 2 BB: 1 P: 23 | 1B: 1 2B: 2 3B: 0 HR: 2 | SF: 0 SAC: 0 DP: 1 HBP: 1 | WP: 0 PB: 0 SB: 1 CS: 1 | PA: 35 |
| PITCHER | IP WLS BF H R ER SO BB IBB HBP BLK WP HR S P ERA WHIP | | | | | | | | | | | | | | | | | | | |
| Mike Moore, R (1, 1) ERA: 5.97 | 8.0 W 30 5 2 2 5 2 0 1 0 0 0 2 59 93 2.25 0.875 | | | | | | | | | | | | | | | | | | | |
| Buddy Groom, L (9, 1) ERA: 3.86 | 0.2 4 0 0 0 1 1 0 0 0 0 0 0 11 21 0.00 1.500 | | | | | | | | | | | | | | | | | | | |
| Joe Boever, R (9, 1) ERA: 3.84 | 0.1 S 1 0 0 0 0 0 0 0 0 0 0 0 2 2 0.00 0.000 | | | | | | | | | | | | | | | | | | | |

Kansas City Royals @ Detroit Tigers
 Tiger Stadium, Detroit, MI
 Fri Jul 22 1994, 7:05 PM EDT
 Att. 27,760 - Unknown - 70 F

livebaseballscorecards.com



| Batter | 1 | 2 | 3 | 4 | 5 | 6 | 7 | 8 | 9 |
|--|-------------|---|-------------|-------------|----------------|------------------|-------------|--------------------|---|
| Tony Phillips, S OBP: 0.399, SLG: 0.438 (1, 7) | 2-2 G1-3 | | 4-2 BB | | 3-3 K | | 2-3 K | | |
| Lou Whitaker, L OBP: 0.362, SLG: 0.472 (1, 4) | 1-2 G6-3 | | 3-2 P5 | | | 2-0 1B SF8 1B | | 2-1 SH1-4 2B 1B | |
| Travis Fryman, R OBP: 0.335, SLG: 0.488 (1, 5) | 4-2 BB | | | 2-3 K | | 2-3 K | | 0-1 SH1-4 | |
| Cecil Fielder, R OBP: 0.332, SLG: 0.518 (1, 3) | 2-3 K | | | 0-0 G6-3 | | 2-1 WP E 1B | | 1-0 HR 2B | |
| Riccardo Ingram, R OBP: 0.240, SLG: 0.217 (8, PR) | | | | | | | | | |
| John Flaherty, R OBP: 0.162, SLG: 0.171 (9, 2) | | | | | | | | | |
| Kirk Gibson, L OBP: 0.359, SLG: 0.567 (1, 10) | | | | 3-2 1B | | 0-1 SF8 | | 1-1 HR | |
| Mickey Tettleton, S OBP: 0.413, SLG: 0.467 (1, 2) (9, 3) | 2-2 G1-3 | | | | 1-2 G4-3 2B | 4-2 BB | | 3-2 F7 | |
| Junior Felix, S OBP: 0.366, SLG: 0.552 (1, 9) | 0-0 G6-3 | | | | 2-1 G4-3 | 1-3 K | | 1-2 G3-1 | |
| Chris Gomez, R OBP: 0.352, SLG: 0.424 (1, 6) | | | 1-1 G6-3 | | 3-2 CS 2B | | 0-0 P4 | | |
| Juan Samuel, R OBP: 0.363, SLG: 0.550 (1, 8) | | | 1-0 G5-3 | | 0-1 CS 1B | | 1-0 G5-3 | | |

| Inning Stats | R: 0 | H: 0 | E: 0 | K: 1 | S: 13 | R: 0 | H: 0 | E: 0 | K: 1 | S: 8 | R: 0 | H: 1 | E: 0 | K: 1 | S: 8 | R: 1 | H: 3 | E: 0 | K: 1 | S: 14 | R: 1 | H: 2 | E: 1 | K: 2 | S: 15 | R: 0 | H: 0 | E: 0 | K: 1 | S: 5 | R: 3 | H: 3 | E: 0 | K: 0 | S: 15 |
|--------------|--------|-------|-------|--------|-------|--------|-------|--------|-------|-------|--------|-------|--------|-------|-------|--------|-------|--------|-------|-------|--------|-------|--------|-------|-------|--------|-------|--------|-------|-------|--------|-------|--------|-------|-------|
| | LOB: 1 | BB: 1 | P: 22 | LOB: 0 | BB: 0 | LOB: 1 | BB: 1 | LOB: 1 | BB: 0 | P: 22 | LOB: 1 | BB: 1 | LOB: 1 | BB: 0 | P: 23 | LOB: 2 | BB: 1 | LOB: 0 | BB: 0 | P: 8 | LOB: 1 | BB: 0 | LOB: 1 | BB: 0 | P: 23 | LOB: 1 | BB: 0 | LOB: 0 | BB: 0 | P: 23 | LOB: 1 | BB: 0 | LOB: 1 | BB: 0 | P: 23 |

| PITCHER | IP | WLS | BF | H | R | ER | SO | BB | IBB | HBP | BLK | WP | HR | S | P | ERA | WHIP |
|--|-----|-----|----|---|---|----|----|----|-----|-----|-----|----|----|----|-----|-------|-------|
| Mark Gubicza, R ERA: 4.59 (1, 1) | 5.1 | | 22 | 6 | 2 | 2 | 5 | 2 | 0 | 0 | 0 | 0 | 0 | 62 | 104 | 3.38 | 1.500 |
| Billy Brewer, L ERA: 2.27 (6, 1) | 0.2 | | 3 | 0 | 0 | 0 | 1 | 1 | 0 | 0 | 0 | 1 | 0 | 9 | 14 | 0.00 | 1.500 |
| Rusty Meacham, R ERA: 3.4 (7, 1) | 2.0 | L | 9 | 3 | 3 | 3 | 1 | 0 | 0 | 0 | 0 | 0 | 1 | 20 | 31 | 13.50 | 1.500 |

AB R H RBI BB SO LOB

| | | | | | | |
|---|---|---|---|---|---|---|
| 3 | 0 | 0 | 0 | 1 | 2 | 2 |
| 4 | 2 | 2 | 0 | 0 | 0 | 1 |
| 2 | 0 | 0 | 0 | 1 | 2 | 1 |
| 4 | 0 | 2 | 1 | 0 | 1 | 1 |
| 0 | 1 | 0 | 0 | 0 | 0 | 0 |
| 0 | 0 | 0 | 0 | 0 | 0 | 0 |
| 3 | 1 | 2 | 3 | 0 | 1 | 0 |
| 3 | 1 | 1 | 0 | 1 | 0 | 1 |
| 4 | 0 | 0 | 0 | 0 | 1 | 4 |
| 3 | 0 | 1 | 1 | 0 | 0 | 0 |
| 3 | 0 | 1 | 0 | 0 | 0 | 0 |

| | |
|------------|-----------|
| AB | 29 |
| R | 5 |
| H | 9 |
| RBI | 5 |
| BB | 3 |
| SO | 7 |
| LOB | 10 |



| WP | HR | S | P | ERA | WHIP |
|----|----|---|----|-----|------|
| 1 | 1 | 8 | 34 | | |

Kansas City Royals @ Detroit Tigers
Tiger Stadium, Detroit, MI
Fri Jul 22 1994, 7:05 PM EDT
Att: 27,760 - Unknown - 70 F

livebaseballscorecards.com

| Batter | 1 | 2 | 3 | 4 | 5 | 6 | 7 | 8 | 9 | AB R H RBI BB SO LOB | TOP | | | | | | | | | | | |
|---|---|----------------------------------|------------------------------|----------------------------------|------------------------------|----------------------------------|------------------------------|---------------------------------|------------------------------|---------------------------------|--|----------------------------------|------------------------------|----------------------------------|-------------------------------|----------------------------------|-------------------------------|----------------------------------|----------------------------------|------------------------------------|----------------------------------|--------|
| Vince Coleman, S (1, 7) OBP: 0.279, SLG: 0.340 | 2-2 G5-3 | | 0-0 E5 G4-3 1B | | 1-1 G4-3 | | | 0-0 F8 | 1-1 L7 | 5 1 1 0 0 0 3 | | | | | | | | | | | | |
| Brian McRae, S (1, 8) OBP: 0.357, SLG: 0.375 | 0-2 FC4-6 1B | | 1-0 G4-3 | | | 0-1 P6 | | 0-2 F8 | 1-1 G3 | 5 0 1 1 0 0 3 | | | | | | | | | | | | |
| Wally Joyner, L (1, 3) OBP: 0.394, SLG: 0.471 | 1-1 FC4-6 BB 1-2f | | 0-0 G3-1 | | | 1-2 P6 | | 1-2 1B | | 4 0 1 0 0 0 1 | | | | | | | | | | | | |
| Bob Hamelin, L (1, 10) OBP: 0.362, SLG: 0.556 | 4-1 FC5-4 BB 1-2 | | 3-2 G3-1 | | | 3-1 HR | | 3-3 K | | 3 1 1 1 1 1 2 | | | | | | | | | | | | |
| Mike Macfarlane, R (1, 2) OBP: 0.363, SLG: 0.455 | 1-1 FC5-4 1-2f | | | 0-0 F7 | | 0-0 G5-3 | | | 1-3 K | 4 0 0 0 0 1 2 | | | | | | | | | | | | |
| Felix Jose, S (1, 9) OBP: 0.353, SLG: 0.466 | | 0-1 F7 | | 0-1 G3-1 | | 1-0 G4-3 | | | 0-0 HR | 4 1 1 1 0 0 0 | | | | | | | | | | | | |
| Gary Gaetti, R (1, 5) OBP: 0.320, SLG: 0.449 | | 0-1 1B | | 1-0 P4 | | 0-3 K2-3 | | | 4-2 1B SH BB | 3 1 1 0 1 1 0 | AB 35 R 4 H 8 RBI 4 BB 2 SO 4 LOB 13 | | | | | | | | | | | |
| Greg Gagne, R (1, 6) OBP: 0.318, SLG: 0.394 | | 0-3 K | | 2-1 P4 | | 2-1 G6-3 | | | 0-0 SH 1B | 4 0 1 0 0 1 1 | | | | | | | | | | | | |
| Jose Lind, R (1, 4) OBP: 0.291, SLG: 0.316 | | 2-0 L8 | | 0-0 G6-3 | | | | 1-1 1B 1B | 1-1 SH 3-H | 3 0 1 1 0 0 1 | | | | | | | | | | | | |
| Inning Stats | R: 0 E: 0 K: 0 S: 12 | H: 1 LOB: 2 BB: 1 P: 20 | R: 0 E: 0 K: 1 S: 8 | H: 1 LOB: 1 BB: 0 P: 10 | R: 1 E: 1 K: 0 S: 7 | H: 1 LOB: 0 BB: 0 P: 11 | R: 0 E: 0 K: 0 S: 4 | H: 0 LOB: 0 BB: 0 P: 5 | R: 0 E: 0 K: 0 S: 5 | H: 0 LOB: 0 BB: 0 P: 8 | R: 1 E: 0 K: 0 S: 9 | H: 1 LOB: 0 BB: 0 P: 13 | R: 0 E: 0 K: 1 S: 7 | H: 0 LOB: 0 BB: 0 P: 10 | R: 0 E: 0 K: 1 S: 15 | H: 2 LOB: 2 BB: 0 P: 20 | R: 2 E: 0 K: 1 S: 15 | H: 2 LOB: 2 BB: 1 P: 22 | 1B: 6 2B: 0 3B: 0 HR: 2 | SF: 0 SAC: 1 DP: 0 HBP: 0 | WP: 0 PB: 0 SB: 0 CS: 0 | PA: 38 |
| PITCHER | IP WLS BF H R ER SO BB IBB HBP BLK WP HR S P ERA WHIP | | | | | | | | | | | | | | | | | | | | | |
| Bill Gullickson, R (1, 1) ERA: 5.84 | 7.2 L 30 6 2 1 2 1 0 0 0 0 0 1 64 91 1.17 0.913 | | | | | | | | | | | | | | | | | | | | | |
| Greg Cadaret, L (8, 1) ERA: 5.73 | 0.1 1 0 0 0 1 0 0 0 0 0 0 0 3 6 0.00 0.000 | | | | | | | | | | | | | | | | | | | | | |
| Mike Gardiner, R (9, 1) ERA: 3.83 | 1.0 7 2 2 2 1 1 0 0 0 0 0 1 15 22 18.00 3.000 | | | | | | | | | | | | | | | | | | | | | |

Kansas City Royals @ Detroit Tigers
 Tiger Stadium, Detroit, MI
 Sat Jul 23 1994, 7:05 PM EDT
 Att. 35,528 - Sunny - 67 F

livebaseballscorecards.com



BOTTOM

Kansas City Royals @ Detroit Tigers
Tiger Stadium, Detroit, MI

livebaseballscorecards.com

AB 30
R 1
H 3
RBI 1
BB 4
SO 13
LOB 12



WP: 0 PA: 34
PB: 0
SB: 0
CS: 0

ERA WHIP

AB R H RBI BB SO LOB

2 1 1 0 2 1 0

3 0 1 0 1 0 1

4 0 0 1 0 0 3

4 0 1 0 0 3 3

4 0 0 0 0 3 3

3 0 0 0 1 2 0

4 0 0 0 0 0 2

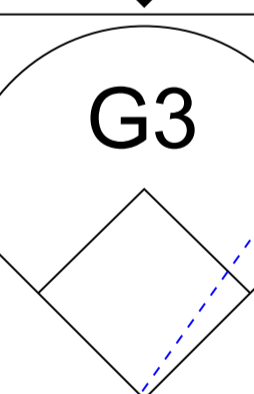
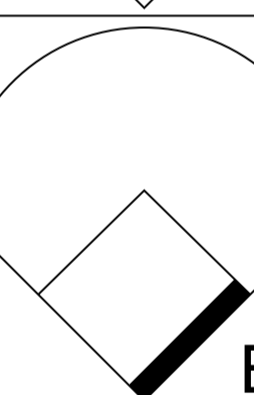
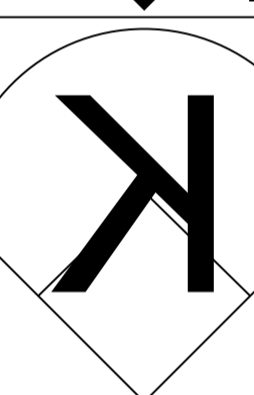
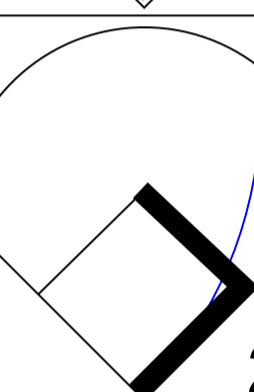
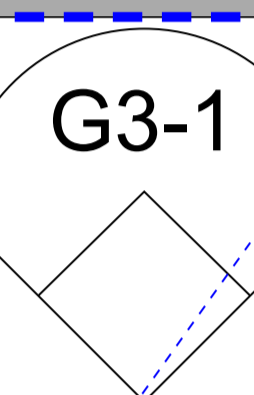
3 0 0 0 0 2 0

3 0 0 0 0 2 0

1B: 2 SF: 0
2B: 1 SAC: 0
3B: 0 DP: 0
HR: 0 HBP: 0


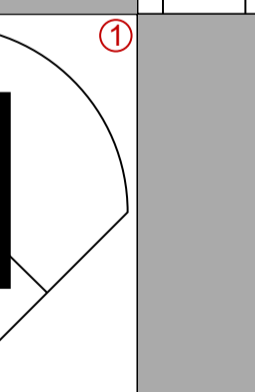
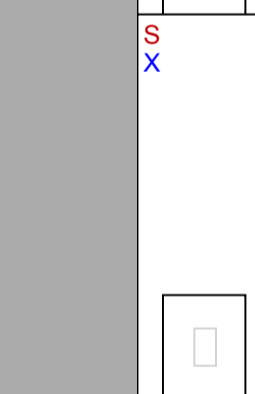
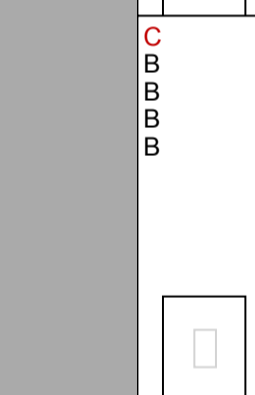
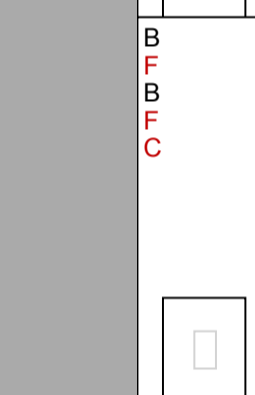
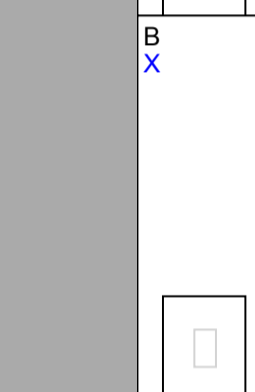
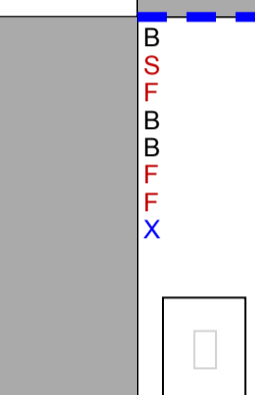
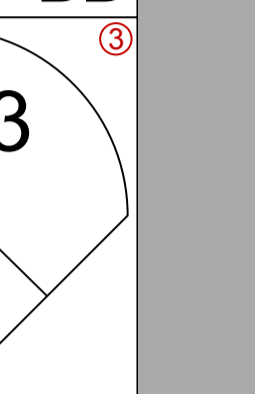
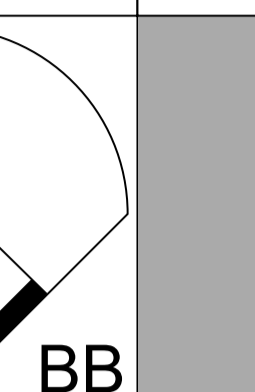
IP WLS BF H R ER SO BB IBB HBP BLK WP HR S P ERA WHIP

9



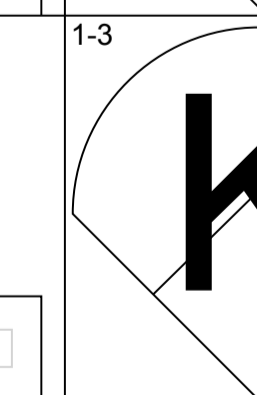
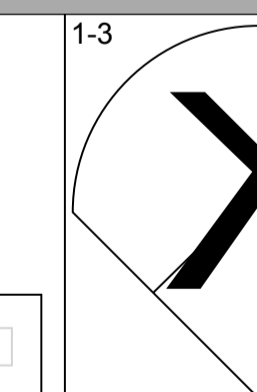
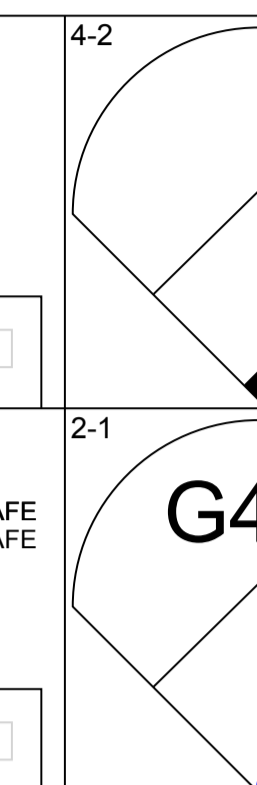
R: 0 H: 1
E: 0 LOB: 2
K: 1 BB: 1
S: 12 P: 22

8



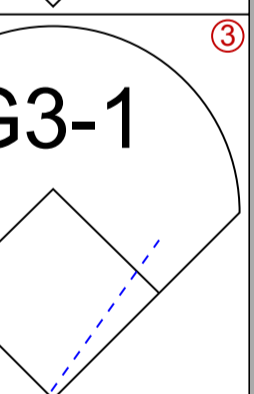


R: 0 H: 0
E: 0 LOB: 1
K: 2 BB: 1
S: 13 P: 21

7




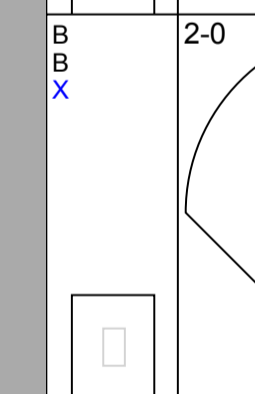
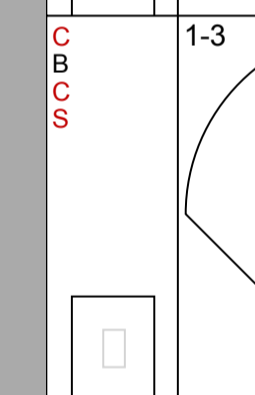
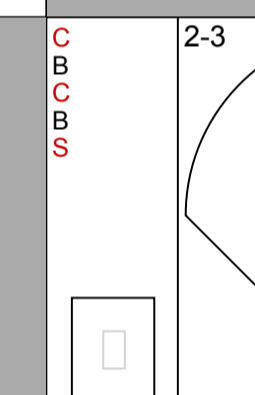



R: 0 H: 0
E: 0 LOB: 0
K: 2 BB: 0
S: 7 P: 12

6



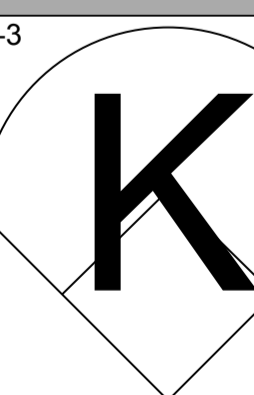
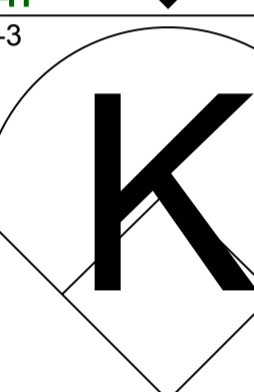
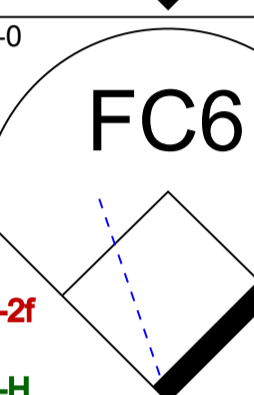
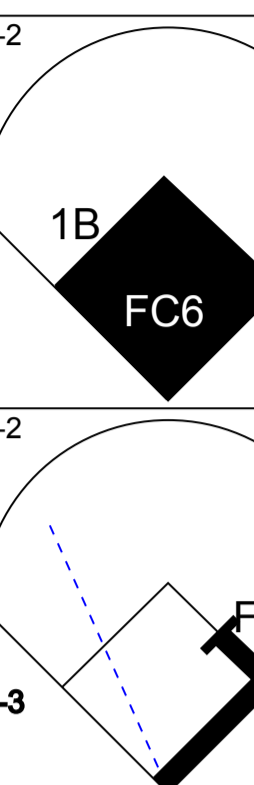
R: 1 H: 1
E: 0 LOB: 1
K: 2 BB: 1
S: 13 P: 23

5



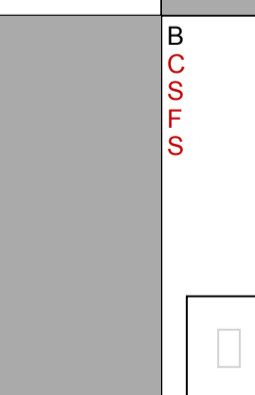
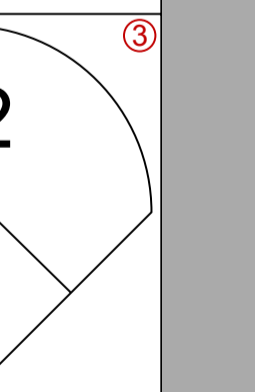
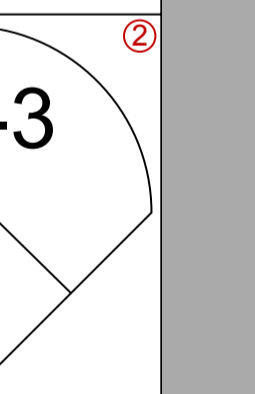
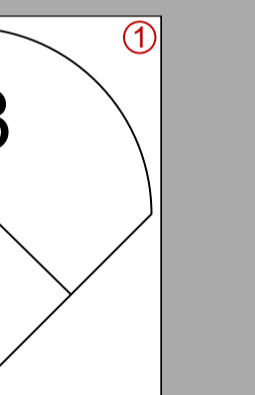
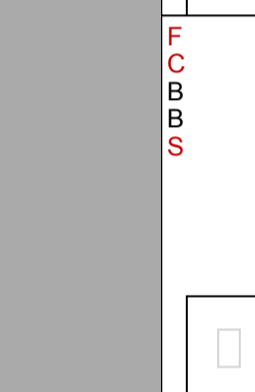
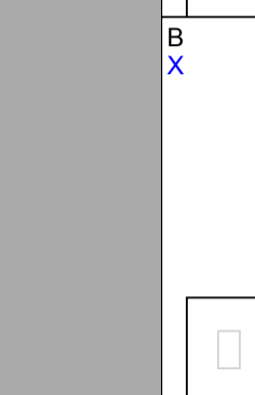
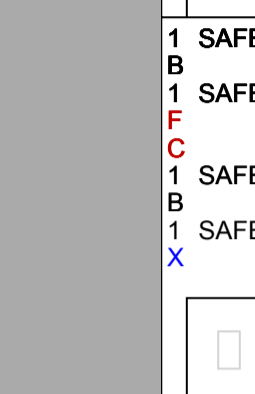
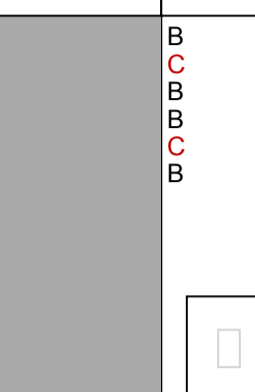
R: 0 H: 0
E: 0 LOB: 0
K: 0 BB: 0
S: 7 P: 10

4



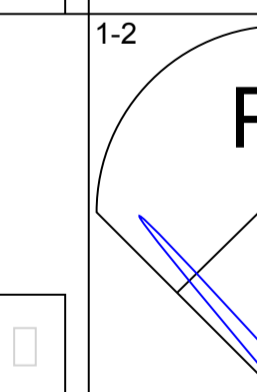
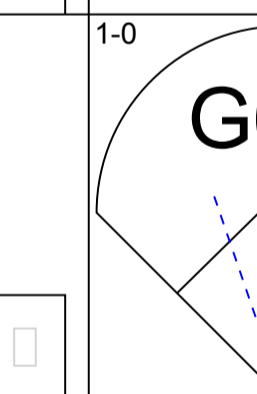
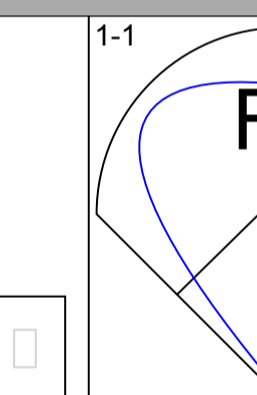
R: 0 H: 0
E: 0 LOB: 0
K: 2 BB: 0
S: 8 P: 14

3



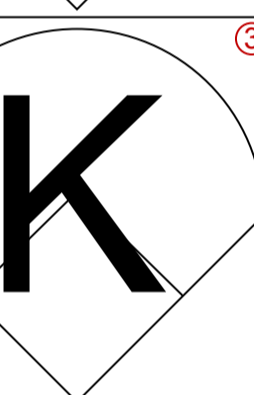
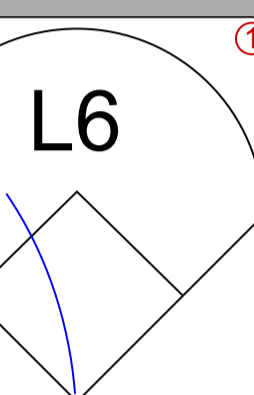
R: 0 H: 0
E: 0 LOB: 0
K: 1 BB: 0
S: 12 P: 13

2



R: 0 H: 0
E: 0 LOB: 0
K: 2 BB: 0
S: 8 P: 13

1



R: 0 H: 1
E: 0 LOB: 2
K: 1 BB: 1
S: 14 P: 26

Batter

Tony Phillips, S (1, 7)
OBP: 0.402, SLG: 0.439
3-2 BB
1B

Lou Whitaker, L (1, 4)
OBP: 0.364, SLG: 0.470
4-1 BB
1-2 BB

Travis Fryman, R (1, 5)
OBP: 0.332, SLG: 0.483
2-2 P3
1

Cecil Fielder, R (1, 3)
OBP: 0.331, SLG: 0.518
1-3 K
2

Kirk Gibson, L (1, 10)
OBP: 0.354, SLG: 0.559
2-2 G1-3
3

Mickey Tettleton, S (1, 2)
OBP: 0.411, SLG: 0.463
2-3 K
1

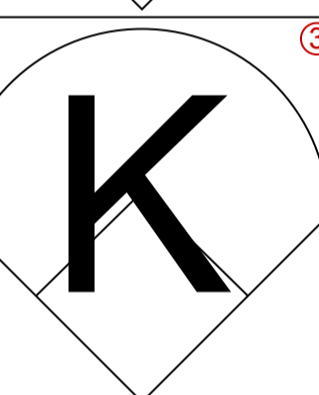
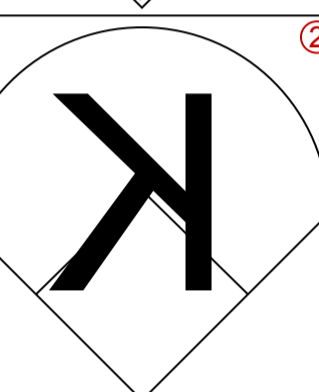
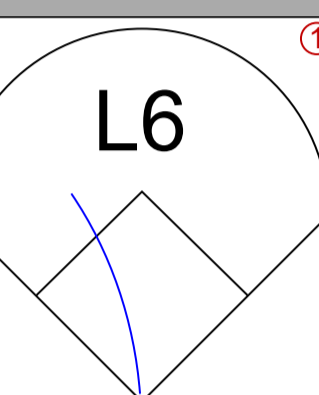
Junior Felix, S (1, 9)
OBP: 0.361, SLG: 0.543
1-1 B2-3
2

Chris Gomez, R (1, 6)
OBP: 0.348, SLG: 0.419
2-3 K
3

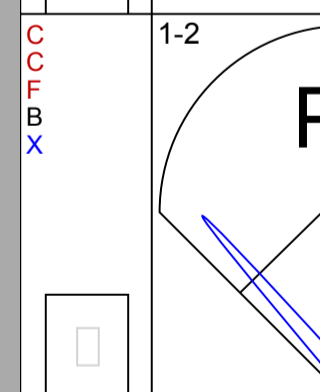
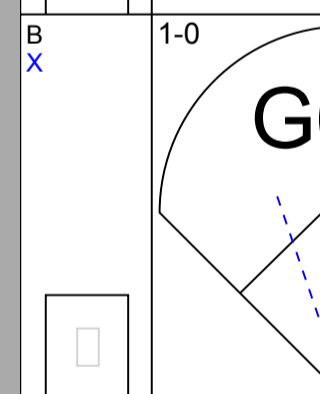
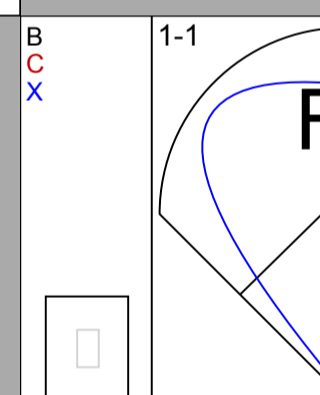



Juan Samuel, R (1, 8)
OBP: 0.355, SLG: 0.537
0-2 G6-3
1

Inning Stats
R: 0 H: 1
E: 0 LOB: 2
K: 1 BB: 1
S: 14 P: 26


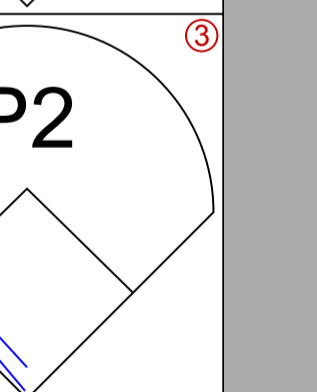
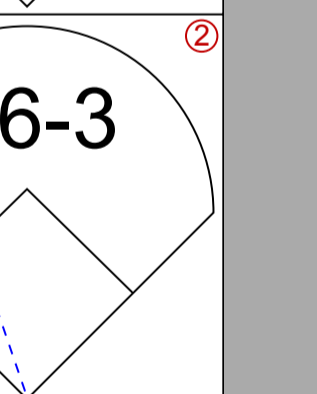
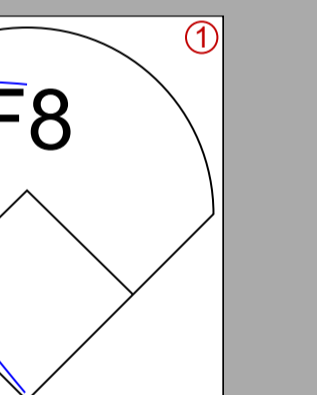

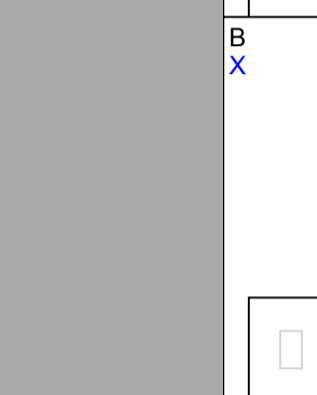
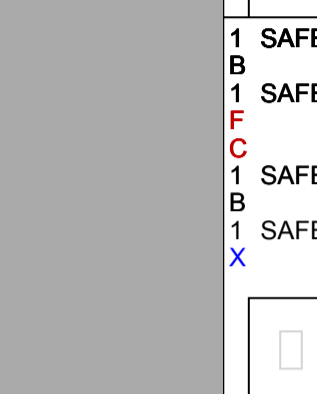

PITCHER
David Cone, R (1, 1)
ERA: 2.69
Jeff Montgomery, R (9, 1)
ERA: 4.89



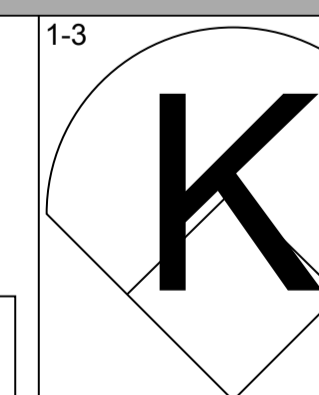
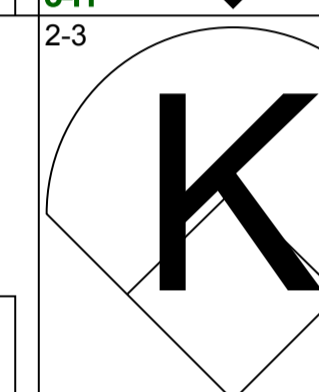
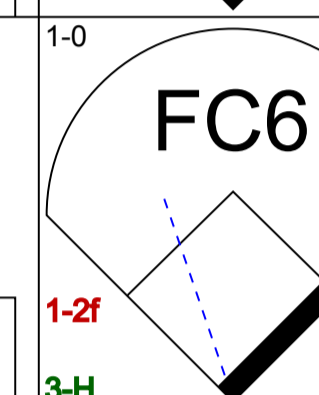
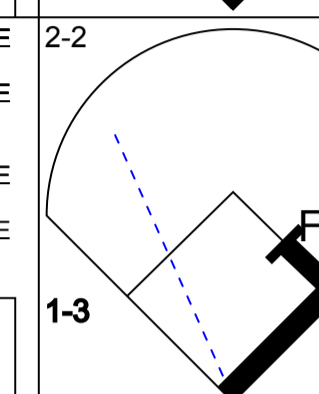
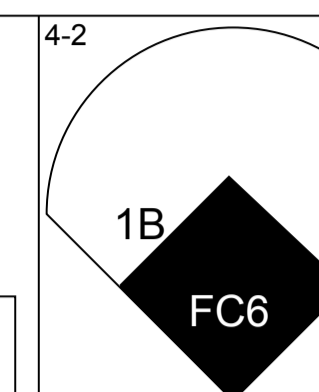
R: 0 H: 0
E: 0 LOB: 0
K: 1 BB: 0
S: 12 P: 13



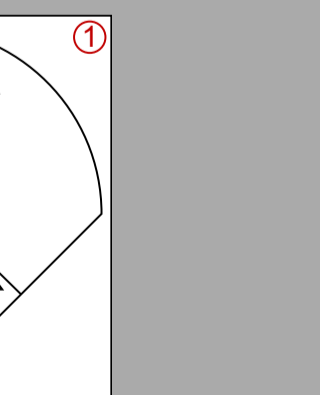
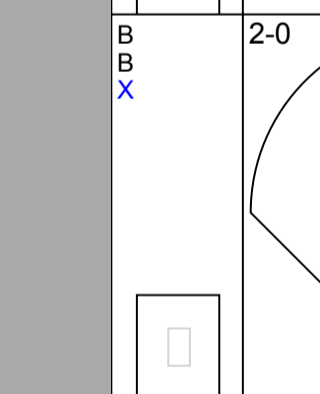
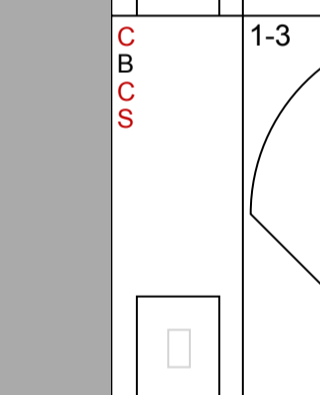
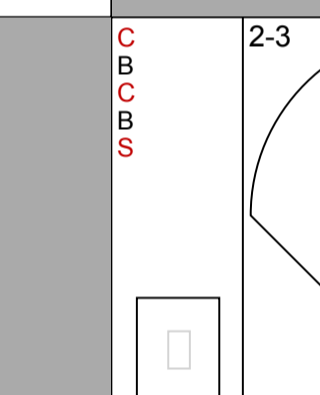
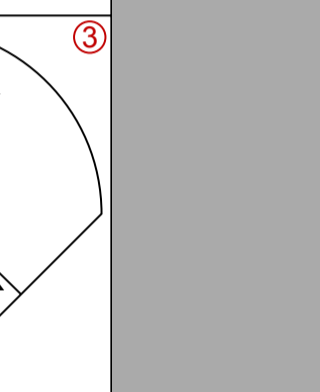
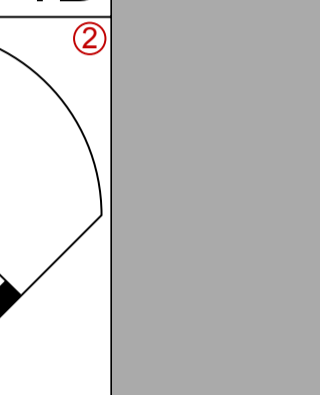
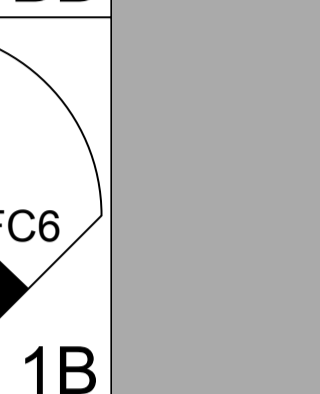
R: 0 H: 0
E: 0 LOB: 0
K: 2 BB: 0
S: 8 P: 14



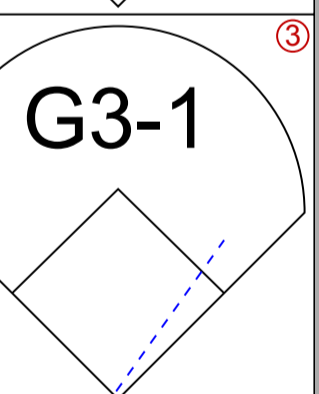
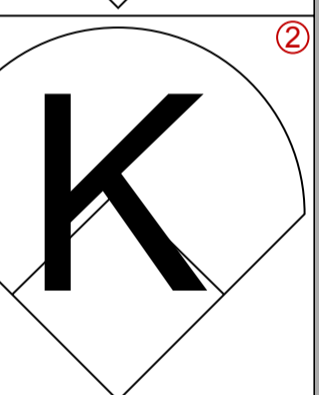
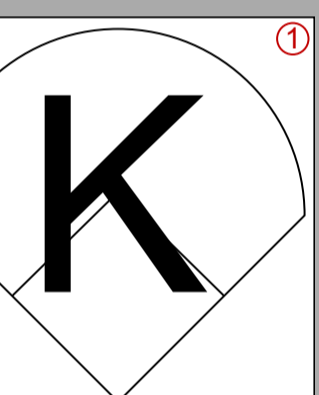
R: 0 H: 0
E: 0 LOB: 0
K: 0 BB: 0
S: 7 P: 10



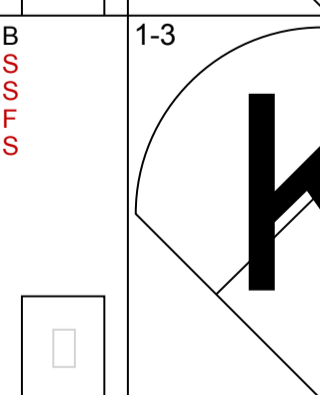
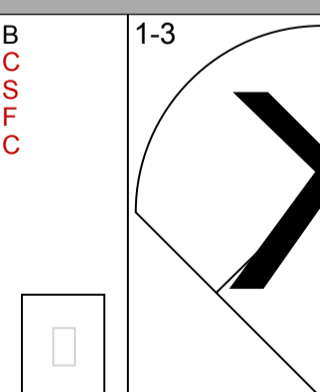
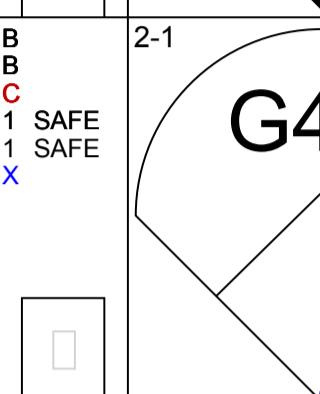
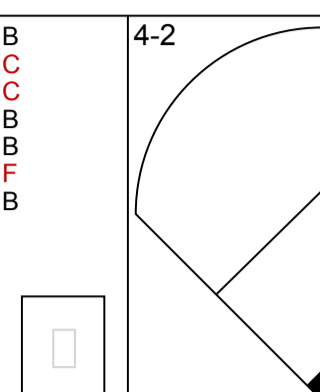
R: 1 H: 1
E: 0 LOB: 1
K: 2 BB: 1
S: 13 P: 23



R: 0 H: 0
E: 0 LOB: 0
K: 2 BB: 0
S: 7 P: 12



R: 0 H: 0
E: 0 LOB: 1
K: 2 BB: 1
S: 13 P: 21



R: 0 H: 1
E: 0 LOB: 2
K: 1 BB: 1
S: 12 P: 22

| Batter | 1 | 2 | 3 | 4 | 5 | 6 | 7 | 8 | 9 | AB R H RBI BB SO LOB | TOP | |
|---|---|--|--|---|---|--|--|---|---|--|---|--|
| Vince Coleman, S OBP: 0.276, SLG: 0.336 (1, 7) C X | 0-1 G4-3 | | 1-1 F7 | | 0-2 G5-3 | | 0-3 K | | 0-3 K | 5 0 0 0 0 2 1 | | |
| Brian McRae, S OBP: 0.356, SLG: 0.374 (1, 8) F B B X | 2-1 G3-1 WP 1B | | 0-2 G3 | | 1-3 K | | | 1-3 K | | 4 1 1 0 0 2 0 | | |
| Wally Joyner, L OBP: 0.395, SLG: 0.469 (1, 3) B 1 SAFE C C C X T C C X | 1-2 E G3-1 1B | | | 2-1 E1 1B 1B | 4-2 BB | | | 3-2 F7 | | 3 1 1 0 1 0 0 | | |
| Bob Hamelin, L OBP: 0.364, SLG: 0.567 (1, 10) C F B B X | 2-2 G3-1 | | | 2-2 1B 1B | 0-3 K | | | 0-0 HR | | 4 2 2 1 0 1 3 | | |
| Felix Jose, S OBP: 0.358, SLG: 0.468 (1, 9) S X | 0-1 B1-3 | | | 0-2 2B 1B 1B | | 4-1 CS BB | | 1-1 1B 1B | | 3 1 2 1 1 0 1 | | |
| Gary Gaetti, R OBP: 0.325, SLG: 0.457 (1, 5) B B B T B X | | 3-1 P3 | | 0-0 1B 2B | | 1-1 G6-4-3 1B | | 1-0 1B | | 4 1 3 1 0 0 0 | | |
| Brent Mayne, L OBP: 0.292, SLG: 0.320 (1, 2) B T T C B C B X | | 2-2 F9 | | 2-0 G6-3 1B | | 2-1 G6-4-3 1-2f | | 3-2 G4-3 | | 4 0 1 2 0 0 3 | | |
| Greg Gagne, R OBP: 0.314, SLG: 0.389 (1, 6) B B X | | 2-0 P4 | | 0-3 K | | | 0-1 G4-3 | | 0-2 G6-3 | 4 0 0 0 0 1 1 | | |
| Jose Lind, R OBP: 0.290, SLG: 0.315 (1, 4) B B T C B X | | | 2-2 CS 1B | | 1-0 G6-3 1-2f | | 2-2 L4 | | 0-0 L9 | 4 0 1 0 0 0 1 | | |
| Inning Stats | R: 1 H: 2 E: 0 LOB: 1 K: 0 BB: 0 S: 13 P: 18 | R: 0 H: 0 E: 0 LOB: 0 K: 0 BB: 0 S: 8 P: 15 | R: 0 H: 1 E: 0 LOB: 0 K: 0 BB: 0 S: 8 P: 11 | R: 4 H: 4 E: 1 LOB: 0 K: 1 BB: 0 S: 14 P: 21 | R: 0 H: 0 E: 0 LOB: 1 K: 2 BB: 1 S: 11 P: 16 | R: 0 H: 1 E: 0 LOB: 0 K: 0 BB: 1 S: 5 P: 12 | R: 0 H: 0 E: 0 LOB: 0 K: 1 BB: 0 S: 8 P: 10 | R: 1 H: 3 E: 0 LOB: 2 K: 1 BB: 0 S: 13 P: 22 | R: 0 H: 0 E: 0 LOB: 0 K: 1 BB: 0 S: 7 P: 7 | 1B: 9 SF: 0 2B: 1 SAC: 0 3B: 0 DP: 2 HR: 1 HBP: 0 | WP: 1 PA: 37 PB: 0 SB: 0 CS: 2 | |
| PITCHER | IP WLS BF H R ER SO BB IBB HBP BLK WP HR S P ERA WHIP | | | | | | | | | | | |
| Tim Belcher, R ERA: 5.74 (1, 1) | 8.0 L 34 11 6 5 5 2 0 0 0 0 1 1 80 125 5.62 1.625 | | | | | | | | | | | |
| Joe Boever, R ERA: 3.79 (9, 1) | 1.0 3 0 0 0 0 1 0 0 0 0 0 0 7 7 0.00 0.000 | | | | | | | | | | | |

Kansas City Royals @ Detroit Tigers
Tiger Stadium, Detroit, MI
Sun Jul 24 1994, 3:33 AM EDT
Att. 23,479 - Sunny - 79 F

livebaseballscorecards.com

| | |
|------------|-----------|
| AB | 35 |
| R | 6 |
| H | 11 |
| RBI | 5 |
| BB | 2 |
| SO | 6 |
| LOB | 10 |



BOTTOM

Kansas City Royals @ Detroit Tigers
 Tiger Stadium, Detroit, MI
 Sun Jul 24 1994, 3:33 AM EDT
 Att. 23,479 - Sunny - 79 F

livebaseballscorecards.com

| | |
|------------|-----------|
| AB | 32 |
| R | 4 |
| H | 9 |
| RBI | 3 |
| BB | 5 |
| SO | 4 |
| LOB | 16 |



| | | | |
|-----|---|-----|----|
| WP: | 1 | PA: | 38 |
| PB: | 0 | | |
| SB: | 0 | | |
| CS: | 0 | | |

AB R H RBI BB SO LOB

| | | | | | | |
|---|---|---|---|---|---|---|
| 3 | 0 | 0 | 1 | 1 | 0 | 2 |
| 4 | 0 | 0 | 0 | 1 | 1 | 3 |
| 3 | 0 | 0 | 0 | 1 | 0 | 2 |
| 4 | 0 | 1 | 0 | 0 | 0 | 1 |
| 3 | 1 | 1 | 0 | 1 | 1 | 2 |
| 4 | 1 | 1 | 0 | 0 | 0 | 1 |
| 2 | 0 | 0 | 0 | 1 | 1 | 2 |
| 0 | 0 | 0 | 0 | 0 | 0 | 0 |
| 1 | 1 | 1 | 0 | 0 | 0 | 0 |
| 4 | 1 | 3 | 2 | 0 | 0 | 1 |
| 4 | 0 | 2 | 0 | 0 | 1 | 2 |
| 0 | 0 | 0 | 0 | 0 | 0 | 0 |

| Batter | 1 | 2 | 3 | 4 | 5 | 6 | 7 | 8 | 9 |
|--|------|-------|----|-----------|--------------|------|---------|--------------|-----|
| Tony Phillips, S OBP: 0.400, SLG: 0.435 (1, 7) | L9 | | L1 | | L5 | | | FC5-4 BB | SF8 |
| Alan Trammell, R OBP: 0.311, SLG: 0.416 (1, 6) | F9 | | | G6-3 | G5-3 | | | FC5-4 BB | K |
| Travis Fryman, R OBP: 0.331, SLG: 0.480 (1, 5) | G4-3 | | | G5-4-3 BB | | G4-3 | | FC5-4 1B | |
| Cecil Fielder, R OBP: 0.330, SLG: 0.515 (1, 3) | | P4 | | G5-4-3 | | F7 | | 1B | |
| Kirk Gibson, L OBP: 0.356, SLG: 0.556 (1, 10) | | L3 1B | | | 4-1 1B 3B BB | F8 | | K | |
| Junior Felix, S OBP: 0.360, SLG: 0.538 (1, 9) | | L3 | | | 1-1 3B 1B | | G4-3 | F7 | |
| Chad Kreuter, S OBP: 0.344, SLG: 0.294 (1, 2) | | | K | | 2-2 P2 | | G5-3 BB | 1B 1B SF8 1B | |
| Riccardo Ingram, R OBP: 0.240, SLG: 0.217 (7, PR) | | | | | 0-1 WP 3B | | G5-3 | SF8 1B | |
| John Flaherty, R OBP: 0.162, SLG: 0.171 (8, 2) | | | | | 2-2 F8 | | K | 1B | |
| Mickey Tettleton, S OBP: 0.413, SLG: 0.464 (9, PH) | | | | | | | | | |
| Juan Samuel, R OBP: 0.366, SLG: 0.567 (1, 8) | | | | | | | | | |
| Chris Gomez, R OBP: 0.351, SLG: 0.424 (1, 4) | | | | | | | | | |
| Eric Davis, R OBP: 0.289, SLG: 0.297 (9, PR) | | | | | | | | | |

| Inning Stats | R: 0 | H: 0 | E: 0 | K: 0 | S: 7 | R: 0 | H: 1 | E: 0 | K: 0 | S: 6 | R: 0 | H: 1 | E: 0 | K: 1 | S: 17 | R: 0 | H: 0 | E: 0 | K: 0 | S: 6 | R: 3 | H: 3 | E: 0 | K: 0 | S: 14 | R: 0 | H: 0 | E: 0 | K: 1 | S: 8 | R: 0 | H: 1 | E: 0 | K: 1 | S: 9 | R: 1 | H: 3 | E: 0 | K: 1 | S: 14 | 1B: 6 | SF: 1 | 2B: 3 | SAC: 0 | 3B: 1 | DP: 3 | HR: 0 | HBP: 0 | WP: 1 | PA: 38 |
|--------------|------|------|------|------|------|------|------|------|------|------|------|------|------|------|-------|------|------|------|------|------|------|------|------|------|-------|------|------|------|------|------|------|------|------|------|------|------|------|------|------|-------|-------|-------|-------|--------|-------|-------|-------|--------|-------|--------|
|--------------|------|------|------|------|------|------|------|------|------|------|------|------|------|------|-------|------|------|------|------|------|------|------|------|------|-------|------|------|------|------|------|------|------|------|------|------|------|------|------|------|-------|-------|-------|-------|--------|-------|-------|-------|--------|-------|--------|

| PITCHER | IP | WLS | BF | H | R | ER | SO | BB | IBB | HBP | BLK | WP | HR | S | P | ERA | WHIP |
|---|-----|-----|----|---|---|----|----|----|-----|-----|-----|----|----|----|----|------|-------|
| Jose De Jesus, R ERA: 8.22 (1, 1) | 5.0 | W | 20 | 5 | 3 | 3 | 1 | 2 | 0 | 0 | 0 | 1 | 0 | 50 | 85 | 5.40 | 1.400 |
| Stan Belinda, R ERA: 5.0 (6, 1) | 2.0 | | 7 | 0 | 0 | 0 | 1 | 1 | 0 | 0 | 0 | 0 | 0 | 15 | 26 | 0.00 | 0.500 |
| Hipolito Pichardo, R ERA: 4.95 (8, 1) | 0.0 | | 2 | 0 | 0 | 0 | 0 | 2 | 0 | 0 | 0 | 0 | 0 | 1 | 9 | ∞ | ∞ |
| Jeff Montgomery, R ERA: 4.86 (8, 1) | 2.0 | S | 9 | 4 | 1 | 1 | 2 | 0 | 0 | 0 | 0 | 0 | 0 | 22 | 28 | 4.50 | 2.000 |

| Batter | 1 | 2 | 3 | 4 | 5 | 6 | 7 | 8 | 9 | AB R H RBI BB SO LOB | TOP |
|---|---|---|---|---|---|--|---|---|--|--|--|
| Rich Amaral, R (1, 10) OBP: 0.339, SLG: 0.386 | 2-1 L8 | | | 0-0 F9 | | 2-2 G6-3 | | 2-2 P4 | | 4 0 0 0 0 0 1 | |
| Felix Fermin, R (1, 4) OBP: 0.342, SLG: 0.388 | 0-2 F9 | | | 1-1 L6 | | 0-1 G6-3 | | | 1-0 F8 S 1B | 4 0 1 0 0 0 0 | |
| Ken Griffey Jr., L (1, 8) OBP: 0.406, SLG: 0.691 | 3-3 K | | | 1-2 P1 | | | 2-3 K2-3 | | 0-2 L9 | 4 0 0 0 0 2 1 | |
| Jay Buhner, R (1, 9) OBP: 0.377, SLG: 0.519 | | | 0-0 F7 | | 2-2 HR | | 0-3 K | | 0-0 F8 | 4 1 1 1 0 1 1 | |
| Edgar Martinez, R (1, 5) OBP: 0.405, SLG: 0.494 | | | 1-1 G5-3 | | 1-2 G6-3 | | 1-2 1B | | 4-1 BB | 3 0 1 0 1 0 0 | |
| Mike Blowers, R (1, 3) OBP: 0.352, SLG: 0.449 | | | 3-1 F8 | | 2-3 K | | 1-1 F8 | | 3-1 F9 | 4 0 0 0 0 1 3 | |
| Keith Mitchell, R (1, 7) OBP: 0.329, SLG: 0.372 | | | 1-0 G5-3 | | 2-1 FC6-4 1B | | | 0-0 G5-3 | | 3 0 1 0 0 0 0 | |
| Dan Wilson, R (1, 2) OBP: 0.257, SLG: 0.336 | | | 0-2 L6 | | 0-1 FC6-4 1-2f | | | 1-2 P6 | | 3 0 0 0 0 0 1 | |
| Alex Rodriguez, R (1, 6) OBP: 0.292, SLG: 0.250 | | | 1-0 F7 | | 1-3 K2-3 | | | 3-2 1B | | 3 0 1 0 0 1 0 | |
| Inning Stats | R: 0 E: 0 K: 1 S: 8 H: 0 LOB: 0 BB: 0 P: 13 | R: 0 E: 0 K: 0 S: 5 H: 0 LOB: 0 BB: 0 P: 9 | R: 0 E: 0 K: 0 S: 5 H: 0 LOB: 0 BB: 0 P: 7 | R: 0 E: 0 K: 0 S: 7 H: 0 LOB: 0 BB: 0 P: 9 | R: 1 E: 0 K: 1 S: 13 H: 2 LOB: 1 BB: 0 P: 20 | R: 0 E: 0 K: 1 S: 9 H: 0 LOB: 0 BB: 0 P: 12 | R: 0 E: 0 K: 2 S: 14 H: 1 LOB: 1 BB: 0 P: 18 | R: 0 E: 0 K: 0 S: 13 H: 1 LOB: 1 BB: 0 P: 19 | R: 0 E: 0 K: 0 S: 8 H: 1 LOB: 2 BB: 1 P: 16 | 1B: 4 2B: 0 3B: 0 HR: 1 SF: 0 SAC: 0 DP: 0 HBP: 0 | WP: 0 PB: 0 SB: 1 CS: 0 PA: 33 |
| PITCHER David Wells, L (1, 1) ERA: 4.13 | IP: 9.0 WLS: W BF: 33 H: 5 R: 1 ER: 1 SO: 5 BB: 1 IBB: 0 HBP: 0 BLK: 0 WP: 0 HR: 1 S: 82 P: 123 ERA: 1.00 WHIP: 0.667 | | | | | | | | | | |

Seattle Mariners @ Detroit Tigers
Tiger Stadium, Detroit, MI
 Tue Jul 26 1994, 7:05 PM EDT
 Att. 20,590 - Unknown - 75 F

| | |
|-----|----|
| AB | 32 |
| R | 1 |
| H | 5 |
| RBI | 1 |
| BB | 1 |
| SO | 5 |
| LOB | 7 |



| Batter | 1 | 2 | 3 | 4 | 5 | 6 | 7 | 8 | 9 |
|---|------------------|---|-------------|---|--------------------------|---|----------------------------|---|---|
| Tony Phillips, S OBP: 0.400, SLG: 0.438 (1, 7) | 2-3 K | | 1-3 K | | 3-2 G3-1 | | 1-1 CS 2-H 1B | | |
| Alan Trammell, R OBP: 0.315, SLG: 0.421 (1, 6) | 1-1 HR 1B | | 1-1 2B | | 2-2 G4-3 | | 1-2 SAFE SAFE 1-2 | | |
| Travis Fryman, R OBP: 0.336, SLG: 0.504 (1, 5) | 3-2 1-H HR | | 2-2 G5-3 | | 1-3 K | | 1-3 K | | |
| Cecil Fielder, R OBP: 0.330, SLG: 0.508 (1, 10) | 1-1 P3 | | 4-0 BB | | 2-3 K | | 4-2 CS BB | | |
| Juan Samuel, R OBP: 0.366, SLG: 0.567 (8, PR) | | | 3-3 K | | 0-1 G4-3 2B | | 3-3 SAFE SAFE K | | |
| Mickey Tettleton, S OBP: 0.412, SLG: 0.462 (1, 3) | 4-1 BB | | | | 1-2 G4-3 | | 0-0 G4-3 | | |
| Junior Felix, S OBP: 0.355, SLG: 0.530 (1, 9) | 1-3 K | | | | 2-3 G4-3 | | 0-1 G4-3 | | |
| Chris Gomez, R OBP: 0.352, SLG: 0.424 (1, 4) | | | 1-3 K | | 4-2 BB | | 0-1 G4-3 | | |
| Milt Cuyler, S OBP: 0.329, SLG: 0.262 (1, 8) | | | 1-3 K | | 0-3 SAFE SAFE K | | 4-2 SH1-4 1B BB | | |
| John Flaherty, R OBP: 0.154, SLG: 0.162 (1, 2) | | | 2-3 K | | 0-3 K | | 0-0 SH1-4 | | |

| AB | R | H | RBI | BB | SO | LOB |
|----|---|---|-----|----|----|-----|
| 4 | 0 | 1 | 1 | 0 | 2 | 0 |
| 4 | 1 | 2 | 0 | 0 | 0 | 1 |
| 4 | 1 | 1 | 2 | 0 | 2 | 1 |
| 2 | 0 | 0 | 0 | 2 | 1 | 0 |
| 0 | 0 | 0 | 0 | 0 | 0 | 0 |
| 3 | 0 | 1 | 0 | 1 | 2 | 3 |
| 3 | 0 | 0 | 0 | 0 | 1 | 2 |
| 2 | 0 | 0 | 0 | 1 | 1 | 1 |
| 2 | 1 | 0 | 0 | 1 | 2 | 1 |
| 2 | 0 | 0 | 0 | 0 | 2 | 1 |

| WP | PA |
|----|----|
| 0 | 32 |


Seattle Mariners @ Detroit Tigers
Tiger Stadium, Detroit, MI
 Wed Jul 27 1994, 7:05 PM EDT
 Att: 20,150 - Unknown - 76 F

| | |
|------------|-----------|
| AB | 26 |
| R | 3 |
| H | 5 |
| RBI | 3 |
| BB | 5 |
| SO | 13 |
| LOB | 10 |



| Inning Stats | | R | H | E | K | S | P | R | H | E | K | S | P | R | H | E | K | S | P | R | H | E | K | S | P | |
|--------------------------------------|--|-----|---|---|---|----|------|-------|---|---|----|-----|------|---|---|---|---|---|---|---|---|---|---|---|---|---|
| Randy Johnson, L (1, 1) ERA: 3.37 | | 8.0 | 5 | 3 | 3 | 13 | 3.37 | 1.250 | 0 | 1 | 90 | 144 | 3.38 | 0 | 0 | 0 | 0 | 0 | 0 | 0 | 0 | 0 | 0 | 0 | 0 | 0 |

| 1B | 2B | 3B | HR | SF | SAC | DP | HBP |
|----|----|----|----|----|-----|----|-----|
| 2 | 3 | 0 | 1 | 0 | 1 | 1 | 0 |

| Batter | 1 | 2 | 3 | 4 | 5 | 6 | 7 | 8 | 9 | 10 | 11 | AB R H RBI BB SO LOB | TOP | | | | | | | | | |
|--|---|----------------------------------|-----------------------|----------------------------------|----------------------|----------------------------------|-----------------------|----------------------------------|----------------------|----------------------------------|-----------------------|---|---|----------------------------------|-----------------------|----------------------------------|----------------------|----------------------------------|----------------------------------|------------------------------------|----------------------------------|--------|
| Felix Fermin, R (1.4) OBP: 0.335, SLG: 0.379 | 1-0 E5 BB | | 0-1 G3-1 | | 0-0 G6-3 | | 0-0 1B | | 1-1 G6-3 | | 0-1 G6-3 | 6 0 1 0 0 0 1 | | | | | | | | | | |
| Edgar Martinez, R (1.5) OBP: 0.406, SLG: 0.495 | 1-3 SAFE K | | 2-3 K | | 0-0 1B | | 1-2 1B | | 3-3 K | | | 5 0 2 0 0 3 1 | | | | | | | | | | |
| Ken Griffey Jr., L (1.8) OBP: 0.404, SLG: 0.685 | 1-3 SAFE K | | 2-2 G3-1 | | 4-0 1B | | 0-1 P2 IBB | | | | 2-0 P5 | 4 0 0 0 1 1 3 | | | | | | | | | | |
| Jay Buhner, R (1.9) OBP: 0.384, SLG: 0.518 | 4-1 1-2 BB | | | 0-1 HR 1B | 3-3 K | | 2-3 K | | | 0-0 1B | | 4 1 2 0 1 2 4 | | | | | | | | | | |
| Tino Martinez, L (1.3) OBP: 0.312, SLG: 0.475 | 2-1 G3-1 | | 1-2 HR | | 2-1 F9 | | 0-1 P3 | | | 0-2 SAFE F7 | | 5 1 1 2 0 0 5 | | | | | | | | | | |
| Mike Blowers, R (1.7) OBP: 0.352, SLG: 0.446 | | 2-2 G3 1B | | 0-1 F8 | | 0-2 HBP BB 1B | | 0-1 G4-3 | | 3-2 F8 | | 5 0 2 0 0 0 1 | | | | | | | | | | |
| Reggie Jefferson, S (1.10) OBP: 0.371, SLG: 0.521 | | 0-2 G3 1-2 | | 0-0 G6-3 | | 4-2 HBP BB | | 2-1 G4-3 | | | 2-3 K | 4 0 0 0 1 1 1 | AB 42 R 2 H 9 RBI 2 BB 3 SO 9 LOB 21 | | | | | | | | | |
| Chris Howard, R (1.2) OBP: 0.231, SLG: 0.100 | | 2-1 F7 | | 3-3 K | | 2-2 G6-4-3 HBP | | 1-2 G5-3 | | | 2-1 G3-1 | 4 0 0 0 0 1 1 | | | | | | | | | | |
| Alex Rodriguez, R (1.6) OBP: 0.264, SLG: 0.224 | | 0-0 G6-3 | | | 0-3 K | | 1-0 G6-4-3 | | 1-2 G4-3 | | 2-0 E6 1B | 2 0 0 0 0 1 1 1 0 0 0 0 0 3 2 0 1 0 0 0 0 |  | | | | | | | | | |
| Eric Anthony, L (6. PH) OBP: 0.286, SLG: 0.369 | | | | | | | | | | | | | | | | | | | | | | |
| Luis Sojo, R (6.6) OBP: 0.308, SLG: 0.419 | | | | | | | | | | | | | | | | | | | | | | |
| Inning Stats | R: 0 E: 1 S: 12 | H: 0 LOB: 2 BB: 1 P: 21 | R: 0 E: 0 S: 10 | H: 1 LOB: 1 BB: 0 P: 14 | R: 0 E: 0 S: 9 | H: 0 LOB: 0 BB: 0 P: 13 | R: 2 E: 0 S: 11 | H: 2 LOB: 0 BB: 0 P: 15 | R: 0 E: 1 S: 9 | H: 1 LOB: 2 BB: 1 P: 15 | R: 0 E: 0 S: 11 | H: 2 LOB: 2 BB: 0 P: 11 | R: 0 E: 0 S: 8 | H: 0 LOB: 0 BB: 0 P: 11 | R: 0 E: 0 S: 12 | H: 1 LOB: 1 BB: 0 P: 17 | R: 0 E: 1 S: 8 | H: 1 LOB: 1 BB: 0 P: 14 | 1B: 8 2B: 0 3B: 0 HR: 1 | SF: 0 SAC: 0 DP: 1 HBP: 1 | WP: 0 PB: 0 SB: 1 CS: 0 | PA: 46 |
| PITCHER | IP WLS BF H R ER SO BB IBB HBP BLK WP HR S P ERA WHIP | | | | | | | | | | | | | | | | | | | | | |
| Bill Gullickson, R (1.1) ERA: 5.63 | 7.0 | 32 | 7 | 2 | 2 | 7 | 2 | 1 | 1 | 0 | 0 | 0 | 0 | 0 | 16 | 24 | 0.00 | 1.286 | | | | |
| Gene Harris, R (8.1) ERA: 7.17 | 2.0 | 6 | 0 | 0 | 0 | 1 | 0 | 0 | 0 | 0 | 0 | 0 | 0 | 0 | 6 | 8 | 0.00 | 1.500 | | | | |
| Buddy Groom, L (10.1) ERA: 4.1 | 0.2 | 3 | 1 | 0 | 0 | 0 | 0 | 0 | 0 | 0 | 0 | 0 | 0 | 0 | 0 | 0 | 0.00 | 0.750 | | | | |
| Joe Boever, R (10.1) ERA: 3.72 | 1.1 | W 5 | 1 | 0 | 0 | 1 | 0 | 0 | 0 | 0 | 0 | 0 | 0 | 0 | 14 | 23 | 0.00 | 0.750 | | | | |

Seattle Mariners @ Detroit Tigers
Tiger Stadium, Detroit, MI
Thu Jul 28 1994, 3:33 AM EDT
Att: 22,946 - Cloudy - 74 F

livebaseballscorecards.com

| Batter | 1 | 2 | 3 | 4 | 5 | 6 | 7 | 8 | 9 | 10 | 11 | AB R H RBI BB SO LOB | BOTTOM |
|--------|---|---|---|---|---|---|---|---|---|----|----|----------------------|--------|
|--------|---|---|---|---|---|---|---|---|---|----|----|----------------------|--------|

| | | | | | | | | | | | | | |
|---|--|----------------------------------|-------------------------------|-------------------------------|-------------------------------|------------------------------|--------------------------------|-------------------------------|------------------------|-------------------------------|--|---|--|
| Tony Phillips, S (1, 7) OBP: 0.398, SLG: 0.437 | 1-1 G1-3 | 3-2 G6-3 | | 0-0 L9-3 | | 0-0 L9-3 | | 0-0 G3-1 | | | | 5 0 1 1 0 0 5 | |
| Alan Trammell, R (1, 6) OBP: 0.309, SLG: 0.413 | 2-1 E5 F8 1B | | 1-1 P4 | 1-3 K | | | 2-2 G6-3 | | 2-1 F8 | | | 5 1 0 0 0 1 1 | |
| Travis Fryman, R (1, 5) OBP: 0.334, SLG: 0.502 | 0-0 F8 | | 2-1 L6 | | 1-1 G5-3 | | 0-0 F8 2B | | 0-0 G5-3 | | | 5 0 1 0 0 0 1 | |
| Cecil Fielder, R (1, 10) OBP: 0.331, SLG: 0.504 | 4-2 1B BB | | 4-1 1B BB | | 3-1 P4 | | 1-0 F8 2-3 | | 1-0 G6-3 | | | 3 0 0 0 2 0 1 | |
| Junior Felix, S (1, 9) OBP: 0.359, SLG: 0.532 | 1-2 1B | | 0-0 1B | | 0-0 WP 1B | | 0-1 F7 | | 0-0 L8 | | | 5 0 3 1 0 0 1 | |
| Juan Samuel, R (1, 3) OBP: 0.356, SLG: 0.550 Kirk Gibson, L (10, PH) OBP: 0.353, SLG: 0.547 Chad Kreuter, S (11, 2) OBP: 0.344, SLG: 0.294 | 3-3 K | | 1-3 K | | 3-2 F7 | | 1-3 K | | 3-2 F8 | | | 4 0 0 0 0 3 5 1 0 0 0 0 0 0 0 0 0 0 0 0 0 | |
| Chris Gomez, R (1, 4) OBP: 0.350, SLG: 0.423 | | 2-1 SH1-4 2B | | 0-0 F7 | | 0-0 G5-3 | | 0-0 G4-3 | | 2-1 G1-3 | | 5 0 1 0 0 0 0 | |
| Milt Cuyler, S (1, 8) OBP: 0.351, SLG: 0.292 | | 1-0 SH1-4 | | 3-2 F7 | | 1-1 E 1B | | 0-0 BB 1B | | 3-2 HR 1B | | 4 1 3 0 0 0 0 | |
| John Flaherty, R (1, 2) OBP: 0.167, SLG: 0.175 Mickey Tettleton, S (8, PH) OBP: 0.415, SLG: 0.474 (9, 2) (11, 3) | | 3-3 K | | 0-2 2B 1B | | 1-0 E5 | | 4-0 BB | | 2-0 HR | | 3 1 1 0 0 1 2 1 1 1 2 1 0 0 | |

Seattle Mariners @ Detroit Tigers
 Tiger Stadium, Detroit, MI
 Thu Jul 28 1994, 3:33 AM EDT
 Att: 22,946 - Cloudy - 74 F

livebaseballscores.com

| | |
|-----|----|
| AB | 41 |
| R | 4 |
| H | 11 |
| RBI | 4 |
| BB | 3 |
| SO | 5 |
| LOB | 16 |



| Inning Stats | R: 1 | H: 1 | R: 0 | H: 1 | R: 0 | H: 1 | R: 1 | H: 2 | R: 0 | H: 1 | R: 0 | H: 1 | R: 0 | H: 0 | R: 2 | H: 2 | 1B: 7 | SF: 0 | WP: 1 | PA: 45 | |
|------------------------------------|---------|--------|-------|--------|------|--------|-------|--------|------|--------|------|--------|------|--------|------|--------|---|----------------------------------|-----------------|--------|--|
| | E: 1 | LOB: 2 | E: 0 | LOB: 1 | E: 0 | LOB: 2 | E: 0 | LOB: 1 | E: 0 | LOB: 1 | E: 0 | LOB: 1 | E: 0 | LOB: 0 | E: 0 | LOB: 0 | 2B: 4 <td>SAC: 1 <td>PB: 0 <td></td> </td></td> | SAC: 1 <td>PB: 0 <td></td> </td> | PB: 0 <td></td> | | |
| | K: 1 | BB: 1 | K: 1 | BB: 0 | K: 1 | BB: 1 | K: 1 | BB: 0 | K: 0 | BB: 0 | K: 0 | BB: 0 | K: 0 | BB: 0 | K: 0 | BB: 0 | 3B: 0 <td>DP: 1 <td>SB: 0 <td></td> </td></td> | DP: 1 <td>SB: 0 <td></td> </td> | SB: 0 <td></td> | | |
| | S: 17 | P: 28 | S: 10 | P: 19 | S: 9 | P: 17 | S: 13 | P: 17 | S: 8 | P: 15 | S: 6 | P: 7 | S: 7 | P: 10 | S: 6 | P: 11 | HR: 1 <td>HBP: 0 <td>CS: 0 <td></td> </td></td> | HBP: 0 <td>CS: 0 <td></td> </td> | CS: 0 <td></td> | | |
| PITCHER | IP | WLS | BF | H | R | ER | SO | BB | IBB | HBP | BLK | WP | HR | S | P | ERA | WHIP | | | | |
| Dave Fleming, L ERA: 6.4 | (1, 1) | 7.0 | 32 | 8 | 2 | 1 | 4 | 2 | 0 | 0 | 0 | 1 | 0 | 70 | 113 | 1.29 | 1.429 | | | | |
| Bill Risley, R ERA: 3.92 | (8, 1) | 3.0 | 11 | 1 | 0 | 0 | 1 | 1 | 0 | 0 | 0 | 0 | 0 | 17 | 30 | 0.00 | 0.667 | | | | |
| Bobby Ayala, R ERA: 3.08 | (11, 1) | 0.0 | L 2 | 2 | 2 | 2 | 0 | 0 | 0 | 0 | 0 | 0 | 1 | 7 | 12 | ∞ | ∞ | | | | |

| Batter | 1 | 2 | 3 | 4 | 5 | 6 | 7 | 8 | 9 | AB R H RBI BB SO LOB | TOP | | | | | | | | | | | |
|--|---|----------------------------------|-------------------------------|----------------------------------|-------------------------------|----------------------------------|-------------------------------|----------------------------------|------------------------------|----------------------------------|------------------------------|----------------------------------|-------------------------------|----------------------------------|-------------------------------|----------------------------------|-------------------------------|----------------------------------|----------------------------------|------------------------------------|----------------------------------|--------|
| Rickey Henderson, R OBP: 0.410, SLG: 0.364 (1, 7) | 3-2 G3 SF7 2B | 4-1 BB | | | 1-2 F9 | | 2-0 E5 1B 2-H | 1-2 G6-3 | | 4 1 1 0 1 0 3 | | | | | | | | | | | | |
| Stan Javier, S OBP: 0.366, SLG: 0.427 (1, 8) | 1-0 G3 2-3 | 1-2 L4 | | | 1-0 F9 | | 0-1 FC6-4 1B | 1-2 F8 | | 5 0 1 0 0 0 2 | | | | | | | | | | | | |
| Geronimo Berroa, R OBP: 0.381, SLG: 0.491 (1, 10) | 4-2 BB | | 2-2 L4 | | 2-1 G6-3 | | 0-0 FC6-4 1-2f | 1-2 E5 FC6-4 | | 4 0 0 0 1 0 2 0 0 0 0 0 0 0 | | | | | | | | | | | | |
| Ruben Sierra, S OBP: 0.294, SLG: 0.488 (1, 9) | 1-1 SF7 3-H | | 2-3 K | | | 1-0 G3-1 | | 1-1 HR | 2-2 FC6-4 1B 1-2f | 4 2 1 2 0 1 1 | | | | | | | | | | | | |
| Terry Steinbach, R OBP: 0.331, SLG: 0.451 (1, 2) | 0-3 K | | 1-1 K | | | 1-1 G6-3 | | 0-0 F9 1B 1B | 4-1 K 1B BB | 4 0 2 0 1 1 1 | | | | | | | | | | | | |
| Troy Neel, L OBP: 0.356, SLG: 0.457 (1, 3) | | 1-1 F8 | 3-3 K | | | 3-3 K | | 0-2 L7 | 1-0 K 1B 1-2 2-H | 5 0 1 1 0 2 2 | | | | | | | | | | | | |
| Scott Brosius, R OBP: 0.294, SLG: 0.411 (1, 5) | | 3-2 L4 | | 0-3 K | | | 0-0 G5-3 | 0-0 BB 1B | 3-3 K | 5 0 1 0 0 2 2 | | | | | | | | | | | | |
| Mike Bordick, R OBP: 0.333, SLG: 0.355 (1, 6) | | 4-1 HR BB | | 3-2 P2 | | | 1-3 K | 3-1 F9 | | 3 1 0 0 1 1 2 | | | | | | | | | | | | |
| Scott Hemond, R OBP: 0.284, SLG: 0.358 (1, 4) | | 3-2 HR | | 3-2 G6-3 | | | 2-2 E 2B | 4-0 BB | | 3 2 2 2 1 0 0 | | | | | | | | | | | | |
| Inning Stats | R: 1 E: 0 K: 1 S: 11 | H: 1 LOB: 1 BB: 1 P: 20 | R: 2 E: 0 K: 0 S: 13 | H: 1 LOB: 1 BB: 2 P: 29 | R: 0 E: 0 K: 2 S: 11 | H: 1 LOB: 1 BB: 0 P: 19 | R: 0 E: 0 K: 1 S: 10 | H: 0 LOB: 0 BB: 0 P: 16 | R: 0 E: 0 K: 0 S: 6 | H: 0 LOB: 0 BB: 0 P: 10 | R: 0 E: 0 K: 1 S: 7 | H: 0 LOB: 0 BB: 0 P: 12 | R: 1 E: 1 K: 1 S: 13 | H: 2 LOB: 2 BB: 0 P: 18 | R: 1 E: 0 K: 0 S: 13 | H: 3 LOB: 3 BB: 1 P: 21 | R: 1 E: 1 K: 1 S: 15 | H: 1 LOB: 2 BB: 1 P: 27 | 1B: 5 2B: 2 3B: 0 HR: 2 | SF: 1 SAC: 0 DP: 0 HBP: 0 | WP: 0 PB: 0 SB: 0 CS: 0 | PA: 43 |
| PITCHER | IP WLS BF H R ER SO BB IBB HBP BLK WP HR S P ERA WHIP | | | | | | | | | | | | | | | | | | | | | |
| Tim Belcher, R ERA: 5.7 (1, 1) | 7.1 L 34 8 5 4 6 3 0 0 0 0 0 2 78 132 4.91 1.500 | | | | | | | | | | | | | | | | | | | | | |
| Mike Gardiner, R ERA: 3.76 (8, 1) | 1.0 5 0 1 0 0 1 0 0 0 0 0 0 12 21 0.00 1.000 | | | | | | | | | | | | | | | | | | | | | |
| Greg Cadaret, L ERA: 5.56 (9, 1) | 0.1 3 1 0 0 0 1 0 0 0 0 0 0 5 12 0.00 6.000 | | | | | | | | | | | | | | | | | | | | | |
| Storm Davis, R ERA: 3.43 (9, 1) | 0.1 1 0 0 0 0 1 0 0 0 0 0 0 4 7 0.00 0.000 | | | | | | | | | | | | | | | | | | | | | |

Oakland Athletics @ Detroit Tigers
Tiger Stadium, Detroit, MI
Fri Jul 29 1994, 7:05 PM EDT
Att. 26,971 - Unknown - 76 F

livebaseballscorecards.com

| | |
|-----|----|
| AB | 37 |
| R | 6 |
| H | 9 |
| RBI | 5 |
| BB | 5 |
| SO | 7 |
| LOB | 15 |



| Batter | 1 | 2 | 3 | 4 | 5 | 6 | 7 | 8 | 9 | AB R H RBI BB SO LOB |
|--|-----------|----------|-----------|---|-------------------------|---|----------------------------------|---|-----------------|----------------------|
| Tony Phillips, S OBP: 0.398, SLG: 0.435 (1, 7) | 3-2 1B | 2-3 K | | | 4-0 G3-1 BB | | 2-3 K | | 1-2 G4-3 | 4 0 1 0 1 2 4 |
| Lou Whitaker, L OBP: 0.362, SLG: 0.465 (1, 4) | 2-3 K | | 1-0 L9 | | 2-3 K | | 0-1 FC6-4 1B 1-2 2-H | | 3-2 F8 | 5 1 1 1 0 2 2 |
| Travis Fryman, R OBP: 0.333, SLG: 0.498 (1, 5) | 0-3 K | | 0-0 F8 | | 2-2 G3-1 | | 4-1 FC6-4 BB | | 2-0 G5-3 | 4 0 0 0 1 1 2 |
| Cecil Fielder, R OBP: 0.328, SLG: 0.499 (1, 3) | 3-3 K | | 1-1 G3 | | 0-0 L8 | | 0-2 FC6-4 BB | | | 4 0 0 1 0 1 4 |
| Kirk Gibson, L OBP: 0.357, SLG: 0.557 (1, 10) | | | | | 4-1 WP BB BB | | 2-3 K | | 4-0 1B BB | 2 1 1 1 2 1 0 |
| Mickey Tettleton, S OBP: 0.418, SLG: 0.474 (1, 2) | | | | | 4-2 G5-3 WP BB | | 1-3 K | | 0-1 1B | 2 0 1 1 2 1 0 |
| Junior Felix, S OBP: 0.357, SLG: 0.526 (1, 9) | | | | | 2-3 K | | 1-3 K | | 2-3 K | 3 0 0 0 1 3 2 |
| Milt Cuyler, S OBP: 0.359, SLG: 0.284 (1, 8) | | | | | 4-2 BB | | 4-1 BB 1B BB | | 1-3 K | 2 1 0 0 2 1 2 |
| Chris Gomez, R OBP: 0.349, SLG: 0.419 (1, 6) | | | | | 1-1 G5-3 | | 4-1 BB 1B FC6-4 BB | | 1-3 K | 3 1 0 0 1 1 5 |

| Inning Stats | R: 0 E: 0 K: 3 S: 13 | H: 1 LOB: 1 BB: 0 P: 21 | R: 1 E: 0 K: 1 S: 12 | H: 1 LOB: 2 BB: 2 P: 27 | R: 0 E: 0 K: 0 S: 4 | H: 0 LOB: 0 BB: 0 P: 6 | R: 0 E: 0 K: 1 S: 12 | H: 0 LOB: 2 BB: 3 P: 27 | R: 0 E: 0 K: 1 S: 7 | H: 0 LOB: 1 BB: 1 P: 15 | R: 0 E: 0 K: 3 S: 10 | H: 0 LOB: 0 BB: 0 P: 14 | R: 3 E: 0 K: 1 S: 14 | H: 2 LOB: 2 BB: 4 P: 32 | R: 0 E: 0 K: 3 S: 9 | H: 0 LOB: 0 BB: 0 P: 13 | R: 0 E: 0 K: 0 S: 7 | H: 0 LOB: 0 BB: 0 P: 13 | 1B: 3 2B: 0 3B: 0 HR: 1 | SF: 0 SAC: 0 DP: 1 HBP: 0 |
|--------------|-------------------------------|----------------------------------|-------------------------------|----------------------------------|------------------------------|---------------------------------|-------------------------------|----------------------------------|------------------------------|----------------------------------|-------------------------------|----------------------------------|-------------------------------|----------------------------------|------------------------------|----------------------------------|------------------------------|----------------------------------|----------------------------------|------------------------------------|
|--------------|-------------------------------|----------------------------------|-------------------------------|----------------------------------|------------------------------|---------------------------------|-------------------------------|----------------------------------|------------------------------|----------------------------------|-------------------------------|----------------------------------|-------------------------------|----------------------------------|------------------------------|----------------------------------|------------------------------|----------------------------------|----------------------------------|------------------------------------|


BOTTOM

Oakland Athletics @ Detroit Tigers
Tiger Stadium, Detroit, MI

Fri Jul 29 1994, 7:05 PM EDT
Att: 26,971 - Unknown - 76 F

livebaseballscores.com

| | |
|-----|----|
| AB | 29 |
| R | 4 |
| H | 4 |
| RBI | 4 |
| BB | 10 |
| SO | 13 |
| LOB | 21 |



| PITCHER | IP | WLS | BF | H | R | ER | SO | BB | IBB | HBP | BLK | WP | HR | S | P | ERA | WHIP |
|--|-----|-----|----|---|---|----|----|----|-----|-----|-----|----|----|----|----|------|-------|
| Todd Van Poppel, R ERA: 6.05 (1, 1) | 3.1 | | 17 | 2 | 1 | 1 | 5 | 5 | 0 | 0 | 0 | 1 | 1 | 39 | 78 | 2.70 | 2.100 |
| John Briscoe, R ERA: 4.01 (4, 1) | 1.2 | | 5 | 0 | 0 | 0 | 1 | 1 | 0 | 0 | 0 | 0 | 0 | 9 | 18 | 0.00 | 0.600 |
| Ed Vosberg, L ERA: 3.48 (6, 1) | 1.0 | | 3 | 0 | 0 | 0 | 3 | 0 | 0 | 0 | 0 | 0 | 0 | 10 | 14 | 0.00 | 0.000 |
| Mark Acre, R ERA: 3.86 (7, 1) | 0.0 | | 2 | 0 | 2 | 0 | 2 | 0 | 0 | 0 | 0 | 0 | 0 | 2 | 10 | ∞ | ∞ |
| Dave Leiper, L ERA: 1.1 (7, 1) | 0.1 | | 2 | 1 | 0 | 0 | 1 | 0 | 0 | 0 | 0 | 0 | 0 | 6 | 8 | 0.00 | 3.000 |

| PITCHER | IP | WLS | BF | H | R | ER | SO | BB | IBB | HBP | BLK | WP | HR | S | P | ERA | WHIP |
|--|-----|-----|----|---|---|----|----|----|-----|-----|-----|----|----|----|----|------|-------|
| Bob Welch, R ERA: 7.13 (7, 1) | 1.2 | | 7 | 1 | 1 | 1 | 3 | 2 | 0 | 0 | 0 | 0 | 0 | 15 | 27 | 5.40 | 1.800 |
| Dennis Eckersley, R ERA: 4.5 (9, 1) | 1.0 | | 3 | 0 | 0 | 0 | 0 | 0 | 0 | 0 | 0 | 0 | 0 | 7 | 13 | 0.00 | 0.000 |

| Batter | 1 | 2 | 3 | 4 | 5 | 6 | 7 | 8 | 9 | AB R H RBI BB SO LOB | TOP | | |
|--|---|---|--|--|--|--|--|--|---|--|---|----------------|---|
| Rickey Henderson, R OBP: 0.413, SLG: 0.371 Geronimo Berroa, R OBP: 0.383, SLG: 0.493 (1, 7) (5, PH) (5, 7) | 2-2 G4-3 1B 2B | | 4-0 FC3-6 BB | | 0-3 K | | 0-0 1-2 1B | | 3-1 1-2 1B | 1 1 1 0 1 0 0 3 0 2 0 0 1 1 | | | |
| Stan Javier, S OBP: 0.362, SLG: 0.421 (1, 8) | 3-1 F8 | | 1-1 FC3-6 G3 1-2f | | 1-1 F7 | | 1-0 G3 | | 3-3 K | 5 0 0 0 0 1 7 | | | |
| Mike Aldrete, L OBP: 0.320, SLG: 0.362 (1, 3) (7, 9) | 2-2 G4-3 2-3 | | 0-1 G3 1-2 | | 2-0 G5-3 | | | 1-0 1B 1B | | 4 0 1 0 0 0 3 | | | |
| Ruben Sierra, S OBP: 0.294, SLG: 0.487 Terry Steinbach, R OBP: 0.333, SLG: 0.453 (1, 9) (7, 3) | 2-2 1B 3-H | | 1-1 G4-3 | | | 1-3 K | | 1-0 1B 1B 3-4-3-6-3 | | 3 0 1 1 0 1 1 1 0 1 0 0 0 0 | | | |
| Troy Neel, L OBP: 0.351, SLG: 0.449 (1, 10) | 1-1 G4-3 | | | 0-1 G5-6-3 | | 1-2 G4-1 | | 2-3 K | | 4 0 0 0 0 1 3 | | | |
| Scott Brosius, R OBP: 0.296, SLG: 0.423 (1, 5) | | | | 1-1 1B | | 3-2 F7 | | 0-0 G4-3-6-3 1-2f | | 4 1 2 1 0 0 2 | | | |
| Mike Bordick, R OBP: 0.332, SLG: 0.353 Fausto Cruz, R OBP: 0.200, SLG: 0.048 (1, 6) (6, 6) | | | 0-3 K | 1-1 P4 | | 1-2 F8 | | | 0-1 G5-3 | 2 0 0 0 0 1 1 2 0 0 0 0 0 0 | | | |
| Scott Hemond, R OBP: 0.278, SLG: 0.349 (1, 2) | | | 1-1 B5-3 | 1-1 G5-3 | | 0-0 P6 | | | 3-3 K | 4 0 0 0 0 1 1 | | | |
| Francisco Matos, R OBP: 0.231, SLG: 0.250 (1, 4) | | | 0-0 G4-3 | | 2-2 1B | | 0-1 1B 1B | | 0-0 1B | 4 0 3 0 0 0 0 | | | |
| Inning Stats | R: 1 H: 2 E: 0 LOB: 1 K: 0 BB: 0 S: 14 P: 24 | R: 1 H: 1 E: 0 LOB: 0 K: 1 BB: 0 S: 8 P: 9 | R: 0 H: 0 E: 0 LOB: 1 K: 0 BB: 1 S: 6 P: 12 | R: 0 H: 1 E: 0 LOB: 1 K: 0 BB: 0 S: 8 P: 11 | R: 0 H: 1 E: 0 LOB: 1 K: 1 BB: 0 S: 9 P: 14 | R: 0 H: 0 E: 0 LOB: 0 K: 1 BB: 0 S: 9 P: 14 | R: 0 H: 2 E: 0 LOB: 2 K: 0 BB: 0 S: 8 P: 10 | R: 0 H: 2 E: 0 LOB: 1 K: 1 BB: 0 S: 6 P: 10 | R: 0 H: 2 E: 0 LOB: 2 K: 2 BB: 0 S: 13 P: 22 | 1B: 9 SF: 0 2B: 1 SAC: 0 3B: 0 DP: 1 HR: 1 HBP: 0 | WP: 0 PA: 38 PB: 0 SB: 0 CS: 0 | | |
| PITCHER | IP WLS BF H R ER SO BB IBB HBP BLK WP HR S P ERA WHIP | | | | | | | | | | | PITCHER | IP WLS BF H R ER SO BB IBB HBP BLK WP HR S P ERA WHIP |
| Sean Bergman, R ERA: 3.0 (1, 1) | 6.0 W 24 5 2 2 3 1 0 0 0 0 0 1 54 84 3.00 1.000 | | | | | | | | | | | | |
| Joe Boever, R ERA: 3.62 (7, 1) | 2.0 9 4 0 0 1 0 0 0 0 0 0 0 14 20 0.00 2.000 | | | | | | | | | | | | |
| Buddy Groom, L ERA: 3.95 (9, 1) | 1.0 5 2 0 0 2 0 0 0 0 0 0 0 13 22 0.00 2.000 | | | | | | | | | | | | |

Oakland Athletics @ Detroit Tigers
Tiger Stadium, Detroit, MI
Sat Jul 30 1994, 3:33 AM EDT
Att. 35,615 - Cloudy - 79 F

livebaseballscorecards.com

| | |
|-----|----|
| AB | 37 |
| R | 2 |
| H | 11 |
| RBI | 2 |
| BB | 1 |
| SO | 6 |
| LOB | 19 |



| Batter | 1 | 2 | 3 | 4 | 5 | 6 | 7 | 8 | 9 |
|---|---------------------------------|-------------|-----------------------------------|-------------------------|-----------------|-------------------------------|--------------------------------|---------------------|---|
| Tony Phillips, S OBP: 0.402, SLG: 0.445 (1, 7) | 4-2 FC6-4 BB | | 2-3 K | | 2-2 BB 1B | | 4-2 HBP 1B BB | 4-2 BB | |
| Lou Whitaker, L OBP: 0.363, SLG: 0.468 (1, 4) | 1 SAFE FC6-4 L1-3 1-2f | | | 0-0 G4-3 1B 2B | 4-1 BB | | 3-3 K | 1 SAFE 3-2 F8 | |
| Travis Fryman, R OBP: 0.334, SLG: 0.494 (1, 5) | 0-0 L1-3 1-2 | | | 1-1 G4-3 2-3 | 2-2 L5 | | 2-3 K | 1-1 G6-3 | |
| Cecil Fielder, R OBP: 0.334, SLG: 0.503 (1, 3) | | 3-2 1B | | 1-0 FC3-6 1B | | 0-0 BB 1B | 1-1 1B 2B HBP | | |
| Kirk Gibson, L OBP: 0.361, SLG: 0.555 (1, 10) | | 0-0 G6-3 | | 2-2 FC3-6 1-2f | | 0-0 F8 | 3-2 BB 2B 1B | | |
| Mickey Tettleton, S OBP: 0.416, SLG: 0.465 (1, 2) | | 1-0 F9 | | 1-2 G3-1 | | 4-2 BB 1-2 BB | 4-1 SAFE 2B BB | | |
| Junior Felix, S OBP: 0.366, SLG: 0.536 (1, 9) | | | 1-2 FC1-5 2B | | 1-2 F9 | 0-3 K | 1-0 1-3 2-H 3-H 2B | | |
| Alan Trammell, R OBP: 0.312, SLG: 0.423 (1, 6) | | | 0-0 E6 FC1-5 | | 2-0 HR | 4-1 BB 1-2 2-3 BB | 2-2 L7 | | |
| Milt Cuyler, S OBP: 0.356, SLG: 0.355 (1, 8) | | | 1-1 FC1-5 CS 1-2 2-3f | | 2-1 G6-3 | 0-1 F7 | 2-3 K | | |

| Inning Stats | R: 0 E: 0 K: 0 S: 7 | H: 0 LOB: 0 BB: 1 P: 12 | R: 0 E: 0 K: 0 S: 5 | H: 1 LOB: 0 BB: 0 P: 9 | R: 0 E: 1 K: 1 S: 10 | H: 1 LOB: 1 BB: 0 P: 13 | R: 1 E: 0 K: 0 S: 10 | H: 2 LOB: 1 BB: 0 P: 15 | R: 1 E: 0 K: 1 S: 15 | H: 2 LOB: 2 BB: 1 P: 28 | R: 0 E: 0 K: 1 S: 10 | H: 1 LOB: 3 BB: 2 P: 18 | R: 3 E: 0 K: 2 S: 18 | H: 2 LOB: 2 BB: 2 P: 38 | R: 0 E: 0 K: 1 S: 15 | H: 0 LOB: 1 BB: 1 P: 25 |
|--------------|------------------------------|----------------------------------|------------------------------|---------------------------------|-------------------------------|----------------------------------|-------------------------------|----------------------------------|-------------------------------|----------------------------------|-------------------------------|----------------------------------|-------------------------------|----------------------------------|-------------------------------|----------------------------------|
|--------------|------------------------------|----------------------------------|------------------------------|---------------------------------|-------------------------------|----------------------------------|-------------------------------|----------------------------------|-------------------------------|----------------------------------|-------------------------------|----------------------------------|-------------------------------|----------------------------------|-------------------------------|----------------------------------|

| PITCHER | | | | | | | | | | | | | | | PITCHER | | | | | | | | | | | | | | | | | | |
|---------------------------|-----|----|----|---|----|----|----|-----|-----|-----|----|----|----|----|---------|-------|----|-----|----|---|---|----|----|----|-----|-----|-----|----|----|---|---|-----|------|
| IP | WLS | BF | H | R | ER | SO | BB | IBB | HBP | BLK | WP | HR | S | P | ERA | WHIP | IP | WLS | BF | H | R | ER | SO | BB | IBB | HBP | BLK | WP | HR | S | P | ERA | WHIP |
| Steve Ontiveros, R (1, 1) | 5.1 | | 24 | 7 | 2 | 1 | 3 | 0 | 0 | 0 | 0 | 1 | 51 | 85 | 3.38 | 1.875 | | | | | | | | | | | | | | | | | |
| John Briscoe, R (6, 1) | 1.1 | | 7 | 0 | 2 | 3 | 2 | 0 | 1 | 0 | 0 | 0 | 16 | 30 | 13.50 | 1.500 | | | | | | | | | | | | | | | | | |
| Ed Vosberg, L (7, 1) | 0.0 | L | 3 | 2 | 1 | 0 | 1 | 0 | 0 | 0 | 0 | 0 | 5 | 13 | ∞ | ∞ | | | | | | | | | | | | | | | | | |
| Mark Acre, R (7, 1) | 1.1 | | 5 | 0 | 0 | 1 | 1 | 0 | 0 | 0 | 0 | 0 | 18 | 30 | 0.00 | 0.750 | | | | | | | | | | | | | | | | | |

BOTTOM

| AB | R | H | RBI | BB | SO | LOB |
|----|---|---|-----|----|----|-----|
| 2 | 1 | 1 | 0 | 3 | 1 | 2 |
| 4 | 1 | 1 | 0 | 1 | 1 | 3 |
| 5 | 0 | 0 | 0 | 0 | 1 | 6 |
| 3 | 1 | 3 | 1 | 0 | 0 | 0 |
| 4 | 1 | 1 | 1 | 0 | 0 | 2 |
| 2 | 0 | 0 | 0 | 2 | 0 | 1 |
| 4 | 0 | 2 | 2 | 0 | 1 | 2 |
| 3 | 1 | 1 | 1 | 1 | 0 | 3 |
| 4 | 0 | 0 | 0 | 0 | 1 | 5 |

| | |
|------------|-----------|
| AB | 31 |
| R | 5 |
| H | 9 |
| RBI | 5 |
| BB | 7 |
| SO | 5 |
| LOB | 24 |



| | |
|-------|--------|
| WP: 0 | PA: 39 |
| PB: 0 | |
| SB: 0 | |
| CS: 1 | |

Oakland Athletics @ Detroit Tigers
Tiger Stadium, Detroit, MI
 Sun Jul 31 1994, 7:05 PM EDT
 Att: 18,748 - Unknown - 82 F

livebaseballscorecards.com

| Batter | 1 | 2 | 3 | 4 | 5 | 6 | 7 | 8 | 9 | AB R H RBI BB SO LOB | TOP | | | | | | | | | | | |
|---|---|----------------------------------|------------------------------|----------------------------------|-------------------------------|----------------------------------|------------------------------|---------------------------------|------------------------------|----------------------------------|------------------------------|----------------------------------|------------------------------|----------------------------------|-------------------------------|----------------------------------|------------------------------|---------------------------------|----------------------------------|------------------------------------|----------------------------------|--------|
| Tony Phillips, S OBP: 0.400, SLG: 0.442 (1, 7) | 1-3 K2-3 | 3-1 P4 | | X 0-0 G4-3 | | | 2-1 1B | | 0-1 G4-6-3 | 5 0 1 0 0 1 1 | | | | | | | | | | | | |
| Lou Whitaker, L OBP: 0.364, SLG: 0.483 (1, 4) | 2-0 2B | | X 0-0 HR | | | 2-0 P6 | 3-1 G4-3 | | | 4 2 2 1 0 0 1 | | | | | | | | | | | | |
| Travis Fryman, R OBP: 0.333, SLG: 0.492 (1, 5) | 3-2 1B | | 2-3 K | | | 1-3 K | | 1-2 F7 | | 4 0 1 1 0 2 0 | | | | | | | | | | | | |
| Cecil Fielder, R OBP: 0.336, SLG: 0.501 (1, 3) | 4-1 1B | | 1-3 K | | | 1-0 F9 | | 3-2 1B | | 3 0 1 0 1 1 0 | | | | | | | | | | | | |
| Juan Samuel, R OBP: 0.361, SLG: 0.553 (8, PR) | | | | | | | | | | 0 0 0 0 0 0 0 | | | | | | | | | | | | |
| John Flaherty, R OBP: 0.167, SLG: 0.175 (8, 2) | | | | | | | | | | 0 0 0 0 0 0 0 | | | | | | | | | | | | |
| Kirk Gibson, L OBP: 0.362, SLG: 0.556 (1, 10) | 4-0 1-2 2-3 BB | | 1-1 2B | | | 0-2 P6 | | 3-3 K | | 3 0 1 0 1 1 1 | | | | | | | | | | | | |
| Mickey Tettleton, S OBP: 0.417, SLG: 0.462 (1, 2) (8, 3) | 0-1 P6 | | 4-2 BB | | | 2-0 G3-1 | | 2-2 FC6-4 HBP | | 2 0 0 0 1 0 3 | | | | | | | | | | | | |
| Alan Trammell, R OBP: 0.308, SLG: 0.417 (1, 6) | 2-2 F7 | | 1-3 K | | | 1-3 K | | 0-0 FC6-4 | | 4 0 0 0 0 2 7 | | | | | | | | | | | | |
| Milt Cuyler, S OBP: 0.341, SLG: 0.338 (1, 8) | | 0-2 F9 | | 1-2 G6-3 | | | 0-0 P5 | | 1-1 L8 | 4 0 0 0 0 0 0 | | | | | | | | | | | | |
| Danny Bautista, R OBP: 0.259, SLG: 0.410 (1, 9) | | 0-3 K | | 0-0 G4-3 | | | 3-2 G5-3 | | 0-1 G4-6-3 1B | 4 0 1 0 0 1 0 | | | | | | | | | | | | |
| Inning Stats | R: 1 E: 1 K: 1 S: 15 | H: 2 LOB: 3 BB: 2 P: 31 | R: 0 E: 0 K: 1 S: 8 | H: 0 LOB: 0 BB: 0 P: 11 | R: 1 E: 0 K: 3 S: 14 | H: 2 LOB: 2 BB: 1 P: 23 | R: 0 E: 0 K: 0 S: 5 | H: 0 LOB: 0 BB: 0 P: 6 | R: 0 E: 0 K: 1 S: 6 | H: 0 LOB: 0 BB: 0 P: 10 | R: 0 E: 0 K: 1 S: 8 | H: 0 LOB: 0 BB: 0 P: 11 | R: 0 E: 0 K: 0 S: 8 | H: 1 LOB: 1 BB: 0 P: 16 | R: 0 E: 0 K: 1 S: 12 | H: 1 LOB: 2 BB: 0 P: 21 | R: 0 E: 0 K: 0 S: 6 | H: 1 LOB: 0 BB: 0 P: 7 | 1B: 4 2B: 2 3B: 0 HR: 1 | SF: 0 SAC: 0 DP: 1 HBP: 1 | WP: 0 PB: 0 SB: 2 CS: 0 | PA: 37 |
| PITCHER | IP WLS BF H R ER SO BB IBB HBP BLK WP HR S P ERA WHIP | | | | | | | | | | | | | | | | | | | | | |
| Jason Grimsley, R ERA: 4.42 (1, 1) | 7.2 W 33 6 2 2 8 3 0 1 0 0 1 75 128 2.35 1.174 | | | | | | | | | | | | | | | | | | | | | |
| Eric Plunk, R ERA: 2.76 (8, 1) | 0.1 1 0 0 0 0 0 0 0 0 0 0 1 1 0.00 0.000 | | | | | | | | | | | | | | | | | | | | | |
| Jeff Russell, R ERA: 4.66 (9, 1) | 1.0 3 1 0 0 0 0 0 0 0 0 0 6 7 0.00 1.000 | | | | | | | | | | | | | | | | | | | | | |

Detroit Tigers @ Cleveland Indians
Jacobs Field, Cleveland, OH

Mon Aug 01 1994, 7:05 PM EDT
Att. 41,922 - Unknown - 85 F

livebaseballscorecards.com

| | |
|-----|----|
| AB | 33 |
| R | 2 |
| H | 7 |
| RBI | 2 |
| BB | 3 |
| SO | 8 |
| LOB | 13 |



| Batter | 1 | 2 | 3 | 4 | 5 | 6 | 7 | 8 | 9 |
|---|------------|--------------|------------|------------|---|-----------|---------|------------|---|
| Kenny Lofton, L OBP: 0.416, SLG: 0.540 (1, 8) B X | 1-0 F8 ① | | 3-1 G3-1 ③ | | | 0-0 WP 1B | 1-3 K ③ | | |
| Omar Vizquel, S OBP: 0.318, SLG: 0.311 (1, 6) C X | 0-1 G3-1 ② | | | 0-0 G3 ① | | 0-3 K ② | | 2-1 G6-3 ① | |
| Carlos Baerga, S OBP: 0.338, SLG: 0.523 (1, 4) X | 0-0 F8 ③ | | | 0-2 G4-3 ② | | 4-1 WP BB | | 1-2 HR | |
| Eddie Murray, S OBP: 0.312, SLG: 0.450 (1, 10) | | 4-1 F9 1B BB | | 1-2 E4 | | 1-0 G3 ③ | | 0-2 F8 ② | |
| Jim Thome, L OBP: 0.345, SLG: 0.515 Ruben Amaro Jr, S OBP: 0.125, SLG: 0.133 (8, PR) Alvaro Espinoza, R OBP: 0.260, SLG: 0.311 (9, 5) | | 2-2 L4-3 1B | | 3-2 P6 ③ | | 1-1 P6 ① | | 2-2 HR 1B | |
| Manny Ramirez, R OBP: 0.357, SLG: 0.516 (1, 9) | | 3-2 F9 ① | | 1-1 F9 ① | | 1-2 HR 2B | | 3-2 HR | |
| Paul Sorrento, L OBP: 0.346, SLG: 0.456 (1, 3) X | | 0-0 L4-3 ② ③ | | 1-1 G3-1 ② | | 2-0 HR 2B | | 0-1 HR | |
| Sandy Alomar Jr., R OBP: 0.331, SLG: 0.467 (1, 2) C B F X | | 1-2 F8 ① | | 1-1 G5-3 ③ | | 1-3 K ② | | 0-1 L8 ③ | |
| Wayne Kirby, L OBP: 0.328, SLG: 0.389 (1, 7) F S B X | | 1-2 G1-3 ② | | 1-1 G1-3 ① | | 3-2 2B | | | |

| Inning Stats | R: 0 | H: 0 | E: 0 | K: 0 | S: 4 | H: 0 | LOB: 0 | BB: 0 | P: 5 | R: 0 | H: 1 | E: 0 | K: 0 | S: 9 | H: 0 | LOB: 0 | BB: 0 | P: 18 | R: 0 | H: 0 | E: 0 | K: 0 | S: 9 | R: 0 | H: 0 | E: 1 | K: 0 | S: 10 | H: 0 | LOB: 1 | BB: 0 | P: 14 | R: 0 | H: 0 | E: 0 | K: 0 | S: 6 | H: 0 | LOB: 0 | BB: 0 | P: 9 | R: 1 | H: 1 | E: 0 | K: 1 | S: 8 | H: 1 | LOB: 1 | BB: 1 | P: 14 | R: 2 | H: 3 | E: 0 | K: 2 | S: 15 | H: 0 | LOB: 1 | BB: 0 | P: 24 | R: 3 | H: 4 | E: 0 | K: 0 | S: 19 | H: 0 | LOB: 1 | BB: 0 | P: 27 |
|--------------|-------|-------|--------|-------|-------|-------|--------|-------|--------|------|------|------|------|------|------|--------|-------|-------|------|------|------|------|------|------|------|------|------|-------|------|--------|-------|-------|------|------|------|------|------|------|--------|-------|------|------|------|------|------|------|------|--------|-------|-------|------|------|------|------|-------|------|--------|-------|-------|------|------|------|------|-------|------|--------|-------|-------|
| 1B: 4 | SF: 0 | 2B: 3 | SAC: 0 | 3B: 0 | DP: 1 | HR: 3 | HBP: 0 | WP: 1 | PA: 35 | | | | | | | | | | | | | | | | | | | | | | | | | | | | | | | | | | | | | | | | | | | | | | | | | | | | | | | | | | | |

| PITCHER | IP | WLS | BF | H | R | ER | SO | BB | IBB | HBP | BLK | WP | HR | S | P | ERA | WHIP |
|--|-----|-----|----|---|---|----|----|----|-----|-----|-----|----|----|----|----|-------|-------|
| Mike Moore, R ERA: 5.54 (1, 1) | 6.2 | L | 27 | 5 | 3 | 3 | 2 | 2 | 0 | 0 | 0 | 1 | 1 | 58 | 94 | 4.05 | 1.050 |
| Buddy Groom, L ERA: 4.45 (7, 1) | 1.0 | | 5 | 2 | 2 | 2 | 1 | 0 | 0 | 0 | 0 | 0 | 1 | 15 | 21 | 18.00 | 2.000 |
| Joe Boever, R ERA: 3.72 (8, 1) | 0.1 | | 3 | 2 | 1 | 1 | 0 | 0 | 0 | 0 | 0 | 0 | 1 | 7 | 10 | 27.00 | 6.000 |

BOTTOM

Detroit Tigers @ Cleveland Indians
Jacobs Field, Cleveland, OH
 Mon Aug 01 1994, 7:05 PM EDT
 Att: 41,922 - Unknown - 85 F

| | |
|------------|-----------|
| AB | 33 |
| R | 6 |
| H | 9 |
| RBI | 5 |
| BB | 2 |
| SO | 3 |
| LOB | 9 |



| WP | HR | S | P | ERA | WHIP |
|----|----|---|---|------|-------|
| 1 | 1 | 2 | 2 | 4.05 | 1.050 |

| Batter | 1 | 2 | 3 | 4 | 5 | 6 | 7 | 8 | 9 | AB R H RBI BB SO LOB | TOP | | | | | | | | | | | | | | | | |
|--|------------------------------|----------------------------------|-------------------------------|----------------------------------|------------------------------|----------------------------------|-------------------------------|----------------------------------|-------------------------------|---|-------------------------------|----------------------------------|------------------------------|---------------------------------|-------------------------------|----------------------------------|-------------------------------|----------------------------------|----------------------------------|------------------------------------|----------------------------------|--------|--|--|--|--|--|
| Tony Phillips, S OBP: 0.402, SLG: 0.441 (1, 7) | 4-1 BB | 0-1 F7 | | | 4-2 1B BB | 1-2 G6-3 | | | 2-2 E E 1B | 3 1 1 0 2 0 1 | | | | | | | | | | | | | | | | | |
| Lou Whitaker, L OBP: 0.362, SLG: 0.478 (1, 4) | 2-0 F7 | | 0-1 G3 | | 2-1 BB 1B | 3-3 K | | | 1-0 E4 1B 1B | 5 2 1 0 0 1 1 | | | | | | | | | | | | | | | | | |
| Travis Fryman, R OBP: 0.334, SLG: 0.490 (1, 5) | 1-0 F9 | | 1-3 K | | 4-2 BB BB SF8 BB | 3-1 G3 | | | 3-2 1B SF9 1B | 4 2 1 0 1 1 1 | | | | | | | | | | | | | | | | | |
| Cecil Fielder, R OBP: 0.336, SLG: 0.499 (1, 3) | 2-2 P2 | | 1-3 K | | 4-2 SF8 BB 1B BB | | | | 1-1 HR 1B | 4 1 1 1 1 1 1 0 1 0 0 0 0 0 0 0 0 0 0 0 0 | | | | | | | | | | | | | | | | | |
| Juan Samuel, R OBP: 0.361, SLG: 0.553 (9, PR) | | | | | 1-2 2-3 | | | | 1-3 3-H | | | | | | | | | | | | | | | | | | |
| John Flaherty, R OBP: 0.167, SLG: 0.175 (9, 2) | | | | | 1-2 2-3 | | | | 1-1 SF9 | 3 2 1 2 1 0 0 | | | | | | | | | | | | | | | | | |
| Kirk Gibson, L OBP: 0.363, SLG: 0.557 (1, 10) | | 1-1 WP 1B 2B | | | 1-2 G6-3 | 4-2 1B 2B BB | | | 0-1 G5-3 | | | | | | | | | | | | | | | | | | |
| Mickey Tettleton, S OBP: 0.415, SLG: 0.468 (1, 2) (9, 3) | | 2-3 K | | | 0-2 G3 | 2-0 SF8 | | | 0-1 SAFE P6 | 4 1 1 3 0 1 1 | | | | | | | | | | | | | | | | | |
| Junior Felix, S OBP: 0.370, SLG: 0.535 (1, 9) | | 4-2 1B S G4-3 BB | | | 0-2 2B 1B | 2-1 2B 1B | | | 1-3 K | 4 2 2 1 1 1 1 0 0 0 0 0 0 0 | | | | | | | | | | | | | | | | | |
| Danny Bautista, R OBP: 0.259, SLG: 0.410 (9, 9) | | 2-3 G4-3 BB | | | 1-2 3-H | 1-2 1B | | | 0-0 G5-3 | | | | | | | | | | | | | | | | | | |
| Milt Cuyler, S OBP: 0.354, SLG: 0.376 (1, 8) | | 2-2 G4-3 1B | | | 1-0 1B | 0-1 2B | | | 2-2 L7 | 5 0 3 3 0 0 1 | | | | | | | | | | | | | | | | | |
| Chris Gomez, R OBP: 0.342, SLG: 0.409 (1, 6) | | 1-3 3-H | | | 1-3 2B | 1-3 2B | | | 2-1 F7 | 4 0 0 1 0 2 4 | | | | | | | | | | | | | | | | | |
| | 2-2 G4-3 | 2-2 G4-3 | | | 3-3 K | 1-3 K | | | 1-0 F8 | | | | | | | | | | | | | | | | | | |
| | 2-3 3-H | 2-3 3-H | | | 3-3 K | 1-3 K | | | | | | | | | | | | | | | | | | | | | |
| Inning Stats | R: 0 E: 0 K: 0 S: 6 | H: 0 LOB: 1 BB: 1 P: 15 | R: 2 E: 0 K: 1 S: 20 | H: 2 LOB: 1 BB: 1 P: 31 | R: 0 E: 0 K: 2 S: 8 | H: 0 LOB: 0 BB: 0 P: 10 | R: 1 E: 0 K: 1 S: 14 | H: 2 LOB: 1 BB: 0 P: 19 | R: 4 E: 0 K: 1 S: 23 | H: 3 LOB: 2 BB: 4 P: 46 | R: 0 E: 0 K: 1 S: 10 | H: 0 LOB: 0 BB: 0 P: 17 | R: 0 E: 0 K: 0 S: 7 | H: 0 LOB: 0 BB: 0 P: 8 | R: 0 E: 0 K: 1 S: 10 | H: 0 LOB: 0 BB: 0 P: 14 | R: 5 E: 1 K: 0 S: 17 | H: 4 LOB: 1 BB: 0 P: 27 | 1B: 7 2B: 3 3B: 0 HR: 1 | SF: 2 SAC: 0 DP: 0 HBP: 0 | WP: 1 PB: 0 SB: 1 CS: 0 | PA: 44 | | | | | |
| PITCHER | IP | WLS | BF | H | R | ER | SO | BB | IBB | HBP | BLK | WP | HR | S | P | ERA | WHIP | | | | | | | | | | |
| Jack Morris, R ERA: 5.35 (1, 1) | 4.1 | | 23 | 5 | 7 | 7 | 4 | 6 | 0 | 0 | 0 | 1 | 0 | 63 | 108 | 14.54 | 2.538 | | | | | | | | | | |
| Jose Mesa, R ERA: 3.88 (5, 1) | 3.2 | | 13 | 2 | 0 | 0 | 3 | 0 | 0 | 0 | 0 | 0 | 0 | 35 | 52 | 0.00 | 0.545 | | | | | | | | | | |
| Jeff Russell, R ERA: 5.4 (9, 1) | 0.0 | L | 4 | 3 | 4 | 3 | 0 | 0 | 0 | 0 | 0 | 0 | 0 | 10 | 17 | ∞ | ∞ | | | | | | | | | | |
| Derek Lilliquist, L ERA: 5.92 (9, 1) | 1.0 | | 4 | 1 | 1 | 1 | 0 | 0 | 0 | 0 | 0 | 0 | 1 | 7 | 10 | 9.00 | 1.000 | | | | | | | | | | |

Detroit Tigers @ Cleveland Indians
Jacobs Field, Cleveland, OH

Tue Aug 02 1994, 7:05 PM EDT
Att. 41,286 - Unknown - 76 F

livebaseballscorecards.com

| | |
|-----|----|
| AB | 36 |
| R | 12 |
| H | 11 |
| RBI | 11 |
| BB | 6 |
| SO | 7 |
| LOB | 11 |




| Batter | 1 | 2 | 3 | 4 | 5 | 6 | 7 | 8 | 9 | AB | R | H | RBI | BB | SO | LOB |
|---|-------------|---------------------------|-------------|---------------------------|-------------|-----------------|-------------------------|-------------|-------------|----|---|---|-----|----|----|-----|
| Kenny Lofton, L OBP: 0.421, SLG: 0.553 (1, 8) | 3-2 G3-1 | | 1-0 HR | 2-1 2B | | 1-1 1B | | 2-1 1B | | 5 | 1 | 4 | 4 | 0 | 0 | 0 |
| Omar Vizquel, S OBP: 0.312, SLG: 0.305 (1, 6) | 0-1 F7 | | 0-0 G4-3 | | 0-1 F8 | 0-0 L8 | | 1-1 G4-3 | | 5 | 0 | 0 | 0 | 0 | 0 | 2 |
| Carlos Baerga, S OBP: 0.336, SLG: 0.517 (1, 4) | 1-1 HBP | | 2-2 G3-1 | | 0-2 G6-3 | | 0-0 G5-3 | | 1-2 G6-3 | 4 | 0 | 0 | 0 | 0 | 0 | 0 |
| Eddie Murray, S OBP: 0.309, SLG: 0.445 (1, 10) | 0-1 G3 | | 2-1 L9 | | 1-0 F8 | | 1-2 G1-3 | | 0-0 F9 | 5 | 0 | 0 | 0 | 0 | 0 | 1 |
| Jim Thome, L OBP: 0.350, SLG: 0.527 (1, 5) | | 3-2 E6 2B | | 1-3 K | | 3-1 HR | 4-1 WP 1B BB | | 1-2 1B | 3 | 2 | 2 | 1 | 1 | 1 | 0 |
| Alvaro Espinoza, R OBP: 0.263, SLG: 0.314 (8, 5) | | | | | | | | | | 1 | 0 | 1 | 0 | 0 | 0 | 0 |
| Manny Ramirez, R OBP: 0.364, SLG: 0.533 (1, 9) | | 0-2 G4-3 G6-3 2B | | 4-2 WP 2B BB | | 2-0 HR | 4-0 1B IBB | | 2-3 K | 3 | 3 | 2 | 2 | 2 | 1 | 1 |
| Paul Sorrento, L OBP: 0.348, SLG: 0.460 (1, 3) | | 0-0 G4-3 | | 2-2 FC3-6 1-H 2B | | 2-1 F7 | 0-0 1-2 2-H 1B | | | 4 | 1 | 2 | 1 | 0 | 0 | 1 |
| Sandy Alomar Jr., R OBP: 0.333, SLG: 0.469 (1, 2) | | 0-1 G6-3 | | 4-2 FC3-6 BB | | 0-2 1B 2B | | 0-0 G6-3 | | 3 | 1 | 1 | 1 | 1 | 0 | 0 |
| Wayne Kirby, L OBP: 0.321, SLG: 0.380 (1, 7) | | 1-3 K | | 0-0 FC3-6 2B | | 1-3 K | | 1-0 G6-3 | | 4 | 1 | 0 | 0 | 0 | 2 | 3 |

| Inning Stats | R: 0 | H: 0 | E: 0 | K: 8 | S: 8 | H: 0 | LOB: 1 | BB: 0 | P: 12 | R: 2 | H: 2 | E: 1 | K: 1 | S: 13 | R: 1 | H: 1 | E: 0 | K: 0 | S: 8 | R: 3 | H: 2 | E: 0 | K: 1 | S: 17 | R: 0 | H: 0 | E: 0 | K: 0 | S: 6 | R: 3 | H: 4 | E: 0 | K: 1 | S: 14 | R: 0 | H: 1 | E: 0 | K: 0 | S: 6 | R: 0 | H: 1 | E: 0 | K: 0 | S: 6 | R: 0 | H: 1 | E: 0 | K: 0 | S: 6 | R: 0 | H: 1 | E: 0 | K: 1 | S: 15 | R: 0 | H: 1 | E: 0 | K: 1 | S: 15 | 1B: 5 | SF: 0 | 2B: 4 | SAC: 0 | 3B: 0 | DP: 0 | HR: 3 | HBP: 1 | WP: 2 | PA: 42 |
|--------------|------|------|------|------|------|------|--------|-------|-------|------|------|------|------|-------|------|------|------|------|------|------|------|------|------|-------|------|------|------|------|------|------|------|------|------|-------|------|------|------|------|------|------|------|------|------|------|------|------|------|------|------|------|------|------|------|-------|------|------|------|------|-------|-------|-------|-------|--------|-------|-------|-------|--------|-------|--------|
|--------------|------|------|------|------|------|------|--------|-------|-------|------|------|------|------|-------|------|------|------|------|------|------|------|------|------|-------|------|------|------|------|------|------|------|------|------|-------|------|------|------|------|------|------|------|------|------|------|------|------|------|------|------|------|------|------|------|-------|------|------|------|------|-------|-------|-------|-------|--------|-------|-------|-------|--------|-------|--------|

| PITCHER | IP | WLS | BF | H | R | ER | SO | BB | IBB | HBP | BLK | WP | HR | S | P | ERA | WHIP |
|---|-----|-----|----|---|---|----|----|----|-----|-----|-----|----|----|----|----|-------|-------|
| Bill Gullickson, R ERA: 5.75 (1, 1) | 4.0 | | 19 | 5 | 6 | 4 | 2 | 2 | 0 | 0 | 0 | 1 | 1 | 46 | 72 | 9.00 | 1.750 |
| Mike Gardiner, R ERA: 4.17 (5, 1) | 1.1 | | 7 | 3 | 3 | 3 | 0 | 0 | 0 | 0 | 0 | 0 | 2 | 14 | 22 | 20.25 | 2.250 |
| Greg Cadaret, L ERA: 5.15 (6, 1) | 2.2 | W | 12 | 3 | 0 | 0 | 1 | 1 | 1 | 0 | 0 | 1 | 0 | 18 | 33 | 0.00 | 1.500 |
| Buddy Groom, L ERA: 4.3 (9, 1) | 1.0 | S | 4 | 1 | 0 | 0 | 1 | 0 | 0 | 0 | 0 | 0 | 0 | 15 | 19 | 0.00 | 1.000 |

DETROIT TIGERS @ CLEVELAND INDIANS
JACOBS FIELD, CLEVELAND, OH
 Tue Aug 02 1994, 7:05 PM EDT
 Att: 41,286 - Unknown - 76 F

| | |
|-----|----|
| AB | 37 |
| R | 9 |
| H | 12 |
| RBI | 9 |
| BB | 4 |
| SO | 4 |
| LOB | 8 |



| Batter | 1 | 2 | 3 | 4 | 5 | 6 | 7 | 8 | 9 | AB R H RBI BB SO LOB | TOP | | | | | | | | | | | |
|---|---|----------------------------------|-------------------------------|----------------------------------|------------------------------|---------------------------------|-------------------------------|----------------------------------|-------------------------------|----------------------------------|-------------------------------|----------------------------------|-------------------------------|----------------------------------|-------------------------------|----------------------------------|-------------------------------|----------------------------------|----------------------------------|------------------------------------|----------------------------------|--------|
| Milt Cuyler, S OBP: 0.337, SLG: 0.356 (1, 8) | 0-0 G6-3 | | 0-2 G1-3 | | 0-2 G1-3 | | 2-1 G1-3 | 1-2 F9 | | 5 0 0 0 0 0 5 | | | | | | | | | | | | |
| Lou Whitaker, L OBP: 0.368, SLG: 0.490 (1, 4) | 3-2 F7 | | | 1-2 G5-3 WP 2B | | 0-0 F8 G4-3 2B | 2-0 2B E 1B | | 0-0 1B | 5 3 4 0 0 0 0 | | | | | | | | | | | | |
| Travis Fryman, R OBP: 0.333, SLG: 0.488 (1, 5) | 1-2 L5 | | | 0-2 G5-3 | | 0-0 F8 | 1-2 E7 1-H 2B | | 1-3 K | 5 0 1 0 0 1 3 | | | | | | | | | | | | |
| Cecil Fielder, R OBP: 0.335, SLG: 0.495 (1, 3) | | 1-1 G3 1B | | 2-3 K | | 1-1 G4-3 | 3-2 G1-3 | | 1-3 K | 5 0 1 1 0 2 2 | | | | | | | | | | | | |
| Kirk Gibson, L OBP: 0.361, SLG: 0.561 (1, 10) | | 1-0 G3 | | 1-2 L6 | | 1-0 HR | | | 1-3 K | 5 1 1 1 0 2 2 | | | | | | | | | | | | |
| Junior Felix, S OBP: 0.372, SLG: 0.535 (1, 7) (8, 9) | | 0-3 K | | | | 0-0 G4-3 | 1-1 E 1B 1B | | 1-2 WP 1B 1B | 4 0 2 0 0 1 1 | | | | | | | | | | | | |
| Danny Bautista, R OBP: 0.274, SLG: 0.420 Tony Phillips, S OBP: 0.404, SLG: 0.443 (8, PH) (8, 7) | | 0-3 K | | | | 3-1 1B 1B | 0-1 E6 1-3 1B | | 1-1 WP 1B | 3 0 2 0 0 1 1 1 0 1 0 0 0 0 | | | | | | | | | | | | |
| Alan Trammell, R OBP: 0.307, SLG: 0.415 (1, 6) | | | 0-0 F7 | | | 3-2 1B 1B | 3-2 F8 | | 1-0 P3 | 4 0 1 0 0 0 4 | | | | | | | | | | | | |
| Chad Kreuter, S OBP: 0.335, SLG: 0.297 Mickey Tettleton, S OBP: 0.416, SLG: 0.468 (8, PH) (8, 2) | | | 1-0 G1-3 | | | 1-3 K | | | 1-2 G3 1-2 2-3 BB | 3 0 0 0 0 1 2 0 0 0 0 1 0 0 | | | | | | | | | | | | |
| Inning Stats | R: 0 E: 0 K: 0 S: 7 | H: 0 LOB: 0 BB: 0 P: 11 | R: 0 E: 0 K: 2 S: 10 | H: 1 LOB: 1 BB: 0 P: 12 | R: 0 E: 0 K: 0 S: 5 | H: 0 LOB: 0 BB: 0 P: 6 | R: 1 E: 0 K: 1 S: 16 | H: 1 LOB: 0 BB: 0 P: 20 | R: 0 E: 0 K: 1 S: 12 | H: 2 LOB: 2 BB: 0 P: 19 | R: 2 E: 1 K: 0 S: 13 | H: 4 LOB: 2 BB: 0 P: 19 | R: 1 E: 1 K: 0 S: 13 | H: 2 LOB: 1 BB: 0 P: 22 | R: 0 E: 0 K: 1 S: 17 | H: 2 LOB: 3 BB: 1 P: 26 | R: 0 E: 0 K: 3 S: 10 | H: 1 LOB: 1 BB: 0 P: 12 | 1B: 9 2B: 3 3B: 0 HR: 1 | SF: 0 SAC: 0 DP: 0 HBP: 0 | WP: 2 PB: 0 SB: 0 CS: 0 | PA: 41 |
| PITCHER | IP WLS BF H R ER SO BB IBB HBP BLK WP HR S P ERA WHIP | | | | | | | | | | | | | | | | | | | | | |
| Charles Nagy, R ERA: 3.55 (1, 1) | 7.0 W 31 10 4 3 4 0 0 0 0 1 1 76 109 3.86 1.429 | | | | | | | | | | | | | | | | | | | | | |
| Eric Plunk, R ERA: 2.71 (8, 1) | 1.0 6 2 0 0 1 1 0 0 0 1 0 17 26 0.00 3.000 | | | | | | | | | | | | | | | | | | | | | |
| Larry Casian, L ERA: 6.8 (9, 1) | 0.0 1 1 0 0 0 0 0 0 0 0 0 1 1 ∞ ∞ | | | | | | | | | | | | | | | | | | | | | |
| Jeff Russell, R ERA: 5.26 (9, 1) | 1.0 S 3 0 0 0 3 0 0 0 0 0 0 9 11 0.00 0.000 | | | | | | | | | | | | | | | | | | | | | |

Detroit Tigers @ Cleveland Indians
 Jacobs Field, Cleveland, OH
 Wed Aug 03 1994, 7:05 PM EDT
 Att. 41,611 - Unknown - 81 F

| | |
|-----|----|
| AB | 40 |
| R | 4 |
| H | 13 |
| RBI | 2 |
| BB | 1 |
| SO | 8 |
| LOB | 20 |



| | |
|-------|--------|
| WP: 2 | PA: 41 |
| PB: 0 | |
| SB: 0 | |
| CS: 0 | |

| Batter | 1 | 2 | 3 | 4 | 5 | 6 | 7 | 8 | 9 | AB R H RBI BB SO LOB | TOP |
|--|---|---|--|---|---|---|---|---|--|--|---|
| Tony Phillips, S OBP: 0.406, SLG: 0.444 (1, 7) X | 0-0 FC4-6 1B | | 4-0 BB | | | 0-0 FC5 1B | 0-0 G3-1 | | | 3 0 2 0 1 0 1 | |
| Lou Whitaker, L OBP: 0.367, SLG: 0.487 (1, 4) X | 0-0 FC4-6 FC5-4 1-2f | | 0-0 L7 | | | 0-0 HBP FC5 1B | | 0-0 P9 | | 4 0 1 0 0 0 2 | |
| Travis Fryman, R OBP: 0.330, SLG: 0.484 (1, 5) X | 0-0 FC5-4 1-2f | | 0-3 K | | | 0-0 FC5 HBP | | 0-0 P8 | | 4 0 0 0 0 1 4 | |
| Cecil Fielder, R OBP: 0.332, SLG: 0.490 (1, 3) X | 0-0 F9 | | | 0-3 K | | 0-3 K | | 0-3 K | | 4 0 0 0 0 3 3 | |
| Kirk Gibson, L OBP: 0.362, SLG: 0.558 (1, 10) X | | 0-0 F7 | | 0-3 K | | 1-0 HBP | | 4-0 WP BB | | 2 0 0 0 1 1 0 | |
| Mickey Tettleton, S OBP: 0.414, SLG: 0.464 (1, 2) X | | 4-0 BB | | 0-3 K | | 0-0 F7 | | 0-3 K | | 3 0 0 0 1 2 4 | |
| Danny Bautista, R OBP: 0.261, SLG: 0.400 (1, 9) X | | 0-3 K | | | 0-0 F8 | | 0-0 G5-3 | | 0-3 K | 4 0 0 0 0 2 2 | AB 31 |
| Milt Cuyler, S OBP: 0.333, SLG: 0.351 (1, 8) X | | 0-0 G4-3 | | | 0-0 G6-4-3 1B | | 0-3 K | | 0-0 G4-3 | 4 0 1 0 0 1 2 | R 0 |
| Chris Gomez, R OBP: 0.342, SLG: 0.408 (1, 6) X | | | 0-3 K | | 0-0 G6-4-3 1-2f | | 0-0 WP 1B | | | 3 0 1 0 0 1 1 | H 5 |
| Inning Stats | R: 0 H: 1 E: 0 LOB: 1 K: 0 BB: 0 S: 4 P: 4 | R: 0 H: 0 E: 0 LOB: 1 K: 1 BB: 1 S: 5 P: 9 | R: 0 H: 0 E: 0 LOB: 1 K: 2 BB: 1 S: 7 P: 11 | R: 0 H: 0 E: 0 LOB: 0 K: 3 BB: 0 S: 9 P: 9 | R: 0 H: 1 E: 0 LOB: 0 K: 0 BB: 0 S: 3 P: 3 | R: 0 H: 2 E: 0 LOB: 3 K: 1 BB: 0 S: 7 P: 8 | R: 0 H: 1 E: 0 LOB: 1 K: 1 BB: 0 S: 6 P: 6 | R: 0 H: 0 E: 0 LOB: 0 K: 1 BB: 0 S: 5 P: 5 | R: 0 H: 0 E: 0 LOB: 1 K: 2 BB: 1 S: 7 P: 11 | 1B: 5 SF: 0 2B: 0 SAC: 0 3B: 0 DP: 1 HR: 0 HBP: 1 | WP: 2 PA: 35 PB: 0 SB: 0 CS: 0 |
| PITCHER Albie Lopez, R (1, 1) ERA: 3.38 | IP WLS BF H R ER SO BB IBB HBP BLK WP HR S P ERA WHIP | | | | | | | | | | |
| | 9.0 W 35 5 0 0 11 3 0 1 0 2 0 53 66 0.00 0.889 | | | | | | | | | | |

Detroit Tigers @ Cleveland Indians
Jacobs Field, Cleveland, OH

Thu Aug 04 1994, 7:05 PM EDT
Att. 41,926 - Overcast - 73 F

livebaseballscorecards.com



| Batter | 1 | 2 | 3 | 4 | 5 | 6 | 7 | 8 | 9 |
|---|-----------------------|-----------------------|--------------------|-------------|--------------------|------------------|-------------|-------------|---|
| Kenny Lofton, L OBP: 0.421, SLG: 0.550 (1, 8) | 1-0 S 1B HBP | 0-0 G3 | | 4-0 BB | | 0-3 K | | | |
| Wayne Kirby, L OBP: 0.328, SLG: 0.391 (1, 7) | 0-0 HR 1B | 0-0 1B | | 0-0 F5 | | 0-0 G5-3 | | | |
| Carlos Baerga, S OBP: 0.332, SLG: 0.516 (1, 4) | 0-0 HR | 0-0 G4-3 | | 0-0 F8 | | 0-0 G5-3 | | | |
| Eddie Murray, S OBP: 0.310, SLG: 0.442 (1, 10) | 0-0 G4-3 | | 4-0 FC1-4 BB | | 0-0 P8 | | 0-0 G5-3 | | |
| Jim Thome, L OBP: 0.354, SLG: 0.523 (1, 5) | 0-0 F7 | | 0-3 K | | 4-0 FC6-4 BB | | 0-0 L8 | | |
| Manny Ramirez, R OBP: 0.358, SLG: 0.520 (1, 9) | 0-3 K | | 0-0 FC1-4 | | 0-0 FC6-4 | | 0-0 L9 | | |
| Paul Sorrento, L OBP: 0.345, SLG: 0.455 (1, 3) | | 0-0 WP 1B | 0-0 P3 | | 0-3 K | | 0-0 G4-1 | | |
| Sandy Alomar Jr., R OBP: 0.338, SLG: 0.482 (1, 2) | | 0-0 1B G3 1B | | 0-0 G6-3 | | 0-0 1B 2B | | 0-0 G4-3 | |
| Omar Vizquel, S OBP: 0.317, SLG: 0.313 (1, 6) | | 0-0 L4 | | 0-0 2B | | 0-0 2-H 1B | | 0-0 G6-3 | |

| Inning Stats | R: 3 | H: 2 | E: 0 | K: 1 | S: 7 | LOB: 0 | BB: 0 | P: 8 |
|--------------|------|------|------|------|------|--------|-------|------|
| | R: 1 | H: 3 | E: 0 | K: 0 | S: 6 | LOB: 2 | BB: 0 | P: 6 |
| | R: 0 | H: 0 | E: 0 | K: 1 | S: 5 | LOB: 1 | BB: 1 | P: 9 |
| | R: 0 | H: 1 | E: 0 | K: 0 | S: 4 | LOB: 2 | BB: 1 | P: 8 |
| | R: 0 | H: 0 | E: 0 | K: 1 | S: 5 | LOB: 1 | BB: 1 | P: 9 |
| | R: 1 | H: 2 | E: 0 | K: 1 | S: 7 | LOB: 1 | BB: 0 | P: 7 |
| | R: 0 | H: 0 | E: 0 | K: 0 | S: 3 | LOB: 0 | BB: 0 | P: 3 |
| | R: 0 | H: 0 | E: 0 | K: 0 | S: 3 | LOB: 0 | BB: 0 | P: 3 |

| PITCHER | IP | WLS | BF | H | R | ER | SO | BB | IBB | HBP | BLK | WP | HR | S | P | ERA | WHIP |
|--|-----|-----|----|---|---|----|----|----|-----|-----|-----|----|----|----|----|------|-------|
| Sean Bergman, R ERA: 5.73 (1, 1) | 5.0 | L | 27 | 8 | 5 | 5 | 3 | 3 | 0 | 1 | 0 | 1 | 1 | 29 | 42 | 9.00 | 2.200 |
| Buddy Groom, L ERA: 4.02 (6, 1) | 2.0 | | 6 | 0 | 0 | 0 | 1 | 0 | 0 | 0 | 0 | 0 | 0 | 8 | 8 | 0.00 | 0.000 |
| Storm Davis, R ERA: 3.2 (8, 1) | 1.0 | | 3 | 0 | 0 | 0 | 0 | 0 | 0 | 0 | 0 | 0 | 0 | 3 | 3 | 0.00 | 0.000 |

AB R H RBI BB SO LOB

| | | | | | | |
|---|---|---|---|---|---|---|
| 2 | 1 | 0 | 0 | 1 | 1 | 2 |
| 4 | 1 | 2 | 1 | 0 | 0 | 3 |
| 4 | 1 | 1 | 2 | 0 | 0 | 5 |
| 3 | 0 | 0 | 0 | 1 | 0 | 0 |
| 3 | 0 | 0 | 0 | 1 | 1 | 1 |
| 4 | 0 | 0 | 0 | 0 | 1 | 2 |
| 4 | 1 | 1 | 0 | 0 | 1 | 2 |
| 4 | 1 | 2 | 1 | 0 | 0 | 0 |
| 4 | 0 | 2 | 1 | 0 | 0 | 1 |

| | | | |
|-------|--------|-------|--------|
| 1B: 5 | SF: 0 | WP: 1 | PA: 36 |
| 2B: 2 | SAC: 0 | PB: 0 | |
| 3B: 0 | DP: 0 | SB: 2 | |
| HR: 1 | HBP: 1 | CS: 0 | |

DETROIT TIGERS @ CLEVELAND INDIANS
JACOBS FIELD, CLEVELAND, OH
 Thu Aug 04 1994, 7:05 PM EDT
 Att: 41,926 - Overcast - 73 F

livebaseballscorecards.com

| | |
|-----|----|
| AB | 32 |
| R | 5 |
| H | 8 |
| RBI | 5 |
| BB | 3 |
| SO | 4 |
| LOB | 16 |



| Batter | 1 | 2 | 3 | 4 | 5 | 6 | 7 | 8 | 9 | AB R H RBI BB SO LOB | TOP | | | | | | | | | | | |
|---|---|----------------------------------|-------------------------------|----------------------------------|------------------------------|---------------------------------|------------------------------|----------------------------------|-------------------------------|----------------------------------|------------------------------|---------------------------------|------------------------------|----------------------------------|------------------------------|----------------------------------|------------------------------|----------------------------------|----------------------------------|------------------------------------|----------------------------------|--------|
| Tony Phillips, S (1, 7) OBP: 0.408, SLG: 0.444 | 4-1 1B S SF7 BB | 4-2 BB | | | 2-3 K | | 1-1 1B | | 3-3 K | 3 1 1 0 2 2 2 | | | | | | | | | | | | |
| Alan Trammell, R (1, 6) OBP: 0.308, SLG: 0.412 | 1-2 WP S 1B | 1-0 F9 | | | 4-0 1B SF8 BB | | 2-0 P3 | | 0-1 G1-6-3 | 4 1 1 0 1 0 5 | | | | | | | | | | | | |
| Travis Fryman, R (1, 5) OBP: 0.329, SLG: 0.483 | 2-0 SF7 | | 0-0 G6-3 | | 1-1 E 1B | | 1-2 G3 | | | 3 0 1 1 0 0 1 | | | | | | | | | | | | |
| Cecil Fielder, R (1, 3) OBP: 0.331, SLG: 0.488 | 2-2 G6-3 | | 1-0 P4 | | 3-1 SF8 | | | 4-2 FC3-8 BB | | 2 0 0 1 1 0 1 | | | | | | | | | | | | |
| Kirk Gibson, L (1, 10) OBP: 0.361, SLG: 0.552 | 4-1 BB | | 2-3 K | | 2-3 K | | | 2-2 FC3-6 G5-3 BB | | 3 0 0 0 1 2 2 | | | | | | | | | | | | |
| Mickey Tettleton, S (1, 2) OBP: 0.415, SLG: 0.463 | 3-2 F9 | | 1-1 B1-3 1B | | 1-0 G3 | | 4-1 BB | | | 3 0 1 0 1 0 2 | | | | | | | | | | | | |
| Juan Samuel, R (8, PR) OBP: 0.361, SLG: 0.553 | | | 3-2 F7 | | 0-3 K | | 1-2 BB | | | 0 0 0 0 0 0 0 | | | | | | | | | | | | |
| John Flaherty, R (8, 2) OBP: 0.167, SLG: 0.175 | | | 0-0 B1-3 | | 0-0 F7 | | 0-1 G5-3 | | | 0 0 0 0 0 0 0 | | | | | | | | | | | | |
| Junior Felix, S (1, 9) OBP: 0.367, SLG: 0.527 | | 1-0 P2 | 3-2 F7 | | 0-0 K | | 2-3 F7 | | | 4 0 0 0 0 1 3 | | | | | | | | | | | | |
| Milt Cuyler, S (1, 8) OBP: 0.339, SLG: 0.351 | | 3-2 S 1B | 0-0 B1-3 | | 1-2 F7 | | 0-0 F7 | | 4-0 1B BB | 3 0 1 0 1 0 1 | | | | | | | | | | | | |
| Chris Gomez, R (1, 4) OBP: 0.339, SLG: 0.404 | | 2-3 K | 0-0 G5-3 | | 0-0 G5-3 | | 1-2 G6-3 | | 0-1 G1-6-3 1B | 3 0 0 0 0 1 2 | | | | | | | | | | | | |
| Lou Whitaker, L (9, PH) OBP: 0.369, SLG: 0.488 | | | | | | | | | | 1 0 1 0 0 0 0 | | | | | | | | | | | | |
| Inning Stats | R: 1 E: 0 K: 0 S: 12 | H: 1 LOB: 2 BB: 2 P: 28 | R: 0 E: 0 K: 1 S: 16 | H: 1 LOB: 2 BB: 1 P: 26 | R: 0 E: 0 K: 1 S: 5 | H: 0 LOB: 0 BB: 0 P: 8 | R: 0 E: 0 K: 0 S: 7 | H: 1 LOB: 1 BB: 0 P: 11 | R: 1 E: 1 K: 2 S: 11 | H: 1 LOB: 1 BB: 1 P: 23 | R: 0 E: 0 K: 1 S: 5 | H: 0 LOB: 0 BB: 0 P: 6 | R: 0 E: 0 K: 0 S: 9 | H: 1 LOB: 1 BB: 0 P: 14 | R: 0 E: 0 K: 0 S: 9 | H: 0 LOB: 1 BB: 2 P: 19 | R: 0 E: 0 K: 1 S: 9 | H: 1 LOB: 1 BB: 1 P: 16 | 1B: 6 2B: 0 3B: 0 HR: 0 | SF: 2 SAC: 0 DP: 2 HBP: 0 | WP: 1 PB: 0 SB: 3 CS: 0 | PA: 38 |
| PITCHER | IP WLS BF H R ER SO BB IBB HBP BLK WP HR S P ERA WHIP | | | | | | | | | | | | | | | | | | | | | |
| Juan Guzman, R (1, 1) ERA: 5.64 | 7.1 W 32 5 2 2 5 5 0 0 0 1 0 71 128 2.46 1.364 | | | | | | | | | | | | | | | | | | | | | |
| Tony Castillo, L (8, 1) ERA: 2.35 | 0.2 2 0 0 0 0 1 0 0 0 0 0 3 7 0.00 1.500 | | | | | | | | | | | | | | | | | | | | | |
| Darren Hall, R (9, 1) ERA: 3.34 | 1.0 S 4 1 0 0 1 1 0 0 0 0 0 9 16 0.00 2.000 | | | | | | | | | | | | | | | | | | | | | |

Detroit Tigers @ Toronto Blue Jays
SkyDome, Toronto, ON
 Fri Aug 05 1994, 7:05 PM EDT
 Att. 50,522 - Unknown - 63 F

| | |
|-----|----|
| AB | 29 |
| R | 2 |
| H | 6 |
| RBI | 2 |
| BB | 7 |
| SO | 6 |
| LOB | 19 |




| | |
|-------|--------|
| WP: 1 | PA: 38 |
|-------|--------|

| Batter | 1 | 2 | 3 | 4 | 5 | 6 | 7 | 8 | 9 | AB | R | H | RBI | BB | SO | LOB |
|---|-----------|-----------------------|-----------|-----------|-----------|----------------------|-----------------|-----------------|---|----|---|---|-----|----|----|-----|
| Dick Schofield, R OBP: 0.332, SLG: 0.349 (1, 6) | 2-2 P2 | 0-0 FC6-4 | | | 0-3 K | | 1-0 1B | | | 4 | 0 | 1 | 1 | 0 | 1 | 1 |
| Roberto Alomar, S OBP: 0.391, SLG: 0.463 (1, 4) | 0-0 F8 | | 3-3 K | | | 0-0 G6-3 | 2-0 F7 | | | 4 | 0 | 0 | 0 | 0 | 1 | 2 |
| Paul Molitor, R OBP: 0.413, SLG: 0.515 (1, 10) | 1-1 P2 | | 1-1 P4 | | | 1-0 2B | | 0-2 F9 | | 4 | 0 | 1 | 0 | 0 | 0 | 0 |
| Joe Carter, R OBP: 0.319, SLG: 0.528 (1, 9) | | 2-2 P4 | 2-3 K | | | 4-0 IBB | | 1-2 P4 | | 3 | 0 | 0 | 0 | 1 | 1 | 0 |
| John Olerud, L OBP: 0.384, SLG: 0.458 (1, 3) | | 0-1 BB 2B 1B | | 2-3 K | | 3-2 G4-6-3 IBB | | 4-1 1B BB | | 3 | 1 | 1 | 0 | 1 | 1 | 2 |
| Mike Huff, R OBP: 0.381, SLG: 0.432 (1, 7) | | 4-0 2B BB | | 2-1 F8 | | | 0-1 1B 1B | 2-0 1B | | 3 | 2 | 2 | 0 | 1 | 0 | 0 |
| Ed Sprague, R OBP: 0.284, SLG: 0.357 (1, 5) | | 2-1 1B 2B | | 2-1 F7 | | | 1-1 F9 | 3-3 K | | 4 | 1 | 1 | 2 | 0 | 1 | 3 |
| Randy Knorr, R OBP: 0.306, SLG: 0.443 (1, 2) | | 2-2 FC6-4 1B | | | 1-0 F9 | | 3-2 1B 1B | | | 3 | 0 | 2 | 1 | 0 | 0 | 0 |
| Rob Butler, L OBP: 0.247, SLG: 0.203 Devon White, S OBP: 0.314, SLG: 0.457 (1, 8) (9, 8) | | 1-3 K | | | 2-3 K | | 2-3 K | | | 3 | 0 | 0 | 0 | 0 | 3 | 3 |
| | | | | | | | | | | 0 | 0 | 0 | 0 | 0 | 0 | 0 |

| Inning Stats | R: 0 | H: 0 | E: 0 | K: 0 | S: 7 | R: 3 | H: 3 | E: 0 | K: 1 | S: 15 | R: 0 | H: 0 | E: 0 | K: 2 | S: 10 | R: 0 | H: 0 | E: 0 | K: 1 | S: 7 | R: 0 | H: 1 | E: 0 | K: 0 | S: 9 | R: 1 | H: 3 | E: 0 | K: 1 | S: 16 | R: 0 | H: 1 | E: 0 | K: 1 | S: 11 | |
|--------------|--------|-------|-------|-------|-------|-------|--------|-------|-------|-------|--------|-------|-------|------|-------|--------|-------|-------|------|------|--------|-------|-------|------|------|--------|-------|-------|------|-------|------|------|------|------|-------|--|
| | LOB: 0 | BB: 0 | P: 10 | ER: 4 | SO: 7 | BB: 1 | LOB: 1 | BB: 1 | P: 26 | | LOB: 0 | BB: 0 | P: 13 | | | LOB: 1 | BB: 1 | P: 17 | | | LOB: 2 | BB: 0 | P: 25 | | | LOB: 2 | BB: 1 | P: 21 | | | | | | | | |


DETROIT TIGERS @ TORONTO BLUE JAYS
SKYDOME, TORONTO, ON
 Fri Aug 05 1994, 7:05 PM EDT
 Att: 50,522 - Unknown - 63 F

| | |
|-----|----|
| AB | 31 |
| R | 4 |
| H | 8 |
| RBI | 4 |
| BB | 3 |
| SO | 8 |
| LOB | 11 |



| | | | | | | | |
|----|---|-----|---|----|---|----|----|
| 1B | 6 | SF | 0 | WP | 0 | PA | 34 |
| 2B | 2 | SAC | 0 | PB | 0 | | |
| 3B | 0 | DP | 1 | SB | 0 | | |
| HR | 0 | HBP | 0 | CS | 0 | | |

| PITCHER | IP | WLS | BF | H | R | ER | SO | BB | IBB | HBP | BLK | WP | HR | S | P | ERA | WHIP |
|-----------------------------|--------|-----|----|----|---|----|----|----|-----|-----|-----|----|----|----|-----|------|-------|
| David Wells, L ERA: 4.31 | (1, 1) | 7.0 | L | 29 | 7 | 4 | 4 | 7 | 1 | 1 | 0 | 0 | 0 | 71 | 117 | 5.14 | 1.143 |
| Gene Harris, R ERA: 6.56 | (8, 1) | 1.0 | | 5 | 1 | 0 | 1 | 1 | 0 | 0 | 0 | 0 | 0 | 11 | 21 | 0.00 | 2.000 |

| Batter | 1 | 2 | 3 | 4 | 5 | 6 | 7 | 8 | 9 | AB R H RBI BB SO LOB | TOP | |
|---|---|---|--|---|--|--|--|---|--|--|---|---|
| Tony Phillips, S OBP: 0.409, SLG: 0.450 (1, 7) B X | 1-0 F8 | | 0-0 HR | | 4-1 BB | | 2-0 F8 | | | 3 1 1 1 1 0 0 | | |
| Lou Whitaker, L OBP: 0.368, SLG: 0.485 (1, 4) B X | 1-1 1B | | 2-0 G4-3 | | 1-2 P5 | | 0-1 G4-3 | | | 4 0 1 0 0 0 2 | | |
| Travis Fryman, R OBP: 0.327, SLG: 0.479 (1, 5) C B 1 SAFE S B F F X | 2-2 F9 | | | 0-0 L7 | 1-3 K | | | 2-3 K | | 4 0 0 0 0 2 3 | | |
| Cecil Fielder, R OBP: 0.330, SLG: 0.493 (1, 3) B X | 1-0 F8 | | | 1-0 HR | | 0-0 F7 | | 3-3 K | | 4 1 1 1 0 1 1 | | |
| Mickey Tettleton, S OBP: 0.416, SLG: 0.460 (1, 10) B B B B B B X | | 3-2 G1-3 | | 2-3 K | | 4-0 2B BB | | 4-1 BB | | 2 1 0 0 2 1 0 | | |
| Danny Bautista, R OBP: 0.261, SLG: 0.404 (1, 9) B B B B B B X | | 1-3 K | | 0-1 F9 | | 1-1 2B | | 0-1 G5-3 | | 4 0 1 1 0 1 2 | | |
| Chad Kreuter, S OBP: 0.328, SLG: 0.290 (1, 2) C B B B B B X | | 1-3 K | | 2-2 G3-1 | | 1-3 K | | | 3-1 G4-3 | 4 0 0 0 0 2 2 | AB 32 R 3 H 4 RBI 3 BB 3 SO 9 LOB 11 | |
| Milt Cuyler, S OBP: 0.327, SLG: 0.337 (1, 8) F C B B B B X | | | 2-2 L8 | | 0-0 E3 SH3-4 | 0-0 P4 | | | 3-1 F8 | 4 0 0 0 0 0 1 | | |
| Chris Gomez, R OBP: 0.335, SLG: 0.399 (1, 6) B B B B B B X | | | 3-3 K | | 0-0 SH3-4 | | 1-3 K | | 2-1 F9 | 3 0 0 0 0 2 0 |  | |
| Inning Stats | R: 0 H: 1 E: 0 LOB: 1 K: 0 BB: 0 S: 9 P: 14 | R: 0 H: 0 E: 0 LOB: 0 K: 2 BB: 0 S: 12 P: 17 | R: 1 H: 1 E: 0 LOB: 0 K: 1 BB: 0 S: 9 P: 16 | R: 1 H: 1 E: 0 LOB: 1 K: 1 BB: 0 S: 11 P: 16 | R: 0 H: 0 E: 1 LOB: 2 K: 1 BB: 1 S: 9 P: 15 | R: 1 H: 1 E: 0 LOB: 1 K: 1 BB: 1 S: 7 P: 13 | R: 0 H: 0 E: 0 LOB: 0 K: 1 BB: 0 S: 9 P: 12 | R: 0 H: 0 E: 0 LOB: 1 K: 2 BB: 1 S: 10 P: 19 | R: 0 H: 0 E: 0 LOB: 0 K: 0 BB: 0 S: 6 P: 14 | 1B: 1 SF: 0 2B: 1 SAC: 1 3B: 0 DP: 0 HR: 2 HBP: 0 | WP: 1 PA: 36 PB: 0 SB: 0 CS: 0 | |
| PITCHER Pat Hentgen, R (1, 1) ERA: 3.2 Danny Cox, R (9, 1) ERA: 1.72 | IP WLS BF H R ER SO BB IBB HBP BLK WP HR S P ERA WHIP | | | | | | | | | | | PITCHER IP WLS BF H R ER SO BB IBB HBP BLK WP HR S P ERA WHIP |
| | 8.0 L 33 4 3 3 9 3 0 0 0 1 2 76 122 3.38 0.875 | | | | | | | | | | | |

Detroit Tigers @ Toronto Blue Jays
SkyDome, Toronto, ON
 Sat Aug 06 1994, 7:05 PM EDT
 Att. 50,512 - Unknown - 68 F

livebaseballscorecards.com

| Batter | 1 | 2 | 3 | 4 | 5 | 6 | 7 | 8 | 9 | AB | R | H | RBI | BB | SO | LOB |
|--|------------------|-----------------|--------------------|----------------------------|----------------------------|---|-----------------|------------------|--------------------|----|---|---|-----|----|----|-----|
| Devon White, S (1, 8) OBP: 0.315, SLG: 0.459 | 1-0 L8 2B | | 2-2 G4-3 1B | | 0-0 FC3-6 BB 1-2f | | 3-2 F9 | | 1-3 K | 5 | 0 | 2 | 0 | 0 | 1 | 2 |
| Roberto Alomar, S (1, 4) OBP: 0.389, SLG: 0.458 | 2-1 L8 2-3 | | 3-2 G4-3 1-2 | | 4-2 BB 1-2 | | 2-2 F8 | | 1-2 G6-3 | 4 | 0 | 0 | 0 | 1 | 0 | 3 |
| Paul Molitor, R (1, 10) OBP: 0.411, SLG: 0.513 | 2-3 K | | 0-1 G4-3 | | 2-0 G1-4-3 | | 2-2 BB 1B | | | 4 | 0 | 1 | 0 | 0 | 1 | 4 |
| Joe Carter, R (1, 9) OBP: 0.321, SLG: 0.535 | 1-2 F8 | | | 1-0 S 1B 1B | | 0-0 HR | | 2-1 P4 | | 4 | 2 | 2 | 1 | 0 | 0 | 2 |
| John Olerud, L (1, 3) OBP: 0.385, SLG: 0.457 | | 0-1 P4 | | 3-0 G5-4-3 1B 1-H | | 0-0 L6 | | 4-0 CS BB | | 3 | 0 | 1 | 1 | 1 | 0 | 0 |
| Domingo Ceden0, S (8, PR) OBP: 0.227, SLG: 0.256 (9, 5) | | | | | | | | | | 0 | 0 | 0 | 0 | 0 | 0 | 0 |
| Mike Huff, R (1, 7) OBP: 0.379, SLG: 0.426 | | 0-2 F7 | | 2-2 G5-4-3 1-2f | | 4-2 FC6-4 BB BB | | 2-1 F9 1-2 | | 3 | 0 | 0 | 0 | 1 | 0 | 2 |
| Ed Sprague, R (1, 5) OBP: 0.286, SLG: 0.357 (9, 3) | | 1-1 BB 1B | | 1-2 G5-3 | | 4-2 SAFE BB 1-2 FC6-4 BB | | 2-0 F8 | | 3 | 0 | 1 | 0 | 1 | 0 | 1 |
| Dick Schofield, R (1, 6) OBP: 0.334, SLG: 0.349 | | 0-1 F7 | | 2-2 FC3-6 1B | | 1-1 FC6-4 1-2f 2-3 | | | 4-2 SH3-4 BB | 3 | 0 | 1 | 0 | 1 | 0 | 3 |
| Randy Knorr, R (1, 2) OBP: 0.299, SLG: 0.432 | | | 1-0 F9 | | 0-0 F7 | | 1-1 G4-3 | | 0-0 SH3-4 | 3 | 0 | 0 | 0 | 0 | 0 | 3 |
| Rob Butler, L (9, PH) OBP: 0.247, SLG: 0.203 | | | | | | | | | 1-2 SH3-4 | 0 | 0 | 0 | 0 | 0 | 0 | 0 |

| Inning Stats | R: 0 | H: 1 | E: 0 | LOB: 1 | K: 1 | BB: 0 | S: 9 | R: 0 | H: 1 | E: 0 | LOB: 1 | K: 0 | BB: 0 | S: 9 | R: 0 | H: 1 | E: 0 | LOB: 0 | K: 0 | BB: 0 | S: 9 | R: 1 | H: 2 | E: 0 | LOB: 2 | K: 0 | BB: 1 | S: 12 | R: 1 | H: 1 | E: 0 | LOB: 2 | K: 0 | BB: 2 | S: 13 | R: 0 | H: 1 | E: 0 | LOB: 1 | K: 0 | BB: 0 | S: 12 | R: 0 | H: 0 | E: 0 | LOB: 1 | K: 0 | BB: 1 | S: 3 | R: 0 | H: 0 | E: 0 | LOB: 1 | K: 1 | BB: 1 | S: 9 | R: 0 | H: 0 | E: 0 | LOB: 1 | K: 1 | BB: 1 | S: 9 | 1B: 6 | SF: 0 | 2B: 1 | SAC: 1 | 3B: 0 | DP: 1 | HR: 1 | HBP: 0 | WP: 0 | PA: 38 |
|--------------|------|------|------|--------|------|-------|------|------|------|------|--------|------|-------|------|------|------|------|--------|------|-------|------|------|------|------|--------|------|-------|-------|------|------|------|--------|------|-------|-------|------|------|------|--------|------|-------|-------|------|------|------|--------|------|-------|------|------|------|------|--------|------|-------|------|------|------|------|--------|------|-------|------|-------|-------|-------|--------|-------|-------|-------|--------|-------|--------|
|--------------|------|------|------|--------|------|-------|------|------|------|------|--------|------|-------|------|------|------|------|--------|------|-------|------|------|------|------|--------|------|-------|-------|------|------|------|--------|------|-------|-------|------|------|------|--------|------|-------|-------|------|------|------|--------|------|-------|------|------|------|------|--------|------|-------|------|------|------|------|--------|------|-------|------|-------|-------|-------|--------|-------|-------|-------|--------|-------|--------|

| PITCHER | IP | WLS | BF | H | R | ER | SO | BB | IBB | HBP | BLK | WP | HR | S | P | ERA | WHIP |
|-------------------------------------|-----|-----|----|---|---|----|----|----|-----|-----|-----|----|----|----|-----|------|-------|
| Mike Moore, R (1, 1) ERA: 5.4 | 7.0 | W | 31 | 8 | 2 | 2 | 1 | 3 | 0 | 0 | 0 | 0 | 1 | 73 | 120 | 2.57 | 1.571 |
| Greg Cadaret, L (8, 1) ERA: 5.02 | 0.0 | | 1 | 0 | 0 | 0 | 0 | 1 | 0 | 0 | 0 | 0 | 0 | 0 | 4 | ∞ | ∞ |
| Joe Boever, R (8, 1) ERA: 3.63 | 2.0 | S | 6 | 0 | 0 | 0 | 1 | 1 | 0 | 0 | 0 | 0 | 0 | 12 | 22 | 0.00 | 0.500 |


BOTTOM

Detroit Tigers @ Toronto Blue Jays
 SkyDome, Toronto, ON
 Sat Aug 06 1994, 7:05 PM EDT
 Att: 50,512 - Unknown - 68 F

livebaseballscorecards.com

| | |
|-----|----|
| AB | 32 |
| R | 2 |
| H | 8 |
| RBI | 2 |
| BB | 5 |
| SO | 2 |
| LOB | 20 |



| Batter | 1 | 2 | 3 | 4 | 5 | 6 | 7 | 8 | 9 | AB R H RBI BB SO LOB | TOP | | | | | | | | | | | | | | | | | |
|---|---|----------------------------------|-------------------------------|----------------------------------|-------------------------------|----------------------------------|------------------------------|----------------------------------|------------------------------|---|---|----------------------------------|-------------------------------|---|-------------------------------|----------------------------------|------------------------------|---------------------------------|----------------------------------|------------------------------------|----------------------------------|--------|--|--|--|--|--|--|
| Tony Phillips, S (1, 7) OBP: 0.411, SLG: 0.466 | 2-2 HR | 0-2 1B 1B 1B | 0-0 HR | | 2-3 K | | 1-0 G5-3 | | | 5 3 3 2 0 1 2 | | | | | | | | | | | | | | | | | | |
| Lou Whitaker, L (1, 4) OBP: 0.368, SLG: 0.487 | 0-1 BB 2B | 1-2 1B 1B | 1-2 G3 | | | 0-3 K | | 3-1 F9 | | 5 0 2 2 0 1 0 | | | | | | | | | | | | | | | | | | |
| Travis Fryman, R (1, 5) OBP: 0.325, SLG: 0.476 | 0-2 G5-3 | 1-0 FC5 1B | | 0-0 F9 | | 0-0 P4 | | 1-3 K | | 5 0 1 1 0 1 1 | | | | | | | | | | | | | | | | | | |
| Cecil Fielder, R (1, 3) OBP: 0.333, SLG: 0.499 | 0-0 G6-3 | 3-3 K | | 0-2 HR | | 4-2 BB | | 4-0 HR BB | | 3 1 1 1 2 1 3 0 1 0 0 0 0 0 0 0 0 0 0 0 0 | | | | | | | | | | | | | | | | | | |
| Juan Samuel, R (8, PR) OBP: 0.361, SLG: 0.553 | | | | | | | | | | | | | | | | | | | | | | | | | | | | |
| John Flaherty, R (8, 2) OBP: 0.167, SLG: 0.175 | | | | | | | | | | | | | | | | | | | | | | | | | | | | |
| Kirk Gibson, L (1, 10) OBP: 0.361, SLG: 0.558 | 4-1 BB BB | 0-2 P6 | | 3-2 G3-1 | | 3-2 F8 | | 3-0 HR | | 4 1 1 2 1 0 3 | | | | | | | | | | | | | | | | | | |
| Mickey Tettleton, S (1, 2) OBP: 0.418, SLG: 0.457 | 4-2 BB | 4-0 IBB | | 4-1 BB | | | 1-3 K | 3-3 K | | 2 0 0 0 3 2 1 | | | | | | | | | | | | | | | | | | |
| Danny Bautista, R (1, 9) OBP: 0.258, SLG: 0.394 | 2-3 K | 0-0 FC5 | | 0-0 F9 | | | 1-0 E 1B 1B | | 2-1 G4-3 | 5 0 1 0 0 1 7 | AB 38 R 8 H 11 RBI 8 BB 7 SO 8 LOB 19 | | | | | | | | | | | | | | | | | |
| Milt Cuyler, S (1, 8) OBP: 0.331, SLG: 0.333 | | 4-1 1B 1B 1B BB | | 0-0 F8 | | 3-2 F8 | | 2-2 E8 1B | 2-1 G6-3 | 4 1 1 0 1 0 0 | | | | | | | | | | | | | | | | | | |
| Chris Gomez, R (1, 6) OBP: 0.333, SLG: 0.396 | | 2-2 1B 1B | | 3-2 F8 | | 1-0 F8 | | 2-3 K2-3 | 0-0 G6-3 | 5 1 1 0 0 1 2 |  | | | | | | | | | | | | | | | | | |
| Inning Stats | R: 1 E: 0 K: 1 S: 17 | H: 2 LOB: 3 BB: 2 P: 29 | R: 3 E: 0 K: 1 S: 21 | H: 4 LOB: 3 BB: 2 P: 35 | R: 1 E: 0 K: 0 S: 12 | H: 1 LOB: 0 BB: 0 P: 16 | R: 1 E: 0 K: 0 S: 9 | H: 1 LOB: 1 BB: 1 P: 16 | R: 0 E: 0 K: 1 S: 7 | H: 0 LOB: 0 BB: 0 P: 13 | R: 0 E: 0 K: 1 S: 12 | H: 0 LOB: 1 BB: 1 P: 19 | R: 0 E: 1 K: 2 S: 11 | H: 2 LOB: 2 BB: 0 P: 18 | R: 2 E: 0 K: 2 S: 12 | H: 1 LOB: 1 BB: 1 P: 26 | R: 0 E: 0 K: 0 S: 5 | H: 0 LOB: 0 BB: 0 P: 9 | 1B: 6 2B: 1 3B: 0 HR: 4 | SF: 0 SAC: 0 DP: 0 HBP: 0 | WP: 0 PB: 0 SB: 0 CS: 0 | PA: 45 | | | | | | |
| PITCHER | IP WLS BF H R ER SO BB IBB HBP BLK WP HR S P ERA WHIP | | | | | | | | | | | | PITCHER | IP WLS BF H R ER SO BB IBB HBP BLK WP HR S P ERA WHIP | | | | | | | | | | | | | | |
| Dave Stewart, R (1, 1) ERA: 5.87 | 6.0 | | 32 | 8 | 6 | 6 | 4 | 5 | 1 | 0 | 0 | 0 | 3 | 78 | 128 | 9.00 | 2.167 | | | | | | | | | | | |
| Tony Castillo, L (7, 1) ERA: 2.55 | 2.0 | L | 10 | 3 | 2 | 2 | 4 | 1 | 0 | 0 | 0 | 0 | 1 | 23 | 44 | 9.00 | 2.000 | | | | | | | | | | | |
| Mike Timlin, R (9, 1) ERA: 5.08 | 1.0 | | 3 | 0 | 0 | 0 | 0 | 0 | 0 | 0 | 0 | 0 | 0 | 5 | 9 | 0.00 | 0.000 | | | | | | | | | | | |

Detroit Tigers @ Toronto Blue Jays
SkyDome, Toronto, ON
 Sun Aug 07 1994, 3:33 AM EDT
 Att: 50,509 - Sunny

livebaseballscorecards.com

| Batter | 1 | 2 | 3 | 4 | 5 | 6 | 7 | 8 | 9 | AB | R | H | RBI | BB | SO | LOB |
|---|---------------------|-----------------------|-------------|----------------|---------------------|----------------------|---|-------------------------|---|----|---|---|-----|----|----|-----|
| Tony Phillips, S OBP: 0.408, SLG: 0.463 Chad Kreuter, S OBP: 0.327, SLG: 0.288 | 0-1 F7 | 2-2 G5-3 | | | 0-2 G6-4-3 | | | 1-2 F8 | | 3 | 0 | 0 | 0 | 0 | 0 | 2 |
| Alan Trammell, R OBP: 0.308, SLG: 0.410 | 1-0 G5-4-3 1B | | 3-2 L9 | | 0-0 L5 | | | 2-2 G4-3 | | 4 | 0 | 1 | 0 | 0 | 0 | 0 |
| Travis Fryman, R OBP: 0.325, SLG: 0.480 | 2-0 G5-4-3 | | 3-2 G5-3 | | | 0-0 G6-3 | | 0-2 HR | | 4 | 1 | 1 | 1 | 0 | 0 | 1 |
| Cecil Fielder, R OBP: 0.333, SLG: 0.498 Junior Felix, S OBP: 0.366, SLG: 0.526 | | 2-0 2B HR 1B | 2-2 L9 | | | 2-1 F9 | | 2-0 P3 | | 3 | 1 | 1 | 0 | 0 | 0 | 0 |
| Mickey Tettleton, S OBP: 0.421, SLG: 0.462 | | 2-2 HR 2B | | 1-1 F8 | | 3-1 1B | | 4-2 G5-3 1B BB | | 3 | 1 | 2 | 0 | 1 | 0 | 0 |
| Juan Samuel, R OBP: 0.364, SLG: 0.559 | | 3-3 K | | 2-0 S 2B | | 1-0 F9 | | 3-2 G5-3 1B | | 4 | 0 | 2 | 0 | 0 | 1 | 3 |
| Danny Bautista, R OBP: 0.257, SLG: 0.418 | | 1-1 HR | | 1-3 K | | 2-1 F9 | | 0-1 G5-3 | | 4 | 1 | 1 | 3 | 0 | 1 | 3 |
| Milt Cuyler, S OBP: 0.328, SLG: 0.324 | | 0-1 P3 | | 3-1 G6-3 | | 3-1 G6-4-3 HBP | | 2-2 F7 | | 3 | 0 | 0 | 0 | 0 | 0 | 2 |
| Chris Gomez, R OBP: 0.336, SLG: 0.402 | | 2-0 2B | | | 3-2 G6-4-3 1B | | | | | 3 | 0 | 2 | 0 | 0 | 0 | 1 |

| Inning Stats | R: 0 | H: 1 | E: 0 | LOB: 0 | K: 0 | S: 4 | P: 7 | R: 3 | H: 4 | E: 0 | LOB: 1 | K: 1 | S: 16 | P: 28 | R: 0 | H: 0 | E: 0 | LOB: 0 | K: 0 | S: 9 | R: 0 | H: 1 | E: 0 | LOB: 1 | K: 1 | S: 8 | R: 0 | H: 1 | E: 0 | LOB: 0 | K: 0 | S: 9 | R: 0 | H: 1 | E: 0 | LOB: 1 | K: 0 | S: 6 | R: 0 | H: 0 | E: 0 | LOB: 0 | K: 0 | S: 9 | R: 1 | H: 1 | E: 0 | LOB: 0 | K: 0 | S: 12 | R: 0 | H: 1 | E: 0 | LOB: 1 | K: 0 | S: 13 | 1B: 5 | SF: 0 | 2B: 3 | SAC: 0 | 3B: 0 | DP: 4 | HR: 2 | HBP: 1 | WP: 0 | PA: 35 |
|--------------|------|------|------|--------|------|------|------|------|------|------|--------|------|-------|-------|------|------|------|--------|------|------|------|------|------|--------|------|------|------|------|------|--------|------|------|------|------|------|--------|------|------|------|------|------|--------|------|------|------|------|------|--------|------|-------|------|------|------|--------|------|-------|-------|-------|-------|--------|-------|-------|-------|--------|-------|--------|
|--------------|------|------|------|--------|------|------|------|------|------|------|--------|------|-------|-------|------|------|------|--------|------|------|------|------|------|--------|------|------|------|------|------|--------|------|------|------|------|------|--------|------|------|------|------|------|--------|------|------|------|------|------|--------|------|-------|------|------|------|--------|------|-------|-------|-------|-------|--------|-------|-------|-------|--------|-------|--------|

| PITCHER | IP | WLS | BF | H | R | ER | SO | BB | IBB | HBP | BLK | WP | HR | S | P | ERA | WHIP |
|-------------------------------|--------|-----|----|---|---|----|----|----|-----|-----|-----|----|----|----|----|------|-------|
| Angel Miranda, L ERA: 5.28 | (1, 1) | 6.0 | 24 | 8 | 3 | 3 | 2 | 0 | 0 | 0 | 0 | 0 | 1 | 52 | 91 | 4.50 | 1.333 |
| Jose Mercedes, R ERA: 2.4 | (7, 1) | 1.2 | 6 | 1 | 1 | 1 | 0 | 0 | 0 | 1 | 0 | 0 | 1 | 20 | 31 | 5.40 | 0.600 |
| Jesse Orosco, L ERA: 5.21 | (8, 1) | 0.1 | 1 | 0 | 0 | 0 | 0 | 0 | 0 | 0 | 0 | 0 | 0 | 1 | 3 | 0.00 | 0.000 |
| Doug Henry, R ERA: 4.6 | (9, 1) | 1.0 | 4 | 1 | 0 | 0 | 0 | 1 | 0 | 0 | 0 | 0 | 0 | 13 | 22 | 0.00 | 2.000 |

BOTTOM

Milwaukee Brewers @ Detroit Tigers
Tiger Stadium, Detroit, MI
 Mon Aug 08 1994, 7:05 PM EDT
 Att: 30,803 - Unknown - 83 F

livebaseballscorecards.com

| | |
|------------|-----------|
| AB | 33 |
| R | 4 |
| H | 10 |
| RBI | 4 |
| BB | 1 |
| SO | 2 |
| LOB | 12 |




| Batter | 1 | 2 | 3 | 4 | 5 | 6 | 7 | 8 | 9 | AB R H RBI BB SO LOB | TOP | | | | | | | | | | | |
|--|---|----------------------------------|-------------------------------|----------------------------------|-------------------------------|----------------------------------|-------------------------------|----------------------------------|------------------------------|----------------------------------|------------------------------|----------------------------------|-------------------------------|----------------------------------|------------------------------|----------------------------------|------------------------------|----------------------------------|----------------------------------|------------------------------------|----------------------------------|--------|
| Jody Reed, R (1, 4) OBP: 0.363, SLG: 0.340 | 2-0 1B 2B | 2-2 G5-3 | | 2-2 P6 | | | 1-3 K | | 0-0 1B 1B | 5 1 2 0 0 1 1 | | | | | | | | | | | | |
| Greg Vaughn, R (1, 7) OBP: 0.345, SLG: 0.483 | 3-2 G6-3 | | 4-0 G6-3 PB 1B BB | | 0-0 F9 | | 0-2 1B 1B | | 2-1 P3 | 4 2 1 0 1 0 2 | | | | | | | | | | | | |
| Kevin Seitzer, R (1, 10) OBP: 0.379, SLG: 0.453 | 2-1 G4-3 2-H 1B | | 1-2 G6-3 1-3 | | 2-3 K | | 3-2 1B 1B | | 0-2 1B 1B | 5 0 3 1 0 1 1 | | | | | | | | | | | | |
| Dave Nilsson, L (1, 2) OBP: 0.324, SLG: 0.453 | 4-2 G4-3 BB | | 1-1 1B SF7 1B 3-H | | 4-1 BB | | 1-0 1B 1-2 3-H 1B | | 1-0 F7 | 3 1 2 2 2 0 2 | | | | | | | | | | | | |
| John Jaha, R (1, 3) OBP: 0.328, SLG: 0.403 | 3-2 G4-3 1-2 2-3 | | 1-2 1-3 1B | | 1-3 K | | 0-3 K | | | 4 0 1 0 0 2 5 | | | | | | | | | | | | |
| Turner Ward, S (1, 8) OBP: 0.332, SLG: 0.364 | 0-0 G4-3 | | 0-1 SF7 | | 2-3 K | | 3-3 K | | | 3 0 0 1 0 2 2 | | | | | | | | | | | | |
| Troy O'Leary, L (1, 9) OBP: 0.314, SLG: 0.349 | | | 0-1 G3-1 | | 1-3 K | | 1-0 F7 | | 0-1 G4-1 | 4 0 0 0 0 1 1 | | | | | | | | | | | | |
| Jeff Cirillo, R (1, 5) OBP: 0.326, SLG: 0.403 | | | 3-2 2B | | 0-1 F9 | | 1-2 CS 1B | | 2-2 F9 | 4 0 2 0 0 0 0 | | | | | | | | | | | | |
| Jose Valentin, S (1, 6) OBP: 0.327, SLG: 0.421 | | | 3-0 L9 | | 0-3 K | | 3-0 CS 1-2 | | 1-0 L4 | 4 0 0 0 0 1 1 | | | | | | | | | | | | |
| Inning Stats | R: 1 E: 0 K: 0 S: 12 | H: 2 LOB: 2 BB: 1 P: 26 | R: 0 E: 0 K: 0 S: 10 | H: 1 LOB: 1 BB: 0 P: 18 | R: 2 E: 0 K: 1 S: 13 | H: 2 LOB: 1 BB: 1 P: 21 | R: 0 E: 0 K: 1 S: 8 | H: 0 LOB: 0 BB: 0 P: 10 | R: 0 E: 0 K: 2 S: 9 | H: 0 LOB: 1 BB: 1 P: 16 | R: 0 E: 0 K: 1 S: 8 | H: 1 LOB: 0 BB: 0 P: 15 | R: 1 E: 0 K: 2 S: 15 | H: 3 LOB: 2 BB: 0 P: 21 | R: 0 E: 0 K: 1 S: 8 | H: 0 LOB: 0 BB: 0 P: 13 | R: 0 E: 0 K: 0 S: 9 | H: 2 LOB: 2 BB: 0 P: 12 | 1B: 9 2B: 2 3B: 0 HR: 0 | SF: 1 SAC: 0 DP: 0 HBP: 0 | WP: 0 PB: 1 SB: 0 CS: 1 | PA: 41 |
| PITCHER | IP WLS BF H R ER SO BB IBB HBP BLK WP HR S P ERA WHIP | | | | | | | | | | | | | | | | | | | | | |
| Sean Bergman, R (1, 1) ERA: 5.6 | 6.2 W 31 9 4 4 6 3 0 0 0 0 0 0 72 124 5.40 1.800 | | | | | | | | | | | | | | | | | | | | | |
| Mike Gardiner, R (7, 1) ERA: 4.14 | 1.1 4 0 0 0 2 0 0 0 0 0 0 0 11 16 0.00 0.000 | | | | | | | | | | | | | | | | | | | | | |
| Mike Henneman, R (9, 1) ERA: 5.19 | 1.0 5 2 0 0 0 0 0 0 0 0 0 0 9 12 0.00 2.000 | | | | | | | | | | | | | | | | | | | | | |

Milwaukee Brewers @ Detroit Tigers
Tiger Stadium, Detroit, MI
Tue Aug 09 1994, 7:05 PM EDT
Att. 15,874 - Unknown - 61 F

| | |
|-----|----|
| AB | 36 |
| R | 4 |
| H | 11 |
| RBI | 4 |
| BB | 3 |
| SO | 8 |
| LOB | 15 |



| Batter | 1 | 2 | 3 | 4 | 5 | 6 | 7 | 8 | 9 | AB R H RBI BB SO LOB | TOP |
|---|--|---|---|---|--|--|--|---|--|--|---|
| Jody Reed, R OBP: 0.360, SLG: 0.337 (1, 4) C B F S | 1-3 K2-3 ① | | 0-0 G4-6-3 ② ③ 1-2f | | | 1-0 P4 ② | | | 1-0 G6-3 ② | 4 0 0 0 0 1 1 | |
| Greg Vaughn, R OBP: 0.344, SLG: 0.481 (1, 7) (8, 8) F B S X | 2-2 P4 ② | | | 1-0 G6-3 ① | | 1-3 K ③ | | | 0-0 1B ③ | 4 0 1 0 0 1 0 | |
| Kevin Seitzer, R OBP: 0.375, SLG: 0.447 (1, 3) C C X | 0-2 G6-3 ③ | | | 2-3 K ② | | | 2-2 F7 ① | | 1-0 F7 ③ | 4 0 0 0 0 1 1 | |
| Dave Nilsson, L OBP: 0.324, SLG: 0.452 (1, 2) C X B B B B B B | | 3-2 F9 ① | | 1-2 1B ① | | | 2-0 F9 ② | | | 3 0 1 0 0 0 0 | |
| John Jaha, R OBP: 0.328, SLG: 0.406 (1, 10) C C X | | 0-2 2B ① | | 3-2 F9 ③ | | | 2-3 K ③ | | | 3 0 1 0 0 1 1 | |
| Turner Ward, S OBP: 0.329, SLG: 0.361 (1, 8) Troy O'Leary, L OBP: 0.314, SLG: 0.349 (8, 7) C T B T T B C T B T T B C T | | 3-3 K ② | | | 1-2 G6-3 ① | | | 0-3 K ① | | 3 0 0 0 0 2 1 0 0 0 0 0 0 0 | |
| Jeff Cirillo, R OBP: 0.319, SLG: 0.393 (1, 5) X | | 0-0 F8 ③ | | | 0-1 L7 ② | | | 0-1 G6-3 ② | | 3 0 0 0 0 0 1 | |
| Matt Mieske, R OBP: 0.320, SLG: 0.432 (1, 9) X | | | 0-0 F9 ① | | 1-3 K ③ | | | 1-0 P5 ③ | | 3 0 0 0 0 1 0 | |
| Jose Valentin, S OBP: 0.328, SLG: 0.420 (1, 6) Dave Valle, R OBP: 0.346, SLG: 0.378 (9, PH) B F B B C B | | | 4-2 G4-6-3 BB ① | | | 1-3 K ① | | | 1-2 F8 ① | 1 0 0 0 1 1 0 1 0 0 0 0 0 0 |  |
| Inning Stats | R: 0 E: 0 K: 1 S: 9 H: 0 LOB: 0 BB: 0 P: 12 | R: 0 E: 0 K: 1 S: 14 H: 1 LOB: 1 BB: 0 P: 20 | R: 0 E: 0 K: 0 S: 4 H: 0 LOB: 0 BB: 1 P: 8 | R: 0 E: 0 K: 1 S: 11 H: 1 LOB: 1 BB: 0 P: 18 | R: 0 E: 0 K: 1 S: 9 H: 0 LOB: 0 BB: 0 P: 11 | R: 0 E: 0 K: 2 S: 7 H: 0 LOB: 0 BB: 0 P: 10 | R: 0 E: 0 K: 1 S: 7 H: 0 LOB: 0 BB: 0 P: 13 | R: 0 E: 0 K: 1 S: 6 H: 0 LOB: 0 BB: 0 P: 7 | R: 0 E: 0 K: 0 S: 8 H: 1 LOB: 1 BB: 0 P: 11 | 1B: 2 2B: 1 3B: 0 HR: 0 SF: 0 SAC: 0 DP: 1 HBP: 0 | WP: 0 PB: 0 SB: 0 CS: 0 PA: 30 |
| PITCHER David Wells, L ERA: 3.96 (1, 1) | IP 9.0 WLS W BF 30 H 3 R 0 ER 0 SO 8 BB 1 IBB 0 HBP 0 BLK 0 WP 0 HR 0 S 75 P 110 ERA 0.00 WHIP 0.444 | PITCHER IP WLS BF H R ER SO BB IBB HBP BLK WP HR S P ERA WHIP | | | | | | | | | |

Milwaukee Brewers @ Detroit Tigers
Tiger Stadium, Detroit, MI
Wed Aug 10 1994, 7:05 PM EDT
Att. 17,705 - Unknown - 69 F

livebaseballscorecards.com

| | |
|-----|----|
| AB | 29 |
| R | 0 |
| H | 3 |
| RBI | 0 |
| BB | 1 |
| SO | 8 |
| LOB | 5 |

| Batter | 1 | 2 | 3 | 4 | 5 | 6 | 7 | 8 | 9 | AB | R | H | RBI | BB | SO | LOB | | |
|--|------------------------------|----------------------------------|------------------------------|----------------------------------|-------------------------------|----------------------------------|------------------------------|----------------------------------|------------------------------|---------------------------------|------------------------------|---------------------------------|------------------------------|----------------------------------|------------------------------|----------------------------------|----------------------------------|------------------------------------|
| Tony Phillips, S OBP: 0.411, SLG: 0.464 (1, 7) | 0-0 G1-3 | | 4-1 BB 1B BB | | 0-2 G4-6-3 | | 0-1 3B | | | 3 | 1 | 1 | 1 | 1 | 0 | 1 | | |
| Lou Whitaker, L OBP: 0.373, SLG: 0.489 (1, 4) | 1-1 BB 1B | | 2-2 L8 | | 1-0 G4-3 | | 2-1 F8 | | | 4 | 0 | 1 | 0 | 0 | 0 | 2 | | |
| Travis Fryman, R OBP: 0.327, SLG: 0.476 (1, 5) | 4-0 1-2 BB | | 4-2 1B 1B BB | | | 0-0 F7 | | 2-3 K | | 2 | 1 | 0 | 0 | 2 | 1 | 0 | | |
| Cecil Fielder, R OBP: 0.331, SLG: 0.501 (1, 3) | 1-1 F7 | | 3-2 1B | | | 0-0 F8 | | 0-3 K | | 4 | 0 | 1 | 2 | 0 | 1 | 2 | | |
| Kirk Gibson, L OBP: 0.359, SLG: 0.552 (1, 10) | 0-1 F8 | | 1-0 P2 | | | 0-2 G4-3 | | 0-2 G6-3 | | 4 | 0 | 0 | 0 | 0 | 0 | 3 | | |
| Mickey Tettleton, S OBP: 0.420, SLG: 0.466 (1, 2) | | 3-1 G6-3 | | 2-1 G4-3 | | 4-0 SH5-4 1B SF8 BB | | | | 2 | 1 | 0 | 0 | 1 | 0 | 0 | | |
| Junior Felix, S OBP: 0.370, SLG: 0.528 (1, 9) | | 0-3 K | | 3-1 G6-3 | | 0-0 SF8 SH5-4 3B 1B | | | | 3 | 1 | 1 | 0 | 0 | 1 | 0 | | |
| Alan Trammell, R OBP: 0.305, SLG: 0.415 (1, 6) | | 1-0 G6-3 | | 2-1 L7 | | 0-0 SH5-4 | | | | 2 | 0 | 0 | 0 | 0 | 0 | 0 | | |
| Milt Cuyler, S OBP: 0.326, SLG: 0.319 (1, 8) | | | 0-0 G4-3 | | 0-0 G4-6-3 1B | | 2-0 SF8 | | | 2 | 0 | 1 | 1 | 0 | 0 | 0 | | |
| Inning Stats | R: 0 E: 0 K: 0 S: 7 | H: 1 LOB: 2 BB: 1 P: 13 | R: 0 E: 0 K: 1 S: 6 | H: 0 LOB: 0 BB: 0 P: 10 | R: 2 E: 0 K: 0 S: 12 | H: 1 LOB: 1 BB: 2 P: 26 | R: 0 E: 0 K: 0 S: 6 | H: 0 LOB: 0 BB: 0 P: 13 | R: 0 E: 0 K: 0 S: 6 | H: 1 LOB: 0 BB: 0 P: 7 | R: 0 E: 0 K: 0 S: 5 | H: 0 LOB: 0 BB: 0 P: 5 | R: 2 E: 0 K: 0 S: 7 | H: 2 LOB: 1 BB: 1 P: 15 | R: 0 E: 0 K: 2 S: 9 | H: 0 LOB: 0 BB: 0 P: 11 | 1B: 4 2B: 0 3B: 1 HR: 0 | SF: 1 SAC: 1 DP: 1 HBP: 0 |

BOTTOM

Milwaukee Brewers @ Detroit Tigers
Tiger Stadium, Detroit, MI
Wed Aug 10 1994, 7:05 PM EDT
Att: 17,705 - Unknown - 69 F

livebaseballscorecards.com

| | |
|------------|-----------|
| AB | 26 |
| R | 4 |
| H | 5 |
| RBI | 4 |
| BB | 4 |
| SO | 3 |
| LOB | 8 |



| PITCHER | IP | WLS | BF | H | R | ER | SO | BB | IBB | HBP | BLK | WP | HR | S | P | ERA | WHIP |
|------------------------------------|-----|-----|----|---|---|----|----|----|-----|-----|-----|----|----|----|-----|------|-------|
| Ricky Bones, R ERA: 3.43 (1, 1) | 8.0 | L | 32 | 5 | 4 | 4 | 3 | 4 | 0 | 0 | 0 | 0 | 0 | 58 | 100 | 4.50 | 1.125 |

| | |
|-------|--------|
| WP: 0 | PA: 32 |
| PB: 0 | |
| SB: 0 | |
| CS: 0 | |

| Batter | 1 | 2 | 3 | 4 | 5 | 6 | 7 | 8 | 9 |
|---|--------------|---|---------------|-----------|--------------|---|----------------|---|---------------|
| Tony Phillips, S OBP: 0.409, SLG: 0.468 (1, 7) | 2-3 K | | 3-1 HR | 3-3 K | | | 0-1 G4-3 | | 0-3 K |
| Lou Whitaker, L OBP: 0.377, SLG: 0.491 (1, 4) | 0-2 1B | | 1-0 1B | 4-0 BB | | | 0-0 L6 | | |
| Travis Fryman, R OBP: 0.326, SLG: 0.474 (1, 5) | 3-2 1B | | 3-2 F9 | 3-2 P4 | | | 2-3 K | | |
| Cecil Fielder, R OBP: 0.337, SLG: 0.504 (1, 3) | 0-1 1B | | 3-1 1B | | 4-2 BB | | 4-2 BB | | |
| Kirk Gibson, L OBP: 0.358, SLG: 0.548 (1, 10) | 2-1 FC4-6 | | 0-1 CS | | 1-0 G4-3 | | 1-2 F8 | | |
| Mickey Tettleton, S OBP: 0.419, SLG: 0.463 (1, 2) | 1-2 P4 | | 1-0 1B | | 2-3 K | | 3-3 K | | |
| Junior Felix, S OBP: 0.372, SLG: 0.525 (1, 9) | | | 3-3 K | | 4-0 BB | | 0-0 FC1-6-4 | | |
| Alan Trammell, R OBP: 0.307, SLG: 0.414 (1, 6) | | | 1-1 G1-6-3 | | 0-0 SH1-4 | | 1-0 L4-3 | | 4-1 BB |
| Milt Cuyler, S OBP: 0.318, SLG: 0.310 (1, 8) | | | 0-1 G6-3 | | 1-1 SH1-4 | | 0-0 P6 | | 2-2 G1-6-3 |

| Inning Stats | R: 2 | H: 3 | E: 0 | K: 1 | S: 16 | LOB: 1 | BB: 0 | P: 25 | R: 0 | H: 0 | E: 0 | K: 0 | S: 6 | LOB: 0 | BB: 1 | P: 11 | R: 3 | H: 5 | E: 0 | K: 1 | S: 15 | LOB: 2 | BB: 0 | P: 29 | R: 0 | H: 1 | E: 1 | K: 1 | S: 11 | LOB: 0 | BB: 1 | P: 13 | R: 0 | H: 0 | E: 0 | K: 0 | S: 2 | LOB: 0 | BB: 1 | P: 7 | R: 0 | H: 0 | E: 0 | K: 1 | S: 7 | LOB: 0 | BB: 0 | P: 9 | R: 0 | H: 0 | E: 0 | K: 1 | S: 12 | LOB: 1 | BB: 1 | P: 20 | R: 0 | H: 0 | E: 0 | K: 1 | S: 7 | LOB: 0 | BB: 1 | P: 13 | 1B: 8 | 2B: 2 | 3B: 0 | HR: 1 | SF: 0 | SAC: 1 | DP: 5 | HBP: 0 |
|--------------|------|------|------|------|-------|--------|-------|-------|------|------|------|------|------|--------|-------|-------|------|------|------|------|-------|--------|-------|-------|------|------|------|------|-------|--------|-------|-------|------|------|------|------|------|--------|-------|------|------|------|------|------|------|--------|-------|------|------|------|------|------|-------|--------|-------|-------|------|------|------|------|------|--------|-------|-------|-------|-------|-------|-------|-------|--------|-------|--------|
|--------------|------|------|------|------|-------|--------|-------|-------|------|------|------|------|------|--------|-------|-------|------|------|------|------|-------|--------|-------|-------|------|------|------|------|-------|--------|-------|-------|------|------|------|------|------|--------|-------|------|------|------|------|------|------|--------|-------|------|------|------|------|------|-------|--------|-------|-------|------|------|------|------|------|--------|-------|-------|-------|-------|-------|-------|-------|--------|-------|--------|

| PITCHER | IP | WLS | BF | H | R | ER | SO | BB | IBB | HBP | BLK | WP | HR | S | P | ERA | WHIP |
|---|-----|-----|----|---|---|----|----|----|-----|-----|-----|----|----|----|-----|------|-------|
| Bill Wegman, R ERA: 4.51 (1, 1) | 6.0 | | 27 | 9 | 5 | 5 | 4 | 4 | 0 | 0 | 0 | 0 | 1 | 56 | 107 | 7.50 | 2.167 |
| Jesse Orosco, L ERA: 5.08 (7, 1) | 1.0 | W | 3 | 0 | 0 | 0 | 1 | 0 | 0 | 0 | 0 | 0 | 0 | 7 | 9 | 0.00 | 0.000 |
| Jose Mercedes, R ERA: 2.32 (8, 1) | 1.0 | | 5 | 0 | 0 | 0 | 1 | 2 | 0 | 0 | 0 | 0 | 0 | 13 | 25 | 0.00 | 2.000 |
| Graeme Lloyd, L ERA: 5.17 (9, 1) | 1.0 | | 2 | 0 | 0 | 0 | 1 | 0 | 0 | 0 | 0 | 0 | 0 | 6 | 8 | 0.00 | 0.000 |

BOTTOM

Milwaukee Brewers @ Detroit Tigers
Tiger Stadium, Detroit, MI
 Thu Aug 11 1994, 3:33 AM EDT
 Att. 18,857 - Overcast - 63 F

| | |
|------------|-----------|
| AB | 30 |
| R | 5 |
| H | 9 |
| RBI | 5 |
| BB | 6 |
| SO | 7 |
| LOB | 15 |



| | |
|--------------|---------------|
| WP: 0 | PA: 37 |
| PB: 0 | |
| SB: 0 | |
| CS: 1 | |
| ERA | WHIP |

livebaseballscorecards.com