

# Detroit Tigers - 1994

Batter	1	2	3	4	5	6	7	8	9	AB	R	H	RBI	BB	SO	LOB	TOP				
Tony Phillips, S OBP: 0.400, SLG: 0.500	G5-3		1B	FC5-4	L6					4	1	1	3	1	0	2					
Lou Whitaker, L OBP: 0.400, SLG: 0.250	K		1B	G4-3						4	0	1	1	1	1	1					
Eric Davis, R OBP: 0.200, SLG: 0.200	K		1B		K					5	0	1	0	0	3	1					
Cecil Fielder, R		F9	L8		L9					5	0	0	0	0	1	3					
Travis Fryman, R OBP: 0.400, SLG: 0.500	K		1B		2B					4	1	1	0	1	1	0					
Mickey Tettleton, S Mitt Cuyler, S	K		K		2B					4	1	1	1	0	2	4					
Kirk Gibson, L OBP: 0.400, SLG: 0.250			1B	L9	2B					4	2	1	0	1	1	2					
Alan Trammell, R OBP: 0.800, SLG: 1.000			1B	1B	1B					3	2	2	2	2	0	1					
Junior Felix, S OBP: 0.500, SLG: 0.500			2B	1B	1B					4	1	2	1	0	1	4					
<b>Inning Stats</b>	R: 0 E: 0 K: 2 S: 12	H: 0 LOB: 0 BB: 0 P: 16	R: 0 E: 0 K: 2 S: 10	H: 0 LOB: 0 BB: 0 P: 18	R: 3 E: 0 K: 1 S: 18	H: 4 LOB: 3 BB: 2 P: 36	R: 1 E: 0 K: 0 S: 10	H: 2 LOB: 1 BB: 0 P: 15	R: 4 E: 0 K: 1 S: 14	H: 4 LOB: 1 BB: 1 P: 27	R: 0 E: 0 K: 0 S: 12	H: 0 LOB: 0 BB: 0 P: 24	R: 0 E: 1 K: 1 S: 10	H: 0 LOB: 2 BB: 1 P: 22	R: 0 E: 0 K: 1 S: 10	H: 0 LOB: 1 BB: 0 P: 18	1B: 6 2B: 4 3B: 0 HR: 0	SF: 0 SAC: 0 DP: 0 HBP: 1	WP: 0 PB: 0 SB: 0 CS: 1	PA: 44	
<b>PITCHER</b>	IP	WLS	BF	H	R	ER	SO	BB	IBB	HBP	BLK	WP	HR	S	P	ERA	WHIP				
Roger Clemens, R ERA: 15.43	4.2		26	9	8	8	6	2	1	0	0	0	0	62	109	15.43	2.357				
Paul Quantrill, R ERA	5.1		7	1	0	0	0	0	0	0	0	0	0	20	30	0.00	0.600				
Joe Hesketh, L ERA	7.1		5	0	0	0	1	2	1	0	0	0	0	10	25	0.00	2.000				
Scott Bankhead, R ERA	8.1	W	2	0	0	0	2	0	0	0	0	0	0	6	10	0.00	0.000				
Jeff Russell, R ERA	9.1	S	4	0	0	0	1	0	0	1	0	0	0	10	18	0.00	0.000				

**Detroit Tigers @ Boston Red Sox**  
Fenway Park, Boston, MA  
Mon Apr 04 1994, 3:33 AM EDT  
Att: 34,023 - Sunny - 51 F

AB 37  
R 8  
H 10  
RBI 8  
BB 6  
SO 10  
LOB 18



Batter	1	2	3	4	5	6	7	8	9	AB	R	H	RBI	BB	SO	LOB	BOTTOM				
Otis Nixon, S	G5-3		1B							2	2	0	1	3	0	0					
Billy Hatcher, R OBP: 0.600, SLG: 0.667			1B	G4-3						3	1	1	2	2	0	3					
Mike Greenwell, L	F7		L8	G3						4	0	0	0	1	0	3					
Mo Vaughn, L OBP: 0.200, SLG: 0.200	F8		2B	P6						5	1	1	1	0	1	3					
Andre Dawson, R OBP: 0.500, SLG: 1.500		HR	2B	G5-3						4	2	2	2	0	0	0					
Scott Cooper, L OBP: 0.500, SLG: 0.667	L6		2B		F8					3	2	1	0	1	0	0					
John Valentin, R OBP: 0.750, SLG: 1.000			1B	P3						3	1	2	2	1	0	0					
Dave Valle, R			2B		P5					2	0	0	0	1	0	1					
Damon Berryhill, S	G6-3		1B							1	0	0	0	0	1	2					
Scott Fletcher, R		L9	F9							4	0	0	0	0	0	6					
<b>Inning Stats</b>	R: 0 E: 0 K: 0 S: 6	H: 0 LOB: 1 BB: 1 P: 17	R: 1 E: 0 K: 0 S: 8	H: 1 LOB: 1 BB: 1 P: 20	R: 5 E: 0 K: 0 S: 18	H: 3 LOB: 3 BB: 5 P: 42	R: 0 E: 0 K: 0 S: 8	H: 0 LOB: 0 BB: 0 P: 9	R: 0 E: 0 K: 0 S: 4	H: 0 LOB: 0 BB: 0 P: 9	R: 0 E: 0 K: 0 S: 9	H: 0 LOB: 0 BB: 0 P: 17	R: 0 E: 0 K: 0 S: 4	H: 0 LOB: 0 BB: 0 P: 6	R: 3 E: 0 K: 2 S: 12	H: 3 LOB: 2 BB: 2 P: 26	1B: 2 2B: 4 3B: 0 HR: 1	SF: 0 SAC: 0 DP: 0 HBP: 0	WP: 0 PB: 1 SB: 2 CS: 0	PA: 40	
<b>PITCHER</b>	IP	WLS	BF	H	R	ER	SO	BB	IBB	HBP	BLK	WP	HR	S	P	ERA	WHIP				
Mike Moore, R ERA: 23.14	2.1		16	4	6	6	0	4	1	0	0	0	0	26	64	23.14	3.429				
Mike Gardiner, R ERA	3.1		13	0	0	0	0	1	1	0	0	0	0	27	50	0.00	0.273				
Storm Davis, R ERA: 9.0	7.1	L	11	3	3	2	2	2	0	0	0	0	0	16	32	9.00	2.500				

**Detroit Tigers @ Boston Red Sox**  
Fenway Park, Boston, MA  
Mon Apr 04 1994, 3:33 AM EDT  
Att: 34,023 - Sunny - 51 F

AB 31  
R 9  
H 7  
RBI 8  
BB 9  
SO 2  
LOB 18





Batter	1	2	3	4	5	6	7	8	9	AB	R	H	RBI	BB	SO	LOB	TOP								
Tony Phillips, S (1, 7) OBP: 0.400, SLG: 0.444	G6-3		P4	FC5			FC5-4 FC3-6 1B		G4-6-3 1B	5	1	2	0	0	0	3									
Juan Samuel, R (1, 4) OBP: 0.750, SLG: 0.667				P3			FC5-4 1B		G4-6-3 1B	3	0	2	0	1	0	0									
Lou Whitaker, L (9, PH) OBP: 0.333, SLG: 0.200	BB						FC5-4 1B			1	0	0	0	0	0	1									
Eric Davis, R (1, 8) OBP: 0.222, SLG: 0.125	P3			3B			FC5-4 FC3-6 1B			3	1	0	0	1	0	4									
Cecil Fielder, R (1, 3) OBP: 0.222, SLG: 0.375	F8			2B			FC3-6 1B			3	1	1	2	1	0	2									
Travis Fryman, R (1, 5) OBP: 0.333, SLG: 0.500		L5		1B			K			4	1	1	1	0	2	3									
Alan Trammell, R (1, 6) OBP: 0.556, SLG: 0.571		P2		1B			K			4	0	1	0	0	1	2									
Mickey Tettleton, S (1, 10) OBP: 0.222, SLG: 0.250				1B			K			4	0	0	0	0	2	2									
Danny Bautista, R (1, 9) OBP: 0.667, SLG: 0.667				CS			P4			3	0	2	1	0	0	0									
Kirk Gibson, L (8, PH) OBP: 0.333, SLG: 0.200				1B			G4-3			1	0	0	0	0	0	0									
Chad Kreuter, S (1, 2) OBP: 0.400, SLG: 0.400				L8			G4-3			2	0	0	0	1	0	1									
Junior Felix, S (9, PH)										1	0	0	0	0	0	0									
<b>Inning Stats</b>	R: 0 E: 0 K: 0 S: 9	H: 0 LOB: 1 BB: 1 P: 17	R: 0 E: 0 K: 0 S: 7	H: 0 LOB: 0 BB: 0 P: 11	R: 0 E: 0 K: 0 S: 9	H: 1 LOB: 0 BB: 0 P: 16	R: 3 E: 0 K: 1 S: 16	H: 4 LOB: 3 BB: 2 P: 30	R: 0 E: 0 K: 2 S: 15	H: 1 LOB: 2 BB: 1 P: 23	R: 0 E: 0 K: 1 S: 8	H: 0 LOB: 0 BB: 0 P: 12	R: 1 E: 0 K: 1 S: 19	H: 2 LOB: 1 BB: 0 P: 25	R: 0 E: 0 K: 0 S: 4	H: 0 LOB: 0 BB: 0 P: 8	R: 0 E: 0 K: 0 S: 5	H: 1 LOB: 0 BB: 0 P: 7	1B: 7 2B: 1 3B: 1 HR: 0	SF: 0 SAC: 0 DP: 1 HBP: 0	WP: 0 PB: 0 SB: 0 CS: 1	PA: 38			
<b>PITCHER</b>	IP	WLS	BF	H	R	ER	SO	BB	IBB	HBP	BLK	WP	HR	S	P	ERA	WHIP								
Frank Viola, L (1, 1) ERA: 6.23	4.1		22	6	3	3	1	4	0	0	0	0	0	49	88	6.23	2.308								
Ricky Tricek, R (5, 1) ERA	1.2	W	5	0	0	0	3	0	0	0	0	0	0	15	21	0.00	0.000								
Greg Harris, R (7, 1) ERA: 4.5	2.0		8	2	1	1	1	0	0	0	0	0	0	23	33	4.50	1.000								
Jeff Russell, R (9, 1) ERA	1.0	S	3	1	0	0	0	0	0	0	0	0	0	5	7	0.00	1.000								

**Detroit Tigers @ Boston Red Sox**  
Fenway Park, Boston, MA  
Wed Apr 06 1994, 3:33 AM EDT  
Att: 17,977 - Overcast - 59 F

AB 34  
R 4  
H 9  
RBI 4  
BB 4  
SO 5  
LOB 18



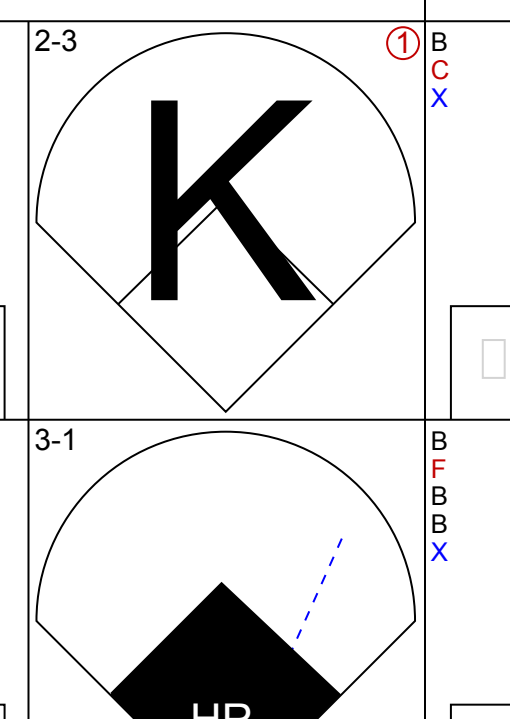
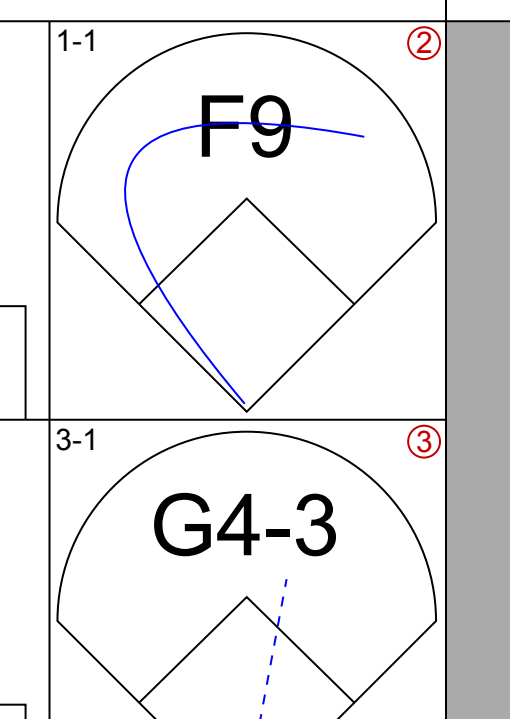
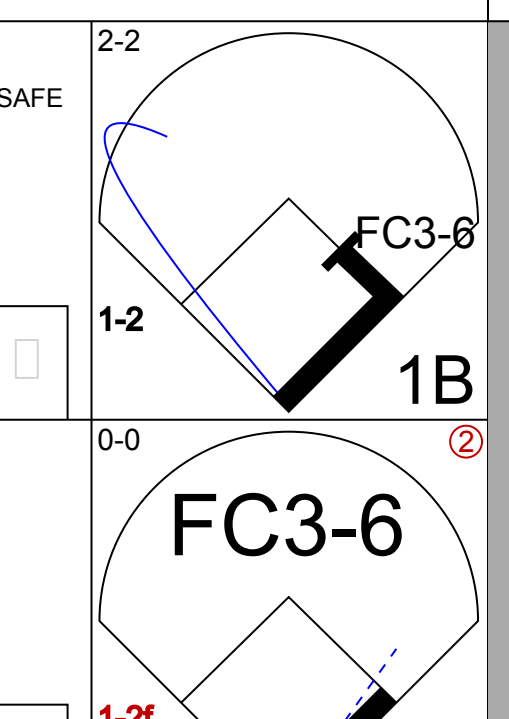
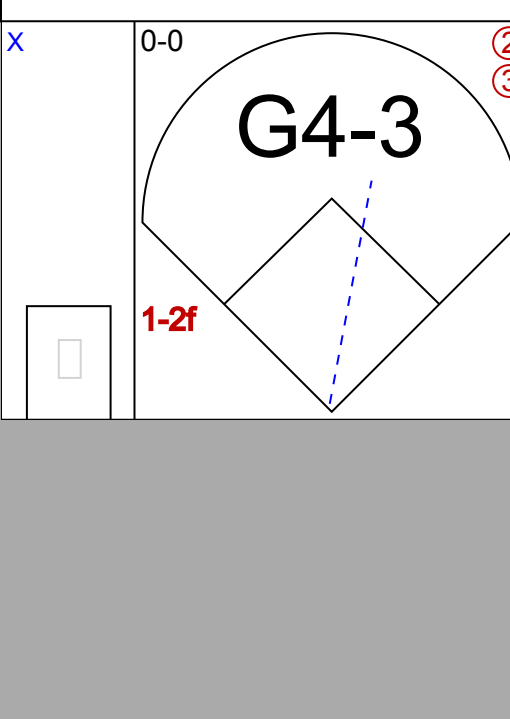
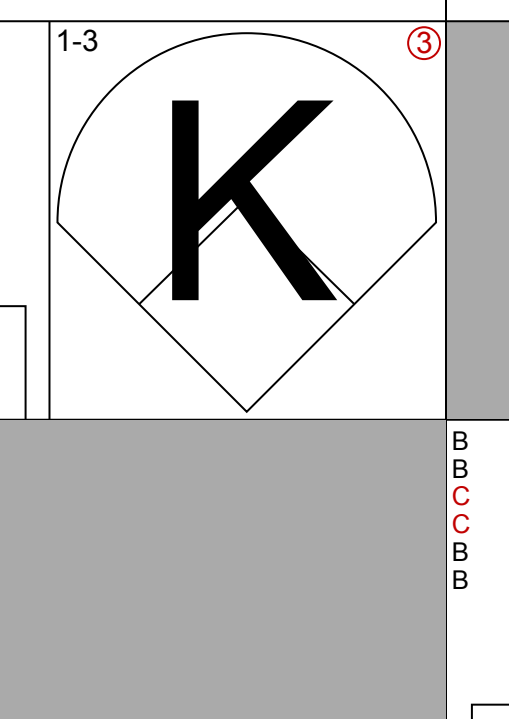
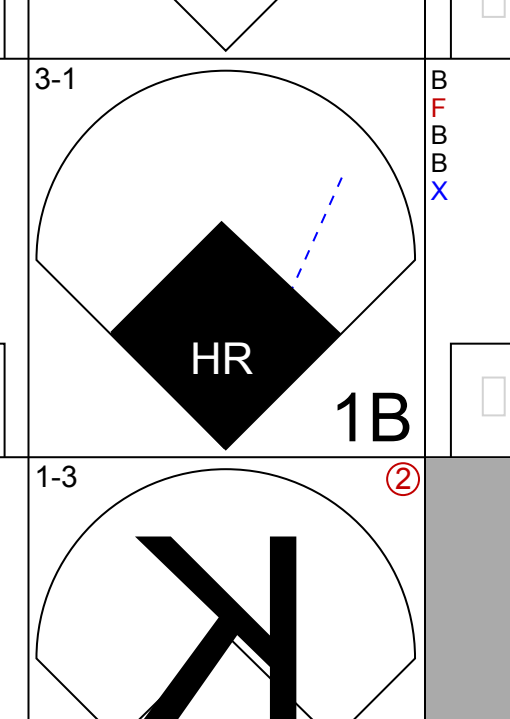
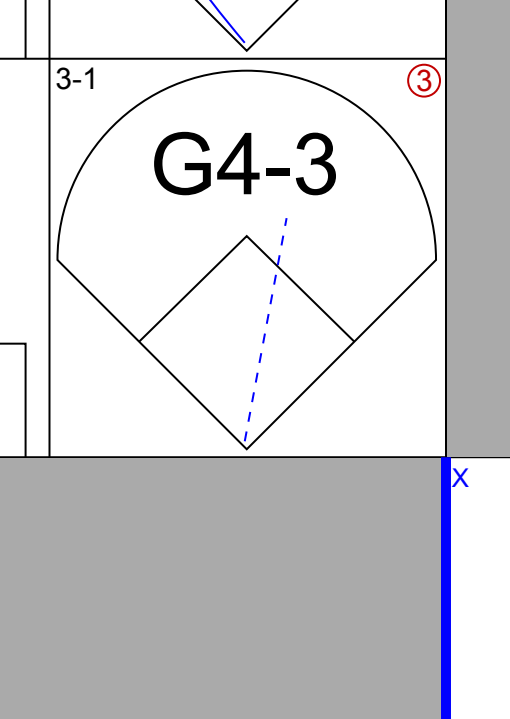
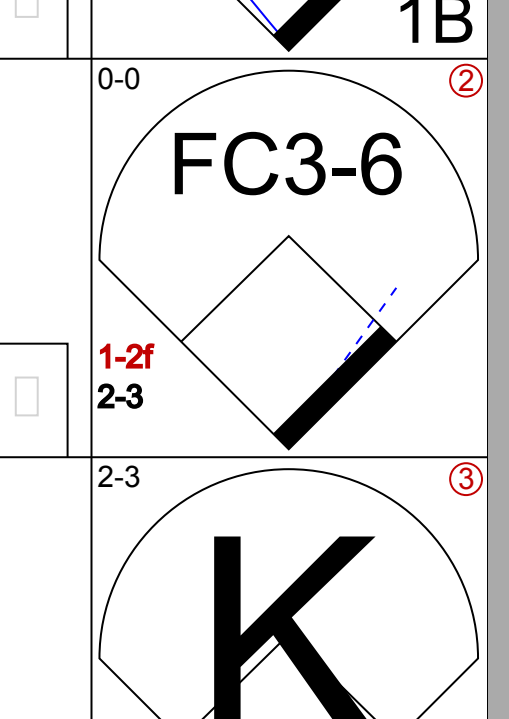
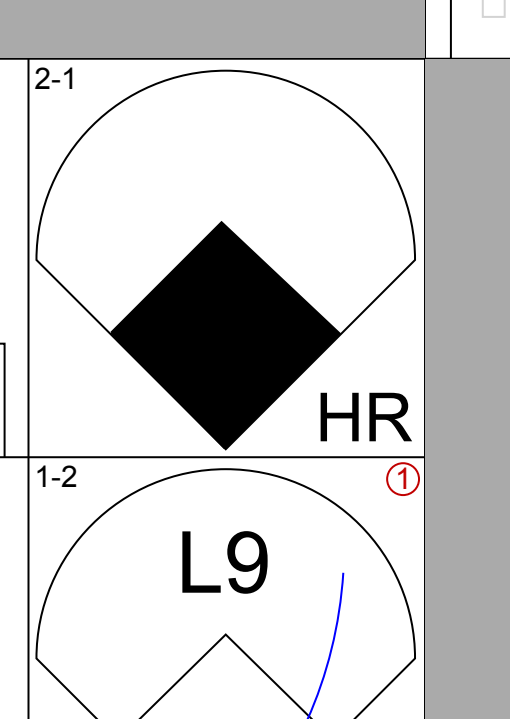
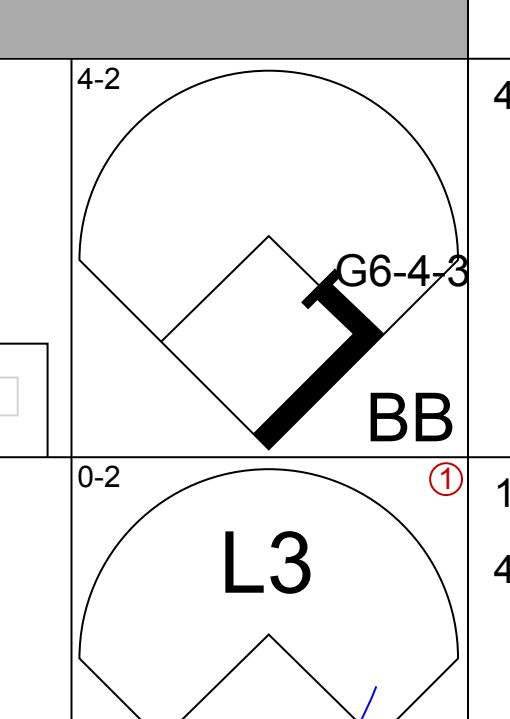
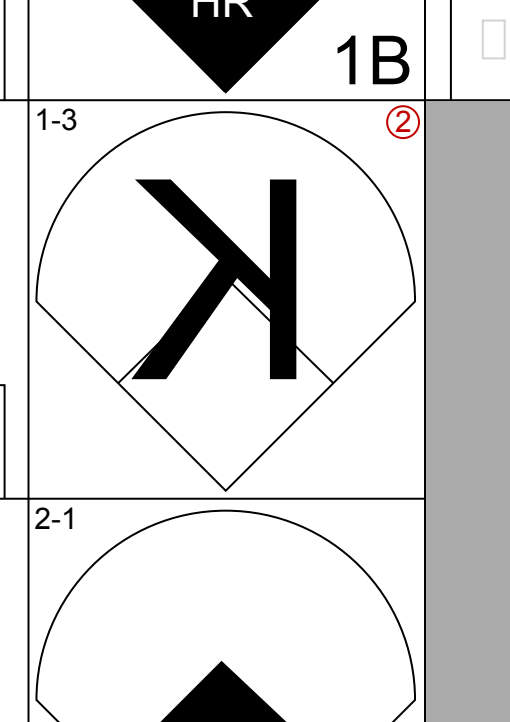
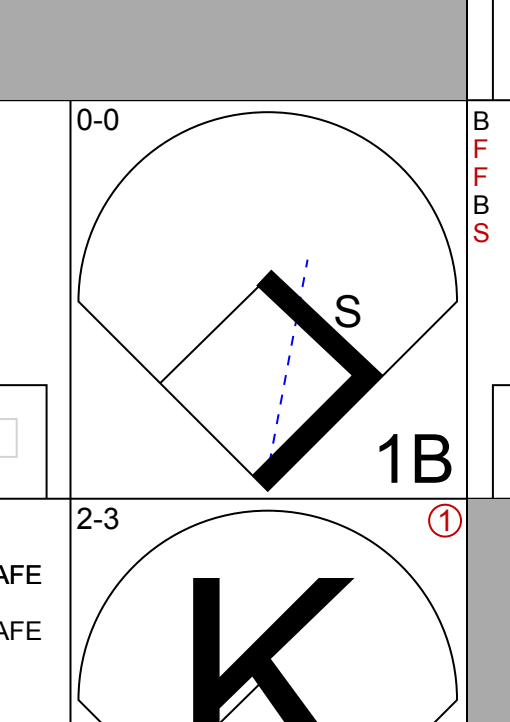
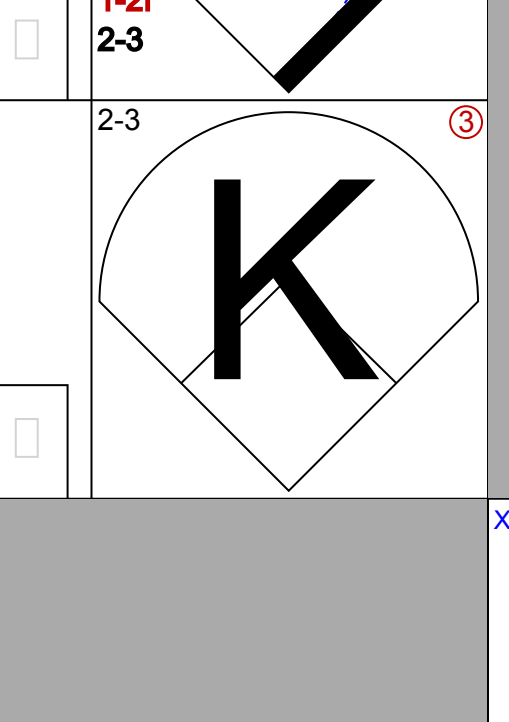
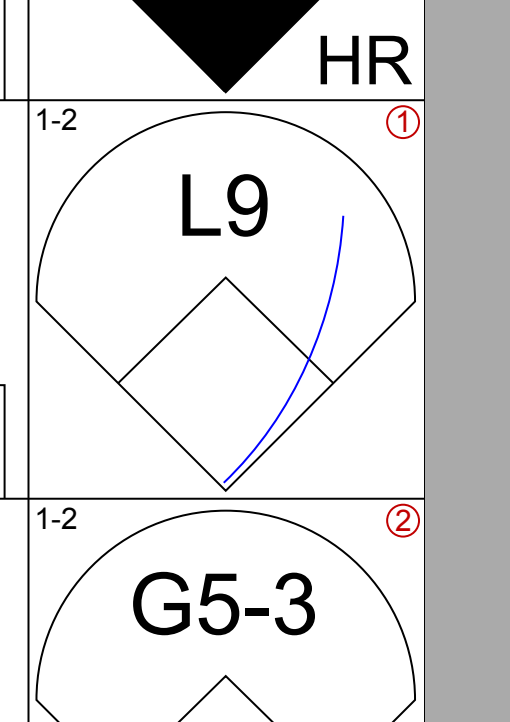
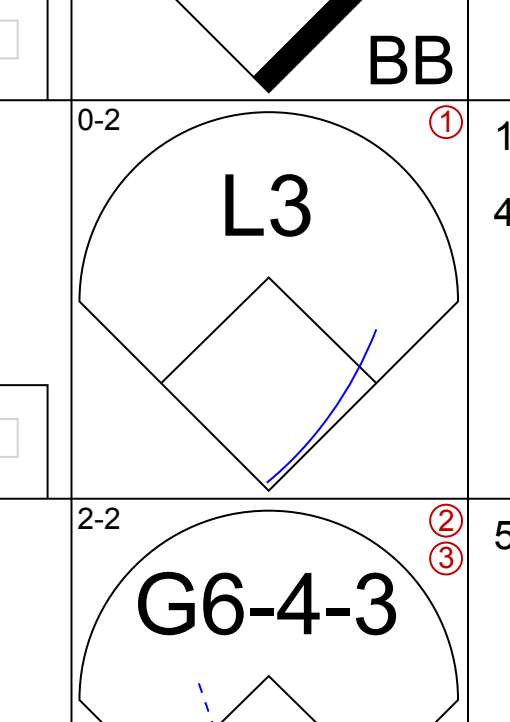
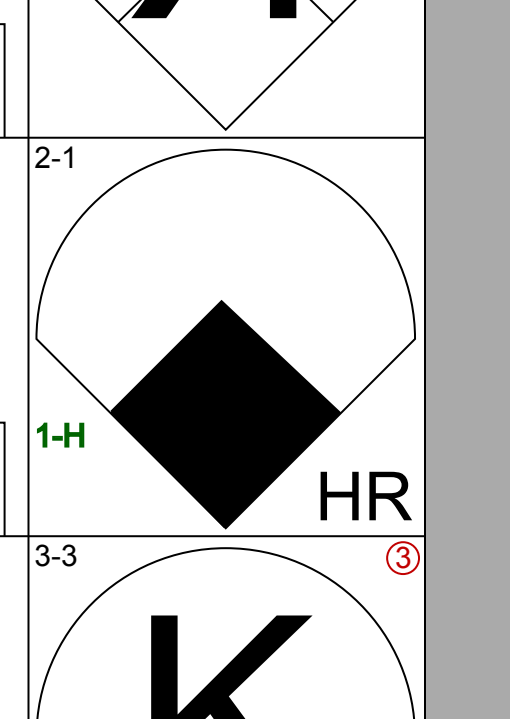
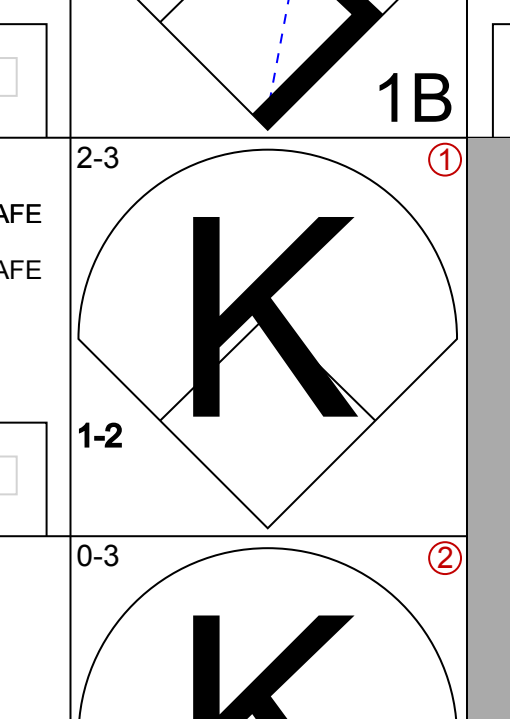
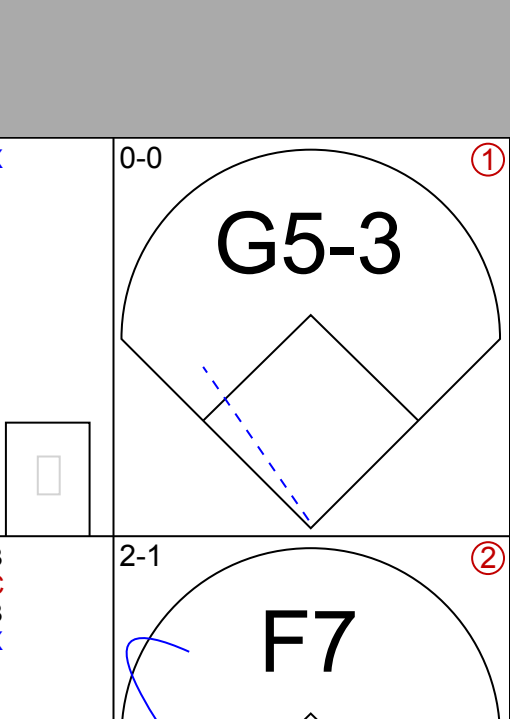
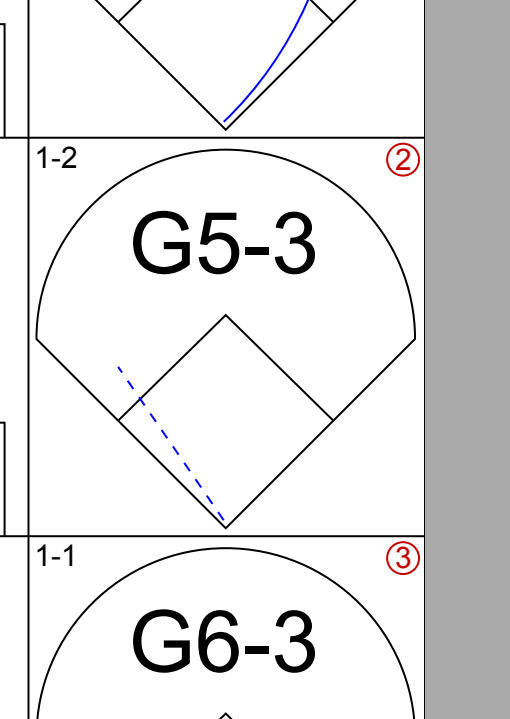
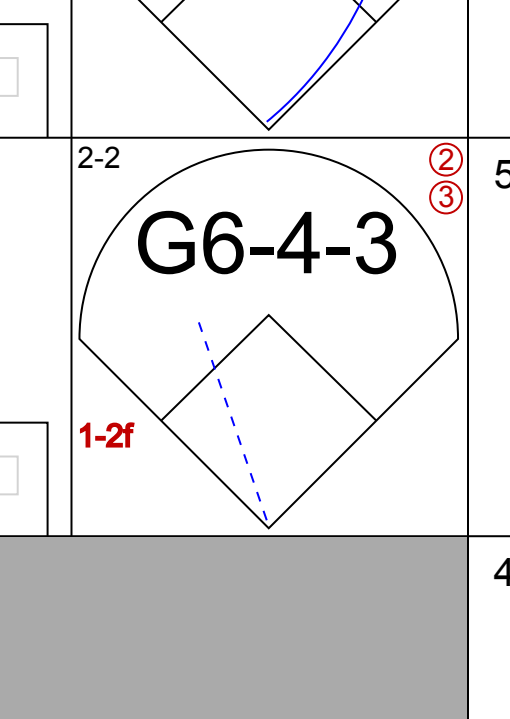
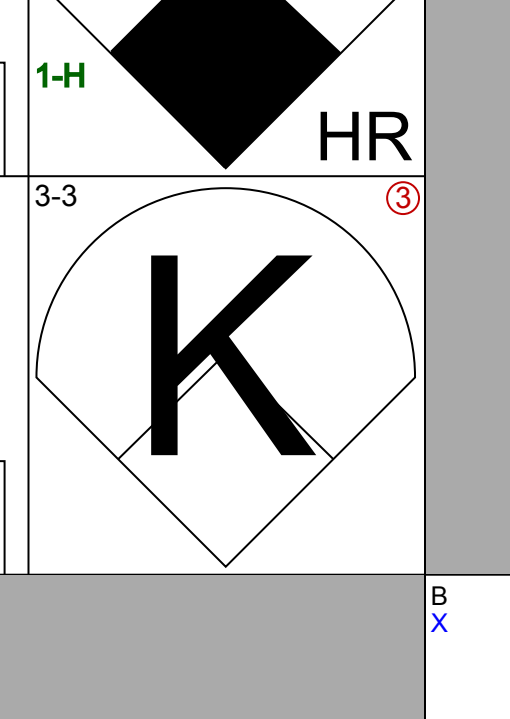
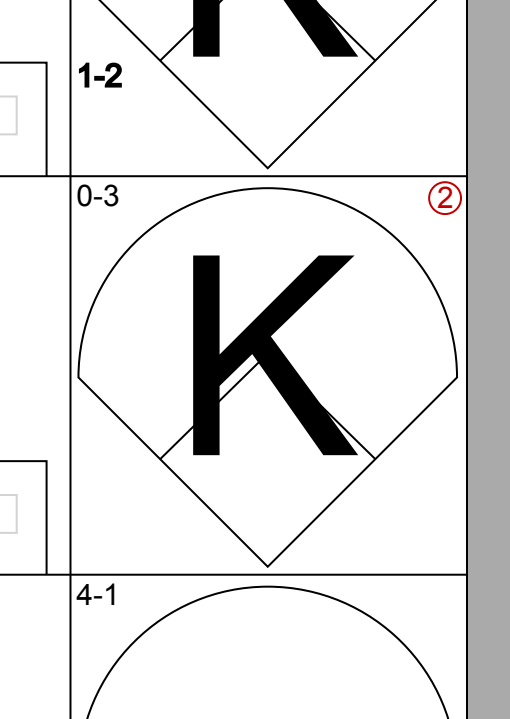
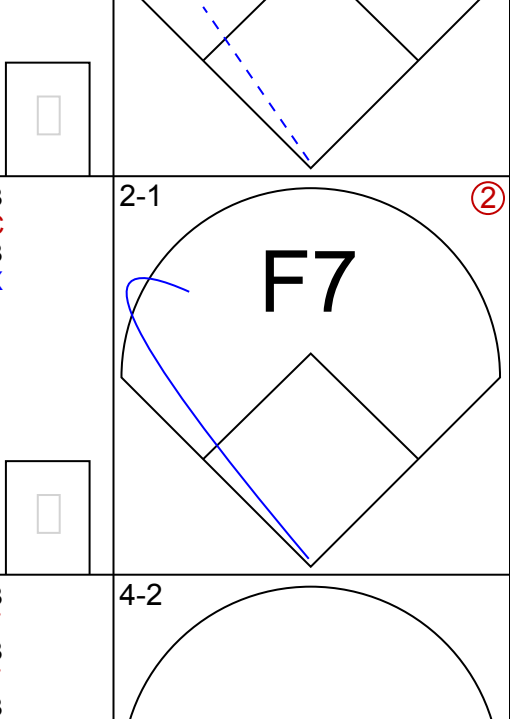
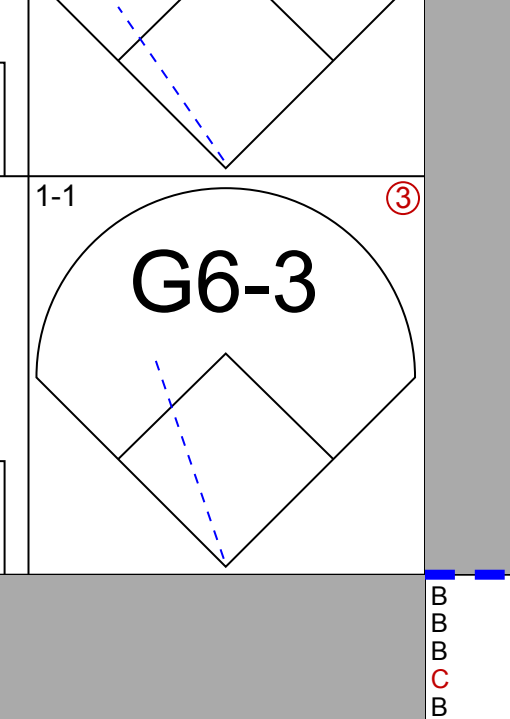
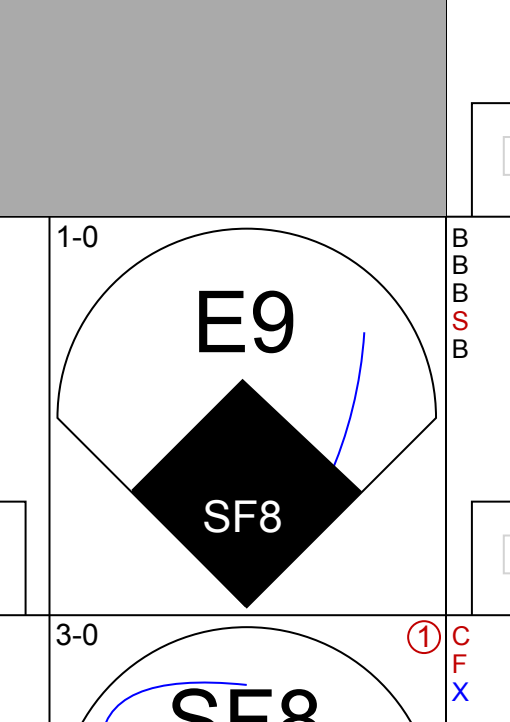
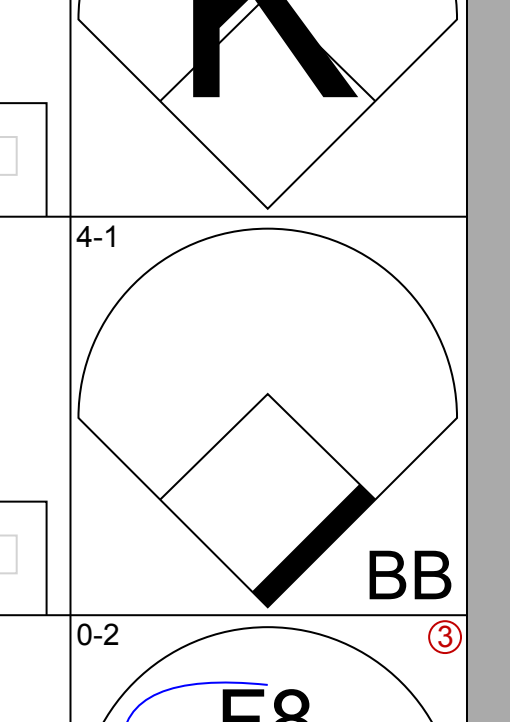
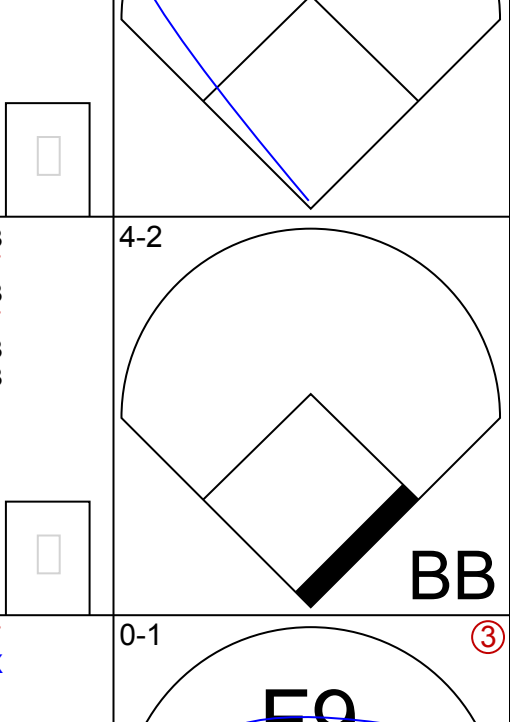
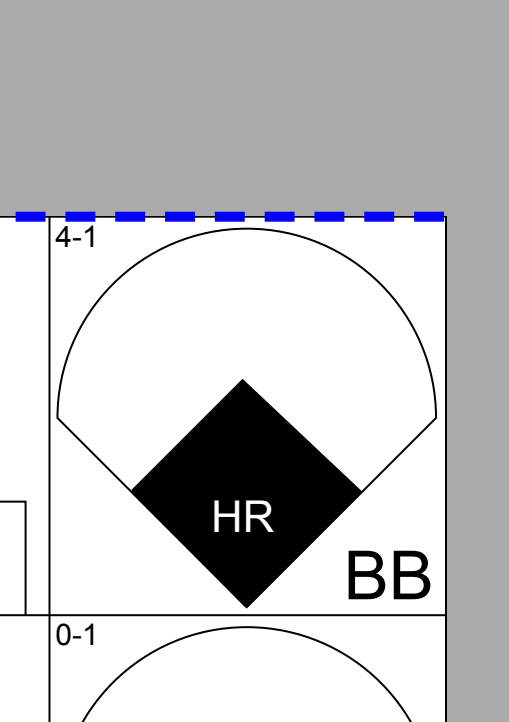
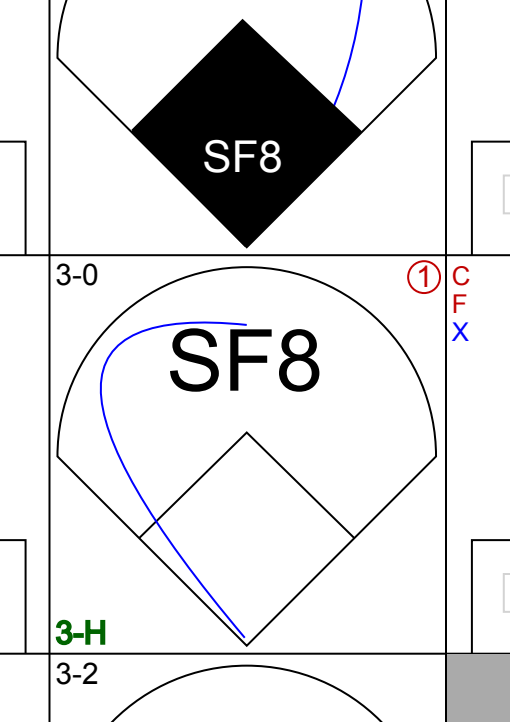
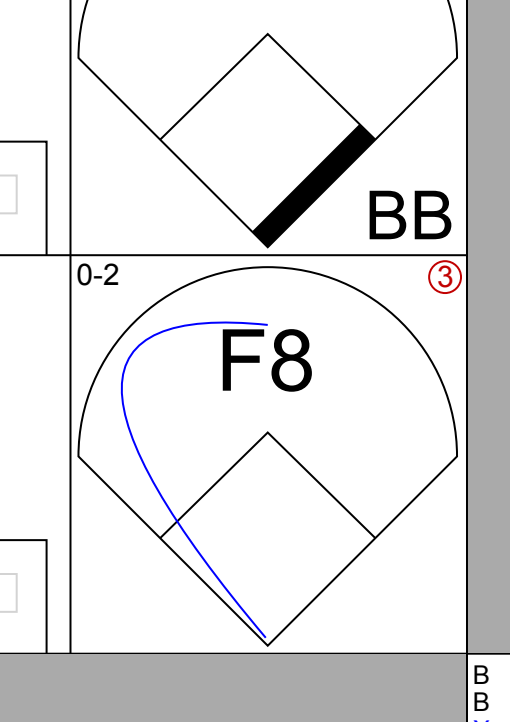
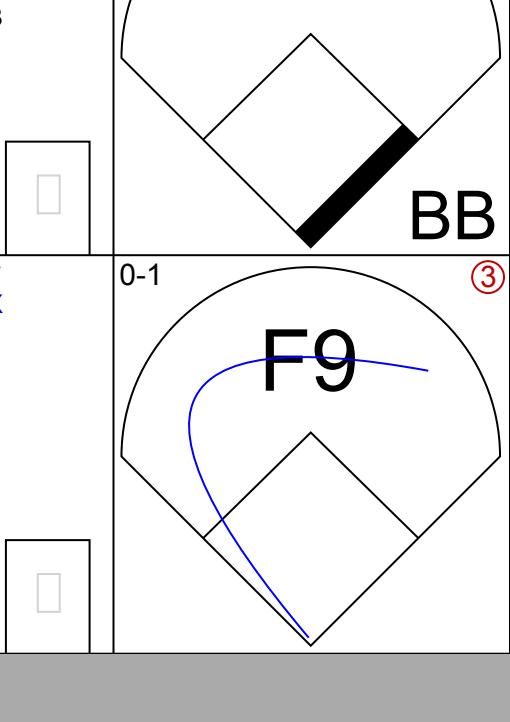
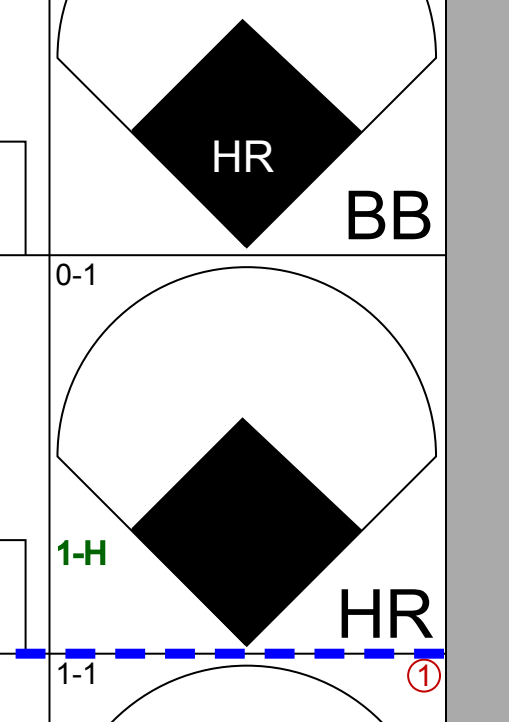
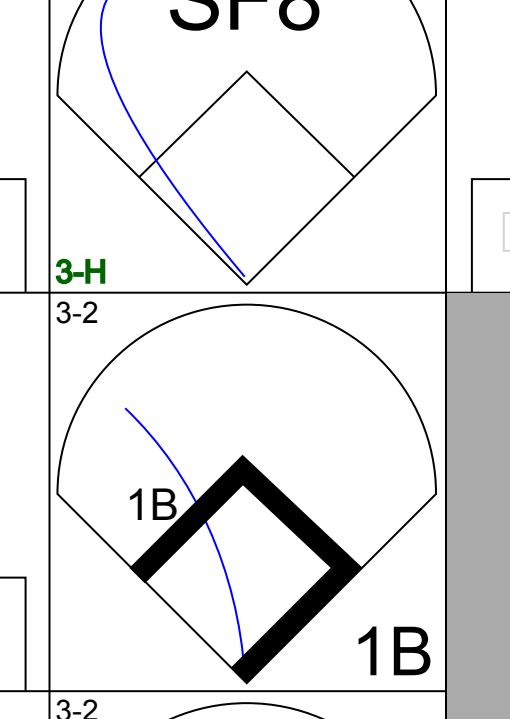
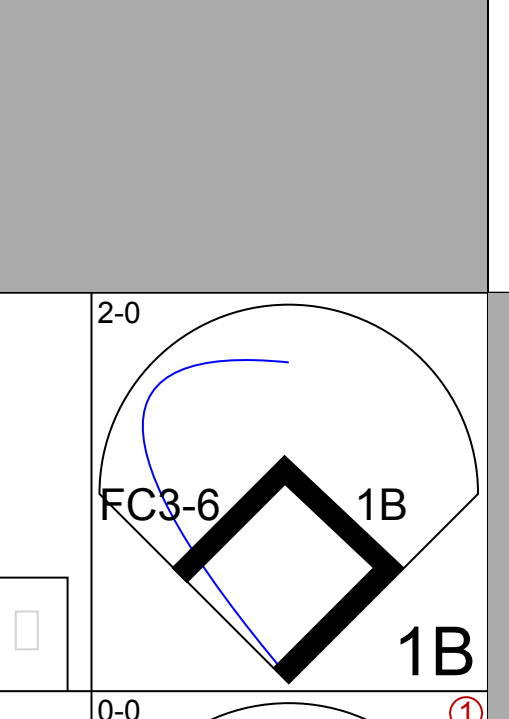
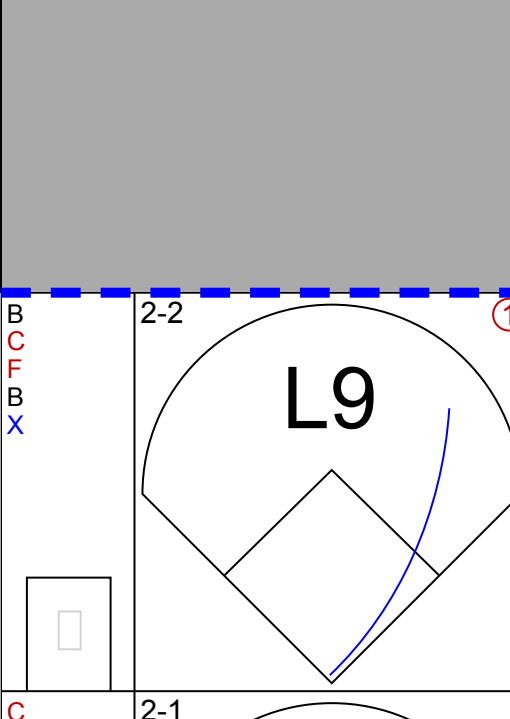
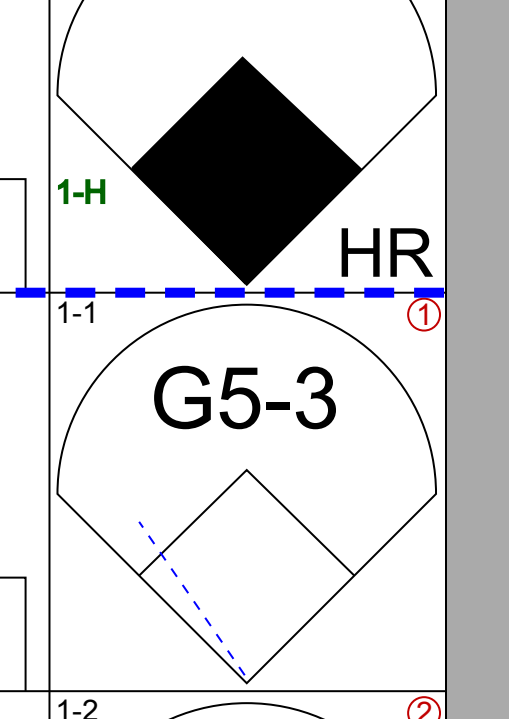
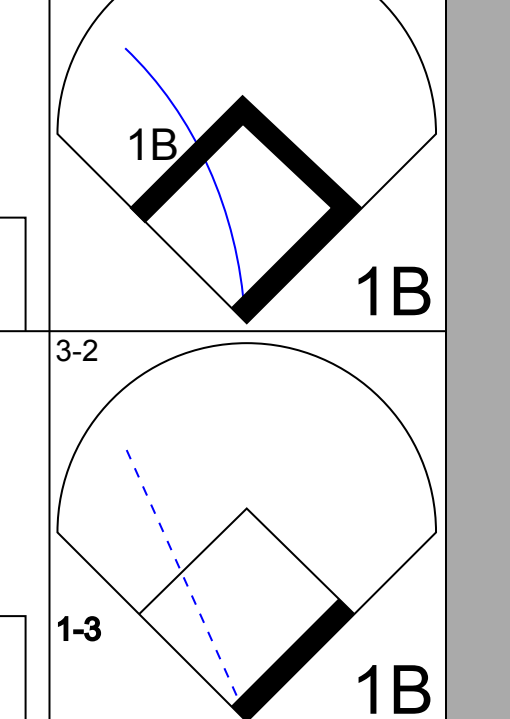
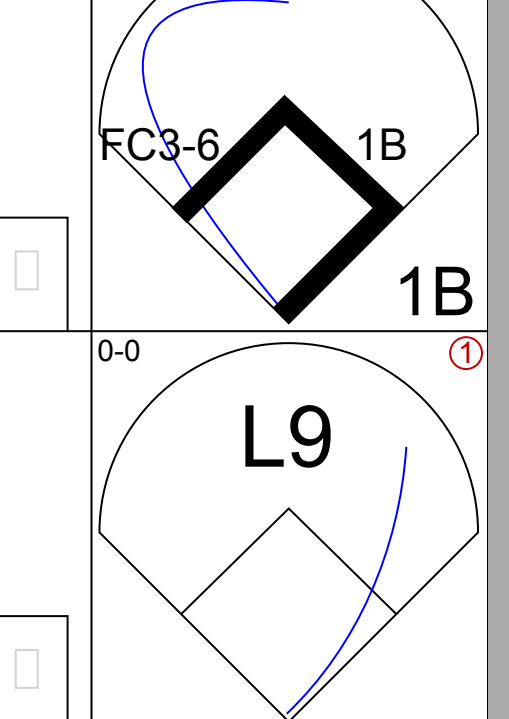
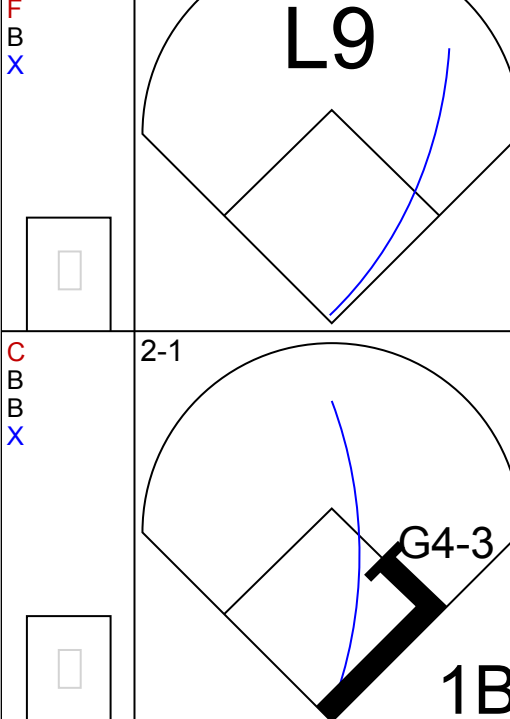
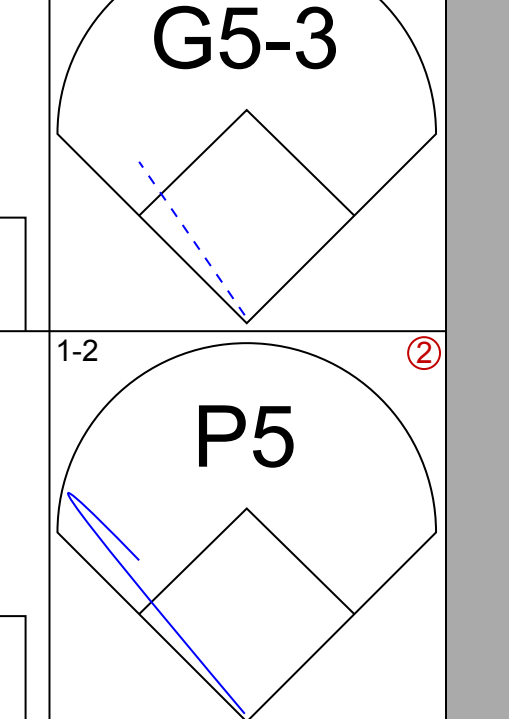
Batter	1	2	3	4	5	6	7	8	9	AB	R	H	RBI	BB	SO	LOB	BOTTOM								
Otis Nixon, S (1, 8) OBP: 0.444, SLG: 0.167	G1-3			1B HR			P7			4	1	1	0	0	0	0									
Tim Lincecum, R (1, 5) OBP: 0.250, SLG: 0.250				1B HR			P3			4	1	1	0	0	0	0									
Scott Cooper, L (8, 5) OBP: 0.500, SLG: 0.667	F8									0	0	0	0	0	0	0									
Mike Greenwell, L (1, 7) OBP: 0.222, SLG: 0.500	G3-1			1B HR			G4-3			4	1	1	3	0	0	0									
Mo Vaughn, L (1, 3) OBP: 0.222, SLG: 0.222				2B			G3			4	0	1	0	0	1	0									
Andre Dawson, R (1, 10) OBP: 0.500, SLG: 1.250				1B			G4-3			4	1	2	0	0	0	0									
John Valentin, R (1, 6) OBP: 0.714, SLG: 0.750				2B			P5			1	1	0	0	2	0	0									
Dave Valle, R (1, 2) OBP: 0.333, SLG: 0.600				G5-4-3 BB			3B			3	0	1	2	0	1	3									
Lee Tinsley, S (1, 9) ERA				1B HR			3B			3	0	0	0	0	0	4									
Scott Fletcher, R (1, 4) ERA				G5-4-3 1-2			P3			3	0	0	0	0	1	0									
				F8			G4-3			3	0	0	0	0	1	0									
<b>Inning Stats</b>	R: 0 E: 0 K: 0 S: 12	H: 0 LOB: 0 BB: 0 P: 17	R: 0 E: 0 K: 1 S: 8	H: 0 LOB: 0 BB: 0 P: 11	R: 0 E: 0 K: 0 S: 7	H: 0 LOB: 0 BB: 0 P: 10	R: 3 E: 0 K: 1 S: 14	H: 5 LOB: 2 BB: 1 P: 22	R: 0 E: 0 K: 0 S: 8	H: 0 LOB: 0 BB: 0 P: 12	R: 2 E: 0 K: 0 S: 10	H: 2 LOB: 1 BB: 1 P: 19	R: 0 E: 0 K: 1 S: 8	H: 0 LOB: 0 BB: 0 P: 10	R: 0 E: 0 K: 0 S: 6	H: 0 LOB: 0 BB: 0 P: 8	R: 0 E: 0 K: 0 S: 5	H: 0 LOB: 0 BB: 0 P: 7	1B: 3 2B: 2 3B: 1 HR: 1	SF: 0 SAC: 0 DP: 1 HBP: 0	WP: 0 PB: 0 SB: 0 CS: 0	PA: 32			
<b>PITCHER</b>	IP	WLS	BF	H	R	ER	SO	BB	IBB	HBP	BLK	WP	HR	S	P	ERA	WHIP								
David Wells, L (1, 1) ERA: 7.5	6.0	L	26	7	5	5	2	1	0	0	0	0	0	14	18	7.50	1.333								
Joe Boever, R (7, 1) ERA	2.0		6	0	0	0	1	0	0	0	0	0	0	14	18	0.00	0.000								

**Detroit Tigers @ Boston Red Sox**  
Fenway Park, Boston, MA  
Wed Apr 06 1994, 3:33 AM EDT  
Att: 17,977 - Overcast - 59 F

AB 30  
R 5  
H 7  
RBI 5  
BB 2  
SO 3  
LOB 7



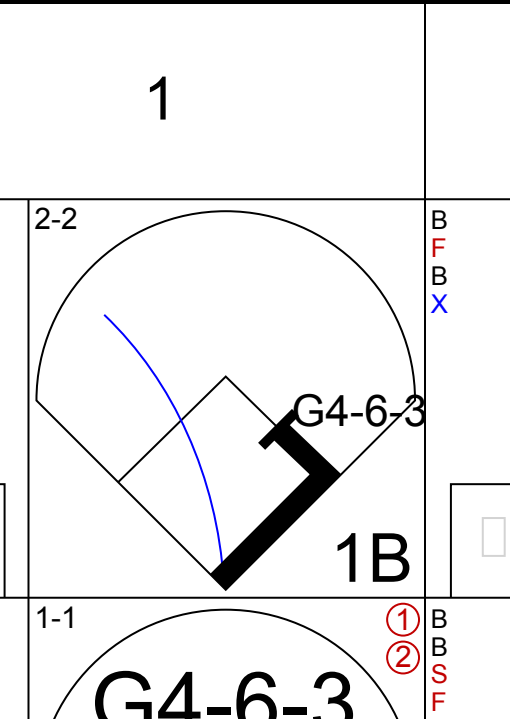
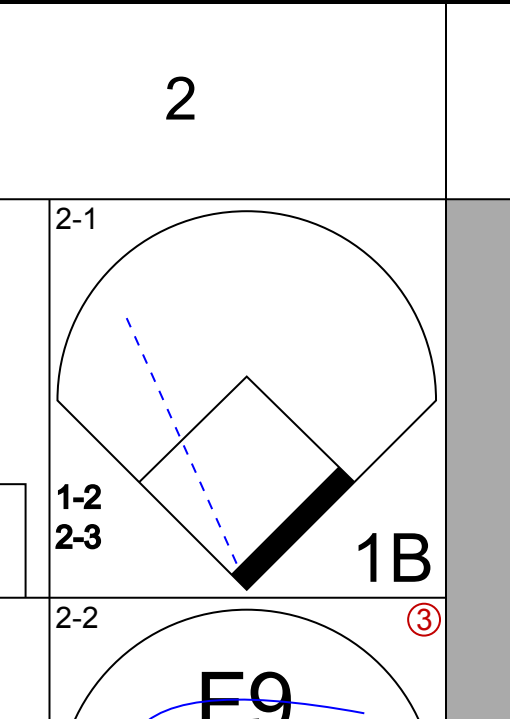
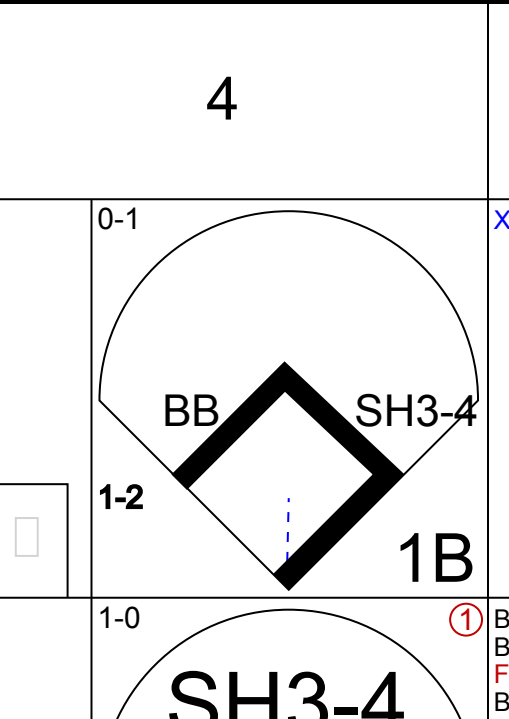

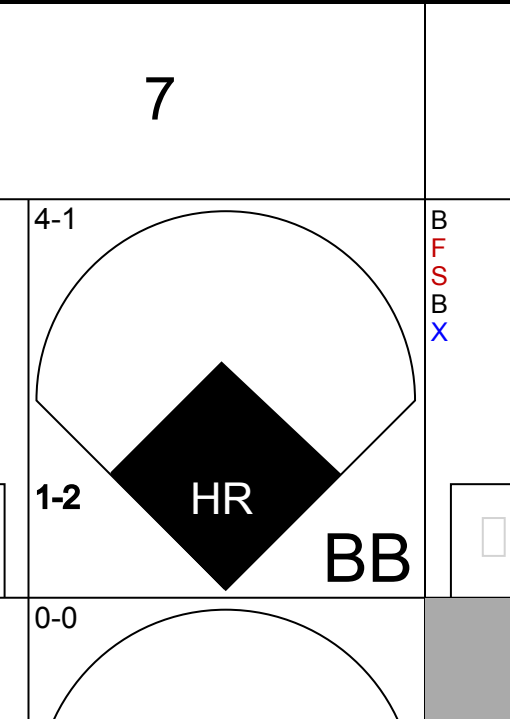

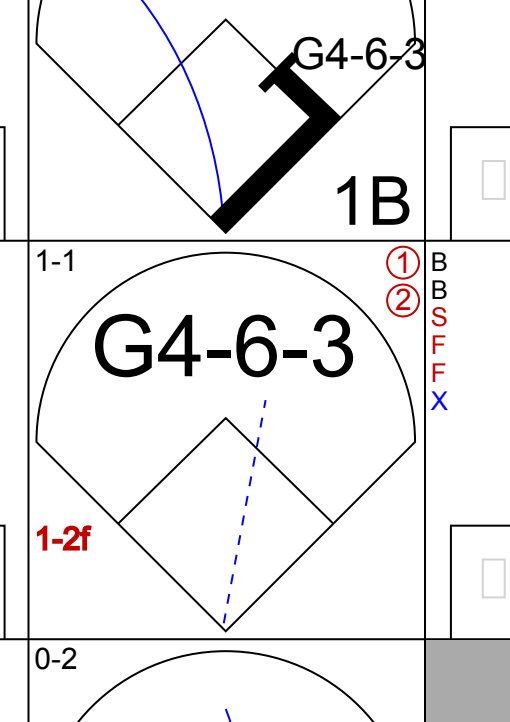
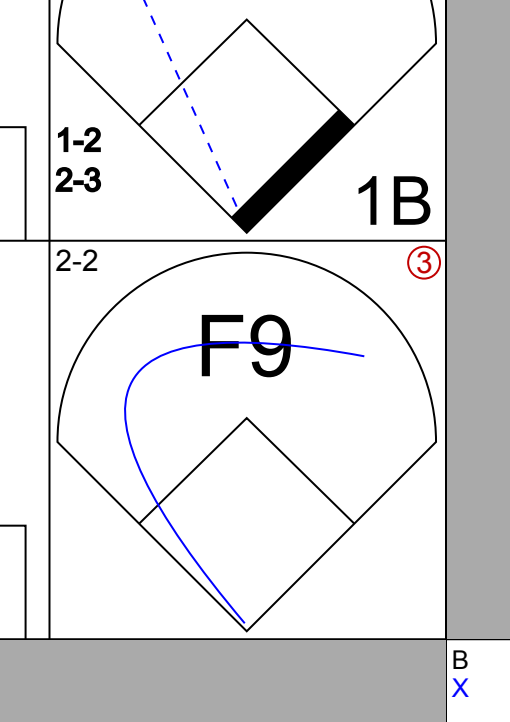
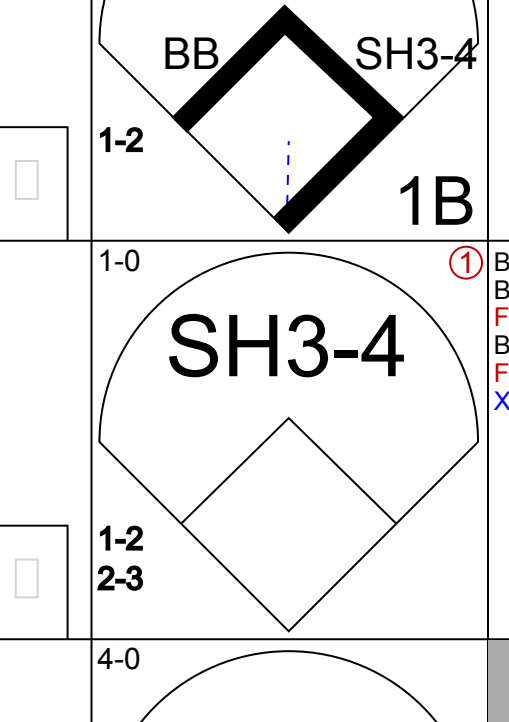

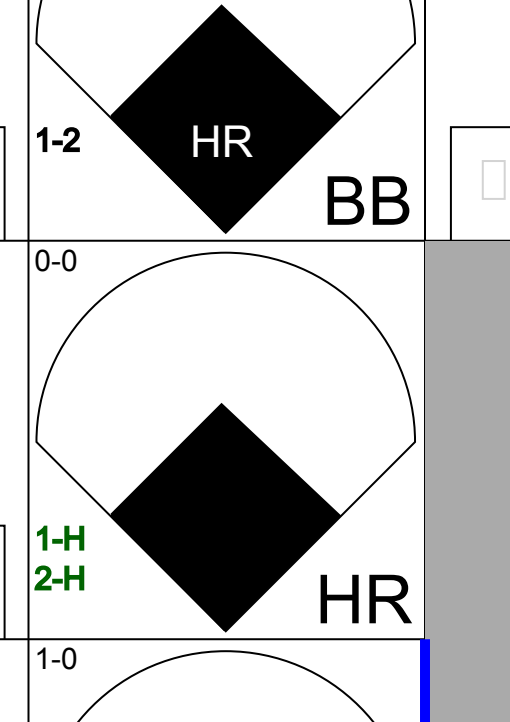
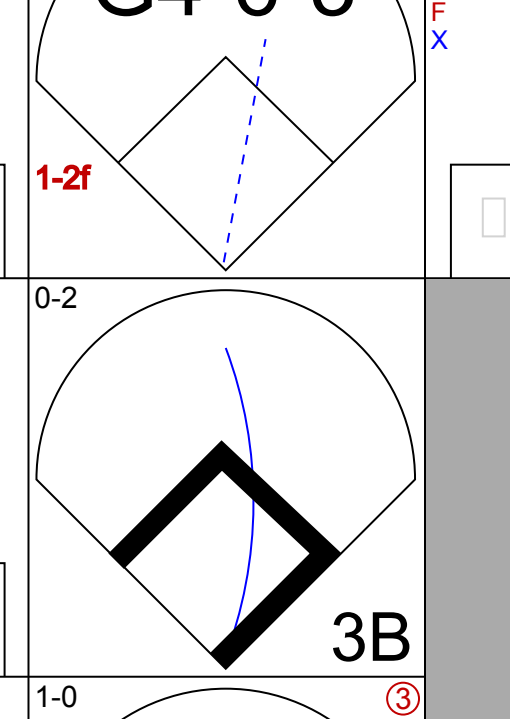
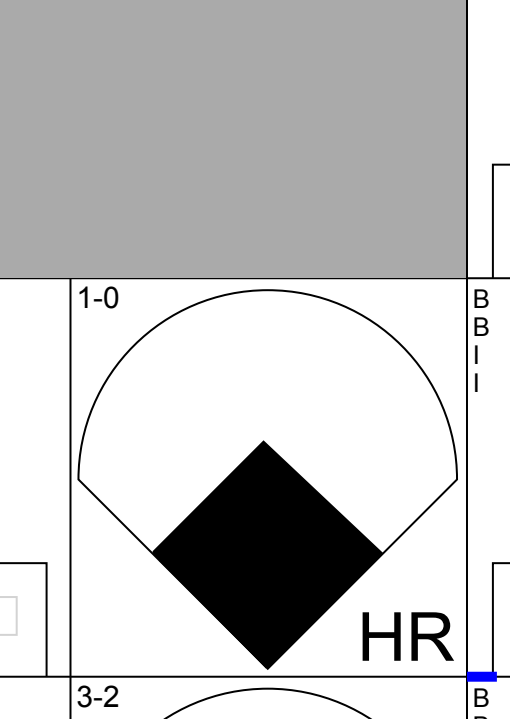
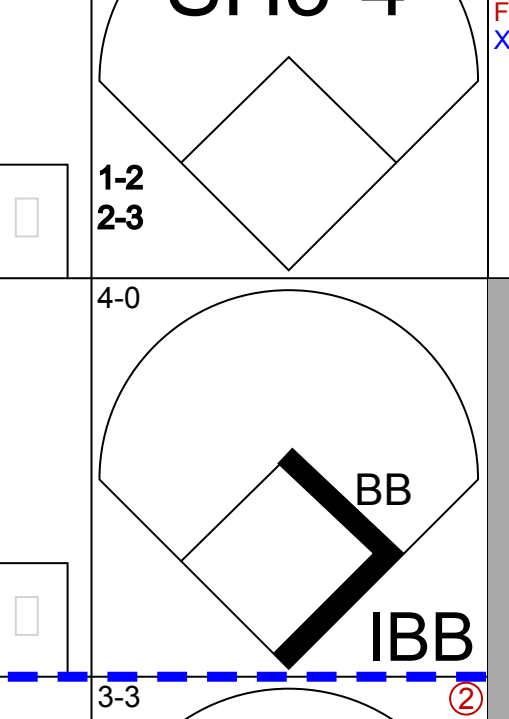
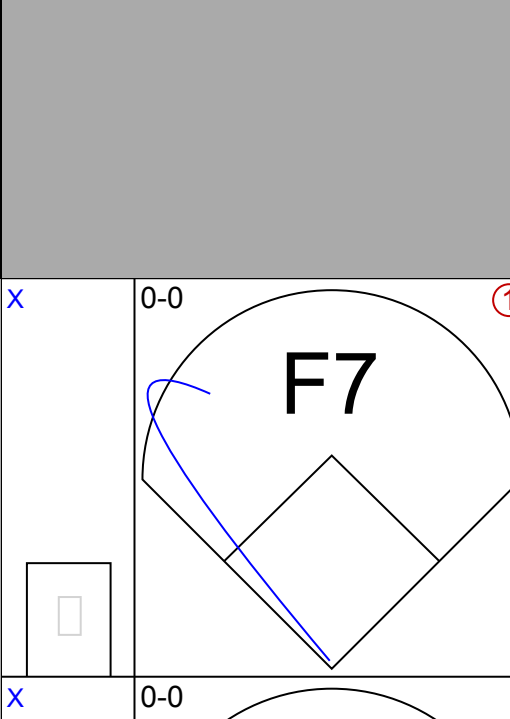
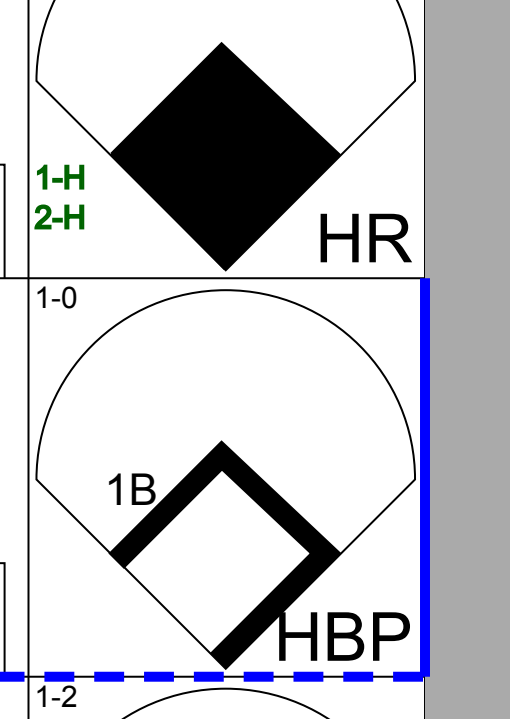
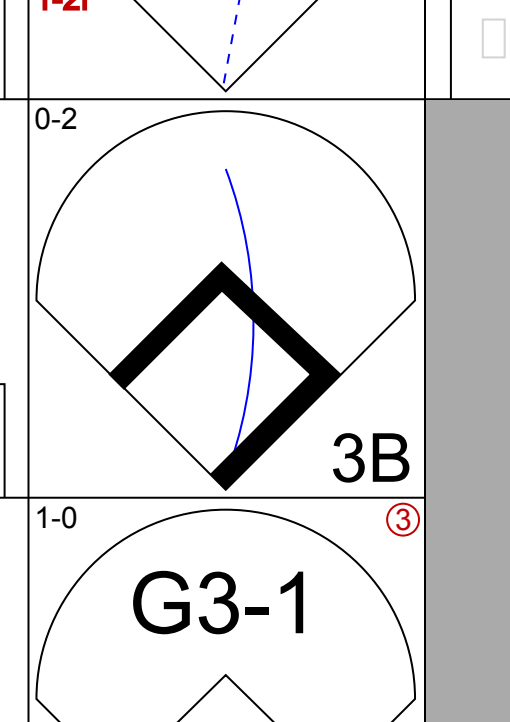
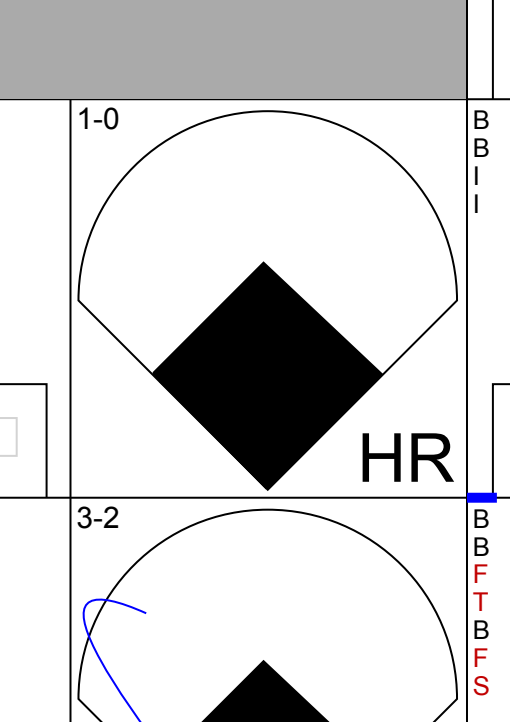
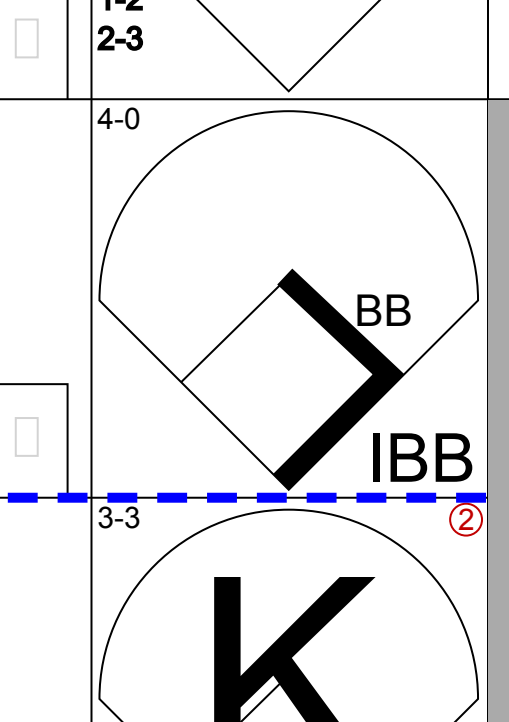
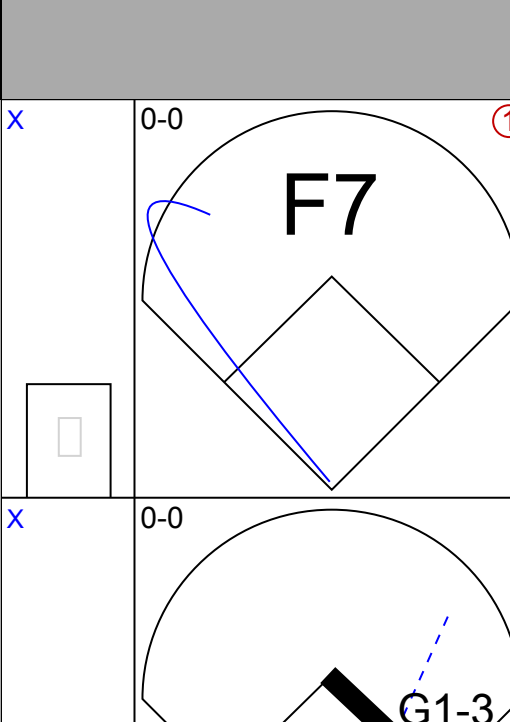
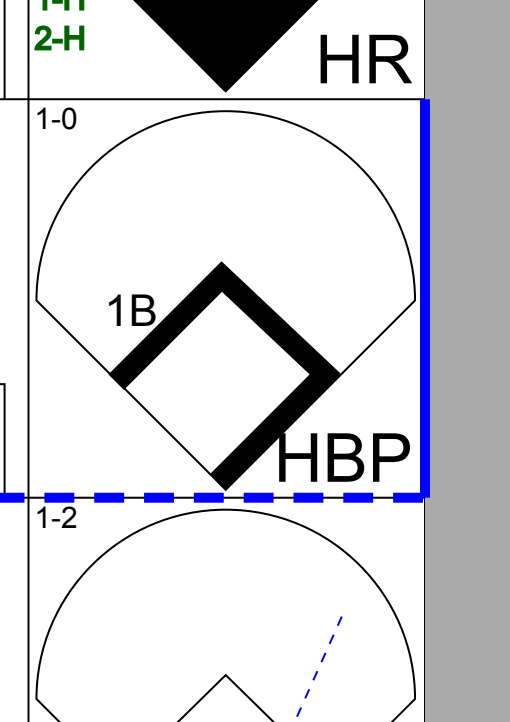
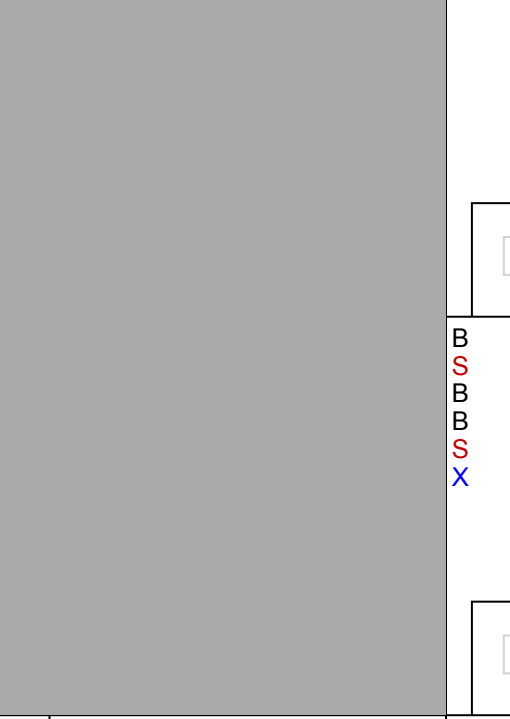
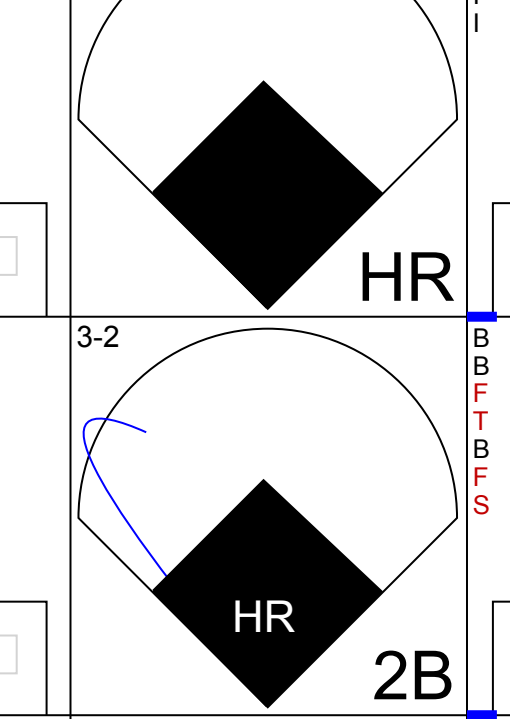
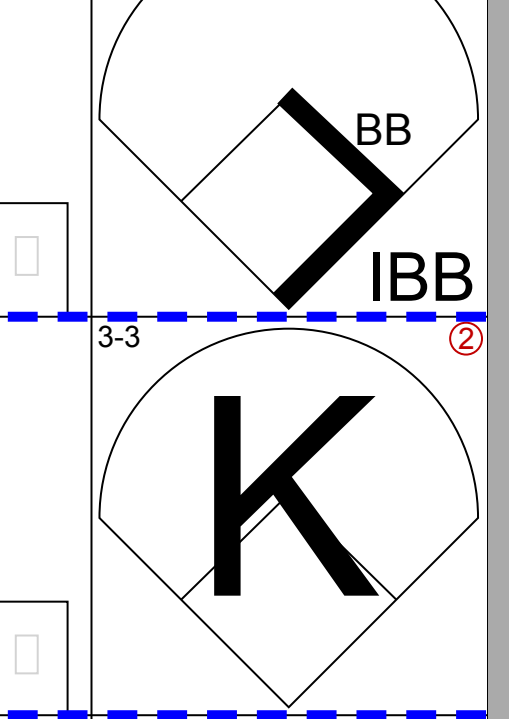
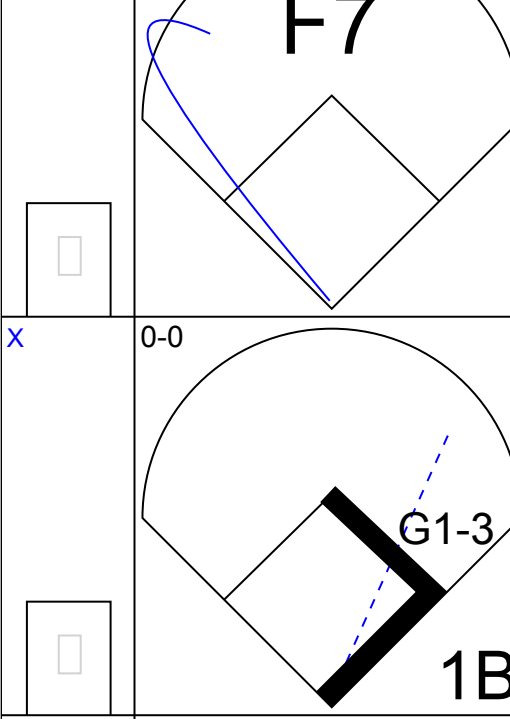
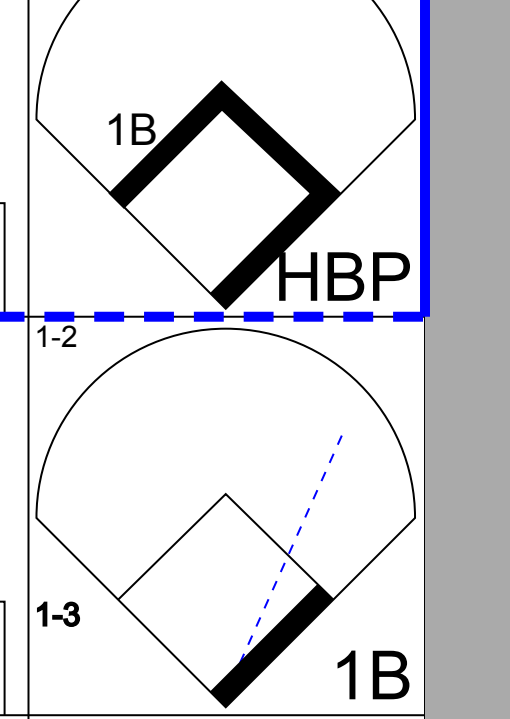
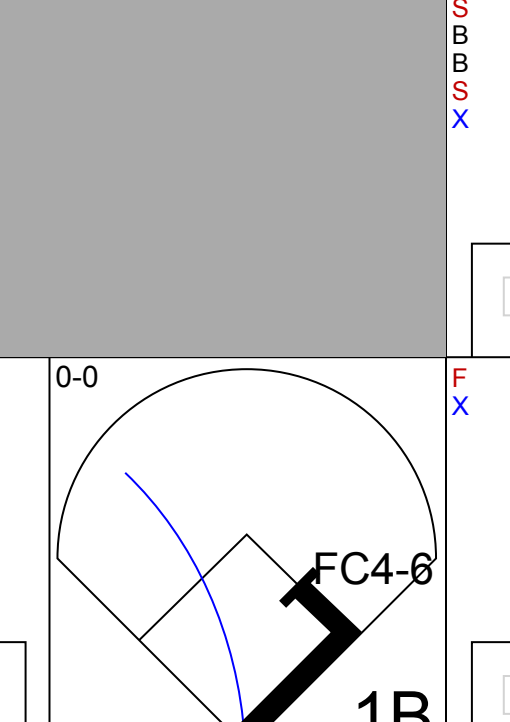
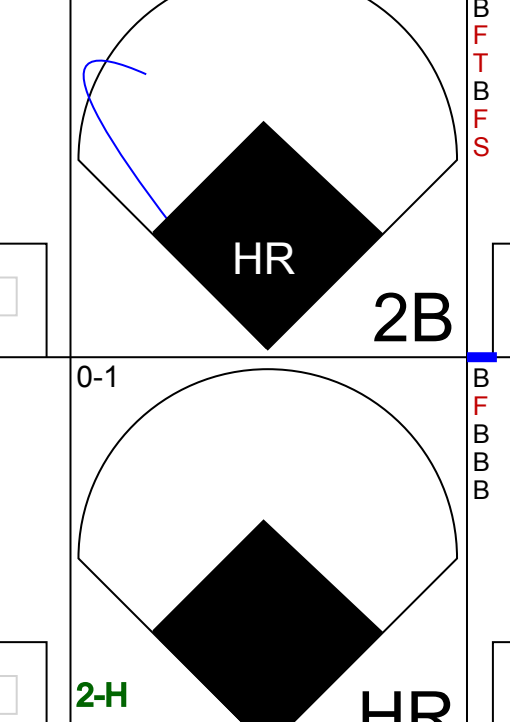
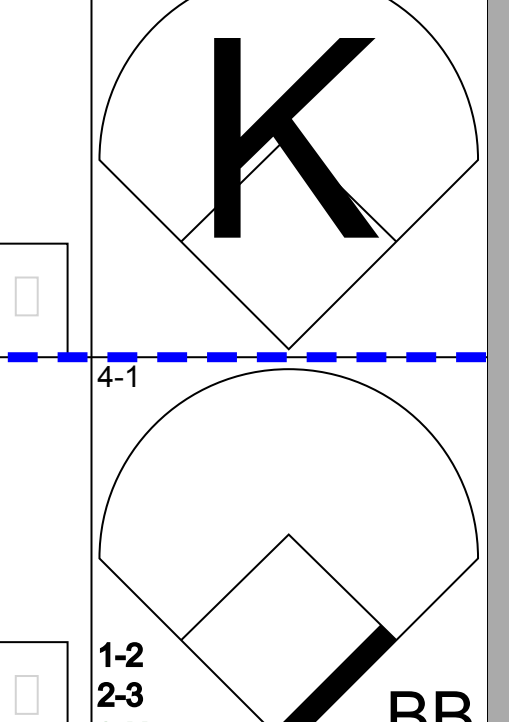
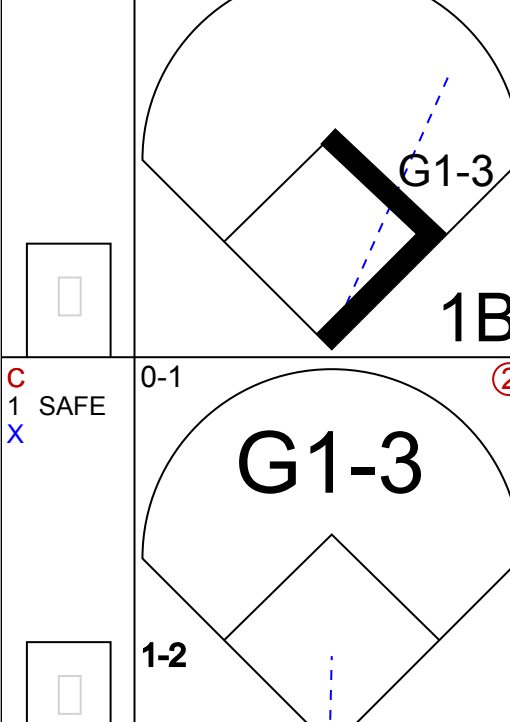
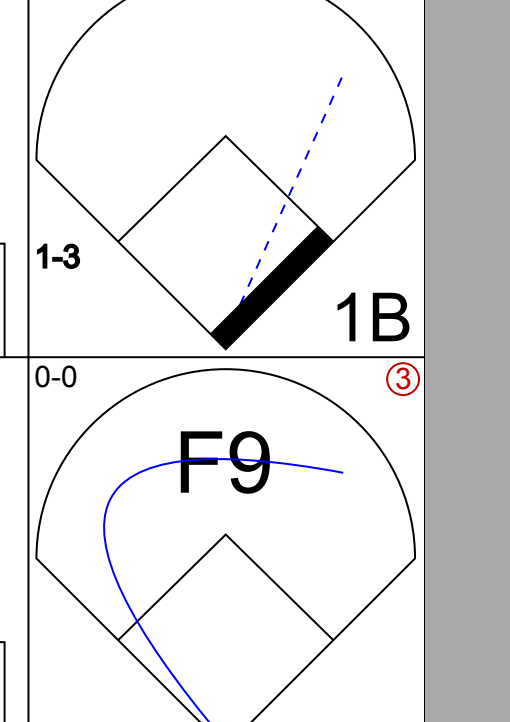
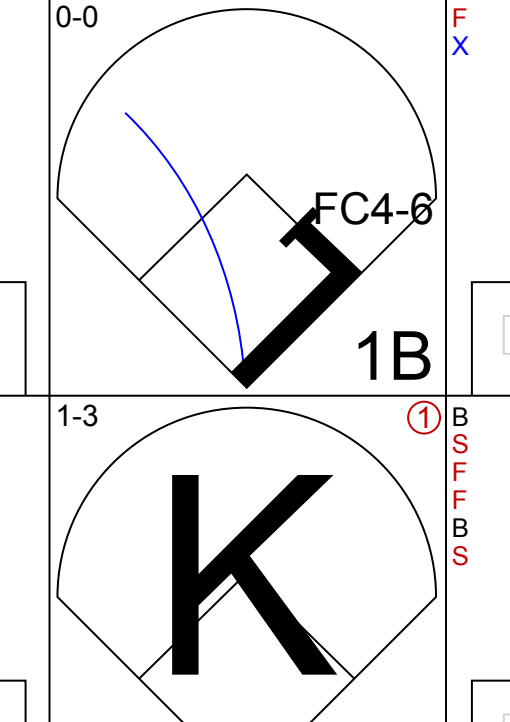
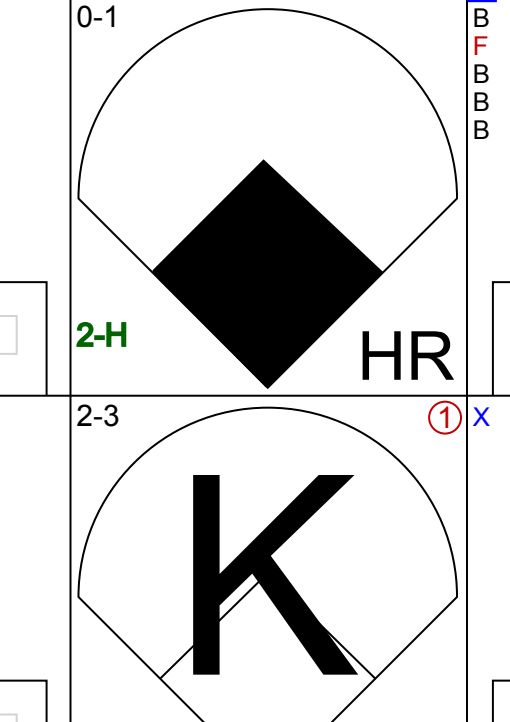

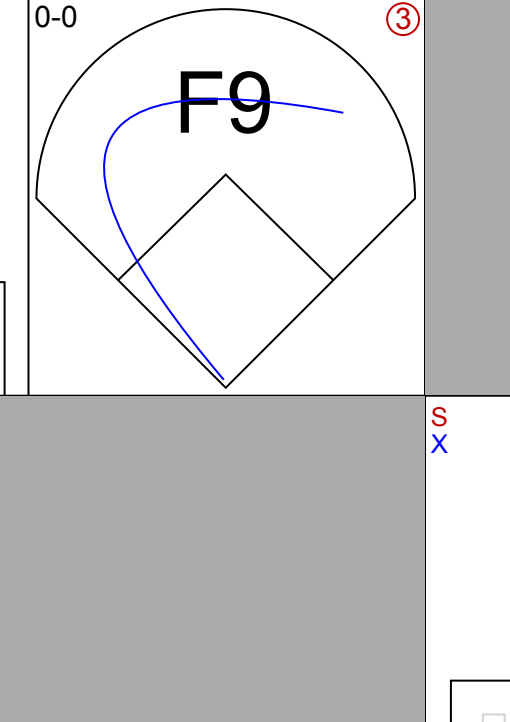

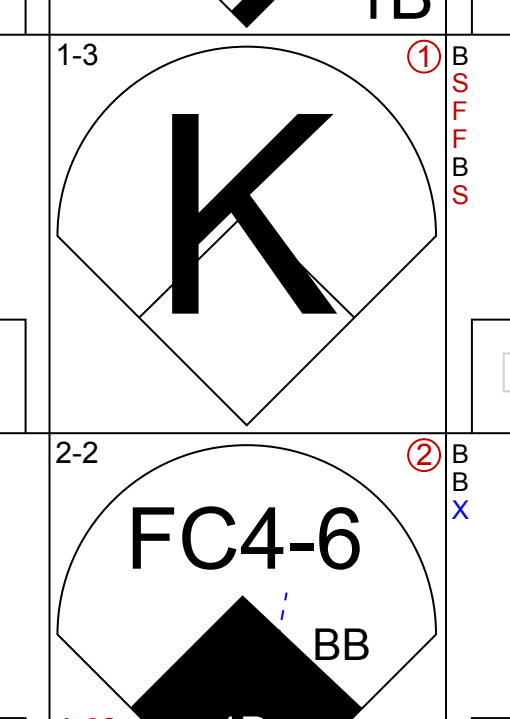
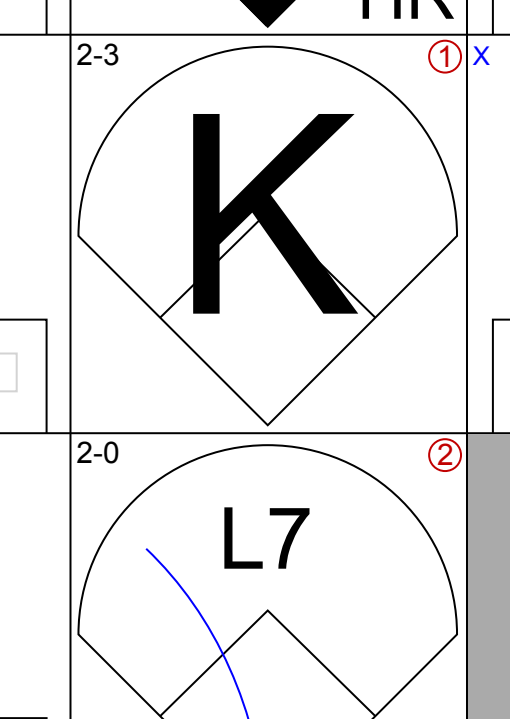
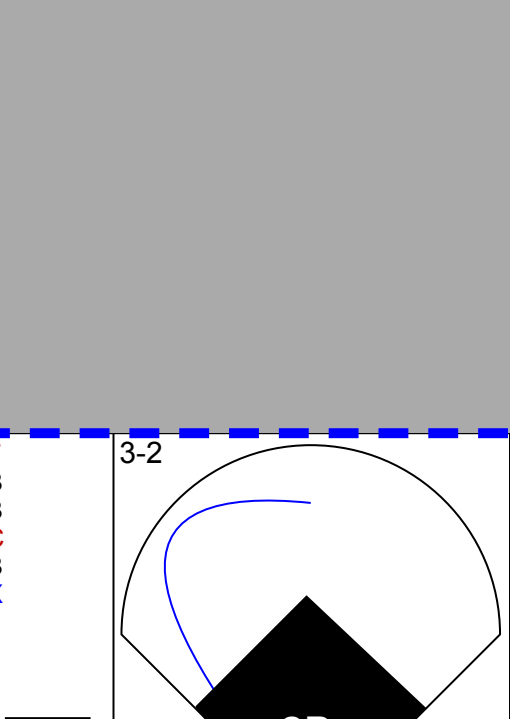
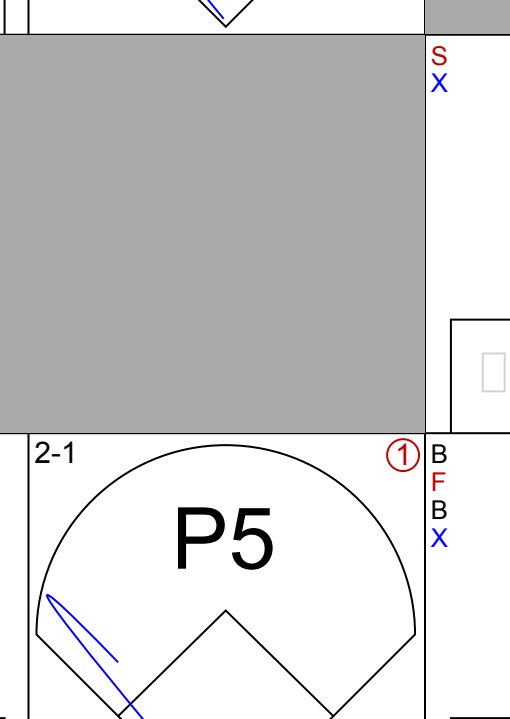

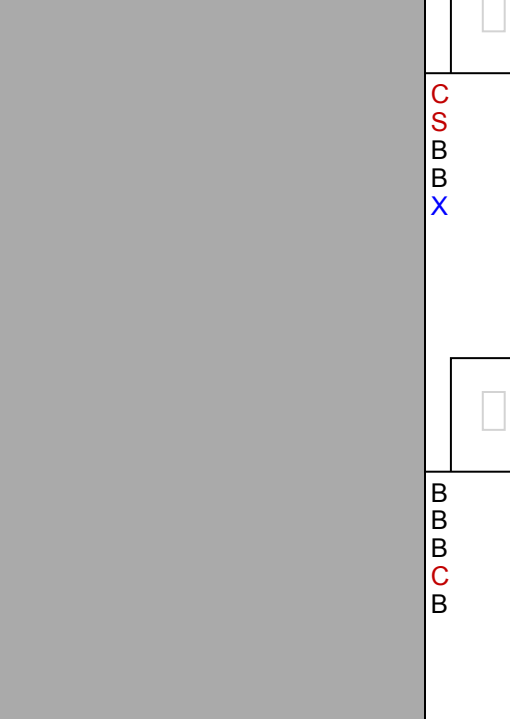
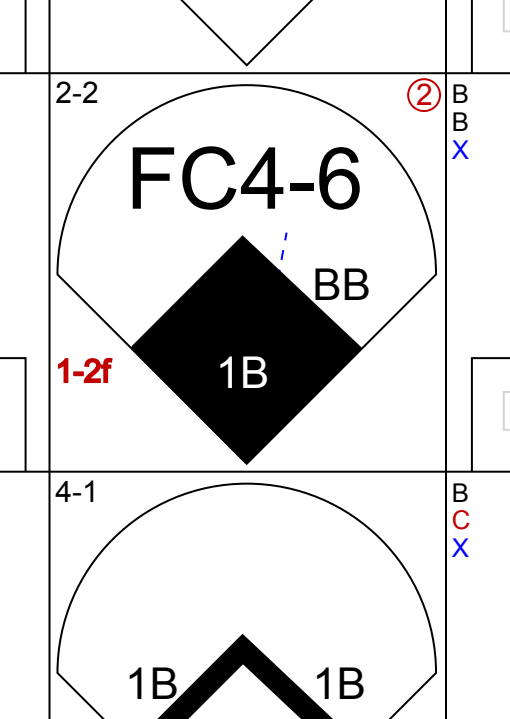
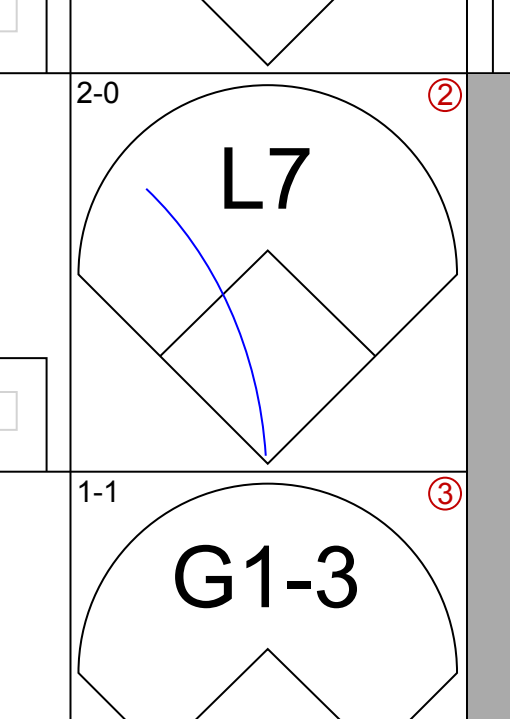

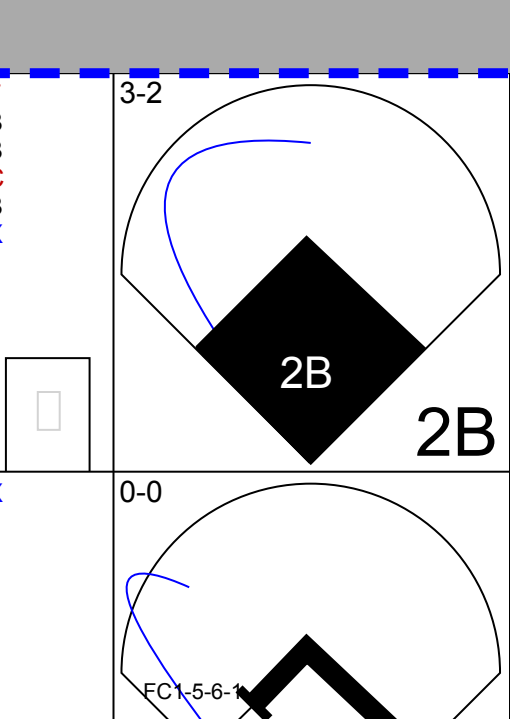
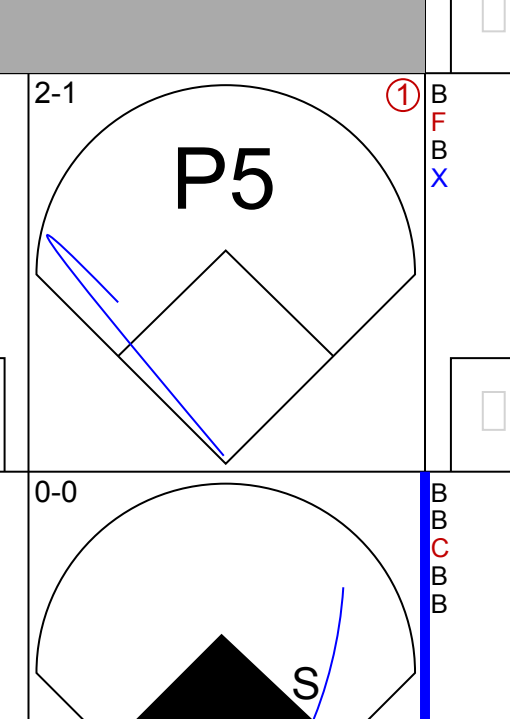



Batter	1	2	3	4	5	6	7	8	9	AB	R	H	RBI	BB	SO	LOB	TOP					
<b>Tony Phillips, S</b> OBP: 0.333, SLG: 0.357 (1, 7)				 1B		 1-2				5	0	1	0	0	2	3						
<b>Lou Whitaker, L</b> OBP: 0.455, SLG: 0.667 (1, 4)	 1B			 1-2 2-3			 HR	 BB		4	2	2	1	1	0	4						
<b>Eric Davis, R</b> OBP: 0.200, SLG: 0.111 <b>Mitt Cuyler, S</b> OBP: 0.250, SLG: 0.250 (1, 8) (2, 8)			 1B							1	0	0	0	0	1	1						
<b>Cecil Fielder, R</b> OBP: 0.214, SLG: 0.538 (1, 3)	 1H		 1-2					 1-2		5	1	1	2	0	1	2						
<b>Travis Fryman, R</b> OBP: 0.231, SLG: 0.333 (1, 5)										4	0	0	0	0	2	1						
<b>Mickey Tettleton, S</b> OBP: 0.385, SLG: 0.222 (1, 2)		 SF8						 BB		1	2	0	0	3	0	0						
<b>Kirk Gibson, L</b> OBP: 0.222, SLG: 0.143 <b>Danny Bautista, R</b> OBP: 0.750, SLG: 1.500 (8, PH) (8, 9)								 1H		2	0	0	1	0	0	3						
<b>Alan Trammell, R</b> OBP: 0.538, SLG: 0.545 (1, 6)		 1B		 1B						4	0	2	0	0	0	0						
<b>Scott Livingstone, L</b> OBP: 0.500, SLG: 0.500 (1, 10)		 1-3				 1B				4	0	2	0	0	0	1						
<b>Inning Stats</b>	R: 2 E: 0 K: 3 S: 14	H: 2 LOB: 0 BB: 0 P: 25	R: 1 E: 1 K: 0 S: 14	H: 2 LOB: 2 BB: 1 P: 28	R: 0 E: 0 K: 2 S: 12	H: 1 LOB: 2 BB: 1 P: 18	R: 0 E: 0 K: 1 S: 10	H: 2 LOB: 1 BB: 0 P: 15	R: 0 E: 0 K: 0 S: 7	H: 0 LOB: 1 BB: 1 P: 13	R: 0 E: 0 K: 0 S: 6	H: 1 LOB: 0 BB: 0 P: 10	R: 1 E: 0 K: 0 S: 11	H: 1 LOB: 0 BB: 0 P: 16	R: 2 E: 0 K: 1 S: 13	H: 1 LOB: 0 BB: 1 P: 20	R: 0 E: 0 K: 0 S: 9	H: 0 LOB: 0 BB: 1 P: 15	1B: 7 2B: 0 3B: 0 HR: 3	SF: 1 SAC: 0 DP: 2 HBP: 0	WP: 0 PB: 0 SB: 1 CS: 0	PA: 40
<b>PITCHER</b>	IP	WLS	BF	H	R	ER	SO	BB	IBB	HBP	BLK	WP	HR	S	P	ERA	WHIP					
<b>Danny Darwin, R</b> ERA: 3.6 (1, 1)	5.0	W	25	7	3	2	6	2	0	0	0	0	0	1	57	99	3.60	1.800				
<b>Scott Bankhead, R</b> ERA: 3.39 (6, 1)	2.0		7	2	1	1	0	0	0	0	0	0	0	1	17	26	4.50	1.000				
<b>Tony Fossas, L</b> ERA: (8, 1)	0.0		2	1	2	2	0	1	0	0	0	0	0	1	3	7	∞	∞				
<b>Greg Harris, R</b> ERA: 2.25 (8, 1)	2.0	S	6	0	0	0	1	1	0	0	0	0	0	0	19	28	0.00	0.500				

**Detroit Tigers @ Boston Red Sox**  
Fenway Park, Boston, MA  
Thu Apr 07 1994, 3:33 AM EDT  
Att: 15,304 - Cloudy - 59 F

AB 35  
R 6  
H 10  
RBI 6  
BB 4  
SO 7  
LOB 18



Batter	1	2	3	4	5	6	7	8	9	AB	R	H	RBI	BB	SO	LOB	BOTTOM					
<b>Otis Nixon, S</b> OBP: 0.533, SLG: 0.364 (1, 8)	 1B	 2-3 1B		 SH3-4 1B			 BB	 1-2		5	1	3	0	1	0	3						
<b>Tim Lincecum, R</b> OBP: 0.250, SLG: 0.625 (1, 4)	 1-2			 1-2 2-3			 1H 2H			4	1	1	3	0	0	5						
<b>Mike Greenwell, L</b> OBP: 0.429, SLG: 1.000 <b>Rich Rowland, R</b> (7, PR) (8, 2)				 IBB			 HBP			3	1	2	1	1	0	0						
<b>Mo Vaughn, L</b> OBP: 0.357, SLG: 0.429 (1, 3)			 2B				 1-3			5	1	3	0	0	1	4						
<b>Andre Dawson, R</b> OBP: 0.538, SLG: 1.250 (1, 10)		 1B	 2H	 1-2 2-3 3-H		 1-2				4	1	2	3	1	0	3						
<b>Scott Cooper, L</b> OBP: 0.222, SLG: 0.250 (1, 5)										5	0	0	0	0	2	5						
<b>John Valentin, R</b> OBP: 0.583, SLG: 0.667 (1, 6)		 1B			 2B			 1B		5	2	2	0	0	0	1						
<b>Damon Berryhill, S</b> OBP: 0.600, SLG: 0.750 <b>Lee Tinsley, S</b> (7, PR) (8, 7)		 1B			 2H		 1B	 1-2		3	0	2	1	1	0	0						
<b>Greg Blosser, L</b> OBP: 0.500, SLG: 0.333 <b>Billy Hatcher, R</b> OBP: 0.500, SLG: 0.500 (1, 9) (8, 9)	 1-2 2H		 BB	 1B	 G4-3					3	1	1	1	1	0	2						
<b>Inning Stats</b>	R: 0 E: 0 K: 0 S: 10	H: 2 LOB: 1 BB: 0 P: 14	R: 1 E: 0 K: 1 S: 15	H: 3 LOB: 3 BB: 1 P: 27	R: 3 E: 0 K: 1 S: 13	H: 3 LOB: 0 BB: 0 P: 22	R: 1 E: 0 K: 1 S: 12	H: 1 LOB: 3 BB: 3 P: 28	R: 1 E: 0 K: 0 S: 12	H: 2 LOB: 1 BB: 0 P: 18	R: 0 E: 0 K: 0 S: 6	H: 1 LOB: 1 BB: 0 P: 6	R: 3 E: 0 K: 0 S: 13	H: 3 LOB: 2 BB: 1 P: 21	R: 0 E: 0 K: 0 S: 10	H: 1 LOB: 2 BB: 1 P: 18	1B: 9 2B: 3 3B: 1 HR: 3	SF: 0 SAC: 1 DP: 1 HBP: 1	WP: 0 PB: 0 SB: 1 CS: 0	PA: 46		
<b>PITCHER</b>	IP	WLS	BF	H	R	ER	SO	BB	IBB	HBP	BLK	WP	HR	S	P	ERA	WHIP					
<b>Tim Belcher, R</b> ERA: 13.5 (1, 1)	0.1	L	1	0	0	0	1	0	0	0	0	0	0	4	7	0.00	0.000					
<b>Bill Krueger, L</b> ERA: (4, 1)	0.1		2	0	0	0	0	1	0	0	0	0	0	2	6	0.00	3.000					
<b>Mike Gardiner, R</b> ERA: (5, 1)	2.2		15	5	4	4	0	1	0	1	0	0	0	1	27	40	13.50	2.250				
<b>Bill Gullickson, R</b> ERA: 13.5 <b>Mike Henneman, R</b> ERA: (7, 1)	1.1		7	2	0	0	0	1	0	0	0	0	0	14	23	0.00	2.250					

**Detroit Tigers @ Boston Red Sox**  
Fenway Park, Boston, MA  
Thu Apr 07 1994, 3:33 AM EDT  
Att: 15,304 - Cloudy - 59 F

AB 38  
R 9  
H 16  
RBI 9  
BB 6  
SO 3  
LOB 25





Batter	1	2	3	4	5	6	7	8	9	AB	R	H	RBI	BB	SO	LOB	TOP								
<b>Tony Phillips, S</b> OBP: 0.388, SLG: 0.353 (1, 7)										3	0	1	0	1	0	0	<b>Detroit Tigers @ New York Yankees</b> Yankee Stadium, Bronx, NY Fri Apr 08 1994, 7:05 PM EDT Att: 20,222 - Unknown								
<b>Juan Samuel, R</b> OBP: 0.425, SLG: 0.333 (1, 4)										3	0	0	0	0	3	2									
<b>Lou Whitaker, L</b> OBP: 0.417, SLG: 0.600 (8, PH) (8, 4)										1	0	0	0	0	0	2									
<b>Travis Fryman, R</b> OBP: 0.235, SLG: 0.267 (1, 5)										3	0	0	0	1	1	3									
<b>Cecil Fielder, R</b> OBP: 0.167, SLG: 0.412 (1, 3)										4	0	0	0	0	2	3									
<b>Alan Trammell, R</b> OBP: 0.529, SLG: 0.600 (1, 6)											4	0	2	0	0	2		1							
<b>Mickey Tettleton, S</b> OBP: 0.353, SLG: 0.308 (1, 10)											4	0	1	0	0	1		2							
<b>Danny Bautista, R</b> OBP: 0.375, SLG: 0.750 (1, 9)											4	0	0	0	0	0		4							
<b>Chad Kreuter, S</b> (1, 2)											3	0	0	0	0	1									
<b>Mitt Cuyler, S</b> OBP: 0.286, SLG: 0.167 (1, 8)										2	0	0	0	1	1	0									
<b>Inning Stats</b>	R: 0 E: 1 K: 1 S: 9	H: 0 LOB: 0 BB: 0 P: 12	R: 0 E: 0 K: 0 S: 10	H: 1 LOB: 1 BB: 0 P: 16	R: 0 E: 0 K: 2 S: 8	H: 0 LOB: 1 BB: 1 P: 13	R: 0 E: 0 K: 2 S: 13	H: 1 LOB: 2 BB: 1 P: 20	R: 0 E: 0 K: 0 S: 11	H: 0 LOB: 0 BB: 0 P: 15	R: 0 E: 0 K: 1 S: 7	H: 3 LOB: 1 BB: 0 P: 9	R: 0 E: 0 K: 1 S: 10	H: 1 LOB: 1 BB: 0 P: 14	R: 0 E: 0 K: 1 S: 13	H: 1 LOB: 2 BB: 1 P: 27	R: 0 E: 0 K: 2 S: 9	H: 0 LOB: 0 BB: 0 P: 14	1B: 2 2B: 2 3B: 0 HR: 0	SF: 0 SAC: 0 DP: 1 HBP: 0	WP: 0 PB: 0 SB: 0 CS: 0	PA: 34			
<b>PITCHER</b>	IP	WLS	BF	H	R	ER	SO	BB	IBB	HBP	BLK	WP	HR	S	P	ERA	WHIP								
<b>Jim Abbott, L</b> ERA: 0.00 (1, 1)	7.0	W	26	3	0	0	8	2	0	0	0	0	0	68	99	0.00	0.714								
<b>Bob Wickman, R</b> ERA: 0.00 (8, 1)	0.0		2	1	0	0	0	1	0	0	0	0	0	3	10	0.00	0.000								
<b>Steve Howe, L</b> ERA: 0.00 (8, 1)	2.0	S	6	0	0	0	3	0	0	0	0	0	0	19	31	0.00	0.000								

Batter	1	2	3	4	5	6	7	8	9	AB	R	H	RBI	BB	SO	LOB	BOTTOM								
<b>Luis Polonia, L</b> OBP: 0.444, SLG: 0.167 (1, 7)										1	0	0	0	3	0	1	<b>Detroit Tigers @ New York Yankees</b> Yankee Stadium, Bronx, NY Fri Apr 08 1994, 7:05 PM EDT Att: 20,222 - Unknown								
<b>Wade Boggs, L</b> OBP: 0.733, SLG: 0.769 (1, 5)										3	2	1	1	1	0	2									
<b>Don Mattingly, L</b> OBP: 0.397, SLG: 0.333 (1, 3)										3	0	1	0	1	0	1									
<b>Danny Tartabull, R</b> OBP: 0.643, SLG: 1.100 (1, 10)										4	0	1	0	0	1	4									
<b>Paul O'Neill, L</b> OBP: 0.625, SLG: 0.714 (1, 9)										3	0	2	2	1	0	0									
<b>Mike Stanley, R</b> OBP: 0.308, SLG: 0.455 (1, 2)										4	0	0	0	0	0	5									
<b>Bernie Williams, S</b> OBP: 0.385, SLG: 0.636 (1, 8)											4	0	1	0	0	0									
<b>Mike Gallego, R</b> OBP: 0.308, SLG: 0.750 (1, 6)											3	1	1	0	0	0		1							
<b>Pat Kelly, R</b> OBP: 0.250, SLG: 0.364 (1, 4)											3	1	1	1	0	0	1								
<b>Inning Stats</b>	R: 1 E: 0 K: 0 S: 9	H: 2 LOB: 2 BB: 2 P: 20	R: 0 E: 0 K: 0 S: 7	H: 0 LOB: 0 BB: 0 P: 13	R: 0 E: 0 K: 0 S: 5	H: 0 LOB: 0 BB: 0 P: 8	R: 0 E: 0 K: 0 S: 6	H: 1 LOB: 1 BB: 0 P: 8	R: 1 E: 0 K: 0 S: 13	H: 3 LOB: 1 BB: 0 P: 23	R: 2 E: 0 K: 1 S: 11	H: 2 LOB: 2 BB: 2 P: 26	R: 0 E: 0 K: 0 S: 4	H: 0 LOB: 0 BB: 1 P: 9	1B: 7 2B: 2 3B: 0 HR: 0	SF: 0 SAC: 0 DP: 3 HBP: 0	WP: 0 PB: 0 SB: 0 CS: 1	PA: 34							
<b>PITCHER</b>	IP	WLS	BF	H	R	ER	SO	BB	IBB	HBP	BLK	WP	HR	S	P	ERA	WHIP								
<b>John Doherty, R</b> ERA: 5.68 (7, 1)	6.1	L	28	8	4	4	0	4	0	0	0	0	0	55	103	5.68	1.895								
<b>Joe Boever, R</b> ERA: 0.00 (7, 1)	1.2		6	0	0	0	1	1	1	0	0	0	0	11	24	0.00	0.600								



Batter	1	2	3	4	5	6	7	8	9	AB	R	H	RBI	BB	SO	LOB	TOP									
<b>Tony Phillips, S</b> OBP: 0.375, SLG: 0.364 (1, 4)	G4-3		L9			F8 1B	G6-4-3		FC3-6 2B	5	2	2	0	0	0	1										
<b>Alan Trammell, R</b> OBP: 0.455, SLG: 0.550 (1, 10)	F8		G6-3			F8	G6-4-3		2B	5	0	1	1	0	0	3										
<b>Eric Davis, R</b> OBP: 0.200, SLG: 0.077 (1, 8)	G4-3			F9		1B HR		F9	K	4	1	0	0	1	1	1										
<b>Cecil Fielder, R</b> OBP: 0.136, SLG: 0.333 (1, 3)		G6-3		F8		L8		G1-3		4	0	0	0	0	0	2										
<b>Travis Fryman, R</b> OBP: 0.286, SLG: 0.368 (1, 5)		F9		F9		HR 1B		2B		4	1	2	1	0	0	0										
<b>Mickey Tettleton, S</b> OBP: 0.429, SLG: 0.533 (1, 2)		BB BB				HR 1B				2	1	1	3	2	1	0										
<b>Junior Felix, S</b> OBP: 0.333, SLG: 0.250 (1, 7)		BB		B1-3		F7		IBB	K	3	0	0	0	1	1	2										
<b>Danny Bautista, R</b> OBP: 0.417, SLG: 0.636 (1, 9)		P5				FC6 BB		1B SH3-4 1B	K	3	0	1	0	1	1	2										
<b>Chris Gomez, R</b> OBP: 0.333, SLG: 0.333 (1, 6)			F9			FC6		SH3-4	FC3-6 1B	3	0	1	0	0	0	1										
<b>Inning Stats</b>	R: 0 H: 0 E: 0 K: 0 S: 7	H: 0 LOB: 0 BB: 0 P: 13	R: 0 H: 0 E: 0 K: 0 S: 8	H: 0 LOB: 2 BB: 2 P: 19	R: 0 H: 0 E: 0 K: 0 S: 9	H: 0 LOB: 0 BB: 0 P: 14	R: 0 H: 0 E: 0 K: 1 S: 6	H: 0 LOB: 0 BB: 0 P: 11	R: 0 H: 0 E: 0 K: 1 S: 10	H: 0 LOB: 1 BB: 1 P: 16	R: 4 H: 3 E: 0 K: 0 S: 19	H: 3 LOB: 0 BB: 0 P: 30	R: 0 H: 2 E: 0 K: 0 S: 8	H: 1 LOB: 1 BB: 0 P: 12	R: 0 H: 1 E: 0 K: 1 S: 13	H: 2 LOB: 2 BB: 1 P: 21	R: 1 H: 2 E: 0 K: 2 S: 14	H: 2 LOB: 1 BB: 0 P: 21	1B: 5 2B: 2 3B: 0 HR: 1	SF: 0 SAC: 1 DP: 1 HBP: 0	WP: 0 PB: 0 SB: 0 CS: 0	PA: 39				
<b>PITCHER</b>	IP	WLS	BF	H	R	ER	SO	BB	IBB	HBP	BLK	WP	HR	S	P	ERA	WHIP									
<b>Jimmy Key, L</b> ERA: 4.75	(1, 1)	6.0	L	25	3	4	4	1	4	0	0	0	0	1	59	103	6.00	1.167								
<b>Scott Kamieniecki, R</b> ERA: 3.0	(7, 1)	3.0		14	5	1	1	3	0	1	0	0	0	0	35	54	3.00	1.667								

**Detroit Tigers @ New York Yankees**  
Yankee Stadium, Bronx, NY  
Sat Apr 09 1994, 3:33 AM EDT  
Att: 25,596 - Overcast

AB	33
R	5
H	8
RBI	5
BB	5
SO	4
LOB	12



Batter	1	2	3	4	5	6	7	8	9	AB	R	H	RBI	BB	SO	LOB	BOTTOM									
<b>Luis Polonia, L</b> OBP: 0.538, SLG: 0.250 (1, 7)	F8 S BB		CS S BB			2H 1B		G6-4-3		2	0	1	1	2	0	1										
<b>Wade Boggs, L</b> OBP: 0.576, SLG: 0.588 (1, 5)	F7		F7			G4-3		G4-3		4	0	0	0	0	0	2										
<b>Don Mattingly, L</b> OBP: 0.389, SLG: 0.286 (1, 3)	BB			G5-4-3 BB		F8		G4-3		2	0	0	0	2	0	0										
<b>Danny Tartabull, R</b> OBP: 0.500, SLG: 0.796 (1, 10)	F8		G5-4-3			P2		G3-1		4	0	0	0	0	0	3										
<b>Paul O'Neill, L</b> OBP: 0.545, SLG: 0.900 (1, 9)	G3		G4-3			HR				3	1	1	1	0	0	2										
<b>Matt Nokes, L</b> (1, 2)		G3-1			G3	F7				3	0	0	0	0	0	0										
<b>Bernie Williams, S</b> OBP: 0.313, SLG: 0.500 (1, 8)		F7		G4-3		F8				3	0	0	0	0	0	0										
<b>Mike Gallego, R</b> OBP: 0.313, SLG: 0.643 (1, 6)		G1-3			L8			G6-4-3 BB		2	0	0	0	1	0	0										
<b>Pat Kelly, R</b> OBP: 0.267, SLG: 0.429 (1, 4)			F8			1B 2B		K		3	1	1	0	0	1	1										
<b>Inning Stats</b>	R: 0 H: 0 E: 0 K: 0 S: 6	H: 0 LOB: 2 BB: 2 P: 15	R: 0 H: 0 E: 0 K: 0 S: 9	H: 0 LOB: 0 BB: 0 P: 12	R: 0 H: 0 E: 0 K: 0 S: 7	H: 0 LOB: 0 BB: 1 P: 16	R: 0 H: 0 E: 0 K: 0 S: 4	H: 0 LOB: 0 BB: 1 P: 10	R: 0 H: 0 E: 0 K: 0 S: 4	H: 0 LOB: 0 BB: 0 P: 8	R: 1 H: 2 E: 0 K: 0 S: 14	H: 2 LOB: 0 BB: 0 P: 20	R: 1 H: 1 E: 0 K: 0 S: 6	H: 1 LOB: 0 BB: 0 P: 6	R: 0 H: 0 E: 0 K: 1 S: 7	H: 0 LOB: 1 BB: 1 P: 16	R: 0 H: 0 E: 0 K: 0 S: 11	H: 0 LOB: 0 BB: 0 P: 18	1B: 1 2B: 1 3B: 0 HR: 1	SF: 0 SAC: 0 DP: 2 HBP: 0	WP: 0 PB: 0 SB: 2 CS: 1	PA: 31				
<b>PITCHER</b>	IP	WLS	BF	H	R	ER	SO	BB	IBB	HBP	BLK	WP	HR	S	P	ERA	WHIP									
<b>Mike Moore, R</b> ERA: 7.71	(1, 1)	7.0	W	25	3	2	2	0	4	0	0	0	0	1	50	87	2.57	1.000								
<b>Storm Davis, R</b> ERA: 6.0	(8, 1)	1.0		3	0	0	0	1	1	0	0	0	0	0	7	16	0.00	1.000								
<b>Mike Henneman, R</b> ERA:	(9, 1)	1.0	S	3	0	0	0	0	0	0	0	0	0	0	11	18	0.00	0.000								

**Detroit Tigers @ New York Yankees**  
Yankee Stadium, Bronx, NY  
Sat Apr 09 1994, 3:33 AM EDT  
Att: 25,596 - Overcast

AB	26
R	2
H	3
RBI	2
BB	5
SO	1
LOB	9





Batter	1	2	3	4	5	6	7	8	9	AB	R	H	RBI	BB	SO	LOB	TOP																			
Tony Phillips, S (1, 7) OBP: 0.414, SLG: 0.360 Danny Bautista, R (8, 9) OBP: 0.417, SLG: 0.636										3	1	1	1	2	1	2																				
Lou Whitaker, L (1, 4) OBP: 0.412, SLG: 0.615										3	1	1	1	1	0	2																				
Eric Davis, R (1, 8) OBP: 0.200, SLG: 0.111										5	0	1	1	0	2	3																				
Cecil Fielder, R (1, 3) OBP: 0.185, SLG: 0.577										5	2	2	3	0	2	3																				
Travis Fryman, R (1, 5) OBP: 0.308, SLG: 0.435										4	1	1	0	0	1	0																				
Mickey Tettleton, S (1, 2) OBP: 0.423, SLG: 0.474										4	0	1	1	1	0	0																				
Kirk Gibson, L (1, 9) Milt Cuyler, S (8, 7) OBP: 0.250, SLG: 0.143										2	2	0	0	2	0	1																				
Alan Trammell, R (1, 6) OBP: 0.440, SLG: 0.500										2	0	0	0	1	0	1																				
Scott Livingstone, L (1, 10) Juan Samuel, R (7, PH) OBP: 0.356, SLG: 0.429										2	0	1	1	0	1	0																				
<b>Inning Stats</b>	R: 0 E: 0 K: 1 S: 7	H: 0 LOB: 1 BB: 1 P: 14	R: 1 E: 0 K: 1 S: 10	H: 1 LOB: 2 BB: 2 P: 22	R: 0 E: 0 K: 2 S: 16	H: 0 LOB: 1 BB: 1 P: 23	R: 0 E: 0 K: 0 S: 4	H: 0 LOB: 0 BB: 0 P: 9	R: 0 E: 0 K: 1 S: 10	H: 0 LOB: 0 BB: 1 P: 16	R: 1 E: 0 K: 0 S: 13	H: 1 LOB: 0 BB: 0 P: 20	R: 3 E: 1 K: 1 S: 16	H: 2 LOB: 1 BB: 2 P: 27	R: 1 E: 0 K: 0 S: 15	H: 3 LOB: 2 BB: 0 P: 23	R: 2 E: 0 K: 1 S: 9	H: 2 LOB: 1 BB: 1 P: 16	1B: 4 2B: 2 3B: 1 HR: 2	SF: 1 SAC: 1 DP: 1 HBP: 1	WP: 0 PB: 0 SB: 1 CS: 0	PA: 43														
<b>PITCHER</b>	IP WLS BF H R ER SO BB IBB HBP BLK WP HR S P ERA WHIP																																			
Melido Perez, R (1, 1) ERA: 3.0	6.0	24	2	2	2	5	5	0	0	0	0	0	1	60	104	3.00	1.167																			
Sterling Hitchcock, L (7, 1) ERA: 40.5	0.2	L	5	1	3	3	0	0	0	0	0	0	0	9	19	40.50	4.500																			
Jeff Reardon, R (7, 1) ERA: 9.86	1.1		8	4	1	1	0	0	0	0	0	0	0	22	31	6.75	3.000																			
Xavier Hernandez, R (9, 1) ERA: 13.5	0.1		4	2	2	2	0	0	1	0	0	0	1	6	9	54.00	6.000																			
Bob Wickman, R (9, 1) ERA:	0.2		2	0	0	0	1	0	0	0	0	0	0	3	7	0.00	1.500																			

Detroit Tigers @ New York Yankees  
Yankee Stadium, Bronx, NY  
Sun Apr 10 1994, 3:33 AM EDT  
Att: 26,327 - Overcast - 59 F

AB 32  
R 8  
H 9  
RBI 8  
BB 8  
SO 7  
LOB 14



Batter	1	2	3	4	5	6	7	8	9	AB	R	H	RBI	BB	SO	LOB	BOTTOM																			
Luis Polonia, L (1, 7) OBP: 0.412, SLG: 0.167										4	0	0	0	0	2	3																				
Randy Velarde, R (1, 5) Wade Boggs, L (8, PH) OBP: 0.550, SLG: 0.556										3	0	0	0	0	0	2																				
Don Mattingly, L (1, 3) OBP: 0.364, SLG: 0.278										4	1	1	0	0	1	0																				
Danny Tartabull, R (1, 9) OBP: 0.500, SLG: 0.944										4	1	2	2	0	1	0																				
Mike Stanley, R (1, 2) OBP: 0.294, SLG: 0.357										3	0	0	0	1	1	1																				
Jim Leyritz, R (1, 10) OBP: 0.500, SLG: 0.375										4	0	2	0	0	1	1																				
Bernie Williams, S (1, 8) OBP: 0.250, SLG: 0.389										4	1	0	0	0	0	4																				
Mike Gallego, R (1, 6) OBP: 0.350, SLG: 0.667										4	0	2	0	0	1	3																				
Pat Kelly, R (1, 4) Daryl Boston, L (9, PH) OBP: 0.313, SLG: 0.533										1	0	1	1	0	0	0																				
<b>Inning Stats</b>	R: 0 E: 0 K: 2 S: 9	H: 0 LOB: 0 BB: 0 P: 14	R: 1 E: 0 K: 2 S: 12	H: 1 LOB: 0 BB: 0 P: 21	R: 0 E: 0 K: 0 S: 12	H: 1 LOB: 1 BB: 0 P: 15	R: 1 E: 0 K: 0 S: 12	H: 2 LOB: 1 BB: 0 P: 15	R: 0 E: 0 K: 1 S: 9	H: 1 LOB: 1 BB: 0 P: 15	R: 0 E: 0 K: 1 S: 8	H: 0 LOB: 0 BB: 0 P: 15	R: 1 E: 0 K: 0 S: 11	H: 2 LOB: 1 BB: 0 P: 12	R: 0 E: 0 K: 0 S: 7	H: 0 LOB: 0 BB: 0 P: 11	R: 0 E: 0 K: 1 S: 15	H: 1 LOB: 2 BB: 1 P: 28	1B: 4 2B: 3 3B: 0 HR: 1	SF: 0 SAC: 2 DP: 0 HBP: 0	WP: 0 PB: 0 SB: 0 CS: 0	PA: 36														
<b>PITCHER</b>	IP WLS BF H R ER SO BB IBB HBP BLK WP HR S P ERA WHIP																																			
David Wells, L (1, 1) ERA: 5.54	7.0	W	28	7	3	3	0	0	0	0	0	0	0	73	107	3.86	1.000																			
Mike Gardiner, R (8, 1) ERA:	2.0	S	8	1	0	0	1	1	0	0	0	0	0	22	39	0.00	1.000																			

Detroit Tigers @ New York Yankees  
Yankee Stadium, Bronx, NY  
Sun Apr 10 1994, 3:33 AM EDT  
Att: 26,327 - Overcast - 59 F

AB 33  
R 3  
H 8  
RBI 3  
BB 1  
SO 7  
LOB 16






Batter	1	2	3	4	5	6	7	8	9	AB	R	H	RBI	BB	SO	LOB	TOP								
<b>Brady Anderson, L</b> (1, 7) OBP: 0.433, SLG: 0.304	0-0 1B		0-0 F8	4-2 S BB		4-1 G3-1 1B BB	4-0 IBB		2-0 G4-3	3	1	1	0	3	0	1									
<b>Mike Devereaux, R</b> (1, 8) OBP: 0.259, SLG: 0.560	2-3 K		1-0 F9	0-1 F9		0-1 G3-1	3-3 K			5	0	0	1	0	2	8									
<b>Rafael Palmeiro, L</b> (1, 3) OBP: 0.423, SLG: 0.783	0-1 F8		4-1 1B 3B BB	2-3 K		1-2 2-3 3-H 1B	1-0 F8			4	1	1	2	1	1	5									
<b>Harold Baines, L</b> (1, 10) OBP: 0.440, SLG: 0.545	3-2 F7		3-0 3B 1B			1-1 G1-3	1-3 K		1-0 1B	5	1	2	1	0	1	2									
<b>Cal Ripken Jr., R</b> (1, 6) OBP: 0.320, SLG: 0.440		2-2 G4-3	1-1 1B 3B			3-2 P6	2-1 1B		0-2 P5	5	1	2	2	0	0	1									
<b>Chris Hoiles, R</b> (1, 2) OBP: 0.360, SLG: 0.368		4-2 BB	4-1 1B BB			4-1 BB	3-1 P3		1-3 K	2	0	0	0	3	1	3									
<b>Chris Sabo, R</b> (1, 5) <b>Tim Lulett, R</b> (8, 5)	1-0 F7		0-0 1B			2-0 F7	0-1 2B 1B		2-0 F7	4	0	2	1	0	0	2									
<b>Mark McLemore, S</b> (1, 4) OBP: 0.250, SLG: 0.292	0-0 F8		1-0 G4-3			1-0 BB G3-1 1B	0-0 P2		3-3 K	5	1	1	0	0	1	4									
<b>Jeffrey Hammonds, R</b> (1, 9) OBP: 0.333, SLG: 0.714			4-2 1B BB			0-0 G3-1 1B BB	0-0 2B		2-1 P5	4	2	2	0	1	0	0									
<b>Inning Stats</b>	R: 0 E: 0 K: 1 S: 10	H: 1 LOB: 1 BB: 0 P: 15	R: 0 E: 0 K: 0 S: 8	H: 0 LOB: 1 BB: 1 P: 15	R: 4 E: 0 K: 0 S: 12	H: 3 LOB: 2 BB: 3 P: 30	R: 0 E: 0 K: 1 S: 9	H: 0 LOB: 1 BB: 1 P: 17	R: 0 E: 0 K: 0 S: 7	H: 0 LOB: 1 BB: 1 P: 17	R: 3 E: 0 K: 1 S: 13	H: 4 LOB: 2 BB: 1 P: 25	R: 0 E: 0 K: 1 S: 8	H: 2 LOB: 3 BB: 1 P: 16	R: 0 E: 0 K: 1 S: 9	H: 1 LOB: 1 BB: 0 P: 13	R: 0 E: 0 K: 1 S: 6	H: 0 LOB: 0 BB: 0 P: 13	1B: 9 2B: 1 3B: 1 HR: 0	SF: 0 SAC: 0 DP: 0 HBP: 0	WP: 0 PB: 0 SB: 1 CS: 0	PA: 46			
<b>PITCHER</b>	IP	WLS	BF	H	R	ER	SO	BB	IBB	HBP	BLK	WP	HR	S	P	ERA	WHIP								
<b>Tim Belcher, R</b> (1, 1) ERA: 8.31	5.1	L	29	6	7	3	2	7	0	0	0	0	0	51	104	5.06	2.438								
<b>Bill Krueger, L</b> (6, 1) ERA:	0.2		4	2	0	0	1	0	0	0	0	0	0	8	15	0.00	3.000								
<b>Joe Boever, R</b> (7, 1) ERA:	3.0		13	3	0	0	3	0	1	0	0	0	0	23	42	0.00	1.000								

Baltimore Orioles @ Detroit Tigers  
Tiger Stadium, Detroit, MI  
Mon Apr 11 1994, 3:33 AM EDT  
Att. 50,314 - Overcast - 50 F

livebaseballscores.com

AB 38  
R 7  
H 11  
RBI 7  
BB 8  
SO 6  
LOB 27




Batter	1	2	3	4	5	6	7	8	9	AB	R	H	RBI	BB	SO	LOB	BOTTOM								
<b>Tony Phillips, S</b> (1, 7) OBP: 0.364, SLG: 0.310	3-3 K			1-1 G6-3		1-1 G6-3		2-2 G6-3		4	0	0	1	0	1	1									
<b>Lou Whitaker, L</b> (1, 4) OBP: 0.381, SLG: 0.500	0-1 P6			3-2 F8		0-0 P5		3-H 4-1 BB		3	0	0	0	1	0	0									
<b>Eric Davis, R</b> (1, 8) OBP: 0.208, SLG: 0.182	1-1 F9			2-1 2B		0-0 G1-3		1-2 P4		4	0	1	0	0	0	2									
<b>Cecil Fielder, R</b> (1, 3) OBP: 0.226, SLG: 0.536		3-3 K		4-2 BB		1-1 G5-3		1-2 HR HBP		2	0	0	0	1	1	0									
<b>Milt Cuyler, S</b> (9, PR) OBP: 0.250, SLG: 0.143										0	1	0	0	0	0	0									
<b>Travis Fryman, R</b> (1, 5) OBP: 0.300, SLG: 0.519		3-3 K		2-3 K		1-0 G5-3		1-0 HR		4	1	1	2	0	2	2									
<b>Mickey Tettleton, S</b> (1, 2) OBP: 0.414, SLG: 0.455		2-1 L4				0-3 K		1-1 BB 1B		3	1	1	0	0	1	0									
<b>Chad Kreuter, S</b> (9, 2)										1	0	0	0	0	1	1									
<b>Kirk Gibson, L</b> (1, 10) OBP: 0.294, SLG: 0.154			1-3 K		1-0 F9		1-1 G1 BB	1-3 K		4	1	1	0	0	2	1									
<b>Alan Trammell, R</b> (1, 6) OBP: 0.429, SLG: 0.458			2-2 G5-3		0-2 F8		4-0 G1 BB	2-2 G4-3		2	0	0	0	1	0	0									
<b>Chris Gomez, R</b> (9, 6) OBP: 0.250, SLG: 0.250							1-2 2-3 3-H			1	0	0	0	0	0	1									
<b>Junior Felix, S</b> (1, 9) OBP: 0.250, SLG: 0.182			1-3 K			1-3 K		1-0 G1		3	0	0	1	0	2	2									
<b>Inning Stats</b>	R: 0 E: 0 K: 1 S: 7	H: 0 LOB: 0 BB: 0 P: 11	R: 0 E: 0 K: 2 S: 8	H: 0 LOB: 0 BB: 0 P: 16	R: 0 E: 0 K: 2 S: 10	H: 0 LOB: 0 BB: 0 P: 14	R: 0 E: 0 K: 1 S: 14	H: 1 LOB: 2 BB: 1 P: 26	R: 0 E: 0 K: 1 S: 7	H: 0 LOB: 0 BB: 0 P: 8	R: 0 E: 0 K: 1 S: 6	H: 0 LOB: 0 BB: 0 P: 8	R: 0 E: 0 K: 0 S: 4	H: 0 LOB: 0 BB: 0 P: 6	R: 2 E: 0 K: 0 S: 13	H: 2 LOB: 2 BB: 2 P: 27	R: 2 E: 0 K: 2 S: 13	H: 1 LOB: 1 BB: 0 P: 20	1B: 2 2B: 1 3B: 0 HR: 1	SF: 0 SAC: 0 DP: 0 HBP: 1	WP: 0 PB: 0 SB: 0 CS: 0	PA: 35			
<b>PITCHER</b>	IP	WLS	BF	H	R	ER	SO	BB	IBB	HBP	BLK	WP	HR	S	P	ERA	WHIP								
<b>Ben McDonald, R</b> (1, 1) ERA: 2.57	7.2	W	29	3	2	2	8	3	0	0	0	0	0	66	112	2.35	0.783								
<b>Alan Mills, R</b> (8, 1) ERA: 13.5	0.2		4	1	2	2	1	0	0	1	0	0	0	9	14	27.00	1.500								
<b>Jim Poole, L</b> (9, 1) ERA: 13.5	0.2		2	0	0	0	1	0	0	0	0	0	0	7	10	0.00	0.000								

Baltimore Orioles @ Detroit Tigers  
Tiger Stadium, Detroit, MI  
Mon Apr 11 1994, 3:33 AM EDT  
Att. 50,314 - Overcast - 50 F

livebaseballscores.com

AB 31  
R 4  
H 4  
RBI 4  
BB 3  
SO 10  
LOB 10





Batter	1	2	3	4	5	6	7	8	9	AB	R	H	RBI	BB	SO	LOB	TOP										
<b>Brady Anderson, L</b> (1, 7) OBP: 0.394, SLG: 0.269										3	0	0	0	0	2	2											
<b>Mike Devereaux, R</b> (1, 8) OBP: 0.226, SLG: 0.483										4	0	0	0	0	1	1											
<b>Rafael Palmeiro, L</b> (1, 3) OBP: 0.400, SLG: 0.704										4	0	1	0	0	0	0											
<b>Harold Baines, L</b> (1, 10) OBP: 0.448, SLG: 0.654										4	1	2	1	0	0	1											
<b>Cal Ripken Jr., R</b> (1, 6) OBP: 0.345, SLG: 0.483										4	1	2	0	0	0	0											
<b>Chris Hoiles, R</b> (1, 2) OBP: 0.310, SLG: 0.304										4	0	0	0	0	2	3											
<b>Tim Lincecum, R</b> (1, 5) OBP: 0.200, SLG: 0.200										4	1	1	0	0	0	1											
<b>Mark McLemore, S</b> (1, 4) OBP: 0.286, SLG: 0.321										4	0	2	1	0	0	0											
<b>Jeffrey Hammonds, R</b> (1, 9) OBP: 0.321, SLG: 0.640										4	0	1	1	0	0	1											
<b>Inning Stats</b>	R: 0 H: 0 E: 0 K: 1 S: 8	H: 0 LOB: 0 BB: 0 P: 11	R: 0 H: 0 E: 0 K: 0 S: 6	H: 0 LOB: 0 BB: 0 P: 8	R: 0 H: 0 E: 0 K: 0 S: 6	H: 0 LOB: 0 BB: 0 P: 7	R: 0 H: 1 E: 0 K: 1 S: 7	H: 1 LOB: 1 BB: 0 P: 11	R: 1 H: 3 E: 0 K: 1 S: 17	H: 3 LOB: 2 BB: 0 P: 24	R: 0 H: 2 E: 0 K: 1 S: 10	H: 2 LOB: 2 BB: 0 P: 14	R: 1 H: 2 E: 0 K: 1 S: 9	H: 1 LOB: 0 BB: 0 P: 16	R: 0 H: 0 E: 0 K: 0 S: 5	H: 0 LOB: 0 BB: 0 P: 6	1B: 7 2B: 1 3B: 0 HR: 1	SF: 0 SAC: 1 DP: 0 HBP: 0	WP: 0 PA: 36 PB: 0 SB: 0 CS: 0								
<b>PITCHER</b>	IP	WLS	BF	H	R	ER	SO	BB	IBB	HBP	BLK	WP	HR	S	P	ERA	WHIP										
<b>John Doherty, R</b> (1, 1) ERA: 4.05	7.0	W	29	8	2	2	4	0	0	0	0	0	0	62	86	2.57	1.143										
<b>Bill Krueger, L</b> (8, 1) ERA: 6.75	0.1		2	1	1	1	0	0	0	0	0	0	1	5	10	27.00	3.000										
<b>Mike Henneman, R</b> (8, 1) ERA:	1.2	S	5	0	0	0	1	0	0	0	0	0	0	9	12	0.00	0.000										

**Baltimore Orioles @ Detroit Tigers**  
Tiger Stadium, Detroit, MI  
Wed Apr 13 1994, 3:33 AM EDT  
Att: 10,251 - Overcast - 51 F

AB 35  
R 3  
H 9  
RBI 3  
BB 0  
SO 5  
LOB 9



Batter	1	2	3	4	5	6	7	8	9	AB	R	H	RBI	BB	SO	LOB	BOTTOM										
<b>Tony Phillips, S</b> (1, 7) OBP: 0.351, SLG: 0.394										4	1	1	1	0	0	2											
<b>Juan Samuel, R</b> (1, 4) OBP: 0.482, SLG: 0.300										3	1	0	0	1	2	2											
<b>Mitt Cuyler, S</b> (8, 7) OBP: 0.250, SLG: 0.143										0	0	0	0	0	0	0											
<b>Eric Davis, R</b> (1, 8) OBP: 0.250, SLG: 0.320										3	2	1	2	1	1	0											
<b>Cecil Fielder, R</b> (1, 3) OBP: 0.314, SLG: 0.719										4	2	4	2	0	0	0											
<b>Travis Fryman, R</b> (1, 5) OBP: 0.265, SLG: 0.452										4	0	0	0	0	2	3											
<b>Alan Trammell, R</b> (1, 10) OBP: 0.375, SLG: 0.393										4	0	0	0	0	1	2											
<b>Danny Bautista, R</b> (1, 9) OBP: 0.375, SLG: 0.533										4	0	1	1	0	0	0											
<b>Chad Kreuter, S</b> (1, 2) OBP: 0.182, SLG: 0.100										4	0	1	0	0	1	2											
<b>Chris Gomez, R</b> (1, 6) OBP: 0.286, SLG: 0.286										3	0	1	0	0	1	0											
<b>Inning Stats</b>	R: 0 H: 0 E: 0 K: 0 S: 6	H: 2 LOB: 1 BB: 0 P: 11	R: 1 H: 2 E: 0 K: 1 S: 12	H: 2 LOB: 1 BB: 0 P: 20	R: 0 H: 0 E: 0 K: 2 S: 8	H: 0 LOB: 0 BB: 0 P: 11	R: 0 H: 1 E: 0 K: 1 S: 10	H: 1 LOB: 1 BB: 0 P: 18	R: 0 H: 2 E: 0 K: 0 S: 11	H: 2 LOB: 2 BB: 0 P: 19	R: 2 H: 1 E: 0 K: 0 S: 10	H: 1 LOB: 0 BB: 1 P: 20	R: 3 H: 3 E: 0 K: 2 S: 21	H: 3 LOB: 1 BB: 1 P: 34	R: 0 H: 0 E: 1 K: 1 S: 12	H: 0 LOB: 0 BB: 0 P: 18	1B: 5 2B: 1 3B: 0 HR: 3	SF: 0 SAC: 0 DP: 0 HBP: 0	WP: 0 PA: 36 PB: 0 SB: 0 CS: 1								
<b>PITCHER</b>	IP	WLS	BF	H	R	ER	SO	BB	IBB	HBP	BLK	WP	HR	S	P	ERA	WHIP										
<b>Jamie Moyer, L</b> (1, 1) ERA: 5.65	6.2	L	28	7	4	4	6	1	0	0	0	0	0	2	64	5.40	1.200										
<b>Mark Eichhorn, R</b> (7, 1) ERA: 9.0	0.1		4	2	2	2	1	1	0	0	0	0	1	14	24	54.00	9.000										
<b>Brad Pennington, L</b> (8, 1) ERA:	1.0		3	0	0	0	1	0	0	0	0	0	0	12	18	0.00	0.000										

**Baltimore Orioles @ Detroit Tigers**  
Tiger Stadium, Detroit, MI  
Wed Apr 13 1994, 3:33 AM EDT  
Att: 10,251 - Overcast - 51 F

AB 33  
R 6  
H 9  
RBI 6  
BB 2  
SO 8  
LOB 11











Batter	1	2	3	4	5	6	7	8	9	AB	R	H	RBI	BB	SO	LOB	TOP					
<b>Randy Velarde, R</b> (1, 5) OBP: 0.435, SLG: 0.524	P2	P6		P4		SH1-4		HR		5	1	2	1	0	0	4	<b>New York Yankees @ Detroit Tigers</b> Tiger Stadium, Detroit, MI Fri Apr 15 1994, 7:05 PM EDT Att: 14,315 - Unknown - 70 F					
<b>Jim Levritz, R</b> (1, 10) OBP: 0.471, SLG: 0.571 <b>Paul O'Neill, L</b> (6, PH) OBP: 0.652, SLG: 1.333	P3		HR	K		K		HR		3	1	1	1	0	1	1						
<b>Don Mattingly, L</b> (1, 3) OBP: 0.310, SLG: 0.257	K		G4-3		E5			K		5	1	0	0	1	2	3						
<b>Danny Tartabull, R</b> (1, 9) OBP: 0.439, SLG: 0.743		F8	1B	BB		K		BB		4	2	3	2	1	1	2						
<b>Mike Stanley, R</b> (1, 2) OBP: 0.355, SLG: 0.500	F8		BB		WP			1B		4	0	2	0	1	0	1						
<b>Bernie Williams, S</b> (1, 8) OBP: 0.270, SLG: 0.394	BB		F9		K			BB		4	0	0	0	1	1	5						
<b>Mike Gallego, R</b> (1, 6) OBP: 0.342, SLG: 0.486	BB		F7		G5-3			1B		5	0	3	1	0	0	3						
<b>Gerald Williams, R</b> (1, 7) OBP: 0.500, SLG: 0.500 <b>Daryl Boston, L</b> (7, PH) OBP: 0.777	K				F7			FC1-6		3	0	1	0	0	1	3						
<b>Pat Kelly, R</b> (1, 4) OBP: 0.333, SLG: 0.391			SH5-3					1B		2	1	0	0	0	0	0						
<b>Inning Stats</b>	R: 0 E: 0 K: 1 S: 7	H: 0 LOB: 0 BB: 0 P: 8	R: 1 E: 0 K: 1 S: 22	H: 2 LOB: 3 BB: 2 P: 38	R: 1 E: 0 K: 0 S: 13	H: 2 LOB: 2 BB: 1 P: 26	R: 0 E: 0 K: 1 S: 10	H: 1 LOB: 1 BB: 0 P: 15	R: 2 E: 0 K: 1 S: 16	H: 2 LOB: 1 BB: 2 P: 26	R: 0 E: 0 K: 2 S: 9	H: 0 LOB: 2 BB: 2 P: 23	R: 0 E: 0 K: 1 S: 11	H: 1 LOB: 1 BB: 0 P: 17	R: 2 E: 0 K: 1 S: 22	H: 3 LOB: 2 BB: 1 P: 28		R: 1 E: 0 K: 0 S: 9	H: 3 LOB: 2 BB: 1 P: 18	1B: 9 2B: 2 3B: 0 HR: 3	SF: 0 SAC: 2 DP: 1 HBP: 0	WP: 1 PB: 0 SB: 0 CS: 0
<b>PITCHER</b>	IP	WLS	BF	H	R	ER	SO	BB	IBB	HBP	BLK	WP	HR	S	P	ERA	WHIP					
<b>David Wells, L</b> (1, 1) ERA: 5.5	5.0	L	26	7	4	3	4	3	0	0	0	1	2	68	113	5.40	2.000					
<b>Joe Boever, R</b> (6, 1) ERA: 2.53	4.0		22	7	3	3	4	2	2	0	0	0	1	51	86	6.75	2.250					

Batter	1	2	3	4	5	6	7	8	9	AB	R	H	RBI	BB	SO	LOB	BOTTOM			
<b>Tony Phillips, S</b> (1, 7) OBP: 0.348, SLG: 0.350	G4-3									4	0	1	2	1	2	2	<b>New York Yankees @ Detroit Tigers</b> Tiger Stadium, Detroit, MI Fri Apr 15 1994, 7:05 PM EDT Att: 14,315 - Unknown - 70 F			
<b>Lou Whitaker, L</b> (1, 4) OBP: 0.367, SLG: 0.542	K		F8		G4-6-3			G6-3		5	0	0	0	0	1	3				
<b>Kirk Gibson, L</b> (1, 9) OBP: 0.200, SLG: 0.095 <b>Eric Davis, R</b> (9, PH) OBP: 0.242, SLG: 0.333	F7		F7		G3-1			G4-3		4	0	0	0	0	0	0				
<b>Cecil Fielder, R</b> (1, 3) OBP: 0.372, SLG: 0.737		2B						2B		3	1	3	0	1	0	0				
<b>Travis Fryman, R</b> (1, 5) OBP: 0.263, SLG: 0.457		1B			F9			K		4	1	1	0	0	1	3				
<b>Mickey Tettleton, S</b> (1, 10) OBP: 0.378, SLG: 0.379		1B						K		3	1	1	2	1	2	1				
<b>Alan Trammell, R</b> (1, 6) OBP: 0.405, SLG: 0.545		1B						G4-3		4	2	3	1	0	0	1				
<b>Chad Kreuter, S</b> (1, 2) OBP: 0.214, SLG: 0.154 <b>Scott Livingstone, L</b> (9, PH) OBP: 0.550, SLG: 0.556	L8							G5-3		3	0	1	0	0	0	2				
<b>Mitt Cuyler, S</b> (1, 8) OBP: 0.200, SLG: 0.111 <b>Danny Bautista, R</b> (7, PH) OBP: 0.353, SLG: 0.500	F8							G4-3		1	0	0	0	0	0	0				
<b>Junior Felix, S</b> (9, PH) OBP: 0.188, SLG: 0.133										1	0	0	0	0	1	3				
<b>Inning Stats</b>	R: 0 E: 0 K: 1 S: 7	H: 0 LOB: 0 BB: 0 P: 8	R: 2 E: 0 K: 1 S: 16	H: 4 LOB: 2 BB: 0 P: 27	R: 0 E: 0 K: 0 S: 8	H: 0 LOB: 1 BB: 1 P: 16	R: 1 E: 0 K: 2 S: 10	H: 2 LOB: 0 BB: 0 P: 17	R: 0 E: 0 K: 0 S: 8	H: 1 LOB: 1 BB: 0 P: 15	R: 0 E: 0 K: 1 S: 9	H: 0 LOB: 0 BB: 0 P: 13	R: 0 E: 0 K: 0 S: 9	H: 1 LOB: 1 BB: 0 P: 11	R: 2 E: 0 K: 1 S: 14	H: 2 LOB: 2 BB: 2 P: 30	1B: 5 2B: 4 3B: 0 HR: 1	SF: 0 SAC: 0 DP: 1 HBP: 0	WP: 0 PB: 0 SB: 0 CS: 0	PA: 39
<b>PITCHER</b>	IP	WLS	BF	H	R	ER	SO	BB	IBB	HBP	BLK	WP	HR	S	P	ERA	WHIP			
<b>Melido Perez, R</b> (1, 1) ERA: 3.75	2.0	W	7	1	0	0	1	0	0	0	0	0	0	18	24	0.00	0.500			
<b>Steve Howe, L</b> (7, 1) ERA: 12.0	0.1		5	2	2	2	1	2	0	0	0	0	0	11	25	54.00	12.000			
<b>Xavier Hernandez, R</b> (9, 1) ERA: 16.2	0.1	S	1	0	0	0	0	0	0	0	0	0	0	1	2	0.00	0.000			
<b>Sterling Hitchcock, L</b> (9, 1) ERA: 4.15	0.1		1	0	0	0	0	0	0	0	0	0	0	2	3	0.00	0.000			

**AB** 39  
**R** 7  
**H** 14  
**RBI** 7  
**BB** 7  
**SO** 8  
**LOB** 25



**AB** 35  
**R** 5  
**H** 10  
**RBI** 5  
**BB** 4  
**SO** 8  
**LOB** 19





Batter	1	2	3	4	5	6	7	8	9	10	11	AB	R	H	RBI	BB	SO	LOB	TOP						
Luis Polonia, L OBP: 0.344, SLG: 0.160	G5-3		1B		L7		L7		L7		G5-3	5	1	1	0	1	0	0							
Wade Boggs, L OBP: 0.438, SLG: 0.444	F9		1B		F7		L7		G4-3			5	0	1	1	0	0	2							
Don Mattingly, L OBP: 0.319, SLG: 0.237	F8								L6			3	0	0	0	2	0	0							
Danny Tartabull, R OBP: 0.413, SLG: 0.667	K		K								F8	4	0	0	1	1	3	2							
Paul O'Neill, L OBP: 0.607, SLG: 1.130	F7				G4-3		L8					5	1	2	0	0	0	3							
Matt Nokes, L OBP: 0.477, SLG: 0.727												3	1	3	2	1	0	0							
Gerald Williams, R OBP: 0.500, SLG: 0.500												0	0	0	0	0	0	0							
Mike Stanley, R OBP: 0.344, SLG: 0.481	2B				1B							1	0	0	0	0	0	1							
Bernie Williams, S OBP: 0.244, SLG: 0.351	G1-3				L9				SH1-4			4	0	0	0	0	0	3							
Mike Gallego, R OBP: 0.328, SLG: 0.450			L9		FC5-4				G5-3			5	1	1	0	0	0	3							
Pat Kelly, R OBP: 0.300, SLG: 0.346												3	0	0	0	0	1	1							
Darryl Boston, L OBP: 0.347, SLG: 0.500												1	0	0	0	0	0	2							
Randy Velarde, R OBP: 0.417, SLG: 0.500												1	0	0	0	0	1	0							
<b>Inning Stats</b>	R: 0 E: 0 K: 0 S: 9	H: 0 LOB: 0 BB: 0 P: 14	R: 0 E: 0 K: 1 S: 10	H: 1 LOB: 1 BB: 0 P: 15	R: 1 E: 0 K: 2 S: 12	H: 2 LOB: 2 BB: 1 P: 24	R: 0 E: 0 K: 0 S: 11	H: 1 LOB: 0 BB: 0 P: 18	R: 0 E: 0 K: 0 S: 4	H: 0 LOB: 0 BB: 0 P: 8	R: 2 E: 0 K: 1 S: 9	H: 2 LOB: 0 BB: 0 P: 13	R: 1 E: 0 K: 0 S: 11	H: 1 LOB: 3 BB: 3 P: 25	R: 0 E: 0 K: 0 S: 5	H: 0 LOB: 2 BB: 1 P: 14	R: 0 E: 0 K: 0 S: 7	H: 1 LOB: 0 BB: 0 P: 9	R: 0 E: 0 K: 1 S: 6	H: 0 LOB: 0 BB: 0 P: 8	1B: 6 2B: 1 3B: 0 HR: 1	SF: 0 SAC: 1 DP: 0 HBP: 0	WP: 0 PB: 1 SB: 1 CS: 0	PA: 46	
<b>PITCHER</b>	IP ERA WLS BF H R ER SO BB IBB HBP BLK WP HR S P ERA WHIP	IP ERA WLS BF H R ER SO BB IBB HBP BLK WP HR S P ERA WHIP	IP ERA WLS BF H R ER SO BB IBB HBP BLK WP HR S P ERA WHIP	IP ERA WLS BF H R ER SO BB IBB HBP BLK WP HR S P ERA WHIP	IP ERA WLS BF H R ER SO BB IBB HBP BLK WP HR S P ERA WHIP	IP ERA WLS BF H R ER SO BB IBB HBP BLK WP HR S P ERA WHIP	IP ERA WLS BF H R ER SO BB IBB HBP BLK WP HR S P ERA WHIP	IP ERA WLS BF H R ER SO BB IBB HBP BLK WP HR S P ERA WHIP	IP ERA WLS BF H R ER SO BB IBB HBP BLK WP HR S P ERA WHIP	IP ERA WLS BF H R ER SO BB IBB HBP BLK WP HR S P ERA WHIP	IP ERA WLS BF H R ER SO BB IBB HBP BLK WP HR S P ERA WHIP	IP ERA WLS BF H R ER SO BB IBB HBP BLK WP HR S P ERA WHIP	IP ERA WLS BF H R ER SO BB IBB HBP BLK WP HR S P ERA WHIP	IP ERA WLS BF H R ER SO BB IBB HBP BLK WP HR S P ERA WHIP	IP ERA WLS BF H R ER SO BB IBB HBP BLK WP HR S P ERA WHIP	IP ERA WLS BF H R ER SO BB IBB HBP BLK WP HR S P ERA WHIP	IP ERA WLS BF H R ER SO BB IBB HBP BLK WP HR S P ERA WHIP	IP ERA WLS BF H R ER SO BB IBB HBP BLK WP HR S P ERA WHIP	IP ERA WLS BF H R ER SO BB IBB HBP BLK WP HR S P ERA WHIP	IP ERA WLS BF H R ER SO BB IBB HBP BLK WP HR S P ERA WHIP	IP ERA WLS BF H R ER SO BB IBB HBP BLK WP HR S P ERA WHIP	IP ERA WLS BF H R ER SO BB IBB HBP BLK WP HR S P ERA WHIP	IP ERA WLS BF H R ER SO BB IBB HBP BLK WP HR S P ERA WHIP	IP ERA WLS BF H R ER SO BB IBB HBP BLK WP HR S P ERA WHIP	IP ERA WLS BF H R ER SO BB IBB HBP BLK WP HR S P ERA WHIP

New York Yankees @ Detroit Tigers  
Tiger Stadium, Detroit, MI  
Sat Apr 16 1994, 3:33 AM EDT  
Att: 15,276 - Cloudy - 50 F

AB	40
R	4
H	8
RBI	4
BB	5
SO	5
LOB	17



Batter	1	2	3	4	5	6	7	8	9	10	11	AB	R	H	RBI	BB	SO	LOB	BOTTOM						
Tony Phillips, S OBP: 0.365, SLG: 0.422	HR											5	1	2	1	1	1	5							
Alan Trammell, R OBP: 0.372, SLG: 0.513	1B											6	1	1	0	0	0	4							
Eric Davis, R OBP: 0.282, SLG: 0.324	1B											4	1	1	0	2	1	3							
Cecil Fielder, R OBP: 0.367, SLG: 0.682												6	1	2	1	0	1	4							
Juan Samuel, R OBP: 0.462, SLG: 0.300	1B											0	1	0	0	0	0	0							
Travis Fryman, R OBP: 0.273, SLG: 0.475	SF7											5	0	2	2	0	1	1							
Mickey Tettleton, S OBP: 0.405, SLG: 0.994	1B											4	0	2	0	1	0	0							
Danny Bautista, R OBP: 0.333, SLG: 0.421	G1-4-3											3	0	0	0	1	1	2							
Kirk Gibson, L OBP: 0.192, SLG: 0.091	G1-4-3											1	0	0	0	0	0	2							
Milt Cuyler, S OBP: 0.231, SLG: 0.091												2	0	0	0	1	1	2							
Lou Whitaker, L OBP: 0.375, SLG: 0.538												2	0	1	0	0	0	2							
Chris Gomez, R OBP: 0.266, SLG: 0.167												3	0	0	1	2	0	2							
<b>Inning Stats</b>	R: 4 E: 0 K: 1 S: 19	H: 4 LOB: 3 BB: 3 P: 42	R: 0 E: 0 K: 0 S: 9	H: 1 LOB: 1 BB: 0 P: 18	R: 0 E: 0 K: 1 S: 7	H: 0 LOB: 0 BB: 2 P: 12	R: 0 E: 0 K: 1 S: 9	H: 0 LOB: 2 BB: 2 P: 21	R: 0 E: 0 K: 2 S: 12	H: 1 LOB: 2 BB: 1 P: 22	R: 0 E: 0 K: 1 S: 13	H: 1 LOB: 1 BB: 0 P: 20	R: 0 E: 0 K: 0 S: 7	H: 0 LOB: 0 BB: 0 P: 12	R: 0 E: 0 K: 0 S: 10	H: 1 LOB: 2 BB: 1 P: 17	R: 0 E: 0 K: 0 S: 7	H: 1 LOB: 2 BB: 1 P: 17	R: 0 E: 0 K: 0 S: 6	H: 0 LOB: 0 BB: 0 P: 8	1B: 8 2B: 2 3B: 0 HR: 1	SF: 1 SAC: 0 DP: 0 HBP: 0	WP: 0 PB: 0 SB: 2 CS: 0	PA: 50	
<b>PITCHER</b>	IP ERA WLS BF H R ER SO BB IBB HBP BLK WP HR S P ERA WHIP	IP ERA WLS BF H R ER SO BB IBB HBP BLK WP HR S P ERA WHIP	IP ERA WLS BF H R ER SO BB IBB HBP BLK WP HR S P ERA WHIP	IP ERA WLS BF H R ER SO BB IBB HBP BLK WP HR S P ERA WHIP	IP ERA WLS BF H R ER SO BB IBB HBP BLK WP HR S P ERA WHIP	IP ERA WLS BF H R ER SO BB IBB HBP BLK WP HR S P ERA WHIP	IP ERA WLS BF H R ER SO BB IBB HBP BLK WP HR S P ERA WHIP	IP ERA WLS BF H R ER SO BB IBB HBP BLK WP HR S P ERA WHIP	IP ERA WLS BF H R ER SO BB IBB HBP BLK WP HR S P ERA WHIP	IP ERA WLS BF H R ER SO BB IBB HBP BLK WP HR S P ERA WHIP	IP ERA WLS BF H R ER SO BB IBB HBP BLK WP HR S P ERA WHIP	IP ERA WLS BF H R ER SO BB IBB HBP BLK WP HR S P ERA WHIP	IP ERA WLS BF H R ER SO BB IBB HBP BLK WP HR S P ERA WHIP	IP ERA WLS BF H R ER SO BB IBB HBP BLK WP HR S P ERA WHIP	IP ERA WLS BF H R ER SO BB IBB HBP BLK WP HR S P ERA WHIP	IP ERA WLS BF H R ER SO BB IBB HBP BLK WP HR S P ERA WHIP	IP ERA WLS BF H R ER SO BB IBB HBP BLK WP HR S P ERA WHIP	IP ERA WLS BF H R ER SO BB IBB HBP BLK WP HR S P ERA WHIP	IP ERA WLS BF H R ER SO BB IBB HBP BLK WP HR S P ERA WHIP	IP ERA WLS BF H R ER SO BB IBB HBP BLK WP HR S P ERA WHIP	IP ERA WLS BF H R ER SO BB IBB HBP BLK WP HR S P ERA WHIP	IP ERA WLS BF H R ER SO BB IBB HBP BLK WP HR S P ERA WHIP	IP ERA WLS BF H R ER SO BB IBB HBP BLK WP HR S P ERA WHIP	IP ERA WLS BF H R ER SO BB IBB HBP BLK WP HR S P ERA WHIP	IP ERA WLS BF H R ER SO BB IBB HBP BLK WP HR S P ERA WHIP

New York Yankees @ Detroit Tigers  
Tiger Stadium, Detroit, MI  
Sat Apr 16 1994, 3:33 AM EDT  
Att: 15,276 - Cloudy - 50 F

AB	41
R	5
H	11
RBI	5
BB	8
SO	6
LOB	27





Batter	1	2	3	4	5	6	7	8	9	AB	R	H	RBI	BB	SO	LOB	TOP					
Luis Polonia, L OBP: 0.391, SLG: 0.200 (1, 7)	G6-3		1B	F8			G4-3	1B		5	0	2	2	0	0	2	<p><b>New York Yankees @ Detroit Tigers</b> Tiger Stadium, Detroit, MI Sun Apr 17 1994, 3:33 AM EDT Att: 16,059 - Sunny - 54 F</p>					
Wade Boggs, L OBP: 0.405, SLG: 0.415 (1, 5)	L7		2B		G6-3		K	K		5	1	1	1	0	2	2						
Don Mattingly, L OBP: 0.327, SLG: 0.302 (1, 3)	G1-3		1B		F8			SF9	F7	5	2	2	1	0	0	0						
Danny Tartabull, R OBP: 0.412, SLG: 0.636 (1, 10)		F9	1B		G6-3			SF9	F8	5	1	2	1	0	0	0						
Paul O'Neill, L OBP: 0.606, SLG: 1.038 (1, 9)			G4-3			FC5-4		G1-3	FC5-4	3	1	1	0	2	0	3						
Mike Stanley, R OBP: 0.351, SLG: 0.452 (1, 2)	K			1B		E7		1B	FC5-4	4	1	1	0	1	1	3						
Daryl Boston, L OBP: 0.125, SLG: 0.125 Bernie Williams, S OBP: 0.233, SLG: 0.342 (6, PH) (6, B)	L4			1B		FC5-4		SF9		2	0	1	0	0	0	1						
Mike Gallego, R OBP: 0.340, SLG: 0.455 (1, 6)			1B	L4		F8		1B		4	2	2	1	0	0	3						
Pat Kelly, R OBP: 0.294, SLG: 0.310 (1, 4)			K	P3		CS	G4-3	1B		3	0	0	0	1	1	3						
<b>Inning Stats</b>	R: 0 E: 0 K: 0 S: 9	H: 0 LOB: 0 BB: 0 P: 13	R: 0 E: 0 K: 1 S: 11	H: 1 LOB: 1 BB: 0 P: 17	R: 3 E: 0 K: 1 S: 16	H: 5 LOB: 1 BB: 0 P: 21	R: 0 E: 0 K: 0 S: 17	H: 2 LOB: 0 BB: 0 P: 24	R: 0 E: 0 K: 0 S: 9	H: 0 LOB: 0 BB: 0 P: 13	R: 1 E: 1 K: 0 S: 7	H: 0 LOB: 0 BB: 1 P: 14	R: 0 E: 0 K: 1 S: 7	H: 0 LOB: 0 BB: 0 P: 12	R: 4 E: 0 K: 1 S: 18	H: 4 LOB: 2 BB: 2 P: 34	R: 0 E: 0 K: 0 S: 8	H: 0 LOB: 1 BB: 1 P: 16	1B: 10 2B: 2 3B: 0 HR: 0	SF: 1 SAC: 0 DP: 0 HBP: 0	WP: 0 PB: 0 SB: 1 CS: 1	PA: 43
<b>PITCHER</b>	IP	WLS	BF	H	R	ER	SO	BB	IBB	HBP	BLK	WP	HR	S	P	ERA	WHIP					
Bill Gullickson, R ERA: 8.22 (1, 1)	5.0		22	8	3	3	2	0	0	0	0	0	0	62	88	5.40	1.600					
Bill Krueger, L ERA: 7.2 (6, 1)	2.2	L	12	2	4	3	1	1	1	0	0	0	0	22	40	10.12	1.125					
Mike Gardiner, R ERA: 1.0 (8, 1)	0.1		4	2	1	1	1	1	0	0	0	0	0	10	20	27.00	9.000					
Joe Boever, R ERA: 2.31 (9, 1)	1.0		4	0	0	0	0	1	0	0	0	0	0	8	16	0.00	1.000					

Batter	1	2	3	4	5	6	7	8	9	AB	R	H	RBI	BB	SO	LOB	BOTTOM					
Tony Phillips, S OBP: 0.368, SLG: 0.396 (1, 4) (8, 7)	1B		FC6-4	G4-3		FC6-4		G1-3		3	1	0	1	2	0	1	<p><b>New York Yankees @ Detroit Tigers</b> Tiger Stadium, Detroit, MI Sun Apr 17 1994, 3:33 AM EDT Att: 16,059 - Sunny - 54 F</p>					
Alan Trammell, R OBP: 0.396, SLG: 0.512 (1, 10)	G6-4-3		FC6-4	G5-3		P3		HR		4	1	2	0	1	0	1						
Eric Davis, R OBP: 0.273, SLG: 0.385 (1, 8)	P3		FC6-4		K		G5-3	HR		5	2	1	2	0	1	4						
Cecil Fielder, R OBP: 0.352, SLG: 0.625 (1, 3)	G6-4-3		BB	E5		F8		G6-3		4	1	0	0	1	0	2						
Travis Fryman, R OBP: 0.306, SLG: 0.533 (1, 5)		G4-3	E5			BB	1B		P3	5	0	3	1	0	0	2						
Mickey Tettleton, S OBP: 0.404, SLG: 0.378 (1, 2)	K		BB	G6-3			1B		L9	4	0	1	1	1	1	2						
Danny Bautista, R OBP: 0.292, SLG: 0.364 Kirk Gibson, L OBP: 0.214, SLG: 0.087 (7, PH) (8, 9)	G4-3		L9		L9				P4	3	0	0	0	0	0	5						
Milt Cuyler, S OBP: 0.250, SLG: 0.214 Lou Whitaker, L OBP: 0.394, SLG: 0.519 (7, PH) (8, 4)	K			SH1-3		G1-3	G3			3	1	1	0	0	1	1						
Chris Gomez, R OBP: 0.294, SLG: 0.200 (1, 6)		G4-3		SH1-3		FC6-4		P4		3	0	1	0	0	0	0						
<b>Inning Stats</b>	R: 0 E: 0 K: 0 S: 5	H: 1 LOB: 1 BB: 1 P: 14	R: 0 E: 0 K: 2 S: 13	H: 1 LOB: 0 BB: 0 P: 20	R: 2 E: 1 K: 0 S: 28	H: 1 LOB: 3 BB: 3 P: 50	R: 1 E: 0 K: 0 S: 7	H: 1 LOB: 0 BB: 0 P: 14	R: 1 E: 1 K: 1 S: 10	H: 1 LOB: 1 BB: 0 P: 16	R: 0 E: 0 K: 0 S: 10	H: 1 LOB: 1 BB: 0 P: 12	R: 0 E: 0 K: 0 S: 7	H: 2 LOB: 3 BB: 1 P: 15	R: 2 E: 0 K: 0 S: 9	H: 1 LOB: 0 BB: 1 P: 16	R: 0 E: 0 K: 0 S: 9	H: 0 LOB: 0 BB: 0 P: 14	1B: 5 2B: 3 3B: 0 HR: 1	SF: 0 SAC: 1 DP: 1 HBP: 0	WP: 0 PB: 0 SB: 0 CS: 0	PA: 43
<b>PITCHER</b>	IP	WLS	BF	H	R	ER	SO	BB	IBB	HBP	BLK	WP	HR	S	P	ERA	WHIP					
Terry Mulholland, L ERA: 7.8 (1, 1)	6.0		29	6	4	1	3	4	0	0	0	0	0	73	126	1.50	1.667					
Xavier Hernandez, R ERA: 10.8 (7, 1)	2.0	W	11	3	2	2	0	2	0	0	0	0	1	16	31	9.00	2.500					
Jeff Reardon, R ERA: 9.38 (9, 1)	1.0	S	3	0	0	0	0	0	0	0	0	0	0	9	14	0.00	0.000					

AB	37
R	8
H	12
RBI	8
BB	4
SO	4
LOB	18






Batter	1	2	3	4	5	6	7	8	9	AB	R	H	RBI	BB	SO	LOB	TOP						
Vince Coleman, S OBP: 0.278, SLG: 0.353			FC3-6 1-3 BB		G1-3		L6		1-3 2-H 1B	5	1	2	1	1	1	1							
Brian McRae, S OBP: 0.479, SLG: 0.512	3-2 1B 1B E 1-3 1B	1-2 WP	4-0 FC3-6 1-2 IBB		L5			4-1 BB G4-6-3	K	4	2	2	0	2	1	2							
Wally Joyner, L OBP: 0.300, SLG: 0.311	2-0 E 1-2 FC3-6 1B	G3-1	0-1 FC3-6 BB			0-0 FC6-4 1B		1-0 G4-6-3 1-2	F7	6	0	2	2	0	0	6							
Mike Macfarlane, R OBP: 0.450, SLG: 0.467	E7 1-3 2-H 1B 1B	4-2 WP BB	1-2 BB			0-0 F7		4-1 BB		2	1	1	0	3	0	1							
Bob Hamelin, L OBP: 0.400, SLG: 0.706	0-0 FC3-2-5 1-3 3-H 1B	4-0 WP BB	2-3 K			0-0 F7		1-0 F8		4	1	0	0	1	1	7							
Dave Henderson, R OBP: 0.237, SLG: 0.314	4-0 1B IBB			1-2 G6-3		2-1 FC6-4 1-2			1-1 P6	4	1	0	0	1	1	3							
Gary Gaetti, R OBP: 0.333, SLG: 0.410	3-1 1B 1-3 2-H 3-H 1B			2-3 K			0-0 HR		1-0 1B WP 1B	5	3	3	3	0	2	2	AB 39						
Jose Lind, R OBP: 0.286, SLG: 0.317	2-2 G5-3 1B		3-2 G4-3	1-0 F9			1-2 L9		2-1 1B 1B	5	1	2	1	0	0	0	R 11						
Greg Gagne, R OBP: 0.258, SLG: 0.250	1-1 G5-3		4-1 E S FC3-6 BB		1-1 L4		0-2 F8		0-1 1B 1-2 3-H 1B	4	1	1	2	1	0	1	H 13						
<b>Inning Stats</b>	R: 6 E: 1 K: 1 S: 19	H: 6 LOB: 1 BB: 1 P: 36	R: 1 E: 0 K: 2 S: 16	H: 1 LOB: 2 BB: 2 P: 28	R: 1 E: 0 K: 1 S: 16	H: 0 LOB: 3 BB: 4 P: 37	R: 0 E: 0 K: 1 S: 8	H: 0 LOB: 0 BB: 0 P: 12	R: 0 E: 0 K: 0 S: 9	H: 1 LOB: 1 BB: 0 P: 7	R: 1 E: 0 K: 0 S: 9	H: 1 LOB: 0 BB: 0 P: 10	R: 0 E: 0 K: 0 S: 4	H: 0 LOB: 1 BB: 2 P: 14	R: 2 E: 0 K: 1 S: 16	H: 4 LOB: 2 BB: 0 P: 20	1B: 11 2B: 0 3B: 1 HR: 1	SF: 0 SAC: 0 DP: 1 HBP: 0	WP: 2 PB: 0 SB: 2 CS: 0	PA: 48			
<b>PITCHER</b>	IP WLS BF H R ER SO BB IBB HBP BLK WP HR S P ERA WHIP	IP WLS BF H R ER SO BB IBB HBP BLK WP HR S P ERA WHIP	IP WLS BF H R ER SO BB IBB HBP BLK WP HR S P ERA WHIP	IP WLS BF H R ER SO BB IBB HBP BLK WP HR S P ERA WHIP	IP WLS BF H R ER SO BB IBB HBP BLK WP HR S P ERA WHIP	IP WLS BF H R ER SO BB IBB HBP BLK WP HR S P ERA WHIP	IP WLS BF H R ER SO BB IBB HBP BLK WP HR S P ERA WHIP	IP WLS BF H R ER SO BB IBB HBP BLK WP HR S P ERA WHIP	IP WLS BF H R ER SO BB IBB HBP BLK WP HR S P ERA WHIP	IP WLS BF H R ER SO BB IBB HBP BLK WP HR S P ERA WHIP	IP WLS BF H R ER SO BB IBB HBP BLK WP HR S P ERA WHIP	IP WLS BF H R ER SO BB IBB HBP BLK WP HR S P ERA WHIP	IP WLS BF H R ER SO BB IBB HBP BLK WP HR S P ERA WHIP	IP WLS BF H R ER SO BB IBB HBP BLK WP HR S P ERA WHIP	IP WLS BF H R ER SO BB IBB HBP BLK WP HR S P ERA WHIP	IP WLS BF H R ER SO BB IBB HBP BLK WP HR S P ERA WHIP	IP WLS BF H R ER SO BB IBB HBP BLK WP HR S P ERA WHIP	IP WLS BF H R ER SO BB IBB HBP BLK WP HR S P ERA WHIP	IP WLS BF H R ER SO BB IBB HBP BLK WP HR S P ERA WHIP	IP WLS BF H R ER SO BB IBB HBP BLK WP HR S P ERA WHIP	IP WLS BF H R ER SO BB IBB HBP BLK WP HR S P ERA WHIP	IP WLS BF H R ER SO BB IBB HBP BLK WP HR S P ERA WHIP	
John Doherty, R ERA: 7.9	0.1	L	7	5	6	6	0	0	0	1	0	0	0	0	0	0	0	0	0	11	25	162.00	15.000
Storm Davis, R ERA: 5.4	2.2	16	2	2	2	4	5	1	0	0	1	0	40	76	6.75	2.625							
Joe Boever, R ERA: 2.16	5.0	18	2	1	1	1	2	0	0	0	0	1	35	57	1.80	0.800							
Mike Henneman, R ERA: 3.0	1.0	7	4	2	2	1	0	0	0	0	1	0	16	20	18.00	4.000							
<b>Batter</b>	<b>1</b>	<b>2</b>	<b>3</b>	<b>4</b>	<b>5</b>	<b>6</b>	<b>7</b>	<b>8</b>	<b>9</b>	<b>AB</b>	<b>R</b>	<b>H</b>	<b>RBI</b>	<b>BB</b>	<b>SO</b>	<b>LOB</b>	<b>BOTTOM</b>						
Tony Phillips, S OBP: 0.344, SLG: 0.365	1-2 L7				2-1 G4-3				2-3 K	4	0	0	0	0	2	3							
Lou Whitaker, L OBP: 0.376, SLG: 0.581	1-1 2B		G1-3		1-2 P5			2-2 WP 2B		4	0	2	0	0	0	0							
Eric Davis, R OBP: 0.250, SLG: 0.349	2-3 K		1-0 G5-3			1-3 K		0-3 K		4	0	0	0	0	3	2							
Cecil Fielder, R OBP: 0.345, SLG: 0.588	2-1 G2-3		4-0 BB			1-3 K		3-2 G5-3		3	0	0	0	1	1	2							
Scott Livingstone, L OBP: 0.550, SLG: 0.556										0	0	0	0	0	0	0							
Travis Fryman, R OBP: 0.302, SLG: 0.500		2-1 G5-3	2-1 P4			4-0 BB		3-3 K		3	0	0	0	1	1	2							
Mickey Tettleton, S OBP: 0.431, SLG: 0.400		4-2 1B BB		1-1 FC4-6 1B		2-3 K		2-2 G6-4-3 1B		3	0	2	0	1	1	1							
Kirk Gibson, L OBP: 0.219, SLG: 0.111		1-0 1B 1B		2-0 FC4-6 G5-4-3 1-2			2-1 G4-3		0-3 K	4	1	1	0	0	1	2	AB 31						
Alan Trammell, R OBP: 0.392, SLG: 0.500		1-0 1B		1-1 G5-4-3 1-2					0-0 G6-4-3 1-2	3	0	1	0	0	0	1	R 1						
Junior Felix, S OBP: 0.176, SLG: 0.125		1-2 1B								1	0	0	0	0	0	1	H 7						
Chad Kreuter, S OBP: 0.294, SLG: 0.200		1-0 1B			3-3 K					2	0	1	1	1	1	0	RBI 1						
<b>Inning Stats</b>	R: 0 E: 0 K: 1 S: 11	H: 1 LOB: 1 BB: 0 P: 17	R: 1 E: 0 K: 1 S: 12	H: 3 LOB: 2 BB: 1 P: 24	R: 0 E: 0 K: 0 S: 7	H: 0 LOB: 1 BB: 1 P: 15	R: 0 E: 0 K: 0 S: 5	H: 1 LOB: 0 BB: 0 P: 9	R: 0 E: 0 K: 1 S: 9	H: 0 LOB: 0 BB: 0 P: 15	R: 0 E: 0 K: 3 S: 9	H: 0 LOB: 1 BB: 1 P: 17	R: 0 E: 0 K: 1 S: 9	H: 0 LOB: 1 BB: 1 P: 19	R: 0 E: 0 K: 2 S: 16	H: 1 LOB: 1 BB: 0 P: 24	R: 0 E: 0 K: 1 S: 7	H: 1 LOB: 0 BB: 0 P: 9	1B: 5 2B: 2 3B: 0 HR: 0	SF: 0 SAC: 0 DP: 2 HBP: 0	WP: 1 PB: 0 SB: 0 CS: 0	PA: 35	
<b>PITCHER</b>	IP WLS BF H R ER SO BB IBB HBP BLK WP HR S P ERA WHIP	IP WLS BF H R ER SO BB IBB HBP BLK WP HR S P ERA WHIP	IP WLS BF H R ER SO BB IBB HBP BLK WP HR S P ERA WHIP	IP WLS BF H R ER SO BB IBB HBP BLK WP HR S P ERA WHIP	IP WLS BF H R ER SO BB IBB HBP BLK WP HR S P ERA WHIP	IP WLS BF H R ER SO BB IBB HBP BLK WP HR S P ERA WHIP	IP WLS BF H R ER SO BB IBB HBP BLK WP HR S P ERA WHIP	IP WLS BF H R ER SO BB IBB HBP BLK WP HR S P ERA WHIP	IP WLS BF H R ER SO BB IBB HBP BLK WP HR S P ERA WHIP	IP WLS BF H R ER SO BB IBB HBP BLK WP HR S P ERA WHIP	IP WLS BF H R ER SO BB IBB HBP BLK WP HR S P ERA WHIP	IP WLS BF H R ER SO BB IBB HBP BLK WP HR S P ERA WHIP	IP WLS BF H R ER SO BB IBB HBP BLK WP HR S P ERA WHIP	IP WLS BF H R ER SO BB IBB HBP BLK WP HR S P ERA WHIP	IP WLS BF H R ER SO BB IBB HBP BLK WP HR S P ERA WHIP	IP WLS BF H R ER SO BB IBB HBP BLK WP HR S P ERA WHIP	IP WLS BF H R ER SO BB IBB HBP BLK WP HR S P ERA WHIP	IP WLS BF H R ER SO BB IBB HBP BLK WP HR S P ERA WHIP	IP WLS BF H R ER SO BB IBB HBP BLK WP HR S P ERA WHIP	IP WLS BF H R ER SO BB IBB HBP BLK WP HR S P ERA WHIP	IP WLS BF H R ER SO BB IBB HBP BLK WP HR S P ERA WHIP	IP WLS BF H R ER SO BB IBB HBP BLK WP HR S P ERA WHIP	
Tom Gordon, R ERA: 2.95	7.0	W	28	5	1	1	7	4	0	0	0	0	0	0	0	0	0	0	0	62	116	1.29	1.286
Stan Belinda, R ERA: 3.35	2.0	7	2	0	0	3	0	0	0	0	1	0	23	33	0.00	1.000							


Kansas City Royals @ Detroit Tigers  
Tiger Stadium, Detroit, MI  
Mon Apr 18 1994, 7:05 PM EDT  
Att: 10,988 - Unknown - 61 F

AB 39  
R 11  
H 13  
RBI 9  
BB 9  
SO 6  
LOB 23



Kansas City Royals @ Detroit Tigers  
Tiger Stadium, Detroit, MI  
Mon Apr 18 1994, 7:05 PM EDT  
Att: 10,988 - Unknown - 61 F

AB 31  
R 1  
H 7  
RBI 1  
BB 4  
SO 10  
LOB 14





Batter	1	2	3	4	5	6	7	8	9	AB	R	H	RBI	BB	SO	LOB	TOP								
Vince Coleman, S OBP: 0.271, SLG: 0.339	G4-3 WP 1B		E4			G4-3		L8	G3	5	1	1	0	0	0	2	<b>Kansas City Royals @ Detroit Tigers</b> Tiger Stadium, Detroit, MI Tue Apr 19 1994, 3:33 AM EDT Att: 9,727 - Cloudy - 63 F								
Brent Mayne, L OBP: 0.286, SLG: 0.308	K		G4-3			G6-3		2B 1B		4	1	1	1	0	1	2									
Brian McRae, S OBP: 0.481, SLG: 0.578	G4-3				B1-3		HR	2B 1B		4	1	2	1	0	0	1									
Wally Joyner, L OBP: 0.315, SLG: 0.333	G3				G6-4-3 BB		F8	L3-6 2B		3	0	1	1	1	0	0									
Gary Gaetti, R OBP: 0.326, SLG: 0.381	K				G6-4-3		F8	IBB		3	0	0	0	1	1	1									
Bob Hamelin, L OBP: 0.372, SLG: 0.649 Hubie Brooks, R OBP: 0.222, SLG: 0.125	G3-1				G4-3		F8	L3-6		3	0	0	0	0	0	0									
Felix Jose, S	F7				G3		G3			1	0	0	0	0	0	3									
Jose Lind, R OBP: 0.261, SLG: 0.289			L9		K		G4-3			4	0	0	0	0	1	1									
Greg Gagne, R OBP: 0.314, SLG: 0.387			F8				HR	WP 1B BB		3	2	2	1	1	0	0									
<b>Inning Stats</b>	R: 1 E: 0 K: 1 S: 12	H: 1 LOB: 0 BB: 0 P: 17	R: 0 E: 0 K: 1 S: 9	H: 0 LOB: 0 BB: 0 P: 14	R: 0 E: 1 K: 0 S: 7	H: 0 LOB: 1 BB: 0 P: 12	R: 0 E: 0 K: 0 S: 4	H: 0 LOB: 0 BB: 1 P: 9	R: 0 E: 0 K: 1 S: 5	H: 0 LOB: 0 BB: 0 P: 7	R: 2 E: 0 K: 0 S: 9	H: 2 LOB: 0 BB: 0 P: 14	R: 0 E: 0 K: 0 S: 10	H: 0 LOB: 1 BB: 1 P: 16	R: 2 E: 0 K: 0 S: 14	H: 3 LOB: 2 BB: 2 P: 29		R: 0 E: 0 K: 0 S: 10	H: 1 LOB: 1 BB: 0 P: 14	1B: 4 2B: 2 3B: 0 HR: 2	SF: 0 SAC: 0 DP: 2 HBP: 0	WP: 2 PB: 0 SB: 3 CS: 0	PA: 37		
<b>PITCHER</b>	IP	WLS	BF	H	R	ER	SO	BB	IBB	HBP	BLK	WP	HR	S	P	ERA	WHIP								
Mike Moore, R ERA: 5.84	7.1	W	29	4	5	5	3	3	0	0	0	2	2	62	102	6.14	0.955								
Buddy Groom, L ERA:	0.0		3	2	0	0	0	0	1	0	0	0	0	5	12	∞	∞								
Mike Gardiner, R ERA: 0.93	0.2		1	0	0	0	0	0	0	0	0	0	0	3	4	0.00	0.000								
Mike Henneman, R ERA: 2.57	1.0		4	1	0	0	0	0	0	0	0	0	0	10	14	0.00	1.000								

Batter	1	2	3	4	5	6	7	8	9	AB	R	H	RBI	BB	SO	LOB	BOTTOM									
Tony Phillips, S OBP: 0.348, SLG: 0.357 Mitt Cuyler, S OBP: 0.250, SLG: 0.214	G4-3	CS	G3-1	G6-3			1B SH5-3	1B BB		4	0	1	1	1	0	1	<b>Kansas City Royals @ Detroit Tigers</b> Tiger Stadium, Detroit, MI Tue Apr 19 1994, 3:33 AM EDT Att: 9,727 - Cloudy - 63 F									
Lou Whitaker, L OBP: 0.390, SLG: 0.559	P6		FC6-4 1B	BB			SH5-3	P2		3	0	1	0	1	0	3										
Eric Davis, R OBP: 0.245, SLG: 0.333	F9		FC6-4 1-2	K			K	G6-4-3 1B		5	0	1	2	0	2	4										
Cecil Fielder, R OBP: 0.349, SLG: 0.564		HR 1B	K			G6-3	1B IBB	G6-4-3		4	1	1	0	1	1	3										
Travis Fryman, R OBP: 0.333, SLG: 0.538		HR 1B		1B HR 2B		F9	1B 1-2 2-3			4	2	3	0	0	0	0										
Mickey Tettleton, S OBP: 0.418, SLG: 0.386	F9			HR 1B		G5-3	P5			4	1	1	0	0	0	5										
Kirk Gibson, L OBP: 0.278, SLG: 0.387		HR		HR		F8		BB HBP 1B		4	3	3	6	0	0	0										
Alan Trammell, R OBP: 0.400, SLG: 0.479	L8		G3 WP BB			G5-3		BB BB HBP		2	1	0	0	1	0	0										
Junior Felix, S OBP: 0.190, SLG: 0.105 Danny Bautista, R OBP: 0.292, SLG: 0.364	E6 CS		G3			G6-3		BB 1B BB		3	1	0	0	1	0	1										
<b>Inning Stats</b>	R: 0 E: 0 K: 0 S: 6	H: 0 LOB: 0 BB: 0 P: 11	R: 3 E: 1 K: 0 S: 14	H: 3 LOB: 0 BB: 0 P: 22	R: 0 E: 0 K: 1 S: 12	H: 1 LOB: 1 BB: 0 P: 19	R: 3 E: 0 K: 1 S: 17	H: 3 LOB: 2 BB: 2 P: 36	R: 0 E: 0 K: 0 S: 9	H: 0 LOB: 0 BB: 0 P: 13	R: 0 E: 0 K: 0 S: 7	H: 0 LOB: 0 BB: 0 P: 12	R: 0 E: 0 K: 1 S: 10	H: 2 LOB: 3 BB: 1 P: 18	R: 3 E: 0 K: 0 S: 11	H: 2 LOB: 2 BB: 2 P: 26		R: 0 E: 0 K: 0 S: 10	H: 1 LOB: 1 BB: 0 P: 14	1B: 8 2B: 1 3B: 0 HR: 2	SF: 0 SAC: 1 DP: 1 HBP: 1	WP: 1 PB: 0 SB: 0 CS: 1	PA: 41			
<b>PITCHER</b>	IP	WLS	BF	H	R	ER	SO	BB	IBB	HBP	BLK	WP	HR	S	P	ERA	WHIP									
Mark Gubicza, R ERA: 7.71	3.1	L	18	7	6	6	1	1	0	0	0	0	0	0	25	42	0.00	0.667								
Mike Magnante, L ERA: 5.06	3.0		11	1	0	0	1	1	0	0	0	0	0	25	42	0.00	0.667									
Hipolito Pichardo, R ERA: 9.22	0.2		7	2	3	3	1	1	1	1	0	0	0	11	24	40.50	4.500									
Billy Brewer, L ERA: 1.0	1.0		4	1	0	0	0	1	0	0	0	0	0	7	16	0.00	2.000									



Batter	1	2	3	4	5	6	7	8	9	AB	R	H	RBI	BB	SO	LOB	TOP					
Vince Coleman, S (1, 7) OBP: 0.266, SLG: 0.328	G4-3	G4-3		G3		F9		FC6-4 1B		5	0	1	0	0	0	2						
Brian McRae, S (1, 8) OBP: 0.439, SLG: 0.520	G3-1		G4-3		F9	K		FC6-4 G6-4-3		5	0	0	0	0	1	2						
Wally Joyner, L (1, 3) OBP: 0.288, SLG: 0.302	K		L7		K		P6	G6-4-3		5	0	0	0	0	2	1						
Mike Macfarlane, R (1, 2) OBP: 0.467, SLG: 0.515		HR BB	K		HR		1B BB E		F7	3	3	1	0	2	1	0						
Bob Hamelin, L (1, 10) OBP: 0.396, SLG: 0.615		HR BB		K	HR		1B BB E		K	2	3	0	0	3	2	0						
Gary Gaetti, R (1, 5) OBP: 0.353, SLG: 0.532		HR	K	K	HR		E 1B		G5-3	5	2	3	6	0	1	0						
Dave Henderson, R (1, 9) OBP: 0.262, SLG: 0.436		HR		1B	G4-3		E4			4	2	2	2	0	0	1						
Jose Lind, R (1, 4) OBP: 0.280, SLG: 0.306		P3		1B			S 1B			4	1	2	1	0	1	2						
Greg Gagne, R (1, 6) OBP: 0.308, SLG: 0.371		P6		WP 1B			G5-3			4	0	1	1	0	1	3						
<b>Inning Stats</b>	R: 0 E: 0 K: 1 S: 10	H: 0 LOB: 0 BB: 0 P: 16	R: 4 E: 0 K: 0 S: 15	H: 2 LOB: 0 BB: 2 P: 29	R: 0 E: 0 K: 1 S: 6	H: 0 LOB: 0 BB: 0 P: 8	R: 2 E: 0 K: 2 S: 12	H: 3 LOB: 1 BB: 0 P: 19	R: 3 E: 0 K: 1 S: 13	H: 2 LOB: 0 BB: 1 P: 26	R: 0 E: 0 K: 2 S: 8	H: 1 LOB: 1 BB: 0 P: 14	R: 2 E: 1 K: 1 S: 13	H: 1 LOB: 2 BB: 2 P: 26	R: 0 E: 0 K: 0 S: 6	H: 1 LOB: 0 BB: 0 P: 7	R: 0 E: 0 K: 1 S: 7	H: 0 LOB: 0 BB: 0 P: 11	1B: 5 2B: 1 3B: 1 HR: 3	SF: 0 SAC: 0 DP: 1 HBP: 0	WP: 1 PB: 0 SB: 1 CS: 0	PA: 42
<b>PITCHER</b>	IP	WLS	BF	H	R	ER	SO	BB	IBB	HBP	BLK	WP	HR	S	P	ERA	WHIP					
Jose Lima, R (1, 1) ERA: 13.5	4.0	L	19	5	6	6	4	2	0	0	0	1	2	43	72	13.50	1.750					
Bill Krueger, L (5, 1) ERA: 9.0	3.0		17	4	5	4	4	3	0	0	0	0	1	34	66	12.00	2.333					
Buddy Groom, L (8, 1) ERA:	2.0		6	1	0	0	1	0	0	0	0	0	0	13	18	0.00	0.500					

**Kansas City Royals @ Detroit Tigers**  
 Tiger Stadium, Detroit, MI  
 Wed Apr 20 1994, 3:33 AM EDT  
 Att: 9,991 - Sunny - 53 F

**AB** 37  
**R** 11  
**H** 10  
**RBI** 10  
**BB** 5  
**SO** 9  
**LOB** 11



Batter	1	2	3	4	5	6	7	8	9	AB	R	H	RBI	BB	SO	LOB	BOTTOM					
Tony Phillips, S (1, 7) OBP: 0.366, SLG: 0.426	1B		P3		G4-6-3				G4-6-3 1B	5	1	3	3	0	0	1						
Lou Whitaker, L (1, 4) OBP: 0.391, SLG: 0.615	2B		HR			L9	G1-3		G4-6-3	5	2	2	1	0	0	1						
Kirk Gibson, L (1, 10) OBP: 0.300, SLG: 0.412	2B		K			G3-1				3	0	1	1	1	1	0						
Cecil Fielder, R (1, 3) OBP: 0.348, SLG: 0.552	K		K				F9			3	0	1	0	0	2	1						
Scott Livingstone, L (7, 3) OBP: 0.485, SLG: 0.500										1	0	0	0	0	0	1						
Travis Fryman, R (1, 5) OBP: 0.344, SLG: 0.554		F9 2B		G6-3		G3-1		FC5-4 1B		4	0	2	0	0	0	1						
Mickey Tettleton, S (1, 2) OBP: 0.390, SLG: 0.354	F9		K				K	FC5-4 1B		4	0	0	0	0	2	2						
Alan Trammell, R (1, 6) OBP: 0.407, SLG: 0.481	K			F7			3B 1B	G6-3 1B		4	1	2	0	0	1	1						
Junior Felix, S (1, 9) OBP: 0.240, SLG: 0.227					G3-1		HR 3B	G6-3		3	1	1	1	1	0	2						
Mitt Cuyler, S (1, 8) OBP: 0.300, SLG: 0.235	K						HR		K	3	1	1	0	1	2	2						
<b>Inning Stats</b>	R: 1 E: 0 K: 1 S: 12	H: 3 LOB: 0 BB: 0 P: 22	R: 0 E: 0 K: 2 S: 14	H: 1 LOB: 2 BB: 1 P: 24	R: 1 E: 0 K: 2 S: 14	H: 1 LOB: 0 BB: 0 P: 21	R: 0 E: 0 K: 1 S: 7	H: 0 LOB: 0 BB: 0 P: 13	R: 0 E: 0 K: 0 S: 5	H: 1 LOB: 1 BB: 0 P: 7	R: 0 E: 0 K: 0 S: 8	H: 1 LOB: 1 BB: 0 P: 14	R: 4 E: 0 K: 1 S: 19	H: 3 LOB: 1 BB: 2 P: 37	R: 0 E: 0 K: 0 S: 8	H: 2 LOB: 1 BB: 0 P: 12	R: 0 E: 0 K: 1 S: 10	H: 1 LOB: 0 BB: 0 P: 13	1B: 8 2B: 2 3B: 1 HR: 2	SF: 0 SAC: 0 DP: 3 HBP: 0	WP: 0 PB: 0 SB: 0 CS: 1	PA: 38
<b>PITCHER</b>	IP	WLS	BF	H	R	ER	SO	BB	IBB	HBP	BLK	WP	HR	S	P	ERA	WHIP					
David Cone, R (1, 1) ERA: 4.19	6.1	W	27	6	1	5	7	2	0	0	0	0	1	69	117	7.11	1.737					
Stan Belinda, R (7, 1) ERA: 4.15	0.2		4	1	1	1	0	1	0	0	0	0	0	10	21	13.50	3.000					
Billy Brewer, L (8, 1) ERA: 0.9	1.0		4	2	0	0	0	0	0	0	0	0	0	8	12	0.00	2.000					
Jeff Montgomery, R (9, 1) ERA: 9.0	1.0		3	1	0	0	1	0	0	0	0	0	0	10	13	0.00	1.000					

**Kansas City Royals @ Detroit Tigers**  
 Tiger Stadium, Detroit, MI  
 Wed Apr 20 1994, 3:33 AM EDT  
 Att: 9,991 - Sunny - 53 F

**AB** 35  
**R** 6  
**H** 13  
**RBI** 6  
**BB** 3  
**SO** 8  
**LOB** 12





Batter	1	2	3	4	5	6	7	8	9	AB	R	H	RBI	BB	SO	LOB	TOP										
<b>Tony Phillips, S</b> OBP: 0.373, SLG: 0.422 (1, 7)	1-3 K		1-1 G6-3 S E 1B		0-1 G4-3			4-1 G3-6 BB		3	1	1	0	1	1	0											
<b>Lou Whitaker, L</b> OBP: 0.350, SLG: 0.651 (1, 4)	0-0 HR		2-2 F9		2-1 F9			1-0 G3-6 1-2		4	1	1	1	0	0	2											
<b>Kirk Gibson, L</b> OBP: 0.295, SLG: 0.395 (1, 9)	1-0 F7		1-1 G6-3			0-2 CS 1B			1-3 K	4	0	1	0	0	1	1											
<b>Cecil Fielder, R</b> OBP: 0.329, SLG: 0.516 (1, 3)	1-0 P3		2-2 E5			0-0 F9 1B			1-3 K	4	0	0	0	0	1	1											
<b>Travis Fryman, R</b> OBP: 0.323, SLG: 0.517 (1, 5)		1-3 K	3-2 F8			1-0 F8			2-2 F9	4	0	0	0	0	1	2											
<b>Mickey Tettleton, S</b> OBP: 0.371, SLG: 0.333 (1, 10)		2-1 P5		3-2 G3		2-2 CS 1-2			3-2 G4-3	3	0	0	0	0	0	0											
<b>Eric Davis, R</b> OBP: 0.250, SLG: 0.320 (1, 8)		4-2 1B BB		1-2 G5-3					2-3 K	2	0	0	0	1	1	0											
<b>Alan Trammell, R</b> OBP: 0.403, SLG: 0.473 (1, 6)		0-1 SAFE SAFE 1B		0-0 L7					1-2 F7	3	0	1	0	0	0	0											
<b>Chad Kreuter, S</b> OBP: 0.250, SLG: 0.167 (1, 2)		0-0 F7			0-0 P6				3-2 G6-3	1	0	0	0	0	0	2											
<b>Inning Stats</b>	R: 1 E: 0 K: 1 S: 7	H: 1 LOB: 0 BB: 0 P: 10	R: 0 E: 0 K: 1 S: 11	H: 1 LOB: 2 BB: 1 P: 18	R: 1 E: 1 K: 0 S: 15	H: 1 LOB: 1 BB: 0 P: 24	R: 0 E: 0 K: 0 S: 9	H: 0 LOB: 0 BB: 0 P: 13	R: 0 E: 0 K: 0 S: 5	H: 1 LOB: 0 BB: 0 P: 7	R: 0 E: 0 K: 1 S: 10	H: 0 LOB: 0 BB: 0 P: 16	R: 0 E: 0 K: 0 S: 5	H: 0 LOB: 0 BB: 1 P: 13	R: 0 E: 0 K: 2 S: 10	H: 0 LOB: 0 BB: 0 P: 14	1B: 3 2B: 0 3B: 0 HR: 1	SF: 0 SAC: 0 DP: 1 HBP: 0	WP: 0 PB: 0 SB: 1 CS: 1	PA: 33							
<b>PITCHER</b>	IP	WLS	BF	H	R	ER	SO	BB	IBB	HBP	BLK	WP	HR	S	P	ERA	WHIP										
<b>Scott Sanderson, R</b> ERA: 1.38 (1, 1)	7.0	W	26	4	2	1	3	1	0	0	0	0	1	64	98	1.29	0.714										
<b>Paul Assenmacher, L</b> ERA: 2.57 (8, 1)	1.1		4	0	0	0	1	1	0	0	0	0	0	9	18	0.00	0.750										
<b>Kirk McCaskill, R</b> ERA: 4.82 (9, 1)	0.2		2	0	0	0	1	0	0	0	0	0	0	6	9	0.00	0.000										

Detroit Tigers @ Chicago White Sox  
Comiskey Park, Chicago, IL  
Fri Apr 22 1994, 8:05 PM EDT  
Att: 29,505 - Unknown

AB 30  
R 2  
H 4  
RBI 1  
BB 2  
SO 5  
LOB 8



Batter	1	2	3	4	5	6	7	8	9	AB	R	H	RBI	BB	SO	LOB	BOTTOM										
<b>Tim Raines, S</b> OBP: 0.393, SLG: 0.569 (1, 7)	2-1 P3		1-3 K			2-1 G6-3		4-2 BB		3	1	0	0	2	1	2											
<b>Joey Cora, S</b> OBP: 0.233, SLG: 0.204 (1, 4)	3-2 G3		2-1 FC9-6 BB HR 1B		2-1 L5			0-0 F7		5	1	1	0	0	1	2											
<b>Frank Thomas, R</b> OBP: 0.494, SLG: 0.800 (1, 3)	1-2 HR		4-1 FC9-6 BB		1-1 F8			1-2 L7		3	1	1	1	1	0	0											
<b>Julio Franco, R</b> OBP: 0.296, SLG: 0.460 (1, 10)	0-1 L8		2-2 FC9-6 HR		2-0 F9			0-0 P4		4	1	0	1	0	0	2											
<b>Robin Ventura, L</b> OBP: 0.319, SLG: 0.484 (1, 5)		2-1 G3-1	3-1 HR		3-3 K			1-2 G4-3		4	1	1	3	0	1	0											
<b>Darin Jackson, R</b> OBP: 0.421, SLG: 0.647 (1, 9)		0-1 G1-3 2B	0-0 P6		0-0 1B			0-1 SH5-3 BB SF7 1B		4	1	3	0	0	0	0											
<b>Lance Johnson, L</b> OBP: 0.319, SLG: 0.286 (1, 8)		0-0 G1-3	1-2 S 1B		1-1 L9			4-1 SF7 SH5-3 BB		3	1	1	0	1	0	2											
<b>Ron Karkovice, R</b> OBP: 0.500, SLG: 0.676 (1, 2)		4-1 BB	4-0 WP 1B IBB		0-0 G1-3			0-0 SH5-3		1	0	0	0	2	0	1											
<b>Ozzie Guillen, L</b> OBP: 0.254, SLG: 0.295 (1, 6)		0-2 L8	0-1 WP 1B		0-0 G5-3			0-1 SF7		3	0	1	2	0	0	2											
<b>Inning Stats</b>	R: 1 E: 0 K: 0 S: 11	H: 1 LOB: 2 BB: 0 P: 17	R: 0 E: 0 K: 0 S: 9	H: 1 LOB: 1 BB: 1 P: 15	R: 5 E: 0 K: 1 S: 20	H: 4 LOB: 3 BB: 3 P: 42	R: 0 E: 0 K: 0 S: 5	H: 0 LOB: 0 BB: 0 P: 10	R: 0 E: 0 K: 1 S: 6	H: 1 LOB: 1 BB: 0 P: 11	R: 0 E: 0 K: 1 S: 8	H: 0 LOB: 0 BB: 0 P: 10	R: 0 E: 0 K: 0 S: 9	H: 1 LOB: 2 BB: 2 P: 17	R: 3 E: 0 K: 0 S: 9	H: 1 LOB: 2 BB: 2 P: 17	1B: 5 2B: 1 3B: 0 HR: 2	SF: 1 SAC: 1 DP: 0 HBP: 0	WP: 1 PB: 0 SB: 1 CS: 0	PA: 38							
<b>PITCHER</b>	IP	WLS	BF	H	R	ER	SO	BB	IBB	HBP	BLK	WP	HR	S	P	ERA	WHIP										
<b>Tim Belcher, R</b> ERA: 9.17 (1, 1)	2.2	L	18	6	6	6	0	3	1	0	0	0	2	36	68	20.25	3.375										
<b>Storm Davis, R</b> ERA: 4.0 (3, 1)	2.1		8	1	0	0	2	0	0	0	0	1	0	16	27	0.00	0.429										
<b>Buddy Groom, L</b> ERA: (6, 1)	1.0		3	0	0	0	1	0	0	0	0	0	0	6	10	0.00	0.000										
<b>Mike Gardiner, R</b> ERA: 0.84 (7, 1)	1.0		3	0	0	0	0	0	0	0	0	0	0	8	10	0.00	0.000										
<b>Joe Boever, R</b> ERA: 2.55 (8, 1)	1.0		6	1	1	1	0	2	0	0	0	0	0	9	17	9.00	3.000										

Detroit Tigers @ Chicago White Sox  
Comiskey Park, Chicago, IL  
Fri Apr 22 1994, 8:05 PM EDT  
Att: 29,505 - Unknown

AB 30  
R 7  
H 8  
RBI 7  
BB 6  
SO 3  
LOB 11





Batter	1	2	3	4	5	6	7	8	9	AB	R	H	RBI	BB	SO	LOB	TOP							
<b>Tony Phillips, S</b> OBP: 0.392, SLG: 0.424 (1, 7)	4-2 HR BB	1-2 P4			1-0 1B		4-2 BB			2	1	1	0	2	0	1								
<b>Juan Samuel, R</b> OBP: 0.436, SLG: 0.308 (1, 4)	0-1 L8		1-2 G4-3		1-1 1B		1-0 F8			3	0	1	0	0	0	1								
<b>Lou Whitaker, L</b> OBP: 0.373, SLG: 0.636 (7, PH) (7, 4)					1-2 1B					1	0	0	0	0	0	2								
<b>Alan Trammell, R</b> OBP: 0.394, SLG: 0.508 (1, 10)	1-0 HR		1-0 P4		3-1 G5-3		0-0 F9			4	1	1	2	0	0	4								
<b>Cecil Fielder, R</b> OBP: 0.338, SLG: 0.554 (1, 3)	4-2 BB		0-3 K			0-0 HR		3-1 F9		3	1	1	1	1	1	0								
<b>Travis Fryman, R</b> OBP: 0.304, SLG: 0.484 (1, 5)	3-2 L8		1-0 P4		3-1 P3		1-3 K			4	0	0	0	0	1	1								
<b>Eric Davis, R</b> OBP: 0.233, SLG: 0.296 (1, 8)	3-3 K		1-1 G6-3		1-1 G4-3		2-3 K			4	0	0	0	0	2	1								
<b>Mickey Tettleton, S</b> OBP: 0.349, SLG: 0.309 (1, 2)		0-1 P6		1-2 G6-3		1-3 K			3-2 F9	4	0	0	0	0	1	0								
<b>Junior Felix, S</b> OBP: 0.276, SLG: 0.240 (1, 9)		2-1 FC6-4 1B			2-3 K		4-0 BB BB		1-1 G6-3	3	0	1	0	1	1	0								
<b>Chris Gomez, R</b> OBP: 0.250, SLG: 0.167 (1, 6)		0-2 FC6-4			0-0 G6-3		3-3 K		1-1 L9	3	0	0	0	0	1	2								
<b>Scott Livingstone, L</b> OBP: 0.417, SLG: 0.455 (9, PH)		1-2								1	0	0	0	0	0	0								
<b>Inning Stats</b>	R: 2 E: 0 K: 1 S: 20	H: 1 LOB: 1 BB: 2 P: 34	R: 0 E: 0 K: 0 S: 11	H: 1 LOB: 1 BB: 0 P: 14	R: 0 E: 0 K: 1 S: 7	H: 0 LOB: 0 BB: 0 P: 9	R: 0 E: 0 K: 0 S: 6	H: 0 LOB: 0 BB: 0 P: 9	R: 0 E: 0 K: 1 S: 10	H: 2 LOB: 2 BB: 0 P: 17	R: 1 E: 0 K: 1 S: 9	H: 1 LOB: 0 BB: 0 P: 14	R: 0 E: 0 K: 1 S: 8	H: 0 LOB: 2 BB: 2 P: 20	R: 0 E: 0 K: 2 S: 8	H: 0 LOB: 0 BB: 0 P: 14	R: 0 E: 0 K: 0 S: 7	H: 0 LOB: 0 BB: 0 P: 12	1B: 3 2B: 0 3B: 0 HR: 2	SF: 0 SAC: 0 DP: 0 HBP: 0	WP: 0 PB: 0 CS: 0	PA: 36		
<b>PITCHER</b>	IP WLS BF H R ER SO BB IBB HBP BLK WP HR S P ERA WHIP	6.1 W 28 5 3 3 5 4 0 0 0 0 2 69 114 4.26 1.421	2.2 S 8 0 0 0 2 0 0 0 0 0 0 17 29 0.00 0.000																					

**Detroit Tigers @ Chicago White Sox**  
 Comiskey Park, Chicago, IL  
 Sat Apr 23 1994, 8:05 PM EDT  
 Att: 39,846 - Unknown

AB	32
R	3
H	5
RBI	3
BB	4
SO	7
LOB	12



Batter	1	2	3	4	5	6	7	8	9	AB	R	H	RBI	BB	SO	LOB	BOTTOM						
<b>Tim Raines, S</b> OBP: 0.379, SLG: 0.554 (1, 7)	1-0 G3	1-0 L8		3-1 2B		0-1 G3	1-2 G4-3			5	0	1	0	0	0	2							
<b>Joey Coxa, S</b> OBP: 0.282, SLG: 0.224 (1, 4)	1-1 1B 1B	2-1 F8		4-1 BB		1-1 1B 1B		0-1 F9		4	1	2	0	1	0	0							
<b>Frank Thomas, R</b> OBP: 0.488, SLG: 0.766 (1, 3)	0-3 K	2-3 K		3-0 F8		2-1 1B 1B	4-0 2B 1B BB			4	1	1	0	1	2	3							
<b>Julio Franco, R</b> OBP: 0.303, SLG: 0.456 (1, 10)	0-2 BB 3B 1B		1-1 1B 1B	0-1 L8		2-3 K		0-0 F9		5	1	2	0	0	1	5							
<b>Robin Ventura, L</b> OBP: 0.351, SLG: 0.522 (1, 5)	0-1 BB 3B 1B		1-0 1B 1B	3-2 1B 1B		1-2 F7 1B	1-1 1B 2B			5	2	4	1	0	0	0							
<b>Darin Jackson, R</b> OBP: 0.435, SLG: 0.636 (1, 9)	4-0 3B BB		0-2 P4	0-0 P3		0-1 1B 1B	0-2 FC4 1B			4	2	2	2	1	0	3							
<b>Lance Johnson, L</b> OBP: 0.324, SLG: 0.324 (1, 8)	1-0 HR 3B		0-0 F8	1-0 F8		1-0 F8 1B	0-0 FC4 1B			5	1	2	3	0	0	4							
<b>Ron Karkovics, R</b> OBP: 0.481, SLG: 0.711 (1, 2)	0-1 HR		1-1 F8	2-1 F9		1-1 K				4	1	1	2	0	1	5							
<b>Ozzie Guillen, L</b> OBP: 0.254, SLG: 0.292 (1, 6)	1-0 F9		0-1 P5		1-1 L8		0-0 1B			4	0	1	1	0	0	0							
<b>Inning Stats</b>	R: 6 E: 0 K: 1 S: 15	H: 5 LOB: 1 BB: 1 P: 23	R: 0 E: 0 K: 1 S: 6	H: 0 LOB: 0 BB: 0 P: 11	R: 0 E: 0 K: 0 S: 11	H: 2 LOB: 2 BB: 0 P: 14	R: 0 E: 0 K: 0 S: 8	H: 1 LOB: 1 BB: 1 P: 18	R: 0 E: 0 K: 1 S: 12	H: 2 LOB: 2 BB: 0 P: 18	R: 1 E: 0 K: 1 S: 15	H: 3 LOB: 3 BB: 0 P: 18	R: 2 E: 0 K: 0 S: 9	H: 2 LOB: 1 BB: 1 P: 16	1B: 12 2B: 2 3B: 1 HR: 1	SF: 0 SAC: 0 DP: 0 HBP: 0	WP: 0 PB: 0 CS: 0	PA: 43					
<b>PITCHER</b>	IP WLS BF H R ER SO BB IBB HBP BLK WP HR S P ERA WHIP	6.2 L 36 14 7 7 4 2 0 0 0 0 12 71 111 9.45 2.400	1.1 7 2 2 2 0 1 0 0 0 0 0 12 20 13.50 2.250																				

**Detroit Tigers @ Chicago White Sox**  
 Comiskey Park, Chicago, IL  
 Sat Apr 23 1994, 8:05 PM EDT  
 Att: 39,846 - Unknown

AB	40
R	9
H	16
RBI	9
BB	3
SO	4
LOB	22






Batter	1	2	3	4	5	6	7	8	9	AB	R	H	RBI	BB	SO	LOB	TOP										
<b>Tony Phillips, S</b> OBP: 0.393, SLG: 0.414 <b>Mitt Cuyler, S</b> OBP: 0.300, SLG: 0.235	F7		K		K		BB 1B 1B		SH5-3 1B BB	4	2	1	1	1	2	1	4 2 1 1 1 1 2 1 0 0 0 0 0 0 0 0										
<b>Lou Whitaker, L</b> OBP: 0.400, SLG: 0.630	K			HR BB	1B BB		1B BB		SH5-3	2	2	1	0	2	1	0	2 2 1 0 2 1 0										
<b>Kirk Gibson, L</b> OBP: 0.327, SLG: 0.390	K			HR BB	1B		1B BB		K	3	1	1	0	2	2	1	3 1 1 0 2 2 1										
<b>Cecil Fielder, R</b> OBP: 0.342, SLG: 0.586		F8		HR 1-H 2-H	K		K		FC5-4 1B	5	1	2	4	0	2	5	5 1 2 4 0 2 5										
<b>Travis Fryman, R</b> OBP: 0.311, SLG: 0.478	CS 1B			F7		L8	1B		FC5-4	5	0	2	2	0	0	1	5 0 2 2 0 0 1										
<b>Mickey Tettleton, S</b> OBP: 0.357, SLG: 0.298	P2			FC5-4 BB		G3-1				2	0	0	0	2	0	3	2 0 0 0 2 0 3										
<b>Eric Davis, R</b> OBP: 0.219, SLG: 0.276			E6 G3 G4-3	FC5-4		G5-4-3			K	4	0	0	0	0	1	2	4 0 0 0 0 1 2										
<b>Alan Trammell, R</b> OBP: 0.386, SLG: 0.508			G4-3	K			G4-3 1B 2B		P6	4	1	1	0	0	1	2	4 1 1 0 0 1 2										
<b>Scott Livingstone, L</b> OBP: 0.357, SLG: 0.385 <b>Juan Samuel, R</b> OBP: 0.359, SLG: 0.257			G3		G4-3		G4-3		P5	2	0	0	0	0	0	1	2 0 0 0 0 0 1 2 0 0 0 0 0 1										
<b>Inning Stats</b>	R: 0 E: 0 K: 2 S: 8	H: 0 LOB: 0 BB: 0 P: 13	R: 0 E: 0 K: 0 S: 9	H: 1 LOB: 0 BB: 0 P: 14	R: 0 E: 1 K: 1 S: 9	H: 0 LOB: 1 BB: 0 P: 16	R: 3 E: 0 K: 1 S: 13	H: 1 LOB: 1 BB: 3 P: 28	R: 0 E: 0 K: 0 S: 10	H: 0 LOB: 0 BB: 1 P: 16	R: 3 E: 0 K: 1 S: 16	H: 4 LOB: 2 BB: 1 P: 28	R: 0 E: 0 K: 1 S: 6	H: 0 LOB: 0 BB: 0 P: 9	R: 1 E: 0 K: 1 S: 10	H: 1 LOB: 1 BB: 1 P: 18	1B: 6 2B: 1 3B: 0 HR: 1	SF: 0 SAC: 1 DP: 1 HBP: 0	WP: 0 PB: 0 SB: 0 CS: 1	PA: 41							
<b>PITCHER</b>	IP	WLS	BF	H	R	ER	SO	BB	IBB	HBP	BLK	WP	HR	S	P	ERA	WHIP										
<b>Jason Bere, R</b> ERA: 3.24	6.0		26	4	4	4	6	5	0	0	0	0	1	62	110	6.00	1.500										
<b>Paul Assenmacher, L</b> ERA: 4.91	0.1		4	2	0	0	0	1	0	0	0	0	0	6	11	0.00	9.000										
<b>Jose DeLeon, R</b> ERA: 4.82	1.2	L	7	1	3	3	2	1	0	0	0	0	0	15	28	16.20	1.200										
<b>Dennis Cook, L</b> ERA: 11.25	0.2		2	0	0	0	1	0	0	0	0	0	0	4	5	0.00	0.000										
<b>Roberto Hernandez, R</b> ERA: 2.98	0.1		2	1	0	0	0	0	0	0	0	0	0	6	9	0.00	3.000										

**Detroit Tigers @ Chicago White Sox**  
Comiskey Park, Chicago, IL  
Sun Apr 24 1994, 4:33 AM EDT  
Att: 41,149 - Sunny - 77 F

livebaseballscores.com

AB 33  
R 7  
H 8  
RBI 7  
BB 7  
SO 9  
LOB 17




Batter	1	2	3	4	5	6	7	8	9	AB	R	H	RBI	BB	SO	LOB	BOTTOM										
<b>Tim Lincecum, S</b> OBP: 0.380, SLG: 0.525	F7		2B BB		G1-4-3 BB		L9		F9	3	1	0	0	2	0	0	3 1 0 0 2 0 0										
<b>Craig Grebeck, R</b> OBP: 0.428, SLG: 0.474 <b>Warren Newson, L</b> OBP: 0.100, SLG: 0.100 <b>Joey Cora, S</b> OBP: 0.262, SLG: 0.224 <b>Dan Pasqua, L</b> OBP: 0.188, SLG: 0.500	1B		L4		G1-4-3		G4-1		K	3	0	1	0	0	0	2	3 0 1 0 0 0 2 1 0 0 0 0 0 0 0 0 0 0 0 0 0 1 0 0 0 0 1 0										
<b>Frank Thomas, R</b> OBP: 0.477, SLG: 0.750	K				L7		K			4	1	1	1	0	2	1	4 1 1 1 0 2 1										
<b>Julio Franco, R</b> OBP: 0.325, SLG: 0.569	L9					HR			HR	4	2	3	3	0	0	1	4 2 3 3 0 0 1										
<b>Robin Ventura, L</b> OBP: 0.370, SLG: 0.611		G4-3				HR			HR	3	2	2	2	1	0	0	3 2 2 2 1 0 0										
<b>Darin Jackson, R</b> OBP: 0.439, SLG: 0.621						HR			HR	3	0	1	0	1	0	2	3 0 1 0 1 0 2										
<b>Lance Johnson, L</b> OBP: 0.308, SLG: 0.306	G3				G4-3		FC4-6 L6-4 WP		F7	4	0	0	0	0	0	2	4 0 0 0 0 0 2										
<b>Michael LaValliere, L</b> OBP: 0.529, SLG: 0.385 <b>Ron Karkovics, R</b> OBP: 0.481, SLG: 0.692	K				L7				G6-3	2	0	0	0	0	1	1	2 0 0 0 0 1 1 1 0 0 0 1 0 0										
<b>Ozzie Guillen, L</b> OBP: 0.239, SLG: 0.275	F7				F9		L6-4		G4-3	4	0	0	0	0	0	2	4 0 0 0 0 0 2										
<b>Inning Stats</b>	R: 0 E: 0 K: 1 S: 12	H: 1 LOB: 1 BB: 0 P: 20	R: 0 E: 1 K: 1 S: 13	H: 0 LOB: 1 BB: 1 P: 20	R: 2 E: 0 K: 0 S: 13	H: 2 LOB: 2 BB: 2 P: 21	R: 0 E: 0 K: 0 S: 6	H: 0 LOB: 0 BB: 0 P: 10	R: 0 E: 0 K: 0 S: 7	H: 3 LOB: 1 BB: 1 P: 13	R: 2 E: 0 K: 1 S: 8	H: 0 LOB: 0 BB: 0 P: 13	R: 2 E: 0 K: 0 S: 14	H: 2 LOB: 0 BB: 0 P: 18	R: 0 E: 0 K: 1 S: 7	H: 0 LOB: 0 BB: 0 P: 12	1B: 2 2B: 3 3B: 0 HR: 4	SF: 0 SAC: 0 DP: 2 HBP: 0	WP: 1 PB: 0 SB: 0 CS: 0	PA: 38							
<b>PITCHER</b>	IP	WLS	BF	H	R	ER	SO	BB	IBB	HBP	BLK	WP	HR	S	P	ERA	WHIP										
<b>John Doherty, R</b> ERA: 7.58	5.1		25	6	4	4	2	3	1	0	0	1	0	4	8	0.00	1.500										
<b>Bill Krueger, L</b> ERA: 9.31	0.2		2	0	0	0	0	1	0	0	0	0	0	4	8	0.00	1.500										
<b>Mike Gardiner, R</b> ERA: 2.13	2.0	W	8	2	2	2	1	0	0	0	0	0	2	22	31	9.00	1.000										
<b>Mike Henneman, R</b> ERA: 2.25	1.0	S	3	0	0	0	1	0	0	0	0	0	0	7	12	0.00	0.000										

**Detroit Tigers @ Chicago White Sox**  
Comiskey Park, Chicago, IL  
Sun Apr 24 1994, 4:33 AM EDT  
Att: 41,149 - Sunny - 77 F

livebaseballscores.com

AB 33  
R 6  
H 8  
RBI 6  
BB 5  
SO 4  
LOB 11





Batter	1	2	3	4	5	6	7	8	9	AB	R	H	RBI	BB	SO	LOB	TOP										
<b>Tony Phillips, S</b> OBP: 0.393, SLG: 0.419 (1, 7)	0-0 FC1-5 2B	4-0 BB		0-2 F7		0-2 G3-1			1-3 K	4	0	1	0	1	1	5											
<b>Lou Whitaker, L</b> OBP: 0.379, SLG: 0.592 <b>Juan Samuel, R</b> OBP: 0.400, SLG: 0.250 (5, 4)	0-0 FC1-5 FC5 BB 2-3	0-0 G3		2-2 FC5-4 1-2			4-0 G3 BB		2-3 K	3	0	0	0	0	0	6											
<b>Kirk Gibson, L</b> OBP: 0.315, SLG: 0.356 (1, 9)	4-0 BB 1-2		3-1 F8		0-0 G4-3		0-2 K		1-3 K	4	0	0	0	1	2	1											
<b>Cecil Fielder, R</b> OBP: 0.325, SLG: 0.554 (1, 3)	1-1 L9		1-3 K		1-3 K		0-2 G3		1-2 K	4	0	0	0	0	2	3											
<b>Travis Fryman, R</b> OBP: 0.295, SLG: 0.452 (1, 5)	2-2 FC5 2-3		0-0 F9		2-1 F7		1-2 F8			4	0	0	0	0	0	3											
<b>Mickey Tettleton, S</b> OBP: 0.392, SLG: 0.383 (1, 2)		0-1 HR		4-2 1B BB		0-1 1B		0-1 1B		3	1	3	1	1	0	0											
<b>Eric Davis, R</b> OBP: 0.221, SLG: 0.274 (1, 8)		3-3 K		0-0 1B		2-2 L7		3-1 P2		4	0	1	0	0	1	2											
<b>Alan Trammell, R</b> OBP: 0.392, SLG: 0.507 (1, 6)		1-2 L9		0-0 1B		2-2 1B		1-1 L7		4	0	2	0	0	0	1											
<b>Scott Livingstone, L</b> OBP: 0.333, SLG: 0.353 (1, 10)		0-1 1B		1-3 K		1-0 L7		3-2 G5-3		4	0	1	0	0	1	6											
<b>Inning Stats</b>	R: 0 E: 0 K: 0 S: 7	H: 1 LOB: 2 BB: 1 P: 14	R: 1 E: 0 K: 1 S: 11	H: 2 LOB: 2 BB: 1 P: 19	R: 0 E: 0 K: 1 S: 6	H: 0 LOB: 0 BB: 0 P: 10	R: 0 E: 0 K: 1 S: 16	H: 2 LOB: 3 BB: 1 P: 23	R: 0 E: 0 K: 1 S: 6	H: 0 LOB: 0 BB: 0 P: 9	R: 0 E: 0 K: 0 S: 14	H: 2 LOB: 2 BB: 0 P: 19	R: 0 E: 0 K: 1 S: 9	H: 0 LOB: 1 BB: 1 P: 14	R: 0 E: 0 K: 0 S: 9	H: 1 LOB: 1 BB: 0 P: 16	R: 0 E: 0 K: 3 S: 13	H: 0 LOB: 0 BB: 0 P: 17	1B: 6 2B: 1 3B: 0 HR: 1	SF: 0 SAC: 0 DP: 0 HBP: 0	WP: 0 PB: 0 SB: 0 CS: 0	PA: 39					
<b>PITCHER</b>	IP	WLS	BF	H	R	ER	SO	BB	IBB	HBP	BLK	WP	HR	S	P	ERA	WHIP										
<b>Rick Helling, R</b> ERA: 3.86 (1, 1)	6.0	W	28	7	1	1	4	3	0	0	0	0	1	60	94	1.50	1.667										
<b>Cris Carpenter, R</b> ERA: 0.9 (7, 1)	2.0		8	1	0	0	1	1	0	0	0	0	0	18	30	0.00	1.000										
<b>Tom Henke, R</b> ERA: 2.89 (9, 1)	1.0		3	0	0	0	3	0	0	0	0	0	0	13	17	0.00	0.000										

**Detroit Tigers @ Texas Rangers**  
The Ballpark at Arlington, Arlington, TX  
Tue Apr 26 1994, 8:05 PM EDT  
Att: 22,995 - Unknown - 81 F

**AB 35**  
**R 1**  
**H 8**  
**RBI 1**  
**BB 4**  
**SO 8**  
**LOB 27**



Batter	1	2	3	4	5	6	7	8	9	AB	R	H	RBI	BB	SO	LOB	BOTTOM										
<b>David Hulse, L</b> OBP: 0.413, SLG: 0.451 (1, 8)	4-2 S 1B BB	2-2 G4-3		1-3 K		3-2 FC5-4 S 1B		0-1 E6		4	1	1	0	1	1	1											
<b>Oddibe McDowell, L</b> (1, 9)	4-2 1B BB 1-2	4-2 S BB		4-2 1B BB		3-3 K		0-1 G5-3		2	1	0	0	3	1	3											
<b>Jose Canseco, R</b> OBP: 0.378, SLG: 0.547 (1, 10)	0-0 S 1B	4-1 G6-4-3 IBB		1-1 1B		4-0 FC5-4 IBB		3-2 L9		3	1	2	1	2	0	1											
<b>Juan Gonzalez, R</b> OBP: 0.260, SLG: 0.420 (1, 7)	2-3 K	1-0 G6-4-3		0-1 G6-3		0-1 FC5-4 FC6-4				4	0	0	1	0	1	7											
<b>Willi Clark, L</b> OBP: 0.443, SLG: 0.638 (1, 3)	4-0 1B IBB		4-1 1B BB		2-3 K		1-2 FC6-4			2	0	0	0	2	1	2											
<b>Dean Palmer, R</b> OBP: 0.247, SLG: 0.352 (1, 5)	0-3 K		0-2 L7		2-2 F8		1-2 F9			4	0	0	0	0	1	4											
<b>Doug Strange, S</b> OBP: 0.335, SLG: 0.537 (1, 4)	1-0 1B		3-1 1B		1-0 G4-3		1-0 1B PB			4	1	3	2	0	0	0											
<b>Ivan Rodriguez, R</b> OBP: 0.323, SLG: 0.370 (1, 2)		0-3 K		1-2 G6-4-3		1-0 1B E		1-1 G6-3		4	1	1	0	0	1	4											
<b>Manuel Lee, S</b> OBP: 0.293, SLG: 0.255 (1, 6)		3-2 G4-3 1B		2-1 G4-3		1-0 1B PB FC5-4		2-3 K		4	1	2	0	0	1	0											
<b>Inning Stats</b>	R: 3 E: 0 K: 3 S: 18	H: 2 LOB: 3 BB: 3 P: 32	R: 0 E: 0 K: 0 S: 12	H: 1 LOB: 2 BB: 2 P: 26	R: 0 E: 0 K: 1 S: 10	H: 1 LOB: 1 BB: 1 P: 17	R: 0 E: 0 K: 1 S: 8	H: 0 LOB: 0 BB: 0 P: 12	R: 3 E: 0 K: 1 S: 15	H: 4 LOB: 2 BB: 1 P: 29	R: 0 E: 0 K: 0 S: 9	H: 0 LOB: 0 BB: 0 P: 11	R: 0 E: 1 K: 1 S: 10	H: 0 LOB: 1 BB: 0 P: 15	R: 0 E: 0 K: 0 S: 10	H: 0 LOB: 0 BB: 0 P: 15	1B: 9 2B: 0 3B: 0 HR: 0	SF: 0 SAC: 0 DP: 2 HBP: 0	WP: 0 PB: 2 SB: 5 CS: 0	PA: 39							
<b>PITCHER</b>	IP	WLS	BF	H	R	ER	SO	BB	IBB	HBP	BLK	WP	HR	S	P	ERA	WHIP										
<b>Mike Moore, R</b> ERA: 5.76 (1, 1)	5.0	L	24	5	3	3	5	5	2	0	0	0	0	59	105	5.40	2.000										
<b>Jose Lima, R</b> ERA: 17.36 (6, 1)	0.2		7	4	3	3	1	0	1	0	0	0	0	12	25	40.50	6.000										
<b>Buddy Groom, L</b> ERA: (6, 1)	0.1		1	0	0	0	0	0	0	0	0	0	0	3	4	0.00	0.000										
<b>Storm Davis, R</b> ERA: 3.27 (7, 1)	2.0		7	0	0	0	1	0	0	0	0	0	0	19	26	0.00	0.000										

**Detroit Tigers @ Texas Rangers**  
The Ballpark at Arlington, Arlington, TX  
Tue Apr 26 1994, 8:05 PM EDT  
Att: 22,995 - Unknown - 81 F

**AB 31**  
**R 6**  
**H 9**  
**RBI 4**  
**BB 8**  
**SO 7**  
**LOB 22**





Batter	1	2	3	4	5	6	7	8	9	AB	R	H	RBI	BB	SO	LOB	TOP					
<b>Tony Phillips, S</b> OBP: 0.394, SLG: 0.410 (1, 7)	1-3 K		4-2 1B FC5-4 BB		3-2 1B		2-3 K		3-2 G1-3	4	1	1	0	1	2	1	<b>Detroit Tigers @ Kansas City Royals</b> Kauffman Stadium, Kansas City, MO Thu Apr 28 1994, 7:05 PM CDT Att: 16,768 - Unknown - 56 F <a href="http://livebaseballscorecards.com">livebaseballscorecards.com</a>					
<b>Lou Whitaker, L</b> OBP: 0.391, SLG: 0.574 (1, 4)	3-2 F8		1-2 FC5-4 1B		0-0 F7		0-1 G4-3		1-0 1B	5	0	2	0	0	0	2						
<b>Travis Fryman, R</b> OBP: 0.277, SLG: 0.423 (1, 5)	1-3 K		1-2 FC5-4 HR		0-1 F9		2-1 F9		1-3 K	5	1	0	1	0	2	4						
<b>Cecil Fielder, R</b> OBP: 0.333, SLG: 0.590 (8, 3)		2-3 K	1-1 HR		2-2 1B		0-0 G1-6-3		1-0 G3	4	1	2	2	0	1	0						
<b>Kirk Gibson, L</b> OBP: 0.310, SLG: 0.367 (1, 9)		1-1 P4	3-2 2B		3-3 K		2-3 K			4	0	1	0	0	2	2						
<b>Mickey Tettleton, S</b> OBP: 0.397, SLG: 0.397 (1, 10)		4-2 1B BB	1-3 K		1-1 P4		2-1 1B 2B			3	1	1	0	1	1	1						
<b>Eric Davis, R</b> OBP: 0.236, SLG: 0.288 (1, 8)		3-1 1B		1-3 K		0-3 K		1-0 1B		4	0	2	1	0	2	0						
<b>Alan Trammell, R</b> OBP: 0.385, SLG: 0.493 (1, 6)		1-0 G4-3		0-0 G5-3		0-3 K		0-2 1B		4	0	1	0	0	1	2						
<b>Chad Kreuter, S</b> OBP: 0.250, SLG: 0.182 (1, 2)			2-2 G3	3-2 G4-3			0-1 G4-3 1B		3-2 G3	4	0	1	0	0	0	2						
<b>Inning Stats</b>	R: 0 E: 0 K: 2 S: 11	H: 0 LOB: 0 BB: 0 P: 16	R: 0 E: 0 K: 1 S: 10	H: 1 LOB: 2 BB: 1 P: 21	R: 3 E: 0 K: 1 S: 19	H: 3 LOB: 1 BB: 1 P: 32	R: 0 E: 0 K: 1 S: 9	H: 0 LOB: 0 BB: 0 P: 13	R: 0 E: 0 K: 1 S: 13	H: 2 LOB: 2 BB: 0 P: 21	R: 0 E: 0 K: 2 S: 8	H: 0 LOB: 0 BB: 0 P: 9	R: 0 E: 0 K: 1 S: 9	H: 1 LOB: 1 BB: 0 P: 13	R: 1 E: 0 K: 1 S: 16	H: 3 LOB: 2 BB: 0 P: 24		R: 0 E: 0 K: 1 S: 8	H: 1 LOB: 1 BB: 0 P: 14	1B: 8 2B: 2 3B: 0 HR: 1	SF: 0 SAC: 0 DP: 0 HBP: 0	WP: 0 PB: 0 SB: 0 CS: 0
<b>PITCHER</b>	IP	WLS	BF	H	R	ER	SO	BB	IBB	HBP	BLK	WP	HR	S	P	ERA	WHIP					
<b>Kevin Appier, R</b> ERA: 7.86 (1, 1)	6.1	W	28	7	3	3	9	2	0	0	0	0	1	75	119	4.26	1.421					
<b>Hipolito Pichardo, R</b> ERA: 6.14 (7, 1)	2.2		12	4	1	1	2	0	0	0	0	0	0	28	44	3.38	1.500					

Batter	1	2	3	4	5	6	7	8	9	AB	R	H	RBI	BB	SO	LOB	BOTTOM				
<b>Vince Coleman, S</b> OBP: 0.264, SLG: 0.322 (1, 7)	0-0 P6			2-2 1B 2B			1-3 K			5	2	2	1	0	1	2	<b>Detroit Tigers @ Kansas City Royals</b> Kauffman Stadium, Kansas City, MO Thu Apr 28 1994, 7:05 PM CDT Att: 16,768 - Unknown - 56 F <a href="http://livebaseballscorecards.com">livebaseballscorecards.com</a>				
<b>Brian McRae, S</b> OBP: 0.452, SLG: 0.541 (1, 8)	3-1 G4-3	3-2 1B	0-1 F7 BLK	0-1 F7 BLK	0-1 1B		2-2 G3-1			5	1	3	4	0	0	0					
<b>Wally Joyner, L</b> OBP: 0.360, SLG: 0.442 (1, 10)	4-1 BB	1-1 G1-3	2-1 F7	1-2 F7	2-3 K			1-2 HR		4	1	1	0	1	1	4					
<b>Mike Macfarlane, R</b> OBP: 0.424, SLG: 0.490 (1, 2)	0-1 F9		4-0 FC4-6 BB	3-2 F7		0-0 P5		0-1 HR		4	1	1	2	1	0	2					
<b>Bob Hamelin, L</b> OBP: 0.414, SLG: 0.672 (1, 3)		1-2 E G4-3 1B	0-0 FC4-6 BB	1-1 1B		4-1 2B BB		3-1 G6-3 G6-3 1B		4	2	3	1	1	0	1					
<b>Gary Gaetti, R</b> OBP: 0.325, SLG: 0.493 (1, 5)		0-0 E5 G4-3 1B	4-0 FC4-6 BB		1-0 HR	1-2 2B		0-1 G6-3		4	2	2	2	1	0	2					
<b>Felix Jose, S</b> OBP: 0.240, SLG: 0.333 (1, 9)	0-1 G4-3		0-0 FC4-6 CS	1-1 E4 F8 1B		0-3 K		2-2 G6-3		5	1	0	1	0	1	5					
<b>Jose Lind, R</b> OBP: 0.288, SLG: 0.323 (1, 4)	0-1 1B		2-1 CS	1-0 1B	0-1 1B	1-0 G1-3		1-2 L3		5	2	3	1	0	0	2					
<b>Greg Gagne, R</b> OBP: 0.295, SLG: 0.327 (1, 6)	0-1 F9		1-1 2B 1B	2-1 F8		1-2 G6-3				4	1	1	1	0	0	3					
<b>Inning Stats</b>	R: 0 E: 0 K: 0 S: 6	H: 0 LOB: 1 BB: 1 P: 13	R: 4 E: 1 K: 0 S: 21	H: 4 LOB: 1 BB: 0 P: 28	R: 0 E: 0 K: 0 S: 3	H: 0 LOB: 1 BB: 2 P: 13	R: 4 E: 0 K: 0 S: 18	H: 5 LOB: 1 BB: 0 P: 28	R: 2 E: 1 K: 1 S: 13	H: 3 LOB: 2 BB: 0 P: 21	R: 1 E: 0 K: 1 S: 9	H: 1 LOB: 1 BB: 1 P: 15	R: 0 E: 0 K: 1 S: 10	H: 0 LOB: 0 BB: 0 P: 14	R: 2 E: 0 K: 0 S: 18	H: 3 LOB: 1 BB: 0 P: 25		1B: 10 2B: 3 3B: 1 HR: 2	SF: 0 SAC: 0 DP: 0 HBP: 0	WP: 0 PB: 0 SB: 2 CS: 1	PA: 45
<b>PITCHER</b>	IP	WLS	BF	H	R	ER	SO	BB	IBB	HBP	BLK	WP	HR	S	P	ERA	WHIP				
<b>Tim Lincecum, R</b> ERA: 9.55 (1, 1)	4.0	L	25	10	10	5	0	3	0	0	0	0	1	51	87	11.25	3.250				
<b>Joe Boever, R</b> ERA: 3.91 (5, 1)	4.0		19	6	3	3	3	1	0	0	0	0	1	47	70	6.75	1.750				



Batter	1	2	3	4	5	6	7	8	9	AB	R	H	RBI	BB	SO	LOB	TOP					
Tim Raines, S OBP: 0.376, SLG: 0.544 (1, 7)	F9		G4-3			HR			F9	4	1	2	1	0	0		<b>Chicago White Sox @ Detroit Tigers</b> Tiger Stadium, Detroit, MI Fri Apr 29 1994, 7:05 PM EDT Att: 13,892 - Unknown - 62 F					
Joey Coors, S OBP: 0.283, SLG: 0.250 Warren Newson, L OBP: 0.214, SLG: 0.231 (1, 4)	G4-3		F7		G4-3	L7			1B	4	0	0	0	0	3							
Frank Thomas, R OBP: 0.431, SLG: 0.636 (1, 3)	P3		G4-3						F8	5	0	0	0	0	1							
Julio Franco, R OBP: 0.327, SLG: 0.505 (1, 10)		G6-3			1B				1B	4	0	2	0	1	1	0						
Robin Ventura, L OBP: 0.390, SLG: 0.576 (1, 5)		BB			FC1-4				1B	5	0	3	1	0	0	1						
Dan Pasqua, L OBP: 0.227, SLG: 0.591 (1, 9)					FC3-2				K	5	0	1	0	0	3	5						
Lance Johnson, L OBP: 0.296, SLG: 0.300 (1, 8)					FC1-4				1B	3	0	1	0	1	0	3						
Ron Karkovics, R OBP: 0.473, SLG: 0.600 (1, 2)					G5-3				G5-3	3	0	0	0	1	1	4						
Ozzie Guillen, L OBP: 0.270, SLG: 0.302 (1, 6)									G5-3	4	1	2	0	0	0	4						
					HR																	
<b>Inning Stats</b>	R: 0 E: 0 K: 0 S: 4	H: 0 LOB: 0 BB: 7	R: 0 E: 0 K: 1 S: 15	H: 1 LOB: 3 BB: 2 P: 29	R: 0 E: 0 K: 0 S: 5	H: 0 LOB: 0 BB: 0 P: 10	R: 0 E: 0 K: 0 S: 10	H: 2 LOB: 2 BB: 0 P: 18	R: 2 E: 0 K: 1 S: 12	H: 2 LOB: 1 BB: 1 P: 20	R: 0 E: 0 K: 1 S: 15	H: 2 LOB: 3 BB: 1 P: 20	R: 0 E: 0 K: 1 S: 6	H: 0 LOB: 0 BB: 7	R: 0 E: 0 K: 1 S: 9	H: 1 LOB: 1 BB: 0 P: 15	R: 1 E: 0 K: 1 S: 15	H: 3 LOB: 2 BB: 0 P: 26	1B: 8 2B: 2 3B: 0 HR: 1	SF: 0 SAC: 0 DP: 0 HBP: 0	WP: 0 PB: 0 CS: 0	PA: 42
<b>PITCHER</b>	IP	WLS	BF	H	R	ER	SO	BB	IBB	HBP	BLK	WP	HR	S	P	ERA	WHIP					
Bill Gullickson, R ERA: 6.55 (1, 1)	7.2	W	35	8	2	2	5	3	1	0	0	0	1	74	124	2.35	1.435					
Buddy Groom, L ERA: (8, 1)	0.1		1	0	0	0	0	0	0	0	0	0	0	2	2	0.00	0.000					
Mike Henneman, R ERA: 3.0 (9, 1)	1.0	S	6	3	1	1	1	0	0	0	0	0	0	15	26	9.00	3.000					

Batter	1	2	3	4	5	6	7	8	9	AB	R	H	RBI	BB	SO	LOB	BOTTOM				
Tony Phillips, S OBP: 0.398, SLG: 0.400 Chad Kreuter, S OBP: 0.250, SLG: 0.182 (1, 7)	L9		G4-3							2	0	0	0	2	1	0	<b>Chicago White Sox @ Detroit Tigers</b> Tiger Stadium, Detroit, MI Fri Apr 29 1994, 7:05 PM EDT Att: 13,892 - Unknown - 62 F				
Lou Whitaker, L OBP: 0.388, SLG: 0.569 (1, 4)	1B		B5-3							4	1	2	0	0	1	2					
Travis Fryman, R OBP: 0.264, SLG: 0.402 (1, 5)					F9					4	0	0	0	0	3	5					
Cecil Fielder, R OBP: 0.341, SLG: 0.580 Milt Cuyler, S OBP: 0.300, SLG: 0.235 (1, 3)	L9									3	1	1	0	1	1	2					
Mickey Tettleton, S OBP: 0.402, SLG: 0.409 (1, 2)	F7									3	1	1	0	1	1	2					
Kirk Gibson, L OBP: 0.323, SLG: 0.404 (1, 10)		P6								3	0	1	2	1	0	2					
Eric Davis, R OBP: 0.224, SLG: 0.271 (1, 8)										4	0	0	0	0	2	4					
Junior Felix, S OBP: 0.303, SLG: 0.286 (1, 9)		G6-3								3	0	1	0	1	0	1					
Chris Gomez, R OBP: 0.208, SLG: 0.136 (1, 6)										4	0	0	0	0	3	4					
<b>Inning Stats</b>	R: 0 E: 0 K: 1 S: 11	H: 1 LOB: 2 BB: 1 P: 19	R: 0 E: 0 K: 1 S: 5	H: 0 LOB: 0 BB: 0 P: 12	R: 0 E: 0 K: 2 S: 10	H: 0 LOB: 0 BB: 0 P: 14	R: 0 E: 0 K: 2 S: 10	H: 0 LOB: 1 BB: 1 P: 21	R: 3 E: 0 K: 2 S: 21	H: 3 LOB: 1 BB: 1 P: 34	R: 0 E: 0 K: 3 S: 13	H: 1 LOB: 2 BB: 1 P: 27	R: 1 E: 1 K: 1 S: 10	H: 1 LOB: 2 BB: 2 P: 21	1B: 3 2B: 2 3B: 1 HR: 0	SF: 0 SAC: 0 DP: 0 HBP: 0	WP: 1 PB: 0 CS: 0	PA: 36			
<b>PITCHER</b>	IP	WLS	BF	H	R	ER	SO	BB	IBB	HBP	BLK	WP	HR	S	P	ERA	WHIP				
Jason Bere, R ERA: 3.45 (1, 1)	6.1	L	28	5	3	3	9	4	0	0	0	0	0	70	125	4.26	1.421				
Dennis Cook, L ERA: 5.0 (7, 1)	0.1		1	0	0	0	1	0	0	0	0	0	0	3	6	0.00	0.000				
Kirk McCaskill, R ERA: 2.65 (7, 1)	1.1		7	1	1	0	2	1	1	0	0	0	0	13	26	0.00	1.500				



Batter	1	2	3	4	5	6	7	8	9	AB	R	H	RBI	BB	SO	LOB	TOP					
Tim Raines, S (1, 7) OBP: 0.385, SLG: 0.543 Warren Newson, L (8, PH) OBP: 0.250, SLG: 0.333										2	0	1	0	1	1	0						
Joey Cora, S (1, 4) OBP: 0.269, SLG: 0.237										4	1	0	1	0	0	4						
Frank Thomas, R (1, 3) OBP: 0.430, SLG: 0.641										4	1	2	1	0	0	2						
Julio Franco, R (1, 10) OBP: 0.330, SLG: 0.500										5	1	2	1	0	0	4						
Robin Ventura, L (1, 5) OBP: 0.376, SLG: 0.552 Craig Grebeck, R (8, 5) OBP: 0.438, SLG: 0.385										4	0	0	0	0	0	1						
Darin Jackson, R (1, 9) OBP: 0.425, SLG: 0.597 Joe Hall, R (9, PH) OBP: 0.500, SLG: 0.727										3	0	1	0	1	0	0						
Lance Johnson, L (1, 8) OBP: 0.304, SLG: 0.293										2	0	0	1	2	0	1						
Ron Karkovics, R (1, 2) OBP: 0.468, SLG: 0.579 Dan Pasqua, L (8, PH) OBP: 0.217, SLG: 0.565 Michael LaValliere, L (8, 2) OBP: 0.529, SLG: 0.935										2	1	0	0	1	0	1						
Ozzie Guillen, L (1, 6) OBP: 0.269, SLG: 0.300										4	0	1	0	0	1	1						
<b>Inning Stats</b>	R: 0 E: 1 K: 1 S: 13	H: 1 LOB: 1 BB: 0 P: 21	R: 0 E: 0 K: 0 S: 3	H: 1 LOB: 0 BB: 0 P: 4	R: 1 E: 0 K: 0 S: 17	H: 1 LOB: 2 BB: 2 P: 33	R: 0 E: 0 K: 0 S: 5	H: 0 LOB: 0 BB: 0 P: 7	R: 0 E: 0 K: 1 S: 14	H: 1 LOB: 1 BB: 0 P: 19	R: 0 E: 0 K: 0 S: 6	H: 0 LOB: 0 BB: 0 P: 12	R: 0 E: 0 K: 0 S: 5	H: 0 LOB: 1 BB: 1 P: 12	R: 2 E: 1 K: 0 S: 18	H: 2 LOB: 3 BB: 2 P: 35	R: 2 E: 0 K: 1 S: 18	H: 3 LOB: 2 BB: 0 P: 28	1B: 7 2B: 2 3B: 0 HR: 0	SF: 1 SAC: 0 DP: 2 HBP: 1	WP: 0 PB: 0 SB: 0 CS: 0	PA: 42
<b>PITCHER</b>	IP WLS BF H R ER SO BB IBB HBP BLK WP HR S P ERA WHIP																					
John Doherty, R (1, 1) ERA: 6.08	7.2 W 31 6 3 2 2 3 0 0 0 0 0 0 72 123 2.35 1.174																					
Bill Krueger, L (8, 1) ERA: 8.31	0.0 3 0 0 0 0 2 0 0 0 0 0 0 8 18 ∞ ∞																					
Mike Henneman, R (8, 1) ERA: 4.35	1.1 S 8 3 2 2 1 0 0 1 0 0 0 0 19 30 13.50 2.250																					

Chicago White Sox @ Detroit Tigers  
Tiger Stadium, Detroit, MI  
Sun May 01, 1994, 3:33 AM EDT  
Att: 14,381 - Cloudy - 43 F

AB	35
R	5
H	9
RBI	5
BB	5
SO	3
LOB	19



Batter	1	2	3	4	5	6	7	8	9	AB	R	H	RBI	BB	SO	LOB	BOTTOM			
Tony Phillips, S (1, 7) OBP: 0.379, SLG: 0.376										5	0	0	0	0	2	5				
Lou Whitaker, L (1, 4) OBP: 0.371, SLG: 0.541 Eric Davis, R (6, PH) OBP: 0.221, SLG: 0.268										3	0	0	0	0	2	1				
Travis Fryman, R (1, 5) OBP: 0.253, SLG: 0.384										4	0	0	0	0	1	1				
Cecil Fielder, R (1, 3) OBP: 0.358, SLG: 0.583										3	3	2	0	1	0	0				
Mickey Tettleton, S (1, 2) OBP: 0.407, SLG: 0.406										3	2	1	0	1	0	1				
Kirk Gibson, L (1, 10) OBP: 0.333, SLG: 0.464										4	2	2	4	0	1	1				
Junior Felix, S (1, 9) OBP: 0.324, SLG: 0.323										3	1	1	0	0	1	1				
Milt Cuyler, S (1, 8) OBP: 0.250, SLG: 0.190										4	0	0	0	0	4					
Chris Gomez, R (1, 6) OBP: 0.321, SLG: 0.208										2	0	2	2	2	0	0				
<b>Inning Stats</b>	R: 0 E: 0 K: 2 S: 11	H: 0 LOB: 0 BB: 0 P: 16	R: 3 E: 0 K: 0 S: 13	H: 3 LOB: 1 BB: 1 P: 23	R: 3 E: 0 K: 0 S: 13	H: 4 LOB: 1 BB: 0 P: 21	R: 0 E: 0 K: 2 S: 8	H: 0 LOB: 1 BB: 1 P: 15	R: 2 E: 2 K: 2 S: 15	H: 1 LOB: 2 BB: 1 P: 30	R: 0 E: 0 K: 0 S: 6	H: 0 LOB: 0 BB: 0 P: 9	R: 0 E: 0 K: 1 S: 10	H: 0 LOB: 0 BB: 0 P: 15	R: 0 E: 0 K: 0 S: 6	H: 0 LOB: 0 BB: 1 P: 13	1B: 6 2B: 2 3B: 0 HR: 1	SF: 0 SAC: 0 DP: 2 HBP: 1	WP: 0 PB: 0 SB: 0 CS: 0	PA: 37
<b>PITCHER</b>	IP WLS BF H R ER SO BB IBB HBP BLK WP HR S P ERA WHIP																			
Jack McDowell, R (1, 1) ERA: 7.6	3.0 L 17 7 6 6 2 1 0 1 0 0 0 0 1 37 60 18.00 2.667																			
Jeff Schwarz, R (4, 1) ERA: 13.5	2.0 11 1 2 0 4 2 0 0 0 0 0 0 23 45 0.00 1.500																			
Dennis Cook, L (6, 1) ERA: 4.09	2.0 6 0 0 0 1 0 0 0 0 0 0 0 16 24 0.00 0.000																			
Roberto Hernandez, R (8, 1) ERA: 2.7	1.0 3 0 0 0 0 1 0 0 0 0 0 0 6 13 0.00 1.000																			

Chicago White Sox @ Detroit Tigers  
Tiger Stadium, Detroit, MI  
Sun May 01, 1994, 3:33 AM EDT  
Att: 14,381 - Cloudy - 43 F

AB	32
R	8
H	8
RBI	6
BB	4
SO	7
LOB	14





Batter	1	2	3	4	5	6	7	8	9	10	AB	R	H	RBI	BB	SO	LOB	TOP	
David Hulse, L OBP: 0.374, SLG: 0.392	(1, 8) 4-0 BB P3-1		(1, 0) 1-0 G4-3	(3, 2) 3-2 F7			(0, 0) 0-0 F8		(1, 2) 1-2 G3		4	0	0	0	1	0	3		
Oddibe McDowell, L OBP: 0.500, SLG: 0.381	(1, 9) 2-2 F7		(1, 2) 1-2 G1-3		(4, 1) 4-1 BB G5-4-3			(2, 1) 2-1 F8	(0, 0) 0-0 2-4 1B		4	0	1	1	1	0	1		
Jose Canseco, R OBP: 0.417, SLG: 0.506	(1, 10) 1 SAFE SAFE P3-1		(1, 2) 1-2 WP BB 1B		(1, 0) 1-0 G5-4-3			(1, 3) 1-3 K	(1, 0) 1-0 2-4 1B	(1, 1) 1-1 G3 1B	5	1	2	0	0	1	2		
Will Clark, L OBP: 0.440, SLG: 0.571	(1, 3)	(1, 2) 1-2 1B	(4, 2) 4-2 BB 1B		(2, 0) 2-0 L9			(0, 0) 0-0 L5		(1, 1) 1-1 SAFE G3	4	1	1	0	1	0	1		
Juan Gonzalez, R OBP: 0.287, SLG: 0.474	(1, 7)	(1, 2) 1-2 2B 1B	(1, 1) 1-1 F8			(1, 3) 1-3 K			(2, 0) 2-0 G6-3	(4, 0) 4-0 1B IBB	4	1	1	1	1	1	2		
Doug Strange, S OBP: 0.315, SLG: 0.457	(1, 4)										4	1	2	1	1	0	1		
Ivan Rodriguez, R OBP: 0.357, SLG: 0.417	(1, 2)	(1, 1) 1-1 SF9 3B									3	2	1	1	2	0	1		
Esteban Beltre, R OBP: 0.267, SLG: 0.231	(1, 5)	(2, 2) 2-2 SF9									2	0	0	1	0	0	1		
Jeff Frye, R OBP: 0.500, SLG: 1.000	(9, PH) (9, 5)										2	1	1	1	0	1	3		
Manuel Lee, S OBP: 0.317, SLG: 0.312	(1, 6)	(3, H) 2-2 G1-3									2	0	0	0	1	0	0		
Chris James, R OBP: 0.388, SLG: 0.447	(9, PH)										1	1	0	1	0	0	0		
Billy Ripken, R OBP: 0.273, SLG: 0.318	(9, 6)										1	0	0	0	0	0	3		
<b>Inning Stats</b>	R: 0 E: 0 K: 0 S: 6	H: 0 LOB: 0 BB: 1 P: 13	R: 3 E: 0 K: 0 S: 17	H: 3 LOB: 0 BB: 24	R: 0 E: 0 K: 0 S: 11	H: 1 LOB: 2 BB: 1 P: 19	R: 0 E: 0 K: 0 S: 11	H: 1 LOB: 2 BB: 1 P: 21	R: 0 E: 0 K: 1 S: 9	H: 0 LOB: 0 BB: 0 P: 13	R: 0 E: 0 K: 0 S: 4	H: 0 LOB: 0 BB: 0 P: 5	R: 0 E: 1 K: 0 S: 12	H: 2 LOB: 1 BB: 2 P: 24	R: 1 E: 0 K: 1 S: 15	H: 2 LOB: 3 BB: 2 P: 31	1B: 5 2B: 4 3B: 1 HR: 0	SF: 1 SAC: 0 DP: 2 HBP: 0	WP: 1 PA: 45
<b>PITCHER</b>	IP WLS BF H R ER SO ERA WHIP	IP WLS BF H R ER SO ERA WHIP	IP WLS BF H R ER SO ERA WHIP	IP WLS BF H R ER SO ERA WHIP	IP WLS BF H R ER SO ERA WHIP	IP WLS BF H R ER SO ERA WHIP	IP WLS BF H R ER SO ERA WHIP	IP WLS BF H R ER SO ERA WHIP	IP WLS BF H R ER SO ERA WHIP	IP WLS BF H R ER SO ERA WHIP	IP WLS BF H R ER SO ERA WHIP	IP WLS BF H R ER SO ERA WHIP	IP WLS BF H R ER SO ERA WHIP	IP WLS BF H R ER SO ERA WHIP	IP WLS BF H R ER SO ERA WHIP	IP WLS BF H R ER SO ERA WHIP	IP WLS BF H R ER SO ERA WHIP	IP WLS BF H R ER SO ERA WHIP	IP WLS BF H R ER SO ERA WHIP
Mike Moore, R ERA: 5.68	(1, 1) 8.1	WLS 34	H 5	R 5	ER 5	SO 2	BB 6	IBB 0	HBP 0	BLK 0	WP 1	HR 0	S 70	P 127	ERA 5.40	WHIP 1.320			
Mike Henneman, R ERA: 4.09	(9, 1)	0.2	5	2	2	0	0	0	0	0	0	0	9	11	0.00	3.000			
Mike Gardiner, R ERA: 2.63	(10, 1)	1.0	W	7	2	1	1	1	0	2	0	0	0	15	31	9.00	2.000		

Texas Rangers @ Detroit Tigers  
Tiger Stadium, Detroit, MI  
Mon May 02 1994, 7:05 PM EDT  
Att: 11,569 - Unknown - 60 F

AB 36  
R 8  
H 9  
RBI 7  
BB 8  
SO 3  
LOB 18



Batter	1	2	3	4	5	6	7	8	9	10	AB	R	H	RBI	BB	SO	LOB	BOTTOM					
Tony Phillips, S OBP: 0.398, SLG: 0.379	(1, 7) (7, 4) 4-2 BB G5-4-3										2	1	1	0	3	1	0						
Juan Samuel, R OBP: 0.333, SLG: 0.200	(1, 4) 0-0 G5-4-3										4	0	0	0	0	1	4						
Mike Cuyler, S OBP: 0.240, SLG: 0.182	(7, 7) 1-2 G1-3										1	0	0	0	0	2							
Travis Fryman, R OBP: 0.260, SLG: 0.416	(1, 5) 3-1 HR										5	1	2	1	0	2	1						
Cecil Fielder, R OBP: 0.360, SLG: 0.618	(1, 3) 3-2 2B										5	1	2	2	0	0	1						
Alan Trammell, R OBP: 0.373, SLG: 0.474	(1, 10) 0-0 F9										5	1	1	0	0	0	2						
Eric Davis, R OBP: 0.244, SLG: 0.280	(1, 8)										4	3	2	0	1	0	1						
Junior Felix, S OBP: 0.357, SLG: 0.371	(1, 9)										4	2	2	2	1	0	0						
Chad Kreuter, S OBP: 0.222, SLG: 0.160	(1, 2)										3	0	0	0	0	1	2						
Mickey Tettleton, S OBP: 0.402, SLG: 0.400	(10, PH)										1	0	0	0	0	0	2						
Chris Gomez, R OBP: 0.313, SLG: 0.214	(1, 6)										4	0	1	1	0	1	1						
Kirk Gibson, L OBP: 0.343, SLG: 0.526	(10, PH)										1	1	1	3	0	0	0						
<b>Inning Stats</b>	R: 1 E: 0 K: 0 S: 13	H: 2 LOB: 1 BB: 23	R: 1 E: 1 K: 1 S: 14	H: 1 LOB: 2 BB: 25	R: 0 E: 1 K: 1 S: 11	H: 0 LOB: 1 BB: 17	R: 0 E: 0 K: 0 S: 8	H: 0 LOB: 0 BB: 14	R: 4 E: 0 K: 1 S: 17	H: 5 LOB: 1 BB: 29	R: 0 E: 0 K: 2 S: 12	H: 0 LOB: 0 BB: 17	R: 0 E: 0 K: 0 S: 6	H: 1 LOB: 0 BB: 9	R: 1 E: 1 K: 0 S: 9	H: 1 LOB: 2 BB: 22	R: 0 E: 0 K: 1 S: 7	H: 0 LOB: 0 BB: 14	R: 3 E: 0 K: 0 S: 8	H: 2 LOB: 0 BB: 17	1B: 7 2B: 2 3B: 0 HR: 3	SF: 0 SAC: 1 DP: 2 HBP: 0	WP: 1 PA: 45
<b>PITCHER</b>	IP WLS BF H R ER SO ERA WHIP	IP WLS BF H R ER SO ERA WHIP	IP WLS BF H R ER SO ERA WHIP	IP WLS BF H R ER SO ERA WHIP	IP WLS BF H R ER SO ERA WHIP	IP WLS BF H R ER SO ERA WHIP	IP WLS BF H R ER SO ERA WHIP	IP WLS BF H R ER SO ERA WHIP	IP WLS BF H R ER SO ERA WHIP	IP WLS BF H R ER SO ERA WHIP	IP WLS BF H R ER SO ERA WHIP	IP WLS BF H R ER SO ERA WHIP	IP WLS BF H R ER SO ERA WHIP	IP WLS BF H R ER SO ERA WHIP	IP WLS BF H R ER SO ERA WHIP	IP WLS BF H R ER SO ERA WHIP	IP WLS BF H R ER SO ERA WHIP	IP WLS BF H R ER SO ERA WHIP	IP WLS BF H R ER SO ERA WHIP				
Kenny Rogers, L ERA: 5.28	(1, 1) 4.2	WLS 25	H 8	R 6	ER 5	SO 3	BB 2	IBB 0	HBP 0	BLK 0	WP 1	HR 2	S 61	P 104	ERA 9.64	WHIP 2.143							
Hector Fajardo, R ERA: 3.68	(5, 1)	2.1	9	2	1	1	2	1	0	0	0	0	0	23	39	3.86	1.286						
Darren Oliver, L ERA: 1.69	(8, 1)	1.0	4	0	0	0	0	1	0	0	0	0	6	13	0.00	0.000							
Matt Whiteside, R ERA: 4.91	(9, 1)	1.0	3	0	0	0	1	0	0	0	0	0	7	14	0.00	0.000							
Tom Henke, R ERA: 4.37	(10, 1)	0.1	L	4	2	3	3	0	1	0	0	0	1	8	17	81.00	9.000						

Texas Rangers @ Detroit Tigers  
Tiger Stadium, Detroit, MI  
Mon May 02 1994, 7:05 PM EDT  
Att: 11,569 - Unknown - 60 F

AB 39  
R 10  
H 12  
RBI 9  
BB 5  
SO 6  
LOB 16







Batter	1	2	3	4	5	6	7	8	9	AB R H RBI BB SO LOB	TOP
David Hulse, L (1, 8) OBP: 0.366, SLG: 0.382	L9		G4-3	2H 1B	K			F7		5 0 1 1 0 1 2	<b>Texas Rangers @ Detroit Tigers</b> Tiger Stadium, Detroit, MI Tue May 03 1994, 3:33 AM EDT Att. 12,013 - Sunny - 58 F
Chris James, R (1, 9) OBP: 0.370, SLG: 0.405	HBP BB		F7	P3			F7	K	4 0 0 0 1 1 1		
Jose Canseco, R (1, 10) OBP: 0.426, SLG: 0.538	FC4 HBP			HR			BB 2B 1B	K	4 2 2 1 0 1 0		
Will Clark, L (1, 3) OBP: 0.457, SLG: 0.586	K			1B 2B			2B BB 1B	1B G4-3 1B	3 3 2 0 2 1 2		
Juan Gonzalez, R (1, 7) OBP: 0.308, SLG: 0.500	FC4			2B			F9 FC1-2 2B	G4-3 1B	5 0 4 3 0 0 2		
Doug Strange, S (1, 4) OBP: 0.296, SLG: 0.430		G3-1	G3		F9	G1-3		K	5 0 0 0 0 1 6		
Ivan Rodriguez, R (1, 2) OBP: 0.371, SLG: 0.447				FC6-5 2B	FC1-2 1B IBB		K	G4-3	4 1 2 1 1 1 1		
Billy Ripken, R (1, 5) OBP: 0.222, SLG: 0.259		G6-3		FC6-5 1B	FC1-2 1B		G4-3	F9	5 1 0 0 0 0 5		
Manuel Lee, S (1, 6) OBP: 0.314, SLG: 0.309		G4-3		K	1-2 2H 1B		G6-3		4 0 1 1 0 1 2		
<b>Inning Stats</b>	R: 0 H: 0 E: 0 LOB: 2 K: 1 BB: 1 S: 11 P: 21	R: 0 H: 1 E: 0 LOB: 1 K: 0 BB: 0 S: 11 P: 16	R: 2 H: 3 E: 0 LOB: 1 K: 0 BB: 0 S: 13 P: 16	R: 1 H: 2 E: 0 LOB: 1 K: 1 BB: 0 S: 11 P: 17	R: 3 H: 3 E: 0 LOB: 2 K: 1 BB: 2 S: 10 P: 23	R: 0 H: 1 E: 0 LOB: 2 K: 1 BB: 1 S: 17 P: 29	R: 0 H: 0 E: 0 LOB: 0 K: 1 BB: 0 S: 7 P: 10	R: 0 H: 0 E: 0 LOB: 0 K: 1 BB: 0 S: 7 P: 14	R: 1 H: 2 E: 0 LOB: 1 K: 1 BB: 0 S: 10 P: 14	1B: 7 SF: 0 2B: 4 SAC: 0 3B: 0 DP: 0 HR: 1 HBP: 1	WP: 0 PA: 44 PB: 0 SB: 1 CS: 0
<b>PITCHER</b>	IP WLS BF H R ER SO BB IBB HBP BLK WP HR S P ERA WHIP										
Tim Belcher, R (1, 1) ERA: 9.91	4.2 L 27 9 6 6 2 2 1 1 0 0 1 53 88 11.57 2.357										
Storm Davis, R (5, 1) ERA: 2.7	2.1 9 1 0 0 3 1 0 0 0 0 0 27 44 0.00 0.857										
Jose Lima, R (8, 1) ERA: 13.5	2.0 8 2 1 1 2 0 0 0 0 0 0 17 28 4.50 1.000										

Batter	1	2	3	4	5	6	7	8	9	AB R H RBI BB SO LOB	BOTTOM
Tony Phillips, S (1, 4) OBP: 0.411, SLG: 0.429	G6-4-3 1B		G6-3		G5-4-3 1B			HR		4 1 3 1 0 0 0	<b>Texas Rangers @ Detroit Tigers</b> Tiger Stadium, Detroit, MI Tue May 03 1994, 3:33 AM EDT Att. 12,013 - Sunny - 58 F
Alan Trammell, R (1, 6) OBP: 0.368, SLG: 0.463	G6-4-3 1-2				G5-4-3 1-2			G5-3	4 0 1 0 0 0 2		
Travis Fryman, R (1, 5) OBP: 0.270, SLG: 0.421	WP 1B					G3-1 G5-3 1B		K	4 0 2 0 0 2 1		
Cecil Fielder, R (1, 3) OBP: 0.346, SLG: 0.591	K			E6 FC3-6	G5-3			E4 1B	4 0 0 0 0 1 2		
Kirk Gibson, L (1, 9) OBP: 0.338, SLG: 0.508		G6-3		F7	G3-1			G3-1 1B	4 0 1 0 0 0 2		
Mickey Tettleton, S (1, 2) OBP: 0.396, SLG: 0.432				FC3-6 BB	G3			G4-3	4 1 1 1 0 0 4		
Eric Davis, R (1, 8) OBP: 0.244, SLG: 0.269		G6-3		BB				K	3 0 0 0 1 2 0		
Scott Livingstone, L (1, 10) OBP: 0.261, SLG: 0.273		G6-3		F7				G4-3	4 0 0 0 0 1 2		
Junior Felix, S (1, 7) OBP: 0.326, SLG: 0.333				K	G1			K	4 0 0 0 0 2 0		
<b>Inning Stats</b>	R: 0 H: 2 E: 0 LOB: 1 K: 1 BB: 0 S: 10 P: 13	R: 1 H: 1 E: 0 LOB: 0 K: 0 BB: 0 S: 9 P: 17	R: 0 H: 1 E: 0 LOB: 1 K: 2 BB: 0 S: 12 P: 18	R: 0 H: 0 E: 1 LOB: 2 K: 0 BB: 1 S: 6 P: 15	R: 0 H: 1 E: 0 LOB: 0 K: 0 BB: 0 S: 7 P: 7	R: 0 H: 1 E: 0 LOB: 1 K: 0 BB: 0 S: 7 P: 15	R: 0 H: 0 E: 0 LOB: 0 K: 2 BB: 0 S: 9 P: 14	R: 1 H: 2 E: 1 LOB: 2 K: 1 BB: 0 S: 14 P: 24	R: 0 H: 0 E: 0 LOB: 0 K: 2 BB: 0 S: 8 P: 11	1B: 6 SF: 0 2B: 0 SAC: 0 3B: 0 DP: 2 HR: 2 HBP: 0	WP: 1 PA: 36 PB: 0 SB: 0 CS: 0
<b>PITCHER</b>	IP WLS BF H R ER SO BB IBB HBP BLK WP HR S P ERA WHIP										
Kevin Brown, R (1, 1) ERA: 7.24	9.0 W 36 8 2 2 8 1 0 0 0 1 2 82 134 2.00 1.000										

**AB 39**  
**R 7**  
**H 12**  
**RBI 7**  
**BB 4**  
**SO 7**  
**LOB 21**



**AB 35**  
**R 2**  
**H 8**  
**RBI 2**  
**BB 1**  
**SO 8**  
**LOB 13**









Batter	1	2	3	4	5	6	7	8	9	AB	R	H	RBI	BB	SO	LOB	TOP			
Brian Turang, R (1, 7) OBP: 0.250, SLG: 0.333	G6-3		1B			K	FC6-4			4	0	1	0	0	1	1				
Edgar Martinez, R (1, 5)	L9		F7			L5		G4-3		4	0	0	0	0	0	2				
Ken Griffey Jr., L (1, 8) OBP: 0.387, SLG: 0.709	G3-1		1B			HR		G3		4	1	2	2	0	0	0				
Reggie Jefferson, S (1, 10) OBP: 0.540, SLG: 0.767 Jay Butner, R (6, PH) OBP: 0.379, SLG: 0.618	F7		1B			K		G5-3		2	0	1	0	0	0	0				
Tino Martinez, L (1, 3) OBP: 0.273, SLG: 0.282	G4-3		1B			K		FC3-6		4	0	1	0	0	2	1				
Eric Anthony, L (1, 9) OBP: 0.313, SLG: 0.489	G4-3		G5-4-3			G4-3		FC3-6		4	1	2	0	0	0	1				
Luis Sojo, R (1, 4) OBP: 0.250, SLG: 0.500			G3			G6-3		G5-3		4	1	1	0	0	0	4				
Felix Fermin, R (1, 6) OBP: 0.333, SLG: 0.350			G3			G4-3		G1		4	0	0	0	0	0	3				
Dan Wilson, R (1, 2) OBP: 0.257, SLG: 0.254			1B			K		FC6-4		3	1	2	2	0	1	0				
<b>Inning Stats</b>	R: 0 E: 0 K: 0 S: 6	H: 0 LOB: 0 BB: 0 P: 8	R: 0 E: 0 K: 0 S: 6	H: 0 LOB: 0 BB: 0 P: 9	R: 2 E: 0 K: 0 S: 11	H: 4 LOB: 2 BB: 0 P: 13	R: 0 E: 0 K: 1 S: 12	H: 2 LOB: 1 BB: 0 P: 19	R: 0 E: 0 K: 2 S: 7	H: 0 LOB: 0 BB: 0 P: 10	R: 1 E: 0 K: 2 S: 8	H: 1 LOB: 0 BB: 0 P: 14	R: 0 E: 0 K: 0 S: 6	H: 0 LOB: 0 BB: 0 P: 8	R: 0 E: 0 K: 0 S: 8	H: 1 LOB: 1 BB: 0 P: 11	1B: 7 2B: 2 3B: 0 HR: 1	SF: 0 SAC: 0 DP: 1 HBP: 0	WP: 0 PB: 0 SB: 0 CS: 0	PA: 35
<b>PITCHER</b> John Doherty, R (1, 1) ERA: 5.55	IP: 9.0 WLS: W BF: 35 H: 10 R: 4 ER: 4 SO: 5 BB: 0 IBB: 0 HBP: 0 BLK: 0 WP: 0 HR: 1 S: 70 P: 101 ERA: 4.00 WHIP: 1.111															<b>PITCHER</b>				

Seattle Mariners @ Detroit Tigers  
Tiger Stadium, Detroit, MI  
Fri May 06 1994, 7:05 PM EDT  
Att: 14,256 - Unknown - 62 F

AB 35  
R 4  
H 10  
RBI 4  
BB 0  
SO 5  
LOB 12



Batter	1	2	3	4	5	6	7	8	9	AB	R	H	RBI	BB	SO	LOB	BOTTOM			
Tony Phillips, S (1, 4) OBP: 0.415, SLG: 0.430	G4-3	WP		G4-3		HR	F7			5	1	2	2	0	0	3				
Alan Trammell, R (1, 10) OBP: 0.381, SLG: 0.461	1B	G5-3		2B		L8	FC5-4			4	1	1	2	1	0	4				
Travis Fryman, R (1, 5) OBP: 0.270, SLG: 0.462	G6-4-3	G6-3		P4		HR	FC6-4			5	1	2	2	0	0	3				
Cecil Fielder, R (1, 3) OBP: 0.342, SLG: 0.588	G6-4-3		K	2B		G5-3		G5-3		4	0	0	0	1	1	2				
Eric Davis, R (1, 8) OBP: 0.260, SLG: 0.291		F9	K	2B		K		K		5	0	1	1	0	3	0				
Mickey Tettleton, S (1, 9) OBP: 0.416, SLG: 0.463	1B	1B		G4-3		1B				4	1	3	0	1	0	2				
Chad Kreuter, S (1, 2) OBP: 0.324, SLG: 0.167	1B	1B		F7		K		G1-3		3	1	0	0	2	1	2				
Milt Cuyler, S (1, 7) OBP: 0.276, SLG: 0.231	2B	1B		G4-3		K				4	2	2	0	0	2	3				
Chris Gomez, R (1, 6) OBP: 0.361, SLG: 0.233	2B	WP		G4-3		F9		FC5-4		2	2	1	1	2	0	0				
<b>Inning Stats</b>	R: 0 E: 0 K: 0 S: 13	H: 1 LOB: 1 BB: 1 P: 26	R: 4 E: 0 K: 0 S: 26	H: 3 LOB: 1 BB: 2 P: 45	R: 0 E: 0 K: 2 S: 11	H: 1 LOB: 1 BB: 0 P: 15	R: 3 E: 0 K: 0 S: 12	H: 3 LOB: 2 BB: 2 P: 27	R: 0 E: 0 K: 2 S: 12	H: 0 LOB: 0 BB: 0 P: 14	R: 2 E: 0 K: 2 S: 16	H: 3 LOB: 3 BB: 1 P: 28	R: 0 E: 0 K: 0 S: 4	H: 0 LOB: 1 BB: 1 P: 13	R: 0 E: 0 K: 1 S: 11	H: 1 LOB: 1 BB: 0 P: 19	1B: 8 2B: 2 3B: 1 HR: 1	SF: 0 SAC: 0 DP: 1 HBP: 0	WP: 2 PB: 0 SB: 1 CS: 0	PA: 43
<b>PITCHER</b> Randy Johnson, L (1, 1) ERA: 6.0 Rich Gossage, R (4, 1) ERA: 2.69 Jim Converse, R (6, 1) ERA: 5.14	IP: 3.2 WLS: L BF: 22 H: 7 R: 7 ER: 7 SO: 2 BB: 4 IBB: 1 HBP: 0 BLK: 0 WP: 0 HR: 0 S: 57 P: 105 ERA: 17.18 WHIP: 3.000															<b>PITCHER</b>				

Seattle Mariners @ Detroit Tigers  
Tiger Stadium, Detroit, MI  
Fri May 06 1994, 7:05 PM EDT  
Att: 14,256 - Unknown - 62 F

AB 36  
R 9  
H 12  
RBI 8  
BB 7  
SO 7  
LOB 19





Batter	1	2	3	4	5	6	7	8	9	AB	R	H	RBI	BB	SO	LOB	TOP				
Brian Turang, R (1, 7) OBP: 0.286, SLG: 0.326	1-3 K		0-0 SH5-3	4-1 BB			0-0			2	0	0	0	1	1	0					
Rich Amaral, R (1, 4) OBP: 0.374, SLG: 0.448	2-1 F8		0-0 HR	0-0 L9						3	1	1	1	0	0	1					
Ken Griffey Jr., L (1, 8) OBP: 0.393, SLG: 0.732	4-1 BB		0-1 HR		0-0 F7					2	1	1	2	1	0	0					
Jay Buhner, R (1, 10) OBP: 0.368, SLG: 0.598	2-1 G4-3		2-2 G4-3		0-0 F9					3	0	0	0	0	0	1					
Edgar Martinez, R (1, 5)		3-3 K	0-0 2B		2-1 L9					3	0	1	0	0	1	0					
Tino Martinez, L (1, 3) OBP: 0.275, SLG: 0.275	4-2 CS BB		0-0 G3-1			3-1 P6				2	0	0	0	1	0	1					
Mike Blowers, R (1, 9) OBP: 0.298, SLG: 0.265	4-0 CS BB			0-1 HR		3-2 FC1-6				2	1	2	1	1	0	0					
Luis Sojo, R (1, 6) OBP: 0.143, SLG: 0.286	1-1 G5-3		1-2 G4-3		1-1 FC1-6					3	0	0	0	0	0	3					
Dan Wilson, R (1, 2) OBP: 0.260, SLG: 0.273			0-0 SH5-3	1-3 K		0-0 L5				3	1	1	0	0	1	1					
<b>Inning Stats</b>	R: 0 E: 0 K: 1 S: 8	H: 0 LOB: 1 BB: 1 P: 17	R: 0 E: 0 K: 1 S: 7	H: 0 LOB: 1 BB: 2 P: 19	R: 3 E: 0 K: 0 S: 10	H: 4 LOB: 1 BB: 0 P: 12	R: 1 E: 0 K: 1 S: 11	H: 1 LOB: 1 BB: 1 P: 17	R: 0 E: 0 K: 0 S: 4	H: 0 LOB: 0 BB: 0 P: 6	R: 0 E: 0 K: 0 S: 8	H: 1 LOB: 1 BB: 0 P: 15	R: 0 E: 0 K: 0 S: 0	H: 0 LOB: 0 BB: 0 P: 0							
<b>PITCHER</b> Mike Moore, R (1, 1) ERA: 5.73	IP: 6.0 WLS: W BF: 28	H: 6 R: 4 ER: 4 SO: 3	BB: 4 IBB: 0 HBP: 0 BLK: 0	WP: 0 HR: 2 S: 48 P: 86	ERA: 6.00 WHIP: 1.667	<b>PITCHER</b>											IP: WLS: BF: H: R: ER: SO: BB: IBB: HBP: BLK: WP: HR: S: P: ERA: WHIP				
																		1B: 2 2B: 2 3B: 0 HR: 2	SF: 0 SAC: 1 DP: 0 HBP: 0	WP: 0 PB: 0 SB: 0 CS: 2	PA: 28

Seattle Mariners @ Detroit Tigers  
Tiger Stadium, Detroit, MI  
Sat May 07 1994, 3:33 AM EDT  
Att: 21,855 - Overcast - 51 F

AB 23  
R 4  
H 6  
RBI 4  
BB 4  
SO 3  
LOB 7



Batter	1	2	3	4	5	6	7	8	9	AB	R	H	RBI	BB	SO	LOB	BOTTOM					
Tony Phillips, S (1, 7) OBP: 0.417, SLG: 0.442	2-2 L7		3-1 2B	2-1 1B		1-1 WP				4	2	2	1	0	0	1						
Lou Whitaker, L (1, 4) OBP: 0.388, SLG: 0.623	2-2 G4-3		1-1 G4-3	4-0 1B		3-3 K				3	1	1	0	1	1	1						
Travis Fryman, R (1, 5) OBP: 0.278, SLG: 0.464	2-2 G1-3		2-1 G4-3	0-0 1B		1-0 1B				4	0	2	3	0	0	1						
Cecil Fielder, R (1, 3) OBP: 0.331, SLG: 0.566		2-3 K	2-3 G4-3	1-2 K		0-3 K				4	0	0	1	0	3	4						
Scott Livingstone, L (7, 3) OBP: 0.281, SLG: 0.273										0	0	0	0	0	0	0						
Kirk Gibson, L (1, 10) OBP: 0.354, SLG: 0.477	3-2 F8		3-2 G5-3	1-0 F8		3-3 K				4	0	0	0	0	1	4						
Mickey Tettleton, S (1, 9) OBP: 0.413, SLG: 0.459	2-1 G4-3			0-1 1B		1-0 G3				3	1	1	0	0	0	0						
Milt Cuyler, S (7, 9) OBP: 0.270, SLG: 0.231				1-2 1B						0	0	0	0	0	0	0						
Eric Davis, R (1, 8) OBP: 0.283, SLG: 0.292			2-1 HR	1-2 G2-3		0-0 P4				3	1	1	0	0	0	1						
Chad Kreuter, S (1, 2) OBP: 0.350, SLG: 0.212			0-0 HR	1-1 1B		3-3 K				3	2	2	1	0	1	0						
Chris Gomez, R (1, 6) OBP: 0.410, SLG: 0.485			3-1 HR	0-0 1B		1-2 HR				3	3	3	4	0	0	0						
<b>Inning Stats</b>	R: 0 E: 0 K: 0 S: 9	H: 0 LOB: 0 BB: 0 P: 15	R: 0 E: 0 K: 1 S: 8	H: 0 LOB: 0 BB: 0 P: 15	R: 5 E: 0 K: 0 S: 17	H: 5 LOB: 0 BB: 0 P: 32	R: 3 E: 1 K: 1 S: 15	H: 4 LOB: 3 BB: 1 P: 25	R: 0 E: 0 K: 1 S: 5	H: 0 LOB: 0 BB: 0 P: 9	R: 2 E: 0 K: 3 S: 19	H: 3 LOB: 1 BB: 0 P: 28										
<b>PITCHER</b> Chris Bosio, R (1, 1) ERA: 3.78	IP: 3.1 WLS: L BF: 21	H: 9 R: 8 ER: 7 SO: 1	BB: 0 IBB: 0 HBP: 0 BLK: 0	WP: 0 HR: 1 S: 45 P: 81	ERA: 18.90 WHIP: 2.700	<b>PITCHER</b>											IP: WLS: BF: H: R: ER: SO: BB: IBB: HBP: BLK: WP: HR: S: P: ERA: WHIP					
Bill Riskey, R (4, 1) ERA: 2.7	2.2 11	3 2	2 2	5	0 0	0 0	0 0	1 1	28 43	6.75 1.125												
																		1B: 8 2B: 2 3B: 0 HR: 2	SF: 0 SAC: 0 DP: 0 HBP: 0	WP: 1 PB: 0 SB: 0 CS: 0	PA: 32	

Seattle Mariners @ Detroit Tigers  
Tiger Stadium, Detroit, MI  
Sat May 07 1994, 3:33 AM EDT  
Att: 21,855 - Overcast - 51 F

AB 31  
R 10  
H 12  
RBI 10  
BB 1  
SO 6  
LOB 12





Batter	1	2	3	4	5	6	7	8	9	AB	R	H	RBI	BB	SO	LOB	TOP								
<b>Rich Amaral, R</b> OBP: 0.360, SLG: 0.430 (1, 4)	G6-3		F7		F7			G5-3		4	0	0	0	0	0	1	<b>Seattle Mariners @ Detroit Tigers</b> Tiger Stadium, Detroit, MI Sun May 08 1994, 3:33 AM EDT Att: 15,610 - Sunny - 62 F								
<b>Edgar Martinez, R</b> OBP: 0.250, SLG: 0.389 (1, 5)	F9		L8			G3-1 HR		3B		4	1	2	0	0	0	0									
<b>Ken Griffey Jr., L</b> OBP: 0.389, SLG: 0.713 (1, 8)	G4-3			P5		G3-1		G5-4-3 IBB		3	0	0	0	1	0	1									
<b>Jay Buhner, R</b> OBP: 0.382, SLG: 0.635 (1, 9)		1B G3		1B		HR		G5-4-3		4	2	3	2	0	0	2									
<b>Eric Anthony, L</b> OBP: 0.313, SLG: 0.484 (9, PH)		G3		P6		G3-1			SH1-4	3	0	1	0	0	0	1									
<b>Greg Pirk, R</b> OBP: 0.311, SLG: 0.714 (9, PR)		1B							1B	1	0	1	0	0	0	0									
<b>Luis Sojo, R</b> OBP: 0.143, SLG: 0.286 (9, PR)										0	0	0	0	0	0	0									
<b>Mike Blowers, R</b> OBP: 0.289, SLG: 0.256 (8, 7)	P3			F8		P3			SH1-4	3	0	0	0	0	0	3									
<b>Brian Turang, R</b> OBP: 0.260, SLG: 0.326 (8, 7)										0	0	0	0	0	0	0									
<b>Tino Martinez, L</b> OBP: 0.284, SLG: 0.313 (1, 3)		G3			HR					3	1	1	2	1	1	1									
<b>Bill Haselman, R</b> OBP: 0.282, SLG: 0.417 (9, PH)					G5-3					3	0	0	0	0	1	1									
<b>Jerry Willard, L</b> OBP: 0.260, SLG: 0.273 (9, 2)						F7				1	0	0	0	0	1	2									
<b>Dan Wilson, R</b> OBP: 0.260, SLG: 0.273 (9, 2)										0	0	0	0	0	0	0									
<b>Felix Fermin, R</b> OBP: 0.330, SLG: 0.345 (1, 6)			F8			F7			L7	4	0	1	0	0	0	3									
<b>Inning Stats</b>	R: 0 E: 0 K: 0 S: 11	H: 0 LOB: 0 BB: 0 P: 16	R: 1 E: 0 K: 1 S: 11	H: 2 LOB: 1 BB: 0 P: 19	R: 0 E: 0 K: 0 S: 8	H: 0 LOB: 0 BB: 0 P: 12	R: 0 E: 1 K: 0 S: 8	H: 1 LOB: 1 BB: 0 P: 13	R: 1 E: 0 K: 0 S: 9	H: 2 LOB: 0 BB: 0 P: 12	R: 2 E: 0 K: 0 S: 14	H: 2 LOB: 0 BB: 0 P: 19	R: 0 E: 0 K: 1 S: 9	H: 0 LOB: 0 BB: 0 P: 15	R: 0 E: 0 K: 0 S: 4	H: 1 LOB: 1 BB: 1 P: 11	R: 0 E: 0 K: 1 S: 9	H: 1 LOB: 3 BB: 1 P: 17	1B: 5 2B: 1 3B: 1 HR: 2	SF: 0 SAC: 1 DP: 1 HBP: 0	WP: 0 PB: 0 SB: 2 CS: 1	PA: 36			
<b>PITCHER</b>	IP	WLS	BF	H	R	ER	SO	BB	IBB	HBP	BLK	WP	HR	S	P	ERA	WHIP								
<b>Tim Belcher, R</b> ERA: 8.65 (1, 1)	8.0	L	31	8	4	4	2	0	1	0	0	0	2	74	117	4.50	1.000								
<b>Bill Krueger, L</b> ERA: 7.71 (9, 1)	0.1		3	1	0	0	0	1	0	0	0	0	0	5	10	0.00	6.000								
<b>Joe Boever, R</b> ERA: 3.55 (9, 1)	0.2		2	0	0	0	1	0	0	0	0	0	0	4	7	0.00	0.000								

Batter	1	2	3	4	5	6	7	8	9	AB	R	H	RBI	BB	SO	LOB	BOTTOM								
<b>Tony Phillips, S</b> OBP: 0.417, SLG: 0.435 (9, 7)	G5-3		F8 HR		K				F7	4	1	1	0	1	1	0	<b>Seattle Mariners @ Detroit Tigers</b> Tiger Stadium, Detroit, MI Sun May 08 1994, 3:33 AM EDT Att: 15,610 - Sunny - 62 F								
<b>Alan Trammell, R</b> OBP: 0.366, SLG: 0.441 (1, 10)	L7		F8		K		FC3-5 BB			4	0	0	0	0	1	3									
<b>Travis Fryman, R</b> OBP: 0.269, SLG: 0.447 (1, 5)	L4		F8		F8					4	0	0	0	0	1	3									
<b>Cecil Fielder, R</b> OBP: 0.328, SLG: 0.582 (1, 3)		K		HR		L6				4	1	1	2	0	2	2									
<b>Eric Davis, R</b> OBP: 0.282, SLG: 0.297 (1, 8)		1B S				1B S			K	2	1	1	0	2	1	0									
<b>Mickey Tettleton, S</b> OBP: 0.407, SLG: 0.443 (1, 9)		1B BB				1B BB				3	0	0	0	1	2	2									
<b>Milt Cuyler, S</b> OBP: 0.281, SLG: 0.241 (9, PH)			F8							3	0	1	0	0	0	2									
<b>Lou Whitaker, L</b> OBP: 0.383, SLG: 0.614 (9, 4)		1B			F7					1	0	0	0	0	1	0									
<b>Chris Gomez, R</b> OBP: 0.405, SLG: 0.472 (9, PH)		1B								3	0	1	1	0	1	2									
<b>Scott Livingstone, L</b> OBP: 0.250, SLG: 0.261 (9, PH)		FC5-4 1B			K					1	0	0	0	0	1	0									
<b>John Flaherty, R</b> OBP: 0.350, SLG: 0.470 (9, PH)		FC5-4			L8				F9	3	0	0	0	0	0	2									
<b>Inning Stats</b>	R: 0 E: 0 K: 0 S: 10	H: 0 LOB: 0 BB: 0 P: 15	R: 1 E: 0 K: 2 S: 16	H: 2 LOB: 2 BB: 1 P: 25	R: 2 E: 0 K: 0 S: 11	H: 2 LOB: 1 BB: 1 P: 23	R: 0 E: 0 K: 1 S: 8	H: 0 LOB: 0 BB: 0 P: 12	R: 0 E: 0 K: 2 S: 13	H: 0 LOB: 0 BB: 0 P: 19	R: 0 E: 0 K: 0 S: 9	H: 1 LOB: 2 BB: 1 P: 18	R: 0 E: 1 K: 2 S: 12	H: 0 LOB: 2 BB: 1 P: 23	R: 0 E: 0 K: 3 S: 13	H: 0 LOB: 0 BB: 0 P: 17	R: 0 E: 0 K: 1 S: 6	H: 0 LOB: 0 BB: 0 P: 8	1B: 4 2B: 0 3B: 0 HR: 1	SF: 0 SAC: 0 DP: 0 HBP: 0	WP: 0 PB: 0 SB: 2 CS: 0	PA: 37			
<b>PITCHER</b>	IP	WLS	BF	H	R	ER	SO	BB	IBB	HBP	BLK	WP	HR	S	P	ERA	WHIP								
<b>Dave Fleming, L</b> ERA: 6.61 (7, 1)	6.0	W	26	5	3	3	5	3	0	0	0	0	1	67	112	4.50	1.333								
<b>Tim Davis, L</b> ERA: 2.7 (7, 1)	0.1		3	0	0	0	0	1	0	0	0	0	0	6	11	0.00	3.000								
<b>Rich Gossage, R</b> ERA: 2.7 (8, 1)	0.2	S	6	0	0	0	4	0	0	0	0	0	0	6	12	0.00	0.000								
<b>Bobby Ayala, R</b> ERA: 0.63 (8, 1)	2.0	S	6	0	0	0	4	0	0	0	0	0	0	19	25	0.00	0.000								





Batter	1	2	3	4	5	6	7	8	9	AB	R	H	RBI	BB	SO	LOB	TOP			
Rickey Henderson, R OBP: 0.404, SLG: 0.296 (1, 7)	1-3 K		2-2 G4-3			1-2 G1-3		1-1 2H 1B		4	0	1	1	0	1	0	Oakland Athletics @ Detroit Tigers Tiger Stadium, Detroit, MI Tue May 10 1994, 7:05 PM EDT Att: 12,482 - Unknown - 66 F			
Stan Javier, S OBP: 0.380, SLG: 0.484 (1, 8)	2-1 L5 2B			0-0 P6		1-1 F7		1-0 F7		4	0	1	0	0	0	1				
Troy Neel, L OBP: 0.350, SLG: 0.521 (1, 3)	3-2 L5 2-3			1-1 P5			0-0 HR		0-0 L1	4	1	1	1	0	0	1				
Ruben Sierra, S OBP: 0.243, SLG: 0.456 (1, 9)		2-2 G3		1-1 G3-1			2-0 F8		2-2 P5	4	0	0	0	0	0	0				
Gerónimo Berroa, R OBP: 0.426, SLG: 0.570 (1, 10)		4-2 BB			2-1 2B		3-2 F9		1-1 F9	3	0	1	0	1	0	0				
Brent Gates, S OBP: 0.385, SLG: 0.409 (1, 4)	1-3 SAFE K			1-0 L3			2-3 K			3	0	0	0	0	2	2				
Terry Steinbach, R OBP: 0.339, SLG: 0.548 Eric Helfand, L (8, 2)	1-2 F7			0-2 G5-3				1-0 G1-3		3	0	0	0	0	0	2				
Scott Brosius, R OBP: 0.278, SLG: 0.364 (1, 5)			2-2 G5-3		2-2 P5			2-0 F8		3	0	0	0	0	0	1				
Mike Bordick, R OBP: 0.376, SLG: 0.343 Fausto Cruz, R (8, 6)			2-1 G6-3			0-0 F9		1-2 1B 2B		3	1	1	0	0	0	0				
<b>Inning Stats</b>	R: 0 E: 0 K: 1 S: 9	H: 1 LOB: 0 BB: 0 P: 15	R: 0 E: 0 K: 1 S: 11	H: 0 LOB: 1 BB: 1 P: 19	R: 0 E: 0 K: 0 S: 8	H: 0 LOB: 0 BB: 0 P: 14	R: 0 E: 0 K: 0 S: 5	H: 0 LOB: 1 BB: 0 P: 7	R: 0 E: 0 K: 0 S: 6	H: 0 LOB: 0 BB: 0 P: 8	R: 1 E: 0 K: 1 S: 9	H: 1 LOB: 0 BB: 0 P: 16	R: 1 E: 0 K: 0 S: 8	H: 2 LOB: 1 BB: 0 P: 14	R: 0 E: 0 K: 0 S: 6	H: 0 LOB: 0 BB: 0 P: 9		1B: 1 2B: 4 3B: 0 HR: 1	SF: 0 SAC: 0 DP: 1 HBP: 0	WP: 0 PB: 0 SB: 0 CS: 0
<b>PITCHER</b> Bill Gullickson, R ERA: 6.31 (1, 1)	IP: 9.0 WLS: W BF: 32 H: 5 R: 2 ER: 2 SO: 3 BB: 1 IBB: 0 HBP: 0 BLK: 0 WP: 0 HR: 1 S: 71 P: 116 ERA: 2.00 WHIP: 0.667																			

livebaseballscores.com



AB 31  
R 2  
H 5  
RBI 2  
BB 1  
SO 3  
LOB 7

Batter	1	2	3	4	5	6	7	8	9	AB	R	H	RBI	BB	SO	LOB	BOTTOM	
Tony Phillips, S OBP: 0.416, SLG: 0.429 Juan Samuel, R OBP: 0.333, SLG: 0.200 (1, 7)	2-2 1B BB BB	1-0 P1-5-3		1-0 G3		1-1 G4-3		4-0 HR BB		4	2	1	0	1	0	0	Oakland Athletics @ Detroit Tigers Tiger Stadium, Detroit, MI Tue May 10 1994, 7:05 PM EDT Att: 12,482 - Unknown - 66 F	
Lou Whitaker, L OBP: 0.384, SLG: 0.635 (1, 4)	4-1 BB 1B BB	1-0 G4-3		3-2 F8		2-2 G4-3		0-0 1H HR		4	2	1	2	1	0	0		
Travis Fryman, R OBP: 0.266, SLG: 0.437 (1, 5)	0-0 1B 2-3 1B		1-3 K	2-3 K		0-1 G4-3		2-3 K		5	0	1	0	0	3	0		
Cecil Fielder, R OBP: 0.339, SLG: 0.575 Scott Livingstone, L OBP: 0.280, SLG: 0.261 (1, 3)	4-2 1B HR BB		4-2 1B BB BB		2-2 G5-3		1-0 HR 1B	3-3 K		3	3	1	1	2	1	0		
Kirk Gibson, L OBP: 0.369, SLG: 0.522 (1, 10)	3-1 HR 1B		4-1 BB 1B BB		2-2 G3		2-0 HR			3	2	2	3	1	0	0		
Mickey Tettleton, S OBP: 0.420, SLG: 0.495 Milt Cuyler, S OBP: 0.281, SLG: 0.241 (1, 9)	1-2 2H 3H		3-3 K		4-1 BB		3-2 HR			3	1	2	3	1	1	2		
Eric Davis, R OBP: 0.290, SLG: 0.298 (1, 8)	1-2 G5-3		1-1 BB 1B		3-2 P5		4-1 BB			3	0	1	0	1	0	1		
Chad Kreuter, S OBP: 0.341, SLG: 0.194 (1, 2)	1-2 F7		4-0 BB		3-1 P3		3-3 K			3	0	0	1	1	1	2		
Chris Gomez, R OBP: 0.370, SLG: 0.425 (1, 6)		1-1 F7	3-3 K		2-3 K		1-3 K			4	0	0	0	0	3	3		
<b>Inning Stats</b>	R: 5 E: 0 K: 0 S: 21	H: 4 LOB: 0 BB: 2 P: 36	R: 0 E: 0 K: 0 S: 4	H: 0 LOB: 0 BB: 0 P: 7	R: 1 E: 0 K: 3 S: 14	H: 1 LOB: 3 BB: 3 P: 34	R: 0 E: 0 K: 1 S: 7	H: 0 LOB: 0 BB: 0 P: 13	R: 0 E: 0 K: 1 S: 7	H: 0 LOB: 0 BB: 0 P: 13	R: 2 E: 0 K: 1 S: 15	H: 3 LOB: 2 BB: 1 P: 30	R: 2 E: 0 K: 3 S: 12	H: 1 LOB: 0 BB: 1 P: 22	1B: 5 2B: 1 3B: 0 HR: 3	SF: 0 SAC: 0 DP: 0 HBP: 0		WP: 0 PB: 0 SB: 0 CS: 0
<b>PITCHER</b> Todd Van Poppel, R ERA: 9.59 Carlos Reyes, R ERA: 5.18 Steve Ontiveros, R ERA: 5.73 Ed Nunez, R ERA: 13.09	IP: 1.2 WLS: L BF: 10 H: 4 R: 5 ER: 5 SO: 0 BB: 2 IBB: 0 HBP: 0 BLK: 0 WP: 0 HR: 1 S: 24 P: 41 ERA: 27.00 WHIP: 3.600																	

livebaseballscores.com



AB 32  
R 10  
H 9  
RBI 10  
BB 8  
SO 9  
LOB 8



Batter	1	2	3	4	5	6	7	8	9	AB	R	H	RBI	BB	SO	LOB	TOP					
Mike Aldrete, L (1,7) OBP: 0.314, SLG: 0.467										4	0	1	0	0	0	1	<p>Oakland Athletics @ Detroit Tigers</p> <p>Tiger Stadium, Detroit, MI</p> <p>Wed May 11 1994, 7:05 PM EDT</p> <p>Att: 11,472 - Unknown - 64 F</p>					
Stan Javier, S (1,8) OBP: 0.369, SLG: 0.468										4	0	0	0	0	1	1						
Troy Neel, L (1,3) OBP: 0.355, SLG: 0.515										3	0	1	0	1	0	1						
Ruben Sierra, S (1,9) OBP: 0.236, SLG: 0.443										4	0	0	0	0	0	3						
Gerónimo Berroa, R (1,10) OBP: 0.412, SLG: 0.548										4	0	0	0	0	0	2						
Brent Gates, S (1,4)										4	2	3	1	0	0	0						
Scott Brosius, R (1,5) OBP: 0.277, SLG: 0.364										3	0	1	1	0	0	2						
Mike Bordick, R (1,6) OBP: 0.375, SLG: 0.342										3	0	1	0	0	0	1						
Scott Hemond, R (1,2) OBP: 0.204, SLG: 0.205										2	0	0	0	0	2	1						
Eric Helfand, L (7,PH) (7,2)										1	0	0	0	0	0	1						
<b>Inning Stats</b>	R: 0 E: 0 K: 0 S: 12	H: 1 LOB: 2 BB: 1 P: 22	R: 0 E: 1 K: 0 S: 4	H: 0 LOB: 2 BB: 0 P: 7	R: 0 E: 0 K: 2 S: 9	H: 0 LOB: 0 BB: 0 P: 15	R: 0 E: 0 K: 0 S: 4	H: 0 LOB: 0 BB: 0 P: 6	R: 1 E: 0 K: 0 S: 11	H: 2 LOB: 1 BB: 0 P: 12	R: 0 E: 0 K: 0 S: 10	H: 1 LOB: 0 BB: 0 P: 17	R: 1 E: 0 K: 0 S: 11	H: 2 LOB: 1 BB: 0 P: 15	R: 0 E: 1 K: 0 S: 6	H: 0 LOB: 0 BB: 0 P: 13	R: 0 E: 0 K: 0 S: 8	H: 1 LOB: 1 BB: 0 P: 12	1B: 5 2B: 1 3B: 0 HR: 1	SF: 1 SAC: 0 DP: 3 HBP: 0	WP: 1 PB: 1 SB: 0 CS: 0	PA: 34
<b>PITCHER</b> John Doherty, R (1,1) ERA: 4.84	IP: 9.0 WLS: W BF: 34 H: 7 R: 2 ER: 2 SO: 3 BB: 1 IBB: 0 HBP: 0 BLK: 0 WP: 1 HR: 1 S: 75 P: 119 ERA: 2.00 WHIP: 0.889															<b>PITCHER</b>						

AB	32
R	2
H	7
RBI	2
BB	1
SO	3
LOB	13



Batter	1	2	3	4	5	6	7	8	9	AB	R	H	RBI	BB	SO	LOB	BOTTOM			
Tony Phillips, S (1,7) OBP: 0.423, SLG: 0.426										3	0	1	0	2	2	0	<p>Oakland Athletics @ Detroit Tigers</p> <p>Tiger Stadium, Detroit, MI</p> <p>Wed May 11 1994, 7:05 PM EDT</p> <p>Att: 11,472 - Unknown - 64 F</p>			
Lou Whitaker, L (1,4) OBP: 0.376, SLG: 0.615										4	0	1	2	0	1	4				
Travis Fryman, R (1,5) OBP: 0.258, SLG: 0.423										4	0	0	0	0	4	6				
Cecil Fielder, R (1,3) OBP: 0.336, SLG: 0.590										4	1	1	1	0	1	1				
Kirk Gibson, L (1,10) OBP: 0.375, SLG: 0.575										4	2	2	1	0	1	0				
Mickey Tettleton, S (1,9) OBP: 0.414, SLG: 0.479										3	0	0	0	1	2	1				
Milt Cuyler, S (7,PR) OBP: 0.281, SLG: 0.241										0	0	0	0	0	0	0				
Eric Davis, R (1,8) OBP: 0.297, SLG: 0.337										4	1	2	1	0	0	1				
Alan Trammell, R (1,6) OBP: 0.362, SLG: 0.443										4	1	1	1	0	1	1				
Chad Kreuter, S (1,2) OBP: 0.354, SLG: 0.184										2	1	0	0	2	2	0				
<b>Inning Stats</b>	R: 0 E: 0 K: 1 S: 10	H: 1 LOB: 1 BB: 0 P: 15	R: 3 E: 0 K: 2 S: 17	H: 3 LOB: 2 BB: 2 P: 32	R: 3 E: 0 K: 2 S: 16	H: 3 LOB: 0 BB: 0 P: 29	R: 0 E: 0 K: 2 S: 9	H: 0 LOB: 0 BB: 0 P: 16	R: 0 E: 0 K: 0 S: 6	H: 0 LOB: 3 BB: 2 P: 10	R: 0 E: 0 K: 2 S: 19	H: 1 LOB: 3 BB: 2 P: 32	R: 0 E: 0 K: 0 S: 9	H: 0 LOB: 1 BB: 1 P: 19	R: 0 E: 0 K: 3 S: 9	H: 0 LOB: 0 BB: 0 P: 16	1B: 3 2B: 2 3B: 0 HR: 3	SF: 0 SAC: 0 DP: 0 HBP: 0	WP: 0 PB: 0 SB: 0 CS: 0	PA: 37
<b>PITCHER</b> Bob Welch, R (1,1) ERA: 8.1	IP: 5.1 WLS: L BF: 27 H: 8 R: 6 ER: 6 SO: 7 BB: 3 IBB: 0 HBP: 0 BLK: 0 WP: 0 HR: 3 S: 70 P: 121 ERA: 10.12 WHIP: 2.062															<b>PITCHER</b>				
John Briscoe, R (6,1) ERA: 3.06	IP: 2.2 WLS: 10 BF: 0 H: 0 R: 0 ER: 0 SO: 7 BB: 2 IBB: 0 HBP: 0 BLK: 0 WP: 0 HR: 0 S: 25 P: 48 ERA: 0.00 WHIP: 0.750															<b>PITCHER</b>				

AB	32
R	6
H	8
RBI	6
BB	5
SO	14
LOB	14





Batter	1	2	3	4	5	6	7	8	9	AB	R	H	RBI	BB	SO	LOB	TOP										
<b>Stan Javier, S</b> OBP: 0.356, SLG: 0.450 (1, 8)	2-1 E3 SF9		3-2 P3	3-1 P4		2-1 G4-3		1-3 K		5	1	0	0	0	1	4	<b>Oakland Athletics @ Detroit Tigers</b> Tiger Stadium, Detroit, MI Thu May 12 1994, 3:33 AM EDT Att: 14,099 - Sunny - 54 F										
<b>Mike Aldrete, L</b> OBP: 0.309, SLG: 0.438 (1, 7)	4-0 BB		0-2 G4-3		1-1 E4 1B	2-3 K		0-3 K		3	1	0	0	1	1	3 1 0 0 1 1 1 1 0 0 0 0 1 2											
<b>Scott Hemond, R</b> OBP: 0.200, SLG: 0.200 (8, FH)	1-3 BB		2-3					1-1 FC6-4		1	0	0	0	0	1			3									
<b>Geronimo Berroa, R</b> OBP: 0.411, SLG: 0.570 (1, 10)	0-0 SF9		4-0 2B		2-3 K	0-0 HR										2											
<b>Troy Neel, L</b> OBP: 0.375, SLG: 0.525 (1, 3)	4-0 BB		0-2 2B		4-2 S 1B	1-1 G4-3										2											
<b>Brent Gates, S</b> OBP: 0.400, SLG: 0.533 (1, 4)	1-2 G6-4-3		4-0 2B		3-3 K	2-3 K		1-2 L7								4											
<b>Ruben Sierra, S</b> OBP: 0.235, SLG: 0.431 (1, 9)		1-0 G4-3	2-1 G3		4-0 BB 1B		0-0 G4-3	2-3 K								4											
<b>Terry Steinbach, R</b> OBP: 0.333, SLG: 0.532 (1, 2)		2-2 G5-3		0-0 F9	1-1 BB 1B		0-2 G6-3		0-0 F8							5											
<b>Scott Brosius, R</b> OBP: 0.293, SLG: 0.366 (1, 5)		0-1 F8		4-1 FC6-4 BB	4-1 BB 1B			2-1 1B								2											
<b>Mike Bordick, R</b> OBP: 0.379, SLG: 0.357 (1, 6)			1-2 G4-3 2B	1-1 FC6-4 BB	1-1 F7			0-0 FC6-4 1B								4											
<b>Inning Stats</b>	R: 1 E: 1 K: 0 S: 6	H: 0 LOB: 1 BB: 2 P: 17	R: 0 E: 0 K: 0 S: 6	H: 0 LOB: 0 BB: 0 P: 9	R: 1 E: 0 K: 0 S: 15	H: 2 LOB: 3 BB: 2 P: 29	R: 0 E: 0 K: 0 S: 6	H: 0 LOB: 1 BB: 1 P: 14	R: 2 E: 1 K: 1 S: 15	H: 1 LOB: 3 BB: 3 P: 35	R: 1 E: 0 K: 1 S: 8	H: 1 LOB: 0 BB: 0 P: 13	R: 0 E: 0 K: 1 S: 7	H: 0 LOB: 0 BB: 0 P: 9	R: 0 E: 0 K: 2 S: 12	H: 2 LOB: 2 BB: 0 P: 16	R: 0 E: 0 K: 1 S: 9	H: 0 LOB: 1 BB: 1 P: 16	1B: 3 2B: 2 3B: 0 HR: 1	SF: 1 SAC: 0 DP: 1 HBP: 0	WP: 0 PB: 0 SB: 3 CS: 0	PA: 43					
<b>PITCHER</b>	IP	WLS	BF	H	R	ER	SO	BB	IBB	HBP	BLK	WP	HR	S	P	ERA	WHIP										
<b>Mike Moore, R</b> ERA: 5.4 (1, 1)	4.1		22	2	4	1	1	5	1	0	0	0	0	40	83	2.08	1.615										
<b>Joe Boever, R</b> ERA: 3.67 (5, 1)	1.2	W	9	2	1	1	2	1	1	0	0	0	1	16	34	5.40	1.800										
<b>Storm Davis, R</b> ERA: 2.3 (7, 1)	1.1		6	2	0	0	2	0	0	0	0	0	0	14	19	0.00	1.500										
<b>Buddy Groom, L</b> ERA: (8, 1)	0.1		1	0	0	0	1	0	0	0	0	0	0	3	3	0.00	0.000										
<b>Mike Gardiner, R</b> ERA: 2.2 (8, 1)	1.1	S	5	0	0	0	1	1	0	0	0	0	0	11	19	0.00	0.750										

Batter	1	2	3	4	5	6	7	8	9	AB	R	H	RBI	BB	SO	LOB	BOTTOM										
<b>Tony Phillips, S</b> OBP: 0.422, SLG: 0.420 (1, 4)	4-1 BB SF8	3-0 G1-6-3	3-3 K			2-1 S SF7 1B		2-2 F8		4	2	1	0	1	1	3	<b>Oakland Athletics @ Detroit Tigers</b> Tiger Stadium, Detroit, MI Thu May 12 1994, 3:33 AM EDT Att: 14,099 - Sunny - 54 F										
<b>Chris Gomez, R</b> OBP: 0.373, SLG: 0.477 (1, 6)	4-1 BB 1B	3-1 HR		0-0 G4-3		0-3 K		1-0 G6-3								4											
<b>Travis Fryman, R</b> OBP: 0.258, SLG: 0.416 (1, 5)	4-1 1B BB	3-2 E5 1B		3-1 G6-3		2-1 SF7		2-1 2H								2											
<b>Cecil Fielder, R</b> OBP: 0.333, SLG: 0.583 (1, 3)	0-0 SF8	1-2 1B		3-3 K		0-3 K										3											
<b>Kirk Gibson, L</b> OBP: 0.380, SLG: 0.571 (1, 10)	3-1 BB 1B	0-1 L3			0-1 G3 1B		1-2 G4-3									4											
<b>Mickey Tettleton, S</b> OBP: 0.425, SLG: 0.490 (1, 9)	4-1 BB 1B		4-2 SH1-3 WP BB		0-0 G3		1-2 2B									2											
<b>Lou Whitaker, L</b> OBP: 0.378, SLG: 0.615 (8, 4)	1-2 BB		4-1 SH1-3 BB		1-2 K		2-3 K									3											
<b>Eric Davis, R</b> OBP: 0.296, SLG: 0.327 (1, 8)	2-2 G6-4-3		4-1 SH1-3 BB		0-3 K		2-3 K									3											
<b>Chad Kreuter, S</b> OBP: 0.353, SLG: 0.175 (1, 2)		0-0 P4	0-0 SH1-3		4-2 1B BB		0-0 F9									2											
<b>Mitt Cuyler, S</b> OBP: 0.278, SLG: 0.242 (1, 7)		2-0 E4 HR	0-1 P7		2-1 BB 1B			2-3 K								4											
<b>Inning Stats</b>	R: 2 E: 0 K: 0 S: 11	H: 1 LOB: 2 BB: 4 P: 31	R: 2 E: 2 K: 0 S: 16	H: 2 LOB: 2 BB: 0 P: 28	R: 0 E: 0 K: 1 S: 9	H: 0 LOB: 2 BB: 2 P: 20	R: 0 E: 0 K: 1 S: 6	H: 0 LOB: 0 BB: 0 P: 12	R: 1 E: 0 K: 2 S: 11	H: 1 LOB: 0 BB: 0 P: 15	R: 0 E: 0 K: 1 S: 10	H: 1 LOB: 1 BB: 0 P: 14	R: 0 E: 0 K: 1 S: 8	H: 0 LOB: 0 BB: 0 P: 13	R: 0 E: 0 K: 1 S: 10	H: 0 LOB: 0 BB: 0 P: 14	1B: 5 2B: 1 3B: 0 HR: 1	SF: 2 SAC: 1 DP: 1 HBP: 0	WP: 1 PB: 0 SB: 3 CS: 0	PA: 38							
<b>PITCHER</b>	IP	WLS	BF	H	R	ER	SO	BB	IBB	HBP	BLK	WP	HR	S	P	ERA	WHIP										
<b>Miguel Jimenez, R</b> ERA: 9.53 (1, 1)	1.2		10	4	2	1	3	4	0	0	0	1	1	38	68	2.70	2.100										
<b>Ed Nunez, R</b> ERA: 11.3 (2, 1)	3.1		17	4	2	1	3	3	0	0	0	0	0	20	28	5.40	1.200										
<b>Billy Taylor, R</b> ERA: 1.69 (6, 1)	1.2	L	7	2	1	1	3	0	0	0	0	0	0	9	14	0.00	0.000										
<b>Vince Horsman, L</b> ERA: 4.5 (7, 1)	1.1		4	0	0	0	1	0	0	0	0	0	0	9	14	0.00	0.000										

AB	33
R	5
H	6
RBI	5
BB	9
SO	7
LOB	24



WP	1
PB	0
SB	3
CS	0



Batter	1	2	3	4	5	6	7	8	9	AB	R	H	RBI	BB	SO	LOB	TOP							
<b>Tony Phillips, S</b> OBP: 0.417, SLG: 0.415 (1, 7)	G6-3		G6-3				G6-3			4	0	1	0	0	0	0	<b>Detroit Tigers @ Cleveland Indians</b> Jacobs Field, Cleveland, OH Fri May 13 1994, 7:05 PM EDT Att: 39,650 - Unknown - 52 F							
<b>Lou Whitaker, L</b> OBP: 0.372, SLG: 0.593 (1, 4)	BB 1B HBP		G4-3				K		F7	3	0	0	0	0	1	2								
<b>Travis Fryman, R</b> OBP: 0.272, SLG: 0.417 (1, 5)	L4-6 BB 1B		G4-3						G6-4-3 BB	2	0	1	0	2	0	0								
<b>Cecil Fielder, R</b> OBP: 0.331, SLG: 0.569 (1, 3)									G6-4-3 BB	3	0	0	0	1	1	4								
<b>Kirk Gibson, L</b> OBP: 0.375, SLG: 0.556 (1, 10)	L4-6								G1-3	4	0	1	0	0	0	3								
<b>Mickey Tettleton, S</b> OBP: 0.427, SLG: 0.485 (1, 9)										3	0	1	0	1	1	1								
<b>Eric Davis, R</b> OBP: 0.294, SLG: 0.324 (1, 8)										4	0	1	0	0	0	2								
<b>Alan Trammell, R</b> OBP: 0.361, SLG: 0.450 (1, 6)										3	0	1	0	0	0	0								
<b>Chad Kreuter, S</b> OBP: 0.352, SLG: 0.167 (1, 2)										2	0	0	0	1	0	1								
<b>Inning Stats</b>	R: 0 E: 0 K: 0 S: 9	H: 1 LOB: 2 BB: 1 P: 18	R: 0 E: 0 K: 0 S: 10	H: 2 LOB: 1 BB: 0 P: 15	R: 0 E: 0 K: 0 S: 6	H: 0 LOB: 0 BB: 0 P: 9	R: 0 E: 0 K: 1 S: 11	H: 2 LOB: 1 BB: 2 P: 21	R: 0 E: 0 K: 0 S: 14	H: 1 LOB: 3 BB: 2 P: 27	R: 0 E: 0 K: 0 S: 7	H: 0 LOB: 0 BB: 1 P: 13	R: 0 E: 0 K: 0 S: 6	H: 0 LOB: 0 BB: 0 P: 6	R: 0 E: 0 K: 1 S: 9	H: 0 LOB: 0 BB: 1 P: 16	R: 0 E: 0 K: 1 S: 7	H: 0 LOB: 0 BB: 0 P: 11	R: 0 E: 0 K: 0 S: 7	H: 0 LOB: 0 BB: 0 P: 11	1B: 5 2B: 2 3B: 0 HR: 0	SF: 0 SAC: 0 DP: 4 HBP: 1	WP: 1 PB: 0 SB: 0 CS: 1	PA: 35
<b>PITCHER</b> <b>Mark Clark, R</b> ERA: 4.22 (1, 1)	IP: 9.0 WLS: W BF: 34 H: 6 R: 0 ER: 0 SO: 3 BB: 5 IBB: 0 HBP: 1 BLK: 0 WP: 1 HR: 0 S: 79 P: 136 ERA: 0.00 WHIP: 1.222															<b>PITCHER</b>								

Batter	1	2	3	4	5	6	7	8	9	AB	R	H	RBI	BB	SO	LOB	BOTTOM					
<b>Kenny Lofton, L</b> OBP: 0.435, SLG: 0.527 (1, 8)	S 1B		G4-3 1B				F7		L4	4	0	2	0	0	0	3	<b>Detroit Tigers @ Cleveland Indians</b> Jacobs Field, Cleveland, OH Fri May 13 1994, 7:05 PM EDT Att: 39,650 - Unknown - 52 F					
<b>Wayne Kirby, L</b> OBP: 0.293, SLG: 0.255 (1, 9)	G1-6-5-3-4 1-3F		G4-3				G3		P2	4	0	0	0	0	0	3						
<b>Carlos Baerga, S</b> OBP: 0.280, SLG: 0.423 (1, 4)	L7		K				G4-3		G4-3	4	0	0	0	0	1	2						
<b>Albert Belle, R</b> OBP: 0.428, SLG: 0.651 (1, 7)									F7	4	1	1	0	0	1	0						
<b>Eddie Murray, S</b> OBP: 0.295, SLG: 0.477 (1, 3)									F7	3	0	0	0	0	0	1						
<b>Manny Ramirez, R</b> OBP: 0.363, SLG: 0.607 (1, 10)									G3	3	0	0	0	0	0	1						
<b>Jim Thome, L</b> OBP: 0.293, SLG: 0.398 (1, 5)									G3	3	0	1	1	0	0	0						
<b>Rene Gonzales, R</b> (8, 5)									BB IBB	0	0	0	0	0	0	0						
<b>Sandy Alomar Jr., R</b> OBP: 0.306, SLG: 0.375 (1, 2)									BB IBB	2	1	1	0	1	0	0						
<b>Alvaro Espinoza, R</b> OBP: 0.216, SLG: 0.222 (1, 6)									BB IBB	3	0	1	1	0	0	3						
<b>Inning Stats</b>	R: 0 E: 0 K: 0 S: 6	H: 1 LOB: 0 BB: 0 P: 10	R: 0 E: 0 K: 1 S: 7	H: 0 LOB: 0 BB: 0 P: 10	R: 1 E: 0 K: 1 S: 12	H: 3 LOB: 2 BB: 0 P: 16	R: 0 E: 0 K: 0 S: 6	H: 0 LOB: 0 BB: 0 P: 9	R: 0 E: 0 K: 0 S: 3	H: 0 LOB: 0 BB: 0 P: 4	R: 0 E: 0 K: 0 S: 5	H: 0 LOB: 0 BB: 0 P: 8	R: 1 E: 0 K: 0 S: 14	H: 2 LOB: 3 BB: 2 P: 27	R: 0 E: 0 K: 0 S: 4	H: 0 LOB: 0 BB: 0 P: 9	R: 0 E: 0 K: 0 S: 4	H: 0 LOB: 0 BB: 0 P: 9	1B: 4 2B: 3 3B: 0 HR: 0	SF: 0 SAC: 0 DP: 1 HBP: 0	WP: 2 PB: 0 SB: 1 CS: 0	PA: 31
<b>PITCHER</b> <b>Tim Belcher, R</b> ERA: 7.44 (1, 1)	IP: 8.0 WLS: L BF: 31 H: 6 R: 2 ER: 2 SO: 2 BB: 1 IBB: 1 HBP: 0 BLK: 0 WP: 1 HR: 0 S: 57 P: 93 ERA: 2.25 WHIP: 0.875															<b>PITCHER</b>						

AB	28
R	0
H	6
RBI	0
BB	5
SO	3
LOB	13



AB	29
R	2
H	6
RBI	2
BB	2
SO	2
LOB	12






Batter	1	2	3	4	5	6	7	8	9	AB	R	H	RBI	BB	SO	LOB	TOP								
<b>Tony Phillips, S</b> OBP: 0.417, SLG: 0.405	4-1 CS BB		1-3 K		1-1 FC1-6		2-3 K		4-2 WP BB BB	3	0	0	0	2	2	2									
<b>Milt Cuyler, S</b> OBP: 0.293, SLG: 0.243	0-3 K		2-2 G3		1-1 L9			1-2 1B 1B	4-2 WP BB	4	1	1	0	1	1	3									
<b>Travis Fryman, R</b> OBP: 0.277, SLG: 0.439	3-3 K			2-3 K		0-1 HR		0-1 1B 1B	0-3 K	5	1	2	1	0	3	2									
<b>Cecil Fielder, R</b> OBP: 0.319, SLG: 0.547		0-1 L8		2-3 K		0-1 P3		1-3 K	1-3 K	5	0	0	0	0	3	5									
<b>Kirk Gibson, L</b> OBP: 0.390, SLG: 0.583		1-2 3B		4-2 BB		0-0 L6		2-2 1-2 2-H 1B		3	0	2	1	1	0	0									
<b>Mickey Tettleton, S</b> OBP: 0.422, SLG: 0.471		0-3 K		1-1 F8		4-0 BB		2-1 F9		3	0	0	0	1	1	4									
<b>Eric Davis, R</b> OBP: 0.293, SLG: 0.315		1-3 K			4-2 2B BB		1-3 K		1-3 K	3	1	0	0	1	3	4									
<b>Chad Kreuter, S</b> OBP: 0.362, SLG: 0.217			2-0 1B		3-1 FC1-6 1-H 2B		2-1 G3		2-3 K	4	0	2	1	0	1	0									
<b>Chris Gomez, R</b> OBP: 0.345, SLG: 0.438			1-3 K		0-0 L6		1-1 G4-3		3-3 K	4	0	0	0	0	2	2									
<b>Inning Stats</b>	R: 0 E: 0 K: 2 S: 7	H: 0 LOB: 0 BB: 1 P: 14	R: 0 E: 0 K: 2 S: 11	H: 1 LOB: 1 BB: 0 P: 13	R: 0 E: 0 K: 2 S: 11	H: 1 LOB: 1 BB: 0 P: 17	R: 0 E: 0 K: 2 S: 10	H: 0 LOB: 1 BB: 1 P: 19	R: 1 E: 0 K: 0 S: 9	H: 1 LOB: 1 BB: 1 P: 18	R: 1 E: 0 K: 1 S: 8	H: 1 LOB: 1 BB: 1 P: 13	R: 0 E: 0 K: 1 S: 7	H: 0 LOB: 0 BB: 0 P: 12	R: 1 E: 0 K: 2 S: 20	H: 3 LOB: 2 BB: 2 P: 27	R: 0 E: 0 K: 4 S: 21	H: 0 LOB: 3 BB: 2 P: 35	1B: 4 2B: 1 3B: 1 HR: 1	SF: 0 SAC: 0 DP: 0 HBP: 0	WP: 1 PB: 0 SB: 0 CS: 1	PA: 40			
<b>PITCHER</b>	IP	WLS	BF	H	R	ER	SO	BB	IBB	HBP	BLK	WP	HR	S	P	ERA	WHIP								
<b>Jack Morris, R</b> ERA: 6.29	6.0	W	25	4	2	2	9	4	0	0	0	0	1	56	94	3.00	1.333								
<b>Jose Mesa, R</b> ERA: 4.58	2.0		9	3	1	1	3	0	0	0	0	0	0	27	39	4.50	1.500								
<b>Paul Shuey, R</b> ERA:	1.0		6	0	0	0	4	2	0	0	0	1	0	21	35	0.00	2.000								

**Detroit Tigers @ Cleveland Indians**  
Jacobs Field, Cleveland, OH  
Sat May 14 1994, 3:33 AM EDT  
Att: 39,106 - Sunny


AB 34  
R 3  
H 7  
RBI 3  
BB 6  
SO 16  
LOB 22



Batter	1	2	3	4	5	6	7	8	9	AB	R	H	RBI	BB	SO	LOB	BOTTOM								
<b>Kenny Lofton, L</b> OBP: 0.433, SLG: 0.523	2-2 E3	1-0 1B		1-1 FC4-6 2B		1-2 F9		0-1 F8		3	0	1	0	0	0	1									
<b>Wayne Kirby, L</b> OBP: 0.283, SLG: 0.246		1-2 1B		1-1 1-H 2B		0-0 2-H 1B		1-2 L5		5	0	3	2	0	0	1									
<b>Alvaro Espinoza, R</b> OBP: 0.282, SLG: 0.293	0-1 G4-3	1-0 1B		1-1 1-H 2B		0-0 2-H 1B		1-2 L5		5	0	3	2	0	0	1									
<b>Carlos Baerga, S</b> OBP: 0.284, SLG: 0.430	1-0 3B 1B	0-2 G4-3			0-1 F8	2-3 K		1-0 2-H 2B		5	1	2	1	0	1	3									
<b>Albert Belle, R</b> OBP: 0.440, SLG: 0.662	0-0 3B 1B		1-0 FC6-5 2B		0-0 1B HR 1B	1-1 F7		2-2 FC6-4 HBP		4	2	3	0	0	0	1									
<b>Eddie Murray, S</b> OBP: 0.299, SLG: 0.489	0-0 1-H 2-H 3B		0-0 FC6-5		2-1 HR 1B		1-1 L5	1-0 FC6-4		5	1	2	2	0	0	3									
<b>Paul Sorrento, L</b> OBP: 0.293, SLG: 0.378	0-3 K		1-2 F7		1-2 K		2-2 P6		1-2 P3	4	0	0	0	0	2	4									
<b>Manny Ramirez, R</b> OBP: 0.358, SLG: 0.624		2-2 F8	1-1 F9		2-1 HR		3-1 P3			4	1	1	3	0	0	1									
<b>Sandy Alomar Jr., R</b> OBP: 0.303, SLG: 0.356		0-1 G5-3		3-2 P2		0-0 L7		4-2 2B BB		3	1	0	0	1	0	0									
<b>Jim Thome, L</b> OBP: 0.320, SLG: 0.440		4-2 1B BB		1-0 FC4-6 1B		1-0 1B 2B		3-2 2B 2B		3	3	3	1	1	0	0									
<b>Inning Stats</b>	R: 2 E: 1 K: 1 S: 11	H: 3 LOB: 1 BB: 0 P: 14	R: 1 E: 0 K: 0 S: 16	H: 2 LOB: 2 BB: 1 P: 24	R: 0 E: 0 K: 0 S: 7	H: 1 LOB: 1 BB: 0 P: 10	R: 0 E: 0 K: 0 S: 12	H: 2 LOB: 2 BB: 0 P: 18	R: 3 E: 0 K: 1 S: 11	H: 3 LOB: 0 BB: 0 P: 16	R: 1 E: 0 K: 1 S: 11	H: 2 LOB: 1 BB: 0 P: 16	R: 0 E: 0 K: 0 S: 7	H: 0 LOB: 0 BB: 0 P: 13	R: 2 E: 0 K: 0 S: 16	H: 2 LOB: 2 BB: 1 P: 28	1B: 8 2B: 5 3B: 1 HR: 1	SF: 0 SAC: 0 DP: 0 HBP: 1	WP: 0 PB: 0 SB: 0 CS: 0	PA: 41					
<b>PITCHER</b>	IP	WLS	BF	H	R	ER	SO	BB	IBB	HBP	BLK	WP	HR	S	P	ERA	WHIP								
<b>Bill Gullickson, R</b> ERA: 6.86	5.0	L	26	11	6	6	2	1	0	0	0	0	0	18	82	10.80	2.400								
<b>Bill Krueger, L</b> ERA: 7.15	2.0		8	2	1	1	1	0	0	0	0	0	0	18	29	4.50	1.000								
<b>Gene Harris, R</b> ERA: 8.78	1.0		7	2	2	2	0	1	0	1	0	0	0	16	28	18.00	3.000								

**Detroit Tigers @ Cleveland Indians**  
Jacobs Field, Cleveland, OH  
Sat May 14 1994, 3:33 AM EDT  
Att: 39,106 - Sunny

AB 38  
R 9  
H 15  
RBI 9  
BB 2  
SO 3  
LOB 16









Batter	1	2	3	4	5	6	7	8	9	AB	R	H	RBI	BB	SO	LOB	TOP										
<b>Tony Phillips, S</b> OBP: 0.406, SLG: 0.396 (1, 7)	1-3 K		2-0 1B 2B		0-2 G3		4-2 FC6-4 BB		1-3 K	4	0	1	0	1	2	2	<b>Detroit Tigers @ Toronto Blue Jays</b> SkyDome, Toronto, ON Mon May 16 1994, 7:05 PM EDT Att: 50,456 - Dome										
<b>Alan Trammell, R</b> OBP: 0.368, SLG: 0.448 (1, 6)	2-3 K		2-2 1B			4-0 FC1-4 1B BB	1-0 FC6-4		1-1 1B	4	1	2	0	1	1	2											
<b>Travis Fryman, R</b> OBP: 0.278, SLG: 0.430 (1, 5)	1-3 K		1-3 K			0-1 FC1-4 1B	2-3 K		3-2 P3	5	0	1	0	0	3	7											
<b>Cecil Fielder, R</b> OBP: 0.325, SLG: 0.534 (1, 3)		4-2 BB BB G3 BB	3-2 L6-3			2-1 FC1-4 FC5 1B		4-1 G4-6-3 BB		2	1	0	0	2	0	4											
<b>Kirk Gibson, L</b> OBP: 0.389, SLG: 0.598 (1, 10)		0-3 K		3-2 G4-1		2-2 1B		3-1 L7		4	0	1	1	0	1	2											
<b>Mickey Tettleton, S</b> OBP: 0.419, SLG: 0.481 (1, 9)		4-1 G3 BB BB		2-0 L3		3-2 P6		3-1 G4-6-3		3	0	0	0	1	0	3											
<b>Eric Davis, R</b> OBP: 0.291, SLG: 0.306 (1, 8)		4-2 1-2 2-3 BB		0-0 P4		2-2 FC5			2-3 K	3	0	0	0	1	1	2											
<b>Chad Kreuter, S</b> OBP: 0.354, SLG: 0.231 (9, PH)		3-2 G3		2-2 L9			1-1 G6-3		1-0 1B 1B	3	0	0	1	0	0	2											
<b>Chris Gomez, R</b> OBP: 0.349, SLG: 0.446 (1, 4)		0-3 K		1-1 G5-3			3-2 FC6-4 BB 1B		3-2 1B	4	0	2	0	0	1	2											
<b>Inning Stats</b>	R: 0 E: 0 K: 3 S: 11	H: 0 LOB: 0 BB: 0 P: 15	R: 1 E: 0 K: 2 S: 18	H: 0 LOB: 2 BB: 3 P: 33	R: 0 E: 0 K: 1 S: 14	H: 2 LOB: 1 BB: 0 P: 22	R: 0 E: 0 K: 0 S: 5	H: 0 LOB: 0 BB: 0 P: 10	R: 0 E: 0 K: 0 S: 8	H: 1 LOB: 2 BB: 1 P: 29	R: 0 E: 0 K: 1 S: 16	H: 1 LOB: 2 BB: 1 P: 27	R: 0 E: 0 K: 0 S: 5	H: 0 LOB: 0 BB: 1 P: 15	R: 0 E: 0 K: 2 S: 17	H: 3 LOB: 3 BB: 0 P: 28	1B: 7 2B: 2 3B: 0 HR: 0	SF: 0 SAC: 0 DP: 2 HBP: 0	WP: 0 PB: 0 SB: 0 CS: 0	PA: 39							
<b>PITCHER</b>	IP	WLS	BF	H	R	ER	SO	BB	IBB	HBP	BLK	WP	HR	S	P	ERA	WHIP										
<b>Juan Guzman, R</b> ERA: 6.41 (1, 1)	5.1	W	23	4	2	2	6	4	0	0	0	0	0	63	106	3.38	1.500										
<b>Tony Castillo, L</b> ERA: 2.29 (6, 1)	1.0		5	1	0	0	0	1	0	0	0	0	0	21	34	0.00	2.000										
<b>Darren Hall, R</b> ERA: 4.5 (7, 1)	1.2		5	0	0	0	1	1	0	0	0	0	0	9	22	0.00	0.600										
<b>Greg Cadaret, L</b> ERA: 5.54 (9, 1)	1.0		6	3	0	0	2	0	0	0	0	0	0	17	28	0.00	3.000										

Batter	1	2	3	4	5	6	7	8	9	AB	R	H	RBI	BB	SO	LOB	BOTTOM										
<b>Devon White, S</b> OBP: 0.364, SLG: 0.534 (1, 8)	1-1 BB 1B		0-2 G3		4-0 1B IBB		2-1 G4-3		1-1 G3	4	1	1	0	1	0	2	<b>Detroit Tigers @ Toronto Blue Jays</b> SkyDome, Toronto, ON Mon May 16 1994, 7:05 PM EDT Att: 50,456 - Dome										
<b>Roberto Alomar, S</b> OBP: 0.384, SLG: 0.423 (8, FR)	4-0 1B BB		2-1 G4-3		2-1 CS 1B		1-1 G5-3		4-0 1B IBB	3	1	1	2	2	0	0											
<b>Domingo Cedeno, S</b> OBP: 0.192, SLG: 0.227 (9, 4)	1-2 SF8 BB		1-1 G4-3		1-3 2-H 3-H 3-3 K				0-0 P4	5	1	2	1	0	2	5											
<b>Paul Molitor, R</b> OBP: 0.379, SLG: 0.481 (1, 10)	1-0 1-3 2-H 1B		1-1 2B		1-2 K		2-3 K		0-2 P4	4	0	3	4	0	1	0											
<b>Joe Carter, R</b> OBP: 0.377, SLG: 0.651 (1, 9)	0-1 SF8		0-0 1B		1-1 HBP 1B		2-3 K		0-2 1B	4	0	3	4	0	1	0											
<b>John Olerud, L</b> OBP: 0.392, SLG: 0.485 (1, 3)	4-0 IBB		1-3 K		0-0 F7		0-0 2B 1B		1-3 2-H 3-H 2-0 G3	4	0	1	0	1	1	4											
<b>Ed Sprague, R</b> OBP: 0.365, SLG: 0.455 (1, 5)	0-0 P4		2-3 K		1-2 HBP		1-0 2B		1-3 2B	3	0	1	0	0	1	3											
<b>Carlos Delgado, L</b> OBP: 0.368, SLG: 0.451 (1, 7)	0-3 K		4-2 SH5-3 1B BB		2-3 K		1-2 G4-3			3	1	0	0	1	2	6											
<b>Mike Huff, R</b> OBP: 0.439, SLG: 0.412 (8, 7)										0	0	0	0	0	0	0											
<b>Pat Borders, R</b> OBP: 0.288, SLG: 0.327 (1, 2)		0-0 G6-3		0-1 SAFE SH5-3 1B		0-0 G5-3		4-1 G3 1B BB		3	2	1	0	1	0	2											
<b>Dick Schofield, R</b> OBP: 0.333, SLG: 0.338 (1, 6)		1-3 K		0-1 SH5-3		0-0 F8		1-2 G3 1B		3	1	1	0	0	1	0											
<b>Inning Stats</b>	R: 2 E: 0 K: 1 S: 9	H: 2 LOB: 2 BB: 2 P: 19	R: 0 E: 0 K: 1 S: 7	H: 0 LOB: 0 BB: 0 P: 8	R: 1 E: 0 K: 2 S: 11	H: 2 LOB: 1 BB: 0 P: 17	R: 2 E: 0 K: 1 S: 13	H: 2 LOB: 2 BB: 2 P: 26	R: 0 E: 0 K: 1 S: 8	H: 1 LOB: 2 BB: 0 P: 13	R: 0 E: 0 K: 0 S: 5	H: 0 LOB: 0 BB: 0 P: 8	R: 0 E: 0 K: 2 S: 12	H: 2 LOB: 2 BB: 0 P: 18	R: 2 E: 0 K: 0 S: 11	H: 2 LOB: 2 BB: 2 P: 23	1B: 9 2B: 2 3B: 0 HR: 0	SF: 1 SAC: 1 DP: 0 HBP: 1	WP: 0 PB: 0 SB: 0 CS: 1	PA: 41							
<b>PITCHER</b>	IP	WLS	BF	H	R	ER	SO	BB	IBB	HBP	BLK	WP	HR	S	P	ERA	WHIP										
<b>Mike Moore, R</b> ERA: 5.81 (1, 1)	4.1	L	24	7	5	5	5	2	2	1	0	0	0	43	76	10.38	2.077										
<b>Gene Harris, R</b> ERA: 7.31 (8, 1)	2.2		10	2	0	0	3	0	0	0	0	0	0	22	33	0.00	0.750										
<b>Mike Gardiner, R</b> ERA: 3.18 (8, 1)	0.2		6	2	2	2	0	1	1	0	0	0	0	10	20	27.00	4.500										
<b>Buddy Groom, L</b> ERA: (8, 1)	0.1		1	0	0	0	0	0	0	0	0	0	0	1	3	0.00	0.000										





Batter	1	2	3	4	5	6	7	8	9	AB	R	H	RBI	BB	SO	LOB	TOP								
<b>Tony Phillips, S</b> (1, 7) OBP: 0.404, SLG: 0.393 <b>Skeeter Barnes, R</b> (9, 7) OBP: 1.000, SLG: 2.000	0-1 G6-3	2-3 K		1-0 F8-4-3 1B		1B K			1-2 F8	6	1	2	0	0	2	4									
<b>Lou Whitaker, L</b> (1, 4) OBP: 0.394, SLG: 0.565	2-3 K	1-1 G4-3		3-1 F8-4-3 1-2		1B E SF9 BB	1-1 F7			4	1	0	0	1	1	3									
<b>Travis Fryman, R</b> (1, 5) OBP: 0.288, SLG: 0.428	2-1 HBP		2-2 BB 1B	2-3 K		1B SF9 1B BB	0-1 F9			3	2	1	0	1	1	0									
<b>Cecil Fielder, R</b> (1, 3) OBP: 0.327, SLG: 0.526 <b>Milt Cuyler, S</b> (8, 9) OBP: 0.289, SLG: 0.225	0-0 G4-3		0-0 BB 1B		4-2 HR BB	1-1 P2	1-1 G6-3			4	2	1	0	1	0	4									
<b>Kirk Gibson, L</b> (1, 10) OBP: 0.407, SLG: 0.600		1-0 G3 2B 1B	4-0 1B SF8 BB		4-0 HR BB	2-1 SF9 1B 1B		0-0 F8		3	4	2	1	2	0	0									
<b>Mickey Tettleton, S</b> (1, 9) OBP: 0.411, SLG: 0.473	2-1 G3		1-2 1B		0-0 F8	1-0 SF9		3-3 K		4	0	1	3	0	1	3									
<b>Eric Davis, R</b> (1, 8) OBP: 0.295, SLG: 0.304	4-1 2B BB		2-3 K		2-0 F9	2-1 WP 1B		2-3 K		4	2	1	2	1	2	4									
<b>Chris Gomez, R</b> (1, 6) OBP: 0.382, SLG: 0.534	2-1 1-H 3-H 2B		2-1 SF8		2-2 HR	4-0 1B BB		4-2 G6-4-3 BB		2	1	2	6	2	0	0									
<b>John Flaherty, R</b> (1, 2) OBP: 0.222, SLG: 0.222	0-2 1B		2-3 K		1-1 G6-3	0-0 1-2 2-H 1B		0-1 G6-4-3		5	0	2	1	0	1	2									
<b>Inning Stats</b>	R: 0 E: 0 K: 1 S: 9	H: 0 LOB: 1 BB: 0 P: 13	R: 2 E: 0 K: 1 S: 18	H: 3 LOB: 2 BB: 1 P: 30	R: 3 E: 0 K: 2 S: 18	H: 3 LOB: 1 BB: 1 P: 31	R: 0 E: 0 K: 1 S: 6	H: 1 LOB: 0 BB: 0 P: 12	R: 3 E: 0 K: 0 S: 9	H: 1 LOB: 0 BB: 2 P: 22	R: 5 E: 1 K: 1 S: 20	H: 4 LOB: 2 BB: 3 P: 41	R: 0 E: 0 K: 2 S: 8	H: 0 LOB: 0 BB: 0 P: 8	R: 0 E: 0 K: 2 S: 8	H: 0 LOB: 0 BB: 0 P: 13	R: 0 E: 0 K: 0 S: 10	H: 0 LOB: 0 BB: 1 P: 15	1B: 10 2B: 2 3B: 0 HR: 1	SF: 2 SAC: 0 DP: 2 HBP: 1	WP: 1 PB: 0 SB: 2 CS: 0	PA: 46			
<b>PITCHER</b>	IP	WLS	BF	H	R	ER	SO	BB	IBB	HBP	BLK	WP	HR	S	P	ERA	WHIP								
<b>Todd Stottlemire, R</b> (1, 1) ERA: 5.18	5.0	L	27	8	8	8	5	4	0	1	0	0	1	60	108	14.40	2.400								
<b>Woody Williams, R</b> (6, 1) ERA: 8.35	0.1		5	2	4	4	0	2	0	0	0	0	0	13	26	108.00	12.000								
<b>Scott Brow, R</b> (6, 1) ERA: 3.15	3.2		14	2	1	1	3	2	0	0	0	1	0	31	51	2.46	1.091								

Detroit Tigers @ Toronto Blue Jays  
SkyDome, Toronto, ON  
Tue May 17, 1994, 7:05 PM EDT  
Att: 46,439 - Dome

AB 35  
R 13  
H 12  
RBI 13  
BB 8  
SO 8  
LOB 20



Batter	1	2	3	4	5	6	7	8	9	AB	R	H	RBI	BB	SO	LOB	BOTTOM								
<b>Devon White, S</b> (1, 8) OBP: 0.359, SLG: 0.523 <b>Rob Butler, L</b> (9, 8) OBP: 0.667, SLG: 0.667	0-0 G3-1		1-1 HR 1B	2-2 G1-3		3-3 K		0-1 P6		5	1	1	0	0	1	1									
<b>Roberto Alomar, S</b> (1, 4) OBP: 0.393, SLG: 0.451 <b>Domingo Cedeno, S</b> (8, 4) OBP: 0.185, SLG: 0.217	1-1 G4-3		3-2 1-H 2-H HR		2-1 2B 2B 1B		4-2 1B BB		1-3 K	3	2	2	3	1	0	0									
<b>Paul Molitor, R</b> (1, 10) OBP: 0.374, SLG: 0.478	1-1 F9		0-0 G6-3		0-0 2B		1-0 F8		0-0 P4	5	1	1	0	0	0	1									
<b>Joe Carter, R</b> (1, 9) OBP: 0.385, SLG: 0.679		0-1 HR	0-1 1B		0-0 G4-3 2B		1-0 F9		0-1 G5-3	5	1	3	3	0	0	1									
<b>John Olerud, L</b> (1, 3) OBP: 0.395, SLG: 0.486		2-0 G3	2-1 FC6-4 1B		0-1 G4-3		0-0 1B			4	0	2	0	0	0	1									
<b>Ed Sprague, R</b> (1, 5) OBP: 0.362, SLG: 0.446		4-2 G3 WP HBP	0-3 K		2-2 P3		1-1 G6-3			3	0	0	0	0	1	5									
<b>Carlos Delgado, L</b> (1, 7) OBP: 0.298, SLG: 0.434		1-0 G3	1-1 FC6-4		1-3 K		3-3 K			4	0	0	0	0	2	4									
<b>Pat Borders, R</b> (1, 2) OBP: 0.287, SLG: 0.325		1-2 G4-3		2-2 G6-3		0-1 L8		1-2 FC6-4 1B		4	0	1	0	0	0	1									
<b>Dick Schofield, R</b> (1, 6) OBP: 0.330, SLG: 0.333			2-2 1B HR 1B		1-2 G4-3		1-0 F9		1-1 FC6-4	4	1	1	0	0	0	1									
<b>Inning Stats</b>	R: 0 E: 0 K: 0 S: 5	H: 0 LOB: 0 BB: 0 P: 7	R: 1 E: 0 K: 0 S: 9	H: 1 LOB: 1 BB: 0 P: 17	R: 3 E: 0 K: 1 S: 20	H: 5 LOB: 2 BB: 0 P: 29	R: 0 E: 0 K: 0 S: 11	H: 0 LOB: 0 BB: 0 P: 16	R: 2 E: 0 K: 1 S: 13	H: 3 LOB: 1 BB: 0 P: 18	R: 0 E: 0 K: 1 S: 8	H: 0 LOB: 0 BB: 0 P: 12	R: 0 E: 0 K: 0 S: 8	H: 1 LOB: 2 BB: 1 P: 15	R: 0 E: 0 K: 1 S: 10	H: 1 LOB: 0 BB: 0 P: 15	R: 0 E: 0 K: 1 S: 6	H: 0 LOB: 0 BB: 0 P: 7	1B: 7 2B: 2 3B: 0 HR: 2	SF: 0 SAC: 0 DP: 0 HBP: 1	WP: 1 PB: 0 SB: 0 CS: 0	PA: 40			
<b>PITCHER</b>	IP	WLS	BF	H	R	ER	SO	BB	IBB	HBP	BLK	WP	HR	S	P	ERA	WHIP								
<b>Tim Belcher, R</b> (1, 1) ERA: 7.33	8.0	W	37	11	6	6	4	1	0	1	0	0	0	6	7	6.75	1.500								
<b>Mike Henneman, R</b> (9, 1) ERA: 3.65	1.0		3	0	0	0	1	0	0	0	0	0	0	6	7	0.00	0.000								

Detroit Tigers @ Toronto Blue Jays  
SkyDome, Toronto, ON  
Tue May 17, 1994, 7:05 PM EDT  
Att: 46,439 - Dome

AB 38  
R 6  
H 11  
RBI 6  
BB 1  
SO 5  
LOB 15





Batter	1	2	3	4	5	6	7	8	9	AB	R	H	RBI	BB	SO	LOB	TOP										
<b>Tony Phillips, S</b> OBP: 0.392, SLG: 0.379	G4-3		G4-3		K		G4-3	K		5	0	0	0	0	2	4											
<b>Lou Whitaker, L</b> OBP: 0.365, SLG: 0.556	K		K			BB 1B	FC3-6 1B		G4-3	5	1	2	0	0	2	0											
<b>Travis Fryman, R</b> OBP: 0.298, SLG: 0.426	HBP			K		BB 1B	FC3-6 1B		F9	3	1	1	0	1	1	0											
<b>Cecil Fielder, R</b> OBP: 0.329, SLG: 0.518	K			K		BB 1B	FC3-6		E BB	4	1	1	1	1	2	3											
<b>Kirk Gibson, L</b> OBP: 0.390, SLG: 0.570		P5		G3		P5	G4-3		E4	5	0	0	0	0	0	5											
<b>Mickey Tettleton, S</b> OBP: 0.418, SLG: 0.470						BB 1B		K	G3-1	3	0	1	0	2	1	2											
<b>Eric Davis, R</b> OBP: 0.289, SLG: 0.297						BB 1B				3	0	0	0	0	2	5	AB 34										
<b>Milt Cuyler, S</b> OBP: 0.283, SLG: 0.220	K									1	0	0	0	0	0	0	R 3										
<b>Chris Gomez, R</b> OBP: 0.403, SLG: 0.533	K									2	0	1	2	2	1	1	H 6										
<b>John Flaherty, R</b> OBP: 0.231, SLG: 0.167			G5-3			F7	K			3	0	0	0	1	4		RBI 3										
<b>Inning Stats</b>	R: 0 E: 0 K: 2 S: 10	H: 0 LOB: 1 BB: 0 P: 17	R: 0 E: 0 K: 2 S: 11	H: 0 LOB: 1 BB: 1 P: 20	R: 0 E: 0 K: 1 S: 6	H: 0 LOB: 0 BB: 0 P: 11	R: 0 E: 0 K: 2 S: 10	H: 0 LOB: 0 BB: 0 P: 13	R: 0 E: 0 K: 1 S: 12	H: 1 LOB: 2 BB: 1 P: 22	R: 3 E: 0 K: 2 S: 24	H: 3 LOB: 2 BB: 2 P: 37	R: 0 E: 0 K: 0 S: 13	H: 2 LOB: 2 BB: 0 P: 17	R: 0 E: 0 K: 2 S: 15	H: 0 LOB: 2 BB: 2 P: 29	R: 0 E: 1 K: 0 S: 12	H: 0 LOB: 2 BB: 1 P: 24	1B: 6 2B: 0 3B: 0 HR: 0	SF: 0 SAC: 0 DP: 0 HBP: 1	WP: 0 PB: 0 SB: 0 CS: 0	PA: 42					
<b>PITCHER</b>	IP	WLS	BF	H	R	ER	SO	BB	IBB	HBP	BLK	WP	HR	S	P	ERA	WHIP										
<b>Dave Stewart, R</b> ERA: 5.47	(1, 1)	5.2	W	25	3	3	3	9	4	0	1	0	0	67	113	4.76	1.235										
<b>Tony Castillo, L</b> ERA: 2.21	(6, 1)	0.2		2	0	0	1	0	0	0	0	0	0	10	13	0.00	3.000										
<b>Mike Timlin, R</b> ERA: 9.0	(7, 1)	0.1		2	1	0	0	0	0	0	0	0	0	5	7	0.00	3.000										
<b>Greg Cadaret, L</b> ERA: 5.02	(7, 1)	1.1		6	0	0	2	2	0	0	0	0	0	19	33	0.00	1.500										
<b>Darren Hall, R</b> ERA: 3.6	(9, 1)	1.0		5	0	0	0	1	0	0	0	0	0	12	24	0.00	1.000										

Detroit Tigers @ Toronto Blue Jays  
SkyDome, Toronto, ON  
Wed May 18, 1994, 7:05 PM EDT  
Att. 47,247 - Dome

AB	34
R	3
H	6
RBI	3
BB	7
SO	12
LOB	24



Batter	1	2	3	4	5	6	7	8	9	AB	R	H	RBI	BB	SO	LOB	BOTTOM										
<b>Devon White, S</b> OBP: 0.351, SLG: 0.513	G5-3		K		SH3-4	SF8		K		3	0	0	1	0	2	0											
<b>Roberto Alomar, S</b> OBP: 0.396, SLG: 0.460	G3			G4-3 1B	HR 1B	G6-3		K		4	2	2	1	0	0	0											
<b>Domingo Cedeno, S</b> OBP: 0.179, SLG: 0.208										1	0	0	0	0	1	0											
<b>Paul Molitor, R</b> OBP: 0.369, SLG: 0.470				G4-3	F7		F9	G6-3		5	0	1	0	0	0	2											
<b>Joe Carter, R</b> OBP: 0.394, SLG: 0.703	P4			BB 1B	HR 1B		G4-3 1B			4	3	3	3	0	0	1											
<b>John Olerud, L</b> OBP: 0.398, SLG: 0.486		G6-3		BB 1B	2B 1B		G4-3			4	0	2	0	0	0	1											
<b>Ed Sprague, R</b> OBP: 0.365, SLG: 0.450		P5		K			BB 1B			3	1	1	0	1	1	2											
<b>Carlos Delgado, L</b> OBP: 0.259, SLG: 0.431										3	0	1	1	0	1	2											
<b>Mike Huff, R</b> OBP: 0.452, SLG: 0.412					G6-3		BB 1B			0	1	0	0	1	0	0	AB 35										
<b>Pat Borders, R</b> OBP: 0.286, SLG: 0.322										4	0	1	3	0	1	2	R 9										
<b>Dick Schofield, R</b> OBP: 0.337, SLG: 0.353			P3							4	2	2	0	0	1	1	H 13										
<b>Inning Stats</b>	R: 0 E: 0 K: 0 S: 14	H: 1 LOB: 1 BB: 0 P: 19	R: 0 E: 0 K: 1 S: 7	H: 0 LOB: 0 BB: 0 P: 9	R: 0 E: 0 K: 1 S: 8	H: 0 LOB: 0 BB: 0 P: 12	R: 2 E: 0 K: 2 S: 17	H: 4 LOB: 2 BB: 0 P: 25	R: 3 E: 0 K: 0 S: 17	H: 5 LOB: 2 BB: 0 P: 28	R: 1 E: 0 K: 0 S: 9	H: 1 LOB: 0 BB: 0 P: 17	R: 3 E: 0 K: 1 S: 16	H: 2 LOB: 1 BB: 2 P: 32	R: 0 E: 0 K: 2 S: 8	H: 0 LOB: 0 BB: 0 P: 11	1B: 9 2B: 3 3B: 0 HR: 1	SF: 1 SAC: 1 DP: 0 HBP: 0	WP: 1 PB: 0 SB: 1 CS: 0	PA: 39							
<b>PITCHER</b>	IP	WLS	BF	H	R	ER	SO	BB	IBB	HBP	BLK	WP	HR	S	P	ERA	WHIP										
<b>Bill Gullickson, R</b> ERA: 7.15	(1, 1)	4.2	L	24	10	5	5	4	0	0	0	0	0	62	90	9.64	2.143										
<b>Bill Krueger, L</b> ERA: 8.79	(5, 1)	2.0		10	2	4	4	0	2	0	0	0	0	20	42	18.00	2.000										
<b>Joe Boever, R</b> ERA: 4.66	(7, 1)	0.1		2	1	0	0	1	0	0	0	0	0	6	10	0.00	3.000										
<b>Buddy Groom, L</b> ERA:	(8, 1)	1.0		3	0	0	0	2	0	0	0	0	0	8	11	0.00	0.000										

Detroit Tigers @ Toronto Blue Jays  
SkyDome, Toronto, ON  
Wed May 18, 1994, 7:05 PM EDT  
Att. 47,247 - Dome

AB	35
R	9
H	13
RBI	9
BB	2
SO	7
LOB	11





Batter	1	2	3	4	5	6	7	8	9	AB	R	H	RBI	BB	SO	LOB	TOP						
Jeff Cirillo, R OBP: 0.250, SLG: 0.214 Bill Spiers, L OBP: 0.328, SLG: 0.294	F8		P4		G5-3		F8		G4-3	4	0	0	0	0	0	0							
Jody Reed, R OBP: 0.366, SLG: 0.289	FC5-4 1B		G5-3		G5-3			G6-3		4	0	1	0	0	0	0							
Turner Ward, S OBP: 0.388, SLG: 0.438	FC5-4 1-2			F7	F8					4	0	1	0	0	0	1							
Greg Vaughn, R OBP: 0.297, SLG: 0.364	F7			G5-3		G6-3 SF8 2B		K		4	1	1	0	0	1	2							
Dave Nilsson, L OBP: 0.285, SLG: 0.404		L8 2B			G6-3 1B HR 2B		G6-3 2-3		G4-3	4	1	2	0	0	0	2							
John Jaha, R OBP: 0.318, SLG: 0.420		G6-3			HR 1B		SF8 3-H 2-1 G4-3		G6-3	3	1	1	1	0	0	1							
Brian Harper, R OBP: 0.292, SLG: 0.369		L8 2-3			HR 1-H 3-H 0-0 1B		G4-3			4	1	2	3	0	0	1							
Troy O'Leary, L OBP: 0.417, SLG: 0.818 Alex Diaz, S OBP: 0.273, SLG: 0.398	F7						F8			2	0	1	0	0	0	1							
Jose Valentin, S OBP: 0.250, SLG: 0.339			L8		P6				K	2	0	1	0	0	0	1							
<b>Inning Stats</b>	R: 0 E: 0 K: 0 S: 12	H: 1 LOB: 1 BB: 0 P: 17	R: 0 E: 0 K: 0 S: 8	H: 1 LOB: 1 BB: 0 P: 9	R: 0 E: 0 K: 0 S: 7	H: 0 LOB: 0 BB: 0 P: 14	R: 3 E: 0 K: 0 S: 13	H: 4 LOB: 1 BB: 0 P: 19	R: 0 E: 0 K: 0 S: 3	H: 0 LOB: 0 BB: 0 P: 5	R: 1 E: 0 K: 0 S: 6	H: 1 LOB: 0 BB: 0 P: 10	R: 0 E: 0 K: 1 S: 9	H: 0 LOB: 0 BB: 0 P: 14	R: 0 E: 0 K: 1 S: 12	H: 1 LOB: 1 BB: 0 P: 17	R: 0 E: 0 K: 1 S: 9	H: 2 LOB: 2 BB: 0 P: 14	1B: 5 2B: 4 3B: 0 HR: 1	SF: 1 SAC: 0 DP: 0 HBP: 0	WP: 0 PB: 0 SB: 0 CS: 0	PA: 37	
<b>PITCHER</b>	IP	WLS	BF	H	R	ER	SO	BB	IBB	HBP	BLK	WP	HR	S	P	ERA	WHIP						
John Doherty, R ERA: 5.43	(1, 1)	7.1	W	30	8	4	4	1	0	0	0	0	0	1	64	95	4.91	1.091					
Mike Gardner, R ERA: 3.12	(8, 1)	0.1		1	0	0	0	1	0	0	0	0	0	0	3	5	0.00	0.000					
Buddy Groom, L ERA:	(8, 1)	0.1		1	0	0	0	1	0	0	0	0	0	0	3	5	0.00	0.000					
Mike Henneman, R ERA: 3.38	(9, 1)	1.0		5	2	0	0	1	0	0	0	0	0	9	14	0.00	2.000						

Milwaukee Brewers @ Detroit Tigers  
Tiger Stadium, Detroit, MI  
Fri May 20 1994, 7:05 PM EDT  
Att: 19,495 - Unknown - 73 F

AB	36
R	4
H	10
RBI	4
BB	0
SO	3
LOB	13



Batter	1	2	3	4	5	6	7	8	9	AB	R	H	RBI	BB	SO	LOB	BOTTOM						
Tony Phillips, S OBP: 0.403, SLG: 0.420	G4-3		E7 2B			HR 1B				5	4	4	2	0	0	0							
Lou Whitaker, L OBP: 0.394, SLG: 0.617 Chris Gomez, R OBP: 0.403, SLG: 0.533	1B		1B		HR 1-H			2B 1B		4	2	4	3	1	0	0							
Travis Fryman, R OBP: 0.307, SLG: 0.434	G3-6-3 1B		3-H 4-0 1B		F9		K	1B 2B		4	1	2	1	1	1	1							
Cecil Fielder, R OBP: 0.337, SLG: 0.517 Skeeter Barnes, R OBP: 1.000, SLG: 2.000	G3-6-3 1-2		FC3-6 1-2 2-H 1B		2B BB		G1-3	P3 G3 1B		4	0	2	3	1	0	2							
Kirk Gibson, L OBP: 0.374, SLG: 0.543		P5	FC3-6 1-2		P5		K	G3		5	0	0	0	0	1	4							
Mickey Tettleton, S OBP: 0.430, SLG: 0.508		4-1 BB			F8					3	1	2	1	2	0	0							
Alan Trammell, R OBP: 0.361, SLG: 0.436	L9-3				G5-3		F8	P3		5	0	1	0	0	0	5							
Chad Kreuter, S OBP: 0.343, SLG: 0.214			F8				G3	F8		4	0	0	0	1	0	3							
Mitt Cuyler, S OBP: 0.280, SLG: 0.205	G4-3		G4-3		F7		G4-3	WP 1B BB		3	1	0	0	1	0	1							
<b>Inning Stats</b>	R: 0 E: 0 K: 0 S: 14	H: 2 LOB: 1 BB: 0 P: 25	R: 0 E: 0 K: 0 S: 6	H: 0 LOB: 0 BB: 1 P: 14	R: 2 E: 1 K: 0 S: 10	H: 3 LOB: 2 BB: 1 P: 18	R: 0 E: 0 K: 0 S: 5	H: 0 LOB: 1 BB: 1 P: 13	R: 2 E: 0 K: 0 S: 20	H: 3 LOB: 2 BB: 1 P: 37	R: 1 E: 0 K: 1 S: 13	H: 1 LOB: 1 BB: 1 P: 28	R: 1 E: 0 K: 1 S: 15	H: 2 LOB: 1 BB: 0 P: 24	R: 4 E: 0 K: 0 S: 11	H: 4 LOB: 2 BB: 2 P: 26	1B: 8 2B: 5 3B: 0 HR: 3	SF: 0 SAC: 0 DP: 2 HBP: 0	WP: 1 PB: 0 SB: 0 CS: 0	PA: 44			
<b>PITCHER</b>	IP	WLS	BF	H	R	ER	SO	BB	IBB	HBP	BLK	WP	HR	S	P	ERA	WHIP						
Mike Ignasiak, R ERA: 3.88	(1, 1)	4.1		22	7	4	4	0	4	0	0	0	0	1	48	93	8.31	2.538					
Doug Henry, R ERA: 2.31	(5, 1)	2.1	L	12	4	2	2	2	1	0	0	0	2	32	63	7.71	2.143						
Jeff Bronkey, R ERA: 3.32	(7, 1)	1.1		10	4	4	4	0	1	1	0	0	1	0	14	29	27.00	3.750					

Milwaukee Brewers @ Detroit Tigers  
Tiger Stadium, Detroit, MI  
Fri May 20 1994, 7:05 PM EDT  
Att: 19,495 - Unknown - 73 F

AB	37
R	10
H	15
RBI	10
BB	7
SO	2
LOB	16





Batter	1	2	3	4	5	6	7	8	9	AB	R	H	RBI	BB	SO	LOB	TOP					
Alex Diaz, S OBP: 0.286, SLG: 0.407 Tom Brunansky, R OBP: 0.231, SLG: 0.280	G4-3		G3 1B				K		HR 1B	3	0	2	1	0	0	0	<b>Milwaukee Brewers @ Detroit Tigers</b> Tiger Stadium, Detroit, MI Sat May 21 1994, 3:33 AM EDT Att: 28,760 - Sunny - 74 F					
Dave Nilsson, L OBP: 0.282, SLG: 0.418	G4-1		G3					K	HR	5	1	1	3	0	1	4						
Turner Ward, S OBP: 0.383, SLG: 0.449	F7		G4-3					G4-3	HR	5	1	1	1	0	0	2						
Brian Harper, R OBP: 0.289, SLG: 0.362		G1-3		L8				G4-3	F7	5	0	1	0	0	0	0						
John Jaha, R OBP: 0.316, SLG: 0.409		K		P4				G1-3		3	0	0	0	1	1	0						
Greg Vaughn, R OBP: 0.305, SLG: 0.407		HR		P4				G6-3 1B		4	1	2	1	0	1	2						
Jody Reed, R OBP: 0.365, SLG: 0.288		G4-3			1B 1B			G6-3	G6-3	4	1	1	0	0	0	1						
Bill Spiers, L OBP: 0.333, SLG: 0.310			G4-3		1B CS 1B			K	K	4	0	2	0	0	1	0						
Jose Valentin, S OBP: 0.269, SLG: 0.344 Troy O'Leary, L OBP: 0.462, SLG: 0.833			G3 1B		K			BB	HR 1B	2	0	1	0	1	1	2						
<b>Inning Stats</b>	R: 0 E: 0 K: 0 S: 5	H: 0 LOB: 0 BB: 0 P: 8	R: 1 E: 0 K: 1 S: 8	H: 1 LOB: 0 BB: 0 P: 14	R: 0 E: 0 K: 0 S: 11	H: 2 LOB: 2 BB: 0 P: 15	R: 0 E: 0 K: 0 S: 6	H: 0 LOB: 0 BB: 0 P: 7	R: 1 E: 0 K: 1 S: 10	H: 3 LOB: 1 BB: 0 P: 14	R: 0 E: 0 K: 0 S: 4	H: 0 LOB: 0 BB: 0 P: 5	R: 0 E: 0 K: 1 S: 13	H: 2 LOB: 2 BB: 1 P: 22	R: 0 E: 0 K: 2 S: 13	H: 1 LOB: 2 BB: 1 P: 25	R: 4 E: 0 K: 1 S: 15	H: 4 LOB: 0 BB: 0 P: 20	1B: 9 2B: 1 3B: 0 HR: 3	SF: 0 SAC: 0 DP: 1 HBP: 0	WP: 0 PB: 0 SB: 0 CS: 1	PA: 40
<b>PITCHER</b>	IP	WLS	BF	H	R	ER	SO	BB	IBB	HBP	BLK	WP	HR	S	P	ERA	WHIP					
Mike Moore, R ERA: 5.46	(1, 1)	6.2	W	27	8	2	2	2	1	0	0	0	0	1	54	80	2.70	1.350				
Bill Krueger, L ERA: 8.16	(7, 1)	1.0		4	1	0	0	2	0	0	0	0	0	0	11	19	0.00	1.000				
Gene Harris, R ERA: 7.16	(8, 1)	0.1		2	0	0	0	1	0	0	0	0	0	5	11	0.00	3.000					
Mike Henneman, R ERA: 5.65	(9, 1)	1.0		7	4	4	4	1	0	0	0	0	2	15	20	36.00	4.000					

Batter	1	2	3	4	5	6	7	8	9	AB	R	H	RBI	BB	SO	LOB	BOTTOM				
Tony Phillips, S OBP: 0.403, SLG: 0.416	F7	L9		G4-3				FC4-6 1B		4	1	1	0	1	0	2	<b>Milwaukee Brewers @ Detroit Tigers</b> Tiger Stadium, Detroit, MI Sat May 21 1994, 3:33 AM EDT Att: 28,760 - Sunny - 74 F				
Lou Whitaker, L OBP: 0.395, SLG: 0.606			K			K		F5	HR 1B	5	2	2	0	0	2	1					
Travis Fryman, R OBP: 0.310, SLG: 0.452			L5			K		FC4-6		5	1	2	3	0	1	1					
Cecil Fielder, R OBP: 0.351, SLG: 0.523 Skeeter Barnes, R OBP: 1.000, SLG: 2.000			E3			1B 1B			1B 1B	4	2	3	1	1	0	0					
Kirk Gibson, L OBP: 0.383, SLG: 0.555						1B 1B		F8	K	5	0	3	1	0	1	3					
Mickey Tettleton, S OBP: 0.429, SLG: 0.504			F7			1B 1B			F7	5	0	2	1	0	1	5					
Chris Gomez, R OBP: 0.395, SLG: 0.508			L7			P4		F8		3	0	0	0	1	0	6					
Chad Kreuter, S OBP: 0.338, SLG: 0.267			K			F9			G5-3	4	1	1	1	0	1	3					
Mitt Cuyler, S OBP: 0.315, SLG: 0.234								K	HR 1B	3	0	2	0	1	1	0					
<b>Inning Stats</b>	R: 2 E: 0 K: 1 S: 16	H: 4 LOB: 2 BB: 0 P: 21	R: 0 E: 0 K: 1 S: 9	H: 1 LOB: 0 BB: 0 P: 12	R: 1 E: 1 K: 1 S: 15	H: 1 LOB: 1 BB: 0 P: 24	R: 0 E: 0 K: 0 S: 9	H: 1 LOB: 1 BB: 1 P: 15	R: 1 E: 0 K: 2 S: 17	H: 3 LOB: 2 BB: 0 P: 22	R: 1 E: 0 K: 1 S: 11	H: 2 LOB: 1 BB: 0 P: 15	R: 0 E: 0 K: 0 S: 11	H: 2 LOB: 2 BB: 0 P: 18	R: 2 E: 0 K: 1 S: 11	H: 2 LOB: 2 BB: 3 P: 26	1B: 12 2B: 2 3B: 1 HR: 1	SF: 0 SAC: 0 DP: 0 HBP: 0	WP: 0 PB: 0 SB: 0 CS: 2	PA: 42	
<b>PITCHER</b>	IP	WLS	BF	H	R	ER	SO	BB	IBB	HBP	BLK	WP	HR	S	P	ERA	WHIP				
Jaime Navarro, R ERA: 7.74	(1, 1)	6.0	L	31	13	5	4	0	0	0	0	0	0	15	30	13.50	3.000				
Jesse Orosco, L ERA: 5.71	(7, 1)	1.1		7	2	2	2	0	2	0	0	0	0	5	11	0.00	1.500				
Bob Scanlan, R ERA: 5.4	(8, 1)	0.2		4	1	0	0	1	0	1	0	0	0	5	11	0.00	1.500				







Batter	1	2	3	4	5	6	7	8	9	AB R H RBI BB SO LOB	TOP									
<b>Rex Hudler, R</b> OBP: 0.450, SLG: 0.786 (1, 4)	2-2 1B 2B		2-0 SH1-3 1-2		0-2 CS 1B	4-1 BB			3-2 HR	3 2 3 2 1 0 0	<b>California Angels @ Detroit Tigers</b> Tiger Stadium, Detroit, MI Tue May 24 1994, 7:05 PM EDT Att: 12,626 - Unknown - 75 F									
<b>Chad Curtis, R</b> OBP: 0.288, SLG: 0.358 (1, 8)	1-1 2H 1B		2-2 F9		0-1 HR 2B	3-3 K			1-0 F9	5 1 2 1 0 1 3										
<b>Tim Salmon, R</b> OBP: 0.400, SLG: 0.596 (1, 9)	3-1 SAFE 1B		1-3 K		1-2 HR		3-2 F8		1-0 1B	5 1 2 2 0 1 2										
<b>Chili Davis, S</b> OBP: 0.457, SLG: 0.596 (1, 10)	2-3 K2-3			3-2 G4-3	0-1 G4-3		3-3 K		1-3 K	5 0 0 0 0 3 2										
<b>Bo Jackson, R</b> OBP: 0.360, SLG: 0.494 <b>Jim Edmonds, L</b> OBP: 0.425, SLG: 0.406 (1, 7) (8, 7)	1-0 G5-3			0-0 HR		1-0 SH5-4 WP 1B	2-1 G6-3		2-2 G4-3	4 2 2 1 0 0 1 1 0 0 0 0 0 1										
<b>Eduardo Perez, R</b> OBP: 0.280, SLG: 0.387 (1, 3)		0-3 K		1-1 L9		4-2 WP SH5-4 SF9 BB		1-3 K		3 1 0 0 1 2 0										
<b>Damion Easley, R</b> OBP: 0.319, SLG: 0.356 (1, 5)		2-2 G6-3		1-0 G5-3		1-0 SH5-4		1-0 L8		3 0 0 0 0 0 0										
<b>Jorge Fabregas, L</b> OBP: 0.329, SLG: 0.333 (1, 2)		1-2 F7			0-0 SH3 1B 2B	4-0 WP WP IBB		4-2 BB		2 1 1 0 2 0 0										
<b>Gary Disarcina, R</b> OBP: 0.354, SLG: 0.432 (1, 6)			0-1 SH1-3 1B		0-0 SH3	2-2 SF9		2-2 G4-3		2 0 1 1 0 0 1										
<b>Inning Stats</b>	R: 1 E: 0 K: 1 S: 12	H: 2 LOB: 1 BB: 0 P: 21	R: 0 E: 0 K: 1 S: 9	H: 0 LOB: 0 BB: 0 P: 12	R: 0 E: 0 K: 1 S: 10	H: 1 LOB: 1 BB: 0 P: 14	R: 1 E: 0 K: 0 S: 7	H: 1 LOB: 0 BB: 0 P: 12	R: 3 E: 0 K: 0 S: 14	H: 4 LOB: 2 BB: 0 P: 15		R: 0 E: 0 K: 1 S: 8	H: 0 LOB: 0 BB: 0 P: 16	R: 0 E: 0 K: 1 S: 9	H: 0 LOB: 1 BB: 1 P: 17	R: 1 E: 0 K: 0 S: 16	H: 2 LOB: 1 BB: 0 P: 23	1B: 5 2B: 3 3B: 0 HR: 3	SF: 1 SAC: 3 DP: 0 HBP: 0	WP: 2 PB: 0 SB: 1 CS: 1
<b>PITCHER</b>	IP WLS BF H R ER SO BB IBB HBP BLK WP HR S P ERA WHIP											IP WLS BF H R ER SO BB IBB HBP BLK WP HR S P ERA WHIP								
<b>Bill Gullickson, R</b> ERA: 7.33 (1, 1)	5.0 L 22 8 5 5 3 0 0 0 0 0 2 52 74 9.00 1.600																			
<b>Storm Davis, R</b> ERA: 2.99 (6, 1)	2.0 10 1 2 2 2 2 1 0 0 2 0 22 49 9.00 1.500																			
<b>Joe Boever, R</b> ERA: 4.65 (8, 1)	2.0 9 2 1 1 2 1 0 0 0 0 1 25 40 4.50 1.500																			

Batter	1	2	3	4	5	6	7	8	9	AB R H RBI BB SO LOB	BOTTOM											
<b>Tony Phillips, S</b> OBP: 0.403, SLG: 0.407 (1, 7)	2-1 F8 WP 1B		3-2 L4		1-0 F9	0-0 G6-3		2-2 G3-1		5 0 1 0 0 0 1	<b>California Angels @ Detroit Tigers</b> Tiger Stadium, Detroit, MI Tue May 24 1994, 7:05 PM EDT Att: 12,626 - Unknown - 75 F											
<b>Chris Gomez, R</b> OBP: 0.400, SLG: 0.549 (1, 4)	4-1 F8 2B BB		1-3 K		3-3 K		0-0 F8		3-1 G5-3	4 1 0 0 1 2 0												
<b>Travis Fryman, R</b> OBP: 0.320, SLG: 0.470 (1, 5)	2 SAFE F8 1-3 2-3		1-2 P4		1-0 F8		1-3 K		1-1 G6-3 1B	5 0 1 0 0 1 2												
<b>Cecil Fielder, R</b> OBP: 0.363, SLG: 0.542 (1, 3)	2-2 3H 2B			1-0 1B SF8 2B		4-2 FC5-4 BB	4-2 BB 1B		0-1 G6-3	3 1 2 1 2 0 1												
<b>Alan Trammell, R</b> OBP: 0.368, SLG: 0.435 (1, 6)	4-2 BB			2-2 1B 1B		3-2 FC5-4 BB 1B	1-1 BB 1B		0-1 G5-3	4 1 2 0 1 0 2												
<b>Mickey Tettleton, S</b> OBP: 0.430, SLG: 0.500 (1, 10)	1-3 K			1-2 SF8		1-0 1B BB	4-2 1B BB			2 1 1 1 1 1 2												
<b>Junior Felix, S</b> OBP: 0.320, SLG: 0.310 (1, 9)		1-0 F9		0-0 K		4-2 E 1B	0-0 P3			3 1 0 0 1 1 4												
<b>Milt Cuyler, S</b> OBP: 0.306, SLG: 0.241 (1, 8)		2-3 K		0-0 K		1-2 E1 1B		3-3 K		4 0 2 1 0 2 0												
<b>John Flaherty, R</b> OBP: 0.188, SLG: 0.133 <b>Skeeter Barnes, R</b> OBP: 0.600, SLG: 1.200 <b>Chad Kreuter, S</b> OBP: 0.346, SLG: 0.270 (1, 2) (6, PH) (7, 2)		2-1 P6		2-1 P2		1-2 1-2 2-3 1B	2-1 F7		2-3 K	2 0 0 0 0 0 2 1 0 0 0 0 0 1 1 0 0 0 0 1 0												
<b>Inning Stats</b>	R: 1 E: 0 K: 1 S: 14	H: 2 LOB: 2 BB: 2 P: 29	R: 0 E: 0 K: 1 S: 6	H: 0 LOB: 0 BB: 0 P: 11	R: 0 E: 0 K: 1 S: 9	H: 0 LOB: 0 BB: 0 P: 14	R: 1 E: 0 K: 1 S: 12	H: 3 LOB: 2 BB: 0 P: 18	R: 0 E: 0 K: 0 S: 6	H: 0 LOB: 0 BB: 0 P: 11		R: 3 E: 1 K: 0 S: 14	H: 2 LOB: 1 BB: 2 P: 29	R: 0 E: 0 K: 1 S: 16	H: 1 LOB: 3 BB: 2 P: 26	R: 0 E: 0 K: 2 S: 10	H: 0 LOB: 0 BB: 0 P: 17	R: 0 E: 0 K: 0 S: 8	H: 1 LOB: 1 BB: 0 P: 12	1B: 7 2B: 2 3B: 0 HR: 0	SF: 1 SAC: 0 DP: 0 HBP: 0	WP: 1 PB: 0 SB: 0 CS: 0
<b>PITCHER</b>	IP WLS BF H R ER SO BB IBB HBP BLK WP HR S P ERA WHIP											IP WLS BF H R ER SO BB IBB HBP BLK WP HR S P ERA WHIP										
<b>Chuck Finley, L</b> ERA: 4.52 (1, 1)	6.0 W 28 7 5 3 5 4 0 0 0 0 0 0 12 18 0.00 3.000																					
<b>Mike Butcher, R</b> ERA: 8.79 (7, 1)	0.2 4 1 0 0 1 1 0 0 0 0 0 0 12 18 0.00 3.000																					
<b>Bob Patterson, L</b> ERA: 4.0 (7, 1)	1.1 5 0 0 0 2 1 0 0 0 0 0 0 14 25 0.00 0.750																					
<b>Joe Grahe, R</b> ERA: 5.75 (9, 1)	1.0 S 4 1 0 0 0 0 0 0 0 0 0 0 8 12 0.00 1.000																					



Batter	1	2	3	4	5	6	7	8	9	AB	R	H	RBI	BB	SO	LOB	TOP		
Rex Hudler, R OBP: 0.428, SLG: 0.746 Harold Reynolds, S OBP: 0.336, SLG: 0.303 (8, 4)	G6-3		FC6-4			G5-3				3	0	0	0	0	0	1	California Angels @ Detroit Tigers Tiger Stadium, Detroit, MI Wed May 25 1994, 7:05 PM EDT Att: 13,305 - Unknown - 75 F		
Chad Curtis, R OBP: 0.286, SLG: 0.365 (1, 8)	G5-3			G4-3		G6-3		G4-3	G5-3	5	1	1	1	0	0	0			
Tim Salmon, R OBP: 0.390, SLG: 0.579 (1, 9)	F7			G6-3			G5-3	G4-3	K	5	0	0	1	0	1	0			
Chili Davis, S OBP: 0.461, SLG: 0.596 (1, 10)		G1-6-3		G4-3				HBP		5	2	3	0	0	0	0			
Dwight Smith, L OBP: 0.318, SLG: 0.461 Bo Jackson, R OBP: 0.363, SLG: 0.489 (8, 7)	F7				G3			HBP	K	3	1	1	0	0	0	0			
Jim Edmonds, L OBP: 0.440, SLG: 0.431 (1, 3)	K				2B			HBP		3	1	2	1	0	1	0			
Damion Easley, R OBP: 0.315, SLG: 0.352 Spike Owen, S OBP: 0.404, SLG: 0.250 (7, 5)			G4-3			G5-3				2	0	0	0	0	0	1			
Jorge Fabregas, L OBP: 0.337, SLG: 0.342 (1, 2)			G4-3			F7				4	0	2	2	0	0	1			
Gary Disarcina, R OBP: 0.351, SLG: 0.424 (1, 6)						G6-3	G6-4-3	P6		3	0	0	0	1	0	5			
<b>Inning Stats</b>	R: 0 H: 0 E: 0 K: 0 S: 7	H: 0 LOB: 0 BB: 0 P: 10	R: 0 H: 0 E: 0 K: 1 S: 7	H: 0 LOB: 0 BB: 0 P: 9	R: 0 H: 0 E: 0 K: 0 S: 8	H: 0 LOB: 1 BB: 1 P: 12	R: 0 H: 1 E: 0 K: 0 S: 10	H: 0 LOB: 0 BB: 0 P: 19	R: 0 H: 0 E: 0 K: 0 S: 5	H: 0 LOB: 0 BB: 0 P: 6	R: 2 H: 5 E: 0 K: 0 S: 12	H: 5 LOB: 2 BB: 0 P: 17	R: 5 H: 4 E: 0 K: 0 S: 19	H: 4 LOB: 2 BB: 2 P: 33	R: 0 H: 1 E: 0 K: 2 S: 10	H: 1 LOB: 1 BB: 0 P: 13		1B: 8 2B: 2 3B: 1 HR: 0	SF: 0 SAC: 0 DP: 1 HBP: 1
<b>PITCHER</b>	IP	WLS	BF	H	R	ER	SO	BB	IBB	HBP	BLK	WP	HR	S	P	ERA	WHIP		
John Doherty, R ERA: 5.17 Gene Harris, R ERA: 8.2 Buddy Groom, L ERA: 3.86 Mike Gardiner, R ERA: 2.95 Mike Henneman, R ERA: 5.29	6.1	W	25	5	2	2	1	1	0	0	0	0	0	54	81	2.84	0.947		

Batter	1	2	3	4	5	6	7	8	9	AB	R	H	RBI	BB	SO	LOB	BOTTOM		
Tony Phillips, S OBP: 0.398, SLG: 0.398 (1, 7)	G5-3			G4-3		K	K			4	0	0	0	1	2	2	California Angels @ Detroit Tigers Tiger Stadium, Detroit, MI Wed May 25 1994, 7:05 PM EDT Att: 13,305 - Unknown - 75 F		
Lou Whitaker, L OBP: 0.403, SLG: 0.594 (1, 4)	PB			P4				G6-3		3	1	1	0	2	0	0			
Travis Fryman, R OBP: 0.323, SLG: 0.471 (1, 5)	L8					G3	SF8			4	1	2	1	0	0	4			
Cecil Fielder, R OBP: 0.359, SLG: 0.528 (1, 3)	HR					G6-3	G5-3	G6-4-3		4	1	0	0	1	0	6			
Kirk Gibson, L OBP: 0.380, SLG: 0.534 (1, 10)	HR			K		G3		K		4	1	1	1	0	2	1			
Mickey Tettleton, S OBP: 0.444, SLG: 0.538 (1, 9)	HR									2	3	2	3	2	0	0			
Chris Gomez, R OBP: 0.404, SLG: 0.573 (1, 6)	K			F8						4	1	2	3	0	1	1			
Chad Kreuter, S OBP: 0.341, SLG: 0.258 (1, 2)										3	0	0	0	1	2	3			
Mitt Cuyler, S OBP: 0.302, SLG: 0.236 Junior Felix, S OBP: 0.358, SLG: 0.364 (2, 8)		FC4-6								1	0	0	0	0	0	1			
<b>Inning Stats</b>	R: 4 H: 2 E: 0 K: 1 S: 18	H: 2 LOB: 0 BB: 2 P: 33	R: 0 H: 0 E: 1 K: 0 S: 10	H: 0 LOB: 3 BB: 3 P: 25	R: 0 H: 0 E: 0 K: 2 S: 11	H: 0 LOB: 1 BB: 1 P: 18	R: 0 H: 1 E: 0 K: 0 S: 8	H: 1 LOB: 0 BB: 0 P: 13	R: 2 H: 2 E: 0 K: 1 S: 10	H: 2 LOB: 1 BB: 1 P: 17	R: 1 H: 1 E: 0 K: 1 S: 9	H: 1 LOB: 1 BB: 0 P: 17	R: 2 H: 3 E: 0 K: 2 S: 13	H: 3 LOB: 1 BB: 0 P: 18	R: 0 H: 1 E: 0 K: 0 S: 7	H: 1 LOB: 0 BB: 0 P: 9		1B: 4 2B: 5 3B: 0 HR: 1	SF: 1 SAC: 0 DP: 1 HBP: 1
<b>PITCHER</b>	IP	WLS	BF	H	R	ER	SO	BB	IBB	HBP	BLK	WP	HR	S	P	ERA	WHIP		
John Farrell, R ERA: 6.0 Mark Leiter, R ERA: 4.69 Craig Lefferts, L ERA: 2.29 Mike Butcher, R ERA: 8.31	1.1	L	11	2	4	4	1	5	0	0	0	0	0	40	68	5.79	1.071		







Batter	1	2	3	4	5	6	7	8	9	AB	R	H	RBI	BB	SO	LOB	TOP								
<b>Tony Phillips, S</b> (1, 7) OBP: 0.495, SLG: 0.399	2-1 FC3-6 1B			1-3 K		2-2 G3		1-1 FC4-6		4	0	1	0	0	1	2	<b>Detroit Tigers @ Minnesota Twins</b> Hubert H. Humphrey Metrodome, Minneapolis, MN Fri May 27 1994, 8:05 PM EDT Att: 16,409 - Dome <a href="http://livebaseballscorecards.com">livebaseballscorecards.com</a>								
<b>Lou Whitaker, L</b> (1, 4) OBP: 0.391, SLG: 0.573	0-0 FC3-6			0-1 L7		0-0 F7		0-0 L9		3	0	0	0	0	0	1									
<b>Alan Trammell, R</b> (8, PH) OBP: 0.366, SLG: 0.425	1-2 G5-4-3									1	0	0	0	0	0	3									
<b>Travis Fryman, R</b> (1, 5) OBP: 0.323, SLG: 0.469	2-2 G5-4-3			2-2 L9				2-2 G6-3		4	0	1	0	0	0	1									
<b>Kirk Gibson, L</b> (1, 10) OBP: 0.373, SLG: 0.525			0-1 P6		2-1 F7		1-2 FC4-6 1B	0-1 FC3-6 1B		4	0	1	0	0	0	1									
<b>Mickey Tettleton, S</b> (1, 3) OBP: 0.438, SLG: 0.518			3-2 G3-1		2-3 K		1-2 FC4-6	2-3 K		4	0	0	0	0	2	2									
<b>Chris Gomez, R</b> (1, 6) OBP: 0.408, SLG: 0.561			1-1 G6-3		3-3 K		1-1 F8	2-2 G5-3		4	0	0	0	0	1	2									
<b>Junior Felix, S</b> (1, 9) OBP: 0.361, SLG: 0.431			2-3 K		0-0 HR		0-2 G4-3			3	1	1	0	0	1	0									
<b>Chad Kreuter, S</b> (1, 2) OBP: 0.341, SLG: 0.261			1-3 K		1-1 P8		1-1 FC4-6 1B	1-1 FC4-6 1B		3	0	1	0	0	1	1									
<b>Skeeter Barnes, R</b> (8, PR) OBP: 0.600, SLG: 1.200										0	0	0	0	0	0	0									
<b>John Flaherty, R</b> (8, 2) OBP: 0.188, SLG: 0.133			3-2 G6-3		1-0 HR		2-2 FC4-6 1B	1-2 FC4-6 1B		3	1	2	2	0	0	0									
<b>Danny Bautista, R</b> (1, 8) OBP: 0.281, SLG: 0.433																									
<b>Inning Stats</b>	R: 0 E: 0 K: 0 S: 6	H: 1 LOB: 0 BB: 0 P: 10	R: 0 E: 0 K: 0 S: 7	H: 0 LOB: 0 BB: 0 P: 11	R: 0 E: 0 K: 2 S: 9	H: 0 LOB: 0 BB: 0 P: 15	R: 0 E: 0 K: 1 S: 9	H: 0 LOB: 0 BB: 0 P: 12	R: 0 E: 0 K: 2 S: 9	H: 0 LOB: 0 BB: 0 P: 16	R: 2 E: 0 K: 0 S: 9	H: 2 LOB: 0 BB: 0 P: 13	R: 0 E: 0 K: 0 S: 13	H: 1 LOB: 1 BB: 0 P: 18	R: 0 E: 0 K: 0 S: 14	H: 2 LOB: 2 BB: 0 P: 18	R: 0 E: 0 K: 1 S: 12	H: 1 LOB: 1 BB: 0 P: 17	1B: 5 2B: 1 3B: 0 HR: 1	SF: 0 SAC: 0 DP: 1 HBP: 0	WP: 0 PB: 0 SB: 0 CS: 0	PA: 33			
<b>PITCHER</b>	IP	WLS	BF	H	R	ER	SO	BB	IBB	HBP	BLK	WP	HR	S	P	ERA	WHIP								
<b>Kevin Tapani, R</b> (1, 1) ERA: 5.34	7.1	W	27	6	2	2	5	0	0	0	0	0	1	73	109	2.46	0.818								
<b>Carl Willis, R</b> (8, 1) ERA: 8.49	0.1		1	0	0	0	0	0	0	0	0	0	0	2	3	0.00	0.000								
<b>Mark Guthrie, L</b> (8, 1) ERA: 9.27	0.1		1	0	0	0	0	0	0	0	0	0	0	1	1	0.00	0.000								
<b>Rick Aguilera, R</b> (9, 1) ERA: 5.65	1.0	S	4	1	0	0	1	0	0	0	0	0	0	12	17	0.00	1.000								

Batter	1	2	3	4	5	6	7	8	9	AB	R	H	RBI	BB	SO	LOB	BOTTOM								
<b>Chuck Knoblauch, R</b> (1, 4) OBP: 0.398, SLG: 0.497	1-1 G6-3		2-2 2B		2-1 G6-3		0-1 G6-3	0-2 WP		5	1	2	0	0	0	0	<b>Detroit Tigers @ Minnesota Twins</b> Hubert H. Humphrey Metrodome, Minneapolis, MN Fri May 27 1994, 8:05 PM EDT Att: 16,409 - Dome <a href="http://livebaseballscorecards.com">livebaseballscorecards.com</a>								
<b>Alex Cole, L</b> (1, 8) OBP: 0.401, SLG: 0.431	1-0 F8		1-0 2B		1-3 K		3-2 1B	4-2 WP		4	1	2	1	1	1	0									
<b>Kirby Puckett, R</b> (1, 9) OBP: 0.384, SLG: 0.530	0-1 P6		3-H 2B		0-0 K		1-0 BB	4-0 FC4-6		4	2	2	0	1	1	1									
<b>Shane Mack, R</b> (1, 7) OBP: 0.395, SLG: 0.577		1-2 P4		3-1 F8		4-2 BB	0-1 P4	0-1 FC4-6		4	1	0	0	1	0	5									
<b>Dave Winfield, R</b> (1, 10) OBP: 0.319, SLG: 0.433		3-1 P2		0-0 BB		4-2 G3-1	4-1 2B			2	0	1	0	2	0	0									
<b>Scott Leius, R</b> (1, 5) OBP: 0.331, SLG: 0.440		1-2 1B		1-3 K		1-2 G3-1	1-1 2B			3	0	2	3	1	1	1									
<b>Dave McCarty, R</b> (1, 3) OBP: 0.297, SLG: 0.393		1-1 F9		4-1 BB		1-2 G3-1	0-2 L8			3	0	0	0	1	0	6									
<b>Matt Walbeck, S</b> (1, 2) OBP: 0.247, SLG: 0.283			2-1 G6-3		0-1 G3		1-1 G3-1	1-2 F7		4	0	0	1	0	0	4									
<b>Pat Meares, R</b> (1, 6) OBP: 0.325, SLG: 0.314			1-3 K		1-1 F9		1-0 F8	1-1 G1-3		4	0	0	0	0	1	2									
<b>Inning Stats</b>	R: 0 E: 0 K: 0 S: 5	H: 0 LOB: 0 BB: 0 P: 7	R: 0 E: 0 K: 0 S: 14	H: 1 LOB: 1 BB: 0 P: 20	R: 1 E: 0 K: 2 S: 15	H: 2 LOB: 1 BB: 0 P: 23	R: 0 E: 0 K: 1 S: 9	H: 1 LOB: 2 BB: 1 P: 17	R: 0 E: 0 K: 1 S: 7	H: 0 LOB: 0 BB: 0 P: 11	R: 2 E: 0 K: 0 S: 10	H: 1 LOB: 3 BB: 3 P: 24	R: 2 E: 0 K: 0 S: 14	H: 3 LOB: 2 BB: 1 P: 23	R: 0 E: 0 K: 0 S: 14	H: 1 LOB: 3 BB: 2 P: 23		1B: 6 2B: 2 3B: 1 HR: 0	SF: 0 SAC: 0 DP: 0 HBP: 0	WP: 1 PB: 0 SB: 1 CS: 0	PA: 40				
<b>PITCHER</b>	IP	WLS	BF	H	R	ER	SO	BB	IBB	HBP	BLK	WP	HR	S	P	ERA	WHIP								
<b>Tim Belcher, R</b> (1, 1) ERA: 7.14	7.0	L	34	8	5	5	4	4	1	0	0	0	0	74	125	6.43	1.714								
<b>Storm Davis, R</b> (8, 1) ERA: 2.75	1.0		6	1	0	0	0	1	1	0	0	1	0	14	23	0.00	2.000								






Batter	1	2	3	4	5	6	7	8	9	10	AB	R	H	RBI	BB	SO	LOB	TOP									
<b>Tony Phillips, S</b> OBP: 0.412, SLG: 0.491 (1, 7)	F9		F8 2B BB		1B	G5-3 1B	WP BB			G6-3	4	1	2	2	2	0	0										
<b>Chris Gomez, R</b> OBP: 0.394, SLG: 0.534 (6, 6)	G4-3		F8		F9	G5-3 1B	K			G6-3	6	0	1	1	0	1	3										
<b>Travis Fryman, R</b> OBP: 0.323, SLG: 0.470 (1, 5)	FC6-4 1B		F8		F9	G5-3				F8	6	0	2	1	0	0	3										
<b>Alan Trammell, R</b> OBP: 0.366, SLG: 0.423 (6, PH)	FC6-4		G6-3		F9	P6					3	0	1	0	0	0	2										
<b>Lou Whitaker, L</b> OBP: 0.385, SLG: 0.563 (6, 4)	FC6-4		G6-3		F9	FC5-4 1B					2	0	0	0	0	0	2										
<b>Mickey Tettleton, S</b> OBP: 0.437, SLG: 0.517 (1, 3)			K		FC5-4 BB	FC5-4				G3-1	4	1	1	0	1	1	2										
<b>Juan Samuel, R</b> OBP: 0.333, SLG: 0.324 (1, 10)			K2-3		FC5-4 1B					G5-3	5	2	1	0	0	1	2										
<b>Danny Bautista, R</b> OBP: 0.257, SLG: 0.394 (7, PH)			G6-3		F9	L1					3	0	0	0	0	0	2										
<b>Kirk Gibson, L</b> OBP: 0.362, SLG: 0.581 (7, 8)			G6-3		F9	L1					2	2	2	4	0	0	0										
<b>Junior Felix, S</b> OBP: 0.379, SLG: 0.491 (1, 9)					HR	1B					4	2	2	1	1	0	0										
<b>John Flaherty, R</b> OBP: 0.167, SLG: 0.118 (6, PH)					HR	1B					2	0	0	0	0	1	2										
<b>Chad Kreuter, S</b> OBP: 0.341, SLG: 0.264 (6, 2)					F9	1B				G5-3	3	1	1	0	0	0	0										
<b>Inning Stats</b>	R: 0 E: 0 K: 1 S: 10	H: 1 LOB: 1 BB: 0 P: 17	R: 0 E: 0 K: 2 S: 8	H: 0 LOB: 0 BB: 0 P: 13	R: 2 E: 0 K: 1 S: 13	H: 2 LOB: 1 BB: 1 P: 23	R: 0 E: 0 K: 0 S: 10	H: 1 LOB: 2 BB: 1 P: 21	R: 0 E: 0 K: 0 S: 9	H: 2 LOB: 2 BB: 0 P: 16	R: 3 E: 0 K: 1 S: 22	H: 4 LOB: 2 BB: 1 P: 33	R: 3 E: 1 K: 1 S: 13	H: 2 LOB: 1 BB: 1 P: 22	R: 0 E: 0 K: 0 S: 8	H: 0 LOB: 0 BB: 0 P: 13	R: 1 E: 0 K: 0 S: 10	H: 1 LOB: 0 BB: 0 P: 15	R: 0 E: 0 K: 0 S: 7	H: 0 LOB: 0 BB: 0 P: 9	1B: 8 2B: 2 3B: 0 HR: 3	SF: 0 SAC: 0 DP: 0 HBP: 0	WP: 2 PB: 0 SB: 0 CS: 0	PA: 48			
<b>PITCHER</b>	IP	WLS	BF	H	R	ER	SO	BB	IBB	HBP	BLK	WP	HR	S	P	ERA	WHIP										
<b>Jim Deshaies, L</b> ERA: 6.75	5.0		23	6	2	2	3	2	0	0	0	0	1	50	90	3.60	1.600										
<b>Dave Stevens, R</b> ERA: 16.2	0.1		5	3	3	3	0	1	0	0	0	1	0	16	25	81.00	12.000										
<b>Carl Willis, R</b> ERA: 6.43	3.0		14	3	3	2	1	1	0	0	0	1	1	29	46	6.00	1.333										
<b>Mark Guthrie, L</b> ERA: 9.0	1.2	W	6	1	1	1	0	0	0	0	0	0	1	15	21	5.40	0.600										

Detroit Tigers @ Minnesota Twins  
Hubert H. Humphrey Metrodome, Minneapolis, MN  
Sat May 28 1994, 8:05 PM EDT  
Att. 19,553 - Dome


AB 44  
R 9  
H 13  
RBI 9  
BB 4  
SO 4  
LOB 18



Batter	1	2	3	4	5	6	7	8	9	10	AB	R	H	RBI	BB	SO	LOB	BOTTOM									
<b>Chuck Knoblauch, R</b> OBP: 0.396, SLG: 0.489 (1, 4)	G6-3		2B		G4-3						5	1	1	0	1	0	4										
<b>Scott Leius, R</b> OBP: 0.324, SLG: 0.427 (1, 5)	K		K		CS						6	0	1	0	0	3	4										
<b>Kirby Puckett, R</b> OBP: 0.392, SLG: 0.543 (1, 9)	FC6-4 BB		HR		CS						5	2	3	1	1	1	0										
<b>Shane Mack, R</b> OBP: 0.402, SLG: 0.618 (6, 7)	FC6-4		HR								5	2	2	2	1	1	2										
<b>Dave Winfield, R</b> OBP: 0.343, SLG: 0.444 (1, 10)			G3 1B BB		1B						3	4	3	0	3	0	0										
<b>Pedro Munoz, R</b> OBP: 0.351, SLG: 0.430 (5, PH)			G3		K						2	0	0	0	0	1	2										
<b>Alex Cole, L</b> OBP: 0.404, SLG: 0.429 (6, 8)			G3		K						3	0	1	0	1	1	5										
<b>Dave McCarty, R</b> OBP: 0.316, SLG: 0.402 (9, PH)			G3		P6						3	1	2	1	0	0	0										
<b>Chip Hale, L</b> OBP: 0.349, SLG: 0.283 (10, 3)			G3		P6						0	0	0	0	0	0	0										
<b>Steve Dunn, L</b> OBP: 0.242, SLG: 0.375 (10, 3)			G3		P6						1	0	1	1	0	0	0										
<b>Derek Parks, R</b> OBP: 0.229, SLG: 0.324 (9, PH)			HBP		1B						4	0	1	1	0	1	4										
<b>Matt Walbeck, S</b> OBP: 0.252, SLG: 0.283 (10, 2)			P3		F8						0	0	0	0	1	0	0										
<b>Pat Meares, R</b> OBP: 0.323, SLG: 0.312 (9, PH)			P3		F8						4	0	1	1	0	2	1										
<b>Kent Hrbek, L</b> OBP: 0.394, SLG: 0.408 (10, 6)			1B		K						1	0	0	0	0	1	3										
<b>Jeff Reboulet, R</b> OBP: 0.350, SLG: 0.392 (10, 6)			1B		K						0	0	0	0	0	0	0										
<b>Inning Stats</b>	R: 0 E: 0 K: 1 S: 9	H: 0 LOB: 1 BB: 1 P: 16	R: 1 E: 0 K: 0 S: 7	H: 1 LOB: 1 BB: 1 P: 14	R: 3 E: 0 K: 2 S: 19	H: 5 LOB: 2 BB: 0 P: 31	R: 0 E: 0 K: 1 S: 9	H: 1 LOB: 0 BB: 1 P: 16	R: 4 E: 1 K: 1 S: 16	H: 3 LOB: 1 BB: 2 P: 28	R: 0 E: 0 K: 1 S: 9	H: 1 LOB: 2 BB: 1 P: 15	R: 0 E: 0 K: 1 S: 6	H: 0 LOB: 0 BB: 0 P: 10	R: 0 E: 0 K: 0 S: 8	H: 1 LOB: 1 BB: 0 P: 11	R: 1 E: 1 K: 2 S: 18	H: 2 LOB: 3 BB: 1 P: 30	R: 1 E: 0 K: 2 S: 14	H: 2 LOB: 2 BB: 1 P: 24	1B: 10 2B: 5 3B: 0 HR: 1	SF: 0 SAC: 1 DP: 0 HBP: 1	WP: 0 PB: 0 SB: 3 CS: 1	PA: 53			
<b>PITCHER</b>	IP	WLS	BF	H	R	ER	SO	BB	IBB	HBP	BLK	WP	HR	S	P	ERA	WHIP										
<b>Bill Krueger, L</b> ERA: 6.66	2.1		11	4	4	3	2	3	0	0	0	0	0	29	42	13.50	3.500										
<b>Joe Boever, R</b> ERA: 4.91	2.0		14	4	4	3	2	3	0	0	0	0	0	9	10	0.00	1.500										
<b>Gene Harris, R</b> ERA: 7.91	0.2		3	1	0	0	1	0	0	0	0	0	0	9	15	0.00	1.000										
<b>Buddy Groom, L</b> ERA: 3.38	1.0		5	1	0	0	1	0	1	0	0	0	0	9	15	0.00	1.000										
<b>Mike Gardiner, R</b> ERA: 2.69	2.0		7	1	0	0	1	0	0	0	0	0	0	14	21	0.00	0.500										

Detroit Tigers @ Minnesota Twins  
Hubert H. Humphrey Metrodome, Minneapolis, MN  
Sat May 28 1994, 8:05 PM EDT  
Att. 19,553 - Dome

AB 42  
R 10  
H 16  
RBI 7  
BB 8  
SO 11  
LOB 25





Batter	1	2	3	4	5	6	7	8	9	AB	R	H	RBI	BB	SO	LOB	TOP										
<b>Tony Phillips, S</b> OBP: 0.408, SLG: 0.403 (1, 7)	2-1 1B SF9 2B	3-2 G3		0-0 F8			0-1 F8			4	1	1	0	0	0	0											
<b>Lou Whitaker, L</b> OBP: 0.381, SLG: 0.552 (1, 4)	0-0 BB HR 1B		0-0 F8		2-3 K		1-0 G3-1			4	1	1	0	0	1	0											
<b>Travis Fryman, R</b> OBP: 0.322, SLG: 0.465 (1, 5)	1-0 SF9		4-1 BB SF7 BB		2-2 G5-3			0-0 G5-3		2	1	0	1	1	0	0											
<b>Kirk Gibson, L</b> OBP: 0.385, SLG: 0.575 (1, 10)	2-0 F7		4-2 BB BB		1-0 1B			3-3 K		3	0	1	0	1	1	1											
<b>Mickey Tettleton, S</b> OBP: 0.439, SLG: 0.510 (1, 3)	4-1 HR BB		4-2 FC6-4 BB		2-0 G1-3			2-3 K		2	1	0	0	2	1	1											
<b>Junior Felix, S</b> OBP: 0.386, SLG: 0.569 (1, 9)	3-2 HR		0-0 SF7		1-1 G6-3			1-1 CS 2B		3	1	2	4	0	0	0											
<b>Chris Gomez, R</b> OBP: 0.380, SLG: 0.511 (1, 6)	3-1 P3		0-0 FC6-4 1-2		2-2 F9			2-1 F9 2-3		4	0	0	0	0	0	3											
<b>Danny Bautista, R</b> OBP: 0.231, SLG: 0.351 (1, 8)		2-2 L9		1-1 G5-3		1-1 G6-3		3-3 K		4	0	0	0	0	1	0											
<b>Chad Kreuter, S</b> OBP: 0.330, SLG: 0.253 (1, 2)		3-0 G4-3		0-3 K			3-1 L6			3	0	0	0	0	1	0											
<b>Inning Stats</b>	R: 4 E: 0 K: 0 S: 14	H: 3 LOB: 0 BB: 1 P: 29	R: 0 E: 0 K: 0 S: 8	H: 0 LOB: 0 BB: 0 P: 16	R: 1 E: 0 K: 0 S: 11	H: 0 LOB: 3 BB: 3 P: 23	R: 0 E: 0 K: 1 S: 6	H: 0 LOB: 1 BB: 0 P: 7	R: 0 E: 0 K: 0 S: 8	H: 0 LOB: 0 BB: 0 P: 14	R: 0 E: 0 K: 0 S: 5	H: 0 LOB: 0 BB: 0 P: 9	R: 0 E: 0 K: 2 S: 9	H: 0 LOB: 0 BB: 0 P: 14	R: 0 E: 0 K: 1 S: 7	H: 1 LOB: 0 BB: 0 P: 13	1B: 2 2B: 2 HR: 1	SF: 2 SAC: 0 HBP: 0	WP: 0 PB: 0 SB: 0 CS: 1	PA: 35							
<b>PITCHER</b>	IP	WLS	BF	H	R	ER	SO	BB	IBB	HBP	BLK	WP	HR	S	P	ERA	WHIP										
<b>Pat Mahomes, R</b> ERA: 5.2 (1, 1)	3.0	L	16	3	5	5	0	4	0	0	0	0	1	33	68	15.00	2.333										
<b>Larry Casian, L</b> ERA: 6.59 (4, 1)	6.0		19	2	0	0	5	0	0	0	0	0	0	45	72	0.00	0.333										

**Detroit Tigers @ Minnesota Twins**  
Hubert H. Humphrey Metrodome, Minneapolis, MN  
Sun May 29, 1994, 8:05 PM EDT  
Att: 23,936 - Dome

AB 29  
R 5  
H 5  
RBI 5  
BB 4  
SO 5  
LOB 5



Batter	1	2	3	4	5	6	7	8	9	AB	R	H	RBI	BB	SO	LOB	BOTTOM										
<b>Chuck Knoblauch, R</b> OBP: 0.398, SLG: 0.489 (1, 4)	1-1 F8		0-0 G4-6-3 1B		1-1 F9		1-1 1B			4	0	2	0	0	0	0											
<b>Alex Cole, L</b> OBP: 0.394, SLG: 0.417 (1, 8)	1-2 F7		2-2 G4-6-3 1-2 2-3		0-3 K		0-1 P6			4	0	0	0	0	1	4											
<b>Kirby Puckett, R</b> OBP: 0.385, SLG: 0.531 (1, 9)	0-0 G4-3		1-1 P3		2-3 K			0-1 G1-3		4	0	0	0	0	1	1											
<b>Shane Mack, R</b> OBP: 0.396, SLG: 0.638 (1, 7)		2-0 P6		1-1 HR		0-1 G6-3		3-1 G6-3		4	1	1	1	0	0	0											
<b>Dave Winfield, R</b> OBP: 0.341, SLG: 0.439 (1, 10)		0-1 1B 1B		0-2 G4-3		0-1 F8		2-0 F8		4	0	1	0	0	0	0											
<b>Chip Hale, L</b> OBP: 0.343, SLG: 0.268 (1, 5)		3-2 F7		4-2 1B BB		0-2 F8			0-0 F8	3	0	0	0	1	0	1											
<b>Matt Walbeck, S</b> OBP: 0.252, SLG: 0.282 (1, 2)		0-1 1B		0-2 P4			0-1 G4-3		1-1 F9	4	0	1	0	0	0	1											
<b>Steve Dunn, L</b> OBP: 0.250, SLG: 0.371 (1, 3)		1-3 K		0-0 1B			0-3 K		3-1 2B	3	0	1	0	0	2	2											
<b>Kent Hrbek, L</b> OBP: 0.400, SLG: 0.429 (9, PH)				1-2 1B						1	0	1	0	0	0	0											
<b>Pat Meares, R</b> OBP: 0.323, SLG: 0.312 (9, FR)										0	0	0	0	0	0	0											
<b>Jeff Reboulet, R</b> OBP: 0.359, SLG: 0.400 (1, 6)			0-1 G4-6-3 1B		2-3 K		2-2 1B		0-3 K	4	0	2	0	0	2	3											
<b>Inning Stats</b>	R: 0 E: 0 K: 0 S: 6	H: 0 LOB: 0 BB: 0 P: 8	R: 0 E: 0 K: 1 S: 11	H: 2 LOB: 0 BB: 0 P: 17	R: 0 E: 0 K: 0 S: 8	H: 2 LOB: 1 BB: 0 P: 11	R: 1 E: 0 K: 1 S: 14	H: 2 LOB: 2 BB: 1 P: 21	R: 0 E: 0 K: 2 S: 9	H: 0 LOB: 0 BB: 0 P: 12	R: 0 E: 0 K: 0 S: 7	H: 0 LOB: 0 BB: 0 P: 7	R: 0 E: 0 K: 1 S: 14	H: 2 LOB: 2 BB: 0 P: 17	R: 0 E: 0 K: 0 S: 5	H: 0 LOB: 0 BB: 0 P: 10	R: 0 E: 0 K: 1 S: 8	H: 1 LOB: 1 BB: 0 P: 12	1B: 7 2B: 1 3B: 0 HR: 1	SF: 0 SAC: 0 DP: 1 HBP: 0	WP: 0 PB: 0 SB: 0 CS: 0	PA: 36					
<b>PITCHER</b>	IP	WLS	BF	H	R	ER	SO	BB	IBB	HBP	BLK	WP	HR	S	P	ERA	WHIP										
<b>Bill Gullickson, R</b> ERA: 6.59 (1, 1)	7.0	W	29	8	1	1	5	1	0	0	0	0	1	69	93	1.29	1.286										
<b>Mike Gardner, R</b> ERA: 2.42 (8, 1)	2.0		7	1	0	0	1	0	0	0	0	0	0	13	22	0.00	0.500										

**Detroit Tigers @ Minnesota Twins**  
Hubert H. Humphrey Metrodome, Minneapolis, MN  
Sun May 29, 1994, 8:05 PM EDT  
Att: 23,936 - Dome

AB 35  
R 1  
H 9  
RBI 1  
BB 1  
SO 6  
LOB 12






Batter	1	2	3	4	5	6	7	8	9	10	11	AB	R	H	RBI	BB	SO	LOB	TOP					
Tony Phillips, S OBP: 0.416, SLG: 0.430 (1, 7)	4-2 BB 1B		0-2 2B		1-1 G5-3		3-2 1B		3-2 HR		2-2 G4-3	5	1	3	2	1	0	0						
Chris Gomez, R OBP: 0.395, SLG: 0.515 (9, 6)	2-0 1B		1-2 G5-3		1-1		4-1 1B		3-2 F8		0-1 2B	5	1	3	0	1	0	1						
Travis Fryman, R OBP: 0.327, SLG: 0.468 (1, 5)	3-3 K		4-2 BB		1-3 K		0-1 L9		1-0 1B		3-0 1B	5	1	2	1	1	2	5						
Cecil Fielder, R OBP: 0.352, SLG: 0.509 Skeeter Barnes, R OBP: 0.600, SLG: 1.200 (11, PR) (11, 3)	2-2 P3		3-2 F9		1-1 FC6-4 1B		2-2 G3-1		1-0 G5-3		4-0 BB 1B IBB	5	0	1	0	1	0	5						
Alan Trammell, R OBP: 0.367, SLG: 0.430 Chad Kreuter, S OBP: 0.337, SLG: 0.263 (9, 2)	3-3 K		1-0 G4-3		1-2 FC6-4 1B		2-2 2B		1-1 F9		1-1 BB 1B	5	0	2	0	0	1	3						
Mickey Tettleton, S OBP: 0.455, SLG: 0.520 (1, 10)		2-1 G5-3		1-0 P2		0-1 FC6-4 G6-4-3		2-3 K		3-1 HR	4-1 BB	5	1	1	1	1	1	3						
Danny Bautista, R OBP: 0.238, SLG: 0.375 Kirk Gibson, L OBP: 0.384, SLG: 0.566 (8, PH) (8, 8)	0-0 G1-3		0-2 2B		1-2 G6-4-3		4-2 BB		0-1 G6-3		2-0 P4	3	0	1	0	0	0	2						
Junior Felix, S OBP: 0.355, SLG: 0.516 (1, 9)	0-0 G6-3		1-3 K		0-3 K		0-0 L7		3-2 F8		1-2 L3	6	0	0	0	0	2	6						
John Flaherty, R OBP: 0.143, SLG: 0.100 Lou Whitaker, L OBP: 0.382, SLG: 0.547 (9, PH) (9, 4)			1-3 K		1-0 P3		0-1 L7		4-2 HR		3-2 F8	3	0	0	0	0	1	0						
<b>Inning Stats</b>	R: 0 E: 0 K: 2 S: 13	H: 1 LOB: 2 BB: 1 P: 27	R: 0 E: 0 K: 0 S: 4	H: 0 LOB: 0 BB: 0 P: 6	R: 0 E: 0 K: 1 S: 16	H: 1 LOB: 2 BB: 1 P: 25	R: 0 E: 0 K: 1 S: 8	H: 1 LOB: 1 BB: 0 P: 11	R: 0 E: 0 K: 1 S: 8	H: 2 LOB: 1 BB: 0 P: 10	R: 0 E: 0 K: 1 S: 13	H: 1 LOB: 2 BB: 1 P: 20	R: 0 E: 0 K: 1 S: 14	H: 1 LOB: 2 BB: 1 P: 24	R: 2 E: 0 K: 0 S: 17	H: 2 LOB: 1 BB: 1 P: 30	R: 1 E: 0 K: 0 S: 10	H: 1 LOB: 0 BB: 0 P: 19	R: 2 E: 0 K: 0 S: 14	H: 3 LOB: 3 BB: 2 P: 31	1B: 8 2B: 4 3B: 0 HR: 2	SF: 0 SAC: 0 DP: 1 HBP: 0	WP: 0 PB: 0 SB: 0 CS: 0	PA: 53
<b>PITCHER</b>	Jamie Moyer, L ERA: 5.34 Mark Williamson, R ERA: 4.12 Alan Mills, R ERA: 6.53 Lee Smith, R ERA: 1.8 Tom Bolton, L ERA: 3.72	IP: 6.2 WLS: 0.2 BF: 3 H: 1 R: 0 ER: 0 SO: 6 BB: 3 IBB: 0 HBP: 0 BLK: 0 WP: 0 HR: 0 S: 68 P: 109 ERA: 0.00 WHIP: 1.500	IP: 0.1 WLS: 0 BF: 1 H: 0 R: 0 ER: 0 SO: 0 BB: 0 IBB: 0 HBP: 0 BLK: 0 WP: 0 HR: 0 S: 0 P: 4 ERA: 0.00 WHIP: 0.000																					

Detroit Tigers @ Baltimore Orioles  
 Oriole Park at Camden Yards, Baltimore, MD  
 Mon May 30 1994, 7:05 PM EDT  
 Att. 47,851 - Unknown - 83 F


AB 46  
 R 5  
 H 14  
 RBI 5  
 BB 7  
 SO 7  
 LOB 28



Batter	1	2	3	4	5	6	7	8	9	10	11	AB	R	H	RBI	BB	SO	LOB	BOTTOM					
Brady Anderson, L OBP: 0.335, SLG: 0.363 (1, 7)	1-2 G4-6-3 1B			0-0 F7	4-0 BB IBB			2-0 G3	0-1 F8		2-2 G4-3	5	0	1	0	1	0	4						
Mike Devereaux, R OBP: 0.263, SLG: 0.388 (1, 8)	1-2 P5			4-2 BB	4-2 BB			0-1 1B		0-1 L6		3	0	1	0	2	0	1						
Rafael Palmeiro, L OBP: 0.413, SLG: 0.584 (1, 3)	2-2 G4-6-3		1-2 F8	2-2 G4-3				1-2 F7		0-2 HR		5	1	1	1	0	0	6						
Harold Baines, L OBP: 0.355, SLG: 0.480 Lonnie Smith, R OBP: 0.299, SLG: 0.206 (10, PR)		0-0 G6-4-3 1B		1 SAFE 3-2 G3				1-1 P6		4-1 BB		4	0	1	0	1	0	2						
Cal Ripken Jr., R OBP: 0.322, SLG: 0.396 (1, 6)		1-0 G6-4-3		0-0 1B G4-3 1B	1-2 G5-3			0-3 K	2-0 F7			5	1	1	0	0	1	2						
Leo Gomez, R OBP: 0.389, SLG: 0.577 Jack Voigt, R OBP: 0.292, SLG: 0.323 (9, PR) (10, 9)		1-2 G1-3		0-0 G4-3	1-0 G5-3			1-2 WP 2B	1-1 F7			4	0	1	0	0	0	1						
Chris Hoiles, R OBP: 0.348, SLG: 0.408 (1, 2)			1-1 G5-3		1-0 1B SF7 1B			3-2 G5-3		4-0 IBB IBB		4	1	1	0	1	0	0						
Mark McLemore, S OBP: 0.363, SLG: 0.282 (1, 9) (10, 4)			1-0 G4-3		1-1 BB SF7 1B			3-3 K		4-0 IBB		4	0	1	1	1	1	0						
Tim Lincecum, R OBP: 0.361, SLG: 0.361 (1, 4) (10, 5)			1-2 G1-3		1-2 SF7			0-0 F7		1-3 K		3	0	0	1	1	1	3						
<b>Inning Stats</b>	R: 0 E: 0 K: 0 S: 11	H: 1 LOB: 0 BB: 0 P: 14	R: 0 E: 0 K: 0 S: 5	H: 1 LOB: 0 BB: 0 P: 7	R: 0 E: 0 K: 0 S: 7	H: 0 LOB: 1 BB: 1 P: 10	R: 0 E: 0 K: 0 S: 11	H: 0 LOB: 1 BB: 1 P: 18	R: 2 E: 0 K: 0 S: 12	H: 3 LOB: 3 BB: 2 P: 24	R: 0 E: 0 K: 0 S: 5	H: 0 LOB: 0 BB: 0 P: 7	R: 0 E: 0 K: 0 S: 9	H: 1 LOB: 1 BB: 0 P: 13	R: 0 E: 0 K: 0 S: 12	H: 1 LOB: 3 BB: 2 P: 22	R: 1 E: 0 K: 0 S: 10	H: 1 LOB: 1 BB: 1 P: 16	R: 0 E: 0 K: 0 S: 9	H: 0 LOB: 1 BB: 1 P: 16	1B: 6 2B: 1 3B: 0 HR: 1	SF: 1 SAC: 0 DP: 2 HBP: 0	WP: 1 PB: 0 SB: 0 CS: 0	PA: 46
<b>PITCHER</b>	John Doherty, R ERA: 4.89 Buddy Groom, L ERA: 3.12 Mike Henneman, R ERA: 5.0 Kurt Knudsen, R ERA: 9.0 Joe Boever, R ERA: 4.76	IP: 7.1 WLS: 0.2 BF: 29 H: 6 R: 2 ER: 2 SO: 1 BB: 2 IBB: 1 HBP: 0 BLK: 0 WP: 0 HR: 0 S: 64 P: 101 ERA: 2.46 WHIP: 1.091	IP: 0.1 WLS: 0 BF: 1 H: 0 R: 0 ER: 0 SO: 0 BB: 0 IBB: 0 HBP: 0 BLK: 0 WP: 0 HR: 0 S: 0 P: 4 ERA: 0.00 WHIP: 0.000																					

Detroit Tigers @ Baltimore Orioles  
 Oriole Park at Camden Yards, Baltimore, MD  
 Mon May 30 1994, 7:05 PM EDT  
 Att. 47,851 - Unknown - 83 F

AB 38  
 R 3  
 H 8  
 RBI 3  
 BB 7  
 SO 3  
 LOB 20









Batter	1	2	3	4	5	6	7	8	9	AB R H RBI BB SO LOB	TOP												
<b>Tony Phillips, S</b> (1, 7) OBP: 0.498, SLG: 0.415										4 3 1 0 2 0 1	<b>Detroit Tigers @ Baltimore Orioles</b> Oriole Park at Camden Yards, Baltimore, MD Wed Jun 01 1994, 7:05 PM EDT Att: 46,773 - Unknown - 89 F <a href="http://livebaseballscorecards.com">livebaseballscorecards.com</a>												
<b>Lou Whitaker, L</b> (1, 4) OBP: 0.397, SLG: 0.520										5 1 2 2 0 0 2													
<b>Travis Fryman, R</b> (1, 5) OBP: 0.351, SLG: 0.495										5 0 5 2 1 0 0													
<b>Cecil Fielder, R</b> (1, 3) OBP: 0.355, SLG: 0.525										5 0 1 2 0 2 6													
<b>Skeeter Barnes, R</b> (7, 3) OBP: 0.500, SLG: 1.000										1 0 0 0 0 0 1													
<b>Kirk Gibson, L</b> (1, 10) OBP: 0.371, SLG: 0.562										4 0 0 0 0 0 6													
<b>Juan Samuel, R</b> (7, PH) OBP: 0.325, SLG: 0.314										1 0 0 0 0 0 1													
<b>Mickey Tettleton, S</b> (1, 2) OBP: 0.450, SLG: 0.529										4 1 2 0 1 1 0													
<b>John Flaherty, R</b> (9, 2) OBP: 0.143, SLG: 0.100										0 0 0 0 0 0 0													
<b>Junior Felix, S</b> (1, 9) OBP: 0.353, SLG: 0.521										4 1 0 0 0 1 4													
<b>Chris Gomez, R</b> (1, 6) OBP: 0.398, SLG: 0.524										5 1 2 1 0 0 0													
<b>Danny Bautista, R</b> (1, 8) OBP: 0.275, SLG: 0.458										4 4 3 2 1 0 1													
<b>Inning Stats</b>	R: 1 E: 0 K: 1 S: 20	H: 2 LOB: 3 BB: 2 P: 34	R: 2 E: 0 K: 0 S: 14	H: 2 LOB: 2 BB: 2 P: 26	R: 0 E: 0 K: 0 S: 16	H: 2 LOB: 1 BB: 0 P: 21	R: 0 E: 0 K: 1 S: 13	H: 2 LOB: 2 BB: 0 P: 19	R: 0 E: 0 K: 0 S: 4	H: 0 LOB: 0 BB: 0 P: 7	R: 1 E: 0 K: 0 S: 10	H: 2 LOB: 1 BB: 0 P: 13	R: 6 E: 1 K: 0 S: 19	H: 4 LOB: 1 BB: 1 P: 35	R: 0 E: 0 K: 2 S: 7	H: 0 LOB: 0 BB: 0 P: 11	R: 1 E: 0 K: 0 S: 9	H: 2 LOB: 1 BB: 0 P: 18	1B: 12 2B: 3 3B: 0 HR: 1	SF: 1 SAC: 0 DP: 0 HBP: 1	WP: 0 PB: 0 SB: 0 CS: 1	PA: 49	
<b>PITCHER</b>	IP WLS BF H R ER SO BB IBB HBP BLK WP HR S P ERA WHIP											<b>PITCHER</b>	IP WLS BF H R ER SO BB IBB HBP BLK WP HR S P ERA WHIP										
<b>35 Mike Mussina, R</b> (1, 1) ERA: 2.81	6.0 L 31 10 4 4 2 4 0 0 0 0 0 1 77 120 6.00 2.333																						
<b>Mark Williamson, R</b> (7, 1) ERA: 5.75	0.2 9 4 6 4 0 1 0 0 1 0 0 0 0 16 29 54.00 7.500																						
<b>Jim Poole, L</b> (7, 1) ERA: 4.15	1.1 4 0 0 0 2 0 0 0 0 0 0 0 0 10 17 0.00 0.000																						
<b>Tom Bolton, L</b> (9, 1) ERA: 4.22	1.0 5 2 1 1 0 0 0 0 0 0 0 0 0 9 18 9.00 2.000																						

Batter	1	2	3	4	5	6	7	8	9	AB R H RBI BB SO LOB	BOTTOM												
<b>Brady Anderson, L</b> (1, 7) OBP: 0.335, SLG: 0.366										4 0 0 0 0 0 3	<b>Detroit Tigers @ Baltimore Orioles</b> Oriole Park at Camden Yards, Baltimore, MD Wed Jun 01 1994, 7:05 PM EDT Att: 46,773 - Unknown - 89 F <a href="http://livebaseballscorecards.com">livebaseballscorecards.com</a>												
<b>Mike Deversaux, R</b> (1, 8) OBP: 0.280, SLG: 0.376										4 0 0 0 0 2 3													
<b>Rafael Palmeiro, L</b> (1, 3) OBP: 0.405, SLG: 0.570										4 1 1 0 0 0 0													
<b>Harold Baines, L</b> (1, 10) OBP: 0.349, SLG: 0.489										4 0 1 0 0 0 1													
<b>Cal Ripken Jr., R</b> (1, 6) OBP: 0.321, SLG: 0.389										3 0 1 0 0 1 1													
<b>Tim Lincecum, R</b> (8, 6) OBP: 0.383, SLG: 0.439										1 1 1 2 0 0 0													
<b>Leo Gomez, R</b> (1, 5) OBP: 0.405, SLG: 0.602										3 0 1 0 1 0 1													
<b>Mark McLemore, S</b> (1, 4) OBP: 0.358, SLG: 0.295										3 1 0 0 1 0 2													
<b>Jack Voigt, R</b> (1, 9) OBP: 0.300, SLG: 0.340										4 0 2 0 0 0 1													
<b>Jeff Tackett, R</b> (1, 2) OBP: 0.263, SLG: 0.333										2 0 0 1 1 0 1													
<b>Inning Stats</b>	R: 0 E: 0 K: 1 S: 6	H: 0 LOB: 0 BB: 0 P: 8	R: 0 E: 0 K: 0 S: 9	H: 1 LOB: 1 BB: 1 P: 16	R: 0 E: 0 K: 0 S: 6	H: 1 LOB: 1 BB: 1 P: 14	R: 0 E: 0 K: 1 S: 5	H: 0 LOB: 0 BB: 0 P: 6	R: 0 E: 0 K: 0 S: 6	H: 0 LOB: 0 BB: 0 P: 11	R: 0 E: 0 K: 0 S: 9	H: 0 LOB: 0 BB: 0 P: 13	R: 0 E: 0 K: 0 S: 11	H: 1 LOB: 1 BB: 0 P: 14	R: 1 E: 0 K: 1 S: 9	H: 1 LOB: 1 BB: 1 P: 13	R: 2 E: 0 K: 0 S: 17	H: 3 LOB: 1 BB: 0 P: 23	1B: 5 2B: 2 3B: 0 HR: 1	SF: 0 SAC: 0 DP: 2 HBP: 0	WP: 0 PB: 0 SB: 0 CS: 0	PA: 35	
<b>PITCHER</b>	IP WLS BF H R ER SO BB IBB HBP BLK WP HR S P ERA WHIP											<b>PITCHER</b>	IP WLS BF H R ER SO BB IBB HBP BLK WP HR S P ERA WHIP										
<b>Tim Belcher, R</b> (1, 1) ERA: 6.46	8.0 W 29 4 1 1 3 3 0 0 0 0 0 0 1 61 95 1.12 0.875																						
<b>Mike Gardiner, R</b> (9, 1) ERA: 3.09	1.0 6 3 2 2 0 0 0 0 0 0 0 0 1 17 23 18.00 3.000																						











Batter	1	2	3	4	5	6	7	8	9	AB	R	H	RBI	BB	SO	LOB	TOP	
<b>Chuck Knoblauch, R</b> (1, 4) <small>OBP: 0.390, SLG: 0.487</small> <b>Jeff Reboulet, R</b> (4, 4) <small>OBP: 0.316, SLG: 0.333</small> (6, 6)											4	2	2	1	0	0	2	
<b>Alex Cole, L</b> (1, 8) <small>OBP: 0.411, SLG: 0.458</small>										6	2	4	1	0	2	5		
<b>Shane Mack, R</b> (1, 7) <small>OBP: 0.397, SLG: 0.594</small>										4	2	2	2	3	1	3		
<b>Kent Hrbek, L</b> (1, 10) <small>OBP: 0.394, SLG: 0.398</small>										5	1	1	3	1	0	5		
<b>Pedro Munoz, R</b> (1, 9) <small>OBP: 0.349, SLG: 0.479</small>										5	2	3	7	0	1	1		
<b>Scott Leius, R</b> (1, 5) <small>OBP: 0.323, SLG: 0.435</small>										6	2	3	1	0	1	1		
<b>Dave McCarty, R</b> (1, 3) <small>OBP: 0.317, SLG: 0.389</small>										5	3	2	0	0	1	3		
<b>Derek Parks, R</b> (1, 2) <small>OBP: 0.273, SLG: 0.357</small>										6	3	3	1	0	1	1		
<b>Pat Meares, R</b> (1, 6) <small>OBP: 0.340, SLG: 0.357</small> <b>Chip Hale, L</b> (6, PH) <small>OBP: 0.342, SLG: 0.313</small> (6, 4)										3	2	2	1	0	0	0		
<b>Inning Stats</b>	R: 1 H: 1 E: 0 LOB: 1 K: 0 BB: 1 S: 5 P: 11	R: 6 H: 7 E: 0 LOB: 2 K: 1 BB: 2 S: 23 P: 35	R: 6 H: 6 E: 0 LOB: 0 K: 2 BB: 0 S: 20 P: 33	R: 0 H: 0 E: 0 LOB: 0 K: 0 BB: 0 S: 4 P: 4	R: 1 H: 1 E: 0 LOB: 1 K: 0 BB: 1 S: 12 P: 20	R: 2 H: 3 E: 1 LOB: 2 K: 0 BB: 0 S: 15 P: 18	R: 3 H: 4 E: 0 LOB: 2 K: 2 BB: 1 S: 14 P: 26	R: 0 H: 0 E: 0 LOB: 0 K: 1 BB: 0 S: 7 P: 13	R: 2 H: 2 E: 0 LOB: 1 K: 2 BB: 0 S: 14 P: 22	1B: 17 SF: 1 2B: 3 SAC: 1 3B: 0 DP: 1 HR: 4 HBP: 1	WP: 1 PA: 57 FB: 0 SB: 0 CS: 0							
<b>PITCHER</b>	IP WLS BF H R ER SO BB IBB HBP BLK WP HR S P ERA WHIP	IP WLS BF H R ER SO BB IBB HBP BLK WP HR S P ERA WHIP	IP WLS BF H R ER SO BB IBB HBP BLK WP HR S P ERA WHIP	IP WLS BF H R ER SO BB IBB HBP BLK WP HR S P ERA WHIP	IP WLS BF H R ER SO BB IBB HBP BLK WP HR S P ERA WHIP	IP WLS BF H R ER SO BB IBB HBP BLK WP HR S P ERA WHIP	IP WLS BF H R ER SO BB IBB HBP BLK WP HR S P ERA WHIP	IP WLS BF H R ER SO BB IBB HBP BLK WP HR S P ERA WHIP	IP WLS BF H R ER SO BB IBB HBP BLK WP HR S P ERA WHIP	IP WLS BF H R ER SO BB IBB HBP BLK WP HR S P ERA WHIP	IP WLS BF H R ER SO BB IBB HBP BLK WP HR S P ERA WHIP							
<b>John Doherty, R</b> (1, 1) <small>ERA: 5.55</small>	<b>Kurt Knudsen, R</b> (2, 1) <small>ERA: 13.5</small>	<b>Phil Stidham, R</b> (2, 1) <small>ERA: 32.4</small>	<b>Mike Gardiner, R</b> (4, 1) <small>ERA: 3.78</small>	<b>Storm Davis, R</b> (7, 1) <small>ERA: 4.07</small>	<b>Buddy Groom, L</b> (8, 1) <small>ERA: 3.86</small>													

Minnesota Twins @ Detroit Tigers  
Tiger Stadium, Detroit, MI  
Sat Jun 04 1994, 3:33 AM EDT  
Att: 23,780 - Sunny - 74 F

AB	49
R	21
H	24
RBI	20
BB	5
SO	8
LOB	26



Batter	1	2	3	4	5	6	7	8	9	AB	R	H	RBI	BB	SO	LOB	BOTTOM
<b>Tony Phillips, S</b> (1, 7) <small>OBP: 0.411, SLG: 0.431</small> <b>Skeeter Barnes, R</b> (4, 7) <small>OBP: 0.417, SLG: 0.667</small>										2	0	0	0	0	0	0	
<b>Lou Whitaker, L</b> (1, 4) <small>OBP: 0.385, SLG: 0.537</small> <b>Juan Samuel, R</b> (4, 4) <small>OBP: 0.372, SLG: 0.553</small>										2	0	0	0	0	0	0	
<b>Travis Fryman, R</b> (1, 5) <small>OBP: 0.351, SLG: 0.500</small>										3	0	1	1	1	1	1	
<b>Kirk Gibson, L</b> (1, 10) <small>OBP: 0.363, SLG: 0.534</small> <b>Alan Trammell, R</b> (8, PH) <small>OBP: 0.377, SLG: 0.474</small>										4	1	2	0	0	0	2	
<b>Mickey Tettleton, S</b> (1, 3) <small>OBP: 0.449, SLG: 0.506</small>										3	1	0	0	2	2	2	
<b>Junior Felix, S</b> (1, 9) <small>OBP: 0.380, SLG: 0.595</small>										5	0	2	0	0	0	5	
<b>Chris Gomez, R</b> (1, 6) <small>OBP: 0.372, SLG: 0.470</small>										3	0	0	1	1	0	5	
<b>Chad Kreuter, S</b> (1, 2) <small>OBP: 0.327, SLG: 0.250</small>										4	0	0	1	1	1	7	
<b>Danny Bautista, R</b> (1, 8) <small>OBP: 0.254, SLG: 0.406</small>										5	1	0	0	0	1	4	
<b>Inning Stats</b>	R: 0 H: 1 E: 0 LOB: 2 K: 1 BB: 1 S: 12 P: 26	R: 0 H: 1 E: 0 LOB: 1 K: 2 BB: 0 S: 13 P: 20	R: 0 H: 0 E: 0 LOB: 0 K: 1 BB: 0 S: 12 P: 17	R: 0 H: 1 E: 0 LOB: 2 K: 0 BB: 1 S: 13 P: 22	R: 1 H: 2 E: 0 LOB: 1 K: 0 BB: 0 S: 13 P: 20	R: 1 H: 1 E: 2 LOB: 1 K: 0 BB: 0 S: 8 P: 12	R: 2 H: 2 E: 1 LOB: 3 K: 0 BB: 1 S: 12 P: 21	R: 3 H: 2 E: 1 LOB: 0 K: 1 BB: 0 S: 16 P: 25	R: 0 H: 0 E: 0 LOB: 2 K: 0 BB: 2 S: 5 P: 16	1B: 6 SF: 1 2B: 0 SAC: 0 3B: 2 DP: 0 HR: 2 HBP: 1	WP: 0 PA: 46 FB: 0 SB: 0 CS: 0						
<b>PITCHER</b>	IP WLS BF H R ER SO BB IBB HBP BLK WP HR S P ERA WHIP	IP WLS BF H R ER SO BB IBB HBP BLK WP HR S P ERA WHIP	IP WLS BF H R ER SO BB IBB HBP BLK WP HR S P ERA WHIP	IP WLS BF H R ER SO BB IBB HBP BLK WP HR S P ERA WHIP	IP WLS BF H R ER SO BB IBB HBP BLK WP HR S P ERA WHIP	IP WLS BF H R ER SO BB IBB HBP BLK WP HR S P ERA WHIP	IP WLS BF H R ER SO BB IBB HBP BLK WP HR S P ERA WHIP	IP WLS BF H R ER SO BB IBB HBP BLK WP HR S P ERA WHIP	IP WLS BF H R ER SO BB IBB HBP BLK WP HR S P ERA WHIP	IP WLS BF H R ER SO BB IBB HBP BLK WP HR S P ERA WHIP	IP WLS BF H R ER SO BB IBB HBP BLK WP HR S P ERA WHIP						
<b>Pat Mahomes, R</b> (1, 1) <small>ERA: 4.96</small>	<b>Mark Guthrie, L</b> (7, 1) <small>ERA: 8.54</small>	<b>Brett Merriman, R</b> (8, 1) <small>ERA: 5.11</small>															

Minnesota Twins @ Detroit Tigers  
Tiger Stadium, Detroit, MI  
Sat Jun 04 1994, 3:33 AM EDT  
Att: 23,780 - Sunny - 74 F

AB	39
R	7
H	10
RBI	7
BB	5
SO	5
LOB	29














Batter	1	2	3	4	5	6	7	8	9	AB	R	H	RBI	BB	SO	LOB	TOP					
<b>Otis Nixon, S</b> <small>OBP: 0.373, SLG: 0.350</small> 										3	0	1	0	1	0	0	<b>Boston Red Sox @ Detroit Tigers</b> Tiger Stadium, Detroit, MI Tue Jun 07 1994, 3:33 AM EDT Att: 13,708 - Cloudy - 81 F					
<b>John Valentin, R</b> <small>OBP: 0.378, SLG: 0.477</small> 										4	2	2	0	0	1	2						
<b>Mo Vaughn, L</b> <small>OBP: 0.405, SLG: 0.595</small> 										4	0	2	1	0	1	2						
<b>Wes Chamberlain, R</b> <small>OBP: 0.296, SLG: 0.432</small> 										4	0	1	1	0	1	2						
<b>Damon Berryhill, S</b> <small>OBP: 0.320, SLG: 0.460</small> 										4	0	1	0	0	2	0						
<b>Scott Cooper, L</b> <small>OBP: 0.377, SLG: 0.573</small> 										3	1	1	0	1	1	1						
<b>Greg Litton, R</b> <small>OBP: 0.111, SLG: 0.125</small> 										4	0	0	0	0	2	3						
<b>Rich Rowland, R</b> <small>OBP: 0.277, SLG: 0.455</small> 									3	1	1	2	0	1	1							
<b>Lee Tinsley, S</b> <small>OBP: 0.368, SLG: 0.289</small> 										3	1	2	1	0	1	0						
<b>Inning Stats</b>	R: 1 E: 0 K: 1 S: 15	H: 2 LOB: 0 BB: 0 P: 26	R: 0 E: 0 K: 2 S: 8	H: 1 LOB: 1 BB: 0 P: 10	R: 0 E: 0 K: 1 S: 10	H: 1 LOB: 0 BB: 1 P: 17	R: 0 E: 0 K: 0 S: 4	H: 1 LOB: 0 BB: 0 P: 7	R: 2 E: 0 K: 1 S: 12	H: 2 LOB: 0 BB: 0 P: 19	R: 1 E: 0 K: 1 S: 8	H: 2 LOB: 0 BB: 0 P: 11	R: 0 E: 0 K: 1 S: 13	H: 0 LOB: 0 BB: 0 P: 17	R: 1 E: 0 K: 1 S: 11	H: 2 LOB: 1 BB: 0 P: 15	R: 0 E: 0 K: 2 S: 15	H: 0 LOB: 1 BB: 1 P: 23	1B: 7 2B: 2 3B: 0 HR: 2	SF: 0 SAC: 0 DP: 1 HBP: 0	WP: 0 PB: 0 SB: 0 CS: 3	PA: 34
<b>PITCHER</b>	IP WLS BF H R ER SO BB IBB HBP BLK WP HR S P ERA WHIP																					
<b>David Wells, L</b> <small>ERA: 5.48</small>	5.0 L 19 7 3 3 5 1 0 0 0 0 0 1 49 79 5.40 1.600																					
<b>Joe Boever, R</b> <small>ERA: 4.17</small>	2.0 7 2 1 1 2 0 0 0 0 0 0 0 21 28 4.50 1.000																					
<b>Phil Stidham, R</b> <small>ERA: 23.63</small>	1.0 4 2 1 1 1 0 0 0 0 0 0 1 11 15 9.00 2.000																					
<b>Storm Davis, R</b> <small>ERA: 3.91</small>	1.0 4 0 0 0 2 1 0 0 0 0 0 0 15 23 0.00 1.000																					

Batter	1	2	3	4	5	6	7	8	9	AB	R	H	RBI	BB	SO	LOB	BOTTOM					
<b>Tony Phillips, S</b> <small>OBP: 0.417, SLG: 0.467</small> 										3	0	1	0	1	1	0	<b>Boston Red Sox @ Detroit Tigers</b> Tiger Stadium, Detroit, MI Tue Jun 07 1994, 3:33 AM EDT Att: 13,708 - Cloudy - 81 F					
<b>Lou Whitaker, L</b> <small>OBP: 0.366, SLG: 0.521</small> 										3	0	0	0	1	3	2						
<b>Travis Fryman, R</b> <small>OBP: 0.357, SLG: 0.507</small> 										4	0	1	0	0	0	2						
<b>Cecil Fielder, R</b> <small>OBP: 0.357, SLG: 0.538</small> 										4	0	0	0	0	3	3						
<b>Kirk Gibson, L</b> <small>OBP: 0.367, SLG: 0.539</small> 										3	0	0	0	1	2	0						
<b>Mickey Tettleton, S</b> <small>OBP: 0.442, SLG: 0.509</small> 										3	1	1	1	1	1	1						
<b>Junior Felix, S</b> <small>OBP: 0.372, SLG: 0.577</small> 										4	0	1	0	0	2	1						
<b>Alan Trammell, R</b> <small>OBP: 0.371, SLG: 0.480</small> 										4	0	2	0	0	0	1						
<b>Danny Bautista, R</b> <small>OBP: 0.260, SLG: 0.419</small>									2	0	0	0	0	1	2							
<b>Juan Samuel, R</b> <small>OBP: 0.383, SLG: 0.537</small>									1	0	0	0	0	0	1							
<b>Inning Stats</b>	R: 0 E: 0 K: 2 S: 12	H: 0 LOB: 1 BB: 1 P: 21	R: 0 E: 0 K: 3 S: 12	H: 1 LOB: 2 BB: 1 P: 20	R: 0 E: 0 K: 2 S: 9	H: 0 LOB: 1 BB: 1 P: 18	R: 0 E: 0 K: 1 S: 9	H: 0 LOB: 0 BB: 0 P: 13	R: 0 E: 0 K: 1 S: 10	H: 1 LOB: 1 BB: 0 P: 17	R: 0 E: 0 K: 2 S: 8	H: 0 LOB: 0 BB: 0 P: 12	R: 1 E: 0 K: 1 S: 11	H: 2 LOB: 0 BB: 0 P: 16	R: 0 E: 0 K: 1 S: 12	H: 1 LOB: 1 BB: 0 P: 15	R: 0 E: 0 K: 0 S: 9	H: 1 LOB: 1 BB: 1 P: 15	1B: 3 2B: 1 3B: 1 HR: 1	SF: 0 SAC: 0 DP: 2 HBP: 0	WP: 0 PB: 0 SB: 0 CS: 0	PA: 35
<b>PITCHER</b>	IP WLS BF H R ER SO BB IBB HBP BLK WP HR S P ERA WHIP																					
<b>Roger Clemens, R</b> <small>ERA: 2.45</small>	7.0 W 27 4 1 1 12 3 0 0 0 0 0 1 71 117 1.29 1.000																					
<b>Ken Ryan, R</b> <small>ERA:</small>	2.0 8 2 0 0 1 1 0 0 0 0 0 0 21 30 0.00 1.500																					

AB	32
R	5
H	11
RBI	5
BB	2
SO	10
LOB	11





Batter	1	2	3	4	5	6	7	8	9	AB	R	H	RBI	BB	SO	LOB	TOP
<b>Otis Nixon, S</b> <small>OBP: 0.370, SLG: 0.347</small> 										5	0	1	0	0	1	4	<b>Boston Red Sox @ Detroit Tigers</b> Tiger Stadium, Detroit, MI Wed Jun 08 1994, 3:33 AM EDT Att: 17,414 - Sunny - 64 F
<b>John Valentin, R</b> <small>OBP: 0.363, SLG: 0.456</small> 										4	0	0	0	0	2	3	
<b>Mo Vaughn, L</b> <small>OBP: 0.404, SLG: 0.606</small> <b>Dave Valle, R</b> <small>OBP: 0.253, SLG: 0.257</small> 										3	1	1	1	0	1	0	
<b>Wes Chamberlain, R</b> <small>OBP: 0.284, SLG: 0.414</small> 										4	0	0	0	0	1	2	
<b>Mike Greenwell, L</b> <small>OBP: 0.350, SLG: 0.478</small> 										2	1	0	0	2	0	0	
<b>Scott Cooper, L</b> <small>OBP: 0.371, SLG: 0.564</small> <b>Greg Litton, R</b> <small>OBP: 0.100, SLG: 0.111</small> 										3	0	0	0	0	0	1	
<b>Rich Rowland, R</b> <small>OBP: 0.275, SLG: 0.500</small> 										4	1	1	2	0	0	1	
<b>Andy Tomberlin, L</b> <small>OBP: 0.310, SLG: 0.333</small> <b>Lee Tinsley, S</b> <small>OBP: 0.373, SLG: 0.298</small> 										2	0	1	0	0	0	0	
<b>Carlos Rodriguez, S</b> <small>OBP: 0.318, SLG: 0.422</small> 										2	0	1	0	0	0	0	
<b>Inning Stats</b> <small>R: 1 H: 1 E: 0 LOB: 0 K: 2 S: 13</small>	<small>R: 2 H: 2 E: 0 LOB: 1 K: 0 S: 11</small>	<small>R: 0 H: 0 E: 0 LOB: 0 K: 0 S: 9</small>	<small>R: 0 H: 0 E: 0 LOB: 0 K: 0 S: 11</small>	<small>R: 0 H: 1 E: 0 LOB: 1 K: 1 S: 7</small>	<small>R: 0 H: 0 E: 0 LOB: 0 K: 1 S: 6</small>	<small>R: 0 H: 0 E: 0 LOB: 0 K: 1 S: 9</small>	<small>R: 1 H: 2 E: 0 LOB: 1 K: 1 S: 7</small>	<small>R: 1 H: 2 E: 0 LOB: 2 K: 1 S: 12</small>	<small>1B: 6 SF: 0 2B: 0 SAC: 1 3B: 0 DP: 1 HR: 2 HBP: 0</small>	<small>WP: 1 PA: 37</small>							
<b>PITCHER</b> <b>Bill Gullickson, R</b> <small>ERA: 6.88</small> <b>Mike Gardner, R</b> <small>ERA: 3.49</small> <b>Storm Davis, R</b> <small>ERA: 3.76</small> <b>Phil Stidham, R</b> <small>ERA: 19.64</small> <b>Mike Henneman, R</b> <small>ERA: 4.91</small>	<small>IP: 5.0 WLS: W BF: 20 H: 4 R: 3 ER: 3 SO: 2 BB: 1 IBB: 0 HBP: 0 BLK: 0 WP: 1 HR: 2 S: 51 P: 84 ERA: 5.40 WHIP: 1.000</small>	<small>IP: 1.0 WLS: 3 BF: 0 H: 0 R: 0 ER: 0 SO: 1 BB: 0 IBB: 0 HBP: 0 BLK: 0 WP: 0 HR: 0 S: 6 P: 10 ERA: 0.00 WHIP: 0.000</small>	<small>IP: 1.0 WLS: 3 BF: 0 H: 0 R: 0 ER: 0 SO: 1 BB: 0 IBB: 0 HBP: 0 BLK: 0 WP: 0 HR: 0 S: 9 P: 12 ERA: 0.00 WHIP: 0.000</small>	<small>IP: 1.0 WLS: 5 BF: 2 H: 1 R: 1 ER: 1 SO: 1 BB: 1 IBB: 0 HBP: 0 BLK: 0 WP: 0 HR: 7 S: 13 P: 13 ERA: 9.00 WHIP: 3.000</small>	<small>IP: 1.0 WLS: 6 BF: 2 H: 1 R: 1 ER: 1 SO: 1 BB: 1 IBB: 0 HBP: 0 BLK: 0 WP: 0 HR: 12 S: 19 P: 19 ERA: 9.00 WHIP: 3.000</small>	<b>PITCHER</b> <small>IP: 5.0 WLS: W BF: 20 H: 4 R: 3 ER: 3 SO: 2 BB: 1 IBB: 0 HBP: 0 BLK: 0 WP: 1 HR: 2 S: 51 P: 84 ERA: 5.40 WHIP: 1.000</small>	<small>IP: 1.0 WLS: 3 BF: 0 H: 0 R: 0 ER: 0 SO: 1 BB: 0 IBB: 0 HBP: 0 BLK: 0 WP: 0 HR: 0 S: 6 P: 10 ERA: 0.00 WHIP: 0.000</small>	<small>IP: 1.0 WLS: 3 BF: 0 H: 0 R: 0 ER: 0 SO: 1 BB: 0 IBB: 0 HBP: 0 BLK: 0 WP: 0 HR: 0 S: 9 P: 12 ERA: 0.00 WHIP: 0.000</small>	<small>IP: 1.0 WLS: 5 BF: 2 H: 1 R: 1 ER: 1 SO: 1 BB: 1 IBB: 0 HBP: 0 BLK: 0 WP: 0 HR: 7 S: 13 P: 13 ERA: 9.00 WHIP: 3.000</small>	<small>IP: 1.0 WLS: 6 BF: 2 H: 1 R: 1 ER: 1 SO: 1 BB: 1 IBB: 0 HBP: 0 BLK: 0 WP: 0 HR: 12 S: 19 P: 19 ERA: 9.00 WHIP: 3.000</small>							
<b>Tony Phillips, S</b> <small>OBP: 0.423, SLG: 0.463</small> 										2	1	0	0	4	1	0	<b>Boston Red Sox @ Detroit Tigers</b> Tiger Stadium, Detroit, MI Wed Jun 08 1994, 3:33 AM EDT Att: 17,414 - Sunny - 64 F
<b>Lou Whitaker, L</b> <small>OBP: 0.371, SLG: 0.521</small> 										4	1	1	2	2	1	5	
<b>Travis Fryman, R</b> <small>OBP: 0.360, SLG: 0.504</small> 										5	1	2	0	1	2	6	
<b>Cecil Fielder, R</b> <small>OBP: 0.362, SLG: 0.554</small> <b>Skeeter Barnes, R</b> <small>OBP: 0.337, SLG: 0.571</small> 										5	3	3	2	0	0	4	
<b>Kirk Gibson, L</b> <small>OBP: 0.370, SLG: 0.544</small> <b>Juan Samuel, R</b> <small>OBP: 0.375, SLG: 0.524</small> 									4	3	2	1	0	0	1		
<b>Mickey Tettleton, S</b> <small>OBP: 0.445, SLG: 0.506</small> 									3	1	1	0	1	0	4		
<b>Junior Felix, S</b> <small>OBP: 0.381, SLG: 0.584</small> 									4	2	2	2	1	2	3		
<b>Chris Gomez, R</b> <small>OBP: 0.374, SLG: 0.472</small> 									5	1	3	4	0	0	2		
<b>Chad Kreuter, S</b> <small>OBP: 0.327, SLG: 0.242</small> 										4	1	1	2	1	0	2	
<b>Inning Stats</b> <small>R: 0 H: 0 E: 0 LOB: 1 K: 1 S: 12</small>	<small>R: 1 H: 3 E: 0 LOB: 0 K: 1 S: 10</small>	<small>R: 0 H: 0 E: 0 LOB: 0 K: 0 S: 5</small>	<small>R: 3 H: 3 E: 0 LOB: 3 K: 2 S: 23</small>	<small>R: 10 H: 8 E: 1 LOB: 1 K: 0 S: 28</small>	<small>R: 0 H: 0 E: 0 LOB: 2 K: 1 S: 9</small>	<small>R: 0 H: 0 E: 0 LOB: 1 K: 2 S: 9</small>	<small>R: 0 H: 1 E: 1 LOB: 2 K: 0 S: 12</small>	<small>1B: 10 SF: 0 2B: 4 SAC: 0 3B: 0 DP: 2 HR: 1 HBP: 1</small>	<small>WP: 1 PA: 49</small>								
<b>PITCHER</b> <b>Gar Finnvid, R</b> <small>ERA: 4.78</small> <b>Chris Howard, L</b> <small>ERA: 2.89</small> <b>Todd Frohwirth, R</b> <small>ERA: 10.13</small> <b>Greg Harris, R</b> <small>ERA: 9.53</small> <b>Jeff Russell, R</b> <small>ERA: 5.51</small>	<small>IP: 3.1 WLS: L BF: 17 H: 6 R: 4 ER: 4 SO: 2 BB: 3 IBB: 1 HBP: 0 BLK: 0 WP: 1 HR: 1 S: 39 P: 74 ERA: 10.80 WHIP: 2.700</small>	<small>IP: 0.1 WLS: 3 BF: 0 H: 0 R: 0 ER: 0 SO: 1 BB: 1 IBB: 0 HBP: 0 BLK: 0 WP: 0 HR: 0 S: 8 P: 19 ERA: 0.00 WHIP: 3.000</small>	<small>IP: 0.2 WLS: 8 BF: 3 H: 6 R: 5 ER: 5 SO: 1 BB: 2 IBB: 0 HBP: 0 BLK: 0 WP: 0 HR: 16 S: 36 P: 36 ERA: 67.50 WHIP: 7.500</small>	<small>IP: 2.2 WLS: 16 BF: 5 H: 4 R: 4 ER: 4 SO: 3 BB: 3 IBB: 0 HBP: 0 BLK: 0 WP: 0 HR: 33 S: 55 P: 55 ERA: 13.50 WHIP: 3.000</small>	<small>IP: 1.0 WLS: 5 BF: 1 H: 0 R: 0 ER: 0 SO: 0 BB: 0 IBB: 0 HBP: 0 BLK: 0 WP: 0 HR: 12 S: 18 P: 18 ERA: 0.00 WHIP: 1.000</small>	<b>PITCHER</b> <small>IP: 3.1 WLS: L BF: 17 H: 6 R: 4 ER: 4 SO: 2 BB: 3 IBB: 1 HBP: 0 BLK: 0 WP: 1 HR: 1 S: 39 P: 74 ERA: 10.80 WHIP: 2.700</small>	<small>IP: 0.1 WLS: 3 BF: 0 H: 0 R: 0 ER: 0 SO: 1 BB: 1 IBB: 0 HBP: 0 BLK: 0 WP: 0 HR: 0 S: 8 P: 19 ERA: 0.00 WHIP: 3.000</small>	<small>IP: 0.2 WLS: 8 BF: 3 H: 6 R: 5 ER: 5 SO: 1 BB: 2 IBB: 0 HBP: 0 BLK: 0 WP: 0 HR: 16 S: 36 P: 36 ERA: 67.50 WHIP: 7.500</small>	<small>IP: 2.2 WLS: 16 BF: 5 H: 4 R: 4 ER: 4 SO: 3 BB: 3 IBB: 0 HBP: 0 BLK: 0 WP: 0 HR: 33 S: 55 P: 55 ERA: 13.50 WHIP: 3.000</small>	<small>IP: 1.0 WLS: 5 BF: 1 H: 0 R: 0 ER: 0 SO: 0 BB: 0 IBB: 0 HBP: 0 BLK: 0 WP: 0 HR: 12 S: 18 P: 18 ERA: 0.00 WHIP: 1.000</small>							

AB 33  
R 5  
H 8  
RBI 5  
BB 3  
SO 6  
LOB 12



AB 38  
R 14  
H 15  
RBI 13  
BB 10  
SO 7  
LOB 29






Batter	1	2	3	4	5	6	7	8	9	AB	R	H	RBI	BB	SO	LOB	TOP								
<b>Tony Phillips, S</b> OBP: 0.422, SLG: 0.459 (1, 7)										4	1	1	0	1	1	2									
<b>Chris Gomez, R</b> OBP: 0.384, SLG: 0.458 (1, 4)										4	0	0	0	0	0	2									
<b>Travis Fryman, R</b> OBP: 0.359, SLG: 0.513 (1, 5)										4	1	1	1	1	0	2									
<b>Cecil Fielder, R</b> OBP: 0.360, SLG: 0.548 (1, 3)										4	0	1	1	0	0	0									
<b>Alan Trammell, R</b> OBP: 0.368, SLG: 0.474 (1, 6)										4	1	1	0	0	1	1									
<b>Mickey Tettleton, S</b> OBP: 0.442, SLG: 0.500 (1, 10)										4	1	1	0	0	1	0									
<b>Junior Felix, S</b> OBP: 0.393, SLG: 0.629 (1, 9)										4	3	3	1	0	0	0									
<b>Juan Samuel, R</b> OBP: 0.385, SLG: 0.565 (1, 8)										4	0	2	3	0	1	0									
<b>John Flaherty, R</b> OBP: 0.125, SLG: 0.087 <b>Skeeter Barnes, R</b> (7, PH) OBP: 0.333, SLG: 0.533 <b>Chad Kreuter, S</b> (7, 2) OBP: 0.324, SLG: 0.239										2	0	0	0	0	1	0									
<b>Inning Stats</b>	R: 1 E: 0 K: 2 S: 16	H: 2 LOB: 1 BB: 0 P: 26	R: 0 E: 0 K: 1 S: 8	H: 0 LOB: 0 BB: 0 P: 10	R: 0 E: 0 K: 0 S: 7	H: 0 LOB: 0 BB: 0 P: 12	R: 0 E: 0 K: 1 S: 8	H: 0 LOB: 0 BB: 0 P: 16	R: 1 E: 0 K: 2 S: 11	H: 1 LOB: 0 BB: 0 P: 17	R: 0 E: 0 K: 0 S: 5	H: 0 LOB: 0 BB: 1 P: 11	R: 3 E: 0 K: 1 S: 15	H: 4 LOB: 1 BB: 0 P: 26	R: 1 E: 0 K: 0 S: 7	H: 1 LOB: 0 BB: 0 P: 14	R: 1 E: 0 K: 0 S: 9	H: 2 LOB: 1 BB: 0 P: 13	1B: 5 2B: 3 3B: 0 HR: 2	SF: 0 SAC: 0 DP: 1 HBP: 0	WP: 2 PB: 0 SB: 1 CS: 0	PA: 37			
<b>PITCHER</b>	IP	WLS	BF	H	R	ER	SO	BB	IBB	HBP	BLK	WP	HR	S	P	ERA	WHIP								
<b>Chuck Finley, L</b> ERA: 4.61	(1, 1)	8.0	L	32	8	6	6	7	1	0	0	0	2	2	77	132	6.75	1.125							
<b>John Dopson, R</b> ERA: 5.4	(9, 1)	1.0		5	2	1	1	0	0	0	0	0	0	0	9	13	9.00	2.000							

Detroit Tigers @ California Angels  
Anaheim Stadium, Anaheim, CA  
Thu Jun 09 1994, 10:05 PM EDT  
Att: 20,963 - Unknown - 70 F


AB 36  
R 7  
H 10  
RBI 6  
BB 1  
SO 7  
LOB 8



Batter	1	2	3	4	5	6	7	8	9	AB	R	H	RBI	BB	SO	LOB	BOTTOM								
<b>Spike Owen, S</b> OBP: 0.435, SLG: 0.417 (1, 5)										3	1	0	0	2	0	0									
<b>Chad Curtis, R</b> OBP: 0.288, SLG: 0.379 (1, 8)										4	0	0	0	1	1	1									
<b>Tim Salmon, R</b> OBP: 0.389, SLG: 0.526 (1, 9)										4	1	1	0	1	0	2									
<b>Chili Davis, S</b> OBP: 0.456, SLG: 0.547 (1, 10)										4	1	1	1	1	1	3									
<b>Jim Edmonds, L</b> OBP: 0.422, SLG: 0.487 (1, 7)										2	0	1	1	2	0	0									
<b>J.T. Snow, L</b> OBP: 0.308, SLG: 0.308 (1, 3)										4	0	2	1	0	1	3									
<b>Harold Reynolds, S</b> OBP: 0.316, SLG: 0.284 <b>Dwight Smith, L</b> (8, PH) OBP: 0.302, SLG: 0.424 <b>Bo Jackson, R</b> (8, PH) OBP: 0.358, SLG: 0.519 <b>Rod Correia, R</b> OBP: 0.333, SLG: 0.200										3	1	0	0	0	0	5									
<b>Jorge Fabregas, L</b> OBP: 0.316, SLG: 0.319 (1, 2)										4	0	1	1	0	1	3									
<b>Gary Disarcina, R</b> OBP: 0.323, SLG: 0.377 (1, 6)										4	0	0	0	0	1	1									
<b>Inning Stats</b>	R: 0 E: 0 K: 1 S: 7	H: 0 LOB: 0 BB: 0 P: 13	R: 0 E: 0 K: 2 S: 12	H: 0 LOB: 2 BB: 2 P: 23	R: 3 E: 0 K: 0 S: 27	H: 3 LOB: 2 BB: 2 P: 42	R: 0 E: 0 K: 0 S: 7	H: 0 LOB: 0 BB: 0 P: 12	R: 0 E: 0 K: 0 S: 9	H: 0 LOB: 0 BB: 0 P: 11	R: 1 E: 0 K: 0 S: 14	H: 1 LOB: 1 BB: 1 P: 23	R: 0 E: 0 K: 0 S: 11	H: 1 LOB: 1 BB: 0 P: 17	R: 0 E: 0 K: 1 S: 11	H: 1 LOB: 0 BB: 0 P: 16	R: 0 E: 0 K: 2 S: 14	H: 0 LOB: 2 BB: 2 P: 27	1B: 6 2B: 0 3B: 0 HR: 0	SF: 0 SAC: 0 DP: 0 HBP: 0	WP: 0 PB: 0 SB: 0 CS: 0	PA: 40			
<b>PITCHER</b>	IP	WLS	BF	H	R	ER	SO	BB	IBB	HBP	BLK	WP	HR	S	P	ERA	WHIP								
<b>Greg Gohr, R</b> ERA: 9.0	(1, 1)	3.0		16	3	3	3	3	4	0	0	0	0	0	46	78	9.00	2.333							
<b>Joe Boeвер, R</b> ERA: 4.1	(4, 1)	3.0	W	11	1	1	1	0	1	0	0	0	0	0	30	46	3.00	0.667							
<b>Storm Davis, R</b> ERA: 3.58	(7, 1)	1.1		6	2	0	0	0	0	0	0	0	0	0	17	26	0.00	1.500							
<b>Buddy Groom, L</b> ERA: 4.73	(8, 1)	0.2		2	0	0	0	1	0	0	0	0	0	5	7	0.00	0.000								
<b>Mike Hemmer, R</b> ERA: 4.7	(9, 1)	1.0	S	5	0	0	0	2	2	0	0	0	0	0	14	27	0.00	2.000							

Detroit Tigers @ California Angels  
Anaheim Stadium, Anaheim, CA  
Thu Jun 09 1994, 10:05 PM EDT  
Att: 20,963 - Unknown - 70 F

AB 33  
R 4  
H 6  
RBI 4  
BB 7  
SO 6  
LOB 19





Batter	1	2	3	4	5	6	7	8	9	AB	R	H	RBI	BB	SO	LOB	TOP									
<b>Tony Phillips, S</b> OBP: 0.422, SLG: 0.455 (1, 7)										2	1	0	1	2	0	1										
<b>Chris Gomez, R</b> OBP: 0.376, SLG: 0.463 (1, 4)										3	1	2	2	1	1	1										
<b>Travis Fryman, R</b> OBP: 0.363, SLG: 0.531 (1, 5)											5	2	3	2	0	2	1									
<b>Cecil Fielder, R</b> OBP: 0.357, SLG: 0.540 <b>Skeeter Barnes, R</b> OBP: 0.333, SLG: 0.533 (9, 3)											5	0	1	1	0	2	3									
<b>Alan Trammell, R</b> OBP: 0.357, SLG: 0.459 (1, 6)											5	0	0	0	0	1	4									
<b>Mickey Tettleton, S</b> OBP: 0.445, SLG: 0.522 (1, 10)											4	1	2	1	1	0	3									
<b>Junior Felix, S</b> OBP: 0.386, SLG: 0.609 (1, 9)											5	1	1	0	0	0	3									
<b>Juan Samuel, R</b> OBP: 0.386, SLG: 0.540 (1, 8)											4	1	1	0	1	0	3									
<b>John Flaherty, R</b> OBP: 0.185, SLG: 0.192 (1, 2)										3	1	2	0	0	0	1										
<b>Inning Stats</b>	R: 0 E: 0 K: 1 S: 10	H: 1 LOB: 3 BB: 1 P: 21	R: 2 E: 0 K: 1 S: 16	H: 2 LOB: 1 BB: 1 P: 28	R: 0 E: 0 K: 0 S: 11	H: 0 LOB: 0 BB: 0 P: 17	R: 0 E: 0 K: 0 S: 11	H: 0 LOB: 1 BB: 1 P: 19	R: 2 E: 0 K: 1 S: 13	H: 3 LOB: 1 BB: 0 P: 24	R: 1 E: 1 K: 0 S: 9	H: 1 LOB: 0 BB: 1 P: 16	R: 0 E: 0 K: 2 S: 9	H: 0 LOB: 0 BB: 0 P: 16	R: 2 E: 0 K: 1 S: 19	H: 3 LOB: 1 BB: 2 P: 29	R: 1 E: 0 K: 0 S: 10	H: 2 LOB: 2 BB: 1 P: 20	1B: 7 2B: 3 3B: 0 HR: 2	SF: 1 SAC: 1 DP: 0 HBP: 1	WP: 5 PB: 1 SB: 2 CS: 2	PA: 45				
<b>PITCHER</b>	IP	WLS	BF	H	R	ER	SO	BB	IBB	HBP	BLK	WP	HR	S	P	ERA	WHIP									
<b>Joe Magrane, L</b> ERA: 6.57	(1, 1)	5.0	L	25	6	4	4	3	3	0	1	0	3	1	61	109	7.20	1.800								
<b>Mark Leiter, R</b> ERA: 4.54	(6, 1)	2.1		11	4	3	2	2	1	0	0	0	1	1	27	47	7.71	2.143								
<b>Craig Lefferts, L</b> ERA: 3.47	(8, 1)	0.2		2	0	0	0	1	0	0	0	0	0	0	10	14	0.00	0.000								
<b>Mike Butcher, R</b> ERA: 6.27	(9, 1)	1.0		6	2	1	1	0	0	1	0	0	1	0	10	20	9.00	2.000								

**Detroit Tigers @ California Angels**  
Anaheim Stadium, Anaheim, CA  
Fri Jun 10, 1994, 10:05 PM EDT  
Att: 22,735 - Unknown - 71 F

AB 36  
R 8  
H 12  
RBI 7  
BB 5  
SO 6  
LOB 20



Batter	1	2	3	4	5	6	7	8	9	AB	R	H	RBI	BB	SO	LOB	BOTTOM								
<b>Spike Owen, S</b> OBP: 0.433, SLG: 0.429 (1, 5)											5	0	2	2	0	0									
<b>Chad Curtis, R</b> OBP: 0.290, SLG: 0.389 (1, 8)											4	1	1	1	1	0	3								
<b>Tim Salmon, R</b> OBP: 0.383, SLG: 0.517 (1, 9)										4	0	0	0	0	2	1									
<b>Chili Davis, S</b> OBP: 0.456, SLG: 0.561 (1, 10)										4	1	2	1	0	1	0									
<b>Jim Edmonds, L</b> OBP: 0.424, SLG: 0.478 (1, 7)										2	0	0	0	2	2	0									
<b>J.T. Snow, L</b> OBP: 0.267, SLG: 0.267 (1, 3)										4	0	0	0	0	0	3									
<b>Harold Reynolds, S</b> OBP: 0.326, SLG: 0.291 (1, 4)										3	2	2	0	1	0	1									
<b>Jorge Fabregas, L</b> OBP: 0.314, SLG: 0.310 (1, 2)										3	0	0	0	1	1	3									
<b>Gary Disarcina, R</b> OBP: 0.318, SLG: 0.372 <b>Dwight Smith, L</b> OBP: 0.299, SLG: 0.420 (9, PH)											3	0	0	0	0	0	1								
<b>Inning Stats</b>	R: 1 E: 0 K: 0 S: 8	H: 2 LOB: 2 BB: 1 P: 15	R: 1 E: 0 K: 1 S: 8	H: 1 LOB: 1 BB: 1 P: 16	R: 0 E: 0 K: 2 S: 9	H: 0 LOB: 0 BB: 0 P: 12	R: 0 E: 0 K: 0 S: 6	H: 1 LOB: 0 BB: 0 P: 8	R: 0 E: 0 K: 1 S: 8	H: 0 LOB: 1 BB: 1 P: 13	R: 1 E: 0 K: 0 S: 9	H: 1 LOB: 1 BB: 1 P: 16	R: 0 E: 0 K: 2 S: 12	H: 0 LOB: 0 BB: 0 P: 17	R: 1 E: 0 K: 1 S: 14	H: 2 LOB: 2 BB: 1 P: 19	1B: 4 2B: 1 3B: 0 HR: 2	SF: 0 SAC: 0 DP: 0 HBP: 0	WP: 0 PB: 0 SB: 1 CS: 1	PA: 39					
<b>PITCHER</b>	IP	WLS	BF	H	R	ER	SO	BB	IBB	HBP	BLK	WP	HR	S	P	ERA	WHIP								
<b>Mike Moore, R</b> ERA: 5.44	(1, 1)	7.0	W	29	5	3	3	4	4	0	0	0	0	55	90	3.86	1.286								
<b>Mike Gardiner, R</b> ERA: 3.96	(8, 1)	2.0		9	2	1	1	3	1	0	0	0	0	26	36	4.50	1.500								

**Detroit Tigers @ California Angels**  
Anaheim Stadium, Anaheim, CA  
Fri Jun 10, 1994, 10:05 PM EDT  
Att: 22,735 - Unknown - 71 F


AB 33  
R 4  
H 7  
RBI 4  
BB 5  
SO 7  
LOB 14





Batter	1	2	3	4	5	6	7	8	9	AB R H RBI BB SO LOB	TOP											
Tony Phillips, S OBP: 0.425, SLG: 0.462 (1, 7)	2-1 1B		0-1 F8			2-1 2B	3-2 1B		1-0 F7	5 1 3 0 0 0 0	<b>Detroit Tigers @ California Angels</b> Anaheim Stadium, Anaheim, CA Sat Jun 11 1994, 10:05 PM EDT Att: 25,713 - Unknown - 71 F <a href="http://livebaseballscorecards.com">livebaseballscorecards.com</a>											
Lou Whitaker, L OBP: 0.377, SLG: 0.543 (1, 4)	1-3 K		3-1 2B		1-0 1B	2-3 K		0-0 HR	5 3 3 1 0 2 2													
Travis Fryman, R OBP: 0.371, SLG: 0.543 (1, 5)	1-3 K		2-1 2B		3-2 HR		0-1 G4-3	4-1 HR	4 2 3 1 1 1 1													
Cecil Fielder, R OBP: 0.354, SLG: 0.530 Skeeter Barnes, R OBP: 0.333, SLG: 0.533 (9, PR)	1-3 K		1-1 G6-3		1-3 K		2-2 G5-3	4-0 HR	4 0 0 0 1 2 5 0 1 0 0 0 0 0													
Kirk Gibson, L OBP: 0.370, SLG: 0.577 (1, 8)		1-1 F9	3-2 F9		1-2 HR		0-1 G4-3	1-1 HR	5 2 2 7 0 0 2													
Mickey Tettleton, S OBP: 0.449, SLG: 0.543 (1, 10)		2-0 HR		4-1 1B	0-3 K		2-3 K	3-2 G3	4 1 2 1 1 2 1													
Junior Felix, S OBP: 0.386, SLG: 0.626 (1, 9)	1-2 HR			0-0 G4-6-3	0-3 K		0-0 G4-3	1-0 G3	5 1 2 1 0 1 2													
Chris Gomez, R OBP: 0.366, SLG: 0.446 (1, 6)	1-1 G5-3		0-3 K		1-3 K		1-3 K	2-2 F8	5 0 0 0 0 3 4													
Chad Kreuter, S OBP: 0.313, SLG: 0.229 (1, 2)	3-2 P5		0-0 G4-6-3		2-2 G6-3		0-1 F8		4 0 0 0 0 0 2													
<b>Inning Stats</b>	R: 0 E: 0 K: 3 S: 11	H: 1 LOB: 1 BB: 0 P: 15	R: 2 E: 0 K: 0 S: 11	H: 2 LOB: 0 BB: 0 P: 19	R: 1 E: 0 K: 0 S: 11	H: 2 LOB: 1 BB: 0 P: 20	R: 0 E: 0 K: 1 S: 6	H: 1 LOB: 1 BB: 1 P: 10	R: 4 E: 0 K: 3 S: 20	H: 4 LOB: 0 BB: 0 P: 28	R: 0 E: 0 K: 2 S: 13	H: 1 LOB: 1 BB: 0 P: 21	R: 0 E: 0 K: 1 S: 11	H: 1 LOB: 0 BB: 0 P: 15	R: 0 E: 0 K: 1 S: 6	H: 0 LOB: 0 BB: 0 P: 7	R: 4 E: 0 K: 0 S: 13	H: 3 LOB: 2 BB: 2 P: 29	1B: 4 2B: 7 3B: 0 HR: 4	SF: 0 SAC: 0 DP: 1 HBP: 0	WP: 1 PB: 0 SB: 1 CS: 0	PA: 44
<b>PITCHER</b>	IP WLS BF H R ER SO BB IBB HBP BLK WP HR S P ERA WHIP											IP WLS BF H R ER SO BB IBB HBP BLK WP HR S P ERA WHIP										
Russ Springer, R ERA: 12.46 (1, 1)	4.1 L 22 9 6 6 5 1 0 0 0 0 0 2 48 80 12.46 2.308																					
Craig Lefferts, L ERA: 3.5 (5, 1)	1.2 7 2 1 1 4 0 0 0 0 0 1 24 33 5.40 1.200																					
John Dopson, R ERA: 5.2 (7, 1)	2.0 7 1 0 0 2 0 0 0 0 0 0 17 22 0.00 0.500																					
Bob Patterson, L ERA: 4.76 (9, 1)	0.1 2 1 1 1 0 0 0 0 0 0 0 2 3 27.00 3.000																					
Mike Butcher, R ERA: 7.45 (9, 1)	0.2 6 2 3 3 0 1 1 0 0 1 1 11 26 40.50 4.500																					

Batter	1	2	3	4	5	6	7	8	9	AB R H RBI BB SO LOB	BOTTOM									
Spike Owen, S OBP: 0.422, SLG: 0.415 (1, 5)	2-2 L9		2-2 F7		0-0 G1-3		1-1 1B		1-0 L8	5 0 1 1 0 0 2	<b>Detroit Tigers @ California Angels</b> Anaheim Stadium, Anaheim, CA Sat Jun 11 1994, 10:05 PM EDT Att: 25,713 - Unknown - 71 F <a href="http://livebaseballscorecards.com">livebaseballscorecards.com</a>									
Chad Curtis, R OBP: 0.296, SLG: 0.388 (1, 8)	1-2 F7			4-2 BB	0-1 1B	2-3 K		4-2 BB	3 0 1 1 2 1 3											
Tim Salmon, R OBP: 0.384, SLG: 0.525 (1, 9)	1-0 HR			4-2 BB	2-3 1B	3-3 K		2-3 K	4 1 1 1 1 3 6											
Chili Davis, S OBP: 0.453, SLG: 0.555 (1, 10)	0-0 G1-3			1-2 L7		2-2 G4-3	1-0 1B			4 0 1 2 0 0 1										
Jim Edmonds, L OBP: 0.419, SLG: 0.471 (1, 7)		1-2 G6-3		1-1 G1-3		0-1 G4-3	1-0 F7			4 0 1 0 0 0 3										
J.T. Snow, L OBP: 0.265, SLG: 0.265 (1, 3)		2-1 P6			3-1 1B	1-1 G4-3		1-1 F9	4 1 1 0 0 0 1											
Harold Reynolds, S OBP: 0.324, SLG: 0.290 (1, 4)		0-2 F7			0-0 G1-3	2-1 F9		0-1 G4-3	4 1 1 0 0 0 1											
Jorge Fabregas, L OBP: 0.320, SLG: 0.311 (1, 2)			1-0 F8		2-2 1B	4-0 1B	0-3 K			3 1 1 0 1 1 0										
Rod Correia, R OBP: 0.333, SLG: 0.231 Dwight Smith, L OBP: 0.297, SLG: 0.417 (9, PH)		2-0 F8			0-1 F8		0-1 1B	2-1 G3	3 1 1 0 0 0 3 1 0 0 0 0 0 0											
<b>Inning Stats</b>	R: 1 E: 0 K: 0 S: 10	H: 1 LOB: 0 BB: 0 P: 14	R: 0 E: 0 K: 0 S: 10	H: 0 LOB: 0 BB: 0 P: 13	R: 0 E: 0 K: 0 S: 6	H: 0 LOB: 1 BB: 2 P: 20	R: 2 E: 0 K: 1 S: 17	H: 4 LOB: 2 BB: 0 P: 25	R: 0 E: 0 K: 0 S: 9	H: 1 LOB: 1 BB: 0 P: 14	R: 2 E: 0 K: 2 S: 12	H: 3 LOB: 1 BB: 1 P: 23	R: 0 E: 0 K: 1 S: 7	H: 0 LOB: 0 BB: 0 P: 8	R: 0 E: 0 K: 1 S: 9	H: 0 LOB: 1 BB: 1 P: 18	1B: 8 2B: 0 3B: 0 HR: 1	SF: 0 SAC: 0 DP: 0 HBP: 0	WP: 0 PB: 0 SB: 1 CS: 0	PA: 39
<b>PITCHER</b>	IP WLS BF H R ER SO BB IBB HBP BLK WP HR S P ERA WHIP											IP WLS BF H R ER SO BB IBB HBP BLK WP HR S P ERA WHIP								
Tim Belcher, R ERA: 6.32 (1, 1)	6.0 W 28 8 5 5 1 3 0 0 0 0 0 7 66 7.50 1.833																			
Joe Boeвер, R ERA: 4.04 (7, 1)	0.2 3 1 0 0 2 0 0 0 0 0 0 7 13 0.00 1.500																			
Buddy Groom, L ERA: 4.3 (7, 1)	1.1 4 0 0 0 1 0 0 0 0 0 0 8 9 0.00 0.000																			
Mike Henneman, R ERA: 4.5 (9, 1)	1.0 4 0 0 0 1 1 0 0 0 0 0 9 18 0.00 1.000																			





Batter	1	2	3	4	5	6	7	8	9	AB	R	H	RBI	BB	SO	LOB	TOP			
<b>Tony Phillips, S</b> OBP: 0.425, SLG: 0.459 (1, 7)	0-3 SAFE K	2-2 SAFE CS	4-1 WP BB		2-3 K			1-0 L7	1-2 G3-4-1 BB 1B	4	0	1	0	1	2	0				
<b>Chris Gomez, R</b> OBP: 0.397, SLG: 0.465 (1, 4)	0-0 FC5-4 1B		1-1 F8			1-1 L5		1-2 HR	1-3 K	5	1	2	1	0	1	2				
<b>Travis Fryman, R</b> OBP: 0.379, SLG: 0.555 (1, 5)	0-0 FC5-4 1-2		4-2 G4-3 BB			1-0 HBP		2-1 HR	4-2 G3-4 BB	2	1	1	1	2	0	1				
<b>Cecil Fielder, R</b> OBP: 0.351, SLG: 0.523 (1, 10)	2-3 SAFE K		3-1 G4-3 BB			2-2 F7		2-1 HBP 1B	1-2 G3-4-1	5	1	1	0	0	1	6				
<b>Alan Trammell, R</b> OBP: 0.353, SLG: 0.451 (1, 6)			3-1 F7			0-0 F8		2-1 HBP 1B	0-0 G6-3	5	1	1	0	0	0	3				
<b>Mickey Tettleton, S</b> OBP: 0.453, SLG: 0.540 (8, PR)			4-2 2B SF9 BB			2-2 F8				1	1	0	0	2	0	0				
<b>Skeeter Barnes, R</b> OBP: 0.333, SLG: 0.533 (8, 3)			2-0 SF9 1B 2B			0-3 K		1-1 HBP		4	1	2	2	0	1	1				
<b>Junior Felix, S</b> OBP: 0.390, SLG: 0.630 (1, 9)			1-3 SF9 1B 2B			0-2 F8		1-2 2-H 3-H 2-3		2	0	0	1	0	0	1				
<b>Juan Samuel, R</b> OBP: 0.367, SLG: 0.519 (8, PH)			1-0 SF9			1-3 K		0-2 F8		1	0	0	0	0	1	2				
<b>Kirk Gibson, L</b> OBP: 0.366, SLG: 0.573 (8, 8)			2-3 3-H			1-1 K		1-2 P3		3	0	1	1	0	1	1				
<b>John Flaherty, R</b> OBP: 0.200, SLG: 0.207 (8, PH)			1-1 CS 1B					0-2 F7		1	0	0	0	0	0	2				
<b>Lou Whitaker, L</b> OBP: 0.375, SLG: 0.539 (8, 2)			3-H							0	0	0	0	0	0	0				
<b>Chad Kreuter, S</b> OBP: 0.313, SLG: 0.229 (8, 2)										0	0	0	0	0	0	0				
<b>Inning Stats</b>	R: 0 E: 0 K: 2 S: 9	H: 1 LOB: 1 BB: 0 P: 11	R: 2 E: 0 K: 0 S: 10	H: 2 LOB: 0 BB: 2 P: 23	R: 0 E: 0 K: 0 S: 8	H: 0 LOB: 0 BB: 2 P: 20	R: 0 E: 0 K: 1 S: 7	H: 0 LOB: 0 BB: 0 P: 9	R: 0 E: 0 K: 2 S: 10	H: 0 LOB: 1 BB: 0 P: 13	R: 0 E: 0 K: 0 S: 11	H: 0 LOB: 1 BB: 1 P: 16	R: 4 E: 0 K: 1 S: 24	H: 5 LOB: 2 BB: 0 P: 36	R: 0 E: 0 K: 1 S: 12	H: 1 LOB: 2 BB: 1 P: 19	1B: 6 2B: 1 3B: 0 HR: 2	SF: 1 SAC: 0 DP: 1 HBP: 2	WP: 1 PB: 0 SB: 0 CS: 1	PA: 42
<b>PITCHER</b>	IP	WLS	BF	H	R	ER	SO	BB	IBB	HBP	BLK	WP	HR	S	P	ERA	WHIP			
<b>Brian Anderson, L</b> ERA: 5.24 (1, 1)	7.1	W	30	5	4	4	5	4	0	1	0	1	2	69	114	4.91	1.227			
<b>Mark Leiter, R</b> ERA: 4.51 (8, 1)	0.0		3	2	0	0	0	0	0	1	0	0	0	6	11	∞	∞			
<b>Joe Grahe, R</b> ERA: 5.93 (8, 1)	1.2	S	8	2	2	2	2	1	0	0	0	0	0	23	33	10.80	1.800			

**Detroit Tigers @ California Angels**  
Anaheim Stadium, Anaheim, CA  
Sun Jun 12 1994, 6:33 AM EDT  
Att: 22,381 - Sunny - 72 F

**AB 33**  
**R 6**  
**H 9**  
**RBI 6**  
**BB 5**  
**SO 7**  
**LOB 19**



Batter	1	2	3	4	5	6	7	8	9	AB	R	H	RBI	BB	SO	LOB	BOTTOM			
<b>Spike Owen, S</b> OBP: 0.421, SLG: 0.460 (1, 5)	2-1 1B FC4-6 2B	1-1 F8			2-1 HR	1-0 L7		1 SAFE 1 SAFE FC4-6 CS 1-2		5	2	2	1	0	0	2				
<b>Chad Curtis, R</b> OBP: 0.302, SLG: 0.389 (1, 8)	4-2 FC4-6 1B BB		1-2 G5-3		2-0 CS HBP	0-0 2-H 1B		3-1 CS		2	1	1	1	1	0	0				
<b>Jim Edmonds, L</b> OBP: 0.414, SLG: 0.463 (1, 9)	2-2 FC4-6 1B 2-3		0-1 G4-3		1-1 F9 1-2	3-3 K				4	0	1	0	0	1	2				
<b>Chili Davis, S</b> OBP: 0.450, SLG: 0.554 (1, 10)	2-1 FC4-6 1B 1-2 2-3 3-H		0-0 G1-3		2-0 2B					4	1	1	1	0	0	2				
<b>Bo Jackson, R</b> OBP: 0.362, SLG: 0.514 (1, 7)	2-2 FC6-4 1B				3-3 K	4-0 2B IBB		0-2 G6-3		3	0	1	1	1	1	0				
<b>Tim Salmon, R</b> OBP: 0.384, SLG: 0.525 (8, 9)	1-2 3-H 1B				0-0 F9	1-3 2-H 2B		1-1 F8		4	0	1	1	0	1	2				
<b>J.T. Snow, L</b> OBP: 0.263, SLG: 0.289 (1, 3)	0-3 K				0-0 F9	1-3 2-H 2B				4	0	1	1	0	1	2				
<b>Rod Correia, R</b> OBP: 0.316, SLG: 0.294 (1, 4)	1-0 FC6-4 1-2				1-0 G6-3	1-2 P2		3-2 1B 2B		4	1	1	0	0	0	4				
<b>Chris Turner, R</b> OBP: 0.213, SLG: 0.178 (1, 2)			1-3 K		0-0 HR	3B		0-0 G1-3		3	1	1	0	0	1	0				
<b>Dwight Smith, L</b> OBP: 0.255, SLG: 0.413 (8, PH)										1	0	0	0	0	0	1				
<b>Jorge Fabregas, L</b> OBP: 0.320, SLG: 0.311 (9, 2)										0	0	0	0	0	0	0				
<b>Gary Disarcina, R</b> OBP: 0.326, SLG: 0.398 (1, 6)			0-1 G6-3		1-0 HR			2-1 FC4-6 1B 2-H		4	2	3	3	0	0	0				
<b>Inning Stats</b>	R: 2 E: 0 K: 1 S: 18	H: 3 LOB: 2 BB: 1 P: 31	R: 0 E: 0 K: 1 S: 7	H: 0 LOB: 0 BB: 0 P: 9	R: 0 E: 0 K: 0 S: 6	H: 0 LOB: 0 BB: 0 P: 7	R: 0 E: 0 K: 1 S: 7	H: 0 LOB: 0 BB: 0 P: 11	R: 4 E: 0 K: 0 S: 11	H: 5 LOB: 2 BB: 1 P: 24	R: 1 E: 0 K: 1 S: 11	H: 2 LOB: 1 BB: 0 P: 20	R: 0 E: 0 K: 0 S: 10	H: 0 LOB: 0 BB: 0 P: 14	R: 1 E: 0 K: 0 S: 13	H: 2 LOB: 0 BB: 0 P: 22	1B: 4 2B: 5 3B: 1 HR: 2	SF: 0 SAC: 0 DP: 0 HBP: 1	WP: 0 PB: 0 SB: 0 CS: 2	PA: 38
<b>PITCHER</b>	IP	WLS	BF	H	R	ER	SO	BB	IBB	HBP	BLK	WP	HR	S	P	ERA	WHIP			
<b>David Wells, L</b> ERA: 6.51 (1, 1)	4.2	L	24	8	6	6	3	1	1	1	0	0	2	46	78	11.57	1.929			
<b>Phil Stingham, R</b> ERA: 18.0 (5, 1)	0.1		1	0	0	0	0	0	0	0	0	0	0	3	4	0.00	0.000			
<b>John Doherty, R</b> ERA: 5.57 (6, 1)	3.0		12	4	2	2	1	0	0	0	0	0	0	34	56	6.00	1.333			

**Detroit Tigers @ California Angels**  
Anaheim Stadium, Anaheim, CA  
Sun Jun 12 1994, 6:33 AM EDT  
Att: 22,381 - Sunny - 72 F

**AB 34**  
**R 8**  
**H 12**  
**RBI 8**  
**BB 2**  
**SO 4**  
**LOB 13**





Batter	1	2	3	4	5	6	7	8	9	10	11	12	13	AB	R	H	RBI	BB	SO	LOB	TOP				
<b>Tony Phillips, S</b> OBP: 0.453, SLG: 0.457														5	2	2	1	1	2	3					
<b>Lou Whitaker, L</b> OBP: 0.377, SLG: 0.529														5	2	1	1	2	1	4					
<b>Travis Fryman, R</b> OBP: 0.387, SLG: 0.562														6	1	4	4	1	0	1					
<b>Cecil Fielder, R</b> OBP: 0.341, SLG: 0.507														7	0	0	0	0	2	7					
<b>Junior Felix, S</b> OBP: 0.399, SLG: 0.656														6	2	3	2	1	2	1					
<b>Alan Trammell, R</b> OBP: 0.350, SLG: 0.450														7	0	2	1	0	2	3					
<b>Chris Gomez, R</b> OBP: 0.355, SLG: 0.447														6	0	0	0	0	3	3					
<b>Chad Kreuter, S</b> OBP: 0.331, SLG: 0.257														5	1	3	0	1	0	0					
<b>Juan Samuel, R</b> OBP: 0.379, SLG: 0.534														6	2	3	0	0	0	4					
<b>Inning Stats</b>	R: 3 E: 0 K: 1 S: 13	H: 2 LOB: 0 BB: 2 P: 29	R: 2 E: 0 K: 0 S: 17	H: 1 LOB: 0 BB: 0 P: 9	R: 0 E: 0 K: 0 S: 11	H: 1 LOB: 1 BB: 0 P: 16	R: 1 E: 0 K: 1 S: 18	H: 2 LOB: 1 BB: 1 P: 29	R: 0 E: 0 K: 2 S: 9	H: 1 LOB: 0 BB: 0 P: 12	R: 0 E: 0 K: 1 S: 9	H: 0 LOB: 2 BB: 1 P: 20	R: 0 E: 0 K: 1 S: 7	H: 1 LOB: 1 BB: 0 P: 11	R: 0 E: 0 K: 1 S: 6	H: 1 LOB: 0 BB: 0 P: 11	R: 0 E: 0 K: 1 S: 7	H: 1 LOB: 1 BB: 0 P: 11	R: 4 E: 0 K: 1 S: 23	H: 4 LOB: 1 BB: 1 P: 38	1B: 12 2B: 5 3B: 0 HR: 1	SF: 1 SAC: 0 DP: 3 HBP: 0	W/P: 3 P/B: 0 SB: 1 CS: 2	PA: 60	
<b>PITCHER</b>	IP	WLS	BF	H	R	ER	SO	BB	IBB	HBP	BLK	WP	HR	S	P	ERA	WHIP								
<b>Ricky Bones, R</b> ERA: 2.9	(1, 1)	5.0	25	10	6	6	3	3	0	0	0	0	1	66	108	10.80	2.600								
<b>Jesse Orosco, L</b> ERA: 5.33	(8, 1)	2.0	8	1	0	0	3	1	0	0	0	0	0	20	32	0.00	1.000								
<b>Mike Ignasiak, R</b> ERA: 4.97	(8, 1)	1.0	3	1	0	0	0	0	0	0	0	0	0	8	13	0.00	1.000								
<b>Mike Fatters, R</b> ERA: 2.3	(8, 1)	2.0	9	1	0	0	3	1	0	0	0	1	0	19	33	0.00	1.000								
<b>Graeme Lloyd, L</b> ERA: 5.4	(11, 1)	2.1	L	11	3	3	2	1	0	0	0	0	0	25	44	11.57	1.714								
<b>PITCHER</b>	IP	WLS	BF	H	R	ER	SO	BB	IBB	HBP	BLK	WP	HR	S	P	ERA	WHIP								
<b>Doug Henry, R</b> ERA: 3.05	(13, 1)	0.2	4	2	1	1	1	0	0	0	0	0	0	11	16	13.50	3.000								

**Detroit Tigers @ Milwaukee Brewers**  
**Milwaukee County Stadium, Milwaukee, WI**  
Tue Jun 14 1994, 8:05 PM EDT  
Att. 21,137 - Unknown - 96 F

livebaseballscores.com

**AB 53**  
**R 10**  
**H 18**  
**RBI 9**  
**BB 6**  
**SO 12**  
**LOB 26**



Batter	1	2	3	4	5	6	7	8	9	10	11	12	13	AB	R	H	RBI	BB	SO	LOB	BOTTOM					
<b>Jody Reed, R</b> OBP: 0.371, SLG: 0.320														6	0	2	2	1	0	3						
<b>Kevin Seitzer, R</b> OBP: 0.360, SLG: 0.513														4	0	1	0	0	1	1						
<b>Bill Spiers, L</b> OBP: 0.336, SLG: 0.313														0	0	0	0	0	0	0						
<b>Turner Ward, S</b> OBP: 0.350, SLG: 0.409														1	0	0	0	0	0	0						
<b>B.J. Surhoff, L</b> OBP: 0.307, SLG: 0.500														2	0	0	0	0	0	3						
<b>John Jaha, R</b> OBP: 0.350, SLG: 0.409														5	1	0	0	1	1	2						
<b>Greg Vaughn, R</b> OBP: 0.361, SLG: 0.516														7	2	3	0	0	2	3						
<b>Dave Nilsson, L</b> OBP: 0.313, SLG: 0.441														5	2	2	3	1	0	2						
<b>Brian Harper, R</b> OBP: 0.322, SLG: 0.405														7	1	4	3	0	0	2						
<b>Matt Mieske, R</b> OBP: 0.348, SLG: 0.418														5	1	1	0	1	0	4						
<b>Alex Diaz, S</b> OBP: 0.268, SLG: 0.371														5	1	2	0	1	0	3						
<b>Jose Valentin, S</b> OBP: 0.301, SLG: 0.389														6	0	1	0	0	2	7						
<b>Inning Stats</b>	R: 0 E: 0 K: 1 S: 8	H: 0 LOB: 0 BB: 0 P: 14	R: 1 E: 0 K: 0 S: 8	H: 1 LOB: 1 BB: 0 P: 9	R: 0 E: 0 K: 0 S: 15	H: 3 LOB: 1 BB: 0 P: 24	R: 0 E: 0 K: 1 S: 17	H: 0 LOB: 2 BB: 2 P: 28	R: 1 E: 0 K: 1 S: 12	H: 3 LOB: 2 BB: 0 P: 17	R: 2 E: 1 K: 0 S: 16	H: 3 LOB: 2 BB: 0 P: 24	R: 0 E: 0 K: 1 S: 8	H: 1 LOB: 1 BB: 0 P: 12	R: 0 E: 0 K: 0 S: 10	H: 1 LOB: 3 BB: 2 P: 20	R: 0 E: 0 K: 1 S: 9	H: 0 LOB: 0 BB: 0 P: 12	R: 0 E: 0 K: 1 S: 8	H: 1 LOB: 2 BB: 1 P: 17	R: 2 E: 0 K: 0 S: 13	H: 2 LOB: 1 BB: 0 P: 22	1B: 10 2B: 2 3B: 2 HR: 2	SF: 1 SAC: 0 DP: 0 HBP: 1	W/P: 0 P/B: 0 SB: 0 CS: 0	PA: 61
<b>PITCHER</b>	IP	WLS	BF	H	R	ER	SO	BB	IBB	HBP	BLK	WP	HR	S	P	ERA	WHIP									
<b>Bill Gullickson, R</b> ERA: 6.56	(1, 1)	5.1	23	5	3	3	3	2	0	0	0	0	0	58	94	5.06	1.312									
<b>Mike Gardner, R</b> ERA: 3.66	(8, 1)	1.2	8	3	1	1	1	0	0	0	0	0	0	16	24	5.40	1.800									
<b>Joe Boever, R</b> ERA: 4.14	(8, 1)	1.0	6	3	2	1	0	0	0	0	0	0	1	16	24	9.00	3.000									
<b>Buddy Groom, L</b> ERA: 4.02	(8, 1)	1.0	4	1	0	0	1	0	0	0	0	0	0	8	12	0.00	1.000									
<b>Storm Davis, R</b> ERA: 3.34	(10, 1)	2.0	9	1	0	0	1	1	1	0	0	0	0	19	32	0.00	1.000									
<b>PITCHER</b>	IP	WLS	BF	H	R	ER	SO	BB	IBB	HBP	BLK	WP	HR	S	P	ERA	WHIP									
<b>Greg Gohr, R</b> ERA: 6.75	(12, 1)	1.0	5	1	0	0	0	0	0	0	0	0	0	13	22	18.00	2.000									
<b>Mike Henneman, R</b> ERA: 5.04	(13, 1)	1.0	6	2	2	2	0	0	0	1	0	0	0	0	13	22	18.00	2.000								

**Detroit Tigers @ Milwaukee Brewers**  
**Milwaukee County Stadium, Milwaukee, WI**  
Tue Jun 14 1994, 8:05 PM EDT  
Att. 21,137 - Unknown - 96 F

livebaseballscores.com

**AB 53**  
**R 8**  
**H 16**  
**RBI 8**  
**BB 5**  
**SO 6**  
**LOB 30**





Batter	1	2	3	4	5	6	7	8	9	AB	R	H	RBI	BB	SO	LOB	TOP							
Tony Phillips, S (1, 7) OBP: 0.424, SLG: 0.464 Skeeter Barnes, R (7, PH) OBP: 0.294, SLG: 0.471	K		G3				FC6-4 G1		G1-6-3	3	0	1	1	0	1	1								
Lou Whitaker, L (1, 10) OBP: 0.371, SLG: 0.522 John Flaherty, R (7, PH) OBP: 0.194, SLG: 0.200 Juan Samuel, R (9, PH) OBP: 0.388, SLG: 0.534	F8		SF9				G1		G1	2	0	0	1	0	0	1								
Travis Fryman, R (1, 5) OBP: 0.381, SLG: 0.551	K		K				F8		P3	5	0	0	0	0	2	3								
Cecil Fielder, R (1, 3) OBP: 0.347, SLG: 0.522			G6-3				G3-1 1B		G4-6-3 BB	3	1	2	1	1	0	0								
Kirk Gibson, L (1, 8) OBP: 0.371, SLG: 0.571			HR				K		K	4	1	2	0	0	2	2								
Junior Felix, S (1, 9) OBP: 0.401, SLG: 0.682			HR				G3-1		G4-6-3	4	1	2	2	0	0	2								
Alan Trammell, R (1, 6) OBP: 0.342, SLG: 0.439			HR				G3-1		G4-6-3	4	1	0	0	0	0	3								
Chris Gomez, R (1, 4) OBP: 0.358, SLG: 0.444			K				G1-3 3B		E5 BB	3	2	1	0	1	1	2								
Chad Kreuter, S (1, 2) OBP: 0.344, SLG: 0.272			SF9				G1-3		G4-3	2	1	1	0	2	0	1								
<b>Inning Stats</b>	R: 0 H: 0 E: 0 K: 2 S: 12	H: 0 LOB: 0 BB: 0 P: 16	R: 2 H: 2 E: 0 K: 1 S: 10	H: 2 LOB: 0 BB: 0 P: 13	R: 1 H: 1 E: 0 K: 1 S: 9	H: 1 LOB: 0 BB: 0 P: 12	R: 0 H: 1 E: 0 K: 1 S: 9	H: 1 LOB: 1 BB: 0 P: 15	R: 1 H: 2 E: 0 K: 0 S: 8	H: 2 LOB: 1 BB: 0 P: 12	R: 0 H: 0 E: 0 K: 1 S: 10	H: 0 LOB: 0 BB: 2 P: 20	R: 2 H: 0 E: 1 K: 0 S: 9	H: 0 LOB: 1 BB: 2 P: 17	R: 1 H: 3 E: 0 K: 0 S: 10	H: 3 LOB: 1 BB: 0 P: 17	R: 0 H: 0 E: 0 K: 0 S: 11	H: 0 LOB: 1 BB: 2 P: 22	1B: 4 2B: 2 3B: 1 HR: 2	SF: 1 SAC: 0 DP: 3 HBP: 0	WP: 0 PB: 0 SB: 0 CS: 0	PA: 39		
<b>PITCHER</b>	IP	WLS	BF	H	R	ER	SO	BB	IBB	HBP	BLK	WP	HR	S	P	ERA	WHIP							
Bill Wegman, R (1, 1) ERA: 3.61	6.0	W	24	6	4	4	6	1	0	0	0	0	1	58	88	6.00	1.167							
Jesse Orosco, L (7, 1) ERA: 5.13	1.0		6	0	2	0	0	2	0	0	0	0	0	9	17	0.00	2.000							
Jose Mercedes, R (8, 1) ERA: 1.74	1.0		5	3	1	1	0	0	0	0	0	0	1	10	17	9.00	3.000							
Mike Fetters, R (9, 1) ERA: 2.22	1.0		4	0	0	0	0	2	0	0	0	0	0	11	22	0.00	2.000							

**Detroit Tigers @ Milwaukee Brewers**  
Milwaukee County Stadium, Milwaukee, WI  
Wed Jun 15 1994, 8:05 PM EDT  
Att: 15,743 - Unknown - 96 F


AB 33  
R 7  
H 9  
RBI 7  
BB 5  
SO 6  
LOB 19



Batter	1	2	3	4	5	6	7	8	9	AB	R	H	RBI	BB	SO	LOB	BOTTOM							
Jody Reed, R (1, 4) OBP: 0.367, SLG: 0.323	WP		G6-3				SF8		P3	4	1	1	2	0	0	1								
Kevin Seitzer, R (1, 5) OBP: 0.362, SLG: 0.513 Bill Spiers, L (6, FR) OBP: 0.335, SLG: 0.310	G6-3		G5-3				G4-3		F8	4	0	1	3	0	0	1								
B.J. Surhoff, L (1, 3) OBP: 0.315, SLG: 0.488							G1-3		G5-3	2	1	0	0	2	0	1								
Greg Vaughn, R (1, 7) OBP: 0.364, SLG: 0.539 Alex Diaz, S (7, 9) OBP: 0.268, SLG: 0.371	G5-4-3						HR		K	4	2	2	2	0	1	2								
Dave Nilsson, L (1, 10) OBP: 0.325, SLG: 0.452							G4-6-3 1B		G6-4-3 1B	4	1	4	0	0	0	0								
Brian Harper, R (1, 2) OBP: 0.320, SLG: 0.406							G6-4-3		G4-6-3 1B	4	1	1	1	0	0	3								
Turner Ward, S (1, 8) OBP: 0.357, SLG: 0.405							P6		P6	2	2	0	0	2	1	1								
Matt Mieske, R (1, 9) OBP: 0.353, SLG: 0.416							L7		P4	3	1	1	2	1	0	1								
Jose Valentin, S (1, 6) OBP: 0.307, SLG: 0.396							WP		G3-1	3	2	1	1	1	0	1								
<b>Inning Stats</b>	R: 1 H: 1 E: 0 K: 0 S: 7	H: 1 LOB: 1 BB: 1 P: 18	R: 0 H: 1 E: 0 K: 0 S: 6	H: 1 LOB: 0 BB: 0 P: 8	R: 1 H: 1 E: 0 K: 0 S: 8	H: 1 LOB: 0 BB: 0 P: 12	R: 1 H: 2 E: 0 K: 0 S: 6	H: 2 LOB: 0 BB: 0 P: 10	R: 1 H: 1 E: 0 K: 0 S: 6	H: 1 LOB: 1 BB: 1 P: 14	R: 7 H: 4 E: 0 K: 1 S: 18	H: 4 LOB: 1 BB: 4 P: 40	R: 0 H: 1 E: 0 K: 1 S: 12	H: 1 LOB: 1 BB: 0 P: 19	R: 0 H: 0 E: 0 K: 0 S: 5	H: 0 LOB: 0 BB: 0 P: 9	1B: 5 2B: 5 3B: 0 HR: 1	SF: 1 SAC: 0 DP: 3 HBP: 0	WP: 3 PB: 0 SB: 1 CS: 0	PA: 38				
<b>PITCHER</b>	IP	WLS	BF	H	R	ER	SO	BB	IBB	HBP	BLK	WP	HR	S	P	ERA	WHIP							
Mike Moore, R (1, 1) ERA: 5.84	5.0	L	23	8	7	7	0	3	0	0	0	0	0	11	27	108.00	12.000							
Phil Stoham, R (6, 1) ERA: 24.92	0.1		6	2	4	4	0	2	1	0	0	0	0	11	27	108.00	12.000							
Joe Boever, R (6, 1) ERA: 3.93	2.2		9	1	0	0	2	0	0	0	0	0	0	21	34	0.00	0.375							

**Detroit Tigers @ Milwaukee Brewers**  
Milwaukee County Stadium, Milwaukee, WI  
Wed Jun 15 1994, 8:05 PM EDT  
Att: 15,743 - Unknown - 96 F

AB 31  
R 11  
H 11  
RBI 11  
BB 6  
SO 2  
LOB 11





Batter	1	2	3	4	5	6	7	8	9	AB	R	H	RBI	BB	SO	LOB	TOP					
<b>Tony Phillips, S</b> (1, 10) OBP: 0.418, SLG: 0.456	F8		G6-3		G6-3			F7		4	0	0	0	0	0	1	<b>Detroit Tigers @ Milwaukee Brewers</b> Milwaukee County Stadium, Milwaukee, WI Thu Jun 16 1994, 4:33 AM EDT Att: 15,603 - Sunny - 92 F					
<b>Lou Whitaker, L</b> (1, 4) OBP: 0.398, SLG: 0.515	G6-4-3 1B		G6-3		F7			G4-3		4	0	1	0	0	0	0						
<b>Travis Fryman, R</b> (1, 5) OBP: 0.375, SLG: 0.542	G6-4-3		P4					F9		4	0	0	0	0	1	1						
<b>Cecil Fielder, R</b> (1, 3) OBP: 0.353, SLG: 0.525		2B HR		FC3-6 1B				G6-4-3 1B		4	1	3	0	0	0	0						
<b>Juan Samuel, R</b> (9, PR) OBP: 0.398, SLG: 0.534										0	0	0	0	0	0	0						
<b>Kirk Gibson, L</b> (1, 8) OBP: 0.369, SLG: 0.570		1-3 HR		K				F9		4	1	1	0	0	2	2						
<b>Junior Felix, S</b> (1, 9) OBP: 0.397, SLG: 0.692					FC3-6 1B					4	2	1	3	0	0	2						
<b>Chris Gomez, R</b> (1, 6) OBP: 0.363, SLG: 0.449		2H 3H HR		1-2 S 1B						3	0	2	1	0	0	0						
<b>Chad Kreuter, S</b> (1, 2) OBP: 0.344, SLG: 0.274				2H F8				P5		3	0	1	0	0	0	2						
<b>Skeeter Barnes, R</b> (1, 7) OBP: 0.300, SLG: 0.450		L3		1-2 CS 1B				G6-3		3	0	1	0	0	0	2						
<b>Inning Stats</b>	R: 0 E: 0 K: 0 S: 11	H: 1 LOB: 0 BB: 0 P: 16	R: 3 E: 0 K: 0 S: 9	H: 4 LOB: 0 BB: 0 P: 15	R: 0 E: 0 K: 0 S: 7	H: 0 LOB: 0 BB: 0 P: 12	R: 1 E: 1 K: 1 S: 15	H: 2 LOB: 1 BB: 0 P: 24	R: 0 E: 0 K: 0 S: 8	H: 0 LOB: 0 BB: 0 P: 11	R: 0 E: 0 K: 0 S: 11	H: 0 LOB: 0 BB: 0 P: 16	R: 0 E: 0 K: 0 S: 10	H: 1 LOB: 1 BB: 0 P: 15	R: 0 E: 0 K: 0 S: 8	H: 0 LOB: 0 BB: 0 P: 14	R: 0 E: 0 K: 0 S: 15	H: 1 LOB: 1 BB: 0 P: 20	1B: 8 2B: 2 3B: 0 HR: 1	SF: 0 SAC: 0 DP: 3 HBP: 0	WP: 0 PB: 0 SB: 2 CS: 1	PA: 33
<b>PITCHER</b>	IP	WLS	BF	H	R	ER	SO	BB	IBB	HBP	BLK	WP	HR	S	P	ERA	WHIP					
<b>Bob Scanlan, R</b> (1, 1) ERA: 4.2	7.0		27	9	4	3	3	0	0	0	0	0	1	71	109	3.86	1.286					
<b>Graeme Lloyd, L</b> (8, 1) ERA: 5.02	2.0	W	6	1	0	0	0	0	0	0	0	0	0	23	34	0.00	0.500					

Batter	1	2	3	4	5	6	7	8	9	AB	R	H	RBI	BB	SO	LOB	BOTTOM				
<b>Jody Reed, R</b> (1, 4) OBP: 0.365, SLG: 0.322	1B 2B 1B		K		G6-3			F9		4	1	1	0	0	1	1	<b>Detroit Tigers @ Milwaukee Brewers</b> Milwaukee County Stadium, Milwaukee, WI Thu Jun 16 1994, 4:33 AM EDT Att: 15,603 - Sunny - 92 F				
<b>Kevin Seitzer, R</b> (1, 5) OBP: 0.359, SLG: 0.504	F8		1B 1B		P5			G4-3		4	1	1	0	0	0	1					
<b>B.J. Surhoff, L</b> (1, 3) OBP: 0.333, SLG: 0.494			1B 1B		G3					3	1	2	0	1	0	0					
<b>Bill Spiers, L</b> (6, PR) OBP: 0.335, SLG: 0.310	2B 1B		1B 1B					2B BB		0	0	0	0	0	0	0					
<b>Greg Vaughn, R</b> (1, 7) OBP: 0.366, SLG: 0.544	K		G1-6-3 1B					1-1 2B		4	0	2	1	0	1	2					
<b>Dave Nilsson, L</b> (1, 10) OBP: 0.328, SLG: 0.455	1-1 3-H 2B		G1-6-3							3	0	1	2	1	1	2					
<b>Brian Harper, R</b> (1, 2) OBP: 0.315, SLG: 0.399	G5-3							G4-3		4	0	0	0	0	0	3					
<b>Turner Ward, S</b> (1, 8) OBP: 0.356, SLG: 0.490			K							3	0	0	0	1	2	0					
<b>Matt Mieske, R</b> (1, 9) OBP: 0.358, SLG: 0.476	G6-3				P3					4	2	2	2	0	0	1					
<b>Jose Valentin, S</b> (1, 6) OBP: 0.307, SLG: 0.394			K		G4-3					3	0	1	0	0	1	1					
<b>Inning Stats</b>	R: 2 E: 0 K: 1 S: 17	H: 3 LOB: 1 BB: 0 P: 26	R: 0 E: 0 K: 2 S: 9	H: 0 LOB: 0 BB: 0 P: 10	R: 1 E: 0 K: 1 S: 14	H: 3 LOB: 1 BB: 0 P: 20	R: 0 E: 0 K: 0 S: 8	H: 0 LOB: 1 BB: 1 P: 12	R: 0 E: 0 K: 1 S: 7	H: 0 LOB: 0 BB: 0 P: 12	R: 1 E: 0 K: 0 S: 11	H: 2 LOB: 0 BB: 0 P: 18	R: 0 E: 0 K: 0 S: 5	H: 1 LOB: 2 BB: 2 P: 16	R: 1 E: 0 K: 1 S: 11	H: 1 LOB: 0 BB: 0 P: 15	1B: 6 2B: 2 3B: 0 HR: 2	SF: 0 SAC: 0 DP: 1 HBP: 0	WP: 0 PB: 0 SB: 0 CS: 1	PA: 35	
<b>PITCHER</b>	IP	WLS	BF	H	R	ER	SO	BB	IBB	HBP	BLK	WP	HR	S	P	ERA	WHIP				
<b>Tim Belcher, R</b> (1, 1) ERA: 6.16	8.0		33	9	4	4	5	2	1	0	0	0	1	77	126	4.50	1.375				
<b>Buddy Groom, L</b> (9, 1) ERA: 4.5	0.1	L	2	1	1	1	1	0	0	0	0	0	1	11	15	27.00	3.000				






Batter	1	2	3	4	5	6	7	8	9	AB	R	H	RBI	BB	SO	LOB	TOP					
<b>Rob Butler, L</b> OBP: 0.188, SLG: 0.188 (1, 7)	1-2 L5	0-0 L7		1-2 G4-3		2-2 2B HR 1B		2-1 L7		5	1	1	1	0	0	2						
<b>Roberto Alomar, S</b> OBP: 0.397, SLG: 0.498 (1, 4)	1-3 K	1-2 CS	0-0 G6-3	2-2 F8		1-1 2B HR		1-0 L8		5	1	1	0	0	1	1						
<b>Paul Molitor, R</b> OBP: 0.419, SLG: 0.526 (1, 10)	1-0 1B		1-2 1B		2-2 F9	3-2 2B HR		4-1 BB		4	1	3	3	1	0	0						
<b>Joe Carter, R</b> OBP: 0.347, SLG: 0.578 (1, 9)	0-2 1B		1-0 1B		0-1 F8	1-2 3B		1-1 F7		5	0	3	0	0	0	1						
<b>John Olerud, L</b> OBP: 0.381, SLG: 0.439 (1, 3)	2-1 L6		3-1 P5		1-0 1B	4-0 1B			1-2 G4-3	4	0	1	0	1	0	4						
<b>Mike Huff, R</b> OBP: 0.414, SLG: 0.459 (1, 8)		2-2 2B	2-2 G4-3		3-3 K	2-1 F9			1-0 F8	5	1	1	0	0	1	5						
<b>Ed Sprague, R</b> OBP: 0.297, SLG: 0.366 (1, 5)		2-2 G4-3 1B		1-1 G6-3 1B		1-1 E5 G3-1 1B		1-1 G5-3	1-2 F7	5	3	2	1	0	0	0						
<b>Pat Borders, R</b> OBP: 0.305, SLG: 0.330 (1, 2)		0-2 G4-3		0-0 G6-3		0-0 G3-1		2-3 K		4	0	0	0	0	1	3						
<b>Dick Schofield, R</b> OBP: 0.324, SLG: 0.351 (1, 6)		3-2 CS 1B		1-1 G4-3		3-2 G6-3		3-3 K		4	0	2	2	0	1	1						
<b>Inning Stats</b>	R: 0 E: 0 K: 1 S: 14	H: 2 LOB: 2 BB: 0 P: 19	R: 2 E: 0 K: 0 S: 18	H: 3 LOB: 0 BB: 25 P: 20	R: 0 E: 0 K: 0 S: 13	H: 2 LOB: 2 BB: 0 P: 20	R: 1 E: 0 K: 0 S: 11	H: 2 LOB: 1 BB: 0 P: 17	R: 0 E: 0 K: 1 S: 10	H: 1 LOB: 1 BB: 0 P: 16	R: 4 E: 1 K: 0 S: 28	H: 4 LOB: 2 BB: 1 P: 45	R: 0 E: 0 K: 2 S: 8	H: 0 LOB: 0 BB: 0 P: 14	R: 0 E: 0 K: 0 S: 6	H: 0 LOB: 1 BB: 0 P: 14	R: 0 E: 0 K: 0 S: 8	H: 0 LOB: 0 BB: 11 P: 11	1B: 9 2B: 3 3B: 1 HR: 1	SF: 0 SAC: 0 DP: 0 HBP: 0	WP: 0 PB: 0 SB: 0 CS: 1	PA: 44
<b>PITCHER</b>	IP	WLS	BF	H	R	ER	SO	BB	IBB	HBP	BLK	WP	HR	S	P	ERA	WHIP					
<b>John Doherty, R</b> ERA: 5.68 (1, 1)	3.1		18	9	3	3	1	0	0	0	0	0	0	50	71	8.10	2.700					
<b>Mike Gardiner, R</b> ERA: 3.41 (4, 1)	2.1	L	12	4	4	0	1	0	0	0	0	0	1	32	52	0.00	1.714					
<b>Storm Davis, R</b> ERA: 3.09 (6, 1)	2.1		10	1	0	0	2	1	1	0	0	0	0	26	47	0.00	0.857					
<b>Joe Boever, R</b> ERA: 3.86 (9, 1)	1.0		3	0	0	0	0	0	0	0	0	0	0	8	11	0.00	0.000					

Toronto Blue Jays @ Detroit Tigers  
Tiger Stadium, Detroit, MI  
Fri Jun 17 1994, 7:05 PM EDT  
Att: 36,210 - Unknown - 94 F

AB	41
R	7
H	14
RBI	7
BB	2
SO	4
LOB	17



Batter	1	2	3	4	5	6	7	8	9	AB	R	H	RBI	BB	SO	LOB	BOTTOM				
<b>Tony Phillips, S</b> OBP: 0.414, SLG: 0.449 (1, 7)	3-2 L8	4-2 BB			3-2 G3	0-0 P2			0-1 B1-3	4	0	0	0	1	0	1					
<b>Lou Whitaker, L</b> OBP: 0.365, SLG: 0.506 (1, 4)	4-1 FC5-4 BB	2-1 F9			4-2 F8 1B BB				1-1 G4-3	3	1	0	0	2	1	3					
<b>Travis Fryman, R</b> OBP: 0.370, SLG: 0.534 (1, 5)	3-2 L7		1-0 G1-3		3-2 F8	1-2 L6				4	0	0	0	0	0	2					
<b>Cecil Fielder, R</b> OBP: 0.352, SLG: 0.521 (1, 3)	0-1 FC5-4		2-2 P4		1-1 F8	2-2 F7				4	0	1	1	0	0	1					
<b>Kirk Gibson, L</b> OBP: 0.361, SLG: 0.557 (1, 8)		1-3 K	1-0 F8		1-2 P4			2-3 K		4	0	0	0	0	2	1					
<b>Junior Felix, S</b> OBP: 0.400, SLG: 0.708 (1, 9)		0-0 2B 1B		0-0 HR		0-2 F8		1-0 P2		4	2	2	1	0	0	0					
<b>Alan Trammell, R</b> OBP: 0.351, SLG: 0.452 (1, 10)		2-2 1B 2B		2-1 G6-3		2-2 2B SF8 1B		3-2 FC4-6 1B		4	1	3	1	0	0	0					
<b>Chris Gomez, R</b> OBP: 0.361, SLG: 0.450 (1, 6)		0-3 K		2-2 P4		2-2 2B		1-2 FC4-6		4	0	1	0	0	1	2					
<b>Chad Kreuter, S</b> OBP: 0.346, SLG: 0.278 (1, 2)		1-0 BB		1-2 F7		3-1 SF8			1-1 G5-3	2	0	1	0	0	0	0					
<b>Juan Samuel, R</b> OBP: 0.392, SLG: 0.534 (6, PH)										0	0	0	1	0	0	0					
<b>John Flaherty, R</b> OBP: 0.194, SLG: 0.200 (7, 2)										0	0	0	0	0	0	0					
<b>Skeeter Barnes, R</b> OBP: 0.286, SLG: 0.429 (9, PH)										1	0	0	0	0	0	0					
<b>Inning Stats</b>	R: 0 E: 0 K: 0 S: 12	H: 0 LOB: 1 BB: 1 P: 22	R: 1 E: 0 K: 2 S: 19	H: 3 LOB: 3 BB: 1 P: 29	R: 0 E: 0 K: 0 S: 5	H: 0 LOB: 0 BB: 0 P: 9	R: 1 E: 0 K: 0 S: 10	H: 1 LOB: 0 BB: 0 P: 15	R: 1 E: 0 K: 0 S: 14	H: 1 LOB: 1 BB: 1 P: 26	R: 0 E: 0 K: 1 S: 9	H: 0 LOB: 0 BB: 0 P: 13	R: 0 E: 0 K: 1 S: 12	H: 1 LOB: 1 BB: 0 P: 19	R: 0 E: 0 K: 0 S: 6	H: 0 LOB: 0 BB: 8 P: 8	1B: 5 2B: 2 3B: 0 HR: 1	SF: 1 SAC: 0 DP: 0 HBP: 0	WP: 0 PB: 0 SB: 0 CS: 0	PA: 38	
<b>PITCHER</b>	IP	WLS	BF	H	R	ER	SO	BB	IBB	HBP	BLK	WP	HR	S	P	ERA	WHIP				
<b>Dave Stewart, R</b> ERA: 5.67 (1, 1)	5.1	W	26	7	4	4	2	3	0	0	0	0	0	70	115	6.75	1.875				
<b>Tony Castillo, L</b> ERA: 2.72 (6, 1)	2.2		9	1	0	0	2	0	0	0	0	0	0	24	38	0.00	0.375				
<b>Darren Hall, R</b> ERA: 3.46 (9, 1)	1.0	S	3	0	0	0	0	0	0	0	0	0	0	6	8	0.00	0.000				

Toronto Blue Jays @ Detroit Tigers  
Tiger Stadium, Detroit, MI  
Fri Jun 17 1994, 7:05 PM EDT  
Att: 36,210 - Unknown - 94 F

AB	34
R	4
H	8
RBI	4
BB	3
SO	4
LOB	10





Batter	1	2	3	4	5	6	7	8	9	10	11	AB	R	H	RBI	BB	SO	LOB	TOP			
Devon White, S OBP: 0.347, SLG: 0.512	F9		2B E	1B			G5-3		F7		K	6	1	2	0	0	1	2				
Roberto Alomar, S OBP: 0.307, SLG: 0.493	S BB 2B 1B		F7	K			G5-3		G5-3	WP WP BB	CS	4	1	1	0	1	1	2				
Paul Molitor, R OBP: 0.418, SLG: 0.525	S 2B BB		E	2B			F8		L7		B1	4	2	1	0	1	0	1				
Joe Carter, R OBP: 0.344, SLG: 0.568	P2		E G4-3	IBB			G6-3		F7		G6-3	4	1	0	0	1	0	3				
John Olerud, L OBP: 0.385, SLG: 0.444	1B 2B		E7 G4-3	1B			F7		P2		WP IBB	4	0	2	4	1	0	0				
Mike Huff, R OBP: 0.423, SLG: 0.461	2H 1B		G4-3				F9		1B			4	0	2	1	1	0	1				
Ed Sprague, R OBP: 0.296, SLG: 0.367			G5-3	P2			G6-3		K		G5-3	5	0	1	0	0	1	5				
Pat Borders, R OBP: 0.302, SLG: 0.332	F7						G6-3					5	0	1	0	0	0	1				
Domingo Cedeno, S OBP: 0.231, SLG: 0.314									G6-3		FC1-5 2B	0	0	0	0	0	0	0				
Randy Knorr, R OBP: 0.211, SLG: 0.226												0	0	0	0	0	0	0				
Dick Schofield, R OBP: 0.316, SLG: 0.341	P4						G6-3		G1-3		FC1-5 CS	5	0	0	0	0	0	2				
<b>Inning Stats</b>	R: 2 E: 0 K: 1 S: 9	H: 3 LOB: 2 BB: 1 P: 16	R: 0 E: 0 K: 0 S: 9	H: 0 LOB: 0 BB: 0 P: 15	R: 3 E: 1 K: 0 S: 10	H: 3 LOB: 1 BB: 1 P: 21	R: 0 E: 0 K: 1 S: 16	H: 1 LOB: 1 BB: 0 P: 22	R: 0 E: 0 K: 0 S: 8	H: 1 LOB: 1 BB: 0 P: 11	R: 0 E: 0 K: 1 S: 9	H: 0 LOB: 0 BB: 0 P: 7	R: 0 E: 0 K: 0 S: 5	H: 0 LOB: 0 BB: 0 P: 8	R: 0 E: 0 K: 0 S: 10	H: 0 LOB: 3 BB: 3 P: 23	R: 0 E: 0 K: 1 S: 14	H: 1 LOB: 1 BB: 0 P: 18	1B: 6 2B: 4 3B: 0 HR: 0	SF: 0 SAC: 0 DP: 0 HBP: 0	WP: 2 PB: 0 SB: 2 CS: 1	PA: 47
<b>PITCHER</b>	IP ERA WLS LOB BF P	H R ER SO	BB IBB HBP BLK	WP HR S P	ERA WHIP	<b>PITCHER</b>																
David Wells, L ERA: 6.31	8.0	3	0	2	5.62																	
Mike Henneman, R ERA: 4.67	2.0	9	0	2	1.000																	
Joe Boever, R ERA: 3.75	1.0	W	3	1	0.00																	

Toronto Blue Jays @ Detroit Tigers  
Tiger Stadium, Detroit, MI  
Sat Jun 18 1994, 7:05 PM EDT  
Att. 37,534 - Unknown - 93 F

AB	41
R	5
H	10
RBI	5
BB	5
SO	3
LOB	17



Batter	1	2	3	4	5	6	7	8	9	10	11	AB	R	H	RBI	BB	SO	LOB	BOTTOM					
Tony Phillips, S OBP: 0.411, SLG: 0.442	F9		K		P4			BB SH1-3 FC5 BB	K			4	1	0	0	1	2	1						
Lou Whitaker, L OBP: 0.362, SLG: 0.494	F9		F8				P2	SH1-3		G4-3		4	0	0	0	0	0	0						
Travis Fryman, R OBP: 0.364, SLG: 0.524	K						K	F8		P5		5	0	0	0	0	3	1						
Cecil Fielder, R OBP: 0.349, SLG: 0.512			K				K	F8		P5		5	0	0	0	0	3	1						
Kirk Gibson, L OBP: 0.367, SLG: 0.556					G4-3			FC5 BB		G6-3		4	0	0	0	1	2	0						
Junior Felix, S OBP: 0.400, SLG: 0.704					1B			FC5 BB		G6-3		4	0	2	0	1	0	0						
Mickey Tettleton, S OBP: 0.450, SLG: 0.550								FC5 BB		G6-3		5	2	2	1	0	1	3						
Chad Kreider, S OBP: 0.344, SLG: 0.275								FC5 BB		G6-3		5	2	2	1	0	1	3						
Alan Trammell, R OBP: 0.352, SLG: 0.467								FC5 BB		G6-3		5	2	2	1	0	1	3						
Chris Gomez, R OBP: 0.364, SLG: 0.466								FC5 BB		G6-3		4	1	1	2	0	2	4						
<b>Inning Stats</b>	R: 0 E: 0 K: 1 S: 8	H: 0 LOB: 0 BB: 0 P: 16	R: 0 E: 0 K: 1 S: 11	H: 1 LOB: 1 BB: 0 P: 21	R: 1 E: 0 K: 1 S: 8	H: 1 LOB: 0 BB: 1 P: 13	R: 0 E: 0 K: 2 S: 11	H: 0 LOB: 0 BB: 0 P: 18	R: 1 E: 0 K: 2 S: 9	H: 1 LOB: 1 BB: 1 P: 16	R: 0 E: 0 K: 1 S: 14	H: 2 LOB: 0 BB: 0 P: 14	R: 1 E: 0 K: 1 S: 14	H: 0 LOB: 3 BB: 3 P: 30	R: 0 E: 0 K: 3 S: 12	H: 0 LOB: 0 BB: 0 P: 14	R: 0 E: 0 K: 0 S: 9	H: 0 LOB: 0 BB: 0 P: 10	R: 1 E: 0 K: 0 S: 9	H: 3 LOB: 2 BB: 0 P: 15	1B: 4 2B: 1 3B: 0 HR: 3	SF: 0 SAC: 1 DP: 0 HBP: 0	WP: 0 PB: 0 SB: 0 CS: 0	PA: 44
<b>PITCHER</b>	IP ERA WLS LOB BF P	H R ER SO	BB IBB HBP BLK	WP HR S P	ERA WHIP	<b>PITCHER</b>																		
Pat Hentgen, R ERA: 3.55	7.0	5	1	8	5.14																			
Dave Righetti, L ERA: 15.75	1.0	7	0	30	9.00																			
Woody Williams, R ERA: 5.58	2.1	L	10	39	3.86																			

Toronto Blue Jays @ Detroit Tigers  
Tiger Stadium, Detroit, MI  
Sat Jun 18 1994, 7:05 PM EDT  
Att. 37,534 - Unknown - 93 F

AB	39
R	6
H	8
RBI	6
BB	4
SO	12
LOB	11





Batter	1	2	3	4	5	6	7	8	9	AB	R	H	RBI	BB	SO	LOB	TOP								
<b>Devon White, S</b> (1, 8) OBP: 0.342, SLG: 0.504	0-3 K		0-3 K			0-3 K	2-1 L9			4	0	0	0	0	3	2									
<b>Domingo Cedeno, S</b> (1, 4) OBP: 0.233, SLG: 0.289	3-2 P5		2-3 K			4-2 1B BB		1-3 K		3	0	0	0	1	2	0									
<b>Paul Molitor, R</b> (1, 10) OBP: 0.416, SLG: 0.521	1-0 P6			3-1 L9		1-0 1B		0-1 F7		4	0	1	0	0	0	0									
<b>Joe Carter, R</b> (1, 9) OBP: 0.343, SLG: 0.571		0-1 P4		0-1 P3		1-1 P6		3-1 3B		4	0	1	0	0	0	2									
<b>John Olerud, L</b> (1, 3) OBP: 0.379, SLG: 0.436	2-2 F8		0-0 F8			1-0 P6		1-0 F7		4	0	0	0	0	0	3									
<b>Mike Huff, R</b> (1, 7) OBP: 0.426, SLG: 0.473	3-2 2B				0-1 L8			0-2 1B		4	0	2	0	0	0	0									
<b>Ed Sprague, R</b> (1, 5) OBP: 0.295, SLG: 0.365	1-0 G5-3				2-3 K		0-0 1B	3-3 K		4	0	1	0	0	2	2									
<b>Dick Schofield, R</b> (1, 6) OBP: 0.316, SLG: 0.337			1-1 G3-1		4-2 BB		1-2 P6	2-1 P6		2	0	0	0	1	0	1									
<b>Roberto Alomar, S</b> (9, PH) OBP: 0.395, SLG: 0.491					1-3 K		1-0 1B	1-2 F7		1	0	0	0	0	0	1									
<b>Randy Knorr, R</b> (1, 2) OBP: 0.233, SLG: 0.304			0-1 HR				1-3 1B			3	1	2	1	0	1	1									
<b>Rob Butler, L</b> (9, PH) OBP: 0.176, SLG: 0.176										1	0	0	0	0	0	1									
<b>Inning Stats</b>	R: 0 E: 0 K: 1 S: 7	H: 0 LOB: 0 BB: 0 P: 11	R: 0 E: 0 K: 0 S: 9	H: 1 LOB: 1 BB: 0 P: 15	R: 1 E: 0 K: 2 S: 15	H: 1 LOB: 0 BB: 0 P: 18	R: 0 E: 0 K: 0 S: 5	H: 0 LOB: 0 BB: 0 P: 8	R: 0 E: 0 K: 2 S: 11	H: 0 LOB: 1 BB: 1 P: 18	R: 0 E: 0 K: 1 S: 13	H: 1 LOB: 2 BB: 0 P: 20	R: 0 E: 0 K: 0 S: 8	H: 2 LOB: 2 BB: 0 P: 12	R: 0 E: 0 K: 1 S: 9	H: 1 LOB: 1 BB: 0 P: 14	R: 0 E: 0 K: 1 S: 16	H: 1 LOB: 1 BB: 0 P: 22	1B: 4 2B: 1 3B: 1 HR: 1	SF: 0 SAC: 0 DP: 0 HBP: 0	WP: 0 PB: 0 SB: 0 CS: 0	PA: 36			
<b>PITCHER</b>	IP	WLS	BF	H	R	ER	SO	BB	IBB	HBP	BLK	WP	HR	S	P	ERA	WHIP								
<b>Greg Gohr, R</b> (1, 1) ERA: 3.09	7.2	W	31	6	1	1	7	2	0	0	0	0	1	76	114	1.17	1.043								
<b>Buddy Groom, L</b> (8, 1) ERA: 4.51	0.1		1	0	0	0	0	0	0	0	0	0	0	1	2	0.00	0.000								
<b>Mike Gardiner, R</b> (9, 1) ERA: 3.31	1.0	S	4	1	0	0	1	0	0	0	0	0	0	16	22	0.00	1.000								

Toronto Blue Jays @ Detroit Tigers  
Tiger Stadium, Detroit, MI  
Sun Jun 19 1994, 3:33 AM EDT  
Att: 35,772 - Sunny - 87 F

AB 34  
R 1  
H 7  
RBI 1  
BB 2  
SO 8  
LOB 13



Batter	1	2	3	4	5	6	7	8	9	AB	R	H	RBI	BB	SO	LOB	BOTTOM								
<b>Tony Phillips, S</b> (1, 7) OBP: 0.406, SLG: 0.435	2-3 K	1-0 L5			2-3 K		1-2 G6-3			4	0	0	0	0	2	2									
<b>Lou Whitaker, L</b> (1, 4) OBP: 0.365, SLG: 0.503	4-2 BB 2B		1-0 SF9		3-0 F7		1-2 G1-3			3	2	1	0	1	0	1									
<b>Travis Fryman, R</b> (1, 5) OBP: 0.359, SLG: 0.518	0-0 F9		0-0 SF9		3-3 K		1-0 F9			3	0	0	1	0	1	2									
<b>Cecil Fielder, R</b> (1, 10) OBP: 0.348, SLG: 0.506	4-0 2B BB		3-H K		2-3 K		1-2 L9			3	0	0	0	1	2	0									
<b>Kirk Gibson, L</b> (1, 8) OBP: 0.367, SLG: 0.557	1-1 BB		1-0 G4-3		0-2 F7		1-1 1B			3	0	1	1	0	0	0									
<b>Junior Felix, S</b> (1, 9) OBP: 0.399, SLG: 0.697	1-3 K2-3			1-3 K		1-1 1B				3	0	1	0	0	2	2									
<b>Mickey Tettleton, S</b> (1, 3) OBP: 0.449, SLG: 0.562		3-2 HR		2-2 F8		1 SAFE G4-3				3	1	1	1	0	0	1									
<b>Chris Gomez, R</b> (1, 6) OBP: 0.363, SLG: 0.461		4-1 L5 BB		1-3 K			1-1 G5-3			2	0	0	0	1	1	0									
<b>Chad Kreuter, S</b> (1, 2) OBP: 0.343, SLG: 0.277		1-3 K			0-0 1B		0-0 G4-3			3	0	1	0	0	1	1									
<b>Inning Stats</b>	R: 1 E: 0 K: 2 S: 12	H: 1 LOB: 2 BB: 2 P: 24	R: 1 E: 0 K: 1 S: 8	H: 1 LOB: 0 BB: 1 P: 17	R: 1 E: 0 K: 1 S: 6	H: 1 LOB: 0 BB: 0 P: 9	R: 0 E: 0 K: 2 S: 10	H: 0 LOB: 0 BB: 0 P: 14	R: 0 E: 0 K: 2 S: 11	H: 1 LOB: 1 BB: 0 P: 19	R: 0 E: 0 K: 1 S: 11	H: 1 LOB: 0 BB: 0 P: 17	R: 0 E: 0 K: 0 S: 6	H: 0 LOB: 0 BB: 0 P: 8	R: 0 E: 0 K: 0 S: 7	H: 0 LOB: 0 BB: 0 P: 10	1B: 2 2B: 2 3B: 1 HR: 1	SF: 1 SAC: 0 DP: 1 HBP: 0	WP: 0 PB: 0 SB: 0 CS: 0	PA: 31					
<b>PITCHER</b>	IP	WLS	BF	H	R	ER	SO	BB	IBB	HBP	BLK	WP	HR	S	P	ERA	WHIP								
<b>Juan Guzman, R</b> (1, 1) ERA: 6.28	8.0	L	31	5	3	3	9	3	0	0	0	0	1	71	118	3.38	1.000								

Toronto Blue Jays @ Detroit Tigers  
Tiger Stadium, Detroit, MI  
Sun Jun 19 1994, 3:33 AM EDT  
Att: 35,772 - Sunny - 87 F

AB 27  
R 3  
H 5  
RBI 3  
BB 3  
SO 9  
LOB 9









Batter	1	2	3	4	5	6	7	8	9	AB	R	H	RBI	BB	SO	LOB	TOP				
<b>Kenny Lofton, L</b> OBP: 0.430, SLG: 0.551 (1, 8)	4-2 1B BB		2-1 SH2-3 2B		1-1 P6		2-0 G4-3		1-1 FC4-6 1B	4	2	2	0	1	0	2	Cleveland Indians @ Detroit Tigers Tiger Stadium, Detroit, MI Tue Jun 21 1994, 7:05 PM EDT Att: 24,955 - Unknown - 89 F				
<b>Omar Vizquel, S</b> OBP: 0.383, SLG: 0.409 (1, 6)	2-3 SAFE		0-1 SH2-3		2-1 L7			2-1 1B	1-0 FC4-6 1B	4	1	2	0	0	1	1					
<b>Carlos Baerga, S</b> OBP: 0.310, SLG: 0.469 (1, 4)	1-2 2-H 1B		1-0 2B		3-1 F7			1-0 F8	0-0 FC4-6	5	0	2	3	0	0	3					
<b>Albert Belle, R</b> OBP: 0.462, SLG: 0.688 (1, 7)	4-1 G4-6-3 BB		3-H 2-3 2B		0-1 G6-3			2-2 F9	0-1 G5-3	4	0	0	0	1	1	4					
<b>Eddie Murray, S</b> OBP: 0.321, SLG: 0.464 (1, 10)	1-1 G4-6-3		0-0 F9		3-3 K			2-2 1B		4	0	1	0	0	1	3					
<b>Paul Sorrento, L</b> OBP: 0.308, SLG: 0.373 (1, 3)		2-0 F9		1-2 F9		1-0 F7		0-0 1B		4	0	1	1	0	0	0					
<b>Jim Thome, L</b> OBP: 0.338, SLG: 0.459 <b>Alvaro Espinoza, R</b> OBP: 0.282, SLG: 0.320 (7, 5)	4-2 BB		1-1 F8		4-0 1B BB			1-3 K		1	0	0	0	2	0	0					
<b>Sandy Alomar Jr., R</b> OBP: 0.313, SLG: 0.436 (1, 2)	1-3 K		3-2 HR		3-2 F8			3-2 1B FC4-6 1B		4	2	2	1	0	1	2					
<b>Wayne Kirby, L</b> OBP: 0.310, SLG: 0.358 (1, 9)	2-2 F8		3-3 K		1-2 G4-3 1B			2-0 L7		4	0	1	0	0	1	2					
<b>Inning Stats</b>	R: 1 E: 0 K: 1 S: 11	H: 1 LOB: 1 BB: 2 P: 23	R: 0 E: 0 K: 1 S: 11	H: 0 LOB: 1 BB: 1 P: 20	R: 1 E: 0 K: 1 S: 9	H: 2 LOB: 1 BB: 0 P: 14	R: 1 E: 0 K: 1 S: 13	H: 1 LOB: 0 BB: 0 P: 21	R: 0 E: 0 K: 0 S: 6	H: 0 LOB: 0 BB: 0 P: 10	R: 0 E: 0 K: 0 S: 6	H: 1 LOB: 1 BB: 1 P: 21	R: 1 E: 0 K: 1 S: 14	H: 3 LOB: 2 BB: 0 P: 22	R: 1 E: 0 K: 0 S: 11	H: 3 LOB: 2 BB: 18	1B: 8 2B: 2 3B: 0 HR: 1	SF: 0 SAC: 1 DP: 2 HBP: 0	WP: 0 PB: 0 SB: 1 CS: 0	PA: 40	
<b>PITCHER</b>	IP	WLS	BF	H	R	ER	SO	BB	IBB	HBP	BLK	WP	HR	S	P	ERA	WHIP				
<b>Tim Lincecum, R</b> ERA: 6.03 <b>Joe Mauer, R</b> ERA: 3.89	(1, 1)	8.0	34	8	4	4	6	4	0	0	0	0	1	81	143	4.50	1.500				
<b>PITCHER</b>	IP	WLS	BF	H	R	ER	SO	BB	IBB	HBP	BLK	WP	HR	S	P	ERA	WHIP				
<b>Tim Lincecum, R</b> ERA: 6.03 <b>Joe Mauer, R</b> ERA: 3.89	(9, 1)	1.0	6	3	1	1	0	0	0	0	0	0	0	11	18	9.00	3.000				

AB	35
R	5
H	11
RBI	5
BB	4
SO	6
LOB	19



Batter	1	2	3	4	5	6	7	8	9	AB	R	H	RBI	BB	SO	LOB	BOTTOM					
<b>Tony Phillips, S</b> OBP: 0.407, SLG: 0.431 (1, 7)	0-1 G6-3		2-1 FC4-6 1B		0-0 FC4-6		1-3 K		4-2 HR BB	4	1	1	1	1	1	2	Cleveland Indians @ Detroit Tigers Tiger Stadium, Detroit, MI Tue Jun 21 1994, 7:05 PM EDT Att: 24,955 - Unknown - 89 F					
<b>Lou Whitaker, L</b> OBP: 0.354, SLG: 0.500 (1, 4)	2-1 G4-3		0-0 FC4-6		0-0 P5			2-1 G4-3	0-1 HR	5	1	1	4	0	0	2						
<b>Travis Fryman, R</b> OBP: 0.354, SLG: 0.507 (1, 5)	2-0 F7		2-3 K		3-2 F9			3-1 F7		4	0	0	0	0	1	1						
<b>Cecil Fielder, R</b> OBP: 0.338, SLG: 0.490 (1, 3)		1-2 E4 FC1-6	3-3 K		2-0 P3			1-3 K		4	0	0	0	0	2	1						
<b>Kirk Gibson, L</b> OBP: 0.362, SLG: 0.540 (1, 8)	1-2 FC1-6 2B		0-1 F8		4-2 BB			4-1 BB 1B BB		2	2	0	0	2	0	1						
<b>Junior Felix, S</b> OBP: 0.386, SLG: 0.664 (1, 9)	0-1 G1-3		0-0 P2		0-3 K2-3			3-3 K		4	0	0	0	0	2	3						
<b>Mickey Tettleton, S</b> OBP: 0.447, SLG: 0.555 (1, 10)	4-2 2B BB		0-1 G1-3		2-3 K			4-2 1B BB BB		2	1	0	0	2	1	0						
<b>Alan Trammell, R</b> OBP: 0.363, SLG: 0.489 (1, 6)	2-0 2B		0-0 P4		3-2 K			2-1 BB 1B BB		4	1	3	2	0	0	0						
<b>Chad Kreuter, S</b> OBP: 0.343, SLG: 0.278 <b>Juan Samuel, R</b> OBP: 0.391, SLG: 0.542 (9, PH)	1-3 2-H 2B		0-0 FC4-6 1B		0-0 K			1-2 2-H HR 1B		3	0	1	0	0	2	3						
<b>Inning Stats</b>	R: 0 E: 0 K: 0 S: 5	H: 0 LOB: 0 BB: 0 P: 9	R: 1 E: 1 K: 1 S: 14	H: 1 LOB: 2 BB: 1 P: 23	R: 0 E: 0 K: 2 S: 12	H: 1 LOB: 1 BB: 0 P: 19	R: 0 E: 0 K: 0 S: 5	H: 0 LOB: 0 BB: 0 P: 5	R: 0 E: 0 K: 0 S: 4	H: 1 LOB: 1 BB: 0 P: 4	R: 0 E: 0 K: 1 S: 13	H: 0 LOB: 1 BB: 1 P: 22	R: 0 E: 0 K: 3 S: 12	H: 1 LOB: 1 BB: 0 P: 20	R: 1 E: 0 K: 1 S: 9	H: 0 LOB: 0 BB: 0 P: 15	R: 6 E: 0 K: 1 S: 14	H: 3 LOB: 0 BB: 3 P: 34	1B: 4 2B: 1 3B: 1 HR: 1	SF: 0 SAC: 0 DP: 0 HBP: 0	WP: 0 PB: 0 SB: 0 CS: 0	PA: 38
<b>PITCHER</b>	IP	WLS	BF	H	R	ER	SO	BB	IBB	HBP	BLK	WP	HR	S	P	ERA	WHIP					
<b>Jason Grimsley, R</b> ERA: 2.93 <b>Paul Shuey, R</b> ERA: 5.56 <b>Derek Lilliquist, L</b> ERA: 6.92	(1, 1)	8.0	31	4	1	0	8	2	0	0	0	0	0	8	21	81.00	9.000					
<b>PITCHER</b>	IP	WLS	BF	H	R	ER	SO	BB	IBB	HBP	BLK	WP	HR	S	P	ERA	WHIP					
<b>Jason Grimsley, R</b> ERA: 2.93 <b>Paul Shuey, R</b> ERA: 5.56 <b>Derek Lilliquist, L</b> ERA: 6.92	(9, 1)	0.1	4	1	3	3	1	2	0	0	0	0	1	6	13	*	*					

AB	33
R	7
H	7
RBI	7
BB	5
SO	9
LOB	13





Batter	1	2	3	4	5	6	7	8	9	AB	R	H	RBI	BB	SO	LOB	TOP								
<b>Kenny Lofton, L</b> OBP: 0.438, SLG: 0.563 (1, 8)	4-2 1B SF6	0-0 1-H 2B		0-1 P5	0-0 1B S	3-2 2B		1-2 2-3 1B		5	2	4	1	1	0	0	<b>Cleveland Indians @ Detroit Tigers</b> Tiger Stadium, Detroit, MI Wed Jun 22 1994, 3:33 AM EDT Att: 24,040 - Sunny - 80 F								
<b>Omar Vizquel, S</b> OBP: 0.370, SLG: 0.414 (1, 6)	2-1 1B G4-3	2-0 F8		1-2 F	2-1 CS	0-0 P2		0-1 G5-3		6	0	3	0	0	0	4									
<b>Carlos Baerga, S</b> OBP: 0.307, SLG: 0.464 (1, 4)	0-1 SF6	2-0 G4-3		0-0 E6	2-2 2B BB		1-1 F8		2-1 P4	5	1	1	2	0	0	2									
<b>Albert Belle, R</b> OBP: 0.463, SLG: 0.686 (1, 7)	3-2 1B G4-3	3-2 P3		4-0 IBB	3-2 2B BB		3-0 F7		2-2 F8	5	0	2	0	1	0	1									
<b>Eddie Murray, S</b> OBP: 0.321, SLG: 0.458 (1, 10)	3-2 1B G4-3		1-1 G1	1-3 K	4-0 2B IBB		1-1 BB		0-0 F8	5	0	1	0	1	1	5									
<b>Paul Sorrento, L</b> OBP: 0.315, SLG: 0.369 (1, 3)	4-0 IBB		2-3 K		G5-3		4-0 BB			2	0	0	1	3	1	0									
<b>Manny Ramirez, R</b> OBP: 0.352, SLG: 0.511 <b>Wayne Kirby, L</b> OBP: 0.310, SLG: 0.358 (1, 9) (9, 9)	2-1 F8		0-1 F7		HR 2B		3-3 K			5	1	1	0	0	2	8									
<b>Jim Thome, L</b> OBP: 0.344, SLG: 0.490 <b>Alvaro Espinoza, R</b> OBP: 0.292, SLG: 0.320 (1, 5) (9, 5)		1-0 HR		3-1 HR	4-2 HR BB		1-1 G3		2-2 G4-3	4	3	2	2	1	0	0									
<b>Sandy Alomar Jr., R</b> OBP: 0.321, SLG: 0.465 <b>Ruben Amaro Jr., S</b> OBP: 0.222, SLG: 0.250 <b>Tony Peña, R</b> OBP: 0.380, SLG: 0.462 (1, 2) (8, PR) (8, 2)	2-2 2B 1B		0-1 G4-3		1-1 HR		1-1 L7		0-0 CS 2B	5	2	3	3	0	0	0									
<b>Inning Stats</b>	R: 1 E: 0 K: 0 S: 15	H: 2 LOB: 3 BB: 2 P: 32	R: 2 E: 0 K: 0 S: 10	H: 3 LOB: 1 BB: 0 P: 20	R: 0 E: 0 K: 1 S: 8	H: 0 LOB: 0 BB: 0 P: 11	R: 1 E: 1 K: 1 S: 14	H: 2 LOB: 3 BB: 1 P: 23	R: 5 E: 0 K: 1 S: 17	H: 6 LOB: 3 BB: 3 P: 40	R: 0 E: 0 K: 0 S: 11	H: 1 LOB: 2 BB: 1 P: 16	R: 0 E: 0 K: 1 S: 8	H: 1 LOB: 2 BB: 1 P: 20	R: 0 E: 0 K: 0 S: 11	H: 2 LOB: 2 BB: 0 P: 14		R: 0 E: 0 K: 0 S: 6	H: 0 LOB: 0 BB: 0 P: 10	1B: 9 2B: 5 3B: 0 HR: 3	SF: 1 SAC: 0 DP: 0 HBP: 0	WP: 0 PB: 0 SB: 1 CS: 2	PA: 50		
<b>PITCHER</b>	IP	WLS	BF	H	R	ER	SO	BB	IBB	HBP	BLK	WP	HR	S	P	ERA	WHIP								
<b>John Doherty, R</b> ERA: 6.15 (1, 1)	4.1	L	27	9	7	7	2	2	2	0	0	0	3	52	97	14.54	2.538								
<b>Greg Cadaret, L</b> ERA: 9.95 (5, 1)	0.1		6	4	2	2	0	1	1	0	0	0	0	9	24	54.00	15.000								
<b>Bill Gullickson, R</b> ERA: 6.19 (5, 1)	4.1		17	4	0	0	2	1	0	0	0	0	0	39	65	0.00	1.154								

AB	42
R	9
H	17
RBI	9
BB	7
SO	4
LOB	20



Batter	1	2	3	4	5	6	7	8	9	AB	R	H	RBI	BB	SO	LOB	BOTTOM								
<b>Tony Phillips, S</b> OBP: 0.407, SLG: 0.426 (1, 7)	4-1 BB BB		0-1 G3-1	2-3 K		3-3 K		4-1 SF8 1B BB		3	0	0	0	2	2	3	<b>Cleveland Indians @ Detroit Tigers</b> Tiger Stadium, Detroit, MI Wed Jun 22 1994, 3:33 AM EDT Att: 24,040 - Sunny - 80 F								
<b>Lou Whitaker, L</b> OBP: 0.355, SLG: 0.508 (1, 4)	0-1 F8		1-1 2B		1-1 1B FC6-4	1-0 G3		0-1 1B		5	1	3	0	0	0	3									
<b>Travis Fryman, R</b> OBP: 0.354, SLG: 0.504 (1, 5)	4-2 1B G6-3		4-2 BB		0-3 K		2-3 K		1-2 SF8	2	0	0	1	2	2	1									
<b>Kirk Gibson, L</b> OBP: 0.363, SLG: 0.536 (1, 10)	0-1 G6-3		2-3 K		2-0 1B FC6-4	1-3 1B	1-2 BB 1B	2-3 3-H 1B	0-3 K	5	1	2	0	0	2	6									
<b>Junior Felix, S</b> OBP: 0.381, SLG: 0.650 (1, 9)		2-3 K		1-3 K	0-2 FC6-4	1-2 1B BB	1-2 1B BB	0-3 K		5	1	1	1	0	3	3									
<b>Mickey Tettleton, S</b> OBP: 0.446, SLG: 0.547 (1, 3)	0-1 F7		4-1 BB FC6-4		0-1 F8		4-2 1B BB		1-3 K	3	0	0	0	2	1	1									
<b>Chris Gomez, R</b> OBP: 0.369, SLG: 0.459 (1, 6)	0-0 1B		2-2 FC6-4		2-1 FC5-4		1-2 G6-4-3		0-3 K	5	1	3	2	0	1	1									
<b>Juan Samuel, R</b> OBP: 0.378, SLG: 0.563 (1, 8)	3-2 P4		3-1 HR		0-1 FC5-4		1-2 G6-4-3		3-2 L7	5	1	1	2	0	0	4									
<b>Chad Kreuter, S</b> OBP: 0.355, SLG: 0.294 (1, 2)			1-2 L8		2-1 1B		1-0 WP		3-2 1B BB SF8	4	1	3	0	0	0	0									
<b>Inning Stats</b>	R: 0 E: 0 K: 0 S: 7	H: 0 LOB: 2 BB: 2 P: 15	R: 0 E: 0 K: 1 S: 11	H: 1 LOB: 0 BB: 0 P: 16	R: 0 E: 0 K: 1 S: 13	H: 1 LOB: 1 BB: 1 P: 21	R: 2 E: 0 K: 2 S: 16	H: 2 LOB: 1 BB: 1 P: 30	R: 1 E: 0 K: 1 S: 11	H: 2 LOB: 1 BB: 0 P: 14	R: 0 E: 0 K: 1 S: 9	H: 2 LOB: 2 BB: 0 P: 16	R: 2 E: 0 K: 1 S: 18	H: 3 LOB: 1 BB: 1 P: 28	R: 1 E: 0 K: 2 S: 17	H: 2 LOB: 2 BB: 1 P: 25		R: 0 E: 0 K: 2 S: 9	H: 0 LOB: 0 BB: 0 P: 13	1B: 11 2B: 1 3B: 0 HR: 1	SF: 1 SAC: 0 DP: 2 HBP: 0	WP: 1 PB: 0 SB: 0 CS: 0	PA: 44		
<b>PITCHER</b>	IP	WLS	BF	H	R	ER	SO	BB	IBB	HBP	BLK	WP	HR	S	P	ERA	WHIP								
<b>Dennis Martinez, R</b> ERA: 3.89 (1, 1)	6.1	W	33	10	5	5	7	5	0	0	0	0	1	79	132	7.11	2.368								
<b>Eric Plunk, R</b> ERA: 2.6 (7, 1)	2.2		11	3	1	1	4	1	0	0	0	0	0	32	46	3.38	1.500								

AB	37
R	6
H	13
RBI	6
BB	6
SO	11
LOB	22





Batter	1	2	3	4	5	6	7	8	9	AB	R	H	RBI	BB	SO	LOB	TOP			
Tony Phillips, S OBP: 0.402, SLG: 0.419	G6-3			G1-3		G5-3		K		4	0	0	0	0	1	0				
Lou Whitaker, L OBP: 0.357, SLG: 0.503	F7			F9		K			1B	4	1	1	0	0	1	0				
Travis Fryman, R OBP: 0.353, SLG: 0.503	F9			L5			K		1B	4	1	1	0	0	1	0				
Cecil Fielder, R OBP: 0.337, SLG: 0.486 Juan Samuel, R OBP: 0.376, SLG: 0.563		G3			G5-3		G3		1B	4	0	1	2	0	0	0				
Kirk Gibson, L OBP: 0.361, SLG: 0.530		G1-3			G6-3		1B		F7	4	0	1	0	0	0	1				
Mickey Tettleton, S OBP: 0.443, SLG: 0.539		P5			1B		F7		P5	3	0	0	0	1	0	3				
Junior Felix, S OBP: 0.383, SLG: 0.652				G6-3				F8	K	4	0	2	0	0	1	2				
Alan Trammell, R OBP: 0.363, SLG: 0.503				G6-3					HR	3	1	1	1	0	0	3				
Chad Kreuter, S OBP: 0.347, SLG: 0.287				G3-1				K		3	0	0	0	0	1	1				
<b>Inning Stats</b>	R: 0 E: 0 K: 0 S: 4	H: 0 LOB: 0 BB: 0 P: 9	R: 0 E: 0 K: 0 S: 4	H: 0 LOB: 0 BB: 0 P: 9	R: 0 E: 0 K: 0 S: 6	H: 1 LOB: 0 BB: 0 P: 10	R: 0 E: 0 K: 0 S: 5	H: 0 LOB: 0 BB: 0 P: 8	R: 0 E: 0 K: 1 S: 7	H: 0 LOB: 0 BB: 0 P: 11	R: 0 E: 0 K: 1 S: 11	H: 1 LOB: 1 BB: 0 P: 19	R: 1 E: 0 K: 2 S: 11	H: 1 LOB: 0 BB: 0 P: 15	R: 2 E: 0 K: 1 S: 14	H: 3 LOB: 2 BB: 0 P: 19	1B: 4 2B: 2 3B: 0 HR: 1	SF: 0 SAC: 0 DP: 0 HBP: 0	WP: 0 PB: 0 SB: 0 CS: 1	PA: 34
<b>PITCHER</b>	IP	WLS	BF	H	R	ER	SO	BB	IBB	HBP	BLK	WP	HR	S	P	ERA	WHIP			
Steve Ontiveros, R ERA: 3.09	5.0	W	17	2	0	0	0	1	0	0	0	0	0	30	56	0.00	0.600			
Vince Horsman, L ERA: 3.35	1.0		3	0	0	0	1	0	0	0	0	0	0	7	11	0.00	0.000			
Billy Taylor, R ERA: 3.93	0.2		2	0	0	0	1	0	0	0	0	0	0	5	9	0.00	0.000			
Dave Leiper, L ERA:	0.1		2	1	0	0	0	0	0	0	0	0	0	6	10	0.00	3.000			
Mark Acres, R ERA: 3.45	0.2		3	1	1	1	1	0	0	0	0	0	1	8	11	13.50	1.500			

Detroit Tigers @ Oakland Athletics  
Oakland-Alameda County Coliseum, Oakland, CA  
Fri Jun 24 1994, 7:05 PM PDT  
Att: 24,456 - Unknown

livebaseballscores.com

AB 33  
R 3  
H 7  
RBI 3  
BB 1  
SO 5  
LOB 10



Batter	1	2	3	4	5	6	7	8	9	AB	R	H	RBI	BB	SO	LOB	BOTTOM			
Rickey Henderson, R OBP: 0.413, SLG: 0.371	K			E	P6		E3			4	1	1	0	0	1	0				
Stan Javier, S OBP: 0.364, SLG: 0.451	L8			P6	K		K			4	0	0	0	0	2	2				
Geronimo Berroa, R OBP: 0.391, SLG: 0.485	G4-3			BB	G4-3			G6-3		4	1	1	0	0	0	0				
Ruben Sierra, S OBP: 0.284, SLG: 0.478		CS		E6		L9		F9		4	1	1	0	0	2					
Mark McGwire, R OBP: 0.465, SLG: 0.520 Troy Neel, L OBP: 0.362, SLG: 0.475		P3		BB	G6-3		G6-3		G4-3	1	0	1	1	0	1					
Brent Gates, S OBP: 0.397, SLG: 0.406		L7		2B	1B		1B			3	0	2	2	0	1					
Terry Steinbach, R OBP: 0.319, SLG: 0.434				L8	F9		F7			3	0	0	0	0	3					
Mike Bordick, R OBP: 0.341, SLG: 0.346				G5-3			F8			3	0	1	1	0	0					
Craig Paquette, R OBP: 0.152, SLG: 0.196				K	K		F9			3	0	0	0	2	2					
<b>Inning Stats</b>	R: 0 E: 0 K: 1 S: 11	H: 0 LOB: 0 BB: 0 P: 17	R: 0 E: 0 K: 0 S: 10	H: 1 LOB: 0 BB: 0 P: 15	R: 0 E: 0 K: 1 S: 6	H: 0 LOB: 0 BB: 0 P: 9	R: 4 E: 1 K: 1 S: 31	H: 4 LOB: 2 BB: 1 P: 49	R: 0 E: 0 K: 1 S: 7	H: 0 LOB: 0 BB: 0 P: 13	R: 0 E: 0 K: 0 S: 9	H: 1 LOB: 1 BB: 0 P: 13	R: 0 E: 1 K: 1 S: 11	H: 0 LOB: 1 BB: 0 P: 17	R: 0 E: 0 K: 0 S: 5	H: 0 LOB: 0 BB: 0 P: 8	1B: 5 2B: 1 3B: 0 HR: 0	SF: 0 SAC: 0 DP: 0 HBP: 0	WP: 0 PB: 0 SB: 0 CS: 1	PA: 32
<b>PITCHER</b>	IP	WLS	BF	H	R	ER	SO	BB	IBB	HBP	BLK	WP	HR	S	P	ERA	WHIP			
David Wells, L ERA: 5.56	8.0	L	32	6	4	2	5	1	0	0	0	0	0	90	141	2.25	0.875			

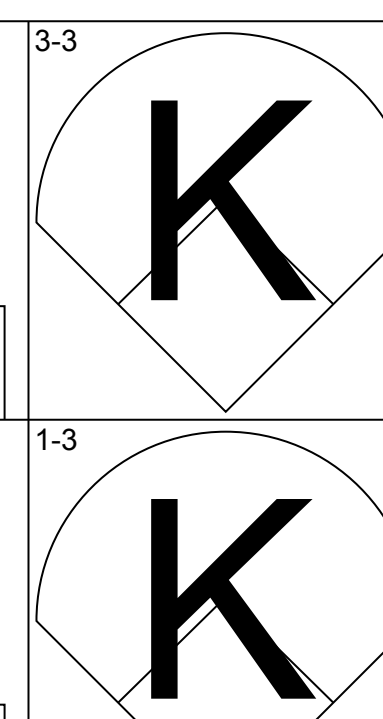
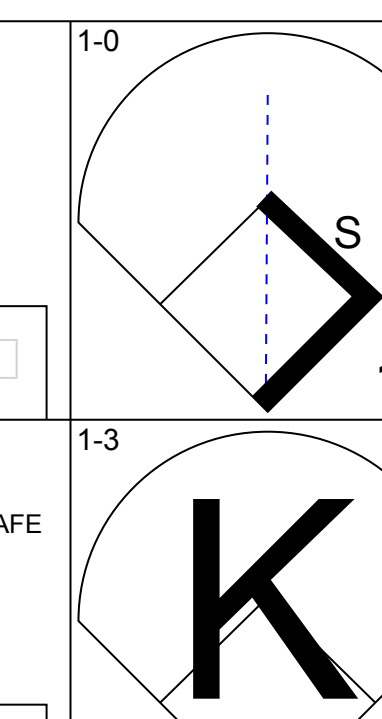
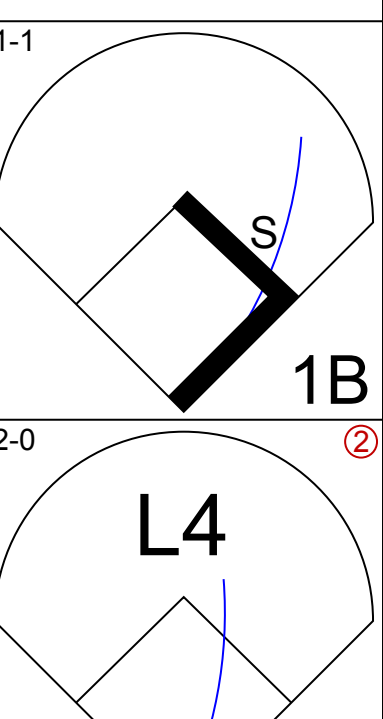
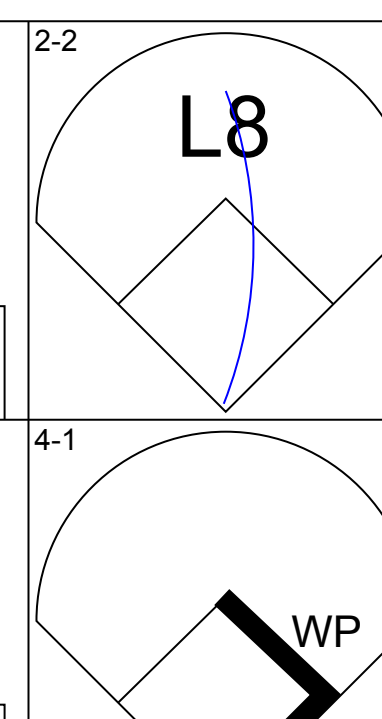
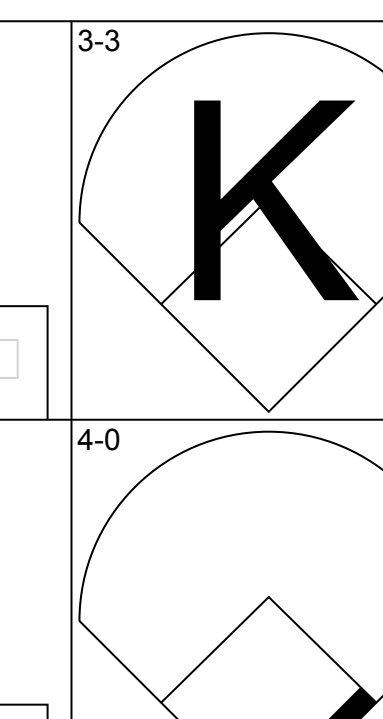
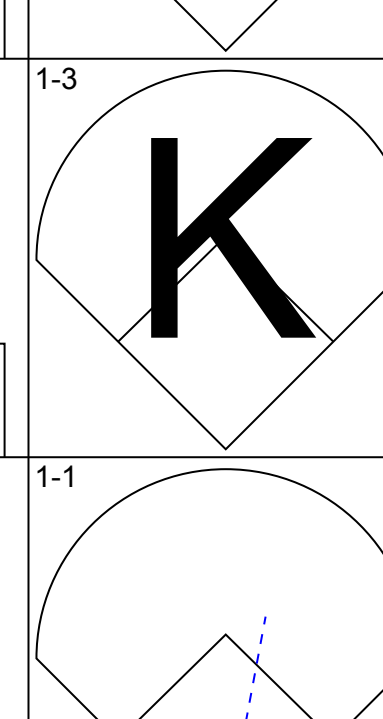
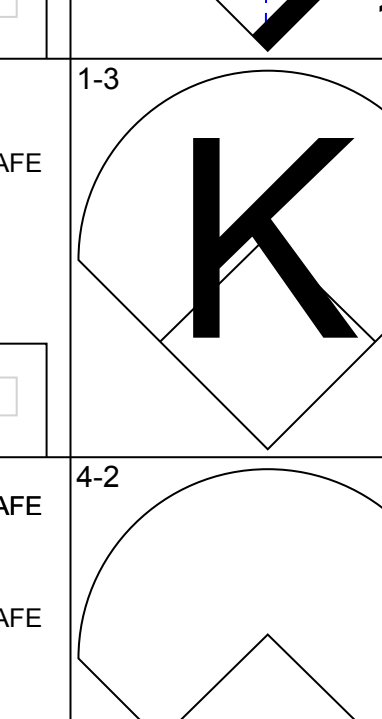
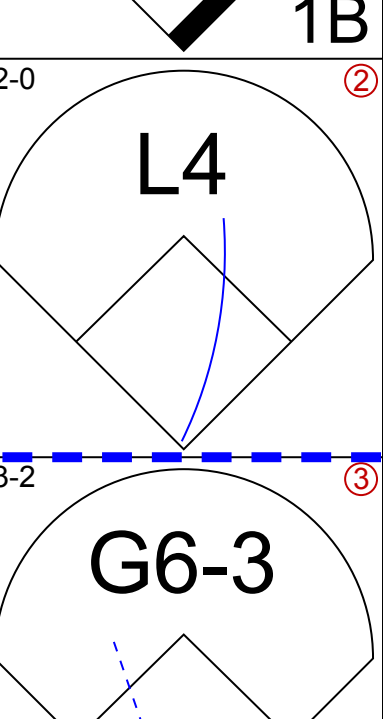
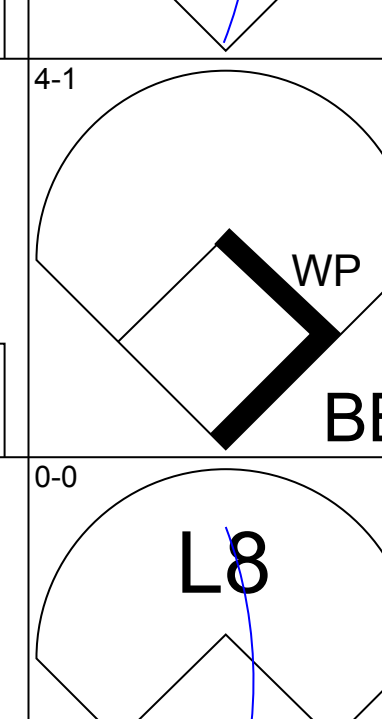
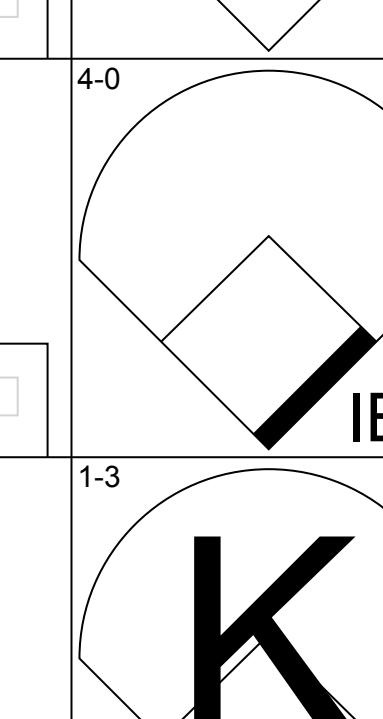
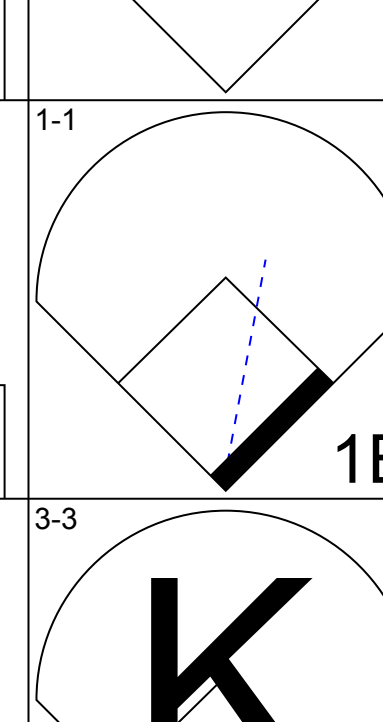
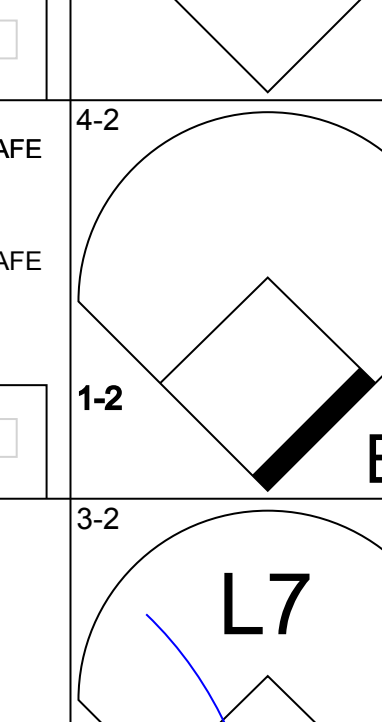
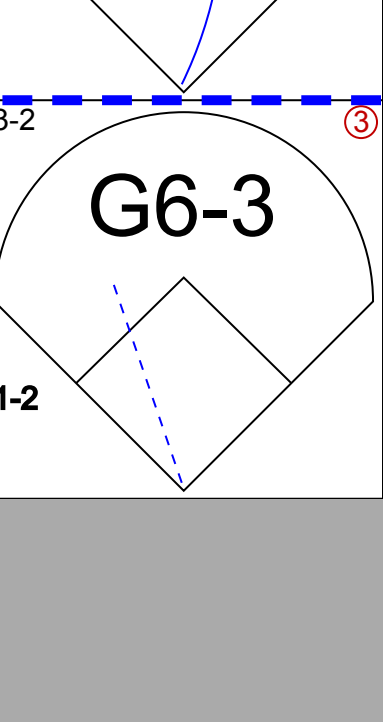
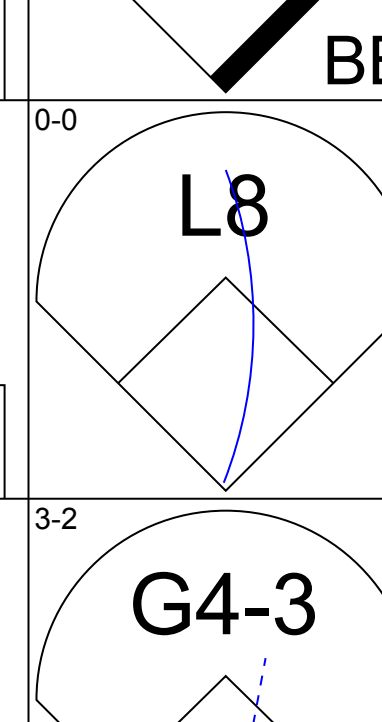
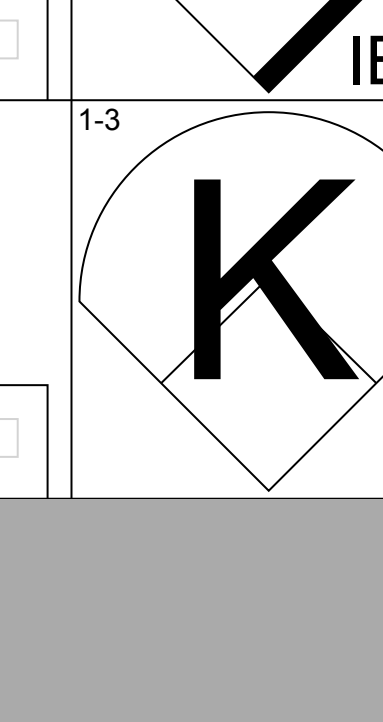
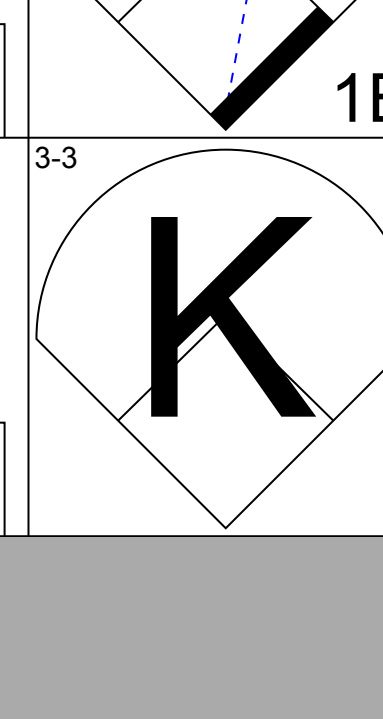
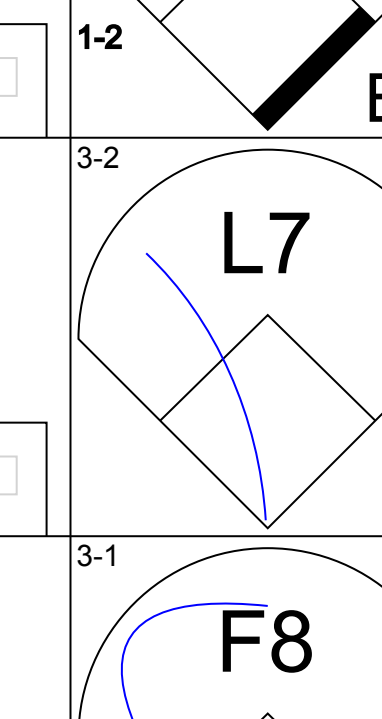
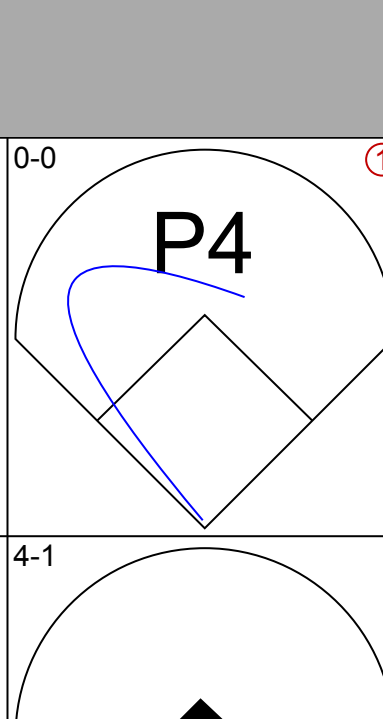
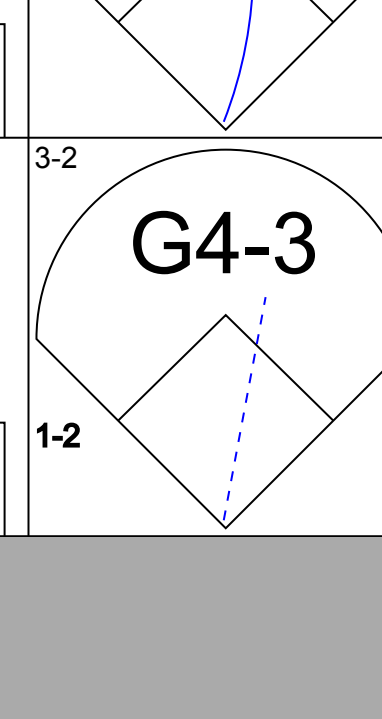
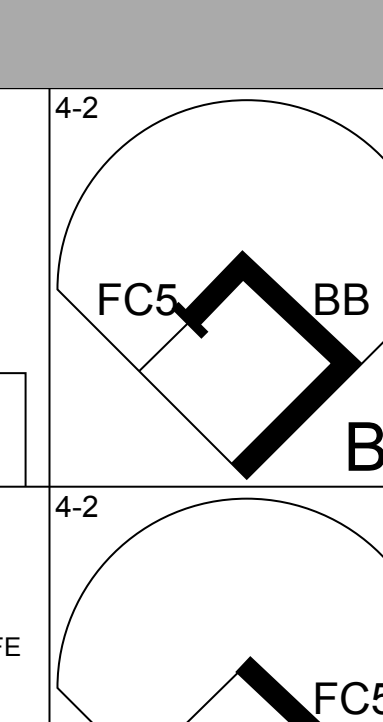
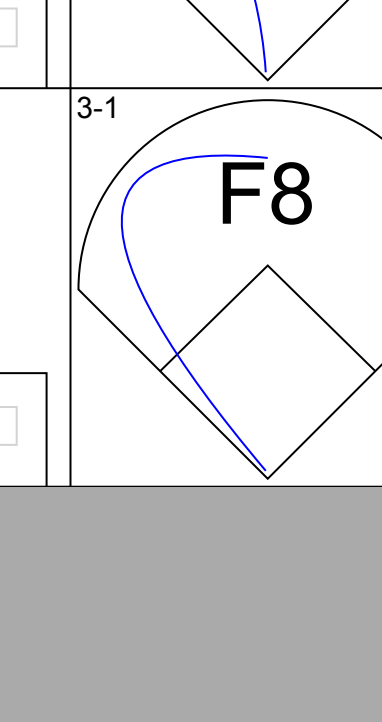
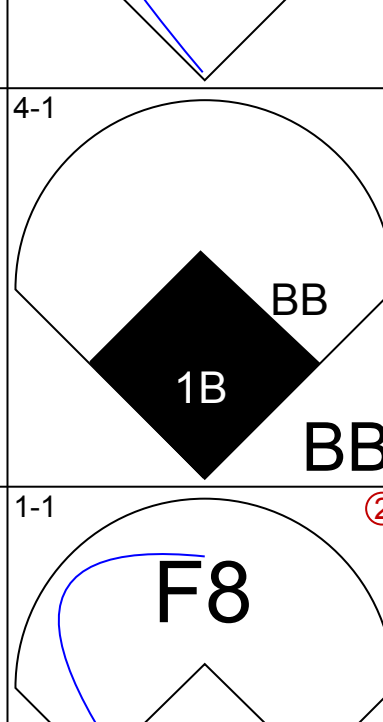

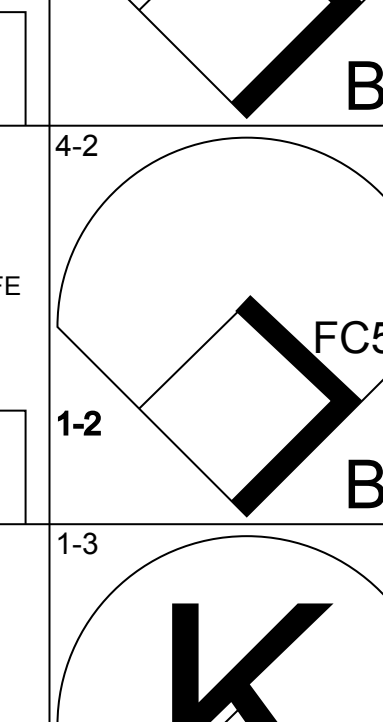
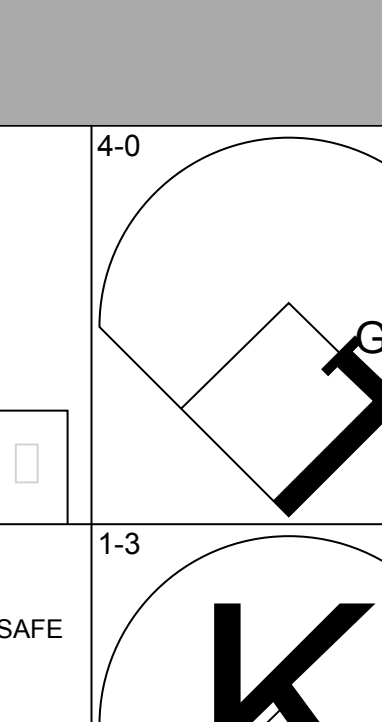
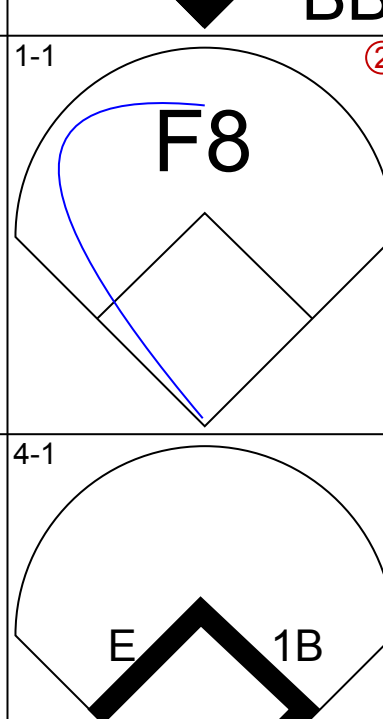

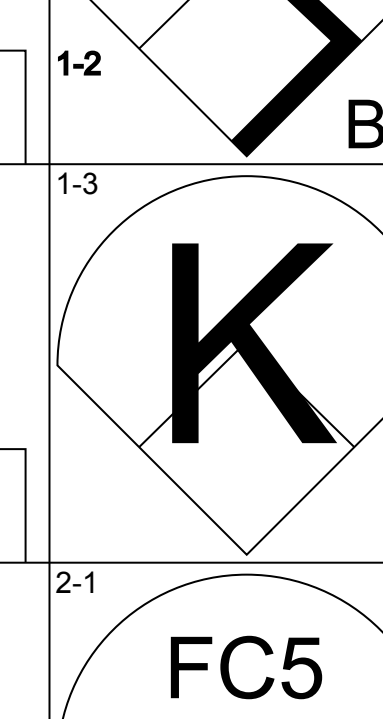
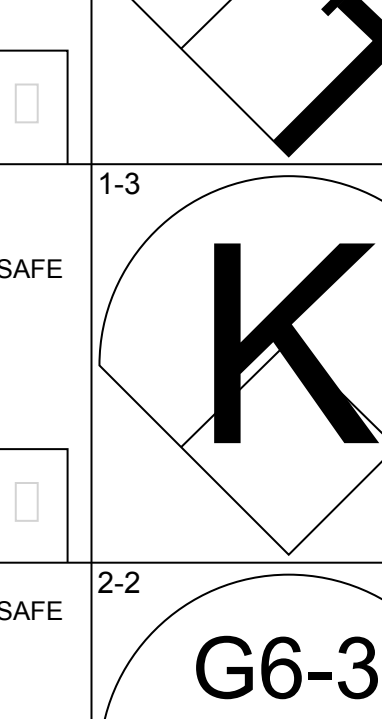
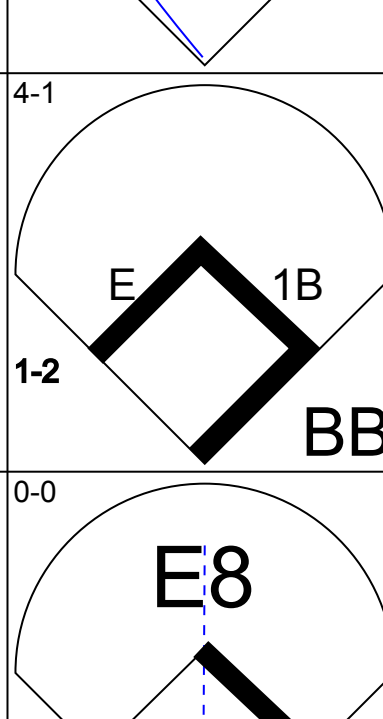

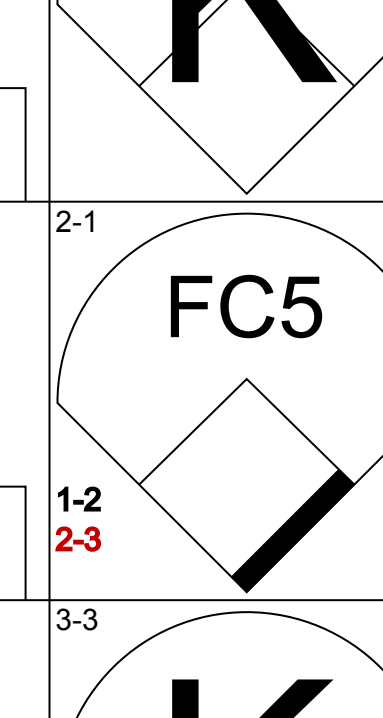
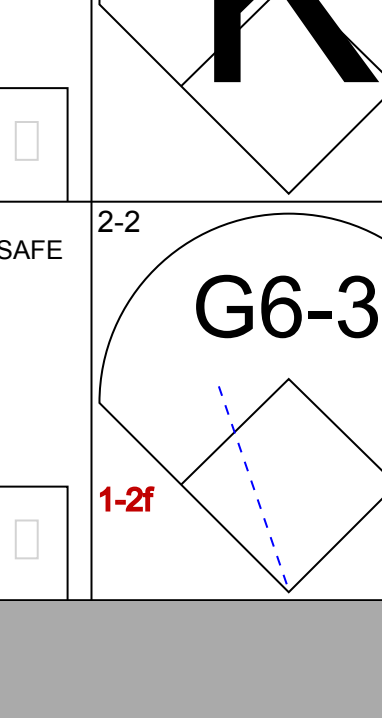
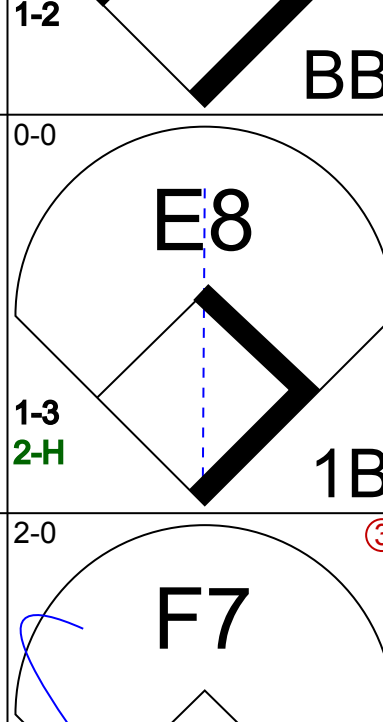

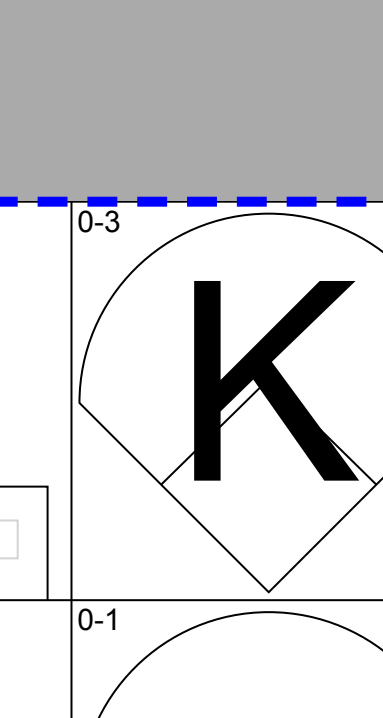
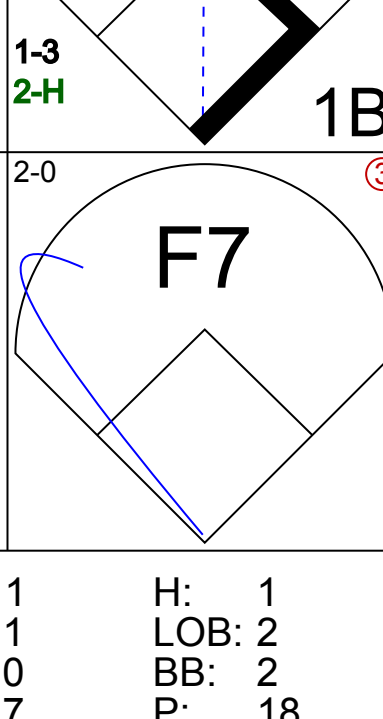

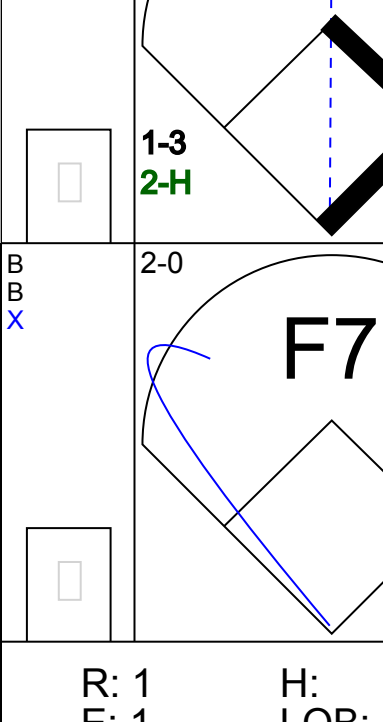
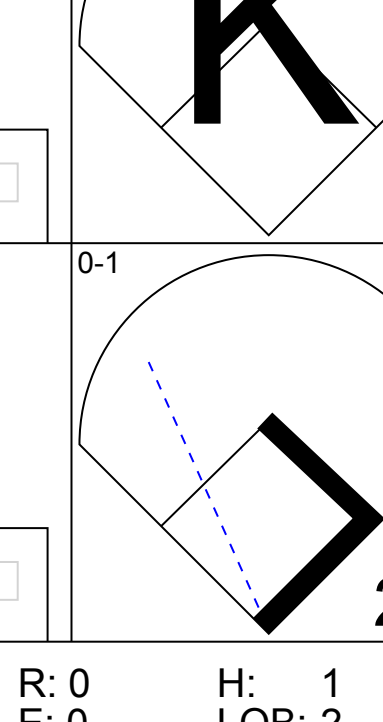
Detroit Tigers @ Oakland Athletics  
Oakland-Alameda County Coliseum, Oakland, CA  
Fri Jun 24 1994, 7:05 PM PDT  
Att: 24,456 - Unknown

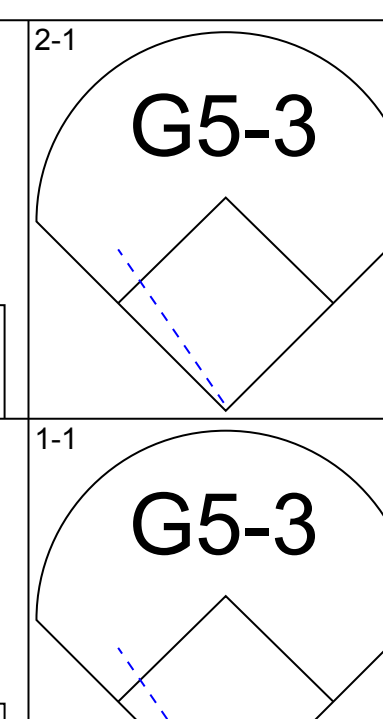
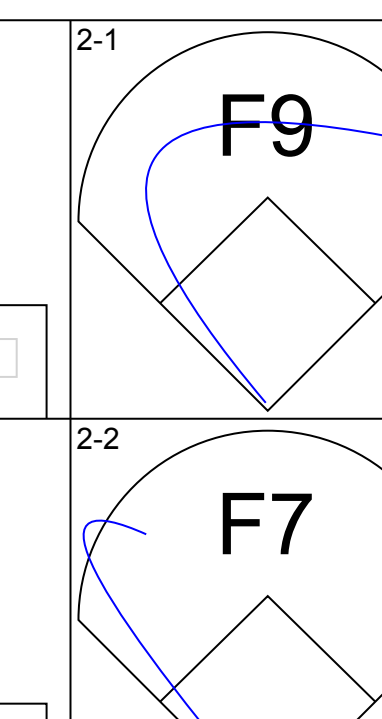
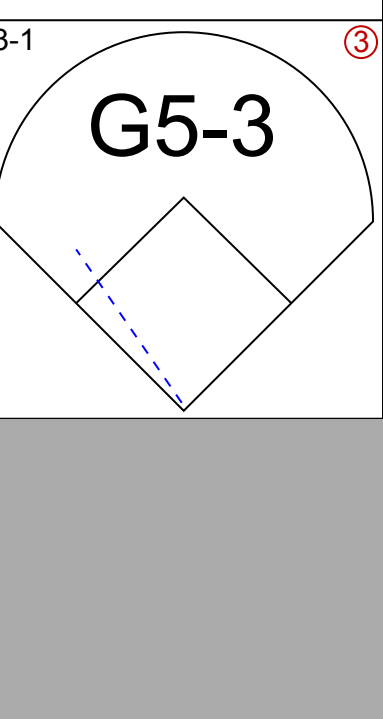
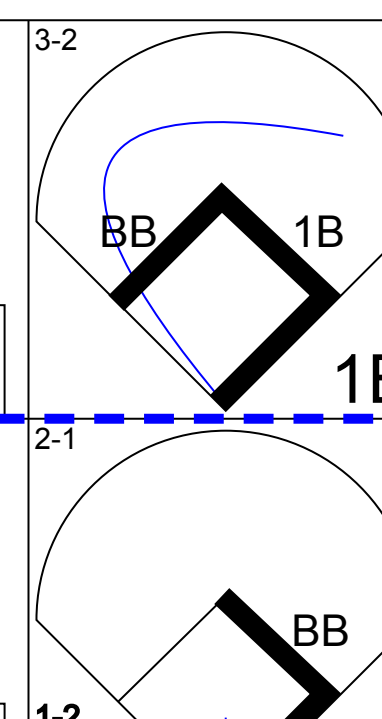

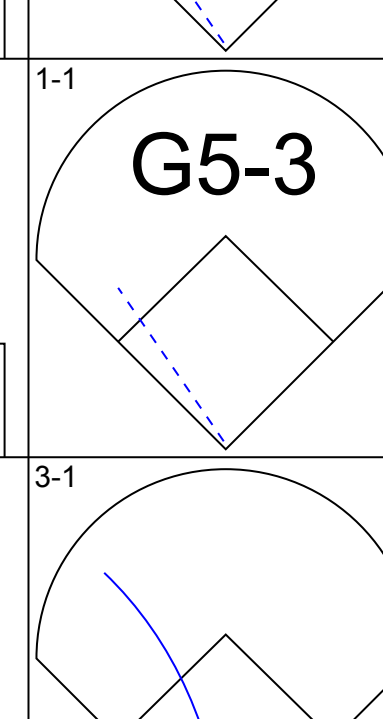
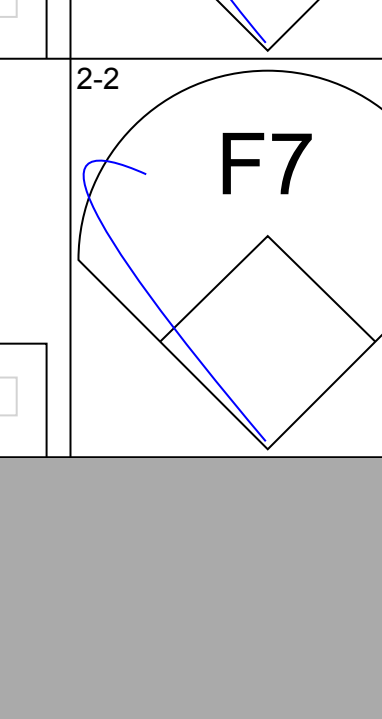

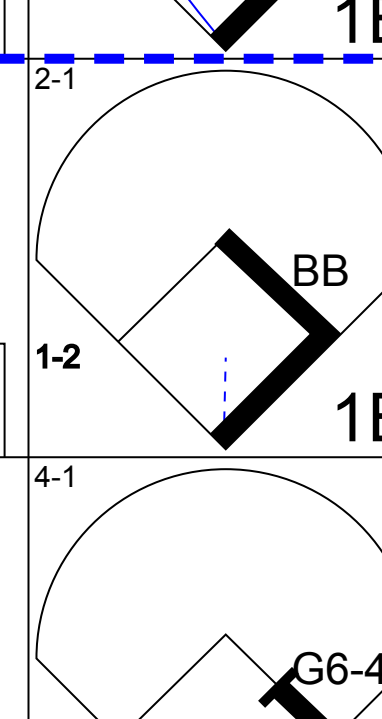
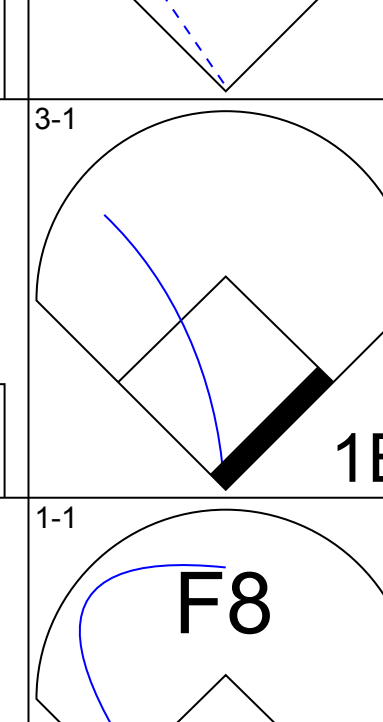
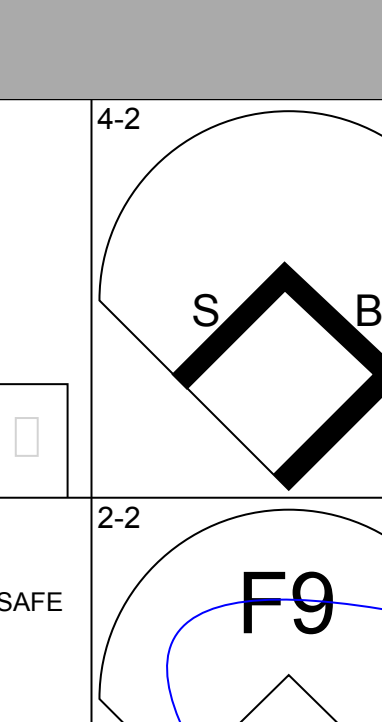

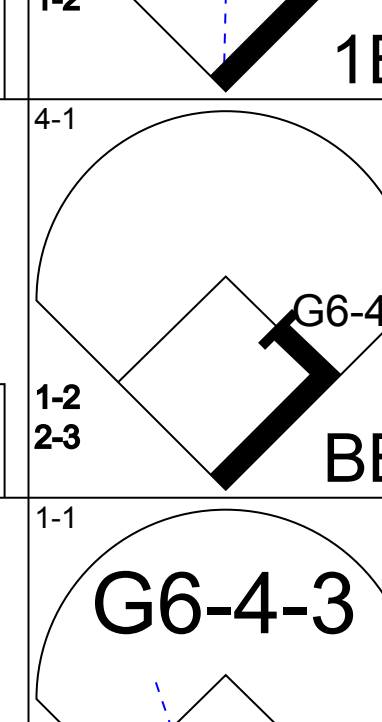
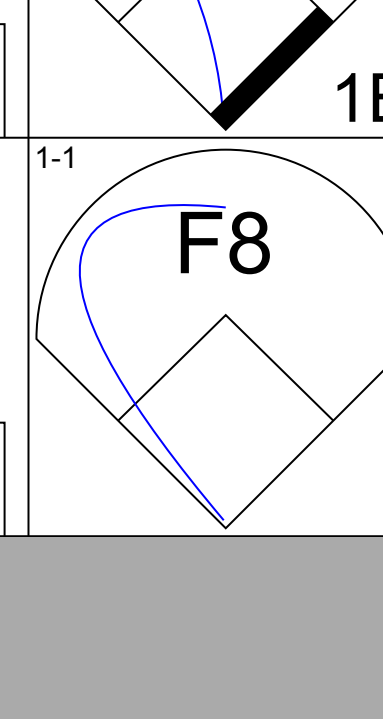
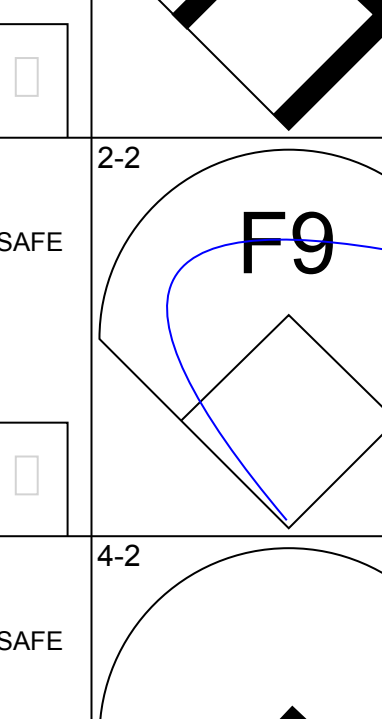

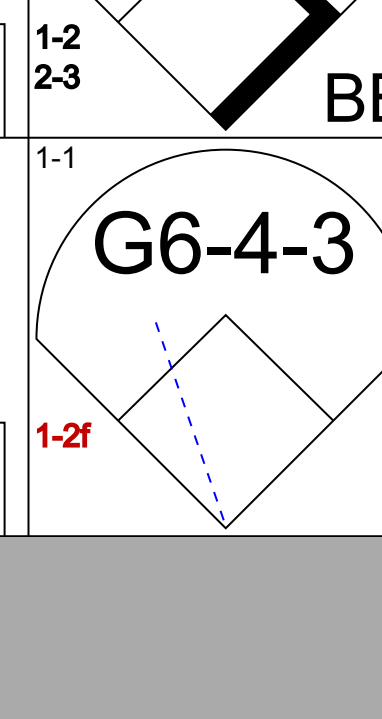
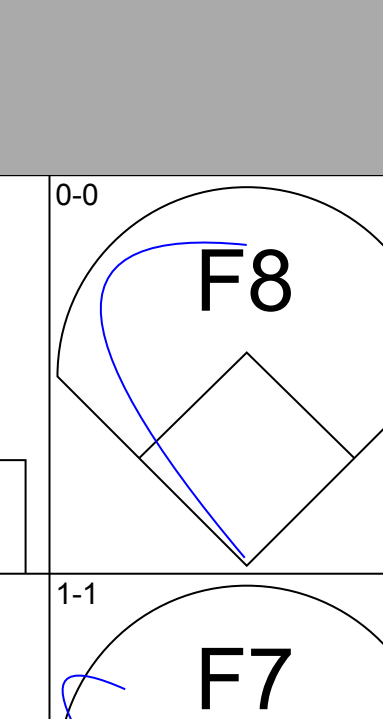
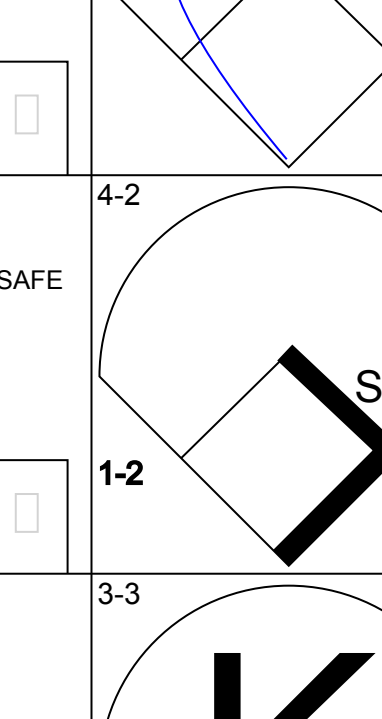



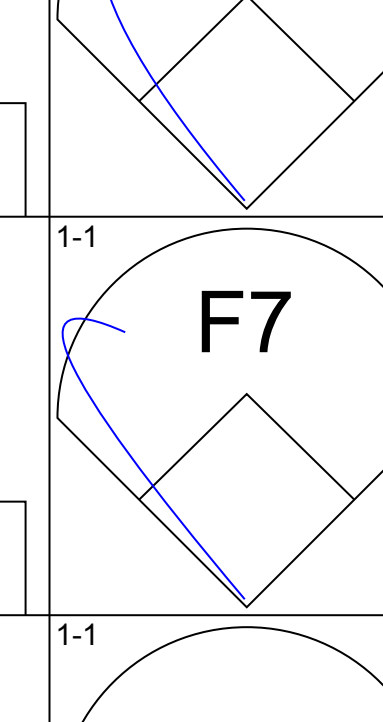
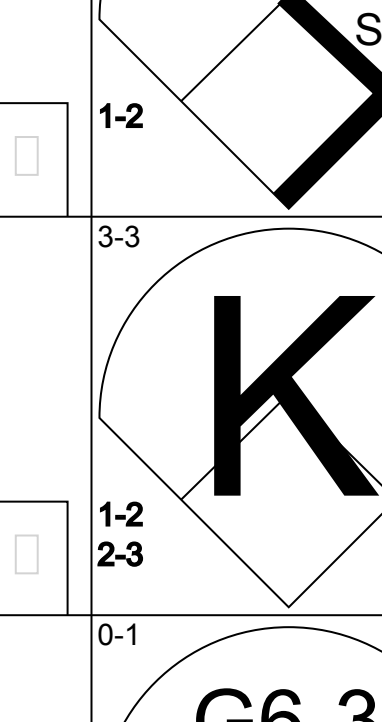


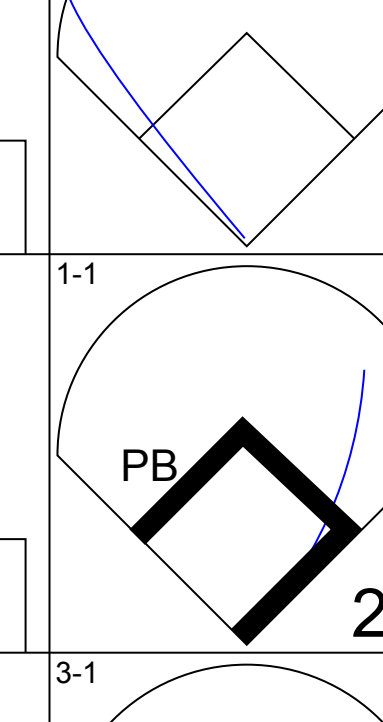
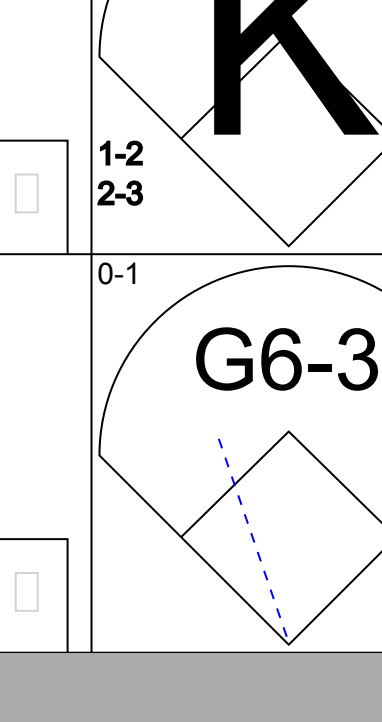


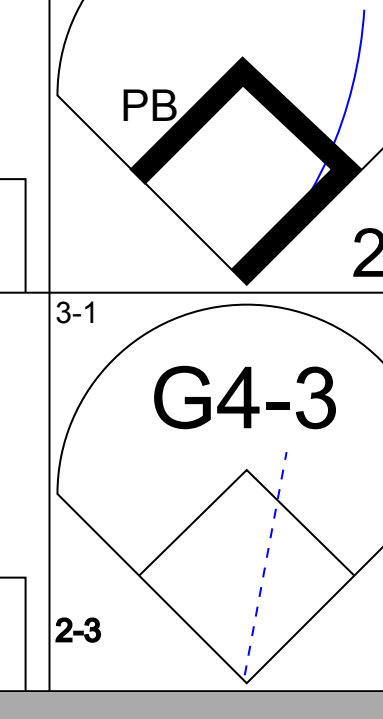
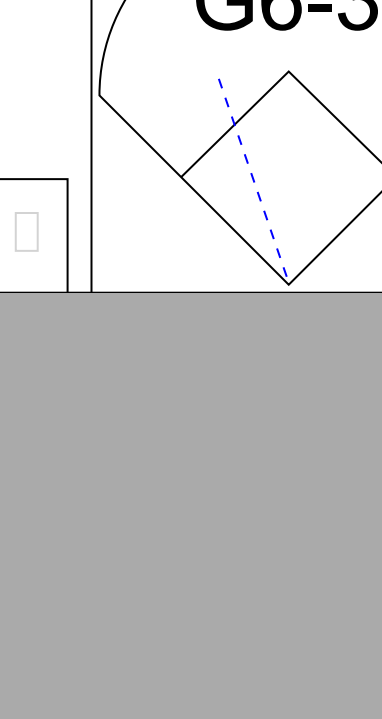
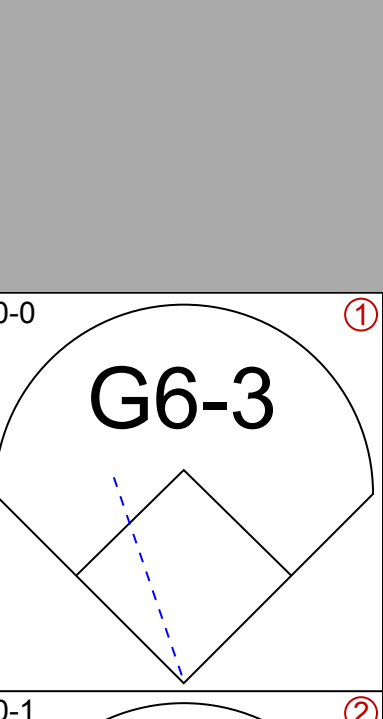


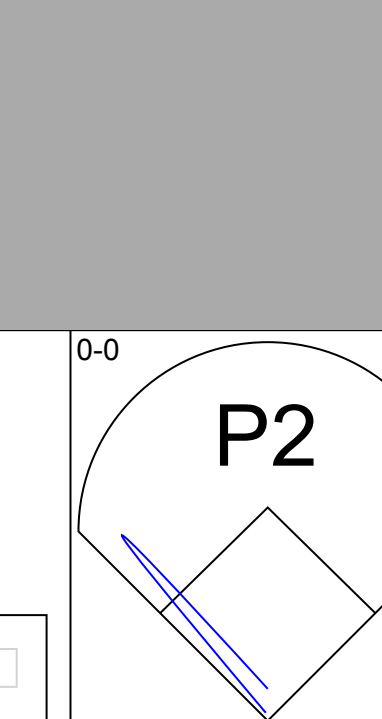
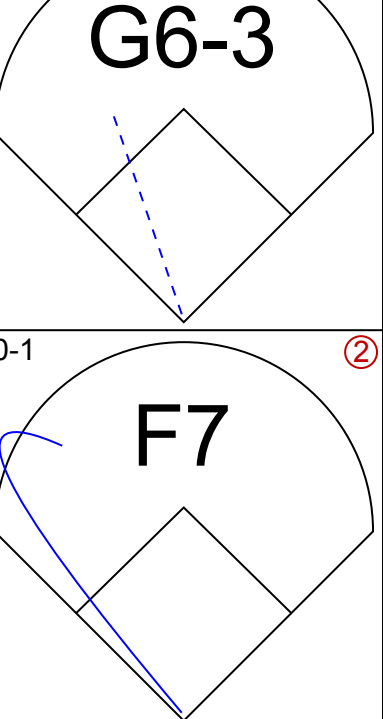
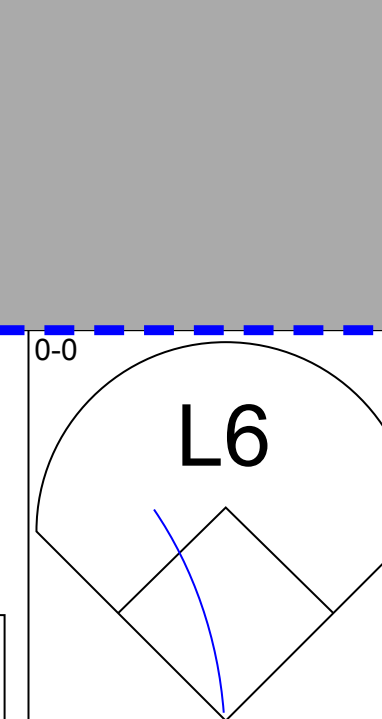

livebaseballscores.com

AB 31  
R 4  
H 6  
RBI 4  
BB 1  
SO 5  
LOB 11





Batter	1	2	3	4	5	6	7	8	9	AB	R	H	RBI	BB	SO	LOB	TOP								
<b>Tony Phillips, S</b> OBP: 0.402, SLG: 0.419 (1, 7)			 1B			 1B				5	0	2	0	0	2	1	<b>Detroit Tigers @ Oakland Athletics</b> Oakland-Alameda County Coliseum, Oakland, CA Sat Jun 25 1994, 3:33 AM PDT Att: 30,041 - Sunny - 65 F								
<b>Lou Whitaker, L</b> OBP: 0.356, SLG: 0.495 (1, 4)							 BB			3	0	0	0	2	2	2									
<b>Travis Fryman, R</b> OBP: 0.354, SLG: 0.500 (1, 5)										4	0	1	0	1	1	4									
<b>Cecil Fielder, R</b> OBP: 0.332, SLG: 0.479 (1, 3)										4	0	0	0	0	1	4									
<b>Kirk Gibson, L</b> OBP: 0.364, SLG: 0.525 (1, 10)		 BB				 1B				2	1	0	0	2	0	2									
<b>Mickey Tettleton, S</b> OBP: 0.444, SLG: 0.534 <b>Chad Kreuter, S</b> OBP: 0.347, SLG: 0.287 (8, 2)	 BB			 BB						2	0	0	0	2	0	1									
<b>Junior Felix, S</b> OBP: 0.386, SLG: 0.644 (1, 9)						 1B		 BB		2	0	0	0	2	2	3									
<b>Chris Gomez, R</b> OBP: 0.366, SLG: 0.455 (1, 6)										4	0	1	1	0	1	3									
<b>Juan Samuel, R</b> OBP: 0.372, SLG: 0.559 (1, 8)										4	0	1	0	0	1	4									
<b>Inning Stats</b>	R: 0 E: 0 K: 3 S: 11	H: 1 LOB: 1 BB: 0 P: 19	R: 0 E: 0 K: 2 S: 14	H: 0 LOB: 2 BB: 2 P: 28	R: 0 E: 0 K: 1 S: 12	H: 1 LOB: 2 BB: 1 P: 24	R: 0 E: 0 K: 1 S: 6	H: 0 LOB: 0 BB: 1 P: 13	R: 0 E: 0 K: 0 S: 7	H: 1 LOB: 1 BB: 0 P: 13	R: 1 E: 1 K: 0 S: 7	H: 1 LOB: 2 BB: 2 P: 18	R: 0 E: 0 K: 0 S: 8	H: 0 LOB: 1 BB: 1 P: 17	R: 0 E: 0 K: 0 S: 7	H: 0 LOB: 0 BB: 1 P: 15		R: 0 E: 0 K: 3 S: 13	H: 1 LOB: 2 BB: 1 P: 21	1B: 4 2B: 1 3B: 0 HR: 0	SF: 0 SAC: 0 DP: 1 HBP: 0	WP: 1 PB: 0 SB: 2 CS: 1	PA: 40		
<b>PITCHER</b>	IP	WLS	BF	H	R	ER	SO	BB	IBB	HBP	BLK	WP	HR	S	P	ERA	WHIP								
<b>Carlos Reyes, R</b> ERA: 4.5 (1, 1)	4.2		20	3	0	0	7	4	0	0	0	0	0	47	91	0.00	1.500								
<b>Bob Welch, R</b> ERA: 7.79 (5, 1)	2.1		11	1	1	1	0	3	0	0	0	1	0	18	41	3.86	1.714								
<b>Vince Haysman, L</b> ERA: 3.24 (8, 1)	0.2		2	0	0	0	0	0	0	0	0	0	0	4	8	0.00	0.000								
<b>Mark Acre, R</b> ERA: 3.39 (8, 1)	0.1	W	1	0	0	0	0	1	0	0	0	0	0	3	7	0.00	3.000								
<b>Dennis Eckersley, R</b> ERA: 5.14 (9, 1)	1.0	S	5	1	0	0	3	0	1	0	0	0	0	13	21	0.00	1.000								

Batter	1	2	3	4	5	6	7	8	9	AB	R	H	RBI	BB	SO	LOB	BOTTOM								
<b>Rickey Henderson, R</b> OBP: 0.408, SLG: 0.386 (1, 7)							 1B			5	0	1	0	0	0	2	<b>Detroit Tigers @ Oakland Athletics</b> Oakland-Alameda County Coliseum, Oakland, CA Sat Jun 25 1994, 3:33 AM PDT Att: 30,041 - Sunny - 65 F								
<b>Stan Javier, S</b> OBP: 0.366, SLG: 0.450 (1, 8)						 S	 1B			3	1	1	0	1	0	0									
<b>Brent Gates, S</b> OBP: 0.374, SLG: 0.407 (1, 4)				 BB			 BB			2	0	1	0	2	0	1									
<b>Ruben Sierra, S</b> OBP: 0.280, SLG: 0.473 (1, 9)										3	0	0	1	0	0	5									
<b>Gerónimo Berroa, R</b> OBP: 0.396, SLG: 0.492 <b>Scott Hemond, R</b> OBP: 0.248, SLG: 0.310 (8, PR) (9, 5)				 BB		 2B		 S	 1B	3	0	2	0	1	0	0									
<b>Troy Neel, L</b> OBP: 0.360, SLG: 0.466 (1, 3)						 IBB				3	0	0	0	1	2	3									
<b>Terry Steinbach, R</b> OBP: 0.321, SLG: 0.437 (1, 2)	 2B					 2B				3	0	1	0	1	0	4									
<b>Mike Bordick, R</b> OBP: 0.339, SLG: 0.341 (1, 6)								 BB		3	0	0	0	1	0	4									
<b>Craig Paquette, R</b> OBP: 0.143, SLG: 0.184 <b>Mike Adrele, L</b> OBP: 0.315, SLG: 0.383 <b>Dennis Eckersley, R</b> ERA: 3.97 (8, PH) (9, 1)									 BB	3	0	0	0	0	0	0									
<b>Inning Stats</b>	R: 0 E: 0 K: 0 S: 8	H: 1 LOB: 1 BB: 0 P: 15	R: 0 E: 0 K: 0 S: 7	H: 1 LOB: 0 BB: 0 P: 12	R: 0 E: 0 K: 1 S: 17	H: 0 LOB: 2 BB: 2 P: 30	R: 0 E: 0 K: 0 S: 5	H: 0 LOB: 0 BB: 0 P: 8	R: 1 E: 0 K: 0 S: 11	H: 1 LOB: 3 BB: 3 P: 29	R: 0 E: 0 K: 0 S: 9	H: 2 LOB: 2 BB: 1 P: 19	R: 1 E: 0 K: 1 S: 14	H: 1 LOB: 3 BB: 2 P: 27	1B: 4 2B: 2 3B: 0 HR: 0	SF: 1 SAC: 0 DP: 1 HBP: 0		WP: 1 PB: 1 SB: 4 CS: 0	PA: 37						
<b>PITCHER</b>	IP	WLS	BF	H	R	ER	SO	BB	IBB	HBP	BLK	WP	HR	S	P	ERA	WHIP								
<b>Greg Gohr, R</b> ERA: 2.55 (1, 1)	6.0		26	3	1	1	1	4	1	0	0	0	0	54	104	1.50	1.167								
<b>Storm Davis, R</b> ERA: 3.03 (7, 1)	0.1		2	1	0	0	0	0	0	0	0	0	0	4	7	0.00	3.000								
<b>Buddy Groom, L</b> ERA: 4.0 (7, 1)	0.2		3	1	0	0	0	1	0	0	0	0	0	5	12	0.00	3.000								
<b>Joe Boever, R</b> ERA: 3.97 (8, 1)	1.0	L	6	1	1	1	1	1	1	0	0	1	0	14	27	9.00	2.000								





Batter	1	2	3	4	5	6	7	8	9	AB	R	H	RBI	BB	SO	LOB	TOP										
Tony Phillips, S OBP: 0.399, SLG: 0.415 (1, 7)	F7		G4-6-3 1B			K		L7	K	5	0	1	0	0	2	2	<b>Detroit Tigers @ Oakland Athletics</b> Oakland-Alameda County Coliseum, Oakland, CA Sun Jun 26 1994, 3:33 AM PDT Att: 23,694 - Sunny - 80 F										
Lou Whitaker, L OBP: 0.357, SLG: 0.487 (1, 4)	F7		G4-6-3 1-2			G6-3			BB	3	0	0	0	1	0												
Travis Fryman, R OBP: 0.352, SLG: 0.497 (1, 5)	E7 2B				F9					4	1	1	0	0	1												
Cecil Fielder, R OBP: 0.341, SLG: 0.506 Riccardo Ingram, R (9, PR)	2H 2B				HR				F8 1B	4	2	4	2	0	0												
Kirk Gibson, L OBP: 0.362, SLG: 0.517 (1, 8)	P6				K				1B BB	3	1	0	0	1	1												
Mickey Tettleton, S OBP: 0.441, SLG: 0.526 (1, 10)		G4-3			G3				F8	3	0	0	0	1	0												
Junior Felix, S OBP: 0.388, SLG: 0.641 (1, 9)		K			G3				1B BB	4	0	2	2	0	1												
Chris Gomez, R OBP: 0.359, SLG: 0.444 (1, 6)	F7				G5-3				1B 3H	4	0	0	0	0	4												
Chad Kreuter, S OBP: 0.345, SLG: 0.286 (1, 2)					F8				1B 2H	4	0	1	1	0	1												
<b>Inning Stats</b>	R: 1 E: 1 K: 0 S: 9	H: 2 LOB: 1 BB: 0 P: 14	R: 0 E: 0 K: 1 S: 8	H: 0 LOB: 0 BB: 0 P: 13	R: 0 E: 0 K: 0 S: 4	H: 1 LOB: 0 BB: 0 P: 7	R: 1 E: 0 K: 1 S: 10	H: 1 LOB: 0 BB: 0 P: 16	R: 0 E: 0 K: 1 S: 7	H: 0 LOB: 0 BB: 0 P: 12	R: 1 E: 0 K: 0 S: 11	H: 2 LOB: 1 BB: 1 P: 20	R: 0 E: 0 K: 1 S: 8	H: 0 LOB: 1 BB: 1 P: 15	R: 2 E: 0 K: 1 S: 10	H: 3 LOB: 2 BB: 1 P: 19		1B: 6 2B: 2 3B: 0 HR: 1	SF: 0 SAC: 0 DP: 2 HBP: 0	WP: 0 PB: 0 SB: 0 CS: 0	PA: 37						
<b>PITCHER</b>	IP	WLS	BF	H	R	ER	SO	BB	IBB	HBP	BLK	WP	HR	S	P	ERA	WHIP										
Ron Darling, R ERA: 4.93 (1, 1)	7.0	W	26	6	3	3	4	1	0	0	0	0	1	55	92	3.86	1.000										
Dave Leiper, L ERA: (8, 1)	0.2		3	0	0	0	0	1	0	0	0	0	0	5	11	0.00	1.500										
Roger Smithberg, R ERA: 13.5 (8, 1)	1.1		8	3	2	2	2	1	0	0	0	0	0	13	23	13.50	3.000										

Batter	1	2	3	4	5	6	7	8	9	AB	R	H	RBI	BB	SO	LOB	BOTTOM										
Rickey Henderson, R OBP: 0.405, SLG: 0.360 Eric Fox, S (8, PH)	BB K					F9				3	1	0	0	1	1	1	<b>Detroit Tigers @ Oakland Athletics</b> Oakland-Alameda County Coliseum, Oakland, CA Sun Jun 26 1994, 3:33 AM PDT Att: 23,694 - Sunny - 80 F										
Stan Javier, S OBP: 0.363, SLG: 0.446 Scott Hemond, R OBP: 0.248, SLG: 0.310 (9, 5)	K				WP G5-3 1B				G4-3	5	1	1	0	0	1												
Geronimo Berroa, R OBP: 0.398, SLG: 0.490 (1, 10)	2H 2B				G5-3					3	1	1	1	1	1												
Ruben Sierra, S OBP: 0.286, SLG: 0.486 Mike Aldrete, L OBP: 0.315, SLG: 0.383 (9, 7)	1B 2H				G1-3					3	2	2	1	1	0												
Terry Steinbach, R OBP: 0.328, SLG: 0.455 (1, 2)	1B				BB					4	2	3	3	0	1												
Brent Gates, S OBP: 0.372, SLG: 0.403 (1, 4)	1B				1B					4	1	1	0	0	1												
Troy Neel, L OBP: 0.358, SLG: 0.461 (1, 3)	E				K					4	1	1	2	0	0												
Mike Bordick, R OBP: 0.338, SLG: 0.344 (1, 6)	E4 PB				F7					4	1	1	2	0	1												
Scott Brosius, R OBP: 0.290, SLG: 0.373 (9, 9)	PB				K					3	0	0	0	1	2												
<b>Inning Stats</b>	R: 7 E: 1 K: 2 S: 24	H: 6 LOB: 1 BB: 2 P: 40	R: 0 E: 0 K: 1 S: 8	H: 0 LOB: 1 BB: 1 P: 17	R: 0 E: 0 K: 1 S: 10	H: 0 LOB: 0 BB: 0 P: 18	R: 1 E: 0 K: 1 S: 15	H: 2 LOB: 2 BB: 1 P: 26	R: 0 E: 0 K: 1 S: 10	H: 0 LOB: 0 BB: 0 P: 12	R: 0 E: 0 K: 1 S: 11	H: 0 LOB: 0 BB: 0 P: 15	R: 2 E: 0 K: 1 S: 15	H: 2 LOB: 0 BB: 0 P: 23	R: 0 E: 0 K: 0 S: 6	H: 0 LOB: 0 BB: 0 P: 10		1B: 6 2B: 2 3B: 1 HR: 1	SF: 0 SAC: 0 DP: 0 HBP: 0	WP: 1 PB: 1 SB: 1 CS: 0	PA: 38						
<b>PITCHER</b>	IP	WLS	BF	H	R	ER	SO	BB	IBB	HBP	BLK	WP	HR	S	P	ERA	WHIP										
Mike Moore, R ERA: 6.47 (1, 1)	0.1	L	9	6	7	6	1	2	0	0	0	1	0	20	33	2.46	1.091										
Greg Cadaret, L ERA: 6.31 (1, 1)	3.2		15	2	1	1	4	2	0	0	0	1	0	37	68	2.46	1.091										
Storm Davis, R ERA: 2.86 (5, 1)	2.0		6	0	0	0	2	0	0	0	0	0	0	21	27	0.00	0.000										
Buddy Groom, L ERA: 4.74 (7, 1)	1.0		5	2	2	2	1	0	0	0	0	0	1	15	23	18.00	2.000										
Mike Gardiner, R ERA: 3.22 (8, 1)	1.0		3	0	0	0	0	0	0	0	0	0	0	6	10	0.00	0.000										





Batter	1	2	3	4	5	6	7	8	9	AB	R	H	RBI	BB	SO	LOB	TOP										
<b>Tony Phillips, S</b> (1, 10) OBP: 0.402, SLG: 0.425	0-0 HR	4-2 1B BB		1-2 E4 2B	0-2 L7		4-2 BB			3	2	1	1	2	0	2	<b>Detroit Tigers @ Seattle Mariners</b> <b>The Kingdome, Seattle, WA</b> Mon Jun 27 1994, 10:05 PM EDT Att: 29,696 - Dome										
<b>Chris Gomez, R</b> (1, 4) OBP: 0.395, SLG: 0.454	0-1 BB BB	0-1 1B		0-1 2B	2-0 F8		2-3 K			5	2	3	1	0	1	2											
<b>Travis Fryman, R</b> (1, 5) OBP: 0.353, SLG: 0.502	1-3 K	3-3 K		1-3 1B HR	1-1 2B			1-0 F7		5	1	2	3	0	2	3											
<b>Cecil Fielder, R</b> (1, 3) OBP: 0.342, SLG: 0.500 <b>John Flaherty, R</b> (8, 2) OBP: 0.194, SLG: 0.200	4-1 BB SF8 BB	2-1 L5		1-0 HR BB	2-3 K			1-3 K		3	2	0	0	2	2	3											
<b>Alan Trammell, R</b> (1, 6) OBP: 0.364, SLG: 0.497	4-2 BB BB		1-1 F8	2-1 HR 1B		0-0 P6		2-1 G6-3		4	1	1	0	1	0	0											
<b>Mickey Tettleton, S</b> (1, 2) OBP: 0.440, SLG: 0.535	4-1 BB		1-0 P4	1-0 HR		1-1 G3		2-1 L3		4	1	1	5	1	0	0											
<b>Junior Felix, S</b> (1, 9) OBP: 0.378, SLG: 0.626	3-2 SF8		0-0 P4	0-0 F7		1-2 P5		0-0 F9		4	0	0	1	0	0	0											
<b>Riccardo Ingram, R</b> (1, 7) OBP: 0.200, SLG: 0.200	0-2 G4-3						0-1 G6-3		0-0 1B	5	0	1	0	0	0	2											
<b>Juan Samuel, R</b> (1, 8) OBP: 0.373, SLG: 0.535		2-3 K		4-0 E 2B BB	4-2 BB		0-2 G3		0-0 G3	3	2	0	0	2	1	1											
<b>Inning Stats</b>	R: 3 E: 0 K: 1 S: 18	H: 2 LOB: 2 BB: 3 P: 34	R: 0 E: 0 K: 2 S: 12	H: 1 LOB: 2 BB: 1 P: 23	R: 0 E: 0 K: 0 S: 4	H: 0 LOB: 0 BB: 0 P: 6	R: 7 E: 1 K: 0 S: 13	H: 4 LOB: 0 BB: 2 P: 28	R: 1 E: 0 K: 1 S: 15	H: 1 LOB: 1 BB: 1 P: 24	R: 0 E: 0 K: 0 S: 6	H: 0 LOB: 0 BB: 0 P: 8	R: 0 E: 0 K: 1 S: 13	H: 0 LOB: 1 BB: 1 P: 19	R: 0 E: 0 K: 1 S: 8	H: 0 LOB: 0 BB: 0 P: 12		R: 0 E: 0 K: 0 S: 5	H: 1 LOB: 1 BB: 0 P: 7	1B: 4 2B: 3 3B: 0 HR: 2	SF: 1 SAC: 0 DP: 0 HBP: 0	WP: 0 PB: 0 SB: 0 CS: 0	PA: 45				
<b>PITCHER</b>	IP	WLS	BF	H	R	ER	SO	BB	IBB	HBP	BLK	WP	HR	S	P	ERA	WHIP										
<b>Dave Fleming, L</b> (1, 1) ERA: 7.2	3.1	L	22	5	8	7	3	6	0	0	0	0	1	41	81	18.90	3.300										
<b>Milt Hill, R</b> (4, 1) ERA: 7.82	5.2		23	4	3	3	3	2	0	0	0	0	1	53	80	4.76	1.059										

Batter	1	2	3	4	5	6	7	8	9	AB	R	H	RBI	BB	SO	LOB	BOTTOM										
<b>Brian Turang, R</b> (1, 4) OBP: 0.226, SLG: 0.256	2-2 F9			0-0 F9		1-3 K		0-1 L8		4	0	0	0	0	1	2	<b>Detroit Tigers @ Seattle Mariners</b> <b>The Kingdome, Seattle, WA</b> Mon Jun 27 1994, 10:05 PM EDT Att: 29,696 - Dome										
<b>Edgar Martinez, R</b> (1, 5) OBP: 0.390, SLG: 0.462	1-2 L8			1-2 G4-3		3-2 F8		0-0 L6		4	0	0	0	0	1	1											
<b>Ken Griffey Jr., L</b> (1, 8) OBP: 0.469, SLG: 0.730 <b>Rich Amaral, R</b> (8, 7) OBP: 0.338, SLG: 0.397	2-3 K			2-2 G1-3		1-0 E6		1-0 F8		3	0	0	0	0	1	0											
<b>Jay Buhner, R</b> (1, 9) OBP: 0.386, SLG: 0.535		1-0 L7			0-0 L8		2-0 F8		2-3 K	4	0	0	0	0	1	1											
<b>Marc Newfield, R</b> (1, 10) OBP: 0.333, SLG: 0.231		2-2 K			0-3 K		2-2 P4			3	0	0	0	0	2	1											
<b>Reggie Jefferson, S</b> (1, 3) OBP: 0.412, SLG: 0.598		0-1 G3-1			0-2 F7		0-0 F8			3	0	0	0	0	0	1											
<b>Keith Mitchell, R</b> (1, 7) OBP: 0.424, SLG: 0.623			3-2 G3-1			2-1 E4 2B		1-2 P3 1B		3	1	1	0	0	0	0											
<b>Felix Fermin, R</b> (1, 6) OBP: 0.357, SLG: 0.418 <b>Luis Sojo, R</b> (7, 6) OBP: 0.291, SLG: 0.414			2-1 F9			1-1 BB 2B		0-0 P6		2	0	1	1	0	0	0											
<b>Bill Haselman, R</b> (1, 2) OBP: 0.225, SLG: 0.351			2-1 P3			1-2 L4		0-2 P3		3	0	0	0	0	0	2											
<b>Inning Stats</b>	R: 0 E: 0 K: 1 S: 11	H: 0 LOB: 0 BB: 0 P: 16	R: 0 E: 0 K: 1 S: 6	H: 0 LOB: 0 BB: 0 P: 9	R: 0 E: 0 K: 0 S: 7	H: 0 LOB: 0 BB: 0 P: 14	R: 0 E: 0 K: 0 S: 8	H: 0 LOB: 0 BB: 0 P: 11	R: 0 E: 0 K: 1 S: 7	H: 0 LOB: 0 BB: 0 P: 7	R: 1 E: 1 K: 1 S: 18	H: 1 LOB: 1 BB: 0 P: 26	R: 0 E: 1 K: 0 S: 13	H: 0 LOB: 1 BB: 0 P: 18	R: 0 E: 0 K: 0 S: 11	H: 1 LOB: 1 BB: 0 P: 12		R: 0 E: 0 K: 1 S: 5	H: 0 LOB: 0 BB: 0 P: 8	1B: 1 2B: 1 3B: 0 HR: 0	SF: 0 SAC: 0 DP: 0 HBP: 0	WP: 0 PB: 0 SB: 0 CS: 0	PA: 31				
<b>PITCHER</b>	IP	WLS	BF	H	R	ER	SO	BB	IBB	HBP	BLK	WP	HR	S	P	ERA	WHIP										
<b>Tim Lincecum, R</b> (1, 1) ERA: 5.88	8.0	W	28	2	1	0	4	0	0	0	0	0	0	5	81	0.00	0.250										
<b>Joe Boever, R</b> (9, 1) ERA: 3.9	1.0		3	0	0	0	1	0	0	0	0	0	0	5	8	0.00	0.000										



Batter	1	2	3	4	5	6	7	8	9	AB	R	H	RBI	BB	SO	LOB	TOP								
<b>Tony Phillips, S</b> OBP: 0.403, SLG: 0.437 (1, 7)	G4-3			K		2B 1B		HR		4	2	2	2	0	1	0	<b>Detroit Tigers @ Seattle Mariners</b> The Kingdome, Seattle, WA Tue Jun 28 1994, 6:33 AM EDT Att: 19,210 - Dome								
<b>Lou Whitaker, L</b> OBP: 0.359, SLG: 0.498 (1, 4)	G4-1			G4-3		1B		2B		4	1	2	0	0	0	0									
<b>Travis Fryman, R</b> OBP: 0.352, SLG: 0.498 (1, 5)	P4			G4-3		FC6-4 1B		G3		4	0	1	2	0	0	1									
<b>Cecil Fielder, R</b> OBP: 0.338, SLG: 0.493 (1, 3)		K			F8	FC6-4			K	4	0	0	0	0	2	1									
<b>Kirk Gibson, L</b> OBP: 0.360, SLG: 0.517 (1, 10)	L7				F8		K			4	0	1	0	0	1	0									
<b>Mickey Tettleton, S</b> OBP: 0.434, SLG: 0.525 (1, 2)	G6-3						K		K	4	0	0	0	0	3	1									
<b>Junior Felix, S</b> OBP: 0.376, SLG: 0.623 (1, 9)				G4-3		1B 2B		P4		4	1	1	0	0	0	1									
<b>Chris Gomez, R</b> OBP: 0.360, SLG: 0.447 (1, 6)				F9		K		K		3	0	0	0	0	2	1									
<b>Juan Samuel, R</b> OBP: 0.360, SLG: 0.514 (1, 8)				G6-3		K		K		3	0	0	0	0	2	1									
<b>Inning Stats</b>	R: 0 E: 0 K: 0 S: 5	H: 0 LOB: 0 BB: 0 P: 10	R: 0 E: 0 K: 1 S: 6	H: 0 LOB: 0 BB: 0 P: 10	R: 0 E: 0 K: 0 S: 4	H: 0 LOB: 0 BB: 0 P: 6	R: 0 E: 0 K: 1 S: 7	H: 0 LOB: 0 BB: 0 P: 12	R: 0 E: 0 K: 1 S: 7	H: 0 LOB: 0 BB: 0 P: 12	R: 3 E: 0 K: 2 S: 17	H: 4 LOB: 1 BB: 0 P: 27	R: 0 E: 0 K: 2 S: 11	H: 0 LOB: 0 BB: 0 P: 16	R: 1 E: 0 K: 2 S: 15	H: 2 LOB: 1 BB: 0 P: 27	R: 0 E: 0 K: 2 S: 10	H: 1 LOB: 1 BB: 0 P: 16	1B: 2 2B: 4 3B: 0 HR: 1	SF: 0 SAC: 0 DP: 0 HBP: 0	WP: 0 PB: 0 SB: 0 CS: 0	PA: 34			
<b>PITCHER</b>	IP	WLS	BF	H	R	ER	SO	BB	IBB	HBP	BLK	WP	HR	S	P	ERA	WHIP								
<b>Chris Bosio, R</b> ERA: 4.22 (1, 1)	6.0		22	4	3	3	5	0	0	0	0	0	0	46	77	4.50	0.667								
<b>Bill Riskey, R</b> ERA: 3.99 (7, 1)	1.2	W	6	1	1	1	4	0	0	0	0	0	1	19	32	5.40	0.600								
<b>Bobby Ayala, R</b> ERA: 1.93 (8, 1)	1.1	S	6	2	0	0	2	0	0	0	0	0	0	17	27	0.00	1.500								

Batter	1	2	3	4	5	6	7	8	9	AB	R	H	RBI	BB	SO	LOB	BOTTOM								
<b>Luis Sojo, R</b> OBP: 0.283, SLG: 0.403 (1, 4)	G4-3		P4		P4			F7		4	0	0	0	0	0	2	<b>Detroit Tigers @ Seattle Mariners</b> The Kingdome, Seattle, WA Tue Jun 28 1994, 6:33 AM EDT Att: 19,210 - Dome								
<b>Edgar Martinez, R</b> OBP: 0.392, SLG: 0.479 (1, 5)	F8				G5-3			HR		4	1	2	3	0	0	0									
<b>Ken Griffey Jr., L</b> OBP: 0.404, SLG: 0.720 (1, 8)	L8		L7		G1-3			F9		4	0	0	0	0	0	1									
<b>Jay Buhner, R</b> OBP: 0.388, SLG: 0.539 (1, 9)		F9			1B 2B			G4-6-3 1B		4	1	2	0	0	0	0									
<b>Tino Martinez, L</b> OBP: 0.293, SLG: 0.402 (1, 3)		1B			1B SF9 1B			F9		4	1	2	1	0	0	1									
<b>Keith Mitchell, R</b> OBP: 0.426, SLG: 0.614 (1, 7)		1B			SF9 B1-5 1B			P5		4	0	2	0	0	0	0									
<b>Reggie Jefferson, S</b> OBP: 0.410, SLG: 0.590 (1, 10)		G3-6-1			1B			G4-3		3	0	1	0	0	0	2									
<b>Felix Fermin, R</b> OBP: 0.361, SLG: 0.427 (1, 6)				SH1-3 1B	SF9			2B		2	2	2	1	0	0	0									
<b>Dan Wilson, R</b> OBP: 0.250, SLG: 0.308 (1, 2)				SH1-3	B1-5			HR		2	1	1	1	0	0	2									
<b>Inning Stats</b>	R: 0 E: 0 K: 0 S: 8	H: 2 LOB: 1 BB: 0 P: 12	R: 0 E: 0 K: 0 S: 10	H: 2 LOB: 1 BB: 0 P: 16	R: 1 E: 0 K: 0 S: 10	H: 2 LOB: 1 BB: 0 P: 16	R: 2 E: 0 K: 0 S: 7	H: 4 LOB: 1 BB: 0 P: 10	R: 0 E: 0 K: 0 S: 7	H: 1 LOB: 0 BB: 0 P: 11	R: 3 E: 0 K: 0 S: 8	H: 3 LOB: 0 BB: 0 P: 12	R: 0 E: 0 K: 0 S: 7	H: 0 LOB: 0 BB: 0 P: 11	1B: 8 2B: 4 3B: 0 HR: 1	SF: 1 SAC: 1 DP: 3 HBP: 0	WP: 0 PB: 0 SB: 0 CS: 0	PA: 33							
<b>PITCHER</b>	IP	WLS	BF	H	R	ER	SO	BB	IBB	HBP	BLK	WP	HR	S	P	ERA	WHIP								
<b>John Doherty, R</b> ERA: 6.29 (1, 1)	6.2	L	29	12	6	6	0	0	0	0	0	0	0	56	90	8.10	1.800								
<b>Mike Gardiner, R</b> ERA: 3.11 (7, 1)	1.1		4	0	0	0	0	0	0	0	0	0	0	8	12	0.00	0.000								



Batter	1	2	3	4	5	6	7	8	9	AB	R	H	RBI	BB	SO	LOB	TOP										
<b>Tony Phillips, S</b> OBP: 0.498, SLG: 0.443 (1, 7)										3	0	2	2	2	1	0											
<b>Lou Whitaker, L</b> OBP: 0.360, SLG: 0.490 (1, 10)										3	0	0	0	2	0	3											
<b>Travis Fryman, R</b> OBP: 0.353, SLG: 0.505 (1, 5)										5	1	1	1	1	2	3											
<b>Cecil Fielder, R</b> OBP: 0.333, SLG: 0.486 <b>John Flaherty, R</b> OBP: 0.194, SLG: 0.200 (8, 2)										4	0	0	0	0	2	3											
<b>Kirk Gibson, L</b> OBP: 0.354, SLG: 0.507 (1, 8)										4	0	0	0	0	2	0											
<b>Mickey Tettleton, S</b> OBP: 0.435, SLG: 0.525 (8, 3)										4	1	2	0	0	1	0											
<b>Junior Felix, S</b> OBP: 0.378, SLG: 0.618 (1, 9)										3	1	1	0	1	1	0											
<b>Alan Trammell, R</b> OBP: 0.357, SLG: 0.488 (1, 6)										4	0	0	0	0	1	4											
<b>Chris Gomez, R</b> OBP: 0.362, SLG: 0.448 (1, 4)										4	1	2	0	0	1	2											
<b>Inning Stats</b>	R: 0 E: 0 K: 2 S: 8	H: 0 LOB: 0 BB: 0 P: 16	R: 0 E: 0 K: 1 S: 6	H: 0 LOB: 0 BB: 0 P: 9	R: 1 E: 0 K: 2 S: 16	H: 2 LOB: 1 BB: 1 P: 28	R: 0 E: 0 K: 2 S: 8	H: 0 LOB: 0 BB: 0 P: 13	R: 2 E: 0 K: 0 S: 9	H: 2 LOB: 3 BB: 3 P: 26	R: 0 E: 0 K: 0 S: 6	H: 0 LOB: 0 BB: 0 P: 10	R: 0 E: 0 K: 0 S: 9	H: 1 LOB: 1 BB: 1 P: 19	R: 1 E: 0 K: 2 S: 16	H: 3 LOB: 2 BB: 0 P: 24	R: 0 E: 0 K: 2 S: 9	H: 0 LOB: 1 BB: 1 P: 16	1B: 6 2B: 1 3B: 0 HR: 1	SF: 0 SAC: 0 DP: 1 HBP: 0	WP: 1 PB: 0 SB: 0 CS: 0	PA: 40					
<b>PITCHER</b>	IP	WLS	BF	H	R	ER	SO	BB	IBB	HBP	BLK	WP	HR	S	P	ERA	WHIP										
<b>Roger Salkeld, R</b> ERA: 6.71 (1, 1)	4.2		22	4	3	3	7	3	1	0	0	1	0	46	91	5.79	1.500										
<b>Rich Gossage, R</b> ERA: 3.92 (5, 1)	1.2	6	1	0	0	0	0	0	0	0	0	0	0	13	22	0.00	0.600										
<b>Tim Davis, L</b> ERA: 3.86 (7, 1)	0.2	W	2	0	0	0	0	1	0	0	0	0	0	3	8	0.00	1.500										
<b>Bill Risley, R</b> ERA: 4.2 (8, 1)	0.2	S	5	3	1	1	2	0	0	0	0	0	1	15	22	13.50	4.500										
<b>Bobby Ayala, R</b> ERA: 1.89 (8, 1)	1.1	S	5	0	0	0	2	1	0	0	0	0	0	10	18	0.00	0.750										

**Detroit Tigers @ Seattle Mariners**  
The Kingdome, Seattle, WA  
Wed Jun 29 1994, 10:05 PM EDT  
Att: 16,012 - Dome

AB 34  
R 4  
H 8  
RBI 3  
BB 6  
SO 11  
LOB 15



Batter	1	2	3	4	5	6	7	8	9	AB	R	H	RBI	BB	SO	LOB	BOTTOM										
<b>Brian Turang, R</b> OBP: 0.225, SLG: 0.253 (1, 8)										5	0	1	0	0	0	5											
<b>Edgar Martinez, R</b> OBP: 0.405, SLG: 0.505 (1, 5)										4	2	4	2	1	0	0											
<b>Ken Griffey Jr., L</b> OBP: 0.401, SLG: 0.715 (1, 10)										5	1	1	0	0	2	5											
<b>Jay Buhner, R</b> OBP: 0.391, SLG: 0.548 (1, 9)										3	2	1	1	2	1	1											
<b>Mike Blowers, R</b> OBP: 0.332, SLG: 0.360 (1, 3)										5	1	2	2	0	0	3											
<b>Keith Mitchell, R</b> OBP: 0.427, SLG: 0.583 (1, 7)										3	1	0	0	2	0	3											
<b>Felix Fermin, R</b> OBP: 0.362, SLG: 0.427 (1, 6)										5	0	2	1	0	0	4											
<b>Luis Sojo, R</b> OBP: 0.288, SLG: 0.401 <b>Rich Amaral, R</b> OBP: 0.338, SLG: 0.397 (7, PR) (8, 4)										3	0	1	1	1	0	2											
<b>Dan Wilson, R</b> OBP: 0.255, SLG: 0.317 (1, 2)										4	1	2	2	0	1	2											
<b>Inning Stats</b>	R: 0 E: 0 K: 1 S: 16	H: 2 LOB: 2 BB: 1 P: 25	R: 0 E: 0 K: 0 S: 12	H: 1 LOB: 2 BB: 1 P: 22	R: 2 E: 0 K: 1 S: 15	H: 3 LOB: 2 BB: 1 P: 27	R: 1 E: 0 K: 1 S: 17	H: 1 LOB: 0 BB: 0 P: 24	R: 0 E: 0 K: 0 S: 11	H: 0 LOB: 1 BB: 1 P: 20	R: 0 E: 0 K: 0 S: 10	H: 1 LOB: 2 BB: 1 P: 15	R: 5 E: 1 K: 0 S: 23	H: 4 LOB: 1 BB: 1 P: 40	R: 1 E: 0 K: 1 S: 13	H: 2 LOB: 1 BB: 0 P: 17	1B: 9 2B: 3 3B: 0 HR: 2	SF: 0 SAC: 0 DP: 1 HBP: 0	WP: 2 PB: 0 SB: 4 CS: 0	PA: 43							
<b>PITCHER</b>	IP	WLS	BF	H	R	ER	SO	BB	IBB	HBP	BLK	WP	HR	S	P	ERA	WHIP										
<b>David Wells, L</b> ERA: 5.44 (1, 1)	6.0		30	8	3	3	3	4	1	0	0	0	1	17	30	81.00	12.000										
<b>Storm Davis, R</b> ERA: 3.6 (7, 1)	0.1	L	6	3	5	3	0	1	0	0	0	0	0	6	10	0.00	1.500										
<b>Joe Boever, R</b> ERA: 3.86 (7, 1)	0.2		2	1	0	0	0	0	0	0	0	0	0	6	10	0.00	1.500										
<b>Mike Henneman, R</b> ERA: 4.82 (8, 1)	1.0		5	2	1	1	1	0	0	0	0	1	0	13	17	9.00	2.000										

**Detroit Tigers @ Seattle Mariners**  
The Kingdome, Seattle, WA  
Wed Jun 29 1994, 10:05 PM EDT  
Att: 16,012 - Dome

AB 37  
R 9  
H 14  
RBI 9  
BB 6  
SO 4  
LOB 25





Batter	1	2	3	4	5	6	7	8	9	AB	R	H	RBI	BB	SO	LOB	TOP										
<b>Tony Phillips, S</b> OBP: 0.411, SLG: 0.449										5	2	3	0	0	1	0											
<b>Lou Whitaker, L</b> OBP: 0.365, SLG: 0.493										5	1	3	0	0	0	1											
<b>Travis Fryman, R</b> OBP: 0.353, SLG: 0.502										4	1	1	1	0	1	1											
<b>Cecil Fielder, R</b> OBP: 0.331, SLG: 0.481										5	0	1	1	0	0	3											
<b>Kirk Gibson, L</b> OBP: 0.351, SLG: 0.516										4	1	1	2	0	2	1											
<b>Mickey Tettleton, S</b> OBP: 0.436, SLG: 0.533										4	1	2	0	0	1	1											
<b>Junior Felix, S</b> OBP: 0.385, SLG: 0.619										3	0	2	0	1	1	1											
<b>Juan Samuel, R</b> OBP: 0.375, SLG: 0.514										0	0	0	0	0	0	0											
<b>Riccardo Ingram, R</b> OBP: 0.145, SLG: 0.143										2	0	0	0	0	0	1											
<b>Chris Gomez, R</b> OBP: 0.356, SLG: 0.439										4	0	0	0	0	0	6											
<b>Inning Stats</b>	R: 1 E: 0 K: 1 S: 9	H: 3 LOB: 1 BB: 0 P: 14	R: 1 E: 0 K: 0 S: 7	H: 2 LOB: 0 BB: 0 P: 14	R: 3 E: 0 K: 0 S: 13	H: 3 LOB: 3 BB: 1 P: 28	R: 0 E: 0 K: 0 S: 11	H: 1 LOB: 1 BB: 0 P: 18	R: 1 E: 0 K: 1 S: 16	H: 2 LOB: 1 BB: 0 P: 24	R: 0 E: 0 K: 2 S: 9	H: 0 LOB: 0 BB: 0 P: 12	R: 0 E: 0 K: 1 S: 12	H: 1 LOB: 1 BB: 0 P: 19	R: 0 E: 0 K: 0 S: 5	H: 1 LOB: 1 BB: 0 P: 8	R: 0 E: 0 K: 1 S: 9	H: 0 LOB: 0 BB: 0 P: 14	1B: 10 2B: 1 3B: 1 HR: 1	SF: 1 SAC: 0 DP: 1 HBP: 3	WP: 1 PB: 2 SB: 0 CS: 2	PA: 41					
<b>PITCHER</b>	IP	WLS	BF	H	R	ER	SO	BB	IBB	HBP	BLK	WP	HR	S	P	ERA	WHIP										
<b>Kevin Brown, R</b> ERA: 5.61	(1, 1)	2.2	17	8	5	4	1	0	1	3	0	1	0	28	54	13.50	3.000										
<b>Cris Carpenter, R</b> ERA: 5.23	(3, 1)	4.1	17	4	1	1	4	0	0	0	0	0	1	49	75	2.08	0.923										
<b>Matt Whiteside, R</b> ERA: 5.31	(8, 1)	0.2	3	1	0	0	0	0	0	0	0	0	0	4	6	0.00	1.500										
<b>Darren Oliver, L</b> ERA: 4.25	(8, 1)	0.1	W	1	0	0	0	0	0	0	0	0	0	1	2	0.00	0.000										
<b>Tom Henke, R</b> ERA: 4.22	(9, 1)	1.0	3	0	0	0	1	0	0	0	0	0	0	9	14	0.00	0.000										

**Detroit Tigers @ Texas Rangers**  
The Ballpark at Arlington, Arlington, TX  
Fri Jul 01, 1994, 8:05 PM EDT  
Sunny - 92 F

AB	36
R	6
H	13
RBI	4
BB	1
SO	6
LOB	15



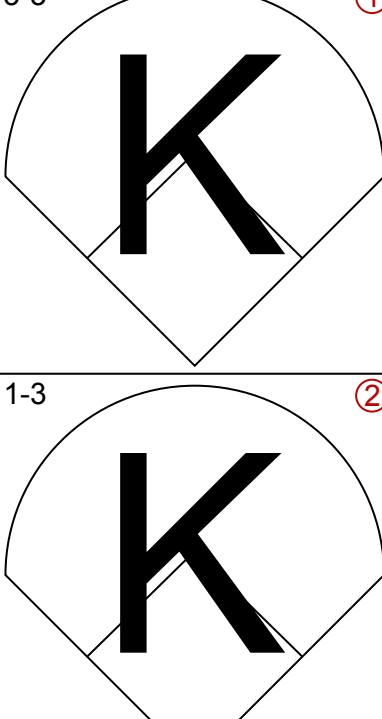
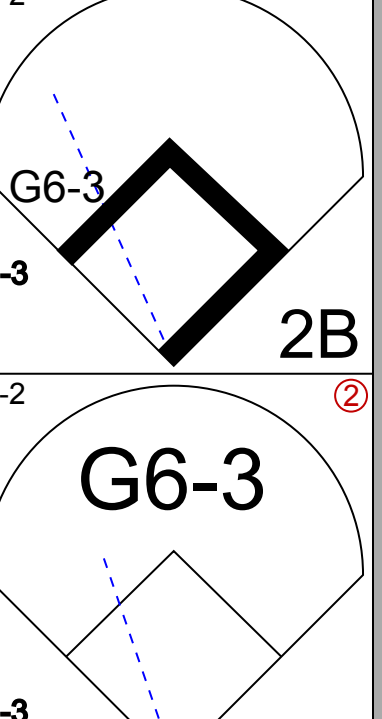
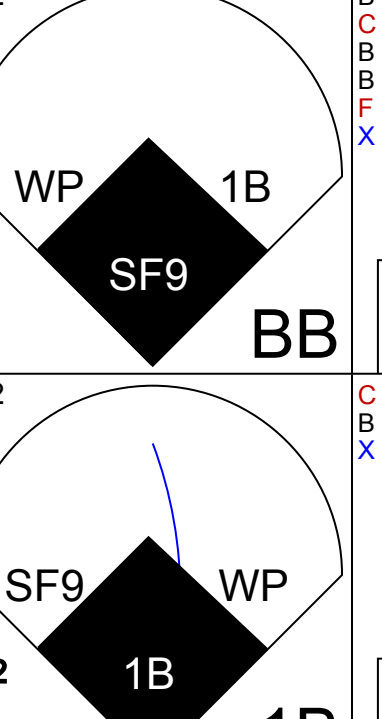
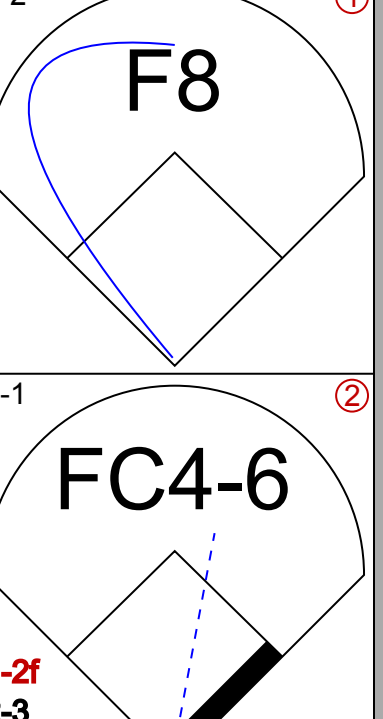
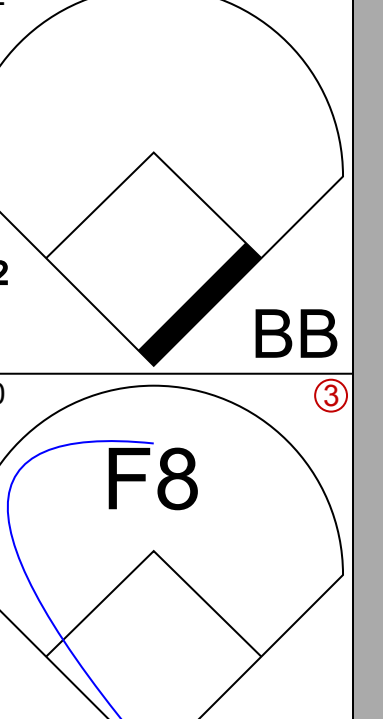
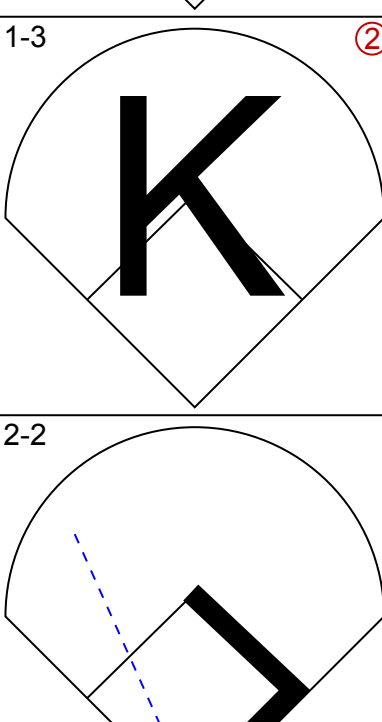
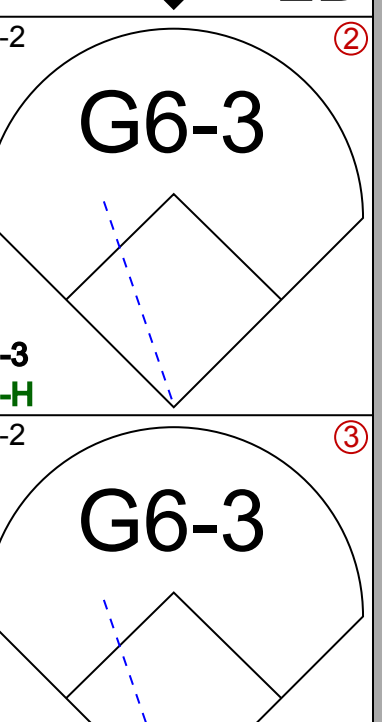
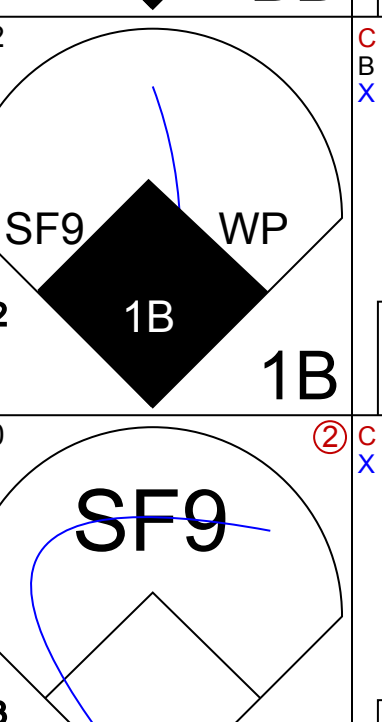
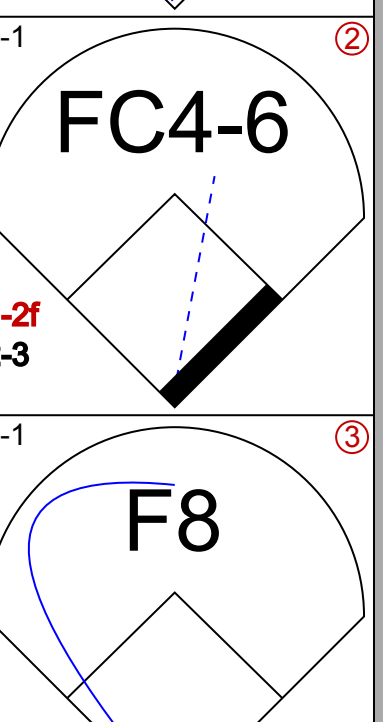
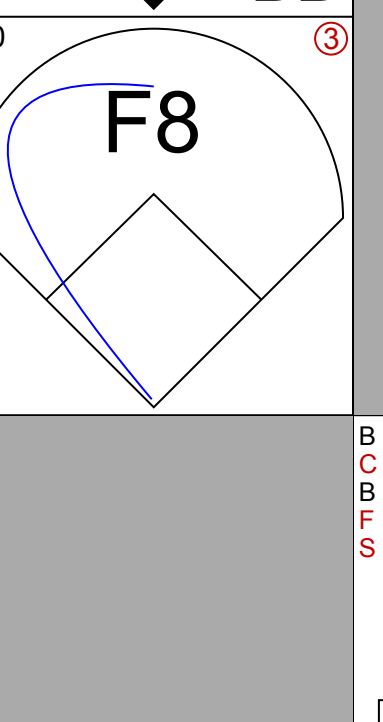
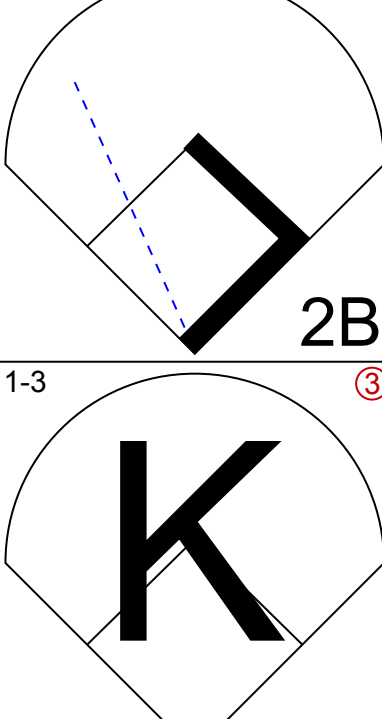
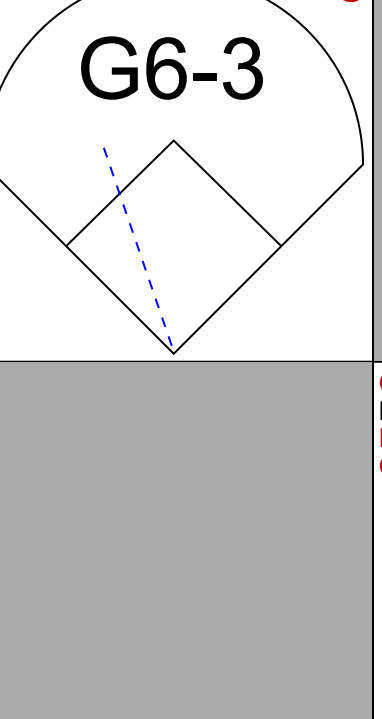
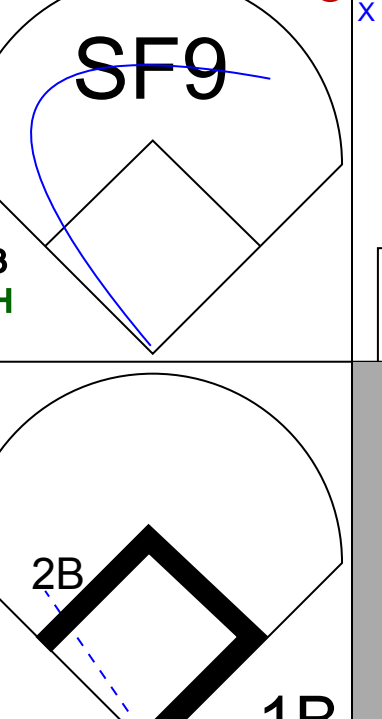
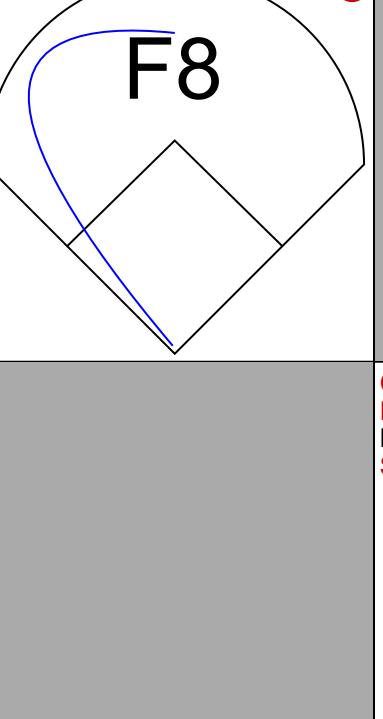
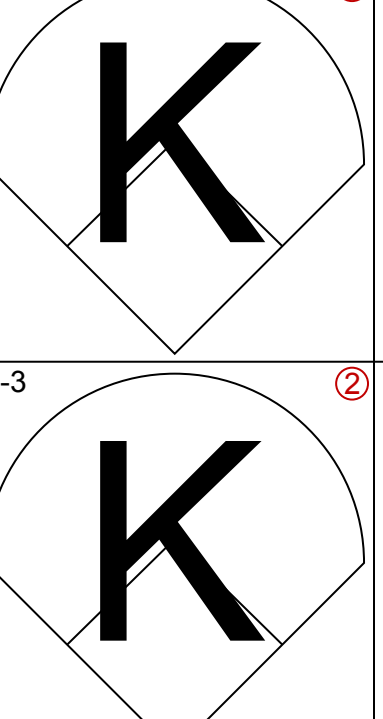
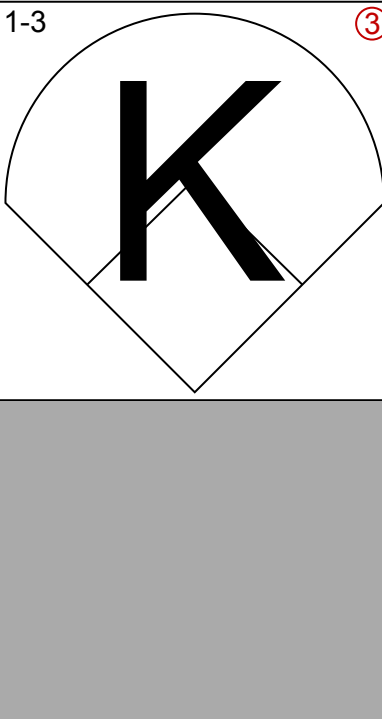
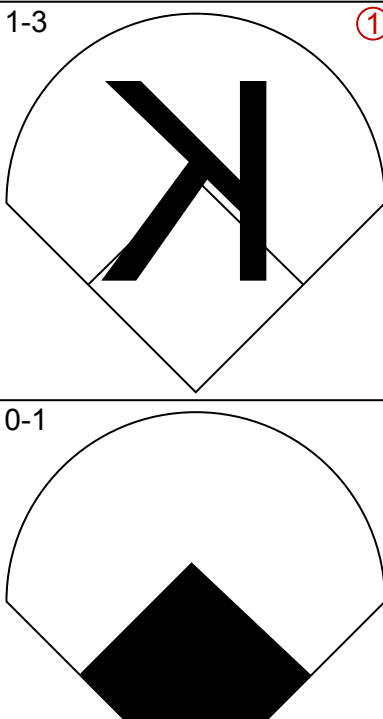
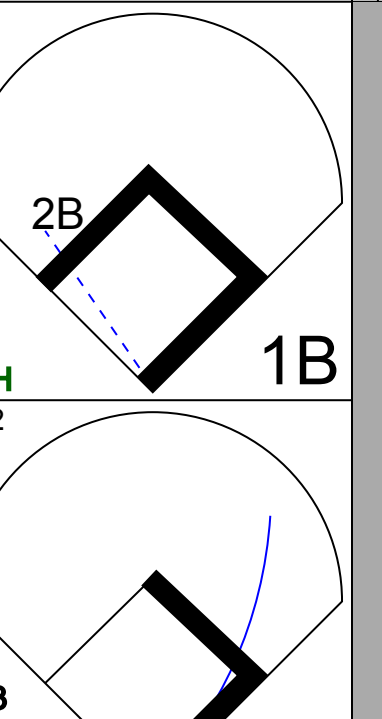
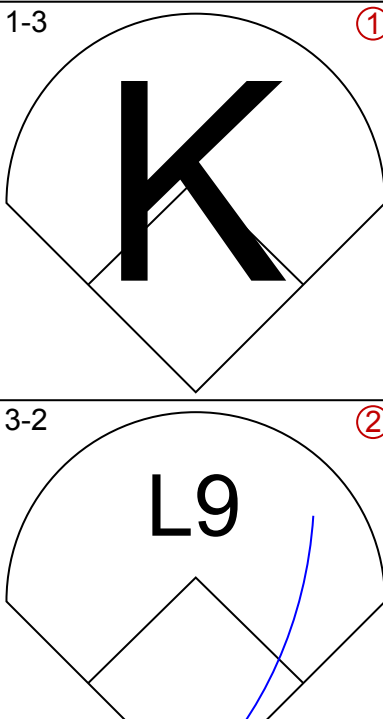
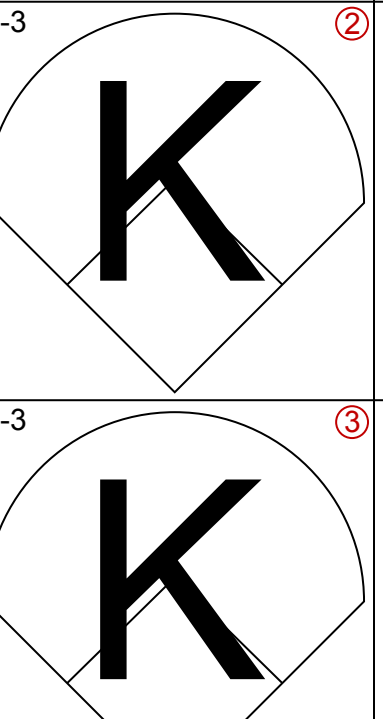
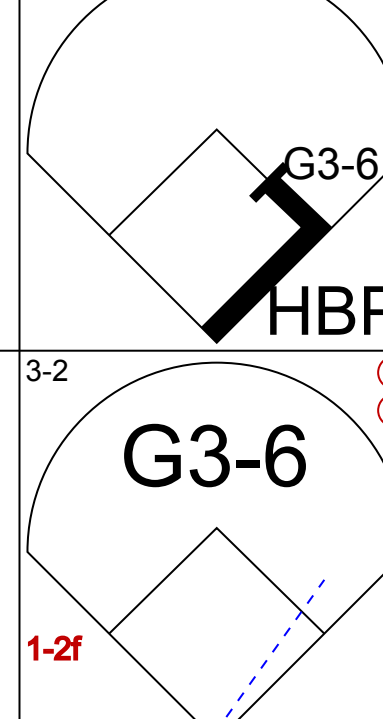
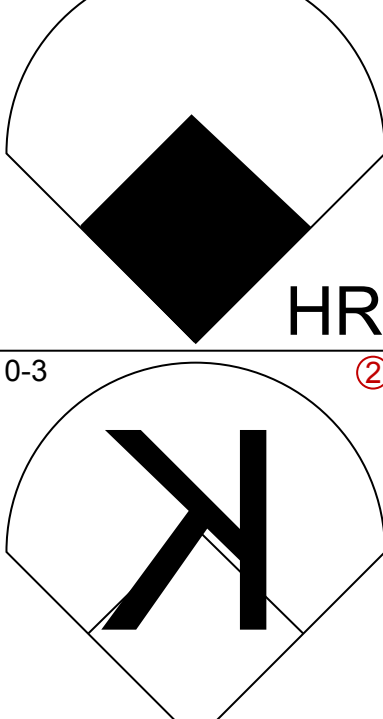
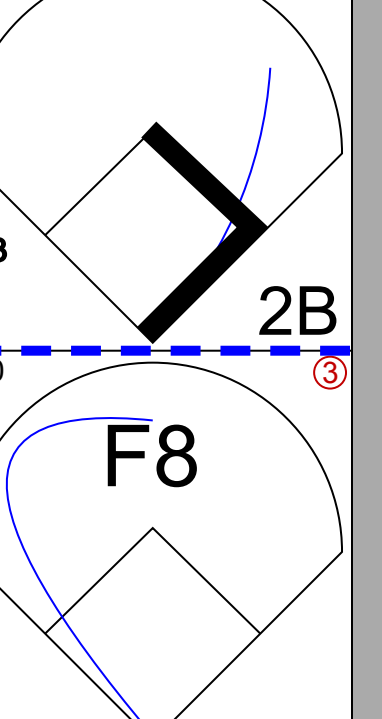
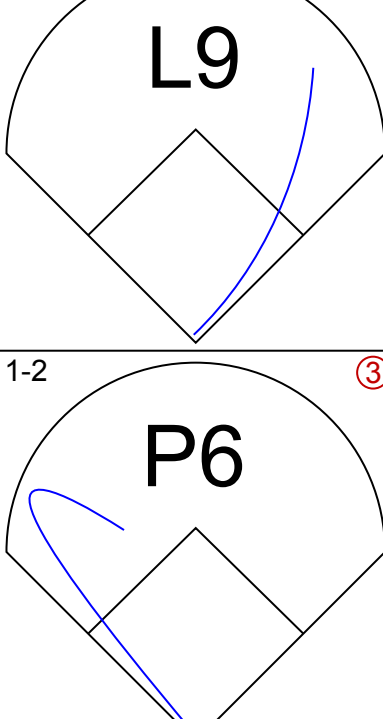

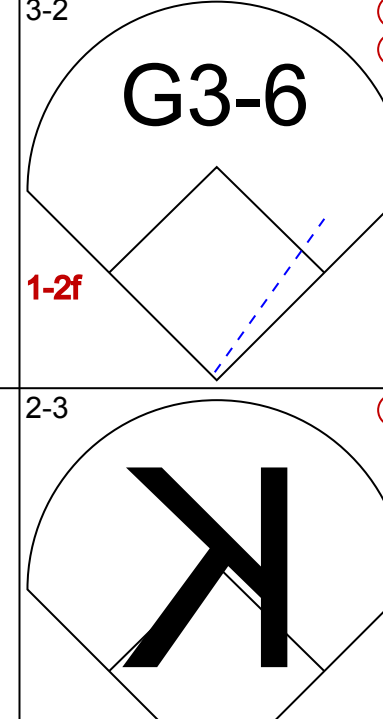
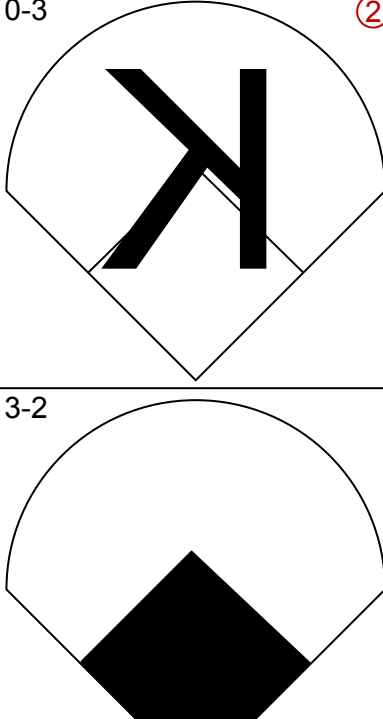
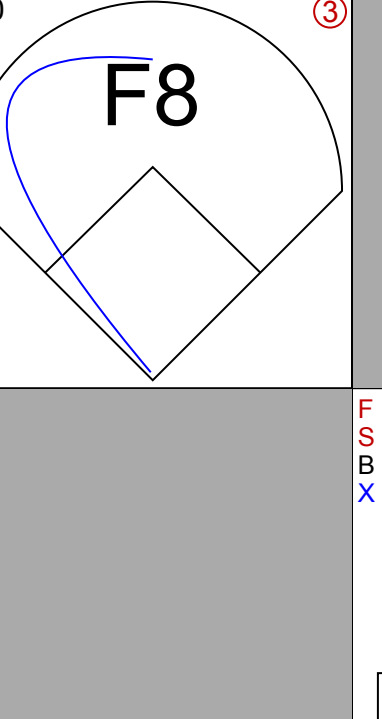
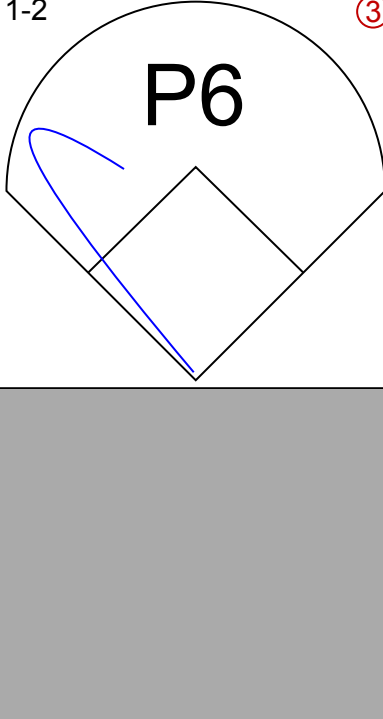

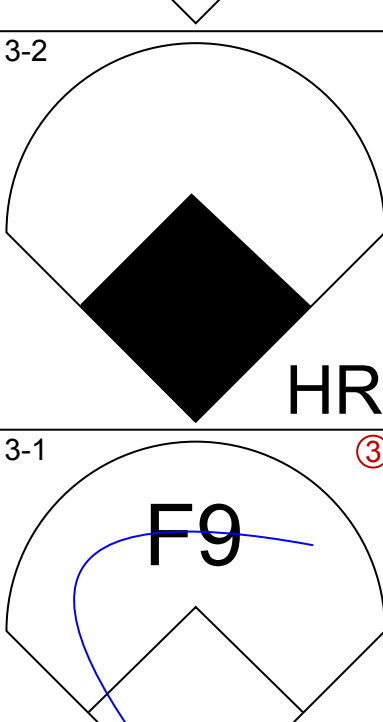
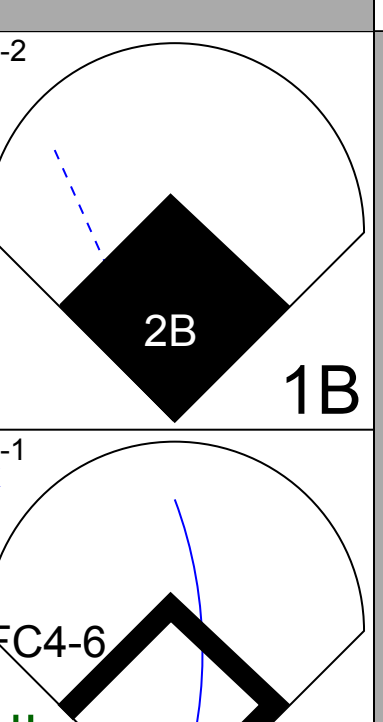
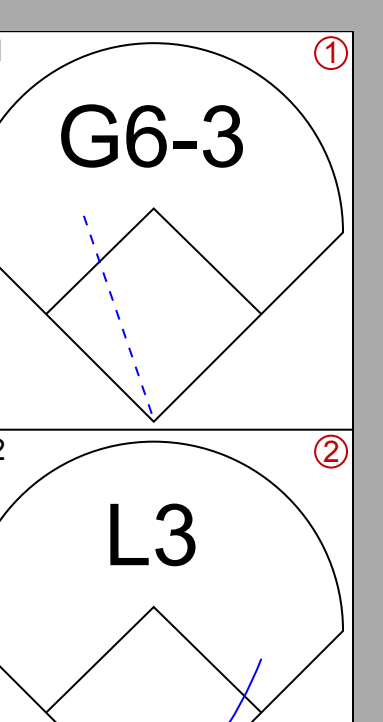
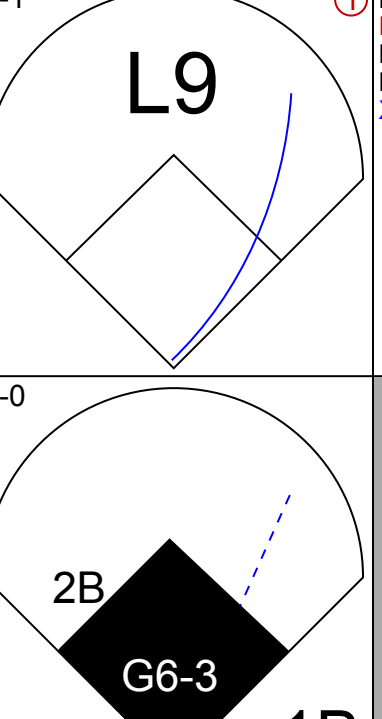
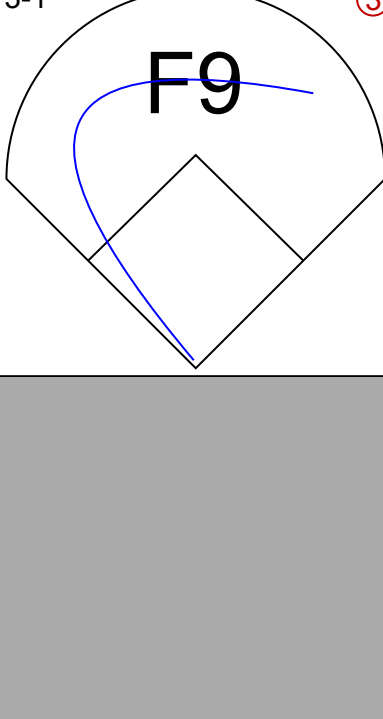
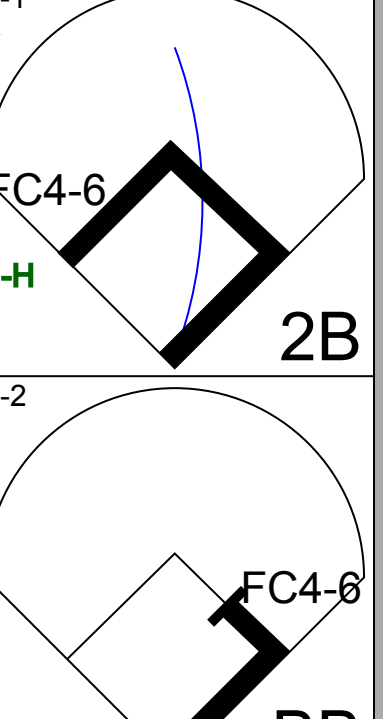
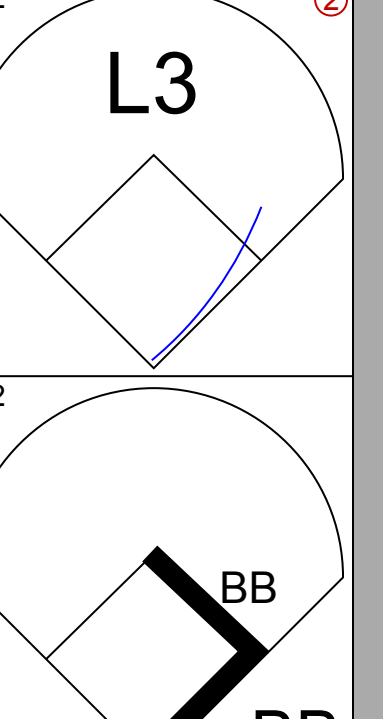
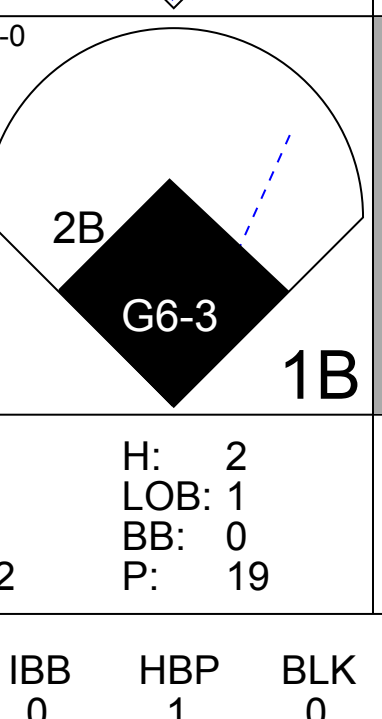
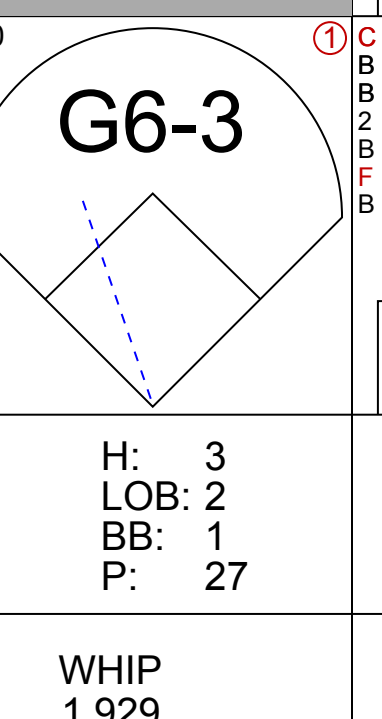
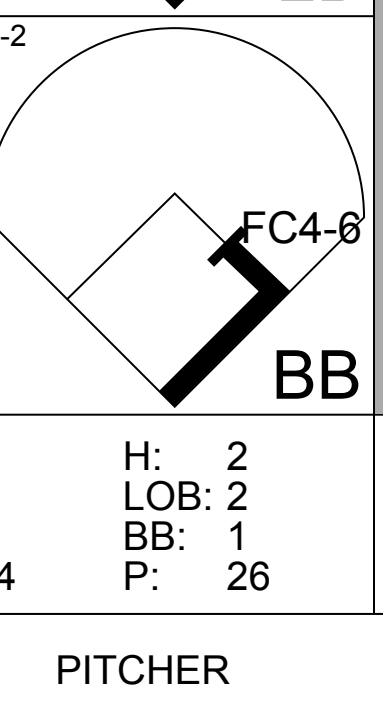
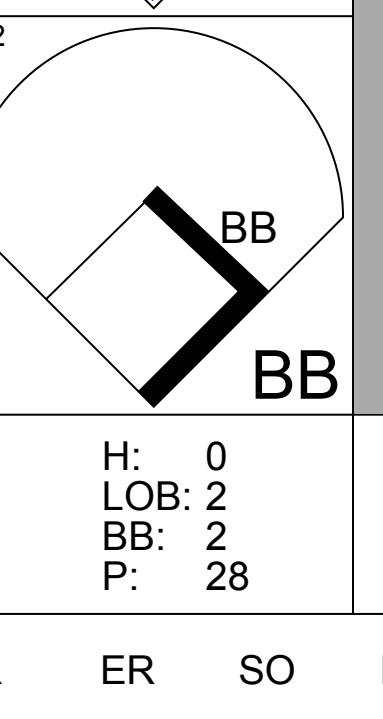
Batter	1	2	3	4	5	6	7	8	9	AB	R	H	RBI	BB	SO	LOB	BOTTOM										
<b>Oddibe McDowell, L</b> OBP: 0.392, SLG: 0.333										5	0	1	0	0	0	3											
<b>Jeff Eves, R</b> OBP: 0.430, SLG: 0.474										5	2	3	1	0	1	1											
<b>Jose Canseco, R</b> OBP: 0.411, SLG: 0.584										5	1	2	2	0	1	6											
<b>Will Clark, L</b> OBP: 0.448, SLG: 0.572										3	2	1	0	2	1	1											
<b>Juan Gonzalez, R</b> OBP: 0.317, SLG: 0.460										5	1	1	4	0	0	1											
<b>Dean Palmer, R</b> OBP: 0.322, SLG: 0.512										4	1	2	0	1	1	1											
<b>29 Rusty Greer, L</b> OBP: 0.390, SLG: 0.481										4	1	1	0	1	2	3											
<b>Manuel Lee, S</b> OBP: 0.330, SLG: 0.355										4	1	2	1	1	0	2											
<b>Junior Ortiz, R</b> OBP: 0.319, SLG: 0.309										2	0	0	0	0	0	0											
<b>Doug Strange, S</b> OBP: 0.274, SLG: 0.337										1	0	0	0	0	1	2											
<b>Ivan Rodriguez, R</b> OBP: 0.373, SLG: 0.475										2	1	1	1	0	0	2											
<b>Inning Stats</b>	R: 0 E: 0 K: 1 S: 10	H: 1 LOB: 1 BB: 0 P: 18	R: 0 E: 0 K: 0 S: 6	H: 0 LOB: 0 BB: 0 P: 10	R: 0 E: 0 K: 0 S: 9	H: 2 LOB: 2 BB: 0 P: 16	R: 0 E: 0 K: 1 S: 11	H: 1 LOB: 2 BB: 1 P: 18	R: 3 E: 1 K: 1 S: 13	H: 2 LOB: 1 BB: 1 P: 25	R: 1 E: 0 K: 1 S: 11	H: 1 LOB: 2 BB: 2 P: 27	R: 0 E: 0 K: 2 S: 11	H: 1 LOB: 1 BB: 0 P: 17	R: 6 E: 1 K: 1 S: 20	H: 6 LOB: 2 BB: 1 P: 30	R: 0 E: 0 K: 1 S: 9	H: 0 LOB: 0 BB: 0 P: 14	1B: 11 2B: 1 3B: 0 HR: 2	SF: 0 SAC: 0 DP: 0 HBP: 0	WP: 2 PB: 0 SB: 1 CS: 0	PA: 45					
<b>PITCHER</b>	IP	WLS	BF	H	R	ER	SO	BB	IBB	HBP	BLK	WP	HR	S	P	ERA	WHIP										
<b>Greg Gohr, R</b> ERA: 3.18	(1, 1)	5.0	26	6	4	3	3	4	0	0	0	0	0	22	37	4.50	2.000										
<b>Mike Gardiner, R</b> ERA: 3.18	(6, 1)	2.0	10	4	2	1	3	0	0	0	0	0	0	15	23	0.00	3.000										
<b>Mike Henneman, R</b> ERA: 4.71	(8, 1)	0.2	L	6	2	3	0	1	0	1	0	0	0	3	4	0.00	6.000										
<b>Buddy Groom, L</b> ERA: 4.66	(8, 1)	0.1	3	2	1	0	0	0	0	0	0	0	0	3	4	0.00	6.000										

**Detroit Tigers @ Texas Rangers**  
The Ballpark at Arlington, Arlington, TX  
Fri Jul 01, 1994, 8:05 PM EDT  
Sunny - 92 F

AB	40
R	10
H	14
RBI	9
BB	5
SO	7
LOB	22



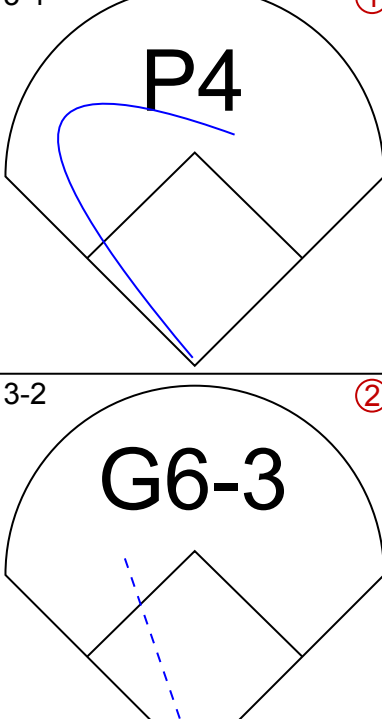
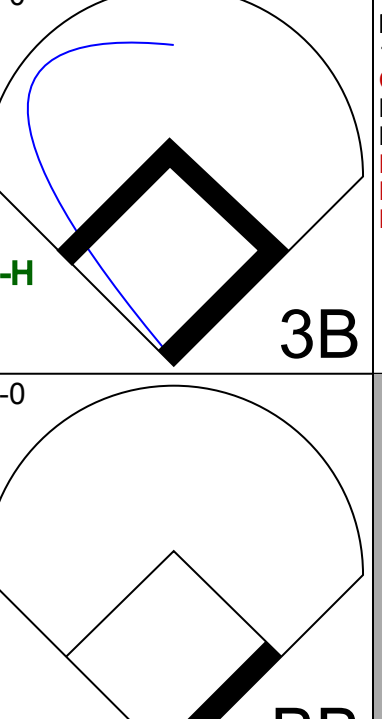

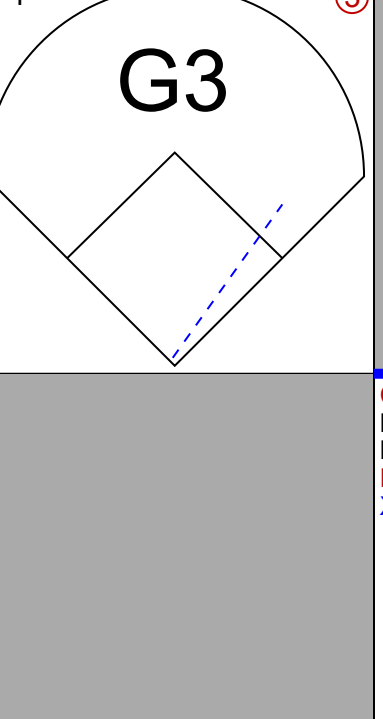
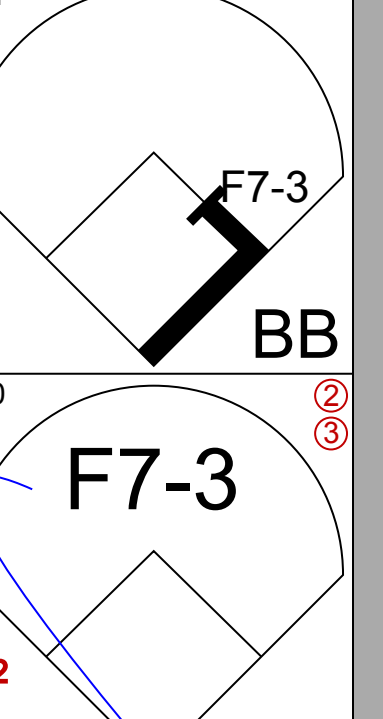
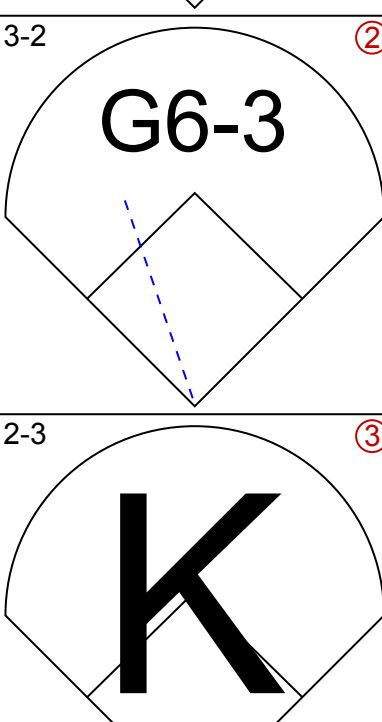
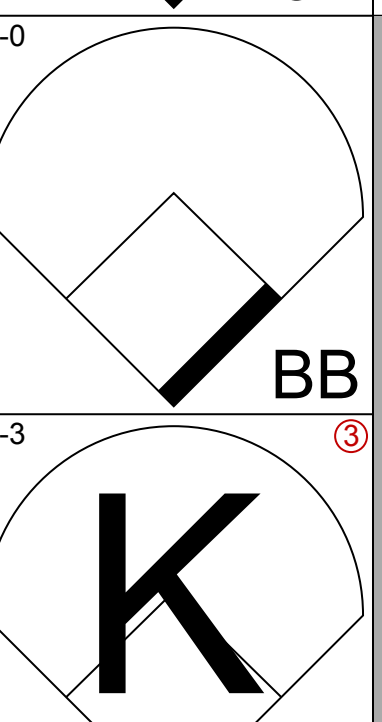
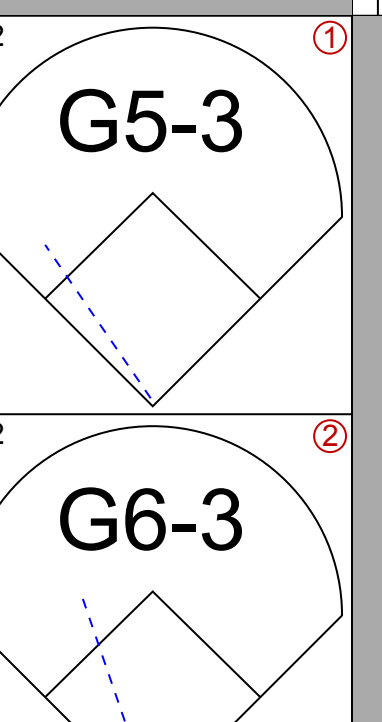
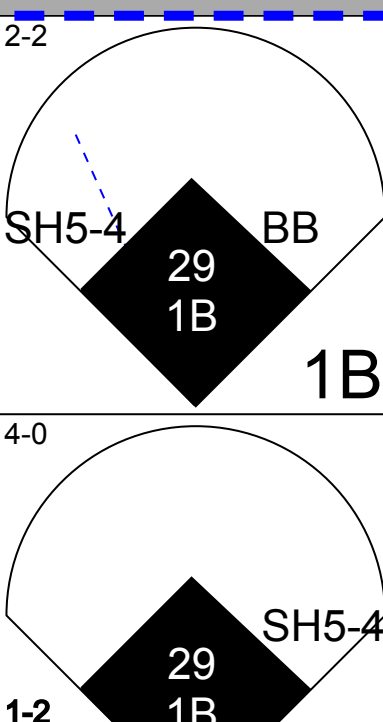
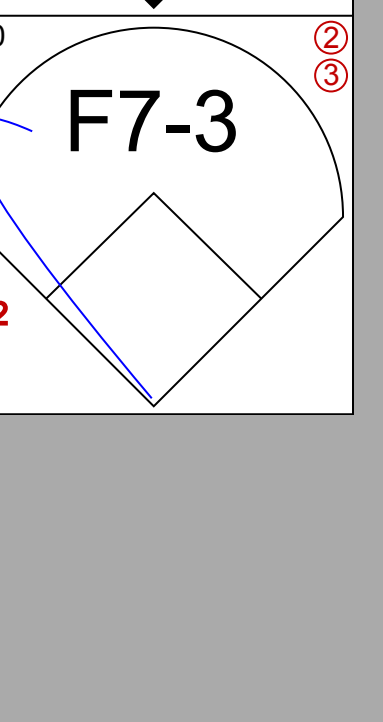

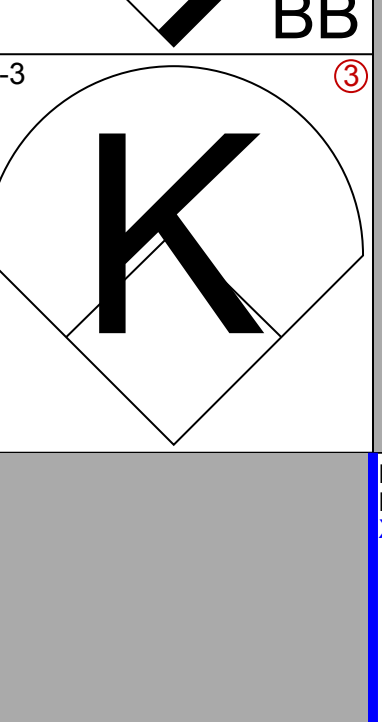
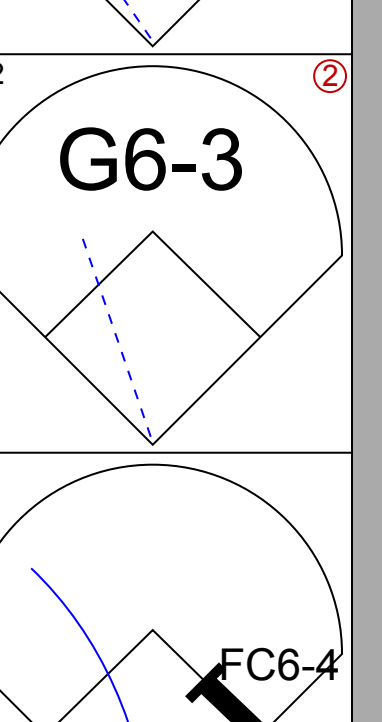
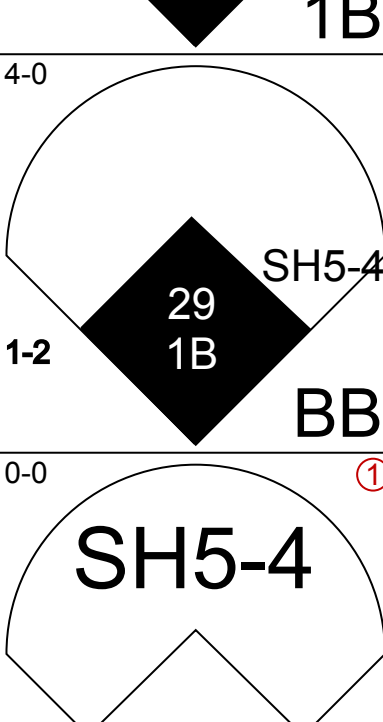
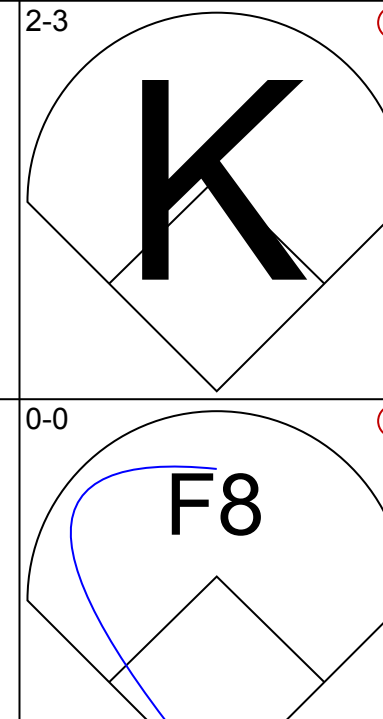
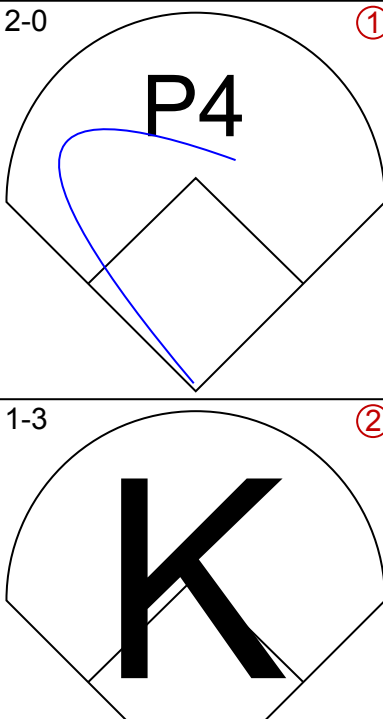
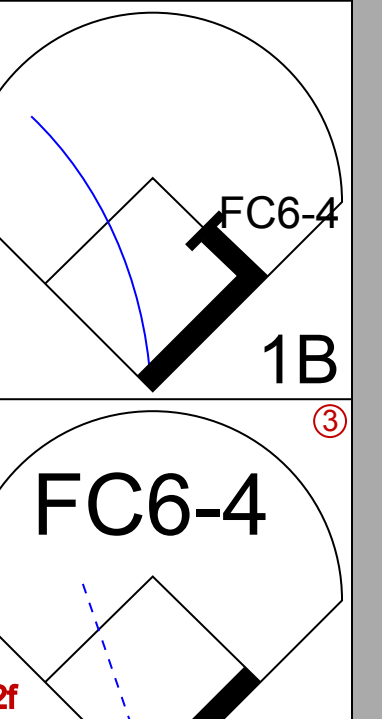
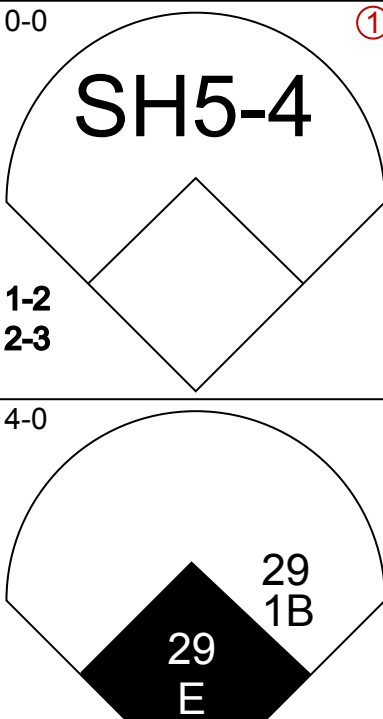
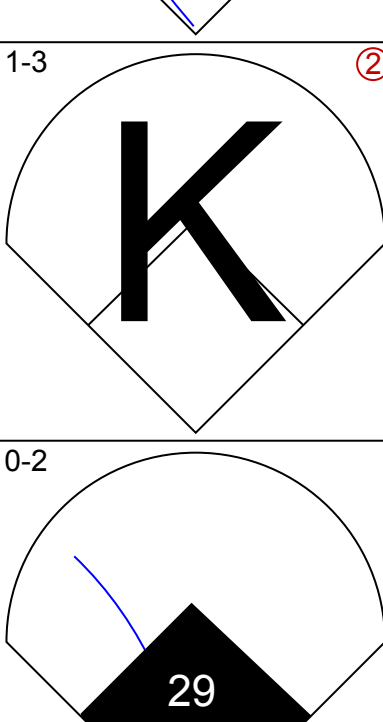
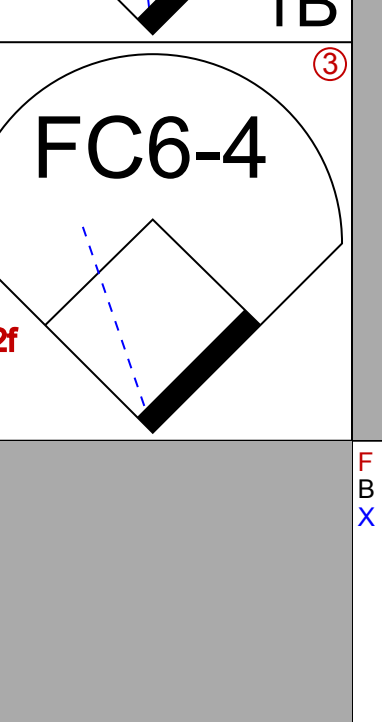
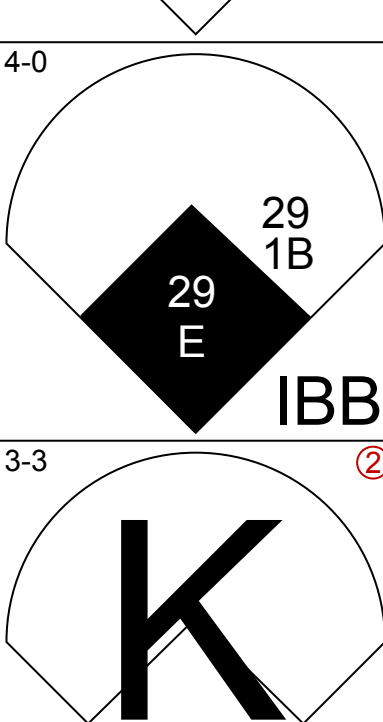
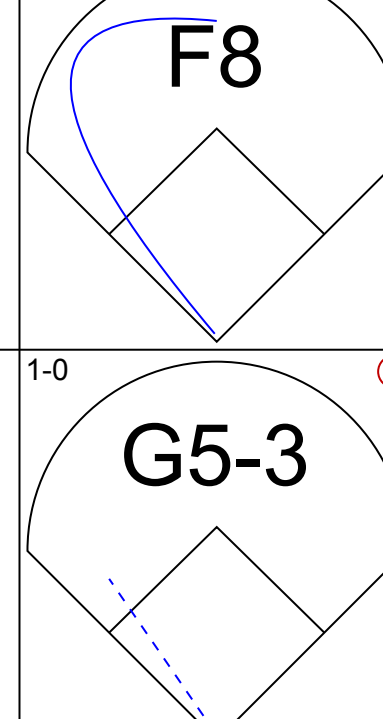
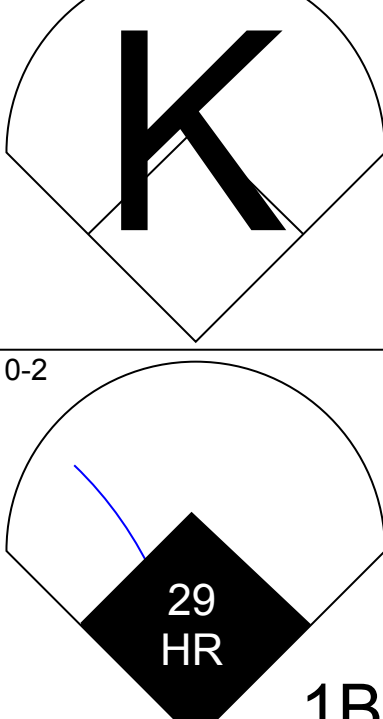
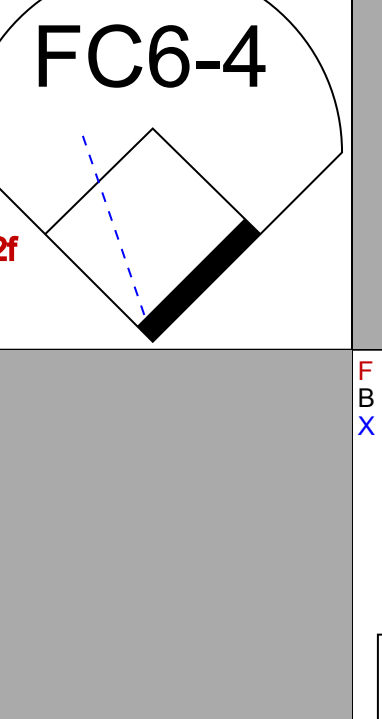
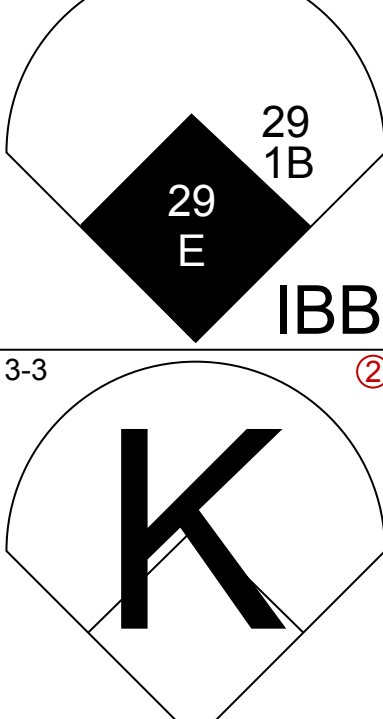
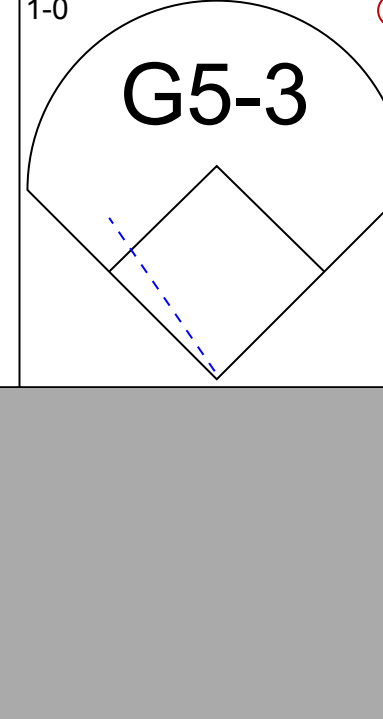
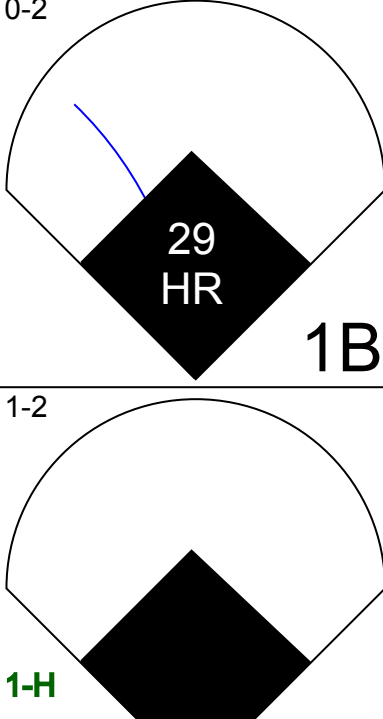
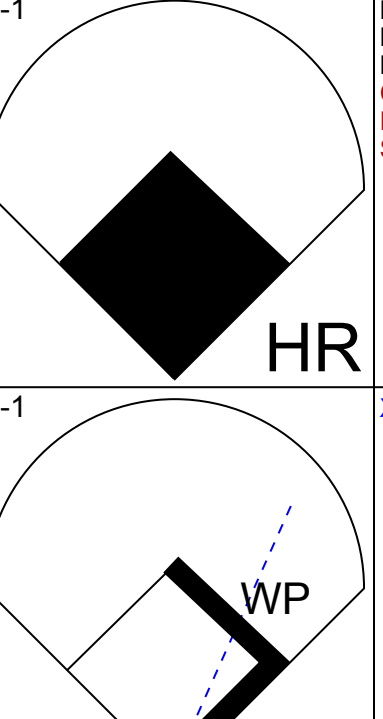
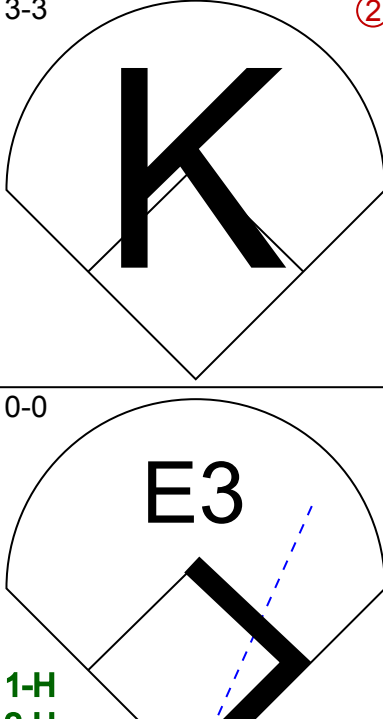
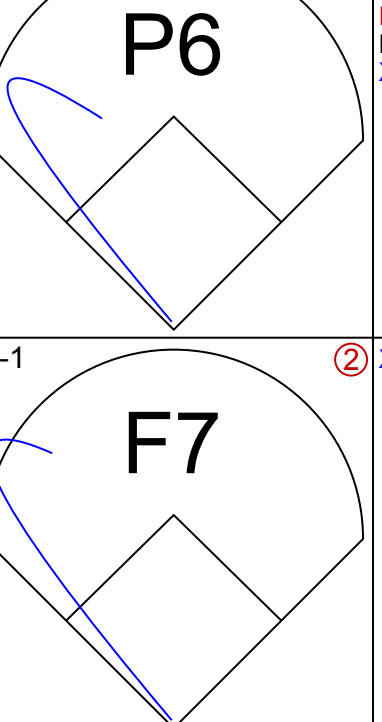
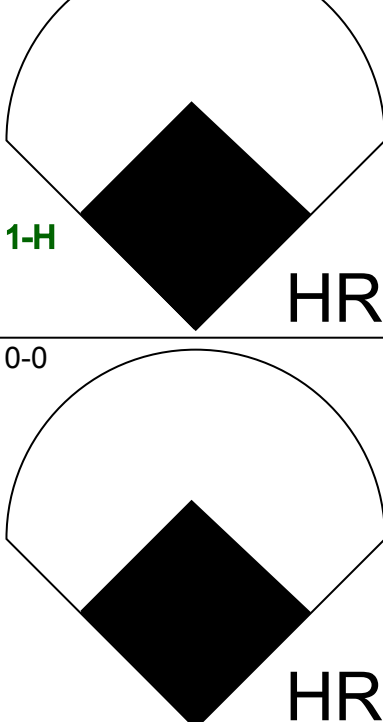
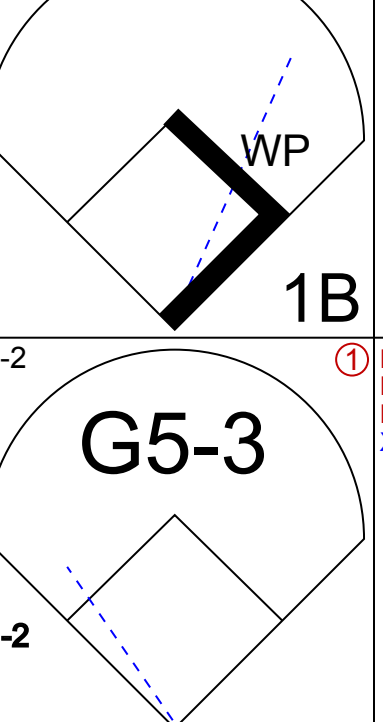
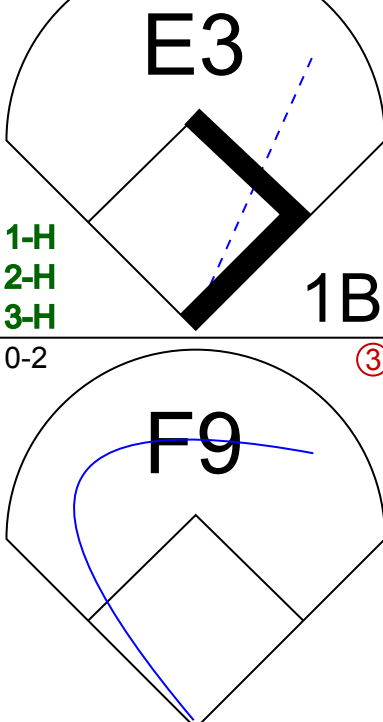
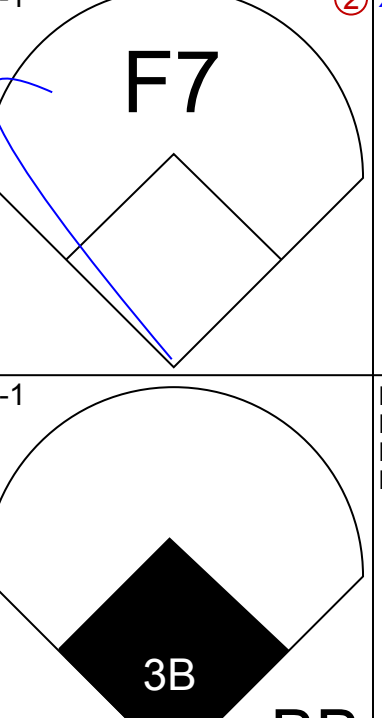
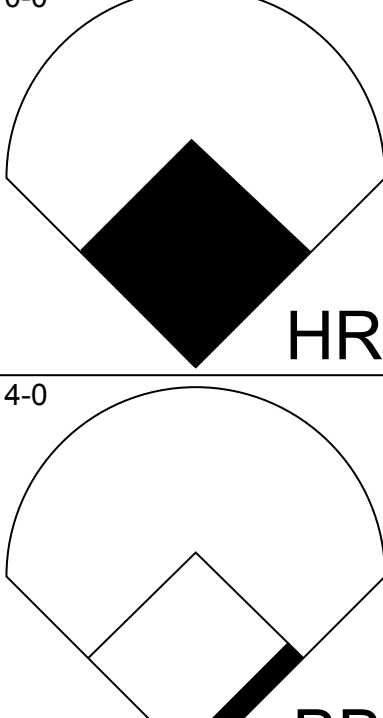
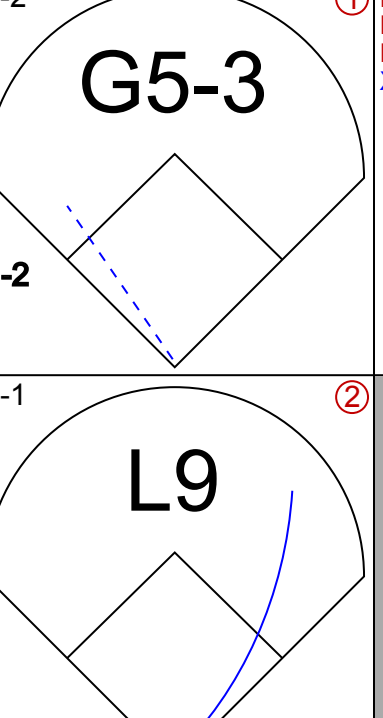
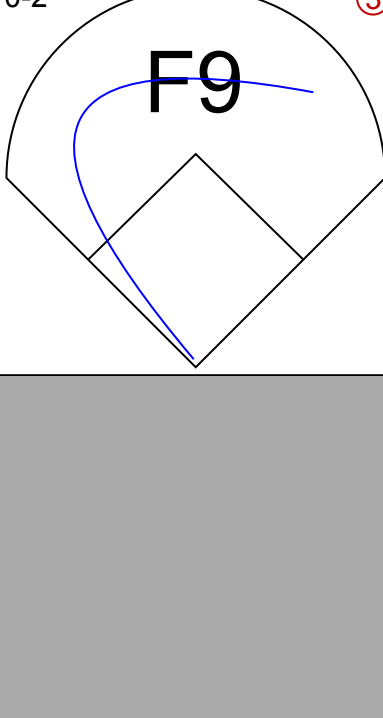
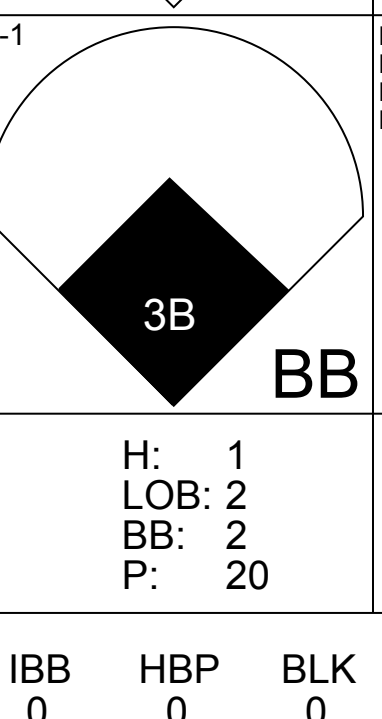
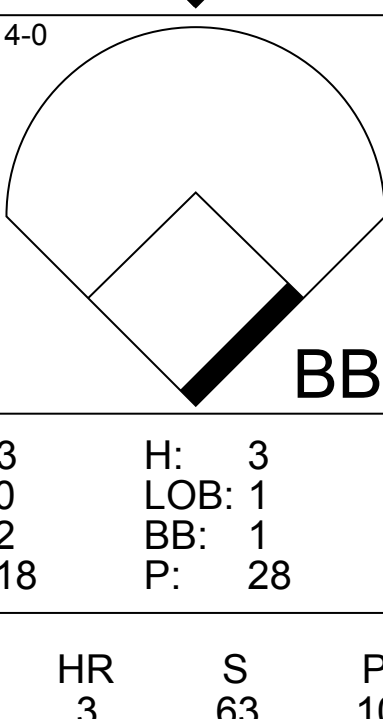
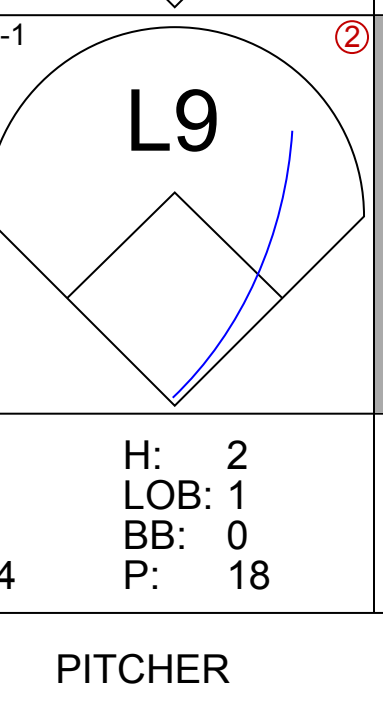
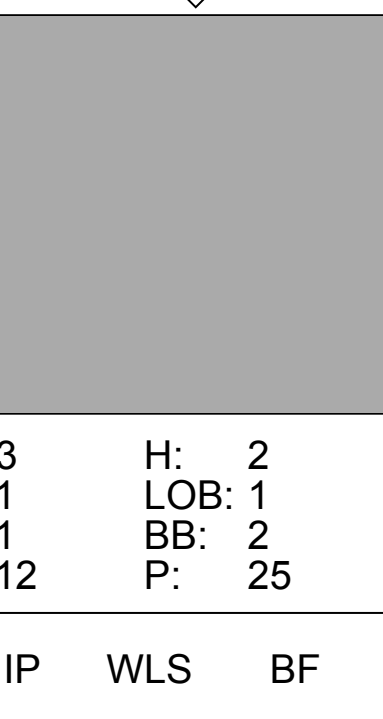


Batter	1	2	3	4	5	6	7	8	9	AB	R	H	RBI	BB	SO	LOB	TOP										
<b>Tony Phillips, S</b> OBP: 0.414, SLG: 0.451 (1, 7)										3	1	1	0	2	1	2											
<b>Alan Trammell, R</b> OBP: 0.353, SLG: 0.481 (1, 6)										5	1	1	1	0	1	5											
<b>Travis Fryman, R</b> OBP: 0.351, SLG: 0.502 (1, 5)										4	0	1	1	0	1	3											
<b>Cecil Fielder, R</b> OBP: 0.329, SLG: 0.476 (1, 10)										5	0	1	1	0	4	1											
<b>Kirk Gibson, L</b> OBP: 0.356, SLG: 0.534 (1, 8)										4	1	2	1	0	1	0											
<b>Mickey Tettleton, S</b> OBP: 0.430, SLG: 0.524 (1, 3)										4	0	0	0	0	1	3											
<b>Junior Felix, S</b> OBP: 0.388, SLG: 0.632 (1, 9)										4	2	2	1	0	1	0											
<b>Chris Gomez, R</b> OBP: 0.354, SLG: 0.440 (1, 4)										4	0	1	1	0	0	0											
<b>Chad Kreuter, S</b> OBP: 0.355, SLG: 0.289 (1, 2)										2	1	1	0	2	0	0											
<b>Inning Stats</b>	R: 0 E: 0 K: 3 S: 12	H: 1 LOB: 1 BB: 0 P: 19	R: 0 E: 0 K: 1 S: 8	H: 0 LOB: 0 BB: 0 P: 15	R: 1 E: 0 K: 0 S: 12	H: 2 LOB: 1 BB: 0 P: 19	R: 2 E: 0 K: 2 S: 13	H: 2 LOB: 0 BB: 0 P: 20	R: 2 E: 0 K: 0 S: 14	H: 3 LOB: 2 BB: 1 P: 27	R: 1 E: 0 K: 0 S: 14	H: 2 LOB: 2 BB: 1 P: 26	R: 0 E: 0 K: 1 S: 10	H: 0 LOB: 0 BB: 0 P: 15	R: 0 E: 0 K: 0 S: 14	H: 0 LOB: 2 BB: 2 P: 28	R: 0 E: 0 K: 3 S: 9	H: 0 LOB: 0 BB: 0 P: 12	1B: 4 2B: 4 3B: 0 HR: 2	SF: 1 SAC: 0 DP: 1 HBP: 1	WP: 1 PB: 0 SB: 0 CS: 0	PA: 41					
<b>PITCHER</b>	IP	WLS	BF	H	R	ER	SO	BB	IBB	HBP	BLK	WP	HR	S	P	ERA	WHIP										
<b>John Dettmer, R</b> ERA: 5.33 (1, 1)	4.2		23	8	5	5	6	1	0	1	0	1	2	58	98	9.64	1.929										
<b>Dan Smith, L</b> ERA: 4.09 (5, 1)	0.1		4	2	1	1	0	1	0	0	0	0	0	8	17	27.00	9.000										
<b>Matt Whiteside, R</b> ERA: 4.97 (6, 1)	2.2	W	9	0	0	0	1	1	0	0	0	0	0	28	45	0.00	0.375										
<b>Tom Henke, R</b> ERA: 3.97 (8, 1)	1.1	S	5	0	0	0	3	1	0	0	0	0	0	12	21	0.00	0.750										

**Detroit Tigers @ Texas Rangers**  
The Ballpark at Arlington, Arlington, TX  
Fri Jul 01 1994, 8:05 PM EDT  
Att: 40,852 - Unknown


AB	35
R	6
H	10
RBI	6
BB	4
SO	10
LOB	14



Batter	1	2	3	4	5	6	7	8	9	AB	R	H	RBI	BB	SO	LOB	BOTTOM										
<b>Oddibe McDowell, L</b> OBP: 0.392, SLG: 0.346 (1, 8)										4	0	1	1	1	1	2											
<b>Jeff Frye, R</b> OBP: 0.429, SLG: 0.467 (1, 4)										4	1	1	0	1	0	1											
<b>Jose Canseco, R</b> OBP: 0.409, SLG: 0.578 (1, 10)										3	1	0	0	1	2	2											
<b>Will Clark, L</b> OBP: 0.447, SLG: 0.570 (1, 3)										1	0	0	0	0	1	0											
<b>Chris James, R</b> OBP: 0.364, SLG: 0.438 (4, 9)										2	0	1	0	0	0	0											
<b>Juan Gonzalez, R</b> OBP: 0.317, SLG: 0.455 (1, 7)										3	1	0	0	1	1	1											
<b>Dean Palmer, R</b> OBP: 0.325, SLG: 0.526 (1, 5)										4	2	2	1	0	1	3											
<b>29 Rusty Greer, L</b> OBP: 0.398, SLG: 0.506 (4, 3)										4	1	3	4	0	0	0											
<b>Ivan Rodriguez, R</b> OBP: 0.371, SLG: 0.484 (1, 2)										4	1	1	1	0	0	2											
<b>Manuel Lee, S</b> OBP: 0.333, SLG: 0.351 (1, 6)										2	1	0	0	2	0	1											
<b>Inning Stats</b>	R: 0 E: 0 K: 1 S: 8	H: 0 LOB: 0 BB: 0 P: 16	R: 0 E: 0 K: 1 S: 5	H: 0 LOB: 0 BB: 0 P: 8	R: 1 E: 0 K: 1 S: 8	H: 1 LOB: 2 BB: 2 P: 20	R: 3 E: 0 K: 2 S: 18	H: 3 LOB: 1 BB: 1 P: 28	R: 0 E: 0 K: 0 S: 10	H: 1 LOB: 1 BB: 0 P: 12	R: 1 E: 0 K: 0 S: 14	H: 2 LOB: 1 BB: 0 P: 18	R: 3 E: 1 K: 1 S: 12	H: 2 LOB: 1 BB: 2 P: 25	R: 0 E: 0 K: 0 S: 6	H: 0 LOB: 0 BB: 1 P: 14	R: 0 E: 0 K: 3 HR: 3	SF: 0 SAC: 1 DP: 1 HBP: 0	WP: 1 PB: 0 SB: 0 CS: 0	PA: 38							
<b>PITCHER</b>	IP	WLS	BF	H	R	ER	SO	BB	IBB	HBP	BLK	WP	HR	S	P	ERA	WHIP										
<b>Bill Gullickson, R</b> ERA: 6.29 (1, 1)	6.0		28	7	5	5	5	3	0	0	0	1	3	63	102	7.50	1.667										
<b>Joe Boever, R</b> ERA: 4.1 (7, 1)	1.0	L	7	2	3	2	1	1	1	0	0	0	0	12	25	18.00	3.000										
<b>Greg Cadaret, L</b> ERA: 6.08 (8, 1)	1.0		3	0	0	0	0	1	0	0	0	0	0	6	14	0.00	1.000										

**Detroit Tigers @ Texas Rangers**  
The Ballpark at Arlington, Arlington, TX  
Fri Jul 01 1994, 8:05 PM EDT  
Att: 40,852 - Unknown

AB	31
R	8
H	9
RBI	7
BB	6
SO	6
LOB	12





Batter	1	2	3	4	5	6	7	8	9	AB	R	H	RBI	BB	SO	LOB	TOP			
<b>Tony Phillips, S</b> OBP: 0.414, SLG: 0.450 (1, 7)	2-1 BB WP 1B	3-1 FC4-6 1B SF8		1-3 K			3-1 G4-3 1B		1-3 K	5	3	2	0	0	2	2				
<b>Lou Whitaker, L</b> OBP: 0.369, SLG: 0.493 (1, 4)	4-2 WP BB 2B	3-1 BB			3-2 1B		3-2 G4-3		1-0 F7	4	1	2	0	1	0	2				
<b>Travis Fryman, R</b> OBP: 0.352, SLG: 0.500 (1, 5)	4-2 WP BB 2B	0-2 SF8			2-0 F7		3-2 1B		3-3 K	3	1	1	2	1	1	2				
<b>Cecil Fielder, R</b> OBP: 0.325, SLG: 0.469 (1, 3)	1-2 P2	3-H G5-3			0-3 K		3-1 L7			4	0	0	0	0	1	6				
<b>Kirk Gibson, L</b> OBP: 0.350, SLG: 0.525 (1, 8)	3-2 P6			0-0 F7		3-1 L4		0-3 K		4	0	0	0	0	1	5				
<b>Mickey Tettleton, S</b> OBP: 0.431, SLG: 0.526 (1, 10)	1-1 1B 2B			3-3 K		4-2 BB		3-3 K		3	1	1	2	1	2	0				
<b>Junior Felix, S</b> OBP: 0.385, SLG: 0.624 (1, 9)	0-2 FC6-4 1B			3-2 G6-3		2-3 K		2-3 K		4	0	1	1	0	2	1				
<b>Chris Gomez, R</b> OBP: 0.348, SLG: 0.431 (1, 6)	1-1 FC6-4			2-3 K		2-1 F7		1-0 G6-3		4	0	0	0	0	1	2				
<b>Chad Kreuter, S</b> OBP: 0.359, SLG: 0.295 (1, 2)		3-2 FC4-6 1B		3-2 G6-3		3-2 F8		3-1 1B		4	0	2	0	0	0	1				
<b>Inning Stats</b>	R: 4 H: 3 E: 0 K: 0 S: 24	H: 3 LOB: 1 BB: 2 P: 40	R: 1 H: 2 E: 0 K: 0 S: 12	H: 2 LOB: 1 BB: 0 P: 22	R: 0 H: 0 E: 0 K: 1 S: 8	H: 0 LOB: 0 BB: 0 P: 14	R: 0 H: 0 E: 0 K: 1 S: 10	H: 1 LOB: 1 BB: 0 P: 18	R: 0 H: 0 E: 0 K: 1 S: 12	H: 0 LOB: 1 BB: 1 P: 23	R: 1 H: 2 E: 0 K: 1 S: 13	H: 2 LOB: 1 BB: 0 P: 25	R: 0 H: 0 E: 0 K: 2 S: 7	H: 0 LOB: 0 BB: 0 P: 13	R: 0 H: 1 E: 0 K: 2 S: 12	H: 1 LOB: 1 BB: 0 P: 20	1B: 8 2B: 1 3B: 0 HR: 0	SF: 1 SAC: 0 DP: 0 HBP: 0	WP: 1 PB: 0 SB: 0 CS: 0	PA: 39
<b>PITCHER</b>	IP WLS BF H R ER SO BB IBB HBP BLK WP HR S P ERA WHIP																			
<b>Roger Pavlik, R</b> ERA: 9.93 (1, 1)	1.1 L 11 5 5 5 0 2 0 0 0 0 1 0 31 56 33.75 5.250																			
<b>Tim Leary, R</b> ERA: (2, 1)	4.2 16 1 0 0 5 1 0 0 0 0 0 0 45 77 0.00 0.429																			
<b>Brian Bohanon, L</b> ERA: 5.14 (7, 1)	1.0 5 2 1 1 1 0 0 0 0 0 0 0 13 25 9.00 2.000																			
<b>Jay Howell, R</b> ERA: 5.61 (8, 1)	2.0 7 1 0 0 4 0 0 0 0 0 0 0 19 33 0.00 0.500																			

**Detroit Tigers @ Texas Rangers**  
The Ballpark at Arlington, Arlington, TX  
Sat Jul 02 1994, 8:05 PM EDT  
Att: 46,668 - Unknown - 88 F

AB 35  
R 6  
H 9  
RBI 5  
BB 3  
SO 10  
LOB 21



Batter	1	2	3	4	5	6	7	8	9	AB	R	H	RBI	BB	SO	LOB	BOTTOM					
<b>Oddibe McDowell, L</b> OBP: 0.389, SLG: 0.343 (1, 8)	0-1 L9			2-2 F9		2-1 1B		1-2 G3-1		4	0	1	0	0	0	0						
<b>Jeff Eves, R</b> OBP: 0.431, SLG: 0.468 (1, 4)	2-3 K			1-2 BB 1B		0-1 1B		2-1 P1		4	0	2	0	0	1	0						
<b>Jose Canseco, R</b> OBP: 0.410, SLG: 0.586 (1, 10)	1-1 L7			4-1 1B		0-3 K		3-1 HR		3	1	1	1	1	1	2						
<b>Juan Gonzalez, R</b> OBP: 0.316, SLG: 0.455 (1, 7)		0-0 G5-3		1-0 P6		1-1 F9		0-0 2B		4	0	1	0	0	0	4						
<b>29 Rusty Greer, L</b> OBP: 0.389, SLG: 0.494 (1, 3)		0-2 G4-3		0-0 F8		2-2 G3-1		2-2 G3-1		4	0	0	0	0	0	3						
<b>Dean Palmer, R</b> OBP: 0.328, SLG: 0.523 (1, 5)		2-2 L7			0-0 G5-3		4-1 1B BB		1-1 E8 1B	3	0	1	0	1	0	0						
<b>Ivan Rodriguez, R</b> OBP: 0.369, SLG: 0.480 (1, 2)			2-2 G6-3		1-0 F9		0-1 FC4-6 1B		0-0 G5-3	4	0	1	0	0	0	1						
<b>Chris James, R</b> OBP: 0.352, SLG: 0.420 (1, 9)			1-3 K		0-2 F8		1-3 K		3-1 G6-3	4	0	0	0	0	2	3						
<b>Manuel Lee, S</b> OBP: 0.327, SLG: 0.345 (1, 6)			2-3 K		0-0 G4-3		1-1 FC4-6		0-0 L7	4	0	0	0	0	1	3						
<b>Inning Stats</b>	R: 0 H: 0 E: 1 K: 1 S: 8	H: 0 LOB: 0 BB: 0 P: 11	R: 0 H: 0 E: 0 K: 0 S: 7	H: 0 LOB: 0 BB: 0 P: 9	R: 0 H: 0 E: 0 K: 2 S: 13	H: 0 LOB: 0 BB: 0 P: 18	R: 0 H: 1 E: 0 K: 0 S: 9	H: 1 LOB: 2 BB: 1 P: 17	R: 0 H: 0 E: 0 K: 1 S: 6	H: 0 LOB: 0 BB: 0 P: 7	R: 0 H: 2 E: 0 K: 1 S: 11	H: 2 LOB: 1 BB: 1 P: 14	R: 0 H: 1 E: 0 K: 1 S: 12	H: 1 LOB: 1 BB: 0 P: 20	R: 1 H: 2 E: 0 K: 0 S: 11	H: 2 LOB: 0 BB: 0 P: 19	R: 0 H: 1 E: 1 K: 0 S: 6	H: 1 LOB: 1 BB: 0 P: 10	1B: 5 2B: 1 3B: 0 HR: 1	SF: 0 SAC: 0 DP: 0 HBP: 0	WP: 0 PB: 0 SB: 0 CS: 0	PA: 36
<b>PITCHER</b>	IP WLS BF H R ER SO BB IBB HBP BLK WP HR S P ERA WHIP																					
<b>Mike Moore, R</b> ERA: 6.01 (1, 1)	9.0 W 36 7 1 1 5 2 0 0 0 0 0 1 83 125 1.00 1.000																					

**Detroit Tigers @ Texas Rangers**  
The Ballpark at Arlington, Arlington, TX  
Sat Jul 02 1994, 8:05 PM EDT  
Att: 46,668 - Unknown - 88 F

AB 34  
R 1  
H 7  
RBI 1  
BB 2  
SO 5  
LOB 16





Batter	1	2	3	4	5	6	7	8	9	AB	R	H	RBI	BB	SO	LOB	TOP																					
Tony Phillips, S OBP: 0.412, SLG: 0.457	F8		G3-1			HR	F9			4	1	1	1	0	0	1	<b>Detroit Tigers @ Texas Rangers</b> The Ballpark at Arlington, Arlington, TX Sun Jul 03 1994, 8:05 PM EDT Att: 46,164 - Unknown - 90 F																					
Lou Whitaker, L OBP: 0.356, SLG: 0.488	P6		G1-3			G4-3		G4-1		4	1	1	0	0	0	1																						
Travis Fryman, R OBP: 0.348, SLG: 0.494	G5-3				F8	K		G5-3		4	0	0	0	0	1	1																						
Cecil Fielder, R OBP: 0.321, SLG: 0.463		P6		G6-3		G4-3		K		4	0	0	0	0	1	1																						
Kirk Gibson, L OBP: 0.349, SLG: 0.524		G5-3		G4-3		G4-3		K		4	1	1	1	0	1	0																						
Mickey Tettleton, S OBP: 0.435, SLG: 0.527					E9			G3		3	0	2	1	1	0	0																						
Junior Felix, S OBP: 0.378, SLG: 0.611	FC4-6				F9	G3		G4-3		4	0	0	0	0	0	3																						
Alan Trammell, R OBP: 0.348, SLG: 0.474			P6		K			G5-3		3	0	0	0	0	1	1																						
Chad Kreuter, S OBP: 0.358, SLG: 0.304			G3-1		F8			K		3	0	1	0	0	1	1																						
<b>Inning Stats</b>	R: 0 E: 0 K: 0 S: 6	H: 0 LOB: 0 BB: 0 P: 12	R: 0 E: 0 K: 0 S: 8	H: 0 LOB: 1 BB: 1 P: 16	R: 0 E: 0 K: 0 S: 8	H: 1 LOB: 1 BB: 0 P: 14	R: 0 E: 0 K: 0 S: 6	H: 0 LOB: 0 BB: 0 P: 9	R: 0 E: 1 K: 1 S: 8	H: 1 LOB: 1 BB: 0 P: 12	R: 3 E: 0 K: 1 S: 20	H: 4 LOB: 1 BB: 0 P: 28	R: 0 E: 0 K: 1 S: 9	H: 0 LOB: 0 BB: 0 P: 14	R: 0 E: 0 K: 1 S: 5	H: 0 LOB: 0 BB: 0 P: 7	1B: 3 2B: 2 3B: 0 HR: 1	SF: 0 SAC: 0 DP: 0 HBP: 0	WP: 0 PB: 0 SB: 0 CS: 0	PA: 34																		
<b>PITCHER</b>	IP	WLS	BF	H	R	ER	SO	BB	IBB	HBP	BLK	WP	HR	S	P	ERA	WHIP	<b>PITCHER</b>				IP	WLS	BF	H	R	ER	SO	BB	IBB	HBP	BLK	WP	HR	S	P	ERA	WHIP
Hector Fajardo, R ERA: 5.4	(1, 1)	6.0	W	25	6	3	3	2	1	0	0	0	0	1	56	91	4.50	1.167																				
Matt Whiteside, R ERA: 4.74	(7, 1)	2.0		6	0	0	0	2	0	0	0	0	0	0	15	24	0.00	0.000																				
Tom Henke, R ERA: 3.8	(9, 1)	1.0	S	3	0	0	0	1	0	0	0	0	0	0	5	7	0.00	0.000																				

AB 33  
R 3  
H 6  
RBI 3  
BB 1  
SO 5  
LOB 9





Batter	1	2	3	4	5	6	7	8	9	AB	R	H	RBI	BB	SO	LOB	BOTTOM																						
Oddibe McDowell, L OBP: 0.383, SLG: 0.360	B3		HR	G3-1		G3		G3-1		5	1	1	1	0	0	1	<b>Detroit Tigers @ Texas Rangers</b> The Ballpark at Arlington, Arlington, TX Sun Jul 03 1994, 8:05 PM EDT Att: 46,164 - Unknown - 90 F																						
Jeff Eves, R OBP: 0.430, SLG: 0.469			FC5-4	F8		G5-3		B5-3		4	1	1	0	1	0	1																							
Jose Canseco, R OBP: 0.408, SLG: 0.580	P2		E3			K				3	0	0	0	1	1	3																							
Will Clark, L OBP: 0.448, SLG: 0.573	G4-3		FC5-4							4	1	2	1	0	0	2																							
Juan Gonzalez, R OBP: 0.318, SLG: 0.454			E	F9				F7		3	1	1	0	1	0	3																							
Dean Palmer, R OBP: 0.322, SLG: 0.514		K	FC6			K		K		4	1	0	0	0	3	3																							
29 Rusty Greer, L OBP: 0.386, SLG: 0.485		E6	G3			F8				3	0	0	1	1	0	2																							
Ivan Rodriguez, R OBP: 0.367, SLG: 0.481		P5				L9				4	0	1	1	0	0	4																							
Manuel Lee, S OBP: 0.326, SLG: 0.340		G3	G4-3					G4-3		3	0	0	0	1	0	3																							
<b>Inning Stats</b>	R: 0 E: 0 K: 0 S: 8	H: 1 LOB: 1 BB: 0 P: 18	R: 0 E: 1 K: 1 S: 14	H: 0 LOB: 2 BB: 1 P: 23	R: 5 E: 2 K: 0 S: 19	H: 3 LOB: 1 BB: 1 P: 32	R: 0 E: 0 K: 0 S: 6	H: 1 LOB: 2 BB: 1 P: 13	R: 0 E: 0 K: 1 S: 8	H: 0 LOB: 0 BB: 0 P: 11	R: 0 E: 0 K: 1 S: 8	H: 0 LOB: 1 BB: 1 P: 17	R: 0 E: 0 K: 1 S: 11	H: 1 LOB: 2 BB: 1 P: 20	R: 0 E: 0 K: 0 S: 4	H: 0 LOB: 0 BB: 0 P: 7	1B: 2 2B: 3 3B: 0 HR: 1	SF: 0 SAC: 0 DP: 0 HBP: 0	WP: 1 PB: 0 SB: 1 CS: 0	PA: 38																			
<b>PITCHER</b>	IP	WLS	BF	H	R	ER	SO	BB	IBB	HBP	BLK	WP	HR	S	P	ERA	WHIP	<b>PITCHER</b>				IP	WLS	BF	H	R	ER	SO	BB	IBB	HBP	BLK	WP	HR	S	P	ERA	WHIP	
Tim Belcher, R ERA: 5.35	(1, 1)	8.0	L	38	6	5	2	4	4	1	0	0	1	1	78	141	2.25	1.250																					

AB 33  
R 5  
H 6  
RBI 4  
BB 5  
SO 4  
LOB 22





Batter	1	2	3	4	5	6	7	8	9	AB	R	H	RBI	BB	SO	LOB	TOP																			
<b>Tony Phillips, S</b> (1, 10) OBP: 0.408, SLG: 0.456	G6-3		F9	G6-3			2B	G1-2-3		5	0	1	0	0	0	6	<b>Detroit Tigers @ Texas Rangers</b> The Ballpark at Arlington, Arlington, TX Mon Jul 04 1994, 8:05 PM EDT Att: 46,265 - Unknown - 88 F																			
<b>Chris Gomez, R</b> (1, 4) OBP: 0.348, SLG: 0.425	K		BB BB				K	G1-3		3	0	0	0	2	2	3																				
<b>Travis Fryman, R</b> (1, 5) OBP: 0.346, SLG: 0.488	K		BB				K			4	0	0	0	1	4	2																				
<b>Cecil Fielder, R</b> (1, 3) OBP: 0.325, SLG: 0.473		HR	BB				K			4	1	2	1	1	2	1																				
<b>Alan Trammell, R</b> (1, 6) OBP: 0.345, SLG: 0.472	F7		G1-3					1B		5	1	1	0	0	1	5																				
<b>Junior Felix, S</b> (1, 9) OBP: 0.376, SLG: 0.604	G5-3			L3			K	1B		4	1	1	0	0	1	2																				
<b>Mickey Tettleton, S</b> (1, 2) OBP: 0.439, SLG: 0.531	1B			FC6-4			P4	BB		4	0	3	1	0	0	0																				
<b>Juan Samuel, R</b> (1, 8) OBP: 0.370, SLG: 0.500	L8		FC6-4				K	G1-2-3		4	0	1	0	0	1	2																				
<b>Riccardo Ingram, R</b> (1, 7) OBP: 0.364, SLG: 0.300			CS				G5-3	G1-2-3		3	0	2	1	1	0	0																				
<b>Inning Stats</b>	R: 0 E: 0 K: 2 S: 9	H: 0 LOB: 0 BB: 0 P: 13	R: 1 E: 0 K: 0 S: 9	H: 2 LOB: 1 BB: 0 P: 15	R: 0 E: 0 K: 0 S: 7	H: 1 LOB: 3 BB: 3 P: 22	R: 0 E: 0 K: 0 S: 13	H: 2 LOB: 2 BB: 0 P: 16	R: 0 E: 0 K: 1 S: 5	H: 0 LOB: 0 BB: 0 P: 9	R: 0 E: 0 K: 3 S: 15	H: 1 LOB: 1 BB: 0 P: 21	R: 2 E: 0 K: 0 S: 12	H: 4 LOB: 2 BB: 1 P: 23	R: 0 E: 0 K: 3 S: 10	H: 0 LOB: 0 BB: 0 P: 17		1B: 8 2B: 2 3B: 0 HR: 1	SF: 0 SAC: 0 DP: 1 HBP: 0	WP: 0 PB: 0 SB: 0 CS: 1	PA: 41															
<b>PITCHER</b>	IP	WLS	BF	H	R	ER	SO	BB	IBB	HBP	BLK	WP	HR	S	P	ERA	WHIP	<b>PITCHER</b>		IP	WLS	BF	H	R	ER	SO	BB	IBB	HBP	BLK	WP	HR	S	P	ERA	WHIP
<b>Kenny Rogers, L</b> (1, 1) ERA: 4.57	7.0		34	10	3	3	8	4	0	0	0	0	1	74	124	3.86	2.000			7.0		34	10	3	3	8	4	0	0	0	0	1	74	124	3.86	2.000
<b>Darren Oliver, L</b> (8, 1) ERA: 3.98	2.0	W	7	1	0	0	3	1	0	0	0	0	0	18	33	0.00	1.000			2.0	W	7	1	0	0	3	1	0	0	0	0	0	18	33	0.00	1.000

Batter	1	2	3	4	5	6	7	8	9	AB	R	H	RBI	BB	SO	LOB	BOTTOM																			
<b>Oddibe McDowell, L</b> (1, 8) OBP: 0.377, SLG: 0.354	L8		G2-3				K			5	0	1	0	0	1	2	<b>Detroit Tigers @ Texas Rangers</b> The Ballpark at Arlington, Arlington, TX Mon Jul 04 1994, 8:05 PM EDT Att: 46,265 - Unknown - 88 F																			
<b>Esteban Beltre, R</b> (9, FR) OBP: 0.370, SLG: 0.322			1-2					2B		0	1	0	0	0	0	0																				
<b>Jeff Fyfe, R</b> (1, 4) OBP: 0.429, SLG: 0.470	E4		G5-3				P2	BB		4	0	1	0	0	0	1																				
<b>Jose Canseco, R</b> (1, 10) OBP: 0.408, SLG: 0.575	G1-4-3		G6-3					1B		4	0	1	0	1	0	4																				
<b>Will Clark, L</b> (1, 3) OBP: 0.453, SLG: 0.575		G6-3		G6-3			HR	1B		4	2	3	1	1	0	0																				
<b>Juan Gonzalez, R</b> (1, 7) OBP: 0.317, SLG: 0.450		29 1B		G6-3			F8			3	0	0	0	0	1	4																				
<b>Dean Palmer, R</b> (1, 5) OBP: 0.325, SLG: 0.527		P3		29 G4-6-3			HR			4	1	2	3	0	1	3																				
<b>29 Rusty Greer, L</b> (1, 9) OBP: 0.389, SLG: 0.482		1B		G4-6-3			G6-3			3	0	1	0	1	0	1																				
<b>Ivan Rodriguez, R</b> (1, 2) OBP: 0.362, SLG: 0.473		G4-3					F8			4	0	0	0	0	0	5																				
<b>Manuel Lee, S</b> (1, 6) OBP: 0.329, SLG: 0.340			G2-3				K			3	0	1	0	1	1	0																				
<b>Inning Stats</b>	R: 0 E: 1 K: 0 S: 6	H: 0 LOB: 0 BB: 0 P: 9	R: 0 E: 0 K: 0 S: 10	H: 1 LOB: 2 BB: 0 P: 19	R: 0 E: 0 K: 0 S: 13	H: 1 LOB: 1 BB: 0 P: 21	R: 1 E: 0 K: 0 S: 10	H: 2 LOB: 0 BB: 0 P: 18	R: 0 E: 0 K: 0 S: 12	H: 0 LOB: 2 BB: 1 P: 23	R: 2 E: 0 K: 0 S: 11	H: 2 LOB: 0 BB: 0 P: 17	R: 0 E: 0 K: 2 S: 13	H: 2 LOB: 3 BB: 1 P: 21	R: 1 E: 0 K: 0 S: 5	H: 2 LOB: 3 BB: 2 P: 15		1B: 8 2B: 1 3B: 0 HR: 1	SF: 0 SAC: 0 DP: 2 HBP: 2	WP: 2 PB: 0 SB: 0 CS: 0	PA: 40															
<b>PITCHER</b>	IP	WLS	BF	H	R	ER	SO	BB	IBB	HBP	BLK	WP	HR	S	P	ERA	WHIP	<b>PITCHER</b>		IP	WLS	BF	H	R	ER	SO	BB	IBB	HBP	BLK	WP	HR	S	P	ERA	WHIP
<b>John Doherty, R</b> (1, 1) ERA: 6.11	0.0		1	1	0	0	0	0	0	0	0	0	0	2	5	∞	∞			0.0		1	1	0	0	0	0	0	0	0	0	2	5	∞	∞	
<b>Buddy Groom, L</b> (8, 1) ERA: 4.66	1.1	L	9	2	1	1	2	2	1	0	0	0	0	15	30	6.75	3.000			1.1	L	9	2	1	1	2	2	1	0	0	0	15	30	6.75	3.000	



Batter	1	2	3	4	5	6	7	8	9	AB	R	H	RBI	BB	SO	LOB	TOP					
Lance Johnson, L (1, 8) OBP: 0.326, SLG: 0.390	G5-3		F9			FC3-6 G4-3 E				4	1	1	1	0	0	1	Chicago White Sox @ Detroit Tigers Tiger Stadium, Detroit, MI Tue Jul 05 1994, 7:05 PM EDT Sunny - 88 F					
Norberto Martin, R (1, 4) OBP: 0.291, SLG: 0.373	G4-3			G4-3		G4-3	P4			4	0	0	0	0	0	3						
Frank Thomas, R (1, 10) OBP: 0.508, SLG: 0.765	L8			L8		E9 1B		F8		4	0	0	0	0	0	0						
Julio Franco, R (1, 3) OBP: 0.402, SLG: 0.502		G1-3		G6-3		G6-4 1B		G4-3		4	0	1	0	0	0	0						
Darrin Jackson, R (1, 9) OBP: 0.373, SLG: 0.490		G5-3			FC5-4 1B	FC6-4 1B		G6-3		4	0	1	0	0	0	2						
Craig Grebeck, R (1, 5) OBP: 0.413, SLG: 0.386		1B			F9			F8	2-1 1B	4	0	2	0	0	0	1						
Bob Zupcic, R (1, 7) OBP: 0.200, SLG: 0.269		F9			FC5-4 1B			F9	1-0 1B	4	0	0	0	0	0	3						
Ron Karkovice, R (1, 2) OBP: 0.332, SLG: 0.409			K		K			P4 1B	0-2 1B	4	1	1	0	0	2	2						
Ozzie Guillen, L (1, 6) OBP: 0.296, SLG: 0.337			P6			FC3-6 1B		G4-3	1-0 1B	4	0	2	0	0	0	1	livebaseballscores.com					
<b>Inning Stats</b>	R: 0 E: 0 K: 0 S: 9	H: 0 LOB: 0 BB: 0 P: 9	R: 0 E: 0 K: 0 S: 8	H: 1 LOB: 1 BB: 0 P: 10	R: 0 E: 0 K: 1 S: 6	H: 0 LOB: 0 BB: 0 P: 8	R: 0 E: 0 K: 0 S: 8	H: 0 LOB: 0 BB: 0 P: 9	R: 0 E: 0 K: 1 S: 14	H: 1 LOB: 1 BB: 0 P: 20	R: 1 E: 1 K: 0 S: 18	H: 2 LOB: 2 BB: 0 P: 29	R: 1 E: 0 K: 1 S: 10	H: 3 LOB: 2 BB: 0 P: 11	R: 0 E: 0 K: 0 S: 9	H: 0 LOB: 0 BB: 0 P: 14		R: 0 E: 0 K: 0 S: 7	H: 1 LOB: 1 BB: 0 P: 10	1B: 8 2B: 0 3B: 0 HR: 0	SF: 0 SAC: 0 DP: 0 HBP: 0	WP: 0 PB: 0 SB: 1 CS: 0
<b>PITCHER</b> David Wells, L (1, 1) ERA: 4.76	IP: 9.0 WLS: W BF: 36 H: 8 R: 2 ER: 1 SO: 2 BB: 0 IBB: 0 HBP: 0 BLK: 0 WP: 0 HR: 0 S: 89 P: 120 ERA: 1.00 WHIP: 0.889											<b>PITCHER</b>	IP: 9.0 WLS: W BF: 36 H: 8 R: 2 ER: 1 SO: 2 BB: 0 IBB: 0 HBP: 0 BLK: 0 WP: 0 HR: 0 S: 89 P: 120 ERA: 1.00 WHIP: 0.889									

Batter	1	2	3	4	5	6	7	8	9	AB	R	H	RBI	BB	SO	LOB	BOTTOM					
Tony Phillips, S (1, 7) OBP: 0.410, SLG: 0.465	HR			K			K			3	1	1	1	1	2	1	Chicago White Sox @ Detroit Tigers Tiger Stadium, Detroit, MI Tue Jul 05 1994, 7:05 PM EDT Sunny - 88 F					
Lou Whitaker, L (1, 4) OBP: 0.370, SLG: 0.502	1B HR	G5-4-3 BB					G1-3			4	2	2	1	0	0	1						
Travis Fryman, R (1, 5) OBP: 0.345, SLG: 0.485	1B		F9		P3		F7			4	1	1	0	0	0	0						
Cecil Fielder, R (1, 3) OBP: 0.324, SLG: 0.480	HR		F9		P4		F8			4	1	1	3	0	0	0						
Kirk Gibson, L (1, 10) OBP: 0.348, SLG: 0.526 Riccardo Ingram, R (8, PH) OBP: 0.333, SLG: 0.273	G4-3		2B		K		P5			3	0	1	0	0	1	0						
Mickey Tettleton, S (1, 2) OBP: 0.434, SLG: 0.522	F8		F9			K		K		4	0	0	0	0	2	1						
Junior Felix, S (1, 9) OBP: 0.371, SLG: 0.595	K			G4-3		F7				3	0	0	0	0	1	0						
Juan Samuel, R (1, 8) OBP: 0.379, SLG: 0.543		HR		F8		FC6-4 1B				3	1	2	1	0	0	0						
Chris Gomez, R (1, 6) OBP: 0.349, SLG: 0.424		G5-3			1B	FC6-4				3	0	1	0	0	0	1	livebaseballscores.com					
<b>Inning Stats</b>	R: 4 E: 0 K: 1 S: 19	H: 4 LOB: 0 BB: 0 P: 27	R: 1 E: 0 K: 0 S: 9	H: 1 LOB: 1 BB: 1 P: 17	R: 0 E: 0 K: 0 S: 12	H: 1 LOB: 1 BB: 0 P: 19	R: 0 E: 0 K: 1 S: 11	H: 1 LOB: 1 BB: 0 P: 18	R: 1 E: 0 K: 1 S: 9	H: 1 LOB: 0 BB: 0 P: 11	R: 0 E: 0 K: 1 S: 10	H: 1 LOB: 1 BB: 0 P: 15	R: 0 E: 0 K: 1 S: 8	H: 0 LOB: 0 BB: 0 P: 11	R: 0 E: 0 K: 1 S: 10	H: 0 LOB: 0 BB: 0 P: 16		R: 0 E: 0 K: 1 S: 10	H: 0 LOB: 0 BB: 0 P: 16	1B: 4 2B: 1 3B: 0 HR: 4	SF: 0 SAC: 0 DP: 1 HBP: 0	WP: 0 PB: 0 SB: 0 CS: 0
<b>PITCHER</b> Scott Sanderson, R (1, 1) ERA: 3.96 Kirk McCaskill, R (6, 1) ERA: 2.69 Dennis Cook, L (8, 1) ERA: 4.32	IP: 5.0 WLS: L BF: 23 H: 8 R: 6 ER: 6 SO: 3 BB: 1 IBB: 0 HBP: 0 BLK: 0 WP: 0 HR: 4 S: 60 P: 92 ERA: 10.80 WHIP: 1.800											<b>PITCHER</b>	IP: 5.0 WLS: L BF: 23 H: 8 R: 6 ER: 6 SO: 3 BB: 1 IBB: 0 HBP: 0 BLK: 0 WP: 0 HR: 4 S: 60 P: 92 ERA: 10.80 WHIP: 1.800									

Chicago White Sox @ Detroit Tigers  
Tiger Stadium, Detroit, MI  
Tue Jul 05 1994, 7:05 PM EDT  
Sunny - 88 F

AB 36  
R 2  
H 8  
RBI 1  
BB 0  
SO 2  
LOB 13



Chicago White Sox @ Detroit Tigers  
Tiger Stadium, Detroit, MI  
Tue Jul 05 1994, 7:05 PM EDT  
Sunny - 88 F

AB 32  
R 6  
H 9  
RBI 6  
BB 1  
SO 6  
LOB 4









Batter	1	2	3	4	5	6	7	8	9	AB	R	H	RBI	BB	SO	LOB	TOP				
Lance Johnson, L (1, 8) OBP: 0.328, SLG: 0.392	1-2 G4-3		0-0 1B		0-0 P2			4-2 WP G4-3 BB	1-0 2B 1B	4	2	2	0	1	0	1					
Tim Raines, S (1, 7) OBP: 0.365, SLG: 0.404	1-3 K		0-0 G3			2-1 F8		3-3 K	2-2 1-H 2-H HR	5	1	1	2	0	2	3					
Frank Thomas, R (1, 3) OBP: 0.509, SLG: 0.781	2-3 K			4-2 FC3-6 BB		3-2 G4-3		2-1 G4-3	2-2 2-H HR	4	1	2	3	1	1	0					
Julio Franco, R (1, 10) OBP: 0.397, SLG: 0.490		1-3 K		1-0 FC3-6 G1-3		1-2 G4-3		3-H G4-3	4-2 G3-1	4	0	0	0	1	1	3					
Robin Ventura, L (1, 5) OBP: 0.357, SLG: 0.438		1-3 K		0-0 G1-3		2-2 P5		1-3 K		4	0	0	0	0	2	3					
Darin Jackson, R (1, 9) OBP: 0.372, SLG: 0.487		2-3 K		3-3 K			1-0 SH1-3 1B		0-3 K	4	0	1	0	0	3	1					
Craig Grebeck, R (1, 4) OBP: 0.419, SLG: 0.395			1-2 P2		1-2 SH2-3 1B		0-0 SH1-3		4-2 1B SF8 BB	2	0	1	0	0	0	0	AB 33				
Warren Newson, L (9, PH) OBP: 0.284, SLG: 0.358			2-2 L7		0-1 SH2-3		1-1 F7		0-1 1B	3	0	1	0	0	0	1	R 6				
Ron Karkovics, R (9, 2) OBP: 0.332, SLG: 0.409					1-2 SH2-3				1-3 2B 1B	0	1	0	0	0	0	0	H 9				
Michael LaValliere, L (1, 2) OBP: 0.372, SLG: 0.337										3	0	1	0	0	0	1	RBI 6				
Norberto Martin, R (9, PR) OBP: 0.291, SLG: 0.373										0	1	0	0	0	0	0	BB 4				
Ozzie Guillen, L (1, 6) OBP: 0.295, SLG: 0.336			1-0 1B		0-0 G6-3		0-1 P2		0-0 SF8	3	0	1	1	0	0	2	SO 9				
										3	0	1	1	0	0	2	LOB 14				
<b>Inning Stats</b>	R: 0 H: 0 E: 0 K: 2 S: 11	H: 0 LOB: 0 BB: 0 P: 15	R: 0 H: 0 E: 0 K: 3 S: 13	H: 0 LOB: 0 BB: 0 P: 17	R: 0 H: 2 E: 0 K: 0 S: 9	H: 2 LOB: 2 BB: 0 P: 13	R: 0 H: 0 E: 0 K: 1 S: 7	H: 0 LOB: 1 BB: 1 P: 15	R: 0 H: 1 E: 0 K: 0 S: 15	H: 1 LOB: 1 BB: 0 P: 23	R: 0 H: 1 E: 0 K: 0 S: 6	H: 1 LOB: 1 BB: 0 P: 8	R: 1 H: 0 E: 0 K: 2 S: 12	H: 0 LOB: 1 BB: 2 P: 26	R: 5 H: 4 E: 0 K: 1 S: 20	H: 4 LOB: 1 BB: 1 P: 28	1B: 6 2B: 2 3B: 0 HR: 1	SF: 1 SAC: 2 DP: 0 HBP: 0	WP: 1 PB: 0 SB: 1 CS: 0	PA: 40	
<b>PITCHER</b>	IP WLS BF H R ER SO BB IBB HBP BLK WP HR S P ERA WHIP	IP WLS BF H R ER SO BB IBB HBP BLK WP HR S P ERA WHIP	IP WLS BF H R ER SO BB IBB HBP BLK WP HR S P ERA WHIP	IP WLS BF H R ER SO BB IBB HBP BLK WP HR S P ERA WHIP	IP WLS BF H R ER SO BB IBB HBP BLK WP HR S P ERA WHIP	IP WLS BF H R ER SO BB IBB HBP BLK WP HR S P ERA WHIP	IP WLS BF H R ER SO BB IBB HBP BLK WP HR S P ERA WHIP	IP WLS BF H R ER SO BB IBB HBP BLK WP HR S P ERA WHIP	IP WLS BF H R ER SO BB IBB HBP BLK WP HR S P ERA WHIP	IP WLS BF H R ER SO BB IBB HBP BLK WP HR S P ERA WHIP	IP WLS BF H R ER SO BB IBB HBP BLK WP HR S P ERA WHIP	IP WLS BF H R ER SO BB IBB HBP BLK WP HR S P ERA WHIP	IP WLS BF H R ER SO BB IBB HBP BLK WP HR S P ERA WHIP	IP WLS BF H R ER SO BB IBB HBP BLK WP HR S P ERA WHIP	IP WLS BF H R ER SO BB IBB HBP BLK WP HR S P ERA WHIP	IP WLS BF H R ER SO BB IBB HBP BLK WP HR S P ERA WHIP	IP WLS BF H R ER SO BB IBB HBP BLK WP HR S P ERA WHIP	IP WLS BF H R ER SO BB IBB HBP BLK WP HR S P ERA WHIP	IP WLS BF H R ER SO BB IBB HBP BLK WP HR S P ERA WHIP	IP WLS BF H R ER SO BB IBB HBP BLK WP HR S P ERA WHIP	IP WLS BF H R ER SO BB IBB HBP BLK WP HR S P ERA WHIP
Bill Gullickson, R (1, 1) ERA: 5.8	7.0	27	5	0	0	6	1	0	0	0	0	0	0	0	68	99	0.00	0.857			
Storm Davis, R (8, 1) ERA: 3.73	0.2	4	0	1	1	1	2	0	0	0	0	1	0	9	22	13.50	3.000				
Buddy Groom, L (8, 1) ERA: 4.58	0.1	1	0	0	0	1	0	0	0	0	0	0	0	3	4	0.00	0.000				
Mike Henneman, R (9, 1) ERA: 6.07	1.0	L 8	4	5	5	1	1	0	0	0	0	0	1	20	28	45.00	5.000				

Chicago White Sox @ Detroit Tigers  
Tiger Stadium, Detroit, MI  
Wed Jul 06 1994, 7:05 PM EDT  
Att: 18,353 - Unknown - 76 F

AB 33  
R 6  
H 9  
RBI 6  
BB 4  
SO 9  
LOB 14



Batter	1	2	3	4	5	6	7	8	9	AB	R	H	RBI	BB	SO	LOB	BOTTOM					
Tony Phillips, S (1, 7) OBP: 0.402, SLG: 0.452	1-3 K		4-0 F8 BB		2-1 L8		3-2 G4-3		3-2 F8	4	0	0	0	1	1	1						
Lou Whitaker, L (1, 4) OBP: 0.365, SLG: 0.496	0-0 P6		0-1 F8		3-2 1B		4-0 SF9 IBB		2-1 F7	4	0	1	0	1	0	1						
Travis Fryman, R (1, 5) OBP: 0.342, SLG: 0.491	1-1 HR		0-3 K		2-1 P3		3-2 SF9		2-2 G6-3	4	1	1	2	0	1	2						
Cecil Fielder, R (1, 3) OBP: 0.323, SLG: 0.476	4-2 BB		0-0 F8		1-1 G4-3		1-2 K			3	0	0	0	1	1	3						
Kirk Gibson, L (1, 8) OBP: 0.357, SLG: 0.527	4-2 BB			2-3 K		1-0 F7		2-2 G4-3		3	0	0	0	1	1	0						
Mickey Tettleton, S (1, 10) OBP: 0.432, SLG: 0.512	1-3 K			4-2 1B BB		1-0 G3-1		3-3 K		3	0	0	0	1	2	2						
Junior Felix, S (1, 9) OBP: 0.366, SLG: 0.582		3-2 F7		3-1 F8		0-0 1B		1-1 1B 1B		4	0	2	0	0	0	1	AB 33					
Chris Gomez, R (1, 6) OBP: 0.351, SLG: 0.421		0-2 G1-3		1-2 1B		1-0 G1-3		1-1 S 1B		4	0	2	0	0	0	1	R 2					
Chad Kreuter, S (1, 2) OBP: 0.355, SLG: 0.310		2-2 G3-1		2-2 1B			2-0 G4-3 SF9 2B		1-1 F9	3	0	1	0	0	0	2	H 7					
Juan Samuel, R (7, PR) OBP: 0.379, SLG: 0.543										0	1	0	0	0	0	0	RBI 2					
John Flaherty, R (8, 2) OBP: 0.188, SLG: 0.194										1	0	0	0	0	0	2	BB 5					
																	SO 6					
																	LOB 15					
<b>Inning Stats</b>	R: 1 H: 1 E: 0 K: 2 S: 14	H: 1 LOB: 2 BB: 2 P: 25	R: 0 H: 0 E: 0 K: 0 S: 12	H: 0 LOB: 0 BB: 0 P: 17	R: 0 H: 0 E: 0 K: 1 S: 6	H: 0 LOB: 1 BB: 1 P: 10	R: 0 H: 1 E: 0 K: 1 S: 16	H: 1 LOB: 2 BB: 1 P: 28	R: 0 H: 1 E: 0 K: 0 S: 10	H: 1 LOB: 1 BB: 0 P: 18	R: 0 H: 1 E: 0 K: 0 S: 4	H: 1 LOB: 1 BB: 0 P: 7	R: 1 H: 1 E: 0 K: 1 S: 12	H: 1 LOB: 1 BB: 1 P: 25	R: 0 H: 2 E: 0 K: 1 S: 13	H: 2 LOB: 2 BB: 0 P: 21	R: 0 H: 0 E: 0 K: 0 S: 9	H: 0 LOB: 0 BB: 0 P: 16	1B: 5 2B: 1 3B: 0 HR: 1	SF: 1 SAC: 0 DP: 0 HBP: 0	WP: 0 PB: 0 SB: 1 CS: 0	PA: 39
<b>PITCHER</b>	IP WLS BF H R ER SO BB IBB HBP BLK WP HR S P ERA WHIP	IP WLS BF H R ER SO BB IBB HBP BLK WP HR S P ERA WHIP	IP WLS BF H R ER SO BB IBB HBP BLK WP HR S P ERA WHIP	IP WLS BF H R ER SO BB IBB HBP BLK WP HR S P ERA WHIP	IP WLS BF H R ER SO BB IBB HBP BLK WP HR S P ERA WHIP	IP WLS BF H R ER SO BB IBB HBP BLK WP HR S P ERA WHIP	IP WLS BF H R ER SO BB IBB HBP BLK WP HR S P ERA WHIP	IP WLS BF H R ER SO BB IBB HBP BLK WP HR S P ERA WHIP	IP WLS BF H R ER SO BB IBB HBP BLK WP HR S P ERA WHIP	IP WLS BF H R ER SO BB IBB HBP BLK WP HR S P ERA WHIP	IP WLS BF H R ER SO BB IBB HBP BLK WP HR S P ERA WHIP	IP WLS BF H R ER SO BB IBB HBP BLK WP HR S P ERA WHIP	IP WLS BF H R ER SO BB IBB HBP BLK WP HR S P ERA WHIP	IP WLS BF H R ER SO BB IBB HBP BLK WP HR S P ERA WHIP	IP WLS BF H R ER SO BB IBB HBP BLK WP HR S P ERA WHIP	IP WLS BF H R ER SO BB IBB HBP BLK WP HR S P ERA WHIP	IP WLS BF H R ER SO BB IBB HBP BLK WP HR S P ERA WHIP	IP WLS BF H R ER SO BB IBB HBP BLK WP HR S P ERA WHIP	IP WLS BF H R ER SO BB IBB HBP BLK WP HR S P ERA WHIP	IP WLS BF H R ER SO BB IBB HBP BLK WP HR S P ERA WHIP	IP WLS BF H R ER SO BB IBB HBP BLK WP HR S P ERA WHIP	
Alex Fernandez, R (1, 1) ERA: 3.76	7.0	31	5	2	2	5	4	0	0	0	0	0	0	0	74	130	2.57	1.286				
Dennis Cook, L (8, 1) ERA: 4.21	0.2	3	1	0	0	1	0	0	0	0	0	0	0	9	15	0.00	1.500					
Dane Johnson, R (8, 1) ERA: 4.5	0.1	W 2	1	0	0	0	0	0	0	0	0	0	0	4	6	0.00	3.000					
Kirk McCaskill, R (9, 1) ERA: 2.82	1.0	3	0	0	0	0	0	0	0	0	0	0	0	9	16	0.00	0.000					

Chicago White Sox @ Detroit Tigers  
Tiger Stadium, Detroit, MI  
Wed Jul 06 1994, 7:05 PM EDT  
Att: 18,353 - Unknown - 76 F

AB 33  
R 2  
H 7  
RBI 2  
BB 5  
SO 6  
LOB 15






Batter	1	2	3	4	5	6	7	8	9	AB	R	H	RBI	BB	SO	LOB	TOP					
Lance Johnson, L OBP: 0.323, SLG: 0.384	G4-3	FC3-6 1B		F9	F9		G6-3		K	6	1	0	1	0	1	4						
Tim Raines, S OBP: 0.369, SLG: 0.405	P5	1B		BB		2B		F9		4	1	2	1	1	0	0						
Frank Thomas, R OBP: 0.516, SLG: 0.791		1B		BB		G4-3		1B		4	2	4	1	1	0	0						
Julio Franco, R OBP: 0.395, SLG: 0.486	G6-3	G4-3		BB		G4-3		1B		5	0	1	1	0	0	6						
Robin Ventura, L OBP: 0.361, SLG: 0.456		2B		HR		SF7		SF7		2	2	2	3	1	0	0						
Dann Howitt, L OBP: 0.400, SLG: 0.571		1B		G6-4-3		SH1-3		K		5	2	3	0	0	1	1						
Craig Grebeck, R OBP: 0.411, SLG: 0.388		FC3-6		E9		SH1-3		F8		4	1	1	1	0	0	2						
Michael LaValliere, L OBP: 0.388, SLG: 0.349		FC3-6		G4-3						3	0	2	1	1	0	1						
Ron Karkovics, R OBP: 0.330, SLG: 0.406		BB		G4-3						1	0	0	0	0	1	0						
Ozzie Guillen, L OBP: 0.289, SLG: 0.330		K		G5-3		F7		F9		5	0	0	0	0	1	5						
<b>Inning Stats</b>	R: 0 E: 0 K: 0 S: 8	H: 1 LOB: 1 BB: 0 P: 12	R: 4 E: 0 K: 1 S: 18	H: 5 LOB: 2 BB: 1 P: 26	R: 0 E: 1 K: 0 S: 10	H: 0 LOB: 1 BB: 1 P: 17	R: 0 E: 0 K: 0 S: 9	H: 0 LOB: 2 BB: 2 P: 19	R: 2 E: 0 K: 1 S: 12	H: 3 LOB: 1 BB: 0 P: 21	R: 2 E: 0 K: 1 S: 9	H: 2 LOB: 0 BB: 0 P: 15	R: 0 E: 0 K: 0 S: 9	H: 1 LOB: 1 BB: 0 P: 15	R: 1 E: 0 K: 0 S: 11	H: 3 LOB: 2 BB: 0 P: 15	R: 0 E: 0 K: 2 S: 11	H: 0 LOB: 0 BB: 0 P: 15	1B: 9 2B: 5 3B: 0 HR: 1	SF: 2 SAC: 1 DP: 1 HBP: 0	WP: 0 PB: 0 SB: 0 CS: 0	PA: 46
<b>PITCHER</b>	IP	WLS	BF	H	R	ER	SO	BB	IBB	HBP	BLK	WP	HR	S	P	ERA	WHIP					
Mike Moore, R ERA: 6.26	4.1	L	26	9	6	6	1	4	0	0	0	0	1	52	86	12.46	3.000					
Joe Boever, R ERA: 4.2	2.1		10	3	2	2	1	0	0	0	0	0	0	20	33	7.71	1.286					
Buddy Groom, L ERA: 4.71	1.1		7	3	1	1	0	0	0	0	0	0	0	14	21	6.75	2.250					
Greg Cadaret, L ERA: 5.4	1.0		3	0	0	0	2	0	0	0	0	0	0	11	15	0.00	0.000					

Chicago White Sox @ Detroit Tigers  
Tiger Stadium, Detroit, MI  
Thu Jul 07 1994, 3:33 AM EDT  
Att: 22,110 - Cloudy - 85 F

AB 39  
R 9  
H 15  
RBI 9  
BB 4  
SO 4  
LOB 19



Batter	1	2	3	4	5	6	7	8	9	AB	R	H	RBI	BB	SO	LOB	BOTTOM					
Tony Phillips, S OBP: 0.402, SLG: 0.449	E		K		2B		G4-3		K	4	2	1	1	1	2	1						
Chris Gomez, R OBP: 0.360, SLG: 0.434	K		FC6-4		F8					5	0	4	3	0	1	1						
Travis Fryman, R OBP: 0.340, SLG: 0.487		1B	FC6-4		F8					5	0	1	1	0	2	4						
Cecil Fielder, R OBP: 0.319, SLG: 0.470					L1					4	0	0	0	0	2	2						
Chad Kreuter, S OBP: 0.355, SLG: 0.310										0	0	0	0	0	0	0						
Alan Trammell, R OBP: 0.332, SLG: 0.453	G5-3				G6-3		F8		K	4	0	0	0	0	1	1						
Junior Felix, S OBP: 0.369, SLG: 0.578		G6-3			P2					3	0	1	0	1	0	0						
Mickey Tettleton, S OBP: 0.430, SLG: 0.506										3	1	0	0	1	2	2						
John Flaherty, R OBP: 0.188, SLG: 0.194					1B					0	0	0	0	0	0	0						
Juan Samuel, R OBP: 0.374, SLG: 0.529		P6			1B		B2-3			4	1	1	0	0	0	1						
Riccardo Ingram, R OBP: 0.313, SLG: 0.267					G5-3					4	1	1	0	0	2	2						
<b>Inning Stats</b>	R: 1 E: 0 K: 2 S: 13	H: 1 LOB: 1 BB: 1 P: 19	R: 0 E: 0 K: 1 S: 5	H: 0 LOB: 0 BB: 0 P: 6	R: 0 E: 0 K: 1 S: 8	H: 1 LOB: 1 BB: 0 P: 12	R: 0 E: 0 K: 1 S: 6	H: 0 LOB: 0 BB: 0 P: 11	R: 3 E: 0 K: 1 S: 12	H: 3 LOB: 1 BB: 1 P: 17	R: 0 E: 0 K: 1 S: 10	H: 1 LOB: 1 BB: 0 P: 14	R: 0 E: 0 K: 2 S: 15	H: 1 LOB: 1 BB: 0 P: 22	R: 0 E: 0 K: 1 S: 6	H: 0 LOB: 1 BB: 1 P: 14	R: 1 E: 0 K: 2 S: 17	H: 2 LOB: 1 BB: 0 P: 23	1B: 8 2B: 1 3B: 0 HR: 0	SF: 0 SAC: 0 DP: 0 HBP: 0	WP: 1 PB: 0 SB: 0 CS: 0	PA: 39
<b>PITCHER</b>	IP	WLS	BF	H	R	ER	SO	BB	IBB	HBP	BLK	WP	HR	S	P	ERA	WHIP					
Wilson Alvarez, L ERA: 3.63	5.2	W	25	6	4	3	7	2	0	0	0	0	0	53	78	4.76	1.412					
Jose DeLeon, R ERA: 3.1	3.1	S	14	3	1	1	5	1	0	0	0	1	0	39	60	2.70	1.200					

Chicago White Sox @ Detroit Tigers  
Tiger Stadium, Detroit, MI  
Thu Jul 07 1994, 3:33 AM EDT  
Att: 22,110 - Cloudy - 85 F

AB 36  
R 5  
H 9  
RBI 5  
BB 3  
SO 12  
LOB 14





Batter	1	2	3	4	5	6	7	8	9	AB	R	H	RBI	BB	SO	LOB	TOP					
David Hulse, L OBP: 0.311, SLG: 0.330	F7		F7		FC6-4 1B	G3-1			G4-3	5	1	0	0	0	0	3						
Ivan Rodriguez, R OBP: 0.366, SLG: 0.470	F9		L9		K	F9			L7	5	0	0	0	0	1	3						
Jose Canseco, R OBP: 0.406, SLG: 0.565	BB		1B		1B	BB			K	2	2	0	0	3	2	0						
Will Clark, L OBP: 0.455, SLG: 0.582	K		1B		1B	BB				3	0	2	2	1	1	1						
Juan Gonzalez, R OBP: 0.314, SLG: 0.442	F9		G6-3		1B	F9				4	0	1	1	0	0	2						
Dean Palmer, R OBP: 0.324, SLG: 0.536	G1-3				E5	K			F8	4	0	0	0	0	1	3						
29 Rusty Greer, L OBP: 0.394, SLG: 0.469	BB		P5			G3-1			G6-4-3	2	0	1	0	2	0	1						
Manuel Lee, S OBP: 0.320, SLG: 0.323	BB		G4-3		G4-3	F7			G6-4-3	3	0	0	0	1	0	3						
Esteban Beltre, R OBP: 0.369, SLG: 0.320	G4-3				FC6-4	G3-1			L9	4	0	2	0	0	0	2						
<b>Inning Stats</b>	R: 0 E: 0 K: 1 S: 8	H: 0 LOB: 1 BB: 1 P: 16	R: 0 E: 0 K: 0 S: 9	H: 0 LOB: 2 BB: 2 P: 23	R: 1 E: 0 K: 0 S: 9	H: 1 LOB: 1 BB: 1 P: 18	R: 0 E: 1 K: 0 S: 5	H: 0 LOB: 0 BB: 0 P: 8	R: 2 E: 0 K: 2 S: 18	H: 3 LOB: 2 BB: 1 P: 25	R: 0 E: 0 K: 0 S: 12	H: 2 LOB: 1 BB: 1 P: 19	R: 0 E: 0 K: 1 S: 12	H: 0 LOB: 1 BB: 1 P: 21	R: 0 E: 0 K: 0 S: 8	H: 0 LOB: 0 BB: 1 P: 14	R: 0 E: 0 K: 1 S: 7	H: 0 LOB: 0 BB: 0 P: 10	1B: 6 2B: 0 3B: 0 HR: 0	SF: 0 SAC: 0 DP: 2 HBP: 0	WP: 0 PB: 0 SB: 2 CS: 0	PA: 39
<b>PITCHER</b>	IP	WLS	BF	H	R	ER	SO	BB	IBB	HBP	BLK	WP	HR	S	P	ERA	WHIP					
Tim Lincecum, R ERA: 5.31	6.0	W	29	6	3	3	3	5	0	0	0	0	0	61	109	4.50	1.833					
Mike Gardner, R ERA: 3.07	3.0	S	10	0	0	0	2	2	0	0	0	0	0	27	45	0.00	0.667					

Texas Rangers @ Detroit Tigers  
Tiger Stadium, Detroit, MI  
Fri Jul 08 1994, 7:05 PM EDT  
Att: 27,414 - Unknown - 87 F

AB 32  
R 3  
H 6  
RBI 3  
BB 7  
SO 5  
LOB 18



Batter	1	2	3	4	5	6	7	8	9	AB	R	H	RBI	BB	SO	LOB	BOTTOM				
Tony Phillips, S OBP: 0.400, SLG: 0.447	L8		G1-3		WP	G5-3				4	1	1	0	0	0	1					
Lou Whitaker, L OBP: 0.371, SLG: 0.496	G4-1		1B		P3	S				4	0	2	1	0	0	1					
Travis Fryman, R OBP: 0.342, SLG: 0.490	1B		K		1B	2B				4	1	2	1	0	2	2					
Cecil Fielder, R OBP: 0.318, SLG: 0.476	K				K				G5-3	4	1	1	1	0	2	2					
Kirk Gibson, L OBP: 0.362, SLG: 0.535			G3		HR	BB			G5-3	4	2	3	1	0	0	0					
Mickey Tettleton, S OBP: 0.428, SLG: 0.500	G3		P6		BB	K				3	0	0	0	1	1	2					
Junior Felix, S OBP: 0.367, SLG: 0.586	G3		HR		F7				G5-3	4	1	1	3	0	0	2					
Chris Gomez, R OBP: 0.358, SLG: 0.429	L8		G6-3		G6-3	FC5-6			G4-3	3	0	0	0	1	0	0					
Chad Kreuter, S OBP: 0.347, SLG: 0.301	L9		G3		G3	G5-3			F9	4	1	0	0	0	0	1					
<b>Inning Stats</b>	R: 0 E: 0 K: 1 S: 10	H: 1 LOB: 0 BB: 0 P: 16	R: 1 E: 0 K: 0 S: 9	H: 1 LOB: 0 BB: 0 P: 16	R: 0 E: 0 K: 1 S: 9	H: 1 LOB: 0 BB: 0 P: 17	R: 3 E: 0 K: 0 S: 15	H: 3 LOB: 0 BB: 0 P: 26	R: 2 E: 0 K: 1 S: 13	H: 3 LOB: 1 BB: 1 P: 22	R: 1 E: 0 K: 0 S: 6	H: 1 LOB: 1 BB: 1 P: 9	R: 0 E: 0 K: 1 S: 4	H: 0 LOB: 0 BB: 0 P: 6	R: 0 E: 0 K: 0 S: 4	H: 0 LOB: 0 BB: 0 P: 6	1B: 6 2B: 2 3B: 0 HR: 2	SF: 0 SAC: 0 DP: 0 HBP: 0	WP: 1 PB: 0 SB: 1 CS: 0	PA: 36	
<b>PITCHER</b>	IP	WLS	BF	H	R	ER	SO	BB	IBB	HBP	BLK	WP	HR	S	P	ERA	WHIP				
Hector Fajardo, R ERA: 5.85	4.1	L	21	8	6	6	2	0	0	0	0	0	0	12	21	13.50	4.500				
Cris Carpenter, R ERA: 5.15	0.2		5	1	1	1	1	2	0	0	0	0	0	6	8	0.00	1.500				
Dan Smith, L ERA: 4.3	0.2		3	1	0	0	0	0	0	0	0	0	0	3	5	0.00	0.000				
Jay Howell, R ERA: 5.4	0.1		1	0	0	0	1	0	0	0	0	0	0	3	5	0.00	0.000				
Brian Bohannon, L ERA: 7.59	2.0		6	0	0	0	1	0	0	0	0	0	0	10	15	0.00	0.000				

Texas Rangers @ Detroit Tigers  
Tiger Stadium, Detroit, MI  
Fri Jul 08 1994, 7:05 PM EDT  
Att: 27,414 - Unknown - 87 F

AB 34  
R 7  
H 10  
RBI 7  
BB 2  
SO 5  
LOB 11





Batter	1	2	3	4	5	6	7	8	9	AB R H RBI BB SO LOB	TOP											
David Hulse, L OBP: 0.315, SLG: 0.331										5 1 2 0 1 0 1	<p><b>Texas Rangers @ Detroit Tigers</b> Tiger Stadium, Detroit, MI Sat Jul 09 1994, 3:33 AM EDT Att: 30,574 - Cloudy - 76 F</p> <p>livebaseballscorecards.com</p> <p>AB 40 R 10 H 18 RBI 10 BB 4 SO 3 LOB 17</p>											
Ivan Rodriguez, R OBP: 0.375, SLG: 0.488										5 3 3 2 0 0 2												
Jose Canseco, R OBP: 0.406, SLG: 0.563										5 1 2 1 0 1 3												
Will Clark, L OBP: 0.454, SLG: 0.579										2 1 0 1 2 0 1												
Juan Gonzalez, R OBP: 0.315, SLG: 0.450										5 1 2 3 0 0 2												
Dean Palmer, R OBP: 0.330, SLG: 0.541										5 1 3 0 0 0 1												
29 Rusty Greer, L OBP: 0.404, SLG: 0.481										4 1 3 1 1 0 1												
Manuel Lee, S OBP: 0.325, SLG: 0.333										5 1 3 2 0 1 3												
Esteban Beltre, R OBP: 0.357, SLG: 0.307										4 0 0 0 0 1 3												
<b>Inning Stats</b>	R: 3 E: 0 K: 0 S: 19	H: 5 LOB: 2 BB: 1 P: 29	R: 0 E: 0 K: 0 S: 8	H: 1 LOB: 1 BB: 0 P: 12	R: 0 E: 0 K: 0 S: 4	H: 1 LOB: 1 BB: 0 P: 10	R: 2 E: 0 K: 0 S: 11	H: 3 LOB: 1 BB: 0 P: 15	R: 0 E: 0 K: 1 S: 8	H: 2 LOB: 2 BB: 0 P: 10	R: 4 E: 0 K: 1 S: 13	H: 4 LOB: 1 BB: 1 P: 19	R: 0 E: 0 K: 0 S: 7	H: 0 LOB: 0 BB: 0 P: 7	R: 0 E: 0 K: 1 S: 7	H: 0 LOB: 0 BB: 1 P: 16	R: 1 E: 0 K: 0 S: 13	H: 2 LOB: 2 BB: 1 P: 21	1B: 12 2B: 4 3B: 0 HR: 2	SF: 1 SAC: 1 DP: 2 HBP: 1	WP: 0 PB: 0 SB: 0 CS: 0	PA: 47
<b>PITCHER</b>	IP WLS BF H R ER SO BB IBB HBP BLK WP HR S P ERA WHIP											IP WLS BF H R ER SO BB IBB HBP BLK WP HR S P ERA WHIP										
John Doherty, R ERA: 6.48	(1, 1) 5.2 L 32 14 8 8 1 2 2 0 1 0 0 2 56 87 12.71 2.824											(1, 1) 5.2 L 32 14 8 8 1 2 2 0 1 0 0 2 56 87 12.71 2.824										
Storm Davis, R ERA: 3.73	(6, 1) 2.1 9 2 1 1 2 1 0 0 0 0 0 21 31 3.86 1.286											(6, 1) 2.1 9 2 1 1 2 1 0 0 0 0 0 21 31 3.86 1.286										
Greg Cadaret, L ERA: 5.52	(9, 1) 1.0 6 2 1 1 0 1 0 0 0 0 0 13 21 9.00 3.000											(9, 1) 1.0 6 2 1 1 0 1 0 0 0 0 0 13 21 9.00 3.000										

Batter	1	2	3	4	5	6	7	8	9	AB R H RBI BB SO LOB	BOTTOM									
Tony Phillips, S OBP: 0.396, SLG: 0.440										5 0 0 0 0 1 2	<p><b>Texas Rangers @ Detroit Tigers</b> Tiger Stadium, Detroit, MI Sat Jul 09 1994, 3:33 AM EDT Att: 30,574 - Cloudy - 76 F</p> <p>livebaseballscorecards.com</p> <p>AB 32 R 4 H 5 RBI 4 BB 4 SO 6 LOB 10</p>									
Chris Gomez, R OBP: 0.357, SLG: 0.423										3 1 0 0 1 0 0										
Travis Fryman, R OBP: 0.341, SLG: 0.496										4 1 1 2 0 0 0										
Cecil Fielder, R OBP: 0.320, SLG: 0.475										3 0 1 0 1 1 0										
Alan Trammell, R OBP: 0.331, SLG: 0.447										3 0 0 0 1 1 2										
Junior Felix, S OBP: 0.365, SLG: 0.578										3 1 0 0 1 2 3										
Juan Samuel, R OBP: 0.379, SLG: 0.562										4 1 2 1 0 0 1										
Riccardo Ingram, R OBP: 0.300, SLG: 0.263										4 0 1 0 0 0 2										
John Flaherty, R OBP: 0.167, SLG: 0.176										3 0 0 1 0 1 0										
<b>Inning Stats</b>	R: 2 E: 0 K: 2 S: 12	H: 1 LOB: 1 BB: 2 P: 25	R: 0 E: 0 K: 0 S: 7	H: 0 LOB: 0 BB: 0 P: 9	R: 0 E: 0 K: 0 S: 5	H: 0 LOB: 0 BB: 1 P: 17	R: 0 E: 0 K: 0 S: 5	H: 0 LOB: 0 BB: 0 P: 5	R: 0 E: 0 K: 1 S: 11	H: 1 LOB: 1 BB: 0 P: 17	R: 1 E: 0 K: 1 S: 11	H: 1 LOB: 0 BB: 0 P: 19	R: 0 E: 0 K: 1 S: 7	H: 0 LOB: 0 BB: 0 P: 11	R: 1 E: 0 K: 1 S: 12	H: 2 LOB: 2 BB: 1 P: 20	1B: 3 2B: 0 3B: 0 HR: 2	SF: 1 SAC: 0 DP: 0 HBP: 0	WP: 0 PB: 0 SB: 0 CS: 0	PA: 37
<b>PITCHER</b>	IP WLS BF H R ER SO BB IBB HBP BLK WP HR S P ERA WHIP											IP WLS BF H R ER SO BB IBB HBP BLK WP HR S P ERA WHIP								
Kenny Rogers, L ERA: 4.53	(1, 1) 7.0 W 28 3 3 3 4 3 0 0 0 0 0 2 60 99 3.86 0.857											(1, 1) 7.0 W 28 3 3 3 4 3 0 0 0 0 0 2 60 99 3.86 0.857								
Matt Whiteside, R ERA: 4.63	(8, 1) 2.0 9 2 1 1 2 1 0 0 0 0 0 0 19 31 4.50 1.500											(8, 1) 2.0 9 2 1 1 2 1 0 0 0 0 0 0 19 31 4.50 1.500								



Batter	1	2	3	4	5	6	7	8	9	AB	R	H	RBI	BB	SO	LOB	TOP										
Chris James, R (1, 9) OBP: 0.371, SLG: 0.509 David Hulse, L (9, 8) OBP: 0.315, SLG: 0.331	1-3 K		2-2 3-H 1B		2-2 HR 1B		1-0 HR			4	2	3	2	0	1	0											
Ivan Rodriguez, R (1, 2) OBP: 0.376, SLG: 0.500	3-2 P3		0-0 G1-3		0-0 1-H HR		3-2 CS 1B			4	1	2	2	0	0	1											
Jose Canseco, R (1, 10) OBP: 0.404, SLG: 0.559	2-3 K			3-2 WP 1B	0-2 P4		2-2 CS 1B	3-3 K		4	1	1	0	0	2	0											
Will Clark, L (1, 3) OBP: 0.449, SLG: 0.571		3-2 F8		2-2 P5	2-0 P3			3-2 F8		4	0	0	0	0	0	1											
Juan Gonzalez, R (1, 7) OBP: 0.317, SLG: 0.451		2-2 L5		0-2 1B		2-2 CS 1B		3-2 F7		4	0	2	1	0	0	0											
Dean Palmer, R (1, 5) OBP: 0.328, SLG: 0.536		1-0 G5-3		0-1 1B		3-3 SAFE K			2-1 G4-3	4	0	1	0	0	1	1											
29 Rusty Greer, L (1, 8) OBP: 0.396, SLG: 0.471 (9, 9)			2-3 K	1-1 P4		1-0 G6-3			2-2 G4-3	4	0	0	0	0	1	2											
Manuel Lee, S (1, 4) OBP: 0.324, SLG: 0.332			0-0 G5-3 1B	1-3 K			2-2 G1-3		1-3 K	4	1	1	0	0	2	2											
Esteban Beltre, R (1, 6) OBP: 0.347, SLG: 0.298			1-2 G5-3		1-1 G6-3		0-0 G4-3			3	0	0	0	0	0	1											
<b>Inning Stats</b>	R: 0 E: 0 K: 2 S: 12	H: 0 LOB: 0 BB: 0 P: 18	R: 0 E: 0 K: 0 S: 7	H: 0 LOB: 0 BB: 0 P: 13	R: 1 E: 0 K: 1 S: 12	H: 2 LOB: 1 BB: 0 P: 17	R: 1 E: 0 K: 1 S: 17	H: 3 LOB: 2 BB: 0 P: 24	R: 2 E: 0 K: 0 S: 11	H: 2 LOB: 0 BB: 0 P: 16	R: 1 E: 0 K: 0 S: 11	H: 2 LOB: 0 BB: 0 P: 19	R: 0 E: 0 K: 1 S: 10	H: 0 LOB: 0 BB: 0 P: 19	R: 0 E: 0 K: 1 S: 9	H: 0 LOB: 0 BB: 0 P: 14	1B: 8 2B: 1 3B: 0 HR: 2	SF: 0 SAC: 0 DP: 1 HBP: 0	WP: 2 PB: 0 SB: 1 CS: 2	PA: 36							
<b>PITCHER</b>	IP	WLS	BF	H	R	ER	SO	BB	IBB	HBP	BLK	WP	HR	S	P	ERA	WHIP										
David Wells, L (1, 1) ERA: 4.96	6.2		29	10	5	5	5	0	0	0	0	2	2	78	119	6.75	1.500										
Joe Boever, R (7, 1) ERA: 4.05	2.1	W	6	0	0	0	2	0	0	0	0	0	0	21	37	0.00	0.000										

Texas Rangers @ Detroit Tigers  
Tiger Stadium, Detroit, MI  
Sun Jul 10 1994, 3:33 AM EDT  
Att: 29,217 - Cloudy - 65 F

AB	35
R	5
H	10
RBI	5
BB	0
SO	7
LOB	8



Batter	1	2	3	4	5	6	7	8	9	AB	R	H	RBI	BB	SO	LOB	BOTTOM										
Tony Phillips, S (1, 7) OBP: 0.396, SLG: 0.448	2-3 K		1-0 E1 HR 1B	1-3 K			1-1 F7		0-2 1-H 2-H HR	5	2	3	0	2	2												
Lou Whitaker, L (1, 4) OBP: 0.365, SLG: 0.489	0-2 F8		4-0 HR BB		2-3 K		2-2 F8			3	1	0	0	1	1	0											
Travis Fryman, R (1, 5) OBP: 0.338, SLG: 0.490	1-0 G6-3		1-3 K		1-3 K			3-2 F9		4	0	0	0	0	2	2											
Cecil Fielder, R (1, 3) OBP: 0.322, SLG: 0.491		1-3 K	3-2 1-H 2-H HR		2-1 3B			1-2 G5-3		4	1	2	3	0	1	0											
Kirk Gibson, L (1, 8) OBP: 0.357, SLG: 0.527		3-2 F7	0-2 F8		1-0 F7			1-3 K		4	0	0	0	0	1	1											
Mickey Tettleton, S (1, 10) OBP: 0.429, SLG: 0.496		4-0 BB BB		4-0 1B BB		1-1 F8			3-2 F8	2	0	0	0	2	0	0											
Junior Felix, S (1, 9) OBP: 0.367, SLG: 0.575		4-1 BB BB		0-3 K BB		2-2 G3-1			0-0 BB HR 1B	3	1	1	0	1	1	1											
Chris Gomez, R (1, 6) OBP: 0.356, SLG: 0.422 (9, PH) Alan Trammell, R (9, PH) OBP: 0.329, SLG: 0.445		0-0 G4-3		1-2 1B		0-0 G5-3			1-3 K	3	0	1	0	0	0	2											
Chad Kreuter, S (1, 2) OBP: 0.345, SLG: 0.295 (9, PR) Juan Samuel, R (9, PR) OBP: 0.379, SLG: 0.562			2-3 K	1-3 K			0-0 G6-3		4-1 1-2 HR BB	3	0	0	0	1	2	2											
<b>Inning Stats</b>	R: 0 E: 0 K: 1 S: 7	H: 0 LOB: 0 BB: 0 P: 10	R: 0 E: 0 K: 1 S: 9	H: 0 LOB: 2 BB: 2 P: 21	R: 3 E: 1 K: 2 S: 14	H: 2 LOB: 0 BB: 1 P: 25	R: 0 E: 0 K: 3 S: 12	H: 1 LOB: 2 BB: 1 P: 19	R: 0 E: 0 K: 0 S: 6	H: 0 LOB: 0 BB: 0 P: 9	R: 0 E: 0 K: 0 S: 8	H: 0 LOB: 0 BB: 0 P: 11	R: 0 E: 0 K: 1 S: 11	H: 0 LOB: 0 BB: 0 P: 16	R: 3 E: 0 K: 1 S: 15	H: 2 LOB: 1 BB: 1 P: 23	1B: 3 2B: 0 3B: 1 HR: 2	SF: 0 SAC: 0 DP: 0 HBP: 0	WP: 0 PB: 0 SB: 0 CS: 0	PA: 37							
<b>PITCHER</b>	IP	WLS	BF	H	R	ER	SO	BB	IBB	HBP	BLK	WP	HR	S	P	ERA	WHIP										
Kevin Brown, R (1, 1) ERA: 5.39	2.2		13	3	3	3	4	3	0	0	0	0	0	47	70	0.00	0.600										
John Dettmer, R (3, 1) ERA: 4.35	5.0		18	2	0	0	5	1	0	0	0	0	0	3	4	0.00	0.000										
Darren Oliver, L (8, 1) ERA: 3.67	0.1	L	1	0	0	0	1	0	0	0	0	0	0	3	4	0.00	0.000										
Tom Henke, R (9, 1) ERA: 4.62	0.2	L	5	2	3	3	1	1	0	0	0	0	1	15	23	40.50	4.500										

Texas Rangers @ Detroit Tigers  
Tiger Stadium, Detroit, MI  
Sun Jul 10 1994, 3:33 AM EDT  
Att: 29,217 - Cloudy - 65 F

AB	32
R	6
H	6
RBI	6
BB	5
SO	11
LOB	11





Batter	1	2	3	4	5	6	7	8	9	AB	R	H	RBI	BB	SO	LOB	TOP				
<b>Tony Phillips, S</b> OBP: 0.399, SLG: 0.449 (1, 7)	 HR 1B		 G3 WP BB			 P4		 BB		2	1	1	0	2	0	1					
<b>Lou Whitaker, L</b> OBP: 0.394, SLG: 0.481 (1, 4)	 P6		 G3			 G3		 K		4	0	0	0	0	1	3					
<b>Travis Fryman, R</b> OBP: 0.339, SLG: 0.497 (1, 5)	 HR		 K			 BB		 G1-3		3	1	1	2	1	1	2					
<b>Cecil Fielder, R</b> OBP: 0.319, SLG: 0.485 (1, 3)	 P4			 L6		 K		 G6-3		4	0	0	0	0	1	1					
<b>Kirk Gibson, L</b> OBP: 0.352, SLG: 0.518 (1, 10)	 K			 L9		 F9		 G4-3		4	0	0	0	0	1	1					
<b>Mickey Tettleton, S</b> OBP: 0.424, SLG: 0.499 (1, 2)		 L8		 K			 P6	 K		4	0	0	0	0	2	0					
<b>Junior Felix, S</b> OBP: 0.363, SLG: 0.567 (1, 9)		 L8			 F8		 G4-3			3	0	0	0	0	0	0					
<b>Juan Samuel, R</b> OBP: 0.368, SLG: 0.543 (1, 8)		 K			 F9		 K			3	0	0	0	0	2	0					
<b>Chris Gomez, R</b> OBP: 0.356, SLG: 0.418 (1, 6)			 K		 HBP		 G5-3			2	0	0	0	0	1	0					
<b>Inning Stats</b>	R: 2 E: 0 K: 1 S: 17	H: 2 LOB: 0 BB: 0 P: 25	R: 0 E: 0 K: 1 S: 5	H: 0 LOB: 3 BB: 0 P: 8	R: 0 E: 0 K: 2 S: 11	H: 0 LOB: 1 BB: 1 P: 19	R: 0 E: 0 K: 1 S: 6	H: 0 LOB: 0 BB: 0 P: 10	R: 0 E: 0 K: 1 S: 9	H: 0 LOB: 1 BB: 0 P: 17	R: 0 E: 0 K: 1 S: 7	H: 0 LOB: 0 BB: 0 P: 7	R: 0 E: 0 K: 1 S: 12	H: 0 LOB: 1 BB: 1 P: 23	R: 0 E: 0 K: 1 S: 7	H: 0 LOB: 0 BB: 0 P: 16	1B: 1 2B: 0 3B: 0 HR: 1	SF: 0 SAC: 0 DP: 0 HBP: 1	WP: 1 PB: 0 SB: 0 CS: 0	PA: 33	
<b>PITCHER</b>	IP	WLS	BF	H	R	ER	SO	BB	IBB	HBP	BLK	WP	HR	S	P	ERA	WHIP				
<b>Kevin Appier, R</b> ERA: 4.21 (1, 1)	8.0	W	30	2	2	2	8	3	0	1	0	1	1	73	126	2.25	0.625				
<b>Jeff Montgomery, R</b> ERA: 5.98 (9, 1)	1.0	S	3	0	0	0	1	0	0	0	0	0	0	7	16	0.00	0.000				

**Detroit Tigers @ Kansas City Royals**  
Kauffman Stadium, Kansas City, MO  
Thu Jul 14 1994, 7:05 PM CDT  
Att: 24,790 - Unknown - 82 F

AB 29  
R 2  
H 2  
RBI 2  
BB 3  
SO 9  
LOB 8



Batter	1	2	3	4	5	6	7	8	9	AB	R	H	RBI	BB	SO	LOB	BOTTOM				
<b>Vince Coleman, S</b> OBP: 0.284, SLG: 0.348 (1, 7)	 FC4-6 BB 1B	 G6-3	 G4-3			 G6-3		 G4-3		5	0	1	0	0	0	2					
<b>Brian McRae, S</b> OBP: 0.373, SLG: 0.396 (1, 8)	 F9	 S BB 2B	 F8			 K				3	1	0	0	1	1	2					
<b>Wally Joyner, L</b> OBP: 0.389, SLG: 0.461 (1, 3)	 FC4-6 BB BB 2B	 BB BB 2B		 2B		 2B		 1B		4	1	3	2	0	0	1					
<b>Mike Macfarlane, R</b> OBP: 0.366, SLG: 0.465 (1, 2)	 BB BB 2B	 BB HBP		 G6-3		 F9				2	1	0	0	1	0	2					
<b>Bob Hamelin, L</b> OBP: 0.365, SLG: 0.571 (1, 10)	 2B BB	 BB		 F7		 G4-3				2	0	0	0	2	0	1					
<b>Felix Jose, S</b> OBP: 0.357, SLG: 0.454 (1, 9)	 BB	 K		 F8		 G3-1	 1B			4	0	2	2	0	1	4					
<b>Greg Gagne, R</b> OBP: 0.326, SLG: 0.406 (1, 6)	 P3		 1B 3B		 F9	 G3-1				4	1	1	0	0	0	3					
<b>Terry Shumpert, R</b> OBP: 0.306, SLG: 0.473 (1, 4)		 G6-3 SH1-3 2B 1B	 G4-3 S 1B		 P4		 L9			4	1	2	1	0	0	0					
<b>David Howard, S</b> OBP: 0.313, SLG: 0.310 (1, 5)		 SH1-3	 K		 K		 K			3	0	0	0	0	3	1					
<b>Inning Stats</b>	R: 2 E: 0 K: 0 S: 17	H: 2 LOB: 2 BB: 2 P: 29	R: 2 E: 0 K: 1 S: 12	H: 2 LOB: 3 BB: 2 P: 26	R: 1 E: 0 K: 1 S: 10	H: 2 LOB: 1 BB: 0 P: 19	R: 0 E: 0 K: 0 S: 9	H: 1 LOB: 1 BB: 0 P: 10	R: 0 E: 0 K: 1 S: 8	H: 0 LOB: 0 BB: 0 P: 12	R: 0 E: 0 K: 1 S: 10	H: 1 LOB: 1 BB: 0 P: 13	R: 0 E: 0 K: 0 S: 14	H: 1 LOB: 0 BB: 0 P: 20	R: 0 E: 0 K: 1 S: 6	H: 0 LOB: 0 BB: 0 P: 7	1B: 5 2B: 3 3B: 1 HR: 0	SF: 0 SAC: 1 DP: 0 HBP: 1	WP: 0 PB: 0 SB: 2 CS: 0	PA: 37	
<b>PITCHER</b>	IP	WLS	BF	H	R	ER	SO	BB	IBB	HBP	BLK	WP	HR	S	P	ERA	WHIP				
<b>Tim Belcher, R</b> ERA: 5.33 (1, 1)	8.0	L	37	9	5	5	5	4	0	1	0	0	0	86	136	5.62	1.625				

**Detroit Tigers @ Kansas City Royals**  
Kauffman Stadium, Kansas City, MO  
Thu Jul 14 1994, 7:05 PM CDT  
Att: 24,790 - Unknown - 82 F

AB 31  
R 5  
H 9  
RBI 5  
BB 4  
SO 5  
LOB 16









Batter	1	2	3	4	5	6	7	8	9	AB	R	H	RBI	BB	SO	LOB	TOP										
Tony Phillips, S OBP: 0.407, SLG: 0.454 (1, 10)	F7		FC5 2B		L8		BB 1B BB		K	4	0	1	0	1	1	0											
Alan Trammell, R OBP: 0.322, SLG: 0.435 (1, 6)	G6-3		F7		G6-3		P6		F9	5	0	0	0	0	0	2											
Travis Fryman, R OBP: 0.347, SLG: 0.507 (1, 5)	K		FC5 2-3				K		K	5	0	1	0	0	3	2											
Cecil Fielder, R OBP: 0.326, SLG: 0.501 (1, 3)		FC4-6 1B		G3	G4-3		BB 1-2 1B			4	0	2	0	0	0	1											
Kirk Gibson, L OBP: 0.354, SLG: 0.516 (1, 8)		FC4-6 1B SF7		1B 2B 1B		P6		BB 1-2 2-3 BB		3	2	1	0	1	0	1											
Junior Felix, S OBP: 0.379, SLG: 0.582 (1, 9)		FC4 1B		2B 1B		WP 1B		K		4	1	3	0	0	1	3											
Chad Kreuter, S OBP: 0.346, SLG: 0.299 (1, 2)		SF7		2B		BB		G5-3		1	0	1	3	1	0	0											
Juan Samuel, R OBP: 0.363, SLG: 0.520 (8, PH)		3-H FC4		G6-3		F9		G3-1		1	0	0	0	0	0	0											
John Flaherty, R OBP: 0.162, SLG: 0.171 (8, 2)		FC4		G6-3		F9		G3-1		0	0	0	0	0	0	0											
Riccardo Ingram, R OBP: 0.250, SLG: 0.217 (1, 7)		FC4		G6-3		F9		G3-1		4	0	0	0	0	0	4											
Chris Gomez, R OBP: 0.350, SLG: 0.407 (1, 4)				G4-3		K		G4-3		4	0	0	0	0	2	3											
<b>Inning Stats</b>	R: 0 E: 0 K: 1 S: 8	H: 0 LOB: 0 BB: 0 P: 10	R: 1 E: 0 K: 0 S: 7	H: 2 LOB: 1 BB: 0 P: 9	R: 0 E: 0 K: 0 S: 10	H: 1 LOB: 1 BB: 0 P: 15	R: 2 E: 0 K: 1 S: 12	H: 3 LOB: 1 BB: 0 P: 16	R: 0 E: 0 K: 0 S: 11	H: 1 LOB: 2 BB: 1 P: 21	R: 0 E: 0 K: 2 S: 14	H: 1 LOB: 3 BB: 2 P: 27	R: 0 E: 0 K: 1 S: 9	H: 0 LOB: 0 BB: 0 P: 13	R: 0 E: 0 K: 2 S: 11	H: 0 LOB: 0 BB: 0 P: 14	1B: 7 2B: 2 3B: 0 HR: 0	SF: 1 SAC: 0 DP: 0 HBP: 0	WP: 1 PB: 0 SB: 0 CS: 0	PA: 39							
<b>PITCHER</b>	IP	WLS	BF	H	R	ER	SO	BB	IBB	HBP	BLK	WP	HR	S	P	ERA	WHIP										
Mark Gubicza, R ERA: 4.66 (1, 1)	6.0	W	28	8	3	3	2	2	0	0	0	1	0	59	91	4.50	1.667										
Rusty Meacham, R ERA: 2.25 (7, 1)	0.2		3	1	0	0	1	0	0	0	0	0	0	10	14	0.00	1.500										
Billy Brewer, L ERA: 2.43 (7, 1)	1.0		4	0	0	0	1	1	0	0	0	0	0	10	18	0.00	1.000										
Jeff Montgomery, R ERA: 5.34 (8, 1)	1.1	S	4	0	0	0	3	0	0	0	0	0	0	14	18	0.00	0.000										

**Detroit Tigers @ Kansas City Royals**  
**Kauffman Stadium, Kansas City, MO**  
 Fri Jul 15 1994, 7:05 PM CDT  
 Att: 25,431 - Unknown - 82 F

AB	35
R	3
H	9
RBI	3
BB	3
SO	7
LOB	16



Batter	1	2	3	4	5	6	7	8	9	AB	R	H	RBI	BB	SO	LOB	BOTTOM										
Brian McRae, S OBP: 0.368, SLG: 0.389 (1, 8)	K		F8		F9		G6-3			4	0	0	0	0	1	2											
Dave Henderson, R OBP: 0.305, SLG: 0.427 (1, 7)	F8		F9		BB HR 1B		P6			4	1	1	0	0	0	0											
Wally Joyner, L OBP: 0.391, SLG: 0.469 (1, 10)	HR		F8		HR BB			FC4-6 BB		2	2	1	1	2	0	0											
Bob Hamelin, L OBP: 0.367, SLG: 0.580 (1, 3)	K			F7	HR		F9			4	1	1	3	0	1	1											
Felix Jose, S OBP: 0.358, SLG: 0.451 (1, 9)		K		2B 1B	PO 1B		FC4-6			4	1	2	0	0	1	1											
Greg Gagne, R OBP: 0.326, SLG: 0.408 (1, 6)		1B 1B		F9	PO		G5-3		L7	4	0	1	0	0	0	2											
Brent Mayne, L OBP: 0.286, SLG: 0.322 (1, 2)		1B 1B		1-2 1B		G4-3				3	0	2	1	0	0	0											
Terry Shumpert, R OBP: 0.305, SLG: 0.471 (1, 4)		F7		K		K				3	0	0	0	0	2	3											
David Howard, S OBP: 0.318, SLG: 0.316 (1, 5)		G3			CS 1B		G6-3			3	0	2	0	0	0	2											
<b>Inning Stats</b>	R: 1 E: 0 K: 2 S: 11	H: 1 LOB: 0 BB: 0 P: 14	R: 0 E: 0 K: 1 S: 10	H: 2 LOB: 2 BB: 0 P: 12	R: 0 E: 0 K: 0 S: 6	H: 0 LOB: 0 BB: 0 P: 8	R: 1 E: 0 K: 1 S: 10	H: 2 LOB: 1 BB: 0 P: 16	R: 3 E: 0 K: 0 S: 13	H: 4 LOB: 0 BB: 1 P: 25	R: 0 E: 0 K: 1 S: 11	H: 0 LOB: 0 BB: 0 P: 17	R: 0 E: 0 K: 0 S: 6	H: 1 LOB: 0 BB: 0 P: 12	R: 0 E: 0 K: 0 S: 6	H: 0 LOB: 1 BB: 1 P: 12	1B: 7 2B: 1 3B: 0 HR: 2	SF: 0 SAC: 0 DP: 1 HBP: 0	WP: 0 PB: 0 SB: 0 CS: 1	PA: 34							
<b>PITCHER</b>	IP	WLS	BF	H	R	ER	SO	BB	IBB	HBP	BLK	WP	HR	S	P	ERA	WHIP										
Mike Moore, R ERA: 6.22 (1, 1)	8.0	L	33	10	5	5	5	2	0	0	0	0	2	73	116	5.62	1.500										

**Detroit Tigers @ Kansas City Royals**  
**Kauffman Stadium, Kansas City, MO**  
 Fri Jul 15 1994, 7:05 PM CDT  
 Att: 25,431 - Unknown - 82 F

AB	31
R	5
H	10
RBI	5
BB	2
SO	5
LOB	11









Batter	1	2	3	4	5	6	7	8	9	AB	R	H	RBI	BB	SO	LOB	TOP			
Tony Phillips, S OBP: 0.405, SLG: 0.451	F7		F9				G4-3			4	0	1	0	0	0	0				
Lou Whitaker, L OBP: 0.359, SLG: 0.474	F8						G6-3			4	0	1	0	0	0	1				
Travis Fryman, R OBP: 0.347, SLG: 0.509			F9					G5-3		4	0	1	0	0	1	2				
Cecil Fielder, R OBP: 0.324, SLG: 0.494	K							G5-3		4	0	1	0	0	1	1				
Kirk Gibson, L OBP: 0.357, SLG: 0.535			K					K		4	1	1	1	0	3	1				
Mickey Tettleton, S OBP: 0.425, SLG: 0.485										2	0	1	0	2	0	0				
Junior Felix, S OBP: 0.378, SLG: 0.571										3	0	0	0	1	2	3				
Alan Trammell, R OBP: 0.316, SLG: 0.429										4	0	0	0	0	0	5				
Juan Samuel, R OBP: 0.367, SLG: 0.543										3	0	0	0	0	2	0				
<b>Inning Stats</b>	R: 0 E: 0 K: 1 S: 12	H: 1 LOB: 1 BB: 0 P: 18	R: 0 E: 0 K: 1 S: 12	H: 0 LOB: 1 BB: 2 P: 21	R: 0 E: 0 K: 1 S: 8	H: 1 LOB: 1 BB: 0 P: 14	R: 1 E: 0 K: 1 S: 9	H: 1 LOB: 1 BB: 1 P: 14	R: 0 E: 0 K: 2 S: 13	H: 2 LOB: 2 BB: 0 P: 20	R: 0 E: 0 K: 1 S: 11	H: 0 LOB: 0 BB: 0 P: 15	R: 0 E: 0 K: 0 S: 8	H: 0 LOB: 0 BB: 0 P: 14	R: 0 E: 0 K: 0 S: 8	H: 0 LOB: 0 BB: 0 P: 11	1B: 3 2B: 2 3B: 0 HR: 1	SF: 0 SAC: 0 DP: 1 HBP: 0	WP: 0 PB: 0 SB: 0 CS: 0	PA: 35
<b>PITCHER</b>	IP WLS BF H R ER SO BB IBB HBP BLK WP HR S P ERA WHIP																			
David Cone, R ERA: 2.78	8.0 W 32 6 1 1 9 3 0 0 0 0 1 84 134 1.12 1.125																			
Jeff Montgomery, R ERA: 5.18	1.0 S 3 0 0 0 0 0 0 0 0 0 0 8 11 0.00 0.000																			

Detroit Tigers @ Kansas City Royals  
Kauffman Stadium, Kansas City, MO  
Sun Jul 17 1994, 7:05 PM CDT  
Att: 21,757 - Unknown

AB 32  
R 1  
H 6  
RBI 1  
BB 3  
SO 9  
LOB 13



Batter	1	2	3	4	5	6	7	8	9	AB	R	H	RBI	BB	SO	LOB	BOTTOM			
Vince Coleman, S OBP: 0.284, SLG: 0.348	G4-3									3	0	0	0	1	0	1				
Brian McRae, S OBP: 0.364, SLG: 0.383	G3									4	0	0	0	0	0	3				
Wally Joyner, L OBP: 0.406, SLG: 0.480										2	2	1	0	2	0	0				
Bob Hamelin, L OBP: 0.366, SLG: 0.571										2	2	0	0	2	1	2				
Felix Jose, S OBP: 0.357, SLG: 0.458										4	0	1	1	0	2	2				
Greg Gagne, R OBP: 0.326, SLG: 0.407										4	0	2	2	0	1	1				
Brent Mayne, L OBP: 0.285, SLG: 0.320										4	0	1	0	0	1	2				
Terry Shumpert, R OBP: 0.309, SLG: 0.469										3	0	1	0	1	1	2				
David Howard, S OBP: 0.318, SLG: 0.316										0	0	0	0	0	0	0				
Jose Lind, R OBP: 0.288, SLG: 0.299										4	0	1	0	0	0	3				
<b>Inning Stats</b>	R: 2 E: 1 K: 1 S: 15	H: 2 LOB: 1 BB: 1 P: 27	R: 0 E: 0 K: 0 S: 9	H: 1 LOB: 2 BB: 1 P: 19	R: 2 E: 0 K: 3 S: 16	H: 1 LOB: 1 BB: 2 P: 31	R: 0 E: 0 K: 0 S: 10	H: 1 LOB: 2 BB: 1 P: 22	R: 0 E: 0 K: 1 S: 8	H: 1 LOB: 2 BB: 1 P: 20	R: 0 E: 0 K: 0 S: 5	H: 0 LOB: 0 BB: 0 P: 5	R: 0 E: 0 K: 1 S: 5	H: 0 LOB: 0 BB: 0 P: 6	R: 0 E: 0 K: 0 S: 7	H: 1 LOB: 0 BB: 0 P: 11	1B: 6 2B: 2 3B: 0 HR: 0	SF: 0 SAC: 0 DP: 1 HBP: 0	WP: 2 PB: 0 SB: 2 CS: 0	PA: 36
<b>PITCHER</b>	IP WLS BF H R ER SO BB IBB HBP BLK WP HR S P ERA WHIP																			
Greg Gohr, R ERA: 4.66	2.1 L 15 4 4 3 2 4 0 0 0 0 2 0 17 34 0.00 0.600																			
Storm Davis, R ERA: 3.63	3.1 7 1 0 0 2 0 1 0 0 0 2 0 17 34 0.00 0.600																			
Buddy Groom, L ERA: 3.96	5.1 14 2 0 0 2 1 0 0 0 0 0 0 25 42 0.00 0.750																			

Detroit Tigers @ Kansas City Royals  
Kauffman Stadium, Kansas City, MO  
Sun Jul 17 1994, 7:05 PM CDT  
Att: 21,757 - Unknown

AB 30  
R 4  
H 7  
RBI 3  
BB 6  
SO 6  
LOB 16





Batter	1	2	3	4	5	6	7	8	9	10	11	12	13	AB	R	H	RBI	BB	SO	LOB	TOP										
<b>Tony Phillips, S</b> OBP: 0.456, SLG: 0.450 (1.7)														5	1	2	1	0	1	0											
<b>Lou Whitaker, L</b> OBP: 0.356, SLG: 0.476 (1.4)														5	2	1	0	1	1	2											
<b>Travis Fryman, R</b> OBP: 0.342, SLG: 0.503 (1.5)														5	0	0	1	0	1	4											
<b>Cecil Fielder, R</b> OBP: 0.327, SLG: 0.510 (1.3)														5	3	2	4	1	1	0											
<b>Kirk Gibson, L</b> OBP: 0.356, SLG: 0.545 (1.10)														6	1	2	2	0	2	0											
<b>Mickey Tettleton, S</b> OBP: 0.421, SLG: 0.479 (1.2)														6	0	1	0	0	1	1											
<b>Junior Felix, S</b> OBP: 0.373, SLG: 0.566 (1.9)														6	1	1	0	0	2	3											
<b>Alan Trammell, R</b> OBP: 0.313, SLG: 0.423 (1.6)														6	0	1	0	0	1	4											
<b>Juan Samuel, R</b> OBP: 0.357, SLG: 0.532 (1.8)														6	1	1	1	0	0	2											
<b>Inning Stats</b>	R: 3 E: 0 K: 1 S: 15	H: 2 LOB: 0 BB: 1 P: 25	R: 2 E: 0 K: 0 S: 12	H: 3 LOB: 1 BB: 0 P: 18	R: 1 E: 0 K: 1 S: 10	H: 2 LOB: 1 BB: 0 P: 16	R: 0 E: 0 K: 0 S: 3	H: 0 LOB: 1 BB: 0 P: 5	R: 2 E: 1 K: 0 S: 12	H: 1 LOB: 1 BB: 0 P: 26	R: 1 E: 0 K: 0 S: 8	H: 1 LOB: 0 BB: 0 P: 11	R: 0 E: 0 K: 0 S: 6	H: 1 LOB: 1 BB: 0 P: 17	R: 0 E: 0 K: 1 S: 8	H: 0 LOB: 0 BB: 0 P: 10	R: 0 E: 0 K: 1 S: 8	H: 0 LOB: 0 BB: 0 P: 15	R: 0 E: 0 K: 1 S: 11	H: 1 LOB: 1 BB: 0 P: 16	R: 0 E: 0 K: 2 S: 9	H: 0 LOB: 0 BB: 0 P: 12	R: 0 E: 0 K: 1 S: 9	H: 0 LOB: 0 BB: 0 P: 12	R: 0 E: 0 K: 0 S: 6	H: 0 LOB: 0 BB: 0 P: 10	1B: 4 2B: 3 3B: 1 HR: 3	SF: 1 SAC: 0 DP: 0 HBP: 1	W/P: 0 PB: 1 SB: 0 CS: 0	PA: 54	
<b>PITCHER</b>	IP	WLS	BF	H	R	ER	SO	BB	IBB	HBP	BLK	WP	HR	S	P	ERA	WHIP														
<b>Scott Sanderson, R</b> ERA: 4.88 (2.1)	1.1		21	5	5	1	1	1	0	0	0	0	1	22	35	33.75	4.500														
<b>Jose Delson, R</b> ERA: 3.5 (7.1)	4.2		10	4	4	1	1	0	0	0	0	0	2	38	66	7.71	1.071														
<b>Paul Assenmacher, L</b> ERA: 3.96 (8.1)	2.0		7	1	0	0	3	0	0	0	0	0	0	18	27	0.00	0.500														
<b>Kirk McCaskill, R</b> ERA: 2.3 (9.1)	5.0	W	16	1	0	0	5	0	0	0	0	0	0	43	65	0.00	0.200														

Detroit Tigers @ Chicago White Sox  
Comiskey Park, Chicago, IL  
Mon Jul 18 1994, 8:05 PM EDT  
Att. 41,860 - Unknown - 83 F

AB 50  
R 9  
H 11  
RBI 9  
BB 2  
SO 10  
LOB 16



Batter	1	2	3	4	5	6	7	8	9	10	11	12	13	AB	R	H	RBI	BB	SO	LOB	BOTTOM							
<b>Joey Cora, S</b> OBP: 0.362, SLG: 0.377 (1.4)														5	2	1	0	2	0	1								
<b>Tim Lincecum, S</b> OBP: 0.357, SLG: 0.401 (1.7)														5	1	0	0	0	0	3								
<b>Frank Thomas, R</b> OBP: 0.510, SLG: 0.784 (1.10)														5	1	1	4	2	0	0								
<b>Julio Franco, R</b> OBP: 0.402, SLG: 0.501 (1.3)														7	2	3	2	0	0	3								
<b>Robin Ventura, L</b> OBP: 0.363, SLG: 0.467 (1.5)														5	1	2	1	1	1	2								
<b>Darrin Jackson, R</b> OBP: 0.359, SLG: 0.463 (1.9)														6	1	1	0	0	0	3								
<b>Lance Johnson, L</b> OBP: 0.314, SLG: 0.377 (1.8)														5	1	1	0	1	0	2								
<b>Michael LaValliere, L</b> OBP: 0.417, SLG: 0.359 (12.7)														4	1	2	2	2	0	2								
<b>Norberto Martin, R</b> OBP: 0.320, SLG: 0.392 (13.2)														0	0	0	0	0	0	0								
<b>Robbie Ray, R</b> OBP: 0.327 (13.2)														0	0	0	0	0	0	0								
<b>Ozzie Guillen, L</b> OBP: 0.282, SLG: 0.316 (1.6)														6	0	0	0	0	1	6								
<b>Inning Stats</b>	R: 0 E: 0 K: 0 S: 7	H: 0 LOB: 0 BB: 0 P: 9	R: 2 E: 0 K: 0 S: 9	H: 3 LOB: 1 BB: 0 P: 12	R: 0 E: 0 K: 0 S: 6	H: 0 LOB: 1 BB: 1 P: 12	R: 2 E: 0 K: 0 S: 10	H: 2 LOB: 0 BB: 0 P: 16	R: 4 E: 1 K: 0 S: 14	H: 3 LOB: 2 BB: 2 P: 25	R: 0 E: 0 K: 1 S: 8	H: 0 LOB: 0 BB: 0 P: 10	R: 0 E: 0 K: 0 S: 6	H: 0 LOB: 0 BB: 0 P: 12	R: 0 E: 0 K: 0 S: 8	H: 1 LOB: 1 BB: 1 P: 15	R: 0 E: 0 K: 0 S: 5	H: 0 LOB: 2 BB: 2 P: 16	R: 0 E: 0 K: 0 S: 15	H: 1 LOB: 1 BB: 0 P: 18	R: 1 E: 1 K: 0 S: 4	H: 0 LOB: 2 BB: 2 P: 14	1B: 5 2B: 2 3B: 0 HR: 4	SF: 0 SAC: 2 DP: 0 HBP: 0	W/P: 0 PB: 0 SB: 1 CS: 0	PA: 58		
<b>PITCHER</b>	IP	WLS	BF	H	R	ER	SO	BB	IBB	HBP	BLK	WP	HR	S	P	ERA	WHIP											
<b>Mike Gardiner, R</b> ERA: 3.55 (6.1)	5.2		24	6	5	5	1	1	0	0	0	0	0	8	15	7.94	1.235											
<b>Greg Cadaret, L</b> ERA: 5.79 (7.1)	0.2		5	1	3	3	0	1	0	0	0	0	0	1	6	40.50	3.000											
<b>Joe Boever, R</b> ERA: 3.86 (8.1)	1.2		8	2	1	0	1	0	1	0	0	0	0	1	16	24	0.00	1.200										
<b>Mike Henneman, R</b> ERA: 5.35 (12.1)	3.0		13	1	0	0	0	1	2	0	0	0	0	19	43	0.00	0.667											
<b>Storm Davis, R</b> ERA: 3.48 (12.1)	1.2	L	8	1	1	0	0	1	1	0	0	0	0	19	32	0.00	1.200											

Detroit Tigers @ Chicago White Sox  
Comiskey Park, Chicago, IL  
Mon Jul 18 1994, 8:05 PM EDT  
Att. 41,860 - Unknown - 83 F

AB 48  
R 10  
H 11  
RBI 9  
BB 8  
SO 2  
LOB 22





Batter	1	2	3	4	5	6	7	8	9	AB	R	H	RBI	BB	SO	LOB	TOP									
<b>Tony Phillips, S</b> OBP: 0.404, SLG: 0.447 (1, 7)										5	0	1	0	0	2	1	<b>Detroit Tigers @ Chicago White Sox</b> Comiskey Park, Chicago, IL Tue Jul 19 1994, 8:05 PM EDT Att: 31,367 - Unknown - 83 F									
<b>Lou Whitaker, L</b> OBP: 0.359, SLG: 0.471 (1, 4)										3	0	0	0	2	2	1										
<b>Travis Fryman, R</b> OBP: 0.338, SLG: 0.496 (1, 5)										5	1	0	0	0	3	3										
<b>Cecil Fielder, R</b> OBP: 0.331, SLG: 0.518 (1, 3)										2	1	1	1	2	0	2										
<b>Kirk Gibson, L</b> OBP: 0.358, SLG: 0.556 (1, 10)										4	1	2	2	0	2	1										
<b>Mickey Tettleton, S</b> OBP: 0.416, SLG: 0.472 (1, 9)										4	0	0	0	0	3	3										
<b>Chad Kreuter, S</b> OBP: 0.344, SLG: 0.297 (1, 2)										4	0	1	0	0	2	0										
<b>Chris Gomez, R</b> OBP: 0.353, SLG: 0.424 (1, 6)										4	1	2	1	0	1	0										
<b>Juan Samuel, R</b> OBP: 0.364, SLG: 0.561 (8, PH)										3	1	2	1	0	0	0										
<b>Junior Felix, S</b> OBP: 0.372, SLG: 0.563 (8, 8)										1	0	0	0	0	1	2										
<b>Inning Stats</b>	R: 1 E: 0 K: 1 S: 12	H: 1 LOB: 2 BB: 2 P: 24	R: 0 E: 0 K: 1 S: 7	H: 0 LOB: 0 BB: 0 P: 9	R: 0 E: 0 K: 1 S: 8	H: 0 LOB: 0 BB: 0 P: 17	R: 1 E: 0 K: 2 S: 12	H: 1 LOB: 0 BB: 0 P: 17	R: 0 E: 0 K: 3 S: 14	H: 0 LOB: 1 BB: 1 P: 23	R: 1 E: 0 K: 0 S: 13	H: 2 LOB: 1 BB: 0 P: 19	R: 2 E: 0 K: 2 S: 14	H: 4 LOB: 2 BB: 0 P: 24	R: 0 E: 0 K: 3 S: 10	H: 0 LOB: 0 BB: 0 P: 15	1B: 4 2B: 1 3B: 0 HR: 4	SF: 0 SAC: 0 DP: 1 HBP: 0	WP: 0 PB: 0 SB: 0 CS: 0	PA: 39						
<b>PITCHER</b>	IP	WLS	BF	H	R	ER	SO	BB	IBB	HBP	BLK	WP	HR	S	P	ERA	WHIP									
<b>Alex Fernandez, R</b> ERA: 3.71	(1, 1)	7.0	W	29	5	3	3	11	4	0	0	0	0	2	77	128	3.86	1.286								
<b>Dane Johnson, R</b> ERA: 6.57	(8, 1)	0.1		3	2	2	2	0	0	0	0	0	0	2	5	11	54.00	6.000								
<b>Paul Assenmacher, L</b> ERA: 3.9	(8, 1)	0.1		3	2	0	0	1	0	0	0	0	0	6	10	0.00	6.000									
<b>Roberto Hernandez, R</b> ERA: 5.4	(8, 1)	1.1		4	0	0	0	4	0	0	0	0	0	13	18	0.00	0.000									

Batter	1	2	3	4	5	6	7	8	9	AB	R	H	RBI	BB	SO	LOB	BOTTOM								
<b>Joey Cora, S</b> OBP: 0.362, SLG: 0.382 (1, 4)										5	1	2	0	0	0	3	<b>Detroit Tigers @ Chicago White Sox</b> Comiskey Park, Chicago, IL Tue Jul 19 1994, 8:05 PM EDT Att: 31,367 - Unknown - 83 F								
<b>Tim Raines, S</b> OBP: 0.367, SLG: 0.410 (1, 7)										5	3	2	2	0	1	3									
<b>Frank Thomas, R</b> OBP: 0.511, SLG: 0.780 (1, 10)										3	2	1	0	2	1	1									
<b>Julio Franco, R</b> OBP: 0.407, SLG: 0.509 (1, 3)										5	1	4	3	0	0	0									
<b>Robin Ventura, L</b> OBP: 0.361, SLG: 0.463 (1, 5)										5	0	1	2	0	0	4									
<b>Darin Jackson, R</b> OBP: 0.357, SLG: 0.458 (1, 9)										5	0	1	0	0	0	5									
<b>Lance Johnson, L</b> OBP: 0.318, SLG: 0.384 (1, 8)										4	2	3	1	0	0	1									
<b>Michael LaValliere, L</b> OBP: 0.411, SLG: 0.354 (1, 2)										4	0	1	1	0	1	2									
<b>Ozzie Guillen, L</b> OBP: 0.284, SLG: 0.319 (1, 6)										4	1	2	1	0	0	1									
<b>Inning Stats</b>	R: 1 E: 0 K: 0 S: 16	H: 2 LOB: 2 BB: 1 P: 24	R: 4 E: 0 K: 1 S: 13	H: 5 LOB: 2 BB: 1 P: 25	R: 1 E: 1 K: 0 S: 9	H: 2 LOB: 1 BB: 0 P: 14	R: 2 E: 0 K: 0 S: 14	H: 3 LOB: 1 BB: 0 P: 20	R: 0 E: 0 K: 1 S: 11	H: 1 LOB: 1 BB: 0 P: 14	R: 0 E: 0 K: 0 S: 12	H: 1 LOB: 1 BB: 0 P: 18	R: 2 E: 0 K: 1 S: 14	H: 2 LOB: 0 BB: 0 P: 20	R: 0 E: 0 K: 0 S: 6	H: 1 LOB: 0 BB: 0 P: 7	1B: 13 2B: 3 3B: 0 HR: 1	SF: 0 SAC: 0 DP: 1 HBP: 0	WP: 0 PB: 0 SB: 0 CS: 0	PA: 42					
<b>PITCHER</b>	IP	WLS	BF	H	R	ER	SO	BB	IBB	HBP	BLK	WP	HR	S	P	ERA	WHIP								
<b>Tim Belcher, R</b> ERA: 5.75	(1, 1)	3.0	L	22	11	8	8	1	2	0	0	0	0	43	71	24.00	4.333								
<b>Greg Gohr, R</b> ERA: 4.5	(4, 1)	5.0		20	6	2	2	2	0	0	0	0	1	52	71	3.60	1.200								

AB	35
R	5
H	9
RBI	5
BB	4
SO	16
LOB	13



AB	40
R	10
H	17
RBI	10
BB	2
SO	3
LOB	20





Batter	1	2	3	4	5	6	7	8	9	AB	R	H	RBI	BB	SO	LOB	TOP			
<b>Tony Phillips, S</b> OBP: 0.400, SLG: 0.442 (1, 7)	G6-3		K		G4-6-3			K		4	0	0	0	0	2	4	<b>Detroit Tigers @ Chicago White Sox</b> Comiskey Park, Chicago, IL Wed Jul 20 1994, 4:33 AM EDT Att: 38,095 - Sunny - 86 F			
<b>Lou Whitaker, L</b> OBP: 0.391, SLG: 0.471 (1, 4)	G4-3			F8 1B		G6-4-3 1B		FC6-4 FC5-4		4	0	2	0	0	0	1				
<b>Travis Fryman, R</b> OBP: 0.335, SLG: 0.491 (1, 5)	K			K	G6-4-3			FC5-4		4	0	0	0	0	2	3				
<b>Cecil Fielder, R</b> OBP: 0.330, SLG: 0.515 (1, 3)		K		F8 1-2		1-2 1B			L4	4	0	1	0	0	1	1				
<b>Kirk Gibson, L</b> OBP: 0.357, SLG: 0.555 (1, 10)				P4		F9			K	4	0	1	0	0	1	2				
<b>Mickey Tettleton, S</b> OBP: 0.412, SLG: 0.465 (1, 2)		L8			K				K	4	0	0	0	0	2	1				
<b>Junior Felix, S</b> OBP: 0.371, SLG: 0.560 (1, 9)		G4-3			E PB 1B		K			3	0	1	0	0	1	1				
<b>Chris Gomez, R</b> OBP: 0.352, SLG: 0.421 (1, 6)			P4		E BB		G1-3			2	0	0	0	1	0	0				
<b>Juan Samuel, R</b> OBP: 0.364, SLG: 0.556 (1, 8)		G5-3		E5				FC6-4 1B		3	0	1	0	0	0	2				
<b>Inning Stats</b>	R: 0 E: 0 K: 1 S: 9	H: 0 LOB: 0 BB: 0 P: 11	R: 0 E: 0 K: 1 S: 14	H: 1 LOB: 1 BB: 0 P: 19	R: 0 E: 0 K: 1 S: 9	H: 0 LOB: 0 BB: 0 P: 13	R: 0 E: 0 K: 1 S: 10	H: 1 LOB: 1 BB: 0 P: 13	R: 0 E: 0 K: 1 S: 9	H: 2 LOB: 1 BB: 0 P: 13	R: 0 E: 0 K: 1 S: 9	H: 0 LOB: 0 BB: 0 P: 15	R: 0 E: 0 K: 1 S: 9	H: 1 LOB: 1 BB: 0 P: 13	R: 0 E: 0 K: 2 S: 8	H: 0 LOB: 0 BB: 0 P: 10		1B: 5 2B: 1 3B: 0 HR: 0	SF: 0 SAC: 0 DP: 2 HBP: 0	WP: 0 PB: 1 CS: 0
<b>PITCHER</b> <b>Jack McDowell, R</b> ERA: 4.07 (1, 1)	IP: 9.0 WLS: W BF: 33 H: 6 R: 0 ER: 0 SO: 9 BB: 1 IBB: 0 HBP: 0 BLK: 0 WP: 0 HR: 0 S: 86 P: 125 ERA: 0.00 WHIP: 0.778															<b>PITCHER</b>				


Batter	1	2	3	4	5	6	7	8	9	AB	R	H	RBI	BB	SO	LOB	BOTTOM			
<b>Norberto Martin, R</b> OBP: 0.308, SLG: 0.376 (1, 4)	K		G5-3		G4-3			G6-3		4	0	0	0	0	1	1	<b>Detroit Tigers @ Chicago White Sox</b> Comiskey Park, Chicago, IL Wed Jul 20 1994, 4:33 AM EDT Att: 38,095 - Sunny - 86 F			
<b>Bob Zupcic, R</b> OBP: 0.218, SLG: 0.311 (1, 7)	2B 1B		G6-3			K		K		4	1	1	0	0	2	0				
<b>Frank Thomas, R</b> OBP: 0.511, SLG: 0.780 (1, 10)	F7		K			2B		FC6-4 1B		4	0	2	0	0	1	1				
<b>Julio Franco, R</b> OBP: 0.405, SLG: 0.508 (1, 3)	1B 2B			G6-3		K		FC6-4		4	1	1	1	0	1	2				
<b>Robin Ventura, L</b> OBP: 0.360, SLG: 0.462 (1, 5)				K		G4-3				3	0	1	1	0	1	1				
<b>Darin Jackson, R</b> OBP: 0.357, SLG: 0.467 (1, 9)	F9			F9			HR			3	1	1	1	0	0	1				
<b>Lance Johnson, L</b> OBP: 0.316, SLG: 0.381 (1, 8)			F9		G3-1		G4-3			3	0	0	0	0	0	0				
<b>Ron Tingley, R</b> OBP: 0.233, SLG: 0.309 (1, 2)			K		G4-3		P3			3	0	0	0	0	1	0				
<b>Craig Grebeck, R</b> OBP: 0.412, SLG: 0.395 (1, 6)			F8				G6-3			3	0	1	0	0	0	0				
<b>Inning Stats</b>	R: 2 E: 0 K: 1 S: 10	H: 3 LOB: 1 BB: 0 P: 14	R: 0 E: 0 K: 1 S: 6	H: 0 LOB: 0 BB: 0 P: 8	R: 0 E: 0 K: 1 S: 10	H: 0 LOB: 0 BB: 0 P: 13	R: 0 E: 0 K: 1 S: 8	H: 0 LOB: 0 BB: 0 P: 12	R: 0 E: 0 K: 0 S: 9	H: 1 LOB: 1 BB: 0 P: 11	R: 0 E: 0 K: 2 S: 11	H: 1 LOB: 1 BB: 0 P: 19	R: 1 E: 0 K: 0 S: 9	H: 1 LOB: 0 BB: 0 P: 15	R: 0 E: 0 K: 1 S: 12	H: 1 LOB: 1 BB: 0 P: 18		1B: 3 2B: 3 3B: 0 HR: 1	SF: 0 SAC: 0 DP: 0 HBP: 0	WP: 0 PB: 0 CS: 0
<b>PITCHER</b> <b>David Wells, L</b> ERA: 4.48 (1, 1)	IP: 8.0 WLS: L BF: 31 H: 7 R: 3 ER: 3 SO: 7 BB: 0 IBB: 0 HBP: 0 BLK: 0 WP: 0 HR: 1 S: 75 P: 110 ERA: 3.38 WHIP: 0.875															<b>PITCHER</b>				



Batter	1	2	3	4	5	6	7	8	9	AB	R	H	RBI	BB	SO	LOB	TOP								
Vince Coleman, S (1, 7) OBP: 0.280, SLG: 0.342	L7		B1			L7		K		4	0	0	0	0	1	1									
Brian McRae, S (1, 8) OBP: 0.359, SLG: 0.377	F8					F9		L8		4	0	1	0	0	0	0									
Wally Joyner, L (1, 3) OBP: 0.396, SLG: 0.474	G6-3					F7		L7		4	1	1	1	0	0	1									
Bob Hamelin, L (1, 10)		P5				G1-3		K		3	0	0	0	1	1	1									
Mike Macfarlane, R (1, 2) OBP: 0.367, SLG: 0.462		HR				G5-3		FC6-4		2	1	1	1	1	0	1									
Felix Jose, S (1, 9) OBP: 0.354, SLG: 0.459	G4-3					K		FC6-4		4	0	0	0	0	2	3									
Gary Gaetti, R (1, 5) OBP: 0.317, SLG: 0.450	K					G5-3		E7		3	0	0	0	1	1	1									
Greg Gagne, R (1, 6) OBP: 0.318, SLG: 0.395			F8			G5-4-3		P4		4	0	1	0	0	0	3									
Jose Lind, R (1, 4) OBP: 0.290, SLG: 0.316			CS			K		F9		3	0	1	0	0	1	1									
<b>Inning Stats</b>	R: 0 E: 0 K: 0 S: 9	H: 0 LOB: 0 BB: 0 P: 12	R: 1 E: 0 K: 1 S: 9	H: 1 LOB: 0 BB: 0 P: 16	R: 0 E: 0 K: 0 S: 7	H: 1 LOB: 0 BB: 0 P: 10	R: 0 E: 0 K: 0 S: 7	H: 1 LOB: 1 BB: 0 P: 13	R: 0 E: 0 K: 2 S: 9	H: 1 LOB: 1 BB: 0 P: 10	R: 1 E: 0 K: 1 S: 5	H: 1 LOB: 2 BB: 1 P: 17	R: 0 E: 0 K: 0 S: 4	H: 0 LOB: 0 BB: 1 P: 9	R: 0 E: 0 K: 1 S: 5	H: 0 LOB: 0 BB: 1 P: 6	R: 0 E: 1 K: 1 S: 13	H: 0 LOB: 2 BB: 1 P: 23	1B: 1 2B: 2 3B: 0 HR: 2	SF: 0 SAC: 0 DP: 1 HBP: 1	WP: 0 PB: 0 SB: 1 CS: 1	PA: 35			
<b>PITCHER</b>	IP	WLS	BF	H	R	ER	SO	BB	IBB	HBP	BLK	WP	HR	S	P	ERA	WHIP								
Mike Moore, R (1, 1) ERA: 5.97	8.0	W	30	5	2	2	5	2	0	1	0	0	2	59	93	2.25	0.875								
Buddy Groom, L (9, 1) ERA: 3.99	0.2		4	0	0	0	1	1	0	0	0	0	0	11	21	0.00	1.500								
Joe Boever, R (9, 1) ERA: 3.84	0.1	S	1	0	0	0	0	0	0	0	0	0	0	2	2	0.00	0.000								

Kansas City Royals @ Detroit Tigers  
Tiger Stadium, Detroit, MI  
Fri Jul 22 1994, 7:05 PM EDT  
Att: 27,760 - Unknown - 70 F


AB 31  
R 2  
H 5  
RBI 2  
BB 3  
SO 6  
LOB 12



Batter	1	2	3	4	5	6	7	8	9	AB	R	H	RBI	BB	SO	LOB	BOTTOM								
Tony Phillips, S (1, 7) OBP: 0.399, SLG: 0.438	G1-3		BB			K		K		3	0	0	0	1	2	2									
Lou Whitaker, L (1, 4) OBP: 0.362, SLG: 0.472	G6-3		P5			1B		SH1-4		4	2	2	0	0	0	1									
Travis Fryman, R (1, 5) OBP: 0.335, SLG: 0.488	BB					K		SH1-4		2	0	0	0	1	2	1									
Cecil Fielder, R (1, 3) OBP: 0.332, SLG: 0.518	K					G6-3		HR		4	0	2	1	0	1	1									
Riccardo Ingram, R (8, PR) OBP: 0.240, SLG: 0.217						WP		HR		0	1	0	0	0	0	0									
John Flaherty, R (9, 2) OBP: 0.182, SLG: 0.171	K					1B		2B		0	0	0	0	0	0	0									
Kirk Gibson, L (1, 10) OBP: 0.359, SLG: 0.567	K					1B		HR		3	1	2	3	0	1	0									
Mickey Tettleton, S (1, 2) OBP: 0.413, SLG: 0.467	G1-3					G4-3		F7		3	1	1	0	1	0	1									
Junior Felix, S (1, 9) OBP: 0.366, SLG: 0.552	G6-3					G4-3		G3-1		4	0	0	0	0	1	4									
Chris Gomez, R (1, 6) OBP: 0.352, SLG: 0.424	G6-3					CS		P4		3	0	1	1	0	0	0									
Juan Samuel, R (1, 8) OBP: 0.363, SLG: 0.550	G5-3					CS		G5-3		3	0	1	0	0	0	0									
<b>Inning Stats</b>	R: 0 E: 0 K: 1 S: 13	H: 0 LOB: 1 BB: 1 P: 22	R: 0 E: 0 K: 1 S: 8	H: 0 LOB: 0 BB: 0 P: 12	R: 0 E: 0 K: 0 S: 13	H: 0 LOB: 1 BB: 1 P: 22	R: 0 E: 0 K: 1 S: 8	H: 1 LOB: 1 BB: 0 P: 13	R: 1 E: 1 K: 2 S: 15	H: 2 LOB: 2 BB: 1 P: 26	R: 0 E: 0 K: 1 S: 5	H: 0 LOB: 0 BB: 0 P: 8	R: 3 E: 0 K: 0 S: 15	H: 3 LOB: 1 BB: 0 P: 23	1B: 5 2B: 3 3B: 0 HR: 1	SF: 1 SAC: 1 DP: 0 HBP: 0	WP: 1 PB: 0 SB: 0 CS: 2	PA: 34							
<b>PITCHER</b>	IP	WLS	BF	H	R	ER	SO	BB	IBB	HBP	BLK	WP	HR	S	P	ERA	WHIP								
Mark Gubicza, R (1, 1) ERA: 4.59	5.1		22	6	2	2	5	2	0	0	0	0	0	62	104	3.38	1.500								
Billy Brewer, L (6, 1) ERA: 2.27	0.2		3	0	0	0	1	1	0	0	0	1	0	9	14	0.00	1.500								
Rusty Meacham, R (7, 1) ERA: 3.4	2.0	L	9	3	3	3	1	0	0	0	0	0	1	20	31	13.50	1.500								

Kansas City Royals @ Detroit Tigers  
Tiger Stadium, Detroit, MI  
Fri Jul 22 1994, 7:05 PM EDT  
Att: 27,760 - Unknown - 70 F

AB 29  
R 5  
H 9  
RBI 5  
BB 3  
SO 7  
LOB 10





Batter	1	2	3	4	5	6	7	8	9	AB	R	H	RBI	BB	SO	LOB	TOP					
Vince Coleman, S OBP: 0.279, SLG: 0.340	G5-3		E5 G4-3 1B		G4-3			F8	L7	5	1	1	0	0	0	3						
Brian McRae, S OBP: 0.357, SLG: 0.375	FC4-6 1B		G4-3			P6		F8	G3	5	0	1	1	0	0	3						
Wally Joyner, L OBP: 0.394, SLG: 0.471	FC4-6 1-2		G3-1			P6		1B		4	0	1	0	0	0	1						
Bob Hamelin, L OBP: 0.362, SLG: 0.556	FC5-4 1-2		G3-1			HR		K		3	1	1	1	1	1	2						
Mike Macfarlane, R OBP: 0.363, SLG: 0.455	FC5-4 1-2				F7	G5-3			K	4	0	0	0	0	1	2						
Felix Jose, S OBP: 0.353, SLG: 0.466		F7		G3-1			G4-3		HR	4	1	1	1	0	0	0						
Gary Gaetti, R OBP: 0.320, SLG: 0.449				P4			K2-3		1B SH BB	3	1	1	0	1	1	0						
Greg Gagne, R OBP: 0.318, SLG: 0.394		K			P4		G6-3		SH 1B	4	0	1	0	0	1	1						
Jose Lind, R OBP: 0.291, SLG: 0.316		L8			G6-3			1B	SH	3	0	1	1	0	0	1						
<b>Inning Stats</b>	R: 0 H: 1 E: 0 K: 0 S: 12	H: 1 LOB: 2 BB: 1 P: 20	R: 0 H: 1 E: 0 K: 1 S: 8	H: 1 LOB: 1 BB: 0 P: 10	R: 1 H: 1 E: 1 K: 0 S: 7	H: 1 LOB: 0 BB: 0 P: 11	R: 0 H: 0 E: 0 K: 0 S: 4	H: 0 LOB: 0 BB: 0 P: 5	R: 0 H: 0 E: 0 K: 0 S: 5	H: 0 LOB: 0 BB: 0 P: 8	R: 1 H: 1 E: 0 K: 0 S: 9	H: 1 LOB: 0 BB: 0 P: 13	R: 0 H: 0 E: 0 K: 1 S: 7	H: 0 LOB: 0 BB: 0 P: 10	R: 0 H: 2 E: 0 K: 1 S: 15	H: 2 LOB: 2 BB: 0 P: 20	R: 2 H: 2 E: 0 K: 1 S: 15	H: 2 LOB: 2 BB: 1 P: 22	1B: 6 2B: 0 3B: 0 HR: 2	SF: 0 SAC: 1 DP: 0 HBP: 0	WP: 0 PB: 0 SB: 0 CS: 0	PA: 38
<b>PITCHER</b>	IP	WLS	BF	H	R	ER	SO	BB	IBB	HBP	BLK	WP	HR	S	P	ERA	WHIP					
Bill Gullickson, R ERA: 5.84	(1, 1)	7.2	L	30	6	2	1	2	1	0	0	0	0	64	91	1.17	0.913					
Greg Cadaret, L ERA: 5.73	(8, 1)	0.1		1	0	0	0	1	0	0	0	0	0	3	6	0.00	0.000					
Mike Gardiner, R ERA: 3.83	(9, 1)	1.0		7	2	2	2	1	1	0	0	0	0	1	15	18.00	3.000					

Kansas City Royals @ Detroit Tigers  
Tiger Stadium, Detroit, MI  
Sat Jul 23 1994, 7:05 PM EDT  
Att: 35,528 - Sunny - 67 F

AB 35  
R 4  
H 8  
RBI 4  
BB 2  
SO 4  
LOB 13



Batter	1	2	3	4	5	6	7	8	9	AB	R	H	RBI	BB	SO	LOB	BOTTOM					
Tony Phillips, S OBP: 0.402, SLG: 0.439	BB 1B		K			1B FC6 BB		BB		2	1	1	0	2	1	0						
Lou Whitaker, L OBP: 0.394, SLG: 0.470	BB		G4-3			FC6 1B		G4-3		3	0	1	0	1	0	1						
Travis Fryman, R OBP: 0.332, SLG: 0.483	P3			L6		FC6 1-2 3-H		G3-1		4	0	0	1	0	0	3						
Cecil Fielder, R OBP: 0.331, SLG: 0.518	K			K		K		2B		4	0	1	0	0	3	3						
Kirk Gibson, L OBP: 0.354, SLG: 0.559	G1-3			K			K	K		4	0	0	0	0	3	3						
Mickey Tettleton, S OBP: 0.411, SLG: 0.463		K			F8		K		BB	3	0	0	0	1	2	0						
Junior Felix, S OBP: 0.361, SLG: 0.543		B2-3			G6-3		G3-1		G3	4	0	0	0	0	0	2						
Chris Gomez, R OBP: 0.348, SLG: 0.419		K			P2			K		3	0	0	0	0	2	0						
Juan Samuel, R OBP: 0.355, SLG: 0.537			G6-3			K		K		3	0	0	0	0	2	0						
<b>Inning Stats</b>	R: 0 H: 1 E: 1 K: 1 S: 14	H: 0 LOB: 0 BB: 0 P: 13	R: 0 H: 0 E: 0 K: 2 S: 8	H: 0 LOB: 0 BB: 0 P: 13	R: 0 H: 0 E: 0 K: 2 S: 8	H: 0 LOB: 0 BB: 0 P: 14	R: 0 H: 0 E: 0 K: 0 S: 7	H: 0 LOB: 0 BB: 0 P: 10	R: 1 H: 1 E: 0 K: 2 S: 13	H: 1 LOB: 1 BB: 1 P: 23	R: 0 H: 0 E: 0 K: 2 S: 7	H: 0 LOB: 0 BB: 0 P: 12	R: 0 H: 0 E: 0 K: 2 S: 13	H: 0 LOB: 1 BB: 1 P: 21	R: 0 H: 1 E: 0 K: 1 S: 12	H: 1 LOB: 2 BB: 1 P: 22	1B: 2 2B: 1 3B: 0 HR: 0	SF: 0 SAC: 0 DP: 0 HBP: 0	WP: 0 PB: 0 SB: 0 CS: 0	PA: 34		
<b>PITCHER</b>	IP	WLS	BF	H	R	ER	SO	BB	IBB	HBP	BLK	WP	HR	S	P	ERA	WHIP					
David Cone, R ERA: 2.69	(1, 1)	8.0	W	29	2	1	1	12	3	0	0	0	0	82	132	1.12	0.625					
Jeff Montgomery, R ERA: 4.89	(9, 1)	1.0	S	5	1	0	0	1	1	0	0	0	0	12	22	0.00	2.000					

Kansas City Royals @ Detroit Tigers  
Tiger Stadium, Detroit, MI  
Sat Jul 23 1994, 7:05 PM EDT  
Att: 35,528 - Sunny - 67 F

AB 30  
R 1  
H 3  
RBI 1  
BB 4  
SO 13  
LOB 12





Batter	1	2	3	4	5	6	7	8	9	AB	R	H	RBI	BB	SO	LOB	TOP			
Vince Coleman, S (1, 7) OBP: 0.276, SLG: 0.336	G4-3		F7		G5-3		K		K	5	0	0	0	0	2	1	Kansas City Royals @ Detroit Tigers Tiger Stadium, Detroit, MI Sun Jul 24 1994, 3:33 AM EDT Att: 23,479 - Sunny - 79 F			
Brian McRae, S (1, 8) OBP: 0.356, SLG: 0.374	G3-1 WP 1B		G3		K			K		4	1	1	0	0	2	0				
Wally Joyner, L (1, 3) OBP: 0.395, SLG: 0.469	E G3-1 1B			E1 1B 1B				F7		3	1	1	0	1	0	0				
Bob Hamelin, L (1, 10) OBP: 0.364, SLG: 0.567	G3-1			1B 2B 1B					HR	4	2	2	1	0	1	3				
Felix Jose, S (1, 9) OBP: 0.358, SLG: 0.468	B1-3			2B 1B 1B			CS BB			3	1	2	1	1	0	1				
Gary Gaetti, R (1, 5) OBP: 0.325, SLG: 0.457		P3		1B 2B			G6-4-3 1B			4	1	3	1	0	0	0				
Brent Mayne, L (1, 2) OBP: 0.292, SLG: 0.320	F9			1B 2B			G6-4-3 1B			4	0	1	2	0	0	3				
Greg Gagne, R (1, 6) OBP: 0.314, SLG: 0.389	P4							G4-3		4	0	0	0	0	1	1				
Jose Lind, R (1, 4) OBP: 0.290, SLG: 0.315				G6-3			L4		L9	4	0	1	0	0	0	1				
<b>Inning Stats</b>	R: 1 E: 0 K: 0 S: 13	H: 2 LOB: 1 BB: 0 P: 18	R: 0 E: 0 K: 0 S: 8	H: 0 LOB: 0 BB: 0 P: 15	R: 0 E: 0 K: 0 S: 8	H: 1 LOB: 0 BB: 0 P: 11	R: 4 E: 1 K: 1 S: 14	H: 4 LOB: 0 BB: 0 P: 21	R: 0 E: 0 K: 0 S: 5	H: 1 LOB: 0 BB: 1 P: 12	R: 0 E: 0 K: 1 S: 8	H: 0 LOB: 0 BB: 0 P: 10	R: 1 E: 0 K: 1 S: 13	H: 3 LOB: 2 BB: 0 P: 22	R: 0 E: 0 K: 1 S: 7	H: 0 LOB: 0 BB: 0 P: 7	1B: 9 2B: 1 3B: 0 HR: 1	SF: 0 SAC: 0 DP: 2 HBP: 0	WP: 1 PB: 0 CS: 2	PA: 37
<b>PITCHER</b>	IP WLS BF H R ER SO BB IBB HBP BLK WP HR S P ERA WHIP																			
Tim Belcher, R (1, 1) ERA: 5.74	8.0 L 34 11 6 5 5 2 0 0 0 0 1 1 80 125 5.62 1.625																			
Joe Boever, R (9, 1) ERA: 3.79	1.0 3 0 0 0 1 0 0 0 0 0 0 0 7 7 0.00 0.000																			

Batter	1	2	3	4	5	6	7	8	9	AB	R	H	RBI	BB	SO	LOB	BOTTOM			
Tony Phillips, S (1, 7) OBP: 0.400, SLG: 0.435	L9		L1		L5			FC5-4 BB BB	SF8	3	0	0	1	1	0	2	Kansas City Royals @ Detroit Tigers Tiger Stadium, Detroit, MI Sun Jul 24 1994, 3:33 AM EDT Att: 23,479 - Sunny - 79 F			
Alan Trammell, R (1, 6) OBP: 0.311, SLG: 0.416	F9			G6-3	G5-3			FC5-4 BB	K	4	0	0	0	1	1	3				
Travis Fryman, R (1, 5) OBP: 0.331, SLG: 0.480	G4-3			G5-4-3 BB		G4-3		FC5-4 1B 1-2 2-3		3	0	0	0	1	0	2				
Cecil Fielder, R (1, 3) OBP: 0.330, SLG: 0.515		P4		G5-4-3		F7				4	0	1	0	0	0	1				
Kirk Gibson, L (1, 10) OBP: 0.356, SLG: 0.556		L3 1B			1B 3B BB		F8		K	3	1	1	0	1	1	2				
Junior Felix, S (1, 9) OBP: 0.360, SLG: 0.538	L3				3B 1B		G4-3		F7	4	1	1	0	0	0	1				
Chad Kreuter, S (1, 2) ERA: 9.22										2	0	0	0	1	1	2				
Riccardo Ingram, R (7, PR) OBP: 0.240, SLG: 0.217										0	0	0	0	0	0	0				
John Fairberry, R (8, 2) OBP: 0.162, SLG: 0.171										0	0	0	0	0	0	0				
Mickey Tettleton, S (9, PH) OBP: 0.413, SLG: 0.464										1	1	1	0	0	0	0				
Juan Samuel, R (1, 8) OBP: 0.366, SLG: 0.567										4	1	3	2	0	0	1				
Chris Gomez, R (1, 4) OBP: 0.351, SLG: 0.424										4	0	2	0	0	1	2				
Eric Davis, R (9, PR) OBP: 0.289, SLG: 0.297										0	0	0	0	0	0	0				
<b>Inning Stats</b>	R: 0 E: 0 K: 0 S: 7	H: 0 LOB: 0 BB: 0 P: 12	R: 0 E: 0 K: 0 S: 6	H: 1 LOB: 0 BB: 0 P: 11	R: 0 E: 0 K: 1 S: 17	H: 1 LOB: 1 BB: 0 P: 25	R: 0 E: 0 K: 0 S: 6	H: 0 LOB: 0 BB: 1 P: 11	R: 3 E: 0 K: 0 S: 14	H: 3 LOB: 1 BB: 1 P: 26	R: 0 E: 0 K: 0 S: 7	H: 0 LOB: 0 BB: 0 P: 10	R: 0 E: 0 K: 1 S: 9	H: 1 LOB: 2 BB: 2 P: 19	R: 1 E: 0 K: 1 S: 14	H: 3 LOB: 2 BB: 0 P: 18	1B: 6 2B: 3 3B: 1 HR: 0	SF: 1 SAC: 0 DP: 3 HBP: 0	WP: 1 PB: 0 CS: 0	PA: 38
<b>PITCHER</b>	IP WLS BF H R ER SO BB IBB HBP BLK WP HR S P ERA WHIP																			
Jose De Jesus, R (1, 1) ERA: 9.22	5.0 W 20 5 3 3 1 2 0 0 0 0 0 0 50 85 5.40 1.400																			
Stan Belinda, R (6, 1) ERA: 5.0	2.0 7 0 0 0 1 1 0 0 0 0 0 0 15 26 0.00 0.500																			
Hipolito Pichardo, R (8, 1) ERA: 4.96	0.0 2 0 0 0 0 2 0 0 0 0 0 0 1 9 ∞ ∞																			
Jeff Montgomery, R (8, 1) ERA: 4.86	2.0 S 9 4 1 1 2 0 0 0 0 0 0 0 22 28 4.50 2.000																			

AB	35
R	6
H	11
RBI	5
BB	2
SO	6
LOB	10



AB	32
R	4
H	9
RBI	3
BB	5
SO	4
LOB	16





Batter	1	2	3	4	5	6	7	8	9	AB	R	H	RBI	BB	SO	LOB	TOP					
<b>Rich Amaral, R</b> OBP: 0.339, SLG: 0.386 (1, 10)	L8			F9		G6-3		P4		4	0	0	0	0	0	1						
<b>Felix Fermin, R</b> OBP: 0.342, SLG: 0.388 (1, 4)	F9			L6		G6-3			F8 1B	4	0	1	0	0	0	0						
<b>Ken Griffey Jr., L</b> OBP: 0.406, SLG: 0.691 (1, 8)	K			P1			K2-3		L9	4	0	0	0	0	2	1						
<b>Jay Buhner, R</b> OBP: 0.377, SLG: 0.519 (1, 9)				F7		HR		K	F8	4	1	1	1	0	1	1						
<b>Edgar Martinez, R</b> OBP: 0.405, SLG: 0.494 (1, 5)	G5-3			G6-3						3	0	1	0	1	0	0						
<b>Mike Blowers, R</b> OBP: 0.352, SLG: 0.449 (1, 3)	F8			K				F8	F9	4	0	0	0	0	1	3						
<b>Keith Mitchell, R</b> OBP: 0.329, SLG: 0.372 (1, 7)			G5-3			FC6-4 1B		G5-3		3	0	1	0	0	0	0						
<b>Dan Wilson, R</b> OBP: 0.257, SLG: 0.336 (1, 2)			L6			FC6-4		P6		3	0	0	0	0	0	1						
<b>Alex Rodriguez, R</b> OBP: 0.292, SLG: 0.250 (1, 6)			F7					K2-3		3	0	1	0	0	1	0						
<b>Inning Stats</b>	R: 0 E: 0 K: 1 S: 8	H: 0 LOB: 0 BB: 0 P: 13	R: 0 E: 0 K: 0 S: 5	H: 0 LOB: 0 BB: 0 P: 9	R: 0 E: 0 K: 0 S: 5	H: 0 LOB: 0 BB: 0 P: 7	R: 0 E: 0 K: 0 S: 7	H: 0 LOB: 0 BB: 0 P: 9	R: 1 E: 0 K: 1 S: 13	H: 2 LOB: 1 BB: 0 P: 20	R: 0 E: 0 K: 2 S: 9	H: 0 LOB: 0 BB: 0 P: 12	R: 0 E: 0 K: 2 S: 14	H: 1 LOB: 1 BB: 0 P: 18	R: 0 E: 0 K: 0 S: 13	H: 1 LOB: 2 BB: 1 P: 19	R: 0 E: 0 K: 0 S: 8	H: 1 LOB: 2 BB: 1 P: 16	1B: 4 2B: 0 3B: 0 HR: 1	SF: 0 SAC: 0 DP: 0 HBP: 0	WP: 0 PB: 0 SB: 1 CS: 0	PA: 33
<b>PITCHER</b> <b>David Wells, L</b> ERA: 4.13 (1, 1)	IP: 9.0 WLS: W BF: 33 H: 5 R: 1 ER: 1 SO: 5 BB: 1 IBB: 0 HBP: 0 BLK: 0 WP: 0 HR: 1 S: 82 P: 123 ERA: 1.00 WHIP: 0.667															<b>PITCHER</b>						

Seattle Mariners @ Detroit Tigers  
Tiger Stadium, Detroit, MI  
Tue Jul 26 1994, 7:05 PM EDT  
Att: 20,590 - Unknown - 75 F

AB	32
R	1
H	5
RBI	1
BB	1
SO	5
LOB	7



Batter	1	2	3	4	5	6	7	8	9	AB	R	H	RBI	BB	SO	LOB	BOTTOM			
<b>Tony Phillips, S</b> OBP: 0.402, SLG: 0.440 (1, 7)	K	WP 2B		FC4-6 1B		SAFE SAFE SAFE 1B 3B 1B		2B 1B		5	2	3	1	0	1	1				
<b>Alan Trammell, R</b> OBP: 0.312, SLG: 0.416 (1, 6)	K	P4				SAFE SAFE SAFE 1B 3B 1B		K		5	1	2	0	0	2	3				
<b>Travis Fryman, R</b> OBP: 0.336, SLG: 0.499 (1, 5)						SAFE SAFE SAFE 1B 3B 1B				5	1	4	4	0	1	2				
<b>Cecil Fielder, R</b> OBP: 0.329, SLG: 0.511 <b>Juan Samuel, R</b> OBP: 0.366, SLG: 0.567 (9, 3)	K			G4-3		SAFE SAFE SAFE 1B 3B 1B		K		5	0	1	1	0	2	3				
<b>Kirk Gibson, L</b> OBP: 0.354, SLG: 0.549 (1, 10)						SAFE SAFE SAFE 1B 3B 1B				4	1	0	0	1	2	3				
<b>Mickey Tettleton, S</b> OBP: 0.411, SLG: 0.460 (1, 2)		F8				SAFE SAFE SAFE 1B 3B 1B				3	0	0	0	1	2	2				
<b>Eric Davis, R</b> OBP: 0.290, SLG: 0.292 <b>Junior Felix, S</b> OBP: 0.358, SLG: 0.536 (7, 9)						SAFE SAFE SAFE 1B 3B 1B				2	1	0	0	1	1	2				
<b>Chris Gomez, R</b> OBP: 0.353, SLG: 0.427 (1, 4)						SAFE SAFE SAFE 1B 3B 1B				3	1	1	1	1	0	0				
<b>Mitt Cuyler, S</b> OBP: 0.328, SLG: 0.271 (7, 8)						SAFE SAFE SAFE 1B 3B 1B				4	2	3	2	0	0	1				
<b>Inning Stats</b>	R: 0 E: 0 K: 3 S: 13	H: 1 LOB: 1 BB: 0 P: 20	R: 3 E: 0 K: 0 S: 17	H: 3 LOB: 1 BB: 2 P: 34	R: 1 E: 0 K: 2 S: 9	H: 1 LOB: 1 BB: 1 P: 18	R: 0 E: 0 K: 1 S: 10	H: 1 LOB: 2 BB: 1 P: 19	R: 0 E: 0 K: 1 S: 9	H: 1 LOB: 1 BB: 0 P: 15	R: 3 E: 0 K: 1 S: 17	H: 4 LOB: 1 BB: 0 P: 26	R: 0 E: 0 K: 2 S: 9	H: 0 LOB: 0 BB: 0 P: 16	R: 2 E: 0 K: 2 S: 17	H: 3 LOB: 1 BB: 0 P: 29	1B: 8 2B: 4 3B: 2 HR: 0	SF: 0 SAC: 0 DP: 0 HBP: 0	WP: 1 PB: 0 SB: 1 CS: 1	PA: 41
<b>PITCHER</b> <b>Jim Converse, R</b> ERA: 10.05 <b>Jeff Nelson, R</b> ERA: 2.73 (6, 1)	IP: 5.1 WLS: L BF: 28 H: 9 R: 6 ER: 6 SO: 7 BB: 4 IBB: 0 HBP: 0 BLK: 0 WP: 0 HR: 0 S: 34 P: 56 ERA: 10.12 WHIP: 2.438															<b>PITCHER</b>				

Seattle Mariners @ Detroit Tigers  
Tiger Stadium, Detroit, MI  
Tue Jul 26 1994, 7:05 PM EDT  
Att: 20,590 - Unknown - 75 F

AB	37
R	9
H	14
RBI	9
BB	4
SO	12
LOB	17





Batter	1	2	3	4	5	6	7	8	9	AB	R	H	RBI	BB	SO	LOB	TOP										
<b>Felix Fermin, R</b> OBP: 0.338, SLG: 0.383 (1, 4)	G5-3		G6-3		G5-3			F9		4	0	0	0	0	0	0	<b>Seattle Mariners @ Detroit Tigers</b> Tiger Stadium, Detroit, MI Wed Jul 27 1994, 7:05 PM EDT Att: 20,150 - Unknown - 76 F										
<b>Eric Anthony, L</b> OBP: 0.287, SLG: 0.371 (1, 7)	K			K		L8		P1		4	0	0	0	0	2	0											
<b>Ken Griffey Jr., L</b> OBP: 0.406, SLG: 0.692 (1, 8)	P6			S BB 1B		G4-3		S WP 2B		4	1	2	0	0	0	0											
<b>Jay Buhner, R</b> OBP: 0.381, SLG: 0.518 (1, 9)		L4-6 BB BB		4-1 BB BB		G6-3		4-1 WP BB		1	0	0	0	3	0	0											
<b>Edgar Martinez, R</b> OBP: 0.406, SLG: 0.496 (1, 5)		4-1 BB BB		1-1 P6 BB				1-3 K		3	0	1	0	1	1	3											
<b>Reggie Jefferson, S</b> OBP: 0.377, SLG: 0.536 (9, PH)		2-2 L4-6 BB		4-0 P6 BB				2-1 G4-3 2B		2	0	0	0	1	0	3											
<b>Mike Blowers, R</b> OBP: 0.351, SLG: 0.447 (9, PH)		2-3 L4-6 BB		1-2 2-3 BB				1-1 P3		1	0	0	0	0	0	1											
<b>Tino Martinez, L</b> OBP: 0.314, SLG: 0.469 (1, 3)		0-0 G4-3		3-2 G3				2-0 F9		4	0	0	0	0	0	6											
<b>Dan Wilson, R</b> OBP: 0.254, SLG: 0.332 (1, 2)			2-2 L5		0-1 P4			G6-3		3	0	0	0	0	0	1											
<b>Alex Rodriguez, R</b> OBP: 0.275, SLG: 0.234 (1, 6)			1-0 F7		0-3 K			K2-3		3	0	0	0	0	2	0											
<b>Inning Stats</b>	R: 0 E: 0 K: 1 S: 5	H: 0 LOB: 0 BB: 0 P: 7	R: 0 E: 0 K: 0 S: 9	H: 0 LOB: 1 BB: 2 P: 19	R: 0 E: 0 K: 0 S: 8	H: 0 LOB: 0 BB: 0 P: 12	R: 0 E: 0 K: 1 S: 10	H: 1 LOB: 3 BB: 2 P: 24	R: 0 E: 0 K: 1 S: 7	H: 0 LOB: 0 BB: 0 P: 7	R: 0 E: 0 K: 0 S: 3	H: 1 LOB: 1 BB: 0 P: 11	R: 0 E: 0 K: 1 S: 9	H: 0 LOB: 0 BB: 0 P: 13	R: 1 E: 0 K: 1 S: 9	H: 1 LOB: 1 BB: 1 P: 18	1B: 1 2B: 3 3B: 0 HR: 0	SF: 0 SAC: 0 DP: 1 HBP: 0	WP: 1 PB: 0 SB: 2 CS: 0	PA: 34							
<b>PITCHER</b>	IP	WLS	BF	H	R	ER	SO	BB	IBB	HBP	BLK	WP	HR	S	P	ERA	WHIP										
<b>Mike Moore, R</b> ERA: 5.61 (1, 1)	8.0	W	29	2	0	0	4	4	0	0	0	0	0	58	100	0.00	0.750										
<b>Buddy Groom, L</b> ERA: 4.21 (9, 1)	0.0	1	1	1	1	1	0	0	0	0	0	0	0	2	3	∞	∞										
<b>Storm Davis, R</b> ERA: 3.46 (9, 1)	0.1	2	0	0	0	0	1	1	0	0	0	1	0	4	9	0.00	3.000										
<b>Greg Cadaret, L</b> ERA: 5.61 (9, 1)	0.2	S	2	0	0	0	0	0	0	0	0	0	0	3	6	0.00	0.000										

Batter	1	2	3	4	5	6	7	8	9	AB	R	H	RBI	BB	SO	LOB	BOTTOM										
<b>Tony Phillips, S</b> OBP: 0.400, SLG: 0.438 (1, 7)	K		K		G3-1			CS 1B		4	0	1	1	0	2	0	<b>Seattle Mariners @ Detroit Tigers</b> Tiger Stadium, Detroit, MI Wed Jul 27 1994, 7:05 PM EDT Att: 20,150 - Unknown - 76 F										
<b>Alan Trammell, R</b> OBP: 0.315, SLG: 0.421 (1, 6)	HR 1B		2B		G4-3		2H 1B	F7		4	1	2	0	0	0	1											
<b>Travis Fryman, R</b> OBP: 0.336, SLG: 0.504 (1, 5)	1H HR		G5-3		K			K		4	1	1	2	0	2	1											
<b>Cecil Fielder, R</b> OBP: 0.330, SLG: 0.508 (8, PR)	P3		BB					CS BB		2	0	0	0	2	1	0											
<b>Juan Samuel, R</b> OBP: 0.366, SLG: 0.567 (8, PR)										0	0	0	0	0	0	0											
<b>Mickey Tettleton, S</b> OBP: 0.412, SLG: 0.462 (1, 3)	BB		K		G4-3		G4-3	K		3	0	1	0	1	2	3											
<b>Junior Felix, S</b> OBP: 0.355, SLG: 0.530 (1, 9)	K				G4-3		G4-3	K		3	0	0	0	0	1	2											
<b>Chris Gomez, R</b> OBP: 0.352, SLG: 0.424 (1, 4)			K		BB		G4-3			2	0	0	0	1	1	1											
<b>Milt Cuyler, S</b> OBP: 0.329, SLG: 0.262 (1, 8)			K		K			SH1-4 1B BB		2	1	0	0	1	2	1											
<b>John Flaherty, R</b> OBP: 0.154, SLG: 0.162 (1, 2)			K		K			SH1-4		2	0	0	0	0	2	1											
<b>Inning Stats</b>	R: 2 E: 0 K: 2 S: 17	H: 2 LOB: 1 BB: 1 P: 29	R: 0 E: 0 K: 3 S: 11	H: 0 LOB: 0 BB: 0 P: 15	R: 0 E: 0 K: 2 S: 12	H: 1 LOB: 2 BB: 1 P: 23	R: 0 E: 0 K: 2 S: 12	H: 0 LOB: 1 BB: 1 P: 17	R: 0 E: 0 K: 1 S: 13	H: 0 LOB: 0 BB: 0 P: 19	R: 0 E: 0 K: 1 S: 8	H: 1 LOB: 1 BB: 0 P: 10	R: 1 E: 0 K: 0 S: 8	H: 1 LOB: 0 BB: 1 P: 14	R: 0 E: 0 K: 2 S: 9	H: 0 LOB: 1 BB: 1 P: 17	1B: 2 2B: 3 3B: 0 HR: 1	SF: 0 SAC: 1 DP: 1 HBP: 0	WP: 0 PB: 0 SB: 0 CS: 2	PA: 32							
<b>PITCHER</b>	IP	WLS	BF	H	R	ER	SO	BB	IBB	HBP	BLK	WP	HR	S	P	ERA	WHIP										
<b>Randy Johnson, L</b> ERA: 3.37 (1, 1)	8.0	L	32	5	3	3	13	5	0	0	0	0	1	90	144	3.38	1.250										

AB	29
R	1
H	3
RBI	0
BB	5
SO	5
LOB	14









Batter	1	2	3	4	5	6	7	8	9	AB	R	H	RBI	BB	SO	LOB	TOP				
<b>Rickey Henderson, R</b> OBP: 0.410, SLG: 0.384 (1, 7)	3-2 G3 SF7 2B	4-1 BB			1-2 F9		2-0 E5 1B	1-2 G6-3		4	1	1	0	1	0	3					
<b>Stan Javier, S</b> OBP: 0.366, SLG: 0.427 (1, 8)	1-0 G3 2-3	1-2 L4			1-0 F9		0-1 FC6-4 1B		1-2 F8	5	0	1	0	0	0	2					
<b>Geronimo Berroa, R</b> OBP: 0.381, SLG: 0.491 <b>Francisco Matos, R</b> OBP: 0.136, SLG: 0.150 (9, PR)	4-2 BB		2-2 L4		2-1 G6-3		0-0 FC6-4 1-2		1-2 E5 FC6-4	4	0	0	0	1	0	2					
<b>Ruben Sierra, S</b> OBP: 0.294, SLG: 0.488 (1, 9)	1-1 SF7		2-3 K			1-0 G3-1		1-1 HR	2-2 FC6-4 BB 1B	4	2	1	2	0	1	1					
<b>Terry Steinbach, R</b> OBP: 0.331, SLG: 0.451 (1, 2)	0-3 K		1-1 1B			1-1 G6-3		0-0 F9 1B	4-1 1B BB	4	0	2	0	1	1	1					
<b>Troy Neel, L</b> OBP: 0.356, SLG: 0.457 (1, 3)		1-1 F8	3-3 K			3-3 K		0-2 L7	1-0 1B	5	0	1	1	0	2	2					
<b>Scott Brosius, R</b> OBP: 0.294, SLG: 0.411 (1, 5)		3-2 L4		0-3 K			0-0 G5-3	0-0 BB 1B	3-3 K	5	0	1	0	0	2	2					
<b>Mike Bordick, R</b> OBP: 0.333, SLG: 0.355 (1, 6)		4-1 HR BB		3-2 P2			1-3 K	3-1 F9		3	1	0	0	1	1	2					
<b>Scott Hemond, R</b> OBP: 0.284, SLG: 0.358 (1, 4)		3-2 1-H HR		3-2 G6-3			2-2 E 2B	4-0 BB		3	2	2	2	1	0	0					
<b>Inning Stats</b>	R: 1 E: 0 K: 1 S: 11	H: 1 LOB: 1 BB: 1 P: 20	R: 2 E: 0 K: 0 S: 13	H: 1 LOB: 1 BB: 2 P: 29	R: 0 E: 0 K: 2 S: 11	H: 1 LOB: 1 BB: 0 P: 19	R: 0 E: 0 K: 1 S: 10	H: 0 LOB: 0 BB: 0 P: 16	R: 0 E: 0 K: 0 S: 6	H: 0 LOB: 0 BB: 0 P: 10	R: 1 E: 1 K: 1 S: 13	H: 2 LOB: 2 BB: 1 P: 18	R: 1 E: 0 K: 0 S: 13	H: 3 LOB: 3 BB: 1 P: 21	R: 1 E: 1 K: 1 S: 15	H: 1 LOB: 2 BB: 1 P: 27	1B: 5 2B: 2 3B: 0 HR: 2	SF: 1 SAC: 0 DP: 0 HBP: 0	WP: 0 PB: 0 SB: 0 CS: 0	PA: 43	
<b>PITCHER</b>	IP	WLS	BF	H	R	ER	SO	BB	IBB	HBP	BLK	WP	HR	S	P	ERA	WHIP				
<b>Tim Belcher, R</b> ERA: 5.7 (1, 1)	7.1	L	34	8	5	4	6	3	0	0	0	0	2	78	132	4.91	1.500				
<b>Mike Gardiner, R</b> ERA: 3.75 (8, 1)	1.0		5	0	1	0	0	1	0	0	0	0	0	12	21	0.00	1.000				
<b>Greg Cadaret, L</b> ERA: 5.56 (9, 1)	0.1		3	1	0	0	0	1	0	0	0	0	0	5	21	0.00	6.000				
<b>Storm Davis, R</b> ERA: 3.43 (9, 1)	0.1		1	0	0	0	1	0	0	0	0	0	0	4	7	0.00	0.000				

Oakland Athletics @ Detroit Tigers  
Tiger Stadium, Detroit, MI  
Fri Jul 29 1994, 7:05 PM EDT  
Att: 26,971 - Unknown - 76 F

AB	37
R	6
H	9
RBI	5
BB	5
SO	7
LOB	15



Batter	1	2	3	4	5	6	7	8	9	AB	R	H	RBI	BB	SO	LOB	BOTTOM					
<b>Tony Phillips, S</b> OBP: 0.398, SLG: 0.435 (1, 7)	3-2 1B	2-3 K			4-0 G3-1 BB		2-3 K		1-2 G4-3	4	0	1	0	1	2	4						
<b>Lou Whitaker, L</b> OBP: 0.362, SLG: 0.465 (1, 4)	2-3 K		1-0 L9		2-3 K		0-1 FC6-4 1B BB		3-2 F8	5	1	1	1	0	2	2						
<b>Travis Fryman, R</b> OBP: 0.333, SLG: 0.498 (1, 5)	0-3 K		0-0 F8		2-2 G3-1		4-1 FC6-4 BB		2-0 G5-3	4	0	0	0	1	1	2						
<b>Cecil Fielder, R</b> OBP: 0.328, SLG: 0.499 (1, 3)	3-3 K		1-1 G3		0-0 L8		0-2 FC6-4 BB 1B			4	0	0	1	0	1	4						
<b>Kirk Gibson, L</b> OBP: 0.357, SLG: 0.557 (1, 10)		2-2 HR		4-1 WP BB BB		2-3 K	4-0 1B BB			2	1	1	1	2	1	0						
<b>Mickey Tettleton, S</b> OBP: 0.418, SLG: 0.474 (1, 2)		4-1 FC1-5 BB BB		4-2 G5-3 WP BB		1-3 K	0-1 1B			2	0	1	1	2	1	0						
<b>Junior Felix, S</b> OBP: 0.357, SLG: 0.526 (1, 9)		4-0 FC1-5 BB		2-3 K		1-3 K		2-3 K		3	0	0	0	1	3	2						
<b>Milt Cuyler, S</b> OBP: 0.359, SLG: 0.284 (1, 8)		1-0 FC1-5		4-2 BB			4-1 BB 1B BB		1-3 K	2	1	0	0	2	1	2						
<b>Chris Gomez, R</b> OBP: 0.349, SLG: 0.419 (1, 6)		2-2 F7		1-1 G5-3			4-1 BB 1B FC6-4 BB		1-3 K	3	1	0	0	1	1	5						
<b>Inning Stats</b>	R: 0 E: 0 K: 3 S: 13	H: 1 LOB: 1 BB: 0 P: 21	R: 1 E: 0 K: 1 S: 12	H: 1 LOB: 2 BB: 2 P: 27	R: 0 E: 0 K: 0 S: 4	H: 0 LOB: 0 BB: 0 P: 6	R: 0 E: 0 K: 1 S: 12	H: 0 LOB: 1 BB: 3 P: 27	R: 0 E: 0 K: 1 S: 7	H: 0 LOB: 1 BB: 1 P: 15	R: 0 E: 0 K: 3 S: 10	H: 0 LOB: 0 BB: 0 P: 14	R: 3 E: 0 K: 1 S: 14	H: 2 LOB: 2 BB: 4 P: 32	R: 0 E: 0 K: 3 S: 9	H: 0 LOB: 0 BB: 0 P: 13	R: 0 E: 0 K: 0 S: 7	H: 0 LOB: 0 BB: 0 P: 13	1B: 3 2B: 0 3B: 0 HR: 1	SF: 0 SAC: 0 DP: 1 HBP: 0	WP: 1 PB: 0 SB: 0 CS: 0	PA: 39
<b>PITCHER</b>	IP	WLS	BF	H	R	ER	SO	BB	IBB	HBP	BLK	WP	HR	S	P	ERA	WHIP					
<b>Todd Van Poppel, R</b> ERA: 6.05 (1, 1)	3.1		17	2	1	1	5	5	0	0	0	0	0	9	18	2.70	2.100					
<b>John Briscoe, R</b> ERA: 4.01 (4, 1)	1.2		5	0	0	0	1	1	0	0	0	0	0	9	18	0.00	0.600					
<b>Ed Vosberg, L</b> ERA: 3.48 (6, 1)	1.0		3	0	0	0	3	0	0	0	0	0	0	10	14	0.00	0.000					
<b>Mark Acre, R</b> ERA: 3.86 (7, 1)	0.0		2	0	2	2	0	2	0	0	0	0	0	2	10	∞	∞					
<b>Dave Leiper, L</b> ERA: 1.1 (7, 1)	0.1		2	1	0	0	1	0	0	0	0	0	0	6	8	0.00	3.000					

Oakland Athletics @ Detroit Tigers  
Tiger Stadium, Detroit, MI  
Fri Jul 29 1994, 7:05 PM EDT  
Att: 26,971 - Unknown - 76 F

AB	29
R	4
H	4
RBI	4
BB	10
SO	13
LOB	21














Batter	1	2	3	4	5	6	7	8	9	AB	R	H	RBI	BB	SO	LOB	TOP										
<b>Tony Phillips, S</b> OBP: 0.400, SLG: 0.442 (1, 7)	1-3 K2-3	3-1 P4		0-0 G4-3			2-1 1B		0-1 G4-6-3	5	0	1	0	0	0	1											
<b>Lou Whitaker, L</b> OBP: 0.394, SLG: 0.483 (1, 4)	2-0 E		0-0 HR		2-0 P6		3-1 G4-3			4	2	2	1	0	0	1											
<b>Travis Fryman, R</b> OBP: 0.333, SLG: 0.492 (1, 5)	3-2 E7		2-3 K		1-3 K			1-2 F7		4	0	1	1	0	2	0											
<b>Cecil Fielder, R</b> OBP: 0.336, SLG: 0.501 (8, PR)	4-1 BB		1-3 K		1-0 F9			3-2 1B		3	0	1	0	1	1	0											
<b>Juan Samuel, R</b> OBP: 0.391, SLG: 0.553 (8, 2)										0	0	0	0	0	0	0											
<b>John Flaherty, R</b> OBP: 0.167, SLG: 0.175 (8, 2)										0	0	0	0	0	0	0											
<b>Kirk Gibson, L</b> OBP: 0.362, SLG: 0.556 (1, 10)	4-0 1-2 2-3 BB		1-1 2B		0-2 P6			3-3 K		3	0	1	0	1	1	1											
<b>Mickey Tettleton, S</b> OBP: 0.417, SLG: 0.462 (1, 2)	0-1 P6		4-2 BB		2-0 G3-1			2-2 FC6-4 HBP		2	0	0	0	1	0	3											
<b>Alan Trammell, R</b> OBP: 0.308, SLG: 0.417 (1, 6)	2-2 F7		1-3 K		1-3 K			0-0 FC6-4		4	0	0	0	0	2	7											
<b>Mitt Cuyler, S</b> OBP: 0.341, SLG: 0.338 (1, 8)		0-2 F9		1-2 G6-3			0-0 P5		1-1 L8	4	0	0	0	0	0	0											
<b>Danny Bautista, R</b> OBP: 0.259, SLG: 0.410 (1, 9)		0-3 K		0-0 G4-3			3-2 G5-3		0-1 G4-6-3	4	0	1	0	0	1	0											
<b>Inning Stats</b>	R: 1 E: 1 K: 1 S: 15	H: 2 LOB: 3 BB: 2 P: 31	R: 0 E: 0 K: 1 S: 8	H: 0 LOB: 0 BB: 0 P: 11	R: 1 E: 0 K: 3 S: 14	H: 2 LOB: 2 BB: 1 P: 23	R: 0 E: 0 K: 0 S: 5	H: 0 LOB: 0 BB: 0 P: 6	R: 0 E: 0 K: 1 S: 6	H: 0 LOB: 0 BB: 0 P: 10	R: 0 E: 0 K: 1 S: 8	H: 1 LOB: 1 BB: 0 P: 16	R: 0 E: 0 K: 1 S: 12	H: 1 LOB: 2 BB: 0 P: 21	R: 0 E: 0 K: 0 S: 6	H: 1 LOB: 0 BB: 0 P: 7	1B: 4 2B: 2 3B: 0 HR: 1	SF: 0 SAC: 0 DP: 1 HBP: 1	WP: 0 PB: 0 SB: 2 CS: 0	PA: 37							
<b>PITCHER</b>	IP	WLS	BF	H	R	ER	SO	BB	IBB	HBP	BLK	WP	HR	S	P	ERA	WHIP										
<b>Jason Grimsley, R</b> ERA: 4.42 (1, 1)	7.2	W	33	6	2	2	8	3	0	1	0	0	1	75	128	2.35	1.174										
<b>Eric Plunk, R</b> ERA: 2.75 (8, 1)	0.1		1	0	0	0	0	0	0	0	0	0	0	1	1	0.00	0.000										
<b>Jeff Russell, R</b> ERA: 4.66 (9, 1)	1.0		3	1	0	0	0	0	0	0	0	0	0	6	7	0.00	1.000										

**Detroit Tigers @ Cleveland Indians**  
Jacobs Field, Cleveland, OH  
Mon Aug 01 1994, 7:05 PM EDT  
Att: 41,922 - Unknown - 85 F


AB 33  
R 2  
H 7  
RBI 2  
BB 3  
SO 8  
LOB 13



Batter	1	2	3	4	5	6	7	8	9	AB	R	H	RBI	BB	SO	LOB	BOTTOM										
<b>Kenny Lofton, L</b> OBP: 0.416, SLG: 0.540 (1, 8)	1-0 F8		3-1 G3-1			0-0 S WP 1B	1-3 K			4	1	1	0	0	1	1											
<b>Omar Vizquel, S</b> OBP: 0.318, SLG: 0.311 (1, 6)	0-1 G3-1			0-0 G3		0-3 K		2-1 G6-3		4	0	0	0	0	1	1											
<b>Carlos Baerga, S</b> OBP: 0.338, SLG: 0.523 (1, 4)	0-0 F8			0-2 G4-3		4-1 WP BB	1-3 BB	1-2 HR		3	1	1	1	1	0	0											
<b>Eddie Murray, S</b> OBP: 0.312, SLG: 0.450 (1, 10)		4-1 F9 1B BB		1-2 E4		1-0 G3	1-0 G3	0-2 F8		3	0	0	0	1	0	1											
<b>Jim Thome, L</b> OBP: 0.345, SLG: 0.515 (8, PR)		2-2 L4-3 1B		3-2 P6			1-1 P6	2-2 S HR 1B		4	0	2	0	0	0	1											
<b>Ruben Amaro Jr, S</b> OBP: 0.125, SLG: 0.133 (9, 5)										0	1	0	0	0	0	0											
<b>Alvaro Espinoza, R</b> OBP: 0.260, SLG: 0.311 (9, 5)										0	0	0	0	0	0	0											
<b>Manny Ramirez, R</b> OBP: 0.357, SLG: 0.516 (1, 9)		3-2 F9		1-1 F9		1-2 HR	1-2 HR	3-2 HR		4	2	2	2	0	0	2											
<b>Paul Sorrento, L</b> OBP: 0.346, SLG: 0.456 (1, 3)		0-0 L4-3		1-1 G3-1		2-0 HR	2-0 HR	0-1 1B		4	1	2	2	0	0	2											
<b>Sandy Alomar Jr, R</b> OBP: 0.331, SLG: 0.467 (1, 2)			1-2 F8		1-1 G5-3		1-3 K	0-1 L8		4	0	0	0	0	1	1											
<b>Wayne Kirby, L</b> OBP: 0.328, SLG: 0.389 (1, 7)			1-2 G1-3		1-1 G1-3		3-2 2B			3	0	1	0	0	0	0											
<b>Inning Stats</b>	R: 0 E: 0 K: 0 S: 4	H: 0 LOB: 0 BB: 0 P: 5	R: 0 E: 0 K: 0 S: 9	H: 1 LOB: 1 BB: 1 P: 18	R: 0 E: 0 K: 0 S: 9	H: 0 LOB: 0 BB: 0 P: 14	R: 0 E: 1 K: 0 S: 10	H: 0 LOB: 1 BB: 0 P: 14	R: 0 E: 0 K: 0 S: 6	H: 0 LOB: 0 BB: 0 P: 9	R: 1 E: 0 K: 1 S: 8	H: 1 LOB: 1 BB: 1 P: 14	R: 2 E: 0 K: 2 S: 15	H: 3 LOB: 1 BB: 0 P: 24	R: 3 E: 0 K: 0 S: 19	H: 4 LOB: 1 BB: 0 P: 27	1B: 4 2B: 3 3B: 0 HR: 3	SF: 0 SAC: 0 DP: 1 HBP: 0	WP: 1 PB: 0 SB: 3 CS: 0	PA: 35							
<b>PITCHER</b>	IP	WLS	BF	H	R	ER	SO	BB	IBB	HBP	BLK	WP	HR	S	P	ERA	WHIP										
<b>Mike Moore, R</b> ERA: 5.54 (1, 1)	6.2	L	27	5	3	3	2	2	0	0	0	0	1	15	21	4.05	1.050										
<b>Buddy Groom, L</b> ERA: 4.45 (7, 1)	1.0		5	2	2	2	1	0	0	0	0	0	1	7	10	27.00	6.000										
<b>Joe Boever, R</b> ERA: 3.72 (8, 1)	0.1		3	2	1	1	0	0	0	0	0	0	1	7	10	27.00	6.000										

**Detroit Tigers @ Cleveland Indians**  
Jacobs Field, Cleveland, OH  
Mon Aug 01 1994, 7:05 PM EDT  
Att: 41,922 - Unknown - 85 F

AB 33  
R 6  
H 9  
RBI 5  
BB 2  
SO 3  
LOB 9





Batter	1	2	3	4	5	6	7	8	9	AB	R	H	RBI	BB	SO	LOB	TOP								
<b>Tony Phillips, S</b> OBP: 0.402, SLG: 0.441 (1, 7)	4-1 BB	0-1 F7				4-2 1B BB	1-2 G6-3		2-2 E 1B	3	1	1	0	2	0	1									
<b>Lou Whitaker, L</b> OBP: 0.362, SLG: 0.478 (1, 4)	2-0 F7		0-1 G3			2-1 BB 1B	3-3 K		1-0 E4 1B	5	2	1	0	0	0	1									
<b>Travis Fryman, R</b> OBP: 0.334, SLG: 0.490 (1, 5)	1-0 F9		1-3 K			4-2 BB SF8 BB	3-1 G3		3-2 1B SF9 1B	4	2	1	0	1	1	1									
<b>Cecil Fielder, R</b> OBP: 0.336, SLG: 0.499 (9, PR)	2-2 P2		1-3 K			4-2 SF8 1B BB		0-2 G6-3	1-1 HR 1B	4	1	1	1	1	1	1									
<b>Kirk Gibson, L</b> OBP: 0.363, SLG: 0.557 (1, 10)		1-1 WP 1B 2B		1-2 G6-3		4-2 1B 2B BB		0-1 G5-3	3-H SF9 1B	3	2	1	2	1	0	0									
<b>Mickey Tettleton, S</b> OBP: 0.415, SLG: 0.468 (1, 2)		2-3 K		0-2 G3		2-0 SF8		1-0 P6	0-1 HR	4	1	1	3	0	1	1									
<b>Junior Felix, S</b> OBP: 0.370, SLG: 0.535 (9, PR)		4-2 1B S G4-3 BB		0-2 2B		2-3 3-H 2-1		1-3 K	0-0 G5-3	4	2	2	1	1	1	1									
<b>Danny Bautista, R</b> OBP: 0.259, SLG: 0.410 (9, 9)		2-3 G4-3 1B		1-0 2B		1-2 3-H 0-1		2-2 L7	2-1 F7	5	0	3	3	0	0	1									
<b>Mitt Cuyler, S</b> OBP: 0.354, SLG: 0.376 (1, 8)		1-3 3-H 1B		1-3 2B		1-3 2-H 2B		1-0 F8		4	0	0	1	0	2	4									
<b>Chris Gomez, R</b> OBP: 0.342, SLG: 0.409 (1, 6)		2-2 G4-3		3-3 K		1-3 K																			
<b>Inning Stats</b>	R: 0 E: 0 K: 0 S: 6	H: 0 LOB: 1 BB: 1 P: 15	R: 2 E: 0 K: 1 S: 20	H: 2 LOB: 1 BB: 1 P: 31	R: 0 E: 0 K: 2 S: 8	H: 0 LOB: 0 BB: 0 P: 10	R: 1 E: 0 K: 1 S: 14	H: 2 LOB: 1 BB: 0 P: 19	R: 4 E: 0 K: 1 S: 23	H: 3 LOB: 2 BB: 4 P: 46	R: 0 E: 0 K: 0 S: 10	H: 0 LOB: 0 BB: 0 P: 17	R: 0 E: 0 K: 0 S: 7	H: 0 LOB: 0 BB: 0 P: 8	R: 0 E: 0 K: 1 S: 10	H: 0 LOB: 0 BB: 0 P: 14	R: 5 E: 1 K: 0 S: 17	H: 4 LOB: 1 BB: 0 P: 27	1B: 7 2B: 3 3B: 0 HR: 1	SF: 2 SAC: 0 DP: 0 HBP: 0	WP: 1 PB: 0 SB: 1 CS: 0	PA: 44			
<b>PITCHER</b>	IP	WLS	BF	H	R	ER	SO	BB	IBB	HBP	BLK	WP	HR	S	P	ERA	WHIP								
<b>Jack Morris, R</b> ERA: 5.35 (1, 1)	4.1		23	5	7	7	4	6	0	0	0	1	0	63	108	14.54	2.538								
<b>Jose Mesa, R</b> ERA: 3.88 (5, 1)	3.2		13	2	0	0	3	0	0	0	0	0	0	35	52	0.00	0.545								
<b>Jeff Russell, R</b> ERA: 5.4 (9, 1)	0.0	L	4	3	4	3	0	0	0	0	0	0	0	10	17	∞	∞								
<b>Derek Lilliquist, L</b> ERA: 5.92 (9, 1)	1.0		4	1	1	1	0	0	0	0	0	0	1	7	10	9.00	1.000								

**Detroit Tigers @ Cleveland Indians**  
Jacobs Field, Cleveland, OH  
Tue Aug 02 1994, 7:05 PM EDT  
Att: 41,286 - Unknown - 76 F

AB 36  
R 12  
H 11  
RBI 11  
BB 6  
SO 7  
LOB 11



Batter	1	2	3	4	5	6	7	8	9	AB	R	H	RBI	BB	SO	LOB	BOTTOM								
<b>Kenny Lofton, L</b> OBP: 0.421, SLG: 0.553 (1, 8)	3-2 G3-1		1-0 HR	2-1 1-H 3-H 2B		1-1 2-H 1B		2-1 1B		5	1	4	4	0	0	0									
<b>Omar Vizquel, S</b> OBP: 0.312, SLG: 0.305 (1, 6)	0-1 F7		0-0 G4-3		0-1 F8	0-0 L8		1-1 G4-3		5	0	0	0	0	0	2									
<b>Carlos Baerga, S</b> OBP: 0.336, SLG: 0.517 (1, 4)	1-1 HBP		2-2 G3-1		0-2 G6-3		0-0 G5-3		1-2 G6-3	4	0	0	0	0	0	0									
<b>Eddie Murray, S</b> OBP: 0.309, SLG: 0.445 (1, 10)	0-1 G3		2-1 L9		1-0 F8		1-2 G1-3		0-0 F9	5	0	0	0	0	0	1									
<b>Jim Thome, L</b> OBP: 0.350, SLG: 0.527 (8, 5)		3-2 E6 2B 1B		1-3 K		3-1 HR	4-1 WP 1B BB		1-2 1B	3	2	2	1	1	1	0									
<b>Manny Ramirez, R</b> OBP: 0.364, SLG: 0.533 (1, 9)		0-2 G4-3 2B G6-3 2B		4-2 WP 2B BB		2-0 HR	4-0 1B IBB		2-3 K	3	3	2	2	2	1	1									
<b>Paul Sorrento, L</b> OBP: 0.348, SLG: 0.460 (1, 3)		0-0 G4-3		2-2 FC3-6 1-H 2B 2B		2-1 F7	0-0 1-2 2-H 1B			4	1	2	1	0	0	1									
<b>Sandy Alomar Jr., R</b> OBP: 0.333, SLG: 0.469 (1, 2)		0-1 G6-3		4-2 FC3-6 BB		0-2 1B 2B		0-0 G6-3		3	1	1	1	1	0	0									
<b>Wayne Kirby, L</b> OBP: 0.321, SLG: 0.380 (1, 7)		3-H K		0-0 FC3-6 2B		1-3 K		1-0 G6-3		4	1	0	0	0	2	3									
<b>Inning Stats</b>	R: 0 E: 0 K: 0 S: 8	H: 0 LOB: 0 BB: 0 P: 12	R: 2 E: 1 K: 1 S: 13	H: 2 LOB: 0 BB: 0 P: 17	R: 1 E: 0 K: 0 S: 8	H: 1 LOB: 0 BB: 0 P: 13	R: 3 E: 0 K: 1 S: 17	H: 2 LOB: 1 BB: 2 P: 30	R: 0 E: 0 K: 0 S: 6	H: 0 LOB: 0 BB: 0 P: 7	R: 3 E: 0 K: 1 S: 14	H: 4 LOB: 1 BB: 0 P: 23	R: 0 E: 0 K: 0 S: 6	H: 1 LOB: 2 BB: 2 P: 15	R: 0 E: 0 K: 0 S: 6	H: 1 LOB: 1 BB: 0 P: 10	R: 0 E: 0 K: 1 S: 15	H: 1 LOB: 1 BB: 0 P: 19	1B: 5 2B: 4 3B: 0 HR: 3	SF: 0 SAC: 0 DP: 0 HBP: 1	WP: 2 PB: 0 SB: 0 CS: 0	PA: 42			
<b>PITCHER</b>	IP	WLS	BF	H	R	ER	SO	BB	IBB	HBP	BLK	WP	HR	S	P	ERA	WHIP								
<b>Bill Gullickson, R</b> ERA: 5.75 (1, 1)	4.0		19	5	6	4	2	2	0	1	0	0	0	1	0	9.00	1.750								
<b>Mike Gardiner, R</b> ERA: 4.17 (5, 1)	1.1		7	3	3	3	0	0	0	0	0	0	2	14	22	20.25	2.250								
<b>Greg Cadaret, L</b> ERA: 5.15 (6, 1)	2.2	W	12	3	0	0	1	1	1	0	0	1	0	18	33	0.00	1.500								
<b>Buddy Groom, L</b> ERA: 4.3 (9, 1)	1.0	S	4	1	0	0	1	0	0	0	0	0	0	15	19	0.00	1.000								

**Detroit Tigers @ Cleveland Indians**  
Jacobs Field, Cleveland, OH  
Tue Aug 02 1994, 7:05 PM EDT  
Att: 41,286 - Unknown - 76 F

AB 37  
R 9  
H 12  
RBI 9  
BB 4  
SO 4  
LOB 8





Batter	1	2	3	4	5	6	7	8	9	AB	R	H	RBI	BB	SO	LOB	TOP								
Mitt Cuyler, S OBP: 0.337, SLG: 0.356 (1, 8)	G6-3		G1-3		G1-3		G1-3	F9		5	0	0	0	0	0	5	<b>Detroit Tigers @ Cleveland Indians</b> Jacobs Field, Cleveland, OH Wed Aug 03 1994, 7:05 PM EDT Att: 41,611 - Unknown - 81 F								
Lou Whitaker, L OBP: 0.366, SLG: 0.490 (1, 4)	F7			G5-3 WP 2B		F8 G4-3 2B	2B E 1B		5	3	4	0	0	0	0										
Travis Fryman, R OBP: 0.333, SLG: 0.488 (1, 5)	L5			G5-3		F8	E7 1B		5	0	1	0	0	1	3										
Cecil Fielder, R OBP: 0.335, SLG: 0.495 (1, 3)		G3 1B		K		G4-3	G1-3		5	0	1	1	0	2	2										
Kirk Gibson, L OBP: 0.361, SLG: 0.561 (1, 10)	G3		L6			HR		K	5	1	1	1	0	2	2										
Junior Felix, S OBP: 0.372, SLG: 0.535 (8, 9)	K				G4-3	E 1B	1B	WP 1B	4	0	2	0	0	1	1										
Danny Bautista, R OBP: 0.404, SLG: 0.443 (8, 7)	K					E6 1B	1B	WP 1B	3	0	2	0	0	1	1										
Alan Trammell, R OBP: 0.307, SLG: 0.415 (1, 6)			F7			F8		P3	4	0	1	0	0	0	4										
Chad Kreuter, S OBP: 0.335, SLG: 0.297 (8, PH)			G1-3				G3		3	0	0	0	0	1	2										
Mickey Tettleton, S OBP: 0.416, SLG: 0.468 (8, 2)					K			1-2 2-3 BB	0	0	0	0	1	0	0										
<b>Inning Stats</b>	R: 0 E: 0 K: 0 S: 7	H: 0 LOB: 0 BB: 0 P: 11	R: 0 E: 0 K: 2 S: 10	H: 1 LOB: 1 BB: 0 P: 12	R: 0 E: 0 K: 0 S: 5	H: 0 LOB: 0 BB: 0 P: 6	R: 1 E: 0 K: 1 S: 16	H: 1 LOB: 0 BB: 0 P: 20	R: 0 E: 0 K: 1 S: 12	H: 2 LOB: 2 BB: 0 P: 19	R: 2 E: 1 K: 0 S: 13	H: 4 LOB: 2 BB: 0 P: 19	R: 1 E: 1 K: 0 S: 13	H: 2 LOB: 1 BB: 0 P: 22	R: 0 E: 0 K: 1 S: 17	H: 2 LOB: 3 BB: 1 P: 26	R: 0 E: 0 K: 3 S: 10	H: 1 LOB: 1 BB: 0 P: 12	1B: 9 2B: 3 3B: 0 HR: 1	SF: 0 SAC: 0 DP: 0 HBP: 0	WP: 2 PB: 0 SB: 0 CS: 0	PA: 41			
<b>PITCHER</b>	IP	WLS	BF	H	R	ER	SO	BB	IBB	HBP	BLK	WP	HR	S	P	ERA	WHIP								
Charles Nagy, R ERA: 3.55 (1, 1)	7.0	W	31	10	4	3	4	0	0	0	0	1	1	76	109	3.86	1.429								
Eric Plunk, R ERA: 2.71 (8, 1)	1.0		6	2	0	0	1	1	0	0	0	1	0	17	26	0.00	3.000								
Larry Casian, L ERA: 6.8 (9, 1)	0.0		1	1	0	0	0	0	0	0	0	0	0	1	1	∞	∞								
Jeff Russell, R ERA: 5.26 (9, 1)	1.0	S	3	0	0	0	3	0	0	0	0	0	0	9	11	0.00	0.000								

Batter	1	2	3	4	5	6	7	8	9	AB	R	H	RBI	BB	SO	LOB	BOTTOM								
Kenny Lofton, L OBP: 0.420, SLG: 0.552 (1, 8)	F9		1-H 2B	IBB			G4-3	K		4	0	1	1	1	1	1	<b>Detroit Tigers @ Cleveland Indians</b> Jacobs Field, Cleveland, OH Wed Aug 03 1994, 7:05 PM EDT Att: 41,611 - Unknown - 81 F								
Omar Vizquel, S OBP: 0.314, SLG: 0.306 (1, 6)	E3		G4-6-3 BB	SF7		FC6-5 1B	E7	K	3	0	1	1	1	1	1										
Carlos Baerga, S OBP: 0.333, SLG: 0.511 (1, 4)	L8		G4-6-3 1-2	G4-3		FC6-5 1B	G5-3		5	0	0	0	0	0	7										
Eddie Murray, S OBP: 0.310, SLG: 0.445 (1, 10)	F7			1B 1B		F9	BB 1B		4	1	2	0	0	0	1										
Jim Thome, L OBP: 0.355, SLG: 0.528 Alvaro Espinoza, R OBP: 0.263, SLG: 0.314 (9, 5)		G1-6-3 1B		E 1B HBP 1B		F7	BB 1B		3	1	2	0	1	0	0										
Manny Ramirez, R OBP: 0.362, SLG: 0.528 (1, 9)	L9			HBP E G4-3 1B		L7	F9		4	1	1	1	0	0	4										
Paul Sorrento, L OBP: 0.347, SLG: 0.458 (1, 3)	G1-6-3			E1 G4-3 HBP SF7		F8		HR 1B	4	2	1	0	0	0	3										
Sandy Alomar Jr., R OBP: 0.336, SLG: 0.478 (1, 2)			F9	G4-3 HBP		F8		HR 1B	3	1	1	3	0	0	0										
Wayne Kirby, L OBP: 0.324, SLG: 0.389 (1, 7)			2B 1B	G4-3		K		WP 2B	4	1	2	1	0	1	2										
<b>Inning Stats</b>	R: 0 E: 1 K: 0 S: 9	H: 0 LOB: 1 BB: 0 P: 12	R: 0 E: 0 K: 0 S: 7	H: 1 LOB: 0 BB: 0 P: 13	R: 1 E: 0 K: 0 S: 7	H: 2 LOB: 1 BB: 1 P: 16	R: 4 E: 1 K: 0 S: 21	H: 3 LOB: 2 BB: 1 P: 38	R: 0 E: 0 K: 1 S: 11	H: 0 LOB: 0 BB: 0 P: 18	R: 0 E: 1 K: 0 S: 10	H: 2 LOB: 3 BB: 1 P: 19	R: 2 E: 0 K: 2 S: 11	H: 3 LOB: 1 BB: 0 P: 16	R: 0 E: 0 K: 2 S: 10	H: 1 LOB: 1 BB: 0 P: 12		1B: 8 2B: 2 3B: 0 HR: 1	SF: 1 SAC: 0 DP: 2 HBP: 1	WP: 1 PB: 0 SB: 1 CS: 0	PA: 39				
<b>PITCHER</b>	IP	WLS	BF	H	R	ER	SO	BB	IBB	HBP	BLK	WP	HR	S	P	ERA	WHIP								
Tim Belcher, R ERA: 5.74 (1, 1)	7.0	L	35	10	7	5	1	2	1	1	0	1	0	72	126	6.43	1.714								
Greg Cadaret, L ERA: 5.02 (8, 1)	1.0		4	1	0	0	2	0	0	0	0	1	0	9	14	0.00	1.000								

AB	40
R	4
H	13
RBI	2
BB	1
SO	8
LOB	20



AB	34
R	7
H	11
RBI	7
BB	3
SO	3
LOB	19






Batter	1	2	3	4	5	6	7	8	9	AB	R	H	RBI	BB	SO	LOB	TOP			
<b>Tony Phillips, S</b> OBP: 0.406, SLG: 0.444 (1, 7) X	0-0 FC4-6 1B		4-0 BB			0-0 FC5 1B	0-0 G3-1			3	0	2	0	1	0	1				
<b>Lou Whitaker, L</b> OBP: 0.397, SLG: 0.487 (1, 4) X	0-0 FC4-6 FC5-4 1-2		0-0 L7			0-0 HBP FC5 1B		0-0 P9		4	0	1	0	0	0	2				
<b>Travis Fryman, R</b> OBP: 0.330, SLG: 0.484 (1, 5) X	0-0 FC5-4 1-2		0-3 K			0-0 FC5 HBP 1-2 2-3		0-0 P8		4	0	0	0	0	1	4				
<b>Cecil Fielder, R</b> OBP: 0.332, SLG: 0.490 (1, 3) X	0-0 F9			0-3 K		0-3 K		0-3 K		4	0	0	0	0	3	3				
<b>Kirk Gibson, L</b> OBP: 0.362, SLG: 0.558 (1, 10) X		0-0 F7		0-3 K		1-0 HBP		4-0 WP BB		2	0	0	0	1	1	0				
<b>Mickey Tettleton, S</b> OBP: 0.414, SLG: 0.464 (1, 2) B B B B		4-0 BB		0-3 K		0-0 F7		0-3 K		3	0	0	0	1	2	4				
<b>Danny Bautista, R</b> OBP: 0.261, SLG: 0.400 (1, 9) B B B B		0-3 K				0-0 F8		0-0 G5-3		4	0	0	0	0	2	2				
<b>Mitt Cuyler, S</b> OBP: 0.333, SLG: 0.351 (1, 8) X		0-0 G4-3				0-0 G6-4-3 1B		0-3 K		4	0	1	0	0	1	2				
<b>Chris Gomez, R</b> OBP: 0.342, SLG: 0.408 (1, 6) B B B B			0-3 K			0-0 G6-4-3 1-2		0-0 WP 1B		3	0	1	0	0	1	1				
<b>Inning Stats</b>	R: 0 E: 0 K: 0 S: 4	H: 1 LOB: 1 BB: 0 P: 4	R: 0 E: 0 K: 1 S: 5	H: 0 LOB: 1 BB: 1 P: 9	R: 0 E: 0 K: 2 S: 7	H: 0 LOB: 1 BB: 1 P: 11	R: 0 E: 0 K: 3 S: 9	H: 0 LOB: 0 BB: 0 P: 9	R: 0 E: 0 K: 1 S: 3	H: 1 LOB: 0 BB: 0 P: 3	R: 0 E: 0 K: 1 S: 6	H: 1 LOB: 1 BB: 0 P: 6	R: 0 E: 0 K: 1 S: 5	H: 0 LOB: 0 BB: 0 P: 5	R: 0 E: 0 K: 2 S: 7	H: 0 LOB: 1 BB: 1 P: 11	1B: 5 2B: 0 3B: 0 HR: 0	SF: 0 SAC: 0 DP: 1 HBP: 1	WP: 2 PB: 0 SB: 0 CS: 0	PA: 35
<b>PITCHER</b> <b>Albie Lopez, R</b> ERA: 3.38 (1, 1)	IP: 9.0 WLS: W BF: 35 H: 5 R: 0 ER: 0 SO: 11 BB: 3 IBB: 0 HBP: 1 BLK: 0 WP: 2 HR: 0 S: 53 P: 66 ERA: 0.00 WHIP: 0.889															<b>PITCHER</b>				

**Detroit Tigers @ Cleveland Indians**  
Jacobs Field, Cleveland, OH  
Thu Aug 04 1994, 7:05 PM EDT  
Att: 41,926 - Overcast - 73 F


AB 31  
R 0  
H 5  
RBI 0  
BB 3  
SO 11  
LOB 19



Batter	1	2	3	4	5	6	7	8	9	AB	R	H	RBI	BB	SO	LOB	BOTTOM			
<b>Kenny Lofton, L</b> OBP: 0.421, SLG: 0.550 (1, 8) H	1-0 S 1B HBP		0-0 G3		4-0 BB	0-3 K				2	1	0	0	1	1	2				
<b>Wayne Kirby, L</b> OBP: 0.326, SLG: 0.391 (1, 7) X	0-0 HR 1B		0-0 1B		0-0 F5	0-0 G5-3				4	1	2	1	0	0	3				
<b>Carlos Baerga, S</b> OBP: 0.332, SLG: 0.516 (1, 4) X	0-0 HR 1B		0-0 G4-3		0-0 F8	0-0 G5-3				4	1	1	2	0	0	5				
<b>Eddie Murray, S</b> OBP: 0.310, SLG: 0.442 (1, 10) X	0-0 G4-3		4-0 FC1-4 BB		0-0 P8		0-0 G5-3			3	0	0	0	1	0	0				
<b>Jim Thome, L</b> OBP: 0.354, SLG: 0.523 (1, 5) X	0-0 F7		0-3 K		4-0 FC6-4 BB		0-0 L8			3	0	0	0	1	1	1				
<b>Manny Ramirez, R</b> OBP: 0.356, SLG: 0.520 (1, 9) S S S S	0-3 K		0-0 FC1-4		0-0 FC6-4		0-0 L9			4	0	0	0	0	1	2				
<b>Paul Sorrento, L</b> OBP: 0.346, SLG: 0.455 (1, 3) X		0-0 WP 1B		0-0 P3		0-3 K		0-0 G4-1		4	1	1	0	0	1	2				
<b>Sandy Alomar Jr., R</b> OBP: 0.338, SLG: 0.482 (1, 2) X		0-0 1B G3 1B		0-0 G6-3		0-0 1B 2B		0-0 G4-3		4	1	2	1	0	0	0				
<b>Omar Vizquel, S</b> OBP: 0.317, SLG: 0.313 (1, 6) X		0-0 L4		0-0 2B		0-0 S 1B		0-0 G6-3		4	0	2	1	0	0	1				
<b>Inning Stats</b>	R: 3 E: 0 K: 1 S: 7	H: 2 LOB: 0 BB: 0 P: 8	R: 1 E: 0 K: 0 S: 6	H: 3 LOB: 2 BB: 0 P: 6	R: 0 E: 0 K: 1 S: 5	H: 0 LOB: 1 BB: 1 P: 9	R: 0 E: 0 K: 0 S: 4	H: 1 LOB: 2 BB: 1 P: 8	R: 0 E: 0 K: 1 S: 5	H: 0 LOB: 1 BB: 1 P: 9	R: 1 E: 0 K: 1 S: 7	H: 2 LOB: 1 BB: 0 P: 7	R: 0 E: 0 K: 0 S: 3	H: 0 LOB: 0 BB: 0 P: 3	R: 0 E: 0 K: 0 S: 3	H: 0 LOB: 0 BB: 0 P: 3	1B: 5 2B: 2 3B: 0 HR: 1	SF: 0 SAC: 0 DP: 0 HBP: 1	WP: 1 PB: 0 SB: 2 CS: 0	PA: 36
<b>PITCHER</b> <b>Sean Bergman, R</b> ERA: 5.73 (1, 1)	IP: 5.0 WLS: L BF: 27 H: 8 R: 5 ER: 5 SO: 3 BB: 3 IBB: 0 HBP: 1 BLK: 0 WP: 1 HR: 1 S: 29 P: 42 ERA: 9.00 WHIP: 2.200															<b>PITCHER</b>				
<b>Buddy Groom, L</b> ERA: 4.02 (6, 1)	IP: 2.0 WLS: 6 BF: 0 H: 0 R: 0 ER: 0 SO: 1 BB: 0 IBB: 0 HBP: 0 BLK: 0 WP: 0 HR: 0 S: 8 P: 8 ERA: 0.00 WHIP: 0.000															<b>PITCHER</b>				
<b>Storm Davis, R</b> ERA: 3.2 (8, 1)	IP: 1.0 WLS: 3 BF: 0 H: 0 R: 0 ER: 0 SO: 0 BB: 0 IBB: 0 HBP: 0 BLK: 0 WP: 0 HR: 0 S: 3 P: 3 ERA: 0.00 WHIP: 0.000															<b>PITCHER</b>				

**Detroit Tigers @ Cleveland Indians**  
Jacobs Field, Cleveland, OH  
Thu Aug 04 1994, 7:05 PM EDT  
Att: 41,926 - Overcast - 73 F

AB 32  
R 5  
H 8  
RBI 5  
BB 3  
SO 4  
LOB 16






Batter	1	2	3	4	5	6	7	8	9	AB	R	H	RBI	BB	SO	LOB	TOP								
<b>Tony Phillips, S</b> OBP: 0.408, SLG: 0.444 (1, 7)	4-1 1B S SF7 BB	4-2 BB			2-3 K		1-1 1B		3-3 K	3	1	1	0	2	2	2									
<b>Alan Trammell, R</b> OBP: 0.308, SLG: 0.412 (1, 6)	1-2 WP S 1B	1-0 F9			4-0 1B SF8 BB		2-0 P3		0-1 G1-6-3	4	1	1	0	1	0	5									
<b>Travis Fryman, R</b> OBP: 0.329, SLG: 0.483 (1, 5)	2-0 SF7		0-0 G6-3		1-1 E 1-3 1B		1-2 G3			3	0	1	1	0	0	1									
<b>Cecil Fielder, R</b> OBP: 0.331, SLG: 0.488 (1, 3)	2-2 G6-3		1-0 P4		3-1 SF8			4-2 FC3-6 BB		2	0	0	1	1	0	1									
<b>Kirk Gibson, L</b> OBP: 0.361, SLG: 0.552 (1, 10)	4-1 BB		2-3 K		3-H 2-3 K		2-2 FC3-6 BB		2-2 G5-3 BB	3	0	0	0	1	2	2									
<b>Mickey Tettleton, S</b> OBP: 0.415, SLG: 0.463 (8, PR)	3-2 F9			1-1 B1-3 1B		1-0 G3		4-1 BB		3	0	1	0	1	0	2									
<b>Juan Samuel, R</b> OBP: 0.361, SLG: 0.553 (8, PR)				3-2 F7		0-3 K		0-1 G5-3		4	0	0	0	0	0	0									
<b>John Flaherty, R</b> OBP: 0.167, SLG: 0.175 (8, 2)				0-0 B1-3		0-0 F7				3	0	1	0	1	0	1									
<b>Junior Felix, S</b> OBP: 0.367, SLG: 0.527 (1, 9)		1-0 P2		1-2 BB						3	0	1	0	1	0	1									
<b>Mitt Cuyler, S</b> OBP: 0.339, SLG: 0.351 (1, 8)		3-2 S 1B		1-2 BB						3	0	1	0	1	0	1									
<b>Chris Gomez, R</b> OBP: 0.339, SLG: 0.404 (1, 4)		2-3 K		0-0 G5-3						3	0	0	0	0	1	2									
<b>Lou Whitaker, L</b> OBP: 0.369, SLG: 0.488 (9, PH)								0-1 G1-6-3 1B		1	0	1	0	0	0	0									
<b>Inning Stats</b>	R: 1 E: 0 K: 0 S: 12	H: 1 LOB: 2 BB: 2 P: 28	R: 0 E: 0 K: 1 S: 16	H: 1 LOB: 2 BB: 1 P: 26	R: 0 E: 0 K: 1 S: 5	H: 0 LOB: 0 BB: 0 P: 8	R: 0 E: 0 K: 0 S: 7	H: 1 LOB: 1 BB: 0 P: 11	R: 1 E: 1 K: 2 S: 11	H: 1 LOB: 1 BB: 1 P: 23	R: 0 E: 0 K: 1 S: 5	H: 0 LOB: 0 BB: 0 P: 6	R: 0 E: 0 K: 0 S: 9	H: 1 LOB: 0 BB: 0 P: 14	R: 0 E: 0 K: 0 S: 9	H: 0 LOB: 1 BB: 2 P: 19	R: 0 E: 0 K: 1 S: 9	H: 1 LOB: 1 BB: 1 P: 16	1B: 6 2B: 0 3B: 0 HR: 0	SF: 2 SAC: 0 DP: 2 HBP: 0	WP: 1 PB: 0 SB: 3 CS: 0	PA: 38			
<b>PITCHER</b>	IP	WLS	BF	H	R	ER	SO	BB	IBB	HBP	BLK	WP	HR	S	P	ERA	WHIP								
<b>Juan Guzman, R</b> ERA: 5.64 (1, 1)	7.1	W	32	5	2	2	5	5	0	0	0	1	0	71	128	2.46	1.364								
<b>Tony Castillo, L</b> ERA: 2.35 (8, 1)	0.2		2	0	0	0	0	1	0	0	0	0	0	3	7	0.00	1.500								
<b>Darren Hall, R</b> ERA: 3.34 (9, 1)	1.0	S	4	1	0	0	1	1	0	0	0	0	0	9	16	0.00	2.000								

**Detroit Tigers @ Toronto Blue Jays**  
SkyDome, Toronto, ON  
Fri Aug 05 1994, 7:05 PM EDT  
Att: 50,522 - Unknown - 63 F


AB 29  
R 2  
H 6  
RBI 2  
BB 7  
SO 6  
LOB 19



Batter	1	2	3	4	5	6	7	8	9	AB	R	H	RBI	BB	SO	LOB	BOTTOM								
<b>Dick Schofield, R</b> OBP: 0.332, SLG: 0.349 (1, 6)	2-2 P2	0-0 FC6-4			0-3 K		1-0 1B			4	0	1	1	0	1	1									
<b>Roberto Alomar, S</b> OBP: 0.391, SLG: 0.463 (1, 4)	0-0 F8		3-3 K		0-0 G6-3		3-H 2-0 F7			4	0	0	0	0	1	2									
<b>Paul Molitor, R</b> OBP: 0.413, SLG: 0.515 (1, 10)	1-1 P2		1-1 P4		1-0 2B			0-2 F9		4	0	1	0	0	0	0									
<b>Joe Carter, R</b> OBP: 0.319, SLG: 0.528 (1, 9)		2-2 P4	2-3 K		4-0 G4-6-3 1BB			1-2 P4		3	0	0	0	1	1	0									
<b>John Olerud, L</b> OBP: 0.384, SLG: 0.458 (1, 3)		0-1 BB 2B 1B		2-3 K		3-2 G4-6-3		4-1 1B BB		3	1	1	0	1	1	2									
<b>Mike Huff, R</b> OBP: 0.381, SLG: 0.432 (1, 7)		4-0 2B BB		2-1 F8			0-1 1B	2-0 1B		3	2	2	0	1	0	0									
<b>Ed Sprague, R</b> OBP: 0.284, SLG: 0.357 (1, 5)		2-1 1B 2B		2-1 F7			1-1 F9	3-3 K		4	1	1	2	0	1	3									
<b>Randy Knorr, R</b> OBP: 0.306, SLG: 0.443 (1, 2)		2-2 FC6-4 1B			1-0 F9		3-2 1B			3	0	2	1	0	0	0									
<b>Rob Butler, L</b> OBP: 0.247, SLG: 0.203 (1, 8)		1-3 K			2-3 K					3	0	0	0	0	3	3									
<b>Devon White, S</b> OBP: 0.314, SLG: 0.457 (9, 8)										0	0	0	0	0	0	0									
<b>Inning Stats</b>	R: 0 E: 0 K: 0 S: 7	H: 0 LOB: 0 BB: 0 P: 10	R: 3 E: 0 K: 1 S: 15	H: 3 LOB: 1 BB: 1 P: 26	R: 0 E: 0 K: 2 S: 10	H: 0 LOB: 0 BB: 0 P: 16	R: 0 E: 0 K: 1 S: 7	H: 0 LOB: 0 BB: 0 P: 13	R: 0 E: 0 K: 2 S: 7	H: 0 LOB: 0 BB: 0 P: 10	R: 0 E: 0 K: 0 S: 9	H: 1 LOB: 1 BB: 1 P: 17	R: 1 E: 0 K: 1 S: 16	H: 3 LOB: 2 BB: 0 P: 25	R: 0 E: 0 K: 1 S: 11	H: 1 LOB: 2 BB: 1 P: 21	1B: 6 2B: 2 3B: 0 HR: 0	SF: 0 SAC: 0 DP: 1 HBP: 0	WP: 0 PB: 0 SB: 0 CS: 0	PA: 34					
<b>PITCHER</b>	IP	WLS	BF	H	R	ER	SO	BB	IBB	HBP	BLK	WP	HR	S	P	ERA	WHIP								
<b>David Wells, L</b> ERA: 4.31 (1, 1)	7.0	L	29	7	4	4	7	1	0	0	0	0	0	71	117	5.14	1.143								
<b>Gene Harris, R</b> ERA: 6.56 (8, 1)	1.0		5	1	0	0	1	1	0	0	0	0	0	11	21	0.00	2.000								

**Detroit Tigers @ Toronto Blue Jays**  
SkyDome, Toronto, ON  
Fri Aug 05 1994, 7:05 PM EDT  
Att: 50,522 - Unknown - 63 F

AB 31  
R 4  
H 8  
RBI 4  
BB 3  
SO 8  
LOB 11






Batter	1	2	3	4	5	6	7	8	9	AB	R	H	RBI	BB	SO	LOB	TOP			
Tony Phillips, S OBP: 0.408, SLG: 0.450	F8		HR				F8			3	1	1	1	1	0	0				
Lou Whitaker, L OBP: 0.366, SLG: 0.485	1B		G4-3				G4-3			4	0	1	0	0	0	2				
Travis Fryman, R OBP: 0.327, SLG: 0.479	F9			L7			K			4	0	0	0	0	2	3				
Cecil Fielder, R OBP: 0.330, SLG: 0.493	F8			HR			F7			4	1	1	1	0	1	1				
Mickey Tettleton, S OBP: 0.416, SLG: 0.460		G1-3		K			2B			2	1	0	0	2	1	0				
Danny Bautista, R OBP: 0.261, SLG: 0.404	K			F9			2B			4	0	1	1	0	1	2				
Chad Kreuter, S OBP: 0.328, SLG: 0.290	K			G3-1			K			4	0	0	0	0	2	2				
Mitt Cuyler, S OBP: 0.327, SLG: 0.337			L8			E3	P4			4	0	0	0	0	0	1				
Chris Gomez, R OBP: 0.335, SLG: 0.399			K		SH3-4		K			3	0	0	0	0	2	0				
<b>Inning Stats</b>	R: 0 H: 1 E: 0 K: 0 S: 9	H: 1 LOB: 1 BB: 0 P: 14	R: 0 H: 0 E: 0 K: 2 S: 12	H: 0 LOB: 0 BB: 0 P: 17	R: 1 H: 1 E: 0 K: 1 S: 9	H: 1 LOB: 0 BB: 0 P: 16	R: 1 H: 1 E: 0 K: 1 S: 11	H: 0 LOB: 1 BB: 1 P: 15	R: 0 H: 0 E: 0 K: 2 S: 10	H: 0 LOB: 1 BB: 1 P: 19	R: 0 H: 0 E: 0 K: 0 S: 6	H: 0 LOB: 0 BB: 0 P: 14	R: 0 H: 0 E: 0 K: 0 S: 6	H: 0 LOB: 0 BB: 0 P: 14	1B: 1 2B: 1 3B: 0 HR: 2	SF: 0 SAC: 1 DP: 0 HBP: 0	WP: 1 PB: 0 SB: 0 CS: 0	PA: 36		
<b>PITCHER</b>	IP	WLS	BF	H	R	ER	SO	BB	IBB	HBP	BLK	WP	HR	S	P	ERA	WHIP			
Pat Hentgen, R ERA: 3.2	(1, 1)	8.0	L	33	4	3	3	9	3	0	0	0	1	2	76	122	3.38	0.875		
Danny Cox, R ERA: 1.72	(9, 1)	1.0		3	0	0	0	0	0	0	0	0	0	6	14	0.00	0.000			

Detroit Tigers @ Toronto Blue Jays  
SkyDome, Toronto, ON  
Sat Aug 06 1994, 7:05 PM EDT  
Att: 50,512 - Unknown - 68 F


AB 32  
R 3  
H 4  
RBI 3  
BB 3  
SO 9  
LOB 11



Batter	1	2	3	4	5	6	7	8	9	AB	R	H	RBI	BB	SO	LOB	BOTTOM			
Devon White, S OBP: 0.315, SLG: 0.459	L8		G4-3		FC3-6		F9		K	5	0	2	0	0	1	2				
Roberto Alomar, S OBP: 0.389, SLG: 0.458	L8		G4-3		G4-3		F8		G6-3	4	0	0	0	1	0	3				
Paul Molitor, R OBP: 0.411, SLG: 0.513	K		G4-3		G1-4-3		1B			4	0	1	0	0	1	4				
Joe Carter, R OBP: 0.321, SLG: 0.535	F8			1B			P4			4	2	2	1	0	0	2				
John Olerud, L OBP: 0.385, SLG: 0.457			P4		G5-4-3		L6		CS	3	0	1	1	1	0	0				
Domingo Ceden0, S OBP: 0.227, SLG: 0.256					1B				BB	0	0	0	0	0	0	0				
Mike Huff, R OBP: 0.379, SLG: 0.426	F7		G5-4-3		G5-4-3		FC6-4		F9	3	0	0	0	1	0	2				
Ed Sprague, R OBP: 0.286, SLG: 0.357	1B		G5-3		G5-3		FC6-4		F8	3	0	1	0	1	0	1				
Dick Schofield, R OBP: 0.334, SLG: 0.349	F7				FC3-6		FC6-4		SH3-4	3	0	1	0	1	0	3				
Randy Knorr, R OBP: 0.299, SLG: 0.432			F9		F7		G4-3		SH3-4	3	0	0	0	0	0	3				
Rob Butler, L OBP: 0.247, SLG: 0.203										0	0	0	0	0	0	0				
<b>Inning Stats</b>	R: 0 H: 1 E: 0 K: 1 S: 9	H: 1 LOB: 1 BB: 0 P: 15	R: 0 H: 1 E: 0 K: 0 S: 9	H: 1 LOB: 1 BB: 0 P: 10	R: 0 H: 1 E: 0 K: 0 S: 9	H: 2 LOB: 0 BB: 0 P: 16	R: 0 H: 1 E: 0 K: 0 S: 12	H: 1 LOB: 2 BB: 1 P: 20	R: 0 H: 1 E: 0 K: 0 S: 13	H: 1 LOB: 1 BB: 2 P: 23	R: 0 H: 0 E: 0 K: 0 S: 3	H: 0 LOB: 1 BB: 1 P: 11	R: 0 H: 0 E: 0 K: 1 S: 9	H: 0 LOB: 1 BB: 1 P: 15	1B: 6 2B: 1 3B: 0 HR: 1	SF: 0 SAC: 1 DP: 1 HBP: 0	WP: 0 PB: 0 SB: 1 CS: 1	PA: 38		
<b>PITCHER</b>	IP	WLS	BF	H	R	ER	SO	BB	IBB	HBP	BLK	WP	HR	S	P	ERA	WHIP			
Mike Moore, R ERA: 5.4	(1, 1)	7.0	W	31	8	2	2	1	3	0	0	0	0	1	73	120	2.57	1.571		
Greg Cadaret, L ERA: 5.02	(8, 1)	0.0		1	0	0	0	0	1	0	0	0	0	0	4					
Joe Boever, R ERA: 3.63	(8, 1)	2.0	S	6	0	0	0	1	1	0	0	0	0	12	22	0.00	0.500			

Detroit Tigers @ Toronto Blue Jays  
SkyDome, Toronto, ON  
Sat Aug 06 1994, 7:05 PM EDT  
Att: 50,512 - Unknown - 68 F

AB 32  
R 2  
H 8  
RBI 2  
BB 5  
SO 2  
LOB 20





Batter	1	2	3	4	5	6	7	8	9	AB	R	H	RBI	BB	SO	LOB	TOP			
<b>Tony Phillips, S</b> OBP: 0.411, SLG: 0.466 (1, 7)										5	3	3	2	0	1	2				
<b>Lou Whitaker, L</b> OBP: 0.368, SLG: 0.487 (1, 4)										5	0	2	2	0	1	0				
<b>Travis Fryman, R</b> OBP: 0.325, SLG: 0.476 (1, 5)										5	0	1	1	0	1	1				
<b>Cecil Fielder, R</b> OBP: 0.333, SLG: 0.499 (8, PR)										3	1	1	1	2	1	3				
<b>Juan Samuel, R</b> OBP: 0.391, SLG: 0.553 (8, 2)										0	1	0	0	0	0	0				
<b>John Flaherty, R</b> OBP: 0.167, SLG: 0.175 (1, 10)										4	1	1	2	1	0	3				
<b>Kirk Gibson, L</b> OBP: 0.361, SLG: 0.558 (1, 10)										2	0	0	0	3	2	1				
<b>Mickey Tettleton, S</b> OBP: 0.418, SLG: 0.457 (1, 2)										2	0	0	0	3	2	1				
<b>Danny Bautista, R</b> OBP: 0.258, SLG: 0.394 (1, 9)										5	0	1	0	0	1	7				
<b>Mitt Cuyler, S</b> OBP: 0.331, SLG: 0.333 (1, 8)										4	1	1	0	1	0	0				
<b>Chris Gomez, R</b> OBP: 0.333, SLG: 0.396 (1, 6)										5	1	1	0	0	1	2				
<b>Inning Stats</b>	R: 1 E: 0 K: 1 S: 17	H: 2 LOB: 3 BB: 2 P: 29	R: 3 E: 0 K: 1 S: 21	H: 4 LOB: 3 BB: 2 P: 35	R: 1 E: 0 K: 0 S: 12	H: 1 LOB: 0 BB: 1 P: 16	R: 0 E: 0 K: 1 S: 9	H: 0 LOB: 0 BB: 0 P: 16	R: 0 E: 0 K: 1 S: 12	H: 0 LOB: 1 BB: 1 P: 19	R: 0 E: 1 K: 2 S: 11	H: 2 LOB: 2 BB: 0 P: 18	R: 2 E: 0 K: 2 S: 12	H: 1 LOB: 1 BB: 1 P: 26	R: 0 E: 0 K: 0 S: 5	H: 0 LOB: 0 BB: 0 P: 9	1B: 6 2B: 1 3B: 0 HR: 4	SF: 0 SAC: 0 DP: 0 HBP: 0	WP: 0 PB: 0 SB: 0 CS: 0	PA: 45
<b>PITCHER</b>	IP WLS BF H R ER SO BB IBB HBP BLK WP HR S P ERA WHIP																			
<b>Dave Stewart, R</b> ERA: 5.87 (1, 1)	6.0	32	8	6	6	4	5	1	0	0	0	0	3	78	128	9.00	2.167			
<b>Tony Castillo, L</b> ERA: 2.55 (7, 1)	2.0	L	10	3	2	2	4	1	0	0	0	0	1	23	44	9.00	2.000			
<b>Mike Timlin, R</b> ERA: 5.08 (9, 1)	1.0		3	0	0	0	0	0	0	0	0	0	0	5	9	0.00	0.000			

**Detroit Tigers @ Toronto Blue Jays**  
SkyDome, Toronto, ON  
Sun Aug 07 1994, 3:33 AM EDT  
Att: 50,509 - Sunny

**AB 38**  
**R 8**  
**H 11**  
**RBI 8**  
**BB 7**  
**SO 8**  
**LOB 19**



Batter	1	2	3	4	5	6	7	8	9	AB	R	H	RBI	BB	SO	LOB	BOTTOM					
<b>Devon White, S</b> OBP: 0.313, SLG: 0.457 (1, 8)										2	0	0	0	0	2	0						
<b>Rob Butler, L</b> OBP: 0.253, SLG: 0.214 (9, PH)										4	1	2	0	1	0	2						
<b>Roberto Alomar, S</b> OBP: 0.391, SLG: 0.461 (1, 4)										5	1	2	2	0	0	2						
<b>Paul Molitor, R</b> OBP: 0.411, SLG: 0.518 (1, 10)										5	1	2	2	0	0	2						
<b>Joe Carter, R</b> OBP: 0.320, SLG: 0.531 (1, 9)										5	1	1	0	0	0	3						
<b>John Olerud, L</b> OBP: 0.382, SLG: 0.462 (1, 3)										5	1	1	2	0	0	4						
<b>Mike Huff, R</b> OBP: 0.381, SLG: 0.443 (1, 7)										4	1	2	0	0	0	0						
<b>Ed Sprague, R</b> OBP: 0.288, SLG: 0.357 (1, 5)										3	1	1	0	1	0	2						
<b>Pat Borders, R</b> OBP: 0.290, SLG: 0.339 (1, 2)										4	0	1	1	0	1	1						
<b>Dick Schofield, R</b> OBP: 0.334, SLG: 0.352 (1, 6)										3	1	1	0	0	1	0						
<b>Inning Stats</b>	R: 0 E: 0 K: 1 S: 14	H: 2 LOB: 0 BB: 0 P: 21	R: 0 E: 0 K: 0 S: 4	H: 1 LOB: 0 BB: 0 P: 5	R: 4 E: 0 K: 1 S: 20	H: 5 LOB: 1 BB: 0 P: 33	R: 1 E: 0 K: 1 S: 13	H: 2 LOB: 1 BB: 0 P: 15	R: 0 E: 0 K: 0 S: 8	H: 0 LOB: 0 BB: 0 P: 10	R: 1 E: 0 K: 0 S: 7	H: 1 LOB: 1 BB: 1 P: 12	R: 0 E: 0 K: 0 S: 9	H: 0 LOB: 0 BB: 0 P: 14	R: 1 E: 0 K: 1 S: 10	H: 1 LOB: 0 BB: 0 P: 12	R: 0 E: 1 K: 1 S: 16	H: 0 LOB: 2 BB: 1 P: 26	1B: 6 2B: 3 3B: 1 HR: 2	SF: 1 SAC: 1 DP: 1 HBP: 0	WP: 0 PB: 0 SB: 0 CS: 0	PA: 41
<b>PITCHER</b>	IP WLS BF H R ER SO BB IBB HBP BLK WP HR S P ERA WHIP																					
<b>Bill Gullickson, R</b> ERA: 5.93 (1, 1)	2.2	15	8	4	4	2	0	0	0	0	0	0	2	36	54	13.50	3.000					
<b>Mike Gardner, R</b> ERA: 4.24 (3, 1)	3.1	14	3	2	2	1	1	0	0	0	0	0	0	30	42	5.40	1.200					
<b>Storm Davis, R</b> ERA: 3.26 (7, 1)	2.0	W	7	1	1	1	1	0	0	0	0	0	0	19	26	4.50	0.500					
<b>Buddy Groom, L</b> ERA: 3.98 (9, 1)	0.1		2	0	0	0	1	1	0	0	0	0	0	8	14	0.00	3.000					
<b>Gene Harris, R</b> ERA: 6.46 (9, 1)	0.1		2	0	0	0	0	0	0	0	0	0	0	6	10	0.00	0.000					

**Detroit Tigers @ Toronto Blue Jays**  
SkyDome, Toronto, ON  
Sun Aug 07 1994, 3:33 AM EDT  
Att: 50,509 - Sunny

**AB 37**  
**R 7**  
**H 12**  
**RBI 7**  
**BB 2**  
**SO 5**  
**LOB 14**





Batter	1	2	3	4	5	6	7	8	9	AB	R	H	RBI	BB	SO	LOB	TOP					
Jody Reed, R OBP: 0.362, SLG: 0.337 Bill Spiers, L OBP: 0.318, SLG: 0.310	P4		2B		K2-3				K	5	1	3	1	0	1	1						
Greg Vaughn, R OBP: 0.345, SLG: 0.486 Duane Singleton, L	K		G5-3		F9					5	0	0	0	0	2	5						
Kevin Seitzer, R OBP: 0.376, SLG: 0.451	E		F8		G4-3					5	1	2	2	0	0	2						
Dave Nilsson, L OBP: 0.319, SLG: 0.451 Dave Valle, R OBP: 0.349, SLG: 0.382	E4				K					4	1	0	0	1	1	1						
John Jaha, R OBP: 0.329, SLG: 0.405	G6-3				G6-3					5	1	1	3	0	0	3						
Turner Ward, S OBP: 0.335, SLG: 0.367		G6-3			F9					5	1	1	0	0	0	0						
Troy O'Leary, L OBP: 0.333, SLG: 0.373										4	2	2	0	1	0	0						
Jeff Cirillo, R OBP: 0.320, SLG: 0.391										3	3	2	3	2	0	1						
Jose Valentin, S OBP: 0.331, SLG: 0.428										3	2	2	2	2	1	0						
<b>Inning Stats</b>	R: 0 E: 1 K: 1 S: 12	H: 1 LOB: 2 BB: 0 P: 19	R: 0 E: 0 K: 0 S: 8	H: 1 LOB: 0 BB: 0 P: 10	R: 0 E: 0 K: 1 S: 12	H: 1 LOB: 1 BB: 0 P: 17	R: 0 E: 0 K: 1 S: 7	H: 0 LOB: 0 BB: 0 P: 12	R: 2 E: 1 K: 1 S: 15	H: 2 LOB: 1 BB: 1 P: 25	R: 0 E: 0 K: 0 S: 4	H: 0 LOB: 0 BB: 0 P: 6	R: 10 E: 0 K: 1 S: 32	H: 8 LOB: 1 BB: 3 P: 55	R: 0 E: 1 K: 0 S: 6	H: 0 LOB: 0 BB: 0 P: 9	R: 0 E: 0 K: 1 S: 11	H: 0 LOB: 2 BB: 2 P: 20	1B: 8 2B: 2 3B: 0 HR: 3	SF: 0 SAC: 0 DP: 2 HBP: 0	WP: 0 PB: 0 SB: 1 CS: 0	PA: 46
<b>PITCHER</b>	IP	WLS	BF	H	R	ER	SO	BB	IBB	HBP	BLK	WP	HR	S	P	ERA	WHIP					
Tim Belcher, R ERA: 5.89	6.2	L	32	8	8	7	4	3	1	0	0	0	1	74	122	9.45	1.650					
Joe Boever, R ERA: 4.07	0.1		6	5	4	4	1	0	0	0	0	0	2	16	22	108.00	15.000					
Greg Cadaret, L ERA: 4.73	2.0		8	0	0	0	1	2	0	0	0	0	0	17	29	0.00	1.000					

Milwaukee Brewers @ Detroit Tigers  
Tiger Stadium, Detroit, MI  
Mon Aug 08 1994, 7:05 PM EDT  
Att: 30,803 - Unknown - 83 F

AB	40
R	12
H	13
RBI	11
BB	6
SO	6
LOB	15



Batter	1	2	3	4	5	6	7	8	9	AB	R	H	RBI	BB	SO	LOB	BOTTOM					
Tony Phillips, S OBP: 0.408, SLG: 0.463 Chad Kreuter, S OBP: 0.327, SLG: 0.288	F7	G5-3			G6-4-3			F8		3	0	0	0	0	0	2						
Alan Trammell, R OBP: 0.308, SLG: 0.410					L9			G4-3		4	0	1	0	0	0	0						
Travis Fryman, R OBP: 0.325, SLG: 0.480					L5					4	1	1	1	0	0	1						
Cecil Fielder, R OBP: 0.333, SLG: 0.498 Junior Felix, S OBP: 0.366, SLG: 0.526										3	1	1	0	0	0	0						
Mickey Tettleton, S OBP: 0.421, SLG: 0.462										3	1	2	0	1	0	0						
Juan Samuel, R OBP: 0.394, SLG: 0.559										4	0	2	0	0	1	3						
Danny Bautista, R OBP: 0.257, SLG: 0.418										4	1	1	3	0	1	3						
Milt Cuyler, S OBP: 0.328, SLG: 0.324										3	0	0	0	0	0	2						
Chris Gomez, R OBP: 0.336, SLG: 0.402										3	0	2	0	0	0	1						
<b>Inning Stats</b>	R: 0 E: 0 K: 0 S: 4	H: 1 LOB: 0 BB: 0 P: 7	R: 3 E: 0 K: 1 S: 16	H: 4 LOB: 1 BB: 0 P: 28	R: 0 E: 0 K: 0 S: 9	H: 0 LOB: 0 BB: 0 P: 17	R: 0 E: 0 K: 1 S: 8	H: 1 LOB: 0 BB: 0 P: 15	R: 0 E: 0 K: 0 S: 9	H: 1 LOB: 0 BB: 0 P: 12	R: 0 E: 0 K: 0 S: 6	H: 1 LOB: 1 BB: 0 P: 12	R: 0 E: 0 K: 0 S: 9	H: 0 LOB: 0 BB: 0 P: 17	R: 1 E: 0 K: 0 S: 12	H: 1 LOB: 0 BB: 0 P: 17	R: 0 E: 0 K: 0 S: 13	H: 1 LOB: 1 BB: 1 P: 22	1B: 5 2B: 3 3B: 0 HR: 2	SF: 0 SAC: 0 DP: 4 HBP: 1	WP: 0 PB: 0 SB: 1 CS: 0	PA: 35
<b>PITCHER</b>	IP	WLS	BF	H	R	ER	SO	BB	IBB	HBP	BLK	WP	HR	S	P	ERA	WHIP					
Angel Miranda, L ERA: 5.28	6.0	W	24	8	3	3	2	0	0	0	0	0	1	52	91	4.50	1.333					
Jose Mercedes, R ERA: 2.4	1.2		6	1	1	1	0	0	0	1	0	0	1	20	31	5.40	0.600					
Jesse Orosco, L ERA: 5.21	0.1		1	0	0	0	0	0	0	0	0	0	0	1	3	0.00	0.000					
Doug Henry, R ERA: 4.6	1.0		4	1	0	0	0	1	0	0	0	0	0	13	22	0.00	2.000					

Milwaukee Brewers @ Detroit Tigers  
Tiger Stadium, Detroit, MI  
Mon Aug 08 1994, 7:05 PM EDT  
Att: 30,803 - Unknown - 83 F

AB	33
R	4
H	10
RBI	4
BB	1
SO	2
LOB	12





Batter	1	2	3	4	5	6	7	8	9	AB	R	H	RBI	BB	SO	LOB	TOP				
<b>Jody Reed, R</b> OBP: 0.363, SLG: 0.340										5	1	2	0	0	1	1					
<b>Greg Vaughn, R</b> OBP: 0.345, SLG: 0.483										4	2	1	0	1	0	2					
<b>Kevin Seitzer, R</b> OBP: 0.379, SLG: 0.453										5	0	3	1	0	1	1					
<b>Dave Nilsson, L</b> OBP: 0.324, SLG: 0.453										3	1	2	2	2	0	2					
<b>John Jaha, R</b> OBP: 0.328, SLG: 0.403										4	0	1	0	0	2	5					
<b>Turner Ward, S</b> OBP: 0.332, SLG: 0.364										3	0	0	1	0	2	2					
<b>Troy O'Leary, L</b> OBP: 0.314, SLG: 0.349										4	0	0	0	0	1	1					
<b>Jeff Cirillo, R</b> OBP: 0.326, SLG: 0.403										4	0	2	0	0	0	0					
<b>Jose Valentin, S</b> OBP: 0.327, SLG: 0.421										4	0	0	0	0	1	1					
<b>Inning Stats</b>	R: 1 H: 2 E: 0 K: 0 S: 12	H: 2 LOB: 2 BB: 1 P: 26	R: 0 H: 1 E: 0 K: 0 S: 10	LOB: 1 BB: 0 P: 18	R: 2 H: 2 E: 0 K: 1 S: 13	H: 2 LOB: 1 BB: 1 P: 21	R: 0 H: 0 E: 0 K: 1 S: 8	H: 0 LOB: 0 BB: 0 P: 10	R: 0 H: 1 E: 0 K: 2 S: 9	H: 1 LOB: 1 BB: 1 P: 16	R: 0 H: 3 E: 0 K: 2 S: 15	H: 3 LOB: 2 BB: 0 P: 21	R: 0 H: 0 E: 0 K: 1 S: 8	H: 0 LOB: 0 BB: 0 P: 13	R: 0 H: 2 E: 0 K: 0 S: 9	H: 2 LOB: 2 BB: 0 P: 12	1B: 9 2B: 2 3B: 0 HR: 0	SF: 1 SAC: 0 DP: 0 HBP: 0	WP: 0 PB: 1 SB: 0 CS: 1	PA: 41	
<b>PITCHER</b>	IP	WLS	BF	H	R	ER	SO	BB	IBB	HBP	BLK	WP	HR	S	P	ERA	WHIP				
<b>Sean Bergman, R</b> ERA: 5.6	(1, 1)	6.2	W	31	9	4	4	6	3	0	0	0	0	0	72	124	5.40	1.800			
<b>Mike Gardiner, R</b> ERA: 4.14	(7, 1)	1.1		4	0	0	0	2	0	0	0	0	0	11	16	0.00	0.000				
<b>Mike Henneman, R</b> ERA: 5.19	(9, 1)	1.0		5	2	0	0	0	0	0	0	0	0	9	12	0.00	2.000				

Milwaukee Brewers @ Detroit Tigers  
Tiger Stadium, Detroit, MI  
Tue Aug 09 1994, 7:05 PM EDT  
Att: 15,874 - Unknown - 61 F

AB 36  
R 4  
H 11  
RBI 4  
BB 3  
SO 8  
LOB 15



Batter	1	2	3	4	5	6	7	8	9	AB	R	H	RBI	BB	SO	LOB	BOTTOM			
<b>Tony Phillips, S</b> OBP: 0.410, SLG: 0.460										2	2	0	0	3	1	1				
<b>Lou Whitaker, L</b> OBP: 0.374, SLG: 0.492										5	2	4	0	0	0	1				
<b>Travis Fryman, R</b> OBP: 0.326, SLG: 0.478										4	2	1	0	1	1	4				
<b>Cecil Fielder, R</b> OBP: 0.332, SLG: 0.504										3	1	1	6	0	1	0				
<b>Kirk Gibson, L</b> OBP: 0.363, SLG: 0.559										3	0	1	0	1	1	1				
<b>Danny Bautista, R</b> OBP: 0.255, SLG: 0.414										1	0	0	0	0	1	0				
<b>Mickey Tettleton, S</b> OBP: 0.421, SLG: 0.468										4	1	1	2	1	1	2				
<b>Junior Felix, S</b> OBP: 0.370, SLG: 0.530										3	1	2	0	1	1	2				
<b>Alan Trammell, R</b> OBP: 0.307, SLG: 0.418										4	1	1	2	0	1	4				
<b>Mitt Cuyler, S</b> OBP: 0.325, SLG: 0.315										3	0	0	0	1	1	0				
<b>Inning Stats</b>	R: 1 H: 1 E: 0 K: 0 S: 12	H: 1 LOB: 2 BB: 2 P: 25	R: 0 H: 1 E: 0 K: 0 S: 6	LOB: 1 BB: 1 P: 13	R: 3 H: 3 E: 0 K: 1 S: 12	H: 3 LOB: 1 BB: 1 P: 22	R: 0 H: 1 E: 0 K: 2 S: 8	H: 1 LOB: 0 BB: 0 P: 9	R: 0 H: 0 E: 0 K: 1 S: 7	H: 0 LOB: 0 BB: 0 P: 9	R: 6 H: 5 E: 0 K: 3 S: 23	H: 5 LOB: 3 BB: 3 P: 44	R: 0 H: 0 E: 0 K: 0 S: 12	H: 0 LOB: 1 BB: 1 P: 20	R: 0 H: 0 E: 0 K: 2 S: 9	H: 0 LOB: 0 BB: 0 P: 13	1B: 6 2B: 3 3B: 0 HR: 3	SF: 2 SAC: 0 DP: 1 HBP: 0	WP: 0 PB: 0 SB: 2 CS: 0	PA: 42
<b>PITCHER</b>	IP	WLS	BF	H	R	ER	SO	BB	IBB	HBP	BLK	WP	HR	S	P	ERA	WHIP			
<b>21 Cal Eldred, R</b> ERA: 4.68	(1, 1)	5.1	L	29	9	8	8	5	0	0	0	0	2	53	96	13.50	2.625			
<b>Jaime Navarro, R</b> ERA: 6.62	(6, 1)	0.2		6	2	2	2	1	1	0	0	0	1	15	26	27.00	4.500			
<b>Teddy Higuera, L</b> ERA: 7.06	(7, 1)	2.0		7	0	0	0	2	1	0	0	0	0	21	33	0.00	0.500			

Milwaukee Brewers @ Detroit Tigers  
Tiger Stadium, Detroit, MI  
Tue Aug 09 1994, 7:05 PM EDT  
Att: 15,874 - Unknown - 61 F

AB 32  
R 10  
H 11  
RBI 10  
BB 8  
SO 9  
LOB 15









