Detroit Tigers - 1995

Batter	1	2	3	4	5	6	7	8	9	AB	R	H	RBI	BB	SO	LOB
Chad Curtis, R (1, 8) OBP: 0.200, SLG: 0.200	B C C B X 2-2 F8		B X 1-0 F7		C L B S 1-3 K		C B C X 1-2 F9		C B S F X 1-2 CS 1B	5	0	1	0	0	1	1
Scott Fletcher, R (1, 4)	F X 0-1 G6-3		C B X 1-1 FC6-4 1-2f		F B C S 1-3 K		F B B B F F X 3-2 G1-3		C B S S 1-3 K 1-2	5	0	0	0	0	2	2
Rudy Pemberton, R (1, 7) OBP: 0.750, SLG: 1.000	B X 1-0 1B			X 0-0 G1-3 HR 2B	X 0-0 F9			X 0-0 HR 1B		4	1	3	0	0	0	0
Milt Cuyler, S (8, PR) (8, 7)										0	1	0	0	0	0	0
Cecil Fielder, R (1, 3) OBP: 0.500, SLG: 1.333	F B B B 1 SAFE S C 3-3 K			X 0-0 G1-3 2-3		C B H 2-1 1B BB HBP		1 SAFE X 0-0 1-H HR		3	1	1	2	0	1	2
Travis Fryman, R (1, 5) OBP: 0.750, SLG: 1.000		B C C S 1-3 K		3 SAFE F B S B F B 4-2 HR BB		B B S B B 4-1 1-2 1B BB		C B B S B F F X 3-2 SH3 2B		2	1	1	0	2	1	0
Juan Samuel, R (1, 10) OBP: 0.667, SLG: 1.667		F B C S 1-3 K		B B F F B X 3-2 1-H 3-H HR		C B X 1-2 G5-4-3 1-2 2-3 1B		X 0-0 SH3 2-3		3	1	2	3	0	1	0
Danny Bautista, R (1, 9)		B C B C C 2-3 K		C S S 0-3 K		S B F S 1-3 K		B F S X 1-2 P6		2	0	0	0	0	2	0
Bobby Higginson, L (6, PH) (6, 9)										2	0	0	0	0	1	5
Chris Gomez, R (1, 6)			C C B F S 1-3 K	B F B B B 4-1 BB		F B C B B F X 2-2 1-2f G5-4-3		B B X 2-0 F7		3	0	0	0	1	1	5
John Flaherty, R (1, 2) OBP: 0.250, SLG: 0.250			B B X 2-0 FC6-4 1B	1 SAFE 1 SAFE 1 SAFE B F B F 1 SAFE B 3-2 X L5			C B X 1-1 P2		B B B C C F X 3-2 F7	4	0	1	0	0	0	1
Inning Stats	R: 0 H: 1 E: 0 LOB: 1 K: 1 BB: 0 S: 9 P: 15	R: 0 H: 0 E: 0 LOB: 0 K: 3 BB: 0 S: 9 P: 13	R: 0 H: 1 E: 0 LOB: 1 K: 1 BB: 0 S: 8 P: 13	R: 3 H: 2 E: 0 LOB: 1 K: 1 BB: 2 S: 15 P: 29	R: 0 H: 0 E: 0 LOB: 0 K: 2 BB: 0 S: 7 P: 9	R: 0 H: 1 E: 0 LOB: 2 K: 1 BB: 1 S: 12 P: 22	R: 0 H: 0 E: 0 LOB: 0 K: 0 BB: 0 S: 9 P: 14	R: 2 H: 3 E: 0 LOB: 2 K: 0 BB: 0 S: 13 P: 19	R: 0 H: 1 E: 0 LOB: 0 K: 1 BB: 0 S: 11 P: 16	1B: 5 SF: 0 2B: 2 SAC: 1 3B: 0 DP: 1 HR: 2 HBP: 1						

TOP

Detroit Tigers @ California Angels

Anaheim Stadium, Anaheim, CA

Wed Apr 26 1995, 10:05 PM EDT

Att. 51,145 - Unknown - 65 F

livebaseballscorecards.com

AB	33
R	5
H	9
RBI	5
BB	3
SO	10
LOB	16

PITCHER		IP	WLS	BF	H	R	ER	SO	BB	IBB	HBP	BLK	WP	HR	S	P	ERA	WHIP
Chuck Finley, L ERA: 6.75	(1, 1)	4.0	L	18	4	3	3	6	2	0	0	0	0	1	41	70	6.75	1.500
Mike Bielecki, R ERA:	(5, 1)	1.0		6	1	0	0	2	1	0	1	0	0	0	12	21	0.00	2.000
Bob Patterson, L ERA:	(6, 1)	0.1		1	0	0	0	1	0	0	0	0	0	0	3	4	0.00	0.000
Russ Springer, R ERA: 10.8	(6, 1)	1.2		7	3	2	2	0	0	0	0	0	0	1	21	31	10.80	1.800
Troy Percival, R ERA:	(8, 1)	1.0		3	0	0	0	0	0	0	0	0	0	0	5	8	0.00	0.000

PITCHER		IP	WLS	BF	H	R	ER	SO	BB	IBB	HBP	BLK	WP	HR	S	P	ERA	WHIP
Lee Smith, R ERA:	(9, 1)	1.0		3	1	0	0	1	0	0	0	0	0	0	11	16	0.00	1.000

BOTTOM

Detroit Tigers @ California Angels

Anaheim Stadium, Anaheim, CA

Wed Apr 26 1995, 10:05 PM EDT

Att. 51,145 - Unknown - 65 F

livebaseballscorecards.com

Batter	1	2	3	4	5	6	7	8	9	AB	R	H	RBI	BB	SO	LOB
Tony Phillips, S (1, 7) OBP: 0.200, SLG: 0.200	G3		G3-1 BB 1B	F9			P5		G6-3	5	0	1	0	0	0	1
Damion Easley, R (1, 4) 16 Garret Anderson, L (9, PH) Rex Hudler, R (9, PH)	G5-3		SAFE G3-1 BB 1-2		G1-4-3		F9		P4	3 0 1	0 0 0	0 0 0	0 0 0	1 0 0	0 0 0	1 0 0
Jim Edmonds, L (1, 8)	BB		G3-1 1-2 2-3		F7		K			3	0	0	0	1	1	3
Chili Davis, S (1, 10) OBP: 0.500, SLG: 0.667	L7		FC6-4 IBB		G4-3			3B 2B		3	1	1	0	1	0	1
Tim Salmon, R (1, 9) OBP: 0.250, SLG: 1.000		HR	K			P3		K		4	1	1	1	0	2	4
Eduardo Perez, R (1, 5) OBP: 0.250, SLG: 0.750		G5-3	FC6-4 1-2f			G5-3		G3-1 2-H 3B		4	1	1	1	0	0	3
J.T. Snow, L (1, 3) OBP: 0.500, SLG: 0.750		FC5-4 1B	G4-3			2B		G3-1 3-H		4	0	2	1	0	0	0
Andy Allanson, R (1, 2) OBP: 0.333, SLG: 1.333 Spike Owen, S (8, PH) Jorge Fabregas, L (9, 2)		FC5-4 FC6-4 1-2f	HR			F8		G4-3		3 1 0	1 0 0	1 0 0	1 0 0	0 0 0	0 0 0	2 0 0
Gary Disarcina, R (1, 6) OBP: 0.250, SLG: 0.500		FC6-4 1-2f	G5-3			2B	P3			4	0	1	0	0	0	1
Inning Stats	R: 0 H: 0 E: 0 LOB: 1 K: 0 BB: 1 S: 4 P: 9	R: 1 H: 2 E: 0 LOB: 1 K: 0 BB: 0 S: 8 P: 11	R: 0 H: 1 E: 0 LOB: 3 K: 1 BB: 2 S: 8 P: 19	R: 1 H: 1 E: 0 LOB: 0 K: 0 BB: 0 S: 12 P: 18	R: 0 H: 0 E: 0 LOB: 0 K: 0 BB: 0 S: 6 P: 10	R: 0 H: 1 E: 0 LOB: 1 K: 0 BB: 0 S: 6 P: 9	R: 0 H: 1 E: 0 LOB: 1 K: 1 BB: 0 S: 8 P: 13	R: 2 H: 2 E: 0 LOB: 0 K: 1 BB: 0 S: 9 P: 13	R: 0 H: 0 E: 0 LOB: 0 K: 0 BB: 0 S: 6 P: 10	1B: 2 SF: 0 2B: 3 SAC: 0 3B: 1 DP: 0 HR: 2 HBP: 0						WP: 0 PA: 38 PB: 0 SB: 0 CS: 0	

	AB	35
	R	4
	H	8
	RBI	4
	BB	3
	SO	3
	LOB	16

PITCHER		IP	WLS	BF	H	R	ER	SO	BB	IBB	HBP	BLK	WP	HR	S	P	ERA	WHIP
Mike Moore, R ERA: 3.0	(1, 1)	6.0	W	26	5	2	2	1	2	1	0	0	0	2	44	76	3.00	1.167
Joe Boever, R ERA:	(7, 1)	0.2		3	1	0	0	0	0	0	0	0	0	0	5	7	0.00	1.500
Brian Bohanon, L ERA: 27.0	(7, 1)	0.1		2	1	1	1	1	0	0	0	0	0	0	5	8	27.00	3.000
Mike Gardiner, R ERA: 5.4	(8, 1)	1.2		6	1	1	1	1	0	0	0	0	0	0	12	19	5.40	0.600
Buddy Groom, L ERA:	(9, 1)	0.1	S	1	0	0	0	0	0	0	0	0	0	0	1	2	0.00	0.000

PITCHER		IP	WLS	BF	H	R	ER	SO	BB	IBB	HBP	BLK	WP	HR	S	P	ERA	WHIP

Batter	1	2	3	4	5	6	7	8	9	AB	R	H	RBI	BB	SO	LOB
Chad Curtis, R (1, 8) OBP: 0.333, SLG: 0.375	B B C F X 2-2 2B		B B C B C X 3-2 ② F8		B B B C B 4-1 FC6-4 BB			C B F F F C 1-3 ② K		3	0	1	0	1	1	0
Scott Fletcher, R (1, 4)	B C S X 1-2 ① G5-3		C F B C 1-3 ③ K		X 0-0 ③ FC6-4 1-2f			F B B X 2-1 ③ F9		4	0	0	0	0	1	2
Rudy Pemberton, R (1, 7) OBP: 0.571, SLG: 0.714	F F B S 1-3 ② K2-3			F C B B X 2-2 PB 1B		F F B C 1-3 ① K			B S B B X 3-1 ① G4-3	3	0	1	0	0	2	1
Franklin Stubbs, L (9, PH)										1	0	0	0	0	0	0
Cecil Fielder, R (1, 3) OBP: 0.250, SLG: 0.571	B X 1-0 ③ F9			B C X 1-1 ① P4		X 0-0 ② G6-3			B B X 2-0 ② G5-3	4	0	0	0	0	0	2
Travis Fryman, R (1, 5) OBP: 0.375, SLG: 0.333		C B C B B S 3-3 ① K		S B B B F S 3-3 ② K 1-2		B B X 2-0 ③ G6-3			C B S X 1-2 ③ G6-3	4	0	0	0	0	2	1
Juan Samuel, R (1, 10) OBP: 0.500, SLG: 1.000		C B S X 1-2 ② G6-3		B B B B 4-0 BB			C B X 1-1 ① G1-3			2	0	0	0	1	0	0
Danny Bautista, R (1, 9) OBP: 0.250, SLG: 0.250		S B X 1-1 1B		S T B S 1-3 ③ K			B F F B S 2-3 ② K			2	0	1	0	0	1	2
Bobby Higginson, L (7, PH)										1	0	0	0	0	1	0
(7, 9)																
Chris Gomez, R (1, 6)		C F 1 B C SAFE 1-3 ③ K			B C F C 1-3 ① K		F X 0-1 ③ G2-3			3	0	0	0	0	2	1
John Flaherty, R (1, 2) OBP: 0.143, SLG: 0.143			C X 0-1 ① P6		X 0-0 ② P6			C B S S 1-3 ① K		3	0	0	0	0	1	0

TOP

Detroit Tigers @ Seattle Mariners
The Kingdome, Seattle, WA
Thu Apr 27 1995, 10:05 PM EDT
Att. 34,656 - Dome

livebaseballscorecards.com

	AB	R	H	RBI	BB	SO	LOB
	30	0	3	0	2	11	9

Inning Stats	1	2	3	4	5	6	7	8	9
	R: 0 E: 0 K: 1 S: 10	R: 0 E: 0 K: 2 S: 11	R: 0 E: 0 K: 1 S: 8	R: 0 E: 0 K: 2 S: 11	R: 0 E: 0 K: 1 S: 6	R: 0 E: 0 K: 1 S: 5	R: 0 E: 0 K: 1 S: 7	R: 0 E: 0 K: 2 S: 10	R: 0 E: 0 K: 0 S: 6
	H: 1 LOB: 1 BB: 0 P: 15	H: 1 LOB: 1 BB: 0 P: 17	H: 0 LOB: 0 BB: 0 P: 12	H: 1 LOB: 2 BB: 1 P: 22	H: 0 LOB: 1 BB: 1 P: 11	H: 0 LOB: 0 BB: 0 P: 8	H: 0 LOB: 0 BB: 0 P: 10	H: 0 LOB: 0 BB: 0 P: 14	H: 0 LOB: 0 BB: 0 P: 12

1B: 2 SF: 0
2B: 1 SAC: 0
3B: 0 DP: 0
HR: 0 HBP: 0

WP: 0 PA: 32
PB: 1
SB: 0
CS: 0

PITCHER		IP	WLS	BF	H	R	ER	SO	BB	IBB	HBP	BLK	WP	HR	S	P	ERA	WHIP
Randy Johnson, L	(1, 1)	6.0	W	23	3	0	0	8	2	0	0	0	0	0	51	85	0.00	0.833
ERA:																		
Bill Risley, R	(7, 1)	2.0		6	0	0	0	3	0	0	0	0	0	0	17	24	0.00	0.000
Bobby Ayala, R	(9, 1)	1.0	S	3	0	0	0	0	0	0	0	0	0	0	6	12	0.00	0.000
ERA:																		

PITCHER	IP	WLS	BF	H	R	ER	SO	BB	IBB	HBP	BLK	WP	HR	S	P	ERA	WHIP

Batter	1	2	3	4	5	6	7	8	9	AB	R	H	RBI	BB	SO	LOB
Darren Bragg, L (1, 7) OBP: 0.250, SLG: 0.250	C C F C 0-3 ① K		B X 1-0 1B		B B C C B X 3-2 E6 HR 1-2		C B F B X 2-2 G6-3 ③			4	1	1	0	0	1	1
Joey Cora, S (1, 4)	X 0-0 G4-3 ②		1 SAFE 1 SAFE P 1 SAFE B C B X 3-1 L7 ③		B B C B X 2-1 P5 ②			C B B X 2-1 L7 ①		4	0	0	0	0	0	3
Ken Griffey Jr., L (1, 8) OBP: 0.250, SLG: 1.000	X 0-0 G3 ③			B C X 1-1 G3 ①	C B X 1-1 HR 1-H 2-H			F B B B S S 3-3 K ②		4	1	1	3	0	1	0
Jay Buhner, R (1, 9)		C C B X 1-2 G3 ①		B X 1-0 F9 ②	C F S 0-3 K ③			C B B B C F S 3-3 K ③		4	0	0	0	0	2	0
Edgar Martinez, R (1, 10) OBP: 0.333, SLG: 0.333		B S S F C 1-3 K ②		X 0-0 1B 1B		C S B B B S 3-3 K ①				3	0	1	0	0	2	0
Tino Martinez, L (1, 3) OBP: 0.667, SLG: 0.667		X 0-0 FC6-4 1B		C X 0-1 1-3 1B		X 0-0 ② F8				3	0	2	0	0	0	0
Mike Blowers, R (1, 5)		B S X 1-1 FC6-4 ③ 1-2f		F S C 0-3 K ③		F B F S 1-3 K ③				3	0	0	0	0	2	3
Dan Wilson, R (1, 2) OBP: 0.667, SLG: 0.667			C X 0-1 G6-3 1B		C B X 1-1 FC1-6 1B		F C B X 1-2 P3 ①			3	0	2	0	0	0	0
Felix Fermin, R (1, 6)			B X 1-0 G6-3 ① ② 1-2f		M L F B F B X 2-2 FC1-6 E HR ① 1-2f		X 0-0 L1 ②			3	1	0	0	0	0	2
Inning Stats	R: 0 E: 0 K: 1 S: 6 H: 0 LOB: 0 BB: 0 P: 6	R: 0 E: 0 K: 1 S: 9 H: 1 LOB: 1 BB: 0 P: 12	R: 0 E: 0 K: 0 S: 7 H: 2 LOB: 1 BB: 0 P: 11	R: 0 E: 0 K: 1 S: 9 H: 2 LOB: 2 BB: 0 P: 11	R: 3 E: 1 K: 1 S: 17 H: 2 LOB: 0 BB: 0 P: 26	R: 0 E: 0 K: 2 S: 7 H: 0 LOB: 0 BB: 0 P: 11	R: 0 E: 0 K: 0 S: 7 H: 0 LOB: 0 BB: 0 P: 10	R: 0 E: 0 K: 2 S: 9 H: 0 LOB: 0 BB: 0 P: 17		1B: 6 2B: 0 3B: 0 HR: 1 SF: 0 SAC: 0 DP: 1 HBP: 0						

BOTTOM

Detroit Tigers @ Seattle Mariners

The Kingdome, Seattle, WA

Thu Apr 27 1995, 10:05 PM EDT

Att. 34,656 - Dome

livebaseballscorecards.com

AB	31
R	3
H	7
RBI	3
BB	0
SO	8
LOB	9

PITCHER		IP	WLS	BF	H	R	ER	SO	BB	IBB	HBP	BLK	WP	HR	S	P	ERA	WHIP
Sean Bergman, R ERA:	(1, 1)	5.0	L	22	7	3	0	4	0	0	0	0	0	1	48	66	0.00	1.400
Felipe Lira, R ERA:	(6, 1)	3.0		9	0	0	0	4	0	0	0	0	0	0	23	38	0.00	0.000

PITCHER	IP	WLS	BF	H	R	ER	SO	BB	IBB	HBP	BLK	WP	HR	S	P	ERA	WHIP

WP: 0 PB: 0 SB: 0 CS: 0 PA: 31

Detroit Tigers @ Seattle Mariners

The Kingdome, Seattle, WA

Fri Apr 28 1995, 10:05 PM EDT

Att. 19,336 - Dome

TOP

livebaseballscorecards.com

Batter	1	2	3	4	5	6	7	8	9	AB	R	H	RBI	BB	SO	LOB
Chad Curtis, R (1, 8) OBP: 0.462, SLG: 0.455	C C C 0-3 ① K		B B C B S B 4-2 G1-6-3 1-2 BB			C B B X 2-1 1B 1B 1-2 1B		C B B F X 2-2 1B 1B		3	0	2	0	1	1	0
Shannon Penn, S (1, 4) OBP: 0.750, SLG: 0.750	B C X 1-1 G3-6-3 1B		C X 0-1 ②③ G1-6-3 1-2f			C F B X 1-2 1B 1-2 2-3 1B		B C B F B X 3-2 G4-6-3 1-2 1B		4	0	3	0	0	0	2
Bobby Higginson, L (1, 9) Danny Bautista, R (6, PH) OBP: 0.333, SLG: 0.333 (6, 9)	1 SAFE C F B 1 B X SAFE 2-2 ②③ G3-6-3 1-2f			C B C F B X 2-2 ① G4-3		C X 0-1 G4-6-3 1-2 2-3 3-H 1B		C S S 0-3 ① K		2 2	0 0	0 1	0 1	0 0	0 1	1 2
Cecil Fielder, R (1, 3) OBP: 0.167, SLG: 0.364		F F B B B C 3-3 ① K		B C B S B S 3-3 ② K		F F C 0-3 ① K		X 0-0 ②③ G4-6-3 1-2f		4	0	0	0	0	3	5
Kirk Gibson, L (1, 10) Rudy Pemberton, R (9, PH) OBP: 0.500, SLG: 0.625		B F X 1-1 ② F8		S B F B S 2-3 ③ K		B C X 1-1 ②③ G4-6-3 1-2f			X 0-0 ① L9	3 1	0 0	0 0	0 0	0 0	1 0	3 0
Travis Fryman, R (1, 5) OBP: 0.333, SLG: 0.400		S B F X 1-2 ③ 2B			S F S 0-3 ① K		B C B C S 2-3 ① K		B S F B S 2-3 ② K	4	0	1	0	0	3	0
Franklin Stubbs, L (1, 7) OBP: 0.250, SLG: 0.250 Todd Steverson, R (7, PR) (7, 7)			C B S B B X 3-2 ① G4-3		B X 1-0 ② P5		B C B F B X 3-2 1B		B C T X 1-2 ③ F9	3 1	0 0	1 0	0 0	0 0	0 0	0 0
Chris Gomez, R (1, 6) OBP: 0.200, SLG: 0.444 Scott Fletcher, R (7, 6)			C X 0-1 HR		B X 1-0 ③ G6-3		B B C S X 2-2 ② F8			3 0	1 0	1 0	1 0	0 0	0 0	1 0
Ron Tingley, R (1, 2) OBP: 0.667, SLG: 0.667			S B C X 1-2 BB 1B			B F B X 2-1 1B 1B 1B 1B		C C B B C 2-3 ③ K		3	1	2	0	0	1	1

	AB	33
	R	2
	H	11
	RBI	2
	BB	1
	SO	10
	LOB	15

Inning Stats																		
	R: 0 E: 0 K: 1 S: 8	H: 1 LOB: 0 BB: 0 P: 11	R: 0 E: 0 K: 1 S: 8	H: 1 LOB: 1 BB: 0 P: 13	R: 1 E: 0 K: 0 S: 12	H: 2 LOB: 1 BB: 1 P: 20	R: 0 E: 0 K: 2 S: 10	H: 0 LOB: 0 BB: 0 P: 17	R: 0 E: 0 K: 1 S: 5	H: 0 LOB: 0 BB: 0 P: 7	R: 1 E: 0 K: 1 S: 14	H: 4 LOB: 2 BB: 0 P: 20	R: 0 E: 0 K: 2 S: 12	H: 1 LOB: 1 BB: 0 P: 21	R: 0 E: 0 K: 1 S: 10	H: 2 LOB: 1 BB: 0 P: 15	R: 0 E: 0 K: 1 S: 7	H: 0 LOB: 0 BB: 0 P: 10	1B: 9 2B: 1 3B: 0 HR: 1	SF: 0 SAC: 0 DP: 4 HBP: 0	WP: 0 PB: 0 SB: 0 CS: 0	PA: 34

PITCHER		IP	WLS	BF	H	R	ER	SO	BB	IBB	HBP	BLK	WP	HR	S	P	ERA	WHIP
Chris Bosio, R ERA: 1.8	(1, 1)	5.0	W	17	4	1	1	5	1	0	0	0	0	1	43	68	1.80	1.000
Lee Guetterman, L ERA:	(6, 1)	0.0		3	3	1	1	0	0	0	0	0	0	0	7	12	∞	∞
Jeff Nelson, R ERA:	(6, 1)	3.0		11	4	0	0	4	0	0	0	0	0	0	29	44	0.00	1.333
Ron Villone, L ERA:	(9, 1)	1.0		3	0	0	0	1	0	0	0	0	0	0	7	10	0.00	0.000

PITCHER		IP	WLS	BF	H	R	ER	SO	BB	IBB	HBP	BLK	WP	HR	S	P	ERA	WHIP

Detroit Tigers @ Seattle Mariners

The Kingdome, Seattle, WA

Fri Apr 28 1995, 10:05 PM EDT

Att. 19,336 - Dome

livebaseballscorecards.com

BOTTOM

Batter	1	2	3	4	5	6	7	8	9	AB	R	H	RBI	BB	SO	LOB
Darren Bragg, L (1, 7) OBP: 0.333, SLG: 0.333	3-1 G1-3 ①	1-2 G1-3 ③		1-2 S HR 1B 3-H	1-3 K ③			2-2 1B 1-2 1B 1B		5	1	2	1	0	1	2
Joey Cora, S (1, 4) OBP: 0.333, SLG: 0.625	1-2 E 1B 1B HBP		2-2 G1-3 ①	1-0 HR 1-H		3-2 G6-4-3 1B		1-1 F7 ②		4	2	2	2	0	0	2
Ken Griffey Jr., L (1, 8) OBP: 0.444, SLG: 0.750	0-0 E9 1B 1B 1-3 1B		0-1 F7 ②	4-2 BB		1-2 P5 ①		3-2 1B 1-H 2-H		4	1	2	1	1	0	1
Jay Buhner, R (1, 9) OBP: 0.125, SLG: 0.125	0-2 2B 1B 1-2 3-H		0-1 P6 ③	1-2 P4 ③		0-0 G6-4-3 ②③ 1-2f				4	0	1	1	0	0	2
Edgar Martinez, R (1, 10) OBP: 0.571, SLG: 0.667	3-2 2B 1-3 2-H			1-0 1B 2B 1B	4-2 FC6-4 1B 1B BB		1-0 L8 ①			3	2	2	1	1	0	0
Tino Martinez, L (1, 3) OBP: 0.714, SLG: 0.667	4-0 G6-4-3 IBB			2-0 2B 1B 1-2	2-2 FC6-4 1B 1-2		2-2 G4-3 ②			3	1	2	0	1	0	0
Mike Blowers, R (1, 5)	0-0 G6-4-3 ②③ 1-2f			3-2 F7 ①	0-0 FC6-4 1B ① 1-2f 2-3		1-3 K ③			4	0	0	0	0	1	7
Dan Wilson, R (1, 2) OBP: 0.429, SLG: 0.571		2-1 P4 ①		0-0 G6-3 1B 2B 1-H 2-H	0-1 L6 ②			1-1 P4 ①		4	1	1	2	0	0	2
Felix Fermin, R (1, 6) OBP: 0.286, SLG: 0.286		0-0 G3 ②		1-1 G6-3 ② 2-3	0-0 1B 1-2 3-H			1-0 1B 1B 1B		4	1	2	1	0	0	1
Inning Stats	R: 2 E: 1 K: 0 S: 13 H: 3 LOB: 2 BB: 1 P: 24	R: 0 E: 0 K: 0 S: 6 H: 0 LOB: 0 BB: 0 P: 9	R: 0 E: 0 K: 0 S: 7 H: 0 LOB: 0 BB: 0 P: 9	R: 5 E: 0 K: 0 S: 21 H: 5 LOB: 1 BB: 1 P: 35	R: 1 E: 0 K: 1 S: 13 H: 2 LOB: 2 BB: 1 P: 20	R: 0 E: 0 K: 0 S: 9 H: 1 LOB: 0 BB: 0 P: 13	R: 0 E: 0 K: 1 S: 10 H: 0 LOB: 0 BB: 0 P: 14	R: 1 E: 0 K: 0 S: 11 H: 3 LOB: 2 BB: 0 P: 19		1B: 11 2B: 2 3B: 0 HR: 1	SF: 0 SAC: 0 DP: 2 HBP: 1					

	AB	35
	R	9
	H	14
	RBI	9
	BB	3
	SO	2
	LOB	17

PITCHER		IP	WLS	BF	H	R	ER	SO	BB	IBB	HBP	BLK	WP	HR	S	P	ERA	WHIP
John Doherty, R ERA: 17.18	(1, 1)	3.2	L	20	8	7	7	0	0	1	1	0	0	1	40	65	17.18	2.182
Joe Boever, R ERA:	(4, 1)	0.1		2	0	0	0	0	1	0	0	0	0	0	7	12	0.00	3.000
Ben Blomdahl, R ERA: 3.0	(5, 1)	3.0		12	3	1	1	2	1	0	0	0	0	0	32	47	3.00	1.333
Mike Henneman, R ERA: 9.0	(8, 1)	1.0		5	3	1	1	0	0	0	0	0	0	0	11	19	9.00	3.000

PITCHER	IP	WLS	BF	H	R	ER	SO	BB	IBB	HBP	BLK	WP	HR	S	P	ERA	WHIP

Batter	1	2	3	4	5	6	7	8	9	AB	R	H	RBI	BB	SO	LOB
Chad Curtis, R (1, 8) OBP: 0.412, SLG: 0.600	1-1 HR	2-2 L5			0-0 L7			2-1 G6-3		4	1	1	1	0	0	2
Scott Fletcher, R (1, 4) (7, 6) OBP: 0.077, SLG: 0.077	3-1 G5-3		1-1 G6-3		2-1 G6-3			2-1 G6-4-3 1B		4	0	1	0	0	0	0
Rudy Pemberton, R (1, 7) OBP: 0.417, SLG: 0.583	2-1 E7 2B		1-1 F9			0-0 G4-3		2-2 G6-4-3 1-2f		4	0	1	0	0	0	1
Cecil Fielder, R (1, 3) OBP: 0.250, SLG: 0.400	3-2 G2-3		3-1 F9			0-0 1B			0-0 FC6-4 1B	4	0	2	0	0	0	1
Travis Fryman, R (1, 5) OBP: 0.250, SLG: 0.286	3-2 G6-3			2-2 G6-3		2-0 L6			0-0 L8	4	0	0	0	0	0	3
Juan Samuel, R (1, 10) OBP: 0.500, SLG: 0.714		4-0 G5-3 BB		4-2 L8-6 1B BB		2-2 F8			1-0 FC6-4 BB 1-2f	2	0	0	0	2	0	2
Danny Bautista, R (1, 9) OBP: 0.500, SLG: 0.444	2-2 G5-3 1-2			1-2 1B			2-1 G5-4-3 1B		4-2 BB 1-2	3	0	2	0	1	0	1
Chris Gomez, R (1, 6) OBP: 0.167, SLG: 0.364 Bobby Higginson, L (7, PH) Shannon Penn, S (7, 4) OBP: 0.600, SLG: 0.600	2-1 G6-3			1-0 L8-6 2-3		0-2 F9			2-3 K	2 1 1	0 0 0	0 0 0	0 0 0	0 0 1	0 0 1	3 1 2
Ron Tingley, R (1, 2) OBP: 0.500, SLG: 0.400	4-2 BB				3-3 K	0-1 G5-4-3 1-2f				2	0	0	0	1	1	1
Inning Stats	R: 1 E: 1 K: 0 S: 12 H: 2 LOB: 1 BB: 0 P: 24	R: 0 E: 0 K: 0 S: 13 H: 0 LOB: 2 BB: 2 P: 27	R: 0 E: 0 K: 0 S: 6 H: 0 LOB: 0 BB: 0 P: 11	R: 0 E: 0 K: 0 S: 9 H: 1 LOB: 1 BB: 1 P: 17	R: 0 E: 0 K: 1 S: 6 H: 0 LOB: 0 BB: 0 P: 11	R: 0 E: 0 K: 0 S: 6 H: 1 LOB: 1 BB: 0 P: 10	R: 0 E: 0 K: 0 S: 7 H: 1 LOB: 0 BB: 0 P: 9	R: 0 E: 0 K: 0 S: 7 H: 1 LOB: 0 BB: 0 P: 13	R: 0 E: 0 K: 1 S: 8 H: 1 LOB: 2 BB: 1 P: 15	1B: 5 2B: 2 3B: 0 HR: 1 SF: 0 SAC: 0 DP: 3 HBP: 0						

TOP

Detroit Tigers @ Seattle Mariners

The Kingdome, Seattle, WA

Sat Apr 29 1995, 10:05 PM EDT

Att. 27,264 - Dome

livebaseballscorecards.com

AB	31
R	1
H	7
RBI	1
BB	4
SO	2
LOB	17

PITCHER		IP	WLS	BF	H	R	ER	SO	BB	IBB	HBP	BLK	WP	HR	S	P	ERA	WHIP
Dave Fleming, L ERA: 1.8	(1, 1)	5.0	W	20	3	1	1	1	3	0	0	0	0	1	46	90	1.80	1.200
Jim Converse, R ERA:	(6, 1)	4.0	S	15	4	0	0	1	1	0	0	0	0	0	28	47	0.00	1.250

PITCHER	IP	WLS	BF	H	R	ER	SO	BB	IBB	HBP	BLK	WP	HR	S	P	ERA	WHIP

BOTTOM

Detroit Tigers @ Seattle Mariners

The Kingdome, Seattle, WA

Sat Apr 29 1995, 10:05 PM EDT

Att. 27,264 - Dome

Batter	1	2	3	4	5	6	7	8	9	AB	R	H	RBI	BB	SO	LOB
Rich Amaral, R (1, 7) OBP: 0.333, SLG: 0.667 Alex Diaz, S (7, 7) OBP: 0.500, SLG: 2.000 (9, 8)	B B C X; 2-1; F7; ①		C C X; 0-2; F9; ②		B B X; 2-0; 2B; 3-H		X; 0-0; HR; 1-H; 3-H	X; 0-0; E4; G4-3		3 2	0 1	1 1	1 3	0 0	0 0	0 0
Felix Fermin, R (1, 6) OBP: 0.333, SLG: 0.417	C X; 0-1; 2B; 2B		X; 0-0; G1-3; ③		C X; 0-1; G6-3; ③		B C C F B F X; 2-2; 1B; 2B; 2B	F S B F X; 1-2; G4-3; ①; 2-3		5	2	2	0	0	0	2
Ken Griffey Jr., L (1, 8) OBP: 0.462, SLG: 1.000 Darren Bragg, L (8, PH) OBP: 0.300, SLG: 0.300 (9, 7)	B C F F F F F X; 1-2; 2B; 2-H			F C X; 0-2; P5; ①		B F F X; 1-2; HR	B X; 1-0; P4; ①	C B S S; 1-3; K; ②		4 1	1 0	2 0	2 0	0 0	0 1	1 1
Jay Buhner, R (1, 9) OBP: 0.154, SLG: 0.231	B B C S X; 2-2; F9; ②			B S S X; 1-2; F7; ②		F B X; 1-1; P6; ①	X; 0-0; 2B; 2B; 1-3	B B S B S X; 3-2; G6-3; ③		5	1	1	0	0	0	2
Edgar Martinez, R (1, 10) OBP: 0.545, SLG: 0.889	B B C F F C; 2-3; ꓘ; ③			F X; 0-1; HR		B X; 1-0; G4-3; ②	B B B I; 4-0; IBB; 2B; SF8			3	2	1	1	1	1	1
Mike Blowers, R (1, 5) OBP: 0.091, SLG: 0.182 Doug Strange, S (8, 5)		C X; 0-1; G4-3; ①		B X; 1-0; P5; ③		X; 0-0; G4-3; ③	B F X; 1-1; 2B; 1-3; 2-H; 3-H			4 0	0 0	1 0	2 0	0 0	0 0	0 0
Tino Martinez, L (1, 3) OBP: 0.727, SLG: 0.889		B C X; 1-1; 1B; G4-6-3			C B X; 1-1; 2B; G4-3; 2B		B X; 1-0; 1B; 1B; 1B B X; 1-0; SF8; ②; 3-H			3	2	3	1	0	0	0
Dan Wilson, R (1, 2) OBP: 0.455, SLG: 0.500 Chad Kreuter, S (9, 2)		C X; 0-1; G4-6-3; ② ③; 1-2f			F F F X; 0-2; G4-3; ①; 2-3		L L B B B F B X; 3-2; 1B; 1B; HR; 1-3 B B B B C B; 4-1; BB			3 0	1 0	1 0	0 0	1 0	0 0	2 0
Luis Sojo, R (1, 4) OBP: 0.250, SLG: 0.250			X; 0-0; G6-3; ①		C B F F F X; 1-2; L8; ②		C X; 0-1; 1B; HR; 1-3; 3-H B B C X; 2-1; P4; ③			4	1	1	1	0	0	3

livebaseballscorecards.com

AB	37
R	11
H	14
RBI	11
BB	2
SO	2
LOB	12

Inning Stats	1	2	3	4	5	6	7	8	9
	R: 1 E: 0 K: 1 S: 18 H: 2 LOB: 1 BB: 0 P: 25	R: 0 E: 0 K: 0 S: 6 H: 1 LOB: 0 BB: 0 P: 7	R: 0 E: 0 K: 0 S: 5 H: 0 LOB: 0 BB: 0 P: 5	R: 1 E: 0 K: 0 S: 9 H: 1 LOB: 0 BB: 0 P: 11	R: 1 E: 0 K: 0 S: 14 H: 2 LOB: 1 BB: 0 P: 18	R: 1 E: 0 K: 0 S: 7 H: 1 LOB: 0 BB: 0 P: 10	R: 7 E: 0 K: 0 S: 21 H: 7 LOB: 2 BB: 2 P: 40	R: 0 E: 1 K: 1 S: 11 H: 0 LOB: 1 BB: 0 P: 16	

1B: 5	SF: 1
2B: 6	SAC: 0
3B: 0	DP: 1
HR: 3	HBP: 0

WP: 0	PA: 40
PB: 0	
SB: 0	
CS: 0	

PITCHER		IP	WLS	BF	H	R	ER	SO	BB	IBB	HBP	BLK	WP	HR	S	P	ERA	WHIP
David Wells, L ERA: 6.0	(1, 1)	6.0	L	24	7	4	4	1	0	0	0	0	0	2	59	76	6.00	1.167
Joe Boever, R ERA: 45.0	(7, 1)	0.0		5	5	5	5	0	0	0	0	0	0	1	13	19	∞	∞
Sean Whiteside, L ERA: 18.0	(7, 1)	1.0		7	2	2	2	0	1	1	0	0	0	0	8	21	18.00	3.000
Brian Bohanon, L ERA: 6.75	(8, 1)	1.0		4	0	0	0	1	0	0	0	0	0	0	11	16	0.00	0.000

PITCHER	IP	WLS	BF	H	R	ER	SO	BB	IBB	HBP	BLK	WP	HR	S	P	ERA	WHIP

Batter	1	2	3	4	5	6	7	8	9	AB	R	H	RBI	BB	SO	LOB
Chad Curtis, R (1, 8) OBP: 0.455, SLG: 0.556	X 0-0 ① P3		C B X 1-1 ① G5-3 1-2		B B B 1-1 BB 1B BB F X 1-2 2-3 1B		H 1-0 1-2 HBP		X 0-0 ③ P5	3	1	1	0	1	0	2
Scott Fletcher, R (1, 4) OBP: 0.111, SLG: 0.059	C C B B F B X 3-2 ② F9		C F B X 1-2 ② L3		1 SAFE 4-1 B 1 SAFE B B 1-2 1B SF7 BB B B X 3-2 ③ G6-3		F B C S 1-3 ③ K			4	1	0	0	1	1	6
Bobby Higginson, L (1, 9) OBP: 0.091, SLG: 0.091	B S X 1-1 ③ L7		B B C X 2-1 ③ F8		B C 2 SAFE S X 1-2 1B SF7 E 1-3 2-H 1B		F B S X 1-2 ① G6-3	X 0-0 ① F8		5	1	1	1	0	0	2
Cecil Fielder, R (1, 3) OBP: 0.238, SLG: 0.421 Juan Samuel, R (8, 3) OBP: 0.500, SLG: 0.714		F B B B X 3-1 ① F9		S F X 0-2 2B 2B	B F B S B 1 SAFE F X 3-2 ① SF7 1-2 3-H	C X 0-1 ② L6		C B F F F F X 1-2 ② G5-3		4	1	1	1	0	0	0
Kirk Gibson, L (1, 10) OBP: 0.333, SLG: 0.200 Rudy Pemberton, R (6, PH) OBP: 0.500, SLG: 0.615		B C B B F B F X 3-2 ② G3-1		C C B H 2-2 2B SF7 HBP	B C X 1-1 E 1B 2-3 1B	C H 1-1 HBP		F S T F F F F F X 0-2 1B		2	2	1	0	0	0	0
Travis Fryman, R (1, 5) OBP: 0.190, SLG: 0.211		B B B C S S 3-3 ③ K		B C S B C 2-3 ① K	S B 1 SAFE F B S 2-3 ② K 1-2 3-H	B F X 1-1 ③ P3		F F B B S 2-3 ③ K		5	0	0	0	0	4	5
Franklin Stubbs, L (1, 7) OBP: 0.500, SLG: 0.833 Danny Bautista, R (5, PH) OBP: 0.462, SLG: 0.417 (5, 7)			B X 1-0 1B 2B	B X 1-0 1-3 2-H 2B	C X 0-1 2B 2-H 2B 1B		C B F F S 1-3 ① K		B C B S S 2-3 ① K	2	1	2	1	0	0	0
										3	1	1	1	0	2	0
Chris Gomez, R (1, 6) OBP: 0.294, SLG: 0.643			B B F F X 2-2 1B 2-H 1B	B S C F B F B X 3-2 ② SF7 3-H	B B B 4-0 2B BB		B S C F B B X 3-2 ② F9		B B X 2-0 HR	3	2	2	3	1	0	0
John Flaherty, R (1, 2) OBP: 0.333, SLG: 0.364			C F B F B 1 SAFE 1 SAFE B X 3-2 G5-3 1-3 1B	C C B F B F F B X 3-2 ③ P4	B X 1-0 1B 1-H 2-H 2B		C H 1-1 HBP HBP		B F C B B X 3-2 ② G6-3	4	0	2	2	0	0	1
Inning Stats	R: 0 E: 0 K: 0 S: 7 H: 0 LOB: 0 BB: 0 P: 11	R: 0 E: 0 K: 1 S: 9 H: 0 LOB: 0 BB: 0 P: 18	R: 1 E: 0 K: 0 S: 15 H: 3 LOB: 3 BB: 0 P: 25	R: 2 E: 0 K: 1 S: 20 H: 2 LOB: 1 BB: 0 P: 31	R: 6 E: 1 K: 1 S: 23 H: 5 LOB: 2 BB: 3 P: 47	R: 0 E: 0 K: 0 S: 8 H: 0 LOB: 1 BB: 0 P: 11	R: 0 E: 0 K: 2 S: 12 H: 0 LOB: 2 BB: 0 P: 19	R: 0 E: 0 K: 1 S: 18 H: 1 LOB: 1 BB: 0 P: 21	R: 1 E: 0 K: 1 S: 8 H: 1 LOB: 0 BB: 0 P: 15	1B: 7 2B: 4 3B: 0 HR: 1 SF: 2 SAC: 0 DP: 0 HBP: 4						

Detroit Tigers @ Seattle Mariners

The Kingdome, Seattle, WA

Sun Apr 30 1995, 10:05 PM EDT

Att. 19,743 - Dome

TOP

livebaseballscorecards.com

AB	37
R	10
H	12
RBI	9
BB	3
SO	7
LOB	16

WP: 0 PA: 46
PB: 0
SB: 0
CS: 0

PITCHER		IP	WLS	BF	H	R	ER	SO	BB	IBB	HBP	BLK	WP	HR	S	P	ERA	WHIP
Bob Wells, R ERA: 6.75	(1, 1)	4.0	L	18	5	3	3	2	0	0	1	0	0	0	51	85	6.75	1.250
John Cummings, L ERA: 108.0	(5, 1)	0.1		5	2	4	4	0	2	0	0	0	0	0	11	24	108.00	12.000
Kevin King, L ERA: 10.8	(5, 1)	1.2		10	3	2	2	1	1	0	1	0	0	0	20	34	10.80	2.400
Lee Guetterman, L ERA: 9.0	(7, 1)	1.0		5	0	0	0	2	0	0	2	0	0	0	12	19	0.00	0.000
Bobby Ayala, R ERA:	(8, 1)	1.0		4	1	0	0	1	0	0	0	0	0	0	18	21	0.00	1.000

PITCHER		IP	WLS	BF	H	R	ER	SO	BB	IBB	HBP	BLK	WP	HR	S	P	ERA	WHIP
Ron Villone, L ERA: 4.5	(9, 1)	1.0		4	1	1	1	1	0	0	0	0	0	1	8	15	9.00	1.000

Detroit Tigers @ Seattle Mariners

The Kingdome, Seattle, WA

Sun Apr 30 1995, 10:05 PM EDT

Att. 19,743 - Dome

BOTTOM

Batter	1	2	3	4	5	6	7	8	9	AB	R	H	RBI	BB	SO	LOB
Darren Bragg, L (1, 7) OBP: 0.286, SLG: 0.231	4-1 1B FC3-2 BB		1-0 ② F7		2-3 ① K		1-1 ③ G5-3			3	0	0	0	1	1	0
Joey Cora, S (1, 4) OBP: 0.385, SLG: 0.583	2-2 G5-3 FC3-2 1-3 1B		2-2 S 1B		3-2 ② G3			0-3 ① K		4	0	2	0	0	1	0
Ken Griffey Jr., L (1, 8) OBP: 0.353, SLG: 0.750 Alex Diaz, S (9, 8) OBP: 0.500, SLG: 2.000	3-0 ① FC3-2 G5-3 1-2 3-H		3-2 ③ G4-3 1-2		0-3 ③ K			0-3 ② K		4 0	0 0	0 0	0 0	0 0	2 0	3 0
Jay Buhner, R (1, 9) OBP: 0.176, SLG: 0.235 Rich Amaral, R (9, 9) OBP: 0.333, SLG: 0.667	0-2 ② G5-3 1-2 2-3			0-2 ① F9		3-2 ① K		2-1 FC6-4 1B		4 0	0 0	1 0	0 0	0 0	1 0	2 0
Edgar Martinez, R (1, 10) OBP: 0.467, SLG: 0.769	1-2 ③ L4			1-0 1B 2B		2-3 ② K		0-2 ③ FC6-4 1-2f		4	1	1	0	0	1	3
Tino Martinez, L (1, 3) OBP: 0.714, SLG: 0.818 Greg Pirkl, R (7, 3)		3-2 ① P5		1-1 FC6 2-H 1B		4-2 BB			4-0 FC6-4 BB	2 0	0 0	1 0	1 0	1 0	0 0	0 0
Doug Strange, S (1, 5)		0-1 ② L8		0-2 ② FC6 1B 1-2f		0-1 ③ F7			0-1 ① F8	4	0	0	0	0	0	3
Chad Kreuter, S (1, 2) OBP: 0.250, SLG: 0.250		3-1 ③ G4-3		0-0 FC6-4 1-2 1B			1-1 ① G3-1		3-2 ② L7	4	0	1	0	0	0	1
Felix Fermin, R (1, 6) OBP: 0.286, SLG: 0.357 Luis Sojo, R (6, 6) OBP: 0.167, SLG: 0.167			2-1 ① G5-3	0-1 ③ FC6-4 1-2f			0-2 ② F8		0-1 ③ FC6-4 1-2f	2 2	0 0	0 0	0 0	0 0	0 0	2 1
Inning Stats	R: 0 H: 1 E: 0 LOB: 2 K: 0 BB: 1 S: 12 P: 22	R: 0 H: 0 E: 0 LOB: 0 K: 0 BB: 0 S: 7 P: 13	R: 0 H: 1 E: 0 LOB: 1 K: 0 BB: 0 S: 10 P: 18	R: 1 H: 3 E: 0 LOB: 2 K: 0 BB: 0 S: 12 P: 14	R: 0 H: 0 E: 0 LOB: 0 K: 2 BB: 0 S: 9 P: 14	R: 0 H: 0 E: 0 LOB: 1 K: 2 BB: 1 S: 13 P: 22	R: 0 H: 0 E: 0 LOB: 0 K: 0 BB: 0 S: 7 P: 9	R: 0 H: 1 E: 0 LOB: 1 K: 2 BB: 0 S: 14 P: 16	R: 0 H: 0 E: 0 LOB: 1 K: 0 BB: 1 S: 8 P: 15	1B: 5 SF: 0 2B: 1 SAC: 0 3B: 0 DP: 0 HR: 0 HBP: 0						

livebaseballscorecards.com

AB	33
R	1
H	6
RBI	1
BB	3
SO	6
LOB	15

WP: 0 PA: 36
PB: 0
SB: 1
CS: 0

PITCHER	IP	WLS	BF	H	R	ER	SO	BB	IBB	HBP	BLK	WP	HR	S	P	ERA	WHIP
Mike Moore, R (1, 1) ERA: 2.25	6.0	W	25	5	1	1	4	2	0	0	0	0	0	63	103	1.50	1.167
Mike Gardiner, R (7, 1) ERA: 2.45	2.0		7	1	0	0	2	0	0	0	0	0	0	21	25	0.00	0.500
Mike Henneman, R (9, 1) ERA: 4.5	1.0		4	0	0	0	0	1	0	0	0	0	0	8	15	0.00	1.000

PITCHER	IP	WLS	BF	H	R	ER	SO	BB	IBB	HBP	BLK	WP	HR	S	P	ERA	WHIP

Batter	1	2	3	4	5	6	7	8	9	AB	R	H	RBI	BB	SO	LOB
Kenny Lofton, L (1, 8) OBP: 0.273, SLG: 0.250	B X	B B L X	C B B X	C B B X		C B B X		C B C F F F S		5	1	2	0	0	1	0
Wayne Kirby, L (9, 8) OBP: 0.429, SLG: 0.500	1-0 FC3-6 1B 1B	3-1 ③ L9		2-1 ③ G6-3		2-1 E2 1-3 1B		1-3 ① K		0	0	0	0	0	0	0
Omar Vizquel, S (1, 6) OBP: 0.269, SLG: 0.174	1 SAFE X	F F B B B B	B B C F X	C F X		X		X		4	2	2	0	1	0	2
Alvaro Espinoza, R (9, 6) OBP: 0.500, SLG: 0.500	0-0 FC3-6 1-2 1B	4-2 F8 S 2B BB	2-2 ① F7	0-2 ② P6		0-0 HR 1B				0	0	0	0	0	0	0
Carlos Baerga, S (1, 4) OBP: 0.346, SLG: 0.583	B S B X	B C X	B F B C X	B X		B B F F X				5	2	1	2	0	0	5
	2-1 ① FC3-6 1B 1-2f 2-3 HR	1-1 ① F8 1-3	2-2 ② F8	1-0 ③ G6-3		1-H HR										
Albert Belle, R (1, 7) OBP: 0.500, SLG: 0.864	B S 1 SAFE C F S	B F B X	B X		B B F X	B S F B B X				5	0	2	1	0	1	2
	1-3 ② K	2-1 ② 3-H 2B	1-0 S 1B		2-1 ① G4-3	3-2 ② G6-3										
Eddie Murray, S (1, 10) OBP: 0.522, SLG: 0.682	B B C X	B X	B I I		B X	C F S				3	2	3	1	1	0	0
Dave Winfield, R (8, PH)	2-1 1-2 3-H HR 1B	1-0 BB 1B	4-0 1-2 IBB		1-0 HR BB 1B	0-3 ③ K				1	0	0	0	0	1	0
Jim Thome, L (1, 5) OBP: 0.522, SLG: 0.529	C B B B X	B C B B F B	B B S B X		B B B C C B		B F C X			3	2	2	3	2	0	2
	3-1 1-H 2-H HR	4-2 1-2 BB	3-1 ③ F7		4-2 1-2 HR BB		1-2 1B									
Manny Ramirez, R (1, 9) OBP: 0.478, SLG: 0.800	C B B C X	B B C X	C X		C B S F C		B X			5	1	2	1	0	1	4
	2-2 ③ P5	2-1 ③ P4	0-1 HR		1-3 ② K		1-0 1-2 G1-6-3 1B									
Paul Sorrento, L (1, 3) OBP: 0.227, SLG: 0.600		B X	B C C X		B C B S B X	X	C C S			5	1	1	3	0	1	2
		1-0 ① F7	1-2 ① G3		3-2 ① G3-1	0-0 1-H 2-H HR	0-3 ① K									
Tony Peña, R (1, 2) OBP: 0.188, SLG: 0.133		B C C F F S	C B C S		F B X	B F B F B X	S X			5	0	0	0	0	2	2
		1-3 ② K	1-3 ② K		1-1 E5 E 1B	3-2 ③ G6-3	0-1 ②③ 1-2f G1-6-3									
Inning Stats	R: 4 H: 4 E: 0 LOB: 0 K: 1 BB: 0 S: 15 P: 26	R: 0 H: 0 E: 0 LOB: 0 K: 1 BB: 0 S: 8 P: 13	R: 1 H: 2 E: 0 LOB: 2 K: 0 BB: 2 S: 11 P: 25	R: 0 H: 0 E: 0 LOB: 0 K: 1 BB: 0 S: 8 P: 12	R: 0 H: 1 E: 0 LOB: 2 K: 0 BB: 1 S: 9 P: 21	R: 1 H: 2 E: 2 LOB: 2 K: 0 BB: 0 S: 13 P: 20	R: 3 H: 2 E: 0 LOB: 0 K: 1 BB: 1 S: 13 P: 24	R: 2 H: 2 E: 0 LOB: 0 K: 2 BB: 0 S: 17 P: 23	R: 0 H: 2 E: 0 LOB: 1 K: 1 BB: 0 S: 9 P: 11	1B: 10 SF: 0 2B: 1 SAC: 0 3B: 0 DP: 1 HR: 4 HBP: 0						

TOP

Cleveland Indians @ Detroit Tigers

Tiger Stadium, Detroit, MI

Tue May 02 1995, 3:33 AM EDT

Att. 39,398 - Cloudy - 59 F

livebaseballscorecards.com

AB	41
R	11
H	15
RBI	11
BB	4
SO	7
LOB	19

WP: 0 PA: 45
PB: 0
SB: 2
CS: 0

PITCHER		IP	WLS	BF	H	R	ER	SO	BB	IBB	HBP	BLK	WP	HR	S	P	ERA	WHIP
Sean Bergman, R ERA: 5.63	(1, 1)	3.0	L	16	6	5	5	2	2	0	0	0	0	1	34	64	15.00	2.667
Brian Bohanon, L ERA: 8.44	(4, 1)	4.0		20	5	4	4	2	1	1	0	0	0	2	43	77	9.00	1.500
Buddy Groom, L ERA: 13.5	(8, 1)	1.0		5	2	2	2	2	0	0	0	0	0	1	17	23	18.00	2.000
Felipe Lira, R ERA:	(9, 1)	1.0		4	2	0	0	1	0	0	0	0	0	0	9	11	0.00	2.000

PITCHER	IP	WLS	BF	H	R	ER	SO	BB	IBB	HBP	BLK	WP	HR	S	P	ERA	WHIP

Batter	1	2	3	4	5	6	7	8	9	AB	R	H	RBI	BB	SO	LOB
Chad Curtis, R (1, 8) OBP: 0.423, SLG: 0.476	B C B B B 4-1 S BB		C T B C 1-3 K ①		C S S 0-3 K ①		X 0-0 L9 ②			3	0	0	0	1	2	1
Scott Fletcher, R (1, 4) OBP: 0.136, SLG: 0.095	C X 0-1 F7 ①		C X 0-1 FC6-4 1B		F M B B B C 3-3 K ②		F C B B X 2-2 G6-3 ③			4	0	1	0	0	1	2
Bobby Higginson, L (1, 9) OBP: 0.067, SLG: 0.067 Todd Steverson, R (9, 9)	1 SAFE 1 SAFE C B 1 SAFE S B B B F 3-3 S K ② 1-2		S T X 0-2 FC6-4 FC6-4 ② 1-2f		B C F B B C 3-3 K ③			C S B B X 2-2 F4 ① F B B C X 2-2 1B		4 0	0 0	0 0	0 0	0 0	2 0	3 0
Cecil Fielder, R (1, 3) OBP: 0.240, SLG: 0.391 Juan Samuel, R (9, 3) OBP: 0.500, SLG: 0.714	B B X 2-0 G4-3 ③		C T X 0-2 FC6-4 ③ 1-2f			B B X 2-0 P2 ① S F S 0-3 K ②				4 0	0 0	1 0	0 0	0 0	0 0	2 0
Kirk Gibson, L (1, 10) OBP: 0.400, SLG: 0.333		B X 1-0 BB 1B G4-6-3 1B		B C F B X 2-2 G1-6-3 1B				B S F C 1-3 K ②		4	1	2	0	0	2	1
Travis Fryman, R (1, 5) OBP: 0.280, SLG: 0.273		C B C X 1-2 G4-6-3 BB 1-2 1B		B X 1-0 G1-6-3 1-2 1B		B B B B 4-0 2B BB		F B C S 1-3 K ③		3	0	2	0	1	1	1
Franklin Stubbs, L (1, 7) OBP: 0.556, SLG: 0.875 Milt Cuyler, S (9, 7)		B B B C S B 4-2 G4-6-3 1-2 2-3 BB		X 0-0 G1-6-3 ①② 1-2f 2-3		B F X 1-1 2B 1-3			X 0-0 G3 ①	2 1	0 0	1 0	0 0	1 0	0 0	2 0
Chris Gomez, R (1, 6) OBP: 0.238, SLG: 0.500	C B X 1-1 G4-6-3 ①② 1-2f 2-3 3-H			C B X 1-1 L4 ③		X 0-0 P5 ③			B C B C C 2-3 K ②	4	0	0	0	0	1	5
John Flaherty, R (1, 2) OBP: 0.313, SLG: 0.400	B C B X 2-1 G6-3 ③				X 0-0 2B		C X 0-1 L7 ①		B B C X 2-1 P4 ③	4	0	1	0	0	0	1
Inning Stats	R: 0 E: 0 K: 1 S: 8 H: 0 LOB: 1 BB: 1 P: 17	R: 1 E: 0 K: 0 S: 10 H: 2 LOB: 1 BB: 1 P: 19	R: 0 E: 0 K: 1 S: 11 H: 1 LOB: 1 BB: 0 P: 12	R: 0 E: 0 K: 0 S: 7 H: 2 LOB: 1 BB: 0 P: 11	R: 0 E: 0 K: 3 S: 10 H: 1 LOB: 1 BB: 0 P: 16	R: 0 E: 0 K: 1 S: 7 H: 1 LOB: 2 BB: 1 P: 14	R: 0 E: 0 K: 0 S: 6 H: 0 LOB: 0 BB: 0 P: 8	R: 0 E: 0 K: 2 S: 12 H: 1 LOB: 1 BB: 0 P: 18	R: 0 E: 0 K: 1 S: 6 H: 0 LOB: 0 BB: 0 P: 10	1B: 6 2B: 2 3B: 0 HR: 0	SF: 0 SAC: 0 DP: 2 HBP: 0						

PITCHER		IP	WLS	BF	H	R	ER	SO	BB	IBB	HBP	BLK	WP	HR	S	P	ERA	WHIP
Dennis Martinez, R ERA: 1.38	(1, 1)	7.0	W	29	7	1	1	6	3	0	0	0	0	0	59	97	1.29	1.429
Eric Plunk, R ERA:	(8, 1)	1.0		4	1	0	0	2	0	0	0	0	0	0	12	18	0.00	1.000
Paul Shuey, R ERA: 3.86	(9, 1)	1.0		3	0	0	0	1	0	0	0	0	0	0	6	10	0.00	0.000

PITCHER	IP	WLS	BF	H	R	ER	SO	BB	IBB	HBP	BLK	WP	HR	S	P	ERA	WHIP

BOTTOM

Cleveland Indians @ Detroit Tigers

Tiger Stadium, Detroit, MI

Tue May 02 1995, 3:33 AM EDT

Att. 39,398 - Cloudy - 59 F

livebaseballscorecards.com

AB	33
R	1
H	8
RBI	0
BB	3
SO	9
LOB	18

1B: 6 SF: 0
2B: 2 SAC: 0
3B: 0 DP: 2
HR: 0 HBP: 0

WP: 0 PA: 36
PB: 0
SB: 1
CS: 0

Cleveland Indians @ Detroit Tigers

Tiger Stadium, Detroit, MI

Wed May 03 1995, 7:05 PM EDT

Att. 29,996 - Unknown - 66 F

livebaseballscorecards.com

TOP

Batter	1	2	3	4	5	6	7	8	9	AB	R	H	RBI	BB	SO	LOB
Kenny Lofton, L (1, 8) OBP: 0.370, SLG: 0.400	L8	G6-4-3 2-H 1B	E4		2B 1-3		WP HR 1B	G4-3		5	1	4	1	0	0	0
Wayne Kirby, L (8, PH) OBP: 0.375, SLG: 0.429 (8, 8)										1	0	0	0	0	0	1
Omar Vizquel, S (1, 6) OBP: 0.281, SLG: 0.207	2B G6-3 1B	G6-4-3 1-2f	F7		G5-3		K 1-2		E 1B	6	1	2	0	0	1	5
Carlos Baerga, S (1, 4) OBP: 0.452, SLG: 0.679	G6-3 1-3 2B		BB WP BB 1B	WP 1B	BB		HR 1B		L6	4	2	4	0	1	0	0
Alvaro Espinoza, R (7, 4) OBP: 0.333, SLG: 0.333										1	0	0	0	0	0	1
Albert Belle, R (1, 7) OBP: 0.448, SLG: 0.731	G6-3 2-3 3-H		WP BB 1-2 1B BB	K 1-2	G6-3		K		E4 G4-6-3 1-2	4	1	0	1	1	2	7
Ruben Amaro Jr, S (8, 7) OBP: 0.500, SLG: 0.500										1	0	0	0	0	0	1
Eddie Murray, S (1, 10) OBP: 0.536, SLG: 0.769	G3-1		1B WP 1-2 2-3 HR BB	K		FC5-4 BB SF9 1B	HR 1-H 2-H		G4-6-3 1-2f	4	3	2	3	1	1	2
Dave Winfield, R (9, PH)										1	0	0	0	0	0	2
Jim Thome, L (1, 5) OBP: 0.519, SLG: 0.500		BB 2B 1B	K	G4-3		FC5-4 1-2 BB	F9			3	1	1	0	1	1	4
David Bell, R (7, PH)										1	0	0	0	0	0	0
(7, 5)																
Manny Ramirez, R (1, 9) OBP: 0.500, SLG: 0.875		2B 1-2 BB	HR 1-3 2-H 3-H 1B		HR	FC5-4 1-2f 2-3		G6-3		4	3	2	2	1	0	2
Paul Sorrento, L (1, 3) OBP: 0.296, SLG: 0.833	1B 1-H 2-H 2B		HR 1-H 3-H		K	SF9 3-H		G4-3 2B		4	2	3	6	0	1	0
Tony Peña, R (1, 2) OBP: 0.200, SLG: 0.111	F8		L8		2B BB	G5-3		G4-3 2-3		3	0	0	0	1	0	2
Jesse Levis, L (8, PH)										1	0	0	0	0	0	1
(8, 2)																
Inning Stats	R: 1 E: 0 K: 0 S: 12 H: 2 LOB: 1 BB: 0 P: 22	R: 3 E: 0 K: 0 S: 17 H: 3 LOB: 0 BB: 1 P: 27	R: 5 E: 1 K: 1 S: 20 H: 4 LOB: 1 BB: 2 P: 33	R: 0 E: 0 K: 2 S: 10 H: 1 LOB: 1 BB: 0 P: 14	R: 1 E: 0 K: 1 S: 13 H: 2 LOB: 3 BB: 2 P: 28	R: 1 E: 0 K: 0 S: 9 H: 1 LOB: 1 BB: 1 P: 19	R: 3 E: 0 K: 2 S: 19 H: 3 LOB: 0 BB: 0 P: 31	R: 0 E: 0 K: 0 S: 10 H: 1 LOB: 1 BB: 0 P: 18	R: 0 E: 1 K: 0 S: 7 H: 1 LOB: 1 BB: 0 P: 9	1B: 11 2B: 4 3B: 0 HR: 3 SF: 1 SAC: 0 DP: 2 HBP: 0						

	AB	43
	R	14
	H	18
	RBI	13
	BB	6
	SO	6
	LOB	28

WP: 3 PA: 50
PB: 0
SB: 0
CS: 0

PITCHER		IP	WLS	BF	H	R	ER	SO	BB	IBB	HBP	BLK	WP	HR	S	P	ERA	WHIP
John Doherty, R ERA: 20.65	(1, 1)	2.0	L	13	6	6	6	0	2	0	0	0	0	0	33	60	27.00	4.000
Ben Blomdahl, R ERA: 8.44	(3, 1)	2.1		14	5	4	4	4	2	0	0	0	2	2	34	53	15.43	3.000
Sean Whiteside, L ERA: 14.73	(5, 1)	2.2		15	5	4	4	2	2	0	0	0	1	1	33	61	13.50	2.625
Mike Gardiner, R ERA: 1.93	(8, 1)	1.0		4	1	0	0	0	0	0	0	0	0	0	10	18	0.00	1.000
Buddy Groom, L ERA: 7.71	(9, 1)	1.0		4	1	0	0	0	0	0	0	0	0	0	7	9	0.00	1.000

PITCHER	IP	WLS	BF	H	R	ER	SO	BB	IBB	HBP	BLK	WP	HR	S	P	ERA	WHIP

Cleveland Indians @ Detroit Tigers

Tiger Stadium, Detroit, MI

Wed May 03 1995, 7:05 PM EDT

Att. 29,996 - Unknown - 66 F

BOTTOM

Batter	1	2	3	4	5	6	7	8	9	AB	R	H	RBI	BB	SO	LOB
Chad Curtis, R (1, 8) OBP: 0.419, SLG: 0.480	B C B C X 2-2 F9 ①	X 0-0 2B 2-H 3-H		F B C X 1-2 L7 ②			B B B B 4-0 G6-3-4 BB	B B C B C X 3-2 F7 ③		4	0	1	2	1	0	2
Shannon Penn, S (1, 4) OBP: 0.400, SLG: 0.333	C L B X 1-2 G3 ②	C C B F B F F C 2-3 K ②		B X 1-0 FC5-4 ③ 1-2f			B B C X 2-1 G6-3-4 ②③ 1-2f		B B B C B 4-1 WP BB BB	4	0	0	0	1	1	3
Bobby Higginson, L (1, 9) OBP: 0.150, SLG: 0.350	B S B X 2-1 2B	X 0-0 F8 ③			B S B X 2-1 G4-3 ①			B B X 2-0 HR	B S B F C 2-3 K ①	5	1	2	1	0	1	2
Cecil Fielder, R (1, 3) OBP: 0.250, SLG: 0.360	S B B F B B 4-2 BB		B X 1-0 G5-3 ①		C S S 0-3 K ②			X 0-0 G4-3 ①		2	0	0	0	1	1	0
Franklin Stubbs, L (8, 3) OBP: 0.545, SLG: 0.778									B F B C B B 4-2 WP 1-2 BB	1	0	0	0	1	0	0
Kirk Gibson, L (1, 10) OBP: 0.400, SLG: 0.500	C B F F X 1-2 P6 ③		C S X 0-2 2B		X 0-0 F7 ③			B B C S X 2-2 WP 3B 2B	C B C X 1-2 L3 ②	5	1	2	0	0	0	4
Travis Fryman, R (1, 5) OBP: 0.333, SLG: 0.250		B B F F B F B 4-2 1B 2B BB	F B C B B X 3-2 G6-3 ②			F B B B B 4-1 G4-3 BB		B B B B 4-0 WP 3B BB	B S B X 2-1 P6 ③ 1-2 2-3	2	2	0	0	3	0	3
Rudy Pemberton, R (1, 7) OBP: 0.444, SLG: 0.647		C B B C S 2-3 K ①	C F B S 1-3 K ③			X 0-0 G4-3 ①② 1-2f		F B B X 2-1 SF7 1-H 2-H 3B		4	1	1	2	0	2	3
Chris Gomez, R (1, 6) OBP: 0.280, SLG: 0.524		C S X 0-2 2B 1-3 2B 1B		X 0-0 FC5-4 1B		F B C S 1-3 K ③		C B B X 2-1 SF7 ② 3-H		3	1	2	1	0	1	0
John Flaherty, R (1, 2) OBP: 0.350, SLG: 0.526		C X 0-1 1-3 2B 3-H 2B		C F B F B B X 3-2 P5 ①			X 0-0 F8 ①	B X 1-0 2B		4	1	2	1	0	0	1
Inning Stats	R: 0 E: 0 K: 0 S: 14 H: 1 LOB: 2 BB: 1 P: 24	R: 3 E: 0 K: 2 S: 19 H: 3 LOB: 1 BB: 1 P: 27	R: 0 E: 0 K: 1 S: 10 H: 1 LOB: 1 BB: 0 P: 15	R: 0 E: 0 K: 0 S: 9 H: 1 LOB: 1 BB: 0 P: 14	R: 0 E: 0 K: 1 S: 6 H: 0 LOB: 0 BB: 0 P: 8	R: 0 E: 0 K: 1 S: 5 H: 0 LOB: 0 BB: 1 P: 10	R: 0 E: 0 K: 0 S: 3 H: 0 LOB: 0 BB: 1 P: 9	R: 4 E: 0 K: 0 S: 13 H: 4 LOB: 1 BB: 1 P: 29	R: 0 E: 0 K: 1 S: 11 H: 0 LOB: 2 BB: 2 P: 24	1B: 2 2B: 6 3B: 1 HR: 1	SF: 1 SAC: 0 DP: 2 HBP: 0					

livebaseballscorecards.com

AB	34
R	7
H	10
RBI	7
BB	7
SO	6
LOB	18

WP: 2 PB: 0 SB: 0 CS: 0 PA: 42

PITCHER		IP	WLS	BF	H	R	ER	SO	BB	IBB	HBP	BLK	WP	HR	S	P	ERA	WHIP
Mark Clark, R ERA: 17.05	(1, 1)	5.0	W	23	6	3	3	4	2	0	0	0	0	0	58	88	5.40	1.600
Jason Grimsley, R ERA: 5.68	(6, 1)	2.2		13	4	4	4	1	3	0	0	0	1	1	18	42	13.50	2.625
Paul Shuey, R ERA: 2.7	(8, 1)	1.0		5	0	0	0	1	2	0	0	0	0	0	12	26	0.00	2.000
Jose Mesa, R ERA: 3.86	(9, 1)	0.1		1	0	0	0	0	0	0	0	0	1	0	2	4	0.00	0.000

PITCHER	IP	WLS	BF	H	R	ER	SO	BB	IBB	HBP	BLK	WP	HR	S	P	ERA	WHIP

Cleveland Indians @ Detroit Tigers

Tiger Stadium, Detroit, MI

Thu May 04 1995, 3:33 AM EDT

Att. 28,846 - Overcast - 63 F

TOP

livebaseballscorecards.com

Batter	1	2	3	4	5	6	7	8	9	AB	R	H	RBI	BB	SO	LOB
Kenny Lofton, L (1, 8) OBP: 0.355, SLG: 0.414	C C X 0-2 ① F7		B X 1-0 ③ G4-3			B B X 2-0 ③ B1-3		B C B F B F X 3-2 S 1-H 2B 2B		4	1	1	1	0	0	0
Omar Vizquel, S (1, 6) OBP: 0.278, SLG: 0.242	C X 0-1 ② P3			B C F F F B C 2-3 ① K			B C X 1-1 ① G5-3	B B C X 2-1 BB 2-H 2B		4	0	1	1	0	1	0
Carlos Baerga, S (1, 4) OBP: 0.429, SLG: 0.613	C X 0-1 ③ F8			C F F F X 0-2 ② F8			X 0-0 ② G5-3	B B B B 4-0 BB BB		3	0	0	0	1	0	0
Albert Belle, R (1, 7) OBP: 0.455, SLG: 0.724		F B B F F X 2-2 ① G5-3		B C B F B X 3-2 ③ F4			B X 1-0 2B	B B B B 4-0 1-2 2-3 BB		3	0	1	0	1	0	0
Eddie Murray, S (1, 3) OBP: 0.469, SLG: 0.667		C F B B X 1-2 ② G6-3			S F B X 1-2 ① G6-3		F B S F S 1-3 ③ K	S S S 0-3 ③ K		4	0	0	0	0	2	4
Dave Winfield, R (1, 10) OBP: 0.125, SLG: 0.125		F S B B F B X 3-2 1B 1B			X 0-0 ② F9			B B B C X 3-1 ① G6-3	B B C S B F F C 3-3 ① K	4	0	1	0	0	1	0
Manny Ramirez, R (1, 9) OBP: 0.500, SLG: 0.929		B B C X 2-1 ③ 1-3 1B			S F B F X 1-2 ③ P3			X 0-0 HR	B B C B C X 3-2 ② G6-3	4	1	2	1	0	0	0
Alvaro Espinoza, R (1, 5) OBP: 0.333, SLG: 0.333 Jim Thome, L (9, PH) OBP: 0.500, SLG: 0.476			C X 0-1 ① G6-3			C X 0-1 ① G1-3		X 0-0 2B 1B	B B C X 2-1 ③ F7	3 1	1 0	1 0	0 0	0 0	0 0	0 0
Tony Peña, R (1, 2) OBP: 0.174, SLG: 0.095			X 0-0 ② F9			C F B B X 2-2 ② G6-3		C F B S 1-3 ② K		3	0	0	0	0	1	1
Inning Stats	R: 0 H: 0 E: 0 LOB: 0 K: 0 BB: 0 S: 7 P: 7	R: 0 H: 2 E: 0 LOB: 2 K: 0 BB: 0 S: 13 P: 21	R: 0 H: 0 E: 0 LOB: 0 K: 0 BB: 0 S: 4 P: 5	R: 0 H: 0 E: 0 LOB: 0 K: 1 BB: 0 S: 13 P: 18	R: 0 H: 0 E: 0 LOB: 0 K: 0 BB: 0 S: 8 P: 10	R: 0 H: 0 E: 0 LOB: 0 K: 0 BB: 0 S: 6 P: 10	R: 0 H: 1 E: 0 LOB: 1 K: 1 BB: 0 S: 8 P: 11	R: 3 H: 4 E: 0 LOB: 3 K: 2 BB: 2 S: 16 P: 33	R: 0 H: 0 E: 0 LOB: 0 K: 1 BB: 0 S: 10 P: 18	1B: 3 SF: 0 2B: 3 SAC: 0 3B: 0 DP: 0 HR: 1 HBP: 0						

	AB	33
	R	3
	H	7
	RBI	3
	BB	2
	SO	5
	LOB	5

WP: 0 PA: 35
PB: 0
SB: 1
CS: 0

PITCHER		IP	WLS	BF	H	R	ER	SO	BB	IBB	HBP	BLK	WP	HR	S	P	ERA	WHIP
David Wells, L ERA: 4.61	(1, 1)	7.2	W	28	6	3	3	3	0	0	0	0	0	1	70	100	3.52	0.783
Buddy Groom, L ERA: 7.71	(8, 1)	0.0		2	1	0	0	0	1	0	0	0	0	0	2	8	∞	∞
Mike Henneman, R ERA: 2.7	(8, 1)	1.1	S	5	0	0	0	2	1	0	0	0	0	0	13	25	0.00	0.750

PITCHER	IP	WLS	BF	H	R	ER	SO	BB	IBB	HBP	BLK	WP	HR	S	P	ERA	WHIP

Batter	1	2	3	4	5	6	7	8	9	AB	R	H	RBI	BB	SO	LOB
Chad Curtis, R (1, 8) OBP: 0.400, SLG: 0.448	X 0-0 ① L4		B C 1 SAFE C B S 2-3 ① K		C F B F F B S 2-3 ② K		B B X 2-0 ③ 1-3 2-H 1B			4	0	1	1	0	2	1
Scott Fletcher, R (1, 4) OBP: 0.115, SLG: 0.080	B C X 1-1 ② F8		X 0-0 ② G4-1 1-2		X 0-0 ③ G6-3			C B C B B X 3-2 ① F6		4	0	0	0	0	0	1
Bobby Higginson, L (1, 9) OBP: 0.167, SLG: 0.458	C C B F X 1-2 ③ G3-1		B X 1-0 2-H HR			S X 0-1 ① F8		B C C B X 2-2 ② G2-3		4	1	1	2	0	0	0
Cecil Fielder, R (1, 3) OBP: 0.219, SLG: 0.310		S S B S 1-3 ① K	B X 1-0 ③ P2			F F X 0-2 ② L4		B F C X 1-2 ③ G4-3		4	0	0	0	0	1	0
Kirk Gibson, L (1, 10) OBP: 0.444, SLG: 0.706		B C F X 1-2 HR		S B S S X 2-2 G5-3 1B		B C B C S 2-3 ③ K				3	1	2	1	0	1	0
Travis Fryman, R (1, 5) OBP: 0.303, SLG: 0.222		C X 0-1 ② G5-3		S F C 0-3 ① K			B X 1-0 ① G6-3			3	0	0	0	0	1	1
Rudy Pemberton, R (1, 7) OBP: 0.429, SLG: 0.650 Milt Cuyler, S (9, 7)		X 0-0 2B		F B X 1-1 ② G5-3 1-2			X 0-0 ② P3			3 0	0 0	1 0	0 0	0 0	0 0	1 0
Chris Gomez, R (1, 6) OBP: 0.286, SLG: 0.478		C S S 0-3 ③ K		B C B X 2-1 ③ L5			C B F B F B B 4-2 BB 1B BB			2	1	0	0	1	1	2
John Flaherty, R (1, 2) OBP: 0.391, SLG: 0.524			C B X 1-1 G4-1 HR 1B		X 0-0 ① L5		1 SAFE 1 SAFE B 1 SAFE B B B 4-0 1B 1-2 BB			2	1	1	0	1	0	0
Inning Stats	R: 0 E: 0 K: 0 S: 7 H: 0 LOB: 0 BB: 0 P: 9	R: 1 E: 0 K: 2 S: 12 H: 2 LOB: 1 BB: 0 P: 14	R: 2 E: 0 K: 1 S: 8 H: 2 LOB: 0 BB: 0 P: 13	R: 0 E: 0 K: 1 S: 10 H: 1 LOB: 1 BB: 0 P: 15	R: 0 E: 0 K: 1 S: 7 H: 0 LOB: 0 BB: 0 P: 9	R: 0 E: 0 K: 1 S: 8 H: 0 LOB: 0 BB: 0 P: 10	R: 1 E: 0 K: 0 S: 6 H: 1 LOB: 2 BB: 2 P: 17	R: 0 E: 0 K: 0 S: 9 H: 0 LOB: 0 BB: 0 P: 15		1B: 3 2B: 1 3B: 0 HR: 2	SF: 0 SAC: 0 DP: 0 HBP: 0				WP: 0 PB: 0 SB: 0 CS: 0	PA: 31	

PITCHER		IP	WLS	BF	H	R	ER	SO	BB	IBB	HBP	BLK	WP	HR	S	P	ERA	WHIP
Orel Hershiser, R ERA: 6.75	(1, 1)	7.0	L	28	6	4	4	6	2	0	0	0	0	2	58	87	5.14	1.143
Jim Poole, L ERA: 2.45	(8, 1)	0.2		2	0	0	0	0	0	0	0	0	0	0	6	11	0.00	0.000
Eric Plunk, R ERA:	(8, 1)	0.1		1	0	0	0	0	0	0	0	0	0	0	3	4	0.00	0.000

PITCHER	IP	WLS	BF	H	R	ER	SO	BB	IBB	HBP	BLK	WP	HR	S	P	ERA	WHIP

BOTTOM

Cleveland Indians @ Detroit Tigers

Tiger Stadium, Detroit, MI

Thu May 04 1995, 3:33 AM EDT

Att. 28,846 - Overcast - 63 F

livebaseballscorecards.com

AB	29
R	4
H	6
RBI	4
BB	2
SO	6
LOB	6

Batter	1	2	3	4	5	6	7	8	9	AB	R	H	RBI	BB	SO	LOB
Lee Tinsley, S (1, 8) OBP: 0.512, SLG: 0.676	B B C X 2-1 G6-3 WP 1B	B C F C 1-3 K ③			F B F B X 2-2 1B G4-3 1B	B C F S 1-3 K ②		X 0-0 HR 1B	C X 0-1 2-H 2B	6	2	4	1	0	2	3
John Valentin, R (1, 6) OBP: 0.500, SLG: 0.778	B C X 1-1 F8 ①		B X 1-0 G1 G6-3 2B		F B B X 2-1 1-3 G4-3 2B 1B	C B C X 1-2 F8 ③		C 1 SAFE C 1 SAFE 1 SAFE P 1 SAFE X 1-1 1-H HR	B X 1-0 G1-3 ③	6	3	3	2	0	0	4
Mo Vaughn, L (1, 3) OBP: 0.326, SLG: 0.556	F B S X 1-2 G6-3 ② 1-3	C F B B B B 4-2 G1 BB			X 0-0 G4-3 ① 1-2 3-H		C B B B X 3-1 HR	X 0-0 G4-3 ①		4	1	1	2	1	0	2
Jose Canseco, R (1, 10) OBP: 0.483, SLG: 0.524 Terry Shumpert, R (8, PR)	B S B S B F B 4-2 BB	B X 1-0 G1 ① 1-2 2-3			B C B C S 3-3 K ②		C X 0-1 P6 ①	B X 1-0 G6-3 2B		4	0	1	0	1	1	3
										0	0	0	0	0	0	0
Mike Greenwell, L (1, 7) OBP: 0.415, SLG: 0.447	B C B X 2-1 G1 ③	C X 0-1 G6-3 ② 3-H			X 0-0 2-H 2B		B B F X 2-1 HR 1B	B F B X 2-1 G6-3 ② 2-3		5	1	2	2	0	0	4
Mark Whiten, S (1, 9) OBP: 0.263, SLG: 0.286		X 0-0 L8 1B SF8 1B	X 0-0 G1 ③		B B S S B C 3-3 K ③		B X 1-0 1-H HR	B X 1-0 G5-3 ③		5	2	2	2	0	1	4
Bill Haselman, R (1, 2) OBP: 0.400, SLG: 0.250		C X 0-1 1-2 1B	M F B B X 2-2 P3 ①		X 0-0 SH1-4 1B 1B	B F B B C C 3-3 K ②			X 0-0 G5-3 ①	5	0	2	0	0	1	0
Tim Naehring, R (1, 5) OBP: 0.385, SLG: 0.472		C X 0-1 L8 ① 2-3	C B B X 2-1 G6-3 ②		B B X 2-0 1-2 SH1-4 1B	B B B C X 3-1 E6			B S B B X 3-1 G4-3 2B 1B	5	1	2	0	0	0	2
Luis Alicea, S (1, 4) OBP: 0.262, SLG: 0.143		B C B X 2-1 SF8 ② 3-H		C X 0-1 G3 ③		L B X 1-1 SH1-4 ① 1-2 2-3	B C B B F F F C 3-3 K ③		F C F B X 1-2 1-2 G4-3 ②	3	0	0	1	0	1	2
Inning Stats	R: 0 H: 1 E: 0 LOB: 2 K: 0 BB: 1 S: 12 P: 22	R: 1 H: 2 E: 0 LOB: 1 K: 1 BB: 0 S: 10 P: 13	R: 1 H: 1 E: 0 LOB: 1 K: 0 BB: 1 S: 7 P: 13	R: 0 H: 0 E: 0 LOB: 0 K: 0 BB: 0 S: 7 P: 11	R: 2 H: 3 E: 0 LOB: 1 K: 2 BB: 0 S: 13 P: 23	R: 0 H: 2 E: 0 LOB: 2 K: 1 BB: 0 S: 10 P: 15	R: 3 H: 3 E: 1 LOB: 1 K: 2 BB: 0 S: 17 P: 32	R: 2 H: 3 E: 0 LOB: 2 K: 0 BB: 0 S: 9 P: 13	R: 1 H: 2 E: 0 LOB: 1 K: 0 BB: 0 S: 10 P: 15	1B: 10 SF: 1 2B: 4 SAC: 1 3B: 0 DP: 0 HR: 3 HBP: 0						

TOP

Boston Red Sox @ Detroit Tigers

Tiger Stadium, Detroit, MI

Fri May 05 1995, 7:05 PM EDT

Att. 10,041 - Unknown - 62 F

livebaseballscorecards.com

AB	43
R	10
H	17
RBI	10
BB	2
SO	6
LOB	24

PITCHER		IP	WLS	BF	H	R	ER	SO	BB	IBB	HBP	BLK	WP	HR	S	P	ERA	WHIP
Mike Moore, R ERA: 3.71	(1, 1)	5.0		24	7	4	4	3	2	0	0	0	1	0	49	82	7.20	1.800
Mike Gardiner, R ERA: 5.68	(6, 1)	1.2		11	5	3	3	2	0	0	0	0	0	2	22	39	16.20	3.000
Felipe Lira, R ERA: 4.15	(7, 1)	0.1	L	3	2	2	2	1	0	0	0	0	0	1	9	12	54.00	6.000
Brian Bohanon, L ERA: 7.11	(8, 1)	1.0		4	1	0	0	0	0	0	0	0	0	0	5	9	0.00	1.000
Joe Boever, R ERA: 27.0	(9, 1)	1.0		5	2	1	1	0	0	0	0	0	0	0	10	15	9.00	2.000

PITCHER	IP	WLS	BF	H	R	ER	SO	BB	IBB	HBP	BLK	WP	HR	S	P	ERA	WHIP

Boston Red Sox @ Detroit Tigers

Tiger Stadium, Detroit, MI

Fri May 05 1995, 7:05 PM EDT

Att. 10,041 - Unknown - 62 F

BOTTOM

Batter	1	2	3	4	5	6	7	8	9	AB	R	H	RBI	BB	SO	LOB
Chad Curtis, R (1, 8) OBP: 0.400, SLG: 0.419	4-1 G2-3 HR 1B BB	2-2 F8 ③		1-1 SF8 ② 3-H		0-0 P3 ③			4-2 DI BB	2	1	0	1	2	0	2
Scott Fletcher, R (1, 4) OBP: 0.161, SLG: 0.103	3-2 G2-3 HR 1B 1-2		3-3 K ①	2-0 L6 ③			1-2 G6-3 ①		4-2 BB 1-2	4	1	1	0	1	1	0
Bobby Higginson, L (1, 9) OBP: 0.241, SLG: 0.464	2-0 L5 ①		1-2 WP E 1B		2-2 G6-4-3 1B		4-1 BB		2-3 K ②	4	1	2	0	1	1	4
Cecil Fielder, R (1, 3) OBP: 0.189, SLG: 0.265	0-0 G2-3 ② 1-2 2-3		2-3 K ②		1-2 G6-4-3 ① ② 1-2f		2-2 F9 ②		2-1 F9 ③	5	0	0	0	0	1	7
Kirk Gibson, L (1, 10) OBP: 0.409, SLG: 0.600	4-0 HR IBB		2-2 E3 FC6-4 1-H		3-3 K ③		2-1 P2 ③			3	1	0	0	1	1	1
Travis Fryman, R (1, 5) OBP: 0.324, SLG: 0.333	0-0 HR 1-H 2-H 3-H		2-1 FC6-4 ③ 1-2f			4-1 SH1-4 BB BB		0-3 K ①		3	1	1	4	1	1	1
Franklin Stubbs, L (1, 7) OBP: 0.533, SLG: 0.667	3-3 K ③			2-0 2B 1B			4-2 SH1-4 1-2 BB		2-1 F8 ②	3	1	1	0	1	1	0
Chris Gomez, R (1, 6) OBP: 0.290, SLG: 0.500		1-2 L9 ①		2-1 SH1-3 SF8 1-H 2B			2-1 SH1-4 ① 1-2 2-3		0-2 G4-3 ③	3	1	1	1	0	0	0
John Flaherty, R (1, 2) OBP: 0.360, SLG: 0.478 Danny Bautista, R (9, PH) OBP: 0.429, SLG: 0.385		2-3 K ②		0-0 SH1-3 ① 2-3			2-3 K ②		2-3 K ①	2 1	0 0	0 0	0 0	0 0	2 1	2 0
Inning Stats	R: 4 E: 0 K: 1 S: 13 H: 2 LOB: 0 BB: 2 P: 29	R: 0 E: 0 K: 1 S: 9 H: 0 LOB: 0 BB: 0 P: 14	R: 1 E: 1 K: 2 S: 16 H: 1 LOB: 1 BB: 0 P: 26	R: 2 E: 0 K: 0 S: 7 H: 2 LOB: 0 BB: 0 P: 14	R: 0 E: 0 K: 1 S: 9 H: 1 LOB: 0 BB: 0 P: 15	R: 0 E: 0 K: 1 S: 10 H: 0 LOB: 2 BB: 2 P: 22	R: 0 E: 0 K: 0 S: 10 H: 0 LOB: 1 BB: 1 P: 19	R: 0 E: 0 K: 1 S: 9 H: 0 LOB: 0 BB: 0 P: 11	R: 0 E: 0 K: 2 S: 12 H: 0 LOB: 2 BB: 2 P: 26	1B: 4 2B: 1 3B: 0 HR: 1	SF: 1 SAC: 2 DP: 1 HBP: 0						

livebaseballscorecards.com

AB	30
R	7
H	6
RBI	6
BB	7
SO	9
LOB	17

		WP: 1	PA: 40
		PB: 0	
		SB: 0	
		CS: 0	

PITCHER		IP	WLS	BF	H	R	ER	SO	BB	IBB	HBP	BLK	WP	HR	S	P	ERA	WHIP
Frankie Rodriguez, R ERA: 12.86	(1, 1)	3.0		15	3	5	4	4	1	1	0	0	1	1	38	69	12.00	1.333
Brian Looney, L ERA: 18.0	(4, 1)	1.0		6	3	2	2	0	0	0	0	0	0	0	10	19	18.00	3.000
Jeff Pierce, R ERA: 1.93	(5, 1)	2.2		10	0	0	0	2	3	0	0	0	0	0	24	47	0.00	1.125
Derek Lilliquist, L ERA: 4.15	(7, 1)	0.1	W	1	0	0	0	0	0	0	0	0	0	0	2	4	0.00	0.000
Ken Ryan, R ERA:	(8, 1)	2.0	S	8	0	0	0	3	2	0	0	0	0	0	21	37	0.00	1.000

PITCHER	IP	WLS	BF	H	R	ER	SO	BB	IBB	HBP	BLK	WP	HR	S	P	ERA	WHIP

Batter	1	2	3	4	5	6	7	8	9	AB	R	H	RBI	BB	SO	LOB
Lee Tinsley, S (1, 8) OBP: 0.500, SLG: 0.634	C F X 0-2 CS 1B		B S B B S B 4-2 G5-4-3 BB	C B B B X 3-1 ① FC6-4 S 1-2f 2-3 3-H		B S X 1-1 ③ G3-1		B B F B X 3-1 ③ G6-3		4	0	1	1	1	0	2
John Valentin, R (1, 6) OBP: 0.490, SLG: 0.750	1 SAFE 1 SAFE B B 1 SAFE C 1 SAFE 1 SAFE B 4-1 B G1-3 1-2 BB		B 1 SAFE 1 SAFE X 1-0 ① ② G5-4-3 1-2f	B B F B X 3-1 ② P6 1-2			C B B B X 3-1 G4-3 1B 2B		C C S 0-3 ① K	4	1	1	0	1	1	3
Mo Vaughn, L (1, 3) OBP: 0.333, SLG: 0.513	B C B B X 3-1 ② G1-3 1-2		S B B B F B 4-2 S 1B BB	F C H 1-2 HBP			C X 0-1 ① F7		B X 1-0 ② F7	3	1	0	0	1	0	2
Mark Whiten, S (1, 9) OBP: 0.279, SLG: 0.282	B X 1-0 ③ G4-3		B S B F F F B X 3-2 1-H 1B	B F X 1-1 ③ G4-3			B B F B X 3-1 ② G4-3 2-3		B B B F B 4-1 BB	4	0	1	1	1	0	5
Mike Greenwell, L (1, 7) OBP: 0.413, SLG: 0.429		X 0-0 E S G6-3 1B	C B B B X 2-1 ③ G3		X 0-0 ① G4-3		I I I I 4-0 1B IBB		B S F P C 2-3 ③	4	1	1	0	1	1	2
Tim Naehring, R (1, 5) OBP: 0.395, SLG: 0.462		B C B S B X 3-2 ① G6-3 1-H		B B B C B 4-1 18 2B BB	C C C 0-3 ② K		B B F X 2-1 1-2 3-H 1B			3	1	1	2	1	1	0
18 Reggie Jefferson, S (1, 10) OBP: 0.214, SLG: 0.231		B B S B F B 4-2 BB	B S X 1-1 E 1-H FC6-4 2B	C F B X 2-2 ③ L4		X 0-0 ③ G5-3				3	1	1	1	1	0	2
Rich Rowland, R (1, 2)		C B C S S 1-3 ② K	B X 1-0 FC6 FC6-4 BB 2-3			B B F F B X 3-2 ① P2		X 0-0 ① P4		4	0	0	0	0	1	2
Terry Shumpert, R (1, 4)		B B 1 SAFE B C X 3-1 ③ F8		B B B C B 4-1 FC6-4 1-2 BB		C B F X 1-2 ② G3-1		B X 1-0 ② B1-3		3	0	0	0	1	0	1
Inning Stats	R: 0 H: 1 E: 0 LOB: 1 K: 0 BB: 1 S: 7 P: 15	R: 1 H: 1 E: 0 LOB: 1 K: 1 BB: 1 S: 11 P: 22	R: 1 H: 1 E: 0 LOB: 1 K: 0 BB: 2 S: 12 P: 26	R: 2 H: 1 E: 1 LOB: 3 K: 0 BB: 2 S: 13 P: 31	R: 0 H: 0 E: 0 LOB: 0 K: 1 BB: 0 S: 7 P: 9	R: 0 H: 0 E: 0 LOB: 0 K: 0 BB: 0 S: 8 P: 13	R: 1 H: 2 E: 0 LOB: 2 K: 0 BB: 1 S: 9 P: 21	R: 0 H: 0 E: 0 LOB: 0 K: 0 BB: 0 S: 4 P: 8	R: 0 H: 0 E: 0 LOB: 1 K: 2 BB: 1 S: 9 P: 15	1B: 4 SF: 0 2B: 2 SAC: 0 3B: 0 DP: 1 HR: 0 HBP: 1					WP: 0 PA: 41 PB: 0 SB: 3 CS: 1	

PITCHER		IP	WLS	BF	H	R	ER	SO	BB	IBB	HBP	BLK	WP	HR	S	P	ERA	WHIP
Sean Bergman, R ERA: 5.73	(1, 1)	3.0	L	18	4	4	2	1	6	0	0	0	0	0	35	78	6.00	3.333
John Doherty, R ERA: 13.03	(4, 1)	4.0		16	2	1	1	1	0	1	1	0	0	0	32	59	2.25	0.500
Felipe Lira, R ERA: 2.84	(8, 1)	2.0		7	0	0	0	2	1	0	0	0	0	0	13	23	0.00	0.500

PITCHER	IP	WLS	BF	H	R	ER	SO	BB	IBB	HBP	BLK	WP	HR	S	P	ERA	WHIP

Boston Red Sox @ Detroit Tigers

Tiger Stadium, Detroit, MI

Sat May 06 1995, 3:33 AM EDT

Att. 16,564 - Sunny - 64 F

TOP

livebaseballscorecards.com

AB	32
R	5
H	6
RBI	5
BB	8
SO	4
LOB	19

BOTTOM

Batter	1	2	3	4	5	6	7	8	9	AB	R	H	RBI	BB	SO	LOB
Chad Curtis, R (1, 8) OBP: 0.378, SLG: 0.389	B B X 2-0 ① F8	B X 1-0 ③ P3	C B C B S 2-3 ③ K			C X 0-1 BB 1B		C B B C F F S 2-3 ② K		5	0	1	0	0	2	7
Chris Gomez, R (1, 4) OBP: 0.257, SLG: 0.433 Franklin Stubbs, L (8, PH) OBP: 0.500, SLG: 0.615 John Flaherty, R (9, 2) OBP: 0.360, SLG: 0.478	F F B F C 1-3 ② K	C B X 1-1 ① L5	B F C X 1-2 ① P6			X 0-0 ① F7		B X 1-0 ③ F7		4 1 0	0 0 0	0 0 0	0 0 0	0 0 0	1 0 0	1 1 0
Bobby Higginson, L (1, 9) OBP: 0.265, SLG: 0.438	B C B B X 3-1 1B	F C B B S 2-3 ② K	B B X 2-0 ② F7			1 SAFE 1 SAFE B B B B 1 SAFE B 4-0 G4-3 1-2 BB			B C B B C S 3-3 ① K	4	0	1	0	1	2	0
Cecil Fielder, R (1, 3) OBP: 0.190, SLG: 0.237	B F F X 1-2 ③ F7		C B B B S B 4-2 BB 1B BB	C B B X 2-1 ③ L5		C F X 0-2 ② ③ G4-3 1-2f			B B C F S 2-3 ② K	4	1	0	0	1	1	3
Kirk Gibson, L (1, 10) OBP: 0.444, SLG: 0.565		M B B B B B 4-1 FC6-4 BB	C B B B B B 4-1 1B 1-2 1B BB		B B X 2-0 FC5-4 1B		C S B S 1-3 ① K		B C C F B S 2-3 ③ K	3	1	1	0	2	2	0
Travis Fryman, R (1, 5) OBP: 0.317, SLG: 0.324		1 SAFE F 1 SAFE B B C F S 2-3 ① K	B X 1-0 1B 1B 1-2 2-H 1B		B B 1 SAFE 1 SAFE S S B X 3-2 ① FC5-4 BB 1-2f		B C C B F C 2-3 ② K			4	1	1	1	0	2	2
Rudy Pemberton, R (1, 7) OBP: 0.400, SLG: 0.583		1 SAFE X 0-0 ② FC6-4 BB 1B 1-2f	B C F X 1-2 1B 1-3 2-H 1B		B X 1-0 ② F8		B X 1-0 ③ G5-3			4	0	1	1	0	0	2
Alan Trammell, R (1, 6) OBP: 0.750, SLG: 0.667		C B C F X 1-2 BB 1-2 1B	C X 0-1 BB 1-3 3-H 1B		B B B C F B 4-2 1-2 BB			C B B F X 2-2 ① F9		3	0	2	1	1	0	0
Ron Tingley, R (1, 2) OBP: 0.556, SLG: 0.333 Danny Bautista, R (8, PH) OBP: 0.467, SLG: 0.385 Scott Fletcher, R (9, 4) OBP: 0.161, SLG: 0.103		C B B S B B 4-2 1-2 2-3 BB	B C B B B 4-1 1-2 BB		X 0-0 ③ F8			B B B 4-0 BB		1 0 0	0 0 0	0 0 0	0 0 0	2 1 0	0 0 0	2 0 0
Inning Stats	R: 0 E: 0 K: 1 S: 10 H: 1 LOB: 1 BB: 0 P: 17	R: 0 E: 0 K: 1 S: 13 H: 1 LOB: 3 BB: 2 P: 25	R: 3 E: 0 K: 2 S: 18 H: 3 LOB: 3 BB: 3 P: 37	R: 0 E: 0 K: 0 S: 6 H: 0 LOB: 0 BB: 0 P: 11	R: 0 E: 0 K: 0 S: 8 H: 1 LOB: 2 BB: 1 P: 18	R: 0 E: 0 K: 0 S: 6 H: 1 LOB: 1 BB: 1 P: 10	R: 0 E: 0 K: 2 S: 8 H: 0 LOB: 0 BB: 0 P: 12	R: 0 E: 0 K: 1 S: 9 H: 0 LOB: 1 BB: 1 P: 18	R: 0 E: 0 K: 3 S: 10 H: 0 LOB: 0 BB: 0 P: 17	1B: 7 2B: 0 3B: 0 HR: 0	SF: 0 SAC: 0 DP: 1 HBP: 0			WP: 0 PB: 0 SB: 0 CS: 0	PA: 41		

PITCHER		IP	WLS	BF	H	R	ER	SO	BB	IBB	HBP	BLK	WP	HR	S	P	ERA	WHIP
Aaron Sele, R ERA: 3.0	(1, 1)	5.0	W	27	6	3	3	4	6	0	0	0	0	0	55	108	5.40	2.400
Alejandro Pena, R ERA: 3.72	(6, 1)	3.0		11	1	0	0	3	2	0	0	0	0	0	23	40	0.00	1.000
Stan Belinda, R ERA:	(9, 1)	1.0	S	3	0	0	0	3	0	0	0	0	0	0	10	17	0.00	0.000

PITCHER	IP	WLS	BF	H	R	ER	SO	BB	IBB	HBP	BLK	WP	HR	S	P	ERA	WHIP

Boston Red Sox @ Detroit Tigers

Tiger Stadium, Detroit, MI

Sat May 06 1995, 3:33 AM EDT

Att. 16,564 - Sunny - 64 F

livebaseballscorecards.com

AB	33
R	3
H	7
RBI	3
BB	8
SO	10
LOB	18

Batter	1	2	3	4	5	6	7	8	9	AB	R	H	RBI	BB	SO	LOB
Lee Tinsley, S (1, 8) OBP: 0.490, SLG: 0.609	G5-3	K			G4-3	SH3-4 1-2 2-3	1B		1B	5	0	2	0	0	1	1
John Valentin, R (1, 6) OBP: 0.519, SLG: 0.844	HR		FC4-6		BB 1B 1B	HR 2-H 3-H	K		P3	5	3	4	3	0	1	1
Steve Rodriguez, R (9, PH) (9, 6)			1B			2B				1	0	0	0	0	0	1
Mo Vaughn, L (1, 3) OBP: 0.333, SLG: 0.477	K		FC4-6 S 1-2f 1B		SAFE 1B BB 1-2	HR	K		K	5	2	1	0	1	3	3
Mark Whiten, S (1, 9) OBP: 0.289, SLG: 0.293			5-3 1-2		1B 1-2 2-3 BB	HR 1-H 2-H		0-1 1B 2B	G5-3	2	0	1	0	0	0	1
Wes Chamberlain, R (3, 9) OBP: 0.600, SLG: 0.333										0	0	0	0	1	0	0
Troy O'Leary, L (6, PH) OBP: 0.400, SLG: 0.800	1B									3	2	2	3	0	0	1
Mike Greenwell, L (1, 7) OBP: 0.431, SLG: 0.447	F7		FC6-4 2-H 1B		FC5-4 1-2 2-3 3-H 1B	HR G5-3 1B		F7 1B		5	1	3	2	0	0	2
Tim Naehring, R (1, 5) OBP: 0.396, SLG: 0.442		BB 1B G5-4-3 BB	FC6-4 1-2f		F7	G5-3 1-2		BB 2-H 1B		4	1	1	1	1	0	5
Mike Macfarlane, R (1, 2) OBP: 0.371, SLG: 0.483		SAFE G5-4-3 BB 1-2 1B		G5-3	FC5-4 1-2f	HR 2-H		BB 1-2		4	1	2	2	1	0	3
Bill Haselman, R (1, 10) OBP: 0.429, SLG: 0.273		G5-4-3 1-2 2-3 BB		F9	SH-4 SH 2B 1B F7			K		3	1	1	0	1	0	0
18 Reggie Jefferson, S (8, PH) OBP: 0.200, SLG: 0.214										1	0	0	0	0	1	2
Luis Alicea, S (1, 4) OBP: 0.239, SLG: 0.128		G5-4-3 1-2f 2-3 3-H		G6-3	SH SH3-4 1-2 2B	F8		K		4	1	0	0	0	1	4
Inning Stats	R: 1 H: 2 E: 0 LOB: 1 K: 1 BB: 0 S: 12 P: 20	R: 1 H: 1 E: 0 LOB: 1 K: 1 BB: 2 S: 12 P: 27	R: 1 H: 2 E: 0 LOB: 1 K: 0 BB: 0 S: 11 P: 17	R: 0 H: 0 E: 0 LOB: 0 K: 0 BB: 0 S: 4 P: 6	R: 1 H: 3 E: 0 LOB: 3 K: 0 BB: 1 S: 13 P: 21	R: 7 H: 5 E: 0 LOB: 0 K: 0 BB: 1 S: 17 P: 29	R: 0 H: 1 E: 0 LOB: 1 K: 2 BB: 0 S: 9 P: 16	R: 1 H: 2 E: 0 LOB: 2 K: 2 BB: 1 S: 15 P: 23	R: 0 H: 1 E: 0 LOB: 1 K: 1 BB: 0 S: 8 P: 11	1B: 12 SF: 0 2B: 2 SAC: 2 3B: 0 DP: 1 HR: 3 HBP: 0						

TOP

Boston Red Sox @ Detroit Tigers

Tiger Stadium, Detroit, MI

Sun May 07 1995, 3:33 AM EDT

Att. 10,752 - Sunny - 65 F

livebaseballscorecards.com

AB	42
R	12
H	17
RBI	11
BB	5
SO	7
LOB	24

PITCHER		IP	WLS	BF	H	R	ER	SO	BB	IBB	HBP	BLK	WP	HR	S	P	ERA	WHIP
Buddy Groom, L ERA: 7.04	(1, 1)	4.1	L	23	8	4	4	2	3	0	0	0	0	1	46	84	8.31	2.538
Mike Gardiner, R ERA: 12.91	(5, 1)	1.1		11	5	7	7	0	0	1	0	0	0	2	22	34	47.25	3.750
Ben Blomdahl, R ERA: 6.75	(6, 1)	1.1		5	1	0	0	2	0	0	0	0	0	0	10	18	0.00	0.750
Joe Boever, R ERA: 15.75	(8, 1)	2.0		10	3	1	1	3	1	0	0	0	0	0	23	34	4.50	2.000

PITCHER	IP	WLS	BF	H	R	ER	SO	BB	IBB	HBP	BLK	WP	HR	S	P	ERA	WHIP

Boston Red Sox @ Detroit Tigers

Tiger Stadium, Detroit, MI

Sun May 07 1995, 3:33 AM EDT

Att. 10,752 - Sunny - 65 F

BOTTOM

livebaseballscorecards.com

Batter	1	2	3	4	5	6	7	8	9	AB	R	H	RBI	BB	SO	LOB
Chad Curtis, R (1, 8) OBP: 0.367, SLG: 0.359	B B C F B F X 3-2 G6-3 ①		C H 1-1 1B HBP		C F B B F X 2-2 F7 ③			B B C X 2-1 F8 ②		3	0	0	0	0	0	0
Alan Trammell, R (1, 6) OBP: 0.714, SLG: 0.667 Scott Fletcher, R (7, 4) OBP: 0.156, SLG: 0.100	C B B X 2-1 1B		X 0-0 1-2 1B			C B B B X 3-1 G6-3 ①		X 0-0 F7 ③		3 1	0 0	2 0	0 0	0 0	0 0	0 0
Juan Samuel, R (1, 10) OBP: 0.357, SLG: 0.455	B S S F B F S 2-3 K ②		B F F F S 1-3 K ③			B C B X 2-1 P3 ②			B F X 1-1 F8 ①	4	0	0	0	0	2	3
Cecil Fielder, R (1, 3) OBP: 0.217, SLG: 0.333	B B X 2-0 G5-3 ③			F X 0-1 G6-3 ①		X 0-0 FC4-6 1B			B X 1-0 HR	4	1	2	1	0	0	1
Travis Fryman, R (1, 5) OBP: 0.289, SLG: 0.289		F F B F X 1-2 G6-3 ①		B C X 1-1 F8 ②		B F B X 2-1 FC4-6 ③ 1-2f			C F B B F B C 3-3 K ②	4	0	0	0	0	1	1
Danny Bautista, R (1, 9) OBP: 0.421, SLG: 0.412		C X 0-1 F8 ②		X 0-0 WP 2B			X 0-0 F8 ①		C B C S 1-3 K ③	4	0	1	0	0	1	0
Chris Gomez, R (1, 4) (7, 6) OBP: 0.237, SLG: 0.394		C C B S 1-3 K ③		F B B B F F F X 3-2 L9 ③ 2-3			B X 1-0 F8 ②			3	0	0	0	0	1	1
Milt Cuyler, S (1, 7)			B B C X 2-1 G6-3 ①		C B B X 2-1 G5-3 ①		B F B C X 2-2 G6-3 ③			3	0	0	0	0	0	0
John Flaherty, R (1, 2) OBP: 0.321, SLG: 0.423			C B B F B X 3-2 L7 ②		C X 0-1 P6 ②			F S F B B F F F X 2-2 F8 ①		3	0	0	0	0	0	0
Inning Stats	R: 0 H: 1 E: 0 LOB: 1 K: 1 BB: 0 S: 12 P: 21	R: 0 H: 0 E: 0 LOB: 0 K: 1 BB: 0 S: 9 P: 11	R: 0 H: 1 E: 0 LOB: 2 K: 1 BB: 0 S: 10 P: 17	R: 0 H: 1 E: 0 LOB: 1 K: 0 BB: 0 S: 10 P: 14	R: 0 H: 0 E: 0 LOB: 0 K: 0 BB: 0 S: 8 P: 12	R: 0 H: 1 E: 0 LOB: 1 K: 0 BB: 0 S: 7 P: 14	R: 0 H: 0 E: 0 LOB: 0 K: 0 BB: 0 S: 5 P: 8	R: 0 H: 0 E: 0 LOB: 0 K: 0 BB: 0 S: 10 P: 14	R: 1 H: 1 E: 0 LOB: 0 K: 2 BB: 0 S: 10 P: 16	1B: 3 SF: 0 2B: 1 SAC: 0 3B: 0 DP: 0 HR: 1 HBP: 1						WP: 1 PA: 33 PB: 0 SB: 0 CS: 0

	AB	32
	R	1
	H	5
	RBI	1
	BB	0
	SO	5
	LOB	6

PITCHER		IP	WLS	BF	H	R	ER	SO	BB	IBB	HBP	BLK	WP	HR	S	P	ERA	WHIP
Vaughn Eshelman, L ERA:	(1, 1)	7.0	W	26	4	0	0	3	0	0	1	0	1	0	61	97	0.00	0.571
Mike Hartley, R ERA: 6.0	(8, 1)	1.0		3	0	0	0	0	0	0	0	0	0	0	10	14	0.00	0.000
Frankie Rodriguez, R ERA: 12.38	(9, 1)	1.0		4	1	1	1	2	0	0	0	0	0	1	10	16	9.00	1.000

PITCHER	IP	WLS	BF	H	R	ER	SO	BB	IBB	HBP	BLK	WP	HR	S	P	ERA	WHIP

Batter	1	2	3	4	5	6	7	8	9	10	AB	R	H	RBI	BB	SO	LOB
Chad Curtis, R (1, 8) OBP: 0.352, SLG: 0.341	G5-3		FC5-4 CS 1-2f			P5		L8		2B 1B 1-3	5	1	1	0	0	0	1
Alan Trammell, R (1, 6) OBP: 0.667, SLG: 0.727	G3 1B		CS 1-2	G4-3		P5		1B		FC1-6-5 2B 1-H 3-H	5	0	3	2	0	0	0
Bobby Higginson, L (1, 9) OBP: 0.256, SLG: 0.389	G3 1-2			WP 1B BB		G4-3		K		FC1-6-5 2-3	4	1	0	0	1	1	3
Cecil Fielder, R (1, 3) OBP: 0.216, SLG: 0.383	F7			K 1-3			F9		HR	L8	5	1	1	1	0	1	3
Kirk Gibson, L (1, 10) OBP: 0.452, SLG: 0.556		G4-3		1B 3-H			K		G6-4-3 1B		4	0	2	1	0	1	0
Travis Fryman, R (1, 5) OBP: 0.286, SLG: 0.286		G6-3		K			1B		G6-4-3 1-2f		4	0	1	0	0	1	2
Franklin Stubbs, L (1, 7) OBP: 0.474, SLG: 0.563		G4-3	P2				1B 1-3		G6-3		3	0	1	0	0	0	0
Milt Cuyler, S (7, PR) (7, 7)											1	0	0	0	0	0	0
Chris Gomez, R (1, 4) OBP: 0.238, SLG: 0.361			K		BB		G3-1			G6-3	3	0	0	0	1	1	2
John Flaherty, R (1, 2) OBP: 0.333, SLG: 0.429			FC5-4 1B		K 1-2			1B		1B 2B	2	0	1	0	0	1	1
Danny Bautista, R (8, PH) OBP: 0.450, SLG: 0.444											1	0	1	0	0	0	0
Ron Tingley, R (8, 2) OBP: 0.600, SLG: 0.429											1	1	1	0	0	0	0
Inning Stats	R: 0 E: 0 K: 0 S: 8 H: 1 LOB: 1 BB: 0 P: 14	R: 0 E: 0 K: 0 S: 6 H: 0 LOB: 0 BB: 0 P: 11	R: 0 E: 0 K: 1 S: 9 H: 1 LOB: 0 BB: 0 P: 14	R: 1 E: 0 K: 2 S: 11 H: 1 LOB: 1 BB: 1 P: 20	R: 0 E: 0 K: 1 S: 5 H: 0 LOB: 0 BB: 1 P: 11	R: 0 E: 0 K: 0 S: 7 H: 0 LOB: 0 BB: 0 P: 12	R: 0 E: 0 K: 1 S: 12 H: 2 LOB: 2 BB: 0 P: 18	R: 0 E: 0 K: 1 S: 10 H: 2 LOB: 1 BB: 0 P: 13	R: 1 E: 0 K: 0 S: 8 H: 2 LOB: 0 BB: 0 P: 10	R: 2 E: 0 K: 0 S: 10 H: 3 LOB: 1 BB: 0 P: 23	1B: 10 2B: 1 3B: 0 HR: 1 SF: 0 SAC: 0 DP: 1 HBP: 0						

PITCHER	IP	WLS	BF	H	R	ER	SO	BB	IBB	HBP	BLK	WP	HR	S	P	ERA	WHIP
21 Cal Eldred, R (1, 1) ERA: 1.89	8.0		31	8	2	2	6	2	0	0	0	1	1	69	115	2.25	1.250
Graeme Lloyd, L (9, 1) ERA: 5.0	2.0	L	9	4	2	2	0	0	0	0	0	0	0	17	31	9.00	2.000

PITCHER	IP	WLS	BF	H	R	ER	SO	BB	IBB	HBP	BLK	WP	HR	S	P	ERA	WHIP

TOP

Detroit Tigers @ Milwaukee Brewers

Milwaukee County Stadium, Milwaukee, WI

Tue May 09 1995, Postponed
Att. 7,298 - Unknown - 51 F

livebaseballscorecards.com

AB	38
R	4
H	12
RBI	4
BB	2
SO	6
LOB	12

WP: 2 PA: 41
PB: 0
SB: 0
CS: 1

Batter	1	2	3	4	5	6	7	8	9	10	AB	R	H	RBI	BB	SO	LOB
Pat Listach, S (1, 4) OBP: 0.280, SLG: 0.277	C C B B F C 2-3 ① K		B F B X 2-1 2B 1B		C C S 0-3 ③ K		B X 1-0 FC5 ③ 2-3f			B B F X 2-1 ① G6-3	5	1	1	0	0	2	2
Jeff Cirillo, R (1, 5) OBP: 0.421, SLG: 0.444	F X 0-1 ② G6-3		X 0-0 ② P4			C C X 0-2 ① L7		X 0-0 ① F8		B X 1-0 G4-6-3 1B	5	0	1	0	0	0	1
Kevin Seitzer, R (1, 3) OBP: 0.391, SLG: 0.564 Fernando Vina, L (8, PR) OBP: 0.333, SLG: 0.364 B.J. Surhoff, L (9, 3) OBP: 0.333, SLG: 0.250	B X 1-0 BB 1B		X 0-0 1-H 2B			C B S S 2-3 ② K		C B F F B B X 3-2 2B		B B X 2-0 ② ③ G4-6-3 1-2f	4 0 1	0 0 0	3 0 0	1 0 0	0 0 0	1 0 0	0 0 1
Greg Vaughn, R (1, 10) OBP: 0.352, SLG: 0.435	F B B F 1 B B SAFE 4-2 1-2 BB		B F B X 2-1 ③ G6-3			F F B B X 2-2 ③ P5		I I I I 4-0 IBB			2	0	0	0	2	0	1
Joe Oliver, R (1, 2) OBP: 0.375, SLG: 0.591	C C F S 0-3 ③ K			C B X 1-1 ① L8			C F B X 1-2 G6-3 1B 2B	S F B B 2 X SAFE 2-2 ② P2			4	1	1	0	0	1	4
Turner Ward, S (1, 7) OBP: 0.326, SLG: 0.286		F X 0-1 ① G5-3		B C X 1-1 ② P4			C B L X 1-2 ① G6-3 2-3	B C B X 2-1 ③ G5-3			4	0	0	0	0	0	3
Matt Mieske, R (1, 9) OBP: 0.483, SLG: 0.520		F C X 0-2 ② F8		C C X 0-2 ③ G3-1			B B B B 4-0 1B FC6-2 BB		S B C S S 1-3 ① K		3	0	0	0	1	1	0
David Hulse, L (1, 8) OBP: 0.444, SLG: 0.471		X 0-0 ③ G3			X 0-0 ① G1-3		F X 0-1 FC5 FC6-2 1-3 3-H 1B		C B X 1-1 ② G3		4	0	1	1	0	0	0
Jose Valentin, S (1, 6) OBP: 0.184, SLG: 0.063			F M B B B S 3-3 ① K		C X 0-1 ② B5-3		B 1 SAFE X 1-0 ② FC6-2 1-2 3-H		B C F B X 2-2 ③ L8		4	0	0	0	0	1	2
Inning Stats	R: 0 H: 1 E: 0 LOB: 2 K: 2 BB: 1 S: 13 P: 20	R: 0 H: 0 E: 0 LOB: 0 K: 0 BB: 0 S: 6 P: 6	R: 1 H: 2 E: 0 LOB: 1 K: 1 BB: 0 S: 9 P: 16	R: 0 H: 0 E: 0 LOB: 0 K: 0 BB: 0 S: 7 P: 9	R: 0 H: 0 E: 0 LOB: 0 K: 1 BB: 0 S: 6 P: 6	R: 0 H: 0 E: 0 LOB: 0 K: 1 BB: 0 S: 9 P: 13	R: 1 H: 2 E: 0 LOB: 2 K: 0 BB: 1 S: 10 P: 18	R: 0 H: 1 E: 0 LOB: 2 K: 0 BB: 1 S: 11 P: 22	R: 0 H: 0 E: 0 LOB: 0 K: 1 BB: 0 S: 8 P: 12	R: 0 H: 1 E: 0 LOB: 0 K: 0 BB: 0 S: 4 P: 9	1B: 4 SF: 0 2B: 3 SAC: 0 3B: 0 DP: 1 HR: 0 HBP: 0						

PITCHER		IP	WLS	BF	H	R	ER	SO	BB	IBB	HBP	BLK	WP	HR	S	P	ERA	WHIP
David Wells, L ERA: 3.74	(1, 1)	8.0		33	6	2	2	5	2	1	0	0	0	0	71	110	2.25	1.000
Mike Henneman, R ERA: 2.25	(9, 1)	0.2		2	0	0	0	1	0	0	0	0	0	0	5	7	0.00	0.000
John Doherty, R ERA: 11.45	(9, 1)	1.1	W	4	1	0	0	0	0	0	0	0	0	0	7	14	0.00	0.750

PITCHER	IP	WLS	BF	H	R	ER	SO	BB	IBB	HBP	BLK	WP	HR	S	P	ERA	WHIP

BOTTOM

Detroit Tigers @ Milwaukee Brewers

Milwaukee County Stadium, Milwaukee, WI

Tue May 09 1995, Postponed
Att. 7,298 - Unknown - 51 F

livebaseballscorecards.com

AB	36
R	2
H	7
RBI	2
BB	3
SO	6
LOB	14

WP: 0 PA: 39
PB: 0
SB: 0
CS: 0

Batter	1	2	3	4	5	6	7	8	9	AB	R	H	RBI	BB	SO	LOB
Chad Curtis, R (1, 8) OBP: 0.356, SLG: 0.396	B B B C X 3-1 ① P4		S B B S X 2-2 ② FC5-2 HBP BB 3-H		B C B F B X 3-2 ②③ G5-4-3 1-2f			B C B X 2-1 HR	B C C B B B 4-2 BB	4	1	1	1	1	0	2
Alan Trammell, R (1, 6) OBP: 0.600, SLG: 0.615 Chris Gomez, R (6, 6) OBP: 0.227, SLG: 0.342	C C X 0-2 ② G1-3		1 SAFE B 1 SAFE B B B 4-0 HBP 1-2 BB			X 0-0 ① P4		C B X 1-1 ① F9	B X 1-0 ③ L7	2	0	0	0	1	0	0
										2	0	0	0	0	0	1
Bobby Higginson, L (1, 9) OBP: 0.256, SLG: 0.359	S B F X 1-2 ③ G3-1		F H 1-1 1-2 2-3 HBP			C B B X 2-1 ② F8		B X 1-0 ② F8		3	0	0	0	0	0	0
Cecil Fielder, R (1, 3) OBP: 0.204, SLG: 0.360 Franklin Stubbs, L (6, 3) OBP: 0.500, SLG: 0.563		B C X 1-1 ① G5-3	B B B C S X 3-2 ③ G5-3			B B X 2-0 ③ G5-3		F B B S B B 4-2 1B 1B BB		3	0	0	0	0	0	3
										0	1	0	0	1	0	0
Kirk Gibson, L (1, 10) OBP: 0.441, SLG: 0.533 Todd Steverson, R (8, PH) OBP: 0.500, SLG: 0.500		C B S X 1-2 1B 1B		C B C F B X 2-2 ① G3			X 0-0 ① G4-3	B S S X 1-2 1B 1B		3	0	1	0	0	0	0
										1	0	1	0	0	0	0
Travis Fryman, R (1, 5) OBP: 0.321, SLG: 0.326		B 1 SAFE B B B C 1 SAFE X 3-1 G6-3 1-3 1B		X 0-0 ② G5-3			C B B S X 2-2 1B 1B	F F X 0-2 1-2 2-H 1B		4	0	3	1	0	0	0
Danny Bautista, R (1, 7) OBP: 0.375, SLG: 0.364		C X 0-1 ②③ G6-3 1-2f		F F X 0-2 ③ L3			B S F F S 1-3 ② K	S C S 0-3 ③ K		4	0	0	0	0	2	5
Scott Fletcher, R (1, 4) OBP: 0.222, SLG: 0.235			C X 0-1 FC5-2 3B		C B X 1-1 G5-4-3 1B		C B C B B F X 3-2 1-3 1B		B C X 1-1 ① G5-3	4	0	3	0	0	0	0
John Flaherty, R (1, 2) OBP: 0.294, SLG: 0.375			B F X 1-1 ① G1-3		B X 1-0 ① F7		C F X 0-2 ③ P4		C B B B X 3-1 ② G5-3	4	0	0	0	0	0	4
Inning Stats	R: 0 H: 0 E: 0 LOB: 0 K: 0 BB: 0 S: 8 P: 12	R: 0 H: 2 E: 0 LOB: 1 K: 0 BB: 0 S: 9 P: 14	R: 0 H: 1 E: 0 LOB: 3 K: 0 BB: 1 S: 11 P: 22	R: 0 H: 0 E: 0 LOB: 0 K: 0 BB: 0 S: 8 P: 10	R: 0 H: 1 E: 0 LOB: 0 K: 0 BB: 0 S: 6 P: 11	R: 0 H: 0 E: 0 LOB: 0 K: 0 BB: 0 S: 4 P: 8	R: 0 H: 2 E: 0 LOB: 2 K: 1 BB: 0 S: 15 P: 21	R: 2 H: 3 E: 0 LOB: 2 K: 1 BB: 1 S: 16 P: 25	R: 0 H: 0 E: 0 LOB: 1 K: 0 BB: 1 S: 7 P: 16	1B: 7 SF: 0 2B: 0 SAC: 0 3B: 1 DP: 2 HR: 1 HBP: 1						

TOP

Detroit Tigers @ Milwaukee Brewers

Milwaukee County Stadium, Milwaukee, WI

Wed May 10 1995, 8:05 PM EDT
Att. 7,129 - Unknown - 48 F

livebaseballscorecards.com

AB	34
R	2
H	9
RBI	2
BB	3
SO	2
LOB	15

PITCHER		IP	WLS	BF	H	R	ER	SO	BB	IBB	HBP	BLK	WP	HR	S	P	ERA	WHIP
Bob Scanlan, R ERA: 2.03	(1, 1)	6.2	W	26	6	0	0	1	1	0	1	0	0	0	58	95	0.00	1.050
Jose Mercedes, R ERA: 9.0	(7, 1)	1.1		8	3	2	2	1	1	0	0	0	0	1	19	28	13.50	3.000
Mike Fetters, R ERA:	(9, 1)	1.0		4	0	0	0	0	1	0	0	0	0	0	7	16	0.00	1.000

PITCHER	IP	WLS	BF	H	R	ER	SO	BB	IBB	HBP	BLK	WP	HR	S	P	ERA	WHIP

BOTTOM

Detroit Tigers @ Milwaukee Brewers
Milwaukee County Stadium, Milwaukee, WI
Wed May 10 1995, 8:05 PM EDT
Att. 7,129 - Unknown - 48 F

Batter	(Pos)	AB	R	H	RBI	BB	SO	LOB
Pat Listach, S (OBP: 0.302, SLG: 0.300)	(1, 4)	3	1	2	2	0	0	0
Fernando Vina, L (OBP: 0.286, SLG: 0.308)	(5, 4)	2	0	0	0	0	0	0
Darryl Hamilton, L (OBP: 0.391, SLG: 0.250)	(1, 8)	4	1	0	0	1	0	1
Kevin Seitzer, R (OBP: 0.380, SLG: 0.535)	(1, 5)	4	0	1	0	0	2	1
Jeff Cirillo, R (OBP: 0.450, SLG: 0.444)	(7, 5)	0	1	0	0	1	0	0
Greg Vaughn, R (OBP: 0.379, SLG: 0.449)	(1, 10)	3	2	2	2	1	0	1
Turner Ward, S (OBP: 0.341, SLG: 0.306)	(8, PH)	1	1	1	0	0	0	0
Derrick May, L (OBP: 0.355, SLG: 0.310)	(1, 7)	5	3	3	1	0	0	2
John Jaha, R (OBP: 0.364, SLG: 0.700)	(1, 3)	3	1	2	2	0	1	0
B.J. Surhoff, L (OBP: 0.412, SLG: 0.500)	(5, PR) (6, 3)	2	1	2	3	0	0	0
Joe Oliver, R (OBP: 0.392, SLG: 0.587)	(1, 2)	2	1	1	0	1	0	1
Mike Matheny, R	(7, PH) (8, 2)	2	0	0	0	0	0	3
David Hulse, L (OBP: 0.364, SLG: 0.400)	(1, 9)	3	0	0	2	0	1	4
Jose Valentin, S (OBP: 0.190, SLG: 0.111)	(1, 6)	4	1	1	1	0	1	2

Batter	1	2	3	4	5	6	7	8	9
Listach / Vina	0-2 FC3-6, 1B		2-2 G4-3 ②	3-2 1B (2-H, 3-H)		1-2 L4 ①		2-1 G6-3 ①	
Hamilton	1-2 FC3-6 ① (1-2f)		3-1 G4-3 ③	4-2 BB (1-2)		1-1 L9 ②		0-1 G1-3 ②	
Seitzer / Cirillo	1-0 F9 ②			1-3 K ①; 1-0 1B (1-2, 2-3)		0-3 K ③		4-0 BB	
Vaughn / Ward	3-1 F8 ③			4-1 BB; 0-0 1B (1-2, 2-H, 3-H)			0-0 1B	3-1 1B (1-2)	
May		0-0 L4 ①		0-1 1B (1-2); 1-0 L7 ③			0-1 1B (1-2)	1-2 1B (1-3, 2-H)	
Jaha / Surhoff		2-3 K ②		0-0 2B (1-H, 2-H)	0-0 2B		2-0 2B (1-3, 2-H)	0-1 2B (2-H, 3-H)	
Oliver / Matheny		4-2 BB		0-0 1B (2-3)	1-1 F8 ① (2-3)		1-0 G5-3 ①	3-2 G5-3 ③	
Hulse		2-2 L8 ③		1-3 K ②	2-2 SF7 ② (3-H)		1-1 G4-3 ② (3-H)		
Valentin			1-3 K ①	0-0 2B (1-3, 3-H)	0-0 F8 ③		0-1 F7 ③		

Inning Stats

Inning	R	E	K	S	H	LOB	BB	P
1	0	0	0	9	1	1	0	14
2	0	0	1	11	0	1	1	19
3	0	0	1	9	0	0	0	15
4	7	0	2	24	7	2	2	39
5	1	0	0	7	1	1	0	10
6	0	0	1	8	0	0	0	10
7	2	0	0	9	3	1	0	13
8	3	0	0	14	3	1	1	27

1B: 10 SF: 1
2B: 5 SAC: 0
3B: 0 DP: 0
HR: 0 HBP: 0

WP: 0 PA: 43
PB: 0
SB: 0
CS: 0

AB	38
R	13
H	15
RBI	13
BB	4
SO	5
LOB	15

livebaseballscorecards.com

PITCHER		IP	WLS	BF	H	R	ER	SO	BB	IBB	HBP	BLK	WP	HR	S	P	ERA	WHIP
Mike Moore, R (ERA: 6.1)	(1, 1)	3.2	L	20	6	7	7	4	3	0	0	0	0	0	50	82	17.18	2.455
Joe Boever, R (ERA: 11.37)	(4, 1)	2.1		10	3	1	1	1	0	0	0	0	0	0	18	25	3.86	1.286
Ben Blomdahl, R (ERA: 10.38)	(7, 1)	2.0		13	6	5	5	0	1	0	0	0	0	0	23	40	22.50	3.500

PITCHER	IP	WLS	BF	H	R	ER	SO	BB	IBB	HBP	BLK	WP	HR	S	P	ERA	WHIP

Batter	1	2	3	4	5	6	7	8	9	AB	R	H	RBI	BB	SO	LOB
Chad Curtis, R (1, 8) OBP: 0.400, SLG: 0.462	HR 1B	CS 2B		SF9 3-H		F9 BB BB 1B	FC5 1B		FC5-4 BB	4	2	4	1	1	0	0
Bobby Higginson, L (1, 7) OBP: 0.306, SLG: 0.429	1-H HR	CS BB		FC6-4 BB		BB BB 1-2 1B BB	L8		FC5-4 1-2f 1B	3	2	1	2	3	0	2
Alan Trammell, R (1, 6) OBP: 0.550, SLG: 0.529	FC3 1B 1B 1B	1-2 2-3 BB		FC6-4 1-2f		F9 2-3	FC5 1-2		1-2 1B	4	1	1	0	1	0	4
Chris Gomez, R (9, PH) OBP: 0.244, SLG: 0.359 (9, 6)										1	0	1	0	0	0	0
Cecil Fielder, R (1, 3) OBP: 0.237, SLG: 0.358	E 1-2 1B	K2-3			2B FC4-2 BB	BB 1-2 1B BB	F9		G5-3	3	2	1	0	2	1	4
Franklin Stubbs, L (9, PH) OBP: 0.476, SLG: 0.529 (9, 3)										1	0	0	0	0	0	2
Kirk Gibson, L (1, 10) OBP: 0.447, SLG: 0.545	FC3 G6-3 1B 1-2 2-3		K		FC4-2 1-3 FC4-2 2B	S 1B 1-2 2-3 3-H BB		F8		3	0	1	1	1	1	2
Milt Cuyler, S (8, PH)										1	0	0	0	0	0	0
Travis Fryman, R (1, 5) OBP: 0.345, SLG: 0.340	G6-3 1-2 2-H 3-H 1B	G5-3			FC4-2 FC4-2 BB	S 1-2 2-H 3-H 1B		P6		4	0	2	4	1	0	0
Scott Fletcher, R (1, 4) OBP: 0.220, SLG: 0.256	G6-3 1-2f 2-3	K			FC4-2 FC4-2 1-2 2-3 3-Hf	K 1-2 2-3		2B		5	0	1	0	0	2	7
Todd Steverson, R (1, 9) OBP: 0.286, SLG: 0.167	G6-3			SH1-4 S SF9 BB	FC4-2 1-2 2-3 3-Hf	G6-3		K		4	1	0	0	1	1	7
Ron Tingley, R (1, 2) OBP: 0.429, SLG: 0.273		K		SH1-4 1-3	F9		F9		G5-3	4	0	0	0	0	1	3

Inning Stats										
	R: 4	H: 5	R: 0	H: 1	R: 0	H: 0	R: 1	H: 0	R: 0	H: 1
	E: 1	LOB: 1	E: 0	LOB: 2	E: 0	LOB: 0	E: 0	LOB: 1	E: 0	LOB: 3
	K: 0	BB: 0	K: 2	BB: 2	K: 2	BB: 0	K: 0	BB: 2	K: 0	BB: 2
	S: 13	P: 17	S: 13	P: 28	S: 9	P: 13	S: 11	P: 21	S: 14	P: 28

Inning Stats									
	R: 3	H: 2	R: 0	H: 1	R: 0	H: 1	R: 0	H: 1	
	E: 0	LOB: 2	E: 0	LOB: 2	E: 0	LOB: 1	E: 0	LOB: 2	
	K: 1	BB: 3	K: 0	BB: 0	K: 1	BB: 0	K: 0	BB: 1	
	S: 13	P: 31	S: 8	P: 16	S: 15	P: 25	S: 14	P: 26	

PITCHER		IP	WLS	BF	H	R	ER	SO	BB	IBB	HBP	BLK	WP	HR	S	P	ERA	WHIP	PITCHER	IP	WLS	BF	H	R	ER	SO	BB	IBB	HBP	BLK	WP	HR	S	P	ERA	WHIP
Bill Wegman, R ERA: 9.31	(1, 1)	0.0	L	6	5	4	3	0	0	0	0	0	0	1	9	12	∞	∞																	
Steve Sparks, R ERA: 6.1	(1, 1)	5.1		25	3	4	4	4	8	0	0	0	0	0	59	114	6.75	2.062																	
Scott Karl, L ERA: 3.86	(6, 1)	1.2		9	2	0	0	1	1	0	0	0	0	0	13	28	0.00	1.800																	
Al Reyes, R ERA: 6.23	(8, 1)	1.0		4	1	0	0	1	0	0	0	0	0	0	15	25	0.00	1.000																	
Mark Kiefer, R ERA: 2.45	(9, 1)	1.0		5	1	0	0	0	1	0	0	0	0	0	14	26	0.00	2.000																	

TOP

Detroit Tigers @ Milwaukee Brewers

Milwaukee County Stadium, Milwaukee, WI

Thu May 11 1995, 4:33 AM EDT

Att. 11,078 - Sunny - 66 F

livebaseballscorecards.com

AB	37
R	8
H	12
RBI	8
BB	10
SO	6
LOB	31

1B: 8	SF: 1	WP: 0	PA: 49
2B: 3	SAC: 1	PB: 0	
3B: 0	DP: 1	SB: 3	
HR: 1	HBP: 0	CS: 2	

Detroit Tigers @ Milwaukee Brewers

Milwaukee County Stadium, Milwaukee, WI

Thu May 11 1995, 4:33 AM EDT

Att. 11,078 - Sunny - 66 F

livebaseballscorecards.com

BOTTOM

Batter	1	2	3	4	5	6	7	8	9	AB	R	H	RBI	BB	SO	LOB
Fernando Vina, L (1, 4) OBP: 0.222, SLG: 0.235	F7		B4-3 1-2		L3			F7		4	0	0	0	0	0	2
Darryl Hamilton, L (1, 8) OBP: 0.400, SLG: 0.256	1B BB		K			G4-3 1B		G4-3		3	0	1	0	1	1	1
Jeff Cirillo, R (9, 5) OBP: 0.450, SLG: 0.444										0	0	0	0	0	0	0
Kevin Seitzer, R (1, 5) OBP: 0.370, SLG: 0.511	SAFE G5-4-3 1-3 1B			K		G4-3 1-2f		F7		4	0	1	0	0	1	1
Matt Mieske, R (9, 9) OBP: 0.483, SLG: 0.520										0	0	0	0	0	0	0
Greg Vaughn, R (1, 10) OBP: 0.387, SLG: 0.462	G5-4-3 1-2f			2B		BB			F7	3	0	1	0	1	0	2
Derrick May, L (1, 7) OBP: 0.314, SLG: 0.273		K		F8		K			F9	4	0	0	0	0	2	2
John Jaha, R (1, 3) OBP: 0.378, SLG: 0.676		G6-4-3 1B		G6-3 2-3			K		1B	4	0	2	0	0	1	1
Joe Oliver, R (1, 2) OBP: 0.377, SLG: 0.563	G6-4-3 1-2f			G6-3			G3-1 2B			2	0	0	0	0	0	1
Mike Matheny, R (7, 2) OBP: 0.167, SLG: 0.333										2	0	1	0	0	0	1
Turner Ward, S (1, 9) OBP: 0.340, SLG: 0.333			G4-3	2B		G3-1 2-3				3	0	1	0	0	0	1
(9, 8)																
Jose Valentin, S (1, 6) OBP: 0.200, SLG: 0.128			B4-3 1B	K		F7				3	0	1	0	0	1	2

Inning Stats	R: 0 E: 0 K: 0 S: 8	H: 1 LOB: 1 BB: 1 P: 16	R: 0 E: 0 K: 1 S: 7	H: 1 LOB: 0 BB: 0 P: 11	R: 0 E: 0 K: 1 S: 10	H: 1 LOB: 1 BB: 0 P: 13	R: 0 E: 0 K: 1 S: 8	H: 1 LOB: 1 BB: 0 P: 13	R: 0 E: 0 K: 1 S: 12	H: 1 LOB: 1 BB: 0 P: 16	R: 0 E: 0 K: 1 S: 9	H: 1 LOB: 1 BB: 1 P: 17	R: 0 E: 0 K: 1 S: 8	H: 1 LOB: 1 BB: 0 P: 12	R: 0 E: 0 K: 0 S: 5	H: 0 LOB: 0 BB: 0 P: 9	R: 0 E: 0 K: 0 S: 6	H: 1 LOB: 1 BB: 0 P: 9	1B: 5 2B: 3 3B: 0 HR: 0	SF: 0 SAC: 0 DP: 3 HBP: 0	WP: 0 PB: 0 SB: 1 CS: 0	PA: 34

PITCHER		IP	WLS	BF	H	R	ER	SO	BB	IBB	HBP	BLK	WP	HR	S	P	ERA	WHIP
Sean Bergman, R ERA: 3.5	(1, 1)	7.0	W	27	7	0	0	6	2	0	0	0	0	0	62	98	0.00	1.286
Felipe Lira, R ERA: 2.16	(8, 1)	2.0		7	1	0	0	0	0	0	0	0	0	0	11	18	0.00	0.500

PITCHER	IP	WLS	BF	H	R	ER	SO	BB	IBB	HBP	BLK	WP	HR	S	P	ERA	WHIP

Batter	1	2	3	4	5	6	7	8	9	AB	R	H	RBI	BB	SO	LOB
Chad Curtis, R (1, 8) OBP: 0.400, SLG: 0.446	B C B B X 3-1 ① P3	B C C B B X 3-2 ③ G6-3 1-2		C B B X 2-1 2B 1-2 FC6-2 1B 3-H		B B B X 4-0 CS BB		B C B B C F X 3-2 ① G5-3		4	0	1	1	1	0	1
Lou Whitaker, L (1, 4) OBP: 0.400, SLG: 0.250	B F B B B F B 4-2 E S BB		X 0-0 BB BB 1B 1B	C F X 0-2 ① L8		1 SAFE X 0-0 ① F8		X 0-0 ② L6		4	1	1	0	1	0	3
Alan Trammell, R (1, 6) OBP: 0.520, SLG: 0.524	F B B C B S 3-3 ② K 1-3		B B C C B B 4-2 BB 1-2 1B BB	B B S X 2-1 1-3 2-H 2B		1 SAFE C F X 0-2 ②③ G6-3 1-2		C B B C F B F X 3-2 ③ G1-3		4	1	1	1	1	1	2
Cecil Fielder, R (1, 3) OBP: 0.250, SLG: 0.339	C B B B S B 4-2 BB BB		B B B C B 4-1 1B 1-2 2-3 BB	X 0-0 ② FC6-2 FC4-6 3-H			C X 0-1 ① L4		B X 1-0 ① L8	3	0	0	0	2	0	2
Kirk Gibson, L (1, 10) OBP: 0.476, SLG: 0.556 Juan Samuel, R (9, PH) OBP: 0.333, SLG: 0.417	B B B B 4-0 1-2 BB		C S X 0-2 G4-6-3 1-2 2-H 3-H 1B	B F B F X 2-2 ③ FC4-6 1-2f			B C X 1-1 BB 1B 1B	S C B X 1-2 ② F9		3 1	1 0	2 0	2 0	1 0	0 0	2 0
Travis Fryman, R (1, 5) OBP: 0.349, SLG: 0.333	B S T C 1-3 ③ K		C T B B S 1-3 ① K		X 0-0 FC4-6 1B		B B B C F B 4-2 1B 1-2 SF9 BB		B X 1-0 ③ F9	4	1	1	0	1	2	5
Bobby Higginson, L (1, 7) OBP: 0.302, SLG: 0.413		X 0-0 ① F7	C B F F F F B B X 3-2 ②③ G4-6-3 1-2f		B B X 2-0 ① FC4-6 FC6-4 1-2f		S F X 0-2 BLK 1-3 2-H 1B			4	0	1	1	0	0	3
Todd Steverson, R (1, 9) OBP: 0.364, SLG: 0.250		C B B B F F B 4-2 S BB		C B C X 1-2 SH 1B 1B	B B X 1-0 ② FC6-4 1-2f		F X 0-1 ② SF9 3-H			2	1	1	1	1	0	1
Ron Tingley, R (1, 2) OBP: 0.353, SLG: 0.214		X 0-0 ② F9		X 0-0 SH 1B 1-3 2B	C SAFE 1 X 0-1 ③ G5-3		B B C SAFE 1 C B S 3-3 ③ K 1-2			3	1	0	0	0	1	3
Inning Stats	R: 0 H: 0 E: 1 LOB: 3 K: 2 BB: 3 S: 12 P: 31	R: 0 H: 0 E: 0 LOB: 1 K: 0 BB: 1 S: 8 P: 15	R: 2 H: 2 E: 0 LOB: 1 K: 1 BB: 2 S: 16 P: 28	R: 2 H: 3 E: 1 LOB: 2 K: 0 BB: 0 S: 15 P: 22	R: 0 H: 1 E: 0 LOB: 1 K: 0 BB: 0 S: 5 P: 8	R: 0 H: 0 E: 0 LOB: 0 K: 0 BB: 1 S: 4 P: 8	R: 2 H: 2 E: 0 LOB: 1 K: 1 BB: 1 S: 14 P: 22	R: 0 H: 0 E: 0 LOB: 0 K: 0 BB: 0 S: 10 P: 16	R: 0 H: 0 E: 0 LOB: 0 K: 0 BB: 0 S: 5 P: 8	1B: 7 SF: 1 2B: 1 SAC: 1 3B: 0 DP: 1 HR: 0 HBP: 0						

TOP

Detroit Tigers @ Texas Rangers

The Ballpark at Arlington, Arlington, TX

Fri May 12 1995, 8:05 PM EDT

Att. 21,393 - Unknown - 75 F

livebaseballscorecards.com

AB	32
R	6
H	8
RBI	6
BB	8
SO	4
LOB	22

WP: 0 PA: 42
PB: 0
SB: 2
CS: 1

PITCHER		IP	WLS	BF	H	R	ER	SO	BB	IBB	HBP	BLK	WP	HR	S	P	ERA	WHIP
Kevin Gross, R ERA: 9.82	(1, 1)	3.0	L	19	4	4	3	3	6	0	0	0	0	0	42	83	9.00	3.333
Jose Alberro, R ERA: 9.58	(4, 1)	3.1		15	4	2	2	0	2	0	0	0	0	0	27	43	5.40	1.800
Roger McDowell, R ERA: 10.57	(7, 1)	0.2		2	0	0	0	1	0	0	0	1	0	0	5	8	0.00	0.000
Ed Vosberg, L ERA:	(8, 1)	1.0		3	0	0	0	0	0	0	0	0	0	0	10	16	0.00	0.000
Darren Oliver, L ERA: 8.64	(9, 1)	1.0		3	0	0	0	0	0	0	0	0	0	0	5	8	0.00	0.000

PITCHER	IP	WLS	BF	H	R	ER	SO	BB	IBB	HBP	BLK	WP	HR	S	P	ERA	WHIP

Batter	1	2	3	4	5	6	7	8	9	AB	R	H	RBI	BB	SO	LOB
Otis Nixon, S (1, 8) OBP: 0.325, SLG: 0.290	BBCFBB 4-2 G6-4-3 BB		FBCBC 2-3 ① K		X 0-0 ③ F9		X 0-0 ③ FC6-4 1-2f		BFFFS 1-3 ② K	4	0	0	0	1	2	3
Jeff Frye, R (1, 4) OBP: 0.357, SLG: 0.381	BC 1 SAFE 1 SAFE 1 SAFE CF 1 SAFE F 2-2 ① ② B X G6-4-3 1-2f		BBBCX 3-1 ② G5-3			BBBCB 4-1 WP BB		BCCX 1-2 ① G5-3	BCSS 1-3 ③ K	4	0	0	0	1	1	2
Will Clark, L (1, 3) OBP: 0.364, SLG: 0.474	BBCBB 4-1 BB BB		X 0-0 ③ G3-1			CBFFBFX 2-2 ① L9		BX 1-0 BB 1B FC5-6 1B		3	1	1	0	1	0	1
Mickey Tettleton, S (1, 10) OBP: 0.403, SLG: 0.564	BBBBB 4-0 1-2 BB			FX 0-1 ① L5		BCSBX 2-2 ② G6-3 1-2		BCBCX 2-2 FC5-6 BB 1-2 1B		3	0	1	0	1	0	1
Dean Palmer, R (1, 5) OBP: 0.419, SLG: 0.531	CSFBX 1-2 ③ L5			X 0-0 E1 FC6-4		BX 1-0 ③ F8		CBFBFBB 4-2 FC5-6 BB 1-2 2-3		3	0	0	0	1	0	3
Ivan Rodriguez, R (1, 2) OBP: 0.263, SLG: 0.339		CFBX 1-2 F9 1B		FSBX 1-2 ② FC6-4 1-2f			CFBX 1-2 FC4-6 1B	FX 0-1 ② FC5-6 1-2 2-3f 3-H		4	0	2	1	0	0	3
Mark McLemore, S (1, 7) OBP: 0.381, SLG: 0.421		BBX 2-0 ① F9 1-2		CBBBFFX 2-2 ③ L4			BX 1-0 ① FC4-6 F9 29 BB 1-2f	SBCC 1-3 ③ K		4	0	0	0	0	1	5
Eric Fox, S (1, 9) 29 Rusty Greer, L (7, PH) (8, 9) OBP: 0.283, SLG: 0.315		CFBFBFX 2-2 ② P4			FX 0-1 ① F9		BBCBFFB 4-2 FC6-4 1-2 BB		CBBCS 2-3 ① K2-3	2 1	0 0	0 0	0 0	0 1	0 1	1 0
Benji Gil, R (1, 6) OBP: 0.357, SLG: 0.529		X 0-0 ③ F9			BBBCSS 3-3 ② K		SX 0-1 ② F9 2-3		X 0-0 2B	4	0	1	0	0	1	3
Inning Stats	R: 0 H: 0 E: 0 LOB: 2 K: 0 BB: 3 S: 12 P: 27	R: 0 H: 1 E: 0 LOB: 1 K: 0 BB: 0 S: 10 P: 15	R: 0 H: 0 E: 0 LOB: 0 K: 1 BB: 0 S: 6 P: 11	R: 0 H: 0 E: 1 LOB: 1 K: 0 BB: 0 S: 10 P: 13	R: 0 H: 0 E: 0 LOB: 0 K: 1 BB: 0 S: 6 P: 9	R: 0 H: 0 E: 0 LOB: 1 K: 0 BB: 1 S: 9 P: 18	R: 0 H: 1 E: 0 LOB: 2 K: 0 BB: 1 S: 10 P: 16	R: 1 H: 2 E: 0 LOB: 2 K: 1 BB: 1 S: 15 P: 24	R: 0 H: 1 E: 0 LOB: 1 K: 3 BB: 0 S: 11 P: 15	1B: 4 SF: 0 2B: 1 SAC: 0 3B: 0 DP: 1 HR: 0 HBP: 0						

PITCHER		IP	WLS	BF	H	R	ER	SO	BB	IBB	HBP	BLK	WP	HR	S	P	ERA	WHIP
Buddy Groom, L ERA: 4.05	(1, 1)	5.2	W	22	1	0	0	2	4	0	0	0	1	0	52	91	0.00	0.882
John Doherty, R ERA: 10.13	(6, 1)	2.1		12	3	1	1	1	2	0	0	0	0	0	26	42	3.86	2.143
Mike Henneman, R ERA: 1.8	(9, 1)	1.0		4	1	0	0	3	0	0	0	0	0	0	11	15	0.00	1.000

PITCHER	IP	WLS	BF	H	R	ER	SO	BB	IBB	HBP	BLK	WP	HR	S	P	ERA	WHIP

BOTTOM

Detroit Tigers @ Texas Rangers

The Ballpark at Arlington, Arlington, TX

Fri May 12 1995, 8:05 PM EDT

Att. 21,393 - Unknown - 75 F

livebaseballscorecards.com

AB	32
R	1
H	5
RBI	1
BB	6
SO	6
LOB	22

1B: 4	SF: 0	WP: 1	PA: 38
2B: 1	SAC: 0	PB: 0	
3B: 0	DP: 1	SB: 0	
HR: 0	HBP: 0	CS: 0	

Detroit Tigers @ Texas Rangers

The Ballpark at Arlington, Arlington, TX

Sat May 13 1995, 8:05 PM EDT

Att. 31,160 - Unknown - 90 F

livebaseballscorecards.com

Batter	1	2	3	4	5	6	7	8	9	AB	R	H	RBI	BB	SO	LOB
Chad Curtis, R (1, 8) OBP: 0.392, SLG: 0.433	X 0-0 G6-3 ①		B 2 SAFE B C X 2-1 BB 2-3 1B ①		F B S B F B X 3-2 G5-3 ③		F B B B X 3-1 F9 ③			4	0	1	0	0	0	3
Lou Whitaker, L (1, 4) OBP: 0.222, SLG: 0.125	X 0-0 G4-3 ②		1 SAFE 1 SAFE B F 1 SAFE B F F 1 SAFE 3-2 F8 ②			B X 1-0 F9 ①		C F X 0-2 G1-3 ①		4	0	0	0	0	0	1
Alan Trammell, R (1, 6) OBP: 0.517, SLG: 0.478	C B F X 1-2 G6-3 ③		1 SAFE B B F F B B 4-1 BB 1-2 ①			C F X 0-2 P1 ②		C B B B B 4-1 HR G5-3 BB ①		2	1	0	0	2	0	0
Cecil Fielder, R (1, 3) OBP: 0.250, SLG: 0.383		B X 1-0 HR ①	S B S X 1-2 G4-3 ③			B B X 2-0 F8 ③		C B X 1-1 G5-3 1-2 ②		4	1	1	1	0	0	3
Kirk Gibson, L (1, 10) OBP: 0.457, SLG: 0.600		C S C 0-3 K ①		B C F S 1-3 K ①			C X 0-1 G3 ①	B B C C B X 3-2 HR 2-H ①		4	1	1	2	0	2	0
Travis Fryman, R (1, 5) OBP: 0.343, SLG: 0.328		B X 1-0 G6-3 ②		C B X 1-1 G6-3 ②			X 0-0 1B 1B ③	F C X 0-2 P6 ③		4	0	1	0	0	0	0
Bobby Higginson, L (1, 7) OBP: 0.298, SLG: 0.400		B F B X 2-1 E9 WP ①		X 0-0 G4-3 ③			C B B X 2-1 1B 1-3 1B ①		B C X 1-1 F9 ①	4	0	1	0	0	0	0
Todd Steverson, R (1, 9) OBP: 0.333, SLG: 0.250		S B B B F F F X 3-2 F8 2-3 ③			C S B B S 2-3 K ①		S B X 1-1 1-2 1B ①		C S B S 1-3 K ②	4	0	1	0	0	2	1
John Flaherty, R (1, 2) OBP: 0.306, SLG: 0.412 Franklin Stubbs, L (7, PH) OBP: 0.476, SLG: 0.529 Juan Samuel, R (7, PH) OBP: 0.313, SLG: 0.385 Ron Tingley, R (7, 2) OBP: 0.333, SLG: 0.200			C B B X 2-1 1B 2B		C B F B S 2-3 K ②		B F B B X 3-1 P3 ②		X 0-0 F8 ③	2 0 1 1	0 0 0 0	1 0 0 0	0 0 0 0	0 0 0 0	1 0 0 0	0 0 3 0
Inning Stats	R: 0 E: 0 K: 0 S: 5 H: 0 LOB: 0 BB: 0 P: 6	R: 1 E: 1 K: 1 S: 12 H: 1 LOB: 1 BB: 0 P: 19	R: 0 E: 0 K: 0 S: 14 H: 2 LOB: 2 BB: 1 P: 26	R: 0 E: 0 K: 1 S: 6 H: 0 LOB: 0 BB: 0 P: 8	R: 0 E: 0 K: 2 S: 10 H: 0 LOB: 0 BB: 0 P: 17	R: 0 E: 0 K: 0 S: 5 H: 0 LOB: 0 BB: 0 P: 8	R: 0 E: 0 K: 0 S: 11 H: 3 LOB: 3 BB: 0 P: 20	R: 2 E: 0 K: 0 S: 12 H: 1 LOB: 0 BB: 1 P: 20	R: 0 E: 0 K: 1 S: 6 H: 0 LOB: 0 BB: 0 P: 8	1B: 4 2B: 1 3B: 0 HR: 2	SF: 0 SAC: 0 DP: 0 HBP: 0					

	AB	34
	R	3
	H	7
	RBI	3
	BB	2
	SO	5
	LOB	11

WP: 1 PB: 0 SB: 0 CS: 0 PA: 36

PITCHER		IP	WLS	BF	H	R	ER	SO	BB	IBB	HBP	BLK	WP	HR	S	P	ERA	WHIP
Roger Pavlik, R ERA: 4.88	(1, 1)	6.1	W	26	6	1	1	4	1	0	0	0	1	1	59	94	1.42	1.105
Terry Burrows, L ERA: 7.5	(7, 1)	0.1		1	0	0	0	0	0	0	0	0	0	0	2	5	0.00	0.000
Roger McDowell, R ERA: 10.38	(7, 1)	1.0		4	0	1	1	0	1	0	0	0	0	0	8	16	9.00	1.000
Ed Vosberg, L ERA: 1.8	(8, 1)	0.0		1	1	1	1	0	0	0	0	0	0	1	3	6	∞	∞
Jeff Russell, R ERA: 1.35	(8, 1)	1.1	S	4	0	0	0	1	0	0	0	0	0	0	9	11	0.00	0.000

PITCHER	IP	WLS	BF	H	R	ER	SO	BB	IBB	HBP	BLK	WP	HR	S	P	ERA	WHIP

Detroit Tigers @ Texas Rangers

The Ballpark at Arlington, Arlington, TX

Sat May 13 1995, 8:05 PM EDT

Att. 31,160 - Unknown - 90 F

BOTTOM

Batter	1	2	3	4	5	6	7	8	9	AB	R	H	RBI	BB	SO	LOB
Otis Nixon, S (1, 8) OBP: 0.321, SLG: 0.288	B F B X 2-1 ① G4-3		B X 1-0 ② F8		1 SAFE B X 1-0 ② BB BB 1-2 1B 1B	F S B S 1-3 ②③ K 1-2				4	1	1	0	0	1	2
Jeff Frye, R (1, 4) OBP: 0.338, SLG: 0.358	C B X 1-1 ② L5		X 0-0 ③ F8		C C B S 1-3 ② K 2-3		C F B F F B X 2-2 ① F7			4	0	0	0	0	1	3
Will Clark, L (1, 3) OBP: 0.375, SLG: 0.537	B B X 2-0 HR			B B C X 2-1 ① G6-3	B B 1 SAFE C B B 4-1 BB 1-2 1B BB		B B C F X 2-2 ② G1-3			3	2	1	1	1	0	0
Mickey Tettleton, S (1, 10) OBP: 0.394, SLG: 0.534	C B X 1-1 ③ F7			B B C C X 2-2 ② P6	B B F B B 4-1 1B 1-2 2-3 3-H 1B BB		C S B F S 1-3 ③ K			3	1	0	1	1	1	0
Dean Palmer, R (1, 5) OBP: 0.424, SLG: 0.528		B S B X 2-1 ① L4		F B C F X 1-2 1B 1B	B C B X 2-1 1B 1-2 2-H 3-H 1B			B B X 2-0 ① P6		4	0	2	2	0	0	0
Mark McLemore, S (1, 7) OBP: 0.403, SLG: 0.443	C B X 1-1 29 CS 1B			X 0-0 1-3 1B	X 0-0 1-2 2-H 1B			F B B X 2-1 ② G3		4	0	3	1	0	0	0
29 Rusty Greer, L (1, 9) OBP: 0.266, SLG: 0.293	B 1 SAFE 1 SAFE X 1-0 ②③ F7 1-2			C B F F X 1-2 ③ G4-3	X 0-0 ③ F7			F X 0-1 ③ G4-3		4	0	0	0	0	0	5
Dave Valle, R (1, 2) OBP: 0.267, SLG: 0.214			X 0-0 1B		L X 0-1 ① P5	C B X 1-1 ① G6-3				3	0	1	0	0	0	0
Benji Gil, R (1, 6) OBP: 0.356, SLG: 0.519			S S F B S 1-3 ① K		B S X 1-1 E5 WP 1B BB	F S X 0-2 CS 1B				3	1	1	0	0	1	1
Inning Stats	R: 1 H: 1 E: 0 LOB: 0 K: 0 BB: 0 S: 7 P: 13	R: 0 H: 1 E: 0 LOB: 0 K: 0 BB: 0 S: 5 P: 9	R: 0 H: 1 E: 0 LOB: 1 K: 1 BB: 0 S: 7 P: 9	R: 0 H: 2 E: 0 LOB: 2 K: 0 BB: 0 S: 14 P: 20	R: 4 H: 3 E: 1 LOB: 2 K: 1 BB: 2 S: 14 P: 27	R: 0 H: 1 E: 0 LOB: 0 K: 1 BB: 0 S: 8 P: 10	R: 0 H: 0 E: 0 LOB: 0 K: 1 BB: 0 S: 12 P: 17	R: 0 H: 0 E: 0 LOB: 0 K: 0 BB: 0 S: 5 P: 9		1B: 8 SF: 0 2B: 0 SAC: 0 3B: 0 DP: 0 HR: 1 HBP: 0					WP: 1 PA: 34 PB: 0 SB: 0 CS: 2	

livebaseballscorecards.com

AB	32
R	5
H	9
RBI	5
BB	2
SO	4
LOB	11

PITCHER		IP	WLS	BF	H	R	ER	SO	BB	IBB	HBP	BLK	WP	HR	S	P	ERA	WHIP
David Wells, L ERA: 3.38	(1, 1)	5.0	L	25	8	5	1	2	2	0	0	0	1	1	47	78	1.80	2.000
Joe Boever, R ERA: 7.71	(6, 1)	3.0		9	1	0	0	2	0	0	0	0	0	0	25	36	0.00	0.333

PITCHER	IP	WLS	BF	H	R	ER	SO	BB	IBB	HBP	BLK	WP	HR	S	P	ERA	WHIP

Detroit Tigers @ Texas Rangers

The Ballpark at Arlington, Arlington, TX

Sun May 14 1995, 4:33 AM EDT

Att. 21,182 - Cloudy - 92 F

livebaseballscorecards.com

TOP

Batter	1	2	3	4	5	6	7	8	9	AB	R	H	RBI	BB	SO	LOB
Chad Curtis, R (1, 8) OBP: 0.400, SLG: 0.439	C B B X 2-1 G4-6-3 1B	X 0-0 F8 ②		B C X 1-1 G5-3 ②		L 1 SAFE B B S X 2-2 FC4-6 E S ① 1-2f		1 SAFE 1 SAFE C 1 X SAFE 0-1 E8 1-3 1B	X 0-0 1B 1-2 1B 1B	6	1	3	0	0	0	3
Lou Whitaker, L (1, 4) OBP: 0.267, SLG: 0.154	B X 1-0 G4-6-3 ① ② F C X 1-2f	 0-2 G4-3 ③		C F B F B B B 4-2 1B BB		1 SAFE X 0-0 F7 ②		F B F X 1-2 G3 ①	X 0-0 G6-3 1B 1-2 2-3 1B	5	0	1	0	1	0	6
Scott Fletcher, R (9, PR) OBP: 0.220, SLG: 0.256 (9, 4)										0	0	0	0	0	0	0
Bobby Higginson, L (1, 7) OBP: 0.311, SLG: 0.396	B B X 2-0 F7 ③		C C X 1-2 G4-3 ①	C F B B F X 2-2 BB 1-3 1B		1 SAFE 1 SAFE B B B C F B 4-2 BB 1-3 BB		C B S B B X 2-2 G6-3 ②	B C X 1-1 G6-3 1-2 2-H 3-H 1B	3	0	1	0	1	0	0
Alan Trammell, R (8, PH) OBP: 0.500, SLG: 0.458										1	0	0	0	0	0	2
Todd Steverson, R (8, 7) OBP: 0.333, SLG: 0.250										0	0	0	0	0	0	0
Kirk Gibson, L (9, PH) OBP: 0.468, SLG: 0.610										1	0	1	2	0	0	0
Milt Cuyler, S (9, 7)										0	0	0	0	0	0	0
Cecil Fielder, R (1, 3) OBP: 0.297, SLG: 0.435		B F B X 2-1 HR	B S B B B 4-1 BB 1B BB	B B B S B 4-1 1-2 BB		B B F B B 4-1 1-2 BB		I I I I 4-0 IBB	B B X 2-0 G6-3 ② 1-2 2-3	2	2	1	1	4	0	2
Franklin Stubbs, L (1, 10) OBP: 0.500, SLG: 0.526	C B B B C X 3-2 E6 HBP 1B 1B	B B C B B 4-1 1B 1-2 BB	C S X 1-2 L9 ③	F X 0-2 F8 ③		C F T 0-2 K ③		C S X 0-2 F9 ③	2	1	1	0	1	0	3
Juan Samuel, R (6, PH) OBP: 0.263, SLG: 0.313										3	0	0	0	0	1	9
Travis Fryman, R (1, 5) OBP: 0.347, SLG: 0.323	C B B B C F X 3-2 HBP 1B 1B	C F B F F C 1-3 K ②			B B C B X 3-1 P3 ①		B B F X 2-1 F8 ①		B B B B 4-0 SH3-4 SH 1B BB	4	2	1	0	1	1	2
Danny Bautista, R (1, 9) OBP: 0.393, SLG: 0.360	C F 2 SAFE S 0-3 K ①	X 0-0 1-2 2-H 1B			B S B B B 4-1 G6-4-3 BB		B C F S 1-3 K ②		B X 1-0 SH SH3-4 1-2 1B	3	1	1	1	1	2	2
Chris Gomez, R (1, 6) OBP: 0.245, SLG: 0.333	B F C F F H 2-2 1B 1-2 2-3 HBP	C X 0-1 P3 ③			F X 0-1 G6-4-3 ② ③ 1-2f		C C B B S 2-3 K ③		2 SAFE B X 1-0 SH3-4 ① 1-2 2-3	3	0	0	0	0	1	3
John Flaherty, R (1, 2) OBP: 0.366, SLG: 0.462	B X 1-0 1-2 2-H 3-H 1B		C B B X 2-1 G5-3 ①	B X 1-0 FC4-6 1B		B X 1-0 E 1B 1B		B B B C C C X 3-2 1B 1B 1B 2-H 3-H 1B	5	1	4	4	0	0	0

Inning Stats	1	2	3	4	5	6	7	8	9
	R: 0 E: 0 K: 0 S: 4 H: 1 LOB: 0 BB: 0 P: 9	R: 3 E: 1 K: 1 S: 20 H: 4 LOB: 2 BB: 0 P: 31	R: 1 E: 0 K: 1 S: 13 H: 1 LOB: 2 BB: 2 P: 23	R: 0 E: 0 K: 0 S: 15 H: 1 LOB: 3 BB: 2 P: 29	R: 0 E: 0 K: 0 S: 5 H: 0 LOB: 0 BB: 1 P: 12	R: 0 E: 0 K: 0 S: 11 H: 1 LOB: 3 BB: 2 P: 22	R: 0 E: 0 K: 2 S: 9 H: 0 LOB: 0 BB: 0 P: 14	R: 0 E: 1 K: 1 S: 12 H: 2 LOB: 3 BB: 1 P: 20	R: 4 E: 0 K: 0 S: 13 H: 4 LOB: 3 BB: 1 P: 25

AB	38
R	8
H	14
RBI	8
BB	9
SO	5
LOB	32

1B: 13	SF: 0	WP: 0	PA: 50
2B: 0	SAC: 2	PB: 0	
3B: 0	DP: 2	SB: 1	
HR: 1	HBP: 1	CS: 0	

PITCHER		IP	WLS	BF	H	R	ER	SO	BB	IBB	HBP	BLK	WP	HR	S	P	ERA	WHIP
Rick Helling, R ERA: 6.57	(1, 1)	3.2	L	21	7	4	4	2	3	0	1	0	0	1	48	83	9.82	2.727
Wilson Heredia, R ERA: 3.75	(4, 1)	2.0		10	1	0	0	0	4	0	0	0	0	0	17	40	0.00	2.500
Darren Oliver, L ERA: 9.82	(6, 1)	2.2		16	5	4	4	3	1	1	0	0	0	0	31	53	13.50	2.250
Darren Oliver, L ERA: 9.82	(9, 1)	2.2		16	5	4	4	3	1	1	0	0	0	0	31	53	13.50	2.250
Jose Alberro, R ERA: 9.0	(9, 1)	0.2		3	1	0	0	0	0	0	0	0	0	0	6	9	0.00	1.500

PITCHER		IP	WLS	BF	H	R	ER	SO	BB	IBB	HBP	BLK	WP	HR	S	P	ERA	WHIP

Detroit Tigers @ Texas Rangers

The Ballpark at Arlington, Arlington, TX

Sun May 14 1995, 4:33 AM EDT

Att. 21,182 - Cloudy - 92 F

BOTTOM

Batter	1	2	3	4	5	6	7	8	9	AB	R	H	RBI	BB	SO	LOB
Otis Nixon, S (1, 8) OBP: 0.326, SLG: 0.295	G4-3	FC6-4 1-2f		B5			F8 BB SF8 1B		G6-4-3 1B	5	1	2	0	0	0	3
Jeff Frye, R (1, 4) OBP: 0.367, SLG: 0.362	BB		1B BB 1B	BB			1 SAFE 1-2 BB		G6-4-3 1-2f	2	1	1	0	3	0	1
Will Clark, L (1, 3) OBP: 0.358, SLG: 0.500	F8		BB BB G3 1-3 1B	G4-3			F8 2-3		F8	5	1	1	0	0	0	4
Mickey Tettleton, S (1, 10) (9, 2) OBP: 0.387, SLG: 0.517	L3		G3 BB 1-2 BB		P3		SF8 3-H			2	0	0	1	1	0	1
Dean Palmer, R (1, 5) OBP: 0.414, SLG: 0.500		P4	G3 1-2 2-3 3-H BB		L6		G5-3			3	0	0	1	1	0	1
Mark McLemore, S (1, 7) OBP: 0.380, SLG: 0.415		G3	G3 1-2 2-3 3-H		G1-3			F8		4	0	0	1	0	0	2
29 Rusty Greer, L (1, 9) OBP: 0.279, SLG: 0.295		BB BB BB	P6			G4-3		FC6-4 1B		3	0	1	0	1	0	2
Dave Valle, R (1, 2) OBP: 0.278, SLG: 0.188 Shawn Hare, L (8, PH) OBP: 0.545, SLG: 0.500 Darren Oliver, R (9, 1) Jose Alberro, R (9, 1)		BB 1-2 BB	K			K		K		2 1 0 0	0 0 0 0	0 0 0 0	0 0 0 0	1 0 0 0	2 1 0 0	2 1 0 0
Esteban Beltre, R (1, 6) OBP: 0.400, SLG: 0.250 Mike Pagliarulo, L (8, PH) OBP: 0.240, SLG: 0.333 Benji Gil, R (9, 6) OBP: 0.356, SLG: 0.519		FC6-4 1-2 2-3 BB		G6-3		G6-3			FC6-4 1-2f	2 1 0	0 0 0	0 0 0	0 0 0	1 0 0	0 0 0	0 1 0
Inning Stats	R: 0 E: 0 K: 0 S: 7 H: 0 LOB: 1 BB: 1 P: 16	R: 0 E: 0 K: 0 S: 6 H: 0 LOB: 3 BB: 3 P: 22	R: 2 E: 0 K: 1 S: 17 H: 2 LOB: 2 BB: 2 P: 31	R: 0 E: 0 K: 0 S: 7 H: 0 LOB: 1 BB: 1 P: 12	R: 0 E: 0 K: 0 S: 8 H: 0 LOB: 0 BB: 0 P: 11	R: 0 E: 0 K: 1 S: 8 H: 0 LOB: 0 BB: 0 P: 10	R: 1 E: 0 K: 0 S: 9 H: 1 LOB: 1 BB: 1 P: 16	R: 0 E: 0 K: 1 S: 10 H: 1 LOB: 1 BB: 0 P: 12	R: 0 E: 0 K: 0 S: 5 H: 1 LOB: 0 BB: 0 P: 9	1B: 5 2B: 0 3B: 0 HR: 0	SF: 1 SAC: 0 DP: 1 HBP: 0						

livebaseballscorecards.com

AB	30
R	3
H	5
RBI	3
BB	8
SO	3
LOB	18

WP: 0 PB: 0 SB: 0 CS: 0 PA: 39

PITCHER		IP	WLS	BF	H	R	ER	SO	BB	IBB	HBP	BLK	WP	HR	S	P	ERA	WHIP
Mike Moore, R ERA: 5.4	(1, 1)	6.0	W	27	2	2	2	2	7	0	0	0	0	0	53	102	3.00	1.500
Brian Bohanon, L ERA: 7.71	(7, 1)	0.2		4	1	1	1	0	1	0	0	0	0	0	7	13	13.50	3.000
Felipe Lira, R ERA: 1.86	(7, 1)	1.1		5	1	0	0	1	0	0	0	0	0	0	12	15	0.00	0.750
Mike Henneman, R ERA: 1.5	(9, 1)	1.0		3	1	0	0	0	0	0	0	0	0	0	5	9	0.00	1.000

PITCHER	IP	WLS	BF	H	R	ER	SO	BB	IBB	HBP	BLK	WP	HR	S	P	ERA	WHIP

Detroit Tigers @ Baltimore Orioles

Oriole Park at Camden Yards, Baltimore, MD

Tue May 16 1995, 7:05 PM EDT
Att. 36,249 - Unknown - 77 F

livebaseballscorecards.com

TOP

Batter	1	2	3	4	5	6	7	8	9	AB	R	H	RBI	BB	SO	LOB
Chad Curtis, R (1, 8) OBP: 0.400, SLG: 0.429	B C B B C C 3-3 ① K	B B C B B 4-1 1B 1-2 2-3 3-H BB		X 0-0 SH1-3 1B SF8 1B		B M B X 2-1 ① G6-3		B B X 2-0 ② F8		4	1	1	1	1	1	1
Lou Whitaker, L (1, 4) OBP: 0.300, SLG: 0.222 Scott Fletcher, R (9, 4) OBP: 0.220, SLG: 0.256	B C X 1-1 ② P6	B F X 1-1 1-3 2-H 3-H 1B		1 SAFE 1 SAFE C X 0-1 SF8 SH1-3 1-2 1B		B X 1-0 ② P6		S F S 0-3 ③ K		5 0	0 0	2 0	2 0	0 0	1 0	1 0
Alan Trammell, R (1, 6) OBP: 0.441, SLG: 0.393	B C B B B X 3-2 ③ F7	C B C B B X 2-2 ③ G4-3		X 0-0 ① SH1-3 1-2 2-3		B C B C F X 2-2 ③ F8			B C B X 2-1 ① G4-3	4	0	0	0	0	0	3
Cecil Fielder, R (1, 3) OBP: 0.291, SLG: 0.415 Rudy Pemberton, R (9, PR) OBP: 0.400, SLG: 0.583 Franklin Stubbs, L (9, 3) OBP: 0.500, SLG: 0.526		B B B F B 4-1 1B 1B BB	S B F S 1-3 ① K	C B X 1-1 ② SF8 2-3 3-H			B X 1-0 ① G4-3		B X 1-0 E5 1B 2B	3 0 0	1 1 0	0 0 0	1 0 0	1 0 0	1 0 0	0 0 0
Kirk Gibson, L (1, 10) OBP: 0.481, SLG: 0.600	C B C S 1-3 ① K	H 1-0 G5-3 2B HBP	B C X 1-1 ③ F7				B F B C X 2-2 S 1B 1B		C X 0-1 1-2 2B 1B	4	3	2	0	0	1	2
Travis Fryman, R (1, 5) OBP: 0.351, SLG: 0.343	C B B B B C F X 3-2 BB 1B BB 1-3 1B	1 SAFE C B B C X 2-2 ② G5-3 1-2			F B B S X 2-2 ① G6-3		B X 1-0 ② F9		F B X 1-1 1-H 2-H 2B	5	1	2	2	0	0	2
Bobby Higginson, L (1, 7) OBP: 0.318, SLG: 0.414	B C 1 SAFE C B 1 SAFE S 2-3 ② K	C B B B X 3-1 2-H 2B			X 0-0 ② G3-1		C B F B X 2-2 S 1-H 1B		F B C S 1-3 ② K	5	0	2	2	0	2	4
Danny Bautista, R (1, 9) OBP: 0.394, SLG: 0.345	C B B X 2-1 BB BB 1B 1-2 3-H 1B	B B B S F B 4-2 BB			B X 1-0 ③ L8		C B 1 SAFE S B B X 3-2 ③ P3 1-2		F B C B B S 3-3 ③ K	4	1	1	1	1	1	3
Ron Tingley, R (1, 2) OBP: 0.364, SLG: 0.278	B C B B B 4-1 BB 1B 1-2 2-3 BB	C C B F B B F S 3-3 ③ K				X 0-0 2B		C C B B X 2-2 ① P6		3	1	1	0	1	1	2
Inning Stats	R: 0 H: 0 E: 0 LOB: 0 K: 1 BB: 0 S: 8 P: 15	R: 4 H: 3 E: 0 LOB: 2 K: 2 BB: 3 S: 20 P: 43	R: 1 H: 1 E: 0 LOB: 2 K: 2 BB: 1 S: 15 P: 29	R: 1 H: 2 E: 0 LOB: 1 K: 0 BB: 0 S: 8 P: 10	R: 0 H: 0 E: 0 LOB: 0 K: 0 BB: 0 S: 5 P: 8	R: 0 H: 1 E: 0 LOB: 1 K: 0 BB: 0 S: 8 P: 13	R: 1 H: 2 E: 0 LOB: 1 K: 0 BB: 0 S: 11 P: 20	R: 0 H: 0 E: 0 LOB: 0 K: 1 BB: 0 S: 7 P: 11	R: 2 H: 2 E: 1 LOB: 2 K: 2 BB: 0 S: 13 P: 21	1B: 8 SF: 1 2B: 3 SAC: 1 3B: 0 DP: 0 HR: 0 HBP: 1						

	AB	37
	R	9
	H	11
	RBI	9
	BB	4
	SO	8
	LOB	18

WP: 0 PA: 44
PB: 0
SB: 2
CS: 0

PITCHER		IP	WLS	BF	H	R	ER	SO	BB	IBB	HBP	BLK	WP	HR	S	P	ERA	WHIP
Ben McDonald, R ERA: 4.58	(1, 1)	2.2		17	4	5	5	4	4	0	1	0	0	0	38	79	16.88	3.000
Mike Oquist, R ERA: 2.45	(3, 1)	3.1		13	3	1	1	1	0	0	0	0	0	0	26	39	2.70	0.900
Alan Mills, R ERA: 8.18	(7, 1)	1.2		7	2	1	1	0	0	0	0	0	0	0	15	28	5.40	1.200
Jesse Orosco, L ERA: 1.8	(8, 1)	0.1		1	0	0	0	1	0	0	0	0	0	0	3	3	0.00	0.000
Doug Jones, R ERA: 7.04	(9, 1)	1.0	L	6	2	2	1	2	0	0	0	0	0	0	13	21	9.00	2.000

PITCHER	IP	WLS	BF	H	R	ER	SO	BB	IBB	HBP	BLK	WP	HR	S	P	ERA	WHIP

Detroit Tigers @ Baltimore Orioles

Oriole Park at Camden Yards, Baltimore, MD

Tue May 16 1995, 7:05 PM EDT

Att. 36,249 - Unknown - 77 F

BOTTOM

livebaseballscorecards.com

Batter	1	2	3	4	5	6	7	8	9	AB	R	H	RBI	BB	SO	LOB
Brady Anderson, L (1, 8) (7, 7) OBP: 0.372, SLG: 0.577	G4-3	F8		1B 3B	F9		F8			5	1	1	1	0	0	2
Kevin Bass, S (1, 7) (7, 9) OBP: 0.293, SLG: 0.324	HR 1B		G3-1	HR 1B	1B BB		K			5	2	3	1	0	1	0
Rafael Palmeiro, L (1, 3) OBP: 0.429, SLG: 0.667	HR		FC6-4 1B	HR	1B BB			G6-3 2B		4	2	4	4	1	0	0
Cal Ripken Jr., R (1, 6) OBP: 0.384, SLG: 0.422	F9		FC6-4 1B	HR	1B			G6-3		5	1	3	2	0	0	1
Harold Baines, L (1, 10) OBP: 0.359, SLG: 0.436	2B		FC6-4	1B BB	L7			G6-3		4	0	1	0	1	0	6
Chris Hoiles, R (1, 2) OBP: 0.423, SLG: 0.553	F7		G5-3	1B	G5-3			F8		5	0	1	0	0	0	4
Bret Barberie, S (1, 4) OBP: 0.413, SLG: 0.342		BB		3B 1B L4	CS 1B				P3	1	1	1	0	1	0	0
Manny Alexander, R (4, PH) (5, 4) OBP: 0.227, SLG: 0.190										3	0	1	0	0	0	2
Sherman Obando, R (1, 9) OBP: 0.318, SLG: 0.286		P4	K	K	1 SAFE 1 SAFE F7				G5-3	4	0	0	0	0	2	3
Damon Buford, R (7, 8) OBP: 0.200, SLG: 0.063					1-2					1	0	0	0	0	0	0
Leo Gomez, R (1, 5) OBP: 0.250, SLG: 0.229		F8	F7	BB 1B 1B			F8		G3	4	1	1	0	0	0	2
Matt Nokes, L (9, PH) OBP: 0.087, SLG: 0.182										1	0	0	0	0	0	0
Inning Stats	R: 2 E: 0 K: 0 S: 11 H: 3 LOB: 1 BB: 0 P: 23	R: 0 E: 0 K: 0 S: 7 H: 0 LOB: 1 BB: 1 P: 14	R: 0 E: 0 K: 0 S: 9 H: 2 LOB: 2 BB: 0 P: 15	R: 5 E: 0 K: 1 S: 20 H: 6 LOB: 2 BB: 1 P: 32	R: 1 E: 0 K: 1 S: 20 H: 3 LOB: 3 BB: 1 P: 31	R: 0 E: 0 K: 0 S: 7 H: 1 LOB: 0 BB: 0 P: 13	R: 0 E: 0 K: 1 S: 7 H: 0 LOB: 0 BB: 0 P: 11	R: 0 E: 0 K: 0 S: 7 H: 1 LOB: 1 BB: 0 P: 9	R: 0 E: 0 K: 0 S: 7 H: 0 LOB: 0 BB: 0 P: 11	1B: 10 2B: 2 3B: 1 HR: 3 SF: 0 SAC: 0 DP: 0 HBP: 0							

	AB	42
	R	8
	H	16
	RBI	8
	BB	3
	SO	3
	LOB	20

WP: 0 PB: 0 SB: 0 CS: 1 PA: 45

PITCHER		IP	WLS	BF	H	R	ER	SO	BB	IBB	HBP	BLK	WP	HR	S	P	ERA	WHIP
Sean Bergman, R ERA: 5.82	(1, 1)	3.2		22	10	7	7	1	1	0	0	0	0	3	42	74	17.18	3.000
John Doherty, R ERA: 8.64	(4, 1)	3.1		16	5	1	1	2	2	0	0	0	0	0	39	65	2.70	2.100
Brian Bohanon, L ERA: 7.04	(8, 1)	0.2		3	1	0	0	0	0	0	0	0	0	0	4	5	0.00	1.500
Joe Boever, R ERA: 7.45	(8, 1)	0.1	W	1	0	0	0	0	0	0	0	0	0	0	3	4	0.00	0.000
Mike Henneman, R ERA: 1.29	(9, 1)	1.0	S	3	0	0	0	0	0	0	0	0	0	0	7	11	0.00	0.000

PITCHER	IP	WLS	BF	H	R	ER	SO	BB	IBB	HBP	BLK	WP	HR	S	P	ERA	WHIP

Batter	1	2	3	4	5	6	7	8	9	AB	R	H	RBI	BB	SO	LOB
Chad Curtis, R (1, 8) OBP: 0.382, SLG: 0.405	C C B F S 1-3 K			X 0-0 G6-3	C B F S 1-3 K			X 0-0 G1-3		4	0	0	0	0	2	1
Lou Whitaker, L (1, 4) OBP: 0.333, SLG: 0.273	B C F X 1-2 G6-4-3 1B			B B C X 2-1 P3		B B C X 2-1 G4-6-3 1B		B X 1-0 P4		4	0	2	0	0	0	0
Alan Trammell, R (1, 6) OBP: 0.421, SLG: 0.375	X 0-0 G6-4-3 1-2f			B B C X 2-1 HR 1B		C 1 SAFE B 1 SAFE F X 1-2 G4-6-3 1-2f		X 0-0 P4		4	1	1	0	0	0	2
Cecil Fielder, R (1, 3) OBP: 0.301, SLG: 0.507		B B F S S 2-3 K		F B B X 2-1 1-H HR		B S X 1-1 HR			B C S B B S 3-3 K	4	2	2	3	0	2	0
Kirk Gibson, L (1, 10) OBP: 0.464, SLG: 0.592		B F B F S 2-3 K		B B X 2-0 G4-3		X 0-0 2B			B B C B X 3-1 P4	4	0	1	0	0	1	0
Travis Fryman, R (1, 5) OBP: 0.333, SLG: 0.324		B F C F B S 2-3 K			C B F B B F S 3-3 K	B X 1-0 G5-3			B C X 1-1 P3	4	0	0	0	0	2	1
Bobby Higginson, L (1, 7) OBP: 0.319, SLG: 0.410			X 0-0 F8		B X 1-0 1B E 1B		B X 1-0 F9			3	1	1	0	0	0	0
Danny Bautista, R (1, 9) OBP: 0.389, SLG: 0.344			C B F B C 2-3 K		1 SAFE 1 SAFE 1 SAFE B X 1-0 S 1-3 1B		C B F C 1-3 K			3	0	1	0	0	2	0
Ron Tingley, R (1, 2) OBP: 0.320, SLG: 0.238			B X 1-0 G6-3		B 1 SAFE S S S 1-3 K 3-H		C B S S 1-3 K			3	0	0	0	0	2	1
Inning Stats	R: 0 E: 0 K: 1 S: 8 H: 1 LOB: 0 BB: 0 P: 10	R: 0 E: 0 K: 3 S: 10 H: 0 LOB: 0 BB: 0 P: 16	R: 0 E: 0 K: 1 S: 5 H: 0 LOB: 0 BB: 0 P: 8	R: 2 E: 0 K: 0 S: 8 H: 2 LOB: 0 BB: 0 P: 16	R: 1 E: 0 K: 3 S: 12 H: 2 LOB: 1 BB: 0 P: 19	R: 1 E: 0 K: 0 S: 9 H: 3 LOB: 1 BB: 0 P: 14	R: 0 E: 0 K: 2 S: 7 H: 0 LOB: 0 BB: 0 P: 10	R: 0 E: 0 K: 0 S: 3 H: 0 LOB: 0 BB: 0 P: 4	R: 0 E: 0 K: 1 S: 7 H: 0 LOB: 0 BB: 0 P: 14	1B: 5 2B: 1 3B: 0 HR: 2 SF: 0 SAC: 0 DP: 2 HBP: 0						

PITCHER	IP	WLS	BF	H	R	ER	SO	BB	IBB	HBP	BLK	WP	HR	S	P	ERA	WHIP
Kevin Brown, R (1, 1) ERA: 3.99	8.0	W	30	8	4	3	10	0	0	0	0	0	2	62	97	3.38	1.000
Armando Benitez, R (9, 1) ERA: 2.53	1.0	S	3	0	0	0	1	0	0	0	0	0	0	7	14	0.00	0.000

PITCHER	IP	WLS	BF	H	R	ER	SO	BB	IBB	HBP	BLK	WP	HR	S	P	ERA	WHIP

TOP

Detroit Tigers @ Baltimore Orioles

Oriole Park at Camden Yards, Baltimore, MD

Wed May 17 1995, 7:05 PM EDT
Att. 35,187 - Unknown - 77 F

livebaseballscorecards.com

AB	33
R	4
H	8
RBI	3
BB	0
SO	11
LOB	5

WP: 0 PA: 33
PB: 0
SB: 2
CS: 0

BOTTOM

Detroit Tigers @ Baltimore Orioles

Oriole Park at Camden Yards, Baltimore, MD

Wed May 17 1995, 7:05 PM EDT

Att. 35,187 - Unknown - 77 F

livebaseballscorecards.com

Batter	1	2	3	4	5	6	7	8	9	AB	R	H	RBI	BB	SO	LOB
Brady Anderson, L (1, 7) OBP: 0.373, SLG: 0.566	B C X 1-1 G6-3 ①		C B B X 2-1 F7 ①		X 0-0 G3 ①	1 SAFE B B C B X 3-1 1B WP 1-H 1B		X 0-0 1-2 2-3 3-H 1B		5	1	2	2	0	0	0
Kevin Bass, S (1, 9) OBP: 0.283, SLG: 0.317	C B F F X 1-2 F9 ②		C C C 0-3 K ②		F F B S 1-3 K ②	B F X 1-1 WP 1-3 1B		S B B X 2-1 SF7 ① 2-3 3-H		4	0	1	1	0	2	0
Rafael Palmeiro, L (1, 3) OBP: 0.415, SLG: 0.629	B B S F B B 4-2 1B BB		X 0-0 F8 ③		F X 0-1 G3-1 ③	C B F B X 2-2 F9 ③ 1-2 3-H		B B F S T X 2-2 P2 ②		4	0	0	0	1	0	3
Cal Ripken Jr., R (1, 6) OBP: 0.385, SLG: 0.435	B B X 2-0 1-2 1B			C B B X 2-1 G6-3 ①		B X 1-0 1B SF8 2B	X 0-0 P5 ①	C B X 1-1 F7 ③		5	1	2	0	0	0	2
Chris Hoiles, R (1, 2) OBP: 0.429, SLG: 0.537	C B B F F X 2-2 P3 ③			S B B B B 4-1 1B 1B BB		B F X 1-1 HR 2-3 1B	B S C S 1-3 K ②			3	1	1	0	1	1	2
Sherman Obando, R (1, 10) OBP: 0.308, SLG: 0.292		C C B B F X 1-2 G6-3 ①		X 0-0 1B 1-2 1B		B F X 1-1 SF8 ① 3-H	B B F F C 2-3 K ③			3	0	1	1	0	1	0
Jeff Manto, R (1, 5) OBP: 0.417, SLG: 0.750		B B C S S B F X 3-2 2B		C F F X 0-2 1-2 2-3 1B		B B X 2-0 1-H HR		S B B S B X 2-2 SH SH 1B 1B		4	2	4	2	0	0	0
Damon Buford, R (1, 8) OBP: 0.217, SLG: 0.056		C B X 1-1 F8 ②		S X 0-1 P3 ②		B C B B B 4-1 S 1B BB		B X 1-0 SH 1B SH 1-2 SF7		2	2	0	0	1	0	4
Manny Alexander, R (1, 4) OBP: 0.200, SLG: 0.167		X 0-0 G6-3 ③		B X 1-0 G5-3 ③		B 1 SAFE 1 SAFE P F X 2-1 F7 ②		B X 1-0 SH SF7 1B 1-2 2-3		3	0	0	0	0	0	5
Inning Stats	R: 0 E: 0 K: 0 S: 13 H: 1 LOB: 2 BB: 1 P: 23	R: 0 E: 0 K: 0 S: 11 H: 1 LOB: 1 BB: 0 P: 16	R: 0 E: 0 K: 1 S: 6 H: 0 LOB: 0 BB: 0 P: 8	R: 0 E: 0 K: 0 S: 11 H: 2 LOB: 3 BB: 1 P: 18	R: 0 E: 0 K: 1 S: 6 H: 0 LOB: 0 BB: 0 P: 7	R: 5 E: 0 K: 0 S: 17 H: 5 LOB: 1 BB: 1 P: 33	R: 0 E: 0 K: 2 S: 7 H: 0 LOB: 0 BB: 0 P: 10	R: 2 E: 1 K: 0 S: 14 H: 2 LOB: 2 BB: 0 P: 23		1B: 8 2B: 2 3B: 0 HR: 1	SF: 2 SAC: 2 DP: 0 HBP: 0			WP: 1 PB: 0 SB: 1 CS: 0	PA: 40		

	AB	33
	R	7
	H	11
	RBI	6
	BB	3
	SO	4
	LOB	16

PITCHER		IP	WLS	BF	H	R	ER	SO	BB	IBB	HBP	BLK	WP	HR	S	P	ERA	WHIP
Buddy Groom, L ERA: 4.34	(1, 1)	5.1		25	7	3	3	2	2	0	0	0	0	1	53	83	5.06	1.688
Felipe Lira, R ERA: 4.63	(6, 1)	2.0	L	13	4	4	4	2	1	0	0	0	1	0	26	46	18.00	2.500
Joe Boever, R ERA: 6.97	(8, 1)	0.2		2	0	0	0	0	0	0	0	0	0	0	6	9	0.00	0.000

PITCHER		IP	WLS	BF	H	R	ER	SO	BB	IBB	HBP	BLK	WP	HR	S	P	ERA	WHIP

Detroit Tigers @ Baltimore Orioles

Oriole Park at Camden Yards, Baltimore, MD

Thu May 18 1995, 7:05 PM EDT

Att. 39,489 - Unknown - 79 F

TOP

livebaseballscorecards.com

Batter	1	2	3	4	5	6	7	8	9	AB	R	H	RBI	BB	SO	LOB
Chad Curtis, R (1, 8) OBP: 0.376, SLG: 0.436	X 0-0 ① G4-3		B X 1-0 HR		1 SAFE B 1 SAFE C B C X 2-2 ② F8			B C X 1-1 ①② G6-4-3 1-2f		4	1	1	1	0	0	2
Scott Fletcher, R (1, 4) OBP: 0.205, SLG: 0.238 Lou Whitaker, L (8, PH) OBP: 0.333, SLG: 0.273 Alan Trammell, R (8, PH) OBP: 0.436, SLG: 0.375 (8, 6)	C B B C F B F X 3-2 ② G5-3		X 0-0 ③ F8		C X 0-1 ③ F8			B B B C B 4-1 BB		3 0 0	0 0 0	0 0 0	0 0 0	0 0 1	0 0 0	1 0 0
Bobby Higginson, L (1, 7) OBP: 0.319, SLG: 0.453 Juan Samuel, R (8, PH) OBP: 0.250, SLG: 0.294 (8, 7)	C X 0-1 HR			X 0-0 ① G1-3		B C C S 1-3 ① K		C B F B F 1 S SAFE 2-3 ③ K		3 1	1 0	1 0	1 0	0 0	1 1	0 1
Cecil Fielder, R (1, 3) OBP: 0.287, SLG: 0.479	B S B F F X 2-2 ③ G6-3			B X 1-0 ② P5		B B B C S F X 3-2 ② F9			C B S S 1-3 ① K	4	0	0	0	0	1	0
Kirk Gibson, L (1, 10) OBP: 0.467, SLG: 0.569		S X 0-1 ① F4		B B C B B 4-1 1B BB		X 0-0 ③ F8			B B B B 4-0 G6-4-3 BB	2	0	0	0	2	0	0
Travis Fryman, R (1, 5) OBP: 0.329, SLG: 0.320		B X 1-0 ② L7		B 1 SAFE B B B C S X 3-2 1-2 1B			X 0-0 ① F7		F X 0-1 ②③ G6-4-3 1-2f	4	0	1	0	0	0	1
Danny Bautista, R (1, 9) OBP: 0.359, SLG: 0.314		C C B B S 2-3 ③ K		S S B B S 1-3 ③ K			S S F X 0-2 ② P6			3	0	0	0	0	2	2
Chris Gomez, R (1, 6) OBP: 0.231, SLG: 0.311 (8, 4)			B B C S F F F F F 2-2 X ① G6-3		B C F F X 1-2 ① G5-3		F F B S 1-3 ③ K			3	0	0	0	0	1	0
John Flaherty, R (1, 2) OBP: 0.372, SLG: 0.463 Franklin Stubbs, L (8, PH) OBP: 0.520, SLG: 0.526 Ron Tingley, R (8, 2) OBP: 0.320, SLG: 0.238			B C B X 2-1 ② F9		C B B B F F X 3-2 1B			B B S H 3-1 G6-4-3 HBP		2 0 0	0 0 0	1 0 0	0 0 0	0 0 0	0 0 0	0 0 0
Inning Stats	R: 1 E: 0 K: 0 S: 12 H: 1 LOB: 0 BB: 0 P: 17	R: 0 E: 0 K: 1 S: 6 H: 0 LOB: 0 BB: 0 P: 9	R: 1 E: 0 K: 0 S: 12 H: 1 LOB: 0 BB: 0 P: 17	R: 0 E: 0 K: 1 S: 9 H: 1 LOB: 2 BB: 1 P: 18	R: 0 E: 0 K: 0 S: 13 H: 1 LOB: 1 BB: 0 P: 19	R: 0 E: 0 K: 1 S: 8 H: 0 LOB: 0 BB: 0 P: 12	R: 0 E: 0 K: 1 S: 8 H: 0 LOB: 0 BB: 0 P: 9	R: 0 E: 0 K: 1 S: 8 H: 0 LOB: 1 BB: 1 P: 18	R: 0 E: 0 K: 1 S: 5 H: 0 LOB: 0 BB: 1 P: 10	1B: 2 2B: 0 3B: 0 HR: 2	SF: 0 SAC: 0 DP: 2 HBP: 1						

	AB	29
	R	2
	H	4
	RBI	2
	BB	3
	SO	6
	LOB	7

WP: 0 PB: 0 SB: 0 CS: 0 PA: 33

PITCHER		IP	WLS	BF	H	R	ER	SO	BB	IBB	HBP	BLK	WP	HR	S	P	ERA	WHIP
35 Mike Mussina, R ERA: 2.81	(1, 1)	7.0	W	26	4	2	2	4	1	0	0	0	0	2	68	101	2.57	0.714
Armando Benitez, R ERA: 2.38	(8, 1)	0.2		2	0	0	0	0	0	0	1	0	0	0	3	7	0.00	0.000
Jesse Orosco, L ERA: 1.69	(8, 1)	0.1		2	0	0	0	1	1	0	0	0	0	0	5	11	0.00	3.000
Doug Jones, R ERA: 6.23	(9, 1)	1.0	S	3	0	0	0	1	1	0	0	0	0	0	5	10	0.00	1.000

PITCHER	IP	WLS	BF	H	R	ER	SO	BB	IBB	HBP	BLK	WP	HR	S	P	ERA	WHIP

BOTTOM

Detroit Tigers @ Baltimore Orioles
Oriole Park at Camden Yards, Baltimore, MD
Thu May 18 1995, 7:05 PM EDT
Att. 39,489 - Unknown - 79 F

Batter	1	2	3	4	5	6	7	8	9	AB R H RBI BB SO LOB
Brady Anderson, L (1, 7) OBP: 0.368, SLG: 0.544	C B C F X 1-2 ① G3		B F B B F B 4-2 S BB E BB		S B F X 1-2 ③ P6		C S S 0-3 ② K			3 1 0 0 1 1 2
Kevin Bass, S (1, 9) OBP: 0.300, SLG: 0.318	X 0-0 ② G5-3		1 SAFE B F F B 1 SAFE F 1 SAFE 1 SAFE 4-2 B B 1-2 S E BB			B B X 2-0 ① G6-3	F B X 1-1 1-2 2-3 1B			3 1 1 0 1 0 0
Rafael Palmeiro, L (1, 3) OBP: 0.407, SLG: 0.608	X 0-0 ③ F9		C C B F X 1-2 E3 1-H 2-H			B B X 2-0 1B WP BLK 1B	B C S B X 2-2 ③ G3			4 1 1 0 0 0 3
Cal Ripken Jr., R (1, 6) OBP: 0.378, SLG: 0.425		B F B F X 2-2 ① G6-3	C B X 1-1 ③ G4-3			C B X 1-1 BLK 1-3 1B		X 0-0 ① F8		4 0 1 0 0 0 1
Chris Hoiles, R (1, 2) OBP: 0.400, SLG: 0.489 Matt Nokes, L (9, 2) OBP: 0.087, SLG: 0.182		C B X 1-1 ② L7		C C B B F F X 2-2 ① F9		B B F C F B C 3-3 ② ꓘ 1-2 3-H		C X 0-1 ② F9		4 0 0 0 0 1 1 0 0 0 0 0 0 0
Sherman Obando, R (1, 10) OBP: 0.300, SLG: 0.321		C X 0-1 2B		B F B X 2-1 ② P6		B X 1-0 ③ F8		F B X 1-1 ③ G6-3		4 0 1 0 0 0 1
Jeff Manto, R (1, 5) OBP: 0.400, SLG: 0.667		S B S S 1-3 ③ K		B C C F C 1-3 ③ ꓘ			F B F F X 1-2 1B SH1-3 1B			3 0 1 0 0 2 1
Damon Buford, R (1, 8) OBP: 0.200, SLG: 0.050			C B F F S 1-3 ① K		X 0-0 ① F7		X 0-0 ① SH1-3 1-2			2 0 0 0 0 1 0
Manny Alexander, R (1, 4) OBP: 0.214, SLG: 0.185			C F F C 0-3 ② ꓘ		B C B B X 3-1 ② G5-3		C C B X 1-2 1B 1B			3 0 1 0 0 1 0
Inning Stats	R: 0 H: 0 E: 0 LOB: 0 K: 0 BB: 0 S: 6 P: 7	R: 0 H: 1 E: 0 LOB: 1 K: 1 BB: 0 S: 10 P: 14	R: 2 H: 0 E: 1 LOB: 1 K: 2 BB: 2 S: 19 P: 30	R: 0 H: 0 E: 0 LOB: 0 K: 1 BB: 0 S: 11 P: 16	R: 0 H: 0 E: 0 LOB: 0 K: 0 BB: 0 S: 6 P: 10	R: 1 H: 2 E: 0 LOB: 1 K: 1 BB: 0 S: 9 P: 18	R: 0 H: 3 E: 0 LOB: 3 K: 1 BB: 0 S: 16 P: 21	R: 0 H: 0 E: 0 LOB: 0 K: 0 BB: 0 S: 5 P: 6		1B: 5 SF: 0 2B: 1 SAC: 1 3B: 0 DP: 0 HR: 0 HBP: 0

AB	30
R	3
H	6
RBI	0
BB	2
SO	6
LOB	9

WP: 1 PA: 33
PB: 0
SB: 2
CS: 0

PITCHER	IP	WLS	BF	H	R	ER	SO	BB	IBB	HBP	BLK	WP	HR	S	P	ERA	WHIP
David Wells, L (1, 1) ERA: 2.86	8.0	L	33	6	3	1	6	2	0	0	1	1	0	82	122	1.12	1.000

PITCHER	IP	WLS	BF	H	R	ER	SO	BB	IBB	HBP	BLK	WP	HR	S	P	ERA	WHIP

livebaseballscorecards.com

Toronto Blue Jays @ Detroit Tigers

Tiger Stadium, Detroit, MI

Fri May 19 1995, 7:05 PM EDT

Att. 18,558 - Unknown - 78 F

TOP

livebaseballscorecards.com

Batter	1	2	3	4	5	6	7	8	9	AB	R	H	RBI	BB	SO	LOB
Devon White, S (1, 8) OBP: 0.392, SLG: 0.571	F8		G5-3		G3		K		G3	5	0	0	0	0	1	2
Domingo Cedeno, S (1, 6) (8, 4) OBP: 0.500, SLG: 0.786	G4-3		K			G5-3	G3-6-1			4	1	1	0	0	1	1
Roberto Alomar, S (1, 4) OBP: 0.419, SLG: 0.667 Tomas Perez, S (8, 6) OBP: 1.000, SLG: 1.000	BB		F7			S		CS		4 0	1 0	3 0	0 0	0 0	0 0	0 0
Joe Carter, R (1, 7) OBP: 0.394, SLG: 0.506	BB			F8		G5-3		F9		3	0	0	1	1	0	2
John Olerud, L (1, 3) OBP: 0.344, SLG: 0.400				G4-3		F9				4	0	2	1	0	0	1
Carlos Delgado, L (1, 10) OBP: 0.133, SLG: 0.071	G1-3					K		F7		4	0	1	0	0	1	4
Shawn Green, L (1, 9) OBP: 0.283, SLG: 0.333		G1-3		F7			HR		L7	4	1	1	1	0	0	1
Ed Sprague, R (1, 5) OBP: 0.388, SLG: 0.667		K			F9		HR		K	4	1	1	1	0	2	0
Lance Parrish, R (1, 2) OBP: 0.314, SLG: 0.290		G6-3			P6		G3-6-1		BB	3	0	1	0	1	0	0
Inning Stats	R: 1 E: 0 K: 0 S: 9 H: 2 LOB: 2 BB: 1 P: 17	R: 0 E: 0 K: 1 S: 7 H: 0 LOB: 0 BB: 0 P: 11	R: 0 E: 0 K: 1 S: 7 H: 0 LOB: 0 BB: 0 P: 10	R: 0 E: 0 K: 0 S: 4 H: 1 LOB: 1 BB: 0 P: 7	R: 0 E: 0 K: 0 S: 7 H: 0 LOB: 0 BB: 0 P: 12	R: 1 E: 0 K: 1 S: 15 H: 2 LOB: 1 BB: 0 P: 23	R: 2 E: 0 K: 1 S: 8 H: 3 LOB: 0 BB: 0 P: 12	R: 0 E: 0 K: 0 S: 7 H: 2 LOB: 1 BB: 0 P: 13	R: 0 E: 0 K: 1 S: 12 H: 0 LOB: 1 BB: 1 P: 21	1B: 7 2B: 1 3B: 0 HR: 2 SF: 0 SAC: 0 DP: 1 HBP: 0	WP: 0 PB: 0 SB: 1 CS: 1 PA: 37					

	AB	35
	R	4
	H	10
	RBI	4
	BB	2
	SO	5
	LOB	11

PITCHER	IP	WLS	BF	H	R	ER	SO	BB	IBB	HBP	BLK	WP	HR	S	P	ERA	WHIP
Mike Moore, R (1, 1) ERA: 5.05	9.0	L	37	10	4	4	5	2	0	0	0	0	2	76	126	4.00	1.333

PITCHER	IP	WLS	BF	H	R	ER	SO	BB	IBB	HBP	BLK	WP	HR	S	P	ERA	WHIP

Toronto Blue Jays @ Detroit Tigers

Tiger Stadium, Detroit, MI

Fri May 19 1995, 7:05 PM EDT

Att. 18,558 - Unknown - 78 F

BOTTOM

Batter	1	2	3	4	5	6	7	8	9	AB	R	H	RBI	BB	SO	LOB
Chad Curtis, R (1, 8) OBP: 0.361, SLG: 0.415	F9		G6-3		P6			G1-4-3		4	0	0	0	0	0	2
Lou Whitaker, L (1, 4) OBP: 0.286, SLG: 0.231	P5			F9		F8		G6-3		4	0	0	0	0	0	0
Alan Trammell, R (1, 6) OBP: 0.442, SLG: 0.353	G6-3			HR, BB		CS, BB			K	2	1	0	0	2	1	0
Cecil Fielder, R (1, 3) OBP: 0.286, SLG: 0.506		G3		HR 1-H		SAFE, G6-3 1-2			P2	4	1	1	2	0	0	1
Kirk Gibson, L (1, 10) OBP: 0.438, SLG: 0.527		L8		K			P3		F8	4	0	0	0	0	1	0
Travis Fryman, R (1, 5) OBP: 0.318, SLG: 0.308		L8		K			P3			3	0	0	0	0	1	0
Bobby Higginson, L (1, 7) OBP: 0.333, SLG: 0.455			G3		G5-4-3 1B		BB			2	0	1	0	1	0	0
Rudy Pemberton, R (1, 9) OBP: 0.357, SLG: 0.519			L9		G5-4-3 1-2f		K			3	0	0	0	0	1	2
John Flaherty, R (1, 2) OBP: 0.391, SLG: 0.500			2B		1B			K		3	0	2	0	0	1	0

	AB	29
	R	2
	H	4
	RBI	2
	BB	3
	SO	5
	LOB	5

livebaseballscorecards.com

Inning Stats	1	2	3	4	5	6	7	8	9	1B: 2	SF: 0	WP: 0	PA: 32
R	0	0	0	2	0	0	0	0	0	2B: 1	SAC: 0	PB: 0	
E	0	0	0	0	0	0	0	0	0	3B: 0	DP: 1	SB: 0	
K	0	0	0	2	0	0	1	1	1	HR: 1	HBP: 0	CS: 1	
S	6	7	9	15	11	9	8	9	9				
H	0	0	1	1	2	0	0	0	0				
LOB	0	0	1	0	1	0	1	1	0				
BB	0	0	0	1	0	1	1	0	0				
P	12	13	15	27	12	16	14	12	13				

PITCHER	IP	WLS	BF	H	R	ER	SO	BB	IBB	HBP	BLK	WP	HR	S	P	ERA	WHIP
David Cone, R (1, 1) ERA: 2.37	9.0	W	32	4	2	2	5	3	0	0	0	0	1	83	134	2.00	0.778

PITCHER	IP	WLS	BF	H	R	ER	SO	BB	IBB	HBP	BLK	WP	HR	S	P	ERA	WHIP

Toronto Blue Jays @ Detroit Tigers

Tiger Stadium, Detroit, MI

Sat May 20 1995, 3:33 AM EDT

Att. 18,888 - Sunny - 78 F

livebaseballscorecards.com

Batter	1	2	3	4	5	6	7	8	9	AB	R	H	RBI	BB	SO	LOB
Devon White, S (1, 8) OBP: 0.393, SLG: 0.573	B B X 2-0 ① G6-3		F B B X 2-1 1B 1-2 1B	C F B B S 2-3 ③ K		C S X 0-2 ② P5			F B F X 1-2 1B 2B	5	1	2	0	0	1	1
Alex Gonzalez, R (1, 6) OBP: 0.301, SLG: 0.278	B B B C X 3-1 ② G6-3		B C B B F X 3-2 BB 1-3 2-H 1B		B B F X 2-1 G5-4-3 1B 1B	C B B B X 3-1 ③ G5-3			C X 0-1 G5-4-3 2-H 1B	5	1	3	2	0	0	0
Paul Molitor, R (1, 10) OBP: 0.330, SLG: 0.304	B B F X 2-1 ③ G4-3		B B B C B 4-1 1-2 BB		X 0-0 G5-4-3 1-2 1B		F X 0-1 ① G6-3		C X 0-1 ① ② G5-4-3 1-2f	4	0	1	0	1	0	1
Joe Carter, R (1, 7) OBP: 0.381, SLG: 0.489 Shawn Green, L (5, 9) OBP: 0.273, SLG: 0.320		C B B F X 2-2 ① G5-3	B X 1-0 ③ P4		B X 1-0 ① ② G5-4-3 1-2f 2-3		B F C X 1-2 ② G5-3		C B B S S 2-3 ③ K	3 2	0 0	0 0	0 0	0 0	0 1	5 0
John Olerud, L (1, 3) OBP: 0.362, SLG: 0.410		C C B B C 1-3 ② K		B X 1-1 E 1B 1B	B B B B 4-0 BB 1B		C F X 0-2 1B			3	2	2	0	1	1	0
Roberto Alomar, S (1, 4) OBP: 0.412, SLG: 0.644		B B B C C F X 3-2 ③ L6		X 0-0 ① F9	B B B B 4-0 1-2 BB		M X 0-1 ③ P3			3	0	0	0	1	0	2
Candy Maldonado, R (1, 9) OBP: 0.387, SLG: 0.520 (5, 7)			C C B B S 1-3 ① K	B X 1-0 ② F9	X 0-0 1-3 2-H 3-H 1B			B X 1-0 ① F9		4	0	1	2	0	1	1
Ed Sprague, R (1, 5) OBP: 0.393, SLG: 0.654			B C B B B 4-1 1B 1B BB	S X 0-1 E7 1-3 1B 1B	C X 0-1 P6 ③			B B B C X 3-1 ② F7		3	2	1	0	1	0	2
Randy Knorr, R (1, 2) OBP: 0.302, SLG: 0.420			F C B S 1-3 ② K	B B C B X 3-1 2-H 3-H 1B		B B X 2-0 ① G5-3		F X 0-1 ③ F9		4	0	1	2	0	1	1

	AB	R	H	RBI	BB	SO	LOB
	36	6	11	6	4	5	13

Inning Stats																		
	R: 0	H: 0	R: 0	H: 0	R: 1	H: 2	R: 2	H: 3	R: 2	H: 3	R: 0	H: 0	R: 0	H: 1	R: 0	H: 0	R: 1	H: 2
	E: 0	LOB: 0	E: 0	LOB: 0	E: 0	LOB: 3	E: 1	LOB: 1	E: 0	LOB: 2	E: 0	LOB: 0	E: 0	LOB: 1	E: 0	LOB: 0	E: 0	LOB: 0
	K: 0	BB: 0	K: 1	BB: 0	K: 2	BB: 2	K: 1	BB: 0	K: 0	BB: 2	K: 0	BB: 0	K: 0	BB: 0	K: 0	BB: 0	K: 1	BB: 0
	S: 5	P: 12	S: 9	P: 15	S: 14	P: 30	S: 11	P: 18	S: 7	P: 18	S: 6	P: 11	S: 10	P: 11	S: 5	P: 9	S: 10	P: 13

	1B	SF	WP	PA
	10	0	0	40
	2B: 1	SAC: 0	PB: 0	
	3B: 0	DP: 2	SB: 0	
	HR: 0	HBP: 0	CS: 0	

PITCHER		IP	WLS	BF	H	R	ER	SO	BB	IBB	HBP	BLK	WP	HR	S	P	ERA	WHIP
Brian Bohanon, L ERA: 6.17	(1, 1)	4.0		19	5	3	2	4	2	0	0	0	0	0	39	75	4.50	1.750
John Doherty, R ERA: 7.89	(5, 1)	5.0	W	21	6	3	3	1	2	0	0	0	0	0	38	62	5.40	1.600

PITCHER	IP	WLS	BF	H	R	ER	SO	BB	IBB	HBP	BLK	WP	HR	S	P	ERA	WHIP

Batter	1	2	3	4	5	6	7	8	9	AB	R	H	RBI	BB	SO	LOB
Chad Curtis, R (1, 8) OBP: 0.353, SLG: 0.395	G6-3	G4-3 1-2 3-H			L7		L8	L3-6, HBP BB		4	0	0	1	1	0	1
Lou Whitaker, L (1, 4) OBP: 0.313, SLG: 0.267 Scott Fletcher, R (8, 4) OBP: 0.222, SLG: 0.238 Juan Samuel, R (8, PR) OBP: 0.250, SLG: 0.294 (9, 4)	BB 1B 1B	G3-1			F8		PB, BLK PB 1B	SAFE 1-2 HBP		4 0 0	2 0 0	2 0 0	0 0 0	0 0 0	0 0 0	1 0 0
Bobby Higginson, L (1, 7) OBP: 0.325, SLG: 0.429	K	P6			G4-3		E, PB 1-3 2B BB	L3-6 2-3		4	1	0	0	1	1	3
Cecil Fielder, R (1, 10) OBP: 0.302, SLG: 0.494	1B 1-2 BB	P3				FC5-4 BB	E2 2B 1-3 3-H 1B IBB	P6		2	1	0	0	3	0	1
Franklin Stubbs, L (1, 3) OBP: 0.517, SLG: 0.565	FC5-4 1-2 2-H 1B	G3-1			L9		1-3 3-H 1B 2B			4	1	2	2	0	0	1
Travis Fryman, R (1, 5) OBP: 0.315, SLG: 0.296	FC5-4 1-2f			F9	FC5-4 1-2f		1B 1B IBB			3	1	0	0	1	0	3
Rudy Pemberton, R (1, 9) OBP: 0.323, SLG: 0.467 Kirk Gibson, L (7, PH) OBP: 0.446, SLG: 0.536 Danny Bautista, R (8, 9) OBP: 0.359, SLG: 0.314		L9		G5-3	G5-3		S 1-3 2-H 3-H 1B			3 1 0	0 1 0	0 1 0	0 2 0	0 0 0	0 0 0	1 0 0
Chris Gomez, R (1, 6) OBP: 0.268, SLG: 0.429		WP G4-3 2B		HR			P4			4	2	3	3	0	0	0
John Flaherty, R (1, 2) OBP: 0.400, SLG: 0.553		G4-3 2-3 BB		G6-3			HR G4-3			3	1	1	1	1	0	1
Inning Stats	R: 1 E: 0 K: 1 S: 13 H: 2 LOB: 2 BB: 1 P: 23	R: 1 E: 0 K: 0 S: 17 H: 1 LOB: 1 BB: 1 P: 23	R: 0 E: 0 K: 0 S: 4 H: 0 LOB: 0 BB: 0 P: 9	R: 1 E: 0 K: 0 S: 12 H: 1 LOB: 0 BB: 0 P: 14	R: 0 E: 0 K: 0 S: 13 H: 0 LOB: 0 BB: 0 P: 18	R: 0 E: 0 K: 0 S: 11 H: 0 LOB: 1 BB: 1 P: 18	R: 7 E: 1 K: 0 S: 19 H: 5 LOB: 1 BB: 3 P: 44	R: 0 E: 0 K: 0 S: 10 H: 0 LOB: 1 BB: 1 P: 19		1B: 5 2B: 3 3B: 0 HR: 2 SF: 0 SAC: 0 DP: 1 HBP: 1						

PITCHER		IP	WLS	BF	H	R	ER	SO	BB	IBB	HBP	BLK	WP	HR	S	P	ERA	WHIP
Pat Hentgen, R ERA: 5.23	(1, 1)	6.2	L	30	6	6	6	1	4	0	0	1	1	2	79	125	8.10	1.500
Mike Timlin, R ERA: 5.11	(7, 1)	0.0		3	1	0	0	0	0	2	0	0	0	0	2	11	∞	∞
Tony Castillo, L ERA: 3.45	(7, 1)	0.1		3	2	4	4	0	0	0	0	0	0	0	8	13	108.00	6.000
Woody Williams, R ERA: 5.11	(8, 1)	1.0		4	0	0	0	0	1	0	1	0	0	0	10	19	0.00	1.000

PITCHER	IP	WLS	BF	H	R	ER	SO	BB	IBB	HBP	BLK	WP	HR	S	P	ERA	WHIP

BOTTOM

Toronto Blue Jays @ Detroit Tigers

Tiger Stadium, Detroit, MI

Sat May 20 1995, 3:33 AM EDT

Att. 18,888 - Sunny - 78 F

livebaseballscorecards.com

AB	32
R	10
H	9
RBI	9
BB	7
SO	1
LOB	12

Batter	1	2	3	4	5	6	7	8	9	AB	R	H	RBI	BB	SO	LOB
Devon White, S (1, 8) OBP: 0.378, SLG: 0.550	S S B X 1-2 ① G2-3		C B B F B F S 3-3 ③ K		C B B C S 2-3 ② K		B F S B S 2-3 ③ K			4	0	0	0	0	3	2
Domingo Cedeno, S (1, 6) OBP: 0.500, SLG: 0.706	B F B X 2-1 ② G6-3			B S F B B F X 3-2 WP PB 1B	B C X 1-1 ③ G3			B B B C B 4-1 G4-6-3 BB		3	0	1	0	1	0	1
Paul Molitor, R (1, 10) OBP: 0.326, SLG: 0.293	B B S C B X 3-2 ③ G4-3			B B C B X 3-1 ① B5 1-2		B B B B 4-0 FC6-4 BB BB		B F 1 X SAFE 1-1 ① P6		3	0	0	0	1	0	2
John Olerud, L (1, 3) OBP: 0.357, SLG: 0.395		C B S S 1-3 ① K		F B X 1-1 ② L7		B B B B 4-0 FC6-4 1-2 BB		B B C C X 2-2 ②③ G4-6-3 1-2f		3	0	0	0	1	1	2
Roberto Alomar, S (1, 4) OBP: 0.406, SLG: 0.622		C C S 0-3 ② K		B F F B B B 4-2 WP BB		S X 0-1 ① FC6-4 1-2f 2-3			B S B S S 2-3 ① K	3	0	0	0	1	2	2
Candy Maldonado, R (1, 7) OBP: 0.343, SLG: 0.448		C F F B B S 2-3 ③ K		S B B B B C X 3-2 ③ P6 1-2 2-3		B S B F S 2-3 ② K			F X 0-1 ② G5-3	4	0	0	0	0	2	4
Shawn Green, L (1, 9) OBP: 0.305, SLG: 0.389			B S X 1-1 FC4-6 1B		B C X 1-1 1B 2B	C B C B S 2-3 ③ K			X 0-0 2B	4	1	3	0	0	1	2
Ed Sprague, R (1, 5) OBP: 0.387, SLG: 0.634			C 1 C P X SAFE 1-2 ① FC4-6 FC1-4 1-2f		C B X 1-1 WP 2-H 1B	F F B B B F X 2-2 ① L5			B B X 2-0 ③ G4-3	4	0	1	1	0	0	2
Lance Parrish, R (1, 2) OBP: 0.289, SLG: 0.265			C C X 0-2 ② FC1-4 1-2f		B S L B X 2-2 ① F8 1-2	B S C F S 1-3 ② K				3	0	0	0	0	1	2
Inning Stats	R: 0 E: 0 K: 0 S: 8 H: 0 LOB: 0 BB: 0 P: 14	R: 0 E: 0 K: 3 S: 10 H: 0 LOB: 0 BB: 0 P: 13	R: 0 E: 1 K: 1 S: 14 H: 1 LOB: 1 BB: 0 P: 18	R: 0 E: 0 K: 0 S: 13 H: 1 LOB: 2 BB: 1 P: 27	R: 1 E: 0 K: 1 S: 12 H: 2 LOB: 1 BB: 0 P: 19	R: 0 E: 0 K: 2 S: 8 H: 0 LOB: 2 BB: 2 P: 20	R: 0 E: 0 K: 2 S: 11 H: 0 LOB: 0 BB: 0 P: 16	R: 0 E: 0 K: 0 S: 6 H: 0 LOB: 0 BB: 1 P: 13	R: 0 E: 0 K: 1 S: 7 H: 1 LOB: 1 BB: 0 P: 11	1B: 3 2B: 2 3B: 0 HR: 0 SF: 0 SAC: 0 DP: 1 HBP: 0						

PITCHER		IP	WLS	BF	H	R	ER	SO	BB	IBB	HBP	BLK	WP	HR	S	P	ERA	WHIP
Sean Bergman, R ERA: 5.06	(1, 1)	5.0		22	4	1	1	5	3	0	0	0	2	0	57	99	1.80	1.400
Joe Boever, R ERA: 5.4	(6, 1)	3.0	W	9	0	0	0	4	1	0	0	0	0	0	25	41	0.00	0.333
Mike Henneman, R ERA: 1.13	(9, 1)	1.0	S	4	1	0	0	1	0	0	0	0	0	0	7	11	0.00	1.000

PITCHER	IP	WLS	BF	H	R	ER	SO	BB	IBB	HBP	BLK	WP	HR	S	P	ERA	WHIP

TOP

Toronto Blue Jays @ Detroit Tigers

Tiger Stadium, Detroit, MI

Sun May 21 1995, 3:33 AM EDT

Att. 19,144 - Sunny - 70 F

livebaseballscorecards.com

AB	31
R	1
H	5
RBI	1
BB	4
SO	10
LOB	19

WP: 2	PA: 35		
PB: 1			
SB: 0			
CS: 0			

Toronto Blue Jays @ Detroit Tigers

Tiger Stadium, Detroit, MI

Sun May 21 1995, 3:33 AM EDT

Att. 19,144 - Sunny - 70 F

livebaseballscorecards.com

BOTTOM

Batter	1	2	3	4	5	6	7	8	9	AB	R	H	RBI	BB	SO	LOB
Chad Curtis, R (1, 8) OBP: 0.358, SLG: 0.391	B C B B B 4-1 CS BB			B C B B B 4-1 G6-4-3 BB	S F B F F X 2-2 ③ P6		B C F F F X 1-2 ② SF7 3-H			1	0	0	1	2	0	3
Chris Gomez, R (1, 4) OBP: 0.267, SLG: 0.415	B S B C X 2-2 ①② G1-3 1-2			1 SAFE B C 1 SAFE F B X 2-2 ①② G6-4-3 1-2f		S B C B X 2-2 G6-3 S 1B	B S C B X 2-2 ③ G6-3			4	0	1	0	0	0	3
Alan Trammell, R (1, 6) OBP: 0.426, SLG: 0.324	B C X 1-1 ③ G6-3			B B B B 4-0 BB		1 SAFE C B B X 2-1 ① G6-3 1-3		C B X 1-1 ① G4-3		3	0	0	0	1	0	1
Cecil Fielder, R (1, 10) OBP: 0.290, SLG: 0.470		B B F X 2-1 ① P2		S B F B X 2-2 ③ F7		B S C S 1-3 ② K		S C B S 1-3 ② K		4	0	0	0	0	2	2
Travis Fryman, R (1, 5) OBP: 0.323, SLG: 0.289		F B S S S 1-3 ② K			F F B F B B B 4-2 SH1-4 BB BB	C B B F B X 3-2 ③ F9		B B B B 4-0 2B BB		2	0	0	0	2	1	1
Juan Samuel, R (1, 3) OBP: 0.333, SLG: 0.400		B B S S F S 2-3 ③ K			1 SAFE B B B B B 4-0 SH1-4 1-2 BB		C B X 1-1 F9 S 2B 1B	B C 1 S T F X SAFE 1-2 1-3 2B		3	1	2	0	1	1	0
Danny Bautista, R (1, 9) OBP: 0.350, SLG: 0.306 Franklin Stubbs, L (7, PH) OBP: 0.548, SLG: 0.565 (8, 7)		B F X 1-1 ① G5-3			B B S X 2-1 ① SH1-4 1-2 2-3		B 1 SAFE C B F B B F B 4-2 2B SF7 1-2 BB	B B B B 4-0 BB		1 0	0 1	0 0	0 0	0 2	0 0	0 0
Todd Steverson, R (1, 7) OBP: 0.353, SLG: 0.231 Bobby Higginson, L (7, PH) OBP: 0.317, SLG: 0.417 (8, 9)		B F B F F X 2-2 ② F8			B B S B S F F B 4-2 BB		B X 1-0 ① F9 2-3	S C X 0-2 ③ P2		1 2	0 0	0 0	0 0	1 0	0 0	0 5
Ron Tingley, R (1, 2) OBP: 0.296, SLG: 0.217 Lou Whitaker, L (7, PH) OBP: 0.333, SLG: 0.323 John Flaherty, R (8, 2) OBP: 0.400, SLG: 0.553		C B F B C 2-3 ③ K			B S F B B S 3-3 ② K		F X 0-1 1-3 3-H 2B			2 1 0	0 0 0	0 1 0	0 1 0	0 0 0	2 0 0	3 0 0
Inning Stats	R: 0 E: 0 K: 0 S: 6 H: 0 LOB: 0 BB: 1 P: 13	R: 0 E: 0 K: 2 S: 8 H: 0 LOB: 0 BB: 0 P: 13	R: 0 E: 0 K: 1 S: 8 H: 0 LOB: 0 BB: 0 P: 13	R: 0 E: 0 K: 0 S: 7 H: 0 LOB: 1 BB: 2 P: 19	R: 0 E: 0 K: 1 S: 17 H: 0 LOB: 3 BB: 3 P: 36	R: 0 E: 0 K: 1 S: 11 H: 1 LOB: 1 BB: 0 P: 19	R: 2 E: 0 K: 0 S: 18 H: 2 LOB: 1 BB: 1 P: 27	R: 0 E: 0 K: 1 S: 12 H: 1 LOB: 3 BB: 2 P: 23		1B: 2 2B: 2 3B: 0 HR: 0	SF: 1 SAC: 1 DP: 1 HBP: 0		WP: 0 PB: 0 SB: 2 CS: 1	PA: 35		

	AB	24
	R	2
	H	4
	RBI	2
	BB	9
	SO	6
	LOB	18

PITCHER		IP	WLS	BF	H	R	ER	SO	BB	IBB	HBP	BLK	WP	HR	S	P	ERA	WHIP
Al Leiter, L ERA: 3.67	(1, 1)	5.0		19	0	0	0	4	6	0	0	0	0	0	46	94	0.00	1.200
Danny Cox, R ERA: 9.75	(6, 1)	2.0	L	10	3	2	2	1	1	0	0	0	0	0	29	46	9.00	2.000
Woody Williams, R ERA: 4.73	(8, 1)	1.0		6	1	0	0	1	2	0	0	0	0	0	12	23	0.00	3.000

PITCHER	IP	WLS	BF	H	R	ER	SO	BB	IBB	HBP	BLK	WP	HR	S	P	ERA	WHIP

Seattle Mariners @ Detroit Tigers

Tiger Stadium, Detroit, MI

Mon May 22 1995, 3:33 AM EDT

Att. 9,167 - Sunny - 69 F

TOP

livebaseballscorecards.com

Batter	1	2	3	4	5	6	7	8	9	AB	R	H	RBI	BB	SO	LOB
Rich Amaral, R (1, 7) OBP: 0.385, SLG: 0.364	B X 1-0 SH5-3 WP 1B 1B	B F B X 2-1 G6-3 ③	B X 1-0 G3-1 ② 2-3			F B C B X 2-2 S 1B 1B	P C B B I 4-1 1-2 IBB			2	1	1	0	0	0	1
Darren Bragg, L (3, PH) OBP: 0.318, SLG: 0.214 (3, 7)										2	0	1	0	1	0	1
Luis Sojo, R (1, 4) OBP: 0.370, SLG: 0.480	1 SAFE B 1 SAFE C 1 B X 2-1 SH5-3 ① 1-3	B R X 2-0 1B 1B C X 0-2 G5-3 ③				X 0-0 S 1-2 1B	C B F X 1-2 P5 ③			4	1	2	0	0	0	3
Ken Griffey Jr., L (1, 8) OBP: 0.366, SLG: 0.488	F X 0-1 P6 ②	X 0-0 F8 1B 1-2 1B	B B B X 3-0 G4-3 ①			B B F B X 3-1 P6 ①		C B C C 1-3 K ①		5	1	1	0	0	1	3
Jay Buhner, R (1, 9) OBP: 0.295, SLG: 0.473	B X 1-0 3-H 1B	B X 1-0 F8 1-2 2-H 1B	B B S B B 4-1 G5-3 BB			F B F B B C 3-3 ② 1-2 2-3		B C F F B F S 2-3 ② K		4	1	2	2	1	2	2
Edgar Martinez, R (1, 10) OBP: 0.419, SLG: 0.593	B B C X 2-1 G4-3 ③	B C X 1-1 ① F8 1-2 2-3	C B B B C F F X 3-2 ② G5-3 1-2			I I I I 4-0 IBB		B X 1-0 F8 ③		4	0	0	0	1	0	4
Mike Blowers, R (1, 5) OBP: 0.185, SLG: 0.163		C B C S 1-3 ① K	X 0-0 E 2-H 3-H 1B	B C B F B X 3-2 ③ G3-1		B S S B B S 3-3 ③ K			B C F B B B F X 3-2 ① G6-3	4	1	1	2	0	2	4
Joey Cora, S (9, PH) OBP: 0.338, SLG: 0.408										1	0	0	0	0	0	0
Tino Martinez, L (1, 3) OBP: 0.409, SLG: 0.520	C S B B B B B 4-2 G5-3 2B BB	L X 0-1 E3 1-3 1B	B X 1-0 ① G3			B C X 1-1 ① F7			C S B X 1-2 ② G3	4	2	0	0	1	0	1
Chad Kreuter, S (1, 2) OBP: 0.231, SLG: 0.208	C F B X 1-2 ② G5-3 1-2	C B B B C B 4-2 1B E BB	S B S S 1-3 ② K			B F B B B X 3-1 ② L9			C B B S F X 2-2 1B	4	1	1	0	1	1	1
Alex Rodriguez, R (1, 6) OBP: 0.320, SLG: 0.440	B B X 2-0 2-H 2B	F F X 0-2 E8 G3-1 1-H 2-H 3-H 1B	C B F F B B X 3-2 ③ P3			S X 0-1 S 1B			C X 0-1 ③ F7	4	0	3	3	0	0	0
Doug Strange, S (9, PH) OBP: 0.243, SLG: 0.324										1	0	0	0	0	0	1

	AB	39
	R	8
	H	12
	RBI	7
	BB	5
	SO	6
	LOB	21

Inning Stats	1	2	3	4	5	6	7	8	9
	R: 1 H: 2 E: 0 LOB: 1 K: 0 BB: 0 S: 8 P: 14	R: 1 H: 1 E: 0 LOB: 1 K: 1 BB: 1 S: 11 P: 21	R: 6 H: 5 E: 2 LOB: 1 K: 0 BB: 1 S: 17 P: 26	R: 0 H: 0 E: 0 LOB: 1 K: 0 BB: 1 S: 10 P: 23	R: 0 H: 0 E: 0 LOB: 0 K: 1 BB: 0 S: 8 P: 13	R: 0 H: 2 E: 0 LOB: 3 K: 2 BB: 1 S: 12 P: 27	R: 0 H: 1 E: 0 LOB: 2 K: 0 BB: 1 S: 11 P: 19	R: 0 H: 0 E: 0 LOB: 0 K: 2 BB: 0 S: 9 P: 13	R: 0 H: 1 E: 0 LOB: 1 K: 0 BB: 0 S: 13 P: 19

1B: 11	SF: 0
2B: 1	SAC: 1
3B: 0	DP: 0
HR: 0	HBP: 0

WP: 1	PA: 45
PB: 0	
SB: 3	
CS: 0	

PITCHER		IP	WLS	BF	H	R	ER	SO	BB	IBB	HBP	BLK	WP	HR	S	P	ERA	WHIP
Buddy Groom, L ERA: 6.43	(1, 1)	2.1		16	7	7	6	1	1	0	0	0	1	0	27	47	23.14	3.429
Felipe Lira, R ERA: 3.6	(3, 1)	3.1		15	3	1	0	2	2	0	0	0	0	0	36	67	0.00	1.500
Joe Boever, R ERA: 4.6	(6, 1)	2.1	W	10	1	0	0	3	0	2	0	0	0	0	23	42	0.00	0.429
Mike Henneman, R ERA: 1.0	(9, 1)	1.0	S	4	1	0	0	0	0	0	0	0	0	0	13	19	0.00	1.000

PITCHER	IP	WLS	BF	H	R	ER	SO	BB	IBB	HBP	BLK	WP	HR	S	P	ERA	WHIP

Seattle Mariners @ Detroit Tigers

Tiger Stadium, Detroit, MI

Mon May 22 1995, 3:33 AM EDT

Att. 9,167 - Sunny - 69 F

livebaseballscorecards.com

BOTTOM

Batter	1	2	3	4	5	6	7	8	9	AB	R	H	RBI	BB	SO	LOB
Chad Curtis, R (1, 8) OBP: 0.360, SLG: 0.391	3-2 BB HR 1B 1B 0-0 F8			3-2 S 1B		3-3 K		1-0 L8		5	1	2	0	0	1	1
Scott Fletcher, R (1, 4) OBP: 0.240, SLG: 0.239	1 SAFE 1-2 HR BB 1B 2-2 G4-3			1 SAFE 1-0 F8		4-2 BB		2-2 G4-3		4	1	1	0	1	0	2
Franklin Stubbs, L (1, 7) (8, 3) OBP: 0.528, SLG: 0.519	4-0 1-2 2-3 HR BB 1-3 K			1 SAFE 2-2 F8 1-2 1 SAFE		2-0 G3		1-2 CS 1B		4	1	1	0	1	1	2
Cecil Fielder, R (1, 3) OBP: 0.308, SLG: 0.506 Todd Steverson, R (8, 7) OBP: 0.353, SLG: 0.231	0-0 1-H 2-H 3-H HR 3-1 F8			4-0 IBB			4-1 HR BB 0-2 CS 1-2			2 2 1 4 2 0 0 0 0 0 0 0 0 0						
Kirk Gibson, L (1, 10) OBP: 0.449, SLG: 0.576	4-0 1B SH BB 2-3 K			2-1 F7			3-1 1-H HR			3	2	1	2	1	1	2
Travis Fryman, R (1, 5) OBP: 0.320, SLG: 0.287	1-1 SH 1-2 SH 1B		1-0 G6-3		1-3 K		2-3 K			4	1	1	0	0	2	0
Bobby Higginson, L (1, 9) OBP: 0.318, SLG: 0.453	2-1 SH 1-H 2-H 2B		1-0 HR		2-3 K		3-3 K			3	2	1	1	0	2	0
Chris Gomez, R (1, 6) OBP: 0.281, SLG: 0.429	1-1 3-H 2B		2-3 K		2-2 G5-3		4-1 BB			3	0	1	1	1	1	0
John Flaherty, R (1, 2) OBP: 0.370, SLG: 0.510	1-2 L7		1-1 F8			0-0 P5	1-3 K			4	0	0	0	0	1	2
Inning Stats	R: 7 E: 1 K: 0 S: 24 H: 5 LOB: 1 BB: 2 P: 43	R: 0 E: 0 K: 2 S: 8 H: 0 LOB: 0 BB: 0 P: 14	R: 1 E: 0 K: 1 S: 8 H: 1 LOB: 0 BB: 0 P: 13	R: 0 E: 0 K: 0 S: 9 H: 1 LOB: 2 BB: 1 P: 21	R: 0 E: 0 K: 2 S: 11 H: 0 LOB: 0 BB: 0 P: 16	R: 0 E: 0 K: 1 S: 9 H: 0 LOB: 1 BB: 1 P: 18	R: 2 E: 0 K: 3 S: 14 H: 1 LOB: 1 BB: 2 P: 31	R: 0 E: 0 K: 0 S: 10 H: 1 LOB: 0 BB: 0 P: 14		1B: 5 2B: 1 3B: 0 HR: 3 SF: 0 SAC: 1 DP: 0 HBP: 0						

	AB	32
	R	10
	H	9
	RBI	8
	BB	6
	SO	9
	LOB	9

WP: 0 PB: 0 SB: 1 CS: 1 PA: 40

PITCHER		IP	WLS	BF	H	R	ER	SO	BB	IBB	HBP	BLK	WP	HR	S	P	ERA	WHIP
Bob Wells, R ERA: 6.75	(1, 1)	0.0		6	4	6	6	0	2	0	0	0	0	1	10	23	∞	∞
Dave Fleming, L ERA: 6.48	(1, 1)	4.0		17	3	2	1	3	0	1	0	0	0	1	39	68	2.25	0.750
Rafael Carmona, R ERA: 3.52	(5, 1)	4.0	L	16	2	2	2	6	3	0	0	0	0	1	44	79	4.50	1.250

PITCHER	IP	WLS	BF	H	R	ER	SO	BB	IBB	HBP	BLK	WP	HR	S	P	ERA	WHIP

Batter	1	2	3	4	5	6	7	8	9	AB	R	H	RBI	BB	SO	LOB
Chuck Knoblauch, R (1, 4) OBP: 0.358, SLG: 0.361	B C F C 1-3 ① K		X 0-0 ② 1B E 1B 1-3 2-H		F X 0-1 G5-4-3 1B		X 0-0 ② F7			4	1	2	1	0	1	0
Pat Meares, R (1, 6) OBP: 0.343, SLG: 0.493	B X 1-0 ② F8		B 1 SAFE F B X 2-1 E E 1B 1-2 3-H		C X 0-1 ①② G5-4-3 1-2f		S B X 1-1 2B			4	1	2	1	0	0	1
Kirby Puckett, R (1, 9) OBP: 0.330, SLG: 0.388	B F C B X 2-2 1B		F F X 0-2 E5 L5-4 1-H 2-H		F B B B F F B 4-2 BB		X 0-0 ③ F8			3	0	1	0	1	0	1
Pedro Munoz, R (1, 10) OBP: 0.350, SLG: 0.607	C X 0-1 ③ G5-3		X 0-0 1B		B X 1-0 ③ P4					3	0	1	0	0	0	2
Marty Cordova, R (1, 7) OBP: 0.350, SLG: 0.606		B S X 1-1 ① G6-3	B S S S B F S 2-3 ① K			C B B S F X 2-2 ① G4-3				3	0	0	0	0	1	2
Jerald Clark, R (1, 8) OBP: 0.387, SLG: 0.623		B X 1-0 ② G6-3	S B X 1-1 ②③ L5-4 2-3			C X 0-1 1B				3	0	1	0	0	0	2
Scott Leius, R (1, 5) OBP: 0.333, SLG: 0.390		S X 0-1 ③ G6-3		B F B X 2-1 ① P6		C F F B X 0-2 ② P6				3	0	0	0	0	0	1
Dave McCarty, R (1, 3) OBP: 0.277, SLG: 0.293			B B B C B 4-1 1B 1B BB	X 0-0 ② G6-3		B 1 SAFE 1 SAFE F B S B X 3-2 ③ G5-3				2	1	0	0	1	0	1
Matt Walbeck, S (1, 2) OBP: 0.324, SLG: 0.377			C X 0-1 1B 1-2 1B 1B	B F B X 2-1 ③ F8			C F B C 1-3 ① K			3	1	1	0	0	1	0
Inning Stats	R: 0 H: 1 E: 0 LOB: 1 K: 1 BB: 0 S: 9 P: 13	R: 0 H: 0 E: 0 LOB: 0 K: 0 BB: 0 S: 5 P: 7	R: 4 H: 4 E: 1 LOB: 1 K: 1 BB: 1 S: 16 P: 25	R: 0 H: 0 E: 0 LOB: 0 K: 0 BB: 0 S: 5 P: 9	R: 0 H: 1 E: 0 LOB: 1 K: 0 BB: 1 S: 8 P: 13	R: 0 H: 1 E: 0 LOB: 1 K: 0 BB: 0 S: 13 P: 18	R: 0 H: 1 E: 0 LOB: 1 K: 1 BB: 0 S: 7 P: 9			1B: 7 SF: 0 2B: 2 SAC: 0 3B: 0 DP: 2 HR: 0 HBP: 0						

TOP

Minnesota Twins @ Detroit Tigers

Tiger Stadium, Detroit, MI

Tue May 23 1995, 7:05 PM EDT

Att. 8,042 - Unknown - 81 F

livebaseballscorecards.com

AB	28
R	4
H	8
RBI	2
BB	2
SO	3
LOB	10

PITCHER		IP	WLS	BF	H	R	ER	SO	BB	IBB	HBP	BLK	WP	HR	S	P	ERA	WHIP
David Wells, L ERA: 2.81	(1, 1)	7.0	W	30	8	4	2	3	2	0	0	0	0	0	63	94	2.57	1.429

PITCHER	IP	WLS	BF	H	R	ER	SO	BB	IBB	HBP	BLK	WP	HR	S	P	ERA	WHIP

Minnesota Twins @ Detroit Tigers

Tiger Stadium, Detroit, MI

Tue May 23 1995, 7:05 PM EDT

Att. 8,042 - Unknown - 81 F

livebaseballscorecards.com

BOTTOM

Batter	1	2	3	4	5	6	7	8	9	AB	R	H	RBI	BB	SO	LOB
Chad Curtis, R (1, 8) OBP: 0.357, SLG: 0.379	B B B C C F F S 3-3 ① K		C C S 0-3 ③ K		B F B B B 4-1 1B 1B 1-2 2-3 3-H BB	C B C F X 1-2 ③ F7				3	1	0	1	1	2	0
Chris Gomez, R (1, 4) OBP: 0.279, SLG: 0.417	B C B F S 2-3 ② K			B F F X 1-2 ① G5-3	C B B F X 2-2 1B FC6-4 1-2 2-3 3-H 1B		B B B C X 3-1 ① G6-3			4	1	1	1	0	1	0
Alan Trammell, R (1, 6) OBP: 0.440, SLG: 0.375	B B X 2-0 ③ G5-3			B C B B X 3-1 2B	B F B B F X 3-2 FC6-4 BB 1-3 2-H 3-H 1B					3	0	2	2	0	0	0
Cecil Fielder, R (1, 10) OBP: 0.318, SLG: 0.506		C B S X 1-2 1B		C F B C 1-3 ② K	C 1 SAFE F B F B F B B 4-2 FC6-4 1-2 BB					2	0	1	0	1	1	1
Travis Fryman, R (1, 5) OBP: 0.311, SLG: 0.278		X 0-0 ① F9		C C B X 1-2 ③ F9	B B X 2-0 ② FC6-4 1-2f 2-3 3-H					3	0	0	1	0	0	4
Juan Samuel, R (1, 3) OBP: 0.346, SLG: 0.409 Franklin Stubbs, L (5, PH) OBP: 0.514, SLG: 0.500 (6, 3)		B F B S B F X 3-2 ② F9			B F B B F X 3-1 1B 1B BB 1B					2 1	1 0	1 0	0 0	0 0	0 0	1 2
Danny Bautista, R (1, 9) OBP: 0.349, SLG: 0.385		C S S S 1-3 ③ K			S S S 0-3 ① K	B X 1-0 HR				3	1	1	1	0	2	2
Todd Steverson, R (1, 7) OBP: 0.350, SLG: 0.250			B B S B X 3-1 ① L9		B X 1-0 BB 1B 1-2 1B	B C S B S 2-3 ① K				3	1	1	0	0	1	0
John Flaherty, R (1, 2) OBP: 0.368, SLG: 0.500			B C B X 2-1 ② F8		B B F X 2-1 1B BB 1B 1-2 2-3	B C C B X 2-2 ② F8				3	1	1	0	0	0	0

	AB	27
	R	6
	H	8
	RBI	6
	BB	2
	SO	7
	LOB	10

Inning Stats	1	2	3	4	5	6	7	8	9
	R: 0 H: 0 E: 0 LOB: 0 K: 2 BB: 0 S: 9 P: 16	R: 0 H: 1 E: 0 LOB: 1 K: 1 BB: 0 S: 11 P: 16	R: 0 H: 0 E: 0 LOB: 0 K: 1 BB: 0 S: 7 P: 12	R: 0 H: 1 E: 0 LOB: 1 K: 1 BB: 0 S: 11 P: 17	R: 5 H: 5 E: 0 LOB: 2 K: 1 BB: 2 S: 22 P: 44	R: 1 H: 1 E: 0 LOB: 0 K: 1 BB: 0 S: 11 P: 17	R: 0 H: 0 E: 0 LOB: 0 K: 0 BB: 0 S: 2 P: 5		

	1B: 6	SF: 0	WP: 0	PA: 29
	2B: 1	SAC: 0	PB: 0	
	3B: 0	DP: 0	SB: 0	
	HR: 1	HBP: 0	CS: 0	

PITCHER		IP	WLS	BF	H	R	ER	SO	BB	IBB	HBP	BLK	WP	HR	S	P	ERA	WHIP
Eddie Guardado, L ERA: 4.71	(1, 1)	4.1	L	21	7	5	5	6	1	0	0	0	0	0	53	91	10.38	1.846
Mo Sanford, R ERA: 5.02	(5, 1)	2.0		8	1	1	1	1	1	0	0	0	0	1	20	36	4.50	1.000

PITCHER	IP	WLS	BF	H	R	ER	SO	BB	IBB	HBP	BLK	WP	HR	S	P	ERA	WHIP

Minnesota Twins @ Detroit Tigers

Tiger Stadium, Detroit, MI

Wed May 24 1995, 7:05 PM EDT

Att. 8,608 - Unknown - 58 F

TOP

Batter	1	2	3	4	5	6	7	8	9	AB	R	H	RBI	BB	SO	LOB
Chuck Knoblauch, R (1, 4) OBP: 0.357, SLG: 0.354	B F F B S; 2-3; K; ①		B X; 1-0; G6-3; ②		B F B B F B; 4-2; BB; HR		B B F F X; 2-2; FC6-4; 1-2f; ③			2	1	0	0	1	1	0
Jeff Reboulet, R (6, 4) OBP: 0.262, SLG: 0.350										1	0	0	0	0	0	1
Alex Cole, L (1, 8) OBP: 0.429, SLG: 0.484	B X; 1-0; P2; ②		B X; 1-0; 1B; FC6-4		C F B B B X; 3-2; HR; 1-H 2-H			C H; 1-1; HBP; 1B		3	1	2	3	0	0	0
Kirby Puckett, R (1, 9) OBP: 0.330, SLG: 0.380	B B B C B; 4-1; BB		C X; 0-1; FC6-4; 1-2f; ③		X; 0-0; G4-3; ③			B B X; 2-0; 1B; G6-4-3; 1-2		2	0	0	0	1	0	1
Dave McCarty, R (6, 9) OBP: 0.292, SLG: 0.310										1	0	1	0	0	0	0
Kevin Maas, L (1, 3) OBP: 0.296, SLG: 0.375	C B X; 1-1; G4-3; ③			C F C; 0-3; K; ①		B B F X; 2-1; P6; ①		B C B X; 2-1; F7; ①		4	0	0	0	0	1	3
Pedro Munoz, R (1, 10) OBP: 0.328, SLG: 0.567		F B B X; 2-1; L6; ①		X; 0-0; G5-3; ②		B X; 1-0; F8; ②		B F F F F B B X; 3-2; G6-4-3; 1-2f; ② ③		4	0	0	0	0	0	2
Matt Merullo, L (1, 2) OBP: 0.302, SLG: 0.277		C F B F X; 1-2; G4-3; ②		X; 0-0; P5; ③		B C F B F B X; 3-2; F8; ③			X; 0-0; F8; ①	4	0	0	0	0	0	0
Marty Cordova, R (1, 7) OBP: 0.355, SLG: 0.598		X; 0-0; 1B; S			C B B B B; 4-1; BB; G4-3; HR		C B B F F C; 2-3; K; ①		X; 0-0; G6-3; ②	3	1	1	0	1	1	0
Scott Stahoviak, L (1, 5) OBP: 0.326, SLG: 0.286		C C B F B F B C; 3-3; K; 1-2; ③			F C B F X; 1-2; G4-3; 1-2; ①		X; 0-0; G6-3; ②		X; 0-0; G4-3; ③	4	0	0	0	0	1	2
Pat Meares, R (1, 6) OBP: 0.342, SLG: 0.486			C F C; 0-3; K; ①		F F X; 0-2; G5-3; ②		X; 0-0; 1B; FC6-4			3	0	1	0	0	1	1

livebaseballscorecards.com

AB	31
R	3
H	5
RBI	3
BB	3
SO	5
LOB	10

Inning Stats	1	2	3	4	5	6	7	8	9
R	0	0	0	0	3	0	0	0	0
E	0	0	0	0	0	0	0	0	0
K	1	1	1	1	0	0	1	0	0
S	7	12	7	5	14	7	9	9	3
H	0	1	1	0	1	0	1	1	0
LOB	1	1	1	0	0	0	1	1	0
BB	1	0	0	0	2	0	0	0	0
P	15	18	9	5	26	13	13	17	3

1B: 4 SF: 0
2B: 0 SAC: 0
3B: 0 DP: 1
HR: 1 HBP: 1

WP: 0 PA: 35
PB: 0
SB: 1
CS: 0

PITCHER		IP	WLS	BF	H	R	ER	SO	BB	IBB	HBP	BLK	WP	HR	S	P	ERA	WHIP
Mike Moore, R (ERA: 4.22)	(1, 1)	7.0	W	28	4	3	0	5	3	0	0	0	0	1	61	99	0.00	1.000
Buddy Groom, L (ERA: 6.14)	(8, 1)	1.0		4	1	0	0	0	0	0	1	0	0	0	9	17	0.00	1.000
Joe Boever, R (ERA: 4.32)	(9, 1)	1.0		3	0	0	0	0	0	0	0	0	0	0	3	3	0.00	0.000

PITCHER	IP	WLS	BF	H	R	ER	SO	BB	IBB	HBP	BLK	WP	HR	S	P	ERA	WHIP

Minnesota Twins @ Detroit Tigers

Tiger Stadium, Detroit, MI

Wed May 24 1995, 7:05 PM EDT

Att. 8,608 - Unknown - 58 F

livebaseballscorecards.com

BOTTOM

Batter	1	2	3	4	5	6	7	8	9	AB	R	H	RBI	BB	SO	LOB
Chad Curtis, R (1, 8) OBP: 0.364, SLG: 0.410	G5-3	L7	BB 1B		1-H HR	F8	BB BB			5	1	2	2	1	0	2
Lou Whitaker, L (1, 4) OBP: 0.378, SLG: 0.429	1B BB BB 1B	1-H 1B 2B	L4-6 2-3		1B 2B	1-2 HR 1B	1-2 2-3 BB			4	2	3	1	0	0	2
Scott Fletcher, R (5, PR) OBP: 0.269, SLG: 0.255 (6, 4)										1	2	1	0	1	0	0
Alan Trammell, R (1, 6) OBP: 0.455, SLG: 0.372	BB 1B E 1-2 BB	G4-3 1B 2-H 1B	1-2 BB		G5-3	F7	P3			3	2	1	1	2	0	3
Chris Gomez, R (7, PH) OBP: 0.275, SLG: 0.410 (8, 6)										1	0	0	0	0	0	3
Kirk Gibson, L (1, 10) OBP: 0.432, SLG: 0.594	P6	G4-3 1-2	K		F7	1-H 2-H HR		G6-4-3 BB		5	1	1	3	0	1	6
Rudy Pemberton, R (8, PH) OBP: 0.344, SLG: 0.467										0	0	0	0	1	0	0
Travis Fryman, R (1, 5) OBP: 0.339, SLG: 0.337	BB E 1-2 2-3 1B	BB 1B 2-H 1B		FC4-6 1B	1B IBB	HR		G6-4-3 1-2f		5	3	4	2	1	0	1
Franklin Stubbs, L (1, 3) OBP: 0.512, SLG: 0.469	E 1-2 2-3 3-H BB	1B 1-2 BB		F8	BB 1-3 2-H 1B	K		G3-1		4	0	1	2	2	1	1
Bobby Higginson, L (1, 7) OBP: 0.344, SLG: 0.468	E8 1-3 2-H 3-H 1B	1-3 2-H 1B		FC4-6 FC6-4 1-2f	1-2 BB		BB BB 1B			4	0	3	3	1	0	1
Danny Bautista, R (1, 9) OBP: 0.313, SLG: 0.341	F9	K		FC6-4 1-2f	K		P3			5	0	0	0	0	2	9
John Flaherty, R (1, 2) OBP: 0.387, SLG: 0.500		2B BB	E6 L4-6 1B		HR 1B	HR 1B	K			4	3	2	0	1	1	1
Inning Stats	R: 3 E: 1 K: 0 S: 12 H: 3 LOB: 2 BB: 2 P: 29	R: 4 E: 0 K: 1 S: 24 H: 4 LOB: 2 BB: 2 P: 42	R: 0 E: 1 K: 1 S: 14 H: 1 LOB: 2 BB: 1 P: 26	R: 0 E: 0 K: 0 S: 8 H: 1 LOB: 1 BB: 0 P: 15	R: 3 E: 0 K: 1 S: 18 H: 4 LOB: 3 BB: 2 P: 37	R: 4 E: 0 K: 1 S: 19 H: 4 LOB: 0 BB: 0 P: 31	R: 0 E: 0 K: 1 S: 12 H: 1 LOB: 3 BB: 2 P: 24	R: 0 E: 0 K: 0 S: 6 H: 0 LOB: 0 BB: 1 P: 12		1B: 13 2B: 3 3B: 0 HR: 3 SF: 0 SAC: 0 DP: 2 HBP: 0						

	AB	41
	R	14
	H	18
	RBI	14
	BB	10
	SO	5
	LOB	29

WP: 0 PB: 0 SB: 0 CS: 0 PA: 51

PITCHER		IP	WLS	BF	H	R	ER	SO	BB	IBB	HBP	BLK	WP	HR	S	P	ERA	WHIP
Brad Radke, R (1, 1) ERA: 7.54		1.2	L	14	6	7	7	0	3	0	0	0	0	0	28	55	37.80	5.400
Rich Robertson, L (2, 1) ERA: 9.0		3.0		20	7	3	3	2	3	1	0	0	0	1	45	90	9.00	3.333
Erik Schullstrom, R (5, 1) ERA: 12.0		1.1		8	4	4	4	2	0	0	0	0	0	2	22	35	27.00	3.000
Pat Mahomes, R (7, 1) ERA: 12.79		2.0		9	1	0	0	1	3	0	0	0	0	0	18	36	0.00	2.000

PITCHER	IP	WLS	BF	H	R	ER	SO	BB	IBB	HBP	BLK	WP	HR	S	P	ERA	WHIP

Minnesota Twins @ Detroit Tigers

Tiger Stadium, Detroit, MI

Thu May 25 1995, 3:33 AM EDT

Att. 17,111 - Overcast - 58 F

livebaseballscorecards.com

Batter	1	2	3	4	5	6	7	8	9	AB	R	H	RBI	BB	SO	LOB
Chuck Knoblauch, R (1, 4) OBP: 0.359, SLG: 0.356	G6-3		L4		G6-3		G6-3 2-3 1B		2B 1B	5	1	2	0	0	0	1
Jeff Reboulet, R (1, 6) (8, 3) OBP: 0.234, SLG: 0.311	L8		G6-3		K		G6-3 1-2 3-H		K	5	0	0	1	0	2	3
Kirby Puckett, R (1, 10) (9, 9) OBP: 0.342, SLG: 0.379	G5-3			1B 2B 1B	IBB		IBB		F9	3	1	1	0	2	0	1
Pedro Munoz, R (1, 9) OBP: 0.319, SLG: 0.554 Rick Aguilera, R (9, 1)		K		P4	P4		G5-3		1-H 2B	5 0	0 0	1 0	1 0	0 0	1 0	5 0
Marty Cordova, R (1, 7) OBP: 0.366, SLG: 0.590	1B BB		2B 1B			G4-3		L9	IBB	3	0	1	0	2	0	0
Scott Leius, R (1, 5) OBP: 0.326, SLG: 0.378	1-2 1B		F7			G3-1		K	P5	5	0	1	0	0	1	4
Jerald Clark, R (1, 8) OBP: 0.381, SLG: 0.613 Alex Cole, L (4, PH) OBP: 0.438, SLG: 0.508 (4, 8)	K		1-3 2-H 2B			K		2B 1B		1 3	0 1	0 2	0 1	0 0	1 1	2 0
Dave McCarty, R (1, 3) OBP: 0.286, SLG: 0.302 Kevin Maas, L (4, PH) OBP: 0.333, SLG: 0.481 (4, 3) Pat Meares, R (8, PR) OBP: 0.342, SLG: 0.486 (8, 6)	G4-3		P6				1B G6-3 2B	1-H 2B		1 3 0	0 1 0	0 2 0	0 1 0	0 0 0	0 0 0	2 2 0
Matt Walbeck, S (1, 2) OBP: 0.321, SLG: 0.384			G4-3				K	G6-3		4	0	1	0	0	1	2
Inning Stats	R: 0 E: 0 K: 0 S: 7 H: 0 LOB: 0 BB: 0 P: 14	R: 0 E: 0 K: 2 S: 10 H: 1 LOB: 2 BB: 1 P: 19	R: 0 E: 0 K: 0 S: 9 H: 0 LOB: 0 BB: 0 P: 12	R: 1 E: 0 K: 0 S: 12 H: 3 LOB: 2 BB: 0 P: 19	R: 0 E: 0 K: 0 S: 7 H: 1 LOB: 2 BB: 1 P: 11	R: 0 E: 0 K: 1 S: 6 H: 0 LOB: 0 BB: 0 P: 8	R: 1 E: 0 K: 1 S: 19 H: 2 LOB: 2 BB: 1 P: 27	R: 1 E: 0 K: 1 S: 10 H: 2 LOB: 1 BB: 0 P: 20	R: 1 E: 0 K: 1 S: 10 H: 2 LOB: 2 BB: 1 P: 19	1B: 6 2B: 5 3B: 0 HR: 0 SF: 0 SAC: 0 DP: 0 HBP: 0						

	AB	38
	R	4
	H	11
	RBI	4
	BB	4
	SO	7
	LOB	22

WP: 0 PB: 0 SB: 0 CS: 0 PA: 42

PITCHER		IP	WLS	BF	H	R	ER	SO	BB	IBB	HBP	BLK	WP	HR	S	P	ERA	WHIP
Brian Bohanon, L ERA: 5.27	(1, 1)	2.0		8	1	0	0	2	1	0	0	0	0	0	17	33	0.00	1.000
John Doherty, R ERA: 7.18	(3, 1)	4.2		22	6	2	2	3	0	2	0	0	0	0	50	74	3.86	1.286
Joe Boever, R ERA: 4.74	(7, 1)	2.1	L	12	4	2	2	2	0	1	0	0	0	0	23	42	7.71	1.714

PITCHER	IP	WLS	BF	H	R	ER	SO	BB	IBB	HBP	BLK	WP	HR	S	P	ERA	WHIP

Minnesota Twins @ Detroit Tigers

Tiger Stadium, Detroit, MI

Thu May 25 1995, 3:33 AM EDT

Att. 17,111 - Overcast - 58 F

livebaseballscorecards.com

Batter	1	2	3	4	5	6	7	8	9	AB	R	H	RBI	BB	SO	LOB
Chad Curtis, R (1, 8) OBP: 0.360, SLG: 0.398	C B B F F X 2-2 G4-3 ①	B B B 4-0 1-2 2-3 BB		1 SAFE C B B B 1 SAFE X 3-1 G4-6-3 ② ③ 1-2f			F F B S 1-3 K ②			3	0	0	0	1	1	3
Lou Whitaker, L (1, 4) OBP: 0.341, SLG: 0.385	C C B X 1-2 G3 ②	F X 0-1 F8 ③			B C S S 1-3 K ①		B S C B S 2-3 K ③			4	0	0	0	0	2	4
Bobby Higginson, L (1, 7) OBP: 0.344, SLG: 0.463 Juan Samuel, R (8, PH) OBP: 0.333, SLG: 0.391 (9, 3)	B C B X 2-1 1B		B C B B S S 3-3 K ①		C X 0-1 F7 ②			B C F B B S 3-3 K ①		3 1	0 0	1 0	0 0	0 0	1 1	0 0
Kirk Gibson, L (1, 10) OBP: 0.423, SLG: 0.618	C B B F F C 2-3 K ③		B F C B C 2-3 K ②		B C C B B C 3-3 K ③			C F X 0-2 HR		4	1	1	1	0	3	1
Travis Fryman, R (1, 5) OBP: 0.327, SLG: 0.323		B B F F X 2-2 L5 ①	X 0-0 G5-3 ③			F B F S 1-3 K ①		F B S B F S 2-3 K ②		4	0	0	0	0	2	0
Franklin Stubbs, L (1, 3) OBP: 0.489, SLG: 0.444 Todd Steverson, R (9, 7) OBP: 0.350, SLG: 0.250	C F B B F X 2-2 G5-3 1B 1B			C B S B S S 2-3 K ①		C F B S 1-3 K ②		F B C S 1-3 K ③		4 0	1 0	1 0	0 0	0 0	3 0	0 0
Chris Gomez, R (1, 6) OBP: 0.278, SLG: 0.397 Alan Trammell, R (9, PH) OBP: 0.446, SLG: 0.364	X 0-0 G5-3 ② 1-2			C H 1-1 1B 1B HBP		F B X 1-1 P3 ③			B C X 1-1 F9 ①	2 1	1 0	0 0	0 0	0 0	0 0	1 0
Danny Bautista, R (1, 9) OBP: 0.327, SLG: 0.354		F F B X 1-2 BB BB 2-H 1B		F X 0-1 1B 1-2 1B			F C B X 1-2 G6-3 ①		C X 0-1 P2 ②	4	0	2	1	0	0	0
Ron Tingley, R (1, 2) OBP: 0.367, SLG: 0.280 Cecil Fielder, R (9, PH) OBP: 0.315, SLG: 0.500		C B 1 S B B B SAFE 4-2 BB 1-2 BB		X 0-0 G4-6-3 1-3 2-H 1B			B S S B X 2-2 1B		B B C F F X 2-2 G5-3 ③	2 1	0 0	2 0	1 0	1 0	0 0	0 0
Inning Stats	R: 0 H: 1 E: 0 LOB: 1 K: 1 BB: 0 S: 13 P: 20	R: 1 H: 2 E: 0 LOB: 3 K: 0 BB: 2 S: 15 P: 28	R: 0 H: 0 E: 0 LOB: 0 K: 2 BB: 0 S: 7 P: 12	R: 1 H: 2 E: 0 LOB: 1 K: 1 BB: 0 S: 9 P: 15	R: 0 H: 0 E: 0 LOB: 0 K: 2 BB: 0 S: 8 P: 12	R: 0 H: 0 E: 0 LOB: 0 K: 2 BB: 0 S: 8 P: 11	R: 0 H: 1 E: 0 LOB: 1 K: 2 BB: 0 S: 12 P: 18	R: 1 H: 1 E: 0 LOB: 0 K: 3 BB: 0 S: 13 P: 19	R: 0 H: 0 E: 0 LOB: 0 K: 0 BB: 0 S: 7 P: 10	1B: 6 SF: 0 2B: 0 SAC: 0 3B: 0 DP: 1 HR: 1 HBP: 1						WP: 0 PA: 36 PB: 0 SB: 0 CS: 0	

	AB	33
	R	3
	H	7
	RBI	3
	BB	2
	SO	13
	LOB	9

PITCHER		IP	WLS	BF	H	R	ER	SO	BB	IBB	HBP	BLK	WP	HR	S	P	ERA	WHIP
Scott Erickson, R ERA: 6.88	(1, 1)	2.0		11	3	1	1	1	2	0	0	0	0	0	28	48	4.50	2.500
Mark Guthrie, L ERA: 5.68	(3, 1)	6.0	W	22	4	2	2	12	0	0	1	0	0	1	57	87	3.00	0.667
Rick Aguilera, R ERA:	(9, 1)	1.0	S	3	0	0	0	0	0	0	0	0	0	0	7	10	0.00	0.000

PITCHER	IP	WLS	BF	H	R	ER	SO	BB	IBB	HBP	BLK	WP	HR	S	P	ERA	WHIP

Chicago White Sox @ Detroit Tigers

Tiger Stadium, Detroit, MI

Fri May 26 1995, 7:05 PM EDT

Att. 15,551 - Unknown - 72 F

TOP

livebaseballscorecards.com

Batter	1	2	3	4	5	6	7	8	9	AB	R	H	RBI	BB	SO	LOB
Lance Johnson, L (1, 8) OBP: 0.300, SLG: 0.292	0-0 G4-3 S 2B 1B	0-0 FC6-4 1-2f		2-1 G2-3 1-2 2-3		0-0 E SF9 1B		2-3 K		4	2	2	0	0	0	3
Dave Martinez, L (6, 8) OBP: 0.313, SLG: 0.345										0	0	0	0	0	0	0
Norberto Martin, R (8, PH) OBP: 0.160, SLG: 0.130										1	0	0	0	0	1	0
Warren Newson, L (8, 9) OBP: 0.512, SLG: 0.633										0	0	0	0	0	0	0
Tim Raines, S (1, 7) OBP: 0.364, SLG: 0.571	2-0 G4-3 1-3	1 SAFE 1 SAFE 2-0 F7		2-1 E3 1B 2-H 3-H		1-0 E7 1-3 1B		3-2 HR		5	1	2	1	0	0	2
Frank Thomas, R (1, 3) OBP: 0.513, SLG: 0.609	4-0 2B IBB		3-1 G4-3 G1-3 1B	1-1 BB 1-3 1B		4-0 IBB		4-2 HBP		2	1	2	0	2	0	0
John Kruk, L (1, 10) OBP: 0.438, SLG: 0.364	1-2 G3 1-H 3-H 2B		2-1 G1-3 1-2	4-0 BB 1-2		2-0 SF9 3-H		2-0 L8		3	0	1	3	1	0	2
Robin Ventura, L (1, 5) OBP: 0.384, SLG: 0.467	1-0 G3 2-3		0-0 G4-3 2-3	1-0 F9		1-3 K		1-1 G4-3		5	0	0	0	0	1	8
Mike Devereaux, R (1, 9) (8, 8) OBP: 0.373, SLG: 0.432	1-0 G5-3		2-2 F9		2-2 G6-3		2-3 K		2-2 E3 CS	5	0	0	0	0	1	2
Ray Durham, S (1, 4) OBP: 0.367, SLG: 0.356		2-2 S 1B 1B		3-3 K	1-0 P3		4-0 FC6 BB		3-1 G1-6-3 1-2 1B	4	1	2	0	1	1	0
Michael LaValliere, L (1, 2) OBP: 0.300, SLG: 0.278 Ron Karkovice, R (3, 2) OBP: 0.290, SLG: 0.361	2-0 FC6-4 1-H 1B			1-2 G2-3 1B E 1B	3-3 K		1 SAFE 1 SAFE 1 SAFE 1 SAFE S 1 SAFE C 1 SAFE 1 SAFE 1-3 K		0-1 G1-6-3 1-2f	1 4	0 1	1 1	1 0	0 0	0 2	0 2
Ozzie Guillen, L (1, 6) OBP: 0.319, SLG: 0.357	0-1 F9			0-0 G2-3 1-2 E 1B		2-1 L8	1 SAFE 1-2 FC6 1-2f			4	1	1	0	0	0	2
Inning Stats	R: 2 E: 0 K: 0 S: 8 H: 2 LOB: 1 BB: 1 P: 17	R: 1 E: 0 K: 0 S: 8 H: 2 LOB: 1 BB: 0 P: 14	R: 0 E: 0 K: 0 S: 8 H: 1 LOB: 1 BB: 0 P: 15	R: 2 E: 1 K: 1 S: 18 H: 3 LOB: 3 BB: 1 P: 32	R: 0 E: 0 K: 1 S: 9 H: 0 LOB: 0 BB: 0 P: 15	R: 1 E: 1 K: 1 S: 8 H: 2 LOB: 2 BB: 1 P: 18	R: 0 E: 0 K: 2 S: 10 H: 0 LOB: 1 BB: 1 P: 18	R: 1 E: 0 K: 1 S: 11 H: 1 LOB: 1 BB: 0 P: 23	R: 0 E: 1 K: 0 S: 8 H: 1 LOB: 0 BB: 0 P: 12	1B: 10 2B: 1 3B: 0 HR: 1	SF: 1 SAC: 0 DP: 1 HBP: 1			WP: 0 PB: 0 SB: 2 CS: 1	PA: 44		

	AB	38
	R	7
	H	12
	RBI	5
	BB	4
	SO	6
	LOB	21

PITCHER		IP	WLS	BF	H	R	ER	SO	BB	IBB	HBP	BLK	WP	HR	S	P	ERA	WHIP
Sean Bergman, R ERA: 5.34	(1, 1)	3.2		21	8	5	3	1	0	1	0	0	0	0	41	72	7.36	2.182
Buddy Groom, L ERA: 5.96	(4, 1)	3.2		17	3	2	2	5	2	1	0	0	0	1	34	68	4.91	1.364
Brian Maxcy, R ERA:	(8, 1)	1.2	W	6	1	0	0	0	0	0	1	0	0	0	13	24	0.00	0.600

PITCHER	IP	WLS	BF	H	R	ER	SO	BB	IBB	HBP	BLK	WP	HR	S	P	ERA	WHIP

Batter	1	2	3	4	5	6	7	8	9	AB	R	H	RBI	BB	SO	LOB
Chad Curtis, R (1, 8) OBP: 0.354, SLG: 0.389	B C B X 2-1 G5-3 ①		B C B X 2-1 F8 ② 3-2 F8 ②	B C L B B F X	B B C S B F X 3-2 BB 1B 2-H	C B B F B X 3-2 L7 ②		5	0	1	1	0	0	1
Scott Fletcher, R (1, 4) OBP: 0.298, SLG: 0.275	B B C X 2-1 G5-4-3 1B		C X 0-1 1B 1B 1-2 C B B X 2-1 P6 ③		1 SAFE P B B B 4-0 BB 1-2	S S B B X 2-2 P3 ③		4	1	2	0	1	0	0
Alan Trammell, R (1, 6) OBP: 0.433, SLG: 0.354 Lou Whitaker, L (9, PH) OBP: 0.333, SLG: 0.375	X 0-0 G5-4-3 ② ③ 1-2f		C B X 1-1 1B 1B 1-2 2-3	C B C B S 2-3 K ①	C F B B B F X 3-2 P3 ③		C C S 0-3 K ①	4 1	1 0	1 0	0 0	0 0	1 1	3 0
Cecil Fielder, R (1, 10) OBP: 0.327, SLG: 0.500 Chris Gomez, R (9, PR) OBP: 0.278, SLG: 0.397		B F B F B X 3-2 1B	B F B S B X 3-2 1B 1B 1-3 2-H 3-H		B C B F F B X 3-2 P3 ②		B S B C S 2-3 K ①		B B S B S B 4-2 HR BB	4 0	1 1	2 0	2 0	1 0	1 0	0 0
Travis Fryman, R (1, 5) OBP: 0.331, SLG: 0.320	X 0-0 F9 ①		C X 0-1 1B 1-2 3-H		F B B B F F X 3-2 G5-3 ③		C B F B F B B 4-2 WP 1B BB		B F C S 1-3 K ②	4	0	1	1	1	1	2
Juan Samuel, R (1, 3) OBP: 0.387, SLG: 0.556 Kirk Gibson, L (9, PH) OBP: 0.430, SLG: 0.667	B F X 1-1 P2 ②		B B F X 2-1 BB 1B 1-3 2-H			B B C B C F X 3-2 HR	B X 1-0 WP 1B 1-2		F S B X 1-2 HR 1-H	4 1	1 1	3 1	2 2	0 0	0 0	1 0
Danny Bautista, R (1, 9) OBP: 0.327, SLG: 0.340 Franklin Stubbs, L (7, PH) OBP: 0.479, SLG: 0.432 (8, 7)	S X 0-1 G5-3 ③		B B B B 4-0 BB 1-2			B C S X 1-2 G5-3 ① F X 0-1 F7 ②				2 1	0 0	0 0	0 0	1 0	0 0	1 2
Todd Steverson, R (1, 7) OBP: 0.333, SLG: 0.235 Bobby Higginson, L (3, PH) OBP: 0.344, SLG: 0.452 (4, 7) (8, 9)			F9 P4			B B F F F B B 4-2 S 1B BB C B S B B S 3-3 K ③ 1-2 2-3				1 2	0 1	0 0	0 0	0 1	0 1	0 5
John Flaherty, R (1, 2) OBP: 0.379, SLG: 0.475			B B F B B 4-1 1B 1B 1B BB B S X 1-1 G6-3 ①			S C S 0-3 K ② 1-2		B C F F C 1-3 K ①		3	1	0	0	1	2	1
Inning Stats	R: 0 E: 0 K: 0 S: 5 H: 1 LOB: 0 BB: 0 P: 9	R: 0 E: 0 K: 0 S: 8 H: 1 LOB: 1 BB: 0 P: 12	R: 4 E: 0 K: 0 S: 21 H: 5 LOB: 3 BB: 2 P: 41	R: 0 E: 0 K: 0 S: 8 H: 0 LOB: 0 BB: 0 P: 14	R: 0 E: 0 K: 1 S: 11 H: 0 LOB: 0 BB: 0 P: 19	R: 2 E: 0 K: 1 S: 22 H: 2 LOB: 2 BB: 2 P: 39	R: 0 E: 0 K: 2 S: 12 H: 1 LOB: 2 BB: 1 P: 22	R: 0 E: 0 K: 1 S: 10 H: 0 LOB: 0 BB: 0 P: 16	R: 2 E: 0 K: 2 S: 11 H: 1 LOB: 1 BB: 1 P: 17	1B: 9 2B: 0 3B: 0 HR: 2	SF: 0 SAC: 0 DP: 1 HBP: 0					

PITCHER		IP	WLS	BF	H	R	ER	SO	BB	IBB	HBP	BLK	WP	HR	S	P	ERA	WHIP
Jim Abbott, L ERA: 4.65	(1, 1)	2.2		15	7	4	4	0	1	0	0	0	0	0	30	52	13.50	3.000
Jose DeLeon, R ERA: 4.56	(3, 1)	3.0		14	2	2	2	2	3	0	0	0	0	1	41	75	6.00	1.667
Kirk McCaskill, R ERA: 4.91	(6, 1)	0.2		4	1	0	0	1	1	0	0	0	0	0	11	21	0.00	3.000
Tim Fortugno, L ERA: 2.4	(7, 1)	1.2		5	0	0	0	2	0	0	0	0	1	0	15	24	0.00	0.000
Roberto Hernandez, R ERA: 3.86	(9, 1)	0.2	L	4	1	2	2	2	1	0	0	0	0	1	11	17	27.00	3.000

PITCHER	IP	WLS	BF	H	R	ER	SO	BB	IBB	HBP	BLK	WP	HR	S	P	ERA	WHIP

BOTTOM

Chicago White Sox @ Detroit Tigers

Tiger Stadium, Detroit, MI

Fri May 26 1995, 7:05 PM EDT

Att. 15,551 - Unknown - 72 F

livebaseballscorecards.com

AB	36
R	8
H	11
RBI	8
BB	6
SO	7
LOB	16

Chicago White Sox @ Detroit Tigers

Tiger Stadium, Detroit, MI

Sat May 27 1995, 3:33 AM EDT
Att. 14,425 - Cloudy - 68 F

TOP

livebaseballscorecards.com

Batter	1	2	3	4	5	6	7	8	9	AB	R	H	RBI	BB	SO	LOB
Dave Martinez, L (1, 8) OBP: 0.278, SLG: 0.303	B B B C C F X 3-2 ① G4-3		B B X 2-0 ② P4		B C C B F S 2-3 ② K		B B X 2-0 ② G4-3		B 1-0 ③ CS 1-2	4	0	0	0	0	1	0
Tim Raines, S (1, 7) OBP: 0.350, SLG: 0.547	C C F B F B S 2-3 ② K		X 0-0 ③ G4-3		X 0-0 ③ G4-3		C B F B X 2-2 ③ G1-3			4	0	0	0	0	1	0
Frank Thomas, R (1, 3) OBP: 0.512, SLG: 0.596	B C B F B B 4-2 BB			B B B B 4-0 1B BB		C B X 1-1 ① G5-3		S C B X 1-2 ① F9		2	0	0	0	2	0	0
John Kruk, L (1, 10) OBP: 0.400, SLG: 0.333	C F B S 1-3 ③ K			B B C F C 2-3 ① K		C B F B S 2-3 ② K		S B X 1-1 1B		4	0	1	0	0	3	2
Robin Ventura, L (1, 5) OBP: 0.388, SLG: 0.463		C B F F C 1-3 ① K		C B B B X 2-1 FC6-4 1-3 1B		B B C B F F B 4-2 1B BB BB		C X 0-1 ② F8		3	0	1	0	1	1	1
Warren Newson, L (1, 9) OBP: 0.511, SLG: 0.606 Mike Devereaux, R (8, 9) OBP: 0.373, SLG: 0.432		B C C X 1-2 1B		F 1 SAFE C C C 0-3 ② K		F B B 1 SAFE F B B 4-2 1B 1-2 BB		C C B X 1-2 ③ G1-3		3 0	0 0	1 0	0 0	1 0	1 0	3 0
Ray Durham, S (1, 4) OBP: 0.363, SLG: 0.352		C 1 SAFE X 0-1 ② F8		C B B F X 2-2 ③ FC6-4 1-2f		B B F B X 3-2 1-2 2-3 1B		C C F B X 1-2 ① G5-3		4	0	1	0	0	0	3
Ron Karkovice, R (1, 2) OBP: 0.288, SLG: 0.400		X 0-0 ③ G1-3			C B S X 1-2 HR	B B F B C X 3-2 ③ G5-3		X 0-0 ② G6-3		4	1	1	1	0	0	4
Ozzie Guillen, L (1, 6) OBP: 0.316, SLG: 0.351			C F F B X 1-2 ① F8		F X 0-1 ① G4-3		B C F B F B X 3-2 ① F9		S B X 1-1 CS 1B	4	0	1	0	0	0	0
Inning Stats	R: 0 H: 0 E: 0 LOB: 1 K: 2 BB: 1 S: 14 P: 24	R: 0 H: 1 E: 0 LOB: 1 K: 1 BB: 0 S: 10 P: 12	R: 0 H: 0 E: 0 LOB: 0 K: 0 BB: 0 S: 6 P: 9	R: 0 H: 1 E: 0 LOB: 2 K: 2 BB: 1 S: 11 P: 21	R: 1 H: 1 E: 0 LOB: 0 K: 1 BB: 0 S: 10 P: 13	R: 0 H: 1 E: 0 LOB: 3 K: 1 BB: 2 S: 16 P: 33	R: 0 H: 0 E: 0 LOB: 0 K: 0 BB: 0 S: 8 P: 15	R: 0 H: 1 E: 0 LOB: 1 K: 0 BB: 0 S: 10 P: 13	R: 0 H: 1 E: 0 LOB: 0 K: 0 BB: 0 S: 7 P: 10	1B: 5 SF: 0 2B: 0 SAC: 0 3B: 0 DP: 0 HR: 1 HBP: 0						WP: 0 PA: 37 PB: 0 SB: 0 CS: 1

	AB	32
	R	1
	H	6
	RBI	1
	BB	4
	SO	7
	LOB	13

PITCHER	IP	WLS	BF	H	R	ER	SO	BB	IBB	HBP	BLK	WP	HR	S	P	ERA	WHIP
Felipe Lira, R (1, 1) ERA: 3.15	5.0	L	20	3	1	1	6	2	0	0	0	0	1	51	79	1.80	1.000
Brian Bohanon, L (6, 1) ERA: 5.02	0.2		5	1	0	0	1	2	0	0	0	0	0	13	27	0.00	4.500
Brian Maxcy, R (6, 1) ERA:	0.1		1	0	0	0	0	0	0	0	0	0	0	3	6	0.00	0.000
Joe Boever, R (7, 1) ERA: 4.09	3.0		10	2	0	0	0	0	0	0	0	0	0	25	38	0.00	0.667

PITCHER	IP	WLS	BF	H	R	ER	SO	BB	IBB	HBP	BLK	WP	HR	S	P	ERA	WHIP

Batter	1	2	3	4	5	6	7	8	9	AB	R	H	RBI	BB	SO	LOB
Chad Curtis, R (1, 8) OBP: 0.351, SLG: 0.378	B B C B C F B 4-2 1B FC1-5-2 BB		B B C C X 2-2 ① G5-3		C B B F F B X 3-2 ② L8		C C F X 0-2 ② G6-3 2-3			3	0	0	0	1	0	2
Lou Whitaker, L (1, 4) OBP: 0.370, SLG: 0.381	F 1 SAFE B B B X 2-1 FC1-5-2 1-3 1B		B S B B C X 2-2 ② G6-3		I I I I 4-0 IBB		I I I I 4-0 IBB			2	0	1	0	2	0	0
Bobby Higginson, L (1, 9) OBP: 0.330, SLG: 0.432	B C F F X 1-2 ① FC1-5-2 1-3 3-H		F C F B X 1-2 ③ G6-3		C F X 0-2 ③ G1-3		X 0-0 ③ P6			4	0	0	0	0	0	6
Cecil Fielder, R (1, 3) OBP: 0.325, SLG: 0.484	B B B B 4-0 BB			F F B B X 2-2 ① P2		B C S B B S 3-3 ① K		X 0-0 ① G1-3		3	0	0	0	1	1	0
Kirk Gibson, L (1, 10) OBP: 0.410, SLG: 0.630	B B S S S 2-3 ② K			C X 0-1 ② F7		F X 0-1 ② L7		B C X 1-1 ② F9		4	0	0	0	0	1	3
Travis Fryman, R (1, 5) OBP: 0.336, SLG: 0.321	B B X 2-0 ③ F8			B B B C B 4-1 BB		B S B B X 2-1 1B		B F C X 1-2 ③ F8		3	0	1	0	1	0	3
Franklin Stubbs, L (1, 7) OBP: 0.442, SLG: 0.390		C X 0-1 ① G1-3		C 1 SAFE B B C 1 SAFE F 1 SAFE F 2-2 X ③ F8		B F 1 SAFE C 1 X 1-2 ③ F8			B B B C S S 3-3 ① K	4	0	0	0	0	1	2
Chris Gomez, R (1, 6) OBP: 0.293, SLG: 0.400 Alan Trammell, R (9, PH) OBP: 0.426, SLG: 0.347		B S F S 1-3 ② K			S F F B B B X 3-2 PB 1B		C B C B B B 4-2 G6-3 SH1-3 BB		B C B X 2-1 ② G4-3	2 1	0 0	1 0	0 0	1 0	1 0	0 0
Ron Tingley, R (1, 2) OBP: 0.344, SLG: 0.259 Juan Samuel, R (9, PH) OBP: 0.375, SLG: 0.536		C X 0-1 ③ G5-3			B L B L S 2-3 ① K 1-2		X 0-0 ① SH1-3 1-2		B C F B F B S 3-3 ③ K	2 1	0 0	0 0	0 0	0 0	1 1	1 0
Inning Stats	R: 0 H: 1 E: 0 LOB: 3 K: 1 BB: 2 S: 13 P: 28	R: 0 H: 0 E: 0 LOB: 0 K: 1 BB: 0 S: 7 P: 8	R: 0 H: 0 E: 0 LOB: 0 K: 0 BB: 0 S: 10 P: 15	R: 0 H: 0 E: 0 LOB: 1 K: 0 BB: 1 S: 11 P: 19	R: 0 H: 1 E: 0 LOB: 2 K: 1 BB: 1 S: 14 P: 26	R: 0 H: 1 E: 0 LOB: 1 K: 1 BB: 0 S: 10 P: 16	R: 0 H: 0 E: 0 LOB: 2 K: 0 BB: 2 S: 8 P: 16	R: 0 H: 0 E: 0 LOB: 0 K: 0 BB: 0 S: 6 P: 8	R: 0 H: 0 E: 0 LOB: 0 K: 2 BB: 0 S: 9 P: 17						

PITCHER		IP	WLS	BF	H	R	ER	SO	BB	IBB	HBP	BLK	WP	HR	S	P	ERA	WHIP
Jason Bere, R ERA: 5.0	(1, 1)	8.0	W	33	3	0	0	4	4	2	0	0	0	0	79	136	0.00	0.875
Roberto Hernandez, R ERA: 3.55	(9, 1)	1.0	S	3	0	0	0	2	0	0	0	0	0	0	9	17	0.00	0.000

PITCHER	IP	WLS	BF	H	R	ER	SO	BB	IBB	HBP	BLK	WP	HR	S	P	ERA	WHIP

BOTTOM

Chicago White Sox @ Detroit Tigers

Tiger Stadium, Detroit, MI

Sat May 27 1995, 3:33 AM EDT

Att. 14,425 - Cloudy - 68 F

livebaseballscorecards.com

AB	29
R	0
H	3
RBI	0
BB	6
SO	6
LOB	17

1B: 3	SF: 0	WP: 0	PA: 36
2B: 0	SAC: 1	PB: 1	
3B: 0	DP: 0	SB: 0	
HR: 0	HBP: 0	CS: 0	

Chicago White Sox @ Detroit Tigers

Tiger Stadium, Detroit, MI

Sun May 28 1995, 3:33 AM EDT

Att. 10,813 - Overcast - 69 F

livebaseballscorecards.com

Batter	1	2	3	4	5	6	7	8	9	AB	R	H	RBI	BB	SO	LOB
Norberto Martin, R (1, 9) OBP: 0.143, SLG: 0.115 Warren Newson, L (5, PH) OBP: 0.521, SLG: 0.588 (5, 9)	F B B X 2-1 G5-3 ①		C C B B X 2-2 E1 BB 2B	X 0-0 G3 ①	B B S B B 4-1 1-2 2-3 BB		B C B C B S 3-3 K ③		B B B C F B 4-2 BB	3 1	1 0	0 0	0 0	0 2	0 1	0 0
Tim Raines, S (1, 7) OBP: 0.358, SLG: 0.550	C B B B B F X 3-2 1B		B B B B 4-0 2B 1-2 G3 BB	B X 2-0 G4-3 ②	C X 0-1 G3-1 ③			B X 1-0 BB FC6-5 2B	X 0-0 P6 ②	5	2	2	0	1	0	4
Frank Thomas, R (1, 3) OBP: 0.512, SLG: 0.628	C B B F 1 F X SAFE 2-2 F9 ②		S B X 1-1 G3 1-3 2-H SF8 2B	B C F B B X 3-2 G4-3 ③		C B X 2-1 HR		I I I I 4-0 FC6-5 BB IBB	B X 1-0 G4-3 ③	5	2	2	2	1	0	2
John Kruk, L (1, 10) OBP: 0.400, SLG: 0.368	1 B C F S SAFE 1-3 K ③		X 0-0 G3 2-3 3-H ①		X 0-0 1B FC6-4 2B	C F B F C 1-3 K ①		B B B C B 4-1 1-2 2-3 FC6-5 2B BB		4	2	1	1	1	2	2
Robin Ventura, L (1, 5) OBP: 0.380, SLG: 0.455		F B S B S 2-3 K ①	S S B F B X 2-2 SF8 ② 3-H		B B X 2-0 FC6-4 2-3 1B	X 0-0 F8 ②		B C F B X 2-2 P4 ①		4	0	1	1	0	1	3
Mike Devereaux, R (1, 8) OBP: 0.364, SLG: 0.430		X 0-0 1B SF9 2B	X 0-0 P3 ③		X 0-0 FC6-4 1-2f 3-H 2B SF9 ①	X 0-0 G4-3 ③		S S B B X 2-2 FC6-5 1-2 2-3f 3-H 2B ②		5	3	1	2	0	0	3
Ray Durham, S (1, 4) OBP: 0.383, SLG: 0.427		B C X 1-1 2-3 1B	B B C F X 2-2 HR	C B X 1-1 1-3 S 2B		X 0-0 G6-3 ①	S F B X 1-2 1-H 2-H 2B		5	1	4	3	0	0	0
Ron Karkovice, R (1, 2) OBP: 0.295, SLG: 0.500		X 0-0 SF9 3-H ②	S B B X 2-1 HR	X 0-0 SF9 3-H ②		B C X 1-1 HR	B C X 1-1 G5-3 ③		3	2	2	4	0	0	1
Craig Grebeck, R (1, 6) OBP: 0.412, SLG: 0.464 Ozzie Guillen, L (9, PH) OBP: 0.312, SLG: 0.347 (9, 6)		1 B C X SAFE 1-1 G1-3 ③		X 0-0 HR	B B B C B 4-1 BB BB		F S F X 0-2 G4-3 ②		B B C F B F X 3-2 G4-3 ①	3 1	1 0	1 0	1 0	1 0	0 0	1 0
Inning Stats	R: 0 H: 1 E: 0 LOB: 1 K: 1 BB: 0 S: 12 P: 20	R: 1 H: 2 E: 0 LOB: 1 K: 1 BB: 0 S: 9 P: 13	R: 3 H: 1 E: 1 LOB: 0 K: 0 BB: 1 S: 11 P: 20	R: 3 H: 3 E: 0 LOB: 0 K: 0 BB: 0 S: 11 P: 20	R: 2 H: 3 E: 0 LOB: 3 K: 0 BB: 2 S: 10 P: 21	R: 1 H: 1 E: 0 LOB: 0 K: 1 BB: 0 S: 8 P: 11	R: 1 H: 1 E: 0 LOB: 0 K: 1 BB: 0 S: 10 P: 14	R: 3 H: 2 E: 0 LOB: 1 K: 0 BB: 2 S: 13 P: 28	R: 0 H: 0 E: 0 LOB: 1 K: 0 BB: 1 S: 8 P: 16	1B: 3 SF: 3 2B: 6 SAC: 0 3B: 0 DP: 0 HR: 5 HBP: 0						WP: 0 PA: 48 PB: 0 SB: 1 CS: 0

TOP	
AB	39
R	14
H	14
RBI	14
BB	6
SO	4
LOB	16

PITCHER		IP	WLS	BF	H	R	ER	SO	BB	IBB	HBP	BLK	WP	HR	S	P	ERA	WHIP
David Wells, L ERA: 3.63	(1, 1)	3.0		18	7	7	5	2	1	0	0	0	0	3	38	63	15.00	2.667
John Doherty, R ERA: 7.5	(4, 1)	3.2		18	5	4	4	1	2	0	0	0	0	2	30	50	9.82	1.909
Buddy Groom, L ERA: 6.84	(7, 1)	0.2	L	5	1	3	3	1	1	1	0	0	0	0	8	22	40.50	3.000
Mike Henneman, R ERA: 0.84	(8, 1)	1.2		7	1	0	0	0	1	0	0	0	0	0	16	28	0.00	1.200

PITCHER		IP	WLS	BF	H	R	ER	SO	BB	IBB	HBP	BLK	WP	HR	S	P	ERA	WHIP

Batter	1	2	3	4	5	6	7	8	9	AB	R	H	RBI	BB	SO	LOB
Chad Curtis, R (1, 8) OBP: 0.364, SLG: 0.448	C X 0-1 HR	B B C X 2-1 HR	B B B C X 3-1 1B 2B		X 0-0 ① G3 2-3	B H 2-0 1-2 2-3 HBP		X 0-0 ② F7		5	3	3	2	0	0	1
Lou Whitaker, L (1, 4) OBP: 0.423, SLG: 0.478	B B B B 4-0 1B HR BB	B C F B F X 2-2 HR 1B	B S B B F B 4-2 1B BB		X 0-0 G6-3 S 3-H 1B	B F X 1-1 ③ F7		B C F B X 2-2 HR		4	3	3	2	2	0	3
Alan Trammell, R (1, 6) OBP: 0.418, SLG: 0.345	B B C F X 2-2 1-2 HR 1B	S T B S 1-3 ① K	B B F X 2-1 1-3 2-H G6-4-3 1B		B C B B X 3-1 ② G6-3 1-3		B C B C X 2-2 ① G4-3	C B C B B X 3-2 E6		6	1	2	1	0	1	2
Cecil Fielder, R (1, 3) OBP: 0.333, SLG: 0.540 Scott Fletcher, R (8, PR) OBP: 0.298, SLG: 0.275 (9, 3)	B F B S X 2-2 1-H 2-H HR	B S B B S T F X 3-2 1-H HR	F B B X 2-1 ② ③ G6-4-3 1-2f		C F B B S 2-3 ③ K		B F X 1-1 ② L9	F B S F B B F H 4-2 HBP		5 0	2 0	2 0	5 0	0 0	1 0	3 0
Kirk Gibson, L (1, 10) OBP: 0.427, SLG: 0.722	B F X 1-1 S S 1B	C B X 1-1 ② F6		B B C X 2-1 HR		B B C B X 3-1 HR	B X 1-0 BB 2B	B S X 1-1 ③ F8		6	2	4	2	0	0	2
Travis Fryman, R (1, 5) OBP: 0.344, SLG: 0.318	B F X 1-1 ① P6	X 0-0 E6 BB		F B S B X 2-2 ① L7		B B B 4-0 CS S BB	I I I I 4-0 BB IBB		B B B C X 3-1 1B	4	0	1	0	2	0	1
Bobby Higginson, L (1, 7) OBP: 0.337, SLG: 0.422 Juan Samuel, R (7, PH) OBP: 0.394, SLG: 0.536 Todd Steverson, R (8, 7) OBP: 0.333, SLG: 0.235 Franklin Stubbs, L (9, PH) OBP: 0.434, SLG: 0.381	1 B F 1 B B B SAFE SAFE 4-1 S 1-2 BB	B C B F B B 4-2 1-2 BB		B C S C 1-3 ② K		B C B B C F S 3-3 ① ② K 1-3	B B B F B B B 4-1 1-2 2-3 BB	S F C 0-3 ① K		2 0 0 1	0 0 0 0	0 0 0 0	0 1 0 1	2 0 0 0	2 0 0 1	1 0 0 1
Danny Bautista, R (1, 9) OBP: 0.311, SLG: 0.321	C F S 0-3 ② K 1-2 2-3	B F S C 1-3 ③ K		B S B F S 2-3 ③ K		S S F B B B X 2-2 HBP BB 1B	C C S 0-3 ③ K		C C C 0-3 ② K	6	0	1	0	0	5	8
John Flaherty, R (1, 2) OBP: 0.375, SLG: 0.470	C B F B S 2-3 ③ K		F F B X 1-2 ① P2		F B X 1-1 G3 1B 2B	B P B B 4-0 HBP 1-2 BB		B C B X 2-1 ① P4	B F F X 1-2 ③ P5	5	1	1	0	1	1	3
Inning Stats	R: 4 H: 4 E: 0 LOB: 2 K: 2 BB: 2 S: 19 P: 35	R: 3 H: 3 E: 1 LOB: 2 K: 2 BB: 1 S: 21 P: 35	R: 1 H: 2 E: 0 LOB: 1 K: 0 BB: 1 S: 11 P: 23	R: 1 H: 1 E: 0 LOB: 0 K: 2 BB: 0 S: 11 P: 18	R: 1 H: 2 E: 0 LOB: 1 K: 1 BB: 0 S: 9 P: 15	R: 1 H: 2 E: 0 LOB: 3 K: 1 BB: 2 S: 13 P: 31	R: 0 H: 1 E: 0 LOB: 3 K: 1 BB: 2 S: 10 P: 22	R: 1 H: 1 E: 1 LOB: 2 K: 0 BB: 0 S: 15 P: 27	R: 0 H: 1 E: 0 LOB: 1 K: 2 BB: 0 S: 12 P: 16	1B: 7 SF: 0 2B: 4 SAC: 0 3B: 0 DP: 2 HR: 7 HBP: 2						WP: 0 PA: 54 PB: 0 SB: 5 CS: 1

PITCHER		IP	WLS	BF	H	R	ER	SO	BB	IBB	HBP	BLK	WP	HR	S	P	ERA	WHIP
James Baldwin, R ERA: 12.89	(1, 1)	1.1		13	7	7	7	3	2	0	0	0	0	4	32	56	47.25	6.750
Kirk McCaskill, R ERA: 5.6	(2, 1)	3.0		16	5	3	3	3	2	0	0	0	0	1	34	60	9.00	2.333
Rob Dibble, R ERA: 12.27	(5, 1)	1.1		8	2	1	1	2	2	0	1	0	0	1	16	38	6.75	3.000
Scott Radinsky, L ERA: 6.75	(6, 1)	2.0	W	10	2	1	1	1	1	1	0	0	0	1	18	35	4.50	1.500
Roberto Hernandez, R ERA: 3.21	(8, 1)	1.1	S	7	1	0	0	2	0	0	1	0	0	0	21	33	0.00	0.750

PITCHER	IP	WLS	BF	H	R	ER	SO	BB	IBB	HBP	BLK	WP	HR	S	P	ERA	WHIP

BOTTOM

Chicago White Sox @ Detroit Tigers

Tiger Stadium, Detroit, MI

Sun May 28 1995, 3:33 AM EDT

Att. 10,813 - Overcast - 69 F

livebaseballscorecards.com

AB	44
R	12
H	17
RBI	12
BB	8
SO	11
LOB	25

Batter	1	2	3	4	5	6	7	8	9	AB	R	H	RBI	BB	SO	LOB
Chad Curtis, R (1, 8) OBP: 0.359, SLG: 0.438	X 0-0 ① G1-3		B C S F B B S 3-3 ③ K		C B X 1-1 2-H 1B		B B B C C X 3-2 ③ G6-3		C X 0-1 ② P3	5	0	1	1	0	1	0
Lou Whitaker, L (1, 4) OBP: 0.439, SLG: 0.500	B C B X 2-1 1B			B X 1-0 2B	C C B X 1-2 ③ F8			C X 0-1 ① F9	B B F B B 4-1 BB	4	0	2	0	1	0	1
Alan Trammell, R (1, 6) OBP: 0.431, SLG: 0.333	X 0-0 ② P4			B B B B 4-0 BB		B X 1-0 ① F7		C B B B B 4-1 FC3-6 BB	B B B C 1 SAFE B 4-1 1-2 BB	2	0	0	0	3	0	1
Cecil Fielder, R (1, 3) OBP: 0.323, SLG: 0.519 Todd Steverson, R (8, PR) OBP: 0.333, SLG: 0.235 (8, 7) Juan Samuel, R (9, PH) OBP: 0.382, SLG: 0.517	B 1 SAFE X 1-0 ③ F7			C X 0-1 ① L4		C S B F X 1-2 ② G5-3		S 1 SAFE S 1 B X 1-2 ② FC3-6 WP BB 1-2f	F B B F C X 2-2 ③ G3	4 0 1	0 0 0	0 0 0	0 0 0	0 0 0	0 0 0	4 0 2
Kirk Gibson, L (1, 10) OBP: 0.430, SLG: 0.707		C F B B F X 2-2 ① P3		B S B F X 2-2 ② F8		C S B X 1-2 1B		B B B B 4-0 WP 1-2 BB		3	0	1	0	1	0	2
Travis Fryman, R (1, 5) OBP: 0.333, SLG: 0.307		C B B S C 2-3 ② K		C S C 0-3 ③ K		C 1 SAFE B 1 F B S 2-3 ③ K		S S S 0-3 ③ K 1-2 2-3		4	0	0	0	0	4	5
Franklin Stubbs, L (1, 7) OBP: 0.421, SLG: 0.370 (8, 3)		C S S 0-3 ③ K			S B F B X 2-2 FC5-4 1B		B X 1-0 ① P4		C F B F F B F X 2-2 ① G3-4-1	4	0	1	0	0	1	0
Bobby Higginson, L (1, 9) OBP: 0.343, SLG: 0.436			C C B B S 2-3 ① K		B F 1 SAFE B X 2-1 ① FC5-4 G6-3 1-2f 1B		B C B B X 3-1 1B 2B		C X 0-1 HR 1B	4	3	2	0	0	1	1
John Flaherty, R (1, 2) OBP: 0.382, SLG: 0.514			B S X 1-1 ② G5-3		F C 1 SAFE F B B B B X 3-2 ② G6-3 1-2		F B C X 1-2 ② 2-H 1B		C F X 0-2 1-H HR	4	1	2	3	0	0	1
Inning Stats	R: 0 E: 0 K: 0 S: 5 H: 1 LOB: 1 BB: 0 P: 8	R: 0 E: 0 K: 2 S: 10 H: 0 LOB: 0 BB: 0 P: 14	R: 0 E: 0 K: 2 S: 9 H: 0 LOB: 0 BB: 0 P: 15	R: 0 E: 0 K: 1 S: 9 H: 1 LOB: 2 BB: 1 P: 16	R: 1 E: 0 K: 0 S: 14 H: 2 LOB: 1 BB: 0 P: 23	R: 0 E: 0 K: 1 S: 11 H: 1 LOB: 1 BB: 0 P: 16	R: 1 E: 0 K: 0 S: 9 H: 2 LOB: 0 BB: 0 P: 17	R: 0 E: 0 K: 1 S: 9 H: 0 LOB: 2 BB: 2 P: 18	R: 2 E: 0 K: 0 S: 18 H: 2 LOB: 2 BB: 2 P: 30	1B: 6 2B: 2 3B: 0 HR: 1 SF: 0 SAC: 0 DP: 0 HBP: 0						

PITCHER		IP	WLS	BF	H	R	ER	SO	BB	IBB	HBP	BLK	WP	HR	S	P	ERA	WHIP
David Cone, R ERA: 3.12	(1, 1)	8.0	W	33	7	2	2	7	3	0	0	0	1	0	76	127	2.25	1.250
Darren Hall, R ERA: 2.7	(9, 1)	0.2		6	2	2	2	0	2	0	0	0	0	1	15	25	27.00	6.000
Mike Timlin, R ERA: 4.02	(9, 1)	0.1	S	1	0	0	0	0	0	0	0	0	0	0	3	5	0.00	0.000

PITCHER	IP	WLS	BF	H	R	ER	SO	BB	IBB	HBP	BLK	WP	HR	S	P	ERA	WHIP

TOP

Detroit Tigers @ Toronto Blue Jays

SkyDome, Toronto, ON

Mon May 29 1995, 7:05 PM EDT

Att. 39,294 - Dome - 72 F

livebaseballscorecards.com

AB	35
R	4
H	9
RBI	4
BB	5
SO	7
LOB	17

WP: 1	PB: 0	SB: 0	CS: 0
PA: 40			

Detroit Tigers @ Toronto Blue Jays

SkyDome, Toronto, ON

Mon May 29 1995, 7:05 PM EDT

Att. 39,294 - Dome - 72 F

livebaseballscorecards.com

BOTTOM

Batter	1	2	3	4	5	6	7	8	9	AB	R	H	RBI	BB	SO	LOB
Devon White, S (1, 8) OBP: 0.375, SLG: 0.512	F C B F F F B X 2-2 HR 3B	X 0-0 CS 1B			C F B B S 2-3 ① K		F C B X 1-2 G5-3 S 1B	X 0-0 ③ F7		5	1	3	0	0	1	0
Alex Gonzalez, R (1, 6) OBP: 0.349, SLG: 0.404	C X 0-1 3-H HR	C 0-1 ③ CS 1-2	B X 1-0 ① G1-3		C S F B B B F F B B 4-2 1B BB		C B 1 SAFE B B F F B 4-2 BB G5-3 1-2 BB			2	1	1	2	2	0	0
Paul Molitor, R (1, 10) OBP: 0.321, SLG: 0.277	F X 0-1 ① P4		B X 1-0 ② P6		B F 1 SAFE F B 1 SAFE F F B 3-2 1 SAFE X 1-2 1B		X 0-0 ① ② G5-3 1-2 2-3f			4	0	1	0	0	0	2
Joe Carter, R (1, 7) OBP: 0.388, SLG: 0.467	C X 0-1 L5-3 1B		X 0-0 1B		B C S F S 1-3 ② K		B B B I 4-0 BB IBB			3	0	2	0	1	1	2
John Olerud, L (1, 3) OBP: 0.367, SLG: 0.384	X 0-0 ② ③ L5-3 1-1		C B B F X 2-2 ③ F8		C G B F B X 2-2 ③ G3		B B B B 4-0 1-2 2-3 BB			3	0	0	0	1	0	4
Roberto Alomar, S (1, 4) OBP: 0.394, SLG: 0.552		B C B X 2-1 ① G3		B S C B X 2-2 ① G5-3		C X 0-1 G4-3 1B	B C B X 2-1 ③ F7			4	0	1	0	0	0	3
Shawn Green, L (1, 9) OBP: 0.317, SLG: 0.474		C B S X 1-2 G6-3 HR 2B		B F B F F C 2-3 ② K		B L B C X 2-2 ① G4-3 1-2		X 0-0 L4-3 1B		4	1	2	0	0	1	1
Ed Sprague, R (1, 5) OBP: 0.350, SLG: 0.528		B X 1-0 ② G6-3 2-3		F F B H 2-2 HBP		X 0-0 ② G6-3	F 1 SAFE X 0-1 ① ② L4-3 1-1			3	0	0	0	0	0	3
Lance Parrish, R (1, 2) OBP: 0.300, SLG: 0.500		C S X 0-2 3-H HR		C B C B C 2-3 ③ K		S B B B F X 3-2 ③ F9		S B F X 1-2 HR		4	2	2	3	0	1	2
Inning Stats	R: 2 E: 0 K: 0 S: 13 H: 3 LOB: 0 BB: 0 P: 15	R: 2 E: 0 K: 0 S: 11 H: 3 LOB: 0 BB: 0 P: 15	R: 0 E: 0 K: 0 S: 6 H: 1 LOB: 1 BB: 0 P: 10	R: 0 E: 0 K: 2 S: 12 H: 0 LOB: 1 BB: 0 P: 20	R: 0 E: 0 K: 2 S: 21 H: 1 LOB: 2 BB: 1 P: 33	R: 0 E: 0 K: 0 S: 9 H: 1 LOB: 1 BB: 0 P: 14	R: 0 E: 0 K: 0 S: 9 H: 1 LOB: 3 BB: 3 P: 24	R: 1 E: 0 K: 0 S: 7 H: 2 LOB: 0 BB: 0 P: 8		1B: 7 2B: 3 3B: 1 HR: 3	SF: 0 SAC: 0 DP: 3 HBP: 1					

	AB	32
	R	5
	H	12
	RBI	5
	BB	4
	SO	4
	LOB	17

WP: 0 PB: 0 SB: 1 CS: 1 PA: 38

PITCHER		IP	WLS	BF	H	R	ER	SO	BB	IBB	HBP	BLK	WP	HR	S	P	ERA	WHIP
Mike Moore, R ERA: 4.44	(1, 1)	6.0	L	29	10	4	4	4	2	0	1	0	0	2	78	118	6.00	2.000
Brian Maxcy, R ERA:	(7, 1)	1.0		4	0	0	0	0	1	1	0	0	0	0	3	13	0.00	1.000
Joe Boever, R ERA: 4.3	(8, 1)	1.0		4	2	1	1	0	0	0	0	0	0	1	7	8	9.00	2.000

PITCHER	IP	WLS	BF	H	R	ER	SO	BB	IBB	HBP	BLK	WP	HR	S	P	ERA	WHIP

Batter	1	2	3	4	5	6	7	8	9	AB	R	H	RBI	BB	SO	LOB
Chad Curtis, R (1, 8) OBP: 0.367, SLG: 0.460	B C B B B 4-1 E S 1B BB		C B F B S 2-3 ② K	B X 1-0 1-H HR		B B C B C X 3-2 ③ G5-3		B B B 4-0 2B BB		3	3	1	2	2	1	1
Lou Whitaker, L (1, 4) OBP: 0.435, SLG: 0.500	B S 1 B S S SAFE 2-3 ① K 1-3		B B F B B 4-1 BB 2B BB	X 0-0 ② F8			X 0-0 ① G4-3	X 0-0 1-H 2-H 2B		4	1	1	2	1	1	1
Travis Fryman, R (1, 5) OBP: 0.336, SLG: 0.305	C B B B B S F F X 3-2 3-H 1B		B 1 SAFE F 1 SAFE B S 1 SAFE F B 4-2 F B 2B 1-2 BB	F F B B B C 3-3 ③ K			B C X 1-1 ② F9	B B F X 2-1 ③ F9		4	1	1	1	1	1	1
Cecil Fielder, R (1, 3) OBP: 0.326, SLG: 0.519	B F B 1 S X SAFE 2-2 ② P2		F B B X 2-1 BB 1-3 2-H 2B		X 0-0 ① P3		B B F F B F B 4-2 BB		S B X 1-1 ① G4-3	4	0	1	1	1	0	1
Kirk Gibson, L (1, 10) OBP: 0.418, SLG: 0.674	B C X 1-1 ③ F8		I I I I 4-0 BB IBB		B C B F S 2-3 ② K2-3		F B B X 2-2 ③ G1-3		B C S B S 2-3 ② K	4	0	0	0	1	2	2
Bobby Higginson, L (1, 7) OBP: 0.336, SLG: 0.418		B B S B C S 3-3 ① K	B B C B B 4-1 1-2 2-3 3-H BB		B C C C 2-3 ③ K			C B B F B S 3-3 ① K	B C C B X 2-2 ③ F7	4	0	0	1	1	3	0
Danny Bautista, R (1, 9) OBP: 0.308, SLG: 0.317		C F C 0-3 ② K	S S B S 1-3 ③ K		L X 0-1 ① P4			B X 1-0 S 2B 1B		4	1	1	0	0	2	3
Chris Gomez, R (1, 6) OBP: 0.291, SLG: 0.391	B B X 2-0 ③ F8		B B B C C X 3-2 ① P2		X 0-0 1B		1 SAFE C B 1 SAFE B S S 2-3 ② K 1-2			4	0	1	0	0	1	1
John Flaherty, R (1, 2) OBP: 0.380, SLG: 0.507 Franklin Stubbs, L (8, PH) OBP: 0.431, SLG: 0.404 Ron Tingley, R (8, 2) OBP: 0.344, SLG: 0.259			C C B F X 1-2 ① F8	F X 0-1 HR 1B		C S S 0-3 ② K		C F B X 1-2 2-H 2B		3 1 0	1 1 0	1 1 0	0 1 0	0 0 0	1 0 0	1 0 0

Inning Stats	1	2	3	4	5	6	7	8	9
	R: 1 H: 1 E: 0 LOB: 1 K: 1 BB: 1 S: 14 P: 26	R: 0 H: 0 E: 0 LOB: 0 K: 2 BB: 0 S: 7 P: 12	R: 2 H: 1 E: 0 LOB: 3 K: 2 BB: 4 S: 18 P: 40	R: 2 H: 2 E: 0 LOB: 0 K: 1 BB: 0 S: 10 P: 17	R: 0 H: 0 E: 0 LOB: 0 K: 2 BB: 0 S: 7 P: 11	R: 0 H: 1 E: 0 LOB: 1 K: 1 BB: 0 S: 9 P: 12	R: 0 H: 0 E: 0 LOB: 1 K: 0 BB: 1 S: 9 P: 16	R: 3 H: 3 E: 0 LOB: 1 K: 2 BB: 1 S: 13 P: 26	R: 0 H: 0 E: 0 LOB: 0 K: 1 BB: 0 S: 8 P: 13

PITCHER	IP	WLS	BF	H	R	ER	SO	BB	IBB	HBP	BLK	WP	HR	S	P	ERA	WHIP
Paul Menhart, R (1, 1) ERA: 9.39	4.0		21	4	5	4	6	4	1	0	0	0	1	49	95	9.00	2.000
Danny Cox, R (5, 1) ERA: 9.18	3.2	L	16	3	3	3	5	2	0	0	0	0	0	35	60	7.36	1.364
Tony Castillo, L (8, 1) ERA: 3.5	0.1		2	1	0	0	0	0	0	0	0	0	0	3	5	0.00	3.000
Woody Williams, R (9, 1) ERA: 4.19	1.0		3	0	0	0	1	0	0	0	0	0	0	8	13	0.00	0.000

PITCHER	IP	WLS	BF	H	R	ER	SO	BB	IBB	HBP	BLK	WP	HR	S	P	ERA	WHIP

TOP

Detroit Tigers @ Toronto Blue Jays

SkyDome, Toronto, ON

Tue May 30 1995, 7:05 PM EDT

Att. 39,711 - Unknown - 68 F

livebaseballscorecards.com

AB	35
R	8
H	8
RBI	8
BB	7
SO	12
LOB	11

	1B: 4	SF: 0	WP: 0	PA: 42
	2B: 3	SAC: 0	PB: 0	
	3B: 0	DP: 0	SB: 2	
	HR: 1	HBP: 0	CS: 0	

Detroit Tigers @ Toronto Blue Jays

SkyDome, Toronto, ON

Tue May 30 1995, 7:05 PM EDT

Att. 39,711 - Unknown - 68 F

livebaseballscorecards.com

BOTTOM

Batter	1	2	3	4	5	6	7	8	9	AB	R	H	RBI	BB	SO	LOB
Devon White, S (1, 8) OBP: 0.376, SLG: 0.507	G5-3		K		F8 WP G6-3 1B		2B 1-3 1B		P4	5	2	2	0	0	1	1
Alex Gonzalez, R (1, 6) OBP: 0.360, SLG: 0.419	F8			1B 1B 1B	F8 1-3		1-H 3-H 2B		BB	4	1	2	2	1	0	1
Paul Molitor, R (1, 10) OBP: 0.315, SLG: 0.273	P4			1B FC4-6 1-2 1B	G6-3 3-H		G1-3		K	5	1	1	1	0	1	2
Joe Carter, R (1, 7) OBP: 0.383, SLG: 0.459		P3		FC4-6 1-3 2-H 1B	F8		G1-3			4	0	1	1	0	0	1
John Olerud, L (1, 3) OBP: 0.356, SLG: 0.371		K		FC4-6 BB 1-2f 3-H		F9		K		4	0	0	1	0	2	1
Roberto Alomar, S (1, 4) OBP: 0.382, SLG: 0.533		F9		K		F9		F7		4	0	0	0	0	1	1
Candy Maldonado, R (1, 9) OBP: 0.345, SLG: 0.381			G6-3	BB 1-2		K		2B		3	0	1	0	1	1	0
Ed Sprague, R (1, 5) OBP: 0.339, SLG: 0.509			F9	L9			K	F8		4	0	0	0	0	1	3
Randy Knorr, R (1, 2) OBP: 0.324, SLG: 0.453			1B	HR			1B 2B 1B		K	3	2	3	1	0	0	0
Shawn Green, L (9, PH) OBP: 0.313, SLG: 0.468										1	0	0	0	0	1	0
Inning Stats	R: 0 E: 0 K: 0 S: 5 H: 0 LOB: 0 BB: 0 P: 8	R: 0 E: 0 K: 1 S: 7 H: 0 LOB: 0 BB: 0 P: 11	R: 0 E: 0 K: 1 S: 10 H: 1 LOB: 1 BB: 0 P: 15	R: 2 E: 0 K: 1 S: 16 H: 3 LOB: 2 BB: 1 P: 25	R: 2 E: 0 K: 0 S: 11 H: 2 LOB: 0 BB: 0 P: 15	R: 0 E: 0 K: 1 S: 7 H: 0 LOB: 0 BB: 0 P: 11	R: 2 E: 0 K: 1 S: 17 H: 3 LOB: 1 BB: 0 P: 24	R: 0 E: 0 K: 1 S: 12 H: 1 LOB: 1 BB: 0 P: 18	R: 0 E: 0 K: 2 S: 8 H: 0 LOB: 1 BB: 1 P: 16	1B: 7 2B: 2 3B: 0 HR: 1	SF: 0 SAC: 0 DP: 0 HBP: 0						

	AB	37
	R	6
	H	10
	RBI	6
	BB	2
	SO	8
	LOB	10

WP: 1 PB: 0 SB: 0 CS: 0 PA: 39

PITCHER		IP	WLS	BF	H	R	ER	SO	BB	IBB	HBP	BLK	WP	HR	S	P	ERA	WHIP
Brian Bohanon, L ERA: 5.59	(1, 1)	5.0		22	6	4	4	3	1	0	0	0	1	1	49	74	7.20	1.400
Felipe Lira, R ERA: 3.68	(6, 1)	2.0	W	9	3	2	2	2	0	0	0	0	0	0	24	35	9.00	1.500
Joe Boever, R ERA: 4.18	(8, 1)	0.2		3	1	0	0	1	0	0	0	0	0	0	8	14	0.00	1.500
Mike Henneman, R ERA: 0.75	(8, 1)	1.1	S	5	0	0	0	2	1	0	0	0	0	0	12	20	0.00	0.750

PITCHER	IP	WLS	BF	H	R	ER	SO	BB	IBB	HBP	BLK	WP	HR	S	P	ERA	WHIP

Batter	1	2	3	4	5	6	7	8	9	AB	R	H	RBI	BB	SO	LOB
Chad Curtis, R (1, 8) OBP: 0.355, SLG: 0.442	x 0-0 ① L5	x 0-0 ③ F8			S S S 0-3 ① K		x 0-0 ③ F7		x 0-0 ③ P5	5	0	0	0	0	1	3
Lou Whitaker, L (1, 4) OBP: 0.439, SLG: 0.500	x 0-0 ② G4-3		x 0-0 G4-3 1B		x 0-0 ② F8			x 0-0 2B G4-3 1B		4	1	2	0	0	0	0
Travis Fryman, R (1, 5) OBP: 0.326, SLG: 0.295	x 0-0 ③ F9		x 0-0 ① F9		x 0-0 ③ F9			x 0-0 ① F8		4	0	0	0	0	0	2
Cecil Fielder, R (1, 3) OBP: 0.331, SLG: 0.554		x 0-0 HR	x 0-0 ② ③ G4-3 1-2f			x 0-0 ① G6-3		x 0-0 G4-3 2B 1-3		4	1	2	1	0	0	1
Juan Samuel, R (8, PR) (8, 3) OBP: 0.382, SLG: 0.517										0	0	0	0	0	0	0
Kirk Gibson, L (1, 10) OBP: 0.431, SLG: 0.667		B B B B 4-0 1B BB		B B B B 4-0 G3 2B BB		S S S 0-3 ② K		I I I I 4-0 G4-3 IBB		1	1	0	0	3	1	0
Bobby Higginson, L (1, 7) OBP: 0.333, SLG: 0.412		S S S 0-3 ① K		x 0-0 ① G3 1-2		x 0-0 1B		x 0-0 ② G4-3 1-2 2-3 3-H		4	0	1	1	0	1	4
Danny Bautista, R (1, 9) OBP: 0.319, SLG: 0.344		x 0-0 S 1B 1-3		x 0-0 2B 2-H		S S S 0-3 ③ K		x 0-0 ③ F8		4	0	2	1	0	1	3
Chris Gomez, R (1, 6) OBP: 0.277, SLG: 0.370		S S S 0-3 ② K		x 0-0 ② G6-3			x 0-0 ① P4		S S S 0-3 ① K	4	0	0	0	0	2	3
Ron Tingley, R (1, 2) OBP: 0.343, SLG: 0.241		B B B B 4-0 1-2 BB		x 0-0 ③ L7			S S S 0-3 ② K		x 0-0 ② G5-3	2	0	0	0	1	1	1
Todd Steverson, R (9, PH) OBP: 0.318, SLG: 0.222										1	0	0	0	0	0	0
Inning Stats	R: 0 E: 0 K: 0 S: 3 H: 0 LOB: 0 BB: 0 P: 3	R: 1 E: 0 K: 2 S: 9 H: 2 LOB: 3 BB: 2 P: 17	R: 0 E: 0 K: 0 S: 3 H: 1 LOB: 0 BB: 0 P: 3	R: 1 E: 0 K: 0 S: 4 H: 1 LOB: 1 BB: 1 P: 8	R: 0 E: 0 K: 1 S: 5 H: 0 LOB: 0 BB: 0 P: 5	R: 0 E: 0 K: 2 S: 8 H: 1 LOB: 1 BB: 0 P: 8	R: 0 E: 0 K: 1 S: 5 H: 0 LOB: 0 BB: 0 P: 5	R: 1 E: 0 K: 0 S: 5 H: 2 LOB: 2 BB: 1 P: 9	R: 0 E: 0 K: 1 S: 5 H: 0 LOB: 0 BB: 0 P: 5	1B: 4 2B: 2 3B: 0 HR: 1	SF: 0 SAC: 0 DP: 1 HBP: 0						

TOP

Detroit Tigers @ Toronto Blue Jays

SkyDome, Toronto, ON

Wed May 31 1995, 3:33 AM EDT

Att. 41,232 - Sunny - 78 F

livebaseballscorecards.com

AB	33
R	3
H	7
RBI	3
BB	4
SO	7
LOB	17

WP: 0 PB: 0 SB: 1 CS: 0 PA: 37

PITCHER	IP	WLS	BF	H	R	ER	SO	BB	IBB	HBP	BLK	WP	HR	S	P	ERA	WHIP
Pat Hentgen, R (1, 1) ERA: 5.25	9.0	W	37	7	3	3	7	3	1	0	0	0	1	47	63	3.00	1.111

PITCHER	IP	WLS	BF	H	R	ER	SO	BB	IBB	HBP	BLK	WP	HR	S	P	ERA	WHIP

Batter	1	2	3	4	5	6	7	8	9	AB	R	H	RBI	BB	SO	LOB
Devon White, S (1, 8) OBP: 0.377, SLG: 0.500	F8	G4-3		IBB			F8	BB 1-2 3-H		4	0	1	1	1	0	2
Alex Gonzalez, R (1, 6) OBP: 0.353, SLG: 0.402	F8		K	F9			P4	FC4 1-2 2-3		4	0	0	0	1	1	3
Paul Molitor, R (1, 10) OBP: 0.310, SLG: 0.269	1B		G4-3		G5-3		G1-3	FC4 1-2f		5	0	1	0	0	0	3
Joe Carter, R (1, 7) OBP: 0.379, SLG: 0.452	L5		1B		G6-3			F7		4	0	1	0	0	0	1
John Olerud, L (1, 3) OBP: 0.353, SLG: 0.375		SH1-3 1B 2B	G6-3		F7			G3		4	1	1	0	0	0	1
Roberto Alomar, S (1, 4) OBP: 0.396, SLG: 0.569		SH1-3 2-3		WP 1B		HR		HR		3	2	3	1	0	0	0
Shawn Green, L (1, 9) OBP: 0.333, SLG: 0.519		CS 3-H		WP 1-2		F7		1-H		4	1	3	3	0	0	0
Ed Sprague, R (1, 5) OBP: 0.344, SLG: 0.504		1B 1-2		L6 1-2 2-3		F9		1B 1B		3	1	1	0	1	0	2
Lance Parrish, R (1, 2) OBP: 0.315, SLG: 0.500		1-2		G5-3		F8		BB 1-3		4	0	2	0	0	0	2
Inning Stats	R: 0 E: 0 K: 0 S: 4 H: 1 LOB: 1 BB: 0 P: 4	R: 1 E: 0 K: 0 S: 6 H: 4 LOB: 2 BB: 0 P: 6	R: 0 E: 0 K: 1 S: 6 H: 1 LOB: 1 BB: 0 P: 6	R: 0 E: 0 K: 0 S: 5 H: 2 LOB: 3 BB: 1 P: 9	R: 0 E: 0 K: 0 S: 3 H: 0 LOB: 0 BB: 0 P: 3	R: 1 E: 0 K: 0 S: 4 H: 1 LOB: 0 BB: 0 P: 4	R: 0 E: 0 K: 0 S: 3 H: 0 LOB: 0 BB: 0 P: 3	R: 3 E: 0 K: 0 S: 7 H: 4 LOB: 3 BB: 2 P: 15		1B: 10 2B: 1 3B: 0 HR: 2 SF: 0 SAC: 1 DP: 0 HBP: 0						

PITCHER		IP	WLS	BF	H	R	ER	SO	BB	IBB	HBP	BLK	WP	HR	S	P	ERA	WHIP
Sean Bergman, R ERA: 4.95	(1, 1)	6.0		27	9	2	2	1	0	1	0	0	1	1	28	32	3.00	1.500
John Doherty, R ERA: 7.96	(7, 1)	1.2	L	9	3	3	3	0	1	0	0	0	0	1	8	12	16.20	2.400
Buddy Groom, L ERA: 6.75	(8, 1)	0.1		3	1	0	0	0	1	0	0	0	0	0	2	6	0.00	6.000

PITCHER	IP	WLS	BF	H	R	ER	SO	BB	IBB	HBP	BLK	WP	HR	S	P	ERA	WHIP

BOTTOM

Detroit Tigers @ Toronto Blue Jays

SkyDome, Toronto, ON

Wed May 31 1995, 3:33 AM EDT
Att. 41,232 - Sunny - 78 F

livebaseballscorecards.com

AB	35
R	5
H	13
RBI	5
BB	3
SO	1
LOB	14

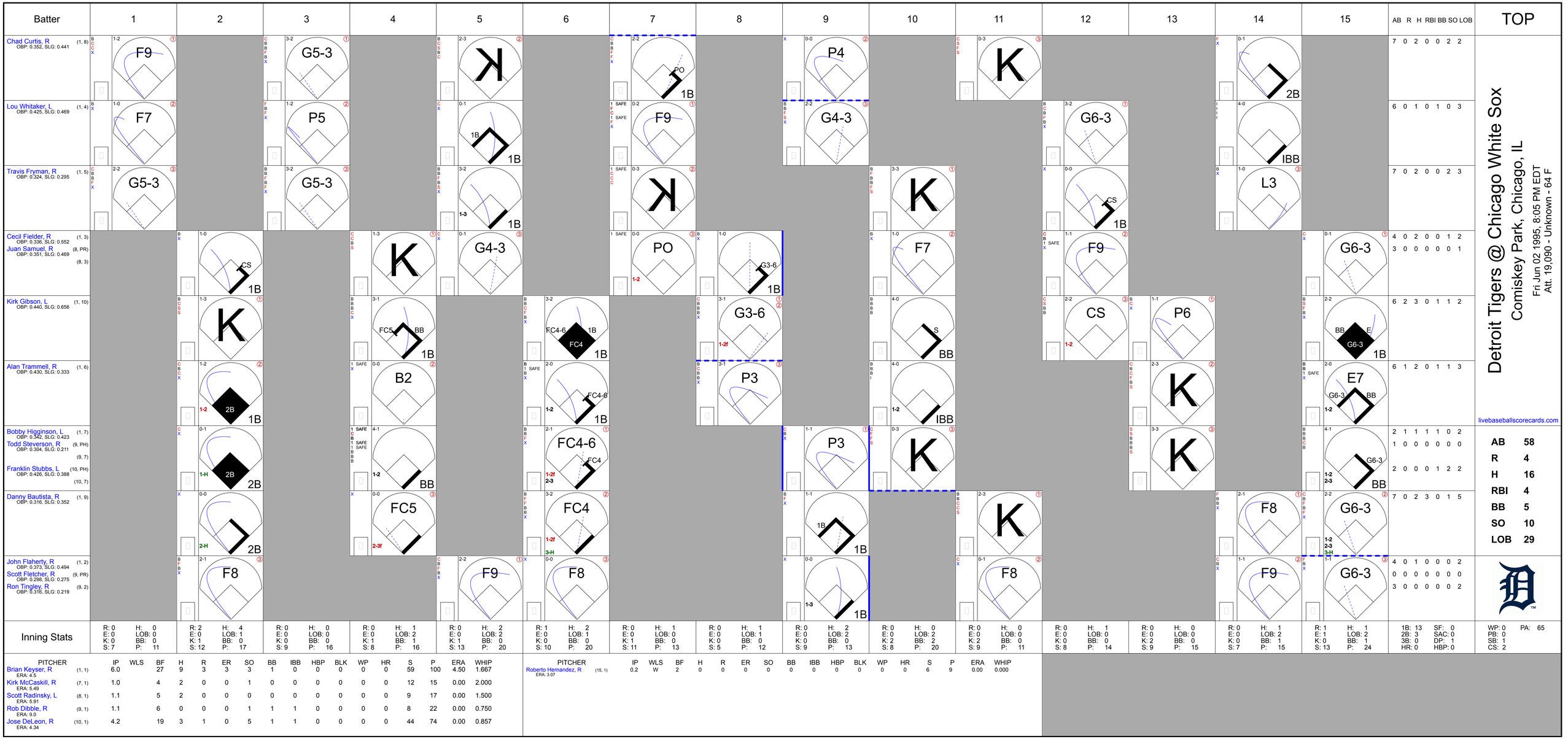
Batter
1
2
3
4
5
6
7
8
9
10
11
12
13
14
15
AB R H RBI BB SO LOB
TOP
Chad Curtis, R (1, 8) OBP: 0.352, SLG: 0.441
F9
G5-3
K
PO 1B
P4
K
7 0 2 0 0 2 2
Lou Whitaker, L (1, 4) OBP: 0.425, SLG: 0.469
F7
P5
1B 1B
SAFE SAFE F9
G4-3
G6-3
2B
IBB
6 0 1 0 1 0 3
Travis Fryman, R (1, 5) OBP: 0.324, SLG: 0.295
G5-3
G5-3
1-3 1B
SAFE K
K
CS 1B
L3
7 0 2 0 0 2 3
Cecil Fielder, R (1, 3) OBP: 0.336, SLG: 0.552
Juan Samuel, R (8, PR) (8, 3) OBP: 0.351, SLG: 0.469
CS 1B
K
G4-3
SAFE PO 1-2
G3-6 1B
F7
G6-3
4 0 2 0 0 1 2
3 0 0 0 0 0 1
Kirk Gibson, L (1, 10) OBP: 0.440, SLG: 0.656
K
FC5 BB 1B
FC4-6 1B FC4
G3-6 1-2f
S BB
BB E G6-3 1B
6 2 3 0 1 1 2
Alan Trammell, R (1, 6) OBP: 0.430, SLG: 0.333
1-2 2B 1B
SAFE B2
1-2 FC4-6 1B
P3
IBB
P6
K
E7 G6-3 BB 1-2
6 1 2 0 1 1 3
Bobby Higginson, L (1, 7) OBP: 0.342, SLG: 0.423
Todd Steverson, R (9, PH) (9, 7) OBP: 0.304, SLG: 0.211
Franklin Stubbs, L (10, PH) (10, 7) OBP: 0.426, SLG: 0.388
1-H 2B 2B
SAFE SAFE 1-2 BB
FC4-6 FC4 1-2f 2-3
P3
K
K
G6-3 BB 1-2 2-3
2 1 1 1 1 0 2
1 0 0 0 0 0 0
2 0 0 0 1 2 2
Danny Bautista, R (1, 9) OBP: 0.316, SLG: 0.352
2-H 2B
FC5 2-3f
FC4 1-2f 3-H
1B 1B
K
F8
G6-3 1-2 2-3 3-H
7 0 2 3 0 1 5
John Flaherty, R (1, 2) OBP: 0.373, SLG: 0.494
Scott Fletcher, R (9, PR) OBP: 0.298, SLG: 0.275
Ron Tingley, R (9, 2) OBP: 0.316, SLG: 0.219
F8
F9
F8
1-3 1B
F8
F9
G6-3
4 0 1 0 0 0 2
0 0 0 0 0 0 0
3 0 0 0 0 0 2
Detroit Tigers @ Chicago White Sox
Comiskey Park, Chicago, IL
Fri Jun 02 1995, 8:05 PM EDT
Att. 19,090 - Unknown - 64 F
livebaseballscorecards.com
AB 58
R 4
H 16
RBI 4
BB 5
SO 10
LOB 29
Inning Stats
R: 0 H: 0 E: 0 LOB: 0 K: 0 BB: 0 S: 7 P: 11
R: 2 H: 4 E: 0 LOB: 1 K: 1 BB: 0 S: 12 P: 17
R: 0 H: 0 E: 0 LOB: 0 K: 0 BB: 0 S: 9 P: 16
R: 0 H: 1 E: 0 LOB: 2 K: 1 BB: 1 S: 8 P: 16
R: 0 H: 2 E: 0 LOB: 2 K: 1 BB: 2 S: 13 P: 20
R: 1 H: 2 E: 0 LOB: 1 K: 0 BB: 0 S: 10 P: 20
R: 0 H: 1 E: 0 LOB: 0 K: 1 BB: 0 S: 11 P: 13
R: 0 H: 1 E: 0 LOB: 0 K: 0 BB: 1 S: 5 P: 12
R: 0 H: 1 E: 0 LOB: 1 K: 0 BB: 0 P: 12
R: 0 H: 2 E: 0 LOB: 2 K: 0 BB: 0 S: 9 P: 13
R: 0 H: 0 E: 0 LOB: 2 K: 2 BB: 2 S: 8 P: 20
R: 0 H: 0 E: 0 LOB: 0 K: 2 BB: 0 S: 9 P: 11
R: 0 H: 1 E: 0 LOB: 0 K: 0 BB: 0 S: 8 P: 14
R: 0 H: 0 E: 0 LOB: 0 K: 2 BB: 0 S: 9 P: 15
R: 0 H: 1 E: 0 LOB: 2 K: 0 BB: 1 S: 7 P: 15
R: 1 H: 1 E: 1 LOB: 2 K: 0 BB: 1 S: 13 P: 24
1B: 13 2B: 3 3B: 0 HR: 0
SF: 0 SAC: 0 DP: 1 HBP: 0
WP: 0 PB: 0 SB: 1 CS: 2
PA: 65
PITCHER IP WLS BF H R ER SO BB IBB HBP BLK WP HR S P ERA WHIP
Brian Keyser, R (1, 1) ERA: 4.5 6.0 27 9 3 3 3 1 0 0 0 0 0 59 100 4.50 1.667
Kirk McCaskill, R (7, 1) ERA: 5.49 1.0 4 2 0 0 1 0 0 0 0 0 0 12 15 0.00 2.000
Scott Radinsky, L (8, 1) ERA: 5.91 1.1 5 2 0 0 0 0 0 0 0 0 0 9 17 0.00 1.500
Rob Dibble, R (9, 1) ERA: 9.0 1.1 6 0 0 0 1 1 1 0 0 0 0 8 22 0.00 0.750
Jose DeLeon, R (10, 1) ERA: 4.34 4.2 19 3 1 0 5 1 1 0 0 0 0 44 74 0.00 0.857
PITCHER IP WLS BF H R ER SO BB IBB HBP BLK WP HR S P ERA WHIP
Roberto Hernandez, R (15, 1) ERA: 3.07 0.2 W 2 0 0 0 0 0 0 0 0 0 0 0 6 9 0.00 0.000

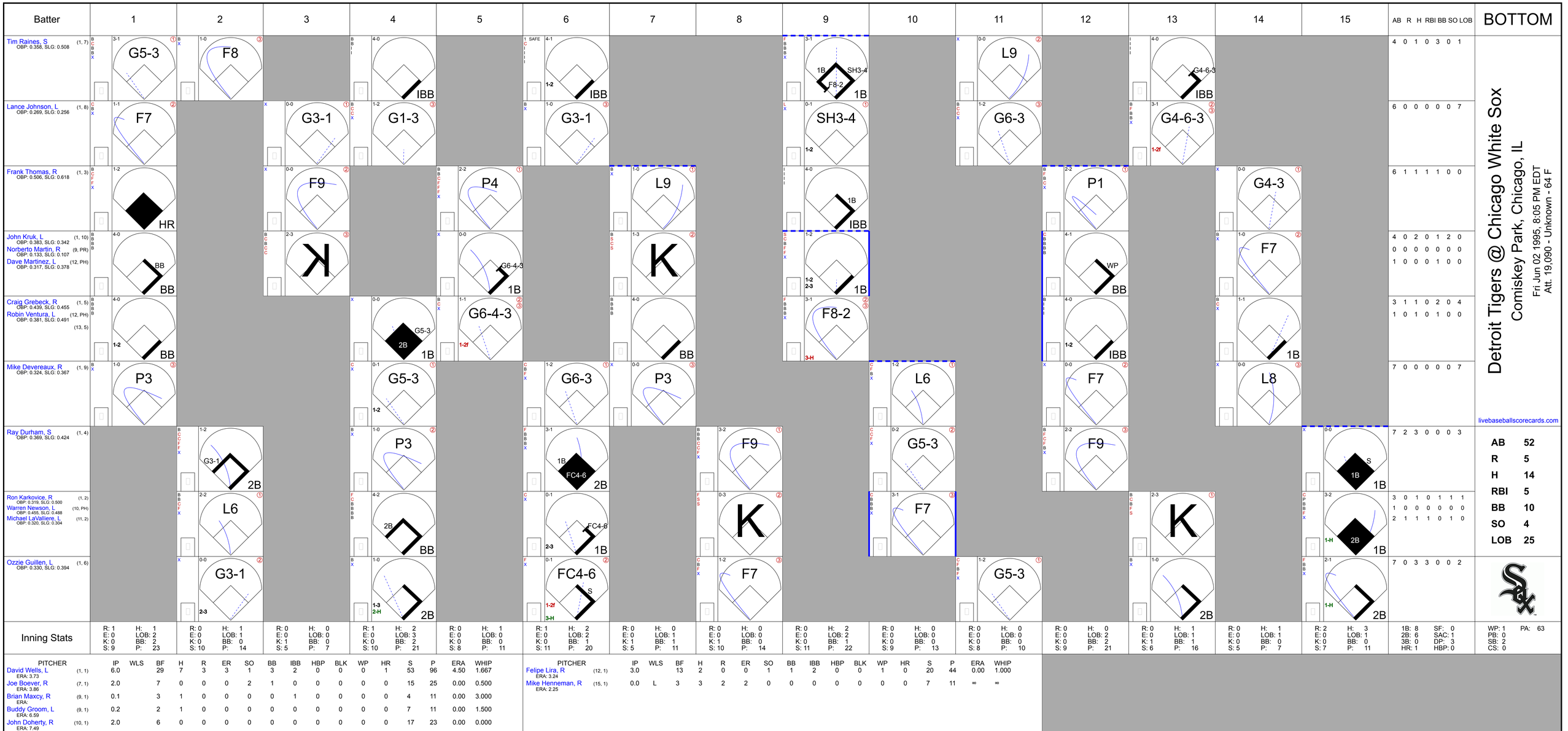

PITCHER		IP	WLS	BF	H	R	ER	SO	BB	IBB	HBP	BLK	WP	HR	S	P	ERA	WHIP
David Wells, L	(1, 1)	6.0		29	7	3	3	1	3	2	0	0	0	1	53	96	4.50	1.667
ERA: 3.73																		
Joe Boever, R	(7, 1)	2.0		7	0	0	0	2	1	0	0	0	0	0	15	25	0.00	0.500
ERA: 3.86																		
Brian Maxcy, R	(9, 1)	0.1		3	1	0	0	0	0	1	0	0	0	0	4	11	0.00	3.000
ERA:																		
Buddy Groom, L	(9, 1)	0.2		2	1	0	0	0	0	0	0	0	0	0	7	11	0.00	1.500
ERA: 6.59																		
John Doherty, R	(10, 1)	2.0		6	0	0	0	0	0	0	0	0	0	0	17	23	0.00	0.000
ERA: 7.49																		

PITCHER		IP	WLS	BF	H	R	ER	SO	BB	IBB	HBP	BLK	WP	HR	S	P	ERA	WHIP
Felipe Lira, R	(12, 1)	3.0		13	2	0	0	1	2	0	0	0	1	0	20	44	0.00	1.000
ERA: 3.24																		
Mike Henneman, R	(15, 1)	0.0	L	3	3	2	2	0	0	0	0	0	0	0	7	11	∞	∞
ERA: 2.25																		

Batter	1	2	3	4	5	6	7	8	9	AB	R	H	RBI	BB	SO	LOB
Chad Curtis, R (1, 8) OBP: 0.359, SLG: 0.453	0-0 F9		3-2 SF9 3B		4-1 SH5-3 1B 1-2 BB	IBB			1-1 F9	3	2	1	0	2	0	0
Scott Fletcher, R (1, 4) OBP: 0.279, SLG: 0.259 Ron Tingley, R (9, 2) OBP: 0.316, SLG: 0.219	2-2 G6-3		0-0 SF9 3-H		0-0 SH5-3 1-2 2-3	3-2 F8			0-0 G3	3	0	0	1	0	0	2
										0	0	0	0	0	0	0
Travis Fryman, R (1, 5) OBP: 0.329, SLG: 0.295	4-2 1B BB		2-2 F9		1-1 HR 2-H 3-H 1B		1-0 F9			3	1	1	2	1	0	0
Cecil Fielder, R (1, 10) OBP: 0.340, SLG: 0.575	0-2 1-3 1B		0-1 F9		0-0 1-H HR		3-1 G5-3			4	1	2	2	0	0	0
Alan Trammell, R (1, 6) OBP: 0.422, SLG: 0.373	1-2 P4			1-2 HR	0-1 P6		1-0 G5-3			4	1	1	1	0	0	2
Juan Samuel, R (1, 3) OBP: 0.350, SLG: 0.457 Franklin Stubbs, L (8, PH) OBP: 0.419, SLG: 0.380 (8, 3)		0-2 G6-4-3 1B		2-2 G2-3	1-2 L9			1-1 G3-1		3	0	1	0	0	0	0
										1	0	0	0	0	0	0
Danny Bautista, R (1, 9) OBP: 0.300, SLG: 0.333		1-0 G6-4-3 1-2f		1-1 G1-3		1-0 G6-3		2-3 K		4	0	0	0	0	1	1
Todd Steverson, R (1, 7) OBP: 0.296, SLG: 0.217		2-0 FC6-4 1B		1-3 K		2-3 K		1-1 P5		4	0	1	0	0	2	0
John Flaherty, R (1, 2) OBP: 0.384, SLG: 0.513 Lou Whitaker, L (9, PH) OBP: 0.419, SLG: 0.462 (9, 4)		2-1 FC6-4 1-2f			0-1 SH5-3 BB 1B	3-1 2B			3-3 K	3	1	2	0	0	0	1
										1	0	0	0	0	1	0
Inning Stats	R: 0 E: 0 K: 0 S: 15 H: 1 LOB: 2 BB: 1 P: 22	R: 0 E: 0 K: 0 S: 9 H: 2 LOB: 1 BB: 0 P: 13	R: 1 E: 0 K: 0 S: 11 H: 1 LOB: 0 BB: 0 P: 16	R: 1 E: 0 K: 1 S: 11 H: 1 LOB: 0 BB: 0 P: 16	R: 4 E: 0 K: 0 S: 12 H: 3 LOB: 0 BB: 1 P: 18	R: 0 E: 0 K: 1 S: 10 H: 1 LOB: 2 BB: 1 P: 23	R: 0 E: 0 K: 0 S: 4 H: 0 LOB: 0 BB: 0 P: 9	R: 0 E: 0 K: 1 S: 7 H: 0 LOB: 0 BB: 0 P: 11	R: 0 E: 0 K: 1 S: 6 H: 0 LOB: 0 BB: 0 P: 10	1B: 5 2B: 1 3B: 1 HR: 2	SF: 1 SAC: 1 DP: 1 HBP: 0						

PITCHER	IP	WLS	BF	H	R	ER	SO	BB	IBB	HBP	BLK	WP	HR	S	P	ERA	WHIP
Wilson Alvarez, L (1, 1) ERA: 5.87	6.0		29	9	6	6	2	2	1	0	0	0	2	68	108	9.00	1.833
Kirk McCaskill, R (7, 1) ERA: 4.76	3.0	W	9	0	0	0	2	0	0	0	0	0	0	17	30	0.00	0.000

PITCHER	IP	WLS	BF	H	R	ER	SO	BB	IBB	HBP	BLK	WP	HR	S	P	ERA	WHIP

TOP

Detroit Tigers @ Chicago White Sox

Comiskey Park, Chicago, IL

Sat Jun 03 1995, 8:05 PM EDT

Att. 27,220 - Unknown - 73 F

livebaseballscorecards.com

AB	33
R	6
H	9
RBI	6
BB	3
SO	4
LOB	6

WP: 0 PB: 0 SB: 0 CS: 0 PA: 38

Batter	1	2	3	4	5	6	7	8	9	AB	R	H	RBI	BB	SO	LOB
Lance Johnson, L (1, 8) OBP: 0.287, SLG: 0.275	1-1 FC6-4 BB 1B	2-0 F9 ③		1-0 1-2 1B		1-2 1B S 1B 1B	1-2 IBB 2-3 3-H 1B		2-2 F9 ①	6	1	4	1	0	0	1
Tim Raines, S (1, 10) OBP: 0.357, SLG: 0.496	4-1 FC6-4 1-2 BB		1-1 G5-4-3 1B 1B	2-2 P2 ③		2-0 F7 ① 1-2	3-3 K ②		1-1 G4-3 ②	5	0	1	0	1	1	5
Frank Thomas, R (1, 3) OBP: 0.519, SLG: 0.623	2-3 K ①		0-1 G5-4-3 1-2 1B		2-0 1B 2B 1B	1-1 1B 2-3 1B	4-0 1-2 IBB		4-1 IBB 1B HR BB	4	2	3	0	2	1	2
Warren Newson, L (1, 7) OBP: 0.448, SLG: 0.477	1-0 FC6-4 BB ② 1-2f 2-3		1-2 G5-4-3 ① ② 1-2f 2-3		1-1 2B G4-3 1-2 1B	1-0 1-2 3-H 1B	0-0 P3 ③		1-2 IBB HR 1-2 1B	3	1	1	0	0	0	4
Mike Devereaux, R (6, PH) (7, 9) OBP: 0.333, SLG: 0.376										3	1	2	1	0	0	3
Robin Ventura, L (1, 5) OBP: 0.393, SLG: 0.500	4-2 1-2 BB		1-0 G3 ③		1-0 G4-3 SF8 1-3 2-H 2B	2-1 F8 ②		2-2 SH5-4 1B	4-0 HR 1-2 2-3 IBB	4	2	2	1	2	0	3
Dave Martinez, L (1, 9) (7, 7) OBP: 0.326, SLG: 0.500	2-0 P5 ③			1-1 G3-1 3B	0-0 G4-3 ① 2-3 3-H	2-2 P6 ③		0-0 SH5-4 ① 1-2 1B	1-2 HR 1-H 2-H 3-H	5	2	2	5	0	0	6
Ray Durham, S (1, 4) OBP: 0.370, SLG: 0.417		1-2 F8 ①		1-2 G3-1 ① 3-H	1-1 SF8 ② 3-H		4-2 SH5-4 BB 1B BB	4-0 IBB		2	1	0	2	2	0	0
Michael LaValliere, L (1, 2) OBP: 0.333, SLG: 0.296	1-1 G4-3 ②			2-0 F8 ②	0-0 1B		4-0 1-2 1B SH5-4 BB	1-1 F8 ②		4	0	1	0	1	0	2
Ozzie Guillen, L (1, 6) OBP: 0.337, SLG: 0.392	0-0 1B			4-1 1B BB	0-1 G4-3 ③		0-0 SH5-4 ① 1-2 2-3	0-0 G3 ③		3	0	1	0	1	0	3
Inning Stats	R: 0 E: 0 K: 1 S: 10 H: 1 LOB: 3 BB: 2 P: 24	R: 0 E: 0 K: 0 S: 7 H: 1 LOB: 1 BB: 0 P: 11	R: 0 E: 0 K: 0 S: 8 H: 2 LOB: 0 BB: 0 P: 11	R: 1 E: 0 K: 0 S: 13 H: 2 LOB: 2 BB: 1 P: 24	R: 3 E: 0 K: 0 S: 10 H: 4 LOB: 1 BB: 0 P: 15	R: 1 E: 0 K: 0 S: 15 H: 3 LOB: 2 BB: 0 P: 24	R: 1 E: 0 K: 1 S: 12 H: 1 LOB: 3 BB: 3 P: 27	R: 0 E: 0 K: 0 S: 7 H: 1 LOB: 2 BB: 1 P: 14	R: 4 E: 0 K: 0 S: 13 H: 2 LOB: 0 BB: 2 P: 26	1B: 14 2B: 1 3B: 1 HR: 1 SF: 1 SAC: 2 DP: 1 HBP: 0							

PITCHER		IP	WLS	BF	H	R	ER	SO	BB	IBB	HBP	BLK	WP	HR	S	P	ERA	WHIP
Mike Moore, R ERA: 4.83	(1, 1)	5.1		30	12	5	5	1	3	0	0	0	0	0	54	95	8.44	2.812
Buddy Groom, L ERA: 6.67	(6, 1)	1.0		7	2	1	1	0	2	0	0	0	0	0	17	30	9.00	4.000
Joe Boever, R ERA: 4.82	(7, 1)	2.1	L	14	3	4	4	1	1	3	0	0	0	1	24	51	15.43	1.714

PITCHER	IP	WLS	BF	H	R	ER	SO	BB	IBB	HBP	BLK	WP	HR	S	P	ERA	WHIP

BOTTOM

Detroit Tigers @ Chicago White Sox

Comiskey Park, Chicago, IL

Sat Jun 03 1995, 8:05 PM EDT

Att. 27,220 - Unknown - 73 F

livebaseballscorecards.com

AB	39
R	10
H	17
RBI	10
BB	9
SO	2
LOB	29

Detroit Tigers @ Chicago White Sox

Comiskey Park, Chicago, IL

Sun Jun 04 1995, 4:33 AM EDT

Att. 21,673 - Sunny - 80 F

TOP

livebaseballscorecards.com

Batter	1	2	3	4	5	6	7	8	9	AB	R	H	RBI	BB	SO	LOB
Chad Curtis, R (1, 8) OBP: 0.355, SLG: 0.441	F9		G6-3		F9		G1-6-3 1-2f		IBB	4	1	0	0	1	0	2
Lou Whitaker, L (1, 4) OBP: 0.430, SLG: 0.500	G4-3			FC6-4 1B		F9 L3-2-5 2B		G1-3	SF7 1-3 2-H 3-H 2B	5	1	3	2	0	0	0
Travis Fryman, R (1, 5) OBP: 0.318, SLG: 0.287	K			F7		F9 2-3		G6-3	SF7 2-3 3-H	4	0	0	1	0	1	2
Cecil Fielder, R (1, 3) OBP: 0.342, SLG: 0.565		G3		FC6-4 1-3 1B		L3-2-5 3-H		F9	IBB	4	0	1	0	1	0	1
Kirk Gibson, L (1, 10) OBP: 0.447, SLG: 0.646		G3 BB		FC6-4 BB 1-2f 3-H			BB 1B		1B BB G1-3	3	2	1	1	2	0	4
Bobby Higginson, L (1, 7) OBP: 0.350, SLG: 0.419 Juan Samuel, R (9, PH) OBP: 0.366, SLG: 0.472 (9, 7)	G3 1-2			1-2 BB			1-2 G4-3 BB		1-2 1B	1 1	1 1	0 1	0 0	2 0	0 0	1 0
Danny Bautista, R (1, 9) OBP: 0.301, SLG: 0.333 Franklin Stubbs, L (9, PH) OBP: 0.429, SLG: 0.392 Todd Steverson, R (9, PR) OBP: 0.296, SLG: 0.217 (9, 9)	G6-3			G1-3			1-3 2-H 1B		SH4-3 1-2 2-H 2B 1B	3 1 0	0 0 1	1 1 0	1 1 0	0 0 0	0 0 0	3 0 0
Chris Gomez, R (1, 6) OBP: 0.276, SLG: 0.364			G6-3		G5-3		G4-3 1-2 3-H		SH4-3 1-2 2-H 2B 1B	4	1	1	2	0	0	1
John Flaherty, R (1, 2) OBP: 0.382, SLG: 0.506 Alan Trammell, R (9, PH) OBP: 0.422, SLG: 0.373 Ron Tingley, R (9, 2) OBP: 0.316, SLG: 0.219			G4-3		F7		G1-6-3 2-3 1B		SH4-3 1-2 2-3	3 0 0	0 0 0	1 0 0	0 0 0	0 0 0	0 0 0	0 0 0
Inning Stats	R: 0 E: 0 K: 1 S: 7 H: 0 LOB: 0 BB: 0 P: 13	R: 0 E: 0 K: 0 S: 15 H: 0 LOB: 1 BB: 1 P: 26	R: 0 E: 0 K: 0 S: 8 H: 0 LOB: 0 BB: 0 P: 10	R: 1 E: 0 K: 0 S: 9 H: 2 LOB: 2 BB: 1 P: 16	R: 0 E: 0 K: 0 S: 6 H: 0 LOB: 0 BB: 0 P: 10	R: 0 E: 0 K: 0 S: 6 H: 1 LOB: 0 BB: 0 P: 11	R: 2 E: 0 K: 0 S: 15 H: 3 LOB: 1 BB: 1 P: 28	R: 0 E: 0 K: 0 S: 6 H: 0 LOB: 0 BB: 0 P: 7	R: 5 E: 0 K: 0 S: 16 H: 4 LOB: 3 BB: 3 P: 38	1B: 8 2B: 3 3B: 0 HR: 0 SF: 1 SAC: 1 DP: 2 HBP: 0						

	AB	33
	R	8
	H	10
	RBI	8
	BB	6
	SO	1
	LOB	14

PITCHER		IP	WLS	BF	H	R	ER	SO	BB	IBB	HBP	BLK	WP	HR	S	P	ERA	WHIP
Alex Fernandez, R ERA: 4.89	(1, 1)	8.0		31	6	3	3	1	3	0	0	0	0	0	72	121	3.38	1.125
Tim Fortugno, L ERA: 3.5	(9, 1)	0.0		1	0	1	1	0	1	0	0	0	0	0	2	6	∞	∞
Roberto Hernandez, R ERA: 4.8	(9, 1)	0.1	L	4	3	1	1	0	0	0	0	0	0	0	11	18	27.00	9.000
Scott Radinsky, L ERA: 6.35	(9, 1)	0.2		5	1	3	3	0	0	2	0	0	0	0	3	14	40.50	1.500

PITCHER	IP	WLS	BF	H	R	ER	SO	BB	IBB	HBP	BLK	WP	HR	S	P	ERA	WHIP

Detroit Tigers @ Chicago White Sox

Comiskey Park, Chicago, IL

Sun Jun 04 1995, 4:33 AM EDT

Att. 21,673 - Sunny - 80 F

livebaseballscorecards.com

Batter	1	2	3	4	5	6	7	8	9	AB	R	H	RBI	BB	SO	LOB
Lance Johnson, L (1, 8) OBP: 0.298, SLG: 0.287	G4-3	1 SAFE S 1 SAFE B 1 SAFE 1 SAFE 1-2 1B			G4-3			E S 1B 1B	FC6-4 1B	5	1	3	0	0	0	0
Tim Raines, S (1, 7) OBP: 0.359, SLG: 0.489	BB HBP FC1-4 1B	F8			G6-3			1 SAFE 1B 1-3 E BB	P6	4	2	1	0	1	0	3
Frank Thomas, R (1, 3) OBP: 0.515, SLG: 0.610	FC1-4 BB 1-2 HBP		FC3-4-6 1B			L7		0-3 K	FC6-4 1-2f	4	0	1	0	0	1	3
Robin Ventura, L (1, 5) OBP: 0.393, SLG: 0.492	FC1-4 1-2 2-3 BB		FC3-4-6 G4-6-3 1-2f			G3-1		G3-1 E BB 1-3 3-H 1B	F7	4	1	1	1	1	0	2
Mike Devereaux, R (1, 9) OBP: 0.322, SLG: 0.362	FC1-4 1-2f 2-3 3-H		G4-6-3 1-2f			F8		FC5 BB G3-1 WP 1-2 3-H		4	1	0	2	0	0	4
Ray Durham, S (1, 4) OBP: 0.360, SLG: 0.403	K			F7			B5	G3-1 1-2 2-3		4	0	0	0	0	1	4
Norberto Martin, R (1, 10) OBP: 0.152, SLG: 0.100 Dave Martinez, L (8, PH) OBP: 0.340, SLG: 0.500		G4-3		G4-3			FC6-4 BB	WP BB IBB		2 0	0 0	0 0	0 0	1 1	0 0	0 0
Ron Karkovice, R (1, 2) OBP: 0.309, SLG: 0.482 Warren Newson, L (8, PH) OBP: 0.458, SLG: 0.477 Michael LaValliere, L (9, 2) OBP: 0.333, SLG: 0.296		G3-1		P3			1 SAFE FC6-4 1-2f	WP 1-2 2-3 3-H BB		3 0 0	0 0 0	0 0 0	0 1 0	0 1 0	0 0 0	1 0 0
Craig Grebeck, R (1, 6) OBP: 0.422, SLG: 0.432		1B 1B			G6-3			P2	F9 1-2 2-3 3-H	4	0	1	0	0	0	3
Inning Stats	R: 1 E: 0 K: 1 S: 11 H: 1 LOB: 2 BB: 1 P: 22	R: 0 E: 0 K: 0 S: 10 H: 2 LOB: 2 BB: 0 P: 14	R: 0 E: 0 K: 0 S: 8 H: 1 LOB: 0 BB: 0 P: 10	R: 0 E: 0 K: 0 S: 4 H: 0 LOB: 0 BB: 0 P: 8	R: 0 E: 0 K: 0 S: 5 H: 0 LOB: 0 BB: 0 P: 8	R: 0 E: 0 K: 0 S: 5 H: 0 LOB: 0 BB: 0 P: 7	R: 0 E: 0 K: 0 S: 7 H: 0 LOB: 1 BB: 1 P: 17	R: 4 E: 1 K: 1 S: 18 H: 2 LOB: 2 BB: 3 P: 38	R: 0 E: 1 K: 0 S: 12 H: 1 LOB: 1 BB: 0 P: 14	1B: 7 2B: 0 3B: 0 HR: 0	SF: 0 SAC: 0 DP: 1 HBP: 1			WP: 1 PB: 0 SB: 1 CS: 0	PA: 40		

PITCHER		IP	WLS	BF	H	R	ER	SO	BB	IBB	HBP	BLK	WP	HR	S	P	ERA	WHIP
Brian Bohanon, L ERA: 5.13	(1, 1)	7.0		29	5	3	3	1	3	0	1	0	0	0	53	95	3.86	1.143
Brian Maxcy, R ERA:	(8, 1)	1.0	W	7	1	2	0	1	1	1	0	0	1	0	15	29	0.00	2.000
Mike Henneman, R ERA: 2.08	(9, 1)	1.0	S	4	1	0	0	0	0	0	0	0	0	0	12	14	0.00	1.000

PITCHER	IP	WLS	BF	H	R	ER	SO	BB	IBB	HBP	BLK	WP	HR	S	P	ERA	WHIP

Detroit Tigers @ Cleveland Indians

Jacobs Field, Cleveland, OH

Mon Jun 05 1995, 7:05 PM EDT

Att. 34,615 - Unknown - 71 F

TOP

livebaseballscorecards.com

Batter	1	2	3	4	5	6	7	8	9	AB	R	H	RBI	BB	SO	LOB
Chad Curtis, R (1, 8) OBP: 0.347, SLG: 0.429	C F B B S 2-3 ① K		C X 0-1 ② FC6-4 CS 1-2f			B F C B L 2-3 ① K		C C X 0-2 ② G5-3		4	0	0	0	0	2	1
Lou Whitaker, L (1, 4) OBP: 0.422, SLG: 0.486 Scott Fletcher, R (8, 4) OBP: 0.279, SLG: 0.259	B C C B S 2-3 ② K		1 SAFE 1 SAFE B 1 SAFE 1 SAFE B 2-0 ③ CS 1-2	S X 0-1 E4 G1-3		C X 0-1 G5-4-3 1B		C B C S 1-3 ③ K		4 0	0 0	1 0	0 0	0 0	2 0	0 0
Travis Fryman, R (1, 5) OBP: 0.311, SLG: 0.279	C S B S 1-3 ③ K			S F B F B S 2-3 ① K		C B C X 1-2 ② ③ G5-4-3 1-2f			B B C X 2-1 ① G5-3	4	0	0	0	0	2	2
Cecil Fielder, R (1, 3) OBP: 0.336, SLG: 0.551 Juan Samuel, R (7, 3) OBP: 0.357, SLG: 0.459		X 0-0 ① G5-3		C F X 0-2 ② G1-3 1-2			B X 1-0 ① G6-3		C S S 0-3 ② K	3 1	0 0	0 0	0 0	0 0	0 1	1 0
Kirk Gibson, L (1, 10) OBP: 0.432, SLG: 0.620		B B C C X 2-2 ② G6-3		B B C F S 2-3 ③ K			X 0-0 ② G4-3		B B C B X 3-1 ③ G4-3	4	0	0	0	0	1	1
Bobby Higginson, L (1, 7) OBP: 0.365, SLG: 0.444		X 0-0 2B			C B B F B X 3-2 1B		X 0-0 E 1B 1B			3	0	3	0	0	0	0
Danny Bautista, R (1, 9) OBP: 0.302, SLG: 0.333 Todd Steverson, R (7, 9) OBP: 0.296, SLG: 0.217		B B X 2-0 ③ G6-3			S B B C S 2-3 ① K		B X 1-0 E9 1-3 1B			3 0	0 0	1 0	0 0	0 0	1 0	2 0
Chris Gomez, R (1, 6) OBP: 0.278, SLG: 0.363			B C F X 1-2 FC6-4 1B		S C S 0-3 ② K		1 SAFE 1 SAFE B B X 2-0 ③ F8			3	0	1	0	0	1	3
John Flaherty, R (1, 2) OBP: 0.370, SLG: 0.488			C X 0-1 ① F7		X 0-0 ③ G5-3			C B X 1-1 ① F8		3	0	0	0	0	0	2
Inning Stats	R: 0 E: 0 K: 3 S: 9 H: 0 LOB: 0 BB: 0 P: 14	R: 0 E: 0 K: 0 S: 6 H: 1 LOB: 1 BB: 0 P: 10	R: 0 E: 0 K: 0 S: 7 H: 1 LOB: 0 BB: 0 P: 10	R: 0 E: 1 K: 2 S: 12 H: 0 LOB: 1 BB: 0 P: 16	R: 0 E: 0 K: 2 S: 10 H: 1 LOB: 1 BB: 0 P: 15	R: 0 E: 0 K: 1 S: 8 H: 1 LOB: 0 BB: 0 P: 11	R: 0 E: 1 K: 0 S: 5 H: 2 LOB: 2 BB: 0 P: 9	R: 0 E: 0 K: 1 S: 8 H: 0 LOB: 0 BB: 0 P: 10	R: 0 E: 0 K: 1 S: 7 H: 0 LOB: 0 BB: 0 P: 12	1B: 5 2B: 1 3B: 0 HR: 0 SF: 0 SAC: 0 DP: 1 HBP: 0						

	AB	32
	R	0
	H	6
	RBI	0
	BB	0
	SO	10
	LOB	12

WP: 0 PB: 0 SB: 0 CS: 1 PA: 33

PITCHER	IP	WLS	BF	H	R	ER	SO	BB	IBB	HBP	BLK	WP	HR	S	P	ERA	WHIP
Orel Hershiser, R (1, 1) ERA: 3.13	9.0	W	32	6	0	0	10	0	0	0	0	0	0	72	107	0.00	0.667

PITCHER	IP	WLS	BF	H	R	ER	SO	BB	IBB	HBP	BLK	WP	HR	S	P	ERA	WHIP

BOTTOM

Detroit Tigers @ Cleveland Indians

Jacobs Field, Cleveland, OH

Mon Jun 05 1995, 7:05 PM EDT

Att. 34,615 - Unknown - 71 F

livebaseballscorecards.com

Batter	1	2	3	4	5	6	7	8	9	AB	R	H	RBI	BB	SO	LOB
Kenny Lofton, L (1, 8) OBP: 0.360, SLG: 0.489	C C B B F B X 3-2 G6-3 ①		B X 1-0 HR	B L B L B X 3-2 HR		C C B X 1-2 1B 1-3 G3-1 2B	C C B B B X 3-2 G4-3 ③			5	3	3	2	0	0	1
Omar Vizquel, S (1, 6) OBP: 0.284, SLG: 0.310 Alvaro Espinoza, R (7, 6) OBP: 0.250, SLG: 0.333	B C B B B X 3-1 F8 ②		C F F B B F B X 3-2 G4-3 ①	B F S X 1-2 P6 ①		C C B B X 2-2 G3-1 2B 2-3 3-H 1B		C B F B B F X 3-2 F8 ①		4 1	1 0	1 0	1 0	0 0	0 0	0 0
Carlos Baerga, S (1, 4) OBP: 0.364, SLG: 0.493	C X 0-1 G6-3 ③		C B F F F X 1-2 F7 ②	B B X 2-0 G3-1 ②		C B F B B B X 3-2 G3-1 1-2 3-H ②		H 1-0 FC4-6 HBP		4	0	0	1	0	0	1
Albert Belle, R (1, 7) OBP: 0.363, SLG: 0.546		B B B C X 3-1 G5-3 ①	B B B B 4-0 HR BB	S X 0-1 G1-3 ③		C B S X 1-2 2-H 2B		B C F B X 2-2 P5 ②		4	1	1	1	1	0	1
Eddie Murray, S (1, 10) OBP: 0.391, SLG: 0.555 Wayne Kirby, L (6, PR) OBP: 0.353, SLG: 0.345		B F B S B B 4-2 2B BB	B X 1-0 1-H HR		B X 1-0 G4-3 ①	B C B S B B 4-2 BB		C C B X 1-2 1-2f FC4-6 ③		2 1	1 0	1 0	2 0	2 0	0 0	0 1
Jim Thome, L (1, 5) OBP: 0.407, SLG: 0.624	B B X 2-0 1-3 2B	B B B C B 4-1 1B 1B BB			C F B C 1-3 K ②	B F B X 2-1 L3 ③				3	1	1	0	1	1	2
Manny Ramirez, R (1, 9) OBP: 0.455, SLG: 0.736	F S B B B B C 3-3 K ②	C B F X 1-2 WP 1B 1-3 1B			C B C B C 2-3 K ③	X 0-0 F8 ①				4	0	1	0	0	2	2
Paul Sorrento, L (1, 3) OBP: 0.380, SLG: 0.782	I I I I I 4-0 FC6-4 IBB	B C C X 1-2 WP 1-2 3-H 1B				C C B X 1-2 2B 1B 1B	S B S S B B B 4-2 BB			2	1	2	1	2	0	0
Tony Peña, R (1, 2) OBP: 0.284, SLG: 0.333	F B X 1-1 FC6-4 1-2f ③	F B C X 1-2 G4-3 1-2 2-3 ③				C B F F X 1-2 L9 ①	X 0-0 L8 ②			4	0	0	0	0	0	7
Inning Stats	R: 0 E: 0 K: 0 S: 8 H: 0 LOB: 0 BB: 0 P: 14	R: 0 E: 0 K: 1 S: 10 H: 1 LOB: 3 BB: 2 P: 27	R: 4 E: 0 K: 0 S: 21 H: 4 LOB: 2 BB: 2 P: 38	R: 1 E: 0 K: 0 S: 9 H: 1 LOB: 0 BB: 0 P: 15	R: 0 E: 0 K: 2 S: 7 H: 0 LOB: 0 BB: 0 P: 11	R: 3 E: 0 K: 0 S: 23 H: 4 LOB: 2 BB: 1 P: 38	R: 0 E: 0 K: 0 S: 7 H: 0 LOB: 1 BB: 1 P: 14	R: 0 E: 0 K: 0 S: 10 H: 0 LOB: 1 BB: 0 P: 17		1B: 4 2B: 3 3B: 0 HR: 3	SF: 0 SAC: 0 DP: 0 HBP: 1			WP: 1 PB: 0 SB: 0 CS: 0	PA: 41		

PITCHER	IP	WLS	BF	H	R	ER	SO	BB	IBB	HBP	BLK	WP	HR	S	P	ERA	WHIP
Sean Bergman, R (1, 1) ERA: 5.58	4.0	L	22	6	5	5	1	3	1	0	0	1	3	48	94	11.25	2.250
John Doherty, R (5, 1) ERA: 7.41	4.0		19	4	3	3	2	2	0	1	0	0	0	47	80	6.75	1.500

PITCHER	IP	WLS	BF	H	R	ER	SO	BB	IBB	HBP	BLK	WP	HR	S	P	ERA	WHIP

AB	34
R	8
H	10
RBI	8
BB	6
SO	3
LOB	15

Detroit Tigers @ Cleveland Indians

Jacobs Field, Cleveland, OH

Tue Jun 06 1995, 7:05 PM EDT

Att. 36,115 - Unknown - 75 F

TOP

livebaseballscorecards.com

Batter	1	2	3	4	5	6	7	8	9	AB	R	H	RBI	BB	SO	LOB
Chad Curtis, R (1, 8) OBP: 0.344, SLG: 0.420	L5		BB		G6-3		G6-3			3	1	0	1	1	0	1
Scott Fletcher, R (1, 4) OBP: 0.292, SLG: 0.281	K		2B		BB		G4-3			3	0	1	1	1	1	0
Chris Gomez, R (8, 6) OBP: 0.278, SLG: 0.363										0	0	0	0	0	0	0
Travis Fryman, R (1, 5) OBP: 0.309, SLG: 0.278	G1-3		K		F7			FC4-6 1B		4	0	1	0	0	1	3
Cecil Fielder, R (1, 10) OBP: 0.327, SLG: 0.534		G1-3		K		L5		K		4	0	0	0	0	2	1
Alan Trammell, R (1, 6) OBP: 0.407, SLG: 0.357		F7		F9		E7 F9 BB		FC4-6 1-2f		3	0	0	0	0	0	0
Lou Whitaker, L (8, PH) (8, 4) OBP: 0.417, SLG: 0.480										1	0	0	0	0	0	1
Juan Samuel, R (1, 3) OBP: 0.370, SLG: 0.525		HR		F8		BB 1-2		F8		3	1	1	1	1	0	1
Danny Bautista, R (1, 9) OBP: 0.303, SLG: 0.333		K			SH1-4 BB G6-3 1B	F9 2-3			F8	3	1	1	0	0	1	2
Bobby Higginson, L (9, PH) OBP: 0.362, SLG: 0.440										1	0	0	0	0	0	0
Todd Steverson, R (1, 7) OBP: 0.300, SLG: 0.200			G6-3		SH1-4 BB 1-2	K			P6	2	0	0	0	1	1	2
Franklin Stubbs, L (9, PH) OBP: 0.422, SLG: 0.385										1	0	0	0	0	0	0
John Flaherty, R (1, 2) OBP: 0.362, SLG: 0.477			F8		SH1-4 1-2 2-3		G5-3		F7	2	0	0	0	0	0	0
Kirk Gibson, L (9, PH) OBP: 0.429, SLG: 0.614										1	0	0	0	0	0	0
Inning Stats	R: 0 E: 0 K: 1 S: 5 H: 0 LOB: 0 BB: 0 P: 5	R: 1 E: 0 K: 1 S: 6 H: 1 LOB: 0 BB: 0 P: 6	R: 1 E: 0 K: 1 S: 6 H: 1 LOB: 1 BB: 1 P: 10	R: 0 E: 0 K: 1 S: 5 H: 0 LOB: 0 BB: 0 P: 5	R: 1 E: 0 K: 0 S: 4 H: 1 LOB: 2 BB: 2 P: 12	R: 0 E: 1 K: 1 S: 6 H: 0 LOB: 2 BB: 1 P: 10	R: 0 E: 0 K: 0 S: 3 H: 0 LOB: 0 BB: 0 P: 3	R: 0 E: 1 K: 1 S: 6 H: 1 LOB: 1 BB: 0 P: 6	R: 0 E: 0 K: 0 S: 3 H: 0 LOB: 0 BB: 0 P: 3	1B: 2 2B: 1 3B: 0 HR: 1 SF: 0 SAC: 1 DP: 0 HBP: 0							

	AB	31
	R	3
	H	4
	RBI	3
	BB	4
	SO	6
	LOB	11

WP: 0 PB: 0 SB: 1 CS: 0 PA: 36

PITCHER	IP	WLS	BF	H	R	ER	SO	BB	IBB	HBP	BLK	WP	HR	S	P	ERA	WHIP
Bud Black, L (1, 1) ERA: 5.82	6.0		26	3	3	3	5	4	0	0	0	0	1	32	48	4.50	1.167
Julian Tavarez, R (7, 1) ERA: 1.09	2.0	W	7	1	0	0	1	0	0	0	0	0	0	9	9	0.00	0.500
Jose Mesa, R (9, 1) ERA: 2.33	1.0	S	3	0	0	0	0	0	0	0	0	0	0	3	3	0.00	0.000

PITCHER	IP	WLS	BF	H	R	ER	SO	BB	IBB	HBP	BLK	WP	HR	S	P	ERA	WHIP

Detroit Tigers @ Cleveland Indians

Jacobs Field, Cleveland, OH

Tue Jun 06 1995, 7:05 PM EDT

Att. 36,115 - Unknown - 75 F

livebaseballscorecards.com

BOTTOM

Batter	1	2	3	4	5	6	7	8	9	AB	R	H	RBI	BB	SO	LOB
Kenny Lofton, L (1, 8) OBP: 0.374, SLG: 0.497	0-0 S 1B 1B		0-0 FC1-2-5 1B 2-3 1B	0-0 1-2 1B		0-0 ③ F9		4-0 IBB		4	2	3	0	1	0	1
Omar Vizquel, S (1, 6) OBP: 0.275, SLG: 0.300	0-3 ① K 1-2		0-0 ① FC1-2-5 1B 2B 1-2 3-H	0-3 ② K			0-0 ① F7	0-0 ③ P4		5	1	0	0	0	2	8
Carlos Baerga, S (1, 4) OBP: 0.367, SLG: 0.494	0-0 G6-4-3 2-H 1B		0-0 2B 1-2 2-H 1B	0-0 ③ G4-3			0-0 ② G6-3			4	0	2	2	0	0	2
Albert Belle, R (1, 7) OBP: 0.360, SLG: 0.545	0-0 ②③ G6-4-3 1-2f		0-0 2B 1-3 2-H		0-0 ① F7		0-0 ③ F8			4	0	1	1	0	0	1
Eddie Murray, S (1, 10) OBP: 0.394, SLG: 0.550		0-0 ① G3-1	4-0 FC5-4 IBB		0-0 ② F8			0-0 1B BB G4-3 1B		3	0	1	0	1	0	0
Alvaro Espinoza, R (8, PR) OBP: 0.250, SLG: 0.333										0	1	0	0	0	0	0
Jim Thome, L (1, 5) OBP: 0.403, SLG: 0.608		H 1-0 HBP	SSS 0-3 ② K		0-0 ③ G4-3			0-0 ① F8		3	0	0	0	0	1	4
Manny Ramirez, R (1, 9) OBP: 0.450, SLG: 0.719		0-0 ② L6	0-0 ③ FC5-4 1-2f			SSS 0-3 ① K		BBBB 4-0 G4-3 1B 1-2 BB		3	0	0	0	1	1	4
Paul Sorrento, L (1, 3) OBP: 0.394, SLG: 0.775		SSS 0-3 ③ K		BBBB 4-0 1B BB		BBBB 4-0 BB		0-0 1-2 2-3 G4-3 1B		2	0	1	0	2	1	1
Tony Peña, R (1, 2) OBP: 0.286, SLG: 0.344			0-0 1B FC1-2-5 2B	0-0 ① F9		SSS 0-3 ② K		0-0 ② G4-3 1-2 2-3 3-H		3	0	1	0	0	1	2
Dave Winfield, R (8, PH) OBP: 0.300, SLG: 0.326										0	0	0	0	0	0	0
Wayne Kirby, L (8, PH) OBP: 0.343, SLG: 0.333										1	0	0	1	0	0	2
Scooter Tucker, R (9, 2) OBP: 0.238, SLG: 0.278										0	0	0	0	0	0	0
Inning Stats	R: 1 E: 0 K: 1 S: 6 H: 2 LOB: 0 BB: 0 P: 6	R: 0 E: 0 K: 1 S: 5 H: 0 LOB: 1 BB: 0 P: 6	R: 2 E: 0 K: 1 S: 9 H: 4 LOB: 3 BB: 1 P: 13	R: 0 E: 0 K: 1 S: 6 H: 1 LOB: 2 BB: 1 P: 10	R: 0 E: 0 K: 0 S: 3 H: 0 LOB: 0 BB: 0 P: 3	R: 0 E: 0 K: 2 S: 7 H: 0 LOB: 1 BB: 1 P: 11	R: 0 E: 0 K: 0 S: 3 H: 0 LOB: 0 BB: 0 P: 3	R: 1 E: 0 K: 0 S: 5 H: 2 LOB: 3 BB: 2 P: 13		1B: 7 2B: 2 3B: 0 HR: 0	SF: 0 SAC: 0 DP: 1 HBP: 1					

	AB	32
	R	4
	H	9
	RBI	4
	BB	5
	SO	6
	LOB	25

WP: 0 PB: 0 SB: 1 CS: 0 PA: 38

PITCHER		IP	WLS	BF	H	R	ER	SO	BB	IBB	HBP	BLK	WP	HR	S	P	ERA	WHIP
Felipe Lira, R ERA: 3.48	(1, 1)	6.0		28	7	3	3	6	2	1	1	0	0	0	36	49	4.50	1.500
Joe Boever, R ERA: 4.91	(7, 1)	1.1	L	6	1	1	1	0	1	0	0	0	0	0	5	9	6.75	1.500
Buddy Groom, L ERA: 6.67	(8, 1)	0.0		1	1	0	0	0	0	0	0	0	0	0	1	1	∞	∞
Brian Maxcy, R ERA:	(8, 1)	0.2		3	0	0	0	0	0	1	0	0	0	0	2	6	0.00	0.000

PITCHER	IP	WLS	BF	H	R	ER	SO	BB	IBB	HBP	BLK	WP	HR	S	P	ERA	WHIP

Batter	1	2	3	4	5	6	7	8	9	10	AB	R	H	RBI	BB	SO	LOB
Chad Curtis, R (1, 8) OBP: 0.342, SLG: 0.416	C C X 0-2 ① G1-3		C B S B X 2-2 ③ G5-3			B X 1-0 ② G3		B C B S B F X 3-2 HR 1B			4	1	1	0	0	0	0
Lou Whitaker, L (1, 4) OBP: 0.443, SLG: 0.570	C C F X 0-2 2B			C X 0-1 2B		B B F C B F X 3-2 1B		X 0-0 1-H HR			4	1	4	2	0	0	0
Travis Fryman, R (1, 5) OBP: 0.302, SLG: 0.270	F C S 0-3 ② K			C F B B F C 2-3 ① K		B S B X 2-1 ③ F9		B B X 2-0 ③ G6-3			4	0	0	0	0	2	3
Cecil Fielder, R (1, 3) OBP: 0.325, SLG: 0.526	B C B C B X 3-2 ③ G6-3			S B X 1-1 ② G6-3			B S B F X 2-2 FC6-4 1B		B B C X 2-1 ① F9		4	0	1	0	0	0	2
Kirk Gibson, L (1, 10) OBP: 0.415, SLG: 0.590		L C X 0-2 ① G3		B X 1-0 ③ G4-3			C C X 0-2 ① FC6-4 G6-3 1-2f		B B X 2-0 ② L8		4	0	0	0	0	0	2
Alan Trammell, R (1, 6) OBP: 0.389, SLG: 0.338		B F F F S 1-3 ② K	B C C F B F B F C 3-3 ① K				B C B C F X 2-2 ② G6-3 1-2		C B X 1-1 ③ L5		4	0	0	0	0	2	1
Bobby Higginson, L (1, 7) OBP: 0.351, SLG: 0.425		C B B F B S 3-3 ③ K		B X 1-0 ② G4-3			C S X 0-2 ③ G1-3			S B C C 1-3 ① K	4	0	0	0	0	2	1
Danny Bautista, R (1, 9) OBP: 0.290, SLG: 0.318			C S B B X 2-2 ① L1		C S B C 1-3 ③ K			B B C X 2-1 ① G6-3		L B B S S 2-3 ② K	4	0	0	0	0	2	0
John Flaherty, R (1, 2) OBP: 0.347, SLG: 0.457			C X 0-1 ② G5-3			C B S B S 2-3 ① K		B C C S 1-3 ② K		B F B C F C 2-3 ③ K	4	0	0	0	0	3	0
Inning Stats	R: 0 H: 1 E: 0 LOB: 1 K: 1 BB: 0 S: 13 P: 16	R: 0 H: 0 E: 0 LOB: 0 K: 2 BB: 0 S: 10 P: 14	R: 0 H: 0 E: 0 LOB: 0 K: 0 BB: 0 S: 8 P: 12	R: 0 H: 1 E: 0 LOB: 1 K: 1 BB: 0 S: 9 P: 13	R: 0 H: 0 E: 0 LOB: 0 K: 2 BB: 0 S: 10 P: 15	R: 0 H: 1 E: 0 LOB: 1 K: 1 BB: 0 S: 10 P: 18	R: 0 H: 1 E: 0 LOB: 1 K: 0 BB: 0 S: 13 P: 17	R: 2 H: 2 E: 0 LOB: 0 K: 1 BB: 0 S: 11 P: 19	R: 0 H: 0 E: 0 LOB: 0 K: 0 BB: 0 S: 5 P: 10	R: 0 H: 0 E: 0 LOB: 0 K: 3 BB: 0 S: 10 P: 15	1B: 3 SF: 0 2B: 2 SAC: 0 3B: 0 DP: 0 HR: 1 HBP: 0						

PITCHER		IP	WLS	BF	H	R	ER	SO	BB	IBB	HBP	BLK	WP	HR	S	P	ERA	WHIP
Charles Nagy, R ERA: 3.4	(1, 1)	8.0		30	6	2	2	8	0	0	0	0	0	1	84	124	2.25	0.750
Eric Plunk, R ERA: 1.61	(9, 1)	2.0	W	6	0	0	0	3	0	0	0	0	0	0	15	25	0.00	0.000

PITCHER	IP	WLS	BF	H	R	ER	SO	BB	IBB	HBP	BLK	WP	HR	S	P	ERA	WHIP

TOP

Detroit Tigers @ Cleveland Indians

Jacobs Field, Cleveland, OH

Wed Jun 07 1995, 7:05 PM EDT

Att. 36,363 - Unknown - 81 F

livebaseballscorecards.com

AB	36
R	2
H	6
RBI	2
BB	0
SO	11
LOB	9

1B: 3	SF: 0	WP: 0	PA: 36		
2B: 2	SAC: 0	PB: 0			
3B: 0	DP: 0	SB: 0			
HR: 1	HBP: 0	CS: 0			

Batter	1	2	3	4	5	6	7	8	9	10	AB	R	H	RBI	BB	SO	LOB
Kenny Lofton, L (1, 8) OBP: 0.365, SLG: 0.483	C F B B F C 2-3 ① K		B X 1-0 ① G3 2-3		C S B B B F X 3-2 ③ G4-3			L X 0-1 ② F8			4	0	0	0	0	1	2
Alvaro Espinoza, R (1, 6) OBP: 0.250, SLG: 0.316	C B B X 2-1 ② G4-3		B S F B X 2-2 ② P6			B X 1-0 G6-4-3 1B		1 SAFE X 0-0 ③ F9			4	0	1	0	0	0	2
Carlos Baerga, S (1, 4) OBP: 0.376, SLG: 0.506	C X 0-1 1B		B C X 1-1 3-H 2B			B B B C X 3-1 ① ② G6-4-3 1-2f			B B X 2-0 FC6-4 WP FC5-2-4 1B		4	0	3	1	0	0	1
Albert Belle, R (1, 7) OBP: 0.358, SLG: 0.534	S C 1 SAFE C 0-3 ③ K		C S C 0-3 ③ K			B S X 1-1 ③ G6-3			F B I I I 4-1 FC6-4 1-2 IBB		3	0	0	0	1	2	2
Eddie Murray, S (1, 3) OBP: 0.390, SLG: 0.563		B B F X 2-1 HR		S B C X 1-2 ① G5-3			B F X 1-1 ① G5-3		B X 1-0 ① FC6-4 IBB 1-2f 2-3		4	1	1	1	0	0	2
Manny Ramirez, R (1, 9) OBP: 0.444, SLG: 0.702	C B F X 1-2 ① F8		C S B B B X 3-2 ② F8			B X 1-0 ② G6-3			I I I I 4-0 FC5-2-4 1-2 IBB		3	0	0	0	1	0	0
Dave Winfield, R (1, 10) OBP: 0.278, SLG: 0.298	C B S S S 1-3 ② K		B B S S S X 2-2 ③ G4-3				X 0-0 ③ F7		B F S S X 1-2 ② ③ FC5-2-4 1-2 3-H		4	0	0	0	0	1	3
Jim Thome, L (1, 5) OBP: 0.399, SLG: 0.621	B F X 1-1 ③ G3-1			B B C X 2-1 ① P4				C S F S 0-3 ① K		B B B X 3-0 HR	4	1	1	1	0	1	0
Tony Peña, R (1, 2) OBP: 0.297, SLG: 0.366 Wayne Kirby, L (8, PR) OBP: 0.343, SLG: 0.333 Scooter Tucker, R (9, 2) OBP: 0.238, SLG: 0.278			C C F X 0-2 G3 2B 2B		S C F B S 1-3 ② K			B F X 1-1 1B			3 0 0	1 0 0	2 0 0	0 0 0	0 0 0	1 0 0	0 0 0
Inning Stats	R: 0 H: 1 E: 0 LOB: 1 K: 2 BB: 0 S: 11 P: 15	R: 1 H: 1 E: 0 LOB: 0 K: 1 BB: 0 S: 10 P: 15	R: 1 H: 2 E: 0 LOB: 1 K: 1 BB: 0 S: 13 P: 17	R: 0 H: 0 E: 0 LOB: 0 K: 0 BB: 0 S: 9 P: 15	R: 0 H: 0 E: 0 LOB: 0 K: 1 BB: 0 S: 10 P: 16	R: 0 H: 1 E: 0 LOB: 0 K: 0 BB: 0 S: 5 P: 10	R: 0 H: 0 E: 0 LOB: 0 K: 0 BB: 0 S: 4 P: 6	R: 0 H: 1 E: 0 LOB: 1 K: 1 BB: 0 S: 9 P: 10	R: 0 H: 1 E: 0 LOB: 2 K: 0 BB: 2 S: 6 P: 18	R: 1 H: 1 E: 0 LOB: 0 K: 0 BB: 0 S: 1 P: 4	1B: 4 SF: 0 2B: 2 SAC: 0 3B: 0 DP: 2 HR: 2 HBP: 0						

PITCHER		IP	WLS	BF	H	R	ER	SO	BB	IBB	HBP	BLK	WP	HR	S	P	ERA	WHIP
David Wells, L ERA: 3.47	(1, 1)	9.0		34	7	2	2	6	0	2	0	0	1	1	77	122	2.00	0.778
Brian Maxcy, R ERA: 1.8	(10, 1)	0.0	L	1	1	1	1	0	0	0	0	0	0	1	1	4	∞	∞

PITCHER	IP	WLS	BF	H	R	ER	SO	BB	IBB	HBP	BLK	WP	HR	S	P	ERA	WHIP

BOTTOM

Detroit Tigers @ Cleveland Indians

Jacobs Field, Cleveland, OH

Wed Jun 07 1995, 7:05 PM EDT

Att. 36,363 - Unknown - 81 F

livebaseballscorecards.com

AB	33
R	3
H	8
RBI	3
BB	2
SO	6
LOB	12

WP: 1 PA: 35
PB: 0
SB: 0
CS: 0

Detroit Tigers @ Minnesota Twins

Hubert H. Humphrey Metrodome, Minneapolis, MN

Thu Jun 08 1995, 8:05 PM EDT

Att. 11,304 - Dome

livebaseballscorecards.com

Batter	1	2	3	4	5	6	7	8	9	AB	R	H	RBI	BB	SO	LOB
Chad Curtis, R (1, 8) OBP: 0.346, SLG: 0.418	C C B X 1-2 WP S 1B	F B C X 1-2 1-2 3-H 1B		F B B B X 3-1 ③ L6			C X 0-1 ② G6-3			4	0	2	1	0	0	2
Bobby Higginson, L (1, 9) OBP: 0.341, SLG: 0.410	X 0-0 ① F8	X 0-0 ③ G3			B F B X 2-1 ① G4-3		B S S F X 1-2 ③ L4			4	0	0	0	0	0	3
Travis Fryman, R (1, 5) OBP: 0.295, SLG: 0.263	F X 0-1 ② F8		F C B X 1-2 ① G6-3		X 0-0 ② F8			F X 0-1 ① G4-3		4	0	0	0	0	0	1
Cecil Fielder, R (1, 3) OBP: 0.323, SLG: 0.518 Todd Steverson, R (8, 7) OBP: 0.300, SLG: 0.200	B 1 B S C B F X SAFE 3-2 ③ G6-3 1-3		F B C X 1-2 ② L9		C F B B X 2-2 1B			B C S S 1-3 ② K		4 0	0 0	1 0	0 0	0 0	1 0	1 0
Kirk Gibson, L (1, 10) OBP: 0.402, SLG: 0.569		F S B B S 1-3 ① K	C S S 0-3 ③ K		B C S B F S 2-3 ③ K			B S F B X 2-2 ③ F7		4	0	0	0	0	3	1
Alan Trammell, R (1, 6) OBP: 0.383, SLG: 0.333		F X 0-1 E S E 1B		F B B F S 2-3 ① K		C B X 1-1 ① G1-3			B C B B X 3-1 ① F8	4	1	1	0	0	1	0
Franklin Stubbs, L (1, 7) OBP: 0.412, SLG: 0.375 (8, 3)	C 1 B B B F F C SAFE 3-3 ② K 1-2		C F S 0-3 ② K		B X 1-0 ② P6				S F F X 0-2 G5-4-3 1B	4	0	1	0	0	2	1
Chris Gomez, R (1, 4) OBP: 0.277, SLG: 0.357		B F B S F B X 3-2 E5 E 1B 2-3		C B X 1-1 1B 1B		C S F B X 1-2 ③ F9			X 0-0 ②③ G5-4-3 1-2f	4	1	1	0	0	0	2
Ron Tingley, R (1, 2) OBP: 0.317, SLG: 0.229		B B B C X 3-1 E8 1B 1-3 3-H		X 0-0 1-2 1B			C B B X 2-1 ① F8			3	0	1	0	0	0	1

	AB	35
	R	2
	H	7
	RBI	1
	BB	0
	SO	7
	LOB	12

Inning Stats										
	R: 0 E: 0 K: 0 S: 10	H: 1 LOB: 1 BB: 0 P: 14	R: 2 E: 2 K: 2 S: 19	H: 2 LOB: 2 BB: 0 P: 30	R: 0 E: 0 K: 1 S: 9	H: 0 LOB: 0 BB: 0 P: 11	R: 0 E: 0 K: 2 S: 11	H: 2 LOB: 2 BB: 0 P: 17	R: 0 E: 0 K: 1 S: 10	H: 1 LOB: 1 BB: 0 P: 16
	R: 0 E: 0 K: 0 S: 7	H: 0 LOB: 0 BB: 0 P: 10	R: 0 E: 0 K: 0 S: 8	H: 0 LOB: 0 BB: 0 P: 11	R: 0 E: 0 K: 1 S: 8	H: 0 LOB: 0 BB: 0 P: 11	R: 0 E: 0 K: 0 S: 7	H: 1 LOB: 0 BB: 0 P: 10	1B: 7 2B: 0 3B: 0 HR: 0	SF: 0 SAC: 0 DP: 1 HBP: 0
	WP: 1 PB: 0 SB: 2 CS: 0	PA: 35								

PITCHER		IP	WLS	BF	H	R	ER	SO	BB	IBB	HBP	BLK	WP	HR	S	P	ERA	WHIP
Kevin Tapani, R ERA: 4.13	(1, 1)	8.0	W	32	6	2	0	7	0	0	0	0	1	0	82	120	0.00	0.750
Rick Aguilera, R ERA: 1.93	(9, 1)	1.0		3	1	0	0	0	0	0	0	0	0	0	7	10	0.00	1.000

PITCHER	IP	WLS	BF	H	R	ER	SO	BB	IBB	HBP	BLK	WP	HR	S	P	ERA	WHIP

BOTTOM

Detroit Tigers @ Minnesota Twins

Hubert H. Humphrey Metrodome, Minneapolis, MN

Thu Jun 08 1995, 8:05 PM EDT

Att. 11,304 - Dome

livebaseballscorecards.com

Batter	1	2	3	4	5	6	7	8	9	AB	R	H	RBI	BB	SO	LOB
Chuck Knoblauch, R (1, 4) OBP: 0.405, SLG: 0.399	B B B B 4-0 CS BB	C F B X 1-2 1-H 2B		B C C S 1-3 K ③		B X 1-0 HR 2-3 1B		B X 1-0 G6-3 ②		4	1	2	1	1	1	1
Rich Becker, L (1, 8) OBP: 0.333, SLG: 0.357	C 1 SAFE 1 SAFE C B B X	B X 1-0 G4-3 ③			X 0-0 G3 ①	X 0-0 1-H 3-H HR		C B F B B F X 3-2 F8 ③		5	1	2	3	0	0	1
Kirby Puckett, R (1, 9) OBP: 0.343, SLG: 0.388	B B C X 2-1 F9 ②		X 0-0 F9 ①		B C B F B X 3-2 HR 1B	B X 1-0 F9 ②				4	1	1	0	0	0	1
Pedro Munoz, R (1, 10) OBP: 0.306, SLG: 0.535	S X 0-1 FC6-4 1-3 1B		C S C 0-3 K ②		X 0-0 1-H HR	F S B F F B X 2-2 G6-3 ③				4	1	2	2	0	1	0
Scott Stahoviak, L (1, 3) OBP: 0.358, SLG: 0.432	B C X 1-1 FC6-4 ③ 1-2f		C X 0-1 G4-3 ③		F S B F F B F X 2-2 G4-3 ②		S B X 1-1 G4-3 ①			4	0	0	0	0	0	2
Marty Cordova, R (1, 7) OBP: 0.353, SLG: 0.518		X 0-0 1B 2B		B C S B T 2-2 K ①	C B B S X 2-2 F9 ③		C B S X 1-2 G5-3 1B			4	1	2	0	0	1	0
Scott Leius, R (1, 5) OBP: 0.309, SLG: 0.388		B X 1-0 S 2B 2-H 1B		B X 1-0 HR		B F X 1-1 1B 2B	C B B F X 2-2 G5-3 ② 1-2			4	3	3	2	0	0	1
Matt Walbeck, S (1, 2) OBP: 0.279, SLG: 0.311		B B X 2-0 P5 ①		B F B B B X 3-2 F7 ②		L B F F S 1-3 K ①	C B X 1-1 G6-3 ③			4	0	0	0	0	1	3
Pat Meares, R (1, 6) OBP: 0.307, SLG: 0.464		B B C X 2-1 F9 ②		F X 0-1 2B		X 0-0 1B 2-H HR 1B		C F C 0-3 K ①		4	1	2	1	0	1	1
Inning Stats	R: 0 E: 0 K: 0 S: 9 H: 2 LOB: 2 BB: 1 P: 18	R: 2 E: 0 K: 0 S: 9 H: 3 LOB: 1 BB: 0 P: 16	R: 0 E: 0 K: 1 S: 6 H: 0 LOB: 0 BB: 0 P: 6	R: 1 E: 0 K: 2 S: 12 H: 2 LOB: 1 BB: 0 P: 19	R: 2 E: 0 K: 0 S: 14 H: 2 LOB: 0 BB: 0 P: 21	R: 4 E: 0 K: 1 S: 15 H: 4 LOB: 0 BB: 0 P: 21	R: 0 E: 0 K: 0 S: 10 H: 1 LOB: 1 BB: 0 P: 15	R: 0 E: 0 K: 1 S: 8 H: 0 LOB: 0 BB: 0 P: 12		1B: 7 2B: 4 3B: 0 HR: 3 SF: 0 SAC: 0 DP: 0 HBP: 0						

	AB	37
	R	9
	H	14
	RBI	9
	BB	1
	SO	5
	LOB	10

WP: 0 PB: 0 SB: 1 CS: 1 PA: 38

PITCHER		IP	WLS	BF	H	R	ER	SO	BB	IBB	HBP	BLK	WP	HR	S	P	ERA	WHIP
Mike Moore, R ERA: 5.46	(1, 1)	5.1	L	27	11	7	7	4	1	0	0	0	0	2	57	89	11.81	2.250
Joe Boever, R ERA: 5.4	(6, 1)	0.2		4	2	2	2	0	0	0	0	0	0	1	8	12	27.00	3.000
Buddy Groom, L ERA: 6.23	(7, 1)	2.0		7	1	0	0	1	0	0	0	0	0	0	18	27	0.00	0.500

PITCHER	IP	WLS	BF	H	R	ER	SO	BB	IBB	HBP	BLK	WP	HR	S	P	ERA	WHIP

Batter	1	2	3	4	5	6	7	8	9	AB	R	H	RBI	BB	SO	LOB
Chad Curtis, R (1, 8) OBP: 0.342, SLG: 0.417	B C B C X 2-2 SH1-3 1B 2B		B C S B F B C 3-3 ② K		1 SAFE B B X 2-0 ② FC5-2 BB 1B 1-2 3-H		B X 1-0 ② G6-3		S F B S 1-3 ② K	5	1	1	0	0	2	2
Scott Fletcher, R (1, 4) OBP: 0.304, SLG: 0.283	X 0-0 ① SH1-3 2-3		B B X 2-0 ③ G6-3		C B X 1-1 BB 1B 1-2 2-H		F B B B B 4-1 BB		B B X 2-0 ③ L9	3	0	1	1	1	0	0
Travis Fryman, R (1, 5) OBP: 0.299, SLG: 0.265	C S F B X 1-2 1B 3-H			X 0-0 ① G5-3	B B C B 2 SAFE F B 4-2 BB 1-2 2-3		F X 0-1 ③ F7			3	0	1	1	1	0	1
Cecil Fielder, R (1, 10) OBP: 0.321, SLG: 0.510 Danny Bautista, R (8, PR) OBP: 0.290, SLG: 0.318 (8, 9)	C S S 0-3 ② K			B B F F S 2-3 ② K	S B F S 1-3 ③ K			B B S F F F B X 3-2 2B FC1 1B		4 0	0 1	1 0	0 0	0 0	3 0	4 0
Franklin Stubbs, L (1, 3) OBP: 0.408, SLG: 0.390 Juan Samuel, R (8, PH) OBP: 0.362, SLG: 0.512 (8, 3)	1 SAFE C S B 1 SAFE C 1-3 ③ K			C F X 0-2 ③ G5-3		B X 1-0 E9 SF8 2B		B X 1-0 ① L4		3 1	1 0	1 0	0 0	0 0	1 0	1 1
Bobby Higginson, L (1, 7) OBP: 0.348, SLG: 0.415 Alan Trammell, R (8, PH) OBP: 0.389, SLG: 0.354 John Doherty, R (8, 1) Mike Henneman, R (9, 1)		C C B X 1-2 A4 D8 1B			B B C B C B 4-2 1B E BB	F X 0-1 ① SF8 3-H		C B B 1 SAFE X 2-1 FC1 SF7-4-3 1-3 2B		1 1 0 0	1 1 0 0	1 1 0 0	1 0 0 0	1 0 0 0	0 0 0 0	0 0 0 0
Chris Gomez, R (1, 6) OBP: 0.276, SLG: 0.352		1 SAFE C C B B C 2-3 ① ② K 1-2			X 0-0 E FC5-2 1-3 1B	B B X 2-0 ② L9		X 0-0 FC1 SF7-4-3 2-3 3-H		4	0	1	1	0	1	3
Todd Steverson, R (1, 9) OBP: 0.265, SLG: 0.179 (8, 7)	C C X 0-2 ③ F9				B B B C X 3-1 FC5 FC5-2 1B 1-3 3-H	C X 0-1 ③ G5-3		B S B X 2-1 ② ③ SF7-4-3 1-2 3-H		3	1	0	1	0	0	1
Ron Tingley, R (1, 2) OBP: 0.289, SLG: 0.205			B C F F B S 2-3 ① K		B B F F F 1 SAFE F B F 3-2 X ① F9		B X 1-0 ① F7		C B F B B S 3-3 ① K2-3	4	0	0	0	0	2	2
Inning Stats	R: 1 H: 2 E: 0 LOB: 1 K: 2 BB: 0 S: 14 P: 18	R: 0 H: 1 E: 0 LOB: 0 K: 1 BB: 0 S: 9 P: 12	R: 0 H: 0 E: 0 LOB: 0 K: 2 BB: 0 S: 9 P: 16	R: 0 H: 0 E: 0 LOB: 0 K: 1 BB: 0 S: 7 P: 9	R: 2 H: 2 E: 1 LOB: 3 K: 1 BB: 2 S: 19 P: 37	R: 1 H: 1 E: 1 LOB: 0 K: 0 BB: 0 S: 6 P: 9	R: 0 H: 0 E: 0 LOB: 1 K: 0 BB: 1 S: 5 P: 11	R: 2 H: 2 E: 0 LOB: 1 K: 0 BB: 0 S: 11 P: 19	R: 0 H: 0 E: 0 LOB: 0 K: 2 BB: 0 S: 7 P: 13	1B: 5 SF: 2 2B: 4 SAC: 1 3B: 0 DP: 1 HR: 0 HBP: 0						

PITCHER		IP	WLS	BF	H	R	ER	SO	BB	IBB	HBP	BLK	WP	HR	S	P	ERA	WHIP
Pat Mahomes, R ERA: 9.09	(1, 1)	5.0		22	5	3	1	7	2	0	0	0	0	0	58	92	1.80	1.400
Dave Stevens, R ERA: 4.07	(6, 1)	2.0		9	2	2	2	0	1	0	0	0	0	0	16	28	9.00	1.500
Mark Guthrie, L ERA: 6.23	(8, 1)	0.1	L	2	1	0	0	0	0	0	0	0	0	0	3	6	0.00	3.000
Rick Aguilera, R ERA: 1.72	(8, 1)	1.2		5	0	1	1	2	0	0	0	0	0	0	10	18	5.40	0.000

PITCHER	IP	WLS	BF	H	R	ER	SO	BB	IBB	HBP	BLK	WP	HR	S	P	ERA	WHIP

TOP

Detroit Tigers @ Minnesota Twins

Hubert H. Humphrey Metrodome, Minneapolis, MN

Fri Jun 09 1995, 8:05 PM EDT

Att. 13,980 - Dome

livebaseballscorecards.com

AB	32
R	6
H	8
RBI	5
BB	3
SO	9
LOB	15

BOTTOM

Detroit Tigers @ Minnesota Twins

Hubert H. Humphrey Metrodome, Minneapolis, MN

Fri Jun 09 1995, 8:05 PM EDT

Att. 13,980 - Dome

livebaseballscorecards.com

Batter	1	2	3	4	5	6	7	8	9	AB	R	H	RBI	BB	SO	LOB
Chuck Knoblauch, R (1, 4) OBP: 0.417, SLG: 0.418	C C B B B F B 4-2 1B S BB		B S S B B F F B 4-2 FC4-6 BB	1 SAFE 1 SAFE 1 SAFE B C B F B F 3-2 F F X 1-H 3B		X 0-0 G6-3 1B		B B X 2-0 ② L3		3	0	2	1	2	0	0
Pat Meares, R (1, 6) OBP: 0.297, SLG: 0.447 Chip Hale, L (8, PH) OBP: 0.263, SLG: 0.188 (9, 5)	1 SAFE B C X 1-1 ① G5-3 1-2		C B 1 SAFE 1 SAFE X 1-1 ① FC4-6 2B 1-2f 2B	F X 0-1 ③ G4-3		X 0-0 ② G6-3 1-2		X 0-0 ③ G5-3		4 1	1 0	0 0	0 0	0 0	0 0	4 0
Kirby Puckett, R (1, 9) OBP: 0.350, SLG: 0.397	C B B X 2-1 2-3 1B		S B X 1-1 1-3 2B 2B		C F B X 1-2 ① G4-3	I I I I 4-0 IBB			B F S S 1-3 ① K	4	1	2	0	1	1	0
Pedro Munoz, R (1, 10) OBP: 0.315, SLG: 0.548 Kevin Maas, L (6, PH) OBP: 0.294, SLG: 0.370	S 1 SAFE B 1 SAFE L 1 SAFE F F X 1-2 ② F9		X 0-0 2-H 3-H 2B		X 0-0 HR 1B	C B B X 2-1 ③ F7			F B S F S 1-3 ② K	3 2	1 0	2 0	2 0	0 1	0 2	2 2
Marty Cordova, R (1, 7) OBP: 0.348, SLG: 0.528	B C B F B C 3-3 ③ K		X 0-0 ② G5-3		X 0-0 1-H HR		X 0-0 ① G5-3		S F C 0-3 ③ K	5	1	1	2	0	2	3
Scott Leius, R (1, 5) OBP: 0.307, SLG: 0.379 (9, 6)		C F X 0-2 ① G3	S B F B B X 3-2 ③ P5		B B B B 4-0 BB		B B X 2-0 ② G5-3			3	0	0	0	1	0	1
Jerald Clark, R (1, 3) OBP: 0.360, SLG: 0.536		B S B B B X 3-1 G3 2B		C F B X 1-2 ① P4	1 SAFE B F X 1-1 ② P6		B B F X 2-1 1B			4	0	2	0	0	0	1
Matt Walbeck, S (1, 2) OBP: 0.270, SLG: 0.299		B F C B B B X 3-2 ② G3 2-3		X 0-0 ② F9	B F 1 SAFE B F 1 SAFE X 2-2 ③ P6		B S S S 1-3 ③ K			4	0	0	0	0	1	3
Rich Becker, L (1, 8) OBP: 0.324, SLG: 0.323		C S B F S 1-3 ③ K		B B F B F B 4-2 S 3B BB		B F C B B B F F X 3-2 ① L7		B C F B F X 2-2 ① G5-3		3	1	0	0	1	1	1
Inning Stats	R: 0 H: 1 E: 0 LOB: 2 K: 1 BB: 1 S: 15 P: 26	R: 0 H: 1 E: 0 LOB: 1 K: 1 BB: 0 S: 12 P: 19	R: 2 H: 2 E: 0 LOB: 1 K: 0 BB: 1 S: 13 P: 22	R: 1 H: 1 E: 0 LOB: 1 K: 0 BB: 1 S: 14 P: 22	R: 2 H: 2 E: 0 LOB: 1 K: 0 BB: 1 S: 10 P: 18	R: 0 H: 1 E: 0 LOB: 2 K: 0 BB: 1 S: 9 P: 18	R: 0 H: 1 E: 0 LOB: 1 K: 1 BB: 0 S: 7 P: 12	R: 0 H: 0 E: 0 LOB: 0 K: 0 BB: 0 S: 7 P: 11	R: 0 H: 0 E: 0 LOB: 0 K: 3 BB: 0 S: 10 P: 12	1B: 4 SF: 0 2B: 3 SAC: 0 3B: 1 DP: 0 HR: 1 HBP: 0						WP: 0 PA: 41 PB: 0 SB: 2 CS: 0	

	AB	36
	R	5
	H	9
	RBI	5
	BB	5
	SO	6
	LOB	17

PITCHER		IP	WLS	BF	H	R	ER	SO	BB	IBB	HBP	BLK	WP	HR	S	P	ERA	WHIP
Brian Bohanon, L ERA: 5.74	(1, 1)	5.0		26	7	5	5	2	4	0	0	0	0	1	64	107	9.00	2.200
John Doherty, R ERA: 6.86	(6, 1)	3.0	W	12	2	0	0	1	0	1	0	0	0	0	23	41	0.00	0.667
John Doherty, R ERA: 6.86	(8, 1)	3.0	W	12	2	0	0	1	0	1	0	0	0	0	23	41	0.00	0.667
Mike Henneman, R ERA: 1.93	(9, 1)	1.0	S	3	0	0	0	3	0	0	0	0	0	0	10	12	0.00	0.000

PITCHER	IP	WLS	BF	H	R	ER	SO	BB	IBB	HBP	BLK	WP	HR	S	P	ERA	WHIP

Detroit Tigers @ Minnesota Twins

Hubert H. Humphrey Metrodome, Minneapolis, MN

Sat Jun 10 1995, 8:05 PM EDT

Att. 17,516 - Dome

TOP

livebaseballscorecards.com

Batter	1	2	3	4	5	6	7	8	9	AB	R	H	RBI	BB	SO	LOB
Chad Curtis, R (1, 8) OBP: 0.359, SLG: 0.437	X 0-0 S 1B		B B C X 2-1 G4-3 2B		B B B C F B 4-2 E 1-2 FC5-2 BB		B C C F X 1-2 FC6-4 1B		B X 1-0 HR 1B	4	1	4	0	1	0	0
Juan Samuel, R (1, 4) OBP: 0.365, SLG: 0.565	B 1 SAFE C X 1-1 ① L7		X 0-0 ① G4-3 2-3		B B F X 2-1 E7 FC5-2 1-3 2-H 3-H 1B		B X 1-0 ① F9		1 SAFE P C B B X 3-1 1-H HR	5	1	2	3	0	0	3
Travis Fryman, R (1, 5) OBP: 0.297, SLG: 0.263	B 1 SAFE B F S 1 SAFE 1 SAFE S 2-3 ② K		S B S S 1-3 ② K		B B F 1 SAFE X 2-1 ① FC5-2 1-2 3-H		1 SAFE X 0-0 ② L8		B S C F X 1-2 BB BB 1B	5	0	1	0	0	2	5
Cecil Fielder, R (1, 10) OBP: 0.318, SLG: 0.497	B B 1 SAFE F B F F C 3-3 ③ K 1-2		X 0-0 ③ G6-3		S X 0-1 ② F7		B B S 1 SAFE 1 SAFE X 2-1 ③ FC6-4 1-2f		C S B B B F B 4-2 BB 1-2 BB	4	0	0	0	1	1	5
Franklin Stubbs, L (1, 3) OBP: 0.395, SLG: 0.365		B B B C X 3-1 ① F9		S B X 1-1 ① F8	X 0-0 ③ F8			X 0-0 ① G3	B B B C B 4-1 1-2 2-3 BB	4	0	0	0	1	0	2
Bobby Higginson, L (1, 7) OBP: 0.343, SLG: 0.407		C B B F B X 3-2 HR 1B		F B B X 2-1 ② F8		C B B B S 2-3 ① K		B X 1-0 ② F7	B C X 1-1 ③ L9	5	1	1	0	0	1	3
Chris Gomez, R (1, 6) OBP: 0.275, SLG: 0.380		X 0-0 1-H HR		B F C S 1-3 ③ K		B S B C B S 3-3 ② K		C B B B C X 3-2 ③ L4		4	1	1	2	0	2	0
Todd Steverson, R (1, 9) OBP: 0.289, SLG: 0.313		B C S C 1-3 ② K			F X 0-1 1B 1B 1B	B X 1-0 HR			B F F X 1-2 ① G3	4	2	2	1	0	1	0
John Flaherty, R (1, 2) OBP: 0.343, SLG: 0.448		C B B B F X 3-2 ③ G4-3			F F B B F X 2-2 1B BB E 1-3 1B	F B F F X 1-2 ③ F7			C C X 0-2 ② F8	4	1	1	0	0	0	0
Inning Stats	R: 0 E: 0 K: 2 S: 10 H: 1 LOB: 1 BB: 0 P: 16	R: 2 E: 0 K: 1 S: 12 H: 2 LOB: 0 BB: 0 P: 22	R: 0 E: 0 K: 1 S: 7 H: 1 LOB: 1 BB: 0 P: 10	R: 0 E: 0 K: 1 S: 7 H: 0 LOB: 0 BB: 0 P: 11	R: 2 E: 1 K: 0 S: 15 H: 3 LOB: 2 BB: 1 P: 25	R: 1 E: 0 K: 2 S: 11 H: 1 LOB: 0 BB: 0 P: 18	R: 0 E: 0 K: 0 S: 8 H: 1 LOB: 1 BB: 0 P: 12	R: 0 E: 0 K: 0 S: 5 H: 0 LOB: 0 BB: 0 P: 9	R: 2 E: 0 K: 0 S: 20 H: 3 LOB: 3 BB: 2 P: 34	1B: 8 2B: 1 3B: 0 HR: 3 SF: 0 SAC: 0 DP: 0 HBP: 0						

	AB	39
	R	7
	H	12
	RBI	6
	BB	3
	SO	7
	LOB	18

WP: 0 PB: 0 SB: 1 CS: 0 PA: 42

PITCHER		IP	WLS	BF	H	R	ER	SO	BB	IBB	HBP	BLK	WP	HR	S	P	ERA	WHIP
Mike Trombley, R (1, 1) ERA: 5.79	(1, 1)	4.2	L	22	7	4	3	5	1	0	0	0	0	1	50	83	5.79	1.714
Eddie Guardado, L (5, 1) ERA: 5.4	(5, 1)	1.1		5	1	1	1	2	0	0	0	0	0	1	12	19	6.75	0.750
Erik Schullstrom, R (7, 1) ERA: 13.06	(7, 1)	2.2		13	4	2	2	0	1	0	0	0	0	1	30	47	6.75	1.875
Rich Robertson, L (9, 1) ERA: 7.41	(9, 1)	0.1		2	0	0	0	0	1	0	0	0	0	0	3	8	0.00	3.000

PITCHER	IP	WLS	BF	H	R	ER	SO	BB	IBB	HBP	BLK	WP	HR	S	P	ERA	WHIP

Detroit Tigers @ Minnesota Twins

Hubert H. Humphrey Metrodome, Minneapolis, MN

Sat Jun 10 1995, 8:05 PM EDT

Att. 17,516 - Dome

livebaseballscorecards.com

BOTTOM

Batter	1	2	3	4	5	6	7	8	9	AB	R	H	RBI	BB	SO	LOB
Chuck Knoblauch, R (1, 4) OBP: 0.425, SLG: 0.430	B C B B B 4-1 WP BB	B B F F S 2-3 ③ K 1-2 2-3		B F F X 1-2 ② 1B 2-H		X 0-0 1B 1-2		B C B C X 2-2 G1-3 1B 2B	C B C X 1-2 ③ FC6-4 1-2f	5	1	3	0	1	1	3
Rich Becker, L (1, 8) OBP: 0.286, SLG: 0.278	1 SAFE C S S B S 1-3 ① K 1-2		B B X 2-0 ① F7	X 0-0 ③ L7		B B X 2-0 ③ G3		C C B X 2-2 ② G1-3 2-3		5	0	0	0	0	1	5
Kirby Puckett, R (1, 9) OBP: 0.363, SLG: 0.406	B S B F B B 4-2 BB		C X 0-1 ② G6-3		B B C X 2-1 WP 1B		B S X 1-1 1B 1B SF8 1B	B X 1-0 BB 1B 3-H		4	1	3	1	1	0	0
Pedro Munoz, R (1, 10) OBP: 0.322, SLG: 0.556 Kevin Maas, L (8, PH) OBP: 0.308, SLG: 0.370	F B S S 1-3 ② K		B B X 2-0 2B		B S B S B S 3-3 ① K 1-2		F B B B X 3-1 SF8 1B 1B 1-2	B C B B B 4-1 BB 1-2		4	0	2	0	0	2	3
										0	0	0	0	1	0	0
Scott Stahoviak, L (1, 3) OBP: 0.349, SLG: 0.418	B B C B F X 3-2 ③ G6-3		X 0-0 ③ G4-3		F X 0-1 ② P6		B C B X 2-1 1B 1-2 2-3	F B S B F X 2-2 ③ G4-3		5	0	1	0	0	0	6
Marty Cordova, R (1, 7) OBP: 0.343, SLG: 0.517		C B X 1-1 ① G4-3		B X 1-0 ① F8	X 0-0 ③ G5-3		B F B F S 2-3 ① K		B B C B F X 3-2 FC6-4 1B	5	0	1	0	0	1	4
Scott Leius, R (1, 5) OBP: 0.303, SLG: 0.370		C X 0-1 ② G6-3		B B B C F B 4-2 3B BB		C C S 1-3 ① K	B B F B X 3-1 ② SF8 2-3 3-H		B X 1-0 ① FC6-4 WP 1B 1-2f	3	2	0	1	1	1	1
Matt Merullo, L (1, 2) OBP: 0.304, SLG: 0.300		C X 0-1 WP 1B 1B		F F B X 1-2 2B 3B 1-H		B B X 2-0 ② F7	B S F B X 2-2 ③ G4-3		B X 1-0 ② F8 1-2	5	1	2	1	0	0	3
Pat Meares, R (1, 6) OBP: 0.311, SLG: 0.466 Chip Hale, L (9, PH) OBP: 0.300, SLG: 0.235		F B X 1-1 WP 1B 1-2		S X 0-1 1B 2B 3-H		C B X 1-1 1B		C S X 0-2 ① G4-3	C X 0-1 FC6-4 1B 2-H	4	0	3	1	0	0	0
										1	0	1	1	0	0	0
Inning Stats	R: 0 E: 0 K: 2 S: 12 H: 0 LOB: 2 BB: 2 P: 25	R: 0 E: 0 K: 1 S: 11 H: 2 LOB: 2 BB: 0 P: 15	R: 0 E: 0 K: 0 S: 5 H: 1 LOB: 1 BB: 0 P: 9	R: 2 E: 0 K: 0 S: 12 H: 3 LOB: 1 BB: 1 P: 19	R: 0 E: 0 K: 1 S: 8 H: 1 LOB: 1 BB: 0 P: 13	R: 0 E: 0 K: 1 S: 8 H: 2 LOB: 2 BB: 0 P: 14	R: 1 E: 0 K: 1 S: 14 H: 3 LOB: 2 BB: 0 P: 27	R: 1 E: 0 K: 0 S: 15 H: 2 LOB: 2 BB: 1 P: 26	R: 1 E: 0 K: 0 S: 10 H: 2 LOB: 1 BB: 0 P: 16	1B: 12 2B: 3 3B: 1 HR: 0 SF: 1 SAC: 0 DP: 0 HBP: 0							

	AB	41
	R	5
	H	16
	RBI	5
	BB	4
	SO	6
	LOB	25

WP: 4 PB: 0 SB: 0 CS: 0 PA: 46

PITCHER		IP	WLS	BF	H	R	ER	SO	BB	IBB	HBP	BLK	WP	HR	S	P	ERA	WHIP
Sean Bergman, R ERA: 5.24	(1, 1)	6.0	W	29	9	2	2	5	3	0	0	0	3	0	56	95	3.00	2.000
Brian Maxcy, R ERA: 4.05	(7, 1)	1.2		9	4	2	2	1	0	0	0	0	0	0	23	40	10.80	2.400
Mike Henneman, R ERA: 2.35	(8, 1)	1.1	S	8	3	1	1	0	1	0	0	0	1	0	16	29	6.75	3.000

PITCHER	IP	WLS	BF	H	R	ER	SO	BB	IBB	HBP	BLK	WP	HR	S	P	ERA	WHIP

Batter	1	2	3	4	5	6	7	8	9	AB	R	H	RBI	BB	SO	LOB
Chad Curtis, R (1, 8) OBP: 0.365, SLG: 0.453	C S S 0-3 ① K	B X 1-0 1-3 2-H 2B		C C B B X 2-2 2B	X 0-0 ③ F9				B C C F F F X 1-2 HR 1B	5	1	3	1	0	1	0
Juan Samuel, R (1, 4) OBP: 0.386, SLG: 0.640	C X 0-1 2B	B B B B 4-0 BB		B B C X 2-1 ③ F8			C F B X 1-2 ① G6-3		1 SAFE B X 1-0 1-H HR	4	1	2	2	1	0	1
Travis Fryman, R (1, 5) OBP: 0.294, SLG: 0.261	X 0-0 ② F8	B B S S B S 3-3 ③ K			C F S 0-3 ① K		X 0-0 G5-4-3 1B		B F F B C 2-3 ① K	5	0	1	0	0	3	4
Cecil Fielder, R (1, 10) OBP: 0.315, SLG: 0.493	B F B B X 3-1 ③ G6-3		S F B B X 2-2 FC5 2B		B B S X 2-1 ② L7		F S B F 1 SAFE F X 1-2 ② ③ G5-4-3 1-2f		B B X 2-0 ② L7	5	0	1	0	0	0	2
Franklin Stubbs, L (1, 3) OBP: 0.370, SLG: 0.338		C X 0-1 ① G5-3	F X 0-1 ① F8		B S X 1-1 ③ G1-3			B F B X 2-1 ① P3	C S B S 1-3 ③ K	5	0	0	0	0	1	1
Bobby Higginson, L (1, 7) OBP: 0.340, SLG: 0.409		B X 1-0 1B SF8 2B	B C F B X 2-2 ② F7			X 0-0 ① G4-3		B X 1-0 ② P5		4	1	1	0	0	0	1
Chris Gomez, R (1, 6) OBP: 0.274, SLG: 0.375	S T X 0-2 BB 2B 2-3 1B	C B S B T F B X 3-2 ③ FC5 2-3			B S C B X 2-2 ② F9			C F B B S 2-3 ③ K		4	1	1	0	0	1	1
Todd Steverson, R (1, 9) OBP: 0.333, SLG: 0.412		B B B B 4-0 2B 1-2 BB		S C B X 1-2 ① L5		C B B B C B 4-2 HR BB			C B B X 2-1 HR	2	2	1	1	2	0	0
John Flaherty, R (1, 2) OBP: 0.349, SLG: 0.515		C B X 1-1 ② SF8 3-H		X 0-0 ② F8		B X 1-0 1-H HR			B B B C X 3-1 HR	3	2	2	4	0	0	0
Inning Stats	R: 0 E: 0 K: 1 S: 8 H: 1 LOB: 1 BB: 0 P: 11	R: 2 E: 0 K: 1 S: 12 H: 3 LOB: 3 BB: 2 P: 26	R: 0 E: 0 K: 0 S: 13 H: 1 LOB: 1 BB: 0 P: 20	R: 0 E: 0 K: 0 S: 9 H: 1 LOB: 1 BB: 0 P: 14	R: 0 E: 0 K: 1 S: 7 H: 0 LOB: 0 BB: 0 P: 10	R: 2 E: 0 K: 0 S: 8 H: 1 LOB: 0 BB: 1 P: 15	R: 0 E: 0 K: 0 S: 9 H: 1 LOB: 0 BB: 0 P: 11	R: 0 E: 0 K: 1 S: 6 H: 0 LOB: 0 BB: 0 P: 11	R: 4 E: 0 K: 2 S: 18 H: 4 LOB: 0 BB: 0 P: 30	1B: 3 2B: 5 3B: 0 HR: 4 SF: 1 SAC: 0 DP: 1 HBP: 0						

TOP

Detroit Tigers @ Minnesota Twins

Hubert H. Humphrey Metrodome, Minneapolis, MN

Sun Jun 11 1995, 4:33 AM EDT
Att. 15,364 - Dome - 68 F

livebaseballscorecards.com

AB	37
R	8
H	12
RBI	8
BB	3
SO	6
LOB	10

PITCHER		IP	WLS	BF	H	R	ER	SO	BB	IBB	HBP	BLK	WP	HR	S	P	ERA	WHIP
Brad Radke, R ERA: 7.09	(1, 1)	8.0	L	34	8	4	4	4	3	0	0	0	0	1	72	118	4.50	1.375
Dave Stevens, R ERA: 5.55	(9, 1)	0.0		4	4	4	4	0	0	0	0	0	0	3	11	18	∞	∞
Rich Robertson, L ERA: 7.0	(9, 1)	1.0		3	0	0	0	2	0	0	0	0	0	0	7	12	0.00	0.000

PITCHER	IP	WLS	BF	H	R	ER	SO	BB	IBB	HBP	BLK	WP	HR	S	P	ERA	WHIP

Detroit Tigers @ Minnesota Twins

Hubert H. Humphrey Metrodome, Minneapolis, MN

Sun Jun 11 1995, 4:33 AM EDT

Att. 15,364 - Dome - 68 F

livebaseballscorecards.com

BOTTOM

Batter	1	2	3	4	5	6	7	8	9	AB	R	H	RBI	BB	SO	LOB
Chuck Knoblauch, R (1, 4) OBP: 0.416, SLG: 0.419	G6-3		L3		F9			G3		4	0	0	0	0	0	0
Rich Becker, L (1, 8) OBP: 0.283, SLG: 0.275	L5		G3		CS 1B			K		4	0	1	0	0	1	0
Kirby Puckett, R (1, 10) OBP: 0.355, SLG: 0.396	F8		E3 1B		K 1-2			G5-3		4	0	0	0	0	1	1
Pedro Munoz, R (1, 9) OBP: 0.336, SLG: 0.563		G6-3 2B 1B	1-3 1B			FC5-4 1B			K	4	1	3	0	0	1	0
Scott Stahoviak, L (1, 3) OBP: 0.333, SLG: 0.398		L8	F7			L7			K	4	0	0	0	0	1	4
Marty Cordova, R (1, 7) OBP: 0.347, SLG: 0.520		1-3 2B		FC5-4 BB		FC5-4 CS 1-2f			K	3	0	1	0	1	1	1
Scott Leius, R (1, 5) OBP: 0.297, SLG: 0.362		G6-3 3-H		FC5-4 1B 1-2f		CS 1-2	F9			3	0	0	1	0	0	2
Matt Walbeck, S (1, 2) OBP: 0.271, SLG: 0.300		F7		G4-6-3 1-2 1B			K			3	0	1	0	0	1	1
Pat Meares, R (1, 6) OBP: 0.312, SLG: 0.488			HR	G4-6-3 1-2f			G5-3			3	1	1	1	0	0	2
Inning Stats	R: 0 H: 0 E: 0 LOB: 0 K: 0 BB: 0 S: 6 P: 12	R: 1 H: 2 E: 0 LOB: 1 K: 0 BB: 0 S: 11 P: 20	R: 1 H: 2 E: 1 LOB: 2 K: 0 BB: 0 S: 9 P: 10	R: 0 H: 1 E: 0 LOB: 1 K: 0 BB: 1 S: 8 P: 14	R: 0 H: 1 E: 0 LOB: 0 K: 1 BB: 0 S: 10 P: 11	R: 0 H: 1 E: 0 LOB: 0 K: 0 BB: 0 S: 5 P: 11	R: 0 H: 0 E: 0 LOB: 0 K: 1 BB: 0 S: 5 P: 7	R: 0 H: 0 E: 0 LOB: 0 K: 1 BB: 0 S: 6 P: 8	R: 0 H: 0 E: 0 LOB: 0 K: 3 BB: 0 S: 9 P: 13	1B: 5 SF: 0 2B: 1 SAC: 0 3B: 0 DP: 1 HR: 1 HBP: 0							

	AB	32
	R	2
	H	7
	RBI	2
	BB	1
	SO	6
	LOB	11

WP: 0 PB: 0 SB: 0 CS: 2 PA: 34

PITCHER		IP	WLS	BF	H	R	ER	SO	BB	IBB	HBP	BLK	WP	HR	S	P	ERA	WHIP
Felipe Lira, R ERA: 3.32	(1, 1)	7.0	W	27	7	2	2	2	1	0	0	0	0	1	54	85	2.57	1.143
Joe Boever, R ERA: 5.06	(8, 1)	2.0	S	6	0	0	0	4	0	0	0	0	0	0	15	21	0.00	0.000

PITCHER	IP	WLS	BF	H	R	ER	SO	BB	IBB	HBP	BLK	WP	HR	S	P	ERA	WHIP

Batter	1	2	3	4	5	6	7	8	9	AB	R	H	RBI	BB	SO	LOB
Bernie Williams, S (1, 8) OBP: 0.314, SLG: 0.403	X 0-0 F8 ①		C B X 1-1 G1-3 ①		X 0-0 G5-3 ③		C B S B B X 3-2 L5 ②③ 2-3			4	0	0	0	0	0	2
Tony Fernandez, S (1, 6) OBP: 0.291, SLG: 0.239	B B S X 2-1 P6 ②		B X 1-0 P3 ②			F B C F B F C 2-3 K ①		C B B C B F X 3-2 F8 ①		4	0	0	0	0	1	0
Mike Stanley, R (1, 10) OBP: 0.357, SLG: 0.409	B C B C B B 4-2 BB BB		S F B F B S 2-3 K ③			C B S B B S 3-3 K ②		B B C F C X 2-3 K ②		3	0	0	0	1	3	0
Jim Leyritz, R (1, 2) OBP: 0.394, SLG: 0.451	B B B S B 4-1 1-2 BB			C S B B F F C 2-3 K ①		B C B B B 4-1 1B BB		F B F B B C 3-3 K ③		2	0	0	0	2	2	0
Danny Tartabull, R (1, 9) OBP: 0.321, SLG: 0.363	B F B B C B X 3-2 F8 ③			C B X 1-1 F7 ②		B C X 1-1 1-3 1B			B B C X 2-1 P5 ①	4	0	1	0	0	0	2
Don Mattingly, L (1, 3) OBP: 0.306, SLG: 0.412		B X 1-0 P5 ①		C B B X 2-1 G4-3 ③		X 0-0 G3-1 ③			B B C B C X 3-2 F7 ②	4	0	0	0	0	0	2
Russ Davis, R (1, 5) OBP: 0.450, SLG: 0.563		B F X 1-1 E1 BB			C B C B X 2-2 F9 ①		F B B X 2-1 2B 3B		C B B F B X 3-2 BLK BB 1B	4	1	2	0	0	0	0
Gerald Williams, R (1, 7) OBP: 0.345, SLG: 0.563		C B B F 1 SAFE B F F F 4-2 1 SAFE B 1-2 G1-6-3 BB			S B F H 2-2 HBP		F S B F F X 1-2 CS 3-H 2B		B B B B 4-0 1-2 BLK BB	1	0	1	1	2	0	0
Dave Silvestri, R (1, 4) OBP: 0.273, SLG: 0.250 Dion James, L (9, PH) OBP: 0.387, SLG: 0.411		S X 0-1 G1-6-3 ②③ 1-2f			B 1 SAFE 1 SAFE C S S 1-3 K ②		F B C F X 1-2 F9 ①		C B B X 2-1 1-2 2-3 F7 ③	3 1	0 0	0 0	0 0	1 0	4 2	
Inning Stats	R: 0 E: 0 K: 0 S: 9 H: 0 LOB: 2 BB: 2 P: 22	R: 0 E: 1 K: 0 S: 10 H: 0 LOB: 1 BB: 1 P: 16	R: 0 E: 0 K: 1 S: 7 H: 0 LOB: 0 BB: 0 P: 11	R: 0 E: 0 K: 1 S: 9 H: 0 LOB: 0 BB: 0 P: 14	R: 0 E: 0 K: 1 S: 9 H: 0 LOB: 1 BB: 0 P: 14	R: 0 E: 0 K: 2 S: 12 H: 1 LOB: 2 BB: 1 P: 22	R: 1 E: 0 K: 0 S: 13 H: 2 LOB: 0 BB: 0 P: 20	R: 0 E: 0 K: 2 S: 10 H: 0 LOB: 0 BB: 0 P: 18	R: 0 E: 0 K: 0 S: 10 H: 1 LOB: 2 BB: 1 P: 24	1B: 2 2B: 1 3B: 1 HR: 0	SF: 0 SAC: 0 DP: 1 HBP: 1						

TOP

New York Yankees @ Detroit Tigers

Tiger Stadium, Detroit, MI

Mon Jun 12 1995, 7:05 PM EDT

Att. 14,135 - Unknown - 71 F

livebaseballscorecards.com

AB	30
R	1
H	4
RBI	1
BB	5
SO	7
LOB	12

PITCHER		IP	WLS	BF	H	R	ER	SO	BB	IBB	HBP	BLK	WP	HR	S	P	ERA	WHIP
David Wells, L ERA: 3.16	(1, 1)	8.2	W	35	4	1	1	7	5	0	1	0	0	0	87	157	1.04	1.038
Brian Maxcy, R ERA: 3.86	(9, 1)	0.1		1	0	0	0	0	0	0	0	1	0	0	2	4	0.00	0.000

PITCHER	IP	WLS	BF	H	R	ER	SO	BB	IBB	HBP	BLK	WP	HR	S	P	ERA	WHIP

New York Yankees @ Detroit Tigers

Tiger Stadium, Detroit, MI

Mon Jun 12 1995, 7:05 PM EDT

Att. 14,135 - Unknown - 71 F

livebaseballscorecards.com

BOTTOM

Batter	1	2	3	4	5	6	7	8	9	AB	R	H	RBI	BB	SO	LOB
Chad Curtis, R (1, 8) OBP: 0.361, SLG: 0.446	B C F B F B S 3-3 K ①		B B X 2-0 G6-3 ①		B B C C B F X 3-2 WP S 1B 1B	B C C B B X 3-2 P3 ②		C B B C S 2-3 K ①		5	1	1	0	0	2	0
Alan Trammell, R (1, 6) OBP: 0.400, SLG: 0.393	B C C X 1-2 G6-3 ②		C B B B X 3-1 1B 1B 2B		1 SAFE S B C X 1-2 G6-3 ① 1-3	B X 1-0 1B 2B		C X 0-1 2B 1B		5	2	3	0	0	0	1
Travis Fryman, R (1, 5) OBP: 0.307, SLG: 0.278	B C F B S 2-3 K ③		C B F B B F F F X 3-2 FC1-6 1B 2-3 1B		B X 1-0 ② 3-H 1B	C S B B B F B 4-2 1B BB		C B X 1-1 1-3 2B		4	0	3	1	1	1	0
Cecil Fielder, R (1, 10) OBP: 0.322, SLG: 0.497		C B X 1-1 HR 1B	B X 1-0 FC1-6 1-2 3-H 1B		B F C X 1-2 E8 1B 1B	S X 0-1 BB 1-3 2-H 1B		F F C 0-3 ②		5	2	3	2	0	1	2
Juan Samuel, R (1, 3) OBP: 0.403, SLG: 0.685	B B B C X 3-1 1-H HR		B S X 1-1 FC1-6 ② 1-2f 2-3		B B X 2-0 1B 2-3 1B	B B B 4-0 1-2 BB		B B S B F X 3-2 F8 ③		4	1	2	2	1	0	4
Chris Gomez, R (1, 4) OBP: 0.273, SLG: 0.370	C C F S 0-3 K ①	C B 1 SAFE F B B S 3-3 K ③			B S B B X 3-1 BB 1-3 3-H 1B	C S B C 1-3 ③				4	0	1	1	0	3	5
Todd Steverson, R (1, 7) OBP: 0.318, SLG: 0.389 Bobby Higginson, L (5, PH) (6, 7) OBP: 0.342, SLG: 0.406	F B B C S 2-3 K ②		C B C B S 2-3 K ① B B B C F B 4-2 1-2 BB			C C C 0-3 K ①				2 1	0 0	0 0	0 0	0 1	2 1	0 0
Danny Bautista, R (1, 9) OBP: 0.289, SLG: 0.315	B F F F B X 2-2 1B		F L X 0-2 G5-3 ② X		0-0 G4-3 ③	X 0-0 G6-3 ②				4	0	1	0	0	0	3
John Flaherty, R (1, 2) OBP: 0.336, SLG: 0.495		B 1 SAFE 1 SAFE C X 1-1 F8 ③	B X 1-0 G4-3 ③			C X 0-1 L8 ①		C S C 0-3 K ③		4	0	0	0	0	1	1

Inning Stats	1	2	3	4	5	6	7	8	9
	R: 0 H: 0 E: 0 LOB: 0 K: 2 BB: 0 S: 10 P: 16	R: 2 H: 3 E: 0 LOB: 1 K: 2 BB: 0 S: 17 P: 26	R: 1 H: 3 E: 0 LOB: 2 K: 1 BB: 0 S: 15 P: 28	R: 0 H: 0 E: 0 LOB: 0 K: 1 BB: 0 S: 7 P: 10	R: 2 H: 4 E: 1 LOB: 3 K: 0 BB: 1 S: 17 P: 32	R: 1 H: 2 E: 0 LOB: 3 K: 1 BB: 2 S: 14 P: 27	R: 0 H: 0 E: 0 LOB: 0 K: 2 BB: 0 S: 7 P: 7	R: 0 H: 2 E: 0 LOB: 2 K: 2 BB: 0 S: 13 P: 19	

AB	38
R	6
H	14
RBI	6
BB	3
SO	11
LOB	16

		1B	SF	WP	PA
		2B	SAC	PB	
		3B	DP	SB	
		HR	HBP	CS	
		10	0	1	41
		3	0	0	
		0	0	1	
		1	0	0	

PITCHER		IP	WLS	BF	H	R	ER	SO	BB	IBB	HBP	BLK	WP	HR	S	P	ERA	WHIP
Andy Pettitte, L ERA: 3.55	(1, 1)	4.2	L	24	10	5	4	6	0	0	0	0	1	1	63	105	7.71	2.143
Scott Bankhead, R ERA: 5.48	(5, 1)	2.1		12	2	1	1	3	3	0	0	0	0	0	24	41	3.86	2.143
Josias Manzanillo, R ERA: 5.82	(8, 1)	1.0		5	2	0	0	2	0	0	0	0	0	0	13	19	0.00	2.000

PITCHER	IP	WLS	BF	H	R	ER	SO	BB	IBB	HBP	BLK	WP	HR	S	P	ERA	WHIP

New York Yankees @ Detroit Tigers

Tiger Stadium, Detroit, MI

Tue Jun 13 1995, 7:05 PM EDT

Att. 11,800 - Unknown - 85 F

TOP

livebaseballscorecards.com

Batter	1	2	3	4	5	6	7	8	9	AB	R	H	RBI	BB	SO	LOB
Luis Polonia, L (1, 7) OBP: 0.323, SLG: 0.373	B C X 1-1 L7 ①		F X 0-1 F7 ①	B B X 2-0 G3-1 ③ 1-2		X 0-0 BB 2B 1B	X 0-0 F7 ②		B C C F C 1-3 K ②	6	1	1	0	0	1	4
Wade Boggs, L (1, 5) OBP: 0.396, SLG: 0.382	B B B C B 4-1 BB		X 0-0 G4-6-3 ② ③ 1-2f		C B F X 1-2 L9 ①	B 1 B B SAFE 4-0 2B FC1-2 1-2 BB	C B C B F B X 3-2 G6-3 ③		C C B X 1-2 G6-3 ③	4	0	0	0	2	0	3
Paul O'Neill, L (1, 9) OBP: 0.434, SLG: 0.576 Gerald Williams, R (8, 9) OBP: 0.345, SLG: 0.563	B C C X 1-2 F8 ②			B B C B F F B 4-2 BB E HR BB	X 0-0 BB 2B 1B	C F B F F B X 2-2 E 1-3 2-H 2B		B S B S B S 3-3 K ①		4 0	3 0	2 0	1 0	1 0	1 0	1 0
Danny Tartabull, R (1, 10) OBP: 0.331, SLG: 0.357	F B X 1-1 L5 ③			B B X 2-0 E5 BB HR 1-2	F B B B B 4-1 2B 2B 1-2 BB	I I I 4-0 E IBB		F B B B B 4-1 G3 BB		2	2	0	0	3	0	2
Don Mattingly, L (1, 3) OBP: 0.319, SLG: 0.419		B C B C B 4-2 BB		B C B B B 4-1 HR 1-2 2-3 BB	B X 2-0 2B 1-3 2-H 2B	C S X 1-2 FC1-2 HBP ② 1-3 2-H 3-Hf		C B F B B X 3-2 G3 ② 1-2		3	2	1	1	2	0	3
Mike Stanley, R (1, 2) OBP: 0.366, SLG: 0.445		C F B B F S 2-3 K ①		C B X 1-1 HR 1-H 2-H 3-H	B X 1-0 G1-3 2-H 3-H 2B	C B C H 2-2 HBP 1-2		C B F C 1-3 K ③		4	1	2	6	0	2	2
Tony Fernandez, S (1, 6) OBP: 0.287, SLG: 0.237		F B F X 1-2 F8 ②		F B F F B X 2-2 F9 ①	F B X 1-1 G1-3 ② 2-3	X 0-0 G4-3 ③			C C F B B X 2-2 3B 1B	5	1	1	0	0	0	5
Randy Velarde, R (1, 4) OBP: 0.281, SLG: 0.330	X 0-0 L8 ③			B F B X 2-1 P6 ②	X 0-0 G4-3 ③		B B X 2-0 1B		F B X 1-1 L5 ①	5	0	1	0	0	0	3
Bernie Williams, S (1, 8) OBP: 0.322, SLG: 0.421			B C C X 1-2 G4-6-3 1B	B X 1-0 S 1B		F C B S 1-3 K ①	B B F B X 3-1 L7 ①		X 0-0 1-H 3B	5	0	3	1	0	1	1
Inning Stats	R: 0 E: 0 K: 0 S: 8 H: 0 LOB: 1 BB: 1 P: 15	R: 0 E: 0 K: 1 S: 10 H: 0 LOB: 1 BB: 1 P: 17	R: 0 E: 0 K: 0 S: 6 H: 1 LOB: 0 BB: 0 P: 7	R: 4 E: 1 K: 0 S: 15 H: 2 LOB: 1 BB: 2 P: 33	R: 3 E: 0 K: 0 S: 10 H: 3 LOB: 1 BB: 1 P: 19	R: 2 E: 1 K: 1 S: 15 H: 2 LOB: 3 BB: 2 P: 29	R: 0 E: 0 K: 0 S: 8 H: 1 LOB: 1 BB: 0 P: 16	R: 0 E: 0 K: 2 S: 10 H: 0 LOB: 1 BB: 1 P: 21	R: 1 E: 0 K: 1 S: 14 H: 2 LOB: 1 BB: 0 P: 19	1B: 6 2B: 3 3B: 1 HR: 1 SF: 0 SAC: 0 DP: 1 HBP: 1						

	AB	38
	R	10
	H	11
	RBI	9
	BB	8
	SO	5
	LOB	24

WP: 0 PB: 0 SB: 1 CS: 0 PA: 47

PITCHER		IP	WLS	BF	H	R	ER	SO	BB	IBB	HBP	BLK	WP	HR	S	P	ERA	WHIP
Mike Moore, R ERA: 5.94	(1, 1)	4.1	L	24	6	7	6	1	5	0	0	0	0	1	46	87	12.46	2.538
Buddy Groom, L ERA: 6.54	(5, 1)	1.1		8	2	2	2	1	1	1	0	0	0	0	15	28	13.50	2.250
John Doherty, R ERA: 6.55	(6, 1)	3.1		15	3	1	1	3	1	0	1	0	0	0	35	61	2.70	1.200

PITCHER	IP	WLS	BF	H	R	ER	SO	BB	IBB	HBP	BLK	WP	HR	S	P	ERA	WHIP

Batter	1	2	3	4	5	6	7	8	9	AB	R	H	RBI	BB	SO	LOB
Chad Curtis, R (1, 8) OBP: 0.352, SLG: 0.436	F X 0-1 E4 WP 1B		B B F B X 3-1 ② G6-3		C B B C X 2-2 ① G6-3		B C S B F C 2-3 ② K		X 0-0 ② SF9 3-H	4	1	0	1	0	1	1
Lou Whitaker, L (1, 4) OBP: 0.441, SLG: 0.549	1 SAFE 1 SAFE 1 SAFE F B C 1 SAFE F 1 SAFE 1-2 ① F 1 SAFE X F9		C B B X 2-1 ③ F7		M B F B B B 4-2 BB BB		F B S F F B B F B 4-2 FC5 1-2 BB		C B B X 2-1 ③ P5	3	0	0	0	2	0	2
Travis Fryman, R (1, 5) OBP: 0.311, SLG: 0.279	B F C X 1-2 ② F7 1-2			X 0-0 G6-3 1B 1B	B F F B B F B 4-2 G4-6-3 1-2 BB		B F X 1-1 ③ FC5 1-2 2-3f			3	1	1	0	1	0	3
Cecil Fielder, R (1, 3) OBP: 0.321, SLG: 0.491	B S X 1-1 2-H 1B			C B B F B 1 SAFE X 3-2 ① G6-3 1-2	B C X 1-1 ②③ G4-6-3 1-2f			B S X 1-1 ① L3		4	0	1	1	0	0	3
Kirk Gibson, L (1, 10) OBP: 0.405, SLG: 0.563	C S B B B F X 3-2 ③ G4-3			F B F X 1-2 BB 2-H 1B	B B C X 2-1 ① B5-3			B F B C B F B 4-2 G3-6-3 BB		3	0	1	1	1	0	1
Bobby Higginson, L (1, 7) OBP: 0.333, SLG: 0.394		F B B B F X 3-2 ① F7		1 SAFE B S B X 2-1 ② P5	C X 0-1 ② L6			X 0-0 ②③ G3-6-3 1-2f		4	0	0	0	0	0	2
Chris Gomez, R (1, 6) OBP: 0.272, SLG: 0.359		B C X 1-1 ② G3-1		B B B C B 4-1 1-2 BB	B C S F S 1-3 ③ K				C B F B F X 2-2 ① G5-3	3	0	0	0	1	1	0
Danny Bautista, R (1, 9) OBP: 0.287, SLG: 0.313		B X 1-0 ③ G6-3		B S S B F X 2-2 ③ G4-3			C C X 0-2 ① G5-3		F F F B B X 2-2 1B SF9 1B	4	1	1	0	0	0	2
John Flaherty, R (1, 2) OBP: 0.351, SLG: 0.528			B C B F F B C 3-3 ① K		B S S B F X 2-2 HR		C B B B C B 4-2 FC5 BB BB		C X 0-1 1-3 1B	3	1	2	1	1	1	0
Inning Stats	R: 1 E: 1 K: 0 S: 16 H: 1 LOB: 1 BB: 0 P: 22	R: 0 E: 0 K: 0 S: 6 H: 0 LOB: 0 BB: 0 P: 11	R: 0 E: 0 K: 1 S: 8 H: 0 LOB: 0 BB: 0 P: 16	R: 1 E: 0 K: 0 S: 14 H: 2 LOB: 2 BB: 1 P: 26	R: 1 E: 0 K: 0 S: 14 H: 1 LOB: 1 BB: 2 P: 27	R: 0 E: 0 K: 1 S: 8 H: 0 LOB: 0 BB: 0 P: 11	R: 0 E: 0 K: 1 S: 16 H: 0 LOB: 2 BB: 2 P: 27	R: 0 E: 0 K: 0 S: 6 H: 0 LOB: 0 BB: 1 P: 11	R: 1 E: 0 K: 0 S: 13 H: 2 LOB: 1 BB: 0 P: 19	1B: 5 2B: 0 3B: 0 HR: 1	SF: 1 SAC: 0 DP: 2 HBP: 0					

PITCHER		IP	WLS	BF	H	R	ER	SO	BB	IBB	HBP	BLK	WP	HR	S	P	ERA	WHIP
Jack McDowell, R ERA: 4.16	(1, 1)	6.2	W	29	4	3	2	3	5	0	0	0	1	1	80	137	2.70	1.350
Bob Wickman, R ERA: 4.94	(7, 1)	2.1		9	2	1	1	0	1	0	0	0	0	0	21	33	3.86	1.286

PITCHER	IP	WLS	BF	H	R	ER	SO	BB	IBB	HBP	BLK	WP	HR	S	P	ERA	WHIP

BOTTOM

New York Yankees @ Detroit Tigers

Tiger Stadium, Detroit, MI

Tue Jun 13 1995, 7:05 PM EDT

Att. 11,800 - Unknown - 85 F

livebaseballscorecards.com

AB	31
R	4
H	6
RBI	4
BB	6
SO	3
LOB	14

New York Yankees @ Detroit Tigers

Tiger Stadium, Detroit, MI

Wed Jun 14 1995, 7:05 PM EDT

Att. 12,254 - Unknown - 79 F

TOP

Batter	1	2	3	4	5	6	7	8	9	AB	R	H	RBI	BB	SO	LOB
Luis Polonia, L (1, 7) OBP: 0.324, SLG: 0.371	HR 1B	FC6-4 1-2f 3-H		L6	G6-3			1B	K	6	1	2	1	0	1	3
Wade Boggs, L (1, 5) OBP: 0.387, SLG: 0.370	L8	P6		F7	F7			G6-4-3 1-3 1B		4	0	0	0	0	0	3
Russ Davis, R (8, PH) OBP: 0.476, SLG: 0.588 (8, 5)										1	0	1	0	0	0	0
Paul O'Neill, L (1, 9) OBP: 0.436, SLG: 0.600	HR 1-H	K		2B BB		P6		P2		3	2	1	2	1	1	1
Gerald Williams, R (8, PH) OBP: 0.339, SLG: 0.551 (8, 9)										1	0	0	0	0	0	2
Danny Tartabull, R (1, 10) OBP: 0.333, SLG: 0.375	K		1B 2B	1-H 2B		F8		G6-4-3 1-2f		5	1	2	1	0	1	2
Don Mattingly, L (1, 3) OBP: 0.314, SLG: 0.404	G3		F7	F9		G6-3			E E BB	4	1	0	0	1	0	2
Mike Stanley, R (1, 2) OBP: 0.374, SLG: 0.472		HR	FC5-4 2-H 1B		1B E BB		G5-3		F8	4	2	2	2	1	0	1
Tony Fernandez, S (1, 6) OBP: 0.292, SLG: 0.245		2B 1B 1B	FC5-4 FC5-4 1-2f		E SF9 1-2 1B		F7		E4 1-H 1B	5	3	2	0	0	0	1
Dave Silvestri, R (9, 4) OBP: 0.273, SLG: 0.250										0	0	0	0	0	0	0
Randy Velarde, R (1, 4) OBP: 0.286, SLG: 0.351 (9, 6)	1B FC6-4 1-3 2B		FC5-4 1-2f	E6 SF9 1-3 2-H			2B		G5-3	5	1	2	0	0	0	3
Bernie Williams, S (1, 8) OBP: 0.330, SLG: 0.448		FC6-4 2-3 3-H 1B		HR	SF9 2-3 3-H		G5-3		1B 3-H	4	1	3	4	0	0	1

Inning Stats	1	2	3	4	5	6	7	8	9
	R: 2 E: 0 K: 1 S: 9	R: 3 E: 0 K: 1 S: 16	R: 1 E: 0 K: 0 S: 8	R: 2 E: 0 K: 0 S: 13	R: 2 E: 1 K: 0 S: 10	R: 0 E: 0 K: 0 S: 4	R: 0 E: 0 K: 0 S: 6	R: 0 E: 0 K: 0 S: 8	R: 2 E: 1 K: 1 S: 10
	H: 2 LOB: 0 BB: 0 P: 15	H: 4 LOB: 1 BB: 0 P: 26	H: 2 LOB: 0 BB: 0 P: 14	H: 2 LOB: 1 BB: 1 P: 22	H: 1 LOB: 1 BB: 1 P: 20	H: 0 LOB: 0 BB: 0 P: 6	H: 1 LOB: 1 BB: 0 P: 11	H: 2 LOB: 1 BB: 0 P: 9	H: 1 LOB: 1 BB: 1 P: 19

1B: 8	SF: 1	WP: 0
2B: 4	SAC: 0	PA: 46
3B: 0	DP: 1	PB: 0
HR: 3	HBP: 0	SB: 0
		CS: 0

	AB	42
	R	12
	H	15
	RBI	10
	BB	3
	SO	3
	LOB	19

PITCHER		IP	WLS	BF	H	R	ER	SO	BB	IBB	HBP	BLK	WP	HR	S	P	ERA	WHIP
27 Pat Ahearne, R ERA: 45.0	(1, 1)	1.0	L	9	6	5	5	1	0	0	0	0	0	2	18	26	45.00	6.000
Brian Bohanon, L ERA: 5.79	(2, 1)	6.0		27	6	5	4	1	2	0	0	0	0	1	48	88	6.00	1.333
Kevin Wickander, L ERA:	(8, 1)	1.0		4	2	0	0	0	0	0	0	0	0	0	8	9	0.00	2.000
Brian Maxcy, R ERA: 3.38	(9, 1)	1.0		6	1	2	0	1	1	0	0	0	0	0	10	19	0.00	2.000

PITCHER	IP	WLS	BF	H	R	ER	SO	BB	IBB	HBP	BLK	WP	HR	S	P	ERA	WHIP

livebaseballscorecards.com

BOTTOM

Batter	1	2	3	4	5	6	7	8	9	AB	R	H	RBI	BB	SO	LOB
Chad Curtis, R (1, 8) OBP: 0.355, SLG: 0.438	B C C F X 1-2 G4-3 ①		B B B C X 3-1 1-2 2-3 1B		B S X 1-1 G6-3 ③		B C S F X 1-2 2-H 1B			4	0	2	1	0	0	0
Lou Whitaker, L (1, 4) OBP: 0.427, SLG: 0.536 Juan Samuel, R (7, PH) OBP: 0.397, SLG: 0.673 (8, 4)	F C B X 1-2 G4-3 ②		B S X 1-1 SF9 ② 2-3 3-H			B C C S 1-3 K ① C B S S B C	C B S S B C 2-3 K ③			2	0	0	1	0	1	0
										1	0	0	0	0	1	1
Travis Fryman, R (1, 5) OBP: 0.305, SLG: 0.273	B C B B C F X 3-2 F7 ③		F F C 0-3 K ③			S F B S 1-3 K ②		F S B C 1-3 K ①		4	0	0	0	0	3	2
Cecil Fielder, R (1, 3) OBP: 0.319, SLG: 0.482 Ron Tingley, R (9, 3) OBP: 0.289, SLG: 0.205		B X 1-0 P4 ①	B F B F B F X 3-2 P3 ①			B C B S B F B 4-2 BB		F S B F B X 2-2 L8 ②		3	0	0	0	1	0	0
										0	0	0	0	0	0	0
Kirk Gibson, L (1, 10) OBP: 0.410, SLG: 0.558 Alan Trammell, R (8, PH) OBP: 0.396, SLG: 0.388	B B C S B F F B 4-2 CS BB		C B B B C B 4-2 BB			F B B B B X 3-1 F7 ③		B B C X 2-1 F9 ③		1	0	0	0	2	0	1
										1	0	0	0	0	0	0
Bobby Higginson, L (1, 7) OBP: 0.325, SLG: 0.382	C B B F 1 B C SAFE 3-3 K ② ③ 1-2		C B S S 1-3 K ②				X 0-0 G3 ①		B B B C S S 3-3 K ①	4	0	0	0	0	3	2
John Flaherty, R (1, 2) OBP: 0.339, SLG: 0.509			B F B X 2-1 F8 ① C X 0-1 F7 ③				B C B X 2-1 F8 ②		C C X 0-2 G4-3 ②	4	0	0	0	0	0	1
Danny Bautista, R (1, 9) OBP: 0.295, SLG: 0.313			X 0-0 1B BB SF9 1B		C X 0-1 G6-3 ①		C B B B S B F B 4-2 2B BB		C B B B F F B F F F 3-2 X F8 ③	3	2	1	0	1	0	0
Chris Gomez, R (1, 6) OBP: 0.282, SLG: 0.371			B C B B B 4-1 SF9 1B 1-2 BB		C B C B B F S 3-3 K ②		B B X 2-0 1-H 1B 2B			2	1	1	1	1	1	0
Inning Stats	R: 0 E: 0 K: 0 S: 11 H: 0 LOB: 0 BB: 0 P: 16	R: 0 E: 0 K: 1 S: 8 H: 0 LOB: 1 BB: 1 P: 16	R: 1 E: 0 K: 1 S: 11 H: 2 LOB: 2 BB: 1 P: 21	R: 0 E: 0 K: 1 S: 11 H: 0 LOB: 1 BB: 1 P: 19	R: 0 E: 0 K: 1 S: 8 H: 0 LOB: 0 BB: 0 P: 12	R: 0 E: 0 K: 2 S: 11 H: 0 LOB: 1 BB: 1 P: 20	R: 2 E: 0 K: 1 S: 14 H: 2 LOB: 1 BB: 1 P: 25	R: 0 E: 0 K: 1 S: 9 H: 0 LOB: 0 BB: 0 P: 14	R: 0 E: 0 K: 1 S: 13 H: 0 LOB: 0 BB: 0 P: 19	1B: 3 2B: 2 3B: 0 HR: 0	SF: 1 SAC: 0 DP: 1 HBP: 0						

PITCHER		IP	WLS	BF	H	R	ER	SO	BB	IBB	HBP	BLK	WP	HR	S	P	ERA	WHIP
Melido Perez, R ERA: 5.19	(1, 1)	6.2	W	28	4	3	3	6	5	0	0	0	0	0	71	124	4.05	1.350
Steve Howe, L ERA: 5.93	(7, 1)	1.1		4	0	0	0	2	0	0	0	0	0	0	12	19	0.00	0.000
John Wetteland, R ERA: 3.15	(9, 1)	1.0		3	0	0	0	1	0	0	0	0	0	0	13	19	0.00	0.000

PITCHER	IP	WLS	BF	H	R	ER	SO	BB	IBB	HBP	BLK	WP	HR	S	P	ERA	WHIP

New York Yankees @ Detroit Tigers

Tiger Stadium, Detroit, MI

Wed Jun 14 1995, 7:05 PM EDT

Att. 12,254 - Unknown - 79 F

livebaseballscorecards.com

AB	29
R	3
H	4
RBI	3
BB	5
SO	9
LOB	7

WP: 0 PB: 0 SB: 0 CS: 1 PA: 35

Batter	1	2	3	4	5	6	7	8	9	AB	R	H	RBI	BB	SO	LOB
Luis Polonia, L (1, 7) OBP: 0.312, SLG: 0.357	G4-3		G5-3		K		G1-3		K	5	0	0	0	0	2	3
Wade Boggs, L (1, 5) OBP: 0.383, SLG: 0.362	G4-3		F7			E 1B BB		G3		3	1	0	0	1	0	1
Paul O'Neill, L (1, 9) OBP: 0.438, SLG: 0.606	K			F7		E8 1B SF8 1B		F8 2B		4	1	2	0	0	1	0
Danny Tartabull, R (1, 10) OBP: 0.345, SLG: 0.387		WP 1B		FC4-6 1B		SF8 1B		F8		4	0	3	1	0	0	1
Don Mattingly, L (1, 3) OBP: 0.311, SLG: 0.393		L8		FC4-6		F7		BB		3	0	0	0	1	0	4
Mike Stanley, R (1, 2) OBP: 0.371, SLG: 0.464		G4-6-3 BB		P4		SF8		G4-3		2	0	0	1	1	0	3
Tony Fernandez, S (1, 6) OBP: 0.291, SLG: 0.245		G4-6-3			FC6-4 1B	G4-3			G3	4	0	1	0	0	0	3
Randy Velarde, R (1, 4) OBP: 0.279, SLG: 0.342			E1 FC3-6		FC6-4 G6-3		F7		1B	3	0	0	0	0	0	1
Dion James, L (9, PH) OBP: 0.397, SLG: 0.421										1	0	1	0	0	0	0
Bernie Williams, S (1, 8) OBP: 0.323, SLG: 0.437			FC3-6 G5-3		G6-3		K		F7	4	0	0	0	0	1	3
Inning Stats	R: 0 E: 0 K: 1 S: 9 H: 0 LOB: 0 BB: 0 P: 13	R: 0 E: 0 K: 0 S: 8 H: 1 LOB: 1 BB: 1 P: 15	R: 0 E: 1 K: 0 S: 11 H: 0 LOB: 1 BB: 0 P: 15	R: 0 E: 0 K: 0 S: 7 H: 1 LOB: 1 BB: 0 P: 13	R: 0 E: 0 K: 1 S: 9 H: 1 LOB: 1 BB: 0 P: 12	R: 2 E: 1 K: 0 S: 10 H: 2 LOB: 1 BB: 1 P: 16	R: 0 E: 0 K: 1 S: 8 H: 0 LOB: 0 BB: 0 P: 12	R: 0 E: 0 K: 0 S: 11 H: 1 LOB: 2 BB: 1 P: 20	R: 0 E: 0 K: 1 S: 10 H: 1 LOB: 1 BB: 0 P: 12	1B: 6 2B: 1 3B: 0 HR: 0 SF: 1 SAC: 0 DP: 1 HBP: 0						

PITCHER	IP	WLS	BF	H	R	ER	SO	BB	IBB	HBP	BLK	WP	HR	S	P	ERA	WHIP
Sean Bergman, R (1, 1) ERA: 4.73	7.0	W	28	5	2	1	3	2	0	0	0	1	0	62	96	1.29	1.000
Kevin Wickander, L (8, 1) ERA:	0.2		4	1	0	0	0	1	0	0	0	0	0	9	18	0.00	3.000
Joe Boever, R (8, 1) ERA: 4.86	1.1		5	1	0	0	1	0	0	0	0	0	0	12	14	0.00	0.750

PITCHER	IP	WLS	BF	H	R	ER	SO	BB	IBB	HBP	BLK	WP	HR	S	P	ERA	WHIP

TOP

New York Yankees @ Detroit Tigers

Tiger Stadium, Detroit, MI

Thu Jun 15 1995, 7:05 PM EDT

Att. 9,793 - Unknown - 80 F

livebaseballscorecards.com

AB	33
R	2
H	7
RBI	2
BB	3
SO	4
LOB	19

WP: 1 PA: 37
PB: 0
SB: 0
CS: 0

Batter	1	2	3	4	5	6	7	8	9	AB	R	H	RBI	BB	SO	LOB
Chad Curtis, R (1, 8) OBP: 0.365, SLG: 0.439	B C B X 2-1 P3 ①	B B B B 4-0 1-2 2-3 3-H BB		B B B B 4-0 BB		C C B H 2-2 BB S HBP	B X 1-0 BB 1B 2-H 1B			2	1	1	2	2	0	0
Lou Whitaker, L (1, 4) OBP: 0.416, SLG: 0.511	F B C F X 1-2 F8 ②	B B C B X 3-1 F8 ③		B S F F S 1-3 K ③		C B 1 SAFE 1 B B C S 3-3 K ① 1-2	B F B B B 4-1 BB 1B 1-2 BB			4	0	0	0	1	2	6
Travis Fryman, R (1, 5) OBP: 0.312, SLG: 0.274	X 0-0 F8 ③		B C B F F X 2-2 F3 ①		C B B F F B B 4-2 BB PB FC3-2 BB	B F B B F F B 4-2 BB BB	F B B B C B X 3-2 BB 1-2 2-H 1B			3	0	1	1	2	0	0
Cecil Fielder, R (1, 3) OBP: 0.332, SLG: 0.500 Juan Samuel, R (7, PR) (8, 3) OBP: 0.397, SLG: 0.673	F B F B X 2-2 F8 ①	B S B S X 2-2 HR			B B B B 4-0 FC3-2 BB 1-2 1B BB	B B B B 4-0 1-2 2-3 G3-6-3 BB	C F B B B B 4-2 1-2 2-3 BB			2 0	2 0	1 0	1 0	3 0	0 0	0 0
Kirk Gibson, L (1, 10) OBP: 0.410, SLG: 0.547	B X 1-0 BB 1B 1B	B C B B C X 3-2 L8 ②			C B B F B F B 4-2 FC3-2 1-2 2-3 1B BB	B B B F S F X 2-2 ②③ G3-6-3 1-2f	B F F S 1-3 K ②			4	2	1	0	1	1	6
Bobby Higginson, L (1, 7) OBP: 0.321, SLG: 0.371	1 SAFE F B 1 SAFE B B F B 4-2 1B 1B 1-2 BB BB	B S B X 2-1 G4-3 ③			B X 1-0 F8 ①		C B B S 2-3 K ① 1-3 K			4	1	0	0	1	2	6
Chris Gomez, R (1, 6) OBP: 0.295, SLG: 0.404	B X 1-0 BB 1B 1-2 2-H 1B			F B B B B 4-1 G4-3 BB	B B C S X 2-2 FC3-2 ② 1B 1-2 2-3 3-Hf		B B X 2-0 HR	X 0-0 F9 ①		4	1	2	2	1	0	3
Todd Steverson, R (1, 9) OBP: 0.354, SLG: 0.425 Danny Bautista, R (8, PH) (9, 9) OBP: 0.292, SLG: 0.310	B B X 2-0 BB 1-2 2-3 1B			C B 1 SAFE 1 SAFE B 1 SAFE X 2-1 F8 ①	B B X 2-0 1-3 2-H 3-H 1B		X 0-0 2B 1B	B C S B F F F X 2-2 G5-3 ②		4 1	1 0	3 0	2 0	0 0	0 0	1 0
Ron Tingley, R (1, 2) OBP: 0.280, SLG: 0.227	F C B S 1-3 K ②			1 SAFE B B B F X 2-1 G4-3 ② 1-2	B B F X 2-1 F7 ③		1 SAFE B B 1 SAFE X 2-0 1-H 1B 2B	C C B B F C 2-3 ③		5	1	1	1	0	2	6
Inning Stats	R: 0 H: 0 E: 0 LOB: 0 K: 0 BB: 0 S: 7 P: 10	R: 2 H: 3 E: 0 LOB: 3 K: 1 BB: 2 S: 13 P: 31	R: 1 H: 1 E: 0 LOB: 0 K: 0 BB: 0 S: 12 P: 21	R: 0 H: 0 E: 0 LOB: 2 K: 1 BB: 2 S: 9 P: 22	R: 2 H: 1 E: 0 LOB: 2 K: 0 BB: 3 S: 13 P: 32	R: 0 H: 0 E: 0 LOB: 2 K: 1 BB: 2 S: 11 P: 26	R: 4 H: 5 E: 0 LOB: 3 K: 3 BB: 2 S: 20 P: 40	R: 0 H: 0 E: 0 LOB: 0 K: 1 BB: 0 S: 11 P: 15		1B: 7 SF: 0 2B: 1 SAC: 0 3B: 0 DP: 1 HR: 2 HBP: 1						

BOTTOM

New York Yankees @ Detroit Tigers

Tiger Stadium, Detroit, MI

Thu Jun 15 1995, 7:05 PM EDT

Att. 9,793 - Unknown - 80 F

livebaseballscorecards.com

AB	33
R	9
H	10
RBI	9
BB	11
SO	7
LOB	28

PITCHER		IP	WLS	BF	H	R	ER	SO	BB	IBB	HBP	BLK	WP	HR	S	P	ERA	WHIP
Brian Boehringer, R ERA: 11.81	(1, 1)	4.0	L	23	4	5	5	2	7	0	0	0	0	1	47	102	11.25	2.750
Josias Manzanillo, R ERA: 5.48	(5, 1)	1.1		8	1	0	0	1	2	0	1	0	0	0	14	34	0.00	2.250
Bob MacDonald, L ERA: 8.16	(6, 1)	1.0		7	4	4	4	1	1	0	0	0	0	1	13	26	36.00	5.000
Bob Wickman, R ERA: 4.82	(7, 1)	0.2		4	1	0	0	2	1	0	0	0	0	0	11	20	0.00	3.000
Scott Bankhead, R ERA: 5.25	(8, 1)	1.0		3	0	0	0	1	0	0	0	0	0	0	11	15	0.00	0.000

PITCHER	IP	WLS	BF	H	R	ER	SO	BB	IBB	HBP	BLK	WP	HR	S	P	ERA	WHIP

Baltimore Orioles @ Detroit Tigers

Tiger Stadium, Detroit, MI

Fri Jun 16 1995, 7:05 PM EDT

Att. 16,444 - Unknown - 87 F

TOP

livebaseballscorecards.com

Batter	1	2	3	4	5	6	7	8	9	AB	R	H	RBI	BB	SO	LOB
Curtis Goodwin, L (1, 8) OBP: 0.431, SLG: 0.436	F7		FC6 1B 1-2f		B3		G4-3 3-H	K		5	0	0	1	0	1	4
Brady Anderson, L (1, 7) OBP: 0.342, SLG: 0.465	G6-4-3 HBP		1B 1-3		BB		FC6-4 BB		FC5-4 BB	1	0	1	0	3	0	0
Cal Ripken Jr., R (1, 6) OBP: 0.342, SLG: 0.440	G6-4-3 1-2f		G5-3		BB 1-2 2-3		FC6-4 BB 1B 1-2f 2-3		FC5-4 WP 1-2f	4	0	0	0	1	0	6
Rafael Palmeiro, L (1, 3) OBP: 0.392, SLG: 0.614		HR		G3	P6		BB 1B 1-2 3-H		K	5	1	2	2	0	1	4
Harold Baines, L (1, 10) OBP: 0.417, SLG: 0.525		K2-3		1B		L9	BB 1-2 2-3		G4-3 2-3	4	0	1	0	1	1	1
Jeff Manto, R (1, 5) OBP: 0.308, SLG: 0.554		G5-3		P4		K	L6			4	0	0	0	0	1	4
Andy Van Slyke, L (1, 9) OBP: 0.221, SLG: 0.317		K		P5		G4-3		G3-1		4	0	0	0	0	1	1
Matt Nokes, L (1, 2) OBP: 0.189, SLG: 0.271			F8		K		E PB G4-3 1B	1B		4	1	2	0	0	1	0
Bret Barberie, S (8, 4) OBP: 0.343, SLG: 0.333										0	0	0	0	0	0	0
Manny Alexander, R (1, 4) OBP: 0.306, SLG: 0.353			FC6 1B		BB 2B		E5 FC6-4 1B 1-3	P4		3	1	3	0	0	0	0
Jeffrey Hammonds, R (8, PH) OBP: 0.297, SLG: 0.477										1	0	0	0	0	0	1
Chris Hoiles, R (8, 2) OBP: 0.321, SLG: 0.363										0	0	0	0	0	0	0

Inning Stats	1	2	3	4	5	6	7	8	9
R	0	1	0	0	0	0	2	0	0
E	0	0	0	0	0	0	1	0	1
K	0	2	0	0	1	1	0	1	1
S	6	14	12	9	16	7	17	14	7
H	0	1	2	1	1	0	3	1	0
LOB	0	0	2	1	3	0	3	1	1
BB	0	0	0	0	2	0	2	0	1
P	11	23	17	14	28	12	33	22	16

1B	7
2B	1
3B	0
HR	1
SF	0
SAC	0
DP	1
HBP	1
WP	1
PB	1
SB	0
CS	0
PA	41

AB	35
R	3
H	9
RBI	3
BB	5
SO	6
LOB	21

PITCHER	IP	WLS	BF	H	R	ER	SO	BB	IBB	HBP	BLK	WP	HR	S	P	ERA	WHIP
Felipe Lira, R (1, 1) ERA: 3.07	6.0	W	27	7	3	1	4	2	0	1	0	0	1	68	113	1.50	1.500
Brian Bohanon, L (7, 1) ERA: 5.73	0.1		2	0	0	0	0	1	0	0	0	0	0	2	6	0.00	3.000
John Doherty, R (7, 1) ERA: 6.31	1.2		8	2	0	0	1	1	0	0	0	0	0	25	41	0.00	1.800
Mike Henneman, R (9, 1) ERA: 2.2	1.0	S	4	0	0	0	1	1	0	0	0	1	0	7	16	0.00	1.000

PITCHER	IP	WLS	BF	H	R	ER	SO	BB	IBB	HBP	BLK	WP	HR	S	P	ERA	WHIP

Baltimore Orioles @ Detroit Tigers

Tiger Stadium, Detroit, MI

Fri Jun 16 1995, 7:05 PM EDT

Att. 16,444 - Unknown - 87 F

BOTTOM

Batter	1	2	3	4	5	6	7	8	9	AB	R	H	RBI	BB	SO	LOB
Chad Curtis, R (1, 8) OBP: 0.361, SLG: 0.432	G1-3 F9			F8		CS S 1B	FC6-4 1-2f			5	0	1	0	0	0	6
Lou Whitaker, L (1, 4) OBP: 0.406, SLG: 0.527	HR	L7		F9		L6 1-2		F8		5	1	1	1	0	0	1
Travis Fryman, R (1, 5) OBP: 0.319, SLG: 0.271	HR BB	BB		1B BB		G4-3 2-3		P4		2	1	0	0	3	0	1
Cecil Fielder, R (1, 3) OBP: 0.345, SLG: 0.533 Juan Samuel, R (7, PR) OBP: 0.406, SLG: 0.714 (8, 3)	HR 1-H	BB 1-2		FC5-4 1-2	1B		2B 2B	3B		3 1	1 1	3 1	2 0	1 0	0 0	0 0
Kirk Gibson, L (1, 10) OBP: 0.410, SLG: 0.545	1B BB BB	K		FC5-4 1-2f			SH3-4 FC5-2 2-H 2B	G4-3		4	1	1	1	1	1	5
Alan Trammell, R (1, 6) OBP: 0.410, SLG: 0.398	BB S 1-3 1B	K			G6-3 S 1B		FC5-2 SH3-4 IBB			3	0	2	0	1	1	2
Franklin Stubbs, L (1, 7) OBP: 0.357, SLG: 0.324 Danny Bautista, R (7, PH) OBP: 0.292, SLG: 0.310 (8, 9)	K 1-2			P4	G6-3 1-3		SH3-4 1-2 2-3			3 0	0 0	0 0	0 0	0 0	1 0	3 0
Bobby Higginson, L (1, 9) OBP: 0.325, SLG: 0.366 (8, 7)	BB IBB			K	G3		FC5-2 IBB			2	0	0	0	2	1	1
Ron Tingley, R (1, 2) OBP: 0.278, SLG: 0.213	BB 1-2 2-3 3-H			G6-3	F9		FC5-2 FC6-4 1-2 2-3 3-Hf			3	0	0	1	1	0	4
Inning Stats	R: 4 E: 0 K: 1 S: 15 H: 3 LOB: 3 BB: 4 P: 40	R: 0 E: 0 K: 2 S: 11 H: 0 LOB: 2 BB: 2 P: 26	R: 0 E: 0 K: 1 S: 5 H: 0 LOB: 0 BB: 0 P: 9	R: 0 E: 0 K: 0 S: 10 H: 1 LOB: 2 BB: 1 P: 19	R: 0 E: 0 K: 0 S: 7 H: 1 LOB: 1 BB: 0 P: 13	R: 0 E: 0 K: 0 S: 4 H: 1 LOB: 0 BB: 0 P: 7	R: 1 E: 0 K: 0 S: 10 H: 2 LOB: 3 BB: 2 P: 26	R: 0 E: 0 K: 0 S: 10 H: 1 LOB: 1 BB: 0 P: 13		1B: 4 2B: 2 3B: 1 HR: 2 SF: 0 SAC: 1 DP: 0 HBP: 0				WP: 0 PB: 0 SB: 3 CS: 1 PA: 41		

livebaseballscorecards.com

AB	31
R	5
H	9
RBI	5
BB	9
SO	4
LOB	23

PITCHER		IP	WLS	BF	H	R	ER	SO	BB	IBB	HBP	BLK	WP	HR	S	P	ERA	WHIP
Ben McDonald, R ERA: 4.4	(1, 1)	6.0	L	31	7	5	5	4	6	1	0	0	0	2	54	119	7.50	2.167
Mark Lee, L ERA: 3.6	(7, 1)	0.0		2	1	0	0	0	0	1	0	0	0	0	3	8	∞	∞
Terry Clark, R ERA: 2.45	(7, 1)	1.2		7	1	0	0	0	0	1	0	0	0	0	12	23	0.00	0.600
Jesse Orosco, L ERA: 2.7	(8, 1)	0.1		1	0	0	0	0	0	0	0	0	0	0	3	3	0.00	0.000

PITCHER	IP	WLS	BF	H	R	ER	SO	BB	IBB	HBP	BLK	WP	HR	S	P	ERA	WHIP

Batter	1	2	3	4	5	6	7	8	9	AB	R	H	RBI	BB	SO	LOB
Brady Anderson, L (1, 7) OBP: 0.335, SLG: 0.455	B B C F C 2-3 ① K		C F B F F B X 2-2 ② G3-1		F X 0-1 ③ G3-1			B B C C F F B C 3-3 ② K		4	0	0	0	0	2	2
Manny Alexander, R (1, 4) OBP: 0.307, SLG: 0.343 Harold Baines, L (8, PH) OBP: 0.421, SLG: 0.529 Bret Barberie, S (8, PR) OBP: 0.343, SLG: 0.333 (8, 4)	B B B B 4-0 G5-4-3 BB		B B C X 2-1 ③ L8			C B B F X 2-2 ① P6		B C B B F X 3-2 FC6-4 1B		2 1 0	0 0 0	0 1 0	0 0 0	1 0 0	0 0 0	0 0 0
Cal Ripken Jr., R (1, 6) OBP: 0.335, SLG: 0.430	X 0-0 ② ③ G5-4-3 1-2f			B B X 2-0 ① F7		C B X 1-1 ② F9		C B X 1-1 ③ FC6-4 1-2f		4	0	0	0	0	0	2
Rafael Palmeiro, L (1, 3) OBP: 0.384, SLG: 0.600		X 0-0 ① G3		B X 1-0 ② G3		B C X 1-1 ③ G4-1			C B B X 2-1 ① F7	4	0	0	0	0	0	0
Jeffrey Hammonds, R (1, 9) OBP: 0.284, SLG: 0.457		B F B B B X 3-1 ② G6-3		B C B B B F X 3-2 ③ F8			C C B F B F F B X 3-2 ① F8		B B C F B F F C 3-3 ② K	4	0	0	0	0	1	0
Kevin Bass, S (1, 10) OBP: 0.355, SLG: 0.482		B B X 2-0 HR 1B			B H 2-0 S HBP		B F F X 1-2 HR		C B S F X 1-2 ③ G4-3	3	2	2	1	0	0	0
Jeff Manto, R (1, 5) OBP: 0.308, SLG: 0.574		B B X 2-0 1-H HR			B S 1 SAFE F S 1-3 ① K		B C C C 1-3 ② K			3	1	1	2	0	2	1
Chris Hoiles, R (1, 2) OBP: 0.314, SLG: 0.353		B C B X 2-1 ③ P3			B B F F C 2-3 ② K		B B B X 3-0 ③ F8			3	0	0	0	0	1	1
Curtis Goodwin, L (1, 8) OBP: 0.426, SLG: 0.421			B B C X 2-1 ① G4-3		B C B F F B 4-2 1-2 BB			B C B X 2-1 ① L5		2	0	0	0	1	0	0
Inning Stats	R: 0 H: 0 E: 0 LOB: 0 K: 1 BB: 1 S: 4 P: 10	R: 2 H: 2 E: 0 LOB: 0 K: 0 BB: 0 S: 7 P: 16	R: 0 H: 0 E: 0 LOB: 0 K: 0 BB: 0 S: 9 P: 15	R: 0 H: 0 E: 0 LOB: 0 K: 0 BB: 0 S: 5 P: 11	R: 0 H: 0 E: 0 LOB: 2 K: 2 BB: 1 S: 12 P: 21	R: 0 H: 0 E: 0 LOB: 0 K: 0 BB: 0 S: 7 P: 11	R: 1 H: 1 E: 0 LOB: 0 K: 1 BB: 0 S: 13 P: 21	R: 0 H: 1 E: 0 LOB: 1 K: 1 BB: 0 S: 12 P: 21	R: 0 H: 0 E: 0 LOB: 0 K: 1 BB: 0 S: 11 P: 17	1B: 2 SF: 0 2B: 0 SAC: 0 3B: 0 DP: 1 HR: 2 HBP: 1						

TOP

Baltimore Orioles @ Detroit Tigers

Tiger Stadium, Detroit, MI

Sat Jun 17 1995, 7:05 PM EDT

Att. 13,195 - Unknown - 88 F

livebaseballscorecards.com

AB	30
R	3
H	4
RBI	3
BB	2
SO	6
LOB	6

WP: 0 PA: 33
PB: 0
SB: 1
CS: 0

PITCHER		IP	WLS	BF	H	R	ER	SO	BB	IBB	HBP	BLK	WP	HR	S	P	ERA	WHIP
David Wells, L ERA: 3.23	(1, 1)	7.0	W	26	3	3	3	4	2	0	1	0	0	2	57	105	3.86	0.714
Joe Boever, R ERA: 4.58	(8, 1)	2.0	S	7	1	0	0	2	0	0	0	0	0	0	23	38	0.00	0.500

PITCHER	IP	WLS	BF	H	R	ER	SO	BB	IBB	HBP	BLK	WP	HR	S	P	ERA	WHIP

Baltimore Orioles @ Detroit Tigers

Tiger Stadium, Detroit, MI

Sat Jun 17 1995, 7:05 PM EDT

Att. 13,195 - Unknown - 88 F

BOTTOM

Batter	1	2	3	4	5	6	7	8	9	AB	R	H	RBI	BB	SO	LOB
Chad Curtis, R (1, 8) OBP: 0.362, SLG: 0.437	B C B F B X 3-2 ① F8		B X 1-0 ① L3	C F X 0-2 1-H 2-H 1B 2B		C F X 0-2 ① G4-3	F B B X 2-1 1-2 2-3 1B			5	1	2	2	0	0	0
Lou Whitaker, L (1, 4) OBP: 0.405, SLG: 0.515	B B C B B 4-1 1B BB		C S S 0-3 ② K	B X 1-0 3-H 1B 1B		C F F B B X 2-2 ② G3-1	B C F B B F S S 2-3 ③ K			4	0	1	1	1	2	3
Travis Fryman, R (1, 5) OBP: 0.321, SLG: 0.274	C 1 SAFE C X 0-2 ② L9		X 0-0 PB 1B	B 1 SAFE C B F F X 2-2 1-2 1B		B X 1-0 ③ G5-3		S S B B B X 3-2 ① G6-3		5	0	2	0	0	0	1
Cecil Fielder, R (1, 3) OBP: 0.351, SLG: 0.538	C B B C B X 3-2 1-3 1B		B B B B 4-0 1-2 BB	B X 1-0 ③ F8			C B B X 2-1 2B 2B	B B S X 2-1 ② G5-3		4	1	2	0	1	0	2
Kirk Gibson, L (1, 10) OBP: 0.396, SLG: 0.524	C B F B S 2-3 ③ K		F B B F S 2-3 ③ K		C B C F B X 2-2 ① G3-1		B B B C F S 3-3 ① K	C S B F S 1-3 ③ K		5	0	0	0	0	4	5
Alan Trammell, R (1, 6) OBP: 0.413, SLG: 0.396		B B C X 2-1 FC3-4-6 1B		B X 1-0 ① F9	C B X 1-1 ② F8		I I I 4-0 2B E IBB			3	1	1	0	1	0	0
Franklin Stubbs, L (1, 7) OBP: 0.356, SLG: 0.315 Juan Samuel, R (7, PH) OBP: 0.415, SLG: 0.737 Danny Bautista, R (8, 9) OBP: 0.292, SLG: 0.310		1 SAFE C X 0-1 ① FC3-4-6 1-2f		B S B B X 3-1 ② G6-3	B B C B B 4-1 FC5 BB BB		S B X 1-1 E9 1B 1-H 2-H 2B			2 1 0	0 0 0	0 1 0	0 1 0	1 0 0	0 0 0	1 0 0
Bobby Higginson, L (1, 9) OBP: 0.335, SLG: 0.368 (8, 7)		S B B B 1 SAFE X 3-1 ② F7		C B B C F B X 3-2 1B 2B 1B	B F B C 1 SAFE B B 4-2 1-2 BB		I I I 4-0 1B IBB			2	1	1	0	2	0	1
John Flaherty, R (1, 2) OBP: 0.336, SLG: 0.500		C B 1 SAFE C 1 SAFE X 1-2 ③ G1-3		1 SAFE F C B B B X 2-2 1-2 2B 1B	B F B F B X 2-2 ③ FC5 2-3f	B X 1-0 ② P4				4	1	1	0	0	0	5
Inning Stats	R: 0 E: 0 K: 1 S: 13 H: 1 LOB: 2 BB: 1 P: 25	R: 0 E: 0 K: 0 S: 9 H: 1 LOB: 1 BB: 0 P: 15	R: 0 E: 0 K: 2 S: 9 H: 1 LOB: 2 BB: 1 P: 16	R: 3 E: 0 K: 0 S: 19 H: 5 LOB: 2 BB: 0 P: 32	R: 0 E: 0 K: 0 S: 12 H: 0 LOB: 2 BB: 2 P: 25	R: 0 E: 0 K: 0 S: 9 H: 0 LOB: 0 BB: 0 P: 12	R: 2 E: 1 K: 2 S: 16 H: 3 LOB: 3 BB: 2 P: 35	R: 0 E: 0 K: 1 S: 9 H: 0 LOB: 0 BB: 0 P: 15		1B: 8 2B: 3 3B: 0 HR: 0 SF: 0 SAC: 0 DP: 0 HBP: 0						

livebaseballscorecards.com

AB	35
R	5
H	11
RBI	4
BB	6
SO	6
LOB	18

WP: 0 PB: 1 SB: 0 CS: 0 PA: 41

PITCHER		IP	WLS	BF	H	R	ER	SO	BB	IBB	HBP	BLK	WP	HR	S	P	ERA	WHIP
Kevin Brown, R ERA: 3.74	(1, 1)	6.0	L	31	9	4	4	3	4	0	0	0	0	0	73	129	6.00	2.167
Mark Lee, L ERA: 5.06	(7, 1)	0.1		2	0	0	0	1	0	1	0	0	0	0	3	10	0.00	0.000
Alan Mills, R ERA: 8.55	(7, 1)	0.1		4	2	1	1	0	0	1	0	0	0	0	5	13	27.00	6.000
Jesse Orosco, L ERA: 2.63	(7, 1)	0.1		1	0	0	0	1	0	0	0	0	0	0	6	8	0.00	0.000
Terry Clark, R ERA: 2.16	(8, 1)	1.0		3	0	0	0	1	0	0	0	0	0	0	9	15	0.00	0.000

PITCHER	IP	WLS	BF	H	R	ER	SO	BB	IBB	HBP	BLK	WP	HR	S	P	ERA	WHIP

Batter	1	2	3	4	5	6	7	8	9	AB	R	H	RBI	BB	SO	LOB
Curtis Goodwin, L (1, 8) OBP: 0.439, SLG: 0.417	BBBB 4-0 G4-3 S 1B BB	C X 0-1 G4-3 1-2 2-3 3-H 1B		C B B X 2-1 ③ F8		B B B C B 4-1 1B 1B BB		B C X 1-1 ① G6-3		3	2	1	1	2	0	1
Brady Anderson, L (1, 7) OBP: 0.337, SLG: 0.464	1 SAFE L P P 1 X SAFE 2-1 ① F8	X 0-0 ② G4-3 1-2 2-3 3-H			C F B B B X 3-2 3B 3B	B S X 1-1 1B 1-2 1B		C B B B X 3-1 E3		5	1	2	1	0	0	3
Rafael Palmeiro, L (1, 3) OBP: 0.379, SLG: 0.587	1 SAFE B F B B X 2-1 ② G4-3 1-3	C F B F F B F B X 2-2 ③ G4-3			B B F B B 4-1 3B BB	B F X 1-1 ② F7		B B X 2-0 ② F7		4	1	0	0	1	0	6
Harold Baines, L (1, 10) OBP: 0.427, SLG: 0.548	F B X 1-1 3-H 1B		X 0-0 ① G3-1		X 0-0 1-H 3-H 1B 3B	X 0-0 1-3 2-H 1B		X 0-0 ③ G4-3		5	1	3	4	0	0	1
Cal Ripken Jr., R (1, 6) OBP: 0.332, SLG: 0.429	B S B F B X 3-2 ③ F9		B X 1-0 ② G6-3		C F F B B X 2-2 ① G5-3	F F B B X 2-2 ③ F8			B X 1-0 1B FC5-4 2B	5	1	1	0	0	0	4
Kevin Bass, S (1, 9) OBP: 0.364, SLG: 0.487		C B F F B F X 2-2 1B BB 1B 1B	C X 0-1 ③ F9		B X 1-0 3-H 1B		B C F B X 2-2 ① G4-3		C B X 1-1 FC5-4 2-3 1B	5	1	3	1	0	0	0
Jeff Manto, R (1, 5) OBP: 0.304, SLG: 0.558		B X 1-0 ① L9	B B X 2-0 ① P2	C S X 0-2 ② P3		B B X 2-0 1B		B S B B B S F X 3-2 ① FC5-4 1-2f 3-H		5	0	1	1	0	0	3
Chris Hoiles, R (1, 2) OBP: 0.319, SLG: 0.347 Matt Nokes, L (9, PH) OBP: 0.185, SLG: 0.265	B B B B 4-0 1B 1B 1-2 G4-3 BB			B F S B B B F B 4-2 BB	B B B C X 3-1 ③ G5-3	B F X 1-1 ② F9		B C B B B C F F S		2 1	1 0	0 0	0 0	2 0	0 1	2 1
Manny Alexander, R (1, 4) OBP: 0.304, SLG: 0.338 Jeffrey Hammonds, R (9, PH) OBP: 0.281, SLG: 0.452		X 0-0 G4-3 1B 1-2 2-3 1B		X 0-0 ② F7		C X 0-1 ① F9	X 0-0 ③ P3		B X 1-0 ③ G5-3	4 1	0 0	1 0	0 0	0 0	0 0	2 1

TOP

Baltimore Orioles @ Detroit Tigers

Tiger Stadium, Detroit, MI

Sun Jun 18 1995, 3:33 AM EDT

Att. 16,109 - Cloudy - 93 F

livebaseballscorecards.com

AB	40
R	8
H	12
RBI	8
BB	5
SO	1
LOB	24

Inning Stats	1	2	3	4	5	6	7	8	9
	R: 1 E: 0 K: 0 S: 11	R: 2 E: 0 K: 0 S: 16	R: 0 E: 0 K: 0 S: 4	R: 0 E: 0 K: 0 S: 7	R: 3 E: 0 K: 0 S: 15	R: 1 E: 0 K: 0 S: 11	R: 0 E: 0 K: 0 S: 7	R: 0 E: 1 K: 0 S: 6	R: 1 E: 0 K: 1 S: 13
	H: 1 LOB: 1 BB: 1 P: 21	H: 3 LOB: 2 BB: 1 P: 25	H: 0 LOB: 0 BB: 0 P: 5	H: 0 LOB: 1 BB: 1 P: 15	H: 3 LOB: 1 BB: 1 P: 28	H: 2 LOB: 2 BB: 1 P: 19	H: 1 LOB: 1 BB: 0 P: 12	H: 0 LOB: 1 BB: 0 P: 12	H: 2 LOB: 1 BB: 0 P: 22

1B: 9	SF: 0	WP: 0
2B: 1	SAC: 0	PB: 0
3B: 2	DP: 0	SB: 1
HR: 0	HBP: 0	CS: 0

PA: 45

PITCHER		IP	WLS	BF	H	R	ER	SO	BB	IBB	HBP	BLK	WP	HR	S	P	ERA	WHIP
Mike Moore, R ERA: 6.35	(1, 1)	4.1		24	7	6	6	0	4	0	0	0	0	0	48	86	12.46	2.538
Brian Maxcy, R ERA: 4.0	(5, 1)	1.0	W	5	1	1	1	0	1	0	0	0	0	0	10	18	9.00	2.000
Kevin Wickander, L ERA:	(6, 1)	0.1		2	1	0	0	0	0	0	0	0	0	0	3	4	0.00	3.000
John Doherty, R ERA: 6.13	(6, 1)	1.1		5	1	0	0	0	0	0	0	0	0	0	10	17	0.00	0.750
Brian Bohanon, L ERA: 5.59	(8, 1)	1.0		4	0	0	0	0	0	0	0	0	0	0	6	12	0.00	0.000

PITCHER		IP	WLS	BF	H	R	ER	SO	BB	IBB	HBP	BLK	WP	HR	S	P	ERA	WHIP
Mike Henneman, R ERA: 2.6	(9, 1)	1.0	S	5	2	1	1	1	0	0	0	0	0	0	13	22	9.00	2.000

Baltimore Orioles @ Detroit Tigers

Tiger Stadium, Detroit, MI

Sun Jun 18 1995, 3:33 AM EDT

Att. 16,109 - Cloudy - 93 F

BOTTOM

Batter	1	2	3	4	5	6	7	8	9	AB	R	H	RBI	BB	SO	LOB
Chad Curtis, R (1, 8) OBP: 0.361, SLG: 0.448	F8	HR 1-H	1B		F7	P5		K		6	1	2	2	0	1	3
Lou Whitaker, L (1, 4) OBP: 0.414, SLG: 0.545	P2	HR	L5		1B HBP		G6-4-3 1B			4	1	2	1	0	0	1
Travis Fryman, R (1, 5) OBP: 0.327, SLG: 0.283	2B BB BB 1B	P4		FC6-4 BB BB 1B	S 1-3 1B		G6-4-3 1-2f			5	2	3	0	0	0	1
Cecil Fielder, R (1, 10) OBP: 0.362, SLG: 0.534	2B 1-2 BB BB BB	BB		FC6-4 BB 1-2 BB	F7		BB			1	1	0	0	4	0	2
Bobby Higginson, L (1, 7) OBP: 0.337, SLG: 0.361	2B 1-2 2-3 BB	K		FC6-4 1-2 2-3 BB	K 1-2		K			3	1	0	0	2	3	4
Juan Samuel, R (1, 3) OBP: 0.414, SLG: 0.726	2B 1-H 2-H 3-H 2B	G1-3		FC6-4 1-2f 2-3 3-H BB		F9 S E 1B		F9		5	2	2	4	0	0	3
Danny Bautista, R (1, 9) OBP: 0.288, SLG: 0.314	2B 2-H		K	K	P3 1-2			G6-3		5	0	1	1	0	2	3
John Flaherty, R (1, 2) OBP: 0.346, SLG: 0.534	G4-3		HR	BB 1-2	F9 2-3			1B 2B		4	1	2	1	1	0	2
Chris Gomez, R (1, 6) OBP: 0.299, SLG: 0.404		HR 1B	F8	K	E9 3-H			2-3 1B		5	1	2	0	0	1	3
Inning Stats	R: 4 H: 3 E: 0 LOB: 1 K: 0 BB: 2 S: 21 P: 38	R: 3 H: 3 E: 0 LOB: 1 K: 1 BB: 1 S: 16 P: 30	R: 1 H: 2 E: 0 LOB: 1 K: 1 BB: 0 S: 11 P: 20	R: 1 H: 1 E: 0 LOB: 3 K: 2 BB: 3 S: 15 P: 31	R: 0 H: 1 E: 0 LOB: 2 K: 1 BB: 0 S: 9 P: 13	R: 1 H: 1 E: 1 LOB: 1 K: 0 BB: 0 S: 11 P: 16	R: 0 H: 1 E: 0 LOB: 1 K: 1 BB: 1 S: 12 P: 16	R: 0 H: 2 E: 0 LOB: 2 K: 1 BB: 0 S: 11 P: 12		1B: 8 SF: 0 2B: 3 SAC: 0 3B: 0 DP: 1 HR: 3 HBP: 1						

livebaseballscorecards.com

AB	38
R	10
H	14
RBI	9
BB	7
SO	7
LOB	22

PITCHER		IP	WLS	BF	H	R	ER	SO	BB	IBB	HBP	BLK	WP	HR	S	P	ERA	WHIP
35 Mike Mussina, R ERA: 5.13	(1, 1)	1.0	L	10	5	6	6	0	2	0	0	0	0	1	28	50	54.00	7.000
Mike Oquist, R ERA: 4.45	(2, 1)	2.0		13	4	3	3	2	3	0	0	0	0	2	23	49	13.50	3.500
Alan Mills, R ERA: 7.43	(4, 1)	3.0		14	2	1	0	3	1	0	1	0	0	0	32	49	0.00	1.000
Terry Clark, R ERA: 1.93	(7, 1)	1.0		4	1	0	0	1	1	0	0	0	0	0	12	16	0.00	2.000
Doug Jones, R ERA: 3.6	(8, 1)	1.0		5	2	0	0	1	0	0	0	0	0	0	11	12	0.00	2.000

PITCHER	IP	WLS	BF	H	R	ER	SO	BB	IBB	HBP	BLK	WP	HR	S	P	ERA	WHIP

Texas Rangers @ Detroit Tigers

Tiger Stadium, Detroit, MI

Mon Jun 19 1995, 7:05 PM EDT

Att. 11,215 - Unknown - 100 F

TOP

Batter	1	2	3	4	5	6	7	8	9	AB	R	H	RBI	BB	SO	LOB
Otis Nixon, S (1, 8) OBP: 0.326, SLG: 0.295	G1-3	L7			K	1B 1-2 2-H		P6		5	0	1	1	0	1	1
Mark McLemore, S (1, 4) (9, 7) OBP: 0.414, SLG: 0.405	G4-3	L9	G4-3	1B 1-3 2-H	F8					5	0	1	1	0	0	0
Will Clark, L (1, 3) OBP: 0.362, SLG: 0.406	BB	G3-1	1B	L8	G4-3					4	0	1	0	1	0	2
Juan Gonzalez, R (1, 10) OBP: 0.224, SLG: 0.446	F9	F8	L9	G5-3	G6-3					5	0	0	0	0	0	2
29 Rusty Greer, L (1, 7) (9, 9) OBP: 0.386, SLG: 0.463	1B 1B	G6-3	G3-1	E FC3 SF8	F9					5	2	2	0	0	0	0
Mickey Tettleton, S (1, 9) OBP: 0.374, SLG: 0.424 Jeff Frye, R (9, 4) OBP: 0.372, SLG: 0.369	1B 1-2 G4-3 1B	F9	FC6-4 BB	FC3 1-3						3 0	1 0	1 0	0 0	1 0	0 0	1 0
Ivan Rodriguez, R (1, 2) OBP: 0.333, SLG: 0.433	G4-3 1-3 2-H 1B	BB 1B	FC6-4 1B 1-2f 1B	SF8 3-H						3	1	2	2	0	0	1
Mike Pagliarulo, L (1, 5) OBP: 0.282, SLG: 0.315	G4-3 1-2 3-H	BB 1-2	1B 1B 1-3 1B	K						3	1	1	1	1	1	2
Benji Gil, R (1, 6) OBP: 0.315, SLG: 0.445	K	K	1B 1B 1-2 3-H 1B	K						4	1	1	1	0	3	3

	AB	37
	R	6
	H	10
	RBI	6
	BB	3
	SO	5
	LOB	12

livebaseballscorecards.com

Inning Stats																								
	R: 0	H: 0	R: 2	H: 3	R: 0	H: 0	R: 0	H: 1	R: 0	H: 1	R: 3	H: 4	R: 1	H: 1	R: 0	H: 0	R: 0	H: 0	1B: 10	SF: 1	WP: 0	PA: 41
	E: 0	LOB: 1	E: 0	LOB: 1	E: 0	LOB: 0	E: 0	LOB: 2	E: 0	LOB: 1	E: 0	LOB: 2	E: 1	LOB: 1	E: 0	LOB: 0	E: 0	LOB: 0	2B: 0	SAC: 0	PB: 0	
	K: 0	BB: 1	K: 1	BB: 0	K: 0	BB: 0	K: 1	BB: 1	K: 1	BB: 0	K: 0	BB: 1	K: 1	BB: 0	K: 1	BB: 0	K: 0	BB: 0	3B: 0	DP: 0	SB: 0	
	S: 8	P: 15	S: 12	P: 15	S: 5	P: 10	S: 13	P: 24	S: 10	P: 14	S: 13	P: 23	S: 12	P: 13	S: 10	P: 17	S: 6	P: 12	HR: 0	HBP: 0	CS: 0	

PITCHER		IP	WLS	BF	H	R	ER	SO	BB	IBB	HBP	BLK	WP	HR	S	P	ERA	WHIP
27 Pat Ahearne, R ERA: 13.5	(1, 1)	5.2	L	27	7	5	5	3	3	0	0	0	0	0	55	89	7.94	1.765
Joe Boever, R ERA: 4.3	(6, 1)	2.1		11	3	1	0	2	0	0	0	0	0	0	28	42	0.00	1.286
Kevin Wickander, L ERA:	(9, 1)	1.0		3	0	0	0	0	0	0	0	0	0	0	6	12	0.00	0.000

PITCHER	IP	WLS	BF	H	R	ER	SO	BB	IBB	HBP	BLK	WP	HR	S	P	ERA	WHIP

Texas Rangers @ Detroit Tigers

Tiger Stadium, Detroit, MI

Mon Jun 19 1995, 7:05 PM EDT

Att. 11,215 - Unknown - 100 F

BOTTOM

Batter	1	2	3	4	5	6	7	8	9	AB	R	H	RBI	BB	SO	LOB
Chad Curtis, R (1, 8) OBP: 0.364, SLG: 0.464	C B S C 1-3 ① K		X 0-0 HR		B B B C C X 3-2 G5-4-3 1B		C F B S 1-3 ② K			4	1	2	1	0	2	0
Juan Samuel, R (1, 4) OBP: 0.419, SLG: 0.708	B B S C F B B 4-2 E S BB		C X 0-1 ③ F9		X 0-0 ② ③ G5-4-3 1-2f		C B B X 2-1 1B			3	0	1	0	1	0	1
Travis Fryman, R (1, 5) OBP: 0.330, SLG: 0.284	F B C B F S 2-3 ② K 1-3			S X 0-1 HR 1B		C H 1-1 1B BB HBP	B C X 1-1 ③ L9			3	1	1	0	0	1	2
Cecil Fielder, R (1, 3) OBP: 0.364, SLG: 0.551	C B B C B F F X 3-2 ③ G6-3			C F B X 1-2 1-H HR		B X 1-0 ① F9		C F B F B X 2-2 G4-6-3 1B		4	1	2	2	0	0	2
Kirk Gibson, L (1, 10) OBP: 0.386, SLG: 0.508		C B B B X 3-1 ① G6-3		X 0-0 ① F7		S B C B S 2-3 ② K		B X 1-0 ① ② G4-6-3 1-2f		4	0	0	0	0	1	2
Bobby Higginson, L (1, 7) OBP: 0.341, SLG: 0.380		F B B B X 3-1 ② F8		X 0-0 HR		B F F B B B 4-2 1B BB 1-2		C X 0-1 ③ L9		3	1	1	1	1	0	0
John Flaherty, R (1, 2) OBP: 0.346, SLG: 0.529 Alan Trammell, R (9, PH) OBP: 0.409, SLG: 0.391	B C F F X 1-2 ③ P4		C X 0-1 ② G6-3		B C X 1-1 1-2 2-3 1B			C B C B X 2-2 ① G4-3		3 1	0 0	1 0	0 0	0 0	0 0	0 0
Danny Bautista, R (1, 9) OBP: 0.281, SLG: 0.306 Franklin Stubbs, L (9, PH) OBP: 0.352, SLG: 0.311			F X 0-1 ① B5-3 B C F S 1-3 ③ K			C S B B X 2-2 ③ G5-3			X 0-0 ② F8	3 1	0 0	0 0	0 0	0 0	1 0	3 0
Chris Gomez, R (1, 6) OBP: 0.292, SLG: 0.393 Lou Whitaker, L (9, PH) OBP: 0.410, SLG: 0.539			B F C B B S 3-3 ② K	B F B X 2-1 ① F7			B S B S C 2-3 ① K		C S S 0-3 ③ K	3 1	0 0	0 0	0 0	0 0	2 1	0 0
Inning Stats	R: 0 H: 0 E: 1 LOB: 1 K: 2 BB: 1 S: 15 P: 25	R: 0 H: 0 E: 0 LOB: 0 K: 0 BB: 0 S: 8 P: 15	R: 1 H: 1 E: 0 LOB: 0 K: 1 BB: 0 S: 8 P: 11	R: 3 H: 3 E: 0 LOB: 0 K: 1 BB: 0 S: 12 P: 14	R: 0 H: 1 E: 0 LOB: 0 K: 0 BB: 0 S: 6 P: 11	R: 0 H: 1 E: 0 LOB: 3 K: 1 BB: 1 S: 12 P: 23	R: 0 H: 1 E: 0 LOB: 1 K: 2 BB: 0 S: 10 P: 16	R: 0 H: 1 E: 0 LOB: 0 K: 0 BB: 0 S: 7 P: 10	R: 0 H: 0 E: 0 LOB: 0 K: 1 BB: 0 S: 7 P: 9	1B: 5 SF: 0 2B: 0 SAC: 0 3B: 0 DP: 2 HR: 3 HBP: 1						

livebaseballscorecards.com

	AB	R	H	RBI	BB	SO	LOB
	33	4	8	4	2	8	10

WP: 0 PB: 0 SB: 1 CS: 0 PA: 36

PITCHER		IP	WLS	BF	H	R	ER	SO	BB	IBB	HBP	BLK	WP	HR	S	P	ERA	WHIP
Kevin Gross, R ERA: 9.55	(1, 1)	5.1	W	22	5	4	4	4	1	0	1	0	0	3	51	80	6.75	1.125
Terry Burrows, L ERA: 5.96	(6, 1)	0.1		2	0	0	0	1	1	0	0	0	0	0	5	11	0.00	3.000
Roger McDowell, R ERA: 3.94	(6, 1)	2.1		9	3	0	0	2	0	0	0	0	0	0	22	34	0.00	1.286
Jeff Russell, R ERA: 1.8	(9, 1)	1.0	S	3	0	0	0	1	0	0	0	0	0	0	7	9	0.00	0.000

PITCHER	IP	WLS	BF	H	R	ER	SO	BB	IBB	HBP	BLK	WP	HR	S	P	ERA	WHIP

Texas Rangers @ Detroit Tigers

Tiger Stadium, Detroit, MI

Tue Jun 20 1995, 7:05 PM EDT

Att. 10,874 - Unknown - 96 F

TOP

livebaseballscorecards.com

Batter	1	2	3	4	5	6	7	8	9	AB	R	H	RBI	BB	SO	LOB
Otis Nixon, S (1, 8) OBP: 0.332, SLG: 0.302	B B C B C X 3-2 29 FC4-6 S SF9 1B	B X 1-0 ③ FC6-4 1-2f			L X 0-1 29 S HR 1B	C C B F B X 2-2 S 2-H 1B		C C B B F F F C 2-3 ② K		5	2	3	1	0	1	1
Mark McLemore, S (1, 4) (9, 7) OBP: 0.414, SLG: 0.398	C B B 1 SAFE B B 4-1 29 FC4-6 1-2 BB	X 0-0 ① G5-3	B 1 SAFE B 1 SAFE 1 B B B 4-0 29 HR 1-2 BB	B B X 2-0 ③ G3-1 1-2		C C C 0-3 ③ K		3	1	0	0	2	1	1
29 Rusty Greer, L (1, 7) (9, 9) OBP: 0.381, SLG: 0.474	B B C X 2-1 ① FC4-6 1-2f 2-3	B C X 2-1 ② G4-3	B B F B X 3-1 1-H 2-H HR	C X 0-1 ① G1	S C B F F B F X 2-2 ① F9		5	1	1	3	0	0	2
Juan Gonzalez, R (1, 10) OBP: 0.238, SLG: 0.500	B S X 1-1 ② SF9 3-H	X 0-0 ③ G5-3	X 0-0 HR	B X 1-0 G1-3 BB WP 1B	B B X 2-0 ② G5-3		4	2	2	2	0	0	0
Mickey Tettleton, S (1, 9) OBP: 0.370, SLG: 0.414 Jeff Frye, R (9, 4) OBP: 0.372, SLG: 0.369	C B C S 1-3 ③ K	C F B B B X 3-2 ① P4	C B B X 1-1 ② L8	B B B C B 4-1 WP G1-3 1-2 BB	B X 1-0 ③ F8		4 0	0 0	0 0	0 0	1 0	1 0	1 0
Ivan Rodriguez, R (1, 2) OBP: 0.331, SLG: 0.448	B X 1-0 HR	B X 1-0 ② G4-3	B B X 2-0 ③ G5-3	B F S B F F X 2-2 G1-3 1-2 2-3			4	1	1	1	0	0	2
Mike Pagliarulo, L (1, 5) OBP: 0.293, SLG: 0.329	F X 0-1 ① G4-3	X 0-0 2B	C B X 1-1 ① F8	B B B I 4-0 2-3 3-H IBB			3	0	1	0	1	0	0
Jack Voigt, R (1, 3) OBP: 0.265, SLG: 0.310	B C C B B B 4-2 FC6-4 BB	F B X 1-1 ③ F8	B B X 2-0 E6 1B	B B C X 2-1 ③ G4-3			3	1	0	0	1	0	3
Benji Gil, R (1, 6) OBP: 0.308, SLG: 0.435	C 1 SAFE B B C X 2-2 ② F9	B C S S 1-3 ① K	C S C 0-3 ② K	B S F B S 2-3 ① K			4	0	0	0	0	3	2
Inning Stats	R: 1 H: 1 E: 0 LOB: 1 K: 1 BB: 1 S: 11 P: 22	R: 1 H: 1 E: 0 LOB: 1 K: 0 BB: 1 S: 9 P: 17	R: 0 H: 0 E: 0 LOB: 0 K: 0 BB: 0 S: 4 P: 6	R: 0 H: 1 E: 0 LOB: 1 K: 0 BB: 0 S: 7 P: 12	R: 4 H: 3 E: 0 LOB: 0 K: 1 BB: 1 S: 11 P: 22	R: 1 H: 1 E: 1 LOB: 1 K: 1 BB: 0 S: 12 P: 19	R: 1 H: 1 E: 0 LOB: 2 K: 0 BB: 2 S: 11 P: 24	R: 0 H: 0 E: 0 LOB: 0 K: 3 BB: 0 S: 13 P: 17	R: 0 H: 0 E: 0 LOB: 0 K: 0 BB: 0 S: 8 P: 13	1B: 4 SF: 1 2B: 1 SAC: 0 3B: 0 DP: 0 HR: 3 HBP: 0						

	AB	35
	R	8
	H	8
	RBI	7
	BB	5
	SO	6
	LOB	12

WP: 1 PA: 41
PB: 0
SB: 3
CS: 0

PITCHER		IP	WLS	BF	H	R	ER	SO	BB	IBB	HBP	BLK	WP	HR	S	P	ERA	WHIP
Sean Bergman, R ERA: 5.31	(1, 1)	4.1	L	22	6	6	6	2	3	0	0	0	0	3	39	73	12.46	2.077
Brian Maxcy, R ERA: 3.97	(5, 1)	2.1		11	2	2	1	1	1	0	0	0	0	0	24	41	3.86	1.286
Brian Bohanon, L ERA: 5.59	(7, 1)	0.0		1	0	0	0	0	0	1	0	0	1	0	0	4	∞	∞
John Doherty, R ERA: 5.84	(7, 1)	2.1		7	0	0	0	3	0	0	0	0	0	0	23	34	0.00	0.000

PITCHER	IP	WLS	BF	H	R	ER	SO	BB	IBB	HBP	BLK	WP	HR	S	P	ERA	WHIP

Texas Rangers @ Detroit Tigers

Tiger Stadium, Detroit, MI

Tue Jun 20 1995, 7:05 PM EDT

Att. 10,874 - Unknown - 96 F

livebaseballscorecards.com

BOTTOM

Batter	1	2	3	4	5	6	7	8	9	AB	R	H	RBI	BB	SO	LOB
Chad Curtis, R (1, 8) OBP: 0.368, SLG: 0.479	P4	1B		SF9		2B			E 2B	4	1	3	2	0	0	0
Alan Trammell, R (1, 6) OBP: 0.395, SLG: 0.375	K	F8		G5-3		G4-3			E3 G6-3	4	0	0	0	0	1	3
Lou Whitaker, L (9, PH) OBP: 0.407, SLG: 0.534										1	0	0	0	0	0	0
Travis Fryman, R (1, 5) OBP: 0.336, SLG: 0.312	1B 1B		E9 2B		K		HR		G6-3	5	1	3	1	0	1	1
Cecil Fielder, R (1, 10) OBP: 0.361, SLG: 0.541	HBP 1B		P3		K		F9		F9	5	0	1	0	0	1	1
Juan Samuel, R (1, 3) OBP: 0.423, SLG: 0.687	HBP		G5-3		K		G4-6-3 BB			2	0	0	0	1	1	1
Danny Bautista, R (1, 9) OBP: 0.274, SLG: 0.297	K		K		K		G4-6-3			3	0	0	0	0	3	4
Franklin Stubbs, L (7, PH) OBP: 0.348, SLG: 0.307										1	0	0	0	0	0	1
(8, 7)																
Chris Gomez, R (1, 4) OBP: 0.299, SLG: 0.387		1B BB		SH1-4 WP WP BB		G6-3			L9	2	1	0	0	2	0	0
Bobby Higginson, L (1, 7) OBP: 0.344, SLG: 0.399		F7		WP SH1-4 SF9 BB			HR		K	3	2	1	1	1	1	1
(8, 9)																
Ron Tingley, R (1, 2) OBP: 0.281, SLG: 0.240		K		SH1-4		2B 2B			F9	3	1	1	0	0	1	1
Inning Stats	R: 0 E: 0 K: 2 S: 12 H: 2 LOB: 3 BB: 0 P: 19	R: 0 E: 0 K: 1 S: 14 H: 1 LOB: 2 BB: 1 P: 21	R: 0 E: 1 K: 1 S: 10 H: 1 LOB: 1 BB: 0 P: 14	R: 2 E: 0 K: 0 S: 12 H: 0 LOB: 0 BB: 2 P: 22	R: 0 E: 0 K: 3 S: 9 H: 0 LOB: 0 BB: 0 P: 12	R: 2 E: 0 K: 1 S: 12 H: 3 LOB: 1 BB: 0 P: 19	R: 1 E: 0 K: 0 S: 6 H: 1 LOB: 0 BB: 1 P: 13	R: 0 E: 0 K: 1 S: 7 H: 0 LOB: 0 BB: 0 P: 12	R: 1 E: 1 K: 0 S: 9 H: 1 LOB: 0 BB: 0 P: 13	1B: 3 2B: 4 3B: 0 HR: 2 SF: 1 SAC: 1 DP: 2 HBP: 1							

	AB	33
	R	6
	H	9
	RBI	4
	BB	4
	SO	9
	LOB	13

WP: 2 PB: 0 SB: 0 CS: 0 PA: 40

PITCHER		IP	WLS	BF	H	R	ER	SO	BB	IBB	HBP	BLK	WP	HR	S	P	ERA	WHIP
Darren Oliver, L ERA: 4.31	(1, 1)	5.2	W	28	7	4	4	8	3	0	1	0	2	1	67	104	6.35	1.765
Matt Whiteside, R ERA: 3.66	(6, 1)	2.1		8	1	1	1	1	1	0	0	0	0	1	15	28	3.86	0.857
Jeff Russell, R ERA: 1.69	(9, 1)	1.0	S	4	1	1	0	0	0	0	0	0	0	0	9	13	0.00	1.000

PITCHER	IP	WLS	BF	H	R	ER	SO	BB	IBB	HBP	BLK	WP	HR	S	P	ERA	WHIP

Batter	1	2	3	4	5	6	7	8	9	AB	R	H	RBI	BB	SO	LOB
Otis Nixon, S (1, 8) OBP: 0.326, SLG: 0.297	G4-3		FC5-4 1-2f			B1-3		G6-3		4	0	0	0	0	0	1
Mark McLemore, S (1, 4) OBP: 0.406, SLG: 0.389	G3		P5			F7		B1-3		4	0	0	0	0	0	1
29 Rusty Greer, L (1, 7) OBP: 0.383, SLG: 0.468	BB			F7		BB			G4-3	2	0	0	0	2	0	0
Juan Gonzalez, R (1, 10) OBP: 0.254, SLG: 0.531	G6-3			G3 2B		F9			G3-1 2B	4	0	2	0	0	0	2
Mickey Tettleton, S (1, 9) OBP: 0.363, SLG: 0.405		F8		G3 2-3			K		G3-1 2-3	4	0	0	0	0	1	2
Mike Pagliarulo, L (1, 3) OBP: 0.291, SLG: 0.325		G1-3		K2-3			2B 1B		G4-3	4	0	1	0	0	1	2
Luis Ortiz, R (1, 5) OBP: 0.263, SLG: 0.556		P6			G6-3		1-H 2B			3	0	1	0	0	0	0
Dave Valle, R (1, 2) OBP: 0.316, SLG: 0.260			P5		G4-6-3 1B		G5-3			3	0	1	0	0	0	1
Benji Gil, R (1, 6) OBP: 0.308, SLG: 0.433			FC5-4 1B		G4-6-3 1-2f			G6-3		3	0	1	0	0	0	1

TOP

Texas Rangers @ Detroit Tigers

Tiger Stadium, Detroit, MI

Wed Jun 21 1995, 7:05 PM EDT

Att. 16,487 - Unknown - 91 F

livebaseballscorecards.com

AB	31
R	0
H	6
RBI	0
BB	2
SO	2
LOB	10

Inning Stats	1	2	3	4	5	6	7	8	9
	R: 0 E: 0 K: 0 S: 5	H: 0 LOB: 1 BB: 1 P: 11	R: 0 E: 0 K: 0 S: 6	H: 0 LOB: 0 BB: 0 P: 7	R: 0 E: 0 K: 0 S: 7	H: 1 LOB: 1 BB: 0 P: 12	R: 0 E: 0 K: 1 S: 8	H: 1 LOB: 1 BB: 0 P: 13	R: 0 E: 0 K: 0 S: 4	H: 1 LOB: 0 BB: 0 P: 6
	R: 0 E: 0 K: 0 S: 5	H: 0 LOB: 1 BB: 1 P: 11	R: 0 E: 0 K: 1 S: 9	H: 2 LOB: 1 BB: 0 P: 14	R: 0 E: 0 K: 0 S: 9	H: 0 LOB: 0 BB: 0 P: 12	R: 0 E: 0 K: 0 S: 8	H: 1 LOB: 1 BB: 0 P: 11	1B: 3 2B: 3 3B: 0 HR: 0	SF: 0 SAC: 0 DP: 1 HBP: 0

PITCHER		IP	WLS	BF	H	R	ER	SO	BB	IBB	HBP	BLK	WP	HR	S	P	ERA	WHIP
Felipe Lira, R ERA: 2.58	(1, 1)	8.1	W	31	6	0	0	2	2	0	0	0	0	0	56	90	0.00	0.960
Mike Henneman, R ERA: 2.5	(9, 1)	0.2	S	2	0	0	0	0	0	0	0	0	0	0	5	7	0.00	0.000

PITCHER		IP	WLS	BF	H	R	ER	SO	BB	IBB	HBP	BLK	WP	HR	S	P	ERA	WHIP

Texas Rangers @ Detroit Tigers

Tiger Stadium, Detroit, MI

Wed Jun 21 1995, 7:05 PM EDT

Att. 16,487 - Unknown - 91 F

livebaseballscorecards.com

BOTTOM

Batter	1	2	3	4	5	6	7	8	9	AB	R	H	RBI	BB	SO	LOB
Chad Curtis, R (1, 8) OBP: 0.371, SLG: 0.479	C F B F S 1-3 K ①		C C X 0-2 P6 ①		B F X 1-1 WP BB 1B			B X 1-0 CS 1B		4	0	2	0	0	1	0
Lou Whitaker, L (1, 4) OBP: 0.418, SLG: 0.566	B X 1-0 HR		B C F X 1-2 1B 1B		1 SAFE F B B B B 4-2 G5-4-3 1-3 BB			B C B C F B F F X 3-2 F8 ① ② 1-2		3	1	2	1	1	0	1
Travis Fryman, R (1, 5) OBP: 0.343, SLG: 0.317	B B F S B T T T B 4-2 BB		X 0-0 1B ② 1-3 1B		B F B S F X 2-2 G5-4-3 ② ③ 1-2f			X 0-0 FC6-4 1B		3	0	2	0	1	0	2
Cecil Fielder, R (1, 3) OBP: 0.359, SLG: 0.535	C C S 0-3 K ②		S S B X 1-2 1-2 1B			C B X 1-1 F8 ①		F S B X 1-2 FC6-4 ③ 1-2f		4	0	1	0	0	1	2
Kirk Gibson, L (1, 10) OBP: 0.378, SLG: 0.496	B B X 2-0 G4-3 ③		C S B C 1-3 K ③			X 0-0 P2 ②				3	0	0	0	0	1	3
Bobby Higginson, L (1, 7) OBP: 0.344, SLG: 0.404		X 0-0 SH2-4 2B	C C S 0-3 K ①			C S F B B X 2-2 G6-3 ③				3	0	1	0	0	1	0
John Flaherty, R (1, 2) OBP: 0.341, SLG: 0.520		L X 0-1 SH2-4 ① 2-3	X 0-0 L7 ②				B B X 2-0 G5-3 ①			2	0	0	0	0	0	0
Danny Bautista, R (1, 9) OBP: 0.275, SLG: 0.298		B X 1-0 G6-3 ②	C F X 0-2 F9 ③				B F B F F F X 2-2 1B ②			3	0	1	0	0	0	1
Chris Gomez, R (1, 6) OBP: 0.292, SLG: 0.377		B F C F X 1-2 G5-3 ③			C X 0-1 G6-3 ①		F C X 0-2 G6-3 ③			3	0	0	0	0	0	1
Inning Stats	R: 1 H: 1 E: 0 LOB: 1 K: 2 BB: 1 S: 14 P: 22	R: 0 H: 1 E: 0 LOB: 1 K: 0 BB: 0 S: 8 P: 10	R: 0 H: 3 E: 0 LOB: 2 K: 1 BB: 0 S: 13 P: 16	R: 0 H: 0 E: 0 LOB: 0 K: 1 BB: 0 S: 7 P: 7	R: 0 H: 1 E: 0 LOB: 1 K: 0 BB: 1 S: 10 P: 17	R: 0 H: 0 E: 0 LOB: 0 K: 0 BB: 0 S: 7 P: 10	R: 0 H: 1 E: 0 LOB: 0 K: 0 BB: 0 S: 9 P: 13	R: 0 H: 2 E: 0 LOB: 1 K: 0 BB: 0 S: 11 P: 16		1B: 7 SF: 0 2B: 1 SAC: 1 3B: 0 DP: 1 HR: 1 HBP: 0						

PITCHER	IP	WLS	BF	H	R	ER	SO	BB	IBB	HBP	BLK	WP	HR	S	P	ERA	WHIP
Bob Tewksbury, R (1, 1) ERA: 3.38	8.0	L	31	9	1	1	4	2	0	0	0	1	1	79	111	1.12	1.375

PITCHER	IP	WLS	BF	H	R	ER	SO	BB	IBB	HBP	BLK	WP	HR	S	P	ERA	WHIP

AB	28
R	1
H	9
RBI	1
BB	2
SO	4
LOB	10

Batter	1	2	3	4	5	6	7	8	9	AB	R	H	RBI	BB	SO	LOB
Pat Listach, S (1, 4) OBP: 0.273, SLG: 0.247	C B C F F B X 2-2 ① G5-3		B B F F B B B 4-2 G4-3 BB		C X 0-1 ① G5-3		B C B X 2-1 ② L8		B F B X 2-1 ② P5	4	0	0	0	1	0	0
Darryl Hamilton, L (1, 8) OBP: 0.367, SLG: 0.400	C X 0-1 ② F8		C X 0-1 ② G4-3 1-2 2-3		C F B X 1-2 2B		C X 0-1 1B		C B F B X 2-2 1B	5	0	3	0	0	0	2
Kevin Seitzer, R (1, 5) (4, 3) OBP: 0.427, SLG: 0.489	C F S 0-3 ③ K		X 0-0 ③ L9		C B B X 2-1 ② P2		X 0-0 ③ L5		S X 0-1 ③ G3	5	0	0	0	0	1	5
Greg Vaughn, R (1, 10) OBP: 0.290, SLG: 0.354		C F B X 1-2 ① G6-3		S F B B B B 4-2 1B 2B BB	X 0-0 ③ F9			C F B F B S 2-3 ① K		3	1	0	0	1	1	1
John Jaha, R (1, 3) OBP: 0.388, SLG: 0.590 Jeff Cirillo, R (4, PR) (4, 5) OBP: 0.386, SLG: 0.500		B C X 1-1 ② G5-3		S C 1 SAFE X 0-2 2B 1-3 1B	B X 1-1 ① G5-3			S X 0-1 ② 1B		2 2	0 0	1 1	0 0	0 0	0 0	0 0
B.J. Surhoff, L (1, 7) OBP: 0.400, SLG: 0.388		C X 0-1 1B		B X 1-0 FC1-6-2 1-3 3-H 2B	C F F B B S 2-3 ② K			X 0-0 FC5-4 1B		4	0	3	1	0	1	0
Joe Oliver, R (1, 2) OBP: 0.352, SLG: 0.500 Mike Matheny, R (8, 2) OBP: 0.261, SLG: 0.364		1 SAFE F X 0-1 ③ G5-3		X 0-0 ① FC1-6-2 2-3	C B B X 2-1 2B			X 0-0 ③ FC5-4 1-2f		4 0	0 0	1 0	0 0	0 0	0 0	4 0
Matt Mieske, R (1, 9) OBP: 0.384, SLG: 0.476			C X 0-1 G4-3 SH1-3 1B	B C S S S 1-3 ② K	X 0-0 ③ F8				X 0-0 HR	4	1	2	1	0	1	3
Jose Valentin, S (1, 6) OBP: 0.273, SLG: 0.435 Turner Ward, S (9, PH) OBP: 0.345, SLG: 0.365			1 SAFE B B F X 2-1 ① SH1-3 1-2	C B B C F X 2-2 ③ G5-3		C X 0-1 ① G5-3			C B F S 1-3 ① K	2 1	0 0	0 0	0 0	0 0	0 1	2 0
Inning Stats	R: 0 H: 0 E: 0 LOB: 0 K: 1 BB: 0 S: 10 P: 12	R: 0 H: 1 E: 0 LOB: 1 K: 0 BB: 0 S: 9 P: 11	R: 0 H: 1 E: 0 LOB: 2 K: 0 BB: 1 S: 9 P: 15	R: 1 H: 2 E: 0 LOB: 2 K: 1 BB: 1 S: 14 P: 22	R: 0 H: 1 E: 0 LOB: 1 K: 0 BB: 0 S: 8 P: 11	R: 0 H: 1 E: 0 LOB: 1 K: 1 BB: 0 S: 9 P: 14	R: 0 H: 1 E: 0 LOB: 1 K: 0 BB: 0 S: 7 P: 9	R: 0 H: 2 E: 0 LOB: 1 K: 1 BB: 0 S: 8 P: 10	R: 1 H: 2 E: 0 LOB: 1 K: 1 BB: 0 S: 11 P: 16	1B: 7 SF: 0 2B: 3 SAC: 1 3B: 0 DP: 0 HR: 1 HBP: 0						WP: 0 PA: 39 PB: 0 SB: 0 CS: 0	

PITCHER	IP	WLS	BF	H	R	ER	SO	BB	IBB	HBP	BLK	WP	HR	S	P	ERA	WHIP
David Wells, L (1, 1) ERA: 3.11	8.2	W	38	11	2	2	5	2	0	0	0	0	1	83	118	2.08	1.500
Mike Henneman, R (9, 1) ERA: 2.45	0.1	S	1	0	0	0	0	0	0	0	0	0	0	2	2	0.00	0.000

PITCHER	IP	WLS	BF	H	R	ER	SO	BB	IBB	HBP	BLK	WP	HR	S	P	ERA	WHIP

TOP

Milwaukee Brewers @ Detroit Tigers

Tiger Stadium, Detroit, MI

Fri Jun 23 1995, 7:05 PM EDT

Att. 15,920 - Unknown - 87 F

livebaseballscorecards.com

AB	36
R	2
H	11
RBI	2
BB	2
SO	5
LOB	17

Milwaukee Brewers @ Detroit Tigers

Tiger Stadium, Detroit, MI

Fri Jun 23 1995, 7:05 PM EDT

Att. 15,920 - Unknown - 87 F

BOTTOM

Batter	1	2	3	4	5	6	7	8	9	AB	R	H	RBI	BB	SO	LOB
Chad Curtis, R (1, 8) OBP: 0.369, SLG: 0.489	B C F B X 2-2 G6-3 ①	C B B C X 2-2 G5-3 ③		B B B C X 3-1 HR		B C 1 SAFE X 1-1 L9 ②				4	1	1	1	0	0	1
Lou Whitaker, L (1, 4) OBP: 0.413, SLG: 0.555	X 0-0 BB 1B		B C C C 1-3 K ①	S B B X 2-1 G3 ③		B C F B 1 SAFE X 2-2 G5-3 ③				4	0	1	0	0	1	1
Travis Fryman, R (1, 5) OBP: 0.338, SLG: 0.311	C B 1 SAFE X 1-1 F9 ②		B F B X 2-1 L6 ②		S B B X 2-1 E6 FC4-6 BB SF9		C S F S 0-3 K ①			4	1	0	0	0	1	1
Cecil Fielder, R (1, 3) OBP: 0.370, SLG: 0.545	B B F B F B 4-2 1-2 BB		C B F B X 2-2 2B		B B B B 4-0 FC4-6 1-2 BB		C C X 0-2 G4-6-3 1B			2	0	2	0	2	0	0
Kirk Gibson, L (1, 10) OBP: 0.375, SLG: 0.485	B C S B B B X 3-2 L6 ③		B B B C B 4-1 BB		C B X 1-1 FC4-6 ① 1-2f 2-3		C B X 1-1 G4-6-3 ② ③ 1-2f			3	0	0	0	1	0	5
Bobby Higginson, L (1, 7) OBP: 0.347, SLG: 0.434		B B C C C X 2-2 HR	C B B B 2 SAFE S X 3-2 F7 ③		B C B X 2-1 SF9 ② 3-H			B F C X 1-2 2B		3	1	2	2	0	0	2
John Flaherty, R (1, 2) OBP: 0.346, SLG: 0.567		C B F B B B X 3-2 HR		X 0-0 HR	1 SAFE C P 1 C S SAFE 1-3 K ③			B B X 2-0 F7 ①		4	2	2	2	0	1	2
Danny Bautista, R (1, 9) OBP: 0.266, SLG: 0.288		C X 0-1 G6-3 ①		X 0-0 P5 ①		X 0-0 F8 ①		B S B F X 2-2 G5-3 ②		4	0	0	0	0	0	1
Chris Gomez, R (1, 6) OBP: 0.291, SLG: 0.368		B X 1-0 F8 ②		B C X 1-1 L9 ②		B B B C F B 4-2 BB		B B C X 2-1 G1-3 ③		3	0	0	0	1	0	1
Inning Stats	R: 0 E: 0 K: 0 S: 11 H: 1 LOB: 2 BB: 1 P: 21	R: 2 E: 0 K: 0 S: 12 H: 2 LOB: 0 BB: 0 P: 20	R: 0 E: 0 K: 1 S: 12 H: 1 LOB: 2 BB: 1 P: 24	R: 2 E: 0 K: 0 S: 8 H: 2 LOB: 0 BB: 0 P: 14	R: 1 E: 1 K: 1 S: 10 H: 0 LOB: 1 BB: 1 P: 19	R: 0 E: 0 K: 0 S: 8 H: 0 LOB: 1 BB: 1 P: 15	R: 0 E: 0 K: 1 S: 9 H: 1 LOB: 0 BB: 0 P: 10	R: 0 E: 0 K: 0 S: 9 H: 1 LOB: 1 BB: 0 P: 16		1B: 2 2B: 2 3B: 0 HR: 4 SF: 1 SAC: 0 DP: 1 HBP: 0						

livebaseballscorecards.com

AB	31
R	5
H	8
RBI	5
BB	4
SO	3
LOB	14

WP: 0 PB: 0 SB: 0 CS: 0 PA: 36

PITCHER		IP	WLS	BF	H	R	ER	SO	BB	IBB	HBP	BLK	WP	HR	S	P	ERA	WHIP
Ricky Bones, R ERA: 4.09	(1, 1)	5.1	L	27	6	5	4	2	4	0	0	0	0	4	56	105	6.75	1.875
Mark Kiefer, R ERA: 4.97	(6, 1)	1.2		5	1	0	0	1	0	0	0	0	0	0	14	18	0.00	0.600
Al Reyes, R ERA: 3.15	(8, 1)	1.0		4	1	0	0	0	0	0	0	0	0	0	9	16	0.00	1.000

PITCHER	IP	WLS	BF	H	R	ER	SO	BB	IBB	HBP	BLK	WP	HR	S	P	ERA	WHIP

Milwaukee Brewers @ Detroit Tigers

Tiger Stadium, Detroit, MI

Sat Jun 24 1995, 7:05 PM EDT

Att. 12,062 - Unknown - 83 F

TOP

livebaseballscorecards.com

Batter	1	2	3	4	5	6	7	8	9	AB	R	H	RBI	BB	SO	LOB
Fernando Vina, L (1, 4) OBP: 0.333, SLG: 0.407	HR		BB		L8		P4		F8	4	2	1	1	1	0	5
Darryl Hamilton, L (1, 8) OBP: 0.365, SLG: 0.392	F8		BB		F9		G1-3			3	0	0	0	1	0	5
Kevin Seitzer, R (1, 3) OBP: 0.429, SLG: 0.494	F8		2B			P3		1B		4	0	2	1	0	0	0
Greg Vaughn, R (1, 10) OBP: 0.284, SLG: 0.347	F7			P6		G6-3		P4		4	0	0	0	0	0	1
B.J. Surhoff, L (1, 7) OBP: 0.394, SLG: 0.393		F7		G3-1		2B		F7		4	0	1	0	0	0	1
Joe Oliver, R (1, 2) OBP: 0.350, SLG: 0.494		G6-3		G1-3		F8		1B		4	0	1	0	0	0	1
Dave Nilsson, L (1, 9) OBP: 0.333, SLG: 0.333 Turner Ward, S (7, PR) OBP: 0.342, SLG: 0.362 (7, 9)		P5			G4-3		F9 1B	G4-3		3 1	0 0	1 0	0 0	0 0	0 0	0 2
Jeff Cirillo, R (1, 5) OBP: 0.391, SLG: 0.513			G5-3		2B		1B		K	4	0	2	0	0	1	0
Jose Valentin, S (1, 6) OBP: 0.272, SLG: 0.427			L9		BB		F9		K	3	0	0	0	1	1	2

	AB	34
	R	2
	H	8
	RBI	2
	BB	3
	SO	2
	LOB	17

Inning Stats	1	2	3	4	5	6	7	8	9
	R: 1 E: 0 K: 0 S: 7	R: 0 E: 0 K: 0 S: 7	R: 1 E: 0 K: 0 S: 9	R: 0 E: 0 K: 0 S: 7	R: 0 E: 0 K: 0 S: 10	R: 0 E: 0 K: 0 S: 6	R: 0 E: 0 K: 0 S: 7	R: 0 E: 0 K: 0 S: 8	R: 0 E: 0 K: 2 S: 8
	H: 1 LOB: 0 BB: 0 P: 12	H: 0 LOB: 0 BB: 0 P: 11	H: 1 LOB: 2 BB: 2 P: 19	H: 0 LOB: 0 BB: 0 P: 7	H: 1 LOB: 2 BB: 1 P: 19	H: 1 LOB: 1 BB: 0 P: 10	H: 2 LOB: 3 BB: 0 P: 9	H: 2 LOB: 2 BB: 0 P: 15	H: 0 LOB: 0 BB: 0 P: 13

	1B: 4	SF: 0
	2B: 3	SAC: 0
	3B: 0	DP: 0
	HR: 1	HBP: 0

	WP: 0	PA: 37
	PB: 0	
	SB: 1	
	CS: 0	

PITCHER		IP	WLS	BF	H	R	ER	SO	BB	IBB	HBP	BLK	WP	HR	S	P	ERA	WHIP
Mike Moore, R ERA: 6.05	(1, 1)	6.1	W	27	6	2	2	0	3	0	0	0	0	1	49	82	2.84	1.421
Kevin Wickander, L ERA:	(7, 1)	0.2		2	0	0	0	0	0	0	0	0	0	0	4	5	0.00	0.000
Joe Boever, R ERA: 4.08	(8, 1)	2.0	S	8	2	0	0	2	0	0	0	0	0	0	16	28	0.00	1.000

PITCHER	IP	WLS	BF	H	R	ER	SO	BB	IBB	HBP	BLK	WP	HR	S	P	ERA	WHIP

BOTTOM

Batter	1	2	3	4	5	6	7	8	9	AB	R	H	RBI	BB	SO	LOB
Chad Curtis, R (1, 8) OBP: 0.369, SLG: 0.487	C B X 1-1 L8 ①	C S B B S 2-3 K ③			B B C F B F X 3-2 2B 1B	C B C S 1-3 K ③		C B B F X 2-2 1B		5	1	2	0	0	2	1
Chris Gomez, R (1, 4) OBP: 0.288, SLG: 0.369	C B B C X 2-2 G1-3 ②		F B B B X 3-1 F9 ①		1 SAFE F C 1 SAFE F X 0-2 1-H HR 2B		B B C S B X 3-2 F8 ①	C C P B B S 3-3 K ③		5	1	1	1	0	1	1
Travis Fryman, R (1, 5) OBP: 0.340, SLG: 0.311	C B S X 1-2 1B 1B		B C B S S 2-3 K ②		F L B B C 2-3 K ①		B B B 4-0 2B BB			3	0	1	0	1	2	1
Cecil Fielder, R (1, 10) OBP: 0.372, SLG: 0.542	F B X 1-1 FC6-4 1-3 1B		B B F C F F F S 2-3 K ③		B B I 4-0 HR IBB		X 0-0 F8 ②			3	1	1	0	1	1	1
Juan Samuel, R (1, 3) OBP: 0.427, SLG: 0.732	B B B F X 3-1 FC6-4 ③ 1-2f			B B X 2-0 G5-3 ①	B C 1 SAFE C B F X 2-2 1-H 2-H HR		B 1 SAFE 1 SAFE X 1-0 1-H 2B ③			4	1	2	3	0	0	2
Alan Trammell, R (1, 6) OBP: 0.390, SLG: 0.370		C B B X 2-1 BLK 2B 1B		X 0-0 F8 ②	C B S B F F X 2-2 G5-3 ②			B B X 2-0 E5 SH		4	2	1	0	0	0	0
John Flaherty, R (1, 2) OBP: 0.353, SLG: 0.574		B 1 SAFE X 1-0 1-H 2B		C B S B F B B 4-2 BB BB	B X 1-0 P3 ③			B 2 SAFE X 1-0 SH SH3-4 2-H SF7		2	1	1	1	1	0	0
Danny Bautista, R (1, 9) OBP: 0.268, SLG: 0.283		C L B F F S 1-3 K ①		B B B C B 4-1 1-2 BB		B B B C F C 3-3 K ①		X 0-0 SH3-4 2-3 ①		2	0	0	0	1	2	1
Bobby Higginson, L (1, 7) OBP: 0.340, SLG: 0.426		B C B S C 2-3 K ②		B B F F F B S 3-3 K ③		B B F C F B S 3-3 K ②		C B X 1-1 SF7 3-H ②		3	0	0	1	0	3	3
Inning Stats	R: 0 E: 0 K: 0 S: 12 H: 2 LOB: 2 BB: 0 P: 20	R: 1 E: 0 K: 3 S: 14 H: 2 LOB: 1 BB: 0 P: 22	R: 0 E: 0 K: 2 S: 11 H: 0 LOB: 0 BB: 0 P: 18	R: 0 E: 0 K: 1 S: 10 H: 0 LOB: 2 BB: 2 P: 23	R: 4 E: 0 K: 1 S: 21 H: 3 LOB: 0 BB: 1 P: 35	R: 0 E: 0 K: 3 S: 10 H: 0 LOB: 0 BB: 0 P: 17	R: 0 E: 0 K: 0 S: 5 H: 1 LOB: 2 BB: 1 P: 13	R: 2 E: 2 K: 1 S: 12 H: 1 LOB: 1 BB: 0 P: 20		1B: 5 2B: 3 3B: 0 HR: 1 SF: 1 SAC: 2 DP: 0 HBP: 0						

PITCHER		IP	WLS	BF	H	R	ER	SO	BB	IBB	HBP	BLK	WP	HR	S	P	ERA	WHIP
Brian Givens, L ERA: 6.23	(1, 1)	4.1	L	21	6	3	3	7	2	0	0	1	0	0	58	99	6.23	1.846
Mike Ignasiak, R ERA: 4.15	(5, 1)	2.2		11	2	2	2	3	1	1	0	0	0	1	25	49	6.75	1.125
Bill Wegman, R ERA: 5.86	(8, 1)	1.0		6	1	2	0	1	0	0	0	0	0	0	12	20	0.00	1.000

PITCHER	IP	WLS	BF	H	R	ER	SO	BB	IBB	HBP	BLK	WP	HR	S	P	ERA	WHIP

Milwaukee Brewers @ Detroit Tigers

Tiger Stadium, Detroit, MI

Sat Jun 24 1995, 7:05 PM EDT

Att. 12,062 - Unknown - 83 F

livebaseballscorecards.com

AB	31
R	7
H	9
RBI	6
BB	4
SO	11
LOB	10

WP: 0 PB: 0 SB: 0 CS: 0 PA: 38

Batter	1	2	3	4	5	6	7	8	9	AB	R	H	RBI	BB	SO	LOB
Fernando Vina, L (1, 4) OBP: 0.337, SLG: 0.411	C B F H 2-2 G5-3 1B HBP		C B F X 1-2 ② F7		B X 1-0 ③ G1-3		C P S B X 2-2 ① 1-2 2B	X 0-0 ③ B1-3		4	0	1	0	0	0	5
Darryl Hamilton, L (1, 8) OBP: 0.360, SLG: 0.387	B F X 1-1 G5-3 1-2 1B		B C X 1-1 ③ F7			X 0-0 ① P5	B B C X 2-1 ② P3		C B X 1-1 ① G5-3	5	0	1	0	0	0	2
Kevin Seitzer, R (1, 3) OBP: 0.428, SLG: 0.486	B X 1-0 ① ② G5-3 1-2 2-3f			B C C F B C 2-3 ① K		C H 1-1 2B 1B HBP	I I I 4-0 IBB		F X 0-1 ② G5-3	3	1	0	0	1	1	2
B.J. Surhoff, L (1, 9) OBP: 0.398, SLG: 0.409 Matt Mieske, R (7, 9) OBP: 0.390, SLG: 0.476	B B F B X 3-1 ③ G4-3			B F X 1-1 G3 1B		B B X 2-0 1-3 1B 2B	B B X 2-0 ③ G3		B C B B B 4-1 BB	4 0	0 0	2 0	0 0	0 1	0 0	3 0
Dave Nilsson, L (1, 10) OBP: 0.429, SLG: 0.200 Greg Vaughn, R (8, PR) OBP: 0.283, SLG: 0.345		C F X 0-2 ① L7		B F 1 SAFE F 1 SAFE 1 SAFE X 1-2 ② G3 1-2		I I I 4-0 1B IBB		F B B B B 4-1 F9 1B 1B BB	C B C F B B S 3-3 ③ K	2 1	0 1	0 0	0 0	2 0	0 1	1 1
Joe Oliver, R (1, 2) OBP: 0.342, SLG: 0.483		B C F C 1-3 ② K		F B F B B X 3-2 G5-3		F S B X 1-2 ② P6		X 0-0 ① B2		4	0	0	0	0	1	5
David Hulse, L (1, 7) OBP: 0.326, SLG: 0.388		F S B B S 2-3 ③ K			S F C 0-3 ① K	C B X 1-1 ③ 1-2 2-H 3-H 1B		B F 1 SAFE X 1-1 1B 1-2 1B		4	0	2	1	0	2	0
Jeff Cirillo, R (1, 5) OBP: 0.396, SLG: 0.530			C B B B B 4-1 BB		C B C C 1-3 ② K		B B X 2-0 1B 3B	C B F X 1-2 ② F9 2-3		3	1	1	0	1	1	2
Pat Listach, S (1, 6) OBP: 0.279, SLG: 0.253			X 0-0 ① B3		B X 1-0 E5		B B B C X 3-1 CS 3-H 1B	X 0-0 1-3 3-H 1B		4	0	2	2	0	0	1
Inning Stats	R: 0 H: 1 E: 0 LOB: 1 K: 0 BB: 0 S: 7 P: 14	R: 0 H: 0 E: 0 LOB: 0 K: 2 BB: 0 S: 9 P: 12	R: 0 H: 0 E: 0 LOB: 1 K: 0 BB: 1 S: 7 P: 13	R: 0 H: 1 E: 0 LOB: 1 K: 1 BB: 0 S: 12 P: 19	R: 0 H: 0 E: 1 LOB: 1 K: 2 BB: 0 S: 8 P: 11	R: 1 H: 2 E: 0 LOB: 2 K: 0 BB: 1 S: 8 P: 17	R: 1 H: 3 E: 0 LOB: 2 K: 0 BB: 1 S: 10 P: 24	R: 1 H: 2 E: 0 LOB: 3 K: 0 BB: 1 S: 9 P: 15	R: 0 H: 0 E: 0 LOB: 1 K: 1 BB: 1 S: 9 P: 17	1B: 6 SF: 0 2B: 2 SAC: 0 3B: 1 DP: 1 HR: 0 HBP: 2						

PITCHER		IP	WLS	BF	H	R	ER	SO	BB	IBB	HBP	BLK	WP	HR	S	P	ERA	WHIP
Sean Bergman, R ERA: 4.88	(1, 1)	5.0		19	2	0	0	5	1	0	1	0	0	0	43	69	0.00	0.600
John Doherty, R ERA: 5.9	(6, 1)	1.0		6	2	1	1	0	0	1	1	0	0	0	8	17	9.00	2.000
Mike Gardiner, R ERA: 13.5	(7, 1)	0.1		3	3	1	1	0	0	0	0	0	0	0	7	13	27.00	9.000
Kevin Wickander, L ERA: 2.08	(7, 1)	0.2		4	0	1	1	0	1	1	0	0	0	0	4	16	13.50	1.500
Brian Maxcy, R ERA: 3.65	(8, 1)	1.0	W	5	2	0	0	0	0	0	0	0	0	0	8	10	0.00	2.000

PITCHER		IP	WLS	BF	H	R	ER	SO	BB	IBB	HBP	BLK	WP	HR	S	P	ERA	WHIP
Mike Henneman, R ERA: 2.33	(9, 1)	1.0	S	4	0	0	0	1	1	0	0	0	0	0	9	17	0.00	1.000

TOP

Milwaukee Brewers @ Detroit Tigers

Tiger Stadium, Detroit, MI

Sun Jun 25 1995, 3:33 AM EDT

Att. 15,263 - Overcast - 77 F

livebaseballscorecards.com

AB	34
R	3
H	9
RBI	3
BB	5
SO	6
LOB	22

WP: 0	PA: 41		
PB: 0			
SB: 0			
CS: 1			

Batter	1	2	3	4	5	6	7	8	9	AB	R	H	RBI	BB	SO	LOB
Chad Curtis, R (1, 8) OBP: 0.367, SLG: 0.487	B C B X 2-1 G5-3 ①		S B B X 2-1 G5-3 ②		F B 1 SAFE 1 SAFE X 1-1 1-3 2B			B F C B S 2-3 K ①		4	0	1	0	0	1	1
Chris Gomez, R (1, 4) OBP: 0.289, SLG: 0.368 Lou Whitaker, L (8, PH) OBP: 0.409, SLG: 0.550 (9, 4)	B B X 2-0 CS 1B		C X 0-1 L9 ③		B X 1-0 G3-1 ③			C X 0-1 G5-3 ②		3 1	0 0	1 0	0 0	0 0	0 0	2 1
Travis Fryman, R (1, 5) OBP: 0.339, SLG: 0.310	C B X 1-1 G5-3 ② ③ 1-2			B X 1-0 G6-3 ①		X 0-0 F9 ①		S X 0-1 BB BB HR 1B 3-H		4	1	1	1	0	0	1
Cecil Fielder, R (1, 10) OBP: 0.370, SLG: 0.533		B C X 1-1 F8 ①		B S B B F S 3-3 K ②		F B B F S 2-3 K ②		C 1 SAFE B S F B B B 4-2 BB HR 1-2 BB		3	1	0	0	1	2	0
Juan Samuel, R (1, 3) OBP: 0.442, SLG: 0.767		B X 1-0 HR		B B B C B 4-1 S BB		C B S S 1-3 K ③		B B S B B 4-1 HR 1-2 2-3 BB		2	2	1	1	2	1	0
Alan Trammell, R (1, 6) OBP: 0.393, SLG: 0.398		C B B F B B 4-2 F8 BB		1 SAFE 1 SAFE F B S F B F X 2-2 L4 ③ 1-2			X 0-0 G5-3 ①	B C B S F X 2-2 1-H 2-H 3-H HR		3	1	1	4	1	0	1
Danny Bautista, R (1, 9) OBP: 0.267, SLG: 0.282		X 0-0 F8 ② 1-2			B F L X 1-2 FC2-6 1B		F B X 1-1 P6 ②	C X 0-1 G6-3 ③		4	0	1	0	0	0	1
Ron Tingley, R (1, 2) OBP: 0.267, SLG: 0.226		C B S 1-3 K ③			1 SAFE X 0-0 FC2-6 2B ① 1-2f		B C B X 2-1 L6 ③			3	0	0	0	0	1	2
Bobby Higginson, L (1, 7) OBP: 0.340, SLG: 0.436			C B B C S 2-3 K ①		B S F 1 SAFE B S 2-3 K ②			B C B B F F X 3-2 1B 3B		3	1	1	0	0	2	1
Inning Stats	R: 0 H: 1 E: 0 LOB: 0 K: 0 BB: 0 S: 5 P: 10	R: 1 H: 1 E: 0 LOB: 1 K: 1 BB: 1 S: 9 P: 16	R: 0 H: 0 E: 0 LOB: 0 K: 1 BB: 0 S: 7 P: 11	R: 0 H: 0 E: 0 LOB: 1 K: 1 BB: 1 S: 10 P: 20	R: 0 H: 2 E: 0 LOB: 2 K: 1 BB: 0 S: 10 P: 15	R: 0 H: 0 E: 0 LOB: 0 K: 2 BB: 0 S: 7 P: 10	R: 0 H: 0 E: 0 LOB: 0 K: 0 BB: 0 S: 5 P: 8	R: 5 H: 3 E: 0 LOB: 0 K: 1 BB: 2 S: 21 P: 36		1B: 3 SF: 0 2B: 1 SAC: 0 3B: 1 DP: 0 HR: 2 HBP: 0						

PITCHER		IP	WLS	BF	H	R	ER	SO	BB	IBB	HBP	BLK	WP	HR	S	P	ERA	WHIP
Sid Roberson, L ERA: 3.86	(1, 1)	6.0		23	4	1	1	6	2	0	0	0	0	1	48	82	1.50	1.000
Al Reyes, R ERA: 3.38	(7, 1)	1.1		5	1	1	1	1	0	0	0	0	0	0	12	20	6.75	0.750
Graeme Lloyd, L ERA: 5.25	(8, 1)	0.1		1	0	0	0	0	0	0	0	0	0	0	2	2	0.00	0.000
Ron Rightnowar, R ERA: 7.3	(8, 1)	0.1	L	5	2	4	4	0	2	0	0	0	0	1	12	22	108.00	12.000

PITCHER	IP	WLS	BF	H	R	ER	SO	BB	IBB	HBP	BLK	WP	HR	S	P	ERA	WHIP

BOTTOM

Milwaukee Brewers @ Detroit Tigers

Tiger Stadium, Detroit, MI

Sun Jun 25 1995, 3:33 AM EDT
Att. 15,263 - Overcast - 77 F

livebaseballscorecards.com

AB	30
R	6
H	7
RBI	6
BB	4
SO	7
LOB	10

WP: 0	PA: 34		
PB: 0			
SB: 1			
CS: 1			

Batter	1	2	3	4	5	6	7	8	9	AB	R	H	RBI	BB	SO	LOB
Chad Curtis, R (1, 8) OBP: 0.364, SLG: 0.481	S B F S 1-3 K		C B B C X 2-2 L6		C S F X 0-2 P3			C B C S 1-3 K	C B B F F X 2-2 2-H 1B	5	0	1	1	0	2	0
Chris Gomez, R (1, 4) OBP: 0.299, SLG: 0.368	B X 1-0 BB 1B		B B F B F B 4-2 BB			F B C B B X 3-2 G6-3		B B B C B 4-1 HR BB	C S B B C 3-3 K	3	1	1	0	2	1	1
Travis Fryman, R (1, 5) OBP: 0.333, SLG: 0.304	C F 1 B C SAFE 1-3 K		F 1 B F B F X SAFE 2-2 F8			C B F B B F F F X 3-2 G5-3		C B B F X 2-2 F9		4	0	0	0	0	1	3
Cecil Fielder, R (1, 10) OBP: 0.377, SLG: 0.551	B S B B B 4-1 1-2 BB			C B B S X 2-2 G6-3		B S F B X 2-2 FC6-4 1B		X 0-0 1-H HR		3	1	2	2	1	0	0
Juan Samuel, R (1, 3) OBP: 0.433, SLG: 0.740	B F F F S 1-3 K			B S S X 1-2 G5-3		B X 1-0 FC6-4 1-2f		C S B X 1-2 1B		4	0	1	0	0	1	3
Alan Trammell, R (1, 6) OBP: 0.397, SLG: 0.411		C B B X 2-1 G6-3		C B B X 2-1 2B			C B B X 2-1 G5-4-3 1B 1B	B C B B F X 3-2 F8		4	0	2	0	0	0	1
Joe Hall, R (1, 7) OBP: 0.250, SLG: 0.250		B F B B X 3-1 F8		C B C S 1-3 K			B X 1-0 G5-4-3 1-2 1B		C S S 0-3 K	4	0	1	0	0	2	1
John Flaherty, R (1, 2) OBP: 0.350, SLG: 0.561		B X 1-0 F9		B X 1-0 F8			B B C X 2-1 G5-4-3 1-2f 2-3		C B B B B 4-1 G6-3 1B BB	3	1	0	0	1	0	2
Danny Bautista, R (1, 9) OBP: 0.259, SLG: 0.273			B F X 1-1 G4-3		S X 0-1 G5-3		B F X 1-1 F8		C B F X 1-2 G6-3 1-2	4	0	0	0	0	0	2
Inning Stats	R: 0 H: 1 E: 0 LOB: 2 K: 3 BB: 1 S: 12 P: 20	R: 0 H: 0 E: 0 LOB: 0 K: 0 BB: 0 S: 5 P: 11	R: 0 H: 0 E: 0 LOB: 1 K: 0 BB: 1 S: 11 P: 20	R: 0 H: 1 E: 0 LOB: 1 K: 1 BB: 0 S: 11 P: 17	R: 0 H: 0 E: 0 LOB: 0 K: 0 BB: 0 S: 7 P: 8	R: 0 H: 1 E: 0 LOB: 1 K: 0 BB: 0 S: 13 P: 22	R: 0 H: 2 E: 0 LOB: 1 K: 0 BB: 0 S: 7 P: 13	R: 2 H: 2 E: 0 LOB: 1 K: 1 BB: 1 S: 14 P: 25	R: 1 H: 1 E: 0 LOB: 1 K: 2 BB: 1 S: 14 P: 24	1B: 6 SF: 0 2B: 1 SAC: 0 3B: 0 DP: 1 HR: 1 HBP: 0						WP: 0 PA: 38 PB: 0 SB: 0 CS: 0

TOP

Detroit Tigers @ New York Yankees

Yankee Stadium, Bronx, NY

Mon Jun 26 1995, 7:05 PM EDT

Att. 18,353 - Unknown - 74 F

livebaseballscorecards.com

AB	34
R	3
H	8
RBI	3
BB	4
SO	7
LOB	13

PITCHER		IP	WLS	BF	H	R	ER	SO	BB	IBB	HBP	BLK	WP	HR	S	P	ERA	WHIP
Andy Pettitte, L ERA: 3.51	(1, 1)	7.0	W	27	5	0	0	4	2	0	0	0	0	0	66	111	0.00	1.000
Josias Manzanillo, R ERA: 5.54	(8, 1)	0.2		5	2	2	2	1	1	0	0	0	0	1	11	19	27.00	4.500
Bob Wickman, R ERA: 4.41	(8, 1)	0.1		1	0	0	0	0	0	0	0	0	0	0	3	6	0.00	0.000
Steve Howe, L ERA: 5.19	(9, 1)	1.0		5	1	1	1	2	1	0	0	0	0	0	14	24	9.00	2.000

PITCHER	IP	WLS	BF	H	R	ER	SO	BB	IBB	HBP	BLK	WP	HR	S	P	ERA	WHIP

Batter	1	2	3	4	5	6	7	8	9	AB	R	H	RBI	BB	SO	LOB
Luis Polonia, L (1, 7) OBP: 0.331, SLG: 0.357	X 0-0 ① G6-3		C L C 0-3 ① K	B C B B B 4-1 1-2 2-3 BB		X 0-0 1-2 1B 1B		F X 0-1 1-2 1B SF9 1B		4	2	2	0	1	1	1
Wade Boggs, L (1, 5) OBP: 0.389, SLG: 0.383	B C C X 1-2 1B		B B F F X 2-2 ② F8	C C F C 0-3 ③ K		B C B B X 3-1 1-3 2-H 1B 1B		C B X 1-1 1-2 2-3 1B 1B		5	0	3	1	0	1	4
Dion James, L (1, 10) OBP: 0.369, SLG: 0.387	S B F F F B X 2-2 ② F9		C F B X 1-2 ③ F8		C F F X 0-2 ① F7	X 0-0 1-3 3-H WP 1B		B B B C X 3-1 ① SF7 3-H		4	0	1	2	0	0	2
Paul O'Neill, L (1, 9) OBP: 0.431, SLG: 0.630	F X 0-1 ③ L9			S B B B F B 4-2 2B SF8 BB	S S B F F S 1-3 ② K	B B B I 4-0 1-2 IBB		C X 0-1 1-2 2-3 1B		3	1	1	0	2	1	1
Don Mattingly, L (1, 3) OBP: 0.327, SLG: 0.373		C X 0-1 ① L9		C B S X 1-2 SF8 1-3 1B 2B	C B X 1-1 1B	C X 0-1 ③ F8		X 0-0 ② SF9 3-H		4	1	2	1	0	0	3
Tony Fernandez, S (1, 6) OBP: 0.309, SLG: 0.279		C B C X 1-2 ② B5-3		C B B X 2-1 ① P6	B F B F C 2-3 ③ K		C B X 1-1 ① G6-3	X 0-0 ③ F7		5	0	0	0	0	1	5
Mike Stanley, R (1, 2) OBP: 0.356, SLG: 0.450	X 0-0 ③ G4-3			B B S B X 3-1 ② SF8 2-3 3-H		B X 1-0 ① G3	C B X 1-1 ② G6-3			3	0	0	1	0	0	0
Bernie Williams, S (1, 8) OBP: 0.339, SLG: 0.458			X 0-0 2B 1B	B B B I 4-0 BB 1B IBB		B B F F X 2-2 ② G4-3	F B C X 1-2 ③ G4-3			3	1	1	0	1	0	0
Randy Velarde, R (1, 4) OBP: 0.323, SLG: 0.371			B 1 SAFE B X 2-0 1-H 2B	F B X 1-1 1-2 3-H BB 1B		C B B B B 4-1 1B 1B BB		B C B X 2-1 1B SF7 1B		3	2	3	2	1	0	0
Inning Stats	R: 0 E: 0 K: 0 S: 11 H: 1 LOB: 1 BB: 0 P: 14	R: 0 E: 0 K: 0 S: 6 H: 0 LOB: 0 BB: 0 P: 7	R: 1 E: 0 K: 1 S: 12 H: 2 LOB: 1 BB: 0 P: 17	R: 2 E: 0 K: 1 S: 16 H: 3 LOB: 3 BB: 3 P: 35	R: 0 E: 0 K: 2 S: 14 H: 1 LOB: 1 BB: 0 P: 18	R: 2 E: 0 K: 0 S: 11 H: 3 LOB: 3 BB: 2 P: 25	R: 0 E: 0 K: 0 S: 7 H: 0 LOB: 0 BB: 0 P: 10	R: 2 E: 0 K: 0 S: 12 H: 4 LOB: 2 BB: 0 P: 18		1B: 11 2B: 2 3B: 0 HR: 0		SF: 3 SAC: 0 DP: 0 HBP: 0				WP: 1 PB: 0 SB: 0 CS: 0	PA: 42

PITCHER		IP	WLS	BF	H	R	ER	SO	BB	IBB	HBP	BLK	WP	HR	S	P	ERA	WHIP
Felipe Lira, R ERA: 3.1	(1, 1)	5.2	L	29	8	5	5	4	3	1	0	0	0	0	67	109	7.94	1.941
27 Pat Ahearne, R ERA: 12.86	(6, 1)	0.1		3	1	0	0	0	0	1	0	0	1	0	3	7	0.00	3.000
Mike Gardiner, R ERA: 12.6	(7, 1)	2.0		10	4	2	2	0	0	0	0	0	0	0	19	28	9.00	2.000

PITCHER	IP	WLS	BF	H	R	ER	SO	BB	IBB	HBP	BLK	WP	HR	S	P	ERA	WHIP

BOTTOM

Detroit Tigers @ New York Yankees

Yankee Stadium, Bronx, NY

Mon Jun 26 1995, 7:05 PM EDT
Att. 18,353 - Unknown - 74 F

livebaseballscorecards.com

AB	34
R	7
H	13
RBI	7
BB	5
SO	4
LOB	16

Batter	1	2	3	4	5	6	7	8	9	AB	R	H	RBI	BB	SO	LOB
Chad Curtis, R (1, 8) OBP: 0.361, SLG: 0.475	X 0-0 ① L8		C B B C X 2-2 ② G6-3		C 1 SAFE S F B X 1-2 ① F7		C B F F X 1-2 S 1-3 1B		B C X 1-1 ② G5-3	5	0	1	0	0	0	1
Lou Whitaker, L (1, 4) OBP: 0.402, SLG: 0.534	C B B X 2-1 ② 4-3		X 0-0 ③ F9		B B 1 SAFE F B X 3-1 1-2 1B		S S S 0-3 ② K		S L S 0-3 ③ K	5	0	1	0	0	2	2
Travis Fryman, R (1, 5) OBP: 0.328, SLG: 0.299	C B C X 1-2 ③ G3			B B F X 2-1 ① F7	C S B C 1-3 ② K		C B F B X 2-2 F8 1-2			4	0	0	0	0	1	4
Cecil Fielder, R (1, 3) OBP: 0.374, SLG: 0.545		C B B C X 2-2 FC5-4 1B		F C B X 1-2 ② G4-3	C B B X 2-1 ③ P4			B B C B F F F F 3-2 F X ① G6-3		4	0	1	0	0	0	2
Kirk Gibson, L (1, 10) OBP: 0.378, SLG: 0.504		B F X 1-1 ① FC5-4 1B 1-2f		B C S B X 2-2 HR		C B B F B S 3-3 ① K		B B C B B 4-1 1B BB		3	1	1	1	1	1	1
Bobby Higginson, L (1, 9) OBP: 0.348, SLG: 0.450		1 SAFE 1 SAFE B B 1 SAFE S X 2-1 1-2 1B		X 0-0 2B		C B F B F F C 2-3 ② K		B X 1-0 1-2 1B		4	0	3	0	0	1	0
Franklin Stubbs, L (1, 7) OBP: 0.344, SLG: 0.295		C B C C 1-3 ② K		B B B F F F F F 4-2 F F F B BB		C B B X 2-1 ③ G6-3		C B B B F S 3-3 ② K		3	0	0	0	1	2	4
John Flaherty, R (1, 2) OBP: 0.340, SLG: 0.544		C F B B B X 3-2 ③ G5-3		B X 1-0 ③ L4			C B X 1-1 ① F8	B S X 1-1 ③ F8		4	0	0	0	0	0	6
Chris Gomez, R (1, 6) OBP: 0.304, SLG: 0.362			C B X 1-1 ① F9		B B B C B 4-1 1B BB		B B B C F F B 4-2 1B BB		B C X 1-1 ① L9	2	0	0	0	2	0	0
Inning Stats	R: 0 E: 0 K: 0 S: 6 H: 0 LOB: 0 BB: 0 P: 9	R: 0 E: 0 K: 1 S: 13 H: 2 LOB: 2 BB: 0 P: 22	R: 0 E: 0 K: 0 S: 6 H: 0 LOB: 0 BB: 0 P: 9	R: 1 E: 0 K: 0 S: 19 H: 2 LOB: 2 BB: 1 P: 29	R: 0 E: 0 K: 1 S: 12 H: 1 LOB: 2 BB: 1 P: 23	R: 0 E: 0 K: 2 S: 10 H: 0 LOB: 0 BB: 0 P: 17	R: 0 E: 0 K: 1 S: 15 H: 1 LOB: 2 BB: 1 P: 23	R: 0 E: 0 K: 1 S: 15 H: 1 LOB: 2 BB: 1 P: 27	R: 0 E: 0 K: 1 S: 7 H: 0 LOB: 0 BB: 0 P: 9	1B: 5 2B: 1 3B: 0 HR: 1	SF: 0 SAC: 0 DP: 0 HBP: 0					

TOP

Detroit Tigers @ New York Yankees

Yankee Stadium, Bronx, NY

Tue Jun 27 1995, 7:05 PM EDT

Att. 19,765 - Unknown - 69 F

livebaseballscorecards.com

AB	34
R	1
H	7
RBI	1
BB	4
SO	7
LOB	20

WP: 0 PB: 0 SB: 1 CS: 0 PA: 38

PITCHER		IP	WLS	BF	H	R	ER	SO	BB	IBB	HBP	BLK	WP	HR	S	P	ERA	WHIP
Scott Bankhead, R ERA: 4.71	(1, 1)	3.2		15	4	1	1	1	0	0	0	0	0	1	34	54	2.46	1.091
Bob MacDonald, L ERA: 6.75	(4, 1)	2.1	W	10	1	0	0	3	2	0	0	0	0	0	32	55	0.00	1.286
Joe Ausanio, R ERA: 5.87	(7, 1)	3.0	S	13	2	0	0	3	2	0	0	0	0	0	37	59	0.00	1.333

PITCHER	IP	WLS	BF	H	R	ER	SO	BB	IBB	HBP	BLK	WP	HR	S	P	ERA	WHIP

BOTTOM

Batter	1	2	3	4	5	6	7	8	9	AB	R	H	RBI	BB	SO	LOB
Bernie Williams, S (1, 8) OBP: 0.332, SLG: 0.447	F9		G6-3	K		F8		G4-3		5	0	0	0	0	1	2
Jim Leyritz, R (1, 3) OBP: 0.394, SLG: 0.429	F8		1B BB	P3 1B SF7 BB		F7		F8		3	1	0	0	2	0	0
Paul O'Neill, L (1, 9) OBP: 0.439, SLG: 0.634	E4 BB		FC6-4 1B	1B HR 1B			E 1B SF9 1B			4	2	3	0	0	0	0
Mike Stanley, R (1, 2) OBP: 0.360, SLG: 0.447	BB		FC6-4	P3			E7 G4-3 2B 1B			3	1	1	0	1	0	4
Danny Tartabull, R (1, 10) OBP: 0.354, SLG: 0.405	K			1B 1B 2B		SF7	SF9			2	1	1	2	0	1	2
Randy Velarde, R (1, 4) OBP: 0.321, SLG: 0.367		K		G6-3	HR		G4-3			4	1	1	0	0	1	2
Tony Fernandez, S (1, 6) OBP: 0.319, SLG: 0.319		G3-1		1B HR			2B			4	1	3	4	0	0	0
Russ Davis, R (1, 5) OBP: 0.419, SLG: 0.519		F9		P3	F7		K			4	0	0	0	0	1	3
Gerald Williams, R (1, 7) OBP: 0.333, SLG: 0.565			K	1B		K		F7		4	0	1	1	0	2	0
Inning Stats	R: 0 E: 1 K: 1 S: 8 H: 0 LOB: 2 BB: 1 P: 17	R: 0 E: 0 K: 1 S: 9 H: 0 LOB: 0 BB: 0 P: 13	R: 0 E: 0 K: 1 S: 8 H: 1 LOB: 2 BB: 1 P: 14	R: 1 E: 0 K: 1 S: 14 H: 3 LOB: 2 BB: 0 P: 25	R: 4 E: 0 K: 0 S: 10 H: 3 LOB: 0 BB: 1 P: 17	R: 0 E: 0 K: 1 S: 7 H: 0 LOB: 0 BB: 0 P: 12	R: 2 E: 1 K: 1 S: 11 H: 3 LOB: 1 BB: 0 P: 17	R: 0 E: 0 K: 0 S: 8 H: 0 LOB: 0 BB: 0 P: 13		1B: 7 2B: 2 3B: 0 HR: 1 SF: 2 SAC: 0 DP: 0 HBP: 0						

PITCHER	IP	WLS	BF	H	R	ER	SO	BB	IBB	HBP	BLK	WP	HR	S	P	ERA	WHIP
Brian Bohanon, L (1, 1) ERA: 5.82	4.2	L	24	6	4	4	4	3	0	0	0	0	0	45	80	7.71	1.929
Joe Boever, R (5, 1) ERA: 4.5	2.1		11	4	3	3	2	0	0	0	0	0	1	22	35	11.57	1.714
Brian Maxcy, R (8, 1) ERA: 3.38	1.0		3	0	0	0	0	0	0	0	0	0	0	8	13	0.00	0.000

PITCHER	IP	WLS	BF	H	R	ER	SO	BB	IBB	HBP	BLK	WP	HR	S	P	ERA	WHIP

Detroit Tigers @ New York Yankees

Yankee Stadium, Bronx, NY

Tue Jun 27 1995, 7:05 PM EDT

Att. 19,765 - Unknown - 69 F

livebaseballscorecards.com

AB	33
R	7
H	10
RBI	7
BB	3
SO	6
LOB	13

WP: 0 PB: 0 SB: 0 CS: 0 PA: 38

Detroit Tigers @ New York Yankees

Yankee Stadium, Bronx, NY

Wed Jun 28 1995, 3:33 AM EDT

Att. 24,673 - Sunny - 59 F

livebaseballscorecards.com

Batter	1	2	3	4	5	6	7	8	9	AB	R	H	RBI	BB	SO	LOB
Chad Curtis, R (1, 8) OBP: 0.358, SLG: 0.469	C X 0-1 ① G6-3	B 1 SAFE B X 2-0 S 1-3 1B 3-H 1B		C C S 0-3 ① K	C B B X 2-1 ③ F9			B X 1-0 ① F8		5	1	1	1	0	1	2
Lou Whitaker, L (1, 4) OBP: 0.390, SLG: 0.521 Alan Trammell, R (7, 6) OBP: 0.394, SLG: 0.407	C X 0-1 ② G4-3	1 SAFE S 1 SAFE 1 SAFE X 0-1 ② SF8 3-H		B X 1-0 ② F8		C C S 0-3 ① K		C X 0-1 ② P4		3 0 0 1 0 1 0 1 0 0 0 0 0 0						
Travis Fryman, R (1, 5) OBP: 0.341, SLG: 0.333	S B B B F F X 3-2 2B	B 1 SAFE B F B X 3-1 1-H 1B		B F X 1-1 HR		C B B B B 4-1 WP BB		B F F B X 3-2 2B		4	1	4	2	1	0	0
Cecil Fielder, R (1, 3) OBP: 0.371, SLG: 0.534	X 0-0 ③ F9	C C B B S 2-3 ③ K		C B F F S 1-3 ③ K		X 0-0 ② L8		I I I I 4-0 IBB		4	0	0	0	1	2	3
Kirk Gibson, L (1, 10) OBP: 0.373, SLG: 0.493		B F B B X 3-1 2B 1B 1B	C X 0-1 ① G4-3		X 0-0 ① F9	C B C B B S 3-3 K 1-3		B F B B S 2-3 ③ K		5	1	1	0	0	2	3
Bobby Higginson, L (1, 7) OBP: 0.354, SLG: 0.477		1 SAFE C B B B 1 SAFE X 3-1 1-3 1B 2B	C B F B B F F X 3-2 HR		B B C B X 3-1 1B 2B 1B	C B B F C 2-3 ③ K			C B B S B X 3-2 ① F7	5	3	3	1	0	1	2
John Flaherty, R (1, 2) OBP: 0.342, SLG: 0.539		B X 1-0 1B SH3-4 1B 2-H 3-H 1B	X 0-0 1B		C X 0-1 ② F8		F F B X 1-2 ① G5-3		X 0-0 ② F9	5	1	2	2	0	0	1
Chris Gomez, R (1, 6) OBP: 0.302, SLG: 0.359 (7, 4)		1 SAFE X 0-0 ① SH3-4 1-2	B S B C B S 3-3 ② K		B C B X 2-1 2B 1-2 1B		C C B B B F C 2-3 ② K		C C B B B S 2-3 ③ K	4	0	1	0	0	3	1
Danny Bautista, R (1, 9) OBP: 0.266, SLG: 0.288		B C X 1-1 1B SF8 2-3 1B	C X 0-1 ③ G5-3		B X 1-0 1-3 2-H 2B		B B X 2-0 ③ F8			4	1	2	1	0	0	1
Inning Stats	R: 0 H: 1 E: 0 LOB: 1 K: 0 BB: 0 S: 9 P: 12	R: 5 H: 6 E: 0 LOB: 1 K: 1 BB: 0 S: 16 P: 31	R: 1 H: 2 E: 0 LOB: 1 K: 1 BB: 0 S: 13 P: 19	R: 1 H: 1 E: 0 LOB: 0 K: 2 BB: 0 S: 10 P: 13	R: 1 H: 3 E: 0 LOB: 2 K: 0 BB: 0 S: 10 P: 18	R: 0 H: 0 E: 0 LOB: 2 K: 3 BB: 1 S: 11 P: 20	R: 0 H: 0 E: 0 LOB: 0 K: 1 BB: 0 S: 8 P: 13	R: 0 H: 1 E: 0 LOB: 2 K: 1 BB: 1 S: 9 P: 19	R: 0 H: 0 E: 0 LOB: 0 K: 1 BB: 0 S: 7 P: 12	1B: 8 SF: 1 2B: 4 SAC: 1 3B: 0 DP: 0 HR: 2 HBP: 0						

	AB	40
	R	8
	H	14
	RBI	8
	BB	2
	SO	10
	LOB	13

WP: 1 PA: 44
PB: 0
SB: 1
CS: 0

PITCHER		IP	WLS	BF	H	R	ER	SO	BB	IBB	HBP	BLK	WP	HR	S	P	ERA	WHIP
Jack McDowell, R ERA: 4.84	(1, 1)	4.2	L	27	13	8	8	4	0	0	0	0	0	2	56	89	15.43	2.786
Josias Manzanillo, R ERA: 4.97	(5, 1)	3.0		13	1	0	0	4	1	1	0	0	1	0	27	51	0.00	0.667
Steve Howe, L ERA: 5.0	(8, 1)	0.2		2	0	0	0	1	0	0	0	0	0	0	6	11	0.00	0.000
John Wetteland, R ERA: 2.52	(9, 1)	0.2		2	0	0	0	1	0	0	0	0	0	0	4	6	0.00	0.000

PITCHER	IP	WLS	BF	H	R	ER	SO	BB	IBB	HBP	BLK	WP	HR	S	P	ERA	WHIP

Detroit Tigers @ New York Yankees

Yankee Stadium, Bronx, NY

Wed Jun 28 1995, 3:33 AM EDT

Att. 24,673 - Sunny - 59 F

livebaseballscorecards.com

BOTTOM

Batter	1	2	3	4	5	6	7	8	9	AB	R	H	RBI	BB	SO	LOB
Bernie Williams, S (1, 8) OBP: 0.333, SLG: 0.446	C B B C B X 3-2 CS 1B		X 0-0 ③ G5-3		X 0-0 1-2 1B		B C S X 1-2 ③ G5-3		C F B F F B S 2-3 ② K	5	0	2	0	0	1	1
Don Mattingly, L (1, 3) OBP: 0.324, SLG: 0.368	B B 1 SAFE F F S 2-3 ① K			C C X 0-2 ① G5-3	X 0-0 ③ G6-3			B X 1-0 BB WP 1B 1B	C F B X 1-2 ③ P3	5	1	1	0	0	1	3
Gerald Williams, R (1, 7) OBP: 0.356, SLG: 0.609	B 1 SAFE 1 SAFE B B B F C F F 3-3 ② ③ F F F S K 1-2			B X 1-0 HR		B B B C F B B 4-2 FC5-4 BB		B B B B C C B 4-2 BB 1-2 1B BB		2	2	1	1	2	1	1
Danny Tartabull, R (1, 9) OBP: 0.352, SLG: 0.397		X 0-0 ① G3-1		B S B F C 2-3 ② K		B X 1-0 ① FC5-4 FC6-4 1-2f		B B B C F B 4-2 FC6-4 1B 1-2 2-3 BB		3	0	0	0	1	1	1
Mike Stanley, R (1, 2) OBP: 0.363, SLG: 0.455		C C C 0-3 ② K		B B X 2-0 2B	C B F S 1-3 ② K			B X 1-0 FC6-4 1-2 2-H 3-H 1B		4	0	2	2	0	2	1
Tony Fernandez, S (1, 6) OBP: 0.312, SLG: 0.311		X 0-0 ③ B3		X 0-0 ③ F9		B B X 2-0 ③ FC6-4 1-2f		B C S C 1-3 ① K		4	0	0	0	0	1	4
Russ Davis, R (1, 5) OBP: 0.441, SLG: 0.633 Wade Boggs, L (8, PH) (9, 5) OBP: 0.388, SLG: 0.381			F B B B X 2-1 HR		B B B C C X 3-2 1B 1B		B F B S S 2-3 ① K	B F X 1-1 ② FC6-4 1-2f 2-3		3 1	1 0	2 0	1 0	0 0	1 0	0 2
Jim Leyritz, R (1, 10) OBP: 0.387, SLG: 0.420 Paul O'Neill, L (8, PH) OBP: 0.436, SLG: 0.629			F B B B X 2-1 ① G6-3		C C F B S 1-3 ① K		F F B F F B C 2-3 ② K	B C B B X 2-1 ③ F8		3 1	0 0	0 0	0 0	0 0	2 0	1 2
Randy Velarde, R (1, 4) OBP: 0.321, SLG: 0.367 Luis Polonia, L (9, PH) OBP: 0.329, SLG: 0.355			F B S C 1-3 ② K		B S F B C 2-3 ② K		C B F X 1-2 1B		B F X 1-1 ① P6	3 1	0 0	1 0	0 0	0 0	2 0	1 0
Inning Stats	R: 0 H: 1 E: 0 LOB: 0 K: 2 BB: 0 S: 14 P: 22	R: 0 H: 0 E: 0 LOB: 0 K: 1 BB: 0 S: 5 P: 5	R: 1 H: 1 E: 0 LOB: 0 K: 1 BB: 0 S: 8 P: 13	R: 1 H: 2 E: 0 LOB: 1 K: 1 BB: 0 S: 9 P: 14	R: 0 H: 2 E: 0 LOB: 2 K: 2 BB: 0 S: 12 P: 18	R: 0 H: 0 E: 0 LOB: 1 K: 1 BB: 1 S: 7 P: 15	R: 0 H: 1 E: 0 LOB: 1 K: 2 BB: 0 S: 14 P: 20	R: 2 H: 2 E: 0 LOB: 2 K: 1 BB: 2 S: 13 P: 27	R: 0 H: 0 E: 0 LOB: 0 K: 1 BB: 0 S: 11 P: 15	1B: 6 SF: 0 2B: 1 SAC: 0 3B: 0 DP: 0 HR: 2 HBP: 0						WP: 1 PA: 38 PB: 0 SB: 0 CS: 1

	AB	R	H	RBI	BB	SO	LOB
AB	35						
R	4						
H	9						
RBI	4						
BB	3						
SO	12						
LOB	17						

PITCHER		IP	WLS	BF	H	R	ER	SO	BB	IBB	HBP	BLK	WP	HR	S	P	ERA	WHIP
David Wells, L ERA: 3.26	(1, 1)	7.0	W	30	8	4	4	10	2	0	0	0	1	2	72	115	5.14	1.429
John Doherty, R ERA: 5.86	(8, 1)	0.1		3	1	0	0	1	1	0	0	0	0	0	6	12	0.00	6.000
Kevin Wickander, L ERA: 1.93	(8, 1)	0.1		1	0	0	0	0	0	0	0	0	0	0	2	3	0.00	0.000
Joe Boever, R ERA: 4.46	(8, 1)	0.1		1	0	0	0	0	0	0	0	0	0	0	2	4	0.00	0.000
Mike Henneman, R ERA: 2.21	(9, 1)	1.0		3	0	0	0	1	0	0	0	0	0	0	11	15	0.00	0.000

PITCHER	IP	WLS	BF	H	R	ER	SO	BB	IBB	HBP	BLK	WP	HR	S	P	ERA	WHIP

Batter	1	2	3	4	5	6	7	8	9	AB	R	H	RBI	BB	SO	LOB
Chad Curtis, R (1, 8) OBP: 0.357, SLG: 0.466	B C X 1-1 ① F8		B F F F X 1-2 CS 1B		X 0-0 ③ F7			X 0-0 ② P5		4	0	1	0	0	0	0
Chris Gomez, R (1, 4) OBP: 0.307, SLG: 0.397	C B F X 1-2 HR		B 1 SAFE 1 SAFE B B S 1 SAFE C X 3-2 ② 1-2 3B			B X 1-0 ① G6-3		C C B X 1-2 ③ P4		4	1	2	1	0	0	0
Travis Fryman, R (1, 5) OBP: 0.340, SLG: 0.332	B S F F X 1-2 ② L9		X 0-0 ③ F8			B B C X 2-1 ② G4-3			F X 0-1 FC3-6 1B	4	0	1	0	0	0	1
Cecil Fielder, R (1, 3) OBP: 0.369, SLG: 0.533	C F B F B B F S 3-3 ③ K			B X 1-0 1B 2B		F B F S 1-3 ③ K			B X 1-0 ① P4	4	0	1	0	0	2	1
Kirk Gibson, L (1, 10) OBP: 0.370, SLG: 0.493		B B B C X 3-1 1B 2B		B X 1-0 ① F8			B X 1-0 ① F9		C X 0-1 ② FC3-6 FC5-4 1-2f	4	0	1	0	0	0	2
Bobby Higginson, L (1, 7) OBP: 0.357, SLG: 0.475		F F B F F B B C 3-3 ① K		C B C X 1-2 G6-4-3 2-3 1B			B B B C B 4-1 WP BB		C X 0-1 ③ FC5-4 1-2f	3	0	1	0	1	1	2
Alan Trammell, R (1, 6) OBP: 0.392, SLG: 0.405		B B C 2 SAFE B X 3-1 ② E7 2-3 1B		C S X 0-2 ② ③ G6-4-3 1-2f			C S 1 SAFE B X 1-2 ② F8 1-2			3	0	1	0	0	0	3
John Flaherty, R (1, 2) OBP: 0.335, SLG: 0.528		C X 0-1 ③ G4-3			C C S 0-3 ① K		X 0-0 ③ G5-3			3	0	0	0	0	1	2
Danny Bautista, R (1, 9) OBP: 0.261, SLG: 0.281			B X 1-0 ① G5-3		C B F F S 1-3 ② K			C X 0-1 ① G5-3		3	0	0	0	0	1	0
Inning Stats	R: 1 E: 0 K: 1 S: 14 H: 1 LOB: 0 BB: 0 P: 20	R: 0 E: 1 K: 1 S: 11 H: 2 LOB: 1 BB: 0 P: 20	R: 0 E: 0 K: 0 S: 9 H: 2 LOB: 1 BB: 0 P: 14	R: 0 E: 0 K: 0 S: 8 H: 2 LOB: 1 BB: 0 P: 11	R: 0 E: 0 K: 2 S: 8 H: 0 LOB: 0 BB: 0 P: 9	R: 0 E: 0 K: 1 S: 6 H: 0 LOB: 0 BB: 0 P: 10	R: 0 E: 0 K: 0 S: 6 H: 0 LOB: 1 BB: 1 P: 12	R: 0 E: 0 K: 0 S: 6 H: 0 LOB: 0 BB: 0 P: 7	R: 0 E: 0 K: 0 S: 7 H: 1 LOB: 1 BB: 0 P: 8	1B: 4 2B: 2 3B: 1 HR: 1	SF: 0 SAC: 0 DP: 1 HBP: 0						

PITCHER		IP	WLS	BF	H	R	ER	SO	BB	IBB	HBP	BLK	WP	HR	S	P	ERA	WHIP
49 Tim Wakefield, R ERA: 1.61	(1, 1)	9.0	W	33	8	1	1	5	1	0	0	0	1	1	75	111	1.00	1.000

PITCHER	IP	WLS	BF	H	R	ER	SO	BB	IBB	HBP	BLK	WP	HR	S	P	ERA	WHIP

TOP

Detroit Tigers @ Boston Red Sox

Fenway Park, Boston, MA

Thu Jun 29 1995, 3:33 AM EDT

Att. 28,457 - Sunny - 83 F

livebaseballscorecards.com

AB	32
R	1
H	8
RBI	1
BB	1
SO	5
LOB	11

WP: 1	PA: 33		
PB: 0			
SB: 0			
CS: 1			

Detroit Tigers @ Boston Red Sox

Fenway Park, Boston, MA

Thu Jun 29 1995, 3:33 AM EDT

Att. 28,457 - Sunny - 83 F

livebaseballscorecards.com

BOTTOM

Batter	1	2	3	4	5	6	7	8	9	AB	R	H	RBI	BB	SO	LOB
Lee Tinsley, S (1, 8) OBP: 0.354, SLG: 0.451	G5-3		K		K			SH5-3		1	0	0	0	0	0	0
Matt Stairs, L (3, 9) OBP: 0.200, SLG: 0.200										2	0	0	0	0	2	0
John Valentin, R (1, 6) OBP: 0.391, SLG: 0.536	2B		F9		P4			BB HBP 1B HBP		3	2	1	0	0	0	0
Mo Vaughn, L (1, 3) OBP: 0.393, SLG: 0.572	L9		L6			G6-3		BB 1B HBP		3	1	0	0	0	0	1
Jose Canseco, R (1, 10) OBP: 0.348, SLG: 0.368	1B			1B WP 1B		G4-3		E 1B BB		3	1	2	2	1	0	0
Mike Greenwell, L (1, 7) OBP: 0.360, SLG: 0.451	G3			L6		L4		E9 1B		4	1	1	2	0	0	2
Tim Naehring, R (1, 5) OBP: 0.434, SLG: 0.495		1B		G4-6-3 1B			L9	BB		4	0	3	1	0	0	0
Troy O'Leary, L (1, 9) (3, 8) OBP: 0.376, SLG: 0.509		F7		G4-6-3			F9			3	0	0	0	1	0	3
Mike Macfarlane, R (1, 2) OBP: 0.351, SLG: 0.433		G4-6-3 1B			HR		G6-3			4	1	2	1	0	1	2
Luis Alicea, S (1, 4) OBP: 0.360, SLG: 0.321		G4-6-3			G4-3		F8			4	1	1	0	0	0	4
Inning Stats	R: 1 E: 0 K: 0 S: 11 H: 2 LOB: 1 BB: 0 P: 22	R: 0 E: 0 K: 0 S: 7 H: 2 LOB: 1 BB: 0 P: 12	R: 0 E: 0 K: 1 S: 10 H: 0 LOB: 0 BB: 0 P: 15	R: 0 E: 0 K: 0 S: 13 H: 2 LOB: 1 BB: 0 P: 21	R: 1 E: 0 K: 1 S: 13 H: 1 LOB: 0 BB: 0 P: 17	R: 0 E: 0 K: 0 S: 4 H: 0 LOB: 0 BB: 0 P: 10	R: 0 E: 0 K: 0 S: 11 H: 0 LOB: 0 BB: 0 P: 19	R: 5 E: 1 K: 1 S: 24 H: 3 LOB: 2 BB: 2 P: 40		1B: 8 2B: 1 3B: 0 HR: 1	SF: 0 SAC: 1 DP: 2 HBP: 2						

	AB	31
	R	7
	H	10
	RBI	6
	BB	2
	SO	3
	LOB	12

PITCHER		IP	WLS	BF	H	R	ER	SO	BB	IBB	HBP	BLK	WP	HR	S	P	ERA	WHIP
Mike Moore, R ERA: 5.95	(1, 1)	7.1	L	29	8	4	4	2	0	0	1	0	1	1	78	128	4.91	1.091
Kevin Wickander, L ERA: 3.86	(8, 1)	0.0		1	0	0	0	0	0	0	1	0	0	0	2	5	∞	∞
Brian Maxcy, R ERA: 3.86	(8, 1)	0.2		6	2	3	2	1	2	0	0	0	0	0	13	23	27.00	6.000

PITCHER	IP	WLS	BF	H	R	ER	SO	BB	IBB	HBP	BLK	WP	HR	S	P	ERA	WHIP

Detroit Tigers @ Boston Red Sox

Fenway Park, Boston, MA

Fri Jun 30 1995, 7:05 PM EDT

Att. 31,349 - Unknown - 85 F

TOP

livebaseballscorecards.com

Batter	1	2	3	4	5	6	7	8	9	AB	R	H	RBI	BB	SO	LOB
Chad Curtis, R (1, 8) OBP: 0.358, SLG: 0.462	3-2 FC4-6 PB BB 1B	1-1 L8		1-0 F8		1-3 K		4-0 S 1B BB		4	2	1	0	1	1	1
Chris Gomez, R (1, 4) OBP: 0.322, SLG: 0.395	SAFE 4-2 FC4-6 1-2 BB	4-2 1-2 BB		4-1 1B 1B BB		3-1 G4-3		4-2 1B 1-2 BB		1	1	0	0	4	0	0
Travis Fryman, R (1, 5) OBP: 0.341, SLG: 0.333	1-1 FC4-6 PB BB 1B 1-2f 2-3	2-2 F9		SAFE 2-2 1B 1-3 1B		1-0 G6-3		1-0 1-3 2-H 1B		5	1	2	1	0	0	4
Cecil Fielder, R (1, 10) OBP: 0.374, SLG: 0.533	4-1 PB 1B 1-2 BB		2-2 1B BB G6-4-3 1B	1-2 1-3 3-H 1B			2-0 L8	3-2 G4-3		4	2	2	1	1	0	2
Juan Samuel, R (1, 3) OBP: 0.442, SLG: 0.725	2-1 FC6-4 1-H 2-H 3-H 1B		4-2 G6-4-3 1B 1-2 BB	1-3 K			0-2 G6-3		4-2 CS BB	3	0	1	2	2	1	2
Alan Trammell, R (1, 6) OBP: 0.400, SLG: 0.422	0-1 L7		0-0 G6-4-3 1-2 2-3 1B		1-2 G4-3 WP 2B		1-1 1B		2-3 1-2 K	5	1	3	0	0	1	2
Joe Hall, R (1, 7) OBP: 0.111, SLG: 0.111	1-2 FC6-4 1-2f		0-1 G6-4-3 1-2f 2-3 3-H		2-2 G4-3 2-3		1-2 F8		3-1 G6-3	5	0	0	0	0	0	5
Danny Bautista, R (1, 9) OBP: 0.255, SLG: 0.275 Bobby Higginson, L (8, PH) OBP: 0.355, SLG: 0.472 (8, 9)		0-3 K	1-0 L8		2-1 B1-3 3-H			1-0 G4-1		3 1	0 0	0 0	0 0	0 0	1 0	1 0
Ron Tingley, R (1, 2) OBP: 0.270, SLG: 0.232 Franklin Stubbs, L (8, PH) OBP: 0.340, SLG: 0.291 John Flaherty, R (8, 2) OBP: 0.335, SLG: 0.528		0-0 BB 1B		1-0 P5	1-3 K			1-3 K		3 1 0	0 0 0	1 0 0	0 0 0	0 0 0	1 1 0	0 0 0
Inning Stats	R: 3 H: 2 E: 0 LOB: 1 K: 0 BB: 2 S: 18 P: 33	R: 0 H: 1 E: 0 LOB: 2 K: 1 BB: 1 S: 15 P: 22	R: 1 H: 2 E: 0 LOB: 1 K: 0 BB: 1 S: 10 P: 17	R: 1 H: 2 E: 0 LOB: 2 K: 1 BB: 1 S: 12 P: 22	R: 1 H: 1 E: 0 LOB: 0 K: 1 BB: 0 S: 13 P: 19	R: 0 H: 0 E: 0 LOB: 0 K: 1 BB: 0 S: 6 P: 11	R: 0 H: 1 E: 0 LOB: 1 K: 0 BB: 0 S: 9 P: 13	R: 1 H: 1 E: 0 LOB: 2 K: 1 BB: 2 S: 10 P: 24	R: 0 H: 0 E: 0 LOB: 0 K: 1 BB: 1 S: 7 P: 16	1B: 9 SF: 0 2B: 1 SAC: 0 3B: 0 DP: 1 HR: 0 HBP: 0						

	AB	35
	R	7
	H	10
	RBI	4
	BB	8
	SO	6
	LOB	17

WP: 1 PA: 43
PB: 1
SB: 1
CS: 1

PITCHER		IP	WLS	BF	H	R	ER	SO	BB	IBB	HBP	BLK	WP	HR	S	P	ERA	WHIP
Vaughn Eshelman, L ERA: 6.43	(1, 1)	3.2		20	5	5	4	1	5	0	0	0	0	0	46	81	9.82	2.727
Mike Maddux, R ERA: 5.23	(4, 1)	2.1		10	3	1	1	3	0	0	0	0	1	0	28	43	3.86	1.286
Ken Ryan, R ERA: 4.97	(7, 1)	1.2	L	8	1	1	1	1	2	0	0	0	0	0	15	29	5.40	1.800
Stan Belinda, R ERA: 2.06	(8, 1)	1.1		5	1	0	0	1	1	0	0	0	0	0	11	24	0.00	1.500

PITCHER		IP	WLS	BF	H	R	ER	SO	BB	IBB	HBP	BLK	WP	HR	S	P	ERA	WHIP

Detroit Tigers @ Boston Red Sox

Fenway Park, Boston, MA

Fri Jun 30 1995, 7:05 PM EDT

Att. 31,349 - Unknown - 85 F

BOTTOM

livebaseballscorecards.com

Batter	1	2	3	4	5	6	7	8	9	AB	R	H	RBI	BB	SO	LOB
Lee Tinsley, S (1, 8) OBP: 0.346, SLG: 0.440	G4-3		G6-3		K	SH1-3 1-2		L7		4	0	0	0	0	1	0
John Valentin, R (1, 6) OBP: 0.392, SLG: 0.531	1B S 1B 1B		BB		F7	F8			F7	4	1	1	0	1	0	2
Mo Vaughn, L (1, 3) OBP: 0.390, SLG: 0.564	SAFE FC5-4 1B 1-3 1B		SAFE SAFE L8		G4-3		K		L9	5	0	1	0	0	1	1
Jose Canseco, R (1, 10) OBP: 0.351, SLG: 0.407	FC5-4 1-2 3-H 1B		G6-3			HR	K		K	5	1	2	2	0	2	1
Troy O'Leary, L (1, 9) OBP: 0.384, SLG: 0.527	FC5-4 FC5-4 1-2f 2-3			2B 2B		1B 2B 1B	2B			4	2	3	0	0	0	2
Tim Naehring, R (1, 5) OBP: 0.440, SLG: 0.503	FC5-4 1-2f			1B 2B 2-H		2B 1B 1-2 1B	IBB			3	2	2	1	1	0	2
Matt Stairs, L (1, 7) OBP: 0.333, SLG: 0.444		G3-1		CS 1B 2-H		1B 2B 1-3 2-H	G3-1			4	0	2	2	0	0	2
Mike Macfarlane, R (1, 2) OBP: 0.344, SLG: 0.422		G6-3		K 1-2		K		F8		4	0	0	0	0	2	3
Luis Alicea, S (1, 4) OBP: 0.358, SLG: 0.320		G4-3		G6-3		SH1-3 2-3 3-H 1B		F8		4	0	1	1	0	0	0
Inning Stats	R: 1 H: 3 E: 0 LOB: 2 K: 0 BB: 0 S: 14 P: 21	R: 0 H: 0 E: 0 LOB: 0 K: 0 BB: 0 S: 5 P: 7	R: 0 H: 0 E: 0 LOB: 1 K: 0 BB: 1 S: 8 P: 18	R: 2 H: 3 E: 0 LOB: 0 K: 1 BB: 0 S: 9 P: 16	R: 0 H: 0 E: 0 LOB: 0 K: 1 BB: 0 S: 14 P: 17	R: 3 H: 5 E: 0 LOB: 2 K: 1 BB: 0 S: 21 P: 30	R: 0 H: 1 E: 0 LOB: 2 K: 2 BB: 1 S: 10 P: 20	R: 0 H: 0 E: 0 LOB: 0 K: 0 BB: 0 S: 6 P: 10	R: 0 H: 0 E: 0 LOB: 0 K: 1 BB: 0 S: 10 P: 16	1B: 7 SF: 0 2B: 5 SAC: 1 3B: 0 DP: 1 HR: 1 HBP: 0						

	AB	37
	R	6
	H	12
	RBI	6
	BB	2
	SO	6
	LOB	13

PITCHER		IP	WLS	BF	H	R	ER	SO	BB	IBB	HBP	BLK	WP	HR	S	P	ERA	WHIP
27 Pat Ahearne, R ERA: 11.7	(1, 1)	3.0		16	6	3	3	0	1	0	0	0	0	0	31	53	9.00	2.333
Mike Gardiner, R ERA: 12.75	(4, 1)	2.0		8	3	3	3	2	0	0	0	0	0	1	28	38	13.50	1.500
Joe Boever, R ERA: 4.17	(6, 1)	3.0	W	13	3	0	0	3	0	1	0	0	0	0	28	48	0.00	1.000
Mike Henneman, R ERA: 2.11	(9, 1)	1.0	S	3	0	0	0	1	0	0	0	0	0	0	10	16	0.00	0.000

PITCHER	IP	WLS	BF	H	R	ER	SO	BB	IBB	HBP	BLK	WP	HR	S	P	ERA	WHIP

WP: 0 PA: 40
PB: 0
SB: 1
CS: 1

Batter	1	2	3	4	5	6	7	8	9	AB	R	H	RBI	BB	SO	LOB
Chad Curtis, R (1, 8) OBP: 0.358, SLG: 0.465	SH1-3 1B 2B	F8		2-H 1B		F9		G5-3		5	1	2	1	0	0	3
Scott Fletcher, R (1, 4) OBP: 0.301, SLG: 0.281	SH1-3 2-3	K	G4-3			1-2 2-H HR 1B		G1-3		4	1	1	1	0	1	1
Travis Fryman, R (1, 5) OBP: 0.342, SLG: 0.332	1B SF9 BB	F8			BB 1B 1B	F9 2-3			E6 HR	4	2	1	0	1	0	2
Cecil Fielder, R (1, 3) OBP: 0.378, SLG: 0.562	1-3 3-H 1B	G6-3			F8	1-H 3-H HR			1-H HR	5	2	3	6	0	0	1
Kirk Gibson, L (1, 10) OBP: 0.367, SLG: 0.490 Joe Hall, R (9, PH) OBP: 0.200, SLG: 0.111	SF9 3-H			G6-3	L6 BB 1B 1-2	K			1B BB	3 0	0 0	1 0	1 0	0 1	1 0	0 0
Bobby Higginson, L (1, 7) OBP: 0.356, SLG: 0.484	P6			HR	1-2 2-3 BB		G4-3		K	4	1	1	1	1	1	2
John Flaherty, R (1, 2) OBP: 0.338, SLG: 0.530		G6-3		2B 2B	L6 2-2		G6-4-3 1B		L7	5	1	2	0	0	0	4
Chris Gomez, R (1, 6) OBP: 0.335, SLG: 0.421		FC5-4 1B		1B 2B		1B 2B	G6-4-3 1-2f		1-2 1B	5	2	4	1	0	0	1
Danny Bautista, R (1, 9) OBP: 0.253, SLG: 0.268		FC5-4 1-2f		P4		F9 1B HR BB		G6-3	K	4	1	0	0	1	1	4
Inning Stats	R: 2 E: 0 K: 0 S: 12 H: 2 LOB: 1 BB: 1 P: 23	R: 0 E: 0 K: 0 S: 13 H: 1 LOB: 1 BB: 0 P: 19	R: 0 E: 0 K: 1 S: 10 H: 0 LOB: 0 BB: 0 P: 15	R: 3 E: 0 K: 0 S: 15 H: 4 LOB: 1 BB: 0 P: 26	R: 0 E: 0 K: 0 S: 9 H: 2 LOB: 2 BB: 1 P: 16	R: 4 E: 0 K: 1 S: 20 H: 3 LOB: 0 BB: 1 P: 36	R: 0 E: 0 K: 0 S: 10 H: 1 LOB: 0 BB: 0 P: 17	R: 0 E: 0 K: 0 S: 7 H: 0 LOB: 0 BB: 0 P: 11	R: 2 E: 1 K: 2 S: 14 H: 2 LOB: 2 BB: 1 P: 20	1B: 8 2B: 5 3B: 0 HR: 3 SF: 1 SAC: 1 DP: 2 HBP: 0						

TOP

Detroit Tigers @ Boston Red Sox

Fenway Park, Boston, MA

Sat Jul 01 1995, 3:33 AM EDT

Att. 33,359 - Cloudy - 86 F

livebaseballscorecards.com

AB	39
R	11
H	15
RBI	11
BB	4
SO	4
LOB	18

PITCHER		IP	WLS	BF	H	R	ER	SO	BB	IBB	HBP	BLK	WP	HR	S	P	ERA	WHIP
Erik Hanson, R ERA: 3.32	(1, 1)	4.0	L	20	7	5	5	1	1	0	0	0	0	1	50	83	11.25	2.000
Frankie Rodriguez, R ERA: 10.43	(5, 1)	1.1		9	4	3	3	0	2	0	0	0	0	0	22	41	20.25	4.500
Rheal Cormier, L ERA: 3.97	(6, 1)	2.2		9	2	1	1	1	0	0	0	0	0	1	24	39	3.38	0.750
Derek Lilliquist, L ERA: 6.23	(9, 1)	1.0		7	2	2	1	2	1	0	0	0	0	1	14	20	9.00	3.000

PITCHER	IP	WLS	BF	H	R	ER	SO	BB	IBB	HBP	BLK	WP	HR	S	P	ERA	WHIP

Batter	1	2	3	4	5	6	7	8	9	AB	R	H	RBI	BB	SO	LOB
Luis Alicea, S (1, 4) OBP: 0.351, SLG: 0.312 18 Reggie Jefferson, S (8, PH) OBP: 0.327, SLG: 0.474 Juan Bell, R (9, 4)	F7		K		F7		P4 L7			4 1 0	0 0 0	0 0 0	0 0 0	0 0 0	1 0 0	0 3 0
John Valentin, R (1, 6) OBP: 0.396, SLG: 0.529	L4-3 BB		G4-3			BB 1B 1B 1B	BB		F8	3	1	1	0	2	0	0
Mo Vaughn, L (1, 3) OBP: 0.390, SLG: 0.560	L4-3 1-1		K			K	G5-4-3 1-3 1B		2B 1B	5	0	2	0	0	2	2
Jose Canseco, R (1, 10) OBP: 0.373, SLG: 0.442		BB BB 1B		G6-4-3 1B		BB 1-2 1B	G5-4-3 1-2f		1-3 2B	5	1	4	0	0	0	2
Troy O'Leary, L (1, 9) OBP: 0.385, SLG: 0.520		F8		G6-4-3 1-2 1B		1B 1B 1-2 2-3 BB		G6-3	K	4	0	1	0	1	1	3
Tim Naehring, R (1, 5) OBP: 0.436, SLG: 0.495 Chris Donnels, L (9, 5) OBP: 0.250, SLG: 0.255	BB 1-2 BB		G6-4-3 1-2f 2-3			K		K	G5-3	3 1	0 0	0 0	0 0	1 0	2 0	5 2
Matt Stairs, L (1, 7) OBP: 0.385, SLG: 0.417	F8		F8			1B 1-2 2-H 3-H 1B		BB		3	0	1	2	1	0	3
Bill Haselman, R (1, 2) OBP: 0.385, SLG: 0.407	BB 1-2 2-3				G4-3	1-2 2-3 1B		1B 1-2 1B		3	0	2	0	1	0	0
Lee Tinsley, S (1, 8) OBP: 0.344, SLG: 0.436	G3				G6-3	G3-1		1-2 2-3 1B		4	0	1	0	0	0	6
Inning Stats	R: 0 E: 0 K: 0 S: 4 H: 0 LOB: 0 BB: 1 P: 9	R: 0 E: 0 K: 0 S: 12 H: 1 LOB: 3 BB: 2 P: 22	R: 0 E: 0 K: 2 S: 11 H: 0 LOB: 0 BB: 0 P: 18	R: 0 E: 0 K: 0 S: 8 H: 2 LOB: 1 BB: 0 P: 16	R: 0 E: 0 K: 0 S: 8 H: 0 LOB: 0 BB: 0 P: 11	R: 2 E: 0 K: 2 S: 17 H: 4 LOB: 3 BB: 1 P: 28	R: 0 E: 0 K: 0 S: 4 H: 1 LOB: 1 BB: 1 P: 9	R: 0 E: 0 K: 1 S: 9 H: 2 LOB: 3 BB: 1 P: 15	R: 0 E: 0 K: 1 S: 10 H: 2 LOB: 2 BB: 0 P: 13	1B: 11 2B: 2 3B: 0 HR: 0 SF: 0 SAC: 0 DP: 3 HBP: 0						

PITCHER	IP	WLS	BF	H	R	ER	SO	BB	IBB	HBP	BLK	WP	HR	S	P	ERA	WHIP
Felipe Lira, R (1, 1) ERA: 3.13	5.1	W	23	5	2	2	3	4	0	0	0	0	0	49	88	3.38	1.688
John Doherty, R (6, 1) ERA: 5.47	3.2	S	19	7	0	0	3	2	0	0	0	0	0	34	53	0.00	2.455

PITCHER	IP	WLS	BF	H	R	ER	SO	BB	IBB	HBP	BLK	WP	HR	S	P	ERA	WHIP

BOTTOM

Detroit Tigers @ Boston Red Sox

Fenway Park, Boston, MA

Sat Jul 01 1995, 3:33 AM EDT

Att. 33,359 - Cloudy - 86 F

livebaseballscorecards.com

AB	36
R	2
H	12
RBI	2
BB	6
SO	6
LOB	26

Batter	1	2	3	4	5	6	7	8	9	AB	R	H	RBI	BB	SO	LOB
Chad Curtis, R (1, 8) OBP: 0.359, SLG: 0.462	C B B F F X 2-2 ① G6-3		F 1 SAFE B X 1-1 1B 1-3 1B 1B	B B C F B X 3-2 ② L6		X 0-0 ②③ G5-4-3 1-2f			B B B C B 4-1 1B BB 1-2 2B BB	4	2	1	0	1	0	2
Scott Fletcher, R (1, 4) OBP: 0.321, SLG: 0.284	C B C B F F B B 4-2 FC5-4 BB		F B B B F X 3-2 1B FC5 1-3 3-H 1B	B B B C B 4-1 WP BB			C X 0-1 ① G6-3		C C S 0-3 K ①	3	1	1	1	2	1	2
Travis Fryman, R (1, 5) OBP: 0.343, SLG: 0.331	B B F F X 2-2 ② L6		B C F X 1-2 FC5 1-3 1B 3-H 1B	C S B B S 2-3 ③ K 1-2			B C X 1-1 ② F9		C B B F B B 4-2 1B 1-2 2B 2-3 BB	4	2	1	1	1	1	2
Cecil Fielder, R (1, 3) OBP: 0.375, SLG: 0.554	C B B B F X 2-2 ③ FC5-4 1-2f		C B C B B F F X 2-2 FC5 1B 1-2 SF9 3-H		B C S X 1-2 ① G6-3		C B X 1-1 ③ F8		X 0-0 2B 1-2 2-3 3-H 1B 1B	5	2	1	2	0	0	2
Kirk Gibson, L (1, 10) OBP: 0.367, SLG: 0.487 Juan Samuel, R (8, PH) OBP: 0.454, SLG: 0.744		C F B B B F B X 3-2 E4 S	B B F X 2-1 1-3 2-H 1B		B C F S 1-3 ② K			C X 0-1 PB G3 SF9 1B	X 0-0 1B 1-3 2-H 3-H 1B 2B	3 2	0 2	1 2	1 2	0 0	1 0	0 0
Bobby Higginson, L (1, 7) OBP: 0.352, SLG: 0.478 Joe Hall, R (8, PH) OBP: 0.182, SLG: 0.100 (8, 7) Franklin Stubbs, L (9, PH) OBP: 0.347, SLG: 0.300 (9, 7)		1 SAFE B X 1-0 ① P6	F B C F B B X 3-2 ① SF9 3-H		X 0-0 ③ F8			C X 0-1 ① G3 1-2	B X 1-0 1B 2-3 3-H 1B	2 1 1	0 0 0	0 0 1	1 0 1	0 0 0	0 0 0	1 1 0
John Flaherty, R (1, 2) OBP: 0.337, SLG: 0.526 Ron Tingley, R (8, PH) OBP: 0.277, SLG: 0.246 (8, 2)	B B X 2-0 ② F8 1-2	C S B F F S 1-3 ② K		B X 1-0 1B 1B				B B C X 2-1 ② SF9 2-H	F X 0-1 1-2 3-H 1B	3 1	0 0	1 1	0 2	0 0	1 0	2 0
Chris Gomez, R (1, 6) OBP: 0.326, SLG: 0.408	C X 0-1 ③ G1-3	C F S 0-3 ③ K				F B B B C F C 3-3 ① K		C B B B X 3-1 ③ G4-3	C F B S 1-3 ② K	5	0	0	0	0	3	5
Danny Bautista, R (1, 9) OBP: 0.265, SLG: 0.279			B X 1-0 1B 1B	X 0-0 ① P5		B C X 1-1 G5-4-3 1-2 1B			2 BB BB 1B 1B 1-0 G6-3 ③	5	2	3	0	0	0	2
Inning Stats	R: 0 E: 0 K: 0 S: 14 H: 0 LOB: 1 BB: 1 P: 24	R: 0 E: 1 K: 0 S: 8 H: 0 LOB: 1 BB: 0 P: 14	R: 5 E: 0 K: 2 S: 28 H: 5 LOB: 1 BB: 0 P: 42	R: 0 E: 0 K: 1 S: 8 H: 0 LOB: 1 BB: 1 P: 17	R: 0 E: 0 K: 1 S: 7 H: 0 LOB: 0 BB: 0 P: 9	R: 0 E: 0 K: 1 S: 8 H: 2 LOB: 1 BB: 0 P: 13	R: 0 E: 0 K: 0 S: 6 H: 0 LOB: 0 BB: 0 P: 8	R: 1 E: 0 K: 0 S: 8 H: 1 LOB: 0 BB: 0 P: 13	R: 5 E: 0 K: 2 S: 18 H: 5 LOB: 2 BB: 2 P: 31	1B: 12 2B: 1 3B: 0 HR: 0 SF: 2 SAC: 0 DP: 1 HBP: 0						

PITCHER		IP	WLS	BF	H	R	ER	SO	BB	IBB	HBP	BLK	WP	HR	S	P	ERA	WHIP
Roger Clemens, R ERA: 4.17	(1, 1)	5.1		27	7	5	5	5	2	0	0	0	1	0	72	118	8.44	1.688
Rheal Cormier, L ERA: 3.75	(6, 1)	2.2		8	1	1	0	0	0	0	0	0	0	0	15	22	0.00	0.375
Ken Ryan, R ERA: 5.59	(9, 1)	0.0		2	1	2	2	0	1	0	0	0	0	0	4	10	∞	∞
Stan Belinda, R ERA: 2.75	(9, 1)	1.0	W	8	4	3	3	2	1	0	0	0	0	0	14	21	27.00	5.000

PITCHER	IP	WLS	BF	H	R	ER	SO	BB	IBB	HBP	BLK	WP	HR	S	P	ERA	WHIP

TOP

Detroit Tigers @ Boston Red Sox

Fenway Park, Boston, MA

Sun Jul 02 1995, 3:33 AM EDT
Att. 34,344 - Overcast - 82 F

livebaseballscorecards.com

AB	39
R	11
H	13
RBI	11
BB	4
SO	7
LOB	19

BOTTOM

Batter	1	2	3	4	5	6	7	8	9	AB	R	H	RBI	BB	SO	LOB
Luis Alicea, S (1, 4) OBP: 0.347, SLG: 0.309	F9		K; 1B		G3		G5-3			5	0	1	0	0	1	4
John Valentin, R (1, 6) OBP: 0.399, SLG: 0.530	HBP		2B; F7			HR; HBP		P4		3	2	1	1	0	0	2
Mo Vaughn, L (1, 3) OBP: 0.390, SLG: 0.582	K		G1-3	HR		1-H HR		F8		5	2	2	3	0	1	3
Jose Canseco, R (1, 10) OBP: 0.374, SLG: 0.433	G5-3		2B 3B BB	E5 G5-4-3		G6-3 1B		K		4	1	1	0	1	1	1
Tim Naehring, R (1, 5) OBP: 0.436, SLG: 0.495 Juan Bell, R (9, PR)		L8	1-3 2-H 3-H 3B 2B	G5-4-3 1-2f		G6-3 1-2f			BB 18 WP 1B BB	4 0	1 1	1 0	2 0	1 0	0 0	2 0
Mike Macfarlane, R (1, 2) OBP: 0.347, SLG: 0.421 18 Reggie Jefferson, S (9, PH) OBP: 0.333, SLG: 0.474		G4-6-3 1B	3B BB	L5		K			1B BB 1-2 IBB	3 0	1 0	1 0	0 0	1 1	1 0	0 0
Troy O'Leary, L (1, 9) OBP: 0.390, SLG: 0.543		G4-6-3 1-2f	WP 1-H 2-H 3-H 3B	K		3B			1B 1-2 2-3 BB	4	1	2	3	1	1	1
Lee Tinsley, S (1, 8) OBP: 0.351, SLG: 0.441			2B 1B; 1B	K		G4-3			1-2 2-3 3-H 1B	5	2	3	1	0	1	1
Matt Stairs, L (1, 7) OBP: 0.471, SLG: 0.500			1-2 2B 1B; 1-H 1B	1B		3-2 G5-3				4	1	3	1	0	0	1
Inning Stats	R: 0 E: 0 K: 1 S: 8 H: 0 LOB: 1 BB: 0 P: 14	R: 0 E: 0 K: 0 S: 4 H: 1 LOB: 0 BB: 0 P: 6	R: 8 E: 0 K: 1 S: 46 H: 8 LOB: 2 BB: 2 P: 68	R: 1 E: 1 K: 0 S: 12 H: 1 LOB: 0 BB: 0 P: 17	R: 0 E: 0 K: 2 S: 9 H: 1 LOB: 1 BB: 0 P: 11	R: 2 E: 0 K: 1 S: 7 H: 2 LOB: 0 BB: 0 P: 8	R: 0 E: 0 K: 0 S: 12 H: 1 LOB: 1 BB: 0 P: 20	R: 0 E: 0 K: 1 S: 6 H: 0 LOB: 0 BB: 0 P: 8	R: 1 E: 0 K: 0 S: 7 H: 1 LOB: 3 BB: 3 P: 19	1B: 9 2B: 2 3B: 2 HR: 2	SF: 0 SAC: 0 DP: 3 HBP: 2						

PITCHER		IP	WLS	BF	H	R	ER	SO	BB	IBB	HBP	BLK	WP	HR	S	P	ERA	WHIP
Brian Bohanon, L ERA: 6.46	(1, 1)	2.2		14	5	5	5	2	1	0	1	0	0	0	36	55	16.88	2.250
Mike Gardiner, R ERA: 14.59	(3, 1)	0.1		6	4	3	3	0	1	0	0	0	1	0	22	33	81.00	15.000
Brian Maxcy, R ERA: 4.5	(4, 1)	4.0		17	5	3	3	3	0	0	1	0	0	2	40	56	6.75	1.250
Kevin Wickander, L ERA: 3.18	(8, 1)	1.0		3	0	0	0	1	0	0	0	0	0	0	6	8	0.00	0.000
Joe Boever, R ERA: 4.37	(9, 1)	0.0	L	4	1	1	1	0	2	1	0	0	1	0	7	19	∞	∞

PITCHER	IP	WLS	BF	H	R	ER	SO	BB	IBB	HBP	BLK	WP	HR	S	P	ERA	WHIP

Detroit Tigers @ Boston Red Sox

Fenway Park, Boston, MA

Sun Jul 02 1995, 3:33 AM EDT

Att. 34,344 - Overcast - 82 F

livebaseballscorecards.com

AB	37
R	12
H	15
RBI	11
BB	5
SO	6
LOB	15

WP: 2 PB: 0 SB: 1 CS: 0 PA: 44

Batter	1	2	3	4	5	6	7	8	9	AB	R	H	RBI	BB	SO	LOB
Rich Amaral, R (1, 8) OBP: 0.346, SLG: 0.410	C B B B B 4-1 FC1-6 BB			F X 0-1 ① G5-3		C F C 0-3 ③ K			B F X 1-1 1B 1B 1B 1B	3	1	1	0	1	1	0
Gary Thurman, R (1, 7) OBP: 0.409, SLG: 0.500	C X 0-1 ① FC1-6 CS 1-2f			C B B F X 2-2 ② F7			X 0-0 ① L8		C S F F X 0-2 1B 1B 1-2 1B	4	1	1	0	0	0	1
Edgar Martinez, R (1, 10) OBP: 0.478, SLG: 0.655	C B 1 SAFE 1 SAFE C X 1-2 ②③ F7 1-2			B C B C F X 2-2 WP 1B			C C B X 1-2 1B		B C X 1-1 G5-4-3 1B 1-2 2-3 1B	4	0	3	0	0	0	1
Jay Buhner, R (1, 9) OBP: 0.319, SLG: 0.514		B B C F C 2-3 ① K		B X 1-0 ③ G6-3 1-2			C F B S 1-3 ② K		B X 1-0 G5-4-3 1-2 2-H 3-H 1B	4	0	1	2	0	2	2
Mike Blowers, R (1, 5) OBP: 0.293, SLG: 0.396		B C C F B X 2-2 ② G5-3			S B X 1-1 ① F8		B B F C X 2-2 ③ F9		B B X 2-0 ①② G5-4-3 1-2f 2-3	4	0	0	0	0	0	3
Tino Martinez, L (1, 3) OBP: 0.361, SLG: 0.553		B C F B S 2-3 ③ K			S B C B F F B F F 3-3 S ② K			B B B C F X 3-2 ① F8	C F S 0-3 ③ K	4	0	0	0	0	3	1
Luis Sojo, R (1, 6) OBP: 0.294, SLG: 0.370			B F C X 1-2 ① F7		X 0-0 ③ G1-3			B X 1-0 ② F7		3	0	0	0	0	0	0
Dan Wilson, R (1, 2) OBP: 0.329, SLG: 0.379			C C B S 1-3 ② K			B C F X 1-2 ① G5-3		F F F B X 1-2 1B		3	0	1	0	0	1	0
Felix Fermin, R (1, 4) OBP: 0.220, SLG: 0.214			X 0-0 ③ L9			B B C X 2-1 ② G6-3		L X 0-1 ③ G5-3		3	0	0	0	0	0	1
Inning Stats	R: 0 H: 0 E: 0 LOB: 0 K: 0 BB: 1 S: 6 P: 11	R: 0 H: 0 E: 0 LOB: 0 K: 2 BB: 0 S: 10 P: 16	R: 0 H: 0 E: 0 LOB: 0 K: 1 BB: 0 S: 7 P: 9	R: 0 H: 1 E: 0 LOB: 1 K: 0 BB: 0 S: 10 P: 15	R: 0 H: 0 E: 0 LOB: 0 K: 1 BB: 0 S: 10 P: 14	R: 0 H: 0 E: 0 LOB: 0 K: 1 BB: 0 S: 8 P: 11	R: 0 H: 1 E: 0 LOB: 1 K: 1 BB: 0 S: 10 P: 14	R: 0 H: 1 E: 0 LOB: 1 K: 0 BB: 0 S: 10 P: 15	R: 2 H: 4 E: 0 LOB: 1 K: 1 BB: 0 S: 14 P: 19	1B: 7 SF: 0 2B: 0 SAC: 0 3B: 0 DP: 1 HR: 0 HBP: 0						

TOP

Seattle Mariners @ Detroit Tigers

Tiger Stadium, Detroit, MI

Mon Jul 03 1995, 7:05 PM EDT

Att. 23,780 - Unknown - 80 F

livebaseballscorecards.com

AB	32
R	2
H	7
RBI	2
BB	1
SO	7
LOB	9

WP: 1 PA: 33
PB: 0
SB: 0
CS: 1

PITCHER		IP	WLS	BF	H	R	ER	SO	BB	IBB	HBP	BLK	WP	HR	S	P	ERA	WHIP
David Wells, L ERA: 3.18	(1, 1)	8.0	W	30	6	2	2	6	1	0	0	0	1	0	80	116	2.25	0.875
Mike Henneman, R ERA: 2.01	(9, 1)	1.0	S	3	1	0	0	1	0	0	0	0	0	0	5	8	0.00	1.000

PITCHER	IP	WLS	BF	H	R	ER	SO	BB	IBB	HBP	BLK	WP	HR	S	P	ERA	WHIP

Seattle Mariners @ Detroit Tigers

Tiger Stadium, Detroit, MI

Mon Jul 03 1995, 7:05 PM EDT

Att. 23,780 - Unknown - 80 F

BOTTOM

Batter	1	2	3	4	5	6	7	8	9	AB	R	H	RBI	BB	SO	LOB
Chad Curtis, R (1, 8) OBP: 0.358, SLG: 0.458	BBBB 4-0 G6-4-3 S BB		BBX 2-0 SF8 ② 3-H		BFCX 1-2 F8 ③		BSCX 1-2 G4-3 ③			2	0	0	1	1	0	1
Chris Gomez, R (1, 4) OBP: 0.335, SLG: 0.431	BCFBB1SAFE1SAFEBB 4-2 1-2 G6-4-3 BB		BX 1-0 1B			BCBBX 3-1 HR		CBCX 1-2 G3 ①		3	1	2	1	1	0	0
Travis Fryman, R (1, 5) OBP: 0.342, SLG: 0.341	BX 1-0 G6-4-3 ① ② 1-2f 2-3		BBX 2-0 F9 ③			BCBBX 3-1 HR		BBCCC 2-3 K ②		4	1	1	1	0	1	3
Cecil Fielder, R (1, 3) OBP: 0.369, SLG: 0.544	SSC 0-3 K ③			BX 1-0 G1-3 ①		CFS 0-3 K ①		BX 1-0 G6-3 ③		4	0	0	0	0	2	1
Kirk Gibson, L (1, 10) OBP: 0.361, SLG: 0.478		BX 1-0 G4-3 ①		BFBBX 3-1 F7 ②		BX 1-0 G3-1 ②				3	0	0	0	0	0	0
Bobby Higginson, L (1, 7) OBP: 0.347, SLG: 0.471		BFCBX 2-2 L9 ②		CBFBBBFFX 3-2 P6 ③		BFBBX 3-1 G3 ③				3	0	0	0	0	0	0
Alan Trammell, R (1, 6) OBP: 0.391, SLG: 0.412		BCCCX 1-2 G5-3 ③			X 0-0 G6-3 ①		CBCBBBX 3-2 G4-3 ①			3	0	0	0	0	0	0
John Flaherty, R (1, 2) OBP: 0.349, SLG: 0.561			BCX 1-1 SH3-4 SF8 2B		BX 1-0 HR		CFBX 1-2 1B			3	2	3	1	0	0	0
Danny Bautista, R (1, 9) OBP: 0.261, SLG: 0.275			BLX 1-1 SH3-4 ① 2-3		CX 0-1 L4 ②		SBSC 1-3 K ②			2	0	0	0	0	1	1
Inning Stats	R: 0 E: 0 K: 1 S: 6 H: 0 LOB: 1 BB: 2 P: 15	R: 0 E: 0 K: 0 S: 7 H: 0 LOB: 0 BB: 0 P: 11	R: 1 E: 0 K: 0 S: 7 H: 2 LOB: 1 BB: 0 P: 14	R: 0 E: 0 K: 0 S: 8 H: 0 LOB: 0 BB: 0 P: 15	R: 1 E: 0 K: 0 S: 7 H: 1 LOB: 0 BB: 0 P: 9	R: 2 E: 0 K: 1 S: 10 H: 2 LOB: 0 BB: 0 P: 20	R: 0 E: 0 K: 1 S: 12 H: 1 LOB: 1 BB: 0 P: 18	R: 0 E: 0 K: 1 S: 7 H: 0 LOB: 0 BB: 0 P: 11		1B: 2 2B: 1 3B: 0 HR: 3	SF: 1 SAC: 1 DP: 1 HBP: 0					

livebaseballscorecards.com

	AB	27
	R	4
	H	6
	RBI	4
	BB	2
	SO	4
	LOB	6

WP: 0 PB: 0 SB: 1 CS: 0 PA: 31

PITCHER		IP	WLS	BF	H	R	ER	SO	BB	IBB	HBP	BLK	WP	HR	S	P	ERA	WHIP
Chris Bosio, R ERA: 4.38	(1, 1)	6.0	L	24	5	4	4	2	2	0	0	0	0	3	45	84	6.00	1.167
Jeff Nelson, R ERA: 1.51	(7, 1)	2.0		7	1	0	0	2	0	0	0	0	0	0	19	29	0.00	0.500

PITCHER	IP	WLS	BF	H	R	ER	SO	BB	IBB	HBP	BLK	WP	HR	S	P	ERA	WHIP

Seattle Mariners @ Detroit Tigers

Tiger Stadium, Detroit, MI

Tue Jul 04 1995, 7:05 PM EDT

Att. 20,188 - Unknown - 81 F

livebaseballscorecards.com

TOP

Batter	1	2	3	4	5	6	7	8	9	AB	R	H	RBI	BB	SO	LOB
Alex Diaz, S (1, 8) OBP: 0.298, SLG: 0.360	F7	G1-4-3 1B		F9 2B		S 1B	F8			5	1	3	2	0	0	1
Joey Cora, S (1, 4) OBP: 0.330, SLG: 0.342	G3-1 S 1B	G1-4-3		F9		E 1B		K		5	1	2	1	0	1	3
Edgar Martinez, R (1, 10) OBP: 0.476, SLG: 0.646	G3-1 1B BB		G6-3	G5-3		FC5		CS HBP		3	1	0	0	1	0	2
Tino Martinez, L (1, 3) OBP: 0.362, SLG: 0.548	G3-1		G4-6-3 BB		1B	F7		K		4	0	1	0	1	1	5
Jay Buhner, R (1, 9) OBP: 0.321, SLG: 0.511	BB 1B		G4-6-3		G6-3 1B	P4			F8	5	0	2	2	0	0	3
Darren Bragg, L (1, 7) OBP: 0.338, SLG: 0.331	BB			HR	K		G3-1		F8	4	1	1	1	1	1	2
Mike Blowers, R (1, 5) OBP: 0.296, SLG: 0.402	F9			SH5-4 1B 2B	G6-3		3B 2B		G6-3	5	2	2	0	0	0	4
Dan Wilson, R (1, 2) OBP: 0.327, SLG: 0.376		G5-3		SH5-4 2B 1B		F8	K			4	1	1	0	0	1	1
Felix Fermin, R (1, 6) OBP: 0.220, SLG: 0.214 Luis Sojo, R (2, PH) (2, 6) OBP: 0.310, SLG: 0.405		1B BB		SH5-4		E 2B	3B			0 2	0 1	0 2	0 1	0 1	0 0	0 0
Inning Stats	R: 2 E: 0 K: 0 S: 15 H: 2 LOB: 2 BB: 2 P: 29	R: 0 E: 0 K: 0 S: 8 H: 1 LOB: 1 BB: 1 P: 14	R: 0 E: 0 K: 0 S: 4 H: 0 LOB: 0 BB: 1 P: 10	R: 3 E: 0 K: 0 S: 16 H: 4 LOB: 1 BB: 0 P: 26	R: 0 E: 0 K: 1 S: 15 H: 2 LOB: 1 BB: 0 P: 23	R: 2 E: 1 K: 0 S: 12 H: 3 LOB: 2 BB: 0 P: 19	R: 1 E: 0 K: 1 S: 12 H: 2 LOB: 1 BB: 0 P: 18	R: 0 E: 0 K: 2 S: 8 H: 0 LOB: 1 BB: 0 P: 15	R: 0 E: 0 K: 0 S: 10 H: 0 LOB: 0 BB: 0 P: 15	1B: 9 2B: 4 3B: 1 HR: 1 SF: 0 SAC: 1 DP: 4 HBP: 1						

	AB	37
	R	8
	H	14
	RBI	7
	BB	4
	SO	4
	LOB	21

WP: 0 PB: 0 SB: 3 CS: 1 PA: 43

PITCHER

PITCHER		IP	WLS	BF	H	R	ER	SO	BB	IBB	HBP	BLK	WP	HR	S	P	ERA	WHIP
Mike Moore, R ERA: 6.25	(1, 1)	3.1		19	7	5	5	0	4	0	0	0	0	1	35	68	13.50	3.300
John Doherty, R ERA: 5.53	(4, 1)	2.2		13	5	2	2	1	0	0	0	0	0	0	35	53	6.75	1.875
Joe Boever, R ERA: 4.37	(7, 1)	2.0		8	2	1	1	3	0	0	1	0	0	0	20	33	4.50	1.000
Mike Christopher, R ERA:	(9, 1)	1.0	W	3	0	0	0	0	0	0	0	0	0	0	10	15	0.00	0.000

PITCHER	IP	WLS	BF	H	R	ER	SO	BB	IBB	HBP	BLK	WP	HR	S	P	ERA	WHIP

Seattle Mariners @ Detroit Tigers

Tiger Stadium, Detroit, MI

Tue Jul 04 1995, 7:05 PM EDT

Att. 20,188 - Unknown - 81 F

BOTTOM

Batter	1	2	3	4	5	6	7	8	9	AB	R	H	RBI	BB	SO	LOB
Chad Curtis, R (1, 8) OBP: 0.358, SLG: 0.466	BBBCH 4-1 BB HR HBP	C1 SAFE X 0-1 ① G4-3 1-2 3-H		X 0-0 ① P4		BCFFBFFS 2-3 ① K		CX 0-1 HR		4	2	1	2	0	1	2
Scott Fletcher, R (1, 4) OBP: 0.329, SLG: 0.286 Lou Whitaker, L (8, PH) OBP: 0.387, SLG: 0.517 (9, 4)	B1SAFE BBCB 4-1 HR 1-2 BB	BBBX 2-1 E6 1B 2-H		BCCBBS 3-3 ② K		BFBX 2-1 BB 1B 2-H 1B		X 0-0 ① G4-3		3 1	1 0	1 0	1 0	1 0	1 0	0 0
Travis Fryman, R (1, 5) OBP: 0.343, SLG: 0.355	CB2SAFE X 2-1 1-H 2-H HR	BBBCX 3-1 ② P4		BBCFFFBS 3-3 ③ K		SSFX 0-2 BB 1-2 1B		BFFS 1-3 ② K		5	1	2	3	0	2	1
Cecil Fielder, R (1, 3) OBP: 0.373, SLG: 0.541	BFBBX 3-1 E6 FC4-6 1B	BBFFX 2-2 1-2 1B			BBB 4-0 3B BB	BSSSBBB 4-2 1-2 2-3 BB		CCBFBS 2-3 ③ K		3	1	1	0	2	1	0
Franklin Stubbs, L (1, 10) OBP: 0.350, SLG: 0.298 Joe Hall, R (9, PR) OBP: 0.182, SLG: 0.100	X 0-0 FC4-6 1-2 1B	BCX 2-1 ③ F7			SX 0-1 ① P5	BBBCSS 3-3 ② K			BSBFFBB 4-2 SH1-4 1B BB	4 0	0 1	1 0	0 0	1 0	1 0	6 0
Bobby Higginson, L (1, 7) OBP: 0.341, SLG: 0.461	SCBBX 2-2 ① FC4-6 G1-6-3 1-2f 2-3		BFBCCC 2-3 ① K		SBBBX 3-1 ② P6	FX 0-1 ③ P5			C1SAFEB1SAFEX 1-1 ① SH1-4 1-2	4	0	0	0	0	1	6
Chris Gomez, R (1, 6) OBP: 0.332, SLG: 0.436	CX 0-1 ②③ G1-6-3 1-2f		BCCCBS 2-3 ② K		BFBX 2-1 1-H 3B	BX 1-0 ① P3			CBSBS 2-3 ② K	5	0	1	1	0	2	4
John Flaherty, R (1, 2) OBP: 0.357, SLG: 0.566		CBX 1-1 1B G4-3 2B	CCFH 1-2 HBP	X 0-0 ③ P2		FCX 0-2 ② G6-3			FX 0-1 2-H 1B	4	1	2	1	0	0	1
Danny Bautista, R (1, 9) OBP: 0.267, SLG: 0.288		BX 1-0 G4-3 E 2-3 1B	F1SAFEBFBFFX 2-2 ③ F9			BBCCCX 2-2 1B 2B		CSBFBFX 2-2 ③ G1-3		4	2	2	0	0	0	1
Inning Stats	R: 3 E: 1 K: 0 S: 12 H: 2 LOB: 1 BB: 1 P: 27	R: 2 E: 1 K: 0 S: 14 H: 3 LOB: 2 BB: 0 P: 25	R: 0 E: 0 K: 2 S: 14 H: 0 LOB: 1 BB: 0 P: 21	R: 0 E: 0 K: 2 S: 10 H: 0 LOB: 0 BB: 0 P: 16	R: 1 E: 0 K: 0 S: 7 H: 1 LOB: 1 BB: 1 P: 16	R: 1 E: 0 K: 2 S: 22 H: 3 LOB: 3 BB: 1 P: 35	R: 0 E: 0 K: 0 S: 9 H: 0 LOB: 0 BB: 0 P: 12	R: 1 E: 0 K: 2 S: 10 H: 1 LOB: 0 BB: 0 P: 13	R: 1 E: 0 K: 1 S: 10 H: 1 LOB: 1 BB: 1 P: 17	1B: 6 2B: 2 3B: 1 HR: 2 SF: 0 SAC: 1 DP: 1 HBP: 2						

livebaseballscorecards.com

AB	37
R	9
H	11
RBI	8
BB	4
SO	9
LOB	21

PITCHER		IP	WLS	BF	H	R	ER	SO	BB	IBB	HBP	BLK	WP	HR	S	P	ERA	WHIP
Salomon Torres, R ERA: 6.39	(1, 1)	1.0		8	3	4	4	0	1	0	1	0	0	1	14	30	36.00	4.000
Bob Wells, R ERA: 7.22	(2, 1)	4.0		19	4	3	2	4	1	0	1	0	0	0	46	80	4.50	1.250
Bill Risley, R ERA: 1.52	(6, 1)	2.0		9	2	0	0	2	1	0	0	0	0	0	28	42	0.00	1.500
Bobby Ayala, R ERA: 3.27	(8, 1)	1.2	L	8	2	2	2	3	1	0	0	0	0	1	20	30	10.80	1.800

PITCHER	IP	WLS	BF	H	R	ER	SO	BB	IBB	HBP	BLK	WP	HR	S	P	ERA	WHIP

Batter	1	2	3	4	5	6	7	8	9	AB	R	H	RBI	BB	SO	LOB
Alex Diaz, S (1, 8) OBP: 0.295, SLG: 0.355	C F B B C 2-3 ① K		B F F F X 1-2 ① FC3-6 CS 1-2f 2-3		X 0-0 1B 1B 1B		C S B X 1-2 ① G3	F X 0-1 ② FC3-6 S 1-2f		5	1	1	0	0	1	3
Joey Cora, S (1, 4) OBP: 0.337, SLG: 0.342	C X 0-1 ② F7		C 1 SAFE B B P B 4-1 ② BB 1-2		B F C B F X 2-2 1B 1-2 HR 1B		B B B B 4-0 1B 2B BB	B B F X 2-1 ③ F8 1-2		3	2	1	0	2	0	1
Edgar Martinez, R (1, 10) OBP: 0.478, SLG: 0.643	C C X 0-2 ③ F7		C C B S 1-3 ③ K		B B X 2-0 1B 1-2 2-H HR		F X 0-1 2B 1-3 FC5-2 1B		B B B B 4-0 1B BB	4	1	2	1	1	1	2
Tino Martinez, L (1, 3) OBP: 0.375, SLG: 0.588 Rich Amaral, R (9, PR) OBP: 0.346, SLG: 0.410		B B X 2-0 G5-4-3 1B		B X 1-0 HR	S F B X 1-2 HR 1-H 2-H		F B X 1-1 FC5-2 1-3 3-H 2B		C B F B F X 2-2 1B 1-2	5 0	2 0	5 0	5 0	0 0	0 0	0 0
Jay Buhner, R (1, 9) OBP: 0.318, SLG: 0.500		F B B C X 2-2 ① ② G5-4-3 1-2f		C F B S 1-3 ① K	X 0-0 ② F9		I I I I 4-0 FC5-2 IBB		X 0-0 ① L8	4	0	0	0	1	1	3
Darren Bragg, L (1, 7) OBP: 0.340, SLG: 0.349		C B F X 1-2 3B		B F C B B F F X 3-2 1B	B X 1-0 ③ G4-3		S B F X 1-2 ② FC5-2 1-2 2-3 3-Hf		F B F F B S 2-3 ② K	5	0	2	0	0	1	5
Doug Strange, S (1, 5) OBP: 0.348, SLG: 0.386 Mike Blowers, R (7, PH) OBP: 0.293, SLG: 0.398 (7, 5)		F X 0-1 ③ G3-1		B C X 1-1 ② P5		C X 0-1 ① G6-3	F B C S 1-3 ③ K		B B C B C F X 3-2 ③ F8	3 2	0 0	0 0	0 0	0 0	0 1	2 5
Chris Widger, R (1, 2) OBP: 0.417, SLG: 0.364			S F B X 1-2 FC3-6 1B 1B	X 0-0 ③ F7		B B B C B 4-1 G6-4-3 BB		S X 0-1 ① F8		3	0	1	0	1	0	1
Luis Sojo, R (1, 6) OBP: 0.316, SLG: 0.408			C B X 1-1 FC3-6 1-2 1B		B F X 1-1 ① F8	C B B X 2-1 ② ③ G6-4-3 1-2f		C B X 1-1 FC3-6 1B		4	0	2	0	0	0	1
Inning Stats	R: 0 H: 0 E: 0 LOB: 0 K: 1 BB: 0 S: 8 P: 10	R: 0 H: 2 E: 0 LOB: 1 K: 0 BB: 0 S: 9 P: 14	R: 0 H: 2 E: 0 LOB: 2 K: 1 BB: 1 S: 14 P: 21	R: 1 H: 2 E: 0 LOB: 1 K: 1 BB: 0 S: 12 P: 18	R: 4 H: 4 E: 0 LOB: 0 K: 0 BB: 0 S: 13 P: 20	R: 0 H: 0 E: 0 LOB: 0 K: 0 BB: 1 S: 5 P: 11	R: 1 H: 2 E: 0 LOB: 3 K: 1 BB: 2 S: 13 P: 25	R: 0 H: 1 E: 0 LOB: 1 K: 0 BB: 0 S: 8 P: 11	R: 0 H: 1 E: 0 LOB: 2 K: 1 BB: 1 S: 13 P: 24	1B: 10 SF: 0 2B: 1 SAC: 0 3B: 1 DP: 2 HR: 2 HBP: 0						

Seattle Mariners @ Detroit Tigers

Tiger Stadium, Detroit, MI

Wed Jul 05 1995, 3:33 AM EDT

Att. 17,224 - Cloudy - 84 F

TOP

livebaseballscorecards.com

AB	38
R	6
H	14
RBI	6
BB	5
SO	5
LOB	23

WP: 0 PA: 43
PB: 0
SB: 1
CS: 1

PITCHER		IP	WLS	BF	H	R	ER	SO	BB	IBB	HBP	BLK	WP	HR	S	P	ERA	WHIP
Felipe Lira, R ERA: 3.59	(1, 1)	4.1		22	10	5	5	3	1	0	0	0	0	2	54	80	10.38	2.538
Brian Maxcy, R ERA: 4.5	(5, 1)	2.0		8	1	1	1	0	2	0	0	0	0	0	12	24	4.50	1.500
Kevin Wickander, L ERA: 3.0	(7, 1)	0.1		3	1	0	0	0	0	1	0	0	0	0	5	11	0.00	3.000
Mike Christopher, R ERA:	(7, 1)	1.1	W	5	1	0	0	1	0	0	0	0	0	0	11	15	0.00	0.750
Mike Henneman, R ERA: 1.93	(9, 1)	1.0	S	5	1	0	0	1	1	0	0	0	0	0	13	24	0.00	2.000

PITCHER	IP	WLS	BF	H	R	ER	SO	BB	IBB	HBP	BLK	WP	HR	S	P	ERA	WHIP

Seattle Mariners @ Detroit Tigers

Tiger Stadium, Detroit, MI

Wed Jul 05 1995, 3:33 AM EDT

Att. 17,224 - Cloudy - 84 F

livebaseballscorecards.com

BOTTOM

Batter	1	2	3	4	5	6	7	8	9	AB	R	H	RBI	BB	SO	LOB
Chad Curtis, R (1, 8) OBP: 0.359, SLG: 0.467	B B B C B 4-1 G5-3 1B BB	B B C X 2-1 ③ F8		B C F B X 2-2 ① G5-3		C B F B S 2-3 ① K		B S C B F B X 3-2 E 2B		4	2	1	0	1	1	3
Scott Fletcher, R (1, 4) OBP: 0.322, SLG: 0.280	C B B 1 SAFE X 2-1 ① G5-3 1-2		B X 1-0 BB BB FC6-4 1B	B C S B S 2-3 ② K		F F B B F S 2-3 ② K		C B C X 1-2 E4 1B 2-H		5	1	1	0	0	2	2
Travis Fryman, R (1, 5) OBP: 0.347, SLG: 0.357	F B F B B F X 3-2 2-H 1B		B B B B 4-0 FC6-4 BB 1-2 1B BB	B F C B C 2-3 ③ K		B C F F X 1-2 ③ G5-3		C B C B F B F X 3-2 1-3 1B		4	1	2	1	1	1	1
Cecil Fielder, R (1, 10) OBP: 0.370, SLG: 0.532	C X 0-1 ② G5-3		B B F B F B 4-2 FC6-4 1-2 2-3 BB		F B F B S 2-3 ① K		C X 0-1 E5 L1-3	C B S F S 1-3 ③ K		4	0	0	0	1	2	3
Juan Samuel, R (1, 3) OBP: 0.446, SLG: 0.718	C B B F F B C 3-3 ③ K		F B X 1-1 ① FC6-4 S 1B 1B 1-2f 2-3 3-H		B B C B B 4-1 2B BB		C S B F X 1-2 ① P6			3	2	0	1	1	1	4
Chris Gomez, R (1, 6) OBP: 0.340, SLG: 0.450		X 0-0 FC3-5 BB 1B	B X 1-0 S 1B 1-2 3-H 1B		1 SAFE C B 1 P F X 2-2 SAFE S 1-H 2B		B C S X 1-2 ② ③ L1-3 1-2			4	1	3	2	0	0	1
Joe Hall, R (1, 7) OBP: 0.214, SLG: 0.083	B B B C 1 SAFE F F B 4-2 FC3-5 1-2 BB	B B X 2-0 ② F7 1-2 2-3		F B B S B S 3-3 ② K 2-3				F B B B F X 3-2 SF7 3B		2	0	0	0	1	1	3
Bobby Higginson, L (8, PH) (9, 9) OBP: 0.344, SLG: 0.474										1	1	1	0	0	0	0
Danny Bautista, R (1, 9) OBP: 0.268, SLG: 0.288	X 0-0 ① FC3-5 1-2 2-3f	B B S X 2-1 FC5-4 2-H 3-H 1B		X 0-0 ③ G4-3				C X 0-1 ① SF7 3-H		3	0	1	2	0	0	3
Kirk Gibson, L (8, PH) OBP: 0.359, SLG: 0.478										0	0	0	1	0	0	0
Franklin Stubbs, L (9, 7) OBP: 0.350, SLG: 0.298										0	0	0	0	0	0	0
Ron Tingley, R (1, 2) OBP: 0.275, SLG: 0.246	F C X 0-2 ② P6	X 0-0 ③ FC5-4 1-2f				C S B F X 1-2 1B		B F B F S 2-3 ② K		4	0	1	0	0	1	3
Inning Stats	R: 1 E: 0 K: 1 S: 13 H: 1 LOB: 1 BB: 1 P: 25	R: 0 E: 0 K: 0 S: 10 H: 1 LOB: 2 BB: 1 P: 16	R: 4 E: 0 K: 0 S: 10 H: 3 LOB: 1 BB: 2 P: 25	R: 0 E: 0 K: 2 S: 9 H: 0 LOB: 0 BB: 0 P: 15	R: 1 E: 0 K: 2 S: 12 H: 1 LOB: 1 BB: 1 P: 22	R: 0 E: 0 K: 2 S: 15 H: 1 LOB: 1 BB: 0 P: 21	R: 0 E: 1 K: 0 S: 9 H: 0 LOB: 0 BB: 0 P: 11	R: 2 E: 1 K: 2 S: 25 H: 3 LOB: 2 BB: 0 P: 38		1B: 7 2B: 3 3B: 1 HR: 0	SF: 1 SAC: 0 DP: 1 HBP: 0					

	AB	34
	R	8
	H	10
	RBI	7
	BB	5
	SO	9
	LOB	23

WP: 0 PB: 0 SB: 3 CS: 0 PA: 40

PITCHER		IP	WLS	BF	H	R	ER	SO	BB	IBB	HBP	BLK	WP	HR	S	P	ERA	WHIP
Dave Fleming, L (1, 1) ERA: 7.5		4.2		25	6	6	6	5	5	0	0	0	0	0	53	102	11.57	2.357
Rafael Carmona, R (5, 1) ERA: 6.21		2.1	L	9	2	1	1	2	0	0	0	0	0	0	28	39	3.86	0.857
Steve Frey, L (8, 1) ERA: 4.91		0.2		5	2	1	0	1	0	0	0	0	0	0	18	27	0.00	3.000
Jeff Nelson, R (8, 1) ERA: 1.5		0.1		1	0	0	0	1	0	0	0	0	0	0	4	5	0.00	0.000

PITCHER	IP	WLS	BF	H	R	ER	SO	BB	IBB	HBP	BLK	WP	HR	S	P	ERA	WHIP

Kansas City Royals @ Detroit Tigers

Tiger Stadium, Detroit, MI

Thu Jul 06 1995, 7:05 PM EDT

Att. 11,464 - Unknown - 86 F

TOP

livebaseballscorecards.com

Batter	1	2	3	4	5	6	7	8	9	AB	R	H	RBI	BB	SO	LOB
Vince Coleman, S (1, 7) OBP: 0.370, SLG: 0.419	C B F F B B F B 4-2 S E SF7 BB		B B B C C B 4-2 E S BB	X 0-0 1-3 3-H 1B			C X 0-1 1-2 1B 1B		B B C C F X 2-2 1B 1B	3	1	3	1	2	0	0
Wally Joyner, L (1, 3) OBP: 0.401, SLG: 0.443	B C 1 SAFE 1 SAFE 1 C B X 2-2 ① SF7 1-H		S F P B S 2-3 ② K 1-3	B X 1-0 ③ F9			C X 0-1 1B 1-2 2-H 1B		C B S B X 2-2 G4-6-3 1-3 1B	4	0	2	2	0	1	3
Phil Hiatt, R (1, 9) OBP: 0.311, SLG: 0.409 Jon Nunnally, L (5, PH) OBP: 0.370, SLG: 0.598 (5, 9)	B S S S 1-3 ② K		X 0-0 ③ L9		X 0-0 ① F8		B F F C 1-3 ① K		B C B X 2-1 ② ③ G4-6-3 1-2f	2 3	0 0	0 0	0 0	0 0	1 1	1 4
Gary Gaetti, R (1, 5) OBP: 0.335, SLG: 0.541	B S F S 1-3 ③ K			C B F S 1-3 ① K	B C X 1-1 ② F7		S X 0-1 ② 1-2 2-H 1B			4	0	1	0	0	2	0
Chris James, R (1, 10) OBP: 0.250, SLG: 0.333 Bob Hamelin, L (5, PH) OBP: 0.286, SLG: 0.281		C F B X 1-2 E5 G6-4-3 1B		C F B B X 2-2 2B 2B 1B	B F C S 1-3 ③ K		B X 1-0 ③ G3-1			2 2	1 0	1 0	0 0	0 0	0 1	0 2
Pat Borders, R (1, 2) OBP: 0.273, SLG: 0.443		X 0-0 1-2 G6-4-3 1B		F B 1 SAFE X 1-1 1-3 2B 2B		X 0-0 ① G6-3		B X 1-0 ① F7		4	1	2	0	0	0	0
Chris Stynes, R (1, 4) OBP: 0.353, SLG: 0.333 Keith Lockhart, L (6, PH) OBP: 0.447, SLG: 0.552 (6, 4)		C L X 0-2 ① ② G6-4-3 1-2f 2-3		X 0-0 1B 1B 2-H 3-H 2B	X 0-0 ② G4-3			B X 1-0 ② F7		2 2	1 0	1 0	2 0	0 0	0 0	2 0
David Howard, S (1, 6) OBP: 0.191, SLG: 0.172		X 0-0 ③ G5-3		B X 1-0 ② G5-3	B F F X 1-2 ③ G4-3			C B X 1-1 ③ G4-3		4	0	0	0	0	0	2
Tom Goodwin, L (1, 8) OBP: 0.360, SLG: 0.337		X 0-0 ① L8		X 0-0 1B 2-3 1B			B C B X 2-1 1B 1B 1B		B C X 1-1 ① G4-3	4	1	2	0	0	0	0

	AB	36
	R	5
	H	12
	RBI	5
	BB	2
	SO	6
	LOB	14

Inning Stats	1	2	3	4	5	6	7	8	9	1B: 10	SF: 1	WP: 0	PA: 39
R:	1	0	0	3	0	0	1	0	0	2B: 2	SAC: 0	PB: 0	
E:	1	1	0	0	0	0	0	0	0	3B: 0	DP: 2	SB: 2	
K:	2	0	1	1	1	0	1	0	0	HR: 0	HBP: 0	CS: 0	
S:	14	8	8	13	6	5	12	4	11				
H:	0	1	0	5	0	0	4	0	2				
LOB:	0	1	1	2	0	0	2	0	1				
BB:	1	0	1	0	0	0	0	0	0				
P:	22	9	13	19	8	6	16	7	18				

PITCHER		IP	WLS	BF	H	R	ER	SO	BB	IBB	HBP	BLK	WP	HR	S	P	ERA	WHIP
Brian Bohanon, L ERA: 6.48	(1, 1)	4.0		20	6	4	3	4	2	0	0	0	0	0	43	63	6.75	2.000
John Doherty, R ERA: 5.49	(5, 1)	2.0	W	9	3	1	1	1	0	0	0	0	0	0	17	22	4.50	1.500
Kevin Wickander, L ERA: 2.0	(7, 1)	3.0	S	10	3	0	0	1	0	0	0	0	0	0	21	33	0.00	1.000

PITCHER	IP	WLS	BF	H	R	ER	SO	BB	IBB	HBP	BLK	WP	HR	S	P	ERA	WHIP

Kansas City Royals @ Detroit Tigers

Tiger Stadium, Detroit, MI

Thu Jul 06 1995, 7:05 PM EDT

Att. 11,464 - Unknown - 86 F

livebaseballscorecards.com

BOTTOM

Batter	1	2	3	4	5	6	7	8	9	AB	R	H	RBI	BB	SO	LOB
Chad Curtis, R (1, 8) OBP: 0.363, SLG: 0.478	BBCBB 4-1 F8-6-4 BB BB		BCCFFBFX 2-2 1B 1B		FBX 1-1 1-H HR	CSS 0-3 ③ K		BBFCFX 2-2 ① P3		4	1	2	2	1	1	0
Chris Gomez, R (1, 4) OBP: 0.342, SLG: 0.445	BCBBFFB 1 SAFE 4-2 S 1-2 BB		CB 1 SAFE 1 SAFE FFX 1-2 ① L9		BBX 2-0 ② L9		BCCX 1-2 1B 1B 1B	CFS 0-3 ② K		4	1	1	0	1	1	1
Travis Fryman, R (1, 5) OBP: 0.355, SLG: 0.377	CBX 1-1 ①② F8-6-4 2-3		BCX 1-1 G5-4-3 1-2 1B		BBCBFX 3-2 HR 1B		F 1 SAFE X 0-1 1B 1B 1B 1-3 1B	SBBBFX 3-2 HR		5	3	4	1	0	0	2
Cecil Fielder, R (1, 10) OBP: 0.371, SLG: 0.542	CCBS 1-3 ③ K 1-2		BX 1-0 ②③ G5-4-3 1-2f		FSX 0-2 1-H HR		B 1 SAFE BSX 2-1 1B 1B 1B 1-2 3-H 1B	BBCCX 2-2 ③ F9		5	2	2	3	0	1	3
Juan Samuel, R (1, 3) OBP: 0.467, SLG: 0.739		BFFBBX 2-2 1B WP 1B		BBCBB 4-1 L8-4-6 SH1-3 BB	BX 1-0 1B 2B		BX 1-0 1B 1B 1-2 2-3 1B			3	3	3	0	1	0	0
Alan Trammell, R (1, 6) OBP: 0.404, SLG: 0.426		CX 0-1 WP 1-3 1B		X 0-0 ① SH1-3 1-2	BCBX 2-1 2-H 1B		X 0-0 1B G5-4-3 1-2 2-3 3-H 1B			3	1	3	2	0	0	0
John Flaherty, R (1, 2) OBP: 0.354, SLG: 0.558		CFBB3BBS SAFE 3-3 ① K 1-2 3-H		FBFFBFX 2-2 ②③ L8-4-6 2-3	BCFS 1-3 ③ K		CX 0-1 G5-4-3 1-3 2-H 3-H 1B			4	0	1	2	0	2	3
Danny Bautista, R (1, 9) OBP: 0.262, SLG: 0.281		BX 1-0 ② G5-3			BCCX 1-2 ① F8 X 0-0 ① G5-3		FX 0-1 ①② G5-4-3 1-2f 3-H			4	0	0	0	0	0	2
Joe Hall, R (1, 7) OBP: 0.235, SLG: 0.133 Bobby Higginson, L (7, PH) (8, 7) OBP: 0.346, SLG: 0.477		CFBFBX 2-2 ③ G5-3			BCX 1-1 HR BX 1-0 ② G5-3		CFBX 1-2 ③ 1B			3 1	1 0	1 1	0 0	0 0	0 0	1 0

Inning Stats	1	2	3	4	5	6	7	8	9
	R: 0 H: 0 E: 0 LOB: 1 K: 1 BB: 2 S: 9 P: 19	R: 1 H: 2 E: 0 LOB: 1 K: 1 BB: 0 S: 13 P: 21	R: 0 H: 2 E: 0 LOB: 1 K: 0 BB: 0 S: 13 P: 18	R: 0 H: 0 E: 0 LOB: 0 K: 0 BB: 1 S: 7 P: 13	R: 5 H: 6 E: 0 LOB: 1 K: 1 BB: 0 S: 20 P: 32	R: 0 H: 0 E: 0 LOB: 0 K: 1 BB: 0 S: 5 P: 6	R: 5 H: 7 E: 0 LOB: 1 K: 0 BB: 0 S: 16 P: 21	R: 1 H: 1 E: 0 LOB: 0 K: 1 BB: 0 S: 13 P: 20	

	AB	36
	R	12
	H	18
	RBI	10
	BB	3
	SO	5
	LOB	12

	1B: 14	SF: 0
	2B: 3	SAC: 1
	3B: 0	DP: 4
	HR: 3	HBP: 0

	WP: 1	PA: 40
	PB: 0	
	SB: 1	
	CS: 0	

PITCHER		IP	WLS	BF	H	R	ER	SO	BB	IBB	HBP	BLK	WP	HR	S	P	ERA	WHIP
Chris Haney, L ERA: 3.06	(1, 1)	4.2	L	22	8	5	5	2	3	0	0	0	1	2	56	93	9.64	2.357
Dilson Torres, R ERA: 5.84	(5, 1)	1.1		9	5	4	4	2	0	0	0	0	0	0	18	26	27.00	3.750
Rusty Meacham, R ERA: 4.44	(7, 1)	0.2		4	3	2	2	0	0	0	0	0	0	0	6	7	27.00	4.500
Mike Magnante, L ERA: 6.75	(7, 1)	1.1		5	2	1	1	1	0	0	0	0	0	1	16	24	6.75	1.500

PITCHER	IP	WLS	BF	H	R	ER	SO	BB	IBB	HBP	BLK	WP	HR	S	P	ERA	WHIP

Kansas City Royals @ Detroit Tigers

Tiger Stadium, Detroit, MI

Fri Jul 07 1995, 7:05 PM EDT

Att. 19,968 - Unknown - 72 F

livebaseballscorecards.com

Batter	1	2	3	4	5	6	7	8	9	AB	R	H	RBI	BB	SO	LOB
Vince Coleman, S (1, 7) OBP: 0.373, SLG: 0.421	C F B B S 2-3 ① K		X 0-0 BB 1B		S S X 0-2 3-H 1B		B C F B 1 SAFE 1 SAFE X 2-2 ③ G5-3			4	0	2	1	0	1	1
Wally Joyner, L (1, 3) OBP: 0.398, SLG: 0.437	B S C F B X 2-2 ② F9		B B B B 4-0 1-2 BB		C 1 SAFE F 1 SAFE 1 SAFE 1 SAFE B C 1-3 ② K			C B C B X 2-2 ① F9		3	0	0	0	1	1	1
Gary Gaetti, R (1, 5) OBP: 0.329, SLG: 0.532	S X 0-1 ③ G6-3		S B F X 1-2 ③ P6		S S B 1 SAFE X 1-2 ③ P3			S X 0-1 ② G6-3		4	0	0	0	0	0	3
Chris James, R (1, 10) OBP: 0.300, SLG: 0.421		C B S B B X 3-2 ① F9		X 0-0 2B		B F F C 1-3 ① K		S S X 0-2 1B		4	0	2	0	0	1	0
Pat Borders, R (1, 2) OBP: 0.272, SLG: 0.430		B S B B B 4-1 BB		B X 1-0 ① G5-3		B X 1-0 ② G6-3		B X 1-0 ③ F9		3	0	0	0	1	0	2
Chris Stynes, R (1, 4) OBP: 0.286, SLG: 0.263	C F B F B 1 SAFE X 2-2 ② F7			C B F F C 1-3 ② K		B F B F F X 2-2 ③ G5-3			C B X 1-1 ① P5	4	0	0	0	0	1	2
Phil Hiatt, R (1, 9) OBP: 0.295, SLG: 0.386	B X 1-0 ③ F7		C B B B X 3-1 ③ F8				B F S B S 2-3 ① K		B B X 2-0 ② L8	4	0	0	0	0	1	2
David Howard, S (1, 6) OBP: 0.208, SLG: 0.206			X 0-0 ① P3		X 0-0 SH1-3 1B 2B		B B C C C X 2-2 ② F7		B B C B C X 3-2 1B	4	1	2	0	0	0	0
Tom Goodwin, L (1, 8) OBP: 0.361, SLG: 0.338 Bob Hamelin, L (9, PH) OBP: 0.284, SLG: 0.278			B C B X 2-1 ② G3		B X 1-0 ① SH1-3 2-3		C F B X 1-2 1B		B B C X 2-1 ③ F7	2 1	0 0	1 0	0 0	0 0	0 0	0 1
Inning Stats	R: 0 H: 0 E: 0 LOB: 0 K: 1 BB: 0 S: 9 P: 13	R: 0 H: 0 E: 0 LOB: 1 K: 0 BB: 1 S: 9 P: 19	R: 0 H: 1 E: 0 LOB: 2 K: 0 BB: 1 S: 7 P: 14	R: 0 H: 1 E: 0 LOB: 1 K: 1 BB: 0 S: 8 P: 13	R: 1 H: 2 E: 0 LOB: 1 K: 1 BB: 0 S: 11 P: 14	R: 0 H: 0 E: 0 LOB: 0 K: 1 BB: 0 S: 8 P: 12	R: 0 H: 1 E: 0 LOB: 1 K: 1 BB: 0 S: 12 P: 19	R: 0 H: 1 E: 0 LOB: 1 K: 0 BB: 0 S: 9 P: 12	R: 0 H: 1 E: 0 LOB: 1 K: 0 BB: 0 S: 8 P: 16	1B: 5 SF: 0 2B: 2 SAC: 1 3B: 0 DP: 0 HR: 0 HBP: 0						

	AB	33
	R	1
	H	7
	RBI	1
	BB	2
	SO	5
	LOB	12

WP: 0 PA: 36
PB: 0
SB: 0
CS: 0

PITCHER	IP	WLS	BF	H	R	ER	SO	BB	IBB	HBP	BLK	WP	HR	S	P	ERA	WHIP
David Wells, L (1, 1) ERA: 3.0	9.0	W	36	7	1	1	5	2	0	0	0	0	0	81	132	1.00	1.000

PITCHER	IP	WLS	BF	H	R	ER	SO	BB	IBB	HBP	BLK	WP	HR	S	P	ERA	WHIP

Kansas City Royals @ Detroit Tigers

Tiger Stadium, Detroit, MI

Fri Jul 07 1995, 7:05 PM EDT

Att. 19,968 - Unknown - 72 F

livebaseballscorecards.com

BOTTOM

Batter	1	2	3	4	5	6	7	8	9	AB	R	H	RBI	BB	SO	LOB
Chad Curtis, R (1, 8) OBP: 0.361, SLG: 0.473	B B B B 4-0 G4-6-3 1B BB		L S X 0-2 F7 ②		1 SAFE C B 1 SAFE X 1-1 G3-6-3 ② ③ 1-2f			C S B X 1-2 G4-3 ①		3	1	0	0	1	0	1
Chris Gomez, R (1, 4) OBP: 0.335, SLG: 0.435	1 SAFE X 0-0 G4-6-3 ① 1-2		C X 0-1 L4 ③			S X 0-1 G6-3 ①		C B S B S 2-3 K ②		4	0	0	0	0	1	1
Travis Fryman, R (1, 5) OBP: 0.360, SLG: 0.380	C X 0-1 G6-4-3 1B 2-H			B C B B B C B 4-2 3B BB		B S B X 2-1 BB 1B		B B B C C C 2-3 K ③		3	1	2	1	1	1	0
Cecil Fielder, R (1, 3) OBP: 0.367, SLG: 0.535	B C 1 SAFE S X 1-2 G6-4-3 ② ③ 1-2f			1 SAFE C 1 SAFE S B F F S 1-3 K ①		B S S S B S 2-3 K ②				3	0	0	0	0	2	3
Kirk Gibson, L (1, 10) OBP: 0.364, SLG: 0.491		C B S B S 2-3 K ①		X 0-0 SF7 1-H 3B		B B C B B 4-1 BB 1-2				2	1	1	1	1	1	0
Bobby Higginson, L (1, 7) OBP: 0.346, SLG: 0.474		C C B B F B F B 4-2 BB		X 0-0 SF7 ② 3-H		S S B C 1-3 K ③				1	0	0	1	1	1	2
Alan Trammell, R (1, 6) OBP: 0.396, SLG: 0.416	1 SAFE C S X 0-2 F7 ②			B B C C S 2-3 K ③				B F B F S 2-3 K ①		3	0	0	0	0	2	1
John Flaherty, R (1, 2) OBP: 0.348, SLG: 0.548	B S X 1-1 F8 ③				S C B F S 1-3 K G3-6-3			B C F S 1-3 K ②		3	0	0	0	0	2	1
Danny Bautista, R (1, 9) OBP: 0.257, SLG: 0.276			F B B X 2-1 G6-3 ①		L L L 0-3 K ①			F B F F X 1-2 P4 ③		3	0	0	0	0	1	1
Inning Stats	R: 1 H: 1 E: 0 LOB: 0 K: 0 BB: 1 S: 6 P: 11	R: 0 H: 0 E: 0 LOB: 1 K: 1 BB: 1 S: 12 P: 19	R: 0 H: 0 E: 0 LOB: 0 K: 0 BB: 0 S: 7 P: 9	R: 2 H: 1 E: 0 LOB: 0 K: 2 BB: 1 S: 12 P: 19	R: 0 H: 0 E: 0 LOB: 0 K: 2 BB: 0 S: 9 P: 11	R: 0 H: 1 E: 0 LOB: 2 K: 2 BB: 1 S: 11 P: 20	R: 0 H: 0 E: 0 LOB: 0 K: 2 BB: 0 S: 10 P: 14	R: 0 H: 0 E: 0 LOB: 0 K: 2 BB: 0 S: 9 P: 14		1B: 2 SF: 1 2B: 0 SAC: 0 3B: 1 DP: 2 HR: 0 HBP: 0						

	AB	25
	R	3
	H	3
	RBI	3
	BB	4
	SO	11
	LOB	10

WP: 1 PA: 30
PB: 0
SB: 0
CS: 0

PITCHER	IP	WLS	BF	H	R	ER	SO	BB	IBB	HBP	BLK	WP	HR	S	P	ERA	WHIP
Kevin Appier, R (1, 1) ERA: 3.04	8.0	L	30	3	3	3	11	4	0	0	0	1	0	76	117	3.38	0.875

PITCHER	IP	WLS	BF	H	R	ER	SO	BB	IBB	HBP	BLK	WP	HR	S	P	ERA	WHIP

Batter	1	2	3	4	5	6	7	8	9	AB	R	H	RBI	BB	SO	LOB
Vince Coleman, S (1, 7) OBP: 0.369, SLG: 0.421	B C B X 2-1 P4 ①		X 0-0 B1-3 ②		B F F B X 2-2 F9 ①		C C X 0-2 SH2-4 G3-4 2B		B S B F F B X 3-2 L7 ③	5	1	1	0	0	0	0
Tom Goodwin, L (1, 8) OBP: 0.365, SLG: 0.343	B B C X 2-1 S 1B		C S B B C 2-3 K		F S X 0-2 FC4-6 1B		L X 0-1 SH2-4 ① 2-3			3	0	2	0	0	1	0
Keith Lockhart, L (1, 4) OBP: 0.425, SLG: 0.521 Edgar Caceres, S (9, 4) OBP: 0.361, SLG: 0.464	X 0-0 F9 ②			C S X 0-2 G1-3 ①	1 SAFE 1 SAFE X 0-0 FC4-6 ② 1-2f		B S X 1-1 G3-4 ② 3-H			4 0	0 0	0 0	1 0	0 0	0 0	2 0
Wally Joyner, L (1, 3) OBP: 0.396, SLG: 0.433	B S F B F X 2-2 G4-3 ③ 1-2			C B X 1-1 2B 1B	B X 1-0 F9 ③		B X 1-0 F7 ③			4	1	1	0	0	0	2
Gary Gaetti, R (1, 5) OBP: 0.328, SLG: 0.531		B S X 1-1 F7 ①		B F B F X 2-2 1B 2B 1-H		C B S B S 2-3 K ①		B B B C F S 3-3 K ①		4	1	1	1	0	2	0
Bob Hamelin, L (1, 10) OBP: 0.290, SLG: 0.286		X 0-0 L9 ②		S B B B X 2-1 G3 1B 1B 2-H		B B C X 2-1 1B 1B		B B C S S 2-3 K ②		4	0	2	1	0	1	0
Jon Nunnally, L (1, 9) OBP: 0.380, SLG: 0.626		B F F B X 2-2 HR		X 0-0 G3 1B 1-2		B B C B F F X 3-2 1B 1-3		F B B X 2-1 G3-1 ③		4	1	3	1	0	0	0
David Howard, S (1, 6) OBP: 0.197, SLG: 0.194		C C B C 1-3 K ③		B X 1-0 G3 ② 1-2 2-3		B S F F C 1-3 K ②			C B X 1-1 B1-3 ①	4	0	0	0	0	2	4
Brent Mayne, L (1, 2) OBP: 0.261, SLG: 0.286			C B B F X 2-2 G3-1 ①	C B B X 2-1 G1-3 ③		X 0-0 P6 ③			B X 1-0 F7 ②	4	0	0	0	0	0	4
Inning Stats	R: 0 H: 1 E: 0 LOB: 1 K: 0 BB: 0 S: 9 P: 15	R: 1 H: 1 E: 0 LOB: 0 K: 1 BB: 0 S: 9 P: 13	R: 0 H: 0 E: 0 LOB: 0 K: 1 BB: 0 S: 7 P: 11	R: 2 H: 4 E: 0 LOB: 2 K: 0 BB: 0 S: 14 P: 22	R: 0 H: 1 E: 0 LOB: 1 K: 0 BB: 0 S: 8 P: 11	R: 0 H: 2 E: 0 LOB: 2 K: 2 BB: 0 S: 14 P: 22	R: 1 H: 1 E: 0 LOB: 0 K: 0 BB: 0 S: 8 P: 10	R: 0 H: 0 E: 0 LOB: 0 K: 2 BB: 0 S: 8 P: 15	R: 0 H: 0 E: 0 LOB: 0 K: 0 BB: 0 S: 7 P: 12	1B: 7 SF: 0 2B: 2 SAC: 1 3B: 0 DP: 0 HR: 1 HBP: 0						

PITCHER		IP	WLS	BF	H	R	ER	SO	BB	IBB	HBP	BLK	WP	HR	S	P	ERA	WHIP
Mike Moore, R ERA: 6.1	(1, 1)	8.0	L	34	10	4	4	6	0	0	0	0	0	1	77	119	4.50	1.250
Brian Maxcy, R ERA: 4.29	(9, 1)	1.0		3	0	0	0	0	0	0	0	0	0	0	7	12	0.00	0.000

PITCHER	IP	WLS	BF	H	R	ER	SO	BB	IBB	HBP	BLK	WP	HR	S	P	ERA	WHIP

TOP

Kansas City Royals @ Detroit Tigers

Tiger Stadium, Detroit, MI

Sat Jul 08 1995, 7:05 PM EDT

Att. 36,905 - Unknown - 81 F

livebaseballscorecards.com

AB	36
R	4
H	10
RBI	4
BB	0
SO	6
LOB	12

WP: 0 PA: 37
PB: 0
SB: 1
CS: 0

BOTTOM

Kansas City Royals @ Detroit Tigers

Tiger Stadium, Detroit, MI

Sat Jul 08 1995, 7:05 PM EDT

Att. 36,905 - Unknown - 81 F

livebaseballscorecards.com

Batter	1	2	3	4	5	6	7	8	9	AB	R	H	RBI	BB	SO	LOB
Chad Curtis, R (1, 8) OBP: 0.363, SLG: 0.473	C X 0-1 SH3-4 1B		C B X 1-1 ③ G4-3			B C X 1-1 WP 1B 1-2		C C S 0-3 ① K		4	0	2	0	0	1	0
Scott Fletcher, R (1, 4) OBP: 0.322, SLG: 0.273 (8, 6)	1 SAFE 1 SAFE L 1 SAFE X 0-1 ① SH3-4 1-2			B C X 1-1 ① F9		B X 1-0 ① F9 2-3		C B C F B B B 4-2 FC5-4 BB		2	0	0	0	1	0	2
Travis Fryman, R (1, 5) OBP: 0.355, SLG: 0.375	B X 1-0 ② F8			C F B B C F B S 3-3 ② K		B B B C F X 3-2 ② G5-3 1-2 3-H		C 1 SAFE C C 0-3 ② K		4	0	0	0	0	2	3
Cecil Fielder, R (1, 3) OBP: 0.365, SLG: 0.530	B B F B F X 3-2 ③ F8			B S B B B S X 3-2 1B		B B X 2-0 ③ G6-3		B F B B B X 3-1 ③ FC5-4 1-2f		4	0	1	0	0	0	3
Kirk Gibson, L (1, 10) OBP: 0.361, SLG: 0.481		C X 0-1 ① F8		B F C B B B X 3-2 ③ F7			B C F B B B B 4-2 BB BB		C X 0-1 ① G4-3	3	0	0	0	1	0	1
Bobby Higginson, L (1, 7) OBP: 0.345, SLG: 0.467 (8, 9)		B X 1-0 ② G3-1			X 0-0 ① F8		B B B B 4-0 BB 1-2		C C B S 1-3 ② K	3	0	0	0	1	1	0
Chris Gomez, R (1, 6) OBP: 0.332, SLG: 0.430		B B C B F S 3-3 ③ K			X 0-0 ② G6-3		C B B S X 2-2 ① P5		C F F X 0-2 ③ G4-3	2	0	0	0	0	1	0
Lou Whitaker, L (7, PH) (8, 4) OBP: 0.381, SLG: 0.508										2	0	0	0	0	0	2
John Flaherty, R (1, 2) OBP: 0.343, SLG: 0.538			C C F B S 1-3 ① K		X 0-0 ③ F8		C B S F B X 2-2 ② F9			3	0	0	0	0	1	2
Danny Bautista, R (1, 9) OBP: 0.260, SLG: 0.274			X 0-0 ② G6-3			B B B C B 4-1 F9 1B WP BB	B S B C S 2-3 ③ K			1	1	0	0	1	0	0
Juan Samuel, R (7, PH) (8, 7) OBP: 0.462, SLG: 0.730										1	0	0	0	0	1	2
Inning Stats	R: 0 H: 1 E: 0 LOB: 1 K: 0 BB: 0 S: 8 P: 12	R: 0 H: 0 E: 0 LOB: 0 K: 1 BB: 0 S: 6 P: 10	R: 0 H: 0 E: 0 LOB: 0 K: 1 BB: 0 S: 7 P: 9	R: 0 H: 1 E: 0 LOB: 1 K: 1 BB: 0 S: 12 P: 22	R: 0 H: 0 E: 0 LOB: 0 K: 0 BB: 0 S: 3 P: 3	R: 1 H: 1 E: 0 LOB: 1 K: 0 BB: 1 S: 8 P: 19	R: 0 H: 0 E: 0 LOB: 2 K: 1 BB: 2 S: 12 P: 26	R: 0 H: 0 E: 0 LOB: 1 K: 2 BB: 1 S: 11 P: 18	R: 0 H: 0 E: 0 LOB: 0 K: 1 BB: 0 S: 9 P: 10	1B: 3 SF: 0 2B: 0 SAC: 1 3B: 0 DP: 0 HR: 0 HBP: 0						

	AB	29
	R	1
	H	3
	RBI	0
	BB	4
	SO	7
	LOB	15

WP: 1 PA: 34
PB: 0
SB: 0
CS: 0

PITCHER		IP	WLS	BF	H	R	ER	SO	BB	IBB	HBP	BLK	WP	HR	S	P	ERA	WHIP
Mark Gubicza, R ERA: 3.43	(1, 1)	7.0	W	27	3	1	1	4	3	0	0	0	1	0	56	101	1.29	0.857
Jeff Montgomery, R ERA: 3.45	(8, 1)	2.0	S	7	0	0	0	3	1	0	0	0	0	0	20	28	0.00	0.500

PITCHER	IP	WLS	BF	H	R	ER	SO	BB	IBB	HBP	BLK	WP	HR	S	P	ERA	WHIP

Batter	1	2	3	4	5	6	7	8	9	AB	R	H	RBI	BB	SO	LOB
Vince Coleman, S (1, 7) OBP: 0.362, SLG: 0.412	C B F B X 2-2 F7 ①		C B X 1-1 G4-3 ③			C X 0-1 P4 ②		F B B C L 2-3 K ②		4	0	0	0	0	1	1
Tom Goodwin, L (1, 8) OBP: 0.359, SLG: 0.336	S B C S 1-3 K ②			C C X 0-2 G3 ①		X 0-0 F8 ③		B B C F X 2-2 F8 ③		4	0	0	0	0	1	1
Wally Joyner, L (1, 3) OBP: 0.398, SLG: 0.436	C B X 1-1 G4-3 ③			F S C 0-3 K ②			B C B B B 4-1 1B 3B BB		F X 0-1 F8 2B	3	1	1	0	1	1	0
Bob Hamelin, L (1, 10) OBP: 0.289, SLG: 0.285		B F S X 1-2 G3-1 ①		S B C B F F S 2-3 K ③			F B X 1-1 1-3 3B 1B		X 0-0 F8 2-3 ①	4	1	1	0	0	1	1
Jon Nunnally, L (1, 9) OBP: 0.375, SLG: 0.617 Phil Hiatt, R (7, PH) OBP: 0.288, SLG: 0.375 (7, 9)		C S B B S 2-3 K ②			B F C X 1-2 G4-3 ①		S C C 0-3 K ①		C S B S 1-3 K ②	2 2	0 0	0 0	0 0	0 0	1 2	0 3
Keith Lockhart, L (1, 5) OBP: 0.427, SLG: 0.534 Chris Stynes, R (7, PH) OBP: 0.273, SLG: 0.250 (7, 4) Gary Gaetti, R (9, PH) OBP: 0.327, SLG: 0.529		C X 0-1 2B			B X 1-0 F7 ②		C B B B S 2-3 K ②		B F X 1-1 F8 ③	2 1 1	0 0 0	1 0 0	0 0 0	0 0 0	0 1 0	0 2 1
Edgar Caceres, S (1, 4) OBP: 0.359, SLG: 0.492 (7, 5)		F C B F X 1-2 F9 ③			B X 1-0 L6 ③		F B B F B F X 3-2 1-H 3-H 3B			3	0	1	2	0	0	1
Brent Mayne, L (1, 2) OBP: 0.258, SLG: 0.282 Pat Borders, R (7, PH) OBP: 0.269, SLG: 0.426 (7, 2)			F F S X 0-2 G4-3 ①			B B B C X 3-1 F7 ①	C F C 0-3 K ③			2 1	0 0	0 0	0 0	0 0	0 1	0 1
David Howard, S (1, 6) OBP: 0.203, SLG: 0.200			X 0-0 L7 ②			X 0-0 1B		B S B X 2-1 L7 ①		3	0	1	0	0	0	0
Inning Stats	R: 0 E: 0 K: 1 S: 8 H: 0 LOB: 0 BB: 0 P: 12	R: 0 E: 0 K: 1 S: 12 H: 1 LOB: 1 BB: 0 P: 16	R: 0 E: 0 K: 0 S: 7 H: 0 LOB: 0 BB: 0 P: 8	R: 0 E: 0 K: 2 S: 11 H: 0 LOB: 0 BB: 0 P: 13	R: 0 E: 0 K: 0 S: 5 H: 0 LOB: 0 BB: 0 P: 8	R: 0 E: 0 K: 0 S: 6 H: 1 LOB: 1 BB: 0 P: 9	R: 2 E: 0 K: 3 S: 16 H: 2 LOB: 1 BB: 1 P: 26	R: 0 E: 0 K: 1 S: 8 H: 0 LOB: 0 BB: 0 P: 14	R: 0 E: 0 K: 1 S: 8 H: 1 LOB: 1 BB: 0 P: 10	1B: 2 2B: 2 3B: 1 HR: 0 SF: 0 SAC: 0 DP: 0 HBP: 0						

PITCHER		IP	WLS	BF	H	R	ER	SO	BB	IBB	HBP	BLK	WP	HR	S	P	ERA	WHIP
Felipe Lira, R ERA: 3.54	(1, 1)	6.0	W	22	3	2	2	4	1	0	0	0	0	0	52	74	3.00	0.667
Brian Bohanon, L ERA: 6.39	(7, 1)	0.2		3	1	0	0	2	0	0	0	0	0	0	10	15	0.00	1.500
Mike Christopher, R ERA:	(7, 1)	1.1		4	0	0	0	2	0	0	0	0	0	0	11	17	0.00	0.000
Mike Henneman, R ERA: 1.85	(9, 1)	1.0	S	4	1	0	0	1	0	0	0	0	0	0	8	10	0.00	1.000

PITCHER	IP	WLS	BF	H	R	ER	SO	BB	IBB	HBP	BLK	WP	HR	S	P	ERA	WHIP

TOP

Kansas City Royals @ Detroit Tigers

Tiger Stadium, Detroit, MI

Sun Jul 09 1995, 3:33 AM EDT

Att. 18,110 - Overcast - 70 F

livebaseballscorecards.com

AB	32
R	2
H	5
RBI	2
BB	1
SO	9
LOB	11

WP: 0	PA: 33			
PB: 0				
SB: 0				
CS: 0				

Kansas City Royals @ Detroit Tigers

Tiger Stadium, Detroit, MI

Sun Jul 09 1995, 3:33 AM EDT

Att. 18,110 - Overcast - 70 F

livebaseballscorecards.com

BOTTOM

Batter	1	2	3	4	5	6	7	8	9	AB	R	H	RBI	BB	SO	LOB
Chad Curtis, R (1, 8) OBP: 0.362, SLG: 0.468	BBBCCB 4-2 F8 1B BB BB	BCCS 1-3 K ③		CFX 0-2 P3 ②			CBBX 2-1 F8 ①			3	1	0	0	1	1	0
Scott Fletcher, R (1, 4) OBP: 0.330, SLG: 0.275	1 SAFE BX 1-0 F8 ①		BCFBBB 4-2 1B 1B BB	CBBX 2-1 G6-3 ③			CBX 1-1 G5-4-3 1B			3	1	1	0	1	0	1
Travis Fryman, R (1, 5) OBP: 0.357, SLG: 0.376	1 SAFE C 1 SAFE 1 SAFE X 0-1 BB BB 1-2 1B		B 1 SAFE C 1 SAFE FX 1-2 1B WP 1-2 1B		BCFFBFS 2-3 K ①		1 SAFE CB 1 SAFE BX 2-1 G5-4-3 ②③ 1-2f			4	1	2	0	0	1	1
Cecil Fielder, R (1, 3) OBP: 0.364, SLG: 0.526	BS 2 SAFE BX 2-1 F8 ② 2-3		BFFBX 2-2 G4-3 WP 1-3 2-H 1B		FFS 0-3 K ②			BCCC 1-3 K ① CBH 2-1 2B SF7-1-5 HBP		4	0	1	1	0	2	2
Kirk Gibson, L (1, 10) OBP: 0.369, SLG: 0.488	BCBBSFB 4-2 BB 1-2 BB		BBBCFX 2-2 G6-3 ① 1-2 3-H		CX 0-1 WP 2B					2	1	1	0	1	0	1
Bobby Higginson, L (1, 7) OBP: 0.351, SLG: 0.472	BCBBB 4-1 1-2 2-3 3-H BB		CBBCBB 4-2 G4-3 BB		CSBX 1-2 G6-3 ③ 2-3			BBFX 2-1 1-3 SF7-1-5 2B		2	0	1	1	2	0	1
Chris Gomez, R (1, 6) OBP: 0.327, SLG: 0.423 Franklin Stubbs, L (8, PH) OBP: 0.347, SLG: 0.298 Alan Trammell, R (9, 6) OBP: 0.396, SLG: 0.416	X 0-0 G6-3 ③		BCFX 1-2 G4-3 ② 1-2 2-3			BBCFC 2-3 K ①		FX 0-1 SF7-1-5 ②③ 2-H 3-H		3 0 0	0 0 0	0 0 0	0 1 0	0 0 0	1 0 0	5 0 0
John Flaherty, R (1, 2) OBP: 0.337, SLG: 0.529		BCCBX 2-2 G6-3 ①	X 0-0 L8 ③			BX 1-0 F8 ②				3	0	0	0	0	0	2
Danny Bautista, R (1, 9) OBP: 0.256, SLG: 0.269		BBCSX 2-2 G5-3 ②		X 0-0 P3 ①		CBFBC 2-3 K ③				3	0	0	0	0	1	0
Inning Stats	R: 1 H: 1 E: 0 LOB: 3 K: 0 BB: 3 S: 12 P: 27	R: 0 H: 0 E: 0 LOB: 0 K: 1 BB: 0 S: 9 P: 14	R: 2 H: 2 E: 0 LOB: 2 K: 0 BB: 2 S: 17 P: 31	R: 0 H: 0 E: 0 LOB: 0 K: 0 BB: 0 S: 6 P: 8	R: 0 H: 1 E: 0 LOB: 1 K: 2 BB: 0 S: 13 P: 16	R: 0 H: 0 E: 0 LOB: 0 K: 2 BB: 0 S: 7 P: 12	R: 0 H: 1 E: 0 LOB: 0 K: 0 BB: 0 S: 6 P: 11	R: 1 H: 1 E: 0 LOB: 0 K: 1 BB: 0 S: 8 P: 13		1B: 4 SF: 1 2B: 3 SAC: 0 3B: 0 DP: 2 HR: 0 HBP: 1						

	AB	27
	R	4
	H	6
	RBI	3
	BB	5
	SO	6
	LOB	13

WP: 2 PA: 34
PB: 0
SB: 0
CS: 0

PITCHER		IP	WLS	BF	H	R	ER	SO	BB	IBB	HBP	BLK	WP	HR	S	P	ERA	WHIP
Tom Gordon, R ERA: 3.96	(1, 1)	7.1	L	31	5	3	3	6	5	0	0	0	2	0	3	73	123	3.68	1.364
Billy Brewer, L ERA: 4.76	(8, 1)	0.0		2	1	0	0	0	0	0	1	0	0	0	3	7	∞	∞
Rusty Meacham, R ERA: 4.33	(8, 1)	0.2		1	0	1	1	0	0	0	0	0	0	0	2	2	13.50	0.000

PITCHER	IP	WLS	BF	H	R	ER	SO	BB	IBB	HBP	BLK	WP	HR	S	P	ERA	WHIP

Batter	1	2	3	4	5	6	7	8	9	10	AB	R	H	RBI	BB	SO	LOB
Tony Phillips, S (1, 5) OBP: 0.424, SLG: 0.504	C X 0-1 ① F8			B C B S B F X 3-2 G4-3 1B 1B		B C C X 1-2 HR 1B		C B B C F B B 4-2 FC3-6 1-3 BB		S B X 1-1 1B HR 1B	4	3	3	0	1	0	0
Jim Edmonds, L (1, 8) OBP: 0.351, SLG: 0.504	F F X 0-2 ② F8			B S B X 2-1 ① G4-3 1-2		F B B C F F X 2-2 1-H HR		B X 1-0 ① FC3-6 G1-3 1-2f 3-H		C P I S 1-3 ① K	5	1	1	3	0	1	3
Greg Myers, L (1, 10) OBP: 0.333, SLG: 0.405	B B F F X 2-2 ③ G4-3			S B X 1-1 ② F8		F B B C S 2-3 ② K		1 SAFE C F 1 X 0-2 ② G1-3 1-2		P 1 SAFE X 1-0 1-2 HR 1B	5	1	1	0	0	1	2
Tim Salmon, R (1, 9) OBP: 0.425, SLG: 0.541		C F B B S 2-3 ① K		S S B B B X 3-2 2-H 1B		C B B X 2-1 ③ G6-3		I I I I 4-0 IBB		X 0-0 1-H 2-H HR	4	1	2	4	1	1	0
J.T. Snow, L (1, 3) OBP: 0.365, SLG: 0.477		C C B B S 2-3 ② K		C S B 1 SAFE X 1-2 ③ L4			F B B B F F F C 3-3 ① K	C B F B F X 2-2 ③ L6		B B B C C F F F F 3-3 C K	5	0	0	0	0	3	3
16 Garret Anderson, L (1, 7) OBP: 0.313, SLG: 0.414		B F F B X 2-2 ③ G5-3		C B X 1-1 ① G3			C B X 1-1 WP 1B 2B		C X 0-1 ① G2-3	C B B X 2-1 ③ F8	5	1	1	0	0	0	0
Rex Hudler, R (1, 4) OBP: 0.299, SLG: 0.431			F B C S 1-3 ① K	C B X 1-1 ② P6			C F B B B X 2-2 G4-6-3 2-H 1B		C X 0-1 S 1B		4	0	2	1	0	1	0
Jorge Fabregas, L (1, 2) OBP: 0.314, SLG: 0.349		B F X 1-1 ② G1-3		C B X 1-1 ③ G4-3			B X 1-0 ②③ G4-6-3 1-2f		B C B P C X 3-2 ② F7 1-2		4	0	0	0	0	0	2
Gary Disarcina, R (1, 6) OBP: 0.365, SLG: 0.482		X 0-0 ③ L8				B B X 2-0 ① G5-3		B B B B 4-0 WP S FC3-6 BB	X 0-0 ③ G6-3		3	1	0	0	1	0	1
Inning Stats	R: 0 H: 0 E: 0 LOB: 0 K: 0 BB: 0 S: 8 P: 10	R: 0 H: 0 E: 0 LOB: 0 K: 2 BB: 0 S: 9 P: 15	R: 0 H: 0 E: 0 LOB: 0 K: 1 BB: 0 S: 6 P: 8	R: 1 H: 2 E: 0 LOB: 1 K: 0 BB: 0 S: 14 P: 24	R: 0 H: 0 E: 0 LOB: 0 K: 0 BB: 0 S: 6 P: 9	R: 2 H: 2 E: 0 LOB: 0 K: 1 BB: 0 S: 14 P: 23	R: 1 H: 2 E: 0 LOB: 0 K: 1 BB: 0 S: 11 P: 18	R: 1 H: 0 E: 0 LOB: 2 K: 0 BB: 3 S: 11 P: 26	R: 0 H: 1 E: 0 LOB: 1 K: 0 BB: 0 S: 9 P: 11	R: 3 H: 3 E: 0 LOB: 0 K: 2 BB: 0 S: 18 P: 24	1B: 7 SF: 0 2B: 1 SAC: 0 3B: 0 DP: 1 HR: 2 HBP: 0						

PITCHER		IP	WLS	BF	H	R	ER	SO	BB	IBB	HBP	BLK	WP	HR	S	P	ERA	WHIP
Jose Lima, R ERA: 5.06	(1, 1)	5.1		20	4	3	3	3	0	0	0	0	0	1	52	80	5.06	0.750
Brian Bohanon, L ERA: 6.45	(6, 1)	1.0		4	1	1	1	2	0	0	0	0	0	0	12	20	9.00	1.000
Mike Christopher, R ERA: 2.08	(7, 1)	0.2		4	1	1	1	0	2	0	0	0	2	0	7	18	13.50	4.500
Kevin Wickander, L ERA: 1.8	(8, 1)	1.0		4	0	0	0	0	0	1	0	0	0	0	8	15	0.00	0.000
Joe Boever, R ERA: 4.74	(9, 1)	2.0	L	10	4	3	3	2	0	0	0	0	0	1	27	35	13.50	2.000

PITCHER	IP	WLS	BF	H	R	ER	SO	BB	IBB	HBP	BLK	WP	HR	S	P	ERA	WHIP

TOP

California Angels @ Detroit Tigers

Tiger Stadium, Detroit, MI

Thu Jul 13 1995, 7:05 PM EDT

Att. 13,837 - Unknown - 73 F

livebaseballscorecards.com

AB	39
R	8
H	10
RBI	8
BB	3
SO	7
LOB	11

WP: 2 PA: 42
PB: 0
SB: 2
CS: 0

Batter	1	2	3	4	5	6	7	8	9	10	AB	R	H	RBI	BB	SO	LOB
Chad Curtis, R (1, 8) OBP: 0.365, SLG: 0.469	1-1 G4-3 2B 1B		0-0 F8		1-3 K			1-1 1B 1B		4-1 F8 DI BB	4	1	2	0	1	1	1
Scott Fletcher, R (1, 4) OBP: 0.337, SLG: 0.298 Lou Whitaker, L (10, PH) OBP: 0.379, SLG: 0.504	0-1 G4-3 SF8 2B 1-3		3-2 G5-3 1-2		2-1 P6			2-2 L4-3 1B 1-2		2-1 F8 1-3	4	1	2	0	0	0	1
											1	0	0	0	0	0	1
Travis Fryman, R (1, 5) OBP: 0.351, SLG: 0.370	0-1 G4-3 2-3 3-H		0-1 L9		0-0 F7			0-0 B3		1-3 K	5	0	0	1	0	1	5
Cecil Fielder, R (1, 3) OBP: 0.362, SLG: 0.524	2-2 SF8 3-H			1-1 E 2B 1B		1-2 P4		1-0 L4-3 1-2			3	1	1	1	0	0	2
Juan Samuel, R (1, 7) OBP: 0.455, SLG: 0.720	3-2 G1-3			3-2 F8 1-3		0-1 CS 2B			1-2 F8		4	0	1	0	0	0	1
Alan Trammell, R (1, 10) OBP: 0.392, SLG: 0.419	1-1 G4-3			1-0 3B 2B 3-H		3-2 G6-3 2-3			0-3 K		4	1	1	1	0	1	1
John Flaherty, R (1, 2) OBP: 0.340, SLG: 0.540	1-1 P2			0-0 SF8 3B 2-H			1-3 K		1-0 1B		4	1	2	1	0	1	0
Chris Gomez, R (1, 6) OBP: 0.321, SLG: 0.416	1-0 P4			1-1 SF8 3-H			3-2 G5-3		1-2 G1-3		3	0	0	1	0	0	1
Danny Bautista, R (1, 9) OBP: 0.257, SLG: 0.271 Bobby Higginson, L (10, PH) OBP: 0.350, SLG: 0.470			3-2 G5-3 1B	0-0 F7			1-1 G6-3			0-3 K	3	0	1	0	0	0	0
											1	0	0	0	0	1	0
Inning Stats	R: 2 H: 2 E: 0 LOB: 0 K: 0 BB: 0 S: 12 P: 18	R: 0 H: 0 E: 0 LOB: 0 K: 0 BB: 0 S: 5 P: 8	R: 0 H: 1 E: 0 LOB: 1 K: 0 BB: 0 S: 10 P: 16	R: 3 H: 3 E: 1 LOB: 0 K: 0 BB: 0 S: 11 P: 17	R: 0 H: 0 E: 0 LOB: 0 K: 1 BB: 0 S: 6 P: 9	R: 0 H: 1 E: 0 LOB: 0 K: 0 BB: 0 S: 8 P: 12	R: 0 H: 0 E: 0 LOB: 0 K: 1 BB: 0 S: 9 P: 14	R: 0 H: 2 E: 0 LOB: 1 K: 0 BB: 0 S: 7 P: 11	R: 0 H: 1 E: 0 LOB: 1 K: 1 BB: 0 S: 13 P: 16	R: 0 H: 0 E: 0 LOB: 1 K: 2 BB: 1 S: 9 P: 16	1B: 6 SF: 2 2B: 4 SAC: 0 3B: 1 DP: 1 HR: 0 HBP: 0						

PITCHER	IP	WLS	BF	H	R	ER	SO	BB	IBB	HBP	BLK	WP	HR	S	P	ERA	WHIP
Mark Langston, L (1, 1) ERA: 4.3	7.0		27	7	5	5	2	0	0	0	0	0	0	61	94	6.43	1.000
Troy Percival, R (8, 1) ERA: 2.31	2.0	W	8	3	0	0	1	0	0	0	0	0	0	20	27	0.00	1.500
Lee Smith, R (10, 1) ERA: 3.09	1.0	S	4	0	0	0	2	1	0	0	0	0	0	9	16	0.00	1.000

PITCHER	IP	WLS	BF	H	R	ER	SO	BB	IBB	HBP	BLK	WP	HR	S	P	ERA	WHIP

BOTTOM

California Angels @ Detroit Tigers

Tiger Stadium, Detroit, MI

Thu Jul 13 1995, 7:05 PM EDT

Att. 13,837 - Unknown - 73 F

livebaseballscorecards.com

AB	36
R	5
H	10
RBI	5
BB	1
SO	5
LOB	13

WP: 0 PA: 39
PB: 0
SB: 0
CS: 1

Batter	1	2	3	4	5	6	7	8	9	AB	R	H	RBI	BB	SO	LOB
Tony Phillips, S (1, 5) OBP: 0.427, SLG: 0.502	F8	BB			L9	G1-6-3 BB			BLK 1B	3	0	1	0	2	0	0
Rex Hudler, R (1, 9) OBP: 0.286, SLG: 0.411	L4	F8			F9	B3			K	5	0	0	0	0	1	4
Jim Edmonds, L (1, 8) OBP: 0.349, SLG: 0.496	K		G4-3			G1-3 HR BB	G1-6-3		G6-3	4	1	0	0	1	1	2
Greg Myers, L (1, 10) OBP: 0.331, SLG: 0.400		16 WP BB 16 1B 1B	G3			G1-3		G4-3		4	1	1	0	0	0	1
J.T. Snow, L (1, 3) OBP: 0.370, SLG: 0.491		16 WP 16 1B BB	F8			HR		1B		3	2	2	2	1	0	0
16 Garret Anderson, L (1, 7) OBP: 0.320, SLG: 0.451		SH1-3 1B SF7 1B		K		HR		L8		4	2	2	3	0	1	1
Damion Easley, R (1, 4) OBP: 0.281, SLG: 0.304		SH1-3 1B		G5-3		G5-3		L7		4	0	1	0	0	0	1
Jorge Fabregas, L (1, 2) OBP: 0.314, SLG: 0.348		SH1-3		G6-3		1B			G4-3	3	0	1	0	0	0	0
Gary Disarcina, R (1, 6) OBP: 0.363, SLG: 0.480		SF7			L8	L1			S 1B BLK 1B	3	1	1	1	0	0	1
Inning Stats	R: 0 E: 0 K: 1 S: 7 H: 0 LOB: 0 BB: 0 P: 8	R: 3 E: 0 K: 0 S: 14 H: 3 LOB: 2 BB: 2 P: 25	R: 0 E: 0 K: 0 S: 6 H: 0 LOB: 0 BB: 0 P: 9	R: 0 E: 0 K: 1 S: 8 H: 0 LOB: 0 BB: 0 P: 11	R: 0 E: 0 K: 0 S: 8 H: 0 LOB: 0 BB: 0 P: 11	R: 3 E: 0 K: 0 S: 12 H: 3 LOB: 1 BB: 1 P: 20	R: 0 E: 0 K: 0 S: 4 H: 0 LOB: 0 BB: 1 P: 9	R: 0 E: 0 K: 0 S: 11 H: 1 LOB: 1 BB: 0 P: 20	R: 1 E: 0 K: 1 S: 13 H: 2 LOB: 1 BB: 0 P: 18	1B: 7 2B: 0 3B: 0 HR: 2 SF: 1 SAC: 1 DP: 1 HBP: 0						

PITCHER	IP	WLS	BF	H	R	ER	SO	BB	IBB	HBP	BLK	WP	HR	S	P	ERA	WHIP
Felipe Lira, R (1, 1) ERA: 3.99	5.1	L	24	5	6	6	2	3	0	0	0	1	2	49	75	10.12	1.500
John Doherty, R (6, 1) ERA: 5.25	2.2		10	2	0	0	0	1	0	0	0	0	0	21	38	0.00	1.125
Brian Maxcy, R (9, 1) ERA: 4.5	1.0		5	2	1	1	1	0	0	0	1	0	0	13	18	9.00	2.000

PITCHER	IP	WLS	BF	H	R	ER	SO	BB	IBB	HBP	BLK	WP	HR	S	P	ERA	WHIP

California Angels @ Detroit Tigers

Tiger Stadium, Detroit, MI

Fri Jul 14 1995, 7:05 PM EDT

Att. 19,204 - Unknown - 104 F

TOP

livebaseballscorecards.com

AB	33
R	7
H	9
RBI	6
BB	4
SO	3
LOB	10

WP: 1	PB: 0	SB: 1	CS: 0
PA: 39			

California Angels @ Detroit Tigers

Tiger Stadium, Detroit, MI

Fri Jul 14 1995, 7:05 PM EDT

Att. 19,204 - Unknown - 104 F

livebaseballscorecards.com

BOTTOM

Batter	1	2	3	4	5	6	7	8	9	AB	R	H	RBI	BB	SO	LOB
Chad Curtis, R (1, 8) OBP: 0.363, SLG: 0.468	B B C X 2-1 ① F8		B B X 2-0 G4-3 2-H 2B		C C B F B X 2-2 ① F9		X 0-0 ① G5-3		C B F F B X 2-2 ② P3	5	0	1	1	0	0	0
Lou Whitaker, L (1, 4) OBP: 0.386, SLG: 0.512	X 0-0 G6-4-3 1B		X 0-0 ② G4-3 2-3		C B S B B F B 4-2 2B BB		B C X 1-1 ② P4		S B B B B C F X 3-2 2B	4	1	2	0	1	0	1
Travis Fryman, R (1, 5) OBP: 0.352, SLG: 0.371	C F B X 1-2 ② ③ G6-4-3 1-2f		F B B B F B 4-2 BB		C X 0-1 1-H 2B		X 0-0 ③ F8		C B B X 2-1 ③ F9	4	0	1	1	1	0	2
Cecil Fielder, R (1, 3) OBP: 0.361, SLG: 0.518		B S F B S 2-3 ① K	B 3 SAFE X 1-0 ③ F7		B F B B B C X 3-2 ② G1-3			B B B B 4-0 1B BB		3	0	0	0	1	1	3
Kirk Gibson, L (1, 10) OBP: 0.372, SLG: 0.485		C B X 1-1 S 1B		B F B B B 4-1 2B BB	C B C B B S 3-3 ③ K			B C X 1-1 ① F7		3	1	1	0	1	1	2
Bobby Higginson, L (1, 7) OBP: 0.344, SLG: 0.461 (7, 9)		B 1 SAFE B F C B X 3-2 ② F7		B B X 2-0 ① F9		C S B 2-2 ① F8		B C F S 1-3 ② K		4	0	0	0	0	1	3
Alan Trammell, R (1, 6) OBP: 0.395, SLG: 0.429		B F B F X 2-2 ③ F7 1-2		1 SAFE X 0-0 ② L9		B B B C X 3-1 G4-3 2B		B B C S X 2-2 1-2 1B		4	0	2	0	0	0	2
John Flaherty, R (1, 2) OBP: 0.344, SLG: 0.550			C B X 1-1 2B 2B	1 SAFE 1 SAFE B B F 1 SAFE X 2-1 1-H 2B		C X 0-1 ② G4-3 2-3		X 0-0 ③ F9		4	1	2	1	0	0	3
Danny Bautista, R (1, 9) OBP: 0.254, SLG: 0.267 Franklin Stubbs, L (6, PH) (7, 7) OBP: 0.340, SLG: 0.291			B C B F B F F F X 3-2 ① P5	X 0-0 ③ L3		X 0-0 ③ G4-3			B B C X 2-1 ① L7	2 2	0 0	0 0	0 0	0 0	0 0	2 1
Inning Stats	R: 0 H: 1 E: 0 LOB: 0 K: 0 BB: 0 S: 6 P: 9	R: 0 H: 1 E: 0 LOB: 1 K: 1 BB: 0 S: 11 P: 19	R: 1 H: 2 E: 0 LOB: 2 K: 0 BB: 1 S: 13 P: 24	R: 1 H: 1 E: 0 LOB: 1 K: 0 BB: 1 S: 6 P: 14	R: 1 H: 1 E: 0 LOB: 1 K: 1 BB: 1 S: 15 P: 27	R: 0 H: 1 E: 0 LOB: 1 K: 0 BB: 0 S: 8 P: 13	R: 0 H: 0 E: 0 LOB: 0 K: 0 BB: 0 S: 4 P: 5	R: 0 H: 1 E: 0 LOB: 2 K: 1 BB: 1 S: 9 P: 17	R: 0 H: 1 E: 0 LOB: 1 K: 0 BB: 0 S: 12 P: 21	1B: 3 SF: 0 2B: 6 SAC: 0 3B: 0 DP: 1 HR: 0 HBP: 0						

	AB	35
	R	3
	H	9
	RBI	3
	BB	4
	SO	3
	LOB	19

PITCHER		IP	WLS	BF	H	R	ER	SO	BB	IBB	HBP	BLK	WP	HR	S	P	ERA	WHIP
Russ Springer, R ERA: 5.86	(1, 1)	4.2		22	6	3	3	1	3	0	0	0	0	0	48	87	5.79	1.929
Bob Patterson, L ERA: 2.12	(5, 1)	0.2	W	2	0	0	0	1	0	0	0	0	0	0	6	11	0.00	0.000
John Habyan, R ERA: 2.72	(6, 1)	2.1		10	2	0	0	1	1	0	0	0	0	0	17	29	0.00	1.286
Troy Percival, R ERA: 2.23	(8, 1)	1.1	S	5	1	0	0	0	0	0	0	0	0	0	13	22	0.00	0.750

PITCHER	IP	WLS	BF	H	R	ER	SO	BB	IBB	HBP	BLK	WP	HR	S	P	ERA	WHIP

Batter	1	2	3	4	5	6	7	8	9	AB	R	H	RBI	BB	SO	LOB
Tony Phillips, S (1, 5) OBP: 0.423, SLG: 0.496	B C B X 2-1 ① G5-3		F B B S S 2-3 ③ 1-2 K		B S C X 1-2 G5-4-3 1B		C B S F B B F X 3-2 ③ G3		C B X 1-1 ① G3	5	0	1	0	0	1	2
Rex Hudler, R (1, 10) OBP: 0.299, SLG: 0.414	B F B B F X 3-2 ② L5			C B B B C X 3-2 16 S S 1B	1 SAFE B X 1-0 ②③ 1-2f G5-4-3			S B H 2-1 2B HBP	C F B F F X 1-2 FC4-6 1B	4	1	2	0	0	0	1
Jim Edmonds, L (1, 8) OBP: 0.346, SLG: 0.495	B C B B C F C 3-3 ③ K			C X 0-1 ① L8		B F C B B S 3-3 ① K		B X 1-0 1B 1-H 16 2B 2B	B C X 1-1 ② 1-2f FC4-6	5	1	1	1	0	2	2
Tim Salmon, R (1, 9) OBP: 0.425, SLG: 0.537		B C X 1-1 ① G6-3		1 SAFE B B S B B 4-1 16 BB 1-2 BB		B S X 1-1 ② G5-3		X 0-0 16 2B BB 2-3 1B	C B 1 SAFE 1 SAFE X 1-1 ③ L4	4	1	1	0	1	0	1
J.T. Snow, L (1, 3) OBP: 0.369, SLG: 0.485		C B B B X 3-1 ② P5		B X 1-0 ② F8		S C S 0-3 ③ K		C F B B F B F F B 4-2 16 2B 1-2 BB		3	1	0	0	1	1	2
16 Garret Anderson, L (1, 7) OBP: 0.337, SLG: 0.500		X 0-0 ③ P5		B B B B 4-0 1-2 2-3 BB			B X 1-0 HR	B S F B X 2-2 G4-3 1-H 2-H 3-H 2B		3	1	2	4	1	0	0
Damion Easley, R (1, 4) OBP: 0.279, SLG: 0.301			B F S C 1-3 ① K	C F F S 0-3 ③ K			C X 0-1 ① F8	B C S X 1-2 ① 2-3 G4-3		2	0	0	0	0	2	3
Rod Correia, R (7, PH) (7, 4)										2	0	0	0	0	0	1
Andy Allanson, R (1, 2) OBP: 0.283, SLG: 0.418			C X 0-1 FC5-4 1B		C F B X 1-2 ① F8		X 0-0 2B	B S F X 1-2 ② G4-3		4	0	2	0	0	0	1
Gary Disarcina, R (1, 6) OBP: 0.362, SLG: 0.488			B F X 1-1 ② FC5-4 WP 1-2f		C S F B B X 2-2 HR		C F B X 1-2 ② P6	B B S F C 2-3 ③ K		4	1	1	1	0	1	3

Inning Stats										
	R: 0 E: 0 K: 1 S: 9	H: 0 LOB: 0 BB: 0 P: 17	R: 0 E: 0 K: 0 S: 5	H: 0 LOB: 0 BB: 0 P: 9	R: 0 E: 0 K: 2 S: 10	H: 1 LOB: 1 BB: 0 P: 14	R: 0 E: 0 K: 1 S: 11	H: 1 LOB: 3 BB: 2 P: 23	R: 1 E: 0 K: 0 S: 11	H: 2 LOB: 0 BB: 0 P: 16
	R: 0 E: 0 K: 2 S: 8	H: 0 LOB: 0 BB: 0 P: 12	R: 1 E: 0 K: 0 S: 12	H: 2 LOB: 1 BB: 0 P: 17	R: 4 E: 0 K: 1 S: 21	H: 3 LOB: 1 BB: 1 P: 34	R: 0 E: 0 K: 0 S: 12	H: 1 LOB: 1 BB: 0 P: 16	1B: 5 2B: 3 3B: 0 HR: 2	SF: 0 SAC: 0 DP: 1 HBP: 1

PITCHER		IP	WLS	BF	H	R	ER	SO	BB	IBB	HBP	BLK	WP	HR	S	P	ERA	WHIP
David Wells, L ERA: 2.99	(1, 1)	6.1		26	6	2	2	6	2	0	0	0	1	2	58	96	2.84	1.263
Mike Christopher, R ERA: 3.6	(7, 1)	0.2		3	0	1	1	0	0	0	1	0	0	0	9	15	13.50	0.000
Brian Bohanon, L ERA: 6.62	(8, 1)	0.0		1	1	0	0	0	0	0	0	0	0	0	1	2	∞	∞
Joe Boever, R ERA: 5.11	(8, 1)	0.0	L	2	1	0	0	0	1	0	0	0	0	0	6	10	∞	∞
Buddy Groom, L ERA: 6.15	(8, 1)	2.0		8	2	3	3	1	0	0	0	0	0	0	25	35	13.50	1.000

PITCHER	IP	WLS	BF	H	R	ER	SO	BB	IBB	HBP	BLK	WP	HR	S	P	ERA	WHIP

California Angels @ Detroit Tigers

Tiger Stadium, Detroit, MI

Sun Jul 16 1995, 3:33 AM EDT

Cloudy - 86 F

livebaseballscorecards.com

AB	36
R	6
H	10
RBI	6
BB	3
SO	7
LOB	16

WP: 1	PA: 40		
PB: 0			
SB: 2			
CS: 0			

California Angels @ Detroit Tigers

Tiger Stadium, Detroit, MI

Sun Jul 16 1995, 3:33 AM EDT

Cloudy - 86 F

livebaseballscorecards.com

BOTTOM

Batter	1	2	3	4	5	6	7	8	9	AB	R	H	RBI	BB	SO	LOB
Chad Curtis, R (1, 8) OBP: 0.367, SLG: 0.473	0-1 G4-3 S 1B 1B		0-1 HR 2B		2-2 FC6-4 1-2f		4-1 S S BB			3	2	2	0	1	0	1
Scott Fletcher, R (1, 4) OBP: 0.343, SLG: 0.333	2-2 G4-3 1-3 ①		0-1 2-H HR			0-0 G4-3 ①	4-2 S 1-2 BB			3	1	1	2	1	0	1
Travis Fryman, R (1, 5) OBP: 0.354, SLG: 0.371	2-1 G6-4-3 3-H 1B		3-3 K ③			4-2 1B 1B BB	1-2 G5-3 1-2 2-3 ③			3	1	1	1	1	1	2
Cecil Fielder, R (1, 3) OBP: 0.359, SLG: 0.513	1-1 G6-4-3 1-2f ② ③			1-3 K ①		1-2 1B 1-3 1B		1-3 K ①		4	0	1	0	0	2	1
Juan Samuel, R (1, 7) OBP: 0.439, SLG: 0.691		2-2 G6-3 ①		1-3 K ②		1-3 K ②		1-1 F9 ②		4	0	0	0	0	2	2
Alan Trammell, R (1, 10) OBP: 0.391, SLG: 0.423		3-2 G6-3 ②		3-2 G1-3 ③		3-2 1-3 3-H 1B		1-1 P3 ③		4	0	1	1	0	0	0
John Flaherty, R (1, 2) OBP: 0.338, SLG: 0.541 Bobby Higginson, L (9, PH) OBP: 0.343, SLG: 0.459		2-2 G5-3 ③			1-2 G5-3 ①	2-2 F8 ③			3-3 K ①	3 1	0 0	0 0	0 0	0 1	0 0	2 0
Chris Gomez, R (1, 6) OBP: 0.321, SLG: 0.415 Lou Whitaker, L (9, PH) OBP: 0.384, SLG: 0.508			2-3 K ①		0-0 FC4-6 1B		0-0 F9 ①		2-3 K ②	3 1	0 0	1 0	0 0	0 0	1 1	0 0
Danny Bautista, R (1, 9) OBP: 0.250, SLG: 0.263 Franklin Stubbs, L (9, PH) OBP: 0.337, SLG: 0.287			3-3 S K ②		0-0 FC4-6 FC6-4 1-2f ②		0-0 G4-3 ②		0-0 B5-3 ③	3 1	0 0	0 0	0 0	1 0	1 0	1 0
Inning Stats	R: 1 E: 0 K: 0 S: 9 H: 2 LOB: 0 BB: 0 P: 14	R: 0 E: 0 K: 0 S: 10 H: 0 LOB: 0 BB: 0 P: 17	R: 2 E: 0 K: 3 S: 20 H: 2 LOB: 0 BB: 0 P: 28	R: 0 E: 0 K: 2 S: 13 H: 0 LOB: 0 BB: 0 P: 18	R: 0 E: 0 K: 0 S: 8 H: 1 LOB: 1 BB: 0 P: 11	R: 1 E: 0 K: 1 S: 22 H: 2 LOB: 2 BB: 1 P: 33	R: 0 E: 0 K: 0 S: 9 H: 0 LOB: 2 BB: 2 P: 18	R: 0 E: 0 K: 1 S: 7 H: 0 LOB: 0 BB: 0 P: 10	R: 0 E: 0 K: 2 S: 7 H: 0 LOB: 0 BB: 0 P: 12	1B: 5 2B: 1 3B: 0 HR: 1	SF: 0 SAC: 0 DP: 1 HBP: 0						

	AB	33
	R	4
	H	7
	RBI	4
	BB	3
	SO	9
	LOB	10

WP: 0 PB: 0 SB: 4 CS: 0 PA: 36

PITCHER		IP	WLS	BF	H	R	ER	SO	BB	IBB	HBP	BLK	WP	HR	S	P	ERA	WHIP
Chuck Finley, L ERA: 3.66	(1, 1)	7.0	W	30	7	4	4	6	3	0	0	0	0	1	91	139	5.14	1.429
Troy Percival, R ERA: 2.17	(8, 1)	1.0		3	0	0	0	1	0	0	0	0	0	0	7	10	0.00	0.000
Lee Smith, R ERA: 2.96	(9, 1)	1.0	S	3	0	0	0	2	0	0	0	0	0	0	7	12	0.00	0.000

PITCHER	IP	WLS	BF	H	R	ER	SO	BB	IBB	HBP	BLK	WP	HR	S	P	ERA	WHIP

California Angels @ Detroit Tigers

Tiger Stadium, Detroit, MI

Sun Jul 16 1995, 3:38 AM EDT

Att. 21,186 - Overcast - 93 F

livebaseballscorecards.com

Batter	1	2	3	4	5	6	7	8	9	AB	R	H	RBI	BB	SO	LOB
Tony Phillips, S (1, 5) OBP: 0.417, SLG: 0.487	F7	G4-3	FC3-2 1-2 2B 2-3 3-Hf		G3-1		G6-3			5	1	0	0	0	0	4
Jim Edmonds, L (1, 8) OBP: 0.354, SLG: 0.525	1B 1B 1B	HR	1-H 2-H 3-H 2B		K			HR		5	3	4	5	0	1	0
Greg Myers, L (1, 10) OBP: 0.333, SLG: 0.400	1B HR 1-3 1B	1B 1B	G4-3			F7		K		5	1	2	0	0	1	0
Tim Salmon, R (1, 9) OBP: 0.431, SLG: 0.540	HR 1-2 3-H 1B	G6-4-3 1-2 1B		16 G3-1 1B WP BB		F8		BB BB 1B		4	2	3	1	1	0	0
J.T. Snow, L (1, 3) OBP: 0.373, SLG: 0.496	1-H 2-H HR	G6-4-3 1-2f		WP 16 G3-1 1-2 1B		L9		BB 1-2 BB		4	1	2	3	1	0	2
16 Garret Anderson, L (1, 7) OBP: 0.349, SLG: 0.545	2B 2B		E 1B 1B	G3-1 1-2 2-3			HR	L8		5	3	3	1	0	0	4
Rex Hudler, R (1, 4) OBP: 0.298, SLG: 0.409 Damion Easley, R (8, PH) OBP: 0.282, SLG: 0.301 (8, 4)	P6	E1 1B 1B 1-3 FC3-2	P4				G6-4-3 1B	1-2 2-3 BB		4 0	0 0	1 0	0 0	0 1	0 0	4 0
Jorge Fabregas, L (1, 2) OBP: 0.317, SLG: 0.359	2-H 2B	FC3-2 1-2 3-H 2B 1B	F9 2-3 3-H				1-2f G6-4-3	F8		5	1	2	2	0	0	5
Gary Disarcina, R (1, 6) OBP: 0.364, SLG: 0.492 Rod Correia, R (8, 6)	K	FC3-2 1-2 2-3 2B 1B	G4-3				2B			4 0	1 0	2 0	0 0	0 0	1 0	1 0
Inning Stats	R: 5 E: 0 K: 1 S: 17 H: 6 LOB: 1 BB: 0 P: 24	R: 1 E: 0 K: 0 S: 13 H: 3 LOB: 1 BB: 0 P: 23	R: 4 E: 1 K: 0 S: 12 H: 4 LOB: 0 BB: 0 P: 16	R: 1 E: 0 K: 0 S: 10 H: 1 LOB: 1 BB: 1 P: 18	R: 0 E: 0 K: 1 S: 6 H: 0 LOB: 0 BB: 0 P: 9	R: 0 E: 0 K: 0 S: 4 H: 0 LOB: 0 BB: 0 P: 5	R: 1 E: 0 K: 0 S: 14 H: 3 LOB: 1 BB: 0 P: 20	R: 1 E: 0 K: 1 S: 15 H: 2 LOB: 3 BB: 2 P: 27		1B: 11 2B: 4 3B: 0 HR: 4 SF: 0 SAC: 0 DP: 2 HBP: 0						

	AB	41
	R	13
	H	19
	RBI	12
	BB	3
	SO	3
	LOB	20

WP: 1 PA: 44
PB: 0
SB: 0
CS: 0

PITCHER		IP	WLS	BF	H	R	ER	SO	BB	IBB	HBP	BLK	WP	HR	S	P	ERA	WHIP
Mike Moore, R ERA: 6.58	(1, 1)	1.1	L	13	9	6	6	1	0	0	0	0	0	2	27	41	40.50	6.750
Brian Maxcy, R ERA: 5.26	(2, 1)	3.2		16	5	5	4	1	1	0	0	0	1	0	31	49	9.82	1.636
Joe Boever, R ERA: 5.16	(6, 1)	3.0		15	5	2	2	1	2	0	0	0	0	2	33	52	6.00	2.333

PITCHER	IP	WLS	BF	H	R	ER	SO	BB	IBB	HBP	BLK	WP	HR	S	P	ERA	WHIP

California Angels @ Detroit Tigers

Tiger Stadium, Detroit, MI

Sun Jul 16 1995, 3:38 AM EDT

Att. 21,186 - Overcast - 93 F

livebaseballscorecards.com

Batter	1	2	3	4	5	6	7	8	9	AB	R	H	RBI	BB	SO	LOB
Chad Curtis, R (1, 8) OBP: 0.366, SLG: 0.468	S C F F X 0-2 E4 G4-3 1B	C B F X 1-2 ③ L9			B B B C B 4-1 WP HR BB		B X 1-0 E5 1B			3	1	0	0	1	0	0
Lou Whitaker, L (1, 4) OBP: 0.387, SLG: 0.530 Scott Fletcher, R (8, 4) OBP: 0.343, SLG: 0.333	B F X 1-1 ① G4-3 1-2		B B B C F F F S 2-3 ① K		C F B X 1-2 1-H HR		X 0-0 1-2 1B			4 0	1 0	2 0	2 0	0 0	1 0	1 0
Travis Fryman, R (1, 5) OBP: 0.353, SLG: 0.367	B F B B F B 4-2 1B BB	B X 1-0 ② F9			C X 0-1 ① P3		F F B F F X 1-2 ② P3			3	0	0	0	1	0	2
Cecil Fielder, R (1, 3) OBP: 0.358, SLG: 0.509	B X 1-0 ② 1-3 2-H 1B	B C B X 2-1 ③ P2			X 0-0 ② F9		F B X 1-1 ③ G5-3			4	0	1	0	0	0	2
Kirk Gibson, L (1, 10) OBP: 0.366, SLG: 0.476 Chris Gomez, R (8, PH) OBP: 0.319, SLG: 0.413	B B B C F F X 3-2 ③ F7			B X 1-0 ① G4-3	C B S X 1-2 ③ F7			C B S B F B F F F 3-2 X ① G4-3		3 1	0 0	0 0	0 0	0 0	0 0	2 0
Bobby Higginson, L (1, 9) OBP: 0.341, SLG: 0.455 (3, 7)		B X 1-0 ① F8		C B C S 1-3 ② K		S C F S 0-3 ① K		C B F F B X 2-2 1B 1B		4	0	1	0	0	2	0
Alan Trammell, R (1, 6) OBP: 0.394, SLG: 0.426		B C X 1-1 HR 1B		B X 1-0 ③ P3		B C B X 2-1 ② F7		B X 1-0 1-2 G6-4-3 1B		4	1	2	0	0	0	0
Franklin Stubbs, L (1, 7) OBP: 0.343, SLG: 0.330 Danny Bautista, R (3, 9) OBP: 0.251, SLG: 0.264		B B X 2-0 1-H HR			B C B X 2-1 HR 1B	B C C B X 2-2 ③ G5-3		S B F F X 1-2 ② ③ G6-4-3 1-2f		1 3	1 1	1 1	2 0	0 0	0 0	0 2
Ron Tingley, R (1, 2) OBP: 0.278, SLG: 0.297		C B X 1-1 ② G5-3			S B B X 2-1 1-H HR		C X 0-1 ① G5-3			3	1	1	2	0	0	0
Inning Stats	R: 0 H: 1 E: 1 LOB: 2 K: 0 BB: 1 S: 14 P: 23	R: 2 H: 2 E: 0 LOB: 0 K: 0 BB: 0 S: 9 P: 15	R: 0 H: 0 E: 0 LOB: 0 K: 1 BB: 0 S: 9 P: 14	R: 0 H: 0 E: 0 LOB: 0 K: 1 BB: 0 S: 5 P: 8	R: 4 H: 3 E: 0 LOB: 0 K: 0 BB: 1 S: 14 P: 24	R: 0 H: 0 E: 0 LOB: 0 K: 1 BB: 0 S: 9 P: 13	R: 0 H: 1 E: 1 LOB: 2 K: 0 BB: 0 S: 11 P: 14	R: 0 H: 2 E: 0 LOB: 1 K: 0 BB: 0 S: 16 P: 23		1B: 6 SF: 0 2B: 0 SAC: 0 3B: 0 DP: 1 HR: 3 HBP: 0						

BOTTOM		
AB	33	
R	6	
H	9	
RBI	6	
BB	2	
SO	3	
LOB	9	

WP: 1 PA: 35
PB: 0
SB: 0
CS: 0

PITCHER		IP	WLS	BF	H	R	ER	SO	BB	IBB	HBP	BLK	WP	HR	S	P	ERA	WHIP
Mike Bielecki, R ERA: 5.58	(1, 1)	4.0		20	6	6	6	2	2	0	0	0	1	3	45	77	13.50	2.000
Mike James, R ERA: 3.95	(5, 1)	3.0	W	11	1	0	0	1	0	0	0	0	0	0	26	34	0.00	0.333
Bob Patterson, L ERA: 2.05	(8, 1)	1.0		4	2	0	0	0	0	0	0	0	0	0	16	23	0.00	2.000

PITCHER	IP	WLS	BF	H	R	ER	SO	BB	IBB	HBP	BLK	WP	HR	S	P	ERA	WHIP

Batter	1	2	3	4	5	6	7	8	9	10	AB	R	H	RBI	BB	SO	LOB
Chad Curtis, R (1, 8) OBP: 0.364, SLG: 0.474	C B X 1-1 G4-3 ①		B C B B X 3-1 HR	C C B X 1-2 P4 ③			C B C B X 2-2 F9 ①		B B F 1 SAFE C F X 2-2 G4-6-3 ②③ 1-2f		5	1	1	1	0	0	1
Scott Fletcher, R (1, 4) OBP: 0.330, SLG: 0.319 Lou Whitaker, L (10, PH) OBP: 0.384, SLG: 0.526 (10, 4)	F B B F F B X 3-2 G5-3 ②		F B F F B X 3-2 G4-3 ②		F X 0-1 F8 ①		B F B X 2-1 P3 ②			X 0-0 P5 ①	4 1	0 0	0 0	0 0	0 0	0 0	0 0
Travis Fryman, R (1, 5) OBP: 0.353, SLG: 0.371	F S B S 1-3 K2-3 ③		B B B X 3-0 E 1B 1B		F X 0-1 G5-3 ②		C B F C 1-3 K ③			F B B X 2-1 2B	5	1	2	0	0	2	0
Cecil Fielder, R (1, 3) OBP: 0.362, SLG: 0.507		S B F B B B 4-2 BB BB	1 SAFE B 1 SAFE B X 2-0 E 1-2 1B		B C S B B F B 4-2 BB			B F F B B F S 3-3 K ①		B B C F B X 3-2 P4 ②	3	0	1	0	2	1	1
Juan Samuel, R (1, 7) OBP: 0.427, SLG: 0.670 Bobby Higginson, L (8, PH) OBP: 0.339, SLG: 0.450 (8, 7)	C B B S C 2-3 K ①		B B F F F B X 3-2 E6 ③ 1-3 2-H		C B S S 1-3 K ③			B C F B C 2-3 K ②		B S S B C B S 3-3 K ③	3 2	0 0	0 0	0 0	0 0	2 2	3 1
Alan Trammell, R (1, 10) OBP: 0.396, SLG: 0.420		B B B B 4-0 G6-4-3 BB 1-2	X 0-0 G5-3 ①			C F F F C 0-3 K ①		C B B B B 4-1 BB			2	0	0	0	2	1	0
John Flaherty, R (1, 2) OBP: 0.337, SLG: 0.551		X 0-0 G6-4-3 ②③ 1-2f	B B X 2-0 P4 ②			X 0-0 HR		S C F X 0-2 P6 ③			4	1	1	1	0	0	3
Chris Gomez, R (1, 6) OBP: 0.327, SLG: 0.432			B F X 1-1 HR	C B B X 2-1 HR 1B		C C B S 1-3 K ②			B C C F H 2-2 G4-6-3 HBP		3	2	2	1	0	1	0
Danny Bautista, R (1, 9) OBP: 0.253, SLG: 0.282 Kirk Gibson, L (9, PH) OBP: 0.365, SLG: 0.474 (9, 9)			X 0-0 G5-3 ①	B X 1-0 1-H HR		B S B X 2-1 F7 ③			F B 1 SAFE B S S 2-3 K ①		3 1	1 0	1 0	2 0	0 0	0 1	0 1
Inning Stats	R: 0 E: 0 K: 1 S: 8 H: 0 LOB: 0 BB: 0 P: 13	R: 0 E: 0 K: 1 S: 6 H: 0 LOB: 1 BB: 2 P: 16	R: 3 E: 1 K: 0 S: 13 H: 4 LOB: 2 BB: 0 P: 28	R: 2 E: 0 K: 0 S: 8 H: 2 LOB: 0 BB: 0 P: 14	R: 0 E: 0 K: 1 S: 10 H: 0 LOB: 1 BB: 1 P: 15	R: 1 E: 0 K: 2 S: 11 H: 1 LOB: 0 BB: 0 P: 14	R: 0 E: 0 K: 1 S: 8 H: 0 LOB: 0 BB: 0 P: 13	R: 0 E: 0 K: 2 S: 12 H: 0 LOB: 1 BB: 1 P: 21	R: 0 E: 0 K: 1 S: 10 H: 0 LOB: 0 BB: 0 P: 16	R: 0 E: 0 K: 1 S: 9 H: 1 LOB: 1 BB: 0 P: 17	1B: 3 2B: 1 3B: 0 HR: 4	SF: 0 SAC: 0 DP: 2 HBP: 1					

PITCHER		IP	WLS	BF	H	R	ER	SO	BB	IBB	HBP	BLK	WP	HR	S	P	ERA	WHIP
Bill Krueger, L ERA: 7.71	(1, 1)	4.0		19	6	5	4	2	2	0	0	0	0	3	35	71	9.00	2.000
Bob Wells, R ERA: 6.14	(5, 1)	4.0		15	1	1	1	6	2	0	0	0	0	1	41	63	2.25	0.750
Bill Risley, R ERA: 1.57	(9, 1)	1.2		6	1	0	0	1	0	0	1	0	0	0	16	27	0.00	0.600
Bobby Ayala, R ERA: 3.57	(10, 1)	0.1	W	1	0	0	0	1	0	0	0	0	0	0	3	6	0.00	0.000

PITCHER		IP	WLS	BF	H	R	ER	SO	BB	IBB	HBP	BLK	WP	HR	S	P	ERA	WHIP

TOP

Detroit Tigers @ Seattle Mariners

The Kingdome, Seattle, WA

Mon Jul 17 1995, 10:05 PM EDT

Att. 14,358 - Dome

livebaseballscorecards.com

AB	36
R	6
H	8
RBI	5
BB	4
SO	10
LOB	10

WP: 0	PB: 0	SB: 0	CS: 0
PA: 41			

Detroit Tigers @ Seattle Mariners

The Kingdome, Seattle, WA

Mon Jul 17 1995, 10:05 PM EDT

Att. 14,358 - Dome

livebaseballscorecards.com

BOTTOM

Batter	1	2	3	4	5	6	7	8	9	10	AB	R	H	RBI	BB	SO	LOB
Joey Cora, S (1, 4) OBP: 0.329, SLG: 0.336	F9		BB 1B 1-2 BB	F7		L3		F8 2-3		IBB HR 1B 1-2	5	2	1	0	1	0	2
Alex Diaz, S (1, 8) OBP: 0.276, SLG: 0.330	E5 G5-4-3		F8		G1-3	G4-3		F9		F8	6	0	0	0	0	0	6
Edgar Martinez, R (1, 10) OBP: 0.483, SLG: 0.637	G5-4-3 1-2f		1B 1B 1-2 2-3 BB		2B		HBP 1B		K	HR 1-2 2-3 IBB	4	3	2	0	2	1	1
Tino Martinez, L (1, 3) OBP: 0.378, SLG: 0.585		G4-3	BB 1B 1-2 2-H 3-H 1B		2B SF9 BB		HBP 1-2 1B		G3-1	1-H 2-H 3-H HR	5	2	3	6	1	0	0
Jay Buhner, R (1, 9) OBP: 0.336, SLG: 0.545		G4-3 2B	BB 1-2 2-H 1B		SF9 1B 1-3 2-H 2B		G4-6-3 1-2 2-3 HBP		1B 1B		4	1	4	2	0	0	0
Chris Widger, R (1, 7) OBP: 0.412, SLG: 0.357 (9, 2)	F8		1-2 2-3 BB		SF9 2-3 3-H		K		1B 1-2		3	0	1	1	1	1	4
Mike Blowers, R (1, 5) OBP: 0.286, SLG: 0.357	G4-3 2-3		K		FC6-4 3-H 1B		G4-6-3 1-2f		K		5	0	1	1	0	2	9
Dan Wilson, R (1, 2) OBP: 0.323, SLG: 0.356			L8	F9	FC6-4 1-2f			F8 SH3-4 BB		IBB HR 1B 1B	3	0	0	0	1	0	1
Rich Amaral, R (8, PR) OBP: 0.349, SLG: 0.388 (9, 7)											1	1	1	0	0	0	0
Felix Fermin, R (1, 6) OBP: 0.222, SLG: 0.216			BB BB 1B 1B	G6-3		F9		SH3-4 1-2		K	4	1	1	0	0	1	1

	AB	40
	R	10
	H	14
	RBI	10
	BB	6
	SO	5
	LOB	24

Inning Stats																						
	R: 0	H: 0	R: 0	H: 1	R: 3	H: 3	R: 0	H: 0	R: 3	H: 3	R: 0	H: 0	R: 0	H: 2	R: 0	H: 0	R: 0	H: 2	R: 4	H: 3	1B: 10	SF: 1
	E: 1	LOB: 0	E: 0	LOB: 1	E: 0	LOB: 3	E: 0	LOB: 0	E: 0	LOB: 1	E: 0	LOB: 0	E: 0	LOB: 2	E: 0	LOB: 2	E: 0	LOB: 2	E: 0	LOB: 0	2B: 3	SAC: 1
	K: 0	BB: 0	K: 0	BB: 0	K: 1	BB: 3	K: 0	BB: 0	K: 0	BB: 1	K: 0	BB: 0	K: 1	BB: 1	K: 0	BB: 1	K: 2	BB: 0	K: 1	BB: 1	3B: 0	DP: 2
	S: 7	P: 11	S: 9	P: 13	S: 11	P: 30	S: 5	P: 8	S: 11	P: 21	S: 4	P: 5	S: 10	P: 14	S: 10	P: 16	S: 13	P: 18	S: 15	P: 25	HR: 1	HBP: 1

	WP: 0	PA: 49
	PB: 0	
	SB: 0	
	CS: 0	

PITCHER		IP	WLS	BF	H	R	ER	SO	BB	IBB	HBP	BLK	WP	HR	S	P	ERA	WHIP
Sean Bergman, R ERA: 6.1	(1, 1)	2.2		15	4	3	3	0	3	0	0	0	0	0	24	49	10.12	2.625
John Doherty, R ERA: 5.4	(3, 1)	3.1		14	3	3	3	1	1	0	0	0	0	0	23	39	8.10	1.200
Mike Christopher, R ERA: 2.25	(7, 1)	3.0		14	4	0	0	3	1	0	1	0	0	0	33	48	0.00	1.667
Buddy Groom, L ERA: 7.08	(10, 1)	0.2	L	6	3	4	4	1	0	1	0	0	0	1	15	25	54.00	4.500

PITCHER	IP	WLS	BF	H	R	ER	SO	BB	IBB	HBP	BLK	WP	HR	S	P	ERA	WHIP

Detroit Tigers @ Seattle Mariners

The Kingdome, Seattle, WA

Tue Jul 18 1995, 6:33 AM EDT

Att. 14,667 - Dome

TOP

livebaseballscorecards.com

Batter	1	2	3	4	5	6	7	8	9	AB	R	H	RBI	BB	SO	LOB
Chad Curtis, R (1, 8) OBP: 0.367, SLG: 0.489	B F B F B X 3-2 G5-3		X 0-0 2B 1B 1B	B X 1-0 3B 2B		C B F B C 2-3 ② K			B X 1-0 HR	5	3	3	1	0	1	0
Lou Whitaker, L (1, 4) OBP: 0.378, SLG: 0.522	C B X 1-1 ② G3-1		B X 1-0 1-3 1B 2B	B X 1-0 ② L4		B B C C X 2-2 ③ G4-3			B S F X 1-2 ① F7	5	1	1	0	0	0	1
Travis Fryman, R (1, 5) OBP: 0.357, SLG: 0.380	B B B C B 4-1 BB		X 0-0 2-H 3-H 1B	X 0-0 2-H 3B			B C B C B S 3-3 ① K		C B X 1-1 ② G1-3	4	0	2	3	1	1	0
Cecil Fielder, R (1, 3) OBP: 0.359, SLG: 0.500	B C S F B X 2-2 ③ L8		B B B C B 4-1 BB	B X 1-0 ③ F8			C B C F B B C 3-3 ② K		C B B F B S 3-3 ③ K	4	0	0	0	1	2	2
Kirk Gibson, L (1, 10) OBP: 0.362, SLG: 0.474		C B B X 2-1 L8 2B	C S C C 0-3 ② K		B S S C F F S 2-3 ① K		B C B B B F C 3-3 ③ K			4	0	1	0	0	3	2
Bobby Higginson, L (1, 7) OBP: 0.341, SLG: 0.446		B B B C B 4-1 CS BB	C B B B S C 3-3 ③ K		F C H 1-2 HBP			C B C B X 2-2 ① G4-3		2	0	0	0	1	1	2
John Flaherty, R (1, 2) OBP: 0.330, SLG: 0.539		F X 0-1 ① L8 2-3	C B F B S 2-3 ① K	X 0-0 ② F8				B B C B F S 3-3 ② K		4	0	0	0	0	2	3
Chris Gomez, R (1, 6) OBP: 0.330, SLG: 0.436		C B S S S 1-3 ② ③ K 1-2	C B B B F X 3-2 HR 2B	B F B B X 3-1 ③ F9				B B B C C B 4-2 BB		3	1	1	0	1	1	3
Danny Bautista, R (1, 9) OBP: 0.253, SLG: 0.297			B X 1-0 ① P6	C B X 1-1 2-H HR		B C F B S 2-3 ① K		F F F B B F S 2-3 ③ K		4	1	1	2	0	2	1

	AB	35
	R	6
	H	9
	RBI	6
	BB	4
	SO	13
	LOB	14

Inning Stats																								
	R: 0	H: 0	R: 0	H: 1	R: 2	H: 3	R: 3	H: 4	R: 0	H: 0	R: 0	H: 0	R: 0	H: 0	R: 0	H: 1	1B: 2	SF: 0	WP: 0	PA: 40
	E: 0	LOB: 1	E: 0	LOB: 1	E: 0	LOB: 2	E: 0	LOB: 1	E: 0	LOB: 1	E: 0	LOB: 0	E: 0	LOB: 0	E: 0	LOB: 1	2B: 4	SAC: 0	PB: 0	
	K: 0	BB: 1	K: 1	BB: 1	K: 2	BB: 1	K: 1	BB: 0	K: 1	BB: 0	K: 2	BB: 0	K: 3	BB: 0	K: 2	BB: 1	3B: 1	DP: 0	SB: 0	
	S: 10	P: 20	S: 8	P: 15	S: 11	P: 20	S: 12	P: 21	S: 10	P: 16	S: 9	P: 15	S: 10	P: 19	S: 13	P: 24	HR: 2	HBP: 1	CS: 1	

PITCHER		IP	WLS	BF	H	R	ER	SO	BB	IBB	HBP	BLK	WP	HR	S	P	ERA	WHIP
Tim Belcher, R ERA: 4.68	(1, 1)	5.0	W	26	8	5	5	5	3	0	1	0	0	1	51	92	9.00	2.200
Jeff Nelson, R ERA: 1.28	(6, 1)	3.0		10	0	0	0	7	1	0	0	0	0	0	32	58	0.00	0.333
Bobby Ayala, R ERA: 3.72	(9, 1)	1.0		4	1	1	1	1	0	0	0	0	0	1	9	15	9.00	1.000

PITCHER	IP	WLS	BF	H	R	ER	SO	BB	IBB	HBP	BLK	WP	HR	S	P	ERA	WHIP

Detroit Tigers @ Seattle Mariners

The Kingdome, Seattle, WA

Tue Jul 18 1995, 6:33 AM EDT

Att. 14,667 - Dome

livebaseballscorecards.com

BOTTOM

Batter	1	2	3	4	5	6	7	8	9	AB	R	H	RBI	BB	SO	LOB
Joey Cora, S (1, 4) OBP: 0.335, SLG: 0.342	1-2 FC6-4 1B		0-0 ① L9 3-2 G5-3 2B 1B 2-3 3-H			3-2 1B 1B	1-0 ③ G4-3			5	2	3	1	0	0	0
Rich Amaral, R (1, 7) OBP: 0.351, SLG: 0.403	2-1 ① FC6-4 S 1-2f		3-2 G4-3 3B	2-1 ② G5-3 1-2 3-H		1-2 1B HR 1B		3-2 ① G5-3		5	2	2	1	0	0	2
Edgar Martinez, R (1, 10) OBP: 0.481, SLG: 0.636	1-3 ② K 1-2		0-2 ② G4-3 3-H	0-0 BB 2B 2-H		2-0 HR 1-3 1B 2-H		1-0 ② L4		5	1	2	3	0	1	1
Tino Martinez, L (1, 3) OBP: 0.385, SLG: 0.598	4-0 IBB		2-3 ③ K	4-0 BB IBB		1-0 1B HR 1-H 3-H		2-1 1B 1B		3	1	2	3	2	1	0
Jay Buhner, R (1, 9) OBP: 0.342, SLG: 0.544	2-2 ③ F9			1-2 1B 1B 4-2 1-2 2-3 BB		1-3 ① K		0-1 1-3 1B		4	1	2	0	1	1	2
Doug Strange, S (1, 5) OBP: 0.337, SLG: 0.370		2-2 ① F7		0-0 1B 2B 1B 1-3 1-2 P4		0-1 ② G5-3		1-0 ③ G5-3		5	1	1	0	0	0	5
Luis Sojo, R (1, 6) OBP: 0.307, SLG: 0.389		2-2 ② F9		0-0 2B 1B 1B 1-2 3-H	2-2 ① G6-3	0-1 ③ G1-3				4	1	1	1	0	0	0
Dan Wilson, R (1, 2) OBP: 0.327, SLG: 0.376		0-0 3B		2-1 1B G5-3 2B 1-3 2-H	0-1 ② F8		1-1 ① F7			4	1	2	1	0	0	0
Alex Diaz, S (1, 8) OBP: 0.270, SLG: 0.323		2-1 ③ G4-3		1-2 ① P6	1-1 ③ G6-3		0-3 ② K			4	0	0	0	0	1	3

	AB	39
	R	10
	H	15
	RBI	10
	BB	3
	SO	4
	LOB	13

Inning Stats	1	2	3	4	5	6	7	8	9
	R: 0 H: 1 E: 0 LOB: 2 K: 1 BB: 1 S: 14 P: 23	R: 0 H: 1 E: 0 LOB: 1 K: 0 BB: 0 S: 11 P: 17	R: 1 H: 1 E: 0 LOB: 0 K: 1 BB: 0 S: 10 P: 15	R: 5 H: 6 E: 0 LOB: 3 K: 0 BB: 2 S: 24 P: 42	R: 0 H: 0 E: 0 LOB: 0 K: 0 BB: 0 S: 7 P: 10	R: 4 H: 4 E: 0 LOB: 0 K: 1 BB: 0 S: 15 P: 23	R: 0 H: 0 E: 0 LOB: 0 K: 1 BB: 0 S: 6 P: 8	R: 0 H: 2 E: 0 LOB: 2 K: 0 BB: 0 S: 9 P: 16	

	1B: 10	SF: 0	WP: 0	PA: 42
	2B: 2	SAC: 0	PB: 0	
	3B: 2	DP: 0	SB: 1	
	HR: 1	HBP: 0	CS: 0	

PITCHER		IP	WLS	BF	H	R	ER	SO	BB	IBB	HBP	BLK	WP	HR	S	P	ERA	WHIP
Jose Lima, R ERA: 9.35	(1, 1)	3.1	L	19	8	6	6	2	0	1	0	0	0	0	50	77	16.20	2.400
Joe Boever, R ERA: 5.5	(4, 1)	1.2		11	4	3	3	0	1	1	0	0	0	0	23	43	16.20	3.000
Brian Bohanon, L ERA: 6.42	(6, 1)	3.0		12	3	1	1	2	0	0	0	0	0	1	23	34	3.00	1.000

PITCHER	IP	WLS	BF	H	R	ER	SO	BB	IBB	HBP	BLK	WP	HR	S	P	ERA	WHIP

Detroit Tigers @ Oakland Athletics

Oakland-Alameda County Coliseum, Oakland, CA

Wed Jul 19 1995, 7:05 PM PDT

Att. 11,672 - Unknown - 65 F

TOP

livebaseballscorecards.com

Batter	1	2	3	4	5	6	7	8	9	AB	R	H	RBI	BB	SO	LOB
Chad Curtis, R (1, 8) OBP: 0.366, SLG: 0.486	B C X 1-1 ① G4-3		L F B B X 2-2 ① G4-3 2-3		1 SAFE B C B 1 F X 2-2 ③ FC6-4 1-2f			B B X 2-0 G6-3 1B		4	0	1	0	0	0	2
Lou Whitaker, L (1, 4) OBP: 0.375, SLG: 0.511	B B C B B 4-1 F8-3 BB		X 0-0 ② P6			C B X 1-1 ① F8		C B F X 1-2 ②③ G6-3 1-2f		3	0	0	0	1	0	3
Travis Fryman, R (1, 5) OBP: 0.353, SLG: 0.375	C B X 1-1 ②③ F8-3 1-2		X 0-0 ③ L8			C B F F B X 2-2 ② G6-3			F C B B B X 3-2 ① G5-3	4	0	0	0	0	0	2
Juan Samuel, R (1, 3) OBP: 0.421, SLG: 0.650		B X 1-0 ① F8		B F S B B X 3-2 ① F8		C F F F B X 1-2 ③ G5-3			B H 2-0 HBP	3	0	0	0	0	0	0
Kirk Gibson, L (1, 10) OBP: 0.365, SLG: 0.472		B B B B C B 4-1 BB		B B X 2-0 CS 1B			C X 0-1 ① L5		C S 1 SAFE B C 1-3 ② K	3	0	1	0	1	1	1
Bobby Higginson, L (1, 7) OBP: 0.337, SLG: 0.440 Alan Trammell, R (9, PH) OBP: 0.394, SLG: 0.417	C B S B F S 2-3 ② K			C B B B S 1 SAFE C 3-3 ②③ K 1-2			B X 1-0 ② F7		C B B F X 2-2 ③ F7	3 1	0 0	0 0	0 0	0 0	2 0	2 1
John Flaherty, R (1, 2) OBP: 0.325, SLG: 0.531	B C S X 1-2 ③ G4-3				X 0-0 ① G4-3		C F X 0-2 ③ G4-3			3	0	0	0	0	0	1
Chris Gomez, R (1, 6) OBP: 0.339, SLG: 0.442			C B B B C B 4-2 2B BB		C C F B X 1-2 FC1-6 1B			F B F B B X 3-2 SH3 1B		2	1	2	0	1	0	0
Danny Bautista, R (1, 9) OBP: 0.255, SLG: 0.305			B S B S F X 2-2 G4-3 1-H 2B		B C F B F F X 2-2 ② FC1-6 FC6-4 1-2f			X 0-0 ① SH3 1-2		2	0	1	1	0	0	1
Inning Stats	R: 0 E: 0 K: 0 S: 5 H: 0 LOB: 0 BB: 1 P: 11	R: 0 E: 0 K: 1 S: 9 H: 0 LOB: 1 BB: 1 P: 17	R: 1 E: 0 K: 0 S: 11 H: 1 LOB: 1 BB: 1 P: 19	R: 0 E: 0 K: 1 S: 7 H: 1 LOB: 1 BB: 0 P: 15	R: 0 E: 0 K: 0 S: 13 H: 1 LOB: 1 BB: 0 P: 18	R: 0 E: 0 K: 0 S: 11 H: 0 LOB: 0 BB: 0 P: 15	R: 0 E: 0 K: 0 S: 6 H: 0 LOB: 0 BB: 0 P: 7	R: 0 E: 0 K: 0 S: 8 H: 2 LOB: 1 BB: 0 P: 14	R: 0 E: 0 K: 1 S: 9 H: 0 LOB: 1 BB: 0 P: 17	1B: 4 2B: 3 3B: 0 HR: 0	SF: 0 SAC: 1 DP: 3 HBP: 1						

	AB	28
	R	1
	H	5
	RBI	1
	BB	3
	SO	3
	LOB	13

WP: 0 PB: 0 SB: 0 CS: 1 PA: 33

PITCHER		IP	WLS	BF	H	R	ER	SO	BB	IBB	HBP	BLK	WP	HR	S	P	ERA	WHIP
Ariel Prieto, R ERA: 2.22	(1, 1)	8.1	W	31	5	1	1	2	3	0	1	0	0	0	73	124	1.08	0.960
Rick Honeycutt, L ERA: 2.88	(9, 1)	0.2	S	2	0	0	0	1	0	0	0	0	0	0	6	9	0.00	0.000

PITCHER	IP	WLS	BF	H	R	ER	SO	BB	IBB	HBP	BLK	WP	HR	S	P	ERA	WHIP

BOTTOM

Detroit Tigers @ Oakland Athletics

Oakland-Alameda County Coliseum, Oakland, CA

Wed Jul 19 1995, 7:05 PM PDT

Att. 11,672 - Unknown - 65 F

livebaseballscorecards.com

Batter	1	2	3	4	5	6	7	8	9	AB	R	H	RBI	BB	SO	LOB
Rickey Henderson, R (1, 7) OBP: 0.404, SLG: 0.456 Ernie Young, R (9, 7) OBP: 0.273, SLG: 0.333	P6		2B		E6		G1-3			4 0	0 0	1 0	0 0	0 0	0 0	0 0
Jason Giambi, L (1, 3) OBP: 0.333, SLG: 0.380	G4-3		G4-3		K		HR			4	1	1	1	0	1	2
Mike Bordick, R (1, 6) OBP: 0.320, SLG: 0.314	G5-3			1B	2B		G1-3			4	0	2	0	0	0	0
Geronimo Berroa, R (1, 10) OBP: 0.350, SLG: 0.428		G6-3		F9		1B		G3		4	0	1	0	0	0	1
Brent Gates, S (1, 4) OBP: 0.295, SLG: 0.311		K		1-2 1B		1-2 1B		G5-3		4	0	2	0	0	1	0
Terry Steinbach, R (1, 2) OBP: 0.309, SLG: 0.458		2B		P4		K		F9		4	0	1	0	0	1	4
Scott Brosius, R (1, 9) OBP: 0.327, SLG: 0.369		G5-3		G5-3		K				3	0	0	0	0	1	5
Stan Javier, S (1, 8) OBP: 0.308, SLG: 0.335			F7		F7			G4-3		3	0	0	0	0	0	2
Craig Paquette, R (1, 5) OBP: 0.261, SLG: 0.477			P3		HR		K			3	1	1	1	0	1	0
Inning Stats	R: 0 E: 0 K: 0 S: 10 H: 0 LOB: 0 BB: 0 P: 17	R: 0 E: 0 K: 1 S: 9 H: 1 LOB: 1 BB: 0 P: 14	R: 0 E: 0 K: 0 S: 9 H: 1 LOB: 1 BB: 0 P: 15	R: 0 E: 0 K: 0 S: 15 H: 2 LOB: 2 BB: 0 P: 24	R: 1 E: 1 K: 1 S: 16 H: 2 LOB: 2 BB: 0 P: 22	R: 0 E: 0 K: 2 S: 13 H: 2 LOB: 2 BB: 0 P: 17	R: 1 E: 0 K: 1 S: 14 H: 1 LOB: 0 BB: 0 P: 22	R: 0 E: 0 K: 0 S: 6 H: 0 LOB: 0 BB: 0 P: 9		1B: 4 2B: 3 3B: 0 HR: 2 SF: 0 SAC: 0 DP: 0 HBP: 0						

	AB	33
	R	2
	H	9
	RBI	2
	BB	0
	SO	5
	LOB	14

WP: 0 PB: 0 SB: 0 CS: 0 PA: 33

PITCHER		IP	WLS	BF	H	R	ER	SO	BB	IBB	HBP	BLK	WP	HR	S	P	ERA	WHIP
Felipe Lira, R ERA: 3.81	(1, 1)	6.0		26	8	1	1	4	0	0	0	0	0	1	72	109	1.50	1.333
John Doherty, R ERA: 5.37	(7, 1)	2.0	L	7	1	1	1	1	0	0	0	0	0	1	20	31	4.50	0.500

PITCHER	IP	WLS	BF	H	R	ER	SO	BB	IBB	HBP	BLK	WP	HR	S	P	ERA	WHIP

Batter	1	2	3	4	5	6	7	8	9	AB	R	H	RBI	BB	SO	LOB
Chad Curtis, R (1, 8) OBP: 0.364, SLG: 0.481	F9		2B SF8 BB		G5-3		K			3	1	0	0	1	1	1
Lou Whitaker, L (1, 4) OBP: 0.372, SLG: 0.510	G1-3		1-3 2B		F8			L7		4	0	1	0	0	0	1
Travis Fryman, R (1, 5) OBP: 0.355, SLG: 0.377	1B		SF8 3-H			BB 1B		F9		3	1	2	1	0	0	0
Kirk Gibson, L (1, 10) OBP: 0.358, SLG: 0.462	L4		K			F7		F8		4	0	0	0	0	1	3
Juan Samuel, R (1, 3) OBP: 0.416, SLG: 0.632		K		G5-3		1B BB			K	3	0	0	0	1	2	0
Bobby Higginson, L (1, 7) OBP: 0.336, SLG: 0.436		G4-3		G3-1		G6-4-3 1B			K	4	0	1	1	0	1	0
John Flaherty, R (1, 2) OBP: 0.319, SLG: 0.520		F8		F8		G6-4-3 1-2f			K	4	0	0	0	0	1	2
Chris Gomez, R (1, 6) OBP: 0.339, SLG: 0.455			HR	K		G5-3				3	1	1	1	0	1	0
Danny Bautista, R (1, 9) OBP: 0.256, SLG: 0.305			F8	G5-3 1B		G4-3				3	0	1	0	0	0	0
Inning Stats	R: 0 E: 0 K: 0 S: 8 H: 1 LOB: 1 BB: 0 P: 11	R: 0 E: 0 K: 1 S: 9 H: 0 LOB: 0 BB: 0 P: 14	R: 2 E: 0 K: 1 S: 15 H: 2 LOB: 1 BB: 1 P: 26	R: 0 E: 0 K: 0 S: 5 H: 0 LOB: 0 BB: 0 P: 7	R: 0 E: 0 K: 1 S: 11 H: 1 LOB: 1 BB: 0 P: 21	R: 1 E: 0 K: 0 S: 9 H: 2 LOB: 1 BB: 1 P: 18	R: 0 E: 0 K: 1 S: 9 H: 0 LOB: 0 BB: 0 P: 15	R: 0 E: 0 K: 0 S: 7 H: 0 LOB: 0 BB: 0 P: 11	R: 0 E: 0 K: 3 S: 14 H: 0 LOB: 0 BB: 0 P: 16	1B: 4 2B: 1 3B: 0 HR: 1 SF: 1 SAC: 0 DP: 1 HBP: 0						

TOP

Detroit Tigers @ Oakland Athletics

Oakland-Alameda County Coliseum, Oakland, CA

Thu Jul 20 1995, 3:33 AM PDT

Att. 13,697 - Overcast - 63 F

livebaseballscorecards.com

AB	31
R	3
H	6
RBI	3
BB	2
SO	7
LOB	7

WP: 0 PB: 0 SB: 0 CS: 0 PA: 34

PITCHER		IP	WLS	BF	H	R	ER	SO	BB	IBB	HBP	BLK	WP	HR	S	P	ERA	WHIP
Ron Darling, R ERA: 6.42	(1, 1)	5.1	W	24	6	3	3	3	2	0	0	0	0	1	56	94	5.06	1.500
Mark Acre, R ERA: 5.5	(6, 1)	1.2		4	0	0	0	1	0	0	0	0	0	0	10	18	0.00	0.000
Rick Honeycutt, L ERA: 2.77	(8, 1)	1.0		3	0	0	0	0	0	0	0	0	0	0	7	11	0.00	0.000
Dennis Eckersley, R ERA: 3.48	(9, 1)	1.0	S	3	0	0	0	3	0	0	0	0	0	0	14	16	0.00	0.000

PITCHER		IP	WLS	BF	H	R	ER	SO	BB	IBB	HBP	BLK	WP	HR	S	P	ERA	WHIP

BOTTOM

Detroit Tigers @ Oakland Athletics

Oakland-Alameda County Coliseum, Oakland, CA

Thu Jul 20 1995, 3:33 AM PDT

Att. 13,697 - Overcast - 63 F

livebaseballscorecards.com

Batter	1	2	3	4	5	6	7	8	9	AB	R	H	RBI	BB	SO	LOB
Scott Brosius, R (1, 9) OBP: 0.329, SLG: 0.376	F B B F F X 2-2 ① G5-3		B X 1-0 SH1-3 G6-3 2B		B F B S F X 2-2 ① F9		B S B X 2-1 1B BB 1B 1B			4	2	2	0	0	0	0
Jason Giambi, L (1, 3) OBP: 0.361, SLG: 0.385	B F B X 2-1 FC5-4 1B		B C B B F B 4-2 SH1-3 BB		X 0-0 ② P6		1 SAFE F 1 SAFE 1 SAFE P 1 B P F SAFE 4-2 B 1-2 1B 1B BB			2	0	1	0	2	0	0
Mike Bordick, R (1, 6) OBP: 0.321, SLG: 0.315	C F F X 0-2 ② FC5-4 1-2f		L L X 0-2 ① SH1-3 1-2 2-3		C X 0-1 ③ F9		X 0-0 1B 1-2 2-3 1B			3	0	1	0	0	0	1
Geronimo Berroa, R (1, 10) OBP: 0.349, SLG: 0.436	X 0-0 ③ G6-3		B B F F B X 3-2 ② G6-3 3-H			B C B C B X 3-2 HR	B S B B S X 3-2 ① F9			4	1	1	2	0	0	5
Brent Gates, S (1, 4) OBP: 0.301, SLG: 0.317		X 0-0 G6-4-3 1B	C B B X 2-1 ③ G3-1			C B B X 2-1 1B	X 0-0 G6-4-3 1-2 2-3 3-H 1B			4	0	3	1	0	0	1
Terry Steinbach, R (1, 2) OBP: 0.308, SLG: 0.455		C 1 SAFE B B P X 2-1 ① ② G6-4-3 1-2f		B X 1-0 ① G6-3		1 SAFE X 0-0 1-2 1B	B X 1-0 ② ③ G6-4-3 1-2f			4	0	1	0	0	0	4
Craig Paquette, R (1, 5) OBP: 0.254, SLG: 0.463		B F C B X 2-2 ③ G1-3		F F B F B X 2-2 ② F9		X 0-0 ① P2		F B C S 1-3 ① K		4	0	0	0	0	1	2
Stan Javier, S (1, 8) OBP: 0.311, SLG: 0.350			C C B F B X 1-2 HR 1B	B B X 2-0 HR		B X 1-0 ② F7		B B B C X 3-1 ② G4-3		4	2	2	1	0	0	2
Ernie Young, R (1, 7) OBP: 0.270, SLG: 0.412			L X 0-1 1-H HR	B F X 1-1 ③ G5-3		X 0-0 ③ F7		F B F B X 2-2 ③ G5-3		4	1	1	2	0	0	2
Inning Stats	R: 0 E: 0 K: 0 S: 12 H: 1 LOB: 1 BB: 0 P: 16	R: 0 E: 0 K: 0 S: 7 H: 1 LOB: 0 BB: 0 P: 10	R: 3 E: 0 K: 0 S: 18 H: 3 LOB: 1 BB: 1 P: 29	R: 1 E: 0 K: 0 S: 8 H: 1 LOB: 0 BB: 0 P: 14	R: 0 E: 0 K: 0 S: 7 H: 0 LOB: 0 BB: 0 P: 9	R: 1 E: 0 K: 0 S: 9 H: 3 LOB: 2 BB: 0 P: 15	R: 1 E: 0 K: 0 S: 12 H: 3 LOB: 2 BB: 1 P: 20	R: 0 E: 0 K: 1 S: 8 H: 0 LOB: 0 BB: 0 P: 14		1B: 8 2B: 1 3B: 0 HR: 3	SF: 0 SAC: 1 DP: 2 HBP: 0					

	AB	33
	R	6
	H	12
	RBI	6
	BB	2
	SO	1
	LOB	17

WP: 0 PB: 0 SB: 0 CS: 0 PA: 36

PITCHER		IP	WLS	BF	H	R	ER	SO	BB	IBB	HBP	BLK	WP	HR	S	P	ERA	WHIP
Mike Moore, R ERA: 6.7	(1, 1)	5.0	L	24	9	5	5	0	1	0	0	0	0	3	58	89	9.00	2.000
Mike Christopher, R ERA: 2.89	(6, 1)	1.1		8	3	1	1	0	1	0	0	0	0	0	14	22	6.75	3.000
Brian Maxcy, R ERA: 4.94	(7, 1)	1.2		4	0	0	0	1	0	0	0	0	0	0	9	16	0.00	0.000

PITCHER	IP	WLS	BF	H	R	ER	SO	BB	IBB	HBP	BLK	WP	HR	S	P	ERA	WHIP

Batter	1	2	3	4	5	6	7	8	9	AB	R	H	RBI	BB	SO	LOB
Chad Curtis, R (1, 8) OBP: 0.368, SLG: 0.481	C B B B X 3-1 1B S SF8 1B	B B C B C X 3-2 ③ G4-3		X 0-0 ② G5-3 1-2		C B B B B 4-1 G3-6-3 BB		1 SAFE C F 1 X 0-2 1-2 1B		4	1	2	0	1	0	3
Lou Whitaker, L (1, 4) OBP: 0.367, SLG: 0.500	B F 1 SAFE F F 1 SAFE F P F 2-2 2 SAFE X FC5-4 1-3 1B		C B X 1-1 ① G3 B B C B C F X 3-2 ③ F9			1 SAFE 1 SAFE X 0-0 ① ② G3-6-3 1-2f		B 2 SAFE 1 SAFE C 1 S S SAFE 1-3 ① ② K 2-3		5	0	1	0	0	1	4
Travis Fryman, R (1, 5) OBP: 0.352, SLG: 0.379	B X 1-0 ① SF8 3-H		C B S B F X 2-2 1B 2B		X 0-0 E5	S X 0-1 E5		C 1 SAFE F 1 SAFE S 0-3 ③ K		4	1	1	1	0	1	1
Kirk Gibson, L (1, 10) OBP: 0.355, SLG: 0.452	B X 1-0 ② F7		B B B B 4-0 1B BB		L B F S 1-3 ① K	1 SAFE F S 1 B X 1-2 ③ G3			B B S F B X 3-2 ① F6	4	0	0	0	1	1	3
Juan Samuel, R (1, 3) OBP: 0.400, SLG: 0.604	B X 1-0 ③ FC5-4 1-2f		C F B X 1-2 ② F7		B X 1-0 ② L4		B X 1-0 ① G5-3		C B B F S 2-3 ② K	5	0	0	0	0	1	4
Bobby Higginson, L (1, 7) OBP: 0.337, SLG: 0.433		C B B X 2-1 ① F7	F X 0-1 FC5-4 1-2 2-H 1B		C B B B C B 4-2 FC6-4 BB		X 0-0 ② P6		C F B X 1-2 ③ F9	4	0	1	1	1	0	0
Chris Gomez, R (1, 6) OBP: 0.338, SLG: 0.448		B X 1-0 ② G5-3	C B B S X 2-2 ③ FC5-4 1-2f		C X 0-1 ③ FC6-4 1-2f		C B B B B 4-1 BB			3	0	0	0	1	0	4
John Flaherty, R (1, 2) OBP: 0.327, SLG: 0.525		C S X 0-2 1B 1B		C X 0-1 G5-3 1B		B X 1-0 HR 1B	1 SAFE 1 SAFE 1 SAFE S B 1 SAFE F B S 2-3 ③ K			4	1	3	0	0	1	1
Danny Bautista, R (1, 9) OBP: 0.266, SLG: 0.326		B C B X 2-1 1-2 1B		F F C 0-3 ① K		1 SAFE X 0-0 1-H HR		C B B B C B 4-2 CS 1B BB		3	1	2	2	1	1	1
Inning Stats	R: 1 E: 0 K: 0 S: 12 H: 2 LOB: 1 BB: 0 P: 19	R: 0 E: 0 K: 0 S: 11 H: 2 LOB: 2 BB: 0 P: 19	R: 1 E: 0 K: 0 S: 14 H: 2 LOB: 2 BB: 1 P: 24	R: 0 E: 0 K: 1 S: 10 H: 1 LOB: 1 BB: 0 P: 13	R: 0 E: 1 K: 1 S: 9 H: 0 LOB: 2 BB: 1 P: 15	R: 2 E: 1 K: 0 S: 9 H: 2 LOB: 1 BB: 1 P: 15	R: 0 E: 0 K: 1 S: 6 H: 0 LOB: 1 BB: 1 P: 13	R: 0 E: 0 K: 2 S: 11 H: 1 LOB: 1 BB: 1 P: 16	R: 0 E: 0 K: 1 S: 9 H: 0 LOB: 0 BB: 0 P: 15	1B: 8 2B: 1 3B: 0 HR: 1 SF: 1 SAC: 0 DP: 1 HBP: 0						

PITCHER		IP	WLS	BF	H	R	ER	SO	BB	IBB	HBP	BLK	WP	HR	S	P	ERA	WHIP
Mike Harkey, R ERA: 6.08	(1, 1)	5.0		25	7	2	2	2	2	0	0	0	0	0	56	90	3.60	1.800
John Habyan, R ERA: 2.87	(6, 1)	2.0	L	12	3	2	2	1	3	0	0	0	0	1	20	37	9.00	3.000
Bob Patterson, L ERA: 1.87	(8, 1)	2.0		5	0	0	0	3	0	0	0	0	0	0	15	22	0.00	0.000

PITCHER	IP	WLS	BF	H	R	ER	SO	BB	IBB	HBP	BLK	WP	HR	S	P	ERA	WHIP

TOP

Detroit Tigers @ California Angels

Anaheim Stadium, Anaheim, CA

Fri Jul 21 1995, 10:05 PM EDT

Att. 21,731 - Unknown - 78 F

livebaseballscorecards.com

AB	36
R	4
H	10
RBI	4
BB	5
SO	6
LOB	21

WP: 0	PA: 42		
PB: 0			
SB: 1			
CS: 1			

BOTTOM

Detroit Tigers @ California Angels

Anaheim Stadium, Anaheim, CA

Fri Jul 21 1995, 10:05 PM EDT

Att. 21,731 - Unknown - 78 F

Batter	1	2	3	4	5	6	7	8	9	AB	R	H	RBI	BB	SO	LOB
Rex Hudler, R (1, 4) OBP: 0.313, SLG: 0.419	4-0 G4-3 S S BB		1-2 ② G4-3		2-3 ① K		3-1 ② F7		0-1 ③ F8	4	1	0	0	1	1	1
Jim Edmonds, L (1, 8) OBP: 0.361, SLG: 0.536	1-0 ① F8		0-1 HR 1B		0-0 ② G4-3		4-2 BB			3	1	1	0	1	0	1
Tim Salmon, R (1, 9) OBP: 0.427, SLG: 0.547	2-0 ② G4-3 1-3		1-1 1-H HR		4-2 BB		3-2 ③ G5-3			3	1	1	2	1	0	2
Chili Davis, S (1, 10) OBP: 0.448, SLG: 0.556	2-1 ③ F8 3-H		2-0 2B		0-3 ③ K			3-2 ① G6-3		4	0	1	0	0	1	1
J.T. Snow, L (1, 3) OBP: 0.376, SLG: 0.505		1-0 ① F9	2-1 ③ F8			0-0 ① F9		0-1 ② L6		4	0	0	0	0	0	1
16 Garret Anderson, L (1, 7) OBP: 0.356, SLG: 0.545		0-0 1B		0-2 G4-6-3 1B		3-2 1B		1-3 ③ K		4	0	3	0	0	1	0
Rod Correia, R (1, 5) OBP: 0.222, SLG: 0.444 Tony Phillips, S (9, PH) OBP: 0.418, SLG: 0.498	1 SAFE 0-3 ② K		1 SAFE 0-0 ① ② G4-6-3 1-2f			0-2 ② L8			3-3 ① K	3 1	0 0	0 0	0 0	0 0	1 1	3 0
Andy Allanson, R (1, 2) OBP: 0.286, SLG: 0.431 Greg Myers, L (9, PH) OBP: 0.324, SLG: 0.384	2-2 ③ G6-3		1-1 2B			0-2 ③ G4-3			0-1 ② G4-3	3 1	0 0	1 0	0 0	0 0	0 0	2 0
Gary Disarcina, R (1, 6) OBP: 0.361, SLG: 0.486			0-1 ① G6-3	1-1 ③ G6-3			2-2 ① G6-3		2-2 1B	4	0	1	0	0	0	1
Inning Stats	R: 1 E: 0 K: 0 S: 4 H: 0 LOB: 0 BB: 1 P: 13	R: 0 E: 0 K: 1 S: 9 H: 1 LOB: 1 BB: 0 P: 12	R: 2 E: 0 K: 0 S: 14 H: 3 LOB: 1 BB: 0 P: 20	R: 0 E: 0 K: 0 S: 8 H: 2 LOB: 1 BB: 0 P: 10	R: 0 E: 0 K: 2 S: 11 H: 0 LOB: 1 BB: 1 P: 17	R: 0 E: 0 K: 0 S: 11 H: 1 LOB: 1 BB: 0 P: 14	R: 0 E: 0 K: 0 S: 10 H: 0 LOB: 1 BB: 1 P: 22	R: 0 E: 0 K: 1 S: 9 H: 0 LOB: 0 BB: 0 P: 13	R: 0 E: 0 K: 1 S: 10 H: 1 LOB: 1 BB: 0 P: 15	1B: 5 2B: 2 3B: 0 HR: 1	SF: 0 SAC: 0 DP: 1 HBP: 0						

livebaseballscorecards.com

AB	34
R	3
H	8
RBI	2
BB	3
SO	5
LOB	12

WP: 0 PB: 0 SB: 2 CS: 0 PA: 37

PITCHER		IP	WLS	BF	H	R	ER	SO	BB	IBB	HBP	BLK	WP	HR	S	P	ERA	WHIP
David Wells, L ERA: 3.02	(1, 1)	8.0	W	33	7	3	3	4	3	0	0	0	0	1	76	121	3.38	1.250
Mike Henneman, R ERA: 1.78	(9, 1)	1.0	S	4	1	0	0	1	0	0	0	0	0	0	10	15	0.00	1.000

PITCHER	IP	WLS	BF	H	R	ER	SO	BB	IBB	HBP	BLK	WP	HR	S	P	ERA	WHIP

Batter	1	2	3	4	5	6	7	8	9	AB	R	H	RBI	BB	SO	LOB
Chad Curtis, R (1, 8) OBP: 0.369, SLG: 0.483	C B F F C 1-3 ① K		C 1 SAFE B X 1-1 1B SF9 1-H 2B		B B B B 4-0 G4-3 BB		B C B X 2-1 ③ F8			3	1	1	1	1	1	0
Scott Fletcher, R (1, 4) OBP: 0.336, SLG: 0.319	B B C C S 2-3 ② K		X 0-0 2-3 1B		C X 0-1 ② G4-3 1-2 3-H			B B B B 4-0 BB		3	0	1	1	1	1	1
Travis Fryman, R (1, 5) OBP: 0.348, SLG: 0.375	B F B F X 2-2 ③ P4		B 1 SAFE X 1-0 ② SF9 3-H		F B B X 2-1 ③ F9			X 0-0 ① L8		3	0	0	1	0	0	2
Juan Samuel, R (1, 7) OBP: 0.396, SLG: 0.591		C F B B F X 2-2 FC6-4 1B	C B F 1 SAFE X 1-2 ③ F9			B F X 1-1 ① G5-3		F B C F C 1-3 ② K		4	0	1	0	0	1	2
Alan Trammell, R (1, 10) OBP: 0.391, SLG: 0.412		C 1 SAFE 1 SAFE X 0-1 ① P6		C B F B F F X 2-2 ① F7		B F B B B X 3-1 1B		X 0-0 ③ G5-3		4	0	1	0	0	0	2
Chris Gomez, R (1, 6) OBP: 0.332, SLG: 0.440		1 SAFE X 0-0 ② F9		B X 1-0 ② G6-3		C B X 1-1 ② L9			B C X 1-1 ① G6-3	4	0	0	0	0	0	2
John Flaherty, R (1, 2) OBP: 0.321, SLG: 0.515		C 1 SAFE X 0-1 ③ FC6-4 1-2f		X 0-0 ③ F9		B F B C B X 3-2 ③ F8			X 0-0 ② G4-3	4	0	0	0	0	0	2
Derrick White, R (1, 3) OBP: 0.250, SLG: 0.500			F S B X 1-2 ① F8		F B X 1-1 F9 G4-3 2B		X 0-0 ① L7		B F F B B F B X 3-2 ③ F9	4	1	1	0	0	0	0
Danny Bautista, R (1, 9) OBP: 0.267, SLG: 0.327			X 0-0 BLK 2B 1B		X 0-0 ① F9 2-3		C B B X 2-1 ② P3			3	1	1	0	0	0	1
Inning Stats	R: 0 E: 0 K: 2 S: 11 H: 0 LOB: 0 BB: 0 P: 16	R: 0 E: 0 K: 0 S: 9 H: 1 LOB: 1 BB: 0 P: 11	R: 2 E: 0 K: 0 S: 11 H: 3 LOB: 1 BB: 0 P: 15	R: 0 E: 0 K: 0 S: 6 H: 0 LOB: 0 BB: 0 P: 9	R: 1 E: 0 K: 0 S: 7 H: 1 LOB: 1 BB: 1 P: 14	R: 0 E: 0 K: 0 S: 9 H: 1 LOB: 1 BB: 0 P: 17	R: 0 E: 0 K: 0 S: 5 H: 0 LOB: 0 BB: 0 P: 9	R: 0 E: 0 K: 1 S: 6 H: 0 LOB: 1 BB: 1 P: 11	R: 0 E: 0 K: 0 S: 7 H: 0 LOB: 0 BB: 0 P: 11	1B: 4 2B: 2 3B: 0 HR: 0 SF: 1 SAC: 0 DP: 0 HBP: 0						WP: 0 PB: 0 SB: 0 CS: 0 PA: 35	

PITCHER	IP	WLS	BF	H	R	ER	SO	BB	IBB	HBP	BLK	WP	HR	S	P	ERA	WHIP
Brian Anderson, L (1, 1) ERA: 3.96	9.0	W	35	6	3	3	3	2	0	0	1	0	0	71	113	3.00	0.889

PITCHER	IP	WLS	BF	H	R	ER	SO	BB	IBB	HBP	BLK	WP	HR	S	P	ERA	WHIP

TOP

Detroit Tigers @ California Angels

Anaheim Stadium, Anaheim, CA

Sat Jul 22 1995, 10:05 PM EDT

Att. 28,429 - Unknown - 75 F

livebaseballscorecards.com

AB	32
R	3
H	6
RBI	3
BB	2
SO	3
LOB	12

Detroit Tigers @ California Angels

Anaheim Stadium, Anaheim, CA

Sat Jul 22 1995, 10:05 PM EDT

Att. 28,429 - Unknown - 75 F

BOTTOM

Batter	1	2	3	4	5	6	7	8	9	AB	R	H	RBI	BB	SO	LOB
Tony Phillips, S (1, 5) OBP: 0.415, SLG: 0.503	HR	K ③	G6-3 ③			K ①	L9 ②			5	1	1	1	0	2	2
Jim Edmonds, L (1, 8) OBP: 0.368, SLG: 0.559	K ①		HR	WP 2B 1B		2B 1B BB	2-H HR			4	4	3	3	1	1	0
Tim Salmon, R (1, 9) OBP: 0.429, SLG: 0.552	16 1B BB 1B		E5 1B 1B	L8 ①		1-3 1B 2B	E6 1B 1B			5	4	3	0	0	0	1
Chili Davis, S (1, 10) OBP: 0.451, SLG: 0.554	F8 ②		1-3 16 1B 1B	K ② 1-2		16 BB 1B G5-2-3 IBB	2-H 1B			4	1	2	1	1	1	2
J.T. Snow, L (1, 3) OBP: 0.383, SLG: 0.512	1-2 16 1B BB		3-H 1-2 16 E 16 1B 1B	2-H 2B		1-2 2-H 3-H 16 BB 1B	K ③			4	1	3	4	1	1	1
16 Garret Anderson, L (1, 7) OBP: 0.372, SLG: 0.552	1-3 2-H 1B		1-H 2-H E7 2B 1B	G3 ③		1-2 2-3 BB				4	1	3	2	1	0	1
Damion Easley, R (1, 4) OBP: 0.282, SLG: 0.297	G6-3 ③		G5-4-3 BB	G4-3 ①		3-Hf G5-2-3 ② ③				4	0	0	0	1	0	6
Jorge Fabregas, L (1, 2) OBP: 0.315, SLG: 0.358		F7 ①	1-2f G5-4-3 ① ②	K ②			1-1 HR G3 1B			5	1	1	0	0	1	3
Gary Disarcina, R (1, 6) OBP: 0.358, SLG: 0.484		L5 ②	3-H 2B	G5-3 ③			1-2 G3 ①			5	0	1	1	0	0	2
Inning Stats	R: 2 E: 0 K: 1 S: 15 H: 3 LOB: 2 BB: 1 P: 26	R: 0 E: 0 K: 1 S: 6 H: 0 LOB: 0 BB: 0 P: 10	R: 5 E: 2 K: 0 S: 17 H: 5 LOB: 1 BB: 1 P: 33	R: 1 E: 0 K: 1 S: 15 H: 2 LOB: 1 BB: 0 P: 22	R: 0 E: 0 K: 1 S: 7 H: 0 LOB: 0 BB: 0 P: 10	R: 2 E: 0 K: 1 S: 9 H: 2 LOB: 2 BB: 3 P: 24	R: 3 E: 1 K: 1 S: 18 H: 4 LOB: 1 BB: 0 P: 28	R: 0 E: 0 K: 0 S: 9 H: 1 LOB: 1 BB: 0 P: 12		1B: 11 2B: 3 3B: 0 HR: 3 SF: 0 SAC: 0 DP: 2 HBP: 0						

livebaseballscorecards.com

AB	40
R	13
H	17
RBI	12
BB	5
SO	6
LOB	18

WP: 1 PA: 45
PB: 0
SB: 0
CS: 0

PITCHER		IP	WLS	BF	H	R	ER	SO	BB	IBB	HBP	BLK	WP	HR	S	P	ERA	WHIP
Sean Bergman, R ERA: 5.48	(1, 1)	2.0	L	14	6	6	5	2	1	0	0	0	0	2	29	51	22.50	3.500
Brian Bohanon, L ERA: 6.67	(3, 1)	3.1		19	6	4	3	3	3	1	0	0	1	0	39	72	8.10	2.700
Mike Christopher, R ERA: 3.75	(6, 1)	2.2		12	5	3	2	1	0	0	0	0	0	1	28	42	6.75	1.875

PITCHER	IP	WLS	BF	H	R	ER	SO	BB	IBB	HBP	BLK	WP	HR	S	P	ERA	WHIP

Batter	1	2	3	4	5	6	7	8	9	AB	R	H	RBI	BB	SO	LOB
Chad Curtis, R (1, 8) OBP: 0.367, SLG: 0.479	C B X 1-1 ① F8		C B B B X 3-1 ② G6-3		C X 0-1 ②③ G5-4-3 1-2f			B C S F S 1-3 ② K	B C B X 2-1 BB 1-2 1B	5	0	1	0	0	1	1
Scott Fletcher, R (1, 4) OBP: 0.339, SLG: 0.327	B S C B X 2-2 ② G6-3		B X 1-0 ③ G6-3			X 0-0 ① F9		C X 0-1 1B 2B	B B B B 4-0 1-2 2-3 BB	4	1	1	0	1	0	0
Travis Fryman, R (1, 5) OBP: 0.346, SLG: 0.371	C B F X 1-2 ③ F7			F X 0-1 ① G4-3		B B C X 2-1 ② G4-3		B B B C F B 4-2 1B 1B BB	X 0-0 ③ F8	4	1	0	0	1	0	3
Juan Samuel, R (1, 7) OBP: 0.391, SLG: 0.580		C B S X 1-2 ① G5-3		B S B B F F F S 3-3 ② K		B X 1-0 ③ G1-3		F B X 1-1 1B 1-3 2-H 1B		4	0	1	1	0	1	0
Alan Trammell, R (1, 10) OBP: 0.399, SLG: 0.428		B B C X 2-1 ② F8		B X 1-0 BB 1B			B B X 2-0 G6-3 2B	C B B F B X 3-2 1-3 3-H 1B		4	0	3	1	0	0	0
Chris Gomez, R (1, 6) OBP: 0.335, SLG: 0.438		X 0-0 1B 1B		B S B B C B B 4-2 FC4-6 1-2 BB			X 0-0 ① G6-3 2-3	B F S S 1-3 ③ K		3	0	1	0	1	1	3
Derrick White, R (1, 3) OBP: 0.250, SLG: 0.375		B B X 2-0 FC5-4 1-3 1B		S C B B F X 2-2 ③ FC4-6 1-2f			S C B S 1-3 ② K		C B C X 1-2 ① G4-3	4	0	1	0	0	1	3
Danny Bautista, R (1, 9) OBP: 0.262, SLG: 0.320	F B 1 SAFE X 1-1 ③ FC5-4 1-2f				B S F C 1-3 ① K		X 0-0 ③ P4		B B X 2-0 ② G6-3	4	0	0	0	0	1	3
Ron Tingley, R (1, 2) OBP: 0.289, SLG: 0.299			C B C S 1-3 ① K		F B X 1-1 G5-4-3 1B			F C B B S 2-3 ① K2-3	B F B B B 4-1 BB 1B BB	3	0	1	0	1	2	0
Inning Stats	R: 0 E: 0 K: 0 S: 8 H: 0 LOB: 0 BB: 0 P: 12	R: 0 E: 0 K: 0 S: 9 H: 2 LOB: 2 BB: 0 P: 15	R: 0 E: 0 K: 1 S: 6 H: 0 LOB: 0 BB: 0 P: 11	R: 0 E: 0 K: 1 S: 14 H: 1 LOB: 2 BB: 1 P: 24	R: 0 E: 0 K: 1 S: 7 H: 1 LOB: 0 BB: 0 P: 9	R: 0 E: 0 K: 0 S: 4 H: 0 LOB: 0 BB: 0 P: 7	R: 0 E: 0 K: 1 S: 6 H: 1 LOB: 1 BB: 0 P: 9	R: 2 E: 0 K: 3 S: 19 H: 3 LOB: 2 BB: 1 P: 31	R: 0 E: 0 K: 0 S: 8 H: 1 LOB: 3 BB: 2 P: 21	1B: 7 2B: 2 3B: 0 HR: 0 SF: 0 SAC: 0 DP: 1 HBP: 0						

PITCHER		IP	WLS	BF	H	R	ER	SO	BB	IBB	HBP	BLK	WP	HR	S	P	ERA	WHIP
Mark Langston, L ERA: 4.15	(1, 1)	7.2	W	32	8	2	2	6	2	0	0	0	0	0	70	114	2.35	1.304
Troy Percival, R ERA: 2.08	(8, 1)	0.1		1	0	0	0	1	0	0	0	0	0	0	3	4	0.00	0.000
Mark Holzemer, L ERA:	(9, 1)	1.0		6	1	0	0	0	2	0	0	0	0	0	8	21	0.00	3.000

PITCHER	IP	WLS	BF	H	R	ER	SO	BB	IBB	HBP	BLK	WP	HR	S	P	ERA	WHIP

TOP

Detroit Tigers @ California Angels

Anaheim Stadium, Anaheim, CA

Sun Jul 23 1995, 6:33 AM EDT

Att. 18,948 - Sunny - 82 F

livebaseballscorecards.com

AB	35
R	2
H	9
RBI	2
BB	4
SO	7
LOB	13

BOTTOM

Detroit Tigers @ California Angels

Anaheim Stadium, Anaheim, CA

Sun Jul 23 1995, 6:33 AM EDT

Att. 18,948 - Sunny - 82 F

livebaseballscorecards.com

Batter	1	2	3	4	5	6	7	8	9	AB	R	H	RBI	BB	SO	LOB
Tony Phillips, S (1, 5) OBP: 0.414, SLG: 0.500	0-0 WP 1B 1B 1B	1-1 F7 ②	4-2 SF8 2B 1-2 2-3 3-H BB		1-0 G4-3 ①		2-2 F8 ②			4	2	1	1	1	0	1
Jim Edmonds, L (1, 8) OBP: 0.371, SLG: 0.570	0-0 1B 16 1B WP 1-2 1B	4-1 BB	1-2 SF8 ② 1-2 2-3 3-H		1-2 L9 ②		3-2 3-H HR			3	2	2	3	1	0	0
Tim Salmon, R (1, 9) OBP: 0.429, SLG: 0.553	0-1 P4 ①	2-1 P6 ③	0-0 2-H 3-H 2B		2-1 1B		3-1 G6-3 ③			5	0	2	2	0	0	3
Chili Davis, S (1, 10) OBP: 0.454, SLG: 0.549	4-1 16 1B 1B 1-2 2-3 BB	4-0 16 2B 1B BB 4-2 BB			2-1 L9 ③			3-3 K ①		2	1	0	0	3	1	1
J.T. Snow, L (1, 3) OBP: 0.386, SLG: 0.513	2-0 16 1B 1-2 2-3 3-H 1B	2-2 16 2B 1-2 1B 1B 2-2 F7 ③				2-0 G6-3 ①		3-2 16 HR 1B		5	2	3	1	0	0	2
16 Garret Anderson, L (1, 7) OBP: 0.380, SLG: 0.585	1-2 1-2 2-3 3-H 1B	2-1 1B BB 1-3 2-H 2B	1-1 G3 ①			0-1 F8 ②		3-2 1-H HR		5	2	3	4	0	0	0
Rex Hudler, R (1, 4) OBP: 0.309, SLG: 0.434 Damion Easley, R (9, 4) OBP: 0.282, SLG: 0.297	1-2 P3 ②		0-1 G5-3 ① 1-2 2-3 3-H		2-2 HR	1-2 F8 ③		2-0 F8 ②		5 0	1 0	1 0	1 0	0 0	0 0	5 0
Greg Myers, L (1, 2) OBP: 0.326, SLG: 0.381	3-2 G3 ③		4-0 BB 1B SF8 IBB		2-0 F8 ②		2-2 E7 G4-3 HR 1B	0-0 G3-1 ③		4	2	1	0	1	0	3
Gary Disarcina, R (1, 6) OBP: 0.357, SLG: 0.481		0-0 G4-3 ①	1-0 SF8 BB 2B 1-2 2-3 3-H 1B		1-2 F7 ③		0-1 G4-3 ① 2-3			4	1	1	1	0	0	1

	AB	37
	R	13
	H	14
	RBI	13
	BB	6
	SO	1
	LOB	16

Inning Stats	1	2	3	4	5	6	7	8	9
	R: 2 E: 0 K: 0 S: 16	R: 0 E: 0 K: 0 S: 6	R: 6 E: 0 K: 0 S: 21	R: 1 E: 0 K: 0 S: 9	R: 0 E: 0 K: 0 S: 8	R: 0 E: 0 K: 0 S: 6	R: 2 E: 1 K: 0 S: 17	R: 2 E: 0 K: 1 S: 14	
	H: 4 LOB: 3 BB: 1 P: 27	H: 0 LOB: 1 BB: 1 P: 13	H: 4 LOB: 2 BB: 4 P: 45	H: 1 LOB: 0 BB: 0 P: 15	H: 1 LOB: 1 BB: 0 P: 14	H: 0 LOB: 0 BB: 0 P: 9	H: 2 LOB: 0 BB: 0 P: 27	H: 2 LOB: 0 BB: 0 P: 25	

	1B: 9	SF: 1	WP: 1	PA: 44
	2B: 2	SAC: 0	PB: 0	
	3B: 0	DP: 0	SB: 0	
	HR: 3	HBP: 0	CS: 0	

PITCHER		IP	WLS	BF	H	R	ER	SO	BB	IBB	HBP	BLK	WP	HR	S	P	ERA	WHIP
Jose Lima, R ERA: 13.09	(1, 1)	2.1	L	18	7	7	7	0	3	1	0	0	1	0	30	61	27.00	4.286
Joe Boever, R ERA: 5.56	(3, 1)	2.2		13	3	2	2	0	2	0	0	0	0	1	30	53	6.75	1.875
Buddy Groom, L ERA: 7.18	(6, 1)	2.0		8	2	2	2	0	0	0	0	0	0	1	23	36	9.00	1.000
John Doherty, R ERA: 5.56	(8, 1)	1.0		5	2	2	2	1	0	0	0	0	0	1	14	25	18.00	2.000

PITCHER	IP	WLS	BF	H	R	ER	SO	BB	IBB	HBP	BLK	WP	HR	S	P	ERA	WHIP

Oakland Athletics @ Detroit Tigers

Tiger Stadium, Detroit, MI

Tue Jul 25 1995, 7:05 PM EDT

Att. 14,560 - Unknown - 78 F

TOP

Batter	1	2	3	4	5	6	7	8	9	AB	R	H	RBI	BB	SO	LOB
Rickey Henderson, R (1, 10) OBP: 0.409, SLG: 0.453	B C C B B F X 3-2 1B		B B C C B B 4-2 L6-3 1-2 BB		B C B F B S 3-3 ① K		C C B B F X 2-2 ① P6		F B B X 2-1 DI 1B 3-H 1B	4	1	2	1	1	1	1
Jason Giambi, L (1, 3) (6, 5) OBP: 0.354, SLG: 0.343	F X 0-1 ① L9		C B C B X 2-2 ①② L6-3 1-2		C B X 1-1 G6-3 2-H 1B		X 0-0 ② F7		B B F S X 2-2 1-H 1B	5	0	2	2	0	0	3
Mike Bordick, R (1, 6) OBP: 0.315, SLG: 0.303	C 1 SAFE B F F F X 1-2 ② F7		B C F X 1-2 ③ G5-3		B X 1-0 ② G6-3 1-2		C C X 0-2 ③ G5-3		B S S S 1-3 ③ K	5	0	0	0	0	1	4
Geronimo Berroa, R (1, 7) OBP: 0.348, SLG: 0.431	B C 1 SAFE B X 2-1 ③ L5			B C S C 1-3 ① K	F F B B B X 3-2 ③ P4			C B F B B X 3-2 G4-6-3 1B		4	0	1	0	0	1	2
Ruben Sierra, S (1, 9) OBP: 0.319, SLG: 0.465		B F C B B X 3-2 ① G4-3		B X 1-0 FC5 BB 1B		F B B F X 2-2 ① L7		B X 1-0 ①② G4-6-3 1-2f		4	0	1	0	0	0	1
Terry Steinbach, R (1, 2) OBP: 0.302, SLG: 0.442		F B C F S 1-3 ② K		B X 1-0 ② F7		F F B X 1-2 1B 1B		B F F B B F X 3-2 ③ G5-3		4	0	1	0	0	1	1
Brent Gates, S (1, 4) OBP: 0.302, SLG: 0.323		B F C B B X 3-2 2B		B B B 4-0 1-2 BB		B X 1-0 1-2 1B			B S F B X 2-2 G3 1B 2B	3	1	3	0	1	0	0
Craig Paquette, R (1, 5) OBP: 0.252, SLG: 0.460 Mike Aldrete, L (6, PH) (6, 3) OBP: 0.333, SLG: 0.356		B C B X 2-1 ③ G5-3		B X 1-0 ③ FC5 2-3f		B C X 1-1 ② F7			C B B C F F F B X 3-2 ① P5	2 2	0 0	0 0	0 0	0 0	0 0	3 3
Ernie Young, R (1, 8) OBP: 0.273, SLG: 0.400			L B B B F F B 4-2 BB BB		S B S F B F X 2-2 1B 2B	C C F F C 0-3 ③ K			S F X 0-2 ② G3 2-3	3	1	1	0	1	1	3
Inning Stats	R: 0 H: 1 E: 0 LOB: 1 K: 0 BB: 0 S: 13 P: 19	R: 0 H: 1 E: 0 LOB: 1 K: 1 BB: 0 S: 13 P: 22	R: 0 H: 0 E: 0 LOB: 1 K: 0 BB: 2 S: 11 P: 22	R: 0 H: 1 E: 0 LOB: 2 K: 1 BB: 1 S: 6 P: 14	R: 1 H: 2 E: 0 LOB: 1 K: 1 BB: 0 S: 14 P: 24	R: 0 H: 2 E: 0 LOB: 2 K: 1 BB: 0 S: 14 P: 19	R: 0 H: 0 E: 0 LOB: 0 K: 0 BB: 0 S: 8 P: 10	R: 0 H: 1 E: 0 LOB: 0 K: 0 BB: 0 S: 8 P: 15	R: 2 H: 3 E: 0 LOB: 1 K: 1 BB: 0 S: 20 P: 30	1B: 8 SF: 0 2B: 4 SAC: 0 3B: 0 DP: 2 HR: 0 HBP: 0						

PITCHER		IP	WLS	BF	H	R	ER	SO	BB	IBB	HBP	BLK	WP	HR	S	P	ERA	WHIP
Felipe Lira, R ERA: 3.7	(1, 1)	5.0	W	22	5	1	1	3	3	0	0	0	0	0	57	101	1.80	1.600
John Doherty, R ERA: 5.53	(6, 1)	3.2		15	5	2	2	1	0	0	0	0	0	0	44	65	4.91	1.364
Mike Henneman, R ERA: 1.75	(9, 1)	0.1		2	1	0	0	1	0	0	0	0	0	0	6	9	0.00	3.000

PITCHER	IP	WLS	BF	H	R	ER	SO	BB	IBB	HBP	BLK	WP	HR	S	P	ERA	WHIP

AB	36
R	3
H	11
RBI	3
BB	3
SO	5
LOB	21

WP: 0	PA: 39		
PB: 0			
SB: 0			
CS: 0			

livebaseballscorecards.com

Oakland Athletics @ Detroit Tigers

Tiger Stadium, Detroit, MI

Tue Jul 25 1995, 7:05 PM EDT

Att. 14,560 - Unknown - 78 F

livebaseballscorecards.com

BOTTOM

Batter	1	2	3	4	5	6	7	8	9	AB	R	H	RBI	BB	SO	LOB
Chad Curtis, R (1, 8) OBP: 0.367, SLG: 0.476	F7	1B SF7 1-3 1B		BB			K	F8		4	1	1	0	1	1	0
Lou Whitaker, L (1, 4) OBP: 0.374, SLG: 0.519	HR	1 SAFE 1 SAFE 1 SAFE 1-3 3-H 1B		K			BB 1B 1B BB	G4-3		4	2	2	2	1	1	1
Travis Fryman, R (1, 5) OBP: 0.353, SLG: 0.377	BB E 1B	SF7 3-H			G1-4-3 1B		BB 1-2 1B	BB		3	1	3	1	1	0	0
Cecil Fielder, R (1, 3) OBP: 0.358, SLG: 0.495 Derrick White, R (8, 3) OBP: 0.222, SLG: 0.333	FC5 BB 1-2	G4-3			G1-4-3 1-2f		1B 1-2 2-3 BB	P4		3 1	1 0	0 0	0 0	1 0	0 0	3 1
Kirk Gibson, L (1, 10) OBP: 0.362, SLG: 0.455	1-2 2-3 BB		G3		1B		1B 1-2 2-H 3-H 1B			3	0	2	2	1	0	0
Bobby Higginson, L (1, 7) OBP: 0.332, SLG: 0.425	K		F7		L4		F7			4	0	0	0	0	1	6
John Flaherty, R (1, 2) OBP: 0.320, SLG: 0.510	G6-3		G6-3			G6-3	BB 1-3 2-H 1B			4	0	1	1	0	0	3
Chris Gomez, R (1, 6) OBP: 0.333, SLG: 0.432		K		F8		F8	FC5-4 1-2 BB			3	0	0	0	1	1	0
Danny Bautista, R (1, 9) OBP: 0.262, SLG: 0.315		1B 1B BB		G5-3		L7	FC5-4 1-2f			3	1	0	0	1	0	3
Inning Stats	R: 1 E: 1 K: 1 S: 16 H: 2 LOB: 3 BB: 1 P: 28	R: 2 E: 0 K: 1 S: 18 H: 2 LOB: 1 BB: 1 P: 31	R: 0 E: 0 K: 0 S: 7 H: 0 LOB: 0 BB: 0 P: 11	R: 0 E: 0 K: 1 S: 12 H: 0 LOB: 1 BB: 1 P: 21	R: 0 E: 0 K: 0 S: 8 H: 2 LOB: 1 BB: 0 P: 11	R: 0 E: 0 K: 0 S: 8 H: 0 LOB: 0 BB: 0 P: 11	R: 3 E: 0 K: 1 S: 18 H: 3 LOB: 3 BB: 3 P: 35	R: 0 E: 0 K: 0 S: 10 H: 0 LOB: 1 BB: 1 P: 19		1B: 8 2B: 0 3B: 0 HR: 1 SF: 1 SAC: 0 DP: 1 HBP: 0						

	AB	32
	R	6
	H	9
	RBI	6
	BB	7
	SO	4
	LOB	17

WP: 0 PB: 0 SB: 0 CS: 0 PA: 40

PITCHER		IP	WLS	BF	H	R	ER	SO	BB	IBB	HBP	BLK	WP	HR	S	P	ERA	WHIP
Ron Darling, R ERA: 6.29	(1, 1)	6.0	L	27	6	3	3	3	3	0	0	0	0	1	69	113	4.50	1.500
Mark Acre, R ERA: 6.16	(7, 1)	0.1		4	1	3	3	1	2	0	0	0	0	0	9	19	81.00	9.000
Mike Mohler, L ERA:	(7, 1)	0.1		2	1	0	0	0	0	0	0	0	0	0	5	8	0.00	3.000
Don Wengert, R ERA: 2.76	(7, 1)	1.1		7	1	0	0	0	2	0	0	0	0	0	14	27	0.00	2.250

PITCHER	IP	WLS	BF	H	R	ER	SO	BB	IBB	HBP	BLK	WP	HR	S	P	ERA	WHIP

Batter	1	2	3	4	5	6	7	8	9	AB	R	H	RBI	BB	SO	LOB
Rickey Henderson, R (1, 10) OBP: 0.403, SLG: 0.446	B F C B F X 2-2 ① P4		S X 0-1 ③ P3			C X 0-1 ② F8		B C F X 1-2 ① F8		4	0	0	0	0	0	1
Brent Gates, S (1, 4) OBP: 0.302, SLG: 0.326 Ernie Young, R (7, 8) OBP: 0.289, SLG: 0.400	B F S C 1-3 ② K			C B B X 2-1 ① F7		B F B B X 3-1 1-H 2B		B B B B 4-0 BB		3 0	0 0	1 0	1 0	0 1	1 0	0 0
Geronimo Berroa, R (1, 7) OBP: 0.344, SLG: 0.425	C C C 0-3 ③ K			X 0-0 ② F8		B X 1-0 ③ P3		X 0-0 ② L9		4	0	0	0	0	1	2
Ruben Sierra, S (1, 9) OBP: 0.318, SLG: 0.462		F X 0-1 ① F9		B X 1-0 ③ G3-1			F X 0-1 FC6-4 1B	C F C 0-3 ③ K		4	0	1	0	0	1	1
Terry Steinbach, R (1, 3) OBP: 0.302, SLG: 0.440 Jason Giambi, L (7, PR) OBP: 0.350, SLG: 0.338 (7, 5)		B F C F F B X 2-2 1B			B F F S 1-3 ① K		F B F B F X 2-2 ① FC6-4 2B 1-2f 1B		X 0-0 ① F7	3 1	0 1	1 1	0 0	0 0	1 0	1 0
Scott Brosius, R (1, 8) OBP: 0.336, SLG: 0.393 (7, 4)		F B S F F F F X 1-2 ② P4			F L F S 0-3 ② K		S F B X 1-2 1-3 1B 2B		C B X 1-1 1B 2B	4	2	2	0	0	1	1
Mike Bordick, R (1, 6) OBP: 0.311, SLG: 0.299 Mike Aldrete, L (7, 3) OBP: 0.340, SLG: 0.364		1 SAFE 1 SAFE C X 0-1 ③ L8			B F X 1-1 ③ L6		X 0-0 ② F8		B F B B X 3-1 2-H 1B	3 1	0 0	0 1	0 1	0 0	0 0	4 0
Craig Paquette, R (1, 5) OBP: 0.252, SLG: 0.455 (7, 6)			B S F S 1-3 ① K			B X 1-0 ① G5-3	B B S S B X 3-2 2-H 3-H 1B		C F F B F X 1-2 ② P4	4	0	1	2	0	1	1
Eric Helfand, L (1, 2) OBP: 0.229, SLG: 0.209			B B C F F S 2-3 ② K			C S X 0-2 2B 1B	B X 1-0 ③ P3		F S B F X 1-2 ③ F8	4	1	1	0	0	1	2
Inning Stats	R: 0 E: 0 K: 2 S: 10 H: 0 LOB: 0 BB: 0 P: 13	R: 0 E: 0 K: 0 S: 16 H: 1 LOB: 1 BB: 0 P: 19	R: 0 E: 0 K: 2 S: 9 H: 0 LOB: 0 BB: 0 P: 12	R: 0 E: 0 K: 0 S: 4 H: 0 LOB: 0 BB: 0 P: 7	R: 0 E: 0 K: 2 S: 9 H: 0 LOB: 0 BB: 0 P: 11	R: 1 E: 0 K: 0 S: 9 H: 2 LOB: 1 BB: 0 P: 14	R: 2 E: 0 K: 0 S: 14 H: 3 LOB: 1 BB: 0 P: 21	R: 0 E: 0 K: 1 S: 7 H: 0 LOB: 1 BB: 1 P: 12	R: 1 E: 0 K: 0 S: 14 H: 2 LOB: 1 BB: 0 P: 20	1B: 5 2B: 3 3B: 0 HR: 0	SF: 0 SAC: 0 DP: 0 HBP: 0					

PITCHER		IP	WLS	BF	H	R	ER	SO	BB	IBB	HBP	BLK	WP	HR	S	P	ERA	WHIP
David Wells, L ERA: 3.04	(1, 1)	8.0	W	31	6	3	3	7	1	0	0	0	0	0	78	109	3.38	0.875
Joe Boever, R ERA: 5.62	(9, 1)	1.0		5	2	1	1	0	0	0	0	0	0	0	14	20	9.00	2.000

PITCHER	IP	WLS	BF	H	R	ER	SO	BB	IBB	HBP	BLK	WP	HR	S	P	ERA	WHIP

TOP

Oakland Athletics @ Detroit Tigers

Tiger Stadium, Detroit, MI

Wed Jul 26 1995, 7:05 PM EDT

Att. 14,284 - Unknown - 71 F

livebaseballscorecards.com

AB	35
R	4
H	8
RBI	4
BB	1
SO	7
LOB	13

OAKLAND A's ATHLETICS™

Oakland Athletics @ Detroit Tigers

Tiger Stadium, Detroit, MI

Wed Jul 26 1995, 7:05 PM EDT

Att. 14,284 - Unknown - 71 F

BOTTOM

Batter	1	2	3	4	5	6	7	8	9	AB	R	H	RBI	BB	SO	LOB
Chad Curtis, R (1, 8) OBP: 0.370, SLG: 0.476	BBCSBX 3-2 BB 1B		C X 0-1 ② FC6-4 1-2f	BBBCB 4-1 1-2 BB	BBX 2-0 1-2 2-H 3-H 1B		CBBCC 2-3 ③ K			4	0	2	2	1	1	1
Lou Whitaker, L (1, 4) OBP: 0.371, SLG: 0.510 Scott Fletcher, R (6, 4) OBP: 0.336, SLG: 0.323	CBBB1 SAFE CF1 SAFE B 4-2 1-2 G6-4-3 BB		1 SAFE X 0-0 ③ P4	CBCBFFS 2-3 ③ K	BBFFS 1-3 ② K			BCX 1-1 ① F7		3 1	0 0	0 0	0 0	1 0	2 0	5 0
Travis Fryman, R (1, 5) OBP: 0.353, SLG: 0.386	BBBCX 3-1 ① P6			FBBBX 3-1 2B 1B 1B	C X 3-1 HR 1 X 1-1 ③ L8			BFBFBX 3-2 ② G6-3		5	2	2	1	0	0	4
Cecil Fielder, R (1, 3) OBP: 0.361, SLG: 0.498 Derrick White, R (5, PR) (6, 3) OBP: 0.182, SLG: 0.273	BFX 1-1 ②③ G6-4-3 1-2f			BX 1-0 1B 1-3 HBP 2B	CBBBB 4-1 1B BB 2B BB	BX 1-0 ① G6-3		CBSBBFC 3-3 ③ K		2 2	1 1	1 0	0 0	1 0	0 1	2 0
Kirk Gibson, L (1, 10) OBP: 0.368, SLG: 0.469		CBSTBS 2-3 ① K		FBBBBX 3-1 HBP BB G6-4-3 2-3 3-H 1B	BBBCB 4-1 1B 1-2 2B BB	BX 1-0 SF9 3B				3	3	2	1	1	1	0
Bobby Higginson, L (1, 7) OBP: 0.335, SLG: 0.426		CBFX 1-2 ② G4-1		BBBB 4-0 G6-4-3 HBP 1-2 1B BB	BX 1-0 2B 1-2 2-3 1B 1B	CBSBX 2-2 ② SF9 3-H				2	2	1	1	1	0	0
John Flaherty, R (1, 2) OBP: 0.323, SLG: 0.512		CFC 0-3 ③ K		BFFFBFH 3-2 G6-4-3 1-2 2-3 3-H HBP	C X 0-1 1-3 2-H 3-H 1B 2B	CCBS 1-3 ③ K				3	1	1	3	0	2	0
Chris Gomez, R (1, 6) OBP: 0.332, SLG: 0.429			BBCBX 3-1 FC6-4 1B	X 0-0 ①② G6-4-3 1-2f 2-3 3-H	C X 0-1 ① G6-3		BFBCS 2-3 ① K			4	0	1	0	0	1	4
Danny Bautista, R (1, 9) OBP: 0.261, SLG: 0.314			BBX 2-0 ① L9	X 0-0 BB 3-H 1B	BSX 1-1 E3 1B		CCC 0-3 ② K			4	0	1	1	0	1	3

	AB	33
	R	10
	H	11
	RBI	9
	BB	5
	SO	9
	LOB	19

livebaseballscorecards.com

Inning Stats	1	2	3	4	5	6	7	8	9
	R: 0 H: 1 E: 0 LOB: 1 K: 0 BB: 1 S: 10 P: 21	R: 0 H: 0 E: 0 LOB: 0 K: 2 BB: 0 S: 10 P: 13	R: 0 H: 1 E: 0 LOB: 1 K: 0 BB: 0 S: 6 P: 11	R: 4 H: 4 E: 0 LOB: 2 K: 1 BB: 2 S: 17 P: 37	R: 5 H: 4 E: 1 LOB: 2 K: 1 BB: 2 S: 17 P: 34	R: 1 H: 1 E: 0 LOB: 0 K: 1 BB: 0 S: 8 P: 13	R: 0 H: 0 E: 0 LOB: 0 K: 3 BB: 0 S: 9 P: 13	R: 0 H: 0 E: 0 LOB: 0 K: 1 BB: 0 S: 9 P: 16	

	1B: 7	SF: 1	WP: 0	PA: 40
	2B: 2	SAC: 0	PB: 0	
	3B: 1	DP: 2	SB: 0	
	HR: 1	HBP: 1	CS: 0	

PITCHER		IP	WLS	BF	H	R	ER	SO	BB	IBB	HBP	BLK	WP	HR	S	P	ERA	WHIP
Carlos Reyes, R ERA: 4.03	(1, 1)	3.0	L	16	5	4	4	2	2	0	1	0	0	0	35	68	12.00	2.333
John Briscoe, R ERA: 33.75	(4, 1)	1.1		12	5	5	5	1	3	0	0	0	0	1	20	41	33.75	6.000
Don Wengert, R ERA: 2.84	(5, 1)	2.2		9	1	1	1	5	0	0	0	0	0	0	22	33	3.38	0.375
Mike Mohler, L ERA:	(8, 1)	1.0		3	0	0	0	1	0	0	0	0	0	0	9	16	0.00	0.000

PITCHER	IP	WLS	BF	H	R	ER	SO	BB	IBB	HBP	BLK	WP	HR	S	P	ERA	WHIP

Batter	1	2	3	4	5	6	7	8	9	AB	R	H	RBI	BB	SO	LOB
Rickey Henderson, R (1, 7) OBP: 0.405, SLG: 0.455 Ernie Young, R (6, 8) OBP: 0.283, SLG: 0.390	C B C F F X 1-2 G3 SF8 2B	B B C C X 2-2 S HR 2B 3-H		C B F F B F C 2-3 K ①	C B B F B X 3-2 F9 ②		X 0-0 F9 ③			4 1	2 0	2 0	1 0	0 0	1 0	1 0
Brent Gates, S (1, 4) OBP: 0.300, SLG: 0.334	B C S 2 SAFE X 1-2 G3 ① 2-3	S B B F B X 3-2 HR 2-H		B C F C 1-3 K ②	X 0-0 G4-3 ③			B B X 2-0 G4-3 ①		5	1	1	2	0	1	2
Jason Giambi, L (1, 3) OBP: 0.329, SLG: 0.319	B B X 2-0 SF8 ② 3-H	C B X 1-1 G5-3 ③		B B X 3-0 G3-1 ③		B C S S 1-3 K ①		X 0-0 G4-3 ②		4	0	0	1	0	1	0
Geronimo Berroa, R (1, 10) OBP: 0.350, SLG: 0.435	B B X 2-0 1B	B X 1-0 G3 BB FC5 1B			B B S B F F F X 3-2 1B 1B 1B	F F B X 1-2 1B FC5-2 2B		S F F B B X 2-2 P4 ③		5	2	4	0	0	0	0
Ruben Sierra, S (1, 9) OBP: 0.323, SLG: 0.466 Craig Paquette, R (9, PR) OBP: 0.252, SLG: 0.455 (9, 9)	B B B C F S 3-3 K ③	B B C B B 4-1 G3 BB 1-2			F 1 SAFE B 1 SAFE F 1 SAFE S 1-3 K ①	X 0-0 FC5-2 2-3 1B			B C B X 2-1 1B 2B	4 0	0 1	2 0	0 0	1 0	2 0	2 0
Terry Steinbach, R (1, 2) OBP: 0.304, SLG: 0.443	S B X 1-1 WP 1B 2B	S B X 1-1 G3 ① 1-2 2-3			B B F F F B F X 3-2 HR 1B 1-2	B F B B F X 3-2 FC5-2 ② 1-2 3-H			X 0-0 G6-3 ①	5	2	2	0	0	0	5
Scott Brosius, R (1, 5) OBP: 0.337, SLG: 0.393	F B B X 2-1 G1-3 ① 2-3	X 0-0 FC5 ③ 3-H			B F F B X 2-2 HR 1B 1-2 2-H	X 0-0 L8 ③			B C X 1-1 FC5-4 1B 2-H	5	1	2	3	0	0	4
Stan Javier, S (1, 8) (6, 7) OBP: 0.304, SLG: 0.351	B X 1-0 G4-3 S 2B 1B 3-H	B F X 1-1 L9 ②			C B X 1-1 1B HR 1-H 2-H	C X 0-1 L7 ①			B C B X 2-1 FC5-4 ② 1-2f	5	2	2	4	0	0	4
Mike Bordick, R (1, 6) OBP: 0.309, SLG: 0.297	B X 1-0 G4-3 ② 1-3	C B B F X 2-2 G6-3 ③			C B X 1-1 1B	F B X 1-1 P3 ②			X 0-0 L9 ③	5	0	1	0	0	0	5
Inning Stats	R: 1 H: 2 E: 0 LOB: 1 K: 1 BB: 0 S: 13 P: 22	R: 4 H: 4 E: 0 LOB: 0 K: 0 BB: 0 S: 14 P: 25	R: 1 H: 1 E: 0 LOB: 2 K: 0 BB: 1 S: 10 P: 19	R: 0 H: 0 E: 0 LOB: 0 K: 2 BB: 0 S: 9 P: 15	R: 4 H: 5 E: 0 LOB: 1 K: 1 BB: 0 S: 23 P: 37	R: 0 H: 2 E: 0 LOB: 2 K: 1 BB: 0 S: 11 P: 16	R: 0 H: 0 E: 0 LOB: 0 K: 0 BB: 0 S: 5 P: 6	R: 0 H: 0 E: 0 LOB: 0 K: 0 BB: 0 S: 6 P: 10	R: 1 H: 2 E: 0 LOB: 2 K: 0 BB: 0 S: 8 P: 13	1B: 9 SF: 1 2B: 5 SAC: 0 3B: 0 DP: 0 HR: 2 HBP: 0						WP: 1 PA: 45 PB: 0 SB: 2 CS: 0

PITCHER		IP	WLS	BF	H	R	ER	SO	BB	IBB	HBP	BLK	WP	HR	S	P	ERA	WHIP
Mike Moore, R ERA: 7.08	(1, 1)	2.1	L	16	7	6	6	1	1	0	0	0	1	1	32	58	23.14	3.429
Brian Bohanon, L ERA: 6.75	(3, 1)	4.2		21	7	4	4	4	0	0	0	0	0	1	53	82	7.71	1.500
Mike Christopher, R ERA: 3.86	(8, 1)	2.0		8	2	1	1	0	0	0	0	0	0	0	14	23	4.50	1.000

PITCHER	IP	WLS	BF	H	R	ER	SO	BB	IBB	HBP	BLK	WP	HR	S	P	ERA	WHIP

TOP

Oakland Athletics @ Detroit Tigers

Tiger Stadium, Detroit, MI

Thu Jul 27 1995, 3:33 AM EDT

Att. 18,836 - Cloudy - 85 F

livebaseballscorecards.com

AB	43
R	11
H	16
RBI	11
BB	1
SO	5
LOB	23

Oakland Athletics @ Detroit Tigers

Tiger Stadium, Detroit, MI

Thu Jul 27 1995, 3:33 AM EDT

Att. 18,836 - Cloudy - 85 F

livebaseballscorecards.com

BOTTOM

Batter	1	2	3	4	5	6	7	8	9	AB	R	H	RBI	BB	SO	LOB
Chad Curtis, R (1, 8) OBP: 0.373, SLG: 0.476	G6-3		G6-4-3 1-2f		1B 1-2 1B	BB		G6-4-3 1-2 1B		4	0	2	0	1	0	2
Lou Whitaker, L (1, 4) OBP: 0.370, SLG: 0.503	F8			FC5-4 BB	F7	L8		G6-4-3 1-2f		2	0	0	0	1	0	2
Alan Trammell, R (6, PH) OBP: 0.394, SLG: 0.422 (7, 6)										2	0	0	0	0	0	5
Travis Fryman, R (1, 5) OBP: 0.354, SLG: 0.387	G5-3			FC5-4 BB 1B 1-2f	1B 1-2 2-H		G5-3		1B	5	1	2	1	0	0	1
Cecil Fielder, R (1, 3) OBP: 0.360, SLG: 0.495		F9		1B 1B SF8 1-2 BB	K		G3 BB 1B		L4	2	1	0	0	1	1	2
Derrick White, R (6, 3) OBP: 0.231, SLG: 0.308										2	0	1	0	0	0	1
Kirk Gibson, L (1, 10) OBP: 0.368, SLG: 0.467		L4		SF8 1B 1-2 2-H 1B	K		G3 1-2 BB		K	3	0	1	1	0	1	2
Juan Samuel, R (7, PH) OBP: 0.393, SLG: 0.575										1	0	0	0	1	1	1
Bobby Higginson, L (1, 7) OBP: 0.332, SLG: 0.421		K		1B 1-2 2-3	K	K	G3 1-2 2-3		P5	5	0	1	0	0	2	3
John Flaherty, R (1, 2) OBP: 0.326, SLG: 0.514			1B 1-2 1B	SF8 2-3 3-H		2B 2-2 1B	K 1-3			3	0	2	1	0	1	2
Chris Gomez, R (1, 6) OBP: 0.335, SLG: 0.430 (7, 4)			G6-4-3 1-3 1B	K		L8		1B 1-0 1B		4	0	2	0	0	1	3
Danny Bautista, R (1, 9) OBP: 0.266, SLG: 0.322			K		1B 1B 1B 1-1 1B	2B 1-3 2B		F9		4	1	2	0	0	1	3

	AB	37
	R	3
	H	13
	RBI	3
	BB	4
	SO	8
	LOB	27

Inning Stats	1	2	3	4	5	6	7	8	9
	R: 0 E: 0 K: 0 S: 8	H: 0 LOB: 0 BB: 0 P: 13	R: 0 E: 0 K: 1 S: 9	H: 0 LOB: 0 BB: 0 P: 11	R: 0 E: 0 K: 1 S: 9	H: 2 LOB: 1 BB: 0 P: 13	R: 2 E: 0 K: 1 S: 13	H: 2 LOB: 2 BB: 2 P: 23	R: 1 E: 0 K: 2 S: 14	H: 3 LOB: 2 BB: 0 P: 24	R: 0 E: 0 K: 1 S: 15	H: 2 LOB: 3 BB: 1 P: 27	R: 0 E: 0 K: 1 S: 12	H: 1 LOB: 2 BB: 1 P: 19	R: 0 E: 0 K: 0 S: 7	H: 2 LOB: 1 BB: 0 P: 8	R: 0 E: 0 K: 1 S: 10	H: 1 LOB: 1 BB: 0 P: 15

1B: 12	SF: 1	WP: 0	PA: 42
2B: 1	SAC: 0	PB: 0	
3B: 0	DP: 2	SB: 0	
HR: 0	HBP: 0	CS: 0	

PITCHER		IP	WLS	BF	H	R	ER	SO	BB	IBB	HBP	BLK	WP	HR	S	P	ERA	WHIP
Todd Stottlemyre, R ERA: 4.03	(1, 1)	5.2	W	28	9	3	3	6	3	0	0	0	0	0	67	110	4.76	2.118
Rick Honeycutt, L ERA: 2.6	(6, 1)	1.0		5	1	0	0	0	1	0	0	0	0	0	10	16	0.00	2.000
Mark Acre, R ERA: 5.95	(7, 1)	1.1		5	2	0	0	1	0	0	0	0	0	0	10	12	0.00	1.500
Dennis Eckersley, R ERA: 4.13	(9, 1)	1.0		4	1	0	0	1	0	0	0	0	0	0	10	15	0.00	1.000

PITCHER	IP	WLS	BF	H	R	ER	SO	BB	IBB	HBP	BLK	WP	HR	S	P	ERA	WHIP

Batter	1	2	3	4	5	6	7	8	9	AB	R	H	RBI	BB	SO	LOB
Chad Curtis, R (1, 8) OBP: 0.373, SLG: 0.477	C B X 1-1 F9 ①		B B B C B 4-1 G4-3 BB		S X 0-1 G4-3 ①			F X 0-1 F8 G5-3 2B	X 0-0 F7 ③	4	1	1	0	1	0	0
Lou Whitaker, L (1, 4) OBP: 0.362, SLG: 0.491	B F F B F S 2-3 K ②		B B C C S 2-3 K ①		C F B S 1-3 K ②			X 0-0 F8 ① 2-3		4	0	0	0	0	3	2
Travis Fryman, R (1, 5) OBP: 0.353, SLG: 0.388	B B X 2-0 2B		1 SAFE C X 0-1 G4-3 ②③ 1-2f		B X 1-0 F9 ③			C S X 0-2 G5-3 ② 3-H		4	0	1	1	0	0	1
Cecil Fielder, R (1, 3) OBP: 0.362, SLG: 0.496 Derrick White, R (8, PR) OBP: 0.231, SLG: 0.308 (8, 3)	S B B B B 4-1 BB			B X 1-0 P6 ①		C B X 1-1 G5-3 ①		S S B F X 1-2 1B 2B		3 0	0 1	1 0	0 0	1 0	0 0	0 0
Kirk Gibson, L (1, 10) OBP: 0.370, SLG: 0.472	C X 0-1 G4-3 ③			B B B C X 3-1 1B 2B		F F B B S 1-3 K ②		X 0-0 BB 2-H 1B		4	1	2	1	0	1	2
Bobby Higginson, L (1, 7) OBP: 0.335, SLG: 0.418		B F B C F S 2-3 K ①		C C F B B B B 4-2 G4-3 1B BB		C B X 1-1 G3 ③		B 1 SAFE B B C B 4-1 1-2 BB		2	0	0	0	2	1	0
John Flaherty, R (1, 2) OBP: 0.329, SLG: 0.518		B C S B X 2-2 2B		X 0-0 G4-3 1-2 2-H 1B			C X 0-1 G5-3 ①	X 0-0 F8 ③		4	0	2	1	0	0	2
Chris Gomez, R (1, 6) OBP: 0.329, SLG: 0.422		C B B X 2-1 P6 ②		C F X 0-2 G4-3 ② 1-2 2-3			C X 0-1 G6-3 ②		B C C B X 2-2 L8 ①	4	0	0	0	0	0	3
Danny Bautista, R (1, 9) OBP: 0.261, SLG: 0.316		C B F X 1-2 G4-3 ③		C B C X 1-2 F9 ③			B C X 1-1 G6-3 ③		B X 1-0 F8 ②	4	0	0	0	0	0	3
Inning Stats	R: 0 H: 1 E: 0 LOB: 2 K: 1 BB: 1 S: 10 P: 19	R: 0 H: 1 E: 0 LOB: 1 K: 1 BB: 0 S: 12 P: 19	R: 0 H: 0 E: 0 LOB: 0 K: 1 BB: 1 S: 6 P: 12	R: 1 H: 2 E: 0 LOB: 2 K: 0 BB: 1 S: 13 P: 22	R: 0 H: 0 E: 0 LOB: 0 K: 1 BB: 0 S: 6 P: 8	R: 0 H: 0 E: 0 LOB: 0 K: 1 BB: 0 S: 7 P: 10	R: 0 H: 0 E: 0 LOB: 0 K: 0 BB: 0 S: 6 P: 7	R: 2 H: 3 E: 0 LOB: 2 K: 0 BB: 1 S: 13 P: 18	R: 0 H: 0 E: 0 LOB: 0 K: 0 BB: 0 S: 5 P: 8	1B: 2 SF: 0 2B: 5 SAC: 0 3B: 0 DP: 1 HR: 0 HBP: 0						WP: 0 PA: 37 PB: 0 SB: 0 CS: 0

Detroit Tigers @ Kansas City Royals

Kauffman Stadium, Kansas City, MO

Fri Jul 28 1995, 7:05 PM CDT

Att. 18,070 - Unknown - 90 F

TOP

livebaseballscorecards.com

AB	33
R	3
H	7
RBI	3
BB	4
SO	5
LOB	13

PITCHER		IP	WLS	BF	H	R	ER	SO	BB	IBB	HBP	BLK	WP	HR	S	P	ERA	WHIP
Tom Gordon, R ERA: 4.02	(1, 1)	7.2		30	5	2	2	5	3	0	0	0	0	0	66	103	2.35	1.043
Jeff Montgomery, R ERA: 3.15	(8, 1)	1.1	W	7	2	1	1	0	1	0	0	0	0	0	12	20	6.75	2.250

PITCHER	IP	WLS	BF	H	R	ER	SO	BB	IBB	HBP	BLK	WP	HR	S	P	ERA	WHIP

BOTTOM

Detroit Tigers @ Kansas City Royals

Kauffman Stadium, Kansas City, MO

Fri Jul 28 1995, 7:05 PM CDT
Att. 18,070 - Unknown - 90 F

Batter	1	2	3	4	5	6	7	8	9	AB	R	H	RBI	BB	SO	LOB
Vince Coleman, S (1, 7) OBP: 0.342, SLG: 0.395	C X 0-1 S WP 1B		F B X 1-1 1B 2B 2-H 1B		X 0-0 E S 1B 1B		X 0-0 ② F8			4	2	3	1	0	0	0
Tom Goodwin, L (1, 8) OBP: 0.343, SLG: 0.317	C C B S 1-3 ① K		X 0-0 2B 1-2 1B		C B X 1-1 ② F9		B C L F S 1-3 ③ K			4	0	1	0	0	2	2
Wally Joyner, L (1, 3) OBP: 0.391, SLG: 0.424	F B F B C 2-3 ② K 1-2		F X 0-1 ② F7		C B F F X 1-2 BB 1-H 1B			C B B C X 2-2 ① L7		4	0	1	1	0	1	3
Gary Gaetti, R (1, 5) OBP: 0.328, SLG: 0.526	S B S B C 2-3 ③ K 2-3		X 0-0 1-3 2-H 2B		B F B B B 4-1 BB 1-2			X 0-0 E S 1B 1B		3	1	2	1	1	1	1
Keith Lockhart, L (1, 4) OBP: 0.354, SLG: 0.448 David Howard, S (5, 4) OBP: 0.258, SLG: 0.274		C C X 0-2 ① F7 S F F B X 1-2 ③ F9			S F F C 0-3 ③ K			1 SAFE B B C S X 2-2 FC3-6 1-H 1B		2	0	0	0	0	0	2
										2	0	1	1	0	1	2
Joe Vitiello, R (1, 10) Chris Stynes, R (8, PR) OBP: 0.278, SLG: 0.219	B S X 1-1 ② G6-3		B S B F X 2-2 ① G5-3		B X 1-0 ① G6-3			B S C X 1-2 ② FC3-6 FC6-4 1-2f		4	0	0	0	0	0	1
										0	0	0	0	0	0	0
Jon Nunnally, L (1, 9) OBP: 0.358, SLG: 0.563	S B B S X 2-2 ③ P5		X 0-0 ② F7		B S B B X 3-1 ② F7			X 0-0 ③ FC6-4 1-2f		4	0	0	0	0	0	1
Greg Gagne, R (1, 6) OBP: 0.335, SLG: 0.406		C F X 0-2 SH1-3 1B 1B	F C B X 1-2 ③ G5-3			B C F X 1-2 ③ F8				3	1	1	0	0	0	0
Brent Mayne, L (1, 2) OBP: 0.264, SLG: 0.294		C P 1 SAFE 1 SAFE X 1-1 ① SH1-3 1-2			C B B B F X 3-2 ① F7		B B X 2-0 ① F8			2	0	0	0	0	0	0
Inning Stats	R: 0 H: 1 E: 0 LOB: 1 K: 3 BB: 0 S: 11 P: 16	R: 0 H: 0 E: 0 LOB: 0 K: 0 BB: 0 S: 8 P: 11	R: 2 H: 4 E: 0 LOB: 2 K: 0 BB: 0 S: 16 P: 18	R: 0 H: 0 E: 0 LOB: 0 K: 0 BB: 0 S: 7 P: 10	R: 1 H: 2 E: 0 LOB: 2 K: 1 BB: 1 S: 15 P: 24	R: 0 H: 0 E: 0 LOB: 0 K: 0 BB: 0 S: 6 P: 11	R: 0 H: 0 E: 0 LOB: 0 K: 1 BB: 0 S: 6 P: 9	R: 1 H: 2 E: 0 LOB: 1 K: 0 BB: 0 S: 11 P: 16		1B: 8 SF: 0 2B: 1 SAC: 1 3B: 0 DP: 0 HR: 0 HBP: 0						

livebaseballscorecards.com

AB	32
R	4
H	9
RBI	4
BB	1
SO	5
LOB	12

WP: 1 PA: 34
PB: 0
SB: 3
CS: 0

PITCHER		IP	WLS	BF	H	R	ER	SO	BB	IBB	HBP	BLK	WP	HR	S	P	ERA	WHIP
Sean Bergman, R ERA: 5.33	(1, 1)	7.0		29	7	3	3	5	1	0	0	0	1	0	69	99	3.86	1.143
John Doherty, R ERA: 5.57	(8, 1)	1.0	L	5	2	1	1	0	0	0	0	0	0	0	11	16	9.00	2.000

PITCHER	IP	WLS	BF	H	R	ER	SO	BB	IBB	HBP	BLK	WP	HR	S	P	ERA	WHIP

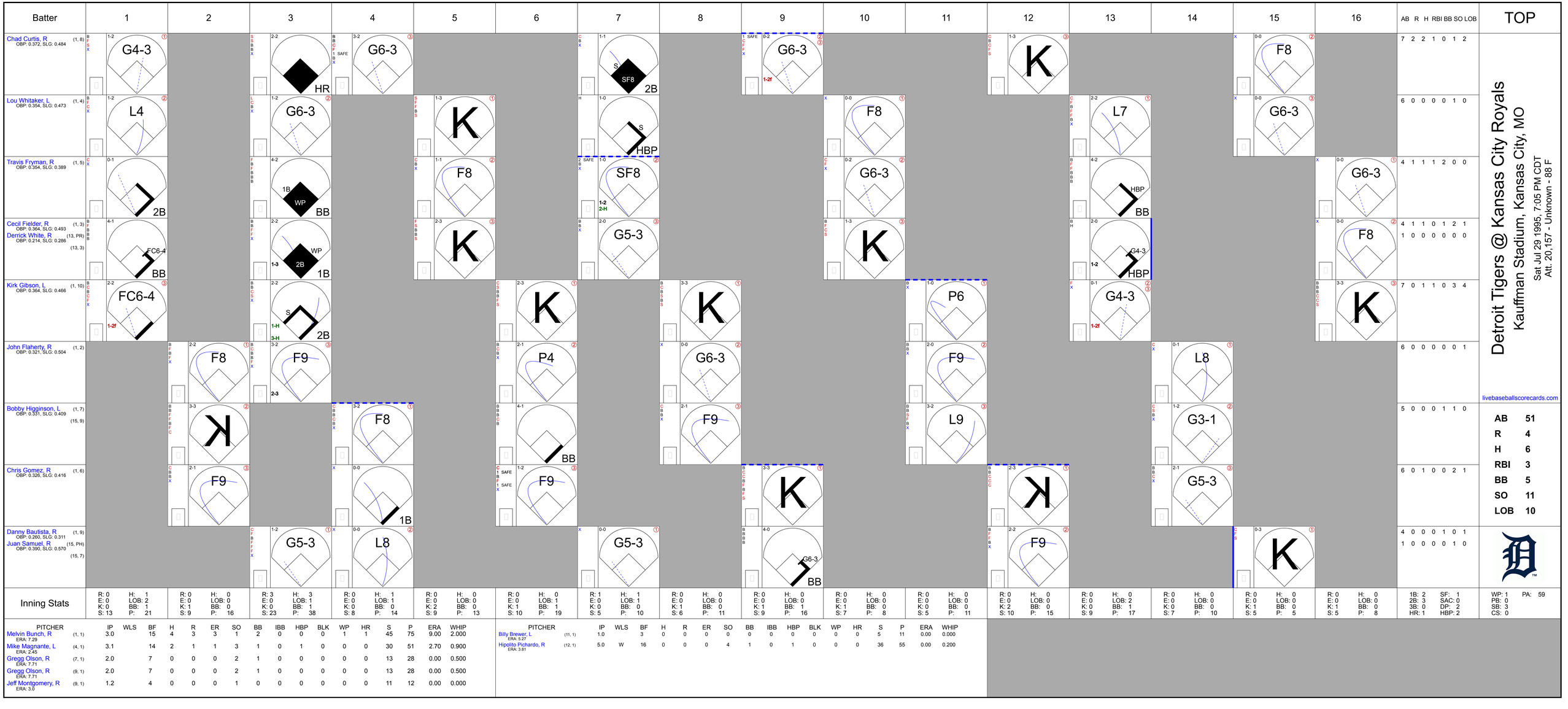

PITCHER		IP	WLS	BF	H	R	ER	SO	BB	IBB	HBP	BLK	WP	HR	S	P	ERA	WHIP
Melvin Bunch, R ERA: 7.29	(1, 1)	3.0		15	4	3	3	1	2	0	0	0	1	1	45	75	9.00	2.000
Mike Magnante, L ERA: 2.45	(4, 1)	3.1		14	2	1	1	3	1	0	1	0	0	0	30	51	2.70	0.900
Gregg Olson, R ERA: 7.71	(7, 1)	2.0		7	0	0	0	2	1	0	0	0	0	0	13	28	0.00	0.500
Gregg Olson, R ERA: 7.71	(9, 1)	2.0		7	0	0	0	2	1	0	0	0	0	0	13	28	0.00	0.500
Jeff Montgomery, R ERA: 3.0	(9, 1)	1.2		4	0	0	0	1	0	0	0	0	0	0	11	12	0.00	0.000

PITCHER		IP	WLS	BF	H	R	ER	SO	BB	IBB	HBP	BLK	WP	HR	S	P	ERA	WHIP
Billy Brewer, L ERA: 5.27	(11, 1)	1.0		3	0	0	0	0	0	0	0	0	0	0	5	11	0.00	0.000
Hipolito Pichardo, R ERA: 3.81	(12, 1)	5.0	W	16	0	0	0	4	1	0	1	0	0	0	36	55	0.00	0.200

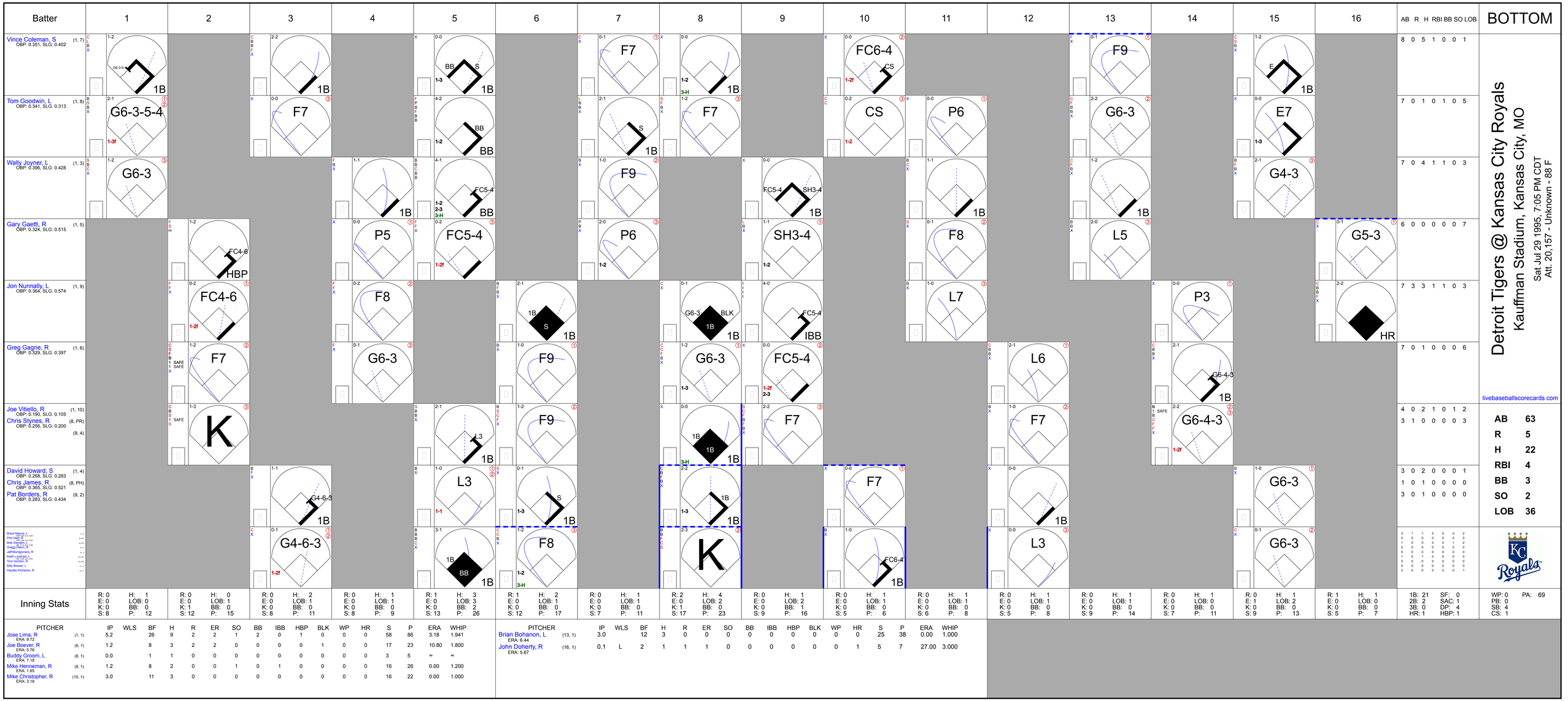

PITCHER		IP	WLS	BF	H	R	ER	SO	BB	IBB	HBP	BLK	WP	HR	S	P	ERA	WHIP
Jose Lima, R (1, 1) ERA: 9.72		5.2		26	9	2	2	1	2	0	1	0	0	0	58	86	3.18	1.941
Joe Boever, R (6, 1) ERA: 5.76		1.2		8	3	2	2	0	0	0	0	1	0	0	17	23	10.80	1.800
Buddy Groom, L (8, 1) ERA: 7.18		0.0		1	1	0	0	0	0	0	0	0	0	0	3	5	∞	∞
Mike Henneman, R (8, 1) ERA: 1.85		1.2		8	2	0	0	1	0	1	0	0	0	0	16	26	0.00	1.200
Mike Christopher, R (10, 1) ERA: 3.18		3.0		11	3	0	0	0	0	0	0	0	0	0	16	22	0.00	1.000
Brian Bohanon, L (13, 1) ERA: 6.44		3.0		12	3	0	0	0	0	0	0	0	0	0	25	38	0.00	1.000
John Doherty, R (16, 1) ERA: 5.67		0.1	L	2	1	1	1	0	0	0	0	0	0	1	5	7	27.00	3.000

Detroit Tigers @ Kansas City Royals

Kauffman Stadium, Kansas City, MO

Sun Jul 30 1995, 3:33 AM CDT

Att. 21,049 - Sunny - 90 F

livebaseballscorecards.com

Batter	1	2	3	4	5	6	7	8	9	AB	R	H	RBI	BB	SO	LOB
Chad Curtis, R (1, 8) OBP: 0.367, SLG: 0.478	C C B C 1-3 ① K		B B F C C 2-3 ③ K		B C S X 1-2 ③ G6-3		X 0-0 ③ FC5-4 1-2f		B C S S 1-3 ③ K	5	0	0	0	0	3	4
Scott Fletcher, R (1, 4) OBP: 0.333, SLG: 0.320	B C F B F F X 2-2 ② P2			L X 0-1 ① G5-3		F C B X 1-2 1B 1B		C X 0-1 ① G6-3		4	0	1	0	0	0	0
Travis Fryman, R (1, 5) OBP: 0.353, SLG: 0.396	B B X 2-0 ③ F9			X 0-0 ② G5-3		1 SAFE P C M 1 SAFE F X 1-2 ① F8		B C X 1-1 HR		4	1	1	1	0	0	1
Cecil Fielder, R (1, 3) OBP: 0.366, SLG: 0.491 Derrick White, R (8, PR) OBP: 0.214, SLG: 0.286 (8, 3)		B C C X 1-2 ① P2		B C B S B F F F B 4-2 FC5-4 BB		B B C B C F X 3-2 ② P2		C F B F B B X 3-2 1B 1B 1B		3 0	0 0	1 0	0 0	1 0	0 0	1 0
Kirk Gibson, L (1, 10) OBP: 0.366, SLG: 0.467		C C B B X 2-2 ② G4-3		B C F F B F X 2-2 ③ FC5-4 1-2f		T C X 0-2 1-2 1B		C F B X 1-2 ② 1-H 1B		4	0	2	0	0	0	1
Alan Trammell, R (1, 6) OBP: 0.385, SLG: 0.411		X 0-0 ③ F8			B B F B F F F X 3-2 ① F8	C B X 1-2 ③ F7		B B B S X 3-1 ③ G5-3		4	0	0	0	0	0	4
Bobby Higginson, L (1, 7) OBP: 0.337, SLG: 0.412			C B B B B 4-1 G5-4-3 BB		C C B B B X 2-2 2B 1B	C F X 0-2 FC6-4 1B			F C S 0-3 ① K	3	1	2	0	1	1	0
Danny Bautista, R (1, 9) OBP: 0.256, SLG: 0.306 Lou Whitaker, L (9, PH) OBP: 0.358, SLG: 0.476			B X 1-0 ① ② G5-4-3 1-2f		B C B C X 2-2 ② F9	X 0-0 ① F7			C F X 0-2 1B	3 1	0 0	0 1	0 0	0 0	0 0	3 0
Ron Tingley, R (1, 2) OBP: 0.304, SLG: 0.343 Juan Samuel, R (9, PH) OBP: 0.387, SLG: 0.566			C B B S X 2-2 2B		B B X 2-0 1-H 2B	S C B X 1-2 ② FC6-4 FC5-4 1-2f			C S 1 SAFE B B B B S 3-3 ② K	3 1	0 0	2 0	1 0	0 0	0 1	1 1
Inning Stats	R: 0 H: 0 E: 0 LOB: 0 K: 1 BB: 0 S: 9 P: 14	R: 0 H: 0 E: 0 LOB: 0 K: 0 BB: 0 S: 7 P: 10	R: 0 H: 1 E: 0 LOB: 1 K: 1 BB: 1 S: 8 P: 17	R: 0 H: 0 E: 0 LOB: 1 K: 0 BB: 1 S: 12 P: 18	R: 1 H: 2 E: 0 LOB: 1 K: 0 BB: 0 S: 15 P: 25	R: 0 H: 2 E: 0 LOB: 2 K: 0 BB: 0 S: 18 P: 23	R: 0 H: 1 E: 0 LOB: 1 K: 0 BB: 0 S: 8 P: 9	R: 1 H: 3 E: 0 LOB: 2 K: 0 BB: 0 S: 13 P: 21	R: 0 H: 1 E: 0 LOB: 1 K: 3 BB: 0 S: 12 P: 16	1B: 7 SF: 0 2B: 2 SAC: 0 3B: 0 DP: 1 HR: 1 HBP: 0						

	AB	35
	R	2
	H	10
	RBI	2
	BB	2
	SO	5
	LOB	16

WP: 0 PA: 37
PB: 0
SB: 0
CS: 0

PITCHER		IP	WLS	BF	H	R	ER	SO	BB	IBB	HBP	BLK	WP	HR	S	P	ERA	WHIP
Scott Anderson, R ERA: 1.59	(1, 1)	5.2	W	22	4	1	1	2	2	0	0	0	0	0	63	100	1.59	1.059
Billy Brewer, L ERA: 5.02	(6, 1)	1.1		6	2	0	0	0	0	0	0	0	0	0	14	16	0.00	1.500
Rusty Meacham, R ERA: 3.82	(8, 1)	1.0		5	3	1	1	0	0	0	0	0	0	1	13	21	9.00	3.000
Jeff Montgomery, R ERA: 2.92	(9, 1)	1.0	S	4	1	0	0	3	0	0	0	0	0	0	12	16	0.00	1.000

PITCHER	IP	WLS	BF	H	R	ER	SO	BB	IBB	HBP	BLK	WP	HR	S	P	ERA	WHIP

BOTTOM

Detroit Tigers @ Kansas City Royals

Kauffman Stadium, Kansas City, MO

Sun Jul 30 1995, 3:33 AM CDT
Att. 21,049 - Sunny - 90 F

Batter	1	2	3	4	5	6	7	8	9	AB	R	H	RBI	BB	SO	LOB
Vince Coleman, S (1, 7) OBP: 0.353, SLG: 0.414	C X 0-1 ① L8		C X 0-1 3-H HR		F C C 0-3 ② K		B B C B B 4-1 L7-3 BB			3	1	1	2	1	1	0
Tom Goodwin, L (1, 8) OBP: 0.340, SLG: 0.312	C X 0-1 ② G4-3		C B X 1-1 ② G6-3		X 0-0 CS 1B		B B B C X 3-1 ②③ L7-3 1-2			4	0	1	0	0	0	2
Wally Joyner, L (1, 3) OBP: 0.392, SLG: 0.422	C F B S 1-3 ③ K		B B C F X 2-2 ③ G3-1		B B B C 3-1 ③ CS 1-2	S F B F C 1-3 ① K		B C B X 2-1 ① L8		4	0	0	0	0	2	0
Gary Gaetti, R (1, 5) OBP: 0.329, SLG: 0.520		B S F H 2-2 CS HBP		B B C S F X 2-2 BB 1B		B S S X 1-2 2B		F X 0-1 ② F7		3	0	2	0	0	0	0
Jon Nunnally, L (1, 9) OBP: 0.366, SLG: 0.575		C B B F F X 2-2 ①② F9 1-2		B F B 1 SAFE B F B 4-2 1-2 BB		B B X 2-1 ② F7		B F X 1-1 2B		3	0	1	0	1	0	2
Greg Gagne, R (1, 6) OBP: 0.332, SLG: 0.396		C X 0-1 1B		1 SAFE B F F X 1-2 ① F8		B X 1-0 ③ P2		I I I 4-0 IBB		3	0	1	0	1	0	3
Joe Vitiello, R (1, 10) OBP: 0.160, SLG: 0.087		C C B F X 1-2 ③ P6		F B C F S 1-3 ② K			F F X 0-2 ① L4	S S B X 1-2 ③ F9		4	0	0	0	0	1	5
David Howard, S (1, 4) OBP: 0.277, SLG: 0.309			C B X 1-1 SH1-3 HR 2B	B B S S B X 3-2 ③ P4			F L B B B F X 3-2 2B 2B			3	2	2	0	0	0	2
Brent Mayne, L (1, 2) OBP: 0.268, SLG: 0.303			X 0-0 ① SH1-3 2-3		B C C B F B X 3-2 ① F9		B C B 2 SAFE X 2-1 2-H 2B			2	0	1	1	0	0	0
Inning Stats	R: 0 E: 0 K: 1 S: 7 H: 0 LOB: 0 BB: 0 P: 8	R: 0 E: 0 K: 0 S: 12 H: 1 LOB: 1 BB: 0 P: 17	R: 2 E: 0 K: 0 S: 10 H: 2 LOB: 0 BB: 0 P: 14	R: 0 E: 0 K: 1 S: 16 H: 1 LOB: 2 BB: 1 P: 27	R: 0 E: 0 K: 1 S: 9 H: 1 LOB: 0 BB: 0 P: 15	R: 0 E: 0 K: 1 S: 10 H: 1 LOB: 1 BB: 0 P: 15	R: 1 E: 0 K: 0 S: 12 H: 2 LOB: 1 BB: 1 P: 24	R: 0 E: 0 K: 0 S: 9 H: 1 LOB: 2 BB: 1 P: 17		1B: 3 2B: 6 3B: 0 HR: 1 SF: 0 SAC: 1 DP: 1 HBP: 1						

livebaseballscorecards.com

AB	29
R	3
H	9
RBI	3
BB	3
SO	4
LOB	14

WP: 0 PB: 0 SB: 0 CS: 2 PA: 35

PITCHER		IP	WLS	BF	H	R	ER	SO	BB	IBB	HBP	BLK	WP	HR	S	P	ERA	WHIP
Felipe Lira, R ERA: 3.74	(1, 1)	6.1	L	27	8	3	3	4	1	0	1	0	0	1	73	110	4.26	1.421
Joe Boever, R ERA: 5.61	(7, 1)	1.2		7	1	0	0	0	1	1	0	0	0	0	12	27	0.00	1.200

PITCHER	IP	WLS	BF	H	R	ER	SO	BB	IBB	HBP	BLK	WP	HR	S	P	ERA	WHIP

Batter	1	2	3	4	5	6	7	8	9	AB	R	H	RBI	BB	SO	LOB
Lee Tinsley, S (1, 8) OBP: 0.365, SLG: 0.425	B X 1-0 G6-3 ①		C B C B F B F B 4-2 HR BB	B F C P B B 4-2 1B 1-2 BB	C S B F B F F 4-2 B 1B BB	B C X 1-1 F7 ③		B C F X 1-2 HBP 1-3 1B		3	1	1	0	3	0	3
John Valentin, R (1, 6) OBP: 0.391, SLG: 0.524	C B B C F B F X 3-2 F8 ②		B X 1-0 1-H HR	B B X 2-0 1-2 2-H 3-H 1B	F F B F B B X 3-2 HBP 1-3 2-H 3-H 1B		C X 0-1 G4-3 ①	C S F F H 1-2 G5-4-3 1-2 HBP		5	1	3	6	0	0	0
Mo Vaughn, L (1, 3) OBP: 0.391, SLG: 0.581	B F B B X 3-1 2B HR 1B		B X 1-0 G3 ①	S S B F S 1-3 K ③	F S H 1-2 1-2 HBP		B B X 2-0 HR	B C X 1-1 G5-4-3 ②③ 1-2f		5	2	2	1	0	1	5
Jose Canseco, R (1, 10) OBP: 0.367, SLG: 0.508 Dave Hollins, S (7, PH) OBP: 0.394, SLG: 0.408	X 0-0 1-3 HR 2B		C F F B B B S 3-3 K ②	B F S K C 0-1 G1-3 ③		C B X 1-1 G3 WP 1B		B C S C 1-3 K ①		4 2	1 0	1 1	0 0	0 0	2 1	3 0
Mike Greenwell, L (1, 7) OBP: 0.368, SLG: 0.474 Matt Stairs, L (6, 7) OBP: 0.322, SLG: 0.418	B B X 2-0 2-H 3-H HR		S B B B C X 2-2 G4-3 ③	F B C B F X 2-2 G4-3 1B 2B	C F B X 2-2 G6-3 ①	S B B S B X 3-2 G3 ② 1-3			F F B S 1-3 K ②	4 2	2 0	2 0	3 0	0 0	0 1	0 1
Tim Naehring, R (1, 5) OBP: 0.423, SLG: 0.469	C B B X 2-1 G5-3 ③		C B F B X 2-2 WP 1B 1B	B B C X 2-1 G4-3 ② 2-3	C S F B B B B 4-2 BB 1B BB	B F B X 2-1 P3 ③			C B C B F F F X 2-2 G6-3 ③	5	1	1	0	1	0	2
Troy O'Leary, L (1, 9) OBP: 0.382, SLG: 0.562		C X 0-1 F7 ①	F F B S 1-3 K ①	B B B B 4-0 1B 1B BB	X 0-0 1-2 BB 1B			X 0-0 HR		4	2	2	1	1	1	1
Bill Haselman, R (1, 2) OBP: 0.365, SLG: 0.410		B X 1-0 G5-3 ②	B C B F F C 2-3 K ②	C B F B X 2-2 1B 1-2 3-H 1B	C X 0-1 L8 ②			F X 0-1 F7 ①		5	1	1	1	0	1	3
Luis Alicea, S (1, 4) OBP: 0.367, SLG: 0.357		B B B C F X 3-2 G4-3 ③	B B B C F B 4-2 S 1-3 1B BB	B X 1-0 1-3 2-H 1B	B F S F B B B 4-2 1-2 2-3 BB			B C B B F F B 4-2 1B BB		2	2	1	1	3	0	0
Inning Stats	R: 3 H: 3 E: 0 LOB: 0 K: 0 BB: 0 S: 12 P: 23	R: 0 H: 0 E: 0 LOB: 0 K: 0 BB: 0 S: 6 P: 10	R: 2 H: 1 E: 0 LOB: 0 K: 1 BB: 1 S: 13 P: 24	R: 2 H: 2 E: 0 LOB: 2 K: 3 BB: 2 S: 20 P: 35	R: 4 H: 4 E: 0 LOB: 3 K: 1 BB: 2 S: 27 P: 48	R: 0 H: 1 E: 0 LOB: 1 K: 0 BB: 2 S: 15 P: 26	R: 1 H: 2 E: 0 LOB: 1 K: 0 BB: 0 S: 10 P: 18	R: 1 H: 2 E: 0 LOB: 2 K: 0 BB: 1 S: 15 P: 22	R: 0 H: 0 E: 0 LOB: 0 K: 2 BB: 0 S: 12 P: 16	1B: 9 SF: 0 2B: 2 SAC: 0 3B: 0 DP: 1 HR: 4 HBP: 2						

TOP

Boston Red Sox @ Detroit Tigers

Tiger Stadium, Detroit, MI

Tue Aug 01 1995, 7:05 PM EDT
Att. 20,170 - Unknown - 77 F

livebaseballscorecards.com

AB	41
R	13
H	15
RBI	13
BB	8
SO	7
LOB	18

PITCHER		IP	WLS	BF	H	R	ER	SO	BB	IBB	HBP	BLK	WP	HR	S	P	ERA	WHIP
Mike Moore, R ERA: 7.43	(1, 1)	3.2	L	19	5	7	7	3	3	0	0	0	1	2	46	84	17.18	2.182
Buddy Groom, L ERA: 7.96	(4, 1)	1.0		11	5	4	4	2	2	0	1	0	0	0	30	54	36.00	7.000
Mike Christopher, R ERA: 3.26	(5, 1)	2.1		12	3	1	1	0	2	0	0	0	1	1	27	46	3.86	2.143
Joe Boever, R ERA: 5.57	(8, 1)	2.0		9	2	1	1	2	1	0	1	0	0	1	27	38	4.50	1.500

PITCHER	IP	WLS	BF	H	R	ER	SO	BB	IBB	HBP	BLK	WP	HR	S	P	ERA	WHIP

Batter	1	2	3	4	5	6	7	8	9	AB	R	H	RBI	BB	SO	LOB
Chad Curtis, R (1, 8) OBP: 0.368, SLG: 0.476	C C B B X 2-2 G6-4-3 BB 1B		F X 0-1 ① F9		B B F B C C 3-3 ③ K		F F S 0-3 ② K		C B B X 2-1 G5-3 1B	5	0	2	0	0	2	3
Chris Gomez, R (1, 4) OBP: 0.327, SLG: 0.413	B B B B 4-0 G6-4-3 1-2 BB		C B X 1-1 ② G5-3			F C X 0-2 1B	C C B B S 2-3 ③ K		C F B F B B X 3-2 ② G5-3 1-2	4	0	1	0	1	1	3
Travis Fryman, R (1, 5) OBP: 0.351, SLG: 0.394	C B B 2 F F B X SAFE 3-2 ① ② G6-4-3 1-2f 2-3		B X 1-0 ③ G5-3			F X 0-1 ① L6		X 0-0 PB BB 1B 1B	C F B X 1-2 ③ L5	5	1	1	0	0	0	4
Cecil Fielder, R (1, 10) OBP: 0.368, SLG: 0.488	B B C B B 4-1 BB BB			C X 0-1 ① G6-3		B F X 1-1 ② L9		B B B C B 4-1 1B 1-2 1B BB		2	1	0	0	2	0	1
Juan Samuel, R (1, 3) OBP: 0.390, SLG: 0.560	B B B C B 4-1 FC5-4 1-2 BB			C B B B S X 3-2 ② L9		C F B B B C 2-3 ③ K		S S X 0-2 G4-6-3 1B 1-2 2-H 1B		3	0	1	1	1	1	1
Alan Trammell, R (1, 6) OBP: 0.388, SLG: 0.410	X 0-0 ③ FC5-4 1-2f			C B C X 1-2 ③ G5-3			B C B B B 4-1 2B G5-3 BB	B C X 1-1 G4-6-3 1-2 2-H 1B		3	1	1	1	1	0	3
John Flaherty, R (1, 2) OBP: 0.320, SLG: 0.504		B X 1-0 ① G6-3			C X 0-1 ① L6		F F X 0-2 1B 1-3 2B	B F F B X 2-2 ① ② G4-6-3 1-2f 2-3		4	0	1	0	0	0	2
Danny Bautista, R (1, 9) OBP: 0.252, SLG: 0.301		B B X 2-0 ② G5-3			B C X 1-1 ② F9		B X 1-0 ① G5-3 3-H	B X 1-0 ③ G4-3		4	0	0	1	0	0	2
Derrick White, R (1, 7) OBP: 0.278, SLG: 0.333		C B X 1-1 ③ F9			B B F B X 3-1 1B		B X 1-0 2-3 1B		B F B B C X 3-2 ① P2	4	0	2	0	0	0	0
Inning Stats	R: 0 H: 1 E: 0 LOB: 3 K: 0 BB: 3 S: 10 P: 27	R: 0 H: 0 E: 0 LOB: 0 K: 0 BB: 0 S: 4 P: 8	R: 0 H: 0 E: 0 LOB: 0 K: 0 BB: 0 S: 5 P: 7	R: 0 H: 0 E: 0 LOB: 0 K: 0 BB: 0 S: 8 P: 12	R: 0 H: 1 E: 0 LOB: 1 K: 1 BB: 0 S: 9 P: 16	R: 0 H: 1 E: 0 LOB: 1 K: 1 BB: 0 S: 10 P: 13	R: 1 H: 2 E: 0 LOB: 2 K: 2 BB: 1 S: 12 P: 20	R: 2 H: 3 E: 0 LOB: 1 K: 0 BB: 1 S: 11 P: 19	R: 0 H: 1 E: 0 LOB: 1 K: 0 BB: 0 S: 13 P: 22	1B: 8 SF: 0 2B: 1 SAC: 0 3B: 0 DP: 2 HR: 0 HBP: 0						

PITCHER		IP	WLS	BF	H	R	ER	SO	BB	IBB	HBP	BLK	WP	HR	S	P	ERA	WHIP
Zane Smith, L ERA: 5.17	(1, 1)	7.0	W	29	5	1	1	4	4	0	0	0	0	0	58	103	1.29	1.286
Mike Stanton, L ERA: 6.2	(8, 1)	1.0		6	3	2	2	0	1	0	0	0	0	0	11	19	18.00	4.000
Rick Aguilera, R ERA: 3.12	(9, 1)	1.0		4	1	0	0	0	0	0	0	0	0	0	13	22	0.00	1.000

PITCHER	IP	WLS	BF	H	R	ER	SO	BB	IBB	HBP	BLK	WP	HR	S	P	ERA	WHIP

BOTTOM

Boston Red Sox @ Detroit Tigers

Tiger Stadium, Detroit, MI

Tue Aug 01 1995, 7:05 PM EDT

Att. 20,170 - Unknown - 77 F

livebaseballscorecards.com

AB	34
R	3
H	9
RBI	3
BB	5
SO	4
LOB	19

WP: 0 PA: 39
PB: 1
SB: 0
CS: 0

Batter	1	2	3	4	5	6	7	8	9	AB	R	H	RBI	BB	SO	LOB
Lee Tinsley, S (1, 8) OBP: 0.363, SLG: 0.422	C F C 0-3 ① K		C 1 SAFE B X 1-1 ②③ G6-3 1-2f			B B C X 2-1 S 1B 1B			B X 1-0 ① G4-3	4	0	1	0	0	1	1
John Valentin, R (1, 6) OBP: 0.392, SLG: 0.522	B F F F F B B F F 4-2 WP S BB			B B X 2-0 S 1B		B S S S 1-3 ② K 1-2			B X 1-0 ② F9	3	0	1	0	1	1	1
Mo Vaughn, L (1, 3) OBP: 0.390, SLG: 0.577	B S F S 1-3 ② K 1-3			1 SAFE F C S 0-3 ① K		C X 0-1 ③ 1B 2-H			C X 0-1 ③ F9	4	0	1	0	0	2	2
Dave Hollins, S (1, 10) OBP: 0.390, SLG: 0.402	B F X 1-1 ③ G4-3			C 1 SAFE B F S 1-3 ② K			B B C S X 2-2 ① F8			3	0	0	0	0	1	2
Mike Greenwell, L (1, 7) OBP: 0.364, SLG: 0.469		B B X 2-0 ① F9		B F X 1-1 ③ G4-3 1-2			B X 1-0 ② L7			3	0	0	0	0	0	1
Tim Naehring, R (1, 5) OBP: 0.419, SLG: 0.464		C B B X 2-1 ② P2			B F X 1-1 ① F7		C C F B B F C 2-3 ③ K			3	0	0	0	0	1	0
Troy O'Leary, L (1, 9) OBP: 0.378, SLG: 0.556		S B B B F S 3-3 ③ K			C F B X 1-2 ② G6-3			B S X 1-1 ① G2-3		3	0	0	0	0	1	0
Bill Haselman, R (1, 2) OBP: 0.357, SLG: 0.400 Matt Stairs, L (8, PH) OBP: 0.317, SLG: 0.411 Mike Macfarlane, R (8, 2) OBP: 0.341, SLG: 0.410			C S B X 1-2 ① F7		B C X 1-1 ③ G5-3			X 0-0 ② G3-1		2 1 0	0 0 0	0 0 0	0 0 0	0 0 0	0 0 0	0 0 0
Luis Alicea, S (1, 4) OBP: 0.366, SLG: 0.357			B B X 2-0 G6-3 1B			C B F B B X 3-2 ① G4-3		B X 1-0 ③ P5		3	0	1	0	0	0	0

TOP

Boston Red Sox @ Detroit Tigers

Tiger Stadium, Detroit, MI

Wed Aug 02 1995, 7:05 PM EDT

Att. 16,488 - Unknown - 84 F

livebaseballscorecards.com

AB	29
R	0
H	4
RBI	0
BB	1
SO	7
LOB	7

Inning Stats	1	2	3	4	5	6	7	8	9	1B: 4	SF: 0	WP: 1	PA: 30
R:	0	0	0	0	0	0	0	0	0	2B: 0	SAC: 0	PB: 0	
E:	0	0	0	0	0	0	0	0	0	3B: 0	DP: 1	SB: 3	
K:	2	1	0	2	0	1	1	4	0	HR: 0	HBP: 0	CS: 0	
S:	14	6	6	9	7	10	9	4	4				
H:	0	0	1	1	0	2	0	0	0				
LOB:	1	0	0	1	0	2	0	0	0				
BB:	1	0	0	0	0	0	0	0	0				
P:	20	13	10	13	10	16	14	6	6				

PITCHER	IP	WLS	BF	H	R	ER	SO	BB	IBB	HBP	BLK	WP	HR	S	P	ERA	WHIP
Sean Bergman, R (1, 1) ERA: 4.75	9.0	W	30	4	0	0	7	1	0	0	0	1	0	69	108	0.00	0.556

PITCHER	IP	WLS	BF	H	R	ER	SO	BB	IBB	HBP	BLK	WP	HR	S	P	ERA	WHIP

Batter	1	2	3	4	5	6	7	8	9	AB	R	H	RBI	BB	SO	LOB
Chad Curtis, R (1, 8) OBP: 0.367, SLG: 0.477	B C B X 2-1 G6-3 ①	C B B F F X 2-2 F9 ③			C S X 0-2 G6-3 ②		B B C S B X 3-2 HR 2B			4	1	1	0	0	0	1
Lou Whitaker, L (1, 4) OBP: 0.371, SLG: 0.497	B B C B B 4-1 BB BB BB		B B C B S B 4-2 BB		F X 0-1 HR		I I I I 4-0 HR IBB			1	2	1	1	3	0	0
Travis Fryman, R (1, 5) OBP: 0.353, SLG: 0.412	B C B 1 SAFE 1 SAFE X 2-1 F7 ②		B X 1-0 F9 ①		B B B C F X 3-2 HR		B S B C F X 1-H 2-H 2-2 HR			4	2	2	4	0	0	2
Cecil Fielder, R (1, 3) OBP: 0.369, SLG: 0.485	B B B C B 4-1 BB 1-2 BB		S B B B C F S 2-3 K ②		F X 0-1 G4-3 ③		B F B C B B 4-2 BB			2	0	0	0	2	1	1
Kirk Gibson, L (1, 10) OBP: 0.364, SLG: 0.460	B B B B 4-0 1-2 2-3 BB		F B B B C F S 2-3 K ③			B C F B S 2-3 K ①	C S C 0-3 K ③			3	0	0	0	1	3	2
Bobby Higginson, L (1, 7) OBP: 0.332, SLG: 0.406	C B C F B B S 3-3 K ③			F B B S S 3-3 K ①		B C B B B X 3-2 P6 ②		C B F S 1-3 K ①		4	0	0	0	0	3	3
John Flaherty, R (1, 2) OBP: 0.315, SLG: 0.496		C B X 1-1 F8 ①		S C B B B S 3-3 K ②		B X 1-0 F9 ③		C X 0-1 L5 ②		4	0	0	0	0	1	0
Chris Gomez, R (1, 6) OBP: 0.326, SLG: 0.414		C B B C B F X 3-2 F9 2B		C S B B S 2-3 K ③			F B B X 2-1 P4 ①	B B F B F X 3-2 G6-3 ③		4	0	1	0	0	1	0
Danny Bautista, R (1, 9) OBP: 0.249, SLG: 0.297		C B X 1-1 F9 ② 2-3			S F B B F S 2-3 K ①		F C B C 1-3 K ②			3	0	0	0	0	2	1
Inning Stats	R: 0 E: 0 K: 1 S: 10 H: 0 LOB: 3 BB: 3 P: 29	R: 0 E: 0 K: 0 S: 12 H: 1 LOB: 1 BB: 0 P: 19	R: 0 E: 0 K: 2 S: 11 H: 0 LOB: 1 BB: 1 P: 20	R: 0 E: 0 K: 3 S: 9 H: 0 LOB: 0 BB: 0 P: 17	R: 2 E: 0 K: 1 S: 14 H: 2 LOB: 0 BB: 0 P: 19	R: 0 E: 0 K: 1 S: 7 H: 0 LOB: 0 BB: 0 P: 13	R: 3 E: 0 K: 2 S: 17 H: 2 LOB: 1 BB: 2 P: 33	R: 0 E: 0 K: 1 S: 8 H: 0 LOB: 0 BB: 0 P: 12		1B: 0 2B: 2 3B: 0 HR: 3	SF: 0 SAC: 0 DP: 0 HBP: 0			WP: 0 PB: 0 SB: 0 CS: 0	PA: 35		

PITCHER		IP	WLS	BF	H	R	ER	SO	BB	IBB	HBP	BLK	WP	HR	S	P	ERA	WHIP
Roger Clemens, R ERA: 5.56	(1, 1)	6.0	L	25	3	2	2	8	4	0	0	0	0	2	63	117	3.00	1.167
Mike Maddux, R ERA: 3.72	(7, 1)	0.2		6	2	3	3	1	1	1	0	0	0	1	14	30	40.50	4.500
Rheal Cormier, L ERA: 3.33	(7, 1)	0.1		1	0	0	0	1	0	0	0	0	0	0	3	3	0.00	0.000
Vaughn Eshelman, L ERA: 6.14	(8, 1)	1.0		3	0	0	0	1	0	0	0	0	0	0	8	12	0.00	0.000

PITCHER	IP	WLS	BF	H	R	ER	SO	BB	IBB	HBP	BLK	WP	HR	S	P	ERA	WHIP

BOTTOM

Boston Red Sox @ Detroit Tigers

Tiger Stadium, Detroit, MI

Wed Aug 02 1995, 7:05 PM EDT

Att. 16,488 - Unknown - 84 F

livebaseballscorecards.com

AB	29
R	5
H	5
RBI	5
BB	6
SO	11
LOB	10

Boston Red Sox @ Detroit Tigers

Tiger Stadium, Detroit, MI

Thu Aug 03 1995, 7:05 PM EDT

Att. 11,451 - Unknown - 83 F

TOP

Batter	1	2	3	4	5	6	7	8	9	AB	R	H	RBI	BB	SO	LOB
Willie McGee, S (1, 8) (7, 9) OBP: 0.359, SLG: 0.527	2-2 S 1B 1B	0-0 1B 3B		1-2 G4-3 1-2		1-3 K 1-2 2-3 3-H			4-1 SH HR BB	4	3	2	0	1	1	3
John Valentin, R (1, 6) OBP: 0.391, SLG: 0.519	1-0 F8	3-0 3-H 1B			3-2 L9	2-0 L7			0-1 SH 1-2 2-3 HR	4	1	1	1	0	0	4
Mo Vaughn, L (1, 3) OBP: 0.390, SLG: 0.584	1-0 1-H BB 2B 1B	1-3 K			0-0 L7		0-0 G4-3		0-0 1-H 2-H 3-H HR	5	2	2	5	0	1	1
Jose Canseco, R (1, 10) OBP: 0.359, SLG: 0.495	1-0 F9	2-2 F7			1-1 F8		3-3 K		1-3 K	5	0	0	0	0	2	2
Dave Hollins, S (1, 9) OBP: 0.391, SLG: 0.398	4-0 1-2 2B BB		0-1 F9			4-2 FC3-6 BB	1-3 K		4-2 BB	2	1	0	0	2	1	0
Lee Tinsley, S (7, 8) OBP: 0.365, SLG: 0.422										0	0	0	0	1	0	0
Mike Greenwell, L (1, 7) OBP: 0.362, SLG: 0.468	0-0 1-H 2-H 2B		0-0 G4-3			0-1 FC3-6 BB 1B 1-2f WP		2-2 G6-3	1-0 P6	5	1	1	2	0	0	2
Tim Naehring, R (1, 5) OBP: 0.416, SLG: 0.459	1-3 K		2-0 P3			0-0 WP BB 1-2 1B		1-1 F8	2-2 G1-3	5	0	1	0	0	1	2
Mike Macfarlane, R (1, 2) OBP: 0.339, SLG: 0.421		1-0 HR		2-3 K		0-0 P6		0-1 G5-3		4	1	1	1	0	1	2
Luis Alicea, S (1, 4) OBP: 0.371, SLG: 0.365		1-1 G5-3		0-0 CS 1B		4-1 WP 1-2 2-3 BB			0-0 SH HR 2B	3	1	2	0	1	0	0
Inning Stats	R: 3 E: 0 K: 1 S: 13 H: 3 LOB: 1 BB: 1 P: 23	R: 2 E: 0 K: 1 S: 11 H: 3 LOB: 1 BB: 0 P: 19	R: 0 E: 0 K: 0 S: 4 H: 0 LOB: 0 BB: 0 P: 6	R: 0 E: 0 K: 1 S: 9 H: 1 LOB: 0 BB: 0 P: 12	R: 0 E: 0 K: 0 S: 6 H: 0 LOB: 0 BB: 0 P: 10	R: 1 E: 0 K: 1 S: 15 H: 1 LOB: 3 BB: 2 P: 26	R: 0 E: 0 K: 2 S: 7 H: 0 LOB: 0 BB: 0 P: 11	R: 0 E: 0 K: 0 S: 9 H: 0 LOB: 0 BB: 0 P: 12	R: 4 E: 1 K: 1 S: 16 H: 2 LOB: 1 BB: 2 P: 28	1B: 5 2B: 2 3B: 1 HR: 2 SF: 0 SAC: 1 DP: 0 HBP: 0							

	AB	37
	R	10
	H	10
	RBI	9
	BB	5
	SO	7
	LOB	16

WP: 1 PB: 0 SB: 1 CS: 1 PA: 43

livebaseballscorecards.com

PITCHER		IP	WLS	BF	H	R	ER	SO	BB	IBB	HBP	BLK	WP	HR	S	P	ERA	WHIP
C.J. Nitkowski, L (1, 1) ERA: 7.15	(1, 1)	1.2	L	12	6	5	5	2	1	0	0	0	0	1	21	37	27.00	4.200
Buddy Groom, L (2, 1) ERA: 7.34	(2, 1)	4.1		17	2	1	1	2	2	0	0	0	1	0	37	59	2.08	0.923
Mike Christopher, R (7, 1) ERA: 2.95	(7, 1)	2.0		6	0	0	0	2	0	0	0	0	0	0	16	23	0.00	0.000
Joe Boever, R (9, 1) ERA: 5.91	(9, 1)	1.0		8	2	4	3	1	2	0	0	0	0	1	16	28	27.00	4.000

PITCHER	IP	WLS	BF	H	R	ER	SO	BB	IBB	HBP	BLK	WP	HR	S	P	ERA	WHIP

BOTTOM

Batter	1	2	3	4	5	6	7	8	9	AB	R	H	RBI	BB	SO	LOB
Chad Curtis, R (1, 8) OBP: 0.366, SLG: 0.473	C B C B B B 4-2 G3-6-1 BB		C X 0-1 ② F9			S L X 0-2 ① F7	B X 1-0 ③ L4			3	0	0	0	1	0	2
Lou Whitaker, L (1, 4) OBP: 0.368, SLG: 0.509	X 0-0 ①② G3-6-1 1-2f		B S F X 1-2 ③ L9			B B X 2-0 HR		B F B F B X 3-2 ① F8		4	1	1	1	0	0	1
Travis Fryman, R (1, 5) OBP: 0.354, SLG: 0.416	B X 1-0 ③ L5			S X 0-1 2B		B B F X 2-1 1B		C F F B B X 2-2 ② F4		4	0	2	0	0	0	0
Cecil Fielder, R (1, 3) OBP: 0.365, SLG: 0.478		B B F C X 2-2 ① G5-3		B B S B C F S 3-3 ① K		B F S S 1-3 ② K		B X 1-0 ③ G6-3		4	0	0	0	0	2	2
Kirk Gibson, L (1, 10) OBP: 0.360, SLG: 0.454 Derrick White, R (9, PH) OBP: 0.263, SLG: 0.316		B B F C S 2-3 ② K2-3		X 0-0 ② F8		C F B B X 2-2 ③ L7			C B B B F B X 3-2 ① G6-3	3 1	0 0	0 0	0 0	0 0	1 0	2 0
Bobby Higginson, L (1, 7) OBP: 0.331, SLG: 0.415		C S B F B F B X 3-2 HR		X 0-0 ③ P5			F B C C 1-3 ① K		X 0-0 ② G4-3	4	1	1	1	0	1	1
John Flaherty, R (1, 2) OBP: 0.321, SLG: 0.498		B X 1-0 1B			B F F X 1-2 ① G6-3		B B X 2-0 WP BB 1B		B B B B 4-0 2B BB	3	0	2	0	1	0	0
Chris Gomez, R (1, 6) OBP: 0.329, SLG: 0.417		B B C B X 3-1 ③ G4-3			C B B S F B F B X 3-2 ② F8		B B B B C B 4-1 WP 1-2 BB		B C X 1-1 2B 1-3	3	0	1	0	1	0	1
Danny Bautista, R (1, 9) OBP: 0.245, SLG: 0.292			S B X 1-1 ① F7		B X 1-0 ③ G5-3		B C B X 2-1 ② G5-3 1-2 2-3		B F X 1-1 ③ G1-3	4	0	0	0	0	0	4
Inning Stats	R: 0 H: 0 E: 0 LOB: 0 K: 0 BB: 1 S: 4 P: 9	R: 1 H: 2 E: 0 LOB: 1 K: 1 BB: 0 S: 14 P: 25	R: 0 H: 0 E: 0 LOB: 0 K: 0 BB: 0 S: 7 P: 9	R: 0 H: 1 E: 0 LOB: 1 K: 1 BB: 0 S: 8 P: 11	R: 0 H: 0 E: 0 LOB: 0 K: 0 BB: 0 S: 9 P: 14	R: 1 H: 2 E: 0 LOB: 1 K: 1 BB: 0 S: 12 P: 19	R: 0 H: 1 E: 0 LOB: 2 K: 1 BB: 1 S: 8 P: 18	R: 0 H: 0 E: 0 LOB: 0 K: 0 BB: 0 S: 8 P: 14	R: 0 H: 1 E: 0 LOB: 2 K: 0 BB: 1 S: 9 P: 18	1B: 3 SF: 0 2B: 2 SAC: 0 3B: 0 DP: 1 HR: 2 HBP: 0						WP: 1 PA: 36 PB: 0 SB: 0 CS: 0

PITCHER	IP	WLS	BF	H	R	ER	SO	BB	IBB	HBP	BLK	WP	HR	S	P	ERA	WHIP
49 Tim Wakefield, R (1, 1) ERA: 1.66	5.1	W	20	4	2	2	2	1	0	0	0	0	2	46	74	3.38	0.938
Joe Hudson, R (6, 1) ERA: 4.19	2.2		11	2	0	0	2	1	0	0	0	1	0	24	45	0.00	1.125
Mike Stanton, L (9, 1) ERA: 5.91	1.0		5	1	0	0	0	1	0	0	0	0	0	9	18	0.00	2.000

PITCHER	IP	WLS	BF	H	R	ER	SO	BB	IBB	HBP	BLK	WP	HR	S	P	ERA	WHIP

Boston Red Sox @ Detroit Tigers

Tiger Stadium, Detroit, MI

Thu Aug 03 1995, 7:05 PM EDT

Att. 11,451 - Unknown - 83 F

livebaseballscorecards.com

AB	33
R	2
H	7
RBI	2
BB	3
SO	4
LOB	13

New York Yankees @ Detroit Tigers

Tiger Stadium, Detroit, MI

Fri Aug 04 1995, 7:05 PM EDT

Att. 23,304 - Unknown - 83 F

TOP

livebaseballscorecards.com

Batter	1	2	3	4	5	6	7	8	9	AB	R	H	RBI	BB	SO	LOB
Wade Boggs, L (1, 5) OBP: 0.386, SLG: 0.382	L3		F8	G6-3			SF8		F7	4	0	0	1	0	0	2
Bernie Williams, S (1, 8) OBP: 0.350, SLG: 0.446	G3		1B		P5		F9			4	0	1	0	0	0	0
Paul O'Neill, L (1, 7) OBP: 0.403, SLG: 0.570	2B		G3-1		F7		G1-3			4	0	1	0	0	0	1
Ruben Sierra, S (1, 9) OBP: 0.321, SLG: 0.468	F7			F9	2B			HR		4	1	2	1	0	0	1
Don Mattingly, L (1, 3) OBP: 0.355, SLG: 0.423		G6-3		WP HR 1B	K2-3			G5-4-3 1B		4	1	2	0	0	1	1
Darryl Strawberry, L (1, 10) OBP: 0.250, SLG: 0.250		1B 1B		P4		F8		K		4	0	1	0	0	1	2
Mike Stanley, R (1, 2) OBP: 0.380, SLG: 0.524		G4-6-3 1B		1-H HR		L3		G5-4-3		4	1	2	2	0	0	1
Randy Velarde, R (1, 6) OBP: 0.346, SLG: 0.379		G4-6-3		2B BB		K			L1	3	0	0	0	1	1	2
Pat Kelly, R (1, 4) OBP: 0.349, SLG: 0.364			L5	2B			WP BLK SF8 1B		F7	4	1	2	0	0	0	0

	AB	35
	R	4
	H	11
	RBI	4
	BB	1
	SO	3
	LOB	10

Inning Stats	1	2	3	4	5	6	7	8	9
	R: 0 H: 1 E: 0 LOB: 1 K: 0 BB: 0 S: 17 P: 23	R: 0 H: 2 E: 0 LOB: 1 K: 0 BB: 0 S: 8 P: 11	R: 0 H: 1 E: 0 LOB: 1 K: 0 BB: 0 S: 10 P: 14	R: 2 H: 3 E: 0 LOB: 2 K: 0 BB: 1 S: 18 P: 28	R: 0 H: 1 E: 0 LOB: 1 K: 1 BB: 0 S: 10 P: 13	R: 0 H: 0 E: 0 LOB: 0 K: 1 BB: 0 S: 7 P: 11	R: 1 H: 1 E: 0 LOB: 0 K: 0 BB: 0 S: 17 P: 27	R: 1 H: 2 E: 0 LOB: 0 K: 1 BB: 0 S: 12 P: 19	R: 0 H: 0 E: 0 LOB: 0 K: 0 BB: 0 S: 6 P: 11

	1B: 6	SF: 1	WP: 2	PA: 37
	2B: 3	SAC: 0	PB: 0	
	3B: 0	DP: 2	SB: 0	
	HR: 2	HBP: 0	CS: 0	

PITCHER		IP	WLS	BF	H	R	ER	SO	BB	IBB	HBP	BLK	WP	HR	S	P	ERA	WHIP
Jose Lima, R ERA: 8.34	(1, 1)	6.0	L	27	9	3	3	2	1	0	0	0	1	1	78	111	4.50	1.667
Kevin Wickander, L ERA: 2.38	(7, 1)	1.1		6	2	1	1	1	0	0	0	1	1	1	18	29	6.75	1.500
John Doherty, R ERA: 5.54	(8, 1)	1.2		4	0	0	0	0	0	0	0	0	0	0	9	17	0.00	0.000

PITCHER	IP	WLS	BF	H	R	ER	SO	BB	IBB	HBP	BLK	WP	HR	S	P	ERA	WHIP

New York Yankees @ Detroit Tigers

Tiger Stadium, Detroit, MI

Fri Aug 04 1995, 7:05 PM EDT

Att. 23,304 - Unknown - 83 F

BOTTOM

Batter	1	2	3	4	5	6	7	8	9	AB	R	H	RBI	BB	SO	LOB
Chad Curtis, R (1, 8) OBP: 0.369, SLG: 0.480	1-0 CS 1B		3-2 ① G6-3 1-2		2-0 G3 3B		4-2 S HBP			3	1	2	0	0	0	1
Lou Whitaker, L (1, 4) OBP: 0.366, SLG: 0.500	1 SAFE 0-0 ① F8		4-2 G6-3 BB		2-2 ② G3 3-H		2-0 ② F8			3	0	0	1	1	0	2
Travis Fryman, R (1, 5) OBP: 0.356, SLG: 0.414	1 SAFE 4-1 ② BB 1-2 BB		2-2 ②③ G6-3 1-2f		4-1 FC5-4 BB		C 1 SAFE 2-2 ③ F8 1-2			2	0	0	0	2	0	3
Cecil Fielder, R (1, 3) OBP: 0.364, SLG: 0.473	4-0 1-2 BB			2-2 ① G6-3	0-0 ③ FC5-4 1-2f			1-0 ① F8		3	0	0	0	1	0	1
Kirk Gibson, L (1, 10) OBP: 0.358, SLG: 0.455	1-1 ③ G4-3			0-1 ② F8		1-2 2B		1-1 ② G4-3		4	0	1	0	0	0	2
Bobby Higginson, L (1, 7) OBP: 0.333, SLG: 0.412		4-0 CS BB		1-2 BB HBP		0-0 ① F7		3-1 ③ G3-4-1		2	0	0	0	1	0	1
Chris Gomez, R (1, 6) OBP: 0.327, SLG: 0.412		3-2 ①② G4-3 1-2		4-2 1-2 BB		1-3 ② K			2-2 ① F9	3	0	0	0	1	1	2
Danny Bautista, R (1, 9) OBP: 0.241, SLG: 0.287		1-3 ③ K		2-0 ③ G4-3		0-0 ③ G5-3			3-1 ② F8	4	0	0	0	0	1	3
Ron Tingley, R (1, 2) OBP: 0.293, SLG: 0.329 Derrick White, R (9, PH) OBP: 0.250, SLG: 0.300			3-2 E6 G6-3		2-3 ① K		0-0 ① G5-3		3-3 ③ K	3 1	0 0	0 0	0 0	0 0	1 1	0 0
Inning Stats	R: 0 H: 1 E: 0 LOB: 2 K: 0 BB: 2 S: 5 P: 15	R: 0 H: 0 E: 0 LOB: 0 K: 1 BB: 1 S: 7 P: 15	R: 0 H: 0 E: 1 LOB: 1 K: 0 BB: 1 S: 13 P: 25	R: 0 H: 0 E: 0 LOB: 2 K: 0 BB: 1 S: 11 P: 20	R: 1 H: 1 E: 0 LOB: 1 K: 1 BB: 1 S: 9 P: 19	R: 0 H: 1 E: 0 LOB: 1 K: 1 BB: 0 S: 9 P: 11	R: 0 H: 0 E: 0 LOB: 1 K: 0 BB: 0 S: 8 P: 16	R: 0 H: 0 E: 0 LOB: 0 K: 0 BB: 0 S: 5 P: 10	R: 0 H: 0 E: 0 LOB: 0 K: 1 BB: 0 S: 8 P: 16							

livebaseballscorecards.com

AB	28
R	1
H	3
RBI	1
BB	6
SO	4
LOB	15

1B: 1	SF: 0	WP: 0	PA: 36
2B: 1	SAC: 0	PB: 0	
3B: 1	DP: 1	SB: 1	
HR: 0	HBP: 2	CS: 2	

PITCHER

PITCHER		IP	WLS	BF	H	R	ER	SO	BB	IBB	HBP	BLK	WP	HR	S	P	ERA	WHIP
Scott Kamieniecki, R ERA: 4.45	(1, 1)	5.1	W	24	3	1	1	2	6	0	1	0	0	0	50	100	1.69	1.688
Bob Wickman, R ERA: 3.77	(6, 1)	2.2		9	0	0	0	1	0	0	1	0	0	0	17	31	0.00	0.000
John Wetteland, R ERA: 2.03	(9, 1)	1.0	S	3	0	0	0	1	0	0	0	0	0	0	8	16	0.00	0.000

PITCHER

PITCHER	IP	WLS	BF	H	R	ER	SO	BB	IBB	HBP	BLK	WP	HR	S	P	ERA	WHIP

Batter	1	2	3	4	5	6	7	8	9	AB	R	H	RBI	BB	SO	LOB
Wade Boggs, L (1, 5) OBP: 0.392, SLG: 0.394	G4-3	1-2 3-H 1B			G6-4-3 1B		E G4-3 SF8 BB	1B 3B		4	2	3	1	1	0	0
Bernie Williams, S (1, 8) OBP: 0.348, SLG: 0.443	F8	G4-3			G6-4-3 1-2f	SAFE	G4-3 1-2	BB 3-H 1B		5	0	1	1	0	0	4
Paul O'Neill, L (1, 7) OBP: 0.400, SLG: 0.561	G3-1		G4-3		G6-3		E3 SF8 1B 2-3	1-2 BB		4	1	0	0	1	0	1
Ruben Sierra, S (1, 9) OBP: 0.316, SLG: 0.462	L9	E4				K	SF8 1-2 3-H	K		4	0	0	1	0	2	2
Don Mattingly, L (1, 3) OBP: 0.359, SLG: 0.422	3B BB	F8				1B 1B	1B BB		G4-3	3	2	1	0	2	0	1
Darryl Strawberry, L (1, 10) OBP: 0.444, SLG: 0.667	1B 1-H 3B	F8				E 1B 1-2 1B	FC6-4 1-2 2-H 1B		K	5	1	3	2	0	1	1
Jim Leyritz, R (1, 2) OBP: 0.388, SLG: 0.430	1B 1B BB			K	F9	FC6-4 1-2f			1B	4	1	1	0	1	1	4
Randy Velarde, R (1, 6) OBP: 0.347, SLG: 0.379	1B 1-3 3-H 1B			F8	E8 1-3 2-H 1B			F9	G5-3	5	0	2	2	0	0	1
Pat Kelly, R (1, 4) OBP: 0.341, SLG: 0.354	K			G4-3	G6-3			F9		4	0	0	0	0	1	4
Inning Stats	R: 0 E: 0 K: 0 S: 8 H: 0 LOB: 0 BB: 0 P: 13	R: 3 E: 0 K: 1 S: 14 H: 3 LOB: 2 BB: 2 P: 28	R: 0 E: 1 K: 0 S: 9 H: 0 LOB: 1 BB: 0 P: 12	R: 0 E: 0 K: 1 S: 7 H: 0 LOB: 0 BB: 0 P: 11	R: 0 E: 0 K: 0 S: 5 H: 1 LOB: 0 BB: 0 P: 9	R: 1 E: 1 K: 1 S: 11 H: 3 LOB: 2 BB: 0 P: 15	R: 2 E: 1 K: 0 S: 19 H: 1 LOB: 2 BB: 2 P: 34	R: 1 E: 0 K: 1 S: 13 H: 2 LOB: 2 BB: 1 P: 21	R: 0 E: 0 K: 1 S: 7 H: 1 LOB: 1 BB: 0 P: 12	1B: 9 2B: 0 3B: 2 HR: 0 SF: 1 SAC: 0 DP: 1 HBP: 0						

New York Yankees @ Detroit Tigers

Tiger Stadium, Detroit, MI

Sat Aug 05 1995, 7:05 PM EDT

Att. 21,219 - Unknown - 83 F

TOP

livebaseballscorecards.com

AB	38
R	7
H	11
RBI	7
BB	5
SO	5
LOB	18

WP: 0 PA: 44
PB: 0
SB: 0
CS: 0

PITCHER		IP	WLS	BF	H	R	ER	SO	BB	IBB	HBP	BLK	WP	HR	S	P	ERA	WHIP
Felipe Lira, R ERA: 3.87	(1, 1)	6.0	L	27	7	4	4	3	2	0	0	0	0	0	54	88	6.00	1.500
Joe Boever, R ERA: 5.86	(7, 1)	2.0		13	3	3	1	1	3	0	0	0	0	0	32	55	4.50	3.000
Mike Christopher, R ERA: 2.82	(9, 1)	1.0		4	1	0	0	1	0	0	0	0	0	0	7	12	0.00	1.000

PITCHER	IP	WLS	BF	H	R	ER	SO	BB	IBB	HBP	BLK	WP	HR	S	P	ERA	WHIP

Batter	1	2	3	4	5	6	7	8	9	AB	R	H	RBI	BB	SO	LOB
Chad Curtis, R (1, 8) OBP: 0.373, SLG: 0.481	B F B F X 2-2 CS 1B			C B B S B B 4-2 FC9-6 BB		B C B F X 2-2 ② F9			C S B X 1-2 FC5-4 1B	3	0	2	0	1	0	0
Chris Gomez, R (1, 4) OBP: 0.323, SLG: 0.406	F B 1 SAFE F B 1 S SAFE 2-3 ①② K 1-2			F B S 1 SAFE B X 2-2 ① FC9-6 FC6-4 1-2		X 0-0 ③ L9			B B C X 2-1 ① F8	4	0	0	0	0	1	3
Travis Fryman, R (1, 5) OBP: 0.352, SLG: 0.409	C B B B X 3-1 ③ L9			F X 0-1 ② L9			B B C F X 2-2 ① G6-3		C X 0-1 ② L9	4	0	0	0	0	0	2
Cecil Fielder, R (1, 10) OBP: 0.360, SLG: 0.467		C B F X 1-2 ① G5-3		S F X 0-2 ③ FC6-4 1-2f			B F F B F S 2-3 ② K		C F B B F X 2-2 ③ FC5-4 1-2f	4	0	0	0	0	1	2
Juan Samuel, R (1, 3) OBP: 0.389, SLG: 0.578		C S B X 1-2 ② F8			B C F X 1-2 ① L4		B C B F B X 3-2 HR			3	1	1	1	0	0	0
Alan Trammell, R (1, 6) OBP: 0.387, SLG: 0.409		B C B X 2-1 ③ G5-3			B C C B X 2-2 1B		C B C F X 1-2 ③ F8			3	0	1	0	0	0	0
John Flaherty, R (1, 2) OBP: 0.322, SLG: 0.496		B F X 1-1 G4-6-3 1B			B B S F 1 SAFE F F S 2-3 ② K			C B F F X 1-2 ① G6-3		3	0	1	0	0	1	1
Derrick White, R (1, 7) OBP: 0.217, SLG: 0.261		X 0-0 ①② G4-6-3 1-2f			C X 0-1 ③ G4-3			X 0-0 ② G5-3		3	0	0	0	0	0	2
Danny Bautista, R (1, 9) OBP: 0.238, SLG: 0.283		B S F X 1-2 ③ G5-3				C X 0-1 ① G6-3		C B X 1-1 ③ G6-3		3	0	0	0	0	0	0
Inning Stats	R: 0 H: 1 E: 0 LOB: 0 K: 1 BB: 0 S: 9 P: 16	R: 0 H: 0 E: 0 LOB: 0 K: 0 BB: 0 S: 8 P: 12	R: 0 H: 1 E: 0 LOB: 0 K: 0 BB: 0 S: 6 P: 8	R: 0 H: 0 E: 0 LOB: 1 K: 0 BB: 1 S: 10 P: 16	R: 0 H: 1 E: 0 LOB: 1 K: 1 BB: 0 S: 13 P: 18	R: 0 H: 0 E: 0 LOB: 0 K: 0 BB: 0 S: 6 P: 8	R: 1 H: 1 E: 0 LOB: 0 K: 1 BB: 0 S: 14 P: 22	R: 0 H: 0 E: 0 LOB: 0 K: 0 BB: 0 S: 7 P: 9	R: 0 H: 1 E: 0 LOB: 1 K: 0 BB: 0 S: 11 P: 16	1B: 4 SF: 0 2B: 0 SAC: 0 3B: 0 DP: 1 HR: 1 HBP: 0						WP: 0 PA: 31 PB: 0 SB: 0 CS: 1

PITCHER	IP	WLS	BF	H	R	ER	SO	BB	IBB	HBP	BLK	WP	HR	S	P	ERA	WHIP
Sterling Hitchcock, L (1, 1) ERA: 4.47	9.0	W	31	5	1	1	3	1	0	0	0	0	1	84	125	1.00	0.667

PITCHER	IP	WLS	BF	H	R	ER	SO	BB	IBB	HBP	BLK	WP	HR	S	P	ERA	WHIP

BOTTOM

New York Yankees @ Detroit Tigers

Tiger Stadium, Detroit, MI

Sat Aug 05 1995, 7:05 PM EDT

Att. 21,219 - Unknown - 83 F

livebaseballscorecards.com

AB	30
R	1
H	5
RBI	1
BB	1
SO	3
LOB	10

New York Yankees @ Detroit Tigers

Tiger Stadium, Detroit, MI

Sun Aug 06 1995, 3:33 AM EDT

Att. 33,008 - Cloudy - 82 F

livebaseballscorecards.com

Batter	1	2	3	4	5	6	7	8	9	10	11	12	AB	R	H	RBI	BB	SO	LOB
Bernie Williams, S (1, 8) OBP: 0.348, SLG: 0.449	HR	G6-3		G4-6-3			E 1B		F8		K		6	1	2	1	0	1	4
Randy Velarde, R (1, 7) (8, 4) OBP: 0.343, SLG: 0.373	CS 1B		G1-3		F8		E4		G4-3			F8	6	0	1	0	0	0	1
Jim Leyritz, R (1, 3) (8, 2) OBP: 0.387, SLG: 0.439	HR		F9		G1-3		F7		G5-3			FC4 HBP	5	1	1	1	0	0	2
Ruben Sierra, S (1, 10) OBP: 0.316, SLG: 0.455	G3		2B BB		G6-3			FC1 1B G4-6-3 BB		G3-1		FC4	4	2	0	0	2	0	1
Mike Stanley, R (1, 2) OBP: 0.382, SLG: 0.522	K		2B BB			G6-3		G4-6-3 E 1B		K		F8	3	1	1	0	1	1	0
Don Mattingly, L (8, PR) (8, 3) OBP: 0.357, SLG: 0.419													2	0	0	0	0	1	1
Gerald Williams, R (1, 9) OBP: 0.386, SLG: 0.575		2B	1-H 2-H 2B			G5-3		FC1 G4-6-3		F4-3			3	0	2	2	0	0	0
Paul O'Neill, L (8, PH) (8, 9) OBP: 0.397, SLG: 0.557													2	0	0	0	0	0	2
Tony Fernandez, S (1, 6) OBP: 0.311, SLG: 0.335	L6	P3				G6-3		G4-6-3			F7		5	0	0	0	0	0	4
Russ Davis, R (1, 5) OBP: 0.400, SLG: 0.515	BB			F9			L6	IBB			G6-3		1	0	0	0	1	0	0
Wade Boggs, L (7, PH) (7, 5) OBP: 0.392, SLG: 0.392													2	0	0	0	1	0	0
Pat Kelly, R (1, 4) OBP: 0.341, SLG: 0.354	L3			G4-6-3 1B			B1-3	G3-1			BB		3	0	1	0	0	0	2
Dion James, L (8, PH) (8, 7) OBP: 0.376, SLG: 0.383													1	0	0	0	1	0	2

Inning Stats	1	2	3	4	5	6	7	8	9	10	11	12
R:	2	0	2	0	0	0	1	1	0	0	0	0
H:	3	1	1	1	0	0	1	2	0	0	0	0
E:	0	0	0	0	0	0	1	1	0	0	0	0
LOB:	0	2	1	0	0	0	2	2	0	1	1	1
K:	1	0	0	0	0	0	0	0	1	1	1	0
BB:	0	1	2	0	0	0	0	2	0	0	1	0
S:	14	9	13	10	6	8	12	12	9	7	8	7
P:	25	19	22	15	9	11	19	23	14	10	17	15

PITCHER		IP	WLS	BF	H	R	ER	SO	BB	IBB	HBP	BLK	WP	HR	S	P	ERA	WHIP
Brian Bohanon, L (ERA: 6.68)	(1, 1)	3.0		16	5	4	4	1	3	0	0	0	0	2	36	66	12.00	2.667
John Doherty, R (ERA: 5.26)	(4, 1)	4.0		16	3	1	0	0	1	0	0	0	0	0	40	62	0.00	1.000
Kevin Wickander, L (ERA: 2.25)	(8, 1)	0.2		2	0	0	0	0	0	0	0	0	0	0	5	7	0.00	0.000
Mike Christopher, R (ERA: 2.78)	(8, 1)	0.1		2	0	0	0	0	0	1	0	0	0	0	3	8	0.00	0.000
Mike Henneman, R (ERA: 1.53)	(9, 1)	2.0		6	0	0	0	1	0	0	0	0	0	0	16	24	0.00	0.000

PITCHER		IP	WLS	BF	H	R	ER	SO	BB	IBB	HBP	BLK	WP	HR	S	P	ERA	WHIP
Joe Boever, R (ERA: 5.69)	(11, 1)	2.0	W	8	0	0	0	1	1	0	1	0	0	0	15	32	0.00	0.500

1B:	4
2B:	2
3B:	0
HR:	2
SF:	0
SAC:	0
DP:	2
HBP:	1

AB	43
R	5
H	8
RBI	4
BB	6
SO	3
LOB	19

WP:	0
PB:	0
SB:	0
CS:	1
PA:	50

New York Yankees @ Detroit Tigers

Tiger Stadium, Detroit, MI

Sun Aug 06 1995, 3:33 AM EDT

Att. 33,008 - Cloudy - 82 F

livebaseballscorecards.com

BOTTOM

Batter	1	2	3	4	5	6	7	8	9	10	11	12	AB	R	H	RBI	BB	SO	LOB
Chad Curtis, R (1, 8) OBP: 0.374, SLG: 0.484	K		BB, 1B		K		G4-1, 1B		E, 1B		P3		6	2	3	0	0	2	0
Chris Gomez, R (1, 4) OBP: 0.322, SLG: 0.401	G6-3		BB 1-2		K		G4-1 1-2		K 2-3		P2		3	0	0	0	1	1	1
Lou Whitaker, L (9, PH) (10, 4) OBP: 0.362, SLG: 0.494													2	0	0	0	0	1	1
Travis Fryman, R (1, 5) OBP: 0.357, SLG: 0.416	2B		K			1B	2-H 1B		3-H E S 1B			F9	6	1	4	2	0	1	2
Cecil Fielder, R (1, 10) OBP: 0.362, SLG: 0.464	G3-1			F7		1B 1-2 2B		G4-6-3 IBB	K			HBP E 1B	4	1	1	0	1	1	2
Scott Fletcher, R (12, PR) OBP: 0.333, SLG: 0.320													0	1	0	0	0	0	0
Juan Samuel, R (1, 3) OBP: 0.387, SLG: 0.567		P6		1B		2B 1-2 2-H 1B	G4-6-3 1-2f		L9 1-3			E5 1B 1-3	6	1	2	1	0	0	4
Alan Trammell, R (1, 6) OBP: 0.380, SLG: 0.396		L9		K		F7		F8		G4-3		1B IBB	5	0	0	0	1	1	3
John Flaherty, R (1, 2) OBP: 0.326, SLG: 0.498		F9		1B 1-2		2B 1-H 2-H		FC6-4 BB		P4		P6	5	0	2	2	1	0	3
Danny Bautista, R (1, 9) OBP: 0.235, SLG: 0.280			K	F9		K		FC6-4 1-2f		G6-3		1B 1-2 2-3 3-H	3	0	0	0	0	2	3
Kirk Gibson, L (8, PH) OBP: 0.357, SLG: 0.452													1	0	0	0	0	0	1
Derrick White, R (9, 7) OBP: 0.240, SLG: 0.280													2	0	1	1	0	0	0
Bobby Higginson, L (1, 7) (9, 9) OBP: 0.328, SLG: 0.404			F7	F7		F8		P5			G6-3		5	0	0	0	0	0	2

Inning Stats																								
	R: 0	H: 1	R: 0	H: 0	R: 0	H: 1	R: 0	H: 2	R: 0	H: 0	R: 3	H: 4	R: 1	H: 2	R: 0	H: 0	R: 1	H: 2	R: 0	H: 0	R: 0	H: 0	R: 1	H: 1
	E: 0	LOB: 1	E: 0	LOB: 0	E: 0	LOB: 2	E: 0	LOB: 2	E: 0	LOB: 0	E: 0	LOB: 1	E: 0	LOB: 1	E: 0	LOB: 0	E: 1	LOB: 1	E: 0	LOB: 0	E: 0	LOB: 0	E: 1	LOB: 3
	K: 1	BB: 0	K: 0	BB: 0	K: 2	BB: 1	K: 1	BB: 0	K: 2	BB: 0	K: 1	BB: 0	K: 0	BB: 1	K: 0	BB: 1	K: 2	BB: 0	K: 0	BB: 0	K: 0	BB: 0	K: 0	BB: 1
	S: 10	P: 17	S: 4	P: 6	S: 13	P: 20	S: 13	P: 18	S: 7	P: 10	S: 19	P: 31	S: 10	P: 17	S: 5	P: 9	S: 15	P: 22	S: 9	P: 14	S: 6	P: 11	S: 11	P: 20

	AB	R	H	RBI	BB	SO	LOB
1B: 10	SF: 0	WP: 0	PA: 53				
2B: 3	SAC: 0	PB: 0					
3B: 0	DP: 1	SB: 1					
HR: 0	HBP: 1	CS: 0					

AB	48
R	6
H	13
RBI	6
BB	4
SO	9
LOB	22

PITCHER		IP	WLS	BF	H	R	ER	SO	BB	IBB	HBP	BLK	WP	HR	S	P	ERA	WHIP
Andy Pettitte, L ERA: 3.81	(1, 1)	6.0		27	8	3	3	7	1	0	0	0	0	0	66	102	4.50	1.500
Bob Wickman, R ERA: 3.84	(7, 1)	1.1		7	2	1	1	0	1	1	0	0	0	0	13	24	6.75	2.250
Steve Howe, L ERA: 5.09	(8, 1)	0.2		2	0	0	0	0	0	0	0	0	0	0	2	2	0.00	0.000
John Wetteland, R ERA: 2.14	(9, 1)	2.0		8	2	1	1	2	0	0	0	0	0	0	24	36	4.50	1.000
Bob MacDonald, L ERA: 4.99	(11, 1)	1.0		3	0	0	0	0	0	0	0	0	0	0	6	11	0.00	0.000

PITCHER		IP	WLS	BF	H	R	ER	SO	BB	IBB	HBP	BLK	WP	HR	S	P	ERA	WHIP
Dave Eiland, R ERA: 4.5	(12, 1)	0.2	L	6	1	1	0	0	0	1	1	0	0	0	11	20	0.00	1.500

Detroit Tigers @ Texas Rangers

The Ballpark at Arlington, Arlington, TX

Tue Aug 08 1995, 8:05 PM EDT

Att. 27,760 - Unknown - 92 F

TOP

livebaseballscorecards.com

Batter	1	2	3	4	5	6	7	8	9	AB	R	H	RBI	BB	SO	LOB
Chad Curtis, R (1, 8) OBP: 0.371, SLG: 0.479	C C B X 1-2 ① G4-3		B C C B X 2-2 ① G1-3		C C B X 1-2 ③ G6-3			B C B B X 3-1 ① F7		4	0	0	0	0	0	0
Lou Whitaker, L (1, 4) OBP: 0.360, SLG: 0.489	B B F B X 3-1 FC6-4 1B		B B F S F C 2-3 ② K			F B X 1-1 ① F7		F F X 0-2 ② F9		4	0	1	0	0	1	0
Travis Fryman, R (1, 5) OBP: 0.358, SLG: 0.420	B X 1-0 ② FC6-4 1B 1-2f		C B F X 1-2 1B			B S F X 1-2 2B		B X 1-0 ③ F7		4	0	2	0	0	0	1
Cecil Fielder, R (1, 3) OBP: 0.361, SLG: 0.462	B C 1 SAFE S X 1-2 1-3 1B		F C F 1 SAFE S 0-3 ③ K			X 0-0 ② G5-3			C B S B X 2-2 E6 WP 1B SF9	4	1	1	0	0	1	2
Kirk Gibson, L (1, 10) OBP: 0.359, SLG: 0.453	B B X 2-0 ③ G3			C F B F X 1-2 G4-6-3 1B		C X 0-1 ③ G4-3			C B X 1-1 SF9 WP 1-2 1B	4	0	2	0	0	0	3
Bobby Higginson, L (1, 7) OBP: 0.327, SLG: 0.402		C C S 0-3 ① K		F B F C 1-3 ① K			F X 0-1 BB 1B		C C B B S 2-3 ① K 1-2 2-3	4	0	1	0	0	3	3
Chris Gomez, R (1, 6) OBP: 0.321, SLG: 0.398		C S B C 1-3 ② K		C B S F X 1-2 ② ③ G4-6-3 1-2f			B B 1 SAFE C B F B 4-2 ① 1-2 BB		C F B X 1-2 ② SF9 2-3 3-H	2	0	0	1	1	1	1
John Flaherty, R (1, 2) OBP: 0.325, SLG: 0.494		C X 0-1 1B			X 0-0 ① L4-3		C X 0-1 ② F9		B F X 1-1 ③ G6-3	4	0	1	0	0	0	2
Danny Bautista, R (1, 9) OBP: 0.233, SLG: 0.276		C F X 0-2 ③ P6			B X 1-0 ② B5-3		F C B X 1-2 ③ P4			3	0	0	0	0	0	2

	AB	33
	R	1
	H	8
	RBI	1
	BB	1
	SO	6
	LOB	14

Inning Stats																																
	R: 0	H: 2	R: 0	H: 1	R: 0	H: 1	R: 0	H: 1	R: 0	H: 0	R: 0	H: 1	R: 0	H: 1	R: 0	H: 0	R: 1	H: 1	1B: 7	SF: 1	WP: 1	PA: 35
	E: 0	LOB: 2	E: 0	LOB: 1	E: 0	LOB: 1	E: 0	LOB: 0	E: 0	LOB: 0	E: 0	LOB: 1	E: 0	LOB: 1	E: 0	LOB: 0	E: 1	LOB: 1	2B: 1	SAC: 0	PB: 0	
	K: 0	BB: 0	K: 2	BB: 0	K: 2	BB: 0	K: 1	BB: 0	K: 0	BB: 0	K: 0	BB: 0	K: 0	BB: 1	K: 0	BB: 0	K: 1	BB: 0	3B: 0	DP: 1	SB: 0	
	S: 10	P: 18	S: 11	P: 12	S: 14	P: 19	S: 11	P: 14	S: 5	P: 7	S: 8	P: 10	S: 9	P: 14	S: 6	P: 10	S: 13	P: 20	HR: 0	HBP: 0	CS: 0	

PITCHER		IP	WLS	BF	H	R	ER	SO	BB	IBB	HBP	BLK	WP	HR	S	P	ERA	WHIP
Kevin Gross, R ERA: 6.43	(1, 1)	8.0	W	32	8	1	0	5	1	0	0	0	0	0	79	112	0.00	1.125
Matt Whiteside, R ERA: 4.26	(9, 1)	1.0	S	3	0	0	0	1	0	0	0	0	1	0	8	12	0.00	0.000

PITCHER	IP	WLS	BF	H	R	ER	SO	BB	IBB	HBP	BLK	WP	HR	S	P	ERA	WHIP

Detroit Tigers @ Texas Rangers

The Ballpark at Arlington, Arlington, TX

Tue Aug 08 1995, 8:05 PM EDT

Att. 27,760 - Unknown - 92 F

livebaseballscorecards.com

BOTTOM

Batter	1	2	3	4	5	6	7	8	9	AB	R	H	RBI	BB	SO	LOB
Otis Nixon, S (1, 8) OBP: 0.336, SLG: 0.323	X 0-0 ① G2		C C B F S 1-3 ① K	1 SAFE X 0-0 ③ G5-3			B C B B F B 4-2 SH5-3-2 BB	X 0-0 ③ G4-3		4	0	0	0	1	1	2
Lou Frazier, S (1, 7) OBP: 0.299, SLG: 0.237	C B C C B B X 3-2 2B 1B		X 0-0 E1 S 1B		C C X 0-2 ① G1-3		X 0-0 ①② SH5-3-2 1-3f			3	2	1	0	0	0	0
Will Clark, L (1, 3) OBP: 0.387, SLG: 0.472	X 0-0 1B 1-H 2B		F F F S P P F F B S 3-3 ② K 1-2		B B B 4-0 FC4-5 BB		B B S X 2-1 HR 1B			3	1	2	1	1	1	1
Mickey Tettleton, S (1, 10) OBP: 0.393, SLG: 0.486	B X 1-0 G4-6-3 2-3 1B		I I I I 4-0 1B IBB		C S X 0-2 ② FC4-5 1-3		C B B X 2-1 1-H HR			3	1	2	2	1	0	1
Ivan Rodriguez, R (1, 2) OBP: 0.340, SLG: 0.477	S F B X 1-2 ②③ G4-6-3 1-2f		X 0-0 1-3 2-H 1B		X 0-0 ③ G5-3		C X 0-1 29 2B 1B			4	0	2	1	0	0	3
29 Rusty Greer, L (1, 9) OBP: 0.346, SLG: 0.386		F F B X 1-2 ① F8	B B F S F S S 2-3 ③ K			C X 0-1 ① G6-3	B C X 1-1 ③ 1-H 2B			4	0	1	0	0	1	2
Mark McLemore, S (1, 4) OBP: 0.356, SLG: 0.352		F B X 1-1 E9 1B		B X 1-0 1B		C B F B F B S 3-3 ② K	C B B C B S 3-3 ① K			4	0	2	0	0	2	0
Mike Pagliarulo, L (1, 5) OBP: 0.274, SLG: 0.333		C S S 0-3 ② K		X 0-0 ① F8		B S F X 1-2 1B	B F C F B X 2-2 1B			4	0	2	0	0	1	2
Esteban Beltre, R (1, 6) OBP: 0.279, SLG: 0.390		C F B X 1-2 ③ G3-1		C C S 0-3 ② K		F B S B F B X 3-2 ③ G6-3	F C B B F X 2-2 ② F8			4	0	0	0	0	1	4
Inning Stats	R: 1 E: 0 K: 0 S: 9 H: 3 LOB: 1 BB: 0 P: 14	R: 0 E: 1 K: 1 S: 11 H: 1 LOB: 1 BB: 0 P: 14	R: 1 E: 1 K: 3 S: 18 H: 1 LOB: 2 BB: 1 P: 26	R: 0 E: 0 K: 1 S: 6 H: 1 LOB: 1 BB: 0 P: 7	R: 0 E: 0 K: 0 S: 7 H: 0 LOB: 1 BB: 1 P: 11	R: 0 E: 0 K: 1 S: 13 H: 1 LOB: 1 BB: 0 P: 20	R: 2 E: 0 K: 0 S: 11 H: 4 LOB: 2 BB: 1 P: 20	R: 0 E: 0 K: 1 S: 12 H: 1 LOB: 1 BB: 0 P: 19		1B: 9 2B: 3 3B: 0 HR: 1	SF: 0 SAC: 1 DP: 2 HBP: 0					

	AB	33
	R	4
	H	12
	RBI	4
	BB	3
	SO	7
	LOB	15

WP: 0 PB: 0 SB: 1 CS: 0 PA: 37

PITCHER		IP	WLS	BF	H	R	ER	SO	BB	IBB	HBP	BLK	WP	HR	S	P	ERA	WHIP
Sean Bergman, R ERA: 4.7	(1, 1)	6.2	L	32	10	4	3	6	2	1	0	0	0	1	73	109	4.05	1.800
Brian Bohanon, L ERA: 6.56	(7, 1)	1.1		5	2	0	0	1	0	0	0	0	0	0	14	22	0.00	1.500

PITCHER	IP	WLS	BF	H	R	ER	SO	BB	IBB	HBP	BLK	WP	HR	S	P	ERA	WHIP

Detroit Tigers @ Texas Rangers

The Ballpark at Arlington, Arlington, TX

Wed Aug 09 1995, 8:05 PM EDT

Att. 22,680 - Unknown - 93 F

TOP

livebaseballscorecards.com

Batter	1	2	3	4	5	6	7	8	9	AB	R	H	RBI	BB	SO	LOB
Chad Curtis, R (1, 8) OBP: 0.374, SLG: 0.483	B B X 2-0 CS 1B		C B X 1-1 E5 1B 1-2 3B	B F 1 SAFE X 1-1 1-H 2B			C B B X 2-1 ① G6-3		B X 1-0 1-2 1B	5	1	3	1	0	0	1
Chris Gomez, R (1, 4) OBP: 0.319, SLG: 0.394	B B X 2-0 ①② F8 1-2		F B B X 2-1 1-2 2-H 3B 1B	B X 1-0 ③ P6			C X 0-1 ② G1-3		B C F C 1-3 ① K	5	1	1	0	0	1	4
Travis Fryman, R (1, 5) OBP: 0.358, SLG: 0.425	S B F X 1-2 ③ F8		F 2 SAFE X 0-1 1-H 2-H 1B 3B		C B S B X 2-2 BB 1B		C S F B X 1-2 ③ F9		B F C X 1-2 ②③ 2-2 L6	5	1	2	2	0	0	2
Cecil Fielder, R (1, 10) OBP: 0.360, SLG: 0.459		B B S C S 2-3 ① K	F B B S B X 3-2 G4-3 3-H 1B		S F B B F 1 SAFE F F B 3-3 F 1 SAFE S ① K			B C B F F F C 2-3 ① K		4	0	1	1	0	3	1
Juan Samuel, R (1, 3) OBP: 0.390, SLG: 0.559		C B X 1-1 ② G6-3	B C B F X 2-2 ② G4-3 1-2		B 1 SAFE B B C B 4-1 G6-4-3 1-2 BB			B B B B C C F B 4-2 1B BB		2	0	0	0	2	0	1
Alan Trammell, R (1, 6) OBP: 0.378, SLG: 0.390		C B B B B 4-1 FC6-4 BB	C F X 0-2 ③ G5-3		F X 0-1 ②③ G6-4-3 1-2f			C C F S 0-3 ② K		3	0	0	0	1	1	4
John Flaherty, R (1, 2) OBP: 0.323, SLG: 0.490		C B B X 2-1 ③ FC6-4 1-2f		X 0-0 ① F9		C X 0-1 ① L7		1 SAFE C B B B C F X 3-2 1-3 1B		4	0	1	0	0	0	1
Milt Cuyler, S (1, 7)			C B X 1-1 ① L7	B C X 1-1 ② G5-3		F B B F F X 2-2 ② L1-3		X 0-0 ③ G1-3		4	0	0	0	0	0	2
Bobby Higginson, L (1, 9) OBP: 0.332, SLG: 0.402			C B B B C B 4-2 E 1B BB	B F X 1-1 2B 1B		B C F B X 2-2 ③ F8			B C C B B B 4-2 L6 1B BB	2	2	1	0	2	0	0
Inning Stats	R: 0 E: 0 K: 0 S: 5 H: 1 LOB: 0 BB: 0 P: 10	R: 0 E: 0 K: 1 S: 8 H: 0 LOB: 1 BB: 1 P: 17	R: 4 E: 1 K: 0 S: 19 H: 3 LOB: 1 BB: 1 P: 32	R: 1 E: 0 K: 0 S: 8 H: 2 LOB: 1 BB: 0 P: 12	R: 0 E: 0 K: 1 S: 13 H: 1 LOB: 1 BB: 1 P: 22	R: 0 E: 0 K: 0 S: 9 H: 0 LOB: 0 BB: 0 P: 13	R: 0 E: 0 K: 0 S: 8 H: 0 LOB: 0 BB: 0 P: 11	R: 0 E: 0 K: 2 S: 18 H: 1 LOB: 2 BB: 1 P: 27	R: 0 E: 0 K: 1 S: 9 H: 1 LOB: 1 BB: 1 P: 16	1B: 7 2B: 2 3B: 1 HR: 0 SF: 0 SAC: 0 DP: 2 HBP: 0						

	AB	34
	R	5
	H	9
	RBI	4
	BB	5
	SO	5
	LOB	16

WP: 0 PB: 0 SB: 0 CS: 1 PA: 39

PITCHER		IP	WLS	BF	H	R	ER	SO	BB	IBB	HBP	BLK	WP	HR	S	P	ERA	WHIP
Kenny Rogers, L ERA: 3.49	(1, 1)	6.0	W	27	7	5	4	2	3	0	0	0	0	0	62	106	6.00	1.667
Roger McDowell, R ERA: 3.86	(7, 1)	2.0		8	1	0	0	2	1	0	0	0	0	0	26	38	0.00	1.000
Chris Nichting, R ERA: 5.66	(9, 1)	1.0		4	1	0	0	1	1	0	0	0	0	0	9	16	0.00	2.000

PITCHER		IP	WLS	BF	H	R	ER	SO	BB	IBB	HBP	BLK	WP	HR	S	P	ERA	WHIP

Detroit Tigers @ Texas Rangers

The Ballpark at Arlington, Arlington, TX

Wed Aug 09 1995, 8:05 PM EDT

Att. 22,680 - Unknown - 93 F

livebaseballscorecards.com

BOTTOM

Batter	1	2	3	4	5	6	7	8	9	AB	R	H	RBI	BB	SO	LOB
Otis Nixon, S (1, 8) OBP: 0.341, SLG: 0.329	X 0-0 FC6-4 1B	B B X 2-0 S HBP 1B 1-2 2-3		B F C X 1-2 G6-3 ①		B F B F S 2-3 K ① 4-2 1B 1B BB 1-2 2-3	B C B B F F B	S F X 0-2 1B 2B 2-H 3-H		5	2	3	2	1	1	0
Lou Frazier, S (1, 7) OBP: 0.319, SLG: 0.265	B X 1-0 ① FC6-4 BB S 2B 1-2f	C H 1-1 S HBP 1-2 2-3 3-H		B C B X 2-1 ② G5-3		F X 0-1 1B 2B	F X 0-1 1B 1B 1-3 2-H 3-H	X 0-0 1B 2-H		5	2	3	4	0	0	1
Will Clark, L (1, 3) OBP: 0.389, SLG: 0.476	B B C 1 SAFE 1 SAFE 1 SAFE F X 2-2 ② F8	C B X 1-1 ① SF7 3-H		C B B X 2-1 2B		I I I I 4-0 1B IBB	B X 1-0 1B 1-2 3-H	C X 0-1 ③ F7		4	0	2	2	1	0	2
Ivan Rodriguez, R (1, 2) OBP: 0.341, SLG: 0.475	B B F C B B 4-2 BB 2B BB 1-2	B F S X 1-2 ② F8		B F F X 1-2 ③ L9		F X 0-1 G4-6-3 1B 1-2 2-H	B F F B F S 2-3 ③ K			4	1	1	1	1	1	5
Mickey Tettleton, S (1, 10) OBP: 0.395, SLG: 0.485	B C B B B 4-1 2B BB 1-2 2-3	B B B C B X 3-1 ③ P4 1-2 2-3			B B B C B 4-1 SH1-4 1B G4-3 BB	B X 1-0 ②③ G4-6-3 1-2f		C B X 1-1 BB 2B 1B		3	2	1	0	2	0	4
Luis Ortiz, R (1, 5) OBP: 0.291, SLG: 0.383 Mike Pagliarulo, L (7, PH) (8, 5) OBP: 0.276, SLG: 0.331	X 0-0 2B 1-3 2-H 3-H		B B B C B 4-1 FC6-4 BB		B B B C B 2-2 G4-3 SH1-4 1B 1-2		B C F C 1-3 ① K	B B B C B 4-1 2B 2B BB 1-2		2 1	0 1	2 0	2 0	1 1	0 1	0 0
Mark McLemore, S (1, 9) (8, 4) OBP: 0.354, SLG: 0.354	C B F X 1-2 ③ G5-3		B M 1 SAFE X 1-1 ① FC6-4 CS 1-2f		C X 0-1 ① SH1-4 1-2 2-3		C B X 1-1 ② G6-3	F F X 0-2 2B 1-3 2-H		4	1	1	1	0	0	3
Jeff Frye, R (1, 4) OBP: 0.336, SLG: 0.373 Benji Gil, R (7, PR) (8, 6) OBP: 0.274, SLG: 0.347		B B B C B 4-1 1B 1B HBP BB	C 1 SAFE 1 SAFE X 0-1 ② 1-2 2B		B C B F X 2-2 ② G4-3 2-3 3-H		C B S F F X 1-2 29 BB 1B 1B	B F B S X 2-2 ① G6-3		3 1	1 1	2 0	1 0	1 0	0 0	1 2
Esteban Beltre, R (1, 6) OBP: 0.281, SLG: 0.387 29 Rusty Greer, L (7, PH) (8, 9) OBP: 0.347, SLG: 0.387		B 1 SAFE X 1-0 HBP 1B SF7 1-2 1B	B C X 1-1 ③ F7		B C F X 1-2 ③ G4-3		B B F C B X 3-2 BB 1B 1-2	F B F S 1-3 ② K		3 2	1 1	1 1	0 0	0 0	0 1	2 2
Inning Stats	R: 2 E: 0 K: 0 S: 12 H: 2 LOB: 2 BB: 2 P: 24	R: 2 E: 0 K: 0 S: 11 H: 2 LOB: 2 BB: 1 P: 24	R: 0 E: 0 K: 0 S: 7 H: 1 LOB: 1 BB: 1 P: 13	R: 0 E: 0 K: 0 S: 10 H: 1 LOB: 1 BB: 0 P: 16	R: 1 E: 0 K: 0 S: 14 H: 1 LOB: 1 BB: 1 P: 23	R: 1 E: 0 K: 1 S: 8 H: 2 LOB: 1 BB: 1 P: 15	R: 3 E: 0 K: 2 S: 23 H: 4 LOB: 2 BB: 1 P: 36	R: 4 E: 0 K: 1 S: 18 H: 4 LOB: 1 BB: 1 P: 26		1B: 11 2B: 6 3B: 0 HR: 0 SF: 1 SAC: 1 DP: 1 HBP: 1						

	AB	37
	R	13
	H	17
	RBI	13
	BB	8
	SO	4
	LOB	22

WP: 0 PB: 0 SB: 3 CS: 1 PA: 48

PITCHER

PITCHER		IP	WLS	BF	H	R	ER	SO	BB	IBB	HBP	BLK	WP	HR	S	P	ERA	WHIP
C.J. Nitkowski, L ERA: 7.58	(1, 1)	4.0		24	7	5	5	0	5	0	1	0	0	0	46	89	11.25	3.000
John Doherty, R ERA: 5.53	(5, 1)	2.2	L	13	4	4	4	2	1	1	0	0	0	0	32	52	13.50	1.875
Kevin Wickander, L ERA: 2.19	(7, 1)	0.1		3	2	0	0	1	0	0	0	0	0	0	7	10	0.00	6.000
Mike Christopher, R ERA: 4.18	(8, 1)	1.0		8	4	4	4	1	1	0	0	0	0	0	18	26	36.00	5.000

PITCHER	IP	WLS	BF	H	R	ER	SO	BB	IBB	HBP	BLK	WP	HR	S	P	ERA	WHIP

Batter	1	2	3	4	5	6	7	8	9	AB	R	H	RBI	BB	SO	LOB
Chad Curtis, R (1, 8) OBP: 0.373, SLG: 0.481	C C B C 1-3 ① K		C X 0-1 1B	B C B B X 3-1 ③ G5-3			B C X 1-1 ② G5-3		4	0	1	0	0	1	0
Lou Whitaker, L (1, 4) OBP: 0.358, SLG: 0.481	B B F B F F B 4-2 BB		F F B 1 SAFE 1 SAFE 1 SAFE F B B 3-2 ② F9			B B X 2-0 ① G4-3		B C C F B X 2-2 ③ G4-3		3	0	0	0	1	0	1
Travis Fryman, R (1, 5) OBP: 0.357, SLG: 0.423	B X 1-0 ② F8		1 SAFE X 0-0 ③ F8			C B F X 1-2 ② G6-3			C X 0-1 G5-3 1B 1B	4	1	1	0	0	0	2
Cecil Fielder, R (1, 3) OBP: 0.358, SLG: 0.466	B B X 2-0 ③ F8			X 0-0 HR		C C B B B F F X 2-2 ③ P4			C B X 1-1 ① G5-3 1-2	4	1	1	1	0	0	2
Kirk Gibson, L (1, 10) OBP: 0.358, SLG: 0.449 Juan Samuel, R (9, PH) OBP: 0.388, SLG: 0.555		B F B B B 4-1 BB		B X 1-0 ① G4-3			B S S C 1-3 ① K		B C B B B F F X 3-2 ② G5-3	2	0	0	0	1	1	0
										1	0	0	0	0	0	1
Bobby Higginson, L (1, 9) OBP: 0.332, SLG: 0.405 Derrick White, R (9, PH) OBP: 0.269, SLG: 0.308		B S 1 SAFE B C 1 SAFE F 1 SAFE F 2-3 1 SAFE S ① K		B F C F X 1-2 ② F9			C C B X 1-2 2B		B C S X 1-2 2-H 1B	3	0	1	0	0	1	1
										1	0	1	1	0	0	0
Chris Gomez, R (1, 6) OBP: 0.315, SLG: 0.388		B S B F C 2-3 ② K		B X 1-0 ③ G6-3			C B F F X 1-2 ② P6		B C B B C X 3-2 ③ G6-3	4	0	0	0	0	1	3
John Flaherty, R (1, 2) OBP: 0.320, SLG: 0.484		1 SAFE B F C F B B S 3-3 ③ K			S B C X 1-2 ① F9		C X 0-1 ③ G5-3			3	0	0	0	0	1	2
Milt Cuyler, S (1, 7)			C F B S 1-3 ① K		X 0-0 ② B5-3			B B C X 2-1 ① G4-3		3	0	0	0	0	1	0
Inning Stats	R: 0 E: 0 K: 1 S: 8 H: 0 LOB: 1 BB: 1 P: 16	R: 0 E: 0 K: 3 S: 13 H: 0 LOB: 1 BB: 1 P: 24	R: 0 E: 0 K: 1 S: 11 H: 1 LOB: 1 BB: 0 P: 15	R: 1 E: 0 K: 0 S: 7 H: 1 LOB: 0 BB: 0 P: 10	R: 0 E: 0 K: 0 S: 6 H: 0 LOB: 0 BB: 0 P: 10	R: 0 E: 0 K: 0 S: 9 H: 0 LOB: 0 BB: 0 P: 14	R: 0 E: 0 K: 1 S: 12 H: 1 LOB: 1 BB: 0 P: 15	R: 0 E: 0 K: 0 S: 8 H: 0 LOB: 0 BB: 0 P: 13	R: 1 E: 0 K: 0 S: 14 H: 2 LOB: 1 BB: 0 P: 22	1B: 3 2B: 1 3B: 0 HR: 1	SF: 0 SAC: 0 DP: 0 HBP: 0			WP: 0 PB: 0 SB: 0 CS: 0	PA: 34		

PITCHER		IP	WLS	BF	H	R	ER	SO	BB	IBB	HBP	BLK	WP	HR	S	P	ERA	WHIP
Danny Darwin, R ERA: 7.19	(1, 1)	6.0	W	22	2	1	1	5	2	0	0	0	0	1	54	89	1.50	0.667
Dennis Cook, L ERA: 4.33	(7, 1)	2.0		7	1	0	0	1	0	0	0	0	0	0	20	28	0.00	0.500
Roger McDowell, R ERA: 3.99	(9, 1)	0.1		2	1	1	1	0	0	0	0	0	0	0	4	5	27.00	3.000
Ed Vosberg, L ERA: 2.96	(9, 1)	0.2		3	1	0	0	0	0	0	0	0	0	0	10	17	0.00	1.500

PITCHER	IP	WLS	BF	H	R	ER	SO	BB	IBB	HBP	BLK	WP	HR	S	P	ERA	WHIP

TOP

Detroit Tigers @ Texas Rangers

The Ballpark at Arlington, Arlington, TX

Thu Aug 10 1995, 8:05 PM EDT

Att. 32,084 - Unknown - 94 F

livebaseballscorecards.com

AB	32
R	2
H	5
RBI	2
BB	2
SO	6
LOB	12

Detroit Tigers @ Texas Rangers

The Ballpark at Arlington, Arlington, TX

Thu Aug 10 1995, 8:05 PM EDT

Att. 32,084 - Unknown - 94 F

livebaseballscorecards.com

BOTTOM

Batter	1	2	3	4	5	6	7	8	9	AB	R	H	RBI	BB	SO	LOB
Otis Nixon, S (1, 8) OBP: 0.344, SLG: 0.331	X 0-0 S 1B		B C B X 2-1 BB HBP SF7 1B		B B C M F B B 4-2 1B 1B BB		X 0-0 ① G4-3	B B X 2-0 ③ F8		4	2	2	0	1	0	0
Lou Frazier, S (1, 7) OBP: 0.325, SLG: 0.267	C F B B 1 SAFE F B C 3-3 ① K		H 1-0 BB BB 1-2 HBP		X 0-0 1B 1-3 FC1-4 1B		C B B B F C 3-3 ② K			3	1	1	0	0	2	1
Will Clark, L (1, 3) OBP: 0.390, SLG: 0.475	C S B S 1-3 ② K 1-2		B B B C B 4-1 BB 1-2 2-3 BB		C X 0-1 FC1-4 1-3 3-H 1B		C B F B F C 2-3 ③ K			3	0	1	1	1	2	1
Mickey Tettleton, S (1, 10) OBP: 0.391, SLG: 0.480	C B X 1-1 ③ F7		X 0-0 ① SF7 3-H		B C B F B S 3-3 ① K			B F B C S 2-3 ① K		3	0	0	1	0	2	3
Ivan Rodriguez, R (1, 2) OBP: 0.346, SLG: 0.478		H 1-0 CS HBP	B F B B B F B 4-2 29 G6-4-3 1-2 2-3 BB		C B X 1-1 ② FC1-4 1-2f 3-H			C F X 0-2 1B HR 2B		2	1	1	1	1	0	1
29 Rusty Greer, L (1, 9) OBP: 0.345, SLG: 0.382		B C X 1-1 ① F9	B C X 1-1 ② ③ G6-4-3 1-2f		B C B C 1 SAFE X 2-2 ③ G4-3			S B B F H 3-2 1B HR HBP		3	1	0	0	0	0	5
Mark McLemore, S (1, 4) OBP: 0.356, SLG: 0.356		B F S F X 1-2 ② BB 1-2 1B	C S B X 1-2 ① F7		C B X 1-1 ① G6-3			B X 1-0 HR 1-2 2-3 1B		4	1	2	0	0	0	0
Mike Pagliarulo, L (1, 5) OBP: 0.276, SLG: 0.326		B C B B B 4-1 1-2 BB	S B B B X 3-1 ② P6		F C B X 1-2 ② G4-3			F S F S 0-3 ② K		3	0	0	0	1	1	3
Benji Gil, R (1, 6) OBP: 0.274, SLG: 0.356		X 0-0 ③ F9	F X 0-1 ③ G4-3				X 0-0 ③ L3	C B X 1-1 1-H 2-H 3-H HR		4	1	1	4	0	0	2
Inning Stats	R: 0 E: 0 K: 2 S: 10 H: 1 LOB: 1 BB: 0 P: 15	R: 0 E: 0 K: 0 S: 8 H: 1 LOB: 2 BB: 1 P: 15	R: 1 E: 0 K: 0 S: 8 H: 1 LOB: 2 BB: 2 P: 20	R: 0 E: 0 K: 0 S: 7 H: 0 LOB: 0 BB: 0 P: 11	R: 2 E: 0 K: 1 S: 14 H: 2 LOB: 1 BB: 1 P: 24	R: 0 E: 0 K: 0 S: 6 H: 0 LOB: 0 BB: 0 P: 8	R: 0 E: 0 K: 2 S: 8 H: 0 LOB: 0 BB: 0 P: 13	R: 4 E: 0 K: 2 S: 17 H: 3 LOB: 0 BB: 0 P: 26		1B: 6 2B: 1 3B: 0 HR: 1	SF: 1 SAC: 0 DP: 1 HBP: 3			WP: 0 PB: 0 SB: 1 CS: 1	PA: 37		

	AB	29
	R	7
	H	8
	RBI	7
	BB	4
	SO	7
	LOB	16

PITCHER		IP	WLS	BF	H	R	ER	SO	BB	IBB	HBP	BLK	WP	HR	S	P	ERA	WHIP
Felipe Lira, R ERA: 3.95	(1, 1)	4.2	L	23	5	3	3	3	4	0	2	0	0	0	44	80	5.79	1.929
Brian Bohanon, L ERA: 6.66	(5, 1)	3.0		12	2	3	3	4	0	0	1	0	0	0	31	46	9.00	0.667
Joe Boever, R ERA: 5.8	(8, 1)	0.1		2	1	1	1	0	0	0	0	0	0	1	3	6	27.00	3.000

PITCHER	IP	WLS	BF	H	R	ER	SO	BB	IBB	HBP	BLK	WP	HR	S	P	ERA	WHIP

Batter	1	2	3	4	5	6	7	8	9	AB	R	H	RBI	BB	SO	LOB
Chad Curtis, R (1, 8) OBP: 0.368, SLG: 0.475	X 0-0 ① L3		X 0-0 ② G6-3		C X 0-1 ③ P2		C S B S 1-3 ② K		B B C B X 3-1 ① F8	5	0	0	0	0	1	3
Chris Gomez, R (1, 4) OBP: 0.313, SLG: 0.382	C B B B X 3-1 ② G6-3		B B B C B 4-1 3B BB			C B B F X 2-2 ① G6-3	B B X 2-0 ③ P5		B C C B B S 3-3 ② K	4	1	0	0	1	1	3
Travis Fryman, R (1, 5) OBP: 0.358, SLG: 0.428	B F F F B F F X 2-2 1B		F X 0-1 1-H 3B			B X 1-0 ② F9		B B C B S X 3-2 ① F9	F S S 0-3 ③ K	5	0	2	1	0	1	0
Cecil Fielder, R (1, 10) OBP: 0.360, SLG: 0.475	B S B B C S 3-3 ③ K		C F B X 1-2 ③ F7			B S S B X 2-2 1B		B S B X 2-1 HR		4	1	2	1	0	1	2
Juan Samuel, R (1, 3) OBP: 0.384, SLG: 0.553		C B X 1-1 ① G4-3		B B F S 2-3 ① K		B S F C F X 2-2 ③ L1		B C S F B X 2-2 WP 1B 2B		4	1	1	0	0	1	1
Alan Trammell, R (1, 6) OBP: 0.375, SLG: 0.383		C F X 0-2 ② P4		B C B X 2-1 ② P4			B B B C S B 4-2 1B G4-3 BB	B C C X 1-2 ② L4		3	0	0	0	1	0	1
Bobby Higginson, L (1, 9) OBP: 0.331, SLG: 0.401		B B X 2-0 ③ F7		C B F F F X 1-2 ③ G4-3			C B B X 2-1 ① G4-3 1-2	B B B B 4-0 1B 2-3 BB		3	0	0	0	1	0	1
Milt Cuyler, S (1, 7) OBP: 0.059, SLG: 0.059 Lou Whitaker, L (8, PH) OBP: 0.361, SLG: 0.484 Derrick White, R (8, 7) OBP: 0.269, SLG: 0.308			C C X 0-2 E5 CS		B C S X 1-2 ① G6-3		C X 0-1 1B 1B	C F B X 1-2 1-2 3-H 1B		3 1 0	0 0 0	1 1 0	0 1 0	0 0 0	0 0 0	0 0 0
Ron Tingley, R (1, 2) OBP: 0.306, SLG: 0.382 John Flaherty, R (8, PH) OBP: 0.319, SLG: 0.482 (8, 2)			1 SAFE S S S F X 0-2 ① 1-2 HR		B C B C B F X 3-2 ② G6-3		X 0-0 1-2 2-3 1B	X 0-0 ③ F7		3 1	1 0	2 0	1 0	0 0	0 0	0 2
Inning Stats	R: 0 H: 1 E: 0 LOB: 1 K: 1 BB: 0 S: 12 P: 20	R: 0 H: 0 E: 0 LOB: 0 K: 0 BB: 0 S: 6 P: 9	R: 2 H: 2 E: 1 LOB: 1 K: 0 BB: 1 S: 14 P: 19	R: 0 H: 0 E: 0 LOB: 0 K: 1 BB: 0 S: 10 P: 15	R: 0 H: 0 E: 0 LOB: 0 K: 0 BB: 0 S: 9 P: 13	R: 0 H: 1 E: 0 LOB: 1 K: 0 BB: 0 S: 11 P: 18	R: 0 H: 2 E: 0 LOB: 3 K: 1 BB: 1 S: 11 P: 20	R: 2 H: 3 E: 0 LOB: 2 K: 0 BB: 1 S: 16 P: 29	R: 0 H: 0 E: 0 LOB: 0 K: 2 BB: 0 S: 8 P: 14	1B: 5 SF: 0 2B: 1 SAC: 0 3B: 1 DP: 0 HR: 2 HBP: 0						WP: 1 PA: 39 PB: 0 SB: 0 CS: 1

PITCHER		IP	WLS	BF	H	R	ER	SO	BB	IBB	HBP	BLK	WP	HR	S	P	ERA	WHIP
Brian Givens, L ERA: 4.53	(1, 1)	6.1	W	27	6	2	2	2	2	0	0	0	0	1	69	107	2.84	1.263
Rob Dibble, R ERA: 6.23	(7, 1)	1.1		7	2	2	2	1	1	0	0	0	1	1	16	31	13.50	2.250
Bill Wegman, R ERA: 5.26	(8, 1)	0.1		2	1	0	0	0	0	0	0	0	0	0	4	5	0.00	3.000
Mike Fetters, R ERA: 1.48	(9, 1)	1.0	S	3	0	0	0	2	0	0	0	0	0	0	8	14	0.00	0.000

PITCHER	IP	WLS	BF	H	R	ER	SO	BB	IBB	HBP	BLK	WP	HR	S	P	ERA	WHIP

TOP

Detroit Tigers @ Milwaukee Brewers

Milwaukee County Stadium, Milwaukee, WI

Fri Aug 11 1995, 8:05 PM EDT
Att. 12,791 - Unknown - 91 F

livebaseballscorecards.com

AB	36
R	4
H	9
RBI	4
BB	3
SO	5
LOB	13

Detroit Tigers @ Milwaukee Brewers

Milwaukee County Stadium, Milwaukee, WI

Fri Aug 11 1995, 8:05 PM EDT

Att. 12,791 - Unknown - 91 F

livebaseballscorecards.com

BOTTOM

Batter	1	2	3	4	5	6	7	8	9	AB	R	H	RBI	BB	SO	LOB
Pat Listach, S (1, 4) OBP: 0.289, SLG: 0.252	C X 0-1 ① P9		B B C B F X 3-2 ② G6-3	B B F B F B 4-2 HR BB		C F C 0-3 ② K				3	1	0	0	1	1	2
Fernando Vina, L (8, 4) OBP: 0.317, SLG: 0.335										0	0	0	0	0	0	0
Darryl Hamilton, L (1, 8) OBP: 0.381, SLG: 0.416	B C B F B F F B 4-2 WP 1B BB		B C X 1-1 WP 2B	C C B B B X 3-2 1-H 2-H 3-H HR		C X 0-1 ③ G3				3	1	2	4	1	0	2
Kevin Seitzer, R (1, 5) OBP: 0.408, SLG: 0.428	C B 1 SAFE F X 1-2 WP 1B		B F B B S B 4-2 2-3 BB	C S B F B F X 2-2 ③ L8			C B S B B X 3-2 FC6-4 1B			3	0	2	0	1	0	0
Jeff Cirillo, R (7, PR) OBP: 0.386, SLG: 0.486 (8, 5)										0	0	0	0	0	0	0
John Jaha, R (1, 3) OBP: 0.363, SLG: 0.564	B C C B F B X 3-2 ② P6 1-2 2-3		B X 1-0 ③ F8		C C B S 1-3 ① K		1 SAFE F F S 0-3 ① K			4	0	0	0	0	2	5
Greg Vaughn, R (1, 10) OBP: 0.308, SLG: 0.392	B S B S S S 2-3 ③ K			B B B C X 3-1 ① L5	X 0-0 ② F8		C S C 0-3 ② K			4	0	0	0	0	2	3
Matt Mieske, R (1, 9) OBP: 0.355, SLG: 0.464		C F B X 1-2 ① G6-3		C X 0-1 1B 1B 1B	B B B C S X 3-2 ③ F8		S B X 1-1 ③ FC6-4 1-2f			4	1	1	0	0	0	1
Jose Valentin, S (1, 6) OBP: 0.288, SLG: 0.395		B C F B B X 3-2 ② F9		B X 1-0 G3 1B 1-2 HR 1B		B B C B C B 4-2 1B BB		C B F B S 2-3 ① K		3	1	1	0	1	1	0
David Hulse, L (1, 7) OBP: 0.309, SLG: 0.358		F F F F C 0-3 ③ K		B X 1-0 G3 1-2 2-H HR 1B		1 SAFE 1 SAFE B 1 SAFE F C 1 SAFE X 1-2 1B		C C B F X 1-2 ② G6-3		4	1	2	1	0	1	0
Mike Matheny, R (1, 2) OBP: 0.283, SLG: 0.309			C X 0-1 ① F9	X 0-0 ② G3 1-2 2-3		L F S 0-3 ① K		X 0-0 ③ G5-3		4	0	0	0	0	1	4
Inning Stats	R: 0 E: 0 K: 1 S: 16 H: 1 LOB: 2 BB: 1 P: 26	R: 0 E: 0 K: 1 S: 11 H: 0 LOB: 0 BB: 0 P: 15	R: 0 E: 0 K: 0 S: 10 H: 1 LOB: 2 BB: 1 P: 19	R: 5 E: 0 K: 0 S: 17 H: 4 LOB: 0 BB: 1 P: 31	R: 0 E: 0 K: 1 S: 7 H: 0 LOB: 0 BB: 0 P: 11	R: 0 E: 0 K: 2 S: 14 H: 1 LOB: 2 BB: 1 P: 19	R: 0 E: 0 K: 2 S: 11 H: 1 LOB: 1 BB: 0 P: 15	R: 0 E: 0 K: 1 S: 8 H: 0 LOB: 0 BB: 0 P: 11		1B: 6 2B: 1 3B: 0 HR: 1	SF: 0 SAC: 0 DP: 0 HBP: 0					

	AB	32
	R	5
	H	8
	RBI	5
	BB	4
	SO	8
	LOB	17

WP: 2 PB: 0 SB: 0 CS: 0 PA: 36

PITCHER		IP	WLS	BF	H	R	ER	SO	BB	IBB	HBP	BLK	WP	HR	S	P	ERA	WHIP
Mike Moore, R ERA: 7.5	(1, 1)	5.0	L	26	7	5	5	3	4	0	0	0	2	1	66	112	9.00	2.200
Mike Christopher, R ERA: 3.86	(6, 1)	2.0		7	1	0	0	4	0	0	0	0	0	0	20	24	0.00	0.500
Kevin Wickander, L ERA: 2.03	(8, 1)	1.0		3	0	0	0	1	0	0	0	0	0	0	8	11	0.00	0.000

PITCHER	IP	WLS	BF	H	R	ER	SO	BB	IBB	HBP	BLK	WP	HR	S	P	ERA	WHIP

Batter	1	2	3	4	5	6	7	8	9	AB	R	H	RBI	BB	SO	LOB
Chad Curtis, R (1, 8) OBP: 0.373, SLG: 0.478	C F F C 0-3 ① K			C B X 1-1 1B 1B	B C B X 2-1 1-2 HR 1B		C B S B F B B 4-2 1B E BB		X 0-0 1B	4	2	3	0	1	1	0
Lou Whitaker, L (1, 4) OBP: 0.364, SLG: 0.500 Scott Fletcher, R (9, PH) OBP: 0.331, SLG: 0.317 (9, 4)	F X 0-1 ② G6-3			F B B X 2-1 ① P6	F X 0-1 1-H 2-H HR		B X 1-0 1-H 2-H E8 1B		C C B B X 2-2 ② F9	4 1	1 0	2 0	4 0	0 0	0 0	1 1
Travis Fryman, R (1, 5) OBP: 0.356, SLG: 0.425	B F X 1-1 ③ G4-3			B S F 1 SAFE B 1 SAFE 1 SAFE B X 3-2 ② 1-2 2B 1B	X 0-0 ③ G5-3		F S B F F X 1-2 ② P2		X 0-0 ③ F8	5	1	1	0	0	0	2
Cecil Fielder, R (1, 3) OBP: 0.359, SLG: 0.476 John Doherty, R (9, 1)		B C B S X 2-2 ① L4		B F B F X 2-2 1-H 2B		X 0-0 ① L7	B B B C F F S 3-3 ③ K			4 0	0 0	1 0	1 0	0 0	1 0	1 0
Franklin Stubbs, L (1, 10) OBP: 0.333, SLG: 0.319 Derrick White, R (8, PH) OBP: 0.259, SLG: 0.296 (9, 3)		L B F F X 1-2 ② G6-3		C B X 1-1 ③ G5-3		S S S B X 2-2 ② G3		B X 1-0 ① L4		3 1	0 0	0 0	0 0	0 0	0 0	1 0
John Flaherty, R (1, 2) OBP: 0.314, SLG: 0.475		B B C F B C 3-3 ③ K			X 0-0 ① F7	C X 0-1 ③ L9		X 0-0 ② G6-3		4	0	0	0	0	1	0
Bobby Higginson, L (1, 9) OBP: 0.333, SLG: 0.400			B C X 1-1 ① P5	S C X 0-2 ② P6		B B F C X 2-2 2B SH5-4 1B	C B B B 4-1 FC6-4 BB			3	1	1	0	1	0	0
Milt Cuyler, S (1, 7) OBP: 0.100, SLG: 0.100			C F X 0-2 ② G5-3	B B C X 2-1 E9 1B 1B		L X 0-1 ① SH5-4 1-2	F X 0-1 ③ FC6-4 1-2f			3	1	1	0	0	0	1
Chris Gomez, R (1, 6) OBP: 0.315, SLG: 0.387			C S X 0-2 ③ G4-3	B F F B F B X 3-2 1B 2-H HR 1B		C X 0-1 2-H 1B 2B			B C B X 2-1 ① G6-3	4	2	2	2	0	0	0
Inning Stats	R: 0 E: 0 K: 1 S: 8 H: 0 LOB: 0 BB: 0 P: 9	R: 0 E: 0 K: 1 S: 10 H: 0 LOB: 0 BB: 0 P: 16	R: 0 E: 0 K: 0 S: 8 H: 0 LOB: 0 BB: 0 P: 9	R: 1 E: 0 K: 0 S: 12 H: 3 LOB: 1 BB: 0 P: 21	R: 4 E: 1 K: 0 S: 15 H: 4 LOB: 0 BB: 0 P: 22	R: 0 E: 0 K: 0 S: 6 H: 0 LOB: 0 BB: 0 P: 8	R: 3 E: 1 K: 1 S: 20 H: 3 LOB: 1 BB: 1 P: 31	R: 0 E: 0 K: 0 S: 5 H: 0 LOB: 1 BB: 1 P: 10	R: 0 E: 0 K: 0 S: 7 H: 1 LOB: 1 BB: 0 P: 11	1B: 8 2B: 2 3B: 0 HR: 1 SF: 0 SAC: 1 DP: 0 HBP: 0						

TOP

Detroit Tigers @ Milwaukee Brewers

Milwaukee County Stadium, Milwaukee, WI

Sat Aug 12 1995, 8:05 PM EDT

Att. 21,342 - Unknown - 83 F

livebaseballscorecards.com

AB	36
R	8
H	11
RBI	7
BB	2
SO	3
LOB	7

WP: 0 PB: 0 SB: 0 CS: 0 PA: 39

PITCHER		IP	WLS	BF	H	R	ER	SO	BB	IBB	HBP	BLK	WP	HR	S	P	ERA	WHIP
Jamie McAndrew, R ERA: 6.64	(1, 1)	6.0	L	25	8	6	6	2	0	0	0	0	0	1	62	90	9.00	1.333
Jeff Bronkey, R ERA: 3.65	(7, 1)	1.0		6	2	2	1	1	1	0	0	0	0	0	17	26	9.00	3.000
Angel Miranda, L ERA: 5.74	(8, 1)	2.0		8	1	0	0	0	1	0	0	0	0	0	12	21	0.00	1.000

PITCHER	IP	WLS	BF	H	R	ER	SO	BB	IBB	HBP	BLK	WP	HR	S	P	ERA	WHIP

BOTTOM

Batter	1	2	3	4	5	6	7	8	9	AB	R	H	RBI	BB	SO	LOB
Darryl Hamilton, L (1, 8) OBP: 0.376, SLG: 0.411	B B C X 2-1 F9 ①		B C X 1-1 P6 ②		C B X 1-1 F7 ③		C C C 0-3 K ③		C F B B X 2-2 P4 ③	4	0	0	0	0	1	2
Fernando Vina, L (8, 4) OBP: 0.316, SLG: 0.333										1	0	0	0	0	0	2
Kevin Seitzer, R (1, 5) OBP: 0.406, SLG: 0.424	C X 0-2 F9 ②		C X 1-1 F7 ③			C B F F F B F B 3-2 F F X G4-3 ①		H 1-0 G1-3 HBP		3	0	0	0	0	0	0
B.J. Surhoff, L (1, 10) OBP: 0.409, SLG: 0.531	C X 0-1 G4-3 ③			C F C 0-3 K ①		B X 1-0 F9 ②		B C B X 2-1 G1-3 ① 1-2		4	0	0	0	0	1	1
Dave Nilsson, L (1, 9) OBP: 0.376, SLG: 0.527		C X 0-1 WP HR 1B		F B B S F F X 2-2 P4 ②		B S X 1-1 1B		C S B C 1-3 K ②		4	1	2	0	0	1	1
John Jaha, R (1, 3) OBP: 0.360, SLG: 0.556		B X 1-0 G5-3 ① 1-2		S B B X 2-1 BB 1B		B X 1-0 F8 ③		C X 0-1 G6-3 ③		4	0	1	0	0	0	3
Jose Valentin, S (1, 6) OBP: 0.291, SLG: 0.405		B B S X 2-1 2-H HR		B B B B 4-0 1-2 BB			C B B X 2-1 G4-3 ①		C C C 0-3 K ①	3	1	1	2	1	1	0
David Hulse, L (1, 7) OBP: 0.308, SLG: 0.356		C X 0-1 G3 ②		B B F F B S 3-3 K ③			B B B C X 3-1 E 1B		C B S S 1-3 K ②	4	0	1	0	0	2	2
Pat Listach, S (1, 4) (8, 8) OBP: 0.288, SLG: 0.252		S B B S S C 2-3 K ③			B C S F B X 2-2 F7 ①		C B C B X 2-2 L4 ②		B C B F F X 2-2 E 1B	4	0	1	0	0	1	1
Mike Matheny, R (1, 2) OBP: 0.275, SLG: 0.299			C B F B F S 2-3 K ①		F C X 0-2 G5-3 ②		C X 0-1 E7 1-3		C B B X 2-1 E5 1-2	3	0	0	0	0	1	1
Jeff Cirillo, R (9, PH) OBP: 0.385, SLG: 0.484										1	0	0	0	0	0	1
Inning Stats	R: 0 H: 0 E: 0 LOB: 0 K: 0 BB: 0 S: 7 P: 9	R: 2 H: 2 E: 0 LOB: 0 K: 1 BB: 0 S: 10 P: 15	R: 0 H: 0 E: 0 LOB: 0 K: 1 BB: 0 S: 8 P: 12	R: 0 H: 1 E: 0 LOB: 2 K: 2 BB: 1 S: 13 P: 24	R: 0 H: 0 E: 0 LOB: 0 K: 0 BB: 0 S: 9 P: 12	R: 0 H: 1 E: 0 LOB: 1 K: 0 BB: 0 S: 13 P: 19	R: 0 H: 1 E: 1 LOB: 2 K: 1 BB: 0 S: 12 P: 19	R: 0 H: 0 E: 0 LOB: 1 K: 1 BB: 0 S: 7 P: 11	R: 0 H: 1 E: 1 LOB: 2 K: 2 BB: 0 S: 15 P: 22	1B: 5 SF: 0 2B: 0 SAC: 0 3B: 0 DP: 0 HR: 1 HBP: 1						

PITCHER		IP	WLS	BF	H	R	ER	SO	BB	IBB	HBP	BLK	WP	HR	S	P	ERA	WHIP
Jose Lima, R ERA: 7.22	(1, 1)	6.0	W	23	4	2	2	4	1	0	0	0	1	1	60	91	3.00	0.833
John Doherty, R ERA: 5.34	(7, 1)	3.0	S	14	2	0	0	4	0	0	1	0	0	0	34	52	0.00	0.667
John Doherty, R ERA: 5.34	(9, 1)	3.0	S	14	2	0	0	4	0	0	1	0	0	0	34	52	0.00	0.667

PITCHER	IP	WLS	BF	H	R	ER	SO	BB	IBB	HBP	BLK	WP	HR	S	P	ERA	WHIP

Detroit Tigers @ Milwaukee Brewers

Milwaukee County Stadium, Milwaukee, WI

Sat Aug 12 1995, 8:05 PM EDT

Att. 21,342 - Unknown - 83 F

livebaseballscorecards.com

AB	35
R	2
H	6
RBI	2
BB	1
SO	8
LOB	14

WP: 1 PA: 37
PB: 0
SB: 0
CS: 0

Batter	1	2	3	4	5	6	7	8	9	AB	R	H	RBI	BB	SO	LOB
Chad Curtis, R (1, 8) OBP: 0.369, SLG: 0.472	C B B X 2-1 G6-3 ①	B B F B B C X SAFE 3-2 F9 ③ 1-2		C F B F F B X 3-2 P2 ③			X 0-0 F8 ②	B X 1-0 G5-3 ②		5	0	0	0	0	0	5
Scott Fletcher, R (1, 4) OBP: 0.325, SLG: 0.312	B F B B X 3-1 F9 ②		B B C F F X 2-2 F9 ①		X 0-0 G5-3 ①		C B C B B X 3-2 1B 1B 1-2 1B	B C F X 1-2 L4 ③		5	0	1	0	0	0	1
Travis Fryman, R (1, 5) OBP: 0.359, SLG: 0.427	C B X 1-1 2B 1B	F X 0-1 BB 1B			C C X 0-2 G4-3 ②		F B B X 2-1 1B 1-2 2-H 1B		B C B B F X 3-2 G6-3 ①	5	0	3	1	0	0	0
Cecil Fielder, R (1, 3) OBP: 0.359, SLG: 0.477 Derrick White, R (6, 3) OBP: 0.276, SLG: 0.310	B C S X 1-2 1-3 2B	C B B C B S 3-3 K ②			B F F X 1-2 G4-3 ③		B C S F B F X 2-2 1-2 2-3 1B		B C X 1-1 G6-3 ②	3 2	0 0	1 1	0 0	0 0	1 0	1 0
Lou Whitaker, L (1, 10) OBP: 0.366, SLG: 0.497 Juan Samuel, R (9, PH) OBP: 0.382, SLG: 0.549	C X 0-1 F7 ③	B F B B B 4-1 1-2 BB				X 0-0 G3-6-1 1B	F B F F X 1-2 F8 ③		B B C F B X 3-2 L6 ③	3 1	0 0	1 0	0 0	1 0	0 0	5 0
John Flaherty, R (1, 2) OBP: 0.313, SLG: 0.470		B B B B 4-0 FC1-5 1B BB	C B B C F F B X 3-2 G6-3 ③			B C S B X 2-2 G3-6-1 ①② 1-2f		B X 1-0 G5-3 ①		3	0	0	0	1	0	3
Bobby Higginson, L (1, 9) OBP: 0.335, SLG: 0.401	C B B X 2-1 F9 FC1-5 1-2 1B			C B X 1-1 F8 ①		C B F F X 1-2 F7 ③		C B B X 2-1 2B 2B 1B		4	1	2	0	0	0	0
Milt Cuyler, S (1, 7) OBP: 0.167, SLG: 0.174	B B F X 2-1 FC1-5 ① S 1-2 2-3f			B C B X 2-1 G4-3 ②			B B B B 4-0 1B 1B BB	B X 1-0 1-3 2B 2B		3	2	1	0	1	0	2
Chris Gomez, R (1, 6) OBP: 0.314, SLG: 0.389		X 0-0 F9 ② 2-3		C X 0-1 E5			C X 0-1 F9 ① 2-H	C X 0-1 2-H 3-H 2B		4	0	1	2	0	0	3
Inning Stats	R: 0 H: 2 E: 0 LOB: 2 K: 0 BB: 0 S: 11 P: 18	R: 0 H: 1 E: 0 LOB: 2 K: 0 BB: 1 S: 8 P: 19	R: 0 H: 1 E: 0 LOB: 2 K: 1 BB: 1 S: 15 P: 27	R: 0 H: 0 E: 1 LOB: 1 K: 0 BB: 0 S: 12 P: 18	R: 0 H: 0 E: 0 LOB: 0 K: 0 BB: 0 S: 7 P: 8	R: 0 H: 1 E: 0 LOB: 0 K: 0 BB: 0 S: 8 P: 11	R: 1 H: 3 E: 0 LOB: 3 K: 0 BB: 1 S: 16 P: 28	R: 2 H: 3 E: 0 LOB: 1 K: 0 BB: 0 S: 10 P: 16	R: 0 H: 0 E: 0 LOB: 0 K: 0 BB: 0 S: 8 P: 15	1B: 8 SF: 0 2B: 3 SAC: 0 3B: 0 DP: 1 HR: 0 HBP: 0						

PITCHER		IP	WLS	BF	H	R	ER	SO	BB	IBB	HBP	BLK	WP	HR	S	P	ERA	WHIP
Ricky Bones, R ERA: 4.06	(1, 1)	6.2	W	30	7	1	1	1	3	0	0	0	0	0	69	118	1.35	1.500
Rob Dibble, R ERA: 6.5	(7, 1)	0.2		4	2	1	1	0	0	0	0	0	0	0	11	17	13.50	3.000
Sid Roberson, L ERA: 6.13	(8, 1)	1.2		7	2	1	1	0	0	0	0	0	0	0	15	25	5.40	1.200

PITCHER	IP	WLS	BF	H	R	ER	SO	BB	IBB	HBP	BLK	WP	HR	S	P	ERA	WHIP

TOP

Detroit Tigers @ Milwaukee Brewers

Milwaukee County Stadium, Milwaukee, WI

Sun Aug 13 1995, 4:33 AM EDT
Att. 22,756 - Cloudy - 91 F

livebaseballscorecards.com

AB	38
R	3
H	11
RBI	3
BB	3
SO	1
LOB	20

WP: 0	PA: 41					
PB: 0						
SB: 1						
CS: 0						

Detroit Tigers @ Milwaukee Brewers

Milwaukee County Stadium, Milwaukee, WI

Sun Aug 13 1995, 4:33 AM EDT

Att. 22,756 - Cloudy - 91 F

livebaseballscorecards.com

Batter	1	2	3	4	5	6	7	8	9	AB	R	H	RBI	BB	SO	LOB
Pat Listach, S (1, 4) (8, 8) OBP: 0.286, SLG: 0.251	B B C F F F F B X 3-2 G6-3 ①	X 0-0 FC4-6 1B 2-3	B B C B X 3-1 P3 ③		F C F B B F B X 3-2 P2 ③		C B B C X 2-2 P6 ③			5	0	1	0	0	0	2
Darryl Hamilton, L (1, 8) OBP: 0.375, SLG: 0.409 Fernando Vina, L (8, 4) OBP: 0.314, SLG: 0.332	B X 1-0 BB 1B 2B 1B	B B F X 2-1 FC4-6 ① BB 1B 1-2f 3-H		B B X 2-0 P5 ①		X 0-0 E3 1B		B C B X 2-1 G4-3 ①		4 1	2 0	1 0	1 0	0 0	0 0	1 0
Jeff Cirillo, R (1, 5) OBP: 0.385, SLG: 0.487	C B 1 SAFE X 1-1 BB 2B 1-2 1B	B X 1-0 G5-3 ②		B S X 1-1 G6-3 ②		C B F F F X 1-2 L1-3 ①		B F X 1-1 2B		5	1	2	0	0	0	2
Dave Nilsson, L (1, 9) OBP: 0.383, SLG: 0.522 Matt Mieske, R (9, 9) OBP: 0.355, SLG: 0.464	B B B C B 4-1 2B BB 1-2 2-3	B B I I 4-0 BB IBB 1B		C B F S 1-3 K ③		B B C X 2-1 1B 2-3		B X 1-0 P6 ②		3 0	1 0	1 0	0 0	2 0	1 0	1 0
Greg Vaughn, R (1, 10) OBP: 0.312, SLG: 0.394	S X 0-1 2B 1-3 2-H 3-H	B B B C B 4-1 1B BB 1B 1-2 2-3			B B F B S B 4-2 1B BB 2B	X 0-0 P3 ②		B S F B F F S 2-3 K ③		3	2	1	2	2	1	3
B.J. Surhoff, L (1, 3) OBP: 0.414, SLG: 0.533	I I I 4-0 IBB	B B C F X 2-2 1B 1-H 2-H 3-H			B F C F X 1-2 1B 2B 1-2	F B B F B F C 3-3 K ③				3	1	2	3	1	1	2
Jose Valentin, S (1, 6) OBP: 0.287, SLG: 0.399	C B B X 2-1 P6 ②	F B C F B S 2-3 K ③			F F F S 0-3 K ①		B X 1-0 F8 ①			4	0	0	0	0	2	6
David Hulse, L (1, 7) OBP: 0.303, SLG: 0.350	C F X 0-2 G4-3 ③	X 0-0 G4-3 ①			C F S 0-3 K ②		B C F X 1-2 G3-1 ②			4	0	0	0	0	1	5
Mike Matheny, R (1, 2) OBP: 0.292, SLG: 0.337		C B B X 2-1 1B FC4-6 2B	B F C F F S 1-3 K ②		B C B X 2-1 1-H 2-H 2B		B X 1-0 1B			4	1	3	2	0	1	0
Inning Stats	R: 2 E: 0 K: 0 S: 17 H: 3 LOB: 3 BB: 2 P: 32	R: 4 E: 1 K: 1 S: 14 H: 3 LOB: 1 BB: 2 P: 31	R: 0 E: 0 K: 1 S: 8 H: 0 LOB: 0 BB: 0 P: 12	R: 0 E: 0 K: 1 S: 6 H: 0 LOB: 0 BB: 0 P: 10	R: 2 E: 0 K: 2 S: 20 H: 2 LOB: 1 BB: 1 P: 30	R: 0 E: 1 K: 1 S: 13 H: 1 LOB: 2 BB: 0 P: 19	R: 0 E: 0 K: 0 S: 8 H: 1 LOB: 1 BB: 0 P: 13	R: 0 E: 0 K: 1 S: 10 H: 1 LOB: 1 BB: 0 P: 16		1B: 7 2B: 4 3B: 0 HR: 0	SF: 0 SAC: 0 DP: 0 HBP: 0			WP: 0 PB: 0 SB: 0 CS: 0	PA: 41		

	AB	36
	R	8
	H	11
	RBI	8
	BB	5
	SO	7
	LOB	22

PITCHER		IP	WLS	BF	H	R	ER	SO	BB	IBB	HBP	BLK	WP	HR	S	P	ERA	WHIP
Sean Bergman, R ERA: 5.2	(1, 1)	1.2	L	15	6	6	6	0	2	2	0	0	0	0	27	57	32.40	4.800
Joe Boever, R ERA: 5.78	(2, 1)	3.1		13	2	2	2	5	1	0	0	0	0	0	38	58	5.40	0.900
Brian Maxcy, R ERA: 4.76	(6, 1)	1.0		5	1	0	0	1	0	0	0	0	0	0	13	19	0.00	1.000
Brian Bohanon, L ERA: 6.57	(7, 1)	1.0		4	1	0	0	0	0	0	0	0	0	0	8	13	0.00	1.000
Mike Christopher, R ERA: 3.71	(8, 1)	1.0		4	1	0	0	1	0	0	0	0	0	0	10	16	0.00	1.000

PITCHER	IP	WLS	BF	H	R	ER	SO	BB	IBB	HBP	BLK	WP	HR	S	P	ERA	WHIP

Detroit Tigers @ Milwaukee Brewers

Milwaukee County Stadium, Milwaukee, WI

Mon Aug 14 1995, 8:05 PM EDT

Att. 16,200 - Unknown - 88 F

TOP

livebaseballscorecards.com

Batter	1	2	3	4	5	6	7	8	9	AB	R	H	RBI	BB	SO	LOB
Chad Curtis, R (1, 8) OBP: 0.367, SLG: 0.473	C B B F S 2-3 K ①		C B S X 1-2 L4 ②		B X 1-0 3B		X 0-0 G1-3 ③		C X 0-1 G1-3 ③	5	0	1	0	0	1	2
Chris Gomez, R (1, 4) OBP: 0.317, SLG: 0.398	X 0-0 1B 2B		C B X 1-1 FC5-4-6 2B		C B F F B S 2-3 K ③			B F X 1-1 G5-3 ①		4	0	2	0	0	1	1
Travis Fryman, R (1, 5) OBP: 0.358, SLG: 0.425	C X 0-1 2-3 1B		B X 1-0 FC5-4-6 ③ 2-3			C F B X 1-2 G6-3 ①		B X 1-0 G5-3 ②		4	0	1	0	0	0	1
Cecil Fielder, R (1, 10) OBP: 0.358, SLG: 0.478	X 0-0 P3 ②			C B B B F S 3-3 K ①		B B S T X 2-2 1B FC5 2B		B C B B S S 3-3 K ③		4	0	1	0	0	2	2
Juan Samuel, R (1, 3) OBP: 0.379, SLG: 0.541	C F C 0-3 K ③			B X 1-0 G4-3 ②		X 0-0 FC5 1B 2-3 1B			C B B X 2-1 G5-3 ①	4	1	1	0	0	1	2
Alan Trammell, R (1, 6) OBP: 0.373, SLG: 0.380		B C B B C X 3-2 G6-3 ①		B C C B X 2-2 1B		B B C 1 SAFE X 2-1 FC5 1B 1B ② 1-2 3-3			B B C B C X 3-2 G4-3 ②	4	0	1	0	0	0	2
Bobby Higginson, L (1, 9) OBP: 0.337, SLG: 0.401		B S B F S 2-3 K ②		B X 1-0 G5-3 ③		X 0-0 ③ 1-H 2-H 1B			B C B B B 4-1 1B 1B BB	3	1	1	1	1	1	1
Milt Cuyler, S (1, 7) OBP: 0.148, SLG: 0.154 Lou Whitaker, L (9, PH) OBP: 0.369, SLG: 0.500		C S X 0-2 G4-3 ③			B X 1-0 G6-3 ①		C B X 1-1 L9 ①		X 0-0 1B 1-3 1B	3 1	0 0	0 1	0 0	0 0	0 0	0 0
Ron Tingley, R (1, 2) OBP: 0.295, SLG: 0.367 Franklin Stubbs, L (9, PH) OBP: 0.339, SLG: 0.326			B X 1-0 G5-3 ①		C B B F B C 3-3 K ②		B F B B S X 3-2 L8 ②		X 0-0 1-2 3-H 1B	3 1	0 0	0 1	0 1	0 0	1 0	0 0
Inning Stats	R: 0 H: 2 E: 0 LOB: 2 K: 2 BB: 0 S: 10 P: 12	R: 0 H: 0 E: 0 LOB: 0 K: 1 BB: 0 S: 9 P: 14	R: 0 H: 1 E: 0 LOB: 1 K: 0 BB: 0 S: 7 P: 11	R: 0 H: 1 E: 0 LOB: 1 K: 1 BB: 0 S: 8 P: 15	R: 0 H: 1 E: 0 LOB: 1 K: 2 BB: 0 S: 9 P: 16	R: 1 H: 3 E: 0 LOB: 2 K: 0 BB: 0 S: 10 P: 15	R: 0 H: 0 E: 0 LOB: 0 K: 0 BB: 0 S: 6 P: 10	R: 0 H: 0 E: 0 LOB: 0 K: 1 BB: 0 S: 6 P: 11	R: 1 H: 2 E: 0 LOB: 2 K: 0 BB: 1 S: 10 P: 19	1B: 6 SF: 0 2B: 3 SAC: 0 3B: 1 DP: 0 HR: 0 HBP: 0						WP: 0 PA: 37 PB: 0 SB: 0 CS: 0	

	AB	36
	R	2
	H	10
	RBI	2
	BB	1
	SO	7
	LOB	11

PITCHER		IP	WLS	BF	H	R	ER	SO	BB	IBB	HBP	BLK	WP	HR	S	P	ERA	WHIP
Scott Karl, L ERA: 4.46	(1, 1)	7.0	W	28	8	1	1	6	0	0	0	0	0	0	59	93	1.29	1.143
Bill Wegman, R ERA: 5.17	(8, 1)	1.0		3	0	0	0	1	0	0	0	0	0	0	6	11	0.00	0.000
Mike Fetters, R ERA: 1.78	(9, 1)	1.0	S	6	2	1	1	0	1	0	0	0	0	0	10	19	9.00	3.000

PITCHER		IP	WLS	BF	H	R	ER	SO	BB	IBB	HBP	BLK	WP	HR	S	P	ERA	WHIP

Detroit Tigers @ Milwaukee Brewers

Milwaukee County Stadium, Milwaukee, WI

Mon Aug 14 1995, 8:05 PM EDT

Att. 16,200 - Unknown - 88 F

BOTTOM

Batter	1	2	3	4	5	6	7	8	9	AB	R	H	RBI	BB	SO	LOB
Jeff Cirillo, R (1, 4) (8, 5) OBP: 0.382, SLG: 0.481	F8		BB		G5-3		SF8 2-3 3-H			2	0	0	1	1	0	0
Darryl Hamilton, L (1, 8) OBP: 0.372, SLG: 0.405 David Hulse, L (7, 8) OBP: 0.302, SLG: 0.348	G4-3		G3 1-2			G6-3	FC4-6 1-2f			3 1	0 0	0 0	0 0	0 0	0 0	1 2
Kevin Seitzer, R (1, 5) (8, 3) OBP: 0.407, SLG: 0.423	1B			BB		G3	F8			3	0	1	0	1	0	0
Dave Nilsson, L (1, 9) OBP: 0.386, SLG: 0.543	1B 1-3			K		G4-3	HR			4	1	2	1	0	1	1
Greg Vaughn, R (1, 10) OBP: 0.314, SLG: 0.402	G5-3			BB 1-2			HR	F7		3	1	1	1	1	0	2
John Jaha, R (1, 3) OBP: 0.360, SLG: 0.549 Jose Valentin, S (7, PR) (8, 6) OBP: 0.287, SLG: 0.398	L8			K			FC5-6 1B BB	G4-3		2 1	0 0	0 0	0 0	1 0	1 0	2 0
B.J. Surhoff, L (1, 7) OBP: 0.416, SLG: 0.534	1B			F8			1B FC5-6 SF8 1-2			3	1	2	0	0	0	2
Pat Listach, S (1, 6) OBP: 0.283, SLG: 0.248 Fernando Vina, L (8, 4) OBP: 0.314, SLG: 0.332	F9 1-2				K		FC5-6 SF8 1B 1-2 2-3f			3 0	0 0	0 0	0 0	0 0	1 0	3 0
Mike Matheny, R (1, 2) OBP: 0.294, SLG: 0.337			P4		P3		FC4-6 1-2 2-3			3	0	1	0	0	0	0
Inning Stats	R: 0 E: 0 K: 0 S: 11 H: 2 LOB: 2 BB: 0 P: 18	R: 0 E: 0 K: 0 S: 10 H: 1 LOB: 0 BB: 0 P: 15	R: 0 E: 0 K: 0 S: 7 H: 0 LOB: 0 BB: 1 P: 13	R: 0 E: 0 K: 2 S: 17 H: 0 LOB: 2 BB: 2 P: 27	R: 0 E: 0 K: 1 S: 6 H: 0 LOB: 0 BB: 0 P: 11	R: 0 E: 0 K: 0 S: 7 H: 0 LOB: 0 BB: 0 P: 11	R: 2 E: 0 K: 0 S: 26 H: 3 LOB: 2 BB: 1 P: 36	R: 1 E: 0 K: 0 S: 8 H: 1 LOB: 0 BB: 0 P: 15		1B: 5 2B: 0 3B: 0 HR: 2	SF: 1 SAC: 0 DP: 0 HBP: 0					

livebaseballscorecards.com

	AB	28
	R	3
	H	7
	RBI	3
	BB	4
	SO	3
	LOB	13

PITCHER		IP	WLS	BF	H	R	ER	SO	BB	IBB	HBP	BLK	WP	HR	S	P	ERA	WHIP
C.J. Nitkowski, L ERA: 6.55	(1, 1)	6.0		22	3	0	0	3	3	0	0	0	0	0	58	95	0.00	1.000
Brian Maxcy, R ERA: 5.4	(7, 1)	0.0	L	2	1	2	2	0	1	0	0	0	0	1	4	8	∞	∞
Brian Bohanon, L ERA: 6.57	(7, 1)	0.0		1	1	0	0	0	0	0	0	0	0	0	4	5	∞	∞
Mike Christopher, R ERA: 3.77	(7, 1)	2.0		8	2	1	1	0	0	0	0	0	0	1	26	38	4.50	1.000

PITCHER	IP	WLS	BF	H	R	ER	SO	BB	IBB	HBP	BLK	WP	HR	S	P	ERA	WHIP

Toronto Blue Jays @ Detroit Tigers

Tiger Stadium, Detroit, MI

Tue Aug 15 1995, 7:05 PM EDT

Att. 19,173 - Unknown - 85 F

livebaseballscorecards.com

TOP

Batter	1	2	3	4	5	6	7	8	9	AB	R	H	RBI	BB	SO	LOB
Devon White, S (1, 8) OBP: 0.344, SLG: 0.451	G6-3		FC4-6 HBP	1B 1B		1B 1B		L8		4	1	2	0	0	0	0
Paul Molitor, R (1, 10) OBP: 0.338, SLG: 0.389	G6-3		F9	1B		F9		F8		5	0	1	1	0	0	3
Roberto Alomar, S (1, 4) OBP: 0.369, SLG: 0.477	1B		FC4-6 2B	P6		1B		K		5	0	2	1	0	1	3
Joe Carter, R (1, 7) OBP: 0.317, SLG: 0.427	P4		2B		G5-4-3 1B	1B			P4	5	0	3	1	0	0	1
John Olerud, L (1, 3) OBP: 0.379, SLG: 0.393		G4-3 2B 1B	IBB		1B	G4-3			1B	4	1	3	0	1	0	2
Ed Sprague, R (1, 5) OBP: 0.345, SLG: 0.467		G4-3 SF7 2B	P6		G5-4-3 1B		P6		L5	5	1	1	0	0	0	6
Shawn Green, L (1, 9) OBP: 0.320, SLG: 0.482		G4-3 2B	G3-1		L8		G6-3		1B	3	0	0	1	0	0	2
Candy Maldonado, R (7, PH) OBP: 0.381, SLG: 0.486 (7, 9)										2	0	1	0	0	0	0
Alex Gonzalez, R (1, 6) OBP: 0.323, SLG: 0.379		SF7		1B 1B		K	BB		G3	3	1	1	1	1	1	2
Sandy Martinez, L (1, 2) OBP: 0.270, SLG: 0.306		F8		P4		1B 1B BB	G4-3			3	1	0	0	1	0	2

Inning Stats	R: 0 E: 0 K: 0 S: 16	H: 1 LOB: 1 BB: 0 P: 20	R: 2 E: 0 K: 0 S: 12	H: 2 LOB: 0 BB: 0 P: 23	R: 0 E: 0 K: 0 S: 9	H: 1 LOB: 3 BB: 1 P: 20	R: 1 E: 0 K: 0 S: 8	H: 3 LOB: 2 BB: 0 P: 12	R: 0 E: 0 K: 0 S: 10	H: 2 LOB: 1 BB: 0 P: 11	R: 2 E: 0 K: 1 S: 23	H: 3 LOB: 2 BB: 1 P: 35	R: 0 E: 0 K: 0 S: 13	H: 0 LOB: 1 BB: 1 P: 21	R: 0 E: 0 K: 1 S: 10	H: 0 LOB: 0 BB: 0 P: 13	R: 0 E: 0 K: 0 S: 15	H: 2 LOB: 2 BB: 0 P: 22	1B: 12 2B: 2 3B: 0 HR: 0	SF: 1 SAC: 0 DP: 1 HBP: 1	WP: 0 PB: 0 SB: 0 CS: 0	PA: 44

PITCHER		IP	WLS	BF	H	R	ER	SO	BB	IBB	HBP	BLK	WP	HR	S	P	ERA	WHIP
Felipe Lira, R ERA: 4.05	(1, 1)	4.0		21	7	3	3	0	0	1	1	0	0	0	45	75	6.75	1.750
Joe Boever, R ERA: 5.89	(5, 1)	1.2		10	5	2	2	1	1	0	0	0	0	0	32	44	10.80	3.600
Brian Bohanon, L ERA: 6.45	(6, 1)	1.1	W	5	0	0	0	0	1	0	0	0	0	0	14	23	0.00	0.750
John Doherty, R ERA: 5.21	(8, 1)	2.0		8	2	0	0	1	0	0	0	0	0	0	25	35	0.00	1.000

PITCHER	IP	WLS	BF	H	R	ER	SO	BB	IBB	HBP	BLK	WP	HR	S	P	ERA	WHIP

AB	39
R	5
H	14
RBI	5
BB	3
SO	2
LOB	21

Batter	1	2	3	4	5	6	7	8	9	AB	R	H	RBI	BB	SO	LOB
Chad Curtis, R (1, 8) OBP: 0.366, SLG: 0.469	C C X 0-2 F9 ①		C B B B F F X 3-2 F9 ① ② 1-2	X 0-0 F8 ③		C B B B B 4-1 1-2 BB		B F B F X 2-2 E6 S BB 2B		4	1	0	0	1	0	2
Scott Fletcher, R (1, 4) OBP: 0.328, SLG: 0.319	C B B B X 3-1 2B		C B S B B F X 3-2 G6-3 ③		X 0-0 F9 ① C B X 1-1 L4 ③			B S F B B F F B 4-2 BB 2B 1-2 BB		4	1	1	0	1	0	2
Travis Fryman, R (1, 5) OBP: 0.361, SLG: 0.426	B X 1-0 F8 ②			X 0-0 1B 2B 1B C S B B B X 3-2 HR 1B			B B B B 4-0 1B 1B BB	B F X 1-1 P2 ①		4	3	2	0	1	0	3
Cecil Fielder, R (1, 3) OBP: 0.358, SLG: 0.484 Derrick White, R (8, PR) OBP: 0.276, SLG: 0.310 (9, 3)	B F X 1-1 F9 ③			B F B X 2-1 P3 ① B 1 SAFE X 1-0 1-H HR			B F 1 SAFE S B F S 2-3 K ①	B B B C F B 4-2 2B 1-2 2-3 BB		4 0	1 0	1 0	2 0	1 0	1 0	3 0
Lou Whitaker, L (1, 10) OBP: 0.367, SLG: 0.495 Juan Samuel, R (8, PH) OBP: 0.382, SLG: 0.551		B C C X 1-2 P6 ①		B F B B B 1 SAFE X 3-1 2B 3B 1-2 1B B X 1-0 P6 ②			C B F B S 2-3 K ② B X 1-0 1-3 2-H 3-H 2B			4 1	1 0	1 1	0 2	0 0	1 0	1 0
Bobby Higginson, L (1, 9) OBP: 0.338, SLG: 0.404		C B B S X 2-2 P6 ②		B X 1-0 1-3 2-H 3B 2B X 0-0 G3-1 ③			C X 0-1 1B 1-3 3B 1B S C S 0-3 K ②			5	2	2	1	0	1	3
Chris Gomez, R (1, 6) OBP: 0.318, SLG: 0.398	F C B F X 1-2 1B			F F S 0-3 K ②		C B B F X 2-2 G6-3 ① C B S X 1-2 1-3 3-H 3B 1B		F B S B X 2-2 F8 ③		5	1	2	1	0	1	5
Milt Cuyler, S (1, 7) OBP: 0.194, SLG: 0.333	B 1 SAFE 1 S F F X 1-2 G3 ③			X 0-0 2B 2-H 3-H 3B		C B C S 1-3 K ② B B X 2-0 1-H 3-H 3B				4	1	2	4	0	1	1
Ron Tingley, R (1, 2) OBP: 0.315, SLG: 0.390			B B F F X 2-2 CS 1B B F C X 1-2 3-H 2B			B B C B B 4-1 BB BB B B X 2-0 G1-3 ③				3	0	2	1	1	0	1
Inning Stats	R: 0 E: 0 K: 0 S: 8 H: 1 LOB: 1 BB: 0 P: 13	R: 0 E: 0 K: 0 S: 14 H: 1 LOB: 1 BB: 0 P: 19	R: 0 E: 0 K: 0 S: 11 H: 1 LOB: 0 BB: 0 P: 19	R: 4 E: 0 K: 1 S: 14 H: 5 LOB: 1 BB: 0 P: 21	R: 2 E: 0 K: 0 S: 7 H: 2 LOB: 0 BB: 0 P: 12	R: 0 E: 0 K: 1 S: 10 H: 0 LOB: 2 BB: 2 P: 22	R: 3 E: 0 K: 2 S: 14 H: 3 LOB: 1 BB: 1 P: 27	R: 2 E: 1 K: 1 S: 18 H: 1 LOB: 3 BB: 2 P: 32		1B: 7 2B: 4 3B: 2 HR: 1	SF: 0 SAC: 0 DP: 0 HBP: 0					

PITCHER		IP	WLS	BF	H	R	ER	SO	BB	IBB	HBP	BLK	WP	HR	S	P	ERA	WHIP
Pat Hentgen, R ERA: 5.9	(1, 1)	6.0	L	29	10	6	6	2	2	0	0	0	0	1	64	106	9.00	2.000
Jimmy Rogers, R ERA: 12.79	(7, 1)	1.0		7	3	3	3	2	1	0	0	0	0	0	14	27	27.00	4.000
Ken Robinson, R ERA: 6.92	(8, 1)	0.1		4	0	2	1	0	2	0	0	0	0	0	11	22	27.00	6.000
Ricardo Jordan, L ERA: 6.6	(8, 1)	0.2		3	1	0	0	1	0	0	0	0	0	0	7	10	0.00	1.500

PITCHER	IP	WLS	BF	H	R	ER	SO	BB	IBB	HBP	BLK	WP	HR	S	P	ERA	WHIP

BOTTOM

Toronto Blue Jays @ Detroit Tigers

Tiger Stadium, Detroit, MI

Tue Aug 15 1995, 7:05 PM EDT

Att. 19,173 - Unknown - 85 F

livebaseballscorecards.com

AB	38
R	11
H	14
RBI	11
BB	5
SO	5
LOB	21

Batter	1	2	3	4	5	6	7	8	9	AB	R	H	RBI	BB	SO	LOB
Devon White, S (1, 8) OBP: 0.345, SLG: 0.450	B F F B X 2-2 F8 S 1B	X 0-0 ③ 1-2 1B			C C F S 0-3 ① K			X 0-0 ① G4-3	S B S F B F S 2-3 ② K	5	0	2	0	0	2	1
Paul Molitor, R (1, 10) OBP: 0.339, SLG: 0.385	C F F S 0-3 ① K 1-2		B X 1-0 ① G6-3		B B X 2-0 ② P4			B B B C L B 4-2 1B SF8 BB	C F B B B F B 4-2 BB	3	1	0	0	2	1	1
Roberto Alomar, S (1, 4) OBP: 0.369, SLG: 0.484	B F C X 1-2 ② F8 2-3		C B F X 1-2 HR		B C X 1-1 ③ G1-3			C C B B X 2-2 S 1-3 3B 1B	X 0-0 ③ G5-3	5	2	2	1	0	0	3
Joe Carter, R (1, 7) OBP: 0.314, SLG: 0.424	B F B F B S 3-3 ③ K		B F S F B B X 3-2 ② L5			F B B F S 2-3 ① K		B X 1-0 ② SF8 3-H		3	0	0	1	0	2	1
John Olerud, L (1, 3) OBP: 0.380, SLG: 0.390		B B B B 4-0 1B E BB	X 0-0 ③ L9			X 0-0 ② G4-3		C B B I I 4-1 1-2 3B IBB		2	2	0	0	2	0	0
Ed Sprague, R (1, 5) OBP: 0.349, SLG: 0.475		B C F F F B F X 2-2 FC3-6 1-2 1B	F X 0-1 E6 1B SF9-6 1B			S S B X 1-2 ③ G5-3		B X 1-0 1-H 2-H 3B		4	1	3	2	0	0	0
Shawn Green, L (1, 9) OBP: 0.320, SLG: 0.480 Mike Huff, R (8, PH) (8, 9) OBP: 0.371, SLG: 0.341		B F F B X 2-2 ① FC3-6 1B 1-2f 2-H	S B S S B X 2-2 SF9-6 2-3 1B				S B B S S 2-3 ① K	B B B X 3-0 ③ F8		3 1	1 0	1 0	0 0	0 0	1 0	1 1
Alex Gonzalez, R (1, 6) OBP: 0.322, SLG: 0.384		B C X 1-1 ② G6-3	M B F B B C 3-3 ① K				C X 0-1 ② G1-3		B B F X 2-1 3B	4	0	1	0	0	1	3
Sandy Martinez, L (1, 2) OBP: 0.269, SLG: 0.306		B F X 1-1 1B 2-H 1B	B X 1-0 ②③ SF9-6 1-2 3-H				S S S 0-3 ③ K		B B F S C 2-3 ① K	3	0	1	2	0	2	1
Inning Stats	R: 0 E: 0 K: 2 S: 13 H: 1 LOB: 1 BB: 0 P: 19	R: 2 E: 1 K: 0 S: 14 H: 3 LOB: 1 BB: 1 P: 24	R: 1 E: 0 K: 0 S: 9 H: 1 LOB: 0 BB: 0 P: 14	R: 1 E: 1 K: 1 S: 9 H: 2 LOB: 0 BB: 0 P: 15	R: 0 E: 0 K: 1 S: 7 H: 0 LOB: 0 BB: 0 P: 10	R: 0 E: 0 K: 1 S: 7 H: 0 LOB: 0 BB: 0 P: 10	R: 0 E: 0 K: 2 S: 8 H: 0 LOB: 0 BB: 0 P: 10	R: 3 E: 0 K: 0 S: 10 H: 2 LOB: 1 BB: 2 P: 25	R: 0 E: 0 K: 2 S: 14 H: 1 LOB: 2 BB: 1 P: 24	1B: 7 2B: 1 3B: 2 HR: 1	SF: 2 SAC: 0 DP: 1 HBP: 0					

PITCHER		IP	WLS	BF	H	R	ER	SO	BB	IBB	HBP	BLK	WP	HR	S	P	ERA	WHIP
Mike Moore, R ERA: 7.29	(1, 1)	7.0		27	7	4	3	7	1	0	0	0	0	1	67	102	3.86	1.143
Brian Maxcy, R ERA: 6.21	(8, 1)	0.2	L	6	2	3	3	0	1	1	0	0	0	0	9	21	40.50	4.500
Kevin Wickander, L ERA: 1.84	(8, 1)	1.1		6	1	0	0	2	1	0	0	0	0	0	15	28	0.00	1.500

PITCHER	IP	WLS	BF	H	R	ER	SO	BB	IBB	HBP	BLK	WP	HR	S	P	ERA	WHIP

TOP

Toronto Blue Jays @ Detroit Tigers

Tiger Stadium, Detroit, MI

Wed Aug 16 1995, 7:05 PM EDT

Att. 17,551 - Unknown - 89 F

livebaseballscorecards.com

AB	33
R	7
H	10
RBI	6
BB	4
SO	9
LOB	12

WP: 0 PB: 0 SB: 2 CS: 0 PA: 39

BOTTOM

Toronto Blue Jays @ Detroit Tigers

Tiger Stadium, Detroit, MI

Wed Aug 16 1995, 7:05 PM EDT

Att. 17,551 - Unknown - 89 F

livebaseballscorecards.com

Batter	1	2	3	4	5	6	7	8	9	AB	R	H	RBI	BB	SO	LOB
Chad Curtis, R (1, 8) OBP: 0.366, SLG: 0.468	C B B C X 2-2 1B 1B	B C B C X 2-2 ③ G4-3		X 0-0 ② G6-3 2-3		B C C S 1-3 ② K		B C F X 1-2 1B		5	0	2	0	0	1	5
Scott Fletcher, R (1, 4) OBP: 0.331, SLG: 0.316	1 SAFE X 0-0 ① F9		B C F B B X 3-2 BB HR 1B	B B C X 2-1 ③ G1-3		B B B 4-0 BB 1-2 BB		B B C X 2-1 ② F8		4	1	1	0	1	0	3
Travis Fryman, R (1, 5) OBP: 0.359, SLG: 0.422	B B X 2-0 ② P3		X 0-0 ① F8		B B C B F X 3-2 ① F7	S C F B B B B 4-2 1-2 2-3 3-H BB		C B B F B X 3-2 ③ P3		4	0	0	1	1	0	3
Cecil Fielder, R (1, 3) OBP: 0.359, SLG: 0.483	C X 0-1 1-2 1B		B B X 2-0 ② L7		S C B F X 1-2 1B	B B X 2-0 ③ L5			C F C 0-3 ① K	5	0	2	0	0	1	4
Lou Whitaker, L (1, 10) OBP: 0.365, SLG: 0.488 Derrick White, R (9, PH) OBP: 0.267, SLG: 0.300	B B B X 3-0 ③ F8		B B B B 4-0 1-2 HR BB		F B L X 1-2 ② F8		X 0-0 ① F7		C B B C X 2-2 ② G3-1	3 1	1 0	0 0	0 0	1 0	0 0	3 0
Bobby Higginson, L (1, 9) OBP: 0.343, SLG: 0.419 Juan Samuel, R (9, PH) OBP: 0.380, SLG: 0.547		C S F B B X 2-2 FC6-4 1B	F B B C E B X 3-2 1-H 2-H HR		B C X 1-1 ③ F8		X 0-0 S 1B		C S B X 1-2 ③ F9	4 1	1 0	3 0	3 0	0 0	0 0	1 0
Chris Gomez, R (1, 6) OBP: 0.314, SLG: 0.392	B X 1-0 ① FC6-4 1B 1-2f	B X 1-0 ③ G6-3				C S X 0-2 ① L6	B C 1 SAFE C B B C 3-3 ② 1-2 K			4	0	0	0	0	1	2
Milt Cuyler, S (1, 7) OBP: 0.257, SLG: 0.364	C S X 0-2 1-3 1B		F B B B B 4-1 G6-3 G6-3 BB			B X 1-0 E BB 1B	S X 0-1 ③ L7			3	1	2	0	1	0	1
Ron Tingley, R (1, 2) OBP: 0.302, SLG: 0.372	F S C 0-3 ② K	1 SAFE B X 1-0 ① G6-3 1-2				B 1 SAFE B F 1 SAFE X 2-1 E5 BB BB 1-3		C C B C 1-3 ① K		4	0	0	0	0	2	4
Inning Stats	R: 0 E: 0 K: 0 S: 8 H: 2 LOB: 2 BB: 0 P: 15	R: 0 E: 0 K: 1 S: 14 H: 2 LOB: 2 BB: 0 P: 19	R: 3 E: 0 K: 0 S: 10 H: 2 LOB: 0 BB: 1 P: 23	R: 0 E: 0 K: 0 S: 5 H: 0 LOB: 1 BB: 1 P: 12	R: 0 E: 0 K: 0 S: 12 H: 1 LOB: 1 BB: 0 P: 18	R: 1 E: 1 K: 1 S: 13 H: 1 LOB: 3 BB: 2 P: 27	R: 0 E: 0 K: 1 S: 7 H: 1 LOB: 1 BB: 0 P: 10	R: 0 E: 0 K: 1 S: 11 H: 1 LOB: 1 BB: 0 P: 18	R: 0 E: 0 K: 1 S: 9 H: 0 LOB: 0 BB: 0 P: 12	1B: 9 2B: 0 3B: 0 HR: 1	SF: 0 SAC: 0 DP: 0 HBP: 0					

	AB	38
	R	4
	H	10
	RBI	4
	BB	4
	SO	5
	LOB	26

		WP: 0	PA: 42
		PB: 0	
		SB: 1	
		CS: 0	

PITCHER		IP	WLS	BF	H	R	ER	SO	BB	IBB	HBP	BLK	WP	HR	S	P	ERA	WHIP
Edwin Hurtado, R ERA: 5.17	(1, 1)	7.0	W	35	9	4	3	3	4	0	0	0	0	1	69	124	3.86	1.857
Tim Crabtree, R ERA: 4.08	(8, 1)	1.0		4	1	0	0	1	0	0	0	0	0	0	11	18	0.00	1.000
Tony Castillo, L ERA: 2.76	(9, 1)	1.0	S	3	0	0	0	1	0	0	0	0	0	0	9	12	0.00	0.000

PITCHER	IP	WLS	BF	H	R	ER	SO	BB	IBB	HBP	BLK	WP	HR	S	P	ERA	WHIP

Toronto Blue Jays @ Detroit Tigers

Tiger Stadium, Detroit, MI

Thu Aug 17 1995, 7:05 PM EDT

Att. 14,629 - Unknown - 77 F

livebaseballscorecards.com

Batter	1	2	3	4	5	6	7	8	9	AB	R	H	RBI	BB	SO	LOB
Devon White, S (1, 8) OBP: 0.344, SLG: 0.451	B B X 2-0 G5-3 G3 2B	X 0-0 ③ G3			C B X 1-1 ① G6-3		B X 1-0 ① F9 2-3		4	1	1	0	0	0	1
Paul Molitor, R (1, 10) OBP: 0.338, SLG: 0.384	C B B S F X 2-2 ① G5-3 2-3		X 0-0 ① P3		C B F B B F X 3-2 ② G5-3		C B B B F X 3-2 FC6-4 BB 1B 3-H		4	0	1	1	0	0	1
Roberto Alomar, S (1, 4) OBP: 0.371, SLG: 0.486	B F C T B X 2-2 ② G3 3-H			B C C X 1-2 2B	B C B B C X 3-2 ③ F7		B C B F B B 4-2 FC6-4 1-2 BB		3	0	1	1	1	0	0
Joe Carter, R (1, 7) OBP: 0.311, SLG: 0.420	C F F B F F X 1-2 ③ P4			B S X 1-1 ② L5			S B S F F F F B X 2-2 ① F7	S B B X 2-1 ② FC6-4 1-2f 2-3		4	0	0	0	0	0	3
John Olerud, L (1, 3) OBP: 0.379, SLG: 0.387		C X 0-1 ① F7		I 4-0 IBB			X 0-0 ② L5	B X 1-0 ③ L8		3	0	0	0	1	0	2
Ed Sprague, R (1, 5) OBP: 0.348, SLG: 0.471		C F B X 1-2 ② P3		C F X 0-2 ③ P3			B F H 2-1 HBP		B F F B C 2-3 ① K	3	0	0	0	0	1	2
Shawn Green, L (1, 9) OBP: 0.315, SLG: 0.473 Candy Maldonado, R (9, 9) OBP: 0.381, SLG: 0.486		S F C 0-3 ③ K			B X 1-0 ① F7		X 0-0 ③ G4-3		B B B C S S 3-3 ② K	4 0	0 0	0 0	0 0	0 0	2 0	1 0
Alex Gonzalez, R (1, 6) OBP: 0.324, SLG: 0.389			C B F C 1-3 ① K		B S X 1-1 ② G6-3			X 0-0 2B 2B	B B F C X 2-2 CS 1B	4	1	2	0	0	1	0
Randy Knorr, R (1, 2) OBP: 0.302, SLG: 0.416			S B X 1-1 ② F7		S B X 1-1 ③ G5-3			X 0-0 F9 1B 2B 2-H	C B 1-1 ③ CS 1-2	3	1	1	1	0	0	0
Inning Stats	R: 1 H: 1 E: 0 LOB: 0 K: 0 BB: 0 S: 15 P: 22	R: 0 H: 0 E: 0 LOB: 0 K: 1 BB: 0 S: 8 P: 9	R: 0 H: 0 E: 0 LOB: 0 K: 1 BB: 0 S: 6 P: 8	R: 0 H: 1 E: 0 LOB: 2 K: 0 BB: 1 S: 9 P: 15	R: 0 H: 0 E: 0 LOB: 0 K: 0 BB: 0 S: 5 P: 8	R: 0 H: 0 E: 0 LOB: 0 K: 0 BB: 0 S: 9 P: 16	R: 0 H: 0 E: 0 LOB: 1 K: 0 BB: 0 S: 10 P: 14	R: 2 H: 3 E: 0 LOB: 2 K: 0 BB: 1 S: 12 P: 23	R: 0 H: 1 E: 0 LOB: 0 K: 2 BB: 0 S: 10 P: 18	1B: 2 SF: 0 2B: 4 SAC: 0 3B: 0 DP: 0 HR: 0 HBP: 1						WP: 0 PA: 36 PB: 0 SB: 0 CS: 1

TOP	
AB	32
R	3
H	6
RBI	3
BB	2
SO	4
LOB	10

PITCHER		IP	WLS	BF	H	R	ER	SO	BB	IBB	HBP	BLK	WP	HR	S	P	ERA	WHIP
Jose Lima, R ERA: 6.5	(1, 1)	7.1	L	28	4	3	3	2	0	1	1	0	0	0	65	96	3.68	0.545
Joe Boever, R ERA: 5.86	(8, 1)	0.1		3	1	0	0	0	1	0	0	0	0	0	8	17	0.00	6.000
Brian Bohanon, L ERA: 6.42	(8, 1)	0.1		1	0	0	0	0	0	0	0	0	0	0	1	2	0.00	0.000
Mike Christopher, R ERA: 3.64	(9, 1)	1.0		3	1	0	0	2	0	0	0	0	0	0	10	18	0.00	1.000

PITCHER	IP	WLS	BF	H	R	ER	SO	BB	IBB	HBP	BLK	WP	HR	S	P	ERA	WHIP

Toronto Blue Jays @ Detroit Tigers

Tiger Stadium, Detroit, MI

Thu Aug 17 1995, 7:05 PM EDT

Att. 14,629 - Unknown - 77 F

BOTTOM

Batter	1	2	3	4	5	6	7	8	9	AB	R	H	RBI	BB	SO	LOB
Chad Curtis, R (1, 8) OBP: 0.363, SLG: 0.464	2-2 F9 ①		3-2 FC1-6 1B, 1-3 1B ①			1-2 F8 ①		3-3 K 1-2 2-3 ②		4	0	0	0	0	1	3
Chris Gomez, R (1, 4) OBP: 0.313, SLG: 0.390	2-3 K ②		2-1 1-H 1B ②			2-1 P4 ②		1-0 F8 ③		4	0	1	0	0	1	2
Travis Fryman, R (1, 5) OBP: 0.360, SLG: 0.421	0-1 1B		3-1 F8 ③			1-3 K ③			4-2 FC6-4 BB	3	0	1	0	1	1	1
Cecil Fielder, R (1, 10) OBP: 0.357, SLG: 0.478 Derrick White, R (9, PR) OBP: 0.267, SLG: 0.300	1-0 F7 ③			4-2 G5-4-3 BB			1-2 F7 ①		2-2 FC6-4 1B 1B, 1-2f ①	3 0	0 0	0 0	0 0	1 0	0 0	2 0
Juan Samuel, R (1, 3) OBP: 0.377, SLG: 0.539		1-3 K ①		3-1 P3 ①			2-2 P4 ②		0-1 1B, 1-2 1B	4	0	1	0	0	1	1
Alan Trammell, R (1, 6) OBP: 0.370, SLG: 0.377		2-1 G4-3 ②		3-1 G5-4-3 1-2f ②③			2-1 L7 ③		2-0 G6-4-3 1-2 2-3 1B	4	0	1	0	0	0	1
John Flaherty, R (1, 2) OBP: 0.312, SLG: 0.464		4-1 BB			0-1 F7 ①			1-1 F8 ①	0-2 G6-4-3 1-2f ②③	3	0	0	0	1	0	3
Bobby Higginson, L (1, 9) OBP: 0.343, SLG: 0.416		1-1 P5 ③			1-0 F9 ②			4-1 WP 1B BB		2	0	0	0	1	0	1
Milt Cuyler, S (1, 7) OBP: 0.289, SLG: 0.371			4-2 FC1-6 PB BB		1-1 G6-3 ③			1-2 WP 1-2 1B		2	0	1	0	1	0	0

Inning Stats	1	2	3	4	5	6	7	8	9	1B	SF	WP	PA
R	0	0	0	0	0	0	0	0	0	5	0	1	34
E	0	0	0	0	0	0	0	0	0	2B 0	SAC 0	PB 1	
K	1	1	0	0	0	1	0	1	0	3B 0	DP 2	SB 0	
S	11	8	15	7	5	8	8	11	12	HR 0	HBP 0	CS 0	
H	1	0	1	0	0	0	0	1	2				
LOB	1	1	1	0	0	0	0	2	3				
BB	0	1	1	1	0	0	0	1	1				
P	16	16	27	17	7	12	13	21	20				

	AB	R	H	RBI	BB	SO	LOB
	29	0	5	0	5	4	14

livebaseballscorecards.com

PITCHER		IP	WLS	BF	H	R	ER	SO	BB	IBB	HBP	BLK	WP	HR	S	P	ERA	WHIP
Al Leiter, L (1, 1) ERA: 3.64		8.0	W	29	3	0	0	4	4	0	0	0	1	0	73	129	0.00	0.875
Tony Castillo, L (9, 1) ERA: 2.72		1.0	S	5	2	0	0	0	1	0	0	0	0	0	12	20	0.00	3.000

PITCHER	IP	WLS	BF	H	R	ER	SO	BB	IBB	HBP	BLK	WP	HR	S	P	ERA	WHIP

Batter	1	2	3	4	5	6	7	8	9	AB	R	H	RBI	BB	SO	LOB
Chuck Knoblauch, R (1, 4) OBP: 0.409, SLG: 0.450	X 0-0 ① L7		B C B F X 2-2 CS 1B		C B B X 2-1 ② FC5-4 S 1-2f		C F 1 SAFE F S 0-3 ③ K			4	0	1	0	0	1	2
Rich Becker, L (1, 8) OBP: 0.289, SLG: 0.262	X 0-0 G1-3 1B		B B C B B 4-1 ① 1B 1-2 BB		C F P B X 2-2 ③ P5 1-2			F B B X 2-1 ① G6-3		3	0	1	0	1	0	1
Kirby Puckett, R (1, 10) OBP: 0.368, SLG: 0.496	1 SAFE B B C 1 SAFE 1 SAFE 1 SAFE X 2-1 ② G1-3 1-2		X 0-0 G4-3 1-2 1B			B B X 2-0 ① F8		X 0-0 G4-6-3 1B		4	0	2	0	0	0	1
Matt Merullo, L (1, 2) OBP: 0.322, SLG: 0.363	B C F C 1-3 ③ K		C X 0-1 ② ③ G4-3 1-2f			B X 1-0 ② L7		C X 0-1 ② ③ G4-6-3 1-2f		4	0	0	0	0	1	4
Marty Cordova, R (1, 7) OBP: 0.353, SLG: 0.477		B X 1-0 WP S 2B 1B	X 0-0 G6-4-3 1B			B B F B X 3-1 1B			C B B X 2-1 ① G4-3	4	1	3	0	0	0	0
Dan Masteller, L (1, 9) OBP: 0.272, SLG: 0.290		X 0-0 ① F7	B B S 1 SAFE 1 SAFE X 2-1 ① P5			B C 1 SAFE 1 SAFE 1 SAFE X 1-1 ③ P6			B C F B X 2-2 ② L8	4	0	0	0	0	0	3
Ron Coomer, R (1, 5) OBP: 0.321, SLG: 0.333 Chip Hale, L (9, PH) OBP: 0.333, SLG: 0.364		C X 0-1 ② L9 1-2	B 1 SAFE B 1 SAFE S 1 SAFE B X 3-1 ② ③ G6-4-3 1-2f				B B C X 2-1 ① P6		X 0-0 ③ G5-3	3 1	0 0	0 0	0 0	0 0	0 0	2 0
Scott Stahoviak, L (1, 3) OBP: 0.338, SLG: 0.365		S S B B X 2-2 2-H 2B			F F F S 0-3 ① K		F B B B F B 4-2 BB			2	0	1	1	1	1	0
Pat Meares, R (1, 6) OBP: 0.309, SLG: 0.433		B F B S S S 2-3 ③ K			F B X 1-1 FC5-4 1B		X 0-0 ② F8			3	0	1	0	0	1	2
Inning Stats	R: 0 H: 1 E: 0 LOB: 1 K: 1 BB: 0 S: 7 P: 10	R: 1 H: 2 E: 0 LOB: 1 K: 1 BB: 0 S: 10 P: 15	R: 0 H: 2 E: 0 LOB: 1 K: 0 BB: 1 S: 7 P: 13	R: 0 H: 1 E: 0 LOB: 0 K: 0 BB: 0 S: 5 P: 10	R: 0 H: 1 E: 0 LOB: 1 K: 1 BB: 0 S: 12 P: 16	R: 0 H: 1 E: 0 LOB: 1 K: 0 BB: 0 S: 6 P: 13	R: 0 H: 0 E: 0 LOB: 1 K: 1 BB: 1 S: 9 P: 15	R: 0 H: 1 E: 0 LOB: 0 K: 0 BB: 0 S: 5 P: 7	R: 0 H: 0 E: 0 LOB: 0 K: 0 BB: 0 S: 6 P: 10	1B: 8 SF: 0 2B: 1 SAC: 0 3B: 0 DP: 3 HR: 0 HBP: 0						WP: 1 PA: 34 PB: 0 SB: 2 CS: 1

PITCHER		IP	WLS	BF	H	R	ER	SO	BB	IBB	HBP	BLK	WP	HR	S	P	ERA	WHIP
Sean Bergman, R ERA: 4.93	(1, 1)	7.0	W	28	8	1	1	4	2	0	0	0	1	0	56	92	1.29	1.429
John Doherty, R ERA: 5.09	(8, 1)	2.0	S	6	1	0	0	0	0	0	0	0	0	0	11	17	0.00	0.500

PITCHER	IP	WLS	BF	H	R	ER	SO	BB	IBB	HBP	BLK	WP	HR	S	P	ERA	WHIP

TOP

Minnesota Twins @ Detroit Tigers

Tiger Stadium, Detroit, MI

Fri Aug 18 1995, 7:05 PM EDT

Att. 18,265 - Unknown - 85 F

livebaseballscorecards.com

AB	32
R	1
H	9
RBI	1
BB	2
SO	4
LOB	15

Minnesota Twins @ Detroit Tigers

Tiger Stadium, Detroit, MI

Fri Aug 18 1995, 7:05 PM EDT

Att. 18,265 - Unknown - 85 F

livebaseballscorecards.com

BOTTOM

Batter	1	2	3	4	5	6	7	8	9	AB	R	H	RBI	BB	SO	LOB
Chad Curtis, R (1, 8) OBP: 0.363, SLG: 0.465	C B X 1-2 1B WP 1B	X 0-0 ② G5-3 1-2			B B B C C X 3-2 ① P3		B X 1-0 S SF7 2B	B S X 1-1 ③ F8		5	2	2	0	0	0	2
Bobby Higginson, L (1, 9) OBP: 0.347, SLG: 0.426	B C B B S X 3-2 WP 1B 1-3 1B	B C C X 1-2 ③ G4-3			B B F F F B X 3-2 3B		B B B C F B 4-2 BB S BB			3	1	2	0	1	0	1
Travis Fryman, R (1, 5) OBP: 0.359, SLG: 0.418	B X 1-0 ① P3		C S B C 1-3 ① K		C F X 0-2 ② G5-3		B B F B B 4-1 BB 1-2 2-3 BB			3	0	0	0	1	1	3
Cecil Fielder, R (1, 3) OBP: 0.354, SLG: 0.474	S B 1 SAFE F S 1-3 ② K		C X 0-1 ② P3		F C B X 1-2 ③ F8		F S X 0-2 ② SF7 3-H			3	0	0	1	0	1	3
Lou Whitaker, L (1, 10) OBP: 0.364, SLG: 0.483 Juan Samuel, R (7, PH) OBP: 0.381, SLG: 0.539	B C C F B B B 4-2 1B 1-2 3-H BB		B B B C F F B F X 3-2 ③ G3-1			B F B F B X 3-2 ① G3	B B B F S B B 4-2 1-2 2-3 BB			2 0	0 0	0 0	0 0	1 1	0 0	0 0
Chris Gomez, R (1, 6) OBP: 0.315, SLG: 0.392	C B X 1-1 1-2 2-H 1B			C X 0-1 ① G4-3		C B X 1-1 1B	F C B B B X 3-2 ③ G5-3			4	0	2	1	0	0	3
Milt Cuyler, S (1, 7) OBP: 0.286, SLG: 0.359	F B F X 1-2 ③ G4-3			B C S X 1-2 E3 FC6-4		B C X 1-1 ② P7		F B X 1-1 SH1-3 1B		4	0	1	0	0	0	3
John Flaherty, R (1, 2) OBP: 0.309, SLG: 0.459		B B X 2-0 ① F8		X 0-0 ② FC6-4 1-2f		F B C X 1-2 ③ F9		X 0-0 ① SH1-3 1-2		3	0	0	0	0	0	2
Scott Fletcher, R (1, 4) OBP: 0.329, SLG: 0.308		B B B B 4-0 G5-3 BB		C F S 0-3 ③ K			B X 1-0 ① G6-3	B X 1-0 ② G6-3		3	0	0	0	1	1	2
Inning Stats	R: 2 H: 3 E: 0 LOB: 2 K: 1 BB: 1 S: 18 P: 30	R: 0 H: 0 E: 0 LOB: 1 K: 0 BB: 1 S: 5 P: 12	R: 0 H: 0 E: 0 LOB: 0 K: 1 BB: 0 S: 10 P: 14	R: 0 H: 0 E: 2 LOB: 1 K: 1 BB: 0 S: 9 P: 10	R: 0 H: 1 E: 0 LOB: 1 K: 0 BB: 0 S: 13 P: 20	R: 0 H: 1 E: 0 LOB: 1 K: 0 BB: 0 S: 10 P: 16	R: 1 H: 1 E: 0 LOB: 3 K: 0 BB: 3 S: 13 P: 30	R: 0 H: 1 E: 0 LOB: 1 K: 0 BB: 0 S: 6 P: 9		1B: 5 SF: 1 2B: 1 SAC: 1 3B: 1 DP: 0 HR: 0 HBP: 0						

	AB	30
	R	3
	H	7
	RBI	2
	BB	5
	SO	3
	LOB	19

WP: 1 PA: 37
PB: 0
SB: 2
CS: 0

PITCHER		IP	WLS	BF	H	R	ER	SO	BB	IBB	HBP	BLK	WP	HR	S	P	ERA	WHIP
Jose Parra, R ERA: 6.07	(1, 1)	6.1	L	28	6	3	3	3	2	0	0	0	1	0	67	106	4.26	1.263
Scott Watkins, L ERA: 3.0	(7, 1)	0.0		1	0	0	0	0	1	0	0	0	0	0	2	6	∞	∞
Oscar Munoz, R ERA: 5.14	(7, 1)	0.1		2	0	0	0	0	1	0	0	0	0	0	4	8	0.00	3.000
Eddie Guardado, L ERA: 5.85	(7, 1)	0.1		3	1	0	0	0	1	0	0	0	0	0	7	15	0.00	6.000
Erik Schullstrom, R ERA: 5.51	(8, 1)	1.0		3	0	0	0	0	0	0	0	0	0	0	4	6	0.00	0.000

PITCHER	IP	WLS	BF	H	R	ER	SO	BB	IBB	HBP	BLK	WP	HR	S	P	ERA	WHIP

Minnesota Twins @ Detroit Tigers

Tiger Stadium, Detroit, MI

Sat Aug 19 1995, 7:05 PM EDT

Att. 15,147 - Unknown - 89 F

livebaseballscorecards.com

TOP

Batter	1	2	3	4	5	6	7	8	9	AB	R	H	RBI	BB	SO	LOB
Chuck Knoblauch, R (1, 4) OBP: 0.409, SLG: 0.459	G5-3		HR		G6-3	L4			2B	5	2	2	2	0	0	2
Pat Meares, R (1, 6) OBP: 0.317, SLG: 0.441	G4-6-3 HBP		F9 2B		L8		G5-3 1B		WP 1B	4	2	3	1	0	0	0
Kirby Puckett, R (1, 9) OBP: 0.366, SLG: 0.493	G4-6-3		F9		G4-3		G5-3		G5-4-3 1B	5	0	1	1	0	0	3
Marty Cordova, R (1, 7) OBP: 0.354, SLG: 0.476		K 1B	CS 1B			K	K		G5-4-3	5	0	2	1	0	2	2
Pedro Munoz, R (1, 10) OBP: 0.332, SLG: 0.530		K	CS	WP G3 1B		K	K			4	1	1	0	0	3	2
Scott Leius, R (1, 5) OBP: 0.325, SLG: 0.329		F9	G3			3B 2B		G6-4-3 BB		3	1	1	0	1	0	1
Ron Coomer, R (1, 3) OBP: 0.375, SLG: 0.571			HR	G4-3 1B		F8				4	2	3	3	0	0	1
Matt Walbeck, S (1, 2) OBP: 0.295, SLG: 0.316			G4-3	G4-3		1B 1B		G6-4-3		4	0	1	1	0	0	2
Rich Becker, L (1, 8) OBP: 0.292, SLG: 0.266			HR 1B	G6-3		1B			L9	4	1	2	0	0	0	1

	AB	R	H	RBI	BB	SO	LOB
	38	9	16	9	1	5	14

Inning Stats	1	2	3	4	5	6	7	8	9	1B: 10	SF: 0	WP: 2	PA: 41
R:	0	0	4	1	0	2	0	0	2	2B: 3	SAC: 0	PB: 0	
E:	0	0	0	0	0	0	0	0	0	3B: 1	DP: 3	SB: 0	
K:	0	1	0	0	0	2	2	0	0	HR: 2	HBP: 1	CS: 1	
S:	8	7	14	13	7	19	10	8	9				
H:	0	1	5	2	0	4	1	0	3				
LOB:	0	0	0	0	0	2	1	0	0				
BB:	0	0	0	0	0	0	0	1	0				
P:	11	10	20	22	9	27	11	12	16				

PITCHER		IP	WLS	BF	H	R	ER	SO	BB	IBB	HBP	BLK	WP	HR	S	P	ERA	WHIP
C.J. Nitkowski, L ERA: 7.04	(1, 1)	3.1	L	16	8	5	5	1	0	0	1	0	1	2	38	58	13.50	2.400
Mike Christopher, R ERA: 3.94	(4, 1)	2.1		11	4	2	2	2	0	0	0	0	0	0	27	37	7.71	1.714
Brian Maxcy, R ERA: 6.12	(6, 1)	3.1		13	4	2	2	2	1	0	0	0	1	0	30	43	5.40	1.500

PITCHER	IP	WLS	BF	H	R	ER	SO	BB	IBB	HBP	BLK	WP	HR	S	P	ERA	WHIP

Minnesota Twins @ Detroit Tigers

Tiger Stadium, Detroit, MI

Sat Aug 19 1995, 7:05 PM EDT

Att. 15,147 - Unknown - 89 F

livebaseballscorecards.com

BOTTOM

Batter	1	2	3	4	5	6	7	8	9	AB	R	H	RBI	BB	SO	LOB
Chad Curtis, R (1, 8) OBP: 0.362, SLG: 0.463	F C X 0-2 ① F8	C X 0-1 ③ P4			B C C F S 1-3 ③ K			C X 0-1 G3 WP G6-3 1-3 1B		4	1	1	0	0	1	0
Bobby Higginson, L (1, 9) OBP: 0.346, SLG: 0.423	X 0-0 1B 2B 1B		C F B B X 2-2 ① G3			B X 1-0 ① F8		C 1 B S F F B B F SAFE 3-2 X ① G3 1-3 3-H		4	1	1	0	0	0	1
Travis Fryman, R (1, 5) OBP: 0.360, SLG: 0.419	B B F F B X 3-2 1-3 2B 1B		B B X 2-0 ② P3			X 0-0 G4-6-3 1B		X 0-0 ② G6-3 3-H		4	1	2	1	0	0	0
Cecil Fielder, R (1, 3) OBP: 0.353, SLG: 0.475	B X 1-0 1-H 1B 3-H 2B		B C F X 1-2 ③ G1-3			S F B X 1-2 ②③ G4-6-3 1-2f		B C B X 2-1 ③ P3		4	1	1	2	0	0	1
Lou Whitaker, L (1, 10) OBP: 0.367, SLG: 0.483	B X 1-0 S 2-H 1B			F X 0-1 ① F7			B C B F X 2-2 G4-3 1B		C B C B B F X 3-2 ① F7	4	0	2	1	0	0	0
Chris Gomez, R (1, 6) OBP: 0.312, SLG: 0.387	X 0-0 ② F9			C F S 0-3 ② K			B B C X 2-1 ① F9		C B B S T B F F X 3-2 ② F8	4	0	0	0	0	1	2
Milt Cuyler, S (1, 7) OBP: 0.261, SLG: 0.326	F 1 SAFE S S 0-3 ③ K 1-2			C B X 1-1 ③ L6			B C X 1-1 ② G4-3 1-2		B C B X 2-1 ③ G3	4	0	0	0	0	1	2
Scott Fletcher, R (1, 4) OBP: 0.322, SLG: 0.301		B X 1-0 ① G6-3			B B B C X 3-1 ① G4-3		B B B C X 3-1 ③ F9			3	0	0	0	0	0	1
John Flaherty, R (1, 2) OBP: 0.309, SLG: 0.456		C B X 1-1 ② F7			X 0-0 ② G5-3			B B B C B 4-1 1B WP BB		2	1	0	0	1	0	0
Inning Stats	R: 3 H: 4 E: 0 LOB: 1 K: 1 BB: 0 S: 13 P: 18	R: 0 H: 0 E: 0 LOB: 0 K: 0 BB: 0 S: 5 P: 7	R: 0 H: 0 E: 0 LOB: 0 K: 0 BB: 0 S: 7 P: 12	R: 0 H: 0 E: 0 LOB: 0 K: 1 BB: 0 S: 7 P: 8	R: 0 H: 0 E: 0 LOB: 0 K: 1 BB: 0 S: 7 P: 11	R: 0 H: 1 E: 0 LOB: 0 K: 0 BB: 0 S: 5 P: 7	R: 0 H: 1 E: 0 LOB: 1 K: 0 BB: 0 S: 9 P: 17	R: 2 H: 1 E: 0 LOB: 0 K: 0 BB: 1 S: 12 P: 21	R: 0 H: 0 E: 0 LOB: 0 K: 0 BB: 0 S: 12 P: 20	1B: 6 SF: 0 2B: 1 SAC: 0 3B: 0 DP: 1 HR: 0 HBP: 0							

	AB	33
	R	5
	H	7
	RBI	4
	BB	1
	SO	3
	LOB	7

WP: 1 PA: 34
PB: 0
SB: 1
CS: 0

PITCHER		IP	WLS	BF	H	R	ER	SO	BB	IBB	HBP	BLK	WP	HR	S	P	ERA	WHIP
Brad Radke, R ERA: 5.49	(1, 1)	7.1	W	29	7	5	5	3	1	0	0	0	1	0	62	96	6.14	1.091
Pat Mahomes, R ERA: 6.88	(8, 1)	1.2	S	5	0	0	0	0	0	0	0	0	0	0	15	25	0.00	0.000

PITCHER	IP	WLS	BF	H	R	ER	SO	BB	IBB	HBP	BLK	WP	HR	S	P	ERA	WHIP

Batter	1	2	3	4	5	6	7	8	9	10	AB	R	H	RBI	BB	SO	LOB
Chuck Knoblauch, R (1, 4) OBP: 0.413, SLG: 0.470	G6-3 2B	1-2 2-H 1B			HR BB		3B		F7		4	1	3	1	1	0	0
Pat Meares, R (1, 6) OBP: 0.312, SLG: 0.434	B2	CS 2-3	P4		K		P3		F7		5	0	0	0	0	1	3
Kirby Puckett, R (1, 9) OBP: 0.366, SLG: 0.499	G6-3 2-3		K		1-H HR		F9		1B		5	1	2	2	0	1	2
Marty Cordova, R (1, 7) OBP: 0.350, SLG: 0.470	K		K		F9		G5-3		G4-3		5	0	0	0	0	2	3
Pedro Munoz, R (1, 10) OBP: 0.337, SLG: 0.533		G3-1 FC7-5 BB BB		2B 2B	P3			G4-6-3 1B	G1-3		4	2	2	0	1	0	0
Scott Leius, R (1, 5) OBP: 0.328, SLG: 0.333		FC7-5 G3-1 1-2 BB		2-H 1B 2B		F7		G4-6-3 1-2f	HR		2	1	1	1	1	0	0
Chip Hale, L (8, PH) OBP: 0.338, SLG: 0.412											2	1	1	1	0	0	1
(8, 3)																	
Jeff Reboulet, R (10, 5) OBP: 0.366, SLG: 0.399											0	0	0	0	0	0	0
Ron Coomer, R (1, 3) OBP: 0.353, SLG: 0.533		G3-1 1-2 2-3		F7		G4-3 2B		1B	2B		2	0	0	0	0	0	3
Scott Stahoviak, L (6, PH) OBP: 0.346, SLG: 0.382											3	0	3	0	0	0	0
(6, 3)																	
(8, 5)																	
(10, 3)																	
Matt Walbeck, S (1, 2) OBP: 0.297, SLG: 0.315		FC7-5 1B IBB		2-H 1B		G4-3 2-3		G6-3		P4	4	1	1	1	1	0	3
Rich Becker, L (1, 8) OBP: 0.291, SLG: 0.276		FC7-5 CS 1B 1-2 2-3f 3-H		K		G3-1			HR	K	5	1	1	2	0	2	4
Inning Stats	R: 0 E: 0 K: 1 S: 8 H: 1 LOB: 1 BB: 0 P: 9	R: 2 E: 0 K: 0 S: 10 H: 1 LOB: 1 BB: 3 P: 26	R: 0 E: 0 K: 2 S: 11 H: 0 LOB: 0 BB: 0 P: 15	R: 2 E: 0 K: 1 S: 14 H: 3 LOB: 0 BB: 0 P: 20	R: 2 E: 0 K: 1 S: 13 H: 1 LOB: 0 BB: 1 P: 20	R: 0 E: 0 K: 0 S: 11 H: 1 LOB: 1 BB: 0 P: 17	R: 0 E: 0 K: 0 S: 8 H: 1 LOB: 1 BB: 0 P: 11	R: 0 E: 0 K: 0 S: 6 H: 2 LOB: 1 BB: 0 P: 11	R: 1 E: 0 K: 0 S: 11 H: 2 LOB: 1 BB: 0 P: 15	R: 1 E: 0 K: 1 S: 14 H: 2 LOB: 1 BB: 0 P: 19	1B: 5 2B: 5 3B: 1 HR: 3 SF: 0 SAC: 0 DP: 1 HBP: 0						

PITCHER		IP	WLS	BF	H	R	ER	SO	BB	IBB	HBP	BLK	WP	HR	S	P	ERA	WHIP
Brian Bohanon, L ERA: 6.55	(1, 1)	4.0		18	5	4	4	4	2	1	0	0	0	0	43	70	9.00	1.750
Felipe Lira, R ERA: 4.14	(5, 1)	2.0		9	2	2	2	1	1	0	0	0	0	1	24	37	9.00	1.500
Joe Boever, R ERA: 5.73	(7, 1)	1.2		7	3	0	0	0	0	0	0	0	0	0	13	20	0.00	1.800
John Doherty, R ERA: 5.2	(8, 1)	1.2	L	9	4	2	2	0	0	0	0	0	0	2	18	25	10.80	2.400
Kevin Wickander, L ERA: 1.76	(10, 1)	0.2		2	0	0	0	1	0	0	0	0	0	0	8	11	0.00	0.000

PITCHER	IP	WLS	BF	H	R	ER	SO	BB	IBB	HBP	BLK	WP	HR	S	P	ERA	WHIP

TOP

Minnesota Twins @ Detroit Tigers

Tiger Stadium, Detroit, MI

Sun Aug 20 1995, 3:33 AM EDT

Att. 18,868 - Sunny - 89 F

livebaseballscorecards.com

AB	41
R	8
H	14
RBI	8
BB	4
SO	6
LOB	19

PA: 46

WP: 0 PB: 0 SB: 0 CS: 1

Batter	1	2	3	4	5	6	7	8	9	10	AB	R	H	RBI	BB	SO	LOB
Chad Curtis, R (1, 8) OBP: 0.361, SLG: 0.460	F7		HR 1B		K		P3		FC5-4 BB		5	1	1	1	0	1	2
Bobby Higginson, L (1, 9) OBP: 0.348, SLG: 0.444 John Flaherty, R (9, PH) OBP: 0.308, SLG: 0.454 (10, 2)	F9		HR		K		HR		K		4 1	2 0	2 0	3 0	0 0	1 1	0 2
Travis Fryman, R (1, 5) OBP: 0.361, SLG: 0.417	G6-3		P3			L7	1B		BB		4	0	1	0	1	0	0
Cecil Fielder, R (1, 3) OBP: 0.351, SLG: 0.479		K	F8			HR	K		K		5	1	1	1	0	3	4
Lou Whitaker, L (1, 10) OBP: 0.370, SLG: 0.505 Juan Samuel, R (8, PH) OBP: 0.382, SLG: 0.539	P2			G3 2B		HR		CS 1B		K	3 2	1 0	2 1	1 0	0 0	0 1	0 0
Chris Gomez, R (1, 6) OBP: 0.307, SLG: 0.380 (10, 4)	G6-3			G3		K		G4-3		P3	5	0	0	0	0	1	2
Milt Cuyler, S (1, 7) OBP: 0.275, SLG: 0.319			3B BB	K		1B		G6-3		K	4	1	1	0	1	2	1
Scott Fletcher, R (1, 4) OBP: 0.315, SLG: 0.294 Franklin Stubbs, L (9, PH) OBP: 0.345, SLG: 0.326 Derrick White, R (10, 9) OBP: 0.267, SLG: 0.300			L9	K		K			FC5-4 1B BB		3 0 0	0 0 0	0 0 0	0 0 0	0 1 0	2 0 0	3 0 0
Ron Tingley, R (1, 2) OBP: 0.303, SLG: 0.393 Alan Trammell, R (9, PH) OBP: 0.373, SLG: 0.380 (10, 6)			1B 3B	L3			G4-3		FC5-4 1B		3 1	1 0	1 1	1 0	0 0	0 0	0 0
Inning Stats	R: 0 E: 0 K: 0 S: 4 H: 0 LOB: 0 BB: 0 P: 7	R: 0 E: 0 K: 1 S: 8 H: 0 LOB: 0 BB: 0 P: 15	R: 4 E: 0 K: 0 S: 10 H: 3 LOB: 0 BB: 1 P: 20	R: 0 E: 0 K: 2 S: 13 H: 1 LOB: 1 BB: 0 P: 17	R: 0 E: 0 K: 2 S: 9 H: 0 LOB: 0 BB: 0 P: 12	R: 2 E: 0 K: 2 S: 14 H: 3 LOB: 1 BB: 0 P: 23	R: 1 E: 0 K: 1 S: 9 H: 2 LOB: 1 BB: 0 P: 18	R: 0 E: 0 K: 0 S: 7 H: 1 LOB: 0 BB: 0 P: 13	R: 0 E: 0 K: 2 S: 16 H: 1 LOB: 3 BB: 2 P: 28	R: 0 E: 0 K: 2 S: 7 H: 0 LOB: 0 BB: 0 P: 9	1B: 5 2B: 1 3B: 1 HR: 4	SF: 0 SAC: 0 DP: 0 HBP: 0		WP: 0 PB: 0 SB: 0 CS: 1	PA: 43		

PITCHER	IP	WLS	BF	H	R	ER	SO	BB	IBB	HBP	BLK	WP	HR	S	P	ERA	WHIP
Mike Trombley, R (1, 1) ERA: 5.97	5.2		25	7	6	6	6	1	0	0	0	0	3	55	91	9.53	1.412
Erik Schullstrom, R (6, 1) ERA: 5.56	1.1		6	2	1	1	2	0	0	0	0	0	1	12	21	6.75	1.500
Eddie Guardado, L (8, 1) ERA: 5.77	1.0		3	1	0	0	0	0	0	0	0	0	0	7	13	0.00	1.000
Dave Stevens, R (9, 1) ERA: 6.08	0.1		3	1	0	0	0	1	0	0	0	0	0	9	16	0.00	6.000
Scott Watkins, L (9, 1) ERA: 2.7	0.1		1	0	0	0	1	0	0	0	0	0	0	3	3	0.00	0.000

PITCHER	IP	WLS	BF	H	R	ER	SO	BB	IBB	HBP	BLK	WP	HR	S	P	ERA	WHIP
Pat Mahomes, R (9, 1) ERA: 6.75	1.1	W	5	0	0	0	3	1	0	0	0	0	0	11	18	0.00	0.750

BOTTOM

Minnesota Twins @ Detroit Tigers

Tiger Stadium, Detroit, MI

Sun Aug 20 1995, 3:33 AM EDT

Att. 18,868 - Sunny - 89 F

livebaseballscorecards.com

AB	40
R	7
H	11
RBI	7
BB	3
SO	12
LOB	14

Batter	1	2	3	4	5	6	7	8	9	AB	R	H	RBI	BB	SO	LOB
Lance Johnson, L (1, 8) OBP: 0.326, SLG: 0.384	BBCBB 4-1 G1-6-3 BB	BBBB 4-0 1-2 BB			BFBX 2-1 ② F7		X 0-0 ② G3-1 2-3		X 0-0 HR	3	1	1	1	2	0	1
Dave Martinez, L (1, 3) OBP: 0.359, SLG: 0.426	CX 0-1 ①② G1-6-3 1-2f	FX 0-1 ③ G3			BBBB 4-0 S 1B BB		CBBFX 2-2 1B 3-H 2B		X 0-0 ① B1-3	4	2	1	1	1	0	3
Tim Raines, S (1, 7) OBP: 0.378, SLG: 0.461	BBBBB 4-0 2B BB		BX 1-0 ① G1-4-3		CBBCFFX 2-2 1-H 1B		X 0-0 1B 2-H 1B		BBBCCB 4-1 HR BB	3	2	2	2	2	0	0
Frank Thomas, R (1, 10) OBP: 0.480, SLG: 0.661	BX 1-0 1-3 2B		FBFBC 2-3 ② K		BX 1-0 ③ L8		IIII 4-0 1B IBB		SSFSS 0-3 ② K	4	0	1	0	1	2	2
Robin Ventura, L (1, 5) OBP: 0.380, SLG: 0.493	IIII 4-0 IBB		BCBCX 2-2 ③ L4			CSS 0-3 ① K	SCBBBX 3-2 FC6-4 1-3 2-H 1B		BBCCX 2-1 1-H HR	4	1	2	3	1	1	0
Mike Devereaux, R (1, 9) OBP: 0.347, SLG: 0.465	CSFBS 1-3 ③ K			X 0-0 ① L5		BX 1-0 ② G6-3	X 0-0 ③ FC6-4 1-2f		BSBCFFBX 3-2 1B	5	0	1	0	0	1	5
Ray Durham, S (1, 4) OBP: 0.322, SLG: 0.415		BFLS 1-3 ① K		CCBBFS 2-3 ② K		X 0-0 ③ P5		BBCSFX 2-2 ① F8	CCS 0-3 ③ K2-3	5	0	0	0	0	3	1
Ron Karkovice, R (1, 2) OBP: 0.323, SLG: 0.399		BSBBCB 4-2 FC1-6 BB		BBFBX 3-1 ③ F8			FFBX 1-2 1B 2B	BX 1-0 ② G1-4-3		3	0	1	0	1	0	0
Ozzie Guillen, L (1, 6) OBP: 0.270, SLG: 0.302		CSBFX 1-2 ② FC1-6 BB 1-2f			BX 1-0 ① P6		X 0-0 ① G3-1 2-H 2B 1B	FX 0-1 ③ G4-3		4	1	1	0	0	0	1
Inning Stats	R: 0 E: 0 K: 1 S: 8 H: 1 LOB: 3 BB: 3 P: 22	R: 0 E: 0 K: 1 S: 11 H: 0 LOB: 2 BB: 2 P: 21	R: 0 E: 0 K: 1 S: 7 H: 0 LOB: 0 BB: 0 P: 12	R: 0 E: 0 K: 1 S: 7 H: 0 LOB: 0 BB: 0 P: 12	R: 1 E: 0 K: 0 S: 9 H: 1 LOB: 1 BB: 1 P: 19	R: 0 E: 0 K: 1 S: 5 H: 0 LOB: 0 BB: 0 P: 6	R: 3 E: 0 K: 0 S: 13 H: 5 LOB: 2 BB: 1 P: 23	R: 0 E: 0 K: 0 S: 7 H: 0 LOB: 0 BB: 0 P: 10	R: 3 E: 0 K: 2 S: 18 H: 3 LOB: 1 BB: 1 P: 27	1B: 5 2B: 3 3B: 0 HR: 2 SF: 0 SAC: 0 DP: 1 HBP: 0	WP: 0 PB: 0 SB: 1 CS: 0 PA: 43					

PITCHER		IP	WLS	BF	H	R	ER	SO	BB	IBB	HBP	BLK	WP	HR	S	P	ERA	WHIP
Mike Moore, R ERA: 7.19	(1, 1)	6.2	L	30	6	4	4	5	5	1	0	0	0	0	56	104	5.40	1.650
Kevin Wickander, L ERA: 1.76	(7, 1)	0.0		2	1	0	0	0	0	1	0	0	0	0	3	10	∞	∞
Mike Christopher, R ERA: 4.46	(7, 1)	2.1		11	3	3	3	2	1	0	0	0	0	2	26	38	11.57	1.714

PITCHER	IP	WLS	BF	H	R	ER	SO	BB	IBB	HBP	BLK	WP	HR	S	P	ERA	WHIP

Chicago White Sox @ Detroit Tigers

Tiger Stadium, Detroit, MI

Mon Aug 21 1995, 7:05 PM EDT

Att. 16,890 - Unknown - 93 F

TOP

livebaseballscorecards.com

AB	35
R	7
H	10
RBI	7
BB	8
SO	7
LOB	13

Batter	1	2	3	4	5	6	7	8	9	AB	R	H	RBI	BB	SO	LOB
Chad Curtis, R (1, 8) OBP: 0.360, SLG: 0.457	B F C X 1-2 ① G1-3		C B C B X 2-2 ② G5-3			S C B B P F C 2-3 ① K	B B B B 4-0 1B BB			3	0	0	0	1	1	0
Bobby Higginson, L (1, 9) OBP: 0.350, SLG: 0.443	B B F X 2-1 ② F7		B S X 1-1 ③ L9			B B B B 4-0 HR BB	B B X 2-0 1-2 1B			3	1	1	0	1	0	0
Travis Fryman, R (1, 5) OBP: 0.358, SLG: 0.413	B C B X 2-1 ③ F7			C X 0-1 ① F8		X 0-0 ② P6	B F F B X 2-2 ③ F8			4	0	0	0	0	0	3
Cecil Fielder, R (1, 3) OBP: 0.353, SLG: 0.486		B B B B 4-0 BB BB		B B X 2-0 ② G6-3		B C B X 2-1 1-H HR		C B C S 1-3 ① K		3	1	1	2	1	1	0
Lou Whitaker, L (1, 10) OBP: 0.370, SLG: 0.502 Juan Samuel, R (8, PH) OBP: 0.385, SLG: 0.542		F B B F C 2-3 ① K		C B B B X 3-1 ③ G4-3		B F C F X 1-2 1B 1B 1B		C F X 0-2 CS 1B		3 1	1 0	1 1	0 0	0 0	1 0	1 0
Alan Trammell, R (1, 6) OBP: 0.371, SLG: 0.378		C B C F B T F X 2-2 ② F7			C C B X 1-2 ① P5	C B X 1-1 1B 1-2 1B		1 SAFE S B S X 1-2 ②③ F9 1-2		4	0	1	0	0	0	2
Chris Gomez, R (1, 4) OBP: 0.309, SLG: 0.380	B F B B B 4-1 1-2 BB				C B B X 2-1 ② G5-3	F B B X 2-1 ③ 1-3 2-H 1B			B C B X 2-1 ① L8	3	0	1	1	1	0	0
Milt Cuyler, S (1, 7) OBP: 0.291, SLG: 0.333		C F S 0-3 ③ K			X 0-0 1B		B X 1-0 G1-6-3 1B		B C S B F X 2-2 ② G3-1	4	0	2	0	0	1	2
John Flaherty, R (1, 2) OBP: 0.304, SLG: 0.448			X 0-0 ① P3		B 1 SAFE 1 SAFE 1 SAFE 1 SAFE C B B X 3-1 ③ P4		S 1 SAFE B F X 1-2 ①② G1-6-3 1-2f		C B X 1-1 ③ P4	4	0	0	0	0	0	2
Inning Stats	R: 0 E: 0 K: 0 S: 7 H: 0 LOB: 0 BB: 0 P: 12	R: 0 E: 0 K: 2 S: 13 H: 0 LOB: 2 BB: 2 P: 25	R: 0 E: 0 K: 0 S: 6 H: 0 LOB: 0 BB: 0 P: 9	R: 0 E: 0 K: 0 S: 5 H: 0 LOB: 0 BB: 0 P: 10	R: 0 E: 0 K: 0 S: 8 H: 1 LOB: 1 BB: 0 P: 14	R: 3 E: 0 K: 1 S: 16 H: 4 LOB: 2 BB: 1 P: 28	R: 0 E: 0 K: 0 S: 8 H: 2 LOB: 2 BB: 1 P: 18	R: 0 E: 0 K: 1 S: 9 H: 1 LOB: 0 BB: 0 P: 11	R: 0 E: 0 K: 0 S: 8 H: 0 LOB: 0 BB: 0 P: 13	1B: 7 2B: 0 3B: 0 HR: 1	SF: 0 SAC: 0 DP: 1 HBP: 0			WP: 0 PB: 0 SB: 0 CS: 1	PA: 36		

PITCHER		IP	WLS	BF	H	R	ER	SO	BB	IBB	HBP	BLK	WP	HR	S	P	ERA	WHIP
Alex Fernandez, R ERA: 5.17	(1, 1)	6.2	W	28	6	3	3	3	4	0	0	0	0	1	59	108	4.05	1.500
Scott Radinsky, L ERA: 6.75	(7, 1)	0.0		1	1	0	0	0	0	0	0	0	0	0	1	3	∞	∞
Matt Karchner, R ERA: 2.7	(7, 1)	0.2		2	0	0	0	1	0	0	0	0	0	0	6	9	0.00	0.000
Larry Thomas, L ERA: 4.15	(8, 1)	0.0		1	1	0	0	0	0	0	0	0	0	0	3	3	∞	∞
Kirk McCaskill, R ERA: 4.97	(8, 1)	1.2	S	4	0	0	0	0	0	0	0	0	0	0	11	17	0.00	0.000

PITCHER	IP	WLS	BF	H	R	ER	SO	BB	IBB	HBP	BLK	WP	HR	S	P	ERA	WHIP

BOTTOM

Chicago White Sox @ Detroit Tigers

Tiger Stadium, Detroit, MI

Mon Aug 21 1995, 7:05 PM EDT

Att. 16,890 - Unknown - 93 F

livebaseballscorecards.com

AB	32
R	3
H	8
RBI	3
BB	4
SO	4
LOB	10

Chicago White Sox @ Detroit Tigers

Tiger Stadium, Detroit, MI

Tue Aug 22 1995, 7:05 PM EDT

Att. 16,107 - Unknown - 85 F

TOP

livebaseballscorecards.com

Batter	1	2	3	4	5	6	7	8	9	AB	R	H	RBI	BB	SO	LOB
Lance Johnson, L (1, 8) OBP: 0.330, SLG: 0.389	HR 1B	K		SF7		S 2B 1B	FC4 1B		G3 E 1B	5	3	4	1	0	1	0
Dave Martinez, L (1, 3) OBP: 0.358, SLG: 0.443	HR	G4-3		G6-3		PB 1B 2B	FC4 BB		G3	6	2	2	3	0	0	3
Tim Raines, S (1, 7) OBP: 0.382, SLG: 0.463	G4-6-3 1B	BB 1B			G4-3	1B HR BB	K		E7 1B	5	2	3	2	1	1	1
Frank Thomas, R (1, 10) OBP: 0.483, SLG: 0.660 Lyle Mouton, R (9, PR) OBP: 0.371, SLG: 0.475	G4-6-3	F9			1B 1B SF8 1B	HR 1B	FC5-4 BB		BB 1B	5 0	2 0	3 0	2 0	1 0	0 0	2 0
Robin Ventura, L (1, 5) OBP: 0.384, SLG: 0.511	HR	F9			1B 1B	HR	FC5-4		BB	5	2	3	4	1	0	3
Mike Devereaux, R (1, 9) OBP: 0.349, SLG: 0.464	1B	BB			1B	G1-3		K	K	5	0	2	0	1	2	2
Norberto Martin, R (1, 4) OBP: 0.315, SLG: 0.425	G4-3	G1-3			SF8	HR		G5-3	L4	5	1	1	2	0	0	5
Ron Karkovice, R (1, 2) OBP: 0.328, SLG: 0.419		HR		SH4-3 SF7 2B	K	FC6-4 1B		G6-3		5	2	3	1	0	1	2
Ozzie Guillen, L (1, 6) OBP: 0.270, SLG: 0.301		G3-1		SH4-3		G3-1 FC6-4			G3 1B E 1B	4	1	1	0	0	0	1
Inning Stats	R: 3 E: 0 K: 0 S: 14 H: 5 LOB: 1 BB: 0 P: 19	R: 1 E: 0 K: 1 S: 12 H: 1 LOB: 0 BB: 0 P: 15	R: 0 E: 0 K: 0 S: 17 H: 1 LOB: 2 BB: 1 P: 29	R: 1 E: 0 K: 0 S: 5 H: 1 LOB: 0 BB: 0 P: 7	R: 1 E: 0 K: 1 S: 21 H: 3 LOB: 2 BB: 0 P: 32	R: 6 E: 0 K: 0 S: 19 H: 6 LOB: 1 BB: 1 P: 35	R: 0 E: 0 K: 1 S: 11 H: 1 LOB: 2 BB: 1 P: 19	R: 0 E: 0 K: 1 S: 7 H: 0 LOB: 0 BB: 0 P: 10	R: 3 E: 1 K: 1 S: 16 H: 4 LOB: 2 BB: 1 P: 26	1B: 15 2B: 2 3B: 0 HR: 5	SF: 2 SAC: 1 DP: 1 HBP: 0						

	AB	45
	R	15
	H	22
	RBI	15
	BB	4
	SO	5
	LOB	19

WP: 0 PB: 1 SB: 1 CS: 0 PA: 52

PITCHER		IP	WLS	BF	H	R	ER	SO	BB	IBB	HBP	BLK	WP	HR	S	P	ERA	WHIP
Jose Lima, R ERA: 7.14	(1, 1)	4.1	L	24	11	6	6	1	1	0	0	0	0	3	61	90	12.46	2.769
Joe Boever, R ERA: 6.25	(5, 1)	1.0		8	4	5	5	1	1	0	0	0	0	1	22	38	45.00	5.000
Brian Maxcy, R ERA: 5.91	(6, 1)	2.2		12	3	1	1	2	1	0	0	0	0	1	23	38	3.38	1.500
Kevin Wickander, L ERA: 2.76	(9, 1)	1.0		8	4	3	2	1	1	0	0	0	0	0	16	26	18.00	5.000

PITCHER	IP	WLS	BF	H	R	ER	SO	BB	IBB	HBP	BLK	WP	HR	S	P	ERA	WHIP

Batter	1	2	3	4	5	6	7	8	9	AB	R	H	RBI	BB	SO	LOB
Chad Curtis, R (1, 8) OBP: 0.360, SLG: 0.462	C B C X 1-2 L4 ①	B X 1-0 1B 1-2 1B		B C B C B X 3-2 HR	C B B C C 2-3 K ③		B C C S 1-3 K ③		B C F B F X 2-2 F9 ③	6	1	2	1	0	2	3
Chris Gomez, R (1, 4) OBP: 0.316, SLG: 0.399 (9, 6)	C C B B F B X 3-2 E 1B 1B	X 0-0 1-3 2-H 1B		C B B F X 2-2 2B		B C B X 2-1 HR		C F F F X 0-2 G6-3 ①		5	2	4	2	0	0	0
Travis Fryman, R (1, 5) OBP: 0.358, SLG: 0.410	F B C B 1 SAFE 1 SAFE F F F S 2-3 K ② 1-3	F B B B X 3-1 F9 ③		B X 1-0 F9 ①		C H 1-1 HBP		B F C B B B 4-2 BB BB G4-3 BB		3	1	0	0	1	1	4
Cecil Fielder, R (1, 10) OBP: 0.356, SLG: 0.495 Derrick White, R (8, PR) OBP: 0.267, SLG: 0.300	C B B B X 3-1 1B 1B 3-H		X 0-0 HR	C B C B B C 3-3 K ②		F F X 0-2 F7 ①		B B F F B B 4-2 G4-3 BB 1-2 BB		4 0	1 0	2 0	2 0	1 0	1 0	2 0
Juan Samuel, R (1, 3) OBP: 0.386, SLG: 0.535	C B X 1-1 1-2 1B		B X 1-0 G1-6-3 ①	B B S X 2-1 F9 ③		B C B X 2-1 F8 ②		C B B B F B 4-2 G4-3 1-2 2-3 BB		4	0	1	0	1	0	2
Alan Trammell, R (1, 6) OBP: 0.369, SLG: 0.375 Lou Whitaker, L (8, PH) OBP: 0.368, SLG: 0.500 (9, 4)	B B X 2-0 F7 ③		B C B X 2-1 FC5-4 1B		B B S F S 2-3 K ① C B X 1-1 P4 ③			B C F X 1-2 G4-3 ② 1-2 2-3 3-H		4 1	0 0	1 0	0 1	0 0	1 0	3 2
Milt Cuyler, S (1, 7) OBP: 0.283, SLG: 0.321		C F B F F B F S 2-3 K ① X 0-0 FC5-4 ② 1-2f		B B B C S X 3-2 FC4-6 1B			C X 0-1 F8 ①	C B B S S 2-3 K ③		5	0	1	0	0	2	4
Bobby Higginson, L (1, 9) OBP: 0.345, SLG: 0.436		C B C B F F X 2-2 L9 ② 1 SAFE C 1 SAFE F 1 SAFE 1 SAFE S 0-3 K ③			F X 0-1 FC4-6 1B ② 1-2f		B X 1-0 G3-1 ②		B S C B F F S 2-3 K ①	5	0	0	0	0	2	2
Ron Tingley, R (1, 2) OBP: 0.327, SLG: 0.435		B B B B 4-0 1B 1B BB		B F X 1-1 HR	B 1 SAFE X 1-0 1-2 1B		B B B B 4-0 BB		F B S F C 1-3 K ②	3	2	2	1	2	1	0
Inning Stats	R: 1 E: 1 K: 1 S: 17 H: 3 LOB: 2 BB: 0 P: 29	R: 1 E: 0 K: 1 S: 14 H: 2 LOB: 2 BB: 1 P: 26	R: 1 E: 0 K: 1 S: 8 H: 2 LOB: 1 BB: 0 P: 11	R: 2 E: 0 K: 1 S: 14 H: 3 LOB: 1 BB: 0 P: 26	R: 0 E: 0 K: 2 S: 12 H: 2 LOB: 2 BB: 0 P: 20	R: 1 E: 0 K: 0 S: 10 H: 1 LOB: 1 BB: 0 P: 16	R: 0 E: 0 K: 1 S: 6 H: 0 LOB: 1 BB: 1 P: 12	R: 1 E: 0 K: 1 S: 17 H: 0 LOB: 3 BB: 3 P: 32	R: 0 E: 0 K: 2 S: 13 H: 0 LOB: 0 BB: 0 P: 18	1B: 8 2B: 1 3B: 0 HR: 4 SF: 0 SAC: 0 DP: 0 HBP: 1							

PITCHER		IP	WLS	BF	H	R	ER	SO	BB	IBB	HBP	BLK	WP	HR	S	P	ERA	WHIP
Dave Righetti, L ERA: 4.39	(1, 1)	3.0		20	10	5	5	3	1	0	0	0	0	3	47	80	15.00	3.667
Jose DeLeon, R ERA: 5.19	(4, 1)	3.0	W	13	3	1	1	3	0	0	1	0	0	1	28	48	3.00	1.000
Larry Thomas, L ERA: 3.6	(7, 1)	0.2		3	0	0	0	0	1	0	0	0	0	0	3	8	0.00	1.500
41 Bill Simas, R ERA: 7.36	(7, 1)	0.2		5	0	1	1	1	3	0	0	0	0	0	14	27	13.50	4.500
Roberto Hernandez, R ERA: 3.91	(8, 1)	1.2		5	0	0	0	3	0	0	0	0	0	0	19	27	0.00	0.000

PITCHER	IP	WLS	BF	H	R	ER	SO	BB	IBB	HBP	BLK	WP	HR	S	P	ERA	WHIP

BOTTOM

Chicago White Sox @ Detroit Tigers

Tiger Stadium, Detroit, MI

Tue Aug 22 1995, 7:05 PM EDT

Att. 16,107 - Unknown - 85 F

livebaseballscorecards.com

AB	40
R	7
H	13
RBI	7
BB	5
SO	10
LOB	22

PA: 46

Chicago White Sox @ Detroit Tigers

Tiger Stadium, Detroit, MI

Wed Aug 23 1995, 7:05 PM EDT

Att. 15,506 - Unknown - 85 F

TOP

livebaseballscorecards.com

Batter	1	2	3	4	5	6	7	8	9	AB	R	H	RBI	BB	SO	LOB
Lance Johnson, L (1, 8) OBP: 0.333, SLG: 0.394	BB 1B		WP BB HR 1B 1-3		L3			1B SF9 2B		4	2	3	0	0	0	0
Dave Martinez, L (1, 3) OBP: 0.356, SLG: 0.442	SAFE		F9 SF7 3-H		G6-3			SF9 BB 1B 2-3		3	0	1	1	0	0	1
Tim Raines, S (1, 7) OBP: 0.383, SLG: 0.460	SAFE SAFE		SAFE K		G4-3			L9-3 BB 1-2		2	0	0	0	2	1	1
Frank Thomas, R (1, 10) OBP: 0.481, SLG: 0.657	G5-4-3 1-2f		WP HR BB 1-2			L9		SF9 2-3 3-H		2	1	0	1	1	0	2
Robin Ventura, L (1, 5) OBP: 0.383, SLG: 0.516		K	HR 1-H 2-H			G5-3		L9-3 1-2		4	1	1	3	0	1	2
Mike Devereaux, R (1, 9) OBP: 0.351, SLG: 0.464		G1-3 1B	G5-3			4-3			CS 1B	4	0	2	0	0	0	0
Norberto Martin, R (1, 4) OBP: 0.305, SLG: 0.411		G1-3 1-2		G1-3			K		K 1-2	4	0	0	0	0	2	2
Ron Karkovice, R (1, 2) OBP: 0.327, SLG: 0.414		K		P6			G4-6-3 BB		K	3	0	0	0	1	2	1
Ozzie Guillen, L (1, 6) OBP: 0.271, SLG: 0.302			1B SF7 1B	F7			G4-6-3 1-2f			3	1	1	0	0	0	1
Inning Stats	R: 0 E: 0 K: 0 S: 5 H: 1 LOB: 1 BB: 1 P: 10	R: 0 E: 0 K: 2 S: 9 H: 1 LOB: 1 BB: 0 P: 15	R: 4 E: 0 K: 1 S: 14 H: 3 LOB: 0 BB: 1 P: 26	R: 0 E: 0 K: 0 S: 6 H: 0 LOB: 0 BB: 0 P: 9	R: 0 E: 0 K: 0 S: 9 H: 0 LOB: 0 BB: 0 P: 15	R: 0 E: 0 K: 0 S: 6 H: 0 LOB: 0 BB: 0 P: 10	R: 0 E: 0 K: 1 S: 9 H: 0 LOB: 0 BB: 1 P: 14	R: 1 E: 0 K: 0 S: 13 H: 2 LOB: 1 BB: 1 P: 18	R: 0 E: 0 K: 2 S: 7 H: 1 LOB: 0 BB: 0 P: 13	1B: 6 2B: 2 3B: 0 HR: 1 SF: 2 SAC: 0 DP: 3 HBP: 0							

	AB	29
	R	5
	H	8
	RBI	5
	BB	4
	SO	6
	LOB	10

WP: 1 PB: 0 SB: 0 CS: 1 PA: 35

PITCHER		IP	WLS	BF	H	R	ER	SO	BB	IBB	HBP	BLK	WP	HR	S	P	ERA	WHIP
Sean Bergman, R ERA: 5.03	(1, 1)	7.0		29	7	5	5	4	3	0	0	0	1	1	64	106	6.43	1.429
Felipe Lira, R ERA: 4.07	(8, 1)	2.0	W	6	1	0	0	2	1	0	0	0	0	0	14	24	0.00	1.000

PITCHER	IP	WLS	BF	H	R	ER	SO	BB	IBB	HBP	BLK	WP	HR	S	P	ERA	WHIP

BOTTOM

Chicago White Sox @ Detroit Tigers

Tiger Stadium, Detroit, MI

Wed Aug 23 1995, 7:05 PM EDT

Att. 15,506 - Unknown - 85 F

livebaseballscorecards.com

Batter	1	2	3	4	5	6	7	8	9	AB	R	H	RBI	BB	SO	LOB
Chad Curtis, R (1, 8) OBP: 0.359, SLG: 0.460	E5 L8 G6-3 1B		F8		F8 2-3			G6-3		4	1	1	0	0	0	2
Chris Gomez, R (1, 4) OBP: 0.316, SLG: 0.397	L8 2-3		K		FC6-4 1-2f 3-H			E9 1B		4	0	1	1	0	1	2
Travis Fryman, R (1, 5) OBP: 0.355, SLG: 0.407	G6-3 3-H			K	L7			P4		4	0	0	1	0	1	2
Cecil Fielder, R (1, 10) OBP: 0.357, SLG: 0.501 Derrick White, R (8, PR) OBP: 0.267, SLG: 0.300	F8			HR		K		IBB		3 0	1 0	1 0	1 0	1 0	1 0	0 0
Juan Samuel, R (1, 3) OBP: 0.388, SLG: 0.552		G1-4-3		HR		G5-4-3 1B		K2-3		4	1	2	1	0	1	2
Alan Trammell, R (1, 6) OBP: 0.367, SLG: 0.372		P4		F8		G5-4-3 1-2f			SH HR 1B	4	1	1	0	0	0	1
Milt Cuyler, S (1, 7) OBP: 0.286, SLG: 0.322		1B		K			P4		SH 1-3 HR	3	1	1	0	0	1	0
Bobby Higginson, L (1, 9) OBP: 0.344, SLG: 0.432		K			F8 E FC6-4 HBP		G4-3		P6	3	1	0	0	0	1	3
Ron Tingley, R (1, 2) OBP: 0.318, SLG: 0.421 Lou Whitaker, L (9, PH) OBP: 0.371, SLG: 0.516			K		E4 FC6-4 1-2		K		HR 1-H 3-H	3 1	0 1	0 1	0 3	0 0	2 0	1 0
Inning Stats	R: 1 E: 1 K: 0 S: 8 H: 1 LOB: 0 BB: 0 P: 14	R: 0 E: 0 K: 1 S: 11 H: 1 LOB: 1 BB: 0 P: 16	R: 0 E: 0 K: 2 S: 9 H: 0 LOB: 0 BB: 0 P: 16	R: 2 E: 0 K: 2 S: 13 H: 2 LOB: 0 BB: 0 P: 20	R: 1 E: 1 K: 0 S: 12 H: 0 LOB: 1 BB: 0 P: 18	R: 0 E: 0 K: 1 S: 8 H: 1 LOB: 0 BB: 0 P: 13	R: 0 E: 0 K: 1 S: 9 H: 0 LOB: 0 BB: 0 P: 12	R: 0 E: 1 K: 1 S: 9 H: 1 LOB: 2 BB: 1 P: 18	R: 3 E: 1 K: 0 S: 8 H: 2 LOB: 0 BB: 0 P: 15	1B: 5 2B: 0 3B: 0 HR: 3	SF: 0 SAC: 1 DP: 1 HBP: 1						

	AB	33
	R	7
	H	8
	RBI	7
	BB	1
	SO	8
	LOB	13

WP: 0 PB: 0 SB: 0 CS: 0 PA: 36

PITCHER		IP	WLS	BF	H	R	ER	SO	BB	IBB	HBP	BLK	WP	HR	S	P	ERA	WHIP
Wilson Alvarez, L ERA: 4.29	(1, 1)	7.0		27	5	4	2	7	0	0	1	0	0	2	70	109	2.57	0.714
Matt Karchner, R ERA: 2.55	(8, 1)	1.0		5	1	0	0	1	0	1	0	0	0	0	9	18	0.00	1.000
Roberto Hernandez, R ERA: 4.27	(9, 1)	0.1	L	4	2	3	2	0	0	0	0	0	0	1	8	15	54.00	6.000

PITCHER	IP	WLS	BF	H	R	ER	SO	BB	IBB	HBP	BLK	WP	HR	S	P	ERA	WHIP

Detroit Tigers @ Cleveland Indians

Jacobs Field, Cleveland, OH

Fri Aug 25 1995, 7:05 PM EDT

Att. 41,676 - Unknown - 72 F

TOP

livebaseballscorecards.com

Batter	1	2	3	4	5	6	7	8	9	10	11	AB	R	H	RBI	BB	SO	LOB
Chad Curtis, R (1, 8) OBP: 0.357, SLG: 0.464	G1-3		K		F9		K		HR			5	1	1	1	0	2	1
Bobby Higginson, L (1, 9) OBP: 0.339, SLG: 0.425	P6		G4-3			G3		K	G3			5	0	0	0	0	1	0
Travis Fryman, R (1, 5) OBP: 0.356, SLG: 0.412	BB		G1-3			L5		HR		G5-3		4	1	1	1	1	0	0
Cecil Fielder, R (1, 10) OBP: 0.358, SLG: 0.500 Derrick White, R (8, PR) OBP: 0.258, SLG: 0.290	K			G4-6-3 BB		G4-3		F9 1B 1B		K		3 1	0 0	1 0	0 0	1 0	1 1	1 0
Lou Whitaker, L (1, 4) OBP: 0.371, SLG: 0.514 Alan Trammell, R (8, PH) OBP: 0.368, SLG: 0.374 (8, 6)		3B 1B		G4-6-3 1-2f			G3-1	1-2 1B		K		3 2	1 0	1 1	0 0	0 0	0 1	1 0
Chris Gomez, R (1, 6) OBP: 0.317, SLG: 0.398 (8, 4)		F9		1B			F9 BB 2B 1B	F9 2-3			K	5	1	2	0	0	1	3
Juan Samuel, R (1, 3) OBP: 0.383, SLG: 0.539		K		K			4-2 1-2 2B BB	K			G6-3	4	1	0	0	1	3	4
Milt Cuyler, S (1, 7) OBP: 0.279, SLG: 0.344		1-H 3B	F7				F9 2-3		L4		F7	5	0	1	1	0	0	2
Ron Tingley, R (1, 2) OBP: 0.312, SLG: 0.412 Franklin Stubbs, L (7, PH) OBP: 0.351, SLG: 0.344 John Flaherty, R (7, 2) OBP: 0.303, SLG: 0.446		F8					1-H 3-H 2B		F8			2 1 1	0 0 0	0 1 0	0 2 0	0 0 0	1 0 0	1 0 0
Inning Stats	R: 0 E: 0 K: 1 S: 11 H: 0 LOB: 1 BB: 1 P: 23	R: 1 E: 0 K: 1 S: 11 H: 2 LOB: 1 BB: 0 P: 16	R: 0 E: 0 K: 1 S: 6 H: 0 LOB: 0 BB: 0 P: 12	R: 0 E: 0 K: 1 S: 10 H: 1 LOB: 1 BB: 1 P: 17	R: 0 E: 0 K: 1 S: 7 H: 0 LOB: 0 BB: 0 P: 10	R: 0 E: 0 K: 0 S: 6 H: 0 LOB: 0 BB: 0 P: 10	R: 2 E: 0 K: 1 S: 16 H: 2 LOB: 1 BB: 1 P: 29	R: 1 E: 0 K: 2 S: 15 H: 3 LOB: 2 BB: 0 P: 26	R: 1 E: 0 K: 0 S: 8 H: 1 LOB: 0 BB: 0 P: 13	R: 0 E: 0 K: 2 S: 9 H: 0 LOB: 0 BB: 0 P: 13	R: 0 E: 0 K: 1 S: 9 H: 0 LOB: 0 BB: 0 P: 13	1B: 5 2B: 1 3B: 1 HR: 2 SF: 0 SAC: 0 DP: 1 HBP: 0						

	AB	41
	R	5
	H	9
	RBI	5
	BB	3
	SO	11
	LOB	13

WP: 0 PB: 0 SB: 0 CS: 0 PA: 44

PITCHER		IP	WLS	BF	H	R	ER	SO	BB	IBB	HBP	BLK	WP	HR	S	P	ERA	WHIP
Ken Hill, R ERA: 5.01	(1, 1)	7.0		28	5	3	3	6	3	0	0	0	0	0	67	117	3.86	1.143
Paul Assenmacher, L ERA: 2.19	(8, 1)	0.1		1	0	0	0	1	0	0	0	0	0	0	3	5	0.00	0.000
Eric Plunk, R ERA: 2.97	(8, 1)	0.0		2	2	1	1	0	0	0	0	0	0	1	5	9	∞	∞
Alan Embree, L ERA: 2.08	(8, 1)	0.2		3	1	0	0	1	0	0	0	0	0	0	7	12	0.00	1.500
Jose Mesa, R ERA: 1.25	(9, 1)	1.0		4	1	1	1	0	0	0	0	0	0	1	8	13	9.00	1.000

PITCHER		IP	WLS	BF	H	R	ER	SO	BB	IBB	HBP	BLK	WP	HR	S	P	ERA	WHIP
Julian Tavarez, R ERA: 1.9	(10, 1)	2.0	W	6	0	0	0	3	0	0	0	0	0	0	18	26	0.00	0.000

Batter	1	2	3	4	5	6	7	8	9	10	11	AB	R	H	RBI	BB	SO	LOB
Kenny Lofton, L (1, 8) OBP: 0.359, SLG: 0.481	C B B C F X 2-2 ① 4-3		B X 1-0 ② L9		C B B B X 3-1 ② G6-3		B X 1-0 ② S 2B 2-3 1B		B X 1-0 ② G1-3			5	1	1	0	0	0	0
Omar Vizquel, S (1, 6) OBP: 0.314, SLG: 0.339	B C B X 2-1 ② G5-3		C B C S 1-3 ③ K		C C B X 1-2 ③ G6-3		B F P C B B 4-2 2B 1-2 BB		F F B C 1-3 ③ K			4	0	0	0	1	2	0
Carlos Baerga, S (1, 4) OBP: 0.361, SLG: 0.477	C F B F B B F X 3-2 ③ G6-3			B B B 4-0 HBP BB SF8 BB		C B B B X 2-1 ① G4-3	C X 0-1 1-3 2-H 3-H 2B			C X 0-1 ① G3		4	1	1	2	1	0	0
Albert Belle, R (1, 7) OBP: 0.401, SLG: 0.643		B C B S X 2-2 HR		B B B 4-0 HBP 1-2 BB		B B X 2-0 HR	I I I 4-0 G6-4-3 IBB			X 0-0 1B		3	2	3	2	2	0	0
Eddie Murray, S (1, 10) OBP: 0.353, SLG: 0.492		C X 0-1 ① G5-3		B C F F X 1-2 ① F9		X 0-0 1B	S B B X 2-1 ②③ G6-4-3 1-2f			X 0-0 ② F7		5	0	1	0	0	0	6
Manny Ramirez, R (1, 9) OBP: 0.425, SLG: 0.622		C B F X 1-2 S 1B		S H 1-1 1-2 2-3 HBP		B X 1-0 ② F9	S B C B B X 3-2 ① F7			1 SAFE F F F B B F X 2-2 ③ P4		4	0	1	0	0	0	2
Herbert Perry, R (1, 3) OBP: 0.378, SLG: 0.489 Paul Sorrento, L (11, PH) OBP: 0.341, SLG: 0.511	F F B 1 SAFE B B X 3-2 ② G5-3 1-2		B X 1-0 ② SF8 3-H			C X 0-1 ③ L9	C S B X 1-2 CS 1B				C C C C 0-3 ① K	3 1	0 0	1 0	1 0	0 0	0 1	2 0
Sandy Alomar Jr., R (1, 2) OBP: 0.326, SLG: 0.476	C F X 0-2 ③ L7		B X 1-0 ③ G6-3				C B X 1-1 1B SH3-4 2B 1B	F F F B S 1-3 ②③ K 1-2			C B X 1-1 HR	5	2	2	1	0	1	4
Alvaro Espinoza, R (1, 5) OBP: 0.270, SLG: 0.338 Jim Thome, L (9, PH) OBP: 0.453, SLG: 0.573 (10, 5)			B X 1-0 ① G6-3		C X 0-1 ① G5-3		X 0-0 ① SH3-4 1-2		C B B F S 2-3 ① K			2 1	0 0	0 0	0 0	0 0	0 1	0 0
Inning Stats	R: 0 H: 0 E: 0 LOB: 0 K: 0 BB: 0 S: 11 P: 18	R: 1 H: 2 E: 0 LOB: 1 K: 0 BB: 0 S: 14 P: 20	R: 0 H: 0 E: 0 LOB: 0 K: 1 BB: 0 S: 5 P: 8	R: 1 H: 0 E: 0 LOB: 2 K: 0 BB: 2 S: 7 P: 19	R: 0 H: 0 E: 0 LOB: 0 K: 0 BB: 0 S: 7 P: 11	R: 1 H: 2 E: 0 LOB: 1 K: 0 BB: 0 S: 7 P: 12	R: 2 H: 3 E: 0 LOB: 2 K: 0 BB: 2 S: 11 P: 22	R: 0 H: 1 E: 0 LOB: 0 K: 1 BB: 0 S: 10 P: 15	R: 0 H: 0 E: 0 LOB: 0 K: 2 BB: 0 S: 7 P: 11	R: 0 H: 1 E: 0 LOB: 1 K: 0 BB: 0 S: 9 P: 11	R: 1 H: 1 E: 0 LOB: 0 K: 1 BB: 0 S: 5 P: 6	1B: 6 SF: 1 2B: 1 SAC: 1 3B: 0 DP: 1 HR: 3 HBP: 1						

PITCHER		IP	WLS	BF	H	R	ER	SO	BB	IBB	HBP	BLK	WP	HR	S	P	ERA	WHIP
C.J. Nitkowski, L ERA: 6.71	(1, 1)	5.0		20	2	2	2	1	2	0	1	0	0	1	44	76	3.60	0.800
John Doherty, R ERA: 5.42	(6, 1)	1.1		9	4	3	3	0	1	0	0	0	0	1	14	24	20.25	3.750
Brian Bohanon, L ERA: 6.5	(7, 1)	0.2		3	1	0	0	0	0	1	0	0	0	0	4	10	0.00	1.500
Mike Christopher, R ERA: 4.1	(8, 1)	3.0		10	2	0	0	3	0	0	0	0	0	0	26	37	0.00	0.667
Felipe Lira, R ERA: 4.14	(11, 1)	0.1	L	2	1	1	1	1	0	0	0	0	0	1	5	6	27.00	3.000

PITCHER	IP	WLS	BF	H	R	ER	SO	BB	IBB	HBP	BLK	WP	HR	S	P	ERA	WHIP

BOTTOM

Detroit Tigers @ Cleveland Indians

Jacobs Field, Cleveland, OH

Fri Aug 25 1995, 7:05 PM EDT

Att. 41,676 - Unknown - 72 F

livebaseballscorecards.com

AB	37
R	6
H	10
RBI	6
BB	4
SO	5
LOB	14

WP: 0		PA:	44
PB: 0			
SB: 2			
CS: 1			

Batter	1	2	3	4	5	6	7	8	9	AB	R	H	RBI	BB	SO	LOB
Chad Curtis, R (1, 8) OBP: 0.354, SLG: 0.459	X 0-0 ① G1-3		B B S B F C 3-3 ② K		B C C S 1-3 ① K		B B C S S S 3-3 ① K		C B B F B X 3-2 ①② G6-4-3 1-2f	5	0	0	0	0	3	4
Bobby Higginson, L (1, 9) OBP: 0.338, SLG: 0.420	B B X 2-0 ② G3-1		C L B B F F S 2-3 ③ K		B C B B B C X 3-2 E4 2-3 3-H		1 SAFE C B B B C S 2-3 ② K		C B B B C F F F 4-2 B E 1B BB	4	0	0	1	1	2	2
Travis Fryman, R (1, 5) OBP: 0.358, SLG: 0.414	C S S 0-3 ③ K			B C C B X 2-2 FC4-6 1B	S F S 0-3 ② K		B B X 2-0 HBP 1-2 1B		C X 0-1 E4 1-3 1B	5	0	3	0	0	2	2
Cecil Fielder, R (1, 3) OBP: 0.356, SLG: 0.495		B F B B F S 3-3 ① K		B S S S 1-3 ① K	1 SAFE C F B F F X 1-2 P5		H 1-0 1-2 2-3 HBP		B S C B X 2-2 ③ F9	4	0	0	0	0	2	5
Lou Whitaker, L (1, 10) OBP: 0.374, SLG: 0.520 Juan Samuel, R (7, PH) OBP: 0.381, SLG: 0.536		B B C B C X 3-2 1B 2B		B B X 2-0 ② FC4-6 1-2f		B B B C X 3-1 1B	F S B X 1-2 ③ L9			3 1	0 0	2 0	0 0	0 0	0 0	1 3
Chris Gomez, R (1, 6) OBP: 0.316, SLG: 0.396	X 0-0 2-3 1B			B B C C F F B S 3-3 ③ K		C B B B S 2-3 ① K		C F B S 1-3 ① K		4	0	1	0	0	3	2
Milt Cuyler, S (1, 7) OBP: 0.278, SLG: 0.338		C 1 SAFE S B S 1-3 ② K			B F C B B X 3-2 1B 2B 1B	1 SAFE B F B B F X 3-2 ② F7		C B X 1-1 ② L8		4	1	1	0	0	1	3
John Flaherty, R (1, 2) OBP: 0.302, SLG: 0.443		1 SAFE 1 SAFE C X 0-1 ③ F7			X 0-0 2B E 1-2 1B	X 0-0 ③ G3		C F F T 0-2 ③ K		4	1	1	0	0	1	3
Scott Fletcher, R (1, 4) OBP: 0.327, SLG: 0.315			C X 0-1 ① G5-3		C B B X 2-1 E 1-3 2-H 2B		B B C X 2-1 HBP 1B 1B		B B C B C F X 3-2 G6-4-3 1B	4	0	3	1	0	0	0
Inning Stats	R: 0 E: 0 K: 1 S: 5 H: 0 LOB: 0 BB: 0 P: 7	R: 0 E: 0 K: 2 S: 12 H: 2 LOB: 2 BB: 0 P: 19	R: 0 E: 0 K: 2 S: 10 H: 0 LOB: 0 BB: 0 P: 15	R: 0 E: 0 K: 2 S: 12 H: 1 LOB: 1 BB: 0 P: 20	R: 2 E: 1 K: 2 S: 20 H: 3 LOB: 2 BB: 0 P: 30	R: 0 E: 0 K: 1 S: 9 H: 1 LOB: 1 BB: 0 P: 17	R: 0 E: 0 K: 2 S: 12 H: 2 LOB: 3 BB: 0 P: 23	R: 0 E: 0 K: 2 S: 9 H: 0 LOB: 0 BB: 0 P: 11	R: 0 E: 1 K: 0 S: 18 H: 2 LOB: 2 BB: 1 P: 30	1B: 9 2B: 2 3B: 0 HR: 0	SF: 0 SAC: 0 DP: 1 HBP: 1						

TOP

Detroit Tigers @ Cleveland Indians

Jacobs Field, Cleveland, OH

Sat Aug 26 1995, 3:33 AM EDT

Att. 41,744 - Sunny - 80 F

livebaseballscorecards.com

AB	38
R	2
H	11
RBI	2
BB	1
SO	14
LOB	25

PITCHER		IP	WLS	BF	H	R	ER	SO	BB	IBB	HBP	BLK	WP	HR	S	P	ERA	WHIP
Charles Nagy, R ERA: 4.74	(1, 1)	6.2	W	30	9	2	2	12	0	0	0	0	0	0	77	126	2.70	1.350
Eric Plunk, R ERA: 2.97	(7, 1)	0.0		1	0	0	0	0	0	0	1	0	0	0	0	1	∞	∞
Alan Embree, L ERA: 1.88	(7, 1)	1.1		4	0	0	0	2	0	0	0	0	0	0	12	15	0.00	0.000
Jose Mesa, R ERA: 1.23	(9, 1)	1.0		5	2	0	0	0	1	0	0	0	0	0	18	30	0.00	3.000

PITCHER	IP	WLS	BF	H	R	ER	SO	BB	IBB	HBP	BLK	WP	HR	S	P	ERA	WHIP

Detroit Tigers @ Cleveland Indians

Jacobs Field, Cleveland, OH

Sat Aug 26 1995, 3:33 AM EDT

Att. 41,744 - Sunny - 80 F

BOTTOM

Batter	1	2	3	4	5	6	7	8	9	AB	R	H	RBI	BB	SO	LOB
Kenny Lofton, L (1, 8) OBP: 0.360, SLG: 0.479	L X 0-1 ① G1-3	X 0-0 1-2 2-3 1B		I I I 4-0 1B 1B IBB		L C B B F F F S 2-3 ① K		X 0-0 ② G4-3 2-3		4	1	1	0	1	1	1
Alvaro Espinoza, R (1, 6) OBP: 0.266, SLG: 0.329	B X 1-0 ② F9	X 0-0 ③ P7		F X 0-1 WP 1B 1-3 2-H 1B		B F X 1-1 ② F8		X 0-0 ③ G6-3		5	0	1	1	0	0	4
Carlos Baerga, S (1, 4) OBP: 0.360, SLG: 0.475	C B B B X 3-1 ③ F9		B F F X 1-2 ① F9	B C B X 2-1 WP 1-2 3-H 1B		B X 1-0 ③ L9				4	0	1	1	0	0	0
Albert Belle, R (1, 7) OBP: 0.400, SLG: 0.639		F B B C B X 3-2 E FC6-4 1B	C B F S 1-3 ② K	S S B B X 2-2 ③ F7 1-2 2-3			C X 0-1 ① G6-3			4	1	1	0	0	1	2
Eddie Murray, S (1, 10) OBP: 0.358, SLG: 0.494		S B B B S F B F 1 B SAFE 4-2 FC6-4 BB G6-3 1-3 BB	F X 0-1 ③ F8		X 0-0 FC4-6 BB S 1B		B B C F B X 3-2 1B			3	2	2	0	1	0	0
Jim Thome, L (1, 5) OBP: 0.456, SLG: 0.575		B C B B B 4-1 FC6-4 1-2 BB		B B B X 3-0 G6-3 2B 2B	B S B B S B 4-2 FC4-6 1-2 BB		C B X 1-1 ② L4			2	1	1	0	2	0	1
Manny Ramirez, R (1, 9) OBP: 0.421, SLG: 0.615		X 0-0 ① FC6-4 1B G6-3 1-2f 2-3 3-H		F F B B B X 3-2 ① G6-3 2-3	X 0-0 ① L7		X 0-0 ③ F7			4	0	0	1	0	0	6
Paul Sorrento, L (1, 3) OBP: 0.340, SLG: 0.505		B B X 2-0 ② G6-3 1-2 3-H		B X 1-0 ② G1-3	B X 1-0 ② FC4-6 S 1-2f 2-3			B B F B B 4-1 G4-3 G4-3 BB		3	0	0	1	1	0	4
Tony Peña, R (1, 2) OBP: 0.282, SLG: 0.347		B B S B F B 4-2 1B BB		B B S F B X 3-2 1B 3-H 2B	F B B F B X 3-2 ③ L4 1-2 3-H			F X 0-1 ① G4-3 1-2		3	1	1	1	1	0	2
Inning Stats	R: 0 E: 0 K: 0 S: 5 H: 0 LOB: 0 BB: 0 P: 9	R: 2 E: 1 K: 0 S: 14 H: 2 LOB: 3 BB: 3 P: 31	R: 0 E: 0 K: 1 S: 8 H: 0 LOB: 0 BB: 0 P: 10	R: 3 E: 0 K: 0 S: 15 H: 4 LOB: 2 BB: 1 P: 33	R: 1 E: 0 K: 0 S: 8 H: 1 LOB: 1 BB: 1 P: 16	R: 0 E: 0 K: 1 S: 9 H: 0 LOB: 0 BB: 0 P: 13	R: 0 E: 0 K: 0 S: 8 H: 1 LOB: 1 BB: 0 P: 12	R: 0 E: 0 K: 0 S: 5 H: 0 LOB: 1 BB: 1 P: 9		1B: 6 2B: 2 3B: 0 HR: 0	SF: 0 SAC: 0 DP: 0 HBP: 0						

livebaseballscorecards.com

AB	32
R	6
H	8
RBI	5
BB	6
SO	2
LOB	20

WP: 1 PB: 0 SB: 2 CS: 0 PA: 38

PITCHER		IP	WLS	BF	H	R	ER	SO	BB	IBB	HBP	BLK	WP	HR	S	P	ERA	WHIP
Mike Moore, R ERA: 7.21	(1, 1)	7.0	L	34	8	6	6	2	4	1	0	0	1	0	67	124	7.71	1.714
Kevin Wickander, L ERA: 2.6	(8, 1)	1.0		4	0	0	0	0	1	0	0	0	0	0	5	9	0.00	1.000

PITCHER	IP	WLS	BF	H	R	ER	SO	BB	IBB	HBP	BLK	WP	HR	S	P	ERA	WHIP

Batter	1	2	3	4	5	6	7	8	9	AB	R	H	RBI	BB	SO	LOB
Chad Curtis, R (1, 8) OBP: 0.351, SLG: 0.455	X 0-0 ① G6-3		B C C F F 1 SAFE X 1-2 ②③ G6-3 1-2f		C B C B F S 2-3 ③ K		B B C C F X 2-2 ③ G6-3			4	0	0	0	0	1	2
Chris Gomez, R (1, 6) OBP: 0.315, SLG: 0.392	X 0-0 ② G6-3			C B F B C 2-3 ① K		F B B B B 4-1 G5-4-3 BB		C B T B F S 2-3 ① K		3	0	0	0	1	2	0
Travis Fryman, R (1, 5) OBP: 0.355, SLG: 0.410	B C F B S 2-3 ③ K			B F X 1-1 ② P4		C B X 2-1 ①② G5-4-3 1-2f		C B B S S 2-3 ② K		4	0	0	0	0	2	1
Cecil Fielder, R (1, 10) OBP: 0.360, SLG: 0.499		C C X 0-2 G4-6-3 BB 1B		F B X 1-1 2B		B B B B 4-0 BB 2B BB		F B S S 1-3 ③ K		3	1	2	0	1	1	0
Lou Whitaker, L (1, 4) OBP: 0.381, SLG: 0.520 Scott Fletcher, R (7, 4) OBP: 0.331, SLG: 0.321		B B B B 4-0 G4-6-3 1-2 BB		B S B B B F B 4-2 BB		C S B B F B B 4-2 2B 1-2 BB			B X 1-0 1B	0 1	1 0	0 1	0 0	0 0	3 0	0 0
Franklin Stubbs, L (1, 3) OBP: 0.351, SLG: 0.354 Juan Samuel, R (9, PH) OBP: 0.379, SLG: 0.533	C B X 1-1 ①② G4-6-3 1-2f 2-3			F S F B B X 2-2 ③ G4-3		X 0-0 ① 1-H 2-H 2B			C X 0-1 ① P2	3 1	0 0	1 0	2 0	0 0	0 0	4 1
Derrick White, R (1, 9) OBP: 0.229, SLG: 0.257	S B F B C 2-3 ③ K				X 0-0 ① G3	B X 1-0 ③ G6-3			B X 1-0 ② P6	4	0	0	0	0	1	3
Milt Cuyler, S (1, 7) OBP: 0.276, SLG: 0.324			C B F B B B 4-2 G6-3 BB		C B F X 1-2 ② G3		B B C B C S 3-3 ① K		X 0-0 ③ F9	3	0	0	0	1	1	1
John Flaherty, R (1, 2) OBP: 0.303, SLG: 0.446			1 SAFE X 0-0 ① L8		B B C X 2-1 2B		C F S 0-3 ② K			3	0	1	0	0	1	1
Inning Stats	R: 0 H: 0 E: 0 LOB: 0 K: 1 BB: 0 S: 5 P: 7	R: 0 H: 1 E: 0 LOB: 1 K: 1 BB: 1 S: 8 P: 15	R: 0 H: 0 E: 0 LOB: 0 K: 0 BB: 1 S: 8 P: 13	R: 0 H: 1 E: 0 LOB: 2 K: 1 BB: 1 S: 13 P: 23	R: 0 H: 1 E: 0 LOB: 1 K: 1 BB: 0 S: 10 P: 15	R: 2 H: 1 E: 0 LOB: 1 K: 0 BB: 3 S: 7 P: 22	R: 0 H: 0 E: 0 LOB: 0 K: 2 BB: 0 S: 10 P: 15	R: 0 H: 0 E: 0 LOB: 0 K: 3 BB: 0 S: 10 P: 15	R: 0 H: 1 E: 0 LOB: 1 K: 0 BB: 0 S: 5 P: 7	1B: 2 2B: 3 3B: 0 HR: 0	SF: 0 SAC: 0 DP: 3 HBP: 0						

TOP

Detroit Tigers @ Cleveland Indians

Jacobs Field, Cleveland, OH

Sun Aug 27 1995, 3:33 AM EDT

Att. 41,616 - Sunny - 81 F

livebaseballscorecards.com

AB	29
R	2
H	5
RBI	2
BB	6
SO	9
LOB	13

PITCHER		IP	WLS	BF	H	R	ER	SO	BB	IBB	HBP	BLK	WP	HR	S	P	ERA	WHIP
Orel Hershiser, R ERA: 4.26	(1, 1)	6.0	W	25	4	2	2	4	6	0	0	0	0	0	51	95	3.00	1.667
Jim Poole, L ERA: 3.98	(7, 1)	2.0		6	0	0	0	5	0	0	0	0	0	0	20	30	0.00	0.000
Paul Assenmacher, L ERA: 2.1	(9, 1)	1.0		4	1	0	0	0	0	0	0	0	0	0	5	7	0.00	1.000

PITCHER	IP	WLS	BF	H	R	ER	SO	BB	IBB	HBP	BLK	WP	HR	S	P	ERA	WHIP

Detroit Tigers @ Cleveland Indians

Jacobs Field, Cleveland, OH

Sun Aug 27 1995, 3:33 AM EDT

Att. 41,616 - Sunny - 81 F

BOTTOM

livebaseballscorecards.com

Batter	1	2	3	4	5	6	7	8	9	AB	R	H	RBI	BB	SO	LOB
Kenny Lofton, L (1, 8) OBP: 0.360, SLG: 0.478	0-2 1B 1B 1B		1-0 BB SH5-3 1-2 1B 1B	2-0 G3	1-2 G6-4-3 1-2f			3-1 FC5-4 BB 1-2f		5	2	2	0	0	0	2
Omar Vizquel, S (1, 6) OBP: 0.318, SLG: 0.341	1-0 E 1B G5-4-3 1-2 1B		1-1 SH5-3 1-2 2-3	3-2 BB 1B SF9 1B		0-3 K		4-2 FC5-4 1-2 BB		3	2	2	0	1	1	0
Carlos Baerga, S (1, 4) OBP: 0.364, SLG: 0.476 Alvaro Espinoza, R (8, PH) OBP: 0.263, SLG: 0.325 (9, 4)	2-2 E9 G5-4-3 1-3 2-H 1B		4-0 BB 1B IBB	1-1 SF9 BB 1-2 1B		1-0 F7		1-2 FC5-4 1-2f		3 1	1 0	2 0	1 0	1 0	0 0	0 2
Albert Belle, R (1, 7) OBP: 0.401, SLG: 0.636	0-2 G5-4-3 1-2f 3-H		4-2 1B 1B 1-2 2-3 3-H BB	4-0 1-2 2-3 BB		2-3 K				2	1	0	1	2	1	1
Eddie Murray, S (1, 10) OBP: 0.357, SLG: 0.492	2-2 G4-3		0-2 1B 1B 1-3 2-H 3-H 1B	0-0 SF9 2-3 3-H			3-1 G4-3			3	1	1	3	0	0	0
Jim Thome, L (1, 5) OBP: 0.454, SLG: 0.571		2-2 F8	0-1 1B 1-2 3-H 1B	2-2 F7			2-0 G5-3			4	0	1	1	0	0	2
Manny Ramirez, R (1, 9) OBP: 0.420, SLG: 0.612 Wayne Kirby, L (6, 9) OBP: 0.237, SLG: 0.286	4-1 G4-6-3 BB		2-3 K	2-3 K			1-1 G4-3			2 1	0 0	0 0	0 0	1 0	2 0	2 0
Paul Sorrento, L (1, 3) OBP: 0.345, SLG: 0.520	0-2 G4-6-3 1-2f		2-2 1-3 2-H 1B	2-1 HR				2-1 FC6-4 1B		4	1	3	2	0	0	1
Sandy Alomar Jr., R (1, 2) OBP: 0.324, SLG: 0.465			2-1 SH5-3 1B BB HBP 2-1 F7	0-0 E6 G6-4-3				0-2 FC6-4 FC5-4 1-2f		3	1	0	0	0	0	3
Inning Stats	R: 2 E: 1 K: 0 S: 16 H: 3 LOB: 0 BB: 0 P: 21	R: 0 E: 0 K: 0 S: 8 H: 0 LOB: 0 BB: 1 P: 14	R: 5 E: 0 K: 1 S: 19 H: 4 LOB: 2 BB: 2 P: 37	R: 1 E: 0 K: 0 S: 14 H: 2 LOB: 2 BB: 1 P: 26	R: 1 E: 1 K: 1 S: 10 H: 1 LOB: 0 BB: 0 P: 15	R: 0 E: 0 K: 2 S: 7 H: 0 LOB: 0 BB: 0 P: 10	R: 0 E: 0 K: 0 S: 5 H: 0 LOB: 0 BB: 0 P: 11	R: 0 E: 0 K: 0 S: 12 H: 1 LOB: 2 BB: 1 P: 22		1B: 10 2B: 0 3B: 0 HR: 1	SF: 1 SAC: 1 DP: 3 HBP: 1					

	AB	31
	R	9
	H	11
	RBI	8
	BB	5
	SO	4
	LOB	13

PITCHER		IP	WLS	BF	H	R	ER	SO	BB	IBB	HBP	BLK	WP	HR	S	P	ERA	WHIP
Jose Lima, R ERA: 8.02	(1, 1)	2.1	L	15	6	7	6	0	2	1	1	0	0	0	35	58	23.14	3.429
Joe Boever, R ERA: 6.19	(3, 1)	3.2		16	4	2	2	4	1	0	0	0	0	1	39	65	4.91	1.364
Brian Maxcy, R ERA: 5.59	(7, 1)	2.0		8	1	0	0	0	1	0	0	0	0	0	17	33	0.00	1.000

PITCHER	IP	WLS	BF	H	R	ER	SO	BB	IBB	HBP	BLK	WP	HR	S	P	ERA	WHIP

Batter	1	2	3	4	5	6	7	8	9	AB	R	H	RBI	BB	SO	LOB
Chad Curtis, R (1, 8) OBP: 0.353, SLG: 0.457	B C B B F F B 4-2 G6-3 S BB		B C C X 1-2 1B 2B	B B B C X 3-1 1-2 2-H 3-H 1B		B C C X 1-2 ③ F9		B C B F F S 2-3 ② K		4	1	2	2	1	1	1
Milt Cuyler, S (1, 7) OBP: 0.259, SLG: 0.303	C 1 SAFE 1 SAFE B C B X 2-2 ① F8 1-2		C F S 0-3 ② K	S X 0-1 ③ G3-1			C B S X 1-2 ① L3	C B X 1-1 ③ G3		5	0	0	0	0	1	5
Travis Fryman, R (1, 5) OBP: 0.358, SLG: 0.417	F B B X 2-1 ② G6-3 2-3		X 0-0 2-H 1B		S C X 0-2 2B 2B		X 0-0 1B 2B		B C S F X 1-2 E5 G3-6-3 1B	5	2	3	1	0	0	1
Cecil Fielder, R (1, 10) OBP: 0.358, SLG: 0.495 Juan Samuel, R (9, PR) OBP: 0.379, SLG: 0.533	C F S 0-3 ③ K		B S B F S 2-3 ③ K		B X 1-0 ① F8		B B X 2-0 ② F8		B F B X 2-1 G3-6-3 1-2 1B	5 0	0 0	1 0	0 0	0 0	2 0	4 0
Lou Whitaker, L (1, 4) OBP: 0.382, SLG: 0.518		C B B B F C 3-3 ① K		B F F B X 2-2 1B 1B 1B 1B	B F F F B F S 2-3 ② K2-3		X 0-0 2-H HR 1B		X 0-0 ① ② G3-6-3 1-2f 2-3	5	2	2	1	0	2	3
Franklin Stubbs, L (1, 3) OBP: 0.370, SLG: 0.426		B B S X 2-1 2B		B B X 2-0 1B 1-2 1B 1B	B F X 1-1 2-H 2B		1 SAFE X 0-0 1-H HR		B S B S S 2-3 ③ K	5	2	4	3	0	1	2
Chris Gomez, R (1, 6) OBP: 0.315, SLG: 0.390		C F B B C 2-3 ② K		X 0-0 1B 1-2 2-3 1B	C B X 1-1 ③ G6-3		B X 1-0 ③ L5			4	0	1	0	0	1	2
Derrick White, R (1, 9) OBP: 0.231, SLG: 0.282		B B X 2-0 ③ G6-3		F B C F B F C 2-3 ① K		C B B X 2-1 ① L9		B B F X 2-1 SH1-4 2B		4	0	1	0	0	1	4
John Flaherty, R (1, 2) OBP: 0.300, SLG: 0.441			B B X 2-0 ① G5-3	F B C F C 1-3 ② K		F B C F C 1-2 ② G1-3		B X 1-0 ① SH1-4 2-3		3	0	0	0	0	1	3
Inning Stats	R: 0 H: 0 E: 0 LOB: 1 K: 1 BB: 1 S: 11 P: 19	R: 0 H: 1 E: 0 LOB: 1 K: 2 BB: 0 S: 9 P: 18	R: 1 H: 2 E: 0 LOB: 1 K: 2 BB: 0 S: 11 P: 16	R: 2 H: 4 E: 0 LOB: 2 K: 2 BB: 0 S: 18 P: 28	R: 1 H: 2 E: 0 LOB: 1 K: 1 BB: 0 S: 13 P: 18	R: 0 H: 0 E: 0 LOB: 0 K: 0 BB: 0 S: 8 P: 12	R: 3 H: 3 E: 0 LOB: 0 K: 0 BB: 0 S: 8 P: 12	R: 0 H: 1 E: 0 LOB: 1 K: 1 BB: 0 S: 9 P: 15	R: 0 H: 1 E: 1 LOB: 2 K: 1 BB: 0 S: 10 P: 15	1B: 7 SF: 0 2B: 6 SAC: 1 3B: 0 DP: 1 HR: 1 HBP: 0						WP: 0 PA: 42 PB: 0 SB: 1 CS: 0	

TOP

Detroit Tigers @ Chicago White Sox

Comiskey Park, Chicago, IL

Tue Aug 29 1995, 8:05 PM EDT

Att. 18,890 - Unknown - 80 F

livebaseballscorecards.com

AB	40
R	7
H	14
RBI	7
BB	1
SO	10
LOB	25

PITCHER		IP	WLS	BF	H	R	ER	SO	BB	IBB	HBP	BLK	WP	HR	S	P	ERA	WHIP
Brian Keyser, R ERA: 5.0	(1, 1)	4.1	L	22	8	4	4	7	1	0	0	0	0	0	53	86	8.31	2.077
Scott Radinsky, L ERA: 6.21	(5, 1)	1.2		6	1	0	0	1	0	0	0	0	0	0	17	25	0.00	0.600
Jeff Shaw, R ERA: 4.9	(7, 1)	2.0		10	4	3	3	1	0	0	0	0	0	1	17	27	13.50	2.000
41 Bill Simas, R ERA: 4.26	(9, 1)	0.0		2	1	0	0	0	0	0	0	0	0	0	6	9	∞	∞
Larry Thomas, L ERA: 3.0	(9, 1)	1.0		2	0	0	0	1	0	0	0	0	0	0	4	6	0.00	0.000

PITCHER	IP	WLS	BF	H	R	ER	SO	BB	IBB	HBP	BLK	WP	HR	S	P	ERA	WHIP

Batter	1	2	3	4	5	6	7	8	9	AB	R	H	RBI	BB	SO	LOB
Lance Johnson, L (1, 8) OBP: 0.336, SLG: 0.403	X 0-0 S 1B		B F X 1-1 ② F7			X 0-0 E S G4-3 1B	C B C S 1-3 ③ K		C B F F C 1-3 ② K	5	1	2	0	0	2	2
Dave Martinez, L (1, 3) OBP: 0.364, SLG: 0.454 Norberto Martin, R (8, PH) OBP: 0.316, SLG: 0.437 (9, 5)	B B C F F 1 F X SAFE 2-2 ① L8		C F F C B X 1-2 ③ G4-3			B S F 1 F B B F F SAFE 3-3 C ① K 1-3		X 0-0 FC6-4 1B	C B X 1-1 3B 3-H	3 2	0 0	0 2	0 1	0 0	1 0	2 0
Tim Raines, S (1, 7) OBP: 0.380, SLG: 0.448	F B X 1-1 ② L9 1-2			F X 0-1 ① G4-3		S B X 1-1 ② G4-3 3-H		F B F X 1-2 ① F8	B X 1-0 ③ G3	5	0	0	1	0	0	3
Frank Thomas, R (1, 10) OBP: 0.474, SLG: 0.641	B S B B I 4-1 IBB			B B B C X 3-1 ② F8		B X 1-0 ③ F8		B X 1-0 ② FC6-4 WP 1B 1-2f		3	0	0	0	1	0	1
Robin Ventura, L (1, 5) OBP: 0.383, SLG: 0.512 (9, 3)	X 0-0 ③ G3-1			B B B C F B 4-2 BB			F B F B X 2-2 HR	X 0-0 WP 1-2 1B		3	1	2	1	1	0	2
Lyle Mouton, R (1, 9) OBP: 0.371, SLG: 0.462		F X 0-1 G6-3 1B		B X 1-0 ③ G6-3			B X 1-0 G3 G3 2B	S B S B F X 2-2 ③ F8 1-2 2-3		4	1	2	0	0	0	3
Ray Durham, S (1, 4) OBP: 0.319, SLG: 0.417		B X 1-0 ① ② G6-3 1-2f			X 0-0 ① P4		X 0-0 ① G3 2-3		B C C F X 1-2 2B 2B	4	1	1	0	0	0	2
Michael LaValliere, L (1, 2) OBP: 0.267, SLG: 0.247		B C F S 1-3 ③ K			B B B C X 3-1 ② P8		S F X 0-2 ② G3 3-H		X 0-0 G3-1 3B 2B 2-H	4	1	1	2	0	1	0
Ozzie Guillen, L (1, 6) OBP: 0.272, SLG: 0.305			B B C B C X 3-2 ① G4-3		B F F F B X 2-2 ③ G4-3		F F B X 1-2 1B		F X 0-1 ① G3-1 2-3	4	0	1	0	0	0	1
Inning Stats	R: 0 E: 0 K: 0 S: 10 H: 1 LOB: 2 BB: 1 P: 17	R: 0 E: 0 K: 1 S: 6 H: 1 LOB: 0 BB: 0 P: 8	R: 0 E: 0 K: 0 S: 9 H: 0 LOB: 0 BB: 0 P: 14	R: 0 E: 0 K: 0 S: 7 H: 0 LOB: 1 BB: 1 P: 15	R: 0 E: 0 K: 0 S: 6 H: 0 LOB: 0 BB: 0 P: 11	R: 1 E: 1 K: 1 S: 10 H: 1 LOB: 0 BB: 0 P: 15	R: 2 E: 0 K: 1 S: 14 H: 3 LOB: 1 BB: 0 P: 19	R: 0 E: 0 K: 0 S: 10 H: 2 LOB: 2 BB: 0 P: 14	R: 2 E: 0 K: 1 S: 14 H: 3 LOB: 1 BB: 0 P: 18	1B: 6 2B: 3 3B: 1 HR: 1	SF: 0 SAC: 0 DP: 1 HBP: 0						

PITCHER		IP	WLS	BF	H	R	ER	SO	BB	IBB	HBP	BLK	WP	HR	S	P	ERA	WHIP
Sean Bergman, R ERA: 4.89	(1, 1)	6.2	W	26	5	3	2	2	1	1	0	0	0	1	56	91	2.70	0.900
Brian Bohanon, L ERA: 6.47	(7, 1)	0.1		2	1	0	0	1	0	0	0	0	0	0	6	8	0.00	3.000
Mike Christopher, R ERA: 4.38	(8, 1)	1.2		10	5	2	2	1	0	0	0	0	1	0	23	30	10.80	3.000
Felipe Lira, R ERA: 4.12	(9, 1)	0.1	S	1	0	0	0	0	0	0	0	0	0	0	1	2	0.00	0.000

PITCHER	IP	WLS	BF	H	R	ER	SO	BB	IBB	HBP	BLK	WP	HR	S	P	ERA	WHIP

BOTTOM

Detroit Tigers @ Chicago White Sox

Comiskey Park, Chicago, IL

Tue Aug 29 1995, 8:05 PM EDT

Att. 18,890 - Unknown - 80 F

livebaseballscorecards.com

AB	37
R	5
H	11
RBI	5
BB	2
SO	4
LOB	16

WP: 1	PA: 39		
PB: 0			
SB: 2			
CS: 0			

Detroit Tigers @ Chicago White Sox

Comiskey Park, Chicago, IL

Wed Aug 30 1995, 8:05 PM EDT

Att. 17,074 - Unknown - 90 F

TOP

livebaseballscorecards.com

Batter	1	2	3	4	5	6	7	8	9	AB	R	H	RBI	BB	SO	LOB
Chad Curtis, R (1, 8) OBP: 0.354, SLG: 0.463	B B B C C X 3-2 P4 ①		C X 0-1 G4-3 ①		X 0-0 HR	B C B C B X 3-2 1-2 1B		C B F X 1-2 G6-3 ②		5	1	2	1	0	0	0
Milt Cuyler, S (1, 7) OBP: 0.279, SLG: 0.329	B B C F F F B F F 4-2 B 1B HR BB		B B B C B 4-1 S BB		X 0-0 1B 3B	F B S B B X 3-2 F7 ②		C B B F F B S 3-3 K ③		3	2	1	0	2	1	2
Travis Fryman, R (1, 5) OBP: 0.356, SLG: 0.415	B 1 SAFE 1 SAFE X 1-0 1-2 HR 1B		1 SAFE B F B X 2-1 G6-3 ② 1-2		B C X 1-1 P3 ①	B S X 1-1 F8 ③			B C S 1-3 K ①	5	1	1	0	0	1	4
Cecil Fielder, R (1, 10) OBP: 0.359, SLG: 0.492	C C C 0-3 K ②		F C F F S 0-3 K ③		F B B X 2-1 1B 3-H 1B		F F S 0-3 K ①		B B B B 4-0 BB	4	0	1	1	1	3	3
Lou Whitaker, L (1, 4) OBP: 0.386, SLG: 0.532	F B S F B F X 2-2 1-H 2-H HR			X 0-0 F9 ①	F C X 0-2 FC4-6 1-2 1B		C B X 1-1 1B SF9 1B		C B B X 2-1 F7 ②	5	2	3	3	0	0	1
Franklin Stubbs, L (1, 3) OBP: 0.371, SLG: 0.419	B B S X 2-1 F8 ③			B B B B 4-0 BB	C F S 0-3 K ②		C B C F B X 2-2 1-3 1B		B C F B S 2-3 K ③	4	0	1	0	1	2	3
Alan Trammell, R (1, 6) OBP: 0.361, SLG: 0.368		B F X 1-1 F7 ①		X 0-0 F8 ②	C B C F X 1-2 FC4-6 ③ 1-2f		B X 1-0 SF9 ② 3-H			3	0	0	1	0	0	3
Derrick White, R (1, 9) OBP: 0.209, SLG: 0.256		C X 0-1 G1 ②		B C C F X 1-2 G6-3 ③		B F B B X 3-1 G4-3 ①	B X 1-0 L1 ③			4	0	0	0	0	0	2
John Flaherty, R (1, 2) OBP: 0.302, SLG: 0.450		X 0-0 F8 ③			B B X 2-0 HR	B B B C F B 4-2 1B BB		C X 0-1 G5-3 ①		3	1	1	1	1	0	0
Inning Stats	R: 3 H: 2 E: 0 LOB: 0 K: 1 BB: 1 S: 20 P: 32	R: 0 H: 0 E: 0 LOB: 0 K: 0 BB: 0 S: 5 P: 6	R: 0 H: 0 E: 0 LOB: 1 K: 1 BB: 1 S: 10 P: 16	R: 0 H: 0 E: 0 LOB: 1 K: 0 BB: 1 S: 6 P: 11	R: 3 H: 5 E: 0 LOB: 2 K: 1 BB: 0 S: 17 P: 23	R: 0 H: 1 E: 0 LOB: 2 K: 0 BB: 1 S: 12 P: 26	R: 1 H: 2 E: 0 LOB: 1 K: 1 BB: 0 S: 11 P: 16	R: 0 H: 0 E: 0 LOB: 0 K: 1 BB: 0 S: 9 P: 13	R: 0 H: 0 E: 0 LOB: 1 K: 2 BB: 1 S: 8 P: 17	1B: 6 SF: 1 2B: 0 SAC: 0 3B: 1 DP: 0 HR: 3 HBP: 0						

	AB	36
	R	7
	H	10
	RBI	7
	BB	5
	SO	7
	LOB	18

WP: 0 PA: 42
PB: 0
SB: 1
CS: 0

PITCHER		IP	WLS	BF	H	R	ER	SO	BB	IBB	HBP	BLK	WP	HR	S	P	ERA	WHIP
Jason Bere, R ERA: 7.05	(1, 1)	4.1		22	6	6	6	2	3	0	0	0	0	3	48	77	12.46	2.077
Larry Thomas, L ERA: 2.84	(5, 1)	0.1		2	1	0	0	1	0	0	0	0	0	0	6	6	0.00	3.000
41 Bill Simas, R ERA: 3.38	(5, 1)	1.2		7	1	0	0	1	1	0	0	0	0	0	19	34	0.00	1.200
Scott Radinsky, L ERA: 6.52	(7, 1)	0.0		2	2	0	0	0	0	0	0	0	0	0	6	9	∞	∞
Matt Karchner, R ERA: 2.05	(7, 1)	1.2	W	5	0	1	1	1	0	0	0	0	0	0	11	17	5.40	0.000

PITCHER		IP	WLS	BF	H	R	ER	SO	BB	IBB	HBP	BLK	WP	HR	S	P	ERA	WHIP
Roberto Hernandez, R ERA: 4.29	(9, 1)	1.0	S	4	0	0	0	2	1	0	0	0	0	0	8	17	0.00	1.000

BOTTOM

Detroit Tigers @ Chicago White Sox

Comiskey Park, Chicago, IL

Wed Aug 30 1995, 8:05 PM EDT

Att. 17,074 - Unknown - 90 F

livebaseballscorecards.com

Batter	1	2	3	4	5	6	7	8	9	AB	R	H	RBI	BB	SO	LOB
Lance Johnson, L (1, 8) OBP: 0.335, SLG: 0.401	3-2 G4-3	1-2 G4-3		0-1 1B 1B 2-H		0-0 P3	1-2 P6			5	1	1	1	0	0	2
Tim Raines, S (1, 10) OBP: 0.381, SLG: 0.452	3-1 G4-3 2B	1-1 2B 3-H		0-1 L5 1-1		3-2 G3-1		0-1 G3		5	0	2	1	0	0	1
Frank Thomas, R (1, 3) OBP: 0.477, SLG: 0.642	2-0 G4-3 2-3	4-0 IBB		0-1 1B 1-3 1B			0-2 SH1-4 1B SF8 1B	0-0 E SH5-3 1B		4	1	3	0	1	0	1
Lyle Mouton, R (1, 7) OBP: 0.376, SLG: 0.463 Dave Martinez, L (8, 7) OBP: 0.364, SLG: 0.454	0-0 G6-3	2-3 K		0-1 1B 1-2 3-H 1B			3-2 SH1-4 1-2 HR 1B	0-0 SH5-3 1-2		4 0	1 0	2 0	1 0	0 0	1 0	3 0
Norberto Martin, R (1, 6) OBP: 0.314, SLG: 0.454 Ozzie Guillen, L (9, 6) OBP: 0.272, SLG: 0.305		0-1 HR	1-3 K	1-1 L4			0-1 SH1-4 1-2 2-3	0-2 E6 BB 2-3		4 0	1 0	1 0	1 0	0 0	1 0	3 0
Ray Durham, S (1, 4) OBP: 0.322, SLG: 0.416		2-1 F9	0-0 L3 1B		1-3 K		4-0 HR IBB	4-1 1-2 BB		3	1	1	0	2	1	0
Craig Grebeck, R (1, 5) OBP: 0.367, SLG: 0.368 Robin Ventura, L (7, PH) OBP: 0.381, SLG: 0.510 (8, 5)	2-2 2B	1-2 L3 1-1			3-2 G6-3		1-2 SF8 3-H	0-0 G4-3		3 1	1 0	1 0	0 1	0 0	0 0	1 3
Ron Karkovice, R (1, 2) OBP: 0.327, SLG: 0.422	1-2 2B 2-H			1-1 SH1-3 1B	2-0 L7		1-1 HR 1-H 2-H			4	3	3	4	0	0	0
Mike Cameron, R (1, 9) OBP: 0.333, SLG: 0.500	0-1 G4-3 2B 2-H			0-1 SH1-3 1-2		3-2 G6-3	0-0 1B			3	1	2	1	0	0	0
Inning Stats	R: 0 H: 1 E: 0 LOB: 1 K: 0 BB: 0 S: 8 P: 16	R: 4 H: 5 E: 0 LOB: 2 K: 1 BB: 1 S: 20 P: 33	R: 0 H: 1 E: 0 LOB: 0 K: 1 BB: 0 S: 8 P: 9	R: 2 H: 4 E: 1 LOB: 2 K: 0 BB: 0 S: 14 P: 16	R: 0 H: 0 E: 0 LOB: 0 K: 1 BB: 0 S: 8 P: 14	R: 0 H: 0 E: 0 LOB: 0 K: 0 BB: 0 S: 7 P: 13	R: 4 H: 4 E: 0 LOB: 1 K: 0 BB: 1 S: 18 P: 28	R: 0 H: 1 E: 1 LOB: 3 K: 0 BB: 1 S: 9 P: 13		1B: 9 SF: 1 2B: 6 SAC: 3 3B: 0 DP: 1 HR: 2 HBP: 0						

AB	36
R	10
H	16
RBI	10
BB	3
SO	3
LOB	14

WP: 0 PA: 43
PB: 0
SB: 0
CS: 0

PITCHER		IP	WLS	BF	H	R	ER	SO	BB	IBB	HBP	BLK	WP	HR	S	P	ERA	WHIP
C.J. Nitkowski, L ERA: 7.17	(1, 1)	1.2		11	6	4	4	0	0	0	0	0	0	1	25	40	21.60	3.600
John Doherty, R ERA: 5.32	(2, 1)	3.1		15	5	2	1	3	0	1	0	0	0	0	33	48	2.70	1.500
Brian Maxcy, R ERA: 6.1	(6, 1)	1.1	L	7	2	3	3	0	0	1	0	0	0	0	16	29	20.25	1.500
Mike Myers, L ERA:	(7, 1)	0.1		1	0	0	0	0	0	0	0	0	0	0	3	4	0.00	0.000
Felipe Lira, R ERA: 4.19	(7, 1)	0.1		3	2	1	1	0	0	0	0	0	0	1	6	8	27.00	6.000

PITCHER		IP	WLS	BF	H	R	ER	SO	BB	IBB	HBP	BLK	WP	HR	S	P	ERA	WHIP
Joe Boever, R ERA: 6.11	(8, 1)	1.0		6	1	0	0	0	1	0	0	0	0	0	9	13	0.00	2.000

Batter	1	2	3	4	5	6	7	8	9	AB	R	H	RBI	BB	SO	LOB
Chad Curtis, R (1, 8) OBP: 0.351, SLG: 0.459	X 0-0 ① G3		F B B X 2-1 ② F9			X 0-0 ① G6-3			C B X 1-1 ① G4-3	4	0	0	0	0	0	0
Scott Fletcher, R (1, 4) OBP: 0.323, SLG: 0.311	X 0-0 ② L7		C B X 1-1 ③ G5-3			B X 1-0 ② L8			X 0-0 ② F9	4	0	0	0	0	0	0
Travis Fryman, R (1, 5) OBP: 0.357, SLG: 0.415	X 0-0 FC6-4 1B			C B X 1-1 ① G6-3		C X 0-1 ③ F8			B C C B X 2-2 1B	4	0	2	0	0	0	0
Cecil Fielder, R (1, 10) OBP: 0.357, SLG: 0.490 Bobby Higginson, L (7, PH) OBP: 0.339, SLG: 0.420	X 0-0 ③ FC6-4 1-2f			B B S F S 2-3 ② K			C X 0-1 G6-4-3 1B		C C B X 1-2 ③ L5	2 2	0 0	0 1	0 0	0 0	1 0	1 1
Franklin Stubbs, L (1, 3) OBP: 0.370, SLG: 0.426		C B X 1-1 2B		C B B T T 2-2 ③ K			F B B X 2-1 ① P5			3	0	1	0	0	1	1
Chris Gomez, R (1, 6) OBP: 0.315, SLG: 0.390		B C B X 2-1 ① L4			C F B F X 1-2 1B		B X 1-0 ②③ G6-4-3 1-2f			3	0	1	0	0	0	2
Milt Cuyler, S (1, 7) OBP: 0.270, SLG: 0.317		C C B F B B F S 3-3 ② K			C F B F B X 2-2 ① P5			C B X 1-1 ① G4-3		3	0	0	0	0	1	2
Derrick White, R (1, 9) OBP: 0.196, SLG: 0.239		C F F B S 1-3 ③ K			X 0-0 ② L8			B C X 1-1 ② F9		3	0	0	0	0	1	2
Ron Tingley, R (1, 2) OBP: 0.304, SLG: 0.400			C F B F F B F C 2-3 ① K		X 0-0 ③ F9			C X 0-1 ③ F7		3	0	0	0	0	1	1
Inning Stats	R: 0 H: 1 E: 0 LOB: 1 K: 0 BB: 0 S: 4 P: 4	R: 0 H: 1 E: 0 LOB: 1 K: 2 BB: 0 S: 13 P: 20	R: 0 H: 0 E: 0 LOB: 0 K: 1 BB: 0 S: 10 P: 15	R: 0 H: 0 E: 0 LOB: 0 K: 2 BB: 0 S: 8 P: 13	R: 0 H: 1 E: 0 LOB: 1 K: 0 BB: 0 S: 10 P: 13	R: 0 H: 0 E: 0 LOB: 0 K: 0 BB: 0 S: 4 P: 5	R: 0 H: 1 E: 0 LOB: 0 K: 0 BB: 0 S: 5 P: 8	R: 0 H: 0 E: 0 LOB: 0 K: 0 BB: 0 S: 6 P: 8	R: 0 H: 1 E: 0 LOB: 1 K: 0 BB: 0 S: 9 P: 13	1B: 4 SF: 0 2B: 1 SAC: 0 3B: 0 DP: 1 HR: 0 HBP: 0						

TOP

Detroit Tigers @ Chicago White Sox

Comiskey Park, Chicago, IL

Thu Aug 31 1995, 4:33 AM EDT

Att. 15,883 - Sunny - 84 F

livebaseballscorecards.com

AB	31
R	0
H	5
RBI	0
BB	0
SO	5
LOB	10

PITCHER		IP	WLS	BF	H	R	ER	SO	BB	IBB	HBP	BLK	WP	HR	S	P	ERA	WHIP
Alex Fernandez, R ERA: 4.69	(1, 1)	9.0	W	31	5	0	0	5	0	0	0	0	0	0	69	99	0.00	0.556

PITCHER	IP	WLS	BF	H	R	ER	SO	BB	IBB	HBP	BLK	WP	HR	S	P	ERA	WHIP

Batter	1	2	3	4	5	6	7	8	9	AB	R	H	RBI	BB	SO	LOB
Lance Johnson, L (1, 8) OBP: 0.335, SLG: 0.405	G4-3	1B 3B 2-H	G6-3			F7		1B		5	1	2	1	0	0	0
Tim Raines, S (1, 7) OBP: 0.380, SLG: 0.449	B3	1B 1B BB		K		G5-3		K		3	1	0	0	1	1	0
Mike Cameron, R (7, 9) OBP: 0.286, SLG: 0.429										1	0	0	0	0	1	1
Dave Martinez, L (1, 3) OBP: 0.362, SLG: 0.450	L7	1B E 1B 1-2 3-H		P2		G4-3				4	1	1	1	0	0	0
Frank Thomas, R (1, 10) OBP: 0.477, SLG: 0.640	F9	1B		FC3-6 HBP			G5-3			3	1	1	1	0	0	0
Robin Ventura, L (1, 5) OBP: 0.380, SLG: 0.506		G3 1B BB E3 1B		FC3-6 1-2f			L7			3	1	0	0	1	0	2
Lyle Mouton, R (1, 9) OBP: 0.402, SLG: 0.500 (7, 7)		G3 1B 1B			F3 SF8 2B G1-3		FC6-4 1B			4	2	4	1	0	0	0
Ray Durham, S (1, 4) OBP: 0.319, SLG: 0.412		G3 G6-3			G1-3 2-3		FC6-4 1-2f			4	0	0	0	0	0	6
Michael LaValliere, L (1, 2) OBP: 0.278, SLG: 0.253		1B 1B BB	G5-4-3 1B		SF8 3-H			G6-3		2	1	1	1	1	0	0
Ozzie Guillen, L (1, 6) OBP: 0.272, SLG: 0.304		3B 1B 1-H 2-H 3-H	G5-4-3 1-2f		G1-3			L8		4	1	1	3	0	0	1
Inning Stats	R: 0 E: 0 K: 0 S: 5 H: 0 LOB: 0 BB: 0 P: 9	R: 8 E: 1 K: 0 S: 29 H: 6 LOB: 2 BB: 3 P: 56	R: 0 E: 0 K: 0 S: 6 H: 1 LOB: 0 BB: 0 P: 7	R: 0 E: 0 K: 1 S: 6 H: 0 LOB: 1 BB: 0 P: 8	R: 1 E: 0 K: 0 S: 9 H: 1 LOB: 0 BB: 0 P: 16	R: 0 E: 0 K: 0 S: 4 H: 0 LOB: 0 BB: 0 P: 8	R: 0 E: 0 K: 0 S: 15 H: 1 LOB: 1 BB: 0 P: 18	R: 0 E: 0 K: 1 S: 10 H: 1 LOB: 1 BB: 0 P: 14		1B: 8 2B: 1 3B: 1 HR: 0 SF: 1 SAC: 0 DP: 1 HBP: 1						

PITCHER		IP	WLS	BF	H	R	ER	SO	BB	IBB	HBP	BLK	WP	HR	S	P	ERA	WHIP
Mike Moore, R ERA: 7.53	(1, 1)	1.2	L	13	5	8	6	0	3	0	0	0	0	0	26	52	32.40	4.800
Brian Bohanon, L ERA: 6.1	(2, 1)	6.1		25	5	1	1	2	0	0	1	0	0	0	58	84	1.42	0.789

PITCHER	IP	WLS	BF	H	R	ER	SO	BB	IBB	HBP	BLK	WP	HR	S	P	ERA	WHIP

BOTTOM

Detroit Tigers @ Chicago White Sox

Comiskey Park, Chicago, IL

Thu Aug 31 1995, 4:33 AM EDT
Att. 15,883 - Sunny - 84 F

livebaseballscorecards.com

AB	33
R	9
H	10
RBI	8
BB	3
SO	2
LOB	10

Cleveland Indians @ Detroit Tigers

Tiger Stadium, Detroit, MI

Fri Sep 01 1995, 7:05 PM EDT
Att. 16,155 - Unknown - 74 F

TOP

Batter	1	2	3	4	5	6	7	8	9	AB	R	H	RBI	BB	SO	LOB
Kenny Lofton, L (1, 8) OBP: 0.364, SLG: 0.480	B X; 1-0 E3 S		B B C X; 2-1 G4-6-3 1-2f ① ②	C X; 0-1 2B		B F B F B B; 4-2 SH5-3 1-2 BB		C B B B F B; 4-2 G4-3 1-2 HR BB	B B X; 2-0 SF7 3-H ①	3	1	1	1	2	0	1
Omar Vizquel, S (1, 6) OBP: 0.324, SLG: 0.342	F B F B F 1 SAFE B X; 3-2 P4 1-2 ①		B B X; 2-0 F7 ③	B C B C B S; 3-3 K ③		X; 0-0 SH5-3 1-2 2-3 ①		B X; 1-0 G4-3 1-2 2-3 ②	X; 0-0 1B 2B	5	1	1	0	0	1	4
Jim Thome, L (1, 5) OBP: 0.456, SLG: 0.573	C B B B 2 SAFE S S; 3-3 K ②			X; 0-0 HR	C B B C X; 2-2 2B 1B 1B	C B S F F C; 1-3 ꓘ ②		B B S B S B; 4-2 HR BB	B F X; 1-1 P6 ②	5	3	2	1	1	2	4
Albert Belle, R (1, 7) OBP: 0.398, SLG: 0.645	C X; 0-1 G6-3 ③			B H; 2-0 1B 1B HBP	F B X; 1-1 1B 1-3 G5-4-3 2B	B B X; 2-0 G6-3 ③		B B F F X; 2-2 1-H 2-H 3-H HR		4	3	2	4	0	0	3
Ruben Amaro Jr, S (8, 7) OBP: 0.304, SLG: 0.325									S C B X; 1-2 1B WP 2-H 1B	1	0	1	1	0	0	0
Eddie Murray, S (1, 10) OBP: 0.369, SLG: 0.503		B F C B B S; 3-3 K ①		B X; 1-0 WP 1B 1-3 HR 1B	X; 0-0 G5-4-3 2-3 3-H 1B		B S B C X; 2-2 F7 ①	B S S B X; 2-2 1B 1B 1B		5	2	3	1	0	1	0
Dave Winfield, R (9, PH) OBP: 0.294, SLG: 0.320									B C S B X; 2-2 FC6-4 1-3 1B	1	0	1	0	0	0	0
Manny Ramirez, R (1, 9) OBP: 0.423, SLG: 0.610		C B B X; 2-1 1B		B X; 1-0 1-2 HR 3-H 1B	B B F F X; 2-2 G5-4-3 1-2f 3-H ① ②		C S C; 0-3 ꓘ ②	F F B B X; 2-2 1B 1-2 1B	X; 0-0 FC6-4 1-2f ③	6	1	3	1	0	1	3
Sandy Alomar Jr., R (1, 2) OBP: 0.323, SLG: 0.469		B B S F F F F S; 2-3 K ②		F F B B B F X; 3-2 1-H 2-H HR	B X; 1-0 1B		X; 0-0 L9 ③	B X; 1-0 1-3 2-H 1B		5	1	3	4	0	1	1
Herbert Perry, R (1, 3) OBP: 0.368, SLG: 0.481		B S S X; 1-2 F9 ③		C X; 0-1 G6-3 ①	B C S S; 1-3 K ③			B B F B S S; 3-3 K ① / B B X; 2-0 P3 ③		5	0	0	0	0	2	4
Alvaro Espinoza, R (1, 4) OBP: 0.281, SLG: 0.349			F B B X; 2-1 G4-6-3 1B	C B B S X; 2-2 F9 ②		F X; 0-1 SH5-3 BB 1B		B X; 1-0 G4-3 BB HR 1B	B C X; 1-1 E9 SF7 2B	5	2	4	0	0	0	0
Inning Stats	R: 0 E: 1 K: 1 S: 10 H: 0 LOB: 1 BB: 0 P: 17	R: 0 E: 0 K: 2 S: 14 H: 1 LOB: 1 BB: 0 P: 22	R: 0 E: 0 K: 0 S: 5 H: 1 LOB: 0 BB: 0 P: 11	R: 5 E: 0 K: 1 S: 17 H: 5 LOB: 1 BB: 0 P: 29	R: 2 E: 0 K: 1 S: 13 H: 4 LOB: 1 BB: 0 P: 20	R: 0 E: 0 K: 1 S: 11 H: 1 LOB: 2 BB: 1 P: 18	R: 0 E: 0 K: 1 S: 7 H: 0 LOB: 0 BB: 0 P: 9	R: 5 E: 0 K: 1 S: 20 H: 5 LOB: 2 BB: 2 P: 42	R: 2 E: 1 K: 0 S: 13 H: 4 LOB: 2 BB: 0 P: 20	1B: 14 2B: 4 3B: 0 HR: 3	SF: 1 SAC: 1 DP: 2 HBP: 1					

AB	45
R	14
H	21
RBI	13
BB	3
SO	8
LOB	20

WP: 2 PB: 0 SB: 1 CS: 0 PA: 51

livebaseballscorecards.com

PITCHER		IP	WLS	BF	H	R	ER	SO	BB	IBB	HBP	BLK	WP	HR	S	P	ERA	WHIP
Jose Lima, R ERA: 8.47	(1, 1)	3.0	L	16	6	5	5	3	0	0	1	0	1	2	36	64	15.00	2.000
Joe Boever, R ERA: 6.04	(4, 1)	4.0		18	6	2	2	4	1	0	0	0	0	0	41	62	4.50	1.750
Brian Maxcy, R ERA: 6.46	(8, 1)	0.2		4	1	2	2	1	1	0	0	0	0	0	7	16	27.00	3.000
Mike Myers, L ERA: 11.57	(8, 1)	0.0		5	4	3	3	0	1	0	0	0	0	1	12	23	∞	∞
Mike Christopher, R ERA: 4.69	(8, 1)	1.1		8	4	2	2	0	0	0	0	0	1	0	14	23	13.50	3.000

PITCHER	IP	WLS	BF	H	R	ER	SO	BB	IBB	HBP	BLK	WP	HR	S	P	ERA	WHIP

Cleveland Indians @ Detroit Tigers

Tiger Stadium, Detroit, MI

Fri Sep 01 1995, 7:05 PM EDT

Att. 16,155 - Unknown - 74 F

livebaseballscorecards.com

BOTTOM

Batter	1	2	3	4	5	6	7	8	9	AB	R	H	RBI	BB	SO	LOB
Chad Curtis, R (1, 8) OBP: 0.350, SLG: 0.455	S X 0-1 L3 ①		B B B C B 4-1 1B 2B BB	B B C B C C 3-3 K ③			B C X 1-1 F8 ①		B B X 2-0 F8 ②	4	1	0	0	1	1	2
Chris Gomez, R (1, 6) OBP: 0.313, SLG: 0.387	C B C C 1-3 K ②		X 0-0 1-3 2B 1B		B B C X 2-1 L3 ①		B S C 1 SAFE X 1-2 1-2f FC5-4 ②		C B X 1-1 G6-3 ③	5	1	1	0	0	1	1
Travis Fryman, R (1, 5) OBP: 0.356, SLG: 0.416	B S B C X 2-2 L4 ③		B F 1 SAFE X 1-1 1-H 3-H 1B 2B		C F X 0-2 G4-3 ②		B C S B 1 SAFE X 3-2 F9 ③			4	1	1	2	0	0	1
Cecil Fielder, R (1, 3) OBP: 0.358, SLG: 0.490		C X 0-1 G6-3 ①	B F B F F X 2-2 3-H 1B		X 0-0 L7 ③			X 0-0 1B BB G1-2-3 1B		4	0	2	1	0	0	0
Bobby Higginson, L (1, 10) OBP: 0.340, SLG: 0.422		B B F B X 3-1 2B 2B	B B B C C S 3-3 K ②			C S F B S 1-3 K ①		B B B C S F B 4-2 1-2 1B BB		3	1	1	0	1	2	1
Phil Nevin, R (1, 7) OBP: 0.222, SLG: 0.156		C S B X 1-2 2-H 2B	C X 0-1 G3-1 ③			C F F F B F B X 2-2 E4		C F B X 1-2 P2 ①		4	0	1	1	0	0	3
Milt Cuyler, S (1, 9) OBP: 0.269, SLG: 0.314		C B B B S S 3-3 K ②		S M B F F X 1-2 G3 ①		L 1 B X SAFE 1-1 F7 ②		X 0-0 1-2 2-3 1B		4	0	1	0	0	1	2
Scott Fletcher, R (1, 4) OBP: 0.321, SLG: 0.317		C B C B F B S 3-3 K ③		B C X 1-1 2B		C F B B 1 B S SAFE 3-3 K ③		C C X 0-2 G1-2-3 ② ③ 3-Hf		4	0	1	0	0	2	5
John Flaherty, R (1, 2) OBP: 0.302, SLG: 0.447			B X 1-0 F9 ①	B F S X 1-2 G5-3 ②			B B X 2-0 FC5-4 1B		B F B X 2-1 P5 ①	4	0	1	0	0	0	1

Inning Stats	1	2	3	4	5	6	7	8	9
	R: 0 E: 0 K: 1 S: 8 H: 0 LOB: 0 BB: 0 P: 11	R: 1 E: 0 K: 2 S: 14 H: 2 LOB: 1 BB: 0 P: 24	R: 3 E: 0 K: 1 S: 14 H: 3 LOB: 1 BB: 1 P: 25	R: 0 E: 0 K: 1 S: 13 H: 1 LOB: 1 BB: 0 P: 19	R: 0 E: 0 K: 0 S: 6 H: 0 LOB: 0 BB: 0 P: 8	R: 0 E: 1 K: 2 S: 15 H: 0 LOB: 1 BB: 0 P: 22	R: 0 E: 0 K: 0 S: 9 H: 1 LOB: 1 BB: 0 P: 16	R: 0 E: 0 K: 0 S: 11 H: 2 LOB: 2 BB: 1 P: 16	R: 0 E: 0 K: 0 S: 5 H: 0 LOB: 0 BB: 0 P: 10

	AB	36
	R	4
	H	9
	RBI	4
	BB	2
	SO	7
	LOB	16

1B: 5 SF: 0 WP: 0 PA: 38
2B: 4 SAC: 0 PB: 0
3B: 0 DP: 1 SB: 0
HR: 0 HBP: 0 CS: 0

PITCHER		IP	WLS	BF	H	R	ER	SO	BB	IBB	HBP	BLK	WP	HR	S	P	ERA	WHIP
Charles Nagy, R ERA: 4.76	(1, 1)	7.0	W	30	7	4	4	7	1	0	0	0	0	0	79	125	5.14	1.143
Eric Plunk, R ERA: 2.9	(8, 1)	1.0		5	2	0	0	0	1	0	0	0	0	0	11	16	0.00	3.000
Jim Poole, L ERA: 3.89	(9, 1)	1.0		3	0	0	0	0	0	0	0	0	0	0	5	10	0.00	0.000

Cleveland Indians @ Detroit Tigers

Tiger Stadium, Detroit, MI

Sat Sep 02 1995, 7:05 PM EDT

Att. 22,426 - Unknown - 78 F

livebaseballscorecards.com

Batter	1	2	3	4	5	6	7	8	9	AB	R	H	RBI	BB	SO	LOB
Kenny Lofton, L (1, 8) OBP: 0.363, SLG: 0.481	C B B F X 2-2 F8		B X 1-0 SF8 1-3 2B		F X 0-1 G4-3		B B B C X 3-1 G4-3			4	0	1	0	0	0	1
Omar Vizquel, S (1, 6) OBP: 0.326, SLG: 0.349	X 0-0 L9		X 0-0 SF8 2-3 3-H			B B C C B F X 3-2 HR		B B B B 4-0 BB		2	1	1	2	1	0	0
Carlos Baerga, S (1, 4) OBP: 0.357, SLG: 0.464	B B B 4-0 BB		C S F B X 1-2 F9			B X 1-0 F8		C X 0-1 L7		3	0	0	0	1	0	2
Albert Belle, R (1, 7) OBP: 0.397, SLG: 0.641	C B B X 2-1 G5-3			C B F S 1-3 K		S S B B F B B 4-2 BLK S BB		C B X 1-1 F7		3	0	0	0	1	1	2
Eddie Murray, S (1, 10) OBP: 0.365, SLG: 0.497		B X 1-0 F8		X 0-0 G1-3		S C S 0-3 K		B B X 2-0 F7		4	0	0	0	0	1	2
Jim Thome, L (1, 5) OBP: 0.459, SLG: 0.577		B B B F B 4-1 G6-4-3 BB		F B B C B X 3-2 2B		C F B F B X 2-2 G4-3 1-3			B C B C X 2-2 FC3-6 1B	3	0	2	0	1	0	1
Manny Ramirez, R (1, 9) OBP: 0.419, SLG: 0.603		C B B F X 2-2 G6-4-3 1-2f		B F S B F X 2-2 G1-3			X 0-0 G6-3		B B F X 2-1 P4	4	0	0	0	0	0	3
Herbert Perry, R (1, 3) OBP: 0.376, SLG: 0.481 Wayne Kirby, L (9, PH) OBP: 0.235, SLG: 0.281			B C C C F X 1-2 FC5-4 1B		F X 0-1 G6-3		C B F B B F B 4-2 BB		B X 1-0 FC3-6 1-2f	2	0	1	0	1	0	0
										1	0	0	0	0	0	1
Sandy Alomar Jr., R (1, 2) OBP: 0.314, SLG: 0.457			C T X 0-2 FC5-4 2B 1-2f SF8		S F B S 1-3 K		X 0-0 P6		X 0-0 G6-3	4	1	0	0	0	1	3
Inning Stats	R: 0 H: 0 E: 0 LOB: 1 K: 0 BB: 1 S: 6 P: 14	R: 0 H: 0 E: 0 LOB: 0 K: 0 BB: 1 S: 5 P: 12	R: 1 H: 2 E: 0 LOB: 1 K: 0 BB: 0 S: 13 P: 16	R: 0 H: 1 E: 0 LOB: 1 K: 1 BB: 0 S: 11 P: 17	R: 0 H: 0 E: 0 LOB: 0 K: 1 BB: 0 S: 7 P: 8	R: 1 H: 1 E: 0 LOB: 1 K: 1 BB: 1 S: 15 P: 25	R: 0 H: 0 E: 0 LOB: 1 K: 0 BB: 1 S: 7 P: 14	R: 0 H: 0 E: 0 LOB: 1 K: 0 BB: 1 S: 5 P: 12	R: 0 H: 1 E: 0 LOB: 1 K: 0 BB: 0 S: 7 P: 12	1B: 2 SF: 1 2B: 2 SAC: 0 3B: 0 DP: 1 HR: 1 HBP: 0						

	AB	30
	R	2
	H	5
	RBI	2
	BB	5
	SO	3
	LOB	15

WP: 0 PA: 36
PB: 0
SB: 1
CS: 0

PITCHER	IP	WLS	BF	H	R	ER	SO	BB	IBB	HBP	BLK	WP	HR	S	P	ERA	WHIP
Felipe Lira, R (1, 1) ERA: 4.13	6.0	W	24	4	2	2	3	3	0	0	1	0	1	57	92	3.00	1.167
John Doherty, R (7, 1) ERA: 5.16	3.0	S	12	1	0	0	0	2	0	0	0	0	0	19	38	0.00	1.000

PITCHER	IP	WLS	BF	H	R	ER	SO	BB	IBB	HBP	BLK	WP	HR	S	P	ERA	WHIP

Cleveland Indians @ Detroit Tigers

Tiger Stadium, Detroit, MI

Sat Sep 02 1995, 7:05 PM EDT

Att. 22,426 - Unknown - 78 F

livebaseballscorecards.com

BOTTOM

Batter	1	2	3	4	5	6	7	8	9	AB	R	H	RBI	BB	SO	LOB
Chad Curtis, R (1, 8) OBP: 0.351, SLG: 0.458	C B B X 2-1 E6 G4-3 S SF9		S B B C F X 2-2 G5-3 1B 2B		L X 0-1 G5-4-3 1-2 1B		F C F F B X 1-2 ① L6			4	2	2	0	0	0	0
Chris Gomez, R (1, 6) OBP: 0.310, SLG: 0.383	C S F X 0-2 ① G4-3 1-3		B B X 2-0 ① G5-3 2-3		B B L C B X 3-2 ①② G5-4-3 1-2f 2-3		B X 1-0 ② G5-3			4	0	0	0	0	0	4
Travis Fryman, R (1, 5) OBP: 0.359, SLG: 0.419	S B X 1-1 ② SF9 3-H		B C X 1-1 G6-3 3-H 1B		H 1-0 HBP		C X 0-1 1B			2	0	2	2	0	0	0
Cecil Fielder, R (1, 10) OBP: 0.357, SLG: 0.486	B B S B B 4-1 BB		B B B S F X 3-2 ②③ G6-3 1-2f		C C F B S 1-3 ③ K		C X 0-1 ③ G6-3			3	0	0	0	1	1	4
Bobby Higginson, L (1, 9) OBP: 0.337, SLG: 0.417	C B C F C 1-3 ③ K			X 0-0 ① F8		F C F X 0-2 ① F8		C B F S 1-3 ① K		4	0	0	0	0	2	1
Franklin Stubbs, L (1, 3) OBP: 0.369, SLG: 0.418 Juan Samuel, R (8, PH) OBP: 0.378, SLG: 0.529 (9, 3)		B B X 2-0 ① F8		B F X 1-1 ② F9		B B B B 4-0 FC4-6 BB		B S B F B S 3-3 ② K		2 1	0 0	0 0	0 0	1 0	0 1	0 0
Phil Nevin, R (1, 7) OBP: 0.237, SLG: 0.164 Milt Cuyler, S (9, 7) OBP: 0.269, SLG: 0.314		H 1-0 HBP		S B F X 1-2 1B		B S 1 SAFE F F X 1-2 ② FC4-6 1-2f 2B		X 0-0 ③ F8		3 0	1 0	1 0	0 0	0 0	0 0	1 0
John Flaherty, R (1, 2) OBP: 0.302, SLG: 0.450		B X 1-0 ② F8		C X 0-1 ③ L7		B C X 1-1 1-H 2B				3	0	1	1	0	0	2
Scott Fletcher, R (1, 4) OBP: 0.321, SLG: 0.317		F B C S 1-3 ③ K			B X 1-0 G5-4-3 1B 1B	B B F B C S 3-3 ③ K				3	0	1	0	0	2	2
Inning Stats	R: 1 E: 1 K: 1 S: 13 H: 0 LOB: 1 BB: 1 P: 21	R: 0 E: 0 K: 1 S: 5 H: 0 LOB: 1 BB: 0 P: 10	R: 1 E: 0 K: 0 S: 10 H: 2 LOB: 0 BB: 0 P: 18	R: 0 E: 0 K: 0 S: 8 H: 1 LOB: 1 BB: 0 P: 10	R: 0 E: 0 K: 1 S: 10 H: 2 LOB: 2 BB: 0 P: 16	R: 1 E: 0 K: 1 S: 13 H: 1 LOB: 1 BB: 1 P: 22	R: 0 E: 0 K: 0 S: 10 H: 1 LOB: 1 BB: 0 P: 12	R: 0 E: 0 K: 2 S: 7 H: 0 LOB: 0 BB: 0 P: 11		1B: 5 2B: 2 3B: 0 HR: 0	SF: 1 SAC: 0 DP: 2 HBP: 2					

	AB	29
	R	3
	H	7
	RBI	3
	BB	2
	SO	6
	LOB	14

WP: 0 PB: 0 SB: 1 CS: 0 PA: 34

PITCHER		IP	WLS	BF	H	R	ER	SO	BB	IBB	HBP	BLK	WP	HR	S	P	ERA	WHIP
Orel Hershiser, R ERA: 4.17	(1, 1)	7.0	L	31	7	3	2	4	2	0	2	0	0	0	69	109	2.57	1.286
Alan Embree, L ERA: 1.59	(8, 1)	1.0		3	0	0	0	2	0	0	0	0	0	0	7	11	0.00	0.000

PITCHER	IP	WLS	BF	H	R	ER	SO	BB	IBB	HBP	BLK	WP	HR	S	P	ERA	WHIP

Batter	1	2	3	4	5	6	7	8	9	10	AB	R	H	RBI	BB	SO	LOB
Kenny Lofton, L (1, 8) OBP: 0.360, SLG: 0.474	S F B X 1-2 E3 S 1B	C F B B X 2-2 ② F9		C C B X 1-2 ① G4-3		X 0-0 ② B1-3 1-2		X 0-0 ② G6-3 2-3		I I I 4-0 1B IBB	5	1	0	0	1	0	2
Omar Vizquel, S (1, 6) OBP: 0.330, SLG: 0.354	B 1 SAFE B 1 SAFE B C B 4-1 1B 1-2 2B BB	B B X 2-0 1B		B B B C X 3-1 ② L7		B B X 2-0 ③ G1-3		B X 1-0 3-H 2B		B C S X 1-2 1-2 3-H 1B	5	1	3	2	1	0	1
Carlos Baerga, S (1, 4) OBP: 0.354, SLG: 0.461	B F F F B X 2-2 1-2 2-H 2B 1B	C F 1 SAFE B B 1 SAFE B X 3-2 ③ G4-3		S B B S S 2-3 ③ K			B F F C 1-3 ① K	F C F B B B X 3-2 ③ G1-3		B X 1-0 ③ G3	6	1	1	1	0	2	4
Albert Belle, R (1, 7) OBP: 0.399, SLG: 0.648	B B C X 2-1 G3-1 1-H 2-H 1B 2B		C C B F X 1-2 ① P6		C X 0-1 HR		S B X 1-1 ② P4		B B B C B 4-1 G5-4-3 BB		4	2	2	3	1	0	0
Eddie Murray, S (1, 10) OBP: 0.363, SLG: 0.493	S X 0-1 ① G3-1 2-3		F B X 1-1 ② F7		B C X 1-1 ① G3		B X 1-0 1B		S B X 1-1 ① ② G5-4-3 1-2f		5	0	1	0	0	0	2
Jim Thome, L (1, 5) OBP: 0.458, SLG: 0.573	B S B X 2-1 WP 3-H 1B		B B S B B 4-1 2B 1B BB		F F F S 0-3 ② K		B C B S B X 3-2 ③ G3		B B X 2-0 ③ G4-3		4	1	1	1	1	1	1
Manny Ramirez, R (1, 9) OBP: 0.421, SLG: 0.607	F B F B F H 3-2 G5-4-3 1-2 HBP		B X 1-0 1B 1-3 2B		B F X 1-1 ③ F9			X 0-0 ① G6-3		B B F X 2-1 SH1-4 1B 2B	4	0	2	0	0	0	0
Wayne Kirby, L (10, PR) OBP: 0.235, SLG: 0.281 (10, 9)											0	1	0	0	0	0	0
Herbert Perry, R (1, 3) OBP: 0.380, SLG: 0.482	B C X 1-1 ② ③ G5-4-3 1-2f		X 0-0 2-3 3-H 1B			B S F C 1-3 ① K		F B B C B X 3-2 2B 1B		X 0-0 ① SH1-4 2-3	4	1	2	1	0	1	2
Tony Peña, R (1, 2) OBP: 0.281, SLG: 0.348 Sandy Alomar Jr., R (10, PH) OBP: 0.313, SLG: 0.454 (10, 2)		B X 1-0 ① G5-3 S B C S 1-3 ③ K				F X 0-1 B1-3 1B		B C B X 2-1 G6-3 1-H 2B 2B		C X 0-1 ② F8	4	1	2	1	0	1	2
											1	0	0	0	0	0	2
Inning Stats	R: 4 E: 1 K: 0 S: 19 H: 3 LOB: 1 BB: 1 P: 34	R: 0 E: 0 K: 0 S: 8 H: 1 LOB: 1 BB: 0 P: 16	R: 1 E: 0 K: 1 S: 12 H: 2 LOB: 2 BB: 1 P: 20	R: 0 E: 0 K: 1 S: 8 H: 0 LOB: 0 BB: 0 P: 14	R: 1 E: 0 K: 1 S: 10 H: 1 LOB: 0 BB: 0 P: 12	R: 0 E: 0 K: 1 S: 7 H: 1 LOB: 1 BB: 0 P: 10	R: 0 E: 0 K: 1 S: 9 H: 1 LOB: 1 BB: 0 P: 15	R: 2 E: 0 K: 0 S: 12 H: 3 LOB: 1 BB: 0 P: 21	R: 0 E: 0 K: 0 S: 4 H: 0 LOB: 0 BB: 1 P: 11	R: 1 E: 0 K: 0 S: 9 H: 2 LOB: 2 BB: 1 P: 17	1B: 8 2B: 5 3B: 0 HR: 1	SF: 0 SAC: 1 DP: 2 HBP: 1					

TOP

Cleveland Indians @ Detroit Tigers

Tiger Stadium, Detroit, MI

Sun Sep 03 1995, 3:33 AM EDT

Att. 25,393 - Cloudy - 83 F

livebaseballscorecards.com

AB	42
R	9
H	14
RBI	9
BB	4
SO	5
LOB	16

WP: 1 PB: 0 SB: 1 CS: 0 PA: 48

PITCHER		IP	WLS	BF	H	R	ER	SO	BB	IBB	HBP	BLK	WP	HR	S	P	ERA	WHIP
Sean Bergman, R ERA: 5.11	(1, 1)	0.1		7	3	4	3	0	1	0	1	0	1	0	17	31	81.00	12.000
Ben Blomdahl, R ERA: 8.53	(1, 1)	4.0		16	4	2	2	2	1	0	0	0	0	1	34	58	4.50	1.250
Mike Christopher, R ERA: 4.5	(5, 1)	1.2		6	1	0	0	2	0	0	0	0	0	0	13	17	0.00	0.600
Dwayne Henry, R ERA:	(7, 1)	1.0		4	1	0	0	1	0	0	0	0	0	0	9	15	0.00	1.000
Brian Maxcy, R ERA: 6.86	(8, 1)	0.1		3	2	2	2	0	0	0	0	0	0	0	6	11	54.00	6.000

PITCHER		IP	WLS	BF	H	R	ER	SO	BB	IBB	HBP	BLK	WP	HR	S	P	ERA	WHIP
Brian Bohanon, L ERA: 5.99	(8, 1)	1.2		6	1	0	0	0	1	0	0	0	0	0	10	21	0.00	1.200
Joe Boever, R ERA: 6.07	(10, 1)	1.0	L	6	2	1	1	0	0	1	0	0	0	0	9	17	9.00	2.000

Cleveland Indians @ Detroit Tigers

Tiger Stadium, Detroit, MI

Sun Sep 03 1995, 3:33 AM EDT

Att. 25,393 - Cloudy - 83 F

livebaseballscorecards.com

Batter	1	2	3	4	5	6	7	8	9	10	AB	R	H	RBI	BB	SO	LOB
Chad Curtis, R (1, 8) OBP: 0.353, SLG: 0.458	G5-3			HR, 1B, BB		F7		BB, 1B, 1B	1B, 1B		4	1	2	0	1	0	0
Chris Gomez, R (1, 6) OBP: 0.309, SLG: 0.380	F8			L5		G3		K	IBB, 1B		5	0	1	0	0	1	3
Travis Fryman, R (1, 5) OBP: 0.362, SLG: 0.418	F8			HR, 1B		G4-3		BB	G5-4-3, IBB		3	1	1	0	2	0	0
Cecil Fielder, R (1, 10) OBP: 0.356, SLG: 0.490		G6-3		1-H, 2-H, HR			G5-3	G5-3	G5-4-3		5	1	1	3	0	0	6
Tony Clark, S (1, 3) OBP: 0.400, SLG: 0.400		K		K			G4-3		PB, HR, G3, 1B	1B	5	1	2	0	0	2	0
Derrick White, R (10, PR) OBP: 0.196, SLG: 0.239											0	0	0	0	0	0	0
Bobby Higginson, L (1, 9) OBP: 0.335, SLG: 0.414		F7		F9			F9		G3	G6-4-3	5	0	1	0	0	0	1
Phil Nevin, R (1, 7) OBP: 0.247, SLG: 0.211		F8	G6-3					HR	BB, HR, BB	K	4	2	1	1	1	1	2
Scott Fletcher, R (1, 4) OBP: 0.327, SLG: 0.319		K		G6-4-3				BB, 1B, HBP	HR, BB	G6-4-3	2	0	1	0	0	1	0
Milt Cuyler, S (9, PH) OBP: 0.277, SLG: 0.314											0	1	0	0	1	0	0
Juan Samuel, R (10, 4) OBP: 0.376, SLG: 0.526											1	0	0	0	0	0	2
John Flaherty, R (1, 2) OBP: 0.300, SLG: 0.447		L8		G6-4-3				K	HR		2	0	0	0	0	0	1
Franklin Stubbs, L (8, PH) OBP: 0.366, SLG: 0.414											1	0	0	0	0	1	1
Ron Tingley, R (9, 2) OBP: 0.310, SLG: 0.436											1	1	1	4	0	0	0
Inning Stats	R: 0 E: 0 K: 0 S: 5 H: 0 LOB: 0 BB: 0 P: 9	R: 0 E: 0 K: 1 S: 6 H: 0 LOB: 0 BB: 0 P: 8	R: 0 E: 0 K: 1 S: 6 H: 0 LOB: 0 BB: 0 P: 10	R: 3 E: 0 K: 1 S: 15 H: 2 LOB: 0 BB: 1 P: 28	R: 0 E: 0 K: 0 S: 5 H: 1 LOB: 0 BB: 0 P: 10	R: 0 E: 0 K: 0 S: 7 H: 0 LOB: 0 BB: 0 P: 11	R: 0 E: 0 K: 0 S: 7 H: 0 LOB: 0 BB: 0 P: 10	R: 1 E: 0 K: 2 S: 17 H: 2 LOB: 3 BB: 1 P: 30	R: 4 E: 0 K: 0 S: 17 H: 4 LOB: 2 BB: 3 P: 37	R: 0 E: 0 K: 1 S: 7 H: 2 LOB: 2 BB: 0 P: 12	1B: 8 2B: 0 3B: 0 HR: 3 SF: 0 SAC: 0 DP: 3 HBP: 1	WP: 0 PB: 1 SB: 0 CS: 0 PA: 44					

PITCHER		IP	WLS	BF	H	R	ER	SO	BB	IBB	HBP	BLK	WP	HR	S	P	ERA	WHIP
Albie Lopez, R ERA: 3.13	(1, 1)	7.1		28	5	4	4	4	1	0	1	0	0	2	61	103	4.91	0.818
Julian Tavarez, R ERA: 2.13	(8, 1)	1.0		7	1	3	3	1	3	0	0	0	0	0	16	34	27.00	4.000
Jose Mesa, R ERA: 1.31	(9, 1)	1.2	W	9	5	1	1	1	0	1	0	0	0	1	15	28	5.40	3.000

PITCHER	IP	WLS	BF	H	R	ER	SO	BB	IBB	HBP	BLK	WP	HR	S	P	ERA	WHIP

AB	38
R	8
H	11
RBI	8
BB	5
SO	6
LOB	16

Cleveland Indians @ Detroit Tigers

Tiger Stadium, Detroit, MI

Mon Sep 04 1995, 3:33 AM EDT

Att. 24,987 - Sunny - 81 F

TOP

livebaseballscorecards.com

Batter	1	2	3	4	5	6	7	8	9	AB	R	H	RBI	BB	SO	LOB
Kenny Lofton, L (1, 8) OBP: 0.357, SLG: 0.470	C B B X 2-1 ① F7		B X 1-0 ① F7		C C S 0-3 ② K		C B B F B X 3-2 ③ L6			4	0	0	0	0	1	0
Omar Vizquel, S (1, 6) OBP: 0.331, SLG: 0.354	B B C F F B F X 3-2 ② G5-3		C B B B B 4-1 2B E BB		C B F B X 2-2 FC4-6 1B			C B F F X 1-2 ① G5-3		3	1	1	0	1	0	0
Carlos Baerga, S (1, 4) OBP: 0.354, SLG: 0.461	C X 0-1 E3		B F F X 1-2 E7 1-H G6-3 2B		1 SAFE C X 0-1 ③ FC4-6 1-2f			B B F B F F X 3-2 ② G1-3		4	1	1	0	0	0	1
Albert Belle, R (1, 7) OBP: 0.398, SLG: 0.644	F B F B X 2-2 ③ G5-3		B B S X 2-1 ② G6-3 3-H			B F F C 1-3 ① K		B F B F B F F B 4-2 BB		3	0	0	1	1	1	1
Eddie Murray, S (1, 10) OBP: 0.365, SLG: 0.490		B B B B 4-0 G6-3 1B BB	X 0-0 ③ G3-1			B B X 2-0 ② L8		B B B B 4-0 1-2 BB		2	0	0	0	2	0	0
Jim Thome, L (1, 5) OBP: 0.459, SLG: 0.571		X 0-0 1-2 G6-3 1B		B C B C F F B S 3-3 ① K		C B S S F B F B B 4-2 BB		C B B X 2-1 ③ G4-3		3	0	1	0	1	1	2
Manny Ramirez, R (1, 9) OBP: 0.418, SLG: 0.601		B X 1-0 ① P3		B X 1-0 ② G5-3		B X 1-0 ③ G5-3			S B B B F F F F F X 2-2 ① P3	4	0	0	0	0	0	3
Sandy Alomar Jr., R (1, 2) OBP: 0.309, SLG: 0.448 Tony Peña, R (5, 2) OBP: 0.279, SLG: 0.345		B X 1-0 ② G6-3 1-2 2-3		B B X 2-0 ③ G5-3			B B X 2-0 ① G5-3		F B C B F S 2-3 ② K	2 2	0 0	0 0	0 0	0 0	0 1	2 0
Herbert Perry, R (1, 3) OBP: 0.371, SLG: 0.469 Wayne Kirby, L (9, PH) OBP: 0.233, SLG: 0.280		S X 0-1 ③ G6-3			F B B F X 2-2 ① G6-3		C B S B X 2-2 ② G6-3		C B X 1-1 ③ G3	3 1	0 0	0 0	0 0	0 0	0 0	2 0
Inning Stats	R: 0 E: 1 K: 0 S: 12 H: 0 LOB: 1 BB: 0 P: 19	R: 0 E: 0 K: 0 S: 5 H: 1 LOB: 2 BB: 1 P: 11	R: 2 E: 1 K: 0 S: 8 H: 1 LOB: 0 BB: 1 P: 16	R: 0 E: 0 K: 1 S: 7 H: 0 LOB: 0 BB: 0 P: 13	R: 0 E: 0 K: 1 S: 11 H: 1 LOB: 1 BB: 0 P: 15	R: 0 E: 0 K: 1 S: 9 H: 0 LOB: 1 BB: 1 P: 17	R: 0 E: 0 K: 0 S: 7 H: 0 LOB: 0 BB: 0 P: 14	R: 0 E: 0 K: 0 S: 15 H: 0 LOB: 2 BB: 2 P: 29	R: 0 E: 0 K: 1 S: 12 H: 0 LOB: 0 BB: 0 P: 17	1B: 2 2B: 1 3B: 0 HR: 0	SF: 0 SAC: 0 DP: 0 HBP: 0						

	AB	31
	R	2
	H	3
	RBI	1
	BB	5
	SO	4
	LOB	11

WP: 0 PB: 0 SB: 0 CS: 0 PA: 36

PITCHER		IP	WLS	BF	H	R	ER	SO	BB	IBB	HBP	BLK	WP	HR	S	P	ERA	WHIP
Clint Sodowsky, R ERA: 1.8	(1, 1)	5.0	W	21	3	2	1	2	2	0	0	0	0	0	43	74	1.80	1.000
Greg Gohr, R ERA:	(6, 1)	1.0		4	0	0	0	1	1	0	0	0	0	0	9	17	0.00	1.000
John Doherty, R ERA: 5.07	(7, 1)	1.2		7	0	0	0	0	2	0	0	0	0	0	20	39	0.00	1.200
Brian Bohanon, L ERA: 5.97	(8, 1)	0.1		1	0	0	0	0	0	0	0	0	0	0	2	4	0.00	0.000
Dwayne Henry, R ERA:	(9, 1)	1.0	S	3	0	0	0	1	0	0	0	0	0	0	12	17	0.00	0.000

PITCHER	IP	WLS	BF	H	R	ER	SO	BB	IBB	HBP	BLK	WP	HR	S	P	ERA	WHIP

Batter	1	2	3	4	5	6	7	8	9	AB	R	H	RBI	BB	SO	LOB
Chad Curtis, R (1, 8) OBP: 0.351, SLG: 0.455	C F B X 1-2 G6-3 ①		C X 0-1 F8 ③		B X 1-0 G6-3 ①			B X 1-0 G6-3 ①		4	0	0	0	0	0	1
Chris Gomez, R (1, 6) OBP: 0.308, SLG: 0.381	F F B X 1-2 G6-3 ②			C F B X 1-2 1B 3B 2B	X 0-0 P4 ②			C B B F S 2-3 K ②		4	1	1	0	0	1	0
Travis Fryman, R (1, 5) OBP: 0.359, SLG: 0.415	B F X 1-1 P3 ③			X 0-0 G5-3 ①	C B B C X 2-2 G6-3 ③			B X 1-0 F9 ③		4	0	0	0	0	0	1
Cecil Fielder, R (1, 10) OBP: 0.356, SLG: 0.489		C S B B B F S 3-3 K ①		C B X 1-1 3B 2-3 1B		X 0-0 F8 ①				3	1	1	0	0	1	0
Tony Clark, S (1, 3) OBP: 0.375, SLG: 0.625 Derrick White, R (9, 3) OBP: 0.196, SLG: 0.239		F B B C C 2-3 K ②		C X 0-1 SF9 1-H 3-H 3B		B X 1-0 G4-3 ②				3 0	1 0	1 0	2 0	0 0	1 0	0 0
Bobby Higginson, L (1, 9) OBP: 0.333, SLG: 0.412		B B X 2-0 F8 ③		B X 1-0 SF9 ② 3-H		F F S 0-3 K ③				2	0	0	1	0	1	0
Phil Nevin, R (1, 7) OBP: 0.250, SLG: 0.205 Milt Cuyler, S (9, 7) OBP: 0.277, SLG: 0.314			B B C S B X 3-2 G5-3 ①	B C B F B B 4-2 1B BB			C S B F B F F F B 3-3 S K ①			2 0	0 0	0 0	0 0	1 0	1 0	0 0
Scott Fletcher, R (1, 4) OBP: 0.327, SLG: 0.320			B B F F F B F X 3-2 L6 ②	X 0-0 1-2 1B			C C B X 1-2 G6-3 ②			3	0	1	0	0	0	0
John Flaherty, R (1, 2) OBP: 0.300, SLG: 0.444			B B F F B F B 4-2 BB	C B F B F B S 3-3 K ③			S X 0-1 P6 ③			2	0	0	0	1	1	2
Inning Stats	R: 0 H: 0 E: 0 LOB: 0 K: 0 BB: 0 S: 8 P: 11	R: 0 H: 0 E: 0 LOB: 0 K: 2 BB: 0 S: 8 P: 15	R: 0 H: 0 E: 0 LOB: 1 K: 0 BB: 1 S: 13 P: 23	R: 3 H: 4 E: 0 LOB: 2 K: 1 BB: 1 S: 16 P: 26	R: 0 H: 0 E: 0 LOB: 0 K: 0 BB: 0 S: 5 P: 8	R: 0 H: 0 E: 0 LOB: 0 K: 1 BB: 0 S: 5 P: 6	R: 0 H: 0 E: 0 LOB: 0 K: 1 BB: 0 S: 12 P: 16	R: 0 H: 0 E: 0 LOB: 0 K: 1 BB: 0 S: 5 P: 9		1B: 2 SF: 1 2B: 1 SAC: 0 3B: 1 DP: 0 HR: 0 HBP: 0						

BOTTOM

Cleveland Indians @ Detroit Tigers

Tiger Stadium, Detroit, MI

Mon Sep 04 1995, 3:33 AM EDT

Att. 24,987 - Sunny - 81 F

livebaseballscorecards.com

AB	27
R	3
H	4
RBI	3
BB	2
SO	6
LOB	4

PITCHER	IP	WLS	BF	H	R	ER	SO	BB	IBB	HBP	BLK	WP	HR	S	P	ERA	WHIP
Mark Clark, R (1, 1) ERA: 5.44	8.0	L	30	4	3	3	6	2	0	0	0	0	0	72	114	3.38	0.750

PITCHER	IP	WLS	BF	H	R	ER	SO	BB	IBB	HBP	BLK	WP	HR	S	P	ERA	WHIP

Detroit Tigers @ Minnesota Twins

Hubert H. Humphrey Metrodome, Minneapolis, MN

Tue Sep 05 1995, 8:05 PM EDT

Att. 8,358 - Dome

livebaseballscorecards.com

TOP

Batter	1	2	3	4	5	6	7	8	9	AB	R	H	RBI	BB	SO	LOB
Chad Curtis, R (1, 8) OBP: 0.349, SLG: 0.452	P4		G6-3		G6-3 1B S 1B	F8			K	5	1	1	0	0	1	1
Chris Gomez, R (1, 6) OBP: 0.305, SLG: 0.377	G1-3		G5-3		G6-3 1-3		G6-3			4	0	0	0	0	0	1
Travis Fryman, R (1, 5) OBP: 0.360, SLG: 0.417	1B 2B		G5-3		3-H 1B		F7			4	1	2	1	0	0	0
Cecil Fielder, R (1, 10) OBP: 0.357, SLG: 0.488	2-H 1B			E 1B BB	P4		F9			3	1	1	1	1	0	1
Tony Clark, S (1, 3) OBP: 0.417, SLG: 0.583	F7			E8 1-H G6-3 1B		P4		G6-4-3 1B		4	1	2	0	0	0	1
Derrick White, R (8, PR) OBP: 0.196, SLG: 0.239 (8, 3)										0	0	0	0	0	0	0
Bobby Higginson, L (1, 9) OBP: 0.332, SLG: 0.413		K		K		1B 2B		L3		4	1	1	0	0	2	2
Phil Nevin, R (1, 7) OBP: 0.250, SLG: 0.208 Milt Cuyler, S (9, 7) OBP: 0.277, SLG: 0.314	K		G6-3 3-H		2-H 2B 1B			G6-4-3 1-2f		4	1	1	2	0	1	1
										0	0	0	0	0	0	0
Scott Fletcher, R (1, 4) OBP: 0.331, SLG: 0.331	1B		G5-3		G6-3 1-H 2B				L7	4	0	2	1	0	0	0
John Flaherty, R (1, 2) OBP: 0.297, SLG: 0.438	K				F9	G6-3 2-3			G3-1	4	0	0	0	0	1	2
Inning Stats	R: 1 E: 0 K: 0 S: 9 H: 2 LOB: 1 BB: 0 P: 12	R: 0 E: 0 K: 3 S: 18 H: 1 LOB: 1 BB: 0 P: 27	R: 0 E: 0 K: 0 S: 7 H: 0 LOB: 0 BB: 0 P: 9	R: 2 E: 1 K: 1 S: 9 H: 1 LOB: 0 BB: 1 P: 17	R: 1 E: 0 K: 0 S: 14 H: 2 LOB: 1 BB: 0 P: 21	R: 2 E: 0 K: 0 S: 12 H: 3 LOB: 1 BB: 0 P: 20	R: 0 E: 0 K: 0 S: 12 H: 0 LOB: 0 BB: 0 P: 20	R: 0 E: 0 K: 0 S: 7 H: 1 LOB: 1 BB: 0 P: 9	R: 0 E: 0 K: 1 S: 8 H: 0 LOB: 0 BB: 0 P: 12	1B: 7 2B: 3 3B: 0 HR: 0	SF: 0 SAC: 0 DP: 1 HBP: 0						

AB	36
R	6
H	10
RBI	5
BB	1
SO	5
LOB	9

WP: 0 PB: 0 SB: 1 CS: 0 PA: 37

PITCHER		IP	WLS	BF	H	R	ER	SO	BB	IBB	HBP	BLK	WP	HR	S	P	ERA	WHIP
Oscar Munoz, R ERA: 5.84	(1, 1)	5.1	L	26	9	6	4	4	1	0	0	0	0	0	66	100	6.75	1.875
Scott Klingenbeck, R ERA: 7.14	(6, 1)	1.2		5	0	0	0	0	0	0	0	0	0	0	15	26	0.00	0.000
Scott Watkins, L ERA: 7.3	(8, 1)	0.1		2	1	0	0	0	0	0	0	0	0	0	5	6	0.00	3.000
Dave Stevens, R ERA: 5.69	(8, 1)	1.2		4	0	0	0	1	0	0	0	0	0	0	10	15	0.00	0.000

PITCHER	IP	WLS	BF	H	R	ER	SO	BB	IBB	HBP	BLK	WP	HR	S	P	ERA	WHIP

BOTTOM

Detroit Tigers @ Minnesota Twins

Hubert H. Humphrey Metrodome, Minneapolis, MN

Tue Sep 05 1995, 8:05 PM EDT

Att. 8,358 - Dome

livebaseballscorecards.com

Batter	1	2	3	4	5	6	7	8	9	AB	R	H	RBI	BB	SO	LOB
Chuck Knoblauch, R (1, 4) OBP: 0.422, SLG: 0.494	F7	1B 2B 1-3 2-H 3-H			G6-3		L9			4	0	1	2	0	0	1
Pat Meares, R (1, 6) OBP: 0.296, SLG: 0.410	G5-3	1B 2-H 3-H			G5-3			K		3	0	1	1	0	0	0
Matt Lawton, L (8, PH)										1	0	0	0	0	1	0
Scott Stahoviak, L (9, 3) OBP: 0.341, SLG: 0.373										0	0	0	0	0	0	0
Kirby Puckett, R (1, 9) OBP: 0.373, SLG: 0.529	P4		K		G6-3			F8		4	0	0	0	0	1	0
Pedro Munoz, R (1, 10) OBP: 0.349, SLG: 0.530		F9	K			K		G3-1		3	0	0	0	0	2	0
Dan Masteller, L (8, PH) OBP: 0.286, SLG: 0.305										1	0	0	0	0	0	0
Marty Cordova, R (1, 7) OBP: 0.353, SLG: 0.486		FC6-4 1B 2B	E 1B			F8			G5-3	4	1	2	0	0	0	0
Ron Coomer, R (1, 3) OBP: 0.352, SLG: 0.460		FC6-4 BB	G5-3 1-3			K			G5-3	2	0	0	0	1	1	1
(9, 5)										1	0	0	0	0	0	0
Chip Hale, L (9, PH) OBP: 0.344, SLG: 0.386																
Scott Leius, R (1, 5) OBP: 0.329, SLG: 0.340		FC6-4 BB 1B 2B 1-2f 2-3		G5-3			F7		E7 1B	3	1	0	0	0	0	2
(9, 6)										1	0	1	0	0	0	0
Matt Merullo, L (9, PH) OBP: 0.337, SLG: 0.379																
Matt Walbeck, S (1, 2) OBP: 0.291, SLG: 0.305		BB 2B 1B 1-2 3-H		G5-3			G4-3		F8	4	1	1	1	0	0	1
Rich Becker, L (1, 8) OBP: 0.294, SLG: 0.288		2B 1B BB 1-2 2-3		K			BB			1	1	0	0	2	1	0

	AB	R	H	RBI	BB	SO	LOB
	32	4	6	4	3	6	5

Inning Stats	1	2	3	4	5	6	7	8	9
	R: 0 E: 0 K: 0 S: 8	H: 0 LOB: 0 BB: 0 P: 12	R: 4 E: 0 K: 0 S: 15	H: 4 LOB: 2 BB: 2 P: 24	R: 0 E: 1 K: 2 S: 10	H: 1 LOB: 1 BB: 0 P: 12	R: 0 E: 0 K: 1 S: 8	H: 0 LOB: 0 BB: 0 P: 11	R: 0 E: 0 K: 0 S: 4	H: 0 LOB: 0 BB: 0 P: 5
	R: 0 E: 0 K: 2 S: 11	H: 0 LOB: 0 BB: 0 P: 17	R: 0 E: 0 K: 0 S: 9	H: 0 LOB: 1 BB: 1 P: 15	R: 0 E: 0 K: 1 S: 5	H: 0 LOB: 0 BB: 0 P: 8	R: 0 E: 1 K: 0 S: 8	H: 1 LOB: 1 BB: 0 P: 15	1B: 4 2B: 2 3B: 0 HR: 0	SF: 0 SAC: 0 DP: 0 HBP: 0
	WP: 0 PB: 0 SB: 0 CS: 0	PA: 35								

PITCHER		IP	WLS	BF	H	R	ER	SO	BB	IBB	HBP	BLK	WP	HR	S	P	ERA	WHIP
C.J. Nitkowski, L ERA: 7.17	(1, 1)	5.0	W	21	5	4	4	3	2	0	0	0	0	0	45	64	7.20	1.400
Mike Christopher, R ERA: 4.11	(6, 1)	4.0	S	14	1	0	0	3	1	0	0	0	0	0	33	55	0.00	0.500

PITCHER	IP	WLS	BF	H	R	ER	SO	BB	IBB	HBP	BLK	WP	HR	S	P	ERA	WHIP

Batter	1	2	3	4	5	6	7	8	9	AB	R	H	RBI	BB	SO	LOB
Chad Curtis, R (1, 8) OBP: 0.349, SLG: 0.452	C C X 0-2 ① G6-3		S B X 1-1 ② F8		B C C F F B S 2-3 ③ K			C X 0-1 ① FC6-5 2B		4	0	1	0	0	1	1
Chris Gomez, R (1, 6) OBP: 0.302, SLG: 0.373	C T B B B F T 2-2 ② K		X 0-0 E5			B B C X 2-1 ① F9		C C B X 1-2 ① P4		4	0	0	0	0	1	1
Travis Fryman, R (1, 5) OBP: 0.357, SLG: 0.414	B S F X 1-2 ③ P3		B C S X 1-2 ③ F9			B X 1-0 ② F9		B B X 2-0 ② FC6-5 2-3		4	0	0	0	0	0	2
Cecil Fielder, R (1, 10) OBP: 0.358, SLG: 0.494		C B B B S B 4-2 G3 G4-3 BB		C B X 1-1 ① P5		B B B C X 3-1 HR		B C B F B S 3-3 ③ K		3	1	1	1	1	1	1
Tony Clark, S (1, 3) OBP: 0.375, SLG: 0.500		F B B B F X 2-2 ① G4-3 1-2		S B X 1-1 G1-6-3 1B		X 0-0 ③ F9			B S X 1-1 ① G4-3	4	0	1	0	0	0	1
Bobby Higginson, L (1, 9) OBP: 0.328, SLG: 0.408		X 0-0 ② G3 2-3		B C F X 1-2 ② ③ G1-6-3 1-2f			B B C C F B F X 3-2 ① G3		B C B X 2-1 ② F8	4	0	0	0	0	0	2
Phil Nevin, R (1, 7) OBP: 0.250, SLG: 0.200		B B B C B 4-1 BB			S S B F B F X 2-2 ① F9		B X 1-0 ② G6-3		C B X 1-1 ③ P3	3	0	0	0	1	0	0
Scott Fletcher, R (1, 4) OBP: 0.331, SLG: 0.327		X 0-0 ③ L7			C F C 0-3 ② K		F H 1-1 HBP			2	0	0	0	0	1	2
Ron Tingley, R (1, 2) OBP: 0.310, SLG: 0.433			S F B X 1-2 ① P3		F X 0-1 1B		X 0-0 ③ G1-3			3	0	1	0	0	0	1
Inning Stats	R: 0 E: 0 K: 1 S: 10 H: 0 LOB: 0 BB: 0 P: 13	R: 0 E: 0 K: 0 S: 8 H: 0 LOB: 2 BB: 2 P: 18	R: 0 E: 1 K: 0 S: 9 H: 0 LOB: 1 BB: 0 P: 12	R: 0 E: 0 K: 0 S: 7 H: 1 LOB: 0 BB: 0 P: 10	R: 0 E: 0 K: 2 S: 15 H: 1 LOB: 1 BB: 0 P: 19	R: 1 E: 0 K: 0 S: 6 H: 1 LOB: 0 BB: 0 P: 12	R: 0 E: 0 K: 0 S: 7 H: 0 LOB: 1 BB: 0 P: 12	R: 0 E: 0 K: 1 S: 9 H: 1 LOB: 1 BB: 0 P: 15	R: 0 E: 0 K: 0 S: 6 H: 0 LOB: 0 BB: 0 P: 10	1B: 2 2B: 1 3B: 0 HR: 1	SF: 0 SAC: 0 DP: 1 HBP: 1					

TOP

Detroit Tigers @ Minnesota Twins

Hubert H. Humphrey Metrodome, Minneapolis, MN

Wed Sep 06 1995, 4:33 AM EDT
Att. 7,845 - Dome - 68 F

livebaseballscorecards.com

AB	31
R	1
H	4
RBI	1
BB	2
SO	4
LOB	11

WP: 0 PB: 0 SB: 0 CS: 0 PA: 34

PITCHER		IP	WLS	BF	H	R	ER	SO	BB	IBB	HBP	BLK	WP	HR	S	P	ERA	WHIP
Frankie Rodriguez, R ERA: 5.81	(1, 1)	7.0	W	27	3	1	1	3	2	0	1	0	0	1	62	96	1.29	0.714
Erik Schullstrom, R ERA: 5.35	(8, 1)	2.0		7	1	0	0	1	0	0	0	0	0	0	15	25	0.00	0.500

PITCHER	IP	WLS	BF	H	R	ER	SO	BB	IBB	HBP	BLK	WP	HR	S	P	ERA	WHIP

BOTTOM

Detroit Tigers @ Minnesota Twins

Hubert H. Humphrey Metrodome, Minneapolis, MN

Wed Sep 06 1995, 4:33 AM EDT

Att. 7,845 - Dome - 68 F

livebaseballscorecards.com

Batter	1	2	3	4	5	6	7	8	9	AB	R	H	RBI	BB	SO	LOB
Chuck Knoblauch, R (1, 4) OBP: 0.420, SLG: 0.490	S B F X 1-2 F8 ①			B B B B 4-0 G3 2B BB		B X 1-0 L6 ① / B X 1-2 F9 ③		B X 1-0 F9 ③		4	1	0	0	1	0	3
Rich Becker, L (1, 9) OBP: 0.296, SLG: 0.288	B I X 1-1 G3 ②			B 1 SAFE 1 SAFE C X 1-1 G3 ① 1-2		P B F 1 SAFE B X 3-1 1B BB 1-2 1B 1B	F C B H 2-2 BB 2B HBP			3	2	1	0	0	0	1
Kirby Puckett, R (1, 10) OBP: 0.376, SLG: 0.531	B B S C B F X 3-2 P4 ③			B F X 1-1 G3 2-H 2B		B B F B B 4-1 1B 1-2 2-3 BB	B S B B B 4-1 2B 1-2 BB			2	2	1	1	2	0	0
Marty Cordova, R (1, 7) OBP: 0.354, SLG: 0.488		B X 1-0 P5 ①		X 0-0 G3 ② 2-3		B X 1-0 1B 1B 1-2 2-3 3-H 1B	B X 1-0 G6-3 1-H 2-H 2B			4	1	2	2	0	0	1
Matt Merullo, L (1, 2) OBP: 0.335, SLG: 0.376		B F F X 1-2 G3 ②		C B X 1-1 F9 ③		B F B B F F X 3-2 1B G3-1 1-2 2-H 3-H 1B	C S B F X 1-2 G6-3 ① 2-3			4	1	1	2	0	0	2
Jeff Reboulet, R (1, 5) OBP: 0.381, SLG: 0.408		C B F F F C 1-3 K ③			F S B X 1-2 G6-3 ①	B B F C B F X 3-2 G3-1 2B 1-3 2-H 1B	B C B X 2-1 G5-3 ②			4	1	1	1	0	1	1
Dan Masteller, L (1, 3) OBP: 0.278, SLG: 0.297			X 0-0 F9 ①		C C F B B C 2-3 K ②	B B F F B X 3-2 G3-1 ② 1-2 3-H	C X 0-1 G4-3 ③			4	0	0	1	0	1	2
Pat Meares, R (1, 6) OBP: 0.295, SLG: 0.411			B S X 1-1 F8 ②		B S B F C 2-3 K ③	S X 0-1 1B 2-H 2B		C C X 0-2 F7 ①		4	0	1	1	0	1	0
Matt Lawton, L (1, 8) OBP: 0.400, SLG: 0.250			X 0-0 P5 ③			2-3 BB 1B BB / 2-3 1B		B S S X 1-2 G1-3 ②		3	1	1	0	1	0	0

	AB	32
	R	9
	H	8
	RBI	8
	BB	4
	SO	3
	LOB	10

Inning Stats	1	2	3	4	5	6	7	8	9
	R: 0 E: 0 K: 0 S: 9 H: 0 LOB: 0 BB: 0 P: 14	R: 0 E: 0 K: 1 S: 9 H: 0 LOB: 0 BB: 0 P: 12	R: 0 E: 0 K: 0 S: 4 H: 0 LOB: 0 BB: 0 P: 5	R: 1 E: 0 K: 0 S: 7 H: 1 LOB: 1 BB: 1 P: 14	R: 0 E: 0 K: 2 S: 10 H: 0 LOB: 0 BB: 0 P: 15	R: 6 E: 0 K: 0 S: 25 H: 6 LOB: 2 BB: 2 P: 49	R: 2 E: 0 K: 0 S: 12 H: 1 LOB: 1 BB: 1 P: 22	R: 0 E: 0 K: 0 S: 7 H: 0 LOB: 0 BB: 0 P: 9	

	1B: 5	SF: 0	WP: 0	PA: 37
	2B: 3	SAC: 0	PB: 0	
	3B: 0	DP: 0	SB: 0	
	HR: 0	HBP: 1	CS: 0	

PITCHER		IP	WLS	BF	H	R	ER	SO	BB	IBB	HBP	BLK	WP	HR	S	P	ERA	WHIP
Jose Lima, R ERA: 7.82	(1, 1)	5.0		17	1	1	1	3	1	0	0	0	0	0	39	60	1.80	0.400
Brian Maxcy, R ERA: 7.71	(6, 1)	0.1	L	5	2	4	4	0	2	0	0	0	0	0	6	18	108.00	12.000
Joe Boever, R ERA: 6.25	(6, 1)	0.1		4	3	2	2	0	0	0	0	0	0	0	13	22	54.00	9.000
Mike Myers, L ERA: 16.88	(6, 1)	0.1		5	2	2	2	0	1	0	1	0	0	0	10	20	54.00	9.000
Brian Bohanon, L ERA: 5.84	(7, 1)	2.0		6	0	0	0	0	0	0	0	0	0	0	15	20	0.00	0.000

PITCHER	IP	WLS	BF	H	R	ER	SO	BB	IBB	HBP	BLK	WP	HR	S	P	ERA	WHIP

Batter	1	2	3	4	5	6	7	8	9	AB	R	H	RBI	BB	SO	LOB
Chad Curtis, R (1, 8) OBP: 0.351, SLG: 0.453	C F B S 1-3 ① K		C B B B C B 4-2 CS BB		B B B C B 4-1 FC6-4 FC6-5 1-2 BB	C B B X 2-1 1-2 2-H 1B		B X 1-0 ② SF7 3-H		2	0	1	2	2	1	0
Chris Gomez, R (1, 6) OBP: 0.301, SLG: 0.371	B X 1-0 ② G5-3		X 0-0 ① F7		B C X 1-1 ① FC6-5 FC6-4 1-2 2-3f	B B S X 2-1 ③ P3		C X 0-1 1-2 1B		5	0	1	0	0	0	5
Travis Fryman, R (1, 5) OBP: 0.354, SLG: 0.410	B B X 2-0 ③ F8		1 SAFE C B X 1-1 ②③ G6-3 1-2		C S F B X 1-2 ② FC6-4 1-2f 2-3		X 0-0 ① F8	C B B F B F F X 3-2 ③ F8		5	0	0	0	0	0	5
Cecil Fielder, R (1, 10) OBP: 0.358, SLG: 0.495 Derrick White, R (9, PR) OBP: 0.196, SLG: 0.239		B B B C X 3-1 ① G6-3		C X 0-1 FC5 2B	B F B B B S 3-3 ③ K		B B B C C F C 3-3 ② K		C X 0-1 G4-6-3 1B	5 0	0 0	2 0	0 0	0 0	2 0	2 0
Tony Clark, S (1, 3) OBP: 0.381, SLG: 0.600		B F B S F B B 4-2 BB BB WP BB		X 0-0 ① L8		X 0-0 HR	B F S B S 2-3 ③ K		B B B C X 3-1 ①② G4-6-3 1-2f	4	2	1	1	1	1	2
Bobby Higginson, L (1, 9) OBP: 0.332, SLG: 0.406		B F B B B 4-1 WP BB 1-2 BB		B B C B B 4-1 FC5 BB		X 0-0 ① L4		B B B B 4-0 2B BB	B B C S F C 2-3 ③ K	2	1	0	0	3	1	1
Phil Nevin, R (1, 7) OBP: 0.260, SLG: 0.195		B B B C B 4-1 WP 1-2 2-3 BB		F C B B S 2-3 ② K		B H 2-0 E 1B HBP		B C S B F X 2-2 ① F9		2	1	0	0	1	1	3
Scott Fletcher, R (1, 4) OBP: 0.330, SLG: 0.331		B C B B C F X 3-2 ② P3 1-2 2-3 3-H		X 0-0 ③ FC5 1-2 2-3f		B B C B X 3-1 FC5 1B 1-2		B C B B X 3-1 1B 1-H SF7 2B		4	1	1	1	0	0	5
Ron Tingley, R (1, 2) OBP: 0.317, SLG: 0.430		S X 0-1 ③ G1-3			F B B B F B 4-2 FC6-5 BB BB	S C B F B F S 2-3 ② K		F B X 1-1 1B 2-3 1B		3	0	1	0	1	1	4
Inning Stats	R: 0 E: 0 K: 1 S: 5 H: 0 LOB: 0 BB: 0 P: 9	R: 1 E: 0 K: 0 S: 13 H: 0 LOB: 2 BB: 3 P: 31	R: 0 E: 0 K: 0 S: 5 H: 0 LOB: 0 BB: 1 P: 10	R: 0 E: 0 K: 1 S: 8 H: 1 LOB: 2 BB: 1 P: 14	R: 0 E: 0 K: 1 S: 12 H: 0 LOB: 2 BB: 2 P: 25	R: 2 E: 1 K: 1 S: 13 H: 2 LOB: 2 BB: 0 P: 24	R: 0 E: 0 K: 2 S: 8 H: 0 LOB: 0 BB: 0 P: 13	R: 2 E: 0 K: 0 S: 16 H: 3 LOB: 2 BB: 1 P: 30	R: 0 E: 0 K: 1 S: 8 H: 1 LOB: 1 BB: 0 P: 13	1B: 4 2B: 2 3B: 0 HR: 1 SF: 1 SAC: 0 DP: 1 HBP: 1				WP: 1 PB: 0 SB: 0 CS: 1	PA: 42	

TOP

Detroit Tigers @ Toronto Blue Jays

SkyDome, Toronto, ON

Fri Sep 08 1995, 7:05 PM EDT

Att. 36,490 - Dome - 72 F

livebaseballscorecards.com

AB	32
R	5
H	7
RBI	4
BB	8
SO	7
LOB	27

PITCHER		IP	WLS	BF	H	R	ER	SO	BB	IBB	HBP	BLK	WP	HR	S	P	ERA	WHIP
Jeff Ware, R ERA: 10.29	(1, 1)	5.2	W	28	3	3	2	4	7	0	1	0	1	1	54	109	3.18	1.765
Ken Robinson, R ERA: 3.99	(6, 1)	1.1		4	0	0	0	2	0	0	0	0	0	0	10	17	0.00	0.000
Giovanni Carrara, R ERA: 8.02	(8, 1)	1.0		7	3	2	2	0	1	0	0	0	0	0	16	30	18.00	4.000
Tim Crabtree, R ERA: 3.65	(9, 1)	1.0		3	1	0	0	1	0	0	0	0	0	0	8	13	0.00	1.000

PITCHER	IP	WLS	BF	H	R	ER	SO	BB	IBB	HBP	BLK	WP	HR	S	P	ERA	WHIP

Detroit Tigers @ Toronto Blue Jays

SkyDome, Toronto, ON

Fri Sep 08 1995, 7:05 PM EDT

Att. 36,490 - Dome - 72 F

BOTTOM

livebaseballscorecards.com

Batter	1	2	3	4	5	6	7	8	9	AB	R	H	RBI	BB	SO	LOB
Roberto Alomar, S (1, 4) OBP: 0.367, SLG: 0.469	F7	F8		SF7 3-H	L7			G1-3		4	0	0	1	0	0	4
Paul Molitor, R (1, 10) OBP: 0.355, SLG: 0.442	HR		HR BB	G4-3		F8		1B		4	2	2	1	1	0	0
Joe Carter, R (1, 8) OBP: 0.307, SLG: 0.434	F8		HR 1-H	BB 1B 1B	G3			K		3	2	1	2	1	0	0
Shannon Stewart, R (8, 8) OBP: 0.333, SLG: 0.111										1	0	0	0	0	1	1
John Olerud, L (1, 3) OBP: 0.392, SLG: 0.400	K		P5	BB 1B 1-2 1B	P5					4	1	1	0	0	1	0
Robert Perez, R (8, 7) OBP: 0.300, SLG: 0.400										0	0	0	0	0	0	0
Ed Sprague, R (1, 5) OBP: 0.334, SLG: 0.432		1B FC3-6 HBP	K	BB 1B 1-2 2-3 SF8 BB			F7			2	2	0	0	1	1	0
Shawn Green, L (1, 9) OBP: 0.331, SLG: 0.511		FC3-6 1-3 1B	F9	BB 1-2 2-3 3-H 1B			G5-3			4	0	2	1	0	0	0
Carlos Delgado, L (1, 7) OBP: 0.261, SLG: 0.350	FC3-6 FC4-6 BB 1-2f 3-H		P5	BB 1-2 2-3 3-H			BB			2	0	0	2	2	0	1
(8, 3)																
Lance Parrish, R (1, 2) OBP: 0.263, SLG: 0.311	FC4-6 1-2 BB		3B BB	SF8 3-H			G5-3			1	1	0	1	2	0	1
Tomas Perez, S (1, 6) OBP: 0.338, SLG: 0.438	FC4-6 1-2f 2-3		SF7 1-H 3B	L5				G2-3		4	1	1	1	0	0	4
Inning Stats	R: 1 H: 1 E: 0 LOB: 0 K: 1 BB: 0 S: 10 P: 16	R: 1 H: 1 E: 0 LOB: 2 K: 0 BB: 1 S: 15 P: 25	R: 2 H: 1 E: 0 LOB: 0 K: 1 BB: 1 S: 11 P: 20	R: 2 H: 1 E: 0 LOB: 0 K: 0 BB: 1 S: 13 P: 23	R: 3 H: 2 E: 0 LOB: 2 K: 0 BB: 3 S: 20 P: 36	R: 0 H: 0 E: 0 LOB: 0 K: 0 BB: 0 S: 6 P: 13	R: 0 H: 0 E: 0 LOB: 1 K: 0 BB: 1 S: 8 P: 14	R: 0 H: 1 E: 0 LOB: 1 K: 1 BB: 0 S: 10 P: 13		1B: 4 SF: 2 2B: 0 SAC: 0 3B: 1 DP: 0 HR: 2 HBP: 1						

	AB	29
	R	9
	H	7
	RBI	9
	BB	7
	SO	3
	LOB	11

WP: 0 PA: 39
PB: 0
SB: 0
CS: 0

PITCHER		IP	WLS	BF	H	R	ER	SO	BB	IBB	HBP	BLK	WP	HR	S	P	ERA	WHIP
Felipe Lira, R ERA: 4.43	(1, 1)	4.0	L	20	4	6	6	2	3	0	1	0	0	2	49	84	13.50	1.750
Ben Blomdahl, R ERA: 10.66	(5, 1)	0.0		5	2	3	3	0	3	0	0	0	0	0	14	28	∞	∞
Brian Maxcy, R ERA: 7.01	(5, 1)	4.0		14	1	0	0	1	1	0	0	0	0	0	30	48	0.00	0.500

PITCHER	IP	WLS	BF	H	R	ER	SO	BB	IBB	HBP	BLK	WP	HR	S	P	ERA	WHIP

Batter	1	2	3	4	5	6	7	8	9	AB	R	H	RBI	BB	SO	LOB
Chad Curtis, R (1, 8) OBP: 0.349, SLG: 0.456	C B B B B C X 3-2 HR		B F S S 1-3 ① K		B F B F X 2-2 ③ L9			C B F X 1-2 ① F9	B S X 1-1 ③ G6-3	5	1	1	1	0	1	3
Chris Gomez, R (1, 6) OBP: 0.300, SLG: 0.368	B B C B B 4-1 G5-3 BB		X 0-0 ② G1-3			B B C C F S 2-3 ① K		X 0-0 ② F7		3	0	0	0	1	1	0
Travis Fryman, R (1, 5) OBP: 0.355, SLG: 0.414	B 1 SAFE F X 1-1 ① G5-3 1-2		C B C F S 1-3 ③ K			B X 1-0 HR 3B		B C B B X 3-1 1B		4	1	2	0	0	1	1
Cecil Fielder, R (1, 10) OBP: 0.357, SLG: 0.500	B F B B C X 3-2 ② P4			B S B B S S 3-3 ① K		F B X 1-1 3-H HR		X 0-0 ③ L4		4	1	1	2	0	1	2
Tony Clark, S (1, 3) OBP: 0.320, SLG: 0.500 Derrick White, R (9, 3) OBP: 0.196, SLG: 0.239	X 0-0 ③ F8			S S B B B C 3-3 ② K		F S B B B S 2-3 ② K2-3			B X 1-0 ① L4	4 0	0 0	0 0	0 0	0 0	2 0	1 0
Bobby Higginson, L (1, 9) OBP: 0.331, SLG: 0.404		B F F S 1-3 ① K		X 0-0 ③ P6		B X 1-0 ③ F6			S B B X 2-1 BB 2B 1B	4	1	1	0	0	1	0
Phil Nevin, R (1, 7) OBP: 0.270, SLG: 0.212 Milt Cuyler, S (9, PR) OBP: 0.277, SLG: 0.314 (9, 7)		F B C X 1-2 2B			B F S S 1-3 ① K		B C X 1-1 ① F8		1 SAFE F 1 SAFE B B B B B 4-1 1-2 2B BB	3 0	0 1	1 0	0 0	1 0	1 0	0 0
Scott Fletcher, R (1, 4) OBP: 0.328, SLG: 0.335		B C F S 1-3 ② K2-3			X 0-0 ② F8		X 0-0 ② F7		C F B X 1-2 1-H 2-H 2B	4	0	1	2	0	1	1
John Flaherty, R (1, 2) OBP: 0.296, SLG: 0.435		X 0-0 ③ G6-3			C C F X 0-2 1B		C B X 1-1 ③ F9		X 0-0 ② G1-3	4	0	1	0	0	0	3
Inning Stats	R: 1 H: 1 E: 0 LOB: 1 K: 0 BB: 1 S: 10 P: 21	R: 0 H: 1 E: 0 LOB: 1 K: 2 BB: 0 S: 10 P: 13	R: 0 H: 0 E: 0 LOB: 0 K: 2 BB: 0 S: 8 P: 10	R: 0 H: 0 E: 0 LOB: 0 K: 2 BB: 0 S: 7 P: 13	R: 0 H: 1 E: 0 LOB: 1 K: 1 BB: 0 S: 11 P: 14	R: 2 H: 2 E: 0 LOB: 0 K: 2 BB: 0 S: 11 P: 18	R: 0 H: 0 E: 0 LOB: 0 K: 0 BB: 0 S: 5 P: 7	R: 0 H: 1 E: 0 LOB: 1 K: 0 BB: 0 S: 7 P: 11	R: 2 H: 2 E: 0 LOB: 2 K: 0 BB: 1 S: 10 P: 19	1B: 3 SF: 0 2B: 2 SAC: 0 3B: 1 DP: 0 HR: 2 HBP: 0						

PITCHER	IP	WLS	BF	H	R	ER	SO	BB	IBB	HBP	BLK	WP	HR	S	P	ERA	WHIP
Juan Guzman, R (1, 1) ERA: 6.69	9.0	L	37	8	5	5	9	2	0	0	0	0	2	79	126	5.00	1.111

PITCHER	IP	WLS	BF	H	R	ER	SO	BB	IBB	HBP	BLK	WP	HR	S	P	ERA	WHIP

TOP

Detroit Tigers @ Toronto Blue Jays

SkyDome, Toronto, ON

Sat Sep 09 1995, 3:33 AM EDT

Att. 43,127 - Sunny

livebaseballscorecards.com

AB	35
R	5
H	8
RBI	5
BB	2
SO	9
LOB	11

WP: 0 PA: 37
PB: 0
SB: 0
CS: 0

Detroit Tigers @ Toronto Blue Jays

SkyDome, Toronto, ON

Sat Sep 09 1995, 3:33 AM EDT

Att. 43,127 - Sunny

BOTTOM

Batter	1	2	3	4	5	6	7	8	9	AB	R	H	RBI	BB	SO	LOB
Roberto Alomar, S (1, 4) OBP: 0.366, SLG: 0.467	X 0-0 S 1B	B B L X 2-1 ③ P4			B F X 1-1 ①② G4-6-3 1-2f			B B X 2-0 ① L6		4	0	1	0	0	0	4
Paul Molitor, R (1, 10) OBP: 0.352, SLG: 0.438	B X 1-0 ① F8		C B B X 2-1 ① F9		F C B S 1-3 ③ K			F F B X 1-2 ② FC6 2B 1B 1-2f		4	1	0	0	0	1	2
Joe Carter, R (1, 8) OBP: 0.309, SLG: 0.436 (9, 7)	S S F S 1-3 ② K 1-2		C X 0-1 S 1B			F B C F S 1-3 ① K		F X 0-1 1B 2B 1-3		4	1	2	0	0	2	1
John Olerud, L (1, 3) OBP: 0.393, SLG: 0.400 Mike Huff, R (8, PR) OBP: 0.328, SLG: 0.307 (9, 8)	B S B B C F B 4-2 FC5-4 BB		B B F B C C 3-3 ② K 1-2			C C C 0-3 ② K		X 0-0 1B 2-H 3-H		3 0	0 0	1 0	2 0	1 0	2 0	1 0
Ed Sprague, R (1, 5) OBP: 0.331, SLG: 0.428	B C X 1-1 ③ FC5-4 1-2f		F X 0-1 ③ G2-3			F B C S 1-3 ③ K		X 0-0 ③ P4		4	0	0	0	0	1	4
Shawn Green, L (1, 9) OBP: 0.330, SLG: 0.511		C S X 0-2 FC3-6 2B		F F B X 1-2 ① F7			X 0-0 ① F8		B F B C X 2-2 ① G3-1	4	0	1	0	0	0	0
Carlos Delgado, L (1, 7) OBP: 0.260, SLG: 0.326 (9, 3)		B S C B F B B 4-2 FC3-6 BB		B C X 1-1 ② G3			C C B F F F X 1-2 ② G3		C B F F C 1-3 ② K	3	0	0	0	1	1	0
Sandy Martinez, L (1, 2) OBP: 0.287, SLG: 0.342		B F L S 1-3 ① K		S F S 0-3 ③ K			S S B B S 2-3 ③ K		B C X 1-1 1B	4	0	1	0	0	3	2
Tomas Perez, S (1, 6) OBP: 0.347, SLG: 0.433		B C S B F X 2-2 ② FC3-6 1-2f 2-3			B B C F B B 4-2 G4-6-3 BB			C B S F B B X 3-2 FC6 1B	C B B X 2-1 ③ G6-3	3	0	1	0	1	0	3
Inning Stats	R: 0 H: 1 E: 0 LOB: 2 K: 1 BB: 1 S: 11 P: 17	R: 0 H: 1 E: 0 LOB: 2 K: 1 BB: 1 S: 15 P: 24	R: 0 H: 1 E: 0 LOB: 1 K: 1 BB: 0 S: 9 P: 14	R: 0 H: 0 E: 0 LOB: 0 K: 1 BB: 0 S: 8 P: 10	R: 0 H: 0 E: 0 LOB: 0 K: 1 BB: 1 S: 7 P: 13	R: 0 H: 0 E: 0 LOB: 0 K: 3 BB: 0 S: 10 P: 12	R: 0 H: 0 E: 0 LOB: 0 K: 1 BB: 0 S: 10 P: 13	R: 2 H: 3 E: 0 LOB: 1 K: 0 BB: 0 S: 12 P: 18	R: 0 H: 1 E: 0 LOB: 1 K: 1 BB: 0 S: 11 P: 17	1B: 5 2B: 2 3B: 0 HR: 0	SF: 0 SAC: 0 DP: 1 HBP: 0			WP: 0 PB: 0 SB: 2 CS: 0	PA: 36		

livebaseballscorecards.com

	AB	33
	R	2
	H	7
	RBI	2
	BB	3
	SO	10
	LOB	17

PITCHER		IP	WLS	BF	H	R	ER	SO	BB	IBB	HBP	BLK	WP	HR	S	P	ERA	WHIP
Sean Bergman, R ERA: 4.94	(1, 1)	7.2	W	30	5	2	2	9	3	0	0	0	0	0	80	119	2.35	1.043
Brian Bohanon, L ERA: 5.84	(8, 1)	0.0		1	1	0	0	0	0	0	0	0	0	0	1	1	∞	∞
John Doherty, R ERA: 5.06	(8, 1)	0.1		1	0	0	0	0	0	0	0	0	0	0	1	1	0.00	0.000
Dwayne Henry, R ERA:	(9, 1)	1.0	S	4	1	0	0	1	0	0	0	0	0	0	11	17	0.00	1.000

PITCHER	IP	WLS	BF	H	R	ER	SO	BB	IBB	HBP	BLK	WP	HR	S	P	ERA	WHIP

Detroit Tigers @ Toronto Blue Jays

SkyDome, Toronto, ON

Sun Sep 10 1995, 3:33 AM EDT

Att. 39,255 - Sunny

TOP

livebaseballscorecards.com

Batter	1	2	3	4	5	6	7	8	9	10	11	AB	R	H	RBI	BB	SO	LOB
Chad Curtis, R (1, 8) OBP: 0.349, SLG: 0.452	L6		G6-3		F9		F9			FC1-4 HBP	BB IBB	4	0	0	0	1	0	0
Chris Gomez, R (1, 6) OBP: 0.301, SLG: 0.365	F9		L4		1B			G6-3		FC1-4	BB	5	0	1	1	1	0	2
Travis Fryman, R (1, 5) OBP: 0.353, SLG: 0.411	L5		1B		F8			G1-3		G5-3	F7	6	0	1	0	0	0	6
Cecil Fielder, R (1, 10) OBP: 0.358, SLG: 0.501 Milt Cuyler, S (11, PR) OBP: 0.277, SLG: 0.314		HR 1B	K			G1-3 2B		P6			E5	5 0	1 1	2 0	0 0	0 0	1 0	1 0
Tony Clark, S (1, 3) OBP: 0.333, SLG: 0.571 Derrick White, R (11, PR) OBP: 0.196, SLG: 0.239 (11, 3)		HR		K		G1-3			F8		E FC4-2 BB	4 0	1 0	1 0	2 0	1 0	1 0	1 0
Bobby Higginson, L (1, 9) OBP: 0.332, SLG: 0.404	E9			G6-3 1B		F8			K		FC4-2 WP 1B	5	1	2	0	0	1	1
Phil Nevin, R (1, 7) OBP: 0.257, SLG: 0.200 Todd Steverson, R (11, 7) OBP: 0.354, SLG: 0.425	K			G6-3		K			F8		E6 WP FC4-2 BB	5 0	1 0	0 0	0 0	0 0	2 0	5 0
John Flaherty, R (1, 2) OBP: 0.293, SLG: 0.431 Franklin Stubbs, L (10, PH) OBP: 0.364, SLG: 0.411 Ron Tingley, R (10, 2) OBP: 0.314, SLG: 0.426		K		G3			L1			G1-3	FC4-2 BB WP	3 1 1	0 0 0	0 0 0	0 0 0	0 0 0	1 0 0	2 0 3
Steve Rodriguez, R (1, 4) OBP: 0.214, SLG: 0.083		F9			G5-3		K			FC4-2 HBP BB	K	4	0	0	0	1	2	3
Inning Stats	R: 0 E: 0 K: 0 S: 3 H: 0 LOB: 0 BB: 0 P: 7	R: 2 E: 1 K: 2 S: 17 H: 2 LOB: 1 BB: 0 P: 27	R: 0 E: 0 K: 1 S: 8 H: 1 LOB: 1 BB: 0 P: 13	R: 0 E: 0 K: 1 S: 10 H: 1 LOB: 1 BB: 0 P: 15	R: 0 E: 0 K: 0 S: 15 H: 1 LOB: 1 BB: 0 P: 20	R: 0 E: 0 K: 1 S: 8 H: 1 LOB: 1 BB: 0 P: 11	R: 0 E: 0 K: 1 S: 9 H: 0 LOB: 0 BB: 0 P: 11	R: 0 E: 0 K: 0 S: 4 H: 0 LOB: 0 BB: 0 P: 7	R: 0 E: 0 K: 1 S: 7 H: 0 LOB: 0 BB: 0 P: 10	R: 0 E: 0 K: 0 S: 8 H: 0 LOB: 2 BB: 1 P: 14	R: 3 E: 2 K: 1 S: 14 H: 1 LOB: 3 BB: 3 P: 28	1B: 5 2B: 1 3B: 0 HR: 1	SF: 0 SAC: 0 DP: 0 HBP: 1	WP: 1 PB: 0 SB: 0 CS: 0	PA: 48			

PITCHER		IP	WLS	BF	H	R	ER	SO	BB	IBB	HBP	BLK	WP	HR	S	P	ERA	WHIP
Pat Hentgen, R ERA: 5.32	(1, 1)	9.0		34	6	2	2	7	0	0	0	0	0	1	81	121	2.00	0.667
Mike Timlin, R ERA: 2.38	(10, 1)	2.0	L	14	1	3	0	1	3	1	1	0	1	0	22	42	0.00	2.000

PITCHER	IP	WLS	BF	H	R	ER	SO	BB	IBB	HBP	BLK	WP	HR	S	P	ERA	WHIP

AB	43
R	5
H	7
RBI	3
BB	4
SO	8
LOB	24

Batter	1	2	3	4	5	6	7	8	9	10	11	AB	R	H	RBI	BB	SO	LOB
Roberto Alomar, S (1, 4) OBP: 0.366, SLG: 0.466	G5-3 WP 1B	1-2 1B		G3			G4-3		B1		F8	6	0	2	0	0	0	2
Paul Molitor, R (1, 10) OBP: 0.352, SLG: 0.435	F7 1-2	K			G4-6-3 1B		L4		G6-3		WP 1-2 BB	5	0	1	0	1	1	3
Joe Carter, R (1, 8) OBP: 0.309, SLG: 0.436 (9, 7)	G5-3 2-3		F7		K			G4-3 HR 2B		F9	1-2 2-3 BB	5	1	1	0	1	1	2
John Olerud, L (1, 3) OBP: 0.393, SLG: 0.400 Alex Gonzalez, R (10, PR) OBP: 0.329, SLG: 0.392 (11, 5)	FC5 BB BB		P3		G4-6-3 1-2f			G4-3 2-3		FC5 2B	K	4	0	1	0	1	0	2
												1	0	0	0	0	1	3
Ed Sprague, R (1, 5) OBP: 0.336, SLG: 0.435 (11, 3)	FC5 1-2 BB		BB			K		HR 3-H		FC5 IBB		2	1	1	2	3	1	0
Shawn Green, L (1, 9) OBP: 0.331, SLG: 0.512 Robert Perez, R (8, PH) OBP: 0.250, SLG: 0.333 (9, 9)	FC5 1-2 2-3f		K			2B		G4-3		L4		3	0	1	0	0	1	4
												2	0	0	0	0	0	2
Carlos Delgado, L (1, 7) OBP: 0.245, SLG: 0.304 Mike Huff, R (8, PH) OBP: 0.331, SLG: 0.310 (9, 8)		F9		F8		F8		1B		FC5 1-2 2-3f		3	0	0	0	0	0	1
												2	0	1	0	0	0	2
Sandy Martinez, L (1, 2) OBP: 0.282, SLG: 0.335 Domingo Cedeno, S (8, PH) OBP: 0.314, SLG: 0.415 Lance Parrish, R (9, 2) OBP: 0.267, SLG: 0.315		F8		G6-3		P5		G3			WP BB 1B	3	0	0	0	0	0	1
												1	0	0	0	0	0	1
												1	0	1	0	0	0	0
Tomas Perez, S (1, 6) OBP: 0.351, SLG: 0.414		1B BB		BB			G1-3		G5-3		F9	3	0	0	0	2	0	1
Inning Stats	R: 0 H: 1 E: 0 LOB: 3 K: 0 BB: 2 S: 10 P: 21	R: 0 H: 1 E: 0 LOB: 2 K: 1 BB: 1 S: 10 P: 19	R: 0 H: 0 E: 0 LOB: 1 K: 1 BB: 1 S: 12 P: 21	R: 0 H: 0 E: 0 LOB: 1 K: 0 BB: 1 S: 10 P: 19	R: 0 H: 1 E: 0 LOB: 1 K: 0 BB: 0 S: 11 P: 15	R: 0 H: 1 E: 0 LOB: 1 K: 1 BB: 0 S: 14 P: 14	R: 0 H: 0 E: 0 LOB: 0 K: 0 BB: 0 S: 5 P: 6	R: 2 H: 3 E: 0 LOB: 1 K: 0 BB: 0 S: 10 P: 12	R: 0 H: 0 E: 0 LOB: 0 K: 0 BB: 0 S: 4 P: 8	R: 0 H: 1 E: 0 LOB: 2 K: 0 BB: 1 S: 11 P: 21	R: 0 H: 1 E: 0 LOB: 3 K: 1 BB: 2 S: 15 P: 28	1B: 5 SF: 0 2B: 3 SAC: 0 3B: 0 DP: 1 HR: 1 HBP: 0						

PITCHER		IP	WLS	BF	H	R	ER	SO	BB	IBB	HBP	BLK	WP	HR	S	P	ERA	WHIP
Clint Sodowsky, R ERA: 0.9	(1, 1)	5.0		22	3	0	0	3	5	0	0	0	1	0	53	95	0.00	1.600
Greg Gohr, R ERA:	(6, 1)	1.0		4	1	0	0	1	0	0	0	0	0	0	14	14	0.00	1.000
Mike Christopher, R ERA: 4.37	(7, 1)	1.1		6	2	2	2	0	0	0	0	0	0	1	11	14	13.50	1.500
Brian Bohanon, L ERA: 5.79	(8, 1)	0.2		3	1	0	0	0	0	0	0	0	0	0	4	4	0.00	1.500
John Doherty, R ERA: 4.96	(9, 1)	2.0	W	8	1	0	0	0	0	1	0	0	0	0	15	29	0.00	0.500

PITCHER		IP	WLS	BF	H	R	ER	SO	BB	IBB	HBP	BLK	WP	HR	S	P	ERA	WHIP
Dwayne Henry, R ERA:	(11, 1)	1.0	S	6	1	0	0	1	2	0	0	0	1	0	15	28	0.00	3.000

Detroit Tigers @ Toronto Blue Jays

SkyDome, Toronto, ON

Sun Sep 10 1995, 3:33 AM EDT

Att. 39,255 - Sunny

BOTTOM

livebaseballscorecards.com

AB	41
R	2
H	9
RBI	2
BB	8
SO	5
LOB	24

WP: 2 PA: 49
PB: 0
SB: 0
CS: 0

Batter	1	2	3	4	5	6	7	8	9	10	AB	R	H	RBI	BB	SO	LOB
Chad Curtis, R (1, 8) OBP: 0.350, SLG: 0.450	L3	1-2 BB		G6-3			FC6-4 BB		F9 2-3		3	0	0	0	2	0	2
Chris Gomez, R (1, 6) OBP: 0.297, SLG: 0.361	G5-3	G6-3			P4		1-2f FC6-4		K		5	0	0	0	0	1	5
Travis Fryman, R (1, 5) OBP: 0.357, SLG: 0.423	1B 2B		E 1B		K			G6-4-3 1B		HR	5	2	4	1	0	1	0
Cecil Fielder, R (1, 10) OBP: 0.358, SLG: 0.499	2-H 1B		1-2 BB		F8			1-2f G6-4-3		K	4	0	1	1	1	1	1
Tony Clark, S (1, 3) OBP: 0.324, SLG: 0.531	G4-3		K			G4-3		S 1B		F8	4	0	1	0	0	1	3
Derrick White, R (8, PR) OBP: 0.191, SLG: 0.234 (8, 3)						CS BB		1-2 P4		BB	1	0	0	0	0	0	0
Bobby Higginson, L (1, 9) OBP: 0.333, SLG: 0.401		G4-3	P6								3	0	0	0	2	0	3
Phil Nevin, R (1, 7) OBP: 0.257, SLG: 0.194		K	K			F8 1-2			F9 SH1-3 BB	K	3	0	0	0	1	2	3
Milt Cuyler, S (9, PR) OBP: 0.274, SLG: 0.310 (9, 7)											1	0	0	0	0	1	1
Steve Rodriguez, R (1, 4) OBP: 0.294, SLG: 0.214		1B 2B		CS BB			F8		SH1-3 1-2		2	1	1	0	1	0	0
John Flaherty, R (1, 2) OBP: 0.294, SLG: 0.430		2-H BB 1B		1-2 K			G4-3		IBB		3	0	1	1	0	1	1
Franklin Stubbs, L (9, PH) OBP: 0.368, SLG: 0.411											0	0	0	0	1	0	0
Ron Tingley, R (9, 2) OBP: 0.314, SLG: 0.426											0	0	0	0	0	0	0

TOP

Detroit Tigers @ Toronto Blue Jays

SkyDome, Toronto, ON

Mon Sep 11 1995, 7:05 PM EDT

Att. 32,135 - Unknown

livebaseballscorecards.com

AB	34
R	3
H	8
RBI	3
BB	8
SO	8
LOB	19

Inning Stats	1	2	3	4	5	6	7	8	9	10	1B: 5	SF: 0	WP: 0	PA: 43
	R: 1 E: 0 K: 0 S: 8	R: 1 E: 0 K: 1 S: 11	R: 0 E: 1 K: 2 S: 9	R: 0 E: 0 K: 1 S: 4	R: 0 E: 0 K: 0 S: 7	R: 0 E: 0 K: 0 S: 5	R: 0 E: 0 K: 0 S: 6	R: 0 E: 0 K: 0 S: 16	R: 0 E: 0 K: 1 S: 7	R: 1 E: 0 K: 2 S: 17	2B: 2 3B: 0 HR: 1	SAC: 1 DP: 1 HBP: 0	PB: 0 SB: 1 CS: 2	
	H: 2 LOB: 1 BB: 0 P: 18	H: 2 LOB: 2 BB: 1 P: 23	H: 1 LOB: 2 BB: 1 P: 16	H: 0 LOB: 0 BB: 1 P: 10	H: 0 LOB: 0 BB: 0 P: 9	H: 0 LOB: 0 BB: 1 P: 11	H: 0 LOB: 1 BB: 1 P: 11	H: 2 LOB: 2 BB: 0 P: 23	H: 0 LOB: 2 BB: 2 P: 18	H: 1 LOB: 1 BB: 1 P: 31				

PITCHER	IP	WLS	BF	H	R	ER	SO	BB	IBB	HBP	BLK	WP	HR	S	P	ERA	WHIP
Paul Menhart, R (1, 1) ERA: 4.53	5.0		22	5	2	2	5	3	0	0	0	0	0	39	76	3.60	1.600
Danny Cox, R (6, 1) ERA: 6.34	3.0		11	2	0	0	0	2	0	0	0	0	0	27	45	0.00	1.333
Jimmy Rogers, R (9, 1) ERA: 6.75	2.0	L	10	1	1	1	3	2	1	0	0	0	1	24	49	4.50	1.500

PITCHER	IP	WLS	BF	H	R	ER	SO	BB	IBB	HBP	BLK	WP	HR	S	P	ERA	WHIP

Detroit Tigers @ Toronto Blue Jays

SkyDome, Toronto, ON

Mon Sep 11 1995, 7:05 PM EDT

Att. 32,135 - Unknown

livebaseballscorecards.com

BOTTOM

Batter	1	2	3	4	5	6	7	8	9	10	AB	R	H	RBI	BB	SO	LOB
Roberto Alomar, S (1, 4) OBP: 0.364, SLG: 0.463	F9		BB 1B 1-2		G5-3	F8		K			5	0	1	0	0	1	5
Alex Gonzalez, R (1, 6) OBP: 0.325, SLG: 0.387	K		K		G5-3		F9	G4-3			4	0	0	0	0	2	2
John Olerud, L (8, PH) OBP: 0.392, SLG: 0.400											1	0	0	0	0	0	2
Lance Parrish, R (9, 2) OBP: 0.267, SLG: 0.315											0	0	0	0	0	0	0
Paul Molitor, R (1, 10) OBP: 0.350, SLG: 0.432	G1-3		BB 1-2 2-3		G3-1		K		G4-3		4	0	0	0	1	1	0
Joe Carter, R (1, 7) OBP: 0.312, SLG: 0.450		HR	F4			HR	1B		F8		5	2	3	2	0	0	3
Ed Sprague, R (1, 3) OBP: 0.337, SLG: 0.434		K	G1-3			FC5-4 1B	FC4-6 1-2 1B		F9		5	0	2	0	0	1	3
Robert Perez, R (1, 9) OBP: 0.313, SLG: 0.375		1B		WP 1B		1 SAFE FC5-4 BB 1-2f	1B			G4-3 2B	4	0	2	0	0	0	3
Shawn Green, L (10, PH) OBP: 0.332, SLG: 0.517											1	0	1	0	0	0	0
Howard Battle, R (1, 5)	L5		G6-3 1-2			K		BB		G4-3 2-3	3	0	0	0	1	1	3
Carlos Delgado, L (10, PH) OBP: 0.241, SLG: 0.298											1	0	0	0	0	0	1
Randy Knorr, R (1, 2) OBP: 0.301, SLG: 0.395	K		G6-3			4-1 BB 1-2 BB		F7		K	2	0	0	0	1	1	2
Tomas Perez, S (8, PH) OBP: 0.342, SLG: 0.403											2	0	0	0	0	1	2
(9, 6)																	
Shannon Stewart, R (1, 8) OBP: 0.438, SLG: 0.182			BB 1B	K		4-2 BB 1-2 2-3		4-2 BB 1-2		K	2	0	1	0	2	1	1
Mike Huff, R (10, PH) OBP: 0.329, SLG: 0.308											1	0	0	0	0	1	1
Inning Stats	R: 0 H: 0 E: 0 LOB: 0 K: 1 BB: 0 S: 6 P: 10	R: 1 H: 2 E: 0 LOB: 1 K: 2 BB: 0 S: 13 P: 19	R: 0 H: 2 E: 0 LOB: 3 K: 1 BB: 1 S: 12 P: 24	R: 0 H: 1 E: 0 LOB: 1 K: 1 BB: 0 S: 13 P: 21	R: 0 H: 0 E: 0 LOB: 0 K: 0 BB: 0 S: 8 P: 15	R: 1 H: 2 E: 0 LOB: 3 K: 1 BB: 2 S: 18 P: 31	R: 0 H: 2 E: 0 LOB: 2 K: 1 BB: 0 S: 11 P: 17	R: 0 H: 0 E: 0 LOB: 2 K: 1 BB: 2 S: 10 P: 20	R: 0 H: 0 E: 0 LOB: 0 K: 0 BB: 0 S: 7 P: 11	R: 0 H: 1 E: 0 LOB: 1 K: 2 BB: 0 S: 11 P: 18	1B: 7 SF: 0 2B: 1 SAC: 0 3B: 0 DP: 0 HR: 2 HBP: 0						

	AB	40
	R	2
	H	10
	RBI	2
	BB	5
	SO	10
	LOB	28

WP: 1 PA: 45
PB: 0
SB: 0
CS: 0

PITCHER		IP	WLS	BF	H	R	ER	SO	BB	IBB	HBP	BLK	WP	HR	S	P	ERA	WHIP
C.J. Nitkowski, L ERA: 7.05	(1, 1)	1.0		3	0	0	0	1	0	0	0	0	0	0	6	10	0.00	0.000
Ben Blomdahl, R ERA: 10.29	(2, 1)	1.1		9	4	1	1	3	1	0	0	0	0	1	20	36	6.75	3.750
Brian Maxcy, R ERA: 6.6	(3, 1)	2.2		9	1	0	0	1	0	0	0	0	1	0	26	43	0.00	0.375
Joe Boever, R ERA: 6.22	(6, 1)	2.0		12	4	1	1	2	2	0	0	0	0	1	29	48	4.50	3.000
Mike Christopher, R ERA: 4.2	(8, 1)	2.0	W	9	1	0	0	1	2	0	0	0	0	0	20	34	0.00	1.500

PITCHER		IP	WLS	BF	H	R	ER	SO	BB	IBB	HBP	BLK	WP	HR	S	P	ERA	WHIP
Brian Bohanon, L ERA: 5.73	(10, 1)	1.0	S	3	0	0	0	2	0	0	0	0	0	0	8	15	0.00	0.000

Batter	1	2	3	4	5	6	7	8	9	AB	R	H	RBI	BB	SO	LOB
Jeff Cirillo, R (1, 5) OBP: 0.393, SLG: 0.489	B C B F X 2-2 ① P3		B X 1-0 ② F9			S X 0-1 ① F8			B C F X 1-2 ① G4-3	4	0	0	0	0	0	0
Kevin Seitzer, R (1, 10) OBP: 0.399, SLG: 0.426	C B F X 1-2 ② G6-3		C C F S 0-3 ③ K			X 0-0 ② P5			B C C F F X 1-2 ② G5-3	4	0	0	0	0	1	0
B.J. Surhoff, L (1, 7) OBP: 0.391, SLG: 0.520	B F X 1-1 ③ P5			B B X 2-0 ① P6		C B X 1-1 ③ F8			B B B C C X 3-2 ③ F8	4	0	0	0	0	0	0
John Jaha, R (1, 3) OBP: 0.377, SLG: 0.571		C B B C S 2-3 ① K		X 0-0 ② G6-3			C B F B X 2-2 G4-6-3 1B			3	0	1	0	0	1	0
Dave Nilsson, L (1, 9) OBP: 0.344, SLG: 0.478		B C B B X 2-1 ② F8		B B C X 2-1 ③ G6-3			C B C F F X 1-2 ① ② G4-6-3 1-2f			3	0	0	0	0	0	1
Joe Oliver, R (1, 2) OBP: 0.339, SLG: 0.466		C B F X 1-2 1B			B X 1-0 1B		C F F F S 0-3 ③ K			3	0	2	0	0	1	0
David Hulse, L (1, 8) OBP: 0.303, SLG: 0.364		S X 0-1 ③ G4-3			C F B B F B X 3-2 ① L9			B F B B X 2-1 ① G6-3		3	0	0	0	0	0	2
Mark Loretta, R (1, 6) OBP: 0.400, SLG: 1.000			B F C F F B F X 2-2 HR		C S C 0-3 ② K			B F F B X 2-2 ② G1-3		3	1	1	1	0	1	1
Fernando Vina, L (1, 4) OBP: 0.313, SLG: 0.331			C X 0-1 ① G3-1		X 0-0 ③ P4			B B C C X 2-2 ③ G5-3		3	0	0	0	0	0	1
Inning Stats	R: 0 E: 0 K: 0 S: 8 H: 0 LOB: 0 BB: 0 P: 12	R: 0 E: 0 K: 1 S: 10 H: 1 LOB: 1 BB: 0 P: 15	R: 1 E: 0 K: 1 S: 12 H: 1 LOB: 0 BB: 0 P: 15	R: 0 E: 0 K: 0 S: 4 H: 0 LOB: 0 BB: 0 P: 8	R: 0 E: 0 K: 1 S: 9 H: 1 LOB: 1 BB: 0 P: 13	R: 0 E: 0 K: 0 S: 5 H: 0 LOB: 0 BB: 0 P: 6	R: 0 E: 0 K: 1 S: 13 H: 1 LOB: 0 BB: 0 P: 16	R: 0 E: 0 K: 0 S: 8 H: 0 LOB: 0 BB: 0 P: 14	R: 0 E: 0 K: 0 S: 11 H: 0 LOB: 0 BB: 0 P: 16	1B: 3 2B: 0 3B: 0 HR: 1	SF: 0 SAC: 0 DP: 1 HBP: 0					

TOP

Milwaukee Brewers @ Detroit Tigers

Tiger Stadium, Detroit, MI

Tue Sep 12 1995, 7:05 PM EDT

Att. 8,874 - Unknown - 80 F

livebaseballscorecards.com

AB	30
R	1
H	4
RBI	1
BB	0
SO	4
LOB	5

WP: 0 PA: 30
PB: 0
SB: 0
CS: 0

PITCHER		IP	WLS	BF	H	R	ER	SO	BB	IBB	HBP	BLK	WP	HR	S	P	ERA	WHIP
Jose Lima, R ERA: 7.15	(1, 1)	6.0	W	21	3	1	1	3	0	0	0	0	0	1	48	69	1.50	0.500
Greg Gohr, R ERA:	(7, 1)	1.0		3	1	0	0	1	0	0	0	0	0	0	13	16	0.00	1.000
John Doherty, R ERA: 4.86	(8, 1)	2.0	S	6	0	0	0	0	0	0	0	0	0	0	19	30	0.00	0.000

PITCHER	IP	WLS	BF	H	R	ER	SO	BB	IBB	HBP	BLK	WP	HR	S	P	ERA	WHIP

Milwaukee Brewers @ Detroit Tigers

Tiger Stadium, Detroit, MI

Tue Sep 12 1995, 7:05 PM EDT

Att. 8,874 - Unknown - 80 F

livebaseballscorecards.com

BOTTOM

Batter	1	2	3	4	5	6	7	8	9	AB	R	H	RBI	BB	SO	LOB
Chad Curtis, R (1, 8) OBP: 0.352, SLG: 0.448	4-1 BBSBB 1B S BB	4-0 BBBB 2B BB		1-0 ① BX F4		3-0 ③ BBBX FC5-4 1-2f		4-0 BBBB BB 1-2 2-3 BB		2	1	0	0	3	0	3
Chris Gomez, R (1, 6) OBP: 0.298, SLG: 0.362	2-2 ① FSBBX G6-3 1-2	2-2 CSBBFX 1-H 2-H 3-H 2B		1-2 ②③ CFBX G5-3 2-3f			1-0 ① BX P4	4-2 BCBCBB 1-2 2-3 3-H BB		4	0	1	4	1	0	3
Travis Fryman, R (1, 5) OBP: 0.358, SLG: 0.422	2 SAFE BX 1-0 ② WP 2-3 1B	3-1 ③ BFBBX G3			4-1 BCBBB FC6-4 BB		0-1 ② CX P4	1-3 ③ BCFS K		4	0	1	0	1	1	4
Cecil Fielder, R (1, 10) OBP: 0.357, SLG: 0.495	CBBSBBFB 4-2 1-2 BB		FBX 1-1 ① F8		BFCX 1-2 ① L7		CBCS 1-3 ③ K			3	0	0	0	1	1	1
Tony Clark, S (1, 3) OBP: 0.316, SLG: 0.500	X 0-0 ③ G1-3		X 0-0 1B		X 0-0 ② L9			B X 1-0 ① F8		4	0	1	0	0	0	3
Phil Nevin, R (1, 7) OBP: 0.257, SLG: 0.216 Milt Cuyler, S (8, PR) OBP: 0.274, SLG: 0.310 (9, 7)		CFBS 1-3 ① K	CBSSS 1-3 ② K		CX 0-1 ③ FC6-4 1-2f			X 0-0 SF8 3B		4 0	0 1	1 0	0 0	0 0	2 0	2 0
Danny Bautista, R (1, 9) OBP: 0.234, SLG: 0.277 Bobby Higginson, L (8, PH) OBP: 0.334, SLG: 0.401 (9, 9)		SFX 0-2 S 1B 2B 1B	BFSFS 1-3 ③ K			CX 0-1 ① F8		BFSBFH 3-2 BB S BB HBP		3 0	1 1	1 0	0 0	0 0	1 0	1 0
Steve Rodriguez, R (1, 4) OBP: 0.300, SLG: 0.235 Lou Whitaker, L (8, PH) OBP: 0.384, SLG: 0.532 Scott Fletcher, R (9, 4) OBP: 0.328, SLG: 0.335		BSBX 2-1 S 1-2 2B 1B		CBX 1-1 E6 G5-3 1B		X 0-0 ② G5-3		BBX 2-0 ② SF8 3-H		3 0 0	1 0 0	1 0 0	0 1 0	0 0 0	0 0 0	0 0 0
John Flaherty, R (1, 2) OBP: 0.299, SLG: 0.433		SBFFFFFBF 2-3 C ② K 1-2 2-3		1 SAFE BX 1-0 1-2 1B		CSBX 1-2 FC5-4 1B		BBBB 4-0 BB BB 1-2 BB		3	0	2	0	1	1	2
Inning Stats	R: 0 E: 0 K: 0 S: 10 H: 1 LOB: 2 BB: 2 P: 21	R: 3 E: 0 K: 2 S: 22 H: 3 LOB: 1 BB: 1 P: 36	R: 0 E: 0 K: 2 S: 10 H: 1 LOB: 1 BB: 0 P: 13	R: 0 E: 1 K: 0 S: 7 H: 1 LOB: 1 BB: 0 P: 11	R: 0 E: 0 K: 0 S: 7 H: 0 LOB: 1 BB: 1 P: 12	R: 0 E: 0 K: 1 S: 6 H: 1 LOB: 1 BB: 0 P: 11	R: 0 E: 0 K: 1 S: 6 H: 0 LOB: 0 BB: 0 P: 8	R: 2 E: 0 K: 1 S: 11 H: 1 LOB: 3 BB: 3 P: 30		1B: 6 2B: 1 3B: 1 HR: 0	SF: 1 SAC: 0 DP: 1 HBP: 1		WP: 1 PB: 0 SB: 4 CS: 0	PA: 39		

	AB	30
	R	5
	H	8
	RBI	5
	BB	7
	SO	6
	LOB	19

PITCHER		IP	WLS	BF	H	R	ER	SO	BB	IBB	HBP	BLK	WP	HR	S	P	ERA	WHIP
Brian Givens, L ERA: 4.65	(1, 1)	5.0	L	24	6	3	3	4	4	0	0	0	1	0	56	93	5.40	2.000
Bill Wegman, R ERA: 5.46	(6, 1)	2.1		10	2	2	2	1	0	0	1	0	0	0	18	28	7.71	0.857
Rob Dibble, R ERA: 7.66	(8, 1)	0.1		4	0	0	0	0	3	0	0	0	0	0	3	17	0.00	9.000
Ron Rightnowar, R ERA: 6.3	(8, 1)	0.1		1	0	0	0	1	0	0	0	0	0	0	3	4	0.00	0.000

PITCHER	IP	WLS	BF	H	R	ER	SO	BB	IBB	HBP	BLK	WP	HR	S	P	ERA	WHIP

Milwaukee Brewers @ Detroit Tigers

Tiger Stadium, Detroit, MI

Wed Sep 13 1995, 3:33 AM EDT

Att. 8,967 - Cloudy - 80 F

livebaseballscorecards.com

Batter	1	2	3	4	5	6	7	8	9	AB	R	H	RBI	BB	SO	LOB
Jeff Cirillo, R (1, 5) OBP: 0.391, SLG: 0.486	K		F8			L4		1B		4	0	1	0	0	1	0
Kevin Seitzer, R (1, 10) OBP: 0.396, SLG: 0.422	F7		G3			K		F8		4	0	0	0	0	1	1
B.J. Surhoff, L (1, 7) (9, 3)	F8			L1		G3		G4-3		4	0	0	0	0	0	1
John Jaha, R (1, 3) OBP: 0.382, SLG: 0.578 Jose Valentin, S (9, PR) OBP: 0.293, SLG: 0.402 Duane Singleton, L (9, 7)		G5-3		2B			SH1-3 FC1-5-4 1B		S 1B	4 0 0	0 0 0	3 0 0	0 0 0	0 0 0	0 0 0	0 0 0
Joe Oliver, R (1, 2) OBP: 0.336, SLG: 0.462		G5-3		K			SH1-3 1-2		F8	3	0	0	0	0	1	2
Matt Mieske, R (1, 9) OBP: 0.328, SLG: 0.447		1B 2B		P6			FC1-5-4 HR 2-3		K 1-2	4	2	1	0	0	1	3
David Hulse, L (1, 8) OBP: 0.311, SLG: 0.380		2-H 1B			G4-6-3 1B		1-H HR		IBB	3	1	3	3	1	0	0
Mark Loretta, R (1, 6) OBP: 0.250, SLG: 0.625 Dave Nilsson, L (9, PH) OBP: 0.342, SLG: 0.476 Pat Listach, S (9, 6) OBP: 0.283, SLG: 0.248		F9			F8		G6-3		P6	3 1 0	0 0 0	0 0 0	0 0 0	0 0 0	0 0 0	2 2 0
Fernando Vina, L (1, 4) OBP: 0.313, SLG: 0.331			L7		G4-6-3 1-2f			1B		3	0	1	0	0	0	1
Inning Stats	R: 0 E: 0 K: 1 S: 9 H: 0 LOB: 0 BB: 0 P: 13	R: 1 E: 0 K: 0 S: 11 H: 2 LOB: 1 BB: 0 P: 14	R: 0 E: 0 K: 0 S: 4 H: 0 LOB: 0 BB: 0 P: 8	R: 0 E: 0 K: 1 S: 12 H: 1 LOB: 1 BB: 0 P: 20	R: 0 E: 0 K: 0 S: 7 H: 1 LOB: 0 BB: 0 P: 8	R: 0 E: 0 K: 1 S: 8 H: 0 LOB: 0 BB: 0 P: 12	R: 2 E: 0 K: 0 S: 9 H: 2 LOB: 0 BB: 0 P: 14	R: 0 E: 0 K: 0 S: 12 H: 2 LOB: 1 BB: 0 P: 16	R: 0 E: 0 K: 1 S: 8 H: 1 LOB: 2 BB: 1 P: 14	1B: 6 2B: 2 3B: 0 HR: 1 SF: 0 SAC: 1 DP: 1 HBP: 0						

TOP	
AB	33
R	3
H	9
RBI	3
BB	1
SO	4
LOB	12

WP: 0 PB: 0 SB: 1 CS: 0 PA: 35

PITCHER		IP	WLS	BF	H	R	ER	SO	BB	IBB	HBP	BLK	WP	HR	S	P	ERA	WHIP
Felipe Lira, R ERA: 4.3	(1, 1)	6.0		21	4	1	1	3	0	0	0	0	0	0	51	75	1.50	0.667
Brian Maxcy, R ERA: 6.85	(7, 1)	1.0		5	2	2	2	0	0	0	0	0	0	1	9	14	18.00	2.000
Brian Bohanon, L ERA: 5.67	(8, 1)	1.0		4	2	0	0	0	0	0	0	0	0	0	12	16	0.00	2.000
Dwayne Henry, R ERA:	(9, 1)	1.0	W	5	1	0	0	1	0	1	0	0	0	0	8	14	0.00	1.000

PITCHER		IP	WLS	BF	H	R	ER	SO	BB	IBB	HBP	BLK	WP	HR	S	P	ERA	WHIP

BOTTOM

Milwaukee Brewers @ Detroit Tigers

Tiger Stadium, Detroit, MI

Wed Sep 13 1995, 3:33 AM EDT

Att. 8,967 - Cloudy - 80 F

livebaseballscorecards.com

Batter	1	2	3	4	5	6	7	8	9	AB	R	H	RBI	BB	SO	LOB
Chad Curtis, R (1, 8) OBP: 0.356, SLG: 0.447	BCCFBX 2-2 G6-3 ①		CBSBBB 4-2 G5-4-3 BB		BBBB 4-0 1B BB		1 SAFE C 1 SAFE 1 SAFE BBBBB 4-1 1-2 BB		BBBCCFB 4-2 HR BB	1	1	0	0	4	0	0
Lou Whitaker, L (1, 4) OBP: 0.385, SLG: 0.542	BBCFX 2-2 G4-3 ②		C 1 SAFE FBB 1 SAFE C 2-3 K ①		B 1 SAFE X 1-0 1-3 1B ②		BFX 1-1 F8 ①		X 0-0 1-H 2-H HR	5	1	2	3	0	1	3
Travis Fryman, R (1, 5) OBP: 0.357, SLG: 0.419	BCBFBB 4-2 BB		1 SAFE CSBBBX 2-2 G5-4-3 ②③ 1-2f		CBBBFX 2-2 F9 ③		BFSFBC 2-3 K ②			3	0	0	0	1	1	4
Cecil Fielder, R (1, 10) OBP: 0.357, SLG: 0.493	BCFFFFX 1-2 P3 ③			SFFFFFFX 0-2 G6-4-3 1B		BBFFFX 2-2 G6-3 ①	CSBS 1-3 K ③			4	0	1	0	0	1	3
Tony Clark, S (1, 3) OBP: 0.310, SLG: 0.462		BCBBB 4-1 1B SF8 BB		BCBX 2-1 G6-4-3 ①② 1-2f		SBX 1-1 F8 ②		BX 1-0 F7 ①		3	1	0	0	1	0	1
Bobby Higginson, L (1, 9) OBP: 0.336, SLG: 0.408 Danny Bautista, R (8, PH) OBP: 0.233, SLG: 0.276 (9, 9)		X 0-0 1-3 FC6-4 1B		X 0-0 3B		X 0-0 E4		BBCCS 2-3 K ②		3 1	0 0	2 0	0 0	0 0	0 1	0 0
Alan Trammell, R (1, 6) OBP: 0.359, SLG: 0.365		BBCBX 3-1 SF8 ① 3-H		CBCBFBFB 4-2 BB		CBBBBX 3-1 F9 ③		X 0-0 G4-3 ③		2	0	0	1	1	0	1
Phil Nevin, R (1, 7) OBP: 0.265, SLG: 0.257 Todd Steverson, R (9, PR) OBP: 0.354, SLG: 0.425		C 1 SAFE B 1 SAFE FBS 2-3 K ②		BSBX 2-1 F8 ③			BCCCBX 2-2 HR		BBX 2-0 SH3-4 HR 1B	4 0	1 1	2 0	1 0	0 0	1 0	3 0
Ron Tingley, R (1, 2) OBP: 0.315, SLG: 0.418 Milt Cuyler, S (7, PR) OBP: 0.274, SLG: 0.310 John Flaherty, R (8, 2) OBP: 0.299, SLG: 0.433		C 1 SAFE 1 SAFE X 0-1 1-2f FC6-4 ③			CBBX 2-1 G5-3 ①		BFCBBB 4-2 BB BB		X 0-0 1-2 SH3-4 ①	2 0 0	0 0 0	0 0 0	0 0 0	1 0 0	0 0 0	1 0 0
Inning Stats	R: 0 E: 0 K: 0 S: 14 H: 0 LOB: 1 BB: 1 P: 23	R: 1 E: 0 K: 1 S: 9 H: 1 LOB: 1 BB: 1 P: 18	R: 0 E: 0 K: 1 S: 8 H: 0 LOB: 0 BB: 1 P: 16	R: 0 E: 0 K: 0 S: 16 H: 2 LOB: 2 BB: 1 P: 24	R: 0 E: 0 K: 0 S: 6 H: 1 LOB: 1 BB: 1 P: 15	R: 0 E: 1 K: 0 S: 8 H: 0 LOB: 1 BB: 0 P: 14	R: 1 E: 0 K: 2 S: 15 H: 1 LOB: 2 BB: 2 P: 29	R: 0 E: 0 K: 1 S: 5 H: 0 LOB: 0 BB: 0 P: 8	R: 3 E: 0 K: 0 S: 6 H: 2 LOB: 1 BB: 1 P: 12	1B: 4 2B: 0 3B: 1 HR: 2	SF: 1 SAC: 1 DP: 2 HBP: 0						

	AB	28
	R	5
	H	7
	RBI	5
	BB	8
	SO	5
	LOB	16

WP: 0 PB: 0 SB: 0 CS: 0 PA: 38

PITCHER		IP	WLS	BF	H	R	ER	SO	BB	IBB	HBP	BLK	WP	HR	S	P	ERA	WHIP
Ricky Bones, R ERA: 4.21	(1, 1)	6.0		27	5	2	2	2	6	0	0	0	0	1	66	121	3.00	1.833
Ron Rightnowar, R ERA: 6.3	(7, 1)	0.0		1	0	0	0	0	1	0	0	0	0	0	1	5	∞	∞
Kevin Wickander, L ERA: 2.11	(7, 1)	0.2		2	0	0	0	1	0	0	0	0	0	0	6	9	0.00	0.000
Rob Dibble, R ERA: 7.56	(7, 1)	0.1		1	0	0	0	1	0	0	0	0	0	0	3	4	0.00	0.000
Angel Miranda, L ERA: 5.4	(8, 1)	1.0		3	0	0	0	1	0	0	0	0	0	0	5	8	0.00	0.000

PITCHER		IP	WLS	BF	H	R	ER	SO	BB	IBB	HBP	BLK	WP	HR	S	P	ERA	WHIP
Mike Fetters, R ERA: 3.52	(9, 1)	0.1	L	4	2	3	3	0	1	0	0	0	0	1	6	12	81.00	9.000

Batter	1	2	3	4	5	6	7	8	9	AB	R	H	RBI	BB	SO	LOB
Jeff Cirillo, R (1, 5) OBP: 0.391, SLG: 0.483	C B C X 1-2 G5-3 ①		C F X 0-2 G6-4-3 ② ③ 1-2f		B C F B B B F B 4-2 1B 1B BB	B F S X 1-2 G5-3 ②		B X 1-0 2-H 1B		4	0	1	1	1	0	2
Kevin Seitzer, R (1, 3) OBP: 0.394, SLG: 0.419	C C X 0-2 L9 ②			B B X 2-0 F8 ①	1 SAFE 1 SAFE C P X 1-1 1B 1-2 1B	B X 1-0 F9 ③		C B X 1-1 G5-3 ③		5	0	1	0	0	0	1
B.J. Surhoff, L (1, 7) OBP: 0.383, SLG: 0.507	X 0-0 G3-1 ③			C B F F S 1-3 K ②	F B S S S 1-3 K ①		C C B X 1-2 L4 ①		X 0-0 F8 ①	5	0	0	0	0	2	2
John Jaha, R (1, 10) OBP: 0.383, SLG: 0.586		C B X 1-1 G6-3 ①		C C B B F B X 3-2 HR	F B B F X 2-2 1-2 2-3 1B		B S B F F B S 3-3 K ②		X 0-0 F9 ②	5	1	2	1	0	1	0
Matt Mieske, R (1, 9) OBP: 0.325, SLG: 0.439		S B C F B S 2-3 K ②		B C C B F B B 4-2 E S 1B BB	C C B F B C 2-3 K ②		B S C S 1-3 K		C F S 0-3 K ③	4	1	0	0	1	4	3
David Hulse, L (1, 8) OBP: 0.311, SLG: 0.377		C B F F B F F F F X 2-2 G6-3 ③		F 1 SAFE 1 SAFE B B F F F F B B 4-2 B S 1B 1-3 BB	X 0-0 G5 ③		B B X 2-0 L7 ③			3	1	0	0	1	0	4
Mike Matheny, R (1, 2) OBP: 0.321, SLG: 0.336			B B B C B 4-1 1B G6-3 BB	C B B X 2-1 HBP 1-H 3-H 1B		B B S S F F B F F 3-2 X F8 ①		B B X 2-0 SH1-3 1B		3	1	2	2	1	0	0
Mark Loretta, R (1, 6) OBP: 0.273, SLG: 0.500			X 0-0 G6-3 ① 1-2	H 1-0 1-2 HBP		B B X 2-0 E6 S HR		X 0-0 SH1-3 ① 1-2		2	1	0	0	0	0	1
Fernando Vina, L (1, 4) OBP: 0.316, SLG: 0.346			B B X 2-0 G6-4-3 2-3 1B	B B B C X 3-1 G4-1 ③		B B F X 2-1 1-H HR		B B C C F X 2-2 G1-3 ②		4	1	2	2	0	0	3
Inning Stats	R: 0 E: 0 K: 0 S: 7 H: 0 LOB: 0 BB: 0 P: 8	R: 0 E: 0 K: 1 S: 13 H: 0 LOB: 0 BB: 0 P: 18	R: 0 E: 0 K: 0 S: 6 H: 1 LOB: 1 BB: 1 P: 12	R: 3 E: 0 K: 1 S: 20 H: 2 LOB: 2 BB: 2 P: 40	R: 0 E: 0 K: 2 S: 17 H: 2 LOB: 3 BB: 1 P: 26	R: 2 E: 1 K: 0 S: 14 H: 1 LOB: 0 BB: 0 P: 23	R: 0 E: 0 K: 2 S: 11 H: 0 LOB: 1 BB: 0 P: 18	R: 1 E: 0 K: 0 S: 9 H: 2 LOB: 1 BB: 0 P: 15	R: 0 E: 0 K: 1 S: 5 H: 0 LOB: 0 BB: 0 P: 5	1B: 6 2B: 0 3B: 0 HR: 2	SF: 0 SAC: 1 DP: 1 HBP: 1						

PITCHER		IP	WLS	BF	H	R	ER	SO	BB	IBB	HBP	BLK	WP	HR	S	P	ERA	WHIP
Sean Bergman, R ERA: 4.98	(1, 1)	4.1	L	22	5	3	3	3	4	0	1	0	0	1	58	97	6.23	2.077
Mike Christopher, R ERA: 4.24	(5, 1)	1.2		7	1	2	1	1	0	0	0	0	0	1	19	30	5.40	0.600
Greg Gohr, R ERA:	(7, 1)	1.0		4	0	0	0	2	0	0	0	0	1	0	11	18	0.00	0.000
Ben Blomdahl, R ERA: 10.2	(8, 1)	1.0		5	2	1	1	0	0	0	0	0	0	0	9	15	9.00	2.000
John Doherty, R ERA: 4.82	(9, 1)	1.0		3	0	0	0	1	0	0	0	0	0	0	5	5	0.00	0.000

PITCHER	IP	WLS	BF	H	R	ER	SO	BB	IBB	HBP	BLK	WP	HR	S	P	ERA	WHIP

TOP

Milwaukee Brewers @ Detroit Tigers

Tiger Stadium, Detroit, MI

Thu Sep 14 1995, 7:05 PM EDT

Att. 7,775 - Unknown - 78 F

livebaseballscorecards.com

AB	35
R	6
H	8
RBI	6
BB	4
SO	7
LOB	16

1B: 6	SF: 0	WP: 1	PA: 41
2B: 0	SAC: 1	PB: 0	
3B: 0	DP: 1	SB: 3	
HR: 2	HBP: 1	CS: 0	

BOTTOM

Milwaukee Brewers @ Detroit Tigers

Tiger Stadium, Detroit, MI

Thu Sep 14 1995, 7:05 PM EDT

Att. 7,775 - Unknown - 78 F

Batter	1	2	3	4	5	6	7	8	9	AB	R	H	RBI	BB	SO	LOB
Chad Curtis, R (1, 8) OBP: 0.353, SLG: 0.443	G1-3		K		FC6-4 CS 1-2f		G1-3		K	5	0	0	0	0	2	3
Chris Gomez, R (1, 6) OBP: 0.300, SLG: 0.370	F8		HR		G6-3 1-2			L9	FC6-5 E 1B	5	1	2	1	0	0	1
Travis Fryman, R (1, 5) OBP: 0.357, SLG: 0.420	P4		2B			K		1B BB BB	E5 FC6-5 1-2	4	1	1	0	1	1	1
Cecil Fielder, R (1, 10) OBP: 0.357, SLG: 0.492		FC1-6 BB 1B 1B	K			K2-3		BB BB 1-3	FC6-5 1-2 2-3	5	1	2	0	0	2	3
Tony Clark, S (1, 3) OBP: 0.326, SLG: 0.439		FC1-6 1-2 BB		K		K		BB 1-2		2	0	0	0	2	2	0
Bobby Higginson, L (1, 9) OBP: 0.333, SLG: 0.404		FC1-6 1B 1-2f 2-3		K			K	K	K	4	0	0	0	0	3	5
Phil Nevin, R (1, 7) OBP: 0.281, SLG: 0.262		G5-4-3 1B 1-2 3-H		HBP			E5 E	E 1-2 2-3 3-H	BB	2	0	1	2	1	0	0
Steve Rodriguez, R (1, 4) OBP: 0.261, SLG: 0.200		G5-4-3 1-2f		K			E4 1-2	P6		3	0	0	0	0	1	4
Franklin Stubbs, L (8, PH) OBP: 0.366, SLG: 0.407										1	0	0	0	0	0	3
Scott Fletcher, R (9, 4) OBP: 0.328, SLG: 0.335										0	0	0	0	0	0	0
Ron Tingley, R (1, 2) OBP: 0.317, SLG: 0.414			K		FC6-4 BB		F9		G6-3	1	0	0	0	1	1	0
Lou Whitaker, L (7, PH) OBP: 0.383, SLG: 0.540										1	0	0	0	0	0	2
John Flaherty, R (8, 2) OBP: 0.298, SLG: 0.431										1	0	0	0	0	0	0
Inning Stats	R: 0 H: 0 E: 0 LOB: 0 K: 0 BB: 0 S: 6 P: 7	R: 1 H: 2 E: 0 LOB: 1 K: 0 BB: 1 S: 9 P: 15	R: 1 H: 2 E: 0 LOB: 1 K: 3 BB: 0 S: 12 P: 20	R: 0 H: 0 E: 0 LOB: 1 K: 3 BB: 0 S: 10 P: 15	R: 0 H: 0 E: 0 LOB: 0 K: 0 BB: 1 S: 7 P: 13	R: 0 H: 0 E: 0 LOB: 0 K: 3 BB: 0 S: 12 P: 16	R: 0 H: 0 E: 2 LOB: 2 K: 1 BB: 0 S: 18 P: 26	R: 1 H: 1 E: 0 LOB: 3 K: 1 BB: 3 S: 14 P: 31	R: 0 H: 1 E: 1 LOB: 2 K: 1 BB: 0 S: 14 P: 19	1B: 4 SF: 0 2B: 1 SAC: 0 3B: 0 DP: 1 HR: 1 HBP: 1						

livebaseballscorecards.com

AB	34
R	3
H	6
RBI	3
BB	5
SO	12
LOB	22

PITCHER		IP	WLS	BF	H	R	ER	SO	BB	IBB	HBP	BLK	WP	HR	S	P	ERA	WHIP
Steve Sparks, R ERA: 4.45	(1, 1)	7.1	W	32	5	3	3	10	4	0	1	0	0	1	79	126	3.68	1.227
Ron Rightnowar, R ERA: 6.16	(8, 1)	0.2		3	0	0	0	1	1	0	0	0	0	0	9	17	0.00	1.500
Mike Fetters, R ERA: 3.41	(9, 1)	1.0	S	5	1	0	0	1	0	0	0	0	0	0	14	19	0.00	1.000

PITCHER	IP	WLS	BF	H	R	ER	SO	BB	IBB	HBP	BLK	WP	HR	S	P	ERA	WHIP

Texas Rangers @ Detroit Tigers

Tiger Stadium, Detroit, MI

Fri Sep 15 1995, 7:05 PM EDT

Att. 12,059 - Unknown - 68 F

livebaseballscorecards.com

Batter	1	2	3	4	5	6	7	8	9	AB	R	H	RBI	BB	SO	LOB
Otis Nixon, S (1, 8) OBP: 0.353, SLG: 0.326	B B B C B 4-1 1B BB		C C B B B F B 4-2 BB		C X 0-1 ③ G1-3			B X 1-0 ① G4-3	F B B X 2-1 ③ G4-3	3	0	0	0	2	0	1
Mark McLemore, S (1, 4) OBP: 0.357, SLG: 0.367	B X 1-0 G6-4-3 1-2 1B		X 0-0 ③ P6			C B C B X 2-2 1B 1B 1B		B B F B B 4-1 FC3-6 BB		3	1	2	0	1	0	1
Will Clark, L (1, 3) OBP: 0.380, SLG: 0.464	B C B F B F S 3-3 ① K			B B X 2-0 E6 G3-1		B 1 SAFE X 1-0 L4 1B 1-3 1B		B X 1-0 ② FC3-6 WP 1B 1-2f		4	0	1	0	0	1	3
Juan Gonzalez, R (1, 10) OBP: 0.312, SLG: 0.596	B S B B B S X 3-2 ② ③ G6-4-3 1-2f			B B X 2-0 ① G6-3		B B F X 2-1 L4 1-2 3-H 1B		B B X 2-0 WP 1-2 1B		4	0	2	1	0	0	3
Mickey Tettleton, S (1, 9) OBP: 0.387, SLG: 0.471 Lou Frazier, S (8, PR) OBP: 0.289, SLG: 0.234 (8, 7)		C B C X 1-2 ① G3		B S B B X 2-1 ② G3-1 2-3		S C B B B F S 2-3 ① K		B I I 4-0 1-2 2-3 IBB		3 0	0 0	0 0	0 0	1 0	1 0	3 0
Ivan Rodriguez, R (1, 2) OBP: 0.339, SLG: 0.461		B X 1-0 ② G3		B S B B S F F F X 2-2 ③ L7		C S B B B F F F X 3-2 ② ③ L4 1-2 2-3		F X 0-1 ③ P4		4	0	0	0	0	0	6
29 Rusty Greer, L (1, 7) OBP: 0.355, SLG: 0.417 (8, 9)		B X 1-0 ③ F8			C F B B S 2-3 ① K		B X 1-0 ① G4-3		B C B B F F B 4-2 SH2-3 BB	3	0	0	0	1	1	0
Mike Pagliarulo, L (1, 5) OBP: 0.259, SLG: 0.325		C B S F X 1-2 ① F8			B X 1-0 HR		X 0-0 ② G4-3		X 0-0 ① SH2-3 1-2	3	1	1	1	0	0	0
Benji Gil, R (1, 6) OBP: 0.267, SLG: 0.348 Sam Horn, L (9, PH) OBP: 0.250, SLG: 0.143		L S B B X 2-2 ② G5-3			B F B F B S 3-3 ② K		B B C B F X 3-2 ③ G6-3		C B S T F B B S 3-3 ② K	3 1	0 0	0 0	0 0	0 0	1 1	0 1
Inning Stats	R: 0 H: 1 E: 0 LOB: 1 K: 1 BB: 1 S: 9 P: 20	R: 0 H: 0 E: 0 LOB: 0 K: 0 BB: 0 S: 5 P: 8	R: 0 H: 0 E: 0 LOB: 1 K: 0 BB: 1 S: 12 P: 19	R: 0 H: 0 E: 1 LOB: 1 K: 0 BB: 0 S: 10 P: 18	R: 1 H: 1 E: 0 LOB: 0 K: 2 BB: 0 S: 9 P: 15	R: 1 H: 3 E: 0 LOB: 2 K: 1 BB: 0 S: 16 P: 26	R: 0 H: 0 E: 0 LOB: 0 K: 0 BB: 0 S: 5 P: 9	R: 0 H: 1 E: 0 LOB: 3 K: 0 BB: 2 S: 6 P: 18	R: 0 H: 0 E: 0 LOB: 1 K: 1 BB: 1 S: 11 P: 20	1B: 5 SF: 0 2B: 0 SAC: 1 3B: 0 DP: 1 HR: 1 HBP: 0						

AB	31
R	2
H	6
RBI	2
BB	5
SO	5
LOB	18

PITCHER		IP	WLS	BF	H	R	ER	SO	BB	IBB	HBP	BLK	WP	HR	S	P	ERA	WHIP
Clint Sodowsky, R ERA: 1.2	(1, 1)	5.0	W	19	2	1	1	3	2	0	0	0	0	1	45	80	1.80	0.800
Brian Bohanon, L ERA: 5.74	(6, 1)	0.1		4	3	1	1	1	0	0	0	0	0	0	10	17	27.00	9.000
Brian Maxcy, R ERA: 6.52	(6, 1)	2.1		8	1	0	0	0	1	0	0	0	0	0	15	30	0.00	0.857
Mike Christopher, R ERA: 4.21	(8, 1)	0.1		2	0	0	0	0	0	1	0	0	1	0	2	6	0.00	0.000
Dwayne Henry, R ERA:	(9, 1)	1.0	S	4	0	0	0	1	1	0	0	0	0	0	11	20	0.00	1.000

PITCHER	IP	WLS	BF	H	R	ER	SO	BB	IBB	HBP	BLK	WP	HR	S	P	ERA	WHIP

Texas Rangers @ Detroit Tigers

Tiger Stadium, Detroit, MI

Fri Sep 15 1995, 7:05 PM EDT

Att. 12,059 - Unknown - 68 F

BOTTOM

Batter	1	2	3	4	5	6	7	8	9	AB	R	H	RBI	BB	SO	LOB
Chad Curtis, R (1, 8) OBP: 0.354, SLG: 0.442	G6-3		K		G4-6-3 1B		BB			3	0	1	1	1	1	0
Chris Gomez, R (1, 6) OBP: 0.297, SLG: 0.366	F8		F9		G4-6-3 1-2f		1 SAFE 1 SAFE 1 SAFE 1 SAFE 1 SAFE 1 SAFE L4-3			4	0	0	0	0	0	2
Travis Fryman, R (1, 5) OBP: 0.356, SLG: 0.419	G4-3			E6 HR		BB 1B		L5		4	1	1	0	0	0	0
Cecil Fielder, R (1, 10) OBP: 0.356, SLG: 0.497		F8		HR		F7		G1-3		4	1	1	2	0	0	1
Tony Clark, S (1, 3) OBP: 0.300, SLG: 0.400		E3 F7 WP		G3-1		F9		L8		4	0	0	0	0	0	1
Bobby Higginson, L (1, 9) OBP: 0.333, SLG: 0.402		F7 1-3		F9		1 SAFE 4-2 1-2 BB				2	0	0	0	1	0	1
Phil Nevin, R (1, 7) OBP: 0.282, SLG: 0.257		4-1 BB		F9		G5-3				2	0	0	0	1	0	2
Milt Cuyler, S (7, 7) OBP: 0.274, SLG: 0.310										0	0	0	0	0	0	0
Steve Rodriguez, R (1, 4) OBP: 0.269, SLG: 0.217		K			SH1-4 1B		F9			3	1	1	0	0	1	2
John Flaherty, R (1, 2) OBP: 0.297, SLG: 0.429			F9		1 SAFE 1 SAFE SH1-4 1-2		F8			2	0	0	0	0	0	0
Inning Stats	R: 0 E: 0 K: 0 S: 9	R: 0 E: 1 K: 1 S: 9	R: 0 E: 0 K: 1 S: 10	R: 2 E: 1 K: 0 S: 12	R: 1 E: 0 K: 0 S: 8	R: 0 E: 0 K: 0 S: 11	R: 0 E: 0 K: 0 S: 6	R: 0 E: 0 K: 0 S: 11		1B: 3 2B: 0 3B: 0 HR: 1	SF: 0 SAC: 1 DP: 1 HBP: 0					
	H: 0 LOB: 0 BB: 0 P: 14	H: 0 LOB: 2 BB: 1 P: 15	H: 0 LOB: 0 BB: 0 P: 16	H: 1 LOB: 0 BB: 0 P: 18	H: 2 LOB: 0 BB: 0 P: 9	H: 1 LOB: 2 BB: 1 P: 26	H: 0 LOB: 1 BB: 1 P: 16	H: 0 LOB: 0 BB: 0 P: 17								

livebaseballscorecards.com

AB	28
R	3
H	4
RBI	3
BB	3
SO	2
LOB	9

WP: 1 PB: 0 SB: 0 CS: 0 PA: 32

PITCHER		IP	WLS	BF	H	R	ER	SO	BB	IBB	HBP	BLK	WP	HR	S	P	ERA	WHIP
Kevin Gross, R ERA: 5.83	(1, 1)	6.2	L	28	4	3	2	2	3	0	0	0	1	1	63	110	2.70	1.050
Roger McDowell, R ERA: 4.26	(7, 1)	1.1		4	0	0	0	0	0	0	0	0	0	0	13	21	0.00	0.000

PITCHER	IP	WLS	BF	H	R	ER	SO	BB	IBB	HBP	BLK	WP	HR	S	P	ERA	WHIP

Batter	1	2	3	4	5	6	7	8	9	AB	R	H	RBI	BB	SO	LOB
Otis Nixon, S (1, 8) OBP: 0.355, SLG: 0.331	F B C X 1-2 ① F9	X 0-0 ③ 2-H 1B		L C B B B X 3-2 ① G5-3		X 0-0 SH1-3 S 1B 1B	C C F B X 1-2 ② 2B			5	1	3	0	0	0	0
Mark McLemore, S (1, 4) OBP: 0.358, SLG: 0.370	B B B C C X 3-2 2B 1B		C X 0-1 1B 2B	B C C B X 2-2 ② G1-3		B X 1-0 ① SH1-3 1-3	B B X 2-0 ③ G4-3			4	1	2	0	0	0	0
Will Clark, L (1, 3) OBP: 0.383, SLG: 0.468	C B 1 SAFE X 1-1 1-3 2B		C X 0-1 E 1B SF9 2-H 1B	C X 0-1 ③ F8		C X 0-1 1B 1B 3-H 1B		X 0-0 ① G1-3		5	2	3	2	0	0	0
Juan Gonzalez, R (1, 10) OBP: 0.320, SLG: 0.608	I I I I 4-0 IBB	B C F B X 2-2 SF9 E 1-2 1B			B B X 2-0 HR	B C X 1-1 1B 1-3 1B 1B		X 0-0 ② F7		4	2	3	1	1	0	0
Mickey Tettleton, S (1, 9) OBP: 0.385, SLG: 0.468 Lou Frazier, S (8, 7) OBP: 0.289, SLG: 0.234	C B B X 2-1 ② P3	B F F X 2-1 E7 BB 1-2 2-3		B C F B C 1-2 ① G3	B B B X 3-0 29 1B 1-2 3-H 1B		C X 0-1 ③ G4-1		5 0 1 1 0 0 5 0 0 0 0 0 0 0							
Ivan Rodriguez, R (1, 2) OBP: 0.338, SLG: 0.459	B F B B B F X 3-2 ③ G4-3	S X 0-1 ① SF9 2-3 3-H			X 0-0 ② P6	B S F B X 2-2 29 1B 1-2 2-H 1B			F F X 0-2 ① G1-3	4	0	1	2	0	0	3
Candy Maldonado, R (1, 7) OBP: 0.381, SLG: 0.508 29 Rusty Greer, L (6, PH) OBP: 0.355, SLG: 0.417 (6, 7) (8, 9)		B B F S F X 2-2 CS 1B	B C B B B 4-1 1-2 BB		F C B X 1-2 2B	C F B X 1-2 ② 1-3 2-H 1B			C X 0-1 ② F8	2 0 2 0 1 0 0 2 0 1 0 0 0 0						
Craig Worthington, R (1, 5) OBP: 0.308, SLG: 0.423 Sam Horn, L (3, PH) OBP: 0.222, SLG: 0.125 Mike Pagliarulo, L (3, 5) OBP: 0.264, SLG: 0.341		B 1 B S S B B 4-1 ① 1-2 G1-3 1B BB	S B S B B S 2-3 ② K		I I I I 4-0 IBB	B B C X 2-1 ③ G4-3			B X 1-0 HR	0 0 0 0 1 0 0 1 0 0 0 0 1 3 2 1 1 1 1 0 2						
Esteban Beltre, R (1, 6) OBP: 0.258, SLG: 0.315		C X 0-1 ② G1-3 1-2	C B C X 1-2 ③ G4-3		S X 0-1 ③ G6-3		C B X 1-1 ① G4-3		B X 1-0 ③ G5-3	5 0 0 0 0 0 6						
Inning Stats	R: 0 H: 2 E: 0 LOB: 3 K: 0 BB: 1 S: 13 P: 27	R: 0 H: 2 E: 0 LOB: 2 K: 0 BB: 1 S: 8 P: 14	R: 2 H: 3 E: 1 LOB: 3 K: 1 BB: 1 S: 18 P: 29	R: 0 H: 0 E: 0 LOB: 0 K: 0 BB: 0 S: 8 P: 13	R: 1 H: 2 E: 0 LOB: 2 K: 0 BB: 1 S: 10 P: 18	R: 3 H: 6 E: 0 LOB: 2 K: 0 BB: 0 S: 15 P: 25	R: 0 H: 1 E: 0 LOB: 0 K: 0 BB: 0 S: 7 P: 11	R: 0 H: 0 E: 0 LOB: 0 K: 0 BB: 0 S: 4 P: 4	R: 1 H: 1 E: 0 LOB: 0 K: 0 BB: 0 S: 7 P: 9	1B: 11 SF: 1 2B: 4 SAC: 1 3B: 0 DP: 0 HR: 2 HBP: 0						

TOP

Texas Rangers @ Detroit Tigers

Tiger Stadium, Detroit, MI

Sat Sep 16 1995, 7:05 PM EDT

Att. 17,142 - Unknown - 81 F

livebaseballscorecards.com

AB	39
R	7
H	17
RBI	7
BB	4
SO	1
LOB	19

PITCHER		IP	WLS	BF	H	R	ER	SO	BB	IBB	HBP	BLK	WP	HR	S	P	ERA	WHIP
C.J. Nitkowski, L ERA: 6.93	(1, 1)	2.1	L	16	7	2	1	0	2	1	0	0	0	0	33	61	3.86	3.857
Joe Boever, R ERA: 6.41	(3, 1)	3.0		16	6	4	4	1	0	1	0	0	0	1	31	52	12.00	2.000
Mike Christopher, R ERA: 4.08	(6, 1)	1.2		6	3	0	0	0	0	0	0	0	0	0	15	24	0.00	1.800
Ben Blomdahl, R ERA: 9.53	(8, 1)	2.0		7	1	1	1	0	0	0	0	0	0	1	11	13	4.50	0.500

PITCHER	IP	WLS	BF	H	R	ER	SO	BB	IBB	HBP	BLK	WP	HR	S	P	ERA	WHIP

WP: 0 PA: 45
PB: 0
SB: 1
CS: 1

Texas Rangers @ Detroit Tigers

Tiger Stadium, Detroit, MI

Sat Sep 16 1995, 7:05 PM EDT

Att. 17,142 - Unknown - 81 F

livebaseballscorecards.com

BOTTOM

Batter	1	2	3	4	5	6	7	8	9	AB	R	H	RBI	BB	SO	LOB
Chad Curtis, R (1, 8) OBP: 0.355, SLG: 0.443	F9			CS, 1B		1 SAFE, 1 SAFE, 1 SAFE, FC4-6, 1B			E7, 1B	4	1	2	0	0	0	0
Chris Gomez, R (1, 6) OBP: 0.296, SLG: 0.365	G6-3			K		FC4-6			1B, 1B	4	1	1	1	0	1	3
Travis Fryman, R (1, 5) OBP: 0.356, SLG: 0.417	G4-3			P6		F7			FC4-6, 1B	4	0	1	0	0	0	2
Cecil Fielder, R (1, 10) OBP: 0.355, SLG: 0.494		P5			G5-3		K		FC4-6	4	0	1	1	0	1	0
Derrick White, R (9, PR) OBP: 0.191, SLG: 0.234										0	0	0	0	0	0	0
Tony Clark, S (1, 3) OBP: 0.278, SLG: 0.367		K			K		G6-3		FC4-6	4	0	0	0	0	2	2
Phil Nevin, R (1, 7) OBP: 0.273, SLG: 0.248		K			K		K		K	4	0	0	0	0	4	2
Danny Bautista, R (1, 9) OBP: 0.234, SLG: 0.289			G4-3			HR		K	K	3	1	1	1	0	1	0
Bobby Higginson, L (9, PH) OBP: 0.333, SLG: 0.401										1	0	0	0	0	1	2
Steve Rodriguez, R (1, 4) OBP: 0.276, SLG: 0.231			G4-3			FC4-6, 1B		K2-3		3	0	1	0	0	1	0
John Flaherty, R (1, 2) OBP: 0.294, SLG: 0.425			P4			F9		F8		3	0	0	0	0	0	1
Inning Stats	R: 0, E: 0, K: 0, S: 4, H: 0, LOB: 0, BB: 0, P: 7	R: 0, E: 0, K: 2, S: 9, H: 0, LOB: 0, BB: 0, P: 12	R: 0, E: 0, K: 0, S: 5, H: 0, LOB: 0, BB: 0, P: 8	R: 0, E: 0, K: 1, S: 6, H: 1, LOB: 0, BB: 0, P: 9	R: 0, E: 0, K: 2, S: 10, H: 0, LOB: 0, BB: 0, P: 16	R: 1, E: 0, K: 0, S: 10, H: 3, LOB: 2, BB: 0, P: 17	R: 0, E: 0, K: 2, S: 7, H: 0, LOB: 0, BB: 0, P: 12	R: 0, E: 0, K: 2, S: 8, H: 0, LOB: 0, BB: 0, P: 13	R: 2, E: 1, K: 2, S: 15, H: 3, LOB: 2, BB: 0, P: 23	1B: 6, 2B: 0, 3B: 0, HR: 1	SF: 0, SAC: 0, DP: 0, HBP: 0					

	AB	34
	R	3
	H	7
	RBI	3
	BB	0
	SO	11
	LOB	12

PITCHER	IP	WLS	BF	H	R	ER	SO	BB	IBB	HBP	BLK	WP	HR	S	P	ERA	WHIP
Kenny Rogers, L (1, 1) ERA: 3.41	8.0	W	30	6	3	2	9	0	0	0	0	0	1	63	101	2.25	0.750
Jeff Russell, R (9, 1) ERA: 2.64	1.0		4	1	0	0	2	0	0	0	0	0	0	11	16	0.00	1.000

PITCHER	IP	WLS	BF	H	R	ER	SO	BB	IBB	HBP	BLK	WP	HR	S	P	ERA	WHIP

Batter	1	2	3	4	5	6	7	8	9	AB	R	H	RBI	BB	SO	LOB
Otis Nixon, S (1, 8) OBP: 0.357, SLG: 0.332	C B B F F F B F B 4-2 G3-1 1B BB		C S X 0-2 E S 1B 1B		L B B X 2-1 ② L5			C X 0-1 S 2B 1B	C F B B F C 2-3 ③ K	4	3	2	0	1	1	1
Mark McLemore, S (1, 4) OBP: 0.355, SLG: 0.367	X 0-0 ① G3-1 1-2		C C C B S 1-3 ① K		X 0-0 ③ F9			C B P F B C 3-3 ② K 1-2		4	0	0	0	0	2	3
Will Clark, L (1, 3) OBP: 0.386, SLG: 0.470	B C F B B X 2-2 BB 2-H 1B		B B C B B X 3-1 1-H 1B			F B X 1-1 ① F9		I I I I 4-0 2B IBB		3	1	2	2	1	0	0
Juan Gonzalez, R (1, 10) OBP: 0.322, SLG: 0.609	B B C S F B B 4-2 1-2 BB		B F B F B S 3-3 ② K			B B S F S 2-3 ② K		B X 1-0 1-H 2-H 2B		3	0	1	2	1	2	1
Mickey Tettleton, S (1, 9) OBP: 0.382, SLG: 0.463 Lou Frazier, S (8, 7) OBP: 0.289, SLG: 0.234	C F B S 1-3 ② K		C B C B X 2-2 ③ L8			S C S 0-3 ③ K		C B X 1-1 ③ G4-3		4 0	0 0	0 0	0 0	0 0	2 0	4 0
Ivan Rodriguez, R (1, 2) OBP: 0.335, SLG: 0.455	X 0-0 ③ G5-3			B X 1-0 ① F9			B X 1-0 ① P6		C F B S 1-3 ① K	4	0	0	0	0	1	2
29 Rusty Greer, L (1, 7) OBP: 0.354, SLG: 0.415 (8, 9)		B C S B F F F B F 3-2 ① F X F7		B F C C 1-3 ② K			B B X 2-0 ② G4-3		S S B X 1-2 2B SH1-3 1B	4	1	1	0	0	1	0
Mike Pagliarulo, L (1, 5) OBP: 0.264, SLG: 0.344		B C F F S 1-3 ② K		X 0-0 ③ F8			B S B F B F X 3-2 ③ L8		B S X 1-1 SH1-3 1-3 2B	4	0	1	0	0	1	0
Benji Gil, R (1, 6) OBP: 0.265, SLG: 0.346		B S B B B S S 3-3 ③ K			B S B S S 2-3 ① K			C S B S 1-3 ① K	S X 0-1 ② SH1-3 2-3 3-H	3	0	0	1	0	3	0
Inning Stats	R: 1 E: 0 K: 1 S: 16 H: 1 LOB: 2 BB: 2 P: 27	R: 0 E: 0 K: 2 S: 15 H: 0 LOB: 0 BB: 0 P: 22	R: 1 E: 0 K: 2 S: 14 H: 2 LOB: 1 BB: 0 P: 23	R: 0 E: 0 K: 1 S: 5 H: 0 LOB: 0 BB: 0 P: 7	R: 0 E: 0 K: 1 S: 6 H: 0 LOB: 0 BB: 0 P: 10	R: 0 E: 0 K: 2 S: 8 H: 0 LOB: 0 BB: 0 P: 11	R: 0 E: 0 K: 0 S: 6 H: 0 LOB: 0 BB: 0 P: 12	R: 2 E: 0 K: 2 S: 12 H: 2 LOB: 1 BB: 1 P: 21	R: 1 E: 0 K: 2 S: 14 H: 2 LOB: 1 BB: 0 P: 19	1B: 5 2B: 2 3B: 0 HR: 0 SF: 0 SAC: 1 DP: 0 HBP: 0						

PITCHER	IP	WLS	BF	H	R	ER	SO	BB	IBB	HBP	BLK	WP	HR	S	P	ERA	WHIP
Jose Lima, R (1, 1) ERA: 6.75	6.0	L	23	3	2	2	9	2	0	0	0	0	0	64	100	3.00	0.833
John Doherty, R (7, 1) ERA: 4.89	2.0		9	2	2	2	2	0	1	0	0	0	0	18	33	9.00	1.000
Greg Gohr, R (9, 1) ERA: 1.8	1.0		5	2	1	1	2	0	0	0	0	0	0	14	19	9.00	2.000

PITCHER	IP	WLS	BF	H	R	ER	SO	BB	IBB	HBP	BLK	WP	HR	S	P	ERA	WHIP

Texas Rangers @ Detroit Tigers

Tiger Stadium, Detroit, MI

Sun Sep 17 1995, 3:33 AM EDT

Att. 12,940 - Cloudy - 66 F

TOP

livebaseballscorecards.com

AB	33
R	5
H	7
RBI	5
BB	3
SO	13
LOB	11

1B: 5	SF: 0	WP: 0	PA: 37
2B: 2	SAC: 1	PB: 0	
3B: 0	DP: 0	SB: 2	
HR: 0	HBP: 0	CS: 0	

Texas Rangers @ Detroit Tigers

Tiger Stadium, Detroit, MI

Sun Sep 17 1995, 3:33 AM EDT

Att. 12,940 - Cloudy - 66 F

livebaseballscorecards.com

BOTTOM

Batter	1	2	3	4	5	6	7	8	9	AB	R	H	RBI	BB	SO	LOB
Chad Curtis, R (1, 8) OBP: 0.354, SLG: 0.440	BBCBB 4-1 BB		1 SAFE FCBX 1-2 G4-3 1-3		CBBX 2-1 FC6-4 1-2f			BCBFBX 3-2 G6-3		3	0	0	0	1	0	3
Chris Gomez, R (1, 6) OBP: 0.294, SLG: 0.362	1 SAFE BCFT 1 SAFE BS 2-3 K		BFSTFFS 1-3 K			FCBS 1-3 K		BBCFS 2-3 K		4	0	0	0	0	4	2
Travis Fryman, R (1, 5) OBP: 0.353, SLG: 0.414	CB1SSS 1-3 K			FBX 1-1 G5-3		CBBSFFFFF 2-2 F7			CX 0-1 G1-3	4	0	0	0	0	1	1
Cecil Fielder, R (1, 10) OBP: 0.353, SLG: 0.490	BCBSFX 2-2 G6-3			BSSSBX 2-2 P3		SSFFS 0-3 K			BBBCX 3-1 G4-3	4	0	0	0	0	1	1
Tony Clark, S (1, 3) OBP: 0.259, SLG: 0.340		CFBBS 2-3 K		CSBBS 1-3 K			SCBBS 2-3 K2-3		X 0-0 P5	4	0	0	0	0	3	0
Bobby Higginson, L (1, 9) OBP: 0.333, SLG: 0.398		CFS 0-3 K			BBFBB 4-1 1B BB		FFBBBBFC 3-3 K			2	0	0	0	1	2	0
Phil Nevin, R (1, 7) OBP: 0.275, SLG: 0.259		CCBX 1-2 G5-3			SSFBS 1-3 K		X 0-0 2B			3	0	1	0	0	1	1
Steve Rodriguez, R (1, 4) OBP: 0.290, SLG: 0.250 Lou Whitaker, L (7, PH) OBP: 0.382, SLG: 0.538 (8, 4)			CSFFX 0-2 G4-3 WP 1B		X 0-0 P4		BSSBFBFX 3-2 F8			2 1	0 0	1 0	0 0	0 0	0 0	1 1
John Flaherty, R (1, 2) OBP: 0.295, SLG: 0.425 Milt Cuyler, S (8, PH) OBP: 0.271, SLG: 0.307 Ron Tingley, R (9, 2) OBP: 0.317, SLG: 0.414			SC1 SAFE BS 1-3 K		BCX 1-1 FC6-4 1-2 1B			CX 0-1 P5		2 1 0	0 0 0	1 0 0	0 0 0	0 0 0	1 0 0	1 0 0
Inning Stats	R: 0 H: 0 E: 0 LOB: 1 K: 2 BB: 1 S: 11 P: 20	R: 0 H: 0 E: 0 LOB: 0 K: 2 BB: 0 S: 9 P: 12	R: 0 H: 1 E: 0 LOB: 1 K: 2 BB: 0 S: 17 P: 20	R: 0 H: 0 E: 0 LOB: 0 K: 1 BB: 0 S: 8 P: 12	R: 0 H: 1 E: 0 LOB: 2 K: 1 BB: 1 S: 10 P: 18	R: 0 H: 0 E: 0 LOB: 0 K: 2 BB: 0 S: 17 P: 20	R: 0 H: 1 E: 0 LOB: 1 K: 2 BB: 0 S: 12 P: 20	R: 0 H: 0 E: 0 LOB: 0 K: 1 BB: 0 S: 8 P: 13	R: 0 H: 0 E: 0 LOB: 0 K: 0 BB: 0 S: 5 P: 8	1B: 2 SF: 0 2B: 1 SAC: 0 3B: 0 DP: 0 HR: 0 HBP: 0						

	AB	30
	R	0
	H	3
	RBI	0
	BB	2
	SO	13
	LOB	11

WP: 1 PA: 32
PB: 0
SB: 0
CS: 0

PITCHER		IP	WLS	BF	H	R	ER	SO	BB	IBB	HBP	BLK	WP	HR	S	P	ERA	WHIP
Roger Pavlik, R ERA: 4.41	(1, 1)	7.0	W	26	3	0	0	12	2	0	0	0	1	0	84	122	0.00	0.714
Roger McDowell, R ERA: 4.15	(8, 1)	2.0		6	0	0	0	1	0	0	0	0	0	0	13	21	0.00	0.000

PITCHER	IP	WLS	BF	H	R	ER	SO	BB	IBB	HBP	BLK	WP	HR	S	P	ERA	WHIP

Batter	1	2	3	4	5	6	7	8	9	AB	R	H	RBI	BB	SO	LOB
Curtis Goodwin, L (1, 8) OBP: 0.309, SLG: 0.337	F B F B F C 2-3 ① K	C B B B F F X 2-2 ② 2B	F F B F S 1-3 ① K	X 0-0 ① G1-3	X 0-0 ② G5-3	5	0	1	0	0	2	0
Brady Anderson, L (1, 7) OBP: 0.363, SLG: 0.438	C C B X 1-2 ② F9	B B B C X 3-1 ③ G3	C B X 1-1 ② G3	B C B B X 3-1 1B 1B 2B	B X 1-0 ③ G4-3	5	1	1	0	0	0	1
Rafael Palmeiro, L (1, 3) OBP: 0.378, SLG: 0.585	C X 0-1 1B	B X 1-0 ① L9	B B X 2-0 HR 1B	X 0-0 E 1B 2B 2-3 1B		4	2	3	0	0	0	0
Bobby Bonilla, S (1, 5) OBP: 0.380, SLG: 0.569	X 0-0 ③ F7	S B B X 2-1 ② G4-3	X 0-0 1-H HR	S X 0-1 E 2B 1B 1-2 3-H		4	2	2	3	0	0	1
Cal Ripken Jr., R (1, 6) OBP: 0.317, SLG: 0.410	B F X 1-1 ① G5-3	C B F F F F B B B 4-2 BB	B C S B C 2-3 ③ K	B C B B S X 3-2 E6 2B 1-2 2-3		3	1	0	0	1	1	2
Harold Baines, L (1, 10) OBP: 0.388, SLG: 0.514	B X 1-0 ② F7	B F C F F B F X 2-2 ③ F9				B F B B B X 3-1 1B	B F B X 2-1 F9 1-H 2-H 3-H 2B			4	0	2	3	0	0	1
Chris Hoiles, R (1, 2) OBP: 0.352, SLG: 0.445	B C X 1-1 ③ P4	B X 1-0 ① F8				B S S S B F F X 2-2 ① F9	X 0-0 ② F9 2-3			4	0	0	0	0	0	2
Jeff Huson, L (1, 4) OBP: 0.331, SLG: 0.277	B X 1-0 ① L6	C B B X 2-1 ② G3-1				B F X 1-1 ② L4	B S B B X 3-1 ③ G5-3			4	0	0	0	0	0	2
Mark Smith, R (1, 9) OBP: 0.329, SLG: 0.357		B B B C X 3-1 ② G6-3	B X 1-0 ③ G6-3			B C S B S 2-3 ③ K			B C B S X 2-2 ① F9	4	0	0	0	0	1	1
Inning Stats	R: 0 H: 1 E: 0 LOB: 1 K: 1 BB: 0 S: 10 P: 13	R: 0 H: 0 E: 0 LOB: 0 K: 0 BB: 0 S: 5 P: 8	R: 0 H: 1 E: 0 LOB: 1 K: 0 BB: 0 S: 9 P: 18	R: 0 H: 0 E: 0 LOB: 1 K: 0 BB: 1 S: 12 P: 21	R: 0 H: 0 E: 0 LOB: 0 K: 0 BB: 0 S: 4 P: 8	R: 2 H: 2 E: 0 LOB: 0 K: 2 BB: 0 S: 11 P: 17	R: 0 H: 1 E: 0 LOB: 1 K: 1 BB: 0 S: 12 P: 20	R: 4 H: 4 E: 1 LOB: 1 K: 0 BB: 0 S: 14 P: 25	R: 0 H: 0 E: 0 LOB: 0 K: 0 BB: 0 S: 5 P: 8	1B: 5 SF: 0 2B: 3 SAC: 0 3B: 0 DP: 0 HR: 1 HBP: 0					WP: 0 PA: 38 PB: 0 SB: 0 CS: 0	

TOP

Baltimore Orioles @ Detroit Tigers

Tiger Stadium, Detroit, MI

Mon Sep 18 1995, 7:05 PM EDT

Att. 12,637 - Unknown - 69 F

livebaseballscorecards.com

AB	37
R	6
H	9
RBI	6
BB	1
SO	4
LOB	10

PITCHER		IP	WLS	BF	H	R	ER	SO	BB	IBB	HBP	BLK	WP	HR	S	P	ERA	WHIP
Felipe Lira, R ERA: 4.24	(1, 1)	6.0	L	23	4	2	2	3	1	0	0	0	0	1	51	85	3.00	0.833
Mike Christopher, R ERA: 4.0	(7, 1)	1.0		4	1	0	0	1	0	0	0	0	0	0	12	20	0.00	1.000
Brian Bohanon, L ERA: 6.01	(8, 1)	0.1		4	3	3	3	0	0	0	0	0	0	0	6	9	81.00	9.000
Brian Maxcy, R ERA: 6.44	(8, 1)	0.2		4	1	1	0	0	0	0	0	0	0	0	8	16	0.00	1.500
Mike Myers, L ERA: 12.27	(9, 1)	1.0		3	0	0	0	0	0	0	0	0	0	0	5	8	0.00	0.000

PITCHER	IP	WLS	BF	H	R	ER	SO	BB	IBB	HBP	BLK	WP	HR	S	P	ERA	WHIP

Baltimore Orioles @ Detroit Tigers

Tiger Stadium, Detroit, MI

Mon Sep 18 1995, 7:05 PM EDT

Att. 12,637 - Unknown - 69 F

BOTTOM

Batter	1	2	3	4	5	6	7	8	9	AB	R	H	RBI	BB	SO	LOB
Chad Curtis, R (1, 8) OBP: 0.354, SLG: 0.445	B C B X 2-1 2B 1B 1B		X 0-0 ① L9		S F B S 1-3 ② K2-3			C B F B B X 3-2 HR	C X 0-1 ③ FC6-4 1-2f	5	2	2	1	0	1	2
Bobby Higginson, L (1, 9) OBP: 0.332, SLG: 0.399	X 0-0 1B 1-3 2B		C B F B C 2-3 ② K		B X 1-0 ③ G5-3			C F B F S 1-3 ① K		4	0	1	0	0	2	1
Travis Fryman, R (1, 5) OBP: 0.354, SLG: 0.414	B F F B X 2-2 2-3 3-H 1B		C F S 0-3 ③ K			C B C B S 2-3 ① K		B C F B B F B 4-2 BB BB		3	0	1	1	1	2	0
Cecil Fielder, R (1, 10) OBP: 0.354, SLG: 0.489 Derrick White, R (8, PR) OBP: 0.191, SLG: 0.234	C C S 0-3 ① K			B B X 2-0 ① P4		C F X 0-2 FC3-6 1B		B B B B C B 4-1 1-2 BB		3 0	0 0	1 0	0 0	1 0	1 0	2 0
Lou Whitaker, L (1, 4) OBP: 0.376, SLG: 0.529	B C F 1 SAFE S 1-3 ② K			F C B C 1-3 ② K		F B B F F F X 2-2 ② FC3-6 1-2f		X 0-0 ② P6		4	0	0	0	0	2	5
Tony Clark, S (1, 3) OBP: 0.258, SLG: 0.321	B F B X 2-1 ③ P5			B S B B B 4-1 FC6-4 BB		X 0-0 ③ F7		B S S S 1-3 ③ K		3	0	0	0	1	1	5
Alan Trammell, R (1, 6) OBP: 0.353, SLG: 0.357		C B B B X 3-1 ① G4-3		B X 1-0 ③ FC6-4 1-2f			B C C B X 2-2 ① G6-3		F C X 0-2 ① G3	4	0	0	0	0	0	1
Phil Nevin, R (1, 7) OBP: 0.281, SLG: 0.254		B B F X 2-1 ② F8			C B B B B 4-1 SH2-4 BB		B C B B C S 3-3 ② K		B B B C B 4-1 FC6-4 BB	2	0	0	0	2	1	0
Ron Tingley, R (1, 2) OBP: 0.313, SLG: 0.407 Franklin Stubbs, L (9, PH) OBP: 0.363, SLG: 0.404		B C S C 1-3 ③ K			1 SAFE L 1 B B X SAFE 2-1 ① SH2-4 1-2		B B C F S 2-3 ③ K		B C F B C 2-3 ② K	2 1	0 0	0 0	0 0	0 0	2 1	0 1
Inning Stats	R: 1 H: 3 E: 0 LOB: 2 K: 2 BB: 0 S: 14 P: 21	R: 0 H: 0 E: 0 LOB: 0 K: 1 BB: 0 S: 7 P: 13	R: 0 H: 0 E: 0 LOB: 0 K: 2 BB: 0 S: 7 P: 9	R: 0 H: 0 E: 0 LOB: 1 K: 1 BB: 1 S: 6 P: 14	R: 0 H: 0 E: 0 LOB: 1 K: 1 BB: 1 S: 7 P: 15	R: 0 H: 1 E: 0 LOB: 1 K: 1 BB: 0 S: 13 P: 17	R: 0 H: 0 E: 0 LOB: 0 K: 2 BB: 0 S: 10 P: 17	R: 1 H: 1 E: 0 LOB: 2 K: 2 BB: 2 S: 15 P: 28	R: 0 H: 0 E: 0 LOB: 1 K: 1 BB: 1 S: 9 P: 15	1B: 3 SF: 0 2B: 1 SAC: 1 3B: 0 DP: 0 HR: 1 HBP: 0							

livebaseballscorecards.com

AB	31
R	2
H	5
RBI	2
BB	5
SO	13
LOB	17

WP: 0 PA: 37
PB: 0
SB: 0
CS: 0

PITCHER		IP	WLS	BF	H	R	ER	SO	BB	IBB	HBP	BLK	WP	HR	S	P	ERA	WHIP
Jimmy Haynes, R ERA: 1.88	(1, 1)	7.1	W	30	5	2	2	11	3	0	0	0	0	1	74	124	2.46	1.091
Joe Borowski, R ERA:	(8, 1)	0.0		1	0	0	0	0	1	0	0	0	0	0	1	5	∞	∞
Jesse Orosco, L ERA: 3.42	(8, 1)	0.2		2	0	0	0	1	0	0	0	0	0	0	4	5	0.00	0.000
Doug Jones, R ERA: 5.12	(9, 1)	1.0		4	0	0	0	1	1	0	0	0	0	0	9	15	0.00	1.000

PITCHER	IP	WLS	BF	H	R	ER	SO	BB	IBB	HBP	BLK	WP	HR	S	P	ERA	WHIP

Baltimore Orioles @ Detroit Tigers

Tiger Stadium, Detroit, MI

Tue Sep 19 1995, 3:33 AM EDT

Att. 9,647 - Overcast - 73 F

livebaseballscorecards.com

TOP

Batter	1	2	3	4	5	6	7	8	9	AB	R	H	RBI	BB	SO	LOB
Curtis Goodwin, L (1, 8) OBP: 0.307, SLG: 0.342	3-2 2B 3B		2-1 G6-4-3 1-2f		3-2 1-3	2-1 5-3 2-3			3-2 F8	5	1	1	0	0	0	3
Brady Anderson, L (1, 7) OBP: 0.366, SLG: 0.442	2-0 L4-6 3-H 2B			1-1 S 1B	1-3 K		0-0 6-3 1B		4-2 DI BB	4	1	3	1	1	1	0
Rafael Palmeiro, L (1, 3) OBP: 0.377, SLG: 0.583	0-0 L4-6 2-3			1 SAFE C 1 SAFE 1 SAFE S P 1 SAFE S 1-3 K 1-2	1-2 2B		2-2 F9		2-2 F4 1-2	5	0	1	0	0	1	4
Bobby Bonilla, S (1, 5) OBP: 0.379, SLG: 0.566	0-0 F7			2-0 1B BB 2-H 1B	0-0 F8		3-2 6-3 1-2			4	1	1	1	0	0	2
Cal Ripken Jr., R (1, 6) OBP: 0.315, SLG: 0.407		0-0 F8		2-1 F8		0-1 5-3	0-1 5-3			4	0	0	0	0	0	2
Harold Baines, L (1, 10) OBP: 0.391, SLG: 0.516		4-0 G5-4-3 BB		1-1 BB HBP 1-3 1B		1-2 1B 1B 1B		1-3 K		3	1	2	0	1	1	0
Mark Smith, R (1, 9) OBP: 0.329, SLG: 0.347 Kevin Bass, S (8, PH) OBP: 0.302, SLG: 0.320 (8, 9)	0-0 G5-4-3 1-2f		3-2 BB HBP 1-2		1-3 K			0-1 F7		2 1	0 0	0 0	0 0	0 0	1 0	2 0
Jeff Huson, L (1, 4) OBP: 0.336, SLG: 0.278			3-3 K	4-1 1-2 2-3 3-H BB		2-1 S 1B 1-2 1B		0-2 F9		3	0	1	1	1	1	0
Gregg Zaun, S (1, 2) OBP: 0.353, SLG: 0.379 Bret Barberie, S (9, PH) OBP: 0.352, SLG: 0.326			1-1 G6-4-3 1B	0-3 K		0-0 1-2 2-H 1B			2-2 G3	3 1	0 0	2 0	1 0	0 0	1 0	3 0
Inning Stats	R: 1 E: 0 K: 0 S: 10 H: 2 LOB: 0 BB: 0 P: 15	R: 0 E: 0 K: 0 S: 2 H: 0 LOB: 0 BB: 1 P: 6	R: 0 E: 0 K: 1 S: 7 H: 1 LOB: 0 BB: 0 P: 13	R: 2 E: 0 K: 2 S: 17 H: 3 LOB: 3 BB: 1 P: 30	R: 0 E: 0 K: 1 S: 12 H: 1 LOB: 1 BB: 0 P: 17	R: 1 E: 0 K: 1 S: 13 H: 3 LOB: 2 BB: 0 P: 19	R: 0 E: 0 K: 0 S: 10 H: 1 LOB: 1 BB: 0 P: 15	R: 0 E: 0 K: 1 S: 9 H: 0 LOB: 0 BB: 0 P: 10	R: 0 E: 0 K: 0 S: 14 H: 0 LOB: 1 BB: 1 P: 25	1B: 8 2B: 3 3B: 1 HR: 0 SF: 0 SAC: 0 DP: 3 HBP: 1						

	AB	35
	R	4
	H	11
	RBI	4
	BB	3
	SO	6
	LOB	16

WP: 0 PB: 0 SB: 2 CS: 0 PA: 39

PITCHER		IP	WLS	BF	H	R	ER	SO	BB	IBB	HBP	BLK	WP	HR	S	P	ERA	WHIP
Sean Bergman, R ERA: 5.04	(1, 1)	4.0		18	6	3	3	3	2	0	1	0	0	0	36	64	6.75	2.000
Mike Myers, L ERA: 9.64	(5, 1)	1.0	W	4	1	0	0	1	0	0	0	0	0	0	12	17	0.00	1.000
John Doherty, R ERA: 4.84	(6, 1)	3.0		13	4	1	1	2	0	0	0	0	0	0	32	44	3.00	1.333
Dwayne Henry, R ERA:	(9, 1)	1.0	S	4	0	0	0	0	1	0	0	0	0	0	14	25	0.00	1.000

PITCHER	IP	WLS	BF	H	R	ER	SO	BB	IBB	HBP	BLK	WP	HR	S	P	ERA	WHIP

Baltimore Orioles @ Detroit Tigers

Tiger Stadium, Detroit, MI

Tue Sep 19 1995, 3:33 AM EDT

Att. 9,647 - Overcast - 73 F

BOTTOM

livebaseballscorecards.com

Batter	1	2	3	4	5	6	7	8	9	AB	R	H	RBI	BB	SO	LOB
Chad Curtis, R (1, 8) OBP: 0.355, SLG: 0.451	B C S X 1-2 ① 6-3	B X 1-0 S 1B		F X 0-1 1-H HR		B X 1-0 ① F2		C B B S F F X 2-2 ③ F8		5	1	2	2	0	0	0
Alan Trammell, R (1, 6) OBP: 0.351, SLG: 0.352	B B B B 4-0 F8 BB 1B BB	B 1 SAFE 1 SAFE 1 SAFE B C F B X 3-2 ③ F2 1-2		C X 0-1 ② F7		C B X 1-1 ② 5-3				3	1	0	0	1	0	1
Travis Fryman, R (1, 5) OBP: 0.354, SLG: 0.411	F 1 SAFE B B 1 SAFE C F B B 4-2 1B 1-2 2B BB		C X 0-1 ① F8	B X 1-0 ③ 6-3		X 0-0 ③ 5-3				3	1	0	0	1	0	0
Cecil Fielder, R (1, 10) OBP: 0.351, SLG: 0.485	X 0-0 ② F8 2-3		B B F X 2-1 ② F8		F C X 0-2 ① 6-3		B S X 1-1 ① 5-3			4	0	0	0	0	0	2
Phil Nevin, R (1, 7) OBP: 0.288, SLG: 0.263	B X 1-0 1-2 2B 3-H 1B		B X 1-0 1B		B C B S X 2-2 ② 6-3		B B C B S X 3-2 ② F6			4	1	2	1	0	0	0
Tony Clark, S (1, 3) OBP: 0.288, SLG: 0.356	B B C X 2-1 1-H 2-H 2B		B F S 1 SAFE 1 SAFE F S 1-3 ③ K		C B B B B 4-1 1B 1B BB		B B B C X 3-1 WP 1B			3	1	2	2	1	1	1
Danny Bautista, R (1, 9) OBP: 0.238, SLG: 0.304	B C F B X 2-2 ③ 4-3			B X 1-0 HR	S 1 SAFE S B F X 1-2 1B 1-2 1B		F C B S 1-3 ③ K 1-2			4	1	2	1	0	1	2
Scott Fletcher, R (1, 4) OBP: 0.326, SLG: 0.333		B B C B X 3-1 ① F7		F B B X 2-1 ① 5-3	B F B B F X 3-2 1-2 2-H 1B			B F C X 1-2 ① 6-3		4	0	1	1	0	0	0
Ron Tingley, R (1, 2) OBP: 0.311, SLG: 0.397		C B F B C 2-3 ② K		B C B F B F B 4-2 HR BB	C C S 0-3 ③ K			X 0-0 ② F8		3	1	0	0	1	2	2
Inning Stats	R: 3 H: 2 E: 0 LOB: 1 K: 0 BB: 2 S: 13 P: 27	R: 0 H: 1 E: 0 LOB: 1 K: 1 BB: 0 S: 9 P: 18	R: 0 H: 1 E: 0 LOB: 1 K: 1 BB: 0 S: 9 P: 13	R: 3 H: 2 E: 0 LOB: 0 K: 0 BB: 1 S: 11 P: 19	R: 1 H: 2 E: 0 LOB: 2 K: 1 BB: 1 S: 17 P: 27	R: 0 H: 0 E: 0 LOB: 0 K: 0 BB: 0 S: 4 P: 6	R: 0 H: 1 E: 0 LOB: 1 K: 1 BB: 0 S: 10 P: 18	R: 0 H: 0 E: 0 LOB: 0 K: 0 BB: 0 S: 9 P: 12		1B: 6 SF: 0 2B: 1 SAC: 0 3B: 0 DP: 0 HR: 2 HBP: 0						

	AB	33
	R	7
	H	9
	RBI	7
	BB	4
	SO	4
	LOB	8

WP: 1 PA: 37
PB: 0
SB: 1
CS: 0

PITCHER		IP	WLS	BF	H	R	ER	SO	BB	IBB	HBP	BLK	WP	HR	S	P	ERA	WHIP
Rick Krivda, L ERA: 4.15	(1, 1)	3.1	L	18	5	5	5	2	3	0	0	0	0	1	37	71	13.50	2.400
Jim Dedrick, R ERA: 2.35	(4, 1)	0.2		3	1	1	1	0	0	0	0	0	0	1	5	6	13.50	1.500
Ben McDonald, R ERA: 4.5	(5, 1)	4.0		16	3	1	1	2	1	0	0	0	1	0	40	63	2.25	1.000

PITCHER	IP	WLS	BF	H	R	ER	SO	BB	IBB	HBP	BLK	WP	HR	S	P	ERA	WHIP

Batter	1	2	3	4	5	6	7	8	9	AB	R	H	RBI	BB	SO	LOB
Curtis Goodwin, L (1, 8) OBP: 0.305, SLG: 0.339	F F B B F X 2-2 ① F7	X 0-0 ③ F9		C X 0-1 ② 4-3 1-2			B F X 1-1 G6-4-3 1B		C C F B F F B X 2-2 ③ F9	5	0	1	0	0	0	2
Brady Anderson, L (1, 7) OBP: 0.366, SLG: 0.446	C C B X 1-2 ② 4-3		C B X 1-1 HR	B B C B X 3-1 ③ G3			C F B B 1 SAFE 1 SAFE 1 SAFE X 2-2 ①② G6-4-3 1-2f			4	1	1	1	0	0	2
Rafael Palmeiro, L (1, 3) OBP: 0.377, SLG: 0.588	F F B B S 2-3 ③ K		X 0-0 HR		B B B C B 4-1 G4-6-3 BB		B C F B X 2-2 ③ G3			3	1	1	1	1	1	0
Bobby Bonilla, S (1, 5) OBP: 0.380, SLG: 0.566		S B X 1-1 4-3 1B 1B	F B S X 1-2 ① 4-3		S C B X 1-2 ①② G4-6-3 1-2f			C B S B B F X 3-2 G6-4-3 1B		4	1	2	0	0	0	1
Cal Ripken Jr., R (1, 6) OBP: 0.314, SLG: 0.405		C B F F X 1-2 ① 4-3 1-2	C B B S B B 4-2 BB BB		S B F X 1-2 ③ 5-3			C B B X 2-1 ①② G6-4-3 1-2f		3	0	0	0	1	0	2
Harold Baines, L (1, 10) OBP: 0.397, SLG: 0.531 Jeffrey Hammonds, R (8, PR) OBP: 0.274, SLG: 0.366	X 0-0 BB 2-H 2B 1B	C B B C F F B B 4-2 G5-4-3 1-2 BB			B X 1-0 HR			F B B C B X 3-2 2B		3 0	2 0	3 0	2 0	1 0	0 0	0 0
Chris Hoiles, R (1, 2) OBP: 0.351, SLG: 0.441	B F B B B 4-1 1-2 2B BB	C X 0-1 ②③ G5-4-3 1-2f			F B B B X 3-1 ① F5			S C B C 1-3 ③ K		3	1	0	0	1	1	3
Jeff Huson, L (1, 4) OBP: 0.341, SLG: 0.294	B B B C C X 3-2 1-H 2-H 2B		C C B X 1-2 CS 1B		C C S 0-3 ② K				B F C X 1-2 ① F6	4	0	2	2	0	1	0
Jarvis Brown, R (1, 9) OBP: 0.375, SLG: 0.222	C S S 0-3 ② K		B B F B B 4-1 ① 4-3 1-2 BB		F C C 0-3 ③ K				C B X 1-1 ② 5-3	3	0	0	0	1	2	1
Inning Stats	R: 0 H: 0 E: 0 LOB: 0 K: 1 BB: 0 S: 10 P: 15	R: 3 H: 3 E: 0 LOB: 1 K: 1 BB: 1 S: 15 P: 24	R: 2 H: 2 E: 0 LOB: 1 K: 0 BB: 2 S: 14 P: 24	R: 0 H: 1 E: 0 LOB: 1 K: 0 BB: 1 S: 8 P: 16	R: 0 H: 0 E: 0 LOB: 0 K: 0 BB: 1 S: 7 P: 13	R: 1 H: 1 E: 0 LOB: 0 K: 2 BB: 0 S: 9 P: 13	R: 0 H: 1 E: 0 LOB: 0 K: 0 BB: 0 S: 8 P: 13	R: 0 H: 2 E: 0 LOB: 1 K: 1 BB: 0 S: 12 P: 21	R: 0 H: 0 E: 0 LOB: 0 K: 0 BB: 0 S: 11 P: 15	1B: 5 SF: 0 2B: 2 SAC: 0 3B: 0 DP: 4 HR: 3 HBP: 0						WP: 0 PA: 37 PB: 0 SB: 0 CS: 1

TOP

Baltimore Orioles @ Detroit Tigers

Tiger Stadium, Detroit, MI

Wed Sep 20 1995, 3:33 AM EDT

Att. 8,397 - Overcast - 62 F

livebaseballscorecards.com

AB	32
R	6
H	10
RBI	6
BB	5
SO	5
LOB	11

PITCHER		IP	WLS	BF	H	R	ER	SO	BB	IBB	HBP	BLK	WP	HR	S	P	ERA	WHIP
Clint Sodowsky, R ERA: 3.63	(1, 1)	2.1	L	14	5	5	5	2	2	0	0	0	0	2	33	53	19.29	3.000
Ben Blomdahl, R ERA: 8.24	(3, 1)	2.2		9	1	0	0	0	3	0	0	0	0	0	21	39	0.00	1.500
Brian Bohanon, L ERA: 5.98	(6, 1)	2.0		7	2	1	1	2	0	0	0	0	0	1	17	26	4.50	1.000
Greg Gohr, R ERA: 1.5	(8, 1)	1.0		4	2	0	0	1	0	0	0	0	0	0	12	21	0.00	2.000
Joe Boever, R ERA: 6.34	(9, 1)	1.0		3	0	0	0	0	0	0	0	0	0	0	11	15	0.00	0.000

PITCHER	IP	WLS	BF	H	R	ER	SO	BB	IBB	HBP	BLK	WP	HR	S	P	ERA	WHIP

Batter	1	2	3	4	5	6	7	8	9	AB	R	H	RBI	BB	SO	LOB
Chad Curtis, R (1, 8) OBP: 0.352, SLG: 0.447	2-2 ① 6-3	2-3 ③ K			1-3 ① K		0-1 ③ FC6-4 1-2f			4	0	0	0	0	2	2
Chris Gomez, R (1, 6) OBP: 0.296, SLG: 0.368	0-0 6-3 1B 2B		1-2 2B		1-1 ② F8			1-2 ① 5-3		4	2	2	0	0	0	0
Travis Fryman, R (1, 5) OBP: 0.353, SLG: 0.410	2-0 ② 6-3 2-3		0-3 ① K		2-1 ③ F8			0-1 G5-4-3 1B		4	0	1	0	0	1	2
Cecil Fielder, R (1, 10) OBP: 0.350, SLG: 0.483	0-1 3-H 1B		1-1 ② 5-3			0-0 ① F8		0-1 ②③ G5-4-3 1-2f		4	0	1	1	0	0	2
Tony Clark, S (1, 3) OBP: 0.286, SLG: 0.365	1-3 ③ K		1-2 2-H 2B			2-0 ② 1-3			1-1 ① 4-3	4	0	1	1	0	1	1
Bobby Higginson, L (1, 9) OBP: 0.331, SLG: 0.398		3-2 5-3 1B 1B	1-2 ③ F7			1-0 ③ F9			3-1 ② 3-1	4	1	1	0	0	0	1
Phil Nevin, R (1, 7) OBP: 0.280, SLG: 0.254		0-0 ① 5-3 1-2		3-3 ① K			0-0 ① F8		3-3 ③ K	4	0	0	0	0	2	1
Scott Fletcher, R (1, 4) OBP: 0.326, SLG: 0.333		0-1 2-H 1B		1-0 ② 6-3			1-1 ② F9			3	0	1	1	0	0	0
John Flaherty, R (1, 2) OBP: 0.295, SLG: 0.424		0-0 ② F7		1-0 ③ 6-3			2-2 FC6-4 1B			3	0	1	0	0	0	1
Inning Stats	R: 1 H: 2 E: 0 LOB: 1 K: 1 BB: 0 S: 11 P: 16	R: 1 H: 2 E: 0 LOB: 1 K: 1 BB: 0 S: 10 P: 15	R: 1 H: 2 E: 0 LOB: 1 K: 1 BB: 0 S: 15 P: 19	R: 0 H: 0 E: 0 LOB: 0 K: 1 BB: 0 S: 5 P: 10	R: 0 H: 0 E: 0 LOB: 0 K: 1 BB: 0 S: 8 P: 12	R: 0 H: 0 E: 0 LOB: 0 K: 0 BB: 0 S: 3 P: 6	R: 0 H: 1 E: 0 LOB: 1 K: 0 BB: 0 S: 8 P: 11	R: 0 H: 1 E: 0 LOB: 0 K: 0 BB: 0 S: 8 P: 9	R: 0 H: 0 E: 0 LOB: 0 K: 1 BB: 0 S: 7 P: 14							

PITCHER	IP	WLS	BF	H	R	ER	SO	BB	IBB	HBP	BLK	WP	HR	S	P	ERA	WHIP
Scott Erickson, R (1, 1) ERA: 5.04	9.0	W	34	8	3	3	6	0	0	0	0	0	0	75	112	3.00	0.889

PITCHER	IP	WLS	BF	H	R	ER	SO	BB	IBB	HBP	BLK	WP	HR	S	P	ERA	WHIP

BOTTOM

Baltimore Orioles @ Detroit Tigers

Tiger Stadium, Detroit, MI

Wed Sep 20 1995, 3:33 AM EDT

Att. 8,397 - Overcast - 62 F

AB	34
R	3
H	8
RBI	3
BB	0
SO	6
LOB	10

1B: 5	SF: 0	WP: 0	PA: 34
2B: 3	SAC: 0	PB: 0	
3B: 0	DP: 1	SB: 0	
HR: 0	HBP: 0	CS: 0	

livebaseballscorecards.com

Baltimore Orioles @ Detroit Tigers

Tiger Stadium, Detroit, MI

Thu Sep 21 1995, 3:33 AM EDT

Att. 14,803 - Overcast - 59 F

TOP

livebaseballscorecards.com

Batter	1	2	3	4	5	6	7	8	9	AB	R	H	RBI	BB	SO	LOB
Jarvis Brown, R (1, 8) OBP: 0.346, SLG: 0.200 Curtis Goodwin, L (6, PH) OBP: 0.305, SLG: 0.339 (6, 8)	F9		B3			L6 1B	P2	P5		2 3	0 0	0 1	0 0	0 0	0 0	0 3
Brady Anderson, L (1, 7) OBP: 0.367, SLG: 0.448	G3 1B 1B		P3			L6 1-1	2B 1B 1-2 2-3 3-H		1B 1B 1B	5	2	3	1	0	0	1
Cal Ripken Jr., R (1, 6) OBP: 0.317, SLG: 0.408	G3 1B 1-2			F8		P2	3B 2B 1-H 2-H 3-H		BB 1B SF8 1B 1-3	5	2	3	3	0	0	0
Bobby Bonilla, S (1, 5) OBP: 0.382, SLG: 0.570	G3 1-2 2-3			F8			1B 1B 1B E 3B 2-H		BB HR 1B 1-2 3-H	5	3	3	2	0	0	2
Rafael Palmeiro, L (1, 3) OBP: 0.378, SLG: 0.586	P6			K			2B 1B 1-3 E1 1B 3-H		K	5	1	2	1	0	2	4
Chris Hoiles, R (1, 2) OBP: 0.354, SLG: 0.440		G5-3			F7		2B 1B 1-2 3-H BB		HR BB 1-2 2-3	3	2	1	1	2	0	0
Harold Baines, L (1, 10) OBP: 0.395, SLG: 0.531		G3-1			G4-1		1B 2B 1-3 2-H K 3-3		SF8 3-H	4	1	1	2	0	1	2
Mark Smith, R (1, 9) OBP: 0.333, SLG: 0.390		G6-3			S 1B		P3 G5-3		HR 1-H 2-H	5	1	2	3	0	0	2
Jeff Huson, L (1, 4) OBP: 0.336, SLG: 0.285			G4-3		F7 1-2		1B 2B HBP		G1-3	4	1	0	0	0	1	1
Inning Stats	R: 0 E: 0 K: 0 S: 14 H: 2 LOB: 2 BB: 0 P: 19	R: 0 E: 0 K: 0 S: 6 H: 0 LOB: 0 BB: 0 P: 12	R: 0 E: 0 K: 0 S: 10 H: 0 LOB: 0 BB: 0 P: 15	R: 0 E: 0 K: 1 S: 7 H: 0 LOB: 0 BB: 0 P: 12	R: 0 E: 0 K: 0 S: 11 H: 1 LOB: 1 BB: 0 P: 18	R: 0 E: 0 K: 0 S: 10 H: 1 LOB: 0 BB: 0 P: 16	R: 8 E: 1 K: 1 S: 26 H: 8 LOB: 2 BB: 1 P: 46	R: 0 E: 0 K: 1 S: 11 H: 0 LOB: 0 BB: 0 P: 14	R: 5 E: 0 K: 1 S: 15 H: 4 LOB: 0 BB: 1 P: 29	1B: 12 2B: 3 3B: 1 HR: 1 SF: 1 SAC: 0 DP: 1 HBP: 1						

	AB	41
	R	13
	H	16
	RBI	13
	BB	2
	SO	4
	LOB	15

WP: 0 PB: 0 SB: 1 CS: 0 PA: 45

PITCHER		IP	WLS	BF	H	R	ER	SO	BB	IBB	HBP	BLK	WP	HR	S	P	ERA	WHIP
C.J. Nitkowski, L ERA: 6.42	(1, 1)	5.0		18	3	0	0	1	0	0	0	0	0	0	48	76	0.00	0.600
Mike Christopher, R ERA: 3.93	(6, 1)	1.0		3	1	0	0	0	0	0	0	0	0	0	10	16	0.00	1.000
John Doherty, R ERA: 5.15	(7, 1)	0.1	L	5	4	4	4	0	0	0	0	0	0	0	7	9	108.00	12.000
Mike Myers, L ERA: 12.6	(7, 1)	0.1		3	1	0	0	0	0	0	1	0	0	0	9	15	0.00	3.000
Brian Maxcy, R ERA: 6.75	(7, 1)	0.1		5	3	4	4	1	1	0	0	0	0	0	10	22	108.00	12.000

PITCHER		IP	WLS	BF	H	R	ER	SO	BB	IBB	HBP	BLK	WP	HR	S	P	ERA	WHIP
Joe Boever, R ERA: 6.68	(8, 1)	2.0		11	4	5	5	2	1	0	0	0	0	1	26	43	22.50	2.500

Baltimore Orioles @ Detroit Tigers

Tiger Stadium, Detroit, MI

Thu Sep 21 1995, 3:33 AM EDT

Att. 14,803 - Overcast - 59 F

livebaseballscorecards.com

BOTTOM

Batter	1	2	3	4	5	6	7	8	9	AB	R	H	RBI	BB	SO	LOB
Chad Curtis, R (1, 8) OBP: 0.353, SLG: 0.447	4-0 1B FC5-4 BB		0-0 ① F9		0-1 ③ G6-3			0-0 1B 1B		3	1	1	0	1	0	0
Bobby Higginson, L (1, 9) OBP: 0.333, SLG: 0.397	1-0 FC5-4 1-3 1B		4-2 G4-3 BB			2-3 ① K		2-1 ② P2		3	0	1	0	1	1	1
Travis Fryman, R (1, 5) OBP: 0.352, SLG: 0.409	2-0 ① FC5-4 BB 1-2f 3-H		1 SAFE 0-0 ② G4-3 1-2			3-1 ② F8		1-0 1-2 1B		4	0	1	1	0	0	2
Cecil Fielder, R (1, 10) OBP: 0.350, SLG: 0.480	1-3 ② K		2-3 ③ K			4-2 BB		2-2 ③ L7		3	0	0	0	1	2	4
Lou Whitaker, L (1, 4) OBP: 0.375, SLG: 0.522	4-1 1-2 BB			2-3 ① K		2-3 ③ K			0-2 ① G5-3	3	0	0	0	1	2	1
Alan Trammell, R (1, 6) OBP: 0.346, SLG: 0.346	0-0 ③ F7			1-1 ② G6-3			0-0 ① G6-3		0-0 ② G5-3	4	0	0	0	0	0	2
Tony Clark, S (1, 3) OBP: 0.270, SLG: 0.343		2-3 ① K		0-0 ③ G1-3			2-1 ② F9		2-3 ③ K	4	0	0	0	0	2	0
Phil Nevin, R (1, 7) OBP: 0.274, SLG: 0.248		3-3 ② K			0-2 ① P4		1-0 ③ F7			3	0	0	0	0	1	0
John Flaherty, R (1, 2) OBP: 0.293, SLG: 0.420		1-0 ③ G6-3			0-2 ② F8			1-1 ① P3		3	0	0	0	0	0	0

	AB	30
	R	1
	H	3
	RBI	1
	BB	4
	SO	8
	LOB	10

Inning Stats	1	2	3	4	5	6	7	8	9
	R: 1 E: 0 K: 1 S: 7	H: 1 LOB: 2 BB: 2 P: 19	R: 0 E: 0 K: 2 S: 10	H: 0 LOB: 0 BB: 0 P: 16	R: 0 E: 0 K: 1 S: 8	H: 0 LOB: 1 BB: 1 P: 14	R: 0 E: 0 K: 1 S: 7	H: 0 LOB: 0 BB: 0 P: 10	R: 0 E: 0 K: 0 S: 9	H: 0 LOB: 0 BB: 0 P: 9
	R: 0 E: 0 K: 2 S: 11	H: 0 LOB: 1 BB: 1 P: 22	R: 0 E: 0 K: 0 S: 4	H: 0 LOB: 0 BB: 0 P: 7	R: 0 E: 0 K: 0 S: 13	H: 2 LOB: 2 BB: 0 P: 19	R: 0 E: 0 K: 1 S: 8	H: 0 LOB: 0 BB: 0 P: 10		

	1B	3	SF	0	WP	0	PA	34
	2B	0	SAC	0	PB	0		
	3B	0	DP	0	SB	0		
	HR	0	HBP	0	CS	0		

PITCHER	IP	WLS	BF	H	R	ER	SO	BB	IBB	HBP	BLK	WP	HR	S	P	ERA	WHIP
35 Mike Mussina, R (1, 1) ERA: 3.58	9.0	W	34	3	1	1	8	4	0	0	0	0	0	77	126	1.00	0.778

PITCHER	IP	WLS	BF	H	R	ER	SO	BB	IBB	HBP	BLK	WP	HR	S	P	ERA	WHIP

Batter	1	2	3	4	5	6	7	8	9	AB	R	H	RBI	BB	SO	LOB
Chad Curtis, R (1, 8) OBP: 0.353, SLG: 0.444	F F B B B B 4-2 L5-3 BB		C F X 0-2 ② G6-3			C B B C B F S 3-3 ① K		F B B B C C 3-3 ① K		3	0	0	0	1	2	0
Chris Gomez, R (1, 6) OBP: 0.293, SLG: 0.364	1 SAFE 1 SAFE X 0-0 ①② L5-3 1-1		F C B B F C 2-3 ③ K			X 0-0 ② L9		C B S C 1-3 ② K		4	0	0	0	0	2	1
Travis Fryman, R (1, 5) OBP: 0.356, SLG: 0.414	B B F B B 4-1 BB			C C B X 1-2 1B 3B		C B F B B B 4-2 2B BB		B B B B 4-0 BB BB		1	2	1	0	3	0	0
Cecil Fielder, R (1, 10) OBP: 0.351, SLG: 0.481 Derrick White, R (8, PR) OBP: 0.191, SLG: 0.234	C B 1 SAFE S S 1-3 ③ K			F F F B S 1-3 ① K		F 1 SAFE X 0-1 1-H 2B		B B B B 4-0 1-2 BB		3 0	0 0	1 0	1 0	1 0	2 0	2 0
Tony Clark, S (1, 3) OBP: 0.256, SLG: 0.324		B C C F F F S 1-3 ① K		F B B F F C 2-3 ② K		C X 0-1 ③ G4-3		X 0-0 ③ P6		4	0	0	0	0	2	4
Bobby Higginson, L (1, 9) OBP: 0.334, SLG: 0.397		C B B B S F B 4-2 BB		X 0-0 ③ 3-H 1B			C C B B F F F B X 3-2 ① F8		B B C C F C 3-3 ① K	3	0	1	1	1	1	0
Phil Nevin, R (1, 7) OBP: 0.273, SLG: 0.248		B B X 2-0 ② F9			B X 1-0 ① F9		B C S B X 2-2 FC3-6 1B		C B S F B B F S 3-3 ② K	4	0	1	0	0	1	1
John Flaherty, R (1, 2) OBP: 0.291, SLG: 0.418 Franklin Stubbs, L (7, PH) OBP: 0.360, SLG: 0.400 Ron Tingley, R (7, 2) OBP: 0.308, SLG: 0.393		C 1 SAFE F X 0-2 ③ P3			B F B F X 2-2 ② F4		B B C F 1 SAFE X 2-2 ② FC3-6 1-2f		B C B F S 2-3 ③ K	2 1 1	0 0 0	0 0 0	0 0 0	0 0 0	0 0 1	1 1 0
Steve Rodriguez, R (1, 4) OBP: 0.273, SLG: 0.233 Lou Whitaker, L (7, PH) OBP: 0.373, SLG: 0.520 (7, 4)			B F B F X 2-2 ① L7		B F S F C 1-3 ③ K		C F B S 1-3 ③ K			2 1	0 0	0 0	0 0	0 0	1 1	0 1
Inning Stats	R: 0 H: 0 E: 0 LOB: 1 K: 1 BB: 2 S: 7 P: 16	R: 0 H: 0 E: 0 LOB: 1 K: 1 BB: 1 S: 13 P: 20	R: 0 H: 0 E: 0 LOB: 0 K: 1 BB: 0 S: 10 P: 14	R: 1 H: 2 E: 0 LOB: 1 K: 2 BB: 0 S: 13 P: 17	R: 0 H: 0 E: 0 LOB: 0 K: 1 BB: 0 S: 8 P: 12	R: 1 H: 1 E: 0 LOB: 1 K: 1 BB: 1 S: 11 P: 18	R: 0 H: 1 E: 0 LOB: 1 K: 1 BB: 0 S: 15 P: 23	R: 0 H: 0 E: 0 LOB: 2 K: 2 BB: 2 S: 7 P: 19	R: 0 H: 0 E: 0 LOB: 0 K: 3 BB: 0 S: 12 P: 20	1B: 2 SF: 0 2B: 2 SAC: 0 3B: 1 DP: 1 HR: 0 HBP: 0						

PITCHER		IP	WLS	BF	H	R	ER	SO	BB	IBB	HBP	BLK	WP	HR	S	P	ERA	WHIP
David Cone, R ERA: 3.66	(1, 1)	8.0	W	32	4	2	2	10	6	0	0	0	0	0	84	139	2.25	1.250
John Wetteland, R ERA: 3.1	(9, 1)	1.0	S	3	0	0	0	3	0	0	0	0	0	0	12	20	0.00	0.000

PITCHER	IP	WLS	BF	H	R	ER	SO	BB	IBB	HBP	BLK	WP	HR	S	P	ERA	WHIP

Detroit Tigers @ New York Yankees

Yankee Stadium, Bronx, NY

Sat Sep 23 1995, 3:33 AM EDT

Cloudy - 61 F

livebaseballscorecards.com

AB	29
R	2
H	4
RBI	2
BB	6
SO	13
LOB	11

Detroit Tigers @ New York Yankees

Yankee Stadium, Bronx, NY

Sat Sep 23 1995, 3:33 AM EDT

Cloudy - 61 F

livebaseballscorecards.com

BOTTOM

Batter	1	2	3	4	5	6	7	8	9	AB	R	H	RBI	BB	SO	LOB
Wade Boggs, L (1, 5) OBP: 0.410, SLG: 0.426	F7		G3 2B		E9 1B 1-H			2B BB BB		3	1	2	0	1	0	0
Bernie Williams, S (1, 8) OBP: 0.395, SLG: 0.496	G4-3 HR 2B		G3 2-3		K			BB BB 2B 1-3		4	2	2	0	0	1	2
Paul O'Neill, L (1, 9) OBP: 0.394, SLG: 0.529	G4-3 2-3		F8			G3-1		BB BB IBB		3	0	0	0	1	0	2
Ruben Sierra, S (1, 10) OBP: 0.327, SLG: 0.461	HR 3-H			G3		G4-3		P2		4	1	1	2	0	0	3
Dion James, L (1, 7) OBP: 0.345, SLG: 0.360 Gerald Williams, R (7, 7) OBP: 0.333, SLG: 0.485 Darryl Strawberry, L (8, PH) OBP: 0.365, SLG: 0.440 Ruben Rivera, R (9, 7)	P2			L7		F8		K		3 0 1 0	0 0 0 0	0 0 0 0	0 0 0 0	0 0 0 0	0 0 1 0	0 0 3 0
Don Mattingly, L (1, 3) OBP: 0.333, SLG: 0.395		P5		G3			G6-4-3 BB 1B	BB BB BB 1-2 2-3 3-H		3	0	1	1	1	0	0
Mike Stanley, R (1, 2) OBP: 0.360, SLG: 0.491		F7			K		G6-4-3 1-2	BB BB BB 1-2 2-3 3-H		2	0	0	1	2	1	0
Randy Velarde, R (1, 6) OBP: 0.366, SLG: 0.366		G6-3			K		G6-4-3 1-2f 2-3	L8		4	0	0	0	0	1	5
Pat Kelly, R (1, 4) OBP: 0.303, SLG: 0.313			G5-3		E BB 1B		G3			2	1	0	0	1	0	1
Inning Stats	R: 2 E: 0 K: 0 S: 13 H: 2 LOB: 0 BB: 0 P: 22	R: 0 E: 0 K: 0 S: 5 H: 0 LOB: 0 BB: 0 P: 8	R: 0 E: 0 K: 0 S: 7 H: 1 LOB: 1 BB: 0 P: 8	R: 0 E: 0 K: 0 S: 7 H: 0 LOB: 0 BB: 0 P: 9	R: 1 E: 1 K: 3 S: 18 H: 1 LOB: 1 BB: 1 P: 31	R: 0 E: 0 K: 0 S: 7 H: 0 LOB: 0 BB: 0 P: 10	R: 0 E: 0 K: 0 S: 13 H: 1 LOB: 1 BB: 1 P: 22	R: 2 E: 0 K: 1 S: 12 H: 1 LOB: 3 BB: 4 P: 33		1B: 2 2B: 3 3B: 0 HR: 1	SF: 0 SAC: 0 DP: 1 HBP: 0						

	AB	29
	R	5
	H	6
	RBI	4
	BB	6
	SO	4
	LOB	16

PITCHER	IP	WLS	BF	H	R	ER	SO	BB	IBB	HBP	BLK	WP	HR	S	P	ERA	WHIP
Jose Lima, R (1, 1) ERA: 6.42	6.0	L	23	4	3	2	3	1	0	0	0	0	1	57	88	3.00	0.833
Greg Gohr, R (7, 1) ERA: 1.29	1.0		4	1	0	0	0	1	0	0	0	0	0	13	22	0.00	2.000
Dwayne Henry, R (8, 1) ERA: 2.35	0.2		7	1	2	2	1	3	1	0	0	0	0	9	28	27.00	6.000
Ben Blomdahl, R (8, 1) ERA: 8.1	0.1		1	0	0	0	0	0	0	0	0	0	0	3	5	0.00	0.000

PITCHER	IP	WLS	BF	H	R	ER	SO	BB	IBB	HBP	BLK	WP	HR	S	P	ERA	WHIP

Batter	1	2	3	4	5	6	7	8	9	AB	R	H	RBI	BB	SO	LOB
Chad Curtis, R (1, 8) OBP: 0.355, SLG: 0.445	C C X 0-2 1B 1B		B C X 1-1 ① G4-3		C 1 SAFE X 0-1 1-2 3-H 1B			B B B C C B 4-2 G4-6-3 BB		3	0	2	1	1	0	0
Alan Trammell, R (1, 6) OBP: 0.344, SLG: 0.344	B 1 SAFE B X 2-0 ① 1-2 1B 1B		B F B B X 3-1 ② G6-3		C B X 1-1 ② L9 2-3			1 SAFE F 1 SAFE X 0-1 ① P6		4	0	1	0	0	0	3
Travis Fryman, R (1, 5) OBP: 0.356, SLG: 0.413	B C B X 2-1 FC5-4 1-2 1B		C B C B B S 3-3 ③ K		B C F X 1-2 ③ L7			X 0-0 ②③ G4-6-3 1-2f		4	0	1	0	0	1	3
Cecil Fielder, R (1, 10) OBP: 0.348, SLG: 0.477	B F C C 1-3 ② K			B C X 1-1 ① F7		B B F X 2-1 ① F8			C B F F B F F S 2-3 ① K	4	0	0	0	0	2	2
Tony Clark, S (1, 3) OBP: 0.244, SLG: 0.307	B C X 1-1 ③ FC5-4 1-2f			B C B T X 2-2 ② F9		B C F C 1-3 ② K			B B C S S 2-3 ② K	4	0	0	0	0	2	2
Bobby Higginson, L (1, 9) OBP: 0.331, SLG: 0.393		F B C X 1-2 ① G4-3		B X 1-0 ③ G4-3		B B X 2-0 ③ F7			B C F F X 1-2 ③ P5	4	0	0	0	0	0	0
Phil Nevin, R (1, 7) OBP: 0.275, SLG: 0.250		F B X 1-1 G5-3 1B			F B X 1-1 ① F9		C B X 1-1 ① F7			3	0	1	0	0	0	0
Scott Fletcher, R (1, 4) OBP: 0.326, SLG: 0.329		B 1 SAFE B C F F F F B X 3-2 ② G5-3 1-2			B C F B B B 4-2 E 1B BB		F B F B F B X 3-2 ② G3			2	1	0	0	1	0	1
Ron Tingley, R (1, 2) OBP: 0.301, SLG: 0.383		C B F X 1-2 ③ G6-3			C B X 1-1 E9 L9 1B 1-3		B S B F S 2-3 ③ K			3	0	0	0	0	1	2
Inning Stats	R: 0 H: 3 E: 0 LOB: 2 K: 1 BB: 0 S: 11 P: 17	R: 0 H: 1 E: 0 LOB: 1 K: 0 BB: 0 S: 13 P: 19	R: 0 H: 0 E: 0 LOB: 0 K: 1 BB: 0 S: 7 P: 14	R: 0 H: 0 E: 0 LOB: 0 K: 0 BB: 0 S: 6 P: 10	R: 1 H: 1 E: 1 LOB: 2 K: 0 BB: 1 S: 13 P: 21	R: 0 H: 0 E: 0 LOB: 0 K: 1 BB: 0 S: 6 P: 11	R: 0 H: 0 E: 0 LOB: 0 K: 1 BB: 0 S: 9 P: 15	R: 0 H: 0 E: 0 LOB: 0 K: 0 BB: 1 S: 5 P: 9	R: 0 H: 0 E: 0 LOB: 0 K: 2 BB: 0 S: 13 P: 18	1B: 5 SF: 0 2B: 0 SAC: 0 3B: 0 DP: 1 HR: 0 HBP: 0						

TOP

Detroit Tigers @ New York Yankees

Yankee Stadium, Bronx, NY

Sat Sep 23 1995, 3:38 AM EDT

Att. 36,248 - Overcast - 61 F

livebaseballscorecards.com

AB	31
R	1
H	5
RBI	1
BB	2
SO	6
LOB	13

PITCHER		IP	WLS	BF	H	R	ER	SO	BB	IBB	HBP	BLK	WP	HR	S	P	ERA	WHIP
Scott Kamieniecki, R ERA: 4.35	(1, 1)	8.0	W	30	5	1	0	4	2	0	0	0	0	0	70	116	0.00	0.875
John Wetteland, R ERA: 3.05	(9, 1)	1.0	S	3	0	0	0	2	0	0	0	0	0	0	13	18	0.00	0.000

PITCHER		IP	WLS	BF	H	R	ER	SO	BB	IBB	HBP	BLK	WP	HR	S	P	ERA	WHIP

WP: 0 PA: 33
PB: 0
SB: 0
CS: 0

Batter	1	2	3	4	5	6	7	8	9	AB	R	H	RBI	BB	SO	LOB
Wade Boggs, L (1, 5) OBP: 0.412, SLG: 0.424	C B B X 2-1 G5-3 ①	B C B F B B 4-2 2-3 BB		1 SAFE B 1 SAFE 1 SAFE B B B B 4-0 1-2 G6-4-3 BB		B F F B B S 3-3 K ②		B F B C B B 4-2 1-2 2-3 G6-4-3 BB		2	0	0	0	3	1	0
Bernie Williams, S (1, 8) OBP: 0.392, SLG: 0.492	C S C 0-3 K ②	B S F B C 2-3 K ③		X 0-0 1-2f G6-4-3 ② ③		C B B B X 3-1 G6-3 ③		B B X 2-0 1-2f G6-4-3 ② ③		5	0	0	0	0	2	7
Paul O'Neill, L (1, 7) (6, 9) OBP: 0.395, SLG: 0.530	S B B B X 2-1 E 2B		B B B C B 4-1 3B BB		B B B C X 3-1 L4 ①		X 0-0 G6-3 ①			3	2	1	0	1	0	0
Ruben Sierra, S (1, 10) OBP: 0.328, SLG: 0.460	B B B I 4-0 E IBB		B F F S 1-3 K ①		F B X 1-1 2B SF8 1B		B B X 2-0 G4-3 ②			3	1	1	0	1	1	1
Darryl Strawberry, L (1, 9) OBP: 0.364, SLG: 0.448 Gerald Williams, R (5, PR) OBP: 0.337, SLG: 0.494 (6, 7)	S B C F X 1-2 E3 1-3 2-H		B C B X 2-1 F7 ②		B B B X 3-0 1-3 2B		B B X 2-0 2B			3 1	0 0	1 1	0 0	0 0	0 0	2 0
Don Mattingly, L (1, 3) OBP: 0.335, SLG: 0.399	C B B X 2-1 G5-3 ③		B B F B X 3-1 1-H 3B		I I I 4-0 IBB		B F F X 1-2 P3 ③			3	0	1	1	1	0	3
Jim Leyritz, R (1, 2) OBP: 0.377, SLG: 0.401		B B S X 2-1 F4 ①	B X 1-0 F8 ③		B X 1-0 SF8 3-H ②			X 0-0 G6-3 ①		3	0	0	1	0	0	1
Randy Velarde, R (1, 6) OBP: 0.367, SLG: 0.371		B B X 2-0 WP 2B		B S F X 1-2 F9 ①	C S B S 1-3 K ③			B X 1-0 BB 1B 1B		4	0	2	0	0	1	2
Pat Kelly, R (1, 4) OBP: 0.306, SLG: 0.313		C B B X 2-1 P2 ②		S B B H 3-1 WP HBP		X 0-0 G5-3 ①		C 1 SAFE X 0-1 1-2 BB 1B		3	0	1	0	0	0	1
Inning Stats	R: 1 E: 1 K: 1 S: 13 H: 1 LOB: 2 BB: 1 P: 24	R: 0 E: 0 K: 1 S: 10 H: 1 LOB: 2 BB: 1 P: 22	R: 1 E: 0 K: 1 S: 9 H: 1 LOB: 1 BB: 1 P: 20	R: 0 E: 0 K: 0 S: 5 H: 0 LOB: 1 BB: 1 P: 13	R: 1 E: 0 K: 1 S: 9 H: 2 LOB: 2 BB: 1 P: 22	R: 0 E: 0 K: 1 S: 6 H: 0 LOB: 0 BB: 0 P: 12	R: 0 E: 0 K: 0 S: 6 H: 1 LOB: 1 BB: 0 P: 11	R: 0 E: 0 K: 0 S: 7 H: 2 LOB: 2 BB: 1 P: 14		1B: 3 2B: 4 3B: 1 HR: 0	SF: 1 SAC: 0 DP: 2 HBP: 1			WP: 2 PB: 0 SB: 0 CS: 0	PA: 38	

PITCHER		IP	WLS	BF	H	R	ER	SO	BB	IBB	HBP	BLK	WP	HR	S	P	ERA	WHIP
Felipe Lira, R ERA: 4.22	(1, 1)	5.0	L	26	5	3	2	4	3	2	1	0	2	0	46	101	3.60	1.600
Brian Bohanon, L ERA: 5.86	(6, 1)	2.0		7	1	0	0	1	0	0	0	0	0	0	12	23	0.00	0.500
Brian Maxcy, R ERA: 6.71	(8, 1)	0.1		3	2	0	0	0	0	0	0	0	0	0	4	5	0.00	6.000
Mike Myers, L ERA: 11.12	(8, 1)	0.2		2	0	0	0	0	1	0	0	0	0	0	3	9	0.00	1.500

PITCHER	IP	WLS	BF	H	R	ER	SO	BB	IBB	HBP	BLK	WP	HR	S	P	ERA	WHIP

BOTTOM

Detroit Tigers @ New York Yankees

Yankee Stadium, Bronx, NY

Sat Sep 23 1995, 3:38 AM EDT
Att. 36,248 - Overcast - 61 F

livebaseballscorecards.com

AB	30
R	3
H	8
RBI	2
BB	6
SO	5
LOB	17

Batter	1	2	3	4	5	6	7	8	9	AB	R	H	RBI	BB	SO	LOB
Chad Curtis, R (1, 8) OBP: 0.355, SLG: 0.445	X 0-0 ① F9		B B C X 2-1 ② B4-3			X 0-0 F8 1B		B B C F X 2-2 1B 1-2 1B 1B	X 0-0 ① L4	5	1	2	0	0	0	0
Chris Gomez, R (1, 6) OBP: 0.296, SLG: 0.364	B F C F B B B 4-2 1B BB		C B B B B B 4-1 FC6-4 BB			C 1 SAFE X 0-1 ① F7		B B M S X 2-2 2B 1-2 2-3 1B 1B	C C B X 1-2 ② G1-3	3	1	1	0	2	0	1
Travis Fryman, R (1, 5) OBP: 0.354, SLG: 0.411	B X 1-0 ② F8		C B B F B X 2-2 ③ FC6-4 1-2f			B F F B B B F 1 SAFE X 3-2 ②③ F8 1-2		X 0-0 2B 1-2 2-H 3-H 1B	B F C F B B F F X 3-2 ③ F4	5	1	1	2	0	0	3
Cecil Fielder, R (1, 10) OBP: 0.349, SLG: 0.481	X 0-0 PO 1-3 1B			C S F F B S 1-3 ① K2-3			B B X 2-0 1B 3B	B S S X 1-2 ① P2		4	1	2	0	0	1	2
Phil Nevin, R (1, 7) OBP: 0.276, SLG: 0.252 Bobby Higginson, L (8, PH) OBP: 0.331, SLG: 0.393 Alan Trammell, R (8, PH) OBP: 0.347, SLG: 0.352 Todd Steverson, R (8, 7) OBP: 0.354, SLG: 0.425	B 1 SAFE 1-0 ③ PO 1-2	C X 0-1 ① G5-3		S X 0-1 ② F8			F B X 1-1 G5-3 3-H 1B	B F B X 2-1 HR 1-H 2-H 2B		3 0 1 0	0 0 1 0	1 0 1 0	1 0 2 0	0 0 0 0	0 0 0 0	0 0 0 0
Tony Clark, S (1, 3) OBP: 0.244, SLG: 0.342		S S B B F B X 3-2 ② G6-3		B F F S 1-3 ③ K			F B B F X 2-2 ① G5-3 1-2	C B S X 1-2 HR 2-H		4	1	1	2	0	1	1
Danny Bautista, R (1, 9) OBP: 0.242, SLG: 0.318		F F B F B X 2-2 FC6-4 1B			B X 1-0 ① G6-3		B S S S 1-3 ② K	X 0-0 HR		4	1	2	1	0	1	1
Scott Fletcher, R (1, 4) OBP: 0.320, SLG: 0.322		F B F F F X 1-2 ③ FC6-4 1-2f			B B B C X 3-1 ② G5-3		B C X 1-1 ③ F9	F B F X 1-2 ② F8		4	0	0	0	0	0	2
John Flaherty, R (1, 2) OBP: 0.291, SLG: 0.416			C F X 0-2 ① F8		S B B X 2-1 ③ P3			1B 1B 1B 1B 1-1 G4-3		4	1	1	0	0	0	0
Inning Stats	R: 0 E: 0 K: 0 S: 6 H: 1 LOB: 1 BB: 1 P: 12	R: 0 E: 0 K: 0 S: 15 H: 1 LOB: 1 BB: 0 P: 21	R: 0 E: 0 K: 0 S: 9 H: 0 LOB: 1 BB: 1 P: 17	R: 0 E: 0 K: 2 S: 10 H: 0 LOB: 0 BB: 0 P: 12	R: 0 E: 0 K: 0 S: 5 H: 0 LOB: 0 BB: 0 P: 11	R: 0 E: 0 K: 0 S: 7 H: 1 LOB: 0 BB: 0 P: 10	R: 1 E: 0 K: 1 S: 11 H: 2 LOB: 1 BB: 0 P: 18	R: 7 E: 0 K: 0 S: 25 H: 7 LOB: 0 BB: 0 P: 38	R: 0 E: 0 K: 0 S: 10 H: 0 LOB: 0 BB: 0 P: 14	1B: 8 2B: 1 3B: 1 HR: 2 SF: 0 SAC: 0 DP: 0 HBP: 0						

TOP

Detroit Tigers @ New York Yankees

Yankee Stadium, Bronx, NY

Sun Sep 24 1995, 3:33 AM EDT

Att. 34,848 - Sunny - 65 F

livebaseballscorecards.com

AB	37
R	8
H	12
RBI	8
BB	2
SO	3
LOB	10

PITCHER		IP	WLS	BF	H	R	ER	SO	BB	IBB	HBP	BLK	WP	HR	S	P	ERA	WHIP
Andy Pettitte, L ERA: 4.2	(1, 1)	7.0	L	29	8	4	4	3	2	0	0	0	0	0	73	118	5.14	1.429
Bob Wickman, R ERA: 4.23	(8, 1)	0.1		2	1	0	0	0	0	0	0	0	0	0	4	5	0.00	3.000
Steve Howe, L ERA: 5.03	(8, 1)	0.0		3	3	4	4	0	0	0	0	0	0	2	6	9	∞	∞
42 Mariano Rivera, R ERA: 5.4	(8, 1)	1.2		5	0	0	0	0	0	0	0	0	0	0	15	21	0.00	0.000

PITCHER	IP	WLS	BF	H	R	ER	SO	BB	IBB	HBP	BLK	WP	HR	S	P	ERA	WHIP

Batter	1	2	3	4	5	6	7	8	9	AB	R	H	RBI	BB	SO	LOB
Wade Boggs, L (1, 5) OBP: 0.416, SLG: 0.426	BX 1-0 BB G3 1B		CBBFBB 4-2 BB		CCX 0-2 1B 1B 2-H 1B	BBFBFX 3-2 ③ G4-3			BBFBB 4-1 G6-4-3 BB	3	1	2	1	2	0	1
Bernie Williams, S (1, 8) OBP: 0.390, SLG: 0.489	BCBBX 3-1 ① F7		FLBBC 2-3 ① K		BFFFBX 2-2 1B E 1-2 1B	X 0-0 ① G4-3			BBCCX 2-2 ①② G6-4-3 1-2f 2-3	5	1	1	0	0	1	4
Paul O'Neill, L (1, 9) OBP: 0.393, SLG: 0.526	FX 0-1 ② G3 1-2		BX 1-0 ② P6		FCX 0-2 FC3-6 1-2 2-H 1B	BX 1-1 ② F7			BCFC 1-3 ③ K	5	0	1	1	0	1	3
Ruben Sierra, S (1, 10) OBP: 0.327, SLG: 0.457	BBII 4-0 BB IBB		FBCX 1-2 ③ F7		CX 0-1 ② FC3-6 1B 1-2f 2-H	BCX 1-1 ③ G4-3				3	0	0	0	1	0	2
Dion James, L (1, 7) OBP: 0.350, SLG: 0.361 Gerald Williams, R (5, PR) (6, 7) OBP: 0.335, SLG: 0.491	CFBBBBB 4-2 1-2 2-3 BB			BX 1-0 ① G1-3	X 0-0 2-3 1B			CBSX 1-2 ① F8		2 1	0 0	1 0	0 0	1 0	0 0	0 0
Don Mattingly, L (1, 3) OBP: 0.334, SLG: 0.400	BCFX 1-2 ③ F7			BFX 1-1 ② G5-3	BX 1-0 ③ L8			BBFFX 2-2 2B		4	0	1	0	0	0	5
Jim Leyritz, R (1, 2) OBP: 0.373, SLG: 0.395		FBBFX 2-2 ① G3		CBBX 2-1 ③ G6-3		X 0-0 ① F8		BCFBX 2-2 ② F7		4	0	0	0	0	0	1
Randy Velarde, R (1, 6) OBP: 0.366, SLG: 0.369		BCFS 1-3 ② K			BBBCX 3-1 SH3 1B 1B	BBFX 2-1 ② P6		BBX 2-0 ③ F9		4	1	1	0	0	1	1
Pat Kelly, R (1, 4) OBP: 0.310, SLG: 0.321		CBBFBX 3-2 ③ G5-3			X 0-0 ① SH3 1-2	X 0-0 1B			FSBFX 1-2 G6-4-3 2B	3	0	2	0	0	0	0
Inning Stats	R: 0 E: 0 K: 0 S: 10 H: 1 LOB: 3 BB: 2 P: 23	R: 0 E: 0 K: 1 S: 9 H: 0 LOB: 0 BB: 0 P: 15	R: 0 E: 0 K: 1 S: 9 H: 0 LOB: 1 BB: 1 P: 17	R: 0 E: 0 K: 0 S: 5 H: 0 LOB: 0 BB: 0 P: 9	R: 3 E: 1 K: 0 S: 17 H: 5 LOB: 2 BB: 0 P: 23	R: 0 E: 0 K: 0 S: 7 H: 1 LOB: 1 BB: 0 P: 12	R: 0 E: 0 K: 0 S: 4 H: 0 LOB: 0 BB: 0 P: 6	R: 0 E: 0 K: 0 S: 10 H: 1 LOB: 1 BB: 0 P: 17	R: 0 E: 0 K: 1 S: 11 H: 1 LOB: 1 BB: 1 P: 19	1B: 7 2B: 2 3B: 0 HR: 0	SF: 0 SAC: 1 DP: 1 HBP: 0						

PITCHER		IP	WLS	BF	H	R	ER	SO	BB	IBB	HBP	BLK	WP	HR	S	P	ERA	WHIP
Sean Bergman, R ERA: 5.06	(1, 1)	4.2		23	6	3	3	2	2	1	0	0	0	0	49	85	5.79	1.714
Mike Christopher, R ERA: 3.7	(5, 1)	3.1	W	13	3	0	0	0	0	0	0	0	0	0	26	42	0.00	0.900
Brian Bohanon, L ERA: 5.8	(9, 1)	1.0		3	0	0	0	1	1	0	0	0	0	0	7	14	0.00	1.000

PITCHER	IP	WLS	BF	H	R	ER	SO	BB	IBB	HBP	BLK	WP	HR	S	P	ERA	WHIP

BOTTOM

Detroit Tigers @ New York Yankees

Yankee Stadium, Bronx, NY

Sun Sep 24 1995, 3:33 AM EDT
Att. 34,848 - Sunny - 65 F

livebaseballscorecards.com

AB	34
R	3
H	9
RBI	2
BB	4
SO	3
LOB	17

Detroit Tigers @ Boston Red Sox

Fenway Park, Boston, MA

Mon Sep 25 1995, 7:05 PM EDT

Att. 25,661 - Unknown - 61 F

TOP

livebaseballscorecards.com

Batter	1	2	3	4	5	6	7	8	9	AB	R	H	RBI	BB	SO	LOB
Chad Curtis, R (1, 8) OBP: 0.353, SLG: 0.441	F7		E6, HR	G6-3		G6-3			K	5	1	0	0	0	1	4
Chris Gomez, R (1, 6) OBP: 0.297, SLG: 0.365	F7		HR, 1B	G6-4-3, 1B			G4-3		L8	5	1	2	2	0	0	1
Travis Fryman, R (1, 5) OBP: 0.354, SLG: 0.415	K		HR	G6-4-3			G2-3			4	1	1	4	0	1	1
Cecil Fielder, R (1, 10) OBP: 0.350, SLG: 0.480		P6	E, BB		1B		G6-3			3	1	1	0	1	0	0
Tony Clark, S (1, 3) OBP: 0.256, SLG: 0.361		1B, 2B	G1-6-3, 1B		L8			G6-3		4	0	2	0	0	0	1
Bobby Higginson, L (1, 9) (8, 7) OBP: 0.333, SLG: 0.394		G5-4-3, 1B	G1-6-3		L9			G4-6-3, 1B		4	0	2	0	0	0	3
Phil Nevin, R (1, 7) OBP: 0.275, SLG: 0.252		G5-4-3	E5, 1B		F9			G4-6-3		4	0	1	1	0	0	4
Danny Bautista, R (8, 9) OBP: 0.242, SLG: 0.318										0	0	0	0	0	0	0
Steve Rodriguez, R (1, 4) OBP: 0.297, SLG: 0.219			BB F8			K			CS, BB	2	1	0	0	2	1	1
John Flaherty, R (1, 2) OBP: 0.290, SLG: 0.417			E9, HR	G6-3, 2B		G5-3			E1	4	2	1	0	0	0	2

Inning Stats	1	2	3	4	5	6	7	8	9
	R: 0 E: 0 K: 1 S: 5 H: 0 LOB: 0 BB: 0 P: 9	R: 0 E: 0 K: 0 S: 9 H: 2 LOB: 1 BB: 0 P: 11	R: 6 E: 3 K: 0 S: 16 H: 4 LOB: 2 BB: 2 P: 35	R: 1 E: 0 K: 0 S: 8 H: 2 LOB: 0 BB: 0 P: 11	R: 0 E: 0 K: 0 S: 11 H: 1 LOB: 1 BB: 0 P: 14	R: 0 E: 0 K: 1 S: 8 H: 0 LOB: 0 BB: 0 P: 12	R: 0 E: 0 K: 0 S: 9 H: 0 LOB: 0 BB: 0 P: 14	R: 0 E: 0 K: 0 S: 5 H: 1 LOB: 0 BB: 0 P: 6	R: 0 E: 1 K: 1 S: 16 H: 0 LOB: 1 BB: 1 P: 27

1B: 7 SF: 0 WP: 0 PA: 38
2B: 2 SAC: 0 PB: 0
3B: 0 DP: 4 SB: 0
HR: 1 HBP: 0 CS: 1

	AB	35
	R	7
	H	10
	RBI	7
	BB	3
	SO	3
	LOB	17

PITCHER		IP	WLS	BF	H	R	ER	SO	BB	IBB	HBP	BLK	WP	HR	S	P	ERA	WHIP
Matt Murray, R ERA: 9.64	(1, 1)	3.1	L	20	8	7	4	1	2	0	0	0	0	1	35	62	10.80	3.000
Ken Ryan, R ERA: 4.96	(4, 1)	2.2		8	1	0	0	1	0	0	0	0	0	0	22	30	0.00	0.375
Stan Belinda, R ERA: 2.97	(7, 1)	1.0		3	0	0	0	0	0	0	0	0	0	0	9	14	0.00	0.000
Rheal Cormier, L ERA: 4.02	(8, 1)	1.0		3	1	0	0	0	0	0	0	0	0	0	5	6	0.00	1.000
Mike Stanton, L ERA: 4.46	(9, 1)	1.0		4	0	0	0	1	1	0	0	0	0	0	16	27	0.00	1.000

PITCHER	IP	WLS	BF	H	R	ER	SO	BB	IBB	HBP	BLK	WP	HR	S	P	ERA	WHIP

Detroit Tigers @ Boston Red Sox

Fenway Park, Boston, MA

Mon Sep 25 1995, 7:05 PM EDT

Att. 25,661 - Unknown - 61 F

BOTTOM

Batter	1	2	3	4	5	6	7	8	9	AB	R	H	RBI	BB	SO	LOB
Troy O'Leary, L (1, 8) (6, 9) OBP: 0.356, SLG: 0.491	G4-3	CS 1-2	1B		18 1B 1B		G4-3		G4-3	5	1	2	0	0	0	0
John Valentin, R (1, 6) OBP: 0.394, SLG: 0.519	18 E BB		18 FC5-4 1B		G3-1 18 1B 1-2 1B		G5-3			3	1	2	0	1	0	0
Mo Vaughn, L (1, 3) OBP: 0.385, SLG: 0.568	K		18 FC5-4 1-3 1B		L7		F7			4	0	1	0	0	1	3
18 Reggie Jefferson, S (1, 10) OBP: 0.342, SLG: 0.476	E5 1-2		FC5-4 1-2f 3-H		G3-1 1-2 2-H 1B			2B 2B		4	1	2	2	0	0	2
Mike Greenwell, L (1, 7) OBP: 0.349, SLG: 0.462	P5		F9		G3-1 1-2 2-3			CS 2-H 2B		4	0	1	1	0	0	5
Matt Stairs, L (1, 9) OBP: 0.299, SLG: 0.402		F7		G6-3 BLK BB	K			K		1	0	0	0	1	0	0
Dwayne Hosey, S (5, PH) (6, 8) OBP: 0.397, SLG: 0.490										2	0	0	0	0	2	3
Bill Haselman, R (1, 2) OBP: 0.315, SLG: 0.392		E5 BB E	K 1-2			P6		K 2-3		4	1	0	0	0	2	2
Chris Donnels, L (1, 5) OBP: 0.307, SLG: 0.304		FC6-4 1-2 BB	G6-3 2-3			L6			F8	3	0	0	0	1	0	1
Luis Alicea, S (1, 4) OBP: 0.367, SLG: 0.368		FC6-4 CS 1-2f 2-H	L6			L7			P6	4	0	0	0	0	0	2
Inning Stats	R: 0 H: 0 E: 1 LOB: 2 K: 1 BB: 1 S: 10 P: 22	R: 1 H: 0 E: 2 LOB: 0 K: 0 BB: 1 S: 11 P: 21	R: 1 H: 3 E: 0 LOB: 1 K: 0 BB: 0 S: 9 P: 14	R: 0 H: 0 E: 0 LOB: 1 K: 1 BB: 1 S: 8 P: 19	R: 1 H: 3 E: 0 LOB: 2 K: 1 BB: 0 S: 13 P: 23	R: 0 H: 0 E: 0 LOB: 0 K: 0 BB: 0 S: 9 P: 13	R: 0 H: 0 E: 0 LOB: 0 K: 0 BB: 0 S: 9 P: 17	R: 1 H: 2 E: 0 LOB: 1 K: 2 BB: 0 S: 11 P: 11	R: 0 H: 0 E: 0 LOB: 0 K: 0 BB: 0 S: 4 P: 7	1B: 6 SF: 0 2B: 3 SAC: 0 3B: 0 DP: 1 HR: 0 HBP: 0						

livebaseballscorecards.com

AB	34
R	4
H	8
RBI	3
BB	3
SO	5
LOB	18

WP: 0 PA: 38
PB: 0
SB: 0
CS: 2

PITCHER		IP	WLS	BF	H	R	ER	SO	BB	IBB	HBP	BLK	WP	HR	S	P	ERA	WHIP
Clint Sodowsky, R ERA: 3.74	(1, 1)	4.1		22	6	3	2	2	3	0	0	1	0	0	45	89	4.15	2.077
Mike Myers, L ERA: 10.5	(5, 1)	0.1		1	0	0	0	0	0	0	0	0	0	0	3	6	0.00	0.000
Greg Gohr, R ERA: 1.08	(5, 1)	1.1	W	4	0	0	0	1	0	0	0	0	0	0	12	17	0.00	0.000
John Doherty, R ERA: 5.1	(7, 1)	3.0	S	10	2	1	1	2	0	0	0	0	0	0	24	35	3.00	0.667

PITCHER	IP	WLS	BF	H	R	ER	SO	BB	IBB	HBP	BLK	WP	HR	S	P	ERA	WHIP

Batter	1	2	3	4	5	6	7	8	9	AB	R	H	RBI	BB	SO	LOB
Chad Curtis, R (1, 8) OBP: 0.352, SLG: 0.442	C F B F F B B X 3-2 ① L9		X 0-0 ① 2B		C B B X 2-1 ② G4-3			X 0-0 ② F7		4	0	1	0	0	0	0
Scott Fletcher, R (1, 4) OBP: 0.313, SLG: 0.315	C X 0-1 ② G5-3		B B F F B X 3-2 ② P3		F B F C 1-3 ③ K			C B B F F F C 2-3 ③ K		4	0	0	0	0	2	1
Travis Fryman, R (1, 5) OBP: 0.352, SLG: 0.412	B C X 1-1 ③ F9		B C C B F F C 2-3 ③ K			X 0-0 ① G6-3			B X 1-0 ① G6-3	4	0	0	0	0	1	1
Cecil Fielder, R (1, 10) OBP: 0.348, SLG: 0.476		X 0-0 ① G6-3		C X 0-1 ① P4		C X 0-1 ② F8			B C B S F S 2-3 ② K	4	0	0	0	0	1	0
Phil Nevin, R (1, 7) OBP: 0.280, SLG: 0.259		C F B B X 2-2 1B 1B		X 0-0 FC5-4 1B		C C B C 1-3 ③ K			B X 1-0 ③ G6-3	4	0	2	0	0	1	0
Alan Trammell, R (1, 6) OBP: 0.343, SLG: 0.347		B X 1-0 ② L7		B S B X 2-1 ② FC5-4 1-2f 2B			B C X 1-1 ① F7			3	1	0	0	0	0	2
Tony Clark, S (1, 3) OBP: 0.280, SLG: 0.395		F B X 1-1 FC6-4 1-3 1B		C C F X 0-2 1-H 2B			B S X 1-1 G6-3 1B			3	0	3	1	0	0	0
Danny Bautista, R (1, 9) OBP: 0.239, SLG: 0.314		B C X 1-1 ③ FC6-4 1-2f		X 0-0 ③ L9			B X 1-0 ②③ G6-3 1-2f			3	0	0	0	0	0	4
John Flaherty, R (1, 2) OBP: 0.288, SLG: 0.413			C X 0-1 ① G4-3		B X 1-0 ① G6-3			B C C F B F X 2-2 ① G3-1		3	0	0	0	0	0	0
Inning Stats	R: 0 H: 0 E: 0 LOB: 0 K: 0 BB: 0 S: 9 P: 13	R: 0 H: 2 E: 0 LOB: 2 K: 0 BB: 0 S: 9 P: 14	R: 0 H: 1 E: 0 LOB: 1 K: 1 BB: 0 S: 11 P: 16	R: 1 H: 2 E: 0 LOB: 1 K: 0 BB: 0 S: 10 P: 12	R: 0 H: 0 E: 0 LOB: 0 K: 1 BB: 0 S: 6 P: 10	R: 0 H: 0 E: 0 LOB: 0 K: 1 BB: 0 S: 6 P: 7	R: 0 H: 1 E: 0 LOB: 0 K: 0 BB: 0 S: 5 P: 8	R: 0 H: 0 E: 0 LOB: 0 K: 1 BB: 0 S: 11 P: 15	R: 0 H: 0 E: 0 LOB: 0 K: 1 BB: 0 S: 6 P: 10	1B: 4 SF: 0 2B: 2 SAC: 0 3B: 0 DP: 1 HR: 0 HBP: 0						WP: 0 PA: 32 PB: 0 SB: 0 CS: 0

TOP

Detroit Tigers @ Boston Red Sox

Fenway Park, Boston, MA

Tue Sep 26 1995, 7:05 PM EDT

Att. 24,032 - Unknown - 55 F

livebaseballscorecards.com

AB	32
R	1
H	6
RBI	1
BB	0
SO	5
LOB	8

PITCHER		IP	WLS	BF	H	R	ER	SO	BB	IBB	HBP	BLK	WP	HR	S	P	ERA	WHIP
Zane Smith, L ERA: 5.57	(1, 1)	8.0	W	29	6	1	1	4	0	0	0	0	0	0	67	95	1.12	0.750
Joe Hudson, R ERA: 3.53	(9, 1)	1.0		3	0	0	0	1	0	0	0	0	0	0	6	10	0.00	0.000

PITCHER	IP	WLS	BF	H	R	ER	SO	BB	IBB	HBP	BLK	WP	HR	S	P	ERA	WHIP

Detroit Tigers @ Boston Red Sox

Fenway Park, Boston, MA

Tue Sep 26 1995, 7:05 PM EDT

Att. 24,032 - Unknown - 55 F

BOTTOM

Batter	1	2	3	4	5	6	7	8	9	AB	R	H	RBI	BB	SO	LOB
Dwayne Hosey, S (1, 8) OBP: 0.419, SLG: 0.574	1-1 F9 2B 2B	4-0 1-2 HR BB			3-2 HR		2-3 ② K			3	3	2	1	1	1	0
John Valentin, R (1, 6) OBP: 0.396, SLG: 0.527	1-1 ① F9 2-3 F9	0-1 1-H 2-H HR			3-2 FC5-4 1B		1-2 1B 1B			4	1	3	3	0	0	1
Mo Vaughn, L (1, 3) OBP: 0.385, SLG: 0.569	2-2 3-H 2B	1-0 ③ F8			1-1 ① F7		2-0 1-3 1B			4	0	2	1	0	0	1
Jose Canseco, R (1, 10) OBP: 0.377, SLG: 0.559	4-0 IBB	X 0-0 ① G6-3			B C C B F X 2-2 ② FC5-4 1-2f		B S B B S S 3-3 ③ K			3	0	0	0	1	1	3
Tim Naehring, R (1, 5) OBP: 0.414, SLG: 0.440	2-1 ② P3	B B B B 4-0 G6-3 BB			B B X 2-0 ③ F8			X 0-0 G6-3 1B		3	0	1	0	1	0	3
Willie McGee, S (1, 9) OBP: 0.304, SLG: 0.393	1-2 ③ G4-3	B X 1-0 ② ③ G6-3 1-2f				F C S 0-3 ① K		D S S X 1-2 ① ② G6-3 1-2f		4	0	0	0	0	1	4
Chris James, R (1, 7) OBP: 0.333, SLG: 0.400		B X 1-0 ① F9		F F X 0-2 G5-4-3 1B		B F B F B C 3-3 ② K		C X 0-1 1B 1B		4	0	2	0	0	1	0
Mike Macfarlane, R (1, 2) OBP: 0.322, SLG: 0.401		B B B C B 4-1 BB HR BB		B B X 2-0 ① ② G5-4-3 1-2f		B F C B X 2-2 ③ G5-3		B B S B X 3-1 1-2 1B		3	1	1	0	1	0	1
Carlos Rodriguez, S (1, 4) OBP: 0.286, SLG: 0.300		B B C F X 2-2 ② P5		B C F F S 1-3 ③ K2-3			B C X 1-1 ① G5-3	C B F C 1-3 ③ K		4	0	0	0	0	2	3
Inning Stats	R: 1 E: 0 K: 0 S: 12 H: 2 LOB: 2 BB: 1 P: 23	R: 3 E: 0 K: 0 S: 8 H: 1 LOB: 0 BB: 2 P: 20	R: 0 E: 0 K: 0 S: 2 H: 0 LOB: 0 BB: 1 P: 7	R: 0 E: 0 K: 1 S: 8 H: 1 LOB: 0 BB: 0 P: 11	R: 1 E: 0 K: 0 S: 16 H: 2 LOB: 1 BB: 0 P: 27	R: 0 E: 0 K: 2 S: 9 H: 0 LOB: 0 BB: 0 P: 14	R: 0 E: 0 K: 2 S: 12 H: 2 LOB: 2 BB: 0 P: 21	R: 0 E: 0 K: 1 S: 11 H: 3 LOB: 2 BB: 0 P: 16		1B: 7 2B: 2 3B: 0 HR: 2 SF: 0 SAC: 0 DP: 3 HBP: 0						

livebaseballscorecards.com

AB	32
R	5
H	11
RBI	5
BB	4
SO	6
LOB	16

WP: 0 PB: 0 SB: 0 CS: 0 PA: 36

PITCHER		IP	WLS	BF	H	R	ER	SO	BB	IBB	HBP	BLK	WP	HR	S	P	ERA	WHIP
C.J. Nitkowski, L ERA: 6.66	(1, 1)	4.1	L	21	6	5	5	1	3	1	0	0	0	2	41	79	10.38	2.077
Joe Boever, R ERA: 6.49	(5, 1)	2.2		10	2	0	0	4	0	0	0	0	0	0	26	44	0.00	0.750
Ben Blomdahl, R ERA: 7.71	(8, 1)	1.0		5	3	0	0	1	0	0	0	0	0	0	11	16	0.00	3.000

PITCHER	IP	WLS	BF	H	R	ER	SO	BB	IBB	HBP	BLK	WP	HR	S	P	ERA	WHIP

Batter	1	2	3	4	5	6	7	8	9	AB	R	H	RBI	BB	SO	LOB
Chad Curtis, R (1, 8) OBP: 0.352, SLG: 0.441	C X 0-1 PB PB 1B	X 0-0 ③ L7		B B B C X 3-1 ① G1-3		B X 1-0 ② F9		C B X 1-1 2-H 1B		5	0	2	1	0	0	1
Chris Gomez, R (1, 6) OBP: 0.294, SLG: 0.360	D 1 SAFE 1 SAFE 1 B X 2-0 ① F8 1-2		B X 1-0 ① G3-1	F B X 1-1 ② P5		B B C F F B F S 3-3 ③ K		C B B F S 2-3 ③ K		5	0	0	0	0	2	2
Travis Fryman, R (1, 5) OBP: 0.350, SLG: 0.415	S S F S 0-3 ② K		F B S X 1-2 HR	B B S B X 3-1 ③ G3-1			B B C X 2-1 ① P3		C T B S 1-3 ① K	5	1	1	1	0	2	1
Cecil Fielder, R (1, 10) OBP: 0.348, SLG: 0.476	B F B F X 2-2 ③ G5-3 2-3		X 0-0 F8 1B 1B 1B		B X 1-0 2B 1B		B S F S 1-3 ② K		S S B F F X 1-2 ② P4	5	1	2	0	0	1	1
Tony Clark, S (1, 3) OBP: 0.286, SLG: 0.407		B B B C C S 3-3 ① K	C X 0-1 1B 1-2 1B 1B		X 0-0 1-3 2B		B C X 1-1 ③ G6-3		C F S 0-3 ③ K	5	1	2	0	0	2	0
Bobby Higginson, L (1, 9) OBP: 0.334, SLG: 0.403		C X 0-1 1B 3B	F B X 1-1 ② F8 2-3		C C S 0-3 ① K			F B B X 2-1 G4-3 2B 2B		4	2	2	0	0	1	4
Phil Nevin, R (1, 7) OBP: 0.286, SLG: 0.265		X 0-0 2B 3-H 1B	X 0-0 E 1B 1-2 3-H 1B		C D F S 1-3 ② K2-3			B C B X 2-1 ① G4-3 2-3		4	1	2	2	0	1	3
Scott Fletcher, R (1, 4) OBP: 0.312, SLG: 0.313		C T B X 1-2 ② P3	F F X 0-2 E7 1-3 2-H 1B		B X 1-0 ③ G6-3			X 0-0 ② G5-3		4	0	1	1	0	0	4
Ron Tingley, R (1, 2) OBP: 0.307, SLG: 0.403		X 0-0 1-H 2B	C B F F X 1-2 ③ F9			F S B F B X 2-2 ① P2		S X 0-1 1B 3-H 2B		4	1	2	2	0	0	2
Inning Stats	R: 0 H: 1 E: 0 LOB: 1 K: 1 BB: 0 S: 10 P: 14	R: 2 H: 3 E: 0 LOB: 1 K: 1 BB: 0 S: 11 P: 15	R: 3 H: 5 E: 1 LOB: 2 K: 0 BB: 0 S: 17 P: 21	R: 0 H: 0 E: 0 LOB: 0 K: 0 BB: 0 S: 6 P: 13	R: 0 H: 2 E: 0 LOB: 2 K: 2 BB: 0 S: 9 P: 12	R: 0 H: 0 E: 0 LOB: 0 K: 1 BB: 0 S: 10 P: 16	R: 0 H: 0 E: 0 LOB: 0 K: 1 BB: 0 S: 7 P: 11	R: 2 H: 3 E: 0 LOB: 1 K: 1 BB: 0 S: 12 P: 19	R: 0 H: 0 E: 0 LOB: 0 K: 2 BB: 0 S: 11 P: 13	1B: 8 2B: 4 3B: 1 HR: 1	SF: 0 SAC: 0 DP: 0 HBP: 0					

TOP

Detroit Tigers @ Boston Red Sox

Fenway Park, Boston, MA

Wed Sep 27 1995, 7:05 PM EDT

Att. 30,989 - Unknown - 71 F

livebaseballscorecards.com

AB	41
R	7
H	14
RBI	7
BB	0
SO	9
LOB	18

PITCHER		IP	WLS	BF	H	R	ER	SO	BB	IBB	HBP	BLK	WP	HR	S	P	ERA	WHIP
49 Tim Wakefield, R ERA: 2.99	(1, 1)	7.0	L	32	11	5	5	6	0	0	0	0	0	1	70	102	6.43	1.571
Stan Belinda, R ERA: 3.19	(8, 1)	1.0		6	3	2	2	1	0	0	0	0	0	0	12	19	18.00	3.000
Rick Aguilera, R ERA: 2.65	(9, 1)	1.0		3	0	0	0	2	0	0	0	0	0	0	11	13	0.00	0.000

PITCHER	IP	WLS	BF	H	R	ER	SO	BB	IBB	HBP	BLK	WP	HR	S	P	ERA	WHIP

Detroit Tigers @ Boston Red Sox

Fenway Park, Boston, MA

Wed Sep 27 1995, 7:05 PM EDT

Att. 30,989 - Unknown - 71 F

BOTTOM

Batter	1	2	3	4	5	6	7	8	9	AB	R	H	RBI	BB	SO	LOB
Lee Tinsley, S (1, 8) OBP: 0.360, SLG: 0.406	G6-3		G4-6-3 1-2f		L8		FC6-4 1B		FC5-4 1B 1B	5	1	2	0	0	0	2
John Valentin, R (1, 6) OBP: 0.396, SLG: 0.528	F8			1B 2B	F9		FC6-4 1-2f		FC5-4 1B	5	0	2	1	0	0	3
Mo Vaughn, L (1, 3) OBP: 0.387, SLG: 0.577	2B			2-3 1B		K		HR	FC5-4 1B 1-2f 2-3	5	1	3	1	0	1	2
Jose Canseco, R (1, 10) OBP: 0.380, SLG: 0.560	L5			F7		G4-3 1B		2B G6-3 1B	1B	5	1	3	1	0	0	3
Mike Greenwell, L (1, 7) OBP: 0.348, SLG: 0.462		L8		P6		G4-3 1-2		1-3 2B	F9	5	0	1	0	0	0	5
Troy O'Leary, L (1, 9) OBP: 0.352, SLG: 0.486		P5		G3		G4-3		G1-3	G4-3	4	0	0	0	0	0	5
Chris James, R (9, PH) OBP: 0.333, SLG: 0.400										0	0	0	0	0	0	0
Matt Stairs, L (9, PH) OBP: 0.295, SLG: 0.398										1	0	0	0	0	0	2
Tim Naehring, R (1, 5) OBP: 0.413, SLG: 0.441	G6-3				1B WP 2B		F8	G6-3 3-H		4	1	1	1	0	0	1
Mike Macfarlane, R (1, 2) OBP: 0.321, SLG: 0.399			K		G6-3 WP 2-3 1B		G5-3	G6-3		4	0	1	0	0	1	1
Scott Hatteberg, L (9, 2) OBP: 0.500, SLG: 0.500										0	0	0	0	0	0	0
Carlos Rodriguez, S (1, 4) OBP: 0.333, SLG: 0.348			G4-6-3 1B		G6-3 1-3 3-H		1B		1B 1B	3	0	2	0	0	0	1
18 Reggie Jefferson, S (9, PH) OBP: 0.348, SLG: 0.481										1	1	1	0	0	0	0
Inning Stats	R: 0 E: 0 K: 0 S: 12 H: 1 LOB: 1 BB: 0 P: 16	R: 0 E: 0 K: 0 S: 6 H: 0 LOB: 0 BB: 0 P: 6	R: 0 E: 0 K: 1 S: 8 H: 1 LOB: 0 BB: 0 P: 10	R: 0 E: 0 K: 0 S: 12 H: 2 LOB: 2 BB: 0 P: 16	R: 1 E: 0 K: 0 S: 8 H: 2 LOB: 1 BB: 0 P: 12	R: 0 E: 0 K: 1 S: 11 H: 1 LOB: 1 BB: 0 P: 14	R: 0 E: 0 K: 0 S: 9 H: 2 LOB: 2 BB: 0 P: 14	R: 2 E: 0 K: 0 S: 10 H: 3 LOB: 1 BB: 0 P: 12	R: 2 E: 0 K: 0 S: 13 H: 4 LOB: 2 BB: 0 P: 18	1B: 11 2B: 4 3B: 0 HR: 1 SF: 0 SAC: 0 DP: 1 HBP: 0	WP: 1 PB: 0 SB: 0 CS: 0 PA: 42					

livebaseballscorecards.com

AB	42
R	5
H	16
RBI	4
BB	0
SO	2
LOB	25

PITCHER		IP	WLS	BF	H	R	ER	SO	BB	IBB	HBP	BLK	WP	HR	S	P	ERA	WHIP
Jose Lima, R ERA: 6.11	(1, 1)	5.0	W	20	6	1	1	1	0	0	0	0	1	0	46	60	1.80	1.200
Greg Gohr, R ERA: 0.96	(6, 1)	1.0		4	1	0	0	1	0	0	0	0	0	0	11	14	0.00	1.000
Mike Christopher, R ERA: 3.88	(7, 1)	2.0		11	5	2	2	0	0	0	0	0	0	1	19	26	9.00	2.500
Dwayne Henry, R ERA: 4.7	(9, 1)	0.0		3	3	2	2	0	0	0	0	0	0	0	5	8	∞	∞
Brian Bohanon, L ERA: 5.78	(9, 1)	0.1		1	0	0	0	0	0	0	0	0	0	0	2	2	0.00	0.000

PITCHER		IP	WLS	BF	H	R	ER	SO	BB	IBB	HBP	BLK	WP	HR	S	P	ERA	WHIP
Brian Maxcy, R ERA: 6.71	(9, 1)	0.0		1	1	0	0	0	0	0	0	0	0	0	2	3	∞	∞
Mike Myers, L ERA: 9.95	(9, 1)	0.1		1	0	0	0	0	0	0	0	0	0	0	1	1	0.00	0.000
Ben Blomdahl, R ERA: 7.59	(9, 1)	0.1	S	1	0	0	0	0	0	0	0	0	0	0	3	4	0.00	0.000

Batter	1	2	3	4	5	6	7	8	9	AB	R	H	RBI	BB	SO	LOB
Chad Curtis, R (1, 8) OBP: 0.352, SLG: 0.439	C F F B X 1-2 P6		B S X 1-1 G5-3			C C F B X 1-2 P4		B B B 4-0 1-2 BB		3	0	0	0	1	0	0
Chris Gomez, R (1, 6) OBP: 0.292, SLG: 0.358 Franklin Stubbs, L (8, PH) OBP: 0.358, SLG: 0.397 Scott Fletcher, R (8, 4) OBP: 0.312, SLG: 0.313	C S B X 1-2 G4-3			F F B C 1-3 K		C B C B F X 2-2 G3		C C F S 0-3 K		3 1 0	0 0 0	0 0 0	0 0 0	0 0 0	1 1 0	0 2 0
Travis Fryman, R (1, 5) OBP: 0.350, SLG: 0.414	C C F F X 0-2 1B			B X 1-0 G6-3			B X 1-0 G1-3		X 0-0 P5	4	0	1	0	0	0	0
Cecil Fielder, R (1, 10) OBP: 0.346, SLG: 0.472	S B F 1 SAFE 1 SAFE F S 1-3 K			C B F B F X 3-2 G5-3			S X 0-1 G5-3		B C S S 1-3 K	4	0	0	0	0	2	1
Tony Clark, S (1, 3) OBP: 0.294, SLG: 0.411		B B X 2-0 G3			X 0-0 L7		F B X 1-1 1B		B F B C X 2-2 1B	4	0	2	0	0	0	0
Bobby Higginson, L (1, 9) OBP: 0.331, SLG: 0.399		B B F C X 2-2 L1			C X 0-1 G3		X 0-0 P6		B C T B B X 3-2 G3-1	4	0	0	0	0	0	2
Phil Nevin, R (1, 7) OBP: 0.287, SLG: 0.267		T C B X 1-2 L9			B C C B X 2-2 1B			S B B C F F C 2-3 K		3	0	1	0	0	1	0
John Flaherty, R (1, 2) OBP: 0.286, SLG: 0.410			B X 1-0 G1-3		C C X 0-2 G5-3			F X 0-1 G6-3		3	0	0	0	0	0	1
Steve Rodriguez, R (1, 4) OBP: 0.300, SLG: 0.229 (8, 6)			C B F F X 1-2 P5			C S B C 1-3 K		F S F F F X 0-2 BB 1B		3	0	1	0	0	1	0
Inning Stats	R: 0 H: 1 E: 0 LOB: 1 K: 1 BB: 0 S: 16 P: 19	R: 0 H: 0 E: 0 LOB: 0 K: 0 BB: 0 S: 7 P: 12	R: 0 H: 0 E: 0 LOB: 0 K: 0 BB: 0 S: 7 P: 10	R: 0 H: 0 E: 0 LOB: 0 K: 1 BB: 0 S: 8 P: 13	R: 0 H: 1 E: 0 LOB: 1 K: 0 BB: 0 S: 9 P: 11	R: 0 H: 0 E: 0 LOB: 0 K: 1 BB: 0 S: 11 P: 15	R: 0 H: 1 E: 0 LOB: 1 K: 0 BB: 0 S: 6 P: 8	R: 0 H: 1 E: 0 LOB: 2 K: 2 BB: 1 S: 18 P: 24	R: 0 H: 1 E: 0 LOB: 1 K: 1 BB: 0 S: 10 P: 16	1B: 5 SF: 0 2B: 0 SAC: 0 3B: 0 DP: 0 HR: 0 HBP: 0						

PITCHER		IP	WLS	BF	H	R	ER	SO	BB	IBB	HBP	BLK	WP	HR	S	P	ERA	WHIP
Kevin Brown, R ERA: 3.6	(1, 1)	9.0	W	33	5	0	0	6	1	0	0	0	0	0	92	128	0.00	0.667

PITCHER	IP	WLS	BF	H	R	ER	SO	BB	IBB	HBP	BLK	WP	HR	S	P	ERA	WHIP

TOP

Detroit Tigers @ Baltimore Orioles

Oriole Park at Camden Yards, Baltimore, MD

Fri Sep 29 1995, 7:05 PM EDT
Att. 46,512 - Unknown - 71 F

livebaseballscorecards.com

AB	32
R	0
H	5
RBI	0
BB	1
SO	6
LOB	6

PA: 33

WP: 0
PB: 0
SB: 0
CS: 0

Detroit Tigers @ Baltimore Orioles

Oriole Park at Camden Yards, Baltimore, MD

Fri Sep 29 1995, 7:05 PM EDT
Att. 46,512 - Unknown - 71 F

BOTTOM

Batter	1	2	3	4	5	6	7	8	9	AB R H RBI BB SO LOB
Jeff Huson, L (1, 4) OBP: 0.323, SLG: 0.327	C B F X; 1-2; L4 ①			B B C C F F F X; 2-2; G5-3 ①	X; 0-0; B2 ①		F X; 0-1; 1B	F B B B F S; 3-3; K ②		5 0 1 0 0 1 4
Brady Anderson, L (1, 8) OBP: 0.372, SLG: 0.442 (8, 7)	C S C; 0-3; K ②			B F F X; 1-2; 1B 3B; 1B	1 SAFE 1 SAFE C L X; 0-2; FC1-4-6; 1B 1-2f 1B ②		1 SAFE B B B C C 1 SAFE X; 3-2; F8 ②	C C B B X; 2-2; G4-3 ③		5 2 1 0 0 1 5
Rafael Palmeiro, L (1, 3) OBP: 0.377, SLG: 0.587	C X; 0-1; P5 ③			B 1 SAFE X; 1-0; 1-2 3B; 1B	X; 0-0; 1B 1-3; 1B		S X; 0-1; L3 ③			4 1 2 0 0 0 1
Bobby Bonilla, S (1, 5) OBP: 0.384, SLG: 0.577		B F F F B X; 2-2; P9 ①		F X; 0-1; 1-H 2-H 1B; 3B	B X; 1-0; 1-3 3-H; 1B ③			X; 0-0; BB G5-3 BB; 1B		4 2 3 3 0 0 0
Cal Ripken Jr., R (1, 6) OBP: 0.325, SLG: 0.426		B B F B X; 3-1; G5-3 ②		C B X; 1-1; 1B 3-H; 1B		C X; 0-1; L4 ①		B F X; 1-1; G5-3; 1-2 ①		4 0 1 1 0 0 1
Harold Baines, L (1, 10) OBP: 0.398, SLG: 0.528; Curtis Goodwin, L (8, PR) OBP: 0.301, SLG: 0.332		C X; 0-1; G3 ③		B F X; 1-1; BB 1-3; 1B		B B C B S B; 4-2; BB		B I I I; 4-0; BB BB WP; IBB		2 0 1 0 2 0 0 / 0 1 0 0 0 0 0
Chris Hoiles, R (1, 2) OBP: 0.364, SLG: 0.448			B X; 1-0; P5 ①	B B B B; 4-0; G6-4-3 1-2; BB		C F B B F X; 2-2; L6 ②		B B B B; 4-0; WP BB 1-2 2-3; BB		2 0 0 0 2 0 1
Kevin Bass, S (1, 7) OBP: 0.299, SLG: 0.330; Jarvis Brown, R (8, 8) OBP: 0.313, SLG: 0.160			B B X; 2-0; F7 ②	B X; 1-0; G6-4-3; 1-2f ② ③		B X; 1-0; G1-3 ③		C B S B B B; 4-2; WP 1-2 2-3 3-H; BB		3 0 0 0 0 0 4 / 0 0 0 1 1 0 0
Mark Smith, R (1, 9) OBP: 0.318, SLG: 0.354			B F B B F X; 3-2; P5 ③		B B X; 2-0; FC1-4-6; 1B		B C F X; 1-2; F7 ①	S B B F F B B; 4-2; 1-2 2-3 3-H; BB		3 0 1 0 1 0 0
Inning Stats	R: 0 E: 0 K: 1 S: 8 H: 0 LOB: 0 BB: 0 P: 9	R: 0 E: 0 K: 0 S: 8 H: 0 LOB: 0 BB: 0 P: 13	R: 0 E: 0 K: 0 S: 5 H: 0 LOB: 0 BB: 0 P: 11	R: 3 E: 0 K: 0 S: 17 H: 5 LOB: 2 BB: 1 P: 28	R: 1 E: 0 K: 0 S: 7 H: 3 LOB: 2 BB: 0 P: 10	R: 0 E: 0 K: 0 S: 9 H: 0 LOB: 1 BB: 1 P: 16	R: 0 E: 0 K: 0 S: 10 H: 1 LOB: 1 BB: 0 P: 14	R: 2 E: 0 K: 1 S: 14 H: 1 LOB: 3 BB: 4 P: 36		1B: 9 2B: 0 3B: 1 HR: 0 SF: 0 SAC: 0 DP: 1 HBP: 0

AB	32
R	6
H	10
RBI	5
BB	6
SO	2
LOB	16

WP: 1 PA: 38
PB: 0
SB: 0
CS: 0

PITCHER		IP	WLS	BF	H	R	ER	SO	BB	IBB	HBP	BLK	WP	HR	S	P	ERA	WHIP
Felipe Lira, R ERA: 4.31	(1, 1)	3.1	L	16	5	3	3	1	1	0	0	0	0	0	37	59	8.10	1.800
Brian Bohanon, L ERA: 5.66	(4, 1)	3.2		14	4	1	1	0	1	0	0	0	0	0	27	42	2.46	1.364
Brian Maxcy, R ERA: 7.01	(8, 1)	0.1		6	1	2	2	0	3	1	0	0	1	0	8	25	54.00	12.000
Joe Boever, R ERA: 6.45	(8, 1)	0.2		2	0	0	0	1	0	0	0	0	0	0	6	11	0.00	0.000

PITCHER	IP	WLS	BF	H	R	ER	SO	BB	IBB	HBP	BLK	WP	HR	S	P	ERA	WHIP

livebaseballscorecards.com

Batter	1	2	3	4	5	6	7	8	9	AB	R	H	RBI	BB	SO	LOB
Chad Curtis, R (1, 8) OBP: 0.350, SLG: 0.436	X 0-0 G5-3		B 1 SAFE C B S B F X 3-2 P4			B C X 1-1 G6-3		B X 1-0 G6-3		4	0	0	0	0	0	1
Chris Gomez, R (1, 6) OBP: 0.292, SLG: 0.357	B C C B X 2-2 G6-3			C B S S 1-3 K		X 0-0 BB 1B		B F C S 1-3 K		4	0	1	0	0	2	0
Travis Fryman, R (1, 5) OBP: 0.349, SLG: 0.412	C C S 0-3 K			B S B F S 2-3 K		B B B C F B 4-2 1-2 BB			X 0-0 F8	3	0	0	0	1	2	0
Tony Clark, S (1, 3) OBP: 0.302, SLG: 0.408		B F B B F B 4-2 FC3-6 BB		X 0-0 G1-3		S B F S 1-3 K			B B B C X 3-1 E 1B	3	0	1	0	1	1	2
Bobby Higginson, L (1, 7) OBP: 0.328, SLG: 0.395		B 1 SAFE B X 2-0 FC3-6 CS 1-2f			B X 1-0 L9	C B X 1-1 P4			C C S 0-3 K	4	0	0	0	0	1	4
Phil Nevin, R (1, 10) OBP: 0.286, SLG: 0.261		C S S 0-3 K 1-2			B B C F B B 4-2 BB		F B B C X 2-2 F8		B S X 1-1 E6 1-3	3	0	0	0	1	1	2
Danny Bautista, R (1, 9) OBP: 0.236, SLG: 0.310			B X 1-0 P3		B C C S 1-3 K		B S C B C 2-3 K		S X 0-1 G4-3	4	0	0	0	0	2	3
John Flaherty, R (1, 2) OBP: 0.286, SLG: 0.407			C B X 1-1 G6-3		B B B B 4-0 1-2 BB		B B B C F F F X 3-2 F7			2	0	0	0	1	0	0
Steve Rodriguez, R (1, 4) OBP: 0.302, SLG: 0.216			B B B B 4-0 BB		B C B X 2-1 F7			B X 1-0 F8		2	0	0	0	1	0	2
Inning Stats	R: 0 H: 0 E: 0 LOB: 0 K: 1 BB: 0 S: 7 P: 9	R: 0 H: 0 E: 0 LOB: 0 K: 1 BB: 1 S: 6 P: 12	R: 0 H: 0 E: 0 LOB: 1 K: 0 BB: 1 S: 7 P: 16	R: 0 H: 0 E: 0 LOB: 0 K: 2 BB: 0 S: 7 P: 10	R: 0 H: 0 E: 0 LOB: 2 K: 1 BB: 2 S: 8 P: 20	R: 0 H: 1 E: 0 LOB: 2 K: 1 BB: 1 S: 10 P: 17	R: 0 H: 0 E: 0 LOB: 0 K: 1 BB: 0 S: 11 P: 18	R: 0 H: 0 E: 0 LOB: 0 K: 1 BB: 0 S: 5 P: 8	R: 0 H: 1 E: 1 LOB: 2 K: 1 BB: 0 S: 10 P: 14	1B: 2 SF: 0 2B: 0 SAC: 0 3B: 0 DP: 0 HR: 0 HBP: 0						

PITCHER	IP	WLS	BF	H	R	ER	SO	BB	IBB	HBP	BLK	WP	HR	S	P	ERA	WHIP
Ben McDonald, R (1, 1) ERA: 4.16	6.0	W	23	1	0	0	6	5	0	0	0	0	0	45	84	0.00	1.000
Jimmy Haynes, R (7, 1) ERA: 2.25	2.0		6	0	0	0	2	0	0	0	0	0	0	16	26	0.00	0.000
Jesse Orosco, L (9, 1) ERA: 3.26	1.0		5	1	0	0	1	0	0	0	0	0	0	10	14	0.00	1.000

PITCHER	IP	WLS	BF	H	R	ER	SO	BB	IBB	HBP	BLK	WP	HR	S	P	ERA	WHIP

TOP

Detroit Tigers @ Baltimore Orioles

Oriole Park at Camden Yards, Baltimore, MD

Sat Sep 30 1995, 3:33 AM EDT
Att. 47,132 - Sunny - 73 F

livebaseballscorecards.com

AB	29
R	0
H	2
RBI	0
BB	5
SO	9
LOB	14

WP: 0	PA: 34								
PB: 0									
SB: 0									
CS: 1									

Batter	1	2	3	4	5	6	7	8	9	AB	R	H	RBI	BB	SO	LOB
Jeff Huson, L (1, 4) OBP: 0.318, SLG: 0.321 (8, 6)	F9	K	F7		G4-3 2-3		1B BB 2-H	P6		6	1	1	1	0	1	7
Brady Anderson, L (1, 8) OBP: 0.373, SLG: 0.448 (6, 7)	G4-3 S BB	1-H 2-H 3-H HR	G1-3		3-H 1B		K			4	1	2	5	1	1	3
Rafael Palmeiro, L (1, 3) OBP: 0.377, SLG: 0.583	G4-3 1-3	L3		G5-4-3 BB	P6		1B BB 1-2			3	0	0	0	2	0	2
Bobby Bonilla, S (1, 5) OBP: 0.387, SLG: 0.576 Jeff Manto, R (7, PH) OBP: 0.325, SLG: 0.492 (8, 5)	BB	BB E 1B BB		G5-4-3 1-2f	BB 1B		1-2 2-H 1B			2 1	1 0	1 1	0 1	2 0	0 0	1 0
Cal Ripken Jr., R (1, 6) OBP: 0.322, SLG: 0.423 Bret Barberie, S (7, PH) OBP: 0.351, SLG: 0.325 (8, 4)	K	FC5 1B BB 1-2 2B		G6-3		L9	K			4 1	1 0	0 0	0 0	0 0	1 1	4 2
Harold Baines, L (1, 10) OBP: 0.402, SLG: 0.533 Jeffrey Hammonds, R (6, PH) OBP: 0.280, SLG: 0.373	SH HR 2B	1-2 2-3 2B 1B BB		2B 1B		BB 1-2	F7			2 1	3 0	2 0	0 0	1 1	0 0	0 2
Chris Hoiles, R (1, 2) OBP: 0.367, SLG: 0.453 Gregg Zaun, S (8, PH) OBP: 0.358, SLG: 0.394 (9, 2)	SH HR BB	1-2 2-3 3-H 2B 1B		G4-3 1-H 2B	K			1B 2B		3 1	2 0	2 1	2 0	1 0	1 0	2 0
Kevin Bass, S (1, 7) OBP: 0.300, SLG: 0.334 Jarvis Brown, R (6, 8) OBP: 0.324, SLG: 0.185	SH HR 1-2 2-3	1-3 2-H 3-H 2B		G4-3 2-3	K			2-0 2-H 1B		2 2	1 0	1 1	2 0	0 0	0 1	1 2
Mark Smith, R (1, 9) OBP: 0.322, SLG: 0.376	F7	K		G4-3 3-H 1B 2B			1B 2B	K		5	2	2	1	0	2	6
Inning Stats	R: 0 E: 0 K: 1 S: 15 H: 0 LOB: 2 BB: 2 P: 29	R: 4 E: 1 K: 1 S: 13 H: 2 LOB: 0 BB: 1 P: 20	R: 3 E: 1 K: 1 S: 13 H: 2 LOB: 2 BB: 2 P: 30	R: 0 E: 0 K: 0 S: 5 H: 0 LOB: 0 BB: 1 P: 12	R: 3 E: 0 K: 0 S: 15 H: 4 LOB: 1 BB: 0 P: 27	R: 0 E: 0 K: 2 S: 13 H: 1 LOB: 2 BB: 1 P: 23	R: 2 E: 0 K: 2 S: 19 H: 3 LOB: 2 BB: 1 P: 34	R: 0 E: 0 K: 1 S: 8 H: 2 LOB: 1 BB: 0 P: 12		1B: 7 2B: 6 3B: 0 HR: 1 SF: 0 SAC: 1 DP: 1 HBP: 0						

PITCHER		IP	WLS	BF	H	R	ER	SO	BB	IBB	HBP	BLK	WP	HR	S	P	ERA	WHIP
Sean Bergman, R ERA: 5.12	(1, 1)	2.0	L	17	4	7	2	2	5	0	0	0	0	1	33	66	9.00	4.500
Ben Blomdahl, R ERA: 7.77	(3, 1)	3.0		13	4	3	3	1	1	0	0	0	0	0	28	52	9.00	1.667
Greg Gohr, R ERA: 0.87	(6, 1)	1.0		5	1	0	0	2	1	0	0	0	0	0	13	23	0.00	2.000
Dwayne Henry, R ERA: 6.23	(7, 1)	1.0		7	3	2	2	2	1	0	0	0	0	0	19	34	18.00	4.000
Mike Myers, L ERA: 8.59	(8, 1)	1.0		4	2	0	0	1	0	0	0	0	0	0	8	12	0.00	2.000

PITCHER	IP	WLS	BF	H	R	ER	SO	BB	IBB	HBP	BLK	WP	HR	S	P	ERA	WHIP

BOTTOM

Detroit Tigers @ Baltimore Orioles

Oriole Park at Camden Yards, Baltimore, MD

Sat Sep 30 1995, 3:33 AM EDT
Att. 47,132 - Sunny - 73 F

livebaseballscorecards.com

AB	37
R	12
H	14
RBI	12
BB	8
SO	8
LOB	32

Batter	1	2	3	4	5	6	7	8	9	AB	R	H	RBI	BB	SO	LOB
Lou Whitaker, L (1, 4) OBP: 0.372, SLG: 0.518	B C F S 1-3 ① K		C B F B S 2-3 ③ K			B S S F X 1-2 ② G4-3 2-3			B C X 1-1 ② F9	1	0	0	0	0	1	0
Steve Rodriguez, R (2, 4) OBP: 0.289, SLG: 0.205										2	0	0	0	0	1	1
Derrick White, R (9, PH) OBP: 0.188, SLG: 0.229										1	0	0	0	0	0	0
Alan Trammell, R (1, 6) OBP: 0.345, SLG: 0.350	C X 0-1 ③ G5-4-3 1B			F B B B X 3-1 ① F8		F F B F C 1-3 ③ K			B C B F B B 4-2 BB	1	0	1	0	0	0	0
Chris Gomez, R (2, 6) OBP: 0.292, SLG: 0.355										2	0	0	0	1	1	1
Travis Fryman, R (1, 5) OBP: 0.347, SLG: 0.409	X 0-0 ② ③ G5-4-3 1-2f			B X 1-0 ② G5-3			S B X 1-1 ① G6-3		F B B X 2-1 ③ F7	4	0	0	0	0	0	2
Tony Clark, S (1, 3) OBP: 0.294, SLG: 0.396		B F S S 1-3 ① K		S X 0-1 ③ G5-3			C F B S 1-3 ② K			3	0	0	0	0	2	0
Chad Curtis, R (1, 8) OBP: 0.349, SLG: 0.435		S F B F C 1-3 ② K			X 0-0 ① F8		B S B F X 2-2 ③ L9			1	0	0	0	0	1	0
Todd Steverson, R (2, 8) OBP: 0.340, SLG: 0.405										2	0	0	0	0	0	0
Bobby Higginson, L (1, 7) OBP: 0.329, SLG: 0.393		B B B B 4-0 BB			C X 0-1 ② F8			C B S X 1-2 ① P2		2	0	0	0	1	0	0
Phil Nevin, R (1, 10) OBP: 0.281, SLG: 0.256		F X 0-1 ③ G4-3			C B F F F S 1-3 ③ K			B B X 2-0 ② P4		3	0	0	0	0	1	1
Danny Bautista, R (1, 9) OBP: 0.237, SLG: 0.314			F B S S B X 2-2 ① G1-3			C B M X 1-2 G4-3 2B		X 0-0 ③ F8		3	0	1	0	0	0	0
John Flaherty, R (1, 2) OBP: 0.284, SLG: 0.404			F B B X 2-1 ② F7			F C F B B X 2-2 ① G5-3			B C X 1-1 ① G5-3	3	0	0	0	0	0	1

Inning Stats										
	R: 0 H: 1 E: 0 LOB: 0 K: 1 BB: 0 S: 6 P: 7	R: 0 H: 0 E: 0 LOB: 1 K: 2 BB: 1 S: 9 P: 15	R: 0 H: 0 E: 0 LOB: 0 K: 1 BB: 0 S: 8 P: 14	R: 0 H: 0 E: 0 LOB: 0 K: 0 BB: 0 S: 5 P: 9	R: 0 H: 0 E: 0 LOB: 0 K: 1 BB: 0 S: 8 P: 9	R: 0 H: 1 E: 0 LOB: 1 K: 1 BB: 0 S: 15 P: 20	R: 0 H: 0 E: 0 LOB: 0 K: 1 BB: 0 S: 8 P: 12	R: 0 H: 0 E: 0 LOB: 0 K: 0 BB: 0 S: 5 P: 8	R: 0 H: 0 E: 0 LOB: 1 K: 0 BB: 1 S: 8 P: 16	1B: 1 SF: 0 2B: 1 SAC: 0 3B: 0 DP: 1 HR: 0 HBP: 0	WP: 0 PA: 30 PB: 0 SB: 0 CS: 0

PITCHER	IP	WLS	BF	H	R	ER	SO	BB	IBB	HBP	BLK	WP	HR	S	P	ERA	WHIP
35 Mike Mussina, R (1, 1) ERA: 3.29	9.0	W	30	2	0	0	7	2	0	0	0	0	0	72	110	0.00	0.444

PITCHER	IP	WLS	BF	H	R	ER	SO	BB	IBB	HBP	BLK	WP	HR	S	P	ERA	WHIP

TOP

Detroit Tigers @ Baltimore Orioles

Oriole Park at Camden Yards, Baltimore, MD

Sun Oct 01 1995, 3:33 AM EDT
Att. 45,760 - Cloudy - 71 F

livebaseballscorecards.com

AB	28
R	0
H	2
RBI	0
BB	2
SO	7
LOB	6

Detroit Tigers @ Baltimore Orioles

Oriole Park at Camden Yards, Baltimore, MD

Sun Oct 01 1995, 3:33 AM EDT

Att. 45,760 - Cloudy - 71 F

livebaseballscorecards.com

BOTTOM

Batter	1	2	3	4	5	6	7	8	9	AB	R	H	RBI	BB	SO	LOB
Jeff Huson, L (1, 4) OBP: 0.315, SLG: 0.317	G4-3		G1-3			K		F7		5	1	1	2	0	1	1
Brady Anderson, L (1, 8) OBP: 0.371, SLG: 0.444 (8, 7)	K	K		K		K		G1-3		5	0	0	0	0	4	1
Rafael Palmeiro, L (1, 3) OBP: 0.380, SLG: 0.583	BB	1B		G6-3		FC5-4 BB				2	0	1	0	2	0	0
Bobby Bonilla, S (1, 5) OBP: 0.388, SLG: 0.576	1B	1B		F7		FC5-4				4	0	2	1	0	0	1
Cal Ripken Jr., R (1, 6) OBP: 0.324, SLG: 0.422	P6	BB			4-2 G3-6-3 BB		F7			2	0	0	0	2	0	2
Harold Baines, L (1, 10) OBP: 0.403, SLG: 0.540 Curtis Goodwin, L (7, PR) OBP: 0.301, SLG: 0.332	HR F7				G3-6-3		S 1B			4 0	1 0	2 0	1 0	0 0	0 0	4 0
Chris Hoiles, R (1, 2) OBP: 0.373, SLG: 0.460	SH3 BB 1B BB	FC1-6-5-4 2B			1B		1B			3	1	3	0	1	0	0
Kevin Bass, S (1, 7) OBP: 0.303, SLG: 0.336 Jeffrey Hammonds, R (7, PH) OBP: 0.279, SLG: 0.371 Jarvis Brown, R (8, 8) OBP: 0.324, SLG: 0.185	SH3 1B BB	FC1-6-5-4			1B		G5-3			2 1 0	1 0 0	1 0 0	0 0 0	1 0 0	0 0 0	1 2 0
Mark Smith, R (1, 9) OBP: 0.314, SLG: 0.365	SH3	K			P4			G5-3		3	0	0	0	0	1	3
Inning Stats	R: 0 E: 0 K: 1 S: 14 H: 1 LOB: 2 BB: 1 P: 24	R: 4 E: 0 K: 1 S: 19 H: 4 LOB: 3 BB: 3 P: 39	R: 0 E: 0 K: 1 S: 11 H: 1 LOB: 1 BB: 0 P: 17	R: 0 E: 0 K: 1 S: 6 H: 0 LOB: 0 BB: 0 P: 11	R: 0 E: 0 K: 0 S: 10 H: 2 LOB: 2 BB: 1 P: 17	R: 0 E: 0 K: 2 S: 13 H: 0 LOB: 1 BB: 1 P: 23	R: 0 E: 0 K: 0 S: 15 H: 2 LOB: 2 BB: 0 P: 22	R: 0 E: 0 K: 0 S: 8 H: 0 LOB: 0 BB: 0 P: 11		1B: 8 2B: 1 3B: 0 HR: 1	SF: 0 SAC: 1 DP: 1 HBP: 0			WP: 0 PB: 0 SB: 2 CS: 0	PA: 38		

AB	31
R	4
H	10
RBI	4
BB	6
SO	6
LOB	15

PITCHER		IP	WLS	BF	H	R	ER	SO	BB	IBB	HBP	BLK	WP	HR	S	P	ERA	WHIP
Clint Sodowsky, R ERA: 5.01	(1, 1)	1.2	L	14	5	4	4	2	4	0	0	0	0	1	30	60	21.60	5.400
Brian Bohanon, L ERA: 5.54	(2, 1)	2.1		8	1	0	0	2	0	0	0	0	0	0	20	31	0.00	0.429
Mike Christopher, R ERA: 3.82	(5, 1)	1.0		5	2	0	0	0	1	0	0	0	0	0	10	17	0.00	3.000
Mike Myers, L ERA: 7.56	(6, 1)	1.0		4	0	0	0	2	1	0	0	0	0	0	13	23	0.00	1.000
Joe Boever, R ERA: 6.39	(7, 1)	1.0		4	2	0	0	0	0	0	0	0	0	0	15	22	0.00	2.000

PITCHER		IP	WLS	BF	H	R	ER	SO	BB	IBB	HBP	BLK	WP	HR	S	P	ERA	WHIP
Brian Maxcy, R ERA: 6.88	(8, 1)	1.0		3	0	0	0	0	0	0	0	0	0	0	8	11	0.00	0.000