

# Detroit Tigers - 1995

Batter	1	2	3	4	5	6	7	8	9	AB	R	H	RBI	BB	SO	LOB	TOP					
Chad Curtis, R OBP: 0.200, SLG: 0.200	F8		F7		K		F9		CS 1B	5	0	1	0	0	1	1						
Scott Fletcher, R (1.4)	G6-3		FC6-4		K		G1-3		K	5	0	0	0	0	2	2						
Rudy Pemberton, R OBP: 0.750, SLG: 1.000 Milt Cuyler, S (8, PR) (8, 7)	1B			G1-3 HR	2B	F9		HR	1B	4	1	3	0	0	0	0						
Cecil Fielder, R OBP: 0.500, SLG: 1.333	K			G1-3			1B BB HBP	HR		3	1	1	2	0	1	2						
Travis Fryman, R OBP: 0.750, SLG: 1.000		K		HR	BB		1B BB	SH3	2B	2	1	1	0	2	1	0						
Juan Samuel, R OBP: 0.697, SLG: 1.667	K			HR			G5-4-3 1B	SH3		3	1	2	3	0	1	0						
Danny Bautista, R Bobby Higginson, L (6, PH) (6, 9)	K			K			K	P6		2	0	0	0	0	2	0						
Chris Gomez, R (1.6)			K				G5-4-3	F7		3	0	0	0	1	1	5						
John Flaherty, R OBP: 0.250, SLG: 0.250	FC6-4 1B			L5			P2	F7		4	0	1	0	0	0	1						
<b>Inning Stats</b>	R: 0 E: 0 K: 1 S: 9	H: 1 LOB: 1 BB: 0 P: 15	R: 0 E: 0 K: 3 S: 9	H: 0 LOB: 0 BB: 0 P: 13	R: 0 E: 0 K: 1 S: 8	H: 1 LOB: 1 BB: 0 P: 13	R: 3 E: 0 K: 1 S: 15	H: 2 LOB: 1 BB: 2 P: 29	R: 0 E: 0 K: 2 S: 7	H: 0 LOB: 0 BB: 0 P: 9	R: 0 E: 0 K: 1 S: 12	H: 1 LOB: 2 BB: 1 P: 22	R: 0 E: 0 K: 0 S: 9	H: 0 LOB: 0 BB: 0 P: 14	R: 2 E: 0 K: 0 S: 13	H: 3 LOB: 2 BB: 0 P: 19	R: 0 E: 0 K: 1 S: 11	H: 1 LOB: 0 BB: 0 P: 16	1B: 5 2B: 2 3B: 0 HR: 2	SF: 0 SAC: 1 DP: 1 HBP: 1	WP: 0 PB: 0 SB: 0 CS: 1	PA: 38
<b>PITCHER</b>	IP	WLS	BF	H	R	ER	SO	BB	IBB	HBP	BLK	WP	HR	S	P	ERA	WHIP					
Chuck Finley, L ERA: 6.75	(1.1)	4.0	L 18	4	3	3	6	2	0	0	0	0	1	41	70	6.75	1.500					
Mike Bielecki, R ERA:	(5.1)	1.0	6	1	0	0	2	1	0	1	0	0	0	12	21	0.00	2.000					
Bob Patterson, L ERA:	(6.1)	0.1	1	0	0	0	1	0	0	0	0	0	0	3	4	0.00	0.000					
Russ Springer, R ERA: 10.8	(6.1)	1.2	7	3	2	2	0	0	0	0	0	0	1	21	31	10.80	1.800					
Troy Percival, R ERA:	(8.1)	1.0	3	0	0	0	0	0	0	0	0	0	0	5	8	0.00	0.000					

Detroit Tigers @ California Angels  
Anaheim Stadium, Anaheim, CA  
Wed Apr 26 1995, 10:05 PM EDT  
Att: 51,145 - Unknown - 65 F

AB 33  
R 5  
H 9  
RBI 5  
BB 3  
SO 10  
LOB 16



Batter	1	2	3	4	5	6	7	8	9	AB	R	H	RBI	BB	SO	LOB	BOTTOM					
Tony Phillips, S OBP: 0.200, SLG: 0.200	G3		G3-1 BB 1B	F9			P5		G6-3	5	0	1	0	0	0	1						
Damion Easley, R 16 Garret Anderson, L (8, PH) Rex Hudler, R (9, PH)	G5-3		G3-1 BB		G1-4-3		F9		P4	3	0	0	0	1	0	1						
Jim Edmonds, L	BB		G3-1		F7		K			3	0	0	0	1	1	3						
Chili Davis, S OBP: 0.500, SLG: 0.667	L7		FC6-4 IBB		G4-3			3B 2B		3	1	1	0	1	0	1						
Tim Salmon, R OBP: 0.250, SLG: 1.000		HR	K			P3		K		4	1	1	1	0	2	4						
Eduardo Perez, R OBP: 0.250, SLG: 0.750	G5-3		FC6-4		G5-3		G5-3	G3-1 3B		4	1	1	1	0	0	3						
J.T. Snow, L OBP: 0.500, SLG: 0.750	FC5-4 1B			G4-3			2B	G3-1		4	0	2	1	0	0	0						
Andy Allanson, R OBP: 0.333, SLG: 1.333 Spike Owen, S (8, PH) Jorge Fabregas, L (9, 2)	FC5-4		FC6-4		HR		F8	G4-3		3	1	1	1	0	0	2						
Gary Disarcina, R OBP: 0.250, SLG: 0.500	FC6-4			G5-3					P3	4	0	1	0	0	0	1						
<b>Inning Stats</b>	R: 0 E: 0 K: 0 S: 4	H: 0 LOB: 1 BB: 1 P: 9	R: 1 E: 0 K: 0 S: 8	H: 2 LOB: 0 BB: 0 P: 11	R: 0 E: 0 K: 1 S: 8	H: 1 LOB: 3 BB: 2 P: 19	R: 1 E: 0 K: 0 S: 12	H: 1 LOB: 0 BB: 0 P: 18	R: 0 E: 0 K: 0 S: 6	H: 0 LOB: 0 BB: 0 P: 10	R: 0 E: 0 K: 0 S: 6	H: 1 LOB: 1 BB: 0 P: 9	R: 0 E: 0 K: 1 S: 8	H: 1 LOB: 0 BB: 0 P: 13	R: 2 E: 0 K: 1 S: 9	H: 2 LOB: 0 BB: 0 P: 13	R: 0 E: 0 K: 0 S: 6	H: 0 LOB: 0 BB: 0 P: 10	1B: 2 2B: 3 3B: 1 HR: 2	SF: 0 SAC: 0 DP: 0 HBP: 0	WP: 0 PB: 0 SB: 0 CS: 0	PA: 38
<b>PITCHER</b>	IP	WLS	BF	H	R	ER	SO	BB	IBB	HBP	BLK	WP	HR	S	P	ERA	WHIP					
Mike Moore, R ERA: 3.0	(1.1)	6.0	W 26	5	2	2	1	2	1	0	0	0	0	5	7	3.00	1.167					
Joe Boever, R ERA:	(7.1)	0.2	3	1	0	0	0	0	0	0	0	0	0	5	7	0.00	1.500					
Brian Bohanon, L ERA: 27.0	(7.1)	0.1	2	1	1	1	1	0	0	0	0	0	0	5	8	27.00	3.000					
Mike Gardiner, R ERA: 5.4	(8.1)	1.2	6	1	1	1	1	0	0	0	0	0	0	12	19	5.40	0.600					
Buddy Groom, L ERA:	(9.1)	0.1	S 1	0	0	0	0	0	0	0	0	0	0	1	2	0.00	0.000					

Detroit Tigers @ California Angels  
Anaheim Stadium, Anaheim, CA  
Wed Apr 26 1995, 10:05 PM EDT  
Att: 51,145 - Unknown - 65 F

AB 35  
R 4  
H 8  
RBI 4  
BB 3  
SO 3  
LOB 16





Batter	1	2	3	4	5	6	7	8	9	AB	R	H	RBI	BB	SO	LOB	TOP					
Chad Curtis, R OBP: 0.333, SLG: 0.375	2-2 2B		3-2 F8		4-1 FC6-4 BB			1-3 K		3	0	1	0	1	1	0	<b>Detroit Tigers @ Seattle Mariners</b> The Kingdome, Seattle, WA Thu Apr 27 1995, 10:05 PM EDT Att: 34,656 - Dome					
Scott Fletcher, R (1, 4)	1-2 G5-3		1-3 K		0-0 FC6-4 1-2			2-1 F9		4	0	0	0	0	1	2						
Rudy Pemberton, R OBP: 0.371, SLG: 0.714 Franklin Stubbs, L (9, PH)	1-3 K2-3			2-2 PB 1B			1-3 K		3-1 G4-3	3	0	1	0	0	2	1						
Cecil Fielder, R OBP: 0.250, SLG: 0.571	1-0 F9			1-1 P4			0-0 G6-3		2-0 G5-3	4	0	0	0	0	0	2						
Travis Fryman, R OBP: 0.375, SLG: 0.333		3-3 K		3-3 K 1-2			2-0 G6-3		1-2 G6-3	4	0	0	0	0	2	1						
Juan Samuel, R OBP: 0.500, SLG: 1.000		1-2 G6-3		4-0 BB			1-1 G1-3			2	0	0	0	1	0	0						
Danny Bautista, R OBP: 0.250, SLG: 0.250 Bobby Higginson, L (7, PH)		1-1 1B		1-3 K			2-3 K			2	0	1	0	0	1	2						
Chris Gomez, R (1, 6)		1-3 K			1-3 K		0-1 G2-3			3	0	0	0	0	2	1						
John Flaherty, R OBP: 0.143, SLG: 0.143			0-1 P6		0-0 P6			1-3 K		3	0	0	0	0	1	0						
<b>Inning Stats</b>	R: 0 E: 0 K: 1 S: 10	H: 1 LOB: 1 BB: 0 P: 15	R: 0 E: 0 K: 2 S: 11	H: 1 LOB: 1 BB: 0 P: 17	R: 0 E: 0 K: 1 S: 8	H: 0 LOB: 0 BB: 0 P: 12	R: 0 E: 0 K: 2 S: 11	H: 1 LOB: 2 BB: 1 P: 22	R: 0 E: 0 K: 1 S: 6	H: 0 LOB: 0 BB: 0 P: 11	R: 0 E: 0 K: 1 S: 5	H: 0 LOB: 0 BB: 0 P: 8	R: 0 E: 0 K: 1 S: 7	H: 0 LOB: 0 BB: 0 P: 10	R: 0 E: 0 K: 2 S: 10	H: 0 LOB: 0 BB: 0 P: 14		R: 0 E: 0 K: 0 S: 6	H: 0 LOB: 0 BB: 0 P: 12	1B: 2 2B: 1 3B: 0 HR: 0	SF: 0 SAC: 0 DP: 0 HBP: 0	WP: 0 PB: 1 SB: 0 CS: 0
<b>PITCHER</b>	IP	WLS	BF	H	R	ER	SO	BB	IBB	HBP	BLK	WP	HR	S	P	ERA	WHIP					
Randy Johnson, L ERA:	(1, 1)	6.0	W	23	3	0	0	8	2	0	0	0	0	51	85	0.00	0.833					
Bill Riskey, R ERA:	(7, 1)	2.0		6	0	0	0	3	0	0	0	0	0	17	24	0.00	0.000					
Bobby Ayala, R ERA:	(9, 1)	1.0	S	3	0	0	0	0	0	0	0	0	0	6	12	0.00	0.000					

Batter	1	2	3	4	5	6	7	8	9	AB	R	H	RBI	BB	SO	LOB	BOTTOM				
Darren Bragg, L OBP: 0.250, SLG: 0.250	0-3 K		1-0 1B		3-2 E6 HR		2-2 G6-3			4	1	1	0	0	1	1	<b>Detroit Tigers @ Seattle Mariners</b> The Kingdome, Seattle, WA Thu Apr 27 1995, 10:05 PM EDT Att: 34,656 - Dome				
Joey Cora, S (1, 4)	0-0 G4-3		1 SAFE 1 SAFE 1 SAFE 1B	3-1 L7	2-1 P5			2-1 L7	4	0	0	0	0	0	3						
Ken Griffey Jr., L OBP: 0.250, SLG: 1.000	0-0 G3			1-1 G3	1-1 HR			3-3 K	4	1	1	3	0	1	0						
Jay Buhner, R (1, 9)		1-2 G3		1-0 F9	0-3 K			3-3 K	4	0	0	0	0	2	0						
Edgar Martinez, R OBP: 0.333, SLG: 0.333		1-3 K		0-0 1B 1B			3-3 K		3	0	1	0	0	2	0						
Tino Martinez, L OBP: 0.667, SLG: 0.667		0-0 FC6-4 1B		0-1 1B	1-3 1B		0-0 F8		3	0	2	0	0	0	0						
Mike Blowers, R (1, 5)		1-1 FC6-4 1-2		0-3 K			1-3 K		3	0	0	0	0	2	3						
Dan Wilson, R OBP: 0.667, SLG: 0.667			0-1 G6-3 1B		1-1 FC1-6 1B			1-2 P3	3	0	2	0	0	0	0						
Felix Fermin, R (1, 6)		1-0 G6-3		1-0 G6-3 1-2	2-2 FC1-6 HR		0-0 L1		3	1	0	0	0	0	2						
<b>Inning Stats</b>	R: 0 E: 0 K: 1 S: 6	H: 0 LOB: 0 BB: 0 P: 6	R: 0 E: 0 K: 1 S: 9	H: 1 LOB: 1 BB: 0 P: 12	R: 0 E: 0 K: 0 S: 7	H: 2 LOB: 0 BB: 0 P: 11	R: 0 E: 0 K: 1 S: 9	H: 2 LOB: 2 BB: 0 P: 11	R: 3 E: 1 K: 1 S: 17	H: 2 LOB: 0 BB: 0 P: 26	R: 0 E: 0 K: 2 S: 7	H: 0 LOB: 0 BB: 0 P: 11	R: 0 E: 0 K: 0 S: 7	H: 0 LOB: 0 BB: 0 P: 10	R: 0 E: 0 K: 2 S: 9	H: 0 LOB: 0 BB: 0 P: 17		1B: 6 2B: 0 3B: 0 HR: 1	SF: 0 SAC: 0 DP: 1 HBP: 0	WP: 0 PB: 0 SB: 0 CS: 0	PA: 31
<b>PITCHER</b>	IP	WLS	BF	H	R	ER	SO	BB	IBB	HBP	BLK	WP	HR	S	P	ERA	WHIP				
Sean Bergman, R ERA:	(1, 1)	5.0	L	22	7	3	0	4	0	0	0	0	0	23	38	0.00	1.400				
Felipe Lira, R ERA:	(6, 1)	3.0		9	0	0	0	4	0	0	0	0	0	23	38	0.00	0.000				



Batter	1	2	3	4	5	6	7	8	9	AB	R	H	RBI	BB	SO	LOB	TOP				
Chad Curtis, R OBP: 0.462, SLG: 0.455 (1, 8)										3	0	2	0	1	1	0	<b>Detroit Tigers @ Seattle Mariners</b> The Kingdome, Seattle, WA Fri Apr 28 1995, 10:05 PM EDT Att: 19,336 - Dome				
Shannon Penn, S OBP: 0.750, SLG: 0.750 (1, 4)										4	0	3	0	0	0	2					
Bobby Higginson, L (1, 9)										2	0	0	0	0	0	1					
Danny Bautista, R OBP: 0.333, SLG: 0.333 (6, PH) (6, 9)										2	0	1	1	0	1	2					
Cecil Fielder, R OBP: 0.167, SLG: 0.364 (1, 3)										4	0	0	0	0	3	5					
Kirk Gibson, L (1, 10)										3	0	0	0	0	1	3					
Rudy Pemberton, R OBP: 0.500, SLG: 0.625 (9, PH)										1	0	0	0	0	0	0					
Travis Fryman, R OBP: 0.333, SLG: 0.400 (1, 5)										4	0	1	0	0	3	0					
Franklin Stubbs, L OBP: 0.250, SLG: 0.250 (7, PR) (7, 7)										3	0	1	0	0	0	0					
Todd Stevenson, R (7, 7)										1	0	0	0	0	0	0					
Chris Gomez, R OBP: 0.200, SLG: 0.444 (1, 6)										3	1	1	1	0	0	1					
Scott Fletcher, R (7, 6)										0	0	0	0	0	0	0					
Ron Tingley, R OBP: 0.667, SLG: 0.667 (1, 2)										3	1	2	0	0	1	1					
<b>Inning Stats</b>	R: 0 E: 0 K: 1 S: 8	H: 1 LOB: 0 BB: 0 P: 11	R: 0 E: 0 K: 1 S: 8	H: 1 LOB: 1 BB: 0 P: 13	R: 1 E: 0 K: 0 S: 12	H: 2 LOB: 1 BB: 1 P: 20	R: 0 E: 0 K: 2 S: 10	H: 0 LOB: 0 BB: 0 P: 17	R: 0 E: 0 K: 1 S: 5	H: 0 LOB: 0 BB: 0 P: 7	R: 1 E: 0 K: 1 S: 14	H: 4 LOB: 2 BB: 0 P: 20	R: 0 E: 0 K: 2 S: 12	H: 1 LOB: 1 BB: 0 P: 21	R: 0 E: 0 K: 1 S: 10	H: 0 LOB: 0 BB: 0 P: 10	1B: 9 2B: 1 3B: 0 HR: 1	SF: 0 SAC: 0 DP: 4 HBP: 0	WP: 0 PB: 0 SB: 0 CS: 0	PA: 34	
<b>PITCHER</b>	IP	WLS	BF	H	R	ER	SO	BB	IBB	HBP	BLK	WP	HR	S	P	ERA	WHIP				
Chris Bosio, R ERA: 1.8 (1, 1)	5.0	W	17	4	1	1	5	1	0	0	0	0	1	43	68	1.80	1.000				
Lee Guetterman, L ERA: (6, 1)	0.0		3	3	1	1	0	0	0	0	0	0	0	7	12	∞	∞				
Jeff Nelson, R ERA: (6, 1)	3.0		11	4	0	0	4	0	0	0	0	0	0	29	44	0.00	1.333				
Ron Villone, L ERA: (9, 1)	1.0		3	0	0	0	1	0	0	0	0	0	0	7	10	0.00	0.000				

Batter	1	2	3	4	5	6	7	8	9	AB	R	H	RBI	BB	SO	LOB	BOTTOM				
Darren Bragg, L OBP: 0.333, SLG: 0.333 (1, 7)										5	1	2	1	0	1	2	<b>Detroit Tigers @ Seattle Mariners</b> The Kingdome, Seattle, WA Fri Apr 28 1995, 10:05 PM EDT Att: 19,336 - Dome				
Joey Cora, S OBP: 0.333, SLG: 0.625 (1, 4)										4	2	2	2	0	0	2					
Ken Griffey Jr., L OBP: 0.444, SLG: 0.750 (1, 8)										4	1	2	1	1	0	1					
Jay Buhner, R OBP: 0.125, SLG: 0.125 (1, 9)										4	0	1	1	0	0	2					
Edgar Martinez, R OBP: 0.571, SLG: 0.667 (1, 10)										3	2	2	1	1	0	0					
Tino Martinez, L OBP: 0.714, SLG: 0.667 (1, 3)										3	1	2	0	1	0	0					
Mike Blowers, R (1, 5)										4	0	0	0	0	1	7					
Dan Wilson, R OBP: 0.429, SLG: 0.571 (1, 2)										4	1	1	2	0	0	2					
Felix Fermin, R OBP: 0.286, SLG: 0.286 (1, 6)										4	1	2	1	0	0	1					
<b>Inning Stats</b>	R: 2 E: 1 K: 0 S: 13	H: 3 LOB: 2 BB: 1 P: 24	R: 0 E: 0 K: 0 S: 6	H: 0 LOB: 0 BB: 0 P: 9	R: 0 E: 0 K: 0 S: 7	H: 0 LOB: 0 BB: 0 P: 9	R: 5 E: 0 K: 0 S: 21	H: 5 LOB: 1 BB: 1 P: 35	R: 1 E: 0 K: 1 S: 13	H: 2 LOB: 2 BB: 1 P: 20	R: 0 E: 0 K: 0 S: 9	H: 1 LOB: 0 BB: 0 P: 13	R: 0 E: 0 K: 1 S: 10	H: 0 LOB: 0 BB: 0 P: 14	R: 1 E: 0 K: 0 S: 11	H: 3 LOB: 2 BB: 0 P: 19		1B: 11 2B: 2 3B: 0 HR: 1	SF: 0 SAC: 0 DP: 2 HBP: 1	WP: 0 PB: 0 SB: 1 CS: 0	PA: 39
<b>PITCHER</b>	IP	WLS	BF	H	R	ER	SO	BB	IBB	HBP	BLK	WP	HR	S	P	ERA	WHIP				
John Doherty, R ERA: 17.18 (1, 1)	3.2	L	20	8	7	7	0	0	0	0	0	0	1	40	65	17.18	2.182				
Joe Boever, R ERA: (4, 1)	0.1		2	0	0	0	0	1	0	0	0	0	0	7	12	0.00	3.000				
Ben Blomdahl, R ERA: 3.0 (5, 1)	3.0		12	3	1	1	2	1	0	0	0	0	0	32	47	3.00	1.333				
Mike Henneman, R ERA: 9.0 (8, 1)	1.0		5	3	1	1	0	0	0	0	0	0	0	11	19	9.00	3.000				

AB	33
R	2
H	11
RBI	2
BB	1
SO	10
LOB	15



livebaseballscores.com



Batter	1	2	3	4	5	6	7	8	9	AB	R	H	RBI	BB	SO	LOB	TOP
<b>Chad Curtis, R</b> OBP: 0.412, SLG: 0.600 (1, 8)	1-1 HR	2-2 L5			0-0 L7			2-1 G6-3		4	1	1	1	0	0	2	
<b>Scott Fletcher, R</b> OBP: 0.077, SLG: 0.077 (1, 4) (7, 6)	3-1 G5-3		1-1 G6-3		2-1 G6-3			2-1 G6-4-3 1B		4	0	1	0	0	0	0	
<b>Rudy Pemberton, R</b> OBP: 0.417, SLG: 0.583 (1, 7)	2-1 E7 2B		1-1 F9		0-0 G4-3			2-2 G6-4-3 1-2f		4	0	1	0	0	0	1	
<b>Cecil Fielder, R</b> OBP: 0.250, SLG: 0.400 (1, 3)	3-2 G2-3		3-1 F9		0-0 1B			0-0 FC6-4 1B		4	0	2	0	0	0	1	
<b>Travis Fryman, R</b> OBP: 0.250, SLG: 0.286 (1, 5)	3-2 G6-3			2-2 G6-3		2-0 L6		0-0 L8		4	0	0	0	0	0	3	
<b>Juan Samuel, R</b> OBP: 0.500, SLG: 0.714 (1, 10)		4-0 G5-3 BB		4-2 L8-6 1B BB		2-2 F8		1-0 FC6-4 BB 1-2f		2	0	0	0	2	0	2	
<b>Danny Bautista, R</b> OBP: 0.500, SLG: 0.444 (1, 9)		2-2 G5-3 1-2 SAFE		1-2 1B SAFE		2-1 G5-4-3 1B		4-2 1B BB		3	0	2	0	1	0	1	
<b>Chris Gomez, R</b> OBP: 0.167, SLG: 0.364 <b>Bobby Higginson, L</b> (7, PH)		2-1 G6-3		1-0 L8-6		0-2 F9		2-3 K		2	0	0	0	0	0	3	
<b>Shannon Penn, S</b> OBP: 0.600, SLG: 0.600 (7, 4)				2-3						1	0	0	0	0	1	2	
<b>Ron Tingley, R</b> OBP: 0.500, SLG: 0.400 (1, 2)		4-2 BB			3-3 K		0-1 G5-4-3 1-2f			2	0	0	0	1	1	1	
<b>Inning Stats</b>	R: 1 E: 1 K: 0 S: 12	H: 2 LOB: 1 BB: 0 P: 24	R: 0 E: 0 K: 0 S: 13	H: 0 LOB: 2 BB: 2 P: 27	R: 0 E: 0 K: 0 S: 6	H: 1 LOB: 1 BB: 1 P: 17	R: 0 E: 0 K: 0 S: 6	H: 1 LOB: 1 BB: 0 P: 10	R: 0 E: 0 K: 0 S: 7	H: 1 LOB: 0 BB: 1 P: 13	R: 0 E: 0 K: 1 S: 8	H: 1 LOB: 2 BB: 1 P: 15	1B: 5 2B: 2 3B: 0 HR: 1	SF: 0 SAC: 0 DP: 3 HBP: 0	WP: 0 PB: 0 SB: 0 CS: 0	PA: 35	
<b>PITCHER</b>	IP WLS BF H R ER SO BB IBB HBP BLK WP HR S P ERA WHIP																
<b>Dave Fleming, L</b> ERA: 1.8	(1, 1) 5.0 W 20 3 1 1 1 3 0 0 0 0 1 46 90 1.80 1.200																
<b>Jim Converse, R</b> ERA:	(6, 1) 4.0 S 15 4 0 0 1 1 0 0 0 0 0 28 47 0.00 1.250																

**Detroit Tigers @ Seattle Mariners**  
The Kingdome, Seattle, WA  
Sat Apr 29 1995, 10:05 PM EDT  
Att: 27,264 - Dome

AB 31  
R 1  
H 7  
RBI 1  
BB 4  
SO 2  
LOB 17



Batter	1	2	3	4	5	6	7	8	9	AB	R	H	RBI	BB	SO	LOB	BOTTOM
<b>Rich Amaral, R</b> OBP: 0.333, SLG: 0.667 <b>Alex Diaz, S</b> OBP: 0.500, SLG: 2.000 (8, 8)	2-1 F7		0-2 F9		2-0 2B		0-0 HR	0-0 E4 G4-3		3	0	1	1	0	0	0	
<b>Felix Fermin, R</b> OBP: 0.333, SLG: 0.417 (1, 6)	0-1 2B		0-0 G1-3		0-1 G6-3		2-2 2B 1B	1-2 G4-3		5	2	2	0	0	0	2	
<b>Ken Griffey Jr., L</b> OBP: 0.462, SLG: 1.000 <b>Darren Bragg, L</b> OBP: 0.300, SLG: 0.300 (8, PH) (9, 7)	1-2 2B			0-2 P5		1-2 HR	1-0 P4	1-3 K		4	1	2	2	0	0	1	
<b>Jay Buhner, R</b> OBP: 0.154, SLG: 0.231 (1, 9)	2-2 F9			1-2 F7		1-1 P6	0-0 2B	3-2 G6-3		5	1	1	0	0	0	2	
<b>Edgar Martinez, R</b> OBP: 0.545, SLG: 0.889 (1, 10)	2-3 K			0-1 HR		1-0 G4-3	4-0 2B SF8 IBB			3	2	1	1	1	1	1	
<b>Mike Blowers, R</b> OBP: 0.091, SLG: 0.182 <b>Doug Strange, S</b> (8, 5)		0-1 G4-3		1-0 P5		0-0 G4-3	1-1 2B			4	0	1	2	0	0	0	
<b>Tino Martinez, L</b> OBP: 0.727, SLG: 0.889 (1, 3)		1-1 G4-6-3 1B			1-1 G4-3 2B		1-1 1B SF8			3	2	3	1	0	0	0	
<b>Dan Wilson, R</b> OBP: 0.455, SLG: 0.500 <b>Chad Kreuter, S</b> (9, 2)		0-1 G4-6-3 1-2f			0-2 G4-3		0-1 1B			3	1	1	0	1	0	2	
<b>Luis Sojo, R</b> OBP: 0.250, SLG: 0.250 (1, 4)			0-0 G6-3		1-2 L8		0-1 1B P4			4	1	1	1	0	0	3	
<b>Inning Stats</b>	R: 1 E: 0 K: 1 S: 18	H: 2 LOB: 1 BB: 0 P: 25	R: 0 E: 0 K: 0 S: 6	H: 1 LOB: 0 BB: 0 P: 7	R: 0 E: 0 K: 0 S: 5	H: 1 LOB: 0 BB: 0 P: 11	R: 1 E: 0 K: 0 S: 9	H: 1 LOB: 1 BB: 0 P: 18	R: 7 E: 0 K: 0 S: 21	H: 7 LOB: 2 BB: 2 P: 40	R: 0 E: 1 K: 1 S: 11	H: 0 LOB: 1 BB: 0 P: 16	1B: 5 2B: 6 3B: 0 HR: 3	SF: 1 SAC: 0 DP: 1 HBP: 0	WP: 0 PB: 0 SB: 0 CS: 0	PA: 40	
<b>PITCHER</b>	IP WLS BF H R ER SO BB IBB HBP BLK WP HR S P ERA WHIP																
<b>David Wells, L</b> ERA: 6.0	(1, 1) 6.0 L 24 7 4 4 1 0 0 0 0 0 0 1 13 19 6.00 1.167																
<b>Joe Boever, R</b> ERA: 45.0	(7, 1) 0.0 5 5 5 5 0 0 0 0 0 0 0 1 13 19 45.00 3.000																
<b>Sean Whiteside, L</b> ERA: 18.0	(7, 1) 1.0 7 2 2 2 0 1 1 0 0 0 0 0 8 21 18.00 3.000																
<b>Brian Bohanon, L</b> ERA: 6.75	(8, 1) 1.0 4 0 0 0 0 1 0 0 0 0 0 0 11 16 0.00 0.000																

**Detroit Tigers @ Seattle Mariners**  
The Kingdome, Seattle, WA  
Sat Apr 29 1995, 10:05 PM EDT  
Att: 27,264 - Dome

AB 37  
R 11  
H 14  
RBI 11  
BB 2  
SO 2  
LOB 12









Batter	1	2	3	4	5	6	7	8	9	AB	R	H	RBI	BB	SO	LOB	TOP									
<b>Kenny Lofton, L</b> OBP: 0.273, SLG: 0.250 <b>Wayne Kirby, L</b> OBP: 0.429, SLG: 0.500	1-0 FC3-6 1B	3-1 L9		2-1 G6-3		2-1 E2		1-3 K		5	1	2	0	0	1	0										
<b>Omar Vizquel, S</b> OBP: 0.289, SLG: 0.174 <b>Alvaro Espinoza, R</b> OBP: 0.500, SLG: 0.500	0-0 FC3-6 1B		4-2 F8 2B BB		2-2 F7	0-2 P6		0-0 HR 1B		4	2	2	0	1	0	2										
<b>Carlos Baerga, S</b> OBP: 0.346, SLG: 0.583	2-1 FC3-6 HR		1-1 F8		2-2 F8	1-0 G6-3		2-2 HR		5	2	1	2	0	0	5										
<b>Albert Belle, R</b> OBP: 0.500, SLG: 0.864	1-3 K		2-1 2B		1-0 1B		2-1 G4-3	3-2 G6-3		5	0	2	1	0	1	2										
<b>Eddie Murray, S</b> OBP: 0.522, SLG: 0.682 <b>Dave Winfield, R</b> (8, PH)	2-1 HR 1B		1-0 BB 1B		4-0 1B		1-0 BB HR 1B	0-3 K		3	2	3	1	1	0	0										
<b>Jim Thome, L</b> OBP: 0.522, SLG: 0.529	3-1 HR		4-2 BB		3-1 F7		4-2 HR BB		1-2 1B	3	2	2	3	2	0	2										
<b>Manny Ramirez, R</b> OBP: 0.478, SLG: 0.800	2-2 P5		2-1 P4			0-1 HR	1-3 K		1-0 1B	5	1	2	1	0	1	4										
<b>Paul Sorrento, L</b> OBP: 0.227, SLG: 0.600		1-0 F7		1-2 G3		3-2 G3-1	0-0 HR		0-3 K	5	1	1	3	0	1	2										
<b>Tony Peña, R</b> OBP: 0.188, SLG: 0.133		1-3 K		1-3 K		1-1 E5 1B	3-2 G6-3		0-1 G1-6-3 1B	5	0	0	0	0	2	2										
<b>Inning Stats</b>	R: 4 E: 0 K: 1 S: 15	H: 4 LOB: 0 BB: 0 P: 26	R: 0 E: 0 K: 1 S: 8	H: 0 LOB: 0 BB: 0 P: 13	R: 1 E: 0 K: 0 S: 11	H: 2 LOB: 2 BB: 2 P: 25	R: 0 E: 0 K: 1 S: 8	H: 0 LOB: 0 BB: 0 P: 12	R: 0 E: 0 K: 0 S: 9	H: 1 LOB: 2 BB: 1 P: 21	R: 1 E: 2 K: 0 S: 13	H: 2 LOB: 2 BB: 0 P: 20	R: 3 E: 0 K: 1 S: 13	H: 2 LOB: 0 BB: 1 P: 24	R: 2 E: 0 K: 2 S: 17	H: 2 LOB: 0 BB: 0 P: 23	R: 0 E: 0 K: 1 S: 9	H: 2 LOB: 1 BB: 0 P: 11	1B: 10 2B: 1 3B: 0 HR: 4	SF: 0 SAC: 0 DP: 1 HBP: 0	WP: 0 PB: 0 SB: 2 CS: 0	PA: 45				
<b>PITCHER</b>	IP	WLS	BF	H	R	ER	SO	BB	IBB	HBP	BLK	WP	HR	S	P	ERA	WHIP									
<b>Sean Bergman, R</b> ERA: 5.63	(1, 1)	3.0	L	16	6	5	5	2	2	0	0	0	0	1	34	64	15.00	2.667								
<b>Brian Bohanon, L</b> ERA: 8.44	(4, 1)	4.0		20	5	4	4	2	1	1	0	0	0	2	43	77	9.00	1.500								
<b>Buddy Groom, L</b> ERA: 13.5	(8, 1)	1.0		5	2	2	2	2	0	0	0	0	0	1	17	23	18.00	2.000								
<b>Felipe Lira, R</b> ERA:	(9, 1)	1.0		4	2	0	0	1	0	0	0	0	0	0	9	11	0.00	2.000								

Cleveland Indians @ Detroit Tigers  
Tiger Stadium, Detroit, MI  
Tue May 02 1995, 3:33 AM EDT  
Att: 39,398 - Cloudy - 59 F

AB 41  
R 11  
H 15  
RBI 11  
BB 4  
SO 7  
LOB 19



Batter	1	2	3	4	5	6	7	8	9	AB	R	H	RBI	BB	SO	LOB	BOTTOM									
<b>Chad Curtis, R</b> OBP: 0.423, SLG: 0.476	4-1 S BB		1-3 K		0-3 K		0-0 L9			3	0	0	0	1	2	1										
<b>Scott Fletcher, R</b> OBP: 0.136, SLG: 0.095	0-1 F7		0-1 FC6-4 1B		3-3 K		2-2 G6-3			4	0	1	0	0	1	2										
<b>Bobby Higginson, L</b> OBP: 0.367, SLG: 0.067 <b>Todd Stevenson, R</b>	1-2 K		0-2 FC6-4 1B		3-3 K			2-2 F4		4	0	0	0	0	2	3										
<b>Cecil Fielder, R</b> OBP: 0.240, SLG: 0.391 <b>Juan Samuel, R</b> OBP: 0.500, SLG: 0.714	2-0 G4-3		0-2 FC6-4			2-0 P2		2-2 1B		4	0	1	0	0	0	2										
<b>Kirk Gibson, L</b> OBP: 0.400, SLG: 0.333		1-0 BB G4-6-3 1B		2-2 G1-6-3 1B		0-3 K		1-3 K		4	1	2	0	0	2	1										
<b>Travis Fryman, R</b> OBP: 0.280, SLG: 0.273		1-2 G4-6-3 BB 1B		1-0 G1-6-3 1B		4-0 2B BB		1-3 K		3	0	2	0	1	1	1										
<b>Franklin Stubbs, L</b> OBP: 0.556, SLG: 0.875 <b>Milt Cuyler, S</b>		4-2 G4-6-3 BB		0-0 G1-6-3		1-1 2B		0-0 G3		2	0	1	0	1	0	2										
<b>Chris Gomez, R</b> OBP: 0.238, SLG: 0.500		1-1 G4-6-3		1-1 L4		0-0 P5		2-3 K		4	0	0	0	0	1	5										
<b>John Flaherty, R</b> OBP: 0.313, SLG: 0.400		2-1 G6-3			0-0 2B		0-1 L7		2-1 P4	4	0	1	0	0	0	1										
<b>Inning Stats</b>	R: 0 E: 0 K: 1 S: 8	H: 0 LOB: 1 BB: 1 P: 17	R: 1 E: 0 K: 0 S: 10	H: 2 LOB: 1 BB: 1 P: 19	R: 0 E: 0 K: 1 S: 11	H: 1 LOB: 1 BB: 0 P: 12	R: 0 E: 0 K: 0 S: 7	H: 2 LOB: 1 BB: 0 P: 11	R: 0 E: 0 K: 3 S: 10	H: 1 LOB: 2 BB: 0 P: 16	R: 0 E: 0 K: 1 S: 7	H: 0 LOB: 0 BB: 0 P: 14	R: 0 E: 0 K: 2 S: 12	H: 1 LOB: 1 BB: 0 P: 18	R: 0 E: 0 K: 1 S: 6	H: 0 LOB: 0 BB: 0 P: 10	1B: 6 2B: 2 3B: 0 HR: 0	SF: 0 SAC: 0 DP: 2 HBP: 0	WP: 0 PB: 0 SB: 1 CS: 0	PA: 36						
<b>PITCHER</b>	IP	WLS	BF	H	R	ER	SO	BB	IBB	HBP	BLK	WP	HR	S	P	ERA	WHIP									
<b>Dennis Martinez, R</b> ERA: 1.38	(1, 1)	7.0	W	29	7	1	1	6	3	0	0	0	0	0	59	97	1.29	1.429								
<b>Eric Plunk, R</b> ERA:	(8, 1)	1.0		4	1	0	0	2	0	0	0	0	0	12	18	0.00	1.000									
<b>Paul Shuey, R</b> ERA: 3.86	(9, 1)	1.0		3	0	0	0	1	0	0	0	0	0	6	10	0.00	0.000									

Cleveland Indians @ Detroit Tigers  
Tiger Stadium, Detroit, MI  
Tue May 02 1995, 3:33 AM EDT  
Att: 39,398 - Cloudy - 59 F

AB 33  
R 1  
H 8  
RBI 0  
BB 3  
SO 9  
LOB 18





Batter	1	2	3	4	5	6	7	8	9	AB	R	H	RBI	BB	SO	LOB	TOP											
<b>Kenny Lofton, L</b> OBP: 0.370, SLG: 0.400 <b>Wayne Kirby, L</b> OBP: 0.375, SLG: 0.429	L8	G6-4-3	E4					G4-3									5 1 4 1 0 0 0 1 0 0 0 0 0 1											
<b>Omar Vizquel, S</b> OBP: 0.291, SLG: 0.207	2B	G6-4-3	F7														6 1 2 0 0 1 5											
<b>Carlos Baerga, S</b> OBP: 0.452, SLG: 0.679 <b>Alvaro Espinoza, R</b> OBP: 0.333, SLG: 0.333	G6-3		BB	WP													4 2 4 0 1 0 0 1 0 0 0 0 0 1											
<b>Albert Belle, R</b> OBP: 0.448, SLG: 0.731 <b>Ruben Amaro Jr., S</b> OBP: 0.500, SLG: 0.500	G6-3		WP	BB													4 1 0 1 1 2 7 1 0 0 0 0 0 1											
<b>Eddie Murray, S</b> OBP: 0.536, SLG: 0.769 <b>Dave Winfield, R</b>	G3-1		1B	WP													4 3 2 3 1 1 2 1 0 0 0 0 0 2											
<b>Jim Thome, L</b> OBP: 0.519, SLG: 0.500 <b>David Bell, R</b>		BB															3 1 1 0 1 1 4 1 0 0 0 0 0 0											
<b>Manny Ramirez, R</b> OBP: 0.500, SLG: 0.875		2B	HR														4 3 2 2 1 0 2											
<b>Paul Sorrento, L</b> OBP: 0.296, SLG: 0.833		1B															4 2 3 6 0 1 0											
<b>Tony Peña, R</b> OBP: 0.200, SLG: 0.111 <b>Jesse Levis, L</b>	F8		L8														3 0 0 0 1 0 2 1 0 0 0 0 0 1											
<b>Inning Stats</b>	R: 1 E: 0 K: 0 S: 12	H: 2 LOB: 1 BB: 0 P: 22	R: 3 E: 0 K: 0 S: 17	H: 3 LOB: 0 BB: 1 P: 27	R: 5 E: 1 K: 1 S: 20	H: 4 LOB: 1 BB: 2 P: 33	R: 0 E: 0 K: 2 S: 10	H: 1 LOB: 3 BB: 2 P: 14	R: 1 E: 0 K: 1 S: 13	H: 2 LOB: 3 BB: 2 P: 28	R: 1 E: 0 K: 0 S: 9	H: 1 LOB: 1 BB: 1 P: 19	R: 3 E: 0 K: 2 S: 19	H: 3 LOB: 0 BB: 0 P: 31	R: 0 E: 0 K: 0 S: 10	H: 1 LOB: 1 BB: 0 P: 18	R: 0 E: 1 K: 0 S: 7	H: 1 LOB: 1 BB: 0 P: 9	1B: 11 2B: 4 3B: 0 HR: 3	SF: 1 SAC: 0 DP: 2 HBP: 0	WP: 3 PB: 0 SB: 0 CS: 0	PA: 50						
<b>PITCHER</b>	IP	WLS	BF	H	R	ER	SO	BB	IBB	HBP	BLK	WP	HR	S	P	ERA	WHIP											
<b>John Doherty, R</b> ERA: 20.65	2.0	L	13	6	6	6	0	2	0	0	0	0	2	2	34	63	15.43	3.000										
<b>Ben Blomdahl, R</b> ERA: 8.44	2.1		14	5	4	4	4	2	0	0	0	2	1	1	33	61	13.50	2.625										
<b>Sean Whiteside, L</b> ERA: 14.73	2.2		15	5	4	4	2	2	0	0	0	0	0	0	10	18	0.00	1.000										
<b>Mike Gardiner, R</b> ERA: 1.93	1.0		4	1	0	0	0	0	0	0	0	0	0	7	9	0.00	1.000											
<b>Buddy Groom, L</b> ERA: 7.71	1.0		4	1	0	0	0	0	0	0	0	0	0	7	9	0.00	1.000											
<b>Batter</b>	<b>1</b>	<b>2</b>	<b>3</b>	<b>4</b>	<b>5</b>	<b>6</b>	<b>7</b>	<b>8</b>	<b>9</b>	<b>AB</b>	<b>R</b>	<b>H</b>	<b>RBI</b>	<b>BB</b>	<b>SO</b>	<b>LOB</b>	<b>BOTTOM</b>											
<b>Chad Curtis, R</b> OBP: 0.419, SLG: 0.480	F9																4 0 1 2 1 0 2											
<b>Shannon Penn, S</b> OBP: 0.400, SLG: 0.333	G3																4 0 0 0 1 1 3											
<b>Bobby Higginson, L</b> OBP: 0.150, SLG: 0.350	2B																5 1 2 1 0 1 2											
<b>Cecil Fielder, R</b> OBP: 0.250, SLG: 0.360 <b>Franklin Stubbs, L</b> OBP: 0.545, SLG: 0.778	BB																2 0 0 0 1 1 0 1 0 0 0 1 0 0											
<b>Kirk Gibson, L</b> OBP: 0.400, SLG: 0.500	P6																5 1 2 0 0 0 4											
<b>Travis Fryman, R</b> OBP: 0.333, SLG: 0.250		1B	2B	BB													2 2 0 0 3 0 3											
<b>Rudy Pemberton, R</b> OBP: 0.444, SLG: 0.647		K															4 1 1 2 0 2 3											
<b>Chris Gomez, R</b> OBP: 0.280, SLG: 0.524		2B	1B														3 1 2 1 0 1 0											
<b>John Flaherty, R</b> OBP: 0.350, SLG: 0.526		2B															4 1 2 1 0 0 1											
<b>Inning Stats</b>	R: 0 E: 0 K: 0 S: 14	H: 1 LOB: 2 BB: 1 P: 24	R: 3 E: 0 K: 2 S: 19	H: 3 LOB: 1 BB: 1 P: 27	R: 0 E: 0 K: 1 S: 10	H: 1 LOB: 1 BB: 0 P: 15	R: 0 E: 0 K: 0 S: 9	H: 1 LOB: 1 BB: 0 P: 14	R: 0 E: 0 K: 1 S: 6	H: 0 LOB: 0 BB: 1 P: 10	R: 0 E: 0 K: 0 S: 3	H: 0 LOB: 0 BB: 1 P: 9	R: 4 E: 0 K: 0 S: 13	H: 4 LOB: 1 BB: 1 P: 29	R: 0 E: 0 K: 1 S: 11	H: 0 LOB: 2 BB: 2 P: 24	1B: 2 2B: 6 3B: 1 HR: 1	SF: 1 SAC: 0 DP: 2 HBP: 0	WP: 2 PB: 0 SB: 0 CS: 0	PA: 42								
<b>PITCHER</b>	IP	WLS	BF	H	R	ER	SO	BB	IBB	HBP	BLK	WP	HR	S	P	ERA	WHIP											
<b>Mark Clark, R</b> ERA: 17.05	5.0	W	23	6	3	3	4	2	0	0	0	0	0	58	88	5.40	1.600											
<b>Jason Grimsley, R</b> ERA: 5.69	2.2		13	4	4	4	1	3	0	0	0	1	1	18	42	13.50	2.625											
<b>Paul Shuey, R</b> ERA: 2.7	1.0		5	0	0	0	1	2	0	0	0	0	0	12	26	0.00	2.000											
<b>Jose Mesa, R</b> ERA: 3.86	0.1		1	0	0	0	0	0	0	0	0	1	0	2	4	0.00	0.000											

Cleveland Indians @ Detroit Tigers  
Tiger Stadium, Detroit, MI  
Wed May 03 1995, 7:05 PM EDT  
Att: 29,996 - Unknown - 66 F

AB 43  
R 14  
H 18  
RBI 13  
BB 6  
SO 6  
LOB 28



Cleveland Indians @ Detroit Tigers  
Tiger Stadium, Detroit, MI  
Wed May 03 1995, 7:05 PM EDT  
Att: 29,996 - Unknown - 66 F

AB 34  
R 7  
H 10  
RBI 7  
BB 7  
SO 6  
LOB 18





Batter	1	2	3	4	5	6	7	8	9	AB	R	H	RBI	BB	SO	LOB	TOP				
<b>Kenny Lofton, L</b> OBP: 0.355, SLG: 0.414 (1, 8)	F7		G4-3			B1-3		2B		4	1	1	1	0	0	0	<b>Cleveland Indians @ Detroit Tigers</b> Tiger Stadium, Detroit, MI Thu May 04, 1995, 3:33 AM EDT Att: 28,846 - Overcast - 63 F				
<b>Omar Vizquel, S</b> OBP: 0.276, SLG: 0.242 (1, 6)	P3			K			G5-3	2B		4	0	1	1	0	1	0					
<b>Carlos Baerga, S</b> OBP: 0.429, SLG: 0.613 (1, 4)	F8			F8			G5-3	BB		3	0	0	0	1	0	0					
<b>Albert Belle, R</b> OBP: 0.455, SLG: 0.724 (1, 7)		G5-3		F4			2B	BB		3	0	1	0	1	0	0					
<b>Eddie Murray, S</b> OBP: 0.469, SLG: 0.667 (1, 3)		G6-3			G6-3			BB		4	0	0	0	0	2	4					
<b>Dave Winfield, R</b> OBP: 0.125, SLG: 0.125 (1, 10)	1B				F9			G6-3	K	4	0	1	0	0	1	0					
<b>Manny Ramirez, R</b> OBP: 0.500, SLG: 0.929 (1, 9)	1B				P3			HR	G6-3	4	1	2	1	0	0	0					
<b>Alvaro Espinoza, R</b> OBP: 0.333, SLG: 0.333 <b>Jim Thome, L</b> OBP: 0.500, SLG: 0.476 (9, PH)			G6-3			G1-3		2B	F7	3	1	1	0	0	0	0					
<b>Tony Peña, R</b> OBP: 0.174, SLG: 0.095 (1, 2)			F9			G6-3		K		3	0	0	0	0	1	1					
<b>Inning Stats</b>	R: 0 E: 0 K: 0 S: 7	H: 0 LOB: 0 BB: 0 P: 7	R: 0 E: 0 K: 0 S: 13	H: 2 LOB: 2 BB: 0 P: 21	R: 0 E: 0 K: 0 S: 4	H: 0 LOB: 0 BB: 0 P: 5	R: 0 E: 0 K: 1 S: 13	H: 0 LOB: 0 BB: 0 P: 18	R: 0 E: 0 K: 0 S: 8	H: 0 LOB: 0 BB: 0 P: 10	R: 0 E: 0 K: 1 S: 8	H: 1 LOB: 1 BB: 0 P: 11	R: 3 E: 0 K: 2 S: 16	H: 4 LOB: 3 BB: 2 P: 33	R: 0 E: 0 K: 1 S: 10	H: 0 LOB: 0 BB: 0 P: 18		1B: 3 2B: 3 3B: 0 HR: 1	SF: 0 SAC: 0 DP: 0 HBP: 0	WP: 0 PB: 0 SB: 1 CS: 0	PA: 35
<b>PITCHER</b>	IP	WLS	BF	H	R	ER	SO	BB	IBB	HBP	BLK	WP	HR	S	P	ERA	WHIP				
<b>David Wells, L</b> ERA: 4.61 <b>Buddy Groom, L</b> ERA: 7.71 <b>Mike Henneman, R</b> ERA: 2.7	(1, 1)	7.2	W	28	6	3	3	3	0	0	0	0	1	70	100	3.52	0.783				
	(8, 1)	0.0		2	1	0	0	0	1	0	0	0	0	2	8	∞	∞				
	(8, 1)	1.1	S	5	0	0	0	2	1	0	0	0	0	13	25	0.00	0.750				

AB	33
R	3
H	7
RBI	3
BB	2
SO	5
LOB	5



Batter	1	2	3	4	5	6	7	8	9	AB	R	H	RBI	BB	SO	LOB	BOTTOM				
<b>Chad Curtis, R</b> OBP: 0.400, SLG: 0.448 (1, 8)	L4		K					1B		4	0	1	1	0	2	1	<b>Cleveland Indians @ Detroit Tigers</b> Tiger Stadium, Detroit, MI Thu May 04, 1995, 3:33 AM EDT Att: 28,846 - Overcast - 63 F				
<b>Scott Fletcher, R</b> OBP: 0.315, SLG: 0.080 (1, 4)	F8		G4-1					F6		4	0	0	0	0	0	1					
<b>Bobby Higginson, L</b> OBP: 0.167, SLG: 0.458 (1, 9)	G3-1			HR			F8	G2-3		4	1	1	2	0	0	0					
<b>Cecil Fielder, R</b> OBP: 0.219, SLG: 0.310 (1, 3)		K	P2				L4	G4-3		4	0	0	0	0	1	0					
<b>Kirk Gibson, L</b> OBP: 0.444, SLG: 0.706 (1, 10)		HR		G5-3				K		3	1	2	1	0	1	0					
<b>Travis Fryman, R</b> OBP: 0.303, SLG: 0.222 (1, 5)		G5-3			K			G6-3		3	0	0	0	0	1	1					
<b>Rudy Pemberton, R</b> OBP: 0.429, SLG: 0.650 <b>Milt Cuyler, S</b> (9, 7)					G5-3			P3		3	0	1	0	0	0	1					
<b>Chris Gomez, R</b> OBP: 0.286, SLG: 0.478 (1, 6)					L5			BB	BB	2	1	0	0	1	1	2					
<b>John Flaherty, R</b> OBP: 0.391, SLG: 0.524 (1, 2)			HR		L5			1B	BB	2	1	1	0	1	0	0					
<b>Inning Stats</b>	R: 0 E: 0 K: 0 S: 7	H: 0 LOB: 0 BB: 0 P: 9	R: 1 E: 0 K: 2 S: 12	H: 2 LOB: 1 BB: 0 P: 14	R: 2 E: 0 K: 1 S: 8	H: 2 LOB: 0 BB: 0 P: 13	R: 0 E: 0 K: 1 S: 10	H: 1 LOB: 1 BB: 0 P: 15	R: 0 E: 0 K: 1 S: 7	H: 0 LOB: 0 BB: 0 P: 9	R: 0 E: 0 K: 1 S: 8	H: 0 LOB: 0 BB: 0 P: 10	R: 1 E: 0 K: 0 S: 6	H: 1 LOB: 2 BB: 2 P: 17	R: 0 E: 0 K: 0 S: 9	H: 0 LOB: 0 BB: 0 P: 15		1B: 3 2B: 1 3B: 0 HR: 2	SF: 0 SAC: 0 DP: 0 HBP: 0	WP: 0 PB: 0 SB: 0 CS: 0	PA: 31
<b>PITCHER</b>	IP	WLS	BF	H	R	ER	SO	BB	IBB	HBP	BLK	WP	HR	S	P	ERA	WHIP				
<b>Orel Hershiser, R</b> ERA: 6.75 <b>Jim Poole, L</b> ERA: 2.45 <b>Eric Plunk, R</b> ERA:	(1, 1)	7.0	L	28	6	4	4	6	2	0	0	0	2	58	87	5.14	1.143				
	(8, 1)	0.2		2	0	0	0	0	0	0	0	0	0	6	11	0.00	0.000				
	(8, 1)	0.1		1	0	0	0	0	0	0	0	0	0	3	4	0.00	0.000				

AB	29
R	4
H	6
RBI	4
BB	2
SO	6
LOB	6





Batter	1	2	3	4	5	6	7	8	9	AB	R	H	RBI	BB	SO	LOB	TOP								
<b>Lee Tinsley, S</b> OBP: 0.512, SLG: 0.676 (1, 8)											6	2	4	1	0	2	3								
<b>John Valentin, R</b> OBP: 0.500, SLG: 0.778 (1, 6)											6	3	3	2	0	0	4								
<b>Mo Vaughn, L</b> OBP: 0.326, SLG: 0.556 (1, 3)											4	1	1	2	1	0	2								
<b>Jose Canseco, R</b> OBP: 0.483, SLG: 0.524 <b>Terry Shumpert, R</b> (8, PR)											4	0	1	0	1	1	3								
<b>Mike Greenwell, L</b> OBP: 0.415, SLG: 0.447 (1, 7)											5	1	2	2	0	0	4								
<b>Mark Whiten, S</b> OBP: 0.283, SLG: 0.286 (1, 9)											5	2	2	2	0	1	4								
<b>Bill Haselman, R</b> OBP: 0.400, SLG: 0.250 (1, 2)											5	0	2	0	0	1	0								
<b>Tim Lincecum, R</b> OBP: 0.385, SLG: 0.472 (1, 5)											5	1	2	0	0	0	2								
<b>Luis Alicea, S</b> OBP: 0.262, SLG: 0.143 (1, 4)											3	0	0	1	0	1	2								
<b>Inning Stats</b>	R: 0 E: 0 K: 0 S: 12	H: 1 LOB: 2 BB: 1 P: 22	R: 1 E: 0 K: 1 S: 10	H: 2 LOB: 1 BB: 0 P: 13	R: 1 E: 0 K: 0 S: 7	H: 1 LOB: 1 BB: 1 P: 13	R: 0 E: 0 K: 0 S: 7	H: 0 LOB: 0 BB: 0 P: 11	R: 2 E: 0 K: 2 S: 13	H: 3 LOB: 1 BB: 0 P: 23	R: 0 E: 0 K: 1 S: 10	H: 2 LOB: 2 BB: 0 P: 15	R: 3 E: 1 K: 2 S: 17	H: 3 LOB: 1 BB: 0 P: 32	R: 2 E: 0 K: 0 S: 9	H: 3 LOB: 2 BB: 0 P: 13	R: 1 E: 0 K: 0 S: 10	H: 2 LOB: 1 BB: 0 P: 15	1B: 10 2B: 4 3B: 0 HR: 3	SF: 1 SAC: 1 DP: 0 HBP: 0	WP: 1 PB: 0 SB: 0 CS: 0	PA: 47			
<b>PITCHER</b>	IP	WLS	BF	H	R	ER	SO	BB	IBB	HBP	BLK	WP	HR	S	P	ERA	WHIP								
<b>Mike Moore, R</b> ERA: 3.71 (1, 1)	5.0		24	7	4	4	3	2	0	0	0	1	0	49	82	7.20	1.800								
<b>Mike Gardner, R</b> ERA: 5.88 (6, 1)	1.2		11	5	3	3	2	0	0	0	0	0	2	22	39	16.20	3.000								
<b>Felipe Lira, R</b> ERA: 4.15 (7, 1)	0.1	L	3	2	2	2	1	0	0	0	0	0	1	9	12	54.00	6.000								
<b>Brian Bohanon, L</b> ERA: 7.11 (8, 1)	1.0		4	1	0	0	0	0	0	0	0	0	0	5	9	0.00	1.000								
<b>Joe Boever, R</b> ERA: 27.0 (9, 1)	1.0		5	2	1	1	0	0	0	0	0	0	0	10	15	9.00	2.000								

**Boston Red Sox @ Detroit Tigers**  
Tiger Stadium, Detroit, MI  
Fri May 05 1995, 7:05 PM EDT  
Att: 10,041 - Unknown - 62 F

AB 43  
R 10  
H 17  
RBI 10  
BB 2  
SO 6  
LOB 24



Batter	1	2	3	4	5	6	7	8	9	AB	R	H	RBI	BB	SO	LOB	BOTTOM								
<b>Chad Curtis, R</b> OBP: 0.400, SLG: 0.419 (1, 8)										2	1	0	1	2	0	2									
<b>Scott Fletcher, R</b> OBP: 0.161, SLG: 0.103 (1, 4)										4	1	1	0	1	1	0									
<b>Bobby Higginson, L</b> OBP: 0.241, SLG: 0.464 (1, 9)										4	1	2	0	1	1	4									
<b>Cecil Fielder, R</b> OBP: 0.189, SLG: 0.265 (1, 3)										5	0	0	0	0	1	7									
<b>Kirk Gibson, L</b> OBP: 0.409, SLG: 0.600 (1, 10)										3	1	0	0	1	1	1									
<b>Travis Fryman, R</b> OBP: 0.324, SLG: 0.333 (1, 5)										3	1	1	4	1	1	1									
<b>Franklin Stubbs, L</b> OBP: 0.533, SLG: 0.667 (1, 7)										3	1	1	0	1	1	0									
<b>Chris Gomez, R</b> OBP: 0.290, SLG: 0.500 (1, 6)										3	1	1	1	0	0	0									
<b>John Flaherty, R</b> OBP: 0.360, SLG: 0.478 <b>Danny Bautista, R</b> (9, PH) OBP: 0.429, SLG: 0.385										2	0	0	0	0	2	2									
<b>Inning Stats</b>	R: 4 E: 0 K: 1 S: 13	H: 2 LOB: 0 BB: 2 P: 29	R: 0 E: 0 K: 1 S: 9	H: 0 LOB: 0 BB: 0 P: 14	R: 1 E: 1 K: 2 S: 16	H: 1 LOB: 1 BB: 0 P: 26	R: 2 E: 0 K: 0 S: 7	H: 2 LOB: 0 BB: 0 P: 14	R: 0 E: 0 K: 1 S: 9	H: 1 LOB: 0 BB: 0 P: 15	R: 0 E: 0 K: 1 S: 10	H: 0 LOB: 2 BB: 2 P: 22	R: 0 E: 0 K: 0 S: 10	H: 0 LOB: 1 BB: 1 P: 19	R: 0 E: 0 K: 1 S: 9	H: 0 LOB: 0 BB: 0 P: 11	R: 0 E: 0 K: 2 S: 12	H: 0 LOB: 2 BB: 2 P: 26	1B: 4 2B: 1 3B: 0 HR: 1	SF: 1 SAC: 2 DP: 1 HBP: 0	WP: 1 PB: 0 SB: 0 CS: 0	PA: 40			
<b>PITCHER</b>	IP	WLS	BF	H	R	ER	SO	BB	IBB	HBP	BLK	WP	HR	S	P	ERA	WHIP								
<b>Frankie Rodriguez, R</b> ERA: 12.86 (1, 1)	3.0		15	3	5	4	4	1	1	0	0	0	0	10	19	12.00	1.333								
<b>Brian Looney, L</b> ERA: 18.0 (4, 1)	1.0		6	3	2	2	0	0	0	0	0	0	0	24	47	0.00	1.125								
<b>Jeff Pierce, R</b> ERA: 1.95 (5, 1)	2.2		10	0	0	0	2	3	0	0	0	0	0	2	4	0.00	0.000								
<b>Derek Lilliquist, L</b> ERA: 4.15 (7, 1)	0.1	W	1	0	0	0	0	0	0	0	0	0	0	2	4	0.00	0.000								
<b>Ken Ryan, R</b> ERA: (8, 1)	2.0	S	8	0	0	0	3	2	0	0	0	0	0	21	37	0.00	1.000								

**Boston Red Sox @ Detroit Tigers**  
Tiger Stadium, Detroit, MI  
Fri May 05 1995, 7:05 PM EDT  
Att: 10,041 - Unknown - 62 F

AB 30  
R 7  
H 6  
RBI 6  
BB 7  
SO 9  
LOB 17









Batter	1	2	3	4	5	6	7	8	9	AB	R	H	RBI	BB	SO	LOB	TOP			
Lee Tinsley, S OBP: 0.490, SLG: 0.609 (1, 8)	G5-3	K			G4-3	SH3-4				5	0	2	0	0	1	1				
John Valentin, R OBP: 0.519, SLG: 0.844 Steve Rodriguez, R (9, PH) (9, 6)	HR			FC4-6 1B	1B	1B	HR		P3	5	3	4	3	0	1	1				
Mo Vaughn, L OBP: 0.333, SLG: 0.477 (1, 3)	K		FC4-6 1B		1B	1B	HR		K	5	2	1	0	1	3	3				
Mark Whiten, S OBP: 0.289, SLG: 0.293 Wes Chamberlain, R OBP: 0.000, SLG: 0.333 Troy O'Leary, L OBP: 0.400, SLG: 0.800 (6, PH) (6, 9)	1B		5-3		1B	HR			G5-3	2	0	1	0	0	0	1				
Mike Greenwell, L OBP: 0.431, SLG: 0.447 (1, 7)	F7		FC6-4 1B		1B	HR			1B	0	0	0	0	1	0	0				
Tim Lincecum, R OBP: 0.396, SLG: 0.442 (1, 5)		BB G5-4-3 BB	FC6-4 1B		F7	G5-3			F7	5	1	3	2	0	0	2				
Mike Macfarlane, R OBP: 0.371, SLG: 0.483 (1, 2)		G5-4-3 BB 1B		G5-3	FC5-4 1B	HR			BB	4	1	2	2	1	0	3				
Bill Haselman, R OBP: 0.429, SLG: 0.273 1B Reggie Jefferson, S OBP: 0.200, SLG: 0.214 (8, PH)		G5-4-3 BB		F9					K	3	1	1	0	1	0	0				
Luis Alicaia, S OBP: 0.239, SLG: 0.128 (1, 4)	G5-4-3		G6-3		SH SH3-4 2B				K	1	0	0	0	0	1	2				
<b>Inning Stats</b>	R: 1 E: 0 K: 1 S: 12	H: 2 LOB: 1 BB: 0 P: 20	R: 1 E: 0 K: 1 S: 12	H: 1 LOB: 1 BB: 2 P: 27	R: 1 E: 0 K: 0 S: 11	H: 2 LOB: 1 BB: 0 P: 17	R: 0 E: 0 K: 0 S: 4	H: 0 LOB: 0 BB: 0 P: 6	R: 1 E: 0 K: 0 S: 13	H: 3 LOB: 3 BB: 1 P: 21	R: 0 E: 0 K: 2 S: 9	H: 1 LOB: 1 BB: 0 P: 16	R: 1 E: 0 K: 2 S: 15	H: 2 LOB: 2 BB: 1 P: 23	R: 0 E: 0 K: 1 S: 8	H: 1 LOB: 1 BB: 0 P: 11	1B: 12 2B: 2 HR: 3	SF: 0 SAC: 2 DP: 1 HBP: 0	WP: 0 PB: 0 SB: 1 CS: 0	PA: 49
<b>PITCHER</b>	IP	WLS	BF	H	R	ER	SO	BB	IBB	HBP	BLK	WP	HR	S	P	ERA	WHIP			
Buddy Groom, L ERA: 7.04 (1, 1)	4.1	L	23	8	4	4	2	3	0	0	0	0	1	46	84	8.31	2.538			
Mike Gardner, R ERA: 12.91 (5, 1)	1.1		11	5	7	7	0	0	1	0	0	0	2	22	34	47.25	3.750			
Ben Blomdahl, R ERA: 6.75 (6, 1)	1.1		5	1	0	0	2	0	0	0	0	0	0	10	18	0.00	0.750			
Joe Boever, R ERA: 15.75 (8, 1)	2.0		10	3	1	1	3	1	0	0	0	0	0	23	34	4.50	2.000			

**Boston Red Sox @ Detroit Tigers**  
Tiger Stadium, Detroit, MI  
Sun May 07 1995, 3:33 AM EDT  
Att: 10,752 - Sunny - 65 F

AB 42  
R 12  
H 17  
RBI 11  
BB 5  
SO 7  
LOB 24



Batter	1	2	3	4	5	6	7	8	9	AB	R	H	RBI	BB	SO	LOB	BOTTOM			
Chad Curtis, R OBP: 0.367, SLG: 0.359 (1, 8)	G6-3		1B HBP		F7			F8		3	0	0	0	0	0	0				
Alan Trammell, R OBP: 0.714, SLG: 0.667 Scott Fletcher, R OBP: 0.156, SLG: 0.100 (7, 4)	1B		1B			G6-3		F7		3	0	2	0	0	0	0				
Juan Samuel, R OBP: 0.357, SLG: 0.455 (1, 10)	K		K			P3			F8	4	0	0	0	0	2	3				
Cecil Fielder, R OBP: 0.217, SLG: 0.333 (1, 3)	G5-3			G6-3		FC4-6 1B			HR	4	1	2	1	0	0	1				
Travis Fryman, R OBP: 0.289, SLG: 0.289 (1, 5)		G6-3		F8		FC4-6			K	4	0	0	0	0	1	1				
Danny Bautista, R OBP: 0.421, SLG: 0.412 (1, 9)	F8			WP 2B				F8		4	0	1	0	0	1	0				
Chris Gomez, R OBP: 0.237, SLG: 0.394 (7, 6)	K			L9				F8		3	0	0	0	0	1	1				
Milt Cuyler, S (1, 7)			G6-3					G6-3		3	0	0	0	0	0	0				
John Flaherty, R OBP: 0.321, SLG: 0.423 (1, 2)			L7					F8		3	0	0	0	0	0	0				
<b>Inning Stats</b>	R: 0 E: 0 K: 1 S: 12	H: 1 LOB: 0 BB: 0 P: 21	R: 0 E: 0 K: 1 S: 9	H: 0 LOB: 0 BB: 0 P: 11	R: 0 E: 0 K: 1 S: 10	H: 1 LOB: 2 BB: 0 P: 17	R: 0 E: 0 K: 0 S: 10	H: 1 LOB: 1 BB: 0 P: 14	R: 0 E: 0 K: 0 S: 7	H: 0 LOB: 0 BB: 0 P: 12	R: 0 E: 0 K: 0 S: 5	H: 0 LOB: 0 BB: 0 P: 8	R: 0 E: 0 K: 0 S: 10	H: 0 LOB: 0 BB: 0 P: 14	R: 1 E: 0 K: 2 S: 10	H: 1 LOB: 0 BB: 0 P: 16	1B: 3 2B: 1 HR: 1	SF: 0 SAC: 0 DP: 0 HBP: 1	WP: 1 PB: 0 SB: 0 CS: 0	PA: 33
<b>PITCHER</b>	IP	WLS	BF	H	R	ER	SO	BB	IBB	HBP	BLK	WP	HR	S	P	ERA	WHIP			
Vaughn Eshelman, L ERA: 6.0 (1, 1)	7.0	W	26	4	0	0	3	0	0	1	0	0	0	61	97	0.00	0.571			
Mike Hartley, R ERA: 6.0 (8, 1)	1.0		3	0	0	0	0	0	0	0	0	0	0	10	14	0.00	0.000			
Frankie Rodriguez, R ERA: 12.38 (9, 1)	1.0		4	1	1	1	2	0	0	0	0	0	1	10	16	9.00	1.000			

**Boston Red Sox @ Detroit Tigers**  
Tiger Stadium, Detroit, MI  
Sun May 07 1995, 3:33 AM EDT  
Att: 10,752 - Sunny - 65 F

AB 32  
R 1  
H 5  
RBI 1  
BB 0  
SO 5  
LOB 6









Batter	1	2	3	4	5	6	7	8	9	AB	R	H	RBI	BB	SO	LOB	TOP					
<b>Chad Curtis, R</b> (1, 8) OBP: 0.356, SLG: 0.396										4	1	1	1	1	0	2	<b>Detroit Tigers @ Milwaukee Brewers</b> Milwaukee County Stadium, Milwaukee, WI Wed May 10 1995, 8:05 PM EDT Att. 7,129 - Unknown - 48 F					
<b>Alan Trammell, R</b> (1, 6) OBP: 0.600, SLG: 0.615										2	0	0	0	1	0	0						
<b>Chris Gomez, R</b> (6, 6) OBP: 0.227, SLG: 0.342										2	0	0	0	0	0	1						
<b>Bobby Higginson, L</b> (1, 9) OBP: 0.256, SLG: 0.359										3	0	0	0	0	0	0						
<b>Cecil Fielder, R</b> (1, 3) OBP: 0.204, SLG: 0.360										3	0	0	0	0	0	3						
<b>Franklin Stubbs, L</b> (6, 3) OBP: 0.500, SLG: 0.563										0	1	0	0	1	0	0						
<b>Kirk Gibson, L</b> (1, 10) OBP: 0.441, SLG: 0.533										3	0	1	0	0	0	0						
<b>Todd Steversen, R</b> (8, PH) OBP: 0.500, SLG: 0.500										1	0	1	0	0	0	0						
<b>Travis Fryman, R</b> (1, 5) OBP: 0.321, SLG: 0.326										4	0	3	1	0	0	0						
<b>Danny Bautista, R</b> (1, 7) OBP: 0.375, SLG: 0.364										4	0	0	0	0	2	5						
<b>Scott Fletcher, R</b> (1, 4) OBP: 0.222, SLG: 0.235										4	0	3	0	0	0	0						
<b>John Flaherty, R</b> (1, 2) OBP: 0.294, SLG: 0.375										4	0	0	0	0	0	4						
<b>Inning Stats</b>	R: 0 E: 0 K: 0 S: 8	H: 0 LOB: 0 BB: 0 P: 12	R: 0 E: 0 K: 0 S: 9	H: 2 LOB: 1 BB: 0 P: 14	R: 0 E: 0 K: 0 S: 11	H: 1 LOB: 3 BB: 1 P: 22	R: 0 E: 0 K: 0 S: 8	H: 0 LOB: 0 BB: 0 P: 10	R: 0 E: 0 K: 0 S: 6	H: 1 LOB: 0 BB: 0 P: 11	R: 0 E: 0 K: 0 S: 4	H: 0 LOB: 0 BB: 0 P: 8	R: 0 E: 0 K: 1 S: 15	H: 2 LOB: 2 BB: 0 P: 21	R: 2 E: 0 K: 1 S: 16	H: 3 LOB: 2 BB: 1 P: 25	R: 0 E: 0 K: 0 S: 7	H: 0 LOB: 1 BB: 1 P: 16	1B: 7 2B: 0 3B: 1 HR: 1	SF: 0 SAC: 0 DP: 2 HBP: 1	WP: 0 PB: 0 SB: 0 CS: 0	PA: 38
<b>PITCHER</b>	IP	WLS	BF	H	R	ER	SO	BB	IBB	HBP	BLK	WP	HR	S	P	ERA	WHIP					
<b>Bob Scanlan, R</b> (1, 1) ERA: 2.03	6.2	W	26	6	0	0	1	1	0	1	0	0	0	58	95	0.00	1.050					
<b>Jose Mercedes, R</b> (7, 1) ERA: 9.0	1.1		8	3	2	2	1	1	0	0	0	0	1	19	28	13.50	3.000					
<b>Mike Fetters, R</b> (9, 1) ERA:	1.0		4	0	0	0	0	1	0	0	0	0	0	7	16	0.00	1.000					

AB 34  
R 2  
H 9  
RBI 2  
BB 3  
SO 2  
LOB 15



Batter	1	2	3	4	5	6	7	8	9	AB	R	H	RBI	BB	SO	LOB	BOTTOM				
<b>Pat Listach, S</b> (1, 4) OBP: 0.302, SLG: 0.300										3	1	2	2	0	0	0	<b>Detroit Tigers @ Milwaukee Brewers</b> Milwaukee County Stadium, Milwaukee, WI Wed May 10 1995, 8:05 PM EDT Att. 7,129 - Unknown - 48 F				
<b>Fernando Vina, L</b> (5, 4) OBP: 0.286, SLG: 0.308										2	0	0	0	0	0	0					
<b>Darryl Hamilton, L</b> (1, 8) OBP: 0.391, SLG: 0.250										4	1	0	0	1	0	1					
<b>Kevin Seitzer, R</b> (1, 5) OBP: 0.360, SLG: 0.535										4	0	1	0	0	2	1					
<b>Jeff Cirillo, R</b> (7, 5) OBP: 0.450, SLG: 0.444										0	1	0	0	1	0	0					
<b>Greg Vaughn, R</b> (1, 10) OBP: 0.379, SLG: 0.449										3	2	2	2	1	0	1					
<b>Turner Ward, S</b> (6, PH) OBP: 0.341, SLG: 0.306										1	1	1	0	0	0	0					
<b>Derrick May, L</b> (1, 7) OBP: 0.355, SLG: 0.310										5	3	3	1	0	0	2					
<b>John Jaha, R</b> (1, 3) OBP: 0.364, SLG: 0.700										3	1	2	2	0	1	0					
<b>B.J. Surhoff, L</b> (5, FR) OBP: 0.412, SLG: 0.500										2	1	2	3	0	0	0					
<b>Joe Oliver, R</b> (1, 2) OBP: 0.587										2	1	1	0	1	0	1					
<b>Mike Matheny, R</b> (7, PH) (8, 2)										2	0	0	0	0	0	3					
<b>David Hulse, L</b> (1, 9) OBP: 0.364, SLG: 0.400										3	0	0	2	0	1	4					
<b>Jose Valentin, S</b> (1, 6) OBP: 0.190, SLG: 0.111										4	1	1	1	0	1	2					
<b>Inning Stats</b>	R: 0 E: 0 K: 0 S: 9	H: 1 LOB: 1 BB: 0 P: 14	R: 0 E: 0 K: 1 S: 11	H: 0 LOB: 1 BB: 1 P: 19	R: 0 E: 0 K: 1 S: 9	H: 0 LOB: 0 BB: 0 P: 15	R: 7 E: 0 K: 2 S: 24	H: 7 LOB: 2 BB: 2 P: 39	R: 1 E: 0 K: 0 S: 7	H: 1 LOB: 1 BB: 0 P: 10	R: 0 E: 0 K: 1 S: 8	H: 0 LOB: 0 BB: 0 P: 10	R: 2 E: 0 K: 0 S: 9	H: 3 LOB: 1 BB: 0 P: 13	R: 3 E: 0 K: 0 S: 14	H: 3 LOB: 1 BB: 1 P: 27	1B: 10 2B: 5 3B: 0 HR: 0	SF: 1 SAC: 0 DP: 0 HBP: 0	WP: 0 PB: 0 SB: 0 CS: 0	PA: 43	
<b>PITCHER</b>	IP	WLS	BF	H	R	ER	SO	BB	IBB	HBP	BLK	WP	HR	S	P	ERA	WHIP				
<b>Mike Moore, R</b> (1, 1) ERA: 6.1	3.2	L	20	6	7	7	4	3	0	0	0	0	0	50	82	17.18	2.455				
<b>Joe Boever, R</b> (4, 1) ERA: 11.37	2.1		10	3	1	1	1	0	0	0	0	0	0	18	25	3.86	1.286				
<b>Ben Blomdahl, R</b> (7, 1) ERA: 10.38	2.0		13	6	5	5	0	1	0	0	0	0	0	23	40	22.50	3.500				

AB 38  
R 13  
H 15  
RBI 13  
BB 4  
SO 5  
LOB 15






Batter	1	2	3	4	5	6	7	8	9	AB	R	H	RBI	BB	SO	LOB	TOP											
<b>Chad Curtis, R</b> OBP: 0.400, SLG: 0.462 (1, 8)	1-1 HR 1B	3-1 CS 2B		1-2 SF9 3-H		3-1 F9 BB 1B	3-1 FC5 1B		4-1 FC5-4 BB	4	2	4	1	1	0	0	<b>Detroit Tigers @ Milwaukee Brewers</b> Milwaukee County Stadium, Milwaukee, WI Thu May 11, 1995, 4:33 AM EDT Att: 11,078 - Sunny - 66 F											
<b>Bobby Higginson, L</b> OBP: 0.306, SLG: 0.429 (1, 7)	0-0 HR 1B	4-1 CS BB		4-1 FC6-4 BB		1-2 BB BB 1B	1-0 L8 1B		1-1 FC5-4 1B	3	2	1	2	3	0	2												
<b>Alan Trammell, R</b> OBP: 0.550, SLG: 0.529 <b>Chris Gomez, R</b> OBP: 0.244, SLG: 0.359 (9, PH) (9, 6)	1-1 FC3 1B	4-2 BB		0-1 FC6-4 1-2		1-2 F9 2-3	1-0 FC5 1B		2-2 1B	4	1	1	0	1	0	4												
<b>Cecil Fielder, R</b> OBP: 0.237, SLG: 0.358 <b>Franklin Stubbs, L</b> OBP: 0.476, SLG: 0.529 (9, PH) (9, 3)	1-1 E 1B	1-3 K2-3			4-2 2B FC4-2 BB	4-0 BB 1B	3-1 F9 1B		3-1 G5-3	3	2	1	0	2	1	4												
<b>Kirk Gibson, L</b> OBP: 0.447, SLG: 0.545 <b>Mitt Cuyler, S</b> (8, PH) (1, 10)	0-0 FC3 G6-3 1B		1-3 K		0-0 FC4-2 2B	4-0 S 1B BB		1-2 F8		3	0	1	1	1	1	2												
<b>Travis Fryman, R</b> OBP: 0.345, SLG: 0.340 (1, 5)	0-0 G6-3 1B		0-0 G5-3		4-2 FC4-2 BB	0-0 S 1B		3-2 P6		4	0	2	4	1	0	0												
<b>Scott Fletcher, R</b> OBP: 0.220, SLG: 0.256 (1, 4)	0-1 G6-3 1-2 2-3		3-3 K		1-1 FC4-2 FC4-2	1-2 2-3 3-H		3-2 2B		5	0	1	0	0	2	7												
<b>Todd Steverson, R</b> OBP: 0.286, SLG: 0.167 (1, 9)	1-1 G6-3			4-2 SH1-4 SF9 BB	2-2 FC4-2	0-0 G6-3		3-3 K		4	1	0	0	1	1	7												
<b>Ron Tingley, R</b> OBP: 0.429, SLG: 0.273 (1, 2)		3-3 K		1-1 SH1-4	3-2 F9		0-1 F9		2-2 G5-3	4	0	0	0	0	1	3												
<b>Inning Stats</b>	R: 4 E: 1 K: 0 S: 13	H: 5 LOB: 1 BB: 0 P: 17	R: 0 E: 0 K: 2 S: 13	H: 1 LOB: 2 BB: 2 P: 28	R: 0 E: 0 K: 2 S: 9	H: 0 LOB: 0 BB: 0 P: 13	R: 1 E: 0 K: 0 S: 11	H: 0 LOB: 1 BB: 2 P: 21	R: 0 E: 0 K: 0 S: 14	H: 1 LOB: 3 BB: 2 P: 28	R: 3 E: 0 K: 1 S: 13	H: 2 LOB: 2 BB: 0 P: 31	R: 0 E: 0 K: 0 S: 8	H: 1 LOB: 2 BB: 0 P: 16	R: 0 E: 0 K: 1 S: 15	H: 1 LOB: 1 BB: 0 P: 25		R: 0 E: 0 K: 0 S: 14	H: 1 LOB: 2 BB: 1 P: 26	1B: 8 2B: 3 3B: 0 HR: 1	SF: 1 SAC: 1 DP: 1 HBP: 0	WP: 0 PB: 0 SB: 3 CS: 2	PA: 49					
<b>PITCHER</b>	IP	WLS	BF	H	R	ER	SO	BB	IBB	HBP	BLK	WP	HR	S	P	ERA	WHIP	<b>PITCHER</b>										
<b>Bill Wegman, R</b> ERA: 9.31 (1, 1)	0.0	L	6	5	4	3	0	0	0	0	0	0	0	1	9	12	∞	∞										
<b>Steve Sparks, R</b> ERA: 6.1 (1, 1)	5.1		25	3	4	4	4	8	0	0	0	0	0	0	59	114	6.75	2.062										
<b>Scott Karl, L</b> ERA: 3.86 (6, 1)	1.2		9	2	0	0	1	1	0	0	0	0	0	0	13	28	0.00	1.800										
<b>Al Reyes, R</b> ERA: 6.23 (8, 1)	1.0		4	1	0	0	1	0	0	0	0	0	0	15	25	0.00	1.000											
<b>Mark Kiefer, R</b> ERA: 2.45 (9, 1)	1.0		5	1	0	0	0	1	0	0	0	0	0	14	26	0.00	2.000											
<b>Fernando Vina, L</b> OBP: 0.222, SLG: 0.235 (1, 4)	1-1 F7		0-1 B4-3 1-2		2-2 L3		3-2 F7			4	0	0	0	0	0	2	<b>Detroit Tigers @ Milwaukee Brewers</b> Milwaukee County Stadium, Milwaukee, WI Thu May 11, 1995, 4:33 AM EDT Att: 11,078 - Sunny - 66 F											
<b>Darryl Hamilton, L</b> OBP: 0.400, SLG: 0.256 <b>Jeff Cirillo, R</b> OBP: 0.450, SLG: 0.444 (8, PH) (9, 5)	4-2 1B BB		2-3 K		2-1 G4-3 1B		0-0 G4-3			3	0	1	0	1	1	1												
<b>Kevin Seitzer, R</b> OBP: 0.370, SLG: 0.511 <b>Matt Mieske, R</b> OBP: 0.483, SLG: 0.520 (9, 9)	2-2 G5-4-3 1B			1-3 K		1-2 G4-3 1-2		1-0 F7		4	0	1	0	0	1	1												
<b>Greg Vaughn, R</b> OBP: 0.387, SLG: 0.462 (1, 10)	1-0 G5-4-3 1-2			2-0 S 2B		4-1 BB		1-0 F7		3	0	1	0	1	0	2												
<b>Derrick May, L</b> OBP: 0.314, SLG: 0.273 (1, 7)		1-3 K		0-1 F8		1-3 K		1-1 F9		4	0	0	0	0	2	2												
<b>John Jaha, R</b> OBP: 0.376, SLG: 0.676 (1, 3)		2-2 G6-4-3 1B		2-1 G6-3 2-3			2-3 K		1-0 1B	4	0	2	0	0	1	1												
<b>Joe Oliver, R</b> OBP: 0.563 <b>Mike Matheny, R</b> OBP: 0.167, SLG: 0.333 (7, 2)		1-0 G6-4-3 1-2		0-1 G6-3		1-1 G3-1 2B		0-1 G6-3		2	0	0	0	0	0	1												
<b>Turner Ward, S</b> OBP: 0.340, SLG: 0.333 (9, 8)			1-1 G4-3		2-0 2B		1-0 G3-1			3	0	1	0	0	0	1												
<b>Jose Valentin, S</b> OBP: 0.200, SLG: 0.128 (1, 6)			0-2 B4-3 1B		0-3 K		0-1 F7			3	0	1	0	0	1	2												
<b>Inning Stats</b>	R: 0 E: 0 K: 0 S: 8	H: 1 LOB: 1 BB: 1 P: 16	R: 0 E: 0 K: 1 S: 7	H: 1 LOB: 0 BB: 0 P: 11	R: 0 E: 0 K: 1 S: 10	H: 1 LOB: 1 BB: 0 P: 13	R: 0 E: 0 K: 1 S: 8	H: 1 LOB: 1 BB: 0 P: 13	R: 0 E: 0 K: 1 S: 12	H: 1 LOB: 1 BB: 0 P: 16	R: 0 E: 0 K: 1 S: 9	H: 1 LOB: 1 BB: 1 P: 17	R: 0 E: 0 K: 1 S: 8	H: 1 LOB: 0 BB: 0 P: 12	R: 0 E: 0 K: 0 S: 5	H: 0 LOB: 0 BB: 0 P: 9		R: 0 E: 0 K: 0 S: 6	H: 1 LOB: 1 BB: 0 P: 9	1B: 5 2B: 3 3B: 0 HR: 0	SF: 0 SAC: 0 DP: 3 HBP: 0	WP: 0 PB: 0 SB: 1 CS: 0	PA: 34					
<b>PITCHER</b>	IP	WLS	BF	H	R	ER	SO	BB	IBB	HBP	BLK	WP	HR	S	P	ERA	WHIP	<b>PITCHER</b>										
<b>Sean Bergman, R</b> ERA: 3.5 (1, 1)	7.0	W	27	7	0	0	0	0	0	0	0	0	0	0	62	98	0.00	1.286										
<b>Felipe Lira, R</b> ERA: 2.16 (8, 1)	2.0		7	1	0	0	0	0	0	0	0	0	0	11	18	0.00	0.500											



Batter	1	2	3	4	5	6	7	8	9	AB	R	H	RBI	BB	SO	LOB	TOP										
<b>Chad Curtis, R</b> OBP: 0.400, SLG: 0.446 (1, 8)										4	0	1	1	1	0	1											
<b>Lou Whitaker, L</b> OBP: 0.400, SLG: 0.250 (1, 4)										4	1	1	0	1	0	3											
<b>Alan Trammell, R</b> OBP: 0.520, SLG: 0.524 (1, 6)										4	1	1	1	1	1	2											
<b>Cecil Fielder, R</b> OBP: 0.250, SLG: 0.339 (1, 3)										3	0	0	0	2	0	2											
<b>Kirk Gibson, L</b> OBP: 0.476, SLG: 0.556 (1, 10)										3	1	2	2	1	0	2											
<b>Juan Samuel, R</b> OBP: 0.333, SLG: 0.417 (9, PH)										1	0	0	0	0	0	0											
<b>Travis Fryman, R</b> OBP: 0.348, SLG: 0.333 (1, 5)										4	1	1	0	1	2	5											
<b>Bobby Higginson, L</b> OBP: 0.302, SLG: 0.413 (1, 7)										4	0	1	1	0	0	3											
<b>Todd Steverson, R</b> OBP: 0.364, SLG: 0.250 (1, 9)										2	1	1	1	1	0	1											
<b>Ron Tingley, R</b> OBP: 0.353, SLG: 0.214 (1, 2)										3	1	0	0	0	1	3											
<b>Inning Stats</b>	R: 0 E: 1 K: 2 S: 12	H: 0 LOB: 3 BB: 3 P: 31	R: 0 E: 0 K: 0 S: 8	H: 0 LOB: 1 BB: 1 P: 15	R: 2 E: 0 K: 1 S: 16	H: 2 LOB: 2 BB: 2 P: 28	R: 2 E: 1 K: 0 S: 15	H: 3 LOB: 2 BB: 0 P: 22	R: 0 E: 0 K: 0 S: 4	H: 0 LOB: 0 BB: 1 P: 8	R: 2 E: 0 K: 1 S: 14	H: 2 LOB: 1 BB: 1 P: 22	R: 0 E: 0 K: 0 S: 10	H: 0 LOB: 0 BB: 0 P: 16	R: 0 E: 0 K: 0 S: 5	H: 0 LOB: 0 BB: 0 P: 8	1B: 7 2B: 1 3B: 0 HR: 0	SF: 1 SAC: 1 DP: 1 HBP: 0	WP: 0 PB: 0 SB: 2 CS: 1	PA: 42							
<b>PITCHER</b>	IP	WLS	BF	H	R	ER	SO	BB	IBB	HBP	BLK	WP	HR	S	P	ERA	WHIP										
<b>Kevin Gross, R</b> ERA: 9.82 (1, 1)	3.0	L	19	4	4	3	3	6	0	0	0	0	0	42	83	9.00	3.333										
<b>Jose Alberro, R</b> ERA: 9.59 (4, 1)	3.1		15	4	2	2	0	2	0	0	0	0	0	27	43	5.40	1.800										
<b>Roger McDowell, R</b> ERA: 10.57 (7, 1)	0.2		2	0	0	0	1	0	0	0	1	0	0	5	8	0.00	0.000										
<b>Ed Vosberg, L</b> ERA: 8.64 (8, 1)	1.0		3	0	0	0	0	0	0	0	0	0	0	10	16	0.00	0.000										
<b>Darren Oliver, L</b> ERA: 8.64 (9, 1)	1.0		3	0	0	0	0	0	0	0	0	0	0	5	8	0.00	0.000										

**Detroit Tigers @ Texas Rangers**  
The Ballpark at Arlington, Arlington, TX  
Fri May 12 1995, 8:05 PM EDT  
Att: 21,393 - Unknown - 75 F


AB 32  
R 6  
H 8  
RBI 6  
BB 8  
SO 4  
LOB 22



Batter	1	2	3	4	5	6	7	8	9	AB	R	H	RBI	BB	SO	LOB	BOTTOM										
<b>Otis Nixon, S</b> OBP: 0.325, SLG: 0.290 (1, 8)										4	0	0	0	1	2	3											
<b>Jeff Frye, R</b> OBP: 0.357, SLG: 0.381 (1, 4)										4	0	0	0	1	1	2											
<b>Will Clark, L</b> OBP: 0.364, SLG: 0.474 (1, 3)										3	1	1	0	1	0	1											
<b>Mickey Tettleton, S</b> OBP: 0.403, SLG: 0.564 (1, 10)										3	0	1	0	1	0	1											
<b>Dean Palmer, R</b> OBP: 0.419, SLG: 0.531 (1, 5)										3	0	0	0	1	0	3											
<b>Ivan Rodriguez, R</b> OBP: 0.283, SLG: 0.339 (1, 2)										4	0	2	1	0	0	3											
<b>Mark McLemore, S</b> OBP: 0.381, SLG: 0.421 (1, 7)										4	0	0	0	0	1	5											
<b>Eric Fox, S</b> 29 <b>Rusty Greer, L</b> OBP: 0.283, SLG: 0.315 (7, PH) (8, 9)										2	0	0	0	0	0	1											
<b>Benji Gil, R</b> OBP: 0.357, SLG: 0.529 (1, 6)										4	0	1	0	0	1	3											
<b>Inning Stats</b>	R: 0 E: 0 K: 0 S: 12	H: 1 LOB: 1 BB: 0 P: 15	R: 0 E: 0 K: 0 S: 10	H: 1 LOB: 0 BB: 0 P: 11	R: 0 E: 1 K: 0 S: 10	H: 0 LOB: 1 BB: 0 P: 13	R: 0 E: 0 K: 1 S: 6	H: 0 LOB: 0 BB: 0 P: 9	R: 0 E: 0 K: 0 S: 9	H: 0 LOB: 1 BB: 1 P: 18	R: 0 E: 0 K: 0 S: 10	H: 1 LOB: 2 BB: 1 P: 16	R: 1 E: 0 K: 1 S: 15	H: 2 LOB: 2 BB: 1 P: 24	R: 0 E: 0 K: 3 S: 11	H: 1 LOB: 0 BB: 0 P: 15	1B: 4 2B: 1 3B: 0 HR: 0	SF: 0 SAC: 0 DP: 1 HBP: 0	WP: 1 PB: 0 SB: 0 CS: 0	PA: 38							
<b>PITCHER</b>	IP	WLS	BF	H	R	ER	SO	BB	IBB	HBP	BLK	WP	HR	S	P	ERA	WHIP										
<b>Buddy Groom, L</b> ERA: 4.05 (1, 1)	5.2	W	22	1	0	0	2	4	0	0	0	1	0	52	91	0.00	0.882										
<b>John Doherty, R</b> ERA: 10.13 (6, 1)	2.1		12	3	1	1	1	2	0	0	0	0	0	26	42	3.86	2.143										
<b>Mike Henneman, R</b> ERA: 1.8 (9, 1)	1.0		4	1	0	0	3	0	0	0	0	0	0	11	15	0.00	1.000										

**Detroit Tigers @ Texas Rangers**  
The Ballpark at Arlington, Arlington, TX  
Fri May 12 1995, 8:05 PM EDT  
Att: 21,393 - Unknown - 75 F

AB 32  
R 1  
H 5  
RBI 1  
BB 6  
SO 6  
LOB 22





Batter	1	2	3	4	5	6	7	8	9	AB	R	H	RBI	BB	SO	LOB	TOP										
Chad Curtis, R OBP: 0.392, SLG: 0.433	G6-3		BB 1B				F9			4	0	1	0	0	0	3	Detroit Tigers @ Texas Rangers The Ballpark at Arlington, Arlington, TX Sat May 13 1995, 8:05 PM EDT Att: 31,160 - Unknown - 90 F										
Lou Whitaker, L OBP: 0.222, SLG: 0.125	G4-3		F8				F9	G1-3	4	0	0	0	0	0	1												
Alan Trammell, R OBP: 0.517, SLG: 0.478	G6-3		BB				P1	G5-3 HR BB	2	1	0	0	2	0	0												
Cecil Fielder, R OBP: 0.250, SLG: 0.383		HR	G4-3				F8	G5-3	4	1	1	1	0	0	3												
Kirk Gibson, L OBP: 0.457, SLG: 0.600				K			G3	HR	4	1	1	2	0	2	0												
Travis Fryman, R OBP: 0.343, SLG: 0.328	G6-3			G6-3			1B	P6	4	0	1	0	0	0	0												
Bobby Higginson, L OBP: 0.298, SLG: 0.400	E9 WP			G4-3			1B		4	0	1	0	0	0	0												
Todd Steverson, R OBP: 0.333, SLG: 0.250	F8				K		1B	K	4	0	1	0	0	2	1												
John Flaherty, R OBP: 0.306, SLG: 0.412					K		P3	F8	2	0	1	0	0	1	0												
Franklin Stubbs, L OBP: 0.476, SLG: 0.529			1B						0	0	0	0	0	0	0												
Juan Samuel, R OBP: 0.313, SLG: 0.385									1	0	0	0	0	0	3												
Ron Tingley, R OBP: 0.333, SLG: 0.200			2B						1	0	0	0	0	0	0												
<b>Inning Stats</b>	R: 0 E: 0 K: 0 S: 5	H: 0 LOB: 0 BB: 0 P: 6	R: 1 E: 1 K: 1 S: 12	H: 1 LOB: 1 BB: 0 P: 19	R: 0 E: 0 K: 0 S: 14	H: 2 LOB: 2 BB: 1 P: 26	R: 0 E: 0 K: 1 S: 6	H: 0 LOB: 0 BB: 0 P: 8	R: 0 E: 0 K: 2 S: 10	H: 0 LOB: 0 BB: 0 P: 17	R: 0 E: 0 K: 0 S: 5	H: 0 LOB: 0 BB: 0 P: 8	R: 0 E: 0 K: 0 S: 11	H: 3 LOB: 3 BB: 0 P: 20	R: 2 E: 0 K: 0 S: 12	H: 1 LOB: 0 BB: 1 P: 20	R: 0 E: 0 K: 1 S: 6	H: 0 LOB: 0 BB: 0 P: 8	1B: 4 2B: 1 3B: 0 HR: 2	SF: 0 SAC: 0 DP: 0 HBP: 0	WP: 1 PB: 0 SB: 0 CS: 0	PA: 36					
<b>PITCHER</b>	IP	WLS	BF	H	R	ER	SO	BB	IBB	HBP	BLK	WP	HR	S	P	ERA	WHIP										
Roger Pavlik, R ERA: 4.88	6.1	W	26	6	1	1	4	1	0	0	0	1	1	59	94	1.42	1.105										
Tery Burrows, L ERA: 7.5	0.1		1	0	0	0	0	0	0	0	0	0	0	2	5	0.00	0.000										
Roger McDowell, R ERA: 10.38	1.0		4	0	1	1	0	1	0	0	0	0	0	8	16	9.00	1.000										
Ed Vosberg, L ERA: 1.8	0.0		1	1	1	1	0	0	0	0	0	0	1	3	6	∞	∞										
Jeff Russell, R ERA: 1.55	1.1	S	4	0	0	0	1	0	0	0	0	0	0	9	11	0.00	0.000										

Batter	1	2	3	4	5	6	7	8	9	AB	R	H	RBI	BB	SO	LOB	BOTTOM										
Otis Nixon, S OBP: 0.321, SLG: 0.288	G4-3		F8			BB 1B	K			4	1	1	0	0	1	2	Detroit Tigers @ Texas Rangers The Ballpark at Arlington, Arlington, TX Sat May 13 1995, 8:05 PM EDT Att: 31,160 - Unknown - 90 F										
Jeff Eves, R OBP: 0.338, SLG: 0.358	L5		F8			K		F7	4	0	0	0	0	1	3												
Will Clark, L OBP: 0.375, SLG: 0.537		HR		G6-3		BB 1B		G1-3	3	2	1	1	1	0	0												
Mickey Tettleton, S OBP: 0.394, SLG: 0.534	F7			P6		BB 1B		K	3	1	0	1	1	1	0												
Dean Palmer, R OBP: 0.424, SLG: 0.528		L4		1B		1B		P6	4	0	2	2	0	0	0												
Mark McLemore, S OBP: 0.403, SLG: 0.443		CS 1B		1B		1B		G3	4	0	3	1	0	0	0												
29 Rusty Greer, L OBP: 0.266, SLG: 0.293	F7			G4-3		F7		G4-3	4	0	0	0	0	0	5												
Dave Valle, R OBP: 0.267, SLG: 0.214						P5		G6-3	3	0	1	0	0	0	0												
Benji Gil, R OBP: 0.356, SLG: 0.519			K			E5 WP 1B BB		CS 1B	3	1	1	0	0	1	1												
<b>Inning Stats</b>	R: 1 E: 0 K: 0 S: 7	H: 1 LOB: 0 BB: 0 P: 13	R: 0 E: 0 K: 0 S: 5	H: 1 LOB: 0 BB: 0 P: 9	R: 0 E: 0 K: 1 S: 7	H: 1 LOB: 1 BB: 0 P: 9	R: 0 E: 0 K: 0 S: 14	H: 2 LOB: 2 BB: 0 P: 20	R: 4 E: 1 K: 1 S: 14	H: 3 LOB: 2 BB: 2 P: 27	R: 0 E: 0 K: 1 S: 8	H: 1 LOB: 0 BB: 0 P: 10	R: 0 E: 0 K: 1 S: 12	H: 0 LOB: 0 BB: 0 P: 17	R: 0 E: 0 K: 0 S: 5	H: 0 LOB: 0 BB: 0 P: 9		1B: 8 2B: 0 3B: 0 HR: 1	SF: 0 SAC: 0 DP: 0 HBP: 0	WP: 1 PB: 0 SB: 0 CS: 2	PA: 34						
<b>PITCHER</b>	IP	WLS	BF	H	R	ER	SO	BB	IBB	HBP	BLK	WP	HR	S	P	ERA	WHIP										
David Wells, L ERA: 3.38	5.0	L	25	8	5	1	2	2	0	0	0	0	0	25	36	0.00	0.333										
Joe Boever, R ERA: 7.71	3.0		9	1	0	0	2	0	0	0	0	0	0	25	36	0.00	0.333										






Batter	1	2	3	4	5	6	7	8	9	AB	R	H	RBI	BB	SO	LOB	TOP										
<b>Chad Curtis, R</b> OBP: 0.400, SLG: 0.439										6	1	3	0	0	0	3	<b>Detroit Tigers @ Texas Rangers</b> The Ballpark at Arlington, Arlington, TX Sun May 14, 1995, 4:33 AM EDT Att: 21,182 - Cloudy - 92 F										
<b>Lou Whitaker, L</b> OBP: 0.287, SLG: 0.154										5	0	1	0	1	0	6											
<b>Scott Fletcher, R</b> OBP: 0.220, SLG: 0.256										0	0	0	0	0	0	0											
<b>Bobby Higginson, L</b> OBP: 0.311, SLG: 0.396										3	0	1	0	1	0	0											
<b>Alan Trammell, R</b> OBP: 0.500, SLG: 0.458										1	0	0	0	0	0	2											
<b>Todd Steverson, R</b> OBP: 0.333, SLG: 0.250										0	0	0	0	0	0	0											
<b>Kirk Gibson, L</b> OBP: 0.488, SLG: 0.610										1	0	1	2	0	0	0											
<b>Mitt Cuyler, S</b>										0	0	0	0	0	0	0											
<b>Cecil Fielder, R</b> OBP: 0.297, SLG: 0.435										2	2	1	1	4	0	2											
<b>Franklin Stubbs, L</b> OBP: 0.500, SLG: 0.526										2	1	1	0	1	0	3											
<b>Juan Samuel, R</b> OBP: 0.263, SLG: 0.313										3	0	0	0	0	1	9											
<b>Travis Fryman, R</b> OBP: 0.347, SLG: 0.323										4	2	1	0	1	1	2											
<b>Danny Bautista, R</b> OBP: 0.393, SLG: 0.360										3	1	1	1	1	2	2											
<b>Chris Gomez, R</b> OBP: 0.245, SLG: 0.333										3	0	0	0	0	1	3											
<b>John Flaherty, R</b> OBP: 0.366, SLG: 0.462										5	1	4	4	0	0	0											
<b>Inning Stats</b>	R: 0 E: 0 K: 0 S: 4	H: 1 LOB: 0 BB: 0 P: 9	R: 3 E: 1 K: 1 S: 20	H: 4 LOB: 2 BB: 0 P: 31	R: 1 E: 0 K: 1 S: 13	H: 1 LOB: 2 BB: 2 P: 23	R: 0 E: 0 K: 0 S: 15	H: 1 LOB: 0 BB: 1 P: 29	R: 0 E: 0 K: 0 S: 5	H: 0 LOB: 0 BB: 1 P: 12	R: 0 E: 0 K: 1 S: 11	H: 1 LOB: 3 BB: 2 P: 22	R: 0 E: 0 K: 2 S: 9	H: 0 LOB: 0 BB: 0 P: 14	R: 0 E: 1 K: 1 S: 12	H: 2 LOB: 3 BB: 1 P: 20	R: 4 E: 0 K: 0 S: 13	H: 4 LOB: 3 BB: 1 P: 25	1B: 13 2B: 0 3B: 0 HR: 1	SF: 0 SAC: 2 DP: 2 HBP: 1	WP: 0 PB: 0 SB: 1 CS: 0	PA: 50					
<b>PITCHER</b>	IP	WLS	BF	H	R	ER	SO	BB	IBB	HBP	BLK	WP	HR	S	P	ERA	WHIP										
<b>Rick Helling, R</b> ERA: 6.57	3.2	L	21	7	4	4	2	3	0	1	0	0	1	48	83	9.82	2.727										
<b>Wilson Heredia, R</b> ERA: 3.75	2.0		10	1	0	0	0	4	0	0	0	0	0	17	40	0.00	2.500										
<b>Darren Oliver, L</b> ERA: 9.82	2.2		16	5	4	4	3	1	1	0	0	0	0	31	53	13.50	2.250										
<b>Darren Oliver, L</b> ERA: 9.82	2.2		16	5	4	4	3	1	1	0	0	0	0	31	53	13.50	2.250										
<b>Jose Alberro, R</b> ERA: 9.0	0.2		3	1	0	0	0	0	0	0	0	0	0	6	9	0.00	1.500										
<b>Batter</b>	<b>1</b>	<b>2</b>	<b>3</b>	<b>4</b>	<b>5</b>	<b>6</b>	<b>7</b>	<b>8</b>	<b>9</b>	<b>AB</b>	<b>R</b>	<b>H</b>	<b>RBI</b>	<b>BB</b>	<b>SO</b>	<b>LOB</b>	<b>BOTTOM</b>										
<b>Otis Nixon, S</b> OBP: 0.326, SLG: 0.295										5	1	2	0	0	0	3	<b>Detroit Tigers @ Texas Rangers</b> The Ballpark at Arlington, Arlington, TX Sun May 14, 1995, 4:33 AM EDT Att: 21,182 - Cloudy - 92 F										
<b>Jeff Eves, R</b> OBP: 0.397, SLG: 0.362										2	1	1	0	3	0	1											
<b>Will Clark, L</b> OBP: 0.358, SLG: 0.500										5	1	1	0	0	0	4											
<b>Mickey Tettleton, S</b> OBP: 0.387, SLG: 0.517										2	0	0	1	1	0	1											
<b>Dean Palmer, R</b> OBP: 0.414, SLG: 0.500										3	0	0	1	1	0	1											
<b>Mark McLemore, S</b> OBP: 0.380, SLG: 0.415										4	0	0	1	0	0	2											
<b>29 Rusty Greer, L</b> OBP: 0.279, SLG: 0.295										3	0	1	0	1	0	2											
<b>Dave Valle, R</b> OBP: 0.278, SLG: 0.188										2	0	0	0	1	2	2											
<b>Shawn Hare, L</b> OBP: 0.545, SLG: 0.500										1	0	0	0	0	1	1											
<b>Darren Oliver, R</b> OBP: 0.356, SLG: 0.519										0	0	0	0	0	0	0											
<b>Esteban Beltre, R</b> OBP: 0.400, SLG: 0.250										2	0	0	0	1	0	0											
<b>Mike Pagliarulo, L</b> OBP: 0.240, SLG: 0.333										1	0	0	0	0	0	1											
<b>Benji Gil, R</b> OBP: 0.356, SLG: 0.519										0	0	0	0	0	0	0											
<b>Inning Stats</b>	R: 0 E: 0 K: 0 S: 7	H: 0 LOB: 1 BB: 1 P: 16	R: 0 E: 0 K: 0 S: 6	H: 0 LOB: 3 BB: 3 P: 22	R: 2 E: 0 K: 1 S: 17	H: 2 LOB: 2 BB: 2 P: 31	R: 0 E: 0 K: 0 S: 7	H: 0 LOB: 1 BB: 1 P: 12	R: 0 E: 0 K: 1 S: 8	H: 0 LOB: 0 BB: 0 P: 11	R: 0 E: 0 K: 1 S: 8	H: 0 LOB: 0 BB: 0 P: 10	R: 1 E: 0 K: 0 S: 9	H: 1 LOB: 1 BB: 1 P: 16	R: 0 E: 0 K: 1 S: 10	H: 1 LOB: 1 BB: 0 P: 12	R: 0 E: 0 K: 0 S: 5	H: 1 LOB: 0 BB: 0 P: 9	1B: 5 2B: 0 3B: 0 HR: 0	SF: 1 SAC: 0 DP: 1 HBP: 0	WP: 0 PB: 0 SB: 0 CS: 0	PA: 39					
<b>PITCHER</b>	IP	WLS	BF	H	R	ER	SO	BB	IBB	HBP	BLK	WP	HR	S	P	ERA	WHIP										
<b>Mike Moore, R</b> ERA: 5.4	6.0	W	27	2	2	2	2	7	0	0	0	0	0	7	102	3.00	1.500										
<b>Brian Bohanon, L</b> ERA: 7.1	0.2		4	1	1	1	0	1	0	0	0	0	0	7	13	13.50	3.000										
<b>Felipe Lira, R</b> ERA: 1.86	1.1		5	1	0	0	1	0	0	0	0	0	0	12	15	0.00	0.750										
<b>Mike Henneman, R</b> ERA: 1.5	1.0		3	1	0	0	0	0	0	0	0	0	0	5	9	0.00	1.000										




Batter	1	2	3	4	5	6	7	8	9	AB	R	H	RBI	BB	SO	LOB	TOP								
<b>Chad Curtis, R</b> OBP: 0.400, SLG: 0.429 (1, 8)										4	1	1	1	1	1	1	<b>Detroit Tigers @ Baltimore Orioles</b> Oriole Park at Camden Yards, Baltimore, MD Tue May 16 1995, 7:05 PM EDT Att: 36,249 - Unknown - 77 F								
<b>Lou Whitaker, L</b> OBP: 0.300, SLG: 0.222 (1, 4)										5	0	2	2	0	1	1									
<b>Scott Fletcher, R</b> OBP: 0.220, SLG: 0.256 (9, 4)										0	0	0	0	0	0	0									
<b>Alan Trammell, R</b> OBP: 0.441, SLG: 0.393 (1, 6)										4	0	0	0	0	0	3									
<b>Cecil Fielder, R</b> OBP: 0.291, SLG: 0.415 (1, 3)										3	1	0	1	1	1	0									
<b>Rudy Pemberton, R</b> OBP: 0.400, SLG: 0.593 (9, PR)										0	1	0	0	0	0	0									
<b>Franklin Stubbs, L</b> OBP: 0.500, SLG: 0.526 (9, 3)										0	0	0	0	0	0	0									
<b>Kirk Gibson, L</b> OBP: 0.481, SLG: 0.600 (1, 10)										4	3	2	0	0	1	2									
<b>Travis Fryman, R</b> OBP: 0.351, SLG: 0.343 (1, 5)										5	1	2	2	0	0	2									
<b>Bobby Higginson, L</b> OBP: 0.318, SLG: 0.414 (1, 7)										5	0	2	2	0	2	4									
<b>Danny Bautista, R</b> OBP: 0.394, SLG: 0.345 (1, 9)										4	1	1	1	1	1	3									
<b>Ron Tingley, R</b> OBP: 0.364, SLG: 0.278 (1, 2)										3	1	1	0	1	1	2									
<b>Inning Stats</b>	R: 0 E: 0 K: 1 S: 8	H: 0 LOB: 0 BB: 0 P: 15	R: 4 E: 0 K: 2 S: 20	H: 3 LOB: 2 BB: 3 P: 43	R: 1 E: 0 K: 2 S: 15	H: 1 LOB: 2 BB: 1 P: 29	R: 1 E: 0 K: 0 S: 8	H: 2 LOB: 1 BB: 0 P: 10	R: 0 E: 0 K: 0 S: 5	H: 0 LOB: 0 BB: 0 P: 8	R: 0 E: 0 K: 0 S: 8	H: 1 LOB: 1 BB: 0 P: 13	R: 1 E: 0 K: 0 S: 11	H: 2 LOB: 1 BB: 0 P: 20	R: 0 E: 0 K: 1 S: 7	H: 0 LOB: 0 BB: 0 P: 11	R: 2 E: 1 K: 2 S: 13	H: 2 LOB: 2 BB: 0 P: 21	1B: 8 2B: 3 3B: 0 HR: 0	SF: 1 SAC: 1 DP: 0 HBP: 1	WP: 0 PB: 0 SB: 2 CS: 0	PA: 44			
<b>PITCHER</b>	IP	WLS	BF	H	R	ER	SO	BB	IBB	HBP	BLK	WP	HR	S	P	ERA	WHIP								
<b>Ben McDonald, R</b> ERA: 4.58 (1, 1)	2.2		17	4	5	5	4	4	0	1	0	0	0	38	79	16.88	3.000								
<b>Mike Oquist, R</b> ERA: 2.45 (3, 1)	3.1		13	3	1	1	1	0	0	0	0	0	0	26	39	2.70	0.900								
<b>Alan Mills, R</b> ERA: 8.18 (7, 1)	1.2		7	2	1	1	0	0	0	0	0	0	0	15	28	5.40	1.200								
<b>Jesse Orosco, L</b> ERA: 1.8 (8, 1)	0.1		1	0	0	0	1	0	0	0	0	0	0	3	3	0.00	0.000								
<b>Doug Jones, R</b> ERA: 7.04 (9, 1)	1.0	L	6	2	2	1	2	0	0	0	0	0	0	13	21	9.00	2.000								

Batter	1	2	3	4	5	6	7	8	9	AB	R	H	RBI	BB	SO	LOB	BOTTOM								
<b>Brady Anderson, L</b> OBP: 0.372, SLG: 0.577 (1, 8)										5	1	1	1	0	0	2	<b>Detroit Tigers @ Baltimore Orioles</b> Oriole Park at Camden Yards, Baltimore, MD Tue May 16 1995, 7:05 PM EDT Att: 36,249 - Unknown - 77 F								
<b>Kevin Bass, S</b> OBP: 0.293, SLG: 0.324 (1, 7)										5	2	3	1	0	1	0									
<b>Rafael Palmeiro, L</b> OBP: 0.429, SLG: 0.667 (1, 3)										4	2	4	4	1	0	0									
<b>Cal Ripken Jr., R</b> OBP: 0.384, SLG: 0.422 (1, 6)										5	1	3	2	0	0	1									
<b>Harold Baines, L</b> OBP: 0.359, SLG: 0.436 (1, 10)										4	0	1	0	1	0	6									
<b>Chris Hoiles, R</b> OBP: 0.423, SLG: 0.553 (1, 2)										5	0	1	0	0	0	4									
<b>Bret Barberie, S</b> OBP: 0.413, SLG: 0.342 (1, 4)										1	1	1	0	1	0	0									
<b>Manny Alexander, R</b> OBP: 0.227, SLG: 0.190 (4, PH)										3	0	1	0	0	0	2									
<b>Sherman Obando, R</b> OBP: 0.318, SLG: 0.286 (1, 9)										4	0	0	0	0	2	3									
<b>Damon Buford, R</b> OBP: 0.200, SLG: 0.063 (7, 8)										1	0	0	0	0	0	0									
<b>Leo Gomez, R</b> OBP: 0.250, SLG: 0.229 (1, 5)										4	1	1	0	0	0	2									
<b>Matt Nokes, L</b> OBP: 0.087, SLG: 0.182 (9, PH)										1	0	0	0	0	0	0									
<b>Inning Stats</b>	R: 2 E: 0 K: 0 S: 11	H: 3 LOB: 1 BB: 0 P: 23	R: 0 E: 0 K: 0 S: 7	H: 0 LOB: 1 BB: 1 P: 14	R: 0 E: 0 K: 0 S: 9	H: 2 LOB: 0 BB: 0 P: 15	R: 5 E: 0 K: 1 S: 20	H: 6 LOB: 2 BB: 1 P: 32	R: 1 E: 0 K: 1 S: 20	H: 3 LOB: 3 BB: 1 P: 31	R: 0 E: 0 K: 0 S: 7	H: 1 LOB: 0 BB: 0 P: 13	R: 0 E: 0 K: 1 S: 7	H: 0 LOB: 0 BB: 0 P: 11	R: 0 E: 0 K: 0 S: 7	H: 1 LOB: 1 BB: 0 P: 9	R: 0 E: 0 K: 0 S: 7	H: 0 LOB: 0 BB: 0 P: 11	1B: 10 2B: 2 3B: 1 HR: 3	SF: 0 SAC: 0 DP: 0 HBP: 0	WP: 0 PB: 0 SB: 0 CS: 1	PA: 45			
<b>PITCHER</b>	IP	WLS	BF	H	R	ER	SO	BB	IBB	HBP	BLK	WP	HR	S	P	ERA	WHIP								
<b>Sean Bergman, R</b> ERA: 5.82 (1, 1)	3.2		22	10	7	7	1	1	0	0	0	0	0	39	65	2.70	2.100								
<b>John Doherty, R</b> ERA: 8.64 (4, 1)	3.1		16	5	1	1	2	2	0	0	0	0	0	4	5	0.00	1.500								
<b>Brian Bohanon, L</b> ERA: 7.04 (8, 1)	0.2		3	1	0	0	0	0	0	0	0	0	0	3	4	0.00	0.000								
<b>Joe Boever, R</b> ERA: 7.45 (8, 1)	0.1	W	1	0	0	0	0	0	0	0	0	0	0	3	4	0.00	0.000								
<b>Mike Hememan, R</b> ERA: 1.29 (9, 1)	1.0	S	3	0	0	0	0	0	0	0	0	0	0	7	11	0.00	0.000								

AB 37  
R 9  
H 11  
RBI 9  
BB 4  
SO 8  
LOB 18



AB 42  
R 8  
H 16  
RBI 8  
BB 3  
SO 3  
LOB 20









Batter	1	2	3	4	5	6	7	8	9	AB	R	H	RBI	BB	SO	LOB	TOP										
<b>Chad Curtis, R</b> OBP: 0.376, SLG: 0.436 (1, 8)	G4-3		HR		F8			G6-4-3		4	1	1	1	0	0	2	<b>Detroit Tigers @ Baltimore Orioles</b> Oriole Park at Camden Yards, Baltimore, MD Thu May 18 1995, 7:05 PM EDT Att: 39,489 - Unknown - 79 F										
<b>Scott Fletcher, R</b> OBP: 0.295, SLG: 0.238 (1, 4)	G5-3		F8		F8					3	0	0	0	0	0	1											
<b>Lou Whitaker, L</b> OBP: 0.333, SLG: 0.273 (8, PH)										0	0	0	0	0	0	0											
<b>Alan Trammell, R</b> OBP: 0.436, SLG: 0.375 (8, 6)								BB		0	0	0	0	1	0	0											
<b>Bobby Higginson, L</b> OBP: 0.319, SLG: 0.453 (1, 7)										3	1	1	1	0	1	0											
<b>Juan Samuel, R</b> OBP: 0.250, SLG: 0.294 (8, PH)	HR				G1-3			K		1	0	0	0	0	1	1											
<b>Cecil Fielder, R</b> OBP: 0.287, SLG: 0.479 (1, 3)	G6-3				P5					4	0	0	0	0	1	0											
<b>Kirk Gibson, L</b> OBP: 0.467, SLG: 0.569 (1, 10)										2	0	0	0	2	0	0											
<b>Travis Fryman, R</b> OBP: 0.325, SLG: 0.320 (1, 5)										4	0	1	0	0	0	1											
<b>Danny Bautista, R</b> OBP: 0.359, SLG: 0.314 (1, 9)										3	0	0	0	0	2	2											
<b>Chris Gomez, R</b> OBP: 0.231, SLG: 0.311 (8, 4)					G6-3					3	0	0	0	0	1	0											
<b>John Flaherty, R</b> OBP: 0.372, SLG: 0.463 (1, 2)										2	0	1	0	0	0	0											
<b>Franklin Stubbs, L</b> OBP: 0.520, SLG: 0.526 (8, PH)										0	0	0	0	0	0	0											
<b>Ron Tingley, R</b> OBP: 0.320, SLG: 0.238 (8, 2)										0	0	0	0	0	0	0											
<b>Inning Stats</b>	R: 1 E: 0 K: 0 S: 12	H: 1 LOB: 0 BB: 0 P: 17	R: 0 E: 0 K: 1 S: 6	H: 0 LOB: 0 BB: 0 P: 9	R: 1 E: 0 K: 0 S: 12	H: 1 LOB: 0 BB: 0 P: 17	R: 0 E: 0 K: 1 S: 9	H: 1 LOB: 2 BB: 1 P: 18	R: 0 E: 0 K: 1 S: 13	H: 0 LOB: 1 BB: 0 P: 19	R: 0 E: 0 K: 1 S: 8	H: 0 LOB: 0 BB: 0 P: 12	R: 0 E: 0 K: 1 S: 8	H: 0 LOB: 1 BB: 1 P: 18	R: 0 E: 0 K: 1 S: 5	H: 0 LOB: 0 BB: 1 P: 10	1B: 2 2B: 0 3B: 0 HR: 2	SF: 0 SAC: 0 DP: 2 HBP: 1	WP: 0 PB: 0 SB: 0 CS: 0	PA: 33							
<b>PITCHER</b>	IP	WLS	BF	H	R	ER	SO	BB	IBB	HBP	BLK	WP	HR	S	P	ERA	WHIP										
<b>35 Mike Mussina, R</b> ERA: 2.81	(1, 1)	7.0	W	26	4	2	2	4	1	0	0	0	0	2	101	2.57	0.714										
<b>Armando Benitez, R</b> ERA: 2.39	(8, 1)	0.2		2	0	0	0	0	0	0	1	0	0	3	7	0.00	0.000										
<b>Jesse Orosco, L</b> ERA: 1.69	(8, 1)	0.1		2	0	0	0	1	1	0	0	0	0	5	11	0.00	3.000										
<b>Doug Jones, R</b> ERA: 6.23	(9, 1)	1.0	S	3	0	0	0	1	1	0	0	0	0	5	10	0.00	1.000										

Batter	1	2	3	4	5	6	7	8	9	AB	R	H	RBI	BB	SO	LOB	BOTTOM										
<b>Brady Anderson, L</b> OBP: 0.368, SLG: 0.544 (1, 7)	G3		S		P6					3	1	0	0	1	1	2	<b>Detroit Tigers @ Baltimore Orioles</b> Oriole Park at Camden Yards, Baltimore, MD Thu May 18 1995, 7:05 PM EDT Att: 39,489 - Unknown - 79 F										
<b>Kevin Bass, S</b> OBP: 0.300, SLG: 0.318 (1, 9)	G5-3		S							3	1	1	0	1	0	0											
<b>Rafael Palmeiro, L</b> OBP: 0.407, SLG: 0.608 (1, 3)	F9		E3							4	1	1	0	0	0	3											
<b>Cal Ripken Jr., R</b> OBP: 0.378, SLG: 0.425 (1, 6)										4	0	1	0	0	0	1											
<b>Chris Hoiles, R</b> OBP: 0.400, SLG: 0.489 (1, 2)										4	0	0	0	0	1	1											
<b>Matt Nokes, L</b> OBP: 0.087, SLG: 0.182 (9, 2)										0	0	0	0	0	0	0											
<b>Sherman Obando, R</b> OBP: 0.300, SLG: 0.321 (1, 10)										4	0	1	0	0	0	1											
<b>Jeff Manto, R</b> OBP: 0.400, SLG: 0.667 (1, 5)										3	0	1	0	0	2	1											
<b>Damon Buford, R</b> OBP: 0.200, SLG: 0.050 (1, 8)										2	0	0	0	0	1	0											
<b>Manny Alexander, R</b> OBP: 0.214, SLG: 0.185 (1, 4)										3	0	1	0	0	1	0											
<b>Inning Stats</b>	R: 0 E: 0 K: 0 S: 6	H: 0 LOB: 0 BB: 0 P: 7	R: 0 E: 0 K: 1 S: 10	H: 1 LOB: 1 BB: 0 P: 14	R: 2 E: 1 K: 2 S: 19	H: 0 LOB: 1 BB: 2 P: 30	R: 0 E: 0 K: 1 S: 11	H: 0 LOB: 0 BB: 0 P: 16	R: 0 E: 0 K: 0 S: 6	H: 0 LOB: 0 BB: 0 P: 10	R: 1 E: 0 K: 1 S: 9	H: 2 LOB: 1 BB: 0 P: 18	R: 0 E: 0 K: 1 S: 16	H: 3 LOB: 3 BB: 0 P: 21	R: 0 E: 0 K: 0 S: 5	H: 0 LOB: 0 BB: 0 P: 6	1B: 5 2B: 1 3B: 0 HR: 0	SF: 0 SAC: 1 DP: 0 HBP: 0	WP: 1 PB: 0 SB: 2 CS: 0	PA: 33							
<b>PITCHER</b>	IP	WLS	BF	H	R	ER	SO	BB	IBB	HBP	BLK	WP	HR	S	P	ERA	WHIP										
<b>David Wells, L</b> ERA: 2.86	(1, 1)	8.0	L	33	6	3	1	6	2	0	0	1	0	82	122	1.12	1.000										

AB	29
R	2
H	4
RBI	2
BB	3
SO	6
LOB	7



AB	30
R	3
H	6
RBI	0
BB	2
SO	6
LOB	9





Batter	1	2	3	4	5	6	7	8	9	AB	R	H	RBI	BB	SO	LOB	TOP					
<b>Devon White, S</b> OBP: 0.392, SLG: 0.571 (1, 8)	F8		G5-3		G3		K		G3	5	0	0	0	0	1	2						
<b>Domingo Cadeno, S</b> OBP: 0.500, SLG: 0.786 (1, 6) (8, 4)	G4-3		K			2B G5-3 1B	G3-6-1			4	1	1	0	0	1	1						
<b>Roberto Alomar, S</b> OBP: 0.419, SLG: 0.667 <b>Tomas Perez, S</b> OBP: 1.000, SLG: 1.000 (1, 4) (8, 6)	BB 1B		F7			1-2 S 1-3 2B		3-1 CS 1B		4	1	3	0	0	0	0						
<b>Joe Carter, R</b> OBP: 0.394, SLG: 0.506 (1, 7)	1B BB				F8		G5-3	F9		3	0	0	1	1	0	2						
<b>John Olerud, L</b> OBP: 0.344, SLG: 0.400 (1, 3)					G4-3		F9			4	0	2	1	0	0	1						
<b>Carlos Delgado, L</b> OBP: 0.133, SLG: 0.071 (1, 10)	G1-3						K		F7	4	0	1	0	0	1	4						
<b>Shawn Green, L</b> OBP: 0.283, SLG: 0.333 (1, 9)		G1-3			F7					4	1	1	1	0	0	1						
<b>Ed Sprague, R</b> OBP: 0.388, SLG: 0.667 (1, 5)			K			F9				4	1	1	1	0	2	0						
<b>Lance Parrish, R</b> OBP: 0.314, SLG: 0.290 (1, 2)			G6-3			P6				3	0	1	0	1	0	0						
<b>Inning Stats</b>	R: 1 H: 2 E: 0 K: 0 S: 9	H: 2 LOB: 2 BB: 1 P: 17	R: 0 H: 0 E: 0 K: 1 S: 7	H: 0 LOB: 0 BB: 0 P: 11	R: 0 H: 0 E: 0 K: 1 S: 7	H: 0 LOB: 0 BB: 0 P: 10	R: 0 H: 1 E: 0 K: 0 S: 4	H: 1 LOB: 1 BB: 0 P: 7	R: 0 H: 0 E: 0 K: 0 S: 7	H: 0 LOB: 0 BB: 0 P: 12	R: 1 H: 2 E: 0 K: 1 S: 15	H: 2 LOB: 1 BB: 0 P: 23	R: 2 H: 3 E: 0 K: 1 S: 8	H: 3 LOB: 0 BB: 0 P: 12	R: 0 H: 2 E: 0 K: 0 S: 7	H: 2 LOB: 1 BB: 1 P: 13	R: 0 H: 0 E: 0 K: 1 S: 12	H: 0 LOB: 1 BB: 1 P: 21	1B: 7 2B: 1 3B: 0 HR: 2	SF: 0 SAC: 0 DP: 1 HBP: 0	WP: 0 PB: 0 SB: 1 CS: 1	PA: 37
<b>PITCHER</b> <b>Mike Moore, R</b> ERA: 5.05 (1, 1)	IP: 9.0 WLS: L BF: 37	H: 10 R: 4 ER: 4 SO: 5	BB: 2 IBB: 0 HBP: 0 BLK: 0	WP: 0 HR: 2 S: 76 P: 126	ERA: 4.00 WHIP: 1.333											<b>PITCHER</b>	IP: 9.0 WLS: W BF: 32	H: 4 R: 2 ER: 2 SO: 5	BB: 3 IBB: 0 HBP: 0 BLK: 0	WP: 0 HR: 1 S: 83 P: 134	ERA: 2.00 WHIP: 0.778	

Toronto Blue Jays @ Detroit Tigers  
Tiger Stadium, Detroit, MI  
Fri May 19 1995, 7:05 PM EDT  
Att: 18,558 - Unknown - 78 F

AB 35  
R 4  
H 10  
RBI 4  
BB 2  
SO 5  
LOB 11



Batter	1	2	3	4	5	6	7	8	9	AB	R	H	RBI	BB	SO	LOB	BOTTOM					
<b>Chad Curtis, R</b> OBP: 0.361, SLG: 0.415 (1, 8)	F9		G6-3		P6			G1-4-3		4	0	0	0	0	0	2						
<b>Lou Whitaker, L</b> OBP: 0.286, SLG: 0.231 (1, 4)	P5				F9		F8	G6-3		4	0	0	0	0	0	0						
<b>Alan Trammell, R</b> OBP: 0.442, SLG: 0.353 (1, 6)	G6-3				HR BB		CS BB		K	2	1	0	0	2	1	0						
<b>Cecil Fielder, R</b> OBP: 0.286, SLG: 0.506 (1, 3)		G3			HR		G6-3		P2	4	1	1	2	0	0	1						
<b>Kirk Gibson, L</b> OBP: 0.438, SLG: 0.527 (1, 10)	L8				K		P3		F8	4	0	0	0	0	1	0						
<b>Travis Fryman, R</b> OBP: 0.318, SLG: 0.308 (1, 5)	L8				K		P3			3	0	0	0	0	1	0						
<b>Bobby Higginson, L</b> OBP: 0.333, SLG: 0.455 (1, 7)			G3							2	0	1	0	1	0	0						
<b>Rudy Pemberton, R</b> OBP: 0.357, SLG: 0.519 (1, 9)			L9							3	0	0	0	0	1	2						
<b>John Flaherty, R</b> OBP: 0.391, SLG: 0.500 (1, 2)									K	3	0	2	0	0	1	0						
<b>Inning Stats</b>	R: 0 H: 0 E: 0 K: 0 S: 6	H: 0 LOB: 0 BB: 0 P: 12	R: 0 H: 0 E: 0 K: 0 S: 7	H: 0 LOB: 0 BB: 0 P: 13	R: 0 H: 1 E: 0 K: 0 S: 9	H: 1 LOB: 1 BB: 0 P: 15	R: 2 H: 1 E: 0 K: 2 S: 15	H: 1 LOB: 0 BB: 1 P: 27	R: 0 H: 2 E: 0 K: 0 S: 11	H: 2 LOB: 1 BB: 0 P: 12	R: 0 H: 0 E: 0 K: 0 S: 9	H: 0 LOB: 0 BB: 1 P: 16	R: 0 H: 0 E: 0 K: 1 S: 8	H: 0 LOB: 1 BB: 1 P: 14	R: 0 H: 0 E: 0 K: 1 S: 9	H: 0 LOB: 0 BB: 0 P: 12	R: 0 H: 0 E: 0 K: 1 S: 9	H: 0 LOB: 0 BB: 0 P: 13	1B: 2 2B: 1 3B: 0 HR: 1	SF: 0 SAC: 0 DP: 1 HBP: 0	WP: 0 PB: 0 SB: 0 CS: 1	PA: 32
<b>PITCHER</b> <b>David Cone, R</b> ERA: 2.37 (1, 1)	IP: 9.0 WLS: W BF: 32	H: 4 R: 2 ER: 2 SO: 5	BB: 3 IBB: 0 HBP: 0 BLK: 0	WP: 0 HR: 1 S: 83 P: 134	ERA: 2.00 WHIP: 0.778											<b>PITCHER</b>	IP: 9.0 WLS: W BF: 32	H: 4 R: 2 ER: 2 SO: 5	BB: 3 IBB: 0 HBP: 0 BLK: 0	WP: 0 HR: 1 S: 83 P: 134	ERA: 2.00 WHIP: 0.778	

Toronto Blue Jays @ Detroit Tigers  
Tiger Stadium, Detroit, MI  
Fri May 19 1995, 7:05 PM EDT  
Att: 18,558 - Unknown - 78 F

AB 29  
R 2  
H 4  
RBI 2  
BB 3  
SO 5  
LOB 5





Batter	1	2	3	4	5	6	7	8	9	AB	R	H	RBI	BB	SO	LOB	TOP					
<b>Devon White, S</b> (1, 8) OBP: 0.393, SLG: 0.573	G6-3		1B	K		P5			1B	5	1	2	0	0	1	1	<b>Toronto Blue Jays @ Detroit Tigers</b> Tiger Stadium, Detroit, MI Sat May 20 1995, 3:33 AM EDT Att: 18,888 - Sunny - 78 F					
<b>Alex Gonzalez, R</b> (1, 6) OBP: 0.301, SLG: 0.278	G6-3		1B			G5-4-3			G5-4-3	5	1	3	2	0	0	0						
<b>Paul Molitor, R</b> (1, 10) OBP: 0.330, SLG: 0.304	G4-3		1B			G5-4-3			G5-4-3	4	0	1	0	1	0	1						
<b>Joe Carter, R</b> (1, 7) OBP: 0.381, SLG: 0.489		G5-3				G5-4-3				3	0	0	0	0	0	5						
<b>Shawn Green, L</b> (5, 9) OBP: 0.273, SLG: 0.320			P4			G5-4-3			K	2	0	0	0	0	1	0						
<b>John Olerud, L</b> (1, 3) OBP: 0.362, SLG: 0.410										3	2	2	0	1	1	0						
<b>Roberto Alomar, S</b> (1, 4) OBP: 0.412, SLG: 0.644										3	0	0	0	1	0	2						
<b>Candy Maldonado, R</b> (1, 9) OBP: 0.387, SLG: 0.520										4	0	1	2	0	1	1						
<b>Ed Sprague, R</b> (1, 5) OBP: 0.393, SLG: 0.654										3	2	1	0	1	0	2						
<b>Randy Knorr, R</b> (1, 2) OBP: 0.302, SLG: 0.420										4	0	1	2	0	1	1						
<b>Inning Stats</b>	R: 0 E: 0 K: 0 S: 5	H: 0 LOB: 0 BB: 0 P: 12	R: 0 E: 0 K: 1 S: 9	H: 0 LOB: 0 BB: 0 P: 15	R: 1 E: 0 K: 2 S: 14	H: 2 LOB: 3 BB: 2 P: 30	R: 2 E: 1 K: 1 S: 11	H: 3 LOB: 1 BB: 0 P: 18	R: 2 E: 0 K: 0 S: 7	H: 3 LOB: 2 BB: 2 P: 18	R: 0 E: 0 K: 0 S: 6	H: 0 LOB: 0 BB: 0 P: 11	R: 0 E: 0 K: 0 S: 10	H: 1 LOB: 1 BB: 0 P: 11	R: 0 E: 0 K: 0 S: 5	H: 0 LOB: 0 BB: 0 P: 9	R: 1 E: 0 K: 1 S: 10	H: 2 LOB: 0 BB: 0 P: 13	1B: 10 2B: 1 3B: 0 HR: 0	SF: 0 SAC: 0 DP: 2 HBP: 0	WP: 0 PB: 0 SB: 0 CS: 0	PA: 40
<b>PITCHER</b>	IP	WLS	BF	H	R	ER	SO	BB	IBB	HBP	BLK	WP	HR	S	P	ERA	WHIP					
<b>Brian Bohanon, L</b> (1, 1) ERA: 6.17	4.0		19	5	3	2	4	2	0	0	0	0	0	39	75	4.50	1.750					
<b>John Doherty, R</b> (5, 1) ERA: 7.89	5.0	W	21	6	3	3	1	2	0	0	0	0	0	38	62	5.40	1.600					

AB	36
R	6
H	11
RBI	6
BB	4
SO	5
LOB	13



Batter	1	2	3	4	5	6	7	8	9	AB	R	H	RBI	BB	SO	LOB	BOTTOM				
<b>Chad Curtis, R</b> (1, 8) OBP: 0.353, SLG: 0.395	G6-3	G4-3			L7			L8	L3-6	4	0	0	1	1	0	1	<b>Toronto Blue Jays @ Detroit Tigers</b> Tiger Stadium, Detroit, MI Sat May 20 1995, 3:33 AM EDT Att: 18,888 - Sunny - 78 F				
<b>Lou Whitaker, L</b> (1, 4) OBP: 0.313, SLG: 0.267					F8					4	2	2	0	0	0	1					
<b>Scott Fletcher, R</b> (8, 4) OBP: 0.222, SLG: 0.238		G3-1								0	0	0	0	0	0	0					
<b>Juan Samuel, R</b> (8, PR) OBP: 0.250, SLG: 0.294		1B								0	0	0	0	0	0	0					
<b>Bobby Higginson, L</b> (1, 7) OBP: 0.325, SLG: 0.429					G4-3			L3-6		4	1	0	0	1	1	3					
<b>Cecil Fielder, R</b> (1, 10) OBP: 0.302, SLG: 0.494					P3			P6		2	1	0	0	3	0	1					
<b>Franklin Stubbs, L</b> (1, 3) OBP: 0.517, SLG: 0.565					G3-1					4	1	2	2	0	0	1					
<b>Travis Fryman, R</b> (1, 5) OBP: 0.315, SLG: 0.296					F9					3	1	0	0	1	0	3					
<b>Rudy Pemberton, R</b> (1, 9) OBP: 0.323, SLG: 0.467										3	0	0	0	0	0	1					
<b>Kirk Gibson, L</b> (7, PH) OBP: 0.446, SLG: 0.536					G5-3					1	1	1	2	0	0	0					
<b>Danny Bautista, R</b> (8, 9) OBP: 0.359, SLG: 0.314										0	0	0	0	0	0	0					
<b>Chris Gomez, R</b> (1, 6) OBP: 0.268, SLG: 0.429										4	2	3	3	0	0	0					
<b>John Flaherty, R</b> (1, 2) OBP: 0.400, SLG: 0.553					G6-3					3	1	1	1	1	0	1					
<b>Inning Stats</b>	R: 1 E: 0 K: 1 S: 13	H: 2 LOB: 2 BB: 1 P: 23	R: 1 E: 0 K: 0 S: 17	H: 1 LOB: 1 BB: 1 P: 23	R: 0 E: 0 K: 0 S: 4	H: 0 LOB: 0 BB: 0 P: 9	R: 1 E: 0 K: 0 S: 12	H: 1 LOB: 0 BB: 0 P: 14	R: 0 E: 0 K: 0 S: 11	H: 0 LOB: 1 BB: 1 P: 18	R: 7 E: 0 K: 0 S: 19	H: 5 LOB: 1 BB: 3 P: 44	R: 0 E: 0 K: 0 S: 10	H: 0 LOB: 1 BB: 1 P: 19	R: 0 E: 0 K: 0 S: 10	H: 0 LOB: 1 BB: 1 P: 19	1B: 5 2B: 3 3B: 0 HR: 2	SF: 0 SAC: 0 DP: 1 HBP: 1	WP: 1 PB: 2 SB: 1 CS: 0	PA: 40	
<b>PITCHER</b>	IP	WLS	BF	H	R	ER	SO	BB	IBB	HBP	BLK	WP	HR	S	P	ERA	WHIP				
<b>Pat Hentgen, R</b> (1, 1) ERA: 5.23	6.2	L	30	6	6	6	1	4	0	0	1	0	2	79	125	8.10	1.500				
<b>Mike Timlin, R</b> (7, 1) ERA: 5.11	0.0		3	1	0	0	0	0	2	0	0	0	0	2	11	∞	∞				
<b>Tony Castillo, L</b> (7, 1) ERA: 3.45	0.1		3	2	4	4	0	0	0	0	0	0	0	8	13	108.00	6.000				
<b>Woody Williams, R</b> (8, 1) ERA: 5.11	1.0		4	0	0	0	0	1	0	1	0	0	0	10	19	0.00	1.000				





Batter	1	2	3	4	5	6	7	8	9	AB	R	H	RBI	BB	SO	LOB	TOP					
<b>Devon White, S</b> (1, 8) OBP: 0.378, SLG: 0.550	G2-3		K		K		K			4	0	0	0	0	3	2	<b>Toronto Blue Jays @ Detroit Tigers</b> Tiger Stadium, Detroit, MI Sun May 21 1995, 3:33 AM EDT Att. 19,144 - Sunny - 70 F					
<b>Domingo Cadeno, S</b> (1, 6) OBP: 0.500, SLG: 0.706	G6-3			WP 1B	G3			G4-6-3 BB		3	0	1	0	1	0	1						
<b>Paul Molitor, R</b> (1, 10) OBP: 0.326, SLG: 0.293	G4-3			B5		FC6-4 BB		P6		3	0	0	0	1	0	2						
<b>John Olerud, L</b> (1, 3) OBP: 0.357, SLG: 0.395		K		L7		FC6-4 BB		G4-6-3		3	0	0	0	1	1	2						
<b>Roberto Alomar, S</b> (1, 4) OBP: 0.406, SLG: 0.622	K			WP BB		FC6-4		K		3	0	0	0	1	2	2						
<b>Candy Maldonado, R</b> (1, 7) OBP: 0.343, SLG: 0.448	K			P6		K		G5-3		4	0	0	0	0	2	4						
<b>Shawn Green, L</b> (1, 9) OBP: 0.305, SLG: 0.389				FC4-6 1B		1B 2B		2B		4	1	3	0	0	1	2						
<b>Ed Sprague, R</b> (1, 5) OBP: 0.387, SLG: 0.634	FC4-6			FC1-4		WP 1B		L5		4	0	1	1	0	0	2						
<b>Lance Parrish, R</b> (1, 2) OBP: 0.289, SLG: 0.265	FC1-4			F8		K		K		3	0	0	0	0	1	2						
<b>Inning Stats</b>	R: 0 E: 0 K: 0 S: 8	H: 0 LOB: 0 BB: 0 P: 14	R: 0 E: 0 K: 3 S: 10	H: 0 LOB: 0 BB: 0 P: 13	R: 0 E: 1 K: 1 S: 14	H: 1 LOB: 1 BB: 0 P: 18	R: 0 E: 0 K: 0 S: 13	H: 1 LOB: 2 BB: 1 P: 27	R: 1 E: 0 K: 1 S: 12	H: 2 LOB: 1 BB: 0 P: 19	R: 0 E: 0 K: 2 S: 8	H: 0 LOB: 0 BB: 0 P: 20	R: 0 E: 0 K: 1 S: 11	H: 0 LOB: 0 BB: 0 P: 16	R: 0 E: 0 K: 0 S: 6	H: 0 LOB: 0 BB: 1 P: 13	R: 0 E: 0 K: 1 S: 7	H: 1 LOB: 1 BB: 0 P: 11	1B: 3 2B: 2 3B: 0 HR: 0	SF: 0 SAC: 0 DP: 1 HBP: 0	WP: 2 PB: 1 SB: 0 CS: 0	PA: 35
<b>PITCHER</b>	IP	WLS	BF	H	R	ER	SO	BB	IBB	HBP	BLK	WP	HR	S	P	ERA	WHIP					
<b>Sean Bergman, R</b> (1, 1) ERA: 5.06	5.0		22	4	1	1	5	3	0	0	0	2	0	57	99	1.80	1.400					
<b>Joe Boever, R</b> (6, 1) ERA: 5.4	3.0	W	9	0	0	0	4	1	0	0	0	0	0	25	41	0.00	0.333					
<b>Mike Henneman, R</b> (9, 1) ERA: 1.13	1.0	S	4	1	0	0	1	0	0	0	0	0	0	7	11	0.00	1.000					

Batter	1	2	3	4	5	6	7	8	9	AB	R	H	RBI	BB	SO	LOB	BOTTOM				
<b>Chad Curtis, R</b> (1, 8) OBP: 0.358, SLG: 0.391	CS BB			G6-4-3 BB	P6		SF7			1	0	0	1	2	0	3	<b>Toronto Blue Jays @ Detroit Tigers</b> Tiger Stadium, Detroit, MI Sun May 21 1995, 3:33 AM EDT Att. 19,144 - Sunny - 70 F				
<b>Chris Gomez, R</b> (1, 4) OBP: 0.287, SLG: 0.415	G1-3			G6-4-3		G6-3 S 1B	G6-3			4	0	1	0	0	0	3					
<b>Alan Trammell, R</b> (1, 6) OBP: 0.426, SLG: 0.324	G6-3			BB		G6-3		G4-3		3	0	0	0	1	0	1					
<b>Cecil Fielder, R</b> (1, 10) OBP: 0.290, SLG: 0.470		P2		F7		K		K		4	0	0	0	0	2	2					
<b>Travis Fryman, R</b> (1, 5) OBP: 0.323, SLG: 0.289		K		SH1-4 BB		F9		2B BB		2	0	0	0	2	1	1					
<b>Juan Samuel, R</b> (1, 3) OBP: 0.333, SLG: 0.400		K		SH1-4 BB		F9 S 2B 1B		2B		3	1	2	0	1	1	0					
<b>Danny Bautista, R</b> (1, 9) OBP: 0.350, SLG: 0.306				G5-3		SH1-4		2B		1	0	0	0	0	0	0					
<b>Franklin Stubbs, L</b> (7, PH) OBP: 0.548, SLG: 0.565						SH1-4		2B SF7 BB		0	1	0	0	2	0	0					
<b>Todd Stevenson, R</b> (1, 7) OBP: 0.353, SLG: 0.231				F8		BB		F9		1	0	0	0	1	0	0					
<b>Bobby Higginson, L</b> (7, PH) OBP: 0.317, SLG: 0.417						BB		P2		2	0	0	0	0	0	5					
<b>Ron Tingley, R</b> (1, 2) OBP: 0.296, SLG: 0.217				K		K		2B		2	0	0	0	0	2	3					
<b>Lou Whitaker, L</b> (7, PH) OBP: 0.333, SLG: 0.323										1	0	1	1	0	0	0					
<b>John Flaherty, R</b> (8, 2) OBP: 0.400, SLG: 0.553										0	0	0	0	0	0	0					
<b>Inning Stats</b>	R: 0 E: 0 K: 0 S: 6	H: 0 LOB: 0 BB: 1 P: 13	R: 0 E: 0 K: 2 S: 8	H: 0 LOB: 0 BB: 0 P: 13	R: 0 E: 0 K: 1 S: 8	H: 0 LOB: 0 BB: 0 P: 13	R: 0 E: 0 K: 0 S: 7	H: 0 LOB: 1 BB: 2 P: 19	R: 0 E: 0 K: 1 S: 11	H: 1 LOB: 0 BB: 0 P: 19	R: 2 E: 0 K: 0 S: 18	H: 2 LOB: 1 BB: 1 P: 27	R: 0 E: 0 K: 1 S: 12	H: 1 LOB: 3 BB: 2 P: 23	R: 0 E: 0 K: 1 S: 6	H: 0 LOB: 0 BB: 0 P: 13	1B: 2 2B: 2 3B: 0 HR: 0	SF: 1 SAC: 1 DP: 1 HBP: 0	WP: 0 PB: 0 SB: 2 CS: 1	PA: 35	
<b>PITCHER</b>	IP	WLS	BF	H	R	ER	SO	BB	IBB	HBP	BLK	WP	HR	S	P	ERA	WHIP				
<b>Al Leiter, L</b> (1, 1) ERA: 3.67	5.0		19	3	2	2	1	6	0	0	0	0	0	46	94	0.00	1.200				
<b>Danny Cox, R</b> (6, 1) ERA: 9.75	2.0	L	10	3	2	2	1	1	0	0	0	0	0	29	46	9.00	2.000				
<b>Woody Williams, R</b> (8, 1) ERA: 4.73	1.0		6	1	0	0	1	2	0	0	0	0	0	12	23	0.00	3.000				





Batter	1	2	3	4	5	6	7	8	9	AB	R	H	RBI	BB	SO	LOB	TOP			
<b>Rich Amaral, R</b> OBP: 0.385, SLG: 0.364 <b>Darren Bragg, L</b> OBP: 0.318, SLG: 0.214	1-0 SH5-3 WP 1B	2-1 G6-3	1-0 G3-1			2-2 S 1B	4-1 1B			2	1	1	0	0	0	1				
<b>Luis Sojo, R</b> OBP: 0.370, SLG: 0.480	1-4 SAFE SH5-3					0-0 S 1B	1-2 P5			4	1	2	0	0	0	3				
<b>Ken Griffey Jr., L</b> OBP: 0.366, SLG: 0.488	0-1 P6		0-0 F8 1B	3-0 G4-3		3-1 P6		1-3 K		5	1	1	0	0	1	3				
<b>Jay Buhner, R</b> OBP: 0.295, SLG: 0.473	1-0 1B		1-0 F8 1B	4-1 G5-3 BB		3-3 K		2-3 K		4	1	2	2	1	2	2				
<b>Edgar Martinez, R</b> OBP: 0.419, SLG: 0.593	1-10 G4-3		1-1 F8	3-2 G5-3		4-0 IBB		1-0 F8		4	0	0	0	1	0	4				
<b>Mike Blowers, R</b> OBP: 0.185, SLG: 0.163 <b>Joey Cora, S</b> OBP: 0.338, SLG: 0.408			0-0 E 1B	3-2 G3-1		3-3 K			3-2 G6-3	4	1	1	2	0	2	4				
<b>Tino Martinez, L</b> OBP: 0.409, SLG: 0.520		4-2 G5-3 BB	0-1 E3 1B		1-0 G3		1-1 F7		1-2 G3	4	2	0	0	1	0	1				
<b>Chad Kreuter, S</b> OBP: 0.231, SLG: 0.208		1-2 G5-3	4-2 E BB		1-3 K		3-1 L9		2-2 1B	4	1	1	0	1	1	1				
<b>Alex Rodriguez, R</b> OBP: 0.320, SLG: 0.440 <b>Doug Strange, S</b> OBP: 0.243, SLG: 0.324		2-0 2B	0-2 E8 1B		3-2 P3		0-1 S 1B		0-1 F7	4	0	3	3	0	0	0				
<b>Inning Stats</b>	R: 1 E: 0 K: 0 S: 8	H: 2 LOB: 1 BB: 0 P: 14	R: 1 E: 0 K: 1 S: 11	H: 1 LOB: 1 BB: 1 P: 21	R: 6 E: 2 K: 0 S: 17	H: 5 LOB: 1 BB: 1 P: 26	R: 0 E: 0 K: 0 S: 10	H: 0 LOB: 1 BB: 1 P: 23	R: 0 E: 0 K: 1 S: 12	H: 2 LOB: 3 BB: 1 P: 27	R: 0 E: 0 K: 0 S: 11	H: 1 LOB: 2 BB: 1 P: 19	R: 0 E: 0 K: 2 S: 9	H: 0 LOB: 0 BB: 0 P: 13	R: 0 E: 0 K: 0 S: 13	H: 1 LOB: 1 BB: 0 P: 19	1B: 11 2B: 1 3B: 0 HR: 0	SF: 0 SAC: 1 DP: 0 HBP: 0	WP: 1 PB: 0 SB: 3 CS: 0	PA: 45
<b>PITCHER</b>	IP	WLS	BF	H	R	ER	SO	BB	IBB	HBP	BLK	WP	HR	S	P	ERA	WHIP			
<b>Buddy Groom, L</b> ERA: 6.43	(1, 1)	2.1	16	7	7	6	1	1	0	0	0	1	0	27	47	23.14	3.429			
<b>Felipe Lira, R</b> ERA: 3.5	(3, 1)	3.1	15	3	1	0	2	2	0	0	0	0	0	36	67	0.00	1.500			
<b>Joe Boever, R</b> ERA: 4.6	(6, 1)	2.1	W	10	1	0	3	0	2	0	0	0	0	23	42	0.00	0.429			
<b>Mike Henneman, R</b> ERA: 1.0	(9, 1)	1.0	S	4	1	0	0	0	0	0	0	0	0	13	19	0.00	1.000			

Seattle Mariners @ Detroit Tigers  
Tiger Stadium, Detroit, MI  
Mon May 22, 1995, 3:33 AM EDT  
Att: 9,167 - Sunny - 69 F

AB 39  
R 8  
H 12  
RBI 7  
BB 5  
SO 6  
LOB 21



Batter	1	2	3	4	5	6	7	8	9	AB	R	H	RBI	BB	SO	LOB	BOTTOM			
<b>Chad Curtis, R</b> OBP: 0.360, SLG: 0.391				3-2 S 1B		3-3 K		1-0 L8		5	1	2	0	0	1	1				
<b>Scott Fletcher, R</b> OBP: 0.240, SLG: 0.239				1-0 F8		4-2 BB		2-2 G4-3		4	1	1	0	1	0	2				
<b>Franklin Stubbs, L</b> OBP: 0.528, SLG: 0.519	4-0 HR BB	1-3 K		2-2 F8		2-0 G3		1-2 CS 1B		4	1	1	0	1	1	2				
<b>Cecil Fielder, R</b> OBP: 0.308, SLG: 0.506 <b>Todd Staverson, R</b> OBP: 0.353, SLG: 0.231	0-0 HR	3-1 F8		4-0 IBB		4-1 HR BB		0-2 CS		2	2	1	4	2	0	0				
<b>Kirk Gibson, L</b> OBP: 0.449, SLG: 0.576	4-0 SH BB	2-3 K		2-1 F7		3-1 HR				3	2	1	2	1	1	2				
<b>Travis Fryman, R</b> OBP: 0.320, SLG: 0.287	1-1 SH		1-0 G6-3		1-3 K		2-3 K			4	1	1	0	0	2	0				
<b>Bobby Higginson, L</b> OBP: 0.318, SLG: 0.453	2-1 SH 2B		1-0 HR		2-3 K		3-3 K			3	2	1	1	0	2	0				
<b>Chris Gomez, R</b> OBP: 0.281, SLG: 0.429	1-1 2B		2-3 K		2-2 G5-3		4-1 BB			3	0	1	1	1	1	0				
<b>John Flaherty, R</b> OBP: 0.370, SLG: 0.510	3-1 L7		1-1 F8		0-0 P5		1-3 K			4	0	0	0	0	1	2				
<b>Inning Stats</b>	R: 7 E: 1 K: 0 S: 24	H: 5 LOB: 1 BB: 2 P: 43	R: 0 E: 0 K: 2 S: 8	H: 0 LOB: 0 BB: 0 P: 14	R: 1 E: 0 K: 1 S: 8	H: 1 LOB: 0 BB: 0 P: 13	R: 0 E: 0 K: 0 S: 9	H: 1 LOB: 2 BB: 1 P: 21	R: 0 E: 0 K: 2 S: 11	H: 0 LOB: 0 BB: 0 P: 16	R: 0 E: 0 K: 1 S: 9	H: 0 LOB: 1 BB: 1 P: 18	R: 2 E: 0 K: 3 S: 14	H: 1 LOB: 1 BB: 2 P: 31	R: 0 E: 0 K: 0 S: 10	H: 1 LOB: 0 BB: 0 P: 14	1B: 5 2B: 1 3B: 0 HR: 3	SF: 0 SAC: 1 DP: 0 HBP: 0	WP: 0 PB: 0 SB: 1 CS: 1	PA: 40
<b>PITCHER</b>	IP	WLS	BF	H	R	ER	SO	BB	IBB	HBP	BLK	WP	HR	S	P	ERA	WHIP			
<b>Bob Wells, R</b> ERA: 6.75	(1, 1)	0.0		4	6	6	0	2	0	0	0	0	1	10	23	∞	∞			
<b>Dave Fleming, L</b> ERA: 6.48	(1, 1)	4.0	17	3	2	1	3	0	1	0	0	0	1	39	68	2.25	0.750			
<b>Rafael Carmona, R</b> ERA: 3.52	(5, 1)	4.0	L	16	2	2	6	3	0	0	0	0	1	44	79	4.50	1.250			

Seattle Mariners @ Detroit Tigers  
Tiger Stadium, Detroit, MI  
Mon May 22, 1995, 3:33 AM EDT  
Att: 9,167 - Sunny - 69 F

AB 32  
R 10  
H 9  
RBI 8  
BB 6  
SO 9  
LOB 9





Batter	1	2	3	4	5	6	7	8	9	AB	R	H	RBI	BB	SO	LOB	TOP
<b>Chuck Knoblauch</b> , R (1, 4) OBP: 0.358, SLG: 0.361										4	1	2	1	0	1	0	<b>Minnesota Twins @ Detroit Tigers</b> Tiger Stadium, Detroit, MI Tue May 23 1995, 7:05 PM EDT Att: 8,042 - Unknown - 81 F
<b>Pat Meares</b> , R (1, 6) OBP: 0.343, SLG: 0.493										4	1	2	1	0	0	1	
<b>Kirby Puckett</b> , R (1, 9) OBP: 0.330, SLG: 0.388										3	0	1	0	1	0	1	
<b>Pedro Munoz</b> , R (1, 10) OBP: 0.350, SLG: 0.607										3	0	1	0	0	0	2	
<b>Marty Cordova</b> , R (1, 7) OBP: 0.350, SLG: 0.606										3	0	0	0	0	1	2	
<b>Jerald Clark</b> , R (1, 8) OBP: 0.387, SLG: 0.623										3	0	1	0	0	0	2	
<b>Scott Leius</b> , R (1, 5) OBP: 0.333, SLG: 0.390										3	0	0	0	0	0	1	
<b>Dave McCarty</b> , R (1, 3) OBP: 0.277, SLG: 0.293										2	1	0	0	1	0	1	
<b>Matt Walbeck</b> , S (1, 2) OBP: 0.324, SLG: 0.377										3	1	1	0	0	1	0	
<b>Inning Stats</b>	R: 0 E: 0 K: 1 S: 9	H: 1 LOB: 1 BB: 0 P: 13	R: 0 E: 0 K: 0 S: 5	H: 0 LOB: 0 BB: 0 P: 7	R: 4 E: 1 K: 1 S: 16	H: 4 LOB: 1 BB: 1 P: 25	R: 0 E: 0 K: 0 S: 5	H: 0 LOB: 0 BB: 0 P: 9	R: 0 E: 0 K: 0 S: 8	H: 1 LOB: 1 BB: 1 P: 13	R: 0 E: 0 K: 0 S: 13	H: 1 LOB: 1 BB: 0 P: 18	R: 0 E: 0 K: 1 S: 7	H: 1 LOB: 1 BB: 0 P: 9			
<b>PITCHER</b> <b>David Wells</b> , L (1, 1) ERA: 2.81	IP: 7.0 WLS: W BF: 30 H: 8 R: 4 ER: 2 SO: 3	BB: 2 IBB: 0 HBP: 0 BLK: 0	WP: 0 HR: 0 S: 63 P: 94	ERA: 2.57 WHIP: 1.429													

AB	28
R	4
H	8
RBI	2
BB	2
SO	3
LOB	10



1B:	7	SF:	0	WP:	0	PA:	30
2B:	2	SAC:	0	FB:	0		
3B:	0	DP:	2	SB:	0		
HR:	0	HBP:	0	CS:	0		

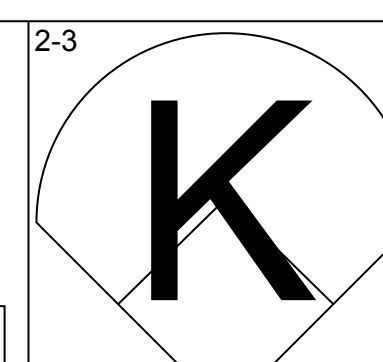
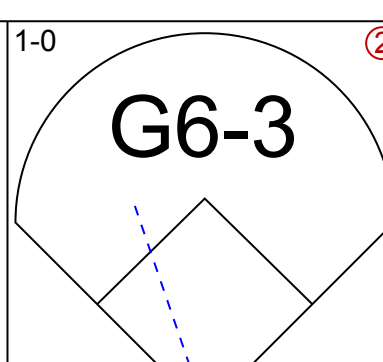
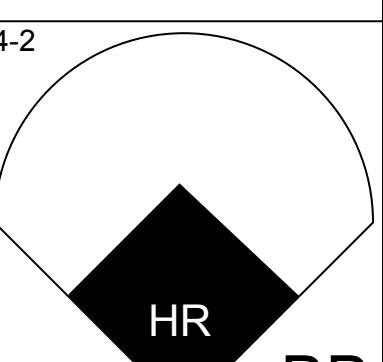
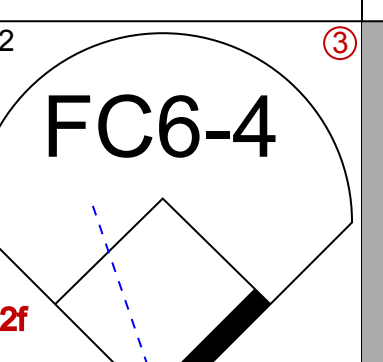
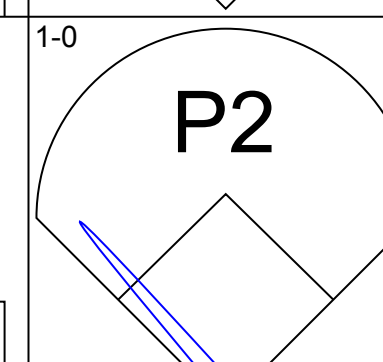
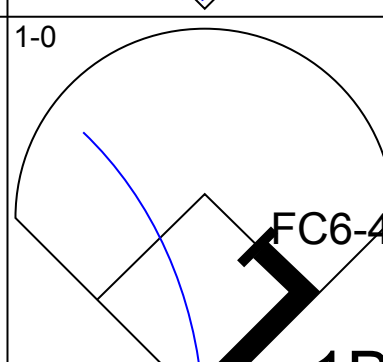
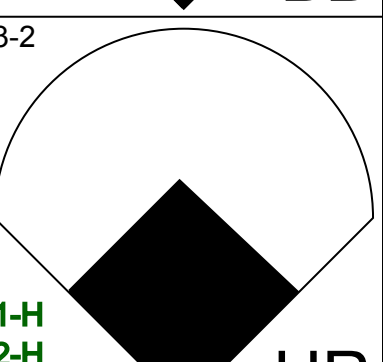
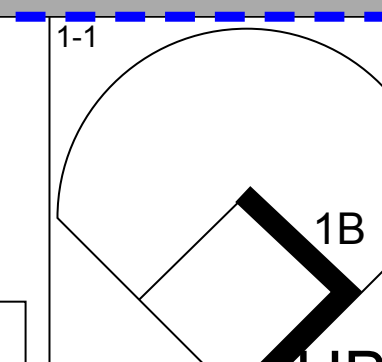
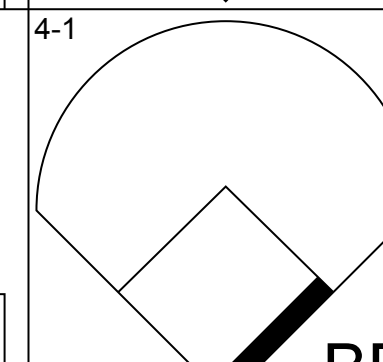
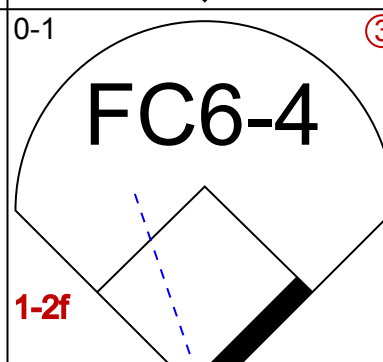
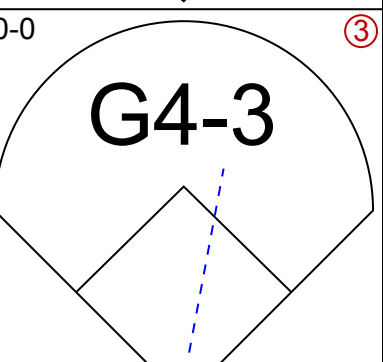
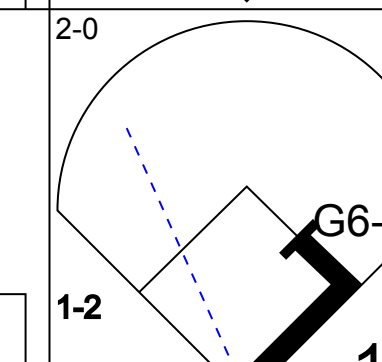
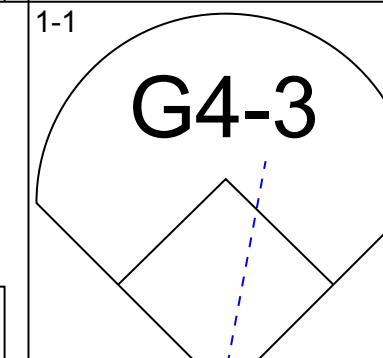
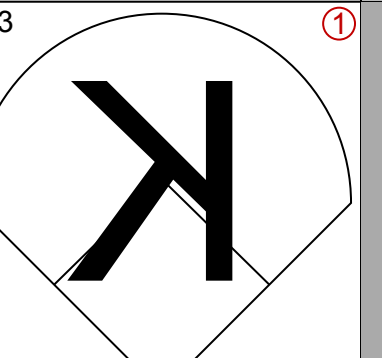
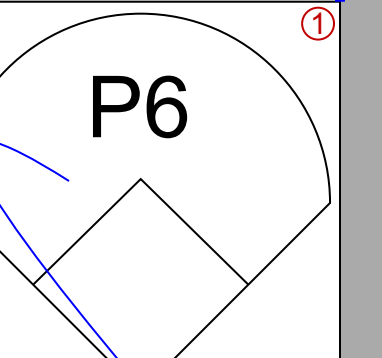
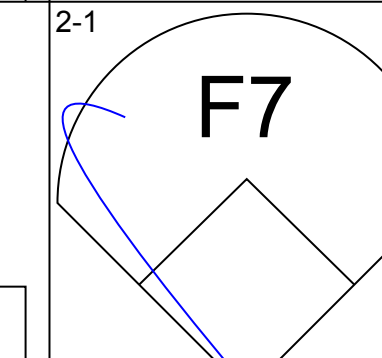
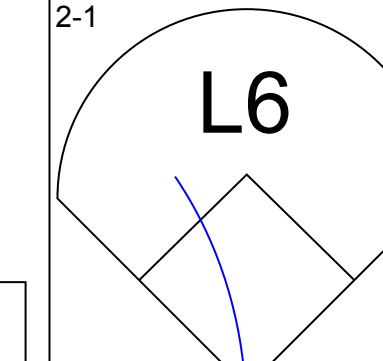
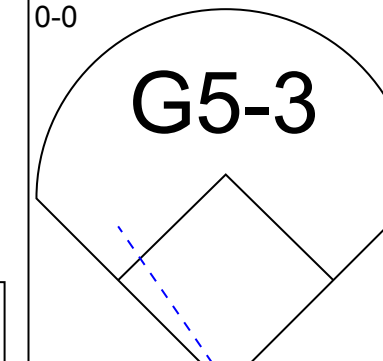
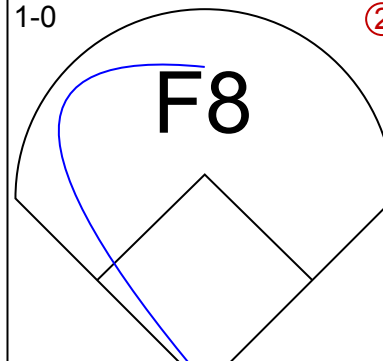
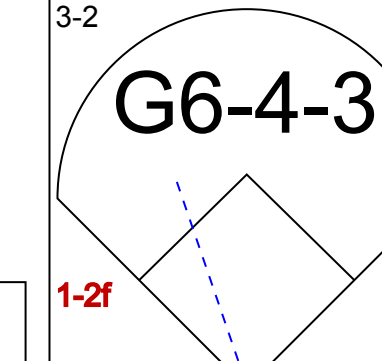
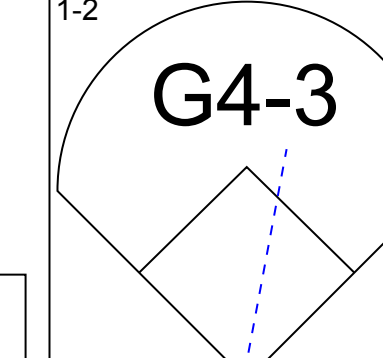
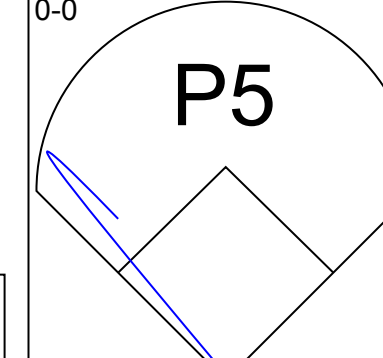
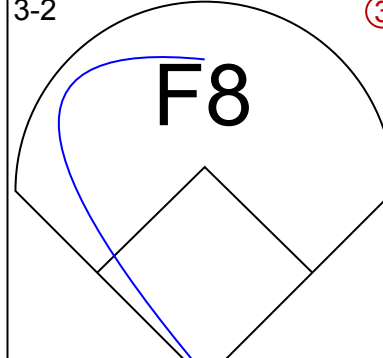
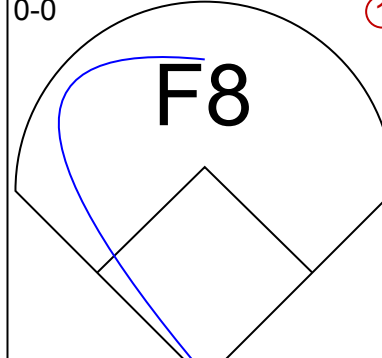
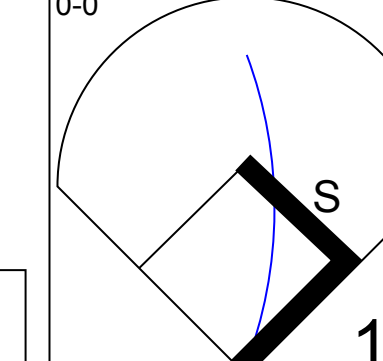
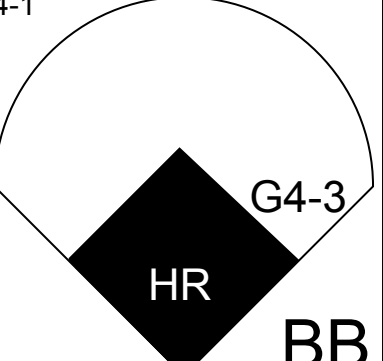
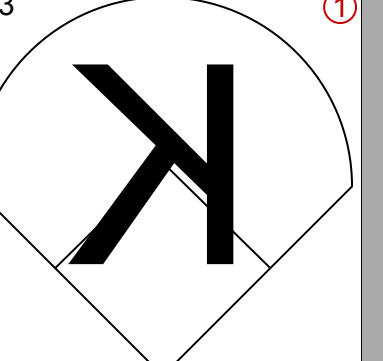
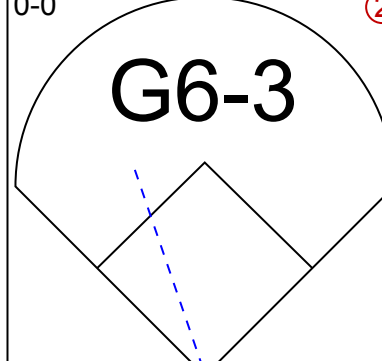
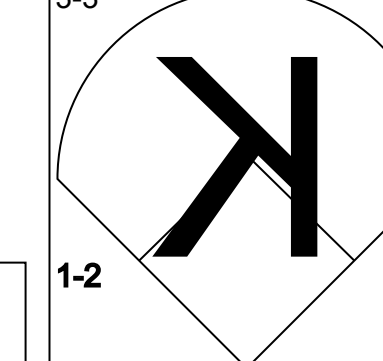
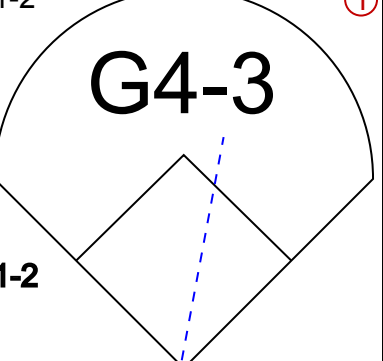
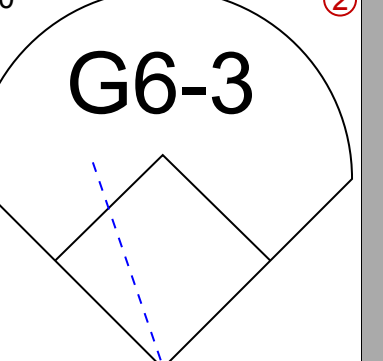
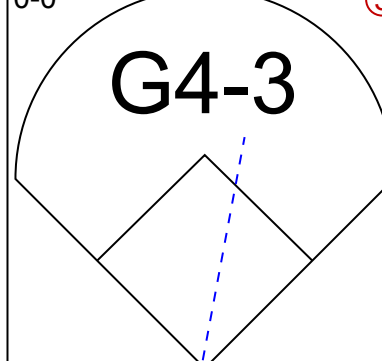
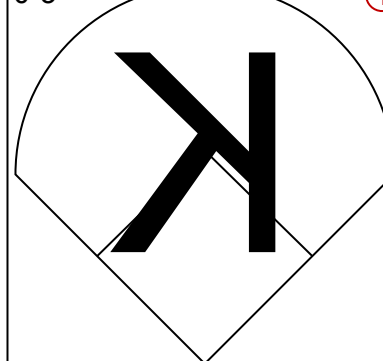
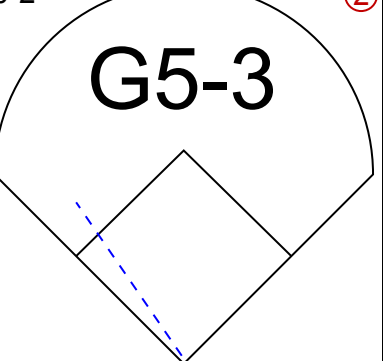
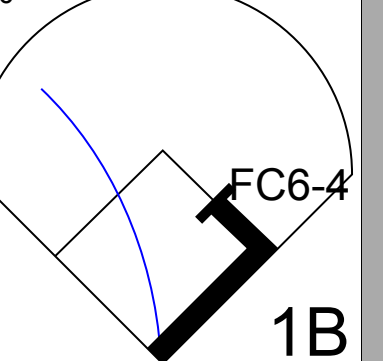
Batter	1	2	3	4	5	6	7	8	9	AB	R	H	RBI	BB	SO	LOB	BOTTOM
<b>Chad Curtis</b> , R (1, 8) OBP: 0.357, SLG: 0.379										3	1	0	1	1	2	0	<b>Minnesota Twins @ Detroit Tigers</b> Tiger Stadium, Detroit, MI Tue May 23 1995, 7:05 PM EDT Att: 8,042 - Unknown - 81 F
<b>Chris Gomez</b> , R (1, 4) OBP: 0.278, SLG: 0.417										4	1	1	1	0	1	0	
<b>Alan Trammell</b> , R (1, 6) OBP: 0.440, SLG: 0.375										3	0	2	2	0	0	0	
<b>Cecil Fielder</b> , R (1, 10) OBP: 0.318, SLG: 0.506										2	0	1	0	1	1	1	
<b>Travis Fryman</b> , R (1, 5) OBP: 0.311, SLG: 0.278										3	0	0	1	0	0	4	
<b>Juan Samuel</b> , R (1, 3) OBP: 0.346, SLG: 0.409										2	1	1	0	0	0	1	
<b>Franklin Stubbs</b> , L (5, FH) OBP: 0.514, SLG: 0.500										1	0	0	0	0	0	2	
<b>Danny Bautista</b> , R (1, 9) OBP: 0.349, SLG: 0.385										3	1	1	1	0	2	2	
<b>Todd Stevenson</b> , R (1, 7) OBP: 0.350, SLG: 0.250										3	1	1	0	0	1	0	
<b>John Flaherty</b> , R (1, 2) OBP: 0.368, SLG: 0.500										3	1	1	0	0	0	0	
<b>Inning Stats</b>	R: 0 E: 0 K: 2 S: 9	H: 0 LOB: 0 BB: 0 P: 16	R: 0 E: 0 K: 1 S: 11	H: 1 LOB: 0 BB: 0 P: 16	R: 0 E: 0 K: 1 S: 7	H: 0 LOB: 0 BB: 0 P: 12	R: 0 E: 0 K: 1 S: 11	H: 1 LOB: 1 BB: 0 P: 17	R: 5 E: 0 K: 1 S: 22	H: 5 LOB: 2 BB: 2 P: 44	R: 1 E: 0 K: 1 S: 11	H: 1 LOB: 0 BB: 0 P: 17	R: 0 E: 0 K: 0 S: 2	H: 0 LOB: 0 BB: 0 P: 5			
<b>PITCHER</b> <b>Eddie Guardado</b> , L (1, 1) ERA: 4.71	IP: 4.1 WLS: L BF: 21 H: 7 R: 5 ER: 5 SO: 6	BB: 1 IBB: 0 HBP: 0 BLK: 0	WP: 0 HR: 0 S: 53 P: 91	ERA: 10.38 WHIP: 1.846													
<b>Mo Sanford</b> , R (5, 1) ERA: 5.02	IP: 2.0 WLS: L BF: 8 H: 1 R: 1 ER: 1 SO: 1	BB: 1 IBB: 0 HBP: 0 BLK: 0	WP: 0 HR: 1 S: 20 P: 36	ERA: 4.50 WHIP: 1.000													

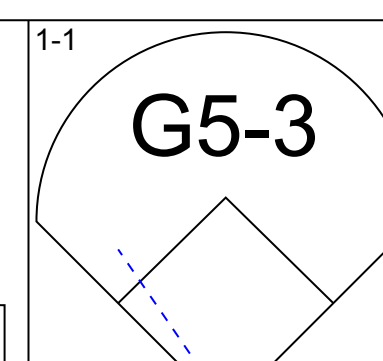
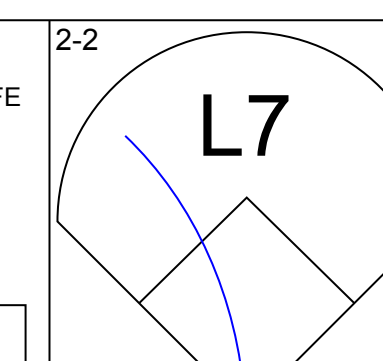
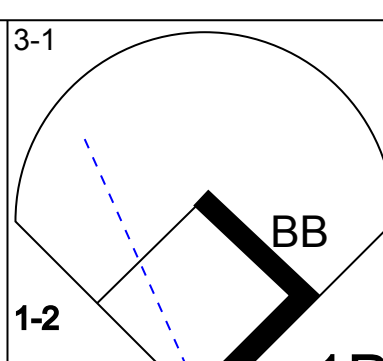
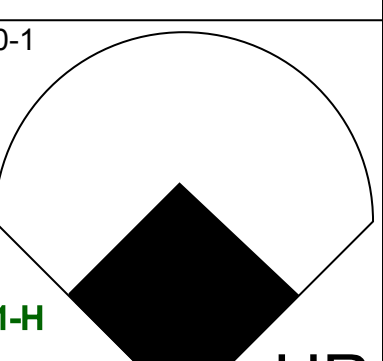
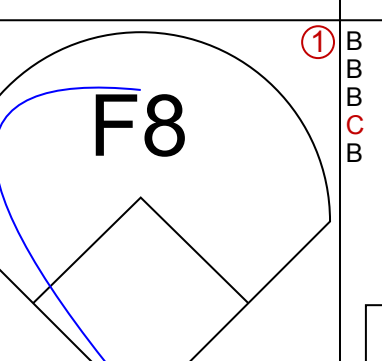
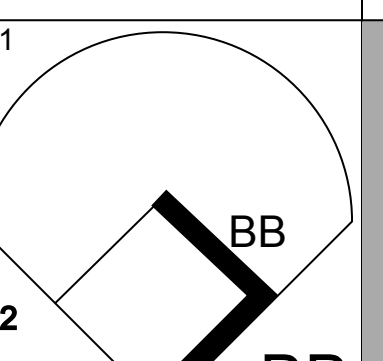
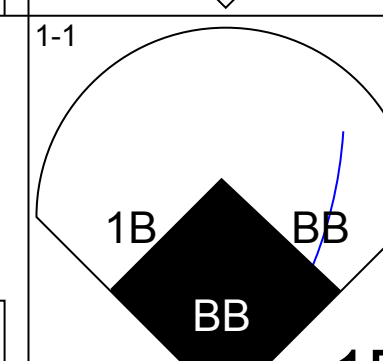
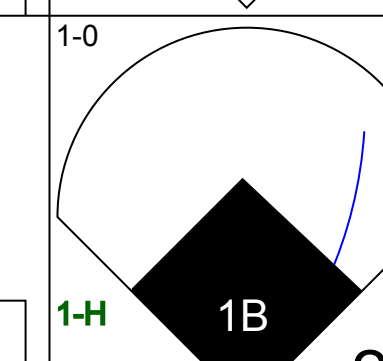
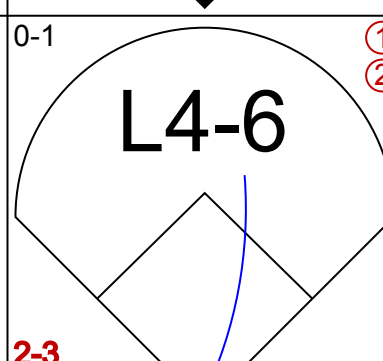
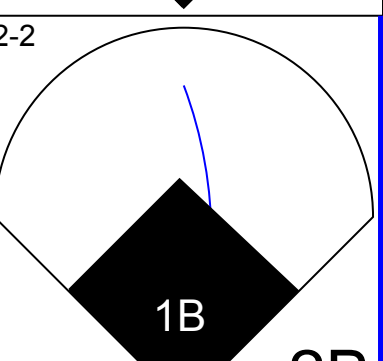
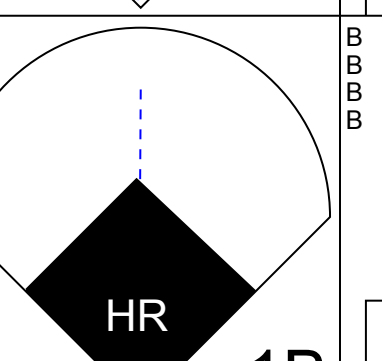
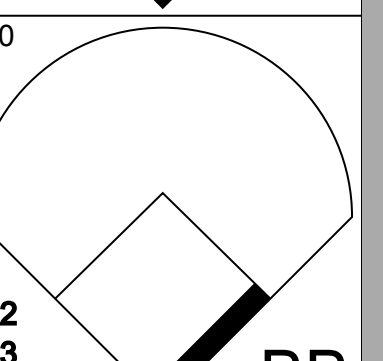
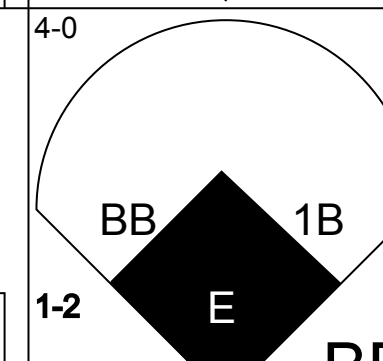
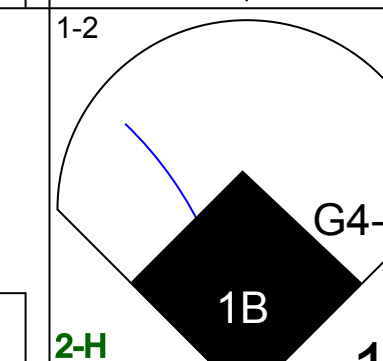
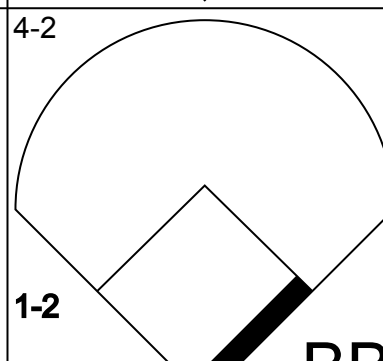
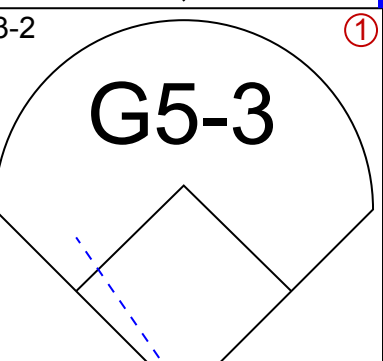
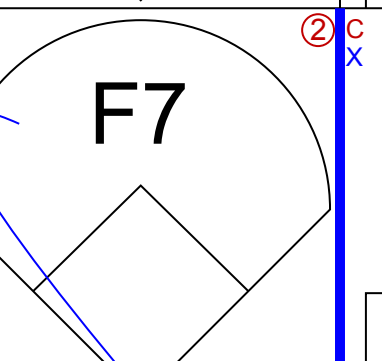
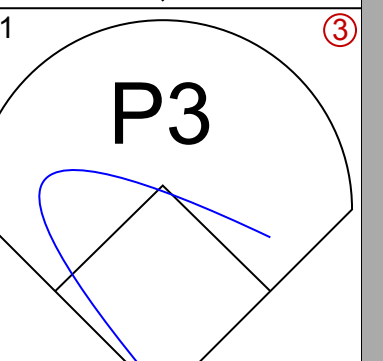
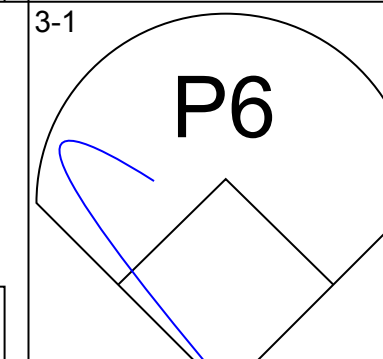
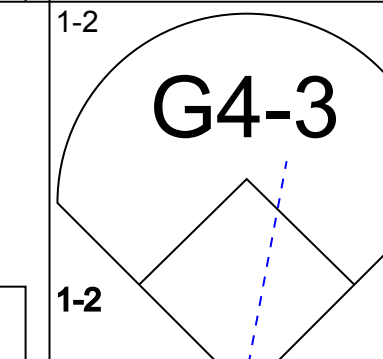
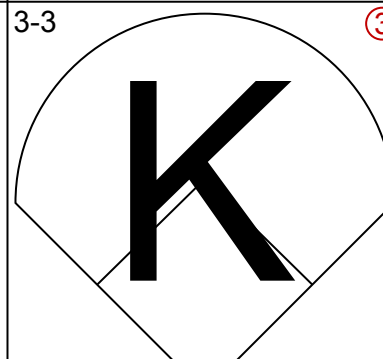
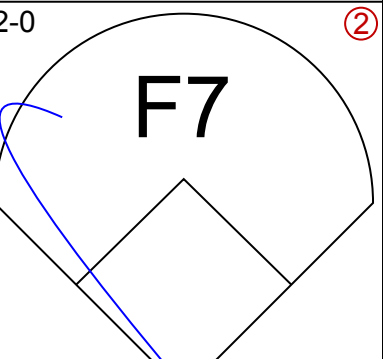
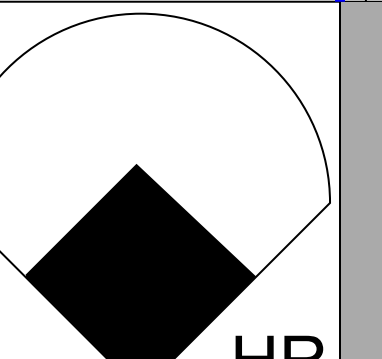
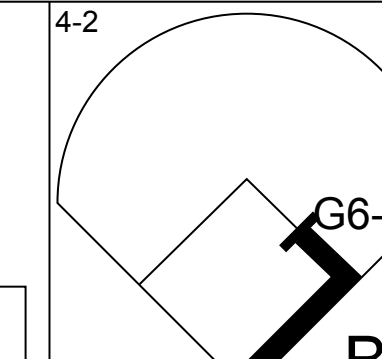
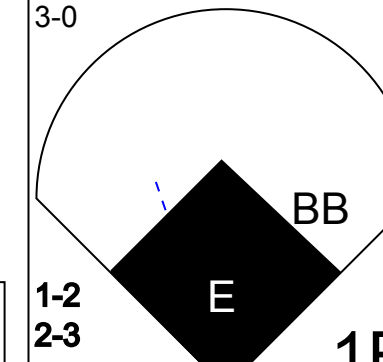
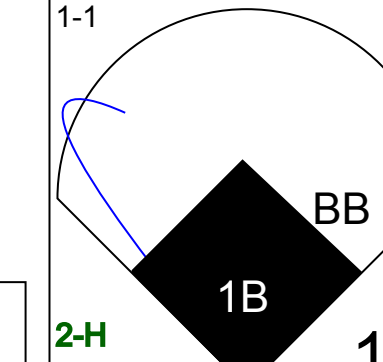
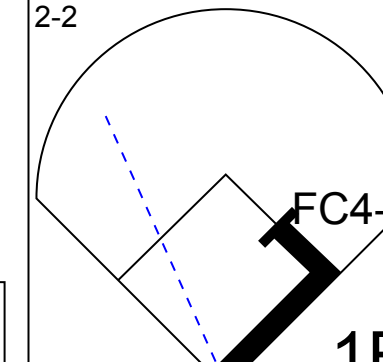
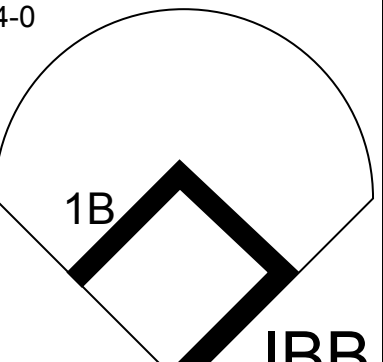
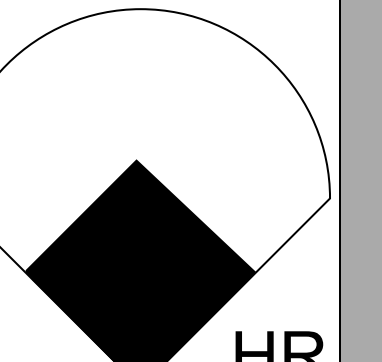
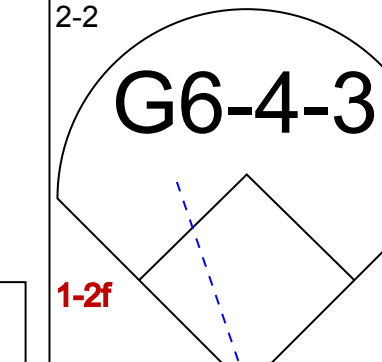
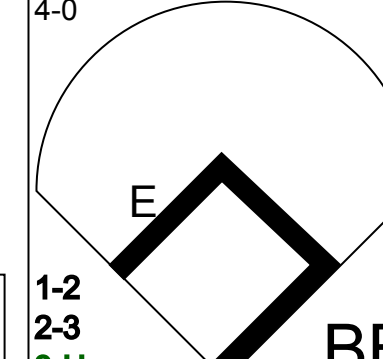
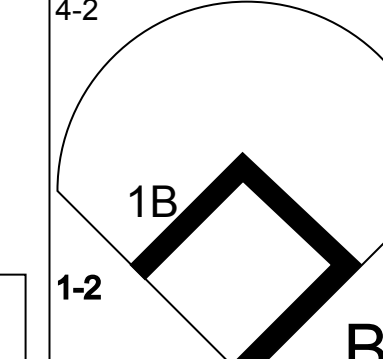
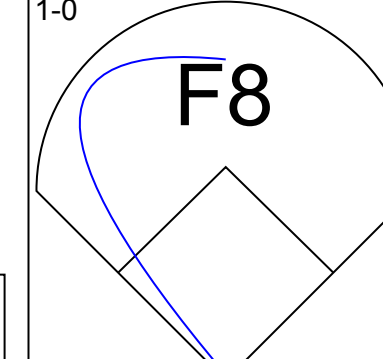
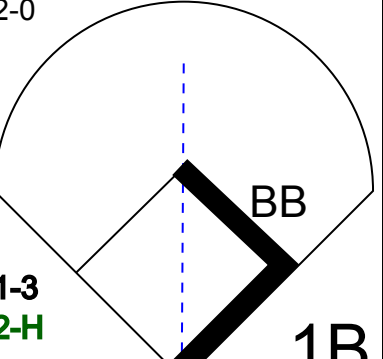
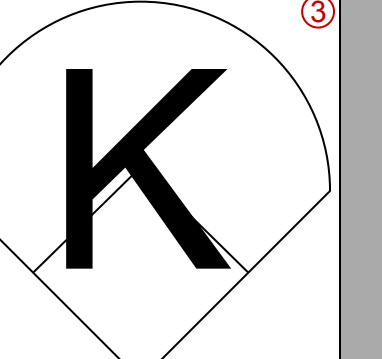
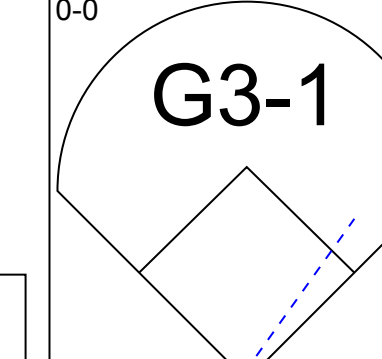
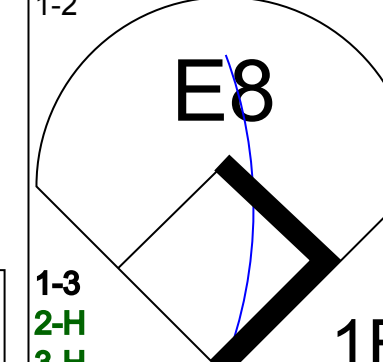
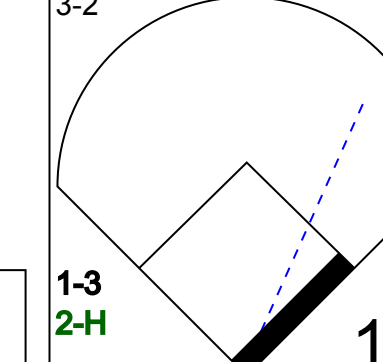
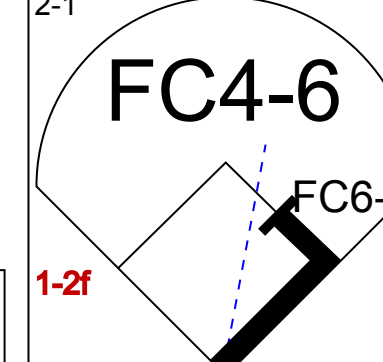
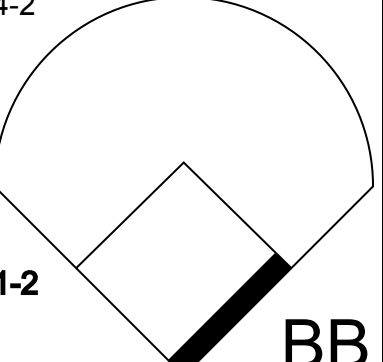
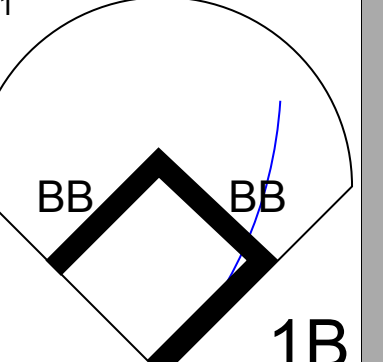
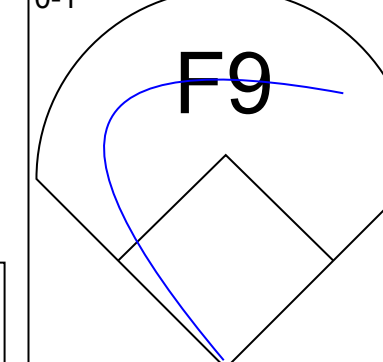
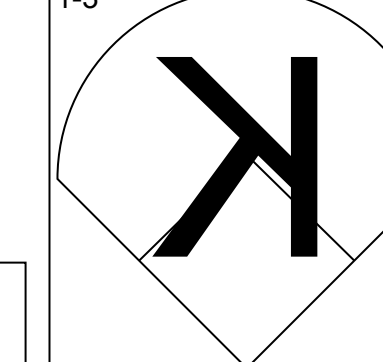
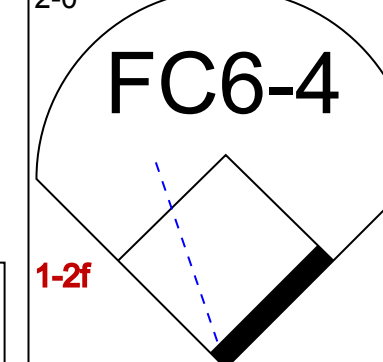
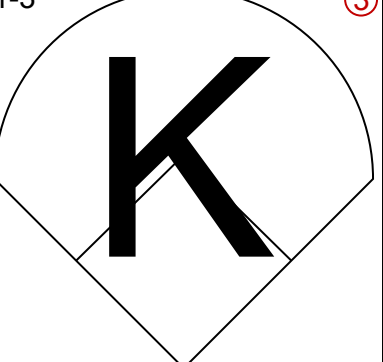
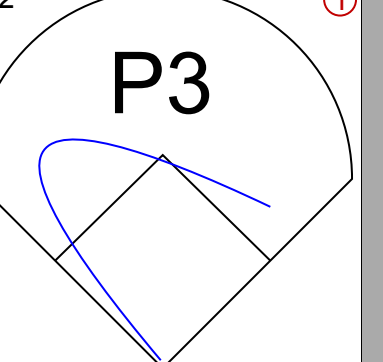
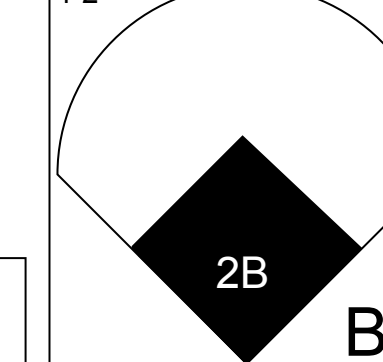
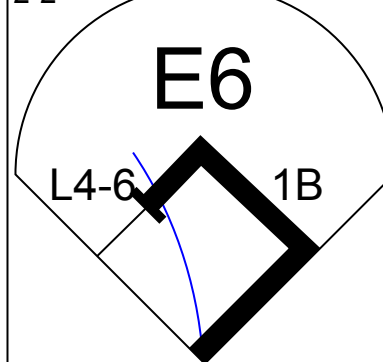
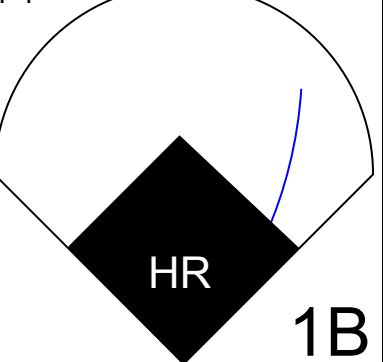
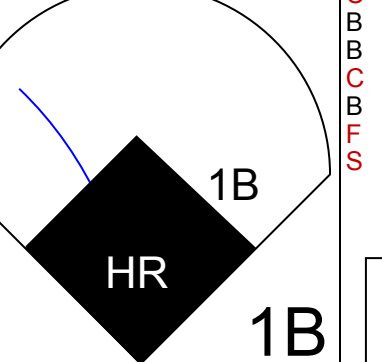

AB	27
R	6
H	8
RBI	6
BB	2
SO	7
LOB	10



1B:	6	SF:	0	WP:	0	PA:	29
2B:	1	SAC:	0	FB:	0		
3B:	0	DP:	0	SB:	0		
HR:	1	HBP:	0	CS:	0		



Batter	1	2	3	4	5	6	7	8	9	AB	R	H	RBI	BB	SO	LOB	TOP					
<b>Chuck Knoblauch, R</b> (1, 4) OBP: 0.357, SLG: 0.354 <b>Jeff Reboulet, R</b> (6, 4) OBP: 0.262, SLG: 0.350										2	1	0	0	1	1	0	Minnesota Twins @ Detroit Tigers Tiger Stadium, Detroit, MI Wed May 24 1995, 7:05 PM EDT Att: 8,608 - Unknown - 58 F					
<b>Alex Cole, L</b> (1, 8) OBP: 0.429, SLG: 0.484										3	1	2	3	0	0							
<b>Kirby Puckett, R</b> (1, 9) OBP: 0.330, SLG: 0.380 <b>Dave McCarty, R</b> (6, 9) OBP: 0.292, SLG: 0.310										2	0	0	0	1	0							
<b>Kevin Maas, L</b> (1, 3) OBP: 0.296, SLG: 0.375											4	0	0	0	1	3						
<b>Pedro Munoz, R</b> (1, 10) OBP: 0.328, SLG: 0.567										4	0	0	0	0	2							
<b>Matt Merullo, L</b> (1, 2) OBP: 0.302, SLG: 0.277											4	0	0	0	0							
<b>Marty Cordova, R</b> (1, 7) OBP: 0.355, SLG: 0.598											3	1	1	0	1							
<b>Scott Stahoviak, L</b> (1, 5) OBP: 0.326, SLG: 0.286											4	0	0	0	1							
<b>Pat Meares, R</b> (1, 6) OBP: 0.342, SLG: 0.486											3	0	1	0	1							
<b>Inning Stats</b>	R: 0 H: 0 E: 0 K: 1 S: 7	H: 0 LOB: 1 BB: 1 P: 15	R: 0 H: 1 E: 0 K: 1 S: 12	H: 1 LOB: 1 BB: 0 P: 18	R: 0 H: 1 E: 0 K: 1 S: 7	H: 1 LOB: 1 BB: 0 P: 9	R: 0 H: 0 E: 0 K: 1 S: 5	H: 0 LOB: 0 BB: 0 P: 5	R: 3 H: 1 E: 0 K: 0 S: 14	H: 1 LOB: 0 BB: 2 P: 26	R: 0 H: 0 E: 0 K: 0 S: 7	H: 0 LOB: 0 BB: 0 P: 13	R: 0 H: 1 E: 0 K: 1 S: 9	H: 1 LOB: 1 BB: 0 P: 13	R: 0 H: 1 E: 0 K: 0 S: 9	H: 1 LOB: 1 BB: 0 P: 17		R: 0 H: 0 E: 0 K: 0 S: 3	H: 0 LOB: 0 BB: 0 P: 3	1B: 4 2B: 0 3B: 0 HR: 1	SF: 0 SAC: 0 DP: 1 HBP: 1	WP: 0 PB: 0 SB: 1 CS: 0
<b>PITCHER</b>	IP WLS BF H R ER SO BB IBB HBP BLK WP HR S P ERA WHIP	IP WLS BF H R ER SO BB IBB HBP BLK WP HR S P ERA WHIP																				
<b>Mike Moore, R</b> (1, 1) ERA: 4.22	7.0	W	28	4	3	0	5	3	0	0	0	0	0	0	0	0	0	1	61	99	0.00	1.000
<b>Buddy Groom, L</b> (8, 1) ERA: 5.14	1.0		4	1	0	0	0	0	0	1	0	0	0	0	0	0	0	0	9	17	0.00	1.000
<b>Joe Boever, R</b> (9, 1) ERA: 4.32	1.0		3	0	0	0	0	0	0	0	0	0	0	0	0	0	0	0	3	3	0.00	0.000

Batter	1	2	3	4	5	6	7	8	9	AB	R	H	RBI	BB	SO	LOB	BOTTOM					
<b>Chad Curtis, R</b> (1, 8) OBP: 0.364, SLG: 0.410										5	1	2	2	1	0	2	Minnesota Twins @ Detroit Tigers Tiger Stadium, Detroit, MI Wed May 24 1995, 7:05 PM EDT Att: 8,608 - Unknown - 58 F					
<b>Lou Whitaker, L</b> (1, 4) OBP: 0.378, SLG: 0.429 <b>Scott Fletcher, R</b> (5, FR) OBP: 0.269, SLG: 0.255										4	2	3	1	0	0							
<b>Alan Trammell, R</b> (1, 6) OBP: 0.455, SLG: 0.372 <b>Chris Gomez, R</b> (7, PH) OBP: 0.275, SLG: 0.410										3	2	1	1	2	0							
<b>Kirk Gibson, L</b> (1, 10) OBP: 0.432, SLG: 0.594 <b>Rudy Pemberton, R</b> (8, PH) OBP: 0.344, SLG: 0.467										5	1	1	3	0	1							
<b>Travis Fryman, R</b> (1, 5) OBP: 0.339, SLG: 0.337										5	3	4	2	1	0							
<b>Franklin Stubbs, L</b> (1, 3) OBP: 0.512, SLG: 0.469										4	0	1	2	2	1							
<b>Bobby Higginson, L</b> (1, 7) OBP: 0.344, SLG: 0.468										4	0	3	3	1	0							
<b>Danny Bautista, R</b> (1, 9) OBP: 0.313, SLG: 0.341										5	0	0	0	0	2							
<b>John Flaherty, R</b> (1, 2) OBP: 0.387, SLG: 0.500										4	3	2	0	1	1							
<b>Inning Stats</b>	R: 3 H: 3 E: 1 K: 0 S: 12	H: 3 LOB: 2 BB: 2 P: 29	R: 4 H: 4 E: 0 K: 1 S: 24	H: 4 LOB: 2 BB: 2 P: 42	R: 0 H: 1 E: 1 K: 1 S: 14	H: 1 LOB: 1 BB: 1 P: 26	R: 0 H: 1 E: 0 K: 0 S: 8	H: 1 LOB: 1 BB: 0 P: 15	R: 3 H: 4 E: 0 K: 1 S: 18	H: 4 LOB: 3 BB: 2 P: 37	R: 4 H: 4 E: 0 K: 1 S: 19	H: 4 LOB: 0 BB: 0 P: 31	R: 0 H: 1 E: 0 K: 1 S: 12	H: 1 LOB: 3 BB: 2 P: 24	R: 0 H: 0 E: 0 K: 0 S: 6	H: 0 LOB: 0 BB: 1 P: 12		1B: 13 2B: 3 3B: 0 HR: 3	SF: 0 SAC: 0 DP: 2 HBP: 0	WP: 0 PB: 0 SB: 0 CS: 0	PA: 51	
<b>PITCHER</b>	IP WLS BF H R ER SO BB IBB HBP BLK WP HR S P ERA WHIP	IP WLS BF H R ER SO BB IBB HBP BLK WP HR S P ERA WHIP																				
<b>Brad Radke, R</b> (1, 1) ERA: 7.54	1.2	L	14	6	7	7	0	3	0	0	0	0	0	0	0	0	0	1	45	90	9.00	3.333
<b>Rich Robertson, L</b> (2, 1) ERA: 9.0	3.0		20	7	3	3	2	3	1	0	0	0	0	0	0	0	0	2	22	35	27.00	3.000
<b>Erik Schullstrom, R</b> (5, 1) ERA: 12.0	1.1		8	4	4	4	2	0	0	0	0	0	0	0	0	0	0	0	18	36	0.00	2.000
<b>Pat Mahomes, R</b> (7, 1) ERA: 12.79	2.0		9	1	0	0	1	3	0	0	0	0	0	0	0	0	0	0	18	36	0.00	2.000







Batter	1	2	3	4	5	6	7	8	9	AB	R	H	RBI	BB	SO	LOB	TOP					
Lance Johnson, L OBP: 0.300, SLG: 0.292	G4-3 2B	FC6-4		G2-3		E SF9 1B		K		4	2	2	0	0	0	3	Chicago White Sox @ Detroit Tigers Tiger Stadium, Detroit, MI Fri May 26 1995, 7:05 PM EDT Att: 15,551 - Unknown - 72 F					
Dave Martinez, L OBP: 0.313, SLG: 0.345										0	0	0	0	0	0	0						
Norberto Martin, R OBP: 0.160, SLG: 0.130										1	0	0	0	0	1	0						
Warren Newson, L OBP: 0.512, SLG: 0.633										0	0	0	0	0	0	0						
Tim Raines, S OBP: 0.384, SLG: 0.571	G4-3 1B	F7		E3 1B		E7 1B		HR		5	1	2	1	0	0	2						
Frank Thomas, R OBP: 0.513, SLG: 0.609										2	1	2	0	2	0	0						
John Kruk, L OBP: 0.438, SLG: 0.364										3	0	1	3	1	0	2						
Robin Ventura, L OBP: 0.384, SLG: 0.467										5	0	0	0	0	1	8						
Mike Devereaux, R OBP: 0.373, SLG: 0.432										5	0	0	0	0	1	2						
Ray Durham, S OBP: 0.367, SLG: 0.356										4	1	2	0	1	1	0						
Michael LaValliere, L OBP: 0.300, SLG: 0.278										1	0	1	1	0	0	0						
Ron Karkovics, R OBP: 0.290, SLG: 0.361										4	1	1	0	0	2	2						
Ozzie Guillen, L OBP: 0.319, SLG: 0.357										4	1	1	0	0	0	2						
<b>Inning Stats</b>	R: 2 E: 0 K: 0 S: 8	H: 2 LOB: 1 BB: 1 P: 17	R: 1 E: 0 K: 0 S: 8	H: 2 LOB: 1 BB: 0 P: 14	R: 0 E: 0 K: 0 S: 8	H: 1 LOB: 1 BB: 0 P: 15	R: 2 E: 1 K: 1 S: 18	H: 3 LOB: 3 BB: 1 P: 32	R: 0 E: 0 K: 1 S: 9	H: 0 LOB: 0 BB: 0 P: 15	R: 1 E: 1 K: 1 S: 8	H: 2 LOB: 2 BB: 1 P: 18	R: 0 E: 0 K: 2 S: 10	H: 0 LOB: 1 BB: 1 P: 18	R: 1 E: 0 K: 1 S: 11	H: 1 LOB: 1 BB: 0 P: 23	R: 0 E: 1 K: 0 S: 8	H: 1 LOB: 0 BB: 0 P: 12	1B: 10 2B: 1 3B: 0 HR: 1	SF: 1 SAC: 0 DP: 1 HBP: 1	WP: 0 PB: 0 SB: 2 CS: 1	PA: 44
<b>PITCHER</b>	IP WLS BF H R ER SO BB IBB HBP BLK WP HR S P ERA WHIP	IP WLS BF H R ER SO BB IBB HBP BLK WP HR S P ERA WHIP	IP WLS BF H R ER SO BB IBB HBP BLK WP HR S P ERA WHIP	IP WLS BF H R ER SO BB IBB HBP BLK WP HR S P ERA WHIP	IP WLS BF H R ER SO BB IBB HBP BLK WP HR S P ERA WHIP	IP WLS BF H R ER SO BB IBB HBP BLK WP HR S P ERA WHIP	IP WLS BF H R ER SO BB IBB HBP BLK WP HR S P ERA WHIP	IP WLS BF H R ER SO BB IBB HBP BLK WP HR S P ERA WHIP	IP WLS BF H R ER SO BB IBB HBP BLK WP HR S P ERA WHIP	IP WLS BF H R ER SO BB IBB HBP BLK WP HR S P ERA WHIP	IP WLS BF H R ER SO BB IBB HBP BLK WP HR S P ERA WHIP	IP WLS BF H R ER SO BB IBB HBP BLK WP HR S P ERA WHIP	IP WLS BF H R ER SO BB IBB HBP BLK WP HR S P ERA WHIP	IP WLS BF H R ER SO BB IBB HBP BLK WP HR S P ERA WHIP	IP WLS BF H R ER SO BB IBB HBP BLK WP HR S P ERA WHIP	IP WLS BF H R ER SO BB IBB HBP BLK WP HR S P ERA WHIP	IP WLS BF H R ER SO BB IBB HBP BLK WP HR S P ERA WHIP					
Sean Bergman, R ERA: 5.34	3.2	21	8	5	3	1	0	1	0	0	0	0	0	0	0	0	7.36	2.182				
Buddy Groom, L ERA: 5.96	3.2	17	3	2	2	5	2	1	0	0	0	1	34	68	4.91	1.364						
Brian Maxcy, R ERA:	1.2	W	6	1	0	0	0	0	0	1	0	0	0	13	24	0.00	0.600					

AB	38
R	7
H	12
RBI	5
BB	4
SO	6
LOB	21



Batter	1	2	3	4	5	6	7	8	9	AB	R	H	RBI	BB	SO	LOB	BOTTOM					
Chad Curtis, R OBP: 0.354, SLG: 0.389	G5-3		F8	F8				L7		5	0	1	1	0	0	1	Chicago White Sox @ Detroit Tigers Tiger Stadium, Detroit, MI Fri May 26 1995, 7:05 PM EDT Att: 15,551 - Unknown - 72 F					
Scott Fletcher, R OBP: 0.298, SLG: 0.275										4	1	2	0	1	0	0						
Alan Trammell, R OBP: 0.433, SLG: 0.354										4	1	1	0	0	1	3						
Lou Whitaker, L OBP: 0.333, SLG: 0.375										1	0	0	0	0	1	0						
Cecil Fielder, R OBP: 0.327, SLG: 0.500										4	1	2	2	1	1	0						
Chris Gomez, R OBP: 0.276, SLG: 0.320										0	1	0	0	0	0	0						
Travis Fryman, R OBP: 0.331, SLG: 0.320										4	0	1	1	1	1	2						
Juan Samuel, R OBP: 0.387, SLG: 0.556										4	1	3	2	0	0	1						
Kirk Gibson, L OBP: 0.430, SLG: 0.667										1	1	1	2	0	0	0						
Danny Bautista, R OBP: 0.327, SLG: 0.340										2	0	0	0	1	0	1						
Franklin Stubbs, L OBP: 0.479, SLG: 0.432										1	0	0	0	0	0	2						
Todd Stevenson, R OBP: 0.333, SLG: 0.235										1	0	0	0	0	0	0						
Bobby Higginson, L OBP: 0.344, SLG: 0.452										2	1	0	0	1	1	5						
John Flaherty, R OBP: 0.379, SLG: 0.475										3	1	0	0	1	2	1						
<b>Inning Stats</b>	R: 0 E: 0 K: 0 S: 5	H: 1 LOB: 0 BB: 0 P: 9	R: 0 E: 0 K: 0 S: 8	H: 1 LOB: 1 BB: 0 P: 12	R: 4 E: 0 K: 0 S: 21	H: 5 LOB: 3 BB: 2 P: 41	R: 0 E: 0 K: 1 S: 8	H: 0 LOB: 0 BB: 0 P: 14	R: 0 E: 0 K: 1 S: 11	H: 0 LOB: 0 BB: 0 P: 19	R: 2 E: 0 K: 1 S: 22	H: 2 LOB: 2 BB: 2 P: 39	R: 0 E: 0 K: 2 S: 12	H: 1 LOB: 2 BB: 1 P: 22	R: 0 E: 0 K: 1 S: 10	H: 0 LOB: 0 BB: 0 P: 16	R: 2 E: 0 K: 2 S: 11	H: 1 LOB: 1 BB: 1 P: 17	1B: 9 2B: 0 3B: 0 HR: 2	SF: 0 SAC: 0 DP: 1 HBP: 0	WP: 1 PB: 0 SB: 1 CS: 0	PA: 42
<b>PITCHER</b>	IP WLS BF H R ER SO BB IBB HBP BLK WP HR S P ERA WHIP	IP WLS BF H R ER SO BB IBB HBP BLK WP HR S P ERA WHIP	IP WLS BF H R ER SO BB IBB HBP BLK WP HR S P ERA WHIP	IP WLS BF H R ER SO BB IBB HBP BLK WP HR S P ERA WHIP	IP WLS BF H R ER SO BB IBB HBP BLK WP HR S P ERA WHIP	IP WLS BF H R ER SO BB IBB HBP BLK WP HR S P ERA WHIP	IP WLS BF H R ER SO BB IBB HBP BLK WP HR S P ERA WHIP	IP WLS BF H R ER SO BB IBB HBP BLK WP HR S P ERA WHIP	IP WLS BF H R ER SO BB IBB HBP BLK WP HR S P ERA WHIP	IP WLS BF H R ER SO BB IBB HBP BLK WP HR S P ERA WHIP	IP WLS BF H R ER SO BB IBB HBP BLK WP HR S P ERA WHIP	IP WLS BF H R ER SO BB IBB HBP BLK WP HR S P ERA WHIP	IP WLS BF H R ER SO BB IBB HBP BLK WP HR S P ERA WHIP	IP WLS BF H R ER SO BB IBB HBP BLK WP HR S P ERA WHIP	IP WLS BF H R ER SO BB IBB HBP BLK WP HR S P ERA WHIP	IP WLS BF H R ER SO BB IBB HBP BLK WP HR S P ERA WHIP						
Jim Abbott, L ERA: 4.56	3.0	14	2	2	2	2	3	0	0	0	0	0	0	0	0	0	6.00	1.667				
Kirk McCaskill, R ERA: 4.91	0.2	4	1	0	0	1	1	0	0	0	0	0	11	21	0.00	3.000						
Tim Fortugno, L ERA: 2.4	1.2	5	0	0	0	2	0	0	0	0	1	0	15	24	0.00	0.000						
Roberto Hernandez, R ERA: 3.86	0.2	L	4	1	2	2	1	0	0	0	0	1	11	17	27.00	3.000						





Batter	1	2	3	4	5	6	7	8	9	AB	R	H	RBI	BB	SO	LOB	TOP					
<b>Dave Martinez, L</b> (1, 8) OBP: 0.278, SLG: 0.303	G4-3		P4		K		G4-3		CS	4	0	0	0	0	1	0	<b>Chicago White Sox @ Detroit Tigers</b> Tiger Stadium, Detroit, MI Sat May 27 1995, 3:33 AM EDT Att: 14,425 - Cloudy - 68 F					
<b>Tim Raines, S</b> (1, 7) OBP: 0.350, SLG: 0.547	K		G4-3		G4-3		G1-3			4	0	0	0	0	1	0						
<b>Frank Thomas, R</b> (1, 3) OBP: 0.512, SLG: 0.596	BB			1B BB		G5-3		F9		2	0	0	0	2	0	0						
<b>John Kruk, L</b> (1, 10) OBP: 0.400, SLG: 0.333	K			K		K		1B		4	0	1	0	0	3	2						
<b>Robin Ventura, L</b> (1, 5) OBP: 0.388, SLG: 0.463		K		FC6-4 1B		1B BB		F8		3	0	1	0	1	1	1						
<b>Warren Newson, L</b> (1, 9) OBP: 0.511, SLG: 0.606 <b>Mike Devereaux, R</b> (8, 9) OBP: 0.373, SLG: 0.432	1B			K		1B BB		G1-3		3	0	1	0	1	1	3						
<b>Ray Durham, S</b> (1, 4) OBP: 0.363, SLG: 0.352	1B			FC6-4		1B BB				4	0	1	0	0	0	3						
<b>Ron Karkovice, R</b> (1, 2) OBP: 0.288, SLG: 0.400	G1-3					G5-3		G6-3		4	1	1	1	0	0	4						
<b>Ozzie Guillen, L</b> (1, 6) OBP: 0.316, SLG: 0.351			F8		G4-3			F9		4	0	1	0	0	0	0						
<b>Inning Stats</b>	R: 0 E: 0 K: 2 S: 14	H: 0 LOB: 1 BB: 1 P: 24	R: 0 E: 0 K: 1 S: 10	H: 1 LOB: 1 BB: 0 P: 12	R: 0 E: 0 K: 0 S: 6	H: 0 LOB: 0 BB: 0 P: 9	R: 0 E: 0 K: 2 S: 11	H: 1 LOB: 2 BB: 1 P: 21	R: 1 E: 0 K: 1 S: 10	H: 1 LOB: 0 BB: 0 P: 13	R: 0 E: 0 K: 0 S: 16	H: 1 LOB: 3 BB: 2 P: 33	R: 0 E: 0 K: 0 S: 8	H: 0 LOB: 0 BB: 0 P: 15	R: 0 E: 0 K: 0 S: 10	H: 1 LOB: 1 BB: 0 P: 13		R: 0 E: 0 K: 0 S: 7	H: 1 LOB: 0 BB: 0 P: 10	1B: 5 2B: 0 3B: 0 HR: 1	SF: 0 SAC: 0 DP: 0 HBP: 0	WP: 0 PB: 0 SB: 0 CS: 1
<b>PITCHER</b>	IP	WLS	BF	H	R	ER	SO	BB	IBB	HBP	BLK	WP	HR	S	P	ERA	WHIP					
<b>Felipe Lira, R</b> (1, 1) ERA: 3.15	5.0	L	20	3	1	1	6	2	0	0	0	0	1	51	79	1.80	1.000					
<b>Brian Bohannon, L</b> (6, 1) ERA: 5.02	0.2		5	1	0	0	1	2	0	0	0	0	0	13	27	0.00	4.500					
<b>Brian Maxcy, R</b> (6, 1) ERA:	0.1		1	0	0	0	0	0	0	0	0	0	0	3	6	0.00	0.000					
<b>Joe Boever, R</b> (7, 1) ERA: 4.09	3.0		10	2	0	0	0	0	0	0	0	0	0	25	38	0.00	0.667					

Batter	1	2	3	4	5	6	7	8	9	AB	R	H	RBI	BB	SO	LOB	BOTTOM					
<b>Chad Curtis, R</b> (1, 8) OBP: 0.351, SLG: 0.378	1B BB		G5-3		L8		G6-3			3	0	0	0	1	0	2	<b>Chicago White Sox @ Detroit Tigers</b> Tiger Stadium, Detroit, MI Sat May 27 1995, 3:33 AM EDT Att: 14,425 - Cloudy - 68 F					
<b>Lou Whitaker, L</b> (1, 4) OBP: 0.370, SLG: 0.381	1B		G6-3		IBB		IBB			2	0	1	0	2	0	0						
<b>Bobby Higginson, L</b> (1, 9) OBP: 0.330, SLG: 0.432	FC1-5-2		G6-3		G1-3		P6			4	0	0	0	0	0	6						
<b>Cecil Fielder, R</b> (1, 3) OBP: 0.325, SLG: 0.484	BB			P2		K		G1-3		3	0	0	0	1	1	0						
<b>Kirk Gibson, L</b> (1, 10) OBP: 0.410, SLG: 0.630	K			F7		L7		F9		4	0	0	0	0	1	3						
<b>Travis Fryman, R</b> (1, 5) OBP: 0.336, SLG: 0.321	F8			BB		1B		F8		3	0	1	0	1	0	3						
<b>Franklin Stubbs, L</b> (1, 7) OBP: 0.442, SLG: 0.390	G1-3			F8		F8		K		4	0	0	0	0	1	2						
<b>Chris Gomez, R</b> (1, 6) OBP: 0.293, SLG: 0.400 <b>Alan Trammell, R</b> (9, PH) OBP: 0.426, SLG: 0.347	K				PB 1B		G6-3 SH1-3 BB		G4-3	2	0	1	0	1	1	0						
<b>Ron Tingley, R</b> (1, 2) OBP: 0.344, SLG: 0.259 <b>Juan Samuel, R</b> (9, PH) OBP: 0.375, SLG: 0.536	G5-3				K		SH1-3		K	1	0	0	0	0	1	0						
<b>Inning Stats</b>	R: 0 E: 0 K: 1 S: 13	H: 1 LOB: 3 BB: 2 P: 28	R: 0 E: 0 K: 1 S: 7	H: 0 LOB: 0 BB: 0 P: 8	R: 0 E: 0 K: 0 S: 10	H: 0 LOB: 0 BB: 0 P: 15	R: 0 E: 0 K: 0 S: 11	H: 0 LOB: 1 BB: 1 P: 19	R: 0 E: 0 K: 1 S: 14	H: 1 LOB: 2 BB: 1 P: 26	R: 0 E: 0 K: 1 S: 10	H: 1 LOB: 1 BB: 0 P: 16	R: 0 E: 0 K: 0 S: 8	H: 0 LOB: 2 BB: 2 P: 16	R: 0 E: 0 K: 0 S: 6	H: 0 LOB: 0 BB: 0 P: 8		R: 0 E: 0 K: 2 S: 9	H: 0 LOB: 0 BB: 0 P: 17	1B: 3 2B: 0 3B: 0 HR: 0	SF: 0 SAC: 1 DP: 0 HBP: 0	WP: 0 PB: 1 SB: 0 CS: 0
<b>PITCHER</b>	IP	WLS	BF	H	R	ER	SO	BB	IBB	HBP	BLK	WP	HR	S	P	ERA	WHIP					
<b>Jason Bere, R</b> (1, 1) ERA: 5.0	8.0	W	33	3	0	0	4	4	2	0	0	0	0	79	136	0.00	0.875					
<b>Roberto Hernandez, R</b> (9, 1) ERA: 3.55	1.0	S	3	0	0	0	2	0	0	0	0	0	0	9	17	0.00	0.000					



Batter	1	2	3	4	5	6	7	8	9	AB	R	H	RBI	BB	SO	LOB	TOP								
Norberto Martin, R OBP: 0.143, SLG: 0.115 Warren Newson, L (5, PH) OBP: 0.521, SLG: 0.588	2-1 G5-3		2-2 E1 2B	0-0 G3	4-1 BB		3-3 K		4-2 BB	3	1	0	0	0	0	0									
Tim Raines, S OBP: 0.358, SLG: 0.550	3-2 1B		4-0 2B 1-2 G3 BB	2-0 G4-3	0-1 G3-1			1-0 BB FC6-5 2B	0-0 P6	5	2	2	0	1	0	4									
Frank Thomas, R OBP: 0.512, SLG: 0.628	2-2 F9		1-1 G3 1-3 2-H SF8 2B	3-2 G4-3		2-1 HR		4-0 FC6-5 BB IBB	1-0 G4-3	5	2	2	2	1	0	2									
John Kruk, L OBP: 0.400, SLG: 0.368	1-3 K		0-0 G3		0-0 1B FC6-4 2B	1-3 K		4-1 FC6-5 2B BB		4	2	1	1	1	2	2									
Robin Ventura, L OBP: 0.380, SLG: 0.455		2-3 K	2-2 SF8		2-0 FC6-4 1B	0-0 F8		2-2 P4		4	0	1	1	0	1	3									
Mike Devereaux, R OBP: 0.364, SLG: 0.430	0-0 1B SF9 2B		0-0 P3		0-0 FC6-4 2B SF9	0-0 G4-3		2-2 FC6-5 2B		5	3	1	2	0	0	3									
Ray Durham, S OBP: 0.383, SLG: 0.427	1-1 1B		2-2 HR		1-1 S 1-3 2B		0-0 G6-3	1-2 1-H 2-H 2B		5	1	4	3	0	0	0									
Ron Karkovics, R OBP: 0.295, SLG: 0.500	0-0 SF9		0-0 HR		2-1 SF9		1-1 HR	1-1 G5-3		3	2	2	4	0	0	1									
Craig Grebeck, R OBP: 0.412, SLG: 0.464 Ozzie Guillen, L (9, PH) OBP: 0.312, SLG: 0.347	1-1 G1-3		0-0 HR		0-0 HR BB		0-2 G4-3		3-2 G4-3	3	1	1	1	1	0	1									
Inning Stats	R: 0 E: 0 K: 1 S: 12	H: 1 LOB: 1 BB: 0 P: 20	R: 1 E: 0 K: 1 S: 9	H: 2 LOB: 1 BB: 0 P: 13	R: 3 E: 1 K: 0 S: 11	H: 1 LOB: 0 BB: 1 P: 20	R: 3 E: 0 K: 0 S: 11	H: 3 LOB: 0 BB: 0 P: 20	R: 2 E: 0 K: 0 S: 10	H: 3 LOB: 3 BB: 2 P: 21	R: 1 E: 0 K: 1 S: 8	H: 1 LOB: 0 BB: 0 P: 11	R: 1 E: 0 K: 1 S: 10	H: 1 LOB: 0 BB: 0 P: 14	R: 3 E: 0 K: 0 S: 13	H: 2 LOB: 1 BB: 2 P: 28	R: 0 E: 0 K: 0 S: 8	H: 0 LOB: 1 BB: 1 P: 16	1B: 3 2B: 6 3B: 0 HR: 5	SF: 3 SAC: 0 DP: 0 HBP: 0	WP: 0 PB: 0 SB: 1 CS: 0	PA: 48			
PITCHER	IP	WLS	BF	H	R	ER	SO	BB	IBB	HBP	BLK	WP	HR	S	P	ERA	WHIP								
David Wells, L (1, 1) ERA: 3.83	3.0		18	7	7	5	2	1	0	0	0	0	3	38	63	15.00	2.667								
John Doherty, R (4, 1) ERA: 7.5	3.2	L	18	5	4	4	1	2	0	0	0	0	2	30	50	9.82	1.909								
Buddy Groom, L (7, 1) ERA: 6.84	0.2		5	1	3	3	1	1	1	0	0	0	0	8	22	40.50	3.000								
Mike Henneman, R (8, 1) ERA: 0.84	1.2		7	1	0	0	0	1	0	0	0	0	0	16	28	0.00	1.200								

Chicago White Sox @ Detroit Tigers  
Tiger Stadium, Detroit, MI  
Sun May 28 1995, 3:33 AM EDT  
Att: 10,813 - Overcast - 69 F

AB 39  
R 14  
H 14  
RBI 14  
BB 6  
SO 4  
LOB 16



Batter	1	2	3	4	5	6	7	8	9	AB	R	H	RBI	BB	SO	LOB	BOTTOM								
Chad Curtis, R OBP: 0.364, SLG: 0.448	0-1 HR	2-1 HR	3-1 1B 2B		0-0 G3	2-0 HBP		0-0 F7		5	3	3	2	0	0	1									
Lou Whitaker, L OBP: 0.423, SLG: 0.478	4-0 1B HR BB	2-2 HR 1B	4-2 1B BB		0-0 G6-3 S 1B	1-1 F7		2-2 HR		4	3	3	2	2	0	3									
Alan Trammell, R OBP: 0.418, SLG: 0.345	2-2 1B HR	1-3 K	2-1 G6-4-3 1B		3-1 G6-3		2-2 G4-3	3-2 E6		6	1	2	1	0	1	2									
Cecil Fielder, R OBP: 0.333, SLG: 0.540 Scott Fletcher, R (8, PR) OBP: 0.296, SLG: 0.275	2-2 HR 1-H 2-H HR	3-2 HR	2-1 G6-4-3		2-3 K		1-1 L9	4-2 HBP		5	2	2	5	0	1	3									
Kirk Gibson, L OBP: 0.427, SLG: 0.722	1-1 S 1B	1-1 F6		2-1 HR		3-1 HR	1-0 BB 2B	1-1 F8		6	2	4	2	0	0	2									
Travis Fryman, R OBP: 0.344, SLG: 0.318	1-1 P6	0-0 E6 BB		2-2 L7		4-0 CS S BB	4-0 BB IBB		3-1 1B	4	0	1	0	2	0	1									
Bobby Higginson, L (1, 7) ERA: 12.89 Juan Samuel, R (7, PH) OBP: 0.394, SLG: 0.536 Todd Steversen, R (8, 7) OBP: 0.333, SLG: 0.235 Franklin Stubbs, L (9, PH) OBP: 0.434, SLG: 0.381	4-1 S BB	4-2 BB		1-3 K		3-3 K	4-1 BB		0-3 K	2	0	0	0	2	2	1									
Danny Bautista, R OBP: 0.311, SLG: 0.321	0-3 K	1-3 K		2-3 K		2-2 HBP BB 1B	0-3 K		0-3 K	6	0	1	0	0	5	8									
John Flaherty, R OBP: 0.375, SLG: 0.470	2-3 K		1-2 P2		1-1 G3 1B 2B		4-0 HBP BB	2-1 P4	1-2 P5	5	1	1	0	1	1	3									
Inning Stats	R: 4 E: 0 K: 2 S: 19	H: 4 LOB: 2 BB: 2 P: 35	R: 3 E: 1 K: 2 S: 21	H: 3 LOB: 2 BB: 1 P: 35	R: 1 E: 0 K: 0 S: 11	H: 2 LOB: 1 BB: 1 P: 23	R: 1 E: 0 K: 2 S: 11	H: 1 LOB: 0 BB: 0 P: 18	R: 1 E: 0 K: 1 S: 9	H: 2 LOB: 1 BB: 0 P: 15	R: 1 E: 0 K: 1 S: 13	H: 2 LOB: 3 BB: 2 P: 31	R: 0 E: 0 K: 1 S: 10	H: 1 LOB: 3 BB: 2 P: 22	R: 1 E: 1 K: 0 S: 15	H: 1 LOB: 2 BB: 0 P: 27	R: 0 E: 0 K: 2 S: 12	H: 1 LOB: 1 BB: 0 P: 16	1B: 7 2B: 4 3B: 0 HR: 7	SF: 0 SAC: 0 DP: 2 HBP: 2	WP: 0 PB: 0 SB: 5 CS: 1	PA: 54			
PITCHER	IP	WLS	BF	H	R	ER	SO	BB	IBB	HBP	BLK	WP	HR	S	P	ERA	WHIP								
James Baldwin, R (1, 1) ERA: 5.6	1.1		13	7	7	7	3	2	0	0	0	0	1	34	60	9.00	2.333								
Rob Dibble, R (5, 1) ERA: 12.27	1.1		8	2	1	1	2	2	0	1	0	0	1	16	38	6.75	3.000								
Scott Radinsky, L (6, 1) ERA: 6.75	2.0	W	10	2	1	1	1	1	1	0	0	0	1	18	35	4.50	1.500								
Roberto Hernandez, R (8, 1) ERA: 3.21	1.1	S	7	1	0	0	2	0	0	1	0	0	0	21	33	0.00	0.750								

Chicago White Sox @ Detroit Tigers  
Tiger Stadium, Detroit, MI  
Sun May 28 1995, 3:33 AM EDT  
Att: 10,813 - Overcast - 69 F

AB 44  
R 12  
H 17  
RBI 12  
BB 8  
SO 11  
LOB 25






Batter	1	2	3	4	5	6	7	8	9	AB	R	H	RBI	BB	SO	LOB	TOP										
Chad Curtis, R OBP: 0.359, SLG: 0.438 (1, 8)	G1-3		K				G6-3		P3	5	0	1	1	0	1	0											
Lou Whitaker, L OBP: 0.439, SLG: 0.500 (1, 4)	1B							F9	BB	4	0	2	0	1	0	1											
Alan Trammell, R OBP: 0.431, SLG: 0.333 (1, 6)	P4							FC3-6	BB	2	0	0	0	3	0	1											
Cecil Fielder, R OBP: 0.323, SLG: 0.519 (8, PR)	F7							FC3-6	BB	4	0	0	0	0	0	4											
Todd Stevers, R OBP: 0.333, SLG: 0.235 (8, 7)								WP	BB	0	0	0	0	0	0	0											
Juan Samuel, R OBP: 0.382, SLG: 0.517 (8, PH)								1-2		1	0	0	0	0	0	2											
Kirk Gibson, L OBP: 0.430, SLG: 0.707 (1, 10)	P3							WP	BB	3	0	1	0	1	0	2											
Travis Fryman, R OBP: 0.343, SLG: 0.307 (1, 5)	K							BB		4	0	0	0	0	4	5											
Franklin Stubbs, L OBP: 0.421, SLG: 0.370 (8, 3)	K							1-2	2-3	4	0	1	0	0	1	0											
Bobby Higginson, L OBP: 0.343, SLG: 0.436 (1, 9)								1B	HR	4	3	2	0	0	1	1											
John Flaherty, R OBP: 0.382, SLG: 0.514 (1, 2)	G5-3							1B	HR	4	1	2	3	0	0	1											
<b>Inning Stats</b>	R: 0 E: 0 K: 0 S: 5	H: 1 LOB: 1 BB: 0 P: 8	R: 0 E: 0 K: 2 S: 10	H: 0 LOB: 0 BB: 0 P: 14	R: 0 E: 0 K: 2 S: 9	H: 0 LOB: 0 BB: 0 P: 15	R: 0 E: 0 K: 1 S: 9	H: 1 LOB: 2 BB: 1 P: 16	R: 1 E: 0 K: 0 S: 14	H: 2 LOB: 1 BB: 0 P: 23	R: 0 E: 0 K: 1 S: 11	H: 1 LOB: 1 BB: 0 P: 16	R: 1 E: 0 K: 0 S: 9	H: 2 LOB: 0 BB: 0 P: 17	R: 0 E: 0 K: 1 S: 9	H: 0 LOB: 2 BB: 2 P: 18	R: 2 E: 0 K: 0 S: 18	H: 2 LOB: 2 BB: 2 P: 30	1B: 6 2B: 2 3B: 0 HR: 1	SF: 0 SAC: 0 DP: 0 HBP: 0	WP: 1 PB: 0 SB: 0 CS: 0	PA: 40					
<b>PITCHER</b>	IP	WLS	BF	H	R	ER	SO	BB	IBB	HBP	BLK	WP	HR	S	P	ERA	WHIP										
David Cone, R ERA: 3.12 (1, 1)	8.0	W	33	7	2	2	7	3	0	0	0	1	0	76	127	2.25	1.250										
Darren Hall, R ERA: 2.7 (9, 1)	0.2		6	2	2	2	0	2	0	0	0	0	1	15	25	27.00	6.000										
Mike Timlin, R ERA: 4.02 (9, 1)	0.1	S	1	0	0	0	0	0	0	0	0	0	0	3	5	0.00	0.000										

Detroit Tigers @ Toronto Blue Jays  
SkyDome, Toronto, ON  
Mon May 29 1995, 7:05 PM EDT  
Att: 39,294 - Dome - 72 F


AB 35  
R 4  
H 9  
RBI 4  
BB 5  
SO 7  
LOB 17



Batter	1	2	3	4	5	6	7	8	9	AB	R	H	RBI	BB	SO	LOB	BOTTOM										
Devon White, S OBP: 0.375, SLG: 0.512 (1, 8)	HR							F7		5	1	3	0	0	1	0											
Alex Gonzalez, R OBP: 0.349, SLG: 0.404 (1, 6)	HR									2	1	1	2	2	0	0											
Paul Molitor, R OBP: 0.321, SLG: 0.277 (1, 10)	P4							G5-3		4	0	1	0	0	0	2											
Joe Carter, R OBP: 0.388, SLG: 0.467 (1, 7)	L5-3							BB		3	0	2	0	1	1	2											
John Olerud, L OBP: 0.367, SLG: 0.384 (1, 3)	L5-3							IBB		3	0	0	0	1	0	4											
Roberto Alomar, S OBP: 0.394, SLG: 0.552 (1, 4)	G3							BB		4	0	1	0	0	0	3											
Shawn Green, L OBP: 0.317, SLG: 0.474 (1, 9)	G6-3							L4-3		4	1	2	0	0	1	1											
Ed Sprague, R OBP: 0.350, SLG: 0.528 (1, 5)	G6-3							L4-3		3	0	0	0	0	0	3											
Lance Parrish, R OBP: 0.300, SLG: 0.500 (1, 2)	HR							HR		4	2	2	3	0	1	2											
<b>Inning Stats</b>	R: 2 E: 0 K: 0 S: 13	H: 3 LOB: 0 BB: 0 P: 15	R: 2 E: 0 K: 0 S: 11	H: 3 LOB: 0 BB: 0 P: 15	R: 0 E: 0 K: 2 S: 12	H: 1 LOB: 1 BB: 0 P: 10	R: 0 E: 0 K: 2 S: 12	H: 0 LOB: 1 BB: 0 P: 20	R: 0 E: 0 K: 0 S: 9	H: 1 LOB: 1 BB: 0 P: 14	R: 0 E: 0 K: 0 S: 9	H: 1 LOB: 3 BB: 3 P: 24	R: 0 E: 0 K: 0 S: 7	H: 2 LOB: 0 BB: 0 P: 8	1B: 7 2B: 3 3B: 1 HR: 3	SF: 0 SAC: 0 DP: 3 HBP: 1	WP: 0 PB: 0 SB: 1 CS: 1	PA: 38									
<b>PITCHER</b>	IP	WLS	BF	H	R	ER	SO	BB	IBB	HBP	BLK	WP	HR	S	P	ERA	WHIP										
Mike Moore, R ERA: 4.44 (1, 1)	6.0	L	29	10	4	4	4	2	0	1	0	0	0	78	118	6.00	2.000										
Brian Maxcy, R ERA: (7, 1)	1.0		4	0	0	0	0	1	1	0	0	0	0	3	13	0.00	1.000										
Joe Boever, R ERA: 4.3 (8, 1)	1.0		4	2	1	1	0	0	0	0	0	0	1	7	8	9.00	2.000										

Detroit Tigers @ Toronto Blue Jays  
SkyDome, Toronto, ON  
Mon May 29 1995, 7:05 PM EDT  
Att: 39,294 - Dome - 72 F

AB 32  
R 5  
H 12  
RBI 5  
BB 4  
SO 4  
LOB 17






Batter	1	2	3	4	5	6	7	8	9	AB	R	H	RBI	BB	SO	LOB	TOP				
<b>Chad Curtis, R</b> OBP: 0.367, SLG: 0.460 (1, 8)										3	3	1	2	2	1	1					
<b>Lou Whitaker, L</b> OBP: 0.435, SLG: 0.500 (1, 4)										4	1	1	2	1	1	1					
<b>Travis Fryman, R</b> OBP: 0.336, SLG: 0.305 (1, 5)										4	1	1	1	1	1	1					
<b>Cecil Fielder, R</b> OBP: 0.326, SLG: 0.519 (1, 3)										4	0	1	1	1	0	1					
<b>Kirk Gibson, L</b> OBP: 0.418, SLG: 0.674 (1, 10)										4	0	0	0	1	2	2					
<b>Bobby Higginson, L</b> OBP: 0.336, SLG: 0.418 (1, 7)										4	0	0	1	1	3	0					
<b>Danny Bautista, R</b> OBP: 0.308, SLG: 0.317 (1, 9)										4	1	1	0	0	2	3					
<b>Chris Gomez, R</b> OBP: 0.291, SLG: 0.391 (1, 6)										4	0	1	0	0	1	1					
<b>John Flaherty, R</b> OBP: 0.380, SLG: 0.507 (1, 2)										3	1	1	0	0	1	1					
<b>Franklin Stubbs, L</b> OBP: 0.431, SLG: 0.404 (8, PH)										1	1	1	1	0	0	0					
<b>Ron Tingley, R</b> OBP: 0.344, SLG: 0.259 (8, 2)										0	0	0	0	0	0	0					
<b>Inning Stats</b>	R: 1 E: 0 K: 1 S: 14	H: 1 LOB: 1 BB: 1 P: 26	R: 0 E: 0 K: 2 S: 7	H: 0 LOB: 0 BB: 0 P: 12	R: 2 E: 0 K: 2 S: 18	H: 1 LOB: 3 BB: 4 P: 40	R: 2 E: 0 K: 1 S: 10	H: 2 LOB: 0 BB: 0 P: 17	R: 0 E: 0 K: 2 S: 7	H: 1 LOB: 1 BB: 0 P: 12	R: 0 E: 0 K: 0 S: 9	H: 0 LOB: 1 BB: 1 P: 16	R: 3 E: 0 K: 2 S: 13	H: 3 LOB: 1 BB: 1 P: 26	R: 0 E: 0 K: 1 S: 8	H: 0 LOB: 0 BB: 0 P: 13	1B: 4 2B: 3 3B: 0 HR: 1	SF: 0 SAC: 0 DP: 0 HBP: 0	WP: 0 PB: 0 SB: 2 CS: 0	PA: 42	
<b>PITCHER</b>	IP	WLS	BF	H	R	ER	SO	BB	IBB	HBP	BLK	WP	HR	S	P	ERA	WHIP				
<b>Paul Menhart, R</b> ERA: 9.39 (1, 1)	4.0		21	4	5	4	6	4	1	0	0	0	1	49	95	9.00	2.000				
<b>Danny Cox, R</b> ERA: 9.18 (5, 1)	3.2	L	16	3	3	3	5	2	0	0	0	0	0	35	60	7.36	1.364				
<b>Tony Castillo, L</b> ERA: 3.5 (8, 1)	0.1		2	1	0	0	0	0	0	0	0	0	0	3	5	0.00	3.000				
<b>Woody Williams, R</b> ERA: 4.19 (9, 1)	1.0		3	0	0	0	1	0	0	0	0	0	0	8	13	0.00	0.000				

**Detroit Tigers @ Toronto Blue Jays**  
SkyDome, Toronto, ON  
Tue May 30 1995, 7:05 PM EDT  
Att: 39,711 - Unknown - 68 F


AB 35  
R 8  
H 8  
RBI 8  
BB 7  
SO 12  
LOB 11



Batter	1	2	3	4	5	6	7	8	9	AB	R	H	RBI	BB	SO	LOB	BOTTOM					
<b>Devon White, S</b> OBP: 0.376, SLG: 0.507 (1, 8)										5	2	2	0	0	1	1						
<b>Alex Gonzalez, R</b> OBP: 0.380, SLG: 0.419 (1, 6)										4	1	2	2	1	0	1						
<b>Paul Molitor, R</b> OBP: 0.315, SLG: 0.273 (1, 10)										5	1	1	1	0	1	2						
<b>Joe Carter, R</b> OBP: 0.383, SLG: 0.459 (1, 7)										4	0	1	1	0	0	1						
<b>John Olerud, L</b> OBP: 0.356, SLG: 0.371 (1, 3)									4	0	0	1	0	2	1							
<b>Roberto Alomar, S</b> OBP: 0.382, SLG: 0.533 (1, 4)									4	0	0	0	0	1	1							
<b>Candy Maldonado, R</b> OBP: 0.345, SLG: 0.381 (1, 9)									3	0	1	0	1	1	0							
<b>Ed Sprague, R</b> OBP: 0.339, SLG: 0.509 (1, 5)									4	0	0	0	0	1	3							
<b>Randy Knorr, R</b> OBP: 0.324, SLG: 0.453 (1, 2)										3	2	3	1	0	0	0						
<b>Shawn Green, L</b> OBP: 0.313, SLG: 0.468 (8, PH)										1	0	0	0	0	1	0						
<b>Inning Stats</b>	R: 0 E: 0 K: 0 S: 5	H: 0 LOB: 0 BB: 0 P: 8	R: 0 E: 0 K: 1 S: 7	H: 0 LOB: 0 BB: 0 P: 11	R: 0 E: 0 K: 1 S: 10	H: 1 LOB: 1 BB: 0 P: 15	R: 2 E: 0 K: 1 S: 16	H: 3 LOB: 2 BB: 1 P: 25	R: 2 E: 0 K: 0 S: 11	H: 2 LOB: 0 BB: 0 P: 15	R: 0 E: 0 K: 1 S: 7	H: 0 LOB: 0 BB: 0 P: 11	R: 2 E: 0 K: 1 S: 17	H: 3 LOB: 1 BB: 0 P: 24	R: 0 E: 0 K: 1 S: 12	H: 1 LOB: 1 BB: 0 P: 18	R: 0 E: 0 K: 2 S: 8	H: 0 LOB: 1 BB: 1 P: 16	1B: 7 2B: 2 3B: 0 HR: 1	SF: 0 SAC: 0 DP: 0 HBP: 0	WP: 1 PB: 0 SB: 0 CS: 0	PA: 39
<b>PITCHER</b>	IP	WLS	BF	H	R	ER	SO	BB	IBB	HBP	BLK	WP	HR	S	P	ERA	WHIP					
<b>Brian Bohanon, L</b> ERA: 5.59 (1, 1)	5.0		22	6	4	4	3	1	0	0	0	0	1	49	74	7.20	1.400					
<b>Felipe Lira, R</b> ERA: 3.88 (6, 1)	2.0	W	9	3	2	2	2	0	0	0	0	0	0	24	35	9.00	1.500					
<b>Joe Boever, R</b> ERA: 4.18 (8, 1)	0.2		3	1	0	0	1	0	0	0	0	0	0	8	14	0.00	1.500					
<b>Mike Henneman, R</b> ERA: 0.75 (8, 1)	1.1	S	5	0	0	0	2	1	0	0	0	0	0	12	20	0.00	0.750					

**Detroit Tigers @ Toronto Blue Jays**  
SkyDome, Toronto, ON  
Tue May 30 1995, 7:05 PM EDT  
Att: 39,711 - Unknown - 68 F

AB 37  
R 6  
H 10  
RBI 6  
BB 2  
SO 8  
LOB 10






Batter	1	2	3	4	5	6	7	8	9	AB	R	H	RBI	BB	SO	LOB	TOP					
<b>Chad Curtis, R</b> OBP: 0.395, SLG: 0.442 (1, 8)	L5	F8			K		F7		P5	5	0	0	0	0	1	3						
<b>Lou Whitaker, L</b> OBP: 0.399, SLG: 0.500 (1, 4)	G4-3			G4-3 1B	F8			2B G4-3 1B		4	1	2	0	0	0	0						
<b>Travis Fryman, R</b> OBP: 0.326, SLG: 0.295 (1, 5)	F9		F9		F9			F8		4	0	0	0	0	0	2						
<b>Cecil Fielder, R</b> OBP: 0.331, SLG: 0.554 (8, PR)										4	1	2	1	0	0	1						
<b>Juan Samuel, R</b> OBP: 0.392, SLG: 0.517 (8, 3)		HR	G4-3 1-2		G6-3			G4-3 1-3 2B		0	0	0	0	0	0	0						
<b>Kirk Gibson, L</b> OBP: 0.431, SLG: 0.667 (1, 10)										1	1	0	0	3	1	0						
		1B BB			G3 BB			G4-3 1B														
<b>Bobby Higginson, L</b> OBP: 0.333, SLG: 0.412 (1, 7)										4	0	1	1	0	1	4						
		K			G3 1-2			G4-3 1-2 2-3 3-H														
<b>Danny Bautista, R</b> OBP: 0.319, SLG: 0.344 (1, 9)										4	0	2	1	0	1	3						
<b>Chris Gomez, R</b> OBP: 0.277, SLG: 0.370 (1, 6)										4	0	0	0	0	2	3						
<b>Ron Tingley, R</b> OBP: 0.343, SLG: 0.241 (9, PH)										2	0	0	0	1	1	1						
<b>Todd Stevenson, R</b> OBP: 0.318, SLG: 0.222 (9, PH)										1	0	0	0	0	0	0						
<b>Inning Stats</b>	R: 0 E: 0 K: 0 S: 3	H: 0 LOB: 0 BB: 0 P: 3	R: 1 E: 0 K: 2 S: 9	H: 2 LOB: 3 BB: 2 P: 17	R: 0 E: 0 K: 1 S: 3	H: 1 LOB: 0 BB: 0 P: 3	R: 1 E: 0 K: 0 S: 4	H: 1 LOB: 1 BB: 1 P: 8	R: 0 E: 0 K: 2 S: 5	H: 0 LOB: 0 BB: 0 P: 5	R: 0 E: 0 K: 1 S: 5	H: 0 LOB: 1 BB: 0 P: 8	R: 0 E: 0 K: 1 S: 5	H: 0 LOB: 0 BB: 0 P: 5	R: 1 E: 0 K: 0 S: 5	H: 2 LOB: 2 BB: 1 P: 9	R: 0 E: 0 K: 1 S: 5	H: 0 LOB: 0 BB: 0 P: 5	1B: 4 2B: 2 3B: 0 HR: 1	SF: 0 SAC: 0 DP: 1 HBP: 0	WP: 0 PB: 0 SB: 1 CS: 0	PA: 37
<b>PITCHER</b> <b>Pat Hentgen, R</b> ERA: 5.25 (1, 1)	IP: 9.0 WLS: W BF: 37 H: 7 R: 3 ER: 3 SO: 7 BB: 3 IBB: 1 HBP: 0 BLK: 0 WP: 0 HR: 1 S: 47 P: 63 ERA: 3.00 WHIP: 1.111															<b>PITCHER</b>	IP: WLS: BF: H: R: ER: SO: BB: IBB: HBP: BLK: WP: HR: S: P: ERA: WHIP:					

**Detroit Tigers @ Toronto Blue Jays**  
SkyDome, Toronto, ON  
Wed May 31 1995, 3:33 AM EDT  
Att: 41,232 - Sunny - 78 F


**AB 33**  
**R 3**  
**H 7**  
**RBI 3**  
**BB 4**  
**SO 7**  
**LOB 17**



Batter	1	2	3	4	5	6	7	8	9	AB	R	H	RBI	BB	SO	LOB	BOTTOM			
<b>Devon White, S</b> OBP: 0.377, SLG: 0.500 (1, 8)	F8	G4-3					F8			4	0	1	1	1	0	2				
<b>Alex Gonzalez, R</b> OBP: 0.353, SLG: 0.402 (1, 6)	F8						P4			4	0	0	0	1	1	3				
<b>Paul Molitor, R</b> OBP: 0.310, SLG: 0.269 (1, 10)										5	0	1	0	0	0	3				
<b>Joe Carter, R</b> OBP: 0.379, SLG: 0.452 (1, 7)										4	0	1	0	0	0	1				
<b>John Olerud, L</b> OBP: 0.353, SLG: 0.375 (1, 3)										4	1	1	0	0	0	1				
<b>Roberto Alomar, S</b> OBP: 0.396, SLG: 0.569 (1, 4)										3	2	3	1	0	0	0				
<b>Shawn Green, L</b> OBP: 0.333, SLG: 0.519 (1, 9)										4	1	3	3	0	0	0				
<b>Ed Sprague, R</b> OBP: 0.344, SLG: 0.504 (1, 5)										3	1	1	0	1	0	2				
<b>Lance Parrish, R</b> OBP: 0.315, SLG: 0.500 (1, 2)										4	0	2	0	0	0	2				
<b>Inning Stats</b>	R: 0 E: 0 K: 0 S: 4	H: 1 LOB: 1 BB: 0 P: 4	R: 1 E: 0 K: 0 S: 6	H: 4 LOB: 2 BB: 0 P: 6	R: 0 E: 0 K: 1 S: 6	H: 1 LOB: 1 BB: 0 P: 6	R: 0 E: 0 K: 0 S: 5	H: 2 LOB: 3 BB: 1 P: 9	R: 0 E: 0 K: 0 S: 3	H: 0 LOB: 0 BB: 0 P: 3	R: 1 E: 0 K: 0 S: 4	H: 1 LOB: 0 BB: 0 P: 4	R: 0 E: 0 K: 0 S: 3	H: 0 LOB: 0 BB: 0 P: 3	R: 3 E: 0 K: 0 S: 7	H: 4 LOB: 3 BB: 2 P: 15	1B: 10 2B: 1 3B: 0 HR: 2	SF: 0 SAC: 1 DP: 0 HBP: 0	WP: 1 PB: 0 SB: 0 CS: 1	PA: 39
<b>PITCHER</b> <b>Sean Bergman, R</b> ERA: 4.95 (1, 1)	IP: 6.0 WLS: L BF: 27 H: 9 R: 2 ER: 2 SO: 2 BB: 0 IBB: 0 HBP: 0 BLK: 0 WP: 0 HR: 1 S: 28 P: 32 ERA: 3.00 WHIP: 1.500															<b>PITCHER</b>	IP: WLS: BF: H: R: ER: SO: BB: IBB: HBP: BLK: WP: HR: S: P: ERA: WHIP:			
<b>John Doherty, R</b> ERA: 7.96 (7, 1)	1.2	L	9	3	3	3	0	1	0	0	0	0	0	0	1	8	12	16.20	2.400	
<b>Buddy Groom, L</b> ERA: 6.75 (8, 1)	0.1		3	1	0	0	0	1	0	0	0	0	0	0	2	6	0.00	6.000		

**Detroit Tigers @ Toronto Blue Jays**  
SkyDome, Toronto, ON  
Wed May 31 1995, 3:33 AM EDT  
Att: 41,232 - Sunny - 78 F

**AB 35**  
**R 5**  
**H 13**  
**RBI 5**  
**BB 3**  
**SO 1**  
**LOB 14**





Batter	1	2	3	4	5	6	7	8	9	10	11	12	13	14	15	AB	R	H	RBI	BB	SO	LOB	TOP					
Chad Curtis, R OBP: 0.352, SLG: 0.441 (1.8)	F9		G5-3		K		PO		P4		K					7	0	2	0	0	2	2						
Lou Whitaker, L OBP: 0.425, SLG: 0.469 (1.4)	F7		P5		1B		F9		G4-3			G6-3				6	0	1	0	1	0	3						
Travis Fryman, R OBP: 0.324, SLG: 0.295 (1.5)	G5-3		G5-3		1B		K				K					7	0	2	0	0	2	3						
Cecil Fielder, R OBP: 0.336, SLG: 0.552 (8. PR)																												
Juan Samuel, R OBP: 0.351, SLG: 0.469 (8.3)																												
Kirk Gibson, L OBP: 0.440, SLG: 0.656 (1.10)																												
Alan Trammell, R OBP: 0.430, SLG: 0.333 (1.6)																												
Bobby Higginson, L OBP: 0.342, SLG: 0.423 (9. PH)																												
Todd Stevenson, R OBP: 0.304, SLG: 0.211 (9.7)																												
Franklin Stubbs, L OBP: 0.426, SLG: 0.388 (10.7)																												
Danny Bautista, R OBP: 0.316, SLG: 0.352 (1.9)																												
John Flaherty, R OBP: 0.373, SLG: 0.494 (9. PR)																												
Scott Fletcher, R OBP: 0.288, SLG: 0.275 (9.2)																												
Ron Tingley, R OBP: 0.316, SLG: 0.219 (10.1)																												
<b>Inning Stats</b>	R: 0 E: 0 K: 0 S: 7	H: 0 LOB: 0 BB: 0 P: 11	R: 2 E: 0 K: 1 S: 12	H: 4 LOB: 1 BB: 0 P: 17	R: 0 E: 0 K: 0 S: 9	H: 0 LOB: 0 BB: 0 P: 16	R: 0 E: 0 K: 1 S: 8	H: 1 LOB: 2 BB: 1 P: 16	R: 0 E: 0 K: 1 S: 13	H: 1 LOB: 0 BB: 0 P: 20	R: 0 E: 0 K: 0 S: 5	H: 1 LOB: 1 BB: 0 P: 12	R: 0 E: 0 K: 2 S: 8	H: 0 LOB: 2 BB: 2 P: 20	R: 0 E: 0 K: 2 S: 9	H: 0 LOB: 0 BB: 0 P: 11	R: 0 E: 0 K: 0 S: 8	H: 1 LOB: 0 BB: 0 P: 14	R: 0 E: 0 K: 2 S: 9	H: 0 LOB: 0 BB: 0 P: 15	R: 0 E: 0 K: 0 S: 7	H: 1 LOB: 2 BB: 1 P: 15	R: 1 E: 1 K: 0 S: 13	H: 1 LOB: 2 BB: 1 P: 24	1B: 13 2B: 3 3B: 0 HR: 0	SF: 0 SAC: 0 DP: 1 HBP: 0	WP: 0 PB: 0 SB: 1 CS: 2	PA: 65
<b>PITCHER</b>	IP 6.0	WLS 6.0	BF 27	H 9	R 3	ER 3	SO 3	BB 1	IBB 0	HBP 0	BLK 0	WP 0	HR 0	S 59	P 100	ERA 4.50	WHIP 1.667											
Brian Kenoyer, R ERA: 4.5																												
Kirk McCaskill, R ERA: 5.49																												
Scott Radinsky, L ERA: 5.91																												
Rob Dibble, R ERA: 9.0																												
Jose DeLeon, R ERA: 4.34																												

**Detroit Tigers @ Chicago White Sox**  
Comiskey Park, Chicago, IL  
Fri Jun 02 1995, 8:05 PM EDT  
Att. 19,090 - Unknown - 64 F


**AB 58**  
**R 4**  
**H 16**  
**RBI 4**  
**BB 5**  
**SO 10**  
**LOB 29**



Batter	1	2	3	4	5	6	7	8	9	10	11	12	13	14	15	AB	R	H	RBI	BB	SO	LOB	BOTTOM							
Tim Lincecum, S OBP: 0.358, SLG: 0.508 (1.7)	G5-3	F8														4	0	1	0	3	0	1								
Lance Johnson, L OBP: 0.269, SLG: 0.256 (1.8)	F7		G3-1	G1-3		G3-1			SH3-4		G6-3		G4-6-3			6	0	0	0	0	0	7								
Frank Thomas, R OBP: 0.506, SLG: 0.618 (1.3)																6	1	1	1	1	0	0								
John Kruk, L OBP: 0.380, SLG: 0.342 (1.10)																														
Norberto Martin, R OBP: 0.133, SLG: 0.107 (9. PR)																														
Dave Martinez, L OBP: 0.317, SLG: 0.378 (12. PH)																														
Craig Grebeck, R OBP: 0.439, SLG: 0.455 (11. PH)																														
Robin Ventura, R OBP: 0.381, SLG: 0.491 (13.5)																														
Mike Devereaux, R OBP: 0.324, SLG: 0.367 (1.9)																														
Ray Durham, S OBP: 0.369, SLG: 0.424 (1.4)																														
Ron Karkovics, R OBP: 0.119, SLG: 0.500 (1.2)																														
Warren Newson, L OBP: 0.266, SLG: 0.488 (10. PH)																														
Michael LaValliere, L OBP: 0.300, SLG: 0.304 (11.2)																														
Ozzie Guillen, L OBP: 0.330, SLG: 0.394 (1.6)																														
<b>Inning Stats</b>	R: 1 E: 0 K: 0 S: 9	H: 1 LOB: 2 BB: 2 P: 23	R: 0 E: 0 K: 0 S: 10	H: 1 LOB: 1 BB: 0 P: 14	R: 0 E: 0 K: 1 S: 5	H: 0 LOB: 0 BB: 0 P: 7	R: 0 E: 0 K: 0 S: 10	H: 2 LOB: 3 BB: 2 P: 21	R: 0 E: 0 K: 0 S: 8	H: 1 LOB: 0 BB: 0 P: 11	R: 1 E: 0 K: 0 S: 11	H: 2 LOB: 2 BB: 1 P: 20	R: 0 E: 0 K: 1 S: 5	H: 0 LOB: 0 BB: 0 P: 11	R: 0 E: 0 K: 0 S: 5	H: 0 LOB: 0 BB: 0 P: 13	R: 0 E: 0 K: 0 S: 8	H: 0 LOB: 0 BB: 0 P: 10	R: 0 E: 0 K: 0 S: 9	H: 0 LOB: 2 BB: 2 P: 21	R: 0 E: 0 K: 1 S: 6	H: 1 LOB: 1 BB: 1 P: 16	R: 0 E: 0 K: 0 S: 5	H: 1 LOB: 1 BB: 0 P: 7	R: 2 E: 0 K: 0 S: 7	H: 3 LOB: 1 BB: 0 P: 11	1B: 8 2B: 6 3B: 0 HR: 1	SF: 0 SAC: 1 DP: 3 HBP: 0	WP: 1 PB: 0 SB: 0 CS: 0	PA: 63
<b>PITCHER</b>	IP 6.0	WLS 6.0	BF 29	H 7	R 3	ER 3	SO 10	BB 2	IBB 0	HBP 0	BLK 0	WP 0	HR 0	S 53	P 96	ERA 4.50	WHIP 1.667													
David Wells, L ERA: 3.73																														
Joe Boever, R ERA: 3.86																														
Brian Maxcy, R ERA:																														
Buddy Groom, L ERA: 6.59																														
John Doherty, R ERA: 7.49																														
<b>PITCHER</b>	IP 6.0	WLS 6.0	BF 29	H 7	R 3	ER 3	SO 10	BB 2	IBB 0	HBP 0	BLK 0	WP 0	HR 0	S 53	P 96	ERA 4.50	WHIP 1.667													
Felipe Lira, R ERA: 3.24																														
Mike Henneman, R ERA: 2.29																														

**Detroit Tigers @ Chicago White Sox**  
Comiskey Park, Chicago, IL  
Fri Jun 02 1995, 8:05 PM EDT  
Att. 19,090 - Unknown - 64 F

**AB 52**  
**R 5**  
**H 14**  
**RBI 5**  
**BB 10**  
**SO 14**  
**LOB 25**





Batter	1	2	3	4	5	6	7	8	9	AB	R	H	RBI	BB	SO	LOB	TOP										
<b>Chad Curtis, R</b> OBP: 0.359, SLG: 0.453 (1, 8)	F9		SF9		SH5-3				F9	3	2	1	0	2	0	0											
<b>Scott Fletcher, R</b> OBP: 0.279, SLG: 0.259 (1, 4)	G6-3		SF9		SH5-3				G3	3	0	0	1	0	0	2											
<b>Ron Tingley, R</b> OBP: 0.316, SLG: 0.219 (9, 2)	G6-3		SF9		SH5-3				G3	0	0	0	0	0	0	0											
<b>Travis Fryman, R</b> OBP: 0.329, SLG: 0.295 (1, 5)	1B		F9		HR				F9	3	1	1	2	1	0	0											
<b>Cecil Fielder, R</b> OBP: 0.340, SLG: 0.575 (1, 10)	1B		F9		HR				G5-3	4	1	2	2	0	0	0											
<b>Alan Trammell, R</b> OBP: 0.422, SLG: 0.373 (1, 6)	P4		F9		HR				G5-3	4	1	1	1	0	0	2											
<b>Juan Samuel, R</b> OBP: 0.350, SLG: 0.457 (1, 3)		G6-4-3		G2-3		L9			G3-1	3	0	1	0	0	0	0											
<b>Franklin Stubbs, L</b> OBP: 0.419, SLG: 0.380 (8, 3)		G6-4-3		G2-3		L9			G3-1	1	0	0	0	0	0	0											
<b>Danny Bautista, R</b> OBP: 0.300, SLG: 0.333 (1, 9)		G6-4-3		G1-3		G6-3			K	4	0	0	0	0	1	1											
<b>Todd Steverson, R</b> OBP: 0.296, SLG: 0.217 (1, 7)		FC6-4		K		K			P5	4	0	1	0	0	2	0											
<b>John Flaherty, R</b> OBP: 0.384, SLG: 0.513 (1, 2)		FC6-4		K		K			P5	3	1	2	0	0	0	1											
<b>Lou Whitaker, L</b> OBP: 0.419, SLG: 0.462 (9, 4)		FC6-4		K		K			K	1	0	0	0	0	1	0											
<b>Inning Stats</b>	R: 0 E: 0 K: 0 S: 15	H: 1 LOB: 2 BB: 1 P: 22	R: 0 E: 0 K: 0 S: 9	H: 2 LOB: 1 BB: 0 P: 13	R: 1 E: 0 K: 0 S: 11	H: 1 LOB: 0 BB: 0 P: 16	R: 1 E: 0 K: 1 S: 11	H: 1 LOB: 0 BB: 0 P: 16	R: 4 E: 0 K: 0 S: 12	H: 3 LOB: 0 BB: 1 P: 18	R: 0 E: 0 K: 1 S: 10	H: 1 LOB: 2 BB: 1 P: 23	R: 0 E: 0 K: 1 S: 7	H: 0 LOB: 0 BB: 0 P: 11	R: 0 E: 0 K: 1 S: 6	H: 0 LOB: 0 BB: 0 P: 10	1B: 5 2B: 1 3B: 1 HR: 2	SF: 1 SAC: 1 DP: 1 HBP: 0	WP: 0 PB: 0 SB: 0 CS: 0	PA: 38							
<b>PITCHER</b>	IP	WLS	BF	H	R	ER	SO	BB	IBB	HBP	BLK	WP	HR	S	P	ERA	WHIP										
<b>Wilson Alvarez, L</b> ERA: 5.87 (1, 1)	6.0		29	9	6	6	2	2	1	0	0	0	2	68	108	9.00	1.833										
<b>Kirk McCaskill, R</b> ERA: 4.76 (7, 1)	3.0	W	9	0	0	0	2	0	0	0	0	0	0	17	30	0.00	0.000										

**Detroit Tigers @ Chicago White Sox**  
Comiskey Park, Chicago, IL  
Sat Jun 03 1995, 8:05 PM EDT  
Att: 27,220 - Unknown - 73 F

**AB 33**  
**R 6**  
**H 9**  
**RBI 6**  
**BB 3**  
**SO 4**  
**LOB 6**



Batter	1	2	3	4	5	6	7	8	9	AB	R	H	RBI	BB	SO	LOB	BOTTOM										
<b>Lance Johnson, L</b> OBP: 0.287, SLG: 0.275 (1, 8)	FC6-4	F9				1B			F9	6	1	4	1	0	0	1											
<b>Tim Raines, S</b> OBP: 0.357, SLG: 0.496 (1, 10)	FC6-4		G5-4-3	P2		F7	K		G4-3	5	0	1	0	1	1	5											
<b>Frank Thomas, R</b> OBP: 0.519, SLG: 0.623 (1, 3)	K		G5-4-3			1B			1B	4	2	3	0	2	1	2											
<b>Warren Newson, L</b> OBP: 0.448, SLG: 0.477 (1, 7)	FC6-4		G5-4-3			1B			1B	3	1	1	0	0	0	4											
<b>Mike Devereaux, R</b> OBP: 0.333, SLG: 0.376 (6, 9)	FC6-4		G5-4-3			1B			1B	3	1	2	1	0	0	3											
<b>Robin Ventura, L</b> OBP: 0.393, SLG: 0.500 (1, 5)			G3			1B			1B	4	2	2	1	2	0	3											
<b>Dave Martinez, L</b> OBP: 0.326, SLG: 0.500 (1, 9)	P5					1B			1B	5	2	2	5	0	0	6											
<b>Ray Durham, S</b> OBP: 0.370, SLG: 0.417 (1, 4)		F8		G3-1		SF8			HR	2	1	0	2	2	0	0											
<b>Michael LaValliere, L</b> OBP: 0.333, SLG: 0.296 (1, 2)		G4-3		F8		1B			F8	4	0	1	0	1	0	2											
<b>Ozzie Guillen, L</b> OBP: 0.337, SLG: 0.392 (1, 6)				1B		G4-3			G3	3	0	1	0	1	0	3											
<b>Inning Stats</b>	R: 0 E: 0 K: 1 S: 10	H: 1 LOB: 3 BB: 2 P: 24	R: 0 E: 0 K: 0 S: 7	H: 1 LOB: 0 BB: 0 P: 11	R: 0 E: 0 K: 0 S: 8	H: 2 LOB: 1 BB: 0 P: 11	R: 1 E: 0 K: 0 S: 13	H: 2 LOB: 2 BB: 1 P: 24	R: 3 E: 0 K: 0 S: 10	H: 4 LOB: 1 BB: 0 P: 15	R: 1 E: 0 K: 0 S: 15	H: 3 LOB: 2 BB: 0 P: 24	R: 1 E: 0 K: 1 S: 12	H: 1 LOB: 3 BB: 3 P: 27	R: 0 E: 0 K: 0 S: 7	H: 1 LOB: 2 BB: 1 P: 14	R: 4 E: 0 K: 0 S: 13	H: 2 LOB: 0 BB: 2 P: 26	1B: 14 2B: 1 3B: 1 HR: 1	SF: 1 SAC: 2 DP: 1 HBP: 0	WP: 0 PB: 0 SB: 1 CS: 0	PA: 51					
<b>PITCHER</b>	IP	WLS	BF	H	R	ER	SO	BB	IBB	HBP	BLK	WP	HR	S	P	ERA	WHIP										
<b>Mike Moore, R</b> ERA: 4.83 (1, 1)	5.1		30	12	5	5	1	3	0	0	0	0	0	17	30	9.00	4.000										
<b>Buddy Groom, L</b> ERA: 6.67 (6, 1)	1.0		7	2	1	1	0	2	0	0	0	0	0	17	30	9.00	4.000										
<b>Joe Boever, R</b> ERA: 4.82 (7, 1)	2.1	L	14	3	4	4	1	1	3	0	0	0	1	24	51	15.43	1.714										

**Detroit Tigers @ Chicago White Sox**  
Comiskey Park, Chicago, IL  
Sat Jun 03 1995, 8:05 PM EDT  
Att: 27,220 - Unknown - 73 F

**AB 39**  
**R 10**  
**H 17**  
**RBI 10**  
**BB 9**  
**SO 2**  
**LOB 29**





Batter	1	2	3	4	5	6	7	8	9	AB	R	H	RBI	BB	SO	LOB	TOP					
<b>Chad Curtis, R</b> OBP: 0.355, SLG: 0.441 (1, 8)	F9		G6-3		F9		G1-6-3		2B SF7 IBB	4	1	0	0	1	0	2						
<b>Lou Whitaker, L</b> OBP: 0.430, SLG: 0.500 (1, 4)	G4-3			1B FC6-4 1B		F9 L3-2-5 2B		G1-3	SF7 2B	5	1	3	2	0	0	0						
<b>Travis Fryman, R</b> OBP: 0.318, SLG: 0.287 (1, 5)	K			F7		F9		G6-3	SF7	4	0	0	1	0	1	2						
<b>Cecil Fielder, R</b> OBP: 0.342, SLG: 0.565 (1, 3)		G3		FC6-4 1B		L3-2-5		F9		4	0	1	0	1	0	1						
<b>Kirk Gibson, L</b> OBP: 0.447, SLG: 0.646 (1, 10)		G3 BB		FC6-4 BB					1B BB	3	2	1	1	2	0	4						
<b>Bobby Higginson, L</b> OBP: 0.320, SLG: 0.419 (9, PH)	G3								1B	1	1	0	0	2	0	1						
<b>Juan Samuel, R</b> OBP: 0.366, SLG: 0.472 (9, 7)	G3								1B	1	1	1	0	0	0	0						
<b>Danny Bautista, R</b> OBP: 0.301, SLG: 0.333 (9, PH)	G6-3								SH4-3 1B	3	0	1	1	0	0	3						
<b>Franklin Stubbs, L</b> OBP: 0.429, SLG: 0.392 (9, PR)									1B	1	0	1	1	0	0	0						
<b>Todd Steverson, R</b> OBP: 0.296, SLG: 0.217 (9, 9)									1B	0	1	0	0	0	0	0						
<b>Chris Gomez, R</b> OBP: 0.276, SLG: 0.364 (1, 6)			G6-3		G5-3		G4-3		SH4-3 2B 1B	4	1	1	2	0	0	1						
<b>John Flaherty, R</b> OBP: 0.382, SLG: 0.506 (9, PH)	G4-3								SH4-3	3	0	1	0	0	0	0						
<b>Alan Trammell, R</b> OBP: 0.422, SLG: 0.373 (9, 2)									1B	0	0	0	0	0	0	0						
<b>Ron Tingley, R</b> OBP: 0.316, SLG: 0.219 (9, 2)									1B	0	0	0	0	0	0	0						
<b>Inning Stats</b>	R: 0 E: 0 K: 1 S: 7	H: 0 LOB: 0 BB: 0 P: 13	R: 0 E: 0 K: 0 S: 15	H: 0 LOB: 1 BB: 1 P: 26	R: 0 E: 0 K: 0 S: 8	H: 0 LOB: 0 BB: 0 P: 10	R: 1 E: 0 K: 0 S: 9	H: 2 LOB: 2 BB: 1 P: 16	R: 0 E: 0 K: 0 S: 6	H: 0 LOB: 0 BB: 0 P: 10	R: 0 E: 0 K: 0 S: 6	H: 1 LOB: 0 BB: 0 P: 11	R: 2 E: 0 K: 0 S: 15	H: 3 LOB: 1 BB: 1 P: 28	R: 0 E: 0 K: 0 S: 6	H: 0 LOB: 0 BB: 0 P: 7	R: 5 E: 0 K: 0 S: 16	H: 4 LOB: 3 BB: 3 P: 38	1B: 8 2B: 3 3B: 0 HR: 0	SF: 1 SAC: 1 DP: 2 HBP: 0	WP: 0 PB: 0 SB: 0 CS: 0	PA: 41
<b>PITCHER</b>	IP	WLS	BF	H	R	ER	SO	BB	IBB	HBP	BLK	WP	HR	S	P	ERA	WHIP					
<b>Alex Fernandez, R</b> ERA: 4.89	(1, 1)	8.0	31	6	3	3	1	3	0	0	0	0	0	72	121	3.38	1.125					
<b>Tim Lincecum, L</b> ERA: 3.3	(9, 1)	0.0	1	0	1	1	0	1	0	0	0	0	0	2	6	∞	∞					
<b>Roberto Hernandez, R</b> ERA: 4.8	(9, 1)	0.1	L	4	3	1	0	0	0	0	0	0	0	11	18	27.00	9.000					
<b>Scott Radinsky, L</b> ERA: 6.35	(9, 1)	0.2	5	1	3	3	0	0	2	0	0	0	0	3	14	40.50	1.500					

**Detroit Tigers @ Chicago White Sox**  
 Comiskey Park, Chicago, IL  
 Sun Jun 04 1995, 4:33 AM EDT  
 Att: 21,673 - Sunny - 80 F

AB	33
R	8
H	10
RBI	8
BB	6
SO	1
LOB	14



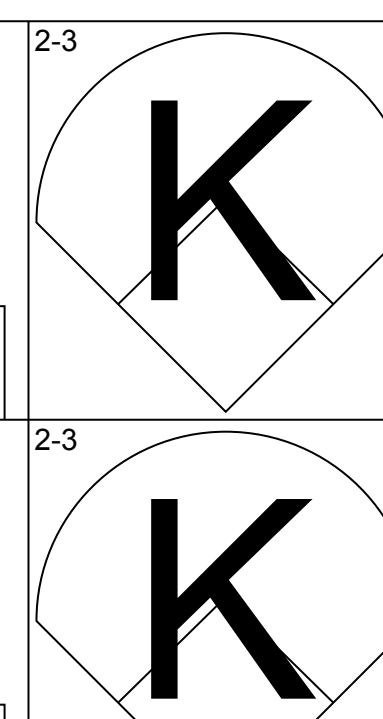
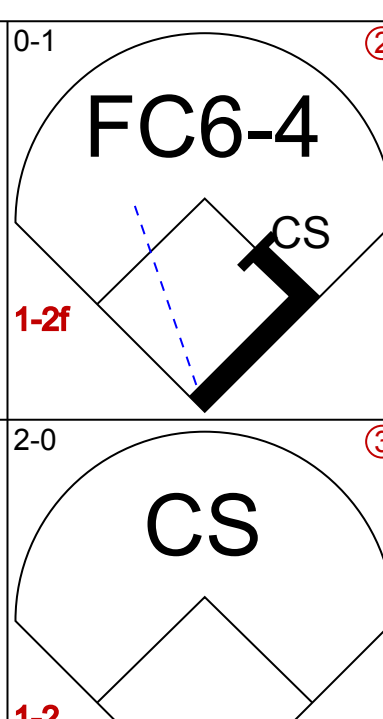
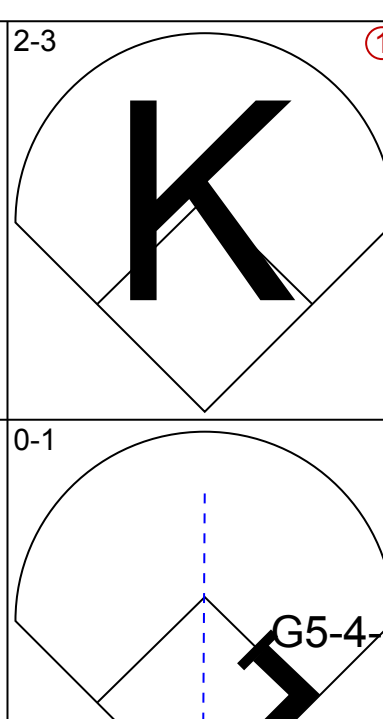
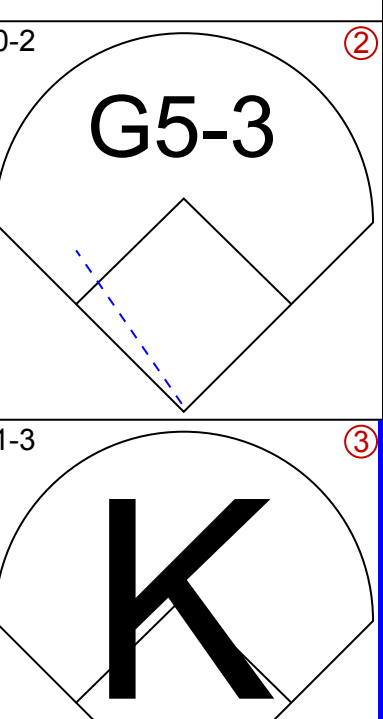
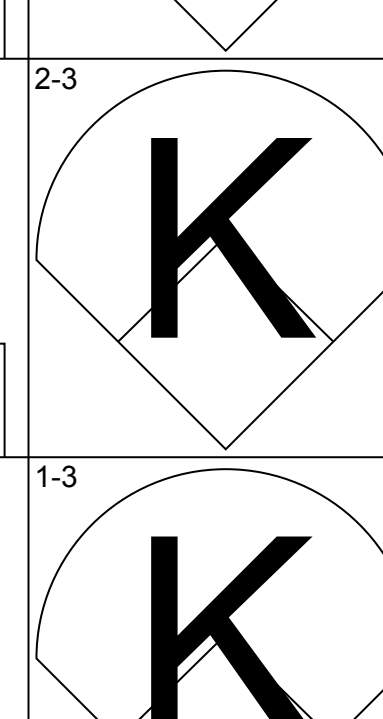
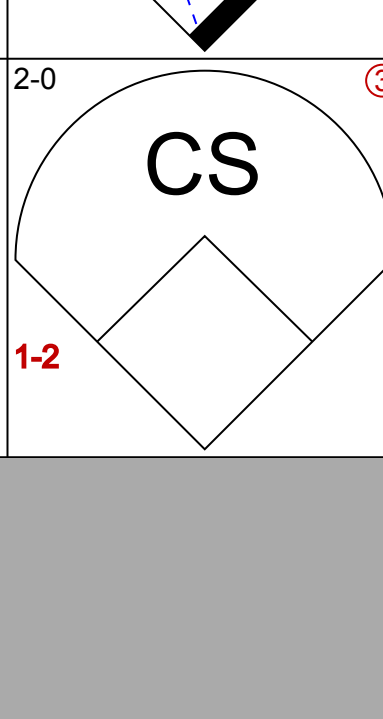
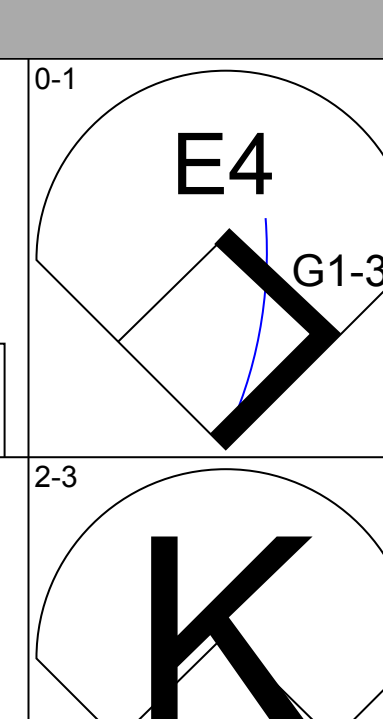
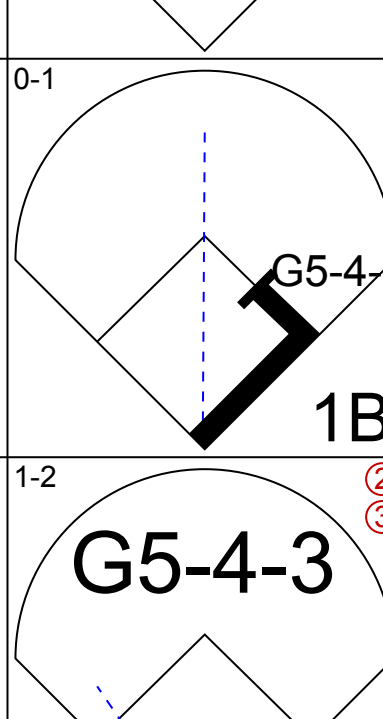
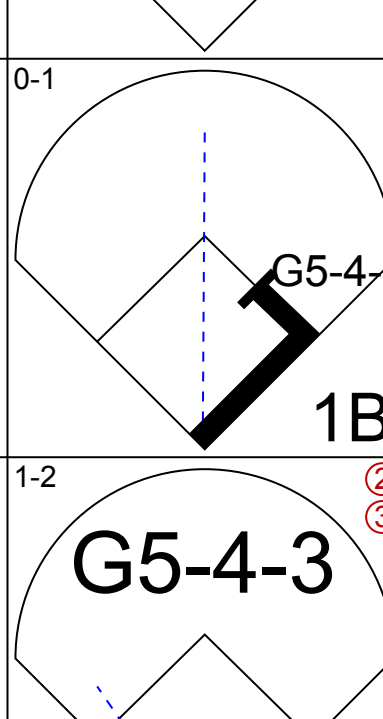
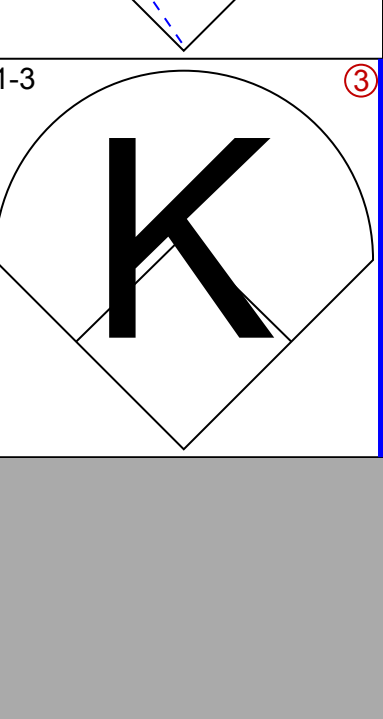
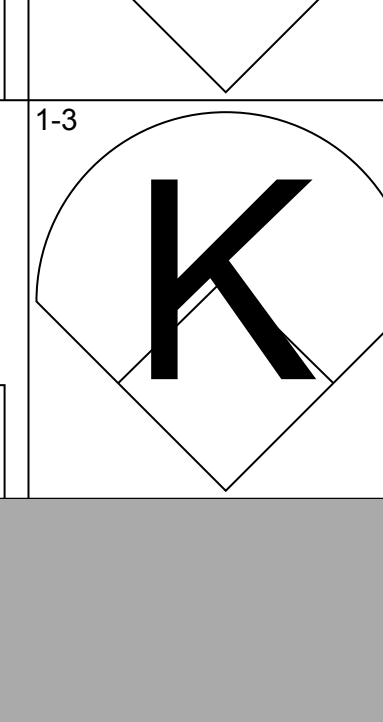
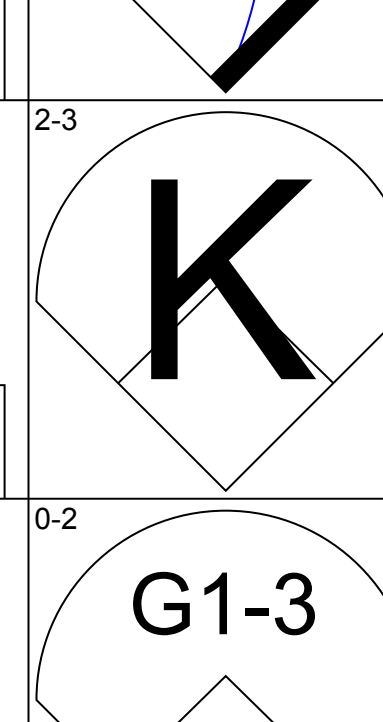
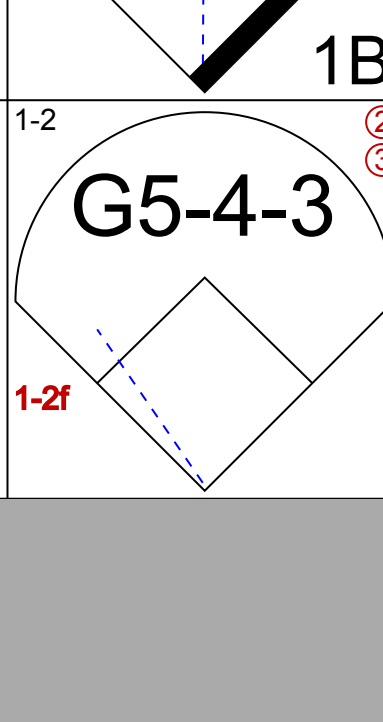
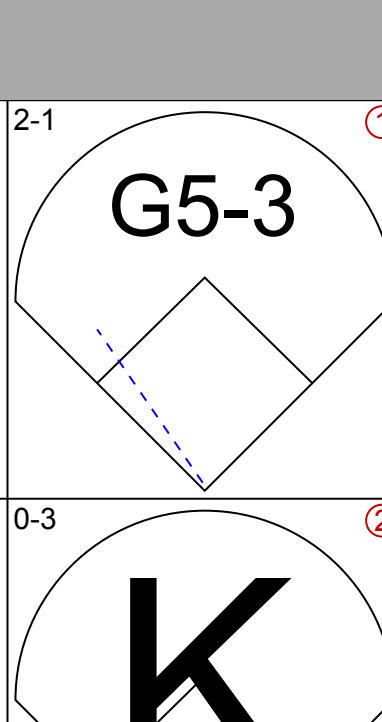
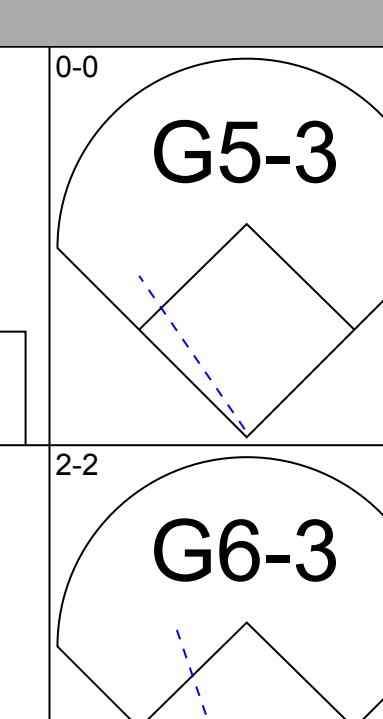
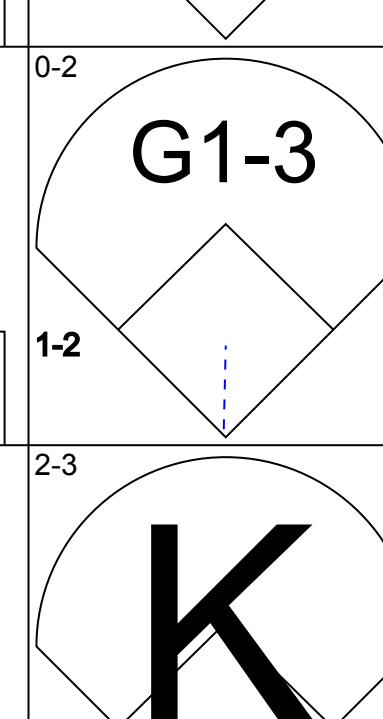
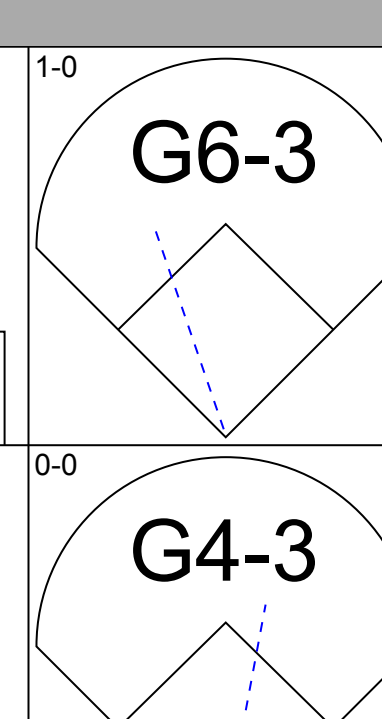
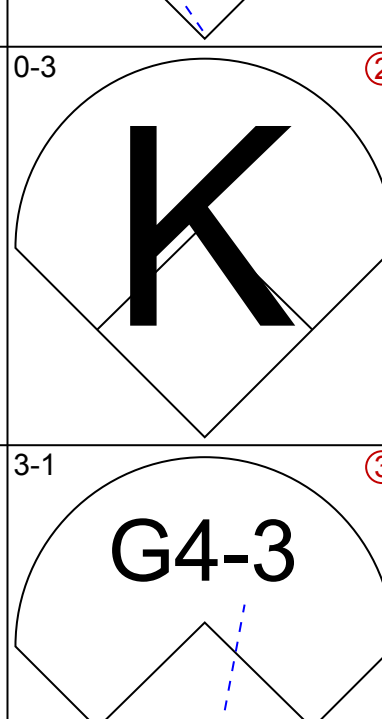
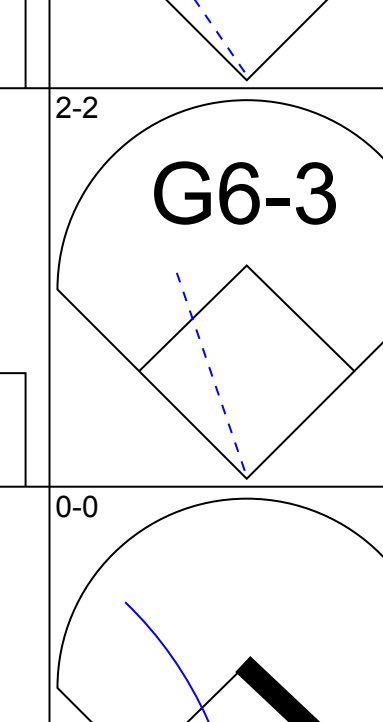
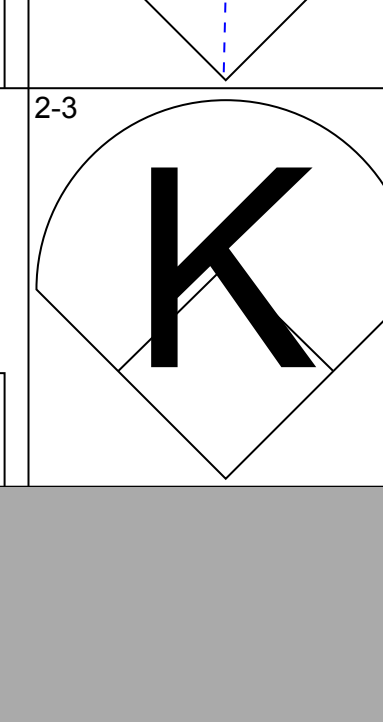
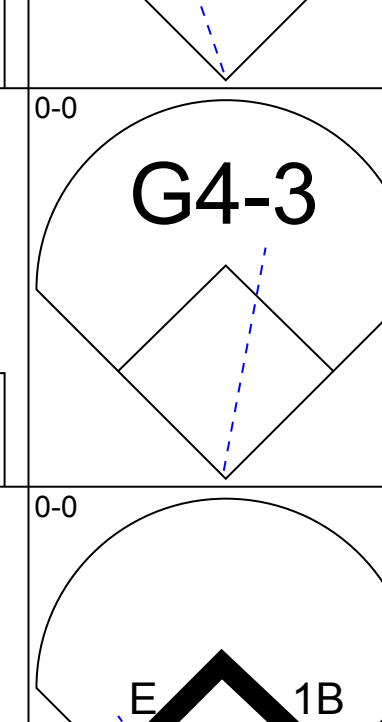
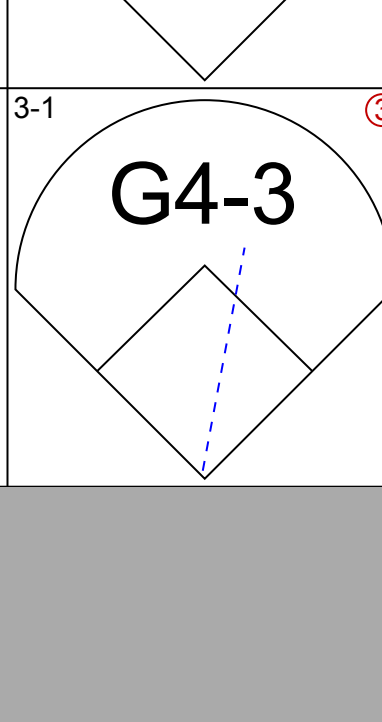
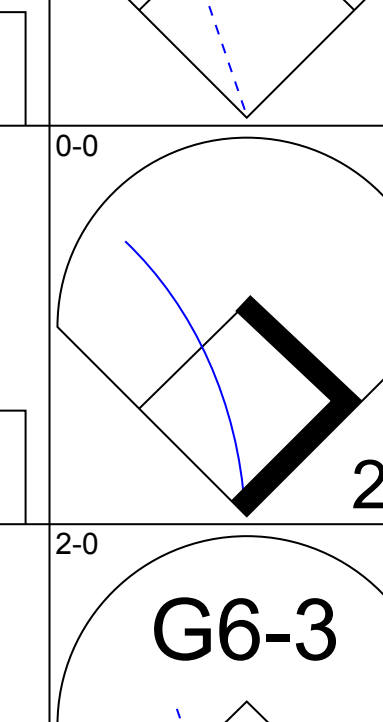
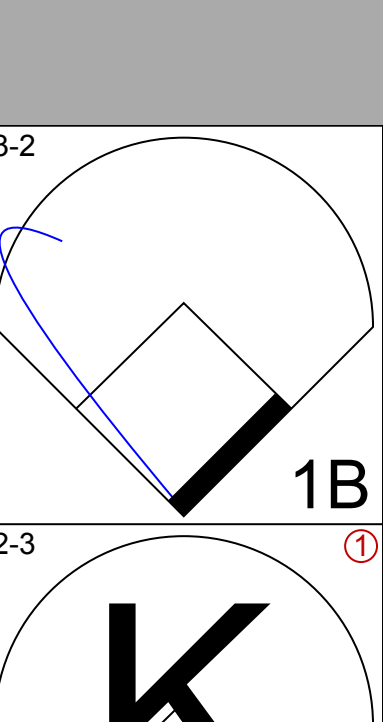
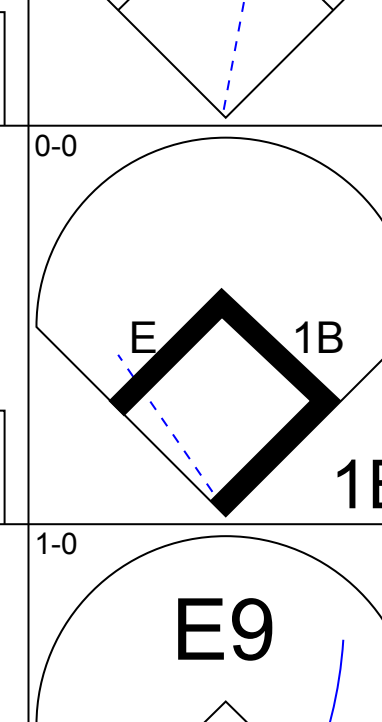
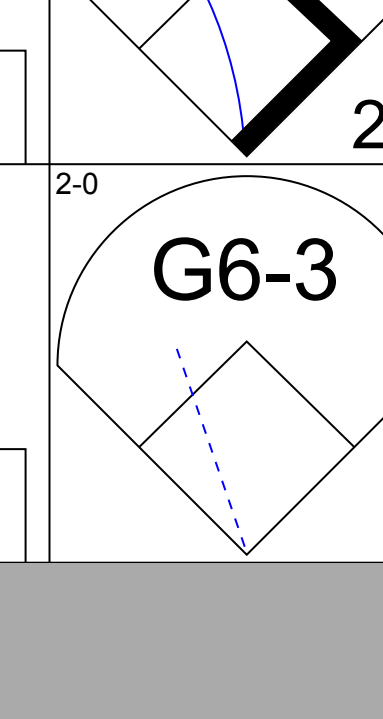
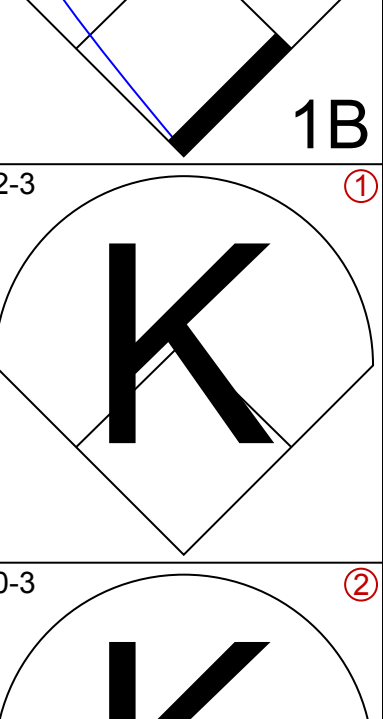
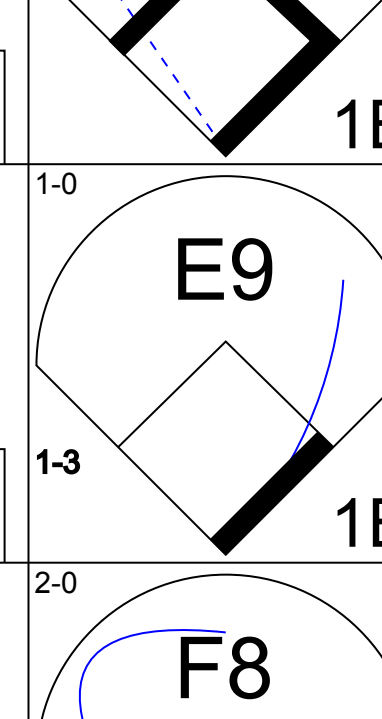
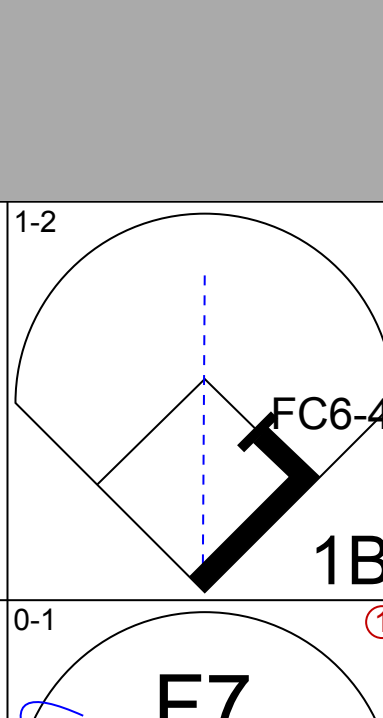
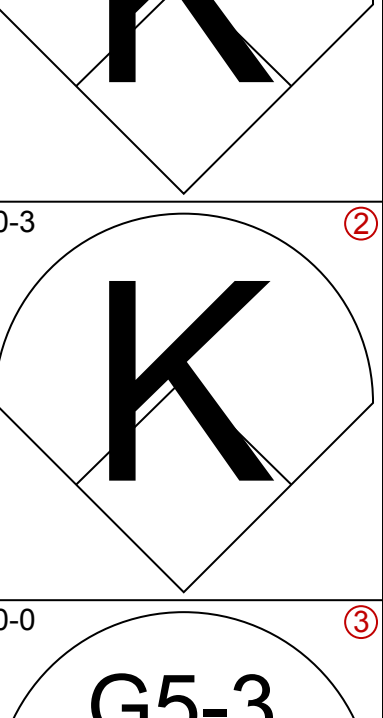
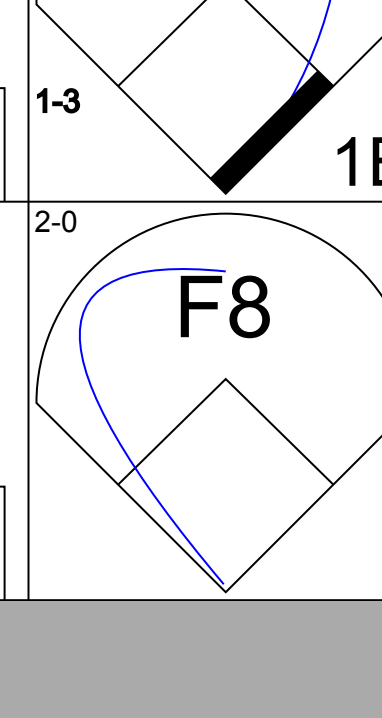
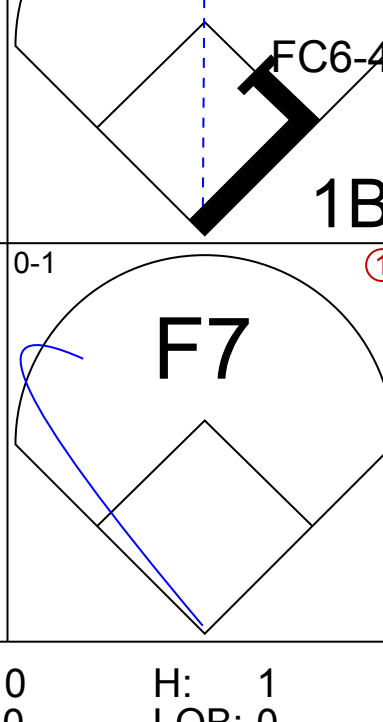
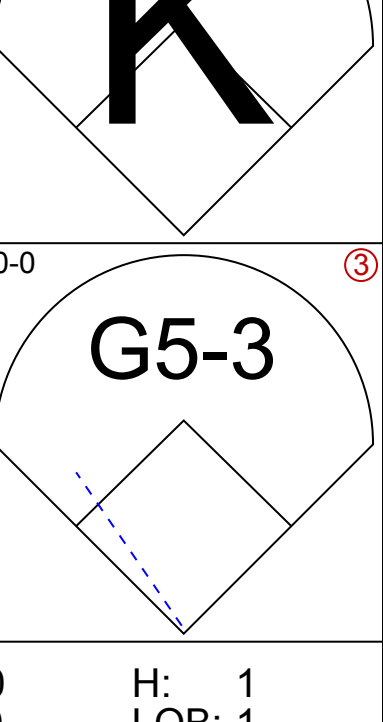
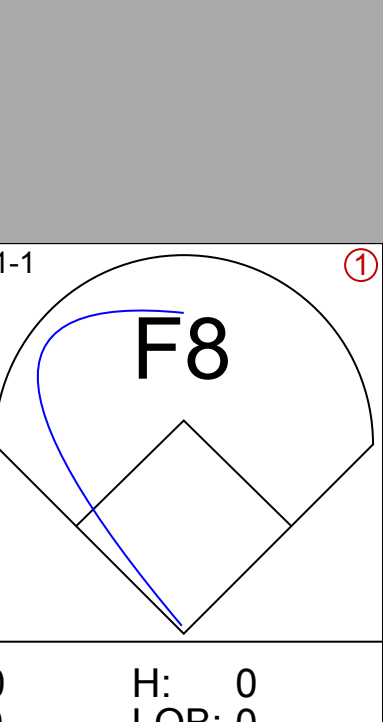
Batter	1	2	3	4	5	6	7	8	9	AB	R	H	RBI	BB	SO	LOB	BOTTOM					
<b>Lance Johnson, L</b> OBP: 0.298, SLG: 0.287 (1, 8)	G4-3	1B			G4-3			E S 1B	FC6-4 1B	5	1	3	0	0	0	0						
<b>Tim Raines, S</b> OBP: 0.359, SLG: 0.489 (1, 7)	BB FC1-4 1B	F8			G6-3			1B E BB	P6	4	2	1	0	1	0	3						
<b>Frank Thomas, R</b> OBP: 0.515, SLG: 0.610 (1, 3)	FC1-4 BB HBP				L7			K	FC6-4	4	0	1	0	0	1	3						
<b>Robin Ventura, L</b> OBP: 0.393, SLG: 0.492 (1, 5)	FC1-4 BB				G3-1			G3-1 BB 1B	F7	4	1	1	1	1	0	2						
<b>Mike Devereaux, R</b> OBP: 0.322, SLG: 0.362 (1, 9)	FC1-4				F8			FC5 BB G3-1 WP		4	1	0	2	0	0	4						
<b>Ray Durham, S</b> OBP: 0.360, SLG: 0.403 (1, 4)	K				F7			B5	G3-1	4	0	0	0	0	1	4						
<b>Norberto Martin, R</b> OBP: 0.152, SLG: 0.100 (1, 10)		G4-3			G4-3			FC6-4 BB	WP BB IBB	2	0	0	0	1	0	0						
<b>Dave Martinez, L</b> OBP: 0.340, SLG: 0.500 (9, PH)										0	0	0	0	1	0	0						
<b>Ron Karkovics, R</b> OBP: 0.309, SLG: 0.482 (9, PH)										3	0	0	0	0	0	1						
<b>Warren Newton, L</b> OBP: 0.458, SLG: 0.477 (9, 2)		G3-1			P3			FC6-4	WP BB	0	0	0	1	1	0	0						
<b>Michael LaValliere, L</b> OBP: 0.333, SLG: 0.295 (9, 2)										0	0	0	0	0	0	0						
<b>Craig Grebeck, R</b> OBP: 0.422, SLG: 0.432 (1, 6)					G6-3			P2	F9	4	0	1	0	0	0	3						
<b>Inning Stats</b>	R: 1 E: 0 K: 1 S: 11	H: 1 LOB: 2 BB: 1 P: 22	R: 0 E: 0 K: 0 S: 10	H: 2 LOB: 2 BB: 0 P: 14	R: 0 E: 0 K: 0 S: 8	H: 0 LOB: 0 BB: 0 P: 10	R: 0 E: 0 K: 0 S: 4	H: 0 LOB: 0 BB: 0 P: 8	R: 0 E: 0 K: 0 S: 5	H: 0 LOB: 0 BB: 0 P: 7	R: 0 E: 0 K: 0 S: 7	H: 0 LOB: 1 BB: 1 P: 17	R: 4 E: 1 K: 1 S: 18	H: 2 LOB: 2 BB: 3 P: 38	R: 0 E: 1 K: 0 S: 12	H: 1 LOB: 1 BB: 0 P: 14	1B: 7 2B: 0 3B: 0 HR: 0	SF: 0 SAC: 0 DP: 1 HBP: 1	WP: 1 PB: 0 SB: 1 CS: 0	PA: 40		
<b>PITCHER</b>	IP	WLS	BF	H	R	ER	SO	BB	IBB	HBP	BLK	WP	HR	S	P	ERA	WHIP					
<b>Brian Bohanon, L</b> ERA: 5.13	(1, 1)	7.0	29	5	3	3	1	3	0	1	0	0	0	15	29	0.00	2.000					
<b>Brian Maxcy, R</b> ERA: 2.08	(8, 1)	1.0	W	7	1	2	0	1	1	0	0	1	0	15	29	0.00	2.000					
<b>Mike Henneman, R</b> ERA: 2.08	(9, 1)	1.0	S	4	1	0	0	0	0	0	0	0	0	12	14	0.00	1.000					

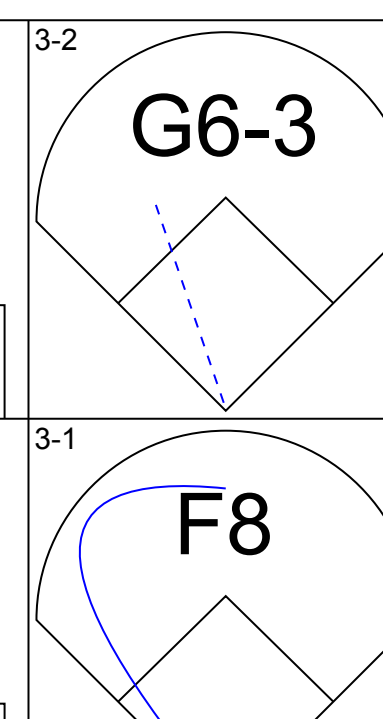
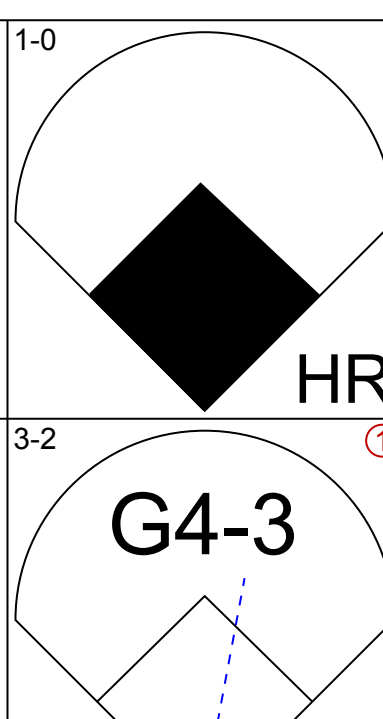
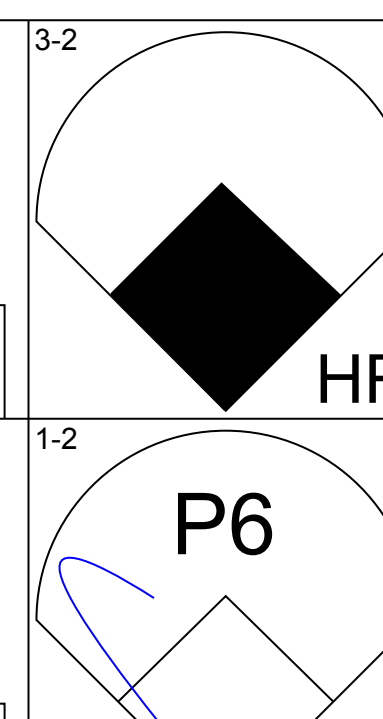
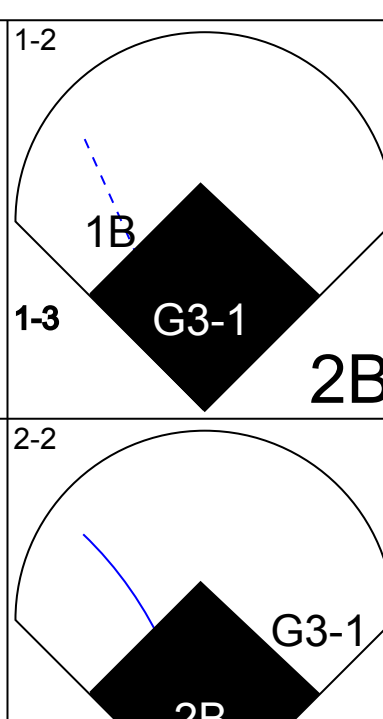
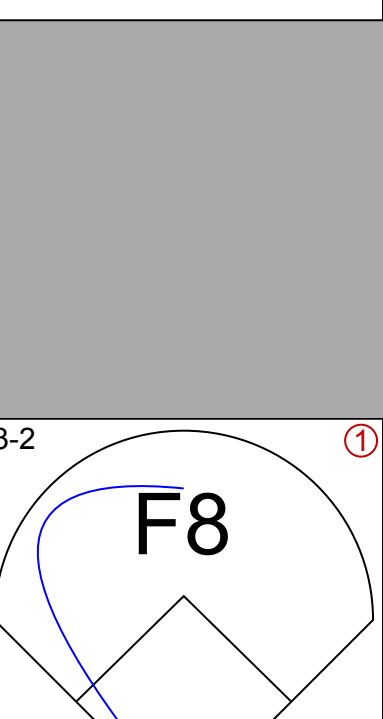
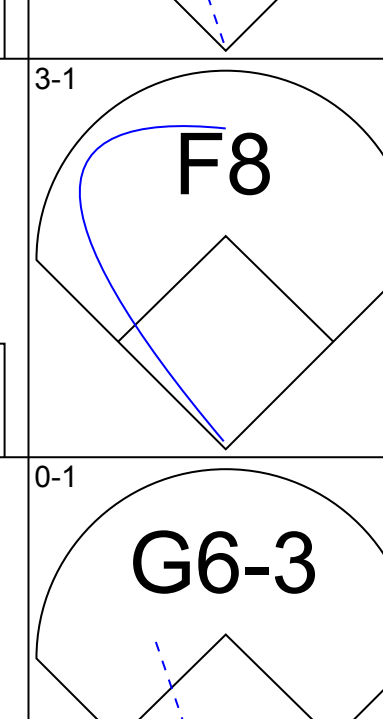
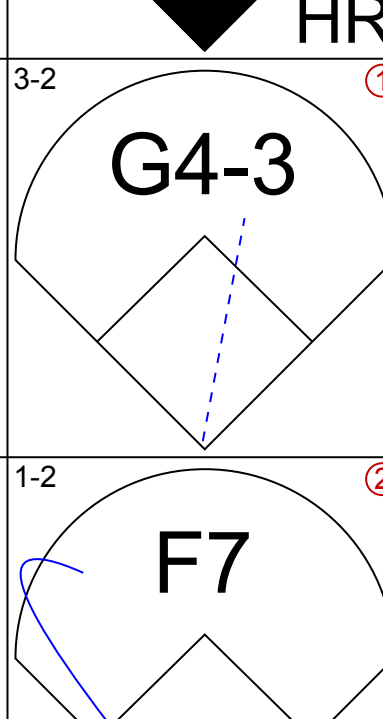
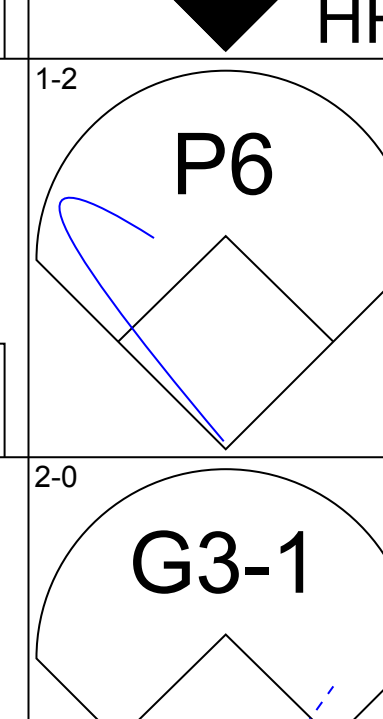
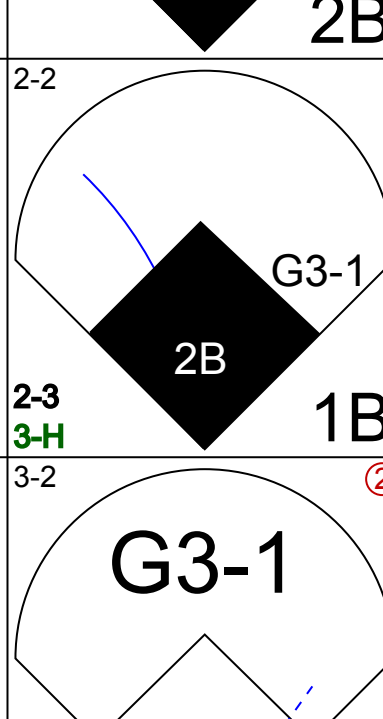
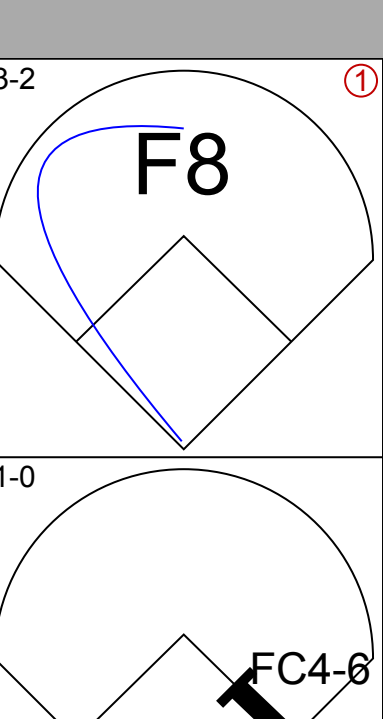
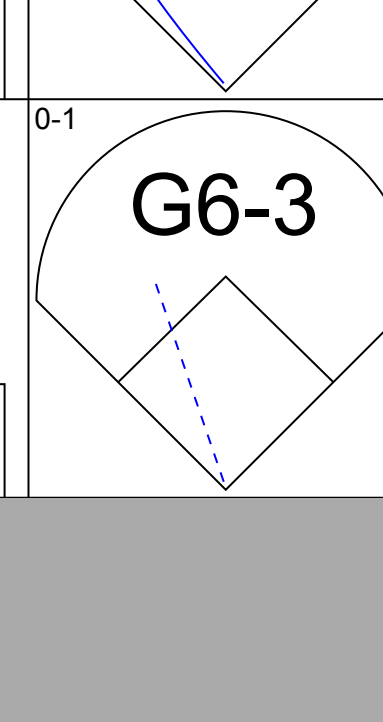
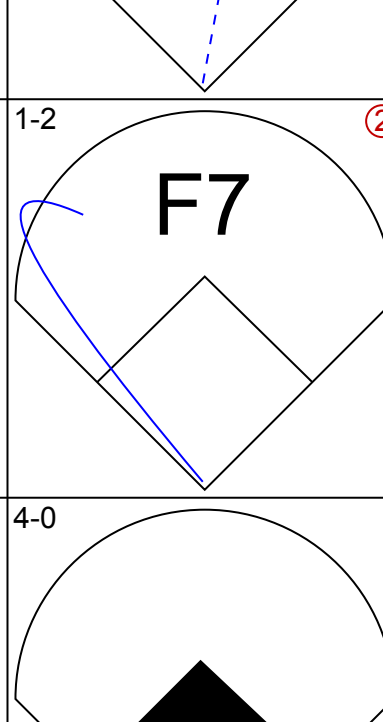
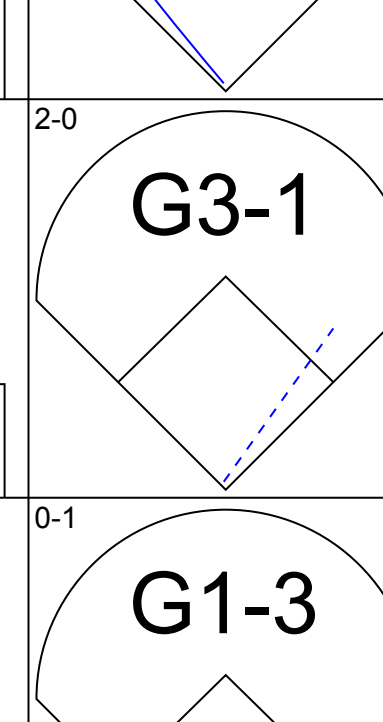
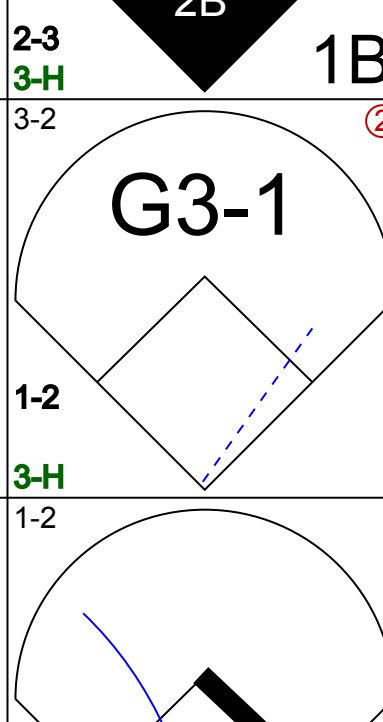
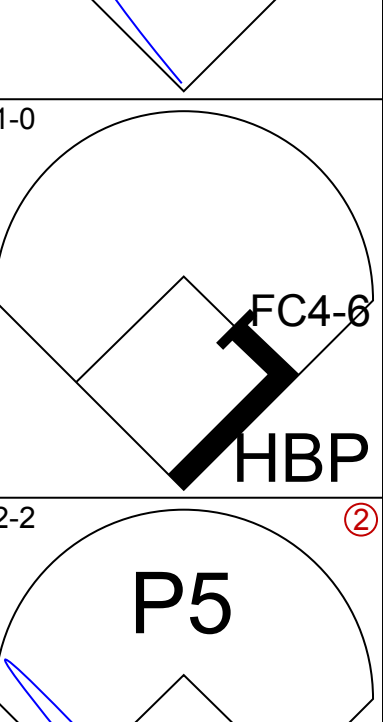
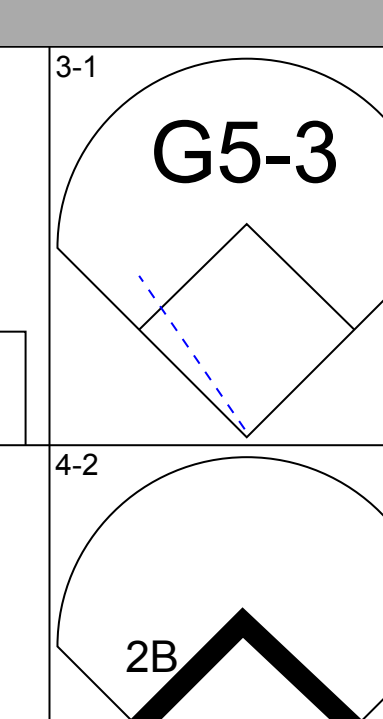
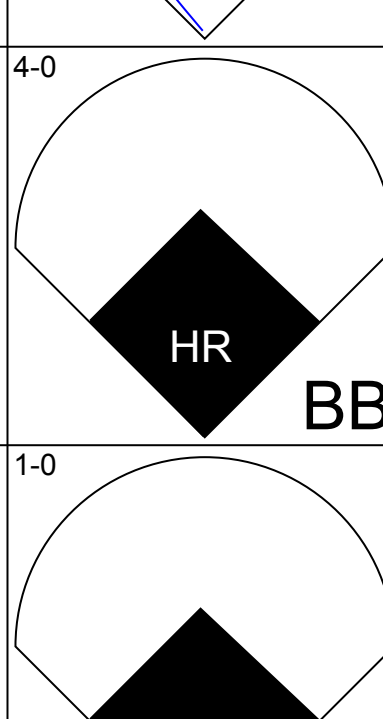
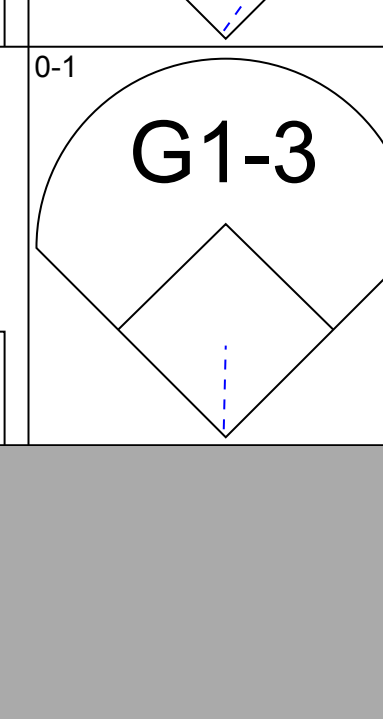
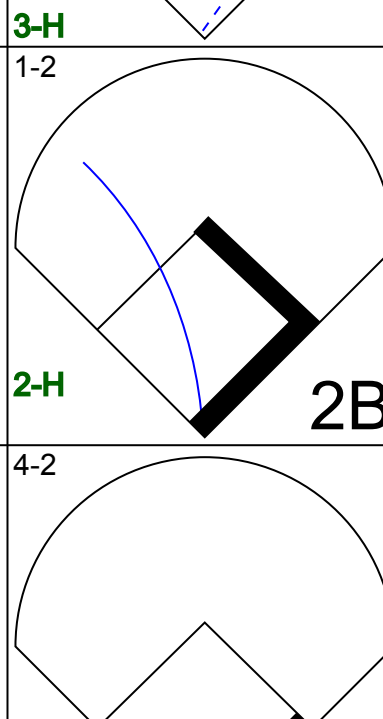
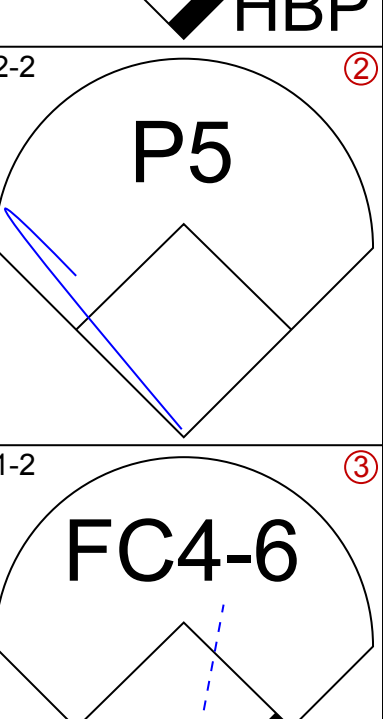
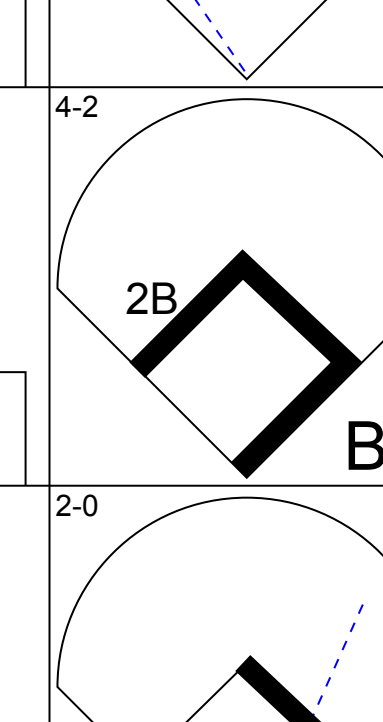
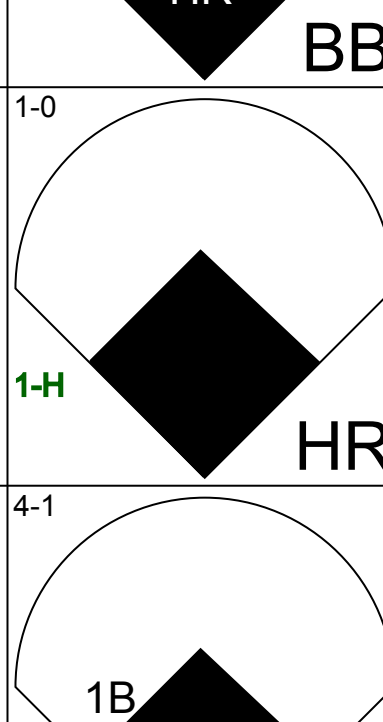
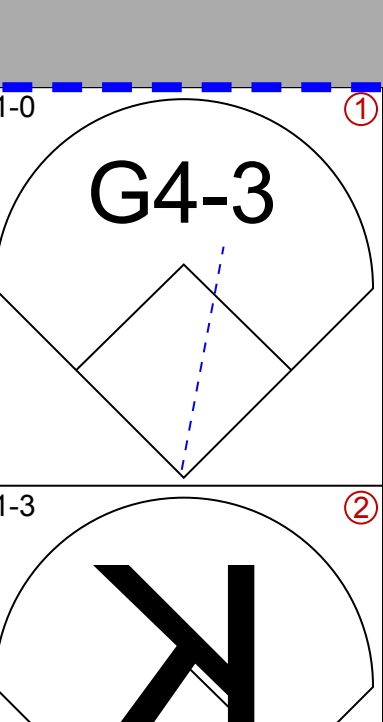
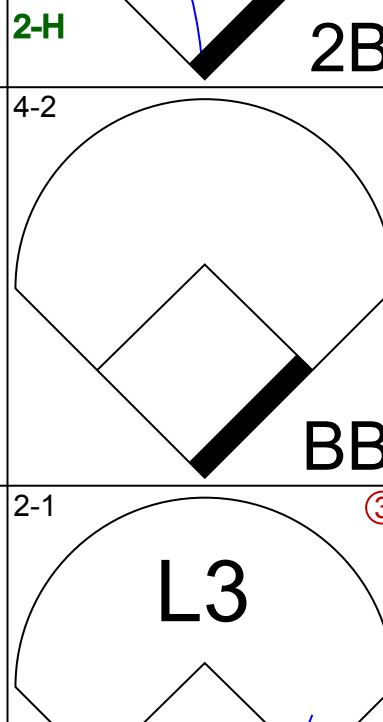
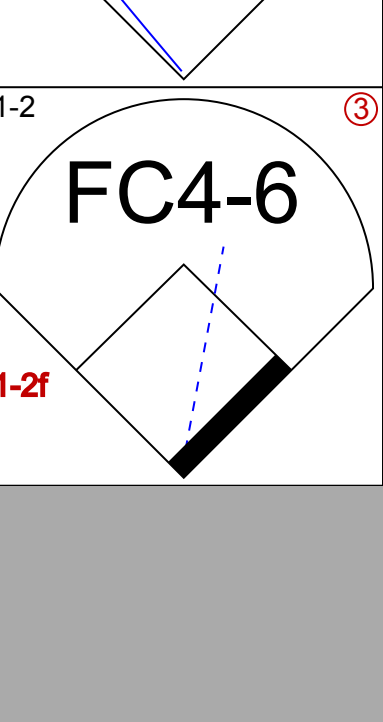
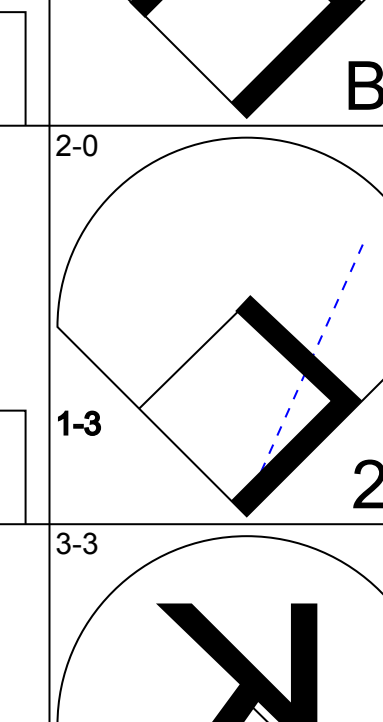
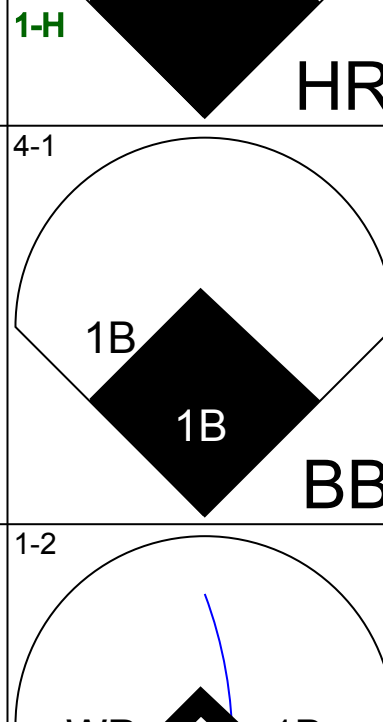

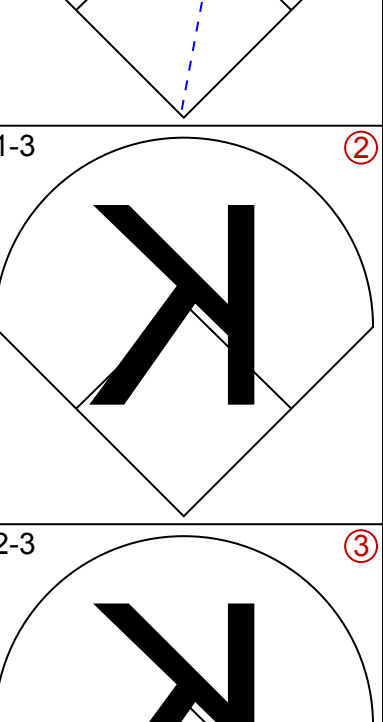
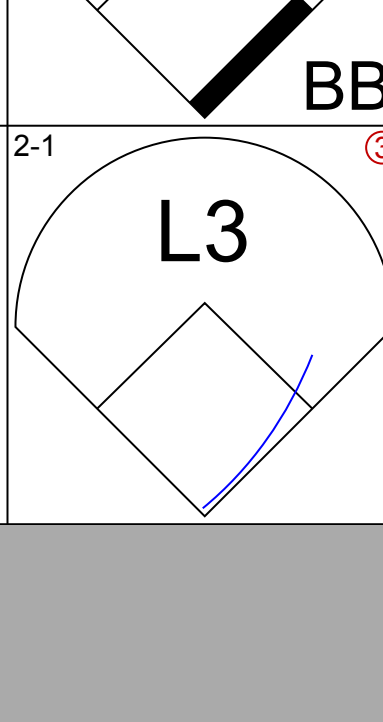
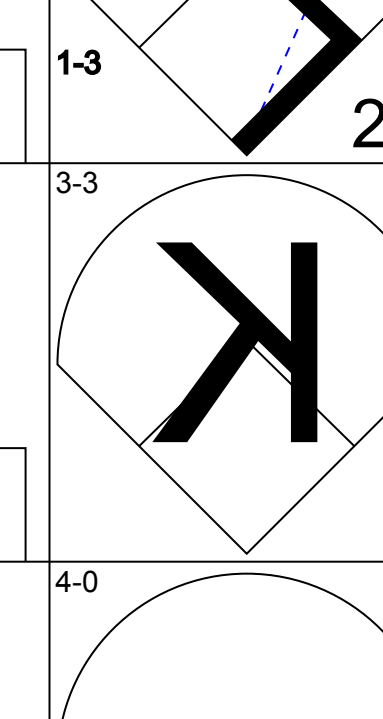
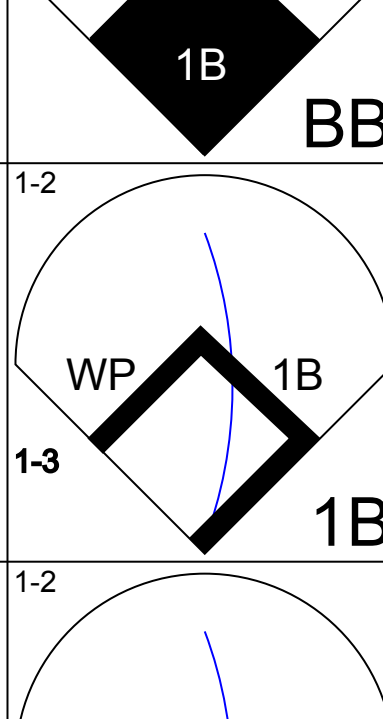

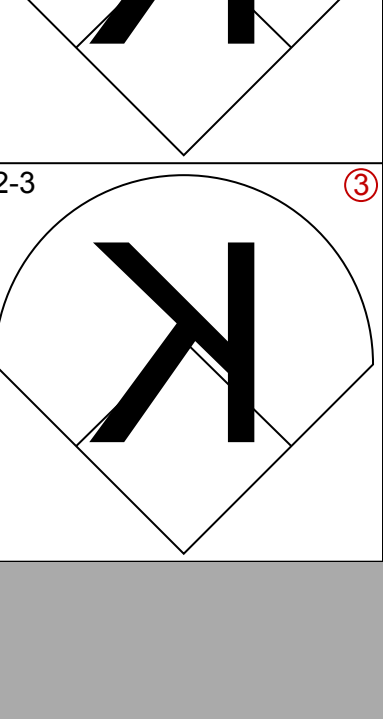
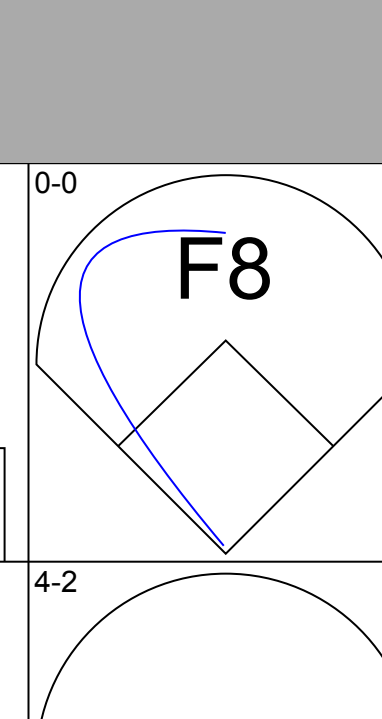
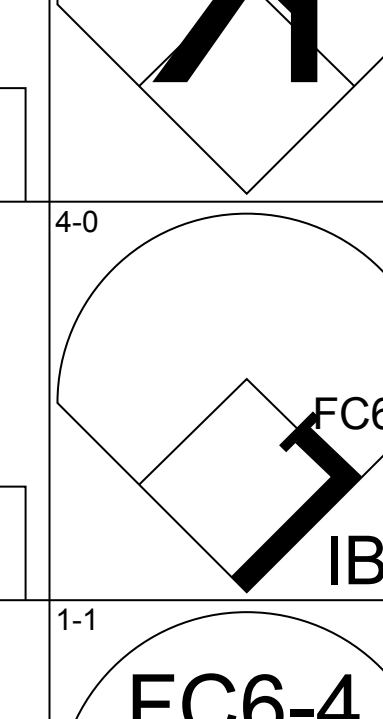
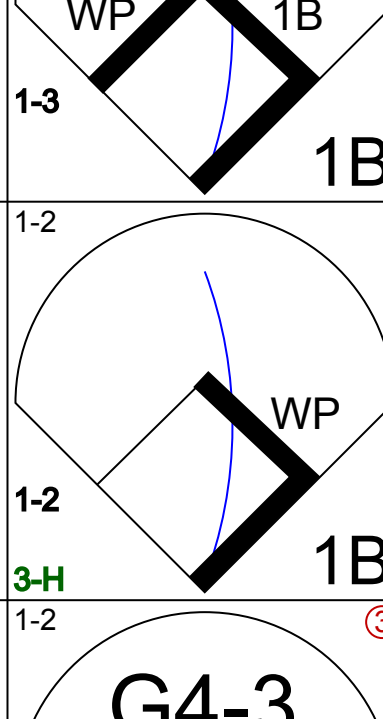

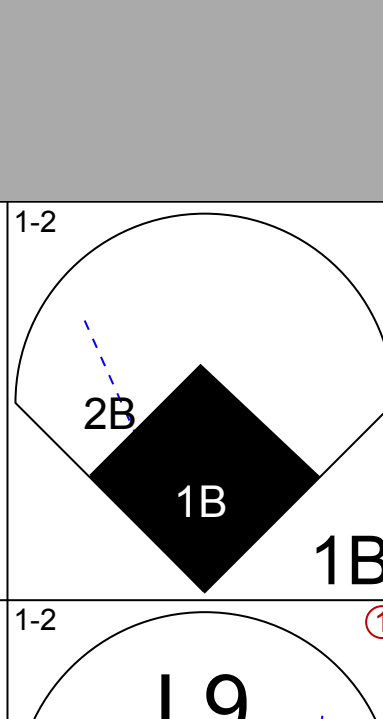
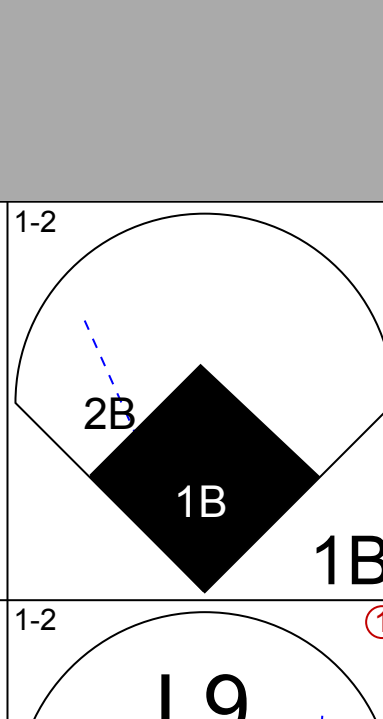
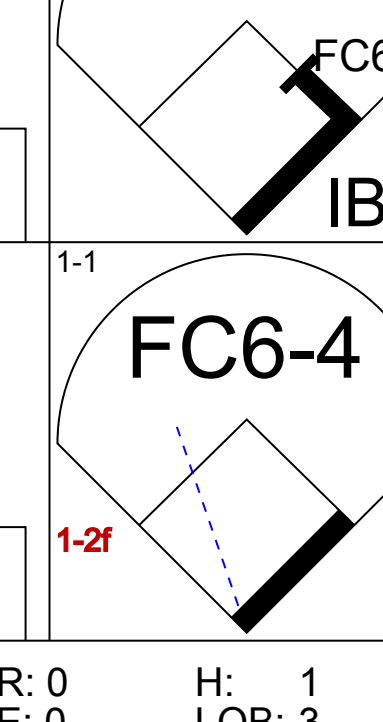
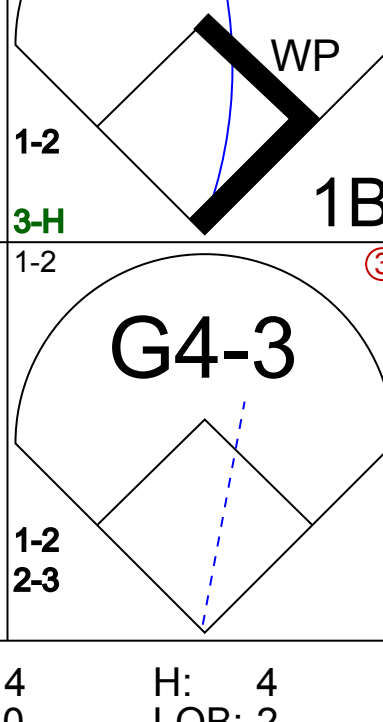
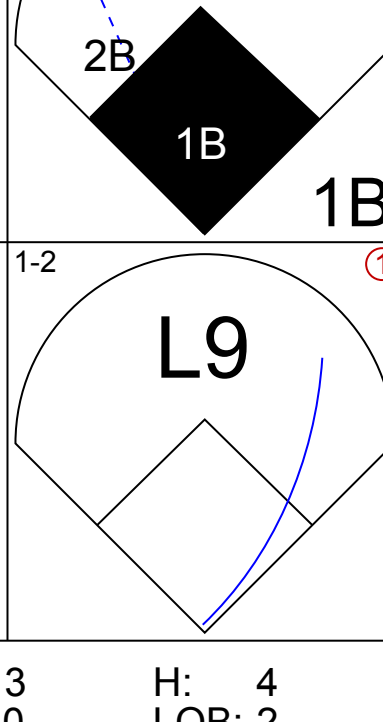

**Detroit Tigers @ Chicago White Sox**  
 Comiskey Park, Chicago, IL  
 Sun Jun 04 1995, 4:33 AM EDT  
 Att: 21,673 - Sunny - 80 F

AB	34
R	5
H	7
RBI	4
BB	5
SO	2
LOB	20





Batter	1	2	3	4	5	6	7	8	9	AB	R	H	RBI	BB	SO	LOB	TOP					
Chad Curtis, R (1, 8) OBP: 0.347, SLG: 0.429			FC6-4 					G5-3 		4	0	0	0	0	2	1	<b>Detroit Tigers @ Cleveland Indians</b> Jacobs Field, Cleveland, OH Mon Jun 05 1995, 7:05 PM EDT Att: 34,615 - Unknown - 71 F					
Lou Whitaker, L (1, 4) OBP: 0.422, SLG: 0.486 Scott Fletcher, R (8, 4) OBP: 0.279, SLG: 0.259			CS 	E4 			G5-4-3 			4	0	1	0	0	2	0						
Travis Fryman, R (1, 5) OBP: 0.311, SLG: 0.279						G5-4-3 		G5-3 		4	0	0	0	0	2	2						
Cecil Fielder, R (1, 3) OBP: 0.336, SLG: 0.551 Juan Samuel, R (7, 3) OBP: 0.357, SLG: 0.459		G5-3 		G1-3 			G6-3 			3	0	0	0	0	0	1						
Kirk Gibson, L (1, 10) OBP: 0.432, SLG: 0.620		G6-3 					G4-3 		G4-3 	4	0	0	0	0	1	1						
Bobby Higginson, L (1, 7) OBP: 0.365, SLG: 0.444										3	0	3	0	0	0	0						
Danny Bautista, R (1, 9) OBP: 0.302, SLG: 0.333 Todd Steverson, R (7, 9) OBP: 0.296, SLG: 0.217		G6-3 						E9 		3	0	1	0	0	1	2						
Chris Gomez, R (1, 6) OBP: 0.278, SLG: 0.363			FC6-4 					F8 		3	0	1	0	0	1	3						
John Flaherty, R (1, 2) OBP: 0.370, SLG: 0.488			F7 			G5-3 		F8 		3	0	0	0	0	0	2						
<b>Inning Stats</b>	R: 0 E: 0 K: 3 S: 9	H: 0 LOB: 0 BB: 0 P: 14	R: 0 E: 0 K: 0 S: 6	H: 1 LOB: 1 BB: 0 P: 10	R: 0 E: 0 K: 0 S: 7	H: 1 LOB: 0 BB: 0 P: 10	R: 0 E: 1 K: 2 S: 12	H: 0 LOB: 1 BB: 0 P: 16	R: 0 E: 0 K: 2 S: 10	H: 1 LOB: 1 BB: 0 P: 15	R: 0 E: 0 K: 1 S: 8	H: 1 LOB: 0 BB: 0 P: 11	R: 0 E: 1 K: 0 S: 5	H: 2 LOB: 2 BB: 0 P: 9	R: 0 E: 0 K: 1 S: 8	H: 0 LOB: 0 BB: 0 P: 10		R: 0 E: 0 K: 1 S: 7	H: 0 LOB: 0 BB: 0 P: 12	1B: 5 2B: 1 3B: 0 HR: 0	SF: 0 SAC: 0 DP: 1 HBP: 0	WP: 0 PB: 0 SB: 0 CS: 1
<b>PITCHER</b> Orel Hershiser, R (1, 1) ERA: 3.13	IP: 9.0 WLS: W BF: 32 H: 6 R: 0 ER: 0 SO: 10 BB: 0 IBB: 0 HBP: 0 BLK: 0 WP: 0 HR: 0 S: 72 P: 107 ERA: 0.00 WHIP: 0.667															<b>PITCHER</b>						

Batter	1	2	3	4	5	6	7	8	9	AB	R	H	RBI	BB	SO	LOB	BOTTOM			
Kenny Lofton, L (1, 8) OBP: 0.360, SLG: 0.489	G6-3 						G4-3 			5	3	3	2	0	0	1	<b>Detroit Tigers @ Cleveland Indians</b> Jacobs Field, Cleveland, OH Mon Jun 05 1995, 7:05 PM EDT Att: 34,615 - Unknown - 71 F			
Omar Vizquel, S (1, 6) OBP: 0.284, SLG: 0.310 Alvaro Espinoza, R (7, 6) OBP: 0.250, SLG: 0.333	F8 		G4-3 	P6 				F8 		4	1	1	1	0	0	0				
Carlos Baerga, S (1, 4) OBP: 0.364, SLG: 0.493	G6-3 		F7 	G3-1 		G3-1 				4	0	0	1	0	0	1				
Albert Belle, R (1, 7) OBP: 0.363, SLG: 0.546		G5-3 		G1-3 				P5 		4	1	1	1	1	0	1				
Eddie Murray, S (1, 10) OBP: 0.391, SLG: 0.555 Wayne Kirby, L (6, PR) OBP: 0.353, SLG: 0.345					G4-3 					2	1	1	2	2	0	0				
Jim Thome, L (1, 5) OBP: 0.407, SLG: 0.624							L3 			3	1	1	0	1	1	2				
Manny Ramirez, R (1, 9) OBP: 0.455, SLG: 0.736			WP 					F8 		4	0	1	0	0	2	2				
Paul Sorrento, L (1, 3) OBP: 0.380, SLG: 0.782			WP 							2	1	2	1	2	0	0				
Tony Peña, R (1, 2) OBP: 0.284, SLG: 0.333		FC6-4 	G4-3 			L9 		L8 		4	0	0	0	0	0	7				
<b>Inning Stats</b>	R: 0 E: 0 K: 0 S: 8	H: 0 LOB: 0 BB: 0 P: 14	R: 0 E: 0 K: 1 S: 10	H: 1 LOB: 3 BB: 2 P: 27	R: 4 E: 0 K: 0 S: 21	H: 4 LOB: 2 BB: 2 P: 38	R: 1 E: 0 K: 0 S: 9	H: 1 LOB: 0 BB: 0 P: 15	R: 0 E: 0 K: 2 S: 7	H: 0 LOB: 0 BB: 0 P: 11	R: 3 E: 0 K: 0 S: 23	H: 4 LOB: 2 BB: 1 P: 38	R: 0 E: 0 K: 0 S: 7	H: 0 LOB: 1 BB: 1 P: 14	R: 0 E: 0 K: 0 S: 10	H: 0 LOB: 1 BB: 0 P: 17		1B: 4 2B: 3 3B: 0 HR: 3	SF: 0 SAC: 0 DP: 0 HBP: 1	WP: 1 PB: 0 SB: 0 CS: 0
<b>PITCHER</b> Sean Bergman, R (1, 1) ERA: 5.58 John Doherty, R (5, 1) ERA: 7.41	IP: 4.0 WLS: L BF: 19 H: 4 R: 3 ER: 3 SO: 2 BB: 2 IBB: 0 HBP: 1 BLK: 0 WP: 0 HR: 0 S: 47 P: 80 ERA: 6.75 WHIP: 1.500															<b>PITCHER</b>				



Batter	1	2	3	4	5	6	7	8	9	AB	R	H	RBI	BB	SO	LOB	TOP								
<b>Chad Curtis, R</b> OBP: 0.344, SLG: 0.420 (1, 8)	L5		2B		G6-3		G6-3			3	1	0	1	1	0	1	<b>Detroit Tigers @ Cleveland Indians</b> Jacobs Field, Cleveland, OH Tue Jun 06 1995, 7:05 PM EDT Att: 36,115 - Unknown - 75 F								
<b>Scott Fletcher, R</b> OBP: 0.292, SLG: 0.281 (1, 4)	K		2B				G4-3			3	0	1	1	1	1	0									
<b>Chris Gomez, R</b> OBP: 0.278, SLG: 0.363 (8, 6)			2B							0	0	0	0	0	0	0									
<b>Travis Fryman, R</b> OBP: 0.309, SLG: 0.278 (1, 5)	G1-3		K		F7					4	0	1	0	0	1	3									
<b>Cecil Fielder, R</b> OBP: 0.327, SLG: 0.534 (1, 10)		G1-3		K		L5		K		4	0	0	0	0	2	1									
<b>Alan Trammell, R</b> OBP: 0.407, SLG: 0.357 (8, PH)		F7		F9		E7		FC4-6		3	0	0	0	0	0	0									
<b>Lou Whitaker, L</b> OBP: 0.417, SLG: 0.480 (8, 4)										1	0	0	0	0	0	1									
<b>Juan Samuel, R</b> OBP: 0.370, SLG: 0.525 (1, 3)					F8			F8		3	1	1	1	1	0	1									
<b>Danny Bautista, R</b> OBP: 0.303, SLG: 0.333 (1, 9)										3	1	1	0	0	1	2									
<b>Bobby Higginson, L</b> OBP: 0.362, SLG: 0.440 (9, PH)	K				SH1-4	BB		F9		1	0	0	0	0	0	0									
<b>Todd Steverson, R</b> OBP: 0.300, SLG: 0.290 (1, 7)					G6-3					2	0	0	0	1	1	2									
<b>Franklin Stubbs, L</b> OBP: 0.422, SLG: 0.385 (9, PH)						SH1-4	BB	K		1	0	0	0	0	0	0									
<b>John Flaherty, R</b> OBP: 0.362, SLG: 0.477 (1, 2)					F8					2	0	0	0	0	0	0									
<b>Kirk Gibson, L</b> OBP: 0.429, SLG: 0.614 (9, PH)					SH1-4			G5-3		1	0	0	0	0	0	0									
<b>Inning Stats</b>	R: 0 E: 0 K: 1 S: 5	H: 0 LOB: 0 BB: 0 P: 5	R: 1 E: 0 K: 1 S: 6	H: 1 LOB: 0 BB: 0 P: 6	R: 1 E: 0 K: 1 S: 6	H: 1 LOB: 1 BB: 1 P: 10	R: 0 E: 0 K: 1 S: 5	H: 0 LOB: 0 BB: 0 P: 5	R: 1 E: 0 K: 0 S: 4	H: 1 LOB: 2 BB: 2 P: 12	R: 0 E: 0 K: 0 S: 3	H: 0 LOB: 0 BB: 0 P: 3	R: 0 E: 1 K: 1 S: 6	H: 1 LOB: 1 BB: 0 P: 6	R: 0 E: 0 K: 0 S: 3	H: 0 LOB: 0 BB: 0 P: 3	1B: 2 2B: 1 3B: 0 HR: 1	SF: 0 SAC: 1 DP: 0 HBP: 0	WP: 0 PB: 0 SB: 1 CS: 0	PA: 36					
<b>PITCHER</b>	IP	WLS	BF	H	R	ER	SO	BB	IBB	HBP	BLK	WP	HR	S	P	ERA	WHIP								
<b>Bud Black, L</b> ERA: 5.82	6.0		26	3	3	3	5	4	0	0	0	0	1	32	48	4.50	1.167								
<b>Julian Tavarez, R</b> ERA: 1.99	2.0	W	7	1	0	0	1	0	0	0	0	0	0	9	9	0.00	0.500								
<b>Jose Mesa, R</b> ERA: 2.33	1.0	S	3	0	0	0	0	0	0	0	0	0	0	3	3	0.00	0.000								

Batter	1	2	3	4	5	6	7	8	9	AB	R	H	RBI	BB	SO	LOB	BOTTOM								
<b>Kenny Lofton, L</b> OBP: 0.374, SLG: 0.497 (1, 8)	1B		1B			F9				4	2	3	0	1	0	1	<b>Detroit Tigers @ Cleveland Indians</b> Jacobs Field, Cleveland, OH Tue Jun 06 1995, 7:05 PM EDT Att: 36,115 - Unknown - 75 F								
<b>Omar Vizquel, S</b> OBP: 0.275, SLG: 0.300 (1, 6)	K		FC1-2-5				F7	P4		5	1	0	0	0	2	8									
<b>Carlos Baerga, S</b> OBP: 0.367, SLG: 0.494 (1, 4)			2B		G4-3		G6-3			4	0	2	2	0	0	2									
<b>Albert Belle, R</b> OBP: 0.360, SLG: 0.545 (1, 7)	G6-4-3				F7		F8			4	0	1	1	0	0	1									
<b>Eddie Murray, S</b> OBP: 0.394, SLG: 0.550 (1, 10)		G3-1			F8					3	0	1	0	1	0	0									
<b>Alvaro Espinoza, R</b> OBP: 0.300, SLG: 0.333 (8, PR)								1B	BB	0	1	0	0	0	0	0									
<b>Jim Thome, L</b> OBP: 0.403, SLG: 0.608 (1, 5)			K		G4-3			F8		3	0	0	0	0	1	4									
<b>Manny Ramirez, R</b> OBP: 0.450, SLG: 0.719 (1, 9)	L6		FC5-4				K	G4-3		3	0	0	0	1	1	4									
<b>Paul Sorrento, L</b> OBP: 0.394, SLG: 0.775 (1, 3)	K									2	0	1	0	2	1	1									
<b>Tony Peña, R</b> OBP: 0.286, SLG: 0.344 (1, 2)										3	0	1	0	0	1	2									
<b>Dave Winfield, R</b> OBP: 0.300, SLG: 0.326 (8, PH)					F9			G4-3		0	0	0	0	0	0	0									
<b>Wayne Kirby, L</b> OBP: 0.343, SLG: 0.333 (8, PH)			1B							1	0	0	1	0	0	2									
<b>Scooter Tucker, R</b> OBP: 0.238, SLG: 0.278 (9, 2)			2B							0	0	0	0	0	0	0									
<b>Inning Stats</b>	R: 1 E: 0 K: 1 S: 6	H: 2 LOB: 0 BB: 0 P: 6	R: 0 E: 0 K: 1 S: 5	H: 0 LOB: 1 BB: 0 P: 6	R: 2 E: 0 K: 1 S: 9	H: 4 LOB: 3 BB: 1 P: 13	R: 0 E: 0 K: 1 S: 6	H: 1 LOB: 2 BB: 1 P: 10	R: 0 E: 0 K: 0 S: 3	H: 0 LOB: 0 BB: 0 P: 3	R: 0 E: 0 K: 2 S: 7	H: 0 LOB: 1 BB: 1 P: 11	R: 0 E: 0 K: 0 S: 3	H: 0 LOB: 0 BB: 0 P: 3	R: 1 E: 0 K: 0 S: 5	H: 2 LOB: 3 BB: 2 P: 13	1B: 7 2B: 2 3B: 0 HR: 0	SF: 0 SAC: 0 DP: 1 HBP: 1	WP: 0 PB: 0 SB: 1 CS: 0	PA: 38					
<b>PITCHER</b>	IP	WLS	BF	H	R	ER	SO	BB	IBB	HBP	BLK	WP	HR	S	P	ERA	WHIP								
<b>Felipe Lira, R</b> ERA: 3.48	6.0		28	7	3	3	6	2	1	1	0	0	0	36	49	4.50	1.500								
<b>Joe Boever, R</b> ERA: 4.91	1.1	L	6	1	1	1	0	1	0	0	0	0	0	5	9	6.75	1.500								
<b>Buddy Groom, L</b> ERA: 6.67	0.0		1	1	0	0	0	0	0	0	0	0	0	1	1	∞	∞								
<b>Brian Maxcy, R</b> ERA:	0.2		3	0	0	0	0	0	1	0	0	0	0	2	6	0.00	0.000								



Batter	1	2	3	4	5	6	7	8	9	10	AB	R	H	RBI	BB	SO	LOB	TOP						
<b>Chad Curtis, R</b> OBP: 0.342, SLG: 0.416 (1.8)	G1-3		G5-3			G3		HR			4	1	1	0	0	0	0	<b>Detroit Tigers @ Cleveland Indians</b> Jacobs Field, Cleveland, OH Wed Jun 07 1995, 7:05 PM EDT Att: 36,363 - Unknown - 81 F  livebaseballscorecards.com  <b>AB 36</b> <b>R 2</b> <b>H 6</b> <b>RBI 2</b> <b>BB 0</b> <b>SO 11</b> <b>LOB 9</b>						
<b>Lou Whitaker, L</b> OBP: 0.443, SLG: 0.570 (1.4)	2B			2B		1B		HR			4	1	4	2	0	0								
<b>Travis Fryman, R</b> OBP: 0.302, SLG: 0.270 (1.5)	K			K		F9		G6-3			4	0	0	0	0	2	3							
<b>Cecil Fielder, R</b> OBP: 0.325, SLG: 0.526 (1.3)	G6-3			G6-3		FC6-4 1B		F9			4	0	1	0	0	0	2							
<b>Kirk Gibson, L</b> OBP: 0.415, SLG: 0.590 (1.10)		G3		G4-3		FC6-4 G6-3		L8			4	0	0	0	0	0	2							
<b>Alan Trammell, R</b> OBP: 0.389, SLG: 0.338 (1.6)		K				G6-3		L5			4	0	0	0	0	2	1							
<b>Bobby Higginson, L</b> OBP: 0.351, SLG: 0.425 (1.7)		K				G1-3				K	4	0	0	0	0	2	1							
<b>Danny Bautista, R</b> OBP: 0.290, SLG: 0.318 (1.9)			L1					G6-3		K	4	0	0	0	0	2	0							
<b>John Flaherty, R</b> OBP: 0.347, SLG: 0.457 (1.2)			G5-3			K		K		K	4	0	0	0	0	3	0							
<b>Inning Stats</b>	R: 0 E: 0 K: 1 S: 13	H: 1 LOB: 1 BB: 0 P: 16	R: 0 E: 0 K: 2 S: 10	H: 0 LOB: 0 BB: 0 P: 14	R: 0 E: 0 K: 0 S: 8	H: 0 LOB: 0 BB: 0 P: 12	R: 0 E: 0 K: 1 S: 9	H: 1 LOB: 1 BB: 0 P: 13	R: 0 E: 0 K: 2 S: 10	H: 0 LOB: 0 BB: 0 P: 15	R: 0 E: 0 K: 1 S: 10	H: 1 LOB: 1 BB: 0 P: 18	R: 0 E: 0 K: 0 S: 13	H: 1 LOB: 1 BB: 0 P: 17	R: 2 E: 0 K: 1 S: 11	H: 2 LOB: 0 BB: 0 P: 19	R: 0 E: 0 K: 0 S: 5		H: 0 LOB: 0 BB: 0 P: 10	R: 0 E: 0 K: 3 S: 10	H: 0 LOB: 0 BB: 0 P: 15	1B: 3 2B: 2 3B: 0 HR: 1	SF: 0 SAC: 0 DP: 0 HBP: 0	WP: 0 PB: 0 SB: 0 CS: 0
<b>PITCHER</b> <b>Charles Nagy, R</b> ERA: 3.4 <b>Eric Plunk, R</b> ERA: 1.61	IP: 8.0 WLS: 0 BF: 30	H: 6 R: 2 ER: 2 SO: 8	BB: 0 IBB: 0 HBP: 0 BLK: 0	WP: 0 HR: 1 S: 84 P: 124	ERA: 2.25 WHIP: 0.750	IP: 9.1 WLS: 2 BF: 6	H: 0 R: 0 ER: 0 SO: 3	BB: 0 IBB: 0 HBP: 0 BLK: 0	WP: 0 HR: 0 S: 15 P: 25	ERA: 0.00 WHIP: 0.000														

Batter	1	2	3	4	5	6	7	8	9	10	AB	R	H	RBI	BB	SO	LOB	BOTTOM				
<b>Kenny Lofton, L</b> OBP: 0.365, SLG: 0.483 (1.8)	K		G3		G4-3			F8			4	0	0	0	0	1	2	<b>Detroit Tigers @ Cleveland Indians</b> Jacobs Field, Cleveland, OH Wed Jun 07 1995, 7:05 PM EDT Att: 36,363 - Unknown - 81 F  livebaseballscorecards.com  <b>AB 33</b> <b>R 3</b> <b>H 8</b> <b>RBI 3</b> <b>BB 2</b> <b>SO 6</b> <b>LOB 12</b>				
<b>Alvaro Espinoza, R</b> OBP: 0.250, SLG: 0.316 (1.6)	G4-3		P6			G6-4-3 1B		F9			4	0	1	0	0	0	2					
<b>Carlos Baerga, S</b> OBP: 0.376, SLG: 0.506 (1.4)	1B		2B			G6-4-3		FC6-4 WP 1B			4	0	3	1	0	0	1					
<b>Albert Belle, R</b> OBP: 0.358, SLG: 0.534 (1.7)	K		K			G6-3		FC6-4 IBB			3	0	0	0	1	2	2					
<b>Eddie Murray, S</b> OBP: 0.390, SLG: 0.563 (1.3)		HR		G5-3				G5-3		FC6-4 IBB	4	1	1	1	0	0	2					
<b>Manny Ramirez, R</b> OBP: 0.444, SLG: 0.702 (1.9)		F8		F8				G6-3		FC5-4 IBB	3	0	0	0	1	0	0					
<b>Dave Winfield, R</b> OBP: 0.278, SLG: 0.298 (1.10)		K		G4-3				F7		FC5-2-4	4	0	0	0	0	1	3					
<b>Jim Thome, L</b> OBP: 0.399, SLG: 0.621 (1.5)		G3-1				P4		K		HR	4	1	1	1	0	1	0					
<b>Tony Peña, R</b> OBP: 0.297, SLG: 0.366 <b>Wayne Kirby, L</b> OBP: 0.343, SLG: 0.333 <b>Scotter Tucker, R</b> OBP: 0.238, SLG: 0.278 (8. PR) (9. 2)			G3		K			1B			3	1	2	0	0	1	0					
<b>Inning Stats</b>	R: 0 E: 0 K: 2 S: 11	H: 1 LOB: 1 BB: 0 P: 15	R: 1 E: 0 K: 1 S: 10	H: 1 LOB: 0 BB: 0 P: 15	R: 1 E: 0 K: 1 S: 13	H: 2 LOB: 1 BB: 0 P: 17	R: 0 E: 0 K: 0 S: 9	H: 0 LOB: 0 BB: 0 P: 15	R: 0 E: 0 K: 1 S: 5	H: 0 LOB: 0 BB: 0 P: 10	R: 0 E: 0 K: 0 S: 4	H: 0 LOB: 0 BB: 0 P: 6	R: 0 E: 0 K: 1 S: 9	H: 1 LOB: 1 BB: 0 P: 10	R: 0 E: 0 K: 0 S: 6	H: 1 LOB: 2 BB: 0 P: 18	R: 1 E: 0 K: 0 S: 1		H: 1 LOB: 0 BB: 0 P: 4	1B: 4 2B: 2 3B: 0 HR: 2	SF: 0 SAC: 0 DP: 2 HBP: 0	WP: 1 PB: 0 SB: 0 CS: 0
<b>PITCHER</b> <b>David Wells, L</b> ERA: 3.47 <b>Brian Maxcy, R</b> ERA: 1.8	IP: 9.0 WLS: 0 BF: 34	H: 7 R: 2 ER: 2 SO: 6	BB: 0 IBB: 2 HBP: 0 BLK: 0	WP: 1 HR: 1 S: 77 P: 122	ERA: 2.00 WHIP: 0.778	IP: 10.1 WLS: 1 BF: 1	H: 1 R: 1 ER: 1 SO: 0	BB: 0 IBB: 0 HBP: 0 BLK: 0	WP: 0 HR: 0 S: 1 P: 4	ERA: 1.8												



Batter	1	2	3	4	5	6	7	8	9	AB	R	H	RBI	BB	SO	LOB	TOP										
<b>Chad Curtis, R</b> OBP: 0.346, SLG: 0.418 (1, 8)	1-2 WP S 1B	1-2 3-H 1B		3-1 L6			0-1 G6-3			4	0	2	1	0	0	2											
<b>Bobby Higginson, L</b> OBP: 0.341, SLG: 0.410 (1, 9)	0-0 F8	0-0 G3			2-1 G4-3		1-2 L4			4	0	0	0	0	0	3											
<b>Travis Fryman, R</b> OBP: 0.296, SLG: 0.263 (1, 5)	0-1 F8			1-2 G6-3		0-0 F8		0-1 G4-3		4	0	0	0	0	0	1											
<b>Cecil Fielder, R</b> OBP: 0.323, SLG: 0.518 <b>Todd Steversen, R</b> OBP: 0.300, SLG: 0.200 (8, 7)	3-2 G6-3			1-2 L9		2-2 1B		1-3 K		4	0	1	0	0	1	1											
<b>Kirk Gibson, L</b> OBP: 0.402, SLG: 0.569 (1, 10)		1-3 K		0-3 K		2-3 K		2-2 F7		4	0	0	0	0	3	1											
<b>Alan Trammell, R</b> OBP: 0.383, SLG: 0.333 (1, 6)		0-1 E S 1B		2-3 K		1-1 G1-3			3-1 F8	4	1	1	0	0	1	0											
<b>Franklin Stubbs, L</b> OBP: 0.412, SLG: 0.375 (8, 3)		3-3 K 1B		0-3 K		1-0 P6			0-2 G5-4-3 1B	4	0	1	0	0	2	1											
<b>Chris Gomez, R</b> OBP: 0.277, SLG: 0.357 (1, 4)		3-2 E5 1B		1-1 1B		1-2 F9			0-0 G5-4-3 1-2	4	1	1	0	0	0	2											
<b>Ron Tingley, R</b> OBP: 0.317, SLG: 0.229 (1, 2)		3-1 E8 1B		0-0 1B			2-1 F8			3	0	1	0	0	0	1											
<b>Inning Stats</b>	R: 0 E: 0 K: 0 S: 10	H: 1 LOB: 1 BB: 0 P: 14	R: 2 E: 2 K: 2 S: 19	H: 2 LOB: 2 BB: 0 P: 30	R: 0 E: 0 K: 1 S: 9	H: 0 LOB: 0 BB: 0 P: 11	R: 0 E: 0 K: 2 S: 11	H: 2 LOB: 2 BB: 0 P: 17	R: 0 E: 0 K: 1 S: 10	H: 1 LOB: 1 BB: 0 P: 16	R: 0 E: 0 K: 0 S: 7	H: 0 LOB: 0 BB: 0 P: 10	R: 0 E: 0 K: 1 S: 8	H: 0 LOB: 0 BB: 0 P: 11	R: 0 E: 0 K: 0 S: 7	H: 1 LOB: 0 BB: 0 P: 10	1B: 7 2B: 0 3B: 0 HR: 0	SF: 0 SAC: 0 DP: 1 HBP: 0	WP: 1 PB: 0 SB: 2 CS: 0	PA: 35							
<b>PITCHER</b>	IP	WLS	BF	H	R	ER	SO	BB	IBB	HBP	BLK	WP	HR	S	P	ERA	WHIP										
<b>Kevin Tapani, R</b> ERA: 4.13 <b>Rick Aguilera, R</b> ERA: 1.93	(1, 1)	8.0	W	32	6	2	0	7	0	0	0	0	0	82	120	0.00	0.750										
(9, 1)	1.0		3	1	0	0	0	0	0	0	0	0	0	7	10	0.00	1.000										

**Detroit Tigers @ Minnesota Twins**  
Hubert H. Humphrey Metrodome, Minneapolis, MN  
Thu Jun 08 1995, 8:05 PM EDT  
Att: 11,304 - Dome

AB 35  
R 2  
H 7  
RBI 1  
BB 0  
SO 7  
LOB 12



Batter	1	2	3	4	5	6	7	8	9	AB	R	H	RBI	BB	SO	LOB	BOTTOM										
<b>Chuck Knoblauch, R</b> OBP: 0.405, SLG: 0.399 (1, 4)	4-0 CS BB	1-2 1-H 2B		1-3 K		1-0 HR 1B		1-0 G6-3		4	1	2	1	1	1	1											
<b>Rich Becker, L</b> OBP: 0.333, SLG: 0.357 (1, 8)	2-2 1B	1-0 G4-3			0-0 G3	0-0 HR 1B		3-2 F8		5	1	2	3	0	0	1											
<b>Kirby Puckett, R</b> OBP: 0.343, SLG: 0.388 (1, 9)	2-1 F9			0-0 F9	3-2 HR 1B	1-0 F9				4	1	1	0	0	0	1											
<b>Pedro Munoz, R</b> OBP: 0.306, SLG: 0.535 (1, 10)	0-1 FC6-4 1B			0-3 K	0-0 HR	2-2 G6-3				4	1	2	2	0	1	0											
<b>Scott Stahoviak, L</b> OBP: 0.358, SLG: 0.432 (1, 3)	1-1 FC6-4			0-1 G4-3		2-2 G4-3		1-1 G4-3		4	0	0	0	0	0	2											
<b>Marty Cordova, R</b> OBP: 0.353, SLG: 0.518 (1, 7)		0-0 1B 2B		2-2 K	2-2 F9		1-2 G5-3 1B			4	1	2	0	0	1	0											
<b>Scott Leius, R</b> OBP: 0.309, SLG: 0.388 (1, 5)		1-0 2H 2B 1B		1-0 HR		1-1 1B 2B		2-2 G5-3		4	3	3	2	0	0	1											
<b>Matt Walbeck, S</b> OBP: 0.279, SLG: 0.311 (1, 2)		2-0 P5		3-2 F7		1-3 K		1-1 G6-3		4	0	0	0	0	1	3											
<b>Pat Meares, R</b> OBP: 0.307, SLG: 0.464 (1, 6)		2-1 F9		0-1 2B		0-0 1B HR 1B		0-3 K		4	1	2	1	0	1	1											
<b>Inning Stats</b>	R: 0 E: 0 K: 0 S: 9	H: 2 LOB: 2 BB: 1 P: 18	R: 2 E: 0 K: 0 S: 9	H: 3 LOB: 1 BB: 0 P: 16	R: 0 E: 0 K: 1 S: 6	H: 0 LOB: 0 BB: 0 P: 6	R: 1 E: 0 K: 2 S: 12	H: 2 LOB: 1 BB: 0 P: 19	R: 2 E: 0 K: 0 S: 14	H: 2 LOB: 0 BB: 0 P: 21	R: 4 E: 0 K: 1 S: 15	H: 4 LOB: 0 BB: 0 P: 21	R: 0 E: 0 K: 0 S: 10	H: 1 LOB: 1 BB: 0 P: 15	R: 0 E: 0 K: 1 S: 8	H: 0 LOB: 0 BB: 0 P: 12	1B: 7 2B: 4 3B: 0 HR: 3	SF: 0 SAC: 0 DP: 0 HBP: 0	WP: 0 PB: 0 SB: 1 CS: 1	PA: 38							
<b>PITCHER</b>	IP	WLS	BF	H	R	ER	SO	BB	IBB	HBP	BLK	WP	HR	S	P	ERA	WHIP										
<b>Mike Moore, R</b> ERA: 5.46 <b>Joe Boeuer, R</b> ERA: 5.4 <b>Buddy Groom, L</b> ERA: 6.23	(1, 1)	5.1	L	27	11	7	7	4	1	0	0	0	0	2	57	11.81	2.250										
(6, 1)	0.2		4	2	2	2	0	0	0	0	0	0	1	8	12	27.00	3.000										
(7, 1)	2.0		7	1	0	0	1	0	0	0	0	0	0	18	27	0.00	0.500										

**Detroit Tigers @ Minnesota Twins**  
Hubert H. Humphrey Metrodome, Minneapolis, MN  
Thu Jun 08 1995, 8:05 PM EDT  
Att: 11,304 - Dome

AB 37  
R 9  
H 14  
RBI 9  
BB 1  
SO 5  
LOB 10







Batter	1	2	3	4	5	6	7	8	9	AB R H RBI BB SO LOB	TOP																	
Chad Curtis, R OBP: 0.342, SLG: 0.417 (1, 8)	2-2 SH1-3 1B 2B		3-3 K		2-0 FC5-2 BB 1B		1-0 G6-3		1-3 K	5 1 1 0 0 2 2	<b>Detroit Tigers @ Minnesota Twins</b> Hubert H. Humphrey Metrodome, Minneapolis, MN Fri Jun 09 1995, 8:05 PM EDT Att: 13,980 - Dome <a href="http://livebaseballscorecards.com">livebaseballscorecards.com</a>																	
Scott Fletcher, R OBP: 0.304, SLG: 0.283 (1, 4)	0-0 SH1-3 2-3		2-0 G6-3		1-1 1-2 2-H BB 1B		4-1 BB		2-0 L9	3 0 1 1 1 0 0																		
Travis Fryman, R OBP: 0.299, SLG: 0.265 (1, 5)	1-2 3-H 1B			0-0 G5-3	4-2 1-2 2-3 BB		0-1 F7			3 0 1 1 1 0 1																		
Cecil Fielder, R OBP: 0.321, SLG: 0.510 Danny Bautista, R OBP: 0.290, SLG: 0.318 (8, PR) (8, 9)	0-3 K		0-3 K	2-3 K	1-3 K			3-2 2B FC1 1B		4 0 1 0 0 3 4 0 1 0 0 0 0 0																		
Franklin Stubbs, L OBP: 0.408, SLG: 0.390 Juan Samuel, R OBP: 0.362, SLG: 0.512 (1, 3) (8, PH) (8, 3)	1-3 K		0-2 G5-3		1-0 E9 SF8 2B			1-0 L4		3 1 1 0 0 1 1 1 0 0 0 0 0 1																		
Bobby Higginson, L OBP: 0.348, SLG: 0.415 Alan Trammell, R OBP: 0.389, SLG: 0.354 John Doherty, R Mike Henneman, R (8, 1) (9, 1)	1-2 1B			4-2 1B E BB	0-1 SF8			2-1 FC1 SF7-4-3 2B		1 1 1 1 1 0 0 1 1 1 0 0 0 0 0 0 0 0 0 0 0 0 0 0 0 0 0 0																		
Chris Gomez, R OBP: 0.276, SLG: 0.352 (1, 6)	2-3 K		0-0 1-2 K	0-0 E FC5-2 1B	3-H L9			0-0 FC1 SF7-4-3		4 0 1 1 0 1 3																		
Todd Steverson, R OBP: 0.265, SLG: 0.179 (1, 9) (8, 7)	0-2 F9			3-1 FC5 FC5-2 1B	0-1 G5-3			2-1 SF7-4-3		3 1 0 1 0 0 1																		
Ron Tingley, R OBP: 0.289, SLG: 0.205 (1, 2)			2-3 K	3-2 F9			1-0 F7		3-3 K2-3	4 0 0 0 0 2 2																		
<b>Inning Stats</b>	R: 1 E: 0 K: 2 S: 14	H: 2 LOB: 1 BB: 0 P: 18	R: 0 E: 0 K: 1 S: 9	H: 1 LOB: 0 BB: 0 P: 12	R: 0 E: 0 K: 2 S: 9	H: 0 LOB: 0 BB: 0 P: 16	R: 0 E: 0 K: 1 S: 7	H: 0 LOB: 0 BB: 0 P: 9	R: 2 E: 1 K: 1 S: 19	H: 2 LOB: 3 BB: 2 P: 37		R: 1 E: 1 K: 0 S: 6	H: 1 LOB: 0 BB: 0 P: 9	R: 0 E: 0 K: 0 S: 5	H: 0 LOB: 1 BB: 1 P: 11	R: 2 E: 0 K: 0 S: 11	H: 2 LOB: 1 BB: 0 P: 19	R: 0 E: 0 K: 2 S: 7	H: 0 LOB: 0 BB: 0 P: 13	1B: 5 2B: 4 3B: 0 HR: 0	SF: 2 SAC: 1 DP: 1 HBP: 0	WP: 0 PB: 0 SB: 0 CS: 0	PA: 38					
<b>PITCHER</b>	IP WLS BF H R ER SO BB IBB HBP BLK WP HR S P ERA WHIP											IP WLS BF H R ER SO BB IBB HBP BLK WP HR S P ERA WHIP																
Pat Mahomes, R ERA: 9.09 Dave Stevens, R ERA: 4.07 Mark Guthrie, L ERA: 6.23 Rick Aguilera, R ERA: 1.72	(1, 1) (6, 1) (8, 1) (8, 1)	5.0 2.0 0.1 1.2	WLS 9 L 5	BF 22 2 1 0	H 5 2 0	R 3 2 1	ER 1 2 0	SO 7 2 0	BB 2 1 0	IBB 0 0 0	HBP 0 0 0	BLK 0 0 0	WP 0 0 0	HR 0 16 3	S 58 28 6	P 92 28 6	ERA 1.80 9.00 0.00	WHIP 1.400 1.500 3.000										

Batter	1	2	3	4	5	6	7	8	9	AB R H RBI BB SO LOB	BOTTOM																	
Chuck Knoblauch, R OBP: 0.417, SLG: 0.418 (1, 4)	4-2 1B S BB		4-2 FC4-6 BB	3-2 1-H 3B		0-0 G6-3 1B		2-0 L3		3 0 2 1 2 0 0	<b>Detroit Tigers @ Minnesota Twins</b> Hubert H. Humphrey Metrodome, Minneapolis, MN Fri Jun 09 1995, 8:05 PM EDT Att: 13,980 - Dome <a href="http://livebaseballscorecards.com">livebaseballscorecards.com</a>																	
Pat Meares, R OBP: 0.297, SLG: 0.447 Chip Hale, L OBP: 0.263, SLG: 0.188 (1, 6) (8, PH) (9, 5)	1-1 G5-3		1-1 FC4-6 2B	0-1 G4-3		0-0 G6-3		0-0 G5-3		4 1 0 0 0 0 4 1 0 0 0 0 0 0																		
Kirby Puckett, R OBP: 0.350, SLG: 0.397 (1, 9)	2-1 1B		1-1 2B	1-2 G4-3		4-0 IBB			1-3 K	4 1 2 0 1 1 0																		
Pedro Munoz, R OBP: 0.315, SLG: 0.548 Kevin Maas, L OBP: 0.294, SLG: 0.370 (1, 10) (6, PH)	1-2 F9		0-0 2B	0-0 HR	1-2 G4-3		2-1 F7		1-3 K	3 1 2 2 0 0 2 2 0 0 0 0 1 2																		
Marty Cordova, R OBP: 0.348, SLG: 0.528 (1, 7)	3-3 K		0-0 G5-3	1-H HR					0-3 K	5 1 1 2 0 2 3																		
Scott Leius, R OBP: 0.307, SLG: 0.379 (1, 5) (9, 6)		0-2 G3	3-2 P5		4-0 BB				2-0 G5-3	3 0 0 0 1 0 1																		
Jerald Clark, R OBP: 0.360, SLG: 0.536 (1, 3)		3-1 G3 2B		1-2 P4	1-1 P6				2-1 1B	4 0 2 0 0 0 1																		
Matt Walbeck, S OBP: 0.270, SLG: 0.299 (1, 2)		3-2 G3		0-0 F9	2-2 P6				1-3 K	4 0 0 0 0 1 3																		
Rich Becker, L OBP: 0.324, SLG: 0.323 (1, 8)		1-3 K		4-2 S 3B BB					2-2 G5-3	3 1 0 0 1 1 1																		
<b>Inning Stats</b>	R: 0 E: 0 K: 1 S: 15	H: 1 LOB: 2 BB: 1 P: 26	R: 0 E: 0 K: 1 S: 12	H: 1 LOB: 0 BB: 0 P: 19	R: 2 E: 0 K: 0 S: 13	H: 2 LOB: 1 BB: 1 P: 22	R: 1 E: 0 K: 0 S: 14	H: 1 LOB: 1 BB: 1 P: 22	R: 2 E: 0 K: 0 S: 10	H: 2 LOB: 2 BB: 1 P: 18		R: 0 E: 0 K: 0 S: 9	H: 1 LOB: 1 BB: 1 P: 18	R: 0 E: 0 K: 1 S: 7	H: 1 LOB: 0 BB: 0 P: 12	R: 0 E: 0 K: 0 S: 7	H: 0 LOB: 0 BB: 0 P: 11	R: 0 E: 0 K: 3 S: 10	H: 0 LOB: 0 BB: 0 P: 12	1B: 4 2B: 3 3B: 1 HR: 1	SF: 0 SAC: 0 DP: 0 HBP: 0	WP: 0 PB: 0 SB: 2 CS: 0	PA: 41					
<b>PITCHER</b>	IP WLS BF H R ER SO BB IBB HBP BLK WP HR S P ERA WHIP											IP WLS BF H R ER SO BB IBB HBP BLK WP HR S P ERA WHIP																
Brian Bohanon, L ERA: 5.74 John Doherty, R ERA: 6.86 John Doherty, R ERA: 6.86 Mike Henneman, R ERA: 1.93	(1, 1) (6, 1) (8, 1) (9, 1)	5.0 3.0 3.0 1.0	WLS W W S	BF 26 12 12 3	H 7 2 2 0	R 5 0 0 0	ER 5 0 0 0	SO 2 1 1 3	BB 4 0 1 0	IBB 0 0 0 0	HBP 0 0 0 0	BLK 0 0 0 0	WP 0 0 0 0	HR 1 23 23 10	S 64 41 41 12	P 107 41 41 12	ERA 9.00 0.00 0.00 0.00	WHIP 2.200 0.667 0.667 0.000										







Batter	1	2	3	4	5	6	7	8	9	AB R H RBI BB SO LOB	TOP												
<b>Chad Curtis, R</b> OBP: 0.359, SLG: 0.437 (1, 8)	0-0 S 1B		2-1 G4-3 2B		4-2 E FC5-2 BB		1-2 FC6-4 1B		1-0 HR 1B	4 1 4 0 1 0 0	<b>Detroit Tigers @ Minnesota Twins</b> Hubert H. Humphrey Metrodome, Minneapolis, MN Sat Jun 10 1995, 8:05 PM EDT Att: 17,516 - Dome  <b>AB 39</b> <b>R 7</b> <b>H 12</b> <b>RBI 6</b> <b>BB 3</b> <b>SO 7</b> <b>LOB 18</b> 												
<b>Juan Samuel, R</b> OBP: 0.365, SLG: 0.565 (1, 4)	1-1 L7		0-0 G4-3		2-1 E7 FC5-2 1B		1-0 F9		3-1 HR	5 1 2 3 0 0 3													
<b>Travis Fryman, R</b> OBP: 0.297, SLG: 0.263 (1, 5)	2-3 K		1-3 K		2-1 FC5-2		0-0 L8		1-2 BB 1B	5 0 1 0 0 2 5													
<b>Cecil Fielder, R</b> OBP: 0.318, SLG: 0.497 (1, 10)	3-3 K		0-0 G6-3		0-1 F7		2-1 FC6-4		4-2 BB 1B	4 0 0 0 1 1 5													
<b>Franklin Stubbs, L</b> OBP: 0.395, SLG: 0.365 (1, 3)		3-1 F9		1-1 F8		0-0 F8		0-0 G3	4-1 BB	4 0 0 0 1 0 2													
<b>Bobby Higginson, L</b> OBP: 0.343, SLG: 0.407 (1, 7)		3-2 HR 1B		2-1 F8		2-3 K		1-0 F7	1-1 L9	5 1 1 0 0 1 3													
<b>Chris Gomez, R</b> OBP: 0.275, SLG: 0.380 (1, 6)		0-0 HR		1-3 K		3-3 K		3-2 L4		4 1 1 2 0 2 0													
<b>Todd Steverson, R</b> OBP: 0.289, SLG: 0.313 (1, 9)		1-3 K		0-1 1B 1B		1-0 HR		1-2 G3		4 2 2 1 0 1 0													
<b>John Flaherty, R</b> OBP: 0.343, SLG: 0.448 (1, 2)		3-2 G4-3		2-2 1B BB E 1B		1-2 F7		0-2 F8		4 1 1 0 0 0 0													
<b>Inning Stats</b>	R: 0 E: 0 K: 2 S: 10	H: 1 LOB: 1 BB: 0 P: 16	R: 2 E: 0 K: 1 S: 12	H: 2 LOB: 0 BB: 0 P: 22	R: 0 E: 0 K: 1 S: 7	H: 1 LOB: 1 BB: 0 P: 10	R: 0 E: 0 K: 1 S: 7	H: 0 LOB: 0 BB: 0 P: 11	R: 2 E: 1 K: 0 S: 15	H: 3 LOB: 2 BB: 1 P: 25	R: 1 E: 0 K: 2 S: 11	H: 1 LOB: 0 BB: 0 P: 18	R: 0 E: 0 K: 0 S: 8	H: 1 LOB: 1 BB: 0 P: 12	R: 0 E: 0 K: 0 S: 5	H: 0 LOB: 0 BB: 0 P: 9	R: 2 E: 0 K: 0 S: 20	H: 3 LOB: 3 BB: 2 P: 34	1B: 8 2B: 1 3B: 0 HR: 3	SF: 0 SAC: 0 DP: 0 HBP: 0	WP: 0 PB: 0 SB: 1 CS: 0	PA: 42	
<b>PITCHER</b>	IP WLS BF H R ER SO BB IBB HBP BLK WP HR S P ERA WHIP											<b>PITCHER</b>	IP WLS BF H R ER SO BB IBB HBP BLK WP HR S P ERA WHIP										
<b>Mike Trombley, R</b> ERA: 5.79 (1, 1)	4.2 L 22 7 4 3 5												4.2 L 22 7 4 3 5										
<b>Eddie Guardado, L</b> ERA: 5.4 (5, 1)	1.1 5 1 1 1 2												1.1 5 1 1 1 2										
<b>Erik Schullstrom, R</b> ERA: 13.99 (7, 1)	2.2 13 4 2 2 0												2.2 13 4 2 2 0										
<b>Rich Robertson, L</b> ERA: 7.41 (9, 1)	0.1 2 0 0 0 0												0.1 2 0 0 0 0										

Batter	1	2	3	4	5	6	7	8	9	AB R H RBI BB SO LOB	BOTTOM												
<b>Chuck Knoblauch, R</b> OBP: 0.425, SLG: 0.430 (1, 4)	4-1 WP BB	2-3 K		1-2 2H 1B		0-0 1B		2-2 G1-3 1B 2B	1-2 FC6-4	5 1 3 0 1 1 3	<b>Detroit Tigers @ Minnesota Twins</b> Hubert H. Humphrey Metrodome, Minneapolis, MN Sat Jun 10 1995, 8:05 PM EDT Att: 17,516 - Dome  <b>AB 41</b> <b>R 5</b> <b>H 16</b> <b>RBI 5</b> <b>BB 4</b> <b>SO 6</b> <b>LOB 25</b> 												
<b>Rich Becker, L</b> OBP: 0.286, SLG: 0.278 (1, 8)	1-3 K		2-0 F7		0-0 L7		2-0 G3	2-2 G1-3		5 0 0 0 0 1 5													
<b>Kirby Puckett, R</b> OBP: 0.363, SLG: 0.406 (1, 9)	4-2 BB		0-1 G6-3		2-1 WP 1B		1-1 1B SF8 1B	1-0 BB 1B		4 1 3 1 1 0 0													
<b>Pedro Munoz, R</b> OBP: 0.322, SLG: 0.556 (1, 10)	1-3 K		2-0 2B		3-3 K		3-1 SF8 1B	4-1 BB		4 0 2 0 0 2 3													
<b>Kevin Maas, L</b> OBP: 0.306, SLG: 0.370 (8, PH)					1-2 2B		1-2 1B	1-2 BB		0 0 0 0 1 0 0													
<b>Scott Stahoviak, L</b> OBP: 0.349, SLG: 0.418 (1, 3)	3-2 G6-3		0-0 G4-3		0-1 P6		2-1 1B	2-2 G4-3		5 0 1 0 0 0 6													
<b>Marty Cordova, R</b> OBP: 0.343, SLG: 0.517 (1, 7)		1-1 G4-3		1-0 F8		0-0 G5-3		2-3 K	3-2 FC6-4 1B	5 0 1 0 0 1 4													
<b>Scott Leius, R</b> OBP: 0.303, SLG: 0.370 (1, 5)		0-1 G6-3		4-2 3B BB		1-3 K		3-1 SF8	1-0 FC6-4 1B	3 2 0 1 1 1 1													
<b>Matt Merullo, L</b> OBP: 0.304, SLG: 0.300 (1, 2)		0-1 WP 1B 1B		1-2 2B 3B		2-0 F7		2-0 G4-3	1-0 F8	5 1 2 1 0 0 3													
<b>Pat Meares, R</b> OBP: 0.311, SLG: 0.466 (1, 6)		1-1 WP		0-1 1B 2B		1-1 1B		0-2 G4-3	0-1 FC6-4 1B	4 0 3 1 0 0 0													
<b>Chip Hale, L</b> OBP: 0.300, SLG: 0.235 (9, PH)										1 0 1 1 0 0 0													
<b>Inning Stats</b>	R: 0 E: 0 K: 2 S: 12	H: 0 LOB: 2 BB: 2 P: 25	R: 0 E: 0 K: 1 S: 11	H: 2 LOB: 0 BB: 0 P: 15	R: 0 E: 0 K: 0 S: 5	H: 1 LOB: 1 BB: 0 P: 9	R: 2 E: 0 K: 0 S: 12	H: 3 LOB: 1 BB: 1 P: 19	R: 0 E: 0 K: 1 S: 8	H: 1 LOB: 1 BB: 0 P: 13	R: 0 E: 0 K: 1 S: 8	H: 2 LOB: 2 BB: 0 P: 14	R: 1 E: 0 K: 0 S: 14	H: 3 LOB: 0 BB: 0 P: 27	R: 1 E: 0 K: 0 S: 15	H: 2 LOB: 1 BB: 1 P: 26	R: 1 E: 0 K: 0 S: 10	H: 2 LOB: 1 BB: 0 P: 16	1B: 12 2B: 3 3B: 1 HR: 0	SF: 1 SAC: 0 DP: 0 HBP: 0	WP: 4 PB: 0 SB: 0 CS: 0	PA: 46	
<b>PITCHER</b>	IP WLS BF H R ER SO BB IBB HBP BLK WP HR S P ERA WHIP											<b>PITCHER</b>	IP WLS BF H R ER SO BB IBB HBP BLK WP HR S P ERA WHIP										
<b>Sean Bergman, R</b> ERA: 5.24 (1, 1)	6.0 W 29 4 2 2 1												6.0 W 29 4 2 2 1										
<b>Brian Maxcy, R</b> ERA: 4.05 (7, 1)	1.2 9 4 2 2 1												1.2 9 4 2 2 1										
<b>Mike Henneman, R</b> ERA: 2.35 (8, 1)	1.1 S 8 3 1 1 0												1.1 S 8 3 1 1 0										



Batter	1	2	3	4	5	6	7	8	9	AB	R	H	RBI	BB	SO	LOB	TOP								
<b>Chad Curtis, R</b> OBP: 0.365, SLG: 0.453 (1, 8)	0-3 K	1-0 2B		2-2 2B		0-0 F9			1-2 HR	5	1	3	1	0	1	0	<b>Detroit Tigers @ Minnesota Twins</b> Hubert H. Humphrey Metrodome, Minneapolis, MN Sun Jun 11 1995, 4:33 AM EDT Att: 15,364 - Dome - 68 F  <b>AB 37</b> <b>R 8</b> <b>H 12</b> <b>RBI 8</b> <b>BB 3</b> <b>SO 6</b> <b>LOB 10</b> 								
<b>Juan Samuel, R</b> OBP: 0.386, SLG: 0.640 (1, 4)	0-1 2B	4-0 BB		2-1 F8			1-2 G6-3	1-0 HR	4	1	2	2	1	0	1										
<b>Travis Fryman, R</b> OBP: 0.294, SLG: 0.261 (1, 5)	0-0 F8	3-3 K			0-3 K		0-0 G5-4-3 1B	2-3 K	5	0	1	0	0	3	4										
<b>Cecil Fielder, R</b> OBP: 0.315, SLG: 0.493 (1, 10)	3-1 G6-3		2-2 FC5 2B		2-1 L7		1-2 G5-4-3	2-0 L7	5	0	1	0	0	0	2										
<b>Franklin Stubbs, L</b> OBP: 0.370, SLG: 0.338 (1, 3)		0-1 G5-3	0-1 F8		1-1 G1-3			2-1 P3	1-3 K	5	0	0	0	0	1										
<b>Bobby Higginson, L</b> OBP: 0.340, SLG: 0.409 (1, 7)	1-0 1B SF8 2B		2-2 F7			0-0 G4-3		1-0 P5		4	1	1	0	0	1										
<b>Chris Gomez, R</b> OBP: 0.274, SLG: 0.375 (1, 6)		0-2 2B BB 1B	3-2 FC5			2-2 F9		2-3 K		4	1	1	0	0	1										
<b>Todd Steverson, R</b> OBP: 0.333, SLG: 0.412 (1, 9)		4-0 2B 1-2 BB		1-2 L5		4-2 HR BB		2-1 HR		2	2	1	1	2	0										
<b>John Flaherty, R</b> OBP: 0.349, SLG: 0.515 (1, 2)	1-1 SF8 3H		0-0 F8			1-0 HR		3-1 HR		3	2	2	4	0	0										
<b>Inning Stats</b>	R: 0 E: 0 K: 1 S: 8	H: 1 LOB: 1 BB: 0 P: 11	R: 2 E: 0 K: 1 S: 12	H: 3 LOB: 3 BB: 2 P: 26	R: 0 E: 0 K: 0 S: 13	H: 1 LOB: 1 BB: 0 P: 20	R: 0 E: 0 K: 0 S: 9	H: 1 LOB: 1 BB: 0 P: 14	R: 0 E: 0 K: 1 S: 7	H: 0 LOB: 0 BB: 0 P: 10	R: 2 E: 0 K: 0 S: 8	H: 1 LOB: 0 BB: 1 P: 15	R: 0 E: 0 K: 1 S: 9	H: 1 LOB: 0 BB: 0 P: 11	R: 0 E: 0 K: 1 S: 6	H: 0 LOB: 0 BB: 0 P: 11	R: 4 E: 0 K: 2 S: 18	H: 4 LOB: 0 BB: 0 P: 30	1B: 3 2B: 5 3B: 0 HR: 4	SF: 1 SAC: 0 DP: 1 HBP: 0	WP: 0 PB: 0 SB: 0 CS: 0	PA: 41			
<b>PITCHER</b>	IP	WLS	BF	H	R	ER	SO	BB	IBB	HBP	BLK	WP	HR	S	P	ERA	WHIP								
<b>Brad Radke, R</b> ERA: 7.09 (1, 1)	8.0	L	34	8	4	4	4	3	0	0	0	0	1	72	118	4.50	1.375								
<b>Dave Stevens, R</b> ERA: 5.55 (9, 1)	0.0		4	4	4	4	0	0	0	0	0	0	3	11	18	∞	∞								
<b>Rich Robertson, L</b> ERA: 7.0 (9, 1)	1.0		3	0	0	0	2	0	0	0	0	0	0	7	12	0.00	0.000								

Batter	1	2	3	4	5	6	7	8	9	AB	R	H	RBI	BB	SO	LOB	BOTTOM								
<b>Chuck Knoblauch, R</b> OBP: 0.416, SLG: 0.419 (1, 4)	2-1 G6-3		1-1 L3		1-2 F9			1-1 G3		4	0	0	0	0	0	0	<b>Detroit Tigers @ Minnesota Twins</b> Hubert H. Humphrey Metrodome, Minneapolis, MN Sun Jun 11 1995, 4:33 AM EDT Att: 15,364 - Dome - 68 F  <b>AB 32</b> <b>R 2</b> <b>H 7</b> <b>RBI 2</b> <b>BB 1</b> <b>SO 6</b> <b>LOB 11</b> 								
<b>Rich Becker, L</b> OBP: 0.283, SLG: 0.275 (1, 8)	2-1 L5		0-1 G3		0-2 CS 1B		1-3 K		4	0	1	0	0	1	0										
<b>Kirby Puckett, R</b> OBP: 0.355, SLG: 0.396 (1, 10)	2-1 F8		0-1 E3 1B		1-3 K 1-2		0-0 G5-3		4	0	0	0	0	1	1										
<b>Pedro Munoz, R</b> OBP: 0.336, SLG: 0.563 (1, 9)		2-1 2B G6-3 1B	0-0 1-3 1B		0-0 FC5-4 1B			0-3 K		4	1	3	0	0	1										
<b>Scott Stahoviak, L</b> OBP: 0.333, SLG: 0.398 (1, 3)		3-1 L8	0-0 F7		3-0 L7			1-3 K		4	0	0	0	0	1										
<b>Marty Cordova, R</b> OBP: 0.347, SLG: 0.520 (1, 7)		2-1 2B		4-2 FC5-4 BB		0-0 FC5-4 CS		3-3 K		3	0	1	0	1	1										
<b>Scott Leius, R</b> OBP: 0.297, SLG: 0.362 (1, 5)	0-1 G6-3		1-1 FC5-4 1B		3-2 CS		0-0 F9		3	0	0	1	0	0	2										
<b>Matt Walbeck, S</b> OBP: 0.271, SLG: 0.300 (1, 2)	3H F7		0-0 G4-6-3 1B		1-2 1B		2-3 K		3	0	1	0	0	1	1										
<b>Pat Meares, R</b> OBP: 0.312, SLG: 0.488 (1, 6)			0-0 HR		2-1 G4-6-3		0-0 G5-3		3	1	1	1	0	0	2										
<b>Inning Stats</b>	R: 0 E: 0 K: 0 S: 6	H: 0 LOB: 0 BB: 0 P: 12	R: 1 E: 0 K: 0 S: 11	H: 2 LOB: 1 BB: 0 P: 20	R: 1 E: 1 K: 0 S: 9	H: 2 LOB: 2 BB: 0 P: 10	R: 0 E: 0 K: 0 S: 8	H: 1 LOB: 1 BB: 1 P: 14	R: 0 E: 0 K: 1 S: 10	H: 1 LOB: 0 BB: 0 P: 11	R: 0 E: 0 K: 0 S: 5	H: 1 LOB: 0 BB: 0 P: 11	R: 0 E: 0 K: 1 S: 5	H: 0 LOB: 0 BB: 0 P: 7	R: 0 E: 0 K: 1 S: 6	H: 0 LOB: 0 BB: 0 P: 8	R: 0 E: 0 K: 3 S: 9	H: 0 LOB: 0 BB: 0 P: 13	1B: 5 2B: 1 3B: 0 HR: 1	SF: 0 SAC: 0 DP: 1 HBP: 0	WP: 0 PB: 0 SB: 0 CS: 2	PA: 34			
<b>PITCHER</b>	IP	WLS	BF	H	R	ER	SO	BB	IBB	HBP	BLK	WP	HR	S	P	ERA	WHIP								
<b>Felipe Lira, R</b> ERA: 3.32 (1, 1)	7.0	W	27	7	2	2	2	1	0	0	0	0	0	15	24	2.57	1.143								
<b>Joe Boever, R</b> ERA: 5.06 (8, 1)	2.0	S	6	0	0	0	4	0	0	0	0	0	0	15	21	0.00	0.000								



Batter	1	2	3	4	5	6	7	8	9	AB	R	H	RBI	BB	SO	LOB	TOP				
<b>Bernie Williams, S</b> OBP: 0.314, SLG: 0.403	F8		G1-3		G5-3		L5			4	0	0	0	0	0	2	<b>New York Yankees @ Detroit Tigers</b> Tiger Stadium, Detroit, MI Mon Jun 12 1995, 7:05 PM EDT Att: 14,135 - Unknown - 71 F				
<b>Tony Fernandez, S</b> OBP: 0.291, SLG: 0.239	P6		P3			K		F8		4	0	0	0	0	1	0					
<b>Mike Stanley, R</b> OBP: 0.357, SLG: 0.409	BB		K			K		K		3	0	0	0	1	3	0					
<b>Jim Leyritz, R</b> OBP: 0.394, SLG: 0.451	BB				K	1B		K		2	0	0	0	2	2	0					
<b>Danny Tartabull, R</b> OBP: 0.321, SLG: 0.363	F8								P5	4	0	1	0	0	0	2					
<b>Don Mattingly, L</b> OBP: 0.306, SLG: 0.412		P5		G4-3		G3-1			F7	4	0	0	0	0	0	2					
<b>Russ Davis, R</b> OBP: 0.450, SLG: 0.563		E1			F9				BLK	4	1	2	0	0	0	0					
<b>Gerald Williams, R</b> OBP: 0.345, SLG: 0.563		G1-6-3							BLK	1	0	1	1	2	0	0					
<b>Dave Silvestri, R</b> OBP: 0.273, SLG: 0.250										3	0	0	0	0	1	4					
<b>Dion James, L</b> OBP: 0.397, SLG: 0.411										1	0	0	0	0	0	2					
<b>Inning Stats</b>	R: 0 E: 0 K: 0 S: 9	H: 0 LOB: 2 BB: 2 P: 22	R: 0 E: 1 K: 0 S: 10	H: 0 LOB: 1 BB: 1 P: 16	R: 0 E: 0 K: 1 S: 7	H: 0 LOB: 0 BB: 0 P: 11	R: 0 E: 0 K: 1 S: 9	H: 0 LOB: 0 BB: 0 P: 14	R: 0 E: 0 K: 2 S: 12	H: 1 LOB: 2 BB: 1 P: 22	R: 1 E: 0 K: 0 S: 13	H: 2 LOB: 0 BB: 0 P: 20	R: 0 E: 0 K: 2 S: 10	H: 0 LOB: 0 BB: 1 P: 18	R: 0 E: 0 K: 0 S: 10	H: 1 LOB: 2 BB: 1 P: 24	1B: 2 2B: 1 3B: 1 HR: 0	SF: 0 SAC: 0 DP: 1 HBP: 1	WP: 0 PB: 0 SB: 0 CS: 1	PA: 36	
<b>PITCHER</b>	IP	WLS	BF	H	R	ER	SO	BB	IBB	HBP	BLK	WP	HR	S	P	ERA	WHIP				
<b>David Wells, L</b> ERA: 3.16	8.2	W	35	4	1	1	7	5	0	1	0	0	0	87	157	1.04	1.038				
<b>Brian Maxcy, R</b> ERA: 3.95	0.1		1	0	0	0	0	0	0	0	1	0	0	2	4	0.00	0.000				

Batter	1	2	3	4	5	6	7	8	9	AB	R	H	RBI	BB	SO	LOB	BOTTOM				
<b>Chad Curtis, R</b> OBP: 0.361, SLG: 0.446	K		G6-3		WP	P3		K		5	1	1	0	0	2	0	<b>New York Yankees @ Detroit Tigers</b> Tiger Stadium, Detroit, MI Mon Jun 12 1995, 7:05 PM EDT Att: 14,135 - Unknown - 71 F				
<b>Alan Trammell, R</b> OBP: 0.400, SLG: 0.393	G6-3		1B		G6-3		2B		2B	5	2	3	0	0	0	1					
<b>Travis Fryman, R</b> OBP: 0.307, SLG: 0.278	K		FC1-6		1B		1B		1B	4	0	3	1	1	1	0					
<b>Cecil Fielder, R</b> OBP: 0.322, SLG: 0.497		HR	FC1-6		E8		BB		1B	5	2	3	2	0	1	2					
<b>Juan Samuel, R</b> OBP: 0.403, SLG: 0.685		HR	FC1-6		1B		BB		F8	4	1	2	2	1	0	4					
<b>Chris Gomez, R</b> OBP: 0.273, SLG: 0.370			K		1B		BB			4	0	1	1	0	3	5					
<b>Todd Stevenson, R</b> ERA: 3.55										2	0	0	0	0	2	0					
<b>Bobby Higginson, L</b> OBP: 0.342, SLG: 0.406										1	0	0	0	1	1	0					
<b>Danny Bautista, R</b> OBP: 0.289, SLG: 0.315					G5-3		G4-3		G6-3	4	0	1	0	0	0	3					
<b>John Flaherty, R</b> OBP: 0.336, SLG: 0.495		F8			G4-3		L8			4	0	0	0	0	1	1					
<b>Inning Stats</b>	R: 0 E: 0 K: 2 S: 10	H: 3 LOB: 0 BB: 0 P: 16	R: 2 E: 0 K: 2 S: 17	H: 3 LOB: 1 BB: 0 P: 26	R: 1 E: 0 K: 1 S: 15	H: 3 LOB: 0 BB: 0 P: 28	R: 0 E: 0 K: 1 S: 7	H: 0 LOB: 0 BB: 0 P: 10	R: 2 E: 1 K: 0 S: 17	H: 4 LOB: 3 BB: 1 P: 32	R: 1 E: 0 K: 1 S: 14	H: 2 LOB: 0 BB: 0 P: 27	R: 0 E: 0 K: 2 S: 7	H: 0 LOB: 0 BB: 0 P: 7	R: 0 E: 0 K: 2 S: 13	H: 2 LOB: 2 BB: 0 P: 19	1B: 10 2B: 3 3B: 0 HR: 1	SF: 0 SAC: 0 DP: 0 HBP: 0	WP: 1 PB: 0 SB: 1 CS: 0	PA: 41	
<b>PITCHER</b>	IP	WLS	BF	H	R	ER	SO	BB	IBB	HBP	BLK	WP	HR	S	P	ERA	WHIP				
<b>Andy Pettite, L</b> ERA: 3.55	4.2	L	24	10	5	4	6	0	0	0	0	0	0	63	105	7.71	2.143				
<b>Scott Bankhead, R</b> ERA: 5.48	2.1		12	2	1	1	3	3	0	0	0	0	0	24	41	3.86	2.143				
<b>Josias Manzanillo, R</b> ERA: 6.82	1.0		5	2	0	0	2	0	0	0	0	0	0	13	19	0.00	2.000				











Batter	1	2	3	4	5	6	7	8	9	AB	R	H	RBI	BB	SO	LOB	TOP									
Luis Polonia, L OBP: 0.312, SLG: 0.357	G4-3		G5-3		K		G1-3		K	5	0	0	0	0	2	3										
Wade Boggs, L OBP: 0.385, SLG: 0.362	G4-3		F7			F	G3			3	1	0	0	1	0	1										
Paul O'Neill, L OBP: 0.438, SLG: 0.606	K			F7		E8	F8			4	1	2	0	0	1	0										
Danny Tartabull, R OBP: 0.345, SLG: 0.387		WP		FC4-6		SF8	F8			4	0	3	1	0	0	1										
Don Mattingly, L OBP: 0.311, SLG: 0.393	L8			FC4-6		F7				3	0	0	0	1	0	4										
Mike Stanley, R OBP: 0.371, SLG: 0.464		G4-6-3		P4		SF8		G4-3		2	0	0	1	1	0	3										
Tony Fernandez, S OBP: 0.291, SLG: 0.245	G4-6-3				G4-3			G3		4	0	1	0	0	0	3										
Randy Velarde, R OBP: 0.279, SLG: 0.342			E1		FC6-4		F7			3	0	0	0	0	0	1										
Dion James, L OBP: 0.397, SLG: 0.421			FC3-6		G6-3			1B		1	0	1	0	0	0	0										
Bernie Williams, S OBP: 0.323, SLG: 0.437			FC3-6		G6-3		K		F7	4	0	0	0	0	1	3										
<b>Inning Stats</b>	R: 0 E: 0 K: 1 S: 9	H: 0 LOB: 0 BB: 0 P: 13	R: 0 E: 0 K: 0 S: 8	H: 1 LOB: 1 BB: 1 P: 15	R: 0 E: 1 K: 0 S: 11	H: 0 LOB: 1 BB: 0 P: 15	R: 0 E: 0 K: 0 S: 7	H: 1 LOB: 1 BB: 0 P: 13	R: 0 E: 0 K: 1 S: 9	H: 1 LOB: 1 BB: 0 P: 12	R: 2 E: 1 K: 0 S: 10	H: 2 LOB: 1 BB: 1 P: 16	R: 0 E: 0 K: 1 S: 8	H: 0 LOB: 0 BB: 0 P: 12	R: 0 E: 0 K: 0 S: 11	H: 1 LOB: 2 BB: 1 P: 20	R: 0 E: 0 K: 1 S: 10	H: 1 LOB: 1 BB: 0 P: 12	1B: 6 2B: 1 3B: 0 HR: 0	SF: 1 SAC: 0 DP: 1 HBP: 0	WP: 1 PB: 0 SB: 0 CS: 0	PA: 37				
<b>PITCHER</b>	IP	WLS	BF	H	R	ER	SO	BB	IBB	HBP	BLK	WP	HR	S	P	ERA	WHIP									
Sean Bergman, R ERA: 4.73	(1, 1)	7.0	W	28	5	2	1	3	2	0	0	0	1	0	62	96	1.29	1.000								
Kevin Wickander, L ERA	(8, 1)	0.2		4	1	0	0	0	1	0	0	0	0	0	9	18	0.00	3.000								
Joe Boever, R ERA: 4.86	(8, 1)	1.1		5	1	0	0	1	0	0	0	0	0	0	12	14	0.00	0.750								

New York Yankees @ Detroit Tigers  
Tiger Stadium, Detroit, MI  
Thu Jun 15 1995, 7:05 PM EDT  
Att: 9,793 - Unknown - 80 F

AB 33  
R 2  
H 7  
RBI 2  
BB 3  
SO 4  
LOB 19



Batter	1	2	3	4	5	6	7	8	9	AB	R	H	RBI	BB	SO	LOB	BOTTOM									
Chad Curtis, R OBP: 0.365, SLG: 0.439	P3									2	1	1	2	2	0	0										
Lou Whitaker, L OBP: 0.416, SLG: 0.511	F8		F8		K					4	0	0	0	1	2	6										
Travis Fryman, R OBP: 0.312, SLG: 0.274	F8		F3							3	0	1	1	2	0	0										
Cecil Fielder, R OBP: 0.332, SLG: 0.500		F8								2	2	1	1	3	0	0										
Juan Samuel, R OBP: 0.397, SLG: 0.673										0	0	0	0	0	0	0										
Kirk Gibson, L OBP: 0.410, SLG: 0.547				L8						4	2	1	0	1	1	6										
Bobby Higginson, L OBP: 0.321, SLG: 0.371					G4-3					4	1	0	0	1	2	6										
Chris Gomez, R OBP: 0.295, SLG: 0.404										4	1	2	2	1	0	3										
Todd Steverson, R OBP: 0.354, SLG: 0.425										4	1	3	2	0	0	1										
Danny Bautista, R OBP: 0.292, SLG: 0.310										1	0	0	0	0	0	0										
Ron Tingley, R OBP: 0.280, SLG: 0.227										5	1	1	1	0	2	6										
<b>Inning Stats</b>	R: 0 E: 0 K: 0 S: 7	H: 0 LOB: 0 BB: 0 P: 10	R: 2 E: 0 K: 1 S: 13	H: 3 LOB: 3 BB: 2 P: 31	R: 1 E: 0 K: 0 S: 12	H: 1 LOB: 0 BB: 0 P: 21	R: 0 E: 0 K: 1 S: 9	H: 0 LOB: 2 BB: 2 P: 22	R: 2 E: 0 K: 0 S: 13	H: 1 LOB: 2 BB: 3 P: 32	R: 0 E: 0 K: 1 S: 11	H: 0 LOB: 2 BB: 2 P: 26	R: 4 E: 0 K: 3 S: 20	H: 5 LOB: 3 BB: 2 P: 40	R: 0 E: 0 K: 1 S: 11	H: 0 LOB: 0 BB: 0 P: 15	1B: 7 2B: 1 3B: 0 HR: 2	SF: 0 SAC: 0 DP: 1 HBP: 1	WP: 0 PB: 1 SB: 1 CS: 0	PA: 45						
<b>PITCHER</b>	IP	WLS	BF	H	R	ER	SO	BB	IBB	HBP	BLK	WP	HR	S	P	ERA	WHIP									
Brian Boehringer, R ERA: 11.81	(1, 1)	4.0	L	23	4	5	5	2	7	0	0	0	0	1	47	102	11.25	2.750								
Josias Manzanillo, R ERA: 5.48	(5, 1)	1.1		8	1	0	0	1	2	0	1	0	0	0	14	34	0.00	2.250								
Bob MacDonald, L ERA: 9.16	(6, 1)	1.0		7	4	4	4	1	1	0	0	0	0	1	13	26	36.00	5.000								
Bob Wickman, R ERA: 4.82	(7, 1)	0.2		4	1	0	0	2	1	0	0	0	0	0	11	20	0.00	3.000								
Scott Bankhead, R ERA: 5.25	(8, 1)	1.0		3	0	0	0	1	0	0	0	0	0	11	15	0.00	0.000									

New York Yankees @ Detroit Tigers  
Tiger Stadium, Detroit, MI  
Thu Jun 15 1995, 7:05 PM EDT  
Att: 9,793 - Unknown - 80 F

AB 33  
R 9  
H 10  
RBI 9  
BB 11  
SO 7  
LOB 28






Batter	1	2	3	4	5	6	7	8	9	AB	R	H	RBI	BB	SO	LOB	TOP				
<b>Curtis Goodwin, L</b> (1, 8) OBP: 0.431, SLG: 0.436	F7		FC6 1B		B3		G4-3	K		5	0	0	1	0	1	4					
<b>Brady Anderson, L</b> (1, 7) OBP: 0.342, SLG: 0.465	G6-4-3 HBP		1B		BB		FC6-4 BB	FC5-4 BB		1	0	1	0	3	0	0					
<b>Cal Ripken Jr., R</b> (1, 6) OBP: 0.342, SLG: 0.440	G6-4-3		G5-3		BB		FC6-4 BB 1B	FC5-4 WP		4	0	0	0	1	0	6					
<b>Rafael Palmeiro, L</b> (1, 3) OBP: 0.392, SLG: 0.614		HR			G3		P6			5	1	2	2	0	1	4					
<b>Harold Baines, L</b> (1, 10) OBP: 0.417, SLG: 0.525	K2-3				1B		L9			4	0	1	0	1	1	1					
<b>Jeff Manto, R</b> (1, 5) OBP: 0.306, SLG: 0.554	G5-3				P4		K	L6		4	0	0	0	0	1	4					
<b>Andy Van Slyke, L</b> (1, 9) OBP: 0.221, SLG: 0.317	K				P5		G4-3	G3-1		4	0	0	0	0	1	1					
<b>Matt Nokes, L</b> (1, 2) OBP: 0.189, SLG: 0.271										4	1	2	0	0	1	0					
<b>Bret Barbere, S</b> (8, 4) OBP: 0.343, SLG: 0.333			F8				K	G4-3 1B		0	0	0	0	0	0	0					
<b>Manny Alexander, R</b> (1, 4) OBP: 0.306, SLG: 0.353										3	1	3	0	0	0	0					
<b>Jeffrey Hammonds, R</b> (8, PH) OBP: 0.297, SLG: 0.477										1	0	0	0	0	0	1					
<b>Chris Holles, R</b> (8, 2) OBP: 0.321, SLG: 0.363										0	0	0	0	0	0	0					
<b>Inning Stats</b>	R: 0 E: 0 K: 0 S: 6	H: 0 LOB: 0 BB: 0 P: 11	R: 1 E: 0 K: 2 S: 14	H: 1 LOB: 0 BB: 0 P: 23	R: 0 E: 0 K: 0 S: 12	H: 2 LOB: 2 BB: 0 P: 17	R: 0 E: 0 K: 0 S: 9	H: 1 LOB: 1 BB: 0 P: 14	R: 0 E: 0 K: 1 S: 16	H: 0 LOB: 0 BB: 0 P: 12	R: 2 E: 1 K: 0 S: 17	H: 3 LOB: 3 BB: 2 P: 33	R: 0 E: 0 K: 1 S: 14	H: 1 LOB: 1 BB: 0 P: 22	R: 0 E: 1 K: 1 S: 7	H: 0 LOB: 1 BB: 1 P: 16	1B: 7 2B: 1 3B: 0 HR: 1	SF: 0 SAC: 0 DP: 1 HBP: 1	WP: 1 PB: 1 SB: 0 CS: 0	PA: 41	
<b>PITCHER</b>	IP	WLS	BF	H	R	ER	SO	BB	IBB	HBP	BLK	WP	HR	S	P	ERA	WHIP				
<b>Felipe Lira, R</b> (1, 1) ERA: 3.07	6.0	W	27	7	3	1	4	2	0	1	0	0	0	1	68	113	1.50	1.500			
<b>Brian Bohanon, L</b> (7, 1) ERA: 5.73	0.1		2	0	0	0	0	1	0	0	0	0	0	2	6	0.00	3.000				
<b>John Doherty, R</b> (7, 1) ERA: 6.31	1.2	S	8	2	0	0	1	1	0	0	0	0	0	25	41	0.00	1.800				
<b>Mike Henneman, R</b> (9, 1) ERA: 2.2	1.0	S	4	0	0	0	1	1	0	0	0	1	0	7	16	0.00	1.000				

**Baltimore Orioles @ Detroit Tigers**  
Tiger Stadium, Detroit, MI  
Fri Jun 16 1995, 7:05 PM EDT  
Att: 16,444 - Unknown - 87 F


AB 35  
R 3  
H 9  
RBI 3  
BB 5  
SO 6  
LOB 21



Batter	1	2	3	4	5	6	7	8	9	AB	R	H	RBI	BB	SO	LOB	BOTTOM			
<b>Chad Curtis, R</b> (1, 8) OBP: 0.361, SLG: 0.432	G1-3				F8		FC6-4			5	0	1	0	0	0	6				
<b>Lou Whitaker, L</b> (1, 4) OBP: 0.406, SLG: 0.527		HR			F9		L6	F8		5	1	1	1	0	0	1				
<b>Travis Fryman, R</b> (1, 5) OBP: 0.319, SLG: 0.271		HR			1B		G4-3	P4		2	1	0	0	3	0	1				
<b>Cecil Fielder, R</b> (1, 3) OBP: 0.345, SLG: 0.533		BB			BB					3	1	3	2	1	0	0				
<b>Juan Samuel, R</b> (7, PR) OBP: 0.406, SLG: 0.714		HR			FC5-4 1B		FC6-4 2B	FC5-4 3B		1	1	1	0	0	0	0				
<b>Kirk Gibson, L</b> (1, 10) OBP: 0.410, SLG: 0.545		1B			FC5-4		FC5-4 2B	G4-3		4	1	1	1	1	1	5				
<b>Alan Trammell, R</b> (1, 6) OBP: 0.410, SLG: 0.398		BB					G6-3 1B	FC5-2 SH3-4 IBB		3	0	2	0	1	1	2				
<b>Franklin Stubbs, L</b> (1, 7) OBP: 0.357, SLG: 0.324										3	0	0	0	0	1	3				
<b>Danny Bautista, R</b> (7, PH) OBP: 0.292, SLG: 0.310					P4		G6-3	SH3-4		0	0	0	0	0	0	0				
<b>Bobby Higginson, L</b> (1, 9) OBP: 0.325, SLG: 0.366										2	0	0	0	2	1	1				
<b>Ron Tingley, R</b> (1, 2) OBP: 0.276, SLG: 0.213					G6-3		F9	FC5-2 FC6-4		3	0	0	1	1	0	4				
<b>Inning Stats</b>	R: 4 E: 0 K: 1 S: 15	H: 3 LOB: 3 BB: 4 P: 40	R: 0 E: 0 K: 2 S: 11	H: 0 LOB: 2 BB: 2 P: 26	R: 0 E: 0 K: 1 S: 5	H: 0 LOB: 0 BB: 0 P: 9	R: 0 E: 0 K: 0 S: 10	H: 1 LOB: 2 BB: 1 P: 19	R: 0 E: 0 K: 0 S: 7	H: 1 LOB: 1 BB: 0 P: 13	R: 0 E: 0 K: 0 S: 4	H: 1 LOB: 0 BB: 0 P: 7	R: 1 E: 0 K: 0 S: 10	H: 2 LOB: 3 BB: 2 P: 26	R: 0 E: 0 K: 0 S: 10	H: 1 LOB: 1 BB: 0 P: 13	1B: 4 2B: 2 3B: 1 HR: 2	SF: 0 SAC: 1 DP: 0 HBP: 0	WP: 0 PB: 0 SB: 3 CS: 1	PA: 41
<b>PITCHER</b>	IP	WLS	BF	H	R	ER	SO	BB	IBB	HBP	BLK	WP	HR	S	P	ERA	WHIP			
<b>Ben McDonald, R</b> (1, 1) ERA: 4.4	6.0	L	31	7	5	5	4	6	1	0	0	0	0	3	8					
<b>Mark Lee, L</b> (7, 1) ERA: 3.6	0.0		2	1	0	0	0	0	1	0	0	0	0	3	8					
<b>Terry Clark, R</b> (7, 1) ERA: 2.45	1.2		7	1	0	0	0	0	1	0	0	0	0	12	23	0.00	0.600			
<b>Jesse Orosco, L</b> (8, 1) ERA: 2.7	0.1		1	0	0	0	0	0	0	0	0	0	0	3	3	0.00	0.000			

**Baltimore Orioles @ Detroit Tigers**  
Tiger Stadium, Detroit, MI  
Fri Jun 16 1995, 7:05 PM EDT  
Att: 16,444 - Unknown - 87 F

AB 31  
R 5  
H 9  
RBI 5  
BB 9  
SO 4  
LOB 23





Batter	1	2	3	4	5	6	7	8	9	AB	R	H	RBI	BB	SO	LOB	TOP								
<b>Brady Anderson, L</b> (1, 7) OBP: 0.335, SLG: 0.455										4	0	0	0	0	2	2	<b>Baltimore Orioles @ Detroit Tigers</b> Tiger Stadium, Detroit, MI Sat Jun 17 1995, 7:05 PM EDT Att: 13,195 - Unknown - 88 F								
<b>Manny Alexander, R</b> (1, 4) OBP: 0.307, SLG: 0.343										2	0	0	0	1	0	0									
<b>Harold Baines, L</b> (8, PH) OBP: 0.421, SLG: 0.529										1	0	1	0	0	0	0									
<b>Bret Barberie, S</b> (8, PR) OBP: 0.343, SLG: 0.333										0	0	0	0	0	0	0									
<b>Cal Ripken Jr., R</b> (1, 6) OBP: 0.335, SLG: 0.430										4	0	0	0	0	0	2									
<b>Rafael Palmeiro, L</b> (1, 3) OBP: 0.384, SLG: 0.600										4	0	0	0	0	0	0									
<b>Jeffrey Hammonds, R</b> (1, 9) OBP: 0.284, SLG: 0.457										4	0	0	0	0	1	0									
<b>Kevin Bass, S</b> (1, 10) OBP: 0.355, SLG: 0.482										3	2	2	1	0	0	0									
<b>Jeff Manto, R</b> (1, 5) OBP: 0.308, SLG: 0.574										3	1	1	2	0	2	1									
<b>Chris Hoiles, R</b> (1, 2) OBP: 0.314, SLG: 0.353										3	0	0	0	0	1	1									
<b>Curtis Goodwin, L</b> (1, 8) OBP: 0.426, SLG: 0.421										2	0	0	0	1	0	0									
<b>Inning Stats</b>	R: 0 E: 0 K: 1 S: 4	H: 0 LOB: 0 BB: 1 P: 10	R: 2 E: 0 K: 0 S: 7	H: 2 LOB: 0 BB: 0 P: 16	R: 0 E: 0 K: 0 S: 9	H: 0 LOB: 0 BB: 0 P: 15	R: 0 E: 0 K: 0 S: 5	H: 0 LOB: 0 BB: 0 P: 11	R: 0 E: 0 K: 2 S: 12	H: 0 LOB: 2 BB: 1 P: 21	R: 0 E: 0 K: 0 S: 7	H: 0 LOB: 0 BB: 0 P: 11	R: 1 E: 0 K: 1 S: 13	H: 1 LOB: 0 BB: 0 P: 21	R: 0 E: 0 K: 1 S: 12	H: 1 LOB: 1 BB: 0 P: 20	R: 0 E: 0 K: 1 S: 11	H: 0 LOB: 0 BB: 0 P: 17	1B: 2 2B: 0 3B: 0 HR: 2	SF: 0 SAC: 0 DP: 1 HBP: 1	WP: 0 PB: 0 SB: 1 CS: 0	PA: 33			
<b>PITCHER</b>	IP	WLS	BF	H	R	ER	SO	BB	IBB	HBP	BLK	WP	HR	S	P	ERA	WHIP								
<b>David Wells, L</b> (1, 1) ERA: 3.23	7.0	W	26	3	3	3	4	2	0	1	0	0	2	57	105	3.86	0.714								
<b>Joe Boever, R</b> (8, 1) ERA: 4.98	2.0	S	7	1	0	0	2	0	0	0	0	0	0	23	38	0.00	0.500								

Batter	1	2	3	4	5	6	7	8	9	AB	R	H	RBI	BB	SO	LOB	BOTTOM								
<b>Chad Curtis, R</b> (1, 8) OBP: 0.362, SLG: 0.437										5	1	2	2	0	0	0	<b>Baltimore Orioles @ Detroit Tigers</b> Tiger Stadium, Detroit, MI Sat Jun 17 1995, 7:05 PM EDT Att: 13,195 - Unknown - 88 F								
<b>Lou Whitaker, L</b> (1, 4) OBP: 0.405, SLG: 0.515										4	0	1	1	1	2	3									
<b>Travis Fryman, R</b> (1, 5) OBP: 0.321, SLG: 0.274										5	0	2	0	0	0	1									
<b>Cecil Fielder, R</b> (1, 3) OBP: 0.351, SLG: 0.538										4	1	2	0	1	0	2									
<b>Kirk Gibson, L</b> (1, 10) OBP: 0.396, SLG: 0.524										5	0	0	0	0	4	5									
<b>Alan Trammell, R</b> (1, 6) OBP: 0.413, SLG: 0.396										3	1	1	0	1	0	0									
<b>Franklin Stubbs, L</b> (1, 7) OBP: 0.356, SLG: 0.315										2	0	0	0	1	0	1									
<b>Juan Samuel, R</b> (7, PH) OBP: 0.415, SLG: 0.737										1	0	1	1	0	0	0									
<b>Danny Bautista, R</b> (8, 9) OBP: 0.292, SLG: 0.310										0	0	0	0	0	0	0									
<b>Bobby Higginson, L</b> (1, 9) OBP: 0.335, SLG: 0.368										2	1	1	0	2	0	1									
<b>John Flaherty, R</b> (1, 2) OBP: 0.336, SLG: 0.500										4	1	1	0	0	0	5									
<b>Inning Stats</b>	R: 0 E: 0 K: 1 S: 13	H: 1 LOB: 2 BB: 1 P: 25	R: 0 E: 0 K: 0 S: 9	H: 1 LOB: 1 BB: 0 P: 15	R: 0 E: 0 K: 2 S: 9	H: 1 LOB: 2 BB: 1 P: 16	R: 3 E: 0 K: 0 S: 19	H: 5 LOB: 2 BB: 0 P: 32	R: 0 E: 0 K: 0 S: 12	H: 0 LOB: 2 BB: 2 P: 25	R: 0 E: 0 K: 0 S: 9	H: 0 LOB: 0 BB: 0 P: 12	R: 2 E: 1 K: 2 S: 16	H: 3 LOB: 3 BB: 2 P: 35	R: 0 E: 0 K: 1 S: 9	H: 0 LOB: 0 BB: 0 P: 15	1B: 8 2B: 3 3B: 0 HR: 0	SF: 0 SAC: 0 DP: 0 HBP: 0	WP: 0 PB: 1 SB: 0 CS: 0	PA: 41					
<b>PITCHER</b>	IP	WLS	BF	H	R	ER	SO	BB	IBB	HBP	BLK	WP	HR	S	P	ERA	WHIP								
<b>Kevin Brown, R</b> (1, 1) ERA: 3.74	6.0	L	31	9	4	4	3	4	0	0	0	0	0	3	10	0.00	0.000								
<b>Mark Lee, L</b> (7, 1) ERA: 5.06	0.1		2	0	0	0	1	0	1	0	0	0	0	3	10	0.00	0.000								
<b>Alan Mills, R</b> (7, 1) ERA: 8.55	0.1		4	2	1	1	0	0	1	0	0	0	0	5	13	27.00	6.000								
<b>Jesse Orosco, L</b> (7, 1) ERA: 2.63	0.1		1	0	0	0	1	0	0	0	0	0	0	6	8	0.00	0.000								
<b>Terry Clark, R</b> (8, 1) ERA: 2.16	1.0		3	0	0	0	1	0	0	0	0	0	0	9	15	0.00	0.000								

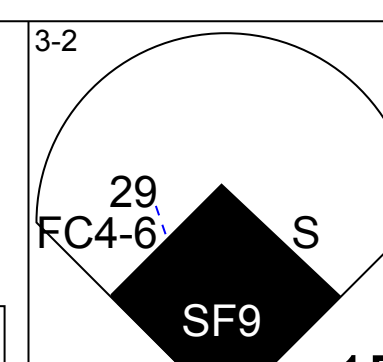
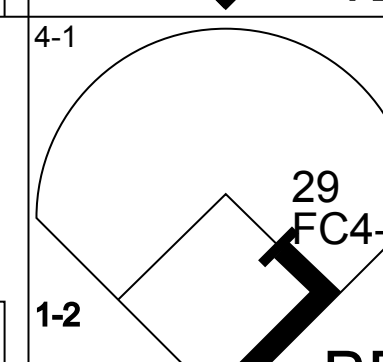
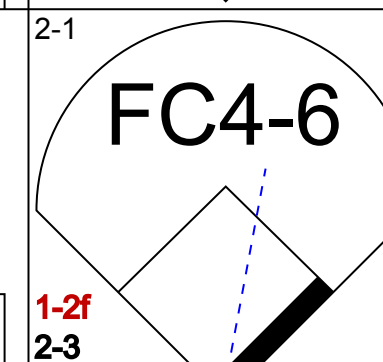
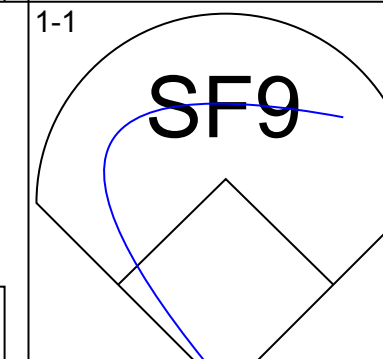
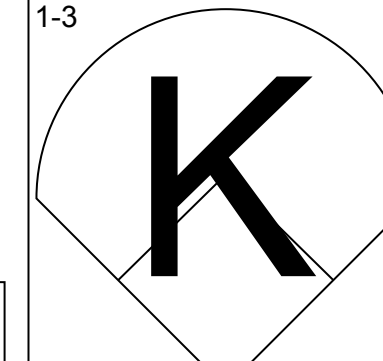




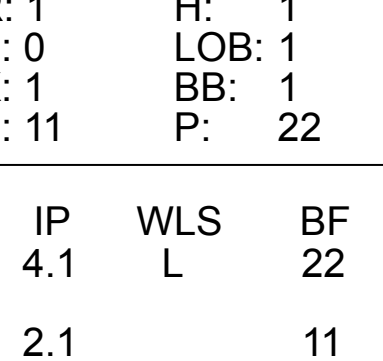

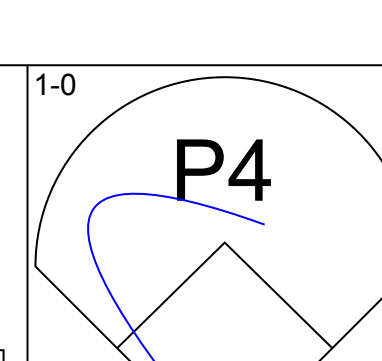
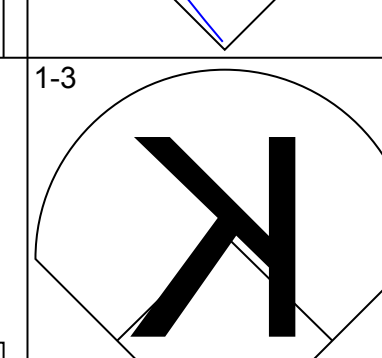
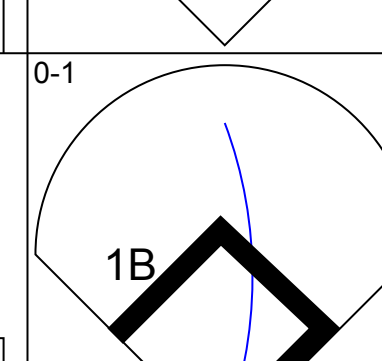
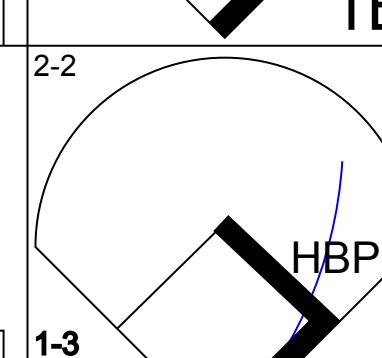
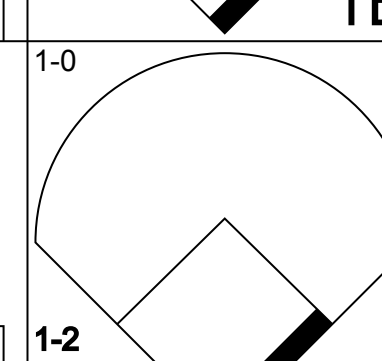
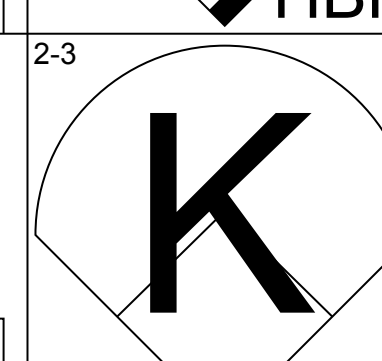



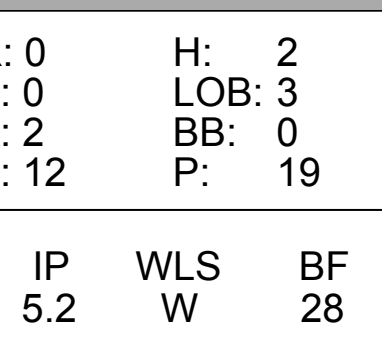
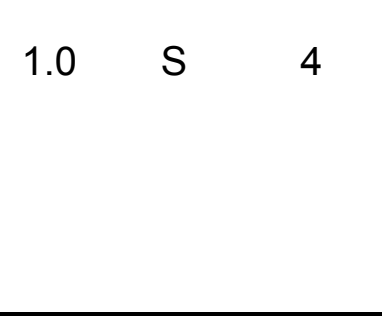


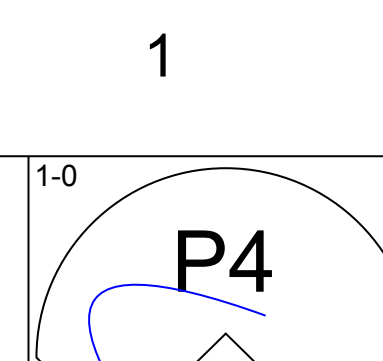
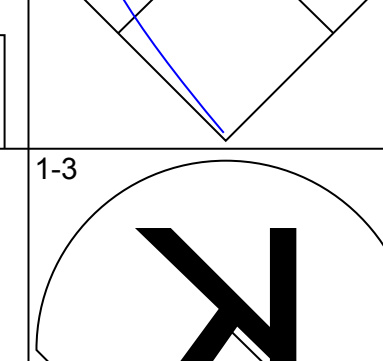
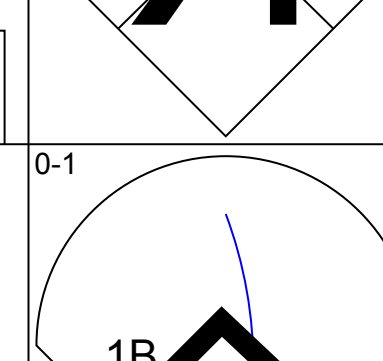
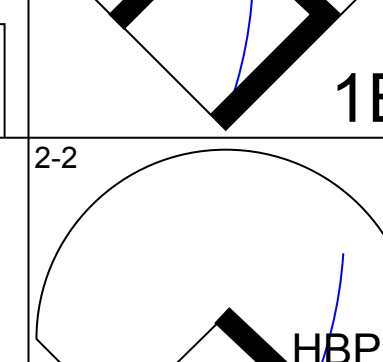
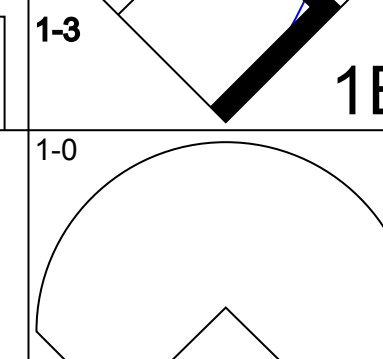
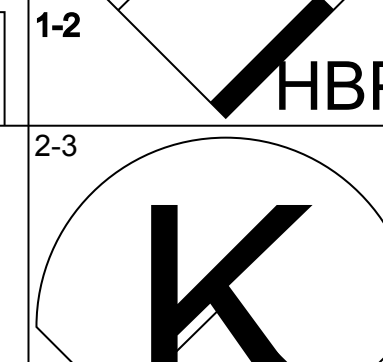
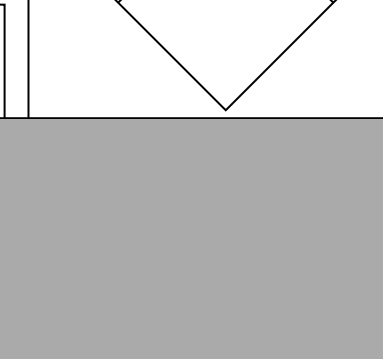


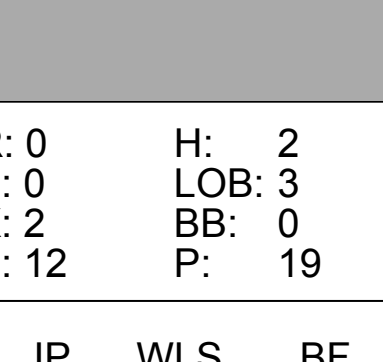

Batter	1	2	3	4	5	6	7	8	9	AB	R	H	RBI	BB	SO	LOB	TOP	
<b>Curtis Goodwin, L</b> (1, 8) OBP: 0.439, SLG: 0.417	G4-3 1B	G4-3 1B		F8		1B		G6-3		3	2	1	1	2	0	1	<b>Baltimore Orioles @ Detroit Tigers</b> Tiger Stadium, Detroit, MI Sun Jun 18 1995, 3:33 AM EDT Att: 16,109 - Cloudy - 93 F	
<b>Brady Anderson, L</b> (1, 7) OBP: 0.337, SLG: 0.464	F8	G4-3			3B	1B		E3		5	1	2	1	0	0	3		
<b>Rafael Palmeiro, L</b> (1, 3) OBP: 0.379, SLG: 0.587	G4-3	G4-3			3B	F7		F7		4	1	0	0	1	0	6		
<b>Harold Baines, L</b> (1, 10) OBP: 0.427, SLG: 0.548	1B		G3-1		1B	1B		G4-3		5	1	3	4	0	0	1		
<b>Cal Ripken Jr., R</b> (1, 6) OBP: 0.332, SLG: 0.429	F9		G6-3		G5-3	F8		1B	FC5-4 2B	5	1	1	0	0	0	4		
<b>Kevin Bass, S</b> (1, 9) OBP: 0.364, SLG: 0.487		1B	F9		1B		G4-3	FC5-4 1B		5	1	3	1	0	0	0		
<b>Jeff Manto, R</b> (1, 5) OBP: 0.304, SLG: 0.558		L9		P2	P3		1B	FC5-4		5	0	1	1	0	0	3		
<b>Chris Hoiles, R</b> (1, 2) OBP: 0.319, SLG: 0.347		1B			G5-3		F9	K		2	1	0	0	2	0	2		
<b>Matt Nokes, L</b> (9, PH) OBP: 0.165, SLG: 0.265		G4-3 BB								1	0	0	0	0	1	1		
<b>Manny Alexander, R</b> (1, 4) OBP: 0.304, SLG: 0.338		G4-3 1B		F7		F9		G5-3		4	0	1	0	0	0	2		
<b>Jeffrey Hammonds, R</b> (9, PH) OBP: 0.251, SLG: 0.452		1B								1	0	0	0	0	0	1		
<b>Inning Stats</b>	R: 1 E: 0 K: 0 S: 11	H: 1 LOB: 1 BB: 1 P: 21	R: 2 E: 0 K: 0 S: 16	H: 3 LOB: 2 BB: 1 P: 25	R: 0 E: 0 K: 0 S: 4	H: 0 LOB: 0 BB: 0 P: 5	R: 3 E: 0 K: 0 S: 15	H: 3 LOB: 1 BB: 1 P: 28	R: 1 E: 0 K: 0 S: 11	H: 2 LOB: 2 BB: 1 P: 19	R: 0 E: 1 K: 0 S: 6	H: 0 LOB: 1 BB: 0 P: 12	R: 1 E: 0 K: 1 S: 13	H: 2 LOB: 1 BB: 0 P: 22	1B: 9 2B: 1 3B: 2 HR: 0	SF: 0 SAC: 0 DP: 0 HBP: 0	WP: 0 PA: 45 PB: 0 SB: 1 CS: 0	
<b>PITCHER</b>	IP WLS BF H R ER SO BB IBB HBP BLK WP HR S P ERA WHIP											IP WLS BF H R ER SO BB IBB HBP BLK WP HR S P ERA WHIP						
<b>Mike Moore, R</b> (1, 1) ERA: 6.35	4.1	W	24	7	6	6	0	4	0	0	0	0	0	0	0	0	12.46	2.538
<b>Brian Maxcy, R</b> (5, 1) ERA: 4.0	1.0		5	1	1	1	0	1	0	0	0	0	0	0	0	0	9.00	2.000
<b>Kevin Wickander, L</b> (6, 1) ERA: 4.0	0.1		2	1	0	0	0	0	0	0	0	0	0	0	3	4	0.00	3.000
<b>John Doherty, R</b> (6, 1) ERA: 6.13	1.1		5	1	0	0	0	0	0	0	0	0	0	0	10	17	0.00	0.750
<b>Brian Bohannon, L</b> (8, 1) ERA: 5.59	1.0		4	0	0	0	0	0	0	0	0	0	0	0	6	12	0.00	0.000
<b>Chad Curtis, R</b> (1, 8) OBP: 0.361, SLG: 0.448	F8	HR	1B		F7	P5		K		6	1	2	2	0	1	3	<b>Baltimore Orioles @ Detroit Tigers</b> Tiger Stadium, Detroit, MI Sun Jun 18 1995, 3:33 AM EDT Att: 16,109 - Cloudy - 93 F	
<b>Lou Whitaker, L</b> (1, 4) OBP: 0.414, SLG: 0.545	P2	HR	L5		1B	HBP		G6-4-3 1B		4	1	2	1	0	0	1		
<b>Travis Fryman, R</b> (1, 5) OBP: 0.327, SLG: 0.283	BB	P4		BB	FC6-4 1B	S		G6-4-3		5	2	3	0	0	0	1		
<b>Cecil Fielder, R</b> (1, 10) OBP: 0.362, SLG: 0.534	BB			BB	FC6-4 BB	F7				1	1	0	0	4	0	2		
<b>Bobby Higginson, L</b> (1, 7) OBP: 0.337, SLG: 0.361	BB	K		BB	FC6-4 BB	K		K		3	1	0	0	2	3	4		
<b>Juan Samuel, R</b> (1, 3) OBP: 0.414, SLG: 0.726	BB	G1-3		BB	FC6-4 BB	F9		F9		5	2	2	4	0	0	3		
<b>Danny Bautista, R</b> (1, 9) OBP: 0.288, SLG: 0.314	BB			K	K	P3		G6-3		5	0	1	1	0	2	3		
<b>John Flaherty, R</b> (1, 2) OBP: 0.346, SLG: 0.534	G4-3			K	K	F9		1B		4	1	2	1	1	0	2		
<b>Chris Gomez, R</b> (1, 6) OBP: 0.299, SLG: 0.404	HR	1B		F8	K	E9		1B		5	1	2	0	0	1	3		
<b>Inning Stats</b>	R: 4 E: 0 K: 0 S: 21	H: 3 LOB: 1 BB: 2 P: 38	R: 3 E: 0 K: 1 S: 16	H: 3 LOB: 1 BB: 1 P: 30	R: 1 E: 0 K: 1 S: 11	H: 2 LOB: 1 BB: 0 P: 20	R: 1 E: 0 K: 2 S: 15	H: 1 LOB: 3 BB: 3 P: 31	R: 1 E: 1 K: 0 S: 11	H: 1 LOB: 1 BB: 0 P: 16	R: 0 E: 0 K: 1 S: 12	H: 1 LOB: 1 BB: 1 P: 16	R: 0 E: 0 K: 1 S: 11	H: 2 LOB: 2 BB: 0 P: 12	1B: 8 2B: 3 3B: 0 HR: 3	SF: 0 SAC: 0 DP: 1 HBP: 1		WP: 0 PA: 46 PB: 0 SB: 2 CS: 0
<b>PITCHER</b>	IP WLS BF H R ER SO BB IBB HBP BLK WP HR S P ERA WHIP											IP WLS BF H R ER SO BB IBB HBP BLK WP HR S P ERA WHIP						
<b>35 Mike Mussina, R</b> (1, 1) ERA: 5.13	1.0	L	10	5	6	6	0	2	0	0	0	0	0	0	2	28	54.00	7.000
<b>Mike Quast, R</b> (2, 1) ERA: 4.45	2.0		13	4	3	3	2	3	0	0	0	0	0	2	23	49	13.50	3.500
<b>Alan Mills, R</b> (4, 1) ERA: 7.43	3.0		14	2	1	0	3	1	0	1	0	0	0	0	32	49	0.00	1.000
<b>Terry Clark, R</b> (7, 1) ERA: 1.93	1.0		4	1	0	0	1	1	0	0	0	0	0	0	12	16	0.00	2.000
<b>Doug Jones, R</b> (8, 1) ERA: 3.6	1.0		5	2	0	0	1	0	0	0	0	0	0	0	11	12	0.00	2.000







Batter	1	2	3	4	5	6	7	8	9	AB R H RBI BB SO LOB	TOP		
<b>Otis Nixon, S</b> <small>OBP: 0.332, SLG: 0.302</small> 										5 2 3 1 0 1 1	<b>Texas Rangers @ Detroit Tigers</b> Tiger Stadium, Detroit, MI Tue Jun 20 1995, 7:05 PM EDT Att: 10,874 - Unknown - 96 F		
<b>Mark McLemore, S</b> <small>OBP: 0.414, SLG: 0.398</small> 										3 1 0 0 2 1 1			
<b>29 Rusty Greer, L</b> <small>OBP: 0.381, SLG: 0.474</small> 										5 1 1 3 0 0 2			
<b>Juan Gonzalez, R</b> <small>OBP: 0.238, SLG: 0.500</small> 										4 2 2 2 0 0 0			
<b>Mickey Tettleton, S</b> <small>OBP: 0.370, SLG: 0.414</small> <b>Jeff Frye, R</b> <small>OBP: 0.372, SLG: 0.389</small> 										4 0 0 0 1 1 1 0 0 0 0 0 0 0			
<b>Ivan Rodriguez, R</b> <small>OBP: 0.331, SLG: 0.448</small> 										4 1 1 1 0 0 2			
<b>Mike Pagliarulo, L</b> <small>OBP: 0.293, SLG: 0.329</small> 										3 0 1 0 1 0 0			
<b>Jack Voigt, R</b> <small>OBP: 0.265, SLG: 0.310</small> 										3 1 0 0 1 0 3			
<b>Benji Gil, R</b> <small>OBP: 0.308, SLG: 0.435</small> 										4 0 0 0 0 3 2			
<b>Inning Stats</b> <small>R: 1 H: 1 E: 0 LOB: 1 K: 1 S: 11</small>	<small>R: 1 H: 1 E: 0 LOB: 1 K: 0 S: 9</small>	<small>R: 0 H: 0 E: 0 LOB: 0 K: 0 S: 4</small>	<small>R: 0 H: 0 E: 0 LOB: 0 K: 0 S: 7</small>	<small>R: 0 H: 1 E: 0 LOB: 1 K: 1 S: 12</small>	<small>R: 4 H: 3 E: 0 LOB: 0 K: 1 S: 11</small>	<small>R: 1 H: 1 E: 0 LOB: 2 K: 1 S: 12</small>	<small>R: 1 H: 1 E: 0 LOB: 2 K: 0 S: 11</small>	<small>R: 0 H: 0 E: 0 LOB: 0 K: 0 S: 13</small>	<small>R: 0 H: 0 E: 0 LOB: 0 K: 0 S: 8</small>	<small>1B: 4 SF: 1 2B: 1 SAC: 0 3B: 0 DP: 0 HR: 3 HBP: 0</small>	<small>WP: 1 PA: 41 PB: 0 SB: 3 CS: 0</small>		
<b>PITCHER</b> <b>Sean Bergman, R</b> <small>ERA: 5.31</small> <b>Brian Maxcy, R</b> <small>ERA: 3.97</small> <b>Brian Bohanon, L</b> <small>ERA: 5.59</small> <b>John Doherty, R</b> <small>ERA: 5.84</small>	<small>IP WLS BF H R ER SO BB IBB HBP BLK WP HR S P ERA WHIP</small>											<small>PITCHER</small>	<small>IP WLS BF H R ER SO BB IBB HBP BLK WP HR S P ERA WHIP</small>

Batter	1	2	3	4	5	6	7	8	9	AB R H RBI BB SO LOB	BOTTOM		
<b>Chad Curtis, R</b> <small>OBP: 0.368, SLG: 0.479</small> 										4 1 3 2 0 0 0	<b>Texas Rangers @ Detroit Tigers</b> Tiger Stadium, Detroit, MI Tue Jun 20 1995, 7:05 PM EDT Att: 10,874 - Unknown - 96 F		
<b>Alan Trammell, R</b> <small>OBP: 0.395, SLG: 0.375</small> <b>Lou Whitaker, L</b> <small>OBP: 0.407, SLG: 0.534</small> 										4 0 0 0 0 1 3 1 0 0 0 0 0 0			
<b>Travis Fryman, R</b> <small>OBP: 0.336, SLG: 0.312</small> 										5 1 3 1 0 1 1			
<b>Cecil Fielder, R</b> <small>OBP: 0.361, SLG: 0.541</small> 										5 0 1 0 0 1 1			
<b>Juan Samuel, R</b> <small>OBP: 0.423, SLG: 0.687</small> 										2 0 0 0 1 1 1			
<b>Danny Bautista, R</b> <small>OBP: 0.274, SLG: 0.297</small> <b>Franklin Stubbs, L</b> <small>OBP: 0.348, SLG: 0.307</small> 										3 0 0 0 0 3 4 1 0 0 0 0 0 1			
<b>Chris Gomez, R</b> <small>OBP: 0.299, SLG: 0.387</small> 										2 1 0 0 2 0 0			
<b>Bobby Higginson, L</b> <small>OBP: 0.344, SLG: 0.399</small> 										3 2 1 1 1 1 1			
<b>Ron Tingley, R</b> <small>OBP: 0.281, SLG: 0.240</small> 										3 1 1 0 0 1 1			
<b>Inning Stats</b> <small>R: 0 H: 2 E: 0 LOB: 3 K: 2 S: 12</small>	<small>R: 0 H: 1 E: 0 LOB: 2 K: 1 S: 14</small>	<small>R: 0 H: 1 E: 0 LOB: 1 K: 1 S: 10</small>	<small>R: 2 H: 0 E: 0 LOB: 0 K: 0 S: 12</small>	<small>R: 0 H: 0 E: 0 LOB: 0 K: 3 S: 9</small>	<small>R: 0 H: 3 E: 0 LOB: 1 K: 1 S: 12</small>	<small>R: 1 H: 1 E: 0 LOB: 0 K: 0 S: 6</small>	<small>R: 0 H: 0 E: 0 LOB: 0 K: 1 S: 7</small>	<small>R: 1 H: 1 E: 1 LOB: 0 K: 0 S: 9</small>	<small>1B: 3 SF: 1 2B: 4 SAC: 1 3B: 0 DP: 2 HR: 2 HBP: 1</small>	<small>WP: 2 PA: 40 PB: 0 SB: 0 CS: 0</small>			
<b>PITCHER</b> <b>Darren Oliver, L</b> <small>ERA: 4.31</small> <b>Matt Whiteside, R</b> <small>ERA: 3.66</small> <b>Jeff Russell, R</b> <small>ERA: 1.69</small>	<small>IP WLS BF H R ER SO BB IBB HBP BLK WP HR S P ERA WHIP</small>											<small>PITCHER</small>	<small>IP WLS BF H R ER SO BB IBB HBP BLK WP HR S P ERA WHIP</small>

**AB 35**  
**R 8**  
**H 8**  
**RBI 7**  
**BB 5**  
**SO 6**  
**LOB 12**



**AB 33**  
**R 6**  
**H 9**  
**RBI 4**  
**BB 4**  
**SO 9**  
**LOB 13**









Batter	1	2	3	4	5	6	7	8	9	AB	R	H	RBI	BB	SO	LOB	TOP				
Pat Listach, S OBP: 0.273, SLG: 0.247 (1, 4)	G5-3		G4-3 BB		G5-3		L8		P5	4	0	0	0	1	0	0	<b>Milwaukee Brewers @ Detroit Tigers</b> Tiger Stadium, Detroit, MI Fri Jun 23, 1995, 7:05 PM EDT Att: 15,920 - Unknown - 87 F				
Darryl Hamilton, L OBP: 0.387, SLG: 0.400 (1, 8)	F8		G4-3							5	0	3	0	0	0	2					
Kevin Seitzer, R OBP: 0.427, SLG: 0.489 (4, 3)	K		L9		P2		L5		G3	5	0	0	0	0	1	5					
Greg Vaughn, R OBP: 0.290, SLG: 0.354 (1, 10)		G6-3		1B 2B BB	F9				K	3	1	0	0	1	1	1					
John Jaha, R OBP: 0.388, SLG: 0.590 Jeff Cirillo, R OBP: 0.386, SLG: 0.500 (4, PR) (4, 5)	G5-3			2B 1B		G5-3				2	0	1	0	0	0	0					
B.J. Surhoff, L OBP: 0.400, SLG: 0.388 (1, 7)				1B	K				1B	4	0	3	1	0	1	0					
Joe Oliver, R OBP: 0.352, SLG: 0.500 Mike Matheny, R OBP: 0.261, SLG: 0.364 (8, 2)	G5-3			FC1-6-2					FC5-4	4	0	1	0	0	0	4					
Matt Mieske, R OBP: 0.384, SLG: 0.476 (1, 9)			G4-3 SH1-3 1B	K			F8			4	1	2	1	0	1	3					
Jose Valentin, S OBP: 0.273, SLG: 0.435 Turner Ward, S OBP: 0.345, SLG: 0.365 (9, PH)			SH1-3	G5-3			G5-3		K	2	0	0	0	0	0	2					
										1	0	0	0	0	1	0					
<b>Inning Stats</b>	R: 0 E: 0 K: 1 S: 10	H: 0 LOB: 0 BB: 0 P: 12	R: 0 E: 0 K: 0 S: 9	H: 1 LOB: 1 BB: 0 P: 11	R: 0 E: 0 K: 0 S: 9	H: 1 LOB: 2 BB: 1 P: 15	R: 1 E: 0 K: 1 S: 14	H: 2 LOB: 2 BB: 1 P: 22	R: 0 E: 0 K: 0 S: 8	H: 1 LOB: 1 BB: 0 P: 11	R: 0 E: 0 K: 0 S: 7	H: 1 LOB: 1 BB: 0 P: 9	R: 0 E: 0 K: 1 S: 8	H: 2 LOB: 1 BB: 0 P: 10	R: 1 E: 0 K: 1 S: 11	H: 2 LOB: 1 BB: 0 P: 16	1B: 7 2B: 3 3B: 0 HR: 1	SF: 0 SAC: 1 DP: 0 HBP: 0	WP: 0 PB: 0 SB: 0 CS: 0	PA: 39	
<b>PITCHER</b>	IP WLS BF H R ER SO	IP WLS BF H R ER SO	IP WLS BF H R ER SO	IP WLS BF H R ER SO	IP WLS BF H R ER SO	IP WLS BF H R ER SO	IP WLS BF H R ER SO	IP WLS BF H R ER SO	IP WLS BF H R ER SO	IP WLS BF H R ER SO	IP WLS BF H R ER SO	IP WLS BF H R ER SO	IP WLS BF H R ER SO	IP WLS BF H R ER SO	IP WLS BF H R ER SO	IP WLS BF H R ER SO	ERA WHIP	ERA WHIP			
David Wells, L ERA: 3.11 Mike Henneman, R ERA: 2.45	8.2 W 38 11 2 2 5	0.1 S 1 0 0 0 0																			

AB	36
R	2
H	11
RBI	2
BB	2
SO	5
LOB	17



Batter	1	2	3	4	5	6	7	8	9	AB	R	H	RBI	BB	SO	LOB	BOTTOM				
Chad Curtis, R OBP: 0.369, SLG: 0.489 (1, 8)	G6-3	G5-3		HR		L9				4	1	1	1	0	0	1	<b>Milwaukee Brewers @ Detroit Tigers</b> Tiger Stadium, Detroit, MI Fri Jun 23, 1995, 7:05 PM EDT Att: 15,920 - Unknown - 87 F				
Lou Whitaker, L OBP: 0.413, SLG: 0.555 (1, 4)			K	G3		G5-3				4	0	1	0	0	1	1					
Travis Fryman, R OBP: 0.338, SLG: 0.311 (1, 5)	F9		L6		E6 FC4-6 BB SF9		K			4	1	0	0	0	1	1					
Cecil Fielder, R OBP: 0.370, SLG: 0.545 (1, 3)				2B		FC4-6 BB		G4-6-3 1B		2	0	2	0	2	0	0					
Kirk Gibson, L OBP: 0.375, SLG: 0.485 (1, 10)	L6				FC4-6		G4-6-3			3	0	0	0	1	0	5					
Bobby Higginson, L OBP: 0.347, SLG: 0.434 (1, 7)		HR	F7		SF9			2B		3	1	2	2	0	0	2					
John Flaherty, R OBP: 0.346, SLG: 0.567 (1, 2)		HR		HR		K		F7		4	2	2	2	0	1	2					
Danny Bautista, R OBP: 0.266, SLG: 0.288 (1, 9)		G6-3			P5		F8		G5-3	4	0	0	0	0	0	1					
Chris Gomez, R OBP: 0.291, SLG: 0.368 (1, 6)		F8		L9					G1-3	3	0	0	0	1	0	1					
<b>Inning Stats</b>	R: 0 E: 0 K: 0 S: 11	H: 1 LOB: 2 BB: 1 P: 21	R: 2 E: 0 K: 0 S: 12	H: 2 LOB: 0 BB: 0 P: 20	R: 0 E: 0 K: 1 S: 12	H: 1 LOB: 2 BB: 1 P: 24	R: 2 E: 0 K: 0 S: 8	H: 2 LOB: 0 BB: 0 P: 14	R: 1 E: 1 K: 1 S: 10	H: 0 LOB: 1 BB: 1 P: 19	R: 0 E: 0 K: 0 S: 8	H: 0 LOB: 1 BB: 1 P: 15	R: 0 E: 0 K: 1 S: 9	H: 1 LOB: 0 BB: 0 P: 10	R: 0 E: 0 K: 0 S: 9	H: 1 LOB: 1 BB: 0 P: 16	1B: 2 2B: 2 3B: 0 HR: 4	SF: 1 SAC: 0 DP: 1 HBP: 0	WP: 0 PB: 0 SB: 0 CS: 0	PA: 36	
<b>PITCHER</b>	IP WLS BF H R ER SO	IP WLS BF H R ER SO	IP WLS BF H R ER SO	IP WLS BF H R ER SO	IP WLS BF H R ER SO	IP WLS BF H R ER SO	IP WLS BF H R ER SO	IP WLS BF H R ER SO	IP WLS BF H R ER SO	IP WLS BF H R ER SO	IP WLS BF H R ER SO	IP WLS BF H R ER SO	IP WLS BF H R ER SO	IP WLS BF H R ER SO	IP WLS BF H R ER SO	IP WLS BF H R ER SO	ERA WHIP	ERA WHIP			
Ricky Bones, R ERA: 4.09 Mark Kiefer, R ERA: 4.97 Al Reyes, R ERA: 3.15	5.1 L 27 5 1 0 1	1.2 5 1 0 0 1																			









Batter	1	2	3	4	5	6	7	8	9	AB	R	H	RBI	BB	SO	LOB	TOP																			
Fernando Vina, L (1,4) OBP: 0.337, SLG: 0.411	2-2 G5-3 1B HBP		1-2 F7		1-0 G1-3		2-2 2B	0-0 B1-3		4	0	1	0	0	0	5	<b>Milwaukee Brewers @ Detroit Tigers</b> Tiger Stadium, Detroit, MI Sun Jun 25 1995, 3:33 AM EDT Att: 15,263 - Overcast - 77 F																			
Darryl Hamilton, L (1,8) OBP: 0.380, SLG: 0.387	1-1 G5-3 1B		1-1 F7			0-0 P5	2-1 P3		1-1 G5-3	5	0	1	0	0	0	2																				
Kevin Seitzer, R (1,3) OBP: 0.428, SLG: 0.486	1-0 G5-3			2-3 K		1-1 2B 1B HBP	4-0 IBB		0-1 G5-3	3	1	0	0	1	1	2																				
B.J. Surhoff, L (1,9) OBP: 0.398, SLG: 0.409	3-1 G4-3			1-1 G3 1B		2-0 1B 2B	2-0 G3		4-1 BB	4	0	2	0	0	0	3																				
Matt Mieske, R (7,9) OBP: 0.390, SLG: 0.476				1-2 G3 1B		1-3 1B 2B				0	0	0	0	1	0	0																				
Dave Nilsson, L (1,10) OBP: 0.429, SLG: 0.200		0-2 L7		1-2 G3 1B		4-0 1B IBB		4-1 F9 1B 1B BB	3-3 K	2	0	0	0	2	0	1																				
Greg Vaughn, R (8, PR) OBP: 0.283, SLG: 0.345				1-2 G3 1B		1-2 IBB				1	1	0	0	0	1	1																				
Joe Oliver, R (1,2) OBP: 0.342, SLG: 0.483		1-3 K		3-2 G5-3		1-2 P6		0-0 B2		4	0	0	0	0	1	5																				
David Hulse, L (1,7) OBP: 0.326, SLG: 0.388		2-3 K			0-3 K	1-1 1B		1-1 1B 1B		4	0	2	1	0	2	0																				
Jeff Cirillo, R (1,5) OBP: 0.396, SLG: 0.530			4-1 BB		1-3 K		2-0 1B 3B	1-2 F9		3	1	1	0	1	1	2																				
Pat Listach, S (1,6) OBP: 0.279, SLG: 0.253			0-0 B3		1-0 E5		3-1 CS 1B	0-0 1B		4	0	2	2	0	0	1																				
<b>Inning Stats</b>	R: 0 E: 0 K: 0 S: 7	H: 1 LOB: 1 BB: 0 P: 14	R: 0 E: 0 K: 2 S: 9	H: 0 LOB: 0 BB: 0 P: 12	R: 0 E: 0 K: 0 S: 7	H: 0 LOB: 1 BB: 1 P: 13	R: 0 E: 0 K: 1 S: 12	H: 1 LOB: 1 BB: 0 P: 19	R: 0 E: 1 K: 2 S: 8	H: 0 LOB: 2 BB: 1 P: 11	R: 1 E: 0 K: 0 S: 8	H: 2 LOB: 2 BB: 1 P: 17	R: 1 E: 0 K: 0 S: 10	H: 3 LOB: 2 BB: 1 P: 24	R: 1 E: 0 K: 0 S: 9	H: 2 LOB: 1 BB: 1 P: 15	R: 0 E: 0 K: 1 S: 9	H: 0 LOB: 1 BB: 1 P: 17	1B: 6 2B: 2 3B: 1 HR: 0	SF: 0 SAC: 0 DP: 1 HBP: 2	WP: 0 PB: 0 SB: 0 CS: 1	PA: 41														
<b>PITCHER</b>	IP	WLS	BF	H	R	ER	SO	BB	IBB	HBP	BLK	WP	HR	S	P	ERA	WHIP	<b>PITCHER</b>		IP	WLS	BF	H	R	ER	SO	BB	IBB	HBP	BLK	WP	HR	S	P	ERA	WHIP
Sean Bergman, R (1,1) ERA: 4.88	5.0		19	2	0	0	5	1	0	1	0	0	0	43	69	0.00	0.600	Mike Henneman, R (9,1) ERA: 2.33		1.0	S	4	0	0	0	1	1	0	0	0	0	9	17	0.00	1.000	
John Doherty, R (6,1) ERA: 5.9	1.0		6	2	1	1	0	0	1	1	0	0	0	8	17	9.00	2.000																			
Mike Gardiner, R (7,1) ERA: 13.5	0.1		3	3	1	1	0	0	0	0	0	0	0	7	13	27.00	9.000																			
Kevin Wickander, L (7,1) ERA: 2.08	0.2		4	0	1	1	0	1	1	0	0	0	0	4	16	13.50	1.500																			
Brian Maxcy, R (8,1) ERA: 3.65	1.0	W	5	2	0	0	0	0	0	0	0	0	0	8	10	0.00	2.000																			

Batter	1	2	3	4	5	6	7	8	9	AB	R	H	RBI	BB	SO	LOB	BOTTOM																			
Chad Curtis, R (1,8) OBP: 0.367, SLG: 0.487	2-1 G5-3		2-1 G5-3		1-1 2B			2-3 K		4	0	1	0	0	1	1	<b>Milwaukee Brewers @ Detroit Tigers</b> Tiger Stadium, Detroit, MI Sun Jun 25 1995, 3:33 AM EDT Att: 15,263 - Overcast - 77 F																			
Chris Gomez, R (1,4) OBP: 0.288, SLG: 0.368	2-0 CS 1B		0-1 L9		1-0 G3-1			0-1 G5-3		3	0	1	0	0	0	2																				
Lou Whitaker, L (8, PH) OBP: 0.409, SLG: 0.550										1	0	0	0	0	0	1																				
Travis Fryman, R (1,5) OBP: 0.339, SLG: 0.310	1-1 G5-3			1-0 G6-3		0-0 F9		0-1 BB HR 1B		4	1	1	1	0	0	1																				
Cecil Fielder, R (1,10) OBP: 0.370, SLG: 0.533		1-1 F8		3-3 K		2-3 K		4-2 BB HR BB		3	1	0	0	1	2	0																				
Juan Samuel, R (1,3) OBP: 0.442, SLG: 0.767		1-0 HR		4-1 S BB		1-3 K		4-1 HR BB		2	2	1	1	2	1	0																				
Alan Trammell, R (1,6) OBP: 0.393, SLG: 0.398		4-2 F8 BB		2-2 L4			0-0 G5-3	2-2 HR		3	1	1	4	1	0	1																				
Danny Bautista, R (1,9) OBP: 0.267, SLG: 0.282	0-0 F8				1-2 FC2-6 1B		1-1 P6	0-1 G6-3		4	0	1	0	0	0	1																				
Ron Tingley, R (1,2) OBP: 0.267, SLG: 0.226	1-3 K				0-0 FC2-6 2B		2-1 L6			3	0	0	0	0	1	2																				
Bobby Higginson, L (1,7) OBP: 0.340, SLG: 0.436			2-3 K		2-3 K			3-2 1B 3B		3	1	1	0	0	2	1																				
<b>Inning Stats</b>	R: 0 E: 0 K: 0 S: 5	H: 1 LOB: 0 BB: 0 P: 10	R: 1 E: 0 K: 1 S: 9	H: 1 LOB: 1 BB: 1 P: 16	R: 0 E: 0 K: 1 S: 7	H: 0 LOB: 0 BB: 0 P: 11	R: 0 E: 0 K: 1 S: 10	H: 0 LOB: 1 BB: 1 P: 20	R: 0 E: 0 K: 2 S: 7	H: 2 LOB: 2 BB: 0 P: 15	R: 0 E: 0 K: 0 S: 5	H: 0 LOB: 0 BB: 0 P: 8	R: 5 E: 0 K: 1 S: 21	H: 3 LOB: 2 BB: 2 P: 36	R: 1 E: 0 K: 1 S: 9	H: 0 LOB: 1 BB: 1 P: 17	1B: 3 2B: 1 3B: 1 HR: 2	SF: 0 SAC: 0 DP: 0 HBP: 0	WP: 0 PB: 0 SB: 1 CS: 1	PA: 34																
<b>PITCHER</b>	IP	WLS	BF	H	R	ER	SO	BB	IBB	HBP	BLK	WP	HR	S	P	ERA	WHIP	<b>PITCHER</b>		IP	WLS	BF	H	R	ER	SO	BB	IBB	HBP	BLK	WP	HR	S	P	ERA	WHIP
Sid Roberson, L (1,1) ERA: 3.86	6.0		23	4	1	1	1	0	0	0	0	0	0	12	20	6.75	0.750	Mike Henneman, R (9,1) ERA: 2.33		1.0	S	4	0	0	0	1	1	0	0	0	9	17	0.00	1.000		
Al Reyes, R (7,1) ERA: 3.39	1.1		5	1	1	1	1	0	0	0	0	0	0	4	12	6.75	0.750																			
Graeme Lloyd, L (8,1) ERA: 5.25	0.1		1	0	0	0	0	0	0	0	0	0	0	2	2	0.00	0.000																			
Ron Rightnowar, R (8,1) ERA: 7.3	0.1	L	5	2	4	4	0	2	0	0	0	0	1	12	22	108.00	12.000																			

AB	34
R	3
H	9
RBI	3
BB	5
SO	6
LOB	22










Batter	1	2	3	4	5	6	7	8	9	AB R H RBI BB SO LOB	TOP															
Chad Curtis, R OBP: 0.361, SLG: 0.475 (1, 8)	L8		G6-3		F7		1B		G5-3	5 0 1 0 0 0 1	<b>Detroit Tigers @ New York Yankees</b> Yankee Stadium, Bronx, NY Tue Jun 27 1995, 7:05 PM EDT Att: 19,765 - Unknown - 69 F															
Lou Whitaker, L OBP: 0.402, SLG: 0.534 (1, 4)	4-3		F9		1B		K		K	5 0 1 0 0 0 2 2																
Travis Fryman, R OBP: 0.328, SLG: 0.299 (1, 5)	G3			F7	K		F8			4 0 0 0 0 0 1 4																
Cecil Fielder, R OBP: 0.374, SLG: 0.545 (1, 3)		FC5-4 1B		G4-3	P4			G6-3		4 0 1 0 0 0 2																
Kirk Gibson, L OBP: 0.378, SLG: 0.504 (1, 10)		FC5-4 1B		HR		K		1B BB		3 1 1 1 1 1 1 1																
Bobby Higginson, L OBP: 0.348, SLG: 0.450 (1, 9)		1 SAFE 1 SAFE 1 SAFE 1 SAFE		2B		K		1B		4 0 3 0 0 0 1 0																
Franklin Stubbs, L OBP: 0.344, SLG: 0.295 (1, 7)				BB		G6-3		K		3 0 0 0 0 1 2 4																
John Flaherty, R OBP: 0.340, SLG: 0.544 (1, 2)		G5-3		L4			F8	F8		4 0 0 0 0 0 0 6																
Chris Gomez, R OBP: 0.304, SLG: 0.362 (1, 6)			F9				1B BB	L9		2 0 0 0 2 0 0 0																
<b>Inning Stats</b>	R: 0 E: 0 K: 0 S: 6	H: 0 LOB: 0 BB: 0 P: 9	R: 0 E: 0 K: 1 S: 13	H: 2 LOB: 2 BB: 0 P: 22	R: 0 E: 0 K: 0 S: 6	H: 0 LOB: 0 BB: 1 P: 9	R: 1 E: 0 K: 0 S: 19	H: 2 LOB: 2 BB: 1 P: 29	R: 0 E: 0 K: 2 S: 10	H: 0 LOB: 0 BB: 0 P: 17	R: 0 E: 0 K: 1 S: 15	H: 1 LOB: 2 BB: 1 P: 23	R: 0 E: 0 K: 1 S: 15	H: 1 LOB: 2 BB: 0 P: 27	R: 0 E: 0 K: 1 S: 7	H: 0 LOB: 0 BB: 0 P: 9	1B: 5 2B: 1 3B: 0 HR: 1	SF: 0 SAC: 0 DP: 0 HBP: 0	WP: 0 PB: 0 SB: 1 CS: 0	PA: 38						
<b>PITCHER</b>	IP WLS BF H R ER SO BB IBB HBP BLK WP HR S P ERA WHIP											IP WLS BF H R ER SO BB IBB HBP BLK WP HR S P ERA WHIP														
Scott Bankhead, R ERA: 4.71 (1, 1)	3.2	15	4	1	1	1	0	0	0	0	0	1	34	54	2.46	1.091										
Bob MacDonald, L ERA: 5.75 (4, 1)	2.1	W	10	1	0	0	3	2	0	0	0	0	32	55	0.00	1.286										
Joe Ausanio, R ERA: 5.87 (7, 1)	3.0	S	13	2	0	0	3	2	0	0	0	0	37	59	0.00	1.333										

Batter	1	2	3	4	5	6	7	8	9	AB R H RBI BB SO LOB	BOTTOM															
Bernie Williams, S OBP: 0.332, SLG: 0.447 (1, 8)	F9		G6-3	K		F8		G4-3		5 0 0 0 0 1 2	<b>Detroit Tigers @ New York Yankees</b> Yankee Stadium, Bronx, NY Tue Jun 27 1995, 7:05 PM EDT Att: 19,765 - Unknown - 69 F															
Jim Leyritz, R OBP: 0.394, SLG: 0.429 (1, 3)	F8		1B BB		P3 1B SF7 BB	F7		F8		3 1 0 0 2 0 0																
Paul O'Neill, L OBP: 0.439, SLG: 0.634 (1, 9)	E4 BB		FC6-4 1B		1B HR 1B		E 1B SF9 1B			4 2 3 0 0 0 0																
Mike Stanley, R OBP: 0.360, SLG: 0.447 (1, 2)	1B BB		FC6-4		P3		E7 2B 1B			3 1 1 0 1 0 4																
Danny Tartabull, R OBP: 0.354, SLG: 0.405 (1, 10)	K			1B 2B	SF7		SF9			2 1 1 2 0 1 2																
Randy Velarde, R OBP: 0.321, SLG: 0.367 (1, 4)		K		G6-3	HR 1B		G4-3			4 1 1 0 0 1 2																
Tony Fernandez, S OBP: 0.319, SLG: 0.319 (1, 6)		G3-1		1B 1B	HR		2B			4 1 3 4 0 0 0																
Russ Davis, R OBP: 0.419, SLG: 0.519 (1, 5)		F9		P3	F7		K			4 0 0 0 0 1 3																
Gerald Williams, R OBP: 0.333, SLG: 0.565 (1, 7)			K	1B		K		F7		4 0 1 1 0 2 0																
<b>Inning Stats</b>	R: 0 E: 1 K: 1 S: 8	H: 0 LOB: 2 BB: 1 P: 17	R: 0 E: 0 K: 1 S: 9	H: 0 LOB: 0 BB: 0 P: 13	R: 0 E: 0 K: 1 S: 8	H: 1 LOB: 2 BB: 1 P: 14	R: 1 E: 0 K: 1 S: 14	H: 3 LOB: 2 BB: 0 P: 25	R: 4 E: 0 K: 0 S: 10	H: 3 LOB: 0 BB: 1 P: 17	R: 2 E: 1 K: 1 S: 11	H: 3 LOB: 1 BB: 0 P: 17	R: 0 E: 0 K: 0 S: 8	H: 0 LOB: 0 BB: 0 P: 13	1B: 7 2B: 2 3B: 0 HR: 1	SF: 2 SAC: 0 DP: 0 HBP: 0	WP: 0 PB: 0 SB: 0 CS: 0	PA: 38								
<b>PITCHER</b>	IP WLS BF H R ER SO BB IBB HBP BLK WP HR S P ERA WHIP											IP WLS BF H R ER SO BB IBB HBP BLK WP HR S P ERA WHIP														
Brian Bohanon, L ERA: 5.82 (1, 1)	4.2	L	24	6	4	4	4	3	0	0	0	0	45	80	7.71	1.929										
Joe Boeвер, R ERA: 4.5 (5, 1)	2.1		11	4	3	3	2	0	0	0	0	1	22	35	11.57	1.714										
Brian Maxcy, R ERA: 3.38 (8, 1)	1.0		3	0	0	0	0	0	0	0	0	0	8	13	0.00	0.000										



Batter	1	2	3	4	5	6	7	8	9	AB	R	H	RBI	BB	SO	LOB	TOP										
<b>Chad Curtis, R</b> (1, 8) OBP: 0.358, SLG: 0.469	G6-3	1B		K	F9			F8		5	1	1	1	0	1	2	<b>Detroit Tigers @ New York Yankees</b> Yankee Stadium, Bronx, NY Wed Jun 28 1995, 3:33 AM EDT Att: 24,673 - Sunny - 59 F										
<b>Lou Whitaker, L</b> (1, 4) <b>Alan Trammell, R</b> (7, 6) OBP: 0.390, SLG: 0.521 OBP: 0.394, SLG: 0.407	G4-3	SF8		F8		K		P4		3	0	0	1	0	1	0											
<b>Travis Fryman, R</b> (1, 5) OBP: 0.341, SLG: 0.333	2B	1B		HR		WP	BB	2B		4	1	4	2	1	0	0											
<b>Cecil Fielder, R</b> (1, 3) OBP: 0.371, SLG: 0.534	F9	K		K		L8		IBB		4	0	0	0	1	2	3											
<b>Kirk Gibson, L</b> (1, 10) OBP: 0.373, SLG: 0.493	2B	1B	G4-3		F9	K		K		5	1	1	0	0	2	3											
<b>Bobby Higginson, L</b> (1, 7) OBP: 0.354, SLG: 0.477	1B	2B	HR		1B	K			F7	5	3	3	1	0	1	2											
<b>John Flaherty, R</b> (1, 2) OBP: 0.342, SLG: 0.539	1B	SH3-4	1B		F8		G5-3		F9	5	1	2	2	0	0	1											
<b>Chris Gomez, R</b> (1, 6) OBP: 0.302, SLG: 0.359	SH3-4	1B	K		2B	1B		K		4	0	1	0	0	3	1											
<b>Danny Bautista, R</b> (1, 9) OBP: 0.266, SLG: 0.288	1B	SF8	1B		G5-3		F8			4	1	2	1	0	0	1											
<b>Inning Stats</b>	R: 0 E: 0 K: 0 S: 9	H: 1 LOB: 1 BB: 0 P: 12	R: 5 E: 0 K: 1 S: 16	H: 6 LOB: 1 BB: 0 P: 31	R: 1 E: 0 K: 1 S: 13	H: 2 LOB: 1 BB: 0 P: 19	R: 1 E: 0 K: 2 S: 10	H: 1 LOB: 0 BB: 0 P: 13	R: 1 E: 0 K: 0 S: 10	H: 3 LOB: 2 BB: 0 P: 18	R: 0 E: 0 K: 3 S: 11	H: 0 LOB: 2 BB: 1 P: 20	R: 0 E: 0 K: 1 S: 8	H: 0 LOB: 0 BB: 0 P: 13	R: 0 E: 0 K: 1 S: 9	H: 1 LOB: 2 BB: 1 P: 19	R: 0 E: 0 K: 1 S: 7	H: 0 LOB: 0 BB: 0 P: 12	1B: 8 2B: 4 3B: 0 HR: 2	SF: 1 SAC: 1 DP: 0 HBP: 0	WP: 1 PB: 0 SB: 1 CS: 0	PA: 44					
<b>PITCHER</b>	IP	WLS	BF	H	R	ER	SO	BB	IBB	HBP	BLK	WP	HR	S	P	ERA	WHIP										
<b>Jack McDowell, R</b> (1, 1) ERA: 4.84	4.2	L	27	13	8	8	4	0	0	0	0	0	2	56	89	15.43	2.786										
<b>Josias Manzanillo, R</b> (5, 1) ERA: 4.97	3.0		13	1	0	0	4	1	1	0	0	1	0	27	51	0.00	0.667										
<b>Steve Howe, L</b> (8, 1) ERA: 5.0	0.2		2	0	0	0	1	0	0	0	0	0	0	6	11	0.00	0.000										
<b>John Wetteland, R</b> (9, 1) ERA: 2.52	0.2		2	0	0	0	1	0	0	0	0	0	0	4	6	0.00	0.000										

Batter	1	2	3	4	5	6	7	8	9	AB	R	H	RBI	BB	SO	LOB	BOTTOM										
<b>Bernie Williams, S</b> (1, 8) OBP: 0.333, SLG: 0.446	CS		G5-3		1B			G5-3		5	0	2	0	0	1	1	<b>Detroit Tigers @ New York Yankees</b> Yankee Stadium, Bronx, NY Wed Jun 28 1995, 3:33 AM EDT Att: 24,673 - Sunny - 59 F										
<b>Don Mattingly, L</b> (1, 3) OBP: 0.324, SLG: 0.368	K			G5-3	G6-3			BB	WP	5	1	1	0	0	1	3											
<b>Gerald Williams, R</b> (1, 7) OBP: 0.356, SLG: 0.609	K			HR		FC5-4	BB	BB	BB	2	2	1	1	2	1	1											
<b>Danny Tartabull, R</b> (1, 9) OBP: 0.352, SLG: 0.397		G3-1		K		FC5-4	FC6-4	FC6-4	BB	3	0	0	0	1	1	1											
<b>Mike Stanley, R</b> (1, 2) OBP: 0.363, SLG: 0.455	K			2B		K		FC6-4	1B	4	0	2	2	0	2	1											
<b>Tony Fernandez, S</b> (1, 6) OBP: 0.312, SLG: 0.311	B3			F9		FC6-4		K		4	0	0	0	0	1	4											
<b>Russ Davis, R</b> (1, 5) OBP: 0.441, SLG: 0.633				HR				FC6-4		3	1	2	1	0	1	0											
<b>Wade Boggs, L</b> (8, PH) OBP: 0.388, SLG: 0.381					1B			1B		1	0	0	0	0	0	2											
<b>Jim Leyritz, R</b> (1, 10) OBP: 0.387, SLG: 0.420				G6-3				F8		3	0	0	0	0	2	1											
<b>Paul O'Neill, L</b> (8, PH) OBP: 0.436, SLG: 0.629					K					1	0	0	0	0	0	2											
<b>Randy Velarde, R</b> (1, 4) OBP: 0.321, SLG: 0.367				K						3	0	1	0	0	2	1											
<b>Luis Polonia, L</b> (8, PH) OBP: 0.329, SLG: 0.355								1B		1	0	0	0	0	0	0											
<b>Inning Stats</b>	R: 0 E: 0 K: 2 S: 14	H: 1 LOB: 0 BB: 0 P: 22	R: 0 E: 0 K: 1 S: 5	H: 0 LOB: 0 BB: 0 P: 5	R: 1 E: 0 K: 1 S: 8	H: 1 LOB: 0 BB: 0 P: 13	R: 1 E: 0 K: 1 S: 9	H: 2 LOB: 1 BB: 0 P: 14	R: 0 E: 0 K: 2 S: 12	H: 2 LOB: 2 BB: 0 P: 18	R: 0 E: 0 K: 1 S: 7	H: 0 LOB: 1 BB: 1 P: 15	R: 0 E: 0 K: 2 S: 14	H: 1 LOB: 0 BB: 0 P: 20	R: 2 E: 0 K: 1 S: 13	H: 2 LOB: 2 BB: 2 P: 27	R: 0 E: 0 K: 1 S: 11	H: 0 LOB: 0 BB: 0 P: 15	1B: 6 2B: 1 3B: 0 HR: 2	SF: 0 SAC: 0 DP: 0 HBP: 0	WP: 1 PB: 0 SB: 0 CS: 1	PA: 38					
<b>PITCHER</b>	IP	WLS	BF	H	R	ER	SO	BB	IBB	HBP	BLK	WP	HR	S	P	ERA	WHIP										
<b>David Wells, L</b> (1, 1) ERA: 3.26	7.0		30	8	4	4	10	2	0	0	0	0	0	6	12	0.00	6.000										
<b>John Doherty, R</b> (8, 1) ERA: 5.86	0.1		3	1	0	0	1	1	0	0	0	0	0	2	3	0.00	0.000										
<b>Kevin Wickander, L</b> (8, 1) ERA: 1.93	0.1		1	0	0	0	0	0	0	0	0	0	0	2	4	0.00	0.000										
<b>Joe Boever, R</b> (8, 1) ERA: 4.46	0.1		1	0	0	0	0	0	0	0	0	0	0	2	4	0.00	0.000										
<b>Mike Hememan, R</b> (9, 1) ERA: 2.21	1.0		3	0	0	0	1	0	0	0	0	0	0	11	15	0.00	0.000										





Batter	1	2	3	4	5	6	7	8	9	AB	R	H	RBI	BB	SO	LOB	TOP					
<b>Chad Curtis, R</b> OBP: 0.357, SLG: 0.466 (1, 8)	1-1 F8		1-2 CS 1B		0-0 F7			0-0 P5		4	0	1	0	0	0	0						
<b>Chris Gomez, R</b> OBP: 0.397, SLG: 0.397 (1, 4)	1-2 HR		3-2 SAFE SAFE 1-2 3B			1-0 G6-3		1-2 P4		4	1	2	1	0	0	0						
<b>Travis Fryman, R</b> OBP: 0.340, SLG: 0.332 (1, 5)	1-2 L9		0-0 F8			2-1 G4-3			0-1 FC3-6 1B	4	0	1	0	0	0	1						
<b>Cecil Fielder, R</b> OBP: 0.369, SLG: 0.533 (1, 3)	3-3 K			1-0 1B 2B		1-3 K			1-0 P4	4	0	1	0	0	2	1						
<b>Kirk Gibson, L</b> OBP: 0.370, SLG: 0.493 (1, 10)		3-1 1B 2B		1-0 F8			1-0 F9		0-1 FC3-6 FC5-4	4	0	1	0	0	0	2						
<b>Bobby Higginson, L</b> OBP: 0.357, SLG: 0.475 (1, 7)		3-3 K		1-2 G6-4-3 1B			4-1 WP BB		0-1 FC5-4	3	0	1	0	1	1	2						
<b>Alan Trammell, R</b> OBP: 0.392, SLG: 0.405 (1, 6)		3-1 SAFE E7 1B		0-2 G6-4-3			1-2 F8			3	0	1	0	0	0	3						
<b>John Flaherty, R</b> OBP: 0.335, SLG: 0.528 (1, 2)		0-1 G4-3			0-3 K			0-0 G5-3		3	0	0	0	0	1	2						
<b>Danny Bautista, R</b> OBP: 0.261, SLG: 0.281 (1, 9)			1-0 G5-3		1-3 K			0-1 G5-3		3	0	0	0	0	1	0						
<b>Inning Stats</b>	R: 1 E: 0 K: 1 S: 14	H: 1 LOB: 0 BB: 0 P: 20	R: 0 E: 1 K: 1 S: 11	H: 2 LOB: 1 BB: 0 P: 20	R: 0 E: 0 K: 0 S: 9	H: 2 LOB: 1 BB: 0 P: 14	R: 0 E: 0 K: 0 S: 8	H: 2 LOB: 1 BB: 0 P: 11	R: 0 E: 0 K: 2 S: 8	H: 0 LOB: 0 BB: 0 P: 9	R: 0 E: 0 K: 1 S: 6	H: 0 LOB: 0 BB: 0 P: 10	R: 0 E: 0 K: 0 S: 6	H: 0 LOB: 1 BB: 1 P: 12	R: 0 E: 0 K: 0 S: 6	H: 0 LOB: 0 BB: 0 P: 7	R: 0 E: 0 K: 0 S: 7	H: 1 LOB: 1 BB: 0 P: 8	1B: 4 2B: 2 3B: 1 HR: 1	SF: 0 SAC: 0 DP: 1 HBP: 0	WP: 1 PB: 0 SB: 0 CS: 1	PA: 33
<b>PITCHER</b> 49 <b>Tim Wakefield, R</b> ERA: 1.61 (1, 1)	IP 9.0	WLS W	BF 33	H 8	R 1	ER 1	SO 5	BB 1	IBB 0	HBP 0	BLK 0	WP 1	HR 1	S 75	P 111	ERA 1.00	WHIP 1.000					

**Detroit Tigers @ Boston Red Sox**  
Fenway Park, Boston, MA  
Thu Jun 29 1995, 3:33 AM EDT  
Att: 28,457 - Sunny - 83 F

AB 32  
R 1  
H 8  
RBI 1  
BB 1  
SO 5  
LOB 11



Batter	1	2	3	4	5	6	7	8	9	AB	R	H	RBI	BB	SO	LOB	BOTTOM				
<b>Lee Tinsley, S</b> OBP: 0.354, SLG: 0.451 (1, 8)	3-2 G5-3		1-3 K		2-3 K			0-1 SH5-3		1	0	0	0	0	0	0					
<b>Matt Stairs, L</b> OBP: 0.200, SLG: 0.200 (3, 9)								1-2 SH5-3		2	0	0	0	0	2	0					
<b>John Valentin, R</b> OBP: 0.391, SLG: 0.536 (1, 6)	1-1 1B 2B		2-2 F9		1-0 P4			1-2 BB HBP 1B HBP		3	2	1	0	0	0	0					
<b>Mo Vaughn, L</b> OBP: 0.393, SLG: 0.572 (1, 3)	3-1 L9		2-2 L6			1-0 G6-3		3-2 BB 1B HBP		3	1	0	0	0	0	1					
<b>Jose Canseco, R</b> OBP: 0.348, SLG: 0.368 (1, 10)	2-1 2H 1B			3-2 1B WP 1B		3-1 G4-3		4-2 1B E BB		3	1	2	2	1	0	0					
<b>Mike Greenwell, L</b> OBP: 0.360, SLG: 0.451 (1, 7)	2-1 G3			2-0 L6		2-0 L4		1-2 E9 1B 1B		4	1	1	2	0	0	2					
<b>Tim Lincecum, R</b> OBP: 0.434, SLG: 0.495 (1, 5)		3-1 1B 1B		3-2 G4-6-3 1B			3-2 L9	0-2 BB 1B		4	0	3	1	0	0	0					
<b>Troy O'Leary, L</b> OBP: 0.376, SLG: 0.509 (1, 9)		0-0 F7		0-0 G4-6-3			2-2 F9	3-H 4-2 BB		3	0	0	0	1	0	3					
<b>Mike Macfarlane, R</b> OBP: 0.351, SLG: 0.433 (1, 2)		2-2 G4-6-3 1B		1-3 1B		1-2 HR		1-3 K		4	1	2	1	0	1	2					
<b>Luis Alicea, S</b> OBP: 0.360, SLG: 0.321 (1, 4)		0-0 G4-6-3			0-1 G4-3			HBP SH5-3 BB 1B F8		4	1	1	0	0	0	4					
<b>Inning Stats</b>	R: 1 E: 0 K: 0 S: 11	H: 2 LOB: 1 BB: 0 P: 22	R: 0 E: 0 K: 0 S: 7	H: 2 LOB: 1 BB: 0 P: 12	R: 0 E: 0 K: 1 S: 10	H: 0 LOB: 0 BB: 0 P: 15	R: 0 E: 0 K: 0 S: 13	H: 2 LOB: 1 BB: 0 P: 21	R: 1 E: 0 K: 1 S: 13	H: 3 LOB: 2 BB: 2 P: 17	R: 0 E: 0 K: 0 S: 4	H: 0 LOB: 0 BB: 0 P: 10	R: 0 E: 0 K: 0 S: 11	H: 0 LOB: 0 BB: 0 P: 19	R: 5 E: 1 K: 1 S: 24	H: 3 LOB: 2 BB: 2 P: 40	1B: 8 2B: 1 3B: 0 HR: 1	SF: 0 SAC: 1 DP: 2 HBP: 2	WP: 1 PB: 0 SB: 0 CS: 0	PA: 36	
<b>PITCHER</b> Mike Moore, R ERA: 5.95 (1, 1)	IP 7.1	WLS L	BF 29	H 8	R 4	ER 4	SO 2	BB 0	IBB 0	HBP 1	BLK 0	WP 1	HR 1	S 78	P 128	ERA 4.91	WHIP 1.091				
<b>Kevin Wickander, L</b> ERA: 3.66 (8, 1)	0.0	1	0	0	0	0	0	0	0	1	0	0	0	2	5	∞	∞				
<b>Brian Maxcy, R</b> ERA: 3.86 (8, 1)	0.2	6	2	3	2	1	2	2	0	0	0	0	0	13	23	27.00	6.000				

**Detroit Tigers @ Boston Red Sox**  
Fenway Park, Boston, MA  
Thu Jun 29 1995, 3:33 AM EDT  
Att: 28,457 - Sunny - 83 F

AB 31  
R 7  
H 10  
RBI 6  
BB 2  
SO 3  
LOB 12





Batter	1	2	3	4	5	6	7	8	9	AB	R	H	RBI	BB	SO	LOB	TOP										
<b>Chad Curtis, R</b> OBP: 0.358, SLG: 0.462 (1, 8)										4	2	1	0	1	1	1											
<b>Chris Gomez, R</b> OBP: 0.322, SLG: 0.395 (1, 4)										1	1	0	0	4	0	0											
<b>Travis Fryman, R</b> OBP: 0.341, SLG: 0.333 (1, 5)										5	1	2	1	0	0	4											
<b>Cecil Fielder, R</b> OBP: 0.374, SLG: 0.533 (1, 10)										4	2	2	1	1	0	2											
<b>Juan Samuel, R</b> OBP: 0.442, SLG: 0.725 (1, 3)										3	0	1	2	2	1	2											
<b>Alan Trammell, R</b> OBP: 0.400, SLG: 0.422 (1, 6)										5	1	3	0	0	1	2											
<b>Joe Hall, R</b> OBP: 0.111, SLG: 0.111 (1, 7)										5	0	0	0	0	0	5											
<b>Danny Bautista, R</b> OBP: 0.255, SLG: 0.275 (8, PH)										3	0	0	0	0	1	1											
<b>Bobby Higginson, L</b> OBP: 0.355, SLG: 0.472 (8, 9)										1	0	0	0	0	0	0											
<b>Ron Tingley, R</b> OBP: 0.270, SLG: 0.232 (8, PH)										3	0	1	0	0	1	0											
<b>Franklin Stubbs, L</b> OBP: 0.340, SLG: 0.291 (8, 2)										1	0	0	0	0	1	0											
<b>John Flaherty, R</b> OBP: 0.335, SLG: 0.528 (8, 2)										0	0	0	0	0	0	0											
<b>Inning Stats</b>	R: 3 E: 0 K: 0 S: 18	H: 2 LOB: 1 BB: 2 P: 33	R: 0 E: 0 K: 1 S: 15	H: 1 LOB: 2 BB: 1 P: 22	R: 1 E: 0 K: 0 S: 10	H: 2 LOB: 1 BB: 1 P: 17	R: 1 E: 0 K: 1 S: 12	H: 2 LOB: 2 BB: 1 P: 22	R: 1 E: 0 K: 1 S: 13	H: 1 LOB: 0 BB: 0 P: 19	R: 0 E: 0 K: 1 S: 6	H: 0 LOB: 0 BB: 0 P: 11	R: 0 E: 0 K: 0 S: 9	H: 1 LOB: 1 BB: 0 P: 13	R: 1 E: 0 K: 1 S: 10	H: 1 LOB: 2 BB: 1 P: 24	R: 0 E: 0 K: 1 S: 7	H: 0 LOB: 0 BB: 1 P: 16	1B: 9 2B: 1 3B: 0 HR: 0	SF: 0 SAC: 0 DP: 1 HBP: 0	WP: 1 PB: 1 SB: 1 CS: 1	PA: 43					
<b>PITCHER</b>	IP	WLS	BF	H	R	ER	SO	BB	IBB	HBP	BLK	WP	HR	S	P	ERA	WHIP										
<b>Vaughn Eshelman, L</b> ERA: 6.43 (1, 1)	3.2		20	5	5	4	1	5	0	0	0	0	0	46	81	9.82	2.727										
<b>Mike Maddux, R</b> ERA: 5.23 (4, 1)	2.1		10	3	1	1	3	0	0	0	0	1	0	28	43	3.86	1.286										
<b>Ken Ryan, R</b> ERA: 4.97 (7, 1)	1.2	L	8	1	1	1	3	2	0	0	0	0	0	15	29	5.40	1.800										
<b>Stan Belinda, R</b> ERA: 2.06 (8, 1)	1.1		5	1	0	0	1	1	0	0	0	0	0	11	24	0.00	1.500										

**Detroit Tigers @ Boston Red Sox**  
Fenway Park, Boston, MA  
Fri Jun 30 1995, 7:05 PM EDT  
Att: 31,349 - Unknown - 85 F

AB	35
R	7
H	10
RBI	4
BB	8
SO	6
LOB	17



Batter	1	2	3	4	5	6	7	8	9	AB	R	H	RBI	BB	SO	LOB	BOTTOM										
<b>Lee Tinsley, S</b> OBP: 0.346, SLG: 0.440 (1, 8)										4	0	0	0	0	1	0											
<b>John Valentin, R</b> OBP: 0.392, SLG: 0.531 (1, 6)										4	1	1	0	1	0	2											
<b>Mo Vaughn, L</b> OBP: 0.390, SLG: 0.564 (1, 3)										5	0	1	0	0	1	1											
<b>Jose Canseco, R</b> OBP: 0.351, SLG: 0.407 (1, 10)										5	1	2	2	0	2	1											
<b>Troy O'Leary, L</b> OBP: 0.384, SLG: 0.527 (1, 9)										4	2	3	0	0	0	2											
<b>Tim Lincecum, R</b> OBP: 0.440, SLG: 0.503 (1, 5)										3	2	2	1	1	0	2											
<b>Matt Stairs, L</b> OBP: 0.333, SLG: 0.444 (1, 7)										4	0	2	2	0	0	2											
<b>Mike Macfarlane, R</b> OBP: 0.344, SLG: 0.422 (1, 2)										4	0	0	0	0	2	3											
<b>Luis Alica, S</b> OBP: 0.358, SLG: 0.320 (1, 4)										4	0	1	1	0	0	0											
<b>Inning Stats</b>	R: 1 E: 0 K: 0 S: 14	H: 3 LOB: 2 BB: 0 P: 21	R: 0 E: 0 K: 0 S: 5	H: 0 LOB: 0 BB: 0 P: 7	R: 0 E: 0 K: 0 S: 8	H: 0 LOB: 1 BB: 1 P: 18	R: 2 E: 0 K: 1 S: 9	H: 3 LOB: 0 BB: 0 P: 16	R: 0 E: 0 K: 1 S: 14	H: 0 LOB: 0 BB: 0 P: 17	R: 3 E: 0 K: 1 S: 21	H: 5 LOB: 2 BB: 0 P: 30	R: 0 E: 0 K: 2 S: 10	H: 1 LOB: 2 BB: 1 P: 20	R: 0 E: 0 K: 0 S: 6	H: 0 LOB: 0 BB: 0 P: 10	R: 0 E: 0 K: 1 S: 10	H: 0 LOB: 0 BB: 0 P: 16	1B: 7 2B: 5 3B: 0 HR: 1	SF: 0 SAC: 1 DP: 1 HBP: 0	WP: 0 PB: 0 SB: 1 CS: 1	PA: 40					
<b>PITCHER</b>	IP	WLS	BF	H	R	ER	SO	BB	IBB	HBP	BLK	WP	HR	S	P	ERA	WHIP										
<b>27 Pat Ahearn, R</b> ERA: 11.7 (1, 1)	3.0		16	6	3	3	0	1	0	0	0	0	1	28	38	13.50	1.500										
<b>Mike Gardiner, R</b> ERA: 12.75 (4, 1)	2.0		8	3	3	3	2	0	0	0	0	0	0	28	38	13.50	1.500										
<b>Joe Boever, R</b> ERA: 4.17 (6, 1)	3.0	W	13	3	0	0	3	0	1	0	0	0	0	28	48	0.00	1.000										
<b>Mike Henneman, R</b> ERA: 2.11 (9, 1)	1.0	S	3	0	0	0	1	0	0	0	0	0	0	10	16	0.00	0.000										

**Detroit Tigers @ Boston Red Sox**  
Fenway Park, Boston, MA  
Fri Jun 30 1995, 7:05 PM EDT  
Att: 31,349 - Unknown - 85 F

AB	37
R	6
H	12
RBI	6
BB	2
SO	6
LOB	13









Batter	1	2	3	4	5	6	7	8	9	AB	R	H	RBI	BB	SO	LOB	TOP								
<b>Chad Curtis, R</b> (1, 8) OBP: 0.359, SLG: 0.462	G6-3		1-1 SAFE 1B	L6		G5-4-3			4-1 1B BB	4	2	1	0	1	0	2									
<b>Scott Fletcher, R</b> (1, 4) OBP: 0.321, SLG: 0.284	FC5-4 BB		3-2 1B 1B	WP BB			G6-3		0-3 BB	3	1	1	1	2	1	2									
<b>Travis Fryman, R</b> (1, 5) OBP: 0.343, SLG: 0.331	L6		1-2 1B 1B	K			F9		4-2 1B BB	4	2	1	1	1	1	2									
<b>Cecil Fielder, R</b> (1, 3) OBP: 0.375, SLG: 0.554	FC5-4		2-2 1B SF9		G6-3		F8		0-0 1B BB	5	2	1	2	0	0	2									
<b>Kirk Gibson, L</b> (1, 10) OBP: 0.367, SLG: 0.487		3-2 E4	2-1 1B		K			0-1 PB SF9 1B	0-0 1B 2B	3	0	1	1	0	1	0									
<b>Juan Samuel, R</b> (8, PH) OBP: 0.454, SLG: 0.744		1-0 SAFE P6	3-2 SF9		F8			0-1 G3	1-0 1B	2	0	0	1	0	0	1									
<b>Bobby Higginson, L</b> (1, 7) OBP: 0.352, SLG: 0.478		1-0 SAFE P6	3-2 SF9		F8			0-1 G3	1-0 1B	2	0	0	1	0	0	1									
<b>Joe Hall, R</b> (8, PH) OBP: 0.182, SLG: 0.100		1-0 SAFE P6	3-2 SF9		F8			0-1 G3	1-0 1B	1	0	0	0	0	0	1									
<b>Franklin Stubbs, L</b> (9, PH) OBP: 0.347, SLG: 0.300		2-0 F8	1-3 K					2-1 SF9	0-1 1B	3	0	1	0	0	1	2									
<b>John Flaherty, R</b> (1, 2) OBP: 0.337, SLG: 0.526		2-0 F8	1-3 K					2-1 SF9	0-1 1B	1	0	1	2	0	0	0									
<b>Ron Tingley, R</b> (8, PH) OBP: 0.277, SLG: 0.246		1-2 F8	1-3 K					2-1 SF9	0-1 1B	3	0	1	0	0	1	2									
<b>Chris Gomez, R</b> (1, 6) OBP: 0.326, SLG: 0.408		0-1 G1-3	0-3 K					3-1 G4-3	1-3 K	5	0	0	0	0	3	5									
<b>Danny Bautista, R</b> (1, 9) OBP: 0.265, SLG: 0.279			1-0 1B 1B		P5			1-1 G5-4-3 1B	0-0 BB 1B G6-3	5	2	3	0	0	0	2									
<b>Inning Stats</b>	R: 0 E: 0 K: 0 S: 14	H: 0 LOB: 1 BB: 1 P: 24	R: 0 E: 1 K: 0 S: 8	H: 0 LOB: 1 BB: 0 P: 14	R: 5 E: 0 K: 2 S: 28	H: 5 LOB: 1 BB: 0 P: 42	R: 0 E: 0 K: 1 S: 8	H: 0 LOB: 1 BB: 1 P: 17	R: 0 E: 0 K: 1 S: 7	H: 0 LOB: 0 BB: 0 P: 9	R: 0 E: 0 K: 1 S: 8	H: 2 LOB: 1 BB: 0 P: 13	R: 0 E: 0 K: 0 S: 6	H: 0 LOB: 0 BB: 0 P: 8	R: 1 E: 0 K: 0 S: 8	H: 1 LOB: 0 BB: 0 P: 13	R: 5 E: 0 K: 2 S: 18	H: 5 LOB: 2 BB: 2 P: 31	1B: 12 2B: 1 3B: 0 HR: 0	SF: 2 SAC: 0 DP: 1 HBP: 0	WP: 1 PB: 1 SB: 1 CS: 0	PA: 45			
<b>PITCHER</b>	IP	WLS	BF	H	R	ER	SO	BB	IBB	HBP	BLK	WP	HR	S	P	ERA	WHIP								
<b>Roger Clemens, R</b> (1, 1) ERA: 4.17	5.1		27	7	5	5	5	2	0	0	0	1	0	72	118	8.44	1.688								
<b>Rheal Cormier, L</b> (6, 1) ERA: 3.75	2.2		8	1	1	0	0	0	0	0	0	0	0	15	22	0.00	0.375								
<b>Ken Ryan, R</b> (9, 1) ERA: 5.59	0.0		2	1	2	2	0	1	0	0	0	0	0	4	10	∞	∞								
<b>Stan Belinda, R</b> (9, 1) ERA: 2.75	1.0	W	8	4	3	3	2	1	0	0	0	0	0	14	21	27.00	5.000								

**Detroit Tigers @ Boston Red Sox**  
Fenway Park, Boston, MA  
Sun Jul 02 1995, 3:33 AM EDT  
Att: 34,344 - Overcast - 82 F

AB 39  
R 11  
H 13  
RBI 11  
BB 4  
SO 7  
LOB 19



Batter	1	2	3	4	5	6	7	8	9	AB	R	H	RBI	BB	SO	LOB	BOTTOM								
<b>Luis Altea, S</b> (1, 4) OBP: 0.347, SLG: 0.309	F9		K		G3		G5-3			5	0	1	0	0	1	4									
<b>John Valentin, R</b> (1, 6) OBP: 0.399, SLG: 0.530	HBP		2B		F7		HR HBP		1-0 P4	3	2	1	1	0	0	2									
<b>Mo Vaughn, L</b> (1, 3) OBP: 0.390, SLG: 0.582	K		G1-3		HR		HR		1-1 F8	5	2	2	3	0	1	3									
<b>Jose Canseco, R</b> (1, 10) OBP: 0.374, SLG: 0.433	G5-3		2B 3B BB		E5		G6-3 1B		0-3 K	4	1	1	0	1	1	1									
<b>Tim Lincecum, R</b> (1, 5) OBP: 0.436, SLG: 0.495	L8		3B 2B		G5-4-3		G6-3		4-1 BB 1B WP BB	4	1	1	2	1	0	2									
<b>Juan Bell, R</b> (9, PR)			3B 2B		1-2 1B		1-2 1B		4-0 1B BB	0	1	0	0	0	0	0									
<b>Mike Macfarlane, R</b> (1, 2) OBP: 0.347, SLG: 0.421	G4-6-3 1B		3B BB		L5		K		1-2 1B BB	3	1	1	0	1	1	0									
<b>18 Reggie Jefferson, S</b> (9, PH) OBP: 0.333, SLG: 0.474			3B BB		L5		K		1-2 1B BB	0	0	0	0	1	0	0									
<b>Troy O'Leary, L</b> (1, 9) OBP: 0.390, SLG: 0.543	G4-6-3 1B		1-2 WP 3B		K		K		4-2 1B BB	4	1	2	3	1	1	1									
<b>Lee Tinsley, S</b> (1, 8) OBP: 0.351, SLG: 0.441			1B		K		G4-3		0-1 1B	5	2	3	1	0	1	1									
<b>Matt Stairs, L</b> (1, 7) OBP: 0.471, SLG: 0.500			1B		K		G5-3		1-2 2-3 3-H 1B	4	1	3	1	0	0	1									
<b>Inning Stats</b>	R: 0 E: 0 K: 1 S: 8	H: 0 LOB: 0 BB: 0 P: 14	R: 0 E: 0 K: 0 S: 4	H: 1 LOB: 0 BB: 0 P: 6	R: 8 E: 0 K: 1 S: 46	H: 8 LOB: 2 BB: 2 P: 68	R: 1 E: 1 K: 0 S: 12	H: 1 LOB: 0 BB: 0 P: 17	R: 0 E: 0 K: 2 S: 9	H: 1 LOB: 1 BB: 0 P: 11	R: 2 E: 0 K: 1 S: 7	H: 2 LOB: 0 BB: 0 P: 8	R: 0 E: 0 K: 0 S: 12	H: 1 LOB: 1 BB: 0 P: 20	R: 0 E: 0 K: 1 S: 6	H: 0 LOB: 0 BB: 0 P: 8	R: 1 E: 0 K: 0 S: 7	H: 1 LOB: 3 BB: 3 P: 19	1B: 9 2B: 2 3B: 2 HR: 2	SF: 0 SAC: 0 DP: 3 HBP: 2	WP: 2 PB: 0 SB: 1 CS: 0	PA: 44			
<b>PITCHER</b>	IP	WLS	BF	H	R	ER	SO	BB	IBB	HBP	BLK	WP	HR	S	P	ERA	WHIP								
<b>Brian Bohanon, L</b> (1, 1) ERA: 6.46	2.2		14	5	5	5	2	1	0	0	0	1	0	22	33	81.00	15.000								
<b>Mike Gardiner, R</b> (3, 1) ERA: 14.59	0.1		6	4	3	3	0	1	0	0	0	1	0	22	33	81.00	15.000								
<b>Brian Maxcy, R</b> (4, 1) ERA: 4.5	4.0		17	5	3	3	3	0	0	1	0	0	2	40	56	6.75	1.250								
<b>Kevin Wickander, L</b> (8, 1) ERA: 3.18	1.0		3	0	0	0	1	0	0	0	0	0	0	6	8	0.00	0.000								
<b>Joe Boveer, R</b> (9, 1) ERA: 4.37	0.0	L	4	1	1	1	0	2	1	0	0	1	0	7	19	∞	∞								

**Detroit Tigers @ Boston Red Sox**  
Fenway Park, Boston, MA  
Sun Jul 02 1995, 3:33 AM EDT  
Att: 34,344 - Overcast - 82 F

AB 37  
R 12  
H 15  
RBI 11  
BB 5  
SO 6  
LOB 15





Batter	1	2	3	4	5	6	7	8	9	AB	R	H	RBI	BB	SO	LOB	TOP										
<b>Rich Amaral, R</b> OBP: 0.346, SLG: 0.410 (1, 8)										3	1	1	0	1	1	0											
<b>Gary Thurman, R</b> OBP: 0.409, SLG: 0.500 (1, 7)										4	1	1	0	0	0	1											
<b>Edgar Martinez, R</b> OBP: 0.478, SLG: 0.655 (1, 10)										4	0	3	0	0	0	1											
<b>Jay Buhner, R</b> OBP: 0.319, SLG: 0.514 (1, 9)										4	0	1	2	0	2	2											
<b>Mike Blowers, R</b> OBP: 0.293, SLG: 0.396 (1, 5)										4	0	0	0	0	0	3											
<b>Tino Martinez, L</b> OBP: 0.361, SLG: 0.553 (1, 3)										4	0	0	0	0	3	1											
<b>Luis Sojo, R</b> OBP: 0.294, SLG: 0.370 (1, 6)										3	0	0	0	0	0	0											
<b>Dan Wilson, R</b> OBP: 0.329, SLG: 0.379 (1, 2)										3	0	1	0	0	1	0											
<b>Felix Fermin, R</b> OBP: 0.220, SLG: 0.214 (1, 4)										3	0	0	0	0	0	1											
<b>Inning Stats</b>	R: 0 H: 0 E: 0 K: 0 S: 6	H: 0 LOB: 0 BB: 1 P: 11	R: 0 H: 0 E: 0 K: 2 S: 10	H: 0 LOB: 0 BB: 0 P: 16	R: 0 H: 0 E: 0 K: 1 S: 7	H: 0 LOB: 0 BB: 0 P: 9	R: 0 H: 1 E: 0 K: 0 S: 10	H: 1 LOB: 1 BB: 0 P: 15	R: 0 H: 0 E: 0 K: 1 S: 10	H: 0 LOB: 0 BB: 0 P: 14	R: 0 H: 0 E: 0 K: 1 S: 8	H: 0 LOB: 0 BB: 0 P: 11	R: 0 H: 1 E: 0 K: 1 S: 10	H: 1 LOB: 1 BB: 0 P: 14	R: 0 H: 1 E: 0 K: 0 S: 10	H: 1 LOB: 1 BB: 0 P: 15	R: 2 H: 4 E: 0 K: 1 S: 14	H: 4 LOB: 1 BB: 0 P: 19	1B: 7 2B: 0 3B: 0 HR: 0	SF: 0 SAC: 0 DP: 1 HBP: 0	WP: 1 PB: 0 SB: 0 CS: 1	PA: 33					
<b>PITCHER</b>	IP	WLS	BF	H	R	ER	SO	BB	IBB	HBP	BLK	WP	HR	S	P	ERA	WHIP										
<b>David Wells, L</b> ERA: 3.18 (1, 1)	8.0	W	30	6	2	2	6	1	0	0	0	1	0	80	116	2.25	0.875										
<b>Mike Henneman, R</b> ERA: 2.01 (9, 1)	1.0	S	3	1	0	0	1	0	0	0	0	0	0	5	8	0.00	1.000										

Seattle Mariners @ Detroit Tigers  
Tiger Stadium, Detroit, MI  
Mon Jul 03 1995, 7:05 PM EDT  
Att: 23,780 - Unknown - 80 F

AB	32
R	2
H	7
RBI	2
BB	1
SO	7
LOB	9



Batter	1	2	3	4	5	6	7	8	9	AB	R	H	RBI	BB	SO	LOB	BOTTOM										
<b>Chad Curtis, R</b> OBP: 0.358, SLG: 0.458 (1, 8)										2	0	0	1	1	0	1											
<b>Chris Gomez, R</b> OBP: 0.335, SLG: 0.431 (1, 4)										3	1	2	1	1	0	0											
<b>Travis Fryman, R</b> OBP: 0.342, SLG: 0.341 (1, 5)										4	1	1	1	0	1	3											
<b>Cecil Fielder, R</b> OBP: 0.369, SLG: 0.544 (1, 3)										4	0	0	0	0	2	1											
<b>Kirk Gibson, L</b> OBP: 0.361, SLG: 0.478 (1, 10)										3	0	0	0	0	0	0											
<b>Bobby Higginson, L</b> OBP: 0.347, SLG: 0.471 (1, 7)										3	0	0	0	0	0	0											
<b>Alan Trammell, R</b> OBP: 0.391, SLG: 0.412 (1, 6)										3	0	0	0	0	0	0											
<b>John Flaherty, R</b> OBP: 0.349, SLG: 0.561 (1, 2)										3	2	3	1	0	0	0											
<b>Danny Bautista, R</b> OBP: 0.261, SLG: 0.275 (1, 9)										2	0	0	0	0	1	1											
<b>Inning Stats</b>	R: 0 H: 0 E: 0 K: 1 S: 6	H: 0 LOB: 1 BB: 2 P: 15	R: 0 H: 0 E: 0 K: 0 S: 7	H: 0 LOB: 0 BB: 0 P: 11	R: 1 H: 2 E: 0 K: 0 S: 7	H: 2 LOB: 1 BB: 0 P: 14	R: 0 H: 0 E: 0 K: 0 S: 8	H: 0 LOB: 0 BB: 0 P: 15	R: 1 H: 1 E: 0 K: 0 S: 7	H: 1 LOB: 0 BB: 0 P: 9	R: 2 H: 2 E: 0 K: 1 S: 10	H: 2 LOB: 0 BB: 0 P: 20	R: 0 H: 1 E: 0 K: 1 S: 12	H: 1 LOB: 1 BB: 0 P: 18	R: 0 H: 0 E: 0 K: 1 S: 7	H: 0 LOB: 0 BB: 0 P: 11	1B: 2 2B: 1 3B: 0 HR: 3	SF: 1 SAC: 1 DP: 1 HBP: 0	WP: 0 PB: 0 SB: 1 CS: 0	PA: 31							
<b>PITCHER</b>	IP	WLS	BF	H	R	ER	SO	BB	IBB	HBP	BLK	WP	HR	S	P	ERA	WHIP										
<b>Chris Bosio, R</b> ERA: 4.38 (1, 1)	6.0	L	24	5	4	4	2	2	0	0	0	0	3	45	84	6.00	1.167										
<b>Jeff Nelson, R</b> ERA: 1.51 (7, 1)	2.0		7	1	0	0	2	0	0	0	0	0	0	19	29	0.00	0.500										

Seattle Mariners @ Detroit Tigers  
Tiger Stadium, Detroit, MI  
Mon Jul 03 1995, 7:05 PM EDT  
Att: 23,780 - Unknown - 80 F

AB	27
R	4
H	6
RBI	4
BB	2
SO	4
LOB	6





Batter	1	2	3	4	5	6	7	8	9	AB	R	H	RBI	BB	SO	LOB	TOP								
Alex Diaz, S OBP: 0.298, SLG: 0.360	F7	G1-4-3		F9		S	F8			5	1	3	2	0	0	1									
Joey Cora, S OBP: 0.330, SLG: 0.342	G3-1	G1-4-3		F9		E		K		5	1	2	1	0	1	3									
Edgar Martinez, R OBP: 0.476, SLG: 0.646	G3-1		G6-3	G5-3		FC5				3	1	0	0	1	0	2									
Tino Martinez, L OBP: 0.362, SLG: 0.548	G3-1		G4-6-3			F7				4	0	1	0	1	1	5									
Jay Buhner, R OBP: 0.321, SLG: 0.511	BB		G4-6-3			P4				5	0	2	2	0	0	3									
Darren Bragg, L OBP: 0.338, SLG: 0.331	BB					G3-1				4	1	1	1	1	1	2									
Mike Blowers, R OBP: 0.296, SLG: 0.402	F9		SH5-4	1B	G6-3					5	2	2	0	0	0	4									
Dan Wilson, R OBP: 0.327, SLG: 0.376		G5-3		SH5-4		F8				4	1	1	0	0	1	1									
Felix Fermin, R OBP: 0.220, SLG: 0.214										0	0	0	0	0	0	0									
Luis Sojo, R OBP: 0.310, SLG: 0.405		1B		SH5-4		1B				2	1	2	1	1	0	0									
<b>Inning Stats</b>	R: 2 E: 0 K: 0 S: 15	H: 2 LOB: 2 BB: 2 P: 29	R: 0 E: 0 K: 0 S: 8	H: 1 LOB: 1 BB: 1 P: 14	R: 0 E: 0 K: 0 S: 4	H: 0 LOB: 0 BB: 1 P: 10	R: 3 E: 0 K: 0 S: 16	H: 4 LOB: 1 BB: 0 P: 26	R: 0 E: 0 K: 1 S: 15	H: 2 LOB: 1 BB: 0 P: 23	R: 2 E: 1 K: 0 S: 12	H: 3 LOB: 2 BB: 0 P: 19	R: 1 E: 0 K: 1 S: 12	H: 2 LOB: 1 BB: 0 P: 18	R: 0 E: 0 K: 2 S: 8	H: 0 LOB: 1 BB: 0 P: 15	R: 0 E: 0 K: 0 S: 10	H: 0 LOB: 0 BB: 0 P: 15	1B: 9 2B: 4 3B: 1 HR: 1	SF: 0 SAC: 1 DP: 4 HBP: 1	WP: 0 PB: 0 SB: 3 CS: 1	PA: 43			
<b>PITCHER</b>	IP	WLS	BF	H	R	ER	SO	BB	IBB	HBP	BLK	WP	HR	S	P	ERA	WHIP								
Mike Moore, R ERA: 6.25	3.1		19	7	5	5	0	4	0	0	0	0	1	35	68	13.50	3.300								
John Doherty, R ERA: 5.53	2.2		13	5	2	2	1	0	0	0	0	0	0	25	53	6.75	1.875								
Joe Boever, R ERA: 4.37	2.0		8	2	1	1	3	0	0	1	0	0	0	30	33	4.50	1.000								
Mike Christopher, R ERA:	1.0	W	3	0	0	0	0	0	0	0	0	0	0	10	15	0.00	0.000								

Seattle Mariners @ Detroit Tigers  
Tiger Stadium, Detroit, MI  
Tue Jul 04 1995, 7:05 PM EDT  
Att: 20,188 - Unknown - 81 F

AB 37  
R 8  
H 14  
RBI 7  
BB 4  
SO 4  
LOB 21



Batter	1	2	3	4	5	6	7	8	9	AB	R	H	RBI	BB	SO	LOB	BOTTOM								
Chad Curtis, R OBP: 0.358, SLG: 0.466	HR	G4-3		P4		K				4	2	1	2	0	1	2									
Scott Fletcher, R OBP: 0.329, SLG: 0.286	HR	E6		K		BB				3	1	1	1	1	1	0									
Lou Whitaker, L OBP: 0.387, SLG: 0.517	HR	1B		K		1B				1	0	0	0	0	0	0									
Travis Fryman, R OBP: 0.343, SLG: 0.355	HR	P4		K		BB				5	1	2	3	0	2	1									
Cecil Fielder, R OBP: 0.373, SLG: 0.541	E6	1B				3B				3	1	1	0	2	1	0									
Franklin Stubbs, L OBP: 0.350, SLG: 0.298	FC4-6	F7		P5		K				4	0	1	0	1	1	6									
Joe Hall, R OBP: 0.182, SLG: 0.100	1B									0	1	0	0	0	0	0									
Bobby Higginson, L OBP: 0.341, SLG: 0.461	FC4-6	G1-6-3		K		P5				4	0	0	0	0	1	6									
Chris Gomez, R OBP: 0.332, SLG: 0.436	G1-6-3			K						5	0	1	1	0	2	4									
John Flaherty, R OBP: 0.357, SLG: 0.566		G4-3				P2				4	1	2	1	0	0	1									
Danny Bautista, R OBP: 0.267, SLG: 0.288		G4-3		F9		G1-3				4	2	2	0	0	0	1									
<b>Inning Stats</b>	R: 3 E: 1 K: 0 S: 12	H: 2 LOB: 1 BB: 1 P: 27	R: 2 E: 1 K: 0 S: 14	H: 3 LOB: 2 BB: 0 P: 25	R: 0 E: 0 K: 2 S: 14	H: 0 LOB: 1 BB: 0 P: 21	R: 0 E: 0 K: 2 S: 10	H: 0 LOB: 0 BB: 0 P: 16	R: 1 E: 0 K: 0 S: 7	H: 1 LOB: 3 BB: 1 P: 16	R: 1 E: 0 K: 2 S: 22	H: 3 LOB: 1 BB: 1 P: 35	R: 0 E: 0 K: 0 S: 9	H: 0 LOB: 0 BB: 0 P: 12	R: 1 E: 0 K: 2 S: 10	H: 1 LOB: 0 BB: 0 P: 13	R: 1 E: 0 K: 1 S: 10	H: 1 LOB: 1 BB: 1 P: 17	1B: 6 2B: 2 3B: 1 HR: 2	SF: 0 SAC: 1 DP: 1 HBP: 2	WP: 0 PB: 0 SB: 0 CS: 0	PA: 44			
<b>PITCHER</b>	IP	WLS	BF	H	R	ER	SO	BB	IBB	HBP	BLK	WP	HR	S	P	ERA	WHIP								
Salomon Torres, R ERA: 6.39	1.0		8	3	4	4	0	1	0	1	0	0	0	14	30	36.00	4.000								
Bob Wells, R ERA: 7.22	4.0		19	4	3	2	4	1	0	1	0	0	0	46	80	4.50	1.250								
Bill Risle, R ERA: 1.52	2.0		9	2	0	0	2	1	0	0	0	0	0	28	42	0.00	1.500								
Bobby Ayala, R ERA: 3.27	1.2	L	8	2	2	2	3	1	0	0	0	0	1	20	30	10.80	1.800								

Seattle Mariners @ Detroit Tigers  
Tiger Stadium, Detroit, MI  
Tue Jul 04 1995, 7:05 PM EDT  
Att: 20,188 - Unknown - 81 F

AB 37  
R 9  
H 11  
RBI 8  
BB 4  
SO 9  
LOB 21





Batter	1	2	3	4	5	6	7	8	9	AB	R	H	RBI	BB	SO	LOB	TOP										
Alex Diaz, S OBP: 0.295, SLG: 0.355 (1, 8)			FC3-6 CS				G3	FC3-6 S		5	1	1	0	0	1	3	<b>Seattle Mariners @ Detroit Tigers</b> Tiger Stadium, Detroit, MI Wed Jul 05 1995, 3:33 AM EDT Att: 17,224 - Cloudy - 84 F										
Joey Cora, S OBP: 0.337, SLG: 0.342 (1, 4)	F7		BB				1B	F8		3	2	1	0	2	0	1											
Edgar Martinez, R OBP: 0.478, SLG: 0.643 (1, 10)	F7		K				HR			4	1	2	1	1	1	2											
Tino Martinez, L OBP: 0.348, SLG: 0.588 (1, 3)										5	2	5	5	0	0	0											
Rich Amaral, R OBP: 0.346, SLG: 0.410 (9, PR)										0	0	0	0	0	0	0											
Jay Buhner, R OBP: 0.318, SLG: 0.500 (1, 9)	G5-4-3						F9			4	0	0	0	1	1	3											
Darren Bragg, L OBP: 0.340, SLG: 0.349 (1, 7)							G4-3			5	0	2	0	0	1	5											
Doug Strange, S OBP: 0.348, SLG: 0.388 (7, PH)	G3-1									3	0	0	0	0	0	2											
Mike Blowers, R OBP: 0.293, SLG: 0.398 (7, 5)										2	0	0	0	0	1	5											
Chris Widger, R OBP: 0.417, SLG: 0.364 (1, 2)										3	0	1	0	1	0	1											
Luis Sojo, R OBP: 0.316, SLG: 0.408 (1, 6)										4	0	2	0	0	0	1											
<b>Inning Stats</b>	R: 0 E: 0 K: 1 S: 8	H: 0 LOB: 0 BB: 0 P: 10	R: 0 E: 0 K: 0 S: 9	H: 2 LOB: 1 BB: 0 P: 14	R: 0 E: 0 K: 1 S: 14	H: 2 LOB: 2 BB: 1 P: 21	R: 1 E: 0 K: 1 S: 12	H: 2 LOB: 1 BB: 0 P: 18	R: 4 E: 0 K: 0 S: 13	H: 4 LOB: 0 BB: 0 P: 20	R: 0 E: 0 K: 0 S: 5	H: 0 LOB: 0 BB: 2 P: 11	R: 1 E: 0 K: 1 S: 13	H: 2 LOB: 3 BB: 2 P: 25	R: 0 E: 0 K: 0 S: 8	H: 1 LOB: 0 BB: 0 P: 11	R: 0 E: 0 K: 1 S: 13	H: 1 LOB: 2 BB: 1 P: 24	1B: 10 2B: 1 3B: 1 HR: 2	SF: 0 SAC: 0 DP: 2 HBP: 0	WP: 0 PB: 0 SB: 1 CS: 1	PA: 43					
<b>PITCHER</b>	IP	WLS	BF	H	R	ER	SO	BB	IBB	HBP	BLK	WP	HR	S	P	ERA	WHIP										
Felipe Lira, R ERA: 3.99 (1, 1)	4.1		22	10	5	5	3	1	0	0	0	0	2	54	80	10.38	2.538										
Brian Maxey, R ERA: 4.5 (5, 1)	2.0		8	1	1	1	0	2	0	0	0	0	0	12	24	4.50	1.500										
Kevin Wickander, L ERA: 3.0 (7, 1)	0.1		3	1	0	0	0	0	1	0	0	0	0	5	11	0.00	3.000										
Mike Christopher, R ERA: (7, 1)	1.1	W	5	1	0	0	1	0	0	0	0	0	0	11	15	0.00	0.750										
Mike Henneman, R ERA: 1.93 (9, 1)	1.0	S	5	1	0	0	1	1	0	0	0	0	0	13	24	0.00	2.000										

Batter	1	2	3	4	5	6	7	8	9	AB	R	H	RBI	BB	SO	LOB	BOTTOM										
Chad Curtis, R OBP: 0.359, SLG: 0.467 (1, 8)	G5-3 1B BB									4	2	1	0	1	1	3	<b>Seattle Mariners @ Detroit Tigers</b> Tiger Stadium, Detroit, MI Wed Jul 05 1995, 3:33 AM EDT Att: 17,224 - Cloudy - 84 F										
Scott Fletcher, R OBP: 0.322, SLG: 0.280 (1, 4)	G5-3									5	1	1	0	0	2	2											
Travis Fryman, R OBP: 0.347, SLG: 0.357 (1, 5)										4	1	2	1	1	1	1											
Cecil Fielder, R OBP: 0.370, SLG: 0.532 (1, 10)	G5-3									4	0	0	0	1	2	3											
Juan Samuel, R OBP: 0.446, SLG: 0.718 (1, 3)										3	2	0	1	1	1	4											
Chris Gomez, R OBP: 0.340, SLG: 0.450 (1, 6)										4	1	3	2	0	0	1											
Joe Hall, R OBP: 0.214, SLG: 0.083 (1, 7)										2	0	0	0	1	1	3											
Bobby Higginson, L OBP: 0.344, SLG: 0.474 (9, 9)										1	1	1	0	0	0	0											
Danny Bautista, R OBP: 0.268, SLG: 0.288 (1, 9)										3	0	1	2	0	0	3											
Kirk Gibson, L OBP: 0.359, SLG: 0.478 (9, PH)										0	0	0	1	0	0	0											
Franklin Stubbs, L OBP: 0.350, SLG: 0.298 (9, 7)										0	0	0	0	0	0	0											
Ron Tingley, R OBP: 0.275, SLG: 0.246 (1, 2)										4	0	1	0	0	1	3											
<b>Inning Stats</b>	R: 1 E: 0 K: 1 S: 13	H: 1 LOB: 1 BB: 1 P: 25	R: 0 E: 0 K: 0 S: 10	H: 1 LOB: 2 BB: 1 P: 16	R: 4 E: 0 K: 0 S: 10	H: 3 LOB: 1 BB: 2 P: 25	R: 0 E: 0 K: 2 S: 9	H: 0 LOB: 0 BB: 0 P: 15	R: 1 E: 0 K: 2 S: 12	H: 1 LOB: 1 BB: 1 P: 22	R: 0 E: 0 K: 2 S: 15	H: 1 LOB: 1 BB: 0 P: 21	R: 0 E: 1 K: 0 S: 9	H: 0 LOB: 0 BB: 0 P: 11	R: 2 E: 1 K: 2 S: 25	H: 3 LOB: 2 BB: 0 P: 38	1B: 7 2B: 3 3B: 1 HR: 0	SF: 1 SAC: 0 DP: 1 HBP: 0	WP: 0 PB: 0 SB: 3 CS: 0	PA: 40							
<b>PITCHER</b>	IP	WLS	BF	H	R	ER	SO	BB	IBB	HBP	BLK	WP	HR	S	P	ERA	WHIP										
Dave Fleming, L ERA: 7.5 (1, 1)	4.2		25	6	6	6	5	5	0	0	0	0	0	53	102	11.57	2.357										
Rafael Carmona, R ERA: 6.21 (5, 1)	2.1	L	9	2	1	1	2	0	0	0	0	0	0	28	39	3.86	0.857										
Steve Frey, L ERA: 4.91 (8, 1)	0.2		5	2	1	0	1	0	0	0	0	0	0	18	27	0.00	3.000										
Jeff Nelson, R ERA: 1.5 (8, 1)	0.1		1	0	0	0	1	0	0	0	0	0	0	4	5	0.00	0.000										

AB	38
R	6
H	14
RBI	6
BB	5
SO	5
LOB	23





Batter	1	2	3	4	5	6	7	8	9	AB	R	H	RBI	BB	SO	LOB	TOP										
Vince Coleman, S OBP: 0.370, SLG: 0.419										3	1	3	1	2	0	0	<b>Kansas City Royals @ Detroit Tigers</b> Tiger Stadium, Detroit, MI Thu Jul 06 1995, 7:05 PM EDT Att: 11,464 - Unknown - 86 F										
Wally Joyner, L OBP: 0.401, SLG: 0.443										4	0	2	2	0	1	3											
Phil Hiett, R OBP: 0.311, SLG: 0.409 Jon Nunnally, L OBP: 0.370, SLG: 0.598										2	0	0	0	0	1	1											
Gary Gaetti, R OBP: 0.335, SLG: 0.541										3	0	0	0	0	1	4											
Chris James, R OBP: 0.250, SLG: 0.333 Bob Hamelin, L OBP: 0.286, SLG: 0.281										4	0	1	0	0	2	0											
Pat Borders, R OBP: 0.273, SLG: 0.443										2	1	1	0	0	0	0											
Chris Stynes, R OBP: 0.353, SLG: 0.333 Keith Lockhart, L OBP: 0.447, SLG: 0.552										2	1	1	2	0	0	2											
David Howard, S OBP: 0.191, SLG: 0.172										4	0	0	0	0	0	2											
Tom Goodwin, L OBP: 0.360, SLG: 0.337										4	1	2	0	0	0	0											
<b>Inning Stats</b>	R: 1 E: 1 K: 2 S: 14	H: 0 LOB: 0 BB: 1 P: 22	R: 0 E: 1 K: 0 S: 8	H: 1 LOB: 1 BB: 0 P: 9	R: 0 E: 0 K: 1 S: 8	H: 0 LOB: 1 BB: 1 P: 13	R: 3 E: 0 K: 1 S: 13	H: 5 LOB: 2 BB: 0 P: 19	R: 0 E: 0 K: 0 S: 6	H: 0 LOB: 0 BB: 0 P: 8	R: 0 E: 0 K: 0 S: 5	H: 0 LOB: 0 BB: 0 P: 6	R: 1 E: 0 K: 1 S: 12	H: 4 LOB: 2 BB: 0 P: 16	R: 0 E: 0 K: 0 S: 4	H: 0 LOB: 0 BB: 0 P: 7		R: 0 E: 0 K: 0 S: 11	H: 2 LOB: 1 BB: 0 P: 18	1B: 10 2B: 2 3B: 0 HR: 0	SF: 1 SAC: 0 DP: 2 HBP: 0	WP: 0 PB: 0 SB: 2 CS: 0	PA: 39				
<b>PITCHER</b>	IP	WLS	BF	H	R	ER	SO	BB	IBB	HBP	BLK	WP	HR	S	P	ERA	WHIP										
Brian Bohanon, L ERA: 6.48	4.0		20	6	4	3	4	2	0	0	0	0	0	43	63	6.75	2.000										
John Doherty, R ERA: 5.49	2.0	W	9	3	1	1	1	0	0	0	0	0	0	17	22	4.50	1.500										
Kevin Wickander, L ERA: 2.0	3.0	S	10	3	0	0	1	0	0	0	0	0	0	21	33	0.00	1.000										

Batter	1	2	3	4	5	6	7	8	9	AB	R	H	RBI	BB	SO	LOB	BOTTOM										
Chad Curtis, R OBP: 0.363, SLG: 0.478										4	1	2	2	1	1	0	<b>Kansas City Royals @ Detroit Tigers</b> Tiger Stadium, Detroit, MI Thu Jul 06 1995, 7:05 PM EDT Att: 11,464 - Unknown - 86 F										
Chris Gomez, R OBP: 0.342, SLG: 0.445										4	1	1	0	1	1	1											
Travis Fryman, R OBP: 0.355, SLG: 0.377										5	3	4	1	0	0	2											
Cecil Fielder, R OBP: 0.371, SLG: 0.542										5	2	2	3	0	1	3											
Juan Samuel, R OBP: 0.467, SLG: 0.739									3	3	3	0	1	0	0	0											
Alan Trammell, R OBP: 0.404, SLG: 0.426									3	1	3	2	0	0	0	0											
John Flaherty, R OBP: 0.354, SLG: 0.558									4	0	1	2	0	2	3												
Danny Bautista, R OBP: 0.262, SLG: 0.281									4	0	0	0	0	0	2												
Joe Hall, R OBP: 0.235, SLG: 0.133 Bobby Higginson, L OBP: 0.346, SLG: 0.477									3	1	1	0	0	0	1												
<b>Inning Stats</b>	R: 0 E: 0 K: 1 S: 9	H: 0 LOB: 1 BB: 2 P: 19	R: 1 E: 0 K: 1 S: 13	H: 2 LOB: 0 BB: 0 P: 21	R: 0 E: 0 K: 0 S: 13	H: 2 LOB: 1 BB: 0 P: 18	R: 0 E: 0 K: 0 S: 7	H: 0 LOB: 0 BB: 1 P: 13	R: 5 E: 0 K: 1 S: 20	H: 6 LOB: 1 BB: 0 P: 32	R: 0 E: 0 K: 1 S: 5	H: 0 LOB: 0 BB: 0 P: 6	R: 5 E: 0 K: 0 S: 16	H: 7 LOB: 1 BB: 0 P: 21	R: 1 E: 0 K: 1 S: 13	H: 1 LOB: 0 BB: 0 P: 20		1B: 14 2B: 3 3B: 0 HR: 3	SF: 0 SAC: 1 DP: 4 HBP: 0	WP: 1 PB: 0 SB: 1 CS: 0	PA: 40						
<b>PITCHER</b>	IP	WLS	BF	H	R	ER	SO	BB	IBB	HBP	BLK	WP	HR	S	P	ERA	WHIP										
Chris Haney, L ERA: 3.06	4.2	L	22	8	5	5	2	3	0	0	0	0	0	18	26	27.00	3.750										
Dilson Torres, R ERA: 5.94	1.1		9	5	4	4	2	0	0	0	0	0	0	6	7	27.00	4.500										
Rusty Meacham, R ERA: 4.44	0.2		4	3	2	2	0	0	0	0	0	0	0	1	16	6.75	1.500										
Mike Magnante, L ERA: 6.75	1.1		5	2	1	1	1	0	0	0	0	0	1	16	24	6.75	1.500										

AB	36
R	5
H	12
RBI	5
BB	2
SO	6
LOB	14



AB	36
R	12
H	18
RBI	10
BB	3
SO	5
LOB	12






Batter	1	2	3	4	5	6	7	8	9	AB	R	H	RBI	BB	SO	LOB	TOP					
Vince Coleman, S OBP: 0.373, SLG: 0.421	2-3 K		0-0 BB 1B		0-2 3-H 1B		2-2 G5-3			4	0	2	1	0	1	1	<b>Kansas City Royals @ Detroit Tigers</b> Tiger Stadium, Detroit, MI Fri Jul 07 1995, 7:05 PM EDT Att: 19,968 - Unknown - 72 F					
Wally Joyner, L OBP: 0.398, SLG: 0.437	2-2 F9		4-0 BB		1-3 K			2-2 F9		3	0	0	0	1	1							
Gary Gaetti, R OBP: 0.329, SLG: 0.532	0-1 G6-3		1-2 P6		1-2 P3			0-1 G6-3		4	0	0	0	0	0	3						
Chris James, R OBP: 0.300, SLG: 0.421		3-2 F9		0-0 2B		1-3 K		0-2 1B		4	0	2	0	0	1	0						
Pat Borders, R OBP: 0.272, SLG: 0.430		4-1 BB		1-0 G5-3		1-0 G6-3		1-0 F9		3	0	0	0	1	0	2						
Chris Stynes, R OBP: 0.286, SLG: 0.263		2-2 F7		1-3 K		2-2 G5-3			1-1 P5	4	0	0	0	0	1	2						
Phil Hiatt, R OBP: 0.295, SLG: 0.386		1-0 F7		3-1 F8			2-3 K		2-0 L8	4	0	0	0	0	1	2						
David Howard, S OBP: 0.208, SLG: 0.206			0-0 P3		0-0 SH1-3 1B 2B		2-2 F7		3-2 1B	4	1	2	0	0	0	0						
Tom Goodwin, L OBP: 0.361, SLG: 0.338			2-1 G3		1-0 SH1-3		1-2 1B		2-1 F7	2	0	1	0	0	0	0						
Bob Hamelin, L OBP: 0.284, SLG: 0.278					2-3					1	0	0	0	0	0	1						
<b>Inning Stats</b>	R: 0 E: 0 K: 1 S: 9	H: 0 LOB: 0 BB: 0 P: 13	R: 0 E: 0 K: 0 S: 9	H: 0 LOB: 1 BB: 1 P: 19	R: 0 E: 0 K: 0 S: 7	H: 1 LOB: 2 BB: 1 P: 14	R: 0 E: 0 K: 1 S: 8	H: 1 LOB: 1 BB: 0 P: 13	R: 1 E: 0 K: 1 S: 11	H: 2 LOB: 1 BB: 0 P: 14	R: 0 E: 0 K: 1 S: 8	H: 0 LOB: 0 BB: 0 P: 12	R: 0 E: 0 K: 1 S: 12	H: 1 LOB: 1 BB: 0 P: 19	R: 0 E: 0 K: 0 S: 9	H: 1 LOB: 1 BB: 0 P: 12	R: 0 E: 0 K: 0 S: 8	H: 1 LOB: 1 BB: 0 P: 16	1B: 5 2B: 2 3B: 0 HR: 0	SF: 0 SAC: 1 DP: 0 HBP: 0	WP: 0 PB: 0 SB: 0 CS: 0	PA: 36
<b>PITCHER</b> David Wells, L ERA: 3.0	IP: 9.0 WLS: W BF: 36 H: 7 R: 1 ER: 1 SO: 5 BB: 2 IBB: 0 HBP: 0 BLK: 0 WP: 0 HR: 0 S: 81 P: 132 ERA: 1.00 WHIP: 1.000															<b>PITCHER</b>						


Batter	1	2	3	4	5	6	7	8	9	AB	R	H	RBI	BB	SO	LOB	BOTTOM			
Chad Curtis, R OBP: 0.361, SLG: 0.473	4-0 G4-6-3 1B BB		0-2 F7		1-1 G3-6-3 1-2			1-2 G4-3		3	1	0	0	1	0	1	<b>Kansas City Royals @ Detroit Tigers</b> Tiger Stadium, Detroit, MI Fri Jul 07 1995, 7:05 PM EDT Att: 19,968 - Unknown - 72 F			
Chris Gomez, R OBP: 0.335, SLG: 0.435	0-0 G4-6-3		0-1 L4			0-1 G6-3		2-3 K		4	0	0	0	0	1	1				
Travis Fryman, R OBP: 0.380, SLG: 0.380	0-1 G6-4-3 2-H 1B			4-2 3B BB		2-1 1B		2-3 K		3	1	2	1	1	1	0				
Cecil Fielder, R OBP: 0.367, SLG: 0.535	1-2 G6-4-3 1-2			1-3 K		2-3 K				3	0	0	0	0	2	3				
Kirk Gibson, L OBP: 0.364, SLG: 0.491		2-3 K		0-0 1-H SF7 3B		4-1 1-2 BB				2	1	1	1	1	1	0				
Bobby Higginson, L OBP: 0.346, SLG: 0.474		4-2 BB		0-0 SF7		1-3 K				1	0	0	1	1	1	2				
Alan Trammell, R OBP: 0.396, SLG: 0.416		0-2 F7		3-3 K			2-3 K			3	0	0	0	0	2	1				
John Flaherty, R OBP: 0.348, SLG: 0.548		1-1 F8			1-3 K G3-6-3		1-3 K			3	0	0	0	0	2	1				
Danny Bautista, R OBP: 0.257, SLG: 0.276			2-1 G6-3		0-3 K		1-2 P4			3	0	0	0	0	1	1				
<b>Inning Stats</b>	R: 1 E: 0 K: 0 S: 6	H: 1 LOB: 0 BB: 1 P: 11	R: 0 E: 0 K: 1 S: 12	H: 0 LOB: 1 BB: 1 P: 19	R: 0 E: 0 K: 0 S: 7	H: 0 LOB: 0 BB: 0 P: 9	R: 2 E: 0 K: 2 S: 12	H: 1 LOB: 0 BB: 1 P: 19	R: 0 E: 0 K: 2 S: 9	H: 0 LOB: 0 BB: 0 P: 11	R: 0 E: 0 K: 2 S: 11	H: 1 LOB: 2 BB: 1 P: 20	R: 0 E: 0 K: 2 S: 10	H: 0 LOB: 0 BB: 0 P: 14	R: 0 E: 0 K: 2 S: 9	H: 0 LOB: 0 BB: 0 P: 14	1B: 2 2B: 0 3B: 1 HR: 0	SF: 1 SAC: 0 DP: 2 HBP: 0	WP: 1 PB: 0 SB: 0 CS: 0	PA: 30
<b>PITCHER</b> Kevin Appier, R ERA: 3.04	IP: 8.0 WLS: L BF: 30 H: 3 R: 3 ER: 3 SO: 11 BB: 4 IBB: 0 HBP: 0 BLK: 0 WP: 1 HR: 0 S: 76 P: 117 ERA: 3.38 WHIP: 0.875															<b>PITCHER</b>				

AB	33
R	1
H	7
RBI	1
BB	2
SO	5
LOB	12





Batter	1	2	3	4	5	6	7	8	9	AB	R	H	RBI	BB	SO	LOB	TOP			
Vince Coleman, S (1, 7) OBP: 0.369, SLG: 0.421	2-1 P4		0-0 B1-3		2-2 F9		0-2 SH2-4 G3-4 2B		3-2 L7	5	1	1	0	0	0	0	Kansas City Royals @ Detroit Tigers Tiger Stadium, Detroit, MI Sat Jul 08 1995, 7:05 PM EDT Att: 36,905 - Unknown - 81 F  livebaseballscorecards.com  AB 36 R 4 H 10 RBI 4 BB 0 SO 6 LOB 12  			
Tom Goodwin, L (1, 8) OBP: 0.365, SLG: 0.343	2-1 S 1B		2-3 K		0-2 FC4-6 1B		0-1 SH2-4 2-3			3	0	2	0	0	1	0				
Keith Lockhart, L (1, 4) Edgar Caceres, S (9, 4) OBP: 0.361, SLG: 0.464	0-0 F9			0-2 G1-3	0-0 FC4-6 1-2		1-1 G3-4			4	0	0	1	0	0	2				
Wally Joyner, L (1, 3) OBP: 0.396, SLG: 0.433	2-2 G4-3 1-2			1-1 2B 1B	1-0 F9		3-H 1-0 F7			4	1	1	0	0	0	2				
Gary Gaetti, R (1, 5) OBP: 0.328, SLG: 0.531		1-1 F7		2-2 1B 2B		2-3 K		3-3 K		4	1	1	1	0	2	0				
Bob Hamelin, L (1, 10) OBP: 0.290, SLG: 0.286	0-0 L9			2-1 G3 1B		2-1 1B		2-3 K		4	0	2	1	0	1	0				
Jon Nunnally, L (1, 9) OBP: 0.380, SLG: 0.626	2-2 HR			0-0 G3 1B		3-2 1B		2-1 G3-1		4	1	3	1	0	0	0				
David Howard, S (1, 6) OBP: 0.197, SLG: 0.194	1-3 K			1-0 G3		1-3 K			1-1 B1-3	4	0	0	0	0	2	4				
Brent Mayne, L (1, 2) OBP: 0.261, SLG: 0.286			2-2 G3-1	2-1 G1-3		0-0 P6			1-0 F7	4	0	0	0	0	0	4				
<b>Inning Stats</b>	R: 0 E: 0 K: 0 S: 9	H: 1 LOB: 1 BB: 0 P: 15	R: 1 E: 0 K: 1 S: 9	H: 1 LOB: 0 BB: 0 P: 13	R: 0 E: 0 K: 1 S: 7	H: 0 LOB: 0 BB: 0 P: 11	R: 2 E: 0 K: 0 S: 14	H: 4 LOB: 2 BB: 0 P: 22	R: 0 E: 0 K: 2 S: 14	H: 2 LOB: 2 BB: 0 P: 22	R: 1 E: 0 K: 0 S: 8	H: 1 LOB: 0 BB: 0 P: 10	R: 0 E: 0 K: 2 S: 11	H: 0 LOB: 0 BB: 0 P: 15	R: 0 E: 0 K: 0 S: 7	H: 0 LOB: 0 BB: 0 P: 12	1B: 7 2B: 2 3B: 0 HR: 1	SF: 0 SAC: 1 DP: 0 HBP: 0	WP: 0 PB: 0 SB: 1 CS: 0	PA: 37
<b>PITCHER</b>	IP WLS BF H R ER SO BB IBB HBP BLK WP HR S P ERA WHIP																			
Mike Moore, R (1, 1) ERA: 6.1	8.0 L 34 10 4 4 6 0 0 0 0 0 1 77 119 4.50 1.250																			
Brian Maxcy, R (9, 1) ERA: 4.29	1.0 3 0 0 0 0 0 0 0 0 0 0 7 12 0.00 0.000																			

Batter	1	2	3	4	5	6	7	8	9	AB	R	H	RBI	BB	SO	LOB	BOTTOM					
Chad Curtis, R (1, 8) OBP: 0.363, SLG: 0.473	0-1 SH3-4 1B		1-1 G4-3			1-1 WP 1B		0-3 K		4	0	2	0	0	1	0	Kansas City Royals @ Detroit Tigers Tiger Stadium, Detroit, MI Sat Jul 08 1995, 7:05 PM EDT Att: 36,905 - Unknown - 81 F  livebaseballscorecards.com  AB 29 R 1 H 3 RBI 0 BB 4 SO 7 LOB 15  					
Scott Fletcher, R (1, 4) OBP: 0.322, SLG: 0.273	1 SAFE 1 SAFE 1 SAFE 1-2			1-1 F9		1-0 F9		4-2 FC5-4 BB		2	0	0	0	1	0	2						
Travis Fryman, R (1, 5) OBP: 0.356, SLG: 0.375	1-0 F8			3-3 K		3-2 G5-3		0-3 K		4	0	0	0	0	2	3						
Cecil Fielder, R (1, 3) OBP: 0.365, SLG: 0.530	3-2 F8			3-2 1B		1-2 3-H 2-0 G6-3		3-1 FC5-4 1-2		4	0	1	0	0	0	3						
Kirk Gibson, L (1, 10) OBP: 0.361, SLG: 0.481		0-1 F8		3-2 F7			4-2 BB BB		0-1 G4-3	3	0	0	0	1	0	1						
Bobby Higginson, L (1, 7) OBP: 0.345, SLG: 0.467	1-0 G3-1				0-0 F8		4-0 BB 1-2 BB		1-3 K	3	0	0	0	1	1	0						
Chris Gomez, R (1, 6) Lou Whitaker, L (7, PH) OBP: 0.381, SLG: 0.508		3-3 K			0-0 G6-3		2-2 P5		0-2 G4-3	2	0	0	0	0	1	0						
John Flaherty, R (1, 2) OBP: 0.343, SLG: 0.538			1-3 K		0-0 F8		2-2 F9			3	0	0	0	0	1	2						
Danny Bautista, R (1, 9) Juan Samuel, R (7, PH) OBP: 0.462, SLG: 0.730			0-0 G6-3			4-1 F9 1B BB		2-3 K		1	1	0	0	1	0	0						
<b>Inning Stats</b>	R: 0 E: 0 K: 0 S: 8	H: 1 LOB: 1 BB: 0 P: 12	R: 0 E: 0 K: 1 S: 6	H: 0 LOB: 0 BB: 0 P: 10	R: 0 E: 0 K: 1 S: 7	H: 0 LOB: 0 BB: 0 P: 9	R: 0 E: 0 K: 1 S: 12	H: 1 LOB: 1 BB: 0 P: 22	R: 0 E: 0 K: 0 S: 3	H: 0 LOB: 0 BB: 0 P: 3	R: 1 E: 0 K: 0 S: 8	H: 1 LOB: 1 BB: 1 P: 19	R: 0 E: 0 K: 1 S: 12	H: 0 LOB: 2 BB: 2 P: 26	R: 0 E: 0 K: 2 S: 11	H: 0 LOB: 1 BB: 1 P: 18	R: 0 E: 0 K: 1 S: 9	H: 0 LOB: 0 BB: 0 P: 10	1B: 3 2B: 0 3B: 0 HR: 0	SF: 0 SAC: 1 DP: 0 HBP: 0	WP: 1 PB: 0 SB: 0 CS: 0	PA: 34
<b>PITCHER</b>	IP WLS BF H R ER SO BB IBB HBP BLK WP HR S P ERA WHIP																					
Mark Gubicza, R (1, 1) ERA: 3.43	7.0 W 27 3 1 1 4 3 0 0 0 0 0 56 101 1.29 0.857																					
Jeff Montgomery, R (8, 1) ERA: 3.45	2.0 S 7 0 0 0 3 1 0 0 0 0 0 20 28 0.00 0.500																					



Batter	1	2	3	4	5	6	7	8	9	AB	R	H	RBI	BB	SO	LOB	TOP					
Vince Coleman, S OBP: 0.362, SLG: 0.412 (1, 7)	F7		G4-3			P4		K		4	0	0	0	0	1	1						
Tom Goodwin, L OBP: 0.359, SLG: 0.336 (1, 8)	K			G3		F8		F8		4	0	0	0	0	1	1						
Wally Joyner, L OBP: 0.398, SLG: 0.436 (1, 3)	G4-3			K			1B 3B		F8 2B	3	1	1	0	1	1	0						
Bob Hamelin, L OBP: 0.289, SLG: 0.285 (1, 10)		G3-1		K			1-1 3B		F8 2B	4	1	1	0	0	1	1						
Jon Nunnally, L OBP: 0.375, SLG: 0.617 Phil Hiatt, R OBP: 0.288, SLG: 0.375 (7, PH) (7, 9)	K				G4-3		K		K	2	0	0	0	0	1	0						
Keith Lockhart, L OBP: 0.427, SLG: 0.534 Chris Stynes, R OBP: 0.273, SLG: 0.250 (7, 4) (7, 4)					F7		K		F8	2	0	1	0	0	0	0						
Gary Gaetti, R OBP: 0.327, SLG: 0.529 (9, PH)										1	0	0	0	0	0	1						
Edgar Caceres, S OBP: 0.359, SLG: 0.492 (7, 5)					L6					3	0	1	2	0	0	1						
Brent Mayne, L OBP: 0.258, SLG: 0.282 Pat Borders, R OBP: 0.269, SLG: 0.426 (7, 2) (7, 2)				G4-3		F7		K		2	0	0	0	0	0	0						
David Howard, S OBP: 0.203, SLG: 0.200 (1, 6)				L7					L7	3	0	1	0	0	0	0						
<b>Inning Stats</b>	R: 0 E: 0 K: 1 S: 8	H: 0 LOB: 0 BB: 0 P: 12	R: 0 E: 0 K: 1 S: 12	H: 1 LOB: 1 BB: 0 P: 16	R: 0 E: 0 K: 0 S: 7	H: 0 LOB: 0 BB: 0 P: 8	R: 0 E: 0 K: 2 S: 11	H: 0 LOB: 0 BB: 0 P: 13	R: 0 E: 0 K: 0 S: 5	H: 0 LOB: 0 BB: 0 P: 8	R: 0 E: 0 K: 0 S: 6	H: 1 LOB: 1 BB: 0 P: 9	R: 2 E: 0 K: 3 S: 16	H: 2 LOB: 1 BB: 1 P: 26	R: 0 E: 0 K: 1 S: 8	H: 0 LOB: 0 BB: 0 P: 14	R: 0 E: 0 K: 1 S: 8	H: 1 LOB: 1 BB: 0 P: 10	1B: 2 2B: 2 3B: 1 HR: 0	SF: 0 SAC: 0 DP: 0 HBP: 0	WP: 0 PB: 0 SB: 0 CS: 0	PA: 33
<b>PITCHER</b>	IP	WLS	BF	H	R	ER	SO	BB	IBB	HBP	BLK	WP	HR	S	P	ERA	WHIP					
Felipe Lira, R ERA: 3.54 Brian Bohannon, L ERA: 6.39 Mike Christopher, R ERA: Mike Henneman, R ERA: 1.85	(1, 1) (7, 1) (7, 1) (9, 1)	6.0 0.2 1.1 1.0	W 3 4 S	22 3 0 4	3 1 0 1	2 0 0 0	4 2 0 1	1 0 0 0	0 0 0 0	0 0 0 0	0 0 0 0	0 0 0 0	0 0 11 8	52 10 17 10	74 15 17 10	0.00 0.00 0.00 0.00	0.667 1.500 0.000 1.000					

**Kansas City Royals @ Detroit Tigers**  
 Tiger Stadium, Detroit, MI  
 Sun Jul 09 1995, 3:33 AM EDT  
 Att: 18,110 - Overcast - 70 F

AB	32
R	2
H	5
RBI	2
BB	1
SO	9
LOB	11



Batter	1	2	3	4	5	6	7	8	9	AB	R	H	RBI	BB	SO	LOB	BOTTOM					
Chad Curtis, R OBP: 0.362, SLG: 0.468 (1, 8)	F8 1B BB	K		P3			F8			3	1	0	0	1	1	0						
Scott Fletcher, R OBP: 0.330, SLG: 0.275 (1, 4)	F8			G6-3			G5-4-3 1B			3	1	1	0	1	0	1						
Travis Fryman, R OBP: 0.357, SLG: 0.376 (1, 5)	BB 1B			1B WP		K	G5-4-3 1-2			4	1	2	0	0	1	1						
Cecil Fielder, R OBP: 0.364, SLG: 0.526 (1, 3)	F8			G4-3 1B		K				4	0	1	1	0	2	2						
Kirk Gibson, L OBP: 0.369, SLG: 0.488 (1, 10)	BB			G6-3		WP				2	1	1	0	1	0	1						
Bobby Higginson, L OBP: 0.351, SLG: 0.472 (1, 7)	BB			G4-3 BB		G6-3				2	0	1	1	2	0	1						
Chris Gomez, R OBP: 0.327, SLG: 0.423 Franklin Stubbs, L OBP: 0.347, SLG: 0.298 Alan Trammell, R OBP: 0.396, SLG: 0.416 (6, PH) (9, 6)	G6-3			G4-3					SF7-1-5 2B	3	0	0	0	0	1	5						
John Flaherty, R OBP: 0.337, SLG: 0.529 (1, 2)		G6-3		L8			F8			3	0	0	0	0	2							
Danny Bautista, R OBP: 0.256, SLG: 0.269 (1, 9)		G5-3				P3				3	0	0	0	0	1	0						
<b>Inning Stats</b>	R: 1 E: 0 K: 0 S: 12	H: 1 LOB: 3 BB: 3 P: 27	R: 0 E: 0 K: 1 S: 9	H: 0 LOB: 0 BB: 0 P: 14	R: 2 E: 0 K: 0 S: 17	H: 2 LOB: 2 BB: 2 P: 31	R: 0 E: 0 K: 0 S: 6	H: 0 LOB: 0 BB: 0 P: 8	R: 0 E: 0 K: 2 S: 13	H: 1 LOB: 1 BB: 0 P: 16	R: 0 E: 0 K: 2 S: 7	H: 0 LOB: 0 BB: 0 P: 12	R: 0 E: 0 K: 0 S: 6	H: 1 LOB: 0 BB: 0 P: 11	R: 1 E: 0 K: 1 S: 8	H: 1 LOB: 0 BB: 0 P: 13	1B: 4 2B: 3 3B: 0 HR: 0	SF: 1 SAC: 0 DP: 2 HBP: 1	WP: 2 PB: 0 SB: 0 CS: 0	PA: 34		
<b>PITCHER</b>	IP	WLS	BF	H	R	ER	SO	BB	IBB	HBP	BLK	WP	HR	S	P	ERA	WHIP					
Tom Gordon, R ERA: 3.96 Billy Brewer, L ERA: 4.75 Rusty Meacham, R ERA: 4.33	(1, 1) (8, 1) (8, 1)	7.1 0.0 0.2	L	31 2 1	3 1 0	3 0 1	6 0 0	5 0 0	0 0 0	0 1 0	0 0 0	0 0 0	0 0 2	73 3 2	123 7 2	3.68 ∞ 13.50	1.364 ∞ 0.000					

**Kansas City Royals @ Detroit Tigers**  
 Tiger Stadium, Detroit, MI  
 Sun Jul 09 1995, 3:33 AM EDT  
 Att: 18,110 - Overcast - 70 F

AB	27
R	4
H	6
RBI	3
BB	5
SO	6
LOB	13





Batter	1	2	3	4	5	6	7	8	9	10	AB	R	H	RBI	BB	SO	LOB	TOP			
Tony Phillips, S OBP: 0.424, SLG: 0.504 (1, 5)	F8 0-1			G4-3 1B 3-2		HR 1B 1-2		FC3-6 BB 1-3		HR 1B 1-1	4	3	3	0	1	0	0	<b>California Angels @ Detroit Tigers</b> Tiger Stadium, Detroit, MI Thu Jul 13 1995, 7:05 PM EDT Att: 13,837 - Unknown - 73 F			
Jim Edmonds, L OBP: 0.351, SLG: 0.504 (1, 8)	F8 0-2			G4-3 1-2		HR 1-1	FC3-6 G1-3 1-2		K 1-3	5	1	1	3	0	1	3					
Greg Myers, L OBP: 0.333, SLG: 0.405 (1, 10)	G4-3 2-2			F8 1-1		K 2-3	G1-3 1-2		HR 1B 1-0	5	1	1	0	0	1	2					
Tim Salmon, R OBP: 0.425, SLG: 0.541 (1, 9)			K 2-3			G6-3 2-1					4	1	2	4	1	1	0				
J.T. Snow, L OBP: 0.314, SLG: 0.477 (1, 3)			K 2-3			L4 1-2					5	0	0	0	0	3	3				
16 Garret Anderson, L OBP: 0.313, SLG: 0.414 (1, 7)			G5-3 2-2			G3 1-1					5	1	1	0	0	0	0				
Rex Hudler, R OBP: 0.299, SLG: 0.431 (1, 4)				K 1-3		P6 1-1		WP 1B 2B			4	0	2	1	0	1	0				
Jorge Fabregas, L OBP: 0.314, SLG: 0.349 (1, 2)			G1-3 1-1			G4-3 1-1		G4-6-3 1B 1-0			4	0	0	0	0	0	2				
Gary Disarcina, R OBP: 0.365, SLG: 0.482 (1, 6)			L8 0-0			G5-3 2-0		WP S FC3-6 BB 4-0			3	1	0	0	1	0	1				
<b>Inning Stats</b>	R: 0 E: 0 K: 0 S: 8	H: 0 LOB: 0 BB: 0 P: 10	R: 0 E: 0 K: 2 S: 9	H: 0 LOB: 0 BB: 0 P: 15	R: 0 E: 0 K: 1 S: 6	H: 0 LOB: 0 BB: 0 P: 8	R: 1 E: 0 K: 0 S: 14	H: 2 LOB: 1 BB: 0 P: 24	R: 0 E: 0 K: 1 S: 6	H: 0 LOB: 0 BB: 0 P: 9	R: 2 E: 0 K: 1 S: 14	H: 2 LOB: 0 BB: 0 P: 23	R: 1 E: 0 K: 1 S: 11	H: 0 LOB: 2 BB: 3 P: 26	R: 0 E: 0 K: 0 S: 9	H: 1 LOB: 1 BB: 0 P: 11	R: 3 E: 0 K: 2 S: 18		H: 3 LOB: 0 BB: 0 P: 24	1B: 7 2B: 1 3B: 0 HR: 2	SF: 0 SAC: 0 DP: 1 HBP: 0
<b>PITCHER</b>	IP WLS BF H R ER SO BB IBB HBP BLK WP HR S P ERA WHIP	IP WLS BF H R ER SO BB IBB HBP BLK WP HR S P ERA WHIP	IP WLS BF H R ER SO BB IBB HBP BLK WP HR S P ERA WHIP	IP WLS BF H R ER SO BB IBB HBP BLK WP HR S P ERA WHIP	IP WLS BF H R ER SO BB IBB HBP BLK WP HR S P ERA WHIP	IP WLS BF H R ER SO BB IBB HBP BLK WP HR S P ERA WHIP	IP WLS BF H R ER SO BB IBB HBP BLK WP HR S P ERA WHIP	IP WLS BF H R ER SO BB IBB HBP BLK WP HR S P ERA WHIP	IP WLS BF H R ER SO BB IBB HBP BLK WP HR S P ERA WHIP	IP WLS BF H R ER SO BB IBB HBP BLK WP HR S P ERA WHIP	IP WLS BF H R ER SO BB IBB HBP BLK WP HR S P ERA WHIP	IP WLS BF H R ER SO BB IBB HBP BLK WP HR S P ERA WHIP	IP WLS BF H R ER SO BB IBB HBP BLK WP HR S P ERA WHIP	IP WLS BF H R ER SO BB IBB HBP BLK WP HR S P ERA WHIP	IP WLS BF H R ER SO BB IBB HBP BLK WP HR S P ERA WHIP	IP WLS BF H R ER SO BB IBB HBP BLK WP HR S P ERA WHIP	IP WLS BF H R ER SO BB IBB HBP BLK WP HR S P ERA WHIP	IP WLS BF H R ER SO BB IBB HBP BLK WP HR S P ERA WHIP	IP WLS BF H R ER SO BB IBB HBP BLK WP HR S P ERA WHIP	IP WLS BF H R ER SO BB IBB HBP BLK WP HR S P ERA WHIP	
Jose Lima, R ERA: 5.06 (1, 1)	5.1	20	4	3	3	3	0	0	0	0	0	0	0	0	0	0	0	5.06	0.750		
Brian Bohannon, L ERA: 5.45 (6, 1)	1.0	4	1	1	1	2	0	0	0	0	0	0	0	0	0	0	0	9.00	1.000		
Mike Christopher, R ERA: 2.08 (7, 1)	0.2	4	1	1	1	0	2	0	0	0	0	2	0	0	0	0	0	13.50	4.500		
Kevin Wickander, L ERA: 1.8 (8, 1)	1.0	4	0	0	0	0	0	1	0	0	0	0	0	0	0	0	0	0.00	0.000		
Joe Boever, R ERA: 4.74 (9, 1)	2.0	10	4	3	3	2	0	0	0	0	0	0	1	0	0	0	0	13.50	2.000		

Batter	1	2	3	4	5	6	7	8	9	10	AB	R	H	RBI	BB	SO	LOB	BOTTOM			
Chad Curtis, R OBP: 0.365, SLG: 0.469 (1, 8)	2B G4-3 1B 1-1										4	1	2	0	1	1	1	<b>California Angels @ Detroit Tigers</b> Tiger Stadium, Detroit, MI Thu Jul 13 1995, 7:05 PM EDT Att: 13,837 - Unknown - 73 F			
Scott Fletcher, R OBP: 0.337, SLG: 0.298 (1, 4)	G4-3 SF8 2B 0-1										4	1	2	0	0	0	1				
Lou Whitaker, L OBP: 0.379, SLG: 0.504 (10, PH)	G4-3 1-3										1	0	0	0	0	0	1				
Travis Fryman, R OBP: 0.351, SLG: 0.370 (1, 5)	G4-3 2-3 3H 0-1										5	0	0	1	0	1	5				
Cecil Fielder, R OBP: 0.362, SLG: 0.524 (1, 3)	SF8 2-2										3	1	1	1	0	0	2				
Juan Samuel, R OBP: 0.455, SLG: 0.720 (1, 7)	G1-3 3-2										4	0	1	0	0	0	1				
Alan Trammell, R OBP: 0.392, SLG: 0.419 (1, 10)	G4-3 1-1										4	1	1	1	0	1	1				
John Flaherty, R OBP: 0.340, SLG: 0.540 (1, 2)	P2 1-1										4	1	2	1	0	1	0				
Chris Gomez, R OBP: 0.321, SLG: 0.416 (1, 6)	P4 1-0										3	0	0	1	0	0	1				
Danny Bautista, R OBP: 0.257, SLG: 0.271 (1, 9)	G5-3 3-2										3	0	1	0	0	0	0				
Bobby Higginson, L OBP: 0.350, SLG: 0.470 (10, PH)	G5-3 1B 0-0										1	0	0	0	0	1	0				
<b>Inning Stats</b>	R: 2 E: 0 K: 0 S: 12	H: 2 LOB: 0 BB: 0 P: 18	R: 0 E: 0 K: 0 S: 5	H: 0 LOB: 0 BB: 0 P: 8	R: 0 E: 0 K: 0 S: 10	H: 1 LOB: 1 BB: 0 P: 16	R: 3 E: 1 K: 0 S: 11	H: 3 LOB: 0 BB: 0 P: 17	R: 0 E: 0 K: 1 S: 6	H: 0 LOB: 0 BB: 0 P: 9	R: 0 E: 0 K: 1 S: 8	H: 1 LOB: 0 BB: 0 P: 12	R: 0 E: 0 K: 0 S: 7	H: 0 LOB: 1 BB: 0 P: 11	R: 0 E: 0 K: 1 S: 13	H: 1 LOB: 1 BB: 0 P: 16	R: 0 E: 0 K: 2 S: 9	H: 0 LOB: 1 BB: 1 P: 16	1B: 6 2B: 4 3B: 1 HR: 0	SF: 2 SAC: 0 DP: 1 HBP: 0	WP: 0 PA: 39 PB: 0 SB: 0 CS: 1
<b>PITCHER</b>	IP WLS BF H R ER SO BB IBB HBP BLK WP HR S P ERA WHIP	IP WLS BF H R ER SO BB IBB HBP BLK WP HR S P ERA WHIP	IP WLS BF H R ER SO BB IBB HBP BLK WP HR S P ERA WHIP	IP WLS BF H R ER SO BB IBB HBP BLK WP HR S P ERA WHIP	IP WLS BF H R ER SO BB IBB HBP BLK WP HR S P ERA WHIP	IP WLS BF H R ER SO BB IBB HBP BLK WP HR S P ERA WHIP	IP WLS BF H R ER SO BB IBB HBP BLK WP HR S P ERA WHIP	IP WLS BF H R ER SO BB IBB HBP BLK WP HR S P ERA WHIP	IP WLS BF H R ER SO BB IBB HBP BLK WP HR S P ERA WHIP	IP WLS BF H R ER SO BB IBB HBP BLK WP HR S P ERA WHIP	IP WLS BF H R ER SO BB IBB HBP BLK WP HR S P ERA WHIP	IP WLS BF H R ER SO BB IBB HBP BLK WP HR S P ERA WHIP	IP WLS BF H R ER SO BB IBB HBP BLK WP HR S P ERA WHIP	IP WLS BF H R ER SO BB IBB HBP BLK WP HR S P ERA WHIP	IP WLS BF H R ER SO BB IBB HBP BLK WP HR S P ERA WHIP	IP WLS BF H R ER SO BB IBB HBP BLK WP HR S P ERA WHIP	IP WLS BF H R ER SO BB IBB HBP BLK WP HR S P ERA WHIP	IP WLS BF H R ER SO BB IBB HBP BLK WP HR S P ERA WHIP	IP WLS BF H R ER SO BB IBB HBP BLK WP HR S P ERA WHIP	IP WLS BF H R ER SO BB IBB HBP BLK WP HR S P ERA WHIP	
Mark Langston, L ERA: 4.3 (1, 1)	7.0	27	7	5	5	2	0	0	0	0	0	0	0	0	0	0	0	6.43	1.000		
Troy Percival, R ERA: 2.31 (8, 1)	2.0	W	8	3	0	0	1	0	0	0	0	0	0	0	0	0	0	0.00	1.500		
Lee Smith, R ERA: 3.09 (10, 1)	1.0	S	4	0	0	0	2	1	0	0	0	0	0	0	0	0	0	0.00	1.000		



Batter	1	2	3	4	5	6	7	8	9	AB R H RBI BB SO LOB	TOP									
<b>Tony Phillips, S</b> OBP: 0.427, SLG: 0.502 (1, 5)	F8	BB			L9		G1-6-3 BB		BLK 1B	3 0 1 0 2 0 0	<b>California Angels @ Detroit Tigers</b> Tiger Stadium, Detroit, MI Fri Jul 14, 1995, 7:05 PM EDT Att: 19,204 - Unknown - 104 F  <b>AB 33</b> <b>R 7</b> <b>H 9</b> <b>RBI 6</b> <b>BB 4</b> <b>SO 3</b> <b>LOB 10</b>									
<b>Rex Hudler, R</b> OBP: 0.286, SLG: 0.411 (1, 9)	L4	F8			F9		B3		K	5 0 0 0 0 1 4										
<b>Jim Edmonds, L</b> OBP: 0.349, SLG: 0.496 (1, 8)	K			G4-3		G1-3 HR BB	G1-6-3		G6-3	4 1 0 0 1 1 2										
<b>Greg Myers, L</b> OBP: 0.331, SLG: 0.400 (1, 10)		16 WP 16 BB 1B		G3		G1-3		G4-3		4 1 1 0 0 0 1										
<b>J.T. Snow, L</b> OBP: 0.370, SLG: 0.491 (1, 3)		16 WP 16 BB 1B		F8		HR		1B		3 2 2 2 1 0 0										
<b>16 Garret Anderson, L</b> OBP: 0.320, SLG: 0.451 (1, 7)		SH1-3 1H 2H 1B		K		HR		L8		4 2 2 3 0 1 1										
<b>Damion Easley, R</b> OBP: 0.281, SLG: 0.304 (1, 4)		SH1-3 1B		G5-3		G5-3		L7		4 0 1 0 0 0 1										
<b>Jorge Fabregas, L</b> OBP: 0.314, SLG: 0.348 (1, 2)		SH1-3		G6-3		1B		G4-3		3 0 1 0 0 0 0										
<b>Gary Disarcina, R</b> OBP: 0.363, SLG: 0.480 (1, 6)	SF7				L8	L1		S BLK 1B		3 1 1 1 0 0 1										
<b>Inning Stats</b>	R: 0 E: 0 K: 1 S: 7	H: 0 LOB: 0 BB: 0 P: 8	R: 3 E: 0 K: 0 S: 14	H: 3 LOB: 2 BB: 2 P: 25	R: 0 E: 0 K: 1 S: 6	H: 0 LOB: 0 BB: 0 P: 9	R: 0 E: 0 K: 1 S: 8	H: 0 LOB: 0 BB: 0 P: 11	R: 0 E: 0 K: 0 S: 12	H: 0 LOB: 1 BB: 1 P: 20	R: 0 E: 0 K: 0 S: 4	H: 0 LOB: 0 BB: 1 P: 9	R: 0 E: 0 K: 1 S: 11	H: 1 LOB: 1 BB: 0 P: 20	R: 1 E: 0 K: 1 S: 13	H: 2 LOB: 1 BB: 1 P: 18	1B: 7 2B: 0 3B: 0 HR: 2	SF: 1 SAC: 1 DP: 1 HBP: 0	WP: 1 PB: 0 SB: 1 CS: 0	PA: 39
<b>PITCHER</b>	IP WLS BF H R ER SO BB IBB HBP BLK WP HR S P ERA WHIP											<b>PITCHER</b>	IP WLS BF H R ER SO BB IBB HBP BLK WP HR S P ERA WHIP							
<b>Felipe Lira, R</b> ERA: 3.99 (1, 1)	5.1 L 24 5 6 6 2 3 0 0 0 0 1 2 49 75 10.12 1.500																			
<b>John Doherty, R</b> ERA: 5.25 (6, 1)	2.2 10 2 0 0 0 1 0 0 0 0 0 0 21 38 0.00 1.125																			
<b>Brian Maxcy, R</b> ERA: 4.5 (9, 1)	1.0 5 2 1 1 1 0 0 0 0 1 0 0 13 18 9.00 2.000																			


Batter	1	2	3	4	5	6	7	8	9	AB R H RBI BB SO LOB	BOTTOM											
<b>Chad Curtis, R</b> OBP: 0.363, SLG: 0.468 (1, 8)	F8		G4-3 2H 2B		F9		G5-3		P3	5 0 1 1 0 0 0	<b>California Angels @ Detroit Tigers</b> Tiger Stadium, Detroit, MI Fri Jul 14, 1995, 7:05 PM EDT Att: 19,204 - Unknown - 104 F  <b>AB 35</b> <b>R 3</b> <b>H 9</b> <b>RBI 3</b> <b>BB 4</b> <b>SO 3</b> <b>LOB 19</b>											
<b>Lou Whitaker, L</b> OBP: 0.386, SLG: 0.512 (1, 4)		G6-4-3 1B		G4-3		2B BB	P4		2B	4 1 2 0 1 0 1												
<b>Travis Fryman, R</b> OBP: 0.352, SLG: 0.371 (1, 5)	G6-4-3 1-2					1H 2B	F8		F9	4 0 1 1 1 0 2												
<b>Cecil Fielder, R</b> OBP: 0.361, SLG: 0.518 (1, 3)		K		F7		G1-3		1B BB		3 0 0 0 1 1 3												
<b>Kirk Gibson, L</b> OBP: 0.372, SLG: 0.485 (1, 10)		S 1B		2B BB		K		F7		3 1 1 0 1 1 2												
<b>Bobby Higginson, L</b> OBP: 0.344, SLG: 0.461 (1, 7) (7, 9)		F7		F9		F8		K		4 0 0 0 0 1 3												
<b>Alan Trammell, R</b> OBP: 0.395, SLG: 0.429 (1, 6)		F7		L9		G4-3 2B		1B		4 0 2 0 0 0 2												
<b>John Flaherty, R</b> OBP: 0.344, SLG: 0.550 (1, 2)				2B 2B		G4-3		F9		4 1 2 1 0 0 3												
<b>Danny Bautista, R</b> OBP: 0.254, SLG: 0.267 <b>Franklin Stubbs, L</b> OBP: 0.340, SLG: 0.291 (6, PH) (7, 7)			P5		L3		G4-3		L7	2 0 0 0 0 0 2 2 0 0 0 0 0 1												
<b>Inning Stats</b>	R: 0 E: 0 K: 0 S: 6	H: 1 LOB: 0 BB: 0 P: 9	R: 0 E: 0 K: 1 S: 11	H: 1 LOB: 1 BB: 0 P: 19	R: 1 E: 0 K: 0 S: 13	H: 2 LOB: 2 BB: 1 P: 24	R: 1 E: 0 K: 0 S: 6	H: 1 LOB: 1 BB: 1 P: 14	R: 1 E: 0 K: 0 S: 15	H: 1 LOB: 1 BB: 1 P: 27	R: 0 E: 0 K: 0 S: 8	H: 1 LOB: 0 BB: 0 P: 13	R: 0 E: 0 K: 1 S: 9	H: 0 LOB: 0 BB: 0 P: 5	R: 0 E: 0 K: 1 S: 9	H: 1 LOB: 2 BB: 1 P: 17	R: 0 E: 0 K: 0 S: 12	H: 1 LOB: 1 BB: 0 P: 21	1B: 3 2B: 6 3B: 0 HR: 0	SF: 0 SAC: 0 DP: 1 HBP: 0	WP: 0 PB: 0 SB: 1 CS: 0	PA: 39
<b>PITCHER</b>	IP WLS BF H R ER SO BB IBB HBP BLK WP HR S P ERA WHIP											<b>PITCHER</b>	IP WLS BF H R ER SO BB IBB HBP BLK WP HR S P ERA WHIP									
<b>Russ Springer, R</b> ERA: 5.86 (1, 1)	4.2 W 2 0 0 0 1 0 0 0 0 0 0 6 11 0.00 0.000																					
<b>Bob Patterson, L</b> ERA: 2.12 (5, 1)	0.2 2 0 0 0 0 0 0 0 0 0 0 6 11 0.00 0.000																					
<b>John Habyan, R</b> ERA: 2.72 (6, 1)	2.1 10 2 0 0 0 1 1 0 0 0 0 0 17 29 0.00 1.286																					
<b>Troy Percival, R</b> ERA: 2.23 (8, 1)	1.1 S 5 1 0 0 0 0 0 0 0 0 0 0 13 22 0.00 0.750																					



Batter	1	2	3	4	5	6	7	8	9	AB	R	H	RBI	BB	SO	LOB	TOP										
Tony Phillips, S OBP: 0.423, SLG: 0.496 (1, 5)	G5-3		K				G3		G3	5	0	1	0	0	1	2	California Angels @ Detroit Tigers Tiger Stadium, Detroit, MI Sun Jul 16 1995, 3:33 AM EDT Cloudy - 86 F										
Rex Hudler, R OBP: 0.299, SLG: 0.414 (1, 10)	L5									4	1	2	0	0	0	1											
Jim Edmonds, L OBP: 0.346, SLG: 0.495 (1, 8)	K									5	1	1	1	0	2	2											
Tim Salmon, R OBP: 0.425, SLG: 0.537 (1, 9)										4	1	1	0	1	0	1											
J.T. Snow, L OBP: 0.369, SLG: 0.485 (1, 3)	P5									3	1	0	0	1	1	2											
16 Garret Anderson, L OBP: 0.337, SLG: 0.500 (1, 7)	P5									3	1	2	4	1	0	0											
Damion Easley, R OBP: 0.279, SLG: 0.301 (7, PH)										2	0	0	0	0	2	3											
Rod Correia, R (7, 4)										2	0	0	0	0	0	1											
Andy Allanson, R OBP: 0.283, SLG: 0.418 (1, 2)										4	0	2	0	0	0	1											
Gary Disarcina, R OBP: 0.362, SLG: 0.488 (1, 6)										4	1	1	1	0	1	3											
<b>Inning Stats</b>	R: 0 E: 0 K: 1 S: 9	H: 0 LOB: 0 BB: 0 P: 17	R: 0 E: 0 K: 0 S: 5	H: 0 LOB: 0 BB: 0 P: 9	R: 0 E: 0 K: 2 S: 10	H: 1 LOB: 1 BB: 0 P: 14	R: 0 E: 0 K: 1 S: 11	H: 1 LOB: 3 BB: 2 P: 23	R: 1 E: 0 K: 0 S: 11	H: 2 LOB: 0 BB: 0 P: 16	R: 0 E: 0 K: 2 S: 8	H: 0 LOB: 0 BB: 0 P: 12	R: 1 E: 0 K: 0 S: 12	H: 2 LOB: 1 BB: 0 P: 17	R: 4 E: 0 K: 1 S: 21	H: 3 LOB: 1 BB: 1 P: 34	R: 0 E: 0 K: 0 S: 12	H: 1 LOB: 1 BB: 0 P: 16	1B: 5 2B: 3 3B: 0 HR: 2	SF: 0 SAC: 0 DP: 1 HBP: 1	WP: 1 PB: 0 SB: 2 CS: 0	PA: 40					
<b>PITCHER</b>	IP	WLS	BF	H	R	ER	SO	BB	IBB	HBP	BLK	WP	HR	S	P	ERA	WHIP										
David Wells, L ERA: 2.99 (1, 1)	6.1	26	6	2	2	6	2	0	0	0	0	1	2	58	96	2.84	1.263										
Mike Christopher, R ERA: 3.6 (7, 1)	0.2	3	0	1	1	0	0	0	0	1	0	0	0	9	15	13.50	0.000										
Brian Bohanon, L ERA: 6.62 (8, 1)	0.0	1	1	0	0	0	0	0	0	0	0	0	0	1	2	=	=										
Joe Boever, R ERA: 5.11 (8, 1)	0.0	L	2	1	0	0	0	1	0	0	0	0	0	6	10	=	=										
Buddy Groom, L ERA: 6.15 (8, 1)	2.0	8	2	3	3	1	0	0	0	0	0	0	0	25	35	13.50	1.000										

Batter	1	2	3	4	5	6	7	8	9	AB	R	H	RBI	BB	SO	LOB	BOTTOM										
Chad Curtis, R OBP: 0.367, SLG: 0.473 (1, 8)	G4-3 1B									3	2	2	0	1	0	1	California Angels @ Detroit Tigers Tiger Stadium, Detroit, MI Sun Jul 16 1995, 3:33 AM EDT Cloudy - 86 F										
Scott Fletcher, R OBP: 0.343, SLG: 0.333 (1, 4)	G4-3									3	1	1	2	1	0	1											
Travis Fryman, R OBP: 0.354, SLG: 0.371 (1, 5)	G6-4-3 1B									3	1	1	1	1	1	2											
Cecil Fielder, R OBP: 0.359, SLG: 0.513 (1, 3)	G6-4-3									4	0	1	0	0	2	1											
Juan Samuel, R OBP: 0.439, SLG: 0.691 (1, 7)										4	0	0	0	0	2	2											
Alan Trammell, R OBP: 0.391, SLG: 0.423 (1, 10)	G6-3									4	0	1	1	0	0	0											
John Flaherty, R OBP: 0.338, SLG: 0.541 (1, 2)										3	0	0	0	0	0	2											
Bobby Higginson, L OBP: 0.343, SLG: 0.459 (9, PH)	G5-3									1	0	0	0	0	1	0											
Chris Gomez, R OBP: 0.321, SLG: 0.415 (1, 6)										3	0	1	0	0	1	0											
Lou Whitaker, L OBP: 0.354, SLG: 0.508 (9, PH)										1	0	0	0	0	1	0											
Danny Bautista, R OBP: 0.250, SLG: 0.263 (1, 9)										3	0	0	0	0	1	1											
Franklin Stubbs, L OBP: 0.337, SLG: 0.287 (9, PH)										1	0	0	0	0	0	0											
<b>Inning Stats</b>	R: 1 E: 0 K: 0 S: 9	H: 2 LOB: 0 BB: 0 P: 14	R: 0 E: 0 K: 0 S: 10	H: 0 LOB: 0 BB: 0 P: 17	R: 2 E: 0 K: 3 S: 20	H: 2 LOB: 0 BB: 0 P: 28	R: 0 E: 0 K: 2 S: 13	H: 0 LOB: 0 BB: 0 P: 18	R: 0 E: 0 K: 0 S: 8	H: 1 LOB: 1 BB: 0 P: 11	R: 1 E: 0 K: 1 S: 22	H: 2 LOB: 2 BB: 1 P: 33	R: 0 E: 0 K: 0 S: 9	H: 0 LOB: 2 BB: 2 P: 18	R: 0 E: 0 K: 1 S: 7	H: 0 LOB: 0 BB: 0 P: 10	R: 0 E: 0 K: 2 S: 7	H: 0 LOB: 0 BB: 0 P: 12	1B: 5 2B: 1 3B: 0 HR: 1	SF: 0 SAC: 0 DP: 1 HBP: 0	WP: 0 PB: 0 SB: 4 CS: 0	PA: 36					
<b>PITCHER</b>	IP	WLS	BF	H	R	ER	SO	BB	IBB	HBP	BLK	WP	HR	S	P	ERA	WHIP										
Chuck Finley, L ERA: 3.66 (1, 1)	7.0	30	7	4	4	4	6	3	0	0	0	0	0	91	139	5.14	1.429										
Troy Percival, R ERA: 2.17 (8, 1)	1.0	3	0	0	0	0	1	0	0	0	0	0	0	7	10	0.00	0.000										
Lee Smith, R ERA: 2.96 (9, 1)	1.0	S	3	0	0	0	2	0	0	0	0	0	0	7	12	0.00	0.000										

AB	36
R	6
H	10
RBI	6
BB	3
SO	7
LOB	16





Batter	1	2	3	4	5	6	7	8	9	AB	R	H	RBI	BB	SO	LOB	TOP		
<b>Tony Phillips, S</b> OBP: 0.417, SLG: 0.487 (1, 5)	F7	G4-3	FC3-2		G3-1		G6-3			5	1	0	0	0	0	4	<b>California Angels @ Detroit Tigers</b> Tiger Stadium, Detroit, MI Sun Jul 16 1995, 3:38 AM EDT Att: 21,186 - Overcast - 93 F		
<b>Jim Edmonds, L</b> OBP: 0.354, SLG: 0.525 (1, 8)	1B	HR	2B		K			HR		5	3	4	5	0	1	0			
<b>Greg Myers, L</b> OBP: 0.333, SLG: 0.400 (1, 10)	1B	1B	G4-3				F7	K		5	1	2	0	0	1	0			
<b>Tim Salmon, R</b> OBP: 0.431, SLG: 0.540 (1, 9)	HR	1B			16 G3-1 1B WP		F8	BB	BB	4	2	3	1	1	0	0			
<b>J.T. Snow, L</b> OBP: 0.373, SLG: 0.496 (1, 3)	HR	G6-4-3			16 G3-1 1B WP		L9	BB	BB	4	1	2	3	1	0	2			
<b>16 Garrett Anderson, L</b> OBP: 0.348, SLG: 0.545 (1, 7)	2B				G3-1		HR	L8		5	3	3	1	0	0	4			
<b>Rex Hudler, R</b> OBP: 0.298, SLG: 0.409 (8, PH)	P6				E1					4	0	1	0	0	0	4			
<b>Damon Easley, R</b> OBP: 0.282, SLG: 0.301 (8, 4)					1B FC3-2		G6-4-3	BB	BB	0	0	0	0	1	0	0			
<b>Jorge Fabregas, L</b> OBP: 0.317, SLG: 0.359 (1, 2)	2B				FC3-2		G6-4-3	F8		5	1	2	2	0	0	5			
<b>Gary Disarcina, R</b> OBP: 0.364, SLG: 0.492 (8, 6)	K				FC3-2		G4-3			4	1	2	0	0	1	1			
<b>Rod Correia, R</b> (8, 6)					2B					0	0	0	0	0	0	0			
<b>Inning Stats</b>	R: 5 E: 0 K: 1 S: 17	H: 6 LOB: 1 BB: 0 P: 24	R: 1 E: 0 K: 0 S: 13	H: 3 LOB: 1 BB: 0 P: 23	R: 4 E: 0 K: 0 S: 12	H: 4 LOB: 0 BB: 0 P: 16	R: 1 E: 0 K: 0 S: 10	H: 1 LOB: 1 BB: 1 P: 18	R: 0 E: 0 K: 0 S: 4	H: 0 LOB: 0 BB: 0 P: 5	R: 1 E: 0 K: 0 S: 14	H: 3 LOB: 1 BB: 0 P: 20	R: 1 E: 0 K: 1 S: 15	H: 2 LOB: 3 BB: 2 P: 27					
<b>PITCHER</b>	IP	WLS	BF	H	R	ER	SO	BB	IBB	HBP	BLK	WP	HR	S	P	ERA	WHIP		
<b>Mike Moore, R</b> ERA: 6.58 (1, 1)	1.1	L	13	9	6	6	1	0	0	0	0	0	2	27	41	40.50	6.750		
<b>Brian Maxcy, R</b> ERA: 5.29 (2, 1)	3.2		16	5	5	4	1	1	0	0	0	1	0	31	49	9.82	1.636		
<b>Joe Boever, R</b> ERA: 5.16 (6, 1)	3.0		15	5	2	2	1	2	0	0	0	0	2	33	52	6.00	2.333		

AB	41
R	13
H	19
RBI	12
BB	3
SO	3
LOB	20



Batter	1	2	3	4	5	6	7	8	9	AB	R	H	RBI	BB	SO	LOB	BOTTOM		
<b>Chad Curtis, R</b> OBP: 0.366, SLG: 0.468 (1, 8)	E4	L9			WP		E5			3	1	0	0	1	0	0	<b>California Angels @ Detroit Tigers</b> Tiger Stadium, Detroit, MI Sun Jul 16 1995, 3:38 AM EDT Att: 21,186 - Overcast - 93 F		
<b>Lou Whitaker, L</b> OBP: 0.387, SLG: 0.530 (8, 4)	G4-3				HR			1B		4	1	2	2	0	1	1			
<b>Scott Fletcher, R</b> OBP: 0.343, SLG: 0.333 (8, 4)	1B				HR			1B		0	0	0	0	0	0	0			
<b>Travis Fryman, R</b> OBP: 0.353, SLG: 0.367 (1, 5)	BB				P3		P3			3	0	0	0	1	0	2			
<b>Cecil Fielder, R</b> OBP: 0.358, SLG: 0.509 (1, 3)	1B				F9		G5-3			4	0	1	0	0	0	2			
<b>Kirk Gibson, L</b> OBP: 0.366, SLG: 0.476 (8, PH)	F7				G4-3		F7	G4-3		3	0	0	0	0	0	2			
<b>Chris Gomez, R</b> OBP: 0.319, SLG: 0.413 (8, PH)										1	0	0	0	0	0	0			
<b>Bobby Higginson, L</b> OBP: 0.341, SLG: 0.455 (3, 7)		F8			K		K	1B		4	0	1	0	0	2	0			
<b>Alan Trammell, R</b> OBP: 0.394, SLG: 0.426 (1, 6)		HR			P3		F7	1B		4	1	2	0	0	0	0			
<b>Franklin Stubbs, L</b> OBP: 0.343, SLG: 0.330 (3, 9)		HR					G5-3	G6-4-3		1	1	1	2	0	0	0			
<b>Danny Bautista, R</b> OBP: 0.251, SLG: 0.264 (8, 1)		HR			HR			1B		3	1	1	0	0	0	2			
<b>Ron Tingley, R</b> OBP: 0.278, SLG: 0.297 (1, 2)	G5-3				HR		G5-3			3	1	1	2	0	0	0			
<b>Inning Stats</b>	R: 0 E: 1 K: 0 S: 14	H: 1 LOB: 2 BB: 1 P: 23	R: 2 E: 0 K: 0 S: 9	H: 2 LOB: 0 BB: 0 P: 15	R: 0 E: 0 K: 1 S: 9	H: 0 LOB: 0 BB: 0 P: 14	R: 0 E: 0 K: 1 S: 5	H: 0 LOB: 0 BB: 0 P: 8	R: 4 E: 0 K: 0 S: 14	H: 3 LOB: 1 BB: 1 P: 24	R: 0 E: 0 K: 1 S: 9	H: 0 LOB: 0 BB: 0 P: 13	R: 0 E: 1 K: 0 S: 11	H: 1 LOB: 2 BB: 0 P: 14	R: 0 E: 0 K: 0 S: 16	H: 2 LOB: 1 BB: 0 P: 23			
<b>PITCHER</b>	IP	WLS	BF	H	R	ER	SO	BB	IBB	HBP	BLK	WP	HR	S	P	ERA	WHIP		
<b>Mike Bielecki, R</b> ERA: 5.58 (1, 1)	4.0		20	6	6	6	2	2	0	0	0	0	0	26	34	0.00	0.333		
<b>Mike James, R</b> ERA: 3.95 (5, 1)	3.0	W	11	1	0	0	1	0	0	0	0	0	0	16	23	0.00	2.000		
<b>Bob Patterson, L</b> ERA: 2.05 (8, 1)	1.0		4	2	0	0	0	0	0	0	0	0	0	16	23	0.00	2.000		

AB	33
R	6
H	9
RBI	6
BB	2
SO	3
LOB	9





Batter	1	2	3	4	5	6	7	8	9	10	AB	R	H	RBI	BB	SO	LOB	TOP						
Chad Curtis, R OBP: 0.364, SLG: 0.474 (1, 8)	G4-3		HR	P4			F9		G4-6-3		5	1	1	1	0	0	1							
Scott Fletcher, R OBP: 0.330, SLG: 0.319 Lou Whitaker, L OBP: 0.384, SLG: 0.526 (10, PH) (10, 4)	G5-3		G4-3				P3			P5	4	0	0	0	0	0	0							
Travis Fryman, R OBP: 0.353, SLG: 0.371 (1, 5)	K2-3		1B				G5-3			2B	5	1	2	0	0	2	0							
Cecil Fielder, R OBP: 0.362, SLG: 0.507 (1, 3)			BB	1B			BB			P4	3	0	1	0	2	1	1							
Juan Samuel, R OBP: 0.427, SLG: 0.670 Bobby Higginson, L OBP: 0.339, SLG: 0.450 (8, PH) (8, 7)	K		E6				K			K	3	0	0	0	0	2	3							
Alan Trammell, R OBP: 0.396, SLG: 0.420 (1, 10)	BB						G5-3				2	0	0	0	2	1	0							
John Flaherty, R OBP: 0.337, SLG: 0.551 (1, 2)	G6-4-3						P4			HR	4	1	1	1	0	0	3							
Chris Gomez, R OBP: 0.327, SLG: 0.432 (1, 6)			HR	HR			K			G4-6-3	3	2	2	1	0	1	0							
Danny Bautista, R OBP: 0.253, SLG: 0.282 Kirk Gibson, L OBP: 0.365, SLG: 0.474 (9, PH) (9, 9)	G5-3						F7			K	3	1	1	2	0	0	0							
<b>Inning Stats</b>	R: 0 E: 0 K: 1 S: 8	H: 0 LOB: 0 BB: 0 P: 13	R: 0 E: 0 K: 1 S: 6	H: 0 LOB: 1 BB: 2 P: 16	R: 3 E: 1 K: 0 S: 13	H: 4 LOB: 2 BB: 0 P: 28	R: 2 E: 0 K: 0 S: 8	H: 2 LOB: 0 BB: 0 P: 14	R: 0 E: 0 K: 1 S: 11	H: 1 LOB: 0 BB: 0 P: 15	R: 1 E: 0 K: 2 S: 11	H: 1 LOB: 0 BB: 0 P: 14	R: 0 E: 0 K: 1 S: 8	H: 0 LOB: 0 BB: 0 P: 13	R: 0 E: 0 K: 2 S: 12	H: 0 LOB: 1 BB: 1 P: 21	R: 0 E: 0 K: 1 S: 10	H: 0 LOB: 0 BB: 0 P: 16	R: 0 E: 0 K: 1 S: 9	H: 1 LOB: 1 BB: 0 P: 17	1B: 3 2B: 1 3B: 0 HR: 4	SF: 0 SAC: 0 DP: 2 HBP: 1	WP: 0 PA: 41 PB: 0 SB: 0 CS: 0	
<b>PITCHER</b>	IP WLS BF H R ER SO	IP WLS BF H R ER SO	IP WLS BF H R ER SO	IP WLS BF H R ER SO	IP WLS BF H R ER SO	IP WLS BF H R ER SO	IP WLS BF H R ER SO	IP WLS BF H R ER SO	IP WLS BF H R ER SO	IP WLS BF H R ER SO	IP WLS BF H R ER SO	IP WLS BF H R ER SO	IP WLS BF H R ER SO	IP WLS BF H R ER SO	IP WLS BF H R ER SO	IP WLS BF H R ER SO	IP WLS BF H R ER SO	IP WLS BF H R ER SO	IP WLS BF H R ER SO	IP WLS BF H R ER SO	ERA WHIP	ERA WHIP		
Bill Krueger, L ERA: 7.71 Bob Wells, R ERA: 6.14 Bill Riskey, R ERA: 1.57 Bobby Ayala, R ERA: 3.57	4.0 15 6 1 0 0 1	4.0 15 6 1 0 0 1	4.0 15 6 1 0 0 1	4.0 15 6 1 0 0 1	4.0 15 6 1 0 0 1	4.0 15 6 1 0 0 1	4.0 15 6 1 0 0 1	4.0 15 6 1 0 0 1	4.0 15 6 1 0 0 1	4.0 15 6 1 0 0 1	4.0 15 6 1 0 0 1	4.0 15 6 1 0 0 1	4.0 15 6 1 0 0 1	4.0 15 6 1 0 0 1	4.0 15 6 1 0 0 1	4.0 15 6 1 0 0 1	4.0 15 6 1 0 0 1	4.0 15 6 1 0 0 1	4.0 15 6 1 0 0 1	4.0 15 6 1 0 0 1	9.00 2.000	2.25 0.750	0.00 0.600	0.00 0.000

Detroit Tigers @ Seattle Mariners  
 The Kingdom, Seattle, WA  
 Mon Jul 17 1995, 10:05 PM EDT  
 Att. 14,358 - Dome

AB	36
R	6
H	8
RBI	5
BB	4
SO	10
LOB	10



Batter	1	2	3	4	5	6	7	8	9	10	AB	R	H	RBI	BB	SO	LOB	BOTTOM						
Joey Cora, S OBP: 0.329, SLG: 0.336 (1, 4)	F9		BB	F7		L3		F8		IBB	5	2	1	0	1	0	2							
Alex Diaz, S OBP: 0.276, SLG: 0.330 (1, 8)	E5		F8			G1-3		G4-3		F8	6	0	0	0	0	0	6							
Edgar Martinez, R OBP: 0.463, SLG: 0.637 (1, 10)	G5-4-3		1B	1B		2B		HBP		K	4	3	2	0	2	1	1							
Tino Martinez, L OBP: 0.378, SLG: 0.585 (1, 3)	G4-3		BB	1B		2B		HBP		G3-1	5	2	3	6	1	0	0							
Jay Buhner, R OBP: 0.336, SLG: 0.545 (1, 9)	G4-3		1B	SF9		1B		HBP		HR	4	1	4	2	0	0	0							
Chris Widger, R OBP: 0.412, SLG: 0.357 (1, 7) (9, 2)	F8		BB	SF9		1B		K		1B	3	0	1	1	1	1	4							
Mike Blowers, R OBP: 0.286, SLG: 0.357 (1, 5)	G4-3		K	FC6-4		1B		G4-6-3		K	5	0	1	1	0	2	9							
Dan Wilson, R OBP: 0.323, SLG: 0.356 Rich Amaral, R OBP: 0.349, SLG: 0.388 (8, PR) (9, 7)	L8		L8	F9		FC6-4		F8		SH3-4	3	0	0	0	1	0	1							
Felix Fermin, R OBP: 0.222, SLG: 0.216 (1, 6)	BB		BB	G6-3		F9		SH3-4		K	4	1	1	0	0	1	1							
<b>Inning Stats</b>	R: 0 E: 1 K: 0 S: 7	H: 0 LOB: 0 BB: 0 P: 11	R: 0 E: 0 K: 0 S: 9	H: 1 LOB: 1 BB: 0 P: 13	R: 3 E: 0 K: 1 S: 11	H: 3 LOB: 3 BB: 3 P: 30	R: 0 E: 0 K: 0 S: 5	H: 0 LOB: 0 BB: 0 P: 8	R: 3 E: 0 K: 0 S: 11	H: 3 LOB: 1 BB: 0 P: 21	R: 0 E: 0 K: 1 S: 4	H: 0 LOB: 0 BB: 0 P: 5	R: 0 E: 0 K: 1 S: 10	H: 2 LOB: 2 BB: 0 P: 14	R: 0 E: 0 K: 0 S: 10	H: 0 LOB: 2 BB: 1 P: 16	R: 0 E: 0 K: 2 S: 13	H: 2 LOB: 2 BB: 0 P: 18	R: 4 E: 0 K: 1 S: 15	H: 3 LOB: 0 BB: 1 P: 25	1B: 10 2B: 3 3B: 0 HR: 1	SF: 1 SAC: 1 DP: 2 HBP: 1	WP: 0 PA: 49 PB: 0 SB: 0 CS: 0	
<b>PITCHER</b>	IP WLS BF H R ER SO	IP WLS BF H R ER SO	IP WLS BF H R ER SO	IP WLS BF H R ER SO	IP WLS BF H R ER SO	IP WLS BF H R ER SO	IP WLS BF H R ER SO	IP WLS BF H R ER SO	IP WLS BF H R ER SO	IP WLS BF H R ER SO	IP WLS BF H R ER SO	IP WLS BF H R ER SO	IP WLS BF H R ER SO	IP WLS BF H R ER SO	IP WLS BF H R ER SO	IP WLS BF H R ER SO	IP WLS BF H R ER SO	IP WLS BF H R ER SO	IP WLS BF H R ER SO	IP WLS BF H R ER SO	ERA WHIP	ERA WHIP		
Sean Bergman, R ERA: 5.1 John Doherty, R ERA: 5.4 Mike Christopher, R ERA: 2.29 Buddy Groom, L ERA: 7.08	2.2 14 3 3 3 1	3.1 14 3 3 3 1	3.0 14 4 0 0 3	3.0 14 4 0 0 3	3.0 14 4 0 0 3	3.0 14 4 0 0 3	3.0 14 4 0 0 3	3.0 14 4 0 0 3	3.0 14 4 0 0 3	3.0 14 4 0 0 3	3.0 14 4 0 0 3	3.0 14 4 0 0 3	3.0 14 4 0 0 3	3.0 14 4 0 0 3	3.0 14 4 0 0 3	3.0 14 4 0 0 3	3.0 14 4 0 0 3	3.0 14 4 0 0 3	3.0 14 4 0 0 3	3.0 14 4 0 0 3	10.12 2.625	8.10 1.200	0.00 1.667	54.00 4.500

Detroit Tigers @ Seattle Mariners  
 The Kingdom, Seattle, WA  
 Mon Jul 17 1995, 10:05 PM EDT  
 Att. 14,358 - Dome

AB	40
R	10
H	14
RBI	10
BB	6
SO	5
LOB	24






Batter	1	2	3	4	5	6	7	8	9	AB	R	H	RBI	BB	SO	LOB	TOP				
Chad Curtis, R OBP: 0.367, SLG: 0.489 (1, 8)	G5-3 		2B 1B 	3B 2B 		2-3 K 			HR 	5	3	3	1	0	1	0					
Lou Whitaker, L OBP: 0.376, SLG: 0.522 (1, 4)	G3-1 		1B 2B 	L4 		G4-3 			F7 	5	1	1	0	0	0	1					
Travis Fryman, R OBP: 0.357, SLG: 0.380 (1, 5)	BB 		1B 2B 	3B 			K 		G1-3 	4	0	2	3	1	1	0					
Cecil Fielder, R OBP: 0.359, SLG: 0.500 (1, 3)	L8 		BB 	F8 			K 		K 	4	0	0	0	1	2	2					
Kirk Gibson, L OBP: 0.362, SLG: 0.474 (1, 10)		L8 2B 	K 				K 			4	0	1	0	0	3	2					
Bobby Higginson, L OBP: 0.341, SLG: 0.446 (1, 7)	CS BB 		K 				HBP 		G4-3 	2	0	0	0	1	1	2					
John Flaherty, R OBP: 0.330, SLG: 0.539 (1, 2)	L8 			K 		F8 			K 	4	0	0	0	0	2	3					
Chris Gomez, R OBP: 0.330, SLG: 0.436 (1, 6)	K 			HR 2B 		F9 			BB 	3	1	1	0	1	1	3					
Danny Bautista, R OBP: 0.253, SLG: 0.297 (1, 9)			P6 	HR 			K 		K 	4	1	1	2	0	2	1					
<b>Inning Stats</b>	R: 0 E: 0 K: 0 S: 10	H: 0 LOB: 1 BB: 1 P: 20	R: 0 E: 0 K: 1 S: 8	H: 1 LOB: 1 BB: 1 P: 15	R: 2 E: 0 K: 2 S: 11	H: 3 LOB: 2 BB: 1 P: 20	R: 3 E: 0 K: 1 S: 12	H: 4 LOB: 1 BB: 0 P: 21	R: 0 E: 0 K: 1 S: 10	H: 0 LOB: 1 BB: 0 P: 16	R: 0 E: 0 K: 3 S: 10	H: 0 LOB: 0 BB: 0 P: 19	R: 0 E: 0 K: 2 S: 13	H: 0 LOB: 1 BB: 1 P: 24	R: 1 E: 0 K: 1 S: 9	H: 1 LOB: 0 BB: 0 P: 15	1B: 2 2B: 4 3B: 1 HR: 2	SF: 0 SAC: 0 DP: 0 HBP: 1	WP: 0 PB: 0 SB: 0 CS: 1	PA: 40	
<b>PITCHER</b>	IP	WLS	BF	H	R	ER	SO	BB	IBB	HBP	BLK	WP	HR	S	P	ERA	WHIP				
Tim Belcher, R ERA: 4.68 (1, 1)	5.0	W	26	8	5	5	5	3	0	1	0	0	1	51	92	9.00	2.200				
Jeff Nelson, R ERA: 1.29 (6, 1)	3.0		10	0	0	0	7	1	0	0	0	0	0	32	58	0.00	0.333				
Bobby Ayala, R ERA: 3.72 (9, 1)	1.0		4	1	1	1	1	0	0	0	0	0	1	9	15	9.00	1.000				

Detroit Tigers @ Seattle Mariners  
The Kingdome, Seattle, WA  
Tue Jul 18 1995, 6:33 AM EDT  
Att: 14,667 - Dome


AB 35  
R 6  
H 9  
RBI 6  
BB 4  
SO 13  
LOB 14



Batter	1	2	3	4	5	6	7	8	9	AB	R	H	RBI	BB	SO	LOB	BOTTOM				
Joey Cora, S OBP: 0.335, SLG: 0.342 (1, 4)	FC6-4 1B 		L9 	G5-3 2B 1B 		1B 1B 			G4-3 	5	2	3	1	0	0	0					
Rich Amaral, R OBP: 0.351, SLG: 0.403 (1, 7)	FC6-4 S 		G4-3 3B 	G5-3 1-2 3H 		1B HR 1B 			G5-3 	5	2	2	1	0	0	2					
Edgar Martinez, R OBP: 0.481, SLG: 0.636 (1, 10)	K 		G4-3 3H 	BB 2B 		HR 1B 			L4 	5	1	2	3	0	1	1					
Tino Martinez, L OBP: 0.385, SLG: 0.598 (1, 3)	IBB 		K 	BB IBB 		HR 1B 			1B 	3	1	2	3	2	1	0					
Jay Buhner, R OBP: 0.342, SLG: 0.544 (1, 9)	F9 			1B BB 		K 			1B 	4	1	2	0	1	1	2					
Doug Strange, S OBP: 0.337, SLG: 0.370 (1, 5)		F7 		1B P4 		G5-3 			G5-3 	5	1	1	0	0	0	5					
Luis Sojo, R OBP: 0.307, SLG: 0.389 (1, 6)		F9 		2B 1B 		G6-3 			G1-3 	4	1	1	1	0	0	0					
Dan Wilson, R OBP: 0.327, SLG: 0.376 (1, 2)		3B 		1B G5-3 2B 		F8 			F7 	4	1	2	1	0	0	0					
Alex Diaz, S OBP: 0.270, SLG: 0.323 (1, 8)	G4-3 			P6 		G6-3 			K 	4	0	0	0	0	1	3					
<b>Inning Stats</b>	R: 0 E: 0 K: 1 S: 14	H: 1 LOB: 2 BB: 1 P: 23	R: 0 E: 0 K: 0 S: 11	H: 1 LOB: 0 BB: 0 P: 17	R: 1 E: 0 K: 1 S: 10	H: 1 LOB: 0 BB: 0 P: 15	R: 5 E: 0 K: 0 S: 24	H: 6 LOB: 3 BB: 2 P: 42	R: 0 E: 0 K: 0 S: 7	H: 0 LOB: 0 BB: 0 P: 10	R: 4 E: 0 K: 1 S: 15	H: 4 LOB: 0 BB: 0 P: 23	R: 0 E: 0 K: 1 S: 6	H: 0 LOB: 2 BB: 0 P: 8	R: 0 E: 0 K: 0 S: 9	H: 2 LOB: 2 BB: 0 P: 16	1B: 10 2B: 2 3B: 2 HR: 1	SF: 0 SAC: 0 DP: 0 HBP: 0	WP: 0 PB: 0 SB: 1 CS: 0	PA: 42	
<b>PITCHER</b>	IP	WLS	BF	H	R	ER	SO	BB	IBB	HBP	BLK	WP	HR	S	P	ERA	WHIP				
Jose Lima, R ERA: 9.35 (1, 1)	3.1	L	19	8	6	6	2	0	1	0	0	0	0	23	43	16.20	2.400				
Joe Boever, R ERA: 5.5 (4, 1)	1.2		11	4	3	3	0	1	1	0	0	0	0	23	34	3.00	1.000				
Brian Bohanon, L ERA: 6.42 (6, 1)	3.0		12	3	1	1	2	0	0	0	0	0	1	23	34	3.00	1.000				

Detroit Tigers @ Seattle Mariners  
The Kingdome, Seattle, WA  
Tue Jul 18 1995, 6:33 AM EDT  
Att: 14,667 - Dome

AB 39  
R 10  
H 15  
RBI 10  
BB 3  
SO 4  
LOB 13





Batter	1	2	3	4	5	6	7	8	9	AB	R	H	RBI	BB	SO	LOB	TOP											
<b>Chad Curtis, R</b> OBP: 0.366, SLG: 0.486 (1, 8)	G4-3		G4-3		FC6-4			G6-3		4	0	1	0	0	0	2	<b>Detroit Tigers @ Oakland Athletics</b> Oakland-Alameda County Coliseum, Oakland, CA Wed Jul 19 1995, 7:05 PM PDT Att: 11,672 - Unknown - 65 F <a href="http://livebaseballscores.com">livebaseballscores.com</a>											
<b>Lou Whitaker, L</b> OBP: 0.375, SLG: 0.511 (1, 4)	F8-3		P6				F8	G6-3		3	0	0	0	1	0	3												
<b>Travis Fryman, R</b> OBP: 0.353, SLG: 0.375 (1, 5)	F8-3		L8				G6-3		G5-3	4	0	0	0	0	0	2												
<b>Juan Samuel, R</b> OBP: 0.421, SLG: 0.650 (1, 3)		F8		F8			G5-3			3	0	0	0	0	0	0												
<b>Kirk Gibson, L</b> OBP: 0.365, SLG: 0.472 (1, 10)									HBP	3	0	1	0	1	1	1												
<b>Bobby Higginson, L</b> OBP: 0.337, SLG: 0.440 <b>Alan Trammell, R</b> (9, PH) OBP: 0.394, SLG: 0.417										3	0	0	0	0	2	2												
<b>John Flaherty, R</b> OBP: 0.325, SLG: 0.531 (1, 2)										1	0	0	0	0	0	1												
<b>Chris Gomez, R</b> OBP: 0.339, SLG: 0.442 (1, 6)										2	1	2	0	1	0	0												
<b>Danny Bautista, R</b> OBP: 0.255, SLG: 0.305 (1, 9)										2	0	1	1	0	0	1												
<b>Inning Stats</b>	R: 0 E: 0 K: 0 S: 5	H: 0 LOB: 0 BB: 1 P: 11	R: 0 E: 0 K: 1 S: 9	H: 0 LOB: 1 BB: 1 P: 17	R: 1 E: 0 K: 0 S: 11	H: 1 LOB: 1 BB: 1 P: 19	R: 0 E: 0 K: 1 S: 7	H: 1 LOB: 1 BB: 0 P: 15	R: 0 E: 0 K: 0 S: 13	H: 0 LOB: 0 BB: 0 P: 18	R: 0 E: 0 K: 0 S: 11	H: 0 LOB: 0 BB: 0 P: 15	R: 0 E: 0 K: 0 S: 6	H: 0 LOB: 0 BB: 0 P: 7	R: 0 E: 0 K: 0 S: 8	H: 2 LOB: 1 BB: 0 P: 14		R: 0 E: 0 K: 1 S: 9	H: 0 LOB: 1 BB: 0 P: 17	1B: 4 2B: 3 3B: 0 HR: 0	SF: 0 SAC: 1 DP: 3 HBP: 1	WP: 0 PB: 0 SB: 0 CS: 1	PA: 33					
<b>PITCHER</b>	IP	WLS	BF	H	R	ER	SO	BB	IBB	HBP	BLK	WP	HR	S	P	ERA	WHIP											
<b>Ariel Prieto, R</b> ERA: 2.22 <b>Rick Honeycutt, L</b> ERA: 2.66	(1, 1)	8.1	W	31	5	1	1	2	3	0	1	0	0	0	73	124	1.08	0.960										
(9, 1)	0.2	S	2	0	0	0	1	0	0	0	0	0	0	6	9	0.00	0.000											

Batter	1	2	3	4	5	6	7	8	9	AB	R	H	RBI	BB	SO	LOB	BOTTOM										
<b>Rickey Henderson, R</b> OBP: 0.404, SLG: 0.456 <b>Ernie Young, R</b> OBP: 0.275, SLG: 0.333	P6									4	0	1	0	0	0	0	<b>Detroit Tigers @ Oakland Athletics</b> Oakland-Alameda County Coliseum, Oakland, CA Wed Jul 19 1995, 7:05 PM PDT Att: 11,672 - Unknown - 65 F <a href="http://livebaseballscores.com">livebaseballscores.com</a>										
<b>Jason Giambi, L</b> OBP: 0.333, SLG: 0.380 (1, 3)	G4-3		G4-3							4	1	1	1	0	1	2											
<b>Mike Bordick, R</b> OBP: 0.320, SLG: 0.314 (1, 6)	G5-3									4	0	2	0	0	0	0											
<b>Geronimo Berroa, R</b> OBP: 0.350, SLG: 0.428 (1, 10)		G6-3								4	0	1	0	0	0	1											
<b>Brent Gates, S</b> OBP: 0.295, SLG: 0.311 (1, 4)										4	0	2	0	0	1	0											
<b>Terry Steinbach, R</b> OBP: 0.309, SLG: 0.458 (1, 2)										4	0	1	0	0	1	4											
<b>Scott Brosius, R</b> OBP: 0.327, SLG: 0.369 (1, 9)										3	0	0	0	0	1	5											
<b>Stan Javier, S</b> OBP: 0.308, SLG: 0.335 (1, 8)										3	0	0	0	0	0	2											
<b>Craig Paquette, R</b> OBP: 0.281, SLG: 0.477 (1, 5)										3	1	1	1	0	1	0											
<b>Inning Stats</b>	R: 0 E: 0 K: 0 S: 10	H: 0 LOB: 0 BB: 0 P: 17	R: 0 E: 0 K: 1 S: 9	H: 1 LOB: 0 BB: 0 P: 14	R: 0 E: 0 K: 0 S: 9	H: 1 LOB: 0 BB: 0 P: 15	R: 0 E: 0 K: 0 S: 15	H: 2 LOB: 2 BB: 0 P: 24	R: 1 E: 1 K: 1 S: 16	H: 2 LOB: 2 BB: 0 P: 22	R: 0 E: 0 K: 2 S: 13	H: 2 LOB: 0 BB: 0 P: 17	R: 1 E: 0 K: 1 S: 14	H: 1 LOB: 0 BB: 0 P: 22	R: 0 E: 0 K: 0 S: 6	H: 0 LOB: 0 BB: 0 P: 9		R: 0 E: 0 K: 0 S: 6	H: 0 LOB: 0 BB: 0 P: 9	1B: 4 2B: 3 3B: 0 HR: 2	SF: 0 SAC: 0 DP: 0 HBP: 0	WP: 0 PB: 0 SB: 0 CS: 0	PA: 33				
<b>PITCHER</b>	IP	WLS	BF	H	R	ER	SO	BB	IBB	HBP	BLK	WP	HR	S	P	ERA	WHIP										
<b>Felipe Lira, R</b> ERA: 3.81 <b>John Doherty, R</b> ERA: 5.37	(1, 1)	6.0	L	26	8	1	1	4	0	0	0	0	1	20	109	4.50	1.333										
(7, 1)	2.0	L	7	1	1	1	1	0	0	0	0	0	1	20	31	4.50	0.500										



Batter	1	2	3	4	5	6	7	8	9	AB	R	H	RBI	BB	SO	LOB	TOP				
Chad Curtis, R OBP: 0.364, SLG: 0.481 (1, 8)	F9		2B SF8 BB		G5-3		K			3	1	0	0	1	1	1					
Lou Whitaker, L OBP: 0.372, SLG: 0.510 (1, 4)	G1-3				F8			L7		4	0	1	0	0	0	1					
Travis Fryman, R OBP: 0.355, SLG: 0.377 (1, 5)		1B	SF8			1B BB		F9		3	1	2	1	0	0	0					
Kirk Gibson, L OBP: 0.358, SLG: 0.462 (1, 10)	L4		K		F7			F8		4	0	0	0	0	1	3					
Juan Samuel, R OBP: 0.416, SLG: 0.632 (1, 3)					G5-3			K		3	0	0	0	1	2	0					
Bobby Higginson, L OBP: 0.336, SLG: 0.436 (1, 7)	G4-3				G3-1			K		4	0	1	1	0	1	0					
John Flaherty, R OBP: 0.319, SLG: 0.520 (1, 2)	F8				F8			K		4	0	0	0	0	1	2					
Chris Gomez, R OBP: 0.339, SLG: 0.455 (1, 6)			HR		K			G5-3		3	1	1	1	0	1	0					
Danny Bautista, R OBP: 0.256, SLG: 0.305 (1, 9)			F8		G5-3 1B			G4-3		3	0	1	0	0	0	0					
<b>Inning Stats</b>	R: 0 E: 0 K: 0 S: 8	H: 1 LOB: 1 BB: 0 P: 11	R: 0 E: 0 K: 1 S: 9	H: 0 LOB: 0 BB: 0 P: 14	R: 2 E: 0 K: 1 S: 15	H: 2 LOB: 1 BB: 1 P: 26	R: 0 E: 0 K: 0 S: 5	H: 0 LOB: 0 BB: 0 P: 7	R: 0 E: 0 K: 1 S: 11	H: 1 LOB: 1 BB: 0 P: 21	R: 1 E: 0 K: 0 S: 9	H: 2 LOB: 1 BB: 1 P: 18	R: 0 E: 0 K: 1 S: 9	H: 0 LOB: 0 BB: 0 P: 15	R: 0 E: 0 K: 3 S: 14	H: 0 LOB: 0 BB: 0 P: 16	1B: 4 2B: 1 3B: 0 HR: 1	SF: 1 SAC: 0 DP: 1 HBP: 0	WP: 0 PB: 0 SB: 0 CS: 0	PA: 34	
<b>PITCHER</b>	IP	WLS	BF	H	R	ER	SO	BB	IBB	HBP	BLK	WP	HR	S	P	ERA	WHIP				
Ron Darling, R ERA: 6.42 (1, 1)	5.1	W	24	6	3	3	3	2	0	0	0	0	1	56	94	5.06	1.500				
Mark Ace, R ERA: 5.5 (6, 1)	1.2		4	0	0	0	1	0	0	0	0	0	0	10	18	0.00	0.000				
Rick Honeycutt, L ERA: 2.77 (8, 1)	1.0		3	0	0	0	0	0	0	0	0	0	0	7	11	0.00	0.000				
Dennis Eckersley, R ERA: 3.48 (9, 1)	1.0	S	3	0	0	0	3	0	0	0	0	0	0	14	16	0.00	0.000				

Detroit Tigers @ Oakland Athletics  
Oakland-Alameda County Coliseum, Oakland, CA  
Thu Jul 20 1995, 3:33 AM PDT  
Att: 13,697 - Overcast - 63 F

AB	31
R	3
H	6
RBI	3
BB	2
SO	7
LOB	7



Batter	1	2	3	4	5	6	7	8	9	AB	R	H	RBI	BB	SO	LOB	BOTTOM				
Scott Brosius, R OBP: 0.329, SLG: 0.376 (1, 9)	G5-3		SH1-3 G6-3 2B		F9		1B BB 1B			4	2	2	0	0	0	0					
Jason Giambi, L OBP: 0.381, SLG: 0.385 (1, 3)	FC5-4 1B		SH1-3 BB		P6		1B 1B BB			2	0	1	0	2	0	0					
Mike Bordick, R OBP: 0.321, SLG: 0.315 (1, 6)	FC5-4 1-2		SH1-3		F9		1B			3	0	1	0	0	0	1					
Geronimo Berroa, R OBP: 0.349, SLG: 0.436 (1, 10)	G6-3		G6-3			HR	F9			4	1	1	2	0	0	5					
Brent Gates, S OBP: 0.301, SLG: 0.317 (1, 4)		G6-4-3 1B	G3-1			1B 1B	G6-4-3 1B			4	0	3	1	0	0	1					
Terry Steinbach, R OBP: 0.308, SLG: 0.455 (1, 2)	G6-4-3 1-2		G6-3		G6-3	1B	G6-4-3			4	0	1	0	0	0	4					
Craig Paquette, R OBP: 0.254, SLG: 0.463 (1, 5)	G1-3				F9		P2			4	0	0	0	0	1	2					
Stan Javier, S OBP: 0.311, SLG: 0.350 (1, 8)			HR 1B		HR		G4-3			4	2	2	1	0	0	2					
Ernie Young, R OBP: 0.270, SLG: 0.412 (1, 7)			HR		G5-3		G5-3			4	1	1	2	0	0	2					
<b>Inning Stats</b>	R: 0 E: 0 K: 0 S: 12	H: 1 LOB: 1 BB: 0 P: 16	R: 0 E: 0 K: 0 S: 7	H: 1 LOB: 0 BB: 0 P: 10	R: 3 E: 0 K: 0 S: 18	H: 3 LOB: 1 BB: 1 P: 29	R: 1 E: 0 K: 0 S: 8	H: 1 LOB: 0 BB: 0 P: 14	R: 0 E: 0 K: 0 S: 7	H: 0 LOB: 0 BB: 0 P: 9	R: 1 E: 0 K: 0 S: 9	H: 3 LOB: 2 BB: 0 P: 15	R: 1 E: 0 K: 0 S: 12	H: 3 LOB: 2 BB: 1 P: 20	R: 0 E: 0 K: 1 S: 8	H: 0 LOB: 0 BB: 0 P: 14	1B: 8 2B: 1 3B: 0 HR: 3	SF: 0 SAC: 1 DP: 2 HBP: 0	WP: 0 PB: 0 SB: 0 CS: 0	PA: 36	
<b>PITCHER</b>	IP	WLS	BF	H	R	ER	SO	BB	IBB	HBP	BLK	WP	HR	S	P	ERA	WHIP				
Mike Moore, R ERA: 6.7 (1, 1)	5.0	L	24	9	5	5	0	1	0	0	0	0	0	3	58	9.00	2.000				
Mike Christopher, R ERA: 2.89 (6, 1)	1.1		8	3	1	1	0	1	0	0	0	0	0	14	22	6.75	3.000				
Brian Maxcy, R ERA: 4.94 (7, 1)	1.2		4	0	0	0	1	0	0	0	0	0	0	9	16	0.00	0.000				

Detroit Tigers @ Oakland Athletics  
Oakland-Alameda County Coliseum, Oakland, CA  
Thu Jul 20 1995, 3:33 AM PDT  
Att: 13,697 - Overcast - 63 F

AB	33
R	6
H	12
RBI	6
BB	2
SO	1
LOB	17





Batter	1	2	3	4	5	6	7	8	9	AB	R	H	RBI	BB	SO	LOB	TOP								
<b>Chad Curtis, R</b> OBP: 0.368, SLG: 0.481 (1, 8)										4	1	2	0	1	0	3	<b>Detroit Tigers @ California Angels</b> Anaheim Stadium, Anaheim, CA Fri Jul 21 1995, 10:05 PM EDT Att: 21,731 - Unknown - 78 F <a href="http://livebaseballscorecards.com">livebaseballscorecards.com</a>								
<b>Lou Whitaker, L</b> OBP: 0.397, SLG: 0.500 (1, 4)										5	0	1	0	0	1	4									
<b>Travis Fryman, R</b> OBP: 0.352, SLG: 0.379 (1, 5)										4	1	1	1	0	1	1									
<b>Kirk Gibson, L</b> OBP: 0.355, SLG: 0.452 (1, 10)										4	0	0	0	1	1	3									
<b>Juan Samuel, R</b> OBP: 0.400, SLG: 0.604 (1, 3)										5	0	0	0	0	1	4									
<b>Bobby Higginson, L</b> OBP: 0.337, SLG: 0.433 (1, 7)										4	0	1	1	1	0	0									
<b>Chris Gomez, R</b> OBP: 0.338, SLG: 0.448 (1, 6)										3	0	0	0	1	0	4									
<b>John Flaherty, R</b> OBP: 0.327, SLG: 0.525 (1, 2)										4	1	3	0	0	1	1									
<b>Danny Bautista, R</b> OBP: 0.266, SLG: 0.326 (1, 9)										3	1	2	2	1	1	1									
<b>Inning Stats</b>	R: 1 E: 0 K: 0 S: 12	H: 2 LOB: 1 BB: 0 P: 19	R: 0 E: 0 K: 0 S: 11	H: 2 LOB: 2 BB: 0 P: 19	R: 1 E: 0 K: 0 S: 14	H: 2 LOB: 1 BB: 0 P: 24	R: 0 E: 0 K: 1 S: 10	H: 1 LOB: 1 BB: 0 P: 13	R: 0 E: 1 K: 0 S: 9	H: 0 LOB: 1 BB: 1 P: 15	R: 2 E: 1 K: 0 S: 9	H: 2 LOB: 1 BB: 1 P: 15	R: 0 E: 0 K: 1 S: 6	H: 0 LOB: 1 BB: 1 P: 13	R: 0 E: 0 K: 2 S: 11	H: 1 LOB: 1 BB: 0 P: 16	R: 0 E: 0 K: 1 S: 9	H: 0 LOB: 0 BB: 0 P: 15	R: 0 E: 0 K: 1 S: 9	H: 0 LOB: 0 BB: 0 P: 15	1B: 8 2B: 1 3B: 0 HR: 1	SF: 1 SAC: 0 DP: 1 HBP: 0	WP: 0 PB: 0 SB: 1 CS: 1	PA: 42	
<b>PITCHER</b>	IP	WLS	BF	H	R	ER	SO	BB	IBB	HBP	BLK	WP	HR	S	P	ERA	WHIP								
<b>Mike Harkey, R</b> ERA: 6.08 (1, 1)	5.0		25	7	2	2	2	2	0	0	0	0	0	56	90	3.60	1.800								
<b>John Habyan, R</b> ERA: 2.57 (6, 1)	2.0	L	12	3	2	2	1	3	0	0	0	0	1	20	37	9.00	3.000								
<b>Bob Patterson, L</b> ERA: 1.87 (8, 1)	2.0		5	0	0	0	3	0	0	0	0	0	0	15	22	0.00	0.000								

Batter	1	2	3	4	5	6	7	8	9	AB	R	H	RBI	BB	SO	LOB	BOTTOM								
<b>Rex Hudler, R</b> OBP: 0.313, SLG: 0.419 (1, 4)										4	1	0	0	1	1	1	<b>Detroit Tigers @ California Angels</b> Anaheim Stadium, Anaheim, CA Fri Jul 21 1995, 10:05 PM EDT Att: 21,731 - Unknown - 78 F <a href="http://livebaseballscorecards.com">livebaseballscorecards.com</a>								
<b>Jim Edmonds, L</b> OBP: 0.361, SLG: 0.536 (1, 8)										3	1	1	0	1	0	1									
<b>Tim Salmon, R</b> OBP: 0.427, SLG: 0.547 (1, 9)										3	1	1	2	1	0	2									
<b>Chili Davis, S</b> OBP: 0.448, SLG: 0.556 (1, 10)										4	0	1	0	0	1	1									
<b>J.T. Snow, L</b> OBP: 0.376, SLG: 0.505 (1, 3)										4	0	0	0	0	0	1									
<b>16 Garret Anderson, L</b> OBP: 0.396, SLG: 0.545 (1, 7)										4	0	3	0	0	1	0									
<b>Rod Correia, R</b> OBP: 0.222, SLG: 0.444 (1, 5)										3	0	0	0	0	1	3									
<b>Tony Phillips, S</b> OBP: 0.418, SLG: 0.498 (9, PH)										1	0	0	0	0	0	0									
<b>Andy Allanson, R</b> OBP: 0.286, SLG: 0.431 (1, 2)										4	0	1	0	0	0	1									
<b>Gary Disarcina, R</b> OBP: 0.361, SLG: 0.486 (1, 6)																									
<b>Inning Stats</b>	R: 1 E: 0 K: 0 S: 4	H: 0 LOB: 0 BB: 1 P: 13	R: 0 E: 0 K: 1 S: 9	H: 1 LOB: 0 BB: 0 P: 12	R: 2 E: 0 K: 0 S: 14	H: 3 LOB: 1 BB: 0 P: 20	R: 0 E: 0 K: 0 S: 8	H: 2 LOB: 0 BB: 0 P: 10	R: 0 E: 0 K: 2 S: 11	H: 0 LOB: 1 BB: 1 P: 17	R: 0 E: 0 K: 0 S: 11	H: 1 LOB: 1 BB: 0 P: 14	R: 0 E: 0 K: 1 S: 9	H: 0 LOB: 0 BB: 1 P: 22	R: 0 E: 0 K: 1 S: 9	H: 0 LOB: 0 BB: 0 P: 13	R: 0 E: 0 K: 1 S: 10	H: 1 LOB: 1 BB: 0 P: 15	R: 0 E: 0 K: 1 S: 9	H: 0 LOB: 0 BB: 0 P: 15	1B: 5 2B: 2 3B: 0 HR: 1	SF: 0 SAC: 0 DP: 1 HBP: 0	WP: 0 PB: 0 SB: 2 CS: 0	PA: 37	
<b>PITCHER</b>	IP	WLS	BF	H	R	ER	SO	BB	IBB	HBP	BLK	WP	HR	S	P	ERA	WHIP								
<b>David Wells, L</b> ERA: 3.02 (1, 1)	8.0		33	7	3	3	4	0	0	0	0	0	0	76	121	3.38	1.250								
<b>Mike Henneman, R</b> ERA: 1.79 (9, 1)	1.0	S	4	1	0	0	1	0	0	0	0	0	0	10	15	0.00	1.000								



Batter	1	2	3	4	5	6	7	8	9	AB	R	H	RBI	BB	SO	LOB	TOP					
<b>Chad Curtis, R</b> OBP: 0.369, SLG: 0.483 (1, 8)										3	1	1	1	1	1	0						
<b>Scott Fletcher, R</b> OBP: 0.336, SLG: 0.319 (1, 4)										3	0	1	1	1	1	1						
<b>Travis Fryman, R</b> OBP: 0.348, SLG: 0.375 (1, 5)										3	0	0	1	0	0	2						
<b>Juan Samuel, R</b> OBP: 0.396, SLG: 0.591 (1, 7)										4	0	1	0	0	1	2						
<b>Alan Trammell, R</b> OBP: 0.391, SLG: 0.412 (1, 10)										4	0	1	0	0	0	2						
<b>Chris Gomez, R</b> OBP: 0.332, SLG: 0.440 (1, 6)										4	0	0	0	0	0	2						
<b>John Flaherty, R</b> OBP: 0.321, SLG: 0.515 (1, 2)										4	0	0	0	0	0	2						
<b>Derrick White, R</b> OBP: 0.250, SLG: 0.500 (1, 3)										4	1	1	0	0	0	0						
<b>Danny Bautista, R</b> OBP: 0.267, SLG: 0.327 (1, 9)										3	1	1	0	0	0	1						
<b>Inning Stats</b>	R: 0 E: 0 K: 2 S: 11	H: 0 LOB: 0 BB: 0 P: 16	R: 0 E: 0 K: 0 S: 9	H: 1 LOB: 1 BB: 0 P: 11	R: 2 E: 0 K: 0 S: 11	H: 3 LOB: 1 BB: 0 P: 15	R: 0 E: 0 K: 0 S: 6	H: 0 LOB: 0 BB: 0 P: 9	R: 1 E: 0 K: 0 S: 7	H: 1 LOB: 1 BB: 1 P: 14	R: 0 E: 0 K: 0 S: 9	H: 1 LOB: 0 BB: 0 P: 17	R: 0 E: 0 K: 1 S: 5	H: 0 LOB: 1 BB: 0 P: 9	R: 0 E: 0 K: 0 S: 6	H: 0 LOB: 1 BB: 0 P: 11	R: 0 E: 0 K: 0 S: 7	H: 0 LOB: 0 BB: 0 P: 11	1B: 4 2B: 2 3B: 0 HR: 0	SF: 1 SAC: 0 DP: 0 HBP: 0	WP: 0 PB: 0 SB: 0 CS: 0	PA: 35
<b>PITCHER</b> <b>Brian Anderson, L</b> ERA: 3.96 (1, 1)	IP: 9.0 WLS: W BF: 35 H: 6 R: 3 ER: 3 SO: 3	BB: 2 IBB: 0 HBP: 0 BLK: 1	WP: 0 HR: 0 S: 71 P: 113	ERA: 3.00 WHIP: 0.889	<b>PITCHER</b> IP: 9.0 WLS: W BF: 35 H: 6 R: 3 ER: 3 SO: 3	BB: 2 IBB: 0 HBP: 0 BLK: 1	WP: 0 HR: 0 S: 71 P: 113	ERA: 3.00 WHIP: 0.889														

**Detroit Tigers @ California Angels**  
Anaheim Stadium, Anaheim, CA  
Sat Jul 22, 1995, 10:05 PM EDT  
Att: 28,429 - Unknown - 75 F

AB	32
R	3
H	6
RBI	3
BB	2
SO	3
LOB	12



Batter	1	2	3	4	5	6	7	8	9	AB	R	H	RBI	BB	SO	LOB	BOTTOM			
<b>Tony Phillips, S</b> OBP: 0.415, SLG: 0.503 (1, 5)										5	1	1	1	0	2	2				
<b>Jim Edmonds, L</b> OBP: 0.368, SLG: 0.559 (1, 8)										4	4	3	3	1	1	0				
<b>Tim Salmon, R</b> OBP: 0.429, SLG: 0.552 (1, 9)										5	4	3	0	0	0	1				
<b>Chili Davis, S</b> OBP: 0.451, SLG: 0.554 (1, 10)										4	1	2	1	1	1	2				
<b>J.T. Snow, L</b> OBP: 0.383, SLG: 0.512 (1, 3)										4	1	3	4	1	1	1				
<b>16 Garret Anderson, L</b> OBP: 0.372, SLG: 0.552 (1, 7)										4	1	3	2	1	0	1				
<b>Damion Easley, R</b> OBP: 0.282, SLG: 0.297 (1, 4)										4	0	0	0	1	0	6				
<b>Jorge Fabregas, L</b> OBP: 0.315, SLG: 0.358 (1, 2)										5	1	1	0	0	1	3				
<b>Gary Disarcina, R</b> OBP: 0.358, SLG: 0.484 (1, 6)										5	0	1	1	0	0	2				
<b>Inning Stats</b>	R: 2 E: 0 K: 1 S: 15	H: 3 LOB: 2 BB: 1 P: 26	R: 0 E: 0 K: 1 S: 6	H: 0 LOB: 0 BB: 0 P: 10	R: 5 E: 2 K: 0 S: 17	H: 5 LOB: 1 BB: 1 P: 33	R: 1 E: 0 K: 1 S: 15	H: 2 LOB: 1 BB: 0 P: 22	R: 0 E: 0 K: 1 S: 7	H: 0 LOB: 0 BB: 0 P: 10	R: 2 E: 0 K: 1 S: 9	H: 2 LOB: 2 BB: 3 P: 24	R: 3 E: 1 K: 1 S: 18	H: 4 LOB: 1 BB: 0 P: 28	R: 0 E: 0 K: 0 S: 9	H: 1 LOB: 1 BB: 0 P: 12	1B: 11 2B: 3 3B: 0 HR: 3	SF: 0 SAC: 0 DP: 2 HBP: 0	WP: 1 PB: 0 SB: 0 CS: 0	PA: 45
<b>PITCHER</b> <b>Sean Bergman, R</b> ERA: 5.48 (1, 1)	IP: 2.0 WLS: L BF: 14 H: 6 R: 6 ER: 5 SO: 2	BB: 1 IBB: 0 HBP: 0 BLK: 0	WP: 1 HR: 0 S: 39 P: 72	ERA: 8.10 WHIP: 2.700	<b>PITCHER</b> <b>Brian Bohanon, L</b> ERA: 6.67 (3, 1)	IP: 3.1 WLS: W BF: 19 H: 6 R: 4 ER: 3 SO: 3	BB: 3 IBB: 0 HBP: 0 BLK: 0	WP: 0 HR: 0 S: 28 P: 42	ERA: 6.75 WHIP: 1.875											

**Detroit Tigers @ California Angels**  
Anaheim Stadium, Anaheim, CA  
Sat Jul 22, 1995, 10:05 PM EDT  
Att: 28,429 - Unknown - 75 F

AB	40
R	13
H	17
RBI	12
BB	5
SO	6
LOB	18





Batter	1	2	3	4	5	6	7	8	9	AB	R	H	RBI	BB	SO	LOB	TOP								
<b>Chad Curtis, R</b> OBP: 0.367, SLG: 0.479 (1, 8)	1-1 F8		3-1 G6-3		0-1 G5-4-3			1-3 K	2-1 BB 1B	5	0	1	0	0	1	1									
<b>Scott Fletcher, R</b> OBP: 0.339, SLG: 0.327 (1, 4)	2-2 G6-3		1-0 G6-3			0-0 F9		0-1 1B 2B	4-0 BB 1-2 2-3	4	1	1	0	1	0	0									
<b>Travis Fryman, R</b> OBP: 0.346, SLG: 0.371 (1, 5)	1-2 F7			0-1 G4-3		2-1 G4-3		4-2 1B BB	0-0 F8	4	1	0	0	1	0	3									
<b>Juan Samuel, R</b> OBP: 0.391, SLG: 0.580 (1, 7)		1-2 G5-3		3-3 K		1-0 G1-3		1-1 1B 1B		4	0	1	1	0	1	0									
<b>Alan Trammell, R</b> OBP: 0.399, SLG: 0.428 (1, 10)		2-1 F8		1-0 BB 1B			2-0 G6-3 2B	3-2 1B 1B		4	0	3	1	0	0	0									
<b>Chris Gomez, R</b> OBP: 0.335, SLG: 0.438 (1, 6)		0-0 1B		4-2 FC4-6 BB			0-0 G6-3	3-3 K		3	0	1	0	1	1	3									
<b>Derrick White, R</b> OBP: 0.250, SLG: 0.375 (1, 3)		2-0 FC5-4 1B		2-2 FC4-6 1-2			1-3 K		1-2 G4-3	4	0	1	0	0	1	3									
<b>Danny Bautista, R</b> OBP: 0.262, SLG: 0.320 (1, 9)		1-1 FC5-4 1-2		1-3 K		1-3 K		2-0 G6-3		4	0	0	0	0	1	3									
<b>Ron Tingley, R</b> OBP: 0.289, SLG: 0.299 (1, 2)			1-3 K		1-1 G5-4-3 1B			2-3 K2-3	4-1 BB 1B BB	3	0	1	0	1	2	0									
<b>Inning Stats</b>	R: 0 E: 0 K: 0 S: 8	H: 0 LOB: 0 BB: 0 P: 12	R: 0 E: 0 K: 0 S: 9	H: 2 LOB: 0 BB: 0 P: 15	R: 0 E: 0 K: 1 S: 6	H: 0 LOB: 0 BB: 0 P: 11	R: 0 E: 0 K: 1 S: 14	H: 1 LOB: 2 BB: 1 P: 24	R: 0 E: 0 K: 1 S: 7	H: 1 LOB: 0 BB: 0 P: 9	R: 0 E: 0 K: 0 S: 4	H: 0 LOB: 0 BB: 0 P: 7	R: 0 E: 0 K: 1 S: 6	H: 1 LOB: 1 BB: 0 P: 9	R: 2 E: 0 K: 3 S: 19	H: 3 LOB: 2 BB: 1 P: 31	R: 0 E: 0 K: 0 S: 8	H: 1 LOB: 3 BB: 2 P: 21	1B: 7 2B: 2 3B: 0 HR: 0	SF: 0 SAC: 0 DP: 1 HBP: 0	WP: 0 PB: 0 SB: 0 CS: 0	PA: 39			
<b>PITCHER</b>	IP	WLS	BF	H	R	ER	SO	BB	IBB	HBP	BLK	WP	HR	S	P	ERA	WHIP								
<b>Mark Langston, L</b> ERA: 4.15 (1, 1)	7.2	W	32	8	2	2	6	2	0	0	0	0	0	70	114	2.35	1.304								
<b>Troy Percival, R</b> ERA: 2.09 (8, 1)	0.1		1	0	0	0	1	0	0	0	0	0	0	3	4	0.00	0.000								
<b>Mark Holzemer, L</b> ERA: (9, 1)	1.0		6	1	0	0	0	2	0	0	0	0	0	8	21	0.00	3.000								

Detroit Tigers @ California Angels  
Anaheim Stadium, Anaheim, CA  
Sun Jul 23 1995, 6:33 AM EDT  
Att: 18,948 - Sunny - 82 F

AB 35  
R 2  
H 9  
RBI 2  
BB 4  
SO 7  
LOB 13



Batter	1	2	3	4	5	6	7	8	9	AB	R	H	RBI	BB	SO	LOB	BOTTOM								
<b>Tony Phillips, S</b> OBP: 0.414, SLG: 0.500 (1, 5)	0-0 WP 1B 1B	1-1 F7	4-2 SF8 2B BB		1-0 G4-3		2-2 F8			4	2	1	1	1	0	1									
<b>Jim Edmonds, L</b> OBP: 0.371, SLG: 0.570 (1, 8)	0-0 1B WP 16 1B	4-1	1-2 SF8		1-2 L9		3-2 HR			3	2	2	3	1	0	0									
<b>Tim Salmon, R</b> OBP: 0.429, SLG: 0.553 (1, 9)	0-1 P4	2-1 P6	0-0 2B		2-1 1B		2-1 G6-3			5	0	2	2	0	0	3									
<b>Chili Davis, S</b> OBP: 0.454, SLG: 0.549 (1, 10)	4-1 16 1B 1B BB		1-2 2-3 3-H		2-1 L9		3-3 K			2	1	0	0	3	1	1									
<b>J.T. Snow, L</b> OBP: 0.386, SLG: 0.513 (1, 3)	2-0 16 1B 1B		1-2 2-3 3-H		2-0 G6-3		3-2 16 HR 1B			5	2	3	1	0	0	2									
<b>16 Garrett Anderson, L</b> OBP: 0.380, SLG: 0.585 (1, 7)	1-2 1B		2-1 1B BB 2B		1-1 G3		0-1 F8		3-2 HR	5	2	3	4	0	0	0									
<b>Rex Hudler, R</b> OBP: 0.309, SLG: 0.434 (1, 4)	1-2 P3		0-1 G5-3		2-2 HR		1-2 F8		2-0 F8	5	1	1	1	0	0	5									
<b>Damon Easley, R</b> OBP: 0.282, SLG: 0.297 (9, 4)										0	0	0	0	0	0	0									
<b>Greg Myers, L</b> OBP: 0.326, SLG: 0.381 (1, 2)	3-2 G3		4-0 BB 1B SF8 IBB		2-0 F8		2-2 E7 HR 1B		0-0 G3-1	4	2	1	0	1	0	3									
<b>Gary Disarcina, R</b> OBP: 0.357, SLG: 0.481 (1, 6)		0-0 G4-3	1-0 SF8 BB 2B 1B		1-2 F7		0-1 G4-3			4	1	1	1	0	0	1									
<b>Inning Stats</b>	R: 2 E: 0 K: 0 S: 16	H: 4 LOB: 3 BB: 1 P: 27	R: 0 E: 0 K: 0 S: 6	H: 0 LOB: 1 BB: 1 P: 13	R: 6 E: 0 K: 0 S: 21	H: 4 LOB: 2 BB: 4 P: 45	R: 1 E: 0 K: 0 S: 9	H: 1 LOB: 0 BB: 0 P: 15	R: 0 E: 0 K: 0 S: 6	H: 0 LOB: 0 BB: 0 P: 9	R: 2 E: 1 K: 0 S: 17	H: 2 LOB: 0 BB: 0 P: 27	R: 2 E: 0 K: 1 S: 14	H: 2 LOB: 0 BB: 0 P: 25	R: 0 E: 0 K: 0 S: 8	H: 0 LOB: 0 BB: 0 P: 14	1B: 9 2B: 2 3B: 0 HR: 3	SF: 1 SAC: 0 DP: 0 HBP: 0	WP: 1 PB: 0 SB: 0 CS: 0	PA: 44					
<b>PITCHER</b>	IP	WLS	BF	H	R	ER	SO	BB	IBB	HBP	BLK	WP	HR	S	P	ERA	WHIP								
<b>Jose Lima, R</b> ERA: 13.09 (1, 1)	2.1	L	18	7	7	7	0	3	0	0	0	0	1	30	61	27.00	4.286								
<b>Joe Boever, R</b> ERA: 5.56 (3, 1)	2.2		13	3	2	2	0	2	0	0	0	0	1	30	53	6.75	1.875								
<b>Buddy Groom, L</b> ERA: 7.18 (6, 1)	2.0		8	2	2	2	0	0	0	0	0	0	1	23	36	9.00	1.000								
<b>John Doherty, R</b> ERA: 5.56 (8, 1)	1.0		5	2	2	2	1	0	0	0	0	0	1	14	25	18.00	2.000								

Detroit Tigers @ California Angels  
Anaheim Stadium, Anaheim, CA  
Sun Jul 23 1995, 6:33 AM EDT  
Att: 18,948 - Sunny - 82 F

AB 37  
R 13  
H 14  
RBI 13  
BB 6  
SO 1  
LOB 16







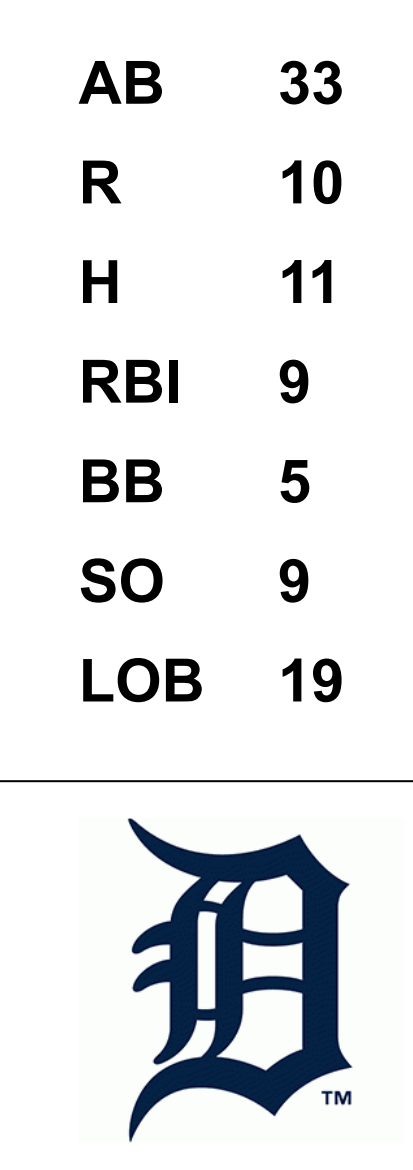


Batter	1	2	3	4	5	6	7	8	9	AB	R	H	RBI	BB	SO	LOB	TOP										
Rickey Henderson, R OBP: 0.403, SLG: 0.446 (1, 10)	P4		P3			F8		F8		4	0	0	0	0	0	1	<p>Oakland Athletics @ Detroit Tigers</p> <p>Tiger Stadium, Detroit, MI</p> <p>Wed Jul 26 1995, 7:05 PM EDT</p> <p>Att: 14,284 - Unknown - 71 F</p>										
Brent Gates, S OBP: 0.302, SLG: 0.326 Ernie Young, R OBP: 0.289, SLG: 0.400 (1, 4) (7, 8)	K			F7		2B		BB		3	0	1	1	0	1	0											
Geronimo Berroa, R OBP: 0.344, SLG: 0.425 (1, 7)	K			F8		P3		L9		4	0	0	0	0	1	2											
Ruben Sierra, S OBP: 0.318, SLG: 0.462 (1, 9)		F9		G3-1			FC6-4 1B	K		4	0	1	0	0	1	1											
Terry Steinbach, R OBP: 0.302, SLG: 0.440 Jason Giambi, L OBP: 0.350, SLG: 0.338 (7, PR) (7, 5)	1B				K		FC6-4 2B 1B		F7	3	0	1	0	0	1	1											
Scott Brosius, R OBP: 0.336, SLG: 0.393 (1, 8) (7, 4)	P4				K		1B 2B		1B 2B	4	2	2	0	0	1	1											
Mike Bordick, R OBP: 0.311, SLG: 0.299 Mike Aldrete, L OBP: 0.340, SLG: 0.364 (1, 6) (7, 3)	L8				L6		F8		1B	3	0	0	0	0	0	4											
Craig Paquette, R OBP: 0.252, SLG: 0.455 (1, 5) (7, 6)			K			G5-3	1B	P4		4	0	1	2	0	1	1											
Eric Helfand, L OBP: 0.229, SLG: 0.209 (1, 2)			K			2B 1B	P3	F8		4	1	1	0	0	1	2											
<b>Inning Stats</b>	R: 0 E: 0 K: 2 S: 10	H: 0 LOB: 0 BB: 0 P: 13	R: 0 E: 0 K: 0 S: 16	H: 1 LOB: 1 BB: 0 P: 19	R: 0 E: 0 K: 2 S: 9	H: 0 LOB: 0 BB: 0 P: 12	R: 0 E: 0 K: 0 S: 4	H: 0 LOB: 0 BB: 0 P: 7	R: 0 E: 0 K: 2 S: 9	H: 0 LOB: 0 BB: 0 P: 11	R: 1 E: 0 K: 0 S: 9	H: 2 LOB: 1 BB: 0 P: 14	R: 2 E: 0 K: 0 S: 14	H: 3 LOB: 1 BB: 0 P: 21	R: 0 E: 0 K: 1 S: 7	H: 0 LOB: 1 BB: 1 P: 12		R: 1 E: 0 K: 0 S: 14	H: 2 LOB: 1 BB: 0 P: 20	1B: 5 2B: 3 3B: 0 HR: 0	SF: 0 SAC: 0 DP: 0 HBP: 0	WP: 0 PB: 0 SB: 0 CS: 0	PA: 36				
<b>PITCHER</b>	IP	WLS	BF	H	R	ER	SO	BB	IBB	HBP	BLK	WP	HR	S	P	ERA	WHIP										
David Wells, L ERA: 3.04 Joe Boever, R ERA: 5.62 (1, 1) (9, 1)	8.0	W	31	6	3	3	7	1	0	0	0	0	0	78	109	3.38	0.875										

AB	35
R	4
H	8
RBI	4
BB	1
SO	7
LOB	13



Batter	1	2	3	4	5	6	7	8	9	AB	R	H	RBI	BB	SO	LOB	BOTTOM										
Chad Curtis, R OBP: 0.370, SLG: 0.476 (1, 8)	BB 1B		FC6-4	BB	1-2 1B		K			4	0	2	2	1	1	1	<p>Oakland Athletics @ Detroit Tigers</p> <p>Tiger Stadium, Detroit, MI</p> <p>Wed Jul 26 1995, 7:05 PM EDT</p> <p>Att: 14,284 - Unknown - 71 F</p>										
Lou Whitaker, L OBP: 0.371, SLG: 0.510 Scott Fletcher, R OBP: 0.336, SLG: 0.323 (1, 4) (6, 4)	G6-4-3 BB		P4	K	K			F7		3	0	0	0	1	2	5											
Travis Fryman, R OBP: 0.353, SLG: 0.386 (1, 5)	P6			2B 1B	HR L8			G6-3		5	2	2	1	0	0	4											
Cecil Fielder, R OBP: 0.361, SLG: 0.498 Derrick White, R OBP: 0.192, SLG: 0.273 (1, 3) (5, PR) (6, 3)	G6-4-3			1B HBP 2B	1B BB BB			G6-3		2	1	1	0	1	0	2											
Kirk Gibson, L OBP: 0.368, SLG: 0.469 (1, 10)	K			HBP BB G6-4-3 1B	1-2 2B BB			SF9 3B		3	3	2	1	1	1	0											
Bobby Higginson, L OBP: 0.335, SLG: 0.426 (1, 7)	G4-1			G6-4-3 HBP 1B BB	1-2 2-3 1B 1B			SF9		2	2	1	1	1	0	0											
John Flaherty, R OBP: 0.323, SLG: 0.512 (1, 2)	K			G6-4-3 HBP 1-2 2-3 3-H 1B 2B	1-3 3-H 1B 2B			K		3	1	1	3	0	2	0											
Chris Gomez, R OBP: 0.332, SLG: 0.429 (1, 6)				FC6-4 1B	G6-4-3 1B			G6-3		4	0	1	0	0	1	4											
Danny Bautista, R OBP: 0.261, SLG: 0.314 (1, 9)	L9			BB 1B	E3 1B			K		4	0	1	1	0	1	3											
<b>Inning Stats</b>	R: 0 E: 0 K: 0 S: 10	H: 1 LOB: 1 BB: 1 P: 21	R: 0 E: 0 K: 2 S: 10	H: 0 LOB: 0 BB: 0 P: 13	R: 0 E: 0 K: 0 S: 6	H: 1 LOB: 1 BB: 0 P: 11	R: 4 E: 0 K: 1 S: 17	H: 4 LOB: 2 BB: 2 P: 37	R: 5 E: 1 K: 1 S: 17	H: 4 LOB: 2 BB: 2 P: 34	R: 1 E: 0 K: 0 S: 8	H: 1 LOB: 0 BB: 0 P: 13	R: 0 E: 0 K: 3 S: 9	H: 0 LOB: 0 BB: 0 P: 13	R: 0 E: 0 K: 1 S: 9	H: 0 LOB: 0 BB: 0 P: 16		1B: 7 2B: 2 3B: 1 HR: 1	SF: 1 SAC: 0 DP: 2 HBP: 1	WP: 0 PB: 0 SB: 0 CS: 0	PA: 40						
<b>PITCHER</b>	IP	WLS	BF	H	R	ER	SO	BB	IBB	HBP	BLK	WP	HR	S	P	ERA	WHIP										
Carlos Reyes, R ERA: 4.03 John Briscoe, R ERA: 33.75 Don Wengert, R ERA: 2.84 Mike Mohler, L ERA: (1, 1) (4, 1) (5, 1) (8, 1)	3.0	L	16	5	4	4	2	2	0	0	0	0	0	35	68	12.00	2.333										







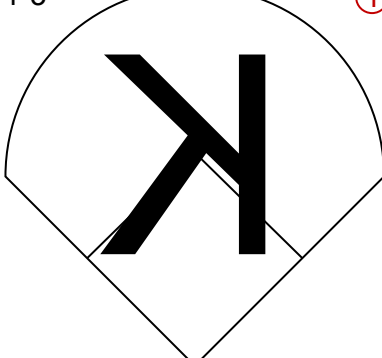
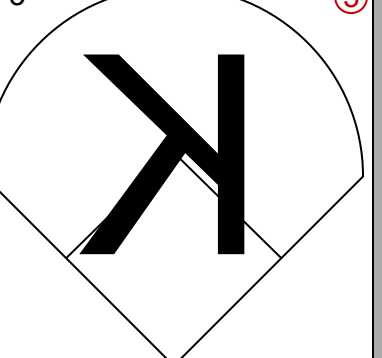
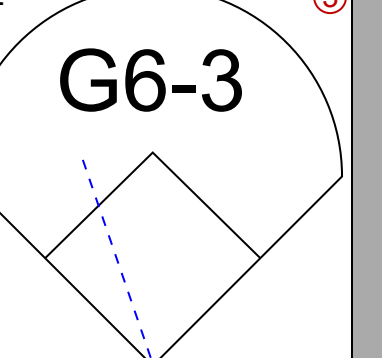
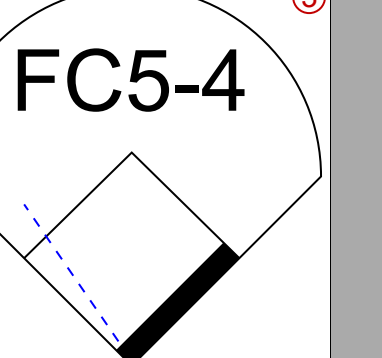
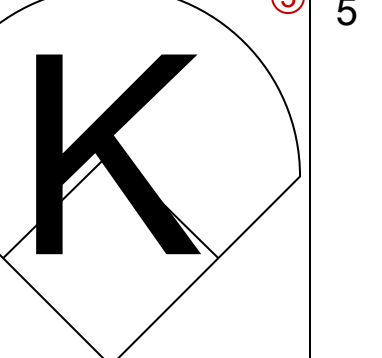
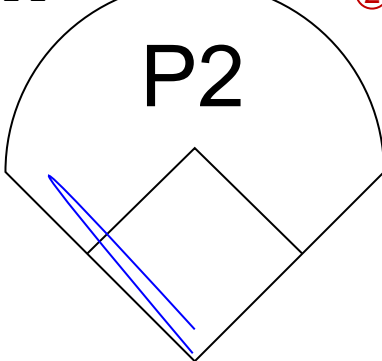
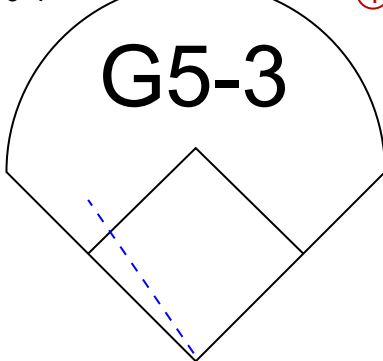
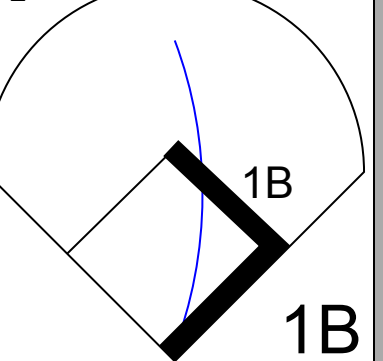
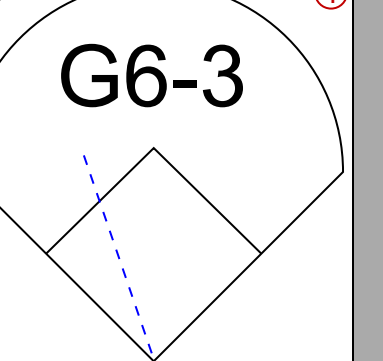
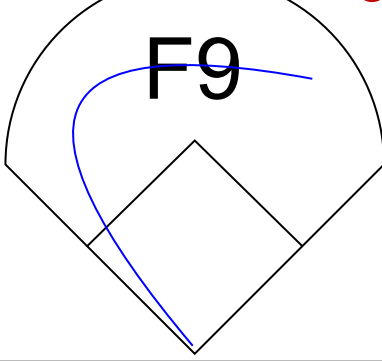
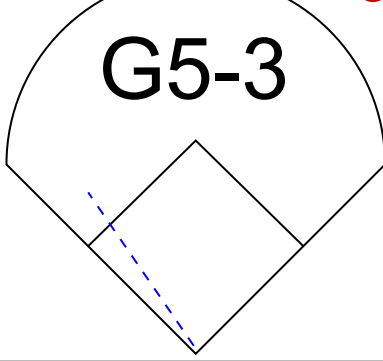
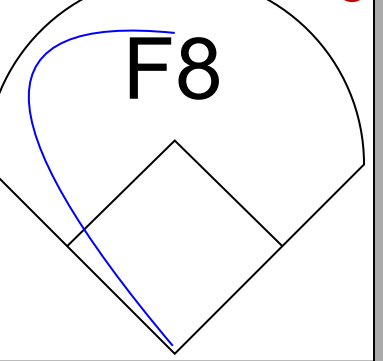
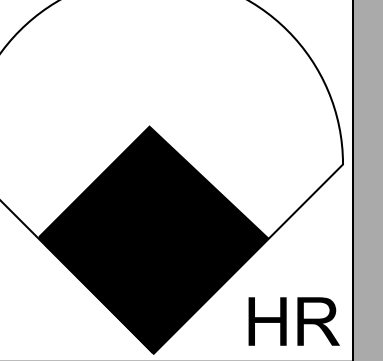
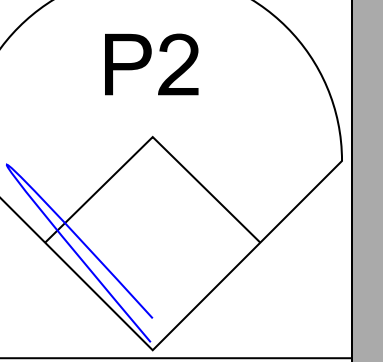
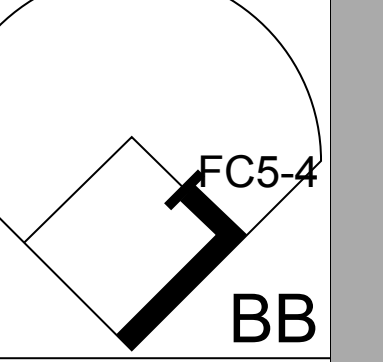
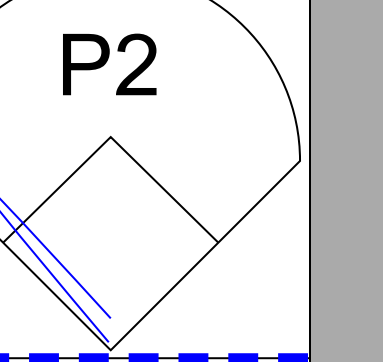
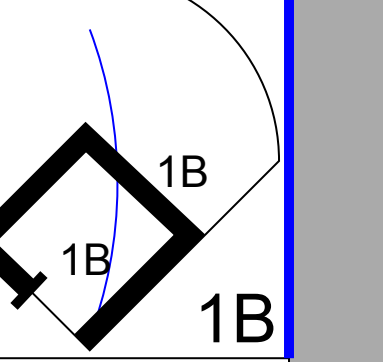
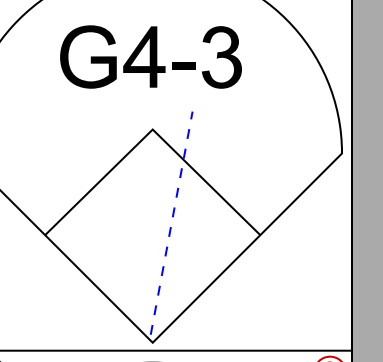
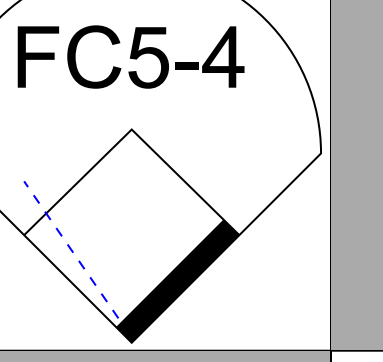
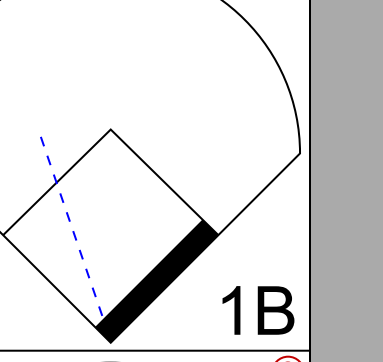
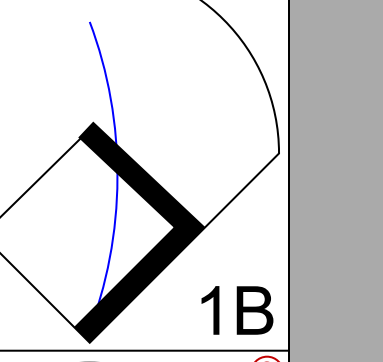
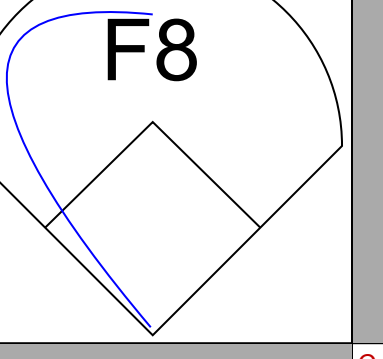
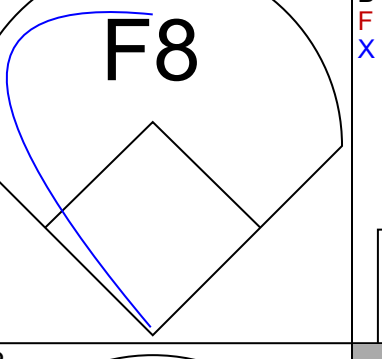
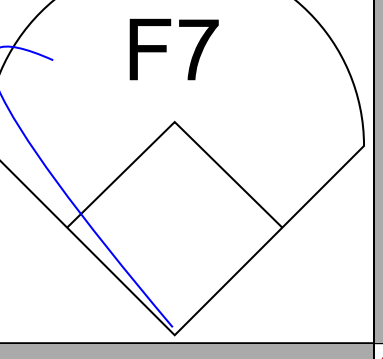
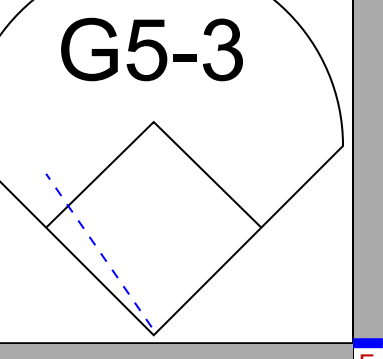
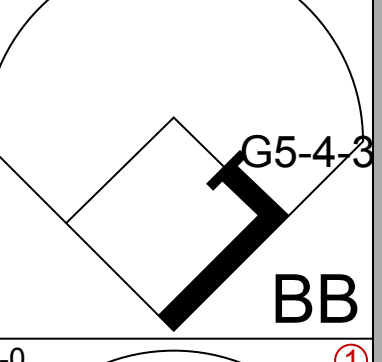
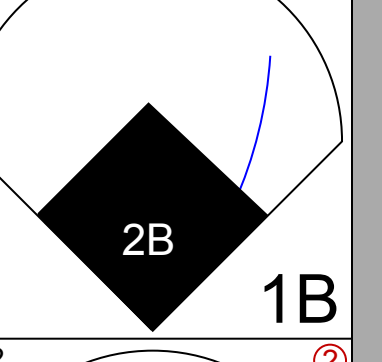
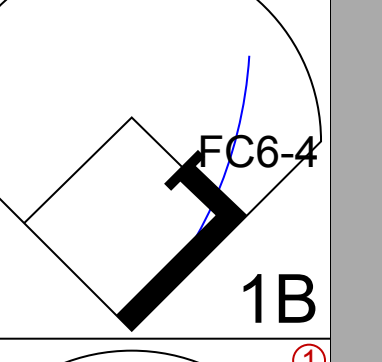
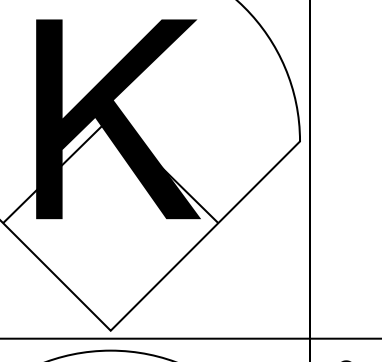
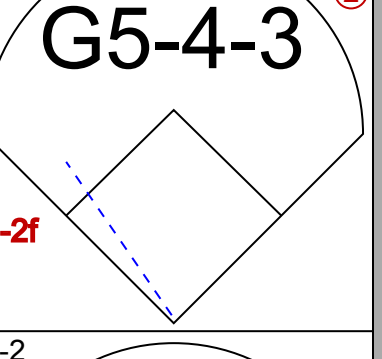
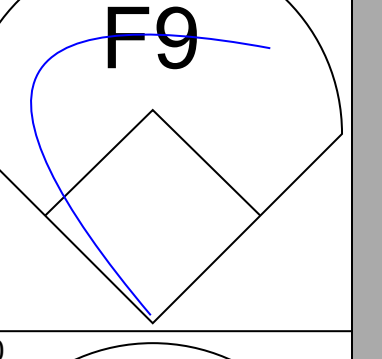
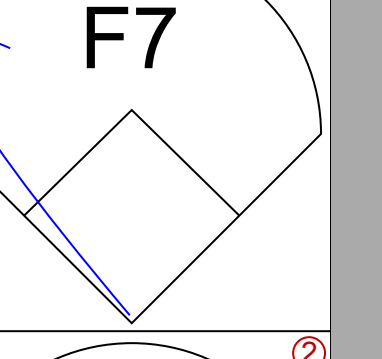
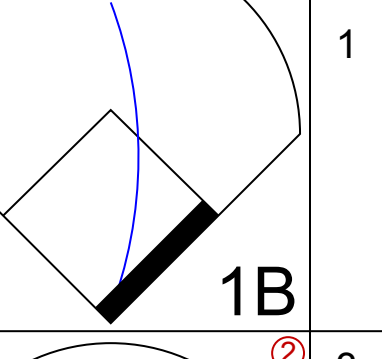
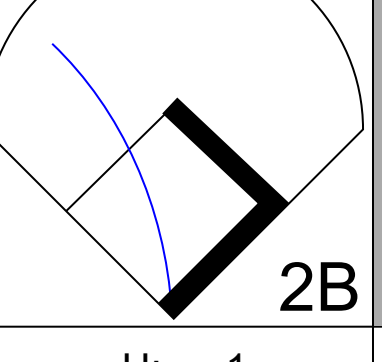
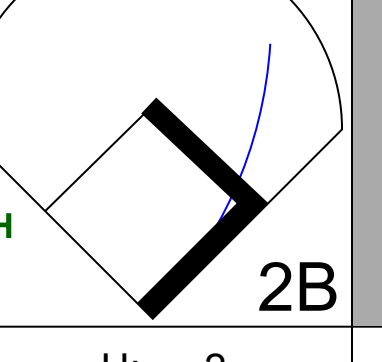
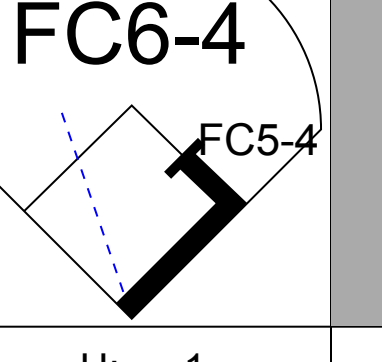
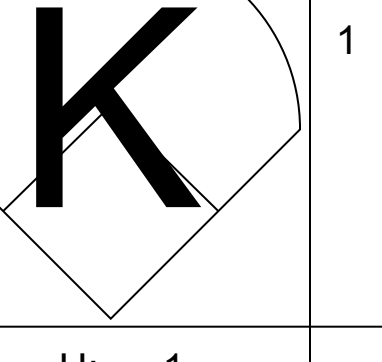









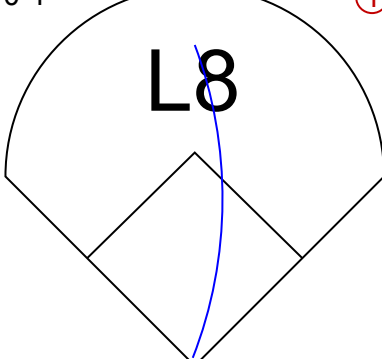
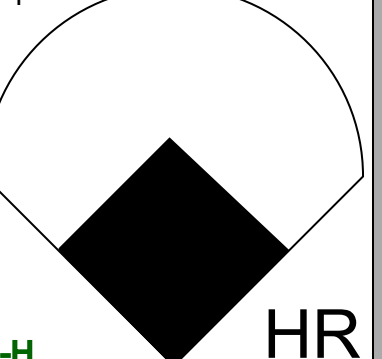
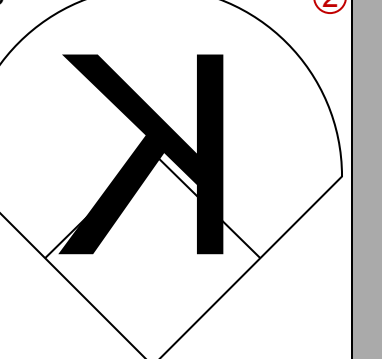
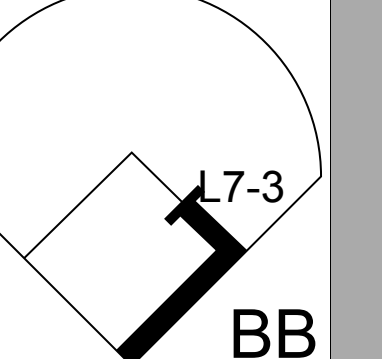
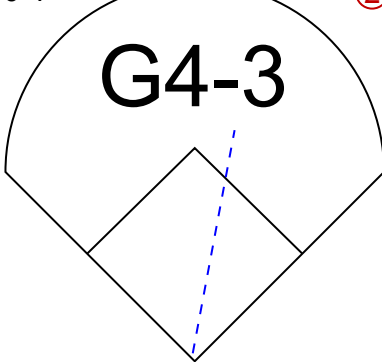
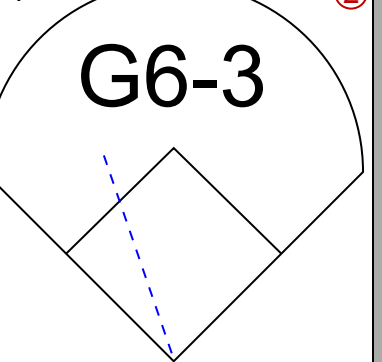
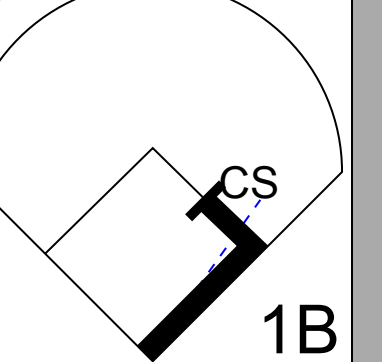
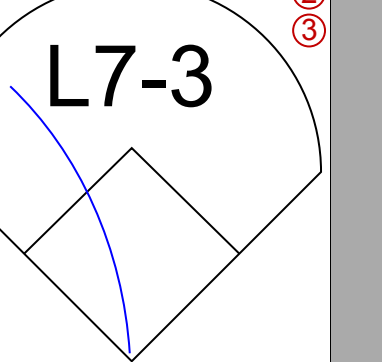
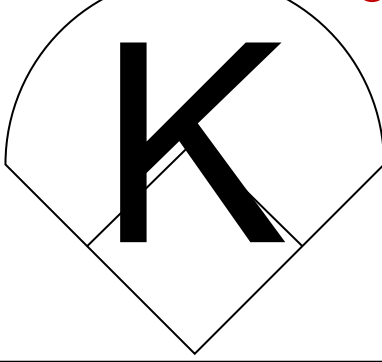
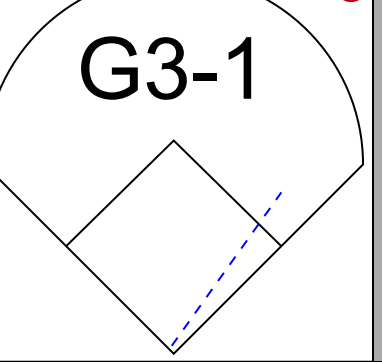
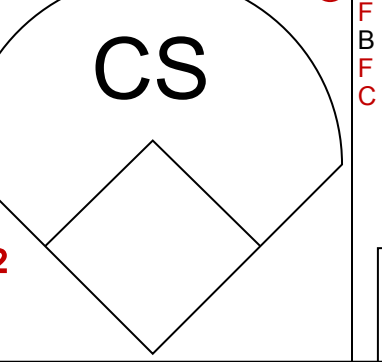
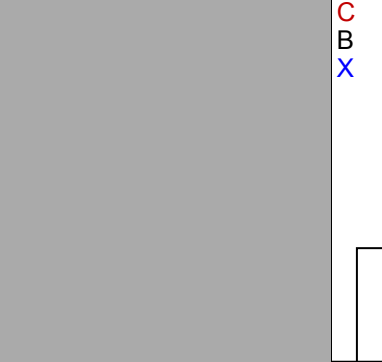
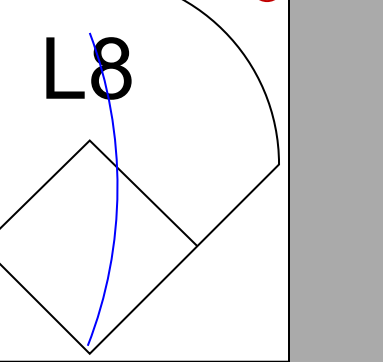
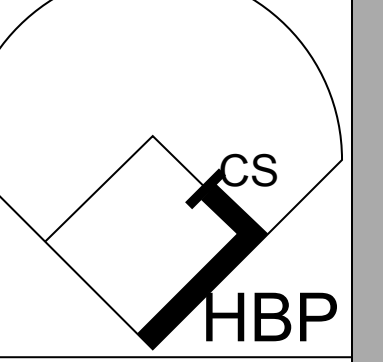
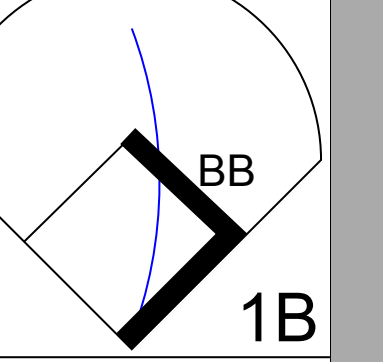
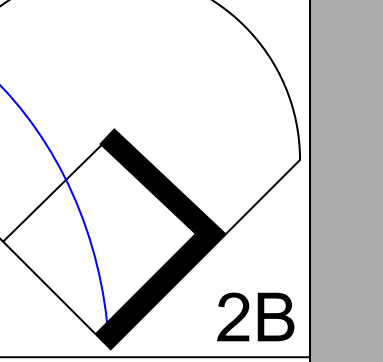
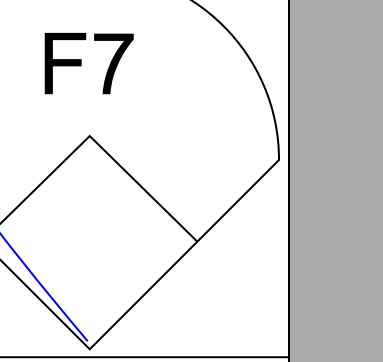
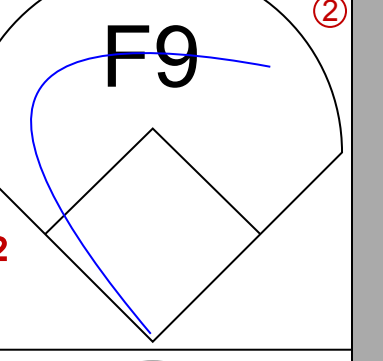
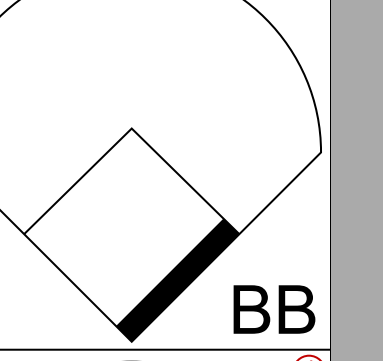
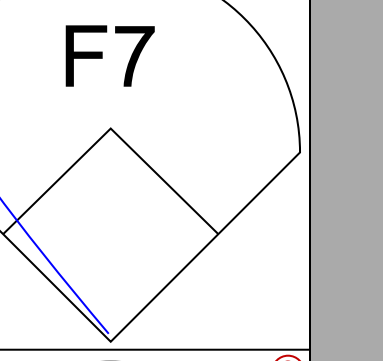
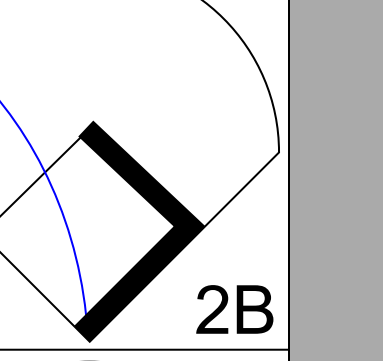
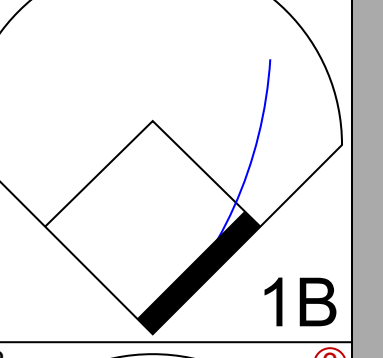
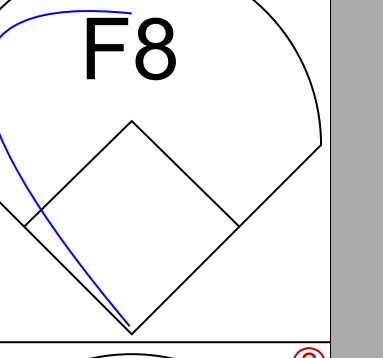
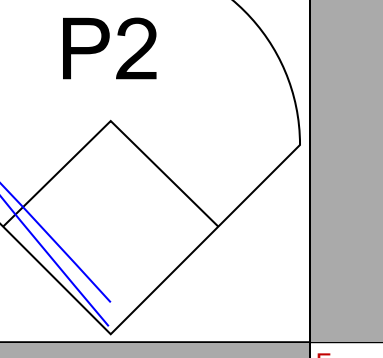
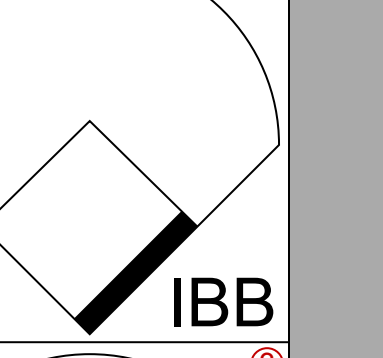
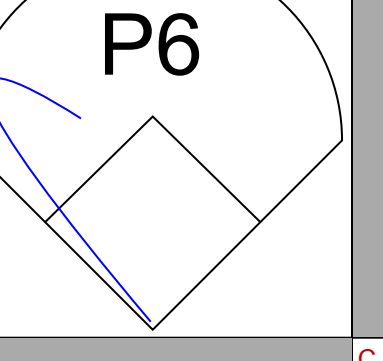
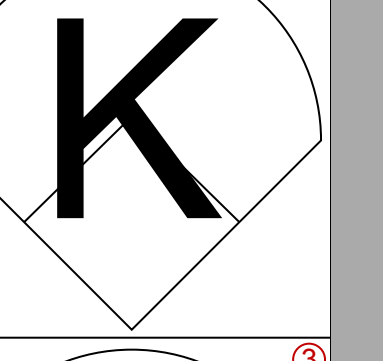
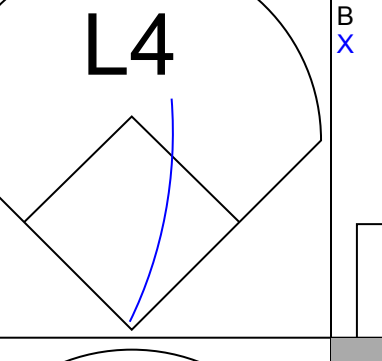
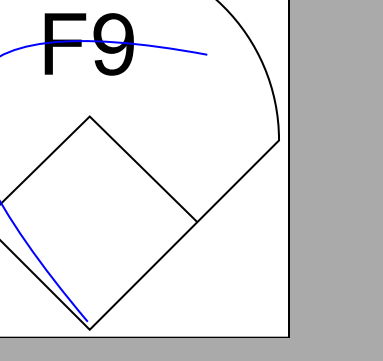
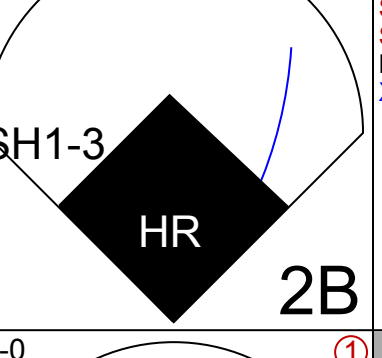

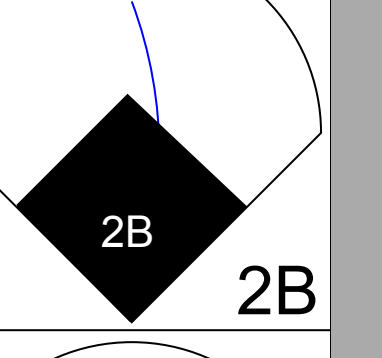
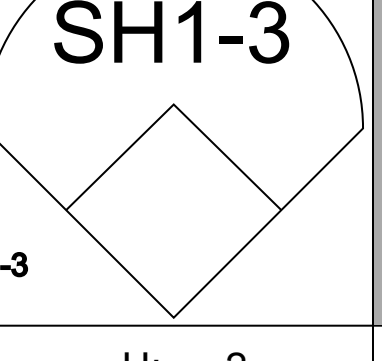
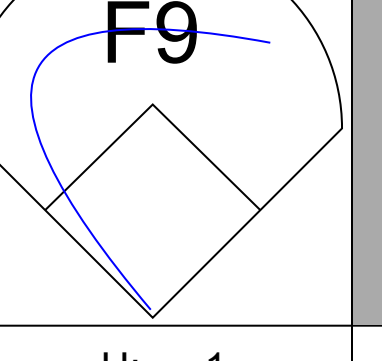
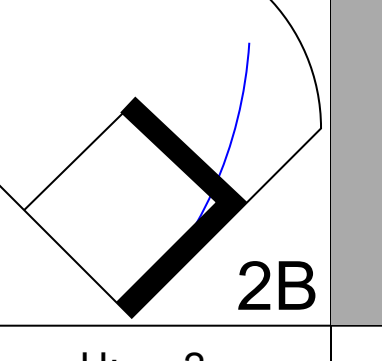


Batter	1	2	3	4	5	6	7	8	9	AB	R	H	RBI	BB	SO	LOB	TOP					
Chad Curtis, R OBP: 0.397, SLG: 0.478 (1, 8)										5	0	0	0	0	3	4						
Scott Fletcher, R OBP: 0.333, SLG: 0.320 (1, 4)										4	0	1	0	0	0	0						
Travis Fryman, R OBP: 0.353, SLG: 0.396 (1, 5)										4	1	1	1	0	0	1						
Cecil Fielder, R OBP: 0.366, SLG: 0.491 (8, PR) Derrick White, R OBP: 0.214, SLG: 0.286 (8, 3)										3	0	1	0	1	0	1						
Kirk Gibson, L OBP: 0.366, SLG: 0.467 (1, 10)										4	0	2	0	0	0	1						
Alan Trammell, R OBP: 0.385, SLG: 0.411 (1, 6)											4	0	0	0	0	4						
Bobby Higginson, L OBP: 0.337, SLG: 0.412 (1, 7)										3	1	2	0	1	1	0						
Danny Bautista, R OBP: 0.256, SLG: 0.306 (9, PH) Lou Whitaker, L OBP: 0.356, SLG: 0.476 (9, PH)										3	0	0	0	0	0	3						
Ron Tingley, R OBP: 0.304, SLG: 0.343 (1, 2) Juan Samuel, R OBP: 0.397, SLG: 0.566 (9, PH)										3	0	2	1	0	0	1						
<b>Inning Stats</b>	R: 0 E: 0 K: 1 S: 9	H: 0 LOB: 0 BB: 0 P: 14	R: 0 E: 0 K: 0 S: 7	H: 0 LOB: 0 BB: 0 P: 10	R: 0 E: 0 K: 1 S: 8	H: 1 LOB: 1 BB: 1 P: 17	R: 0 E: 0 K: 0 S: 12	H: 0 LOB: 1 BB: 1 P: 18	R: 1 E: 0 K: 0 S: 15	H: 2 LOB: 1 BB: 0 P: 25	R: 0 E: 0 K: 0 S: 18	H: 2 LOB: 2 BB: 0 P: 23	R: 0 E: 0 K: 0 S: 8	H: 1 LOB: 1 BB: 0 P: 9	R: 1 E: 0 K: 0 S: 13	H: 3 LOB: 2 BB: 0 P: 21	R: 0 E: 0 K: 3 S: 12	H: 1 LOB: 1 BB: 0 P: 16	1B: 7 2B: 2 3B: 0 HR: 1	SF: 0 SAC: 0 DP: 1 HBP: 0	WP: 0 PB: 0 SB: 0 CS: 0	PA: 37
<b>PITCHER</b>	IP	WLS	BF	H	R	ER	SO	BB	IBB	HBP	BLK	WP	HR	S	P	ERA	WHIP					
Scott Anderson, R ERA: 1.59 (1, 1)	5.2	W	22	4	1	1	2	2	0	0	0	0	0	63	100	1.59	1.059					
Billy Brewer, L ERA: 5.02 (6, 1)	1.1		6	2	0	0	0	0	0	0	0	0	0	14	16	0.00	1.500					
Rusty Meacham, R ERA: 3.82 (8, 1)	1.0	S	5	3	1	1	0	0	0	0	0	0	1	13	21	9.00	3.000					
Jeff Montgomery, R ERA: 2.92 (9, 1)	1.0	S	4	1	0	0	3	0	0	0	0	0	0	12	16	0.00	1.000					

Detroit Tigers @ Kansas City Royals  
Kauffman Stadium, Kansas City, MO  
Sun Jul 30 1995, 3:33 AM CDT  
Att: 21,049 - Sunny - 90 F


AB 35  
R 2  
H 10  
RBI 2  
BB 2  
SO 5  
LOB 16



Batter	1	2	3	4	5	6	7	8	9	AB	R	H	RBI	BB	SO	LOB	BOTTOM				
Vince Coleman, S OBP: 0.353, SLG: 0.414 (1, 7)										3	1	1	2	1	1	0					
Tom Goodwin, L OBP: 0.340, SLG: 0.312 (1, 8)										4	0	1	0	0	0	2					
Wally Joyner, L OBP: 0.392, SLG: 0.422 (1, 3)										4	0	0	0	0	2	0					
Gary Gaetti, R OBP: 0.329, SLG: 0.520 (1, 5)										3	0	2	0	0	0	0					
Jon Nunnally, L OBP: 0.366, SLG: 0.575 (1, 9)										3	0	1	0	1	0	2					
Greg Gagne, R OBP: 0.332, SLG: 0.396 (1, 6)										3	0	1	0	1	0	3					
Joe Vitiello, R OBP: 0.160, SLG: 0.087 (1, 10)										4	0	0	0	0	1	5					
David Howard, S OBP: 0.277, SLG: 0.309 (1, 4)										3	2	2	0	0	0	2					
Brent Mayne, L OBP: 0.268, SLG: 0.303 (1, 2)										2	0	1	1	0	0	0					
<b>Inning Stats</b>	R: 0 E: 0 K: 1 S: 7	H: 0 LOB: 0 BB: 0 P: 8	R: 0 E: 0 K: 0 S: 12	H: 1 LOB: 1 BB: 0 P: 17	R: 2 E: 0 K: 0 S: 10	H: 2 LOB: 0 BB: 0 P: 14	R: 0 E: 0 K: 1 S: 16	H: 1 LOB: 2 BB: 1 P: 27	R: 0 E: 0 K: 1 S: 10	H: 1 LOB: 1 BB: 0 P: 15	R: 1 E: 0 K: 0 S: 12	H: 2 LOB: 1 BB: 1 P: 24	R: 0 E: 0 K: 0 S: 9	H: 1 LOB: 2 BB: 1 P: 17	1B: 3 2B: 6 3B: 0 HR: 1	SF: 0 SAC: 1 DP: 1 HBP: 1	WP: 0 PB: 0 SB: 0 CS: 2	PA: 35			
<b>PITCHER</b>	IP	WLS	BF	H	R	ER	SO	BB	IBB	HBP	BLK	WP	HR	S	P	ERA	WHIP				
Felipe Lira, R ERA: 3.74 (1, 1)	6.1	L	27	8	3	3	4	1	0	1	0	0	0	73	110	4.26	1.421				
Joe Boever, R ERA: 5.61 (7, 1)	1.2		7	1	0	0	0	1	1	0	0	0	0	12	27	0.00	1.200				

Detroit Tigers @ Kansas City Royals  
Kauffman Stadium, Kansas City, MO  
Sun Jul 30 1995, 3:33 AM CDT  
Att: 21,049 - Sunny - 90 F

AB 29  
R 3  
H 9  
RBI 3  
BB 3  
SO 4  
LOB 14





Batter	1	2	3	4	5	6	7	8	9	AB	R	H	RBI	BB	SO	LOB	TOP										
Lee Tinsley, S OBP: 0.365, SLG: 0.425	G6-3		HR	1B	1B	F7		HBP		3	1	1	0	3	0	3	<b>Boston Red Sox @ Detroit Tigers</b> Tiger Stadium, Detroit, MI Tue Aug 01 1995, 7:05 PM EDT Att: 20,170 - Unknown - 77 F										
John Valentin, R OBP: 0.391, SLG: 0.524	F8		HR	1B	HBP		G4-3	HBP		5	1	3	6	0	0	0											
Mo Vaughn, L OBP: 0.391, SLG: 0.581	2B		G3	K	HBP		HR	G5-4-3		5	2	2	1	0	1	5											
Jose Canseco, R OBP: 0.367, SLG: 0.508 Dave Hollins, S OBP: 0.394, SLG: 0.408	HR		K		K		G3	WP		4	1	1	0	0	2	3											
Mike Greenwell, L OBP: 0.368, SLG: 0.474 Matt Stairs, L OBP: 0.322, SLG: 0.418	HR		G4-3		G4-3		G6-3	G3		4	2	2	3	0	0	0											
Tim Lincecum, R OBP: 0.423, SLG: 0.469	G5-3			WP	G4-3		BB	1B		5	1	1	0	1	0	2											
Troy O'Leary, L OBP: 0.382, SLG: 0.562		F7		1B	1B			HR		4	2	2	1	1	1	1											
Bill Haselman, R OBP: 0.365, SLG: 0.410	G5-3		K	1B	1B		L8	F7		5	1	1	1	0	1	3											
Luis Allicea, S OBP: 0.367, SLG: 0.357	G4-3		1B	1B	1B		1B	BB		2	2	1	1	3	0	0											
<b>Inning Stats</b>	R: 3 E: 0 K: 0 S: 12	H: 3 LOB: 0 BB: 0 P: 23	R: 0 E: 0 K: 0 S: 6	H: 0 LOB: 0 BB: 0 P: 10	R: 2 E: 0 K: 1 S: 13	H: 1 LOB: 0 BB: 1 P: 24	R: 2 E: 0 K: 3 S: 20	H: 2 LOB: 2 BB: 2 P: 35	R: 4 E: 0 K: 1 S: 27	H: 4 LOB: 3 BB: 2 P: 48	R: 0 E: 0 K: 0 S: 15	H: 1 LOB: 3 BB: 2 P: 26	R: 1 E: 0 K: 0 S: 10	H: 2 LOB: 1 BB: 0 P: 18	R: 1 E: 0 K: 0 S: 15	H: 2 LOB: 2 BB: 1 P: 22		R: 0 E: 0 K: 2 S: 12	H: 0 LOB: 0 BB: 0 P: 16	1B: 9 2B: 2 3B: 0 HR: 4	SF: 0 SAC: 0 DP: 1 HBP: 2	WP: 3 PB: 0 SB: 1 CS: 0	PA: 51				
<b>PITCHER</b>	IP	WLS	BF	H	R	ER	SO	BB	IBB	HBP	BLK	WP	HR	S	P	ERA	WHIP										
Mike Moore, R ERA: 7.43	(1, 1)	3.2	L	19	5	7	3	3	0	0	0	1	2	46	84	17.18	2.182										
Buddy Groom, L ERA: 7.96	(4, 1)	1.0		11	5	4	2	2	0	1	0	0	0	30	54	3.86	2.143										
Mike Christopher, R ERA: 3.28	(5, 1)	2.1		12	3	1	1	2	0	0	0	1	1	27	46	4.50	1.500										
Joe Boever, R ERA: 5.57	(8, 1)	2.0		9	2	1	1	1	0	1	0	0	1	27	38												

Batter	1	2	3	4	5	6	7	8	9	AB	R	H	RBI	BB	SO	LOB	BOTTOM										
Chad Curtis, R OBP: 0.368, SLG: 0.476	G6-4-3		F9		K		K		G5-3	5	0	2	0	0	2	3	<b>Boston Red Sox @ Detroit Tigers</b> Tiger Stadium, Detroit, MI Tue Aug 01 1995, 7:05 PM EDT Att: 20,170 - Unknown - 77 F										
Chris Gomez, R OBP: 0.327, SLG: 0.413	G6-4-3		G5-3				K		G5-3	4	0	1	0	1	1	3											
Travis Fryman, R OBP: 0.351, SLG: 0.394	G6-4-3		G5-3				L6		L5	5	1	1	0	0	0	4											
Cecil Fielder, R OBP: 0.368, SLG: 0.488	BB				G6-3		L9		1B	2	1	0	0	2	0	1											
Juan Samuel, R OBP: 0.390, SLG: 0.560	BB		L9				K		1B	3	0	1	1	1	1	1											
Alan Trammell, R OBP: 0.388, SLG: 0.410	FC5-4		G5-3				2B		1B	3	1	1	1	1	0	3											
John Flaherty, R OBP: 0.320, SLG: 0.504		G6-3			L6		1B		G4-6-3	4	0	1	0	0	0	2											
Danny Bautista, R OBP: 0.252, SLG: 0.301		G5-3			F9		G5-3		G4-3	4	0	0	1	0	0	2											
Derrick White, R OBP: 0.278, SLG: 0.333		F9					1B		P2	4	0	2	0	0	0	0											
<b>Inning Stats</b>	R: 0 E: 0 K: 0 S: 10	H: 1 LOB: 3 BB: 3 P: 27	R: 0 E: 0 K: 0 S: 4	H: 0 LOB: 0 BB: 0 P: 8	R: 0 E: 0 K: 0 S: 5	H: 0 LOB: 0 BB: 0 P: 7	R: 0 E: 0 K: 0 S: 8	H: 0 LOB: 0 BB: 0 P: 12	R: 0 E: 0 K: 1 S: 9	H: 1 LOB: 1 BB: 0 P: 16	R: 0 E: 0 K: 1 S: 10	H: 1 LOB: 1 BB: 0 P: 13	R: 1 E: 0 K: 2 S: 12	H: 2 LOB: 2 BB: 1 P: 20	R: 2 E: 0 K: 0 S: 11	H: 3 LOB: 1 BB: 1 P: 19		R: 0 E: 0 K: 0 S: 13	H: 1 LOB: 1 BB: 0 P: 22	1B: 8 2B: 1 3B: 0 HR: 0	SF: 0 SAC: 0 DP: 2 HBP: 0	WP: 0 PB: 1 SB: 0 CS: 0	PA: 39				
<b>PITCHER</b>	IP	WLS	BF	H	R	ER	SO	BB	IBB	HBP	BLK	WP	HR	S	P	ERA	WHIP										
Zane Smith, L ERA: 5.17	(1, 1)	7.0		29	5	1	1	4	0	0	0	0	0	11	19	18.00	4.000										
Mike Stanton, L ERA: 6.2	(8, 1)	1.0		6	3	2	2	0	1	0	0	0	0	13	22	0.00	1.000										
Rick Aguilera, R ERA: 3.12	(9, 1)	1.0		4	1	0	0	0	0	0	0	0	0	13	22	0.00	1.000										





Batter	1	2	3	4	5	6	7	8	9	AB	R	H	RBI	BB	SO	LOB	TOP					
Lee Tinsley, S OBP: 0.363, SLG: 0.422										4	0	1	0	0	1	1	<b>Boston Red Sox @ Detroit Tigers</b> Tiger Stadium, Detroit, MI Wed Aug 02 1995, 7:05 PM EDT Att: 16,488 - Unknown - 84 F					
John Valentin, R OBP: 0.392, SLG: 0.522										3	0	1	0	1	1	1						
Mo Vaughn, L OBP: 0.390, SLG: 0.577										4	0	1	0	0	2	2						
Dave Hollins, S OBP: 0.390, SLG: 0.402										3	0	0	0	0	1	2						
Mike Greenwell, L OBP: 0.364, SLG: 0.469										3	0	0	0	0	0	1						
Tim Lincecum, R OBP: 0.419, SLG: 0.464										3	0	0	0	0	1	0						
Troy O'Leary, L OBP: 0.376, SLG: 0.556										3	0	0	0	0	1	0						
Bill Haselman, R OBP: 0.357, SLG: 0.400										2	0	0	0	0	0	0						
Matt Stairs, L OBP: 0.317, SLG: 0.411										1	0	0	0	0	0	0						
Mike Macfarlane, R OBP: 0.341, SLG: 0.410										0	0	0	0	0	0	0						
Luis Alicaia, S OBP: 0.366, SLG: 0.357										3	0	1	0	0	0	0						
<b>Inning Stats</b>	R: 0 E: 0 K: 2 S: 14	H: 0 LOB: 1 BB: 1 P: 20	R: 0 E: 0 K: 1 S: 6	H: 0 LOB: 0 BB: 0 P: 13	R: 0 E: 0 K: 0 S: 6	H: 1 LOB: 0 BB: 0 P: 10	R: 0 E: 0 K: 2 S: 9	H: 1 LOB: 1 BB: 0 P: 13	R: 0 E: 0 K: 0 S: 7	H: 0 LOB: 0 BB: 0 P: 10	R: 0 E: 0 K: 1 S: 10	H: 2 LOB: 2 BB: 0 P: 16	R: 0 E: 0 K: 1 S: 9	H: 0 LOB: 0 BB: 0 P: 14	R: 0 E: 0 K: 0 S: 4	H: 0 LOB: 0 BB: 0 P: 6	R: 0 E: 0 K: 0 S: 4	H: 0 LOB: 0 BB: 0 P: 6	1B: 4 2B: 0 3B: 0 HR: 0	SF: 0 SAC: 0 DP: 1 HBP: 0	WP: 1 PB: 0 SB: 3 CS: 0	PA: 30
<b>PITCHER</b> Sean Bergman, R ERA: 4.75	IP: 9.0 WLS: W BF: 30	H: 4 R: 0 ER: 0 SO: 7	BB: 1 IBB: 0 HBP: 0 BLK: 0	WP: 1 HR: 0 S: 69 P: 108	ERA: 0.00 WHIP: 0.556	<b>PITCHER</b>										IP: 9.0 WLS: W BF: 30	H: 4 R: 0 ER: 0 SO: 7	BB: 1 IBB: 0 HBP: 0 BLK: 0	WP: 1 HR: 0 S: 69 P: 108	ERA: 0.00 WHIP: 0.556		

Batter	1	2	3	4	5	6	7	8	9	AB	R	H	RBI	BB	SO	LOB	BOTTOM					
Chad Curtis, R OBP: 0.367, SLG: 0.477										4	1	1	0	0	0	1	<b>Boston Red Sox @ Detroit Tigers</b> Tiger Stadium, Detroit, MI Wed Aug 02 1995, 7:05 PM EDT Att: 16,488 - Unknown - 84 F					
Lou Whitaker, L OBP: 0.371, SLG: 0.497										1	2	1	1	3	0	0						
Travis Fryman, R OBP: 0.353, SLG: 0.412										4	2	2	4	0	0	2						
Cecil Fielder, R OBP: 0.369, SLG: 0.485										2	0	0	0	2	1	1						
Kirk Gibson, L OBP: 0.364, SLG: 0.460										3	0	0	0	1	3	2						
Bobby Higginson, L OBP: 0.332, SLG: 0.406										4	0	0	0	0	3	3						
John Flaherty, R OBP: 0.315, SLG: 0.496										4	0	0	0	0	1	0						
Chris Gomez, R OBP: 0.326, SLG: 0.414										4	0	1	0	0	1	0						
Danny Bautista, R OBP: 0.249, SLG: 0.297										3	0	0	0	0	2	1						
<b>Inning Stats</b>	R: 0 E: 0 K: 1 S: 10	H: 0 LOB: 3 BB: 3 P: 29	R: 0 E: 0 K: 0 S: 12	H: 1 LOB: 1 BB: 0 P: 19	R: 0 E: 0 K: 2 S: 11	H: 0 LOB: 1 BB: 1 P: 20	R: 0 E: 0 K: 3 S: 9	H: 0 LOB: 0 BB: 0 P: 17	R: 2 E: 0 K: 1 S: 14	H: 2 LOB: 0 BB: 0 P: 19	R: 0 E: 0 K: 1 S: 7	H: 0 LOB: 0 BB: 0 P: 13	R: 3 E: 0 K: 2 S: 17	H: 2 LOB: 1 BB: 2 P: 33	R: 0 E: 0 K: 1 S: 8	H: 0 LOB: 0 BB: 0 P: 12		R: 0 E: 0 K: 1 S: 8	H: 0 LOB: 0 BB: 0 P: 12	1B: 0 2B: 2 3B: 0 HR: 3	SF: 0 SAC: 0 DP: 0 HBP: 0	WP: 0 PB: 0 SB: 0 CS: 0
<b>PITCHER</b> Roger Clemens, R ERA: 5.56	IP: 6.0 WLS: L	BF: 25	H: 3 R: 2 ER: 2 SO: 8	BB: 4 IBB: 0 HBP: 0 BLK: 0	WP: 0 HR: 2 S: 63 P: 117	ERA: 3.00 WHIP: 1.167	<b>PITCHER</b>										IP: 6.0 WLS: L	BF: 25	H: 3 R: 2 ER: 2 SO: 8	BB: 4 IBB: 0 HBP: 0 BLK: 0	WP: 0 HR: 2 S: 63 P: 117	ERA: 3.00 WHIP: 1.167
Mike Maddux, R ERA: 3.72	0.2	6	2	3	3	1	1	1	0	0	0	0	0	0	0	0	1	14	30	40.50	4.500	
Rheal Cormier, L ERA: 3.33	0.1	1	0	0	0	1	0	0	0	0	0	0	0	0	0	0	0	3	3	0.00	0.000	
Vaughn Eshelman, L ERA: 6.14	1.0	3	0	0	0	1	0	0	0	0	0	0	0	0	0	0	0	8	12	0.00	0.000	



Batter	1	2	3	4	5	6	7	8	9	AB	R	H	RBI	BB	SO	LOB	TOP							
Willie McGee, S OBP: 0.359, SLG: 0.527 (1, 8)										4	3	2	0	1	1	3								
John Valentin, R OBP: 0.391, SLG: 0.519 (1, 6)										4	1	1	1	1	0	0	4							
Mo Vaughn, L OBP: 0.390, SLG: 0.584 (1, 3)										5	2	2	5	0	1	1								
Jose Canseco, R OBP: 0.359, SLG: 0.495 (1, 10)										5	0	0	0	0	2	2								
Dave Hollins, S OBP: 0.391, SLG: 0.398 Lee Tinsley, S OBP: 0.365, SLG: 0.422 (1, 9)										2	1	0	0	0	2	1	0							
Mike Greenwell, L OBP: 0.362, SLG: 0.468 (1, 7)										5	1	1	2	0	0	2								
Tim Lincecum, R OBP: 0.416, SLG: 0.459 (1, 5)										5	0	1	0	0	1	2								
Mike MacFarlane, R OBP: 0.339, SLG: 0.421 (1, 2)										4	1	1	1	0	1	2								
Luis Alica, S OBP: 0.371, SLG: 0.365 (1, 4)										3	1	2	0	1	0	0								
<b>Inning Stats</b>	R: 3 E: 0 K: 1 S: 13	H: 3 LOB: 1 BB: 1 P: 23	R: 2 E: 0 K: 1 S: 11	H: 3 LOB: 1 BB: 0 P: 19	R: 0 E: 0 K: 0 S: 4	H: 0 LOB: 0 BB: 0 P: 6	R: 0 E: 0 K: 1 S: 9	H: 1 LOB: 0 BB: 0 P: 12	R: 0 E: 0 K: 0 S: 6	H: 0 LOB: 0 BB: 0 P: 10	R: 1 E: 0 K: 1 S: 15	H: 1 LOB: 3 BB: 2 P: 26	R: 0 E: 0 K: 0 S: 7	H: 0 LOB: 0 BB: 0 P: 11	R: 0 E: 0 K: 0 S: 9	H: 0 LOB: 0 BB: 0 P: 12	R: 4 E: 1 K: 1 S: 16	H: 2 LOB: 1 BB: 2 P: 28	1B: 5 2B: 2 3B: 1 HR: 2	SF: 0 SAC: 1 DP: 0 HBP: 0	WP: 1 PB: 0 SB: 1 CS: 1	PA: 43		
<b>PITCHER</b>	IP WLS BF H R ER SO BB IBB HBP BLK WP HR S P ERA WHIP																							
C.J. Nikowski, L ERA: 7.15 Buddy Groom, L ERA: 7.34 Mike Christopher, R ERA: 2.95 Joe Boever, R ERA: 5.91	(1, 1) (2, 1) (7, 1) (9, 1)	1.2 4.1 2.0 1.0	L 17 6 8	6 2 0 2	5 1 0 4	5 1 0 3	2 2 0 2	0 0 0 0	0 1 0 0	1 0 16 28	21 37 16 28	37 59 23 4.000	27.00 2.08 0.00 27.00	4.200 0.923 0.000 4.000										

**Boston Red Sox @ Detroit Tigers**  
Tiger Stadium, Detroit, MI  
Thu Aug 03 1995, 7:05 PM EDT  
Att: 11,451 - Unknown - 83 F

AB 37  
R 10  
H 10  
RBI 9  
BB 5  
SO 7  
LOB 16



Batter	1	2	3	4	5	6	7	8	9	AB	R	H	RBI	BB	SO	LOB	BOTTOM						
Chad Curtis, R OBP: 0.366, SLG: 0.473 (1, 8)										3	0	0	0	1	0	2							
Lou Whitaker, L OBP: 0.368, SLG: 0.509 (1, 4)										4	1	1	1	0	0	1							
Travis Fryman, R OBP: 0.354, SLG: 0.416 (1, 5)										4	0	2	0	0	0	0							
Cecil Fielder, R OBP: 0.365, SLG: 0.478 (1, 3)										4	0	0	0	0	2	2							
Kirk Gibson, L OBP: 0.360, SLG: 0.454 Derrick White, R OBP: 0.263, SLG: 0.316 (9, PH)										3	0	0	0	0	1	2							
Bobby Higginson, L OBP: 0.331, SLG: 0.415 (1, 7)										4	1	1	1	0	1	1							
John Flaherty, R OBP: 0.321, SLG: 0.498 (1, 2)										3	0	2	0	1	0	0							
Chris Gomez, R OBP: 0.329, SLG: 0.417 (1, 6)										3	0	1	0	1	0	1							
Danny Bautista, R OBP: 0.245, SLG: 0.292 (1, 9)										4	0	0	0	0	0	4							
<b>Inning Stats</b>	R: 0 E: 0 K: 0 S: 4	H: 0 LOB: 0 BB: 1 P: 9	R: 1 E: 0 K: 1 S: 14	H: 2 LOB: 1 BB: 0 P: 25	R: 0 E: 0 K: 0 S: 7	H: 0 LOB: 0 BB: 0 P: 9	R: 0 E: 0 K: 1 S: 8	H: 1 LOB: 1 BB: 0 P: 11	R: 0 E: 0 K: 0 S: 9	H: 0 LOB: 0 BB: 0 P: 14	R: 1 E: 0 K: 1 S: 12	H: 2 LOB: 1 BB: 0 P: 19	R: 0 E: 0 K: 1 S: 8	H: 1 LOB: 2 BB: 1 P: 18	R: 0 E: 0 K: 0 S: 8	H: 0 LOB: 0 BB: 0 P: 14	R: 0 E: 0 K: 0 S: 9	H: 1 LOB: 2 BB: 1 P: 18	1B: 3 2B: 2 3B: 0 HR: 2	SF: 0 SAC: 0 DP: 1 HBP: 0	WP: 1 PB: 0 SB: 0 CS: 0	PA: 36	
<b>PITCHER</b>	IP WLS BF H R ER SO BB IBB HBP BLK WP HR S P ERA WHIP																						
49 Tim Wakefield, R ERA: 1.66 Joe Hudson, R ERA: 4.19 Mike Stanton, L ERA: 5.91	(1, 1) (6, 1) (9, 1)	5.1 2.2 1.0	W 11 5	4 2 1	2 0 0	2 0 0	2 1 0	0 0 0	0 0 0	1 0 0	24 45 18	46 74 18	3.38 0.938 2.000										

**Boston Red Sox @ Detroit Tigers**  
Tiger Stadium, Detroit, MI  
Thu Aug 03 1995, 7:05 PM EDT  
Att: 11,451 - Unknown - 83 F

AB 33  
R 2  
H 7  
RBI 2  
BB 3  
SO 4  
LOB 13





Batter	1	2	3	4	5	6	7	8	9	AB	R	H	RBI	BB	SO	LOB	TOP			
Wade Boggs, L (1, 5) OBP: 0.386, SLG: 0.382	1-2 L3		1-2 F8	2-0 G6-3			3-2 SF8		3-2 F7	4	0	0	1	0	0	2				
Bernie Williams, S (1, 8) OBP: 0.350, SLG: 0.446	3-2 G3		0-0		0-1 P5		3-2 F9			4	0	1	0	0	0	0				
Paul O'Neill, L (1, 7) OBP: 0.403, SLG: 0.570	1-2		3-2 G3-1		1-1 F7		1-2 G1-3			4	0	1	0	0	0	1				
Ruben Sierra, S (1, 9) OBP: 0.321, SLG: 0.468	1-1 F7			1-2 F9	1-2			0-2		4	1	2	1	0	0	1				
Don Mattingly, L (1, 3)		1-2 G6-3		0-0	1-3 K2-3			3-2		4	1	2	0	0	1	1				
Daryl Strawberry, L (1, 10) OBP: 0.250, SLG: 0.250	1-1		1-1	1-1		0-0	F8			4	0	1	0	0	1	2				
Mike Stanley, R (1, 2) OBP: 0.380, SLG: 0.524	1-0		1-2	1-2		3-1	L3			4	1	2	2	0	0	1				
Randy Velarde, R (1, 6) OBP: 0.346, SLG: 0.379	0-1		0-1	4-2		1-3	K			3	0	0	0	1	1	2				
Pat Kelly, R (1, 4) OBP: 0.349, SLG: 0.364			1-1	1-2		3-2		2-0		4	1	2	0	0	0	0				
Inning Stats	R: 0 E: 0 K: 0 S: 17	H: 1 LOB: 1 BB: 0 P: 23	R: 0 E: 0 K: 0 S: 8	H: 2 LOB: 1 BB: 0 P: 11	R: 0 E: 0 K: 0 S: 10	H: 1 LOB: 1 BB: 0 P: 14	R: 2 E: 0 K: 0 S: 18	H: 3 LOB: 2 BB: 1 P: 28	R: 0 E: 0 K: 1 S: 10	H: 0 LOB: 0 BB: 0 P: 11	R: 1 E: 0 K: 0 S: 17	H: 1 LOB: 0 BB: 0 P: 27	R: 1 E: 0 K: 1 S: 12	H: 2 LOB: 0 BB: 0 P: 19	R: 0 E: 0 K: 0 S: 6	H: 0 LOB: 0 BB: 0 P: 11	1B: 6 2B: 3 3B: 0 HR: 2	SF: 1 SAC: 0 DP: 2 HBP: 0	WP: 2 PB: 0 SB: 0 CS: 0	PA: 37
PITCHER	IP	WLS	BF	H	R	ER	SO	BB	IBB	HBP	BLK	WP	HR	S	P	ERA	WHIP			
Jose Lima, R (1, 1) ERA: 8.34	6.0	L	27	9	3	3	2	1	0	0	0	1	1	78	111	4.50	1.667			
Kevin Wickander, L (7, 1) ERA: 2.39	1.1		6	2	1	1	1	0	0	0	1	1	1	18	29	6.75	1.500			
John Doherty, R (8, 1) ERA: 5.54	1.2		4	0	0	0	0	0	0	0	0	0	0	9	17	0.00	0.000			

New York Yankees @ Detroit Tigers  
Tiger Stadium, Detroit, MI  
Fri Aug 04 1995, 7:05 PM EDT  
Att: 23,304 - Unknown - 83 F

AB	35
R	4
H	11
RBI	4
BB	1
SO	3
LOB	10



Batter	1	2	3	4	5	6	7	8	9	AB	R	H	RBI	BB	SO	LOB	BOTTOM			
Chad Curtis, R (1, 8) OBP: 0.369, SLG: 0.480	1-0		3-2 G6-3		2-0		4-2			3	1	2	0	0	0	1				
Lou Whitaker, L (1, 4) OBP: 0.366, SLG: 0.500	0-0		4-2		2-2		2-0			3	0	0	1	1	0	2				
Travis Fryman, R (1, 5) OBP: 0.356, SLG: 0.414	4-1		2-2		2-2		2-2			2	0	0	0	2	0	3				
Cecil Fielder, R (1, 3) OBP: 0.364, SLG: 0.473	4-0			2-2	0-0		1-0			3	0	0	0	1	0	1				
Kirk Gibson, L (1, 10) OBP: 0.358, SLG: 0.455	1-1		0-1		1-2		1-1			4	0	1	0	0	0	2				
Bobby Higginson, L (1, 7) OBP: 0.333, SLG: 0.412		4-0		1-2		0-0		3-1		2	0	0	0	1	0	1				
Chris Gomez, R (1, 6) OBP: 0.327, SLG: 0.412	3-2		4-2		4-2		1-3			3	0	0	0	1	1	2				
Danny Bautista, R (1, 9) OBP: 0.241, SLG: 0.287	1-3		2-0		0-0		0-0			4	0	0	0	0	1	3				
Ron Tingley, R (1, 2) OBP: 0.293, SLG: 0.329			3-2		2-3		0-0			3	0	0	0	0	1	0				
Derrick White, R (8, PH) OBP: 0.250, SLG: 0.300										1	0	0	0	0	1	0				
Inning Stats	R: 0 E: 0 K: 0 S: 5	H: 1 LOB: 2 BB: 2 P: 15	R: 0 E: 0 K: 1 S: 7	H: 0 LOB: 0 BB: 1 P: 15	R: 0 E: 1 K: 0 S: 13	H: 0 LOB: 1 BB: 1 P: 25	R: 0 E: 0 K: 0 S: 11	H: 0 LOB: 2 BB: 1 P: 20	R: 1 E: 0 K: 1 S: 9	H: 1 LOB: 1 BB: 0 P: 11	R: 0 E: 0 K: 0 S: 8	H: 0 LOB: 1 BB: 0 P: 16	R: 0 E: 0 K: 0 S: 5	H: 0 LOB: 0 BB: 0 P: 10	R: 0 E: 0 K: 1 S: 8	H: 0 LOB: 0 BB: 0 P: 16	1B: 1 2B: 1 3B: 1 HR: 0	SF: 0 SAC: 0 DP: 1 HBP: 2	WP: 0 PB: 0 SB: 1 CS: 2	PA: 36
PITCHER	IP	WLS	BF	H	R	ER	SO	BB	IBB	HBP	BLK	WP	HR	S	P	ERA	WHIP			
Scott Kamieniecki, R (1, 1) ERA: 4.45	5.1	W	24	3	1	1	2	6	0	1	0	0	0	50	100	1.69	1.688			
Bob Wickman, R (6, 1) ERA: 3.77	2.2		9	0	0	0	1	0	0	1	0	0	0	17	31	0.00	0.000			
John Wetteland, R (8, 1) ERA: 2.03	1.0	S	3	0	0	0	1	0	0	0	0	0	0	8	16	0.00	0.000			

New York Yankees @ Detroit Tigers  
Tiger Stadium, Detroit, MI  
Fri Aug 04 1995, 7:05 PM EDT  
Att: 23,304 - Unknown - 83 F

AB	28
R	1
H	3
RBI	1
BB	6
SO	4
LOB	15





Batter	1	2	3	4	5	6	7	8	9	AB	R	H	RBI	BB	SO	LOB	TOP		
Wade Boggs, L (1, 5) OBP: 0.392, SLG: 0.394	G4-3	2-2 1-2 3-H 1B					G6-4-3 1B	E SF8 G4-3 BB	3-1 1B 3B								4 2 3 1 1 0 0		
Bernie Williams, S (1, 8) OBP: 0.348, SLG: 0.443	F8	G4-3			G6-4-3		G4-3	BB	BB 1B								5 0 1 1 0 0 4		
Paul O'Neill, L (1, 7) OBP: 0.400, SLG: 0.561	G3-1		G4-3		G6-3		E3 SF8 1B	BB	BB 1B								4 1 0 0 1 0 1		
Ruben Sierra, S (1, 9) OBP: 0.316, SLG: 0.462		L9	E4			K	SF8	K									4 0 0 1 0 2 2		
Don Mattingly, L (1, 3) OBP: 0.359, SLG: 0.422		3B BB	F8			1B 1B	1B BB		G4-3								3 2 1 0 2 0 1		
Daryl Strawberry, L (1, 10) OBP: 0.444, SLG: 0.667	1B 3B		F8			E 1B 1B	FC6-4 1B		K								5 1 3 2 0 1 1		
Jim Leyritz, R (1, 2) OBP: 0.388, SLG: 0.430	1B 1B BB				K	F9	FC6-4 1B		1B								4 1 1 0 1 1 4		
Randy Velarde, R (1, 6) OBP: 0.347, SLG: 0.379	1B 1B		F8			E8 1B		F9	G5-3								5 0 2 2 0 0 1		
Pat Kelly, R (1, 4) OBP: 0.341, SLG: 0.354	K		G4-3			G6-3		F9									4 0 0 0 0 1 4		
<b>Inning Stats</b>	R: 0 H: 0 E: 0 K: 0 S: 8	H: 0 LOB: 0 BB: 0 P: 13	R: 3 H: 3 E: 0 K: 1 S: 14	H: 3 LOB: 2 BB: 2 P: 28	R: 0 H: 0 E: 1 K: 0 S: 9	H: 0 LOB: 1 BB: 0 P: 12	R: 0 H: 0 E: 0 K: 1 S: 7	H: 0 LOB: 0 BB: 0 P: 11	R: 0 H: 1 E: 0 K: 0 S: 5	H: 3 LOB: 0 BB: 0 P: 15	R: 2 H: 1 E: 1 K: 0 S: 19	H: 1 LOB: 2 BB: 2 P: 34	R: 1 H: 2 E: 0 K: 1 S: 13	H: 2 LOB: 2 BB: 1 P: 21	R: 0 H: 1 E: 0 K: 1 S: 7	H: 1 LOB: 1 BB: 0 P: 12	1B: 9 2B: 0 3B: 2 HR: 0	SF: 1 SAC: 0 DP: 1 HBP: 0	WP: 0 PA: 44 PB: 0 SB: 0 CS: 0
<b>PITCHER</b>	IP WLS BF H R ER SO BB IBB HBP BLK WP HR S P ERA WHIP	IP WLS BF H R ER SO BB IBB HBP BLK WP HR S P ERA WHIP	IP WLS BF H R ER SO BB IBB HBP BLK WP HR S P ERA WHIP	IP WLS BF H R ER SO BB IBB HBP BLK WP HR S P ERA WHIP	IP WLS BF H R ER SO BB IBB HBP BLK WP HR S P ERA WHIP	IP WLS BF H R ER SO BB IBB HBP BLK WP HR S P ERA WHIP	IP WLS BF H R ER SO BB IBB HBP BLK WP HR S P ERA WHIP	IP WLS BF H R ER SO BB IBB HBP BLK WP HR S P ERA WHIP	IP WLS BF H R ER SO BB IBB HBP BLK WP HR S P ERA WHIP	IP WLS BF H R ER SO BB IBB HBP BLK WP HR S P ERA WHIP	IP WLS BF H R ER SO BB IBB HBP BLK WP HR S P ERA WHIP	IP WLS BF H R ER SO BB IBB HBP BLK WP HR S P ERA WHIP	IP WLS BF H R ER SO BB IBB HBP BLK WP HR S P ERA WHIP	IP WLS BF H R ER SO BB IBB HBP BLK WP HR S P ERA WHIP	IP WLS BF H R ER SO BB IBB HBP BLK WP HR S P ERA WHIP	IP WLS BF H R ER SO BB IBB HBP BLK WP HR S P ERA WHIP	IP WLS BF H R ER SO BB IBB HBP BLK WP HR S P ERA WHIP	IP WLS BF H R ER SO BB IBB HBP BLK WP HR S P ERA WHIP	
Felipe Lira, R (1, 1) ERA: 3.87	6.0	L	27	7	4	4	3	2	0	0	0	0	0	0	54	88	6.00	1.500	
Joe Boever, R (7, 1) ERA: 5.86	2.0		13	3	3	1	1	3	0	0	0	0	0	0	32	55	4.50	3.000	
Mike Christopher, R (9, 1) ERA: 2.82	1.0		4	1	0	0	1	0	0	0	0	0	0	0	7	12	0.00	1.000	

New York Yankees @ Detroit Tigers  
Tiger Stadium, Detroit, MI  
Sat Aug 05 1995, 7:05 PM EDT  
Att: 21,219 - Unknown - 83 F

AB 38  
R 7  
H 11  
RBI 7  
BB 5  
SO 5  
LOB 18



Batter	1	2	3	4	5	6	7	8	9	AB	R	H	RBI	BB	SO	LOB	BOTTOM				
Chad Curtis, R (1, 8) OBP: 0.373, SLG: 0.481	CS 1B			FC9-6 BB		F9			FC5-4 1B								3 0 2 0 1 0 0				
Chris Gomez, R (1, 4) OBP: 0.323, SLG: 0.406	K			FC9-6 FC6-4		L9			F8								4 0 0 0 0 1 3				
Travis Fryman, R (1, 5) OBP: 0.352, SLG: 0.409	L9			L9		L9			L9								4 0 0 0 0 0 2				
Cecil Fielder, R (1, 10) OBP: 0.360, SLG: 0.467		G5-3		FC6-4		K			FC5-4								4 0 0 0 0 1 2				
Juan Samuel, R (1, 3) OBP: 0.389, SLG: 0.578		F8			L4		HR										3 1 1 1 0 0 0				
Alan Trammell, R (1, 6) OBP: 0.387, SLG: 0.409		G5-3			1B		F8										3 0 1 0 0 0 0				
John Flaherty, R (1, 2) OBP: 0.322, SLG: 0.496				G4-6-3 1B		K			G6-3								3 0 1 0 0 1 1				
Derrick White, R (1, 7) OBP: 0.217, SLG: 0.261				G4-6-3		G4-3			G5-3								3 0 0 0 0 0 2				
Danny Bautista, R (1, 9) OBP: 0.238, SLG: 0.283				G5-3		G6-3			G6-3								3 0 0 0 0 0 0				
<b>Inning Stats</b>	R: 0 H: 1 E: 0 K: 1 S: 9	H: 1 LOB: 0 BB: 0 P: 16	R: 0 H: 0 E: 0 K: 0 S: 8	H: 0 LOB: 0 BB: 0 P: 12	R: 0 H: 1 E: 0 K: 0 S: 6	H: 1 LOB: 0 BB: 0 P: 8	R: 0 H: 0 E: 0 K: 0 S: 10	H: 0 LOB: 1 BB: 1 P: 16	R: 0 H: 1 E: 0 K: 1 S: 13	H: 1 LOB: 0 BB: 0 P: 18	R: 0 H: 0 E: 0 K: 0 S: 6	H: 0 LOB: 0 BB: 0 P: 8	R: 1 H: 1 E: 0 K: 1 S: 14	H: 1 LOB: 0 BB: 0 P: 22	R: 0 H: 0 E: 0 K: 0 S: 7	H: 0 LOB: 0 BB: 0 P: 9	R: 0 H: 1 E: 0 K: 0 S: 11	H: 1 LOB: 1 BB: 0 P: 16	1B: 4 2B: 0 3B: 0 HR: 1	SF: 0 SAC: 0 DP: 1 HBP: 0	WP: 0 PA: 31 PB: 0 SB: 0 CS: 1
<b>PITCHER</b>	IP WLS BF H R ER SO BB IBB HBP BLK WP HR S P ERA WHIP	IP WLS BF H R ER SO BB IBB HBP BLK WP HR S P ERA WHIP	IP WLS BF H R ER SO BB IBB HBP BLK WP HR S P ERA WHIP	IP WLS BF H R ER SO BB IBB HBP BLK WP HR S P ERA WHIP	IP WLS BF H R ER SO BB IBB HBP BLK WP HR S P ERA WHIP	IP WLS BF H R ER SO BB IBB HBP BLK WP HR S P ERA WHIP	IP WLS BF H R ER SO BB IBB HBP BLK WP HR S P ERA WHIP	IP WLS BF H R ER SO BB IBB HBP BLK WP HR S P ERA WHIP	IP WLS BF H R ER SO BB IBB HBP BLK WP HR S P ERA WHIP	IP WLS BF H R ER SO BB IBB HBP BLK WP HR S P ERA WHIP	IP WLS BF H R ER SO BB IBB HBP BLK WP HR S P ERA WHIP	IP WLS BF H R ER SO BB IBB HBP BLK WP HR S P ERA WHIP	IP WLS BF H R ER SO BB IBB HBP BLK WP HR S P ERA WHIP	IP WLS BF H R ER SO BB IBB HBP BLK WP HR S P ERA WHIP	IP WLS BF H R ER SO BB IBB HBP BLK WP HR S P ERA WHIP	IP WLS BF H R ER SO BB IBB HBP BLK WP HR S P ERA WHIP	IP WLS BF H R ER SO BB IBB HBP BLK WP HR S P ERA WHIP	IP WLS BF H R ER SO BB IBB HBP BLK WP HR S P ERA WHIP			
Sterling Hitchcock, L (1, 1) ERA: 4.47	9.0	W	31	5	1	1	3	1	0	0	0	0	0	0	84	125	1.00	0.667			

New York Yankees @ Detroit Tigers  
Tiger Stadium, Detroit, MI  
Sat Aug 05 1995, 7:05 PM EDT  
Att: 21,219 - Unknown - 83 F

AB 30  
R 1  
H 5  
RBI 1  
BB 1  
SO 3  
LOB 10





Batter	1	2	3	4	5	6	7	8	9	10	11	12	AB R H RBI BB SO LOB	TOP								
Bernie Williams, S OBP: 0.346, SLG: 0.449	3-1 HR	2-0 G6-3		2-2 G4-6-3			2-1 1B		2-1 F8		2-3 K		6 1 2 1 0 1 4									
Randy Velarde, R OBP: 0.343, SLG: 0.373	3-2 1B		0-1 G1-3		1-1 F8		2-2 E4		1-2 G4-3			3-1 F8	6 0 1 0 0 0 1									
Jim Leyritz, R OBP: 0.387, SLG: 0.439	3-2 HR		1-0 F9		0-1 G1-3		1-0 F7		2-1 G5-3			2-2 FC4 HBP	5 1 1 1 0 0 2									
Ruben Sierra, S OBP: 0.316, SLG: 0.455	0-1 G3		4-2 BB 2B		2-1 G6-3			4-2 FC1 1B G4-6-3 BB		2-2 G3-1		2-0 FC4	4 2 0 0 2 0 1									
Mike Stanley, R OBP: 0.382, SLG: 0.522	2-3 K		4-2 BB			0-0 G6-3		0-0 G4-6-3 1B		1-3 K		1-1 F8	3 1 1 0 1 1 0									
Don Mattingly, L OBP: 0.357, SLG: 0.419			1-2 BB										2 0 0 0 0 1 1									
Gerald Williams, R OBP: 0.386, SLG: 0.575		3-2 2B	0-1 2B			3-2 G5-3		1-2 FC1		0-0 F4-3			3 0 2 2 0 0 0									
Paul O'Neill, L OBP: 0.397, SLG: 0.557			1-4 2B					1-2 G4-6-3					2 0 0 0 0 0 2									
Tony Fernandez, S OBP: 0.311, SLG: 0.335		0-1 L6	0-0 P3			0-0 G6-3		1-1 G4-6-3			1-1 F7		5 0 0 0 0 0 4									
Russ Davis, R OBP: 0.400, SLG: 0.515		4-0 BB		1-1 F9			3-2 L6				2-2 G6-3		1 0 0 0 1 0 0									
Wade Boggs, L OBP: 0.392, SLG: 0.392													2 0 0 0 1 0 0									
Pat Kelly, R OBP: 0.341, SLG: 0.354		1-1 L3		2-2 G4-6-3 1B			0-1 B1-3		1-2 G3-1			4-0 BB	3 0 1 0 0 0 2									
Dion James, L OBP: 0.376, SLG: 0.383													1 0 0 0 1 0 2									
<b>Inning Stats</b>	R: 2 E: 0 K: 1 S: 14	H: 3 LOB: 0 BB: 0 P: 25	R: 0 E: 0 K: 9	H: 1 LOB: 2 BB: 1 P: 19	R: 2 E: 0 K: 13	H: 1 LOB: 1 BB: 2 P: 22	R: 0 E: 0 K: 10	H: 1 LOB: 0 BB: 0 P: 15	R: 0 E: 0 K: 6	H: 0 LOB: 0 BB: 0 P: 11	R: 1 E: 1 K: 0 S: 9	H: 1 LOB: 2 BB: 2 P: 23	R: 0 E: 0 K: 7	H: 0 LOB: 0 BB: 0 P: 10	R: 0 E: 0 K: 1	H: 0 LOB: 1 BB: 1 P: 17	R: 0 E: 0 K: 7	H: 0 LOB: 1 BB: 0 P: 15	1B: 4 2B: 2 3B: 0 HR: 2	SF: 0 SAC: 0 DP: 2 HBP: 1	WP: 0 PB: 0 SB: 0 CS: 1	PA: 50
<b>PITCHER</b>	IP WLS BF H R ER SO BB IBB HBP BLK WP HR S P ERA WHIP	Brian Bohanon, L ERA: 5.69	John Doherty, R ERA: 5.26	Kevin Wickander, L ERA: 2.25	Mike Christopher, R ERA: 2.76	Mike Henneman, R ERA: 1.53	<b>PITCHER</b>	IP WLS BF H R ER SO BB IBB HBP BLK WP HR S P ERA WHIP	Joe Boever, R ERA: 5.69													

New York Yankees @ Detroit Tigers  
Tiger Stadium, Detroit, MI  
Sun Aug 06 1995, 3:33 AM EDT  
Alt. 33,008 - Cloudy - 82 F

AB	43
R	5
H	8
RBI	4
BB	6
SO	3
LOB	19



Batter	1	2	3	4	5	6	7	8	9	10	11	12	AB R H RBI BB SO LOB	BOTTOM														
Chad Curtis, R OBP: 0.374, SLG: 0.484	1-3 K		1-1 BB 1B		0-3 K		0-0 G4-1 1B		2-2 E 1B 2B		2-1 P3		6 2 3 0 0 2 0															
Chris Gomez, R OBP: 0.322, SLG: 0.401	2-0 G6-3		4-2 BB		2-3 K		1-2 G4-1		1-3 K		2-0 P2		3 0 0 0 1 1 1															
Lois Whitaker, L OBP: 0.362, SLG: 0.494			1-2 BB				1-2 K		2-3 K				2 0 0 0 0 1 1															
Travis Fryman, R OBP: 0.357, SLG: 0.416	3-2 2B		1-3 K			1-0 1B 1B	0-0 2H 1B		0-1 E S 1B			0-0 F9	6 1 4 2 0 1 2															
Cecil Fielder, R OBP: 0.362, SLG: 0.464	1-2 G3-1			1-1 F7		1-2 1B 2B 1B	4-0 G4-6-3 IBB		1-3 K			4-2 E 1B HBP	4 1 1 0 1 1 2															
Scott Fletcher, R OBP: 0.333, SLG: 0.320						1-2 2B 1B	2-2 G4-6-3		3-2 L9			1-2 E5	0 1 0 0 0 0 0															
Juan Samuel, R OBP: 0.387, SLG: 0.567		1-0 P6		2-2 1B		2-2 2B 1B	2-2 G4-6-3		3-2 L9			1-2 E5	6 1 2 1 0 0 4															
Alan Trammell, R OBP: 0.380, SLG: 0.396		0-1 L9		1-3 K		1-2 2B 1B		0-0 F8		2-2 G4-3		4-0 1B IBB	5 0 0 0 1 1 3															
John Flaherty, R OBP: 0.326, SLG: 0.498		1-0 F9		1-2 1B		3-2 1H 2H 2B		4-2 FC6-4 BB		2-2 P4		0-0 P6	5 0 2 2 1 0 3															
Danny Bautista, R OBP: 0.235, SLG: 0.280			0-3 K		0-1 F9		3-3 K		0-0 FC6-4		1-1 G6-3		3 0 0 0 0 2 3															
Kirk Gibson, L OBP: 0.357, SLG: 0.452				1-2 1B									1 0 0 0 0 0 1															
Derrick White, R OBP: 0.240, SLG: 0.280													2 0 1 1 0 0 0															
Bobby Higginson, L OBP: 0.326, SLG: 0.404			1-1 F7		1-0 F7		1-1 F8		0-0 P5		1-2 G6-3		5 0 0 0 0 0 2															
<b>Inning Stats</b>	R: 0 E: 0 K: 1 S: 10	H: 1 LOB: 1 BB: 0 P: 17	R: 0 E: 0 K: 4	H: 0 LOB: 0 BB: 0 P: 6	R: 0 E: 0 K: 13	H: 1 LOB: 2 BB: 1 P: 20	R: 0 E: 0 K: 2	H: 2 LOB: 2 BB: 0 P: 18	R: 0 E: 0 K: 7	H: 0 LOB: 0 BB: 0 P: 10	R: 3 E: 0 K: 19	H: 4 LOB: 1 BB: 1 P: 31	R: 1 E: 0 K: 10	H: 2 LOB: 1 BB: 1 P: 17	R: 0 E: 0 K: 5	H: 0 LOB: 1 BB: 1 P: 9	R: 1 E: 1 K: 15	H: 2 LOB: 1 BB: 0 P: 22	R: 0 E: 0 K: 9	H: 0 LOB: 0 BB: 0 P: 14	R: 0 E: 0 K: 6	H: 0 LOB: 0 BB: 0 P: 11	R: 1 E: 1 K: 11	H: 1 LOB: 3 BB: 1 P: 20	1B: 10 2B: 3 3B: 0 HR: 0	SF: 0 SAC: 0 DP: 1 HBP: 1	WP: 0 PB: 0 SB: 1 CS: 0	PA: 53
<b>PITCHER</b>	IP WLS BF H R ER SO BB IBB HBP BLK WP HR S P ERA WHIP	Andy Pettitte, L ERA: 3.84	Bob Wickman, R ERA: 3.84	Steve Howe, L ERA: 5.09	John Wetteland, R ERA: 2.14	Bob MacDonald, L ERA: 4.59	<b>PITCHER</b>	IP WLS BF H R ER SO BB IBB HBP BLK WP HR S P ERA WHIP	Dave Eiland, R ERA: 4.5																			

New York Yankees @ Detroit Tigers  
Tiger Stadium, Detroit, MI  
Sun Aug 06 1995, 3:33 AM EDT  
Alt. 33,008 - Cloudy - 82 F

AB	48
R	6
H	13
RBI	6
BB	4
SO	9
LOB	22









Batter	1	2	3	4	5	6	7	8	9	AB	R	H	RBI	BB	SO	LOB	TOP										
<b>Chad Curtis, R</b> OBP: 0.374, SLG: 0.483 (1, 8)										5	1	3	1	0	0	1											
<b>Chris Gomez, R</b> OBP: 0.319, SLG: 0.394 (1, 4)										5	1	1	0	0	1	4											
<b>Travis Fryman, R</b> OBP: 0.358, SLG: 0.425 (1, 5)										5	1	2	2	0	0	2											
<b>Cecil Fielder, R</b> OBP: 0.360, SLG: 0.459 (1, 10)										4	0	1	1	0	3	1											
<b>Juan Samuel, R</b> OBP: 0.390, SLG: 0.559 (1, 3)										2	0	0	0	2	0	1											
<b>Alan Trammell, R</b> OBP: 0.376, SLG: 0.390 (1, 6)										3	0	0	0	1	1	4											
<b>John Flaherty, R</b> OBP: 0.323, SLG: 0.490 (1, 2)										4	0	1	0	0	0	1											
<b>Mitt Cuyler, S</b> (1, 7)										4	0	0	0	0	0	2											
<b>Bobby Higginson, L</b> OBP: 0.332, SLG: 0.402 (1, 9)										2	2	1	0	2	0	0											
<b>Inning Stats</b>	R: 0 E: 0 K: 0 S: 5	H: 1 LOB: 0 BB: 0 P: 10	R: 0 E: 0 K: 1 S: 8	H: 0 LOB: 1 BB: 1 P: 17	R: 4 E: 1 K: 0 S: 19	H: 3 LOB: 1 BB: 1 P: 32	R: 1 E: 0 K: 0 S: 8	H: 2 LOB: 1 BB: 0 P: 12	R: 0 E: 0 K: 1 S: 13	H: 1 LOB: 1 BB: 1 P: 22	R: 0 E: 0 K: 0 S: 9	H: 0 LOB: 0 BB: 0 P: 13	R: 0 E: 0 K: 2 S: 18	H: 1 LOB: 2 BB: 1 P: 27	R: 0 E: 0 K: 1 S: 9	H: 1 LOB: 1 BB: 1 P: 16	1B: 7 2B: 2 3B: 1 HR: 0	SF: 0 SAC: 0 DP: 2 HBP: 0	WP: 0 PB: 0 SB: 0 CS: 1	PA: 39							
<b>PITCHER</b>	IP	WLS	BF	H	R	ER	SO	BB	IBB	HBP	BLK	WP	HR	S	P	ERA	WHIP										
<b>Kenny Rogers, L</b> ERA: 3.49 (1, 1)	6.0	W	27	7	5	4	2	3	0	0	0	0	0	62	106	6.00	1.667										
<b>Roger McDowell, R</b> ERA: 3.99 (7, 1)	2.0		8	1	0	0	2	1	0	0	0	0	0	26	38	0.00	1.000										
<b>Chris Nichting, R</b> ERA: 5.66 (9, 1)	1.0		4	1	0	0	1	1	0	0	0	0	0	9	16	0.00	2.000										

**Detroit Tigers @ Texas Rangers**  
The Ballpark at Arlington, Arlington, TX  
Wed Aug 09 1995, 8:05 PM EDT  
Att: 22,680 - Unknown - 93 F

AB	34
R	5
H	9
RBI	4
BB	5
SO	5
LOB	16



Batter	1	2	3	4	5	6	7	8	9	AB	R	H	RBI	BB	SO	LOB	BOTTOM										
<b>Otis Nixon, S</b> OBP: 0.341, SLG: 0.329 (1, 8)										5	2	3	2	1	1	0											
<b>Lou Frazier, S</b> OBP: 0.319, SLG: 0.265 (1, 7)										5	2	3	4	0	0	1											
<b>Will Clark, L</b> OBP: 0.389, SLG: 0.476 (1, 3)										4	0	2	2	1	0	2											
<b>Ivan Rodriguez, R</b> OBP: 0.341, SLG: 0.475 (1, 2)										4	1	1	1	1	1	5											
<b>Mickey Tettleton, S</b> OBP: 0.395, SLG: 0.485 (1, 10)										3	2	1	0	2	0	4											
<b>Luis Ortiz, R</b> OBP: 0.291, SLG: 0.383 ERA: 7.55 (7, PH)										2	0	2	2	1	0	0											
<b>Mike Pagliarulo, L</b> OBP: 0.276, SLG: 0.331 (8, 5)										1	1	0	0	1	1	0											
<b>Mark McLemore, S</b> OBP: 0.354, SLG: 0.354 (8, 4)										4	1	1	1	0	0	3											
<b>Jeff Frye, R</b> OBP: 0.336, SLG: 0.373 ERA: 7.55 (7, PR)										3	1	2	1	1	0	1											
<b>Benji Gil, R</b> OBP: 0.274, SLG: 0.347 (8, 6)										1	1	0	0	0	0	2											
<b>Esteban Beltre, R</b> OBP: 0.281, SLG: 0.387 ERA: 2.19 29 Rusty Greer, L OBP: 0.347, SLG: 0.387 (8, 9)										3	1	1	0	0	0	2											
<b>Inning Stats</b>	R: 2 E: 0 K: 0 S: 12	H: 2 LOB: 2 BB: 2 P: 24	R: 2 E: 0 K: 0 S: 11	H: 2 LOB: 2 BB: 1 P: 24	R: 0 E: 0 K: 0 S: 7	H: 1 LOB: 1 BB: 1 P: 13	R: 0 E: 0 K: 0 S: 10	H: 1 LOB: 1 BB: 0 P: 16	R: 1 E: 0 K: 0 S: 14	H: 1 LOB: 1 BB: 1 P: 23	R: 1 E: 0 K: 1 S: 8	H: 2 LOB: 1 BB: 1 P: 15	R: 3 E: 0 K: 2 S: 23	H: 4 LOB: 2 BB: 1 P: 36	R: 4 E: 0 K: 1 S: 18	H: 4 LOB: 1 BB: 1 P: 26	1B: 11 2B: 6 3B: 0 HR: 0	SF: 1 SAC: 1 DP: 1 HBP: 1	WP: 0 PB: 0 SB: 3 CS: 1	PA: 48							
<b>PITCHER</b>	IP	WLS	BF	H	R	ER	SO	BB	IBB	HBP	BLK	WP	HR	S	P	ERA	WHIP										
<b>C.J. Nikowski, L</b> ERA: 5.53 (5, 1)	4.0		24	7	5	5	0	5	0	1	0	0	0	46	89	11.25	3.000										
<b>John Doherty, R</b> ERA: 5.53 (7, 1)	2.2	L	13	4	4	4	2	1	1	0	0	0	0	32	52	13.50	1.875										
<b>Kevin Wickander, L</b> ERA: 2.19 (8, 1)	0.1		3	2	0	0	1	0	0	0	0	0	0	7	10	0.00	6.000										
<b>Mike Christopher, R</b> ERA: 4.18 (8, 1)	1.0		8	4	4	4	1	1	0	0	0	0	0	18	26	36.00	5.000										

**Detroit Tigers @ Texas Rangers**  
The Ballpark at Arlington, Arlington, TX  
Wed Aug 09 1995, 8:05 PM EDT  
Att: 22,680 - Unknown - 93 F

AB	37
R	13
H	17
RBI	13
BB	8
SO	4
LOB	22





Batter	1	2	3	4	5	6	7	8	9	AB	R	H	RBI	BB	SO	LOB	TOP											
<b>Chad Curtis, R</b> (1, 8) OBP: 0.373, SLG: 0.481										4	0	1	0	0	1	0	<b>Detroit Tigers @ Texas Rangers</b> The Ballpark at Arlington, Arlington, TX Thu Aug 10 1995, 8:05 PM EDT Att: 32,084 - Unknown - 94 F											
<b>Lou Whitaker, L</b> (1, 4) OBP: 0.356, SLG: 0.481										3	0	0	0	1	0	1												
<b>Travis Fryman, R</b> (1, 5) OBP: 0.357, SLG: 0.423										4	1	1	0	0	0	2												
<b>Cecil Fielder, R</b> (1, 3) OBP: 0.358, SLG: 0.466										4	1	1	1	0	0	2												
<b>Kirk Gibson, L</b> (1, 10) OBP: 0.358, SLG: 0.449										2	0	0	0	1	1	0												
<b>Juan Samuel, R</b> (9, PH) OBP: 0.388, SLG: 0.555										1	0	0	0	0	0	1												
<b>Bobby Higginson, L</b> (1, 9) OBP: 0.332, SLG: 0.405										3	0	1	0	0	1	1												
<b>Derrick White, R</b> (9, PH) OBP: 0.269, SLG: 0.308										1	0	1	1	0	0	0												
<b>Chris Gomez, R</b> (1, 6) OBP: 0.315, SLG: 0.388										4	0	0	0	0	1	3												
<b>John Flaherty, R</b> (1, 2) OBP: 0.320, SLG: 0.484										3	0	0	0	0	1	2												
<b>Mitt Cuyler, S</b> (1, 7)										3	0	0	0	0	1	0												
<b>Inning Stats</b>	R: 0 E: 0 K: 1 S: 8	H: 0 LOB: 1 BB: 1 P: 16	R: 0 E: 0 K: 3 S: 13	H: 0 LOB: 1 BB: 1 P: 24	R: 0 E: 0 K: 1 S: 11	H: 1 LOB: 1 BB: 0 P: 15	R: 1 E: 0 K: 0 S: 7	H: 1 LOB: 0 BB: 0 P: 10	R: 0 E: 0 K: 0 S: 6	H: 0 LOB: 0 BB: 0 P: 10	R: 0 E: 0 K: 1 S: 12	H: 1 LOB: 1 BB: 0 P: 15	R: 0 E: 0 K: 0 S: 8	H: 0 LOB: 0 BB: 0 P: 13	R: 1 E: 0 K: 0 S: 14	H: 2 LOB: 1 BB: 0 P: 22	1B: 3 2B: 1 3B: 0 HR: 1	SF: 0 SAC: 0 DP: 0 HBP: 0	WP: 0 PB: 0 SB: 0 CS: 0	PA: 34								
<b>PITCHER</b>	IP	WLS	BF	H	R	ER	SO	BB	IBB	HBP	BLK	WP	HR	S	P	ERA	WHIP											
<b>Danny Darwin, R</b> (1, 1) ERA: 7.19	6.0	W	22	2	1	1	5	2	0	0	0	0	0	1	54	89	1.50	0.667										
<b>Dennis Cook, L</b> (7, 1) ERA: 4.33	2.0		7	1	0	0	1	0	0	0	0	0	0	20	28	0.00	0.500											
<b>Roger McDowell, R</b> (9, 1) ERA: 3.99	0.1		2	1	1	1	0	0	0	0	0	0	0	4	5	27.00	3.000											
<b>Ed Vosberg, L</b> (9, 1) ERA: 2.96	0.2		3	1	0	0	0	0	0	0	0	0	0	10	17	0.00	1.500											

Batter	1	2	3	4	5	6	7	8	9	AB	R	H	RBI	BB	SO	LOB	BOTTOM										
<b>Otis Nixon, S</b> (1, 8) OBP: 0.344, SLG: 0.331										4	2	2	0	1	0	0	<b>Detroit Tigers @ Texas Rangers</b> The Ballpark at Arlington, Arlington, TX Thu Aug 10 1995, 8:05 PM EDT Att: 32,084 - Unknown - 94 F										
<b>Lou Frazier, S</b> (1, 7) OBP: 0.325, SLG: 0.267										3	1	1	0	0	2	1											
<b>Will Clark, L</b> (1, 3) OBP: 0.390, SLG: 0.475										3	0	1	1	1	2	1											
<b>Mickey Tettleton, S</b> (1, 10) OBP: 0.391, SLG: 0.480										3	0	0	1	0	2	3											
<b>Ivan Rodriguez, R</b> (1, 2) OBP: 0.346, SLG: 0.478										2	1	1	1	1	0	1											
<b>29 Rusty Greer, L</b> (1, 9) OBP: 0.345, SLG: 0.382										3	1	0	0	0	0	5											
<b>Mark McLemore, S</b> (1, 4) OBP: 0.356, SLG: 0.356										4	1	2	0	0	0	0											
<b>Mike Pagliarulo, L</b> (1, 5) OBP: 0.276, SLG: 0.326										3	0	0	0	1	1	3											
<b>Benji Gil, R</b> (1, 6) OBP: 0.274, SLG: 0.356										4	1	1	4	0	0	2											
<b>Inning Stats</b>	R: 0 E: 0 K: 2 S: 10	H: 1 LOB: 1 BB: 0 P: 15	R: 0 E: 0 K: 0 S: 8	H: 1 LOB: 2 BB: 1 P: 15	R: 1 E: 0 K: 0 S: 8	H: 1 LOB: 2 BB: 2 P: 20	R: 0 E: 0 K: 0 S: 7	H: 0 LOB: 0 BB: 0 P: 11	R: 2 E: 0 K: 1 S: 14	H: 2 LOB: 1 BB: 1 P: 24	R: 0 E: 0 K: 0 S: 6	H: 0 LOB: 0 BB: 0 P: 8	R: 0 E: 0 K: 2 S: 8	H: 0 LOB: 0 BB: 0 P: 13	R: 4 E: 0 K: 2 S: 17	H: 3 LOB: 0 BB: 0 P: 26		1B: 6 2B: 1 3B: 0 HR: 1	SF: 1 SAC: 0 DP: 1 HBP: 3	WP: 0 PB: 0 SB: 1 CS: 1	PA: 37						
<b>PITCHER</b>	IP	WLS	BF	H	R	ER	SO	BB	IBB	HBP	BLK	WP	HR	S	P	ERA	WHIP										
<b>Felipe Lira, R</b> (1, 1) ERA: 3.95	4.2	L	23	5	3	3	3	4	0	2	0	0	0	44	80	5.79	1.929										
<b>Brian Bohanon, L</b> (5, 1) ERA: 5.65	3.0		12	2	3	3	4	0	0	1	0	0	0	31	46	9.00	0.667										
<b>Joe Boever, R</b> (8, 1) ERA: 5.8	0.1		2	1	1	1	0	0	0	0	0	0	1	3	6	27.00	3.000										



Batter	1	2	3	4	5	6	7	8	9	AB	R	H	RBI	BB	SO	LOB	TOP											
<b>Chad Curtis, R</b> OBP: 0.368, SLG: 0.475 (1, 8)	L3		G6-3		P2		K		F8	5	0	0	0	0	1	3												
<b>Chris Gomez, R</b> OBP: 0.313, SLG: 0.382 (1, 4)	G6-3		3B BB			G6-3	P5		K	4	1	0	0	1	1	3												
<b>Travis Fryman, R</b> OBP: 0.358, SLG: 0.428 (1, 5)	1B		1-H 3B			F9		F9	K	5	0	2	1	0	1	0												
<b>Cecil Fielder, R</b> OBP: 0.360, SLG: 0.475 (1, 10)	K		F7			1B		HR		4	1	2	1	0	1	2												
<b>Juan Samuel, R</b> OBP: 0.384, SLG: 0.553 (1, 3)		G4-3		K		L1		WP 1B 2B		4	1	1	0	0	1	1												
<b>Alan Trammell, R</b> OBP: 0.375, SLG: 0.383 (1, 6)	P4			P4			1B G4-3 BB	L4		3	0	0	0	1	0	1												
<b>Bobby Higginson, L</b> OBP: 0.331, SLG: 0.401 (1, 9)	F7			G4-3			G4-3	1B BB		3	0	0	0	1	0	1												
<b>Mitt Cuyler, S</b> OBP: 0.059, SLG: 0.059 (8, PH)										3	0	1	0	0	0	0												
<b>Lou Whitaker, L</b> OBP: 0.391, SLG: 0.484 (8, PH)										1	0	1	1	0	0	0												
<b>Derrick White, R</b> OBP: 0.269, SLG: 0.308 (8, 7)			E5 CS			G6-3	1B	1B	1B	0	0	0	0	0	0	0												
<b>Ron Tingley, R</b> OBP: 0.306, SLG: 0.382 (8, PH)			1-2 HR			G6-3			F7	3	1	2	1	0	0	0												
<b>John Flaherty, R</b> OBP: 0.319, SLG: 0.482 (8, 2)							1-2 2-3 1B			1	0	0	0	0	0	2												
<b>Inning Stats</b>	R: 0 E: 0 K: 1 S: 12	H: 1 LOB: 1 BB: 0 P: 20	R: 0 E: 0 K: 0 S: 6	H: 0 LOB: 0 BB: 0 P: 9	R: 2 E: 1 K: 0 S: 14	H: 2 LOB: 1 BB: 1 P: 19	R: 0 E: 0 K: 1 S: 10	H: 0 LOB: 0 BB: 0 P: 15	R: 0 E: 0 K: 0 S: 9	H: 0 LOB: 0 BB: 0 P: 13	R: 0 E: 0 K: 0 S: 11	H: 1 LOB: 1 BB: 0 P: 18	R: 0 E: 0 K: 1 S: 11	H: 2 LOB: 3 BB: 1 P: 20	R: 2 E: 0 K: 0 S: 16	H: 3 LOB: 2 BB: 1 P: 29	R: 0 E: 0 K: 2 S: 8	H: 0 LOB: 0 BB: 0 P: 14	1B: 5 2B: 1 3B: 1 HR: 2	SF: 0 SAC: 0 DP: 0 HBP: 0	WP: 1 PB: 0 SB: 0 CS: 1	PA: 39						
<b>PITCHER</b>	IP	WLS	BF	H	R	ER	SO	BB	IBB	HBP	BLK	WP	HR	S	P	ERA	WHIP											
<b>Brian Givens, L</b> ERA: 4.53	(1, 1)	6.1	W	27	6	2	2	2	2	0	0	0	0	1	69	107	2.84	1.263										
<b>Rob Diabe, R</b> ERA: 6.23	(7, 1)	1.1		7	2	2	2	1	1	0	0	0	1	1	16	31	13.50	2.250										
<b>Bill Wegman, R</b> ERA: 5.26	(8, 1)	0.1		2	1	0	0	0	0	0	0	0	0	4	5	0.00	3.000											
<b>Mike Fetters, R</b> ERA: 1.48	(9, 1)	1.0	S	3	0	0	0	2	0	0	0	0	0	8	14	0.00	0.000											

**Detroit Tigers @ Milwaukee Brewers**  
Milwaukee County Stadium, Milwaukee, WI

AB 36  
R 4  
H 9  
RBI 4  
BB 3  
SO 5  
LOB 13




WP: 1 PA: 39  
PB: 0  
SB: 0  
CS: 1

Batter	1	2	3	4	5	6	7	8	9	AB	R	H	RBI	BB	SO	LOB	BOTTOM											
<b>Pat Listach, S</b> OBP: 0.289, SLG: 0.252 (1, 4)	P9		G6-3	HR BB		K				3	1	0	0	1	1	2												
<b>Fernando Vina, L</b> OBP: 0.317, SLG: 0.335 (8, 4)										0	0	0	0	0	0	0												
<b>Darryl Hamilton, L</b> OBP: 0.381, SLG: 0.416 (1, 8)	WP 1B BB		WP 2B	1-H 2-H 3-H HR		G3				3	1	2	4	1	0	2												
<b>Kevin Seitzer, R</b> OBP: 0.408, SLG: 0.428 (7, PR)	1-2 WP 1B		4-2 BB	L8			FC6-4 1B			3	0	2	0	1	0	0												
<b>Jeff Cirillo, R</b> OBP: 0.386, SLG: 0.486 (8, 5)			2-3 BB							0	0	0	0	0	0	0												
<b>John Jaha, R</b> OBP: 0.363, SLG: 0.564 (1, 3)	P6		F8		K		K			4	0	0	0	0	2	5												
<b>Greg Vaughn, R</b> OBP: 0.308, SLG: 0.392 (1, 10)	K			L5	F8		K			4	0	0	0	0	2	3												
<b>Matt Mieske, R</b> OBP: 0.355, SLG: 0.464 (1, 9)		G6-3		1B 1B	F8		FC6-4			4	1	1	0	0	0	1												
<b>Jose Valentin, S</b> OBP: 0.288, SLG: 0.395 (1, 6)		F9		G3 1B HR 1B		1B BB		K		3	1	1	0	1	1	0												
<b>David Hulse, L</b> OBP: 0.309, SLG: 0.358 (1, 7)		K		G3 HR 1B		1B		G6-3		4	1	2	1	0	1	0												
<b>Mike Matheny, R</b> OBP: 0.283, SLG: 0.309 (1, 2)			F9	G3		K		G5-3		4	0	0	0	0	1	4												
<b>Inning Stats</b>	R: 0 E: 0 K: 1 S: 16	H: 1 LOB: 2 BB: 1 P: 26	R: 0 E: 0 K: 1 S: 11	H: 0 LOB: 0 BB: 0 P: 15	R: 0 E: 0 K: 0 S: 10	H: 1 LOB: 2 BB: 1 P: 19	R: 5 E: 0 K: 0 S: 17	H: 4 LOB: 0 BB: 1 P: 31	R: 0 E: 0 K: 1 S: 7	H: 0 LOB: 0 BB: 0 P: 11	R: 0 E: 0 K: 2 S: 14	H: 1 LOB: 1 BB: 1 P: 19	R: 0 E: 0 K: 2 S: 11	H: 1 LOB: 1 BB: 0 P: 15	R: 0 E: 0 K: 1 S: 8	H: 0 LOB: 0 BB: 0 P: 11	1B: 6 2B: 1 3B: 0 HR: 1	SF: 0 SAC: 0 DP: 0 HBP: 0	WP: 2 PB: 0 SB: 0 CS: 0	PA: 36								
<b>PITCHER</b>	IP	WLS	BF	H	R	ER	SO	BB	IBB	HBP	BLK	WP	HR	S	P	ERA	WHIP											
<b>Mike Moore, R</b> ERA: 7.5	(1, 1)	5.0	L	26	7	5	5	3	4	0	0	0	0	1	66	112	9.00	2.200										
<b>Mike Christopher, R</b> ERA: 3.86	(6, 1)	2.0		7	1	0	0	4	0	0	0	0	0	20	24	0.00	0.500											
<b>Kevin Wickander, L</b> ERA: 2.03	(8, 1)	1.0		3	0	0	0	1	0	0	0	0	0	8	11	0.00	0.000											

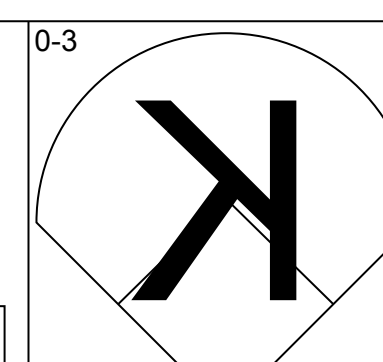
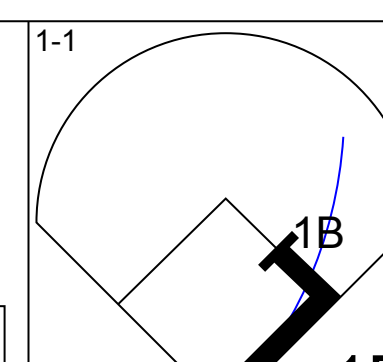
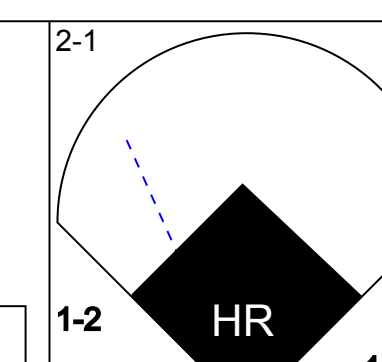
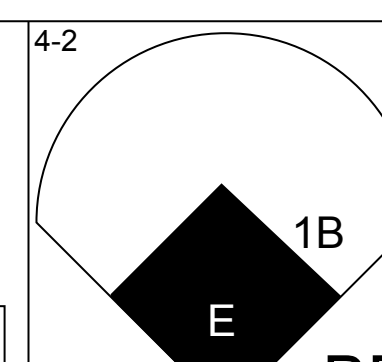
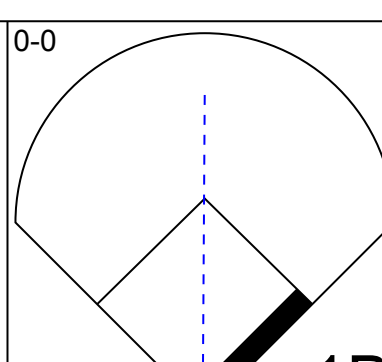
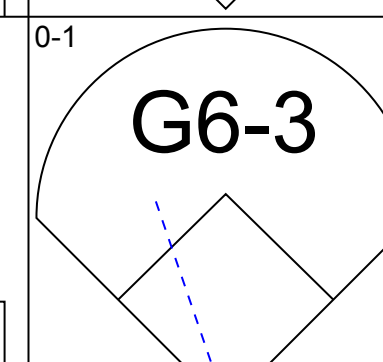
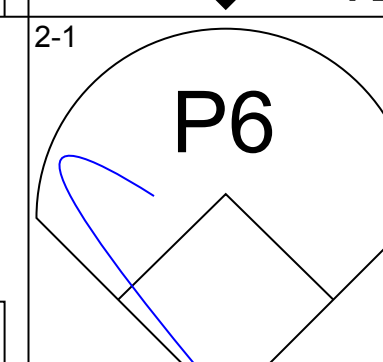
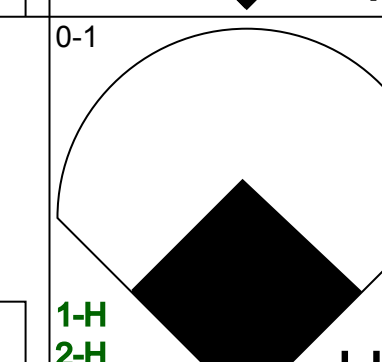
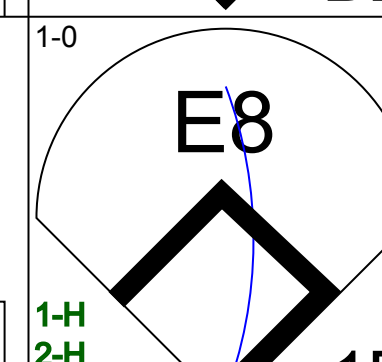
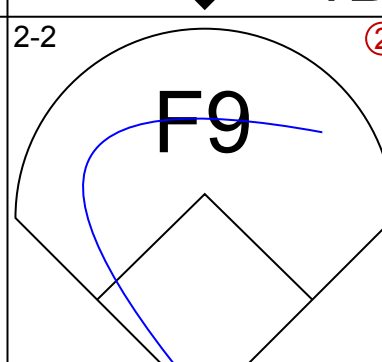
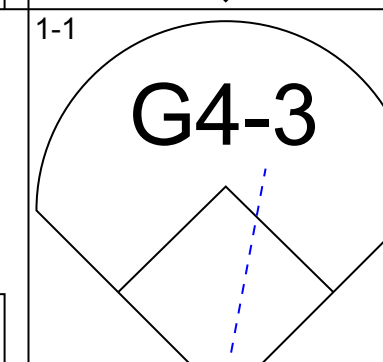
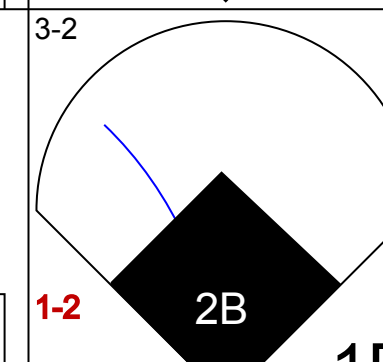
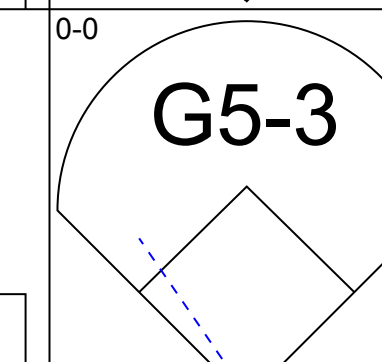
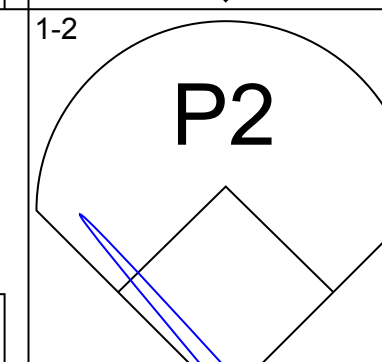
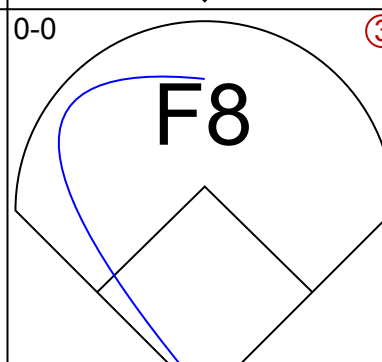
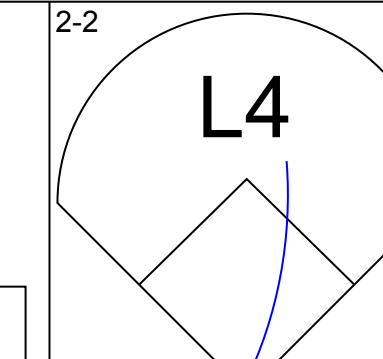
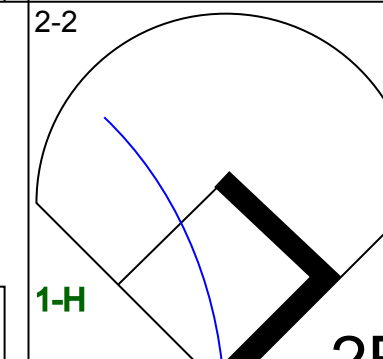
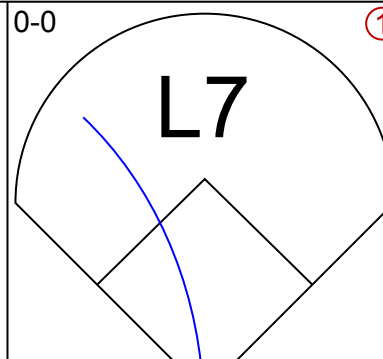
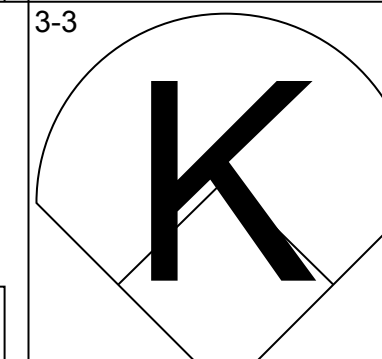

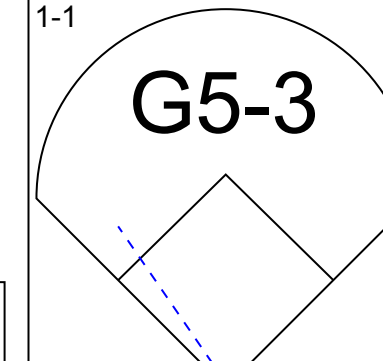
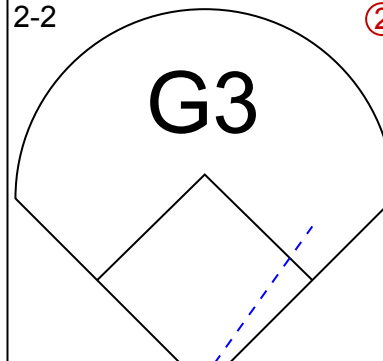
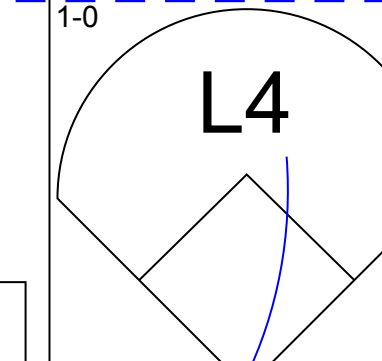

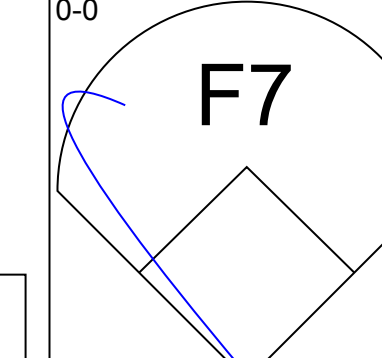
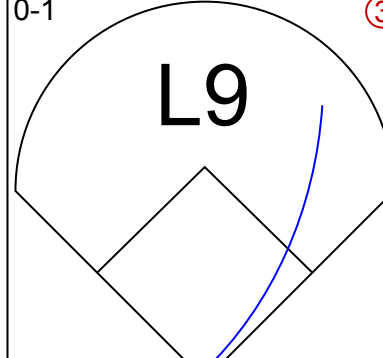
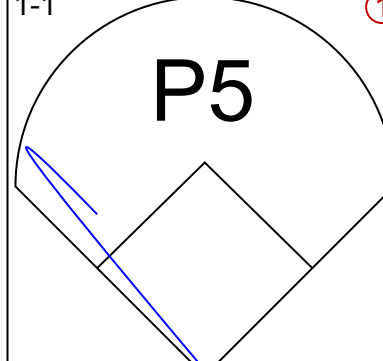
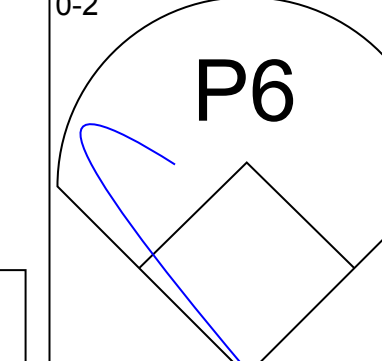
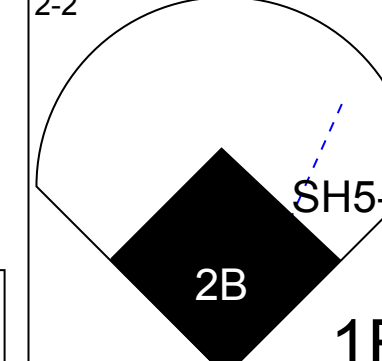
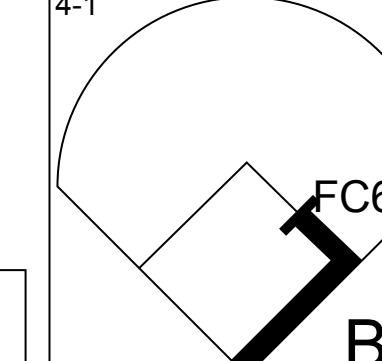
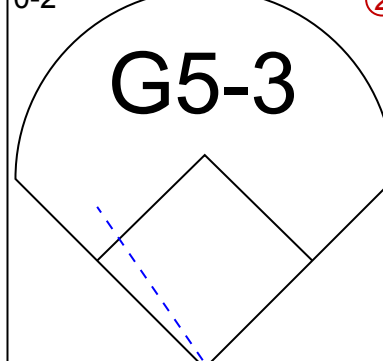
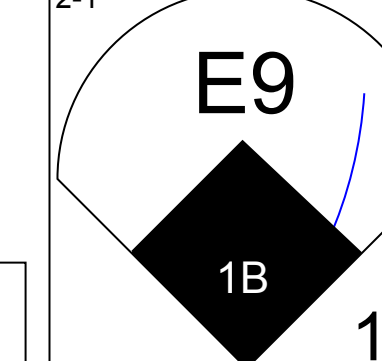
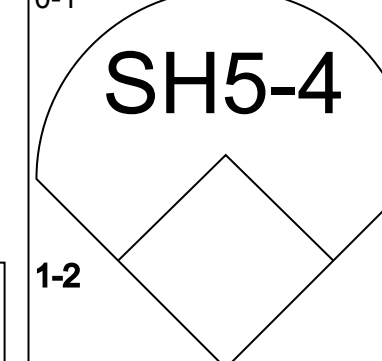
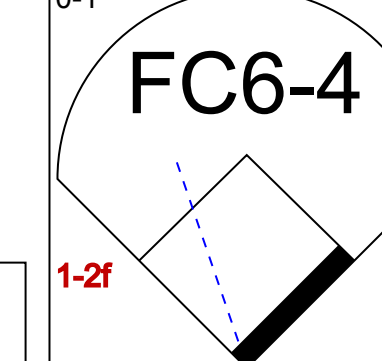
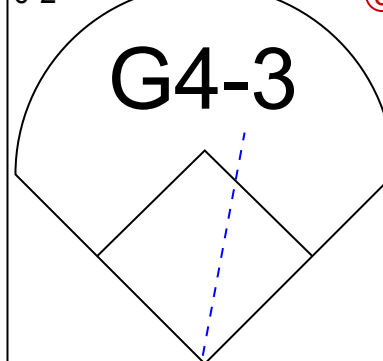
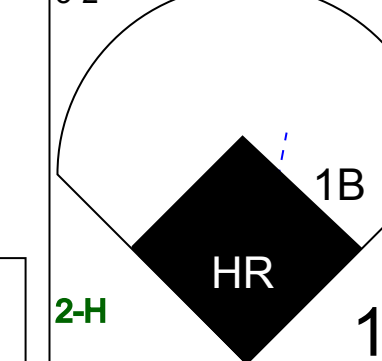
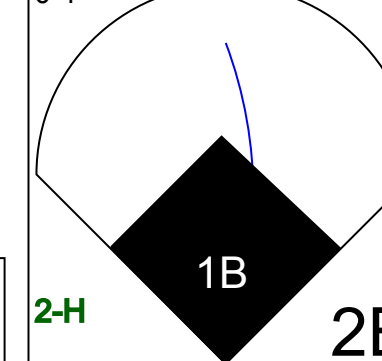
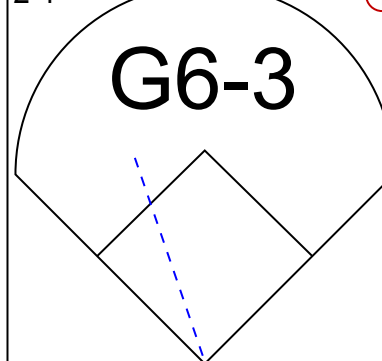
**Detroit Tigers @ Milwaukee Brewers**  
Milwaukee County Stadium, Milwaukee, WI

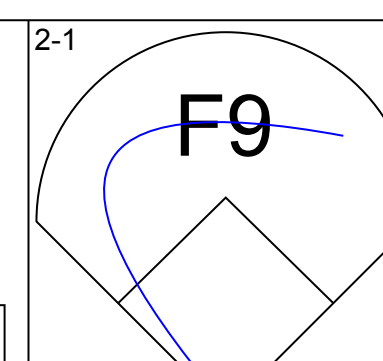
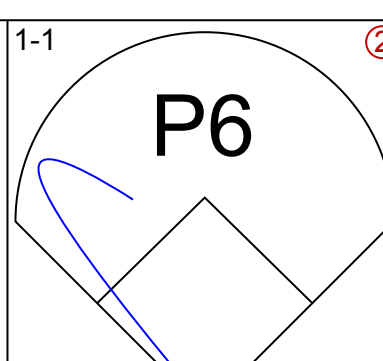
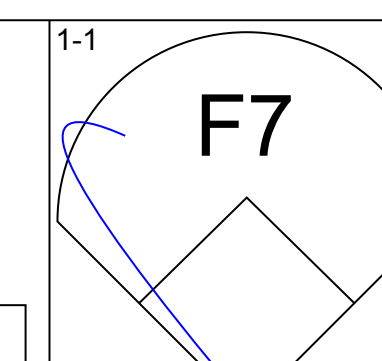
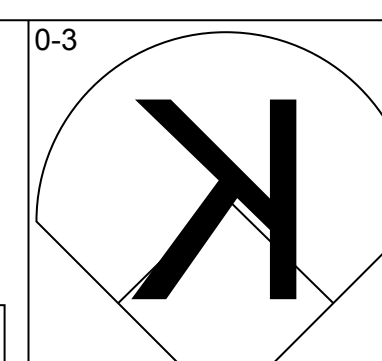
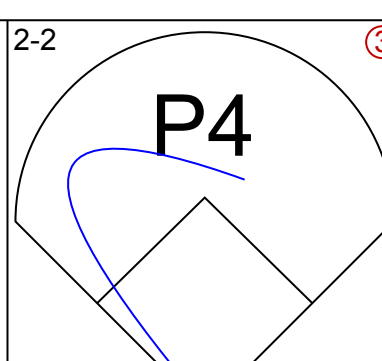
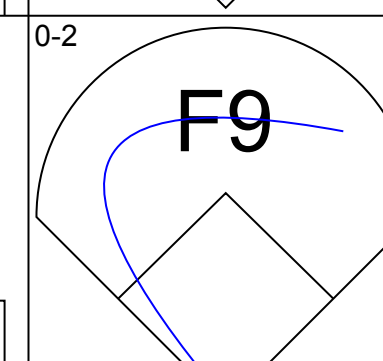
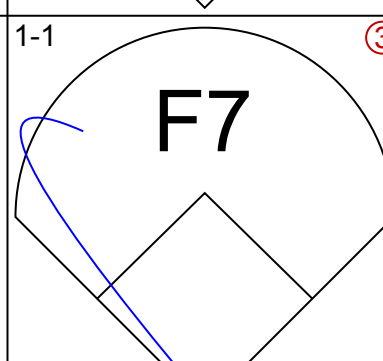
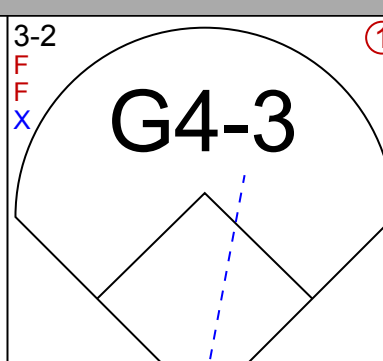
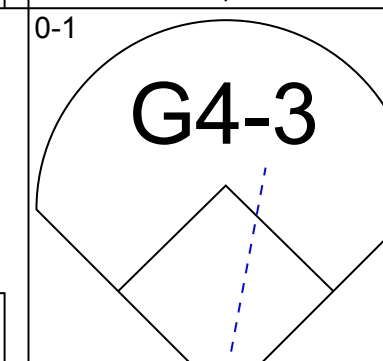
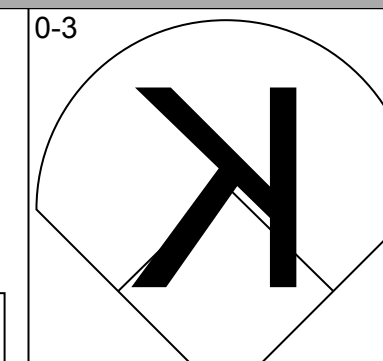
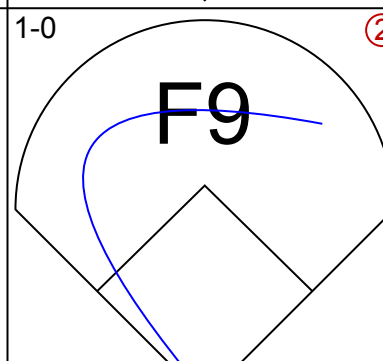
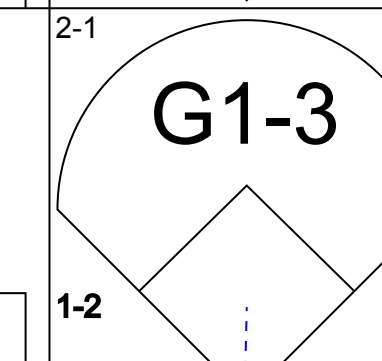
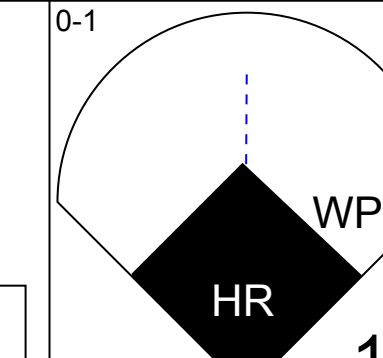
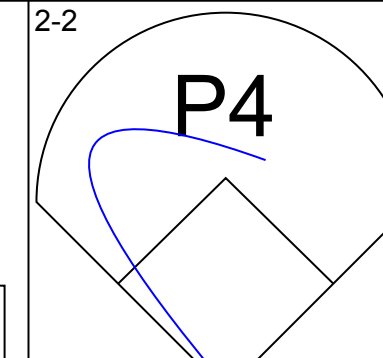
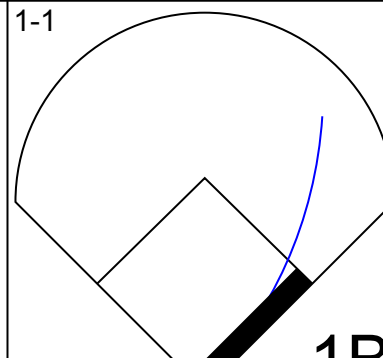
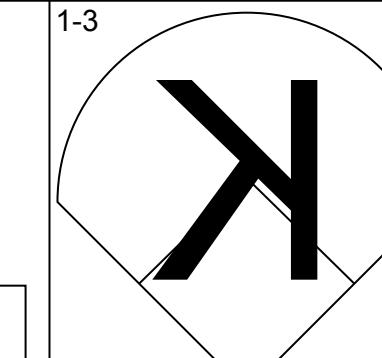
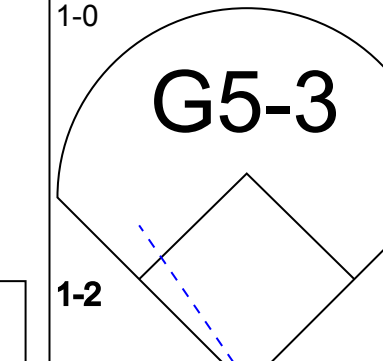
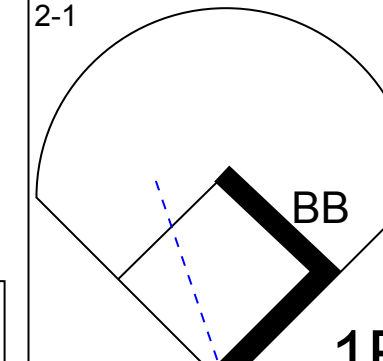
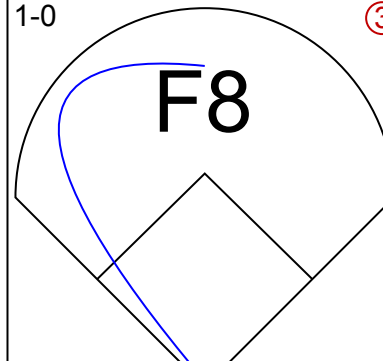
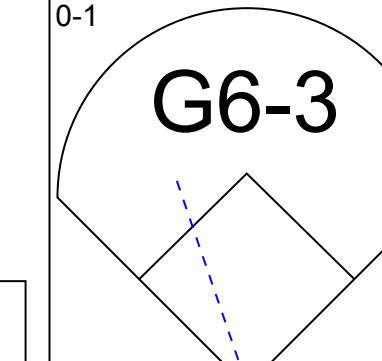
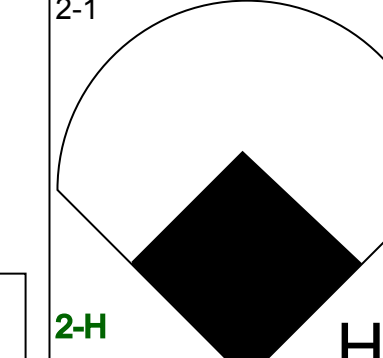
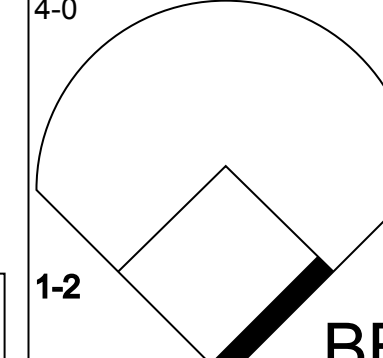
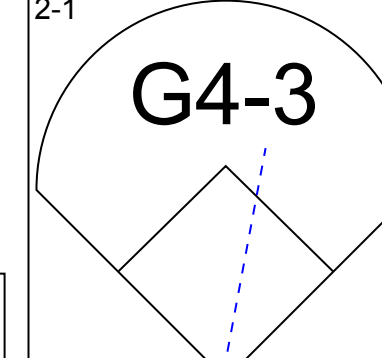
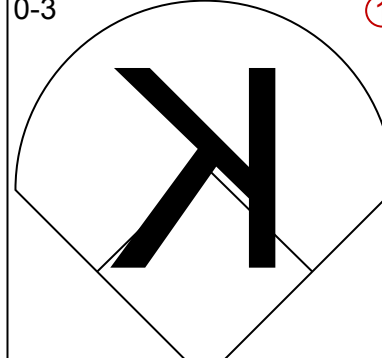
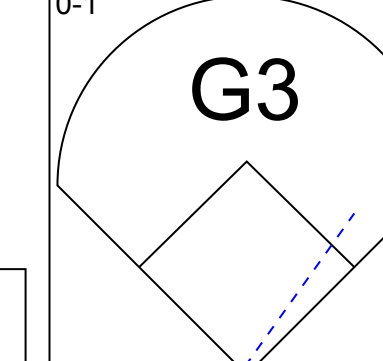
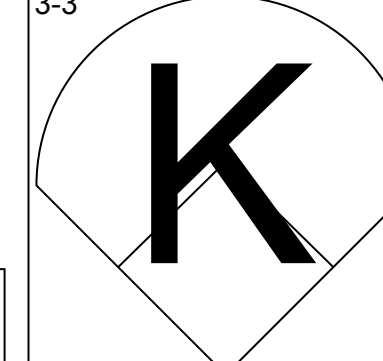
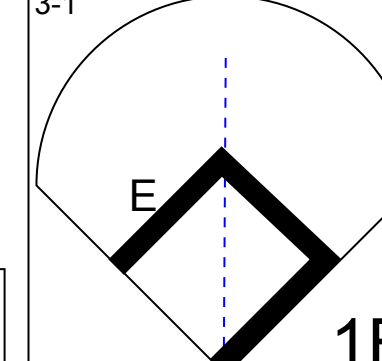
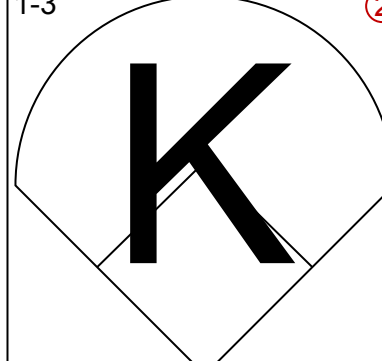
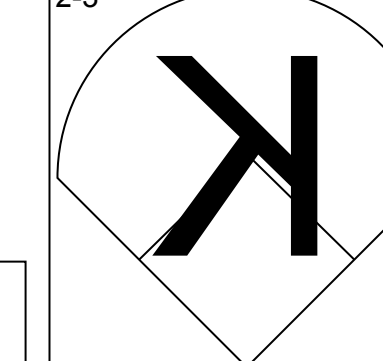
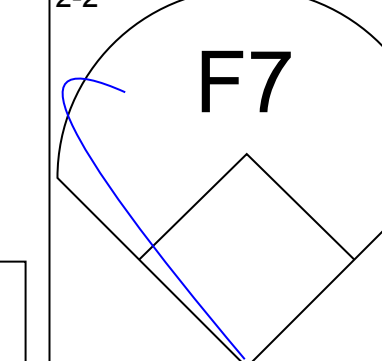
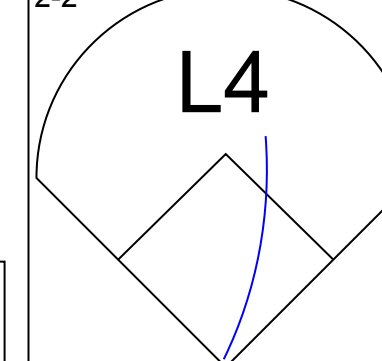
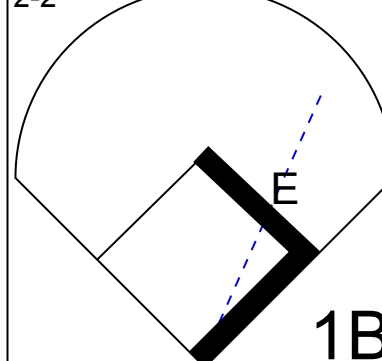

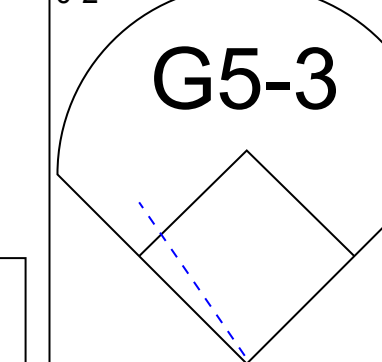
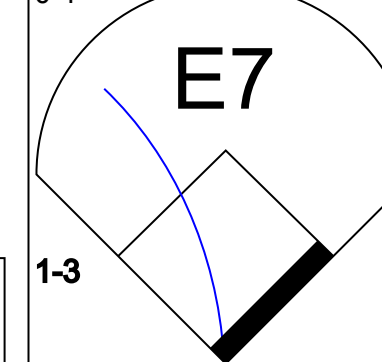
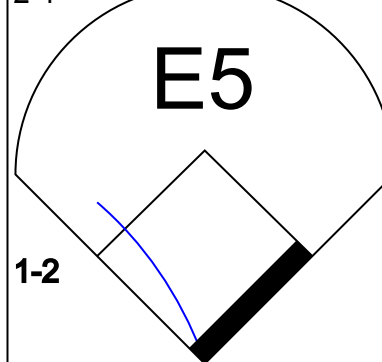
AB 32  
R 5  
H 8  
RBI 5  
BB 4  
SO 8  
LOB 17



WP: 2 PA: 36  
PB: 0  
SB: 0  
CS: 0



Batter	1	2	3	4	5	6	7	8	9	AB	R	H	RBI	BB	SO	LOB	TOP								
Chad Curtis, R OBP: 0.373, SLG: 0.478 (1, 8)										4	2	3	0	1	1	0	<b>Detroit Tigers @ Milwaukee Brewers</b> Milwaukee County Stadium, Milwaukee, WI Sat Aug 12 1995, 8:05 PM EDT Att: 21,342 - Unknown - 83 F								
Lou Whitaker, L OBP: 0.384, SLG: 0.500 (1, 4) Scott Fletcher, R OBP: 0.331, SLG: 0.317 (8, PH) (9, 4)										4	1	2	4	0	0	1									
Travis Fryman, R OBP: 0.356, SLG: 0.425 (1, 5)										5	1	1	0	0	0	2									
Cecil Fielder, R OBP: 0.359, SLG: 0.476 (9, 1) John Doherty, R (9, 1)										4	0	1	1	0	1	1									
Franklin Stubbs, L OBP: 0.333, SLG: 0.319 (1, 10) Derrick White, R OBP: 0.259, SLG: 0.296 (8, PH) (9, 3)										3	0	0	0	0	0	1									
John Flaherty, R OBP: 0.314, SLG: 0.475 (1, 2)										4	0	0	0	0	1	0									
Bobby Higginson, L OBP: 0.333, SLG: 0.400 (1, 9)										3	1	1	0	1	0	0									
Mitt Cuyler, S OBP: 0.100, SLG: 0.100 (1, 7)										3	1	1	0	0	0	1									
Chris Gomez, R OBP: 0.315, SLG: 0.387 (1, 6)										4	2	2	2	0	0	0									
<b>Inning Stats</b>	R: 0 E: 0 K: 1 S: 8	H: 0 LOB: 0 BB: 0 P: 9	R: 0 E: 0 K: 1 S: 10	H: 0 LOB: 0 BB: 0 P: 16	R: 0 E: 0 K: 0 S: 8	H: 0 LOB: 0 BB: 0 P: 9	R: 1 E: 0 K: 0 S: 12	H: 3 LOB: 1 BB: 0 P: 21	R: 4 E: 1 K: 0 S: 15	H: 4 LOB: 0 BB: 0 P: 22	R: 0 E: 0 K: 0 S: 6	H: 0 LOB: 0 BB: 0 P: 8	R: 3 E: 1 K: 1 S: 20	H: 3 LOB: 1 BB: 1 P: 31	R: 0 E: 0 K: 0 S: 5	H: 0 LOB: 1 BB: 0 P: 10		R: 0 E: 0 K: 0 S: 7	H: 1 LOB: 1 BB: 0 P: 11	1B: 8 2B: 2 HR: 1	SF: 0 SAC: 1 DP: 0 HBP: 0	WP: 0 PB: 0 SB: 0 CS: 0	PA: 39		
<b>PITCHER</b>	IP	WLS	BF	H	R	ER	SO	BB	IBB	HBP	BLK	WP	HR	S	P	ERA	WHIP								
Jamie McAndrew, R ERA: 6.64 (1, 1)	6.0	L	25	8	6	6	2	0	0	0	0	0	1	62	90	9.00	1.333								
Jeff Bronkney, R ERA: 3.65 (7, 1)	1.0		6	2	2	1	1	1	0	0	0	0	0	17	26	9.00	3.000								
Angel Miranda, L ERA: 5.74 (8, 1)	2.0		8	1	0	0	0	1	0	0	0	0	0	12	21	0.00	1.000								

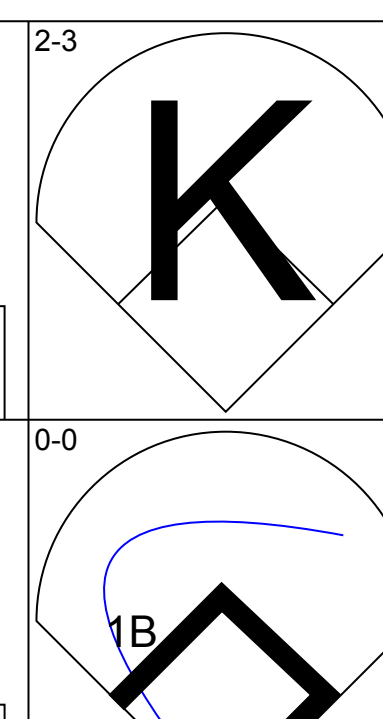
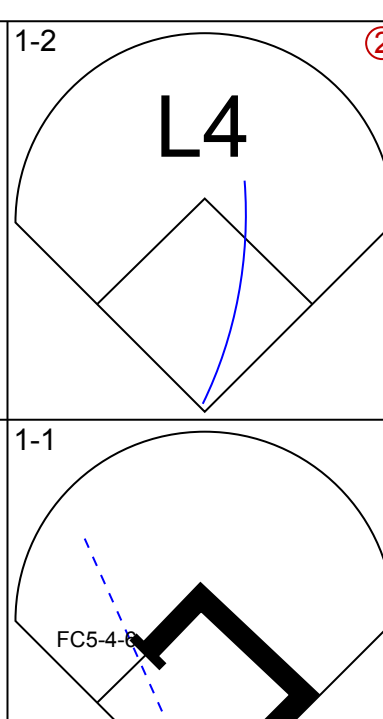
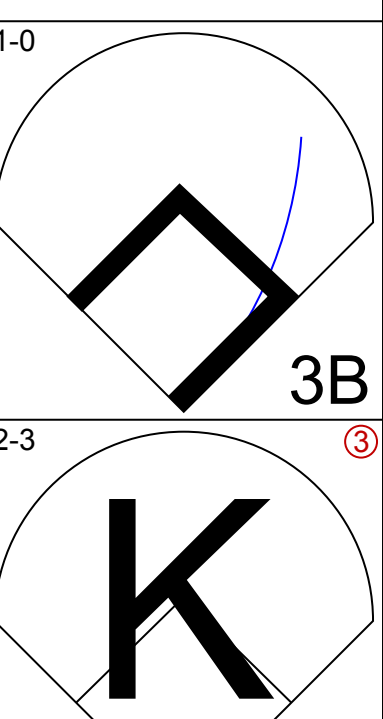
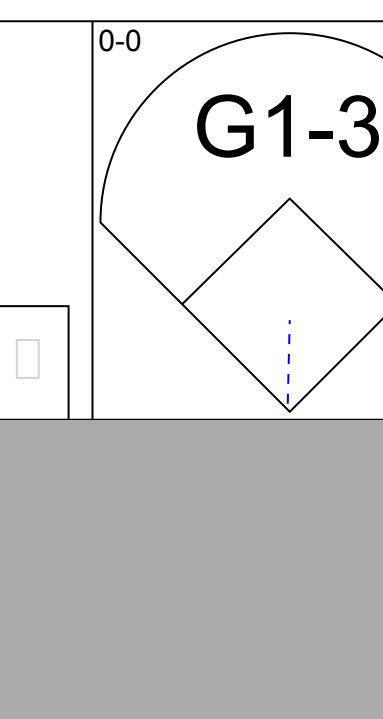
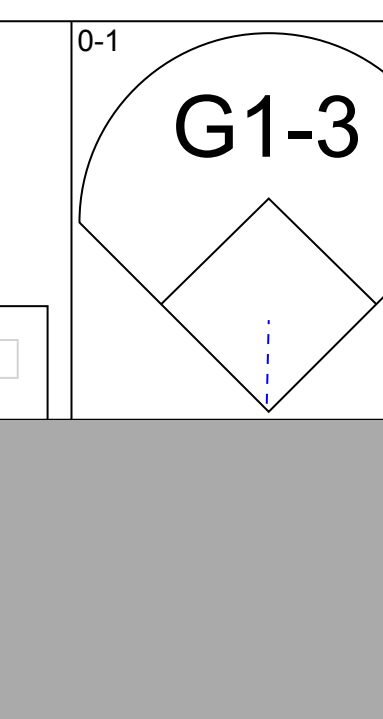
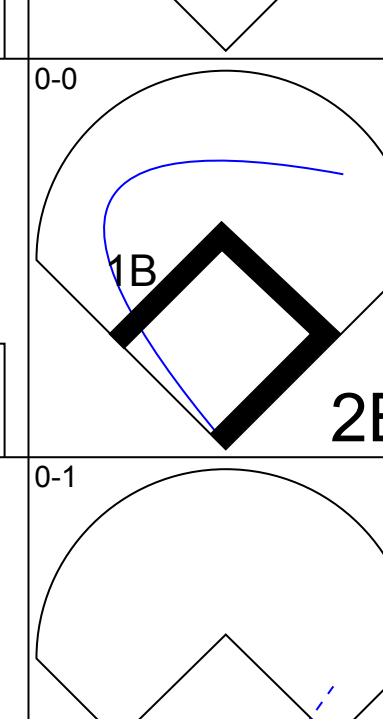
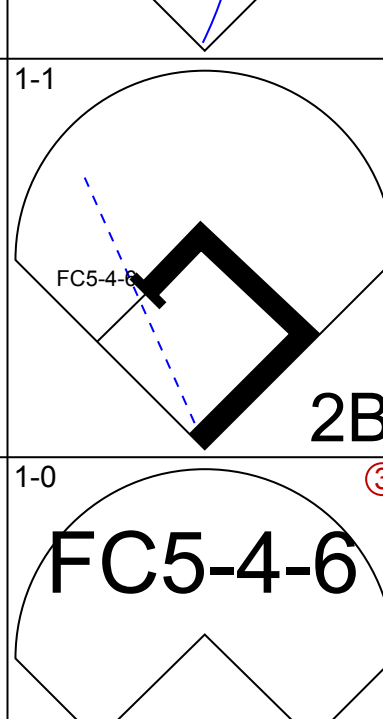
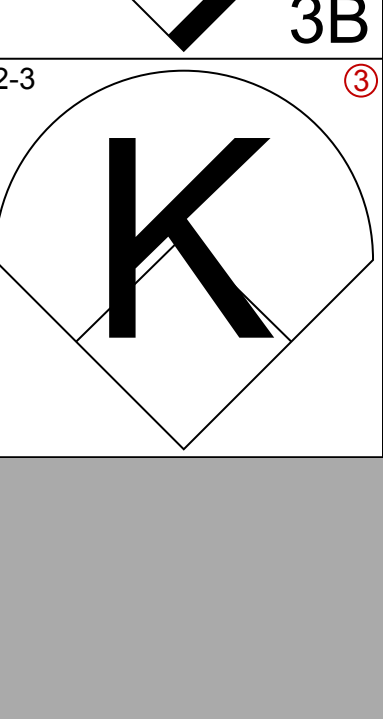
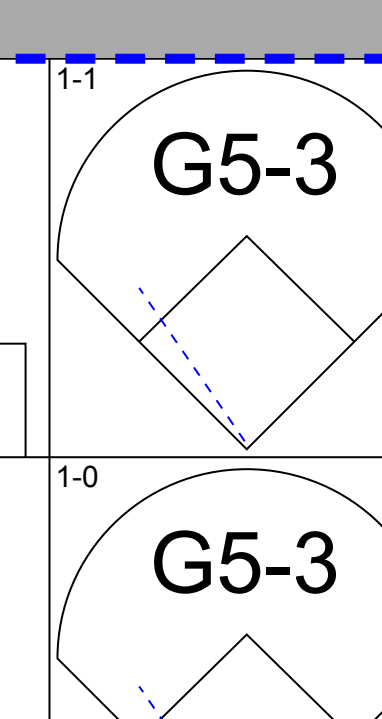
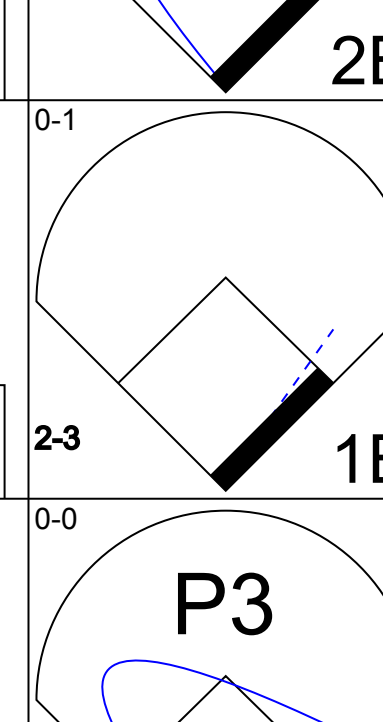
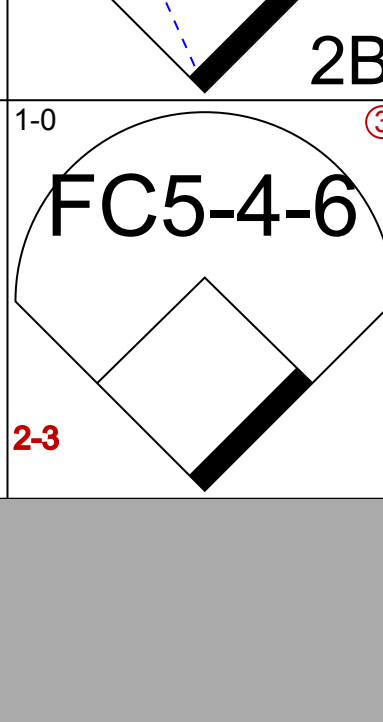
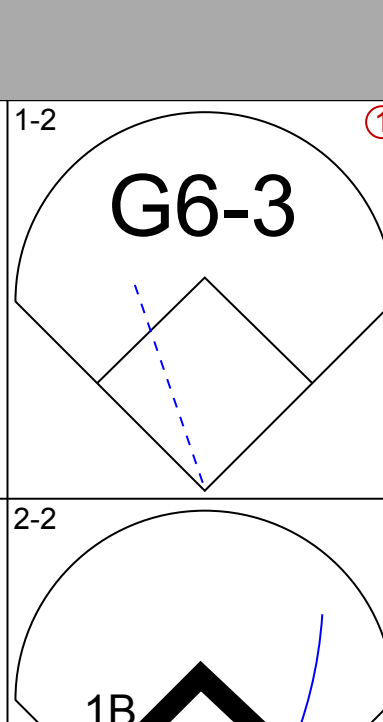
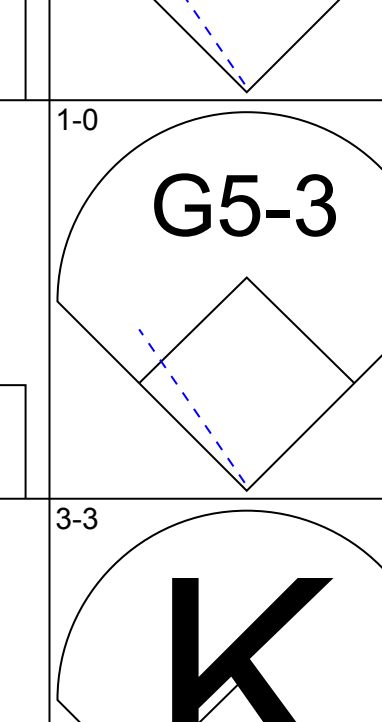
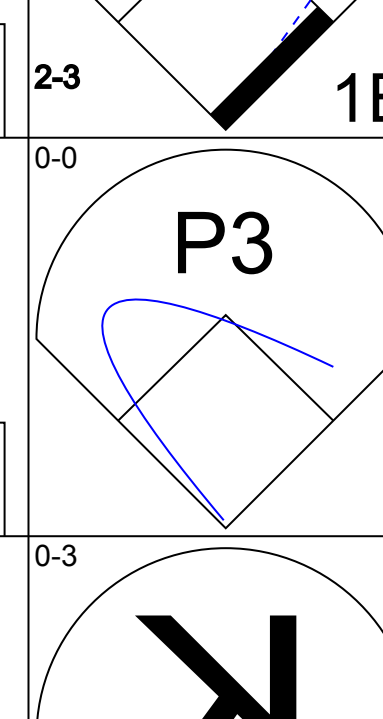
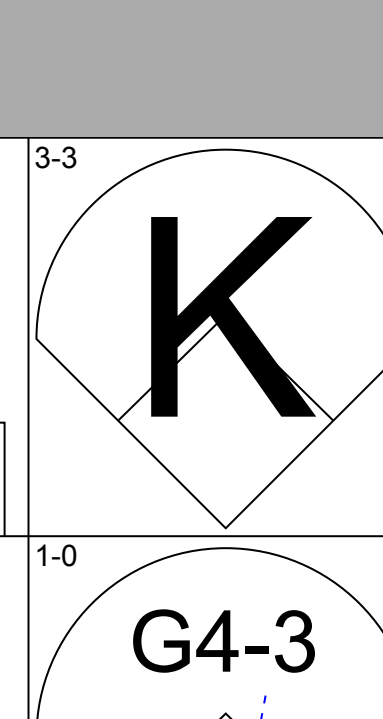
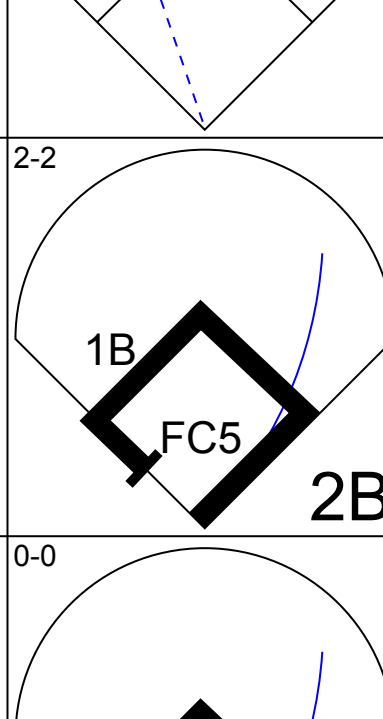
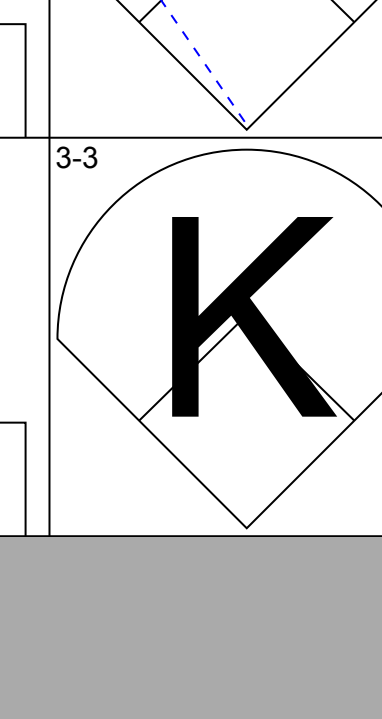
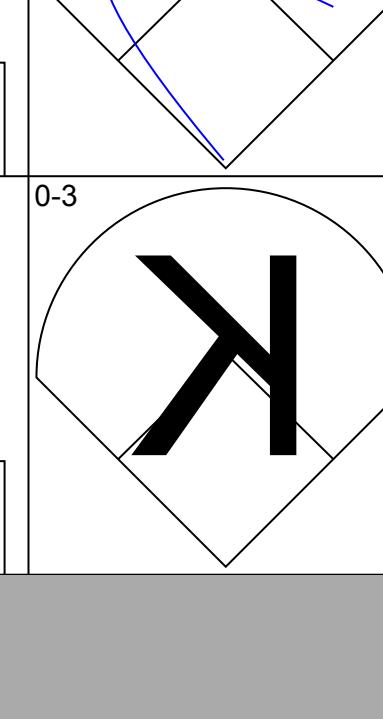
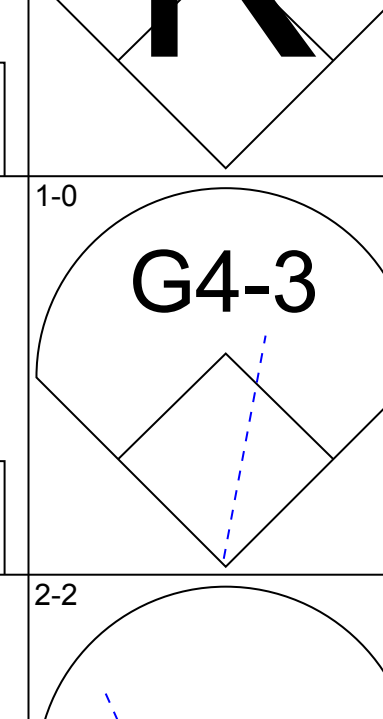
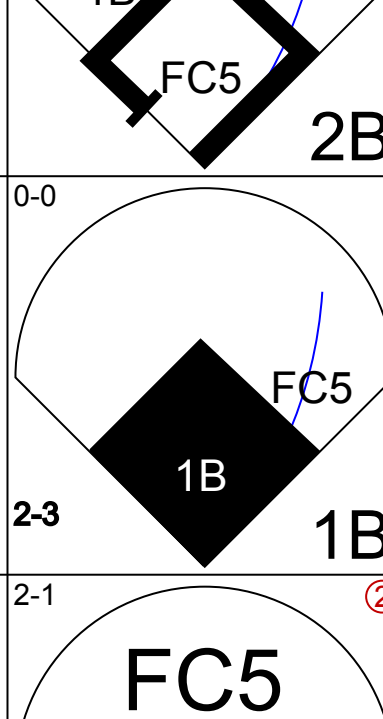
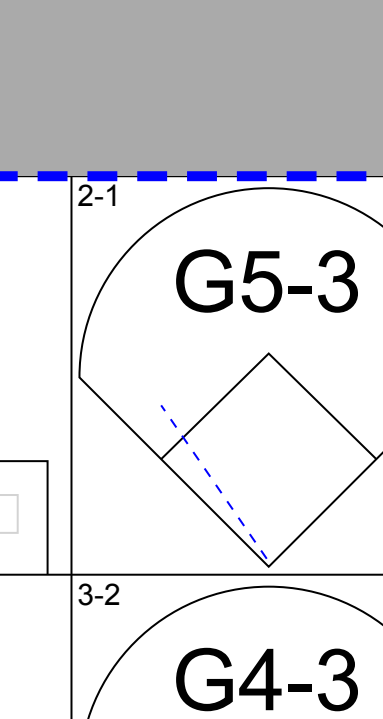
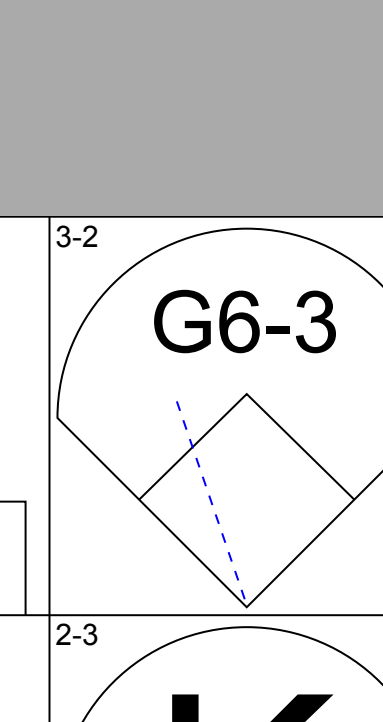
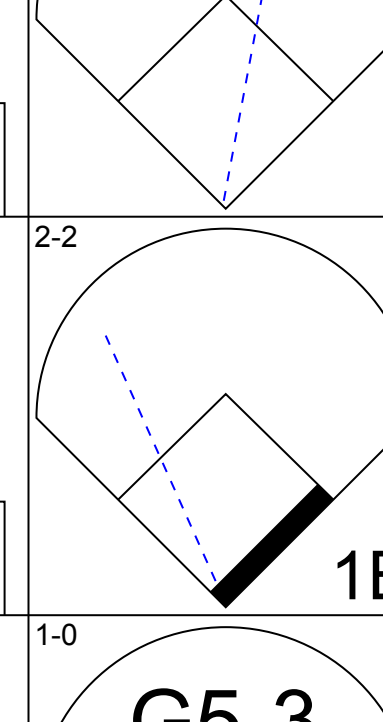
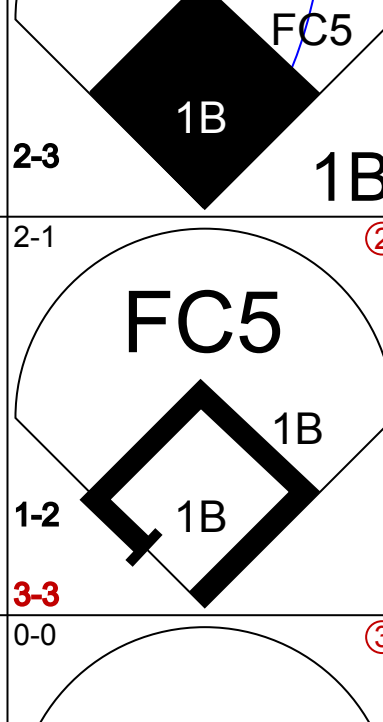
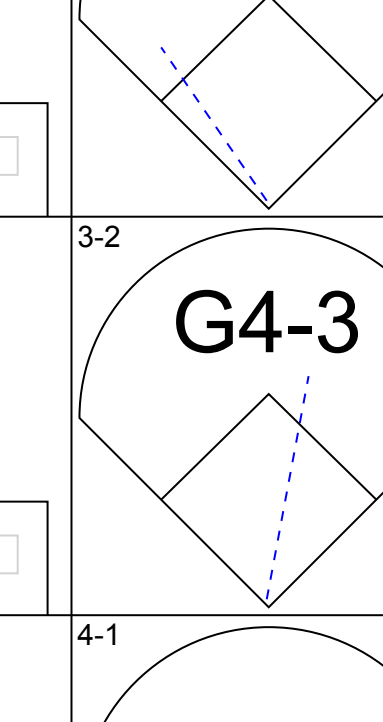
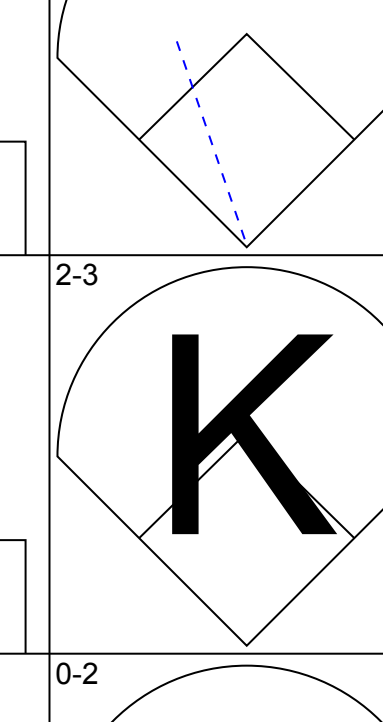
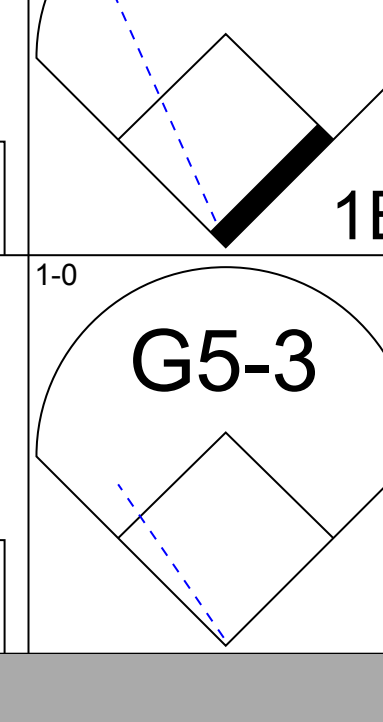
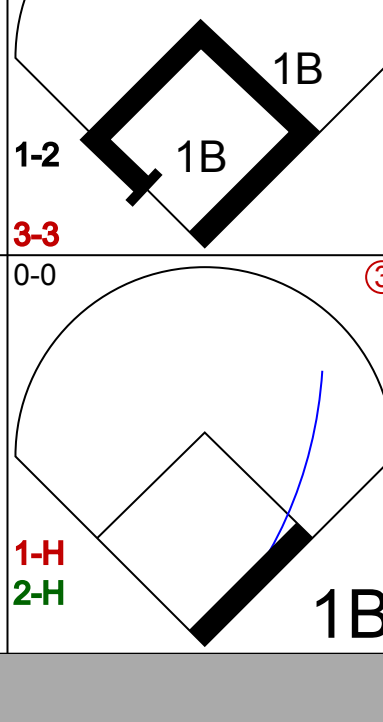
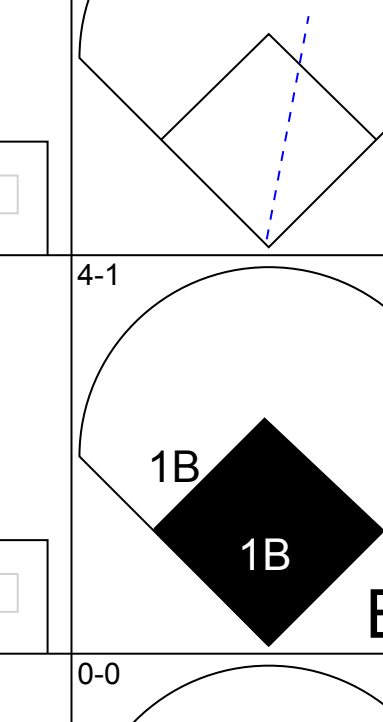
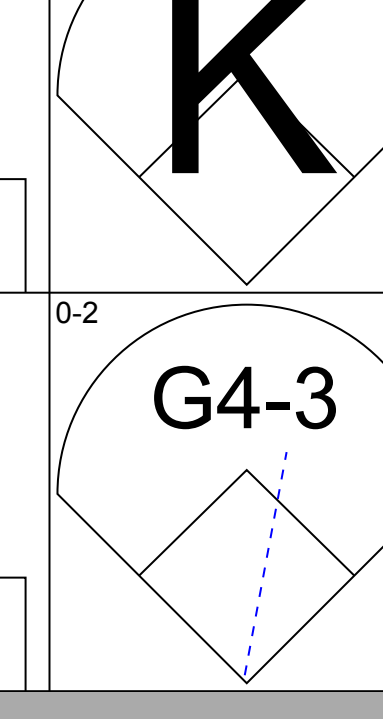
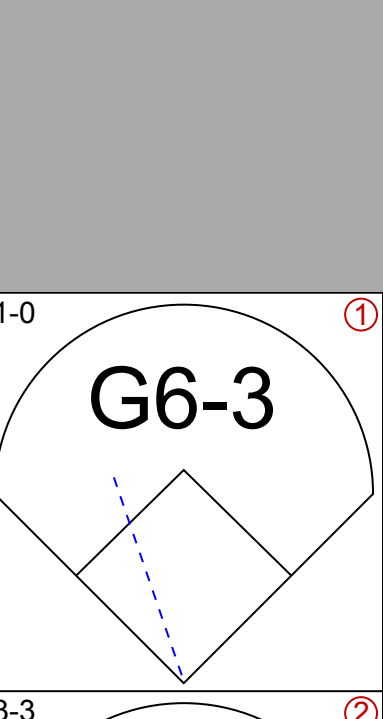
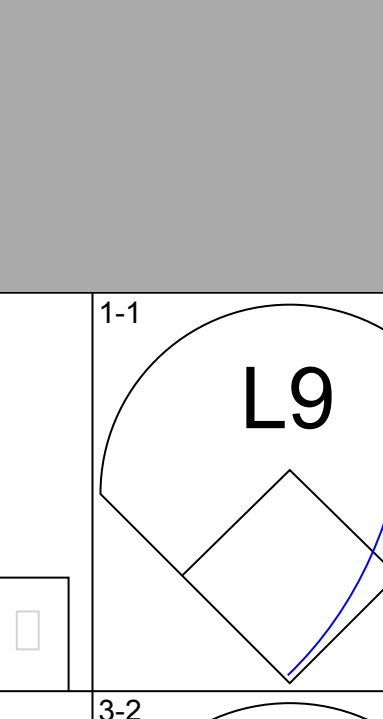
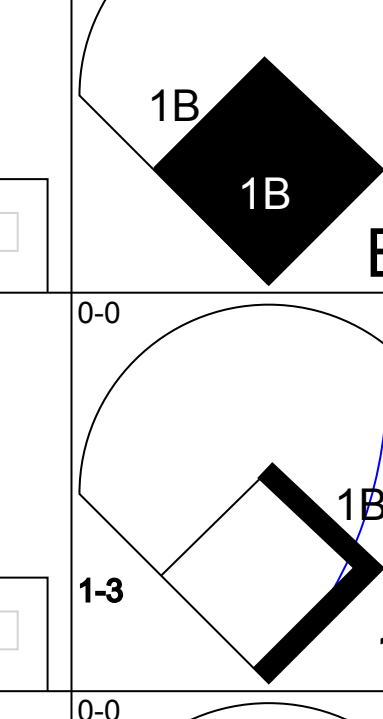
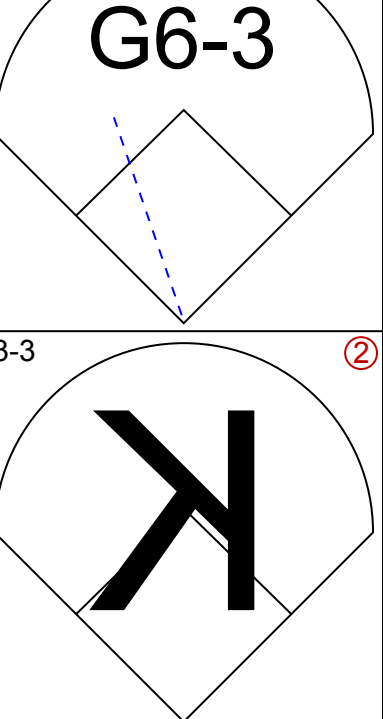
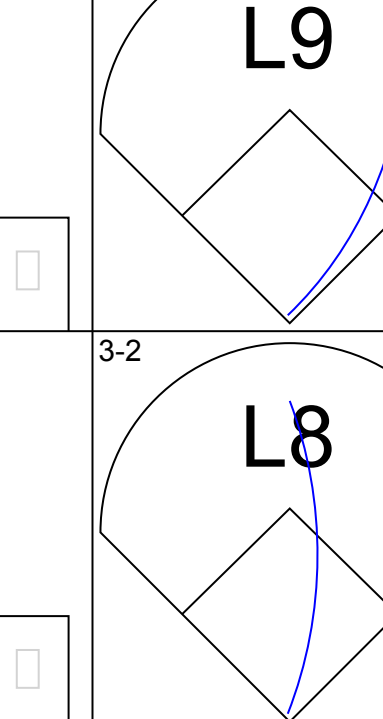
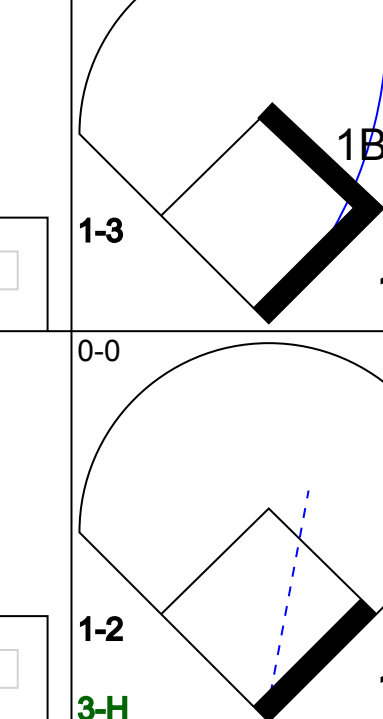
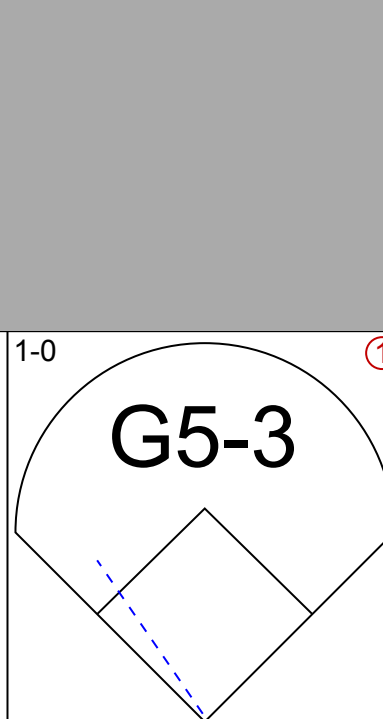
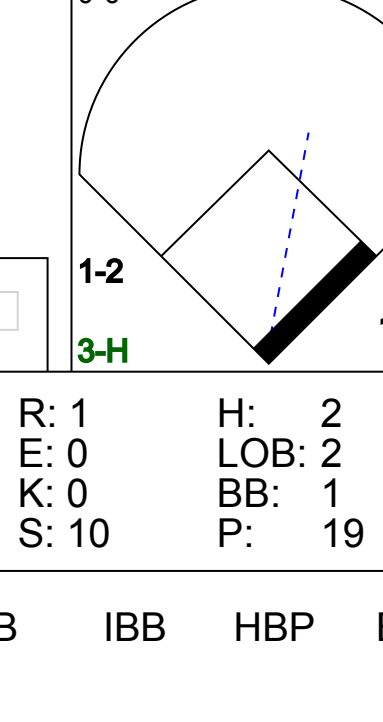
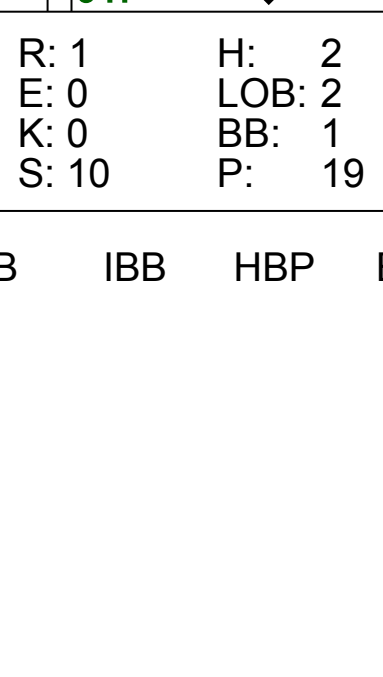
Batter	1	2	3	4	5	6	7	8	9	AB	R	H	RBI	BB	SO	LOB	BOTTOM								
Darryl Hamilton, L OBP: 0.376, SLG: 0.411 (1, 8) Fernando Vina, L OBP: 0.316, SLG: 0.333 (8, 4)										4	0	0	0	0	1	2	<b>Detroit Tigers @ Milwaukee Brewers</b> Milwaukee County Stadium, Milwaukee, WI Sat Aug 12 1995, 8:05 PM EDT Att: 21,342 - Unknown - 83 F								
Kevin Seitzer, R OBP: 0.406, SLG: 0.424 (1, 5)										3	0	0	0	0	0	0									
B.J. Surhoff, L OBP: 0.409, SLG: 0.531 (1, 10)										4	0	0	0	0	1	1									
Dave Nilsson, L OBP: 0.376, SLG: 0.527 (1, 9)										4	1	2	0	0	1	1									
John Jaha, R OBP: 0.360, SLG: 0.556 (1, 3)										4	0	1	0	0	0	3									
Jose Valentin, S OBP: 0.291, SLG: 0.405 (1, 6)										3	1	1	2	1	1	0									
David Hulse, L OBP: 0.308, SLG: 0.356 (1, 7)										4	0	1	0	0	2	2									
Pat Listach, S OBP: 0.288, SLG: 0.252 (1, 4) (8, 8)										4	0	1	0	0	1	1									
Mike Matheny, R OBP: 0.275, SLG: 0.299 (1, 2) Jeff Cirillo, R OBP: 0.385, SLG: 0.484 (8, PH)										3	0	0	0	0	1	1									
<b>Inning Stats</b>	R: 0 E: 0 K: 0 S: 7	H: 0 LOB: 0 BB: 0 P: 9	R: 2 E: 0 K: 1 S: 10	H: 2 LOB: 0 BB: 0 P: 15	R: 0 E: 0 K: 2 S: 13	H: 0 LOB: 0 BB: 0 P: 12	R: 0 E: 0 K: 2 S: 13	H: 1 LOB: 2 BB: 1 P: 24	R: 0 E: 0 K: 0 S: 9	H: 0 LOB: 0 BB: 0 P: 12	R: 0 E: 0 K: 0 S: 13	H: 1 LOB: 1 BB: 0 P: 19	R: 0 E: 1 K: 1 S: 12	H: 1 LOB: 2 BB: 0 P: 19	R: 0 E: 0 K: 1 S: 7	H: 0 LOB: 0 BB: 0 P: 11		R: 0 E: 1 K: 2 S: 15	H: 1 LOB: 2 BB: 0 P: 22	1B: 5 2B: 0 HR: 1	SF: 0 SAC: 0 DP: 0 HBP: 1	WP: 1 PB: 0 SB: 0 CS: 0	PA: 37		
<b>PITCHER</b>	IP	WLS	BF	H	R	ER	SO	BB	IBB	HBP	BLK	WP	HR	S	P	ERA	WHIP								
Jose Lima, R ERA: 7.22 (1, 1)	6.0	W	23	4	2	2	4	1	0	0	0	0	0	60	91	3.00	0.833								
John Doherty, R ERA: 5.34 (7, 1)	3.0	S	14	2	0	0	4	0	0	1	0	0	0	34	52	0.00	0.667								
John Doherty, R ERA: 5.34 (8, 1)	3.0	S	14	2	0	0	4	0	0	1	0	0	0	34	52	0.00	0.667								

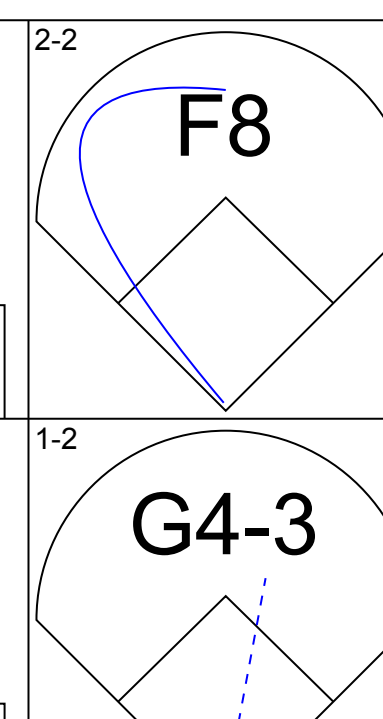
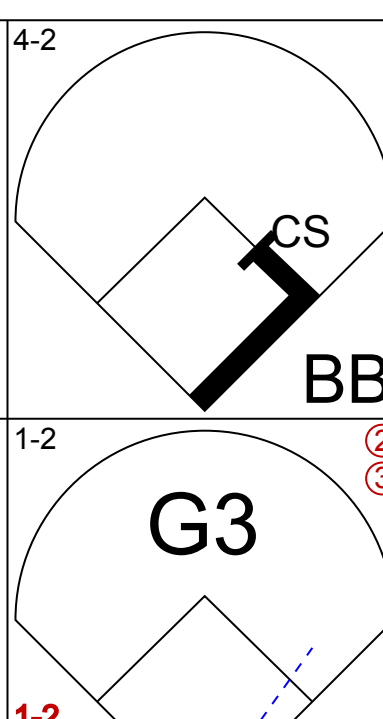
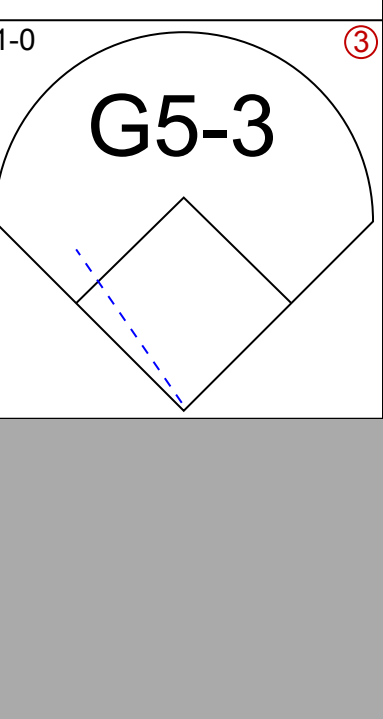
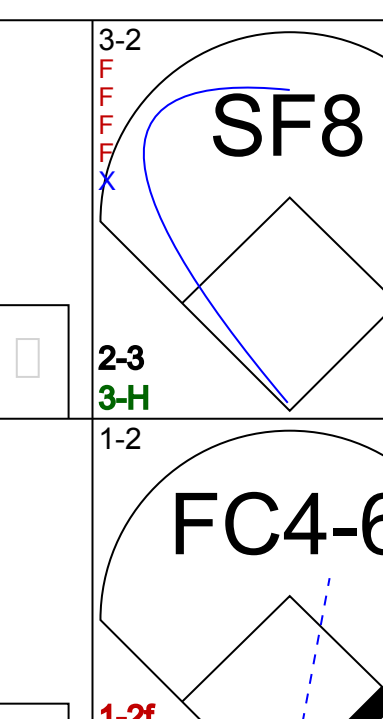
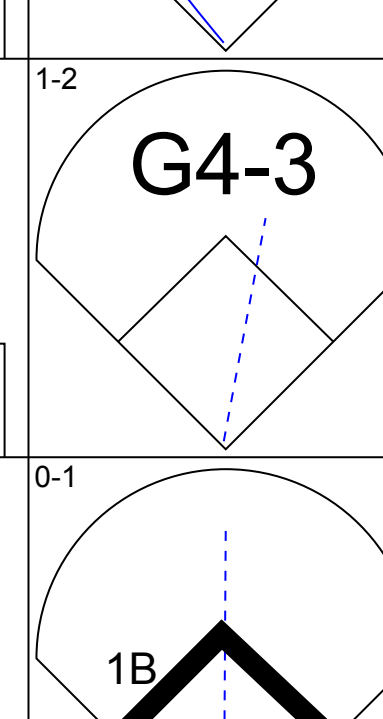
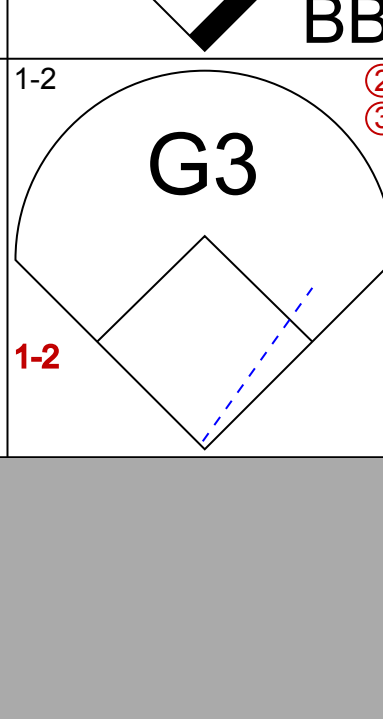
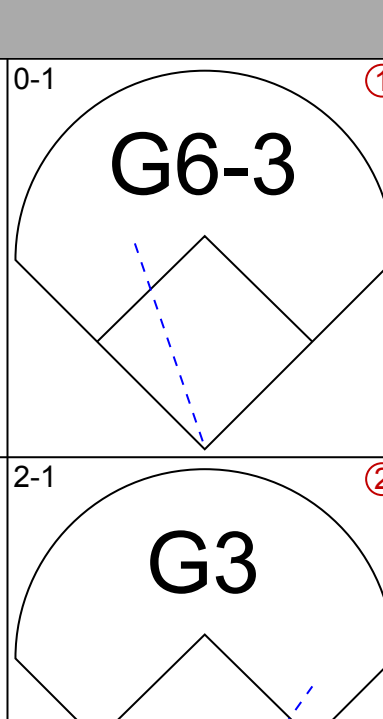
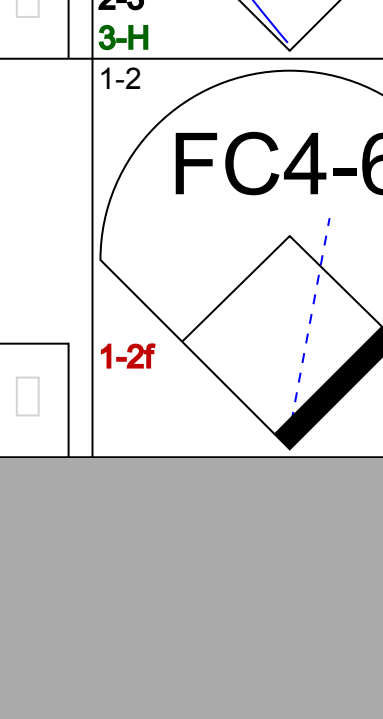
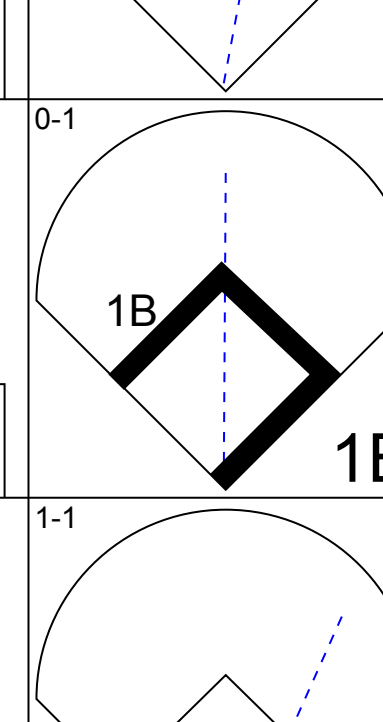
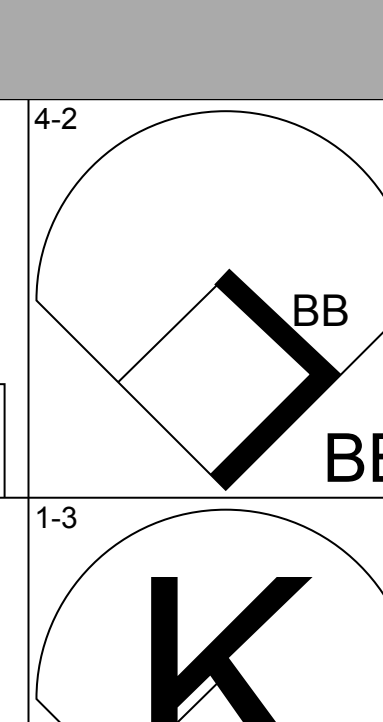
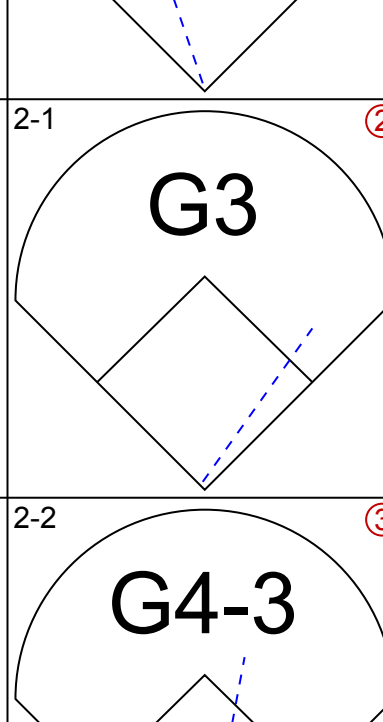
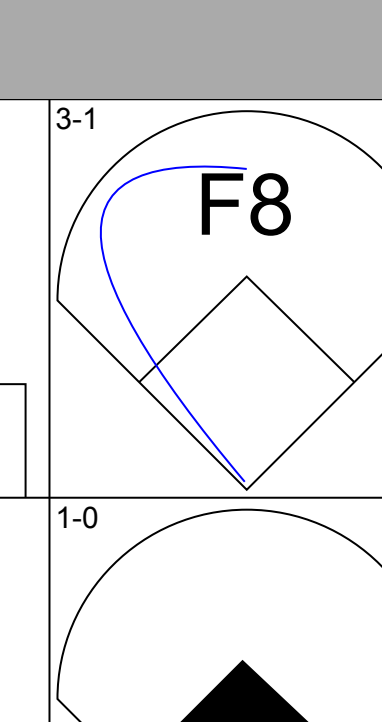
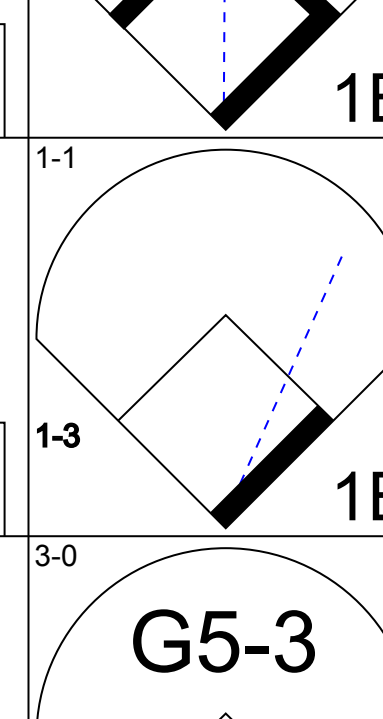
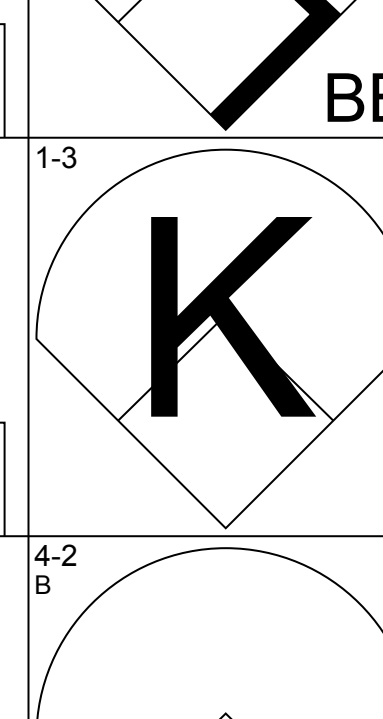
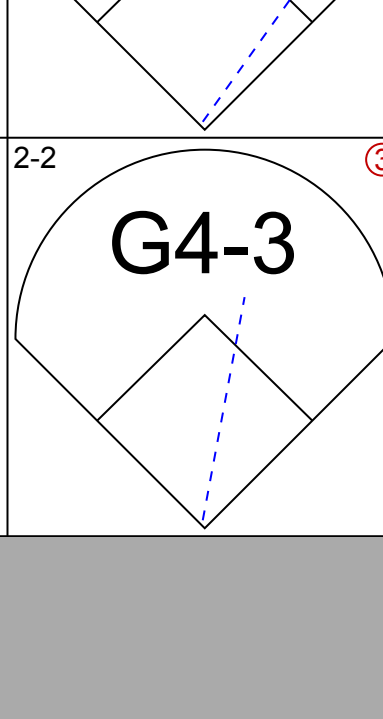
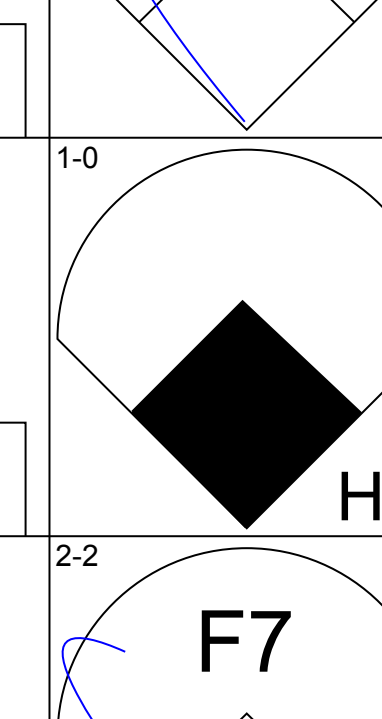
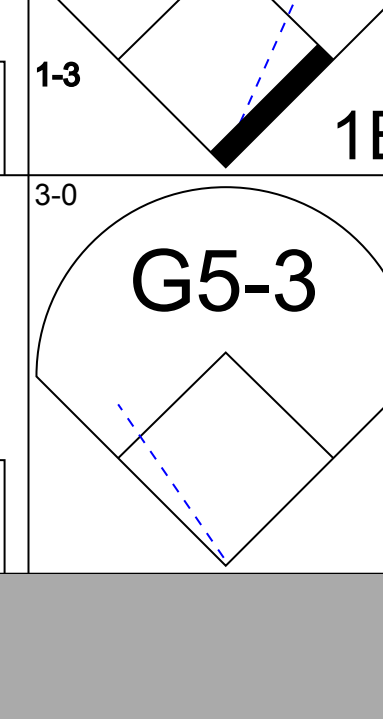
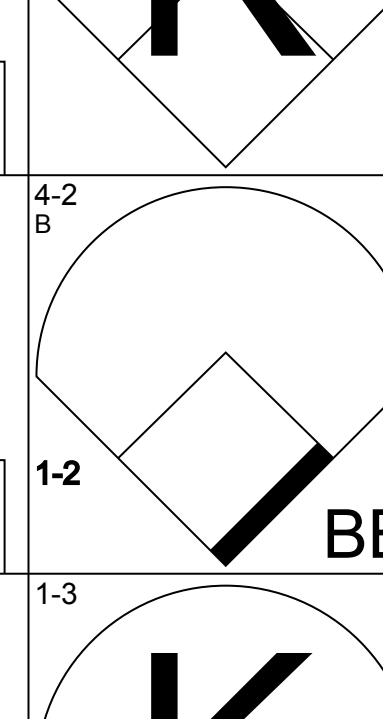
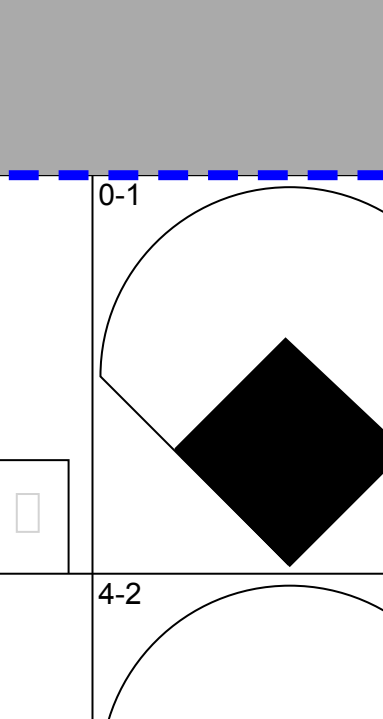
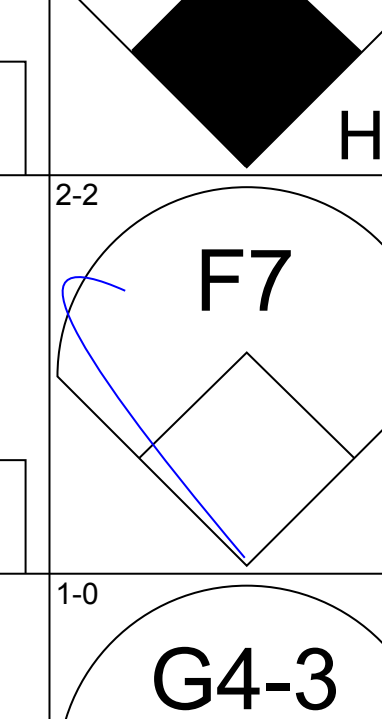
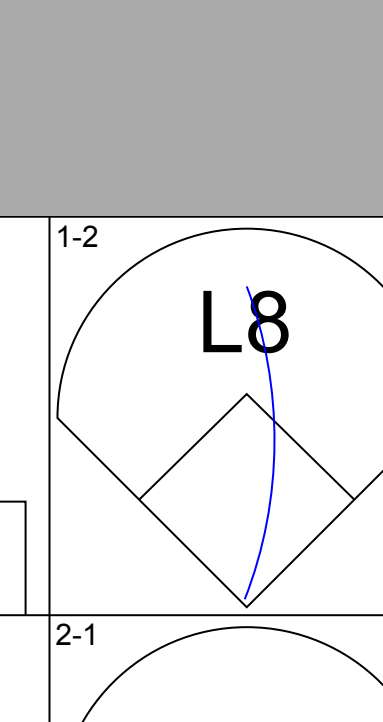
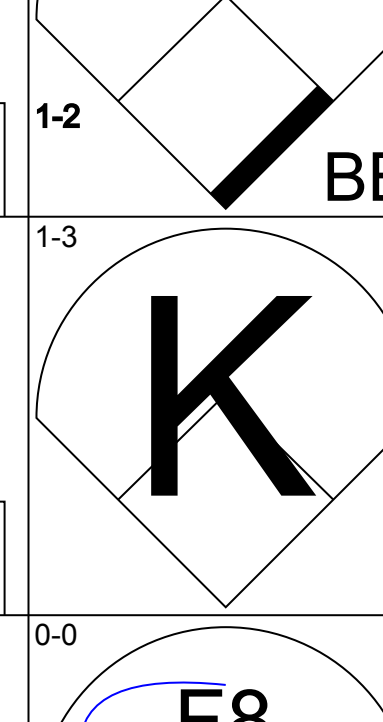
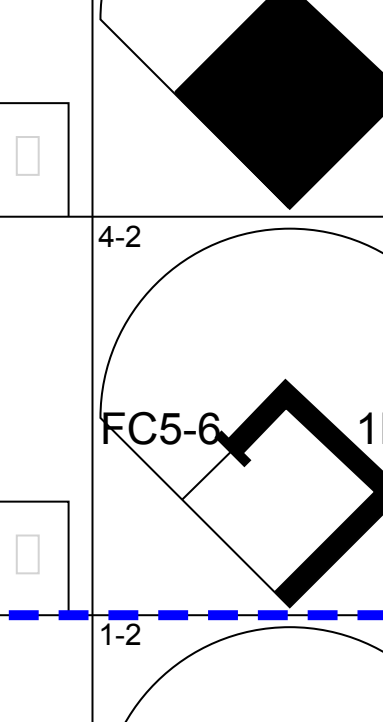
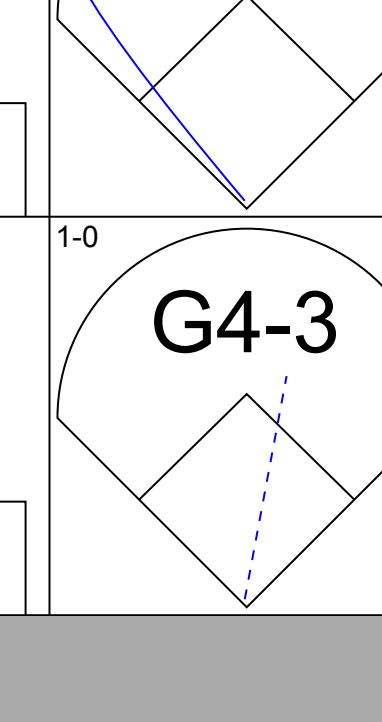
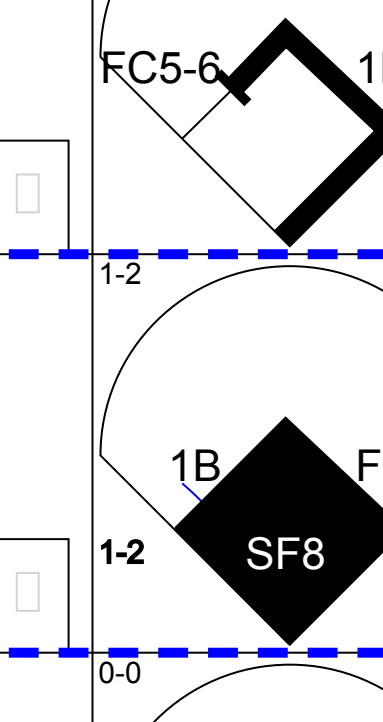
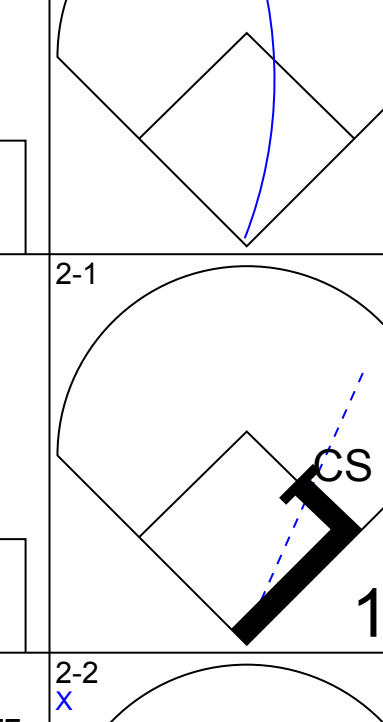
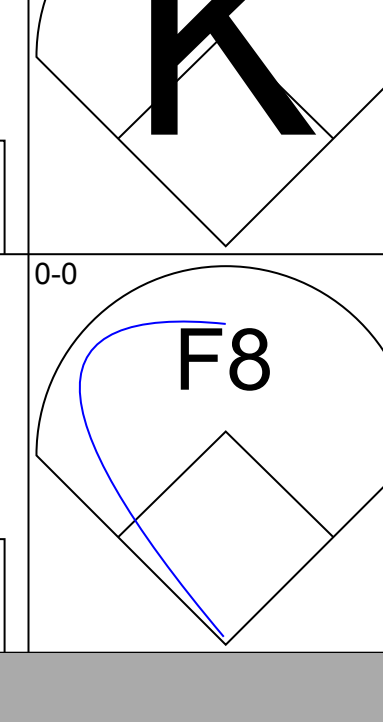
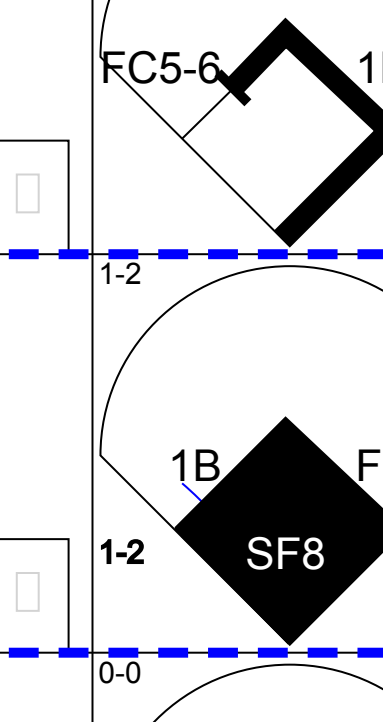
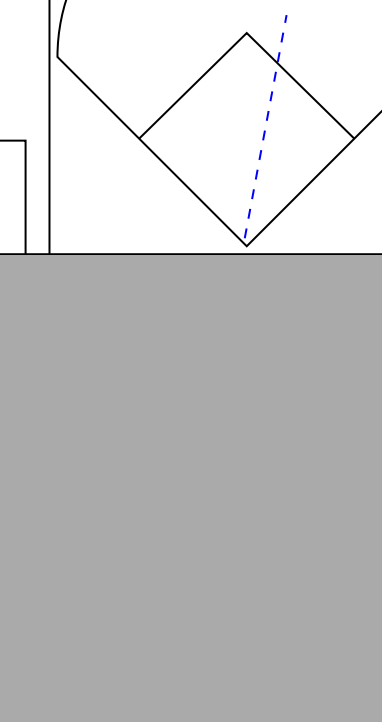
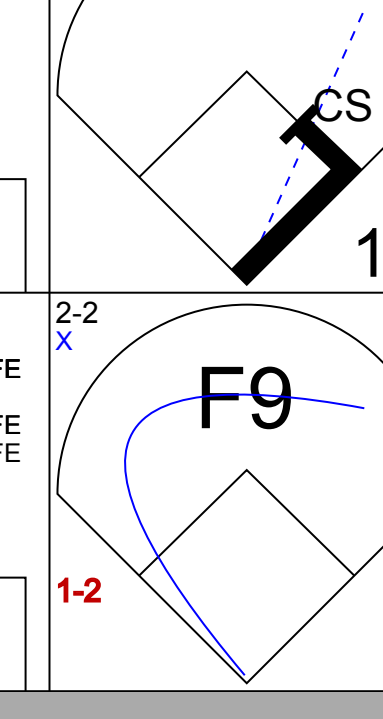
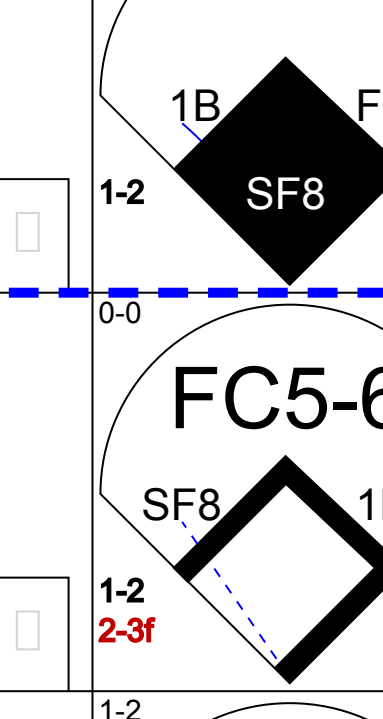
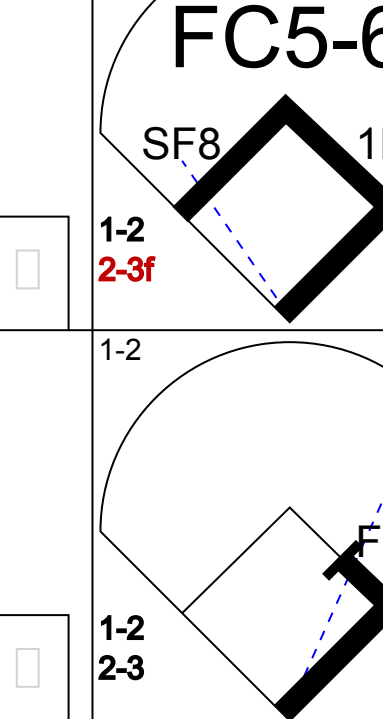
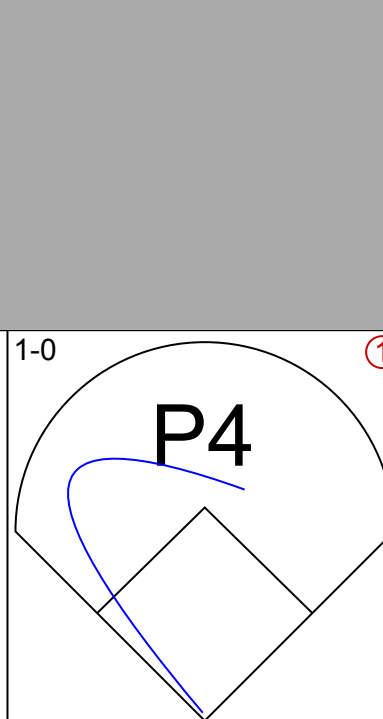
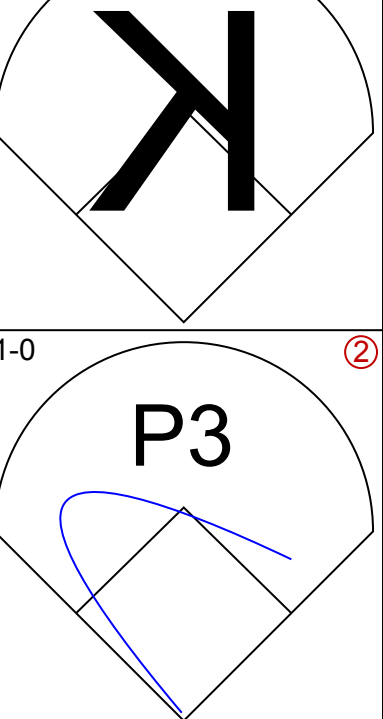
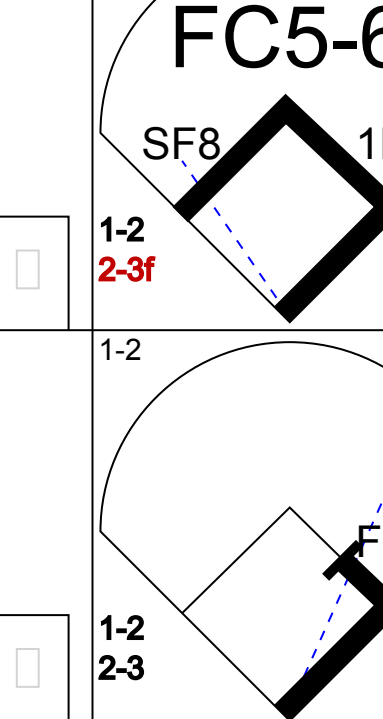



Batter	1	2	3	4	5	6	7	8	9	AB	R	H	RBI	BB	SO	LOB	TOP
<b>Chad Curtis, R</b> OBP: 0.369, SLG: 0.472 (1, 8)	G6-3	F9		P2			F8	G5-3		5	0	0	0	0	0	5	<b>Detroit Tigers @ Milwaukee Brewers</b> Milwaukee County Stadium, Milwaukee, WI Sun Aug 13 1995, 4:33 AM EDT Att: 22,756 - Cloudy - 91 F
<b>Scott Fletcher, R</b> OBP: 0.325, SLG: 0.312 (1, 4)	F9		F9		G5-3		1B 1B	L4		5	0	1	0	0	0	1	
<b>Travis Fryman, R</b> OBP: 0.359, SLG: 0.427 (1, 5)	2B		BB		G4-3		1B		G6-3	5	0	3	1	0	0	0	
<b>Cecil Fielder, R</b> OBP: 0.359, SLG: 0.477 <b>Demick White, R</b> OBP: 0.276, SLG: 0.310 (6, 3)	2B		K		G4-3		1B		G6-3	3	0	1	0	0	1	1	
<b>Lou Whitaker, L</b> OBP: 0.366, SLG: 0.497 <b>Juan Samuel, R</b> (9, PH) OBP: 0.382, SLG: 0.549 (1, 10)	F7		BB				F8		L6	3	0	1	0	1	0	5	
<b>John Flaherty, R</b> OBP: 0.313, SLG: 0.470 (1, 2)		FC1-5	G6-3				G3-6-1		G5-3	3	0	0	0	1	0	3	
<b>Bobby Higginson, L</b> OBP: 0.335, SLG: 0.401 (1, 9)		F9		F8			F7		2B	4	1	2	0	0	0	0	
<b>Mitt Cuyler, S</b> OBP: 0.167, SLG: 0.174 (1, 7)		FC1-5		G4-3			1B		2B	3	2	1	0	1	0	2	
<b>Chris Gomez, R</b> OBP: 0.314, SLG: 0.389 (1, 6)	F9		E5				F9		2B	4	0	1	2	0	0	3	
<b>Inning Stats</b>	R: 0 E: 0 K: 0 S: 11	H: 2 LOB: 2 BB: 0 P: 18	R: 0 E: 0 K: 0 S: 8	H: 1 LOB: 2 BB: 1 P: 19	R: 0 E: 0 K: 1 S: 15	H: 0 LOB: 0 BB: 0 P: 18	R: 0 E: 0 K: 0 S: 7	H: 1 LOB: 3 BB: 1 P: 11	R: 1 E: 0 K: 0 S: 16	H: 3 LOB: 3 BB: 1 P: 28	R: 2 E: 0 K: 0 S: 10	H: 3 LOB: 1 BB: 0 P: 16	R: 0 E: 0 K: 0 S: 8	H: 0 LOB: 0 BB: 0 P: 15	1B: 8 2B: 3 3B: 0 HR: 0	SF: 0 SAC: 0 DP: 1 HBP: 0	
<b>PITCHER</b>	IP	WLS	BF	H	R	ER	SO	BB	IBB	HBP	BLK	WP	HR	S	P	ERA	WHIP
<b>Ricky Bones, R</b> ERA: 4.06 (1, 1)	6.2	W	30	7	1	1	1	3	0	0	0	0	0	69	118	1.35	1.500
<b>Rob Dibble, R</b> ERA: 6.5 (7, 1)	0.2		4	2	1	1	0	0	0	0	0	0	0	11	17	13.50	3.000
<b>Sid Roberson, L</b> ERA: 6.13 (8, 1)	1.2		7	2	1	1	0	0	0	0	0	0	0	15	25	5.40	1.200

Batter	1	2	3	4	5	6	7	8	9	AB	R	H	RBI	BB	SO	LOB	BOTTOM
<b>Pat Listach, S</b> OBP: 0.286, SLG: 0.251 (8, 8)	G6-3	FC4-6	P3		P2		P6			5	0	1	0	0	0	2	<b>Detroit Tigers @ Milwaukee Brewers</b> Milwaukee County Stadium, Milwaukee, WI Sun Aug 13 1995, 4:33 AM EDT Att: 22,756 - Cloudy - 91 F
<b>Darryl Hamilton, L</b> OBP: 0.375, SLG: 0.409 <b>Fernando Vina, L</b> OBP: 0.314, SLG: 0.332 (8, 4)	BB	FC4-6		P5		E3		G4-3		4	2	1	1	0	0	1	
<b>Jeff Cirillo, R</b> OBP: 0.385, SLG: 0.487 (1, 5)	BB	G5-3		G6-3		L1-3		2B		5	1	2	0	0	0	2	
<b>Dave Nilsson, L</b> OBP: 0.383, SLG: 0.522 <b>Matt Mieske, R</b> OBP: 0.355, SLG: 0.464 (9, 9)	2B	BB		K		1B		P6		3	1	1	0	2	1	1	
<b>Greg Vaughn, R</b> OBP: 0.312, SLG: 0.394 (1, 10)	2B	1B		BB		2B		K		3	2	1	2	2	1	3	
<b>B.J. Surhoff, L</b> OBP: 0.414, SLG: 0.533 (1, 3)	IBB	1B		2B		1B		K		3	1	2	3	1	1	2	
<b>Jose Valentin, S</b> OBP: 0.287, SLG: 0.399 (1, 6)	P6	K		2B		1B		F8		4	0	0	0	0	2	6	
<b>David Hulse, L</b> OBP: 0.303, SLG: 0.350 (1, 7)	G4-3		G4-3		K		G3-1			4	0	0	0	0	1	5	
<b>Mike Matheny, R</b> OBP: 0.292, SLG: 0.337 (1, 2)		1B		K		2B		1B		4	1	3	2	0	1	0	
<b>Inning Stats</b>	R: 2 E: 0 K: 0 S: 17	H: 3 LOB: 3 BB: 2 P: 32	R: 4 E: 1 K: 1 S: 14	H: 3 LOB: 1 BB: 2 P: 31	R: 0 E: 0 K: 1 S: 6	H: 0 LOB: 0 BB: 0 P: 10	R: 2 E: 0 K: 2 S: 20	H: 2 LOB: 1 BB: 1 P: 30	R: 0 E: 1 K: 1 S: 13	H: 1 LOB: 2 BB: 0 P: 19	R: 0 E: 0 K: 0 S: 8	H: 1 LOB: 1 BB: 0 P: 13	R: 0 E: 0 K: 1 S: 10	H: 1 LOB: 1 BB: 0 P: 16	1B: 7 2B: 4 3B: 0 HR: 0	SF: 0 SAC: 0 DP: 0 HBP: 0	
<b>PITCHER</b>	IP	WLS	BF	H	R	ER	SO	BB	IBB	HBP	BLK	WP	HR	S	P	ERA	WHIP
<b>Sean Bergman, R</b> ERA: 5.2 (1, 1)	1.2	L	15	6	6	6	0	2	2	0	0	0	0	27	57	32.40	4.800
<b>Joe Boever, R</b> ERA: 5.78 (2, 1)	3.1		13	2	2	2	5	1	0	0	0	0	0	38	58	5.40	0.900
<b>Brian Maxcy, R</b> ERA: 4.76 (6, 1)	1.0		5	1	0	0	1	0	0	0	0	0	0	13	19	0.00	1.000
<b>Brian Bohanon, L</b> ERA: 6.57 (7, 1)	1.0		4	1	0	0	0	0	0	0	0	0	0	8	13	0.00	1.000
<b>Mike Christopher, R</b> ERA: 3.71 (8, 1)	1.0		4	1	0	0	1	0	0	0	0	0	0	10	16	0.00	1.000



Batter	1	2	3	4	5	6	7	8	9	AB	R	H	RBI	BB	SO	LOB	TOP		
Chad Curtis, R OBP: 0.367, SLG: 0.473 (1, 8)										5	0	1	0	0	1	2	<b>Detroit Tigers @ Milwaukee Brewers</b> Milwaukee County Stadium, Milwaukee, WI Mon Aug 14 1995, 8:05 PM EDT Att: 16,200 - Unknown - 88 F		
Chris Gomez, R OBP: 0.317, SLG: 0.398 (1, 4)										4	0	2	0	0	1	1			
Travis Fryman, R OBP: 0.358, SLG: 0.425 (1, 5)										4	0	1	0	0	0	1			
Cecil Fielder, R OBP: 0.358, SLG: 0.478 (1, 10)										4	0	1	0	0	2	2			
Juan Samuel, R OBP: 0.379, SLG: 0.541 (1, 3)										4	1	1	0	0	1	2			
Alan Trammell, R OBP: 0.373, SLG: 0.380 (1, 6)										4	0	1	0	0	0	2			
Bobby Higginson, L OBP: 0.337, SLG: 0.401 (1, 9)										3	1	1	1	1	1	1			
Mitt Cuyler, S OBP: 0.148, SLG: 0.154 (9, PH)										3	0	0	0	0	0	0			
Lou Whitaker, L OBP: 0.359, SLG: 0.550 (9, PH)										1	0	1	0	0	0	0			
Ron Tingley, R OBP: 0.295, SLG: 0.367 (9, PH)										3	0	0	0	0	1	0			
Franklin Stubbs, L OBP: 0.339, SLG: 0.326 (9, PH)										1	0	1	1	0	0	0			
<b>Inning Stats</b>	R: 0 E: 0 K: 2 S: 10	H: 2 LOB: 2 BB: 0 P: 12	R: 0 E: 0 K: 1 S: 9	H: 0 LOB: 0 BB: 0 P: 14	R: 0 E: 0 K: 0 S: 7	H: 1 LOB: 1 BB: 0 P: 11	R: 0 E: 0 K: 1 S: 8	H: 1 LOB: 1 BB: 0 P: 15	R: 0 E: 0 K: 2 S: 9	H: 3 LOB: 2 BB: 0 P: 15	R: 0 E: 0 K: 0 S: 6	H: 0 LOB: 0 BB: 0 P: 10	R: 0 E: 0 K: 1 S: 6	H: 0 LOB: 0 BB: 0 P: 11	R: 1 E: 0 K: 0 S: 10	H: 2 LOB: 2 BB: 1 P: 19	1B: 6 2B: 3 3B: 1 HR: 0	SF: 0 SAC: 0 DP: 0 HBP: 0	WP: 0 PA: 37 PB: 0 SB: 0 CS: 0
<b>PITCHER</b>	IP WLS BF H R ER SO BB IBB HBP BLK WP HR S P ERA WHIP																		
Scott Karl, L ERA: 4.46 (1, 1)	7.0 W 28 8 1 1 6 0 0 0 0 0 0 0 59 93 1.29 1.143																		
Bill Wegman, R ERA: 5.17 (8, 1)	1.0 3 0 0 0 1 0 0 0 0 0 0 0 6 11 0.00 0.000																		
Mike Fetters, R ERA: 1.78 (9, 1)	1.0 S 6 2 1 1 0 1 0 0 0 0 0 0 10 19 9.00 3.000																		

Batter	1	2	3	4	5	6	7	8	9	AB	R	H	RBI	BB	SO	LOB	BOTTOM		
Jeff Cirillo, R OBP: 0.382, SLG: 0.481 (1, 4) (8, 5)										2	0	0	1	1	0	0	<b>Detroit Tigers @ Milwaukee Brewers</b> Milwaukee County Stadium, Milwaukee, WI Mon Aug 14 1995, 8:05 PM EDT Att: 16,200 - Unknown - 88 F		
Darryl Hamilton, L OBP: 0.372, SLG: 0.405 (1, 8)										3	0	0	0	0	0	1			
David Hulse, L OBP: 0.302, SLG: 0.348 (7, 8)										1	0	0	0	0	2				
Kevin Seitzer, R OBP: 0.407, SLG: 0.423 (1, 5) (8, 3)										3	0	1	0	1	0	0			
Dave Nilsson, L OBP: 0.386, SLG: 0.543 (1, 9)										4	1	2	1	0	1	1			
Greg Vaughn, R OBP: 0.314, SLG: 0.402 (1, 10)										3	1	1	1	1	0	2			
John Jaha, R OBP: 0.360, SLG: 0.549 ERA: 6.55 (7, FR)										2	0	0	0	1	1	2			
Jose Valentin, S OBP: 0.287, SLG: 0.398 (8, 6)										1	0	0	0	0	0	0			
B.J. Surhoff, L OBP: 0.416, SLG: 0.534 (1, 7)										3	1	2	0	0	0	2			
Pat Listach, S OBP: 0.283, SLG: 0.248 (1, 6)										3	0	0	0	0	1	3			
Fernando Vina, L OBP: 0.314, SLG: 0.332 (8, 4)										0	0	0	0	0	0	0			
Mike Matheny, R OBP: 0.294, SLG: 0.337 (1, 2)										3	0	1	0	0	0	0			
<b>Inning Stats</b>	R: 0 E: 0 K: 0 S: 11	H: 2 LOB: 2 BB: 0 P: 18	R: 0 E: 0 K: 0 S: 10	H: 1 LOB: 0 BB: 0 P: 15	R: 0 E: 0 K: 0 S: 7	H: 0 LOB: 1 BB: 1 P: 13	R: 0 E: 0 K: 2 S: 17	H: 0 LOB: 2 BB: 2 P: 27	R: 0 E: 0 K: 1 S: 6	H: 0 LOB: 0 BB: 0 P: 11	R: 0 E: 0 K: 0 S: 7	H: 0 LOB: 0 BB: 0 P: 11	R: 2 E: 0 K: 0 S: 26	H: 3 LOB: 2 BB: 1 P: 36	R: 1 E: 0 K: 0 S: 8	H: 1 LOB: 0 BB: 0 P: 15	1B: 5 2B: 0 3B: 0 HR: 2	SF: 1 SAC: 0 DP: 0 HBP: 0	WP: 0 PA: 33 PB: 0 SB: 0 CS: 2
<b>PITCHER</b>	IP WLS BF H R ER SO BB IBB HBP BLK WP HR S P ERA WHIP																		
C.J. Nikowski, L ERA: 6.55 (1, 1)	6.0 22 1 2 2 0 3 0 0 0 0 0 1 4 8 * *																		
Brian Maxey, R ERA: 5.4 (7, 1)	0.0 L 2 1 2 2 0 0 0 0 0 0 0 0 4 5 * *																		
Brian Bohannon, L ERA: 6.57 (7, 1)	0.0 1 1 0 0 0 0 0 0 0 0 0 0 4 5 * *																		
Mike Christopher, R ERA: 3.77 (7, 1)	2.0 8 2 1 1 0 0 0 0 0 0 0 1 26 38 4.50 1.000																		



Batter	1	2	3	4	5	6	7	8	9	AB	R	H	RBI	BB	SO	LOB	TOP																			
<b>Devon White, S</b> (1, 8) OBP: 0.344, SLG: 0.451	G6-3		FC4-6 HBP	1B		1B		L8		4	1	2	0	0	0	0	<b>Toronto Blue Jays @ Detroit Tigers</b> Tiger Stadium, Detroit, MI Tue Aug 15, 1995, 7:05 PM EDT Att: 19,173 - Unknown - 85 F																			
<b>Paul Molitor, R</b> (1, 10) OBP: 0.338, SLG: 0.389	G6-3		F9	1B		1B		F8		5	0	1	1	0	0	3																				
<b>Roberto Alomar, S</b> (1, 4) OBP: 0.369, SLG: 0.477	1B		FC4-6 2B	P6		1B		K		5	0	2	1	0	1	3																				
<b>Joe Carter, R</b> (1, 7) OBP: 0.317, SLG: 0.427	P4									5	0	3	1	0	0	1																				
<b>John Olerud, L</b> (1, 3) OBP: 0.379, SLG: 0.393										4	1	3	0	1	0	2																				
<b>Ed Sprague, R</b> (1, 5) OBP: 0.345, SLG: 0.467										5	1	1	0	0	0	6																				
<b>Shawn Green, L</b> (1, 9) OBP: 0.320, SLG: 0.482										3	0	0	1	0	0	2																				
<b>Candy Maldonado, R</b> (7, PH) OBP: 0.381, SLG: 0.486										2	0	1	0	0	0	0																				
<b>Alex Gonzalez, R</b> (1, 6) OBP: 0.323, SLG: 0.379										3	1	1	1	1	1	2																				
<b>Sandy Martinez, L</b> (1, 2) OBP: 0.270, SLG: 0.306										3	1	0	0	1	0	2																				
<b>Inning Stats</b>	R: 0 E: 0 K: 0 S: 16	H: 1 LOB: 1 BB: 0 P: 20	R: 2 E: 0 K: 0 S: 12	H: 2 LOB: 0 BB: 0 P: 23	R: 0 E: 0 K: 0 S: 9	H: 1 LOB: 3 BB: 1 P: 20	R: 1 E: 0 K: 0 S: 8	H: 3 LOB: 2 BB: 0 P: 12	R: 0 E: 0 K: 0 S: 10	H: 2 LOB: 1 BB: 0 P: 11	R: 2 E: 0 K: 1 S: 23	H: 3 LOB: 2 BB: 1 P: 35	R: 0 E: 0 K: 0 S: 13	H: 0 LOB: 1 BB: 1 P: 21	R: 0 E: 0 K: 0 S: 10	H: 2 LOB: 2 BB: 0 P: 22	1B: 12 2B: 2 3B: 0 HR: 0	SF: 1 SAC: 0 DP: 1 HBP: 1	WP: 0 PB: 0 SB: 0 CS: 0	PA: 44																
<b>PITCHER</b>	IP	WLS	BF	H	R	ER	SO	BB	IBB	HBP	BLK	WP	HR	S	P	ERA	WHIP	<b>PITCHER</b>		IP	WLS	BF	H	R	ER	SO	BB	IBB	HBP	BLK	WP	HR	S	P	ERA	WHIP
<b>Felipe Lira, R</b> (1, 1) ERA: 4.05	4.0		21	7	3	3	0	0	1	0	0	0	0	45	75	6.75	1.750																			
<b>Joe Boever, R</b> (5, 1) ERA: 5.89	1.2		10	5	2	2	1	1	0	0	0	0	0	32	44	10.80	3.600																			
<b>Brian Bohanon, L</b> (6, 1) ERA: 6.45	1.1	W	5	0	0	0	0	1	0	0	0	0	0	14	23	0.00	0.750																			
<b>John Doherty, R</b> (8, 1) ERA: 5.21	2.0		8	2	0	0	1	0	0	0	0	0	0	25	35	0.00	1.000																			

Batter	1	2	3	4	5	6	7	8	9	AB	R	H	RBI	BB	SO	LOB	BOTTOM																			
<b>Chad Curtis, R</b> (1, 8) OBP: 0.366, SLG: 0.469	F9		F9	F8				E6		4	1	0	0	1	0	2	<b>Toronto Blue Jays @ Detroit Tigers</b> Tiger Stadium, Detroit, MI Tue Aug 15, 1995, 7:05 PM EDT Att: 19,173 - Unknown - 85 F																			
<b>Scott Fletcher, R</b> (1, 4) OBP: 0.328, SLG: 0.319			G6-3					L4		4	1	1	0	1	0	2																				
<b>Travis Fryman, R</b> (1, 5) OBP: 0.361, SLG: 0.426										4	3	2	0	1	0	3																				
<b>Cecil Fielder, R</b> (1, 3) OBP: 0.358, SLG: 0.484										4	1	1	2	1	1	3																				
<b>Derick White, R</b> (8, PR) OBP: 0.276, SLG: 0.310										0	0	0	0	0	0	0																				
<b>Lou Whitaker, L</b> (1, 10) OBP: 0.367, SLG: 0.495										4	1	1	0	0	1	1																				
<b>Juan Samuel, R</b> (8, PH) OBP: 0.382, SLG: 0.551										1	0	1	2	0	0	0																				
<b>Bobby Higginson, L</b> (1, 9) OBP: 0.338, SLG: 0.404										5	2	2	1	0	1	3																				
<b>Chris Gomez, R</b> (1, 6) OBP: 0.318, SLG: 0.398										5	1	2	1	0	1	5																				
<b>Milt Cuyler, S</b> (1, 7) OBP: 0.194, SLG: 0.333										4	1	2	4	0	1	1																				
<b>Ron Tingley, R</b> (1, 2) OBP: 0.315, SLG: 0.390										3	0	2	1	1	0	1																				
<b>Inning Stats</b>	R: 0 E: 0 K: 0 S: 8	H: 1 LOB: 1 BB: 0 P: 13	R: 0 E: 0 K: 0 S: 14	H: 1 LOB: 0 BB: 0 P: 19	R: 0 E: 0 K: 1 S: 11	H: 1 LOB: 0 BB: 0 P: 19	R: 4 E: 0 K: 1 S: 14	H: 5 LOB: 1 BB: 0 P: 21	R: 2 E: 0 K: 1 S: 10	H: 2 LOB: 0 BB: 2 P: 12	R: 0 E: 0 K: 1 S: 10	H: 0 LOB: 2 BB: 1 P: 22	R: 3 E: 0 K: 2 S: 14	H: 3 LOB: 1 BB: 1 P: 27	R: 2 E: 1 K: 1 S: 18	H: 1 LOB: 3 BB: 2 P: 32	1B: 7 2B: 4 3B: 2 HR: 1	SF: 0 SAC: 0 DP: 0 HBP: 0	WP: 0 PB: 0 SB: 1 CS: 1	PA: 43																
<b>PITCHER</b>	IP	WLS	BF	H	R	ER	SO	BB	IBB	HBP	BLK	WP	HR	S	P	ERA	WHIP	<b>PITCHER</b>		IP	WLS	BF	H	R	ER	SO	BB	IBB	HBP	BLK	WP	HR	S	P	ERA	WHIP
<b>Pat Hentgen, R</b> (1, 1) ERA: 5.9	6.0	L	29	10	6	6	2	2	0	0	0	0	0	64	106	9.00	2.000																			
<b>Jimmy Rogers, R</b> (7, 1) ERA: 12.79	1.0		7	3	3	3	2	1	0	0	0	0	0	14	27	27.00	4.000																			
<b>Ken Robinson, R</b> (8, 1) ERA: 6.92	0.1		4	0	2	1	0	2	0	0	0	0	0	11	22	27.00	6.000																			
<b>Ricardo Jordan, L</b> (8, 1) ERA: 6.6	0.2		3	1	0	0	1	0	0	0	0	0	0	7	10	0.00	1.500																			

AB 39  
R 5  
H 14  
RBI 5  
BB 3  
SO 2  
LOB 21





Batter	1	2	3	4	5	6	7	8	9	AB	R	H	RBI	BB	SO	LOB	TOP					
<b>Devon White, S</b> OBP: 0.345, SLG: 0.450										5	0	2	0	0	2	1						
<b>Paul Molitor, R</b> OBP: 0.339, SLG: 0.385										3	1	0	0	2	1	1						
<b>Roberto Alomar, S</b> OBP: 0.369, SLG: 0.484										5	2	2	1	0	0	3						
<b>Joe Carter, R</b> OBP: 0.314, SLG: 0.424										3	0	0	1	0	2	1						
<b>John Olerud, L</b> OBP: 0.380, SLG: 0.390										2	2	0	0	2	0	0						
<b>Ed Sprague, R</b> OBP: 0.348, SLG: 0.475										4	1	3	2	0	0	0						
<b>Shawn Green, L</b> OBP: 0.320, SLG: 0.480										3	1	1	0	0	1	1						
<b>Mike Huff, R</b> OBP: 0.371, SLG: 0.341										1	0	0	0	0	0	1						
<b>Alex Gonzalez, R</b> OBP: 0.322, SLG: 0.384										4	0	1	0	0	1	3						
<b>Sandy Martinez, L</b> OBP: 0.269, SLG: 0.306										3	0	1	2	0	2	1						
<b>Inning Stats</b>	R: 0 E: 0 K: 2 S: 13	H: 1 LOB: 1 BB: 0 P: 19	R: 2 E: 1 K: 0 S: 14	H: 3 LOB: 1 BB: 1 P: 24	R: 1 E: 0 K: 0 S: 9	H: 1 LOB: 0 BB: 0 P: 14	R: 1 E: 0 K: 1 S: 9	H: 2 LOB: 0 BB: 0 P: 15	R: 0 E: 0 K: 1 S: 7	H: 0 LOB: 0 BB: 0 P: 10	R: 0 E: 0 K: 2 S: 8	H: 0 LOB: 0 BB: 0 P: 10	R: 0 E: 0 K: 1 S: 10	H: 0 LOB: 1 BB: 1 P: 25	R: 3 E: 0 K: 0 S: 10	H: 2 LOB: 1 BB: 2 P: 25	R: 0 E: 0 K: 2 S: 14	H: 1 LOB: 2 BB: 1 P: 24	1B: 7 2B: 1 3B: 2 HR: 1	SF: 2 SAC: 0 DP: 1 HBP: 0	WP: 0 PB: 0 SB: 2 CS: 0	PA: 39
<b>PITCHER</b>	IP	WLS	BF	H	R	ER	SO	BB	IBB	HBP	BLK	WP	HR	S	P	ERA	WHIP					
<b>Mike Moore, R</b> ERA: 7.29	7.0		27	7	4	3	7	1	0	0	0	0	1	67	102	3.86	1.143					
<b>Brian Maxcy, R</b> ERA: 8.21	0.2	L	6	2	3	3	0	1	1	0	0	0	0	9	21	40.50	4.500					
<b>Kevin Wickander, L</b> ERA: 1.84	1.1		6	1	0	0	2	1	0	0	0	0	0	15	28	0.00	1.500					

Toronto Blue Jays @ Detroit Tigers  
Tiger Stadium, Detroit, MI  
Wed Aug 16 1995, 7:05 PM EDT  
Att: 17,551 - Unknown - 89 F

AB 33  
R 7  
H 10  
RBI 6  
BB 4  
SO 9  
LOB 12



Batter	1	2	3	4	5	6	7	8	9	AB	R	H	RBI	BB	SO	LOB	BOTTOM					
<b>Chad Curtis, R</b> OBP: 0.366, SLG: 0.468										5	0	2	0	0	1	5						
<b>Scott Fletcher, R</b> OBP: 0.331, SLG: 0.316										4	1	1	0	1	0	3						
<b>Travis Fryman, R</b> OBP: 0.359, SLG: 0.422										4	0	0	1	1	0	3						
<b>Cecil Fielder, R</b> OBP: 0.359, SLG: 0.483										5	0	2	0	0	1	4						
<b>Lou Whitaker, L</b> OBP: 0.365, SLG: 0.488										3	1	0	0	1	0	3						
<b>Derrick White, R</b> OBP: 0.267, SLG: 0.300										1	0	0	0	0	0	0						
<b>Bobby Higginson, L</b> OBP: 0.343, SLG: 0.419										4	1	3	3	0	0	1						
<b>Juan Samuel, R</b> OBP: 0.380, SLG: 0.547										1	0	0	0	0	0	0						
<b>Chris Gomez, R</b> OBP: 0.314, SLG: 0.392										4	0	0	0	0	1	2						
<b>Mitt Cuyler, S</b> OBP: 0.257, SLG: 0.364										3	1	2	0	1	0	1						
<b>Ron Tingley, R</b> OBP: 0.302, SLG: 0.372										4	0	0	0	0	2	4						
<b>Inning Stats</b>	R: 0 E: 0 K: 0 S: 8	H: 2 LOB: 2 BB: 0 P: 15	R: 0 E: 1 K: 1 S: 14	H: 2 LOB: 2 BB: 0 P: 19	R: 3 E: 0 K: 0 S: 10	H: 2 LOB: 0 BB: 1 P: 23	R: 0 E: 0 K: 0 S: 5	H: 0 LOB: 1 BB: 1 P: 12	R: 0 E: 0 K: 1 S: 12	H: 1 LOB: 1 BB: 0 P: 18	R: 1 E: 1 K: 1 S: 13	H: 1 LOB: 3 BB: 2 P: 27	R: 0 E: 0 K: 1 S: 7	H: 1 LOB: 1 BB: 0 P: 10	R: 0 E: 0 K: 1 S: 11	H: 1 LOB: 1 BB: 0 P: 18	R: 0 E: 0 K: 1 S: 9	H: 0 LOB: 0 BB: 0 P: 12	1B: 9 2B: 0 3B: 0 HR: 1	SF: 0 SAC: 0 DP: 0 HBP: 0	WP: 0 PB: 0 SB: 1 CS: 0	PA: 42
<b>PITCHER</b>	IP	WLS	BF	H	R	ER	SO	BB	IBB	HBP	BLK	WP	HR	S	P	ERA	WHIP					
<b>Edwin Hurtado, R</b> ERA: 5.17	7.0	W	35	9	4	3	3	4	0	0	0	0	0	69	124	3.86	1.857					
<b>Tim Crabtree, R</b> ERA: 4.08	1.0		4	1	0	0	1	0	0	0	0	0	0	11	18	0.00	1.000					
<b>Tony Castillo, L</b> ERA: 2.76	1.0	S	3	0	0	0	1	0	0	0	0	0	0	9	12	0.00	0.000					

Toronto Blue Jays @ Detroit Tigers  
Tiger Stadium, Detroit, MI  
Wed Aug 16 1995, 7:05 PM EDT  
Att: 17,551 - Unknown - 89 F

AB 38  
R 4  
H 10  
RBI 4  
BB 4  
SO 5  
LOB 26






Batter	1	2	3	4	5	6	7	8	9	AB	R	H	RBI	BB	SO	LOB	TOP										
<b>Devon White, S</b> (1, 8) OBP: 0.344, SLG: 0.451										4	1	1	0	0	0	1											
<b>Paul Molitor, R</b> (1, 10) OBP: 0.338, SLG: 0.384										4	0	1	1	0	0	1											
<b>Roberto Alomar, S</b> (1, 4) OBP: 0.371, SLG: 0.486										3	0	1	1	1	0	0											
<b>Joe Carter, R</b> (1, 7) OBP: 0.311, SLG: 0.420										4	0	0	0	0	0	3											
<b>John Olerud, L</b> (1, 3) OBP: 0.379, SLG: 0.387										3	0	0	0	1	0	2											
<b>Ed Sprague, R</b> (1, 5) OBP: 0.348, SLG: 0.471										3	0	0	0	0	1	2											
<b>Shawn Green, L</b> (1, 9) OBP: 0.315, SLG: 0.473										4	0	0	0	0	2	1											
<b>Candy Maldonado, R</b> (9, 9) OBP: 0.381, SLG: 0.486										0	0	0	0	0	0	0											
<b>Alex Gonzalez, R</b> (1, 6) OBP: 0.324, SLG: 0.389										4	1	2	0	0	1	0											
<b>Randy Knorr, R</b> (1, 2) OBP: 0.302, SLG: 0.416										3	1	1	1	0	0	0											
<b>Inning Stats</b>	R: 1 E: 0 K: 0 S: 15	H: 1 LOB: 0 BB: 0 P: 22	R: 0 E: 0 K: 1 S: 8	H: 0 LOB: 0 BB: 0 P: 9	R: 0 E: 0 K: 1 S: 6	H: 0 LOB: 0 BB: 0 P: 8	R: 0 E: 0 K: 0 S: 9	H: 1 LOB: 2 BB: 1 P: 15	R: 0 E: 0 K: 0 S: 5	H: 0 LOB: 0 BB: 0 P: 8	R: 0 E: 0 K: 0 S: 10	H: 0 LOB: 1 BB: 0 P: 14	R: 0 E: 0 K: 0 S: 12	H: 3 LOB: 2 BB: 1 P: 23	R: 0 E: 0 K: 2 S: 10	H: 1 LOB: 0 BB: 0 P: 18	1B: 2 2B: 4 3B: 0 HR: 0	SF: 0 SAC: 0 DP: 0 HBP: 1	WP: 0 PB: 0 SB: 0 CS: 1	PA: 36							
<b>PITCHER</b>	IP	WLS	BF	H	R	ER	SO	BB	IBB	HBP	BLK	WP	HR	S	P	ERA	WHIP										
<b>Jose Lima, R</b> (1, 1) ERA: 6.5	7.1	L	28	4	3	3	2	0	1	1	0	0	0	65	96	3.68	0.545										
<b>Joe Boever, R</b> (8, 1) ERA: 5.86	0.1		3	1	0	0	0	1	0	0	0	0	0	8	17	0.00	6.000										
<b>Brian Bohanon, L</b> (8, 1) ERA: 6.42	0.1		1	0	0	0	0	0	0	0	0	0	0	1	2	0.00	0.000										
<b>Mike Christopher, R</b> (9, 1) ERA: 3.64	1.0		3	1	0	0	2	0	0	0	0	0	0	10	18	0.00	1.000										

Toronto Blue Jays @ Detroit Tigers  
Tiger Stadium, Detroit, MI  
Thu Aug 17 1995, 7:05 PM EDT  
Att: 14,629 - Unknown - 77 F


AB 32  
R 3  
H 6  
RBI 3  
BB 2  
SO 4  
LOB 10



Batter	1	2	3	4	5	6	7	8	9	AB	R	H	RBI	BB	SO	LOB	BOTTOM										
<b>Chad Curtis, R</b> (1, 8) OBP: 0.363, SLG: 0.464										4	0	0	0	0	1	3											
<b>Chris Gomez, R</b> (1, 4) OBP: 0.313, SLG: 0.390										4	0	1	0	0	1	2											
<b>Travis Fryman, R</b> (1, 5) OBP: 0.360, SLG: 0.421										3	0	1	0	1	1	1											
<b>Cecil Fielder, R</b> (1, 10) OBP: 0.357, SLG: 0.478										3	0	0	0	1	0	2											
<b>Derrick White, R</b> (9, PR) OBP: 0.297, SLG: 0.300										0	0	0	0	0	0	0											
<b>Juan Samuel, R</b> (1, 3) OBP: 0.377, SLG: 0.539										4	0	1	0	0	1	1											
<b>Alan Trammell, R</b> (1, 6) OBP: 0.370, SLG: 0.377										4	0	1	0	0	0	1											
<b>John Flaherty, R</b> (1, 2) OBP: 0.312, SLG: 0.464										3	0	0	0	1	0	3											
<b>Bobby Higginson, L</b> (1, 9) OBP: 0.343, SLG: 0.416										2	0	0	0	1	0	1											
<b>Mitt Cuyler, S</b> (1, 7) OBP: 0.289, SLG: 0.371										2	0	1	0	1	0	0											
<b>Inning Stats</b>	R: 0 E: 0 K: 1 S: 11	H: 1 LOB: 1 BB: 0 P: 16	R: 0 E: 0 K: 1 S: 8	H: 0 LOB: 1 BB: 1 P: 16	R: 0 E: 0 K: 0 S: 15	H: 1 LOB: 1 BB: 1 P: 27	R: 0 E: 0 K: 0 S: 7	H: 0 LOB: 0 BB: 1 P: 17	R: 0 E: 0 K: 1 S: 8	H: 0 LOB: 0 BB: 0 P: 12	R: 0 E: 0 K: 0 S: 8	H: 0 LOB: 0 BB: 0 P: 13	R: 0 E: 0 K: 1 S: 11	H: 1 LOB: 2 BB: 1 P: 21	R: 0 E: 0 K: 0 S: 12	H: 2 LOB: 3 BB: 1 P: 20	1B: 5 2B: 0 3B: 0 HR: 0	SF: 0 SAC: 0 DP: 2 HBP: 0	WP: 1 PB: 1 SB: 0 CS: 0	PA: 34							
<b>PITCHER</b>	IP	WLS	BF	H	R	ER	SO	BB	IBB	HBP	BLK	WP	HR	S	P	ERA	WHIP										
<b>Al Leiter, L</b> (1, 1) ERA: 3.64	8.0	W	29	3	0	0	4	4	0	0	0	0	0	73	129	0.00	0.875										
<b>Tony Castillo, L</b> (9, 1) ERA: 2.72	1.0	S	5	2	0	0	0	1	0	0	0	0	0	12	20	0.00	3.000										

Toronto Blue Jays @ Detroit Tigers  
Tiger Stadium, Detroit, MI  
Thu Aug 17 1995, 7:05 PM EDT  
Att: 14,629 - Unknown - 77 F

AB 29  
R 0  
H 5  
RBI 0  
BB 5  
SO 4  
LOB 14





Batter	1	2	3	4	5	6	7	8	9	AB	R	H	RBI	BB	SO	LOB	TOP					
<b>Chuck Knoblauch, R</b> OBP: 0.409, SLG: 0.450 (1, 4)	L7		CS 1B		FC5-4 S 1-2		K			4	0	1	0	0	1	2						
<b>Rich Becker, L</b> OBP: 0.285, SLG: 0.262 (1, 8)	G1-3 1B		1B BB		P5 1-2			G6-3		3	0	1	0	1	0	1						
<b>Kirby Puckett, R</b> OBP: 0.368, SLG: 0.496 (1, 10)	G1-3 SAFE SAFE SAFE SAFE SAFE		G4-3 1B			F8		G4-6-3 1B		4	0	2	0	0	0	1						
<b>Matt Merullo, L</b> OBP: 0.322, SLG: 0.363 (1, 2)	K		G4-3 1-2			L7		G4-6-3 1-2		4	0	0	0	0	1	4						
<b>Marty Cordova, R</b> OBP: 0.353, SLG: 0.477 (1, 7)		WP S 2B 1B			G6-4-3 1B			G4-3		4	1	3	0	0	0	0						
<b>Dan Masteller, L</b> OBP: 0.272, SLG: 0.290 (1, 9)	F7		P5			P6		L8		4	0	0	0	0	0	3						
<b>Ron Coomer, R</b> OBP: 0.321, SLG: 0.333 <b>Chip Hale, L</b> OBP: 0.333, SLG: 0.364 (9, PH)	L9		G6-4-3 1-2				P6	G5-3		3	0	0	0	0	0	2						
<b>Scott Stahoviak, L</b> OBP: 0.338, SLG: 0.365 (1, 3)		2H 2B					K			2	0	1	1	1	1	0						
<b>Pat Meares, R</b> OBP: 0.309, SLG: 0.433 (1, 6)		K					FC5-4 1B	F8		3	0	1	0	0	1	2						
<b>Inning Stats</b>	R: 0 E: 0 K: 1 S: 7	H: 1 LOB: 1 BB: 0 P: 10	R: 1 E: 0 K: 1 S: 10	H: 2 LOB: 1 BB: 0 P: 15	R: 0 E: 0 K: 0 S: 7	H: 2 LOB: 1 BB: 1 P: 13	R: 0 E: 0 K: 0 S: 5	H: 1 LOB: 0 BB: 0 P: 10	R: 0 E: 0 K: 1 S: 12	H: 1 LOB: 1 BB: 0 P: 16	R: 0 E: 0 K: 0 S: 6	H: 1 LOB: 1 BB: 0 P: 13	R: 0 E: 0 K: 1 S: 9	H: 0 LOB: 1 BB: 1 P: 15	R: 0 E: 0 K: 0 S: 5	H: 1 LOB: 0 BB: 0 P: 7	R: 0 E: 0 K: 0 S: 6	H: 0 LOB: 0 BB: 0 P: 10	1B: 8 2B: 1 3B: 0 HR: 0	SF: 0 SAC: 0 DP: 3 HBP: 0	WP: 1 PB: 0 SB: 2 CS: 1	PA: 34
<b>PITCHER</b>	IP	WLS	BF	H	R	ER	SO	BB	IBB	HBP	BLK	WP	HR	S	P	ERA	WHIP					
<b>Sean Bergman, R</b> ERA: 4.93 <b>John Doherty, R</b> ERA: 5.09	(1, 1)	7.0	W	28	8	1	1	4	2	0	0	0	1	0	56	92	1.29	1.429				
<b>John Doherty, R</b> ERA: 5.09	(8, 1)	2.0	S	6	1	0	0	0	0	0	0	0	0	0	11	17	0.00	0.500				

Minnesota Twins @ Detroit Tigers  
Tiger Stadium, Detroit, MI  
Fri Aug 18, 1995, 7:05 PM EDT  
Att: 18,265 - Unknown - 85 F

AB	32
R	1
H	9
RBI	1
BB	2
SO	4
LOB	15



Batter	1	2	3	4	5	6	7	8	9	AB	R	H	RBI	BB	SO	LOB	BOTTOM					
<b>Chad Curtis, R</b> OBP: 0.363, SLG: 0.465 (1, 8)	1B WP 1B	G5-3			P3		S SF7 2B	F8		5	2	2	0	0	0	2						
<b>Bobby Higginson, L</b> OBP: 0.347, SLG: 0.426 (1, 9)	1B WP 1B	G4-3			3B		BB S BB			3	1	2	0	1	0	1						
<b>Travis Fryman, R</b> OBP: 0.359, SLG: 0.418 (1, 5)	P3				G5-3		BB BB			3	0	0	0	1	1	3						
<b>Cecil Fielder, R</b> OBP: 0.354, SLG: 0.474 (1, 3)	K				F8		SF7			3	0	0	1	0	1	3						
<b>Lou Whitaker, L</b> OBP: 0.364, SLG: 0.483 <b>Juan Samuel, R</b> OBP: 0.381, SLG: 0.539 (7, PH)	1B BB				G3-1		G3			2	0	0	0	1	0	0						
<b>Chris Gomez, R</b> OBP: 0.315, SLG: 0.392 (1, 6)	1-2 2H 1B				G4-3		1-2 2-3 BB	G5-3		4	0	2	1	0	0	3						
<b>Milt Cuyler, S</b> OBP: 0.286, SLG: 0.359 (1, 7)	G4-3				E3 FC6-4		P7	SH1-3 1B		4	0	1	0	0	0	3						
<b>John Flaherty, R</b> OBP: 0.309, SLG: 0.459 (1, 2)		F8			FC6-4 1-2		F9	SH1-3 1-2		3	0	0	0	0	0	2						
<b>Scott Fletcher, R</b> OBP: 0.329, SLG: 0.308 (1, 4)		G5-3 BB			K		G6-3	G6-3		3	0	0	0	1	1	2						
<b>Inning Stats</b>	R: 2 E: 0 K: 1 S: 18	H: 3 LOB: 2 BB: 1 P: 30	R: 0 E: 0 K: 0 S: 5	H: 0 LOB: 1 BB: 1 P: 12	R: 0 E: 0 K: 1 S: 10	H: 0 LOB: 0 BB: 0 P: 14	R: 0 E: 2 K: 1 S: 9	H: 0 LOB: 1 BB: 0 P: 10	R: 0 E: 0 K: 0 S: 13	H: 1 LOB: 3 BB: 3 P: 20	R: 0 E: 0 K: 0 S: 10	H: 1 LOB: 1 BB: 0 P: 16	R: 1 E: 0 K: 0 S: 13	H: 1 LOB: 3 BB: 3 P: 30	R: 0 E: 0 K: 0 S: 6	H: 1 LOB: 1 BB: 0 P: 9	1B: 5 2B: 1 3B: 1 HR: 0	SF: 1 SAC: 1 DP: 0 HBP: 0	WP: 1 PB: 0 SB: 2 CS: 0	PA: 37		
<b>PITCHER</b>	IP	WLS	BF	H	R	ER	SO	BB	IBB	HBP	BLK	WP	HR	S	P	ERA	WHIP					
<b>Jose Parra, R</b> ERA: 6.07 <b>Scott Watkins, L</b> ERA: 3.0 <b>Oscar Munoz, R</b> ERA: 5.14 <b>Eddie Guardado, L</b> ERA: 5.85 <b>Erik Schuilstrom, R</b> ERA: 5.51	(1, 1)	6.1	L	28	6	3	3	3	2	0	0	0	0	0	67	106	4.26	1.263				
<b>Scott Watkins, L</b> ERA: 3.0	(7, 1)	0.0		1	0	0	0	0	1	0	0	0	0	0	2	6	-	-				
<b>Oscar Munoz, R</b> ERA: 5.14	(7, 1)	0.1		2	0	0	0	0	1	0	0	0	0	0	4	8	0.00	3.000				
<b>Eddie Guardado, L</b> ERA: 5.85	(7, 1)	0.1		3	1	0	0	0	1	0	0	0	0	0	7	15	0.00	6.000				
<b>Erik Schuilstrom, R</b> ERA: 5.51	(8, 1)	1.0		3	0	0	0	0	0	0	0	0	0	4	6	0.00	0.000					

Minnesota Twins @ Detroit Tigers  
Tiger Stadium, Detroit, MI  
Fri Aug 18, 1995, 7:05 PM EDT  
Att: 18,265 - Unknown - 85 F

AB	30
R	3
H	7
RBI	2
BB	5
SO	3
LOB	19





Batter	1	2	3	4	5	6	7	8	9	AB R H RBI BB SO LOB	TOP									
Chuck Knoblauch R (1.4) OBP: 0.409, SLG: 0.459	G5-3		HR		G6-3	L4			1B 2B	5 2 2 2 0 0 2	<b>Minnesota Twins @ Detroit Tigers</b> Tiger Stadium, Detroit, MI Sat Aug 19 1995, 7:05 PM EDT Att: 15,147 - Unknown - 89 F									
Pat Meares R (1.6) OBP: 0.317, SLG: 0.441	G4-6-3 HBP		1B 2B		L8		G5-3 1B	1B 2B	4 2 3 1 0 0 0											
Kirby Puckett R (1.9) OBP: 0.366, SLG: 0.493	G4-6-3 1-2		F9		G4-3		G5-3	1B 2B	5 0 1 1 0 0 3											
Marty Cordova R (1.7) OBP: 0.354, SLG: 0.476		1B	CS			K	K	G5-4-3 1B	5 0 2 1 0 2 2											
Pedro Munoz R (1.10) OBP: 0.332, SLG: 0.530	K	CS	CS	WP G3 1B	K	K			4 1 1 0 0 3 2											
Scott Leius R (1.5) OBP: 0.325, SLG: 0.329	F9			G3		3B 2B		G6-4-3 BB	3 1 1 0 1 0 1											
Ron Coomer R (1.3) OBP: 0.375, SLG: 0.571			HR	G4-3 1B		1B 3B	F8		4 2 3 3 0 0 1											
Matt Walbeck S (1.2) OBP: 0.295, SLG: 0.316			G4-3	G4-3		1B	G6-4-3		4 0 1 1 0 0 2											
Rich Becker L (1.8) OBP: 0.292, SLG: 0.266			HR 1B	G6-3		1B		L9	4 1 2 0 0 0 1											
<b>Inning Stats</b>	R: 0 E: 0 K: 0 S: 8	H: 0 LOB: 0 BB: 0 P: 11	R: 0 E: 0 K: 1 S: 7	H: 1 LOB: 0 BB: 0 P: 10	R: 4 E: 0 K: 0 S: 14	H: 5 LOB: 0 BB: 0 P: 20	R: 1 E: 0 K: 0 S: 13	H: 2 LOB: 1 BB: 0 P: 22	R: 0 E: 0 K: 2 S: 19	H: 4 LOB: 2 BB: 0 P: 27	R: 0 E: 0 K: 2 S: 10	H: 1 LOB: 1 BB: 0 P: 11	R: 0 E: 0 K: 0 S: 8	H: 0 LOB: 0 BB: 0 P: 12	R: 2 E: 0 K: 0 S: 9	H: 3 LOB: 0 BB: 0 P: 16	1B: 10 2B: 3 3B: 1 HR: 2	SF: 0 SAC: 0 DP: 3 HBP: 1	WP: 2 PB: 0 SB: 0 CS: 1	PA: 41
<b>PITCHER</b>	IP WLS BF H R ER SO BB IBB HBP BLK WP HR S P ERA WHIP											IP WLS BF H R ER SO BB IBB HBP BLK WP HR S P ERA WHIP								
C.J. Nikowski L (1.1) ERA: 7.04	3.1 L 16 8 5 5 1 0 0 1 0 1 2 38 58 13.50 2.400																			
Mike Christopher R (4.1) ERA: 3.94	2.1 11 4 2 2 2 0 0 0 0 0 0 27 37 7.71 1.714																			
Brian Maxey R (6.1) ERA: 6.12	3.1 13 4 2 2 2 1 0 0 0 1 0 30 43 5.40 1.500																			

Batter	1	2	3	4	5	6	7	8	9	AB R H RBI BB SO LOB	BOTTOM									
Chad Curtis R (1.8) OBP: 0.362, SLG: 0.463	F8	P4			K			G3 WP G6-3 1B		4 1 1 0 0 1 0	<b>Minnesota Twins @ Detroit Tigers</b> Tiger Stadium, Detroit, MI Sat Aug 19 1995, 7:05 PM EDT Att: 15,147 - Unknown - 89 F									
Bobby Higginson L (1.9) OBP: 0.346, SLG: 0.423	1B 2B		G3		F8		G3	G3	4 1 1 0 0 0 1											
Travis Fryman R (1.5) OBP: 0.360, SLG: 0.419	2B 1B		P3		G4-6-3 1B		G6-3		4 1 2 1 0 0 0											
Cecil Fielder R (1.3) OBP: 0.353, SLG: 0.475	1B 2B		G1-3		G4-6-3		P3		4 1 1 2 0 0 1											
Lou Whitaker L (1.10) OBP: 0.367, SLG: 0.483	1B		F7		G4-3 1B		F7		4 0 2 1 0 0 0											
Chris Gomez R (1.6) OBP: 0.312, SLG: 0.387	F9		K		F9		F8		4 0 0 0 0 1 2											
Milt Cuyler S (1.7) OBP: 0.261, SLG: 0.326	K		L6		G4-3		G3		4 0 0 0 0 1 2											
Scott Fletcher R (1.4) OBP: 0.322, SLG: 0.301		G6-3		G4-3		F9			3 0 0 0 0 0 1											
John Flaherty R (1.2) OBP: 0.309, SLG: 0.456		F7		G5-3		1B WP BB			2 1 0 0 1 0 0											
<b>Inning Stats</b>	R: 3 E: 0 K: 1 S: 13	H: 4 LOB: 1 BB: 0 P: 18	R: 0 E: 0 K: 0 S: 5	H: 0 LOB: 0 BB: 0 P: 7	R: 0 E: 0 K: 0 S: 7	H: 0 LOB: 0 BB: 0 P: 12	R: 0 E: 0 K: 1 S: 7	H: 0 LOB: 0 BB: 0 P: 8	R: 0 E: 0 K: 0 S: 5	H: 1 LOB: 0 BB: 0 P: 7	R: 0 E: 0 K: 0 S: 9	H: 1 LOB: 1 BB: 0 P: 17	R: 2 E: 0 K: 0 S: 12	H: 1 LOB: 1 BB: 1 P: 21	R: 0 E: 0 K: 0 S: 12	H: 0 LOB: 0 BB: 0 P: 20	1B: 6 2B: 1 3B: 0 HR: 0	SF: 0 SAC: 0 DP: 1 HBP: 0	WP: 1 PB: 0 SB: 1 CS: 0	PA: 34
<b>PITCHER</b>	IP WLS BF H R ER SO BB IBB HBP BLK WP HR S P ERA WHIP											IP WLS BF H R ER SO BB IBB HBP BLK WP HR S P ERA WHIP								
Brad Radke R (1.1) ERA: 5.49	7.1 W 29 7 5 5 3 1 0 0 0 0 0 62 96 6.14 1.091																			
Pat Mahomes R (8.1) ERA: 6.89	1.2 S 5 0 0 0 0 0 0 0 0 0 0 15 25 0.00 0.000																			



Batter	1	2	3	4	5	6	7	8	9	10	AB	R	H	RBI	BB	SO	LOB					
<b>Chuck Knoblauch, R</b> OBP: 0.413, SLG: 0.470 (1.4)											4	1	3	1	1	0	0					
<b>Pat Meares, R</b> OBP: 0.312, SLG: 0.434 (1.6)											5	0	0	0	0	1	3					
<b>Kirby Puckett, R</b> OBP: 0.366, SLG: 0.499 (1.9)											5	1	2	2	0	1	2					
<b>Marty Cordova, R</b> OBP: 0.350, SLG: 0.470 (1.7)											5	0	0	0	0	2	3					
<b>Pedro Munoz, R</b> OBP: 0.337, SLG: 0.533 (1.10)												4	2	2	0	1	0	0				
<b>Scott Leius, R</b> OBP: 0.328, SLG: 0.333 (1.5)											2	1	1	1	1	0	0					
<b>Chip Hale, L</b> OBP: 0.338, SLG: 0.412 (8.3)											2	1	1	1	0	0	1					
<b>Jeff Reboulet, R</b> OBP: 0.366, SLG: 0.399 (10.5)											0	0	0	0	0	0	0					
<b>Ron Coomer, R</b> OBP: 0.363, SLG: 0.533 (1.3)											2	0	0	0	0	0	3					
<b>Scott Stahoviak, L</b> OBP: 0.346, SLG: 0.382 (6.3)											3	0	3	0	0	0	0					
<b>Matt Walbeck, S</b> OBP: 0.297, SLG: 0.315 (1.2)											4	1	1	1	1	0	3					
<b>Rich Becker, L</b> OBP: 0.291, SLG: 0.276 (1.8)											5	1	1	2	0	2	4					
<b>Inning Stats</b>	R: 0 E: 0 K: 1 S: 8	H: 1 LOB: 1 BB: 0 P: 9	R: 2 E: 0 K: 1 S: 10	H: 1 LOB: 1 BB: 3 P: 26	R: 0 E: 0 K: 2 S: 11	H: 0 LOB: 0 BB: 0 P: 15	R: 2 E: 0 K: 1 S: 14	H: 3 LOB: 0 BB: 0 P: 20	R: 2 E: 0 K: 1 S: 13	H: 1 LOB: 0 BB: 1 P: 20	R: 0 E: 0 K: 0 S: 8	H: 1 LOB: 1 BB: 0 P: 11	R: 0 E: 0 K: 0 S: 6	H: 2 LOB: 1 BB: 0 P: 11	R: 1 E: 0 K: 0 S: 11	H: 2 LOB: 1 BB: 0 P: 15	R: 1 E: 0 K: 1 S: 14	H: 2 LOB: 1 BB: 0 P: 19	1B: 5 2B: 5 3B: 1 HR: 3	SF: 0 SAC: 0 DP: 1 HBP: 0	WP: 0 PB: 0 SB: 0 CS: 1	PA: 46
<b>PITCHER</b>	IP	WLS	BF	H	R	ER	SO	BB	IBB	HBP	BLK	WP	HR	S	P	ERA	WHIP					
<b>Brian Bohanon, L</b> ERA: 6.55 (1.1)	4.0		18	5	4	4	4	2	0	0	0	0	0	43	70	9.00	1.750					
<b>Felipe Lira, R</b> ERA: 4.14 (5.1)	2.0		9	2	2	2	1	1	0	0	0	0	1	24	37	9.00	1.500					
<b>Joe Doever, R</b> ERA: 5.73 (7.1)	1.2		7	3	0	0	0	0	0	0	0	0	0	13	20	0.00	1.800					
<b>John Doherty, R</b> ERA: 5.2 (8.1)	1.2	L	9	4	2	2	0	0	0	0	0	0	2	18	25	10.80	2.400					
<b>Kevin Wickander, L</b> ERA: 1.76 (10.1)	0.2		2	0	0	0	1	0	0	0	0	0	0	8	11	0.00	0.000					

**TOP**

**Minnesota Twins @ Detroit Tigers**  
Tiger Stadium, Detroit, MI  
Sun Aug 20 1995, 3:33 AM EDT  
Att. 18,868 - Sunny - 89 F

livebaseballscorecards.com

AB 41  
R 8  
H 14  
RBI 8  
BB 4  
SO 6  
LOB 19

Batter	1	2	3	4	5	6	7	8	9	10	AB	R	H	RBI	BB	SO	LOB							
<b>Chad Curtis, R</b> OBP: 0.361, SLG: 0.460 (1.8)											5	1	1	1	0	1	2							
<b>Bobby Higginson, L</b> OBP: 0.348, SLG: 0.444 (1.9)											4	2	2	3	0	1	0							
<b>John Fishery, R</b> OBP: 0.308, SLG: 0.454 (9. PH)											1	0	0	0	0	1	2							
<b>Travis Fryman, R</b> OBP: 0.361, SLG: 0.417 (1.5)											4	0	1	0	1	0	0							
<b>Cecil Fielder, R</b> OBP: 0.351, SLG: 0.475 (1.3)											5	1	1	1	0	3	4							
<b>Lou Whitaker, L</b> OBP: 0.370, SLG: 0.505 (1.10)											3	1	2	1	0	0	0							
<b>Juan Samuel, R</b> OBP: 0.382, SLG: 0.539 (8. PH)											2	0	1	0	0	1	0							
<b>Chris Gomez, R</b> OBP: 0.307, SLG: 0.380 (1.6)											5	0	0	0	0	1	2							
<b>Mitt Cuyler, S</b> OBP: 0.275, SLG: 0.319 (1.7)											4	1	1	0	1	2	1							
<b>Scott Fletcher, R</b> OBP: 0.315, SLG: 0.294 (1.4)											3	0	0	0	0	2	3							
<b>Franklin Stubbs, L</b> OBP: 0.345, SLG: 0.326 (9. PH)											0	0	0	0	1	0	0							
<b>Derrick White, R</b> OBP: 0.267, SLG: 0.300 (10.9)											0	0	0	0	0	0	0							
<b>Ron Tingley, R</b> OBP: 0.303, SLG: 0.393 (1.2)											3	1	1	1	0	0	0							
<b>Alan Trammell, R</b> OBP: 0.373, SLG: 0.380 (9. PH)											1	0	1	0	0	0	0							
<b>Inning Stats</b>	R: 0 E: 0 K: 0 S: 4	H: 0 LOB: 0 BB: 0 P: 7	R: 0 E: 0 K: 1 S: 8	H: 0 LOB: 0 BB: 0 P: 15	R: 4 E: 0 K: 0 S: 10	H: 3 LOB: 0 BB: 1 P: 20	R: 0 E: 0 K: 2 S: 13	H: 1 LOB: 1 BB: 0 P: 17	R: 0 E: 0 K: 2 S: 9	H: 0 LOB: 0 BB: 0 P: 12	R: 2 E: 0 K: 2 S: 14	H: 3 LOB: 1 BB: 0 P: 23	R: 1 E: 0 K: 1 S: 9	H: 2 LOB: 1 BB: 0 P: 18	R: 0 E: 0 K: 0 S: 7	H: 1 LOB: 0 BB: 0 P: 13	R: 0 E: 0 K: 2 S: 16	H: 1 LOB: 3 BB: 2 P: 28	R: 0 E: 0 K: 2 S: 7	H: 0 LOB: 0 BB: 0 P: 9	1B: 5 2B: 1 3B: 1 HR: 4	SF: 0 SAC: 0 DP: 0 HBP: 0	WP: 0 PB: 0 SB: 0 CS: 1	PA: 43
<b>PITCHER</b>	IP	WLS	BF	H	R	ER	SO	BB	IBB	HBP	BLK	WP	HR	S	P	ERA	WHIP							
<b>Mike Trombley, R</b> ERA: 5.97 (1.1)	5.2		25	7	6	6	6	1	0	0	0	0	0	3	55	9.53	1.412							
<b>Erik Schuilstrom, R</b> ERA: 5.56 (8.1)	1.1		6	2	1	1	2	0	0	0	0	0	0	1	12	6.75	1.500							
<b>Eddie Guardado, L</b> ERA: 5.77 (8.1)	1.0		3	1	0	0	0	0	0	0	0	0	0	7	13	0.00	1.000							
<b>Dave Stevens, R</b> ERA: 6.08 (8.1)	0.1		3	1	0	0	0	1	0	0	0	0	0	9	16	0.00	6.000							
<b>Scott Watkins, L</b> ERA: 2.7 (8.1)	0.1		1	0	0	0	1	0	0	0	0	0	0	3	3	0.00	0.000							

**BOTTOM**

**Minnesota Twins @ Detroit Tigers**  
Tiger Stadium, Detroit, MI  
Sun Aug 20 1995, 3:33 AM EDT  
Att. 18,868 - Sunny - 89 F

livebaseballscorecards.com

AB 40  
R 7  
H 11  
RBI 7  
BB 3  
SO 12  
LOB 14
















Batter	1	2	3	4	5	6	7	8	9	10	11	AB	R	H	RBI	BB	SO	LOB	TOP					
Chad Curtis, R OBP: 0.357, SLG: 0.464 (1, 8)	G1-3		K		F9		K		HR			5	1	1	1	0	2	1						
Bobby Higginson, L OBP: 0.339, SLG: 0.425 (1, 9)	P6		G4-3			G3		K	G3			5	0	0	0	0	1	0						
Travis Fryman, R OBP: 0.357, SLG: 0.412 (1, 5)	BB		G1-3			L5		HR		G5-3		4	1	1	1	1	0	0						
Cecil Fielder, R OBP: 0.358, SLG: 0.500 Derrick White, R OBP: 0.259, SLG: 0.290 (8, PR)	K			G4-6-3 BB		G4-3		F9 1B		K		3	0	1	0	1	1	1						
Lou Whitaker, L OBP: 0.371, SLG: 0.514 Alan Trammell, R OBP: 0.368, SLG: 0.374 (8, 6)		3B 1B		G4-6-3		G3-1		1B		K		3	1	1	0	0	0	1						
Chris Gomez, R OBP: 0.317, SLG: 0.398 (8, 4)	F9			1B		F9 2B 1B		F9		K		5	1	2	0	0	1	3						
Juan Samuel, R OBP: 0.383, SLG: 0.539 (1, 3)			K			2B 1B		K		G6-3		4	1	0	0	1	3	4						
Mitt Cuyler, S OBP: 0.279, SLG: 0.344 (1, 7)					F7		F9		L4		F7	5	0	1	1	0	0	2						
Ron Tingley, R OBP: 0.412, SLG: 0.344 Franklin Stubbs, L OBP: 0.351, SLG: 0.344 John Flaherty, R OBP: 0.353, SLG: 0.446 (7, 2)	F8								F8			2	0	0	0	0	1	1						
<b>Inning Stats</b>	R: 0 E: 0 K: 1 S: 11	H: 0 LOB: 1 BB: 1 P: 23	R: 1 E: 0 K: 1 S: 11	H: 2 LOB: 1 BB: 0 P: 16	R: 0 E: 0 K: 1 S: 6	H: 0 LOB: 0 BB: 0 P: 12	R: 0 E: 0 K: 1 S: 10	H: 1 LOB: 1 BB: 1 P: 17	R: 0 E: 0 K: 0 S: 6	H: 0 LOB: 0 BB: 0 P: 10	R: 2 E: 0 K: 1 S: 16	H: 2 LOB: 1 BB: 1 P: 29	R: 1 E: 0 K: 2 S: 15	H: 3 LOB: 2 BB: 0 P: 26	R: 1 E: 0 K: 0 S: 8	H: 1 LOB: 0 BB: 0 P: 13	R: 0 E: 0 K: 2 S: 9	H: 0 LOB: 0 BB: 0 P: 13	R: 0 E: 0 K: 1 S: 9	H: 0 LOB: 0 BB: 0 P: 13	1B: 5 2B: 1 3B: 1 HR: 2	SF: 0 SAC: 0 DP: 1 HBP: 0	WP: 0 PB: 0 SB: 0 CS: 0	PA: 44
<b>PITCHER</b>	Ken Hill, R ERA: 5.01 Paul Assenmacher, L ERA: 2.19 Eric Plunk, R ERA: 2.97 Alan Embree, L ERA: 2.08 Jose Mesa, R ERA: 1.25	IP: 7.0 WLS: 0.1 BF: 28 H: 0 R: 0 ER: 0 SO: 6 BB: 3 IBB: 0 HBP: 0 BLK: 0 WP: 0 HR: 0 S: 67 ERA: 3.86 WHIP: 1.143	IP: 2.0 WLS: 0 BF: 6 H: 0 R: 0 ER: 0 SO: 3 BB: 0 IBB: 0 HBP: 0 BLK: 0 WP: 0 HR: 0 S: 11 ERA: 1.9	IP: 10.1 WLS: 2.0 BF: 40 H: 0 R: 0 ER: 0 SO: 3 BB: 0 IBB: 0 HBP: 0 BLK: 0 WP: 0 HR: 0 S: 26 ERA: 0.00 WHIP: 0.000																				

Detroit Tigers @ Cleveland Indians  
Jacobs Field, Cleveland, OH  
Fri Aug 25 1995, 7:05 PM EDT  
Att. 41,676 - Unknown - 72 F

livebaseballscorecards.com

AB 41  
R 5  
H 9  
RBI 5  
BB 3  
SO 11  
LOB 13




Batter	1	2	3	4	5	6	7	8	9	10	11	AB	R	H	RBI	BB	SO	LOB	BOTTOM			
Kenny Lofton, L OBP: 0.359, SLG: 0.481 (1, 8)	4-3		L9		G6-3		2B 1B		G1-3			5	1	1	0	0	0	0				
Omar Vizquel, S OBP: 0.314, SLG: 0.339 (1, 6)	G5-3		K		G6-3		2B BB		K			4	0	0	0	1	2	0				
Carlos Baerga, S OBP: 0.361, SLG: 0.477 (1, 4)	G6-3			HBP BB SF8		G4-3		2B		G3		4	1	1	2	1	0	0				
Albert Belle, R OBP: 0.401, SLG: 0.643 (1, 7)		HR			HBP BB	HR		G6-4-3 1BB		1B		3	2	3	2	2	0	0				
Eddie Murray, S OBP: 0.353, SLG: 0.492 (1, 10)		G5-3			F9		1B	G6-4-3		F7		5	0	1	0	0	0	6				
Manny Ramirez, R OBP: 0.425, SLG: 0.622 (1, 9)		S 1B			HBP		F9		F7		P4	4	0	1	0	0	0	2				
Herbert Perry, R OBP: 0.378, SLG: 0.489 Paul Sorrento, L OBP: 0.341, SLG: 0.511 (11, PH)		G5-3			SF8		L9		CS 1B		K	3	0	1	1	0	0	2				
Sandy Alomar Jr., R OBP: 0.328, SLG: 0.476 (1, 2)		L7			G6-3		1B 2B SH3-4		K		HR	5	2	2	1	0	1	4				
Alvaro Espinoza, R OBP: 0.270, SLG: 0.338 Jim Thome, L OBP: 0.453, SLG: 0.573 (10, 5)			G6-3		G5-3		SH3-4		K			2	0	0	0	0	0	0				
<b>Inning Stats</b>	R: 0 E: 0 K: 0 S: 11	H: 0 LOB: 0 BB: 0 P: 18	R: 1 E: 0 K: 0 S: 14	H: 2 LOB: 1 BB: 0 P: 20	R: 0 E: 0 K: 1 S: 5	H: 0 LOB: 0 BB: 0 P: 8	R: 1 E: 0 K: 0 S: 7	H: 2 LOB: 2 BB: 2 P: 19	R: 0 E: 0 K: 0 S: 7	H: 1 LOB: 1 BB: 0 P: 12	R: 2 E: 0 K: 0 S: 11	H: 3 LOB: 2 BB: 2 P: 22	R: 0 E: 0 K: 1 S: 10	H: 1 LOB: 0 BB: 0 P: 15	R: 0 E: 0 K: 0 S: 9	H: 1 LOB: 1 BB: 0 P: 11	R: 1 E: 0 K: 1 S: 5	H: 1 LOB: 0 BB: 0 P: 6	1B: 6 2B: 1 3B: 0 HR: 3	SF: 1 SAC: 1 DP: 1 HBP: 1	WP: 0 PB: 0 SB: 2 CS: 1	PA: 44
<b>PITCHER</b>	C.J. Nitkowski, L ERA: 6.71 John Doherty, R ERA: 4.42 Brian Bohanon, L ERA: 6.5 Mike Christopher, R ERA: 4.1 Felipe Lira, R ERA: 4.14	IP: 5.0 WLS: 1.1 BF: 20 H: 2 R: 2 ER: 3 SO: 1 BB: 2 IBB: 0 HBP: 1 BLK: 0 WP: 0 HR: 1 S: 44 ERA: 3.60 WHIP: 0.800	IP: 6.1 WLS: 0.2 BF: 3 H: 1 R: 0 ER: 0 SO: 3 BB: 0 IBB: 0 HBP: 0 BLK: 0 WP: 0 HR: 0 S: 10 ERA: 20.25 WHIP: 3.750	IP: 8.1 WLS: 3.0 BF: 10 H: 2 R: 0 ER: 0 SO: 3 BB: 0 IBB: 0 HBP: 0 BLK: 0 WP: 0 HR: 0 S: 26 ERA: 0.00 WHIP: 0.667	IP: 11.1 WLS: 0.1 BF: 2 H: 1 R: 1 ER: 1 SO: 1 BB: 0 IBB: 0 HBP: 0 BLK: 0 WP: 0 HR: 1 S: 6 ERA: 27.00 WHIP: 3.000	IP: 10.1 WLS: 2.0 BF: 40 H: 0 R: 0 ER: 0 SO: 3 BB: 0 IBB: 0 HBP: 0 BLK: 0 WP: 0 HR: 0 S: 26 ERA: 0.00 WHIP: 0.000																


Detroit Tigers @ Cleveland Indians  
Jacobs Field, Cleveland, OH  
Fri Aug 25 1995, 7:05 PM EDT  
Att. 41,676 - Unknown - 72 F

livebaseballscorecards.com

AB 37  
R 6  
H 10  
RBI 6  
BB 4  
SO 5  
LOB 14





Batter	1	2	3	4	5	6	7	8	9	AB	R	H	RBI	BB	SO	LOB	TOP										
Chad Curtis, R OBP: 0.354, SLG: 0.459 (1, 8)	G1-3		K		K		K		G6-4-3	5	0	0	0	0	3	4	<b>Detroit Tigers @ Cleveland Indians</b> Jacobs Field, Cleveland, OH Sat Aug 26 1995, 3:33 AM EDT Att: 41,744 - Sunny - 80 F										
Bobby Higginson, L OBP: 0.338, SLG: 0.420 (1, 9)	G3-1		K		E4		K		E 1B BB	4	0	0	1	1	2	2											
Travis Fryman, R OBP: 0.358, SLG: 0.414 (1, 5)	K				K		K		E4 1B	5	0	3	0	0	2	2											
Cecil Fielder, R OBP: 0.356, SLG: 0.495 (1, 3)			K		K		P5		F9	4	0	0	0	0	2	5											
Lou Whitaker, L OBP: 0.374, SLG: 0.520 (1, 10)					FC4-6					3	0	2	0	0	0	1											
Juan Samuel, R OBP: 0.381, SLG: 0.536 (7, PH)	1B 2B				1-2				L9	1	0	0	0	0	0	3											
Chris Gomez, R OBP: 0.316, SLG: 0.396 (1, 6)					K		K			4	0	1	0	0	3	2											
Milt Cuyler, S OBP: 0.278, SLG: 0.338 (1, 7)					2-3 1B					4	1	1	0	0	1	3											
John Flaherty, R OBP: 0.302, SLG: 0.443 (1, 2)					F7 1B					4	1	1	0	0	1	3											
Scott Fletcher, R OBP: 0.327, SLG: 0.315 (1, 4)					F7 2B E 1B				G3	4	1	1	0	0	1	3											
					G5-3				E 1B HBP 1B	4	0	3	1	0	0	0											
<b>Inning Stats</b>	R: 0 E: 0 K: 1 S: 5	H: 0 LOB: 0 BB: 0 P: 7	R: 0 E: 0 K: 2 S: 12	H: 2 LOB: 2 BB: 0 P: 19	R: 0 E: 0 K: 2 S: 10	H: 0 LOB: 0 BB: 0 P: 15	R: 0 E: 0 K: 2 S: 12	H: 1 LOB: 1 BB: 0 P: 20	R: 2 E: 1 K: 2 S: 20	H: 3 LOB: 2 BB: 0 P: 30	R: 0 E: 0 K: 1 S: 9	H: 1 LOB: 1 BB: 0 P: 17	R: 0 E: 0 K: 2 S: 12	H: 2 LOB: 3 BB: 0 P: 23	R: 0 E: 0 K: 2 S: 9	H: 0 LOB: 0 BB: 0 P: 11		R: 0 E: 1 K: 0 S: 18	H: 2 LOB: 2 BB: 1 P: 30	1B: 9 2B: 2 3B: 0 HR: 0	SF: 0 SAC: 0 DP: 1 HBP: 1	WP: 0 PB: 0 SB: 0 CS: 0	PA: 40				
<b>PITCHER</b>	IP	WLS	BF	H	R	ER	SO	BB	IBB	HBP	BLK	WP	HR	S	P	ERA	WHIP										
Charles Nagy, R ERA: 4.74 (1, 1)	6.2	W	30	9	2	2	12	0	0	0	0	0	0	77	126	2.70	1.350										
Eric Plunk, R ERA: 2.97 (7, 1)	0.0		1	0	0	0	0	0	0	1	0	0	0	0	1	∞	∞										
Alan Embree, L ERA: 1.88 (7, 1)	1.1		4	0	0	0	2	0	0	0	0	0	0	12	15	0.00	0.000										
Jose Mesa, R ERA: 1.23 (9, 1)	1.0		5	2	0	0	0	1	0	0	0	0	0	18	30	0.00	3.000										


Batter	1	2	3	4	5	6	7	8	9	AB	R	H	RBI	BB	SO	LOB	BOTTOM										
Kenny Lofton, L OBP: 0.360, SLG: 0.479 (1, 8)	G1-3				1B 1B IBB				G4-3	4	1	1	0	1	1	1	<b>Detroit Tigers @ Cleveland Indians</b> Jacobs Field, Cleveland, OH Sat Aug 26 1995, 3:33 AM EDT Att: 41,744 - Sunny - 80 F										
Alvaro Espinoza, R OBP: 0.295, SLG: 0.329 (1, 6)	F9				1B WP 1B				G6-3	5	0	1	1	0	0	4											
Carlos Baerga, S OBP: 0.360, SLG: 0.475 (1, 4)	F9				1B WP 1B				L9	4	0	1	1	0	0	0											
Albert Belle, R OBP: 0.400, SLG: 0.639 (1, 7)					F7 1B				G6-3	4	1	1	0	0	1	2											
Eddie Murray, S OBP: 0.358, SLG: 0.494 (1, 10)					F8				FC4-6 BB S 1B	3	2	2	0	1	0	0											
Jim Thome, L OBP: 0.456, SLG: 0.575 (1, 5)					F8				FC4-6 BB S 1B	2	1	1	0	2	0	1											
Manny Ramirez, R OBP: 0.421, SLG: 0.615 (1, 9)					G6-3 1B G6-3				L4	4	0	0	1	0	0	6											
Paul Sorrento, L OBP: 0.340, SLG: 0.505 (1, 3)					G6-3 1-2 2-3 3-H				G4-3 G4-3 BB	3	0	0	1	1	0	4											
Tony Peña, R OBP: 0.282, SLG: 0.347 (1, 2)					1B BB				G4-3	3	1	1	1	1	0	2											
<b>Inning Stats</b>	R: 0 E: 0 K: 0 S: 5	H: 0 LOB: 0 BB: 0 P: 9	R: 2 E: 1 K: 0 S: 14	H: 2 LOB: 3 BB: 3 P: 31	R: 0 E: 0 K: 1 S: 8	H: 0 LOB: 0 BB: 0 P: 10	R: 3 E: 0 K: 0 S: 15	H: 4 LOB: 2 BB: 1 P: 33	R: 0 E: 0 K: 0 S: 8	H: 1 LOB: 1 BB: 1 P: 16	R: 0 E: 0 K: 1 S: 9	H: 0 LOB: 0 BB: 0 P: 13	R: 0 E: 0 K: 0 S: 8	H: 1 LOB: 1 BB: 0 P: 12	R: 0 E: 0 K: 0 S: 5	H: 0 LOB: 1 BB: 1 P: 9	1B: 6 2B: 2 3B: 0 HR: 0	SF: 0 SAC: 0 DP: 0 HBP: 0	WP: 1 PB: 0 SB: 2 CS: 0	PA: 38							
<b>PITCHER</b>	IP	WLS	BF	H	R	ER	SO	BB	IBB	HBP	BLK	WP	HR	S	P	ERA	WHIP										
Mike Moore, R ERA: 7.21 (1, 1)	7.0	L	34	8	6	6	2	4	1	0	0	0	0	67	124	7.71	1.714										
Kevin Wickander, L ERA: 2.6 (8, 1)	1.0		4	0	0	0	0	1	0	0	0	0	0	5	9	0.00	1.000										

AB	38
R	2
H	11
RBI	2
BB	1
SO	14
LOB	25



WP	0	PA	40
PB	0		
SB	0		
CS	0		

AB	32
R	6
H	8
RBI	5
BB	6
SO	2
LOB	20



WP	1	PA	38
PB	0		
SB	2		
CS	0		



Batter	1	2	3	4	5	6	7	8	9	AB	R	H	RBI	BB	SO	LOB	TOP										
<b>Chad Curtis, R</b> OBP: 0.391, SLG: 0.455 (1, 8)	G6-3		G6-3		K		G6-3			4	0	0	0	0	1	2	<b>Detroit Tigers @ Cleveland Indians</b> Jacobs Field, Cleveland, OH Sun Aug 27 1995, 3:33 AM EDT Att: 41,616 - Sunny - 81 F										
<b>Chris Gomez, R</b> OBP: 0.315, SLG: 0.392 (1, 6)	G6-3			K		G5-4-3 BB		K		3	0	0	0	1	2	0											
<b>Travis Fryman, R</b> OBP: 0.355, SLG: 0.410 (1, 5)	K			P4		G5-4-3 1-2		K		4	0	0	0	0	2	1											
<b>Cecil Fielder, R</b> OBP: 0.360, SLG: 0.499 (1, 10)		G4-6-3 BB 1B				BB 2B		K		3	1	2	0	1	1	0											
<b>Lou Whitaker, L</b> OBP: 0.381, SLG: 0.520 (1, 4)		G4-6-3 BB				BB				0	1	0	0	3	0	0											
<b>Scott Fletcher, R</b> OBP: 0.331, SLG: 0.321 (7, 4)		G4-6-3 BB				BB				1	0	1	0	0	0	0											
<b>Franklin Stubbs, L</b> OBP: 0.351, SLG: 0.354 (1, 3)		G4-6-3				BB				3	0	1	2	0	0	4											
<b>Juan Samuel, R</b> OBP: 0.379, SLG: 0.533 (9, PH)		G4-6-3 1-2 2-3		G4-3		BB 2B		P2		1	0	0	0	0	0	1											
<b>Derrick White, R</b> OBP: 0.229, SLG: 0.257 (1, 9)					G3			G6-3		4	0	0	0	0	1	3											
<b>Mitt Cuyler, S</b> OBP: 0.276, SLG: 0.324 (1, 7)					G3			K		3	0	0	0	1	1	1											
<b>John Flaherty, R</b> OBP: 0.303, SLG: 0.446 (1, 2)				L8		BB 2B		K		3	0	1	0	0	1	1											
<b>Inning Stats</b>	R: 0 E: 0 K: 1 S: 5	H: 0 LOB: 0 BB: 0 P: 7	R: 0 E: 0 K: 1 S: 8	H: 1 LOB: 1 BB: 1 P: 15	R: 0 E: 0 K: 0 S: 8	H: 0 LOB: 0 BB: 1 P: 13	R: 0 E: 0 K: 1 S: 13	H: 1 LOB: 2 BB: 1 P: 23	R: 0 E: 0 K: 1 S: 10	H: 1 LOB: 1 BB: 0 P: 15	R: 2 E: 0 K: 0 S: 7	H: 1 LOB: 1 BB: 3 P: 22	R: 0 E: 0 K: 2 S: 10	H: 0 LOB: 0 BB: 0 P: 15	R: 0 E: 0 K: 3 S: 10	H: 1 LOB: 1 BB: 0 P: 15	R: 0 E: 0 K: 0 S: 5	H: 1 LOB: 1 BB: 0 P: 7	1B: 2 2B: 3 3B: 0 HR: 0	SF: 0 SAC: 0 DP: 3 HBP: 0	WP: 0 PB: 0 SB: 0 CS: 0	PA: 35					
<b>PITCHER</b>	IP	WLS	BF	H	R	ER	SO	BB	IBB	HBP	BLK	WP	HR	S	P	ERA	WHIP										
<b>Orel Hershiser, R</b> ERA: 4.28 (1, 1)	6.0	W	25	4	2	2	4	6	0	0	0	0	0	51	95	3.00	1.667										
<b>Jim Poole, L</b> ERA: 3.98 (7, 1)	2.0		6	0	0	0	5	0	0	0	0	0	0	20	30	0.00	0.000										
<b>Paul Assenmacher, L</b> ERA: 2.1 (9, 1)	1.0		4	1	0	0	0	0	0	0	0	0	0	5	7	0.00	1.000										

Batter	1	2	3	4	5	6	7	8	9	AB	R	H	RBI	BB	SO	LOB	BOTTOM										
<b>Kenny Lofton, L</b> OBP: 0.360, SLG: 0.478 (1, 8)	1B 1B		BB SH5-3 1B	G3	G6-4-3			FC5-4 BB		5	2	2	0	0	0	2	<b>Detroit Tigers @ Cleveland Indians</b> Jacobs Field, Cleveland, OH Sun Aug 27 1995, 3:33 AM EDT Att: 41,616 - Sunny - 81 F										
<b>Omar Vizquel, S</b> OBP: 0.318, SLG: 0.341 (1, 6)	E G5-4-3 1B		SH5-3	BB SF9 1B		K		FC5-4 BB		3	2	2	0	1	1	0											
<b>Carlos Baerga, S</b> OBP: 0.364, SLG: 0.476 (1, 4)	E9			BB IBB	SF9 BB 1B		F7	FC5-4		3	1	2	1	1	0	0											
<b>Alvaro Espinoza, R</b> OBP: 0.263, SLG: 0.325 (9, 4)	G5-4-3 1-3 2-H 1B			BB 1B	SF9 BB 1B			FC5-4 1-2		1	0	0	0	0	0	2											
<b>Albert Belle, R</b> OBP: 0.401, SLG: 0.636 (1, 7)	G5-4-3 1-2 3-H 1B			BB 1B	BB		K			2	1	0	1	2	1	1											
<b>Eddie Murray, S</b> OBP: 0.357, SLG: 0.492 (1, 10)	G4-3			BB 1B	SF9		G4-3			3	1	1	3	0	0	0											
<b>Jim Thome, L</b> OBP: 0.454, SLG: 0.571 (1, 5)		F8		BB 1B	F7		G5-3			4	0	1	1	0	0	2											
<b>Manny Ramirez, R</b> OBP: 0.420, SLG: 0.612 (1, 9)							K			2	0	0	0	1	2	2											
<b>Wayne Kirby, L</b> OBP: 0.237, SLG: 0.286 (6, 9)							K			1	0	0	0	0	0	0											
<b>Paul Sorrento, L</b> OBP: 0.345, SLG: 0.520 (1, 3)		G4-6-3					K			4	1	3	2	0	0	1											
<b>Sandy Alomar Jr., R</b> OBP: 0.324, SLG: 0.465 (1, 2)							K			3	1	0	0	0	0	3											
<b>Inning Stats</b>	R: 2 E: 1 K: 0 S: 16	H: 3 LOB: 0 BB: 0 P: 21	R: 0 E: 0 K: 0 S: 8	H: 0 LOB: 1 BB: 1 P: 14	R: 5 E: 0 K: 1 S: 19	H: 4 LOB: 2 BB: 2 P: 37	R: 1 E: 0 K: 0 S: 14	H: 2 LOB: 2 BB: 1 P: 26	R: 1 E: 1 K: 1 S: 10	H: 1 LOB: 0 BB: 0 P: 15	R: 0 E: 0 K: 2 S: 7	H: 0 LOB: 0 BB: 0 P: 10	R: 0 E: 0 K: 0 S: 5	H: 0 LOB: 0 BB: 0 P: 11	R: 0 E: 0 K: 0 S: 12	H: 1 LOB: 2 BB: 1 P: 22	1B: 10 2B: 0 3B: 0 HR: 1	SF: 1 SAC: 1 DP: 3 HBP: 1	WP: 0 PB: 0 SB: 0 CS: 0	PA: 39							
<b>PITCHER</b>	IP	WLS	BF	H	R	ER	SO	BB	IBB	HBP	BLK	WP	HR	S	P	ERA	WHIP										
<b>Jose Lima, R</b> ERA: 8.02 (1, 1)	2.1	L	15	6	7	6	0	2	1	0	0	0	0	35	58	23.14	3.429										
<b>Joe Boever, R</b> ERA: 6.19 (3, 1)	3.2		16	4	2	2	4	1	0	0	0	0	1	39	65	4.91	1.364										
<b>Brian Maxcy, R</b> ERA: 5.59 (7, 1)	2.0		8	1	0	0	0	1	0	0	0	0	0	17	33	0.00	1.000										



Batter	1	2	3	4	5	6	7	8	9	AB	R	H	RBI	BB	SO	LOB	TOP								
<b>Chad Curtis, R</b> OBP: 0.353, SLG: 0.457 (1, 8)	G6-3 S BB		1-2 1B 2B	3-1 1-2 2-H 3-H 1B		1-2 F9		2-3 K		4	1	2	2	1	1	1	<b>Detroit Tigers @ Chicago White Sox</b> Comiskey Park, Chicago, IL Tue Aug 29 1995, 8:05 PM EDT Att: 18,890 - Unknown - 80 F								
<b>Milt Cuyler, S</b> OBP: 0.259, SLG: 0.303 (1, 7)	F8		0-3 K	G3-1			1-2 L3	1-1 G3		5	0	0	0	0	1	5									
<b>Travis Fryman, R</b> OBP: 0.358, SLG: 0.417 (1, 5)	G6-3		0-0 2-H 1B		0-2 2B 2B		0-0 1B 2B	1-2 E5 G3-6-3 1B		5	2	3	1	0	0	1									
<b>Cecil Fielder, R</b> OBP: 0.358, SLG: 0.495 <b>Juan Samuel, R</b> OBP: 0.379, SLG: 0.533 (9, PR)	K		2-3 K		1-0 F8		2-0 F8	2-1 G3-6-3 1-2 1B		5	0	1	0	0	2	4									
<b>Lou Whitaker, L</b> OBP: 0.382, SLG: 0.518 (1, 4)		3-3 K		2-2 1B 1B	K2-3		0-0 HR 1B	0-0 G3-6-3	1-2 2-3 K	5	2	2	1	0	2	3									
<b>Franklin Stubbs, L</b> OBP: 0.370, SLG: 0.426 (1, 3)		2-1 2B		2-0 1B 1B	1-1 2B		0-0 1-H HR	2-3 K		5	2	4	3	0	1	2									
<b>Chris Gomez, R</b> OBP: 0.315, SLG: 0.390 (1, 6)		2-3 K		0-0 1-2 2-3 1B	G6-3		1-0 L5			4	0	1	0	0	1	2									
<b>Derrick White, R</b> OBP: 0.231, SLG: 0.282 (1, 9)		2-0 G6-3		2-3 K		2-1 L9		2-1 SH1-4 2B		4	0	1	0	0	1	4									
<b>John Flaherty, R</b> OBP: 0.300, SLG: 0.441 (1, 2)			2-0 G5-3	1-3 K		1-2 G1-3		1-0 SH1-4		3	0	0	0	0	1	3									
<b>Inning Stats</b>	R: 0 E: 0 K: 1 S: 11	H: 0 LOB: 1 BB: 1 P: 19	R: 0 E: 0 K: 2 S: 9	H: 1 LOB: 1 BB: 0 P: 18	R: 1 E: 0 K: 2 S: 11	H: 2 LOB: 1 BB: 0 P: 16	R: 2 E: 0 K: 2 S: 18	H: 4 LOB: 2 BB: 0 P: 28	R: 1 E: 0 K: 1 S: 13	H: 2 LOB: 1 BB: 0 P: 18	R: 0 E: 0 K: 0 S: 8	H: 0 LOB: 0 BB: 0 P: 12	R: 3 E: 0 K: 0 S: 8	H: 3 LOB: 0 BB: 0 P: 12	R: 0 E: 0 K: 1 S: 9	H: 1 LOB: 1 BB: 0 P: 15		R: 0 E: 1 K: 1 S: 10	H: 1 LOB: 2 BB: 0 P: 15	1B: 7 2B: 6 3B: 0 HR: 1	SF: 0 SAC: 1 DP: 1 HBP: 0	WP: 0 PB: 0 SB: 1 CS: 0	PA: 42		
<b>PITCHER</b>	IP	WLS	BF	H	R	ER	SO	BB	IBB	HBP	BLK	WP	HR	S	P	ERA	WHIP								
<b>Brian Keyser, R</b> ERA: 5.0 (1, 1)	4.1	L	22	8	4	4	7	1	0	0	0	0	0	53	86	8.31	2.077								
<b>Scott Radinsky, L</b> ERA: 8.21 (5, 1)	1.2		6	1	0	0	1	0	0	0	0	0	0	17	25	0.00	0.600								
<b>Jeff Shaw, R</b> ERA: 4.9 (7, 1)	2.0		10	4	3	3	1	0	0	0	0	0	1	17	27	13.50	2.000								
<b>41 Bill Simas, R</b> ERA: 4.26 (9, 1)	0.0		2	1	0	0	0	0	0	0	0	0	0	6	9	∞	∞								
<b>Larry Thomas, L</b> ERA: 3.0 (9, 1)	1.0		2	0	0	0	1	0	0	0	0	0	0	4	6	0.00	0.000								

Batter	1	2	3	4	5	6	7	8	9	AB	R	H	RBI	BB	SO	LOB	BOTTOM								
<b>Lance Johnson, L</b> OBP: 0.336, SLG: 0.403 (1, 8)	0-0 S 1B		1-1 F7			0-0 E S G4-3 1B			1-3 K		5	1	2	0	0	2	2	<b>Detroit Tigers @ Chicago White Sox</b> Comiskey Park, Chicago, IL Tue Aug 29 1995, 8:05 PM EDT Att: 18,890 - Unknown - 80 F							
<b>Dave Martinez, L</b> OBP: 0.394, SLG: 0.454 <b>Norberto Martin, R</b> OBP: 0.316, SLG: 0.437 (8, PH)	2-2 L8		1-2 G4-3			3-3 K		0-0 FC6-4 1B	1-1 G3 3B	3	0	0	0	0	1	2									
<b>Tim Raines, S</b> OBP: 0.380, SLG: 0.448 (1, 7)	1-1 L9			0-1 G4-3		1-1 G4-3		1-2 F8	1-0 G3	5	0	0	1	0	0	3									
<b>Frank Thomas, R</b> OBP: 0.474, SLG: 0.641 (1, 10)	4-1 IBB			3-1 F8		3-H F8		1-0 FC6-4 WP 1B	1-2 1B	3	0	0	0	1	0	1									
<b>Robin Ventura, L</b> OBP: 0.383, SLG: 0.512 (9, 3)	0-0 G3-1			4-2 BB			2-2 HR	0-0 WP 1B	1-2 1B	3	1	2	1	1	0	2									
<b>Lyle Mouton, R</b> OBP: 0.371, SLG: 0.462 (1, 9)		0-1 G6-3 1B		1-0 G6-3			1-0 G3 2B	2-2 F8		4	1	2	0	0	0	3									
<b>Ray Durham, S</b> OBP: 0.319, SLG: 0.417 (1, 4)		1-0 G6-3			0-0 P4			0-0 G3	1-2 2B 2B	4	1	1	0	0	0	2									
<b>Michael LaValliere, L</b> OBP: 0.267, SLG: 0.247 (1, 2)		1-3 K		3-1 P8			0-2 G3	0-0 G3-1 3B 2B		4	1	1	2	0	1	0									
<b>Ozzie Guillen, L</b> OBP: 0.272, SLG: 0.305 (1, 6)			3-2 G4-3		2-2 G4-3		3-H 1-2 1B	0-1 G3-1		4	0	1	0	0	0	1									
<b>Inning Stats</b>	R: 0 E: 0 K: 0 S: 10	H: 1 LOB: 2 BB: 1 P: 17	R: 0 E: 0 K: 1 S: 6	H: 1 LOB: 0 BB: 0 P: 8	R: 0 E: 0 K: 0 S: 9	H: 0 LOB: 0 BB: 0 P: 14	R: 0 E: 0 K: 0 S: 7	H: 0 LOB: 1 BB: 1 P: 15	R: 0 E: 0 K: 1 S: 10	H: 0 LOB: 0 BB: 0 P: 15	R: 1 E: 1 K: 1 S: 14	H: 1 LOB: 0 BB: 0 P: 19	R: 0 E: 0 K: 0 S: 10	H: 2 LOB: 2 BB: 0 P: 14	R: 2 E: 0 K: 1 S: 14	H: 3 LOB: 1 BB: 0 P: 18	1B: 6 2B: 3 3B: 1 HR: 1		SF: 0 SAC: 0 DP: 1 HBP: 0	WP: 1 PB: 0 SB: 2 CS: 0	PA: 39				
<b>PITCHER</b>	IP	WLS	BF	H	R	ER	SO	BB	IBB	HBP	BLK	WP	HR	S	P	ERA	WHIP								
<b>Sean Bergman, R</b> ERA: 4.38 (1, 1)	6.2	W	26	5	3	2	2	1	1	0	0	0	0	56	91	2.70	0.900								
<b>Brian Bohannon, L</b> ERA: 6.47 (7, 1)	0.1		2	1	0	0	1	0	0	0	0	0	0	6	8	0.00	3.000								
<b>Mike Christopher, R</b> ERA: 4.38 (8, 1)	1.2		10	5	2	2	1	0	0	0	0	1	0	23	30	10.80	3.000								
<b>Felipe Lira, R</b> ERA: 4.12 (9, 1)	0.1	S	1	0	0	0	0	0	0	0	0	0	0	1	2	0.00	0.000								

AB	40
R	7
H	14
RBI	7
BB	1
SO	10
LOB	25





Batter	1	2	3	4	5	6	7	8	9	AB	R	H	RBI	BB	SO	LOB	TOP					
<b>Chad Curtis, R</b> OBP: 0.354, SLG: 0.463 (1, 8)										5	1	2	1	0	0	0	<b>Detroit Tigers @ Chicago White Sox</b> Comiskey Park, Chicago, IL Wed Aug 30 1995, 8:05 PM EDT Att: 17,074 - Unknown - 90 F					
<b>Milt Cuyler, S</b> OBP: 0.279, SLG: 0.329 (1, 7)										3	2	1	0	2	1	2						
<b>Travis Fryman, R</b> OBP: 0.356, SLG: 0.415 (1, 5)										5	1	1	0	0	1	4						
<b>Cecil Fielder, R</b> OBP: 0.359, SLG: 0.492 (1, 10)										4	0	1	1	1	3	3						
<b>Lou Whitaker, L</b> OBP: 0.386, SLG: 0.532 (1, 4)										5	2	3	3	0	0	1						
<b>Franklin Stubbs, L</b> OBP: 0.371, SLG: 0.419 (1, 3)										4	0	1	0	1	2	3						
<b>Alan Trammell, R</b> OBP: 0.361, SLG: 0.368 (1, 6)										3	0	0	1	0	0	3						
<b>Derrick White, R</b> OBP: 0.209, SLG: 0.256 (1, 9)										4	0	0	0	0	0	2						
<b>John Flaherty, R</b> OBP: 0.302, SLG: 0.450 (1, 2)										3	1	1	1	1	0	0						
<b>Inning Stats</b>	R: 3 E: 0 K: 1 S: 20	H: 2 LOB: 0 BB: 1 P: 32	R: 0 E: 0 K: 0 S: 5	H: 0 LOB: 0 BB: 0 P: 6	R: 0 E: 0 K: 1 S: 10	H: 0 LOB: 1 BB: 1 P: 16	R: 0 E: 0 K: 0 S: 6	H: 0 LOB: 1 BB: 1 P: 11	R: 3 E: 0 K: 1 S: 17	H: 5 LOB: 2 BB: 0 P: 23	R: 0 E: 0 K: 0 S: 12	H: 1 LOB: 1 BB: 1 P: 26	R: 1 E: 0 K: 1 S: 11	H: 2 LOB: 1 BB: 0 P: 16	R: 0 E: 0 K: 1 S: 9	H: 0 LOB: 0 BB: 0 P: 13		R: 0 E: 0 K: 2 S: 8	H: 0 LOB: 1 BB: 1 P: 17	1B: 6 2B: 0 3B: 1 HR: 3	SF: 1 SAC: 0 DP: 0 HBP: 0	WP: 0 PB: 0 SB: 1 CS: 0
<b>PITCHER</b>	IP	WLS	BF	H	R	ER	SO	BB	IBB	HBP	BLK	WP	HR	S	P	ERA	WHIP					
<b>Jason Bere, R</b> ERA: 7.05 (1, 1)	4.1		22	6	6	6	2	3	0	0	0	0	3	48	77	12.46	2.077					
<b>Larry Thomas, L</b> ERA: 2.94 (5, 1)	0.1		2	1	0	0	1	0	0	0	0	0	0	6	6	0.00	3.000					
<b>41 Bill Simas, R</b> ERA: 3.38 (5, 1)	1.2		7	1	0	0	1	1	0	0	0	0	0	19	34	0.00	1.200					
<b>Scott Radinsky, L</b> ERA: 6.52 (7, 1)	0.0		2	2	0	0	0	0	0	0	0	0	0	6	9	∞	∞					
<b>Matt Karchner, R</b> ERA: 2.05 (7, 1)	1.2	W	5	0	1	1	1	0	0	0	0	0	0	11	17	5.40	0.000					

Batter	1	2	3	4	5	6	7	8	9	AB	R	H	RBI	BB	SO	LOB	BOTTOM					
<b>Lance Johnson, L</b> OBP: 0.335, SLG: 0.401 (1, 8)										5	1	1	1	0	0	2	<b>Detroit Tigers @ Chicago White Sox</b> Comiskey Park, Chicago, IL Wed Aug 30 1995, 8:05 PM EDT Att: 17,074 - Unknown - 90 F					
<b>Tim Raines, S</b> OBP: 0.381, SLG: 0.452 (1, 10)										5	0	2	1	0	0	1						
<b>Frank Thomas, R</b> OBP: 0.477, SLG: 0.642 (1, 3)										4	1	3	0	1	0	1						
<b>Lyle Mouton, R</b> OBP: 0.376, SLG: 0.463 <b>Dave Martinez, L</b> OBP: 0.364, SLG: 0.454 (1, 7)										4	1	2	1	0	1	3						
<b>Norberto Martin, R</b> OBP: 0.314, SLG: 0.454 <b>Ozzie Guillen, L</b> OBP: 0.272, SLG: 0.305 (1, 6)										4	1	1	1	0	1	3						
<b>Ray Durham, S</b> OBP: 0.322, SLG: 0.416 (1, 4)										3	1	1	0	2	1	0						
<b>Craig Grebeck, R</b> OBP: 0.314, SLG: 0.368 <b>Robin Ventura, L</b> OBP: 0.381, SLG: 0.510 (7, PH)										3	1	1	0	0	0	1						
<b>Ron Karkovice, R</b> OBP: 0.327, SLG: 0.422 (1, 2)										4	3	3	4	0	0	0						
<b>Mike Cameron, R</b> OBP: 0.333, SLG: 0.500 (1, 9)										3	1	2	1	0	0	0						
<b>Inning Stats</b>	R: 0 E: 0 K: 0 S: 8	H: 1 LOB: 1 BB: 0 P: 16	R: 4 E: 0 K: 1 S: 20	H: 5 LOB: 1 BB: 1 P: 33	R: 0 E: 0 K: 1 S: 8	H: 1 LOB: 0 BB: 0 P: 9	R: 2 E: 1 K: 0 S: 14	H: 4 LOB: 2 BB: 0 P: 16	R: 0 E: 0 K: 0 S: 8	H: 0 LOB: 0 BB: 0 P: 14	R: 0 E: 0 K: 0 S: 7	H: 0 LOB: 0 BB: 0 P: 13	R: 4 E: 0 K: 0 S: 18	H: 4 LOB: 1 BB: 1 P: 28	R: 0 E: 1 K: 0 S: 9	H: 1 LOB: 3 BB: 1 P: 13		R: 0 E: 1 K: 0 S: 9	H: 0 LOB: 0 BB: 1 P: 17	1B: 9 2B: 6 3B: 0 HR: 2	SF: 1 SAC: 3 DP: 1 HBP: 0	WP: 0 PB: 0 SB: 0 CS: 0
<b>PITCHER</b>	IP	WLS	BF	H	R	ER	SO	BB	IBB	HBP	BLK	WP	HR	S	P	ERA	WHIP					
<b>C.J. Nitkowski, L</b> ERA: 7.17 (1, 1)	1.2		11	6	4	4	0	0	0	0	0	0	1	25	40	21.60	3.600					
<b>John Doherty, R</b> ERA: 5.32 (2, 1)	3.1		15	5	2	1	3	0	1	0	0	0	0	33	48	2.70	1.500					
<b>Brian Maxcy, R</b> ERA: 6.1 (6, 1)	1.1	L	7	2	3	3	0	0	1	0	0	0	0	16	29	20.25	1.500					
<b>Mike Myers, L</b> ERA: (7, 1)	0.1		1	0	0	0	0	0	0	0	0	0	0	3	4	0.00	0.000					
<b>Felipe Lira, R</b> ERA: 4.19 (7, 1)	0.1		3	2	1	1	0	0	0	0	0	0	1	6	8	27.00	6.000					



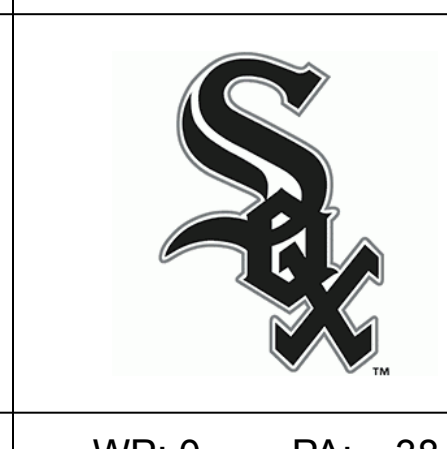
Batter	1	2	3	4	5	6	7	8	9	AB	R	H	RBI	BB	SO	LOB	TOP				
<b>Chad Curtis, R</b> OBP: 0.391, SLG: 0.459 (1, 8)	G3		F9			G6-3			G4-3	4	0	0	0	0	0	0	<b>Detroit Tigers @ Chicago White Sox</b> Comiskey Park, Chicago, IL Thu Aug 31 1995, 4:33 AM EDT Att: 15,883 - Sunny - 84 F				
<b>Scott Fletcher, R</b> OBP: 0.323, SLG: 0.311 (1, 4)	L7		G5-3			L8			F9	4	0	0	0	0	0	0					
<b>Travis Fryman, R</b> OBP: 0.357, SLG: 0.415 (1, 5)	FC6-4 1B					G6-3			F8	4	0	2	0	0	0	0					
<b>Cecil Fielder, R</b> OBP: 0.357, SLG: 0.490 (1, 10) <b>Bobby Higginson, L</b> OBP: 0.339, SLG: 0.420 (7, PH)	FC6-4 1-2					K			G6-4-3 1B	2	0	0	0	0	1	1					
<b>Franklin Stubbs, L</b> OBP: 0.370, SLG: 0.426 (1, 3)						K			L5	2	0	1	0	0	0	1					
<b>Chris Gomez, R</b> OBP: 0.315, SLG: 0.390 (1, 6)									P5	3	0	1	0	0	1	1					
<b>Milt Cuyler, S</b> OBP: 0.270, SLG: 0.317 (1, 7)									G6-4-3 1B	3	0	1	0	0	0	2					
<b>Derrick White, R</b> OBP: 0.196, SLG: 0.239 (1, 9)									G4-3	3	0	0	0	0	1	2					
<b>Ron Tingley, R</b> OBP: 0.304, SLG: 0.400 (1, 2)									F9	3	0	0	0	0	1	2					
<b>Inning Stats</b>	R: 0 E: 0 K: 0 S: 4	H: 1 LOB: 1 BB: 0 P: 4	R: 0 E: 0 K: 2 S: 13	H: 1 LOB: 1 BB: 0 P: 20	R: 0 E: 0 K: 1 S: 10	H: 0 LOB: 0 BB: 0 P: 15	R: 0 E: 0 K: 2 S: 8	H: 0 LOB: 0 BB: 0 P: 13	R: 0 E: 0 K: 0 S: 10	H: 1 LOB: 1 BB: 0 P: 13	R: 0 E: 0 K: 0 S: 5	R: 0 E: 0 K: 0 S: 5	H: 1 LOB: 0 BB: 0 P: 8	R: 0 E: 0 K: 0 S: 6	H: 0 LOB: 0 BB: 0 P: 8	R: 0 E: 0 K: 0 S: 9	H: 1 LOB: 1 BB: 0 P: 13	1B: 4 2B: 1 3B: 0 HR: 0	SF: 0 SAC: 0 DP: 1 HBP: 0	WP: 0 PB: 0 CS: 0	PA: 31
<b>PITCHER</b> <b>Alex Fernandez, R</b> ERA: 4.69 (1, 1)	IP: 9.0 WLS: W BF: 31 H: 5 R: 0 ER: 0 SO: 5 BB: 0 IBB: 0 HBP: 0 BLK: 0 WP: 0 HR: 0 S: 69 P: 99 ERA: 0.00 WHIP: 0.556															<b>PITCHER</b>					

Batter	1	2	3	4	5	6	7	8	9	AB	R	H	RBI	BB	SO	LOB	BOTTOM				
<b>Lance Johnson, L</b> OBP: 0.335, SLG: 0.405 (1, 8)	G4-3		G6-3			F7				5	1	2	1	0	0	0	<b>Detroit Tigers @ Chicago White Sox</b> Comiskey Park, Chicago, IL Thu Aug 31 1995, 4:33 AM EDT Att: 15,883 - Sunny - 84 F				
<b>Tim Raines, S</b> OBP: 0.380, SLG: 0.449 (1, 7) <b>Mike Cameron, R</b> OBP: 0.286, SLG: 0.429 (7, 9)	B3					G5-3			K	3	1	0	0	1	1	0					
<b>Dave Martinez, L</b> OBP: 0.362, SLG: 0.450 (1, 3)	L7					P2			K	1	0	0	0	0	1	1					
<b>Frank Thomas, R</b> OBP: 0.477, SLG: 0.640 (1, 10)						G4-3				4	1	1	1	0	0	0					
<b>Robin Ventura, L</b> OBP: 0.380, SLG: 0.506 (1, 5)						G5-3				3	1	1	1	0	0	0					
<b>Lyle Mouton, R</b> OBP: 0.402, SLG: 0.500 (1, 9) (7, 7)						G4-3				4	2	4	1	0	0	0					
<b>Ray Durham, S</b> OBP: 0.319, SLG: 0.412 (1, 4)						G5-3				4	0	0	0	0	0	6					
<b>Michael LaValliere, L</b> OBP: 0.278, SLG: 0.253 (1, 2)						L7				3	1	0	0	1	0	2					
<b>Ozzie Guillen, L</b> OBP: 0.272, SLG: 0.304 (1, 6)						G5-3				4	2	4	1	0	0	0					
<b>Inning Stats</b>	R: 0 E: 0 K: 0 S: 5	H: 0 LOB: 0 BB: 0 P: 9	R: 3 E: 1 K: 0 S: 29	H: 6 LOB: 2 BB: 3 P: 56	R: 0 E: 0 K: 0 S: 6	H: 1 LOB: 0 BB: 0 P: 7	R: 0 E: 0 K: 1 S: 6	H: 0 LOB: 1 BB: 0 P: 8	R: 1 E: 0 K: 0 S: 9	H: 1 LOB: 0 BB: 0 P: 16	R: 0 E: 0 K: 0 S: 4	R: 0 E: 0 K: 0 S: 15	H: 1 LOB: 1 BB: 0 P: 18	R: 0 E: 0 K: 1 S: 10	H: 1 LOB: 1 BB: 0 P: 14	R: 0 E: 0 K: 0 S: 10	H: 1 LOB: 1 BB: 0 P: 14	1B: 8 2B: 1 3B: 1 HR: 0	SF: 1 SAC: 0 DP: 1 HBP: 1	WP: 0 PB: 0 CS: 0	PA: 38
<b>PITCHER</b> <b>Mike Moore, R</b> ERA: 7.53 (1, 1) <b>Brian Bohanon, L</b> ERA: 6.1 (2, 1)	IP: 1.2 WLS: L BF: 13 H: 5 R: 1 ER: 1 SO: 2 BB: 3 IBB: 0 HBP: 1 BLK: 0 WP: 0 HR: 0 S: 26 P: 52 ERA: 32.40 WHIP: 4.800															<b>PITCHER</b>					

AB	31
R	0
H	5
RBI	0
BB	0
SO	5
LOB	10



AB	33
R	9
H	10
RBI	8
BB	3
SO	2
LOB	10









Batter	1	2	3	4	5	6	7	8	9	AB	R	H	RBI	BB	SO	LOB	TOP								
<b>Kenny Lofton, L</b> OBP: 0.363, SLG: 0.481 (1, 8)	F8		SF8 1-3 2B		G4-3		G4-3			4	0	1	0	0	0	1	<b>Cleveland Indians @ Detroit Tigers</b> Tiger Stadium, Detroit, MI Sat Sep 02 1995, 7:05 PM EDT Att: 22,426 - Unknown - 78 F								
<b>Omar Vizquel, S</b> OBP: 0.326, SLG: 0.349 (1, 6)	L9		SF8			HR		BB		2	1	1	2	1	0	0									
<b>Carlos Baerga, S</b> OBP: 0.357, SLG: 0.464 (1, 4)	BB		F9			F8		L7		3	0	0	0	1	0	2									
<b>Albert Belle, R</b> OBP: 0.397, SLG: 0.641 (1, 7)	G5-3			K		BLK S BB		F7		3	0	0	0	1	1	2									
<b>Eddie Murray, S</b> OBP: 0.365, SLG: 0.497 (1, 10)	F8			G1-3		K		F7		4	0	0	0	0	1	2									
<b>Jim Thome, L</b> OBP: 0.458, SLG: 0.577 (1, 5)	G6-4-3 BB			2B		G4-3			FC3-6 1B	3	0	2	0	1	0	1									
<b>Manny Ramirez, R</b> OBP: 0.419, SLG: 0.603 (1, 9)	G6-4-3 1-2			G1-3			G6-3		P4	4	0	0	0	0	0	3									
<b>Herbert Perry, R</b> OBP: 0.376, SLG: 0.481 (9, PH) <b>Wayne Kirby, L</b> OBP: 0.235, SLG: 0.281			FC5-4 1B		G6-3			FC3-6 1-2		2	0	1	0	1	0	0									
<b>Sandy Alomar Jr., R</b> OBP: 0.314, SLG: 0.457 (1, 2)			FC5-4 2B SF8		K		P6		G6-3	4	1	0	0	0	1	3									
<b>Inning Stats</b>	R: 0 E: 0 K: 0 S: 6	H: 0 LOB: 1 BB: 1 P: 14	R: 0 E: 0 K: 0 S: 5	H: 0 LOB: 0 BB: 1 P: 12	R: 1 E: 0 K: 0 S: 13	H: 2 LOB: 1 BB: 0 P: 16	R: 0 E: 0 K: 1 S: 11	H: 1 LOB: 1 BB: 0 P: 17	R: 0 E: 0 K: 1 S: 7	H: 0 LOB: 0 BB: 0 P: 8	R: 1 E: 0 K: 0 S: 15	H: 1 LOB: 1 BB: 1 P: 25	R: 0 E: 0 K: 0 S: 7	H: 0 LOB: 1 BB: 1 P: 14	R: 0 E: 0 K: 0 S: 5	H: 0 LOB: 1 BB: 1 P: 12	R: 0 E: 0 K: 0 S: 7	H: 1 LOB: 1 BB: 0 P: 12	1B: 2 2B: 2 3B: 0 HR: 1	SF: 1 SAC: 0 DP: 1 HBP: 0	WP: 0 PB: 0 SB: 1 CS: 0	PA: 36			
<b>PITCHER</b>	IP	WLS	BF	H	R	ER	SO	BB	IBB	HBP	BLK	WP	HR	S	P	ERA	WHIP								
<b>Felipe Lira, R</b> ERA: 4.13 <b>John Doherty, R</b> ERA: 5.16	(1, 1) (7, 1)	6.0 S	24 12	4 1	2 0	2 0	3 0	3 2	0 0	0 0	1 0	0 0	1 0	57 19	92 38	3.00 0.00	1.167 1.000								

Batter	1	2	3	4	5	6	7	8	9	AB	R	H	RBI	BB	SO	LOB	BOTTOM								
<b>Chad Curtis, R</b> OBP: 0.351, SLG: 0.458 (1, 8)	E6 G4-3 SF9		G5-3 1B 2B			G5-4-3 1B		L6		4	2	2	0	0	0	0	<b>Cleveland Indians @ Detroit Tigers</b> Tiger Stadium, Detroit, MI Sat Sep 02 1995, 7:05 PM EDT Att: 22,426 - Unknown - 78 F								
<b>Chris Gomez, R</b> OBP: 0.310, SLG: 0.383 (1, 6)	G4-3		G5-3		G5-4-3		G5-3			4	0	0	0	0	0	4									
<b>Travis Fryman, R</b> OBP: 0.359, SLG: 0.419 (1, 5)	SF9		G6-3 1B		HBP		1B			2	0	2	2	0	0	0									
<b>Cecil Fielder, R</b> OBP: 0.357, SLG: 0.486 (1, 10)	BB		G6-3		K		G6-3			3	0	0	0	1	1	4									
<b>Bobby Higginson, L</b> OBP: 0.337, SLG: 0.417 (1, 9)	K			F8		F8		K		4	0	0	0	0	2	1									
<b>Franklin Stubbs, L</b> OBP: 0.369, SLG: 0.418 <b>Juan Samuel, R</b> OBP: 0.378, SLG: 0.529 (8, PH) (9, 3)		F8		F9		FC4-6 BB		K		2	0	0	0	1	0	0									
<b>Phil Nevin, R</b> OBP: 0.237, SLG: 0.164 <b>Milt Cuyler, S</b> OBP: 0.269, SLG: 0.314 (9, 7)		HBP		1B		FC4-6 2B		F8		3	1	1	0	0	0	1									
<b>John Flaherty, R</b> OBP: 0.302, SLG: 0.450 (1, 2)	F8			L7		2B				3	0	1	1	0	0	2									
<b>Scott Fletcher, R</b> OBP: 0.321, SLG: 0.317 (1, 4)	K				G5-4-3 1B	K				3	0	1	0	0	2	2									
<b>Inning Stats</b>	R: 1 E: 1 K: 1 S: 13	H: 0 LOB: 1 BB: 1 P: 21	R: 0 E: 0 K: 1 S: 5	H: 0 LOB: 0 BB: 0 P: 10	R: 1 E: 0 K: 0 S: 10	H: 2 LOB: 0 BB: 0 P: 18	R: 0 E: 0 K: 0 S: 8	H: 1 LOB: 1 BB: 0 P: 10	R: 0 E: 0 K: 1 S: 10	H: 2 LOB: 2 BB: 0 P: 16	R: 1 E: 0 K: 0 S: 13	H: 1 LOB: 1 BB: 1 P: 22	R: 0 E: 0 K: 2 S: 7	H: 1 LOB: 1 BB: 0 P: 12	R: 0 E: 0 K: 2 S: 7	H: 0 LOB: 0 BB: 0 P: 11	1B: 5 2B: 2 3B: 0 HR: 0	SF: 1 SAC: 0 DP: 2 HBP: 2	WP: 0 PB: 0 SB: 1 CS: 0	PA: 34					
<b>PITCHER</b>	IP	WLS	BF	H	R	ER	SO	BB	IBB	HBP	BLK	WP	HR	S	P	ERA	WHIP								
<b>Orel Hershiser, R</b> ERA: 4.17 <b>Alan Embree, L</b> ERA: 1.59	(1, 1) (8, 1)	7.0 L	31 3	7 3	2 2	4 0	2 2	0 0	0 0	0 0	0 0	0 0	7 7	11 11	0.00 0.000	0.000									

AB 30  
R 2  
H 5  
RBI 2  
BB 5  
SO 3  
LOB 15



AB 29  
R 3  
H 7  
RBI 3  
BB 2  
SO 6  
LOB 14





Batter	1	2	3	4	5	6	7	8	9	10	AB	R	H	RBI	BB	SO	LOB	TOP									
<b>Kenny Lofton, L</b> OBP: 0.360, SLG: 0.474 (1, 8)	E3 1B	F9		G4-3		B1-3		G6-3			5	1	0	0	1	0	2										
<b>Omar Vizquel, S</b> OBP: 0.330, SLG: 0.354 (1, 6)	2B			L7		G1-3					5	1	3	2	1	0	1										
<b>Carlos Baerga, S</b> OBP: 0.354, SLG: 0.461 (1, 4)	2B	G4-3		K				G1-3		G3	6	1	1	1	0	2	4										
<b>Albert Belle, R</b> OBP: 0.399, SLG: 0.648 (1, 7)	G3-1 1B			P6		HR		P4		G5-4-3 BB	4	2	2	3	1	0	0										
<b>Eddie Murray, S</b> OBP: 0.363, SLG: 0.493 (1, 10)	G3-1			F7		G3				G5-4-3 1-2	5	0	1	0	0	0	2										
<b>Jim Thome, L</b> OBP: 0.458, SLG: 0.573 (1, 5)	WP 1B			2B 1B		K		G3		G4-3	4	1	1	1	1	1	1										
<b>Manny Ramirez, R</b> OBP: 0.421, SLG: 0.607 <b>Wayne Kirby, L</b> OBP: 0.235, SLG: 0.281 (10, PR)	G5-4-3 HBP			1B		F9					4	0	2	0	0	0	0										
<b>Herbert Perry, R</b> OBP: 0.380, SLG: 0.482 (1, 3)	G5-4-3									SH1-4 2B	4	1	2	1	0	1	2										
<b>Tony Peña, R</b> OBP: 0.281, SLG: 0.348 <b>Sandy Alomar Jr., R</b> OBP: 0.313, SLG: 0.454 (10, PH)		G5-3		K		B1-3 1B					4	1	2	1	0	1	2										
<b>Inning Stats</b>	R: 4 E: 1 K: 0 S: 19	H: 3 LOB: 1 BB: 1 P: 34	R: 0 E: 0 K: 0 S: 8	H: 1 LOB: 1 BB: 0 P: 16	R: 1 E: 0 K: 1 S: 12	H: 2 LOB: 2 BB: 1 P: 20	R: 0 E: 0 K: 1 S: 8	H: 0 LOB: 0 BB: 0 P: 14	R: 1 E: 0 K: 1 S: 10	H: 1 LOB: 0 BB: 0 P: 12	R: 0 E: 0 K: 1 S: 7	H: 1 LOB: 1 BB: 0 P: 10	R: 0 E: 0 K: 0 S: 9	H: 1 LOB: 0 BB: 0 P: 15	R: 2 E: 0 K: 0 S: 12	H: 3 LOB: 1 BB: 0 P: 21	R: 0 E: 0 K: 0 S: 4	H: 0 LOB: 0 BB: 1 P: 11	R: 1 E: 0 K: 0 S: 9	H: 2 LOB: 2 BB: 1 P: 17	1B: 8 2B: 5 3B: 0 HR: 1	SF: 0 SAC: 1 DP: 2 HBP: 1	WP: 1 PB: 0 SB: 1 CS: 0	PA: 48			
<b>PITCHER</b>	IP	WLS	BF	H	R	ER	SO	BB	IBB	HBP	BLK	WP	HR	S	P	ERA	WHIP										
<b>Sean Bergman, R</b> ERA: 5.11 <b>Ben Blomdahl, R</b> ERA: 5.23 <b>Mike Christopher, R</b> ERA: 4.5 <b>Dwayne Henry, R</b> ERA: <b>Brian Maxey, R</b> ERA: 6.66	(1, 1)	0.1	7	3	4	3	0	1	0	0	0	0	0	1	31	81.00	12.000										
<b>Brian Bohanon, L</b> ERA: 5.99 <b>Joe Boever, R</b> ERA: 6.07	(8, 1)	1.2	6	1	0	0	0	0	0	0	0	0	0	1	17	9.00	2.000										
<b>Joe Boever, R</b> ERA: 6.07 (10, 1)	1.0	L	6	2	1	1	0	0	0	0	0	0	0	9	17	9.00	2.000										

Cleveland Indians @ Detroit Tigers  
Tiger Stadium, Detroit, MI  
Sun Sep 03 1995, 3:33 AM EDT  
Att: 25,393 - Cloudy - 83 F

AB 42  
R 9  
H 14  
RBI 9  
BB 4  
SO 5  
LOB 16



Batter	1	2	3	4	5	6	7	8	9	10	AB	R	H	RBI	BB	SO	LOB	BOTTOM									
<b>Chad Curtis, R</b> OBP: 0.353, SLG: 0.458 (1, 8)	G5-3			1B HR							4	1	2	0	1	0	0										
<b>Chris Gomez, R</b> OBP: 0.309, SLG: 0.380 (1, 6)	F8			L5		G3		K			5	0	1	0	0	1	3										
<b>Travis Fryman, R</b> OBP: 0.362, SLG: 0.416 (1, 5)	F8			HR 1B		G4-3					3	1	1	0	2	0	0										
<b>Cecil Fielder, R</b> OBP: 0.356, SLG: 0.480 (1, 10)		G6-3		HR				G5-3		G5-4-3	5	1	1	3	0	0	6										
<b>Tony Clark, S</b> OBP: 0.400, SLG: 0.400 <b>Derrick White, R</b> OBP: 0.196, SLG: 0.239 (10, PR)		K		K		G4-3				PB G3 HR 1B	5	1	2	0	0	2	0										
<b>Bobby Higginson, L</b> OBP: 0.336, SLG: 0.414 (1, 9)		F7		F9				F9			5	0	1	0	0	0	1										
<b>Phil Nevin, R</b> OBP: 0.247, SLG: 0.211 (1, 7)				F8		G6-3					4	2	1	1	1	1	2										
<b>Scott Fletcher, R</b> OBP: 0.327, SLG: 0.319 <b>Milt Cuyler, S</b> OBP: 0.277, SLG: 0.314 <b>Juan Samuel, R</b> OBP: 0.376, SLG: 0.526 (10, 4)				K						G6-4-3 1B	2	0	1	0	0	1	0										
<b>John Flaherty, R</b> OBP: 0.300, SLG: 0.447 <b>Franklin Stubbs, L</b> OBP: 0.366, SLG: 0.414 <b>Ron Tingley, R</b> OBP: 0.310, SLG: 0.436 (9, 2)				L8		G6-4-3					2	0	0	0	0	1											
<b>Inning Stats</b>	R: 0 E: 0 K: 0 S: 5	H: 0 LOB: 0 BB: 0 P: 9	R: 0 E: 0 K: 1 S: 6	H: 0 LOB: 0 BB: 0 P: 8	R: 0 E: 0 K: 1 S: 6	H: 0 LOB: 0 BB: 0 P: 10	R: 3 E: 0 K: 1 S: 15	H: 2 LOB: 0 BB: 1 P: 28	R: 0 E: 0 K: 0 S: 5	H: 1 LOB: 0 BB: 0 P: 10	R: 0 E: 0 K: 0 S: 7	H: 0 LOB: 0 BB: 0 P: 11	R: 0 E: 0 K: 0 S: 7	H: 0 LOB: 0 BB: 0 P: 10	R: 1 E: 0 K: 2 S: 17	H: 2 LOB: 3 BB: 1 P: 30	R: 4 E: 0 K: 0 S: 17	H: 4 LOB: 2 BB: 3 P: 37	R: 0 E: 0 K: 1 S: 7	H: 2 LOB: 2 BB: 0 P: 12	1B: 8 2B: 0 3B: 0 HR: 3	SF: 0 SAC: 0 DP: 3 HBP: 1	WP: 0 PB: 1 SB: 0 CS: 0	PA: 44			
<b>PITCHER</b>	IP	WLS	BF	H	R	ER	SO	BB	IBB	HBP	BLK	WP	HR	S	P	ERA	WHIP										
<b>Albie Lopez, R</b> ERA: 3.13 <b>Julian Tavarez, R</b> ERA: 2.15 <b>Jose Mesa, R</b> ERA: 1.31	(1, 1)	7.1	7	1	4	4	4	3	0	0	0	0	0	61	103	4.91	0.818										
<b>Julian Tavarez, R</b> ERA: 2.15 <b>Jose Mesa, R</b> ERA: 1.31	(8, 1)	1.0	7	1	3	3	1	3	0	0	0	0	0	16	34	27.00	4.000										
<b>Jose Mesa, R</b> ERA: 1.31 (9, 1)	1.2	W	9	5	1	1	1	0	1	0	0	0	1	15	28	5.40	3.000										

Cleveland Indians @ Detroit Tigers  
Tiger Stadium, Detroit, MI  
Sun Sep 03 1995, 3:33 AM EDT  
Att: 25,393 - Cloudy - 83 F

AB 38  
R 8  
H 11  
RBI 8  
BB 5  
SO 6  
LOB 16





Batter	1	2	3	4	5	6	7	8	9	AB	R	H	RBI	BB	SO	LOB	TOP				
<b>Kenny Lofton, L</b> OBP: 0.357, SLG: 0.470 (1, 8)	F7		F7		K		L6			4	0	0	0	0	1	0	<b>Cleveland Indians @ Detroit Tigers</b> Tiger Stadium, Detroit, MI Mon Sep 04 1995, 3:33 AM EDT Att: 24,987 - Sunny - 81 F				
<b>Omar Vizquel, S</b> OBP: 0.331, SLG: 0.354 (1, 6)	G5-3		2B E BB		FC4-6 1B		G5-3			3	1	1	0	1	0	0					
<b>Carlos Baerga, S</b> OBP: 0.354, SLG: 0.461 (1, 4)	E3		E7 G6-3 2B		FC4-6 1-2		G1-3			4	1	1	0	0	0	1					
<b>Albert Belle, R</b> OBP: 0.398, SLG: 0.644 (1, 7)	G5-3		G6-3		K		BB BB			3	0	0	1	1	1	1					
<b>Eddie Murray, S</b> OBP: 0.365, SLG: 0.490 (1, 10)		G6-3 1B BB	G3-1		L8		BB BB			2	0	0	0	2	0	0					
<b>Jim Thome, L</b> OBP: 0.459, SLG: 0.571 (1, 5)		G6-3 1B		K		BB	G4-3			3	0	1	0	1	1	2					
<b>Manny Ramirez, R</b> OBP: 0.418, SLG: 0.601 (1, 9)	P3		G5-3		G5-3					4	0	0	0	0	0	3					
<b>Sandy Alomar Jr., R</b> OBP: 0.309, SLG: 0.448 <b>Tony Peña, R</b> OBP: 0.279, SLG: 0.345 (5, 2)	G6-3		G5-3				G5-3			2	0	0	0	0	0	2					
<b>Herbert Perry, R</b> OBP: 0.371, SLG: 0.469 <b>Wayne Kirby, L</b> OBP: 0.233, SLG: 0.280 (9, PH)	G6-3		G6-3		G6-3		G6-3			3	0	0	0	0	0	2					
<b>Inning Stats</b>	R: 0 E: 1 K: 0 S: 12	H: 0 LOB: 1 BB: 0 P: 19	R: 0 E: 0 K: 0 S: 5	H: 1 LOB: 2 BB: 1 P: 11	R: 2 E: 1 K: 0 S: 8	H: 1 LOB: 0 BB: 1 P: 16	R: 0 E: 0 K: 1 S: 7	H: 0 LOB: 0 BB: 0 P: 13	R: 0 E: 0 K: 1 S: 11	H: 1 LOB: 1 BB: 1 P: 15	R: 0 E: 0 K: 0 S: 9	H: 0 LOB: 1 BB: 1 P: 17	R: 0 E: 0 K: 0 S: 15	H: 0 LOB: 2 BB: 2 P: 29	R: 0 E: 0 K: 1 S: 12	H: 0 LOB: 0 BB: 0 P: 17		1B: 2 2B: 1 3B: 0 HR: 0	SF: 0 SAC: 0 DP: 0 HBP: 0	WP: 0 PB: 0 SB: 0 CS: 0	PA: 36
<b>PITCHER</b>	IP	WLS	BF	H	R	ER	SO	BB	IBB	HBP	BLK	WP	HR	S	P	ERA	WHIP				
<b>Clint Sodowsky, R</b> ERA: 1.8 (1, 1)	5.0	W	21	3	2	1	2	2	0	0	0	0	0	43	74	1.80	1.000				
<b>Greg Gohr, R</b> ERA: (6, 1)	1.0		4	0	0	0	1	1	0	0	0	0	0	9	17	0.00	1.000				
<b>John Doherty, R</b> ERA: 5.07 (7, 1)	1.2		7	0	0	0	0	2	0	0	0	0	0	20	39	0.00	1.200				
<b>Brian Bohanon, L</b> ERA: 5.97 (8, 1)	0.1		1	0	0	0	0	0	0	0	0	0	0	2	4	0.00	0.000				
<b>Dwayne Henry, R</b> ERA: (9, 1)	1.0	S	3	0	0	0	1	0	0	0	0	0	0	12	17	0.00	0.000				

AB	31
R	2
H	3
RBI	1
BB	5
SO	4
LOB	11



Batter	1	2	3	4	5	6	7	8	9	AB	R	H	RBI	BB	SO	LOB	BOTTOM				
<b>Chad Curtis, R</b> OBP: 0.351, SLG: 0.455 (1, 8)	G6-3		F8		G6-3			G6-3		4	0	0	0	0	0	1	<b>Cleveland Indians @ Detroit Tigers</b> Tiger Stadium, Detroit, MI Mon Sep 04 1995, 3:33 AM EDT Att: 24,987 - Sunny - 81 F				
<b>Chris Gomez, R</b> OBP: 0.308, SLG: 0.381 (1, 6)	G6-3			1B 3B 2B	P4		K			4	1	1	0	0	1	0					
<b>Travis Fryman, R</b> OBP: 0.359, SLG: 0.415 (1, 5)	P3		G5-3		G6-3			F9		4	0	0	0	0	0	1					
<b>Cecil Fielder, R</b> OBP: 0.356, SLG: 0.489 (1, 10)		K		2-3 3B 1B	F8					3	1	1	0	0	1	0					
<b>Tony Clark, S</b> OBP: 0.375, SLG: 0.625 <b>Derrick White, R</b> OBP: 0.196, SLG: 0.239 (9, 3)	K			1-H 3-H 3B	G4-3					3	1	1	2	0	1	0					
<b>Bobby Higginson, L</b> OBP: 0.333, SLG: 0.412 (1, 9)	F8		SF9		K					2	0	0	1	0	1	0					
<b>Phil Nevin, R</b> OBP: 0.250, SLG: 0.205 <b>Milt Cuyler, S</b> OBP: 0.277, SLG: 0.314 (9, 7)			G5-3		1B BB		K			2	0	0	0	1	1	0					
<b>Scott Fletcher, R</b> OBP: 0.327, SLG: 0.320 (1, 4)			L6		1-2 1B		G6-3			3	0	1	0	0	0	0					
<b>John Flaherty, R</b> OBP: 0.300, SLG: 0.444 (1, 2)					3-3 K		P6			2	0	0	0	1	1	2					
<b>Inning Stats</b>	R: 0 E: 0 K: 0 S: 8	H: 0 LOB: 0 BB: 0 P: 11	R: 0 E: 0 K: 2 S: 8	H: 0 LOB: 0 BB: 0 P: 15	R: 0 E: 0 K: 0 S: 13	H: 0 LOB: 1 BB: 1 P: 23	R: 3 E: 0 K: 1 S: 16	H: 4 LOB: 2 BB: 1 P: 26	R: 0 E: 0 K: 0 S: 5	H: 0 LOB: 0 BB: 0 P: 8	R: 0 E: 0 K: 1 S: 5	H: 0 LOB: 0 BB: 0 P: 6	R: 0 E: 0 K: 1 S: 12	H: 0 LOB: 0 BB: 0 P: 16	R: 0 E: 0 K: 1 S: 5	H: 0 LOB: 0 BB: 0 P: 9		1B: 2 2B: 1 3B: 1 HR: 0	SF: 1 SAC: 0 DP: 0 HBP: 0	WP: 0 PB: 0 SB: 0 CS: 0	PA: 30
<b>PITCHER</b>	IP	WLS	BF	H	R	ER	SO	BB	IBB	HBP	BLK	WP	HR	S	P	ERA	WHIP				
<b>Mark Clark, R</b> ERA: 5.44 (1, 1)	8.0	L	30	4	3	3	6	2	0	0	0	0	0	72	114	3.38	0.750				

AB	27
R	3
H	4
RBI	3
BB	2
SO	6
LOB	4





Batter	1	2	3	4	5	6	7	8	9	AB	R	H	RBI	BB	SO	LOB	TOP								
<b>Chad Curtis, R</b> OBP: 0.349, SLG: 0.452 (1, 8)										5	1	1	0	0	1	1	<b>Detroit Tigers @ Minnesota Twins</b> Hubert H. Humphrey Metrodome, Minneapolis, MN Tue Sep 05 1995, 8:05 PM EDT Att: 8,358 - Dome								
<b>Chris Gomez, R</b> OBP: 0.305, SLG: 0.377 (1, 6)										4	0	0	0	0	0	1									
<b>Travis Fryman, R</b> OBP: 0.360, SLG: 0.417 (1, 5)										4	1	2	1	0	0	0									
<b>Cecil Fielder, R</b> OBP: 0.357, SLG: 0.488 (1, 10)										3	1	1	1	1	0	1									
<b>Tony Clark, S</b> OBP: 0.417, SLG: 0.583 (1, 3)										4	1	2	0	0	0	1									
<b>Derrick White, R</b> OBP: 0.196, SLG: 0.239 (8, 3)										0	0	0	0	0	0	0									
<b>Bobby Higginson, L</b> OBP: 0.332, SLG: 0.413 (1, 9)										4	1	1	0	0	2	2									
<b>Phil Nevin, R</b> OBP: 0.250, SLG: 0.208 (1, 7)										4	1	1	2	0	1	1									
<b>Milt Cuyler, S</b> OBP: 0.277, SLG: 0.314 (9, 7)										0	0	0	0	0	0	0									
<b>Scott Fletcher, R</b> OBP: 0.331, SLG: 0.331 (1, 4)										4	0	2	1	0	0	0									
<b>John Flaherty, R</b> OBP: 0.297, SLG: 0.438 (1, 2)										4	0	0	0	0	1	2									
<b>Inning Stats</b>	R: 1 E: 0 K: 0 S: 9	H: 2 LOB: 1 BB: 0 P: 12	R: 0 E: 0 K: 3 S: 18	H: 1 LOB: 1 BB: 0 P: 27	R: 0 E: 0 K: 1 S: 7	H: 0 LOB: 0 BB: 0 P: 9	R: 2 E: 1 K: 1 S: 9	H: 1 LOB: 0 BB: 1 P: 17	R: 1 E: 0 K: 0 S: 14	H: 2 LOB: 1 BB: 0 P: 21	R: 2 E: 0 K: 0 S: 12	H: 3 LOB: 1 BB: 0 P: 20	R: 0 E: 0 K: 0 S: 12	H: 0 LOB: 0 BB: 0 P: 20	R: 0 E: 0 K: 0 S: 7	H: 1 LOB: 1 BB: 0 P: 9	R: 0 E: 0 K: 1 S: 8	H: 0 LOB: 0 BB: 0 P: 12	1B: 7 2B: 3 3B: 0 HR: 0	SF: 0 SAC: 0 DP: 1 HBP: 0	WP: 0 PB: 0 SB: 1 CS: 0	PA: 37			
<b>PITCHER</b>	IP	WLS	BF	H	R	ER	SO	BB	IBB	HBP	BLK	WP	HR	S	P	ERA	WHIP								
<b>Oscar Munoz, R</b> ERA: 5.84 (1, 1)	5.1	L	26	9	6	4	4	1	0	0	0	0	0	66	100	6.75	1.875								
<b>Scott Klingsbeck, R</b> ERA: 7.14 (6, 1)	1.2		5	0	0	0	0	0	0	0	0	0	0	15	26	0.00	0.000								
<b>Scott Watkins, L</b> ERA: 7.3 (8, 1)	0.1		2	1	0	0	0	0	0	0	0	0	0	5	6	0.00	3.000								
<b>Dave Stevens, R</b> ERA: 5.69 (8, 1)	1.2		4	0	0	0	1	0	0	0	0	0	0	10	15	0.00	0.000								

Batter	1	2	3	4	5	6	7	8	9	AB	R	H	RBI	BB	SO	LOB	BOTTOM								
<b>Chuck Knoblauch, R</b> OBP: 0.422, SLG: 0.494 (1, 4)										4	0	1	2	0	0	1	<b>Detroit Tigers @ Minnesota Twins</b> Hubert H. Humphrey Metrodome, Minneapolis, MN Tue Sep 05 1995, 8:05 PM EDT Att: 8,358 - Dome								
<b>Pat Meares, R</b> OBP: 0.296, SLG: 0.410 (1, 6)										3	0	1	1	0	0	0									
<b>Matt Lawton, L</b> (8, PH)										1	0	0	0	0	1	0									
<b>Scott Stahoviak, L</b> OBP: 0.341, SLG: 0.373 (9, 3)										0	0	0	0	0	0	0									
<b>Kirby Puckett, R</b> OBP: 0.373, SLG: 0.529 (1, 9)										4	0	0	0	0	1	0									
<b>Pedro Munoz, R</b> OBP: 0.349, SLG: 0.530 (1, 10)										3	0	0	0	0	2	0									
<b>Dan Masteller, L</b> OBP: 0.296, SLG: 0.305 (8, PH)										1	0	0	0	0	0	0									
<b>Marty Cordova, R</b> OBP: 0.353, SLG: 0.486 (1, 7)										4	1	2	0	0	0	0									
<b>Ron Coomer, R</b> OBP: 0.352, SLG: 0.460 (1, 3)										2	0	0	0	1	1	1									
<b>Chip Hale, L</b> OBP: 0.344, SLG: 0.386 (9, PH)										1	0	0	0	0	0	0									
<b>Scott Leius, R</b> OBP: 0.329, SLG: 0.340 (1, 5)										3	1	0	0	0	0	2									
<b>Matt Merullo, L</b> OBP: 0.337, SLG: 0.379 (9, PH)										1	0	1	0	0	0	0									
<b>Matt Walbeck, S</b> OBP: 0.291, SLG: 0.305 (1, 2)										4	1	1	1	0	0	1									
<b>Rich Becker, L</b> OBP: 0.294, SLG: 0.288 (1, 8)										1	1	0	0	2	1	0									
<b>Inning Stats</b>	R: 0 E: 0 K: 0 S: 8	H: 0 LOB: 0 BB: 0 P: 12	R: 4 E: 0 K: 0 S: 15	H: 4 LOB: 2 BB: 2 P: 24	R: 0 E: 1 K: 2 S: 10	H: 1 LOB: 1 BB: 0 P: 12	R: 0 E: 0 K: 1 S: 8	H: 0 LOB: 0 BB: 0 P: 11	R: 0 E: 0 K: 0 S: 4	H: 0 LOB: 0 BB: 0 P: 5	R: 0 E: 0 K: 2 S: 11	H: 0 LOB: 1 BB: 0 P: 17	R: 0 E: 0 K: 0 S: 9	H: 0 LOB: 1 BB: 1 P: 15	R: 0 E: 0 K: 1 S: 5	H: 0 LOB: 0 BB: 0 P: 8	R: 0 E: 1 K: 0 S: 8	H: 1 LOB: 1 BB: 0 P: 15	1B: 4 2B: 2 3B: 0 HR: 0	SF: 0 SAC: 0 DP: 0 HBP: 0	WP: 0 PB: 0 SB: 0 CS: 0	PA: 35			
<b>PITCHER</b>	IP	WLS	BF	H	R	ER	SO	BB	IBB	HBP	BLK	WP	HR	S	P	ERA	WHIP								
<b>C.J. Nikowski, L</b> ERA: 7.17 (1, 1)	5.0	W	21	5	4	4	3	2	0	0	0	0	0	45	64	7.20	1.400								
<b>Mike Christopher, R</b> ERA: 4.11 (6, 1)	4.0	S	14	1	0	0	3	1	0	0	0	0	0	33	55	0.00	0.500								



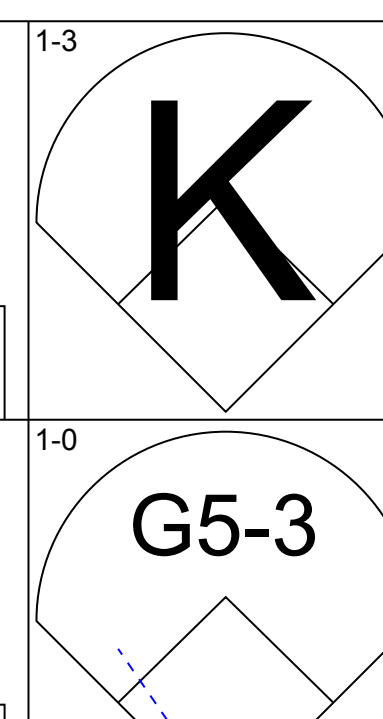
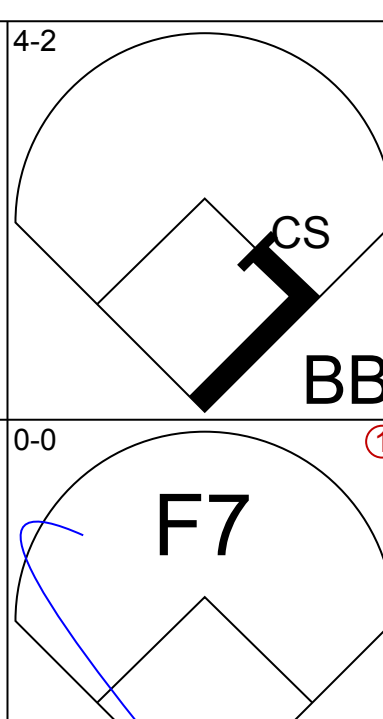
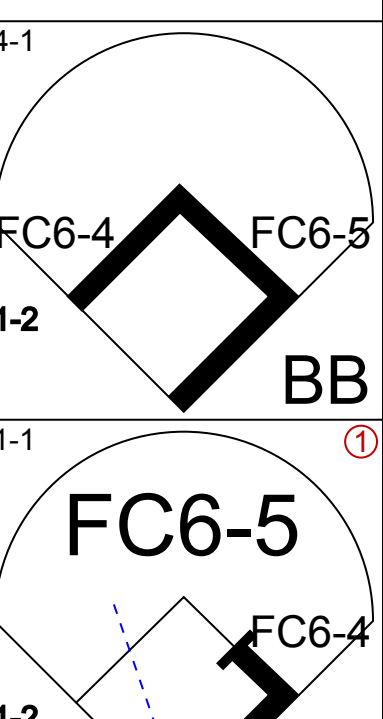
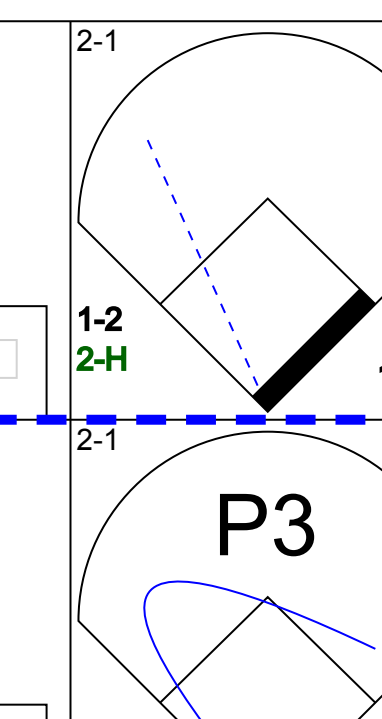
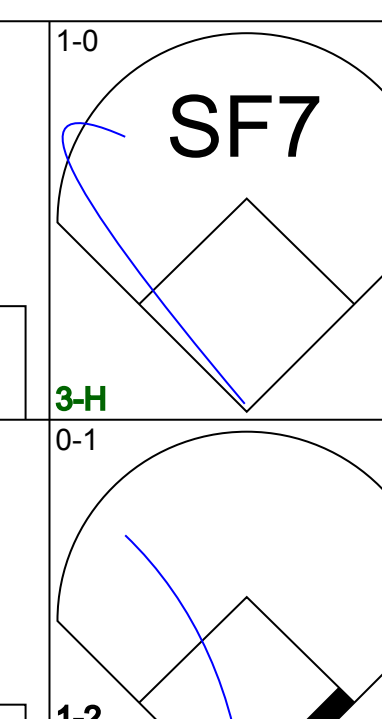
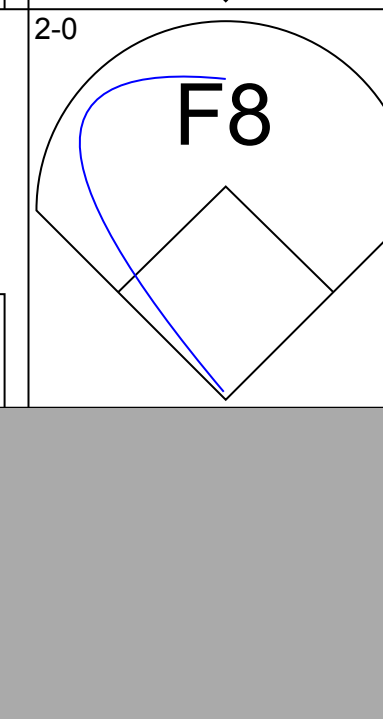
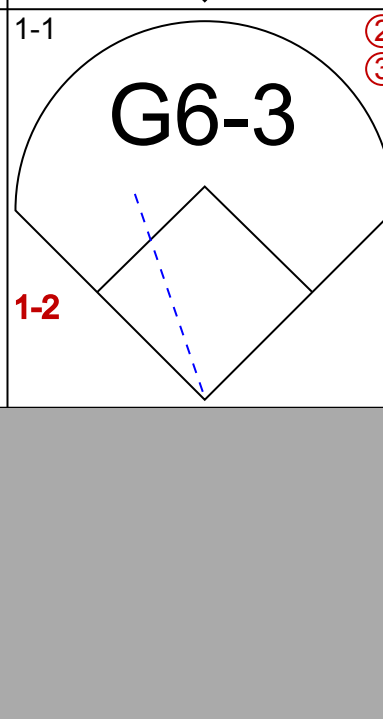
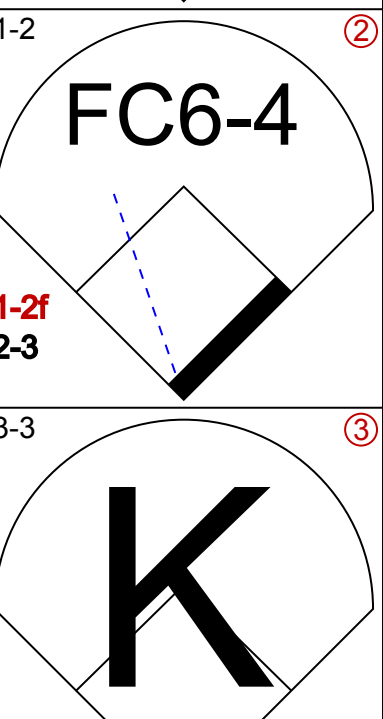

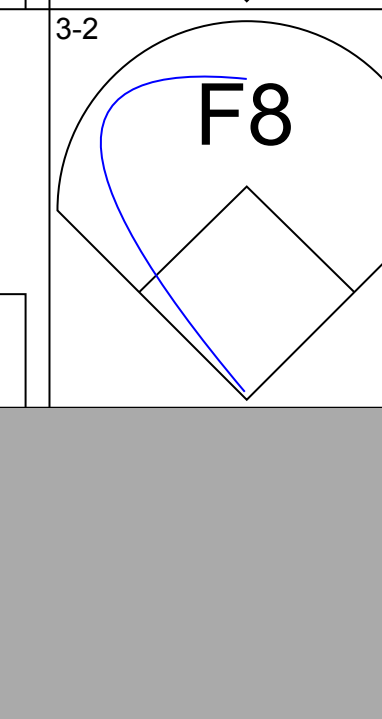



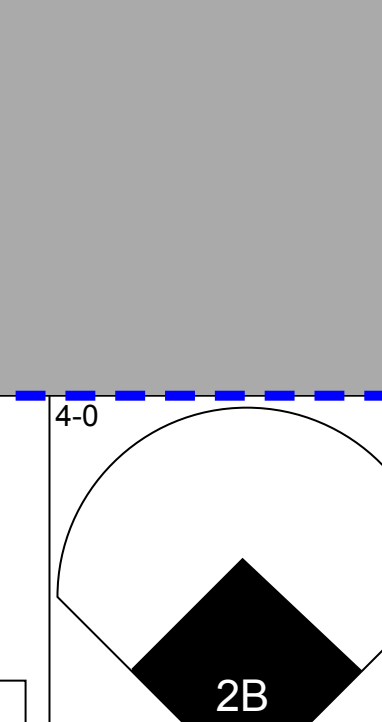
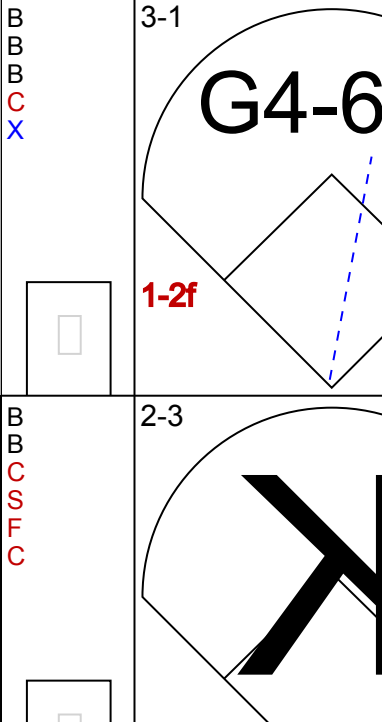
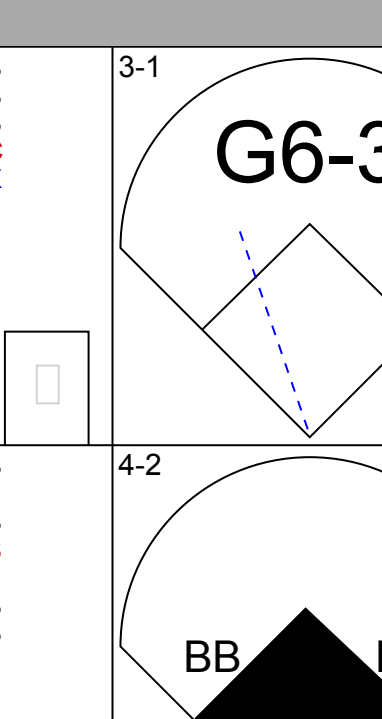
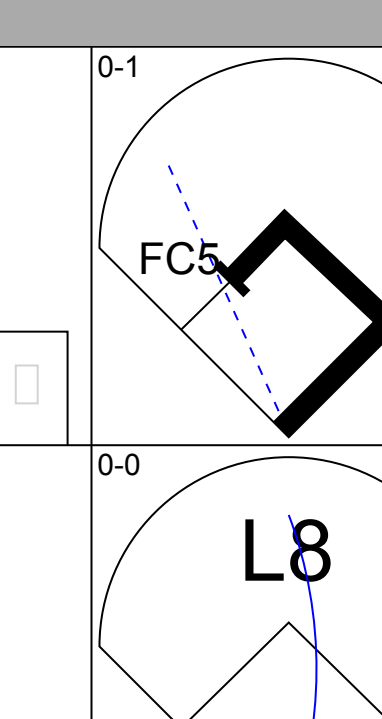
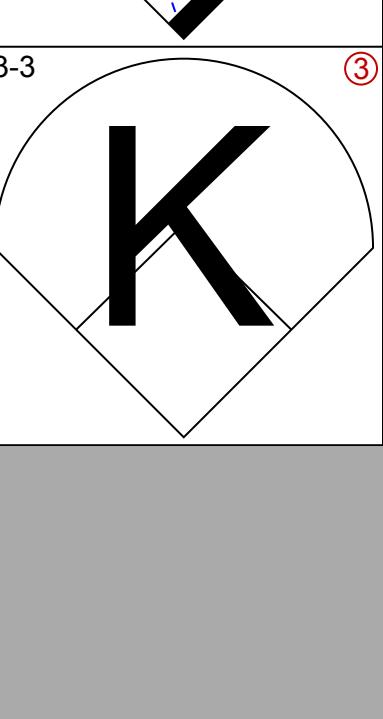
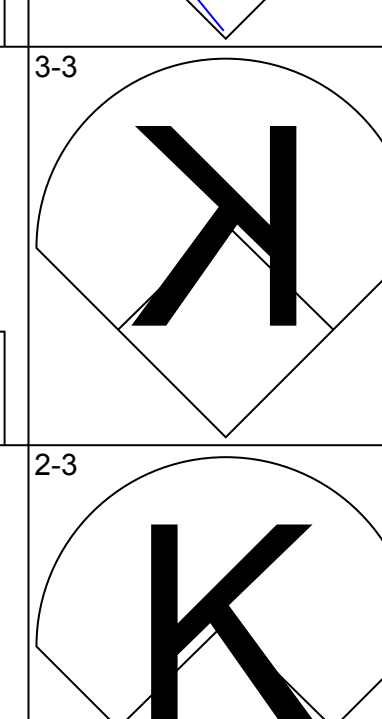
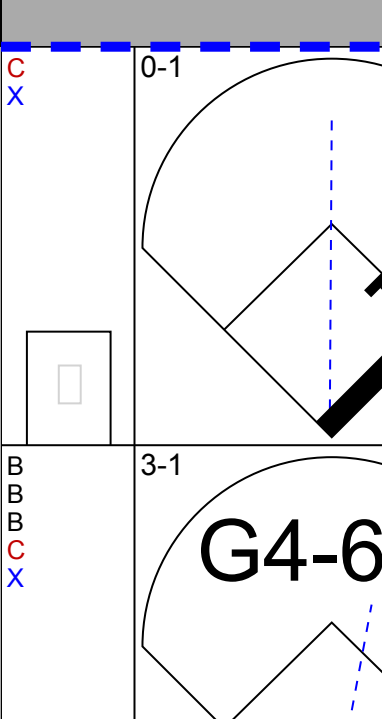
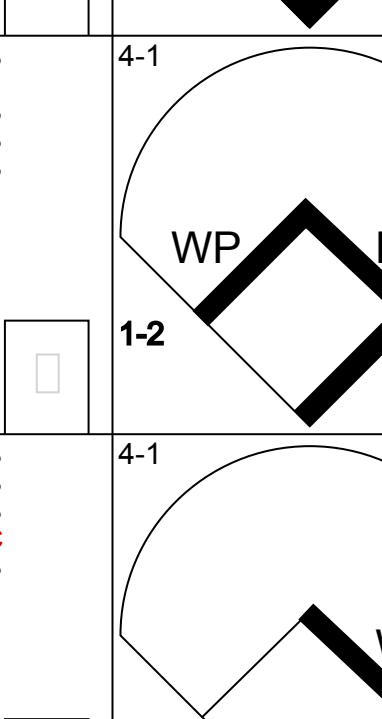
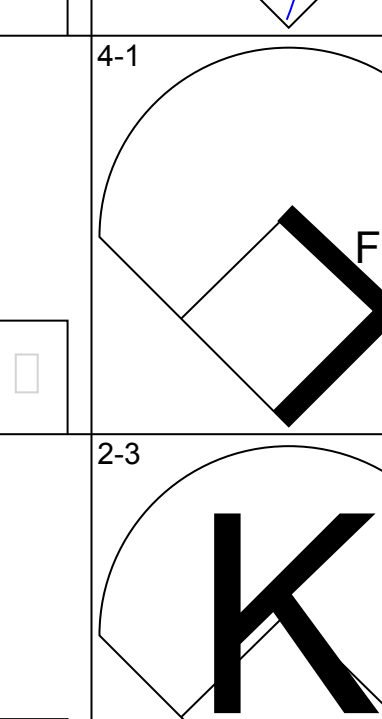
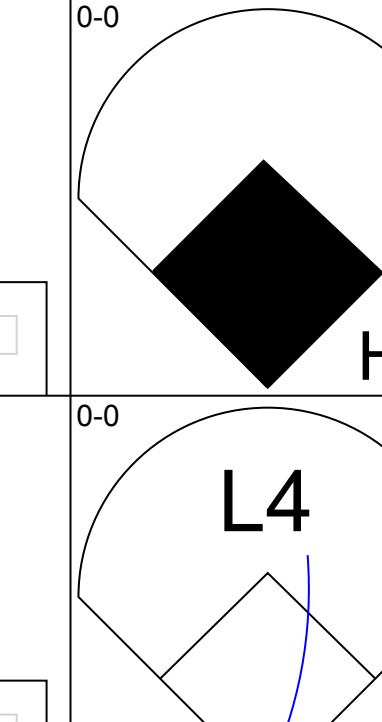

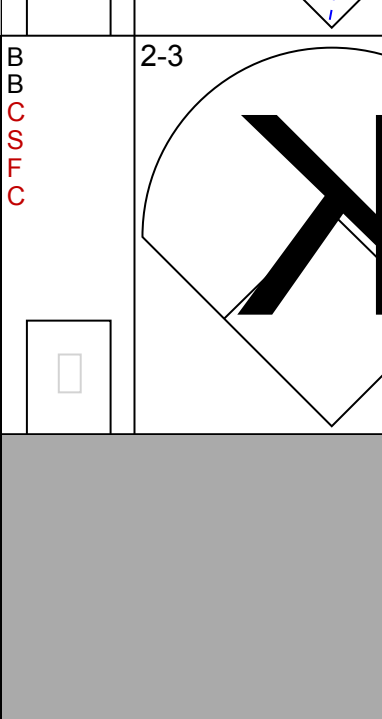
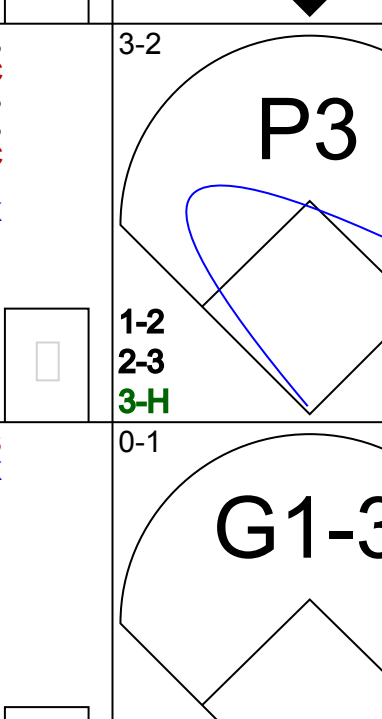
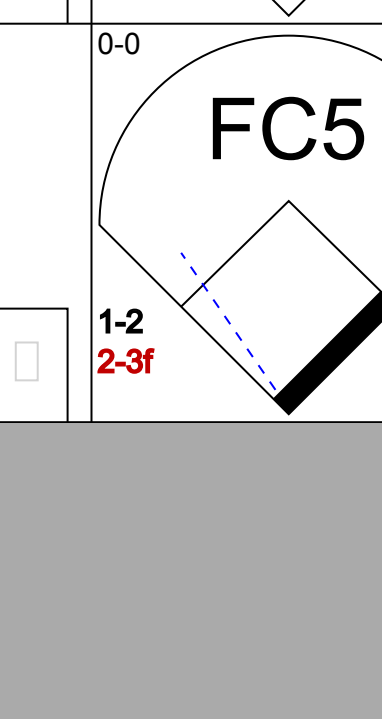
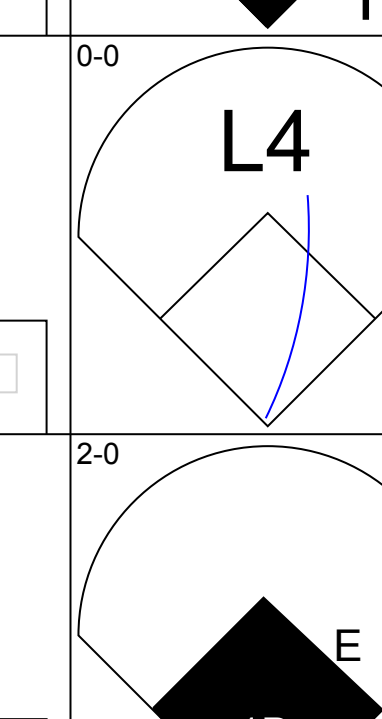
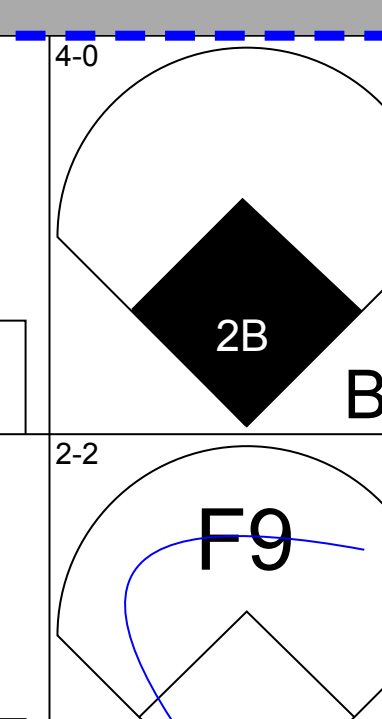

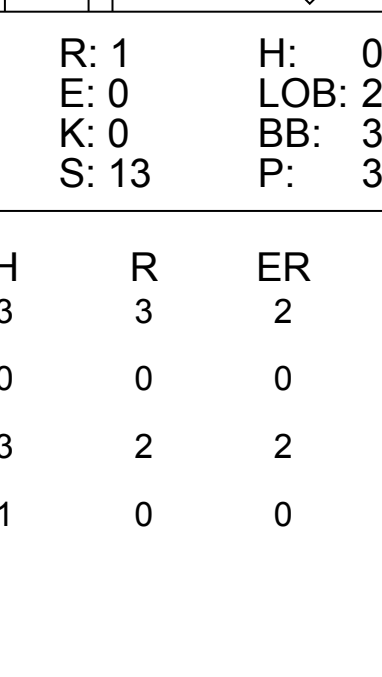
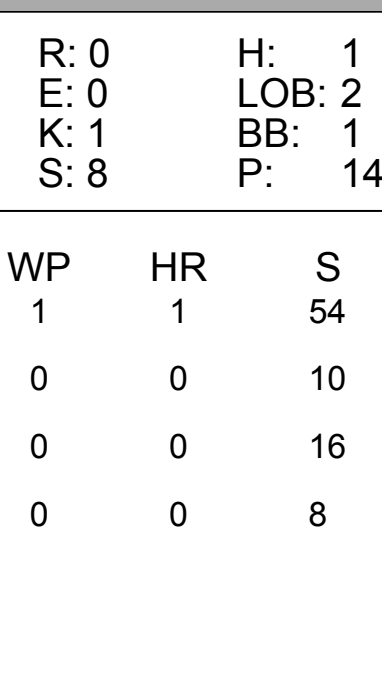
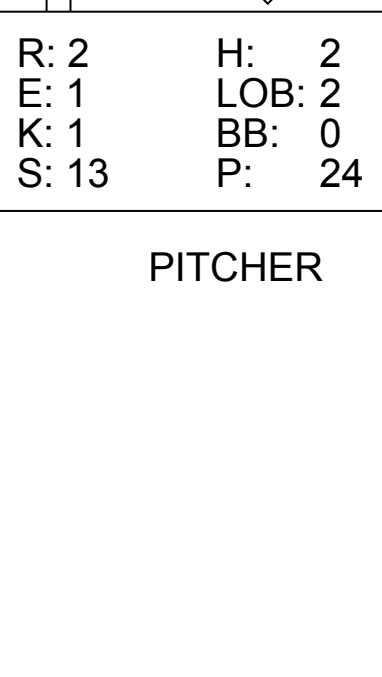
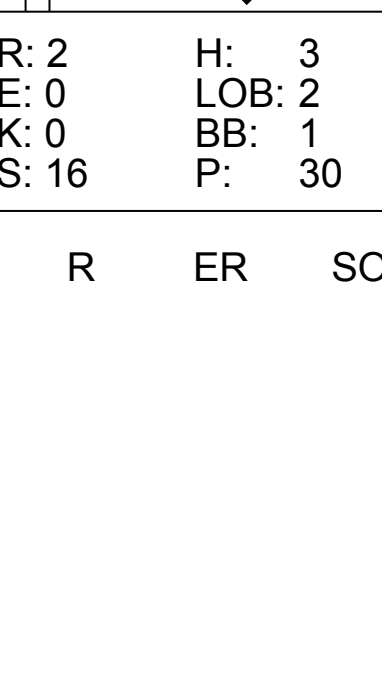
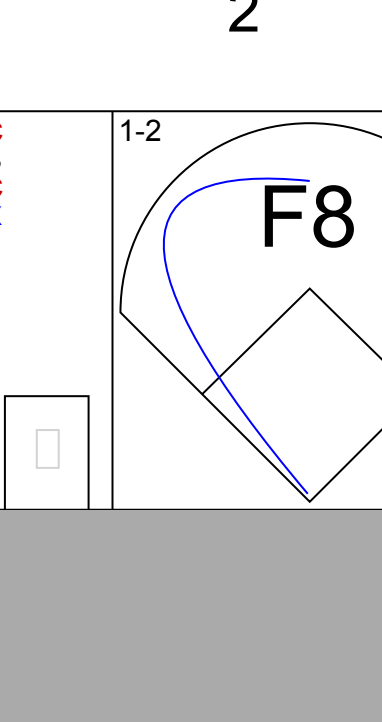
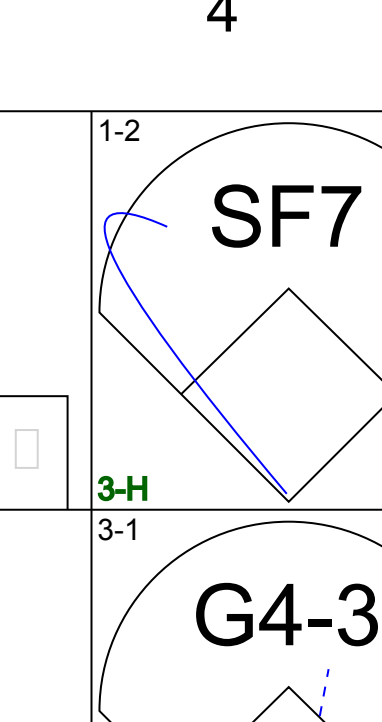
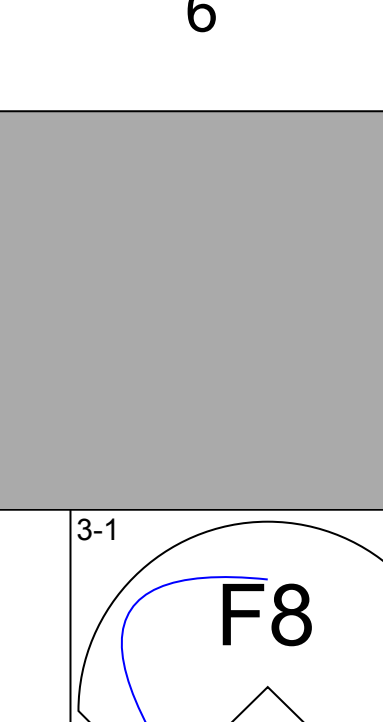
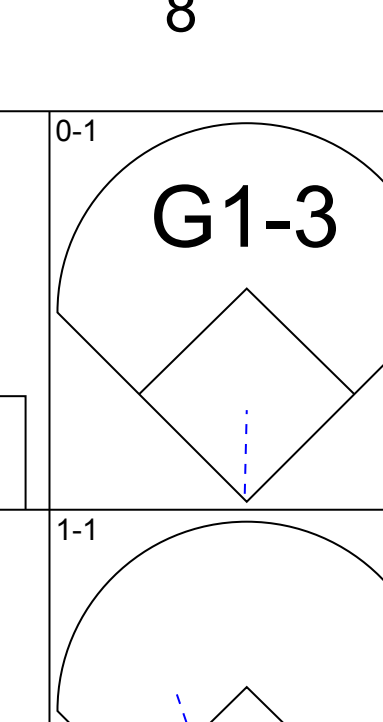

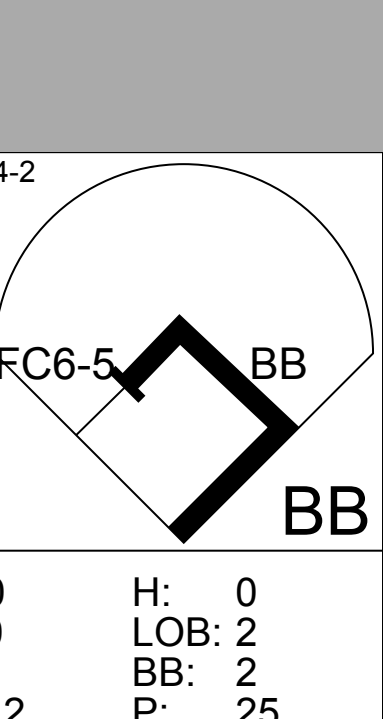
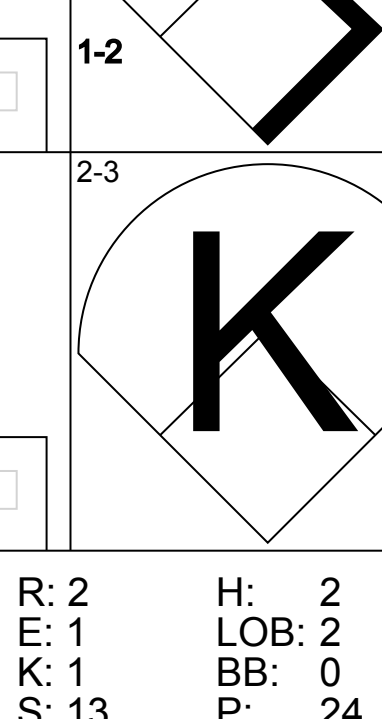
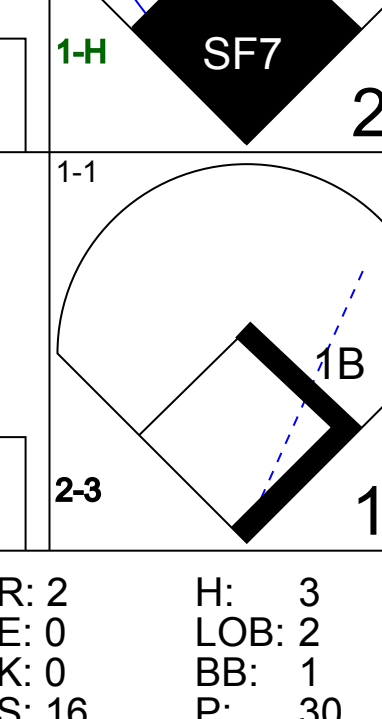


Batter	1	2	3	4	5	6	7	8	9	AB	R	H	RBI	BB	SO	LOB	TOP								
Chad Curtis, R OBP: 0.349, SLG: 0.452 (1, 8)	G6-3		F8					FC6-5 2B		4	0	1	0	0	1	1	<b>Detroit Tigers @ Minnesota Twins</b> Hubert H. Humphrey Metrodome, Minneapolis, MN Wed Sep 06 1995, 4:33 AM EDT Att. 7,845 - Dome - 68 F								
Chris Gomez, R OBP: 0.302, SLG: 0.373 (1, 6)	K		E5					P4		4	0	0	0	0	1	1									
Travis Fryman, R OBP: 0.357, SLG: 0.414 (1, 5)	P3		F9					FC6-5 2-3		4	0	0	0	0	0	2									
Cecil Fielder, R OBP: 0.358, SLG: 0.494 (1, 10)		G3 G4-3 BB		P5				K		3	1	1	1	1	1	1									
Tony Clark, S OBP: 0.375, SLG: 0.500 (1, 3)		G4-3		G1-6-3 1B				G4-3		4	0	1	0	0	0	1									
Bobby Higginson, L OBP: 0.328, SLG: 0.408 (1, 9)		G3		G1-6-3 1-2				F8		4	0	0	0	0	0	2									
Phil Nevin, R OBP: 0.250, SLG: 0.200 (1, 7)		BB		F9				P3		3	0	0	0	1	0	0									
Scott Fletcher, R OBP: 0.331, SLG: 0.327 (1, 4)		L7		K				HBP		2	0	0	0	0	1	2									
Ron Tingley, R OBP: 0.310, SLG: 0.433 (1, 2)			P3					G1-3		3	0	1	0	0	0	1									
<b>Inning Stats</b>	R: 0 E: 0 K: 1 S: 10	H: 0 LOB: 0 BB: 0 P: 13	R: 0 E: 0 K: 0 S: 8	H: 0 LOB: 2 BB: 2 P: 18	R: 0 E: 1 K: 0 S: 9	H: 0 LOB: 1 BB: 0 P: 12	R: 0 E: 0 K: 0 S: 7	H: 1 LOB: 1 BB: 0 P: 10	R: 0 E: 0 K: 2 S: 15	H: 1 LOB: 1 BB: 0 P: 19	R: 1 E: 0 K: 0 S: 6	H: 1 LOB: 0 BB: 0 P: 12	R: 0 E: 0 K: 0 S: 7	H: 0 LOB: 0 BB: 0 P: 12	R: 0 E: 0 K: 1 S: 9	H: 1 LOB: 1 BB: 0 P: 15	R: 0 E: 0 K: 0 S: 6	H: 0 LOB: 0 BB: 0 P: 10	1B: 2 2B: 1 3B: 0 HR: 1	SF: 0 SAC: 0 DP: 1 HBP: 1	WP: 0 PB: 0 SB: 0 CS: 0	PA: 34			
<b>PITCHER</b>	IP	WLS	BF	H	R	ER	SO	BB	IBB	HBP	BLK	WP	HR	S	P	ERA	WHIP								
Frankie Rodriguez, R ERA: 5.81 (1, 1)	7.0	W	27	3	1	1	3	2	0	1	0	0	1	62	96	1.29	0.714								
Erik Schultstrom, R ERA: 5.35 (8, 1)	2.0		7	1	0	0	1	0	0	0	0	0	0	15	25	0.00	0.500								

Batter	1	2	3	4	5	6	7	8	9	AB	R	H	RBI	BB	SO	LOB	BOTTOM								
Chuck Knoblauch, R OBP: 0.420, SLG: 0.490 (1, 4)	F8			G3 2B BB				F9		4	1	0	0	1	0	3	<b>Detroit Tigers @ Minnesota Twins</b> Hubert H. Humphrey Metrodome, Minneapolis, MN Wed Sep 06 1995, 4:33 AM EDT Att. 7,845 - Dome - 68 F								
Rich Becker, L OBP: 0.295, SLG: 0.288 (1, 9)	G3			G3						3	2	1	0	0	0	1									
Kirby Puckett, R OBP: 0.376, SLG: 0.531 (1, 10)	P4			G3 2H 2B						2	2	1	1	2	0	0									
Marty Cordova, R OBP: 0.354, SLG: 0.488 (1, 7)		P5		G3						4	1	2	2	0	0	1									
Matt Merullo, L OBP: 0.335, SLG: 0.376 (1, 2)		G3		F9						4	1	1	2	0	0	2									
Jeff Reboulet, R OBP: 0.381, SLG: 0.408 (1, 5)		K								4	1	1	1	0	1	1									
Dan Masteller, L OBP: 0.278, SLG: 0.297 (1, 3)			F9							4	0	0	1	0	1	2									
Pat Meares, R OBP: 0.295, SLG: 0.411 (1, 6)			F8							4	0	1	1	0	1	0									
Matt Lawton, L OBP: 0.400, SLG: 0.250 (1, 8)			P5							3	1	1	0	1	0	0									
<b>Inning Stats</b>	R: 0 E: 0 K: 0 S: 9	H: 0 LOB: 0 BB: 0 P: 14	R: 0 E: 0 K: 1 S: 9	H: 0 LOB: 0 BB: 0 P: 12	R: 0 E: 0 K: 0 S: 4	H: 0 LOB: 0 BB: 0 P: 5	R: 1 E: 0 K: 0 S: 7	H: 1 LOB: 1 BB: 1 P: 14	R: 0 E: 0 K: 2 S: 10	H: 0 LOB: 0 BB: 0 P: 15	R: 6 E: 0 K: 0 S: 25	H: 6 LOB: 2 BB: 2 P: 49	R: 2 E: 0 K: 0 S: 12	H: 1 LOB: 1 BB: 1 P: 22	R: 0 E: 0 K: 0 S: 7	H: 0 LOB: 0 BB: 0 P: 9	1B: 5 2B: 3 3B: 0 HR: 0	SF: 0 SAC: 0 DP: 0 HBP: 1	WP: 0 PB: 0 SB: 0 CS: 0	PA: 37					
<b>PITCHER</b>	IP	WLS	BF	H	R	ER	SO	BB	IBB	HBP	BLK	WP	HR	S	P	ERA	WHIP								
Jose Lima, R ERA: 7.82 (1, 1)	5.0		17	1	1	1	3	1	0	0	0	0	0	39	60	1.80	0.400								
Brian Maxcy, R ERA: 7.71 (6, 1)	0.1	L	5	2	4	4	0	2	0	0	0	0	0	6	18	108.00	12.000								
Joe Boever, R ERA: 6.25 (6, 1)	0.1		4	3	2	2	0	0	0	0	0	0	0	13	22	54.00	9.000								
Mike Myers, L ERA: 16.88 (6, 1)	0.1		5	2	2	2	0	1	0	1	0	0	0	10	20	54.00	9.000								
Brian Bohannon, L ERA: 5.84 (7, 1)	2.0		6	0	0	0	0	0	0	0	0	0	0	15	20	0.00	0.000								




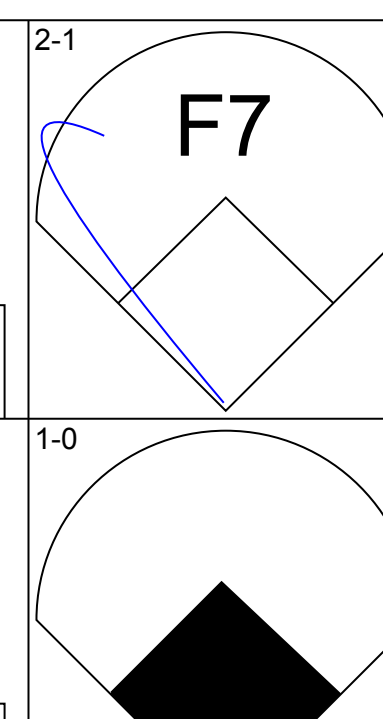
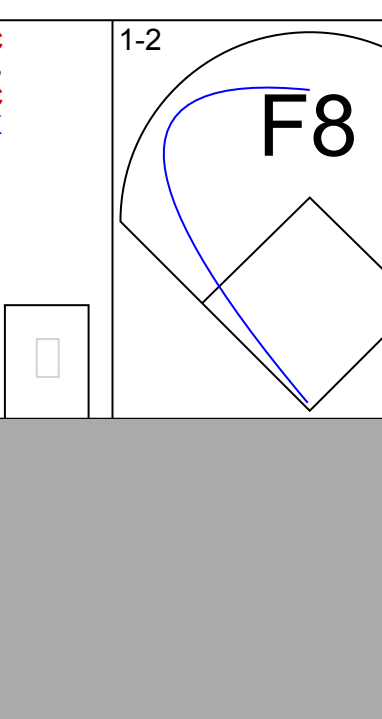
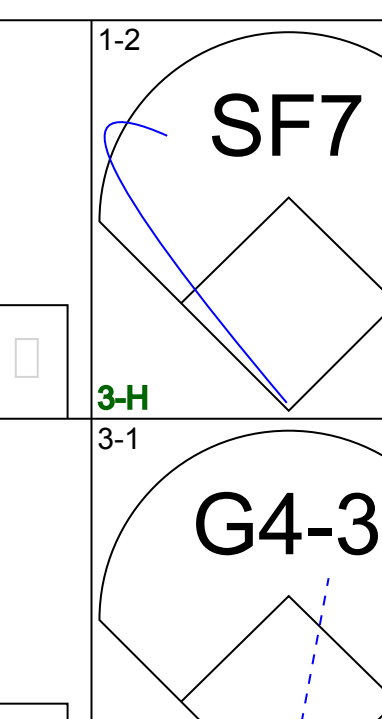
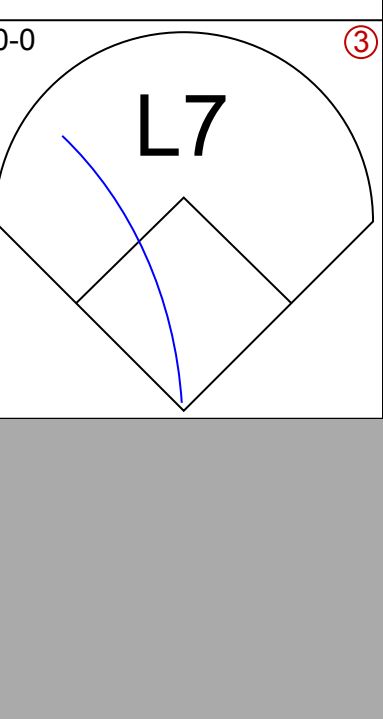
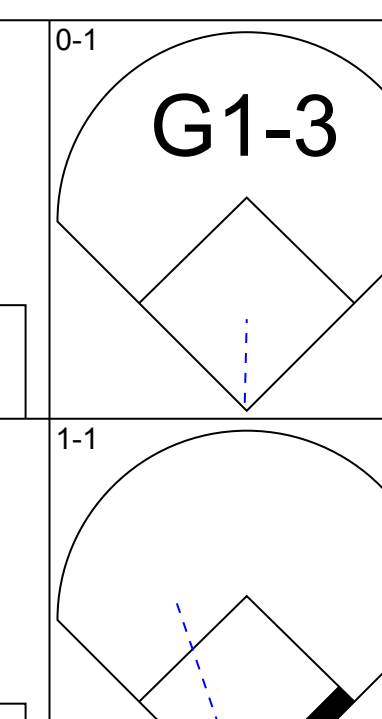
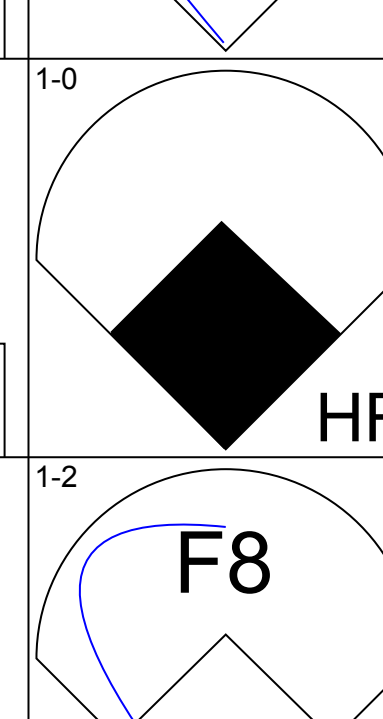
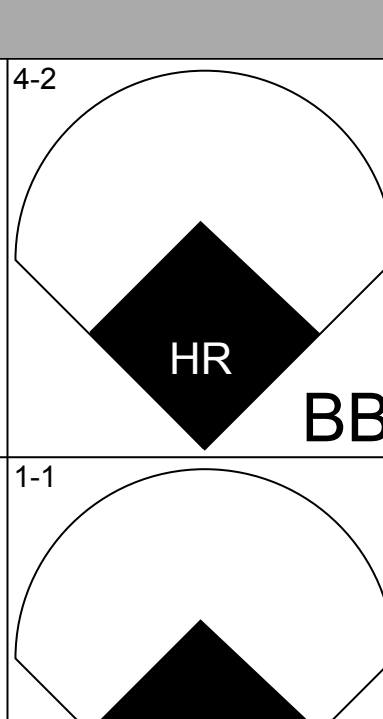

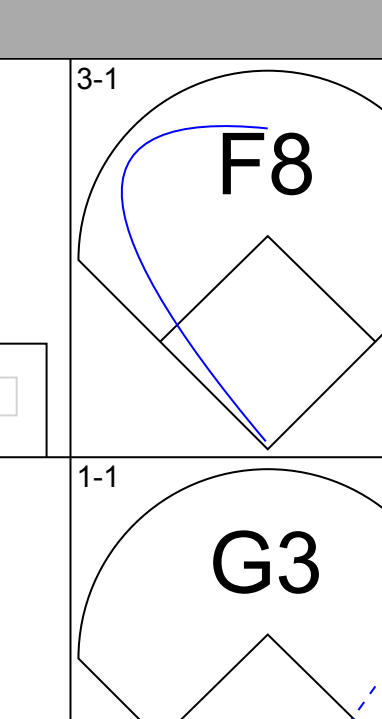
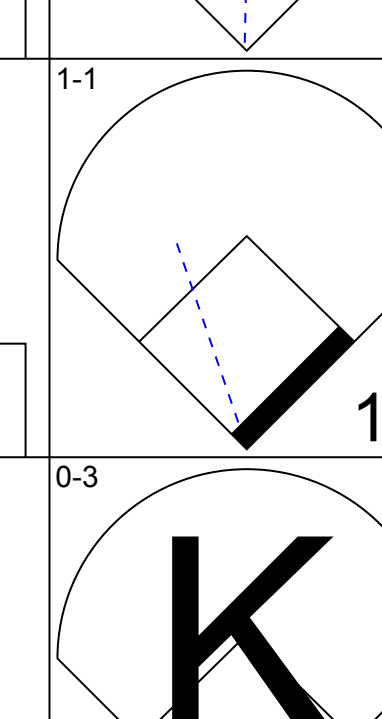
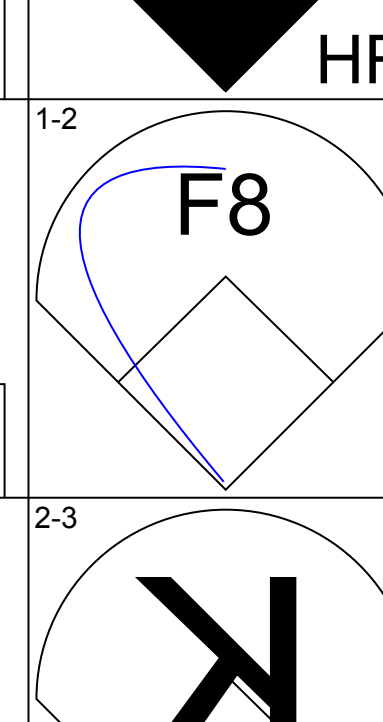
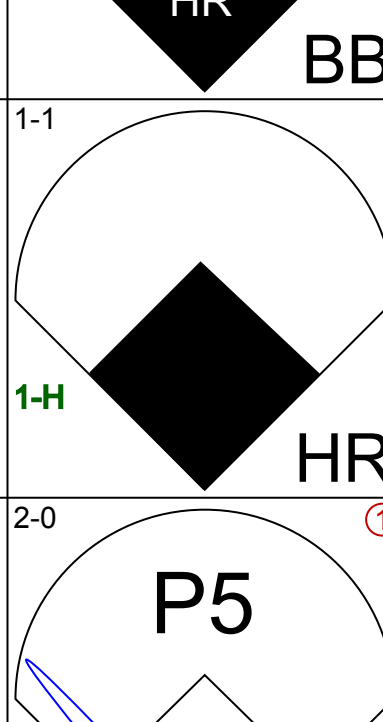
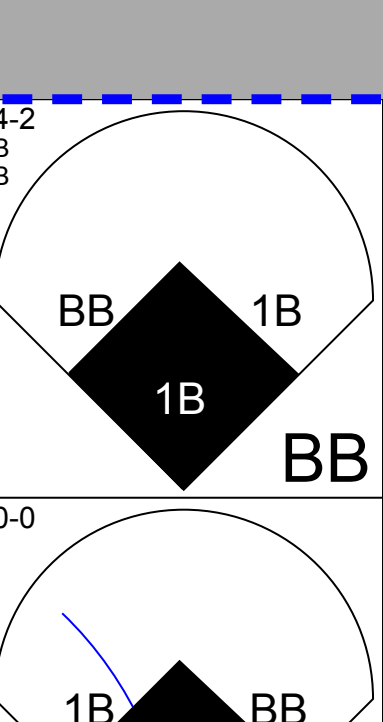
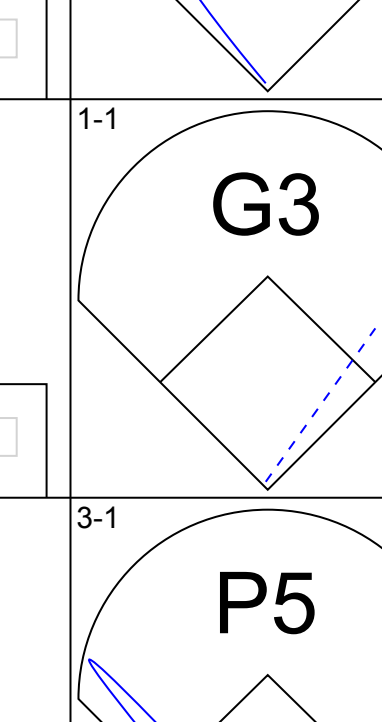
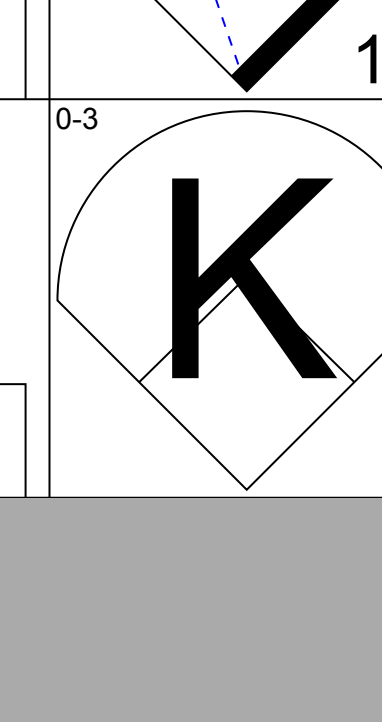
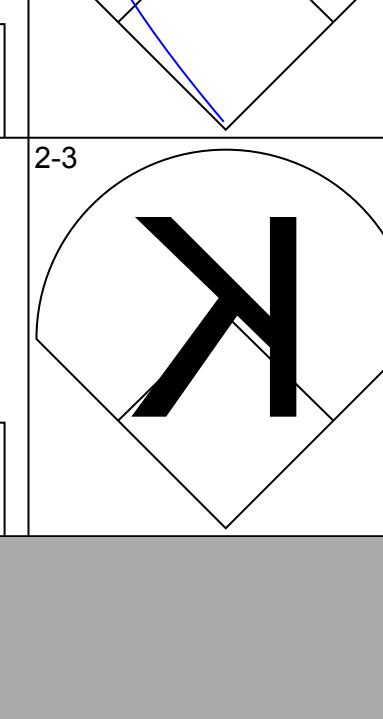
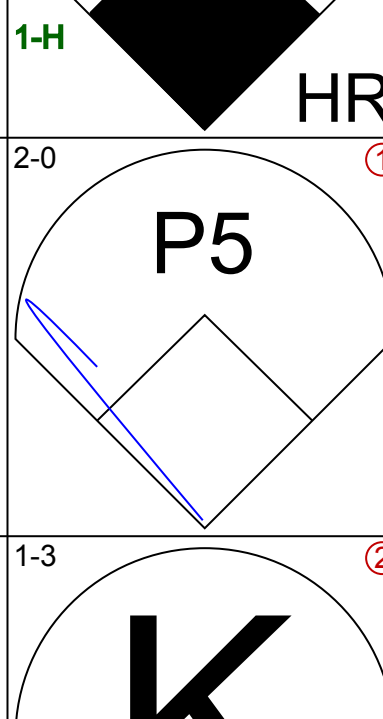
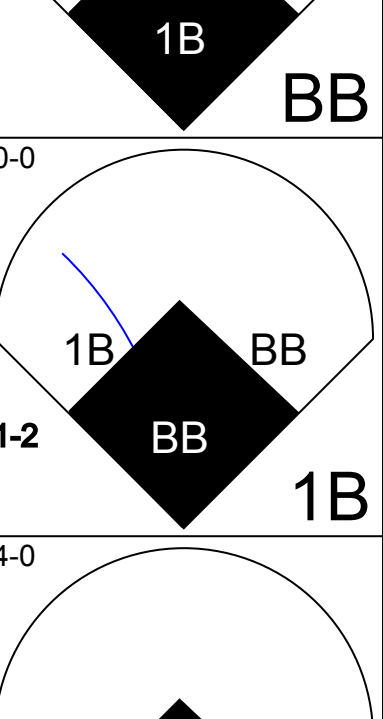
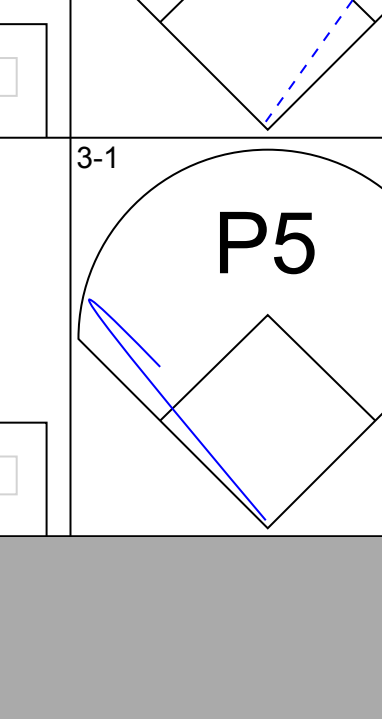
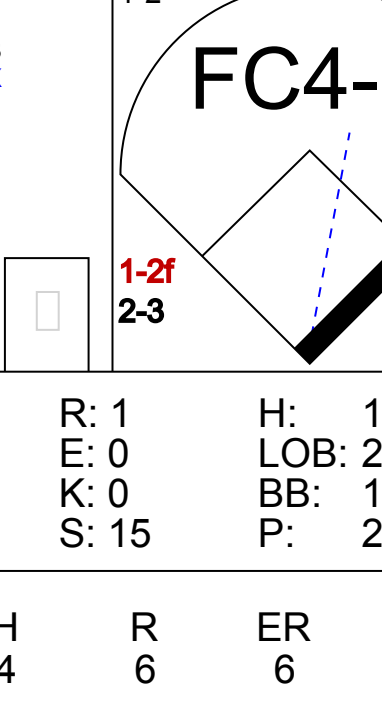
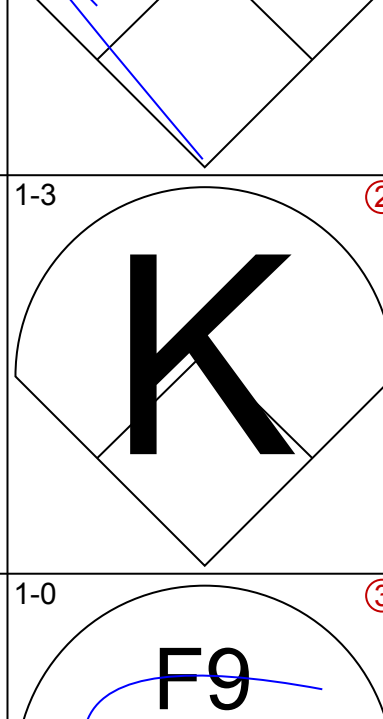
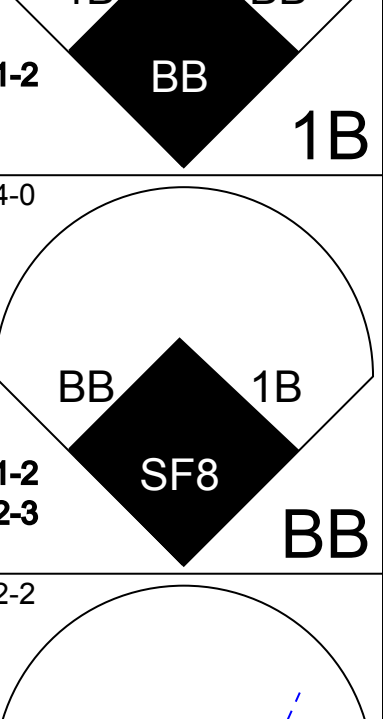


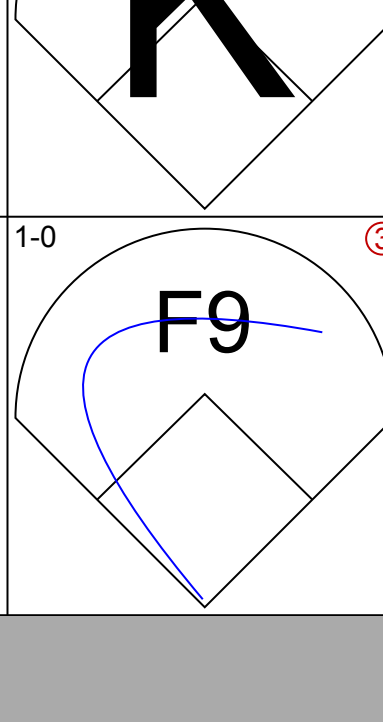
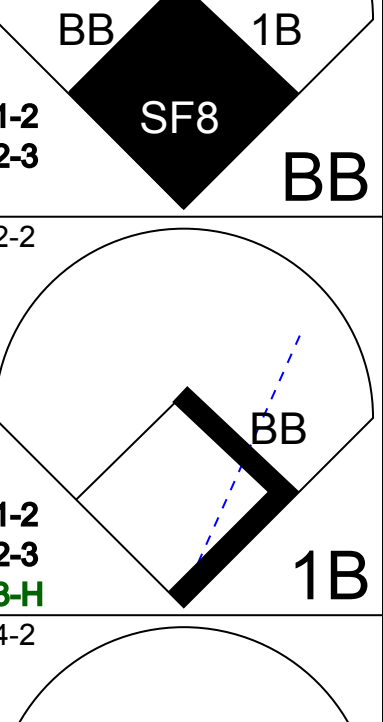

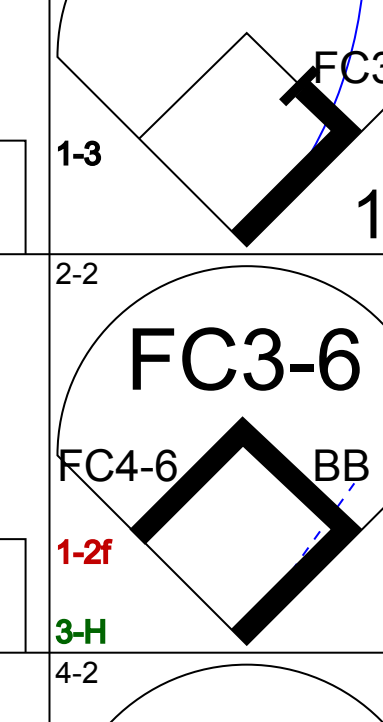
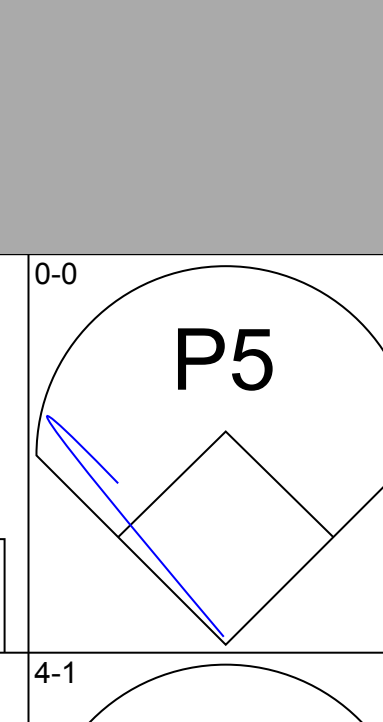
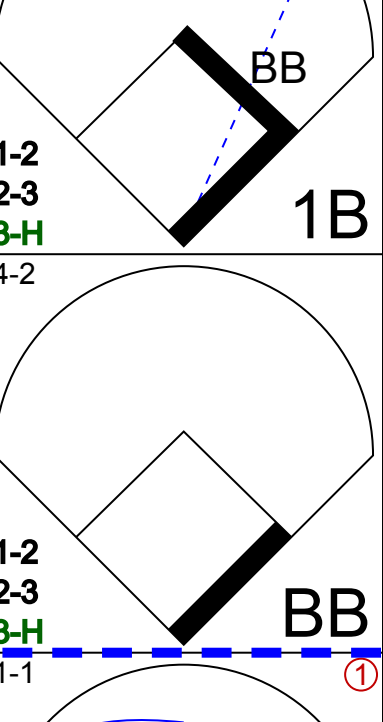

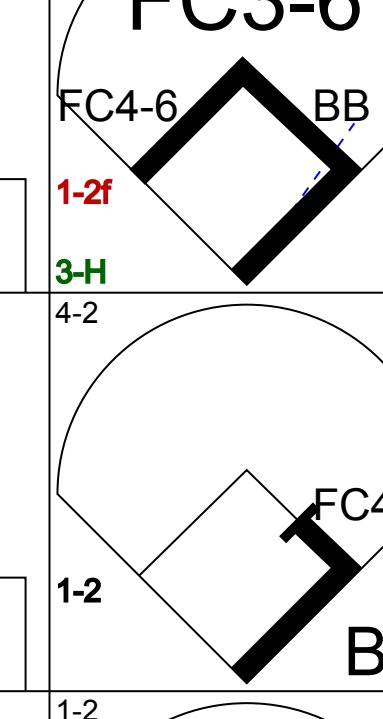
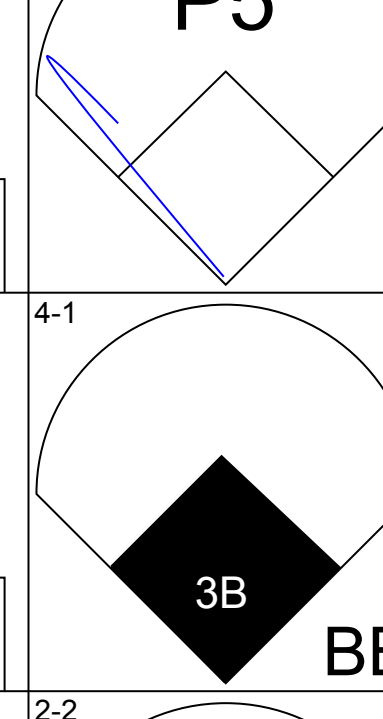
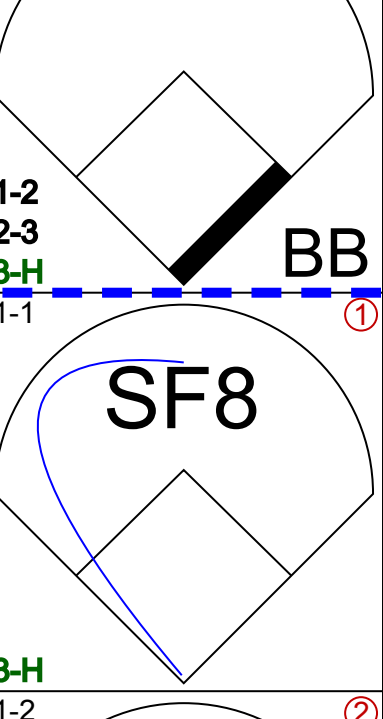

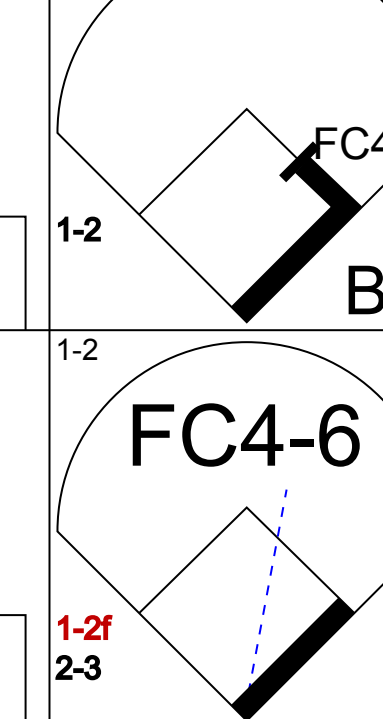
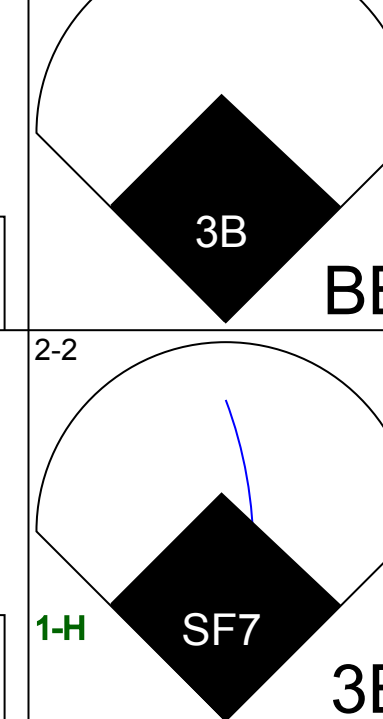
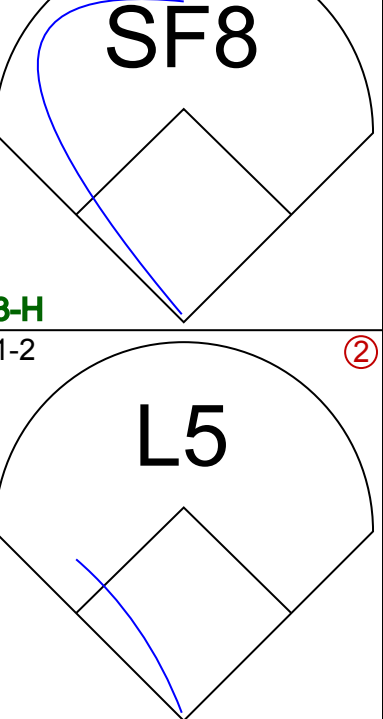
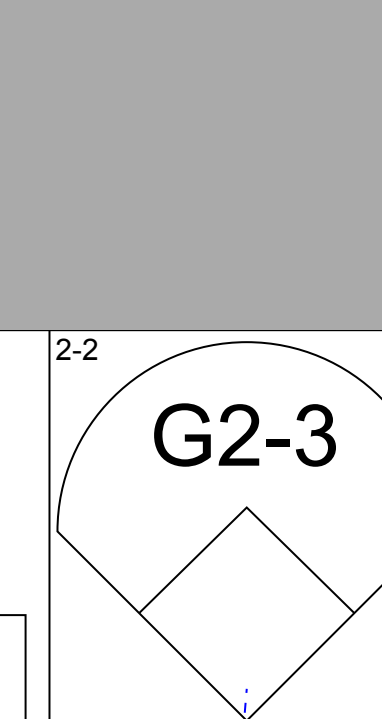


Batter	1	2	3	4	5	6	7	8	9	AB	R	H	RBI	BB	SO	LOB	TOP					
<b>Chad Curtis, R</b> OBP: 0.351, SLG: 0.453 (1, 8)										2	0	1	2	2	1	0						
<b>Chris Gomez, R</b> OBP: 0.301, SLG: 0.371 (1, 6)										5	0	1	0	0	0	5						
<b>Travis Fryman, R</b> OBP: 0.354, SLG: 0.410 (1, 5)										5	0	0	0	0	0	5						
<b>Cecil Fielder, R</b> OBP: 0.358, SLG: 0.495 <b>Derrick White, R</b> OBP: 0.196, SLG: 0.239 (9, PR)										5	0	2	0	0	2	2						
<b>Tony Clark, S</b> OBP: 0.381, SLG: 0.600 (1, 3)										4	2	1	1	1	1	2						
<b>Bobby Higginson, L</b> OBP: 0.332, SLG: 0.406 (1, 9)										2	1	0	0	3	1	1						
<b>Phil Nevin, R</b> OBP: 0.280, SLG: 0.195 (1, 7)										2	1	0	0	1	1	3						
<b>Scott Fletcher, R</b> OBP: 0.330, SLG: 0.331 (1, 4)										4	1	1	1	0	0	5						
<b>Ron Tingley, R</b> OBP: 0.317, SLG: 0.430 (1, 2)										3	0	1	0	1	1	4						
<b>Inning Stats</b>	R: 0 E: 0 K: 1 S: 5	H: 0 LOB: 0 BB: 0 P: 9	R: 1 E: 0 K: 0 S: 13	H: 0 LOB: 2 BB: 3 P: 31	R: 0 E: 0 K: 0 S: 5	H: 0 LOB: 0 BB: 1 P: 10	R: 0 E: 0 K: 1 S: 8	H: 1 LOB: 2 BB: 1 P: 14	R: 0 E: 0 K: 1 S: 12	H: 0 LOB: 2 BB: 2 P: 25	R: 2 E: 1 K: 1 S: 13	H: 2 LOB: 2 BB: 0 P: 24	R: 0 E: 0 K: 2 S: 8	H: 0 LOB: 0 BB: 0 P: 13	R: 2 E: 0 K: 0 S: 16	H: 3 LOB: 2 BB: 1 P: 30	R: 0 E: 0 K: 1 S: 8	H: 1 LOB: 1 BB: 0 P: 13	1B: 4 2B: 2 3B: 0 HR: 1	SF: 1 SAC: 0 DP: 1 HBP: 1	WP: 1 PB: 0 SB: 0 CS: 1	PA: 42
<b>PITCHER</b>	IP	WLS	BF	H	R	ER	SO	BB	IBB	HBP	BLK	WP	HR	S	P	ERA	WHIP					
<b>Jeff Ware, R</b> ERA: 10.29	(1, 1)	5.2	W	28	3	3	2	4	7	0	1	0	1	1	54	109	3.18	1.765				
<b>Ken Robinson, R</b> ERA: 3.99	(6, 1)	1.1		4	0	0	0	2	0	0	0	0	0	0	10	17	0.00	0.000				
<b>Giovanni Carrara, R</b> ERA: 9.02	(8, 1)	1.0		7	3	2	2	0	1	0	0	0	0	0	16	30	18.00	4.000				
<b>Tim Crabtree, R</b> ERA: 3.65	(9, 1)	1.0		3	1	0	0	1	0	0	0	0	0	0	8	13	0.00	1.000				

Detroit Tigers @ Toronto Blue Jays  
SkyDome, Toronto, ON  
Fri Sep 08 1995, 7:05 PM EDT  
Att: 36,490 - Dome - 72 F


AB 32  
R 5  
H 7  
RBI 4  
BB 8  
SO 7  
LOB 27



Batter	1	2	3	4	5	6	7	8	9	AB	R	H	RBI	BB	SO	LOB	BOTTOM					
<b>Roberto Alomar, S</b> OBP: 0.367, SLG: 0.469 (1, 4)										4	0	0	1	0	0	4						
<b>Paul Molitor, R</b> OBP: 0.355, SLG: 0.442 (1, 10)										4	2	2	1	1	0	0						
<b>Joe Carter, R</b> OBP: 0.307, SLG: 0.434 <b>Shannon Stewart, R</b> OBP: 0.333, SLG: 0.111 (8, 8)										3	2	1	2	1	0	0						
<b>John Olerud, L</b> OBP: 0.392, SLG: 0.400 <b>Robert Perez, R</b> OBP: 0.300, SLG: 0.400 (8, 7)										4	1	1	0	0	1	0						
<b>Ed Sprague, R</b> OBP: 0.334, SLG: 0.432 (1, 5)										2	2	0	0	1	1	0						
<b>Shawn Green, L</b> OBP: 0.331, SLG: 0.511 (1, 9)										4	0	2	1	0	0	0						
<b>Carlos Delgado, L</b> OBP: 0.261, SLG: 0.350 (8, 3)										2	0	0	2	2	0	1						
<b>Lance Parrish, R</b> OBP: 0.263, SLG: 0.311 (1, 2)										1	1	0	1	2	0	1						
<b>Tomas Perez, S</b> OBP: 0.338, SLG: 0.438 (1, 6)										4	1	1	1	0	0	4						
<b>Inning Stats</b>	R: 1 E: 0 K: 1 S: 10	H: 1 LOB: 0 BB: 0 P: 16	R: 1 E: 0 K: 0 S: 15	H: 1 LOB: 2 BB: 1 P: 25	R: 2 E: 0 K: 1 S: 11	H: 1 LOB: 0 BB: 1 P: 20	R: 2 E: 0 K: 0 S: 13	H: 1 LOB: 0 BB: 1 P: 23	R: 3 E: 0 K: 0 S: 20	H: 2 LOB: 2 BB: 3 P: 36	R: 0 E: 0 K: 0 S: 6	H: 0 LOB: 0 BB: 1 P: 13	R: 0 E: 0 K: 0 S: 8	H: 0 LOB: 1 BB: 1 P: 14	R: 0 E: 0 K: 1 S: 10	H: 1 LOB: 1 BB: 0 P: 13	1B: 4 2B: 0 3B: 1 HR: 2	SF: 2 SAC: 0 DP: 0 HBP: 1	WP: 0 PB: 0 SB: 0 CS: 0	PA: 39		
<b>PITCHER</b>	IP	WLS	BF	H	R	ER	SO	BB	IBB	HBP	BLK	WP	HR	S	P	ERA	WHIP					
<b>Felipe Lira, R</b> ERA: 4.43	(1, 1)	4.0	L	20	4	6	6	2	3	0	1	0	0	0	14	84	13.50	1.750				
<b>Ben Blomdahl, R</b> ERA: 10.68	(5, 1)	0.0		5	2	3	3	0	3	0	0	0	0	0	14	28	∞	∞				
<b>Brian Maxcy, R</b> ERA: 7.01	(5, 1)	4.0		14	1	0	0	1	1	0	0	0	0	0	30	48	0.00	0.500				

Detroit Tigers @ Toronto Blue Jays  
SkyDome, Toronto, ON  
Fri Sep 08 1995, 7:05 PM EDT  
Att: 36,490 - Dome - 72 F

AB 29  
R 9  
H 7  
RBI 9  
BB 7  
SO 3  
LOB 11





Batter	1	2	3	4	5	6	7	8	9	AB	R	H	RBI	BB	SO	LOB	TOP					
Chad Curtis, R OBP: 0.349, SLG: 0.456 (1, 8)										5	1	1	1	0	1	3	<b>Detroit Tigers @ Toronto Blue Jays</b> SkyDome, Toronto, ON Sat Sep 09 1995, 3:33 AM EDT Att: 43,127 - Sunny					
Chris Gomez, R OBP: 0.300, SLG: 0.368 (1, 6)										3	0	0	0	1	1	0						
Travis Fryman, R OBP: 0.355, SLG: 0.414 (1, 5)										4	1	2	0	0	1	1						
Cecil Fielder, R OBP: 0.357, SLG: 0.500 (1, 10)										4	1	1	2	0	1	2						
Tony Clark, S OBP: 0.320, SLG: 0.500 Derrick White, R OBP: 0.196, SLG: 0.239 (1, 3) (9, 3)										4	0	0	0	0	2	1						
Bobby Higginson, L OBP: 0.331, SLG: 0.404 (1, 9)										4	1	1	0	0	1	0						
Phil Nevin, R OBP: 0.270, SLG: 0.212 Milt Cuyler, S OBP: 0.277, SLG: 0.314 (9, PR) (9, 7)										3	0	1	0	1	1	0						
Scott Fletcher, R OBP: 0.328, SLG: 0.335 (1, 4)										4	0	1	2	0	1	1						
John Flaherty, R OBP: 0.296, SLG: 0.435 (1, 2)										4	0	1	0	0	0	3						
<b>Inning Stats</b>	R: 1 E: 0 K: 0 S: 10	H: 1 LOB: 1 BB: 1 P: 21	R: 0 E: 0 K: 2 S: 10	H: 1 LOB: 1 BB: 0 P: 13	R: 0 E: 0 K: 2 S: 8	H: 0 LOB: 0 BB: 0 P: 10	R: 0 E: 0 K: 2 S: 7	H: 0 LOB: 0 BB: 0 P: 13	R: 0 E: 0 K: 1 S: 11	H: 1 LOB: 1 BB: 0 P: 14	R: 2 E: 0 K: 2 S: 11	H: 2 LOB: 0 BB: 0 P: 18	R: 0 E: 0 K: 0 S: 5	H: 0 LOB: 0 BB: 0 P: 7	R: 0 E: 0 K: 0 S: 7	H: 1 LOB: 1 BB: 1 P: 11		R: 2 E: 0 K: 0 S: 10	H: 2 LOB: 2 BB: 1 P: 19	1B: 3 2B: 2 3B: 1 HR: 2	SF: 0 SAC: 0 DP: 0 HBP: 0	WP: 0 PB: 0 SB: 0 CS: 0
<b>PITCHER</b> Juan Guzman, R ERA: 6.69 (1, 1)	IP: 9.0 WLS: L BF: 37 H: 8 R: 5 ER: 5 SO: 9 BB: 2 IBB: 0 HBP: 0 BLK: 0 WP: 0 HR: 2 S: 79 P: 126 ERA: 5.00 WHIP: 1.111															<b>PITCHER</b>						

Batter	1	2	3	4	5	6	7	8	9	AB	R	H	RBI	BB	SO	LOB	BOTTOM					
Roberto Alomar, S OBP: 0.366, SLG: 0.467 (1, 4)										4	0	1	0	0	0	4	<b>Detroit Tigers @ Toronto Blue Jays</b> SkyDome, Toronto, ON Sat Sep 09 1995, 3:33 AM EDT Att: 43,127 - Sunny					
Paul Molitor, R OBP: 0.352, SLG: 0.438 (1, 10)										4	1	0	0	0	1	2						
Joe Carter, R OBP: 0.309, SLG: 0.436 (1, 8) (9, 7)										4	1	2	0	0	2	1						
John Olerud, L OBP: 0.393, SLG: 0.400 Mike Huff, R OBP: 0.328, SLG: 0.307 (9, PR) (9, 8)										3	0	1	2	1	2	1						
Ed Sprague, R OBP: 0.331, SLG: 0.428 (1, 5)										4	0	0	0	0	1	4						
Shawn Green, L OBP: 0.330, SLG: 0.511 (1, 9)										4	0	1	0	0	0	0						
Carlos Delgado, L OBP: 0.260, SLG: 0.326 (1, 7) (9, 3)										3	0	0	0	1	1	0						
Sandy Martinez, L OBP: 0.287, SLG: 0.342 (1, 2)										4	0	1	0	0	3	2						
Tomás Perez, S OBP: 0.347, SLG: 0.433 (1, 6)										3	0	1	0	1	0	3						
<b>Inning Stats</b>	R: 0 E: 0 K: 1 S: 11	H: 1 LOB: 2 BB: 1 P: 17	R: 0 E: 0 K: 1 S: 15	H: 1 LOB: 1 BB: 1 P: 24	R: 0 E: 0 K: 1 S: 9	H: 1 LOB: 1 BB: 0 P: 14	R: 0 E: 0 K: 1 S: 8	H: 0 LOB: 0 BB: 0 P: 10	R: 0 E: 0 K: 1 S: 7	H: 0 LOB: 0 BB: 1 P: 13	R: 0 E: 0 K: 3 S: 10	H: 0 LOB: 0 BB: 0 P: 12	R: 0 E: 0 K: 1 S: 10	H: 0 LOB: 0 BB: 0 P: 13	R: 2 E: 0 K: 0 S: 12	H: 3 LOB: 1 BB: 0 P: 18		R: 0 E: 0 K: 1 S: 11	H: 1 LOB: 1 BB: 0 P: 17	1B: 5 2B: 2 3B: 0 HR: 0	SF: 0 SAC: 0 DP: 1 HBP: 0	WP: 0 PB: 0 SB: 2 CS: 0
<b>PITCHER</b> Sean Bergman, R ERA: 4.94 Brian Bohanon, L ERA: 5.84 John Doherty, R ERA: 5.06 Dwayne Henry, R ERA: (1, 1) (8, 1) (8, 1) (9, 1)	IP: 7.2 WLS: W BF: 30 H: 5 R: 2 ER: 2 SO: 9 BB: 3 IBB: 0 HBP: 0 BLK: 0 WP: 0 HR: 0 S: 0 P: 119 ERA: 2.35 WHIP: 1.043															<b>PITCHER</b>						



Batter	1	2	3	4	5	6	7	8	9	10	11	AB	R	H	RBI	BB	SO	LOB	TOP					
Chad Curtis, R OBP: 0.349, SLG: 0.452 (1, 8)	L6		G6-3		F9		F9			FC1-4 HBP	BB IBB	4	0	0	0	1	0	0						
Chris Gomez, R OBP: 0.301, SLG: 0.365 (1, 6)	F9		L4					G6-3		FC1-4		5	0	1	1	1	0	2						
Travis Fryman, R OBP: 0.353, SLG: 0.411 (1, 5)	L5				F8			G1-3		G5-3	F7	6	0	1	0	0	0	6						
Cecil Fielder, R OBP: 0.358, SLG: 0.501 Milt Cuyler, S OBP: 0.277, SLG: 0.314 (11, PR)		HR 1B	K			G1-3 2B		P6			E5 1B BB E	5	1	2	0	0	1	1						
Tony Clark, S OBP: 0.333, SLG: 0.571 Derrick White, R OBP: 0.196, SLG: 0.239 (11, PR)				K		G1-3			F8		E 1B FC4-2 BB	4	1	1	2	1	1	1						
Bobby Higginson, L OBP: 0.332, SLG: 0.404 (1, 9)		E9			F8				F8		FC4-2 E 1B WP	5	1	2	0	0	1	1						
Phil Nevin, R OBP: 0.287, SLG: 0.200 Todd Stevenson, R OBP: 0.354, SLG: 0.425 (1, 7)		HR		K		G6-3			F8		E6 WP BB FC4-2	5	1	0	0	0	2	5						
John Flaherty, R OBP: 0.293, SLG: 0.431 Franklin Stubbs, L OBP: 0.384, SLG: 0.411 Ron Tingley, R OBP: 0.314, SLG: 0.426 (10, PH)					G3		L1			G1-3	FC4-2 BB WP	3	0	0	0	0	1	2						
Steve Rodriguez, R OBP: 0.214, SLG: 0.083 (1, 4)					G5-3					FC1-4 HBP	K 1B 2B 3B 3+H	4	0	0	0	1	2	3						
<b>Inning Stats</b>	R: 0 E: 0 K: 0 S: 3	H: 0 LOB: 0 BB: 0 P: 7	R: 2 E: 1 K: 2 S: 17	H: 2 LOB: 1 BB: 0 P: 27	R: 0 E: 0 K: 1 S: 8	H: 1 LOB: 1 BB: 0 P: 13	R: 0 E: 0 K: 1 S: 10	H: 1 LOB: 1 BB: 0 P: 15	R: 0 E: 0 K: 1 S: 8	H: 1 LOB: 1 BB: 0 P: 11	R: 0 E: 0 K: 0 S: 4	H: 0 LOB: 0 BB: 0 P: 7	R: 0 E: 0 K: 1 S: 7	H: 0 LOB: 0 BB: 0 P: 10	R: 0 E: 0 K: 0 S: 8	H: 0 LOB: 2 BB: 1 P: 14	R: 3 E: 2 K: 1 S: 14	H: 1 LOB: 3 BB: 3 P: 28	1B: 5 2B: 1 3B: 0 HR: 1	SF: 0 SAC: 0 DP: 0 HBP: 1	WP: 1 PB: 0 SB: 0 CS: 0	PA: 48		
<b>PITCHER</b>	IP ERA WLS BF H R ER SO BB IBB HBP BLK WP HR S P ERA WHIP	Pat Hentgen, R ERA: 5.32 Mike Timlin, R ERA: 2.38 (1, 1) (10, 1)	9.0 2.0 L 14 1 3 0 1 3 1 1 0 1 0 22 42 0.00 2.000		<b>PITCHER</b>	IP WLS BF H R ER SO BB IBB HBP BLK WP HR S P ERA WHIP																		

Detroit Tigers @ Toronto Blue Jays  
SkyDome, Toronto, ON  
Sun Sep 10 1995, 3:33 AM EDT  
Att: 39,255 - Sunny

AB 43  
R 5  
H 7  
RBI 3  
BB 4  
SO 8  
LOB 24



Batter	1	2	3	4	5	6	7	8	9	10	11	AB	R	H	RBI	BB	SO	LOB	BOTTOM							
Roberto Alomar, S OBP: 0.366, SLG: 0.466 (1, 4)	G5-3 WP 1B			G3			G4-3		B1		F8	6	0	2	0	0	0	2								
Paul Molitor, R OBP: 0.352, SLG: 0.435 (1, 10)	F7						L4			G6-3		5	0	1	0	1	1	3								
Joe Carter, R OBP: 0.309, SLG: 0.436 (9, 7)	G5-3											5	1	1	0	1	1	2								
John Olerud, L OBP: 0.393, SLG: 0.400 Alex Gonzalez, R OBP: 0.323, SLG: 0.392 (10, PR)	FC5 BB			P3			G4-6-3		G4-3		K	4	0	1	0	1	0	2								
Ed Sprague, R OBP: 0.336, SLG: 0.435 (1, 5)	FC5 BB											2	1	1	2	3	1	0								
Shawn Green, L OBP: 0.331, SLG: 0.512 Robert Perez, R OBP: 0.250, SLG: 0.333 (8, PH)	FC5								G4-3		L4	3	0	1	0	0	1	4								
Carlos Delgado, L OBP: 0.245, SLG: 0.304 Mike Huff, R OBP: 0.331, SLG: 0.310 (8, PH)												3	0	0	0	0	1									
Sandy Martinez, L OBP: 0.282, SLG: 0.335 Domingo Cedeno, S OBP: 0.314, SLG: 0.415 Lance Parrish, R OBP: 0.267, SLG: 0.315 (9, 2)												2	0	1	0	0	0	2								
Tomas Perez, S OBP: 0.351, SLG: 0.414 (1, 6)												3	0	0	0	2	0	1								
<b>Inning Stats</b>	R: 0 E: 0 K: 0 S: 10	H: 1 LOB: 3 BB: 2 P: 21	R: 0 E: 0 K: 1 S: 10	H: 1 LOB: 2 BB: 1 P: 19	R: 0 E: 0 K: 1 S: 12	H: 0 LOB: 0 BB: 1 P: 21	R: 0 E: 0 K: 0 S: 10	H: 0 LOB: 1 BB: 1 P: 19	R: 0 E: 0 K: 1 S: 14	H: 1 LOB: 1 BB: 0 P: 14	R: 0 E: 0 K: 0 S: 5	H: 0 LOB: 0 BB: 0 P: 6	R: 2 E: 0 K: 0 S: 10	H: 3 LOB: 1 BB: 0 P: 12	R: 0 E: 0 K: 0 S: 4	H: 0 LOB: 0 BB: 0 P: 8	R: 0 E: 0 K: 0 S: 11	H: 1 LOB: 2 BB: 1 P: 21	R: 0 E: 0 K: 1 S: 15	H: 1 LOB: 3 BB: 2 P: 28	1B: 5 2B: 3 3B: 0 HR: 1	SF: 0 SAC: 0 DP: 1 HBP: 0	WP: 2 PB: 0 SB: 0 CS: 0	PA: 49		
<b>PITCHER</b>	IP ERA WLS BF H R ER SO BB IBB HBP BLK WP HR S P ERA WHIP	Clint Sodowsky, R ERA: 0.9 Greg Gohr, R ERA: Mike Christopher, R ERA: 4.37 Brian Bohannon, L ERA: 5.79 John Doherty, R ERA: 4.96 (6, 1) (7, 1) (8, 1) (9, 1)	5.0 1.0 1.1 0.2 2.0 W	22 4 2 3 1 0 0 0 0 0 0 0 0 0 0 8	3 1 2 1 1 0 0 0 0 0 0 0 0 0 0	0 0 2 0 0 0 0 0 0 0 0 0 0 0 0	0 0 2 0 0 0 0 0 0 0 0 0 0 0 0	0 0 2 0 0 0 0 0 0 0 0 0 0 0 0	0 0 1 0 0 0 0 0 0 0 0 0 0 0 0	0 0 1 0 0 0 0 0 0 0 0 0 0 0 0	0 0 1 0 0 0 0 0 0 0 0 0 0 0 0	0 0 1 0 0 0 0 0 0 0 0 0 0 0 0	0 0 1 0 0 0 0 0 0 0 0 0 0 0 0	0 0 1 0 0 0 0 0 0 0 0 0 0 0 0	0 0 1 0 0 0 0 0 0 0 0 0 0 0 0	0 0 1 0 0 0 0 0 0 0 0 0 0 0 0	0 0 1 0 0 0 0 0 0 0 0 0 0 0 0	0 0 1 0 0 0 0 0 0 0 0 0 0 0 0	0 0 1 0 0 0 0 0 0 0 0 0 0 0 0	0 0 1 0 0 0 0 0 0 0 0 0 0 0 0	0 0 1 0 0 0 0 0 0 0 0 0 0 0 0	0 0 1 0 0 0 0 0 0 0 0 0 0 0 0	0 0 1 0 0 0 0 0 0 0 0 0 0 0 0	0 0 1 0 0 0 0 0 0 0 0 0 0 0 0	0 0 1 0 0 0 0 0 0 0 0 0 0 0 0	0 0 1 0 0 0 0 0 0 0 0 0 0 0 0

Detroit Tigers @ Toronto Blue Jays  
SkyDome, Toronto, ON  
Sun Sep 10 1995, 3:33 AM EDT  
Att: 39,255 - Sunny

AB 41  
R 2  
H 9  
RBI 2  
BB 8  
SO 5  
LOB 24






Batter	1	2	3	4	5	6	7	8	9	10	AB	R	H	RBI	BB	SO	LOB	TOP				
<b>Chad Curtis, R</b> OBP: 0.350, SLG: 0.450 (1, 8)	L3			G6-3			FC6-4 BB		F9		3	0	0	0	2	0	2					
<b>Chris Gomez, R</b> OBP: 0.297, SLG: 0.361 (1, 6)	G5-3		G6-3			P4	FC6-4 BB		K		5	0	0	0	0	1	5					
<b>Travis Fryman, R</b> OBP: 0.357, SLG: 0.423 (1, 5)	1B 2B					K			G6-4-3 1B		5	2	4	1	0	1	0					
<b>Cecil Fielder, R</b> OBP: 0.358, SLG: 0.499 (1, 10)						F8			G6-4-3 1-2		4	0	1	1	1	1	1					
<b>Tony Clark, S</b> OBP: 0.224, SLG: 0.531 <b>Derrick White, R</b> OBP: 0.191, SLG: 0.234 (8, PR) (8, 3)	G4-3					K			F8		4	0	1	0	0	1	3					
<b>Bobby Higginson, L</b> OBP: 0.333, SLG: 0.401 (1, 9)			G4-3	P6			G4-3		1B		3	0	0	0	2	0	3					
<b>Phil Nevin, R</b> OBP: 0.257, SLG: 0.194 <b>Mitt Cuyler, S</b> OBP: 0.274, SLG: 0.310 (9, PR) (9, 7)			K	K			F8				3	0	0	0	1	2	3					
<b>Steve Rodriguez, R</b> OBP: 0.294, SLG: 0.214 (1, 4)							F8		SH1-3 BB		2	1	1	0	1	0	0					
<b>John Flaherty, R</b> OBP: 0.294, SLG: 0.430 <b>Franklin Stubbs, L</b> OBP: 0.368, SLG: 0.411 <b>Ron Tingley, R</b> OBP: 0.314, SLG: 0.426 (9, PH) (9, 2)						K			G4-3		3	0	1	1	0	1	1					
<b>Inning Stats</b>	R: 1 E: 0 K: 0 S: 8	H: 2 LOB: 1 P: 18	R: 1 E: 0 K: 1 S: 11	H: 2 LOB: 2 P: 23	R: 0 E: 1 K: 2 S: 9	H: 1 LOB: 2 P: 16	R: 0 E: 0 K: 1 S: 4	H: 0 LOB: 0 P: 10	R: 0 E: 0 K: 1 S: 7	H: 0 LOB: 0 P: 9	R: 0 E: 0 K: 0 S: 5	H: 0 LOB: 0 P: 11	R: 0 E: 0 K: 0 S: 6	H: 2 LOB: 2 P: 23	R: 0 E: 0 K: 1 S: 7	H: 0 LOB: 2 P: 18	R: 1 E: 0 K: 2 S: 17	H: 1 LOB: 1 P: 31	1B: 5 2B: 2 3B: 0 HR: 1	SF: 0 SAC: 1 DP: 1 HBP: 0	WP: 0 PB: 0 SB: 1 CS: 2	PA: 43
<b>PITCHER</b>	IP	WLS	BF	H	R	ER	SO	BB	IBB	HBP	BLK	WP	HR	S	P	ERA	WHIP					
<b>Paul Menhart, R</b> ERA: 4.53 <b>Danny Cox, R</b> ERA: 6.34 <b>Jimmy Rogers, R</b> ERA: 6.75	(1, 1) (6, 1) (9, 1)	5.0 3.0 2.0	L W	22 11 10	5 2 1	2 0 1	2 0 3	3 0 1	0 0 0	0 0 0	0 0 0	0 0 0	0 0 1	39 27 24	76 45 49	3.60 0.00 4.50	1.600 1.333 1.500					

**Detroit Tigers @ Toronto Blue Jays**  
SkyDome, Toronto, ON  
Mon Sep 11 1995, 7:05 PM EDT  
Att: 32,135 - Unknown


AB	34
R	3
H	8
RBI	3
BB	8
SO	8
LOB	19



Batter	1	2	3	4	5	6	7	8	9	10	AB	R	H	RBI	BB	SO	LOB	BOTTOM						
<b>Roberto Alomar, S</b> OBP: 0.364, SLG: 0.463 (1, 4)	F9					G5-3	F8		K		5	0	1	0	0	1	5							
<b>Alex Gonzalez, R</b> OBP: 0.325, SLG: 0.387 <b>John Olerud, L</b> OBP: 0.392, SLG: 0.400 <b>Lance Parrish, R</b> OBP: 0.267, SLG: 0.315 (8, PH) (9, 2)	K		K			G5-3			F9	G4-3	4	0	0	0	0	2	2							
<b>Paul Molitor, R</b> OBP: 0.350, SLG: 0.432 (1, 10)	G1-3					G3-1			K		4	0	0	0	1	1	0							
<b>Joe Carter, R</b> OBP: 0.312, SLG: 0.450 (1, 7)							F4		F8		5	2	3	2	0	0	3							
<b>Ed Sprague, R</b> OBP: 0.337, SLG: 0.434 (1, 3)							HR		F8		5	0	2	0	0	1	3							
<b>Robert Perez, R</b> OBP: 0.313, SLG: 0.375 <b>Shawn Green, L</b> OBP: 0.332, SLG: 0.517 (10, PH)							G1-3		F9		5	0	2	0	0	1	3							
<b>Howard Battle, R</b> (1, 5)									FC5-4 1B	FC4-6 1B	4	0	2	0	0	0	3							
<b>Carlos Delgado, L</b> OBP: 0.241, SLG: 0.298 (10, PH)									FC4-6 1B		1	0	1	0	0	0	0							
<b>Randy Knorr, R</b> OBP: 0.301, SLG: 0.395 <b>Tomas Perez, S</b> OBP: 0.342, SLG: 0.403 (8, PH) (9, 6)									G4-3	2B	4	0	2	0	0	0	3							
<b>Shannon Stewart, R</b> OBP: 0.438, SLG: 0.182 <b>Mike Huff, R</b> OBP: 0.329, SLG: 0.308 (10, PH)									G4-3		3	0	0	0	1	1	3							
<b>Inning Stats</b>	R: 0 E: 0 K: 1 S: 6	H: 0 LOB: 0 P: 10	R: 1 E: 0 K: 2 S: 13	H: 2 LOB: 1 P: 19	R: 0 E: 0 K: 1 S: 12	H: 2 LOB: 3 P: 24	R: 0 E: 0 K: 1 S: 13	H: 1 LOB: 1 P: 21	R: 0 E: 0 K: 0 S: 8	H: 0 LOB: 0 P: 15	R: 1 E: 0 K: 1 S: 18	H: 2 LOB: 2 P: 31	R: 0 E: 0 K: 1 S: 11	H: 2 LOB: 2 P: 17	R: 0 E: 0 K: 1 S: 10	H: 0 LOB: 2 P: 20	R: 0 E: 0 K: 0 S: 7	H: 0 LOB: 0 P: 11	R: 0 E: 0 K: 2 S: 11	H: 1 LOB: 1 P: 18	1B: 7 2B: 1 3B: 0 HR: 2	SF: 0 SAC: 0 DP: 0 HBP: 0	WP: 1 PB: 0 SB: 0 CS: 0	PA: 45
<b>PITCHER</b>	IP	WLS	BF	H	R	ER	SO	BB	IBB	HBP	BLK	WP	HR	S	P	ERA	WHIP							
<b>C.J. Niekowski, L</b> ERA: 7.05 <b>Ben Blomdahl, R</b> ERA: 10.29 <b>Brian Maxcy, R</b> ERA: 6.0 <b>Joe Roever, R</b> ERA: 6.22 <b>Mike Christopher, R</b> ERA: 4.2	(1, 1) (2, 1) (3, 1) (8, 1) (8, 1)	1.0 1.1 2.2 2.0 2.0	W	3 9 9 12 9	0 4 1 1 0	0 1 0 1 0	0 1 0 2 1	0 0 0 0 0	0 0 0 0 0	0 0 0 0 0	0 0 0 0 0	0 0 0 0 0	0 0 1 1 0	6 20 26 29 20	10 36 43 48 34	0.00 6.75 0.00 4.50 0.00	0.000 3.750 0.375 3.000 1.500							

**Detroit Tigers @ Toronto Blue Jays**  
SkyDome, Toronto, ON  
Mon Sep 11 1995, 7:05 PM EDT  
Att: 32,135 - Unknown

AB	40
R	2
H	10
RBI	2
BB	5
SO	10
LOB	28





Batter	1	2	3	4	5	6	7	8	9	AB	R	H	RBI	BB	SO	LOB	TOP								
Jeff Cirillo, R OBP: 0.393, SLG: 0.489 (1, 5)	2-2 P3		1-0 F9			0-1 F8			1-2 G4-3	4	0	0	0	0	0	0									
Kevin Seitzer, R OBP: 0.399, SLG: 0.426 (1, 10)	1-2 G6-3		0-3 K			0-0 P5			1-2 G5-3	4	0	0	0	0	1	0									
B.J. Surhoff, L OBP: 0.391, SLG: 0.520 (1, 7)	1-1 P5				2-0 P6				3-2 F8	4	0	0	0	0	0	0									
John Jaha, R OBP: 0.377, SLG: 0.571 (1, 3)		2-3 K			0-0 G6-3				G4-6-3 1B	3	0	1	0	0	1	0									
Dave Nilsson, L OBP: 0.344, SLG: 0.478 (1, 9)		2-1 F8			2-1 G6-3				1-2 G4-6-3	3	0	0	0	0	0	1									
Joe Oliver, R OBP: 0.339, SLG: 0.466 (1, 2)		1-2 1B			1-0 1B				0-3 K	3	0	2	0	0	1	0									
David Hulse, L OBP: 0.303, SLG: 0.364 (1, 8)		0-1 G4-3			3-2 L9				2-1 G6-3	3	0	0	0	0	0	2									
Mark Loretta, R OBP: 0.400, SLG: 1.000 (1, 6)			2-2 HR		0-3 K				2-2 G1-3	3	1	1	1	0	1	1									
Fernando Vina, L OBP: 0.313, SLG: 0.331 (1, 4)			0-1 G3-1		0-0 P4				2-2 G5-3	3	0	0	0	0	0	1									
<b>Inning Stats</b>	R: 0 E: 0 K: 0 S: 8	H: 0 LOB: 0 BB: 0 P: 12	R: 0 E: 0 K: 1 S: 10	H: 1 LOB: 1 BB: 0 P: 15	R: 1 E: 0 K: 1 S: 12	H: 1 LOB: 0 BB: 0 P: 15	R: 0 E: 0 K: 0 S: 4	H: 0 LOB: 0 BB: 0 P: 8	R: 0 E: 0 K: 1 S: 9	H: 1 LOB: 1 BB: 0 P: 13	R: 0 E: 0 K: 0 S: 5	H: 0 LOB: 0 BB: 0 P: 6	R: 0 E: 0 K: 1 S: 13	H: 1 LOB: 0 BB: 0 P: 16	R: 0 E: 0 K: 0 S: 8	H: 0 LOB: 0 BB: 0 P: 14	R: 0 E: 0 K: 0 S: 11	H: 0 LOB: 0 BB: 0 P: 16	1B: 3 2B: 0 3B: 0 HR: 1	SF: 0 SAC: 0 DP: 1 HBP: 0	WP: 0 PB: 0 SB: 0 CS: 0	PA: 30			
<b>PITCHER</b>	IP	WLS	BF	H	R	ER	SO	BB	IBB	HBP	BLK	WP	HR	S	P	ERA	WHIP								
Jose Lima, R ERA: 7.15 (1, 1)	6.0	W	21	3	1	1	3	0	0	0	0	0	1	48	69	1.50	0.500								
Greg Gohr, R ERA: (7, 1)	1.0		3	1	0	0	1	0	0	0	0	0	0	13	16	0.00	1.000								
John Doherty, R ERA: 4.86 (8, 1)	2.0	S	6	0	0	0	0	0	0	0	0	0	0	19	30	0.00	0.000								

Milwaukee Brewers @ Detroit Tigers  
Tiger Stadium, Detroit, MI  
Tue Sep 12 1995, 7:05 PM EDT  
Att: 8,874 - Unknown - 80 F

AB 30  
R 1  
H 4  
RBI 1  
BB 0  
SO 4  
LOB 5



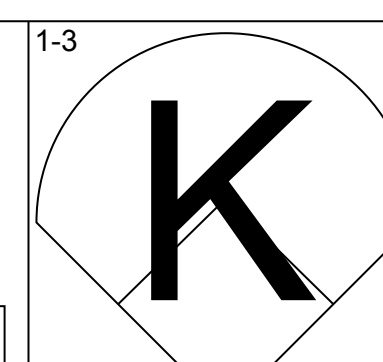
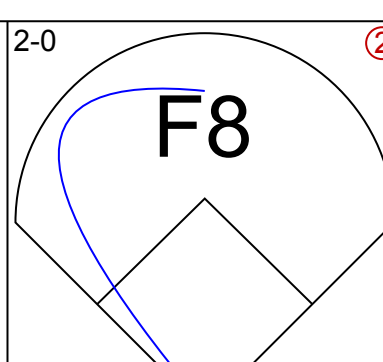
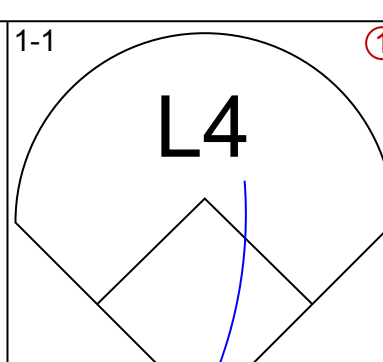
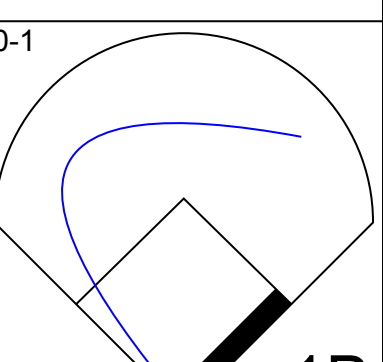
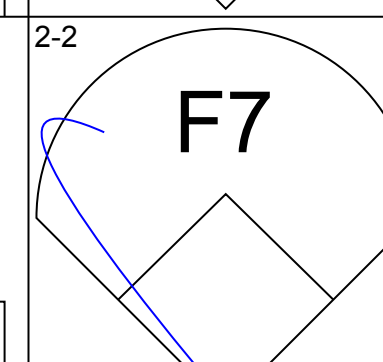
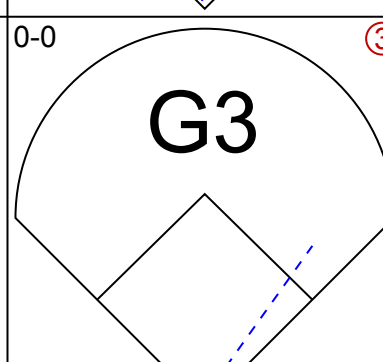
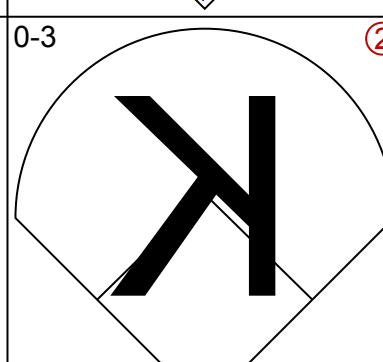
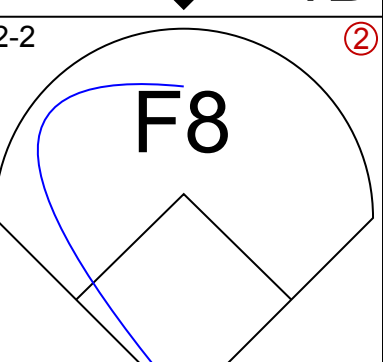
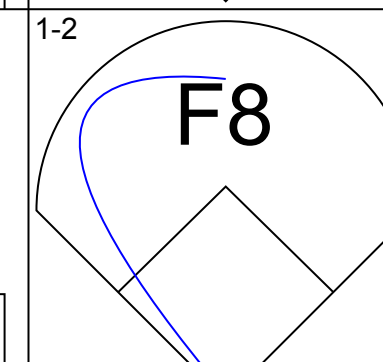
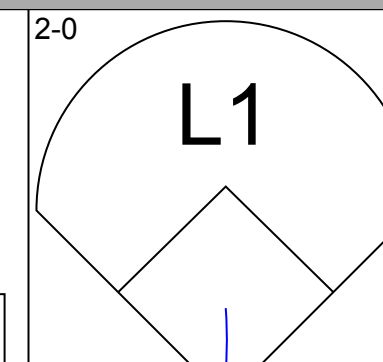
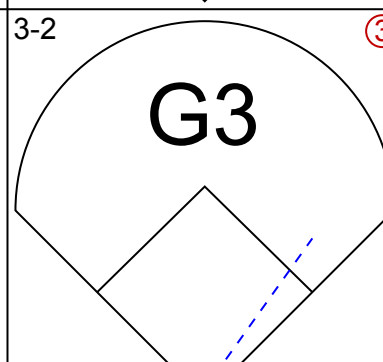
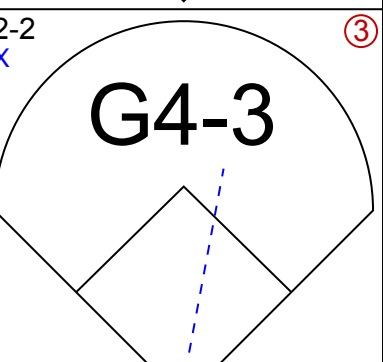
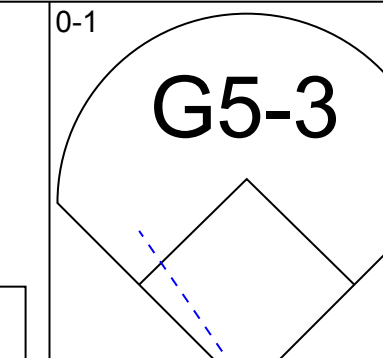
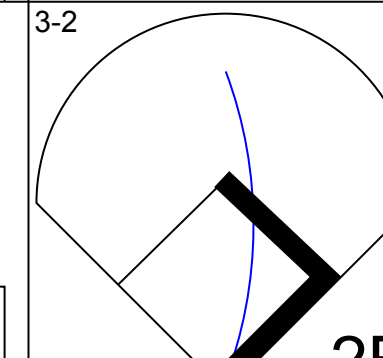
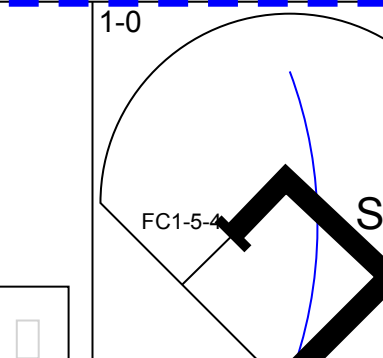
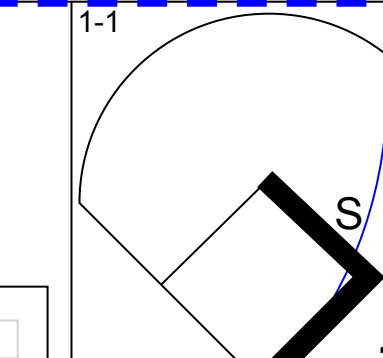
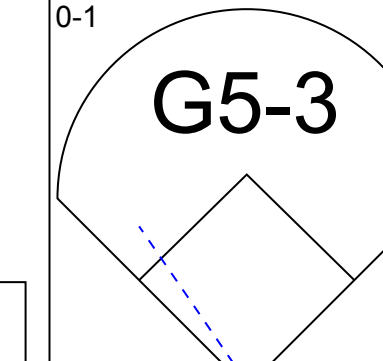
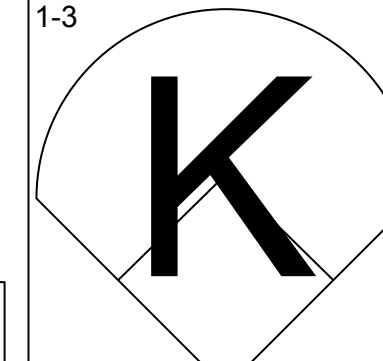
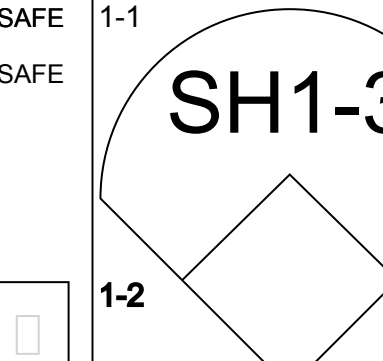
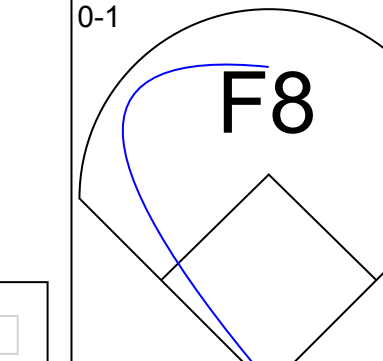
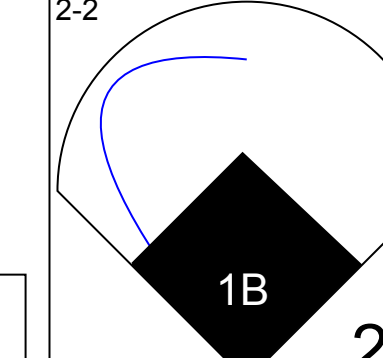
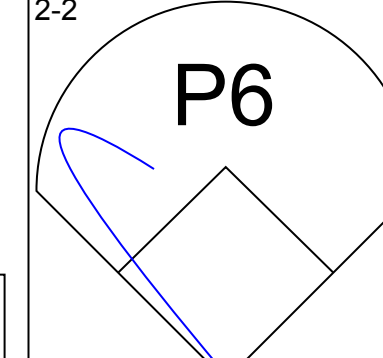
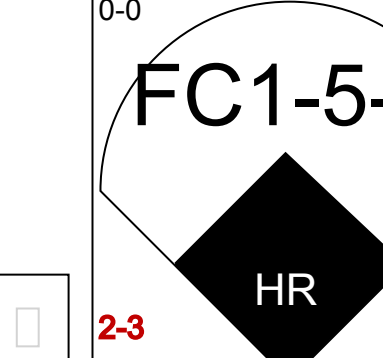
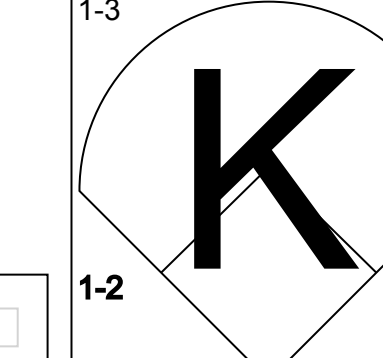
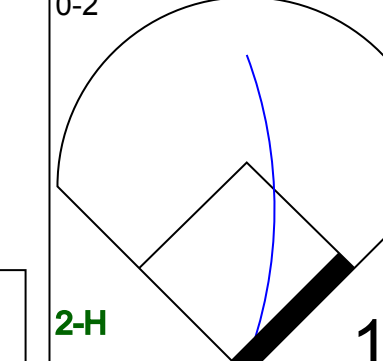
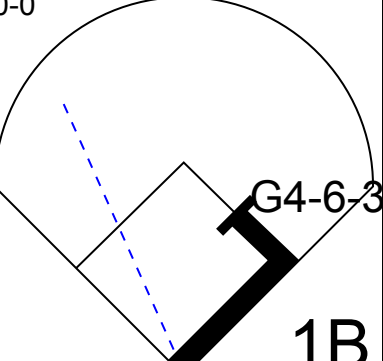
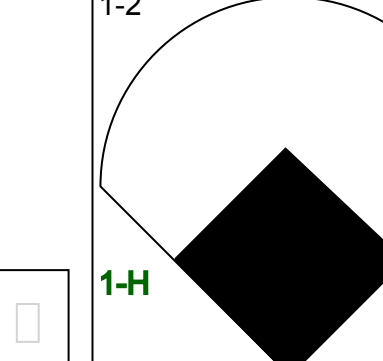
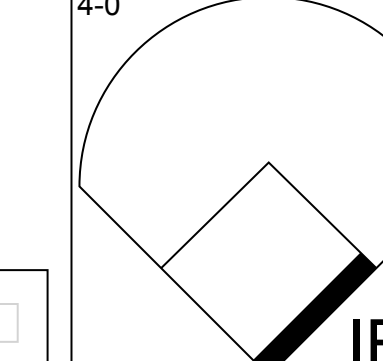
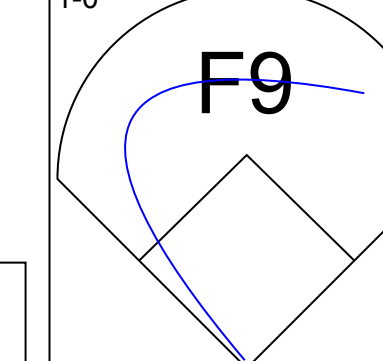
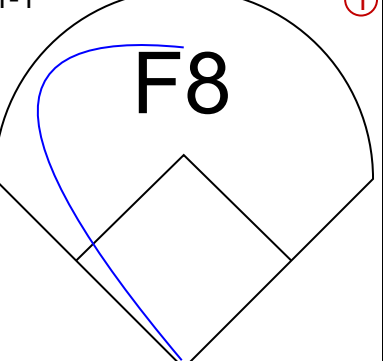
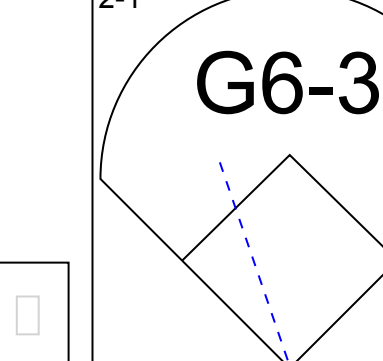
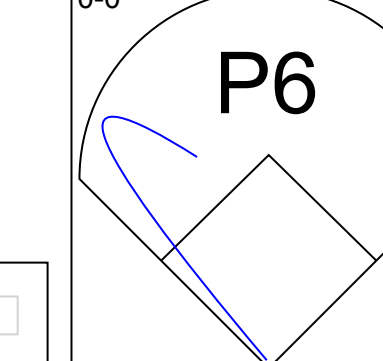
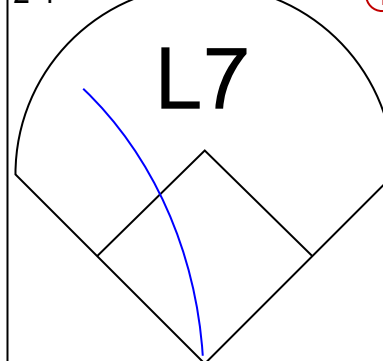
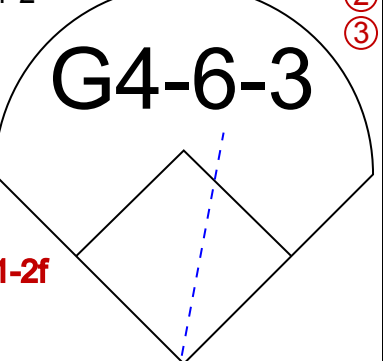
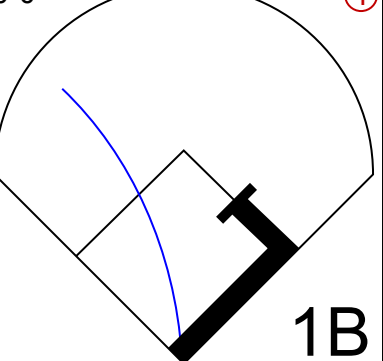
Batter	1	2	3	4	5	6	7	8	9	AB	R	H	RBI	BB	SO	LOB	BOTTOM								
Chad Curtis, R OBP: 0.352, SLG: 0.448 (1, 8)	4-1 1B S BB	4-0 2B BB		1-0 F4		3-0 FC5-4 1-2f		4-0 BB BB		2	1	0	0	3	0	3									
Chris Gomez, R OBP: 0.298, SLG: 0.362 (1, 6)	2-2 G6-3	2-2 1H 2H 3H 2B		1-2 G5-3 2-3f			1-0 P4	4-2 BB BB		4	0	1	4	1	0	3									
Travis Fryman, R OBP: 0.358, SLG: 0.422 (1, 5)	2 SAFE 1B	1-0 G3			4-1 FC6-4 BB		0-1 P4	1-3 K		4	0	1	0	1	1	4									
Cecil Fielder, R OBP: 0.357, SLG: 0.495 (1, 10)	4-2 BB		1-1 F8		1-2 L7		1-3 K			3	0	0	0	1	1	1									
Tony Clark, S OBP: 0.316, SLG: 0.500 (1, 3)	0-0 G1-3		0-0 1B		0-0 L9			1-0 F8		4	0	1	0	0	0	3									
Phil Nevin, R OBP: 0.257, SLG: 0.216 (1, 7)		1-3 K		1-3 K		0-1 FC6-4 1-2f		0-0 SF8 3B		4	0	1	0	0	2	2									
Mitt Cuyler, S OBP: 0.274, SLG: 0.310 (8, FR) (9, 7)										0	1	0	0	0	0	0									
Danny Bautista, R OBP: 0.257, SLG: 0.277 (1, 9)		0-2 S 1B		1-3 K		0-1 F8		3-2 BB S BB HBP		3	1	1	0	0	1	1									
Bobby Higginson, L OBP: 0.334, SLG: 0.401 (8, PH) (9, 9)										0	1	0	0	0	0	0									
Steve Rodriguez, R OBP: 0.300, SLG: 0.235 (1, 4)		2-1 S 2B 1B		1-1 E6 G5-3 1B		0-0 G5-3		2-0 SF8		3	1	1	0	0	0	0									
Lou Whitaker, L OBP: 0.394, SLG: 0.532 (8, PH)										0	0	0	1	0	0	0									
Scott Fletcher, R OBP: 0.328, SLG: 0.335 (9, 4)		1-2 S 2B 1B						3-H 4-0 BB BB		0	0	0	0	0	0	0									
John Flaherty, R OBP: 0.299, SLG: 0.433 (1, 2)		2-3 K		1 SAFE 1-2 1B		1-2 FC5-4 1B		1-2 BB BB		3	0	2	0	1	1	2									
<b>Inning Stats</b>	R: 0 E: 0 K: 0 S: 10	H: 1 LOB: 2 BB: 2 P: 21	R: 3 E: 0 K: 2 S: 22	H: 3 LOB: 1 BB: 1 P: 36	R: 0 E: 0 K: 2 S: 10	H: 1 LOB: 1 BB: 0 P: 13	R: 0 E: 1 K: 0 S: 7	H: 1 LOB: 1 BB: 0 P: 11	R: 0 E: 0 K: 0 S: 7	H: 0 LOB: 1 BB: 1 P: 12	R: 0 E: 0 K: 0 S: 7	H: 1 LOB: 0 BB: 0 P: 11	R: 0 E: 0 K: 1 S: 6	H: 0 LOB: 0 BB: 0 P: 8	R: 2 E: 0 K: 1 S: 11	H: 1 LOB: 3 BB: 3 P: 30	R: 0 E: 0 K: 1 S: 11	H: 0 LOB: 0 BB: 0 P: 16	1B: 6 2B: 1 3B: 1 HR: 0	SF: 1 SAC: 0 DP: 1 HBP: 1	WP: 1 PB: 0 SB: 4 CS: 0	PA: 39			
<b>PITCHER</b>	IP	WLS	BF	H	R	ER	SO	BB	IBB	HBP	BLK	WP	HR	S	P	ERA	WHIP								
Brian Givens, L ERA: 4.65 (1, 1)	5.0	L	24	6	3	3	4	4	0	0	0	0	0	18	28	7.71	0.857								
Bill Wegman, R ERA: 5.46 (6, 1)	2.1		10	2	2	2	1	0	0	1	0	0	0	3	17	0.00	9.000								
Rob Dibble, R ERA: 7.66 (8, 1)	0.1		4	0	0	0	0	3	0	0	0	0	0	3	4	0.00	0.000								
Ron Rightnowar, R ERA: 6.3 (8, 1)	0.1		1	0	0	0	1	0	0	0	0	0	0	3	4	0.00	0.000								

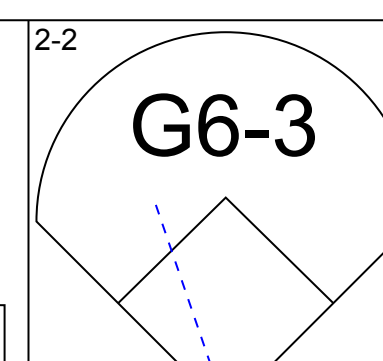
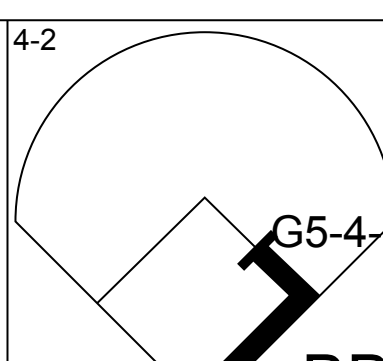
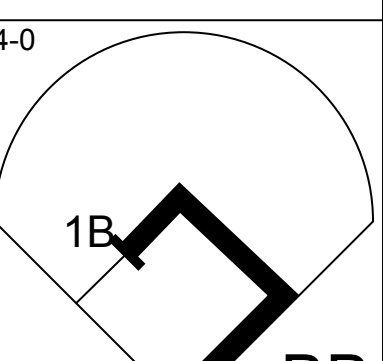
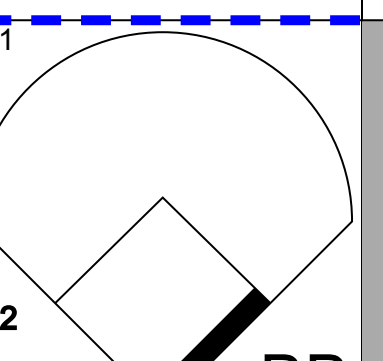
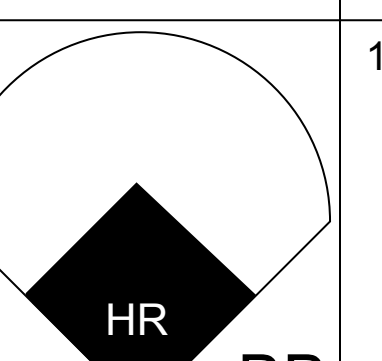
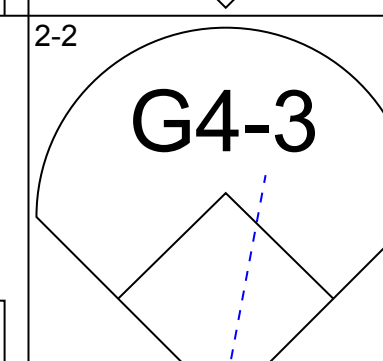
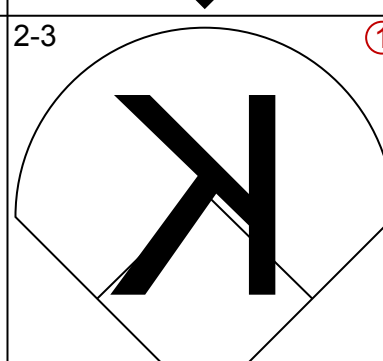
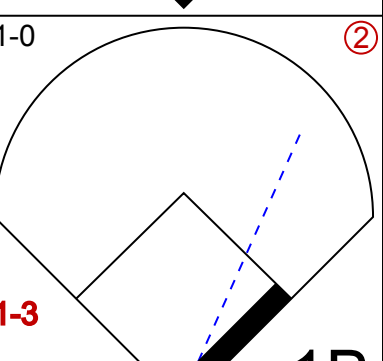
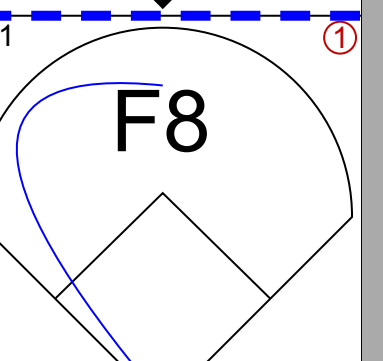
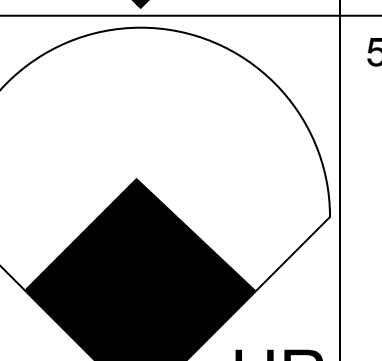
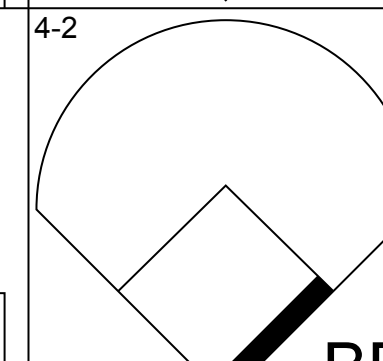
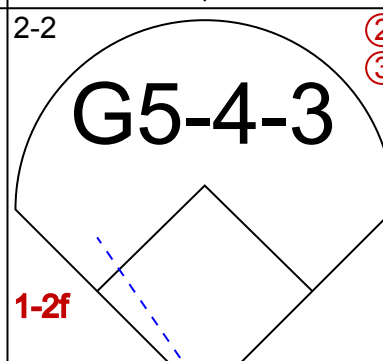
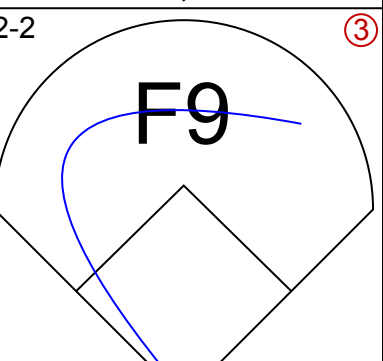
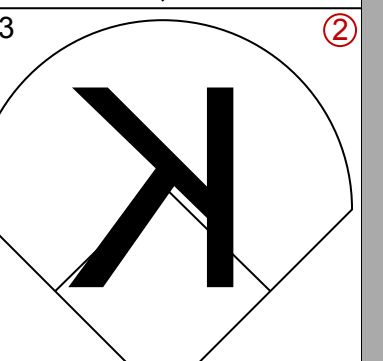
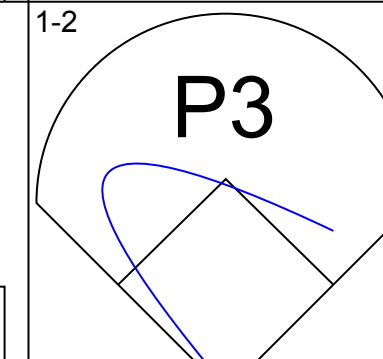
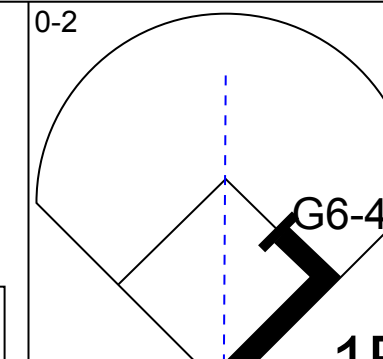
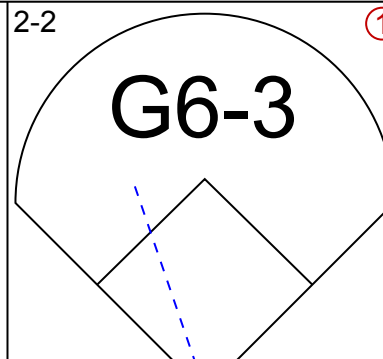

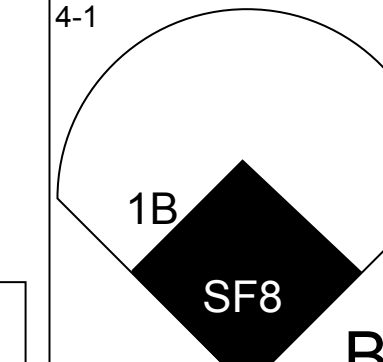
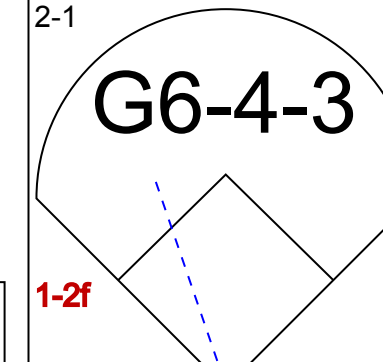
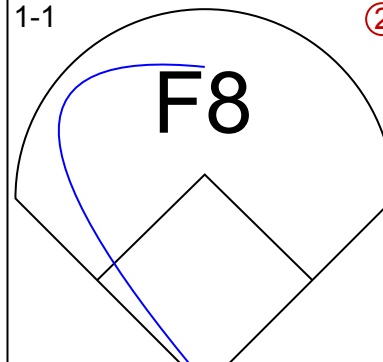
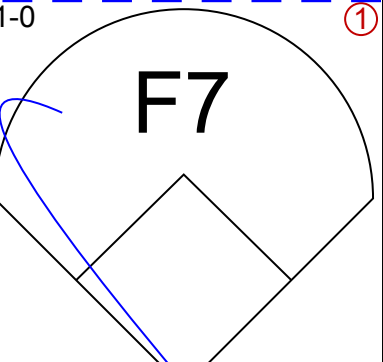
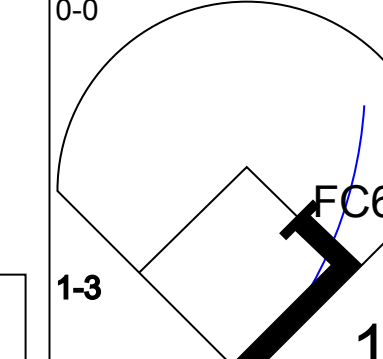
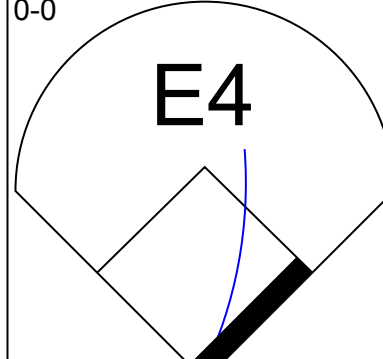
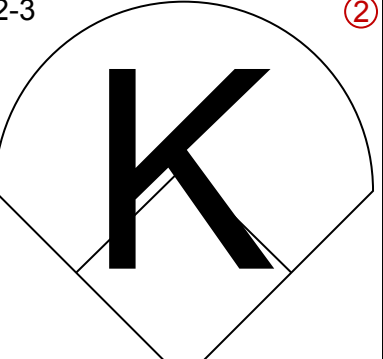
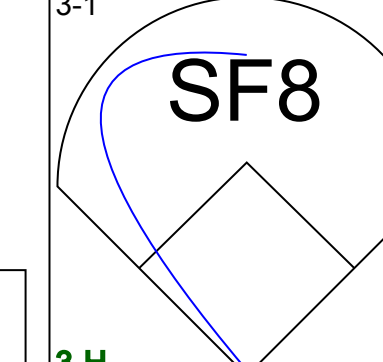
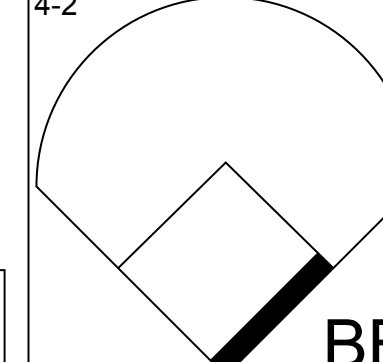
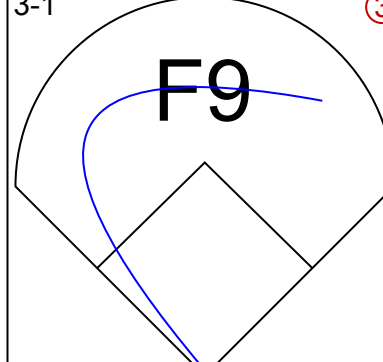
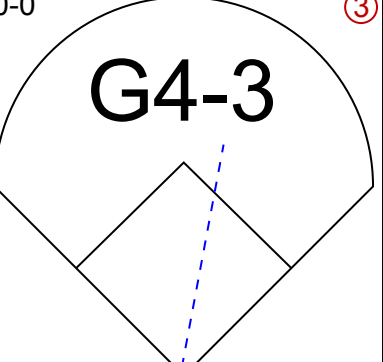
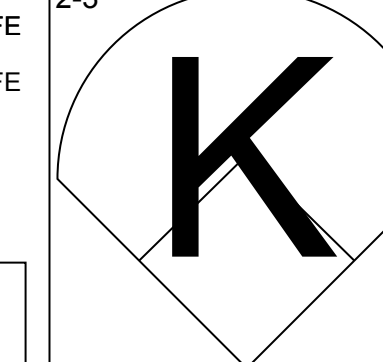
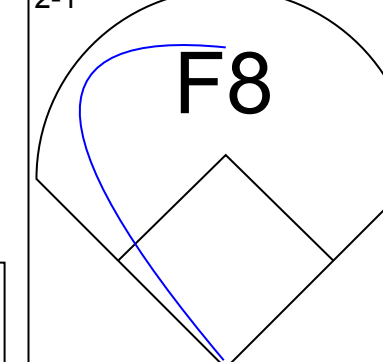
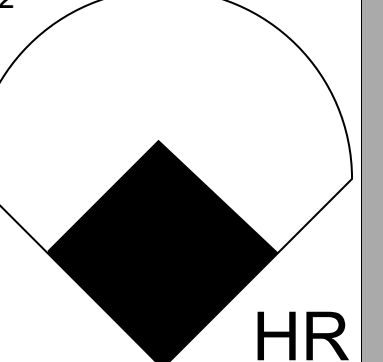
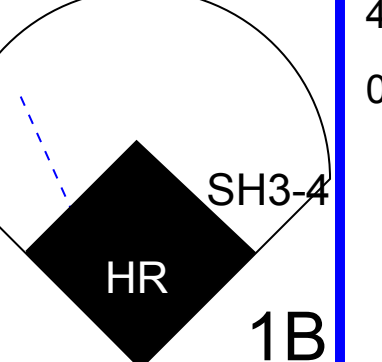
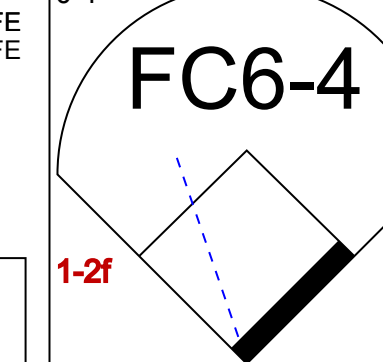
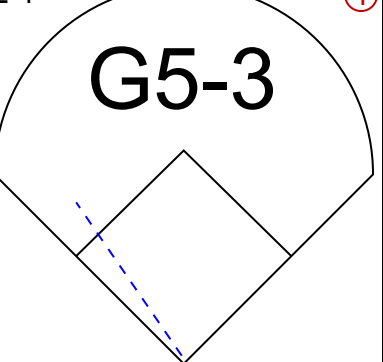
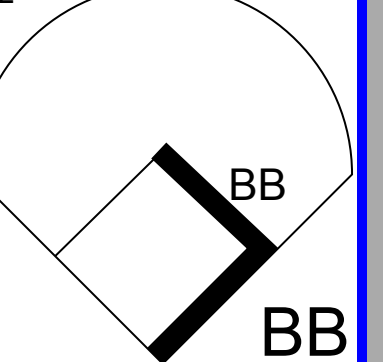
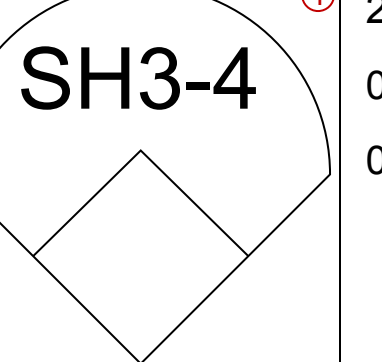
Milwaukee Brewers @ Detroit Tigers  
Tiger Stadium, Detroit, MI  
Tue Sep 12 1995, 7:05 PM EDT  
Att: 8,874 - Unknown - 80 F

AB 30  
R 5  
H 8  
RBI 5  
BB 7  
SO 6  
LOB 19





Batter	1	2	3	4	5	6	7	8	9	AB	R	H	RBI	BB	SO	LOB	TOP								
Jeff Cirillo, R OBP: 0.391, SLG: 0.486 (1, 5)										4	0	1	0	0	1	0	<b>Milwaukee Brewers @ Detroit Tigers</b> Tiger Stadium, Detroit, MI Wed Sep 13, 1995, 3:33 AM EDT Att: 8,967 - Cloudy - 80 F								
Kevin Seitzer, R OBP: 0.396, SLG: 0.422 (1, 10)										4	0	0	0	0	1	1									
B.J. Surhoff, L OBP: 0.388, SLG: 0.514 (1, 7) (9, 3)										4	0	0	0	0	0	1									
John Jaha, R OBP: 0.382, SLG: 0.578 (9, PR) Jose Valentin, S OBP: 0.293, SLG: 0.402 Duane Singleton, L (9, 7)										4	0	3	0	0	0	0									
Joe Oliver, R OBP: 0.336, SLG: 0.462 (1, 2)										3	0	0	0	0	1	2									
Matt Mieske, R OBP: 0.328, SLG: 0.447 (1, 9)										4	2	1	0	0	1	3									
David Hulse, L OBP: 0.311, SLG: 0.380 (1, 8)										3	1	3	3	1	0	0									
Mark Loretta, R OBP: 0.250, SLG: 0.625 (9, PH) Dave Nilsson, L OBP: 0.242, SLG: 0.476 Pat Listach, S OBP: 0.283, SLG: 0.248 (9, 6)										3	0	0	0	0	0	2									
Fernando Vina, L OBP: 0.313, SLG: 0.331 (1, 4)										3	0	1	0	0	0	1									
<b>Inning Stats</b>	R: 0 E: 0 K: 1 S: 9	H: 0 LOB: 0 BB: 0 P: 13	R: 1 E: 0 K: 0 S: 11	H: 2 LOB: 1 BB: 0 P: 14	R: 0 E: 0 K: 0 S: 4	H: 0 LOB: 0 BB: 0 P: 8	R: 0 E: 0 K: 1 S: 12	H: 1 LOB: 1 BB: 0 P: 20	R: 0 E: 0 K: 0 S: 7	H: 1 LOB: 0 BB: 0 P: 8	R: 0 E: 0 K: 1 S: 8	H: 0 LOB: 0 BB: 0 P: 12	R: 2 E: 0 K: 0 S: 9	H: 2 LOB: 0 BB: 0 P: 14	R: 0 E: 0 K: 0 S: 12	H: 2 LOB: 1 BB: 0 P: 16		R: 0 E: 0 K: 1 S: 8	H: 1 LOB: 2 BB: 1 P: 14	1B: 6 2B: 2 3B: 0 HR: 1	SF: 0 SAC: 1 DP: 1 HBP: 0	WP: 0 PB: 0 SB: 1 CS: 0	PA: 35		
<b>PITCHER</b>	IP	WLS	BF	H	R	ER	SO	BB	IBB	HBP	BLK	WP	HR	S	P	ERA	WHIP								
Felipe Lira, R ERA: 4.3 (1, 1)	6.0		21	4	1	1	3	0	0	0	0	0	0	51	75	1.50	0.667								
Brian Maxcy, R ERA: 8.85 (7, 1)	1.0		5	2	2	2	0	0	0	0	0	0	1	9	14	18.00	2.000								
Brian Bohanon, L ERA: 5.67 (8, 1)	1.0		4	2	0	0	0	0	0	0	0	0	0	12	16	0.00	2.000								
Dwayne Henry, R ERA: (9, 1)	1.0	W	5	1	0	0	1	0	1	0	0	0	0	8	14	0.00	1.000								

Batter	1	2	3	4	5	6	7	8	9	AB	R	H	RBI	BB	SO	LOB	BOTTOM								
Chad Curtis, R OBP: 0.356, SLG: 0.447 (1, 8)										1	1	0	0	4	0	0	<b>Milwaukee Brewers @ Detroit Tigers</b> Tiger Stadium, Detroit, MI Wed Sep 13, 1995, 3:33 AM EDT Att: 8,967 - Cloudy - 80 F								
Lou Whitaker, L OBP: 0.274, SLG: 0.542 (1, 4)										5	1	2	3	0	1	3									
Travis Fryman, R OBP: 0.357, SLG: 0.419 (1, 5)										3	0	0	0	1	1	4									
Cecil Fielder, R OBP: 0.357, SLG: 0.493 (1, 10)										4	0	1	0	0	1	3									
Tony Clark, S OBP: 0.310, SLG: 0.462 (1, 3)										3	1	0	0	1	0	1									
Bobby Higginson, L OBP: 0.336, SLG: 0.408 Danny Bautista, R OBP: 0.233, SLG: 0.276 (9, 9)										3	0	2	0	0	0	0									
Alan Trammell, R OBP: 0.359, SLG: 0.365 (1, 6)										2	0	0	1	1	0	1									
Phil Nevin, R OBP: 0.265, SLG: 0.257 Todd Stevenson, R OBP: 0.354, SLG: 0.425 (9, PR)										4	1	2	1	0	1	3									
Ron Tingley, R OBP: 0.315, SLG: 0.418 Milt Cuyler, S OBP: 0.274, SLG: 0.310 John Flaherty, R OBP: 0.299, SLG: 0.433 (8, 2)										2	0	0	0	1	0	1									
<b>Inning Stats</b>	R: 0 E: 0 K: 0 S: 14	H: 0 LOB: 1 BB: 1 P: 23	R: 1 E: 0 K: 1 S: 9	H: 1 LOB: 1 BB: 1 P: 18	R: 0 E: 0 K: 1 S: 8	H: 0 LOB: 0 BB: 1 P: 16	R: 0 E: 0 K: 0 S: 16	H: 2 LOB: 2 BB: 1 P: 24	R: 0 E: 0 K: 0 S: 6	H: 1 LOB: 1 BB: 1 P: 15	R: 0 E: 0 K: 0 S: 8	H: 0 LOB: 0 BB: 0 P: 14	R: 1 E: 0 K: 2 S: 15	H: 1 LOB: 2 BB: 2 P: 29	R: 0 E: 0 K: 1 S: 5	H: 0 LOB: 0 BB: 0 P: 8		R: 3 E: 0 K: 0 S: 6	H: 2 LOB: 1 BB: 1 P: 12	1B: 4 2B: 0 3B: 1 HR: 2	SF: 1 SAC: 1 DP: 2 HBP: 0	WP: 0 PB: 0 SB: 0 CS: 0	PA: 38		
<b>PITCHER</b>	IP	WLS	BF	H	R	ER	SO	BB	IBB	HBP	BLK	WP	HR	S	P	ERA	WHIP								
Ricky Bones, R ERA: 4.21 (1, 1)	6.0		27	5	2	2	2	6	0	0	0	0	0	1	5	3.00	1.833								
Ron Rightnowar, R ERA: 6.3 (7, 1)	0.0		1	0	0	0	0	1	0	0	0	0	0	1	5	∞	∞								
Kevin Wickander, L ERA: 2.11 (7, 1)	0.2		2	0	0	0	1	0	0	0	0	0	0	6	9	0.00	0.000								
Rob Dibble, R ERA: 7.56 (7, 1)	0.1		1	0	0	0	1	0	0	0	0	0	0	3	4	0.00	0.000								
Angel Miranda, L ERA: 5.4 (8, 1)	1.0		3	0	0	0	1	0	0	0	0	0	0	5	8	0.00	0.000								



Batter	1	2	3	4	5	6	7	8	9	AB	R	H	RBI	BB	SO	LOB	TOP																					
Jeff Cirillo, R OBP: 0.391, SLG: 0.483 (1, 5)	G5-3		G6-4-3			G5-3				4	0	1	1	1	0	2	<b>Milwaukee Brewers @ Detroit Tigers</b> Tiger Stadium, Detroit, MI Thu Sep 14 1995, 7:05 PM EDT Att. 7,775 - Unknown - 78 F																					
Kevin Seitzer, R OBP: 0.394, SLG: 0.419 (1, 3)	L9			F8				G5-3		5	0	1	0	0	0	1																						
B.J. Surhoff, L OBP: 0.383, SLG: 0.507 (1, 7)	G3-1			K					F8	5	0	0	0	0	2	2																						
John Jaha, R OBP: 0.383, SLG: 0.586 (1, 10)		G6-3							F9	5	1	2	1	0	1	0																						
Matt Mieske, R OBP: 0.325, SLG: 0.439 (1, 9)	K								K	4	1	0	0	1	4	3																						
David Hulse, L OBP: 0.311, SLG: 0.377 (1, 8)	G6-3									3	1	0	0	1	0	4																						
Mike Matheny, R OBP: 0.321, SLG: 0.336 (1, 2)										3	1	2	2	1	0	0																						
Mark Loretta, R OBP: 0.273, SLG: 0.500 (1, 6)										2	1	0	0	0	0	1																						
Fernando Vina, L OBP: 0.316, SLG: 0.346 (1, 4)										4	1	2	2	0	0	3																						
<b>Inning Stats</b>	R: 0 E: 0 K: 0 S: 7	H: 0 LOB: 0 BB: 0 P: 8	R: 0 E: 0 K: 1 S: 13	H: 0 LOB: 0 BB: 0 P: 18	R: 0 E: 0 K: 0 S: 6	H: 1 LOB: 1 BB: 1 P: 12	R: 3 E: 0 K: 1 S: 20	H: 2 LOB: 2 BB: 2 P: 40	R: 0 E: 0 K: 2 S: 17	H: 2 LOB: 3 BB: 1 P: 26	R: 2 E: 1 K: 0 S: 14	H: 1 LOB: 0 BB: 0 P: 23	R: 0 E: 0 K: 2 S: 11	H: 0 LOB: 1 BB: 0 P: 18	R: 1 E: 0 K: 0 S: 9	H: 2 LOB: 1 BB: 0 P: 15	R: 0 E: 0 K: 1 S: 5	H: 0 LOB: 0 BB: 0 P: 5	1B: 6 2B: 0 3B: 0 HR: 2	SF: 0 SAC: 1 DP: 1 HBP: 1	WP: 1 PB: 0 SB: 3 CS: 0	PA: 41																
<b>PITCHER</b>	IP	WLS	BF	H	R	ER	SO	BB	IBB	HBP	BLK	WP	HR	S	P	ERA	WHIP	<b>PITCHER</b>				IP	WLS	BF	H	R	ER	SO	BB	IBB	HBP	BLK	WP	HR	S	P	ERA	WHIP
Sean Bergman, R ERA: 4.38 (1, 1)	4.1	L	22	5	3	3	3	4	0	1	0	0	1	58	97	6.23	2.077																					
Mike Christopher, R ERA: 4.24 (5, 1)	1.2		7	1	2	1	1	0	0	0	0	0	1	19	30	5.40	0.600																					
Greg Gohr, R ERA: (7, 1)	1.0		4	0	0	0	2	0	0	0	0	0	1	0	11	18	0.00	0.000																				
Ben Blomdahl, R ERA: 10.2 (8, 1)	1.0		5	2	1	1	0	0	0	0	0	0	0	9	15	9.00	2.000																					
John Doherty, R ERA: 6.82 (9, 1)	1.0		3	0	0	0	1	0	0	0	0	0	0	5	5	0.00	0.000																					

AB	35
R	6
H	8
RBI	6
BB	4
SO	7
LOB	16



Batter	1	2	3	4	5	6	7	8	9	AB	R	H	RBI	BB	SO	LOB	BOTTOM																					
Chad Curtis, R OBP: 0.353, SLG: 0.443 (1, 8)	G1-3					FC6-4				5	0	0	0	0	2	3	<b>Milwaukee Brewers @ Detroit Tigers</b> Tiger Stadium, Detroit, MI Thu Sep 14 1995, 7:05 PM EDT Att. 7,775 - Unknown - 78 F																					
Chris Gomez, R OBP: 0.300, SLG: 0.370 (1, 6)	F8									5	1	2	1	0	0	1																						
Travis Fryman, R OBP: 0.357, SLG: 0.420 (1, 5)	P4									4	1	1	0	1	1	1																						
Cecil Fielder, R OBP: 0.357, SLG: 0.492 (1, 10)		FC1-6								5	1	2	0	0	2	3																						
Tony Clark, S OBP: 0.326, SLG: 0.439 (1, 3)										2	0	0	0	2	2	0																						
Bobby Higginson, L OBP: 0.333, SLG: 0.404 (1, 9)										4	0	0	0	0	3	5																						
Phil Nevin, R OBP: 0.281, SLG: 0.262 (1, 7)										2	0	1	2	1	0	0																						
Steve Rodriguez, R OBP: 0.261, SLG: 0.200 (8, PH)										3	0	0	0	0	1	4																						
Franklin Stubbs, L OBP: 0.366, SLG: 0.540 (8, PH)										1	0	0	0	0	0	3																						
Scott Fletcher, R OBP: 0.328, SLG: 0.335 (9, 4)										0	0	0	0	0	0	0																						
Ron Tingley, R OBP: 0.317, SLG: 0.414 (1, 2)										1	0	0	0	1	1	0																						
Lou Whitaker, L ERA: 6.19 (7, PH)										1	0	0	0	0	0	2																						
John Flaherty, R OBP: 0.298, SLG: 0.431 (8, 2)										1	0	0	0	0	0	0																						
<b>Inning Stats</b>	R: 0 E: 0 K: 0 S: 6	H: 2 LOB: 1 BB: 1 P: 15	R: 1 E: 0 K: 0 S: 9	H: 2 LOB: 1 BB: 1 P: 15	R: 1 E: 0 K: 3 S: 12	H: 2 LOB: 1 BB: 0 P: 20	R: 0 E: 0 K: 3 S: 10	H: 0 LOB: 1 BB: 0 P: 15	R: 0 E: 0 K: 0 S: 7	H: 0 LOB: 0 BB: 1 P: 13	R: 0 E: 0 K: 3 S: 12	H: 0 LOB: 0 BB: 0 P: 16	R: 0 E: 0 K: 1 S: 18	H: 0 LOB: 2 BB: 0 P: 26	R: 1 E: 0 K: 0 S: 14	H: 1 LOB: 3 BB: 3 P: 31	R: 0 E: 1 K: 1 S: 14	H: 1 LOB: 2 BB: 0 P: 19	1B: 4 2B: 1 3B: 0 HR: 1	SF: 0 SAC: 0 DP: 1 HBP: 1	WP: 0 PB: 0 SB: 0 CS: 1	PA: 40																
<b>PITCHER</b>	IP	WLS	BF	H	R	ER	SO	BB	IBB	HBP	BLK	WP	HR	S	P	ERA	WHIP	<b>PITCHER</b>				IP	WLS	BF	H	R	ER	SO	BB	IBB	HBP	BLK	WP	HR	S	P	ERA	WHIP
Steve Sparks, R ERA: 4.45 (1, 1)	7.1	W	32	5	3	3	10	4	0	1	0	0	1	79	126	3.68	1.227																					
Ron Rightnowar, R ERA: 6.19 (8, 1)	0.2		3	0	0	0	1	1	0	0	0	0	0	9	17	0.00	1.500																					
Mike Fetters, R ERA: 3.41 (9, 1)	1.0	S	5	1	0	0	1	0	0	0	0	0	0	14	19	0.00	1.000																					

AB	34
R	3
H	6
RBI	3
BB	5
SO	12
LOB	22





Batter	1	2	3	4	5	6	7	8	9	AB	R	H	RBI	BB	SO	LOB	TOP			
<b>Otis Nixon, S</b> <small>OBP: 0.353, SLG: 0.326</small> 										3	0	0	0	2	0	1				
<b>Mark McLemore, S</b> <small>OBP: 0.357, SLG: 0.367</small> 										3	1	2	0	1	0	1				
<b>Will Clark, L</b> <small>OBP: 0.380, SLG: 0.464</small> 										4	0	1	0	0	1	3				
<b>Juan Gonzalez, R</b> <small>OBP: 0.312, SLG: 0.596</small> 										4	0	2	1	0	0	3				
<b>Mickey Tettleton, S</b> <small>OBP: 0.387, SLG: 0.471</small> <b>Lou Frazier, S</b> <small>OBP: 0.289, SLG: 0.234</small> 										3	0	0	0	1	1	3				
<b>Ivan Rodriguez, R</b> <small>OBP: 0.339, SLG: 0.461</small> 										4	0	0	0	0	0	6				
<b>29 Rusty Greer, L</b> <small>OBP: 0.355, SLG: 0.417</small> 										3	0	0	0	1	1	0				
<b>Mike Pagliarulo, L</b> <small>OBP: 0.259, SLG: 0.325</small> 										3	1	1	1	0	0	0				
<b>Benji Gil, R</b> <small>OBP: 0.267, SLG: 0.348</small> <b>Sam Horn, L</b> <small>OBP: 0.250, SLG: 0.143</small> 										3	0	0	0	0	1	0				
<b>Inning Stats</b>	R: 0 E: 0 K: 1 S: 9	H: 1 LOB: 1 BB: 1 P: 20	R: 0 E: 0 K: 0 S: 5	H: 0 LOB: 0 BB: 0 P: 8	R: 0 E: 0 K: 0 S: 12	H: 0 LOB: 1 BB: 1 P: 19	R: 0 E: 1 K: 0 S: 10	H: 0 LOB: 1 BB: 0 P: 18	R: 1 E: 0 K: 2 S: 9	H: 3 LOB: 2 BB: 0 P: 15	R: 0 E: 0 K: 0 S: 5	H: 0 LOB: 0 BB: 0 P: 9	R: 0 E: 0 K: 0 S: 6	H: 1 LOB: 3 BB: 2 P: 18	R: 0 E: 0 K: 1 S: 11	H: 0 LOB: 1 BB: 1 P: 20	1B: 5 2B: 0 3B: 0 HR: 1	SF: 0 SAC: 1 DP: 1 HBP: 0	WP: 1 PB: 0 SB: 0 CS: 0	PA: 37
<b>PITCHER</b>	IP WLS BF H R ER SO BB IBB HBP BLK WP HR S P ERA WHIP																			
<b>Clint Sodowsky, R</b> <small>ERA: 1.2</small> <b>Brian Bohannon, L</b> <small>ERA: 5.74</small> <b>Brian Maxey, R</b> <small>ERA: 6.52</small> <b>Mike Christopher, R</b> <small>ERA: 4.21</small> <b>Dwayne Henry, R</b> <small>ERA:</small>	5.0 0.1 2.1 0.1 1.0	W 4 8 S 4	19 3 1 0 0	2 3 1 0 0	1 1 0 0 0	3 1 1 0 1	0 0 0 0 1	0 0 0 0 0	0 0 0 0 0	0 0 0 1 0	1 0 0 0 0	45 10 15 6 11	80 17 30 6 20	1.80 27.00 0.00 0.00 0.00	0.800 9.000 0.857 0.000 1.000					

Texas Rangers @ Detroit Tigers  
Tiger Stadium, Detroit, MI  
Fri Sep 15 1995, 7:05 PM EDT  
Att: 12,059 - Unknown - 68 F

AB	31
R	2
H	6
RBI	2
BB	5
SO	5
LOB	18



Batter	1	2	3	4	5	6	7	8	9	AB	R	H	RBI	BB	SO	LOB	BOTTOM			
<b>Chad Curtis, R</b> <small>OBP: 0.354, SLG: 0.442</small> 										3	0	1	1	1	1	0				
<b>Chris Gomez, R</b> <small>OBP: 0.297, SLG: 0.366</small> 										4	0	0	0	0	0	2				
<b>Travis Fryman, R</b> <small>OBP: 0.356, SLG: 0.419</small> 										4	1	1	0	0	0	0				
<b>Cecil Fielder, R</b> <small>OBP: 0.356, SLG: 0.497</small> 										4	1	1	2	0	0	1				
<b>Tony Clark, S</b> <small>OBP: 0.300, SLG: 0.400</small> 										4	0	0	0	0	0	1				
<b>Bobby Higginson, L</b> <small>OBP: 0.333, SLG: 0.402</small> 										2	0	0	0	1	0	1				
<b>Phil Nevin, R</b> <small>OBP: 0.282, SLG: 0.257</small> <b>Milt Cuyler, S</b> <small>OBP: 0.274, SLG: 0.310</small> 										2	0	0	0	1	0	2				
<b>Steve Rodriguez, R</b> <small>OBP: 0.269, SLG: 0.217</small> 										3	1	1	0	0	1	2				
<b>John Flaherty, R</b> <small>OBP: 0.297, SLG: 0.429</small> 										2	0	0	0	0	0	0				
<b>Inning Stats</b>	R: 0 E: 0 K: 0 S: 9	H: 0 LOB: 0 BB: 0 P: 14	R: 0 E: 1 K: 1 S: 9	H: 0 LOB: 2 BB: 1 P: 15	R: 0 E: 0 K: 1 S: 10	H: 0 LOB: 0 BB: 0 P: 16	R: 2 E: 1 K: 0 S: 12	H: 1 LOB: 0 BB: 0 P: 18	R: 1 E: 0 K: 0 S: 8	H: 2 LOB: 0 BB: 0 P: 9	R: 0 E: 0 K: 0 S: 11	H: 1 LOB: 2 BB: 1 P: 26	R: 0 E: 0 K: 0 S: 6	H: 0 LOB: 1 BB: 1 P: 16	R: 0 E: 0 K: 0 S: 11	H: 0 LOB: 0 BB: 0 P: 17	1B: 3 2B: 0 3B: 0 HR: 1	SF: 0 SAC: 1 DP: 1 HBP: 0	WP: 1 PB: 0 SB: 0 CS: 0	PA: 32
<b>PITCHER</b>	IP WLS BF H R ER SO BB IBB HBP BLK WP HR S P ERA WHIP																			
<b>Kevin Gross, R</b> <small>ERA: 5.83</small> <b>Roger McDowell, R</b> <small>ERA: 4.25</small>	6.2 1.1	L 4	28 0	4 0	3 0	2 0	2 0	0 0	0 0	0 0	0 0	63 13	110 21	2.70 0.00	1.050 0.000					

Texas Rangers @ Detroit Tigers  
Tiger Stadium, Detroit, MI  
Fri Sep 15 1995, 7:05 PM EDT  
Att: 12,059 - Unknown - 68 F

AB	28
R	3
H	4
RBI	3
BB	3
SO	2
LOB	9









Batter	1	2	3	4	5	6	7	8	9	AB	R	H	RBI	BB	SO	LOB	TOP								
<b>Otis Nixon, S</b> (1, 8) <small>OBP: 0.357, SLG: 0.332</small>										4	3	2	0	1	1	1									
<b>Mark McLemore, S</b> (1, 4) <small>OBP: 0.355, SLG: 0.367</small>										4	0	0	0	0	2	3									
<b>Will Clark, L</b> (1, 3) <small>OBP: 0.386, SLG: 0.470</small>										3	1	2	2	1	0	0									
<b>Juan Gonzalez, R</b> (1, 10) <small>OBP: 0.322, SLG: 0.609</small>										3	0	1	2	1	2	1									
<b>Mickey Tettleton, S</b> (1, 9) <small>OBP: 0.382, SLG: 0.463</small> <b>Lou Frazier, S</b> (8, 7) <small>OBP: 0.269, SLG: 0.234</small>										4	0	0	0	0	2	4									
<b>Ivan Rodriguez, R</b> (1, 2) <small>OBP: 0.335, SLG: 0.455</small>										4	0	0	0	0	1	2									
<b>29 Rusty Greer, L</b> (1, 7) <small>OBP: 0.354, SLG: 0.415</small> (8, 9)										4	1	1	0	0	1	0									
<b>Mike Pagliarulo, L</b> (1, 5) <small>OBP: 0.264, SLG: 0.344</small>										4	0	1	0	0	1	0									
<b>Benji Gil, R</b> (1, 6) <small>OBP: 0.265, SLG: 0.346</small>										3	0	0	1	0	3	0									
<b>Inning Stats</b>	R: 1 E: 0 K: 1 S: 16	H: 1 LOB: 2 BB: 2 P: 27	R: 0 E: 0 K: 2 S: 15	H: 0 LOB: 0 BB: 0 P: 22	R: 1 E: 0 K: 2 S: 14	H: 2 LOB: 1 BB: 0 P: 23	R: 0 E: 0 K: 1 S: 5	H: 0 LOB: 0 BB: 0 P: 7	R: 0 E: 0 K: 1 S: 6	H: 0 LOB: 0 BB: 0 P: 10	R: 0 E: 0 K: 2 S: 8	H: 0 LOB: 0 BB: 0 P: 11	R: 0 E: 0 K: 0 S: 6	H: 0 LOB: 0 BB: 0 P: 12	R: 2 E: 0 K: 2 S: 12	H: 2 LOB: 1 BB: 1 P: 21	R: 1 E: 0 K: 2 S: 14	H: 2 LOB: 1 BB: 0 P: 19	1B: 5 2B: 2 3B: 0 HR: 0	SF: 0 SAC: 1 DP: 0 HBP: 0	WP: 0 PB: 0 SB: 2 CS: 0	PA: 37			
<b>PITCHER</b>	IP	WLS	BF	H	R	ER	SO	BB	IBB	HBP	BLK	WP	HR	S	P	ERA	WHIP								
<b>Jose Lima, R</b> (1, 1) <small>ERA: 6.75</small> <b>John Doherty, R</b> (7, 1) <small>ERA: 4.89</small> <b>Greg Gohr, R</b> (9, 1) <small>ERA: 1.8</small>	6.0	L	23	3	2	2	9	2	0	0	0	0	0	64	100	3.00	0.833								

Texas Rangers @ Detroit Tigers  
Tiger Stadium, Detroit, MI  
Sun Sep 17 1995, 3:33 AM EDT  
Att: 12,940 - Cloudy - 66 F

AB	33
R	5
H	7
RBI	5
BB	3
SO	13
LOB	11



Batter	1	2	3	4	5	6	7	8	9	AB	R	H	RBI	BB	SO	LOB	BOTTOM								
<b>Chad Curtis, R</b> (1, 8) <small>OBP: 0.354, SLG: 0.440</small>										3	0	0	0	1	0	3									
<b>Chris Gomez, R</b> (1, 6) <small>OBP: 0.294, SLG: 0.362</small>										4	0	0	0	0	4	2									
<b>Travis Fryman, R</b> (1, 5) <small>OBP: 0.353, SLG: 0.414</small>										4	0	0	0	0	1	1									
<b>Cecil Fielder, R</b> (1, 10) <small>OBP: 0.353, SLG: 0.490</small>										4	0	0	0	0	1	1									
<b>Tony Clark, S</b> (1, 3) <small>OBP: 0.259, SLG: 0.340</small>										4	0	0	0	0	3	0									
<b>Bobby Higginson, L</b> (1, 9) <small>OBP: 0.271, SLG: 0.398</small>										2	0	0	0	1	2	0									
<b>Phil Nevin, R</b> (1, 7) <small>OBP: 0.275, SLG: 0.259</small>										3	0	1	0	0	1	1									
<b>Steve Rodriguez, R</b> (1, 4) <small>OBP: 0.290, SLG: 0.250</small> <b>Lou Whitaker, L</b> (7, PH) <small>OBP: 0.382, SLG: 0.538</small> (8, 4)										2	0	1	0	0	0	1									
<b>John Flaherty, R</b> (1, 2) <small>OBP: 0.295, SLG: 0.425</small> <b>Milt Cuyler, S</b> (8, PH) <small>OBP: 0.307, SLG: 0.307</small> <b>Ron Tingley, R</b> (9, 2) <small>OBP: 0.317, SLG: 0.414</small>										2	0	1	0	0	1	1									
<b>Inning Stats</b>	R: 0 E: 0 K: 2 S: 11	H: 0 LOB: 0 BB: 1 P: 20	R: 0 E: 0 K: 2 S: 9	H: 0 LOB: 0 BB: 0 P: 12	R: 0 E: 0 K: 2 S: 17	H: 1 LOB: 1 BB: 0 P: 20	R: 0 E: 0 K: 1 S: 8	H: 0 LOB: 0 BB: 0 P: 12	R: 0 E: 0 K: 1 S: 10	H: 1 LOB: 2 BB: 1 P: 18	R: 0 E: 0 K: 2 S: 17	H: 0 LOB: 0 BB: 0 P: 20	R: 0 E: 0 K: 2 S: 12	H: 1 LOB: 0 BB: 0 P: 20	R: 0 E: 0 K: 1 S: 8	H: 0 LOB: 0 BB: 0 P: 13	R: 0 E: 0 K: 0 S: 5	H: 0 LOB: 0 BB: 0 P: 8	1B: 2 2B: 1 3B: 0 HR: 0	SF: 0 SAC: 0 DP: 0 HBP: 0	WP: 1 PB: 0 SB: 0 CS: 0	PA: 32			
<b>PITCHER</b>	IP	WLS	BF	H	R	ER	SO	BB	IBB	HBP	BLK	WP	HR	S	P	ERA	WHIP								
<b>Roger Pavlik, R</b> (1, 1) <small>ERA: 4.41</small> <b>Roger McDowell, R</b> (8, 1) <small>ERA: 4.15</small>	7.0	W	26	3	0	0	12	2	0	0	0	1	0	84	122	0.00	0.714								

Texas Rangers @ Detroit Tigers  
Tiger Stadium, Detroit, MI  
Sun Sep 17 1995, 3:33 AM EDT  
Att: 12,940 - Cloudy - 66 F

AB	30
R	0
H	3
RBI	0
BB	2
SO	13
LOB	11





Batter	1	2	3	4	5	6	7	8	9	AB	R	H	RBI	BB	SO	LOB	TOP										
<b>Curtis Goodwin, L</b> OBP: 0.309, SLG: 0.337 (1, 8)										5	0	1	0	0	2	0	<b>Baltimore Orioles @ Detroit Tigers</b> Tiger Stadium, Detroit, MI Mon Sep 18 1995, 7:05 PM EDT Att: 12,637 - Unknown - 69 F										
<b>Brady Anderson, L</b> OBP: 0.363, SLG: 0.438 (1, 7)										5	1	1	0	0	0	1											
<b>Rafael Palmeiro, L</b> OBP: 0.378, SLG: 0.585 (1, 3)										4	2	3	0	0	0	0											
<b>Bobby Bonilla, S</b> OBP: 0.380, SLG: 0.569 (1, 5)										4	2	2	3	0	0	1											
<b>Cal Ripken Jr., R</b> OBP: 0.317, SLG: 0.410 (1, 6)										3	1	0	0	1	1	2											
<b>Harold Baines, L</b> OBP: 0.388, SLG: 0.514 (1, 10)										4	0	2	3	0	0	1											
<b>Chris Hoiles, R</b> OBP: 0.352, SLG: 0.445 (1, 2)										4	0	0	0	0	0	2											
<b>Jeff Huson, L</b> OBP: 0.331, SLG: 0.277 (1, 4)										4	0	0	0	0	0	2											
<b>Mark Smith, R</b> OBP: 0.329, SLG: 0.357 (1, 9)										4	0	0	0	0	1	1											
<b>Inning Stats</b>	R: 0 E: 0 K: 1 S: 10	H: 1 LOB: 1 BB: 0 P: 13	R: 0 E: 0 K: 0 S: 5	H: 0 LOB: 0 BB: 0 P: 8	R: 0 E: 0 K: 0 S: 9	H: 0 LOB: 1 BB: 1 P: 18	R: 0 E: 0 K: 0 S: 12	H: 0 LOB: 1 BB: 1 P: 21	R: 0 E: 0 K: 1 S: 11	H: 0 LOB: 0 BB: 0 P: 17	R: 0 E: 0 K: 1 S: 12	H: 1 LOB: 1 BB: 0 P: 20	R: 4 E: 1 K: 0 S: 14	H: 4 LOB: 1 BB: 0 P: 25	R: 0 E: 0 K: 0 S: 5	H: 0 LOB: 0 BB: 0 P: 8	1B: 5 2B: 3 3B: 0 HR: 1	SF: 0 SAC: 0 DP: 0 HBP: 0	WP: 0 PB: 0 SB: 0 CS: 0	PA: 38							
<b>PITCHER</b>	IP	WLS	BF	H	R	ER	SO	BB	IBB	HBP	BLK	WP	HR	S	P	ERA	WHIP										
<b>Felipe Lira, R</b> ERA: 4.24 (1, 1)	6.0	L	23	4	2	2	3	1	0	0	0	0	1	51	85	3.00	0.833										
<b>Mike Christopher, R</b> ERA: 4.0 (7, 1)	1.0		4	1	0	0	1	0	0	0	0	0	0	12	20	0.00	1.000										
<b>Brian Bohannon, L</b> ERA: 6.01 (8, 1)	0.1		4	3	3	3	0	0	0	0	0	0	0	6	9	81.00	9.000										
<b>Brian Maxcy, R</b> ERA: 6.44 (8, 1)	0.2		4	1	1	0	0	0	0	0	0	0	0	8	16	0.00	1.500										
<b>Mike Myers, L</b> ERA: 12.27 (9, 1)	1.0		3	0	0	0	0	0	0	0	0	0	0	5	8	0.00	0.000										

Batter	1	2	3	4	5	6	7	8	9	AB	R	H	RBI	BB	SO	LOB	BOTTOM										
<b>Chad Curtis, R</b> OBP: 0.354, SLG: 0.445 (1, 8)										5	2	2	1	0	1	2	<b>Baltimore Orioles @ Detroit Tigers</b> Tiger Stadium, Detroit, MI Mon Sep 18 1995, 7:05 PM EDT Att: 12,637 - Unknown - 69 F										
<b>Bobby Higginson, L</b> OBP: 0.332, SLG: 0.399 (1, 9)										4	0	1	0	0	2	1											
<b>Travis Fryman, R</b> OBP: 0.354, SLG: 0.414 (1, 5)										3	0	1	1	1	2	0											
<b>Cecil Fielder, R</b> OBP: 0.354, SLG: 0.489 (1, 10)										3	0	1	0	1	1	2											
<b>Derick White, R</b> OBP: 0.191, SLG: 0.234 (8, PR)										0	0	0	0	0	0	0											
<b>Lou Whitaker, L</b> OBP: 0.376, SLG: 0.529 (1, 4)										4	0	0	0	0	2	5											
<b>Tony Clark, S</b> OBP: 0.258, SLG: 0.321 (1, 3)										3	0	0	0	1	1	5											
<b>Alan Trammell, R</b> OBP: 0.353, SLG: 0.357 (1, 6)										4	0	0	0	0	0	1											
<b>Phil Nevin, R</b> OBP: 0.281, SLG: 0.254 (1, 7)										2	0	0	0	2	1	0											
<b>Ron Tingley, R</b> OBP: 0.313, SLG: 0.407 (1, 2)										2	0	0	0	0	2	0											
<b>Franklin Stubbs, L</b> OBP: 0.363, SLG: 0.404 (9, PH)										1	0	0	0	0	1	1											
<b>Inning Stats</b>	R: 1 E: 0 K: 2 S: 14	H: 3 LOB: 2 BB: 0 P: 21	R: 0 E: 0 K: 1 S: 7	H: 0 LOB: 0 BB: 0 P: 13	R: 0 E: 0 K: 2 S: 7	H: 0 LOB: 0 BB: 1 P: 14	R: 0 E: 0 K: 1 S: 6	H: 0 LOB: 1 BB: 1 P: 15	R: 0 E: 0 K: 1 S: 13	H: 1 LOB: 1 BB: 0 P: 17	R: 0 E: 0 K: 2 S: 10	H: 0 LOB: 0 BB: 0 P: 17	R: 1 E: 0 K: 2 S: 15	H: 1 LOB: 2 BB: 2 P: 28	R: 0 E: 0 K: 1 S: 9	H: 0 LOB: 1 BB: 1 P: 15	1B: 3 2B: 1 3B: 0 HR: 1	SF: 0 SAC: 1 DP: 0 HBP: 0	WP: 0 PB: 0 SB: 0 CS: 0	PA: 37							
<b>PITCHER</b>	IP	WLS	BF	H	R	ER	SO	BB	IBB	HBP	BLK	WP	HR	S	P	ERA	WHIP										
<b>Jimmy Haynes, R</b> ERA: 1.88 (1, 1)	7.1	W	30	5	2	2	11	3	0	0	0	0	1	74	124	2.46	1.091										
<b>Joe Borowski, R</b> ERA: (8, 1)	0.0		1	0	0	0	0	1	0	0	0	0	0	1	5	∞	∞										
<b>Jesse Orosco, L</b> ERA: 3.42 (8, 1)	0.2		2	0	0	0	1	0	0	0	0	0	0	4	5	0.00	0.000										
<b>Doug Jones, R</b> ERA: 5.12 (9, 1)	1.0		4	0	0	0	1	1	0	0	0	0	0	9	15	0.00	1.000										

AB	37
R	6
H	9
RBI	6
BB	1
SO	4
LOB	10





Batter	1	2	3	4	5	6	7	8	9	AB	R	H	RBI	BB	SO	LOB	TOP									
<b>Curtis Goodwin, L</b> OBP: 0.307, SLG: 0.342										5	1	1	0	0	0	3	<b>Baltimore Orioles @ Detroit Tigers</b> Tiger Stadium, Detroit, MI Tue Sep 19 1995, 3:33 AM EDT Att. 9,647 - Overcast - 73 F									
<b>Brady Anderson, L</b> OBP: 0.366, SLG: 0.442									4	1	3	1	1	1	0											
<b>Rafael Palmeiro, L</b> OBP: 0.377, SLG: 0.583									5	0	1	0	0	1	4											
<b>Bobby Bonilla, S</b> OBP: 0.379, SLG: 0.566									4	1	1	1	0	0	2											
<b>Cal Ripken Jr., R</b> OBP: 0.315, SLG: 0.407									4	0	0	0	0	0	2											
<b>Harold Baines, L</b> OBP: 0.391, SLG: 0.516									3	1	2	0	1	1	0											
<b>Mark Smith, R</b> OBP: 0.353, SLG: 0.347									2	0	0	0	0	1	2											
<b>Kevin Bass, S</b> OBP: 0.302, SLG: 0.320									1	0	0	0	0	0	0											
<b>Jeff Huson, L</b> OBP: 0.336, SLG: 0.278									3	0	1	1	1	1	0											
<b>Gregg Zaun, S</b> OBP: 0.353, SLG: 0.379									3	0	2	1	0	1	3											
<b>Bret Barberie, S</b> OBP: 0.352, SLG: 0.326									1	0	0	0	0	0	0											
<b>Inning Stats</b>	R: 1 E: 0 K: 0 S: 10	H: 2 LOB: 0 BB: 0 P: 15	R: 0 E: 0 K: 0 S: 2	H: 0 LOB: 0 BB: 1 P: 6	R: 0 E: 0 K: 1 S: 7	H: 1 LOB: 0 BB: 0 P: 13	R: 2 E: 0 K: 2 S: 17	H: 3 LOB: 3 BB: 1 P: 30	R: 0 E: 0 K: 1 S: 12	H: 1 LOB: 1 BB: 0 P: 17	R: 0 E: 0 K: 1 S: 13	H: 3 LOB: 2 BB: 0 P: 19	R: 0 E: 0 K: 0 S: 10	H: 1 LOB: 1 BB: 0 P: 15	R: 0 E: 0 K: 1 S: 9	H: 0 LOB: 0 BB: 0 P: 10	R: 0 E: 0 K: 0 S: 14	H: 0 LOB: 1 BB: 1 P: 25	1B: 8 2B: 3 3B: 1 HR: 0	SF: 0 SAC: 0 DP: 3 HBP: 1	WP: 0 PB: 0 SB: 2 CS: 0	PA: 39				
<b>PITCHER</b>	IP	WLS	BF	H	R	ER	SO	BB	IBB	HBP	BLK	WP	HR	S	P	ERA	WHIP									
<b>Sean Bergman, R</b> ERA: 5.04	(1, 1)	4.0		18	6	3	3	3	2	0	0	0	0	0	36	64	6.75	2.000								
<b>Mike Myers, L</b> ERA: 9.84	(5, 1)	1.0	W	4	1	0	0	1	0	0	0	0	0	12	17	0.00	1.000									
<b>John Doherty, R</b> ERA: 4.84	(6, 1)	3.0		13	4	1	1	2	0	0	0	0	0	32	44	3.00	1.333									
<b>Dwayne Henry, R</b> ERA:	(9, 1)	1.0	S	4	0	0	0	0	1	0	0	0	0	14	25	0.00	1.000									

AB	35
R	4
H	11
RBI	4
BB	3
SO	6
LOB	16



Batter	1	2	3	4	5	6	7	8	9	AB	R	H	RBI	BB	SO	LOB	BOTTOM									
<b>Chad Curtis, R</b> OBP: 0.355, SLG: 0.451										5	1	2	2	0	0	0	<b>Baltimore Orioles @ Detroit Tigers</b> Tiger Stadium, Detroit, MI Tue Sep 19 1995, 3:33 AM EDT Att. 9,647 - Overcast - 73 F									
<b>Alan Trammell, R</b> OBP: 0.351, SLG: 0.352									3	1	0	0	1	0	1											
<b>Travis Fryman, R</b> OBP: 0.354, SLG: 0.411									3	1	0	0	1	0	0											
<b>Cecil Fielder, R</b> OBP: 0.351, SLG: 0.485									4	0	0	0	0	0	2											
<b>Phil Nevin, R</b> OBP: 0.288, SLG: 0.263									4	1	2	1	0	0	0											
<b>Tony Clark, S</b> OBP: 0.288, SLG: 0.356									3	1	2	2	1	1	1											
<b>Danny Bautista, R</b> OBP: 0.238, SLG: 0.304									4	1	2	1	0	1	2											
<b>Scott Fletcher, R</b> OBP: 0.326, SLG: 0.333									4	0	1	1	0	0	0											
<b>Ron Tingley, R</b> OBP: 0.311, SLG: 0.397									3	1	0	0	1	2	2											
<b>Inning Stats</b>	R: 3 E: 0 K: 0 S: 13	H: 2 LOB: 1 BB: 2 P: 27	R: 0 E: 0 K: 1 S: 9	H: 1 LOB: 1 BB: 0 P: 18	R: 0 E: 0 K: 1 S: 9	H: 1 LOB: 1 BB: 0 P: 13	R: 3 E: 0 K: 0 S: 11	H: 2 LOB: 0 BB: 1 P: 19	R: 1 E: 0 K: 1 S: 17	H: 2 LOB: 2 BB: 1 P: 27	R: 0 E: 0 K: 0 S: 4	H: 0 LOB: 0 BB: 0 P: 6	R: 0 E: 0 K: 1 S: 10	H: 1 LOB: 1 BB: 0 P: 18	R: 0 E: 0 K: 0 S: 9	H: 0 LOB: 0 BB: 0 P: 12		1B: 6 2B: 1 3B: 0 HR: 2	SF: 0 SAC: 0 DP: 0 HBP: 0	WP: 1 PB: 0 SB: 1 CS: 0	PA: 37					
<b>PITCHER</b>	IP	WLS	BF	H	R	ER	SO	BB	IBB	HBP	BLK	WP	HR	S	P	ERA	WHIP									
<b>Rick Krivda, L</b> ERA: 4.15	(1, 1)	3.1	L	18	5	5	2	3	0	0	0	0	0	37	71	13.50	2.400									
<b>Jim Dedrick, R</b> ERA: 2.35	(4, 1)	0.2		3	1	1	1	0	0	0	0	0	1	5	6	13.50	1.500									
<b>Ben McDonald, R</b> ERA: 4.5	(5, 1)	4.0		16	3	1	1	2	1	0	0	0	1	0	40	63	2.25	1.000								

AB	33
R	7
H	9
RBI	7
BB	4
SO	4
LOB	8





Batter	1	2	3	4	5	6	7	8	9	AB	R	H	RBI	BB	SO	LOB	TOP										
<b>Curtis Goodwin, L</b> (1, 8) OBP: 0.305, SLG: 0.339	F7	F9		4-3			G6-4-3 1B		F9	5	0	1	0	0	0	2											
<b>Brady Anderson, L</b> (1, 7) OBP: 0.366, SLG: 0.446	4-3			G3			G6-4-3 1-2f			4	1	1	1	0	0	2											
<b>Rafael Palmeiro, L</b> (1, 3) OBP: 0.377, SLG: 0.588	K			HR			G3			3	1	1	1	1	1	0											
<b>Bobby Bonilla, S</b> (1, 5) OBP: 0.380, SLG: 0.566		4-3 1B		4-3			G4-6-3 1-2f		G6-4-3 1B	4	1	2	0	0	0	1											
<b>Cal Ripken Jr., R</b> (1, 6) OBP: 0.314, SLG: 0.405	4-3			BB			5-3		G6-4-3 1-2f	3	0	0	0	1	0	2											
<b>Harold Baines, L</b> (1, 10) <b>Jeffrey Hammonds, R</b> (8, PR) OBP: 0.274, SLG: 0.366	BB 2B			BB			HR		2B	3	2	3	2	1	0	0											
<b>Chris Hoiles, R</b> (1, 2) OBP: 0.351, SLG: 0.441	2B			G5-4-3			F5		K	3	1	0	0	1	1	3											
<b>Jeff Huson, L</b> (1, 4) OBP: 0.341, SLG: 0.294	2B			CS 1B			K		F6	4	0	2	2	0	1	0											
<b>Jarvis Brown, R</b> (1, 9) OBP: 0.375, SLG: 0.222	K			4-3 BB			K		5-3	3	0	0	0	1	2	1											
<b>Inning Stats</b>	R: 0 E: 0 K: 1 S: 10	H: 0 LOB: 0 BB: 0 P: 15	R: 3 E: 0 K: 1 S: 15	H: 3 LOB: 1 BB: 1 P: 24	R: 2 E: 0 K: 0 S: 14	H: 2 LOB: 1 BB: 2 P: 24	R: 0 E: 0 K: 0 S: 8	H: 1 LOB: 1 BB: 1 P: 16	R: 0 E: 0 K: 2 S: 7	H: 0 LOB: 0 BB: 0 P: 13	R: 1 E: 0 K: 2 S: 9	H: 1 LOB: 0 BB: 0 P: 13	R: 0 E: 0 K: 0 S: 8	H: 1 LOB: 0 BB: 0 P: 13	R: 0 E: 0 K: 1 S: 12	H: 2 LOB: 1 BB: 0 P: 21	R: 0 E: 0 K: 0 S: 11	H: 0 LOB: 0 BB: 0 P: 15	1B: 5 2B: 2 3B: 0 HR: 3	SF: 0 SAC: 0 DP: 4 HBP: 0	WP: 0 PA: 37 PB: 0 SB: 0 CS: 1						
<b>PITCHER</b>	IP	WLS	BF	H	R	ER	SO	BB	IBB	HBP	BLK	WP	HR	S	P	ERA	WHIP										
<b>Clint Sodowsky, R</b> (1, 1) ERA: 3.63	2.1	L	14	5	5	5	2	2	0	0	0	0	2	33	53	19.29	3.000										
<b>Ben Blomdahl, R</b> (3, 1) ERA: 8.24	2.2	9	1	0	0	0	3	0	0	0	0	0	0	21	39	0.00	1.500										
<b>Brian Bohanon, L</b> (6, 1) ERA: 5.98	2.0	7	2	1	1	2	0	0	0	0	0	0	1	17	26	4.50	1.000										
<b>Greg Gohr, R</b> (8, 1) ERA: 1.5	1.0	4	2	0	0	0	1	0	0	0	0	0	0	12	21	0.00	2.000										
<b>Joe Boever, R</b> (9, 1) ERA: 6.34	1.0	3	0	0	0	0	0	0	0	0	0	0	0	11	15	0.00	0.000										

Baltimore Orioles @ Detroit Tigers  
Tiger Stadium, Detroit, MI  
Wed Sep 20 1995, 3:33 AM EDT  
Att. 8,397 - Overcast - 62 F

AB 32  
R 6  
H 10  
RBI 6  
BB 5  
SO 5  
LOB 11



Batter	1	2	3	4	5	6	7	8	9	AB	R	H	RBI	BB	SO	LOB	BOTTOM										
<b>Chad Curtis, R</b> (1, 8) OBP: 0.352, SLG: 0.447	6-3	K			K		FC6-4 1-2f			4	0	0	0	0	2	2											
<b>Chris Gomez, R</b> (1, 6) OBP: 0.296, SLG: 0.368	6-3 1B 2B			2B 2B			F8		5-3	4	2	2	0	0	0	0											
<b>Travis Fryman, R</b> (1, 5) OBP: 0.353, SLG: 0.410	6-3			K			F8		G5-4-3 1B	4	0	1	0	0	1	2											
<b>Cecil Fielder, R</b> (1, 10) OBP: 0.350, SLG: 0.483	1B			5-3			F8		G5-4-3 1-2f	4	0	1	1	0	0	2											
<b>Tony Clark, S</b> (1, 3) OBP: 0.286, SLG: 0.365	K			2B			1-3		4-3	4	0	1	1	0	1	1											
<b>Bobby Higginson, L</b> (1, 9) OBP: 0.331, SLG: 0.398		5-3 1B		F7			F9		3-1	4	1	1	0	0	0	1											
<b>Phil Nevin, R</b> (1, 7) OBP: 0.280, SLG: 0.254		5-3		K			F8		K	4	0	0	0	0	2	1											
<b>Scott Fletcher, R</b> (1, 4) OBP: 0.326, SLG: 0.333		1B		6-3			F9			3	0	1	1	0	0	0											
<b>John Flaherty, R</b> (1, 2) OBP: 0.295, SLG: 0.424	F7			6-3			FC6-4 1B			3	0	1	0	0	0	1											
<b>Inning Stats</b>	R: 1 E: 0 K: 1 S: 11	H: 2 LOB: 1 BB: 0 P: 16	R: 1 E: 0 K: 1 S: 10	H: 2 LOB: 1 BB: 0 P: 15	R: 1 E: 0 K: 1 S: 15	H: 2 LOB: 1 BB: 0 P: 19	R: 0 E: 0 K: 1 S: 5	H: 0 LOB: 0 BB: 0 P: 10	R: 0 E: 0 K: 0 S: 3	H: 0 LOB: 0 BB: 0 P: 6	R: 0 E: 0 K: 0 S: 8	H: 1 LOB: 1 BB: 0 P: 11	R: 0 E: 0 K: 0 S: 8	H: 1 LOB: 0 BB: 0 P: 9	R: 0 E: 0 K: 1 S: 7	H: 0 LOB: 0 BB: 0 P: 14	1B: 5 2B: 3 3B: 0 HR: 0	SF: 0 SAC: 0 DP: 1 HBP: 0	WP: 0 PA: 34 PB: 0 SB: 0 CS: 0								
<b>PITCHER</b>	IP	WLS	BF	H	R	ER	SO	BB	IBB	HBP	BLK	WP	HR	S	P	ERA	WHIP										
<b>Scott Erickson, R</b> (1, 1) ERA: 5.04	9.0	W	34	8	3	3	6	0	0	0	0	0	0	75	112	3.00	0.889										

Baltimore Orioles @ Detroit Tigers  
Tiger Stadium, Detroit, MI  
Wed Sep 20 1995, 3:33 AM EDT  
Att. 8,397 - Overcast - 62 F

AB 34  
R 3  
H 8  
RBI 3  
BB 0  
SO 6  
LOB 10





Batter	1	2	3	4	5	6	7	8	9	AB R H RBI BB SO LOB	TOP														
<b>Jarvis Brown, R</b> (1, 8) OBP: 0.346, SLG: 0.200 <b>Curtis Goodwin, L</b> (6, FH) OBP: 0.305, SLG: 0.339 (6, 8)	F9		B3			L6 1B	P2	P5		2 0 0 0 0 0 3 0 1 0 0 0 3															
<b>Brady Anderson, L</b> (1, 7) OBP: 0.367, SLG: 0.448	G3 1B		P3			L6 1B	2B 1B		1B 1B	5 2 3 1 0 0 1															
<b>Cal Ripken Jr., R</b> (1, 6) OBP: 0.317, SLG: 0.408	G3 1B			F8		P2	3B 2B		BB 1B SF8 1B	5 2 3 3 0 0 0															
<b>Bobby Bonilla, S</b> (1, 5) OBP: 0.382, SLG: 0.570	G3			F8					BB HR 1B	5 3 3 2 0 0 2															
<b>Rafael Palmeiro, L</b> (1, 3) OBP: 0.378, SLG: 0.586	P6			K					HR 1B	5 1 2 1 0 2 4															
<b>Chris Hoiles, R</b> (1, 2) OBP: 0.354, SLG: 0.440		G5-3			F7				HR BB	3 2 1 1 2 0 0															
<b>Harold Baines, L</b> (1, 10) OBP: 0.395, SLG: 0.531		G3-1			G4-1				SF8	4 1 1 2 0 1 2															
<b>Mark Smith, R</b> (1, 9) OBP: 0.333, SLG: 0.390		G6-3				P3 1B	G5-3		HR	5 1 2 3 0 0 2															
<b>Jeff Huson, L</b> (1, 4) OBP: 0.336, SLG: 0.285			G4-3		F7		K 2B HBP	K	G1-3	4 1 0 0 0 1 1															
<b>Inning Stats</b>	R: 0 E: 0 K: 0 S: 14	H: 2 LOB: 2 BB: 0 P: 19	R: 0 E: 0 K: 0 S: 6	H: 0 LOB: 0 BB: 0 P: 12	R: 0 E: 0 K: 1 S: 10	H: 0 LOB: 0 BB: 0 P: 15	R: 0 E: 0 K: 1 S: 7	H: 0 LOB: 0 BB: 0 P: 12	R: 0 E: 0 K: 0 S: 11	H: 1 LOB: 1 BB: 0 P: 18	R: 0 E: 0 K: 0 S: 10	H: 1 LOB: 2 BB: 1 P: 16	R: 8 E: 1 K: 1 S: 26	H: 8 LOB: 2 BB: 1 P: 46	R: 0 E: 0 K: 1 S: 11	H: 0 LOB: 2 BB: 0 P: 14	R: 5 E: 0 K: 1 S: 15	H: 4 LOB: 0 BB: 1 P: 29	1B: 12 2B: 3 3B: 1 HR: 1	SF: 1 SAC: 0 DP: 1 HBP: 1	WP: 0 PB: 0 SB: 1 CS: 0	PA: 45			
<b>PITCHER</b>	IP WLS BF H R ER SO BB IBB HBP BLK WP HR S P ERA WHIP																								
<b>C.J. Nitkowski, L</b> (1, 1) ERA: 6.42 <b>Mike Christopher, R</b> (6, 1) ERA: 3.93 <b>John Doherty, R</b> (7, 1) ERA: 5.15 <b>Mike Myers, L</b> (7, 1) ERA: 12.6 <b>Brian Maxey, R</b> (7, 1) ERA: 6.75	5.0 1.0 0.1 0.1 0.1	18 3 5 3 5	3 1 4 1 3	0 0 4 0 4	0 0 4 0 4	1 0 0 0 1	0 0 0 0 0	0 0 0 0 0	0 0 0 1 0	0 0 0 0 0	0 0 0 0 0	0 0 7 9 10	48 16 9 15 22	76 12.000 12.000 3.000 12.000	0.600 1.000 12.000 3.000										
<b>Joe Boever, R</b> (8, 1) ERA: 6.68	2.0	11	4	5	5	2	1	0	0	0	0	1	26	43	22.50	2.500									

**Baltimore Orioles @ Detroit Tigers**  
 Tiger Stadium, Detroit, MI  
 Thu Sep 21 1995, 3:33 AM EDT  
 Att: 14,803 - Overcast - 59 F

AB	41
R	13
H	16
RBI	13
BB	2
SO	4
LOB	15



Batter	1	2	3	4	5	6	7	8	9	AB R H RBI BB SO LOB	BOTTOM														
<b>Chad Curtis, R</b> (1, 8) OBP: 0.353, SLG: 0.447	1B FC5-4 BB		F9		G6-3			1B		3 1 1 0 1 0 0															
<b>Bobby Higginson, L</b> (1, 9) OBP: 0.333, SLG: 0.397	FC5-4 1B		G4-3 BB			K		P2 1B		3 0 1 0 1 1 1															
<b>Travis Fryman, R</b> (1, 5) OBP: 0.352, SLG: 0.409	FC5-4 BB		G4-3			F8		1B		4 0 1 1 0 0 2															
<b>Cecil Fielder, R</b> (1, 10) OBP: 0.350, SLG: 0.480	K		K					L7		3 0 0 0 1 2 4															
<b>Lou Whitaker, L</b> (1, 4) OBP: 0.375, SLG: 0.522				K		K			G5-3	3 0 0 0 1 2 1															
<b>Alan Trammell, R</b> (1, 6) OBP: 0.346, SLG: 0.346			F7		G6-3				G5-3	4 0 0 0 0 0 2															
<b>Tony Clark, S</b> (1, 3) OBP: 0.270, SLG: 0.343			K		G1-3			F9	K	4 0 0 0 0 2 0															
<b>Phil Nevin, R</b> (1, 7) OBP: 0.274, SLG: 0.248			K			P4		F7		3 0 0 0 0 1 0															
<b>John Flaherty, R</b> (1, 2) OBP: 0.293, SLG: 0.420			G6-3			F8		P3		3 0 0 0 0 0 0															
<b>Inning Stats</b>	R: 1 E: 0 K: 1 S: 7	H: 1 LOB: 2 BB: 2 P: 19	R: 0 E: 0 K: 2 S: 10	H: 0 LOB: 0 BB: 0 P: 16	R: 0 E: 0 K: 1 S: 8	H: 0 LOB: 1 BB: 1 P: 14	R: 0 E: 0 K: 1 S: 7	H: 0 LOB: 0 BB: 0 P: 10	R: 0 E: 0 K: 2 S: 11	H: 0 LOB: 1 BB: 1 P: 22	R: 0 E: 0 K: 0 S: 4	H: 0 LOB: 0 BB: 0 P: 7	R: 0 E: 0 K: 0 S: 13	H: 2 LOB: 2 BB: 0 P: 19	R: 0 E: 0 K: 1 S: 8	H: 0 LOB: 0 BB: 0 P: 10	1B: 3 2B: 0 3B: 0 HR: 0	SF: 0 SAC: 0 DP: 0 HBP: 0	WP: 0 PB: 0 SB: 0 CS: 0	PA: 34					
<b>PITCHER</b>	IP WLS BF H R ER SO BB IBB HBP BLK WP HR S P ERA WHIP																								
<b>35 Mike Mussina, R</b> (1, 1) ERA: 3.58	9.0	34	3	1	1	8	4	0	0	0	0	77	126	1.00	0.778										

**Baltimore Orioles @ Detroit Tigers**  
 Tiger Stadium, Detroit, MI  
 Thu Sep 21 1995, 3:33 AM EDT  
 Att: 14,803 - Overcast - 59 F

AB	30
R	1
H	3
RBI	1
BB	4
SO	8
LOB	10









Batter	1	2	3	4	5	6	7	8	9	AB	R	H	RBI	BB	SO	LOB	TOP							
Chad Curtis, R OBP: 0.355, SLG: 0.445 (1, 8)	0-2 1B		1-1 G4-3					4-2 G4-6-3 BB		3	0	2	1	1	0	0	<b>Detroit Tigers @ New York Yankees</b> Yankee Stadium, Bronx, NY Sat Sep 23 1995, 3:38 AM EDT Att: 36,248 - Overcast - 61 F							
Alan Trammell, R OBP: 0.344, SLG: 0.344 (1, 6)	2-0 1B		3-1 G6-3					0-1 P6		4	0	1	0	0	0	3								
Travis Fryman, R OBP: 0.356, SLG: 0.413 (1, 5)	2-1 FC5-4 1B		3-3 K					0-0 G4-6-3		4	0	1	0	0	1	3								
Cecil Fielder, R OBP: 0.348, SLG: 0.477 (1, 10)	1-3 K			1-1 F7				2-1 F8		4	0	0	0	0	2	2								
Tony Clark, S OBP: 0.244, SLG: 0.307 (1, 3)	1-1 FC5-4			2-2 F9				1-3 K		4	0	0	0	0	2	2								
Bobby Higginson, L OBP: 0.331, SLG: 0.393 (1, 9)				1-0 G4-3				2-0 F7		4	0	0	0	0	0	0								
Phil Nevin, R OBP: 0.275, SLG: 0.250 (1, 7)								1-1 F7		3	0	1	0	0	0	0								
Scott Fletcher, R OBP: 0.326, SLG: 0.329 (1, 4)								3-2 G3		2	1	0	0	1	0	1								
Ron Tingley, R OBP: 0.301, SLG: 0.383 (1, 2)								2-3 K		3	0	0	0	0	1	2								
<b>Inning Stats</b>	R: 0 E: 0 K: 1 S: 11	H: 3 LOB: 2 BB: 0 P: 17	R: 0 E: 0 K: 0 S: 13	H: 1 LOB: 1 BB: 0 P: 19	R: 0 E: 0 K: 1 S: 7	H: 0 LOB: 0 BB: 0 P: 14	R: 0 E: 0 K: 0 S: 6	H: 0 LOB: 0 BB: 0 P: 10	R: 1 E: 1 K: 0 S: 13	H: 1 LOB: 2 BB: 1 P: 21	R: 0 E: 0 K: 1 S: 6	H: 0 LOB: 0 BB: 0 P: 11	R: 0 E: 0 K: 1 S: 9	H: 0 LOB: 0 BB: 0 P: 15	R: 0 E: 0 K: 0 S: 5	H: 0 LOB: 0 BB: 1 P: 9	R: 0 E: 0 K: 2 S: 13	H: 0 LOB: 0 BB: 0 P: 18	1B: 5 2B: 0 3B: 0 HR: 0	SF: 0 SAC: 0 DP: 1 HBP: 0	WP: 0 PB: 0 SB: 0 CS: 0	PA: 33		
<b>PITCHER</b>	IP WLS BF H R ER SO BB IBB HBP BLK WP HR S P ERA WHIP	IP WLS BF H R ER SO BB IBB HBP BLK WP HR S P ERA WHIP															IP WLS BF H R ER SO BB IBB HBP BLK WP HR S P ERA WHIP							
Scott Kamieniecki, R ERA: 4.35 (1, 1)	8.0 W 30	5 1 0 4	2 0 0 0	0 0 0 0	0 0 0 0	0 0 0 0	0 0 0 0	0 0 0 0	70 116	0.00 0.875														
John Wetteland, R ERA: 3.05 (9, 1)	1.0 S 3	0 0 0 2	0 0 0 0	0 0 0 0	0 0 0 0	0 0 0 0	0 0 0 0	0 0 0 0	13 18	0.00 0.000														

Batter	1	2	3	4	5	6	7	8	9	AB	R	H	RBI	BB	SO	LOB	BOTTOM							
Wade Boggs, L OBP: 0.412, SLG: 0.424 (1, 5)	2-1 G5-3			1-2 G6-4-3 BB				4-2 G6-4-3 BB		2	0	0	0	3	1	0	<b>Detroit Tigers @ New York Yankees</b> Yankee Stadium, Bronx, NY Sat Sep 23 1995, 3:38 AM EDT Att: 36,248 - Overcast - 61 F							
Bernie Williams, S OBP: 0.392, SLG: 0.492 (1, 8)	0-3 K			0-0 G6-4-3				2-0 G6-4-3		5	0	0	0	0	2	7								
Paul O'Neill, L OBP: 0.395, SLG: 0.530 ERA: 4.35 (6, 9)	2-1 E 2B			4-1 3B BB				0-0 G6-3		3	2	1	0	1	0	0								
Ruben Sierra, S OBP: 0.328, SLG: 0.460 (1, 10)	4-0 E IBB			1-3 K				2-0 G4-3		3	1	1	0	1	1	1								
Darryl Strawberry, L OBP: 0.364, SLG: 0.448 ERA: 5.95 (5, PR) (6, 7)	1-2 E3			2-1 F7				2-0 2B		3	0	1	0	0	0	2								
Gerald Williams, R OBP: 0.337, SLG: 0.494 (6, 7)	1-3 2-H 2B			1-3 2B				1-2 2B		1	0	1	0	0	0	0								
Don Mattingly, L OBP: 0.335, SLG: 0.399 (1, 3)	2-1 G5-3			3-1 1-H 3B				4-0 IBB		3	0	1	1	1	0	3								
Jim Leyritz, R OBP: 0.377, SLG: 0.401 (1, 2)				1-0 F4				0-0 G6-3		3	0	0	1	0	0	1								
Randy Velarde, R OBP: 0.367, SLG: 0.371 (1, 6)				2-0 WP 2B				1-0 BB 1B		4	0	2	0	0	1	2								
Pat Kelly, R OBP: 0.306, SLG: 0.313 (1, 4)	2-1 P2			3-1 WP HBP				0-1 BB 1B		3	0	1	0	0	0	1								
<b>Inning Stats</b>	R: 1 E: 1 K: 1 S: 13	H: 1 LOB: 2 BB: 1 P: 24	R: 0 E: 0 K: 1 S: 10	H: 1 LOB: 2 BB: 1 P: 22	R: 1 E: 0 K: 1 S: 9	H: 1 LOB: 1 BB: 1 P: 20	R: 0 E: 0 K: 0 S: 5	H: 0 LOB: 1 BB: 1 P: 13	R: 1 E: 0 K: 1 S: 9	H: 2 LOB: 2 BB: 1 P: 22	R: 0 E: 0 K: 1 S: 6	H: 0 LOB: 0 BB: 0 P: 12	R: 0 E: 0 K: 0 S: 6	H: 1 LOB: 0 BB: 0 P: 11	R: 0 E: 0 K: 0 S: 7	H: 2 LOB: 2 BB: 1 P: 14	R: 0 E: 0 K: 1 S: 13	H: 2 LOB: 2 BB: 1 P: 14	1B: 3 2B: 4 3B: 1 HR: 0	SF: 1 SAC: 0 DP: 2 HBP: 1	WP: 2 PB: 0 SB: 0 CS: 0	PA: 38		
<b>PITCHER</b>	IP WLS BF H R ER SO BB IBB HBP BLK WP HR S P ERA WHIP	IP WLS BF H R ER SO BB IBB HBP BLK WP HR S P ERA WHIP															IP WLS BF H R ER SO BB IBB HBP BLK WP HR S P ERA WHIP							
Felipe Lira, R ERA: 4.22 (1, 1)	5.0 L 26	3 2 4	0 0 0	0 0 0	0 0 0	0 0 0	0 0 0	0 0 0	12 23	0.00 0.500														
Brian Bohanon, L ERA: 5.95 (6, 1)	2.0 7 1	0 0 0	0 0 0	0 0 0	0 0 0	0 0 0	0 0 0	0 0 0	4 5	0.00 6.000														
Brian Maxcy, R ERA: 6.71 (8, 1)	0.1 3 2	0 0 0	0 0 0	0 0 0	0 0 0	0 0 0	0 0 0	0 0 0	3 9	0.00 1.500														
Mike Myers, L ERA: 11.12 (8, 1)	0.2 2 0	0 0 0	0 0 0	0 0 0	0 0 0	0 0 0	0 0 0	0 0 0	3 9	0.00 1.500														





Batter	1	2	3	4	5	6	7	8	9	AB R H RBI BB SO LOB	TOP											
Chad Curtis, R OBP: 0.355, SLG: 0.445 (1, 8)	F9		B4-3			F8 1B		1B 1B	L4	5 1 2 0 0 0 0	<b>Detroit Tigers @ New York Yankees</b> Yankee Stadium, Bronx, NY Sun Sep 24 1995, 3:33 AM EDT Att: 34,848 - Sunny - 65 F											
Chris Gomez, R OBP: 0.296, SLG: 0.364 (1, 6)	1B BB		FC6-4 BB			F7		1B 2B	G1-3	3 1 1 0 2 0 1												
Travis Fryman, R OBP: 0.354, SLG: 0.411 (1, 5)	F8		FC6-4 1-2			F8 1-2		2B 1B	F4	5 1 1 2 0 0 3												
Cecil Fielder, R OBP: 0.349, SLG: 0.481 (1, 10)	PO 1B					K2-3		1B 3B	P2	4 1 2 0 0 1 2												
Phil Nevin, R OBP: 0.276, SLG: 0.252 (1, 7)	PO					F8		1B 3B	G5-3	3 0 1 1 0 0 0												
Bobby Higginson, L OBP: 0.331, SLG: 0.393 (8, PH)								1B HR	1-1 2B	0 0 0 0 0 0 0												
Alan Trammell, R OBP: 0.347, SLG: 0.352 (8, PH)								HR	1-1 2B	1 1 1 2 0 0 0												
Todd Steversen, R OBP: 0.354, SLG: 0.425 (8, 7)								HR	1-1 2B	0 0 0 0 0 0 0												
Tony Clark, S OBP: 0.244, SLG: 0.342 (1, 3)								HR	1-2	4 1 1 2 0 1 1												
Danny Bautista, R OBP: 0.242, SLG: 0.318 (1, 9)								HR	2-H	4 1 2 1 0 1 1												
Scott Fletcher, R OBP: 0.320, SLG: 0.322 (1, 4)										4 0 0 0 0 0 2												
John Flaherty, R OBP: 0.291, SLG: 0.416 (1, 2)										4 1 1 0 0 0 0												
<b>Inning Stats</b>	R: 0 E: 0 K: 0 S: 6	H: 1 LOB: 1 BB: 1 P: 12	R: 0 E: 0 K: 0 S: 15	H: 1 LOB: 1 BB: 0 P: 21	R: 0 E: 0 K: 0 S: 9	H: 0 LOB: 1 BB: 1 P: 17	R: 0 E: 0 K: 2 S: 10	H: 0 LOB: 0 BB: 0 P: 12	R: 0 E: 0 K: 0 S: 5	H: 0 LOB: 0 BB: 0 P: 11	R: 0 E: 0 K: 0 S: 7	H: 1 LOB: 0 BB: 0 P: 10	R: 1 E: 0 K: 1 S: 11	H: 2 LOB: 1 BB: 0 P: 18	R: 7 E: 0 K: 0 S: 25	H: 7 LOB: 0 BB: 0 P: 38	R: 0 E: 0 K: 0 S: 10	H: 0 LOB: 0 BB: 0 P: 14	1B: 8 2B: 1 3B: 1 HR: 2	SF: 0 SAC: 0 DP: 0 HBP: 0	WP: 0 PB: 0 SB: 0 CS: 0	PA: 40
<b>PITCHER</b>	IP WLS BF H R ER SO BB IBB HBP BLK WP HR S P ERA WHIP																					
Andy Pettitte, L ERA: 4.2 (1, 1)	7.0 L 29 8 4 4 3 2 0 0 0 0 0 0 73 118 5.14 1.429																					
Bob Wickman, R ERA: 4.23 (8, 1)	0.1 2 1 0 0 0 0 0 0 0 0 0 0 4 5 0.00 3.000																					
Steve Howe, L ERA: 5.03 (8, 1)	0.0 3 3 4 4 0 0 0 0 0 0 0 0 2 6 9 ∞ ∞																					
42 Mariano Rivera, R ERA: 5.4 (8, 1)	1.2 5 0 0 0 0 0 0 0 0 0 0 0 0 15 21 0.00 0.000																					

Batter	1	2	3	4	5	6	7	8	9	AB R H RBI BB SO LOB	BOTTOM											
Wade Boggs, L OBP: 0.416, SLG: 0.426 (1, 5)	BB G3 1B		BB			1B 1B		G4-3	G6-4-3 BB	3 1 2 1 2 0 1	<b>Detroit Tigers @ New York Yankees</b> Yankee Stadium, Bronx, NY Sun Sep 24 1995, 3:33 AM EDT Att: 34,848 - Sunny - 65 F											
Bernie Williams, S OBP: 0.390, SLG: 0.489 (1, 8)	F7		K			1B E		G4-3	G6-4-3	5 1 1 0 0 1 4												
Paul O'Neill, L OBP: 0.393, SLG: 0.526 (1, 9)	G3 1-2		P6			FC3-6 1B		F7	K	5 0 1 1 0 1 3												
Ruben Sierra, S OBP: 0.327, SLG: 0.457 (1, 10)	BB IBB		F7			FC3-6 1B		G4-3		3 0 0 0 1 0 2												
Dion James, L OBP: 0.350, SLG: 0.361 (1, 7)								F8		2 0 1 0 1 0 0												
Gerald Williams, R OBP: 0.335, SLG: 0.491 (5, PR) (6, 7)								1B		1 0 0 0 0 0 0												
Don Mattingly, L OBP: 0.334, SLG: 0.400 (1, 3)	F7								2B	4 0 1 0 0 0 5												
Jim Leyritz, R OBP: 0.373, SLG: 0.395 (1, 2)								F8	F7	4 0 0 0 0 0 1												
Randy Velarde, R OBP: 0.366, SLG: 0.369 (1, 6)								P6	F9	4 1 1 0 0 1 1												
Pat Kelly, R OBP: 0.310, SLG: 0.321 (1, 4)								SH3 1B	G6-4-3 2B	3 0 2 0 0 0 0												
<b>Inning Stats</b>	R: 0 E: 0 K: 0 S: 10	H: 1 LOB: 3 BB: 2 P: 23	R: 0 E: 0 K: 1 S: 9	H: 0 LOB: 0 BB: 0 P: 15	R: 0 E: 0 K: 1 S: 9	H: 0 LOB: 1 BB: 1 P: 17	R: 0 E: 0 K: 0 S: 5	H: 0 LOB: 0 BB: 0 P: 9	R: 3 E: 1 K: 0 S: 17	H: 5 LOB: 2 BB: 0 P: 23	R: 0 E: 0 K: 0 S: 7	H: 1 LOB: 1 BB: 0 P: 12	R: 0 E: 0 K: 0 S: 4	H: 0 LOB: 0 BB: 0 P: 6	R: 0 E: 0 K: 0 S: 10	H: 1 LOB: 1 BB: 0 P: 17	R: 0 E: 0 K: 1 S: 11	H: 1 LOB: 1 BB: 1 P: 19	1B: 7 2B: 2 3B: 0 HR: 0	SF: 0 SAC: 1 DP: 1 HBP: 0	WP: 0 PB: 0 SB: 0 CS: 0	PA: 39
<b>PITCHER</b>	IP WLS BF H R ER SO BB IBB HBP BLK WP HR S P ERA WHIP																					
Sean Bergman, R ERA: 5.8 (1, 1)	4.2 W 23 3 0 0 0 2 1 0 0 0 0 0 49 85 5.79 1.714																					
Mike Christopher, R ERA: 3.7 (5, 1)	3.1 W 13 3 0 0 0 0 0 0 0 0 0 0 26 42 0.00 0.900																					
Brian Bohanon, L ERA: 6.8 (8, 1)	1.0 3 0 0 0 1 1 0 0 0 0 0 0 7 14 0.00 1.000																					





Batter	1	2	3	4	5	6	7	8	9	AB	R	H	RBI	BB	SO	LOB	TOP											
<b>Chad Curtis, R</b> OBP: 0.353, SLG: 0.441 (1, 8)										5	1	0	0	0	1	4												
<b>Chris Gomez, R</b> OBP: 0.297, SLG: 0.365 (1, 6)										5	1	2	2	0	0	1												
<b>Travis Fryman, R</b> OBP: 0.354, SLG: 0.415 (1, 5)										4	1	1	4	0	1	1												
<b>Cecil Fielder, R</b> OBP: 0.350, SLG: 0.480 (1, 10)										3	1	1	0	1	0	0												
<b>Tony Clark, S</b> OBP: 0.256, SLG: 0.361 (1, 3)										4	0	2	0	0	0	1												
<b>Bobby Higginson, L</b> OBP: 0.333, SLG: 0.394 (8, 7)										4	0	2	0	0	0	3												
<b>Phil Nevin, R</b> OBP: 0.275, SLG: 0.252 <b>Danny Bautista, R</b> OBP: 0.242, SLG: 0.318 (8, 9)										4	0	1	1	0	0	4												
<b>Steve Rodriguez, R</b> OBP: 0.297, SLG: 0.219 (1, 4)										2	1	0	0	2	1	1												
<b>John Flaherty, R</b> OBP: 0.290, SLG: 0.417 (1, 2)										4	2	1	0	0	0	2												
<b>Inning Stats</b>	R: 0 E: 0 K: 1 S: 5	H: 0 LOB: 0 BB: 0 P: 9	R: 0 E: 0 K: 0 S: 9	H: 2 LOB: 1 BB: 0 P: 11	R: 6 E: 3 K: 0 S: 16	H: 4 LOB: 1 BB: 2 P: 35	R: 1 E: 0 K: 0 S: 8	H: 2 LOB: 0 BB: 0 P: 11	R: 0 E: 0 K: 1 S: 8	H: 0 LOB: 0 BB: 0 P: 12	R: 0 E: 0 K: 0 S: 9	H: 0 LOB: 0 BB: 0 P: 14	R: 0 E: 0 K: 0 S: 5	H: 1 LOB: 0 BB: 0 P: 6	R: 0 E: 1 K: 1 S: 16	H: 0 LOB: 1 BB: 1 P: 27	1B: 7 2B: 2 3B: 0 HR: 1	SF: 0 SAC: 0 DP: 4 HBP: 0	WP: 0 PB: 0 SB: 0 CS: 1	PA: 38								
<b>PITCHER</b>	IP	WLS	BF	H	R	ER	SO	BB	IBB	HBP	BLK	WP	HR	S	P	ERA	WHIP											
<b>Matt Murray, R</b> ERA: 9.64 (1, 1)	3.1	L	20	8	7	4	1	2	0	0	0	0	0	1	35	62	10.80	3.000										
<b>Ken Ryan, R</b> ERA: 4.96 (4, 1)	2.2		8	1	0	0	1	0	0	0	0	0	0	0	22	30	0.00	0.375										
<b>Stan Belinda, R</b> ERA: 2.97 (7, 1)	1.0		3	0	0	0	0	0	0	0	0	0	0	9	14	0.00	0.000											
<b>Rheal Cormier, L</b> ERA: 4.02 (8, 1)	1.0		3	1	0	0	0	0	0	0	0	0	0	5	6	0.00	1.000											
<b>Mike Stanton, L</b> ERA: 4.46 (9, 1)	1.0		4	0	0	0	1	1	0	0	0	0	0	16	27	0.00	1.000											

**Detroit Tigers @ Boston Red Sox**  
Fenway Park, Boston, MA  
Mon Sep 25 1995, 7:05 PM EDT  
Att: 25,661 - Unknown - 61 F

AB	35
R	7
H	10
RBI	7
BB	3
SO	3
LOB	17



Batter	1	2	3	4	5	6	7	8	9	AB	R	H	RBI	BB	SO	LOB	BOTTOM										
<b>Troy O'Leary, L</b> OBP: 0.356, SLG: 0.491 (6, 9)										5	1	2	0	0	0	0											
<b>John Valentin, R</b> OBP: 0.394, SLG: 0.519 (1, 6)										3	1	2	0	1	0	0											
<b>Mo Vaughn, L</b> OBP: 0.385, SLG: 0.568 (1, 3)										4	0	1	0	0	1	3											
<b>18 Reggie Jefferson, S</b> OBP: 0.342, SLG: 0.476 (1, 10)										4	1	2	2	0	0	2											
<b>Mike Greenwell, L</b> OBP: 0.349, SLG: 0.462 (1, 7)										4	0	1	1	0	0	5											
<b>Matt Stairs, L</b> OBP: 0.299, SLG: 0.402 <b>Dwayne Hosey, S</b> OBP: 0.397, SLG: 0.490 (5, FH) (6, 8)										1	0	0	0	1	0	0											
<b>Bill Haselman, R</b> OBP: 0.315, SLG: 0.392 (1, 2)										4	1	0	0	0	2	2											
<b>Chris Donnels, L</b> OBP: 0.307, SLG: 0.304 (1, 5)										3	0	0	0	1	0	1											
<b>Luis Alica, S</b> OBP: 0.367, SLG: 0.368 (1, 4)										4	0	0	0	0	0	2											
<b>Inning Stats</b>	R: 0 E: 1 K: 1 S: 10	H: 0 LOB: 2 BB: 1 P: 22	R: 1 E: 2 K: 0 S: 11	H: 0 LOB: 0 BB: 1 P: 21	R: 1 E: 0 K: 0 S: 9	H: 3 LOB: 1 BB: 0 P: 14	R: 0 E: 0 K: 1 S: 8	H: 0 LOB: 1 BB: 1 P: 19	R: 1 E: 0 K: 1 S: 13	H: 3 LOB: 2 BB: 0 P: 23	R: 0 E: 0 K: 0 S: 9	H: 0 LOB: 0 BB: 0 P: 13	R: 0 E: 0 K: 0 S: 9	H: 0 LOB: 0 BB: 0 P: 17	R: 1 E: 0 K: 2 S: 11	H: 2 LOB: 1 BB: 0 P: 11	R: 0 E: 0 K: 0 S: 4	H: 0 LOB: 0 BB: 0 P: 7	1B: 6 2B: 3 3B: 0 HR: 0	SF: 0 SAC: 0 DP: 1 HBP: 0	WP: 0 PB: 0 SB: 0 CS: 2	PA: 38					
<b>PITCHER</b>	IP	WLS	BF	H	R	ER	SO	BB	IBB	HBP	BLK	WP	HR	S	P	ERA	WHIP										
<b>Clint Sodowsky, R</b> ERA: 3.74 (1, 1)	4.1		22	6	3	2	2	3	0	0	1	0	0	45	89	4.15	2.077										
<b>Mike Myers, L</b> ERA: 10.5 (5, 1)	0.1		1	0	0	0	0	0	0	0	0	0	0	3	6	0.00	0.000										
<b>Greg Gohr, R</b> ERA: 1.08 (5, 1)	1.1	W	4	0	0	0	1	0	0	0	0	0	0	12	17	0.00	0.000										
<b>John Doherty, R</b> ERA: 5.1 (7, 1)	3.0	S	10	2	1	1	2	0	0	0	0	0	0	24	35	3.00	0.667										

**Detroit Tigers @ Boston Red Sox**  
Fenway Park, Boston, MA  
Mon Sep 25 1995, 7:05 PM EDT  
Att: 25,661 - Unknown - 61 F

AB	34
R	4
H	8
RBI	3
BB	3
SO	5
LOB	18





Batter	1	2	3	4	5	6	7	8	9	AB	R	H	RBI	BB	SO	LOB	TOP										
Chad Curtis, R OBP: 0.352, SLG: 0.442 (1, 8)	L9		2B		G4-3			F7		4	0	1	0	0	0	0	<b>Detroit Tigers @ Boston Red Sox</b> Fenway Park, Boston, MA Tue Sep 26 1995, 7:05 PM EDT Att: 24,032 - Unknown - 55 F										
Scott Fletcher, R OBP: 0.313, SLG: 0.315 (1, 4)	G5-3		P3		K			K		4	0	0	0	0	2	1											
Travis Fryman, R OBP: 0.352, SLG: 0.412 (1, 5)	F9		K						G6-3	4	0	0	0	0	1	1											
Cecil Fielder, R OBP: 0.348, SLG: 0.476 (1, 10)		G6-3		P4					K	4	0	0	0	0	1	0											
Phil Nevin, R OBP: 0.280, SLG: 0.259 (1, 7)	1B	1B		FC5-4	1B				K	4	0	2	0	0	1	0											
Alan Trammell, R OBP: 0.343, SLG: 0.347 (1, 6)	L7			FC5-4	2B				F7	3	1	0	0	0	0	2											
Tony Clark, S OBP: 0.395, SLG: 0.395 (1, 3)			FC6-4	1B					G6-3	3	0	3	1	0	0	0											
Danny Bautista, R OBP: 0.239, SLG: 0.314 (1, 9)		FC6-4		L9					G6-3	3	0	0	0	0	0	4											
John Flaherty, R OBP: 0.288, SLG: 0.413 (1, 2)			G4-3		G6-3				G3-1	3	0	0	0	0	0	0											
<b>Inning Stats</b>	R: 0 E: 0 K: 0 S: 9	H: 0 LOB: 0 BB: 0 P: 13	R: 0 E: 0 K: 0 S: 9	H: 2 LOB: 2 BB: 0 P: 14	R: 0 E: 0 K: 1 S: 11	H: 1 LOB: 1 BB: 0 P: 16	R: 1 E: 0 K: 0 S: 10	H: 2 LOB: 1 BB: 0 P: 12	R: 0 E: 0 K: 1 S: 6	H: 0 LOB: 0 BB: 0 P: 10	R: 0 E: 0 K: 0 S: 6	H: 0 LOB: 0 BB: 0 P: 7	R: 0 E: 0 K: 0 S: 5	H: 1 LOB: 0 BB: 0 P: 8	R: 0 E: 0 K: 1 S: 11	H: 0 LOB: 0 BB: 0 P: 15		R: 0 E: 0 K: 1 S: 6	H: 0 LOB: 0 BB: 0 P: 10	1B: 4 2B: 2 3B: 0 HR: 0	SF: 0 SAC: 0 DP: 1 HBP: 0	WP: 0 PB: 0 SB: 0 CS: 0	PA: 32				
<b>PITCHER</b>	IP	WLS	BF	H	R	ER	SO	BB	IBB	HBP	BLK	WP	HR	S	P	ERA	WHIP										
Zane Smith, L ERA: 5.57 (1, 1)	8.0	W	29	6	1	1	4	0	0	0	0	0	0	67	95	1.12	0.750										
Joe Hudson, R ERA: 3.53 (9, 1)	1.0		3	0	0	0	1	0	0	0	0	0	0	6	10	0.00	0.000										

Batter	1	2	3	4	5	6	7	8	9	AB	R	H	RBI	BB	SO	LOB	BOTTOM										
Dwayne Hosey, S OBP: 0.419, SLG: 0.574 (1, 8)	F9	2B	HR		HR			K		3	3	2	1	1	1	0	<b>Detroit Tigers @ Boston Red Sox</b> Fenway Park, Boston, MA Tue Sep 26 1995, 7:05 PM EDT Att: 24,032 - Unknown - 55 F										
John Valentin, R OBP: 0.396, SLG: 0.527 (1, 6)	F9	HR			FC5-4	1B		1B		4	1	3	3	0	0	1											
Mo Vaughn, L OBP: 0.385, SLG: 0.569 (1, 3)	2B	F8			F7			1B		4	0	2	1	0	0	1											
Jose Canseco, R OBP: 0.377, SLG: 0.559 (1, 10)	IBB			G6-3	FC5-4			K		3	0	0	0	1	1	3											
Tim Lincecum, R OBP: 0.414, SLG: 0.440 (1, 5)	P3			G6-3	F8			G6-3	1B	3	0	1	0	1	0	3											
Willie McGee, S OBP: 0.304, SLG: 0.393 (1, 9)	G4-3		G6-3			K		G6-3		4	0	0	0	0	1	4											
Chris James, R OBP: 0.333, SLG: 0.490 (1, 7)		F9		G5-4-3	1B			1B		4	0	2	0	0	1	0											
Mike Macfarlane, R OBP: 0.322, SLG: 0.401 (1, 2)		HR		G5-4-3		G5-3		1B		3	1	1	0	1	0	1											
Carlos Rodriguez, S OBP: 0.286, SLG: 0.300 (1, 4)		P5		K2-3				G5-3		4	0	0	0	0	2	3											
<b>Inning Stats</b>	R: 1 E: 0 K: 0 S: 12	H: 2 LOB: 2 BB: 1 P: 23	R: 3 E: 0 K: 0 S: 8	H: 1 LOB: 0 BB: 2 P: 20	R: 0 E: 0 K: 0 S: 2	H: 0 LOB: 0 BB: 1 P: 7	R: 0 E: 0 K: 1 S: 8	H: 1 LOB: 0 BB: 0 P: 11	R: 1 E: 0 K: 0 S: 16	H: 2 LOB: 1 BB: 0 P: 27	R: 0 E: 0 K: 2 S: 9	H: 0 LOB: 0 BB: 0 P: 14	R: 0 E: 0 K: 2 S: 12	H: 2 LOB: 2 BB: 0 P: 21	R: 0 E: 0 K: 1 S: 11	H: 3 LOB: 2 BB: 0 P: 16		R: 0 E: 0 K: 1 S: 11	H: 0 LOB: 0 BB: 0 P: 10	1B: 7 2B: 2 3B: 0 HR: 2	SF: 0 SAC: 0 DP: 3 HBP: 0	WP: 0 PB: 0 SB: 0 CS: 0	PA: 36				
<b>PITCHER</b>	IP	WLS	BF	H	R	ER	SO	BB	IBB	HBP	BLK	WP	HR	S	P	ERA	WHIP										
C.J. Nitkowski, L ERA: 6.66 (1, 1)	4.1	L	21	6	5	5	1	3	1	0	0	0	0	41	79	10.38	2.077										
Joe Boever, R ERA: 6.49 (5, 1)	2.2		10	2	0	0	4	0	0	0	0	0	0	26	44	0.00	0.750										
Ben Blomdahl, R ERA: 7.71 (8, 1)	1.0		5	3	0	0	1	0	0	0	0	0	0	11	16	0.00	3.000										



Batter	1	2	3	4	5	6	7	8	9	AB	R	H	RBI	BB	SO	LOB	TOP										
<b>Chad Curtis, R</b> OBP: 0.352, SLG: 0.441 (1, 8)										5	0	2	1	0	0	1											
<b>Chris Gomez, R</b> OBP: 0.294, SLG: 0.360 (1, 6)										5	0	0	0	0	0	2											
<b>Travis Fryman, R</b> OBP: 0.350, SLG: 0.415 (1, 5)										5	1	1	1	0	2	1											
<b>Cecil Fielder, R</b> OBP: 0.348, SLG: 0.476 (1, 10)										5	1	2	0	0	1	1											
<b>Tony Clark, S</b> OBP: 0.286, SLG: 0.407 (1, 3)										5	1	2	0	0	2	0											
<b>Bobby Higginson, L</b> OBP: 0.334, SLG: 0.403 (1, 9)										4	2	2	0	0	1	4											
<b>Phil Nevin, R</b> OBP: 0.286, SLG: 0.265 (1, 7)										4	1	2	2	0	1	3											
<b>Scott Fletcher, R</b> OBP: 0.312, SLG: 0.313 (1, 4)										4	0	1	1	0	0	4											
<b>Ron Tingley, R</b> OBP: 0.307, SLG: 0.403 (1, 2)										4	1	2	2	0	0	2											
<b>Inning Stats</b>	R: 0 E: 0 K: 1 S: 10	H: 1 LOB: 1 BB: 0 P: 14	R: 2 E: 0 K: 1 S: 11	H: 3 LOB: 1 BB: 0 P: 15	R: 3 E: 1 K: 0 S: 17	H: 5 LOB: 2 BB: 0 P: 21	R: 0 E: 0 K: 0 S: 6	H: 0 LOB: 0 BB: 0 P: 13	R: 0 E: 0 K: 2 S: 9	H: 2 LOB: 2 BB: 0 P: 12	R: 0 E: 0 K: 1 S: 10	H: 0 LOB: 0 BB: 0 P: 16	R: 0 E: 0 K: 1 S: 7	H: 0 LOB: 0 BB: 0 P: 11	R: 2 E: 0 K: 1 S: 12	H: 3 LOB: 1 BB: 0 P: 19	R: 0 E: 0 K: 2 S: 11	H: 0 LOB: 0 BB: 0 P: 13	1B: 8 2B: 4 3B: 1 HR: 1	SF: 0 SAC: 0 DP: 0 HBP: 0	WP: 0 PB: 2 SB: 0 CS: 0	PA: 41					
<b>PITCHER</b>	IP	WLS	BF	H	R	ER	SO	BB	IBB	HBP	BLK	WP	HR	S	P	ERA	WHIP										
<b>49 Tim Wakefield, R</b> ERA: 2.99	7.0	L	32	11	5	5	6	0	0	0	0	0	1	70	102	6.43	1.571										
<b>Stan Belinda, R</b> ERA: 3.19	1.0		6	3	2	2	1	0	0	0	0	0	0	12	19	18.00	3.000										
<b>Rick Aguilera, R</b> ERA: 2.65	1.0		3	0	0	0	2	0	0	0	0	0	0	11	13	0.00	0.000										

**Detroit Tigers @ Boston Red Sox**  
Fenway Park, Boston, MA  
Wed Sep 27 1995, 7:05 PM EDT  
Att: 30,989 - Unknown - 71 F

**AB 41**  
**R 7**  
**H 14**  
**RBI 7**  
**BB 0**  
**SO 9**  
**LOB 18**



Batter	1	2	3	4	5	6	7	8	9	AB	R	H	RBI	BB	SO	LOB	BOTTOM										
<b>Lee Tinsley, S</b> OBP: 0.360, SLG: 0.406 (1, 8)										5	1	2	0	0	0	2											
<b>John Valentin, R</b> OBP: 0.396, SLG: 0.528 (1, 6)										5	0	2	1	0	0	3											
<b>Mo Vaughn, L</b> OBP: 0.387, SLG: 0.577 (1, 3)										5	1	3	1	0	1	2											
<b>Jose Canseco, R</b> OBP: 0.380, SLG: 0.560 (1, 10)										5	1	3	1	0	0	3											
<b>Mike Greenwell, L</b> OBP: 0.348, SLG: 0.462 (1, 7)										5	0	1	0	0	0	5											
<b>Troy O'Leary, L</b> OBP: 0.352, SLG: 0.486 ERA: 6.11										4	0	0	0	0	0	5											
<b>Chris James, R</b> OBP: 0.333, SLG: 0.400 ERA: 3.88										0	0	0	0	0	0	0											
<b>Matt Stairs, L</b> OBP: 0.295, SLG: 0.398 ERA: 4.7										1	0	0	0	0	0	2											
<b>Tim Lincecum, R</b> OBP: 0.413, SLG: 0.441 (1, 5)										4	1	1	1	0	0	1											
<b>Mike Macfarlane, R</b> OBP: 0.321, SLG: 0.399 ERA: 3.88										4	0	1	0	0	1	1											
<b>Scott Hatteberg, L</b> OBP: 0.500, SLG: 0.500 (9, 2)										0	0	0	0	0	0	0											
<b>Carlos Rodriguez, S</b> OBP: 0.333, SLG: 0.348 ERA: 3.88										3	0	2	0	0	0	1											
<b>18 Reggie Jefferson, S</b> OBP: 0.348, SLG: 0.451 (9, PH)										1	1	1	0	0	0	0											
<b>Inning Stats</b>	R: 0 E: 0 K: 0 S: 12	H: 1 LOB: 1 BB: 0 P: 16	R: 0 E: 0 K: 0 S: 6	H: 0 LOB: 0 BB: 0 P: 6	R: 0 E: 0 K: 1 S: 8	H: 1 LOB: 0 BB: 0 P: 10	R: 0 E: 0 K: 0 S: 12	H: 2 LOB: 2 BB: 0 P: 16	R: 1 E: 0 K: 0 S: 8	H: 2 LOB: 1 BB: 0 P: 12	R: 0 E: 0 K: 1 S: 11	H: 1 LOB: 1 BB: 0 P: 14	R: 0 E: 0 K: 0 S: 9	H: 2 LOB: 2 BB: 0 P: 14	R: 2 E: 0 K: 0 S: 10	H: 3 LOB: 1 BB: 0 P: 12	R: 2 E: 0 K: 0 S: 13	H: 4 LOB: 2 BB: 0 P: 18	1B: 11 2B: 4 3B: 0 HR: 1	SF: 0 SAC: 0 DP: 1 HBP: 0	WP: 1 PB: 0 SB: 0 CS: 0	PA: 42					
<b>PITCHER</b>	IP	WLS	BF	H	R	ER	SO	BB	IBB	HBP	BLK	WP	HR	S	P	ERA	WHIP										
<b>Jose Lima, R</b> ERA: 6.11	5.0	W	20	6	1	1	1	0	0	0	0	0	0	46	60	1.80	1.200										
<b>Greg Gohr, R</b> ERA: 0.96	1.0		4	1	0	0	1	0	0	0	0	0	0	11	14	0.00	1.000										
<b>Mike Christopher, R</b> ERA: 4.7	2.0		11	5	2	2	0	0	0	0	0	0	1	19	26	9.00	2.500										
<b>Dwayne Henry, R</b> ERA: 4.7	0.0		3	3	2	2	0	0	0	0	0	0	0	5	8	=	=										
<b>Brian Bohannon, L</b> ERA: 5.76	0.1		1	0	0	0	0	0	0	0	0	0	0	2	2	0.00	0.000										
<b>Brian Maxcy, R</b> ERA: 6.71	0.0		1	1	0	0	0	0	0	0	0	0	0	0	0	0	0										
<b>Mike Myers, L</b> ERA: 9.95	0.1		1	0	0	0	0	0	0	0	0	0	0	1	1	0.00	0.000										
<b>Ben Blomdahl, R</b> ERA: 7.59	0.1	S	1	0	0	0	0	0	0	0	0	0	0	0	0	0.00	0.000										

**Detroit Tigers @ Boston Red Sox**  
Fenway Park, Boston, MA  
Wed Sep 27 1995, 7:05 PM EDT  
Att: 30,989 - Unknown - 71 F

**AB 42**  
**R 5**  
**H 16**  
**RBI 4**  
**BB 0**  
**SO 2**  
**LOB 25**





Batter	1	2	3	4	5	6	7	8	9	AB	R	H	RBI	BB	SO	LOB	TOP					
Chad Curtis, R (1, 8) OBP: 0.352, SLG: 0.439	1-2 P6		1-1 G5-3			1-2 P4		4-0 BB		3	0	0	0	1	0	0	<b>Detroit Tigers @ Baltimore Orioles</b> Oriole Park at Camden Yards, Baltimore, MD Fri Sep 29 1995, 7:05 PM EDT Att: 46,512 - Unknown - 71 F					
Chris Gomez, R (1, 6) OBP: 0.292, SLG: 0.358	1-2 G4-3			1-3 K		2-2 G3		0-3 K		3	0	0	0	0	1	0						
Franklin Stubbs, L (8, PH) OBP: 0.358, SLG: 0.397										1	0	0	0	0	1	2						
Scott Fletcher, R (8, 4) OBP: 0.312, SLG: 0.313										0	0	0	0	0	0	0						
Travis Fryman, R (1, 5) OBP: 0.350, SLG: 0.414	0-2 1B			1-0 G6-3			1-0 G1-3		0-0 P5	4	0	1	0	0	0	0						
Cecil Fielder, R (1, 10) OBP: 0.346, SLG: 0.472	1-3 K			3-2 G5-3			0-1 G5-3		1-3 K	4	0	0	0	0	2	1						
Tony Clark, S (1, 3) OBP: 0.294, SLG: 0.411		2-0 G3			0-0 L7		1-1 1B		2-2 1B	4	0	2	0	0	0	0						
Bobby Higginson, L (1, 9) OBP: 0.331, SLG: 0.399		2-2 L1			0-1 G3		0-0 P6		3-2 G3-1	4	0	0	0	0	0	2						
Phil Nevin, R (1, 7) OBP: 0.287, SLG: 0.267		1-2 L9			2-2 1B					3	0	1	0	0	1	0						
John Flaherty, R (1, 2) OBP: 0.286, SLG: 0.410			1-0 G1-3		0-2 G5-3				0-1 G6-3	3	0	0	0	0	0	1						
Steve Rodriguez, R (1, 4) OBP: 0.300, SLG: 0.229			1-2 P5			1-3 K			0-2 BB 1B	3	0	1	0	0	1	0						
<b>Inning Stats</b>	R: 0 E: 0 K: 1 S: 16	H: 1 LOB: 1 BB: 0 P: 19	R: 0 E: 0 K: 0 S: 7	H: 0 LOB: 0 BB: 0 P: 12	R: 0 E: 0 K: 0 S: 7	H: 0 LOB: 0 BB: 0 P: 10	R: 0 E: 0 K: 1 S: 8	H: 0 LOB: 0 BB: 0 P: 13	R: 0 E: 0 K: 0 S: 9	H: 1 LOB: 1 BB: 0 P: 11	R: 0 E: 0 K: 1 S: 11	H: 0 LOB: 0 BB: 0 P: 15	R: 0 E: 0 K: 0 S: 6	H: 1 LOB: 1 BB: 0 P: 8	R: 0 E: 0 K: 2 S: 18	H: 1 LOB: 2 BB: 1 P: 24	R: 0 E: 0 K: 1 S: 10	H: 1 LOB: 1 BB: 0 P: 16	1B: 5 2B: 0 3B: 0 HR: 0	SF: 0 SAC: 0 DP: 0 HBP: 0	WP: 0 PB: 0 SB: 0 CS: 0	PA: 33
<b>PITCHER</b> Kevin Brown, R (1, 1) ERA: 3.6	IP: 9.0 WLS: W BF: 33	H: 5 R: 0 ER: 0 SO: 6	BB: 1 IBB: 0 HBP: 0 BLK: 0	WP: 0 HR: 0 S: 92 P: 128	ERA: 0.00 WHIP: 0.667	<b>PITCHER</b>										IP: 9.0 WLS: W BF: 33	H: 5 R: 0 ER: 0 SO: 6	BB: 1 IBB: 0 HBP: 0 BLK: 0	WP: 0 HR: 0 S: 92 P: 128	ERA: 0.00 WHIP: 0.667		

Batter	1	2	3	4	5	6	7	8	9	AB	R	H	RBI	BB	SO	LOB	BOTTOM			
Jeff Huson, L (1, 4) OBP: 0.323, SLG: 0.327	1-2 L4			2-2 G5-3	0-0 B2		0-1 1B	3-3 K		5	0	1	0	0	1	4	<b>Detroit Tigers @ Baltimore Orioles</b> Oriole Park at Camden Yards, Baltimore, MD Fri Sep 29 1995, 7:05 PM EDT Att: 46,512 - Unknown - 71 F			
Brady Anderson, L (1, 8) OBP: 0.372, SLG: 0.442	0-3 K			1-2 1B 3B	0-2 FC1-4-6 1B		1 SAFE 3-2 F8	2-2 G4-3		5	2	1	0	0	1	5				
Rafael Palmeiro, L (1, 3) OBP: 0.377, SLG: 0.587	0-1 P5			1-0 1B	0-0 1B		0-1 L3			4	1	2	0	0	0	1				
Bobby Bonilla, S (1, 5) OBP: 0.384, SLG: 0.577		2-2 P9		0-1 1B 3B	1-0 1B		0-0 BB 1B	BB G5-3 1B		4	2	3	3	0	0	0				
Cal Ripken Jr., R (1, 6) OBP: 0.325, SLG: 0.426		3-1 G5-3		1-1 1B		0-1 L4		1-1 G5-3		4	0	1	1	0	0	1				
Harold Baines, L (1, 10) OBP: 0.398, SLG: 0.528		0-1 G3		3-H 1B		4-2 L4		1-2 G5-3		2	0	1	0	2	0	0				
Curtis Goodwin, L (8, FR) OBP: 0.301, SLG: 0.332				1-1 BB 1B		1-1 BB		4-0 BB WP IBB		0	1	0	0	0	0	0				
Chris Hoiles, R (1, 2) OBP: 0.364, SLG: 0.448			1-0 P5	4-0 G6-4-3 BB		2-2 L6		4-0 WP BB BB		2	0	0	0	2	0	1				
Kevin Bass, S (1, 7) OBP: 0.299, SLG: 0.330			2-0 F7	1-0 G6-4-3		1-0 G1-3		4-2 WP BB		3	0	0	0	0	0	4				
Jarvis Brown, R (8, 8) OBP: 0.313, SLG: 0.160				1-2 BB				1-2 2-3 WP BB		0	0	0	1	1	0	0				
Mark Smith, R (1, 9) OBP: 0.318, SLG: 0.354			3-2 P5		2-0 1B		1-2 F7	1-2 2-3 3-H BB		3	0	1	0	1	0	0				
<b>Inning Stats</b>	R: 0 E: 0 K: 1 S: 8	H: 0 LOB: 0 BB: 0 P: 9	R: 0 E: 0 K: 0 S: 8	H: 0 LOB: 0 BB: 0 P: 13	R: 0 E: 0 K: 0 S: 5	H: 0 LOB: 0 BB: 0 P: 11	R: 3 E: 0 K: 0 S: 17	H: 5 LOB: 2 BB: 1 P: 28	R: 1 E: 0 K: 0 S: 7	H: 3 LOB: 2 BB: 0 P: 10	R: 0 E: 0 K: 0 S: 9	H: 0 LOB: 1 BB: 1 P: 16	R: 0 E: 0 K: 0 S: 10	H: 1 LOB: 1 BB: 0 P: 14	R: 2 E: 0 K: 1 S: 14	H: 1 LOB: 3 BB: 4 P: 36	1B: 9 2B: 0 3B: 1 HR: 0	SF: 0 SAC: 0 DP: 1 HBP: 0	WP: 1 PB: 0 SB: 0 CS: 0	PA: 38
<b>PITCHER</b> Felipe Lira, R (1, 1) ERA: 4.31	IP: 3.1 WLS: L BF: 16	H: 5 R: 3 ER: 3 SO: 1	BB: 1 IBB: 0 HBP: 0 BLK: 0	WP: 0 HR: 0 S: 27 P: 42	ERA: 2.46 WHIP: 1.364	<b>PITCHER</b>										IP: 3.1 WLS: L BF: 16	H: 5 R: 3 ER: 3 SO: 1	BB: 1 IBB: 0 HBP: 0 BLK: 0	WP: 0 HR: 0 S: 27 P: 42	ERA: 2.46 WHIP: 1.364
Brian Bohanon, L (4, 1) ERA: 5.66	0.1	6	1	2	2	0	3	1	0	0	0	0	0	0	0	0	25	54.00	12.000	
Brian Maxcy, R (8, 1) ERA: 7.01	0.2	2	0	0	0	1	0	0	0	0	0	0	0	0	0	0	6	0.00	0.000	
Joe Boever, R (8, 1) ERA: 6.45																				





Batter	1	2	3	4	5	6	7	8	9	AB	R	H	RBI	BB	SO	LOB	TOP										
<b>Chad Curtis, R</b> OBP: 0.350, SLG: 0.436 (1, 8)	G5-3		P4			G6-3		G6-3		4	0	0	0	0	0	1	<b>Detroit Tigers @ Baltimore Orioles</b> Oriole Park at Camden Yards, Baltimore, MD Sat Sep 30 1995, 3:33 AM EDT Att: 47,132 - Sunny - 73 F										
<b>Chris Gomez, R</b> OBP: 0.292, SLG: 0.357 (1, 6)	G6-3			K			BB 1B	K		4	0	1	0	0	2	0											
<b>Travis Fryman, R</b> OBP: 0.349, SLG: 0.412 (1, 5)	K			K			BB		F8	3	0	0	0	1	2	0											
<b>Tony Clark, S</b> OBP: 0.302, SLG: 0.408 (1, 3)		FC3-6 BB		G1-3			K			3	0	1	0	1	1	2											
<b>Bobby Higginson, L</b> OBP: 0.328, SLG: 0.395 (1, 7)		FC3-6 CS			L9		P4		K	4	0	0	0	0	1	4											
<b>Phil Nevin, R</b> OBP: 0.286, SLG: 0.261 (1, 10)									E6	3	0	0	0	1	1	2											
<b>Danny Bautista, R</b> OBP: 0.236, SLG: 0.310 (1, 9)			P3		K				G4-3	4	0	0	0	0	2	3											
<b>John Flaherty, R</b> OBP: 0.286, SLG: 0.407 (1, 2)			G6-3							2	0	0	0	1	0	0											
<b>Steve Rodriguez, R</b> OBP: 0.302, SLG: 0.216 (1, 4)					F7				F8	2	0	0	0	1	0	2											
<b>Inning Stats</b>	R: 0 E: 0 K: 1 S: 7	H: 0 LOB: 0 BB: 0 P: 9	R: 0 E: 0 K: 1 S: 6	H: 0 LOB: 0 BB: 1 P: 12	R: 0 E: 0 K: 0 S: 7	H: 0 LOB: 1 BB: 1 P: 16	R: 0 E: 0 K: 2 S: 7	H: 0 LOB: 0 BB: 0 P: 10	R: 0 E: 0 K: 1 S: 8	H: 1 LOB: 2 BB: 1 P: 20	R: 0 E: 0 K: 1 S: 10	H: 0 LOB: 0 BB: 0 P: 18	R: 0 E: 0 K: 1 S: 5	H: 0 LOB: 0 BB: 0 P: 8	R: 0 E: 1 K: 1 S: 10	H: 1 LOB: 2 BB: 0 P: 14	1B: 2 2B: 0 3B: 0 HR: 0	SF: 0 SAC: 0 DP: 0 HBP: 0	WP: 0 PB: 0 SB: 0 CS: 1	PA: 34							
<b>PITCHER</b>	IP	WLS	BF	H	R	ER	SO	BB	IBB	HBP	BLK	WP	HR	S	P	ERA	WHIP										
<b>Ben McDonald, R</b> ERA: 4.16 (1, 1)	6.0	W	23	1	0	0	6	5	0	0	0	0	0	45	84	0.00	1.000										
<b>Jimmy Haynes, R</b> ERA: 2.25 (7, 1)	2.0		6	0	0	0	2	0	0	0	0	0	0	16	26	0.00	0.000										
<b>Jesse Orosco, L</b> ERA: 3.26 (9, 1)	1.0		5	1	0	0	1	0	0	0	0	0	0	10	14	0.00	1.000										

Batter	1	2	3	4	5	6	7	8	9	AB	R	H	RBI	BB	SO	LOB	BOTTOM										
<b>Jeff Huson, L</b> OBP: 0.318, SLG: 0.321 (1, 4)	F9		F7		G4-3			P6		6	1	1	1	0	1	7	<b>Detroit Tigers @ Baltimore Orioles</b> Oriole Park at Camden Yards, Baltimore, MD Sat Sep 30 1995, 3:33 AM EDT Att: 47,132 - Sunny - 73 F										
<b>Brady Anderson, L</b> OBP: 0.373, SLG: 0.448 (1, 8)	G4-3 S		G1-3				K			4	1	2	5	1	1	3											
<b>Rafael Palmeiro, L</b> OBP: 0.377, SLG: 0.583 (1, 3)	G4-3	L3								3	0	0	0	2	0	2											
<b>Bobby Bonilla, S</b> OBP: 0.387, SLG: 0.576 (7, PH)										2	1	1	0	2	0	1											
<b>Jeff Manto, R</b> OBP: 0.325, SLG: 0.492 (8, 5)										1	0	1	1	0	0	0											
<b>Cal Ripken Jr., R</b> OBP: 0.322, SLG: 0.423 (7, PH)										4	1	0	0	0	1	4											
<b>Bret Barberie, S</b> OBP: 0.351, SLG: 0.325 (8, 4)										1	0	0	0	0	1	2											
<b>Harold Baines, L</b> OBP: 0.492, SLG: 0.533 (6, PH)										2	3	2	0	1	0	0											
<b>Chris Hoiles, R</b> OBP: 0.453 (1, 2)										3	2	2	2	1	1	2											
<b>Gregg Zaun, S</b> OBP: 0.358, SLG: 0.394 (9, 2)										1	0	1	0	0	0	0											
<b>Kevin Bass, S</b> OBP: 0.300, SLG: 0.334 (8, 8)										2	1	1	2	0	0	1											
<b>Jarvis Brown, R</b> OBP: 0.324, SLG: 0.185 (1, 9)										2	0	1	0	0	1	2											
<b>Mark Smith, R</b> OBP: 0.322, SLG: 0.376 (1, 9)										5	2	2	1	0	2	6											
<b>Inning Stats</b>	R: 0 E: 0 K: 1 S: 15	H: 2 LOB: 0 BB: 1 P: 29	R: 4 E: 1 K: 1 S: 13	H: 2 LOB: 0 BB: 1 P: 20	R: 3 E: 1 K: 1 S: 13	H: 2 LOB: 2 BB: 2 P: 30	R: 0 E: 0 K: 0 S: 5	H: 0 LOB: 0 BB: 1 P: 12	R: 0 E: 0 K: 2 S: 13	H: 1 LOB: 2 BB: 1 P: 23	R: 2 E: 0 K: 2 S: 19	H: 3 LOB: 2 BB: 1 P: 34	R: 0 E: 0 K: 1 S: 8	H: 2 LOB: 1 BB: 0 P: 12	1B: 7 2B: 6 3B: 0 HR: 1	SF: 0 SAC: 1 DP: 1 HBP: 0	WP: 0 PB: 0 SB: 1 CS: 0	PA: 46									
<b>PITCHER</b>	IP	WLS	BF	H	R	ER	SO	BB	IBB	HBP	BLK	WP	HR	S	P	ERA	WHIP										
<b>Sean Bergman, R</b> ERA: 5.12 (3, 1)	3.0	L	13	4	3	3	1	1	0	0	0	0	0	28	52	9.00	1.667										
<b>Ben Blomdahl, R</b> ERA: 7.77 (6, 1)	1.0		5	1	0	0	2	1	0	0	0	0	0	13	23	0.00	2.000										
<b>Greg Gohr, R</b> ERA: 0.87 (7, 1)	1.0		7	3	2	2	2	1	0	0	0	0	0	19	34	18.00	4.000										
<b>Mike Myers, L</b> ERA: 8.59 (8, 1)	1.0		4	2	0	0	1	0	0	0	0	0	0	8	12	0.00	2.000										





Batter	1	2	3	4	5	6	7	8	9	AB	R	H	RBI	BB	SO	LOB	TOP			
Lou Whitaker, L (1.4) OBP: 0.372, SLG: 0.518										1	0	0	0	0	1	0	<p><b>Detroit Tigers @ Baltimore Orioles</b>  <b>Oriole Park at Camden Yards, Baltimore, MD</b>            Sun Oct 01 1995, 3:33 AM EDT            Att: 45,760 - Cloudy - 71 F</p>			
Steve Rodriguez, R (2.4) OBP: 0.289, SLG: 0.205										2	0	0	0	0	1	1				
Derrick White, R (9, PH) OBP: 0.188, SLG: 0.229										1	0	0	0	0	0	0				
Alan Trammell, R (1.6) OBP: 0.345, SLG: 0.350										1	0	1	0	0	0	0				
Chris Gomez, R (2.6) OBP: 0.292, SLG: 0.355										2	0	0	0	1	1	1				
Travis Fryman, R (1.5) OBP: 0.347, SLG: 0.409										4	0	0	0	0	0	2				
Tony Clark, S (1.3) OBP: 0.294, SLG: 0.396										3	0	0	0	0	2	0				
Chad Curtis, R (1.8) OBP: 0.349, SLG: 0.435										1	0	0	0	0	1	0				
Todd Steversen, R (2.8) OBP: 0.340, SLG: 0.405										2	0	0	0	0	0	0				
Bobby Higginson, L (1.7) OBP: 0.329, SLG: 0.393										2	0	0	0	1	0	0				
Phil Nevin, R (1.10) OBP: 0.281, SLG: 0.256										3	0	0	0	0	1	1				
Danny Bautista, R (1.9) OBP: 0.237, SLG: 0.314										3	0	1	0	0	0	0				
John Flaherty, R (1.2) OBP: 0.284, SLG: 0.404										3	0	0	0	0	0	1				
<b>Inning Stats</b>	R: 0 E: 0 K: 1 S: 6	H: 1 LOB: 0 BB: 0 P: 7	R: 0 E: 0 K: 2 S: 9	H: 0 LOB: 1 BB: 1 P: 15	R: 0 E: 0 K: 1 S: 8	H: 0 LOB: 0 BB: 0 P: 14	R: 0 E: 0 K: 0 S: 5	H: 0 LOB: 0 BB: 0 P: 9	R: 0 E: 0 K: 1 S: 8	H: 1 LOB: 1 BB: 0 P: 20	R: 0 E: 0 K: 1 S: 8	H: 0 LOB: 0 BB: 0 P: 12	R: 0 E: 0 K: 0 S: 5	H: 0 LOB: 1 BB: 1 P: 8	R: 0 E: 0 K: 0 S: 8	H: 0 LOB: 1 BB: 1 P: 16	1B: 1 2B: 1 3B: 0 HR: 0	SF: 0 SAC: 0 DP: 1 HBP: 0	WP: 0 PB: 0 SB: 0 CS: 0	PA: 30
<b>PITCHER</b> 35 Mike Mussina, R (1.1) ERA: 3.29	IP: 9.0 WLS: W BF: 30	H: 2 R: 0 ER: 0 SO: 7	BB: 2 IBB: 0 HBP: 0 BLK: 0	WP: 0 HR: 0 S: 72 P: 110	ERA: 0.00 WHIP: 0.444	<b>PITCHER</b>	IP: 1.0 WLS: 3 BF: 0	H: 0 R: 0 ER: 0 SO: 0	BB: 0 IBB: 0 HBP: 0 BLK: 0	WP: 0 HR: 0 S: 8 P: 11	ERA: 0.00 WHIP: 0.000									

Batter	1	2	3	4	5	6	7	8	9	AB	R	H	RBI	BB	SO	LOB	BOTTOM			
Jeff Huson, L (1.4) OBP: 0.315, SLG: 0.317										5	1	1	2	0	1	1	<p><b>Detroit Tigers @ Baltimore Orioles</b>  <b>Oriole Park at Camden Yards, Baltimore, MD</b>            Sun Oct 01 1995, 3:33 AM EDT            Att: 45,760 - Cloudy - 71 F</p>			
Brady Anderson, L (1.8) OBP: 0.371, SLG: 0.444										5	0	0	0	0	4	1				
Rafael Palmeiro, L (1.3) OBP: 0.380, SLG: 0.583										2	0	1	0	2	0	0				
Bobby Bonilla, S (1.5) OBP: 0.388, SLG: 0.576										4	0	2	1	0	0	1				
Cal Ripken Jr., R (1.6) OBP: 0.324, SLG: 0.422										2	0	0	0	2	0	2				
Harold Baines, L (1.10) OBP: 0.403, SLG: 0.540										4	1	2	1	0	0	4				
Curtis Goodwin, L (7, PR) OBP: 0.301, SLG: 0.332										0	0	0	0	0	0	0				
Chris Hoiles, R (1.2) OBP: 0.373, SLG: 0.460										3	1	3	0	1	0	0				
Kevin Bass, S (1.7) OBP: 0.303, SLG: 0.336										2	1	1	0	1	0	1				
Jeffrey Hammonds, R (7, PH) OBP: 0.279, SLG: 0.371										1	0	0	0	0	0	2				
Jarvis Brown, R (8, 8) OBP: 0.324, SLG: 0.185										0	0	0	0	0	0	0				
Mark Smith, R (1.9) OBP: 0.314, SLG: 0.365										3	0	0	0	0	1	3				
<b>Inning Stats</b>	R: 0 E: 0 K: 1 S: 14	H: 1 LOB: 2 BB: 1 P: 24	R: 4 E: 0 K: 1 S: 19	H: 4 LOB: 3 BB: 3 P: 39	R: 0 E: 0 K: 1 S: 11	H: 1 LOB: 1 BB: 0 P: 17	R: 0 E: 0 K: 1 S: 6	H: 0 LOB: 0 BB: 0 P: 11	R: 0 E: 0 K: 0 S: 10	H: 2 LOB: 2 BB: 1 P: 17	R: 0 E: 0 K: 2 S: 13	H: 0 LOB: 1 BB: 1 P: 23	R: 0 E: 0 K: 0 S: 15	H: 2 LOB: 2 BB: 0 P: 22	R: 0 E: 0 K: 0 S: 8	H: 0 LOB: 0 BB: 0 P: 11	1B: 8 2B: 1 3B: 0 HR: 1	SF: 0 SAC: 1 DP: 1 HBP: 0	WP: 0 PB: 0 SB: 2 CS: 0	PA: 38
<b>PITCHER</b> Clint Sodowsky, R (1.1) ERA: 5.01	IP: 1.2 WLS: L BF: 14	H: 4 R: 4 ER: 4 SO: 2	BB: 4 IBB: 0 HBP: 0 BLK: 0	WP: 0 HR: 1 S: 30 P: 60	ERA: 21.60 WHIP: 5.400	<b>PITCHER</b> Brian Maxcy, R (8.1) ERA: 6.88	IP: 1.0 WLS: 3 BF: 0	H: 0 R: 0 ER: 0 SO: 0	BB: 0 IBB: 0 HBP: 0 BLK: 0	WP: 0 HR: 0 S: 8 P: 11	ERA: 0.00 WHIP: 0.000									
Brian Bohanon, L (2.1) ERA: 5.54	2.1	8	1	0	0	2	0	0	0	0	0	20	31	0.00	4.029					
Mike Christopher, R (5.1) ERA: 9.62	1.0	5	2	0	0	0	1	0	0	0	0	10	17	0.00	3.000					
Mike Myers, L (6.1) ERA: 7.56	1.0	4	0	0	0	2	1	0	0	0	0	13	23	1.000	1.000					
Joe Bower, R (7.1) ERA: 6.92	1.0	4	2	0	0	0	0	0	0	0	0	15	22	0.00	2.000					