

# Detroit Tigers - 1996

Batter	1	2	3	4	5	6	7	8	9	AB	R	H	RBI	BB	SO	LOB	TOP						
<b>Chad Curtis, R</b> OBP: 0.800, SLG: 0.750	1-1 1B 1B	2-3 K			4-2 G4-3 BB		3-2 G4-3 1B		0-2 BB 1B	4	2	3	0	1	1	1							
<b>Bobby Higginson, L</b> OBP: 0.400, SLG: 0.250	1-1 FC5 1B	2-3 K			2-1 G4-3		0-0 G4-3		4-2 2B 1B	4	0	1	1	1	1	4							
<b>Travis Fryman, R</b> OBP: 0.400, SLG: 0.750	3-0 BB FC5 1B		0-1 F8		2-2 G5-3		1-2 2-3 3-H 2-2 SF7		1-0 2B	4	0	2	3	0	0	1							
<b>Cecil Fielder, R</b> (1, 3)	1-1 FC5 BB 1-2 2-3		1-3 K		2-3 K		3-H 2-1 G5-3		0-1 P2	5	0	0	0	0	2	6							
<b>Melvin Nieves, S</b> (1, 7)	0-3 K		1-3 K			0-0 G4-3		4-0 BB HR	2-3 K	4	1	0	0	1	3	4							
<b>Eddie Williams, R</b> OBP: 0.600, SLG: 1.250	4-0 FC4-6 BB 1-2 2-3			2-0 FC5-4 1B		3-2 P4		3-1 1-H HR	1-2 G4-3	4	1	2	2	1	0	2							
<b>Mark Lewis, R</b> (1, 4)	2-2 FC4-6 1-2			2-3 K		2-1 F8		0-3 K		4	0	0	0	0	2	4							
<b>John Flaherty, R</b> OBP: 0.500, SLG: 0.333		1-1 FC4-6 1B		0-2 FC5-4 1-2		4-2 1B G4-3 BB		2-2 E5 G4-6-3		3	1	1	0	1	0	1							
<b>Alan Trammell, R</b> OBP: 0.333, SLG: 0.333		1-1 FC4-6		2-3 K		1-1 G4-3 1B		0-1 G4-6-3		3	1	1	0	0	1	2							
<b>Curtis Pride, L</b> (8, PH)										1	0	0	0	0	0	1							
<b>Chris Gomez, R</b> (8, 6)										0	0	0	0	0	0	0							
<b>Inning Stats</b>	R: 1 E: 0 K: 1 S: 13	H: 3 LOB: 3 BB: 1 P: 25	R: 0 E: 0 K: 2 S: 10	H: 1 LOB: 1 BB: 0 P: 16	R: 0 E: 0 K: 2 S: 8	H: 0 LOB: 0 BB: 0 P: 10	R: 0 E: 0 K: 2 S: 12	H: 1 LOB: 1 BB: 0 P: 18	R: 0 E: 0 K: 1 S: 10	H: 0 LOB: 1 BB: 1 P: 20	R: 0 E: 0 K: 0 S: 6	H: 0 LOB: 0 BB: 0 P: 11	R: 2 E: 0 K: 0 S: 14	H: 2 LOB: 1 BB: 1 P: 26	R: 2 E: 1 K: 1 S: 10	H: 1 LOB: 0 BB: 1 P: 19	R: 1 E: 0 K: 1 S: 18	H: 2 LOB: 2 BB: 1 P: 26	1B: 8 2B: 1 3B: 0 HR: 1	SF: 1 SAC: 0 DP: 1 HBP: 0	WP: 0 PB: 0 CS: 0	PA: 42	
<b>PITCHER</b>	IP	WLS	BF	H	R	ER	SO	BB	IBB	HBP	BLK	WP	HR	S	P	ERA	WHIP						
<b>Brad Radke, R</b> ERA: 1.5	(1, 1)	6.0	W	25	5	1	1	8	2	0	0	0	0	0	59	100	1.50	1.167					
<b>Pat Mahomes, R</b> ERA: 18.0	(7, 1)	1.0		6	2	2	2	0	1	0	0	0	0	1	14	26	18.00	3.000					
<b>Greg Hansell, R</b> ERA: 18.0	(8, 1)	1.0		5	1	2	2	1	1	0	0	0	0	1	10	19	18.00	2.000					
<b>Dave Stevens, R</b> ERA: 9.0	(9, 1)	1.0	S	6	2	1	1	1	1	0	0	0	0	0	18	26	9.00	3.000					

Detroit Tigers @ Minnesota Twins  
Hubert H. Humphrey Metrodome, Minneapolis, MN  
Mon Apr 01 1996, 4:33 AM EST  
Att: 30,185 - Dome - 68 F

AB 36  
R 6  
H 10  
RBI 6  
BB 5  
SO 10  
LOB 26



Batter	1	2	3	4	5	6	7	8	9	AB	R	H	RBI	BB	SO	LOB	BOTTOM						
<b>Chuck Knoblauch, R</b> OBP: 0.600, SLG: 0.500	1-0 S 1B HBP	2-0 1B	0-2 1B			2-3 K		1-3 K		4	1	2	1	0	2	0							
<b>Rich Becker, L</b> (1, 8)	4-0 G3-1 1B BB	2-3 K		2-2 G6-3		2-3 K		2-3 K		4	1	0	0	1	3	2							
<b>Paul Moltitor, R</b> OBP: 0.500, SLG: 0.333	1-3 K	0-0 G5-3		4-2 FC6-4 BB		1-1 1B		0-1 L7		3	0	1	0	1	1	4							
<b>Marty Cordova, R</b> OBP: 0.500, SLG: 0.333	0-0 G3-1 1B		4-2 G3-6-1 BB	1-2 FC6-4 CS 1-2		1-2 L7				3	1	1	1	1	0	2							
<b>Greg Myers, L</b> OBP: 0.250, SLG: 0.500	1-0 G3-1		2-0 G3-6-1 1-2	2-2 CS		0-0 2B		1-0 G6-3		4	0	1	0	0	0	3							
<b>Dave Hollins, S</b> OBP: 0.750, SLG: 1.000	0-1 1B		2-1 1B 2B		4-1 1B SF8 BB		2-3 K		2-3 K	3	2	2	2	1	1	0							
<b>Tom Quinlan, R</b> (8, 5)										0	0	0	0	0	0	0							
<b>Scott Stahoviak, L</b> OBP: 0.750, SLG: 1.667	1-3 F8		4-1 1B 1B BB		3-2 1B 1B		3-2 K		3-2 HR	3	2	2	1	1	0	1							
<b>Pat Meares, R</b> OBP: 0.250, SLG: 0.333		1-0 L4	0-0 1B 1B		3-1 SF8		1-3 K			3	1	1	1	0	1	0							
<b>Matt Lawton, L</b> OBP: 0.500, SLG: 0.500			0-0 1B 1B		3-2 G4-3			0-3 K		4	0	2	2	0	1	1							
<b>Inning Stats</b>	R: 3 E: 0 K: 1 S: 9	H: 2 LOB: 1 BB: 1 P: 17	R: 0 E: 0 K: 1 S: 7	H: 2 LOB: 2 BB: 0 P: 12	R: 3 E: 0 K: 0 S: 15	H: 4 LOB: 2 BB: 2 P: 30	R: 0 E: 0 K: 0 S: 10	H: 0 LOB: 0 BB: 1 P: 19	R: 1 E: 0 K: 2 S: 10	H: 2 LOB: 1 BB: 1 P: 18	R: 0 E: 0 K: 2 S: 10	H: 1 LOB: 1 BB: 0 P: 15	R: 1 E: 0 K: 2 S: 12	H: 1 LOB: 0 BB: 0 P: 19	R: 0 E: 0 K: 3 S: 12	H: 0 LOB: 0 BB: 0 P: 15	R: 1 E: 0 K: 3 S: 18	H: 0 LOB: 0 BB: 0 P: 15	1B: 9 2B: 2 3B: 0 HR: 1	SF: 1 SAC: 0 DP: 1 HBP: 1	WP: 0 PB: 0 CS: 1	PA: 39	
<b>PITCHER</b>	IP	WLS	BF	H	R	ER	SO	BB	IBB	HBP	BLK	WP	HR	S	P	ERA	WHIP						
<b>Felipe Lira, R</b> ERA: 18.0	(1, 1)	3.0	L	19	8	6	2	3	0	0	0	0	0	28	52	18.00	3.667						
<b>Greg Keagle, R</b> ERA: 3.0	(4, 1)	3.0		12	3	1	1	2	2	0	0	0	0	1	16	23	3.00	1.667					
<b>Mike Myers, L</b> ERA: 6.75	(7, 1)	1.1		5	1	1	1	3	0	0	0	0	0	1	16	23	6.75	0.750					
<b>Richie Lewis, R</b> ERA:	(8, 1)	0.2		2	0	0	0	2	0	0	0	0	0	0	8	11	0.00	0.000					

Detroit Tigers @ Minnesota Twins  
Hubert H. Humphrey Metrodome, Minneapolis, MN  
Mon Apr 01 1996, 4:33 AM EST  
Att: 30,185 - Dome - 68 F

AB 31  
R 8  
H 12  
RBI 8  
BB 5  
SO 9  
LOB 13





Batter	1	2	3	4	5	6	7	8	9	AB	R	H	RBI	BB	SO	LOB	TOP										
<b>Chad Curtis, R</b> OBP: 0.600, SLG: 1.000 (1, 8)	4-1 1B 2B BB	1-1 1-H HR	0-1 L4		0-0 SF8			1-0 P3		3	2	1	3	1	0	1											
<b>Mark Lewis, R</b> OBP: 0.222, SLG: 0.222 (1, 4)	2-1 BB 2B 1B	1-2 1B 1B		2-0 G5-3	1-2 FC6-4			3-3 K		5	1	2	0	0	1	1											
<b>Travis Fryman, R</b> OBP: 0.500, SLG: 0.625 (1, 5)	4-2 2B BB	0-0 BB 1B		3-2 F9		2-1 F8 1B		2-3 K		4	1	2	0	1	1	0											
<b>Cecil Fielder, R</b> OBP: 0.300, SLG: 0.250 (1, 3)	1-0 F9	4-1 BB 1B		1-2 2B		0-0 F8			4-2 S BB	3	1	1	0	2	0	4											
<b>Eddie Williams, R</b> OBP: 0.400, SLG: 0.625 (1, 10)	1-3 K	1-3 K		2-2 L4		4-0 G3-6-1 BB			3-3 K	4	0	0	0	1	3	7											
<b>Melvin Nieves, S</b> OBP: 0.400, SLG: 0.500 (1, 7)	1-1 1B 2B		0-0 F8 1B		4-2 1B BB		1-1 G3-6-1		3-3 K	4	3	2	3	1	1	3											
<b>Danny Bautista, R</b> OBP: 0.400, SLG: 0.400 (1, 9)	2-2 CS 1B		1-1 F8		1-1 1B SF8 1B		1-1 G4-3		1-0 E6 2B	5	1	2	1	0	0	1											
<b>John Flaherty, R</b> OBP: 0.444, SLG: 0.500 (1, 2)	0-0 CS	3-2 HR 1B	1-2 G5-3		0-1 F6		1-0 F7		1-0 2B	5	1	2	0	0	0	3											
<b>Alan Trammell, R</b> OBP: 0.429, SLG: 0.429 (1, 6)		2-3 K	2-2 1B		2-2 FC6-4 1B		2-2 F9			4	0	2	2	0	1	1											
<b>Inning Stats</b>	R: 4 E: 0 K: 1 S: 15	H: 3 LOB: 0 BB: 2 P: 30	R: 2 E: 0 K: 2 S: 19	H: 4 LOB: 2 BB: 1 P: 31	R: 1 E: 0 K: 0 S: 12	H: 2 LOB: 1 BB: 0 P: 16	R: 0 E: 0 K: 0 S: 14	H: 1 LOB: 1 BB: 0 P: 22	R: 2 E: 0 K: 0 S: 13	H: 2 LOB: 1 BB: 1 P: 21	R: 0 E: 0 K: 0 S: 5	H: 0 LOB: 0 BB: 0 P: 12	R: 0 E: 0 K: 2 S: 8	H: 0 LOB: 0 BB: 0 P: 14	R: 1 E: 1 K: 2 S: 13	H: 1 LOB: 2 BB: 1 P: 25	1B: 9 2B: 4 3B: 0 HR: 1	SF: 1 SAC: 0 DP: 1 HBP: 0	WP: 0 PB: 0 CS: 1	PA: 45							
<b>PITCHER</b>	IP	WLS	BF	H	R	ER	SO	BB	IBB	HBP	BLK	WP	HR	S	P	ERA	WHIP										
<b>Rich Robertson, L</b> ERA: 32.4 (1, 1)	1.2	L	12	7	6	6	2	2	0	0	0	0	1	30	52	32.40	5.400										
<b>Erk Bennett, R</b> ERA: 8.1 (2, 1)	3.1		17	5	3	3	1	2	0	0	0	0	0	43	68	8.10	2.100										
<b>Dan Naulty, R</b> ERA: (6, 1)	4.0		15	2	1	0	4	2	0	0	0	0	0	34	63	0.00	1.000										

**Detroit Tigers @ Minnesota Twins**  
Hubert H. Humphrey Metrodome, Minneapolis, MN  
Tue Apr 02 1996, 8:05 PM EST  
Att: 20,164 - Dome - 68 F

AB 37  
R 10  
H 14  
RBI 9  
BB 6  
SO 7  
LOB 21



Batter	1	2	3	4	5	6	7	8	9	AB	R	H	RBI	BB	SO	LOB	BOTTOM										
<b>Chuck Knoblauch, R</b> OBP: 0.625, SLG: 0.500 (1, 4)	1-0 1B		3-1 G1-3		1-1 FC6-4 1B HBP	3-2 F7		2-2 F7		2	1	1	0	0	0	0											
<b>Jeff Reboulet, R</b> (6, 4)										1	0	0	0	0	0	0											
<b>Chip Hale, L</b> (8, PH) (9, 4)										1	0	0	0	0	0	0											
<b>Rich Becker, L</b> OBP: 0.300, SLG: 0.222 (1, 8)	0-0 G4-6-3 1-2		1-3 K		0-0 FC6-4 1B	3-2 1B		1-3 K		5	0	2	0	0	2	1											
<b>Paul Moltitor, R</b> OBP: 0.333, SLG: 0.250 (1, 10)	1-3 K		0-0 G5-3		0-0 FC6-4 BB 1B	2-1 G5-3		0-1 1B		5	0	1	1	0	1	3											
<b>Marty Cordova, R</b> OBP: 0.556, SLG: 0.500 (1, 7)		2-0 G5-3		1-1 G4-6-3 1B	1-0 BB 1B		0-1 F9	2-2 1B		5	0	3	1	0	0	0											
<b>Greg Myers, L</b> OBP: 0.222, SLG: 0.333 (1, 2)		3-2 BB 2B 1B		1-1 G4-6-3 1-2	0-1 F7		0-3 K	0-3 K		5	1	1	0	0	2	5											
<b>Dave Hollins, S</b> OBP: 0.889, SLG: 1.200 (1, 5)		4-1 2B BB		3-2 2B	4-0 BB		0-0 1B 3B 1B		4-1 G5-4-3 BB	2	1	2	0	3	0	0											
<b>Scott Stahoviak, L</b> OBP: 0.556, SLG: 0.857 (1, 3)		1-3 K		4-0 BB	1-3 K		0-0 3B 1B		2-3 K	4	1	1	0	1	3	6											
<b>Pat Meares, R</b> OBP: 0.444, SLG: 1.250 (1, 6)		1-0 2B		0-1 F8		0-0 HR	0-1 1B 3B		0-1 G5-4-3	5	1	3	4	0	0	3											
<b>Matt Lawton, L</b> OBP: 0.375, SLG: 0.286 (1, 9)		3-2 F7		4-1 1B HBP FC6-4 BB		0-0 F7	0-0 F8			3	1	0	0	1	0	3											
<b>Inning Stats</b>	R: 0 E: 0 K: 1 S: 5	H: 1 LOB: 0 BB: 0 P: 7	R: 1 E: 0 K: 1 S: 14	H: 2 LOB: 1 BB: 1 P: 28	R: 0 E: 0 K: 1 S: 6	H: 0 LOB: 0 BB: 0 P: 10	R: 0 E: 0 K: 0 S: 10	H: 2 LOB: 2 BB: 1 P: 19	R: 2 E: 0 K: 1 S: 10	H: 2 LOB: 3 BB: 2 P: 21	R: 1 E: 0 K: 0 S: 15	H: 2 LOB: 1 BB: 0 P: 23	R: 2 E: 0 K: 1 S: 10	H: 3 LOB: 1 BB: 0 P: 12	R: 0 E: 0 K: 2 S: 16	H: 2 LOB: 2 BB: 0 P: 21	R: 0 E: 0 K: 1 S: 6	H: 0 LOB: 0 BB: 1 P: 12	1B: 10 2B: 2 3B: 1 HR: 1	SF: 0 SAC: 0 DP: 3 HBP: 1	WP: 0 PB: 0 CS: 0	PA: 44					
<b>PITCHER</b>	IP	WLS	BF	H	R	ER	SO	BB	IBB	HBP	BLK	WP	HR	S	P	ERA	WHIP										
<b>Clint Sodowsky, R</b> ERA: 5.4 (1, 1)	5.0	W	25	7	3	3	4	4	0	1	0	0	0	45	85	5.40	2.200										
<b>Mike Christopher, R</b> ERA: 13.5 (6, 1)	2.0		11	5	3	3	1	0	0	0	0	0	1	25	35	13.50	2.500										
<b>Randy Veres, R</b> ERA: (8, 1)	1.0		5	2	0	0	2	0	0	0	0	0	0	16	21	0.00	2.000										
<b>Brian Williams, R</b> ERA: (9, 1)	1.0		3	0	0	0	1	1	0	0	0	0	0	6	12	0.00	1.000										

**Detroit Tigers @ Minnesota Twins**  
Hubert H. Humphrey Metrodome, Minneapolis, MN  
Tue Apr 02 1996, 8:05 PM EST  
Att: 20,164 - Dome - 68 F

AB 38  
R 6  
H 14  
RBI 6  
BB 5  
SO 8  
LOB 21





Batter	1	2	3	4	5	6	7	8	9	AB	R	H	RBI	BB	SO	LOB	TOP					
Chad Curtis, R (1, 8) OBP: 0.500, SLG: 0.700 Kimera Barteo, R (8, 8)	F7		G6-4-3	G6-4-3		P3			G5-3	3	1	0	0	1	0	3						
Bobby Higginson, L (1, 9) OBP: 0.424, SLG: 0.429 Curtis Pride, L (9, PH)	F7		1B	1B			F8		K	3	1	1	2	1	0	0						
Travis Fryman, R (1, 5) OBP: 0.467, SLG: 0.692	P4		HR	HR			F7		3B	5	1	2	2	0	0	2						
Cecil Fielder, R (1, 3) OBP: 0.400, SLG: 0.545		P4	HR	HR		F6			BB	3	1	1	3	2	0	0						
Melvin Nieves, S (1, 7) OBP: 0.333, SLG: 0.462	G3		2B			K			K	5	0	1	0	0	2	3						
Eddie Williams, R (1, 10) OBP: 0.286, SLG: 0.417	K		G5-3			F8			K	4	0	0	0	0	2	1						
Mark Lewis, R (1, 4) OBP: 0.308, SLG: 0.333						F8			G6-3	3	1	1	0	0	0	1						
Mark Parent, R (1, 2) OBP: 0.250, SLG: 0.250			K	G6-4-3		K			K	4	0	1	0	0	3	2						
Chris Gomez, R (1, 6) OBP: 0.750, SLG: 0.500			BB	BB		F8			G5-3	2	2	1	0	2	0	1						
<b>Inning Stats</b>	R: 0 E: 0 K: 0 S: 7	H: 0 LOB: 0 BB: 0 P: 10	R: 0 E: 0 K: 1 S: 6	H: 0 LOB: 0 BB: 0 P: 12	R: 6 E: 0 K: 1 S: 15	H: 4 LOB: 1 BB: 2 P: 32	R: 0 E: 0 K: 0 S: 9	H: 1 LOB: 2 BB: 0 P: 20	R: 0 E: 0 K: 1 S: 5	H: 0 LOB: 0 BB: 0 P: 8	R: 0 E: 0 K: 0 S: 12	H: 1 LOB: 1 BB: 0 P: 18	R: 0 E: 0 K: 0 S: 6	H: 0 LOB: 1 BB: 1 P: 12	R: 0 E: 0 K: 2 S: 10	H: 0 LOB: 0 BB: 0 P: 14	R: 1 E: 0 K: 2 S: 15	H: 2 LOB: 2 BB: 1 P: 26	1B: 3 2B: 3 3B: 1 HR: 1	SF: 0 SAC: 0 DP: 1 HBP: 1	WP: 0 PB: 0 SB: 0 CS: 0	PA: 41
<b>PITCHER</b>	IP	WLS	BF	H	R	ER	SO	BB	IBB	HBP	BLK	WP	HR	S	P	ERA	WHIP					
Frankie Rodriguez, R (1, 1) ERA: 20.25	2.2		15	4	6	6	2	2	0	1	0	0	1	27	53	20.25	2.250					
Pat Mahomes, R (3, 1) ERA: 3.38	4.1	W	17	2	0	0	2	3	0	0	0	0	0	33	59	0.00	1.154					
Eddie Guardado, L (8, 1) ERA:	1.0		3	0	0	0	2	0	0	0	0	0	0	10	14	0.00	0.000					
Greg Hansell, R (9, 1) ERA: 13.5	1.0		6	2	1	1	2	1	0	0	0	0	0	15	26	9.00	3.000					

Detroit Tigers @ Minnesota Twins  
Hubert H. Humphrey Metrodome, Minneapolis, MN  
Wed Apr 03 1996, 4:33 AM EST  
Att: 12,256 - Dome - 67 F

AB 34  
R 7  
H 8  
RBI 7  
BB 6  
SO 8  
LOB 15



Batter	1	2	3	4	5	6	7	8	9	AB	R	H	RBI	BB	SO	LOB	BOTTOM				
Chuck Knoblauch, R (1, 4) OBP: 0.615, SLG: 0.636 Chip Hale, L (8, 4)	F9		1B	BB	F9				BB	5	3	3	1	0	0	0					
Jeff Reboulet, R (1, 6) OBP: 0.333, SLG: 0.200	K		1B	L9			F7		BB	4	1	1	0	1	1	2					
Paul Moltitor, R (1, 10) OBP: 0.357, SLG: 0.250	F8		1B	E5			BB		BB	4	3	1	1	1	1	2					
Marty Cordova, R (1, 7) OBP: 0.500, SLG: 0.500 Rich Becker, L (8, 7) OBP: 0.300, SLG: 0.222	K		E1	2B		G4-3	2B		2B	4	2	1	2	1	1	2					
Ron Coomer, R (1, 3) OBP: 0.600, SLG: 1.000	HR		SF7	SF9			P4			4	2	3	3	0	0	1					
Dave Hollins, S (1, 5) OBP: 0.917, SLG: 1.667 Tom Quinlan, R (5, 5)	HR		1B	E		L6			G6-3	1	2	1	2	2	0	0					
Roberto Kelly, R (1, 8) OBP: 0.200, SLG: 0.250	K		1B	SF9					L8	4	0	1	3	0	1	1					
Matt Lawton, L (1, 9) OBP: 0.231, SLG: 0.167	F7		P5	E7			G1-3		K	5	1	0	0	0	1	2					
Mike Durant, R (1, 2) OBP: 0.750, SLG: 1.000			1B	BB			1B		1B	4	2	3	1	0	1	2					
<b>Inning Stats</b>	R: 0 E: 0 K: 1 S: 8	H: 2 LOB: 0 BB: 0 P: 13	R: 2 E: 0 K: 2 S: 10	H: 2 LOB: 0 BB: 0 P: 15	R: 5 E: 1 K: 1 S: 21	H: 5 LOB: 2 BB: 1 P: 31	R: 6 E: 2 K: 0 S: 18	H: 3 LOB: 1 BB: 2 P: 30	R: 0 E: 0 K: 0 S: 6	H: 0 LOB: 1 BB: 1 P: 13	R: 0 E: 0 K: 0 S: 8	H: 1 LOB: 0 BB: 0 P: 12	R: 3 E: 0 K: 0 S: 13	H: 3 LOB: 1 BB: 1 P: 24	R: 0 E: 0 K: 1 S: 11	H: 0 LOB: 0 BB: 0 P: 15	1B: 9 2B: 5 3B: 0 HR: 1	SF: 2 SAC: 0 DP: 1 HBP: 0	WP: 0 PB: 0 SB: 1 CS: 1	PA: 44	
<b>PITCHER</b>	IP	WLS	BF	H	R	ER	SO	BB	IBB	HBP	BLK	WP	HR	S	P	ERA	WHIP				
Scott Aldred, L (1, 1) ERA: 23.14	2.1	L	14	6	7	6	3	0	0	0	0	0	0	0	47	23.14	2.571				
Mike Christopher, R (3, 1) ERA: 12.0	1.0		10	3	5	1	1	2	1	0	0	0	0	19	32	9.00	5.000				
Richie Lewis, R (4, 1) ERA:	2.2		10	2	1	0	1	1	0	0	0	0	0	21	35	0.00	1.125				
Mike Myers, L (7, 1) ERA: 10.8	2.0		10	3	3	3	1	1	0	0	0	0	0	24	39	13.50	2.000				

Detroit Tigers @ Minnesota Twins  
Hubert H. Humphrey Metrodome, Minneapolis, MN  
Wed Apr 03 1996, 4:33 AM EST  
Att: 12,256 - Dome - 67 F

AB 37  
R 16  
H 14  
RBI 13  
BB 5  
SO 6  
LOB 13





Batter	1	2	3	4	5	6	7	8	9	10	11	12	13	14	15	AB	R	H	RBI	BB	SO	LOB	TOP																				
Chad Curtis, R OBP: 0.455, SLG: 0.529 (1.8)	F8	F8			HR 1B	G6-3		BB 1B		SH1-4 BB		F8			P6	7	1	2	0	1	0	2																					
Bobby Higginson, L OBP: 0.563, SLG: 0.769 (1.9)	FC4 1B		P3-1		HR 1B	HR 1B		FC5-4 BB		SH1-4			F7		1B 1B	6	3	4	3	1	0	0																					
Travis Fryman, R OBP: 0.435, SLG: 0.850 (1.5)	F8		F8		HR 1B	HR 1B		FC5-4 BB		G5-4-3			K		G5-3	7	2	2	3	1	1	4																					
Cecil Fielder, R OBP: 0.348, SLG: 0.353 (1.3)	FC4		G5-3		F8	G6-3			CI FC5-2 BB	G5-4-3			F7		1B BB	6	0	0	0	2	0	3																					
Melvin Nieves, S OBP: 0.391, SLG: 0.474 (1.7)		E3 2B G4-3			F7	1B 2B			FC5-2 CI BB		F8			SH5-4 L1-5 BB	1B	6	2	2	1	2	1	0																					
Eddie Williams, R OBP: 0.263, SLG: 0.412 Curtis Pride, L (14. PH)		G4-3 E 2B			F9	K			CI FC5-2 FC5-2		F7			SH5-4 BB	F8	5	1	1	0	0	1	1																					
Mark Lewis, R OBP: 0.316, SLG: 0.294 (1.4)		G4-3							FC5-2 FC5-2		K			SH5-4		5	0	1	2	1	1	4																					
John Flaherty, R OBP: 0.313, SLG: 0.286 (1.2)		E6 FC4-6			P4	F7		G6-3	FC5-2			F8				6	0	0	1	1	0	5																					
Alan Trammell, R OBP: 0.385, SLG: 0.333 Kimera Barteel, R (12. PH) Chris Gomez, R OBP: 0.600, SLG: 0.333 (12.6)		FC4-6				1B HR 1B		G6-3	K					L1-5		5	1	1	0	1	1	4																					
<b>Inning Stats</b>	R: 0 E: 0 K: 0 S: 9	H: 1 LOB: 1 BB: 0 P: 12	R: 2 E: 2 K: 0 S: 14	H: 1 LOB: 1 BB: 0 P: 21	R: 0 E: 0 K: 0 S: 8	H: 0 LOB: 0 BB: 0 P: 14	R: 0 E: 0 K: 0 S: 13	H: 0 LOB: 1 BB: 1 P: 22	R: 5 E: 0 K: 1 S: 19	H: 6 LOB: 1 BB: 0 P: 31	R: 2 E: 0 K: 0 S: 10	H: 2 LOB: 0 BB: 0 P: 15	R: 0 E: 0 K: 1 S: 6	H: 0 LOB: 0 BB: 0 P: 13	R: 0 E: 0 K: 1 S: 10	H: 1 LOB: 2 BB: 1 P: 20	R: 0 E: 1 K: 1 S: 11	H: 0 LOB: 3 BB: 2 P: 21	R: 0 E: 0 K: 0 S: 6	H: 0 LOB: 1 BB: 2 P: 15	R: 0 E: 0 K: 1 S: 7	H: 0 LOB: 0 BB: 0 P: 9	R: 0 E: 0 K: 0 S: 5	H: 0 LOB: 1 BB: 1 P: 12	R: 0 E: 0 K: 0 S: 9	H: 0 LOB: 2 BB: 3 P: 25	R: 1 E: 0 K: 0 S: 16	H: 2 LOB: 2 BB: 1 P: 30	1B: 8 2B: 3 3B: 0 HR: 3	SF: 0 SAC: 2 DP: 2 HBP: 0	WP: 0 PB: 1 SB: 1 CS: 1	PA: 69											
<b>PITCHER</b>	IP 4.1	WLS 23	BF 11	H 3	R 2	ER 2	SO 2	BB 0	IBB 0	HBP 0	BLK 0	WP 0	HR 1	S 23	P 36	ERA 6.75	WHIP 1.125																										
Todd Van Poppel, R ERA: 10.38 Don Wengert, R ERA: 4.5 Buddy Groom, L ERA: 13.5 Jim Corsi, R ERA: John Briscoe, R ERA:	(1.1)	(5.1)	(8.1)	(9.1)	(11.1)											<b>PITCHER</b>	IP 15.1	WLS 6	BF 92	H 2	R 1	ER 1	SO 4	BB 0	IBB 0	HBP 0	BLK 0	WP 0	HR 0	S 16	P 30	ERA 9.00	WHIP 3.000										

Batter	1	2	3	4	5	6	7	8	9	10	11	12	13	14	15	AB	R	H	RBI	BB	SO	LOB	BOTTOM																				
Allen Battle, R OBP: 0.456, SLG: 0.333 (1.8)	G5-3		1B SF8 1B		G4-3 1B			G6-3	IBB SH BB	F7			K		G5-3	7	2	2	0	1	1	1																					
Brent Gates, S OBP: 0.250, SLG: 0.333 (1.4)	P8		FC6-4 1B		G4-3			1B 2B	SH BB IBB		G5-3		K		G5-3	7	1	2	0	0	1	2																					
Jason Giambi, L OBP: 0.563, SLG: 0.500 (1.3)			SF8		G5-3			G3 1B	BB IBB				P6			4	1	2	2	2	0	1																					
Gerónimo Berroa, R OBP: 0.182, SLG: 0.455 Matt Stairs, L OBP: 0.333, SLG: 0.333 Ernie Young, R (12.9)	F7		FC6-4			G4-6-3 1B		G3 1B	P5				K			3	0	1	0	0	0	2																					
Phil Plantier, L OBP: 0.333, SLG: 0.364 (1.7)		G3-1			L3			G3	BB				K		P5	6	0	0	1	1	2	4																					
Pedro Munoz, R OBP: 0.467, SLG: 0.385 (1.10)			FC5-4 1B		G4-3	G4-6-3		HR 1B	K			G5-3 SH1-3 1B				6	1	3	2	1	1	4																					
Terry Steinbach, R OBP: 0.182, SLG: 0.455 George Williams, S (8.2)		K			K			F9	HR BB				SH1-3			3	0	0	0	0	2	1																					
Scott Brosius, R OBP: 0.455, SLG: 1.000 (1.5)	FC5-4					HR		F8	HR						SH3 BB	5	2	2	4	2	0	1																					
Mike Bordick, R Torey Lovullo, S OBP: 0.200, SLG: 0.200 Rafael Bourimigal, R (9.6)			G6-3		G6-3			F8	F8				G5-3		SH3	3	0	0	0	0	0	0																					
<b>Inning Stats</b>	R: 0 E: 0 K: 0 S: 7	H: 0 LOB: 1 BB: 1 P: 15	R: 0 E: 0 K: 1 S: 9	H: 1 LOB: 1 BB: 0 P: 14	R: 1 E: 0 K: 0 S: 14	H: 2 LOB: 1 BB: 0 P: 21	R: 0 E: 0 K: 0 S: 9	H: 0 LOB: 0 BB: 0 P: 14	R: 1 E: 0 K: 1 S: 8	H: 2 LOB: 1 BB: 0 P: 14	R: 0 E: 0 K: 0 S: 6	H: 1 LOB: 0 BB: 0 P: 9	R: 0 E: 0 K: 1 S: 5	H: 0 LOB: 0 BB: 0 P: 11	R: 0 E: 0 K: 2 S: 7	H: 1 LOB: 1 BB: 0 P: 14	R: 0 E: 0 K: 0 S: 6	H: 0 LOB: 0 BB: 0 P: 11	R: 0 E: 0 K: 2 S: 11	H: 0 LOB: 0 BB: 1 P: 18	R: 0 E: 0 K: 2 S: 9	H: 0 LOB: 1 BB: 1 P: 17	R: 0 E: 0 K: 0 S: 9	H: 0 LOB: 1 BB: 1 P: 16	1B: 10 2B: 1 3B: 0 HR: 2	SF: 1 SAC: 3 DP: 2 HBP: 0	WP: 0 PB: 0 SB: 0 CS: 0	PA: 65															
<b>PITCHER</b>	IP 7.1	WLS 8	BF 30	H 4	R 4	ER 4	SO 3	BB 1	IBB 0	HBP 0	BLK 0	WP 0	HR 1	S 65	P 110	ERA 4.91	WHIP 1.227																										
Omar Olivares, R ERA: 4.91 Randy Veres, R ERA: 21.6 Brian Williams, R ERA: Mike Myers, L ERA: 6.31 Richie Lewis, R ERA:	(1.1)	(8.1)	(9.1)	(11.1)	(12.1)											<b>PITCHER</b>	IP 13.1	WLS 11	BF 50	H 0	R 0	ER 0	SO 4	BB 0	IBB 0	HBP 0	BLK 0	WP 0	HR 0	S 29	P 51	ERA 0.00	WHIP 0.667										

Detroit Tigers @ Oakland Athletics  
 Cashman Field, Las Vegas, NV  
 Thu Apr 04 1996 6:33 AM EST  
 Att: 8,346 - Cloudy

**AB** 55  
**R** 10  
**H** 13  
**RBI** 10  
**BB** 11  
**SO** 5  
**LOB** 28



Detroit Tigers @ Oakland Athletics  
 Cashman Field, Las Vegas, NV  
 Thu Apr 04 1996 6:33 AM EST  
 Att: 8,346 - Cloudy

**AB** 53  
**R** 9  
**H** 13  
**RBI** 9  
**BB** 8  
**SO** 11  
**LOB** 26





Batter	1	2	3	4	5	6	7	8	9	AB	R	H	RBI	BB	SO	LOB	TOP										
<b>Chad Curtis, R</b> OBP: 0.500, SLG: 0.619 (1, 8)	1-1 G1-6-3 1B		1-2 E2 G4-6-3			1-2 3B 1B		2-2 2B		4	1	3	0	0	0	0											
<b>Mark Lewis, R</b> OBP: 0.348, SLG: 0.400 (1, 4)	1-2 G1-6-3 1-2f		1-0 G4-6-3 1-2f			3-1 G3-1 1-H		4-2 BB G6-4-3		3	1	1	1	1	0	2											
<b>Travis Fryman, R</b> OBP: 0.370, SLG: 0.708 (1, 5)	1-1 E4			0-0 E4		1-0 L5		3-2 G6-4-3 1-2f		4	0	0	0	0	0	3											
<b>Cecil Fielder, R</b> OBP: 0.296, SLG: 0.286 (1, 3)	1-2 G1-3			1-0 G6-3		1-2 G3-1			1-3 K	4	0	0	1	0	1	2											
<b>Eddie Williams, R</b> OBP: 0.261, SLG: 0.350 (1, 10)		4-1 BB		0-3 K		3-H F9 2-0			2-3 K	3	0	0	0	1	2	1											
<b>Melvin Nieves, S</b> OBP: 0.346, SLG: 0.409 (1, 7)		2-3 K		0-1 G4-1			0-1 G5-3		0-3 K	3	0	0	0	0	1	2											
<b>Kimera Barteel, R</b> (7, 7)										1	0	0	0	0	1	0											
<b>Danny Bautista, R</b> OBP: 0.250, SLG: 0.250 (1, 9)		0-3 K			1-0 L5		2-1 G5-3			3	0	0	0	0	1	1											
<b>Mark Parent, R</b> OBP: 0.143, SLG: 0.143 (1, 2)		1-0 F8			1-1 P3		3-2 P6			3	0	0	0	0	0	1											
<b>Alan Trammell, R</b> OBP: 0.313, SLG: 0.267 (1, 6)				3-1 G5-3		1-0 G1-3			1-1 L5	3	0	0	0	0	0	0											
<b>Chris Gomez, R</b> OBP: 0.600, SLG: 0.333 (8, 6)										0	0	0	0	0	0	0											
<b>Inning Stats</b>	R: 0 E: 1 K: 0 S: 11	H: 1 LOB: 1 BB: 0 P: 15	R: 0 E: 0 K: 2 S: 8	H: 0 LOB: 1 BB: 1 P: 15	R: 0 E: 1 K: 1 S: 6	H: 0 LOB: 1 BB: 0 P: 11	R: 0 E: 1 K: 1 S: 7	H: 0 LOB: 1 BB: 0 P: 8	R: 0 E: 0 K: 0 S: 4	H: 0 LOB: 0 BB: 0 P: 7	R: 2 E: 0 K: 0 S: 11	H: 2 LOB: 0 BB: 0 P: 19	R: 0 E: 0 K: 0 S: 7	H: 0 LOB: 0 BB: 0 P: 12	R: 0 E: 0 K: 3 S: 16	H: 1 LOB: 1 BB: 1 P: 26	R: 0 E: 0 K: 3 S: 10	H: 0 LOB: 0 BB: 0 P: 13	1B: 2 2B: 1 3B: 1 HR: 0	SF: 0 SAC: 0 DP: 3 HBP: 0	WP: 0 PB: 0 SB: 0 CS: 0	PA: 33					
<b>PITCHER</b>	IP	WLS	BF	H	R	ER	SO	BB	IBB	HBP	BLK	WP	HR	S	P	ERA	WHIP										
<b>Doug Johns, L</b> ERA: 2.57 (1, 1)	7.0	W	26	3	2	2	3	1	0	0	0	0	0	54	87	2.57	0.571										
<b>Buddy Groom, L</b> ERA: 6.75 (8, 1)	2.0		7	1	0	0	3	1	0	0	0	0	0	26	39	0.00	1.000										

**Detroit Tigers @ Oakland Athletics**  
Cashman Field, Las Vegas, NV  
Fri Apr 05 1996, 10:05 PM EST  
Att: 11,149 - Unknown - 71 F


AB 31  
R 2  
H 4  
RBI 2  
BB 2  
SO 6  
LOB 12



Batter	1	2	3	4	5	6	7	8	9	AB	R	H	RBI	BB	SO	LOB	BOTTOM										
<b>Allen Battle, R</b> OBP: 0.438, SLG: 0.385 (1, 8)	0-1 F8		0-0 2B				1-2 F9			4	1	1	0	1	0	1											
<b>Brent Gates, S</b> OBP: 0.333, SLG: 0.450 (1, 4)	0-2 CS 1B		1-1 1B 2-H					2-2 G4-3		5	1	3	1	0	0	2											
<b>Jason Giambi, L</b> OBP: 0.571, SLG: 0.571 (1, 3)	1-3 K 1-2		1-1 1B					4-1 1B HR BB		4	2	2	1	1	1	4											
<b>Geronimo Berroa, R</b> OBP: 0.188, SLG: 0.375 (1, 10)		1-0 G6-3	1-3 K		1-2 1B BB 1B		2-3 K	3-3 K		5	1	1	1	0	3	3											
<b>Phil Plantier, L</b> OBP: 0.316, SLG: 0.286 (1, 7)		3-1 G4-3	2-2 G6-3		4-1 BB 1B BB		1-3 K	0-0 HR 1B		3	1	0	0	1	1	2											
<b>Ernie Young, R</b> OBP: 0.200, SLG: 0.111 (8, 7)					1-2 1B BB			1-3 HR 1B		1	1	1	0	0	0	0											
<b>Pedro Munoz, R</b> OBP: 0.474, SLG: 0.412 (1, 9)		1-0 F8		1-2 1B	2-2 1B BB		1-3 K	0-1 HR		4	1	2	1	0	1	0											
<b>Matt Stairs, L</b> OBP: 0.500, SLG: 1.250 (8, PH) (9, 9)					1-2 1B BB			1-H HR 3-H		1	1	1	3	0	0	0											
<b>Terry Steinbach, R</b> OBP: 0.250, SLG: 0.625 (1, 2)			1-1 HR 1B	1-3 K	0-3 K		2-2 G5-3	1-0 HR		5	2	2	1	0	2	3											
<b>Scott Brosius, R</b> OBP: 0.438, SLG: 1.000 (1, 5)			3-2 HR	3-2 P6	4-0 1B E BB		3-2 F9	3-3 K		4	2	1	2	1	1	1											
<b>Mike Bordick, R</b> OBP: 0.286, SLG: 0.333 (1, 6)			1-0 G6-3	1-3 K	1-0 E BB 1B		3-2 3B			4	0	2	2	0	1	1											
<b>Inning Stats</b>	R: 0 E: 0 K: 1 S: 10	H: 1 LOB: 0 BB: 0 P: 11	R: 0 E: 0 K: 0 S: 4	H: 0 LOB: 0 BB: 0 P: 9	R: 3 E: 0 K: 1 S: 17	H: 5 LOB: 2 BB: 0 P: 27	R: 0 E: 0 K: 2 S: 12	H: 1 LOB: 1 BB: 0 P: 18	R: 6 E: 1 K: 1 S: 30	H: 5 LOB: 3 BB: 3 P: 51	R: 0 E: 0 K: 3 S: 10	H: 0 LOB: 0 BB: 0 P: 14	R: 0 E: 0 K: 0 S: 13	H: 1 LOB: 1 BB: 0 P: 22	R: 4 E: 0 K: 2 S: 15	H: 3 LOB: 0 BB: 1 P: 28	1B: 9 2B: 3 3B: 1 HR: 3	SF: 0 SAC: 0 DP: 0 HBP: 0	WP: 0 PB: 0 SB: 0 CS: 1	PA: 44							
<b>PITCHER</b>	IP	WLS	BF	H	R	ER	SO	BB	IBB	HBP	BLK	WP	HR	S	P	ERA	WHIP										
<b>Greg Gohr, R</b> ERA: 16.62 (1, 1)	4.1	L	24	11	8	8	4	1	0	0	0	0	0	64	96	16.61	2.769										
<b>Scott Aldred, L</b> ERA: 13.5 (5, 1)	1.2		9	1	1	0	4	2	0	0	0	0	0	19	34	0.00	1.800										
<b>Mike Christopher, R</b> ERA: 14.4 (7, 1)	2.0		11	4	4	4	2	1	0	0	0	0	2	28	50	18.00	2.500										

**Detroit Tigers @ Oakland Athletics**  
Cashman Field, Las Vegas, NV  
Fri Apr 05 1996, 10:05 PM EST  
Att: 11,149 - Unknown - 71 F

AB 40  
R 13  
H 16  
RBI 12  
BB 4  
SO 10  
LOB 17





Batter	1	2	3	4	5	6	7	8	9	AB	R	H	RBI	BB	SO	LOB	TOP								
Chad Curtis, R OBP: 0.484, SLG: 0.542 (1, 8)										3	0	0	0	2	0	4									
Bobby Higginson, L OBP: 0.524, SLG: 0.824 (1, 9)										4	1	1	1	1	0	2									
Travis Fryman, R OBP: 0.344, SLG: 0.621 (1, 5)										5	0	1	0	0	1	3									
Cecil Fielder, R OBP: 0.281, SLG: 0.385 (1, 3)										5	2	1	1	0	1	3									
Melvin Nieves, S OBP: 0.419, SLG: 0.741 (1, 7)										5	3	4	2	0	1	0									
Eddie Williams, R OBP: 0.250, SLG: 0.360 (1, 10)										5	0	1	1	0	1	2									
Mark Lewis, R OBP: 0.370, SLG: 0.417 (1, 4)										4	0	2	0	0	1	2									
John Flaherty, R OBP: 0.350, SLG: 0.294 (1, 2)										3	0	1	1	1	0	2									
Chris Gomez, R OBP: 0.556, SLG: 0.333 (1, 6)										3	0	1	0	1	1	2									
<b>Inning Stats</b>	R: 0 E: 0 K: 0 S: 8	H: 0 LOB: 1 BB: 1 P: 16	R: 1 E: 0 K: 1 S: 16	H: 3 LOB: 2 BB: 0 P: 26	R: 0 E: 0 K: 1 S: 7	H: 0 LOB: 0 BB: 0 P: 13	R: 1 E: 0 K: 1 S: 15	H: 2 LOB: 1 BB: 1 P: 24	R: 2 E: 0 K: 1 S: 13	H: 3 LOB: 0 BB: 0 P: 20	R: 0 E: 0 K: 0 S: 8	H: 1 LOB: 1 BB: 0 P: 14	R: 0 E: 0 K: 1 S: 7	H: 0 LOB: 1 BB: 1 P: 14	R: 1 E: 0 K: 0 S: 14	H: 2 LOB: 2 BB: 1 P: 26	R: 1 E: 1 K: 1 S: 17	H: 1 LOB: 1 BB: 1 P: 29	1B: 5 2B: 3 3B: 1 HR: 3	SF: 0 SAC: 0 DP: 0 HBP: 0	WP: 0 PB: 0 SB: 1 CS: 1	PA: 42			
<b>PITCHER</b>	IP WLS BF H R ER SO BB IBB HBP BLK WP HR S P ERA WHIP	IP WLS BF H R ER SO BB IBB HBP BLK WP HR S P ERA WHIP	IP WLS BF H R ER SO BB IBB HBP BLK WP HR S P ERA WHIP	IP WLS BF H R ER SO BB IBB HBP BLK WP HR S P ERA WHIP	IP WLS BF H R ER SO BB IBB HBP BLK WP HR S P ERA WHIP	IP WLS BF H R ER SO BB IBB HBP BLK WP HR S P ERA WHIP	IP WLS BF H R ER SO BB IBB HBP BLK WP HR S P ERA WHIP	IP WLS BF H R ER SO BB IBB HBP BLK WP HR S P ERA WHIP	IP WLS BF H R ER SO BB IBB HBP BLK WP HR S P ERA WHIP	IP WLS BF H R ER SO BB IBB HBP BLK WP HR S P ERA WHIP	IP WLS BF H R ER SO BB IBB HBP BLK WP HR S P ERA WHIP	IP WLS BF H R ER SO BB IBB HBP BLK WP HR S P ERA WHIP	IP WLS BF H R ER SO BB IBB HBP BLK WP HR S P ERA WHIP	IP WLS BF H R ER SO BB IBB HBP BLK WP HR S P ERA WHIP	IP WLS BF H R ER SO BB IBB HBP BLK WP HR S P ERA WHIP	IP WLS BF H R ER SO BB IBB HBP BLK WP HR S P ERA WHIP	IP WLS BF H R ER SO BB IBB HBP BLK WP HR S P ERA WHIP	IP WLS BF H R ER SO BB IBB HBP BLK WP HR S P ERA WHIP	IP WLS BF H R ER SO BB IBB HBP BLK WP HR S P ERA WHIP	IP WLS BF H R ER SO BB IBB HBP BLK WP HR S P ERA WHIP	IP WLS BF H R ER SO BB IBB HBP BLK WP HR S P ERA WHIP	IP WLS BF H R ER SO BB IBB HBP BLK WP HR S P ERA WHIP	IP WLS BF H R ER SO BB IBB HBP BLK WP HR S P ERA WHIP	IP WLS BF H R ER SO BB IBB HBP BLK WP HR S P ERA WHIP	IP WLS BF H R ER SO BB IBB HBP BLK WP HR S P ERA WHIP

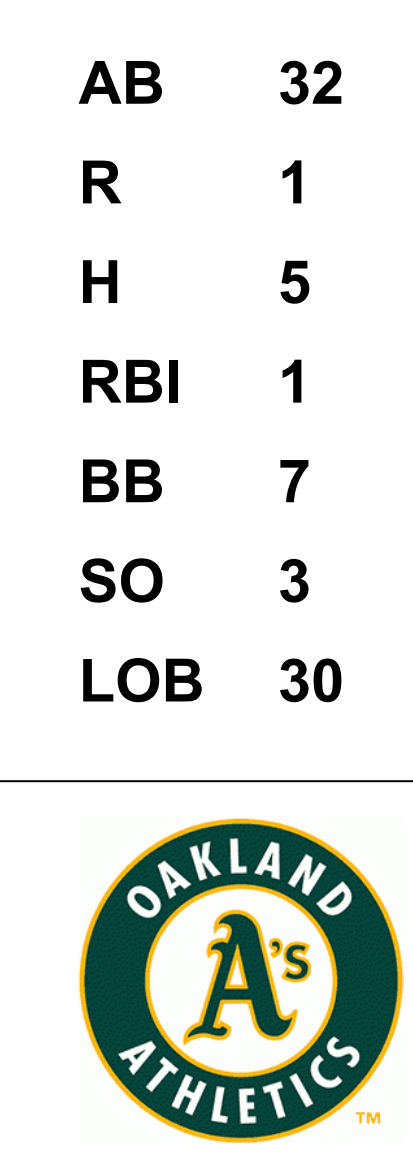
Detroit Tigers @ Oakland Athletics  
 Cashman Field, Las Vegas, NV  
 Sat Apr 06 1996, 6:33 AM EST  
 Att: 10,424 - Sunny - 78 F

AB	37
R	6
H	12
RBI	6
BB	5
SO	6
LOB	20



Batter	1	2	3	4	5	6	7	8	9	AB	R	H	RBI	BB	SO	LOB	BOTTOM								
Allen Battle, R OBP: 0.381, SLG: 0.389 (1, 8)										5	0	1	0	0	0	8									
Brent Gates, S OBP: 0.308, SLG: 0.375 (1, 4)										4	1	0	0	1	2	7									
Jason Giambi, L OBP: 0.462, SLG: 0.421 (1, 3)										5	0	0	0	0	0	7									
Geronimo Berroa, R OBP: 0.200, SLG: 0.400 (1, 9)										4	0	1	1	0	0	1									
Matt Stairs, L OBP: 0.375, SLG: 0.750 (1, 7)										4	0	1	0	0	1	2									
Pedro Munoz, R OBP: 0.435, SLG: 0.350 (1, 10)										3	0	0	0	1	0	2									
Scott Brosius, R OBP: 0.450, SLG: 0.875 (1, 5)										3	0	1	0	1	0	2									
George Williams, S OBP: 0.429, SLG: 0.400 (1, 2)										3	0	1	0	1	0	1									
Mike Bordick, R OBP: 0.389, SLG: 0.308 (1, 6)										1	0	0	0	3	0	0									
<b>Inning Stats</b>	R: 0 E: 0 K: 0 S: 7	H: 0 LOB: 0 BB: 0 P: 9	R: 0 E: 0 K: 1 S: 7	H: 0 LOB: 0 BB: 0 P: 13	R: 0 E: 0 K: 0 S: 16	H: 1 LOB: 3 BB: 2 P: 29	R: 0 E: 0 K: 0 S: 9	H: 1 LOB: 1 BB: 0 P: 13	R: 0 E: 0 K: 1 S: 8	H: 1 LOB: 1 BB: 0 P: 14	R: 0 E: 1 K: 0 S: 7	H: 0 LOB: 0 BB: 0 P: 11	R: 0 E: 0 K: 0 S: 5	H: 1 LOB: 2 BB: 2 P: 15	R: 1 E: 0 K: 0 S: 8	H: 1 LOB: 1 BB: 1 P: 14	R: 0 E: 1 K: 1 S: 12	H: 0 LOB: 3 BB: 2 P: 22	1B: 2 2B: 4 3B: 0 HR: 0	SF: 0 SAC: 0 DP: 2 HBP: 0	WP: 0 PB: 0 SB: 0 CS: 0	PA: 39			
<b>PITCHER</b>	IP WLS BF H R ER SO BB IBB HBP BLK WP HR S P ERA WHIP	IP WLS BF H R ER SO BB IBB HBP BLK WP HR S P ERA WHIP	IP WLS BF H R ER SO BB IBB HBP BLK WP HR S P ERA WHIP	IP WLS BF H R ER SO BB IBB HBP BLK WP HR S P ERA WHIP	IP WLS BF H R ER SO BB IBB HBP BLK WP HR S P ERA WHIP	IP WLS BF H R ER SO BB IBB HBP BLK WP HR S P ERA WHIP	IP WLS BF H R ER SO BB IBB HBP BLK WP HR S P ERA WHIP	IP WLS BF H R ER SO BB IBB HBP BLK WP HR S P ERA WHIP	IP WLS BF H R ER SO BB IBB HBP BLK WP HR S P ERA WHIP	IP WLS BF H R ER SO BB IBB HBP BLK WP HR S P ERA WHIP	IP WLS BF H R ER SO BB IBB HBP BLK WP HR S P ERA WHIP	IP WLS BF H R ER SO BB IBB HBP BLK WP HR S P ERA WHIP	IP WLS BF H R ER SO BB IBB HBP BLK WP HR S P ERA WHIP	IP WLS BF H R ER SO BB IBB HBP BLK WP HR S P ERA WHIP	IP WLS BF H R ER SO BB IBB HBP BLK WP HR S P ERA WHIP	IP WLS BF H R ER SO BB IBB HBP BLK WP HR S P ERA WHIP	IP WLS BF H R ER SO BB IBB HBP BLK WP HR S P ERA WHIP	IP WLS BF H R ER SO BB IBB HBP BLK WP HR S P ERA WHIP	IP WLS BF H R ER SO BB IBB HBP BLK WP HR S P ERA WHIP	IP WLS BF H R ER SO BB IBB HBP BLK WP HR S P ERA WHIP	IP WLS BF H R ER SO BB IBB HBP BLK WP HR S P ERA WHIP	IP WLS BF H R ER SO BB IBB HBP BLK WP HR S P ERA WHIP	IP WLS BF H R ER SO BB IBB HBP BLK WP HR S P ERA WHIP	IP WLS BF H R ER SO BB IBB HBP BLK WP HR S P ERA WHIP	IP WLS BF H R ER SO BB IBB HBP BLK WP HR S P ERA WHIP

Detroit Tigers @ Oakland Athletics  
 Cashman Field, Las Vegas, NV  
 Sat Apr 06 1996, 6:33 AM EST  
 Att: 10,424 - Sunny - 78 F





Batter	1	2	3	4	5	6	7	8	9	AB	R	H	RBI	BB	SO	LOB	TOP				
<b>Chad Curtis, R</b> OBP: 0.528, SLG: 0.714 (1, 8)										4	2	3	1	1	1	1					
<b>Bobby Higginson, L</b> OBP: 0.492, SLG: 0.818 (1, 9)										5	1	1	2	0	0	3					
<b>Travis Fryman, R</b> OBP: 0.324, SLG: 0.545 (1, 5)										4	1	0	0	1	1	1					
<b>Cecil Fielder, R</b> OBP: 0.333, SLG: 0.414 (1, 3)										3	1	2	0	1	0	1					
<b>Melvin Nieves, S</b> OBP: 0.400, SLG: 0.677 (1, 7)										4	0	1	1	0	2	2					
<b>Curtis Pride, L</b> (1, 10)										4	0	0	0	0	0	2					
<b>Mark Lewis, R</b> OBP: 0.387, SLG: 0.429 (1, 4)										4	1	2	1	0	0	1					
<b>John Flaherty, R</b> OBP: 0.333, SLG: 0.333 (1, 2)										4	0	1	0	0	1	2					
<b>Alan Trammell, R</b> OBP: 0.300, SLG: 0.263 (1, 6)										4	0	1	1	0	1	1					
<b>Inning Stats</b>	R: 0 E: 0 K: 1 S: 7	H: 0 LOB: 1 BB: 1 P: 17	R: 0 E: 0 K: 1 S: 7	H: 1 LOB: 1 BB: 0 P: 12	R: 0 E: 0 K: 0 S: 6	H: 2 LOB: 0 BB: 0 P: 11	R: 2 E: 0 K: 0 S: 21	H: 2 LOB: 1 BB: 1 P: 36	R: 2 E: 0 K: 0 S: 6	H: 2 LOB: 1 BB: 1 P: 14	R: 0 E: 0 K: 1 S: 7	H: 1 LOB: 0 BB: 0 P: 10	R: 0 E: 0 K: 1 S: 7	H: 0 LOB: 0 BB: 0 P: 11	R: 1 E: 0 K: 1 S: 11	H: 1 LOB: 0 BB: 0 P: 21	1B: 7 2B: 2 3B: 1 HR: 2	SF: 0 SAC: 0 DP: 0 HBP: 0	WP: 1 PB: 0 SB: 1 CS: 0	PA: 39	
<b>PITCHER</b>	IP	WLS	BF	H	R	ER	SO	BB	IBB	HBP	BLK	WP	HR	S	P	ERA	WHIP				
<b>Ariel Prieto, R</b> ERA: 9.0 (1, 1)	3.0		14	5	2	2	2	2	0	0	0	1	0	27	55	6.00	2.333				
<b>Don Wengert, R</b> ERA: 6.43 (4, 1)	3.0		14	4	3	3	1	1	0	0	0	0	1	32	53	9.00	1.667				
<b>John Briscoe, R</b> ERA: (7, 1)	2.0		7	1	0	0	2	0	0	0	0	0	0	14	21	0.00	0.500				
<b>Jim Corsi, R</b> ERA: 3.0 (9, 1)	1.0	W	4	1	1	1	1	0	0	0	0	0	1	11	21	9.00	1.000				

**Detroit Tigers @ Oakland Athletics**  
Cashman Field, Las Vegas, NV  
Sun Apr 07 1996, 6:33 AM EDT  
Att: 9,723 - Sunny - 82 F



AB 36  
R 6  
H 11  
RBI 6  
BB 3  
SO 6  
LOB 14

Batter	1	2	3	4	5	6	7	8	9	AB	R	H	RBI	BB	SO	LOB	BOTTOM					
<b>Ernie Young, R</b> OBP: 0.267, SLG: 0.214 (1, 8)										5	0	2	1	0	0	2						
<b>Brent Gates, S</b> OBP: 0.323, SLG: 0.357 (1, 4)										4	1	1	0	1	0	1						
<b>Jason Giambi, L</b> OBP: 0.452, SLG: 0.417 (1, 3)										5	0	2	0	0	0	3						
<b>Geronimo Berroa, R</b> OBP: 0.200, SLG: 0.480 (1, 9)										5	1	1	2	0	0	4						
<b>Phil Plantier, L</b> OBP: 0.435, SLG: 0.563 (1, 7)										2	2	2	1	2	0	0						
<b>Allen Battle, R</b> OBP: 0.381, SLG: 0.389 (8, PR) (9, 7)										0	1	0	0	0	0	0						
<b>Pedro Munoz, R</b> OBP: 0.444, SLG: 0.375 (1, 10)										4	0	2	0	0	1	2						
<b>Terry Steinbach, R</b> OBP: 0.300, SLG: 0.556 (1, 2)										2	1	0	0	1	0	1						
<b>Scott Brosius, R</b> OBP: 0.417, SLG: 0.789 (1, 5)										3	0	1	1	0	1	0						
<b>Mike Bordick, R</b> OBP: 0.333, SLG: 0.250 (1, 6)										3	1	0	1	0	0	1						
<b>Torey Lovullo, S</b> OBP: 0.197, SLG: 0.167 (8, PH)										1	0	0	0	0	1	2						
<b>Rafael Bourdigal, R</b> (9, 6)										0	0	0	0	0	0	0						
<b>Inning Stats</b>	R: 0 E: 0 K: 0 S: 11	H: 1 LOB: 0 BB: 0 P: 16	R: 1 E: 0 K: 1 S: 6	H: 2 LOB: 0 BB: 0 P: 13	R: 0 E: 0 K: 0 S: 9	H: 1 LOB: 2 BB: 1 P: 15	R: 3 E: 1 K: 0 S: 8	H: 2 LOB: 1 BB: 1 P: 19	R: 0 E: 0 K: 0 S: 9	H: 0 LOB: 0 BB: 0 P: 16	R: 0 E: 0 K: 0 S: 7	H: 0 LOB: 0 BB: 0 P: 11	R: 0 E: 0 K: 0 S: 9	H: 1 LOB: 1 BB: 0 P: 13	R: 1 E: 0 K: 1 S: 16	H: 2 LOB: 2 BB: 1 P: 28	R: 2 E: 0 K: 0 S: 7	H: 2 LOB: 0 BB: 0 P: 10	1B: 9 2B: 1 3B: 0 HR: 2	SF: 1 SAC: 0 DP: 1 HBP: 1	WP: 1 PB: 0 SB: 0 CS: 0	PA: 40
<b>PITCHER</b>	IP	WLS	BF	H	R	ER	SO	BB	IBB	HBP	BLK	WP	HR	S	P	ERA	WHIP					
<b>Clint Sodowsky, R</b> ERA: 5.25 (1, 1)	7.0		31	7	4	4	2	3	0	1	0	0	0	7	14	27.00	9.000					
<b>Randy Veres, R</b> ERA: 14.73 (8, 1)	0.1		4	2	1	1	0	1	0	0	0	0	0	7	14	27.00	9.000					
<b>Mike Myers, L</b> ERA: 7.2 (8, 1)	0.2		2	0	0	0	1	0	0	0	0	0	0	9	14	0.00	0.000					
<b>Brian Williams, R</b> ERA: 5.4 (9, 1)	0.1	L	3	2	2	2	0	0	0	0	0	0	1	7	10	54.00	6.000					

**Detroit Tigers @ Oakland Athletics**  
Cashman Field, Las Vegas, NV  
Sun Apr 07 1996, 6:33 AM EDT  
Att: 9,723 - Sunny - 82 F

AB 34  
R 7  
H 11  
RBI 6  
BB 4  
SO 3  
LOB 16



Batter	1	2	3	4	5	6	7	8	9	AB	R	H	RBI	BB	SO	LOB	TOP							
<b>Rich Amaral, R</b> OBP: 0.167, SLG: 0.182 (1, 7)	G5-3	F8		G3				K		3	0	0	0	0	0	0	<b>Seattle Mariners @ Detroit Tigers</b> Tiger Stadium, Detroit, MI Tue Apr 09 1996, 3:33 AM EDT Att: 42,932 - Cloudy - 34 F							
<b>Paul Sorrento, L</b> OBP: 0.333, SLG: 0.625 (6, PH)						BB				1	0	0	0	1	1									
<b>Luis Sojo, R</b> OBP: 0.500, SLG: 0.667 (1, 4)	3B	2B	L8	BB		F9		2H	2B	5	1	3	1	0	0									
<b>Ken Griffey Jr., L</b> OBP: 0.296, SLG: 0.522 (1, 8)	2B	3B	L8	BB		G6-3		K		4	1	1	1	1	1	3								
<b>Edgar Martinez, R</b> OBP: 0.387, SLG: 0.360 (1, 10)	2B	E	P6	L3				G6-3		3	1	0	0	2	0									
<b>Jay Buhner, R</b> OBP: 0.433, SLG: 0.409 (1, 9)	E7			HR		F7		K	K	4	1	1	1	1	2	2								
<b>Ricky Jordan, R</b> OBP: 0.222, SLG: 0.556 (1, 3)	F8			HR		F7		1B	2B	2	1	1	2	0	0	1								
<b>Alex Diaz, S</b> OBP: 0.222, SLG: 0.333 (4, 7)									P3	3	1	1	0	0	0	0								
<b>Russ Davis, R</b> OBP: 0.375, SLG: 0.476 (9, PH)	K			FC2-6		K		G3		3	0	1	1	1	2	1								
<b>Joey Cora, S</b> OBP: 0.316, SLG: 0.500 (9, PH)				BB				2H	1B	1	0	0	0	0	0	0								
<b>Dan Wilson, R</b> OBP: 0.231, SLG: 0.217 (1, 2)		P4		HR		G4-3		K		4	1	0	0	0	1	2								
<b>Doug Strange, S</b> OBP: 0.266, SLG: 0.571 (9, PH)									3B	1	0	1	0	0	0	0								
<b>Alex Rodriguez, R</b> OBP: 0.296, SLG: 0.458 (1, 6)	K			HR				2B	2B	5	2	3	2	0	1	1								
<b>Inning Stats</b>	R: 3 E: 1 K: 1 S: 19	H: 3 LOB: 1 BB: 1 P: 29	R: 0 E: 0 K: 1 S: 7	H: 0 LOB: 0 BB: 0 P: 13	R: 0 E: 0 K: 0 S: 7	H: 0 LOB: 0 BB: 0 P: 11	R: 4 E: 0 K: 0 S: 19	H: 3 LOB: 2 BB: 3 P: 38	R: 0 E: 0 K: 1 S: 5	H: 1 LOB: 2 BB: 1 P: 15	R: 1 E: 0 K: 2 S: 9	H: 2 LOB: 1 BB: 0 P: 18	R: 1 E: 0 K: 3 S: 16	H: 2 LOB: 2 BB: 1 P: 30	R: 0 E: 0 K: 0 S: 10	H: 1 LOB: 1 BB: 0 P: 16	1B: 2 2B: 6 3B: 2 HR: 2	SF: 0 SAC: 0 DP: 0 HBP: 0	WP: 0 PB: 0 SB: 0 CS: 0	PA: 45				
<b>PITCHER</b>	IP WLS BF H R ER SO BB IBB HBP BLK WP HR S P ERA WHIP																							
<b>Scott Aldred, L</b> ERA: 15.95 (1, 1)	3.1	18	5	7	7	2	3	0	0	0	0	0	0	2	44	76	18.90	2.400						
<b>Greg Keagle, R</b> ERA: 2.79 (4, 1)	3.2	W 18	5	2	2	3	2	0	0	0	0	0	0	0	32	64	4.91	1.909						
<b>Mike Myers, L</b> ERA: 6.35 (8, 1)	0.2	3	1	0	0	2	0	0	0	0	0	0	0	8	13	0.00	1.500							
<b>Richie Lewis, R</b> ERA: (8, 1)	0.1	2	0	0	0	1	1	0	0	0	0	0	0	5	11	0.00	3.000							
<b>Brian Williams, R</b> ERA: 4.15 (9, 1)	1.0	S 4	1	0	0	0	0	0	0	0	0	0	0	10	16	0.00	1.000							
<b>Chad Curtis, R</b> OBP: 0.512, SLG: 0.645 (1, 8)	HR	K					HR		F7				K				3	2	0	1	2	2	0	
<b>Bobby Higginson, L</b> OBP: 0.494, SLG: 0.800 (1, 9)	HR	BB					FC4-5	2B	HR	BB			K				3	2	1	1	2	1	0	
<b>Travis Fryman, R</b> OBP: 0.317, SLG: 0.595 (1, 5)	HR						FC4-5	P6					P4				4	1	1	3	0	0	4	
<b>Cecil Fielder, R</b> OBP: 0.350, SLG: 0.500 (1, 3)	F9						P6		HR				BB				3	1	1	4	1	0	1	
<b>Melvin Nieves, S</b> OBP: 0.385, SLG: 0.618 (1, 7)	G5-3						G4-3		HBP	BB			K				3	0	0	0	1	1	2	
<b>Eddie Williams, R</b> OBP: 0.281, SLG: 0.333 (1, 10)	P3												E6	CS			2	1	0	0	1	0	0	0
<b>Kimera Barteo, R</b> (7, FR)																	0	0	0	0	0	0	0	0
<b>Mark Lewis, R</b> OBP: 0.343, SLG: 0.375 (1, 4)							F9		F9				K				4	0	0	0	0	1	4	
<b>John Flaherty, R</b> OBP: 0.321, SLG: 0.292 (1, 2)							P6		BB	BB			F8				3	1	0	0	1	0	1	
<b>Alan Trammell, R</b> OBP: 0.333, SLG: 0.409 (1, 6)							HR		BB	BB			F9				3	2	1	1	1	0	0	
<b>Inning Stats</b>	R: 3 E: 0 K: 0 S: 11	H: 1 LOB: 2 BB: 2 P: 26	R: 1 E: 0 K: 1 S: 11	H: 1 LOB: 0 BB: 0 P: 18	R: 0 E: 0 K: 0 S: 8	H: 1 LOB: 1 BB: 0 P: 14	R: 6 E: 0 K: 0 S: 18	H: 1 LOB: 2 BB: 6 P: 50	R: 0 E: 0 K: 2 S: 8	H: 0 LOB: 1 BB: 1 P: 18	R: 0 E: 1 K: 1 S: 8	H: 0 LOB: 1 BB: 0 P: 10	R: 0 E: 0 K: 1 S: 6	H: 0 LOB: 0 BB: 0 P: 12	R: 0 E: 0 K: 0 S: 10	H: 0 LOB: 0 BB: 0 P: 16	1B: 0 2B: 1 3B: 0 HR: 3	SF: 0 SAC: 0 DP: 0 HBP: 1	WP: 0 PB: 0 SB: 0 CS: 1	PA: 39				
<b>PITCHER</b>	IP WLS BF H R ER SO BB IBB HBP BLK WP HR S P ERA WHIP																							
<b>Bob Wolcott, R</b> ERA: 11.74 (1, 1)	3.1	17	3	6	6	1	4	0	0	0	0	0	0	2	35	72	16.20	2.100						
<b>Paul Menhart, R</b> ERA: 5.79 (4, 1)	0.0	L 3	0	0	0	0	3	0	0	0	0	0	0	3	15									
<b>Bob Wells, R</b> ERA: 3.12 (4, 1)	3.2	15	1	4	4	3	2	0	1	0	0	1	32	60	9.82	0.818								
<b>Bobby Ayala, R</b> ERA: (8, 1)	1.0	3	0	0	0	1	0	0	0	0	0	0	6	12	0.00	0.000								
<b>AB</b>	<b>R</b>	<b>H</b>	<b>RBI</b>	<b>BB</b>	<b>SO</b>	<b>LOB</b>																		
39	9	12	8	6	8	15																		
																								
<b>Chad Curtis, R</b> OBP: 0.512, SLG: 0.645 (1, 8)	HR	K					HR		F7				K				3	2	0	1	2	2	0	
<b>Bobby Higginson, L</b> OBP: 0.494, SLG: 0.800 (1, 9)	HR	BB					FC4-5	2B	HR	BB			K				3	2	1	1	2	1	0	
<b>Travis Fryman, R</b> OBP: 0.317, SLG: 0.595 (1, 5)	HR						FC4-5	P6					P4				4	1	1	3	0	0	4	
<b>Cecil Fielder, R</b> OBP: 0.350, SLG: 0.500 (1, 3)	F9						P6		HR				BB				3	1	1	4	1	0	1	
<b>Melvin Nieves, S</b> OBP: 0.385, SLG: 0.618 (1, 7)	G5-3						G4-3		HBP	BB			K				3	0	0	0	1	1	2	
<b>Eddie Williams, R</b> OBP: 0.281, SLG: 0.333 (1, 10)	P3												E6	CS			2	1	0	0	1	0	0	
<b>Kimera Barteo, R</b> (7, FR)																	0	0	0	0	0	0	0	
<b>Mark Lewis, R</b> OBP: 0.343, SLG: 0.375 (1, 4)							F9		F9				K				4	0	0	0	0	1	4	
<b>John Flaherty, R</b> OBP: 0.321, SLG: 0.292 (1, 2)							P6		BB	BB			F8				3	1	0	0	1	0	1	
<b>Alan Trammell, R</b> OBP: 0.333, SLG: 0.409 (1, 6)							HR		BB	BB			F9				3	2	1	1	1	0	0	
<b>AB</b>	<b>R</b>	<b>H</b>	<b>RBI</b>	<b>BB</b>	<b>SO</b>	<b>LOB</b>																		
28	10	4	10	9	5	12																		
																								
<b>AB</b>	<b>R</b>	<b>H</b>	<b>RBI</b>	<b>BB</b>	<b>SO</b>	<b>LOB</b>																		
28	10	4	10	9	5	12																		



Batter	1	2	3	4	5	6	7	8	9	AB	R	H	RBI	BB	SO	LOB	TOP					
Joey Cora, S OBP: 0.348, SLG: 0.636 (1,4)			G4-3					G3		4	2	2	1	0	0	1						
Alex Diaz, S OBP: 0.231, SLG: 0.333 (1,7)	G3		SF9					L8		3	0	1	1	0	0	0						
Ken Griffey Jr., L OBP: 0.290, SLG: 0.481 (1,8)	G6-3		K					G3-1		4	0	1	1	0	1	0						
Edgar Martinez, R OBP: 0.343, SLG: 0.310 (1,10)	G6-3			K					G1-3	4	0	0	0	0	1	1						
Jay Buhner, R OBP: 0.382, SLG: 0.346 (1,9)		K		K					K	4	0	0	0	0	4	1						
Paul Sorrento, L OBP: 0.318, SLG: 0.526 (1,3)		F7		G4-3					F7	3	0	0	0	1	0	0						
Russ Davis, R OBP: 0.370, SLG: 0.435 (1,5)					P5					2	0	0	0	1	1	1						
John Marzano, R (1,2)		G4-3			G5-3					2	0	0	0	0	0	1						
Alex Rodriguez, R OBP: 0.300, SLG: 0.481 (1,6)			G4-3		K					3	1	1	0	0	1	2						
<b>Inning Stats</b>	R: 1 E: 0 K: 0 S: 9	H: 1 LOB: 0 BB: 0 P: 19	R: 0 E: 0 K: 1 S: 9	H: 0 LOB: 1 BB: 1 P: 18	R: 1 E: 0 K: 1 S: 8	H: 1 LOB: 0 BB: 0 P: 12	R: 0 E: 0 K: 2 S: 7	H: 0 LOB: 0 BB: 0 P: 11	R: 0 E: 0 K: 1 S: 8	H: 0 LOB: 0 BB: 0 P: 14	R: 1 E: 0 K: 1 S: 13	H: 3 LOB: 1 BB: 0 P: 20	R: 0 E: 0 K: 1 S: 8	H: 0 LOB: 1 BB: 1 P: 16	R: 0 E: 0 K: 0 S: 5	H: 0 LOB: 0 BB: 0 P: 9	R: 0 E: 0 K: 1 S: 7	H: 0 LOB: 0 BB: 0 P: 11	1B: 3 2B: 1 3B: 0 HR: 1	SF: 1 SAC: 0 DP: 1 HBP: 1	WP: 0 PB: 0 SB: 0 CS: 0	PA: 33
<b>PITCHER</b> Omar Olivares, R ERA: 3.86 (1,1)	IP: 9.0 WLS: W BF: 33 H: 5 R: 3 ER: 3 SO: 8 BB: 2 IBB: 0 HBP: 1 BLK: 0 WP: 0 HR: 1 S: 74 P: 130 ERA: 3.00 WHIP: 0.778															<b>PITCHER</b>						

Seattle Mariners @ Detroit Tigers  
Tiger Stadium, Detroit, MI  
Wed Apr 10 1996, 3:33 AM EDT  
Att: 9,299 - Sunny - 52 F

AB 29  
R 3  
H 5  
RBI 3  
BB 2  
SO 8  
LOB 7



Batter	1	2	3	4	5	6	7	8	9	AB	R	H	RBI	BB	SO	LOB	BOTTOM			
Chad Curtis, R OBP: 0.478, SLG: 0.571 (1,8)	L7		K					L8		4	0	0	0	1	1	0				
Bobby Higginson, L OBP: 0.500, SLG: 0.759 (1,9)	F9			E9				K		4	0	2	0	1	1	0				
Travis Fryman, R OBP: 0.378, SLG: 0.615 (1,5)										2	1	2	0	2	0	0				
Cecil Fielder, R OBP: 0.341, SLG: 0.556 (1,3)	F9		G1-4-3	G5-3						4	1	1	2	0	0	7				
Melvin Nieves, S OBP: 0.395, SLG: 0.676 (1,7)				G6-3		G3				3	1	1	1	1	0	0				
Curtis Pride, L (1,10)	FC6-4				P5					3	1	0	0	1	0	3				
Mark Lewis, R OBP: 0.359, SLG: 0.389 (1,4)		K								4	1	2	1	0	2	0				
Mark Parent, R OBP: 0.182, SLG: 0.455 (1,2)		K			K		G5-3			4	1	1	2	0	2	1				
Chris Gomez, R OBP: 0.462, SLG: 0.222 (1,6)		P3						G5-3		3	1	0	0	1	0	1				
<b>Inning Stats</b>	R: 0 E: 0 K: 0 S: 15	H: 1 LOB: 3 BB: 2 P: 27	R: 0 E: 0 K: 2 S: 8	H: 0 LOB: 0 BB: 0 P: 14	R: 0 E: 0 K: 1 S: 10	H: 1 LOB: 1 BB: 1 P: 18	R: 4 E: 1 K: 0 S: 18	H: 3 LOB: 2 BB: 4 P: 40	R: 1 E: 0 K: 1 S: 11	H: 2 LOB: 1 BB: 0 P: 14	R: 2 E: 0 K: 0 S: 10	H: 2 LOB: 0 BB: 0 P: 21	R: 0 E: 0 K: 1 S: 7	H: 0 LOB: 0 BB: 0 P: 12	R: 0 E: 0 K: 1 S: 10	H: 0 LOB: 0 BB: 0 P: 14	1B: 6 2B: 0 3B: 0 HR: 3	SF: 0 SAC: 0 DP: 2 HBP: 0	WP: 0 PB: 0 SB: 1 CS: 0	PA: 38
<b>PITCHER</b> Edwin Hurtado, R ERA: 9.82 (1,1) Paul Menhart, R ERA: 5.87 (6,1)	IP: 5.0 WLS: L BF: 27 H: 7 R: 5 ER: 5 SO: 4 BB: 6 IBB: 0 HBP: 0 BLK: 0 WP: 0 HR: 2 S: 62 P: 113 ERA: 9.00 WHIP: 2.600															<b>PITCHER</b>				

Seattle Mariners @ Detroit Tigers  
Tiger Stadium, Detroit, MI  
Wed Apr 10 1996, 3:33 AM EDT  
Att: 9,299 - Sunny - 52 F

AB 31  
R 7  
H 9  
RBI 6  
BB 7  
SO 6  
LOB 12





Batter	1	2	3	4	5	6	7	8	9	AB	R	H	RBI	BB	SO	LOB	TOP			
Joey Cora, S OBP: 0.321, SLG: 0.556 (1, 4)	P5		G4-3				G3		G4-3	5	0	1	0	0	0	0				
Alex Diaz, S OBP: 0.167, SLG: 0.235 (1, 7)	G4-3		K				K		F7	5	0	0	0	0	2	2				
Ken Griffey Jr., L OBP: 0.306, SLG: 0.548 (1, 8)			P4						K	4	1	1	1	1	1	2				
Edgar Martinez, R OBP: 0.400, SLG: 0.424 (1, 10)	K								K	4	2	3	0	1	1	1				
Jay Buhner, R OBP: 0.385, SLG: 0.333 (1, 9)									K	4	0	1	0	1	0	3				
Paul Sorrento, L OBP: 0.333, SLG: 0.478 (1, 3)									K	4	1	1	1	1	2	3				
Russ Davis, R OBP: 0.344, SLG: 0.500 (1, 5)									K	5	2	1	3	0	1	5				
Dan Wilson, R OBP: 0.300, SLG: 0.630 (1, 2)									K	4	3	3	4	0	0	0				
Alex Rodriguez, R OBP: 0.294, SLG: 0.433 (1, 6)									K	3	0	0	0	1	1	0				
<b>Inning Stats</b>	R: 0 E: 0 K: 1 S: 9	H: 0 LOB: 1 BB: 1 P: 17	R: 2 E: 0 K: 0 S: 10	H: 1 LOB: 0 BB: 1 P: 20	R: 0 E: 0 K: 1 S: 9	H: 0 LOB: 0 BB: 0 P: 12	R: 0 E: 0 K: 1 S: 13	H: 1 LOB: 1 BB: 0 P: 19	R: 0 E: 0 K: 2 S: 10	H: 1 LOB: 1 BB: 1 P: 14	R: 1 E: 0 K: 1 S: 11	H: 1 LOB: 0 BB: 0 P: 18	R: 4 E: 0 K: 2 S: 15	H: 3 LOB: 0 BB: 1 P: 27	R: 2 E: 0 K: 0 S: 16	H: 3 LOB: 2 BB: 1 P: 27	1B: 4 2B: 2 3B: 0 HR: 5	SF: 0 SAC: 0 DP: 0 HBP: 0	WP: 0 PB: 0 SB: 0 CS: 0	PA: 43
<b>PITCHER</b>	IP	WLS	BF	H	R	ER	SO	BB	IBB	HBP	BLK	WP	HR	S	P	ERA	WHIP			
Greg Gohr, R ERA: 9.0 (1, 1)	5.2	L	24	4	2	2	4	3	0	0	0	0	1	58	96	3.18	1.235			
Mike Christopher, R ERA: 15.85 (6, 1)	2.1		12	4	5	5	4	0	1	0	0	0	3	29	50	19.29	1.714			
Randy Veres, R ERA: 15.43 (9, 1)	1.0		7	3	2	2	0	1	0	0	0	0	1	16	27	18.00	4.000			

Seattle Mariners @ Detroit Tigers  
Tiger Stadium, Detroit, MI  
Thu Apr 11 1996, 3:33 AM EDT  
Att. 12,272 - Sunny - 68 F

AB 38  
R 9  
H 11  
RBI 9  
BB 5  
SO 8  
LOB 16



Batter	1	2	3	4	5	6	7	8	9	AB	R	H	RBI	BB	SO	LOB	BOTTOM			
Chad Curtis, R OBP: 0.440, SLG: 0.513 (1, 8)	K		G6-3					F8		4	0	0	0	0	2	2				
Mark Lewis, R OBP: 0.326, SLG: 0.350 (1, 4)	G1-3		K				L9		K	4	0	0	0	0	2	2				
Travis Fryman, R OBP: 0.367, SLG: 0.571 (1, 5)	L9						K		K	3	0	0	0	1	2	1				
Cecil Fielder, R OBP: 0.313, SLG: 0.500 (1, 3)							K		G6-4-3	4	0	0	0	0	2	1				
Eddie Williams, R OBP: 0.286, SLG: 0.310 (1, 10)							P6			2	0	0	0	1	1	0				
Curtis Pride, L (9, PH)										0	0	0	0	1	0	0				
Melvin Nieves, S OBP: 0.382, SLG: 0.610 (1, 7)							K		G4-3	4	0	0	0	0	2	2				
Danny Bautista, R OBP: 0.364, SLG: 0.490 (1, 9)							G4-3			2	1	1	0	1	0	0				
John Flaherty, R OBP: 0.290, SLG: 0.259 (1, 2)							G4-3			3	0	0	0	0	2	3				
Alan Trammell, R OBP: 0.370, SLG: 0.440 (1, 6)										3	0	2	1	0	0	0				
Chris Gomez, R OBP: 0.462, SLG: 0.222 (9, 6)										0	0	0	0	0	0	0				
<b>Inning Stats</b>	R: 0 E: 0 K: 1 S: 9	H: 0 LOB: 0 BB: 0 P: 17	R: 0 E: 0 K: 2 S: 10	H: 0 LOB: 2 BB: 2 P: 21	R: 0 E: 0 K: 1 S: 9	H: 0 LOB: 0 BB: 0 P: 17	R: 0 E: 0 K: 2 S: 11	H: 0 LOB: 0 BB: 0 P: 16	R: 0 E: 0 K: 1 S: 10	H: 1 LOB: 1 BB: 0 P: 13	R: 0 E: 0 K: 2 S: 9	H: 0 LOB: 0 BB: 0 P: 13	R: 1 E: 0 K: 2 S: 15	H: 2 LOB: 1 BB: 0 P: 24	R: 0 E: 0 K: 0 S: 7	H: 0 LOB: 1 BB: 2 P: 19	1B: 2 2B: 1 3B: 0 HR: 0	SF: 0 SAC: 0 DP: 1 HBP: 0	WP: 1 PB: 0 SB: 0 CS: 0	PA: 33
<b>PITCHER</b>	IP	WLS	BF	H	R	ER	SO	BB	IBB	HBP	BLK	WP	HR	S	P	ERA	WHIP			
Randy Johnson, L ERA: 3.0 (1, 1)	7.1	W	27	3	1	1	12	2	0	0	0	0	0	74	123	1.23	0.682			
Michael Jackson, R ERA: (8, 1)	1.2		6	0	0	0	1	2	0	0	0	0	0	14	30	0.00	1.200			

Seattle Mariners @ Detroit Tigers  
Tiger Stadium, Detroit, MI  
Thu Apr 11 1996, 3:33 AM EDT  
Att. 12,272 - Sunny - 68 F

AB 29  
R 1  
H 3  
RBI 1  
BB 4  
SO 13  
LOB 11





Batter	1	2	3	4	5	6	7	8	9	AB R H RBI BB SO LOB	TOP											
Randy Velarde, R (1,4) OBP: 0.333, SLG: 0.214			F9			L8	BB		K	4 0 0 0 1 2 0	California Angels @ Detroit Tigers Tiger Stadium, Detroit, MI Fri Apr 12 1996, 7:05 PM EDT Att. 9,921 - Unknown - 51 F											
Jim Edmonds, L (1,8) OBP: 0.341, SLG: 0.692			L9			HR	L4			4 1 2 1 0 0 2												
Tim Salmon, R (1,9) OBP: 0.293, SLG: 0.538	L6			G5-3		F9	BB			3 0 0 0 1 0 1												
Chili Davis, S (1,10) OBP: 0.293, SLG: 0.500	K			K		HR	G6-3			4 1 1 1 0 2 4												
J.T. Snow, L (1,3) OBP: 0.324, SLG: 0.250		G4-3		G6-3		K			K	4 0 0 0 0 2 0												
16 Garret Anderson, L (1,7) OBP: 0.316, SLG: 0.389		G4-3			G3-1		2B		G4-3	4 1 1 0 0 0 0												
George Arias, R (1,5) OBP: 0.333, SLG: 0.350		K			F8		1B		G4-3	4 1 1 0 0 1 0												
Don Slaught, R (1,2) OBP: 0.500, SLG: 0.875							2B			2 1 1 0 2 0 0												
Jorge Fabregas, L (9,2) OBP: 0.354, SLG: 0.316			G6-3				WP		G5-3	0 0 0 0 0 0 0												
Gary Disarcina, R (1,6) OBP: 0.167, SLG: 0.111			G6-3			P6			K	4 0 0 0 0 1 4												
<b>Inning Stats</b>	R: 0 E: 0 K: 2 S: 12	H: 1 LOB: 1 BB: 0 P: 19	R: 0 E: 0 K: 1 S: 8	H: 0 LOB: 0 BB: 0 P: 15	R: 1 E: 1 K: 0 S: 8	H: 1 LOB: 0 BB: 0 P: 11	R: 0 E: 0 K: 1 S: 8	H: 0 LOB: 0 BB: 0 P: 14	R: 0 E: 0 K: 1 S: 10	H: 0 LOB: 1 BB: 1 P: 18	R: 2 E: 0 K: 1 S: 14	H: 2 LOB: 0 BB: 0 P: 22	R: 2 E: 0 K: 0 S: 12	H: 2 LOB: 3 BB: 3 P: 30	R: 0 E: 0 K: 1 S: 7	H: 0 LOB: 0 BB: 0 P: 10	R: 0 E: 0 K: 2 S: 9	H: 0 LOB: 0 BB: 0 P: 13	1B: 2 2B: 2 3B: 0 HR: 2	SF: 0 SAC: 0 DP: 0 HBP: 0	WP: 2 PB: 0 SB: 0 CS: 0	PA: 37
<b>PITCHER</b>	IP WLS BF H R ER SO BB IBB HBP BLK WP HR S P ERA WHIP											IP WLS BF H R ER SO BB IBB HBP BLK WP HR S P ERA WHIP										
Felipe Lira, R (1,1) ERA: 5.87	6.0 L 25 6 5 4 5 1 0 0 0 0 2 63 105 6.00 1.167																					
Richie Lewis, R (7,1) ERA:	0.1 3 0 0 0 0 2 0 0 0 0 2 0 5 14 0.00 6.000																					
Mike Myers, L (7,1) ERA: 4.91	1.2 6 0 0 0 1 1 0 0 0 0 0 0 11 20 0.00 0.600																					
Randy Veres, R (9,1) ERA: 12.71	1.0 3 0 0 0 2 0 0 0 0 0 0 0 9 13 0.00 0.000																					

Batter	1	2	3	4	5	6	7	8	9	AB R H RBI BB SO LOB	BOTTOM											
Chad Curtis, R (1,8) OBP: 0.418, SLG: 0.488	K	SF7			K		P6			4 0 1 1 0 2 0	California Angels @ Detroit Tigers Tiger Stadium, Detroit, MI Fri Apr 12 1996, 7:05 PM EDT Att. 9,921 - Unknown - 51 F											
Mark Lewis, R (1,4) OBP: 0.354, SLG: 0.444		L8			HR		1B		K	5 1 3 1 0 1 2												
Travis Fryman, R (1,5) OBP: 0.340, SLG: 0.522	G3			K	G4-3		F8			4 0 0 0 0 1 2												
Cecil Fielder, R (1,3) OBP: 0.327, SLG: 0.558				G6-3		HR			G5-3	3 1 1 1 1 0 0												
Melvin Nieves, S (1,7) OBP: 0.353, SLG: 0.578	K			G4-3		K				4 0 1 0 0 2 2												
Danny Bautista, R (1,10) OBP: 0.357, SLG: 0.385					F9		G6-3		K	3 1 1 0 0 0 0												
Curtis Pride, L (8,PH) ERA:					G3					1 0 0 0 0 1 1												
Alan Trammell, R (1,6) OBP: 0.355, SLG: 0.414		G3			G1-3				K	4 0 1 0 0 1 2												
John Flaherty, R (1,2) OBP: 0.286, SLG: 0.233					P3		L7		G3	3 1 0 0 1 0 1												
Bobby Higginson, L (1,9) OBP: 0.475, SLG: 0.727					P3		F7		L8	4 0 1 1 0 0 0												
<b>Inning Stats</b>	R: 0 E: 0 K: 2 S: 11	H: 1 LOB: 2 BB: 1 P: 18	R: 2 E: 0 K: 0 S: 13	H: 2 LOB: 1 BB: 1 P: 28	R: 0 E: 0 K: 1 S: 9	H: 0 LOB: 0 BB: 0 P: 12	R: 0 E: 0 K: 0 S: 7	H: 0 LOB: 0 BB: 0 P: 13	R: 1 E: 0 K: 1 S: 11	H: 1 LOB: 0 BB: 0 P: 19	R: 1 E: 0 K: 0 S: 11	H: 2 LOB: 1 BB: 0 P: 18	R: 0 E: 0 K: 0 S: 9	H: 1 LOB: 1 BB: 0 P: 17	R: 0 E: 0 K: 2 S: 10	H: 1 LOB: 1 BB: 0 P: 14	R: 0 E: 0 K: 1 S: 11	H: 1 LOB: 1 BB: 0 P: 17	1B: 6 2B: 1 3B: 0 HR: 2	SF: 1 SAC: 0 DP: 0 HBP: 0	WP: 0 PB: 0 SB: 0 CS: 0	PA: 38
<b>PITCHER</b>	IP WLS BF H R ER SO BB IBB HBP BLK WP HR S P ERA WHIP											IP WLS BF H R ER SO BB IBB HBP BLK WP HR S P ERA WHIP										
Chuck Finley, L (1,1) ERA: 9.0	6.2 W 29 7 4 4 5 2 0 0 0 0 0 70 123 5.40 1.350																					
Mike James, R (7,1) ERA: 1.59	1.1 5 1 0 0 2 0 0 0 0 0 0 0 11 16 0.00 0.750																					
Troy Percival, R (9,1) ERA:	1.0 S 4 1 0 0 1 0 0 0 0 0 0 0 11 17 0.00 1.000																					



Batter	1	2	3	4	5	6	7	8	9	AB	R	H	RBI	BB	SO	LOB	TOP										
<b>Randy Velarde, R</b> (1, 4) OBP: 0.368, SLG: 0.333	0-3 K		1-0 G4-3 1B 2B	2-2 2H 3H 2B		1-0 G3-1		0-1 1-2 1B		5	1	3	2	0	1	1											
<b>Jim Edmonds, L</b> (1, 8) OBP: 0.348, SLG: 0.643	4-0 G5-4-3 BB		0-1 G4-3	0-0 G6-3			4-1 BB 1B	1-3 K		3	1	0	0	2	1	4											
<b>Tim Salmon, R</b> (1, 9) OBP: 0.348, SLG: 0.537	1-0 G5-4-3		2-2 BB 1B		4-2 BB		4-0 16 CS 1B BB	4-2 BB 1B		2	1	1	1	3	0	1											
<b>Chili Davis, S</b> (1, 10) OBP: 0.326, SLG: 0.488		2-2 P6	4-0 1-2 BB		3-0 F7		3-2 1-2 2H 1B	4-1 16 G5-4-3 1B BB		3	0	1	1	2	0	1											
<b>J.T. Snow, L</b> (1, 3) OBP: 0.333, SLG: 0.270	2-2 G5-3 16 1B		2-1 P5		1 SAFE 1 SAFE 2-1 F8		2-1 F7	2-1 16 G5-4-3 1B		5	0	2	1	0	0	5											
<b>16 Garrett Anderson, L</b> (1, 7) OBP: 0.302, SLG: 0.366	1-2 G5-3 1B			0-2 G3-1	3-2 L9		3-3 K	0-1 G5-4-3		5	0	1	0	0	1	5											
<b>George Arias, R</b> (1, 5) <b>Jack Howell, L</b> (0, PH) OBP: 0.333, SLG: 0.545	0-0 G5-3		1-1 G6-3		4-2 SH1-3 BB		1-0 1B 1B	1-3 K		3	0	1	0	1	0	2	AB 34 R 5 H 11 RBI 5 BB 8 SO 4 LOB 25										
<b>Jorge Fabregas, L</b> (1, 2) <b>Don Slaught, R</b> (0, PH) OBP: 0.360, SLG: 0.318 OBP: 0.355, SLG: 0.778	1-1 G4-3		0-1 2B 2B 1B		2-2 P6		2-1 F9			3	1	1	0	0	0	3											
<b>Gary Disarcina, R</b> (1, 6) OBP: 0.182, SLG: 0.167			0-2 G6-3	1-1 2B 2B		0-0 SH1-3		0-1 P2		3	1	1	0	0	0	1											
<b>Inning Stats</b>	R: 0 E: 0 K: 1 S: 4	H: 0 LOB: 0 BB: 1 P: 9	R: 0 E: 0 K: 0 S: 13	H: 2 LOB: 2 BB: 0 P: 19	R: 1 E: 0 K: 0 S: 13	H: 2 LOB: 2 BB: 1 P: 22	R: 2 E: 0 K: 0 S: 13	H: 3 LOB: 1 BB: 0 P: 17	R: 0 E: 0 K: 0 S: 8	H: 0 LOB: 1 BB: 1 P: 20	R: 0 E: 0 K: 0 S: 7	H: 0 LOB: 1 BB: 1 P: 14	R: 1 E: 0 K: 1 S: 10	H: 1 LOB: 2 BB: 2 P: 26	R: 0 E: 0 K: 1 S: 10	H: 2 LOB: 2 BB: 0 P: 14	R: 1 E: 0 K: 1 S: 10	H: 1 LOB: 1 BB: 2 P: 21	1B: 8 2B: 4 3B: 0 HR: 0	SF: 0 SAC: 1 DP: 3 HBP: 0	WP: 0 PB: 0 SB: 0 CS: 1	PA: 43					
<b>PITCHER</b>	IP	WLS	BF	H	R	ER	SO	BB	IBB	HBP	BLK	WP	HR	S	P	ERA	WHIP										
<b>Clint Sodowsky, R</b> (1, 1) ERA: 5.29	5.0		24	7	3	3	1	3	0	0	0	0	0	51	87	5.40	2.000										
<b>Greg Keagle, R</b> (6, 1) ERA: 3.39	1.0	W	7	1	1	1	0	3	0	0	0	0	0	12	30	9.00	4.000										
<b>Mike Myers, L</b> (7, 1) ERA: 3.86	2.0		7	2	0	0	2	0	0	0	0	0	0	15	24	0.00	1.000										
<b>Brian Williams, R</b> (9, 1) ERA: 5.06	1.0		5	1	1	1	1	2	0	0	0	0	0	10	21	9.00	3.000										

California Angels @ Detroit Tigers  
Tiger Stadium, Detroit, MI  
Sat Apr 13 1996, 3:33 AM EDT  
Att: 11,719 - Overcast - 49 F

AB	34
R	5
H	11
RBI	5
BB	8
SO	4
LOB	25



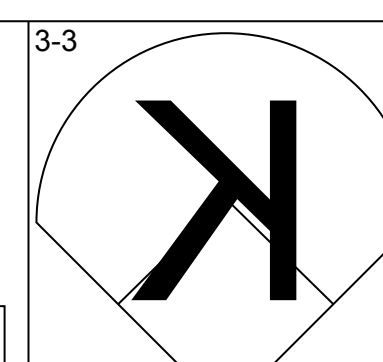
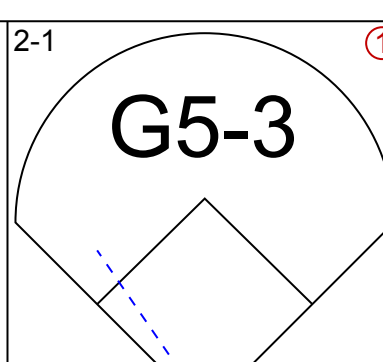
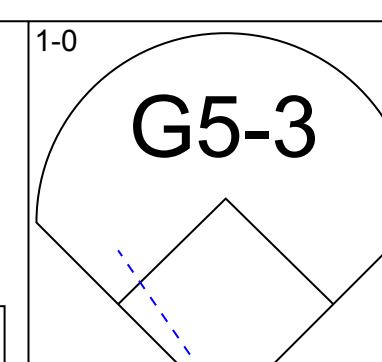
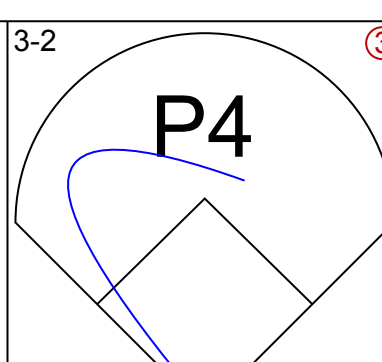
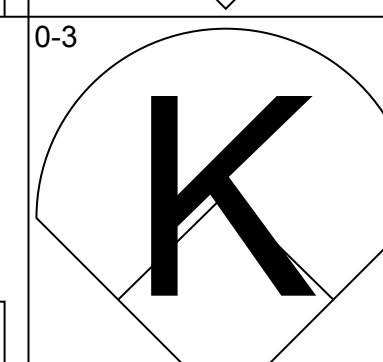
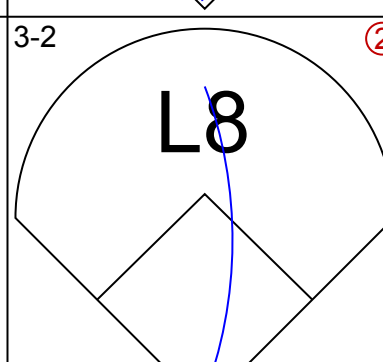
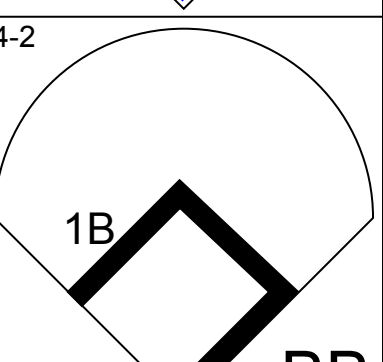
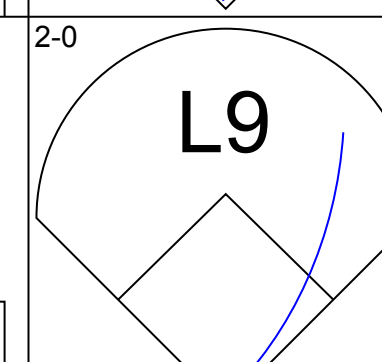
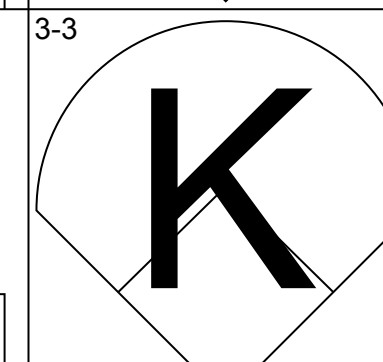
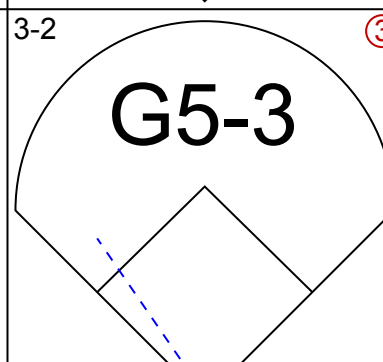
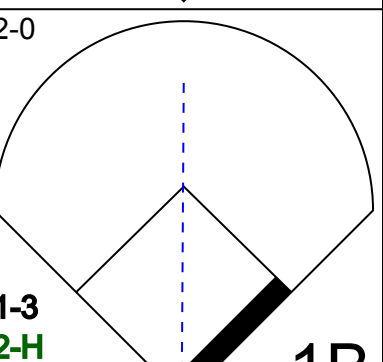
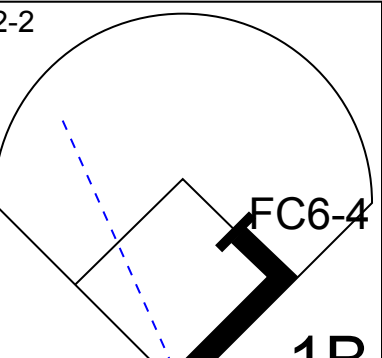
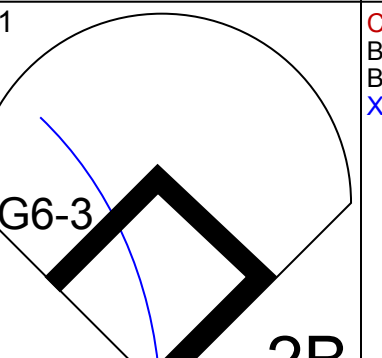
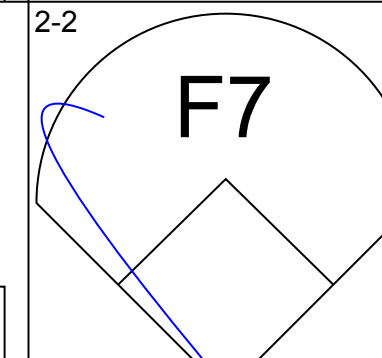
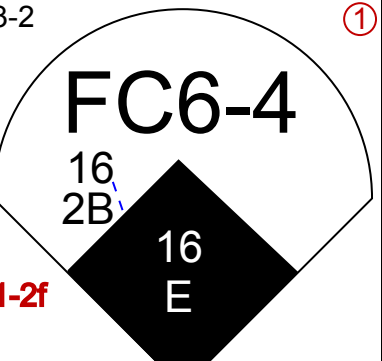
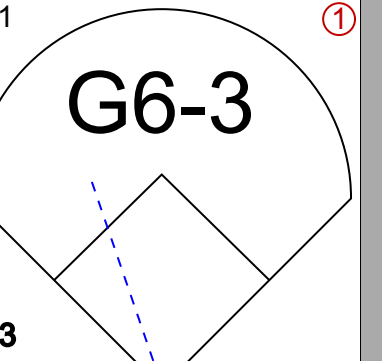
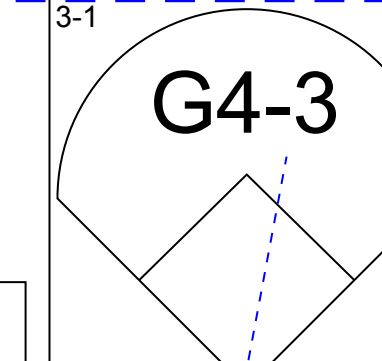
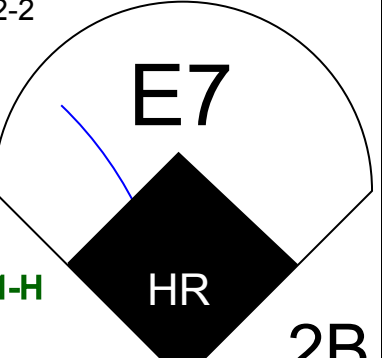
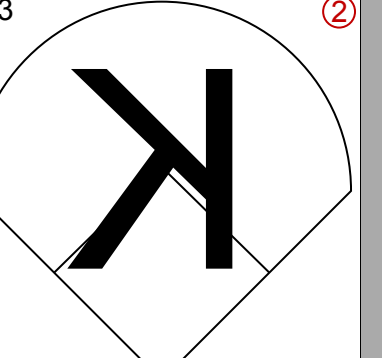
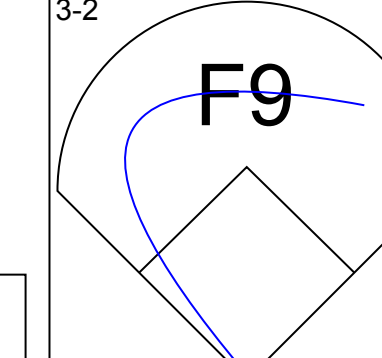
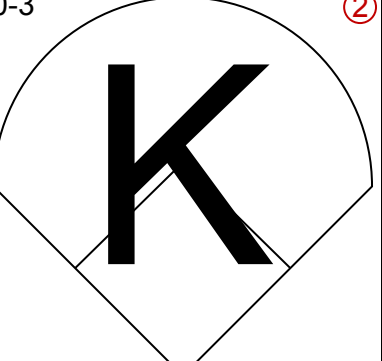
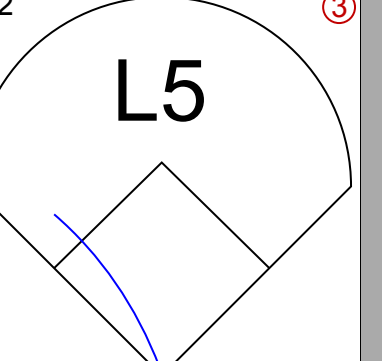
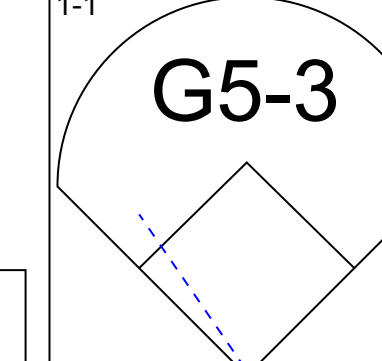
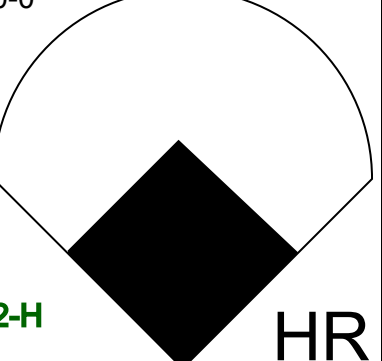
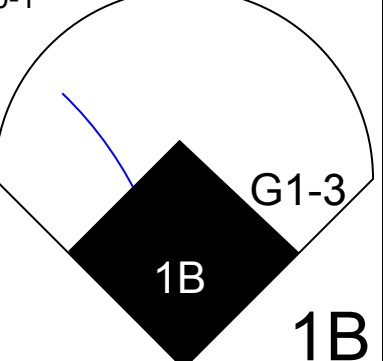
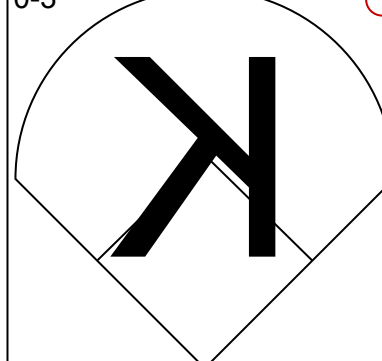
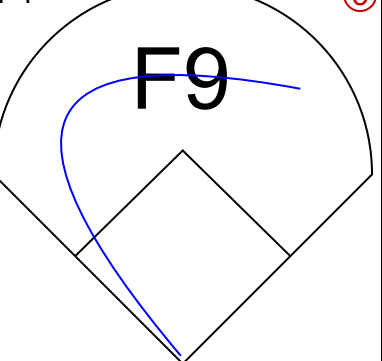
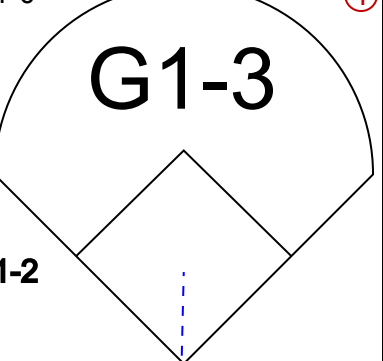
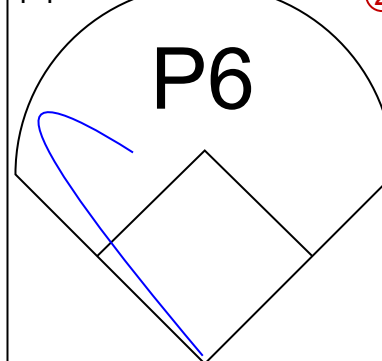
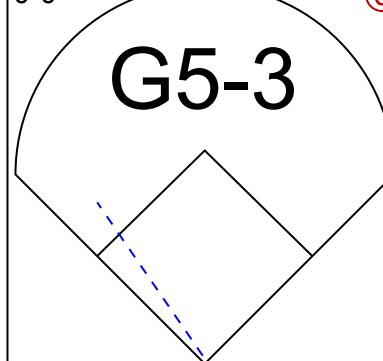
Batter	1	2	3	4	5	6	7	8	9	AB	R	H	RBI	BB	SO	LOB	BOTTOM										
<b>Chad Curtis, R</b> (1, 8) OBP: 0.417, SLG: 0.479	1-1 F7		1-0 BLK 1B		2-2 BLK 1B		0-0 F8	1-2 F8		5	0	2	0	0	0	1											
<b>Bobby Higginson, L</b> (1, 9) OBP: 0.432, SLG: 0.649	0-0 G4-3		2-2 1 SAFE 1 SAFE 2 SAFE G1-3		3-2 F8		1-0 G4-3			4	0	0	0	0	0	2											
<b>Travis Fryman, R</b> (1, 5) OBP: 0.333, SLG: 0.500	1-1 F9			1-1 HR 1B	2-2 F9		1-1 G6-3			4	1	1	0	0	0	1											
<b>Cecil Fielder, R</b> (1, 3) OBP: 0.339, SLG: 0.638		3-2 G6-3		0-1 HR		1-2 1B 2B 2B	0-1 P5			4	2	2	2	0	0	0											
<b>Melvin Nieves, S</b> (1, 7) OBP: 0.382, SLG: 0.653		2-2 P5		0-0 HR		0-1 2B 1B 1B	0-0 2B 1B 1B			4	3	3	1	0	0	0											
<b>Eddie Williams, R</b> (1, 10) OBP: 0.308, SLG: 0.364		0-1 1B		2-1 G5-3		0-0 SH1-3 HR 2B	2-0 P3			4	1	2	2	0	0	1											
<b>Mark Lewis, R</b> (1, 4) OBP: 0.333, SLG: 0.417	0-0 L4		0-1 G5-3		0-1 SH1-3		1-0 F8			3	0	0	0	0	0	2	AB 35 R 9 H 13 RBI 9 BB 1 SO 1 LOB 8										
<b>Mark Parent, R</b> (1, 2) OBP: 0.333, SLG: 0.786			4-2 G5-4-3 BB		2-3 K		1-1 HR	1-0 1B 2B		3	2	2	2	1	1	0											
<b>Chris Gomez, R</b> (1, 6) OBP: 0.412, SLG: 0.231			0-2 G5-4-3		1-0 G6-3		3-H L9	1-2 1B		4	0	1	2	0	0	1											
<b>Inning Stats</b>	R: 0 E: 0 K: 0 S: 5	H: 0 LOB: 0 BB: 0 P: 7	R: 0 E: 0 K: 0 S: 9	H: 1 LOB: 1 BB: 0 P: 14	R: 0 E: 0 K: 0 S: 13	H: 1 LOB: 1 BB: 1 P: 20	R: 3 E: 0 K: 1 S: 13	H: 3 LOB: 0 BB: 0 P: 18	R: 0 E: 0 K: 0 S: 12	H: 1 LOB: 1 BB: 0 P: 20	R: 4 E: 0 K: 0 S: 15	H: 4 LOB: 0 BB: 0 P: 20	R: 0 E: 0 K: 0 S: 5	H: 0 LOB: 0 BB: 0 P: 7	R: 2 E: 0 K: 0 S: 12	H: 3 LOB: 1 BB: 0 P: 18	1B: 7 2B: 3 3B: 0 HR: 3	SF: 0 SAC: 1 DP: 1 HBP: 0	WP: 0 PB: 0 SB: 0 CS: 0	PA: 37							
<b>PITCHER</b>	IP	WLS	BF	H	R	ER	SO	BB	IBB	HBP	BLK	WP	HR	S	P	ERA	WHIP										
<b>Scott Sanderson, R</b> (1, 1) ERA: 10.8	5.0	L	24	9	6	6	1	0	0	0	0	0	2	60	88	10.80	2.000										
<b>Mark Eichhorn, R</b> (6, 1) ERA: 5.4	2.0		7	1	1	1	0	0	0	0	0	0	1	12	18	4.50	0.500										
<b>Dennis Springer, R</b> (8, 1) ERA: 4.5	1.0		6	3	2	2	0	0	0	0	0	0	0	12	18	18.00	3.000										

California Angels @ Detroit Tigers  
Tiger Stadium, Detroit, MI  
Sat Apr 13 1996, 3:33 AM EDT  
Att: 11,719 - Overcast - 49 F

AB	35
R	9
H	13
RBI	9
BB	1
SO	1
LOB	8

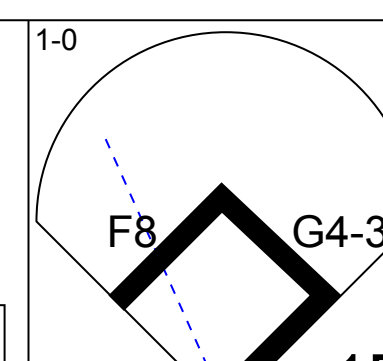
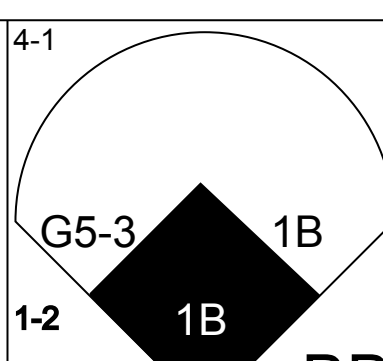
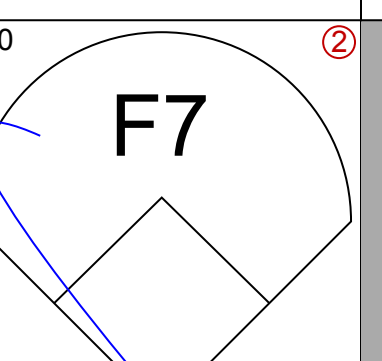
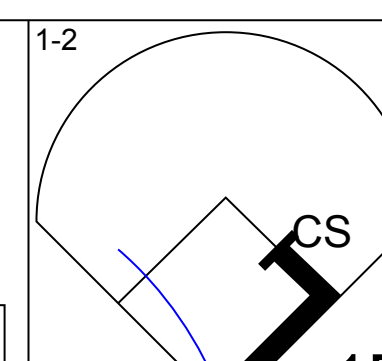
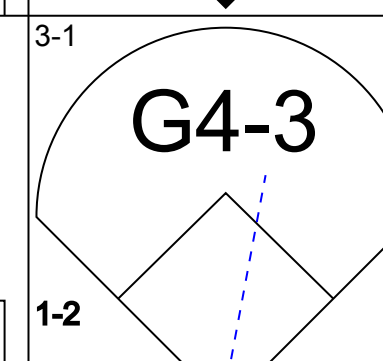
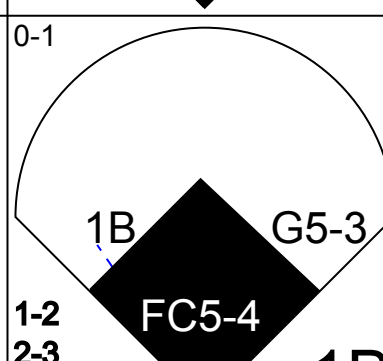
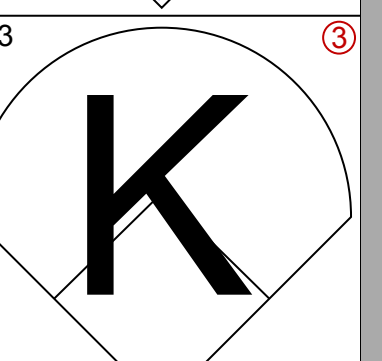
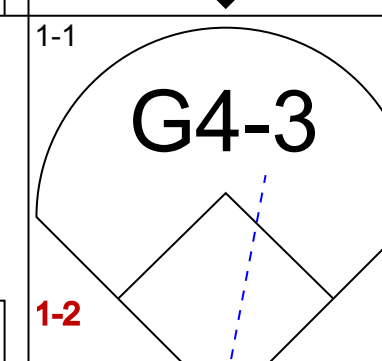
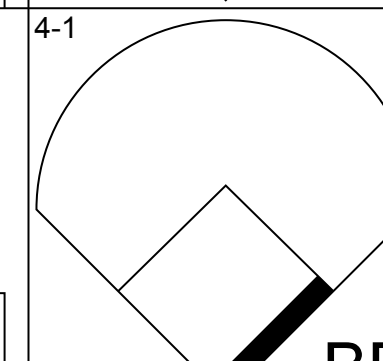
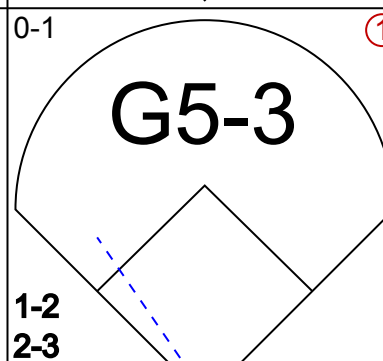
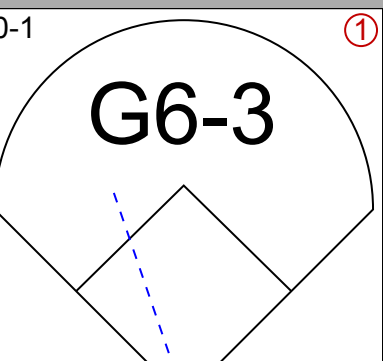
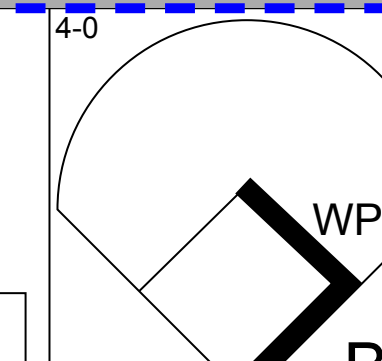
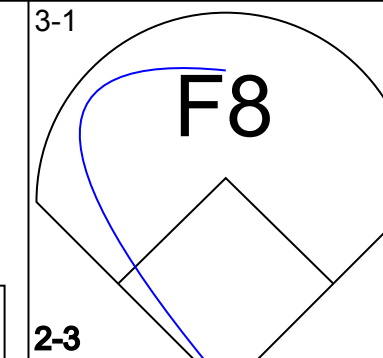
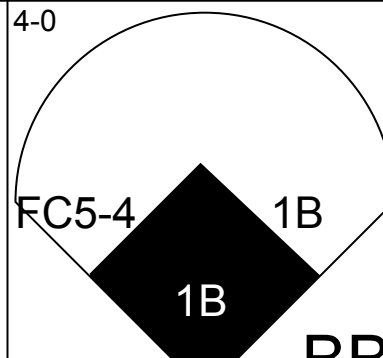
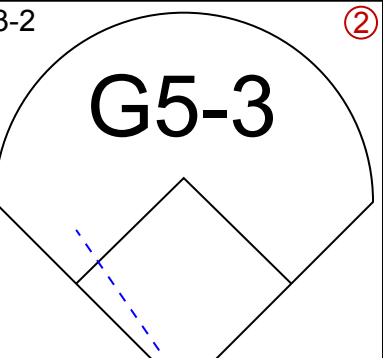
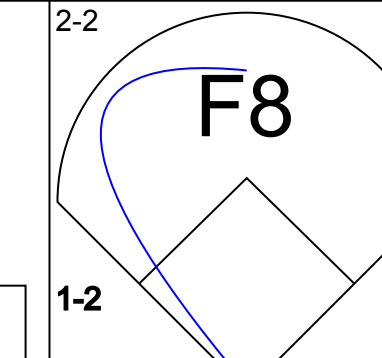
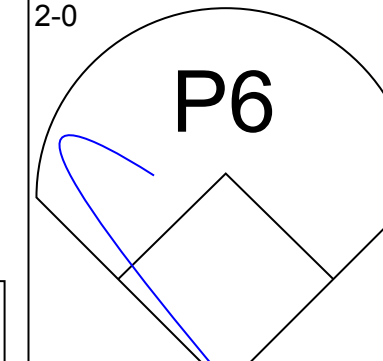
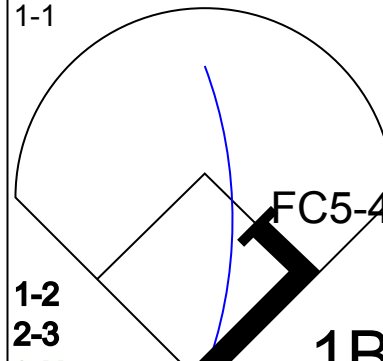
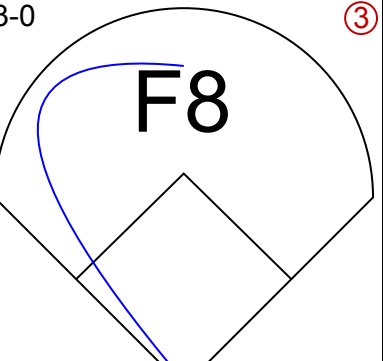
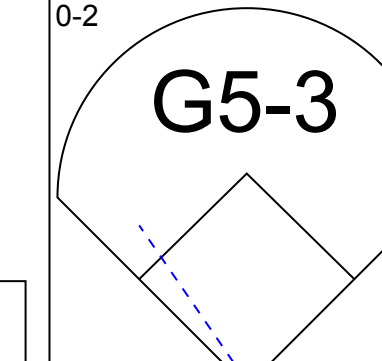

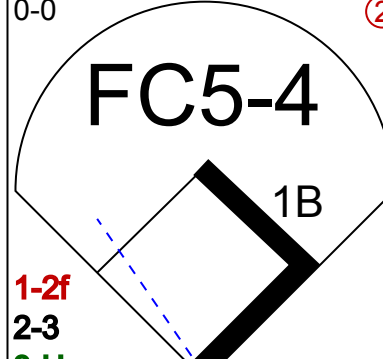
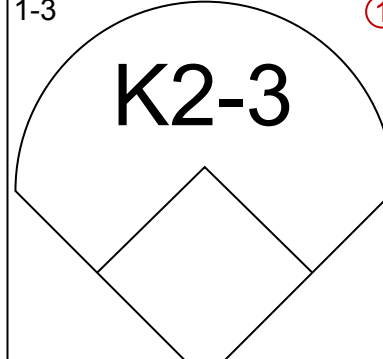
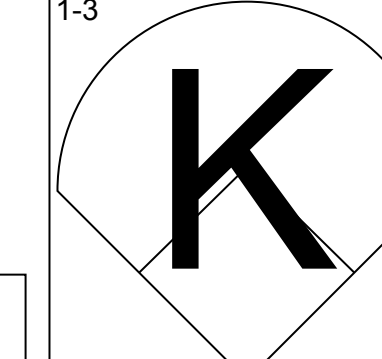
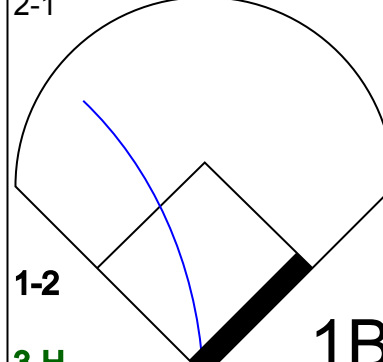
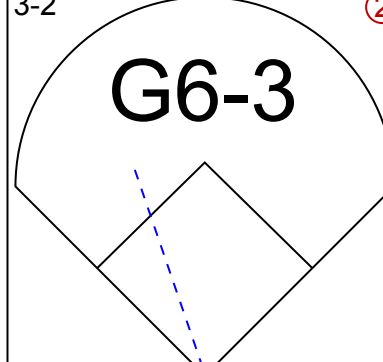

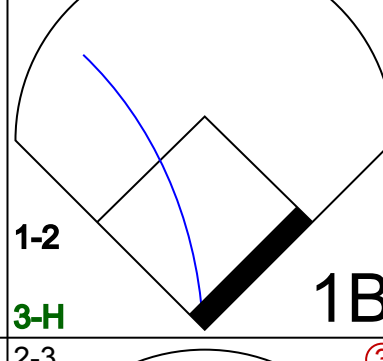
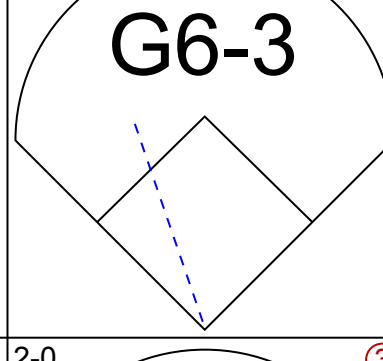
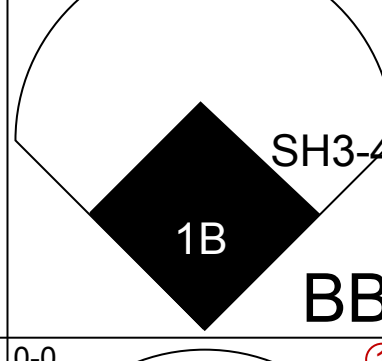
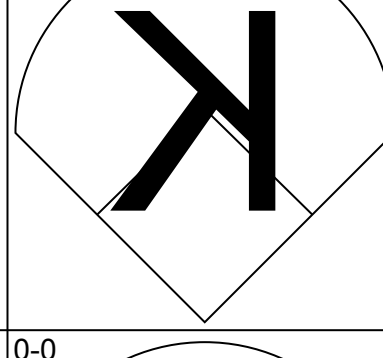
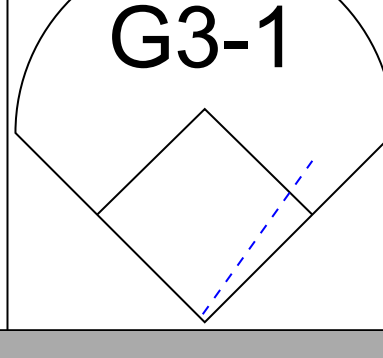

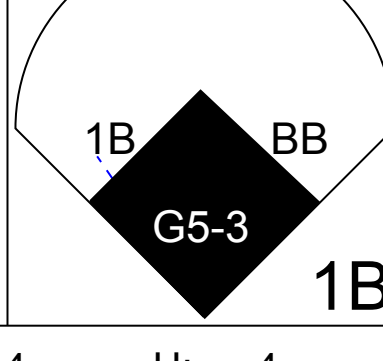

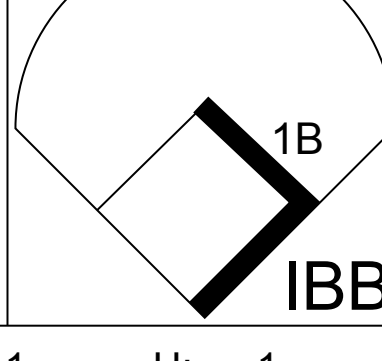
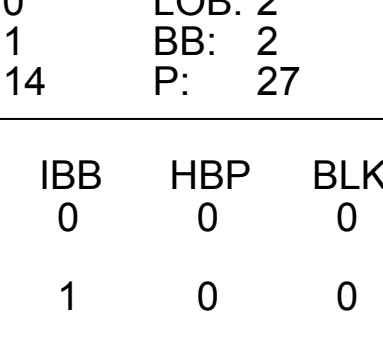
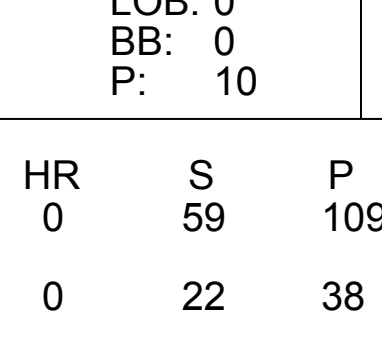
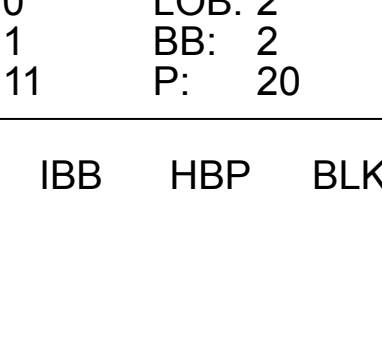





Batter	1	2	3	4	5	6	7	8	9	AB	R	H	RBI	BB	SO	LOB	TOP				
<b>Randy Velarde, R</b> (1, 4) OBP: 0.326, SLG: 0.289										5	0	0	0	0	1	1	<b>California Angels @ Detroit Tigers</b> Tiger Stadium, Detroit, MI Sun Apr 14 1996, 3:33 AM EDT Att. 12,009 - Sunny - 47 F				
<b>Jim Edmonds, L</b> (1, 8) OBP: 0.340, SLG: 0.600										3	0	0	0	1	1	0					
<b>Tim Salmon, R</b> (1, 9) OBP: 0.360, SLG: 0.523										3	0	1	1	1	1	0					
<b>Chili Davis, S</b> (1, 10) OBP: 0.340, SLG: 0.511										4	0	2	0	0	0	3					
<b>J.T. Snow, L</b> (1, 3) OBP: 0.326, SLG: 0.250										3	1	0	0	1	0	2					
<b>16 Garret Anderson, L</b> (1, 7) OBP: 0.319, SLG: 0.400										4	1	2	0	0	1	1					
<b>George Arias, R</b> (1, 5) OBP: 0.310, SLG: 0.296										4	0	0	0	0	1	4					
<b>Don Slaught, R</b> (1, 2) OBP: 0.367, SLG: 0.923										4	2	2	2	0	1	2					
<b>Gary Disarcina, R</b> (1, 6) OBP: 0.167, SLG: 0.152										3	0	0	0	0	0	3					
<b>Mike Aldrete, L</b> (9, PH) OBP: 0.400, SLG: 1.000										1	0	0	0	0	0	0					
<b>Dick Schofield, R</b> (9, 6)										0	0	0	0	0	0	0					
<b>Inning Stats</b>	R: 0 E: 0 K: 3 S: 9	H: 0 LOB: 0 BB: 0 P: 15	R: 3 E: 1 K: 1 S: 16	H: 3 LOB: 0 BB: 0 P: 24	R: 0 E: 0 K: 0 S: 9	H: 0 LOB: 0 BB: 0 P: 17	R: 0 E: 0 K: 1 S: 10	H: 1 LOB: 1 BB: 0 P: 17	R: 1 E: 0 K: 0 S: 9	H: 2 LOB: 2 BB: 1 P: 21	R: 0 E: 0 K: 0 S: 8	H: 1 LOB: 2 BB: 1 P: 14	R: 0 E: 0 K: 0 S: 7	H: 0 LOB: 0 BB: 1 P: 16	R: 0 E: 0 K: 0 S: 7	H: 0 LOB: 0 BB: 0 P: 14	R: 0 E: 0 K: 1 S: 8	H: 0 LOB: 0 BB: 0 P: 12	1B: 4 2B: 2 3B: 0 HR: 1	SF: 0 SAC: 0 DP: 0 HBP: 0	WP: 0 PA: 37 PB: 0 SB: 0 CS: 0
<b>PITCHER</b>	IP	WLS	BF	H	R	ER	SO	BB	IBB	HBP	BLK	WP	HR	S	P	ERA	WHIP				
<b>Scott Aldred, L</b> (1, 1) ERA: 12.41	5.0		24	7	4	4	5	2	0	0	0	0	1	57	102	7.20	1.800				
<b>Mike Christopher, R</b> (6, 1) ERA: 12.54	2.0		7	0	0	0	0	1	0	0	0	0	0	11	22	0.00	0.500				
<b>Richie Lewis, R</b> (8, 1) ERA:	2.0	W	6	0	0	0	1	0	0	0	0	0	0	15	26	0.00	0.000				

AB	34
R	4
H	7
RBI	3
BB	3
SO	6
LOB	16



Batter	1	2	3	4	5	6	7	8	9	AB	R	H	RBI	BB	SO	LOB	BOTTOM				
<b>Chad Curtis, R</b> (1, 8) OBP: 0.431, SLG: 0.481										4	1	2	0	1	1	2	<b>California Angels @ Detroit Tigers</b> Tiger Stadium, Detroit, MI Sun Apr 14 1996, 3:33 AM EDT Att. 12,009 - Sunny - 47 F				
<b>Mark Lewis, R</b> (1, 4) OBP: 0.339, SLG: 0.415										5	1	2	1	0	1	2					
<b>Travis Fryman, R</b> (1, 5) OBP: 0.344, SLG: 0.481										2	0	0	1	2	0	2					
<b>Cecil Fielder, R</b> (1, 3) OBP: 0.333, SLG: 0.600										3	1	0	0	1	0	3					
<b>Eddie Williams, R</b> (1, 10) OBP: 0.302, SLG: 0.351										4	0	1	1	0	0	3					
<b>Melvin Nieves, S</b> (1, 7) OBP: 0.356, SLG: 0.604										4	0	0	1	0	3	3					
<b>Danny Bautista, R</b> (1, 9) OBP: 0.353, SLG: 0.375										3	0	1	1	0	0	0					
<b>Bobby Higginson, L</b> (9, PH) OBP: 0.444, SLG: 0.649										0	0	0	0	1	0	0					
<b>Kimera Batee, R</b> (9, PR)										0	1	0	0	0	0	0					
<b>John Flaherty, R</b> (1, 2) OBP: 0.263, SLG: 0.212										3	0	0	0	0	1	2					
<b>Alan Trammell, R</b> (1, 6) OBP: 0.353, SLG: 0.406										3	1	1	0	0	0	0					
<b>Tim Hyers, L</b> (9, PH)										0	0	0	0	1	0	0					
<b>Inning Stats</b>	R: 0 E: 0 K: 0 S: 7	H: 1 LOB: 2 BB: 1 P: 20	R: 0 E: 0 K: 1 S: 6	H: 0 LOB: 0 BB: 0 P: 11	R: 4 E: 0 K: 1 S: 14	H: 4 LOB: 2 BB: 2 P: 27	R: 0 E: 0 K: 1 S: 6	H: 0 LOB: 0 BB: 0 P: 10	R: 0 E: 0 K: 0 S: 8	H: 0 LOB: 0 BB: 0 P: 14	R: 0 E: 0 K: 1 S: 10	H: 0 LOB: 0 BB: 0 P: 16	R: 0 E: 0 K: 0 S: 8	H: 1 LOB: 0 BB: 0 P: 11	R: 0 E: 0 K: 1 S: 11	H: 0 LOB: 1 BB: 1 P: 18	R: 1 E: 0 K: 1 S: 11	H: 1 LOB: 2 BB: 2 P: 20	1B: 7 2B: 0 3B: 0 HR: 0	SF: 0 SAC: 1 DP: 0 HBP: 0	WP: 1 PA: 38 PB: 0 SB: 0 CS: 1
<b>PITCHER</b>	IP	WLS	BF	H	R	ER	SO	BB	IBB	HBP	BLK	WP	HR	S	P	ERA	WHIP				
<b>Mark Langston, L</b> (1, 1) ERA: 3.8	7.0		29	6	4	4	4	3	0	0	0	0	0	59	109	5.14	1.286				
<b>Mike James, R</b> (8, 1) ERA: 2.45	1.2	L	9	1	1	1	2	2	1	0	0	1	0	22	38	5.40	1.800				





Batter	1	2	3	4	5	6	7	8	9	AB	R	H	RBI	BB	SO	LOB	TOP	
Chad Curtis, R OBP: 0.406, SLG: 0.446 (1, 8)	G6-3		G6-3		F9			F7		4	0	0	0	0	0	1	Detroit Tigers @ Toronto Blue Jays SkyDome, Toronto, ON Mon Apr 15 1996, 7:05 PM EDT Att: 26,127 - Dome	
Bobby Higginson, L OBP: 0.408, SLG: 0.585 (1, 9)	F8		K				F7	F9		4	0	0	0	0	1	0		
Travis Fryman, R OBP: 0.323, SLG: 0.446 (1, 5)	K		K				F8	F8		4	0	0	0	0	2	0		
Cecil Fielder, R OBP: 0.328, SLG: 0.566 (1, 3)		P2		P3		2B		K		3	0	0	0	1	1	0		
Melvin Nieves, S OBP: 0.381, SLG: 0.649 (1, 7)		WP 1B		K		2B		2B 1B		4	1	3	0	0	1	0		
Eddie Williams, R OBP: 0.304, SLG: 0.333 (1, 10) Tim Hyers, L (9, PH)		WP 1B		G1-3		K		P3		2	1	0	0	0	1	2		
Mark Lewis, R OBP: 0.333, SLG: 0.421 (1, 4)		K				F9		G4-3		4	0	1	0	0	1	2		
Mark Parent, R OBP: 0.316, SLG: 0.667 (1, 2)						K		P6		4	0	1	2	0	2	2		
Alan Trammell, R OBP: 0.351, SLG: 0.400 (1, 6)								K		3	0	1	0	0	2	1		
<b>Inning Stats</b>	R: 0 E: 0 K: 1 S: 5	H: 0 LOB: 0 BB: 0 P: 9	R: 2 E: 0 K: 2 S: 16	H: 2 LOB: 1 BB: 1 P: 27	R: 0 E: 0 K: 2 S: 8	H: 0 LOB: 0 BB: 0 P: 11	R: 0 E: 0 K: 1 S: 7	H: 1 LOB: 1 BB: 0 P: 9	R: 0 E: 0 K: 1 S: 12	H: 1 LOB: 2 BB: 0 P: 22	R: 0 E: 0 K: 1 S: 6	H: 0 LOB: 0 BB: 0 P: 8	R: 0 E: 0 K: 2 S: 12	H: 2 LOB: 2 BB: 0 P: 18	1B: 3 2B: 3 3B: 0 HR: 0	SF: 0 SAC: 0 DP: 0 HBP: 0	WP: 1 PB: 0 SB: 0 CS: 0	PA: 35
<b>PITCHER</b> Juan Guzman, R ERA: 1.73 (1, 1)	IP: 9.0 WLS: W BF: 35 H: 6 R: 2 ER: 2 SO: 11 BB: 2 IBB: 0 HBP: 0 BLK: 0 WP: 1 HR: 0 S: 79 P: 122 ERA: 2.00 WHIP: 0.889																	

Batter	1	2	3	4	5	6	7	8	9	AB	R	H	RBI	BB	SO	LOB	BOTTOM			
Otis Nixon, S OBP: 0.386, SLG: 0.380 (1, 8)	K		K		S	FC6-5		F7		4	1	1	1	1	2	2	Detroit Tigers @ Toronto Blue Jays SkyDome, Toronto, ON Mon Apr 15 1996, 7:05 PM EDT Att: 26,127 - Dome			
Tilson Brito, R OBP: 0.326, SLG: 0.359 (1, 4)	G4-3		G5-3		G5-3	G5-3		F7		5	0	0	0	0	0	5				
Carlos Delgado, L OBP: 0.417, SLG: 0.525 (1, 10)	K				FC6-4			L4		5	0	2	2	0	2	1				
Joe Carter, R OBP: 0.302, SLG: 0.353 (1, 7)		P4		FC6-4		P6		G5-3		4	0	1	0	0	0	2				
Ed Sprague, R OBP: 0.346, SLG: 0.500 (1, 5)		G6-3		G4-3		F9		G5-3		3	1	1	0	0	0	1				
John Olerud, L OBP: 0.320, SLG: 0.400 (1, 3)		F7		G4-3		F9		BB		3	0	0	0	1	0	3				
Shawn Green, L OBP: 0.262, SLG: 0.256 (1, 9)					G4-3			G3		3	3	2	0	1	0	2				
Charlie O'Brien, R OBP: 0.429, SLG: 0.652 (1, 2)					G4-3			FC4-6		3	2	2	4	1	0	1				
Alex Gonzalez, R OBP: 0.333, SLG: 0.548 (1, 6)					E3			FC4-6		4	1	0	1	0	0	2				
<b>Inning Stats</b>	R: 0 E: 0 K: 2 S: 10	H: 0 LOB: 0 BB: 0 P: 17	R: 0 E: 0 K: 0 S: 7	H: 0 LOB: 0 BB: 0 P: 12	R: 1 E: 1 K: 1 S: 8	H: 1 LOB: 1 BB: 0 P: 13	R: 0 E: 0 K: 0 S: 6	H: 1 LOB: 1 BB: 0 P: 10	R: 3 E: 0 K: 0 S: 16	H: 3 LOB: 1 BB: 1 P: 27	R: 3 E: 1 K: 0 S: 17	H: 2 LOB: 1 BB: 1 P: 33	R: 0 E: 0 K: 1 S: 8	H: 1 LOB: 1 BB: 1 P: 14	R: 1 E: 0 K: 0 S: 10	H: 1 LOB: 1 BB: 1 P: 19	1B: 5 2B: 3 3B: 0 HR: 1	SF: 0 SAC: 0 DP: 1 HBP: 1	WP: 0 PB: 0 SB: 3 CS: 0	PA: 39
<b>PITCHER</b> Omar Olivares, R ERA: 5.4 (1, 1) Randy Veres, R ERA: 10.8 (6, 1)	IP: 5.1 WLS: L BF: 25 H: 5 R: 6 ER: 6 SO: 3 BB: 1 IBB: 1 HBP: 1 BLK: 0 WP: 0 HR: 0 S: 53 P: 94 ERA: 10.12 WHIP: 1.312																			






Batter	1	2	3	4	5	6	7	8	9	AB	R	H	RBI	BB	SO	LOB	TOP				
<b>Chad Curtis, R</b> OBP: 0.427, SLG: 0.475 (1, 8)	G6-3		2B	FC5-4	G6-3			G4-6-3		5	1	3	3	1	0	1	<b>Detroit Tigers @ Toronto Blue Jays</b> SkyDome, Toronto, ON Tue Apr 16 1996, 3:33 AM EDT Att: 25,503 - Dome - 68 F				
<b>Bobby Higginson, L</b> OBP: 0.435, SLG: 0.614 (1, 9)	BB		2B	FC5-4				1B	G3-1	3	1	2	0	3	0	1					
<b>Travis Fryman, R</b> OBP: 0.314, SLG: 0.443 (1, 5)	F7		HR	FC5-4				G4-6-3		5	2	1	2	0	0	5					
<b>Cecil Fielder, R</b> OBP: 0.362, SLG: 0.737 (1, 10)	K		HR	HR				IBB		4	3	3	5	1	1	1					
<b>Melvin Nieves, S</b> OBP: 0.397, SLG: 0.639 (1, 7)	F7		1B	WP				G4-3		4	1	2	0	1	0	2					
<b>Tim Hyers, L</b> OBP: 0.425, SLG: 0.200 (1, 3)	G4-3		1B	IBB				G5-3		4	0	1	0	1	0	1					
<b>Mark Lewis, R</b> OBP: 0.338, SLG: 0.419 (1, 4)	G4-3		G5-4-3	F8				K		5	0	2	1	0	1	2					
<b>John Flaherty, R</b> OBP: 0.302, SLG: 0.421 (1, 2)			1B	HR				HR		5	3	3	2	0	0	3					
<b>Chris Gomez, R</b> OBP: 0.455, SLG: 0.313 (1, 6)			2B	G5-4-3	BB			2B		3	2	1	0	2	1	2					
<b>Inning Stats</b>	R: 0 E: 0 K: 1 S: 8	H: 0 LOB: 1 BB: 1 P: 14	R: 0 E: 0 K: 0 S: 6	H: 0 LOB: 0 BB: 0 P: 12	R: 7 E: 0 K: 0 S: 24	H: 9 LOB: 1 BB: 0 P: 37	R: 2 E: 0 K: 0 S: 12	H: 2 LOB: 2 BB: 3 P: 27	R: 1 E: 0 K: 0 S: 11	H: 2 LOB: 1 BB: 1 P: 20	R: 1 E: 0 K: 1 S: 9	H: 1 LOB: 0 BB: 0 P: 14	R: 0 E: 0 K: 0 S: 7	H: 1 LOB: 2 BB: 2 P: 18	R: 2 E: 0 K: 1 S: 13	H: 2 LOB: 1 BB: 1 P: 24	1B: 9 2B: 4 3B: 0 HR: 5	SF: 0 SAC: 0 DP: 6 HBP: 0	WP: 1 PB: 0 SB: 1 CS: 0	PA: 47	
<b>PITCHER</b>	IP	WLS	BF	H	R	ER	SO	BB	IBB	HBP	BLK	WP	HR	S	P	ERA	WHIP				
<b>Erik Hanson, R</b> ERA: 6.88 (1, 1)	2.0	L	13	6	6	6	1	1	0	0	0	0	1	26	47	27.00	3.500				
<b>Giovanni Carrara, R</b> ERA: 12.6 (3, 1)	2.0		12	5	3	3	0	2	1	0	0	0	1	24	43	13.50	3.500				
<b>Bill Riskey, R</b> ERA: 5.0 (5, 1)	2.0		8	3	2	2	0	2	0	0	0	0	2	18	35	9.00	2.500				
<b>Brian Bohanon, L</b> ERA: 7.36 (7, 1)	3.0		14	4	2	2	2	2	1	0	0	0	1	29	56	6.00	2.000				

Batter	1	2	3	4	5	6	7	8	9	AB	R	H	RBI	BB	SO	LOB	BOTTOM					
<b>Otis Nixon, S</b> OBP: 0.403, SLG: 0.434 (1, 8)	F7	K			HR			BB	BB	3	1	1	1	2	1	2	<b>Detroit Tigers @ Toronto Blue Jays</b> SkyDome, Toronto, ON Tue Apr 16 1996, 3:33 AM EDT Att: 25,503 - Dome - 68 F					
<b>Tilson Brito, R</b> OBP: 0.373, SLG: 0.405 (1, 4)	G4-6-3		HR		K			FC	BB	3	1	2	1	1	1	0						
<b>Carlos Delgado, L</b> OBP: 0.396, SLG: 0.523 (1, 10)	G4-6-3		K		2B			FC	BB	4	0	1	1	0	2	4						
<b>Joe Carter, R</b> OBP: 0.310, SLG: 0.400 (1, 7)		P4	HR		G5-3			FC	F9	4	1	1	2	1	0	3						
<b>Ed Sprague, R</b> OBP: 0.333, SLG: 0.469 (1, 5)		1B	F9		G6-3			FC		5	1	1	0	0	1	4						
<b>John Olerud, L</b> OBP: 0.345, SLG: 0.511 (1, 3)		3B	G4-3		L1			HR	2B	5	2	3	1	0	0	0						
<b>Shawn Green, L</b> OBP: 0.255, SLG: 0.233 (1, 9)	L6				G4-3			HR	K	4	1	0	0	0	1	3						
<b>Sandy Martinez, L</b> OBP: 0.292, SLG: 0.391 (1, 2)		3B	F9		F8			F7	G4-3	5	0	1	2	0	0	2						
<b>Alex Gonzalez, R</b> OBP: 0.347, SLG: 0.533 (1, 6)		HBP			K			G5-3	1B	3	1	1	0	0	1	0						
<b>Inning Stats</b>	R: 0 E: 0 K: 0 S: 8	H: 0 LOB: 0 BB: 0 P: 11	R: 2 E: 0 K: 1 S: 14	H: 3 LOB: 2 BB: 0 P: 23	R: 2 E: 0 K: 1 S: 10	H: 2 LOB: 0 BB: 0 P: 16	R: 0 E: 0 K: 1 S: 6	H: 0 LOB: 0 BB: 0 P: 8	R: 1 E: 0 K: 1 S: 12	H: 2 LOB: 1 BB: 0 P: 17	R: 0 E: 0 K: 0 S: 9	H: 0 LOB: 3 BB: 3 P: 34	R: 3 E: 0 K: 0 S: 12	H: 3 LOB: 2 BB: 1 P: 26	R: 0 E: 0 K: 2 S: 11	H: 1 LOB: 1 BB: 0 P: 16	1B: 4 2B: 3 3B: 1 HR: 3	SF: 1 SAC: 0 DP: 1 HBP: 3	WP: 0 PB: 0 SB: 0 CS: 0	PA: 44		
<b>PITCHER</b>	IP	WLS	BF	H	R	ER	SO	BB	IBB	HBP	BLK	WP	HR	S	P	ERA	WHIP					
<b>Greg Gohr, R</b> ERA: 9.0 (1, 1)	5.0	W	23	7	5	5	4	0	0	2	0	0	0	1	34	67	11.57	2.571				
<b>Greg Keagle, R</b> ERA: 4.85 (6, 1)	2.1		14	2	3	3	2	4	0	1	0	0	0	16	25	0.00	1.200					
<b>Richie Lewis, R</b> ERA: (8, 1)	1.2	S	7	2	0	0	2	0	0	0	0	0	0	0	0	0	0.00	1.200				

AB	38
R	13
H	18
RBI	13
BB	9
SO	3
LOB	18

AB	36
R	8
H	11
RBI	8
BB	4
SO	7
LOB	18





Batter	1	2	3	4	5	6	7	8	9	AB	R	H	RBI	BB	SO	LOB	TOP			
<b>Chad Curtis, R</b> OBP: 0.425, SLG: 0.469 (1, 8)	3-3 K	1-2 SF7							4-1 BB	3	0	1	1	1	2	0	<b>Detroit Tigers @ Seattle Mariners</b> The Kingdome, Seattle, WA Wed Apr 17 1996, 10:05 PM EDT Att: 18,008 - Unknown - 68 F			
<b>Mark Lewis, R</b> OBP: 0.343, SLG: 0.418 (1, 4)	3-2 2B	1-0 FC5-4							1-3 K	5	1	2	0	0	3	3				
<b>Travis Fryman, R</b> OBP: 0.307, SLG: 0.424 (1, 5)	2-1 2B	0-0 FC5-4							1-1 F9	5	1	1	0	0	1	5				
<b>Cecil Fielder, R</b> OBP: 0.370, SLG: 0.733 <b>Kimera Barteo, R</b> (8, PR)	2-1 2H								0-1 P3	3	0	1	1	0	0	0				
<b>Mark Parent, R</b> OBP: 0.300, SLG: 0.632 (8, 2)	1-3 2H								1B HBP	1	0	0	0	0	0	2				
<b>Melvin Nieves, S</b> OBP: 0.389, SLG: 0.619 (1, 7)	SF9								1-0 F7	2	0	0	1	0	0	1				
<b>Eddie Williams, R</b> OBP: 0.320, SLG: 0.349 (1, 10)	F9								3-2 1B	4	0	2	0	0	0	2				
<b>Danny Bautista, R</b> OBP: 0.400, SLG: 0.421 <b>Bobby Higginson, L</b> (8, PH)		1-1 1B							1-3 K	3	1	2	0	0	0	0				
<b>John Flaherty, R</b> OBP: 0.304, SLG: 0.415 <b>Tim Hyers, L</b> (8, PH)		2-2 1B							1-1 G4-3	3	0	1	0	0	1	2				
<b>Tim Hyers, L</b> OBP: 0.375, SLG: 0.167 (8, 3)	1-2 1B								2-3 K	1	0	0	0	0	0	2				
<b>Alan Trammell, R</b> OBP: 0.366, SLG: 0.410 (1, 6)	2-0 1B								1-1 P6	4	0	2	0	0	1	0				
<b>Inning Stats</b>	R: 2 E: 0 K: 1 S: 16	H: 3 LOB: 1 BB: 0 P: 27	R: 1 E: 0 K: 0 S: 13	H: 4 LOB: 2 BB: 0 P: 20	R: 0 E: 0 K: 0 S: 6	H: 0 LOB: 0 BB: 0 P: 10	R: 0 E: 0 K: 1 S: 8	H: 0 LOB: 0 BB: 0 P: 11	R: 0 E: 0 K: 2 S: 10	H: 2 LOB: 2 BB: 0 P: 14	R: 0 E: 0 K: 1 S: 12	H: 1 LOB: 1 BB: 0 P: 18	R: 0 E: 0 K: 1 S: 11	H: 1 LOB: 2 BB: 1 P: 20	R: 0 E: 0 K: 1 S: 13	H: 1 LOB: 2 BB: 1 P: 21		1B: 11 2B: 1 3B: 0 HR: 0	SF: 2 2B: 1 3B: 0 HBP: 2	WP: 0 PB: 0 SB: 3 CS: 0
<b>PITCHER</b>	IP WLS BF H R ER SO	IP WLS BF H R ER SO	IP WLS BF H R ER SO	IP WLS BF H R ER SO	IP WLS BF H R ER SO	IP WLS BF H R ER SO	IP WLS BF H R ER SO	IP WLS BF H R ER SO	IP WLS BF H R ER SO	IP WLS BF H R ER SO	IP WLS BF H R ER SO	IP WLS BF H R ER SO	IP WLS BF H R ER SO	IP WLS BF H R ER SO	IP WLS BF H R ER SO	IP WLS BF H R ER SO	ERA WHIP	ERA WHIP	ERA WHIP	
<b>Sterling Hitchcock, L</b> ERA: 2.91	7.0	30	10	3	3	7	0	0	0	0	76	120	3.86	1.429						
<b>Bobby Ayala, R</b> ERA: 8.44	0.2	4	1	0	0	1	0	0	0	0	9	17	0.00	1.500						
<b>Michael Jackson, R</b> ERA: 2.45	0.1	W	1	0	0	0	0	0	0	0	2	3	0.00	0.000						
<b>Rafael Carmona, R</b> ERA: 2.45	1.0	5	1	0	0	1	1	0	0	0	13	21	0.00	2.000						

Batter	1	2	3	4	5	6	7	8	9	AB	R	H	RBI	BB	SO	LOB	BOTTOM				
<b>Joey Cora, S</b> OBP: 0.358, SLG: 0.592 (1, 4)	2-3 K		2-1 G4-3							5	2	3	1	0	1	0	<b>Detroit Tigers @ Seattle Mariners</b> The Kingdome, Seattle, WA Wed Apr 17 1996, 10:05 PM EDT Att: 18,008 - Unknown - 68 F				
<b>Rich Amaral, R</b> OBP: 0.316, SLG: 0.258 (1, 7)	0-0 G5-3		2-1 G5-3							4	0	0	0	1	0	3					
<b>Ken Griffey Jr., L</b> OBP: 0.349, SLG: 0.558 (1, 8)	3-2 BB									4	1	1	0	1	2	5					
<b>Edgar Martinez, R</b> OBP: 0.426, SLG: 0.509 (1, 10)	4-2 FC6-4									2	1	1	1	3	1	0					
<b>Jay Buhner, R</b> OBP: 0.433, SLG: 0.442 (1, 9)	2-1 FC6-4									3	1	1	2	1	0	2					
<b>Paul Sorrento, L</b> OBP: 0.340, SLG: 0.564 (1, 3)										3	1	1	2	1	1	2					
<b>Russ Davis, R</b> OBP: 0.423, SLG: 0.523 <b>Doug Strange, S</b> (7, PH)										2	0	0	0	0	2	2					
<b>Doug Strange, S</b> OBP: 0.333, SLG: 0.667 (8, 5)										2	0	1	2	0	0	3					
<b>Dan Wilson, R</b> OBP: 0.346, SLG: 0.638 (1, 2)										5	0	0	0	0	3	3					
<b>Alex Rodriguez, R</b> OBP: 0.333, SLG: 0.571 (1, 6)										3	2	2	0	1	0	0					
<b>Inning Stats</b>	R: 0 E: 0 K: 1 S: 11	H: 1 LOB: 2 BB: 1 P: 22	R: 0 E: 0 K: 2 S: 9	H: 0 LOB: 0 BB: 0 P: 17	R: 0 E: 0 K: 0 S: 6	H: 0 LOB: 0 BB: 0 P: 13	R: 0 E: 0 K: 2 S: 13	H: 2 LOB: 2 BB: 0 P: 21	R: 0 E: 0 K: 1 S: 13	H: 2 LOB: 2 BB: 0 P: 21	R: 1 E: 1 K: 2 S: 14	H: 1 LOB: 1 BB: 0 P: 17	R: 2 E: 0 K: 0 S: 12	H: 1 LOB: 3 BB: 4 P: 32	R: 5 E: 0 K: 2 S: 12	H: 3 LOB: 3 BB: 3 P: 31		1B: 6 2B: 3 3B: 0 HR: 1	SF: 1 2B: 3 3B: 0 HBP: 1	WP: 1 PB: 0 SB: 0 CS: 0	PA: 44
<b>PITCHER</b>	IP WLS BF H R ER SO	IP WLS BF H R ER SO	IP WLS BF H R ER SO	IP WLS BF H R ER SO	IP WLS BF H R ER SO	IP WLS BF H R ER SO	IP WLS BF H R ER SO	IP WLS BF H R ER SO	IP WLS BF H R ER SO	IP WLS BF H R ER SO	IP WLS BF H R ER SO	IP WLS BF H R ER SO	IP WLS BF H R ER SO	IP WLS BF H R ER SO	IP WLS BF H R ER SO	IP WLS BF H R ER SO		ERA WHIP	ERA WHIP	ERA WHIP	
<b>Felipe Lira, R</b> ERA: 5.48	6.0	28	7	3	3	8	2	0	0	0	70	120	4.50	1.500							
<b>Mike Myers, L</b> ERA: 3.72	0.1	2	0	0	0	0	1	0	0	0	2	6	0.00	3.000							
<b>Richie Lewis, R</b> ERA: 3.72	0.2	4	0	0	0	0	2	0	0	0	6	17	0.00	3.000							
<b>Randy Veres, R</b> ERA: 14.46	1.0	L	10	3	5	5	1	2	1	0	12	31	45.00	4.000							





Batter	1	2	3	4	5	6	7	8	9	AB	R	H	RBI	BB	SO	LOB	TOP									
Chad Curtis, R OBP: 0.429, SLG: 0.471 Kimera Barteo, R (8, 8)	1-1 G4-3 1B		0-1 1B SF8	0-3 SAFE			1-3 K		3-3 K	4	2	2	0	0	2	2										
Bobby Higginson, L OBP: 0.426, SLG: 0.560	2-1 G4-3		0-0 1B		2-3 K		2-3 K		1-2 G1	5	0	1	0	0	2	2										
Travis Fryman, R OBP: 0.316, SLG: 0.478	0-1 F7		0-0 SF8		1-0 HR		2-0 1B		1-2 1B	3	1	2	2	0	0	1										
Cecil Fielder, R OBP: 0.390, SLG: 0.734	3-1 2H 1B		3-H 1-1 1B		2-2 G6-3		1-0 1B		1-2 1B	4	0	3	1	0	0	0										
Melvin Nieves, S OBP: 0.368, SLG: 0.582	2-3 K		2-3 K		0-0 G4-3		2-2 K		2-2 K	4	0	0	0	0	3	6										
Eddie Williams, R OBP: 0.302, SLG: 0.326 Tim Hyers, L OBP: 0.333, SLG: 0.143		1-1 G5-3	2-3 K		0-0 F9		0-3 K			3	0	0	0	0	1	2										
Mark Lewis, R OBP: 0.338, SLG: 0.408		1-2 P3		3-2 F8		0-1 G5-4-3 1B		2-0 F9	4	0	1	0	0	0	0											
John Flaherty, R OBP: 0.300, SLG: 0.400		1-1 1B		3-2 L6		2-1 G5-4-3 1-2		2-1 G1-3	4	0	1	0	0	0	1											
Chris Gomez, R OBP: 0.462, SLG: 0.350		3-2 L7		2-2 1B			0-1 1B 1B		3-2 L9	4	0	2	0	0	0	1										
<b>Inning Stats</b>	R: 1 E: 0 K: 1 S: 11	H: 2 LOB: 1 BB: 0 P: 19	R: 0 E: 0 K: 0 S: 10	H: 1 LOB: 1 BB: 0 P: 16	R: 1 E: 0 K: 2 S: 13	H: 3 LOB: 2 BB: 0 P: 18	R: 0 E: 0 K: 1 S: 12	H: 1 LOB: 1 BB: 0 P: 20	R: 1 E: 0 K: 0 S: 10	H: 1 LOB: 0 BB: 0 P: 15	R: 0 E: 0 K: 0 S: 5	H: 1 LOB: 0 BB: 0 P: 7	R: 0 E: 0 K: 3 S: 13	H: 3 LOB: 3 BB: 0 P: 21	R: 0 E: 0 K: 1 S: 6	H: 0 LOB: 0 BB: 0 P: 10	R: 0 E: 0 K: 1 S: 11	H: 0 LOB: 0 BB: 0 P: 18	1B: 11 2B: 0 3B: 0 HR: 1	SF: 1 SAC: 0 DP: 1 HBP: 0	WP: 0 PB: 0 SB: 0 CS: 0	PA: 38				
<b>PITCHER</b>	IP	WLS	BF	H	R	ER	SO	BB	IBB	HBP	BLK	WP	HR	S	P	ERA	WHIP									
Chris Bosio, R ERA: 5.23	(1, 1)	5.0	W	23	8	3	3	5	0	0	0	0	0	1	56	88	5.40	1.600								
Edwin Hurtado, R ERA: 7.5	(6, 1)	4.0	S	15	4	0	0	5	0	0	0	0	0	0	35	56	0.00	1.000								

**Detroit Tigers @ Seattle Mariners**  
 The Kingdome, Seattle, WA  
 Thu Apr 18 1996, 10:05 PM EDT  
 Att. 17,536 - Dome - 68 F

**AB** 37  
**R** 3  
**H** 12  
**RBI** 3  
**BB** 0  
**SO** 10  
**LOB** 15



Batter	1	2	3	4	5	6	7	8	9	AB	R	H	RBI	BB	SO	LOB	BOTTOM								
Joey Cora, S OBP: 0.345, SLG: 0.556	2-2 G5-3	1-1 F9		2-2 G4-3		0-0 G3		0-0 BB 1B		5	0	1	0	0	0	0									
Alex Diaz, S OBP: 0.200, SLG: 0.214	2-1 G6-3	0-0 F8			0-0 2B SF9 1B		0-1 HR 1B		0-2 F9	5	2	2	0	0	0	2									
Ken Griffey Jr., L OBP: 0.324, SLG: 0.509	3-2 F9	3-2 L6			0-0 SAFE SAFE F7		2-0 E3 HR 1B		3-3 K	5	1	0	0	0	1	4									
Edgar Martinez, R OBP: 0.466, SLG: 0.603		4-1 BB 1B BB	1-1 1B		0-1 SAFE SAFE 1-3 2B		0-0 1-H 3-H HR	4-1 1-2 2-3 BB		3	2	3	3	2	0	0									
Jay Buhner, R OBP: 0.444, SLG: 0.491		4-0 1B 1B 1B BB	1-1 F9		4-1 BB		3-0 HR		1-0 F9	3	2	1	1	2	0	4									
Paul Sorrento, L OBP: 0.333, SLG: 0.548	1-2 1B HR 1B	1-2 2-H 1B		0-0 F7		0-0 SF9		3-3 K		3	1	1	2	0	1	1									
Russ Davis, R OBP: 0.411, SLG: 0.500		3-2 1B HR 1B	1-0 F8		0-1 3-H F8		2-2 F7			4	1	1	0	0	0	3									
Dan Wilson, R OBP: 0.339, SLG: 0.608		1-1 HR 1B		3-3 K		0-3 K		1-3 K		4	1	1	1	0	3	0									
Alex Rodriguez, R OBP: 0.345, SLG: 0.623		1-2 2-3 3-H HR		0-1 G4-3		3-3 K		0-0 BB 1B		4	1	2	4	0	1	0									
<b>Inning Stats</b>	R: 0 E: 0 K: 0 S: 8	H: 0 LOB: 0 BB: 0 P: 15	R: 6 E: 0 K: 0 S: 18	H: 4 LOB: 2 BB: 2 P: 37	R: 0 E: 0 K: 0 S: 6	H: 1 LOB: 1 BB: 0 P: 9	R: 0 E: 0 K: 1 S: 10	H: 0 LOB: 0 BB: 0 P: 15	R: 1 E: 0 K: 0 S: 8	H: 2 LOB: 1 BB: 1 P: 12	R: 0 E: 0 K: 2 S: 7	H: 0 LOB: 0 BB: 0 P: 10	R: 4 E: 1 K: 2 S: 14	H: 3 LOB: 0 BB: 0 P: 25	R: 0 E: 0 K: 1 S: 10	H: 2 LOB: 3 BB: 1 P: 18	1B: 8 2B: 1 3B: 0 HR: 3	SF: 1 SAC: 0 DP: 0 HBP: 0	WP: 0 PB: 0 SB: 0 CS: 0	PA: 41					
<b>PITCHER</b>	IP	WLS	BF	H	R	ER	SO	BB	IBB	HBP	BLK	WP	HR	S	P	ERA	WHIP								
Clint Sodowsky, R ERA: 9.0	(1, 1)	1.0	L	9	4	6	0	2	0	0	0	0	0	20	42	54.00	6.000								
Mike Christopher, R ERA: 8.79	(2, 1)	5.0		19	3	1	1	3	1	0	0	0	0	37	56	1.80	0.800								
Mike Myers, L ERA: 5.91	(7, 1)	1.0		7	3	4	3	2	0	0	0	0	2	14	25	27.00	3.000								
Brian Williams, R ERA: 4.26	(8, 1)	1.0		6	2	0	0	1	1	0	0	0	0	10	18	0.00	3.000								

**Detroit Tigers @ Seattle Mariners**  
 The Kingdome, Seattle, WA  
 Thu Apr 18 1996, 10:05 PM EDT  
 Att. 17,536 - Dome - 68 F

**AB** 36  
**R** 11  
**H** 12  
**RBI** 11  
**BB** 4  
**SO** 6  
**LOB** 14





Batter	1	2	3	4	5	6	7	8	9	AB	R	H	RBI	BB	SO	LOB	TOP					
Chad Curtis, R OBP: 0.432, SLG: 0.465 (1, 8)	G6-3		2B BB		K			G6-4-3 1B		3	0	1	0	1	1	0	Detroit Tigers @ California Angels Anaheim Stadium, Anaheim, CA Fri Apr 19 1996, 10:05 PM EDT Att: 32,693 - Unknown - 68 F <a href="http://livebaseballscorecards.com">livebaseballscorecards.com</a>					
Mark Lewis, R OBP: 0.321, SLG: 0.387 (1, 4)	F9		F9		G6-3			B2		4	0	0	0	0	0	3						
Travis Fryman, R OBP: 0.325, SLG: 0.486 (1, 5)	K		2-3 2B		CS BB			G6-4-3 1-2		3	0	1	1	1	1	1						
Cecil Fielder, R OBP: 0.383, SLG: 0.701 (1, 3)		4-2 1B BB	P3		K			F7		3	0	0	0	1	1	3						
Eddie Williams, R OBP: 0.298, SLG: 0.320 (1, 10)	F7			2-1 G5-4-3 1B		CS 1-2		K		4	0	1	0	0	1	1						
Melvin Nieves, S OBP: 0.397, SLG: 0.571 (1, 7)		0-0 G4-6-3 1B		2-0 G5-4-3 1-2				K		3	0	1	0	0	1	1						
Bobby Higginson, L OBP: 0.435, SLG: 0.569 (8, 9)		1-2 1B		1-2				1B		1	0	1	0	0	0	0						
Danny Bautista, R OBP: 0.375, SLG: 0.364 (1, 9) (8, 7)	G4-6-3 1-2			2-1 F8				F9		3	1	0	0	1	0	3						
Mark Parent, R OBP: 0.304, SLG: 0.727 (1, 2)				0-1 G4-3		2-2 G6-3		HR BB		3	1	1	2	0	0	0						
Alan Trammell, R OBP: 0.364, SLG: 0.405 (1, 6)				0-0 F9 BB 2B 1B		1-2 L5		G6-3		3	1	1	0	0	0	0						
<b>Inning Stats</b>	R: 0 E: 0 K: 1 S: 7	H: 0 LOB: 0 BB: 0 P: 9	R: 0 E: 0 K: 0 S: 8	H: 1 LOB: 1 BB: 1 P: 16	R: 1 E: 0 K: 0 S: 9	H: 2 LOB: 2 BB: 1 P: 18	R: 0 E: 0 K: 0 S: 5	H: 1 LOB: 0 BB: 0 P: 11	R: 0 E: 0 K: 1 S: 9	H: 0 LOB: 0 BB: 0 P: 12	R: 0 E: 0 K: 1 S: 8	H: 0 LOB: 0 BB: 1 P: 14	R: 2 E: 0 K: 1 S: 10	H: 1 LOB: 0 BB: 1 P: 16	R: 0 E: 0 K: 0 S: 6	H: 1 LOB: 1 BB: 0 P: 7	R: 0 E: 0 K: 1 S: 9	H: 1 LOB: 1 BB: 0 P: 12	1B: 5 2B: 1 3B: 0 HR: 1	SF: 0 SAC: 0 DP: 3 HBP: 0	WP: 0 PB: 0 SB: 0 CS: 1	PA: 35
<b>PITCHER</b> Mark Langston, L ERA: 3.56 (1, 1)	IP: 9.0 WLS: W BF: 34 H: 7 R: 3 ER: 3 SO: 5 BB: 4 IBB: 0 HBP: 0 BLK: 0 WP: 0 HR: 1 S: 71 P: 115 ERA: 3.00 WHIP: 1.222															<b>PITCHER</b>						

Batter	1	2	3	4	5	6	7	8	9	AB	R	H	RBI	BB	SO	LOB	BOTTOM					
Randy Velarde, R OBP: 0.358, SLG: 0.356 (1, 4)	L8		K			L9		K		4	0	0	0	0	2	1	Detroit Tigers @ California Angels Anaheim Stadium, Anaheim, CA Fri Apr 19 1996, 10:05 PM EDT Att: 32,693 - Unknown - 68 F <a href="http://livebaseballscorecards.com">livebaseballscorecards.com</a>					
Rex Hudler, R OBP: 0.333, SLG: 0.765 (1, 8)	2B			G5-3		S BB		P6		3	1	1	0	1	0	0						
Tim Salmon, R OBP: 0.333, SLG: 0.422 (1, 9)	G5-3			P3		F7		F7		4	0	0	0	0	0	2						
Tim Wallach, R OBP: 0.316, SLG: 0.611 (1, 10)	K			HR		1H 1B		F9		4	1	2	2	0	1	1						
J.T. Snow, L OBP: 0.338, SLG: 0.267 (1, 3)			L9			K				4	0	1	0	0	2	1						
Dick Schofield, R (9, PR)									16 SH2-3 1B	0	1	0	0	0	0	0						
16 Garret Anderson, L OBP: 0.348, SLG: 0.417 (1, 7)	G5-3					K		SH1-4 1B		3	1	1	0	0	1	0						
George Arias, R OBP: 0.292, SLG: 0.326 (1, 5)	P6					L4		SH1-4 1B		2	0	0	0	1	0	0						
Don Slaught, R OBP: 0.478, SLG: 0.750 (1, 2)			G5-3			FC6-4 BB		F8		3	0	1	1	1	0	1						
Gary Disarcina, R OBP: 0.241, SLG: 0.235 (1, 6)			G6-3			FC6-4 1-2		BLK WP 1B		3	0	1	1	0	0	1						
<b>Inning Stats</b>	R: 0 E: 0 K: 1 S: 11	H: 1 LOB: 1 BB: 0 P: 16	R: 0 E: 0 K: 0 S: 5	H: 0 LOB: 0 BB: 0 P: 8	R: 0 E: 0 K: 1 S: 10	H: 0 LOB: 0 BB: 0 P: 13	R: 1 E: 0 K: 1 S: 11	H: 1 LOB: 0 BB: 0 P: 18	R: 0 E: 0 K: 1 S: 10	H: 0 LOB: 1 BB: 1 P: 17	R: 1 E: 0 K: 1 S: 9	H: 1 LOB: 1 BB: 1 P: 19	R: 1 E: 0 K: 1 S: 7	H: 2 LOB: 1 BB: 0 P: 10	R: 0 E: 0 K: 0 S: 8	H: 0 LOB: 0 BB: 0 P: 13	R: 1 E: 0 K: 0 S: 5	H: 2 LOB: 2 BB: 1 P: 16	1B: 5 2B: 1 3B: 0 HR: 1	SF: 0 SAC: 2 DP: 0 HBP: 0	WP: 1 PB: 0 SB: 1 CS: 0	PA: 35
<b>PITCHER</b> Scott Aldred, L ERA: 8.85 (1, 1)	IP: 8.0 WLS: L BF: 4 H: 2 R: 1 ER: 1 SO: 0 BB: 0 IBB: 0 HBP: 0 BLK: 0 WP: 0 HR: 0 S: 5 P: 14 ERA: 3.38 WHIP: 0.875															<b>PITCHER</b>						
Mike Myers, L ERA: 6.55 (9, 1)	0.1 L 4 2 1 1 0 0 1 0 0 0 0 0 5 16 27.00 6.000															<b>PITCHER</b>						







Batter	1	2	3	4	5	6	7	8	9	AB	R	H	RBI	BB	SO	LOB	TOP										
<b>Chad Curtis, R</b> OBP: 0.423, SLG: 0.429 (1, 8)	G3-1		S FC6-5 BB		G5-3 1B	F8			K	3	1	0	0	2	1	1											
<b>Mark Lewis, R</b> OBP: 0.314, SLG: 0.386 (1, 4)	K2-3		FC6-5		G5-3		L5			4	0	0	1	0	1	3											
<b>Travis Fryman, R</b> OBP: 0.341, SLG: 0.519 (1, 5)	G5-3		G5-3		1B		G1-3			4	0	1	1	0	0	2											
<b>Cecil Fielder, R</b> OBP: 0.348, SLG: 0.627 (1, 3)		F7		L8	G5-3				K	4	0	0	0	0	1	1											
<b>Eddie Williams, R</b> OBP: 0.323, SLG: 0.321 (1, 10)		FC1-6 BB		1B BB		HR 1B		G6-3		2	1	1	0	2	0	0											
<b>Danny Bautista, R</b> OBP: 0.393, SLG: 0.480 (1, 9)	FC1-6 CS			1B BB		HR		K		3	1	1	2	1	1	1											
<b>Alan Trammell, R</b> OBP: 0.375, SLG: 0.413 (1, 6)	CS		G5-3	G6-4-3 1B		S 1B		P4		4	1	2	0	0	0	0											
<b>Mark Parent, R</b> OBP: 0.308, SLG: 0.667 (1, 2)										2	1	0	0	1	1	4											
<b>Bobby Higginson, L</b> OBP: 0.303, SLG: 0.518 (9, PH)			BB FC6-5 BB	G6-4-3		K			K	1	0	0	0	0	1	0											
<b>Kimera Batee, R</b> OBP: 0.333, SLG: 0.333 (1, 7)										3	0	2	1	0	0	0											
<b>Melvin Nieves, S</b> OBP: 0.370, SLG: 0.569 (9, PH)			FC6-5 BB		G1-3			F9		1	0	0	0	0	0	0											
<b>Inning Stats</b>	R: 0 E: 0 K: 1 S: 8	H: 0 LOB: 0 BB: 0 P: 14	R: 0 E: 0 K: 0 S: 8	H: 0 LOB: 0 BB: 1 P: 16	R: 1 E: 0 K: 0 S: 12	H: 1 LOB: 2 BB: 2 P: 24	R: 0 E: 0 K: 0 S: 10	H: 1 LOB: 2 BB: 2 P: 18	R: 1 E: 0 K: 0 S: 7	H: 1 LOB: 1 BB: 1 P: 11	R: 3 E: 0 K: 1 S: 17	H: 4 LOB: 0 BB: 0 P: 24	R: 0 E: 0 K: 1 S: 9	H: 0 LOB: 0 BB: 0 P: 10	R: 0 E: 0 K: 1 S: 7	H: 0 LOB: 0 BB: 0 P: 11	R: 0 E: 0 K: 2 S: 8	H: 0 LOB: 0 BB: 0 P: 11	1B: 6 2B: 0 3B: 0 HR: 1	SF: 0 SAC: 0 DP: 1 HBP: 0	WP: 0 PB: 0 SB: 2 CS: 2	PA: 38					
<b>PITCHER</b>	IP	WLS	BF	H	R	ER	SO	BB	IBB	HBP	BLK	WP	HR	S	P	ERA	WHIP										
<b>Jim Abbott, L</b> ERA: 7.99 (1, 1)	5.0		25	6	5	5	1	6	0	0	0	0	1	53	94	9.00	2.400										
<b>Mark Eichhorn, R</b> ERA: 3.95 (6, 1)	3.0	W	9	1	0	0	3	0	0	0	0	0	0	25	34	0.00	0.333										
<b>Troy Percival, R</b> ERA: (9, 1)	1.0	S	3	0	0	0	2	0	0	0	0	0	0	8	11	0.00	0.000										

**Detroit Tigers @ California Angels**  
Anaheim Stadium, Anaheim, CA  
Sun Apr 21 1996, 10:05 PM EDT  
Att: 36,733 - Unknown - 70 F

AB 31  
R 5  
H 7  
RBI 5  
BB 6  
SO 6  
LOB 12



Batter	1	2	3	4	5	6	7	8	9	AB	R	H	RBI	BB	SO	LOB	BOTTOM										
<b>Randy Velarde, R</b> OBP: 0.360, SLG: 0.348 (1, 4)	FC6-4 WP BB		K		WP 1B			2B G5-3 1B		3	2	0	1	1	0												
<b>Jim Edmonds, L</b> OBP: 0.403, SLG: 0.627 (1, 8)	FC6-4 BB		K		G4-3			WP 1B 2B		3	1	1	1	1	1	2											
<b>Tim Salmon, R</b> OBP: 0.350, SLG: 0.443 (1, 9)	FC6-4 F7 WP		K				F9	G5-3		4	0	0	1	0	1	3											
<b>Chili Davis, S</b> OBP: 0.328, SLG: 0.491 (1, 10)	F7			F7		P4		16 3B 1B		4	1	1	1	0	0	1											
<b>J.T. Snow, L</b> OBP: 0.329, SLG: 0.284 (1, 3)	P5			F8		F8		P6		4	0	0	0	0	0	2											
<b>16 Garrett Anderson, L</b> OBP: 0.324, SLG: 0.412 (1, 7)		G4-3		G3-1			K	1B 3B		4	0	1	1	0	1	0											
<b>Don Slaught, R</b> OBP: 0.461, SLG: 0.833 (1, 2)					WP 1B		F9	G6-3		4	1	2	1	0	0	1											
<b>Jorge Fabregas, L</b> OBP: 0.350, SLG: 0.265 (9, 2)		HR			1B					0	0	0	0	0	0	0											
<b>Jack Howell, L</b> OBP: 0.294, SLG: 0.438 (1, 5)		L3			P6					3	0	0	0	0	0	1											
<b>Gary Disarcina, R</b> OBP: 0.233, SLG: 0.228 (1, 6)		G6-3			F9			1B 2B 1B		3	1	1	0	0	0	1											
<b>Inning Stats</b>	R: 1 E: 0 K: 0 S: 13	H: 0 LOB: 1 BB: 2 P: 27	R: 1 E: 0 K: 0 S: 12	H: 1 LOB: 0 BB: 0 P: 15	R: 0 E: 0 K: 3 S: 9	H: 0 LOB: 0 BB: 0 P: 13	R: 0 E: 0 K: 0 S: 6	H: 0 LOB: 0 BB: 0 P: 8	R: 0 E: 0 K: 0 S: 9	H: 2 LOB: 2 BB: 0 P: 16	R: 0 E: 0 K: 0 S: 5	H: 0 LOB: 0 BB: 0 P: 7	R: 0 E: 0 K: 1 S: 9	H: 0 LOB: 0 BB: 0 P: 11	R: 4 E: 0 K: 0 S: 17	H: 5 LOB: 1 BB: 0 P: 24	R: 0 E: 0 K: 0 S: 8	H: 0 LOB: 0 BB: 0 P: 11	1B: 5 2B: 1 3B: 1 HR: 1	SF: 0 SAC: 0 DP: 0 HBP: 0	WP: 3 PB: 0 SB: 0 CS: 0	PA: 34					
<b>PITCHER</b>	IP	WLS	BF	H	R	ER	SO	BB	IBB	HBP	BLK	WP	HR	S	P	ERA	WHIP										
<b>Greg Gohr, R</b> ERA: 7.36 (1, 1)	7.0		27	4	3	3	4	2	0	0	0	0	1	65	99	3.86	0.857										
<b>Richie Lewis, R</b> ERA: 2.45 (8, 1)	0.2	L	6	4	3	3	0	0	0	0	0	1	0	12	19	40.50	6.000										
<b>Randy Veres, R</b> ERA: 11.57 (8, 1)	0.1		1	0	0	0	0	0	0	0	0	0	0	3	3	0.00	0.000										

**Detroit Tigers @ California Angels**  
Anaheim Stadium, Anaheim, CA  
Sun Apr 21 1996, 10:05 PM EDT  
Att: 36,733 - Unknown - 70 F

AB 32  
R 6  
H 8  
RBI 5  
BB 2  
SO 4  
LOB 11





Batter	1	2	3	4	5	6	7	8	9	AB	R	H	RBI	BB	SO	LOB	TOP											
<b>Chad Curtis, R</b> OBP: 0.412, SLG: 0.415 (1, 8)										5	1	1	0	0	3	1	<b>Detroit Tigers @ California Angels</b> Anaheim Stadium, Anaheim, CA Mon Apr 22, 1996, 10:05 PM EDT Att: 17,039 - Unknown - 75 F											
<b>Mark Lewis, R</b> OBP: 0.344, SLG: 0.471 (1, 4)										4	3	4	1	0	0	0												
<b>Alan Trammell, R</b> OBP: 0.385, SLG: 0.420 (1, 5)										4	0	2	2	0	0	2												
<b>Cecil Fielder, R</b> OBP: 0.344, SLG: 0.603 (1, 3)										3	0	0	0	1	1	3												
<b>Eddie Williams, R</b> OBP: 0.318, SLG: 0.316 (1, 10)										4	0	1	1	0	0	1												
<b>Danny Bautista, R</b> OBP: 0.406, SLG: 0.464 (1, 7)										3	0	1	0	1	0	2												
<b>Bobby Higginson, L</b> OBP: 0.386, SLG: 0.492 (1, 9)										3	0	0	0	0	2	1												
<b>John Flaherty, R</b> OBP: 0.268, SLG: 0.353 (9, PH)										3	0	0	0	0	0	2												
<b>Tim Hyers, L</b> OBP: 0.214, SLG: 0.083 (9, PH)										1	0	0	0	0	1	0												
<b>Chris Gomez, R</b> OBP: 0.424, SLG: 0.333 (9, PH)										3	1	1	0	0	0	1												
<b>Melvin Nieves, S</b> OBP: 0.366, SLG: 0.562 (9, PH)										1	0	0	0	0	1	0												
<b>Inning Stats</b>	R: 2 E: 0 K: 0 S: 5	H: 3 LOB: 0 BB: 0 P: 5	R: 0 E: 0 K: 1 S: 5	H: 0 LOB: 1 BB: 1 P: 9	R: 1 E: 0 K: 1 S: 7	H: 2 LOB: 2 BB: 1 P: 11	R: 0 E: 0 K: 1 S: 5	H: 0 LOB: 0 BB: 0 P: 5	R: 1 E: 0 K: 1 S: 7	H: 2 LOB: 1 BB: 0 P: 7	R: 0 E: 0 K: 0 S: 3	H: 1 LOB: 1 BB: 0 P: 3	R: 1 E: 0 K: 1 S: 7	H: 2 LOB: 1 BB: 0 P: 7	R: 0 E: 0 K: 0 S: 3	H: 0 LOB: 0 BB: 0 P: 3	R: 0 E: 0 K: 3 S: 9	H: 0 LOB: 0 BB: 0 P: 9	R: 0 E: 0 K: 3 S: 9	H: 0 LOB: 0 BB: 0 P: 9	1B: 7 2B: 2 3B: 0 HR: 1	SF: 0 SAC: 1 DP: 1 HBP: 0	WP: 0 PB: 0 SB: 2 CS: 0	PA: 37				
<b>PITCHER</b>	IP	WLS	BF	H	R	ER	SO	BB	IBB	HBP	BLK	WP	HR	S	P	ERA	WHIP											
<b>Chuck Finley, L</b> ERA: 6.23 (1, 1)	5.1		25	8	4	4	4	2	0	0	0	0	0	1	31	39	6.75	1.875										
<b>Shawn Boskie, R</b> ERA: 6.63 (6, 1)	1.0		4	2	1	1	1	0	0	0	0	0	0	0	6	6	9.00	2.000										
<b>Mike James, R</b> ERA: 1.42 (7, 1)	1.2	W	5	0	0	0	0	0	0	0	0	0	0	5	5	0.00	0.000											
<b>Troy Percival, R</b> ERA: (9, 1)	1.0	S	3	0	0	0	3	0	0	0	0	0	0	9	9	0.00	0.000											

Batter	1	2	3	4	5	6	7	8	9	AB	R	H	RBI	BB	SO	LOB	BOTTOM										
<b>Randy Velarde, R</b> OBP: 0.375, SLG: 0.366 (1, 4)										5	2	3	0	0	1	1	<b>Detroit Tigers @ California Angels</b> Anaheim Stadium, Anaheim, CA Mon Apr 22, 1996, 10:05 PM EDT Att: 17,039 - Unknown - 75 F										
<b>Jim Edmonds, L</b> OBP: 0.402, SLG: 0.653 (1, 8)										5	1	2	2	0	0	2											
<b>Tim Salmon, R</b> OBP: 0.357, SLG: 0.459 (1, 9)										4	1	2	1	0	1	0											
<b>Chili Davis, S</b> OBP: 0.339, SLG: 0.544 (1, 10)										4	1	2	2	0	0	2											
<b>J.T. Snow, L</b> OBP: 0.338, SLG: 0.275 (1, 3)										2	0	0	0	2	1	2											
<b>16 Garret Anderson, L</b> OBP: 0.307, SLG: 0.389 (1, 7)										4	0	0	0	0	0	3											
<b>George Arias, R</b> ERA: 6.31 (1, 5)										3	0	1	0	0	0	2											
<b>Jack Howell, L</b> OBP: 0.278, SLG: 0.412 (6, PH) (9, 5)										1	0	0	0	0	1	0											
<b>Jorge Fabregas, L</b> OBP: 0.386, SLG: 0.378 (1, 2)										3	1	2	1	1	0	0											
<b>Gary Disarcina, R</b> OBP: 0.219, SLG: 0.213 (1, 6)										4	0	0	0	0	0	3											
<b>Inning Stats</b>	R: 2 E: 0 K: 2 S: 9	H: 2 LOB: 0 BB: 0 P: 9	R: 0 E: 0 K: 0 S: 3	H: 0 LOB: 0 BB: 0 P: 3	R: 1 E: 0 K: 0 S: 6	H: 3 LOB: 2 BB: 0 P: 6	R: 0 E: 0 K: 0 S: 3	H: 1 LOB: 1 BB: 1 P: 7	R: 2 E: 0 K: 0 S: 6	H: 3 LOB: 2 BB: 1 P: 10	R: 0 E: 0 K: 0 S: 4	H: 1 LOB: 1 BB: 0 P: 4	R: 0 E: 0 K: 1 S: 5	H: 0 LOB: 1 BB: 1 P: 9	R: 1 E: 0 K: 1 S: 7	H: 2 LOB: 1 BB: 0 P: 7	R: 1 E: 0 K: 1 S: 7	H: 2 LOB: 1 BB: 0 P: 7	1B: 8 2B: 1 3B: 0 HR: 3	SF: 0 SAC: 0 DP: 1 HBP: 0	WP: 1 PB: 0 SB: 0 CS: 0	PA: 38					
<b>PITCHER</b>	IP	WLS	BF	H	R	ER	SO	BB	IBB	HBP	BLK	WP	HR	S	P	ERA	WHIP										
<b>Felipe Lira, R</b> ERA: 6.31 (1, 1)	4.1		23	9	5	5	2	2	0	0	0	0	0	25	33	10.38	2.538										
<b>Mike Christopher, R</b> ERA: 7.64 (5, 1)	3.1	L	14	3	1	1	2	1	0	0	0	0	1	17	21	2.70	1.200										
<b>Mike Myers, L</b> ERA: 6.84 (8, 1)	0.1		1	0	0	0	0	0	0	0	0	0	0	1	1	0.00	0.000										

AB 34  
R 5  
H 10  
RBI 4  
BB 2  
SO 8  
LOB 13



AB 35  
R 6  
H 12  
RBI 6  
BB 3  
SO 4  
LOB 15





Batter	1	2	3	4	5	6	7	8	9	AB	R	H	RBI	BB	SO	LOB	TOP					
<b>Chuck Knoblauch, R</b> (1,4) <small>OBP: 0.386, SLG: 0.458</small> <b>Jeff Reboulet, R</b> (3,4) <small>OBP: 0.250, SLG: 0.179</small>										0	1	0	0	1	0	0						
<b>Matt Lawton, L</b> (1,8) <small>OBP: 0.354, SLG: 0.273</small>										6	4	4	1	1	0	2						
<b>Paul Molitor, R</b> (1,10) <small>OBP: 0.413, SLG: 0.553</small> <b>Chip Hale, L</b> (9,PH) <small>OBP: 0.500, SLG: 0.857</small>										5	5	2	5	1	0	2						
<b>Marty Cordova, R</b> (1,7) <small>OBP: 0.529, SLG: 0.707</small>										4	3	2	1	3	1	3						
<b>Greg Myers, L</b> (1,2) <small>OBP: 0.333, SLG: 0.441</small>										6	3	5	5	0	0	1						
<b>Dave Hollins, S</b> (1,5) <small>OBP: 0.421, SLG: 0.532</small> <b>Mike Durant, R</b> (9,PH) <small>OBP: 0.375, SLG: 0.308</small> <b>Jose Parra, R</b> (9,1)										4	2	1	2	2	0	3						
<b>Scott Stahoviak, L</b> (1,3) <small>OBP: 0.413, SLG: 0.650</small> <b>Ron Coomer, R</b> (6,PH) <small>OBP: 0.300, SLG: 0.481</small>										3	1	1	3	0	1	1						
<b>Pat Meares, R</b> (1,6) <small>OBP: 0.354, SLG: 0.567</small>										5	2	2	1	1	0	2						
<b>Rich Becker, L</b> (1,9) <small>OBP: 0.174, SLG: 0.098</small>										5	0	0	0	1	1	2						
<b>Inning Stats</b>	R: 3 E: 0 K: 1 S: 7	H: 2 LOB: 1 BB: 2 P: 15	R: 3 E: 0 K: 0 S: 4	H: 1 LOB: 1 BB: 2 P: 13	R: 1 E: 0 K: 0 S: 4	H: 1 LOB: 0 BB: 0 P: 4	R: 0 E: 0 K: 1 S: 5	H: 0 LOB: 0 BB: 0 P: 5	R: 4 E: 2 K: 2 S: 10	H: 3 LOB: 0 BB: 1 P: 14	R: 3 E: 0 K: 0 S: 6	H: 3 LOB: 3 BB: 3 P: 18	R: 2 E: 0 K: 0 S: 5	H: 2 LOB: 1 BB: 1 P: 9	R: 5 E: 1 K: 1 S: 10	H: 4 LOB: 2 BB: 2 P: 18	R: 3 E: 0 K: 0 S: 6	H: 3 LOB: 1 BB: 1 P: 10	1B: 11 2B: 4 3B: 1 HR: 3	SF: 1 SAC: 0 DP: 0 HBP: 1	WP: 0 PB: 0 SB: 2 CS: 0	PA: 60
<b>PITCHER</b>	IP	WLS	BF	H	R	ER	SO	BB	IBB	HBP	BLK	WP	HR	S	P	ERA	WHIP					
<b>Clint Sodowsky, R</b> (1,1) <small>ERA: 9.78</small> <b>Brian Maxy, R</b> (2,1) <small>ERA: 13.5</small> <b>Randy Veres, R</b> (5,1) <small>ERA: 12.46</small> <b>Mike Myers, L</b> (6,1) <small>ERA: 6.92</small> <b>Richie Lewis, R</b> (7,1) <small>ERA: 3.0</small>	1.1		10	2	5	5	1	3	0	1	0	0	0	8	21	33.75	3.750					
<b>Brian Williams, R</b> (8,1) <small>ERA: 7.36</small> <b>Mike Christopher, R</b> (9,1) <small>ERA: 8.68</small>	1.0		10	4	5	3	1	2	0	0	0	0	0	10	18	27.00	6.000					
<b>Clint Sodowsky, R</b> (1,1) <small>ERA: 9.78</small> <b>Brian Maxy, R</b> (2,1) <small>ERA: 13.5</small> <b>Randy Veres, R</b> (5,1) <small>ERA: 12.46</small> <b>Mike Myers, L</b> (6,1) <small>ERA: 6.92</small> <b>Richie Lewis, R</b> (7,1) <small>ERA: 3.0</small>	1.1	L	8	2	4	3	2	2	0	0	0	0	0	5	13	20.25	3.000					
<b>Brian Williams, R</b> (8,1) <small>ERA: 7.36</small> <b>Mike Christopher, R</b> (9,1) <small>ERA: 8.68</small>	1.0		7	3	3	3	0	1	0	0	0	0	0	6	10	27.00	4.000					
<b>Clint Sodowsky, R</b> (1,1) <small>ERA: 9.78</small> <b>Brian Maxy, R</b> (2,1) <small>ERA: 13.5</small> <b>Randy Veres, R</b> (5,1) <small>ERA: 12.46</small> <b>Mike Myers, L</b> (6,1) <small>ERA: 6.92</small> <b>Richie Lewis, R</b> (7,1) <small>ERA: 3.0</small>	1.1		5	1	1	1	0	1	0	0	0	0	0	4	8	9.00	2.000					

Minnesota Twins @ Detroit Tigers  
Tiger Stadium, Detroit, MI  
Wed Apr 24 1996, 3:33 AM EDT  
Att: 12,189 - Cloudy - 51 F

AB 46  
R 24  
H 19  
RBI 22  
BB 12  
SO 5  
LOB 23



Batter	1	2	3	4	5	6	7	8	9	AB	R	H	RBI	BB	SO	LOB	BOTTOM					
<b>Chad Curtis, R</b> (1,8) <small>OBP: 0.396, SLG: 0.400</small>										3	0	0	1	0	0	1						
<b>Tim Hyers, L</b> (1,7) <small>OBP: 0.283, SLG: 0.188</small>										4	1	1	0	1	1	2						
<b>Travis Fryman, R</b> (1,5) <small>OBP: 0.354, SLG: 0.512</small>										3	2	1	0	1	2	1						
<b>Cecil Fielder, R</b> (1,3) <small>OBP: 0.351, SLG: 0.598</small> <b>Danny Bautista, R</b> (9,PH) <small>OBP: 0.394, SLG: 0.448</small>										4	1	2	0	0	1	2						
<b>Bobby Higginson, L</b> (1,9) <small>OBP: 0.413, SLG: 0.547</small>										5	2	4	3	0	0	0						
<b>Eddie Williams, R</b> (1,10) <small>OBP: 0.310, SLG: 0.355</small>										5	1	1	3	0	1	4						
<b>Mark Lewis, R</b> (1,4) <small>OBP: 0.358, SLG: 0.543</small>										5	3	3	3	0	1	2						
<b>John Flaherty, R</b> (1,2) <small>OBP: 0.262, SLG: 0.357</small>										5	1	1	1	0	2	0						
<b>Alan Trammell, R</b> (1,6) <small>OBP: 0.393, SLG: 0.434</small> <b>Chris Gomez, R</b> (9,6) <small>OBP: 0.424, SLG: 0.333</small>										3	0	1	0	1	0	1						
<b>Inning Stats</b>	R: 2 E: 0 K: 0 S: 5	H: 2 LOB: 2 BB: 1 P: 10	R: 0 E: 0 K: 1 S: 5	H: 0 LOB: 1 BB: 1 P: 9	R: 6 E: 0 K: 1 S: 12	H: 7 LOB: 1 BB: 0 P: 12	R: 2 E: 0 K: 1 S: 7	H: 2 LOB: 0 BB: 0 P: 7	R: 0 E: 0 K: 2 S: 8	H: 1 LOB: 2 BB: 1 P: 12	R: 0 E: 0 K: 1 S: 5	H: 0 LOB: 0 BB: 0 P: 5	R: 0 E: 0 K: 1 S: 5	H: 0 LOB: 0 BB: 0 P: 5	R: 0 E: 0 K: 2 S: 7	H: 0 LOB: 0 BB: 0 P: 7	R: 1 E: 0 K: 0 S: 4	H: 2 LOB: 0 BB: 0 P: 4	1B: 6 2B: 5 3B: 0 HR: 3	SF: 1 SAC: 1 DP: 1 HBP: 1	WP: 0 PB: 0 SB: 1 CS: 0	PA: 44
<b>PITCHER</b>	IP	WLS	BF	H	R	ER	SO	BB	IBB	HBP	BLK	WP	HR	S	P	ERA	WHIP					
<b>Frankie Rodriguez, R</b> (1,1) <small>ERA: 7.05</small> <b>Pat Mahomes, R</b> (3,1) <small>ERA: 6.0</small> <b>Erik Bennett, R</b> (3,1) <small>ERA: 5.78</small> <b>Dan Naulty, R</b> (5,1) <small>ERA: 0.63</small> <b>Jose Parra, R</b> (8,1) <small>ERA: 4.5</small>	2.0		15	6	6	6	1	2	0	0	0	0	0	5	5	27.00	4.500					
<b>Jose Parra, R</b> (9,1) <small>ERA: 4.5</small>	2.0	W	7	3	2	2	2	0	0	0	0	0	1	11	11	13.50	2.250					
<b>Frankie Rodriguez, R</b> (1,1) <small>ERA: 7.05</small> <b>Pat Mahomes, R</b> (3,1) <small>ERA: 6.0</small> <b>Erik Bennett, R</b> (3,1) <small>ERA: 5.78</small> <b>Dan Naulty, R</b> (5,1) <small>ERA: 0.63</small> <b>Jose Parra, R</b> (8,1) <small>ERA: 4.5</small>	2.0		10	0	0	0	4	1	0	0	0	0	0	17	21	0.00	0.333					
<b>Jose Parra, R</b> (9,1) <small>ERA: 4.5</small>	2.0		7	2	1	1	2	0	0	0	0	0	1	11	11	4.50	1.000					

Minnesota Twins @ Detroit Tigers  
Tiger Stadium, Detroit, MI  
Wed Apr 24 1996, 3:33 AM EDT  
Att: 12,189 - Cloudy - 51 F

AB 38  
R 11  
H 14  
RBI 11  
BB 3  
SO 9  
LOB 13





Batter	1	2	3	4	5	6	7	8	9	AB	R	H	RBI	BB	SO	LOB	TOP										
<b>Chuck Knoblauch, R</b> OBP: 0.393, SLG: 0.455	1-3 K	3-1 1B	1-2 1B			1-3 K	2-2 FC3-6 BB		4-0 WP SF9 BB	5	1	2	1	1	2	2											
<b>Pat Meares, R</b> OBP: 0.366, SLG: 0.556	2-2 WP BB 1B HBP	0-1 P4	2-1 G4-3			2-1 FC4-6 1B	4-0 FC6-4 BB		2-2 SF9 1-H 2-H	3	1	1	1	1	0	4											
<b>Paul Molitor, R</b> OBP: 0.433, SLG: 0.544 <b>Chip Hale, L</b> OBP: 0.556, SLG: 0.875	4-1 WP 1B BB		3-2 E G4-3 1B	4-1 CS BB		2-1 FC4-6 BB	0-1 FC6-4		1-0 BB 1B	3	2	1	0	2	0	4											
<b>Marty Cordova, R</b> OBP: 0.509, SLG: 0.644 <b>Rich Becker, L</b> OBP: 0.174, SLG: 0.098	1-3 K		1-1 E9 G4-3 1B	3-3 K		4-1 BB		2-3 K	4-2 2B BB	4	1	0	0	2	3	4											
<b>Dave Hollins, S</b> OBP: 0.407, SLG: 0.500 <b>Jeff Reboulet, R</b> OBP: 0.273, SLG: 0.241	4-2 1B BB		0-0 G4-3	3-1 F8		2-2 G1-3		0-1 G3	3-2 2B	4	0	0	1	1	0	3											
<b>Ron Coomer, R</b> OBP: 0.333, SLG: 0.483 <b>Scott Stahoviak, L</b> OBP: 0.429, SLG: 0.721	0-1 1B		4-0 1B BB	2-0 G5-3		0-1 1B		1-0 HR	2-3 K	2	1	1	2	1	0	0											
<b>Roberto Kelly, R</b> OBP: 0.328, SLG: 0.321	1-2 G6-3		1-1 1B S 1B	1-0 WP G4-3 2B		2-1 1B		1-3 K		5	2	3	1	0	1	2											
<b>Matt Lawton, L</b> OBP: 0.345, SLG: 0.268		2-3 K	1-1 F7	3-1 G4-3		1-2 FC3-6 1B		3-2 G1-4-3		5	0	1	2	0	1	2											
<b>Mike Durant, R</b> OBP: 0.429, SLG: 0.412		3-3 K	4-2 1B BB	1-2 F9		1-2 FC3-6 1B		1-2 WP 2B		4	1	2	0	1	1	0											
<b>Inning Stats</b>	R: 2 E: 0 K: 2 S: 16	H: 1 LOB: 2 BB: 2 P: 29	R: 0 E: 0 K: 2 S: 13	H: 1 LOB: 1 BB: 0 P: 21	R: 3 E: 1 K: 0 S: 19	H: 3 LOB: 3 BB: 2 P: 37	R: 0 E: 0 K: 1 S: 7	H: 0 LOB: 0 BB: 1 P: 17	R: 1 E: 0 K: 0 S: 7	H: 1 LOB: 0 BB: 0 P: 14	R: 0 E: 0 K: 1 S: 11	H: 1 LOB: 2 BB: 1 P: 22	R: 1 E: 0 K: 0 S: 16	H: 4 LOB: 3 BB: 1 P: 26	R: 1 E: 0 K: 2 S: 11	H: 1 LOB: 0 BB: 0 P: 15	R: 3 E: 0 K: 1 S: 24	H: 3 LOB: 3 BB: 2 P: 44	1B: 11 2B: 4 3B: 0 HR: 1	SF: 1 SAC: 0 DP: 1 HBP: 1	WP: 4 PB: 0 SB: 2 CS: 1	PA: 51					
<b>PITCHER</b>	IP	WLS	BF	H	R	ER	SO	BB	IBB	HBP	BLK	WP	HR	S	P	ERA	WHIP										
<b>Scott Aldred, L</b> ERA: 8.31	5.2	L	30	7	6	4	6	5	0	1	0	2	0	69	130	6.35	2.118										
<b>Brian Maxcy, R</b> ERA: 13.5	0.2		6	4	1	1	0	1	0	0	0	0	0	15	25	13.50	7.500										
<b>Randy Veres, R</b> ERA: 11.66	1.2		7	1	1	1	2	1	0	0	0	0	1	16	26	5.40	1.200										
<b>Brian Williams, R</b> ERA: 9.72	1.0		8	3	3	3	1	2	0	0	0	1	0	24	44	27.00	5.000										

Minnesota Twins @ Detroit Tigers  
Tiger Stadium, Detroit, MI  
Thu Apr 25 1996, 3:33 AM EDT  
Att: 11,804 - Cloudy - 67°F

AB	40
R	11
H	15
RBI	10
BB	9
SO	9
LOB	24



Batter	1	2	3	4	5	6	7	8	9	AB	R	H	RBI	BB	SO	LOB	BOTTOM										
<b>Chad Curtis, R</b> OBP: 0.400, SLG: 0.398	4-0 CS BB		0-0 1B		1-3 K			0-1 P2		3	0	1	0	1	1	0											
<b>Alan Trammell, R</b> OBP: 0.390, SLG: 0.429 <b>Chris Gomez, R</b> OBP: 0.441, SLG: 0.333	2-2 P4		2-2 1B		2-3 K		4-2 BB			3	0	1	0	0	1	1											
<b>Travis Fryman, R</b> OBP: 0.350, SLG: 0.535	2-1 HR		1-3 K		3-2 G4-3		3-2 G5-3			4	1	1	1	0	1	3											
<b>Cecil Fielder, R</b> OBP: 0.340, SLG: 0.576 <b>Danny Bautista, R</b> OBP: 0.392, SLG: 0.433	1-1 P6		3-3 K		0-0 G5-3			1-0 G5-3		3	0	0	0	0	1	2											
<b>Bobby Higginson, L</b> OBP: 0.318, SLG: 0.530		4-0 BB		3-1 F9		4-2 FC5-4 BB		1-3 K		2	0	0	0	2	1	0											
<b>Eddie Williams, R</b> OBP: 0.293, SLG: 0.333		0-3 K		2-3 K		3-2 F9		1-2 P3		4	0	0	0	0	2	2											
<b>Mark Lewis, R</b> OBP: 0.347, SLG: 0.526		0-3 K		0-1 G6-3		1-2 FC5-4				3	0	0	0	0	1	2											
<b>Mark Parent, R</b> OBP: 0.276, SLG: 0.593		3-3 K			1-2 G5-3		0-0 P5			3	0	0	0	0	1	2											
<b>Kimera Batee, R</b> OBP: 0.273, SLG: 0.273 <b>Tim Hyers, L</b> OBP: 0.250, SLG: 0.176			1-3 K		1-3 K			0-0 F8		2	0	0	0	0	2	0											
<b>Inning Stats</b>	R: 1 E: 0 K: 0 S: 9	H: 1 LOB: 1 BB: 1 P: 18	R: 0 E: 0 K: 3 S: 9	H: 0 LOB: 1 BB: 1 P: 16	R: 0 E: 0 K: 3 S: 14	H: 2 LOB: 0 BB: 0 P: 21	R: 0 E: 0 K: 1 S: 7	H: 0 LOB: 0 BB: 0 P: 12	R: 0 E: 0 K: 2 S: 12	H: 0 LOB: 0 BB: 0 P: 15	R: 0 E: 0 K: 1 S: 8	H: 0 LOB: 0 BB: 1 P: 13	R: 0 E: 0 K: 0 S: 10	H: 0 LOB: 1 BB: 1 P: 18	R: 0 E: 0 K: 0 S: 12	H: 0 LOB: 1 BB: 1 P: 19	R: 0 E: 0 K: 1 S: 7	H: 0 LOB: 0 BB: 0 P: 10	1B: 2 2B: 0 3B: 0 HR: 1	SF: 0 SAC: 0 DP: 0 HBP: 0	WP: 0 PB: 0 SB: 0 CS: 1	PA: 33					
<b>PITCHER</b>	IP	WLS	BF	H	R	ER	SO	BB	IBB	HBP	BLK	WP	HR	S	P	ERA	WHIP										
<b>LaTroy Hawkins, R</b> ERA: 4.42	6.0	W	22	3	1	1	10	2	0	0	0	0	0	29	47	1.50	0.833										
<b>Greg Hansell, R</b> ERA: 4.3	3.0	S	11	0	0	0	1	2	0	0	0	0	0	29	47	0.00	0.667										

Minnesota Twins @ Detroit Tigers  
Tiger Stadium, Detroit, MI  
Thu Apr 25 1996, 3:33 AM EDT  
Att: 11,804 - Cloudy - 67°F

AB	29
R	1
H	3
RBI	1
BB	4
SO	11
LOB	12





Batter	1	2	3	4	5	6	7	8	9	AB	R	H	RBI	BB	SO	LOB	TOP										
<b>Ernie Young, R</b> OBP: 0.347, SLG: 0.328 (1, 8)	1-1 HBP	0-0 FC5-4		4-1 BB		2-2 G5-3		4-0 BB		2	0	0	0	2	0	2	<b>Oakland Athletics @ Detroit Tigers</b> Tiger Stadium, Detroit, MI Fri Apr 26 1996, 7:05 PM EDT Att: 7,941 - Unknown - 44 F										
<b>Jason Giambi, L</b> OBP: 0.423, SLG: 0.494 <b>Torey Lovullo, S</b> OBP: 0.267, SLG: 0.286 (1, 3)	2-3 K		3-3 K	2-0 P6		1-2 1B		3-2 F7		4	0	1	0	0	2	4											
<b>Geronimo Berroa, R</b> OBP: 0.258, SLG: 0.500 (1, 7)	2-0 1B		0-2 F8		0-0 P2	3-2 P3		1-1 G5-4-3		5	0	1	0	0	0	2											
<b>Mark McGwire, R</b> (1, 10)	3-2 F7		1-1 G6-3		1-3 K	1-3 K			4-2 FC4-6 BB	4	0	0	0	1	2	3											
<b>Pedro Munoz, R</b> OBP: 0.372, SLG: 0.487 <b>Allen Battle, R</b> OBP: 0.324, SLG: 0.339 (1, 9)	1-3 K			2-3 K	2-0 E8 2B		0-1 HR		0-2 FC4-6 BB	4	2	1	1	0	2	2											
<b>Terry Steinbach, R</b> OBP: 0.383, SLG: 0.574 <b>George Williams, S</b> OBP: 0.348, SLG: 0.444 (1, 2)		1-2 G6-3		4-0 2B BB	1-0 1B 2B		1-2 HR		1-0 L8	3	3	2	2	1	0	0											
<b>Scott Brosius, R</b> OBP: 0.479, SLG: 0.616 (1, 5)		4-2 1B BB		0-0 F8	0-1 1B		2-2 F7		4-2 1-2 BB	3	0	1	1	2	0	1											
<b>Brent Gates, S</b> OBP: 0.324, SLG: 0.308 (1, 4)		0-1 FC5-4 1B		2-0 BB	4-2 1-2 BB		0-0 P6		2-3 K	4	0	2	1	1	1	2											
<b>Mike Bordick, R</b> OBP: 0.398, SLG: 0.406 <b>Rafael Bourdigal, R</b> (7, PH)	0-1 F9		4-2 BB		1-0 F8		1-2 F7			2	0	0	0	1	0	4											
<b>Inning Stats</b>	R: 0 E: 0 K: 2 S: 11	H: 1 LOB: 2 BB: 0 P: 20	R: 0 E: 0 K: 0 S: 11	H: 1 LOB: 2 BB: 1 P: 16	R: 0 E: 0 K: 1 S: 10	H: 0 LOB: 0 BB: 0 P: 14	R: 1 E: 0 K: 1 S: 12	H: 1 LOB: 3 BB: 3 P: 30	R: 2 E: 1 K: 1 S: 13	H: 2 LOB: 1 BB: 1 P: 20	R: 0 E: 0 K: 1 S: 13	H: 1 LOB: 1 BB: 0 P: 20	R: 2 E: 0 K: 0 S: 16	H: 2 LOB: 2 BB: 0 P: 20	R: 0 E: 0 K: 0 S: 5	H: 0 LOB: 0 BB: 1 P: 13		R: 0 E: 0 K: 1 S: 14	H: 0 LOB: 2 BB: 2 P: 25	1B: 4 2B: 2 3B: 0 HR: 2	SF: 0 SAC: 0 DP: 1 HBP: 1	WP: 0 PB: 0 SB: 0 CS: 0	PA: 44				
<b>PITCHER</b>	IP	WLS	BF	H	R	ER	SO	BB	IBB	HBP	BLK	WP	HR	S	P	ERA	WHIP										
<b>Greg Keagle, R</b> ERA: 3.97	(1, 1)	4.2	26	5	3	1	5	5	0	1	0	0	0	54	98	1.93	2.143										
<b>Mike Christopher, R</b> ERA: 8.57	(5, 1)	2.1	W	10	3	2	2	1	0	0	0	0	2	30	42	7.71	1.286										
<b>Gregg Olson, R</b> ERA:	(8, 1)	1.0		3	0	0	0	1	0	0	0	0	0	5	13	0.00	1.000										
<b>Richie Lewis, R</b> ERA: 2.77	(9, 1)	1.0		5	0	0	1	2	0	0	0	0	0	14	25	0.00	2.000										

Batter	1	2	3	4	5	6	7	8	9	AB	R	H	RBI	BB	SO	LOB	BOTTOM										
<b>Chad Curtis, R</b> OBP: 0.391, SLG: 0.380 <b>Kimera Barteo, R</b> OBP: 0.273, SLG: 0.273 (1, 8)	0-0 1B		1-2 G4-3	0-0 G4-6-3		4-2 BB	3-2 F8			4	1	0	0	1	0	2	<b>Oakland Athletics @ Detroit Tigers</b> Tiger Stadium, Detroit, MI Fri Apr 26 1996, 7:05 PM EDT Att: 7,941 - Unknown - 44 F										
<b>Mark Lewis, R</b> OBP: 0.340, SLG: 0.505 (1, 4)	3-2 G6-3		3-2 G6-3		4-1 2B BB	0-2 G4-6-3	3-2 G5-3			4	1	0	0	1	0	2											
<b>Travis Fryman, R</b> OBP: 0.371, SLG: 0.556 (1, 5)	2-1 1B		2-2 G5-3		2-1 FC6-4 1B	2-1 BB BB	4-2 BB			4	2	3	2	1	0	0											
<b>Cecil Fielder, R</b> OBP: 0.356, SLG: 0.575 <b>Tim Hyers, L</b> OBP: 0.296, SLG: 0.176 (1, 3)	4-2 1B			1-2 BB	0-1 FC6-4 2B	4-2 BB BB	4-2 BB			2	3	1	0	2	0	1											
<b>Eddie Williams, R</b> OBP: 0.325, SLG: 0.362 (1, 10)	1-2 BB			4-1 1B	2-3 2B	1-2 BB	1-2 BB			0	0	0	0	1	0	0											
<b>Eddie Williams, R</b> OBP: 0.325, SLG: 0.362 (1, 10)	2-2 CS			4-2 SH1-3 1B	2-0 1B	4-0 BB	1-3 K			3	3	2	2	2	1	2											
<b>Danny Bautista, R</b> OBP: 0.410, SLG: 0.441 (1, 7)	1-3 2H 1B			1-2 2B BB	1-1 1B	1-2 2B BB				4	3	2	3	1	1	2											
<b>Chris Gomez, R</b> OBP: 0.474, SLG: 0.379 (1, 6)	1-0 CS		2-3 K	1-0 SH1-3	4-1 BB	3-1 BB	4-2 BB			2	1	1	3	2	1	0											
<b>John Flaherty, R</b> OBP: 0.273, SLG: 0.377 (1, 2)		1-2 G4-3		2-0 2B	0-0 FC5-4	2-0 1B	1-0 P3			5	0	2	3	0	0	2											
<b>Bobby Higginson, L</b> OBP: 0.305, SLG: 0.500 (1, 9)		2-1 G4-3		4-1 2B	1-3 K	1-0 G3				4	0	0	0	1	2	3											
<b>Inning Stats</b>	R: 2 E: 1 K: 0 S: 16	H: 2 LOB: 1 BB: 1 P: 30	R: 0 E: 0 K: 1 S: 8	H: 0 LOB: 0 BB: 0 P: 13	R: 0 E: 0 K: 0 S: 9	H: 0 LOB: 0 BB: 0 P: 15	R: 3 E: 0 K: 0 S: 12	H: 3 LOB: 1 BB: 2 P: 24	R: 4 E: 1 K: 1 S: 14	H: 3 LOB: 1 BB: 2 P: 28	R: 5 E: 0 K: 0 S: 16	H: 3 LOB: 1 BB: 4 P: 37	R: 0 E: 0 K: 1 S: 16	H: 0 LOB: 2 BB: 2 P: 31	R: 0 E: 0 K: 2 S: 10	H: 0 LOB: 1 BB: 1 P: 17	1B: 7 2B: 4 3B: 0 HR: 0	SF: 0 SAC: 1 DP: 2 HBP: 0	WP: 0 PB: 0 SB: 1 CS: 1	PA: 46							
<b>PITCHER</b>	IP	WLS	BF	H	R	ER	SO	BB	IBB	HBP	BLK	WP	HR	S	P	ERA	WHIP										
<b>Doug Johns, L</b> ERA: 5.52	(1, 1)	4.0	L	21	6	7	6	1	4	0	0	0	0	48	91	13.50	2.500										
<b>Aaron Small, R</b> ERA: 8.16	(5, 1)	2.0		15	5	7	6	1	5	0	0	0	0	27	56	27.00	5.000										
<b>John Briscoe, R</b> ERA: 4.4	(7, 1)	2.0		9	0	0	0	3	3	0	0	0	0	26	48	0.00	1.500										





Batter	1	2	3	4	5	6	7	8	9	AB	R	H	RBI	BB	SO	LOB	TOP										
<b>Ernie Young, R</b> OBP: 0.338, SLG: 0.323 (1, 8)	0-0 HR 1B		2-3 K		2-1 L9		3-2 SF9		1-1 F9	4	1	1	1	0	1	1	<b>Oakland Athletics @ Detroit Tigers</b> Tiger Stadium, Detroit, MI Sat Apr 27 1996, 3:33 AM EDT Att: 13,067 - Cloudy - 53 F										
<b>Allen Battle, R</b> OBP: 0.307, SLG: 0.318 (1, 7)	2-2 F9		3-2 G6-3		0-0 FC5-4		0-0 L6			4	0	0	0	0	0	3											
<b>Jason Giambi, L</b> OBP: 0.416, SLG: 0.517 (1, 10)	0-0 P5		3-2 HR			1-1 G4-3		3-3 K		4	1	1	1	0	1	1											
<b>Mark McGwire, R</b> OBP: 0.412, SLG: 0.364 <b>Torey Lovullo, S</b> OBP: 0.313, SLG: 0.286 (1, 3)	3-2 HR		1-0 G5-3			0-0 F8		1-0 CS HBP		3	1	1	2	0	0	0											
<b>Geronimo Berroa, R</b> OBP: 0.268, SLG: 0.500 <b>Phil Plantier, L</b> OBP: 0.270, SLG: 0.321 (1, 9)	0-0 F7			2-3 K		2-2 1B		3-2 WP BB 1B		4	0	2	0	0	1	0											
<b>George Williams, S</b> OBP: 0.333, SLG: 0.381 (1, 2)		2-2 G3-1		2-2 P3		2-3 K		4-1 FC6-4 BB		3	0	0	0	1	1	1											
<b>Scott Brosius, R</b> OBP: 0.480, SLG: 0.610 (1, 5)		3-2 1B		3-2 F8			1-0 1B SH1-3 SF9	2-2 FC6-4		4	1	2	0	0	0	2											
<b>Brent Gates, S</b> OBP: 0.314, SLG: 0.298 (1, 4)		0-1 F8			2-2 G3		0-1 SH1-3		3-3 K	3	0	0	0	0	1	1											
<b>Mike Bordick, R</b> OBP: 0.391, SLG: 0.397 (1, 6)		2-1 G4-3			1-2 E6 FC5-4		1-0 SF9		0-0 G5-3	4	0	1	0	0	0	1											
<b>Inning Stats</b>	R: 2 H: 2 E: 0 K: 0 S: 10	H: 2 LOB: 0 BB: 0 P: 15	R: 0 H: 1 E: 0 K: 0 S: 11	H: 1 LOB: 1 BB: 0 P: 18	R: 1 H: 1 E: 0 K: 1 S: 14	H: 1 LOB: 0 BB: 0 P: 23	R: 0 H: 0 E: 0 K: 1 S: 9	H: 0 LOB: 0 BB: 0 P: 16	R: 0 H: 1 E: 0 K: 1 S: 11	H: 1 LOB: 1 BB: 0 P: 16	R: 1 H: 2 E: 0 K: 0 S: 8	H: 2 LOB: 1 BB: 0 P: 13	R: 0 H: 1 E: 0 K: 1 S: 10	H: 1 LOB: 2 BB: 0 P: 23	R: 0 H: 0 E: 0 K: 1 S: 8	H: 0 LOB: 0 BB: 0 P: 12		1B: 6 2B: 0 3B: 0 HR: 2	SF: 1 SAC: 1 DP: 0 HBP: 1	WP: 1 PB: 0 SB: 0 CS: 1	PA: 37						
<b>PITCHER</b>	IP	WLS	BF	H	R	ER	SO	BB	IBB	HBP	BLK	WP	HR	S	P	ERA	WHIP										
<b>Felipe Lira, R</b> ERA: 6.06 (1, 1)	7.0	L	29	7	4	4	3	0	0	0	0	0	2	74	117	5.14	1.000										
<b>Mike Myers, L</b> ERA: 6.75 (8, 1)	0.1		2	0	0	0	1	0	0	1	0	0	0	3	7	0.00	0.000										
<b>Randy Veres, R</b> ERA: 10.47 (8, 1)	1.2	S	6	1	0	0	1	1	0	0	0	1	0	15	28	0.00	1.200										

Batter	1	2	3	4	5	6	7	8	9	AB	R	H	RBI	BB	SO	LOB	BOTTOM										
<b>Chad Curtis, R</b> OBP: 0.397, SLG: 0.368 (1, 8)	1-2 F8		3-2 G4-6-3			2-2 P5		4-1 FC9-4-6 BB		3	0	0	0	1	0	1	<b>Oakland Athletics @ Detroit Tigers</b> Tiger Stadium, Detroit, MI Sat Apr 27 1996, 3:33 AM EDT Att: 13,067 - Cloudy - 53 F										
<b>Alan Trammell, R</b> OBP: 0.365, SLG: 0.400 (1, 6)	1-3 K			2-2 F7		2-2 G5-3		3-1 FC9-4-6		4	0	0	0	0	1	2											
<b>Travis Fryman, R</b> OBP: 0.358, SLG: 0.532 (1, 5)	3-3 K			0-0 L7		0-1 L6		3-3 K		4	0	0	0	0	2	2											
<b>Cecil Fielder, R</b> OBP: 0.352, SLG: 0.560 (1, 3)		2-1 L8		1-2 1B			3-1 F9		1-2 G5-3	4	0	1	0	0	0	0											
<b>Bobby Higginson, L</b> OBP: 0.386, SLG: 0.473 (1, 9)		0-1 G3-1		1-1 G3			2-2 F7		2-2 F8	4	0	0	0	0	0	1											
<b>Eddie Williams, R</b> OBP: 0.333, SLG: 0.370 (1, 10)		0-2 1B			1-3 K		0-0 FC5-4 1B		0-3 K	4	0	2	0	0	2	0											
<b>Mark Lewis, R</b> OBP: 0.330, SLG: 0.490 (1, 4)		3-2 L7			0-1 F8		1-2 FC5-4			3	0	0	0	0	0	2											
<b>Mark Parent, R</b> OBP: 0.268, SLG: 0.552 <b>Tim Hyers, L</b> OBP: 0.273, SLG: 0.167 <b>John Flaherty, R</b> OBP: 0.273, SLG: 0.377 (1, 2)			0-0 F8			3-3 K		1-0 F8		2	0	0	0	0	1	0											
<b>Danny Bautista, R</b> OBP: 0.452, SLG: 0.595 (1, 7)			0-1 1B			2-1 HR		1-2 FC9-4-6 2B		3	1	3	1	0	0	0											
<b>Inning Stats</b>	R: 0 H: 0 E: 0 K: 2 S: 10	H: 1 LOB: 1 BB: 0 P: 15	R: 0 H: 1 E: 0 K: 0 S: 6	H: 1 LOB: 0 BB: 0 P: 9	R: 0 H: 1 E: 0 K: 0 S: 10	H: 1 LOB: 0 BB: 0 P: 14	R: 0 H: 0 E: 0 K: 2 S: 10	H: 0 LOB: 0 BB: 0 P: 14	R: 1 H: 1 E: 0 K: 0 S: 13	H: 1 LOB: 1 BB: 0 P: 19	R: 0 H: 1 E: 0 K: 0 S: 9	H: 1 LOB: 1 BB: 0 P: 15	R: 0 H: 1 E: 0 K: 1 S: 10	H: 1 LOB: 2 BB: 1 P: 22	R: 0 H: 0 E: 0 K: 1 S: 11	H: 0 LOB: 0 BB: 0 P: 14		1B: 4 2B: 1 3B: 0 HR: 1	SF: 0 SAC: 0 DP: 1 HBP: 0	WP: 0 PB: 0 SB: 0 CS: 0	PA: 33						
<b>PITCHER</b>	IP	WLS	BF	H	R	ER	SO	BB	IBB	HBP	BLK	WP	HR	S	P	ERA	WHIP										
<b>Carlos Reyes, R</b> ERA: 5.61 (1, 1)	7.1	W	27	6	1	1	4	0	0	0	0	0	1	72	107	1.23	0.818										
<b>Don Wengert, R</b> ERA: 4.24 (8, 1)	0.1		2	0	0	0	0	1	0	0	0	0	0	3	10	0.00	3.000										
<b>Billy Taylor, R</b> ERA: (8, 1)	1.1	S	4	0	0	0	2	0	0	0	0	0	0	14	20	0.00	0.000										





Batter	1	2	3	4	5	6	7	8	9	AB	R	H	RBI	BB	SO	LOB	TOP										
Allen Battle, R OBP: 0.300, SLG: 0.310 (1, 8)	G4-3		B1-3	L7				G6-3		5	0	1	0	0	0	2	<b>Oakland Athletics @ Detroit Tigers</b> Tiger Stadium, Detroit, MI Sun Apr 28 1996, 3:33 AM EDT Att: 8,907 - Cloudy - 57 F										
Jason Giambi, L OBP: 0.419, SLG: 0.544 Phil Plantier, L OBP: 0.281, SLG: 0.321 (1, 10)	BB		HR		P3	F8		G6-4-3 BB		3	1	1	1	1	0	1											
Geronimo Berroa, R OBP: 0.265, SLG: 0.485 Ernie Young, R OBP: 0.338, SLG: 0.323 (1, 7)	F9		F7		HR	P6		G6-4-3 1-2		5	1	1	0	0	0	3											
Mark McGwire, R OBP: 0.429, SLG: 0.571 Torey Lovullo, S OBP: 0.353, SLG: 0.286 (1, 3)	P3		K		HR			G5-4-3 BB		3	1	1	2	1	1	1											
Pedro Munoz, R OBP: 0.363, SLG: 0.506 (1, 9)		K		HR	P6	F8		G5-4-3 1-2		5	1	1	1	0	1	3											
Terry Steinbach, R OBP: 0.384, SLG: 0.556 (1, 2)		K		1B HBP	BB BB	1B		G4-3		4	0	1	0	0	2	0											
Scott Brosius, R OBP: 0.490, SLG: 0.688 (1, 5)		HR		K	BB	BB		HR		3	2	2	2	1	1	1											
Brent Gates, S OBP: 0.330, SLG: 0.302 (1, 4)		BB		1B	BB	BB		G4-3		2	0	1	0	2	0	0											
Rafael Bourrigal, R (1, 6)	L7		P3		K			F8		4	0	0	0	0	1	6											
<b>Inning Stats</b>	R: 0 H: 0 E: 0 K: 0 S: 6	H: 0 LOB: 1 BB: 1 P: 10	R: 1 H: 1 E: 0 K: 2 S: 11	LOB: 1 BB: 1 P: 20	R: 1 H: 1 E: 0 K: 1 S: 11	LOB: 0 BB: 0 P: 15	R: 1 H: 2 E: 0 K: 1 S: 11	LOB: 2 BB: 0 P: 18	R: 2 H: 3 E: 0 K: 1 S: 17	LOB: 3 BB: 2 P: 29	R: 0 H: 1 E: 0 K: 0 S: 9	LOB: 2 BB: 1 P: 19	R: 1 H: 1 E: 0 K: 0 S: 16	LOB: 0 BB: 0 P: 22	R: 0 H: 0 E: 0 K: 0 S: 6	LOB: 0 BB: 1 P: 11		R: 0 H: 0 E: 0 K: 0 S: 3	LOB: 0 BB: 1 P: 8	1B: 4 2B: 0 3B: 0 HR: 5	SF: 0 SAC: 0 DP: 2 HBP: 1	WP: 0 PB: 0 SB: 0 CS: 0	PA: 42				
<b>PITCHER</b>	IP	WLS	BF	H	R	ER	SO	BB	IBB	HBP	BLK	WP	HR	S	P	ERA	WHIP										
Greg Gohr, R ERA: 7.76 (1, 1)	4.2	L	25	7	5	5	4	3	0	1	0	0	4	50	80	9.64	2.143										
Richie Lewis, R ERA: 2.93 (5, 1)	2.1		11	2	1	1	2	2	0	0	0	0	1	31	53	3.86	1.714										
Gregg Olson, R ERA: (8, 1)	1.0		3	0	0	0	0	1	0	0	0	0	0	6	11	0.00	1.000										
Brian Williams, R ERA: 8.68 (9, 1)	1.0		3	0	0	0	0	1	0	0	0	0	0	3	8	0.00	1.000										

AB	34
R	6
H	9
RBI	6
BB	7
SO	6
LOB	17



Batter	1	2	3	4	5	6	7	8	9	AB	R	H	RBI	BB	SO	LOB	BOTTOM										
Chad Curtis, R OBP: 0.374, SLG: 0.354 (1, 7)	G6-3		G5-3		L7			F9		4	0	0	0	0	0	2	<b>Oakland Athletics @ Detroit Tigers</b> Tiger Stadium, Detroit, MI Sun Apr 28 1996, 3:33 AM EDT Att: 8,907 - Cloudy - 57 F										
Mark Lewis, R OBP: 0.327, SLG: 0.481 (1, 4)	F9		L7		K			1B		4	0	1	0	0	1	2											
Travis Fryman, R OBP: 0.363, SLG: 0.531 (1, 5)	HR			1B	1B			G4-3		4	1	2	0	0	0	1											
Cecil Fielder, R OBP: 0.348, SLG: 0.579 (1, 3)	HR			K				F9		4	1	1	2	0	2	1											
Eddie Williams, R OBP: 0.341, SLG: 0.416 (1, 10)	G6-3			L3	1B			G5-3		4	1	2	1	0	0	0											
Danny Bautista, R OBP: 0.435, SLG: 0.550 (1, 9)		K		L3				G5-3		3	0	0	0	1	1	2											
Chris Gomez, R OBP: 0.429, SLG: 0.333 (1, 6)	F9				G6-3			G5-3		4	0	0	0	0	0	1											
John Flaherty, R OBP: 0.286, SLG: 0.375 (1, 2)		K			1B			F7		3	0	1	0	1	1	0											
Kimera Batee, R OBP: 0.286, SLG: 0.286 Mark Parent, R OBP: 0.259, SLG: 0.552 Bobby Higginson, L OBP: 0.382, SLG: 0.467 (1, 8)	P3				1B			F8		3	0	1	0	0	0	0											
					1B			F7		1	0	0	0	0	0	2											
<b>Inning Stats</b>	R: 2 H: 2 E: 0 K: 0 S: 10	H: 2 LOB: 0 BB: 0 P: 15	R: 0 H: 0 E: 0 K: 2 S: 11	LOB: 0 BB: 0 P: 17	R: 0 H: 0 E: 0 K: 0 S: 9	LOB: 0 BB: 0 P: 14	R: 0 H: 2 E: 0 K: 1 S: 8	LOB: 1 BB: 0 P: 13	R: 0 H: 2 E: 0 K: 1 S: 11	LOB: 2 BB: 0 P: 17	R: 0 H: 0 E: 0 K: 0 S: 6	LOB: 0 BB: 0 P: 10	R: 0 H: 0 E: 0 K: 0 S: 9	LOB: 0 BB: 0 P: 12	R: 0 H: 1 E: 0 K: 0 S: 10	LOB: 1 BB: 0 P: 16	R: 1 H: 1 E: 0 K: 0 S: 15	LOB: 2 BB: 2 P: 32	1B: 6 2B: 1 3B: 0 HR: 2	SF: 0 SAC: 0 DP: 1 HBP: 0	WP: 0 PB: 0 SB: 0 CS: 0	PA: 36					
<b>PITCHER</b>	IP	WLS	BF	H	R	ER	SO	BB	IBB	HBP	BLK	WP	HR	S	P	ERA	WHIP										
Steve Wojciechowski, L ERA: 2.97 (1, 1)	7.0	W	26	6	2	2	4	0	0	0	0	0	1	64	98	2.57	0.857										
Mike Mather, L ERA: 0.52 (8, 1)	1.2		9	2	1	1	1	2	0	0	0	0	1	22	42	5.40	2.400										
Billy Taylor, R ERA: (9, 1)	0.1	S	1	0	0	0	0	0	0	0	0	0	0	3	6	0.00	0.000										

AB	34
R	3
H	8
RBI	3
BB	2
SO	5
LOB	11





Batter	1	2	3	4	5	6	7	8	9	AB	R	H	RBI	BB	SO	LOB	TOP										
Chad Curtis, R OBP: 0.367, SLG: 0.356 (1, 8)			L6				K		F3	5	0	1	1	0	2	0											
Alan Trammell, R OBP: 0.373, SLG: 0.387 Chris Gomez, R OBP: 0.442, SLG: 0.353 (1, 6) (7, 6)							K			2	1	0	0	2	1	2											
Travis Fryman, R OBP: 0.381, SLG: 0.569 (1, 5)					L7					4	1	3	2	1	0	0											
Cecil Fielder, R OBP: 0.345, SLG: 0.561 Tim Hyers, L OBP: 0.261, SLG: 0.158 (1, 3) (8, 3)			P6				K			3	0	0	0	1	2	3											
Bobby Higginson, L OBP: 0.372, SLG: 0.450 (1, 9)	G4-3		F8		F7					5	0	1	0	0	0	5											
Eddie Williams, R OBP: 0.326, SLG: 0.395 (1, 10)										4	0	0	0	0	3	2											
Mark Lewis, R OBP: 0.342, SLG: 0.518 (1, 4)						G6-3				4	2	3	1	0	0	0											
John Flaherty, R OBP: 0.270, SLG: 0.353 (1, 2)										4	0	0	0	0	2	3											
Danny Bautista, R OBP: 0.420, SLG: 0.523 (1, 7)		G6-3								4	0	1	0	0	2	2											
<b>Inning Stats</b>	R: 0 E: 0 K: 2 S: 13	H: 1 LOB: 2 BB: 1 P: 25	R: 1 E: 0 K: 2 S: 10	H: 1 LOB: 0 BB: 1 P: 16	R: 2 E: 0 K: 0 S: 9	H: 1 LOB: 0 BB: 1 P: 17	R: 1 E: 0 K: 0 S: 14	H: 3 LOB: 2 BB: 0 P: 18	R: 0 E: 0 K: 1 S: 9	H: 0 LOB: 1 BB: 1 P: 18	R: 0 E: 0 K: 2 S: 9	H: 0 LOB: 0 BB: 0 P: 13	R: 0 E: 0 K: 3 S: 10	H: 1 LOB: 1 BB: 0 P: 15	R: 0 E: 0 K: 2 S: 15	H: 2 LOB: 2 BB: 0 P: 20	R: 0 E: 0 K: 0 S: 10	H: 1 LOB: 2 BB: 1 P: 20	1B: 7 2B: 1 3B: 0 HR: 2	SF: 0 SAC: 0 DP: 0 HBP: 0	WP: 0 PB: 0 SB: 0 CS: 0	PA: 41					
<b>PITCHER</b>	IP	WLS	BF	H	R	ER	SO	BB	IBB	HBP	BLK	WP	HR	S	P	ERA	WHIP										
49 Tim Wakefield, R ERA: 5.97 (1, 1)	5.0	W	24	6	4	4	5	3	0	0	0	0	2	55	94	7.20	1.800										
Rich Garces, R ERA: (6, 1)	3.0		12	3	0	0	7	0	0	0	0	0	0	34	48	0.00	1.000										
Mike Maddux, R ERA: 5.29 (9, 1)	1.0		5	1	0	0	0	1	0	0	0	0	0	10	20	0.00	2.000										

**Detroit Tigers @ Boston Red Sox**  
Fenway Park, Boston, MA  
Tue Apr 30 1996, 7:05 PM EDT  
Att: 18,504 - Unknown - 60 F

AB	37
R	4
H	10
RBI	4
BB	4
SO	12
LOB	19



Batter	1	2	3	4	5	6	7	8	9	AB	R	H	RBI	BB	SO	LOB	BOTTOM										
Alex Cole, L OBP: 0.257, SLG: 0.233 (1, 8)										3	0	0	1	1	1	1											
John Valentin, R OBP: 0.336, SLG: 0.317 (1, 6)										5	2	3	1	0	0	1											
Mo Vaughn, L OBP: 0.398, SLG: 0.576 Phil Clark, R ERA: (1, 3) (6, PR) (9, 3)										4	2	2	2	1	0	1											
18 Reggie Jefferson, S OBP: 0.488, SLG: 0.811 (1, 10)										4	2	2	3	1	2	0											
Mike Stanley, R OBP: 0.416, SLG: 0.459 32 Alex Delgado, R (1, 2) (9, 2)										5	1	1	0	0	0	2											
Troy O'Leary, L OBP: 0.350, SLG: 0.505 (1, 7)										5	2	3	0	0	1	2											
Wil Cordero, R OBP: 0.258, SLG: 0.299 (1, 4)										4	1	2	1	0	0	3											
Bill Selby, L OBP: 0.444, SLG: 0.581 (1, 5)										4	1	1	0	0	1	2											
Mitt Cuyler, S OBP: 0.276, SLG: 0.333 (1, 9)										4	2	2	3	0	0	1											
<b>Inning Stats</b>	R: 0 E: 1 K: 1 S: 10	H: 4 LOB: 0 BB: 0 P: 16	R: 4 E: 1 K: 0 S: 14	H: 4 LOB: 0 BB: 0 P: 26	R: 2 E: 0 K: 1 S: 10	H: 3 LOB: 1 BB: 0 P: 15	R: 0 E: 0 K: 0 S: 5	H: 0 LOB: 1 BB: 1 P: 10	R: 6 E: 1 K: 0 S: 24	H: 6 LOB: 1 BB: 1 P: 40	R: 0 E: 0 K: 1 S: 6	H: 0 LOB: 0 BB: 0 P: 7	R: 0 E: 0 K: 1 S: 9	H: 1 LOB: 1 BB: 0 P: 15	R: 1 E: 0 K: 1 S: 17	H: 2 LOB: 2 BB: 1 P: 28	R: 0 E: 0 K: 0 S: 10	H: 1 LOB: 1 BB: 0 P: 20	1B: 9 2B: 2 3B: 2 HR: 3	SF: 1 SAC: 0 DP: 1 HBP: 0	WP: 1 PB: 0 SB: 0 CS: 0	PA: 42					
<b>PITCHER</b>	IP	WLS	BF	H	R	ER	SO	BB	IBB	HBP	BLK	WP	HR	S	P	ERA	WHIP										
Jose Lima, R ERA: 15.75 (1, 1)	4.0	L	22	8	8	7	2	2	0	0	0	0	3	43	76	15.75	2.500										
Mike Christopher, R ERA: 9.82 (5, 1)	1.0		8	5	4	4	0	0	0	0	0	0	0	6	7	0.00	0.000										
Randy Veres, R ERA: 9.87 (6, 1)	1.0		3	0	0	0	1	0	0	0	0	0	0	9	15	0.00	1.000										
Gregg Olson, R ERA: (7, 1)	1.0		4	1	0	0	1	0	0	0	0	0	0	6	15	0.00	1.000										
Brian Williams, R ERA: 9.0 (8, 1)	0.2		4	2	1	1	0	1	0	0	0	0	0	14	25	13.50	4.500										

**Detroit Tigers @ Boston Red Sox**  
Fenway Park, Boston, MA  
Tue Apr 30 1996, 7:05 PM EDT  
Att: 18,504 - Unknown - 60 F

AB	38
R	13
H	16
RBI	11
BB	3
SO	5
LOB	13





Batter	1	2	3	4	5	6	7	8	9	AB	R	H	RBI	BB	SO	LOB	TOP					
<b>Chad Curtis, R</b> OBP: 0.364, SLG: 0.352 (1, 8)										4	0	1	0	0	3	0	<b>Detroit Tigers @ Boston Red Sox</b> Fenway Park, Boston, MA Wed May 01 1996, 7:05 PM EDT Att: 20,828 - Unknown - 62 F					
<b>Alan Trammell, R</b> OBP: 0.366, SLG: 0.379 (1, 6)										4	0	1	0	0	2							
<b>Travis Fryman, R</b> OBP: 0.377, SLG: 0.557 (1, 5)										4	1	1	0	0	1	2						
<b>Cecil Fielder, R</b> OBP: 0.333, SLG: 0.539 (1, 10)										4	0	0	0	0	3	3						
<b>Bobby Higginson, L</b> OBP: 0.367, SLG: 0.452 (1, 9)										4	0	1	1	0	2	1						
<b>Mark Lewis, R</b> OBP: 0.339, SLG: 0.509 (1, 4)										4	0	1	0	0	1	1						
<b>Tim Hyers, L</b> OBP: 0.231, SLG: 0.136 (1, 3)										3	0	0	0	0	1	2						
<b>John Flaherty, R</b> OBP: 0.273, SLG: 0.352 (1, 2)										3	0	1	0	0	1	0						
<b>Danny Bautista, R</b> OBP: 0.396, SLG: 0.489 (1, 7)										3	0	0	0	0	1	1						
<b>Inning Stats</b>	R: 0 E: 1 K: 2 S: 11	H: 0 LOB: 1 BB: 0 P: 17	R: 0 E: 0 K: 1 S: 9	H: 0 LOB: 0 BB: 0 P: 15	R: 0 E: 0 K: 1 S: 9	H: 2 LOB: 1 BB: 0 P: 11	R: 0 E: 0 K: 0 S: 9	H: 2 LOB: 2 BB: 0 P: 14	R: 0 E: 0 K: 1 S: 9	H: 0 LOB: 0 BB: 0 P: 14	R: 0 E: 0 K: 2 S: 11	H: 0 LOB: 0 BB: 0 P: 18	R: 0 E: 0 K: 2 S: 7	H: 0 LOB: 0 BB: 0 P: 7	R: 0 E: 0 K: 2 S: 12	H: 0 LOB: 0 BB: 0 P: 17	R: 1 E: 0 K: 2 S: 13	H: 2 LOB: 1 BB: 0 P: 16	1B: 5 2B: 1 3B: 0 HR: 0	SF: 0 SAC: 0 DP: 1 HBP: 0	WP: 0 PB: 0 SB: 0 CS: 0	PA: 33
<b>PITCHER</b> <b>Roger Clemens, R</b> ERA: 3.55 (1, 1)	IP: 9.0 WLS: W BF: 33 H: 6 R: 1 ER: 1 SO: 13 BB: 0 IBB: 0 HBP: 0 BLK: 0 WP: 0 HR: 0 S: 90 P: 129 ERA: 1.00 WHIP: 0.667															<b>PITCHER</b>	IP: WLS: BF: H: R: ER: SO: BB: IBB: HBP: BLK: WP: HR: S: P: ERA: WHIP:					

Batter	1	2	3	4	5	6	7	8	9	AB	R	H	RBI	BB	SO	LOB	BOTTOM					
<b>Alex Cole, L</b> OBP: 0.308, SLG: 0.353 (1, 8)										4	2	3	0	0	0	1	<b>Detroit Tigers @ Boston Red Sox</b> Fenway Park, Boston, MA Wed May 01 1996, 7:05 PM EDT Att: 20,828 - Unknown - 62 F					
<b>John Valentin, R</b> OBP: 0.333, SLG: 0.315 (1, 6)										4	0	1	0	0	2	3						
<b>Mo Vaughn, L</b> OBP: 0.402, SLG: 0.569 (1, 3)										3	1	1	0	1	1	2						
<b>Mike Stanley, R</b> OBP: 0.430, SLG: 0.506 (1, 10)										3	1	2	3	0	0	0						
<b>Wil Cordero, R</b> OBP: 0.280, SLG: 0.322 (1, 4)										3	0	2	1	0	0	2						
<b>Troy O'Leary, L</b> OBP: 0.337, SLG: 0.485 (1, 7)										4	0	0	0	0	2	5						
<b>Bill Haselman, R</b> OBP: 0.360, SLG: 0.500 (1, 2)										3	1	2	0	1	0	0						
<b>Bill Selby, L</b> OBP: 0.400, SLG: 0.514 (1, 5)										4	0	0	0	0	1	4						
<b>Mitt Cuyler, S</b> OBP: 0.242, SLG: 0.290 (1, 9)										4	0	0	0	0	1	0						
<b>Inning Stats</b>	R: 1 E: 0 K: 1 S: 11	H: 3 LOB: 2 BB: 0 P: 18	R: 1 E: 1 K: 1 S: 10	H: 1 LOB: 1 BB: 0 P: 15	R: 2 E: 0 K: 0 S: 11	H: 3 LOB: 1 BB: 1 P: 21	R: 1 E: 0 K: 0 S: 11	H: 2 LOB: 2 BB: 1 P: 21	R: 0 E: 0 K: 2 S: 7	H: 1 LOB: 0 BB: 0 P: 10	R: 0 E: 0 K: 1 S: 9	H: 1 LOB: 0 BB: 0 P: 16	R: 0 E: 0 K: 1 S: 5	H: 0 LOB: 1 BB: 0 P: 9	R: 0 E: 0 K: 1 S: 9	H: 0 LOB: 0 BB: 0 P: 13	R: 0 E: 0 K: 1 S: 9	H: 0 LOB: 0 BB: 0 P: 13	1B: 5 2B: 4 3B: 1 HR: 1	SF: 0 SAC: 0 DP: 2 HBP: 2	WP: 1 PB: 0 SB: 1 CS: 2	PA: 37
<b>PITCHER</b> <b>Scott Aldred, L</b> ERA: 7.64 <b>Richie Lewis, R</b> ERA: 2.75 (8, 1)	IP: 7.0 WLS: L BF: 33 H: 11 R: 5 ER: 4 SO: 6 BB: 2 IBB: 0 HBP: 2 BLK: 0 WP: 1 HR: 1 S: 64 P: 110 ERA: 5.14 WHIP: 1.857															<b>PITCHER</b>	IP: WLS: BF: H: R: ER: SO: BB: IBB: HBP: BLK: WP: HR: S: P: ERA: WHIP:					



Batter	1	2	3	4	5	6	7	8	9	AB	R	H	RBI	BB	SO	LOB	TOP								
Darryl Hamilton, L OBP: 0.361, SLG: 0.356	0-0 FC1-4 2B		0-1 F8			2-1 F7		3-2 G5-3		4	0	1	0	0	0	0									
Ivan Rodriguez, R OBP: 0.363, SLG: 0.509	0-1 FC1-6-5 BB			2-0 P3		1-0 F9			4-0 G5-3 BB	3	0	0	0	1	0	1									
Will Clark, L OBP: 0.426, SLG: 0.484	4-2 G6-4-3 BB			1-0 G1-3		3-1 L7			1-1 G5-3	3	0	0	0	1	0	1									
Juan Gonzalez, R OBP: 0.362, SLG: 0.516	1-0 G6-4-3			0-0 F9			2-2 G6-3		2-1 G6-3	4	0	0	0	0	0	3									
Warren Newson, L OBP: 0.414, SLG: 0.364		3-3 K			4-2 29 HR BB		0-0 1B		3-3 K	3	1	1	0	1	2	1									
Dean Palmer, R OBP: 0.373, SLG: 0.562		3-3 K			0-1 L8		1-3 K			3	0	0	0	0	2	2									
29 Rusty Greer, L OBP: 0.376, SLG: 0.451		3-3 K			3-2 1-H HR		0-0 G4-3			3	1	1	2	0	1	1									
Kurt Stillwell, S OBP: 0.300, SLG: 0.333			1-2 G1-6-3 HBP		2-2 F7		0-0 G6-4-3 1B			2	0	1	0	0	0	0									
Kevin Elster, R OBP: 0.293, SLG: 0.522			0-0 G1-6-3		1-3 K		3-2 G6-4-3 1B			2	0	0	0	0	1	1									
Mickey Tetleton, S OBP: 0.440, SLG: 0.525								SAFE		1	0	0	0	0	0	1									
Mark McLemore, S OBP: 0.383, SLG: 0.345								SAFE		0	0	0	0	0	0	0									
<b>Inning Stats</b>	R: 0 E: 0 K: 0 S: 6	H: 1 LOB: 1 BB: 1 P: 11	R: 0 E: 0 K: 3 S: 12	H: 0 LOB: 0 BB: 0 P: 21	R: 0 E: 0 K: 0 S: 5	H: 0 LOB: 0 BB: 0 P: 6	R: 0 E: 0 K: 0 S: 3	H: 0 LOB: 0 BB: 0 P: 6	R: 2 E: 0 K: 1 S: 14	H: 1 LOB: 0 BB: 1 P: 24	R: 0 E: 0 K: 0 S: 5	H: 0 LOB: 0 BB: 0 P: 11	R: 0 E: 0 K: 1 S: 8	H: 1 LOB: 1 BB: 0 P: 11	R: 0 E: 0 K: 0 S: 11	H: 1 LOB: 0 BB: 0 P: 17	R: 0 E: 0 K: 1 S: 9	H: 0 LOB: 1 BB: 1 P: 19	1B: 2 2B: 1 3B: 0 HR: 1	SF: 0 SAC: 0 DP: 3 HBP: 1	WP: 0 PB: 0 SB: 0 CS: 0	PA: 32			
<b>PITCHER</b>	IP	WLS	BF	H	R	ER	SO	BB	IBB	HBP	BLK	WP	HR	S	P	ERA	WHIP								
Felipe Lira, R ERA: 5.45	7.0	W	26	4	2	2	5	2	0	1	0	0	1	54	91	2.57	0.857								
Mike Myers, L ERA: 8.14	1.0		2	0	0	0	0	0	0	0	0	0	0	10	16	0.00	0.000								
Brian Williams, R ERA: 8.18	1.0	S	4	0	0	0	1	1	0	0	0	0	0	9	19	0.00	1.000								

Texas Rangers @ Detroit Tigers  
Tiger Stadium, Detroit, MI  
Thu May 02 1996, 7:05 PM EDT  
Att. 7,416 - Unknown - 67 F

AB	28
R	2
H	4
RBI	2
BB	3
SO	6
LOB	11



Batter	1	2	3	4	5	6	7	8	9	AB	R	H	RBI	BB	SO	LOB	BOTTOM								
Chad Curtis, R OBP: 0.368, SLG: 0.351	4-2 FC6-4 BB	2-1 G1-3		1-2 P3			0-1 1B			3	0	1	0	1	0	0									
Bobby Higginson, L OBP: 0.363, SLG: 0.443	1-1 FC6-4 BB	2-0 1B			0-1 G5-3		1-3 K			4	0	1	0	0	1	3									
Travis Fryman, R OBP: 0.373, SLG: 0.545	1-0 L7	1-2 F9			2-2 F7		2-2 1B			4	0	1	1	0	0	2									
Cecil Fielder, R OBP: 0.339, SLG: 0.529	4-0 BB		4-1 WP BB		1-3 K		1-2 F8			2	0	0	0	2	1	2									
Eddie Williams, R OBP: 0.313, SLG: 0.376	1-2 G1-3		3-2 F7			0-0 G5-6-3	1-3 K			4	0	0	0	0	1	5									
Mark Lewis, R OBP: 0.352, SLG: 0.538		4-2 BB HR BB	2-3 K			3-1 BB 1B		0-0 HR		3	2	2	1	1	1	1									
Danny Bautista, R OBP: 0.404, SLG: 0.469		4-0 BB HR BB	1-1 F9			4-1 SAFE BB	0-1 G6-3			2	1	0	0	2	0	1									
John Flaherty, R OBP: 0.272, SLG: 0.387		0-1 HR		3-3 K		1-2 BB	0-0 L9			4	1	1	3	0	1	1									
Chris Gomez, R OBP: 0.426, SLG: 0.324		0-3 HR K		0-1 F8		1-2 G3	4-2 1B 1B HBP	1-0 G6-3		3	1	0	0	0	1	0									
<b>Inning Stats</b>	R: 0 E: 0 K: 0 S: 13	H: 0 LOB: 2 BB: 2 P: 24	R: 3 E: 0 K: 1 S: 14	H: 2 LOB: 1 BB: 2 P: 27	R: 0 E: 0 K: 1 S: 11	H: 0 LOB: 0 BB: 1 P: 21	R: 0 E: 0 K: 1 S: 9	H: 0 LOB: 0 BB: 0 P: 13	R: 0 E: 0 K: 0 S: 7	H: 1 LOB: 1 BB: 1 P: 15	R: 1 E: 0 K: 2 S: 18	H: 2 LOB: 2 BB: 0 P: 29	R: 0 E: 0 K: 0 S: 5	H: 1 LOB: 0 BB: 0 P: 6	R: 1 E: 0 K: 0 S: 5	H: 1 LOB: 0 BB: 0 P: 6	1B: 4 2B: 0 3B: 0 HR: 2	SF: 0 SAC: 0 DP: 0 HBP: 1	WP: 1 PB: 0 SB: 0 CS: 0	PA: 36					
<b>PITCHER</b>	IP	WLS	BF	H	R	ER	SO	BB	IBB	HBP	BLK	WP	HR	S	P	ERA	WHIP								
Bobby Witt, R ERA: 5.8	6.0	L	28	4	4	4	4	6	0	1	0	0	1	68	121	6.00	1.667								
Dennis Cook, L ERA: 3.06	0.1		1	0	0	0	1	0	0	0	0	0	0	3	5	0.00	0.000								
Gil Heredia, R ERA: 4.37	1.2		7	2	1	1	1	0	0	0	0	0	1	15	21	5.40	1.200								

Texas Rangers @ Detroit Tigers  
Tiger Stadium, Detroit, MI  
Thu May 02 1996, 7:05 PM EDT  
Att. 7,416 - Unknown - 67 F

AB	29
R	5
H	6
RBI	5
BB	6
SO	6
LOB	15





Batter	1	2	3	4	5	6	7	8	9	AB	R	H	RBI	BB	SO	LOB	TOP								
Darryl Hamilton, L OBP: 0.348, SLG: 0.341 Ken Hill, R (9, 1)	L9	L4	G4-6-3		FC5-4			L8		5	0	0	1	0	0	3									
Ivan Rodriguez, R OBP: 0.387, SLG: 0.504 Damon Buford, R OBP: 0.435, SLG: 0.421 (7, 9)	1B	2B		P4	F9			2B		3	2	1	0	1	0	1									
Will Clark, L OBP: 0.429, SLG: 0.495 Craig Worthington, R OBP: 0.333, SLG: 0.316 (7, 3)	2B	1B	2B	F8		F7		K		4	2	2	1	0	0	0									
Juan Gonzalez, R OBP: 0.376, SLG: 0.566 Dave Valle, R OBP: 0.471, SLG: 0.385 (7, 2)	HR	1B	2B	HR		L8		G6-3		4	2	3	4	0	0	0									
Warren Newson, L OBP: 0.412, SLG: 0.462 (9, 9)	HR	BB	F8	HR		G5-3			K	4	2	1	1	1	1	1									
Dean Palmer, R OBP: 0.383, SLG: 0.606 (1, 5)	HR		1B	K			K		BB	5	2	3	3	0	2	0									
29 Rusty Greer, L OBP: 0.369, SLG: 0.434 (1, 7)	P2		1B		F8		G6-3		K	4	0	0	0	1	1	1									
Kurt Stillwell, S OBP: 0.400, SLG: 0.455 (1, 4)	G4-3		1B	WP	F8		1B		FC6-4	4	1	3	0	1	0	0									
Kevin Elster, R OBP: 0.288, SLG: 0.505 (1, 6)		F9	SF9		FC5-4		F8		FC6-4	3	0	0	1	1	0	3									
<b>Inning Stats</b>	R: 5 E: 0 K: 0 S: 20	H: 4 LOB: 0 BB: 1 P: 38	R: 2 E: 0 K: 0 S: 10	H: 2 LOB: 1 BB: 1 P: 21	R: 1 E: 0 K: 0 S: 8	H: 2 LOB: 1 BB: 1 P: 15	R: 2 E: 0 K: 1 S: 11	H: 2 LOB: 0 BB: 0 P: 16	R: 1 E: 0 K: 0 S: 10	H: 1 LOB: 1 BB: 1 P: 18	R: 0 E: 0 K: 0 S: 10	H: 0 LOB: 0 BB: 0 P: 15	R: 0 E: 0 K: 1 S: 12	H: 1 LOB: 1 BB: 0 P: 14	R: 0 E: 0 K: 1 S: 10	H: 1 LOB: 1 BB: 0 P: 13	R: 0 E: 0 K: 2 S: 10	H: 1 LOB: 2 BB: 1 P: 20	1B: 6 2B: 5 3B: 0 HR: 3	SF: 1 SAC: 0 DP: 1 HBP: 0	WP: 1 PB: 0 SB: 0 CS: 0	PA: 45			
<b>PITCHER</b>	IP	WLS	BF	H	R	ER	SO	BB	IBB	HBP	BLK	WP	HR	S	P	ERA	WHIP								
Greg Keagle, R ERA: 9.25 Mike Christopher, R ERA: 9.95 Richie Lewis, R ERA: 2.45 Randy Veres, R ERA: 9.33 Gregg Olson, R ERA:	(1, 1)	1.2	L	12	5	7	0	2	0	0	0	0	1	27	54	37.80	4.200								
(2, 1)	3.1		17	6	4	4	1	2	0	0	0	1	2	32	54	10.80	2.400								
(6, 1)	2.0		7	1	0	0	1	0	0	0	0	0	0	22	29	0.00	0.500								
(8, 1)	1.0		4	1	0	0	1	0	0	0	0	0	0	10	13	0.00	1.000								
(9, 1)	1.0		5	1	0	0	2	1	0	0	0	0	0	10	20	0.00	2.000								

Texas Rangers @ Detroit Tigers  
Tiger Stadium, Detroit, MI  
Fri May 03 1996, 7:05 PM EDT  
Att. 9,079 - Unknown - 65 F

AB 39  
R 11  
H 14  
RBI 11  
BB 5  
SO 5  
LOB 11



Batter	1	2	3	4	5	6	7	8	9	AB	R	H	RBI	BB	SO	LOB	BOTTOM								
Chad Curtis, R OBP: 0.362, SLG: 0.345 Kimera Barteo, R OBP: 0.250, SLG: 0.250 (6, 8)	F8		F9			K			G3-1	2	0	0	0	0	0	0									
Bobby Higginson, L OBP: 0.362, SLG: 0.440 (1, 9)	1B			L4		G3-1				3	0	1	0	0	0	0									
Travis Fryman, R OBP: 0.367, SLG: 0.536 Eddie Williams, R OBP: 0.308, SLG: 0.372 (7, 5)	K		G4-3		P3					2	0	0	0	0	1	1									
Cecil Fielder, R OBP: 0.333, SLG: 0.519 Tim Hyers, L OBP: 0.222, SLG: 0.130 (7, 3)	F8			K		G1-3				2	0	0	0	0	1	1									
Melvin Nieves, S OBP: 0.353, SLG: 0.539 (1, 10)		F7			K			G5-3		3	0	0	0	0	1	0									
Mark Lewis, R OBP: 0.344, SLG: 0.525 (1, 4)		K			P3			G1-3		3	0	0	0	0	1	0									
Danny Bautista, R OBP: 0.383, SLG: 0.442 (1, 7)		F9			K			G6-3		3	0	0	0	0	1	0									
Mark Parent, R OBP: 0.235, SLG: 0.500 (1, 2)			K			L7		G6-3		3	0	0	0	0	1	0									
Alan Trammell, R OBP: 0.356, SLG: 0.368 Chris Gomez, R OBP: 0.417, SLG: 0.316 (7, 6)			G5-3			G6-3		F8		2	0	0	0	0	0	0									
<b>Inning Stats</b>	R: 0 E: 0 K: 1 S: 12	H: 1 LOB: 1 BB: 0 P: 14	R: 0 E: 0 K: 1 S: 6	H: 0 LOB: 0 BB: 0 P: 10	R: 0 E: 0 K: 1 S: 7	H: 0 LOB: 0 BB: 0 P: 10	R: 0 E: 0 K: 1 S: 8	H: 0 LOB: 0 BB: 0 P: 10	R: 0 E: 0 K: 2 S: 7	H: 0 LOB: 0 BB: 0 P: 10	R: 0 E: 0 K: 1 S: 7	H: 0 LOB: 0 BB: 0 P: 8	R: 0 E: 0 K: 0 S: 5	H: 0 LOB: 0 BB: 0 P: 9	R: 0 E: 0 K: 0 S: 10	H: 0 LOB: 0 BB: 0 P: 14	R: 0 E: 0 K: 0 S: 9	H: 0 LOB: 0 BB: 0 P: 15	1B: 1 2B: 0 3B: 0 HR: 0	SF: 0 SAC: 0 DP: 0 HBP: 0	WP: 0 PB: 0 SB: 0 CS: 0	PA: 28			
<b>PITCHER</b>	IP	WLS	BF	H	R	ER	SO	BB	IBB	HBP	BLK	WP	HR	S	P	ERA	WHIP								
Ken Hill, R ERA: 2.98 Ken Hill, R ERA: 2.98	(1, 1)	9.0	W	28	1	0	0	7	0	0	0	0	0	71	100	0.00	0.111								
(9, 1)	9.0	W	28	1	0	0	7	0	0	0	0	0	0	71	100	0.00	0.111								

Texas Rangers @ Detroit Tigers  
Tiger Stadium, Detroit, MI  
Fri May 03 1996, 7:05 PM EDT  
Att. 9,079 - Unknown - 65 F

AB 28  
R 0  
H 1  
RBI 0  
BB 0  
SO 7  
LOB 2





Batter	1	2	3	4	5	6	7	8	9	AB	R	H	RBI	BB	SO	LOB	TOP			
Darryl Hamilton, L (1, 8) OBP: 0.350, SLG: 0.352	1-1 B2		1-2 1B	3-2 L7		0-0 P4		0-0 FC4-6 1B		5	1	2	0	0	0	0				
Ivan Rodriguez, R (1, 2) OBP: 0.361, SLG: 0.492	1-1 G4-3		0-0 1B FC6-4	0-1 P3			1-0 L7	1-2 FC4-6 1B		5	1	1	1	0	0	2				
Will Clark, L (1, 3) OBP: 0.443, SLG: 0.505	4-1 FC5-4 BB		0-2 FC6-4 1B		2-0 G3		2-2 BB 1B		2-2 1B	4	0	3	0	1	0	0				
Juan Gonzalez, R (1, 9) OBP: 0.368, SLG: 0.548	1-0 FC5-4		1-0 FC6-4 BB		1-1 1B		3-2 F7		1-0 F8	5	0	1	1	0	0	4				
Warren Newson, L (1, 10) OBP: 0.436, SLG: 0.448		2-3 K	4-2 29 WP BB		3-1 29 FC6-4 1B		4-2 BB		2-3 K	3	0	1	0	2	2	1				
Dean Palmer, R (1, 5) OBP: 0.386, SLG: 0.576		1-0 P2	1-3 K		2-3 K		0-3 K		2-3 K	5	0	0	0	0	4	7				
29 Rusty Greer, L (1, 7) OBP: 0.365, SLG: 0.427		2-2 1B S	1-2 G4-3		0-1 FC6-4			1-2 G6-3		4	0	1	0	0	0	4				
Mark McLemore, S (1, 4) OBP: 0.387, SLG: 0.344		3-2 S 1B		1-1 L8		1-0 F7		4-2 FC5-4 BB		3	0	1	0	1	0	0				
Kevin Elster, R (1, 6) OBP: 0.287, SLG: 0.525		1-2 F8		0-1 HR		1-3 K		2-0 FC5-4 1B		4	1	1	1	0	1	3				
<b>Inning Stats</b>	R: 0 E: 0 K: 0 S: 6	H: 0 LOB: 1 BB: 1 P: 13	R: 0 E: 0 K: 1 S: 15	H: 2 LOB: 2 BB: 0 P: 24	R: 2 E: 0 K: 1 S: 17	H: 3 LOB: 2 BB: 1 P: 25	R: 1 E: 0 K: 1 S: 13	H: 1 LOB: 0 BB: 0 P: 17	R: 0 E: 0 K: 1 S: 11	H: 2 LOB: 2 BB: 0 P: 19	R: 0 E: 0 K: 1 S: 15	H: 1 LOB: 2 BB: 1 P: 25	R: 0 E: 0 K: 0 S: 11	H: 1 LOB: 2 BB: 1 P: 19	R: 0 E: 0 K: 2 S: 13	H: 1 LOB: 1 BB: 0 P: 20	1B: 9 2B: 1 3B: 0 HR: 1	SF: 0 SAC: 0 DP: 0 HBP: 0	WP: 1 PA: 42 PB: 0 SB: 2 CS: 0	
<b>PITCHER</b>	IP WLS BF H R ER SO BB IBB HBP BLK WP HR S P ERA WHIP																			
Greg Gohr, R (1, 1) ERA: 7.02	6.2 L 32 9 3 3 4																			
Randy Veres, R (7, 1) ERA: 9.16	0.1 1 0 0 0 1																			
Mike Myers, L (8, 1) ERA: 5.87	0.2 4 1 0 0 0																			
Brian Williams, R (8, 1) ERA: 7.3	1.1 5 1 0 0 2																			

Texas Rangers @ Detroit Tigers  
Tiger Stadium, Detroit, MI  
Sat May 04 1996, 3:33 AM EDT  
Att: 10,734 - Cloudy - 59 F

AB	38
R	3
H	11
RBI	3
BB	4
SO	7
LOB	21



Batter	1	2	3	4	5	6	7	8	9	AB	R	H	RBI	BB	SO	LOB	BOTTOM				
Chad Curtis, R (1, 7) OBP: 0.352, SLG: 0.333	1-2 G5-3			3-1 F8		2-1 L7			0-0 F9	4	0	0	0	0	0	0					
Bobby Higginson, L (1, 9) OBP: 0.352, SLG: 0.426	2-3 K			1-1 F8		2-2 G4-3				3	0	0	0	0	1	0					
Travis Fryman, R (1, 5) OBP: 0.359, SLG: 0.522	2-3 K			0-3 K		1-3 K				3	0	0	0	0	3	0					
Cecil Fielder, R (1, 3) OBP: 0.326, SLG: 0.505		3-3 K		0-1 P3		0-0 P6				3	0	0	0	0	1	0					
Melvin Nieves, S (1, 10) OBP: 0.341, SLG: 0.519		1-2 F8		1-2 F7				1-3 K		3	0	0	0	0	1	0					
Mark Lewis, R (1, 4) OBP: 0.344, SLG: 0.545		3-3 K		1-0 HR				2-2 P6		3	1	1	1	0	1	0					
Alan Trammell, R (1, 6) OBP: 0.342, SLG: 0.352			0-0 F8		1-0 F7			2-1 G6-3		3	0	0	0	0	0	0					
John Flaherty, R (1, 2) OBP: 0.265, SLG: 0.377			1-1 P3			0-0 F7			3-2 G6-3	2	0	0	0	0	0	0					
Tim Hyers, L (9, PH) OBP: 0.214, SLG: 0.125										1	0	0	0	0	0	0					
Kimera Batee, R (1, 8) OBP: 0.222, SLG: 0.222			1-2 P4			0-0 B5-3			3-2 F7	2	0	0	0	0	0	0					
Eddie Williams, R (9, PH) OBP: 0.306, SLG: 0.368										1	0	0	0	0	0	0					
<b>Inning Stats</b>	R: 0 E: 0 K: 2 S: 9	H: 0 LOB: 0 BB: 0 P: 14	R: 0 E: 0 K: 2 S: 16	H: 0 LOB: 0 BB: 0 P: 23	R: 0 E: 0 K: 0 S: 8	H: 0 LOB: 0 BB: 0 P: 10	R: 0 E: 0 K: 1 S: 7	H: 0 LOB: 0 BB: 0 P: 11	R: 1 E: 0 K: 0 S: 7	H: 1 LOB: 0 BB: 0 P: 10	R: 0 E: 0 K: 0 S: 4	H: 0 LOB: 0 BB: 0 P: 6	R: 0 E: 0 K: 1 S: 8	H: 0 LOB: 0 BB: 0 P: 11	R: 0 E: 0 K: 1 S: 8	H: 0 LOB: 0 BB: 0 P: 13	R: 0 E: 0 K: 0 S: 10	H: 0 LOB: 0 BB: 0 P: 16	1B: 0 2B: 0 3B: 0 HR: 1	SF: 0 SAC: 0 DP: 0 HBP: 0	WP: 0 PA: 28 PB: 0 SB: 0 CS: 0
<b>PITCHER</b>	IP WLS BF H R ER SO BB IBB HBP BLK WP HR S P ERA WHIP																				
Roger Pavlik, R (1, 1) ERA: 5.68	9.0 W 28 1 1 1 7																				

Texas Rangers @ Detroit Tigers  
Tiger Stadium, Detroit, MI  
Sat May 04 1996, 3:33 AM EDT  
Att: 10,734 - Cloudy - 59 F

AB	28
R	1
H	1
RBI	1
BB	0
SO	7
LOB	0





Batter	1	2	3	4	5	6	7	8	9	AB	R	H	RBI	BB	SO	LOB	TOP										
Darryl Hamilton, L (1.8) OBP: 0.345, SLG: 0.346	L9		G3-1		G3-1		G4-3		G6-3	5	0	1	0	0	0	0	<b>Texas Rangers @ Detroit Tigers</b> Tiger Stadium, Detroit, MI Sun May 05 1996, 3:33 AM EDT Att: 12,337 - Cloudy - 54 F										
Ivan Rodriguez, R (1.2) OBP: 0.355, SLG: 0.480	G1-3		F8		G6-3		BB		F7	5	0	1	0	0	0	1											
Will Clark, L (1.3) OBP: 0.434, SLG: 0.486	K		P6		G3-1				K	4	0	0	0	1	2	1											
Juan Gonzalez, R (1.9) OBP: 0.356, SLG: 0.528			K		G1-3		K		K	4	0	0	0	0	3	3											
Warren Newson, L (1.10) OBP: 0.442, SLG: 0.485					G6-3				K	4	1	2	0	0	1	2											
Dean Palmer, R (1.5) OBP: 0.371, SLG: 0.573							K		L5	4	0	2	0	0	1	1											
29 Rusty Greer, L (1.7) OBP: 0.354, SLG: 0.412					F8		G3-1		G4-3	4	0	0	0	0	0	4											
Mark McLemore, S (1.4) OBP: 0.409, SLG: 0.359										2	1	2	1	2	0	0											
Kevin Elster, R (1.6) OBP: 0.286, SLG: 0.544									F8	4	1	1	2	0	0	5											
<b>Inning Stats</b>	R: 0 E: 0 K: 1 S: 5	H: 0 LOB: 0 BB: 0 P: 9	R: 1 E: 0 K: 1 S: 13	H: 3 LOB: 2 BB: 0 P: 20	R: 0 E: 0 K: 0 S: 7	H: 0 LOB: 0 BB: 0 P: 12	R: 0 E: 0 K: 0 S: 11	H: 1 LOB: 1 BB: 0 P: 13	R: 2 E: 0 K: 1 S: 16	H: 3 LOB: 1 BB: 0 P: 29	R: 0 E: 0 K: 1 S: 15	H: 1 LOB: 2 BB: 1 P: 24	R: 0 E: 0 K: 2 S: 12	H: 1 LOB: 2 BB: 1 P: 24	R: 0 E: 0 K: 0 S: 11	H: 0 LOB: 1 BB: 1 P: 20		R: 0 E: 0 K: 1 S: 8	H: 0 LOB: 0 BB: 0 P: 13	1B: 7 2B: 1 3B: 0 HR: 1	SF: 0 SAC: 0 DP: 0 HBP: 0	WP: 0 PB: 0 SB: 1 CS: 0	PA: 39				
<b>PITCHER</b>	IP	WLS	BF	H	R	ER	SO	BB	IBB	HBP	BLK	WP	HR	S	P	ERA	WHIP										
Jose Lima, R (1.1) ERA: 9.31	5.2	L	26	8	3	3	4	1	0	0	0	0	1	64	103	4.76	1.588										
Richie Lewis, R (6.1) ERA: 2.19	2.1		10	1	0	0	2	2	0	0	0	0	0	26	48	0.00	1.286										
Mike Myers, L (9.1) ERA: 5.51	1.0		3	0	0	0	1	0	0	0	0	0	0	8	13	0.00	0.000										

Batter	1	2	3	4	5	6	7	8	9	AB	R	H	RBI	BB	SO	LOB	BOTTOM										
Chad Curtis, R (1.8) OBP: 0.356, SLG: 0.347	1B				G5-3				F8	4	1	2	0	0	0	0	<b>Texas Rangers @ Detroit Tigers</b> Tiger Stadium, Detroit, MI Sun May 05 1996, 3:33 AM EDT Att: 12,337 - Cloudy - 54 F										
Bobby Higginson, L (1.9) OBP: 0.348, SLG: 0.418									G4-3	4	0	1	0	0	0	1											
Travis Fryman, R (1.5) OBP: 0.348, SLG: 0.504					G5-3				P4	4	0	0	0	0	0	3											
Cecil Fielder, R (1.3) OBP: 0.323, SLG: 0.500	SF8								L7	3	0	1	1	0	0	0											
Melvin Nieves, S (1.7) OBP: 0.330, SLG: 0.500	K									3	0	0	0	0	1	2											
Eddie Williams, R (1.10) OBP: 0.307, SLG: 0.400										3	1	1	1	0	0	0											
Mark Lewis, R (1.4) OBP: 0.336, SLG: 0.532										3	0	0	0	0	0	0											
Mark Parent, R (1.2) OBP: 0.222, SLG: 0.471										2	0	0	0	0	1	0											
Tim Hyers, L (8, PH) OBP: 0.207, SLG: 0.120										1	0	0	0	0	0	0											
John Flaherty, R (9.2) OBP: 0.265, SLG: 0.377										0	0	0	0	0	0	0											
Alan Trammell, R (1.6) OBP: 0.329, SLG: 0.338										3	0	0	0	0	0	0											
<b>Inning Stats</b>	R: 1 E: 0 K: 1 S: 9	H: 2 LOB: 1 BB: 0 P: 11	R: 0 E: 0 K: 0 S: 4	H: 0 LOB: 0 BB: 0 P: 9	R: 0 E: 0 K: 0 S: 10	H: 1 LOB: 1 BB: 0 P: 14	R: 1 E: 0 K: 0 S: 8	H: 2 LOB: 0 BB: 0 P: 13	R: 0 E: 0 K: 1 S: 9	H: 0 LOB: 0 BB: 0 P: 14	R: 0 E: 0 K: 0 S: 7	H: 0 LOB: 0 BB: 0 P: 11	R: 0 E: 0 K: 0 S: 8	H: 0 LOB: 0 BB: 0 P: 14	R: 0 E: 0 K: 0 S: 7	H: 0 LOB: 0 BB: 0 P: 13	R: 0 E: 0 K: 0 S: 8	H: 0 LOB: 0 BB: 0 P: 14	1B: 3 2B: 1 3B: 0 HR: 1	SF: 1 SAC: 0 DP: 1 HBP: 0	WP: 0 PB: 0 SB: 0 CS: 0	PA: 31					
<b>PITCHER</b>	IP	WLS	BF	H	R	ER	SO	BB	IBB	HBP	BLK	WP	HR	S	P	ERA	WHIP										
Kevin Gross, R (1.1) ERA: 5.97	7.0	W	25	5	2	2	2	0	0	0	0	0	0	55	86	2.57	0.714										
Jeff Russell, R (8.1) ERA: 5.0	1.0		3	0	0	0	0	0	0	0	0	0	0	7	13	0.00	0.000										
Mike Henneman, R (9.1) ERA: 5.0	1.0	S	3	0	0	0	0	0	0	0	0	0	0	8	14	0.00	0.000										



Batter	1	2	3	4	5	6	7	8	9	AB	R	H	RBI	BB	SO	LOB	TOP				
<b>Chad Curtis, R</b> OBP: 0.356, SLG: 0.338 (1, 7)	4-1 1B HBP BB	0-2 G4-3			3-1 P2			3-1 F8		3	1	0	0	1	0	0					
<b>Alan Trammell, R</b> OBP: 0.307, SLG: 0.317 (1, 4)	1-2 HBP BB 1B	0-1 F9			0-0 G5-3			1-1 P2		4	1	1	0	0	0	0					
<b>Melvin Nieves, S</b> OBP: 0.327, SLG: 0.500 (1, 9)	2-3 K		0-3 K			1-3 K		0-3 K		4	0	0	0	0	4	2					
<b>Cecil Fielder, R</b> OBP: 0.329, SLG: 0.475 (1, 3)	4-2 BB		1-3 K		2-1 L7			4-0 BB		0	1	0	0	0	0	0					
<b>Travis Fryman, R</b> OBP: 0.338, SLG: 0.469 (1, 5)	1-2 P6		1-1 G5-3		0-1 L7			1-1 G6-3		4	0	0	0	0	0	4					
<b>Eddie Williams, R</b> OBP: 0.321, SLG: 0.398 <b>Fausto Cruz, R</b> (9, PH)	3-2 1B HBP		0-3 K		0-1 G6-3			1-2 G5-3		2	0	0	1	0	1	0					
<b>Chris Gomez, R</b> OBP: 0.414, SLG: 0.333 (1, 6)	0-0 1B		1-3 K		0-0 L9					3	0	1	2	0	1	0					
<b>John Flaherty, R</b> OBP: 0.255, SLG: 0.356 (1, 2)	1-1 F8		0-1 G5-3		1-0 F9					3	0	0	0	0	0	2					
<b>Kimera Batee, R</b> OBP: 0.190, SLG: 0.190 (1, 8)		2-3 K		0-2 G6-3				3-3 K		3	0	0	0	0	2	0					
<b>Inning Stats</b>	R: 3 E: 0 K: 1 S: 20	H: 2 LOB: 2 BB: 2 P: 36	R: 0 E: 0 K: 1 S: 8	H: 0 LOB: 0 BB: 0 P: 10	R: 0 E: 0 K: 2 S: 9	H: 0 LOB: 0 BB: 0 P: 11	R: 0 E: 0 K: 0 S: 8	H: 0 LOB: 0 BB: 0 P: 9	R: 0 E: 0 K: 0 S: 7	H: 0 LOB: 0 BB: 0 P: 10	R: 0 E: 0 K: 0 S: 4	H: 0 LOB: 0 BB: 0 P: 5	R: 0 E: 0 K: 1 S: 8	H: 0 LOB: 0 BB: 1 P: 15	R: 0 E: 0 K: 1 S: 8	H: 0 LOB: 1 BB: 1 P: 14	1B: 2 2B: 0 3B: 0 HR: 0	SF: 0 SAC: 0 DP: 0 HBP: 1	WP: 0 PB: 0 SB: 0 CS: 0	PA: 33	
<b>PITCHER</b>	IP	WLS	BF	H	R	ER	SO	BB	IBB	HBP	BLK	WP	HR	S	P	ERA	WHIP				
<b>Dwight Gooden, R</b> ERA: 5.67 <b>Bob Wickman, R</b> ERA: 4.87	(1, 1)	8.0	W	29	2	3	3	8	2	0	1	0	0	72	107	3.38	0.500				
(9, 1)	1.0	4	0	0	0	0	1	1	0	0	0	0	0	8	14	0.00	1.000				

**Detroit Tigers @ New York Yankees**  
Yankee Stadium, Bronx, NY  
Wed May 08 1996, 7:05 PM EDT  
Att: 18,729 - Unknown - 59 F

AB 27  
R 3  
H 2  
RBI 3  
BB 1  
SO 8  
LOB 9



Batter	1	2	3	4	5	6	7	8	9	AB	R	H	RBI	BB	SO	LOB	BOTTOM				
<b>Tim Raines, S</b> OBP: 0.375, SLG: 0.404 (1, 7)	4-1 2B SF7 BB	1-2 E S 1B		1-2 HR	2-1 G4-3		0-0 F7			4	3	2	1	1	0	1					
<b>Wade Boggs, L</b> OBP: 0.402, SLG: 0.426 <b>Robert Eenhoorn, R</b> OBP: 0.167, SLG: 0.111 (1, 5)	2-2 SF7 FC4 2B	1-1 3B 1B		4-1 F7 1B BB		0-1 F8 BB 1B	3-1 G6-4-3			4	4	3	1	1	0	1					
<b>Paul O'Neill, L</b> OBP: 0.486, SLG: 0.586 (1, 9)	1-1 SF7	2-2 3B 1B		3-1 1B SF7 1B		0-0 L8		0-1 G6-3		4	1	2	2	0	0	1					
<b>Ruben Sierra, S</b> OBP: 0.372, SLG: 0.513 (1, 10)	2-3 BB E BB	1-1 G1-3		0-1 F7		4-2 BB BB		1-2 G1-3		3	0	0	0	2	0	3					
<b>Tino Martinez, L</b> OBP: 0.345, SLG: 0.388 (1, 3)	0-1 FC4 BB	3-0 G3-1		0-0 1B 1B		3-1 F8		3-1 HR 1B		5	1	2	2	0	0	4					
<b>Bernie Williams, S</b> OBP: 0.373, SLG: 0.508 (1, 8)	1-2 L8		1-2 G4-3		0-0 SF7		4-2 BB BB		1-0 HR	3	1	1	3	1	0	2					
<b>Joe Girardi, R</b> OBP: 0.314, SLG: 0.326 (1, 2)	4-2 BB		1-2 G6-3 1B		3-2 1B		4-0 BB		1-3 K	3	0	2	1	2	1	0					
<b>Andy Fox, L</b> OBP: 0.267, SLG: 0.175 (1, 4)	1-1 F8		2-0 G6-3		0-3 K		3-2 G3			4	0	0	0	0	1	7					
<b>2 Derek Jeter, R</b> OBP: 0.390, SLG: 0.371 (1, 6)		2-3 K		3-1 1B		0-1 G5-3		2-2 E6		4	0	1	0	0	1	0					
<b>Inning Stats</b>	R: 2 E: 1 K: 0 S: 18	H: 1 LOB: 3 BB: 3 P: 34	R: 2 E: 0 K: 1 S: 16	H: 3 LOB: 1 BB: 0 P: 27	R: 0 E: 0 K: 0 S: 10	H: 2 LOB: 2 BB: 0 P: 17	R: 3 E: 0 K: 0 S: 14	H: 4 LOB: 2 BB: 1 P: 25	R: 0 E: 0 K: 1 S: 7	H: 0 LOB: 0 BB: 0 P: 9	R: 1 E: 0 K: 0 S: 13	H: 1 LOB: 3 BB: 3 P: 31	R: 0 E: 1 K: 0 S: 7	H: 0 LOB: 0 BB: 0 P: 12	R: 2 E: 0 K: 1 S: 14	H: 2 LOB: 0 BB: 0 P: 20	1B: 9 2B: 1 3B: 1 HR: 2	SF: 2 SAC: 0 DP: 1 HBP: 0	WP: 0 PB: 0 SB: 1 CS: 0	PA: 43	
<b>PITCHER</b>	IP	WLS	BF	H	R	ER	SO	BB	IBB	HBP	BLK	WP	HR	S	P	ERA	WHIP				
<b>Greg Keagle, R</b> ERA: 7.5 <b>Gregg Olson, R</b> ERA: <b>Brian Williams, R</b> ERA: 9.64	(1, 1)	5.2	L	33	11	8	8	2	6	0	0	0	0	75	133	12.71	3.000				
(6, 1)	1.1	5	0	0	0	0	1	0	0	0	0	0	0	10	22	0.00	0.750				
(8, 1)	1.0	5	2	2	2	1	0	0	0	0	0	0	1	14	20	18.00	2.000				

**Detroit Tigers @ New York Yankees**  
Yankee Stadium, Bronx, NY  
Wed May 08 1996, 7:05 PM EDT  
Att: 18,729 - Unknown - 59 F

AB 34  
R 10  
H 13  
RBI 10  
BB 7  
SO 3  
LOB 19





Batter	1	2	3	4	5	6	7	8	9	AB	R	H	RBI	BB	SO	LOB	TOP					
<b>Chad Curtis, R</b> OBP: 0.360, SLG: 0.350 (1, 8)	L8		G5-3					G3		4	0	2	0	0	0	0	<b>Detroit Tigers @ New York Yankees</b> Yankee Stadium, Bronx, NY Thu May 09 1996, 7:05 PM EDT Att: 13,098 - Unknown - 58 F					
<b>Mark Lewis, R</b> OBP: 0.343, SLG: 0.526 (1, 4)	F8		HR		CS			G3		4	1	1	0	0	0	1						
<b>Travis Fryman, R</b> OBP: 0.336, SLG: 0.485 (1, 5)	K		HR					G6-3		4	1	1	2	0	1	1						
<b>Cecil Fielder, R</b> OBP: 0.333, SLG: 0.524 (1, 3)			L8						F9	0	2	0	0	0	0	0						
<b>Melvin Nieves, S</b> OBP: 0.324, SLG: 0.490 <b>Kimera Batee, R</b> OBP: 0.190, SLG: 0.190 (9, 8)				L4					K	4	0	1	0	0	0	2						
<b>Eddie Williams, R</b> OBP: 0.318, SLG: 0.392 (1, 10)										0	0	0	0	0	0	0						
<b>Danny Bautista, R</b> OBP: 0.304, SLG: 0.414 (9, 9)										4	0	1	0	0	0	1						
<b>Mark Parent, R</b> OBP: 0.205, SLG: 0.432 (1, 2)										3	0	0	0	0	0	1						
<b>Chris Gomez, R</b> OBP: 0.393, SLG: 0.314 (1, 6)										3	0	0	0	0	2	0						
<b>Inning Stats</b>	R: 0 E: 0 K: 1 S: 8	H: 0 LOB: 0 BB: 0 P: 13	R: 1 E: 0 K: 1 S: 15	H: 2 LOB: 1 BB: 0 P: 24	R: 2 E: 0 K: 0 S: 10	H: 2 LOB: 0 BB: 0 P: 18	R: 0 E: 0 K: 0 S: 4	H: 0 LOB: 0 BB: 0 P: 10	R: 0 E: 0 K: 1 S: 9	H: 1 LOB: 0 BB: 0 P: 16	R: 1 E: 0 K: 1 S: 10	H: 1 LOB: 0 BB: 0 P: 19	R: 0 E: 0 K: 1 S: 7	H: 0 LOB: 0 BB: 0 P: 8	R: 0 E: 0 K: 1 S: 9	H: 1 LOB: 1 BB: 0 P: 14	R: 0 E: 0 K: 1 S: 12	H: 1 LOB: 0 BB: 0 P: 22	1B: 4 2B: 1 3B: 0 HR: 3	SF: 0 SAC: 0 DP: 0 HBP: 0	WP: 0 PB: 0 SB: 0 CS: 2	PA: 35
<b>PITCHER</b>	IP	WLS	BF	H	R	ER	SO	BB	IBB	HBP	BLK	WP	HR	S	P	ERA	WHIP					
<b>Jimmy Key, L</b> ERA: 6.27	(1, 1)	7.0	L	26	6	4	4	5	0	0	0	0	3	63	108	5.14	0.857					
<b>Bob Wickman, R</b> ERA: 4.43	(8, 1)	2.0		7	2	0	0	2	0	0	0	0	0	21	36	0.00	1.000					

Batter	1	2	3	4	5	6	7	8	9	AB	R	H	RBI	BB	SO	LOB	BOTTOM					
<b>Tim Raines, S</b> OBP: 0.377, SLG: 0.404 (1, 7)	G6-4-3			L1						5	1	2	0	0	0	7	<b>Detroit Tigers @ New York Yankees</b> Yankee Stadium, Bronx, NY Thu May 09 1996, 7:05 PM EDT Att: 13,098 - Unknown - 58 F					
<b>Wade Boggs, L</b> OBP: 0.302, SLG: 0.425 (1, 5)	G6-4-3									5	0	2	0	0	0	2						
<b>Paul O'Neill, L</b> OBP: 0.476, SLG: 0.567 (1, 9)				F7						4	0	0	0	1	0	4						
<b>Ruben Sierra, S</b> OBP: 0.366, SLG: 0.500 (1, 10)										5	0	1	1	0	2	2						
<b>Tino Martinez, L</b> OBP: 0.340, SLG: 0.381 (1, 3)										5	0	1	0	0	1	2						
<b>Bernie Williams, S</b> OBP: 0.377, SLG: 0.508 (1, 8)										4	1	2	0	0	0	1						
<b>Joe Girardi, R</b> OBP: 0.321, SLG: 0.343 (1, 2)										4	0	2	0	0	0	2						
<b>Andy Fox, L</b> OBP: 0.271, SLG: 0.186 <b>Jim Leyritz, R</b> OBP: 0.377, SLG: 0.565 (8, PH) (9, 4)										3	0	1	0	0	0	3						
<b>Derek Jeter, R</b> OBP: 0.402, SLG: 0.374 (1, 6)										2	0	1	1	2	0	2						
<b>Inning Stats</b>	R: 0 E: 0 K: 0 S: 5	H: 1 LOB: 1 BB: 1 P: 12	R: 1 E: 0 K: 0 S: 9	H: 3 LOB: 2 BB: 0 P: 14	R: 0 E: 0 K: 2 S: 11	H: 1 LOB: 1 BB: 0 P: 14	R: 0 E: 0 K: 0 S: 4	H: 1 LOB: 2 BB: 1 P: 9	R: 0 E: 0 K: 0 S: 9	H: 0 LOB: 0 BB: 0 P: 17	R: 0 E: 0 K: 0 S: 9	H: 2 LOB: 3 BB: 1 P: 15	R: 0 E: 0 K: 1 S: 6	H: 1 LOB: 0 BB: 0 P: 8	R: 0 E: 0 K: 0 S: 10	H: 1 LOB: 2 BB: 1 P: 21	R: 1 E: 1 K: 0 S: 12	H: 2 LOB: 1 BB: 0 P: 23	1B: 11 2B: 1 3B: 0 HR: 0	SF: 0 SAC: 0 DP: 3 HBP: 0	WP: 0 PB: 0 SB: 1 CS: 0	PA: 41
<b>PITCHER</b>	IP	WLS	BF	H	R	ER	SO	BB	IBB	HBP	BLK	WP	HR	S	P	ERA	WHIP					
<b>Greg Gohr, R</b> ERA: 6.1	(1, 1)	8.0	W	37	11	2	2	3	4	0	0	0	0	66	116	2.25	1.875					
<b>Mike Myers, L</b> ERA: 5.89	(9, 1)	1.0	S	4	1	0	0	0	0	0	0	0	0	9	17	0.00	1.000					







Batter	1	2	3	4	5	6	7	8	9	AB	R	H	RBI	BB	SO	LOB	TOP					
Chad Curtis, R OBP: 0.368, SLG: 0.374 (1, 8)	3-2 2B		1-2 G1-3		0-2 G6-3		1-1 1B 2B		3-2 HR 1B	5	2	3	0	0	0	0						
Mark Lewis, R OBP: 0.367, SLG: 0.549 (1, 4)	0-2 F9 2H 2B		1-0 FC5-4 1B		4-2 2B BB		1-1 G1-3		4-2 HR BB	3	1	2	1	2	0	1						
Travis Fryman, R OBP: 0.342, SLG: 0.517 (1, 5)	0-0 F9		2-2 FC5-4 1-2		0-0 1-3 2B		0-1 G4-6-3 2-3 1B		0-0 1H 2H HR	5	1	3	3	0	0	2						
Cecil Fielder, R OBP: 0.321, SLG: 0.496 (1, 3)	3-3 K		3-2 P6		0-0 L5		0-2 G4-6-3 1-2		0-2 BB 1B	5	0	1	0	0	1	6						
Melvin Nieves, S OBP: 0.333, SLG: 0.471 (1, 9)	0-0 G6-3			4-2 G6-3 2B BB		0-3 K		2-2 G4-3	4-1 G5-4-3 BB	3	1	0	0	2	1	3						
Curtis Pride, L OBP: 0.250, SLG: 0.294 (1, 7)		3-2 E S 1B		2-2 F8		1-1 HR		2-1 G3	0-3 K	5	1	2	1	0	1	3						
Eddie Williams, R OBP: 0.320, SLG: 0.409 (1, 10)		1 SAFE 3-3 K 1 SAFE		0-0 G6-3		0-3 K		1-2 HR	0-0 G5-4-3 1-2	5	1	1	1	0	2	4						
Mark Parent, R OBP: 0.233, SLG: 0.488 (1, 2)		0-1 G5-3		0-1 2H 2B		1-3 K		0-1 2B		4	0	2	1	0	1	1						
Chris Gomez, R OBP: 0.369, SLG: 0.291 (1, 6)		2-3 K		2-3 K		2-3 K		0-2 G6-3		4	0	0	0	0	3	3						
<b>Inning Stats</b>	R: 1 E: 0 K: 1 S: 13	H: 2 LOB: 1 BB: 0 P: 19	R: 0 E: 1 K: 2 S: 12	H: 1 LOB: 1 BB: 0 P: 20	R: 0 E: 0 K: 1 S: 15	H: 1 LOB: 1 BB: 0 P: 22	R: 1 E: 0 K: 1 S: 17	H: 1 LOB: 2 BB: 1 P: 25	R: 0 E: 0 K: 3 S: 11	H: 1 LOB: 0 BB: 0 P: 16	R: 0 E: 0 K: 0 S: 9	H: 2 LOB: 1 BB: 0 P: 11	R: 1 E: 0 K: 0 S: 14	H: 2 LOB: 1 BB: 2 P: 19	R: 3 E: 0 K: 1 S: 17	H: 3 LOB: 1 BB: 2 P: 28	1B: 5 2B: 6 3B: 0 HR: 3	SF: 0 SAC: 0 DP: 2 HBP: 0	WP: 0 PB: 0 SB: 1 CS: 0	PA: 43		
<b>PITCHER</b>	IP WLS BF H R ER SO BB IBB HBP BLK WP HR S P ERA WHIP	IP WLS BF H R ER SO BB IBB HBP BLK WP HR S P ERA WHIP	IP WLS BF H R ER SO BB IBB HBP BLK WP HR S P ERA WHIP	IP WLS BF H R ER SO BB IBB HBP BLK WP HR S P ERA WHIP	IP WLS BF H R ER SO BB IBB HBP BLK WP HR S P ERA WHIP	IP WLS BF H R ER SO BB IBB HBP BLK WP HR S P ERA WHIP	IP WLS BF H R ER SO BB IBB HBP BLK WP HR S P ERA WHIP	IP WLS BF H R ER SO BB IBB HBP BLK WP HR S P ERA WHIP	IP WLS BF H R ER SO BB IBB HBP BLK WP HR S P ERA WHIP	IP WLS BF H R ER SO BB IBB HBP BLK WP HR S P ERA WHIP	IP WLS BF H R ER SO BB IBB HBP BLK WP HR S P ERA WHIP	IP WLS BF H R ER SO BB IBB HBP BLK WP HR S P ERA WHIP	IP WLS BF H R ER SO BB IBB HBP BLK WP HR S P ERA WHIP	IP WLS BF H R ER SO BB IBB HBP BLK WP HR S P ERA WHIP	IP WLS BF H R ER SO BB IBB HBP BLK WP HR S P ERA WHIP	IP WLS BF H R ER SO BB IBB HBP BLK WP HR S P ERA WHIP	IP WLS BF H R ER SO BB IBB HBP BLK WP HR S P ERA WHIP	IP WLS BF H R ER SO BB IBB HBP BLK WP HR S P ERA WHIP	IP WLS BF H R ER SO BB IBB HBP BLK WP HR S P ERA WHIP	IP WLS BF H R ER SO BB IBB HBP BLK WP HR S P ERA WHIP	IP WLS BF H R ER SO BB IBB HBP BLK WP HR S P ERA WHIP	
Kevin Gross, R ERA: 5.73 (1, 1)	6.1 W 30	9 3 3 8	2 0 0 0	0 0 0 0	0 2 34 50	13.50 2.625																
Gi Heredia, R ERA: 4.99 (7, 1)	2.2 W 13	5 4 4 1	2 0 0 0	0 0 0 0	0 2 34 50	13.50 2.625																

Detroit Tigers @ Texas Rangers  
The Ballpark at Arlington, Arlington, TX  
Sat May 11 1996, 8:05 PM EDT  
Att: 42,732 - Unknown - 65 F

AB 39  
R 7  
H 14  
RBI 7  
BB 4  
SO 9  
LOB 23



Batter	1	2	3	4	5	6	7	8	9	AB	R	H	RBI	BB	SO	LOB	BOTTOM				
Darryl Hamilton, L OBP: 0.382, SLG: 0.399 (1, 8)	3-1 F7	2-0 FC4-6 1B	2-3 K		2-0 1B		4-2 BB			4	0	2	0	1	1	1					
Rikkert Faneyte, R (9, 8)										0	0	0	0	0	0	0					
Ivan Rodriguez, R OBP: 0.340, SLG: 0.446 (1, 2)	1-0 P4	2-2 FC4-6 1B 1-2 2-3		2-2 E 29 1B	3-2 G4-3		0-0 F9-5 2-3			5	2	1	0	0	0	5					
Will Clark, L OBP: 0.499, SLG: 0.492 (1, 3)	2-2 WP 29 HR	3-1 E 1B		3-1 F9		2-3 K	3-1 G4-3			5	2	2	1	0	1	2					
Dave Valle, R OBP: 0.471, SLG: 0.385 (9, 3)		1-2 E 1B		1-2 E4 29 1B		1-1 HR		1-0 HR		0	0	0	0	0	0	0					
Mickey Tettleton, S OBP: 0.421, SLG: 0.547 (1, 10)	4-1 WP 29 HR	0-0 E8		1-2 E 1B		0-1 G6-3		1-0 HR		4	3	3	3	1	0	1					
Dean Palmer, R OBP: 0.336, SLG: 0.492 (1, 5)	4-2 29 HR	0-0 G5-3		0-3 K		0-1 G6-3		1-0 P3		4	1	0	0	1	1	3					
Craig Worthington, R OBP: 0.333, SLG: 0.316 (9, 5)	1-2 2-3 BB									0	0	0	0	0	0	0					
29 Rusty Greer, L OBP: 0.377, SLG: 0.451 (1, 7)	0-0 1H 2H 3H HR	1-2 F7		2-2 1-2 2H 1B		2-1 2B 1B		2-1 WP 1B 1B		5	1	4	5	0	0	1					
Mark McLemore, S OBP: 0.397, SLG: 0.358 (1, 4)	1-1 G5-3		2-1 1B	2-0 F9		0-0 2B		2-3 K		5	0	2	0	0	1	3					
Damon Buford, R OBP: 0.382, SLG: 0.400 (1, 9)		1-1 1B 2B	0-3 K		2-2 F8	2-0 P3		2-1 WP 1B		5	1	2	0	0	1	3					
Kevin Elster, R OBP: 0.292, SLG: 0.521 (1, 6)		0-0 FC4-6 1B 2H 1B	2-3 K		2-2 G6-3		1-0 F9-5 2B	1-3 K		5	1	2	1	0	2	3					
<b>Inning Stats</b>	R: 4 E: 0 K: 0 S: 13	H: 2 LOB: 0 BB: 2 P: 28	R: 4 E: 1 K: 0 S: 16	H: 5 LOB: 1 BB: 0 P: 25	R: 0 E: 0 K: 3 S: 11	H: 1 LOB: 1 BB: 0 P: 17	R: 1 E: 1 K: 1 S: 16	H: 2 LOB: 2 BB: 0 P: 26	R: 0 E: 0 K: 0 S: 13	H: 1 LOB: 1 BB: 0 P: 22	R: 1 E: 0 K: 1 S: 12	H: 3 LOB: 0 BB: 1 P: 19	R: 0 E: 0 K: 2 S: 13	H: 3 LOB: 2 BB: 0 P: 22	R: 1 E: 0 K: 2 S: 13	H: 3 LOB: 0 BB: 0 P: 22	1B: 12 2B: 4 3B: 0 HR: 3	SF: 0 SAC: 0 DP: 1 HBP: 0	WP: 2 PB: 0 SB: 0 CS: 0	PA: 45	
<b>PITCHER</b>	IP WLS BF H R ER SO BB IBB HBP BLK WP HR S P ERA WHIP	IP WLS BF H R ER SO BB IBB HBP BLK WP HR S P ERA WHIP	IP WLS BF H R ER SO BB IBB HBP BLK WP HR S P ERA WHIP	IP WLS BF H R ER SO BB IBB HBP BLK WP HR S P ERA WHIP	IP WLS BF H R ER SO BB IBB HBP BLK WP HR S P ERA WHIP	IP WLS BF H R ER SO BB IBB HBP BLK WP HR S P ERA WHIP	IP WLS BF H R ER SO BB IBB HBP BLK WP HR S P ERA WHIP	IP WLS BF H R ER SO BB IBB HBP BLK WP HR S P ERA WHIP	IP WLS BF H R ER SO BB IBB HBP BLK WP HR S P ERA WHIP	IP WLS BF H R ER SO BB IBB HBP BLK WP HR S P ERA WHIP	IP WLS BF H R ER SO BB IBB HBP BLK WP HR S P ERA WHIP	IP WLS BF H R ER SO BB IBB HBP BLK WP HR S P ERA WHIP	IP WLS BF H R ER SO BB IBB HBP BLK WP HR S P ERA WHIP	IP WLS BF H R ER SO BB IBB HBP BLK WP HR S P ERA WHIP	IP WLS BF H R ER SO BB IBB HBP BLK WP HR S P ERA WHIP	IP WLS BF H R ER SO BB IBB HBP BLK WP HR S P ERA WHIP	IP WLS BF H R ER SO BB IBB HBP BLK WP HR S P ERA WHIP	IP WLS BF H R ER SO BB IBB HBP BLK WP HR S P ERA WHIP	IP WLS BF H R ER SO BB IBB HBP BLK WP HR S P ERA WHIP	IP WLS BF H R ER SO BB IBB HBP BLK WP HR S P ERA WHIP	IP WLS BF H R ER SO BB IBB HBP BLK WP HR S P ERA WHIP
Scott Aldred, L ERA: 9.08 (1, 1)	1.1 L 12	6 8 7 0	2 0 0 0	0 0 0 0	1 1 24 47	47.25 6.000															
Mike Christopher, R ERA: 9.3 (2, 1)	2.2 W 13	4 1 0 4	0 0 0 0	0 0 0 0	0 0 32 49	0.00 1.500															
Brian Williams, R ERA: 8.47 (5, 1)	3.0 W 14	5 1 1 1	1 0 0 0	0 0 0 0	0 1 32 56	3.00 2.000															
Gregg Olson, R ERA: 1.23 (8, 1)	1.0 W 6	3 1 1 2	0 0 0 0	0 0 0 0	1 1 13 22	9.00 3.000															

Detroit Tigers @ Texas Rangers  
The Ballpark at Arlington, Arlington, TX  
Sat May 11 1996, 8:05 PM EDT  
Att: 42,732 - Unknown - 65 F

AB 42  
R 11  
H 18  
RBI 10  
BB 3  
SO 7  
LOB 22





Batter	1	2	3	4	5	6	7	8	9	AB	R	H	RBI	BB	SO	LOB	TOP										
<b>Chad Curtis, R</b> OBP: 0.360, SLG: 0.364 (1, 8)	F9	P4		G6-3		F9			SH3-4	4	0	0	0	0	0	2											
<b>Mark Lewis, R</b> OBP: 0.374, SLG: 0.548 (1, 4)	FC6-4 1B				BB SF8 1B	K			F8	4	1	2	0	1	1	2											
<b>Travis Fryman, R</b> OBP: 0.337, SLG: 0.507 (1, 5)	K	G5-3			SF8 BB SF9 1B		L5-3		F9	5	1	1	0	0	1	4											
<b>Cecil Fielder, R</b> OBP: 0.319, SLG: 0.486 (1, 3)	FC6-4 1-2			P5	FC6-4 BB		P5			3	0	0	0	1	0	1											
<b>Melvin Nieves, S</b> OBP: 0.331, SLG: 0.477 (1, 9)		BB 2B		K	SF8		K			3	1	1	1	0	2	0											
<b>Eddie Williams, R</b> OBP: 0.326, SLG: 0.411 (1, 10)		BB 2B		BB 1B	SF9			G3		2	1	1	1	1	0	0											
<b>Danny Bautista, R</b> OBP: 0.357, SLG: 0.393 <b>Kimera Batee, R</b> OBP: 0.190, SLG: 0.190 (8, 8)		BB 2B		K	FC6-4 1-2		K		K	3	1	0	0	1	2	2											
<b>John Flaherty, R</b> OBP: 0.275, SLG: 0.379 (1, 2)	G4-3 1-H 2-H 3-H			K				P2		4	0	2	3	0	1	0											
<b>Alan Trammell, R</b> OBP: 0.295, SLG: 0.295 (1, 6)	G4-3			G5-3				G5-3		3	0	0	0	1	0	2											
<b>Inning Stats</b>	R: 0 E: 0 K: 1 S: 12	H: 1 LOB: 1 BB: 0 P: 18	R: 3 E: 0 K: 0 S: 17	H: 2 LOB: 2 BB: 3 P: 36	R: 0 E: 0 K: 2 S: 9	H: 1 LOB: 1 BB: 0 P: 13	R: 0 E: 0 K: 1 S: 7	H: 0 LOB: 0 BB: 0 P: 12	R: 2 E: 0 K: 0 S: 9	H: 2 LOB: 1 BB: 1 P: 14	R: 0 E: 0 K: 1 S: 10	H: 1 LOB: 1 BB: 0 P: 11	R: 0 E: 0 K: 1 S: 9	H: 0 LOB: 0 BB: 0 P: 16	R: 0 E: 0 K: 1 S: 8	H: 0 LOB: 0 BB: 1 P: 12	R: 0 E: 0 K: 0 S: 6	H: 0 LOB: 1 BB: 1 P: 14	1B: 5 2B: 2 3B: 0 HR: 0	SF: 2 SAC: 1 DP: 0 HBP: 0	WP: 0 PB: 0 SB: 0 CS: 0	PA: 39					
<b>PITCHER</b>	IP	WLS	BF	H	R	ER	SO	BB	IBB	HBP	BLK	WP	HR	S	P	ERA	WHIP										
<b>Darren Oliver, L</b> ERA: 5.23 (1, 1)	4.0	L	21	6	5	5	4	3	0	0	0	0	0	47	82	11.25	2.250										
<b>Mark Brandenburg, R</b> ERA: 0.95 (5, 1)	4.0		15	1	0	0	3	2	0	0	0	0	0	36	56	0.00	0.750										
<b>Jeff Russell, R</b> ERA: (9, 1)	1.0		3	0	0	0	0	0	0	0	0	0	0	4	8	0.00	0.000										

**Detroit Tigers @ Texas Rangers**  
The Ballpark at Arlington, Arlington, TX  
Sun May 12, 1996, 4:33 AM EDT  
Att: 35,677 - Sunny - 83 F

AB 31  
R 5  
H 7  
RBI 5  
BB 5  
SO 7  
LOB 13



Batter	1	2	3	4	5	6	7	8	9	AB	R	H	RBI	BB	SO	LOB	BOTTOM										
<b>Darryl Hamilton, L</b> OBP: 0.374, SLG: 0.389 (1, 8)	G4-3			F8		G6-3		G3		4	0	0	0	0	0	0											
<b>Mark McLemore, S</b> OBP: 0.393, SLG: 0.355 (1, 4)	L3			L9 WP 1B		G3-1		G1-3		4	0	1	0	0	0	0											
<b>Will Clark, L</b> OBP: 0.429, SLG: 0.477 (1, 3)	F8			L9		G1-3			G6-3	4	0	0	0	0	0	1											
<b>Mickey Tettleton, S</b> OBP: 0.415, SLG: 0.535 (1, 10)		P6		K			HR 1B		K	4	1	1	0	0	2	1											
<b>29 Rusty Greer, L</b> OBP: 0.374, SLG: 0.453 (1, 7)		G3-1			G3-1 G4-3 2B	F9		P5		4	1	1	0	0	0	1											
<b>Dean Palmer, R</b> OBP: 0.336, SLG: 0.512 (1, 5)		L8			G3-1		HR			3	1	1	2	0	0	1											
<b>Warren Newson, L</b> OBP: 0.373, SLG: 0.383 (1, 9)				G1-3		G4-3		K		3	0	0	1	0	1	0											
<b>Dave Valle, R</b> OBP: 0.450, SLG: 0.438 (1, 2)				G6-3				G6-3		3	0	1	0	0	0	0											
<b>Kurt Stillwell, S</b> OBP: 0.344, SLG: 0.379 (1, 6)				G3-1		G4-3		L7		3	0	0	0	0	0	1											
<b>Inning Stats</b>	R: 0 E: 0 K: 0 S: 11	H: 0 LOB: 0 BB: 0 P: 18	R: 0 E: 0 K: 0 S: 7	H: 0 LOB: 0 BB: 0 P: 12	R: 0 E: 0 K: 1 S: 9	H: 1 LOB: 1 BB: 0 P: 13	R: 1 E: 0 K: 0 S: 10	H: 2 LOB: 1 BB: 0 P: 18	R: 0 E: 0 K: 0 S: 9	H: 0 LOB: 0 BB: 0 P: 13	R: 2 E: 0 K: 1 S: 10	H: 2 LOB: 0 BB: 0 P: 15	R: 0 E: 0 K: 0 S: 5	H: 0 LOB: 0 BB: 0 P: 6	R: 0 E: 0 K: 1 S: 7	H: 0 LOB: 0 BB: 0 P: 9	1B: 2 2B: 2 3B: 0 HR: 1	SF: 0 SAC: 0 DP: 0 HBP: 0	WP: 1 PB: 0 SB: 0 CS: 0	PA: 32							
<b>PITCHER</b>	IP	WLS	BF	H	R	ER	SO	BB	IBB	HBP	BLK	WP	HR	S	P	ERA	WHIP										
<b>Felipe Lira, R</b> ERA: 5.44 (1, 1)	6.1	W	24	5	3	3	1	0	0	0	0	0	0	63	100	4.26	0.789										
<b>Randy Veres, R</b> ERA: 8.75 (7, 1)	1.1		4	0	0	0	1	0	0	0	0	0	0	8	10	0.00	0.000										
<b>Mike Myers, L</b> ERA: 5.49 (8, 1)	1.1	S	4	0	0	0	1	0	0	0	0	0	0	8	10	0.00	0.000										

**Detroit Tigers @ Texas Rangers**  
The Ballpark at Arlington, Arlington, TX  
Sun May 12, 1996, 4:33 AM EDT  
Att: 35,677 - Sunny - 83 F

AB 32  
R 3  
H 5  
RBI 3  
BB 0  
SO 3  
LOB 5






Batter	1	2	3	4	5	6	7	8	9	AB	R	H	RBI	BB	SO	LOB	TOP					
Chad Curtis, R OBP: 0.357, SLG: 0.357 (1, 7)	G4-3		K				G6-4-3			3	0	0	0	1	1	3						
Duane Singleton, L OBP: 0.500, SLG: 0.333 (1, 8)	G4-3							P5		3	0	1	1	1	0	0						
Travis Fryman, R OBP: 0.335, SLG: 0.497 (1, 5)								P4		3	0	0	0	1	1	4						
Cecil Fielder, R OBP: 0.317, SLG: 0.479 (1, 3)	K							1B		4	0	1	0	0	1	1						
Melvin Nieves, S OBP: 0.320, SLG: 0.459 (1, 9)		K						G4-3		4	0	0	0	0	2	1						
Curtis Pride, L OBP: 0.250, SLG: 0.286 (1, 10)		G3								4	0	1	0	0	1	0						
Mark Lewis, R OBP: 0.371, SLG: 0.540 (1, 4)										4	0	1	0	0	1	1						
John Flaherty, R OBP: 0.274, SLG: 0.384 (1, 2)										4	1	1	0	0	0	1						
Alan Trammell, R OBP: 0.306, SLG: 0.308 (1, 6)										3	0	2	0	0	0	1						
<b>Inning Stats</b>	R: 0 E: 0 K: 1 S: 9	H: 0 LOB: 1 BB: 1 P: 18	R: 0 E: 0 K: 2 S: 11	H: 0 LOB: 0 BB: 0 P: 12	R: 0 E: 0 K: 2 S: 12	H: 1 LOB: 2 BB: 1 P: 17	R: 0 E: 0 K: 1 S: 6	H: 0 LOB: 0 BB: 0 P: 10	R: 1 E: 0 K: 0 S: 12	H: 2 LOB: 2 BB: 1 P: 22	R: 0 E: 0 K: 1 S: 8	H: 0 LOB: 0 BB: 0 P: 11	R: 0 E: 0 K: 0 S: 9	H: 2 LOB: 1 BB: 0 P: 12	R: 0 E: 0 K: 0 S: 10	H: 1 LOB: 1 BB: 0 P: 15	R: 0 E: 0 K: 0 S: 8	H: 1 LOB: 0 BB: 0 P: 10	1B: 6 2B: 1 3B: 0 HR: 0	SF: 0 SAC: 0 DP: 2 HBP: 0	WP: 1 PB: 0 SB: 0 CS: 0	PA: 35
<b>PITCHER</b> Charles Nagy, R ERA: 3.55 (1, 1)	IP: 9.0 WLS: W BF: 35 H: 7 R: 1 ER: 1 SO: 7 BB: 3 IBB: 0 HBP: 0 BLK: 0 WP: 1 HR: 0 S: 85 P: 127 ERA: 1.00 WHIP: 1.111															<b>PITCHER</b>						

Detroit Tigers @ Cleveland Indians  
Jacobs Field, Cleveland, OH  
Tue May 14 1996, 7:05 PM EDT  
Att: 40,765 - Unknown - 52 F


AB 32  
R 1  
H 7  
RBI 1  
BB 3  
SO 7  
LOB 12



Batter	1	2	3	4	5	6	7	8	9	AB	R	H	RBI	BB	SO	LOB	BOTTOM					
Kenny Lofton, L OBP: 0.413, SLG: 0.438 (1, 8)	G4-3			L7						4	1	2	0	0	0	1						
Julio Franco, R OBP: 0.389, SLG: 0.479 (1, 3)	G4-3									4	0	1	1	0	2	1						
Carlos Baerga, S OBP: 0.289, SLG: 0.357 (1, 4)	G5-3									4	0	0	0	0	0	1						
Albert Belle, R OBP: 0.425, SLG: 0.723 (1, 7)										3	1	1	0	1	1	1						
Eddie Murray, S OBP: 0.303, SLG: 0.316 (1, 10)	G3-1									4	1	1	2	0	1	1						
Jim Thome, L OBP: 0.470, SLG: 0.667 (1, 5)										3	1	1	1	1	1	0						
Manny Ramirez, R OBP: 0.343, SLG: 0.517 (1, 9)										2	1	1	1	2	0	0						
Sandy Alomar Jr., R OBP: 0.300, SLG: 0.415 (1, 2)										4	0	0	0	0	0	4						
Omar Vizquel, S OBP: 0.365, SLG: 0.455 (1, 6)										2	0	0	0	1	1	0						
<b>Inning Stats</b>	R: 0 E: 0 K: 0 S: 6	H: 0 LOB: 0 BB: 0 P: 9	R: 0 E: 0 K: 2 S: 8	H: 0 LOB: 0 BB: 0 P: 10	R: 2 E: 0 K: 0 S: 18	H: 3 LOB: 1 BB: 0 P: 26	R: 3 E: 0 K: 0 S: 15	H: 3 LOB: 1 BB: 1 P: 24	R: 0 E: 0 K: 1 S: 9	H: 0 LOB: 0 BB: 0 P: 16	R: 0 E: 0 K: 1 S: 11	H: 0 LOB: 1 BB: 1 P: 20	R: 0 E: 0 K: 2 S: 8	H: 1 LOB: 0 BB: 0 P: 10	R: 0 E: 0 K: 0 S: 10	H: 0 LOB: 3 BB: 3 P: 27	R: 0 E: 0 K: 0 S: 8	H: 0 LOB: 0 BB: 0 P: 10	1B: 3 2B: 1 3B: 0 HR: 3	SF: 0 SAC: 0 DP: 1 HBP: 0	WP: 1 PB: 0 SB: 2 CS: 1	PA: 35
<b>PITCHER</b> Greg Gohr, R ERA: 6.6 (1, 1)	IP: 3.2 WLS: L BF: 18 H: 5 R: 5 ER: 5 SO: 2 BB: 1 IBB: 0 HBP: 0 BLK: 0 WP: 0 HR: 3 S: 43 P: 63 ERA: 12.27 WHIP: 1.909															<b>PITCHER</b>						
Greg Keagle, R ERA: 8.99 (4, 1)	2.1 8 0 0 0 2 1 0 0 0 0 0 24 42 0.00 0.429																					
Richie Lewis, R ERA: 2.78 (7, 1)	2.0 9 1 0 0 2 3 0 0 0 1 0 18 37 0.00 2.000																					

Detroit Tigers @ Cleveland Indians  
Jacobs Field, Cleveland, OH  
Tue May 14 1996, 7:05 PM EDT  
Att: 40,765 - Unknown - 52 F

AB 30  
R 5  
H 7  
RBI 5  
BB 5  
SO 6  
LOB 9





Batter	1	2	3	4	5	6	7	8	9	AB	R	H	RBI	BB	SO	LOB	TOP				
<b>Chad Curtis, R</b> (1, 7) OBP: 0.351, SLG: 0.350 <b>Curtis Pride, L</b> (8, PH) OBP: 0.240, SLG: 0.273	F9	FC5-4			K			K		3	0	0	0	0	1	2					
<b>Duane Singleton, L</b> (1, 8) OBP: 0.250, SLG: 0.143	G4-3		F7		P6			G3		4	0	0	0	0	0	0					
<b>Travis Fryman, R</b> (1, 5) OBP: 0.339, SLG: 0.500	2B		G5-3		BB		G6-3	G6-3		3	0	1	0	1	0	0					
<b>Cecil Fielder, R</b> (1, 3) OBP: 0.316, SLG: 0.473		1B	G5-3		K			K		4	1	1	0	0	2	1					
<b>Melvin Nieves, S</b> (1, 9) OBP: 0.310, SLG: 0.443		K	G6-3		G1-3			K		4	0	0	0	0	2	2					
<b>Eddie Williams, R</b> (1, 10) OBP: 0.283, SLG: 0.405		1B			P5			F9		4	1	1	0	0	1	0					
<b>Mark Lewis, R</b> (1, 4) OBP: 0.370, SLG: 0.536		1B	G6-3		G6-3			G6-3		3	0	1	0	0	0	0					
<b>John Flaherty, R</b> (1, 2) OBP: 0.275, SLG: 0.392		F9	G6-3		G6-3			2B		3	0	1	0	0	0	3					
<b>Alan Trammell, R</b> (1, 6) OBP: 0.307, SLG: 0.309		FC5-4			G1-3			L5		3	0	1	2	0	0	1					
<b>Inning Stats</b>	R: 0 E: 0 K: 0 S: 5	H: 1 LOB: 1 BB: 0 P: 8	R: 2 E: 0 K: 1 S: 17	H: 4 LOB: 2 BB: 0 P: 26	R: 0 E: 0 K: 0 S: 13	H: 0 LOB: 1 BB: 1 P: 19	R: 0 E: 0 K: 0 S: 8	H: 0 LOB: 0 BB: 0 P: 11	R: 0 E: 0 K: 1 S: 7	H: 0 LOB: 0 BB: 0 P: 9	R: 0 E: 0 K: 0 S: 13	H: 1 LOB: 1 BB: 0 P: 20	R: 0 E: 0 K: 1 S: 9	H: 0 LOB: 0 BB: 0 P: 15	R: 0 E: 0 K: 3 S: 10	H: 0 LOB: 0 BB: 0 P: 18	1B: 4 2B: 2 3B: 0 HR: 0	SF: 0 SAC: 0 DP: 0 HBP: 0	WP: 0 PB: 0 SB: 0 CS: 0	PA: 33	
<b>PITCHER</b>	IP	WLS	BF	H	R	ER	SO	BB	IBB	HBP	BLK	WP	HR	S	P	ERA	WHIP				
<b>Dennis Martinez, R</b> (1, 1) ERA: 4.89	7.0	W	27	6	2	2	3	1	0	0	0	0	0	70	102	2.57	1.000				
<b>Julian Tavarez, R</b> (8, 1) ERA: 3.72	1.0		3	0	0	0	1	0	0	0	0	0	0	9	15	0.00	0.000				
<b>Jose Mesa, R</b> (9, 1) ERA: 2.25	1.0	S	3	0	0	0	3	0	0	0	0	0	0	10	18	0.00	0.000				

**Detroit Tigers @ Cleveland Indians**  
Jacobs Field, Cleveland, OH  
Wed May 15 1996, 7:05 PM EDT  
Att: 42,259 - Unknown - 54 F

AB 32  
R 2  
H 6  
RBI 2  
BB 1  
SO 7  
LOB 9



Batter	1	2	3	4	5	6	7	8	9	AB	R	H	RBI	BB	SO	LOB	BOTTOM				
<b>Kenny Lofton, L</b> (1, 8) OBP: 0.413, SLG: 0.444	2B	E3		K		L7		G6-3		5	2	2	0	0	1	0					
<b>Julio Franco, R</b> (1, 3) OBP: 0.395, SLG: 0.486	G5-3	1B		2B		S		K		4	1	2	1	1	1	1					
<b>Carlos Baerga, S</b> (1, 4) OBP: 0.293, SLG: 0.365	K	F9		G1-3		2B		BB		5	0	2	1	0	1	3					
<b>Albert Belle, R</b> (1, 7) OBP: 0.430, SLG: 0.730	1B	G6-3		G6-4-3		G4-3		BB		4	1	2	1	1	0	2					
<b>Eddie Murray, S</b> (1, 10) OBP: 0.312, SLG: 0.336	BB	1B		G4-3		BB		F7		4	0	2	0	1	0	2					
<b>Jim Thome, L</b> (1, 5) OBP: 0.464, SLG: 0.648	BB	BB		F7		G6-4-3		G3		3	0	0	0	1	0	3					
<b>Manny Ramirez, R</b> (1, 9) OBP: 0.361, SLG: 0.545	BB	HR		HR		IBB		FC6-4		1	1	1	2	3	0	0					
<b>Tony Peña, R</b> (1, 2) OBP: 0.351, SLG: 0.412	K	G5-3		G5-3		G5-3		K		4	0	0	0	0	2	7					
<b>Omar Vizquel, S</b> (1, 6) OBP: 0.355, SLG: 0.440		G5-3		F7		G5-3		FC6-4		4	0	0	0	0	0	2					
<b>Inning Stats</b>	R: 2 E: 0 K: 2 S: 21	H: 3 LOB: 3 BB: 2 P: 33	R: 1 E: 1 K: 0 S: 12	H: 2 LOB: 1 BB: 0 P: 18	R: 1 E: 0 K: 0 S: 7	H: 1 LOB: 0 BB: 0 P: 11	R: 0 E: 0 K: 1 S: 9	H: 1 LOB: 1 BB: 0 P: 16	R: 0 E: 0 K: 0 S: 7	H: 1 LOB: 2 BB: 2 P: 18	R: 1 E: 0 K: 0 S: 12	H: 1 LOB: 1 BB: 1 P: 19	R: 0 E: 0 K: 1 S: 10	H: 1 LOB: 2 BB: 1 P: 21	R: 0 E: 0 K: 1 S: 8	H: 1 LOB: 2 BB: 1 P: 14	1B: 4 2B: 5 3B: 1 HR: 1	SF: 0 SAC: 0 DP: 1 HBP: 0	WP: 0 PB: 0 SB: 1 CS: 0	PA: 41	
<b>PITCHER</b>	IP	WLS	BF	H	R	ER	SO	BB	IBB	HBP	BLK	WP	HR	S	P	ERA	WHIP				
<b>Jose Lima, R</b> (1, 1) ERA: 8.02	5.2	L	30	9	5	4	3	4	1	0	0	0	0	66	113	6.35	2.294				
<b>Randy Veres, R</b> (6, 1) ERA: 7.96	2.1		11	2	0	0	2	1	1	0	0	0	0	20	37	0.00	1.286				

**Detroit Tigers @ Cleveland Indians**  
Jacobs Field, Cleveland, OH  
Wed May 15 1996, 7:05 PM EDT  
Att: 42,259 - Unknown - 54 F

AB 34  
R 5  
H 11  
RBI 5  
BB 7  
SO 5  
LOB 20





Batter	1	2	3	4	5	6	7	8	9	AB	R	H	RBI	BB	SO	LOB	TOP			
<b>Chad Curtis, R</b> OBP: 0.354, SLG: 0.350 (1, 7)	1-1 WP 1B SAFE	4-1 1B SAFE			2-2 F8		0-1 G6-3			3	1	1	0	1	0	0	<b>Detroit Tigers @ Cleveland Indians</b> Jacobs Field, Cleveland, OH Thu May 16 1996, 7:05 PM EDT Att: 42,330 - Unknown - 51 F			
<b>Duane Singleton, L</b> OBP: 0.250, SLG: 0.182 (1, 8)	0-1 WP 1B	0-0 P4			0-3 K		1-1 F8			4	1	1	0	0	1	2				
<b>Travis Fryman, R</b> OBP: 0.337, SLG: 0.490 (1, 5)	0-2 F9	2-1 F8			4-1 1B BB			0-0 F8		3	0	0	0	1	0	4				
<b>Cecil Fielder, R</b> OBP: 0.320, SLG: 0.473 (1, 3)	1-0 G6-3 BB 1-H 2-H		1-3 K		2-2 1B			2-3 K		4	0	2	2	0	2	0				
<b>Melvin Nieves, S</b> OBP: 0.316, SLG: 0.466 (1, 9)	4-0 G6-3 BB		3-2 G3		0-3 K			0-2 HR		3	1	1	1	1	1	2				
<b>Eddie Williams, R</b> OBP: 0.314, SLG: 0.392 (1, 10)	2-2 G6-3 1-2 2-3		2-2 F8			1-3 K		1-0 F9		4	0	0	0	0	1	2				
<b>Mark Lewis, R</b> OBP: 0.361, SLG: 0.522 (1, 4)	0-1 G1-3			1-2 G6-3		0-3 K			1-1 G6-3	4	0	0	0	0	1	2				
<b>John Flaherty, R</b> OBP: 0.283, SLG: 0.406 (1, 2)		1-1 BB 1B		1-0 F7		1-0 F7			1-1 F8-4 2B	4	0	2	0	0	0	0				
<b>Chris Gomez, R</b> OBP: 0.353, SLG: 0.276 (9, PH)		1-3 K		1-3 K			0-0 F8		2-2 F8-4	3	0	0	0	0	2	1				
<b>Curtis Pride, L</b> OBP: 0.231, SLG: 0.261 (9, PH)									2-3	1	0	0	0	0	0	1				
<b>Inning Stats</b>	R: 2 E: 0 K: 0 S: 14	H: 3 LOB: 2 BB: 1 P: 22	R: 0 E: 0 K: 1 S: 10	H: 1 LOB: 2 BB: 1 P: 18	R: 0 E: 0 K: 1 S: 11	H: 0 LOB: 0 BB: 0 P: 17	R: 0 E: 0 K: 1 S: 10	H: 0 LOB: 2 BB: 1 P: 13	R: 0 E: 0 K: 2 S: 14	H: 0 LOB: 0 BB: 0 P: 10	R: 0 E: 0 K: 0 S: 5	H: 0 LOB: 0 BB: 0 P: 6	R: 1 E: 0 K: 1 S: 8	H: 1 LOB: 0 BB: 0 P: 11	R: 0 E: 0 K: 0 S: 8	H: 1 LOB: 0 BB: 0 P: 12	1B: 5 2B: 2 3B: 0 HR: 1	SF: 0 SAC: 0 DP: 1 HBP: 0	WP: 1 PB: 0 SB: 0 CS: 0	PA: 36
<b>PITCHER</b> <b>Jack McDowell, R</b> ERA: 3.11 (1, 1)	IP: 9.0 WLS: W BF: 36 H: 7 R: 3 ER: 3 SO: 8 BB: 3 IBB: 0 HBP: 0 BLK: 0 WP: 1 HR: 1 S: 88 P: 131 ERA: 3.00 WHIP: 1.111															<b>PITCHER</b>				

Batter	1	2	3	4	5	6	7	8	9	AB	R	H	RBI	BB	SO	LOB	BOTTOM			
<b>Kenny Lofton, L</b> OBP: 0.411, SLG: 0.438 (1, 8)	4-0 G4-3 S BB		0-0 G6-3	2-1 SH5-3			2-3 K			2	1	0	0	1	1	0	<b>Detroit Tigers @ Cleveland Indians</b> Jacobs Field, Cleveland, OH Thu May 16 1996, 7:05 PM EDT Att: 42,330 - Unknown - 51 F			
<b>Julio Franco, R</b> OBP: 0.398, SLG: 0.480 (1, 3)	2-1 G4-3		4-1 HR BB	4-0 IBB			3-3 K			2	1	0	0	2	1	1				
<b>Carlos Baerga, S</b> OBP: 0.286, SLG: 0.358 (1, 4)	0-0 G4-3		1-1 E6	1-1 SF8-3-5			0-3 K HR			3	2	0	2	0	1	1				
<b>Albert Belle, R</b> OBP: 0.432, SLG: 0.766 (1, 7)	2-0 F7		1-0 HR			1-1 F9		1-0 HR		4	2	2	5	0	0	0				
<b>Eddie Murray, S</b> OBP: 0.311, SLG: 0.354 (1, 10)		1-3 K	2-0 HR			3-1 P6		1-1 G6-3		4	1	1	1	0	1	0				
<b>Jim Thome, L</b> OBP: 0.465, SLG: 0.640 (1, 5)		4-1 BB BB	2-0 1B			3-3 K		2-1 F7		3	0	1	0	1	1	0				
<b>Manny Ramirez, R</b> OBP: 0.358, SLG: 0.532 (1, 9)		4-1 G6-4-3 BB	0-1 G1-3			3-1 F8		1-0 F8		3	0	0	0	1	0	1				
<b>Sandy Alomar Jr., R</b> OBP: 0.298, SLG: 0.404 (1, 2)	0-1 G6-4-3			4-1 SH5-3 1B BB			0-2 P3		1-1 G6-3	3	1	0	0	1	0	2				
<b>Omar Vizquel, S</b> OBP: 0.354, SLG: 0.438 (1, 6)			1-2 G6-3	1-1 SH5-3 1B			0-0 G5-3			3	0	1	0	0	0	0				
<b>Inning Stats</b>	R: 1 E: 0 K: 0 S: 4	H: 0 LOB: 0 BB: 1 P: 12	R: 0 E: 0 K: 1 S: 7	H: 0 LOB: 2 BB: 2 P: 16	R: 4 E: 1 K: 0 S: 12	H: 3 LOB: 1 BB: 1 P: 23	R: 1 E: 0 K: 0 S: 7	H: 1 LOB: 1 BB: 2 P: 19	R: 0 E: 0 K: 1 S: 7	H: 0 LOB: 0 BB: 0 P: 14	R: 0 E: 0 K: 0 S: 6	H: 0 LOB: 0 BB: 0 P: 9	R: 2 E: 0 K: 3 S: 14	H: 1 LOB: 0 BB: 0 P: 21	R: 0 E: 0 K: 0 S: 5	H: 0 LOB: 0 BB: 0 P: 9	1B: 2 2B: 1 3B: 0 HR: 3	SF: 1 SAC: 1 DP: 2 HBP: 0	WP: 1 PB: 0 SB: 1 CS: 0	PA: 35
<b>PITCHER</b> <b>Brian Williams, R</b> ERA: 8.1 (1, 1)	IP: 3.0 WLS: L BF: 18 H: 4 R: 6 ER: 2 SO: 1 BB: 5 IBB: 0 HBP: 0 BLK: 0 WP: 1 HR: 2 S: 26 P: 59 ERA: 6.00 WHIP: 3.000															<b>PITCHER</b>				
<b>Scott Aldred, L</b> ERA: 8.65 (4, 1)	4.0 14 1 2 2 4 0 1 0 0 1 1 31 55 4.50 0.250																			
<b>Gregg Olson, R</b> ERA: 1.08 (8, 1)	1.0 3 0 0 0 0 0 0 0 0 0 0 5 9 0.00 0.000																			







Batter	1	2	3	4	5	6	7	8	9	AB	R	H	RBI	BB	SO	LOB	TOP										
<b>Tony Phillips, S</b> (1, 7) OBP: 0.407, SLG: 0.424 <b>Chris Snopce, R</b> (7, 6) OBP: 0.318, SLG: 0.550	G3-1	SF7 1B		K	K	G4-3		FC4-6 1B		5	0	1	0	0	2	1	1 0 1 0 0 0 0										
<b>Darren Lewis, R</b> (1, 8) OBP: 0.355, SLG: 0.330	HBP	SF7 1B		HR	HR		G1-3	FC4-6 1B		5	2	3	4	0	0	2	5 2 3 4 0 0 2										
<b>Frank Thomas, R</b> (1, 3) OBP: 0.450, SLG: 0.658 <b>Chad Kreuter, S</b> (8, PH) (8, 3)	HR	SF7		G6-3	HR		1B	F9		2	2	1	2	2	0	0	2 2 1 2 2 0 0										
<b>Harold Baines, L</b> (1, 10) OBP: 0.400, SLG: 0.597 <b>Jose Munoz, S</b> (9, PH) OBP: 0.407, SLG: 0.304	2B 1B	K		2B 1B	HR		1B	G6-3		5	3	4	3	0	1	2	1 0 0 0 0 0 0										
<b>Robin Ventura, L</b> (1, 5) OBP: 0.341, SLG: 0.415	1B 2B			1B HR	K		F8	1B		5	2	3	0	1	1	2	5 2 3 0 1 1 2										
<b>Dave Martinez, L</b> (1, 9) OBP: 0.394, SLG: 0.517	1B			1B HR	2B		FC6	K		5	1	2	2	1	1	4	5 1 2 2 1 1 4										
<b>Ron Karkovics, R</b> (1, 2) OBP: 0.301, SLG: 0.312		1B BB		HR	G6-3			K	F7	6	2	2	1	0	2	3	6 2 2 1 0 2 3										
<b>Ray Durham, S</b> (1, 4) OBP: 0.410, SLG: 0.534	1B BB	1B		HR			G4-6-3 1B	FC4-6 2B		4	3	3	4	1	0	1	4 3 3 4 1 0 1										
<b>Ozzie Guillen, L</b> (1, 6) OBP: 0.273, SLG: 0.341 <b>Lyle Mouton, R</b> (7, 7) OBP: 0.304, SLG: 0.367	F8			HR	G4-6-3			FC4-6 1B HBP		4	1	1	0	0	0	3	4 1 1 0 0 0 3										
<b>Inning Stats</b>	R: 3 E: 0 K: 0 S: 10	H: 4 LOB: 1 BB: 0 P: 16	R: 2 E: 0 K: 1 S: 15	H: 3 LOB: 2 BB: 1 P: 24	R: 0 E: 0 K: 1 S: 11	H: 0 LOB: 1 BB: 1 P: 19	R: 7 E: 0 K: 1 S: 24	H: 6 LOB: 0 BB: 1 P: 43	R: 3 E: 0 K: 2 S: 16	H: 3 LOB: 0 BB: 1 P: 28	R: 0 E: 0 K: 0 S: 13	H: 1 LOB: 0 BB: 0 P: 18	R: 0 E: 0 K: 0 S: 12	H: 1 LOB: 2 BB: 1 P: 25	R: 1 E: 0 K: 1 S: 14	H: 2 LOB: 2 BB: 0 P: 21	R: 0 E: 0 K: 1 S: 8	H: 1 LOB: 1 BB: 0 P: 11	1B: 12 2B: 5 3B: 0 HR: 4	SF: 1 SAC: 0 DP: 1 HBP: 2	WP: 0 PB: 0 SB: 0 CS: 1	PA: 52					
<b>PITCHER</b>	IP	WLS	BF	H	R	ER	SO	BB	IBB	HBP	BLK	WP	HR	S	P	ERA	WHIP										
<b>John Farrell, R</b> (1, 1) ERA: 33.75	1.1	L	10	6	5	5	0	1	0	1	0	0	1	16	26	33.75	5.250										
<b>Greg Keagle, R</b> (2, 1) ERA: 8.23	2.2		17	7	7	7	3	1	1	0	0	0	2	44	76	23.62	3.000										
<b>Randy Veres, R</b> (5, 1) ERA: 8.36	2.0		10	4	3	3	2	1	0	0	0	0	1	29	46	13.50	2.500										
<b>Richie Lewis, R</b> (7, 1) ERA: 3.2	1.0		5	1	0	0	0	1	0	0	0	0	0	12	25	0.00	2.000										
<b>Mike Myers, L</b> (8, 1) ERA: 5.87	2.0		10	3	1	1	2	0	0	1	0	0	0	22	32	4.50	1.500										

Chicago White Sox @ Detroit Tigers  
Tiger Stadium, Detroit, MI  
Sat May 18 1996, 3:33 AM EDT  
Att: 21,673 - Cloudy - 86 F

AB	44
R	16
H	21
RBI	16
BB	5
SO	7
LOB	20



Batter	1	2	3	4	5	6	7	8	9	AB	R	H	RBI	BB	SO	LOB	BOTTOM										
<b>Chad Curtis, R</b> (1, 7) OBP: 0.352, SLG: 0.345 <b>Kimera Batee, R</b> (8, 8) OBP: 0.190, SLG: 0.190	BB	FC1-5-2 CS			F8					2	0	0	0	2	0	2	2 0 0 0 2 0 2										
<b>Mark Lewis, R</b> (1, 4) OBP: 0.354, SLG: 0.518	F7	L4			K			F9		4	0	0	0	0	1	4	4 0 0 0 0 1 4										
<b>Travis Fryman, R</b> (1, 5) OBP: 0.339, SLG: 0.509 <b>Eddie Williams, R</b> (8, 5) OBP: 0.312, SLG: 0.388	K			HR	F8			L8		3	1	1	1	0	1	1	3 1 1 1 0 1 1										
<b>Cecil Fielder, R</b> (1, 3) OBP: 0.311, SLG: 0.456 <b>Mark Parent, R</b> (8, 3) OBP: 0.234, SLG: 0.467	P3			F8			1B	K		3	0	1	0	0	0	1	3 0 1 0 0 0 1										
<b>Melvin Nieves, S</b> (1, 9) OBP: 0.333, SLG: 0.496 <b>Danny Bautista, R</b> (8, 9) OBP: 0.352, SLG: 0.387	2B 1B			K			G5-4-3 1B	K		3	1	2	0	0	1	0	3 1 2 0 0 1 0										
<b>Curtis Pride, L</b> (1, 10) OBP: 0.343, SLG: 0.433	2B 2B	CS		CS			P5	FC4-6 BB		3	1	2	0	1	0	2	3 1 2 0 1 0 2										
<b>Chris Gomez, R</b> (1, 6) OBP: 0.361, SLG: 0.306	1B 2B	CS		G4-6-3 1B			G5-4-3	F8		4	1	2	2	0	0	3	4 1 2 2 0 0 3										
<b>John Flaherty, R</b> (1, 2) OBP: 0.280, SLG: 0.396	2B 1B			G4-6-3			K	FC4-6		4	0	1	1	0	1	2	4 0 1 1 0 1 2										
<b>Duane Singleton, L</b> (1, 8) OBP: 0.238, SLG: 0.250	FC1-5-2 2B			K			G3-1	K		4	0	1	0	0	2	1	4 0 1 0 0 2 1										
<b>Inning Stats</b>	R: 0 E: 0 K: 1 S: 8	H: 0 LOB: 1 BB: 1 P: 17	R: 3 E: 0 K: 0 S: 16	H: 5 LOB: 1 BB: 0 P: 30	R: 1 E: 0 K: 0 S: 16	H: 2 LOB: 0 BB: 0 P: 24	R: 0 E: 0 K: 1 S: 5	H: 1 LOB: 0 BB: 0 P: 8	R: 0 E: 0 K: 0 S: 8	H: 2 LOB: 1 BB: 0 P: 13	R: 0 E: 0 K: 1 S: 7	H: 0 LOB: 1 BB: 1 P: 14	R: 0 E: 0 K: 2 S: 9	H: 0 LOB: 0 BB: 0 P: 12	R: 0 E: 0 K: 1 S: 8	H: 0 LOB: 1 BB: 1 P: 12	1B: 6 2B: 3 3B: 0 HR: 1	SF: 0 SAC: 0 DP: 2 HBP: 0	WP: 0 PB: 0 SB: 0 CS: 2	PA: 37							
<b>PITCHER</b>	IP	WLS	BF	H	R	ER	SO	BB	IBB	HBP	BLK	WP	HR	S	P	ERA	WHIP										
<b>James Baldwin, R</b> (1, 1) ERA: 3.99	1.0		8	4	3	3	1	1	0	0	0	0	1	13	29	1.80	5.000										
<b>Kirk McCaskill, R</b> (2, 1) ERA: 6.67	5.0	W	17	6	1	1	3	0	0	0	0	0	1	48	75	1.80	1.200										
<b>41 Bill Simas, R</b> (7, 1) ERA: 4.24	3.0	S	11	0	0	0	4	2	0	0	0	0	0	24	38	0.00	0.667										

Chicago White Sox @ Detroit Tigers  
Tiger Stadium, Detroit, MI  
Sat May 18 1996, 3:33 AM EDT  
Att: 21,673 - Cloudy - 86 F

AB	33
R	4
H	10
RBI	4
BB	3
SO	8
LOB	16






Batter	1	2	3	4	5	6	7	8	9	AB	R	H	RBI	BB	SO	LOB	TOP					
Tony Phillips, S OBP: 0.410, SLG: 0.439	K2-3		1B BB	G4-3		SF9 3B		F8	HR 1B	6	3	3	2	0	1	0						
Dave Martinez, L OBP: 0.402, SLG: 0.522	S 1B		BB HR 1B	G1-3		G5-3		G6-3	HR	3	1	2	0	0	0	0						
Darren Lewis, R OBP: 0.354, SLG: 0.362			HR 1B						HR	3	1	1	4	0	0	1						
Frank Thomas, R OBP: 0.447, SLG: 0.647			HR 1B	L7		SF9		G5-3	G4-3	4	1	1	1	1	0	0						
Harold Baines, L OBP: 0.407, SLG: 0.602	L4		HR 1B			G4-3			G4-3	4	1	2	1	1	0	2						
Robin Ventura, L OBP: 0.343, SLG: 0.434	L9		HR			G4-3				5	2	2	4	0	1	4						
Jose Munoz, S OBP: 0.407, SLG: 0.304			HR						BB 1B	0	0	0	0	0	0	0						
Danny Tartabull, R OBP: 0.338, SLG: 0.367		E8	G5-3					L9	1B BB	4	1	1	0	1	0	0						
Ron Karkovics, R OBP: 0.297, SLG: 0.301	G6-3	G6-3	G6-3			G5-4-3		F8	1B 1B	4	1	0	0	1	0	3						
Ray Durham, S OBP: 0.416, SLG: 0.543	K		1B			1B 2B			K	5	1	3	0	0	2	4						
Ozzie Guillen, L OBP: 0.278, SLG: 0.343	G4-3	G4-3	G4-3			2B 1B		F8	HR 1B	5	2	2	2	0	0	3						
<b>Inning Stats</b>	R: 0 E: 0 K: 1 S: 10	H: 1 LOB: 2 BB: 1 P: 17	R: 0 E: 1 K: 1 S: 11	H: 0 LOB: 1 BB: 0 P: 16	R: 5 E: 0 K: 0 S: 16	H: 5 LOB: 1 BB: 1 P: 31	R: 0 E: 0 K: 0 S: 6	H: 0 LOB: 0 BB: 0 P: 9	R: 0 E: 0 K: 0 S: 8	H: 2 LOB: 1 BB: 0 P: 9	R: 3 E: 0 K: 1 S: 15	H: 4 LOB: 1 BB: 0 P: 26	R: 0 E: 0 K: 0 S: 10	H: 1 LOB: 1 BB: 0 P: 18	R: 0 E: 0 K: 0 S: 6	H: 0 LOB: 0 BB: 0 P: 12	R: 6 E: 0 K: 1 S: 27	H: 4 LOB: 2 BB: 2 P: 49	1B: 12 2B: 2 3B: 1 HR: 2	SF: 1 SAC: 0 DP: 1 HBP: 0	WP: 0 PB: 0 SB: 1 CS: 0	PA: 48
<b>PITCHER</b>	IP WLS BF H R ER SO BB IBB HBP BLK WP HR S P ERA WHIP																					
Greg Gohr, R ERA: 6.98	(1, 1) 4.0 L 22 7 5 5 2 2 0 0 0 0 0 1 44 75 11.25 2.250																					
Jose Lima, R ERA: 7.82	(5, 1) 4.0 17 6 3 3 1 0 0 0 0 0 0 38 63 6.75 1.500																					
Gregg Olson, R ERA: 8.1	(9, 1) 0.2 8 4 6 6 1 2 0 0 0 0 0 1 25 46 81.00 9.000																					
Mike Myers, L ERA: 5.79	(9, 1) 0.1 1 0 0 0 0 0 0 0 0 0 0 0 2 3 0.00 0.000																					

Chicago White Sox @ Detroit Tigers  
Tiger Stadium, Detroit, MI  
Sun May 19 1996, 7:05 PM EDT  
Att: 9,709 - Unknown - 87 F

AB 43  
R 14  
H 17  
RBI 14  
BB 4  
SO 4  
LOB 17



Batter	1	2	3	4	5	6	7	8	9	AB	R	H	RBI	BB	SO	LOB	BOTTOM					
Chad Curtis, R OBP: 0.353, SLG: 0.339	1B BB		BB		F8		P4		FC6-4	3	1	0	0	2	0	2						
Alan Trammell, R OBP: 0.327, SLG: 0.324	G5-4-3		P6			BB 1B		L8 WP	1B	4	1	3	0	0	0	1						
Travis Fryman, R OBP: 0.337, SLG: 0.500	G5-4-3				P5	2B 1B		F8		3	1	0	0	1	0	2						
Cecil Fielder, R OBP: 0.316, SLG: 0.460	P4				K	1B 2B			BB	3	0	1	1	1	1	0						
Melvin Nieves, S OBP: 0.336, SLG: 0.492		K				P2		L8		1	0	0	0	1	1	0						
Danny Bautista, R OBP: 0.342, SLG: 0.375										2	0	0	0	0	0	4						
Eddie Williams, R OBP: 0.307, SLG: 0.382		K								2	0	0	0	0	2	1						
Curtis Pride, L OBP: 0.351, SLG: 0.438					K					2	0	1	1	0	1	2						
Mark Lewis, R OBP: 0.352, SLG: 0.512	L4				G6-3	G5-4-3			FC6-4	4	0	1	0	0	0	2						
John Flaherty, R OBP: 0.270, SLG: 0.383			G6-3		G5-3			F8	F7	4	0	0	0	0	0	1						
Kimera Batee, R OBP: 0.208, SLG: 0.208			B3							3	0	1	0	0	1	0						
Duane Singleton, L OBP: 0.227, SLG: 0.238									F7	1	0	0	0	0	0	1						
<b>Inning Stats</b>	R: 1 E: 0 K: 0 S: 11	H: 1 LOB: 0 BB: 1 P: 20	R: 0 E: 0 K: 2 S: 13	H: 0 LOB: 0 BB: 0 P: 22	R: 0 E: 0 K: 0 S: 5	H: 0 LOB: 1 BB: 1 P: 10	R: 0 E: 0 K: 2 S: 9	H: 0 LOB: 1 BB: 1 P: 17	R: 0 E: 0 K: 0 S: 8	H: 1 LOB: 1 BB: 0 P: 10	R: 2 E: 0 K: 0 S: 9	H: 3 LOB: 1 BB: 1 P: 20	R: 0 E: 0 K: 1 S: 7	H: 0 LOB: 0 BB: 0 P: 12	R: 0 E: 0 K: 1 S: 10	H: 1 LOB: 2 BB: 1 P: 19	R: 0 E: 0 K: 0 S: 8	H: 1 LOB: 1 BB: 0 P: 13	1B: 6 2B: 1 3B: 1 HR: 0	SF: 0 SAC: 0 DP: 2 HBP: 0	WP: 1 PB: 0 SB: 0 CS: 0	PA: 37
<b>PITCHER</b>	IP WLS BF H R ER SO BB IBB HBP BLK WP HR S P ERA WHIP																					
Wilson Alvarez, L ERA: 5.01	(1, 1) 5.1 W 23 4 3 3 4 4 0 0 0 0 0 0 9 16 5.06 1.500																					
Matt Karchner, R ERA: 1.82	(6, 1) 1.2 5 1 0 0 1 0 0 0 0 0 0 9 16 0.00 0.600																					
Brian Keyser, R ERA: 2.12	(8, 1) 2.0 9 2 0 0 1 1 0 0 0 0 1 0 18 32 0.00 1.500																					

Chicago White Sox @ Detroit Tigers  
Tiger Stadium, Detroit, MI  
Sun May 19 1996, 7:05 PM EDT  
Att: 9,709 - Unknown - 87 F

AB 32  
R 3  
H 7  
RBI 2  
BB 5  
SO 6  
LOB 16





Batter	1	2	3	4	5	6	7	8	9	AB	R	H	RBI	BB	SO	LOB	TOP					
<b>Bip Roberts, S</b> OBP: 0.395, SLG: 0.399 (1, 4)	G6-3	WP 1B		G6-3			1B 2B	G4-3		5	1	2	1	0	0	0						
<b>Tom Goodwin, L</b> OBP: 0.311, SLG: 0.306 (1, 7)	G6-3 1B	G4-3			F7		G3 1B	F7		5	1	2	1	0	0	2						
<b>Keith Lockhart, L</b> OBP: 0.394, SLG: 0.471 (1, 5)	G6-3				1B		G3 2B	K		5	1	2	0	0	2	1						
<b>Joe Vitiello, R</b> OBP: 0.398, SLG: 0.433 (1, 10)		1B BB 1B		G4-3			BB G3 FC6 IBB	K		4	2	1	0	1	2	1						
<b>Michael Tucker, L</b> OBP: 0.311, SLG: 0.415 (1, 9)		1B BB					G3	F8		3	0	0	1	2	0	3						
<b>Jose Offerman, S</b> OBP: 0.357, SLG: 0.364 (1, 3)		1B					FC6 BB IBB	F8		4	1	2	0	1	1	0						
<b>Johnny Damon, L</b> OBP: 0.314, SLG: 0.396 (1, 8)		1B			F7		1B FC6 BB			3	1	2	2	1	0	2						
<b>Sal Fasano, R</b> OBP: 0.240, SLG: 0.265 (1, 2)		WP 1B			G5-3		L8-3 FC6			4	0	1	2	0	0	3						
<b>David Howard, S</b> OBP: 0.280, SLG: 0.319 (1, 6)		F7			L8		G5-3 K			4	0	0	0	0	1	5						
<b>Inning Stats</b>	R: 0 E: 0 K: 0 S: 6	H: 1 LOB: 0 BB: 0 P: 7	R: 3 E: 0 K: 0 S: 12	H: 5 LOB: 2 BB: 1 P: 21	R: 0 E: 0 K: 1 S: 10	H: 1 LOB: 2 BB: 1 P: 18	R: 0 E: 0 K: 0 S: 5	H: 0 LOB: 0 BB: 0 P: 7	R: 0 E: 0 K: 1 S: 14	H: 1 LOB: 1 BB: 0 P: 19	R: 0 E: 0 K: 1 S: 8	H: 1 LOB: 0 BB: 0 P: 11	R: 4 E: 0 K: 1 S: 12	H: 3 LOB: 3 BB: 3 P: 30	R: 0 E: 0 K: 1 S: 10	H: 0 LOB: 0 BB: 0 P: 14	R: 0 E: 0 K: 1 S: 9	H: 0 LOB: 0 BB: 0 P: 15	1B: 10 2B: 3 3B: 0 HR: 0	SF: 0 SAC: 0 DP: 2 HBP: 0	WP: 1 PB: 0 SB: 0 CS: 0	PA: 42
<b>PITCHER</b>	IP	WLS	BF	H	R	ER	SO	BB	IBB	HBP	BLK	WP	HR	S	P	ERA	WHIP					
<b>Brian Williams, R</b> ERA: 7.27 (1, 1)	6.0	L	26	9	3	3	3	2	0	0	0	1	0	55	83	4.50	1.833					
<b>Scott Aldred, L</b> ERA: 9.35 (7, 1)	0.2		8	3	4	4	0	1	2	0	0	0	0	8	26	54.00	6.000					
<b>Randy Veres, R</b> ERA: 7.71 (7, 1)	2.1		8	0	0	0	3	0	0	0	0	0	0	23	33	0.00	0.000					

**Kansas City Royals @ Detroit Tigers**  
 Tiger Stadium, Detroit, MI  
 Tue May 21 1996, 7:05 PM EDT  
 Att: 24,372 - Unknown - 81 F

AB	37
R	7
H	12
RBI	7
BB	5
SO	6
LOB	17



Batter	1	2	3	4	5	6	7	8	9	AB	R	H	RBI	BB	SO	LOB	BOTTOM					
<b>Duane Singleton, L</b> OBP: 0.231, SLG: 0.208 (1, 8)	G4-3					L9	G4-6-3			3	0	0	0	0	0	3						
<b>Curtis Pride, L</b> OBP: 0.341, SLG: 0.400 (1, 10)	G4-3			HBP		1B BB		G4-3		3	0	0	0	1	1	1						
<b>Travis Fryman, R</b> OBP: 0.335, SLG: 0.494 (1, 5)	K				F7			F8		4	0	1	0	0	1	0						
<b>Cecil Fielder, R</b> OBP: 0.309, SLG: 0.448 (1, 3)		F8			F9		P2	K		4	0	0	0	0	1	2						
<b>Melvin Nieves, S</b> OBP: 0.333, SLG: 0.492 (1, 9)		K			K		F9 BB 2B	K		4	1	1	0	0	3	0						
<b>Chad Curtis, R</b> OBP: 0.356, SLG: 0.345 (1, 7)						L8	BB HBP HBP	K		3	0	1	0	0	1	0						
<b>Mark Lewis, R</b> OBP: 0.350, SLG: 0.506 (1, 4)		F8				G6-4-3 1B	F9	L5		4	0	1	0	0	0	3						
<b>John Flaherty, R</b> OBP: 0.272, SLG: 0.376 (1, 2)					K	G6-4-3				2	0	0	0	0	1	1						
<b>Alan Trammell, R</b> OBP: 0.327, SLG: 0.317 (1, 6)					G5-3		G5-3	G4-6-3 BB		2	0	0	1	1	0	0						
<b>Inning Stats</b>	R: 0 E: 0 K: 1 S: 8	H: 0 LOB: 0 BB: 0 P: 14	R: 0 E: 0 K: 1 S: 8	H: 1 LOB: 1 BB: 0 P: 12	R: 0 E: 0 K: 2 S: 10	H: 0 LOB: 1 BB: 0 P: 13	R: 0 E: 0 K: 1 S: 7	H: 0 LOB: 0 BB: 0 P: 12	R: 0 E: 0 K: 0 S: 5	H: 1 LOB: 2 BB: 1 P: 7	R: 0 E: 0 K: 0 S: 6	H: 1 LOB: 2 BB: 1 P: 11	R: 0 E: 0 K: 0 S: 10	H: 1 LOB: 2 BB: 1 P: 20	R: 0 E: 0 K: 1 S: 8	H: 0 LOB: 0 BB: 0 P: 13	R: 0 E: 0 K: 2 S: 8	H: 0 LOB: 0 BB: 0 P: 9	1B: 2 2B: 2 3B: 0 HR: 0	SF: 0 SAC: 0 DP: 2 HBP: 3	WP: 0 PB: 0 SB: 0 CS: 0	PA: 34
<b>PITCHER</b>	IP	WLS	BF	H	R	ER	SO	BB	IBB	HBP	BLK	WP	HR	S	P	ERA	WHIP					
<b>Doug Linton, R</b> ERA: 3.94 (1, 1)	6.0	W	24	4	1	1	5	1	0	2	0	0	0	48	75	1.50	0.833					
<b>Julio Valera, R</b> ERA: 5.06 (7, 1)	3.0	S	10	0	0	0	3	1	0	1	0	0	0	22	36	0.00	0.333					

**Kansas City Royals @ Detroit Tigers**  
 Tiger Stadium, Detroit, MI  
 Tue May 21 1996, 7:05 PM EDT  
 Att: 24,372 - Unknown - 81 F

AB	29
R	1
H	4
RBI	1
BB	2
SO	8
LOB	10





Batter	1	2	3	4	5	6	7	8	9	AB	R	H	RBI	BB	SO	LOB	TOP					
<b>Bip Roberts, S</b> OBP: 0.345, SLG: 0.387 (1, 4)	G4-3		G5-3		E6	F7		G4-3		5	0	0	0	0	0	3	<b>Kansas City Royals @ Detroit Tigers</b> Tiger Stadium, Detroit, MI Wed May 22 1996, 3:33 AM EDT Att. 12,890 - Sunny - 77 F					
<b>Tom Goodwin, L</b> OBP: 0.314, SLG: 0.304 (1, 7)	F8		CS S 1B		BB		F7	F8		4	0	1	0	1	0	1						
<b>Keith Lockhart, L</b> OBP: 0.387, SLG: 0.468 (1, 5)	2B		G4-3		G6-3		F9		F7	5	1	1	0	0	0	2						
<b>Joe Vittiello, R</b> OBP: 0.415, SLG: 0.511 <b>Les Norman, R</b> OBP: 0.209, SLG: 0.136 (9, PR)	2B			P2		HR			FC4-6 1B	4	3	3	2	1	0	0						
<b>Bob Hamelin, L</b> OBP: 0.404, SLG: 0.361 (1, 3)	2B			WP S 2B		S 1B			FC4-6 1B	3	2	2	2	2	0	1						
<b>Johnny Damon, L</b> OBP: 0.311, SLG: 0.390 (1, 8)	G4-3			P4		BB			F9	5	0	1	0	0	0	4						
<b>Michael Tucker, L</b> OBP: 0.310, SLG: 0.407 (1, 9)			F8		S BB					3	0	0	0	1	1	3						
<b>Mike Macfarlane, R</b> OBP: 0.274, SLG: 0.384 (1, 2)			P5		F7				G4-3 SH3-4 1B	3	0	1	0	1	0	1						
<b>David Howard, S</b> OBP: 0.281, SLG: 0.319 (1, 6)			L5		G4-3				SH3-4	3	0	1	1	0	0	0						
<b>Inning Stats</b>	R: 2 H: 2 E: 0 K: 0 S: 13	H: 2 LOB: 1 BB: 1 P: 21	R: 0 H: 0 E: 0 K: 0 S: 7	H: 0 LOB: 0 BB: 0 P: 10	R: 0 H: 1 E: 0 K: 0 S: 10	H: 1 LOB: 0 BB: 0 P: 17	R: 1 H: 1 E: 0 K: 0 S: 8	H: 1 LOB: 1 BB: 1 P: 16	R: 0 H: 0 E: 1 K: 0 S: 4	H: 0 LOB: 1 BB: 1 P: 8	R: 2 H: 2 E: 0 K: 1 S: 18	H: 2 LOB: 2 BB: 2 P: 33	R: 1 H: 2 E: 0 K: 0 S: 11	H: 2 LOB: 2 BB: 1 P: 23	R: 0 H: 1 E: 0 K: 0 S: 9	H: 1 LOB: 1 BB: 0 P: 14	R: 0 H: 1 E: 0 K: 0 S: 10	H: 1 LOB: 1 BB: 0 P: 15	1B: 5 2B: 3 3B: 0 HR: 2	SF: 0 SAC: 1 DP: 0 HBP: 0	WP: 1 PB: 0 SB: 4 CS: 2	PA: 42
<b>PITCHER</b>	IP	WLS	BF	H	R	ER	SO	BB	IBB	HBP	BLK	WP	HR	S	P	ERA	WHIP					
<b>John Farrell, R</b> ERA: 14.21 (1, 1)	5.0	L	23	5	5	5	0	4	0	0	0	1	1	49	84	9.00	1.800					
<b>Mike Myers, L</b> ERA: 5.89 (6, 1)	2.0		11	3	1	1	1	1	1	0	0	0	1	22	44	4.50	2.000					
<b>Richie Lewis, R</b> ERA: 2.96 (8, 1)	2.0		8	2	0	0	0	0	0	0	0	0	0	19	29	0.00	1.000					

Batter	1	2	3	4	5	6	7	8	9	AB	R	H	RBI	BB	SO	LOB	BOTTOM				
<b>Curtis Pride, L</b> OBP: 0.326, SLG: 0.375 (1, 10)	2B		P6		P5		G4-3		F7	5	1	1	0	0	0	2	<b>Kansas City Royals @ Detroit Tigers</b> Tiger Stadium, Detroit, MI Wed May 22 1996, 3:33 AM EDT Att. 12,890 - Sunny - 77 F				
<b>Mark Lewis, R</b> OBP: 0.340, SLG: 0.492 (1, 4)	K		F8		K		K		P3	5	0	0	0	0	3	3					
<b>Cecil Fielder, R</b> OBP: 0.311, SLG: 0.453 (1, 3)	1B		P6		1B		G5-3		K	5	1	2	1	0	1	0					
<b>Travis Fryman, R</b> OBP: 0.343, SLG: 0.500 (1, 5)	1B		F9		1B				G6-4-3 1B	4	1	3	1	0	0	0					
<b>Melvin Nieves, S</b> OBP: 0.331, SLG: 0.485 (1, 9)	G4-3		K		K				G6-4-3 1B	4	0	1	0	0	2	3					
<b>Chad Curtis, R</b> OBP: 0.349, SLG: 0.337 (1, 7)	K				G6-3		G4-3		G6-4-3	4	0	0	0	0	1	3					
<b>Mark Parent, R</b> OBP: 0.255, SLG: 0.531 (1, 2)			K		F7		HR		BB 1B	4	1	2	2	0	1	0					
<b>Chris Gomez, R</b> OBP: 0.373, SLG: 0.302 <b>Eddie Williams, R</b> OBP: 0.312, SLG: 0.382 <b>Alan Trammell, R</b> OBP: 0.327, SLG: 0.317 (9, 6)									3H 4.1	1	0	0	0	2	1	0					
<b>Duane Singleton, L</b> OBP: 0.233, SLG: 0.214 (1, 8)									BB	0	0	0	0	1	0	0					
<b>Inning Stats</b>	R: 2 H: 3 E: 0 K: 2 S: 14	H: 1 LOB: 2 BB: 1 P: 22	R: 0 H: 0 E: 0 K: 1 S: 12	H: 0 LOB: 0 BB: 0 P: 20	R: 0 H: 0 E: 0 K: 1 S: 14	H: 0 LOB: 1 BB: 1 P: 20	R: 0 H: 2 E: 0 K: 2 S: 15	H: 2 LOB: 2 BB: 0 P: 25	R: 1 H: 1 E: 0 K: 1 S: 9	H: 1 LOB: 0 BB: 0 P: 16	R: 0 H: 0 E: 0 K: 1 S: 9	H: 0 LOB: 0 BB: 0 P: 12	R: 1 H: 3 E: 0 K: 0 S: 13	H: 3 LOB: 2 BB: 1 P: 21	R: 0 H: 0 E: 0 K: 1 S: 8	H: 0 LOB: 0 BB: 0 P: 11	1B: 8 2B: 1 3B: 0 HR: 1	SF: 0 SAC: 0 DP: 1 HBP: 0	WP: 1 PB: 0 SB: 0 CS: 0	PA: 39	
<b>PITCHER</b>	IP	WLS	BF	H	R	ER	SO	BB	IBB	HBP	BLK	WP	HR	S	P	ERA	WHIP				
<b>Tim Belcher, R</b> ERA: 4.15 (1, 1)	6.0	W	27	7	3	3	8	2	0	0	0	0	1	71	112	4.50	1.500				
<b>Hipolito Pichardo, R</b> ERA: 6.46 (7, 1)	1.2		7	3	1	1	1	0	0	0	0	0	0	18	23	5.40	1.800				
<b>Jeff Montgomery, R</b> ERA: 2.33 (8, 1)	1.1	S	5	0	0	0	1	1	0	0	0	0	0	12	21	0.00	0.750				

AB	35
R	6
H	10
RBI	5
BB	6
SO	1
LOB	15



AB	36
R	4
H	10
RBI	4
BB	3
SO	10
LOB	14





Batter	1	2	3	4	5	6	7	8	9	AB	R	H	RBI	BB	SO	LOB	TOP					
<b>Kenny Lofton, L</b> OBP: 0.407, SLG: 0.451 (1, 8)	G1-3		K				F7			5	1	2	1	0	1	1	<b>Cleveland Indians @ Detroit Tigers</b> Tiger Stadium, Detroit, MI Fri May 24 1996, 7:05 PM EDT Att: 26,967 - Unknown - 64 F					
<b>Julio Franco, R</b> OBP: 0.405, SLG: 0.480 (1, 3)	K		G6-4-3				G6-3			5	0	1	0	0	2	2						
<b>Carlos Baerga, S</b> OBP: 0.275, SLG: 0.361 (1, 4)	F8						F8			5	0	0	0	0	0	2						
<b>Albert Belle, R</b> OBP: 0.442, SLG: 0.776 (1, 7)										4	3	3	2	0	0	1						
<b>Eddie Murray, S</b> OBP: 0.326, SLG: 0.374 (1, 10)										4	0	2	0	0	0	0						
<b>Jim Thome, L</b> OBP: 0.472, SLG: 0.659 <b>Alvaro Espinoza, R</b> OBP: 0.250, SLG: 0.368 (9, 5)										1	1	0	0	3	1	2						
<b>Manny Ramirez, R</b> OBP: 0.368, SLG: 0.555 <b>Wayne Kirby, L</b> OBP: 0.286, SLG: 0.286 (9, 9)										0	0	0	0	0	0	0						
<b>Sandy Alomar Jr., R</b> OBP: 0.324, SLG: 0.470 (1, 2)										3	1	1	3	0	1	3						
<b>Omar Vizquel, S</b> OBP: 0.347, SLG: 0.421 (1, 6)										0	0	0	0	0	0	0						
<b>Inning Stats</b>	R: 0 E: 0 K: 1 S: 6	H: 0 LOB: 0 BB: 0 P: 10	R: 1 E: 1 K: 2 S: 13	H: 2 LOB: 1 BB: 0 P: 22	R: 0 E: 0 K: 1 S: 11	H: 1 LOB: 0 BB: 0 P: 16	R: 1 E: 0 K: 1 S: 14	H: 2 LOB: 2 BB: 1 P: 25	R: 1 E: 0 K: 0 S: 11	H: 2 LOB: 1 BB: 0 P: 21	R: 0 E: 0 K: 0 S: 11	H: 1 LOB: 2 BB: 1 P: 19	R: 0 E: 0 K: 0 S: 4	H: 0 LOB: 0 BB: 0 P: 8	R: 3 E: 0 K: 0 S: 13	H: 2 LOB: 0 BB: 1 P: 21		R: 0 E: 0 K: 1 S: 8	H: 1 LOB: 0 BB: 0 P: 14	1B: 7 2B: 0 3B: 0 HR: 4	SF: 1 SAC: 0 DP: 1 HBP: 0	WP: 2 PB: 2 SB: 0 CS: 1
<b>PITCHER</b>	IP	WLS	BF	H	R	ER	SO	BB	IBB	HBP	BLK	WP	HR	S	P	ERA	WHIP					
<b>Greg Gohr, R</b> ERA: 6.43 <b>Randy Veres, R</b> ERA: 8.01 <b>Mike Myers, L</b> ERA: 5.96 <b>Mike Walker, R</b> ERA: 5.4	7.0	0	30	8	3	2	5	2	0	0	0	2	2	70	121	2.57	1.429					

Batter	1	2	3	4	5	6	7	8	9	AB	R	H	RBI	BB	SO	LOB	BOTTOM				
<b>Chad Curtis, R</b> OBP: 0.343, SLG: 0.330 (1, 7)	F8		K				G6-3			4	0	0	0	0	1	3	<b>Cleveland Indians @ Detroit Tigers</b> Tiger Stadium, Detroit, MI Fri May 24 1996, 7:05 PM EDT Att: 26,967 - Unknown - 64 F				
<b>Mark Lewis, R</b> OBP: 0.344, SLG: 0.503 (1, 4)	L9						K			4	1	2	1	0	1	2					
<b>Cecil Fielder, R</b> OBP: 0.310, SLG: 0.454 (1, 3)	P3		L7							4	0	1	1	0	0	1					
<b>Travis Fryman, R</b> OBP: 0.347, SLG: 0.522 (1, 5)										4	1	2	1	0	0	1					
<b>Melvin Nieves, S</b> OBP: 0.329, SLG: 0.474 (1, 9)										3	0	0	0	1	2	1					
<b>Raul Casanova, S</b> (1, 10)										4	0	0	0	0	1	4					
<b>Chris Gomez, R</b> OBP: 0.292, SLG: 0.292 <b>Alan Trammell, R</b> OBP: 0.325, SLG: 0.314 (9, PH)										2	0	0	0	1	0	2					
<b>John Flaherty, R</b> OBP: 0.268, SLG: 0.370 <b>Duane Singleton, L</b> OBP: 0.226, SLG: 0.207 (9, PH)										1	0	0	0	0	0	0					
<b>Kimera Batee, R</b> OBP: 0.231, SLG: 0.231 <b>Curtis Pride, L</b> OBP: 0.340, SLG: 0.375 (7, PH)										2	1	1	0	0	0	0					
<b>Inning Stats</b>	R: 0 E: 0 K: 0 S: 9	H: 1 LOB: 1 BB: 1 P: 22	R: 1 E: 0 K: 2 S: 13	H: 2 LOB: 1 BB: 0 P: 22	R: 1 E: 0 K: 1 S: 8	H: 1 LOB: 0 BB: 0 P: 12	R: 0 E: 0 K: 0 S: 6	H: 2 LOB: 1 BB: 0 P: 17	R: 0 E: 0 K: 1 S: 8	H: 0 LOB: 2 BB: 2 P: 20	R: 0 E: 0 K: 1 S: 11	H: 0 LOB: 0 BB: 0 P: 16	R: 0 E: 0 K: 1 S: 10	H: 0 LOB: 0 BB: 0 P: 14	1B: 2 2B: 2 3B: 1 HR: 1	SF: 0 SAC: 1 DP: 1 HBP: 0		WP: 0 PB: 0 SB: 0 CS: 2	PA: 35		
<b>PITCHER</b>	IP	WLS	BF	H	R	ER	SO	BB	IBB	HBP	BLK	WP	HR	S	P	ERA	WHIP				
<b>Brian Anderson, L</b> ERA: 4.15 <b>Eric Plunk, R</b> ERA: 2.7 <b>Jose Mesa, R</b> ERA: 1.96	6.0	0	24	6	3	3	4	1	1	0	0	0	0	19	36	0.00	0.500				
	2.0	W	8	0	0	0	2	1	1	0	0	0	0	10	14	0.00	0.000				
	1.0	S	3	0	0	0	1	0	0	0	0	0	0	10	14	0.00	0.000				



Batter	1	2	3	4	5	6	7	8	9	AB	R	H	RBI	BB	SO	LOB	TOP								
<b>Kenny Lofton, L</b> OBP: 0.407, SLG: 0.462 (1, 8)	F8		F8	HR		BB	K			4	1	1	3	1	1	1	<b>Cleveland Indians @ Detroit Tigers</b> Tiger Stadium, Detroit, MI Sat May 25 1996, 3:33 AM EDT Att: 41,527 - Sunny - 64 F								
<b>Julio Franco, R</b> OBP: 0.405, SLG: 0.475 (1, 3)	G6-3		G6-3	CS			K	WP		4	0	1	0	1	1	3									
<b>Carlos Baerga, S</b> OBP: 0.278, SLG: 0.383 (1, 4)	HR		2B	CS	G4-3	G4-3		K		5	1	2	1	0	1	4									
<b>Albert Belle, R</b> OBP: 0.441, SLG: 0.763 (1, 7)	F8		BB				S	G3		3	1	0	0	2	0	1									
<b>Eddie Murray, S</b> OBP: 0.323, SLG: 0.369 (1, 10)		F8	P3				L8	K		5	0	1	0	0	1	4									
<b>Jim Thome, L</b> OBP: 0.464, SLG: 0.638 (1, 5)		1B		F7	F8		K		G4-3	4	0	0	0	1	1	2									
<b>Manny Ramirez, R</b> OBP: 0.380, SLG: 0.564 (9, PR)										3	1	2	0	2	0	1									
<b>Wayne Kirby, L</b> OBP: 0.286, SLG: 0.286 (9, 9)	F9		1B	FC6-4		G4-3	1B	2B	CS	0	0	0	0	0	0	0									
<b>Sandy Alomar Jr., R</b> OBP: 0.326, SLG: 0.467 (1, 2)				FC6-4	HR	G4-3	2B	2B	G5-3	5	2	2	1	0	0	3									
<b>Alvaro Espinoza, R</b> OBP: 0.304, SLG: 0.381 (7, PH)										2	1	1	0	0	0	2									
<b>Jeromy Burnitz, L</b> OBP: 0.400, SLG: 0.500 (7, PH)	L7									0	0	0	0	0	0	0									
<b>Omar Vizquel, S</b> OBP: 0.351, SLG: 0.431 (7, 6)				HR	1B		BB	S		1	0	1	2	0	0	0									
<b>Inning Stats</b>	R: 1 E: 0 K: 0 S: 10	H: 1 LOB: 0 BB: 0 P: 17	R: 0 E: 0 K: 0 S: 6	H: 1 LOB: 2 BB: 1 P: 13	R: 0 E: 0 K: 0 S: 11	H: 1 LOB: 2 BB: 1 P: 21	R: 3 E: 0 K: 0 S: 10	H: 4 LOB: 0 BB: 0 P: 20	R: 0 E: 0 K: 1 S: 9	H: 1 LOB: 1 BB: 0 P: 15	R: 0 E: 0 K: 1 S: 8	H: 1 LOB: 3 BB: 1 P: 18	R: 3 E: 0 K: 2 S: 19	H: 2 LOB: 1 BB: 2 P: 36	R: 0 E: 0 K: 2 S: 10	H: 0 LOB: 1 BB: 1 P: 18	R: 0 E: 0 K: 0 S: 8	H: 0 LOB: 1 BB: 1 P: 17	1B: 6 2B: 3 3B: 0 HR: 2	SF: 0 SAC: 0 DP: 0 HBP: 1	WP: 1 PB: 0 SB: 2 CS: 2	PA: 45			
<b>PITCHER</b>	IP	WLS	BF	H	R	ER	SO	BB	IBB	HBP	BLK	WP	HR	S	P	ERA	WHIP								
<b>Felipe Lira, R</b> ERA: 5.72 (1, 1)	4.0		20	7	4	4	0	2	0	0	0	0	2	37	71	9.00	2.250								
<b>Bob Scanlan, R</b> ERA: (5, 1)	1.1		8	2	0	0	0	1	0	1	0	0	0	13	25	0.00	2.250								
<b>Richie Lewis, R</b> ERA: 3.77 (6, 1)	1.1	L	7	1	3	3	2	2	0	0	0	0	0	13	36	20.25	2.250								
<b>Mike Myers, L</b> ERA: 5.88 (7, 1)	0.1		2	1	0	0	1	0	0	0	0	0	0	5	8	0.00	3.000								
<b>Gregg Olson, R</b> ERA: 6.75 (8, 1)	2.0		7	0	0	0	2	2	0	0	0	1	0	18	35	0.00	1.000								

AB	36
R	7
H	11
RBI	7
BB	7
SO	5
LOB	21



Batter	1	2	3	4	5	6	7	8	9	AB	R	H	RBI	BB	SO	LOB	BOTTOM								
<b>Duane Singleton, L</b> OBP: 0.222, SLG: 0.206 (1, 7)	1B	F7		K			K		G6-3	5	1	1	0	0	2	1	<b>Cleveland Indians @ Detroit Tigers</b> Tiger Stadium, Detroit, MI Sat May 25 1996, 3:33 AM EDT Att: 41,527 - Sunny - 64 F								
<b>Kimera Barteaux, R</b> OBP: 0.207, SLG: 0.207 (7, PH)	K									3	0	0	0	0	3	2									
<b>Chad Curtis, R</b> OBP: 0.344, SLG: 0.332 (8, 7)	K									2	0	1	0	0	0	0									
<b>Cecil Fielder, R</b> OBP: 0.317, SLG: 0.458 (1, 3)	FC6-4			1B			G6-3		K	5	0	3	0	0	1	1									
<b>Travis Fryman, R</b> OBP: 0.338, SLG: 0.508 (1, 5)	FC6-4		G5-3				F9		L5	5	1	0	1	0	0	3									
<b>Melvin Nieves, S</b> OBP: 0.340, SLG: 0.500 (1, 9)	E5									3	2	2	1	1	0	1									
<b>Curtis Pride, L</b> OBP: 0.333, SLG: 0.432 (1, 10)	HR									4	1	1	3	0	3	3									
<b>Raul Casanova, S</b> OBP: 0.342, SLG: 0.375 (8, PR)	K									3	0	0	0	0	1	1									
<b>Danny Bautista, R</b> OBP: 0.342, SLG: 0.375 (9, 2)	K									0	0	0	0	0	0	0									
<b>John Flaherty, R</b> OBP: 0.268, SLG: 0.370 (1, 4)										3	1	2	1	1	0	0									
<b>Mark Lewis, R</b> OBP: 0.352, SLG: 0.522 (1, 6)		SH1-3								2	0	0	0	0	0	0									
<b>Chris Gomez, R</b> OBP: 0.363, SLG: 0.284 (8, PH)		SH1-3								1	0	0	0	0	0	2									
<b>Alan Trammell, R</b> OBP: 0.322, SLG: 0.311 (9, 6)										0	0	0	0	0	0	0									
<b>Inning Stats</b>	R: 4 E: 1 K: 2 S: 17	H: 3 LOB: 0 BB: 0 P: 24	R: 0 E: 0 K: 1 S: 6	H: 0 LOB: 1 BB: 1 P: 15	R: 0 E: 0 K: 1 S: 11	H: 1 LOB: 1 BB: 1 P: 16	R: 1 E: 0 K: 1 S: 8	H: 1 LOB: 0 BB: 0 P: 11	R: 0 E: 0 K: 2 S: 11	H: 2 LOB: 2 BB: 0 P: 15	R: 0 E: 0 K: 0 S: 5	H: 0 LOB: 0 BB: 0 P: 10	R: 0 E: 1 K: 1 S: 6	H: 0 LOB: 0 BB: 0 P: 9	R: 1 E: 0 K: 1 S: 15	H: 2 LOB: 2 BB: 1 P: 25	R: 0 E: 0 K: 1 S: 10	H: 1 LOB: 1 BB: 0 P: 13	1B: 7 2B: 0 3B: 0 HR: 3	SF: 0 SAC: 1 DP: 0 HBP: 0	WP: 0 PB: 0 SB: 0 CS: 0	PA: 40			
<b>PITCHER</b>	IP	WLS	BF	H	R	ER	SO	BB	IBB	HBP	BLK	WP	HR	S	P	ERA	WHIP								
<b>Charles Nagy, R</b> ERA: 3.92 (1, 1)	7.2		34	8	6	3	0	3	0	0	0	0	3	73	116	3.52	1.435								
<b>Julian Tavaroz, R</b> ERA: 2.90 (8, 1)	0.1		2	1	0	0	0	0	0	0	0	0	0	6	9	0.00	3.000								
<b>Jose Mesa, R</b> ERA: 1.88 (9, 1)	1.0	S	4	1	0	0	1	0	0	0	0	0	0	10	13	0.00	1.000								

AB	36
R	6
H	10
RBI	6
BB	3
SO	10
LOB	13






Batter	1	2	3	4	5	6	7	8	9	AB	R	H	RBI	BB	SO	LOB	TOP									
<b>Kenny Lofton, L</b> OBP: 0.402, SLG: 0.453	4-0 FC5-4 BB		1-0 G4-3		0-1 FC4-6			3-1 E4 G6-3 HR	2-2 G4-3	4	1	0	0	1	0	2	<b>Cleveland Indians @ Detroit Tigers</b> Tiger Stadium, Detroit, MI Sun May 26 1996, 3:33 AM EDT Att: 39,056 - Cloudy - 61 F									
<b>Julio Franco, R</b> OBP: 0.402, SLG: 0.468	1-3 K		2-3 K			0-1 G6-3		4-0 HR BB		3	1	0	0	1	2	1										
<b>Carlos Baerga, S</b> OBP: 0.272, SLG: 0.375	0-2 FC5-4			1-1 E4 G6-4-3		2-1 G4-3		0-1 G6-3	1-2 2-3	4	0	0	0	0	0	3										
<b>Albert Belle, R</b> OBP: 0.438, SLG: 0.768	2-3 K			2-1 G6-4-3		1-3 K		1-0 HR	2-3 3-H	4	1	1	3	0	2	2										
<b>Eddie Murray, S</b> OBP: 0.327, SLG: 0.365		4-2 BB BB		2-2 F7			0-2 F8		4-2 BB	2	0	0	0	2	0	0										
<b>Jim Thome, L</b> OBP: 0.465, SLG: 0.639		4-0 BB		2-1 L8 SF9 2B		0-1 G4-3		3-3 K		3	1	1	0	1	1	1										
<b>Manny Ramirez, R</b> OBP: 0.372, SLG: 0.549		1-1 P4		2-1 L8		0-1 F7		2-3 K		4	0	0	0	0	1	3										
<b>Tony Peña, R</b> OBP: 0.326, SLG: 0.368		2-1 G1-4-6-3		1-1 SF9			4-0 SH2-4 E BB	0-0 F8		2	1	0	1	1	0	2										
<b>Omar Vizquel, S</b> OBP: 0.356, SLG: 0.432			2-1 P6		1-1 FC4-6 1B		0-0 SH2-4	4-2 BB		2	0	1	0	1	0	0										
<b>Inning Stats</b>	R: 0 H: 0 E: 0 K: 2 S: 9	H: 0 LOB: 1 BB: 1 P: 16	R: 0 H: 0 E: 0 K: 0 S: 7	H: 0 LOB: 1 BB: 2 P: 18	R: 0 H: 0 E: 0 K: 1 S: 6	H: 0 LOB: 0 BB: 0 P: 11	R: 0 H: 0 E: 1 K: 0 S: 7	H: 0 LOB: 0 BB: 0 P: 12	R: 1 H: 2 E: 0 K: 0 S: 10	H: 2 LOB: 1 BB: 0 P: 16	R: 0 H: 0 E: 0 K: 1 S: 7	H: 0 LOB: 0 BB: 0 P: 10	R: 0 H: 0 E: 0 K: 0 S: 7	H: 0 LOB: 0 BB: 0 P: 7	R: 4 H: 1 E: 1 K: 1 S: 12	H: 1 LOB: 1 BB: 3 P: 31	R: 0 H: 0 E: 0 K: 1 S: 11	H: 0 LOB: 1 BB: 1 P: 19	1B: 1 2B: 1 3B: 0 HR: 1	SF: 1 SAC: 1 DP: 2 HBP: 0	WP: 0 PB: 0 SB: 0 CS: 0	PA: 37				
<b>PITCHER</b>	IP	WLS	BF	H	R	ER	SO	BB	IBB	HBP	BLK	WP	HR	S	P	ERA	WHIP									
<b>Brian Williams, R</b> ERA: 5.88	(1, 1)	7.2	L	31	3	5	1	4	5	0	0	0	0	1	59	108	1.17	1.043								
<b>Mike Myers, L</b> ERA: 5.81	(8, 1)	0.1		2	0	0	0	1	1	0	0	0	0	0	6	13	0.00	3.000								
<b>Mike Walker, R</b> ERA: 3.38	(9, 1)	1.0		4	0	0	0	1	1	0	0	0	0	0	11	19	0.00	1.000								

Batter	1	2	3	4	5	6	7	8	9	AB	R	H	RBI	BB	SO	LOB	BOTTOM									
<b>Duane Singleton, L</b> OBP: 0.200, SLG: 0.184	2-1 B1-3		2-3 K			1-2 F8		1-3 K		4	0	0	0	0	2	1	<b>Cleveland Indians @ Detroit Tigers</b> Tiger Stadium, Detroit, MI Sun May 26 1996, 3:33 AM EDT Att: 39,056 - Cloudy - 61 F									
<b>Mark Lewis, R</b> OBP: 0.345, SLG: 0.511	1-0 L8			1-1 F9			0-1 G6-3		0-2 F7	4	0	0	0	0	0	0										
<b>Cecil Fielder, R</b> OBP: 0.321, SLG: 0.459	2-2 1B			0-0 G6-3		3-2 1B 1B		3-2 G5-3		4	0	2	0	0	0	0										
<b>Melvin Nieves, S</b> OBP: 0.344, SLG: 0.500	0-0 G4-3			2-2 F9		0-2 1B		1-1 1B		4	0	2	0	0	0	1										
<b>Travis Fryman, R</b> OBP: 0.341, SLG: 0.508		1-1 F7			1-1 G5-3		0-0 1B		0-1 1B	4	0	2	0	0	0	0										
<b>Curtis Pride, L</b> OBP: 0.327, SLG: 0.404		1-2 G4-3		4-2 G1-6-3 BB		1-2 2-3 1B		2-3 K		3	0	0	0	1	2	5										
<b>Raul Casanova, S</b> OBP: 0.269, SLG: 0.369		2-3 K		0-0 G1-6-3		1-1 G4-3				3	0	0	0	0	1	4										
<b>John Flaherty, R</b> OBP: 0.269, SLG: 0.369			0-0 G5-3			0-0 G6-3		1-1 G6-4-3 1B		3	0	1	0	0	0	0										
<b>Chris Gomez, R</b> OBP: 0.361, SLG: 0.286			3-2 G1-3			1-0 CS 1B		3-1 G6-4-3		3	0	1	0	0	0	1										
<b>Inning Stats</b>	R: 0 H: 1 E: 0 K: 0 S: 7	H: 0 LOB: 0 BB: 0 P: 12	R: 0 H: 0 E: 0 K: 1 S: 9	H: 0 LOB: 0 BB: 0 P: 13	R: 0 H: 0 E: 0 K: 1 S: 7	H: 0 LOB: 0 BB: 0 P: 12	R: 0 H: 1 E: 0 K: 0 S: 6	H: 0 LOB: 0 BB: 0 P: 7	R: 0 H: 3 E: 0 K: 1 S: 14	H: 3 LOB: 3 BB: 0 P: 20	R: 0 H: 1 E: 0 K: 1 S: 7	H: 1 LOB: 0 BB: 0 P: 12	R: 0 H: 2 E: 0 K: 1 S: 14	H: 2 LOB: 2 BB: 0 P: 21	1B: 8 2B: 0 3B: 0 HR: 0	SF: 0 SAC: 0 DP: 2 HBP: 0	WP: 0 PB: 0 SB: 0 CS: 1	PA: 33								
<b>PITCHER</b>	IP	WLS	BF	H	R	ER	SO	BB	IBB	HBP	BLK	WP	HR	S	P	ERA	WHIP									
<b>Dennis Martinez, R</b> ERA: 4.28	(1, 1)	9.0	W	33	8	0	0	5	1	0	0	0	0	0	77	118	0.00	1.000								

AB 28  
R 5  
H 3  
RBI 4  
BB 7  
SO 6  
LOB 14



AB 32  
R 0  
H 8  
RBI 0  
BB 1  
SO 5  
LOB 12





Batter	1	2	3	4	5	6	7	8	9	10	11	12	13	AB	R	H	RBI	BB	SO	LOB	TOP																		
Chad Curtis, R OBP: 0.345, SLG: 0.349 Kimera Barteo, R OBP: 0.219, SLG: 0.194	F8		HR		SH3		F9			G5-3				2	1	1	1	0	0	0																			
Duane Singleton, L OBP: 0.195, SLG: 0.182	CS 1B		B1-3		G6-3		F7			P5			BB	6	0	1	0	0	1	2																			
Cecil Fielder, R OBP: 0.326, SLG: 0.457	BB		F8		2B 1B		G4-6-3 1B			G1-3			F9	5	1	2	1	1	0	1																			
Travis Fryman, R OBP: 0.336, SLG: 0.503	K				P4 1B		G4-6-3 1B			G1-3			G5-3	6	1	1	0	0	1	3																			
Melvin Nieves, S OBP: 0.345, SLG: 0.503		K			E4 FC3-6 1B		G1-3			G1-3				5	0	2	2	0	1	0																			
Curtis Pride, L OBP: 0.317, SLG: 0.385		L6			FC3-6 1B		P5			G4-3				5	0	1	0	0	1	1																			
Raul Casanova, S OBP: 0.125, SLG: 0.067					FC3-6 1B		K			G4-3				5	0	1	0	0	1	2																			
Mark Lewis, R OBP: 0.337, SLG: 0.497	1B				FC3-6 1B		G3-1			F9			G6-3	5	0	0	0	0	1	3																			
Chris Gomez, R OBP: 0.341, SLG: 0.267			F9		E5 G6-3 SH3 1B		F7			G1-3			K	5	1	0	0	0	1	0																			
<b>Inning Stats</b>	R: 0 E: 0 K: 1 S: 10	H: 1 LOB: 1 BB: 1 P: 18	R: 0 E: 0 K: 1 S: 12	H: 1 LOB: 1 BB: 0 P: 14	R: 1 E: 0 K: 0 S: 7	H: 1 LOB: 0 BB: 0 P: 11	R: 0 E: 1 K: 1 S: 10	H: 1 LOB: 2 BB: 0 P: 15	R: 3 E: 1 K: 0 S: 19	H: 3 LOB: 1 BB: 0 P: 28	R: 0 E: 0 K: 0 S: 19	H: 0 LOB: 0 BB: 0 P: 25	R: 0 E: 0 K: 0 S: 6	H: 0 LOB: 0 BB: 0 P: 8	R: 0 E: 0 K: 0 S: 5	H: 0 LOB: 0 BB: 0 P: 6	R: 0 E: 0 K: 0 S: 7	H: 0 LOB: 0 BB: 0 P: 10	R: 0 E: 0 K: 1 S: 11	H: 1 LOB: 1 BB: 0 P: 12	R: 0 E: 0 K: 1 S: 7	H: 0 LOB: 0 BB: 0 P: 9	R: 0 E: 0 K: 1 S: 9	H: 0 LOB: 1 BB: 1 P: 14	1B: 6 2B: 2 3B: 0 HR: 1	SF: 0 SAC: 1 DP: 1 HBP: 0	W/P: 0 PB: 0 SB: 0 CS: 1	PA: 49											
<b>PITCHER</b>	IP WLS BF H ER SO ERA WHIP	6.0 26 7 4 1 4 1.50 1.333	4.0 12 1 0 0 0 0.00 0.250	3.0 W 11 1 0 0 0.00 0.667	<b>PITCHER</b>										IP WLS BF H R ER SO BB IBB HBP BLK WP HR S P ERA WHIP																								
Tim Belcher, R ERA: 3.93	6.0	26	7	4	1	4	1	4	1.50	1.333																													
Julio Valera, R ERA: 4.5	4.0	12	1	0	0	0	0	0	0.00	0.250																													
Jeff Montgomery, R ERA: 2.03	3.0	W	11	1	0	0	3	1	0	0	0	0	0	0	0	27	35	0.00	0.667																				

Detroit Tigers @ Kansas City Royals  
Kauffman Stadium, Kansas City, MO  
Mon May 27 1996, 7:05 PM CDT  
Att. 19,776 - Unknown - 73 F

AB 46  
R 4  
H 9  
RBI 4  
BB 2  
SO 7  
LOB 12



Batter	1	2	3	4	5	6	7	8	9	10	11	12	13	AB	R	H	RBI	BB	SO	LOB	BOTTOM																		
Blip Roberts, S OBP: 0.353, SLG: 0.368	G3 1B BB		K		G4-3		P5			G6-3			FC3-6 1B	5	1	1	2	2	1	3																			
Tom Goodwin, L OBP: 0.311, SLG: 0.295	K		E S 1B		K		K			E5 WP			FC3-6 DI	6	0	1	0	0	3	5																			
Jose Offerman, S OBP: 0.374, SLG: 0.357	G3		S BB		CS BB		K			K			K	3	0	0	0	3	2	3																			
Joe Vitello, R OBP: 0.400, SLG: 0.472	FC5-4 1B		CS BB		CS		F9			G3			F9	2	0	1	1	2	0	0																			
Michael Tucker, L OBP: 0.299, SLG: 0.392	1B		CS BB		CS		F9			G3			F9	2	0	0	0	0	0	2																			
Craig Paquette, R OBP: 0.213, SLG: 0.329	FC5-4		CS BB		CS		F9			G3			F9	6	0	0	0	0	3	5																			
Les Norman, R OBP: 0.235, SLG: 0.133		K2-3			F7		K			K			G4-3	3	0	0	0	0	2	0																			
Johnny Damon, L OBP: 0.328, SLG: 0.410					F7		K			K			G4-3	3	0	1	0	0	1	2																			
Joe Randa, R OBP: 0.338, SLG: 0.379		K			G6-3		HR			G6-3			F8	6	1	1	1	0	1	1																			
Mike Macfarlane, R OBP: 0.289, SLG: 0.411					G6-3		G5-3			G6-3			FC3-6 SH3-4 BB	4	0	2	0	0	0	0																			
Chris Stynes, R OBP: 0.361, SLG: 0.400					G6-3		G5-3			G6-3			FC3-6 SH3-4 BB	0	1	0	0	0	0	0																			
Sal Fasano, R OBP: 0.264, SLG: 0.308					G6-3		G5-3			G6-3			FC3-6 SH3-4 BB	1	1	1	0	1	0	0																			
David Howard, S OBP: 0.292, SLG: 0.348					G6-3		G5-3			G6-3			SH	4	1	2	0	0	1	1																			
<b>Inning Stats</b>	R: 1 E: 0 K: 1 S: 12	H: 1 LOB: 1 BB: 1 P: 19	R: 0 E: 0 K: 2 S: 8	H: 0 LOB: 0 BB: 0 P: 11	R: 0 E: 0 K: 3 S: 18	H: 1 LOB: 3 BB: 2 P: 33	R: 0 E: 0 K: 0 S: 6	H: 1 LOB: 1 BB: 0 P: 11	R: 0 E: 0 K: 1 S: 6	H: 0 LOB: 0 BB: 1 P: 13	R: 0 E: 0 K: 1 S: 8	H: 0 LOB: 0 BB: 0 P: 14	R: 0 E: 0 K: 1 S: 12	H: 0 LOB: 0 BB: 0 P: 21	R: 2 E: 2 K: 0 S: 9	H: 2 LOB: 3 BB: 1 P: 21	R: 0 E: 0 K: 1 S: 6	H: 0 LOB: 0 BB: 0 P: 8	R: 0 E: 0 K: 1 S: 11	H: 0 LOB: 2 BB: 2 P: 20	R: 0 E: 0 K: 0 S: 10	H: 1 LOB: 1 BB: 0 P: 15	R: 1 E: 0 K: 0 S: 10	H: 2 LOB: 2 BB: 0 P: 16	1B: 7 2B: 2 3B: 0 HR: 1	SF: 0 SAC: 2 DP: 0 HBP: 0	W/P: 2 PB: 0 SB: 3 CS: 1	PA: 56											
<b>PITCHER</b>	IP WLS BF H ER SO ERA WHIP	6.0 24 3 1 1 8 1.5 1.167	1.2 8 2 1 1 3 3.86	0.2 4 2 2 0 1 0.00 3.000	1.2 7 0 0 0 0 0.00 0.000	2.0 9 1 0 0 1 0.00 1.000	<b>PITCHER</b>										IP WLS BF H R ER SO BB IBB HBP BLK WP HR S P ERA WHIP																						
Justin Thompson, L ERA: 1.5	6.0	24	3	1	1	8	1	8	1.50	1.167																													
Richie Lewis, R ERA: 3.86	1.2	8	2	1	1	3	1	0	0	0	0	0	0	0	0	7	9	0.00	3.000																				
Mike Myers, L ERA: 5.67	0.2	4	2	2	0	1	0	0	0	0	0	0	0	0	0	7	9	0.00	3.000																				
Gregg Olson, R ERA: 5.93	1.2	7	0	0	0	0	0	1	0	12	25	0.00	0.000																										
Mike Walker, R ERA: 1.53	2.0	9	1	0	0	1	1	1	0	18	35	0.00	1.000																										

Detroit Tigers @ Kansas City Royals  
Kauffman Stadium, Kansas City, MO  
Mon May 27 1996, 7:05 PM CDT  
Att. 19,776 - Unknown - 73 F

AB 45  
R 5  
H 10  
RBI 4  
BB 8  
SO 14  
LOB 22





Batter	1	2	3	4	5	6	7	8	9	AB	R	H	RBI	BB	SO	LOB	TOP							
Chad Curtis, R OBP: 0.339, SLG: 0.342 (1, 8)			G6-3		F8		FC4		PO	4	0	0	0	0	1	1								
Curtis Pride, L OBP: 0.328, SLG: 0.482 Kimera Barteo, R OBP: 0.219, SLG: 0.194 (1, 7)	G3-1		HR		L5			1B 3B		4	2	2	1	0	0	0								
Cecil Fielder, R OBP: 0.324, SLG: 0.469 (1, 3)	HR		K		F9			G5-3		4	1	1	1	0	1	1								
Travis Fryman, R OBP: 0.344, SLG: 0.510 (1, 5)	P4				G4-6-3 1B			1B IBB		3	0	2	0	1	0	0								
Melvin Nieves, S OBP: 0.355, SLG: 0.526 (1, 9)		HR			G4-6-3 BB			G6-3 1B		3	1	2	2	1	1	1								
Raul Casanova, S OBP: 0.150, SLG: 0.263 (1, 2)	G4-3				G4-6-3			G6-3		4	1	1	1	0	0	4								
Eddie Williams, R OBP: 0.303, SLG: 0.370 (1, 10)	G6-3				K			HR		4	0	0	0	0	1	1								
Mark Lewis, R OBP: 0.335, SLG: 0.492 (1, 4)	G5-3				K					4	0	1	0	0	2	0								
Chris Gomez, R OBP: 0.326, SLG: 0.253 (1, 6)			G1-3		G4-3			FC5-4 1B		4	0	0	0	0	0	1								
								FC5-4 FC4																
<b>Inning Stats</b>	R: 1 E: 0 K: 1 S: 10	H: 1 LOB: 0 BB: 0 P: 16	R: 1 E: 0 K: 0 S: 9	H: 1 LOB: 0 BB: 0 P: 12	R: 1 E: 0 K: 1 S: 11	H: 1 LOB: 0 BB: 0 P: 16	R: 0 E: 0 K: 1 S: 9	H: 1 LOB: 1 BB: 0 P: 16	R: 0 E: 0 K: 1 S: 7	H: 0 LOB: 0 BB: 0 P: 9	R: 0 E: 0 K: 1 S: 11	H: 1 LOB: 1 BB: 0 P: 15	R: 1 E: 0 K: 0 S: 14	H: 2 LOB: 1 BB: 0 P: 17	R: 1 E: 0 K: 0 S: 12	H: 2 LOB: 1 BB: 1 P: 22	R: 0 E: 1 K: 1 S: 8	H: 0 LOB: 0 BB: 0 P: 15	1B: 3 2B: 1 3B: 1 HR: 4	SF: 0 SAC: 0 DP: 2 HBP: 0	WP: 0 PB: 0 SB: 0 CS: 0	PA: 37		
<b>PITCHER</b>	IP WLS BF H R ER SO BB IBB HBP BLK WP HR S P ERA WHIP	IP WLS BF H R ER SO BB IBB HBP BLK WP HR S P ERA WHIP	IP WLS BF H R ER SO BB IBB HBP BLK WP HR S P ERA WHIP	IP WLS BF H R ER SO BB IBB HBP BLK WP HR S P ERA WHIP	IP WLS BF H R ER SO BB IBB HBP BLK WP HR S P ERA WHIP	IP WLS BF H R ER SO BB IBB HBP BLK WP HR S P ERA WHIP	IP WLS BF H R ER SO BB IBB HBP BLK WP HR S P ERA WHIP	IP WLS BF H R ER SO BB IBB HBP BLK WP HR S P ERA WHIP	IP WLS BF H R ER SO BB IBB HBP BLK WP HR S P ERA WHIP	IP WLS BF H R ER SO BB IBB HBP BLK WP HR S P ERA WHIP	IP WLS BF H R ER SO BB IBB HBP BLK WP HR S P ERA WHIP	IP WLS BF H R ER SO BB IBB HBP BLK WP HR S P ERA WHIP	IP WLS BF H R ER SO BB IBB HBP BLK WP HR S P ERA WHIP	IP WLS BF H R ER SO BB IBB HBP BLK WP HR S P ERA WHIP	IP WLS BF H R ER SO BB IBB HBP BLK WP HR S P ERA WHIP	IP WLS BF H R ER SO BB IBB HBP BLK WP HR S P ERA WHIP	IP WLS BF H R ER SO BB IBB HBP BLK WP HR S P ERA WHIP	IP WLS BF H R ER SO BB IBB HBP BLK WP HR S P ERA WHIP	IP WLS BF H R ER SO BB IBB HBP BLK WP HR S P ERA WHIP	IP WLS BF H R ER SO BB IBB HBP BLK WP HR S P ERA WHIP	IP WLS BF H R ER SO BB IBB HBP BLK WP HR S P ERA WHIP	IP WLS BF H R ER SO BB IBB HBP BLK WP HR S P ERA WHIP	IP WLS BF H R ER SO BB IBB HBP BLK WP HR S P ERA WHIP	IP WLS BF H R ER SO BB IBB HBP BLK WP HR S P ERA WHIP

Detroit Tigers @ Kansas City Royals  
Kauffman Stadium, Kansas City, MO  
Wed May 29 1996, 7:05 PM CDT  
Att: 13,712 - Unknown - 62 F

AB 34  
R 5  
H 9  
RBI 5  
BB 2  
SO 6  
LOB 9

Batter	1	2	3	4	5	6	7	8	9	AB	R	H	RBI	BB	SO	LOB	BOTTOM								
Johnny Damon, L OBP: 0.325, SLG: 0.404 (1, 8)	BB 1B	F7			G4-3			B1-3	K	5	1	1	0	0	1	2									
Tom Goodwin, L OBP: 0.315, SLG: 0.296 (1, 7)	BB 1B E		S E 1B		G5-3			G1-3		3	2	1	0	1	0	0									
Bip Roberts, S OBP: 0.342, SLG: 0.376 (1, 4)	E8 1B		E7 G3 SF8 1B		G1-3			BB BB 1B		4	1	3	2	0	0	0									
Joe Vitiello, R OBP: 0.397, SLG: 0.459 Keith Lockhart, L OBP: 0.395, SLG: 0.478 (8, PH)	K		G3				K			3	0	0	0	0	2	2									
Jose Offerman, S OBP: 0.371, SLG: 0.352 (1, 3)	L4		SF8				F7	BB BB		2	0	0	1	1	0	1									
Michael Tucker, L OBP: 0.293, SLG: 0.382 (1, 9)	F7		K				F8	BB BB		4	0	0	0	0	1	4									
Joe Randa, R OBP: 0.346, SLG: 0.490 (1, 5)		G3 1B			F7			F9		4	0	2	0	0	0	0									
Sal Fasano, R OBP: 0.256, SLG: 0.296 Bob Hamelin, L OBP: 0.396, SLG: 0.356 (9, PH)	L8				G6-3			P4		3	0	0	0	0	0	1									
David Howard, S OBP: 0.286, SLG: 0.340 (1, 6)	G3				L7			K		4	0	0	0	0	1	2									
<b>Inning Stats</b>	R: 2 E: 1 K: 1 S: 11	H: 2 LOB: 1 BB: 1 P: 20	R: 0 E: 0 K: 0 S: 10	H: 1 LOB: 0 BB: 0 P: 12	R: 2 E: 1 K: 1 S: 12	H: 2 LOB: 0 BB: 0 P: 20	R: 0 E: 0 K: 0 S: 9	H: 0 LOB: 0 BB: 0 P: 11	R: 0 E: 0 K: 1 S: 9	H: 0 LOB: 0 BB: 0 P: 12	R: 0 E: 0 K: 1 S: 9	H: 0 LOB: 0 BB: 0 P: 13	R: 0 E: 0 K: 0 S: 8	H: 0 LOB: 0 BB: 0 P: 13	R: 0 E: 0 K: 0 S: 12	H: 1 LOB: 3 BB: 2 P: 23	R: 0 E: 0 K: 1 S: 7	H: 1 LOB: 1 BB: 0 P: 11	1B: 6 2B: 1 3B: 0 HR: 0	SF: 1 SAC: 0 DP: 0 HBP: 0	WP: 0 PB: 0 SB: 1 CS: 0	PA: 37			
<b>PITCHER</b>	IP WLS BF H R ER SO BB IBB HBP BLK WP HR S P ERA WHIP	IP WLS BF H R ER SO BB IBB HBP BLK WP HR S P ERA WHIP	IP WLS BF H R ER SO BB IBB HBP BLK WP HR S P ERA WHIP	IP WLS BF H R ER SO BB IBB HBP BLK WP HR S P ERA WHIP	IP WLS BF H R ER SO BB IBB HBP BLK WP HR S P ERA WHIP	IP WLS BF H R ER SO BB IBB HBP BLK WP HR S P ERA WHIP	IP WLS BF H R ER SO BB IBB HBP BLK WP HR S P ERA WHIP	IP WLS BF H R ER SO BB IBB HBP BLK WP HR S P ERA WHIP	IP WLS BF H R ER SO BB IBB HBP BLK WP HR S P ERA WHIP	IP WLS BF H R ER SO BB IBB HBP BLK WP HR S P ERA WHIP	IP WLS BF H R ER SO BB IBB HBP BLK WP HR S P ERA WHIP	IP WLS BF H R ER SO BB IBB HBP BLK WP HR S P ERA WHIP	IP WLS BF H R ER SO BB IBB HBP BLK WP HR S P ERA WHIP	IP WLS BF H R ER SO BB IBB HBP BLK WP HR S P ERA WHIP	IP WLS BF H R ER SO BB IBB HBP BLK WP HR S P ERA WHIP	IP WLS BF H R ER SO BB IBB HBP BLK WP HR S P ERA WHIP	IP WLS BF H R ER SO BB IBB HBP BLK WP HR S P ERA WHIP	IP WLS BF H R ER SO BB IBB HBP BLK WP HR S P ERA WHIP	IP WLS BF H R ER SO BB IBB HBP BLK WP HR S P ERA WHIP	IP WLS BF H R ER SO BB IBB HBP BLK WP HR S P ERA WHIP	IP WLS BF H R ER SO BB IBB HBP BLK WP HR S P ERA WHIP	IP WLS BF H R ER SO BB IBB HBP BLK WP HR S P ERA WHIP	IP WLS BF H R ER SO BB IBB HBP BLK WP HR S P ERA WHIP	IP WLS BF H R ER SO BB IBB HBP BLK WP HR S P ERA WHIP	IP WLS BF H R ER SO BB IBB HBP BLK WP HR S P ERA WHIP

Detroit Tigers @ Kansas City Royals  
Kauffman Stadium, Kansas City, MO  
Wed May 29 1996, 7:05 PM CDT  
Att: 13,712 - Unknown - 62 F

AB 33  
R 4  
H 7  
RBI 3  
BB 3  
SO 5  
LOB 13



Batter	1	2	3	4	5	6	7	8	9	AB	R	H	RBI	BB	SO	LOB	TOP										
<b>Chad Curtis, R</b> OBP: 0.338, SLG: 0.345 (1, 7)	3-2 SH5-3 2B		0-2 G6-3			1-1 G4-3		0-2 F9		4	0	1	0	0	0	1	<b>Detroit Tigers @ Chicago White Sox</b> Comiskey Park, Chicago, IL Thu May 30 1996, 8:05 PM EDT Att: 17,339 - Unknown - 63 F										
<b>Alan Trammell, R</b> OBP: 0.314, SLG: 0.303 (1, 6) (7, 4)	0-0 SH5-3 2-3		2-2 G6-3			1-1 F8		3-2 F9		3	0	0	0	0	0	1											
<b>Cecil Fielder, R</b> OBP: 0.332, SLG: 0.503 (1, 3)	4-2 BB			2-1 G5-3					2-1 HR	3	2	2	2	1	0	0											
<b>Travis Fryman, R</b> OBP: 0.338, SLG: 0.500 (1, 5)	3-3 K			1-2 F9					2-3 K	4	0	0	0	0	3	2											
<b>Melvin Nieves, S</b> OBP: 0.347, SLG: 0.513 (1, 9)	1-3 K			1-2 G4-3					0-3 K	4	0	0	0	0	2	2											
<b>Eddie Williams, R</b> OBP: 0.302, SLG: 0.366 (1, 10)		3-3 K			2-0 F9				2-1 1B	4	0	1	0	0	1	0											
<b>Mark Lewis, R</b> OBP: 0.330, SLG: 0.485 <b>Chris Gomez, R</b> OBP: 0.323, SLG: 0.250 (1, 4) (7, 6)	0-1 P4				2-3 K				0-2 G4-3	3	0	0	0	0	1	0											
<b>John Flaherty, R</b> OBP: 0.278, SLG: 0.376 (1, 2)	2-0 F9				3-2 1B				2-2 FC3-6 1B	3	0	2	0	0	0	0											
<b>Kimera Batee, R</b> OBP: 0.206, SLG: 0.182 <b>Duane Singleton, L</b> OBP: 0.191, SLG: 0.178 (1, 8) (8, PH) (8, 8)			1-0 F8		3-3 K				2-1 FC3-6 1-2	2	0	0	0	0	1	1											
<b>Inning Stats</b>	R: 0 E: 0 K: 2 S: 13	H: 1 LOB: 2 BB: 1 P: 24	R: 0 E: 0 K: 1 S: 7	H: 0 LOB: 0 BB: 0 P: 12	R: 0 E: 0 K: 0 S: 7	H: 0 LOB: 0 BB: 0 P: 10	R: 0 E: 0 K: 0 S: 8	H: 0 LOB: 0 BB: 0 P: 12	R: 0 E: 0 K: 1 S: 13	H: 1 LOB: 1 BB: 0 P: 23	R: 1 E: 0 K: 1 S: 13	H: 1 LOB: 0 BB: 0 P: 19	R: 0 E: 0 K: 0 S: 10	H: 0 LOB: 0 BB: 0 P: 17	R: 0 E: 0 K: 0 S: 11	H: 1 LOB: 1 BB: 0 P: 18		R: 1 E: 0 K: 2 S: 15	H: 2 LOB: 1 BB: 0 P: 21	1B: 3 2B: 1 3B: 0 HR: 2	SF: 0 SAC: 1 DP: 0 HBP: 0	WP: 0 PB: 0 CS: 0	PA: 34				
<b>PITCHER</b>	IP	WLS	BF	H	R	ER	SO	BB	IBB	HBP	BLK	WP	HR	S	P	ERA	WHIP										
<b>Wilson Alvarez, L</b> ERA: 4.46 <b>Kirk McCaskill, R</b> ERA: 6.39	(1, 1) (8, 1)	7.0 W	25 25	3 3	1 1	1 1	6 2	1 0	0 0	0 0	0 0	0 0	1 1	71 26	117 39	1.29 4.50	0.571 1.500										

Batter	1	2	3	4	5	6	7	8	9	AB	R	H	RBI	BB	SO	LOB	BOTTOM										
<b>Tony Phillips, S</b> OBP: 0.426, SLG: 0.438 <b>Lyle Mouton, R</b> OBP: 0.338, SLG: 0.415 (1, 7) (7, PH) (8, 7)	4-2 FC4-6 BB		1-1 G4-3		4-2 FC1 2B	0-0 FC1 BB	1-3 K			2	2	1	1	2	0	0	<b>Detroit Tigers @ Chicago White Sox</b> Comiskey Park, Chicago, IL Thu May 30 1996, 8:05 PM EDT Att: 17,339 - Unknown - 63 F										
<b>Darren Lewis, R</b> OBP: 0.397, SLG: 0.408 (1, 8)	0-1 FC4-6 2B 1-2		1-2 G6-4-3 1B		0-0 FC1 2B SF8	0-1 E1 1B		3-1 L8	5	2	1	0	0	0	3												
<b>Frank Thomas, R</b> OBP: 0.446, SLG: 0.642 (1, 3)	1-1 L9		0-1 G6-4-3 1-2		2-0 SF8 2B	0-0 1B BB		4-0 G1-6-3 BB	4	0	2	2	1	0	2												
<b>Harold Baines, L</b> OBP: 0.414, SLG: 0.596 (1, 10)	1-0 1-H 2B			3-2 F8	4-0 IBB	4-1 1B BB		1-0 G1-6-3 1-2	3	0	1	0	2	0	1												
<b>Robin Ventura, L</b> OBP: 0.363, SLG: 0.495 (1, 5)		0-1 F8		3-2 1B FC5-4 1B	3-0 SF8	2-1 1B BB		1-2 1B	3	1	2	2	0	0	0												
<b>Danny Tartabull, R</b> OBP: 0.331, SLG: 0.374 (1, 9)	4-1 FC3-6 BB			0-1 FC5-4 1B	0-1 G6-3	3-1 P6			3	0	1	0	1	0	5												
<b>Ron Karkovics, R</b> OBP: 0.298, SLG: 0.313 (1, 2)	2-0 FC3-6 WP 1-2			0-2 FC5-4 FC4-6 1-2					4	1	1	1	0	0	5												
<b>Ray Durham, S</b> OBP: 0.380, SLG: 0.473 (1, 4)	4-2 BB			0-2 FC4-6 1-2		4-1 3B BB	1-3 K		2	1	0	0	2	1	1												
<b>Ozzie Guillen, L</b> OBP: 0.286, SLG: 0.365 (1, 6)	3-2 G4-3				0-0 F8	2-1 1B 3B		0-0 G6-3	4	1	1	2	0	0	2												
<b>Inning Stats</b>	R: 0 E: 0 K: 0 S: 7	H: 1 LOB: 2 BB: 1 P: 13	R: 0 E: 0 K: 0 S: 10	H: 0 LOB: 2 BB: 2 P: 23	R: 0 E: 0 K: 0 S: 7	H: 1 LOB: 0 BB: 0 P: 9	R: 1 E: 0 K: 0 S: 16	H: 2 LOB: 1 BB: 0 P: 22	R: 2 E: 0 K: 0 S: 8	H: 1 LOB: 2 BB: 2 P: 24	R: 5 E: 1 K: 0 S: 17	H: 5 LOB: 2 BB: 2 P: 36	R: 0 E: 0 K: 2 S: 8	H: 0 LOB: 0 BB: 0 P: 10	R: 0 E: 0 K: 0 S: 3	H: 0 LOB: 0 BB: 1 P: 11		1B: 7 2B: 2 3B: 1 HR: 0	SF: 1 SAC: 0 DP: 3 HBP: 0	WP: 1 PB: 0 CS: 0	PA: 40						
<b>PITCHER</b>	IP	WLS	BF	H	R	ER	SO	BB	IBB	HBP	BLK	WP	HR	S	P	ERA	WHIP										
<b>Omar Olivares, R</b> ERA: 5.4 <b>Bob Scanlan, R</b> ERA: 27.0 <b>Greg Keagle, R</b> ERA: 7.58	(1, 1) (6, 1) (6, 1)	5.0 L	24 5	5 3	3 5	3 4	0 0	1 1	0 0	0 0	0 0	0 0	0 0	9 19	17 40	∞ 0.00	∞ 1.333										

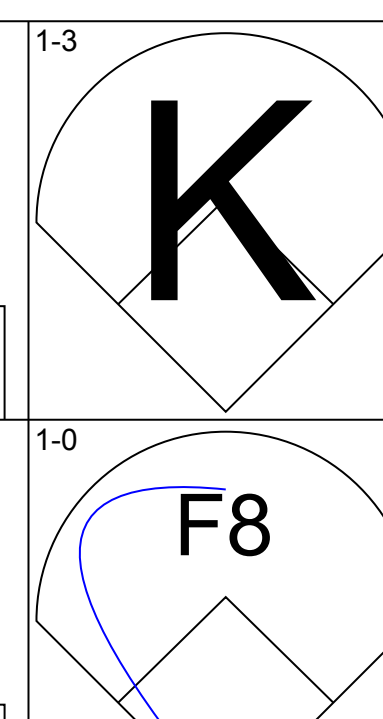
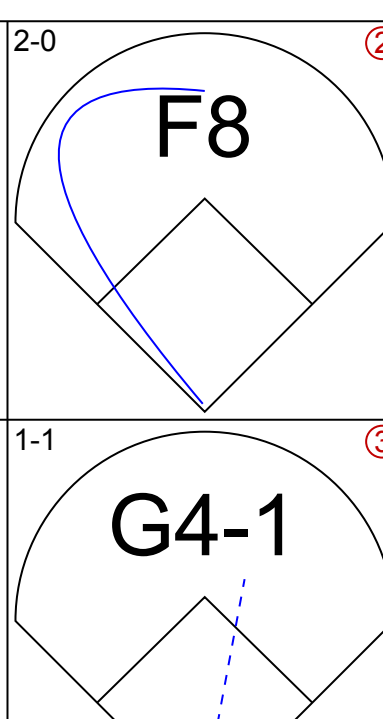
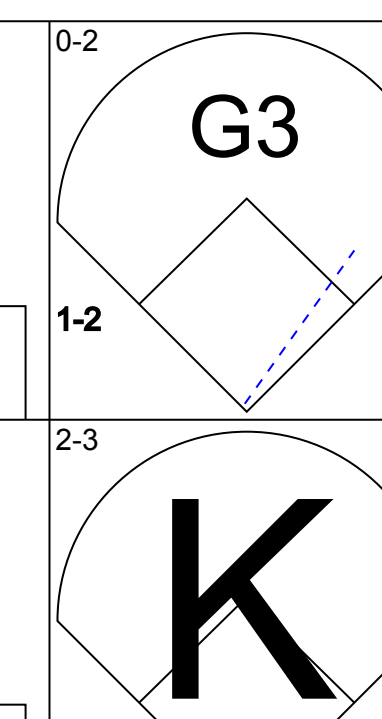
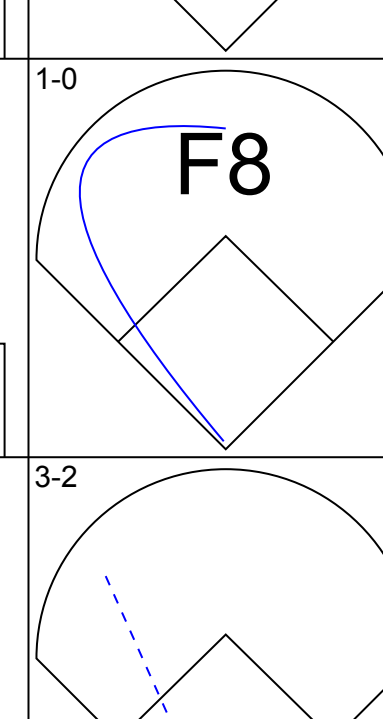
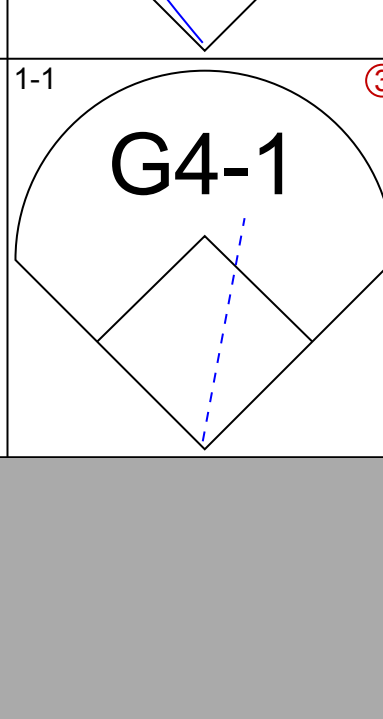
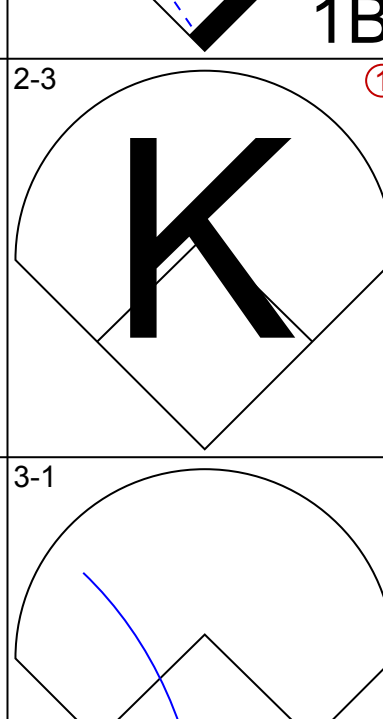
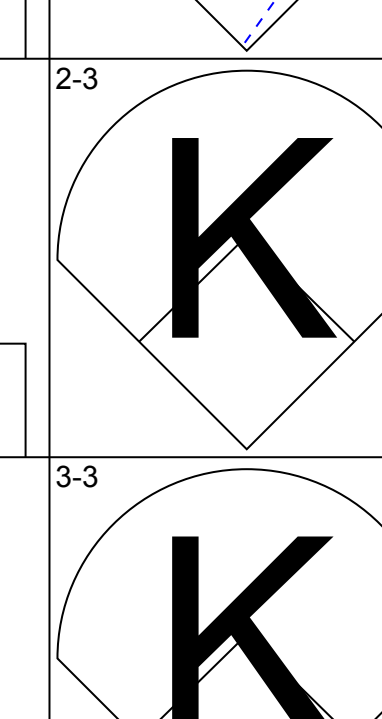
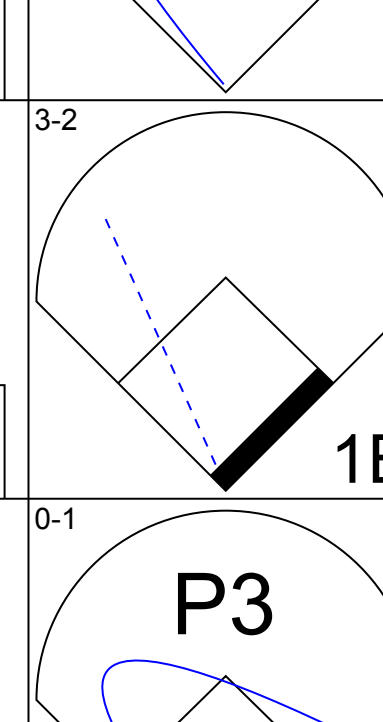
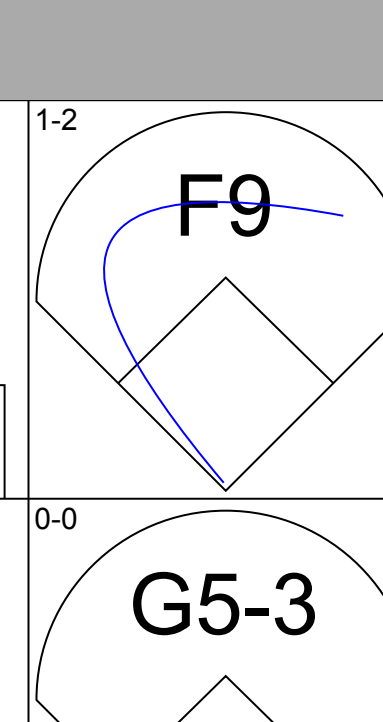
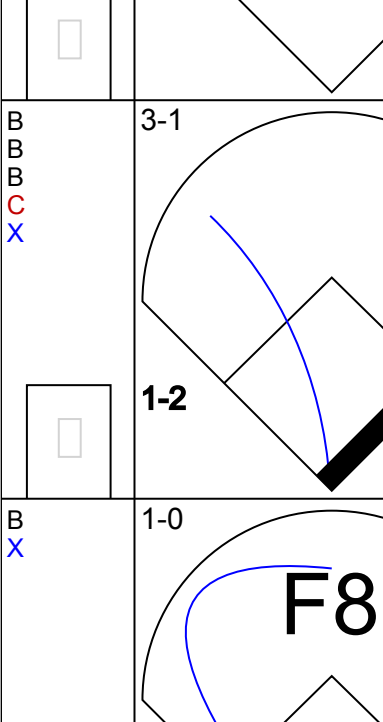
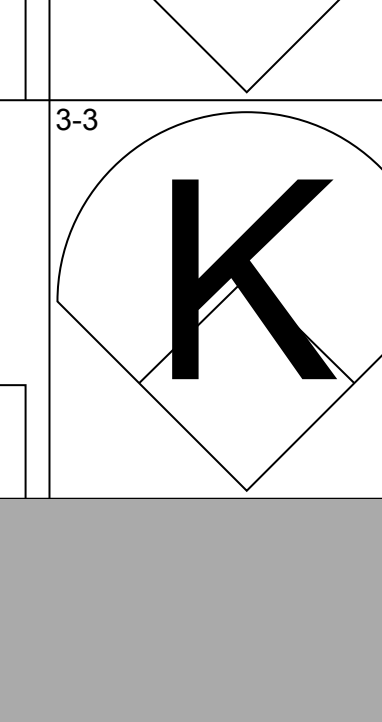
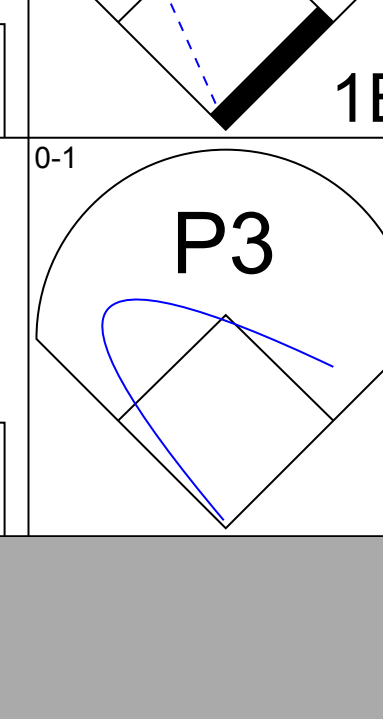
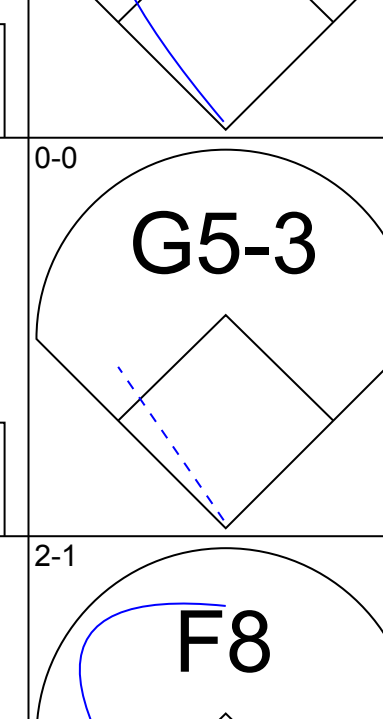
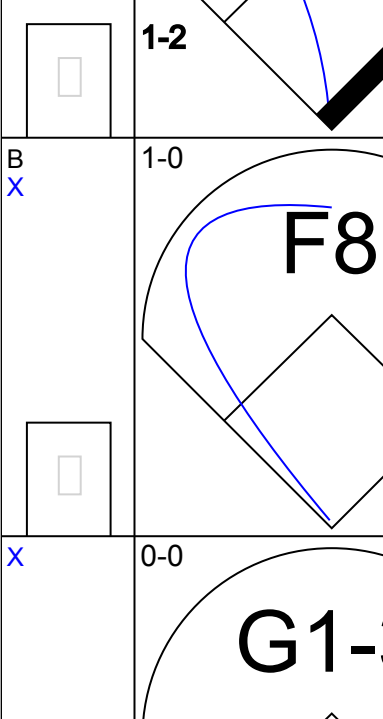
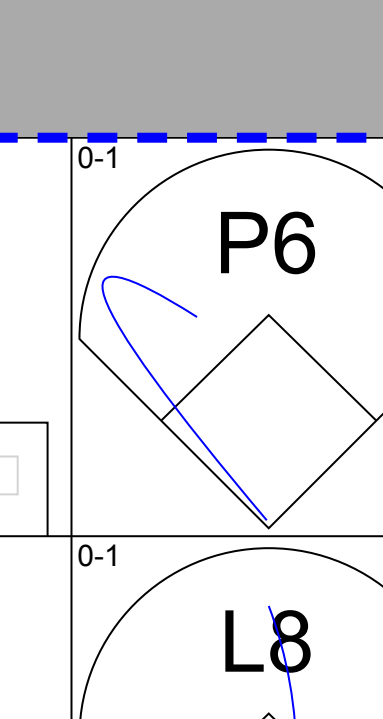
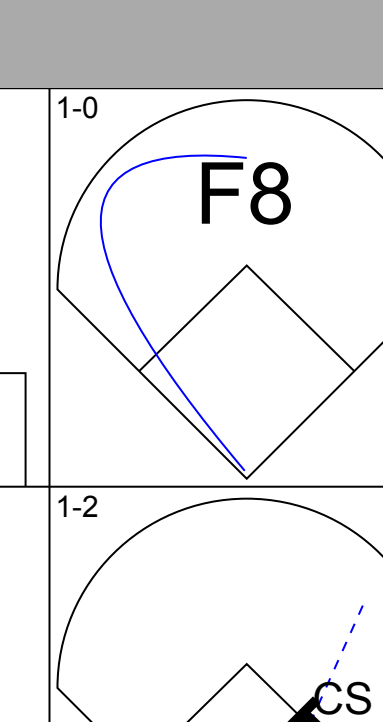
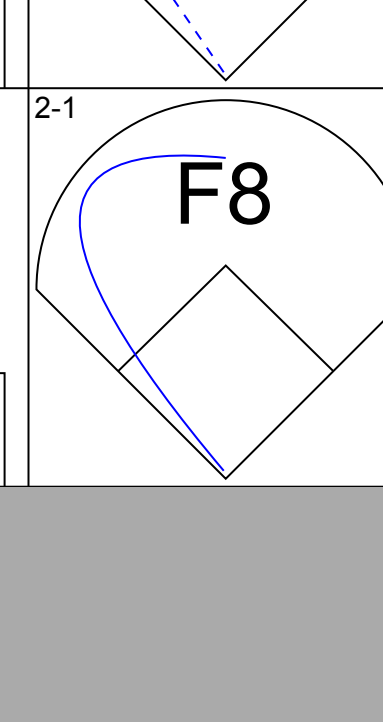
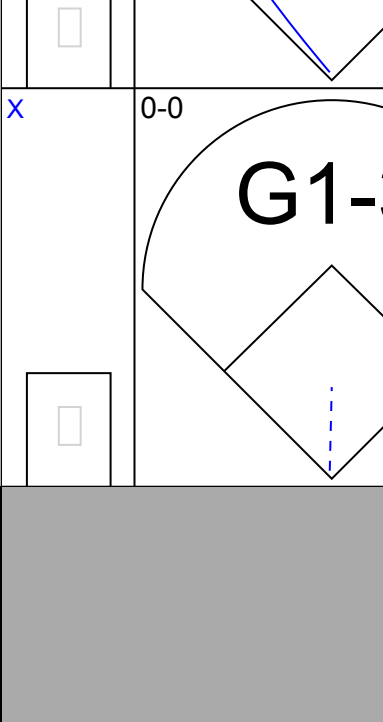
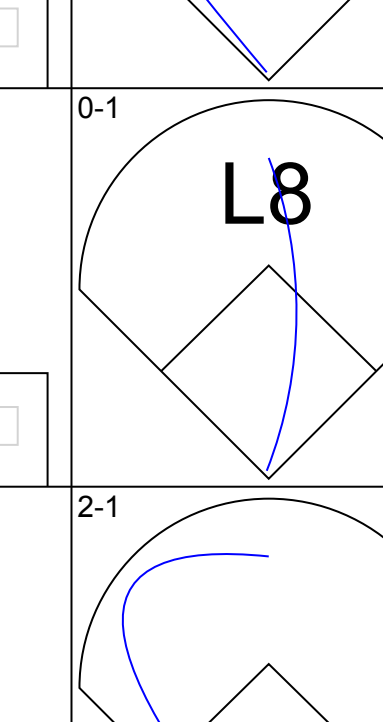
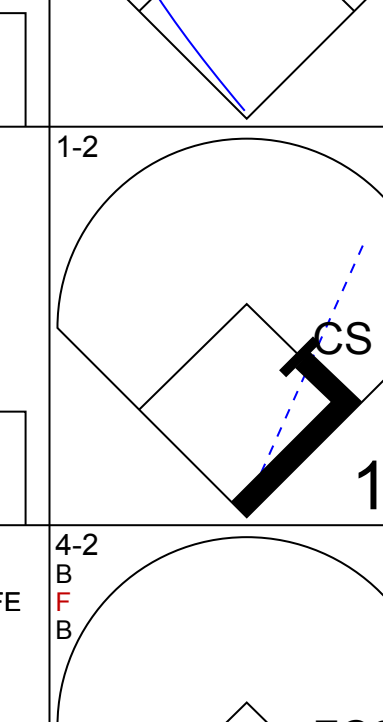
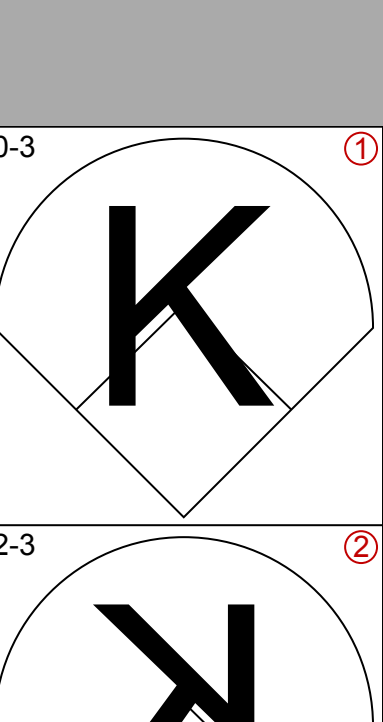
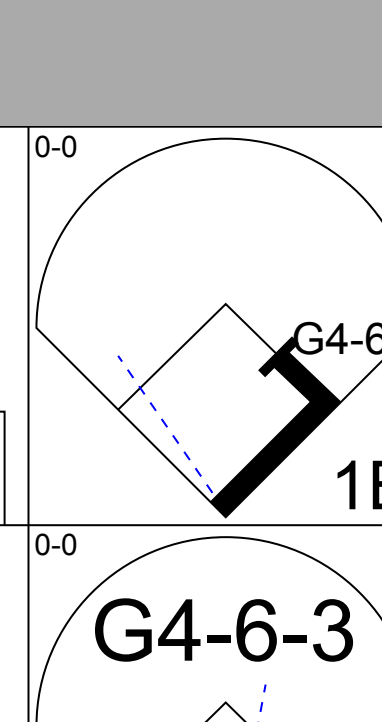
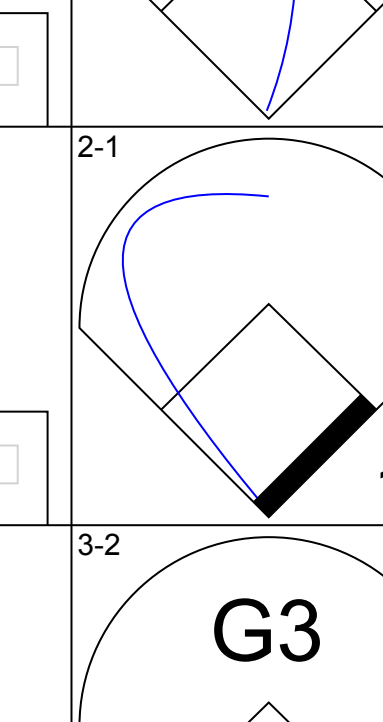
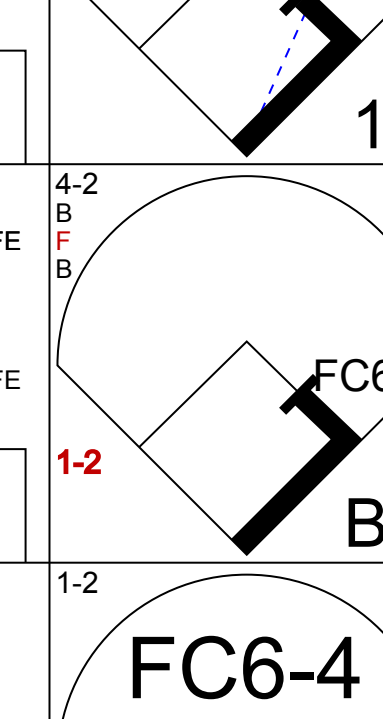
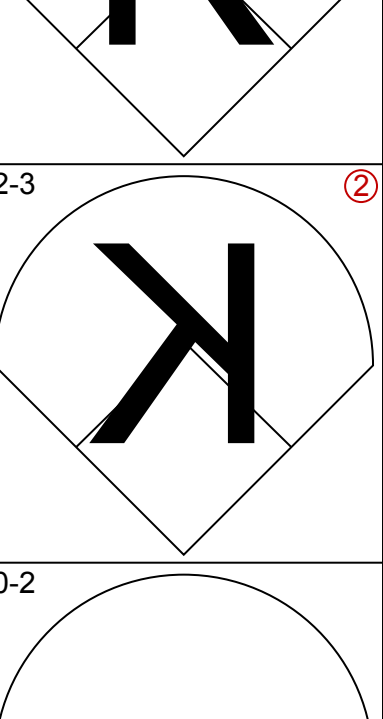
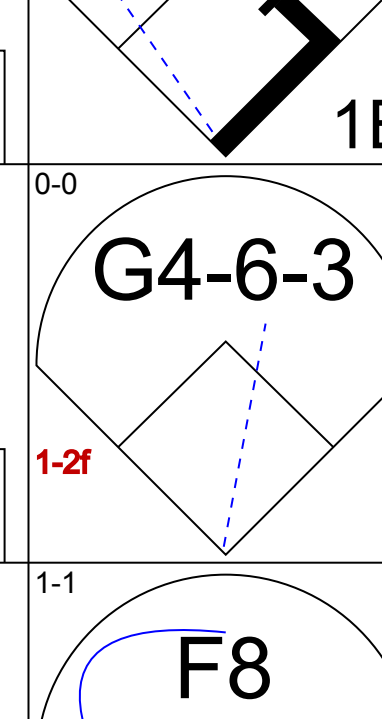
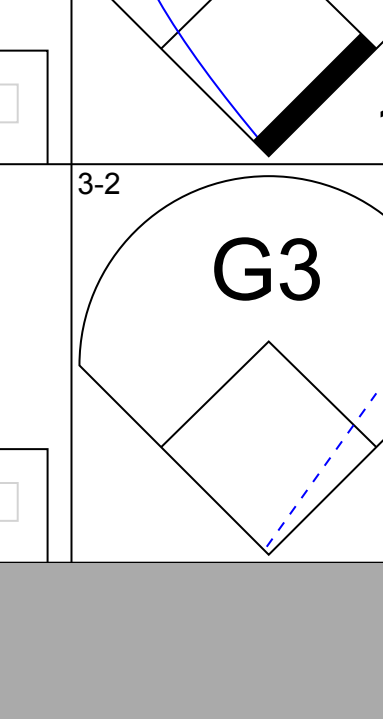
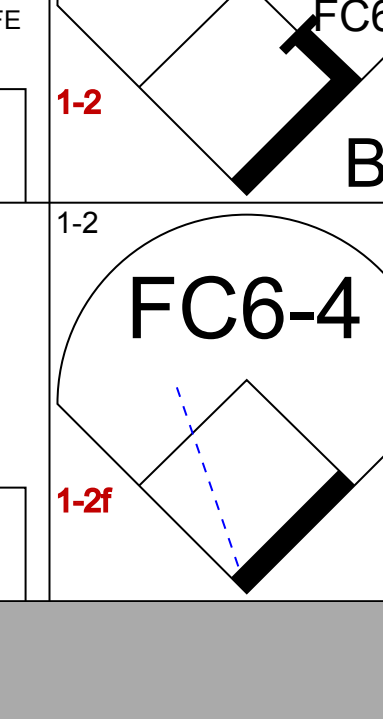
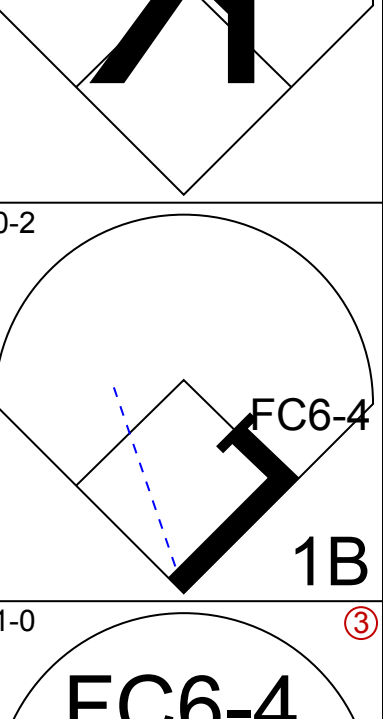
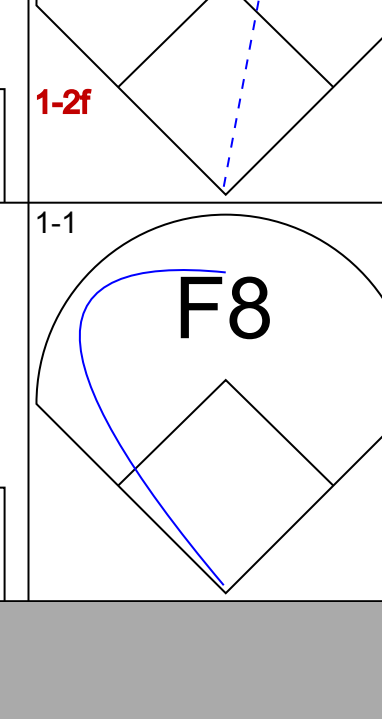
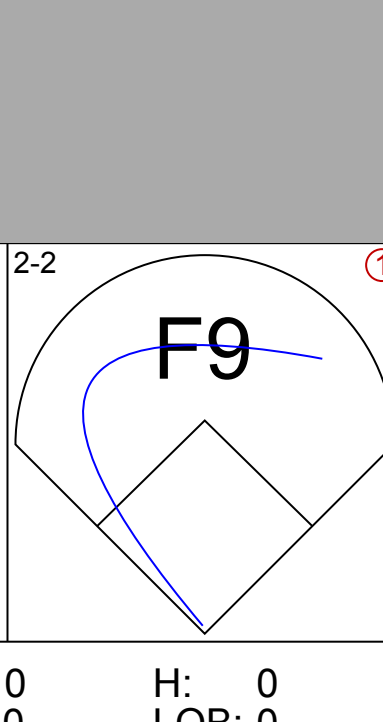
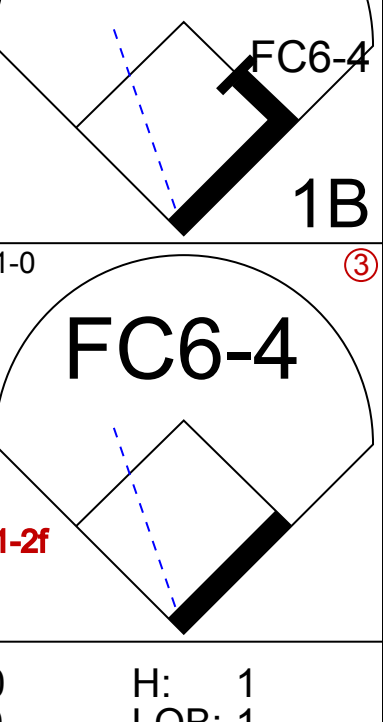
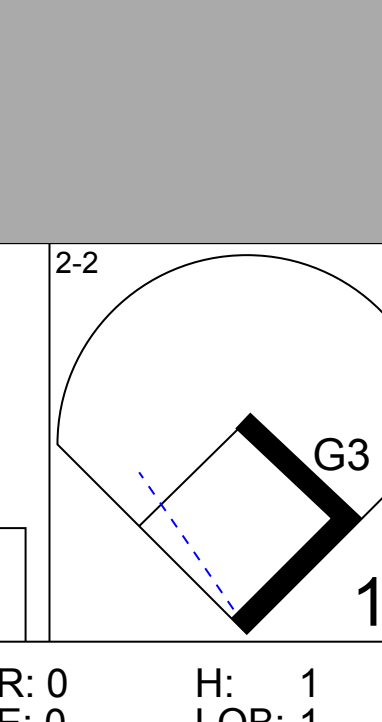
AB	32
R	2
H	6
RBI	2
BB	1
SO	8
LOB	9

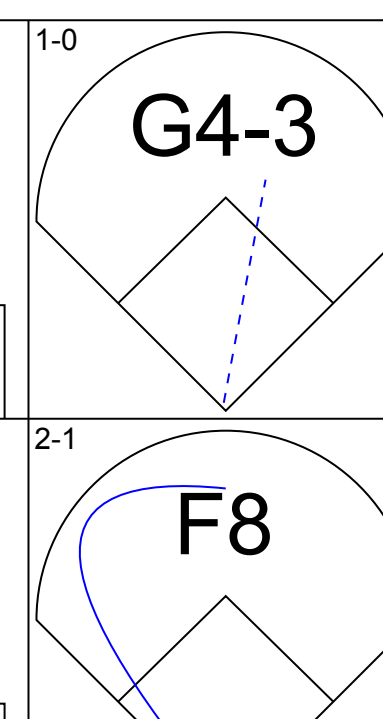
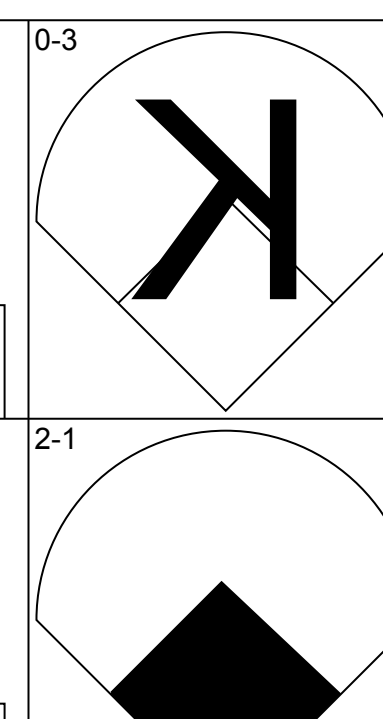
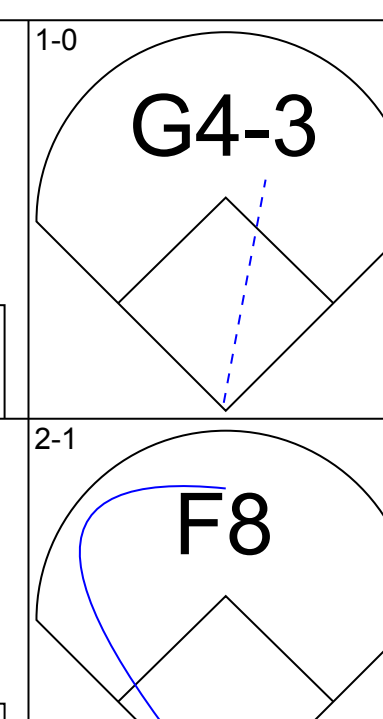
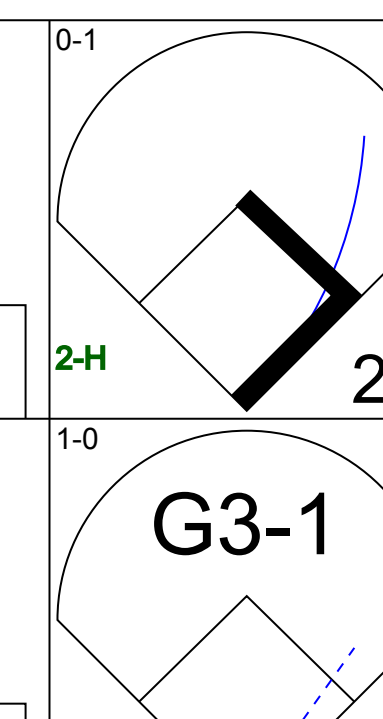
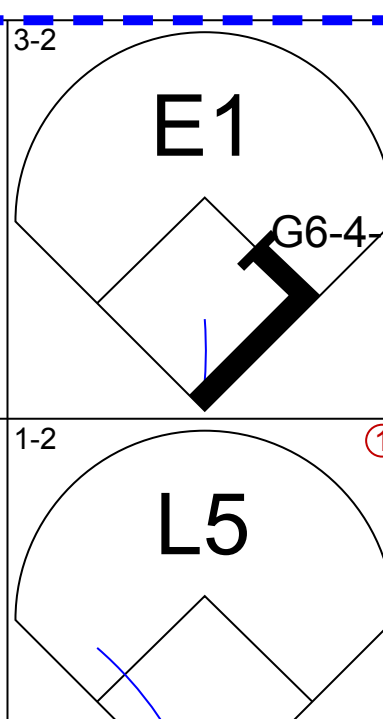
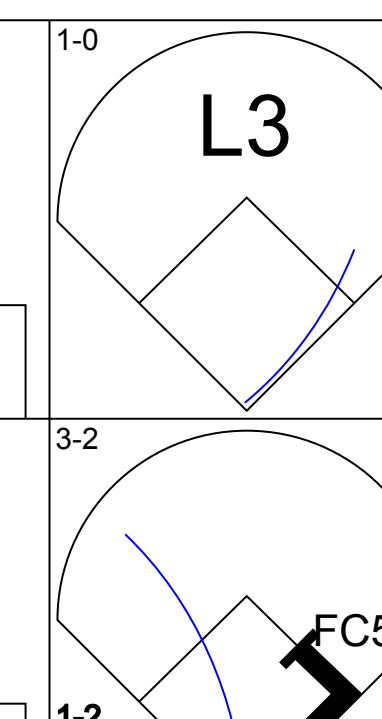
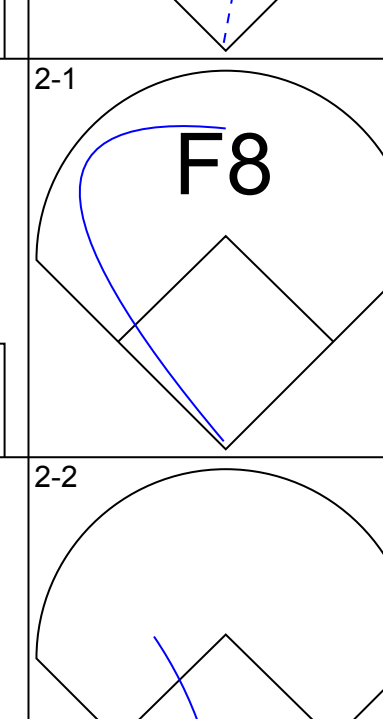
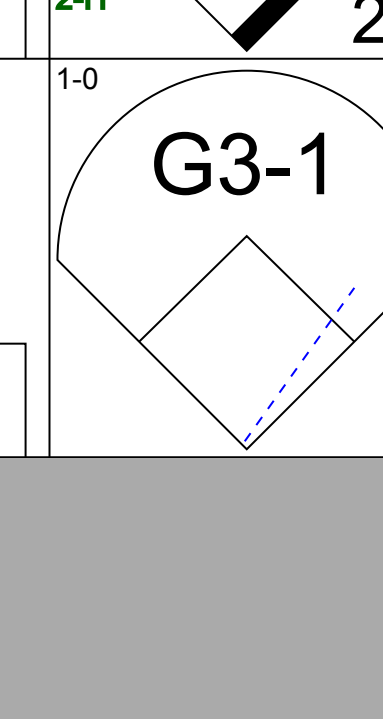
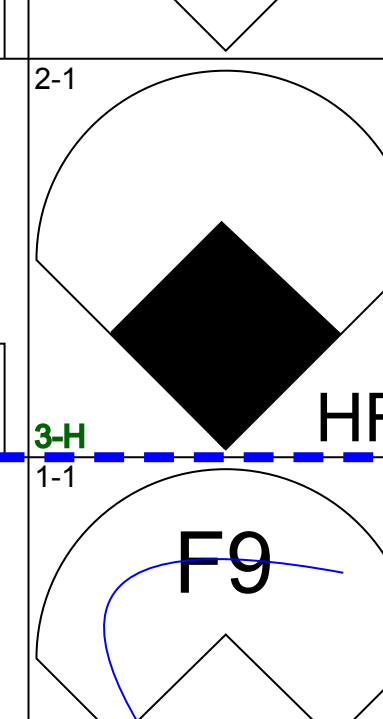
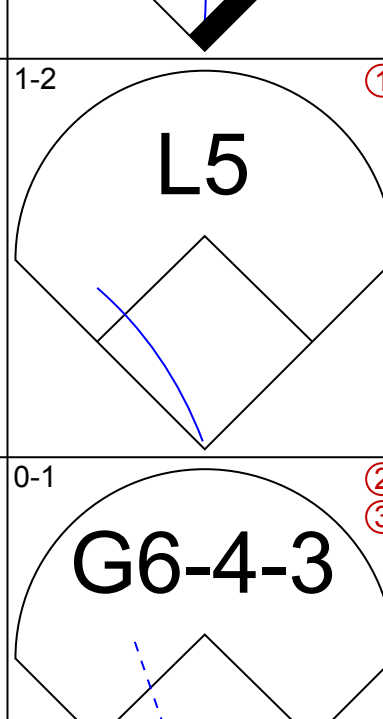
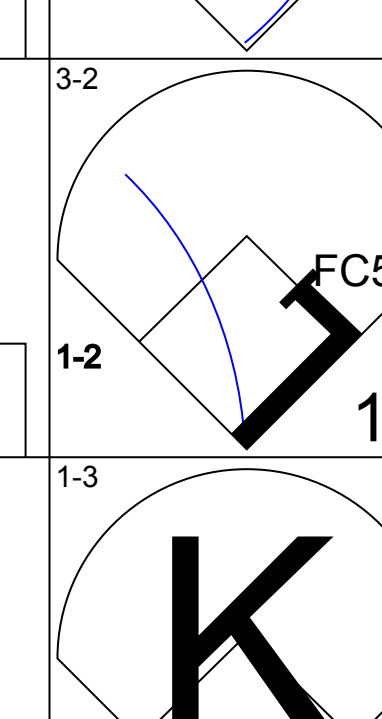

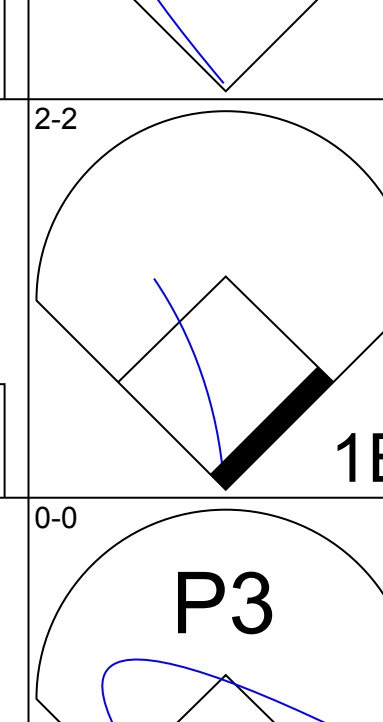
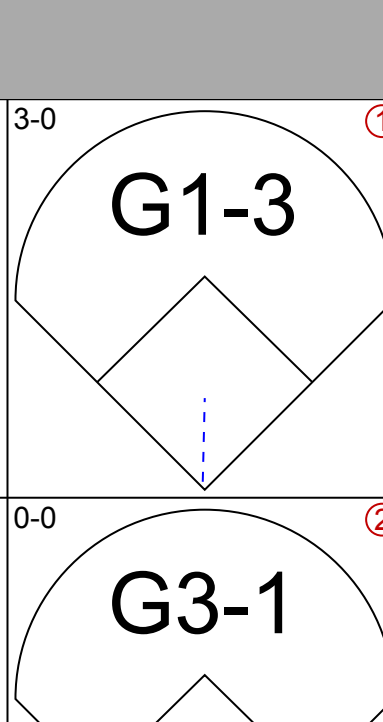
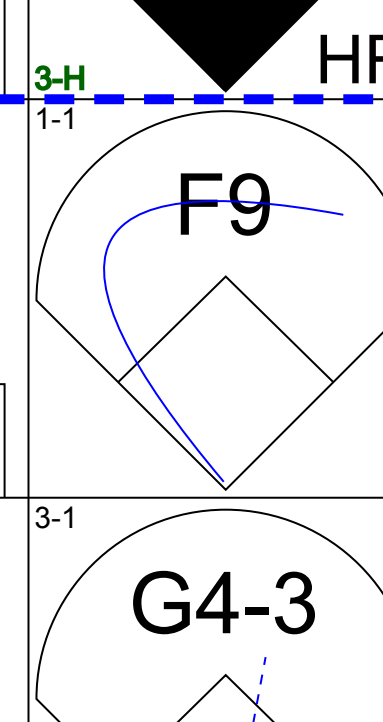
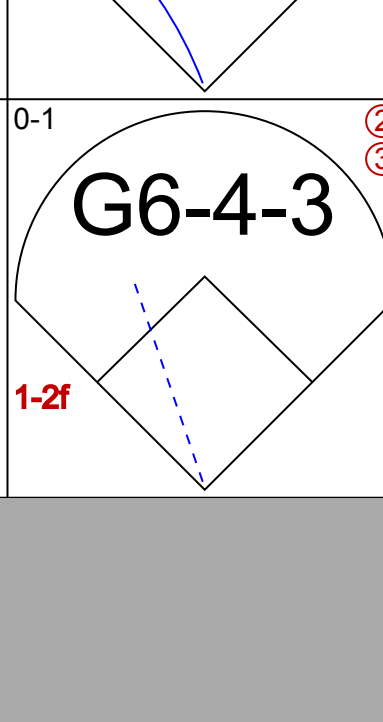
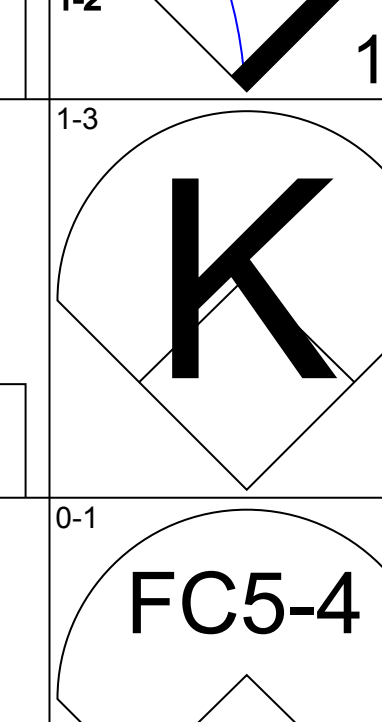
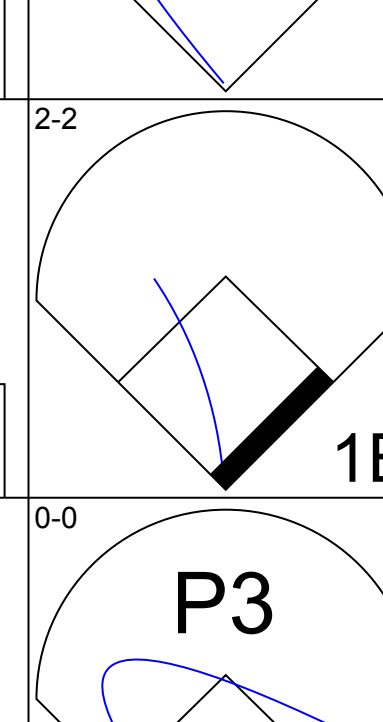
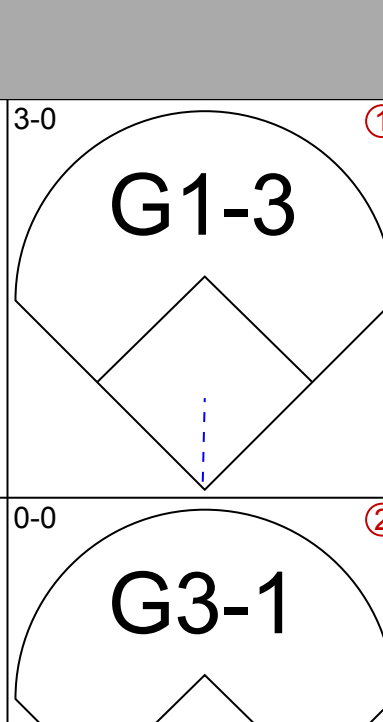
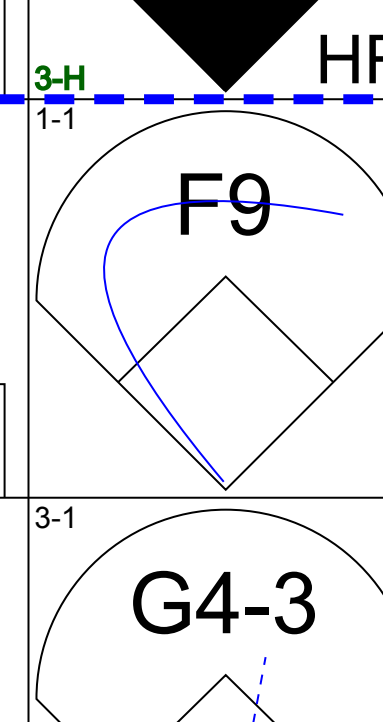
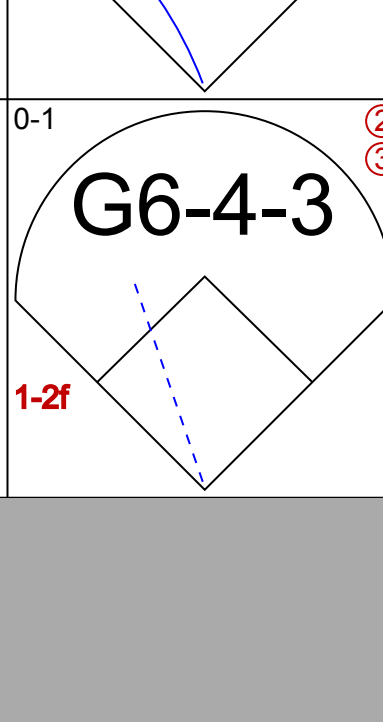
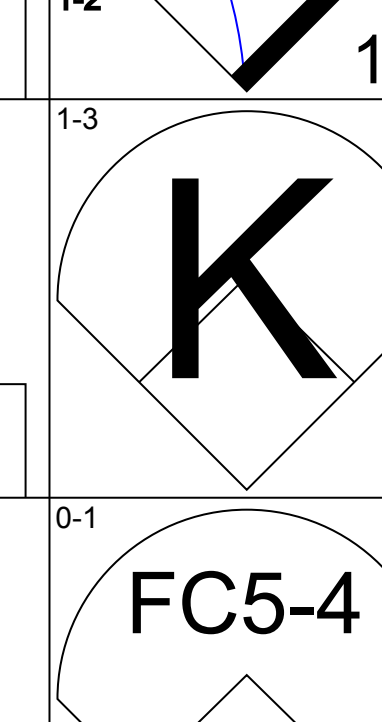
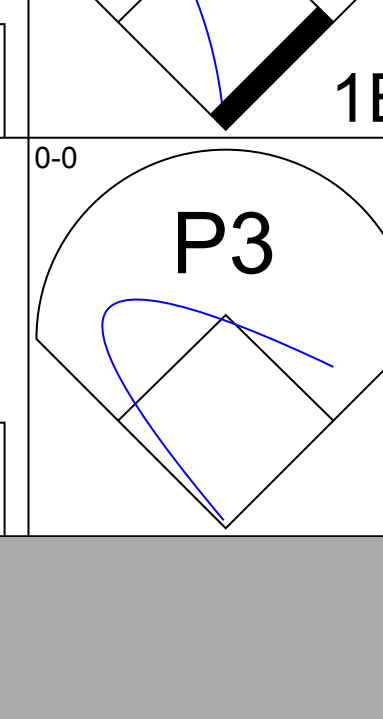
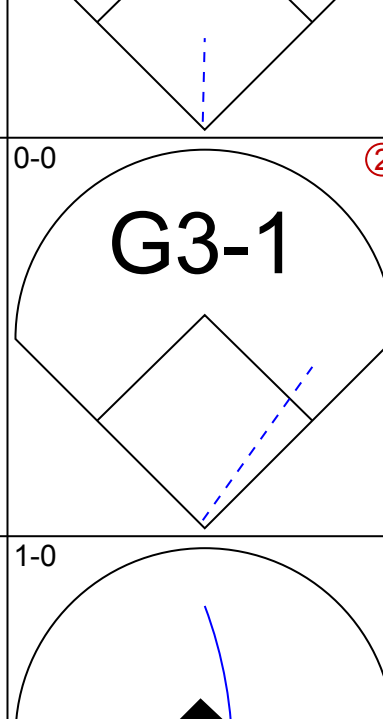
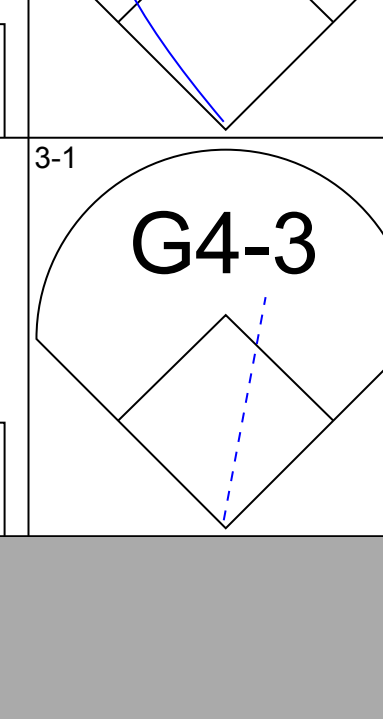
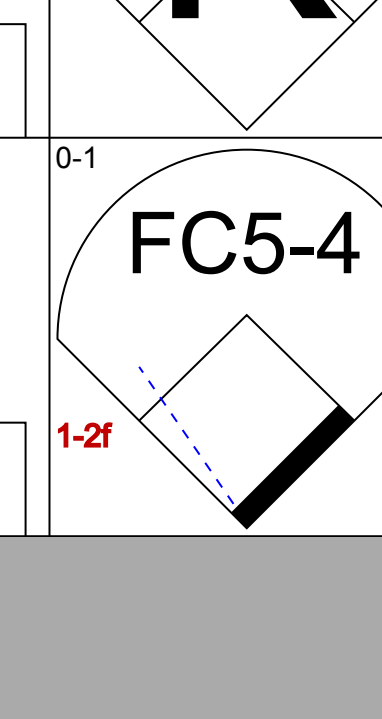
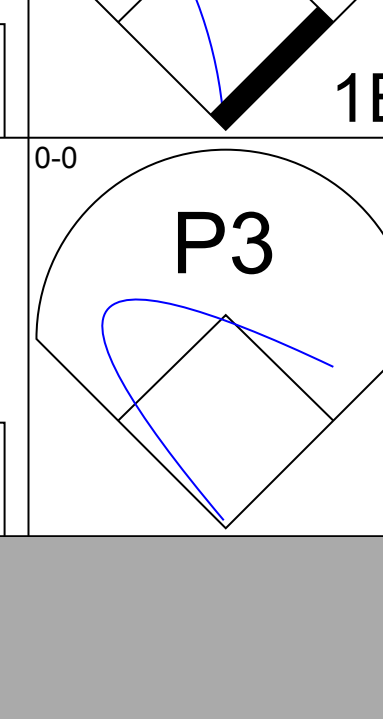
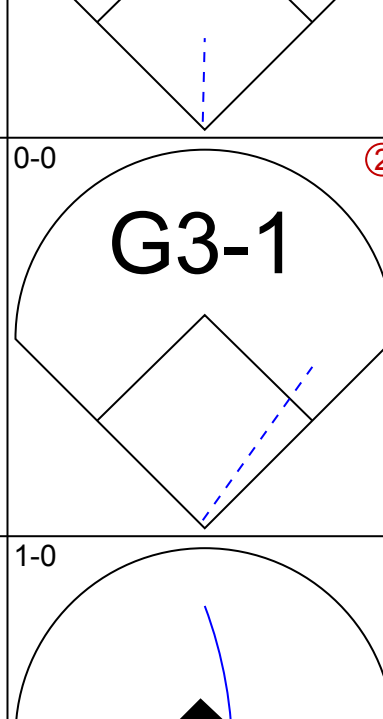
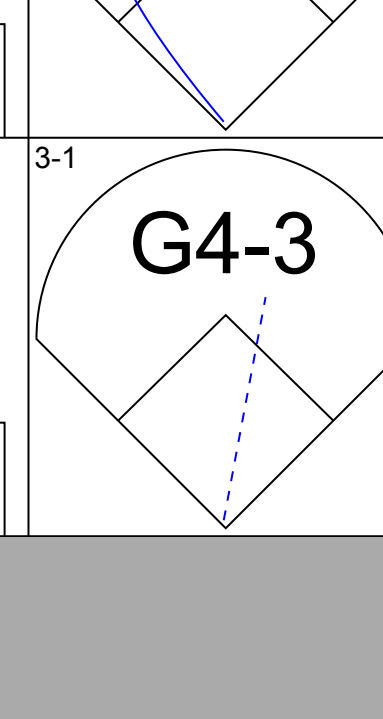
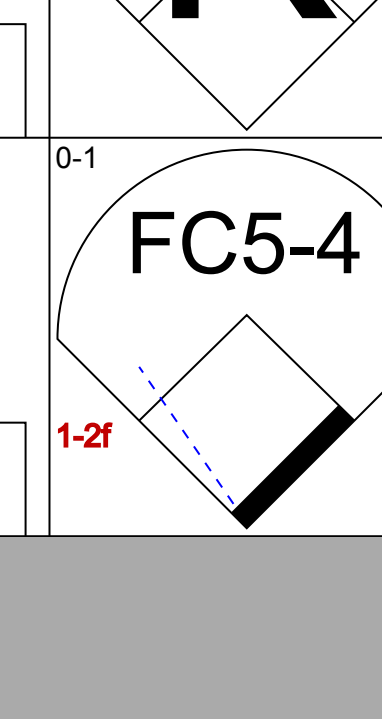
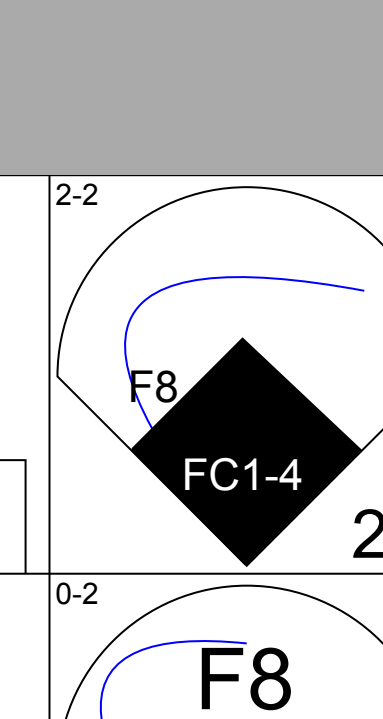
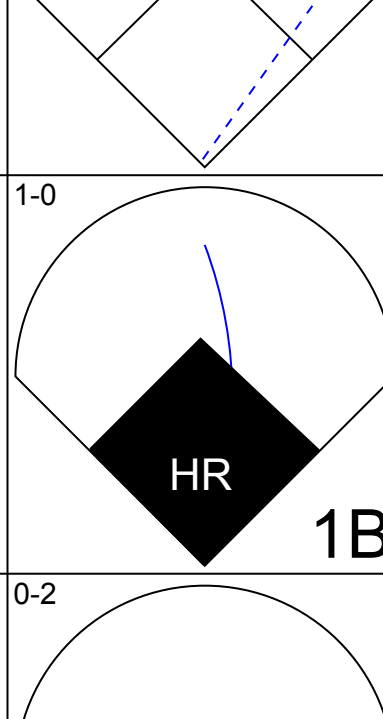
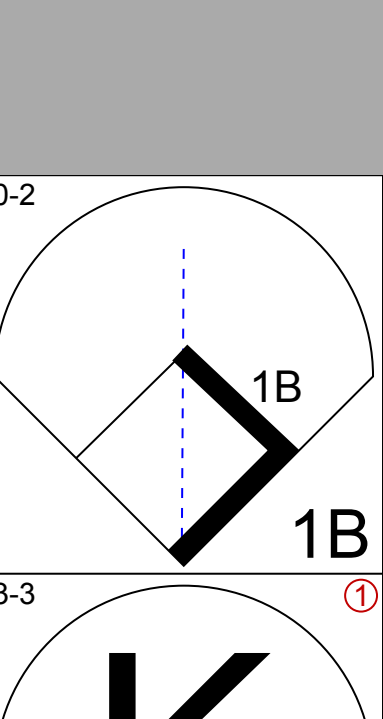
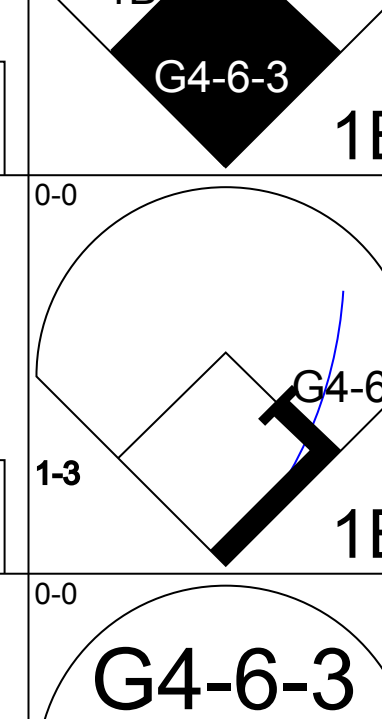

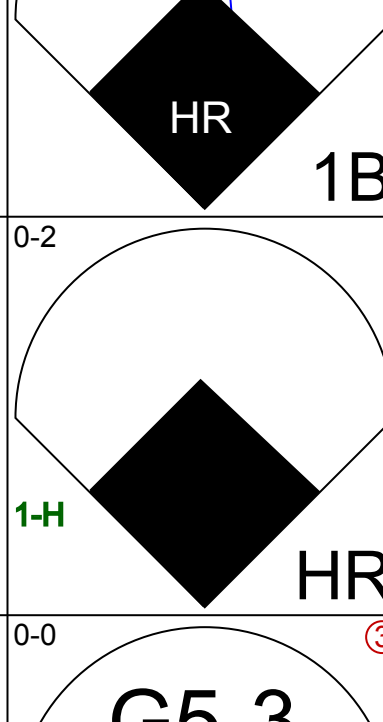
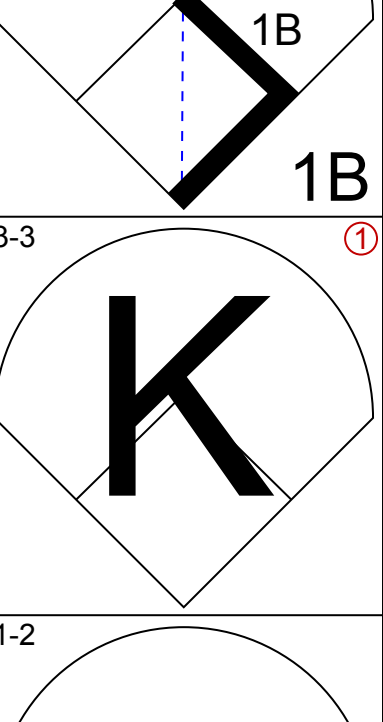
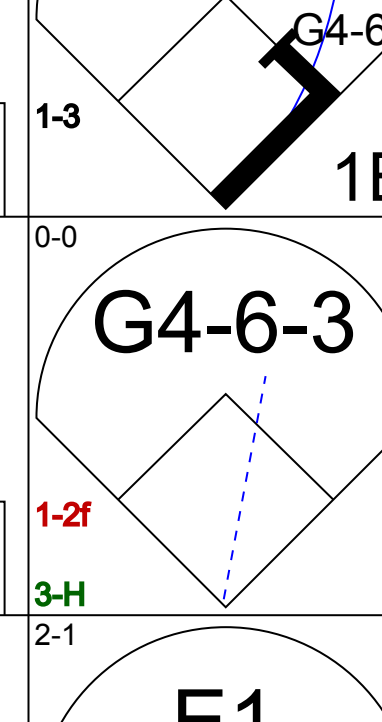
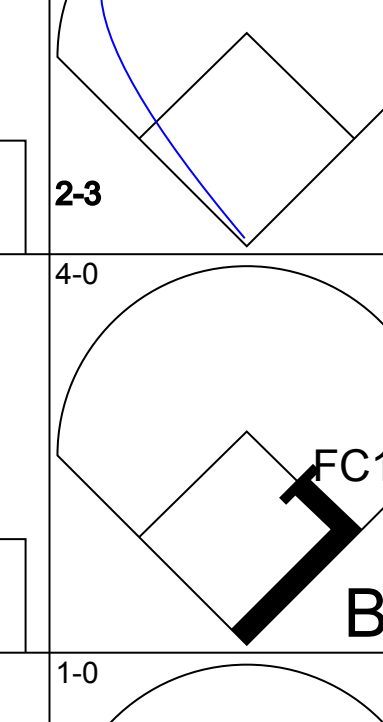
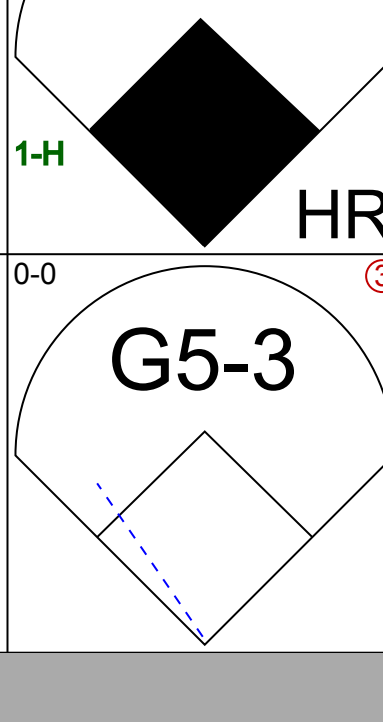
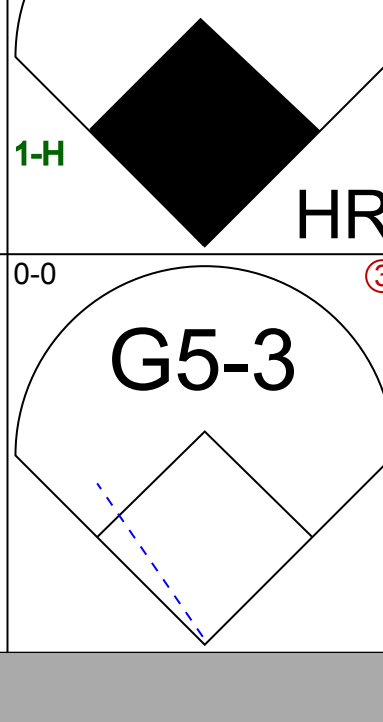
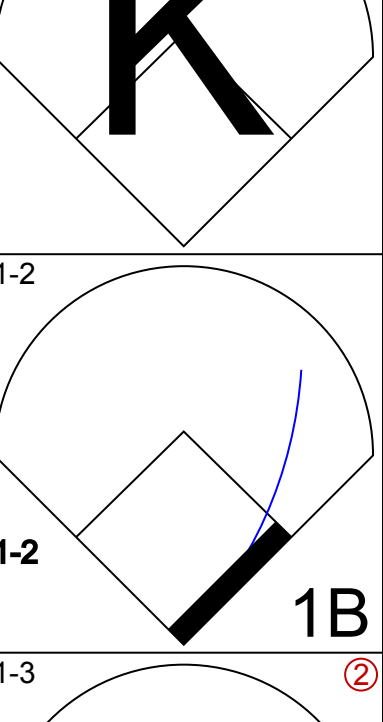
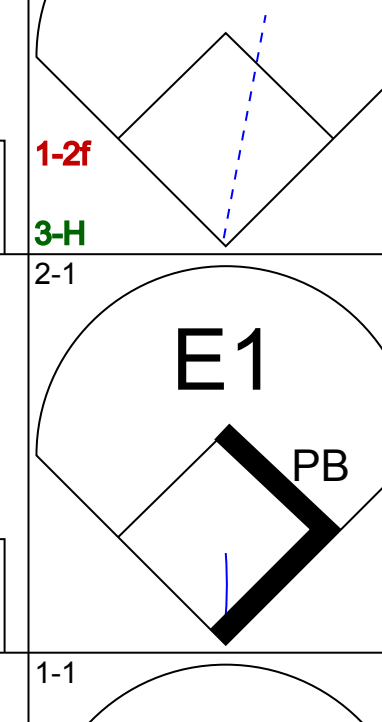

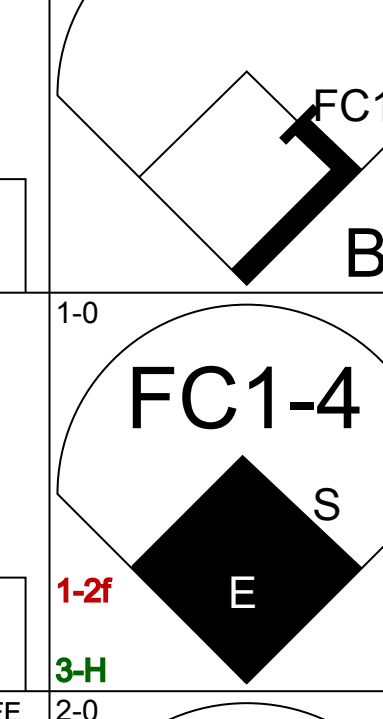
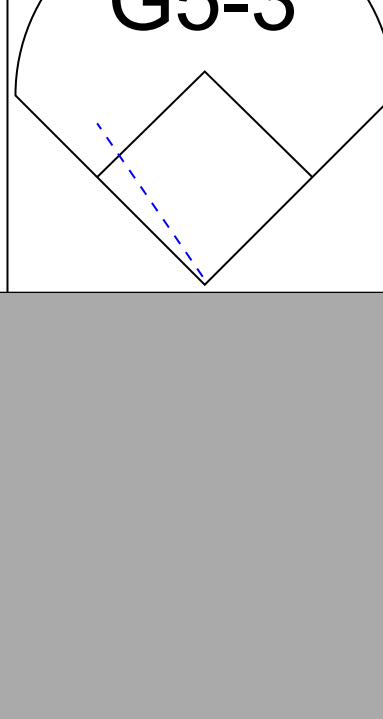
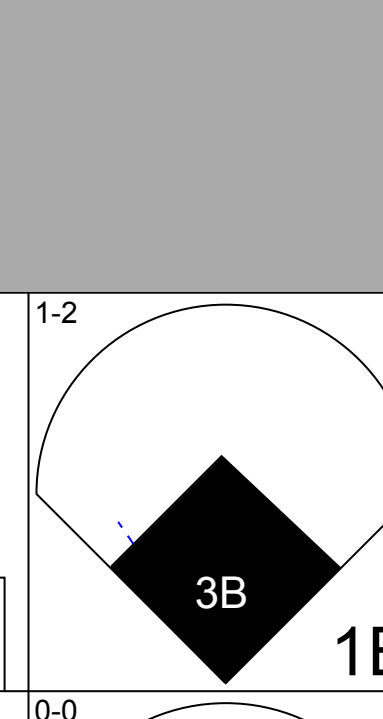
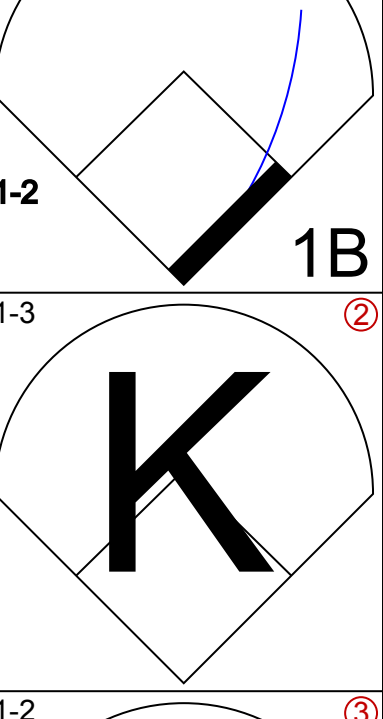
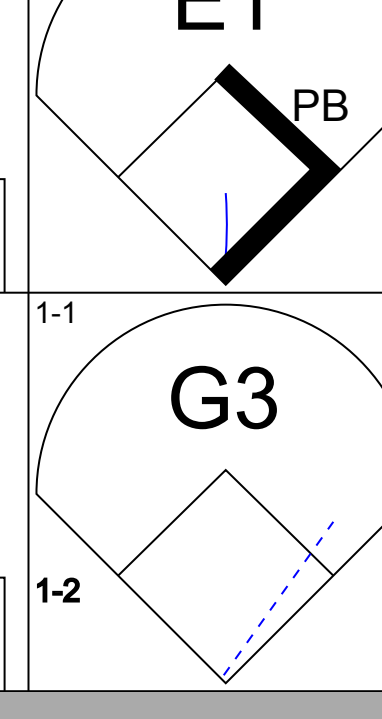
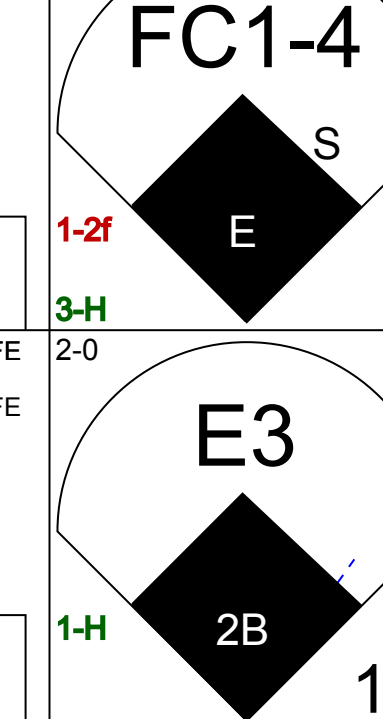

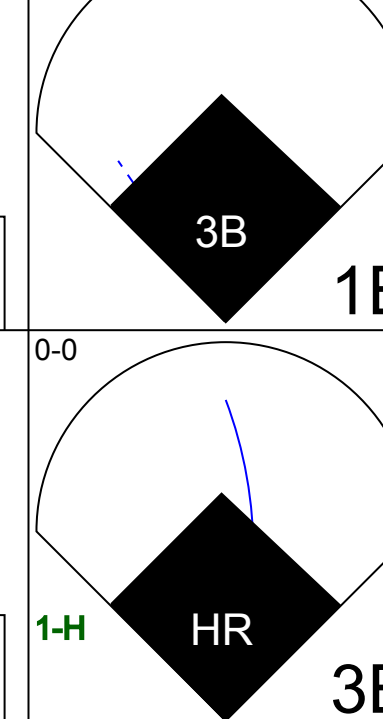
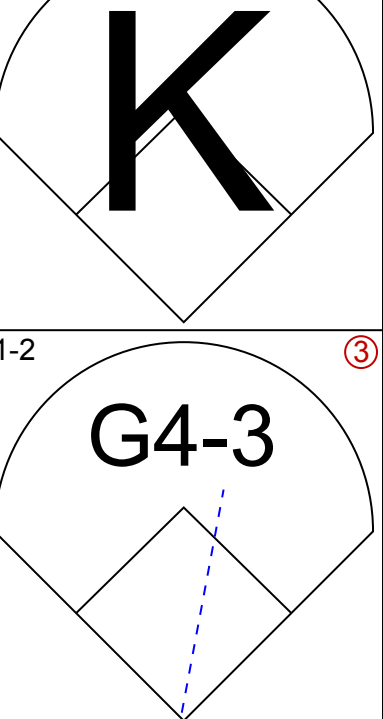
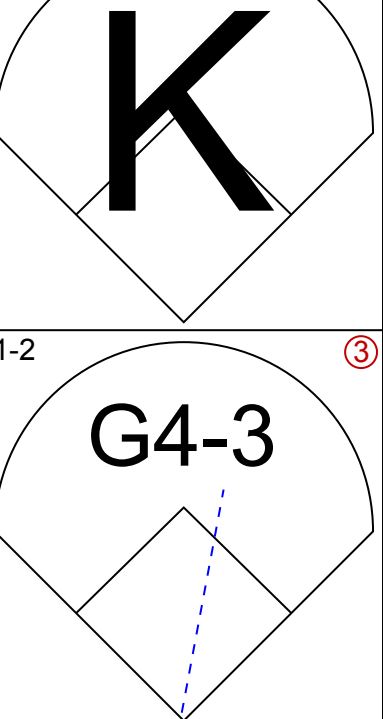
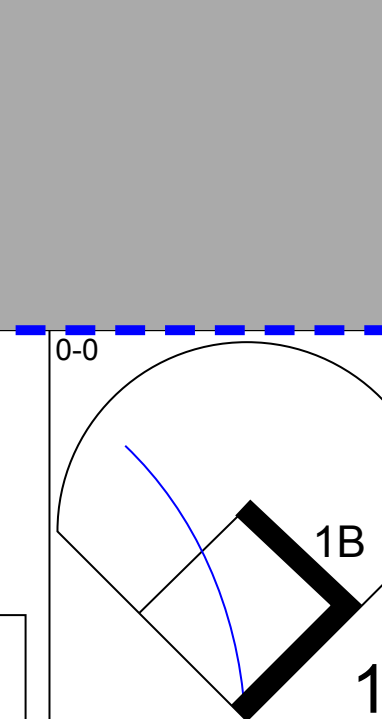


AB	31
R	8
H	10
RBI	8
BB	8
SO	2
LOB	19





Batter	1	2	3	4	5	6	7	8	9	AB	R	H	RBI	BB	SO	LOB	TOP					
<b>Chad Curtis, R</b> OBP: 0.336, SLG: 0.343 (1, 7)										4	0	1	0	0	1	1	<b>Detroit Tigers @ Chicago White Sox</b> Comiskey Park, Chicago, IL Fri May 31 1996, 8:05 PM EDT Att: 16,983 - Unknown - 68 F					
<b>Duane Singleton, L</b> OBP: 0.176, SLG: 0.163 (1, 8)										4	0	0	0	0	2	2						
<b>Cecil Fielder, R</b> OBP: 0.335, SLG: 0.503 (1, 3)										4	0	2	0	0	1	1						
<b>Travis Fryman, R</b> OBP: 0.332, SLG: 0.490 (1, 5)										4	0	0	0	0	0	3						
<b>Melvin Nieves, S</b> OBP: 0.339, SLG: 0.500 (1, 9)										4	0	0	0	0	0	2						
<b>Curtis Pride, L</b> OBP: 0.353, SLG: 0.500 (1, 10)										4	0	3	0	0	1	0						
<b>Raul Casanova, S</b> OBP: 0.167, SLG: 0.227 (1, 2)										3	0	0	0	1	1	2						
<b>Alan Trammell, R</b> OBP: 0.314, SLG: 0.304 (1, 4)										3	0	1	0	0	0	1						
<b>Chris Gomez, R</b> OBP: 0.323, SLG: 0.253 (1, 6)										3	0	1	0	0	0	1						
<b>Inning Stats</b>	R: 0 E: 0 K: 1 S: 9	H: 1 LOB: 1 BB: 0 P: 14	R: 0 E: 0 K: 0 S: 15	H: 1 LOB: 1 BB: 1 P: 22	R: 0 E: 0 K: 0 S: 6	H: 0 LOB: 0 BB: 0 P: 11	R: 0 E: 0 K: 0 S: 7	H: 0 LOB: 0 BB: 0 P: 10	R: 0 E: 0 K: 2 S: 10	H: 1 LOB: 1 BB: 0 P: 13	R: 0 E: 0 K: 1 S: 9	H: 2 LOB: 2 BB: 0 P: 15	R: 0 E: 0 K: 0 S: 4	H: 1 LOB: 0 BB: 0 P: 5	R: 0 E: 0 K: 2 S: 18	H: 1 LOB: 1 BB: 0 P: 25	R: 0 E: 0 K: 0 S: 9	H: 1 LOB: 1 BB: 0 P: 14	1B: 8 2B: 0 3B: 0 HR: 0	SF: 0 SAC: 0 DP: 1 HBP: 0	WP: 0 PB: 0 CS: 1	PA: 34
<b>PITCHER</b>	IP	WLS	BF	H	R	ER	SO	BB	IBB	HBP	BLK	WP	HR	S	P	ERA	WHIP					
<b>Kevin Tapani, R</b> ERA: 2.88 (1, 1)	8.0	W	30	7	0	0	6	1	0	0	0	0	0	78	115	0.00	1.000					
<b>Brian Keyser, R</b> ERA: 2.64 (9, 1)	1.0		4	1	0	0	0	0	0	0	0	0	0	9	14	0.00	1.000					

Batter	1	2	3	4	5	6	7	8	9	AB	R	H	RBI	BB	SO	LOB	BOTTOM					
<b>Tony Phillips, S</b> OBP: 0.424, SLG: 0.442 (1, 4)										3	0	1	1	0	1	1	<b>Detroit Tigers @ Chicago White Sox</b> Comiskey Park, Chicago, IL Fri May 31 1996, 8:05 PM EDT Att: 16,983 - Unknown - 68 F					
<b>Jose Munoz, S</b> OBP: 0.355, SLG: 0.259 (6, FH) (7, 4)										2	0	0	0	0	0	1						
<b>Dave Martinez, L</b> OBP: 0.404, SLG: 0.548 (1, 7)										5	1	2	2	0	0	2						
<b>Frank Thomas, R</b> OBP: 0.443, SLG: 0.635 (6, FH) (9, 3)										4	0	1	0	0	0	1						
<b>Chad Kreuter, S</b> OBP: 0.297, SLG: 0.283 (9, 3)										1	0	0	0	0	1	2						
<b>Harold Baines, L</b> OBP: 0.411, SLG: 0.588 (1, 10)										4	0	1	0	0	0	1						
<b>Lyle Mouton, R</b> OBP: 0.333, SLG: 0.409 (7, PR)										1	1	0	0	0	0	2						
<b>Robin Ventura, L</b> OBP: 0.375, SLG: 0.511 (1, 5)										4	2	4	0	0	0	0						
<b>Danny Tartabull, R</b> OBP: 0.330, SLG: 0.390 (1, 9)										4	1	1	2	0	1	3						
<b>Ron Karkovics, R</b> OBP: 0.303, SLG: 0.314 (1, 2)										3	0	1	0	1	0	1						
<b>Darren Lewis, R</b> OBP: 0.394, SLG: 0.403 (1, 8)										4	2	1	1	0	1	4						
<b>Ozzie Guillen, L</b> OBP: 0.296, SLG: 0.386 (1, 6)										4	2	3	1	0	0	2						
<b>Inning Stats</b>	R: 0 E: 0 K: 0 S: 7	H: 1 LOB: 1 BB: 0 P: 12	R: 3 E: 1 K: 0 S: 11	H: 3 LOB: 1 BB: 1 P: 21	R: 2 E: 0 K: 0 S: 7	H: 2 LOB: 0 BB: 0 P: 11	R: 3 E: 0 K: 1 S: 13	H: 3 LOB: 0 BB: 0 P: 20	R: 0 E: 0 K: 2 S: 20	H: 2 LOB: 2 BB: 0 P: 26	R: 0 E: 1 K: 0 S: 9	H: 0 LOB: 0 BB: 0 P: 13	R: 1 E: 1 K: 0 S: 7	H: 2 LOB: 2 BB: 0 P: 10	R: 0 E: 0 K: 1 S: 11	H: 2 LOB: 2 BB: 0 P: 16	R: 0 E: 0 K: 0 S: 9	H: 1 LOB: 1 BB: 0 P: 14	1B: 10 2B: 2 3B: 1 HR: 2	SF: 0 SAC: 0 DP: 2 HBP: 0	WP: 0 PB: 1 CS: 0	PA: 40
<b>PITCHER</b>	IP	WLS	BF	H	R	ER	SO	BB	IBB	HBP	BLK	WP	HR	S	P	ERA	WHIP					
<b>Felipe Lira, R</b> ERA: 6.4 (1, 1)	3.1	L	20	9	8	7	1	0	0	0	0	0	0	24	34	0.00	1.200					
<b>Richie Lewis, R</b> ERA: 3.66 (4, 1)	1.2		7	2	0	0	2	0	0	0	0	0	0	16	23	4.50	1.000					
<b>Bob Scanlan, R</b> ERA: 13.5 (6, 1)	2.0		8	2	1	1	0	0	0	0	0	0	0	11	16	0.00	2.000					
<b>Gregg Olson, R</b> ERA: 5.52 (8, 1)	1.0		5	2	0	0	1	0	0	0	0	0	0	11	16	0.00	2.000					



Batter	1	2	3	4	5	6	7	8	9	AB	R	H	RBI	BB	SO	LOB	TOP										
<b>Chad Curtis, R</b> OBP: 0.331, SLG: 0.337 (1, 8)	2-1 G6-3	1-1 F7						2-1 G5-3		4	0	0	0	0	0	2	<b>Detroit Tigers @ Chicago White Sox</b> Comiskey Park, Chicago, IL Sun Jun 02 1996, 4:33 AM EDT Sunny - 69 F										
<b>Curtis Pride, L</b> OBP: 0.361, SLG: 0.484 (1, 7)	4-2 FC5-4 BB		4-0 1B G5-4-3 BB				0-0 F7	2-3 K		2	1	0	0	2	1	0											
<b>Travis Fryman, R</b> OBP: 0.330, SLG: 0.486 (1, 5)	0-2 FC5-4 BB		0-0 G5-4-3 1B				2-3 K	0-0 F8		4	0	1	0	0	1	1											
<b>Cecil Fielder, R</b> OBP: 0.338, SLG: 0.498 <b>Kimera Barteo, R</b> OBP: 0.206, SLG: 0.182 (9, PR)	4-2 BB		1-2 G5-4-3				0-0 G6-3	4-2 DI 1B BB		2	0	0	0	2	0	1											
<b>Melvin Nieves, S</b> OBP: 0.337, SLG: 0.491 (1, 9)	1-1 F7		0-1 F8				0-3 K	4-2 F9 1B BB		3	0	0	0	1	1	2											
<b>Raul Casanova, S</b> OBP: 0.143, SLG: 0.192 (1, 2)		1-1 G6-3					1-0 F7	2-2 F7		4	0	0	0	0	0	2											
<b>Eddie Williams, R</b> OBP: 0.307, SLG: 0.370 <b>Duane Singleton, L</b> OBP: 0.176, SLG: 0.163 (9, PR)	0-0 F9		2-1 1B				2-0 G5-3	2-1 1B		4	0	2	1	0	0	0											
<b>Mark Lewis, R</b> OBP: 0.329, SLG: 0.481 (1, 4)	2-1 BB 1B		0-0 F9				1-0 G6-3	1-2 F9		4	0	1	0	0	0	3											
<b>Alan Trammell, R</b> OBP: 0.312, SLG: 0.296 (1, 6)	4-0 BB		0-0 P4				1-1 F7	0-1 G1-3		3	0	0	0	1	0	3											
<b>Inning Stats</b>	R: 0 E: 0 K: 0 S: 13	H: 0 LOB: 2 BB: 2 P: 24	R: 0 E: 0 K: 0 S: 7	H: 1 LOB: 2 BB: 1 P: 15	R: 1 E: 0 K: 0 S: 6	H: 1 LOB: 0 BB: 1 P: 11	R: 0 E: 0 K: 0 S: 6	H: 1 LOB: 1 BB: 0 P: 8	R: 0 E: 0 K: 1 S: 5	H: 0 LOB: 0 BB: 0 P: 10	R: 0 E: 0 K: 0 S: 4	H: 0 LOB: 0 BB: 0 P: 8	R: 0 E: 0 K: 1 S: 6	H: 0 LOB: 0 BB: 0 P: 10	R: 1 E: 0 K: 0 S: 16	H: 1 LOB: 2 BB: 2 P: 29	1B: 4 2B: 0 3B: 0 HR: 0	SF: 0 SAC: 0 DP: 1 HBP: 0	WP: 0 PB: 0 SB: 0 CS: 0	PA: 36							
<b>PITCHER</b>	IP	WLS	BF	H	R	ER	SO	BB	IBB	HBP	BLK	WP	HR	S	P	ERA	WHIP										
<b>James Baldwin, R</b> ERA: 3.4 <b>Roberto Hernandez, R</b> ERA: 0.7	(1, 1)	8.0	W	30	3	1	1	3	4	0	0	0	0	54	92	1.12	0.875										

Batter	1	2	3	4	5	6	7	8	9	AB	R	H	RBI	BB	SO	LOB	BOTTOM										
<b>Tony Phillips, S</b> OBP: 0.426, SLG: 0.437 (1, 7)	4-2 FC3-6 BB		2-3 K					1-0 G4-3		2	0	0	1	2	1	0	<b>Detroit Tigers @ Chicago White Sox</b> Comiskey Park, Chicago, IL Sun Jun 02 1996, 4:33 AM EDT Sunny - 69 F										
<b>Darren Lewis, R</b> OBP: 0.390, SLG: 0.398 (1, 8)	0-0 FC3-6 S		2-0 G1-3				2-2 FC6-4 1B	2-2 F9		4	0	1	1	0	0	1											
<b>Frank Thomas, R</b> OBP: 0.435, SLG: 0.622 (1, 3)	1-3 K						2-0 F7	0-1 L3		4	0	0	0	0	1	4											
<b>Lyle Mouton, R</b> OBP: 0.329, SLG: 0.443 (1, 10)	0-0 G5-3						2-0 G3-1	1-2 FC6-4		4	1	1	1	0	0	4											
<b>Danny Tartabull, R</b> OBP: 0.328, SLG: 0.387 <b>Dave Martinez, L</b> OBP: 0.404, SLG: 0.548 (8, PR)	3-3 K		2-3 K				2-0 F7	2-1 CS 1B		4	0	1	0	0	2	0											
<b>Chris Snopce, R</b> OBP: 0.296, SLG: 0.490 <b>Robin Ventura, L</b> OBP: 0.378, SLG: 0.511 (8, FH)	1-2 FC6-4 1B						0-2 G5-3	2-0 1B		3	0	2	0	0	0	0											
<b>Ron Karkovics, R</b> OBP: 0.308, SLG: 0.326 (1, 2)	0-1 FC6-4						0-0 E BB 2B	1-2 1B BB		4	1	2	0	0	0	2											
<b>Ray Durham, S</b> OBP: 0.383, SLG: 0.470 (1, 4)	2-2 F9						4-1 BB E 1B BB	0-0 P3		3	1	1	1	1	0	2											
<b>Ozzie Guillen, L</b> OBP: 0.290, SLG: 0.377 (1, 6)			1-1 F7				1-1 E7 1B BB	0-0 G1-3		4	0	0	0	0	1	5											
<b>Inning Stats</b>	R: 0 E: 0 K: 1 S: 7	H: 0 LOB: 1 BB: 1 P: 12	R: 0 E: 0 K: 1 S: 11	H: 1 LOB: 0 BB: 0 P: 17	R: 0 E: 0 K: 1 S: 7	H: 0 LOB: 0 BB: 0 P: 12	R: 0 E: 0 K: 1 S: 5	H: 0 LOB: 0 BB: 0 P: 11	R: 2 E: 1 K: 0 S: 15	H: 2 LOB: 3 BB: 2 P: 27	R: 0 E: 0 K: 0 S: 4	H: 1 LOB: 1 BB: 0 P: 8	R: 0 E: 0 K: 1 S: 8	H: 0 LOB: 0 BB: 0 P: 11	R: 2 E: 0 K: 0 S: 15	H: 4 LOB: 3 BB: 1 P: 26	1B: 6 2B: 1 3B: 0 HR: 1	SF: 0 SAC: 0 DP: 0 HBP: 0	WP: 0 PB: 0 SB: 1 CS: 1	PA: 36							
<b>PITCHER</b>	IP	WLS	BF	H	R	ER	SO	BB	IBB	HBP	BLK	WP	HR	S	P	ERA	WHIP										
<b>Justin Thompson, L</b> ERA: 2.03 <b>Gregg Olson, R</b> ERA: 6.0 <b>Mike Myers, L</b> ERA: 5.46	(1, 1)	7.1	L	32	6	4	3	5	3	0	0	0	0	64	109	3.68	1.227										



Batter	1	2	3	4	5	6	7	8	9	AB	R	H	RBI	BB	SO	LOB	TOP										
<b>Chad Curtis, R</b> OBP: 0.333, SLG: 0.337 <b>Kimera Barteo, R</b> OBP: 0.200, SLG: 0.176										3	0	1	0	1	1	4	<b>Detroit Tigers @ Chicago White Sox</b> Comiskey Park, Chicago, IL Sun Jun 02 1996, 4:38 AM EDT Att: 26,125 - Sunny - 70 F										
<b>Duane Singleton, L</b> OBP: 0.182, SLG: 0.154 <b>Mark Parent, R</b> OBP: 0.250, SLG: 0.520 <b>Curtis Pride, L</b> OBP: 0.361, SLG: 0.484										3	0	0	0	1	1	2											
<b>Travis Fryman, R</b> OBP: 0.336, SLG: 0.486										4	0	2	0	1	0	2											
<b>Cecil Fielder, R</b> OBP: 0.335, SLG: 0.488										4	0	0	0	1	1	3											
<b>Melvin Nieves, S</b> OBP: 0.339, SLG: 0.491										4	2	1	0	0	0	4											
<b>Eddie Williams, R</b> OBP: 0.310, SLG: 0.393										5	2	2	2	0	0	2											
<b>Mark Lewis, R</b> OBP: 0.344, SLG: 0.498										3	1	3	0	2	0	0											
<b>John Flaherty, R</b> OBP: 0.283, SLG: 0.372										4	0	1	0	1	0	4											
<b>Chris Gomez, R</b> OBP: 0.340, SLG: 0.267										3	0	2	2	1	0	0											
<b>Inning Stats</b>	R: 0 E: 0 K: 0 S: 4	H: 2 LOB: 2 BB: 1 P: 8	R: 2 E: 0 K: 0 S: 5	H: 3 LOB: 1 BB: 1 P: 9	R: 0 E: 0 K: 0 S: 4	H: 1 LOB: 1 BB: 0 P: 4	R: 0 E: 0 K: 0 S: 3	H: 1 LOB: 0 BB: 0 P: 3	R: 0 E: 0 K: 0 S: 2	H: 0 LOB: 1 BB: 2 P: 10	R: 1 E: 0 K: 1 S: 7	H: 2 LOB: 2 BB: 0 P: 8	R: 0 E: 0 K: 2 S: 8	H: 1 LOB: 1 BB: 2 P: 8	R: 0 E: 0 K: 2 S: 8	H: 1 LOB: 3 BB: 2 P: 16		R: 2 E: 0 K: 0 S: 4	H: 1 LOB: 1 BB: 2 P: 12	1B: 8 2B: 3 3B: 0 HR: 1	SF: 0 SAC: 0 DP: 4 HBP: 1	WP: 1 PB: 1 CS: 0	PA: 44				
<b>PITCHER</b>	IP	WLS	BF	H	R	ER	SO	BB	IBB	HBP	BLK	WP	HR	S	P	ERA	WHIP										
<b>Kirk McCaskill, R</b> ERA: 6.0	5.0	W	22	7	2	2	0	4	0	0	0	0	0	18	34	3.60	2.200										
<b>41 Bill Simas, R</b> ERA: 3.99	2.0		10	3	1	1	3	0	0	1	0	0	0	15	16	4.50	1.500										
<b>Larry Thomas, L</b> ERA: 3.6	1.0		6	1	0	0	2	2	0	0	0	1	0	8	16	0.00	3.000										
<b>Matt Karchner, R</b> ERA: 3.21	1.0		6	1	2	2	0	2	0	0	0	0	1	4	12	18.00	3.000										

Batter	1	2	3	4	5	6	7	8	9	AB	R	H	RBI	BB	SO	LOB	BOTTOM										
<b>Tony Phillips, S</b> OBP: 0.431, SLG: 0.437 <b>Lyle Mouton, R</b> OBP: 0.338, SLG: 0.451										0	1	0	1	3	0	0	<b>Detroit Tigers @ Chicago White Sox</b> Comiskey Park, Chicago, IL Sun Jun 02 1996, 4:38 AM EDT Att: 26,125 - Sunny - 70 F										
<b>Dave Martinez, L</b> OBP: 0.412, SLG: 0.565										4	2	2	3	1	1	3											
<b>Frank Thomas, R</b> OBP: 0.439, SLG: 0.634										4	1	2	4	1	0	2											
<b>Harold Baines, L</b> OBP: 0.413, SLG: 0.580 <b>Chris Snopce, R</b> OBP: 0.291, SLG: 0.480										2	1	0	0	2	0	3											
<b>Robin Ventura, L</b> OBP: 0.383, SLG: 0.508										3	2	1	0	2	0	2											
<b>Danny Tartabull, R</b> OBP: 0.330, SLG: 0.411 <b>Darren Lewis, R</b> OBP: 0.390, SLG: 0.398										5	1	2	2	0	1	3											
<b>Chad Kreuter, S</b> OBP: 0.290, SLG: 0.293										5	1	1	1	0	3	2											
<b>Ray Durham, S</b> OBP: 0.388, SLG: 0.465										2	2	0	0	3	1	1											
<b>Ozzie Guillen, L</b> OBP: 0.294, SLG: 0.380										4	1	2	2	0	0	1											
<b>Inning Stats</b>	R: 3 E: 0 K: 0 S: 4	H: 2 LOB: 1 BB: 3 P: 16	R: 1 E: 0 K: 0 S: 3	H: 1 LOB: 2 BB: 3 P: 15	R: 0 E: 0 K: 3 S: 9	H: 0 LOB: 1 BB: 1 P: 13	R: 0 E: 0 K: 1 S: 5	H: 0 LOB: 1 BB: 1 P: 9	R: 5 E: 1 K: 0 S: 7	H: 4 LOB: 1 BB: 2 P: 15	R: 2 E: 0 K: 1 S: 6	H: 1 LOB: 1 BB: 2 P: 14	R: 2 E: 0 K: 1 S: 7	H: 3 LOB: 0 BB: 0 P: 7	R: 0 E: 0 K: 1 S: 5	H: 0 LOB: 0 BB: 0 P: 5		1B: 6 2B: 3 3B: 1 HR: 2	SF: 1 SAC: 0 DP: 3 HBP: 0	WP: 0 PB: 0 CS: 0	PA: 44						
<b>PITCHER</b>	IP	WLS	BF	H	R	ER	SO	BB	IBB	HBP	BLK	WP	HR	S	P	ERA	WHIP										
<b>Greg Keagle, R</b> ERA: 8.31	1.0	L	10	3	4	4	0	5	0	0	0	0	0	16	25	36.00	8.000										
<b>Richie Lewis, R</b> ERA: 3.34	3.0		11	0	0	0	4	2	1	0	0	0	0	16	28	0.00	0.667										
<b>Bob Scanlan, R</b> ERA: 22.09	0.1		6	3	5	4	0	2	0	0	0	0	0	4	12	108.00	15.000										
<b>Mike Walker, R</b> ERA: 5.87 <b>Mike Myers, L</b> ERA: 5.1	1.2		12	5	4	4	1	2	0	0	0	0	1	12	20	21.60	4.200										
2.0		5	0	0	0	2	0	0	0	0	0	0	0	9	9	0.00	0.000										

AB	35
R	5
H	12
RBI	4
BB	8
SO	5
LOB	27




AB	31
R	13
H	11
RBI	13
BB	12
SO	7
LOB	18





Batter	1	2	3	4	5	6	7	8	9	AB R H RBI BB SO LOB	TOP											
Chad Curtis, R OBP: 0.337, SLG: 0.335 (1, 8)	2-2 FC6-4 1B		2-2 G1-4-3			4-1 1B BB	1-3 K	4-2 FC6-4 BB	2-3 K	4 1 1 0 2 2 3	<b>Detroit Tigers @ Baltimore Orioles</b> Oriole Park at Camden Yards, Baltimore, MD Tue Jun 04 1996, 7:05 PM EDT Att: 43,727 - Unknown - 81 F											
Curtis Pride, L OBP: 0.364, SLG: 0.478 (1, 7)	3-3 K		0-2 BB 1B		0-0 1B BB		3-1 E4 1B	1-0 FC6-4		5 3 2 0 0 1 3												
Travis Fryman, R OBP: 0.337, SLG: 0.482 (1, 5)	0-0 F8		4-0 2B BB		1-3 K		1-2 1B BB	0-0 F7		4 1 1 0 1 1 6												
Cecil Fielder, R OBP: 0.340, SLG: 0.495 (1, 3)	1-1 FC6-4		2-2 2B		0-1 1B		1-1 G6-4-3 1B	2-2 G5-3		5 0 3 4 0 0 1												
Melvin Nieves, S OBP: 0.335, SLG: 0.485 Duane Singleton, L OBP: 0.224, SLG: 0.185 (4, 8)		0-3 K	1-3 K		3-2 1B		1-1 G6-4-3 1B	4-1 1B BB		2 0 0 0 0 2 2 2 1 2 2 1 0 0												
Eddie Williams, R OBP: 0.313, SLG: 0.393 (1, 10)	0-0 1B			1-1 G5-3		3-0 F7	0-0 G6-4-3	0-1 BB 1B		5 0 2 0 0 0 4												
Mark Lewis, R OBP: 0.336, SLG: 0.486 (1, 4)	0-3 K			0-0 G6-3		1-2 P4	0-0 G4-3	2-3 K		5 0 0 0 0 2 6												
Raul Casanova, S OBP: 0.152, SLG: 0.194 (1, 2)	2-2 L4			3-2 F8		0-1 G5-3		1-2 G4-3	1-1 BB 1B	5 0 1 1 0 0 1												
Chris Gomez, R OBP: 0.352, SLG: 0.278 Kimera Barteo, R OBP: 0.200, SLG: 0.176 (9, PR)			0-2 G6-3		1-2 1B BB	0-0 P6		0-0 FC6-4 BB	4-1 1-2 BB	4 1 2 0 1 0 0 0 0 0 0 0 0 0												
<b>Inning Stats</b>	R: 0 E: 0 K: 1 S: 10	H: 1 LOB: 1 BB: 0 P: 16	R: 0 E: 0 K: 2 S: 10	H: 1 LOB: 1 BB: 0 P: 12	R: 1 E: 0 K: 1 S: 18	H: 2 LOB: 2 BB: 1 P: 27	R: 0 E: 0 K: 0 S: 6	H: 0 LOB: 0 BB: 0 P: 10	R: 3 E: 0 K: 1 S: 22	H: 4 LOB: 2 BB: 1 P: 32		R: 0 E: 0 K: 1 S: 6	H: 0 LOB: 0 BB: 0 P: 7	R: 2 E: 1 K: 0 S: 12	H: 3 LOB: 1 BB: 0 P: 18	R: 0 E: 0 K: 0 S: 8	H: 1 LOB: 2 BB: 1 P: 14	R: 1 E: 0 K: 2 S: 17	H: 2 LOB: 3 BB: 2 P: 32	1B: 13 2B: 1 3B: 0 HR: 0	SF: 0 SAC: 0 DP: 1 HBP: 0	WP: 0 PB: 0 SB: 0 CS: 0
<b>PITCHER</b>	IP WLS BF H R ER SO BB IBB HBP BLK WP HR S P ERA WHIP											IP WLS BF H R ER SO BB IBB HBP BLK WP HR S P ERA WHIP										
35 Mike Mussina, R ERA: 4.85 Roger McDowell, R ERA: 2.53 Randy Myers, L ERA: 2.89	(1, 1) 6.0 W 31 10 6 5 6 2 0 0 0 0 0 0 80 117 7.50 2.000	(7, 1) 2.2 14 4 1 1 1 3 0 0 0 0 0 0 26 46 3.38 2.625	(9, 1) 0.1 S 1 0 0 0 1 0 0 0 0 0 0 0 3 5 0.00 0.000																			

Batter	1	2	3	4	5	6	7	8	9	AB R H RBI BB SO LOB	BOTTOM									
Brady Anderson, L OBP: 0.420, SLG: 0.713 Mike Devereaux, R OBP: 0.309, SLG: 0.299 (1, 8)	1-3 K	0-0 G3		1-2 F9	1-3 K			1-3 K		5 0 0 0 0 3 2 0 0 0 0 0 0 0	<b>Detroit Tigers @ Baltimore Orioles</b> Oriole Park at Camden Yards, Baltimore, MD Tue Jun 04 1996, 7:05 PM EDT Att: 43,727 - Unknown - 81 F									
Luis Polonia, L OBP: 0.278, SLG: 0.346 (1, 7)	2-2 1B 2B	1-1 G3-1 S 1B		2-2 G3		1-2 CS 1B		3-2 CS 1B		5 1 4 0 0 0 0										
Roberto Alomar, S OBP: 0.467, SLG: 0.604 (1, 4)	2-0 2B 1B	2-2 G3-1		4-0 E S SF9 BB	3-2 1B 2B		2-2 G1-3			4 3 2 0 1 0 2										
Rafael Palmeiro, L OBP: 0.422, SLG: 0.551 (1, 3)	1-0 2B G5-3 1B	3-3 K		4-1 WP S 1B BB	2-3 K		1-3 K			3 2 1 1 1 2 2										
Bobby Bonilla, S OBP: 0.327, SLG: 0.355 (1, 9)	1-0 G5-3 HR 2B		2-2 G4-3		2-1 SF9	1-0 2-4 1B		1-0 2-4 1B		3 1 2 3 0 0 0										
Cal Ripken Jr., R OBP: 0.342, SLG: 0.456 (1, 6)	3-1 G5-3		3-3 K		3-2 G1-3	1-2 2-4	0-1 G6-3			4 0 0 1 0 1 2										
B.J. Surhoff, L OBP: 0.366, SLG: 0.569 (1, 10)	2-3 HR IBB		3-2 1B		4-0 WP 1B IBB		2-2 G4-3			2 2 1 0 2 0 0										
Chris Hoiles, R OBP: 0.345, SLG: 0.459 (1, 2)	1-2 HR		2-3 K		4-0 1B IBB		4-1 BB			2 1 1 3 2 1 1										
Billy Ripken, R OBP: 0.303, SLG: 0.426 (1, 5)	1-3 K2-3		1-3 K		3-2 1B		1-1 G5-3			4 0 1 2 0 2 1										
<b>Inning Stats</b>	R: 6 E: 0 K: 2 S: 21	H: 5 LOB: 0 BB: 1 P: 37	R: 0 E: 0 K: 1 S: 10	H: 1 LOB: 1 BB: 0 P: 16	R: 0 E: 0 K: 2 S: 18	H: 1 LOB: 1 BB: 0 P: 28	R: 0 E: 0 K: 1 S: 9	H: 0 LOB: 0 BB: 0 P: 13	R: 3 E: 0 K: 1 S: 12	H: 1 LOB: 2 BB: 4 P: 37		R: 1 E: 0 K: 1 S: 12	H: 3 LOB: 1 BB: 0 P: 20	R: 0 E: 0 K: 0 S: 8	H: 0 LOB: 1 BB: 1 P: 15	R: 0 E: 0 K: 1 S: 12	H: 1 LOB: 0 BB: 0 P: 18	1B: 8 2B: 3 3B: 0 HR: 1	SF: 1 SAC: 0 DP: 0 HBP: 0	WP: 1 PB: 0 SB: 3 CS: 2
<b>PITCHER</b>	IP WLS BF H R ER SO BB IBB HBP BLK WP HR S P ERA WHIP											IP WLS BF H R ER SO BB IBB HBP BLK WP HR S P ERA WHIP								
Greg Gohr, R ERA: 6.68 Gregg Olson, R ERA: 6.48 Bob Scanlan, R ERA: 14.29	(1, 1) 4.1 L 23 7 8 8 6 2 1 0 0 0 1 0 21 44 10.80 2.400	(5, 1) 1.2 10 4 2 2 2 0 2 0 0 0 0 0 21 44 10.80 2.400	(7, 1) 2.0 7 1 0 0 1 1 0 0 0 0 0 0 20 33 0.00 1.000																	













Batter	1	2	3	4	5	6	7	8	9	AB	R	H	RBI	BB	SO	LOB	TOP								
Wade Boggs, L (1, 5) OBP: 0.305, SLG: 0.421	G4-3		G3		3B 1B			1B		5	1	3	0	0	0	0	New York Yankees @ Detroit Tigers Tiger Stadium, Detroit, MI Fri Jun 07 1996, 7:05 PM EDT Att: 16,350 - Unknown - 75 F								
Bernie Williams, S (1, 8) OBP: 0.404, SLG: 0.538	G4-6-3 1B		G5-3		1B 3B		K	K		5	1	2	2	0	2										
Paul O'Neill, L (1, 9) OBP: 0.464, SLG: 0.508	G4-6-3 1-2			FC3-6 1B	F8 1B		K		F8	5	0	2	1	0	1										
Tino Martinez, L (1, 3)		K		FC3-6 1B	F8 1B				F8	4	0	1	0	1	1										
Ruben Sierra, S (1, 10) OBP: 0.343, SLG: 0.428		HR		BB 1B	P5				L8	4	1	2	1	1	0										
Mariano Duncan, R (1, 4) OBP: 0.326, SLG: 0.453		L9		K 1B	L9				K	5	0	0	0	0	3										
Joe Girardi, R (1, 2) OBP: 0.335, SLG: 0.327							F8			0	0	0	0	2	0										
Jim Leyritz, R (5, 2) OBP: 0.353, SLG: 0.426		BB		1-2 2-3 BB			K			2	0	0	0	0	1										
Gerald Williams, R (1, 7) OBP: 0.404, SLG: 0.541		K2-3		G6-3				F9		3	1	0	0	1	1										
2 Derek Jeter, R (1, 6) OBP: 0.376, SLG: 0.376			G1-3		1B 3B BB		F8	B1-3		3	1	0	0	1	0										
<b>Inning Stats</b>	R: 0 E: 0 K: 0 S: 5	H: 1 LOB: 0 BB: 0 P: 7	R: 1 E: 0 K: 2 S: 10	H: 1 LOB: 1 BB: 1 P: 21	R: 0 E: 0 K: 0 S: 6	H: 0 LOB: 0 BB: 0 P: 12	R: 0 E: 0 K: 1 S: 16	H: 2 LOB: 3 BB: 1 P: 25	R: 3 E: 0 K: 0 S: 13	H: 3 LOB: 1 BB: 1 P: 21	R: 1 E: 0 K: 1 S: 18	H: 1 LOB: 1 BB: 1 P: 32	R: 0 E: 0 K: 3 S: 11	H: 1 LOB: 2 BB: 1 P: 22	R: 0 E: 0 K: 1 S: 8	H: 1 LOB: 1 BB: 0 P: 11	R: 0 E: 0 K: 1 S: 7	H: 0 LOB: 1 BB: 1 P: 18	1B: 7 2B: 1 3B: 1 HR: 1	SF: 0 SAC: 0 DP: 1 HBP: 0	WP: 1 PB: 0 SB: 1 CS: 0	PA: 42			
<b>PITCHER</b>	IP	WLS	BF	H	R	ER	SO	BB	IBB	HBP	BLK	WP	HR	S	P	ERA	WHIP								
Brian Williams, R (1, 1) ERA: 6.13	6.0		29	8	5	5	4	4	0	0	0	0	1	68	118	7.50	2.000								
Mike Myers, L (7, 1) ERA: 5.23	0.1		3	1	0	0	1	1	0	0	0	0	0	5	13	0.00	6.000								
Richie Lewis, R (7, 1) ERA: 3.29	2.2	W	10	1	0	0	4	1	0	0	0	1	0	21	38	0.00	0.750								

Batter	1	2	3	4	5	6	7	8	9	AB	R	H	RBI	BB	SO	LOB	BOTTOM								
Curtis Pride, L (1, 7) OBP: 0.382, SLG: 0.519	G4-3 2B	K		2H 2B			G6-3 1B		1B 1B	5	2	4	1	0	1	2	New York Yankees @ Detroit Tigers Tiger Stadium, Detroit, MI Fri Jun 07 1996, 7:05 PM EDT Att: 16,350 - Unknown - 75 F								
Chad Curtis, R (1, 8) OBP: 0.324, SLG: 0.317	G4-3		G6-3	G1-3			G6-3		1B	4	0	0	1	0	0	3									
Tony Clark, S (9, PH)	2-3								K	1	0	0	0	0	1	1									
Travis Fryman, R (1, 5) OBP: 0.339, SLG: 0.474	G6-3		2B 1B		K		2H 1B		1B	5	1	3	2	0	1	1									
Cecil Fielder, R (1, 3) OBP: 0.343, SLG: 0.484	K		F7		1B		K		K	4	0	1	0	0	2	3									
Bobby Higginson, L (1, 9) OBP: 0.341, SLG: 0.432		G6-3	1H 2B	G4-6-3			K		K	4	0	1	1	0	1	2									
Eddie Williams, R (1, 10) OBP: 0.307, SLG: 0.380		E6 1B	G4-3				K		F8	4	1	0	0	0	1	1									
Raul Casanova, S (1, 2) OBP: 0.190, SLG: 0.375	1 SAFE	1B 1B		K			G4-3		G5-3	4	0	1	0	0	1	0									
Mark Lewis, R (1, 4) OBP: 0.343, SLG: 0.482		1B 1B		G5-3 2B 1B			G6-3		K	4	1	2	1	0	1	0									
Chris Gomez, R (1, 6) OBP: 0.359, SLG: 0.287	F7			G5-3			1B G6-3 BB		1B	3	1	1	0	1	0	3									
Kimera Barteo, R (9, PR) OBP: 0.189, SLG: 0.167									1B	0	0	0	0	0	0	0									
<b>Inning Stats</b>	R: 0 E: 0 K: 1 S: 13	H: 1 LOB: 0 BB: 0 P: 19	R: 1 E: 1 K: 1 S: 16	H: 2 LOB: 2 BB: 0 P: 24	R: 1 E: 0 K: 0 S: 10	H: 2 LOB: 1 BB: 0 P: 17	R: 1 E: 0 K: 1 S: 9	H: 2 LOB: 1 BB: 0 P: 14	R: 0 E: 0 K: 1 S: 7	H: 1 LOB: 0 BB: 0 P: 10	R: 0 E: 0 K: 2 S: 17	H: 2 LOB: 1 BB: 1 P: 29	R: 0 E: 0 K: 1 S: 6	H: 0 LOB: 0 BB: 0 P: 7	R: 1 E: 0 K: 1 S: 9	H: 3 LOB: 1 BB: 0 P: 10	1B: 10 2B: 3 3B: 0 HR: 0	SF: 0 SAC: 0 DP: 1 HBP: 0	WP: 0 PB: 0 SB: 0 CS: 0	PA: 39					
<b>PITCHER</b>	IP	WLS	BF	H	R	ER	SO	BB	IBB	HBP	BLK	WP	HR	S	P	ERA	WHIP								
Ramiro Mendoza, R (1, 1) ERA: 5.74	6.0		27	8	4	3	5	1	0	0	0	0	0	63	99	4.50	1.500								
42 Mariano Rivera, R (7, 1) ERA: 1.5	2.0		8	2	1	1	3	0	0	0	0	0	0	21	30	4.50	1.000								
Jeff Nelson, R (9, 1) ERA: 5.55	0.2	L	4	3	1	1	1	0	0	0	0	0	0	9	10	13.50	4.500								








Batter	1	2	3	4	5	6	7	8	9	AB	R	H	RBI	BB	SO	LOB	TOP					
<b>2 Derek Jeter, R</b> OBP: 0.380, SLG: 0.387										4	1	2	0	0	1	1						
<b>Matt Howard, R</b> OBP: 0.241, SLG: 0.346										4	0	0	0	0	0	4						
<b>Paul O'Neill, L</b> OBP: 0.462, SLG: 0.500										4	1	1	1	1	0	2						
<b>Tino Martinez, L</b> OBP: 0.348, SLG: 0.449										5	0	3	1	0	1	1						
<b>Ruben Sierra, S</b> OBP: 0.342, SLG: 0.416										4	0	0	0	1	0	2						
<b>Jim Levritz, R</b> OBP: 0.397, SLG: 0.418										4	0	2	0	1	0	1						
<b>Gerald Williams, R</b> OBP: 0.400, SLG: 0.533										4	0	1	0	0	0	5						
<b>Ruben Rivera, R</b> OBP: 0.455, SLG: 0.488										3	0	2	0	1	0	3						
<b>Andy Fox, L</b> OBP: 0.278, SLG: 0.254										4	1	2	0	0	0	3						
<b>Inning Stats</b>	R: 0 E: 0 K: 1 S: 7	H: 0 LOB: 0 BB: 0 P: 13	R: 0 E: 0 K: 0 S: 8	H: 1 LOB: 1 BB: 0 P: 15	R: 0 E: 0 K: 0 S: 8	H: 2 LOB: 1 BB: 0 P: 14	R: 0 E: 0 K: 0 S: 14	H: 3 LOB: 3 BB: 0 P: 20	R: 1 E: 0 K: 1 S: 13	H: 2 LOB: 1 BB: 0 P: 19	R: 0 E: 0 K: 0 S: 13	H: 2 LOB: 2 BB: 3 P: 17	R: 2 E: 0 K: 0 S: 11	H: 2 LOB: 2 BB: 3 P: 30	R: 0 E: 0 K: 0 S: 6	H: 1 LOB: 2 BB: 1 P: 12	R: 0 E: 0 K: 0 S: 6	H: 0 LOB: 0 BB: 0 P: 11	1B: 11 2B: 2 3B: 0 HR: 0	SF: 0 SAC: 2 DP: 1 HBP: 0	WP: 1 PB: 0 SB: 3 CS: 1	PA: 42
<b>PITCHER</b>	IP	WLS	BF	H	R	ER	SO	BB	IBB	HBP	BLK	WP	HR	S	P	ERA	WHIP					
<b>Greg Gohr, R</b> ERA: 6.35	(1, 1)	6.1	L	29	11	2	2	2	0	0	0	0	0	67	105	2.84	1.737					
<b>Mike Myers, L</b> ERA: 5.46	(7, 1)	0.0		3	1	0	0	0	1	1	0	0	0	3	12	∞	∞					
<b>Bob Scanlan, R</b> ERA: 8.68	(7, 1)	2.2		10	1	1	1	0	1	1	0	0	1	16	34	3.38	0.750					

**New York Yankees @ Detroit Tigers**  
Tiger Stadium, Detroit, MI  
Sun Jun 09 1996, 3:33 AM EDT  
Att. 16,588 - Overcast - 67 F

AB	36
R	3
H	13
RBI	2
BB	4
SO	2
LOB	22



Batter	1	2	3	4	5	6	7	8	9	AB	R	H	RBI	BB	SO	LOB	BOTTOM					
<b>Curtis Pride, L</b> OBP: 0.366, SLG: 0.494										4	0	0	0	0	0	1						
<b>Chad Curtis, R</b> OBP: 0.332, SLG: 0.335										4	0	2	0	0	0	0						
<b>Bobby Higginson, L</b> OBP: 0.344, SLG: 0.457										4	1	1	1	0	0	2						
<b>Cecil Fielder, R</b> OBP: 0.344, SLG: 0.482										4	0	0	0	0	1	1						
<b>Tony Clark, S</b> OBP: 0.333, SLG: 0.444										4	0	2	0	0	2	0						
<b>Kimera Barteo, R</b> OBP: 0.244, SLG: 0.225										0	0	0	0	0	0	0						
<b>Raul Casanova, S</b> OBP: 0.174, SLG: 0.341										4	0	0	0	0	4	2						
<b>Mark Lewis, R</b> OBP: 0.332, SLG: 0.468										3	0	0	0	0	0	1						
<b>Alan Trammell, R</b> OBP: 0.303, SLG: 0.287										3	1	1	0	0	0	0						
<b>Chris Gomez, R</b> OBP: 0.347, SLG: 0.271										3	0	0	0	0	0	1						
<b>Inning Stats</b>	R: 0 E: 0 K: 0 S: 7	H: 1 LOB: 1 BB: 0 P: 14	R: 0 E: 0 K: 2 S: 7	H: 0 LOB: 0 BB: 0 P: 14	R: 1 E: 0 K: 0 S: 11	H: 2 LOB: 1 BB: 0 P: 13	R: 0 E: 0 K: 2 S: 9	H: 0 LOB: 0 BB: 0 P: 16	R: 0 E: 0 K: 0 S: 5	H: 0 LOB: 0 BB: 0 P: 11	R: 0 E: 0 K: 0 S: 5	H: 0 LOB: 0 BB: 0 P: 7	R: 0 E: 0 K: 2 S: 9	H: 1 LOB: 1 BB: 0 P: 15	R: 0 E: 0 K: 0 S: 5	H: 0 LOB: 0 BB: 0 P: 9	R: 1 E: 0 K: 1 S: 15	H: 2 LOB: 1 BB: 0 P: 22	1B: 2 2B: 3 3B: 0 HR: 1	SF: 0 SAC: 0 DP: 0 HBP: 0	WP: 1 PB: 0 SB: 1 CS: 0	PA: 33
<b>PITCHER</b>	IP	WLS	BF	H	R	ER	SO	BB	IBB	HBP	BLK	WP	HR	S	P	ERA	WHIP					
<b>Dwight Gooden, R</b> ERA: 4.3	(1, 1)	8.0	W	28	4	1	1	6	0	0	0	0	0	58	99	1.12	0.500					
<b>John Wetteland, R</b> ERA: 3.04	(9, 1)	1.0	S	5	2	1	1	1	0	0	0	0	1	15	22	9.00	2.000					

**New York Yankees @ Detroit Tigers**  
Tiger Stadium, Detroit, MI  
Sun Jun 09 1996, 3:33 AM EDT  
Att. 16,588 - Overcast - 67 F

AB	33
R	2
H	6
RBI	1
BB	0
SO	7
LOB	8






Batter	1	2	3	4	5	6	7	8	9	AB	R	H	RBI	BB	SO	LOB	TOP		
<b>Brady Anderson, L</b> (1, 8) OBP: 0.415, SLG: 0.678	1-2 L9		3-3 K			0-0 F9		0-1 F7		4	0	0	0	0	1	1	<b>Baltimore Orioles @ Detroit Tigers</b> Tiger Stadium, Detroit, MI Mon Jun 10 1996, 7:05 PM EDT Att: 10,655 - Unknown - 82 F		
<b>Luis Polonia, L</b> (1, 10) OBP: 0.260, SLG: 0.300	2-1 F8		2-2 G1-3			1-2 F8		2-2 G3		4	0	0	0	0	0	1			
<b>Roberto Alomar, S</b> (1, 4) OBP: 0.471, SLG: 0.613	3-2 1B		2-2 1B			1-1 G6-3		2-2 P6		4	0	2	0	0	0	0			
<b>Rafael Palmeiro, L</b> (1, 3) OBP: 0.426, SLG: 0.570	2-3 K		0-0 L1			1-3 K			3-2 HR 2B	4	1	1	0	0	2	2			
<b>Bobby Bonilla, S</b> (1, 9)		4-2 1B BB			0-0 G6-4-3 1B			4-2 HBP		2	1	2	2	1	0	0			
<b>Cal Ripken Jr., R</b> (1, 6) OBP: 0.343, SLG: 0.476		2-2 1B			2-0 G6-4-3 1-2			2-3 K		4	1	2	1	0	1	2			
<b>B.J. Surhoff, L</b> (1, 5) OBP: 0.365, SLG: 0.584		3-3 K			0-0 G3			2-3 K		4	0	0	0	0	2	2			
<b>Chris Hoiles, R</b> (1, 2) OBP: 0.335, SLG: 0.425		2-1 F9			1-0 SH1-3 HBP			4-2 G6-3 BB		2	0	0	0	1	0	2			
<b>Jeffrey Hammonds, R</b> (1, 7) OBP: 0.319, SLG: 0.388		3-2 G6-3			0-0 SH1-3 1-2			0-1 G6-3 1-2		3	0	0	0	0	0	3			
<b>Inning Stats</b>	R: 0 E: 0 K: 1 S: 12	H: 1 LOB: 1 BB: 0 P: 20	R: 0 E: 0 K: 1 S: 14	H: 1 LOB: 2 BB: 1 P: 28	R: 0 E: 0 K: 1 S: 13	H: 1 LOB: 0 BB: 0 P: 20	R: 0 E: 0 K: 0 S: 3	H: 0 LOB: 1 BB: 0 P: 5	R: 0 E: 0 K: 2 S: 13	H: 0 LOB: 1 BB: 0 P: 9	R: 0 E: 0 K: 1 S: 9	H: 0 LOB: 0 BB: 1 P: 15	R: 0 E: 0 K: 0 S: 8	H: 0 LOB: 0 BB: 0 P: 12	R: 3 E: 0 K: 0 S: 13	H: 3 LOB: 0 BB: 0 P: 24	1B: 4 2B: 1 3B: 0 HR: 2	SF: 0 SAC: 1 DP: 2 HBP: 2	WP: 0 PA: 36 PB: 0 SB: 0 CS: 0
<b>PITCHER</b>	IP	WLS	BF	H	R	ER	SO	BB	IBB	HBP	BLK	WP	HR	S	P	ERA	WHIP		
<b>Omar Olivares, R</b> (1, 1) ERA: 4.35	8.0	W	30	4	0	0	6	2	0	2	0	0	0	79	130	0.00	0.750		
<b>Mike Walker, R</b> (9, 1) ERA: 9.28	1.0		6	3	3	3	0	0	0	0	0	0	2	13	24	27.00	3.000		


Batter	1	2	3	4	5	6	7	8	9	AB	R	H	RBI	BB	SO	LOB	BOTTOM		
<b>Chad Curtis, R</b> (1, 7) OBP: 0.341, SLG: 0.343	0-0 G6-4-3 1B		1-2 G5-3			2-1 1-H 2B		4-1 1B BB		3	0	2	1	2	0	1	<b>Baltimore Orioles @ Detroit Tigers</b> Tiger Stadium, Detroit, MI Mon Jun 10 1996, 7:05 PM EDT Att: 10,655 - Unknown - 82 F		
<b>Alan Trammell, R</b> (1, 5) OBP: 0.314, SLG: 0.307	0-1 G6-4-3 1-2				1-0 2B		0-0 K		1-0 1B	5	0	3	1	0	1	2			
<b>Mark Lewis, R</b> (1, 4) OBP: 0.329, SLG: 0.466	0-3 K				0-0 G5-3		0-0 G4-3 2B		3-1 P4 1-2 2-3	5	1	1	0	0	1	5			
<b>Cecil Fielder, R</b> (1, 10) OBP: 0.341, SLG: 0.474		0-0 G6-3			1-3 K		3-2 G4-3		4-0 G6-4-3 IBB	4	0	0	0	1	2	2			
<b>Tony Clark, S</b> (1, 3) OBP: 0.357, SLG: 0.714		0-0 G1-3			1-1 F8		3-2 2B 2B		1-2 G6-4-3 1-2	5	2	2	2	0	0	4			
<b>John Flaherty, R</b> (1, 2) OBP: 0.293, SLG: 0.393		0-1 G5-3			0-3 K		0-2 1B 2B		0-1 P4	4	1	1	1	0	1	0			
<b>Chris Gomez, R</b> (1, 6) OBP: 0.359, SLG: 0.282			2-0 L9			0-0 1B 1B		4-0 1B G5-3 BB		3	2	2	0	1	0	0			
<b>Bobby Higginson, L</b> (1, 9) OBP: 0.348, SLG: 0.454			3-2 P4			0-2 F8		0-0 1B G5-3 1B		3	1	1	1	1	0	1			
<b>Kimera Batee, R</b> (1, 8) OBP: 0.267, SLG: 0.273			1-1 2B			3-2 1-H 2B 1B		0-0 G5-3		4	1	2	2	0	1	3			
<b>Inning Stats</b>	R: 0 E: 0 K: 1 S: 6	H: 1 LOB: 0 BB: 0 P: 6	R: 0 E: 0 K: 0 S: 4	H: 0 LOB: 0 BB: 0 P: 4	R: 0 E: 0 K: 0 S: 13	H: 1 LOB: 1 BB: 0 P: 20	R: 0 E: 0 K: 1 S: 7	H: 1 LOB: 1 BB: 0 P: 10	R: 2 E: 0 K: 2 S: 19	H: 3 LOB: 1 BB: 0 P: 24	R: 5 E: 0 K: 0 S: 19	H: 5 LOB: 2 BB: 2 P: 35	R: 1 E: 0 K: 2 S: 16	H: 2 LOB: 2 BB: 1 P: 29	R: 0 E: 0 K: 0 S: 7	H: 1 LOB: 2 BB: 2 P: 20	1B: 7 2B: 6 3B: 0 HR: 1	SF: 0 SAC: 0 DP: 2 HBP: 0	WP: 0 PA: 41 PB: 1 SB: 2 CS: 0
<b>PITCHER</b>	IP	WLS	BF	H	R	ER	SO	BB	IBB	HBP	BLK	WP	HR	S	P	ERA	WHIP		
<b>David Wells, L</b> (1, 1) ERA: 5.72	5.1	L	26	10	7	7	4	1	0	0	0	0	0	63	89	11.81	2.062		
<b>Roger McDowell, R</b> (6, 1) ERA: 2.49	0.2		4	1	0	0	0	1	0	0	0	0	0	5	10	0.00	3.000		
<b>Rick Krivda, L</b> (7, 1) ERA: 3.41	2.0		11	3	1	1	2	2	1	0	0	0	1	23	49	4.50	2.500		

AB	31
R	3
H	7
RBI	3
BB	2
SO	6
LOB	13





Batter	1	2	3	4	5	6	7	8	9	AB	R	H	RBI	BB	SO	LOB	TOP										
<b>Brady Anderson, L</b> OBP: 0.425, SLG: 0.678 (1, 8)	F9		BB 1B HBP	S HBP	S 1B		S 1B		S 1B	3	2	2	2	1	0	0	<b>Baltimore Orioles @ Detroit Tigers</b> Tiger Stadium, Detroit, MI Tue Jun 11 1996, 7:05 PM EDT Att: 10,874 - Unknown - 76 F										
<b>Manny Alexander, R</b> OBP: 0.296, SLG: 0.231 (1, 5)	G5-3		BB 1B	F9	G4-3		S 1B		S 1B	6	1	2	2	0	1	4											
<b>Roberto Alomar, S</b> OBP: 0.466, SLG: 0.603 (1, 4)	G1-3		1B 1B	L8			F8		F7	4	1	0	0	1	0	2											
<b>Rafael Palmeiro, L</b> OBP: 0.425, SLG: 0.566 (1, 3)		FC3-6 1B	1B G4-3	K			F8		G4-3	5	1	2	2	0	1	2											
<b>Bobby Bonilla, S</b> OBP: 0.352, SLG: 0.392 (1, 9)	L8		G4-3 1B		G1-6-3		HR 1B		G5-3	5	1	2	0	0	0	1											
<b>Cal Ripken Jr., R</b> OBP: 0.351, SLG: 0.494 (1, 6)	FC3-6 1B		G4-3 1B		1B BB		HR		G6-3	4	2	3	3	1	0	0											
<b>B.J. Surhoff, L</b> OBP: 0.356, SLG: 0.568 (1, 10)	FC3-6 1B		G4-3		F8		K		G4-3	5	0	0	1	0	1	5											
<b>Mike Devereaux, R</b> OBP: 0.321, SLG: 0.333 (1, 7)	P2		K		HBP 1B		S S 1B		HR	5	3	3	1	0	1	4											
<b>Chris Hoiles, R</b> OBP: 0.337, SLG: 0.439 (1, 2)			HR		1B HBP		K		L7	4	1	1	1	0	2	3											
<b>Inning Stats</b>	R: 0 E: 0 K: 0 S: 14	H: 0 LOB: 0 BB: 0 P: 17	R: 0 E: 0 K: 0 S: 12	H: 2 LOB: 2 BB: 0 P: 15	R: 5 E: 0 K: 2 S: 29	H: 5 LOB: 2 BB: 1 P: 48	R: 0 E: 0 K: 1 S: 12	H: 0 LOB: 1 BB: 0 P: 18	R: 2 E: 0 K: 0 S: 12	H: 2 LOB: 2 BB: 1 P: 28	R: 2 E: 0 K: 1 S: 11	H: 2 LOB: 0 BB: 0 P: 19	R: 2 E: 0 K: 1 S: 14	H: 2 LOB: 1 BB: 1 P: 28	R: 0 E: 0 K: 0 S: 7	H: 0 LOB: 0 BB: 0 P: 11		R: 1 E: 0 K: 1 S: 7	H: 2 LOB: 0 BB: 0 P: 13	1B: 12 2B: 0 3B: 0 HR: 3	SF: 0 SAC: 0 DP: 0 HBP: 3	WP: 0 PB: 0 SB: 6 CS: 0	PA: 47				
<b>PITCHER</b>	IP	WLS	BF	H	R	ER	SO	BB	IBB	HBP	BLK	WP	HR	S	P	ERA	WHIP										
<b>Felipe Lira, R</b> ERA: 7.7 (1, 1)	2.0	L	13	5	5	5	0	1	0	1	0	0	1	40	56	22.50	3.000										
<b>Greg Keagle, R</b> ERA: 8.53 (3, 1)	2.2		15	4	2	2	3	1	0	2	0	0	0	37	66	6.75	1.875										
<b>Bob Scanlan, R</b> ERA: 10.64 (5, 1)	1.2		10	4	4	4	2	1	0	0	0	0	1	20	39	21.60	3.000										
<b>Mike Walker, R</b> ERA: 8.1 (7, 1)	2.2		9	2	1	1	1	0	0	0	0	0	1	21	36	3.38	0.750										

Batter	1	2	3	4	5	6	7	8	9	AB	R	H	RBI	BB	SO	LOB	BOTTOM										
<b>Curtis Pride, L</b> OBP: 0.361, SLG: 0.494 (1, 7)	G3		L9				S 2B		K	4	1	1	0	0	1	1	<b>Baltimore Orioles @ Detroit Tigers</b> Tiger Stadium, Detroit, MI Tue Jun 11 1996, 7:05 PM EDT Att: 10,874 - Unknown - 76 F										
<b>Eddie Williams, R</b> OBP: 0.311, SLG: 0.379 (9, FH)										1	0	0	0	0	1	0											
<b>Chad Curtis, R</b> OBP: 0.345, SLG: 0.359 (1, 8)	S SF8 1B		K		F9		S 2B		HR	4	3	2	1	1	1	0											
<b>Bobby Higginson, L</b> OBP: 0.367, SLG: 0.500 (1, 9)	BB		G5-4-3 1B		HR		FC6-4 2B		K	3	2	3	3	1	0	0											
<b>John Flaherty, R</b> OBP: 0.291, SLG: 0.390 (9, FH)	BB		G5-4-3 1B		HR		FC6-4 2B		K	1	0	0	0	0	1	0											
<b>Cecil Fielder, R</b> OBP: 0.338, SLG: 0.468 (1, 3)	SF8		G5-4-3		P2		FC6-4 BB		K	3	0	0	1	1	1	1											
<b>Tony Clark, S</b> OBP: 0.389, SLG: 0.706 (1, 10)	BB			1B 2B	K		FC6-4		K	3	1	1	1	1	1	1											
<b>Mark Lewis, R</b> OBP: 0.328, SLG: 0.463 (1, 4)	L7			1B FC6-4 1B		G4-3	F8		K	4	1	1	0	0	0	3											
<b>Raul Casanova, S</b> OBP: 0.180, SLG: 0.333 (1, 2)		F8		FC6-4 1B		K		G3-1	4	0	1	1	0	1	0	0											
<b>Alan Trammell, R</b> OBP: 0.305, SLG: 0.298 (1, 5)		K		K		G4-3		G6-3	4	0	0	0	0	2	2	2											
<b>Chris Gomez, R</b> OBP: 0.356, SLG: 0.307 (1, 6)				FC6-4			F9		K	4	1	1	2	0	1	1											
<b>Inning Stats</b>	R: 1 E: 0 K: 0 S: 16	H: 1 LOB: 2 BB: 2 P: 30	R: 1 E: 0 K: 2 S: 14	H: 1 LOB: 0 BB: 0 P: 21	R: 0 E: 0 K: 1 S: 8	H: 1 LOB: 0 BB: 0 P: 12	R: 2 E: 0 K: 1 S: 12	H: 3 LOB: 1 BB: 0 P: 19	R: 1 E: 0 K: 1 S: 10	H: 1 LOB: 0 BB: 0 P: 19	R: 0 E: 0 K: 1 S: 5	H: 0 LOB: 0 BB: 0 P: 6	R: 3 E: 0 K: 0 S: 19	H: 2 LOB: 1 BB: 2 P: 34	R: 0 E: 0 K: 1 S: 8	H: 0 LOB: 0 BB: 0 P: 13		R: 1 E: 0 K: 3 S: 14	H: 1 LOB: 0 BB: 0 P: 16	1B: 4 2B: 3 3B: 0 HR: 3	SF: 1 SAC: 0 DP: 1 HBP: 0	WP: 0 PB: 0 SB: 2 CS: 0	PA: 40				
<b>PITCHER</b>	IP	WLS	BF	H	R	ER	SO	BB	IBB	HBP	BLK	WP	HR	S	P	ERA	WHIP										
<b>Rocky Coppinger, R</b> ERA: 7.2 (1, 1)	5.0	W	23	7	5	4	5	2	0	0	0	0	0	20	33	20.25	3.000										
<b>Alan Mills, R</b> ERA: 6.0 (6, 1)	1.1		8	2	3	3	1	2	0	0	0	0	0	20	33	20.25	3.000										
<b>Roger McDowell, R</b> ERA: 2.4 (7, 1)	1.2		5	0	0	0	1	0	0	0	0	0	0	12	20	0.00	0.000										
<b>Randy Myers, L</b> ERA: 2.91 (9, 1)	1.0		4	1	1	1	3	0	0	0	0	0	1	14	16	9.00	1.000										



Batter	1	2	3	4	5	6	7	8	9	AB	R	H	RBI	BB	SO	LOB	TOP							
<b>Brady Anderson, L</b> OBP: 0.424, SLG: 0.676	F7		SH5-3 1B	F8		G1-6-3			1B	5	2	2	1	0	0	2								
<b>Manny Alexander, R</b> OBP: 0.290, SLG: 0.214			SH5-3	K			P6		G5-3	2	0	0	0	1	1	1								
<b>Luis Polonia, L</b> OBP: 0.260, SLG: 0.300	1B									0	0	0	0	0	0	0								
<b>Billy Ripken, R</b> OBP: 0.309, SLG: 0.440	BB									1	0	0	0	0	0	1								
<b>Roberto Alomar, S</b> OBP: 0.468, SLG: 0.601	G4-6-3 1B		1B	F9			F8		1B	4	2	2	2	1	0	1								
<b>Rafael Palmeiro, L</b> OBP: 0.425, SLG: 0.575	G4-6-3		F8						FC6-4 1B	5	1	2	2	0	0	3								
<b>Bobby Bonilla, S</b> OBP: 0.357, SLG: 0.406		F7	1B						FC6-4 1B	3	2	1	1	2	0	0								
<b>Cal Ripken Jr., R</b> OBP: 0.348, SLG: 0.487	L7		2B						FC6-4 BB	5	1	1	2	0	0	2								
<b>B.J. Surhoff, L</b> OBP: 0.357, SLG: 0.569	1B		2B						F8	5	0	2	2	0	1	2								
<b>Mike Devereaux, R</b> OBP: 0.319, SLG: 0.326	F8		L6							3	0	0	0	1	1	2								
<b>Gregg Zaun, S</b> OBP: 0.323, SLG: 0.340			SH5-3 1B						2B	2	2	1	0	2	0	1								
<b>Inning Stats</b>	R: 0 E: 0 K: 0 S: 4	H: 1 LOB: 1 BB: 1 P: 10	R: 0 E: 0 K: 0 S: 9	H: 1 LOB: 1 BB: 0 P: 16	R: 5 E: 0 K: 0 S: 15	H: 4 LOB: 1 BB: 2 P: 30	R: 0 E: 0 K: 1 S: 10	H: 1 LOB: 0 BB: 0 P: 12	R: 1 E: 0 K: 0 S: 9	H: 1 LOB: 0 BB: 0 P: 14	R: 0 E: 0 K: 2 S: 4	H: 0 LOB: 0 BB: 1 P: 10	R: 1 E: 0 K: 1 S: 11	H: 1 LOB: 0 BB: 0 P: 20	R: 0 E: 0 K: 2 S: 9	H: 0 LOB: 0 BB: 0 P: 11	R: 3 E: 0 K: 0 S: 14	H: 2 LOB: 2 BB: 3 P: 34	1B: 6 2B: 3 3B: 0 HR: 2	SF: 0 SAC: 1 DP: 2 HBP: 0	WP: 0 PB: 0 SB: 0 CS: 0	PA: 43		
<b>PITCHER</b>	IP	WLS	BF	H	R	ER	SO	BB	IBB	HBP	BLK	WP	HR	S	P	ERA	WHIP							
<b>Brian Williams, R</b> ERA: 6.56	7.0		32	9	7	7	1	4	0	0	0	0	2	62	112	9.00	1.857							
<b>Richie Lewis, R</b> ERA: 3.5	1.0	L	5	1	2	2	2	1	0	0	0	0	0	14	23	18.00	2.000							
<b>Mike Myers, L</b> ERA: 5.68	0.1		4	1	0	0	0	1	1	0	0	0	0	5	15	0.00	6.000							
<b>Gregg Olson, R</b> ERA: 5.14	0.2		2	0	1	1	0	0	0	0	0	0	0	4	7	13.50	0.000							

Baltimore Orioles @ Detroit Tigers  
Tiger Stadium, Detroit, MI  
Wed Jun 12, 1996, 3:33 AM EDT  
Att: 12,043 - Overcast - 74 F

AB 35  
R 10  
H 11  
RBI 10  
BB 7  
SO 3  
LOB 15



Batter	1	2	3	4	5	6	7	8	9	AB	R	H	RBI	BB	SO	LOB	BOTTOM							
<b>Curtis Pride, L</b> OBP: 0.356, SLG: 0.484	F7		FC3-6 1B	G4-3		K			G6-3	4	0	1	0	0	1	1								
<b>Eddie Williams, R</b> OBP: 0.309, SLG: 0.377										1	0	0	0	0	0	0								
<b>Chad Curtis, R</b> OBP: 0.346, SLG: 0.357	K		FC3-6 2B			K			1B	4	1	1	0	1	2	2								
<b>Bobby Higginson, L</b> OBP: 0.371, SLG: 0.516										4	2	2	0	0	1	1								
<b>Mark Parent, R</b> OBP: 0.259, SLG: 0.519	1B		1B						K	1	0	0	0	0	1	1								
<b>Cecil Fielder, R</b> OBP: 0.339, SLG: 0.464	1B		1B						K	4	2	1	1	0	1	1								
<b>Tony Clark, S</b> OBP: 0.455, SLG: 0.700	1B		2B							3	1	2	2	1	0	0								
<b>Mark Lewis, R</b> OBP: 0.327, SLG: 0.459	1B		1B							4	0	1	1	0	1	3								
<b>John Flaherty, R</b> OBP: 0.297, SLG: 0.421		G6-3							L6	4	1	2	3	0	0	0								
<b>Alan Trammell, R</b> OBP: 0.303, SLG: 0.291		G5-3							G6-3	3	0	0	0	1	0	1								
<b>Chris Gomez, R</b> OBP: 0.346, SLG: 0.297		G6-3							F9	4	0	0	0	0	0	1								
<b>Inning Stats</b>	R: 2 E: 0 K: 1 S: 11	H: 3 LOB: 2 BB: 0 P: 16	R: 0 E: 0 K: 0 S: 5	H: 0 LOB: 0 BB: 0 P: 8	R: 4 E: 0 K: 0 S: 21	H: 5 LOB: 1 BB: 0 P: 25	R: 0 E: 0 K: 1 S: 10	H: 0 LOB: 1 BB: 1 P: 19	R: 0 E: 0 K: 1 S: 4	H: 0 LOB: 0 BB: 0 P: 8	R: 1 E: 0 K: 2 S: 12	H: 1 LOB: 1 BB: 1 P: 21	R: 0 E: 0 K: 1 S: 9	H: 0 LOB: 1 BB: 1 P: 20	R: 0 E: 0 K: 0 S: 4	H: 0 LOB: 0 BB: 0 P: 6	R: 0 E: 0 K: 2 S: 14	H: 1 LOB: 1 BB: 0 P: 21	1B: 6 2B: 3 3B: 0 HR: 1	SF: 0 SAC: 0 DP: 0 HBP: 1	WP: 0 PB: 0 SB: 0 CS: 0	PA: 40		
<b>PITCHER</b>	IP	WLS	BF	H	R	ER	SO	BB	IBB	HBP	BLK	WP	HR	S	P	ERA	WHIP							
<b>Scott Erickson, R</b> ERA: 5.79	5.1		27	9	7	7	2	2	0	1	0	0	0	19	34	0.00	2.062							
<b>Arthur Rhodes, L</b> ERA: 4.89	2.2	W	9	0	0	0	3	1	0	0	0	0	0	14	21	0.00	1.000							
<b>Randy Myers, L</b> ERA: 2.78	1.0	S	4	1	0	0	2	0	0	0	0	0	0	5	15	0.00	0.667							

Baltimore Orioles @ Detroit Tigers  
Tiger Stadium, Detroit, MI  
Wed Jun 12, 1996, 3:33 AM EDT  
Att: 12,043 - Overcast - 74 F

AB 36  
R 7  
H 10  
RBI 7  
BB 3  
SO 7  
LOB 11





Batter	1	2	3	4	5	6	7	8	9	AB	R	H	RBI	BB	SO	LOB	TOP					
<b>Chad Curtis, R</b> OBP: 0.344, SLG: 0.354 (1, 7)	G4-3	G6-3			K	CS			F9	5	0	1	1	0	1	2						
<b>Mark Lewis, R</b> OBP: 0.325, SLG: 0.454 (1, 4)	K				F8	CS	K		P4	5	0	1	0	0	2	0						
<b>Travis Fryman, R</b> OBP: 0.338, SLG: 0.468 (1, 5)	K						F8		G5-3	5	0	1	0	0	2	1						
<b>Cecil Fielder, R</b> OBP: 0.342, SLG: 0.475 (1, 10)		HR			G5-3					3	1	1	1	1	1	1						
<b>Tony Clark, S</b> OBP: 0.462, SLG: 0.783 (1, 3)	F9					HR			G5-3	3	1	1	1	1	1	2						
<b>John Flaherty, R</b> OBP: 0.296, SLG: 0.416 (1, 2)	G5-3					HR			K	4	1	1	0	0	1	3						
<b>Chris Gomez, R</b> OBP: 0.350, SLG: 0.306 (1, 6)	1B				F9	SH1			G5-3	3	2	1	1	1	0	1						
<b>Bobby Higginson, L</b> OBP: 0.384, SLG: 0.520 (1, 9)	1B					SH1			FC4	1	0	1	0	2	0	0						
<b>Kimera Batee, R</b> OBP: 0.265, SLG: 0.271 (1, 8)	1B				F8	P3			FC4	4	0	1	1	0	0	4						
<b>Inning Stats</b>	R: 0 E: 0 K: 2 S: 10	H: 0 LOB: 0 BB: 0 P: 14	R: 2 E: 0 K: 0 S: 15	H: 3 LOB: 2 BB: 1 P: 28	R: 0 E: 0 K: 2 S: 11	H: 1 LOB: 2 BB: 1 P: 18	R: 0 E: 0 K: 0 S: 7	H: 0 LOB: 0 BB: 0 P: 14	R: 0 E: 0 K: 1 S: 9	H: 1 LOB: 1 BB: 0 P: 14	R: 3 E: 0 K: 0 S: 16	H: 4 LOB: 0 BB: 0 P: 23	R: 0 E: 0 K: 2 S: 9	H: 0 LOB: 0 BB: 0 P: 13	R: 0 E: 0 K: 1 S: 11	H: 0 LOB: 2 BB: 2 P: 22	R: 0 E: 0 K: 0 S: 6	H: 0 LOB: 0 BB: 0 P: 10	1B: 6 2B: 1 3B: 0 HR: 2	SF: 0 SAC: 1 DP: 0 HBP: 0	WP: 0 PB: 0 SB: 0 CS: 2	PA: 40
<b>PITCHER</b>	IP	WLS	BF	H	R	ER	SO	BB	IBB	HBP	BLK	WP	HR	S	P	ERA	WHIP					
<b>Rich Robertson, L</b> ERA: 4.79 (1, 1)	5.2	L	28	9	5	5	5	3	0	0	0	0	2	66	108	7.94	2.118					
<b>Mike Trombley, R</b> ERA: 0.87 (6, 1)	3.1		11	0	0	0	3	1	1	0	0	0	0	28	48	0.00	0.300					

**Detroit Tigers @ Minnesota Twins**  
Hubert H. Humphrey Metrodome, Minneapolis, MN

AB 33  
R 5  
H 9  
RBI 5  
BB 5  
SO 8  
LOB 14



WP: 0 PA: 40  
PB: 0  
SB: 0  
CS: 2

Fri Jun 14 1996, 8:05 PM EDT  
Att: 22,831 - Dome - 68 F

Batter	1	2	3	4	5	6	7	8	9	AB	R	H	RBI	BB	SO	LOB	BOTTOM					
<b>Chuck Knoblauch, R</b> OBP: 0.443, SLG: 0.527 (1, 4)	G1-6-3								G6-3	4	1	2	1	1	1	1						
<b>Rich Becker, L</b> OBP: 0.384, SLG: 0.418 (1, 8)	1B								K	4	1	0	0	1	2	4						
<b>Paul Molitor, R</b> OBP: 0.376, SLG: 0.470 (1, 10)	G1-6-3								G1-3	5	0	1	0	0	0	5						
<b>Greg Myers, L</b> OBP: 0.327, SLG: 0.516 (1, 2)	1B								G3-1	5	0	1	1	0	1	1						
<b>Marty Cordova, R</b> OBP: 0.394, SLG: 0.480 (1, 7)	1B								G5-3	5	1	4	2	0	0	0						
<b>Dave Hollins, S</b> OBP: 0.354, SLG: 0.375 (1, 5)	F7									3	1	0	0	1	0	5						
<b>Ron Coomer, R</b> OBP: 0.383, SLG: 0.575 (1, 9)	F9									3	0	0	0	1	0	3						
<b>Scott Stahoviak, L</b> OBP: 0.425, SLG: 0.581 (1, 3)										2	0	0	0	1	0	0						
<b>Jeff Reboulet, R</b> OBP: 0.257, SLG: 0.202 (7, PH) (8, 3)										1	0	0	0	0	0	3						
<b>Pat Meares, R</b> OBP: 0.310, SLG: 0.423 (1, 6)	F3									3	0	1	0	1	1	0						
<b>Inning Stats</b>	R: 2 E: 0 K: 0 S: 15	H: 2 LOB: 2 BB: 2 P: 31	R: 0 E: 0 K: 0 S: 11	H: 1 LOB: 0 BB: 0 P: 17	R: 0 E: 0 K: 1 S: 11	H: 1 LOB: 1 BB: 0 P: 17	R: 0 E: 0 K: 1 S: 9	H: 1 LOB: 0 BB: 0 P: 12	R: 0 E: 0 K: 0 S: 7	H: 1 LOB: 0 BB: 0 P: 11	R: 2 E: 0 K: 1 S: 14	H: 2 LOB: 3 BB: 3 P: 30	R: 0 E: 1 K: 0 S: 8	H: 1 LOB: 2 BB: 1 P: 17	R: 0 E: 0 K: 2 S: 11	H: 0 LOB: 0 BB: 0 P: 17	R: 0 E: 0 K: 0 S: 5	H: 0 LOB: 0 BB: 0 P: 10	1B: 8 2B: 0 3B: 0 HR: 1	SF: 0 SAC: 0 DP: 2 HBP: 0	WP: 1 PB: 0 SB: 2 CS: 0	PA: 41
<b>PITCHER</b>	IP	WLS	BF	H	R	ER	SO	BB	IBB	HBP	BLK	WP	HR	S	P	ERA	WHIP					
<b>Greg Gohr, R</b> ERA: 6.38 (1, 1)	1.0	W	26	7	4	4	2	4	0	0	0	0	1	60	104	6.75	2.062					
<b>Richie Lewis, R</b> ERA: 3.51 (6, 1)	1.0		8	2	0	0	1	2	0	0	0	0	0	13	28	0.00	4.000					
<b>Mike Myers, L</b> ERA: 5.57 (7, 1)	0.2		1	0	0	0	0	0	0	0	0	0	0	2	3	0.00	0.000					
<b>Gregg Olson, R</b> ERA: 4.7 (8, 1)	2.0	S	6	0	0	0	2	0	0	0	0	0	0	16	27	0.00	0.000					

**Detroit Tigers @ Minnesota Twins**  
Hubert H. Humphrey Metrodome, Minneapolis, MN

AB 35  
R 4  
H 9  
RBI 4  
BB 6  
SO 5  
LOB 22



WP: 1 PA: 41  
PB: 0  
SB: 2  
CS: 0

Fri Jun 14 1996, 8:05 PM EDT  
Att: 22,831 - Dome - 68 F



Batter	1	2	3	4	5	6	7	8	9	AB	R	H	RBI	BB	SO	LOB	TOP										
<b>Curtis Pride, L</b> OBP: 0.362, SLG: 0.516 (1, 7)	G4-3		1B														4 1 2 1 0 0 1 1 0 1 0 0 0 0										
<b>Kimera Bartee, R</b> OBP: 0.280, SLG: 0.286 (8, 8)			2B																								
<b>Chad Curtis, R</b> OBP: 0.345, SLG: 0.355 (1, 8) (8, 7)	G3		1B														5 1 2 2 0 0 2										
<b>Travis Fryman, R</b> OBP: 0.343, SLG: 0.479 (1, 5)	F8		1B														5 2 3 0 0 0 1										
<b>Cecil Fielder, R</b> OBP: 0.343, SLG: 0.482 (1, 10)		K	K														5 0 2 3 0 2 3										
<b>Bobby Higginson, L</b> OBP: 0.380, SLG: 0.508 (1, 9)		K			G6-3												3 0 0 0 1 1 1										
<b>Tony Clark, S</b> OBP: 0.400, SLG: 0.667 (1, 3)		K			K												4 0 0 0 0 4 3										
<b>Raul Casanova, S</b> OBP: 0.167, SLG: 0.308 (1, 2)				G1-3	G6-3												4 0 0 0 0 0 1										
<b>Mark Lewis, R</b> OBP: 0.323, SLG: 0.451 (1, 4)				G6-3			L7										4 1 1 0 0 0 0										
<b>Chris Gomez, R</b> OBP: 0.350, SLG: 0.315 (1, 6)				2B	G6-3												3 1 1 0 0 0 0										
<b>Inning Stats</b>	R: 0 E: 0 K: 0 S: 6	H: 0 LOB: 0 BB: 0 P: 7	R: 0 E: 0 K: 3 S: 9	H: 0 LOB: 0 BB: 0 P: 15	R: 2 E: 0 K: 1 S: 20	H: 4 LOB: 2 BB: 0 P: 23	R: 0 E: 0 K: 1 S: 9	H: 0 LOB: 0 BB: 0 P: 14	R: 0 E: 0 K: 0 S: 8	H: 1 LOB: 1 BB: 0 P: 10	R: 1 E: 0 K: 1 S: 18	H: 2 LOB: 1 BB: 0 P: 22	R: 3 E: 0 K: 1 S: 12	H: 4 LOB: 2 BB: 1 P: 18	R: 0 E: 0 K: 0 S: 7	H: 0 LOB: 0 BB: 0 P: 10	R: 0 E: 0 K: 0 S: 9	H: 1 LOB: 1 BB: 0 P: 13	1B: 5 2B: 6 3B: 1 HR: 0	SF: 0 SAC: 1 DP: 0 HBP: 0	WP: 0 PB: 1 SB: 0 CS: 0	PA: 40					
<b>PITCHER</b>	IP	WLS	BF	H	R	ER	SO	BB	IBB	HBP	BLK	WP	HR	S	P	ERA	WHIP										
<b>Frankie Rodriguez, R</b> ERA: 5.87 (1, 1)	6.2	L	30	10	6	6	6	0	0	0	0	0	0	76	98	8.10	1.500										
<b>Dan Naulty, R</b> ERA: 2.82 (7, 1)	2.1		10	2	0	0	1	1	0	0	0	0	0	22	34	0.00	1.286										

**Detroit Tigers @ Minnesota Twins**  
Hubert H. Humphrey Metrodome, Minneapolis, MN

AB 38  
R 6  
H 12  
RBI 6  
BB 1  
SO 7  
LOB 12



WP: 0 PA: 40  
PB: 1  
SB: 0  
CS: 0

livebaseballscores.com

Batter	1	2	3	4	5	6	7	8	9	AB	R	H	RBI	BB	SO	LOB	BOTTOM										
<b>Chuck Knoblauch, R</b> OBP: 0.442, SLG: 0.520 (1, 4)			L4														3 0 0 0 1 1 1										
<b>Rich Becker, L</b> OBP: 0.380, SLG: 0.417 (1, 8)	FC5-4 HBP		G1-3														5 1 1 0 0 1 4										
<b>Paul Moltitor, R</b> OBP: 0.379, SLG: 0.469 (1, 10)	G6-3 1B		K														5 1 2 2 0 1 0										
<b>Greg Myers, L</b> OBP: 0.330, SLG: 0.516 (1, 2)	G6-3																4 0 2 0 0 0 2										
<b>Marty Cordova, R</b> OBP: 0.391, SLG: 0.476 (1, 7)		K															4 0 1 1 0 2 1										
<b>Scott Stahowiak, L</b> OBP: 0.433, SLG: 0.577 (1, 3)		FC5 BB	G6-3														1 1 0 0 3 0 1										
<b>Dave Hollins, S</b> OBP: 0.352, SLG: 0.373 (1, 5)		K															4 0 1 0 0 1 3										
<b>Roberto Kelly, R</b> OBP: 0.379, SLG: 0.438 (1, 9)																	3 1 2 1 1 0 1										
<b>Pat Meares, R</b> OBP: 0.306, SLG: 0.417 (1, 6)																	3 0 0 0 0 0 5										
<b>Chip Hale, L</b> OBP: 0.475, SLG: 0.600 (8, PH)	FC5																1 0 0 0 0 0 1										
<b>Jeff Reboulet, R</b> OBP: 0.257, SLG: 0.202 (9, 6)																	0 0 0 0 0 0 0										
<b>Inning Stats</b>	R: 0 E: 0 K: 0 S: 10	H: 1 LOB: 1 BB: 0 P: 17	R: 0 E: 1 K: 2 S: 16	H: 0 LOB: 2 BB: 2 P: 29	R: 0 E: 0 K: 1 S: 6	H: 0 LOB: 0 BB: 0 P: 10	R: 0 E: 0 K: 1 S: 9	H: 1 LOB: 1 BB: 0 P: 15	R: 3 E: 0 K: 0 S: 11	H: 5 LOB: 2 BB: 0 P: 17	R: 1 E: 0 K: 0 S: 9	H: 2 LOB: 2 BB: 2 P: 22	R: 0 E: 0 K: 0 S: 4	H: 0 LOB: 0 BB: 0 P: 6	R: 0 E: 0 K: 0 S: 5	H: 0 LOB: 1 BB: 1 P: 9	R: 0 E: 0 K: 2 S: 11	H: 0 LOB: 0 BB: 0 P: 17	1B: 8 2B: 1 3B: 0 HR: 0	SF: 0 SAC: 0 DP: 2 HBP: 1	WP: 0 PB: 0 SB: 0 CS: 0	PA: 39					
<b>PITCHER</b>	IP	WLS	BF	H	R	ER	SO	BB	IBB	HBP	BLK	WP	HR	S	P	ERA	WHIP										
<b>Omar Olivares, R</b> ERA: 4.38 (1, 1)	8.0		36	9	4	4	4	5	0	1	0	0	0	70	125	4.50	1.750										
<b>Gregg Olson, R</b> ERA: 4.5 (9, 1)	1.0	S	3	0	0	0	2	0	0	0	0	0	0	11	17	0.00	0.000										

**Detroit Tigers @ Minnesota Twins**  
Hubert H. Humphrey Metrodome, Minneapolis, MN

AB 33  
R 4  
H 9  
RBI 4  
BB 5  
SO 6  
LOB 19



WP: 0 PA: 39  
PB: 0  
SB: 0  
CS: 0

livebaseballscores.com

Sat Jun 15 1996, 8:05 PM EDT  
Att: 17,099 - Dome - 66 F



Batter	1	2	3	4	5	6	7	8	9	AB	R	H	RBI	BB	SO	LOB	TOP					
<b>Curtis Pride, L</b> OBP: 0.349, SLG: 0.495 (1, 7)	F8		K			K		K		4	0	0	0	0	3	0	<b>Detroit Tigers @ Minnesota Twins</b> Hubert H. Humphrey Metrodome, Minneapolis, MN Sun Jun 16 1996, 4:33 AM EDT Att: 20,641 - Dome - 68 F <a href="http://livebaseballscorecards.com">livebaseballscorecards.com</a>					
<b>Chad Curtis, R</b> OBP: 0.343, SLG: 0.365 (1, 8)	F9		HR			G5-3		F9		4	1	1	1	0	0	0						
<b>Travis Fryman, R</b> OBP: 0.338, SLG: 0.472 (1, 5)	P5		K			G5-3			F9	4	0	0	0	0	1	0						
<b>Cecil Fielder, R</b> OBP: 0.341, SLG: 0.478 (1, 10)		P3			G6-3		2B	K		4	0	1	0	0	1	0						
<b>Bobby Higginson, L</b> OBP: 0.370, SLG: 0.493 (1, 9)		K			F9		K		G3-1	4	0	0	0	0	2	1						
<b>Tony Clark, S</b> OBP: 0.364, SLG: 0.600 (1, 3)		K			G4-3		K			3	0	0	0	0	2	2						
<b>Mark Lewis, R</b> OBP: 0.331, SLG: 0.459 (1, 4)										2	0	2	0	1	0	0						
<b>John Flaherty, R</b> OBP: 0.290, SLG: 0.408 (1, 2)		BB								3	0	0	0	0	0	5						
<b>Chris Gomez, R</b> OBP: 0.342, SLG: 0.307 (1, 6)			F8			F8-6-4-3		G5-3		3	0	0	0	0	0	1						
<b>Inning Stats</b>	R: 0 E: 0 K: 0 S: 10	H: 0 LOB: 0 BB: 0 P: 17	R: 0 E: 0 K: 2 S: 9	H: 0 LOB: 2 BB: 1 P: 14	R: 1 E: 0 K: 2 S: 12	H: 1 LOB: 0 BB: 0 P: 17	R: 0 E: 0 K: 0 S: 6	H: 0 LOB: 0 BB: 0 P: 8	R: 0 E: 0 K: 0 S: 5	H: 1 LOB: 0 BB: 0 P: 8	R: 0 E: 0 K: 1 S: 9	H: 0 LOB: 0 BB: 0 P: 12	R: 0 E: 0 K: 2 S: 14	H: 2 LOB: 2 BB: 0 P: 19	R: 0 E: 0 K: 1 S: 9	H: 0 LOB: 0 BB: 0 P: 13	R: 0 E: 0 K: 1 S: 10	H: 0 LOB: 0 BB: 0 P: 12	1B: 2 2B: 2 3B: 0 HR: 1	SF: 0 SAC: 0 DP: 1 HBP: 0	WP: 1 PB: 0 SB: 1 CS: 0	PA: 32
<b>PITCHER</b>	IP	WLS	BF	H	R	ER	SO	BB	IBB	HBP	BLK	WP	HR	S	P	ERA	WHIP					
<b>Rick Aguilera, R</b> ERA: 9.69 (1, 1)	7.0	W	26	4	1	1	7	1	0	0	0	1	1	65	95	1.29	0.714					
<b>Greg Hansell, R</b> ERA: 4.35 (8, 1)	2.0	S	6	0	0	0	2	0	0	0	0	0	0	19	25	0.00	0.000					

Batter	1	2	3	4	5	6	7	8	9	AB	R	H	RBI	BB	SO	LOB	BOTTOM				
<b>Chuck Knoblauch, R</b> OBP: 0.443, SLG: 0.517 (1, 4)	FC4-6		2B		G5-3		P5			3	1	1	0	1	0	1	<b>Detroit Tigers @ Minnesota Twins</b> Hubert H. Humphrey Metrodome, Minneapolis, MN Sun Jun 16 1996, 4:33 AM EDT Att: 20,641 - Dome - 68 F <a href="http://livebaseballscorecards.com">livebaseballscorecards.com</a>				
<b>Rich Becker, L</b> OBP: 0.382, SLG: 0.421 (1, 8)	FC4-6		1B		K					3	1	1	0	1	1	1					
<b>Paul Moltitor, R</b> OBP: 0.377, SLG: 0.465 (1, 3)	K		SF7		G1-3		G5-3			4	1	1	1	0	1	3					
<b>Greg Myers, L</b> OBP: 0.333, SLG: 0.513 (1, 2)			SF7		K					1	1	0	1	2	1	0					
<b>Marty Cordova, R</b> OBP: 0.389, SLG: 0.472 (1, 7)	CS		S		F9			1B		4	0	1	1	0	1	1					
<b>Scott Stahowiak, L</b> OBP: 0.425, SLG: 0.564 (1, 10)			S		G3			BB		3	0	0	0	0	1	1					
<b>Ron Coomer, R</b> OBP: 0.383, SLG: 0.575 (8, PH)	F7		K							0	0	0	0	0	0	0					
<b>Chip Hale, L</b> OBP: 0.498, SLG: 0.611 (8, PH)								BB		1	0	1	0	0	0	0					
<b>Roberto Kelly, R</b> OBP: 0.382, SLG: 0.436 (1, 9)		1B			L5		G6-3			3	0	1	0	0	0	1					
<b>Jeff Reboulet, R</b> OBP: 0.265, SLG: 0.206 (1, 5)		1B			G5-3		G5-3			3	0	1	1	1	0	0					
<b>Pat Meares, R</b> OBP: 0.305, SLG: 0.414 (1, 6)		F7			K			G4-6-3		4	0	1	0	0	1	5					
<b>Inning Stats</b>	R: 0 E: 1 K: 1 S: 12	H: 1 LOB: 1 BB: 1 P: 24	R: 0 E: 0 K: 0 S: 13	H: 2 LOB: 2 BB: 0 P: 20	R: 3 E: 0 K: 1 S: 18	H: 3 LOB: 1 BB: 1 P: 29	R: 0 E: 0 K: 1 S: 8	H: 0 LOB: 0 BB: 0 P: 13	R: 0 E: 0 K: 2 S: 8	H: 0 LOB: 0 BB: 0 P: 9	R: 0 E: 0 K: 0 S: 4	H: 0 LOB: 2 BB: 0 P: 6	R: 0 E: 0 K: 0 S: 8	H: 1 LOB: 2 BB: 1 P: 15	R: 0 E: 0 K: 1 S: 9	H: 1 LOB: 2 BB: 2 P: 22	1B: 7 2B: 1 3B: 0 HR: 0	SF: 1 SAC: 0 DP: 1 HBP: 1	WP: 0 PB: 1 SB: 2 CS: 1	PA: 37	
<b>PITCHER</b>	IP	WLS	BF	H	R	ER	SO	BB	IBB	HBP	BLK	WP	HR	S	P	ERA	WHIP				
<b>Felipe Lira, R</b> ERA: 7.34 (1, 1)	7.0	L	30	7	3	3	5	3	0	0	0	0	0	71	116	3.86	1.429				
<b>Mike Myers, L</b> ERA: 5.79 (8, 1)	0.1		2	0	1	1	1	1	0	0	0	0	0	6	12	27.00	3.000				
<b>Mike Walker, R</b> ERA: 7.71 (8, 1)	0.2		4	1	0	0	0	1	0	1	0	0	0	3	10	0.00	3.000				







Batter	1	2	3	4	5	6	7	8	9	AB	R	H	RBI	BB	SO	LOB	TOP					
<b>Ernie Young, R</b> OBP: 0.313, SLG: 0.443 (1, 8)	G6-3		1B HR		HR	K		G5-3		5	2	2	1	0	1	3						
<b>Rafael Bourquiel, R</b> OBP: 0.311, SLG: 0.373 (1, 4)	F9		HR		F9		HBP		K	5	1	2	0	0	1	0						
<b>Geronimo Berroa, R</b> OBP: 0.322, SLG: 0.531 (7, 7)	G5-3		HR		HR		HBP		G6-3	3	2	1	3	1	0	0						
<b>Phil Planter, L</b> OBP: 0.307, SLG: 0.312 (9, 7)			HR		HR		HBP			0	0	0	0	0	0	0						
<b>Mark McGwire, R</b> OBP: 0.485, SLG: 0.786 (9, PR)		K	G5-3		HR		L7			4	1	1	2	1	1	2						
<b>Torey Lovullo, S</b> OBP: 0.308, SLG: 0.420 (9, 3)									BB	0	0	0	0	0	0	0						
<b>Terry Steinbach, R</b> OBP: 0.345, SLG: 0.478 (1, 10)	K				G6-3		F9		BB	3	0	0	0	2	1	2						
<b>Damon Mashore, R</b> OBP: 0.348, SLG: 0.348 (7, PH)	G6-3				F8		K		G3	3	0	0	0	0	1	1						
<b>Jose Herrera, L</b> OBP: 0.317, SLG: 0.375 (7, 9)										2	0	0	0	0	1	4						
<b>George Williams, S</b> OBP: 0.326, SLG: 0.333 (1, 2)			F8		F7		HR		K	4	1	1	1	0	1	1						
<b>Tony Batista, R</b> OBP: 0.500, SLG: 0.875 (1, 5)			HR		1B		G5-3		G5-3	4	1	3	1	0	0	0						
<b>Mike Bordick, R</b> OBP: 0.303, SLG: 0.299 (1, 6)			L9		L7		CS		BB	3	0	1	0	1	0	2						
<b>Inning Stats</b>	R: 0 E: 0 K: 0 S: 7	H: 0 LOB: 0 BB: 0 P: 13	R: 0 E: 0 K: 2 S: 9	H: 0 LOB: 0 BB: 0 P: 16	R: 4 E: 0 K: 0 S: 14	H: 4 LOB: 0 BB: 0 P: 21	R: 0 E: 0 K: 0 S: 8	H: 1 LOB: 2 BB: 1 P: 15	R: 3 E: 0 K: 1 S: 13	H: 2 LOB: 1 BB: 0 P: 19	R: 1 E: 0 K: 1 S: 10	H: 2 LOB: 1 BB: 0 P: 16	R: 0 E: 0 K: 1 S: 9	H: 1 LOB: 2 BB: 0 P: 13	R: 0 E: 0 K: 1 S: 13	H: 1 LOB: 1 BB: 1 P: 22	R: 0 E: 0 K: 1 S: 14	H: 0 LOB: 2 BB: 2 P: 27	1B: 6 2B: 1 3B: 0 HR: 5	SF: 0 SAC: 0 DP: 2 HBP: 1	WP: 0 PB: 0 SB: 0 CS: 1	PA: 42
<b>PITCHER</b>	IP	WLS	BF	H	R	ER	SO	BB	IBB	HBP	BLK	WP	HR	S	P	ERA	WHIP					
<b>Tom Urbani, L</b> ERA: 9.3 (1, 1)	4.1	L	21	6	6	6	2	2	0	0	0	0	3	45	76	12.46	1.846					
<b>A.J. Sager, R</b> ERA: 10.8 (5, 1)	1.2		9	4	2	2	2	0	0	1	0	0	2	19	29	10.80	2.400					
<b>Mike Walker, R</b> ERA: 6.35 (7, 1)	3.0		12	1	0	0	3	3	0	0	0	0	0	33	57	0.00	1.333					

Oakland Athletics @ Detroit Tigers  
Tiger Stadium, Detroit, MI  
Tue Jun 18 1996, 7:05 PM EDT  
Att: 8,543 - Unknown - 73 F

AB	36
R	8
H	11
RBI	8
BB	5
SO	7
LOB	15



Batter	1	2	3	4	5	6	7	8	9	AB	R	H	RBI	BB	SO	LOB	BOTTOM					
<b>Chad Curtis, R</b> OBP: 0.349, SLG: 0.374 (1, 7)	1B G5-4-3		F9		E5	G5-3			K	5	2	1	0	0	1	4						
<b>Mark Lewis, R</b> OBP: 0.342, SLG: 0.464 (1, 4)	G5-4-3		G6-3		1B SF7		1B		K	4	1	3	2	1	1	0						
<b>Travis Fryman, R</b> OBP: 0.335, SLG: 0.463 (1, 5)	G5-4-3		G6-3		SF7	HBP	P3			4	0	1	1	0	0	3						
<b>Cecil Fielder, R</b> OBP: 0.348, SLG: 0.473 (1, 10)	FC5-4				G6-4-3	HBP	K			1	0	0	0	2	1	1						
<b>Tony Clark, S</b> OBP: 0.293, SLG: 0.500 (1, 3)	FC5-4		G6-4-3		SF7		G3			3	0	0	1	0	0	3						
<b>Andujar Cedeno, R</b> OBP: 0.272, SLG: 0.310 (1, 6)			G5-3		L7	F8		K		4	0	0	0	0	1	2						
<b>Raul Casanova, S</b> ERA: 4.98 OBP: 0.169, SLG: 0.298 (3, 2)										1	0	1	0	0	0	0						
<b>Mark Parent, R</b> OBP: 0.286, SLG: 0.537 (7, 2)					E	G5-3		K		2	1	2	0	0	0	0						
<b>Brad Ausmus, R</b> OBP: 0.259, SLG: 0.227 (7, 2)					1B	1B				1	0	0	0	0	1	0						
<b>Bobby Higginson, L</b> OBP: 0.360, SLG: 0.475 (1, 9)			L9		L8	F8		G4-3		4	0	0	0	0	0	3						
<b>Kimera Batee, R</b> OBP: 0.302, SLG: 0.308 (9, PH)			K						K	3	1	2	0	0	1	1						
<b>Curtis Pride, L</b> OBP: 0.339, SLG: 0.476 (9, PH)					1B	1B			K	1	0	0	0	0	1	0						
<b>Inning Stats</b>	R: 1 E: 0 K: 0 S: 13	H: 2 LOB: 1 BB: 1 P: 26	R: 0 E: 0 K: 1 S: 11	H: 1 LOB: 0 BB: 0 P: 16	R: 0 E: 0 K: 0 S: 7	H: 0 LOB: 0 BB: 1 P: 14	R: 0 E: 0 K: 0 S: 6	H: 0 LOB: 0 BB: 1 P: 14	R: 4 E: 1 K: 0 S: 16	H: 4 LOB: 2 BB: 0 P: 26	R: 0 E: 0 K: 0 S: 8	H: 2 LOB: 1 BB: 0 P: 9	R: 0 E: 0 K: 1 S: 9	H: 1 LOB: 1 BB: 0 P: 14	R: 0 E: 0 K: 2 S: 12	H: 0 LOB: 0 BB: 0 P: 14	R: 0 E: 0 K: 3 S: 10	H: 0 LOB: 0 BB: 0 P: 17	1B: 10 2B: 0 3B: 0 HR: 0	SF: 1 SAC: 0 DP: 4 HBP: 1	WP: 0 PB: 0 SB: 1 CS: 0	PA: 38
<b>PITCHER</b>	IP	WLS	BF	H	R	ER	SO	BB	IBB	HBP	BLK	WP	HR	S	P	ERA	WHIP					
<b>Steve Wojciechowski, L</b> ERA: 8.0 (1, 1)	4.1		22	7	5	3	1	3	0	0	0	0	0	50	90	6.23	2.308					
<b>Todd Van Poppel, R</b> ERA: 8.0 (5, 1)	2.2	W	10	3	0	0	1	0	0	0	0	0	0	20	29	0.00	1.125					
<b>Billy Taylor, R</b> ERA: 4.37 (8, 1)	2.0	S	6	0	0	0	5	0	0	0	0	0	0	22	31	0.00	0.000					

Oakland Athletics @ Detroit Tigers  
Tiger Stadium, Detroit, MI  
Tue Jun 18 1996, 7:05 PM EDT  
Att: 8,543 - Unknown - 73 F

AB	33
R	5
H	10
RBI	4
BB	3
SO	7
LOB	17





Batter	1	2	3	4	5	6	7	8	9	AB	R	H	RBI	BB	SO	LOB	TOP					
Jose Herrera, L (1, 9) OBP: 0.323, SLG: 0.383 Damon Mashore, R (6, FR) OBP: 0.333, SLG: 0.333 (6, 9)	G6-3		E8 1B 2B	F8		HBP		K		3	0	1	0	0	0	0						
Rafael Bourquiel, R (1, 4) OBP: 0.333, SLG: 0.422	G5-3		HR 1B			L8				5	2	3	2	0	0	2						
Jason Giambi, L (1, 3) OBP: 0.385, SLG: 0.514			HR 1B			SF7 3B		P6		3	1	1	3	1	1	1						
Gerónimo Berroa, R (1, 10) OBP: 0.324, SLG: 0.528	G4-3		HR 1B			K		K		5	2	2	0	0	2	2						
Terry Steinbach, R (1, 2) OBP: 0.346, SLG: 0.493			K			L7				5	1	2	3	0	1	0						
Ernie Young, R (1, 8) OBP: 0.315, SLG: 0.447			HR							5	0	2	0	0	1	1						
Phil Plantier, L (1, 7) OBP: 0.304, SLG: 0.326										5	2	1	1	0	1	3						
Tony Batista, R (1, 5) OBP: 0.500, SLG: 0.833										4	1	2	0	0	0	0						
Mike Bordick, R (1, 6) OBP: 0.302, SLG: 0.299										3	1	1	1	0	0	0						
<b>Inning Stats</b>	R: 0 E: 0 K: 0 S: 11	H: 0 LOB: 1 BB: 1 P: 18	R: 1 E: 0 K: 1 S: 12	H: 1 LOB: 0 BB: 0 P: 16	R: 4 E: 1 K: 0 S: 23	H: 6 LOB: 1 BB: 0 P: 32	R: 0 E: 0 K: 0 S: 7	H: 0 LOB: 0 BB: 0 P: 9	R: 1 E: 0 K: 1 S: 7	H: 1 LOB: 0 BB: 0 P: 10	R: 1 E: 0 K: 3 S: 14	H: 2 LOB: 2 BB: 0 P: 17	R: 1 E: 0 K: 3 S: 13	H: 2 LOB: 1 BB: 0 P: 22	R: 2 E: 0 K: 2 S: 12	H: 3 LOB: 1 BB: 0 P: 17	R: 0 E: 0 K: 0 S: 5	H: 0 LOB: 0 BB: 0 P: 6	1B: 7 2B: 4 3B: 1 HR: 3	SF: 2 SAC: 0 DP: 0 HBP: 1	WP: 0 PB: 0 SB: 1 CS: 0	PA: 43
<b>PITCHER</b>	IP	WLS	BF	H	R	ER	SO	BB	IBB	HBP	BLK	WP	HR	S	P	ERA	WHIP					
Greg Keagle, R (1, 1) ERA: 8.76	6.0	L	29	10	7	7	2	1	0	1	0	0	3	74	102	10.50	1.833					
Mike Myers, L (7, 1) ERA: 5.82	1.0		5	2	1	1	3	0	0	0	0	0	0	13	22	9.00	2.000					
Richie Lewis, R (8, 1) ERA: 3.71	1.0		6	3	2	2	2	0	0	0	0	0	0	12	17	18.00	3.000					
Gregg Olson, R (9, 1) ERA: 4.5	1.0		3	0	0	0	0	0	0	0	0	0	0	5	6	0.00	0.000					

Oakland Athletics @ Detroit Tigers  
Tiger Stadium, Detroit, MI  
Wed Jun 19 1996, 3:33 AM EDT  
Att: 9,875 - Cloudy - 82 F

AB	39
R	10
H	15
RBI	10
BB	1
SO	7
LOB	11



Batter	1	2	3	4	5	6	7	8	9	AB	R	H	RBI	BB	SO	LOB	BOTTOM					
Curtis Pride, L (1, 7) OBP: 0.326, SLG: 0.459	G3-1		P5			G4-3		G3		4	0	0	0	0	0	2						
Chad Curtis, R (1, 8) OBP: 0.347, SLG: 0.372	F9					G3-1		L4		4	0	1	0	0	0	0						
Travis Fryman, R (1, 5) OBP: 0.333, SLG: 0.459	F9					G6-3		FC3-4 1B		4	0	1	0	0	0	2						
Cecil Fielder, R (1, 10) OBP: 0.343, SLG: 0.465			K			P6		FC3-4 1B HR		4	1	0	0	0	2	1						
Bobby Higginson, L (1, 9) OBP: 0.358, SLG: 0.469			F9			G3-1		HR 1B		4	1	1	0	0	0	0						
Tony Clark, S (1, 3) OBP: 0.289, SLG: 0.550			K			G3		HR		4	1	1	3	0	1	0						
Mark Lewis, R (1, 4) OBP: 0.342, SLG: 0.463						L9		F7		3	0	1	0	0	0	0						
Andujar Cedeno, R (1, 6) OBP: 0.267, SLG: 0.304						F8				3	0	0	0	0	1	1						
Brad Ausmus, R (1, 2) OBP: 0.260, SLG: 0.229						K				3	0	1	0	0	2	1						
<b>Inning Stats</b>	R: 0 E: 0 K: 0 S: 6	H: 0 LOB: 0 BB: 0 P: 10	R: 0 E: 0 K: 2 S: 9	H: 0 LOB: 0 BB: 0 P: 15	R: 0 E: 0 K: 1 S: 8	H: 1 LOB: 1 BB: 0 P: 9	R: 0 E: 0 K: 0 S: 6	H: 0 LOB: 0 BB: 0 P: 8	R: 0 E: 0 K: 2 S: 8	H: 0 LOB: 0 BB: 0 P: 13	R: 3 E: 1 K: 0 S: 15	H: 3 LOB: 0 BB: 0 P: 22	R: 0 E: 0 K: 0 S: 17	H: 2 LOB: 2 BB: 0 P: 23	R: 0 E: 0 K: 1 S: 7	H: 0 LOB: 0 BB: 0 P: 12	1B: 5 2B: 0 3B: 0 HR: 1	SF: 0 SAC: 0 DP: 0 HBP: 0	WP: 0 PB: 0 SB: 0 CS: 0	PA: 33		
<b>PITCHER</b>	IP	WLS	BF	H	R	ER	SO	BB	IBB	HBP	BLK	WP	HR	S	P	ERA	WHIP					
John Wasdin, R (1, 1) ERA: 5.45	8.0	W	30	6	3	3	5	0	0	0	0	0	1	77	109	3.38	0.750					
Mike Mohler, L (9, 1) ERA: 2.55	1.0		3	0	0	0	1	0	0	0	0	0	0	7	12	0.00	0.000					

Oakland Athletics @ Detroit Tigers  
Tiger Stadium, Detroit, MI  
Wed Jun 19 1996, 3:33 AM EDT  
Att: 9,875 - Cloudy - 82 F

AB	33
R	3
H	6
RBI	3
BB	0
SO	6
LOB	7










Batter	1	2	3	4	5	6	7	8	9	AB	R	H	RBI	BB	SO	LOB	TOP			
Chuck Knoblauch R (1,4) OBP: 0.442, SLG: 0.508										3	0	0	0	1	1	1				
Rich Becker L (1,8) OBP: 0.350, SLG: 0.405										4	0	0	0	0	0	3				
Paul Molitor R (1,10) OBP: 0.383, SLG: 0.464										4	0	1	0	0	0	0				
Marty Cordova R (1,7) OBP: 0.389, SLG: 0.478										4	0	1	0	0	0	1				
Scott Stahoviak L (1,3) OBP: 0.436, SLG: 0.573										3	0	0	0	1	1	1				
Dave Hollins S (1,5) OBP: 0.346, SLG: 0.366										2	0	0	0	1	0	3				
Matt Lawton L (1,9) OBP: 0.309, SLG: 0.235										3	0	0	0	0	0	1				
Pat Meares R (1,6) OBP: 0.297, SLG: 0.400										3	0	1	0	0	0	0				
Matt Walbeck S (1,2) OBP: 0.182, SLG: 0.182										3	0	1	0	0	1	1				
<b>Inning Stats</b>	R: 0 H: 0 E: 0 K: 1 S: 11	H: 0 LOB: 0 BB: 0 P: 18	R: 0 H: 0 E: 0 K: 0 S: 11	H: 0 LOB: 0 BB: 1 P: 20	R: 0 H: 0 E: 0 K: 0 S: 7	H: 0 LOB: 0 BB: 0 P: 11	R: 0 H: 0 E: 0 K: 0 S: 8	H: 0 LOB: 0 BB: 0 P: 11	R: 0 H: 1 E: 0 K: 1 S: 9	H: 1 LOB: 1 BB: 0 P: 11	R: 0 H: 1 E: 0 K: 1 S: 8	H: 1 LOB: 1 BB: 0 P: 12	R: 0 H: 1 E: 0 K: 0 S: 4	H: 1 LOB: 2 BB: 1 P: 12	R: 0 H: 0 E: 0 K: 0 S: 5	H: 0 LOB: 0 BB: 0 P: 7	1B: 4 2B: 0 3B: 0 HR: 0	SF: 0 SAC: 0 DP: 1 HBP: 0	WP: 0 PB: 0 SB: 0 CS: 1	PA: 33
<b>PITCHER</b> Felipe Lira R (1,1) ERA: 6.56	IP: 9.0 WLS: W BF: 32 H: 4 R: 0 ER: 0 SO: 3 BB: 3 IBB: 0 HBP: 0 BLK: 0 WP: 0 HR: 0 S: 70 P: 116 ERA: 0.00 WHIP: 0.778																			

Minnesota Twins @ Detroit Tigers  
Tiger Stadium, Detroit, MI  
Fri Jun 21 1996, 7:05 PM EDT  
Att: 13,127 - Unknown - 80 F


AB	29
R	0
H	4
RBI	0
BB	3
SO	3
LOB	11



Batter	1	2	3	4	5	6	7	8	9	AB	R	H	RBI	BB	SO	LOB	BOTTOM			
Bobby Higginson L (1,7) OBP: 0.370, SLG: 0.513										3	1	1	0	1	1	0				
Chad Curtis R (1,8) OBP: 0.340, SLG: 0.362										3	0	0	0	0	1	1				
Travis Fryman R (1,5) OBP: 0.328, SLG: 0.453										4	1	1	1	0	0	1				
Cecil Fielder R (1,10) OBP: 0.354, SLG: 0.483										3	0	2	1	1	1	0				
Melvin Nieves S (1,9) OBP: 0.327, SLG: 0.469										4	0	0	0	0	0	4				
Kimera Barteo R (9,8) OBP: 0.302, SLG: 0.308										0	0	0	0	0	0	0				
Tony Clark S (1,3) OBP: 0.288, SLG: 0.532										3	0	1	0	0	1	0				
Mark Lewis R (1,4) OBP: 0.333, SLG: 0.451										3	0	0	0	0	0	2				
Alan Trammell R (1,6) OBP: 0.303, SLG: 0.291										3	0	1	0	0	0	2				
Brad Ausmus R (1,2) OBP: 0.257, SLG: 0.226										3	0	0	0	0	0	1				
<b>Inning Stats</b>	R: 0 H: 0 E: 0 K: 1 S: 6	H: 2 LOB: 2 BB: 0 P: 10	R: 0 H: 0 E: 0 K: 0 S: 12	H: 2 LOB: 0 BB: 0 P: 20	R: 0 H: 0 E: 0 K: 1 S: 5	H: 0 LOB: 0 BB: 0 P: 7	R: 0 H: 0 E: 0 K: 1 S: 7	H: 0 LOB: 0 BB: 0 P: 12	R: 0 H: 2 E: 0 K: 0 S: 11	H: 2 LOB: 1 BB: 1 P: 20	R: 0 H: 1 E: 0 K: 0 S: 6	H: 1 LOB: 0 BB: 0 P: 11	R: 0 H: 1 E: 0 K: 0 S: 11	H: 1 LOB: 2 BB: 1 P: 19	R: 0 H: 0 E: 0 K: 0 S: 5	H: 0 LOB: 0 BB: 0 P: 7	1B: 4 2B: 2 3B: 0 HR: 0	SF: 0 SAC: 1 DP: 0 HBP: 0	WP: 0 PB: 0 SB: 1 CS: 0	PA: 32
<b>PITCHER</b> Rick Aguilera R (1,1) ERA: 6.86	IP: 8.0 WLS: L BF: 32 H: 6 R: 2 ER: 2 SO: 4 BB: 1 IBB: 1 HBP: 0 BLK: 0 WP: 0 HR: 0 S: 63 P: 108 ERA: 2.25 WHIP: 0.875																			

Minnesota Twins @ Detroit Tigers  
Tiger Stadium, Detroit, MI  
Fri Jun 21 1996, 7:05 PM EDT  
Att: 13,127 - Unknown - 80 F

AB	29
R	2
H	6
RBI	2
BB	2
SO	4
LOB	11





Batter	1	2	3	4	5	6	7	8	9	AB	R	H	RBI	BB	SO	LOB	TOP			
<b>Chuck Knoblauch, R</b> OBP: 0.439, SLG: 0.504										4	0	1	0	0	0	3				
<b>Matt Lawton, L</b> OBP: 0.296, SLG: 0.224										4	0	0	0	0	0	2				
<b>Paul Molitor, R</b> OBP: 0.376, SLG: 0.458										4	0	0	0	0	1	1				
<b>Marty Cordova, R</b> OBP: 0.391, SLG: 0.480										3	0	1	0	1	1	1				
<b>Scott Stahoviak, L</b> OBP: 0.432, SLG: 0.571										4	0	1	0	0	0	1				
<b>Ron Coomer, R</b> OBP: 0.374, SLG: 0.543										3	0	0	0	0	0	3				
<b>Chip Hale, L</b> OBP: 0.465, SLG: 0.579										1	0	0	0	0	0	0				
<b>Greg Myers, L</b> OBP: 0.330, SLG: 0.500										3	0	0	0	1	2	0				
<b>Pat Meares, R</b> OBP: 0.293, SLG: 0.395										3	0	0	0	0	1	1				
<b>Jeff Reboulet, R</b> OBP: 0.296, SLG: 0.217										1	0	1	0	2	0	0				
<b>Inning Stats</b>	R: 0 E: 0 K: 1 S: 7	H: 1 LOB: 1 BB: 0 P: 10	R: 0 E: 0 K: 1 S: 8	H: 0 LOB: 1 BB: 1 P: 15	R: 0 E: 0 K: 0 S: 8	H: 0 LOB: 0 BB: 1 P: 15	R: 0 E: 0 K: 0 S: 10	H: 1 LOB: 1 BB: 0 P: 14	R: 0 E: 0 K: 1 S: 7	H: 0 LOB: 1 BB: 1 P: 16	R: 0 E: 0 K: 0 S: 10	H: 1 LOB: 2 BB: 0 P: 20	R: 0 E: 0 K: 1 S: 9	H: 0 LOB: 0 BB: 0 P: 13	R: 0 E: 0 K: 1 S: 11	H: 0 LOB: 0 BB: 0 P: 16	1B: 2 2B: 2 3B: 0 HR: 0	SF: 0 SAC: 0 DP: 1 HBP: 0	WP: 0 PB: 0 SB: 0 CS: 0	PA: 34
<b>PITCHER</b> <b>Brian Williams, R</b> ERA: 5.46	IP: 9.0 WLS: W BF: 34 H: 4 R: 0 ER: 0 SO: 5 BB: 4 IBB: 0 HBP: 0 BLK: 0 WP: 0 HR: 0 S: 77 P: 129 ERA: 0.00 WHIP: 0.889																			

Minnesota Twins @ Detroit Tigers  
Tiger Stadium, Detroit, MI  
Sat Jun 22 1996, 3:33 AM EDT  
Att: 14,506 - Sunny - 85 F

AB 30  
R 0  
H 4  
RBI 0  
BB 4  
SO 5  
LOB 12



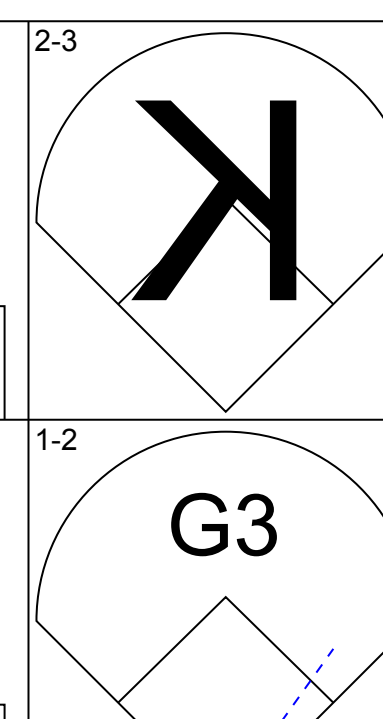
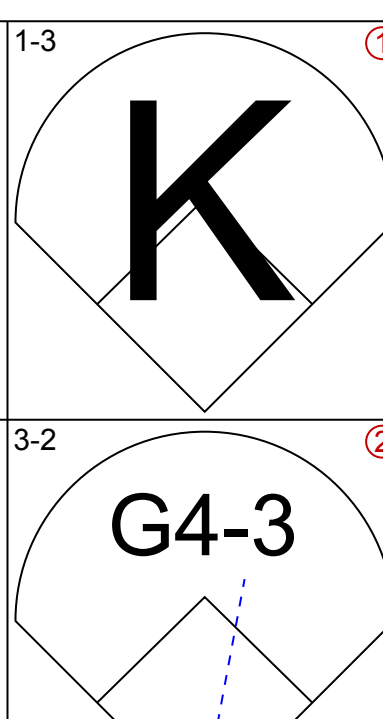
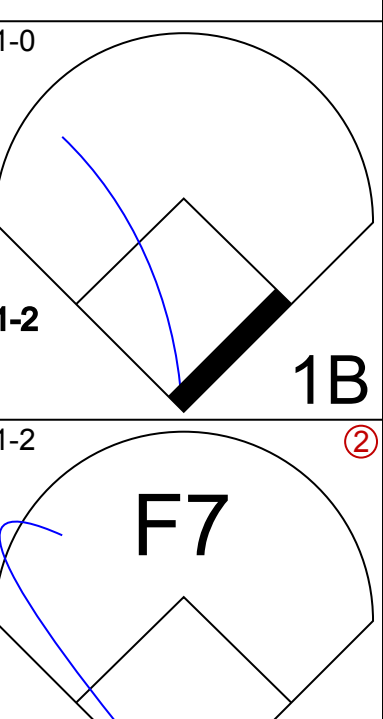
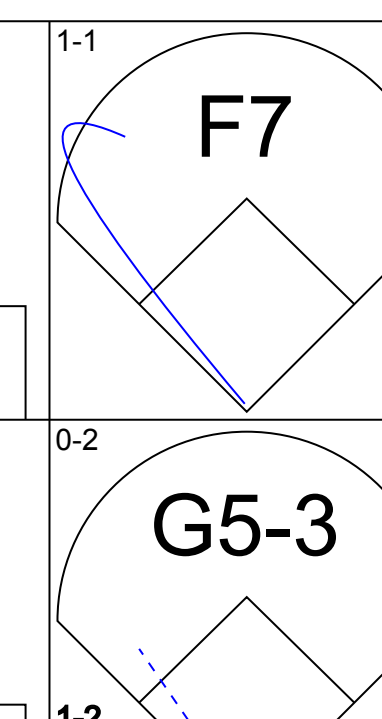
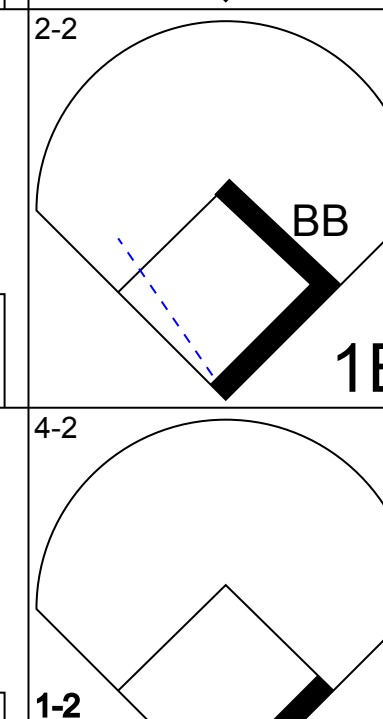
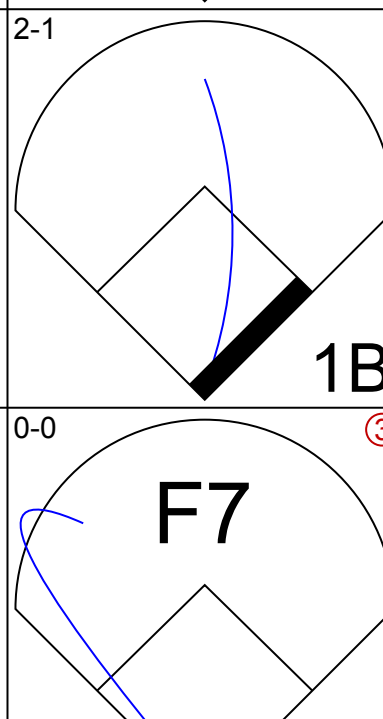
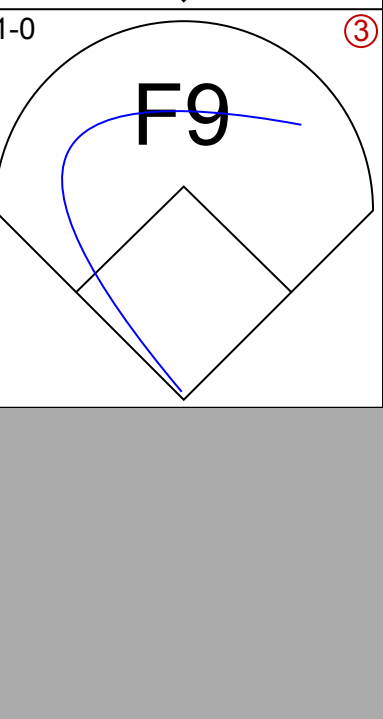
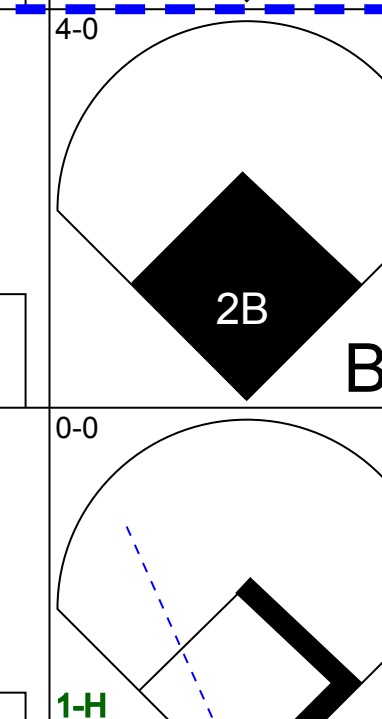
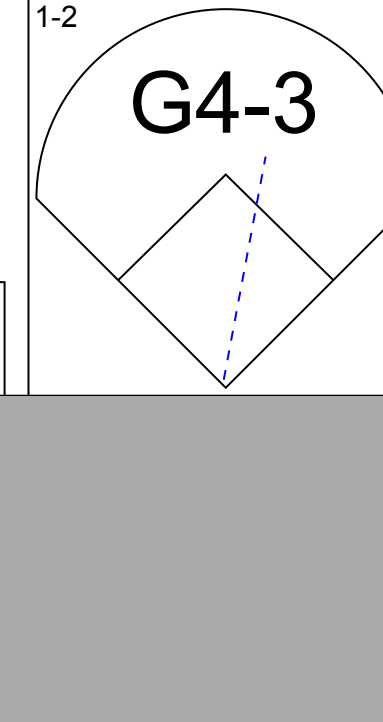




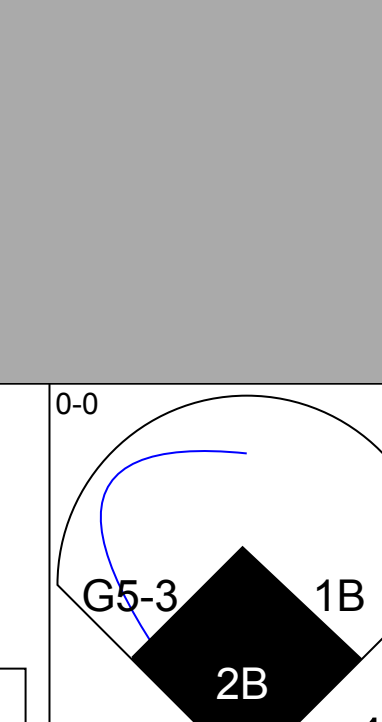
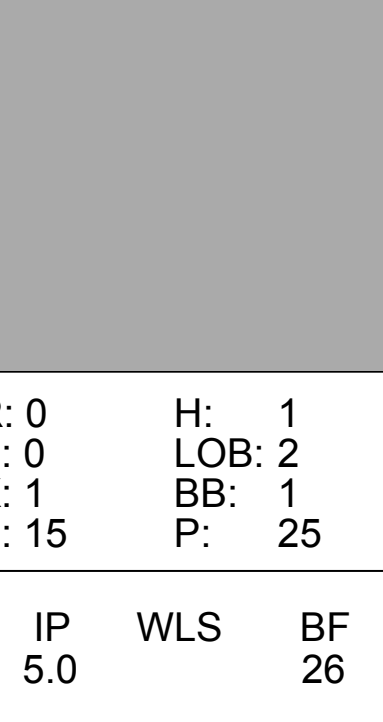

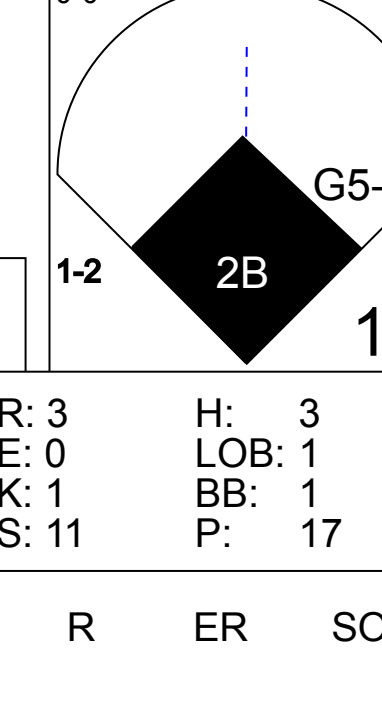
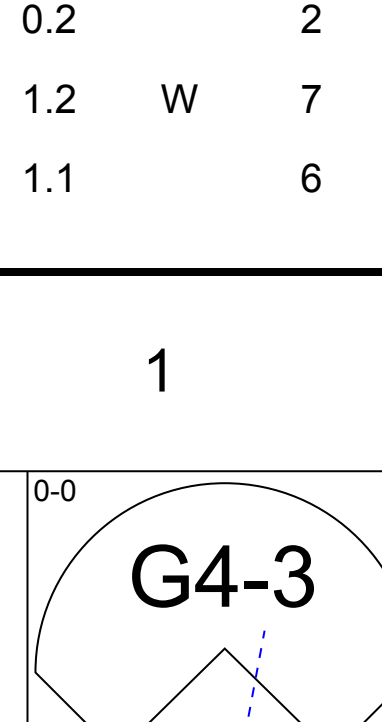
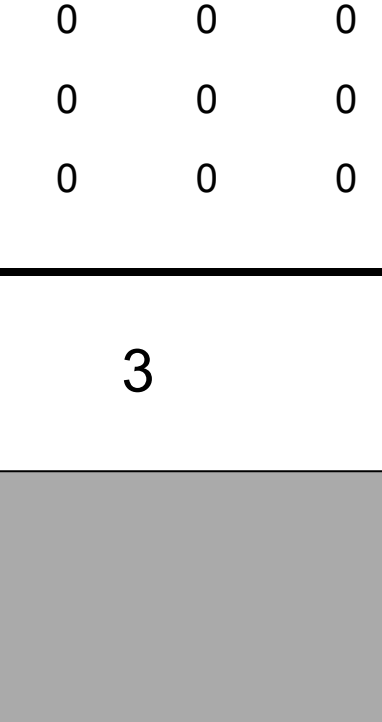
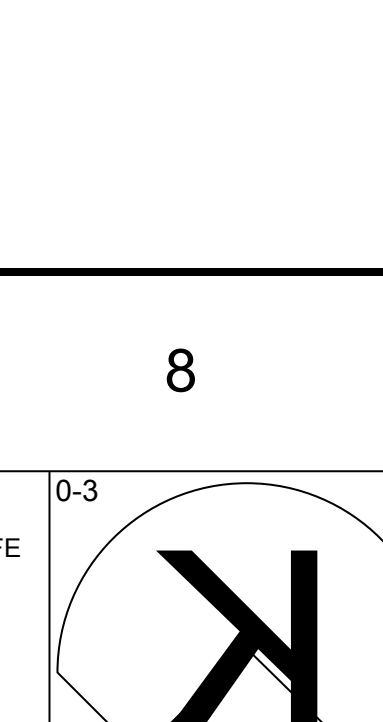
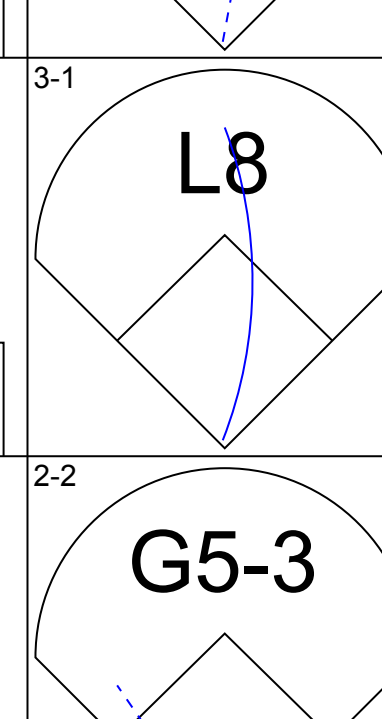
Batter	1	2	3	4	5	6	7	8	9	AB	R	H	RBI	BB	SO	LOB	BOTTOM			
<b>Chad Curtis, R</b> OBP: 0.341, SLG: 0.367										5	2	2	2	0	0	1				
<b>Mark Lewis, R</b> OBP: 0.336, SLG: 0.450										3	0	1	0	1	0	2				
<b>Travis Fryman, R</b> OBP: 0.330, SLG: 0.459										3	1	2	2	0	0	1				
<b>Cecil Fielder, R</b> OBP: 0.356, SLG: 0.483										4	0	2	1	0	0	0				
<b>Melvin Nieves, S</b> OBP: 0.325, SLG: 0.461										3	0	0	0	1	3	4				
<b>Tony Clark, S</b> OBP: 0.286, SLG: 0.510										4	0	1	0	0	2	4				
<b>Mark Parent, R</b> OBP: 0.267, SLG: 0.500										4	0	0	0	0	0	5				
<b>Andujar Cedeno, R</b> OBP: 0.267, SLG: 0.302										4	1	1	0	0	0	2				
<b>Kimera Batee, R</b> OBP: 0.333, SLG: 0.339										4	2	3	0	0	1	0				
<b>Inning Stats</b>	R: 0 E: 0 K: 0 S: 10	H: 1 LOB: 0 BB: 0 P: 16	R: 0 E: 0 K: 0 S: 11	H: 1 LOB: 2 BB: 1 P: 20	R: 3 E: 1 K: 1 S: 16	H: 4 LOB: 1 BB: 0 P: 27	R: 0 E: 0 K: 0 S: 8	H: 1 LOB: 0 BB: 0 P: 13	R: 0 E: 0 K: 2 S: 11	H: 2 LOB: 3 BB: 1 P: 20	R: 3 E: 0 K: 0 S: 14	H: 3 LOB: 0 BB: 0 P: 21	R: 0 E: 0 K: 2 S: 12	H: 0 LOB: 0 BB: 0 P: 19	R: 0 E: 0 K: 1 S: 7	H: 0 LOB: 0 BB: 0 P: 11	1B: 10 2B: 2 3B: 0 HR: 0	SF: 1 SAC: 0 DP: 1 HBP: 0	WP: 0 PB: 0 SB: 4 CS: 0	PA: 37
<b>PITCHER</b> <b>Scott Aldred, L</b> ERA: 7.42	IP: 4.0 WLS: L BF: 21 H: 8 R: 3 ER: 3 SO: 3 BB: 2 IBB: 0 HBP: 0 BLK: 0 WP: 0 HR: 0 S: 47 P: 84 ERA: 6.75 WHIP: 2.500																			
<b>Greg Hansell, R</b> ERA: 4.79	IP: 2.0 WLS: L BF: 10 H: 4 R: 3 ER: 3 SO: 2 BB: 0 IBB: 0 HBP: 0 BLK: 0 WP: 0 HR: 0 S: 23 P: 33 ERA: 13.50 WHIP: 2.000																			
<b>Eddie Guardado, L</b> ERA: 4.62	IP: 1.0 WLS: L BF: 3 H: 0 R: 0 ER: 0 SO: 2 BB: 0 IBB: 0 HBP: 0 BLK: 0 WP: 0 HR: 0 S: 12 P: 19 ERA: 0.00 WHIP: 0.000																			
<b>Dave Stevens, R</b> ERA: 4.29	IP: 1.0 WLS: L BF: 3 H: 0 R: 0 ER: 0 SO: 1 BB: 0 IBB: 0 HBP: 0 BLK: 0 WP: 0 HR: 0 S: 7 P: 11 ERA: 0.00 WHIP: 0.000																			

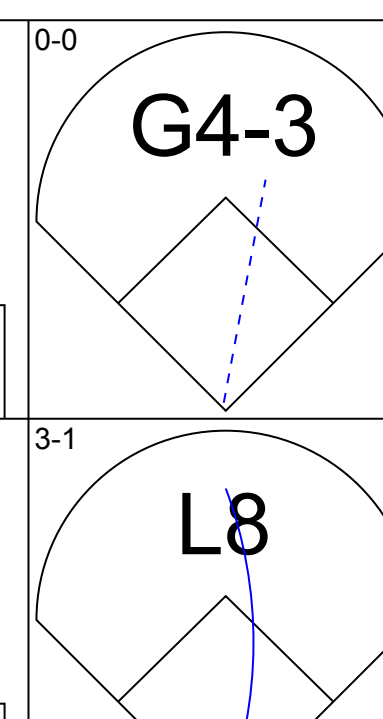
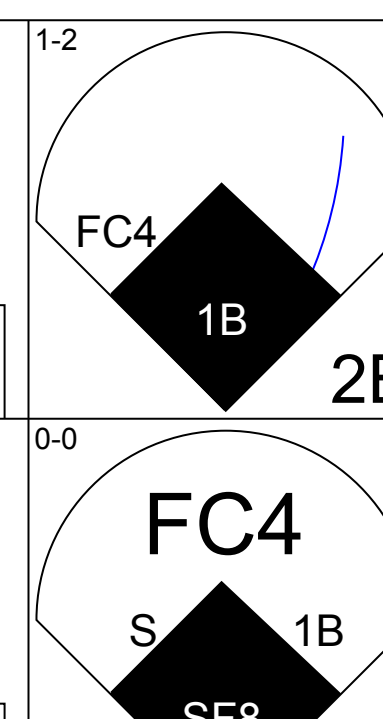
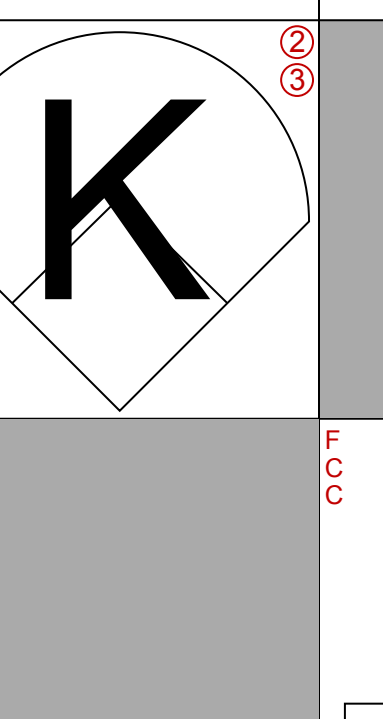
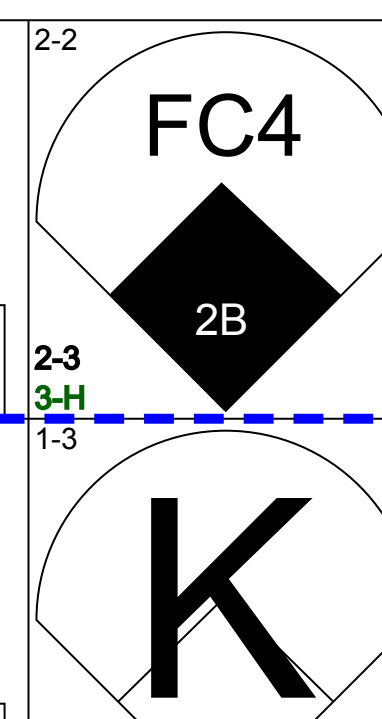

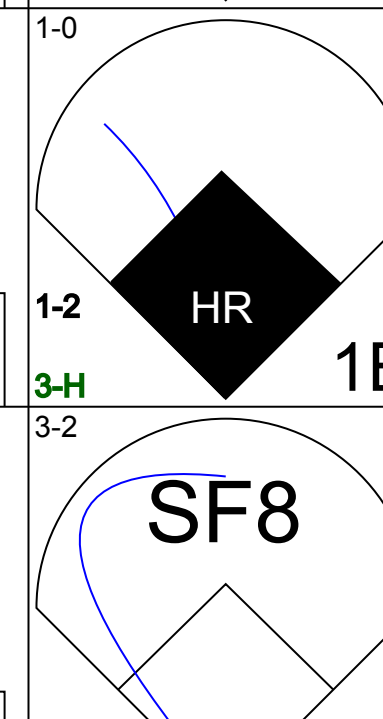
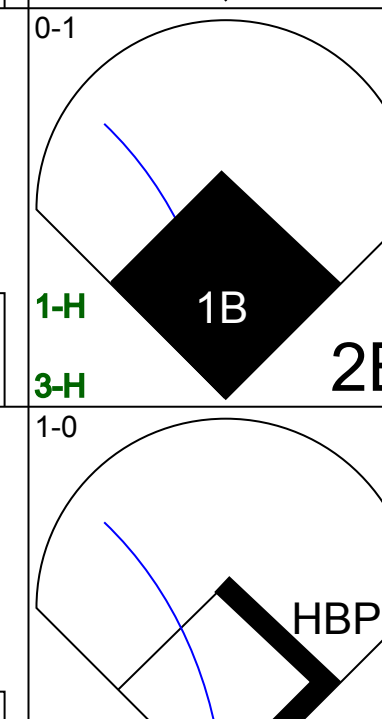
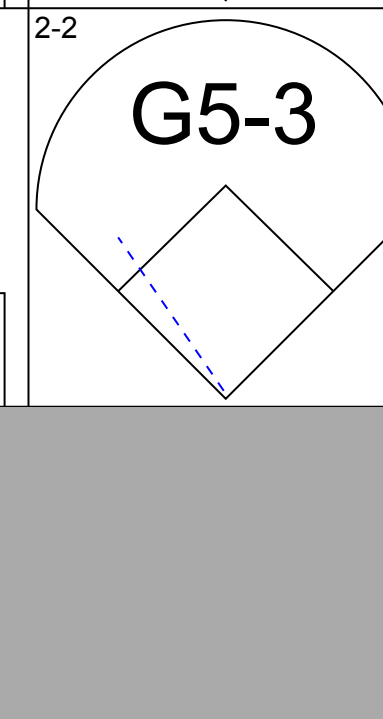
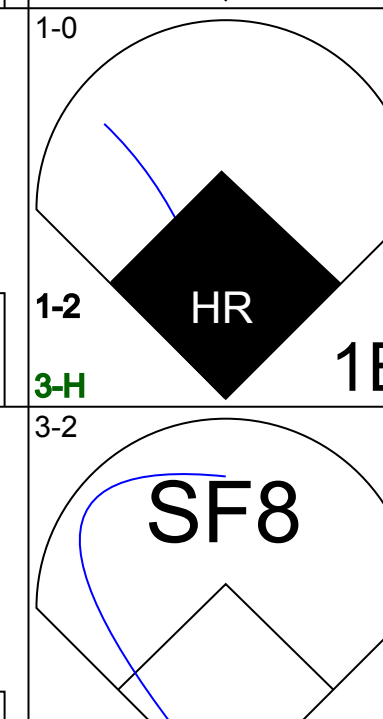
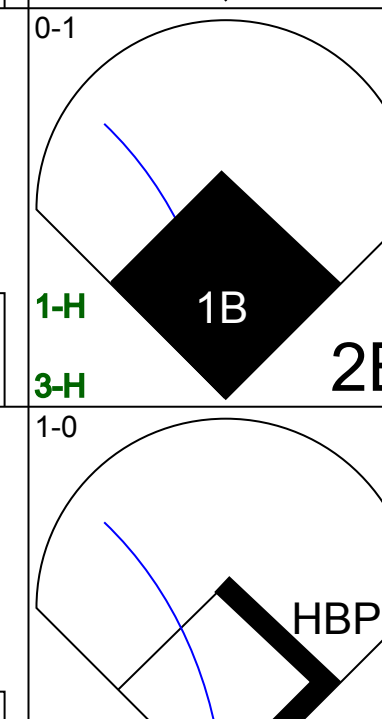


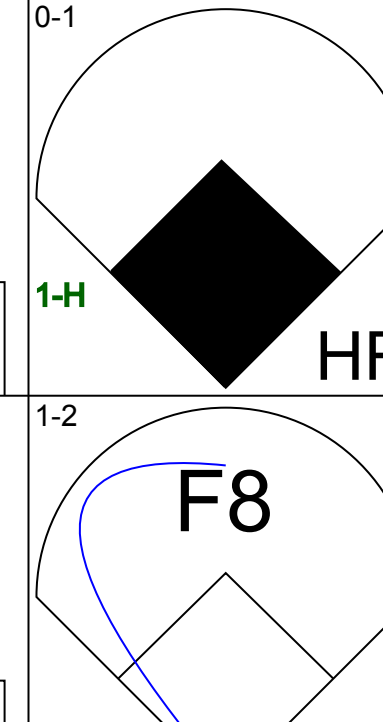

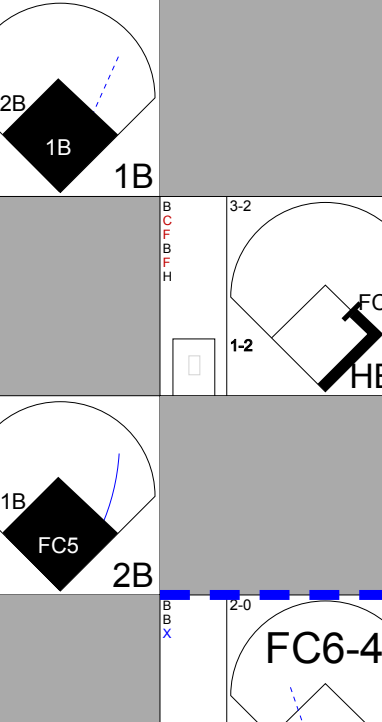

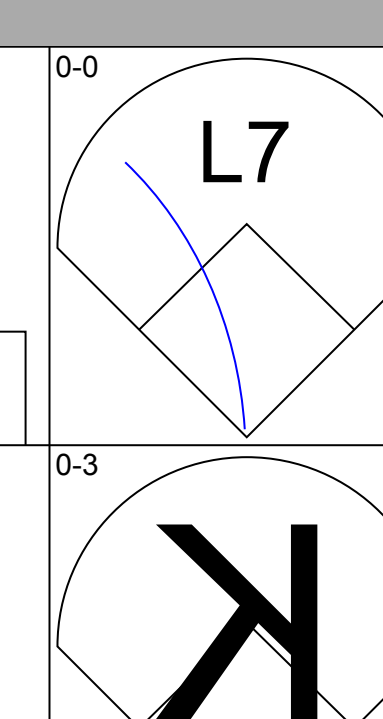
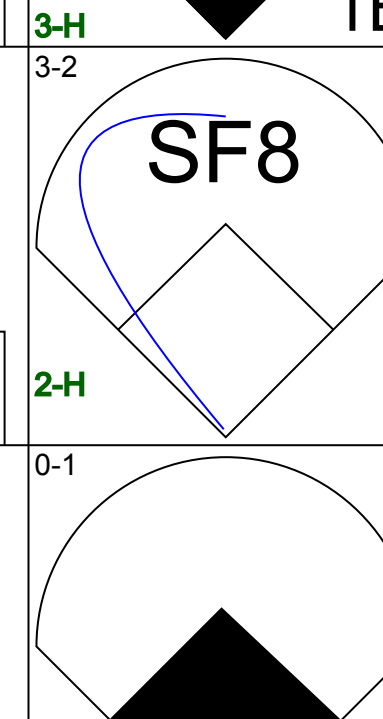
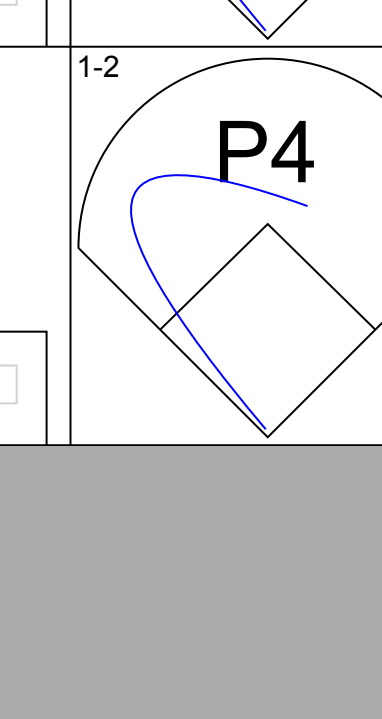
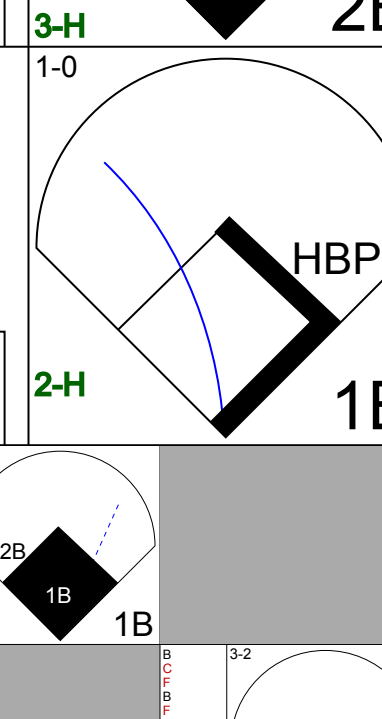


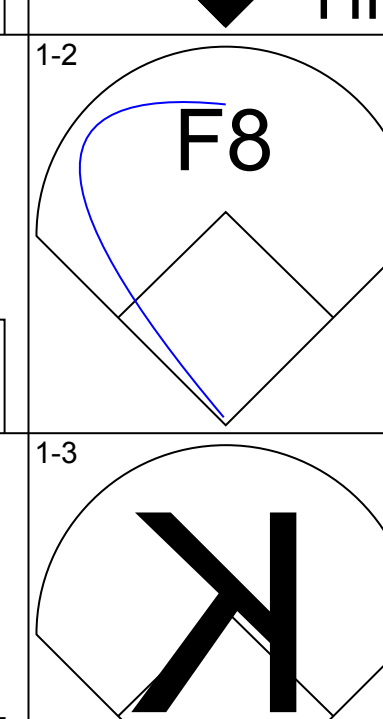
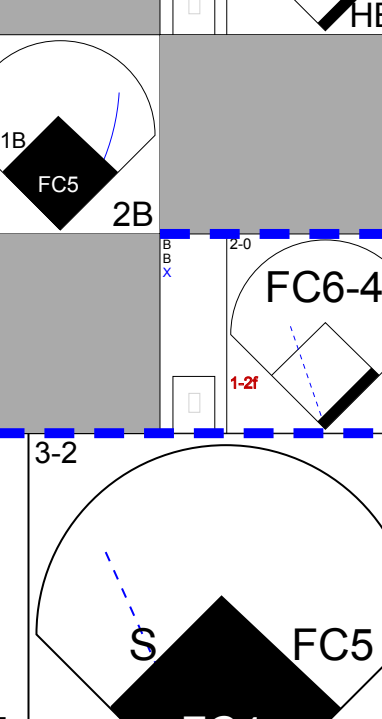
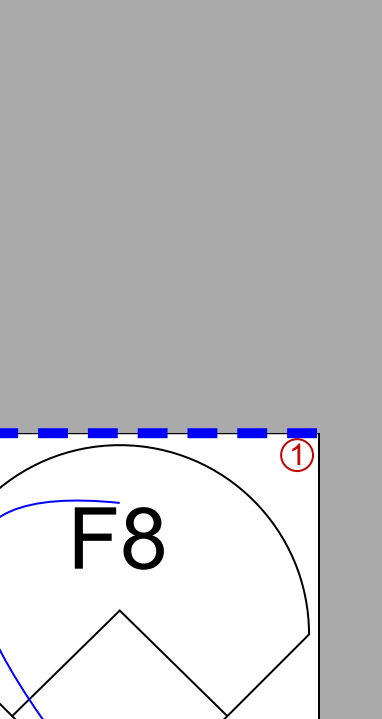


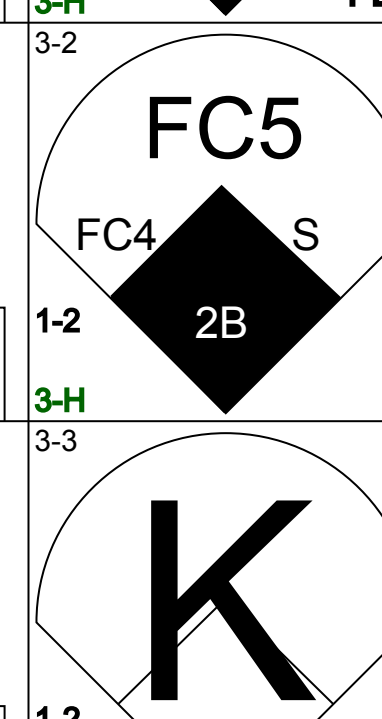
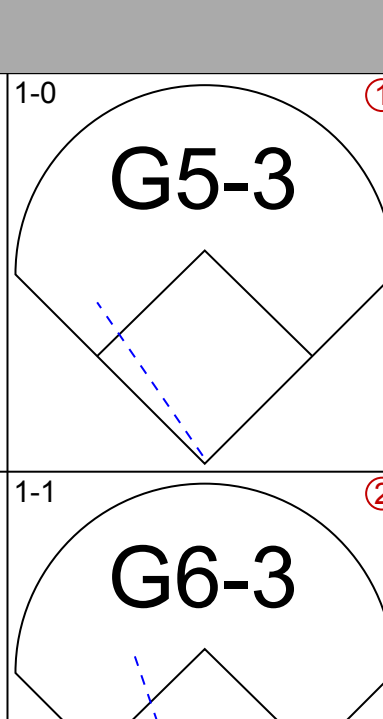
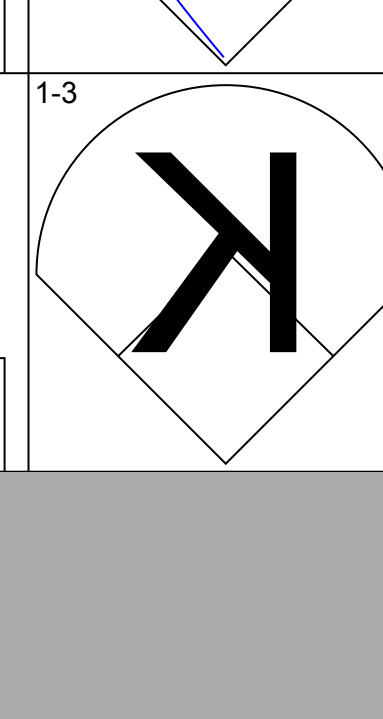
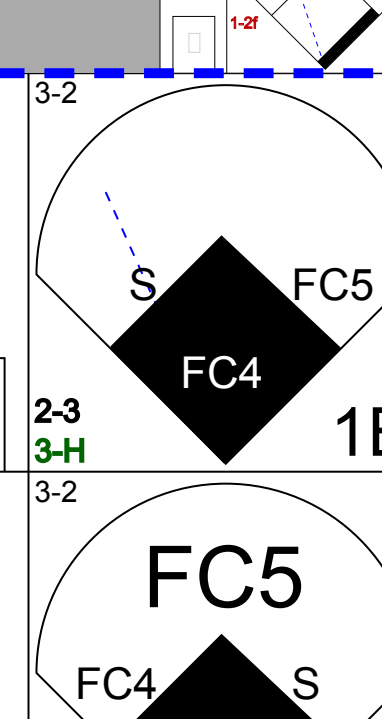
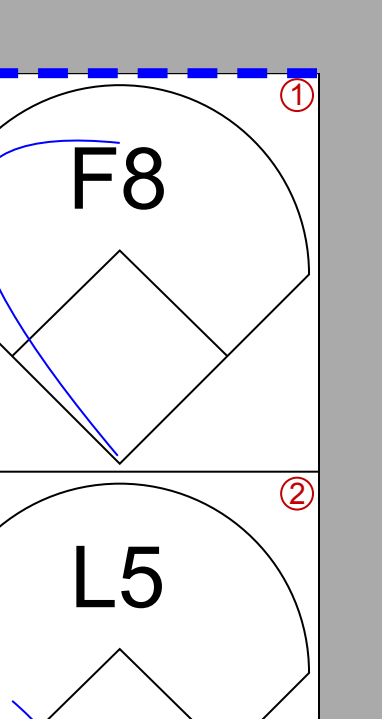
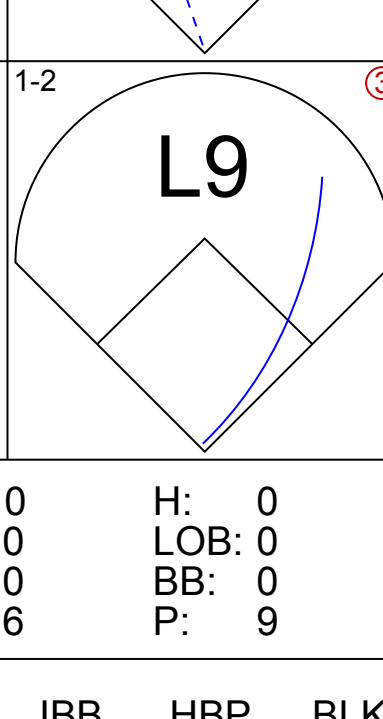
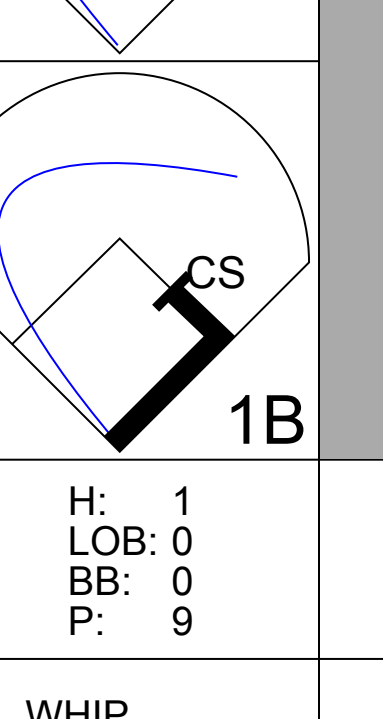
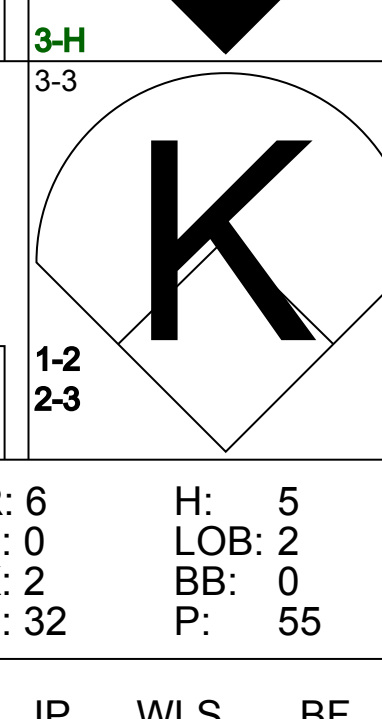
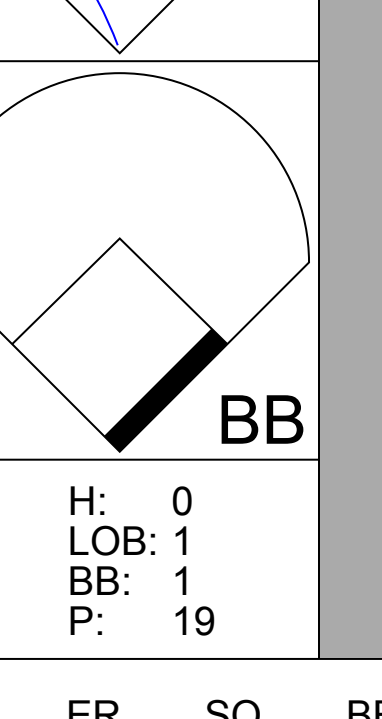




Minnesota Twins @ Detroit Tigers  
Tiger Stadium, Detroit, MI  
Sat Jun 22 1996, 3:33 AM EDT  
Att: 14,506 - Sunny - 85 F

AB 34  
R 6  
H 12  
RBI 5  
BB 2  
SO 6  
LOB 19





Batter	1	2	3	4	5	6	7	8	9	AB	R	H	RBI	BB	SO	LOB	TOP									
<b>Chuck Knoblauch, R</b> OBP: 0.435, SLG: 0.498 (1, 4)										5	0	1	0	0	2	5	<b>Minnesota Twins @ Detroit Tigers</b> Tiger Stadium, Detroit, MI Sun Jun 23 1996, 3:33 AM EDT Att: 13,994 - Sunny - 75 F									
<b>Rich Becker, L</b> OBP: 0.348, SLG: 0.402 (1, 8)										4	0	1	1	0	0	2										
<b>Ron Coomer, R</b> OBP: 0.371, SLG: 0.538 (8, PH) (8, 9)										1	0	0	0	0	0	2										
<b>Paul Molitor, R</b> OBP: 0.382, SLG: 0.460 (1, 3)										3	1	2	1	1	0	2										
<b>Marty Cordova, R</b> OBP: 0.394, SLG: 0.484 (1, 7)										4	1	2	3	1	0	3										
<b>Scott Stahoviak, L</b> OBP: 0.432, SLG: 0.563 (1, 10)										4	1	1	0	1	2	3										
<b>Dave Hollins, S</b> OBP: 0.347, SLG: 0.379 (1, 5)										5	1	2	3	0	1	1										
<b>Pat Meares, R</b> OBP: 0.292, SLG: 0.392 (1, 6)										4	1	1	0	0	2	2										
<b>Chip Hale, L</b> OBP: 0.455, SLG: 0.564 (9, PH)										1	0	0	0	0	0	1										
<b>Matt Walbeck, S</b> OBP: 0.250, SLG: 0.313 (1, 2)										5	2	2	0	0	1	1										
<b>Matt Lawton, L</b> OBP: 0.314, SLG: 0.239 (1, 9) (8, 8)										3	1	2	0	1	0	1										
<b>Inning Stats</b>	R: 0 E: 0 K: 1 S: 15	H: 1 LOB: 2 BB: 1 P: 25	R: 0 E: 0 K: 1 S: 11	H: 1 LOB: 1 BB: 0 P: 18	R: 0 E: 0 K: 1 S: 11	H: 1 LOB: 1 BB: 0 P: 17	R: 0 E: 0 K: 2 S: 10	H: 0 LOB: 0 BB: 0 P: 17	R: 0 E: 0 K: 0 S: 12	H: 2 LOB: 2 BB: 0 P: 19	R: 5 E: 0 K: 0 S: 25	H: 6 LOB: 2 BB: 1 P: 43	R: 0 E: 0 K: 1 S: 6	H: 0 LOB: 1 BB: 1 P: 14	R: 3 E: 0 K: 1 S: 11	H: 3 LOB: 1 BB: 1 P: 17	R: 0 E: 1 K: 1 S: 9	H: 0 LOB: 0 BB: 0 P: 13	1B: 11 2B: 2 3B: 0 HR: 1	SF: 1 SAC: 0 DP: 2 HBP: 0	WP: 0 PB: 0 SB: 0 CS: 0	PA: 44				
<b>PITCHER</b>	IP	WLS	BF	H	R	ER	SO	BB	IBB	HBP	BLK	WP	HR	S	P	ERA	WHIP									
<b>Greg Gohr, R</b> ERA: 6.54 (1, 1)	5.0		26	10	5	5	5	1	0	0	0	0	0	1	76	120	9.00	2.200								
<b>Mike Walker, R</b> ERA: 8.23 (6, 1)	0.1		3	1	0	0	0	1	0	0	0	0	0	0	5	14	0.00	6.000								
<b>A.J. Sager, R</b> ERA: 7.71 (7, 1)	0.2	W	7	2	2	2	1	1	0	0	0	0	0	0	3	5	0.00	0.000								
<b>Tom Urbani, L</b> ERA: 9.41 (8, 1)	1.1		6	1	1	1	2	1	0	0	0	0	0	0	13	22	6.75	1.500								

Batter	1	2	3	4	5	6	7	8	9	AB	R	H	RBI	BB	SO	LOB	BOTTOM								
<b>Curtis Pride, L</b> OBP: 0.325, SLG: 0.460 (1, 7)										4	1	1	1	0	1	2	<b>Minnesota Twins @ Detroit Tigers</b> Tiger Stadium, Detroit, MI Sun Jun 23 1996, 3:33 AM EDT Att: 13,994 - Sunny - 75 F								
<b>Kimera Barteo, R</b> OBP: 0.328, SLG: 0.333 (7, PR) (8, 8)									1	1	0	0	0	1	1										
<b>Chad Curtis, R</b> OBP: 0.336, SLG: 0.361 (1, 8) (8, 7)										4	1	0	0	0	2	3									
<b>Travis Fryman, R</b> OBP: 0.332, SLG: 0.464 (1, 5)										4	2	2	3	0	0	0									
<b>Cecil Fielder, R</b> OBP: 0.354, SLG: 0.482 (1, 10)										3	0	1	2	0	0	0									
<b>Bobby Higginson, L</b> OBP: 0.379, SLG: 0.535 (1, 9)										3	2	2	2	0	1	0									
<b>Tony Clark, S</b> OBP: 0.283, SLG: 0.509 (1, 3)										4	1	1	0	0	0	2									
<b>Mark Lewis, R</b> OBP: 0.334, SLG: 0.447 (1, 4)										4	1	1	1	0	1	0									
<b>Andujar Cedeno, R</b> OBP: 0.261, SLG: 0.295 (1, 6)										4	1	0	1	0	0	1									
<b>Brad Ausmus, R</b> OBP: 0.263, SLG: 0.228 (1, 2)										3	0	1	0	1	1	2									
<b>Inning Stats</b>	R: 0 E: 0 K: 0 S: 6	H: 0 LOB: 0 BB: 0 P: 11	R: 0 E: 0 K: 1 S: 6	H: 0 LOB: 0 BB: 0 P: 8	R: 0 E: 0 K: 0 S: 6	H: 0 LOB: 0 BB: 0 P: 9	R: 4 E: 0 K: 1 S: 18	H: 3 LOB: 0 BB: 0 P: 25	R: 0 E: 0 K: 1 S: 6	H: 1 LOB: 0 BB: 0 P: 9	R: 0 E: 0 K: 1 S: 11	H: 0 LOB: 0 BB: 0 P: 14	R: 2 E: 0 K: 2 S: 32	H: 5 LOB: 2 BB: 0 P: 55	R: 0 E: 0 K: 1 S: 12	H: 0 LOB: 1 BB: 1 P: 19	1B: 5 2B: 3 3B: 0 HR: 1	SF: 1 SAC: 0 DP: 0 HBP: 1	WP: 0 PB: 0 SB: 3 CS: 1	PA: 37					
<b>PITCHER</b>	IP	WLS	BF	H	R	ER	SO	BB	IBB	HBP	BLK	WP	HR	S	P	ERA	WHIP								
<b>Brad Radke, R</b> ERA: 4.62 (7, 1)	0.1		4	1	1	1	1	0	0	0	0	0	0	12	23	27.00	3.000								
<b>Dan Naulty, R</b> ERA: 3.65 (7, 1)	0.1		4	2	3	3	1	0	0	1	0	0	0	9	14	81.00	6.000								
<b>Mike Trombley, R</b> ERA: 2.03 (7, 1)	0.1		1	0	0	0	0	0	0	0	0	0	0	1	3	0.00	0.000								
<b>Greg Hansell, R</b> ERA: 4.68 (8, 1)	1.0		4	0	0	0	1	1	0	0	0	0	0	12	19	0.00	1.000								

AB	39
R	8
H	14
RBI	8
BB	4
SO	8
LOB	23





Batter	1	2	3	4	5	6	7	8	9	AB	R	H	RBI	BB	SO	LOB	TOP										
<b>Bobby Higginson, L</b> (1, 7) OBP: 0.381, SLG: 0.551	2-0 HR		4-1 BB		0-1 F7			3-2 P6		3	1	1	1	1	0	0	<b>Detroit Tigers @ Oakland Athletics</b> Oakland-Alameda County Coliseum, Oakland, CA Mon Jun 24 1996, 7:05 PM PDT Att: 10,122 - Unknown - 59 F										
<b>Chad Curtis, R</b> (1, 8) OBP: 0.335, SLG: 0.358	1-2 G6-3		1-0 F8		2-2 F9			4-2 BB		3	0	0	0	1	0	1											
<b>Travis Fryman, R</b> (1, 5) OBP: 0.328, SLG: 0.457	2-1 F7		1-3 K		0-0 F8			0-3 K		4	0	0	0	0	2	2											
<b>Cecil Fielder, R</b> (1, 10) OBP: 0.353, SLG: 0.478	1-3 K			1-2 2B G4-3 1B		2-2 G4-3		2-3 K		4	1	1	0	0	2	0											
<b>Melvin Nieves, S</b> (1, 9) OBP: 0.329, SLG: 0.467		3-2 G3 1B		0-1 G4-3 1-3 2B		1-3 K		1-2 G5-3		4	0	2	0	0	1	0											
<b>Tony Clark, S</b> (1, 3) OBP: 0.281, SLG: 0.483		1-1 G3		2-2 G4-3			2-3 K	4-2 BB		3	0	0	1	1	1	2											
<b>Mark Lewis, R</b> (1, 4) OBP: 0.330, SLG: 0.441		1-0 F9		2-3 3-H 2-3 K		2-2 G4-3		1-1 F7		4	0	0	0	0	1	3											
<b>Andujar Cedeno, R</b> (1, 6) OBP: 0.257, SLG: 0.290		1-0 F8		3-2 L9		2-2 G6-3				3	0	0	0	0	0	2											
<b>Brad Ausmus, R</b> (1, 2) OBP: 0.260, SLG: 0.226			0-0 B1-3		3-3 K			0-1 P6		2	0	0	0	0	1	0											
<b>Curtis Pride, L</b> (8, PH) OBP: 0.325, SLG: 0.460										0	0	0	0	0	0	0											
<b>Alan Trammell, R</b> (8, PH) OBP: 0.301, SLG: 0.289										1	0	0	0	0	0	0											
<b>Mark Parent, R</b> (8, 2) OBP: 0.267, SLG: 0.500										0	0	0	0	0	0	0											
<b>Inning Stats</b>	R: 1 E: 0 K: 1 S: 9	H: 1 LOB: 0 BB: 0 P: 15	R: 0 E: 0 K: 0 S: 7	H: 1 LOB: 1 BB: 0 P: 13	R: 0 E: 0 K: 1 S: 6	H: 0 LOB: 1 BB: 1 P: 12	R: 1 E: 0 K: 1 S: 14	H: 2 LOB: 1 BB: 0 P: 22	R: 0 E: 0 K: 1 S: 9	H: 0 LOB: 0 BB: 0 P: 14	R: 0 E: 0 K: 1 S: 11	H: 0 LOB: 0 BB: 0 P: 17	R: 0 E: 0 K: 1 S: 14	H: 0 LOB: 1 BB: 1 P: 21	R: 0 E: 0 K: 1 S: 10	H: 0 LOB: 1 BB: 1 P: 18	1B: 2 2B: 1 3B: 0 HR: 1	SF: 0 SAC: 0 DP: 0 HBP: 0	WP: 0 PB: 0 SB: 0 CS: 0	PA: 34							
<b>PITCHER</b>	IP	WLS	BF	H	R	ER	SO	BB	IBB	HBP	BLK	WP	HR	S	P	ERA	WHIP										
<b>John Wasdin, R</b> (1, 1) ERA: 4.95	7.0	W	26	4	2	2	6	1	0	0	0	0	1	65	105	2.57	0.714										
<b>Mike Mohler, L</b> (8, 1) ERA: 2.59	0.2		2	0	0	0	0	0	0	0	0	0	0	6	9	0.00	0.000										
<b>Billy Taylor, R</b> (8, 1) ERA: 3.91	1.1	S	6	0	0	0	2	2	0	0	0	0	0	18	30	0.00	1.500										

AB	31
R	2
H	4
RBI	2
BB	3
SO	8
LOB	10



Batter	1	2	3	4	5	6	7	8	9	AB	R	H	RBI	BB	SO	LOB	BOTTOM										
<b>Jose Herrera, L</b> (1, 9) OBP: 0.323, SLG: 0.369	0-1 G4-6-3 HR WP 1B	4-1 G3-1 BB		1-0 G3-1 2-3		4-0 1-2 2-3 BB				2	1	1	0	2	0	1	<b>Detroit Tigers @ Oakland Athletics</b> Oakland-Alameda County Coliseum, Oakland, CA Mon Jun 24 1996, 7:05 PM PDT Att: 10,122 - Unknown - 59 F										
<b>Rafael Bourquard, R</b> (1, 4) OBP: 0.330, SLG: 0.393	4-2 G4-6-3 BB	2-2 G3-1		1-1 P3		1-1 F7				3	0	0	0	1	0	5											
<b>Jason Giambi, L</b> (1, 5) OBP: 0.368, SLG: 0.493	3-1 G4-6-3 1-2 2-3	1-3 K			0-2 P6		2-2 G4-3			4	0	0	0	0	1	3											
<b>Mark McGwire, R</b> (1, 3) OBP: 0.465, SLG: 0.757	2-1 HR	1-3 K			2-3 K		1-1 G6-3			4	1	1	2	0	2	1											
<b>Geronimo Berroa, R</b> (1, 10) OBP: 0.328, SLG: 0.523	3-2 BB 1B		3-3 K		1-3 K		0-0 FC6-4 1B			4	1	2	0	0	2	0											
<b>Terry Steinbach, R</b> (1, 2) OBP: 0.349, SLG: 0.506	4-2 1B 1B BB		1-1 F8		2-1 BB 1B		0-2 FC6-4			3	1	1	0	1	0	1											
<b>Phil Planter, L</b> (1, 7) OBP: 0.309, SLG: 0.351	1-0 1B 1-3 2-H 1B		3-2 F8		1-2 F7		1-0 P3			4	0	1	1	0	0	1											
<b>Ernie Young, R</b> (1, 8) OBP: 0.322, SLG: 0.444	2-0 1B			4-2 G3-1 G5-3 BB		1-3 K		0-3 K		3	0	1	1	1	2	1											
<b>Mike Bordick, R</b> (1, 6) OBP: 0.302, SLG: 0.299	3-3 F8			2-1 G5-3		0-1 BB 1B		0-1 G5-3		4	0	1	0	0	0	3											
<b>Inning Stats</b>	R: 4 E: 0 K: 0 S: 19	H: 5 LOB: 2 BB: 2 P: 38	R: 0 E: 0 K: 2 S: 10	H: 0 LOB: 1 BB: 1 P: 18	R: 0 E: 0 K: 1 S: 8	H: 0 LOB: 0 BB: 0 P: 15	R: 0 E: 0 K: 0 S: 9	H: 0 LOB: 1 BB: 1 P: 17	R: 0 E: 0 K: 2 S: 9	H: 0 LOB: 0 BB: 0 P: 12	R: 0 E: 0 K: 1 S: 15	H: 2 LOB: 3 BB: 1 P: 24	R: 0 E: 0 K: 0 S: 13	H: 1 LOB: 1 BB: 0 P: 16	R: 0 E: 0 K: 1 S: 6	H: 0 LOB: 0 BB: 0 P: 7		1B: 7 2B: 0 3B: 0 HR: 1	SF: 0 SAC: 0 DP: 1 HBP: 0	WP: 1 PB: 0 SB: 0 CS: 0	PA: 36						
<b>PITCHER</b>	IP	WLS	BF	H	R	ER	SO	BB	IBB	HBP	BLK	WP	HR	S	P	ERA	WHIP										
<b>Clint Sodowsky, R</b> (1, 1) ERA: 11.25	0.2	L	8	5	4	4	0	2	0	0	0	0	1	18	37	54.00	10.500										
<b>Greg Keagle, R</b> (1, 1) ERA: 7.65	7.1		28	3	0	0	7	3	0	0	0	0	0	71	110	0.00	0.818										

AB	31
R	4
H	8
RBI	4
BB	5
SO	7
LOB	16





Batter	1	2	3	4	5	6	7	8	9	AB	R	H	RBI	BB	SO	LOB	TOP										
<b>Bobby Higginson, L</b> OBP: 0.390, SLG: 0.583 (1, 7)	F8	CS 2B			HR	G6-4-3	FC5		G5-3 IBB	5	1	3	5	1	0	1	<b>Detroit Tigers @ Oakland Athletics</b> Oakland-Alameda County Coliseum, Oakland, CA Tue Jun 25 1996, 3:33 AM PDT Att: 9,652 - Sunny - 63 F										
<b>Chad Curtis, R</b> OBP: 0.341, SLG: 0.363 (1, 8)	2B	G3			2B BB	FC5-4 1B			G5-3	4	1	2	0	2	0	3											
<b>Travis Fryman, R</b> OBP: 0.325, SLG: 0.454 (1, 5)	P7		L3		BB 2B	FC5-4 1-2	FC5		K	6	0	1	0	0	1	6											
<b>Cecil Fielder, R</b> OBP: 0.351, SLG: 0.484 (1, 10)	G4-3		K		P6		HR		F8	5	1	1	1	0	1	3											
<b>Melvin Nieves, S</b> OBP: 0.335, SLG: 0.462 <b>Kimera Barteo, R</b> OBP: 0.328, SLG: 0.333 (8, 8)		1B 2B BB	G4-3		BB IBB		G3 1B BB		K	2	2	0	0	3	1	0											
<b>Tony Clark, S</b> OBP: 0.290, SLG: 0.476 (1, 3)	2B 1B				F7	K	G3		FC6-4 1B	5	1	2	0	0	1	4											
<b>Mark Lewis, R</b> OBP: 0.334, SLG: 0.445 (1, 4)	1B 2B				F8	1-2 2-3 3-H	BB		WP 2B 1B	4	2	2	3	1	0	1											
<b>Mark Parent, R</b> OBP: 0.292, SLG: 0.524 (1, 2)	L5				G4-3		G6-3 2B 1B		G5-3 2B	5	1	3	0	0	0	5											
<b>Alan Trammell, R</b> OBP: 0.304, SLG: 0.293 (1, 6)	2B 1B				G6-3		G6-3		F7	5	1	2	1	0	0	4											
<b>Inning Stats</b>	R: 0 E: 0 K: 0 S: 8	H: 1 LOB: 1 BB: 0 P: 13	R: 4 E: 0 K: 0 S: 19	H: 4 LOB: 0 BB: 1 P: 31	R: 0 E: 0 K: 1 S: 7	H: 0 LOB: 0 BB: 0 P: 10	R: 0 E: 0 K: 0 S: 9	H: 1 LOB: 1 BB: 0 P: 13	R: 2 E: 0 K: 1 S: 12	H: 2 LOB: 3 BB: 3 P: 26	R: 0 E: 0 K: 0 S: 10	H: 2 LOB: 1 BB: 0 P: 13	R: 4 E: 0 K: 0 S: 13	H: 4 LOB: 2 BB: 2 P: 27	R: 0 E: 0 K: 1 S: 7	H: 1 LOB: 1 BB: 0 P: 10		R: 0 E: 0 K: 1 S: 7	H: 1 LOB: 2 BB: 1 P: 15	1B: 8 2B: 6 3B: 0 HR: 2	SF: 0 SAC: 0 DP: 1 HBP: 0	WP: 1 PB: 0 SB: 0 CS: 1	PA: 48				
<b>PITCHER</b>	IP	WLS	BF	H	R	ER	SO	BB	IBB	HBP	BLK	WP	HR	S	P	ERA	WHIP										
<b>Don Wengert, R</b> ERA: 5.0 (1, 1)	4.0	L	21	8	6	6	1	2	0	0	0	0	1	48	77	13.50	2.500										
<b>Steve Montgomery, R</b> ERA: 9.22 (5, 1)	2.1		14	5	4	4	1	2	1	0	0	0	1	26	44	15.43	3.000										
<b>Todd Van Poppel, R</b> ERA: 7.49 (7, 1)	1.2		8	2	0	0	1	1	0	0	0	1	0	11	22	0.00	1.800										
<b>Carlos Reyes, R</b> ERA: 5.47 (9, 1)	1.0		5	1	0	0	1	0	1	0	0	0	0	7	15	0.00	1.000										

Batter	1	2	3	4	5	6	7	8	9	AB	R	H	RBI	BB	SO	LOB	BOTTOM										
<b>Jose Herrera, L</b> OBP: 0.319, SLG: 0.357 (1, 9)	K		L8		G4-3	P5		1B HR BB		4	1	0	0	1	1	2	<b>Detroit Tigers @ Oakland Athletics</b> Oakland-Alameda County Coliseum, Oakland, CA Tue Jun 25 1996, 3:33 AM PDT Att: 9,652 - Sunny - 63 F										
<b>Rafael Bourimail, R</b> OBP: 0.344, SLG: 0.416 (1, 4)	G6-3		G4-3 1B		WP HR 2B		L6	1-3 HR 1B		5	2	3	0	0	0	0											
<b>Jason Giambi, L</b> OBP: 0.369, SLG: 0.513 (1, 7)	F8		G4-3		HR		F7	1-3 HR HR		5	2	2	5	0	0	2											
<b>Mark McGwire, R</b> OBP: 0.472, SLG: 0.789 (1, 3)		HR			1B BB		HR	P3		3	2	2	2	2	0	0											
<b>Geronimo Berroa, R</b> OBP: 0.332, SLG: 0.524 (1, 10)		HR	G6-3		G6-3		E9 1B 1B		L8	5	1	3	0	0	0	3											
<b>Scott Brosius, R</b> OBP: 0.468, SLG: 0.636 (1, 5)	G6-4-3				G5-3		P9		P3	5	0	1	1	0	0	3											
<b>George Williams, S</b> OBP: 0.324, SLG: 0.299 (1, 2)					P3		F8	G4-3	P7	4	0	0	0	1	0	1											
<b>Damon Mashore, R</b> OBP: 0.313, SLG: 0.310 (1, 8)	F8				F9			G6-3		4	0	1	0	0	0	1											
<b>Mike Bordick, R</b> OBP: 0.301, SLG: 0.298 (1, 6)			G4-3 1B		G6-3		P7	F8		4	0	1	0	0	0	1											
<b>Inning Stats</b>	R: 0 E: 0 K: 1 S: 5	H: 0 LOB: 0 BB: 0 P: 7	R: 1 E: 0 K: 0 S: 10	H: 2 LOB: 1 BB: 1 P: 17	R: 0 E: 0 K: 0 S: 3	H: 2 LOB: 3 BB: 1 P: 15	R: 0 E: 0 K: 0 S: 3	H: 0 LOB: 0 BB: 0 P: 6	R: 2 E: 0 K: 0 S: 15	H: 3 LOB: 2 BB: 1 P: 30	R: 0 E: 0 K: 0 S: 6	H: 1 LOB: 1 BB: 0 P: 8	R: 2 E: 0 K: 0 S: 14	H: 3 LOB: 1 BB: 0 P: 22	R: 3 E: 0 K: 0 S: 10	H: 2 LOB: 0 BB: 1 P: 19		R: 0 E: 0 K: 0 S: 6	H: 0 LOB: 0 BB: 0 P: 9	1B: 8 2B: 1 3B: 0 HR: 4	SF: 0 SAC: 0 DP: 1 HBP: 0	WP: 1 PB: 0 SB: 0 CS: 0	PA: 43				
<b>PITCHER</b>	IP	WLS	BF	H	R	ER	SO	BB	IBB	HBP	BLK	WP	HR	S	P	ERA	WHIP										
<b>Omar Olivares, R</b> ERA: 4.62 (1, 1)	7.0	W	34	11	5	4	0	3	0	0	0	0	3	61	105	5.14	2.000										
<b>Mike Walker, R</b> ERA: 7.5 (8, 1)	0.2		5	2	3	3	0	1	0	0	0	0	1	9	17	40.50	4.500										
<b>Gregg Olson, R</b> ERA: 4.4 (8, 1)	1.1	S	4	0	0	0	0	0	0	0	0	0	0	7	11	0.00	0.000										






Batter	1	2	3	4	5	6	7	8	9	AB	R	H	RBI	BB	SO	LOB	TOP				
<b>Bobby Higginson, L</b> OBP: 0.391, SLG: 0.581 (1, 7)										4	2	2	1	0	1	1					
<b>Chad Curtis, R</b> OBP: 0.345, SLG: 0.367 (1, 8)										5	1	3	2	0	2	1					
<b>Travis Fryman, R</b> OBP: 0.323, SLG: 0.451 (1, 5)										4	0	1	2	0	1	2					
<b>Cecil Fielder, R</b> OBP: 0.354, SLG: 0.483 (1, 10)										3	1	1	0	2	1	1					
<b>Melvin Nieves, S</b> OBP: 0.336, SLG: 0.466 <b>Kimera Barteo, R</b> OBP: 0.328, SLG: 0.333 (1, 9)										5	0	2	2	0	0	4					
<b>Tony Clark, S</b> OBP: 0.297, SLG: 0.515 (1, 3)										5	2	2	1	0	2	2					
<b>Mark Lewis, R</b> OBP: 0.340, SLG: 0.447 (1, 4)										3	2	2	0	1	0	0					
<b>Andujar Cedeno, R</b> OBP: 0.257, SLG: 0.289 (1, 6)										4	0	1	0	0	0	3					
<b>Brad Ausmus, R</b> OBP: 0.259, SLG: 0.222 (1, 2)										3	1	0	0	1	0	2					
<b>Inning Stats</b>	R: 1 E: 1 K: 1 S: 10	H: 2 LOB: 1 BB: 1 P: 21	R: 2 E: 0 K: 0 S: 9	H: 3 LOB: 0 BB: 0 P: 16	R: 0 E: 0 K: 1 S: 8	H: 1 LOB: 1 BB: 0 P: 13	R: 3 E: 0 K: 0 S: 10	H: 2 LOB: 1 BB: 2 P: 23	R: 0 E: 0 K: 1 S: 5	H: 1 LOB: 1 BB: 0 P: 9	R: 0 E: 0 K: 1 S: 9	H: 1 LOB: 0 BB: 0 P: 12	R: 0 E: 0 K: 1 S: 8	H: 0 LOB: 0 BB: 0 P: 15	R: 3 E: 0 K: 1 S: 11	H: 3 LOB: 1 BB: 1 P: 21	1B: 12 2B: 1 3B: 0 HR: 1	SF: 2 SAC: 0 DP: 3 HBP: 0	WP: 1 PB: 0 SB: 3 CS: 0	PA: 42	
<b>PITCHER</b>	IP	WLS	BF	H	R	ER	SO	BB	IBB	HBP	BLK	WP	HR	S	P	ERA	WHIP				
<b>Nate Minchey, R</b> ERA: 15.0 (1, 1)	3.1	L	18	7	6	5	2	3	0	0	0	1	1	31	65	13.50	3.000				
<b>Jamie Moyer, L</b> ERA: 5.32 (4, 1)	5.0		20	6	2	2	4	0	0	0	0	0	0	41	62	3.60	1.200				
<b>Rich Garcés, R</b> ERA: 5.08 (9, 1)	0.1		2	0	0	0	0	0	1	0	0	0	0	1	6	0.00	0.000				
<b>Eric Gunderson, L</b> ERA: 3.86 (9, 1)	0.1		2	1	1	1	1	0	0	0	0	0	0	5	9	27.00	3.000				

**Detroit Tigers @ Boston Red Sox**  
Fenway Park, Boston, MA  
Thu Jun 27 1996, 7:05 PM EDT  
Att: 29,582 - Unknown - 74 F


AB 36  
R 9  
H 14  
RBI 8  
BB 4  
SO 7  
LOB 16



Batter	1	2	3	4	5	6	7	8	9	AB	R	H	RBI	BB	SO	LOB	BOTTOM					
<b>Jeff Frye, R</b> OBP: 0.398, SLG: 0.316 (1, 4)										5	0	0	0	0	2	3						
<b>John Valentin, R</b> OBP: 0.368, SLG: 0.442 (1, 6)										4	1	1	1	1	1	1						
<b>Mo Vaughn, L</b> OBP: 0.442, SLG: 0.647 (1, 3)										5	0	2	2	0	2	2						
<b>Jose Canseco, R</b> OBP: 0.400, SLG: 0.661 (1, 10)										1	1	0	0	4	1	0						
<b>18 Reggie Jefferson, S</b> OBP: 0.384, SLG: 0.599 <b>Mike Stanley, R</b> OBP: 0.362, SLG: 0.474 (7, PH)										3	1	2	1	0	0	2						
<b>Tim Lincecum, R</b> OBP: 0.395, SLG: 0.532 (1, 5)										5	0	0	1	0	0	6						
<b>Troy O'Leary, L</b> OBP: 0.323, SLG: 0.395 (1, 9)										3	0	1	0	0	0	1						
<b>32 Alex Delgado, R</b> OBP: 0.364, SLG: 0.263 (8, 7)										3	1	1	0	1	0	1						
<b>Lee Tinsley, S</b> OBP: 0.261, SLG: 0.219 (1, 8)										4	2	2	0	0	1	2						
<b>Inning Stats</b>	R: 0 E: 0 K: 0 S: 11	H: 0 LOB: 0 BB: 0 P: 18	R: 2 E: 0 K: 0 S: 8	H: 1 LOB: 1 BB: 1 P: 15	R: 1 E: 0 K: 2 S: 14	H: 2 LOB: 2 BB: 1 P: 25	R: 0 E: 0 K: 0 S: 8	H: 1 LOB: 1 BB: 1 P: 17	R: 0 E: 0 K: 1 S: 9	H: 0 LOB: 0 BB: 0 P: 13	R: 0 E: 0 K: 1 S: 6	H: 1 LOB: 1 BB: 0 P: 7	R: 2 E: 0 K: 2 S: 12	H: 3 LOB: 3 BB: 2 P: 24	R: 0 E: 0 K: 1 S: 8	H: 0 LOB: 0 BB: 0 P: 14	R: 1 E: 0 K: 0 S: 14	H: 1 LOB: 2 BB: 2 P: 26	1B: 7 2B: 2 3B: 1 HR: 0	SF: 0 SAC: 0 DP: 2 HBP: 1	WP: 0 PB: 0 SB: 3 CS: 0	PA: 42
<b>PITCHER</b>	IP	WLS	BF	H	R	ER	SO	BB	IBB	HBP	BLK	WP	HR	S	P	ERA	WHIP					
<b>Felipe Lira, R</b> ERA: 6.6 (1, 1)	6.1	W	29	8	5	5	5	3	0	1	0	0	0	63	104	7.11	1.737					
<b>Mike Myers, L</b> ERA: 6.25 (7, 1)	0.1		2	0	0	0	1	0	1	0	0	0	0	3	9	0.00	0.000					
<b>Mike Walker, R</b> ERA: 6.98 (7, 1)	1.1		5	0	0	0	1	1	0	0	0	0	0	10	20	0.00	0.750					
<b>Gregg Olson, R</b> ERA: 4.55 (9, 1)	1.0		6	1	1	1	0	2	0	0	0	0	0	14	26	9.00	3.000					

**Detroit Tigers @ Boston Red Sox**  
Fenway Park, Boston, MA  
Thu Jun 27 1996, 7:05 PM EDT  
Att: 29,582 - Unknown - 74 F

AB 34  
R 6  
H 9  
RBI 6  
BB 7  
SO 7  
LOB 20






Batter	1	2	3	4	5	6	7	8	9	AB	R	H	RBI	BB	SO	LOB	TOP										
<b>Bobby Higginson, L</b> (1, 7) OBP: 0.396, SLG: 0.579	2-3 K		2-2 1B		2-2 1B	1-1 G3			4-2 WP G5-3 1B BB	4	1	2	2	1	1	3											
<b>Chad Curtis, R</b> (1, 8) OBP: 0.343, SLG: 0.371	0-0 P6		2-1 P2		0-1 F8		3-1 G4-3 3B		1-1 G5-3	5	1	1	0	0	0	5											
<b>Travis Fryman, R</b> (1, 5) OBP: 0.321, SLG: 0.449	1-0 P4		1-3 K		1-2 SF9		0-1 G4-3		1-1 DI 1B	4	0	1	3	0	1	2											
<b>Cecil Fielder, R</b> (1, 3) OBP: 0.349, SLG: 0.474		0-2 G3		2-0 G6-3		0-3 K		3-2 F7	1-2 F8	5	0	0	0	0	1	2											
<b>Melvin Nieves, S</b> (1, 9) OBP: 0.333, SLG: 0.456		1-3 K		4-2 BB BB		0-1 G6-3		2-0 F8	0-3 K	4	0	0	0	1	2	1											
<b>Tony Clark, S</b> (1, 10) OBP: 0.321, SLG: 0.521		1-3 K		4-2 BB BB		1-2 1B 1B		3-2 L9 PB 1B		3	0	2	0	1	1	0											
<b>Mark Lewis, R</b> (1, 4) OBP: 0.342, SLG: 0.448			1-1 BB 1B		1-2 G6-4-3		2-1 1B 1B		2-3 K	4	1	2	0	0	1	3											
<b>Andujar Cedeno, R</b> (1, 6) OBP: 0.256, SLG: 0.293			0-0 F7		1-0 1B 2B		0-0 L6		2-2 L9	4	1	1	0	0	0	4											
<b>Brad Ausmus, R</b> (1, 2) OBP: 0.271, SLG: 0.231			4-2 1B		0-0 1B SF9		0-0 1B		2-3 K	2	1	2	0	1	0	0											
<b>Curtis Pride, L</b> (8, PH) OBP: 0.323, SLG: 0.456			1-2 BB		2-3 SF9		1-2 2-3 1B			1	0	0	0	0	1	1											
<b>Mark Parent, R</b> (8, 2) OBP: 0.292, SLG: 0.524			1-2 BB							0	0	0	0	0	0	0											
<b>Inning Stats</b>	R: 0 E: 0 K: 1 S: 5	H: 0 LOB: 0 BB: 0 P: 8	R: 0 E: 0 K: 2 S: 9	H: 0 LOB: 0 BB: 0 P: 11	R: 1 E: 0 K: 1 S: 13	H: 2 LOB: 2 BB: 1 P: 23	R: 0 E: 0 K: 0 S: 8	H: 0 LOB: 1 BB: 2 P: 19	R: 2 E: 0 K: 1 S: 14	H: 3 LOB: 1 BB: 0 P: 18	R: 0 E: 0 K: 0 S: 11	H: 3 LOB: 3 BB: 0 P: 15	R: 1 E: 0 K: 0 S: 8	H: 1 LOB: 0 BB: 0 P: 16	R: 0 E: 0 K: 2 S: 13	H: 1 LOB: 1 BB: 0 P: 22	R: 1 E: 0 K: 1 S: 14	H: 1 LOB: 1 BB: 1 P: 21	1B: 9 2B: 1 3B: 1 HR: 0	SF: 1 SAC: 0 DP: 1 HBP: 0	WP: 1 PB: 1 SB: 0 CS: 0	PA: 41					
<b>PITCHER</b>	IP	WLS	BF	H	R	ER	SO	BB	IBB	HBP	BLK	WP	HR	S	P	ERA	WHIP										
<b>49 Tim Wakefield, R</b> (1, 1) ERA: 6.37	5.2	W	27	8	3	3	5	3	0	0	0	0	0	58	91	4.76	1.941										
<b>Eric Gunderson, L</b> (6, 1) ERA: 3.75	0.1		1	0	0	0	0	0	0	0	0	0	0	2	3	0.00	0.000										
<b>Rich Garces, R</b> (7, 1) ERA: 5.05	2.0		8	2	1	1	2	0	0	0	0	0	0	21	38	4.50	1.000										
<b>Heathcliff Slocumb, R</b> (9, 1) ERA: 3.6	1.0		5	1	1	1	1	1	0	0	0	1	0	14	21	9.00	2.000										

**Detroit Tigers @ Boston Red Sox**  
Fenway Park, Boston, MA  
Fri Jun 28 1996, 7:05 PM EDT  
Att: 27,578 - Unknown - 69 F

livebaseballscores.com

AB	36
R	5
H	11
RBI	5
BB	4
SO	8
LOB	21




Batter	1	2	3	4	5	6	7	8	9	AB	R	H	RBI	BB	SO	LOB	BOTTOM										
<b>Jeff Frye, R</b> (1, 4) OBP: 0.398, SLG: 0.305	3-1 B1-3		3-2 FC6-4 1B HBP	4-0 BB 1B IBB	1-3 K		1-2 L7			3	2	0	0	1	1	3											
<b>John Valentin, R</b> (1, 6) OBP: 0.368, SLG: 0.441	1-0 CS 1B		3-2 L8	3-1 P7		2-1 G6-3		3-1 1B		5	0	2	0	0	0	3											
<b>Mo Vaughn, L</b> (1, 3) OBP: 0.447, SLG: 0.646	4-2 1B BB		3-2 FC6-4 HBP	4-0 BB 1B IBB		2-0 G4-3		1-1 1B 1B		2	2	1	0	2	0	0											
<b>Jose Canseco, R</b> (1, 10) OBP: 0.403, SLG: 0.659	2-1 1B		0-2 FC6-4 1B	4-2 1B BB		0-0 F9		1-1 1B 1B		4	0	2	0	1	0	2											
<b>Tim Lincecum, R</b> (1, 5) OBP: 0.403, SLG: 0.534	1-2 F9		2-0 FC4-6 1B	1-1 1B 1B		1-1 G6-3		1-2 FC5-4 1B		5	0	3	4	0	0	2											
<b>18 Reggie Jefferson, S</b> (1, 7) OBP: 0.387, SLG: 0.603		2-2 1B	0-2 FC4-6	0-3 K		2-2 1B		1-0 FC5-4		4	0	2	0	0	1	4											
<b>Jose Malave, R</b> (7, PR) OBP: 0.289, SLG: 0.400			1-2 1B					1-2 1B		1	1	0	0	0	0	1											
<b>Mike Stanley, R</b> (1, 2) OBP: 0.385, SLG: 0.472		0-1 G1-6-3 1B		4-2 2B 1B BB		0-0 P4		3-2 G5-3		3	1	1	0	1	0	1											
<b>Troy O'Leary, L</b> (1, 9) OBP: 0.325, SLG: 0.398		0-2 F8		0-1 1B 2B		2-0 E4		4-1 1B WP BB		3	2	1	0	1	0	2											
<b>Lee Tinsley, S</b> (1, 8) OBP: 0.270, SLG: 0.229		1-2 G1-6-3		0-0 1B BB		1-3 K		1-0 WP 1B		4	0	2	3	0	1	3											
<b>Inning Stats</b>	R: 0 E: 0 K: 0 S: 10	H: 2 LOB: 2 BB: 1 P: 21	R: 0 E: 0 K: 0 S: 15	H: 2 LOB: 1 BB: 0 P: 18	R: 1 E: 0 K: 0 S: 15	H: 1 LOB: 2 BB: 0 P: 26	R: 4 E: 0 K: 1 S: 14	H: 3 LOB: 2 BB: 4 P: 34	R: 0 E: 0 K: 2 S: 8	H: 0 LOB: 1 BB: 0 P: 12	R: 0 E: 0 K: 0 S: 4	H: 0 LOB: 0 BB: 0 P: 8	R: 2 E: 0 K: 0 S: 15	H: 2 LOB: 1 BB: 1 P: 27	R: 1 E: 0 K: 0 S: 10	H: 4 LOB: 1 BB: 0 P: 17	1B: 12 2B: 2 3B: 0 HR: 0	SF: 0 SAC: 0 DP: 1 HBP: 2	WP: 1 PB: 0 SB: 0 CS: 1	PA: 42							
<b>PITCHER</b>	IP	WLS	BF	H	R	ER	SO	BB	IBB	HBP	BLK	WP	HR	S	P	ERA	WHIP										
<b>Brian Williams, R</b> (1, 1) ERA: 5.76	3.0	L	19	7	5	5	0	3	0	2	0	0	0	45	78	15.00	3.333										
<b>A.J. Sager, R</b> (4, 1) ERA: 6.0	3.2		15	2	1	1	3	1	1	0	0	0	0	31	57	2.46	0.818										
<b>Mike Myers, L</b> (7, 1) ERA: 6.5	0.0		2	1	0	0	0	1	0	0	0	0	0	2	7	∞	∞										
<b>Mike Walker, R</b> (7, 1) ERA: 6.97	1.1		6	4	2	2	0	0	0	0	0	1	0	13	21	13.50	3.000										

**Detroit Tigers @ Boston Red Sox**  
Fenway Park, Boston, MA  
Fri Jun 28 1996, 7:05 PM EDT  
Att: 27,578 - Unknown - 69 F

livebaseballscores.com

AB	34
R	8
H	14
RBI	7
BB	6
SO	3
LOB	21






Batter	1	2	3	4	5	6	7	8	9	AB	R	H	RBI	BB	SO	LOB	TOP										
<b>Curtis Pride, L</b> (1, 7) OBP: 0.331, SLG: 0.457 <b>Melvin Nieves, S</b> (6, FH) OBP: 0.330, SLG: 0.452 (6, 9)	4-2 1B E G5-3 BB	3-2 1-H S 1B		2-2 G4-3		0-3 K			1-3 K	2	2	1	1	1	1	0	0										
<b>Chad Curtis, R</b> (1, 8) OBP: 0.345, SLG: 0.373 <b>Eddie Williams, R</b> (9, FH) OBP: 0.306, SLG: 0.372	0-2 1B G5-3 G3 1B	2-1 G6-3		2-1 L4			1-1 G6-4-3 1B		0-1 F9	3	4	1	2	0	0	0	1										
<b>Travis Fryman, R</b> (1, 5) OBP: 0.317, SLG: 0.443	0-2 G5-3		1-3 K		1-2 G4-3		0-0 G6-4-3 1B			2	4	0	0	1	0	1	2										
<b>Cecil Fielder, R</b> (1, 10) OBP: 0.354, SLG: 0.476	0-2 G3 1B		4-2 2B 2B BB		2-2 G6-3		1-0 1B			2	3	1	2	0	1	0	0										
<b>Bobby Higginson, L</b> (1, 9) OBP: 0.393, SLG: 0.577 (6, 7)	1-2 G3		1-2 2B 2B		3-0 L8		2-3 K			3	4	1	1	1	0	1	2										
<b>Tony Clark, S</b> (1, 3) OBP: 0.317, SLG: 0.520	2-3 K		1-2 2B 2B		1-1 P9			2-2 G6-3		1	4	1	1	2	0	1	1										
<b>Mark Lewis, R</b> (1, 4) OBP: 0.341, SLG: 0.445		2-2 G5-3	3-1 2H 3H 1B		0-1 G5-3		0-3 K			2	4	0	1	1	0	1	0										
<b>Mark Parent, R</b> (1, 2) OBP: 0.290, SLG: 0.507		2-2 G5-3	2-3 K		2-2 1B 1B		1-1 G5-3			3	4	0	1	0	0	1	0										
<b>Alan Trammell, R</b> (1, 6) OBP: 0.309, SLG: 0.298		2-1 1B 1B		0-1 G6-3		2-0 1B		3-1 G5-3		1	4	1	2	0	0	0	0										
<b>Inning Stats</b>	R: 2 E: 1 K: 1 S: 18	H: 2 LOB: 1 BB: 1 P: 25	R: 1 E: 0 K: 0 S: 14	H: 2 LOB: 1 BB: 0 P: 25	R: 3 E: 0 K: 2 S: 16	H: 3 LOB: 0 BB: 1 P: 28	R: 0 E: 0 K: 0 S: 10	H: 0 LOB: 0 BB: 0 P: 14	R: 0 E: 0 K: 1 S: 12	H: 2 LOB: 2 BB: 0 P: 17	R: 0 E: 0 K: 1 S: 7	H: 2 LOB: 1 BB: 0 P: 11	R: 0 E: 0 K: 1 S: 8	H: 0 LOB: 0 BB: 0 P: 11	R: 0 E: 0 K: 1 S: 7	H: 0 LOB: 0 BB: 0 P: 11	1B: 9 2B: 2 3B: 0 HR: 0	SF: 0 SAC: 0 DP: 1 HBP: 0	WP: 0 PB: 0 SB: 2 CS: 0	PA: 38							
<b>PITCHER</b>	IP	WLS	BF	H	R	ER	SO	BB	IBB	HBP	BLK	WP	HR	S	P	ERA	WHIP										
<b>Aaron Sele, R</b> (1, 1) ERA: 6.22	3.0		17	7	6	6	3	2	0	0	0	0	0	48	78	18.00	3.000										
<b>Vaughn Eshelman, L</b> (4, 1) ERA: 8.58	4.0	W	15	4	0	0	2	0	0	0	0	0	0	37	56	0.00	1.000										
<b>Joe Hudson, R</b> (8, 1) ERA: 2.91	2.0		6	0	0	0	2	0	0	0	0	0	0	15	22	0.00	0.000										

**Detroit Tigers @ Boston Red Sox**  
Fenway Park, Boston, MA  
Sat Jun 29 1996, 7:05 PM EDT  
Att: 33,509 - Cloudy - 74 F


**AB 36**  
**R 6**  
**H 11**  
**RBI 6**  
**BB 2**  
**SO 7**  
**LOB 8**



Batter	1	2	3	4	5	6	7	8	9	AB	R	H	RBI	BB	SO	LOB	BOTTOM										
<b>Jeff Frye, R</b> (1, 4) OBP: 0.395, SLG: 0.295	1-1 G5-3	1-2 G4-3	1-2 E7 BB 1B		2-0 P7	2-0 L3		0-3 K		6	0	1	2	0	1	2											
<b>John Valentin, R</b> (1, 6) OBP: 0.372, SLG: 0.461	2-0 HR		HR		3-1 F8		1-1 P3			4	2	2	2	1	0	1											
<b>Mo Vaughn, L</b> (1, 3) OBP: 0.443, SLG: 0.642	2-2 G6-3		2B			3-3 K	3-3 K			5	1	1	0	0	2	3											
<b>Jose Canseco, R</b> (1, 10) OBP: 0.407, SLG: 0.655	4-1 1B 1B BB		1-2 G6-3	1-3 K		4-2 2B 1B BB	1-2 1B			3	3	2	1	0	2	1											
<b>Tim Lincecum, R</b> (1, 5) OBP: 0.407, SLG: 0.540	2-2 1B 1B		3-3 K	1-2 G6-3		1-1 1B 2B	0-0 1B			5	1	3	0	0	1	1											
<b>1B Reggie Jefferson, S</b> (1, 7) OBP: 0.403, SLG: 0.631 <b>Jose Malave, R</b> (7, FH) OBP: 0.286, SLG: 0.395 (8, 9)	0-2 1B		2-2 1B 2B	2-0 3B		4-0 BB 1B 3B IBB	1-2 F8			3	2	3	2	1	0	0											
<b>Mike Stanley, R</b> (1, 2) OBP: 0.389, SLG: 0.486	2-1 F9		4-0 1B 1B BB	2-1 P6		0-1 BB 3B 1B		2-2 HR		4	3	2	3	1	0	3											
<b>Troy O'Leary, L</b> (1, 9) OBP: 0.330, SLG: 0.403 (8, 7)		0-3 K	1-0 BB 1B 1B		3-1 2B	1-2 3B BB		2-3 K		4	2	2	1	1	2	0											
<b>Lee Tinsley, S</b> (1, 8) OBP: 0.283, SLG: 0.250		4-1 CS BB	4-1 E 1B BB		2-3 K	2-2 3B		1-3 K		3	0	1	3	2	2	1											
<b>Inning Stats</b>	R: 2 E: 0 K: 0 S: 15	H: 3 LOB: 2 BB: 1 P: 28	R: 0 E: 0 K: 1 S: 9	H: 0 LOB: 0 BB: 1 P: 14	R: 5 E: 1 K: 1 S: 20	H: 5 LOB: 3 BB: 3 P: 45	R: 0 E: 0 K: 1 S: 9	H: 1 LOB: 1 BB: 0 P: 15	R: 0 E: 0 K: 1 S: 8	H: 1 LOB: 1 BB: 0 P: 18	R: 5 E: 0 K: 1 S: 14	H: 3 LOB: 0 BB: 3 P: 34	R: 0 E: 0 K: 1 S: 12	H: 2 LOB: 2 BB: 0 P: 18	R: 1 E: 0 K: 3 S: 12	H: 1 LOB: 0 BB: 0 P: 17	1B: 7 2B: 4 3B: 2 HR: 3	SF: 0 SAC: 0 DP: 0 HBP: 0	WP: 0 PB: 0 SB: 0 CS: 1	PA: 46							
<b>PITCHER</b>	IP	WLS	BF	H	R	ER	SO	BB	IBB	HBP	BLK	WP	HR	S	P	ERA	WHIP										
<b>Greg Gohr, R</b> (1, 1) ERA: 6.75	2.2		14	5	4	4	2	2	0	0	0	0	0	2	34	13.50	2.625										
<b>Greg Keagle, R</b> (3, 1) ERA: 8.41	3.1	L	23	8	8	8	3	5	1	0	0	0	0	41	94	21.60	3.900										
<b>Tom Urbani, L</b> (7, 1) ERA: 9.0	2.0		9	3	1	1	4	0	0	0	0	0	1	24	35	4.50	1.500										

**Detroit Tigers @ Boston Red Sox**  
Fenway Park, Boston, MA  
Sat Jun 29 1996, 7:05 PM EDT  
Att: 33,509 - Cloudy - 74 F

**AB 38**  
**R 13**  
**H 16**  
**RBI 13**  
**BB 8**  
**SO 9**  
**LOB 14**






Batter	1	2	3	4	5	6	7	8	9	AB	R	H	RBI	BB	SO	LOB	TOP										
<b>Bobby Higginson, L</b> (1, 7) OBP: 0.395, SLG: 0.573 <b>Eddie Williams, R</b> (9, FH) OBP: 0.304, SLG: 0.370	F8	1-2 BB			G4-3		DI 1B		F9	3	1	1	0	1	0	0											
<b>Chad Curtis, R</b> (1, 8) OBP: 0.346, SLG: 0.374	HR	K			K		1-H 1B			4	1	2	1	0	2	2											
<b>Travis Fryman, R</b> (1, 5) OBP: 0.322, SLG: 0.460	1-H HR			G3 1B			F7			4	1	3	2	0	0	1											
<b>Cecil Fielder, R</b> (1, 10) OBP: 0.350, SLG: 0.470	P4			K				F8		4	0	0	0	0	2	2											
<b>Melvin Nieves, S</b> (1, 9) OBP: 0.329, SLG: 0.448	G6-3			G3			F8	FC5-4 1B		4	0	1	0	0	0	1											
<b>Tony Clark, S</b> (1, 3) OBP: 0.314, SLG: 0.544		HR		K			F8		K	4	1	1	1	0	2	2											
<b>Alan Trammell, R</b> (1, 4) OBP: 0.301, SLG: 0.290		G5-3			G4-3		G4-3	FC5-4		4	0	0	0	0	0	1											
<b>Andujar Cedeno, R</b> (1, 6) OBP: 0.256, SLG: 0.289		G4-3			F8		G4-3		G6-4-3 BB	3	0	0	0	1	0	0											
<b>Brad Ausmus, R</b> (1, 2) OBP: 0.271, SLG: 0.227		BB			F9		G4-3		G6-4-3	3	0	0	0	1	0	1											
<b>Inning Stats</b>	R: 2 E: 0 K: 0 S: 5	H: 2 LOB: 0 BB: 0 P: 5	R: 1 E: 0 K: 1 S: 6	H: 1 LOB: 2 BB: 2 P: 14	R: 0 E: 0 K: 2 S: 8	H: 1 LOB: 1 BB: 0 P: 8	R: 0 E: 0 K: 0 S: 3	H: 0 LOB: 0 BB: 0 P: 3	R: 0 E: 0 K: 0 S: 3	H: 0 LOB: 0 BB: 0 P: 3	R: 1 E: 0 K: 0 S: 5	H: 2 LOB: 1 BB: 0 P: 5	R: 0 E: 0 K: 1 S: 6	H: 1 LOB: 1 BB: 0 P: 6	R: 0 E: 0 K: 0 S: 2	H: 0 LOB: 0 BB: 1 P: 6	1B: 5 2B: 1 3B: 0 HR: 2	SF: 0 SAC: 0 DP: 1 HBP: 0	WP: 0 PB: 0 SB: 0 CS: 0	PA: 37							
<b>PITCHER</b>	IP	WLS	BF	H	R	ER	SO	BB	IBB	HBP	BLK	WP	HR	S	P	ERA	WHIP										
<b>Tom Gordon, R</b> (1, 1) ERA: 6.32	6.2	W	28	6	4	4	5	2	0	0	0	0	2	36	44	5.40	1.200										
<b>Joe Hudson, R</b> (7, 1) ERA: 2.74	1.1		6	2	0	0	1	0	0	0	0	0	0	8	8	0.00	1.500										
<b>Mike Stanton, L</b> (9, 1) ERA: 3.89	1.0		3	0	0	0	0	1	0	0	0	0	0	2	6	0.00	1.000										

**Detroit Tigers @ Boston Red Sox**  
Fenway Park, Boston, MA  
Sun Jun 30 1996, 3:33 AM EDT  
Att: 31,217 - Overcast - 70 F


AB 34  
R 4  
H 8  
RBI 4  
BB 3  
SO 6  
LOB 10



Batter	1	2	3	4	5	6	7	8	9	AB	R	H	RBI	BB	SO	LOB	BOTTOM										
<b>Jeff Frye, R</b> (1, 4) OBP: 0.381, SLG: 0.293	G5-3 WP	SH5-4		F8	G1-3			F9		4	1	1	0	0	0	2											
<b>John Valentin, R</b> (1, 6) OBP: 0.369, SLG: 0.455	G5-3	G6-3		BB		K		P4		4	0	0	1	1	1	3											
<b>Mo Vaughn, L</b> (1, 3) OBP: 0.439, SLG: 0.634	G4-3	G4-3		G4-3		G5-3				4	0	0	1	0	0	2											
<b>Jose Canseco, R</b> (1, 10) OBP: 0.405, SLG: 0.647	FC6-4 BB			K		G6-3				3	0	0	0	1	1	0											
<b>Tim Lincecum, R</b> (1, 5) OBP: 0.409, SLG: 0.539	FC6-4			18 HR	BB 18 1B		K			4	2	2	0	0	1	1											
<b>18 Reggie Jefferson, S</b> (1, 7) OBP: 0.411, SLG: 0.673 <b>Jose Malave, R</b> (9, 9) OBP: 0.286, SLG: 0.395		HR		1-H HR	BB 3B 1B		K			4	3	3	3	0	1	0											
<b>Mike Stanley, R</b> (1, 2) OBP: 0.387, SLG: 0.480		E5 1B		P2	BB 3B BB		F9			3	2	0	0	1	0	0											
<b>Troy O'Leary, L</b> (1, 9) OBP: 0.332, SLG: 0.412		SH5-4 1B		G4-3				F9		4	1	2	3	0	0	0											
<b>Lee Tinsley, S</b> (1, 8) OBP: 0.290, SLG: 0.267		SH5-4 1B		G3-1	P3					4	0	2	1	0	0	1											
<b>Inning Stats</b>	R: 1 E: 0 K: 0 S: 4	H: 1 LOB: 1 BB: 1 P: 8	R: 3 E: 1 K: 0 S: 7	H: 3 LOB: 1 BB: 0 P: 7	R: 2 E: 0 K: 1 S: 7	H: 2 LOB: 0 BB: 0 P: 7	R: 0 E: 0 K: 0 S: 3	H: 0 LOB: 1 BB: 1 P: 7	R: 3 E: 0 K: 0 S: 6	H: 3 LOB: 1 BB: 1 P: 10	R: 0 E: 0 K: 1 S: 5	H: 0 LOB: 0 BB: 0 P: 5	R: 0 E: 0 K: 2 S: 7	H: 0 LOB: 0 BB: 0 P: 7	R: 0 E: 0 K: 0 S: 4	H: 1 LOB: 1 BB: 0 P: 4	1B: 6 2B: 1 3B: 1 HR: 2	SF: 0 SAC: 1 DP: 0 HBP: 0	WP: 1 PB: 0 SB: 0 CS: 0	PA: 38							
<b>PITCHER</b>	IP	WLS	BF	H	R	ER	SO	BB	IBB	HBP	BLK	WP	HR	S	P	ERA	WHIP										
<b>Clint Sodowsky, R</b> (1, 1) ERA: 11.84	4.1	L	25	8	9	7	1	3	0	0	0	0	0	3	3	0.00	1.500										
<b>Tom Urbani, L</b> (5, 1) ERA: 9.79	0.2		3	1	0	0	0	0	0	0	0	0	0	3	3	0.00	1.500										
<b>A.J. Sager, R</b> (6, 1) ERA: 5.14	1.0		3	0	0	0	1	0	0	0	0	0	0	5	5	0.00	0.000										
<b>Mike Myers, L</b> (7, 1) ERA: 6.32	1.0		3	0	0	0	2	0	0	0	0	0	0	7	7	0.00	0.000										
<b>Mike Walker, R</b> (8, 1) ERA: 6.65	1.0		4	1	0	0	0	0	0	0	0	0	0	4	4	0.00	1.000										

**Detroit Tigers @ Boston Red Sox**  
Fenway Park, Boston, MA  
Sun Jun 30 1996, 3:33 AM EDT  
Att: 31,217 - Overcast - 70 F

AB 34  
R 9  
H 10  
RBI 9  
BB 3  
SO 4  
LOB 9





Batter	1	2	3	4	5	6	7	8	9	AB	R	H	RBI	BB	SO	LOB	TOP					
<b>Fernando Vina, L</b> OBP: 0.382, SLG: 0.447 (1, 4)	L7		SF9			1B		FC6-4		3	1	2	1	1	0	0	<b>Milwaukee Brewers @ Detroit Tigers</b> Tiger Stadium, Detroit, MI Mon Jul 01 1996, 7:05 PM EDT Att: 10,727 - Unknown - 86 F					
<b>Kevin Seitzer, R</b> OBP: 0.442, SLG: 0.510 (1, 10)	G4-3				G1-3	FC6-4		FC6-4		4	0	0	0	1	0	4						
<b>Dave Nilsson, L</b> OBP: 0.403, SLG: 0.599 <b>Matt Mieske, R</b> OBP: 0.343, SLG: 0.510 (1, 9)	F9		G4-3			1B			G3	5	0	1	1	0	1	2						
<b>Greg Vaughn, R</b> OBP: 0.406, SLG: 0.600 (1, 7)		G6-3				1B				2	0	0	0	2	1	0						
<b>John Jaha, R</b> OBP: 0.390, SLG: 0.515 (1, 3)		G6-3				1B				5	0	3	0	0	1	1						
<b>Jose Valentin, S</b> OBP: 0.336, SLG: 0.486 (1, 6)						1B				4	0	0	0	1	1	6						
<b>Mark Loretta, R</b> OBP: 0.371, SLG: 0.333 <b>Jeff Cirillo, R</b> OBP: 0.398, SLG: 0.506 (1, 5)			G5-3			FC6-4				4	0	1	0	0	0	2						
<b>Kevin Koslowski, L</b> OBP: 0.265, SLG: 0.323 (1, 8)						FC6-4				3	1	0	0	1	0	2						
<b>Mike Matheny, R</b> OBP: 0.261, SLG: 0.346 (1, 2)						1B				4	0	2	0	0	1	0						
<b>Inning Stats</b>	R: 0 E: 0 K: 0 S: 5	H: 0 LOB: 0 BB: 0 P: 8	R: 0 E: 0 K: 1 S: 8	H: 0 LOB: 0 BB: 0 P: 13	R: 1 E: 0 K: 0 S: 7	H: 1 LOB: 2 BB: 2 P: 18	R: 0 E: 0 K: 1 S: 12	H: 2 LOB: 2 BB: 0 P: 17	R: 1 E: 0 K: 1 S: 18	H: 3 LOB: 3 BB: 0 P: 29	R: 0 E: 0 K: 2 S: 9	H: 2 LOB: 2 BB: 0 P: 16	R: 0 E: 0 K: 2 S: 9	H: 0 LOB: 2 BB: 2 P: 19	R: 0 E: 0 K: 0 S: 5	H: 0 LOB: 1 BB: 1 P: 9		R: 0 E: 0 K: 0 S: 6	H: 1 LOB: 1 BB: 1 P: 12	1B: 7 2B: 2 3B: 1 HR: 0	SF: 1 SAC: 0 DP: 1 HBP: 1	WP: 0 PB: 0 SB: 1 CS: 0
<b>PITCHER</b>	IP	WLS	BF	H	R	ER	SO	BB	IBB	HBP	BLK	WP	HR	S	P	ERA	WHIP					
<b>Omar Olivares, R</b> ERA: 4.35 (1, 1)	8.0	L	38	8	2	2	5	4	1	1	0	0	0	73	129	2.25	1.500					
<b>Gregg Olson, R</b> ERA: 4.4 (9, 1)	1.0		4	1	0	0	0	1	0	0	0	0	0	6	12	0.00	2.000					

Batter	1	2	3	4	5	6	7	8	9	AB	R	H	RBI	BB	SO	LOB	BOTTOM					
<b>Bobby Higginson, L</b> OBP: 0.394, SLG: 0.569 (1, 7)	K					F8				3	0	1	0	0	1	0	<b>Milwaukee Brewers @ Detroit Tigers</b> Tiger Stadium, Detroit, MI Mon Jul 01 1996, 7:05 PM EDT Att: 10,727 - Unknown - 86 F					
<b>Eddie Williams, R</b> OBP: 0.304, SLG: 0.370 (8, PH)			G1-3							0	0	0	0	0	0	0						
<b>Curtis Pride, L</b> OBP: 0.336, SLG: 0.470 (9, 7)			1B							1	0	1	0	0	0	0						
<b>Chad Curtis, R</b> OBP: 0.345, SLG: 0.376 (1, 8)	L8		G1-3							4	0	1	0	0	1	4						
<b>Travis Fryman, R</b> OBP: 0.318, SLG: 0.454 (1, 5)	G1-3		G5-3			F7		L5		4	0	0	0	0	0	5						
<b>Cecil Fielder, R</b> OBP: 0.346, SLG: 0.464 (1, 10)		G6-3				G4-3			L6	4	0	0	0	0	0	1						
<b>Tony Clark, S</b> OBP: 0.311, SLG: 0.530 (1, 3)		F8							G6-3	4	0	1	0	0	0	0						
<b>Melvin Nieves, S</b> OBP: 0.326, SLG: 0.444 (1, 9)			FC5-4			G5-4-3			P6	4	0	1	0	0	0	1						
<b>Mark Lewis, R</b> OBP: 0.337, SLG: 0.441 (1, 4)		FC5-4				G4-3				3	0	0	0	0	0	1						
<b>Andujar Cedeno, R</b> OBP: 0.254, SLG: 0.286 (8, PH)			F9							2	0	0	0	0	1	0						
<b>Alan Trammell, R</b> OBP: 0.305, SLG: 0.295 (9, 6)										1	0	1	0	0	0	0						
<b>Brad Ausmus, R</b> OBP: 0.272, SLG: 0.229 (1, 2)			G1-3			L7				3	0	1	0	0	0	1						
<b>Inning Stats</b>	R: 0 E: 0 K: 1 S: 6	H: 0 LOB: 0 BB: 0 P: 7	R: 0 E: 0 K: 0 S: 9	H: 1 LOB: 1 BB: 0 P: 14	R: 0 E: 0 K: 0 S: 11	H: 2 LOB: 2 BB: 0 P: 14	R: 0 E: 0 K: 0 S: 6	H: 1 LOB: 0 BB: 0 P: 8	R: 0 E: 0 K: 1 S: 11	H: 0 LOB: 0 BB: 0 P: 17	R: 0 E: 0 K: 0 S: 8	H: 1 LOB: 1 BB: 0 P: 12	R: 0 E: 0 K: 0 S: 4	H: 0 LOB: 0 BB: 0 P: 5	R: 0 E: 0 K: 1 S: 10	H: 2 LOB: 2 BB: 0 P: 17	R: 0 E: 0 K: 0 S: 8	H: 0 LOB: 0 BB: 0 P: 11	1B: 5 2B: 2 3B: 0 HR: 0	SF: 0 SAC: 0 DP: 1 HBP: 0	WP: 0 PB: 0 SB: 0 CS: 0	PA: 33
<b>PITCHER</b>	IP	WLS	BF	H	R	ER	SO	BB	IBB	HBP	BLK	WP	HR	S	P	ERA	WHIP					
<b>Steve Sparks, R</b> ERA: 6.75 (1, 1)																						
<b>Graeme Lloyd, L</b> ERA: 2.53 (8, 1)	0.1													1	3	0.00	0.000					
<b>Ramon Garcia, R</b> ERA: 5.17 (8, 1)	0.2													7	12	0.00	1.500					
<b>Mike Fetters, R</b> ERA: 2.12 (9, 1)	1.0	S												8	11	0.00	0.000					

















Batter	1	2	3	4	5	6	7	8	9	AB	R	H	RBI	BB	SO	LOB	TOP
<b>Otis Nixon, S</b> <small>OBP: 0.400, SLG: 0.340</small> 										3	1	1	0	2	0	3	
<b>Alex Gonzalez, R</b> <small>OBP: 0.297, SLG: 0.393</small> 										5	0	1	1	0	1	6	
<b>Carlos Delgado, L</b> <small>OBP: 0.370, SLG: 0.495</small> <b>Jacob Brumfield, R</b> <small>OBP: 0.300, SLG: 0.458</small> 										3	1	1	1	1	1	2	
<b>Joe Carter, R</b> <small>OBP: 0.348, SLG: 0.542</small> 										4	0	1	0	1	0	2	
<b>Ed Sprague, R</b> <small>OBP: 0.363, SLG: 0.382</small> <b>Domingo Cedenio, S</b> <small>OBP: 0.328, SLG: 0.356</small> 										4	0	1	1	1	1	2	
<b>John Olerud, L</b> <small>OBP: 0.383, SLG: 0.480</small> 										3	0	0	0	2	1	1	
<b>Shawn Green, L</b> <small>OBP: 0.317, SLG: 0.382</small> <b>Robert Perez, R</b> <small>OBP: 0.358, SLG: 0.394</small> 										3	0	0	0	0	0	5	
<b>Sandy Martinez, L</b> <small>OBP: 0.317, SLG: 0.365</small> <b>Charlie O'Brien, R</b> <small>OBP: 0.397, SLG: 0.450</small> 										2	0	1	0	1	0	0	
<b>Tomas Perez, S</b> <small>OBP: 0.308, SLG: 0.340</small> 										3	0	1	0	0	0	2	
<b>Inning Stats</b> <small>R: 1, H: 2, E: 0, K: 0, S: 13</small> <small>LOB: 3, BB: 2, P: 26</small>	<small>R: 0, H: 1, E: 0, K: 0, S: 8</small> <small>LOB: 1, BB: 0, P: 11</small>	<small>R: 0, H: 0, E: 0, K: 2, S: 12</small> <small>LOB: 0, BB: 2, P: 24</small>	<small>R: 0, H: 0, E: 0, K: 1, S: 8</small> <small>LOB: 2, BB: 2, P: 21</small>	<small>R: 0, H: 1, E: 0, K: 0, S: 5</small> <small>LOB: 0, BB: 0, P: 9</small>	<small>R: 0, H: 1, E: 0, K: 0, S: 9</small> <small>LOB: 2, BB: 1, P: 16</small>	<small>R: 1, H: 1, E: 0, K: 0, S: 8</small> <small>LOB: 0, BB: 0, P: 12</small>	<small>R: 1, H: 2, E: 0, K: 2, S: 17</small> <small>LOB: 2, BB: 0, P: 23</small>	<small>R: 0, H: 1, E: 0, K: 1, S: 13</small> <small>LOB: 2, BB: 1, P: 21</small>	<small>1B: 6, 2B: 2, 3B: 0, HR: 1</small> <small>SF: 0, SAC: 0, DP: 1, HBP: 1</small>	<small>WP: 0, PB: 1, SB: 1, CS: 0</small> <small>PA: 44</small>							
<b>PITCHER</b> <b>A.J. Sager, R</b> <small>ERA: 3.95</small> <b>Mike Walker, R</b> <small>ERA: 7.4</small> <b>Tom Urbani, L</b> <small>ERA: 8.77</small> <b>Jose Lima, R</b> <small>ERA: 7.43</small> <b>Mike Myers, L</b> <small>ERA: 5.9</small>	<small>IP: 6.0, WLS: 0, BF: 29, H: 5, R: 1, ER: 1, SO: 4</small> <small>BB: 7, IBB: 0, HBP: 0, BLK: 0</small> <small>WP: 0, HR: 0, S: 55, P: 107</small> <small>ERA: 1.50, WHIP: 2.000</small>	<small>IP: 1.0, WLS: 0, BF: 5, H: 1, R: 0, ER: 0, SO: 1</small> <small>BB: 1, IBB: 0, HBP: 0, BLK: 0</small> <small>WP: 0, HR: 0, S: 13, P: 21</small> <small>ERA: 0.00, WHIP: 2.000</small>															

Toronto Blue Jays @ Detroit Tigers  
Tiger Stadium, Detroit, MI  
Fri Jul 05 1996, 7:05 PM EDT  
Att: 20,808 - Unknown - 86 F

AB 35  
R 3  
H 9  
RBI 3  
BB 8  
SO 7  
LOB 28



Batter	1	2	3	4	5	6	7	8	9	AB	R	H	RBI	BB	SO	LOB	BOTTOM
<b>Bobby Higginson, L</b> <small>OBP: 0.394, SLG: 0.599</small> 										4	1	2	2	0	1	3	
<b>Chad Curtis, R</b> <small>OBP: 0.347, SLG: 0.379</small> 										3	0	1	0	1	0	0	
<b>Travis Fryman, R</b> <small>OBP: 0.322, SLG: 0.463</small> 										4	0	0	0	0	1	3	
<b>Cecil Fielder, R</b> <small>OBP: 0.346, SLG: 0.447</small> 										2	0	0	0	2	1	0	
<b>Tony Clark, S</b> <small>OBP: 0.301, SLG: 0.479</small> 										3	1	0	0	1	2	4	
<b>Melvin Nieves, S</b> <small>OBP: 0.329, SLG: 0.447</small> <b>Kimera Barteau, R</b> <small>OBP: 0.328, SLG: 0.333</small> 										3	1	1	0	1	1	3	
<b>Mark Lewis, R</b> <small>OBP: 0.339, SLG: 0.442</small> 										3	0	1	1	1	0	1	
<b>Alan Trammell, R</b> <small>OBP: 0.295, SLG: 0.284</small> 										4	1	0	1	0	1	3	
<b>Brad Ausmus, R</b> <small>OBP: 0.273, SLG: 0.228</small> 										3	0	1	0	0	0	2	
<b>Inning Stats</b> <small>R: 0, H: 2, E: 0, K: 1, S: 13</small> <small>LOB: 3, BB: 1, P: 22</small>	<small>R: 0, H: 0, E: 0, K: 0, S: 11</small> <small>LOB: 1, BB: 1, P: 18</small>	<small>R: 0, H: 0, E: 0, K: 2, S: 9</small> <small>LOB: 0, BB: 1, P: 18</small>	<small>R: 4, H: 3, E: 0, K: 0, S: 11</small> <small>LOB: 0, BB: 1, P: 24</small>	<small>R: 0, H: 0, E: 0, K: 0, S: 10</small> <small>LOB: 0, BB: 0, P: 14</small>	<small>R: 0, H: 1, E: 0, K: 1, S: 9</small> <small>LOB: 2, BB: 1, P: 16</small>	<small>R: 0, H: 0, E: 0, K: 1, S: 12</small> <small>LOB: 1, BB: 1, P: 22</small>	<small>R: 0, H: 0, E: 0, K: 2, S: 9</small> <small>LOB: 0, BB: 0, P: 11</small>	<small>1B: 4, 2B: 2, 3B: 0, HR: 1</small> <small>SF: 0, SAC: 0, DP: 1, HBP: 0</small>	<small>WP: 1, PB: 0, SB: 0, CS: 1</small> <small>PA: 35</small>								
<b>PITCHER</b> <b>Erik Hanson, R</b> <small>ERA: 6.11</small> <b>Paul Quanttrill, R</b> <small>ERA: 6.13</small> <b>Tim Crabtree, R</b> <small>ERA: 2.27</small>	<small>IP: 6.0, WLS: 0, BF: 28, H: 6, R: 4, ER: 4, SO: 4</small> <small>BB: 5, IBB: 0, HBP: 0, BLK: 0</small> <small>WP: 1, HR: 1, S: 63, P: 112</small> <small>ERA: 6.00, WHIP: 1.833</small>	<small>IP: 1.0, WLS: 0, BF: 4, H: 0, R: 0, ER: 0, SO: 1</small> <small>BB: 1, IBB: 0, HBP: 0, BLK: 0</small> <small>WP: 0, HR: 0, S: 12, P: 22</small> <small>ERA: 0.00, WHIP: 1.000</small>															

Toronto Blue Jays @ Detroit Tigers  
Tiger Stadium, Detroit, MI  
Fri Jul 05 1996, 7:05 PM EDT  
Att: 20,808 - Unknown - 86 F

AB 29  
R 4  
H 6  
RBI 4  
BB 6  
SO 7  
LOB 19





Batter	1	2	3	4	5	6	7	8	9	AB	R	H	RBI	BB	SO	LOB	TOP					
<b>Otis Nixon, S</b> (1, 8) <small>OBP: 0.404, SLG: 0.343</small> <b>Jacob Brumfield, R</b> (7, 8) <small>OBP: 0.303, SLG: 0.460</small>	G5-3	F8		BB		E9	HBP			4	2	2	1	1	0	1	<b>Toronto Blue Jays @ Detroit Tigers</b> Tiger Stadium, Detroit, MI Sat Jul 06 1996, 3:33 AM EDT Att: 16,228 - Sunny - 85 F					
<b>Shawn Green, L</b> (1, 9) <small>OBP: 0.296, SLG: 0.400</small>	2B		F7	F8		HR	HR	F9		5	2	2	2	0	0	3						
<b>Carlos Delgado, L</b> (1, 10) <small>OBP: 0.375, SLG: 0.518</small>	P3		HR		HR	P6	HR		G5-3	5	4	3	4	1	0	1						
<b>Joe Carter, R</b> (1, 7) <small>OBP: 0.351, SLG: 0.553</small> <b>Robert Perez, R</b> (7, PR) <small>OBP: 0.355, SLG: 0.390</small>	G6-3		G5-3		HR	F8			G5-3	4	1	2	2	1	0	1						
<b>Ed Sprague, R</b> (1, 5) <small>OBP: 0.363, SLG: 0.569</small> <b>Domingo Cedeño, S</b> (7, 5) <small>OBP: 0.327, SLG: 0.355</small>		HR	G5-3		G5-3	HBP	P5		F8	5	1	2	1	0	0	2						
<b>John Olerud, L</b> (1, 3) <small>OBP: 0.389, SLG: 0.498</small>	1B	2B			K			F8		4	2	2	2	1	1	0						
<b>Charlie O'Brien, R</b> (1, 2) <small>OBP: 0.360, SLG: 0.439</small>	G6-3	SH1-3	P5		K	P3		F7	G6-3	6	0	1	1	0	1	4						
<b>Alex Gonzalez, R</b> (1, 6) <small>OBP: 0.290, SLG: 0.398</small>	SH1-3				P3	1B	G5-3	1B		4	2	2	0	0	0	0						
<b>Tomas Perez, S</b> (1, 4) <small>OBP: 0.312, SLG: 0.343</small>	G6-3				F8	1B	F8	1B		5	1	2	0	0	0	1						
<b>Inning Stats</b>	R: 0 E: 0 K: 0 S: 8	H: 1 LOB: 1 BB: 0 P: 14	R: 2 E: 0 K: 0 S: 13	H: 3 LOB: 1 BB: 0 P: 22	R: 1 E: 0 K: 0 S: 10	H: 1 LOB: 2 BB: 1 P: 26	R: 0 E: 0 K: 0 S: 5	H: 0 LOB: 1 BB: 1 P: 12	R: 2 E: 0 K: 2 S: 12	H: 2 LOB: 0 BB: 0 P: 20	R: 4 E: 1 K: 0 S: 23	H: 5 LOB: 2 BB: 0 P: 33	R: 3 E: 0 K: 0 S: 12	H: 3 LOB: 1 BB: 0 P: 21	R: 1 E: 0 K: 0 S: 13	H: 3 LOB: 2 BB: 0 P: 20	R: 2 E: 0 K: 0 S: 9	H: 1 LOB: 0 BB: 1 P: 17	1B: 9 2B: 4 3B: 0 HR: 6	SF: 0 SAC: 1 DP: 0 HBP: 2	WP: 0 PB: 0 SB: 0 CS: 0	PA: 52
<b>PITCHER</b>	IP	WLS	BF	H	R	ER	SO	BB	IBB	HBP	BLK	WP	HR	S	P	ERA	WHIP					
<b>Omar Olivares, R</b> (1, 1) ERA: 4.72	4.0	L	22	7	5	5	0	3	0	0	0	0	3	40	79	11.25	2.500					
<b>Greg Keagle, R</b> (5, 1) ERA: 9.05	2.2		18	8	7	7	2	0	0	2	0	0	2	41	67	23.62	3.000					
<b>Mike Walker, R</b> (7, 1) ERA: 7.76	2.1		12	4	3	3	0	1	0	0	0	0	1	24	39	11.57	2.143					

AB	45
R	15
H	19
RBI	14
BB	4
SO	2
LOB	15



Batter	1	2	3	4	5	6	7	8	9	AB	R	H	RBI	BB	SO	LOB	BOTTOM				
<b>Bobby Higginson, L</b> (1, 7) <small>OBP: 0.393, SLG: 0.593</small> <b>Curtis Pride, L</b> (8, 7) <small>OBP: 0.348, SLG: 0.484</small>	1B		F8			F9		K		2	0	0	0	1	0	1	<b>Toronto Blue Jays @ Detroit Tigers</b> Tiger Stadium, Detroit, MI Sat Jul 06 1996, 3:33 AM EDT Att: 16,228 - Sunny - 85 F				
<b>Chad Curtis, R</b> (1, 8) <small>OBP: 0.347, SLG: 0.379</small> <b>Kimera Barteo, R</b> (8, 8) <small>OBP: 0.322, SLG: 0.328</small>	1B		F8			F8			G1-3	3	0	1	0	0	0	1					
<b>Travis Fryman, R</b> (1, 5) <small>OBP: 0.318, SLG: 0.457</small>	K		E6			F9			F8	4	0	0	0	0	1	2					
<b>Cecil Fielder, R</b> (1, 10) <small>OBP: 0.345, SLG: 0.443</small>	IBB		FC6-4			L5			K	3	0	0	0	1	1	2					
<b>Tony Clark, S</b> (1, 3) <small>OBP: 0.295, SLG: 0.469</small> <b>Eddie Williams, R</b> (7, PH) <small>OBP: 0.306, SLG: 0.367</small>	G4-3				P5		L8			2	0	0	0	0	0	2					
<b>Melvin Nieves, S</b> (1, 9) <small>OBP: 0.325, SLG: 0.440</small>		K			P5		F9			3	0	0	0	0	1	0					
<b>Mark Lewis, R</b> (1, 4) <small>OBP: 0.336, SLG: 0.438</small>		K			G4-3		G6-3			3	0	0	0	0	1	0					
<b>Mark Parent, R</b> (1, 2) <small>OBP: 0.289, SLG: 0.500</small>	G1-3				G5-3			G1-6-3		3	0	1	0	0	0	0					
<b>Andujar Cedeno, R</b> (1, 6) <small>OBP: 0.258, SLG: 0.294</small>					P5			G1-6-3		3	0	1	0	0	0	1					
<b>Inning Stats</b>	R: 0 E: 0 K: 1 S: 10	H: 1 LOB: 2 BB: 2 P: 19	R: 0 E: 0 K: 2 S: 8	H: 0 LOB: 0 BB: 0 P: 11	R: 0 E: 1 K: 0 S: 9	H: 1 LOB: 2 BB: 0 P: 14	R: 0 E: 0 K: 0 S: 6	H: 0 LOB: 0 BB: 0 P: 10	R: 0 E: 0 K: 0 S: 7	H: 0 LOB: 0 BB: 0 P: 8	R: 0 E: 0 K: 0 S: 7	H: 0 LOB: 0 BB: 0 P: 13	R: 0 E: 0 K: 1 S: 11	H: 1 LOB: 0 BB: 0 P: 17	R: 0 E: 0 K: 1 S: 8	H: 0 LOB: 0 BB: 0 P: 10	1B: 3 2B: 0 3B: 0 HR: 0	SF: 0 SAC: 0 DP: 1 HBP: 0	WP: 0 PB: 0 SB: 0 CS: 0	PA: 31	
<b>PITCHER</b>	IP	WLS	BF	H	R	ER	SO	BB	IBB	HBP	BLK	WP	HR	S	P	ERA	WHIP				
<b>Pat Hentgen, R</b> (1, 1) ERA: 3.86	9.0	W	31	3	0	0	5	1	1	0	0	0	0	75	117	0.00	0.444				

AB	29
R	0
H	3
RBI	0
BB	2
SO	5
LOB	9





Batter	1	2	3	4	5	6	7	8	9	AB	R	H	RBI	BB	SO	LOB	TOP											
<b>Otis Nixon, S</b> <small>OBP: 0.398, SLG: 0.337</small> 										4	0	0	0	0	0	2	<b>Toronto Blue Jays @ Detroit Tigers</b> Tiger Stadium, Detroit, MI Sun Jul 07 1996, 3:33 AM EDT Att: 15,784 - Overcast - 88 F											
<b>Shawn Green, L</b> <small>OBP: 0.298, SLG: 0.397</small> 										4	0	1	0	0	0	0												
<b>Carlos Delgado, L</b> <small>OBP: 0.373, SLG: 0.512</small> 										3	0	0	0	1	1	1												
<b>Joe Carter, R</b> <small>OBP: 0.352, SLG: 0.556</small> 										4	0	2	0	0	0	4												
<b>Ed Sprague, R</b> <small>OBP: 0.362, SLG: 0.565</small> 										4	0	1	0	0	1	2												
<b>John Olerud, L</b> <small>OBP: 0.384, SLG: 0.489</small> 										4	0	0	0	0	0	3												
<b>Sandy Martinez, L</b> <small>OBP: 0.311, SLG: 0.358</small> 										3	0	0	0	0	1	2												
<b>Alex Gonzalez, R</b> <small>OBP: 0.287, SLG: 0.394</small> 										3	0	0	0	0	1	2												
<b>Tomas Perez, S</b> <small>OBP: 0.321, SLG: 0.352</small> 										3	0	2	0	0	0	0												
<b>Inning Stats</b>	R: 0 H: 0 E: 0 K: 0 S: 9	H: 0 LOB: 0 BB: 0 P: 15	R: 0 H: 2 E: 0 K: 2 S: 13	H: 2 LOB: 2 BB: 0 P: 21	R: 0 H: 2 E: 0 K: 0 S: 7	H: 2 LOB: 2 BB: 1 P: 14	R: 0 H: 0 E: 0 K: 1 S: 6	H: 0 LOB: 0 BB: 0 P: 10	R: 0 H: 1 E: 0 K: 0 S: 9	H: 1 LOB: 0 BB: 0 P: 12	R: 0 H: 0 E: 1 K: 1 S: 11	H: 0 LOB: 1 BB: 0 P: 15	R: 0 H: 0 E: 0 K: 0 S: 9	H: 0 LOB: 0 BB: 0 P: 14	R: 0 H: 0 E: 0 K: 0 S: 6	H: 0 LOB: 0 BB: 0 P: 11	R: 0 H: 1 E: 0 K: 0 S: 13	H: 1 LOB: 1 BB: 0 P: 18	1B: 5 2B: 2 3B: 0 HR: 0	SF: 0 SAC: 0 DP: 2 HBP: 0	WP: 1 PB: 1 SB: 0 CS: 0	PA: 33						
<b>PITCHER</b>	IP	WLS	BF	H	R	ER	SO	BB	IBB	HBP	BLK	WP	HR	S	P	ERA	WHIP											
<b>Felipe Lira, R</b> <small>ERA: 5.61</small>	(1, 1)	9.0	W	33	6	0	0	4	1	0	0	0	1	0	83	130	0.00	0.778										

Batter	1	2	3	4	5	6	7	8	9	AB	R	H	RBI	BB	SO	LOB	BOTTOM											
<b>Bobby Higginson, L</b> <small>OBP: 0.389, SLG: 0.581</small> 										4	1	0	0	1	0	1	<b>Toronto Blue Jays @ Detroit Tigers</b> Tiger Stadium, Detroit, MI Sun Jul 07 1996, 3:33 AM EDT Att: 15,784 - Overcast - 88 F											
<b>Brad Ausmus, R</b> <small>OBP: 0.276, SLG: 0.233</small> 										5	1	2	1	0	2	0												
<b>Travis Fryman, R</b> <small>OBP: 0.319, SLG: 0.454</small> 										4	2	1	0	1	1	1												
<b>Cecil Fielder, R</b> <small>OBP: 0.349, SLG: 0.453</small> 										2	2	1	4	2	0	0												
<b>Tony Clark, S</b> <small>OBP: 0.303, SLG: 0.495</small> 										3	1	1	1	1	0	1												
<b>Mark Lewis, R</b> <small>OBP: 0.341, SLG: 0.443</small> 										3	1	2	2	1	0	0												
<b>Melvin Nieves, S</b> <small>OBP: 0.324, SLG: 0.434</small> 										3	0	0	0	1	1	2												
<b>Andujar Cedeno, R</b> <small>OBP: 0.258, SLG: 0.302</small> 										4	0	1	1	0	1	3												
<b>Kimera Batee, R</b> <small>OBP: 0.317, SLG: 0.311</small> 										3	1	0	0	1	1	4												
<b>Inning Stats</b>	R: 4 H: 2 E: 0 K: 0 S: 13	H: 2 LOB: 2 BB: 2 P: 26	R: 1 H: 1 E: 0 K: 1 S: 9	H: 1 LOB: 1 BB: 1 P: 18	R: 2 H: 2 E: 0 K: 2 S: 15	H: 2 LOB: 1 BB: 1 P: 21	R: 0 H: 0 E: 0 K: 2 S: 11	H: 0 LOB: 0 BB: 0 P: 17	R: 0 H: 1 E: 0 K: 0 S: 7	H: 1 LOB: 1 BB: 1 P: 13	R: 0 H: 0 E: 0 K: 0 S: 6	H: 0 LOB: 0 BB: 0 P: 6	R: 2 H: 2 E: 0 K: 0 S: 10	H: 2 LOB: 3 BB: 3 P: 27	R: 0 H: 0 E: 0 K: 1 S: 9	H: 0 LOB: 0 BB: 0 P: 14	R: 0 H: 0 E: 0 K: 1 S: 9	H: 0 LOB: 0 BB: 0 P: 18	1B: 4 2B: 1 3B: 1 HR: 2	SF: 0 SAC: 0 DP: 1 HBP: 0	WP: 0 PB: 0 SB: 1 CS: 0	PA: 39						
<b>PITCHER</b>	IP	WLS	BF	H	R	ER	SO	BB	IBB	HBP	BLK	WP	HR	S	P	ERA	WHIP											
<b>Jeff Ware, R</b> <small>ERA: 9.09</small>	(1, 1)	2.2	L	17	5	7	7	2	4	0	0	0	0	21	34	62	0.00	0.857										
<b>Tony Castillo, L</b> <small>ERA: 3.71</small>	(3, 1)	2.1		8	1	0	0	3	1	0	0	0	0	0	21	33	0.00	0.857										
<b>Scott Brow, R</b> <small>ERA: 3.68</small>	(6, 1)	2.0		11	2	2	2	0	2	1	0	0	0	0	16	33	9.00	2.000										
<b>Mike Timlin, R</b> <small>ERA: 2.57</small>	(8, 1)	1.0		3	0	0	0	1	0	0	0	0	0	9	14	0.00	0.000											



Batter	1	2	3	4	5	6	7	8	9	AB	R	H	RBI	BB	SO	LOB	TOP					
Jeff Frye, R OBP: 0.361, SLG: 0.283 (1,4)										4	1	2	1	1	1	2						
John Valentin, R OBP: 0.377, SLG: 0.464 (1,6)										3	2	1	3	1	1	2						
Mo Vaughn, L OBP: 0.431, SLG: 0.620 (1,3)										4	1	0	0	1	2	2						
Jose Canseco, R OBP: 0.421, SLG: 0.674 (1,10)										1	2	1	3	4	0	0						
Tim Lincecum, R OBP: 0.385, SLG: 0.492 (1,5)										5	0	0	0	0	1	5						
18 Reggie Jefferson, S OBP: 0.411, SLG: 0.680 (1,7)										5	2	2	3	0	1	0						
Jose Malave, R OBP: 0.287, SLG: 0.414 (9,9)										0	0	0	0	0	0	0						
Mike Stanley, R OBP: 0.390, SLG: 0.504 (1,2)										4	2	1	1	0	0	0						
Troy O'Leary, L OBP: 0.326, SLG: 0.399 (1,9)										5	1	2	0	0	2	0						
Lee Tinsley, S OBP: 0.289, SLG: 0.271 (1,8)										3	0	1	0	1	1	3						
<b>Inning Stats</b>	R: 2 E: 0 K: 1 S: 12	H: 1 LOB: 0 BB: 2 P: 24	R: 3 E: 0 K: 1 S: 14	H: 3 LOB: 1 BB: 0 P: 17	R: 0 E: 0 K: 1 S: 5	H: 0 LOB: 0 BB: 1 P: 13	R: 0 E: 0 K: 1 S: 6	H: 0 LOB: 1 BB: 1 P: 14	R: 3 E: 0 K: 0 S: 13	H: 1 LOB: 0 BB: 2 P: 23	R: 0 E: 0 K: 1 S: 11	H: 1 LOB: 1 BB: 0 P: 16	R: 3 E: 0 K: 1 S: 14	H: 3 LOB: 1 BB: 1 P: 27	R: 0 E: 0 K: 2 S: 11	H: 1 LOB: 2 BB: 0 P: 21	R: 0 E: 0 K: 1 S: 7	H: 0 LOB: 0 BB: 0 P: 10	1B: 4 2B: 2 3B: 0 HR: 5	SF: 1 SAC: 0 DP: 2 HBP: 1	WP: 1 PB: 0 SB: 0 CS: 0	PA: 44
<b>PITCHER</b>	IP WLS BF H R ER SO BB IBB HBP BLK WP HR S P ERA WHIP																					
Brian Williams, R ERA: 6.1 (1,1)	4.0 L 22 5 8 8 4 6 0 1 0 0 3 45 85 18.00 2.750																					
Jose Lima, R ERA: 8.91 (5,1)	2.0 7 1 0 0 1 0 0 0 0 0 0 16 22 0.00 0.500																					
Mike Walker, R ERA: 8.46 (7,1)	1.0 7 3 3 3 1 1 0 0 0 0 2 14 27 27.00 4.000																					
Tom Urbani, L ERA: 8.44 (8,1)	1.0 5 1 0 0 2 1 0 0 0 1 0 11 21 0.00 2.000																					
Richie Lewis, R ERA: 4.11 (9,1)	1.0 3 0 0 0 1 0 0 0 0 0 0 7 10 0.00 0.000																					

**Boston Red Sox @ Detroit Tigers**  
Tiger Stadium, Detroit, MI  
Thu Jul 11 1996, 7:05 PM EDT  
Att: 15,826 - Unknown - 78 F

AB 34  
R 11  
H 10  
RBI 11  
BB 8  
SO 9  
LOB 14



Batter	1	2	3	4	5	6	7	8	9	AB	R	H	RBI	BB	SO	LOB	BOTTOM					
Bobby Higginson, L OBP: 0.393, SLG: 0.592 (1,7)										3	2	1	1	2	0	0						
Brad Ausmus, R OBP: 0.276, SLG: 0.238 (1,2)										4	0	1	0	0	0	3						
Travis Fryman, R OBP: 0.319, SLG: 0.455 (1,5)										4	0	1	1	0	2	1						
Cecil Fielder, R OBP: 0.348, SLG: 0.450 (1,10)										4	0	1	0	0	1	1						
Tony Clark, S OBP: 0.292, SLG: 0.476 (1,3)										4	0	0	0	0	3	2						
Mark Lewis, R OBP: 0.340, SLG: 0.441 (1,4)										4	1	1	0	0	1	0						
Melvin Nieves, S OBP: 0.327, SLG: 0.446 (1,9)										3	1	1	2	1	0	0						
Andujar Cedeno, R OBP: 0.258, SLG: 0.301 (1,6)										4	0	1	0	0	1	1						
Kimera Batee, R OBP: 0.303, SLG: 0.297 (1,8)										3	0	0	0	0	2	1						
Curtis Pride, L OBP: 0.345, SLG: 0.480 (9,PH)										1	0	0	0	0	0	0						
<b>Inning Stats</b>	R: 0 E: 0 K: 0 S: 9	H: 0 LOB: 0 BB: 0 P: 15	R: 0 E: 0 K: 2 S: 7	H: 0 LOB: 0 BB: 0 P: 9	R: 0 E: 0 K: 1 S: 22	H: 1 LOB: 2 BB: 1 P: 34	R: 0 E: 0 K: 3 S: 10	H: 0 LOB: 0 BB: 0 P: 16	R: 0 E: 0 K: 0 S: 4	H: 0 LOB: 0 BB: 0 P: 8	R: 1 E: 0 K: 2 S: 13	H: 2 LOB: 1 BB: 0 P: 19	R: 0 E: 0 K: 2 S: 12	H: 0 LOB: 1 BB: 1 P: 22	R: 1 E: 0 K: 0 S: 13	H: 2 LOB: 2 BB: 1 P: 27	R: 2 E: 0 K: 0 S: 12	H: 2 LOB: 0 BB: 0 P: 22	1B: 3 2B: 2 3B: 0 HR: 2	SF: 0 SAC: 0 DP: 0 HBP: 0	WP: 0 PB: 0 SB: 0 CS: 0	PA: 37
<b>PITCHER</b>	IP WLS BF H R ER SO BB IBB HBP BLK WP HR S P ERA WHIP																					
Roger Clemens, R ERA: 3.9 (1,1)	7.0 W 26 3 1 1 10 2 0 0 1 0 1 77 123 9.00 0.714																					
Rich Garces, R ERA: 5.11 (8,1)	1.0 6 2 1 1 0 1 0 0 0 0 0 13 27 9.00 3.000																					
Joe Hudson, R ERA: 5.04 (9,1)	1.0 5 2 2 2 0 0 0 0 0 0 1 12 22 18.00 2.000																					

**Boston Red Sox @ Detroit Tigers**  
Tiger Stadium, Detroit, MI  
Thu Jul 11 1996, 7:05 PM EDT  
Att: 15,826 - Unknown - 78 F

AB 34  
R 4  
H 7  
RBI 4  
BB 3  
SO 10  
LOB 9





Batter	1	2	3	4	5	6	7	8	9	AB R H RBI BB SO LOB	TOP											
Jeff Frye, R OBP: 0.353, SLG: 0.286 (1, 4)	G4-3	F8		F8		F7	BB	K		6 0 1 0 0 1 3	<b>Boston Red Sox @ Detroit Tigers</b> Tiger Stadium, Detroit, MI Fri Jul 12 1996, 7:05 PM EDT Att: 19,535 - Unknown - 82 F <a href="http://livebaseballscorecards.com">livebaseballscorecards.com</a>											
John Valentin, R OBP: 0.380, SLG: 0.463 Tony Rodriguez, R (8, 6)	P6	HR		E S		K	BB	K	1-3	3 1 1 0 2 1 0 1 0 0 0 0 1 0												
Mo Vaughn, L OBP: 0.434, SLG: 0.628 (1, 3)	1B	1B		K		WP 18 1B	FC5-4	K	2-3	4 3 2 4 1 2 1												
Jose Canseco, R OBP: 0.421, SLG: 0.668 Bill Haselman, R OBP: 0.299, SLG: 0.383 (9, PH)	18 2B	G6-3		G5-3		18 1B	FC5-4	K	1-3	4 2 1 0 1 0 4 1 0 0 0 0 1 0												
Tim Lincecum, R OBP: 0.385, SLG: 0.488 (1, 5)	18 2B	G5-3				18 1B		G4-3		4 1 1 1 1 1 0												
18 Reggie Jefferson, S OBP: 0.418, SLG: 0.685 Jose Malave, R OBP: 0.275, SLG: 0.420 (8, 9)	1H 2H			G1-3		BB		1B	1-2	3 0 2 4 1 0 0 1 1 1 0 0 0 0												
Mike Stanley, R OBP: 0.390, SLG: 0.592 32 Alex Delgado, R OBP: 0.348, SLG: 0.250 (9, 2)	F8			E6		1B	F8	1B	0-0	5 1 2 0 0 0 3 0 0 0 0 0 0 0												
Troy O'Leary, L OBP: 0.327, SLG: 0.401 (8, 7)		BB		K		K	F8	E9	0-1	4 1 1 2 1 2 3												
Lee Tinsley, S OBP: 0.287, SLG: 0.264 (1, 8)	HR	BB		F7		F9	G1-3	K2-3	1-3	4 1 0 0 1 1 4												
<b>Inning Stats</b>	R: 3 E: 0 K: 0 S: 16	H: 4 LOB: 1 BB: 0 P: 29	R: 4 E: 0 K: 0 S: 17	H: 1 LOB: 0 BB: 3 P: 32	R: 0 E: 1 K: 1 S: 10	H: 0 LOB: 1 BB: 0 P: 18	R: 0 E: 1 K: 1 S: 7	H: 1 LOB: 1 BB: 1 P: 11	R: 0 E: 0 K: 2 S: 12	H: 1 LOB: 2 BB: 1 P: 24		R: 2 E: 0 K: 1 S: 15	H: 1 LOB: 2 BB: 2 P: 27	R: 0 E: 0 K: 0 S: 14	H: 1 LOB: 3 BB: 2 P: 30	R: 2 E: 1 K: 2 S: 14	H: 3 LOB: 1 BB: 0 P: 18	R: 0 E: 0 K: 3 S: 11	H: 0 LOB: 0 BB: 0 P: 15	1B: 8 2B: 3 3B: 0 HR: 1	SF: 0 SAC: 0 DP: 0 HBP: 1	WP: 1 PB: 0 SB: 1 CS: 0
<b>PITCHER</b>	IP WLS BF H R ER SO BB IBB HBP BLK WP HR S P ERA WHIP											IP WLS BF H R ER SO BB IBB HBP BLK WP HR S P ERA WHIP										
Omar Olivares, R ERA: 5.42 (1, 1)	2.0 L 14 5 7 7 0 3 0 0 0 0 0 1 33 61 31.50 4.000																					
Tom Urbani, L ERA: 7.59 (3, 1)	3.0 13 2 0 0 4 1 0 0 0 0 0 0 29 53 0.00 1.000																					
Richie Lewis, R ERA: 4.31 (6, 1)	2.0 13 2 2 2 1 4 0 1 0 0 1 0 29 57 9.00 3.000																					
Mike Myers, L ERA: 6.2 (8, 1)	1.0 6 3 2 2 2 0 0 0 0 0 0 0 14 18 18.00 3.000																					
Gregg Olson, R ERA: 4.13 (9, 1)	1.0 3 0 0 0 3 0 0 0 0 0 0 0 11 15 0.00 0.000																					

Batter	1	2	3	4	5	6	7	8	9	AB R H RBI BB SO LOB	BOTTOM											
Bobby Higginson, L OBP: 0.393, SLG: 0.590 (1, 7)	BB	SF9		F7		K			F8	4 0 1 1 1 1 2	<b>Boston Red Sox @ Detroit Tigers</b> Tiger Stadium, Detroit, MI Fri Jul 12 1996, 7:05 PM EDT Att: 19,535 - Unknown - 82 F <a href="http://livebaseballscorecards.com">livebaseballscorecards.com</a>											
Chad Curtis, R OBP: 0.344, SLG: 0.375 Curtis Pride, L OBP: 0.343, SLG: 0.477 (9, PH)	K	SF9		E5		L8			K	3 0 0 1 0 1 2 1 0 0 0 0 1 0												
Travis Fryman, R OBP: 0.321, SLG: 0.454 (1, 5)	BB	K		G6-3		1B				3 0 1 0 1 1 3												
Cecil Fielder, R OBP: 0.345, SLG: 0.445 (1, 3)	P4			F7		K			K	4 0 0 0 0 2 3												
Tony Clark, S OBP: 0.282, SLG: 0.458 (1, 10)	G3-1			K		K			K	4 0 0 0 0 3 3												
Melvin Nieves, S OBP: 0.330, SLG: 0.445 (1, 9)		F8		K2-3		K			K	3 1 1 0 1 2 0												
Mark Lewis, R OBP: 0.342, SLG: 0.443 (1, 4)	1B	1B		K		2B			L6	3 1 1 0 1 1 1												
Andujar Cedeno, R OBP: 0.253, SLG: 0.296 (1, 6)	F8			F8		G5-3			F9	4 0 0 0 0 0 3												
Brad Ausmus, R OBP: 0.280, SLG: 0.244 (1, 2)	2B	SF9		WP		G5-3			F9	4 1 2 1 0 0 1												
<b>Inning Stats</b>	R: 0 E: 0 K: 1 S: 10	H: 0 LOB: 2 BB: 2 P: 20	R: 3 E: 0 K: 1 S: 20	H: 3 LOB: 1 BB: 1 P: 31	R: 0 E: 0 K: 3 S: 10	H: 0 LOB: 1 BB: 1 P: 19	R: 0 E: 1 K: 0 S: 9	H: 1 LOB: 2 BB: 0 P: 13	R: 0 E: 0 K: 2 S: 10	H: 0 LOB: 0 BB: 0 P: 12		R: 0 E: 0 K: 1 S: 8	H: 1 LOB: 1 BB: 0 P: 14	R: 0 E: 0 K: 2 S: 9	H: 1 LOB: 1 BB: 0 P: 11	R: 0 E: 0 K: 1 S: 13	H: 0 LOB: 0 BB: 0 P: 16	R: 0 E: 0 K: 1 S: 7	H: 0 LOB: 0 BB: 0 P: 9	1B: 4 2B: 2 3B: 0 HR: 0	SF: 1 SAC: 0 DP: 0 HBP: 0	WP: 1 PB: 0 SB: 0 CS: 0
<b>PITCHER</b>	IP WLS BF H R ER SO BB IBB HBP BLK WP HR S P ERA WHIP											IP WLS BF H R ER SO BB IBB HBP BLK WP HR S P ERA WHIP										
Tom Gordon, R ERA: 6.05 (1, 1)	7.0 W 32 6 3 3 10 4 0 0 0 0 0 0 76 120 3.86 1.429																					
Mike Stanton, L ERA: 3.35 (8, 1)	1.0 3 0 0 0 1 0 0 0 0 0 0 0 13 16 0.00 0.000																					
Heathcliff Slocumb, R ERA: 3.27 (9, 1)	1.0 3 0 0 0 1 0 0 0 0 0 0 0 7 9 0.00 0.000																					

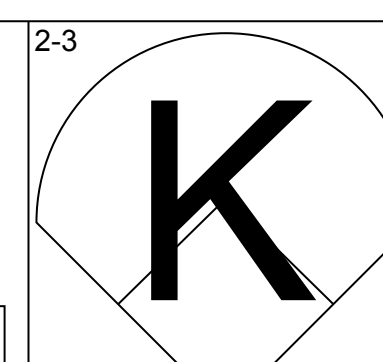
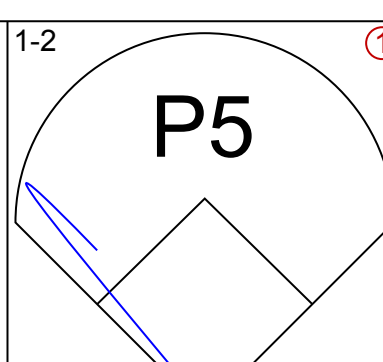
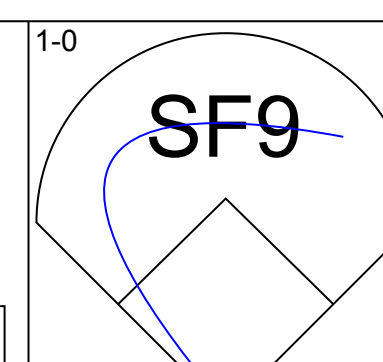
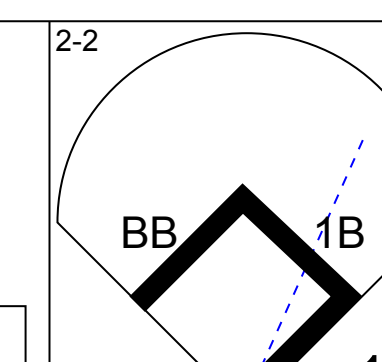
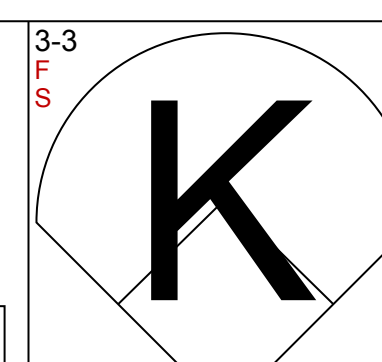
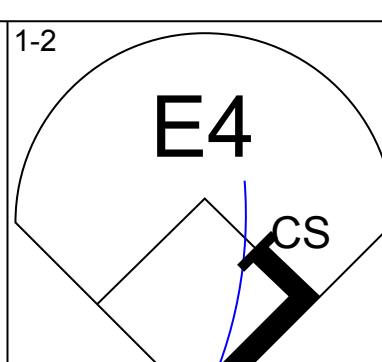
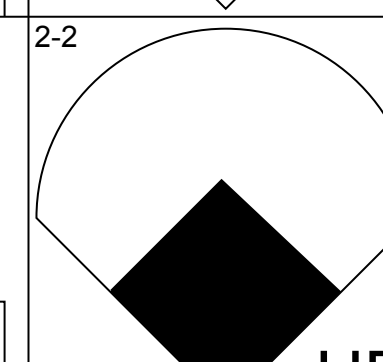
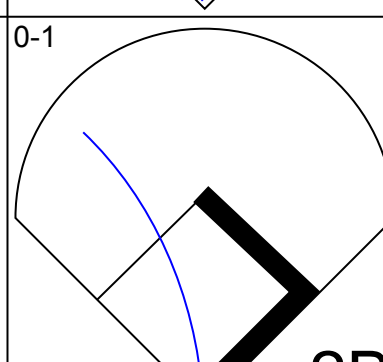
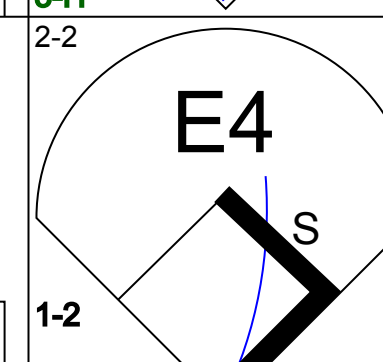
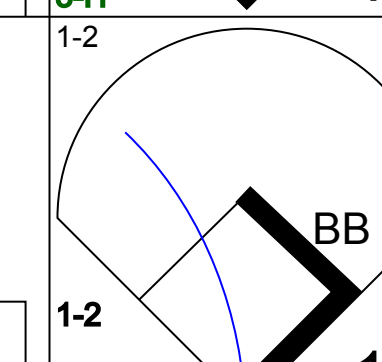
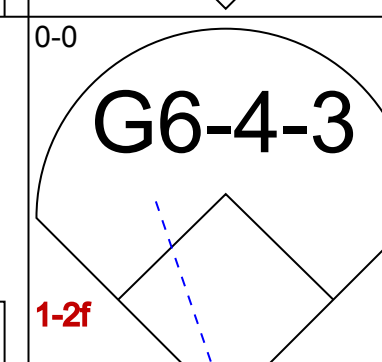
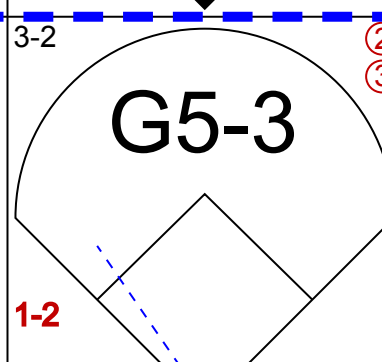
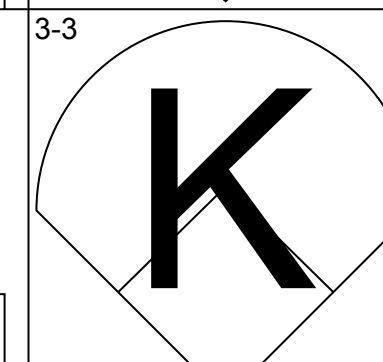
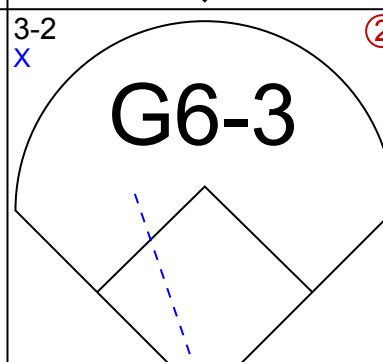
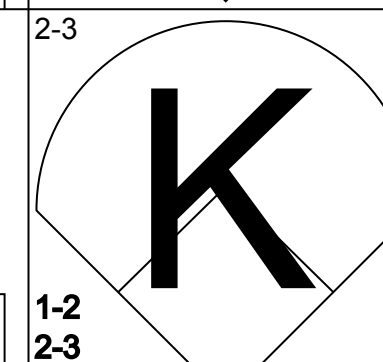
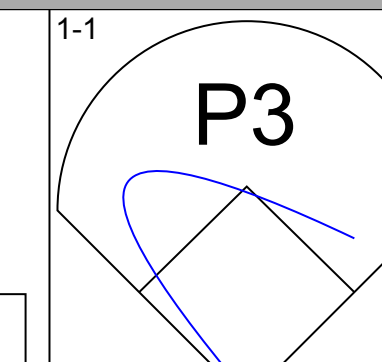
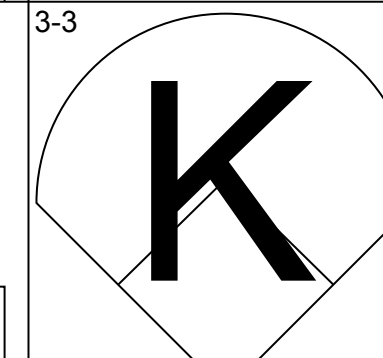
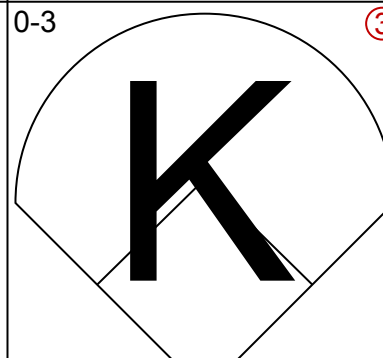
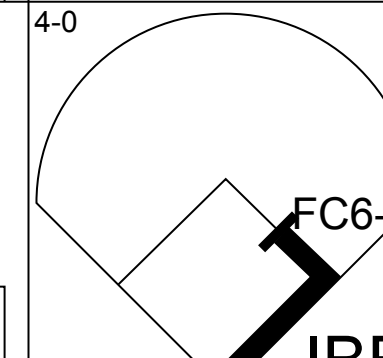
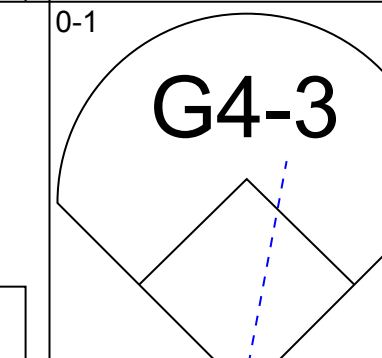
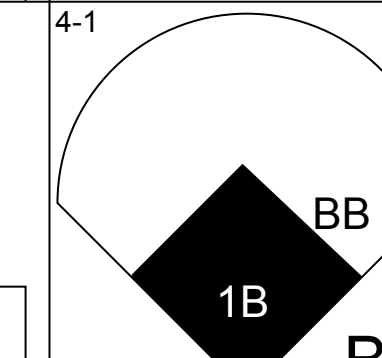
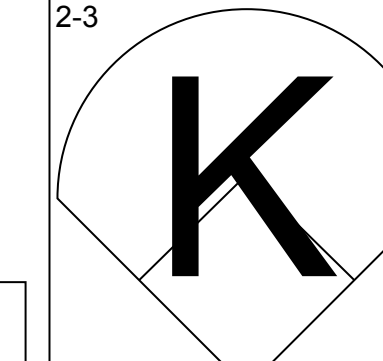
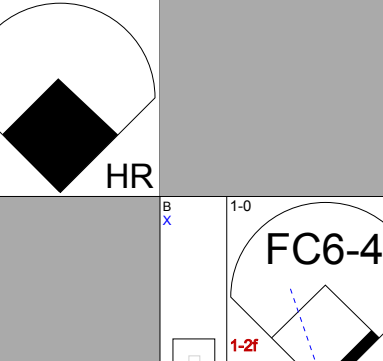
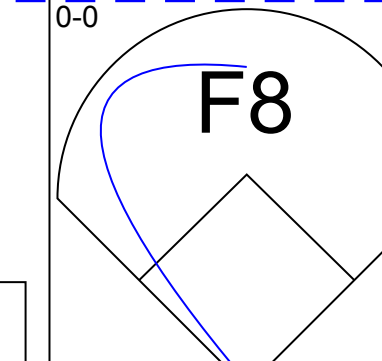
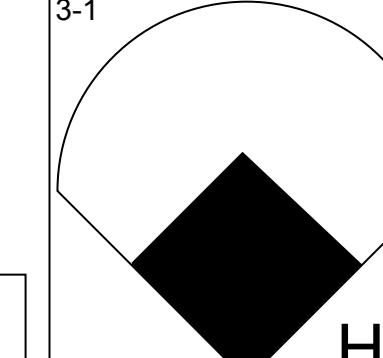
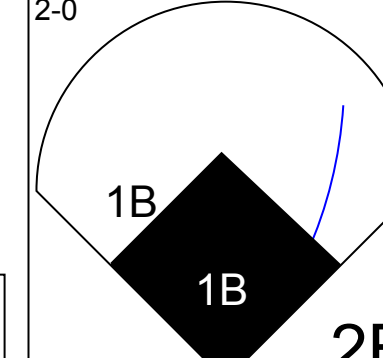
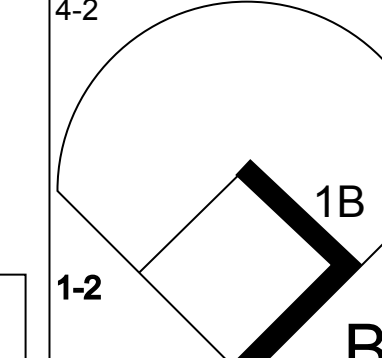
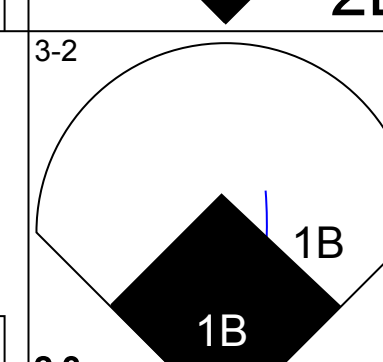
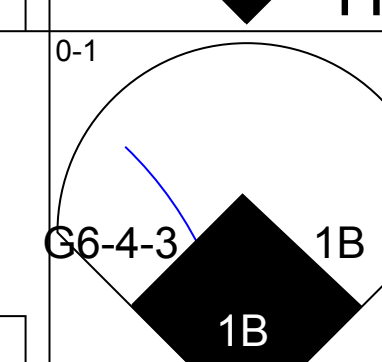
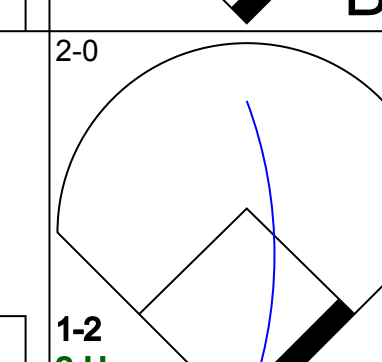
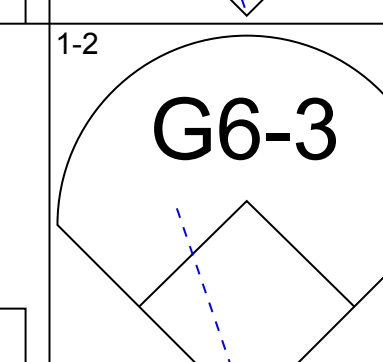
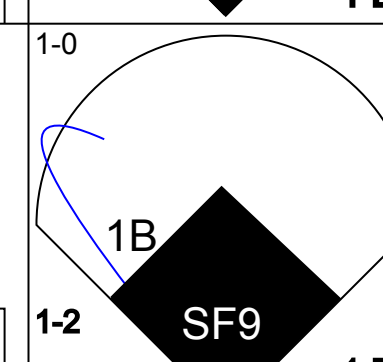
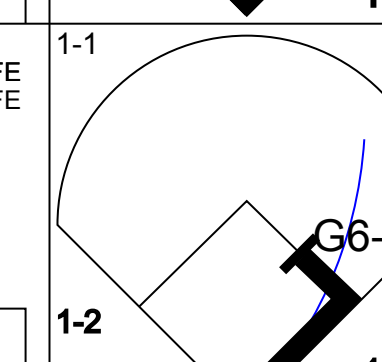
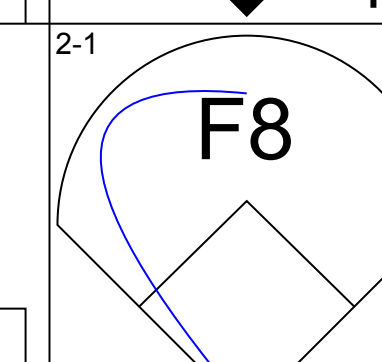

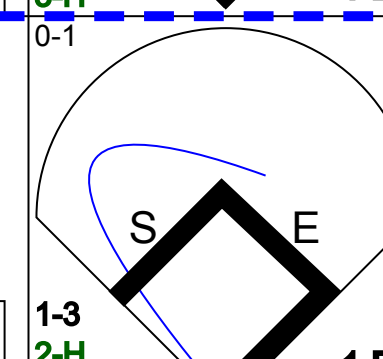
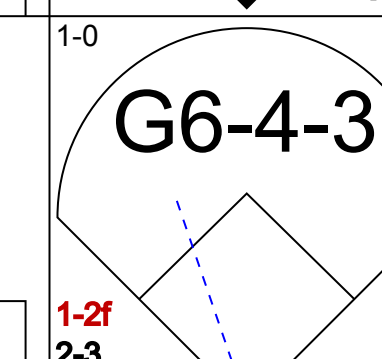

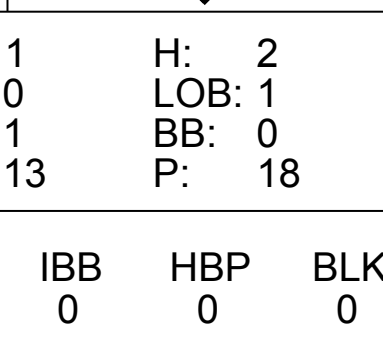
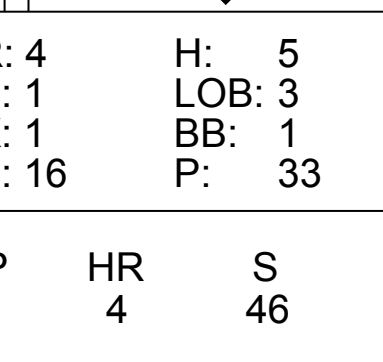
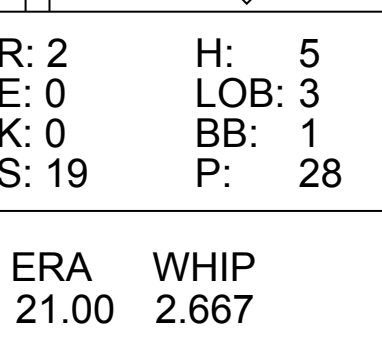
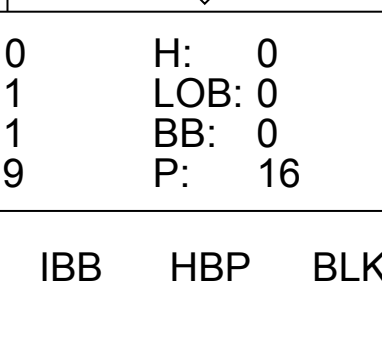


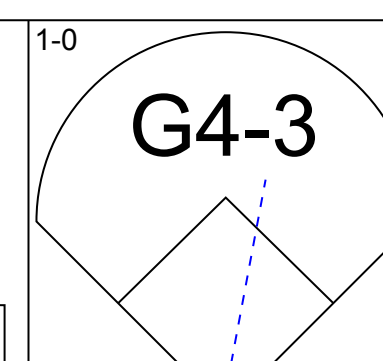
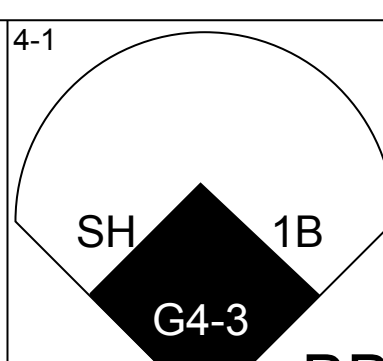
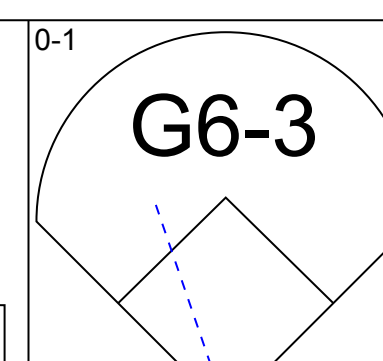
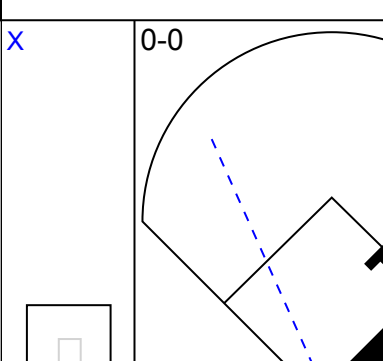
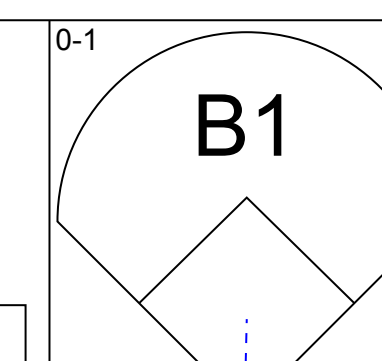
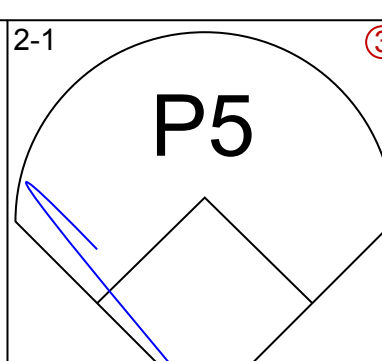
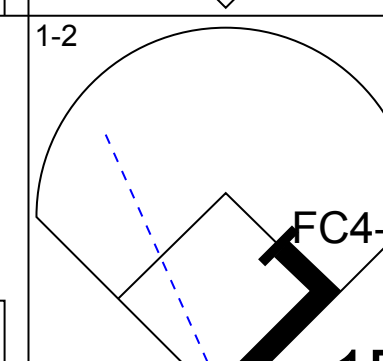
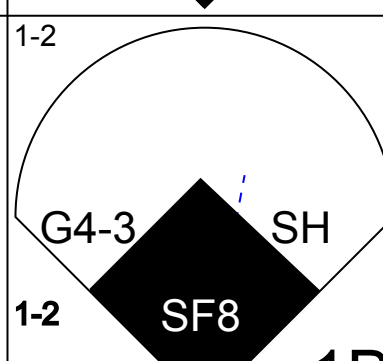
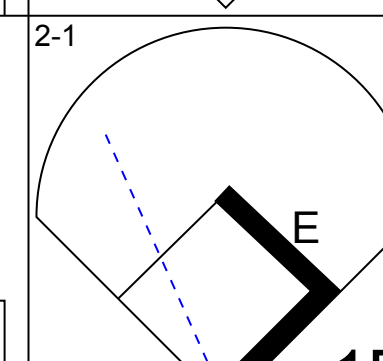
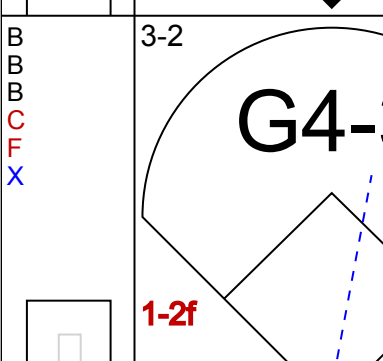
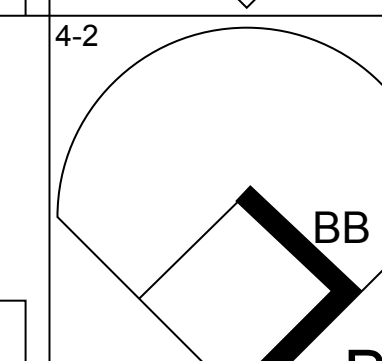
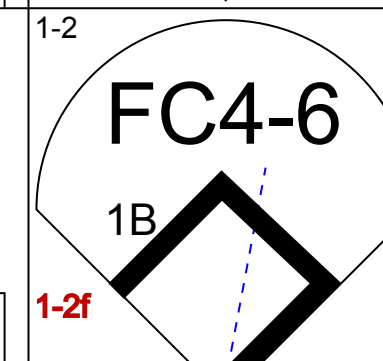
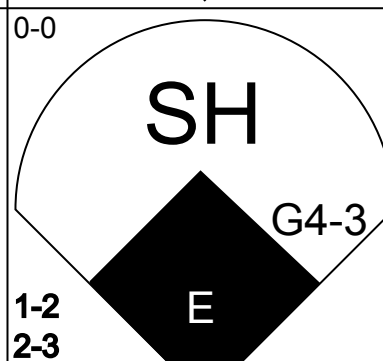
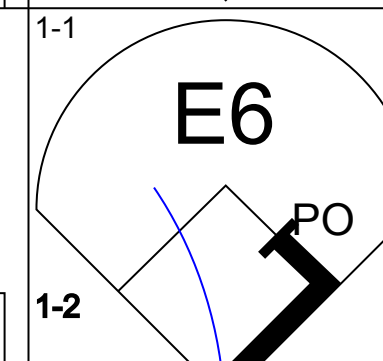
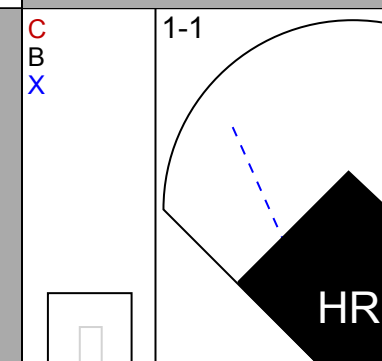
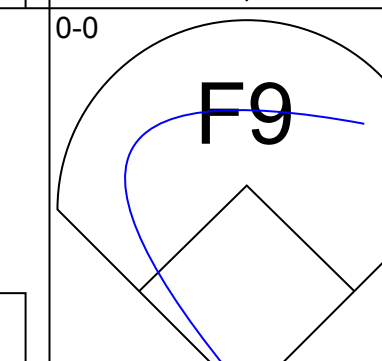
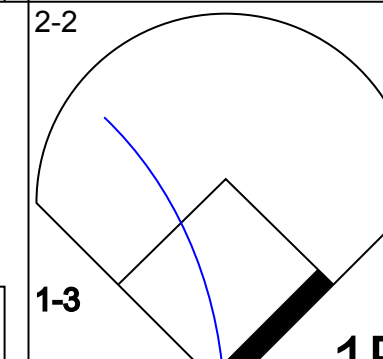
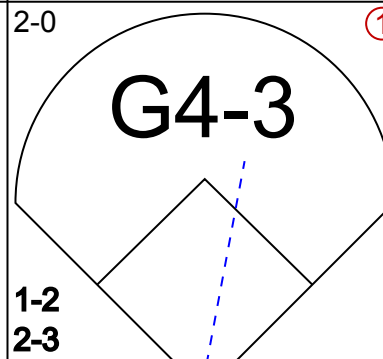
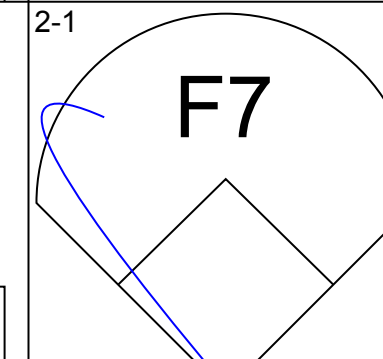
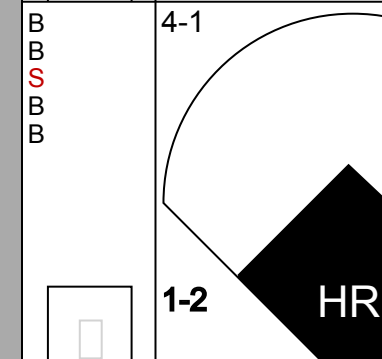
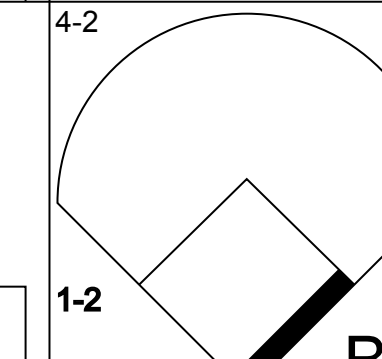
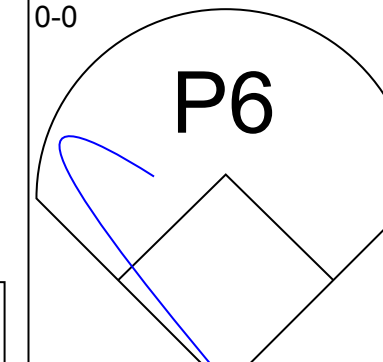
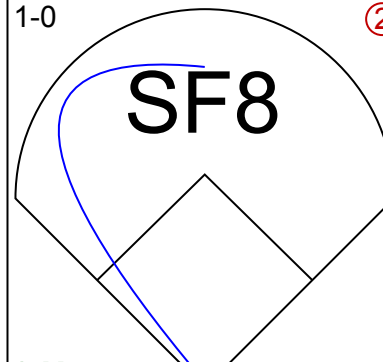
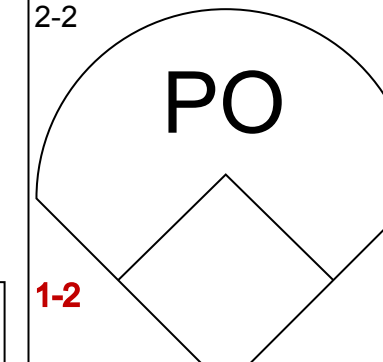
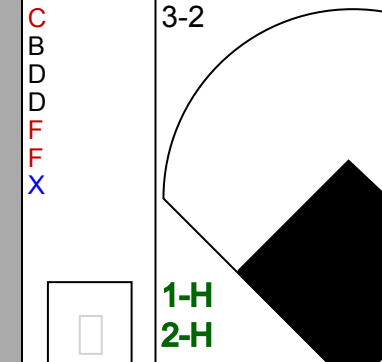
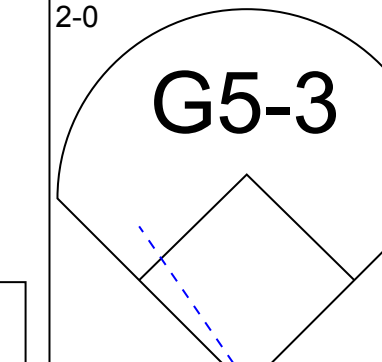
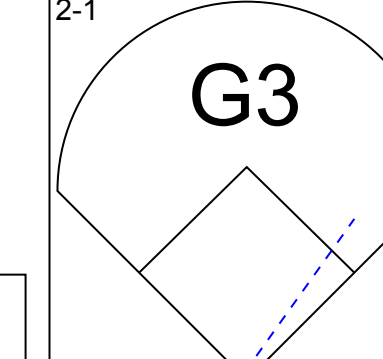
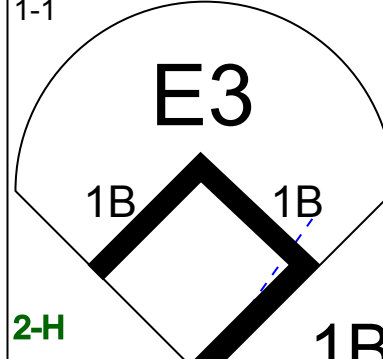
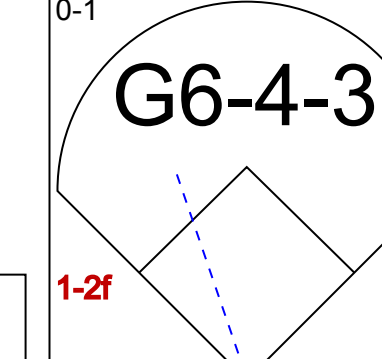
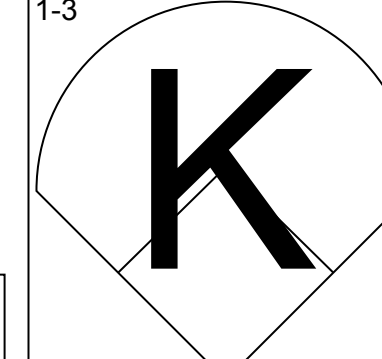
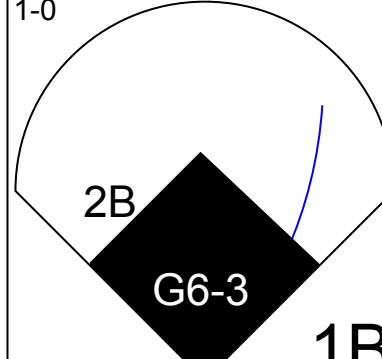
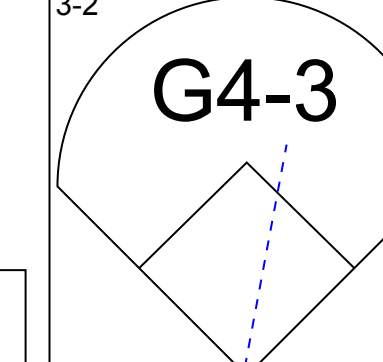
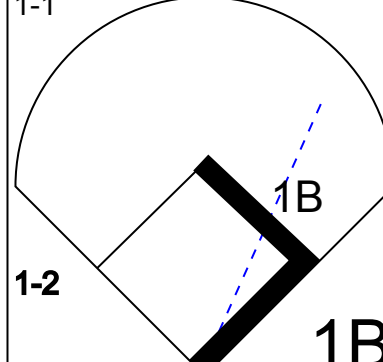
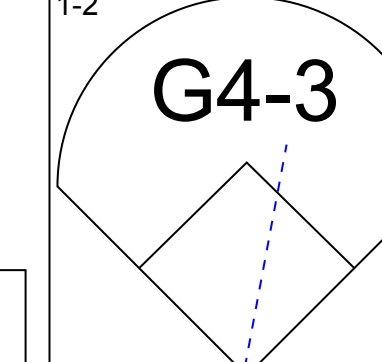
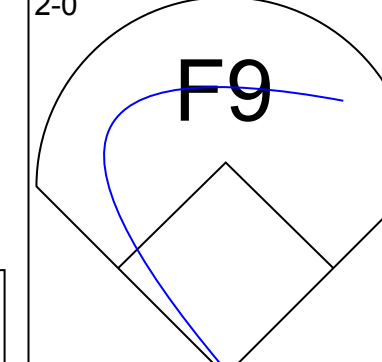
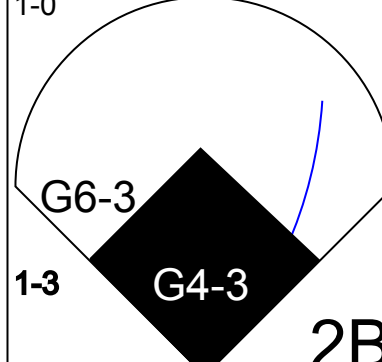
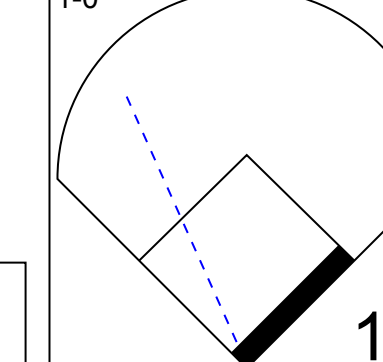
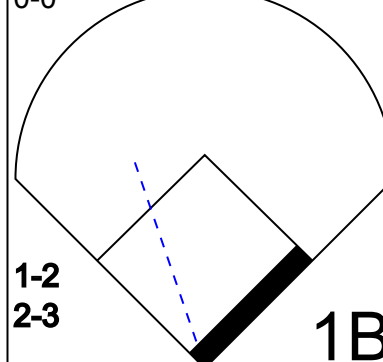
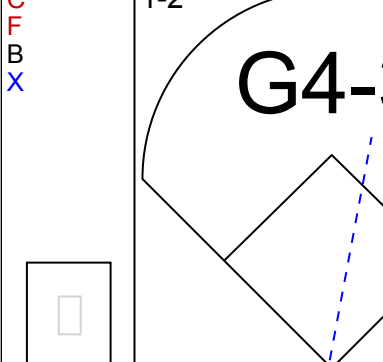
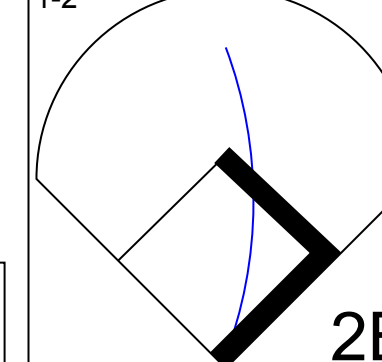
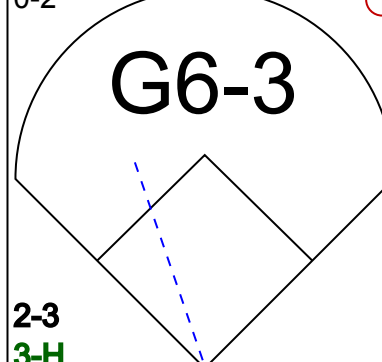

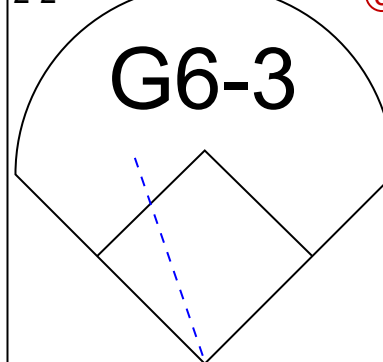
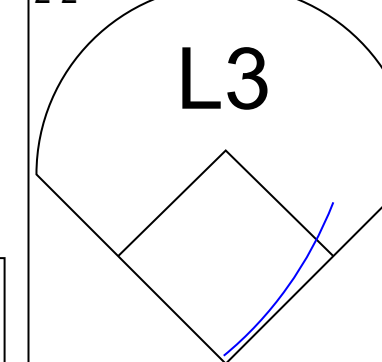
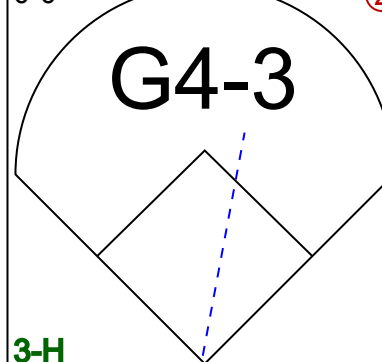
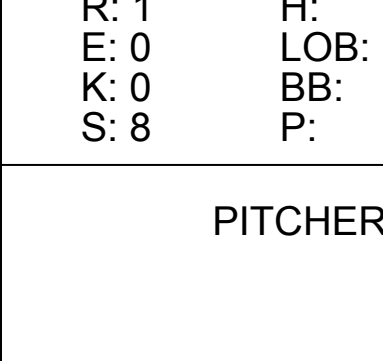
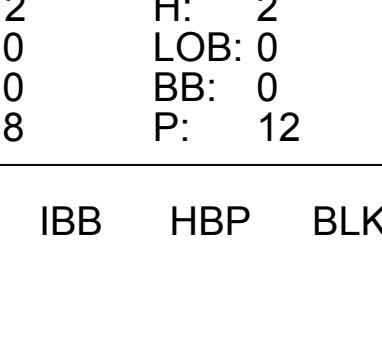








Batter	1	2	3	4	5	6	7	8	9	AB	R	H	RBI	BB	SO	LOB	TOP					
<b>Bobby Higginson, L</b> OBP: 0.384, SLG: 0.573 (1, 7)										5	0	1	2	0	2	1	<b>Detroit Tigers @ Milwaukee Brewers</b> Milwaukee County Stadium, Milwaukee, WI Mon Jul 15 1996, 8:05 PM EDT Att: 15,819 - Unknown - 77 F					
<b>Chad Curtis, R</b> OBP: 0.346, SLG: 0.386 (1, 8)										6	1	3	1	0	0	3						
<b>Travis Fryman, R</b> OBP: 0.314, SLG: 0.439 (1, 5)										4	0	0	0	1	2	3						
<b>Cecil Fielder, R</b> OBP: 0.345, SLG: 0.445 (1, 10)										3	1	0	0	2	2	4						
<b>Tony Clark, S</b> OBP: 0.291, SLG: 0.504 (1, 3)										5	1	2	1	0	1	4						
<b>Melvin Nieves, S</b> OBP: 0.339, SLG: 0.477 (8, PR)										4	3	3	2	1	1	1						
<b>Kimera Barteo, R</b> OBP: 0.286, SLG: 0.279 (8, 8)										0	0	0	0	0	0	0						
<b>Mark Lewis, R</b> OBP: 0.351, SLG: 0.448 (1, 4)										4	2	3	1	1	0	0						
<b>Andujar Cedeno, R</b> OBP: 0.257, SLG: 0.308 (1, 6)										5	1	2	1	0	0	4						
<b>Brad Ausmus, R</b> OBP: 0.282, SLG: 0.262 (1, 2)										5	1	3	2	0	1	2						
<b>Inning Stats</b>	R: 1 E: 0 K: 3 S: 13	H: 1 LOB: 0 BB: 0 P: 23	R: 1 E: 0 K: 1 S: 14	H: 1 LOB: 0 BB: 0 P: 23	R: 1 E: 0 K: 1 S: 13	H: 2 LOB: 1 BB: 0 P: 18	R: 4 E: 1 K: 1 S: 16	H: 5 LOB: 3 BB: 1 P: 33	R: 2 E: 0 K: 0 S: 19	H: 5 LOB: 3 BB: 1 P: 28	R: 0 E: 0 K: 1 S: 7	H: 1 LOB: 1 BB: 1 P: 15	R: 0 E: 0 K: 1 S: 11	H: 1 LOB: 0 BB: 0 P: 15	R: 1 E: 0 K: 0 S: 9	H: 1 LOB: 2 BB: 2 P: 22	R: 0 E: 1 K: 1 S: 9	H: 0 LOB: 0 BB: 0 P: 16	1B: 10 2B: 2 3B: 0 HR: 5	SF: 1 SAC: 0 DP: 3 HBP: 0	WP: 0 PB: 0 SB: 2 CS: 1	PA: 47
<b>PITCHER</b>	IP	WLS	BF	H	R	ER	SO	BB	IBB	HBP	BLK	WP	HR	S	P	ERA	WHIP					
<b>Ricky Bones, R</b> ERA: 6.2	3.0	L	17	8	7	7	5	0	0	0	0	0	4	46	77	21.00	2.667					
<b>Mike Potts, L</b> ERA: 7.15	1.2		12	6	2	2	1	0	1	0	0	0	1	25	40	10.80	3.600					
<b>Steve Sparks, R</b> ERA: 6.8	2.2		11	2	1	1	2	3	0	0	0	0	0	25	46	3.38	1.875					
<b>Angel Miranda, L</b> ERA: 4.76	1.0		6	1	0	0	1	1	0	0	0	0	0	12	24	0.00	2.000					
<b>Jose Mercedes, R</b> ERA: 4.61	0.2		1	0	0	0	0	0	0	0	0	0	0	3	6	0.00	0.000					

Batter	1	2	3	4	5	6	7	8	9	AB	R	H	RBI	BB	SO	LOB	BOTTOM					
<b>Fernando Vina, L</b> OBP: 0.370, SLG: 0.427 (1, 4)										5	1	1	0	1	0	0	<b>Detroit Tigers @ Milwaukee Brewers</b> Milwaukee County Stadium, Milwaukee, WI Mon Jul 15 1996, 8:05 PM EDT Att: 15,819 - Unknown - 77 F					
<b>Jeff Cirillo, R</b> OBP: 0.404, SLG: 0.505 (1, 5)										4	1	3	0	1	0	1						
<b>Kevin Seitzer, R</b> OBP: 0.438, SLG: 0.503 (1, 10)										4	2	1	0	0	0	3						
<b>Dave Nilsson, L</b> OBP: 0.416, SLG: 0.565 (1, 9)										3	1	1	1	2	0	4						
<b>Greg Vaughn, R</b> OBP: 0.391, SLG: 0.590 (1, 7)										4	1	2	4	0	0	4						
<b>John Jaha, R</b> OBP: 0.396, SLG: 0.523 (1, 3)										5	1	2	0	0	1	1						
<b>Jose Valentin, S</b> OBP: 0.341, SLG: 0.486 (1, 6)										5	1	2	0	0	0	0						
<b>David Hulse, L</b> OBP: 0.314, SLG: 0.291 (1, 8)										5	0	3	1	0	0	1						
<b>Mike Matheny, R</b> OBP: 0.250, SLG: 0.339 (7, PH)										3	1	1	1	0	0	4						
<b>Jesse Lewis, L</b> OBP: 0.316, SLG: 0.273 (8, 2)										2	0	0	1	0	0	1						
<b>Inning Stats</b>	R: 0 E: 0 K: 0 S: 12	H: 2 LOB: 2 BB: 0 P: 17	R: 0 E: 0 K: 0 S: 9	H: 1 LOB: 1 BB: 0 P: 15	R: 3 E: 2 K: 0 S: 15	H: 4 LOB: 3 BB: 1 P: 27	R: 0 E: 1 K: 0 S: 10	H: 1 LOB: 1 BB: 0 P: 17	R: 0 E: 0 K: 0 S: 6	H: 1 LOB: 0 BB: 0 P: 8	R: 1 E: 0 K: 0 S: 8	H: 2 LOB: 0 BB: 0 P: 13	R: 3 E: 0 K: 1 S: 17	H: 3 LOB: 1 BB: 1 P: 31	R: 0 E: 0 K: 0 S: 9	H: 0 LOB: 2 BB: 2 P: 19	R: 2 E: 0 K: 0 S: 8	H: 2 LOB: 0 BB: 0 P: 12	1B: 12 2B: 2 3B: 0 HR: 2	SF: 1 SAC: 1 DP: 2 HBP: 0	WP: 0 PB: 0 SB: 0 CS: 0	PA: 47
<b>PITCHER</b>	IP	WLS	BF	H	R	ER	SO	BB	IBB	HBP	BLK	WP	HR	S	P	ERA	WHIP					
<b>A.J. Sager, R</b> ERA: 4.58	6.0	W	31	12	6	4	0	0	0	0	0	0	1	11	18	13.50	3.000					
<b>Richie Lewis, R</b> ERA: 4.39	0.2		4	2	1	1	1	0	0	0	0	0	0	11	18	13.50	3.000					
<b>Mike Myers, L</b> ERA: 5.82	1.0	S	5	0	0	0	0	2	0	0	0	0	0	11	21	0.00	2.000					
<b>Gregg Olson, R</b> ERA: 4.46	1.1		6	2	2	2	0	0	0	0	0	0	0	9	15	13.50	1.500					

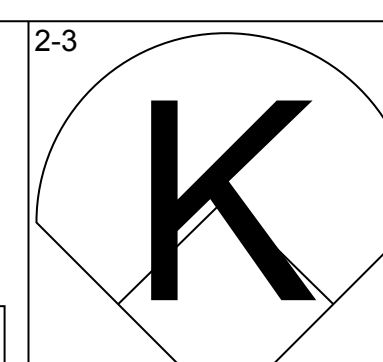
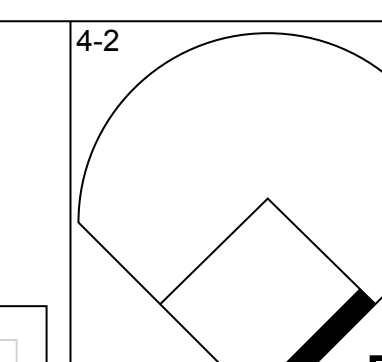
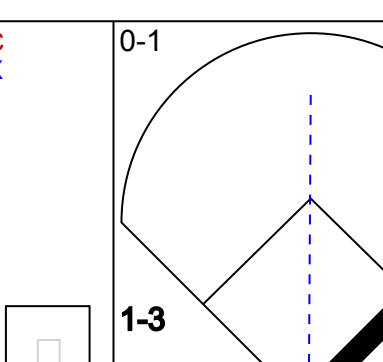
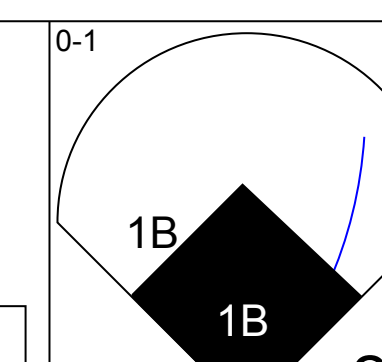
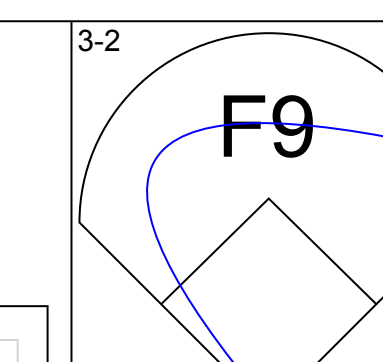
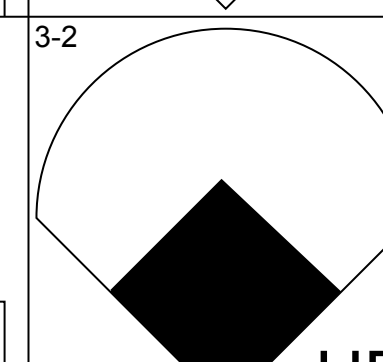
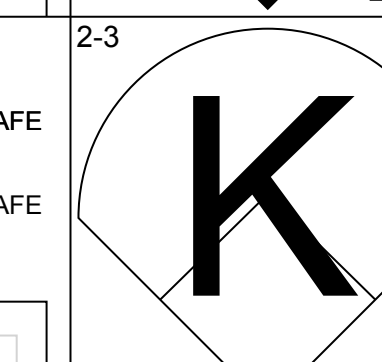
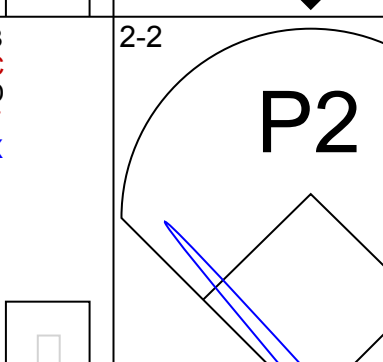
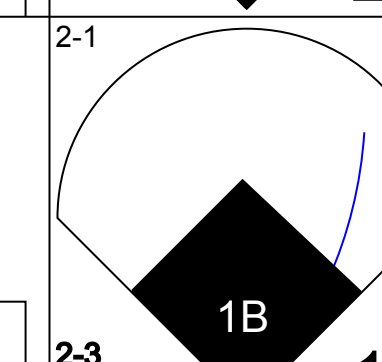
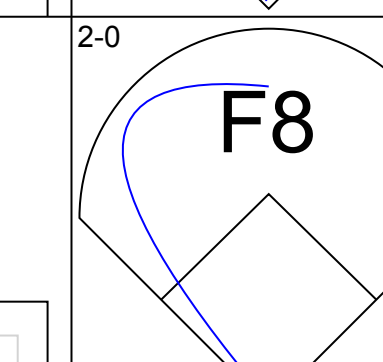
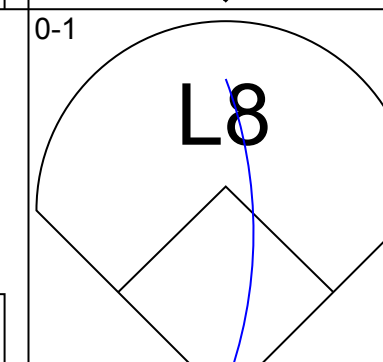
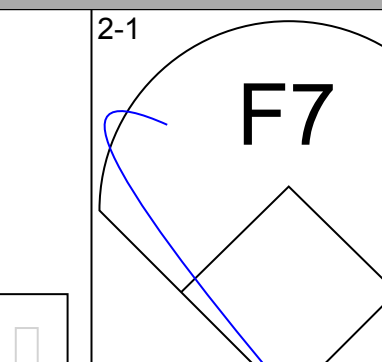
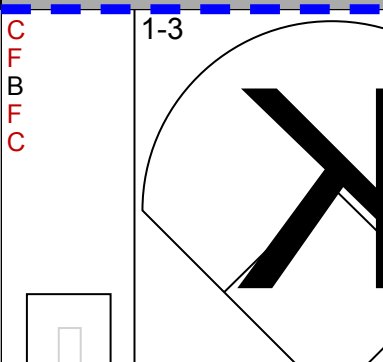
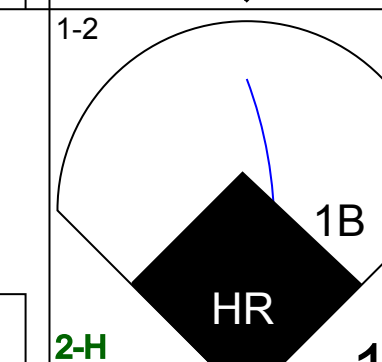
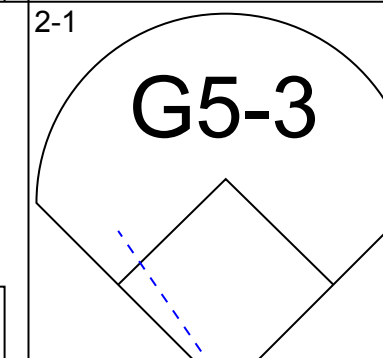
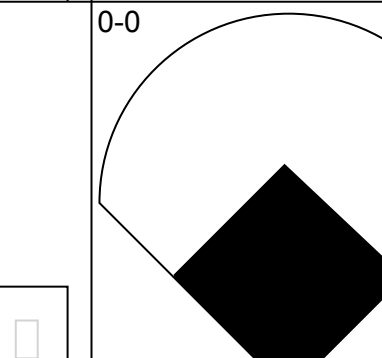
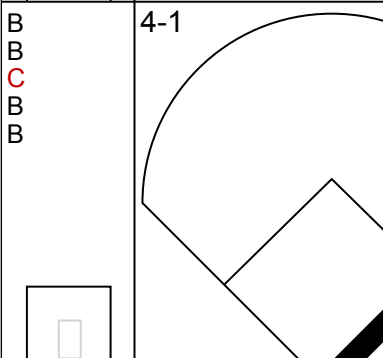
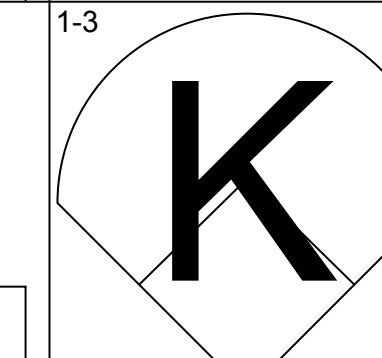
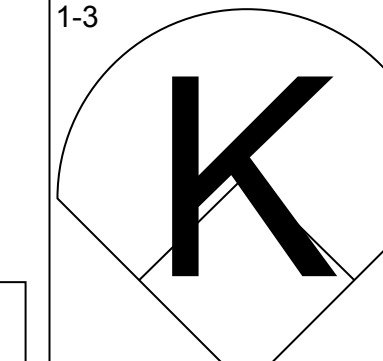
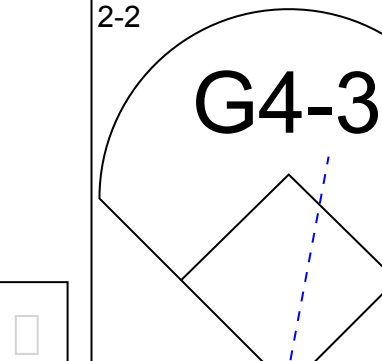
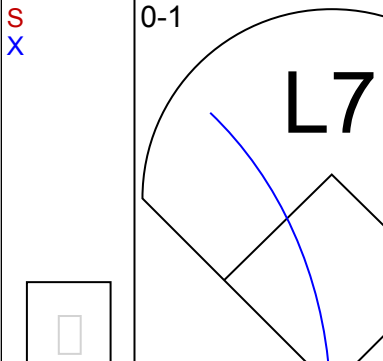
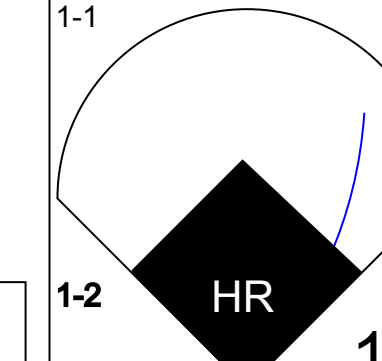

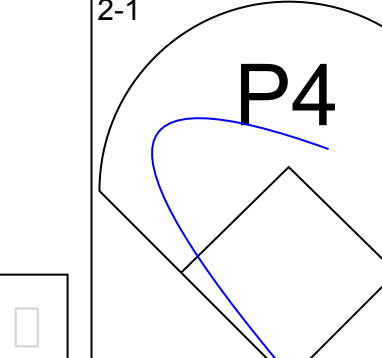
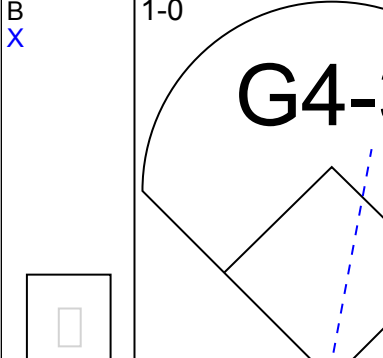
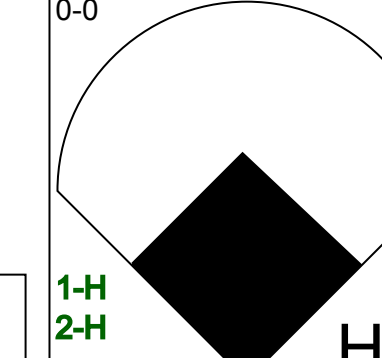
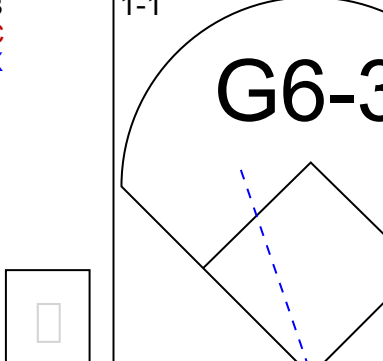
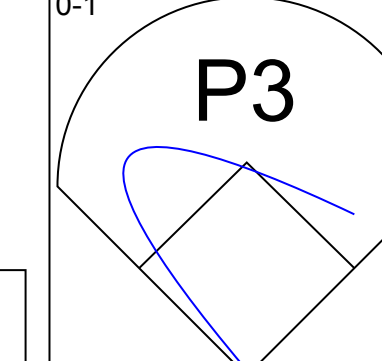

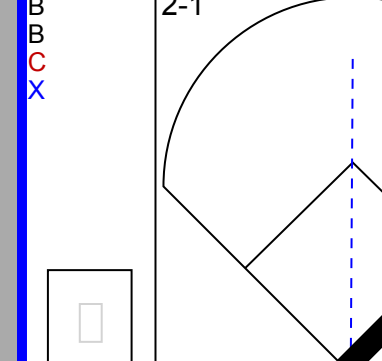
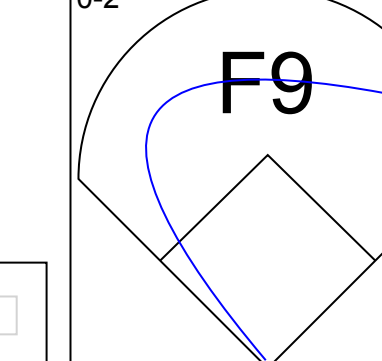
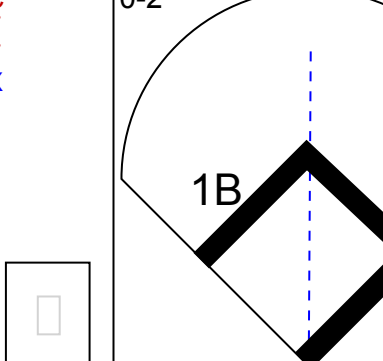
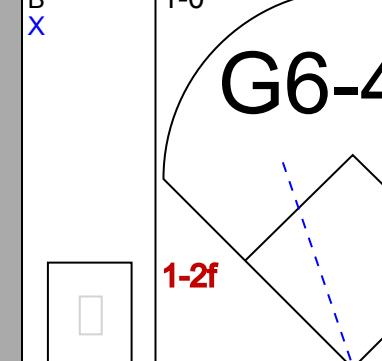
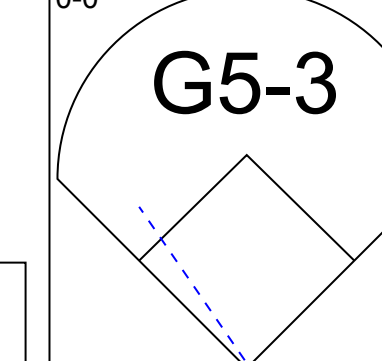
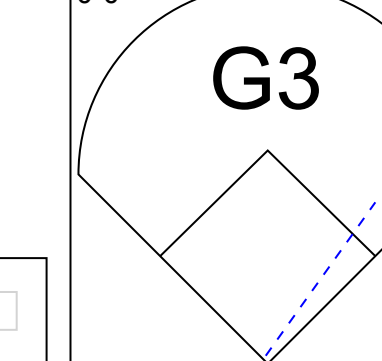
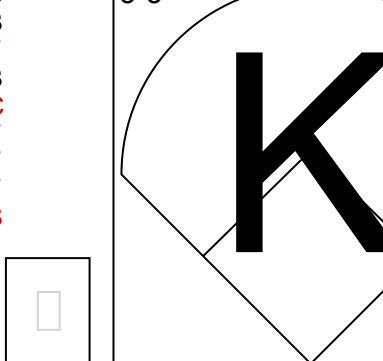
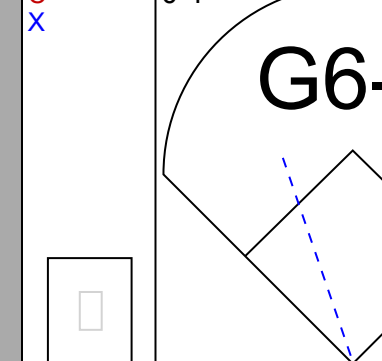
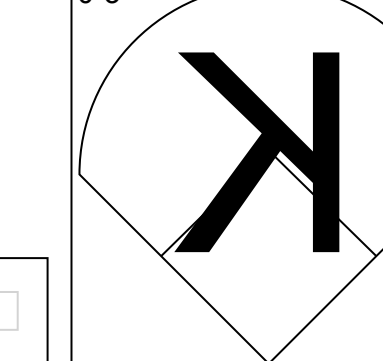
AB	41
R	10
H	17
RBI	10
BB	5
SO	9
LOB	22

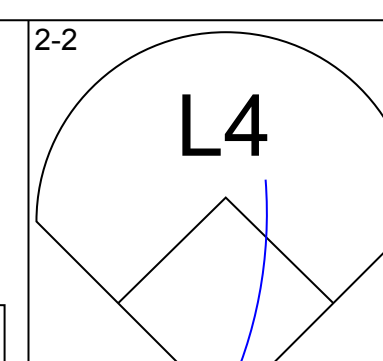
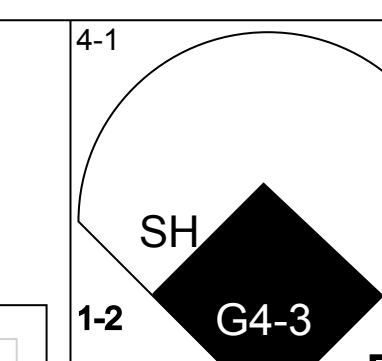
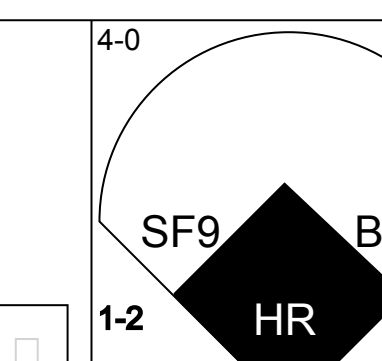
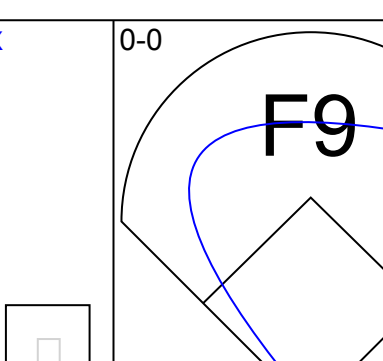
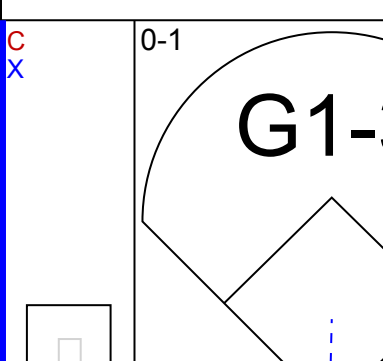
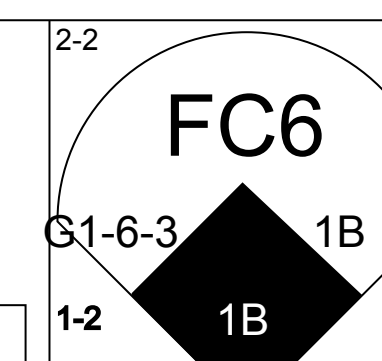
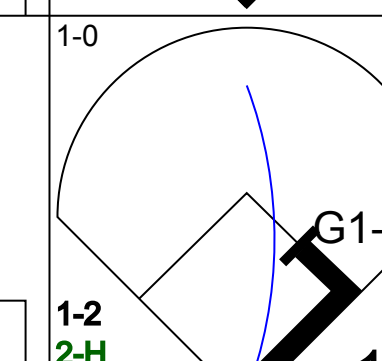
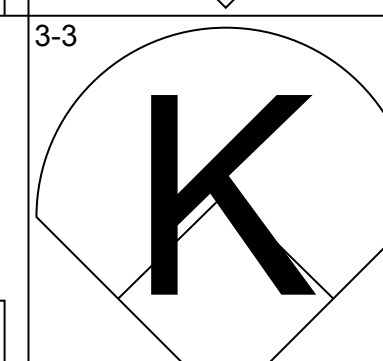
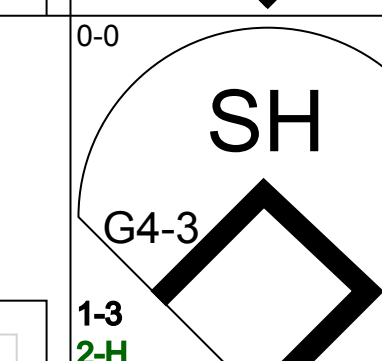
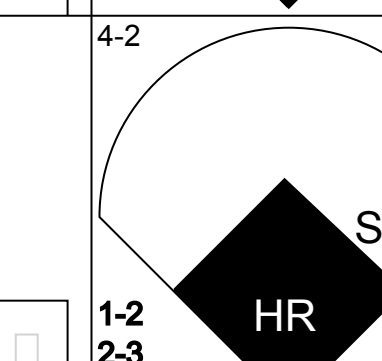
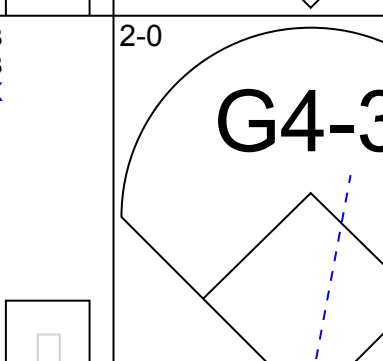
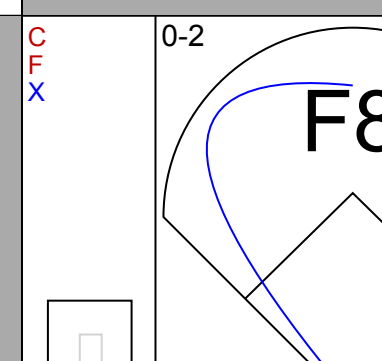
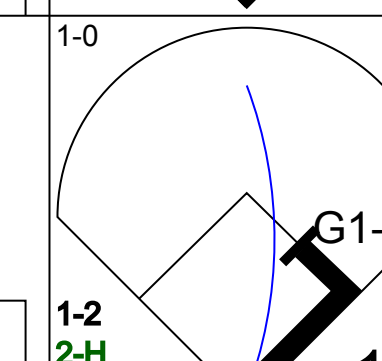
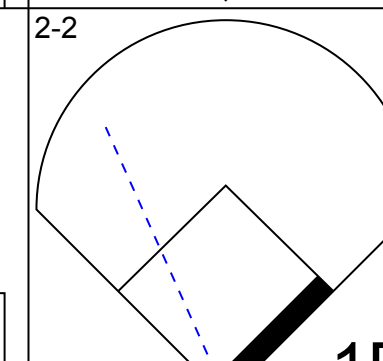
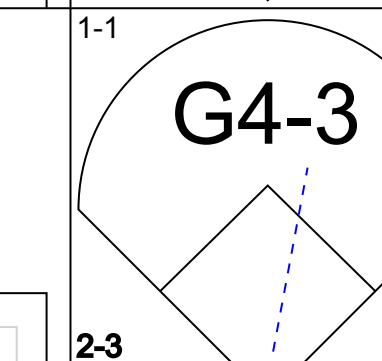
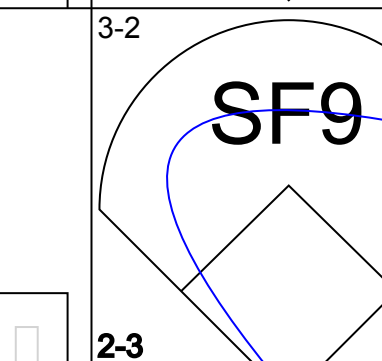
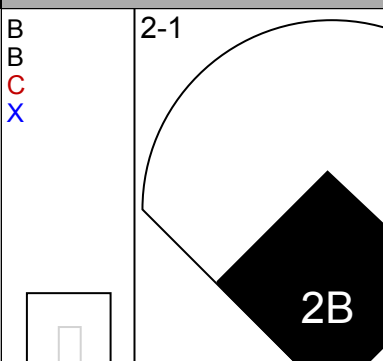
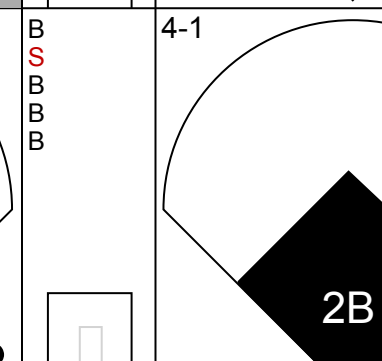
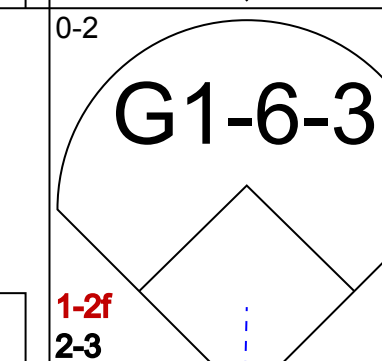
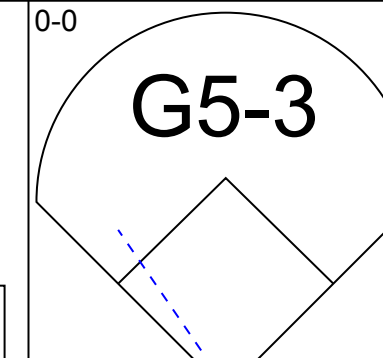
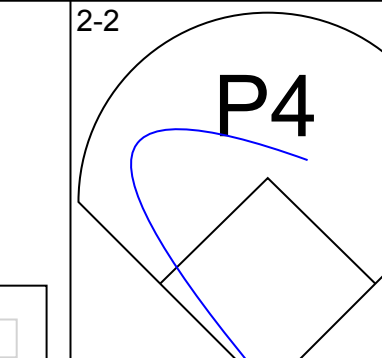
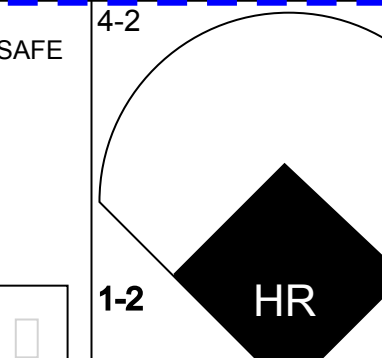
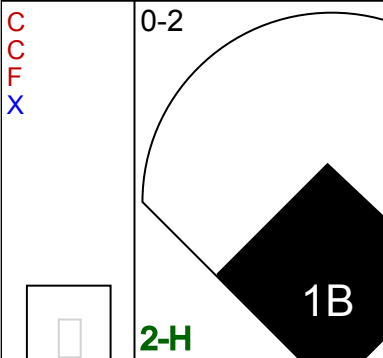
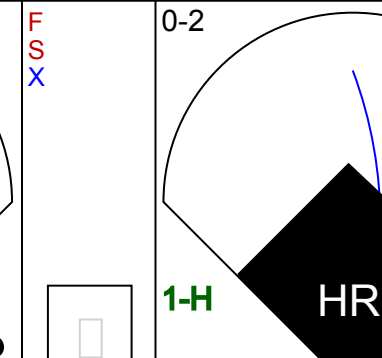
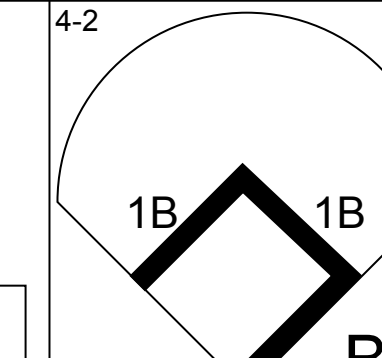
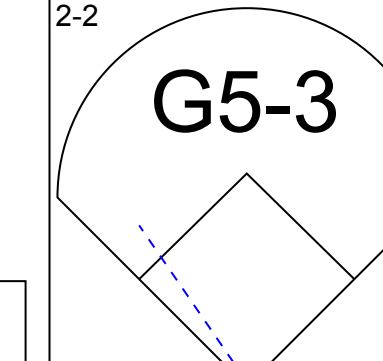
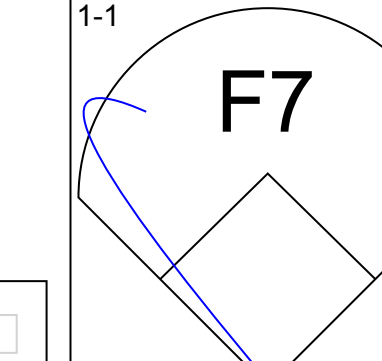
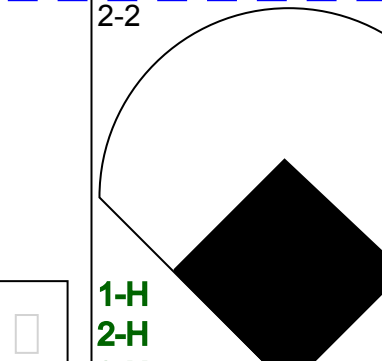
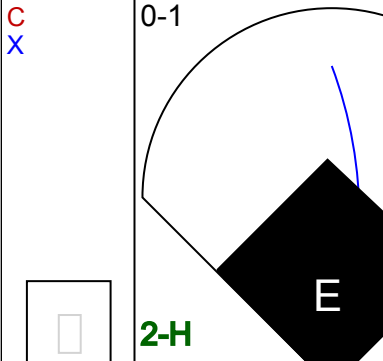
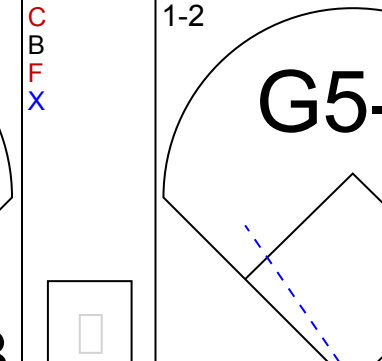
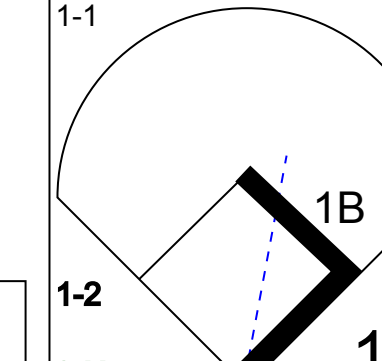
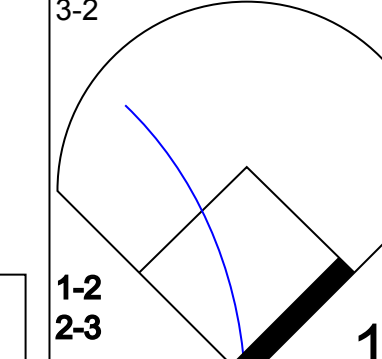

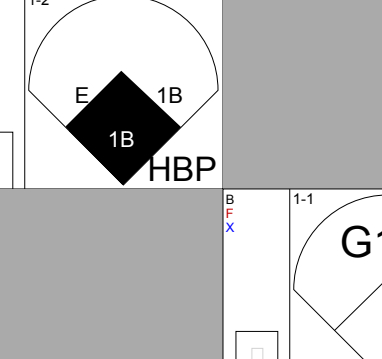
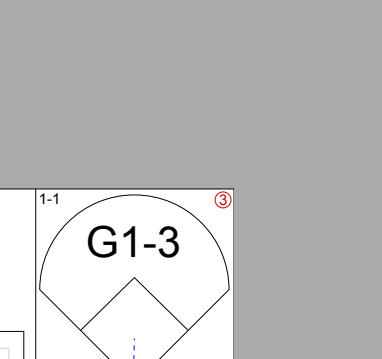
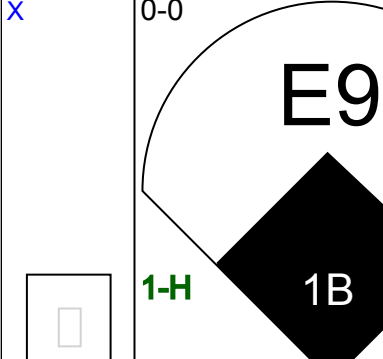
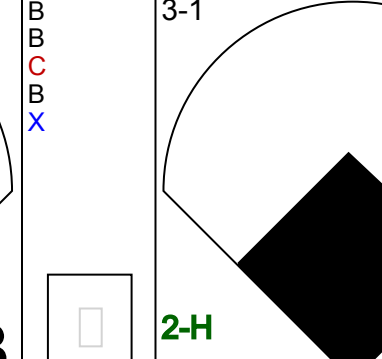
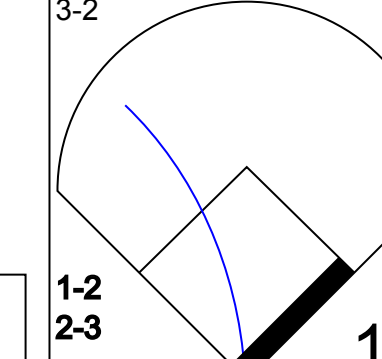

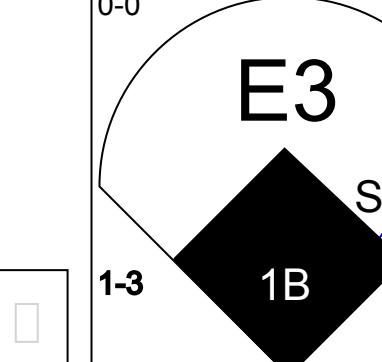
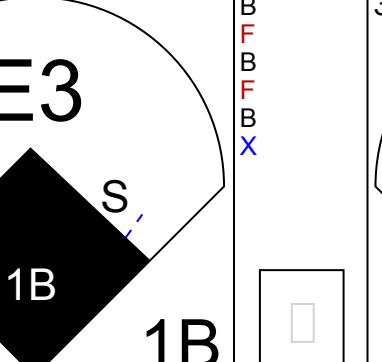
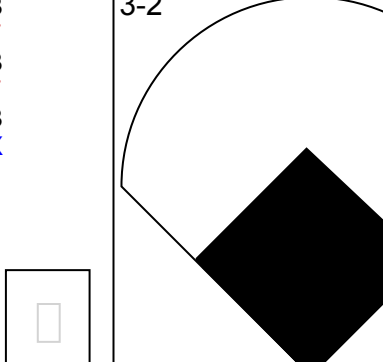
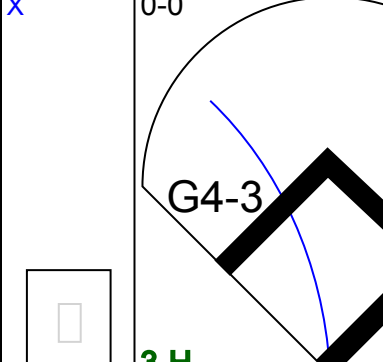
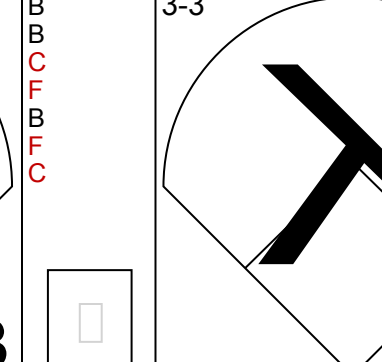
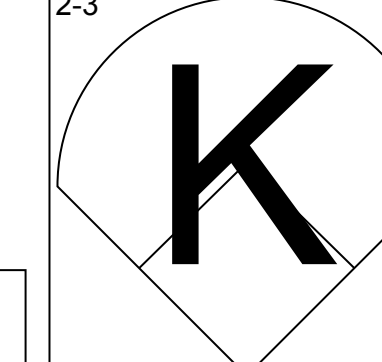

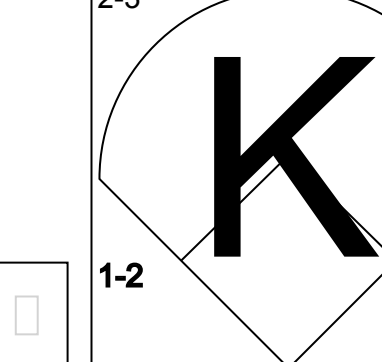
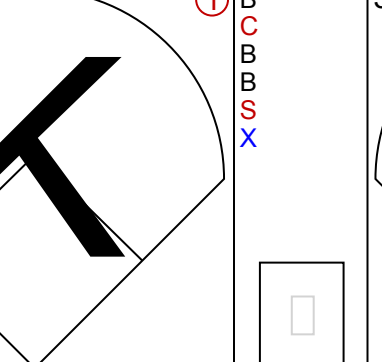
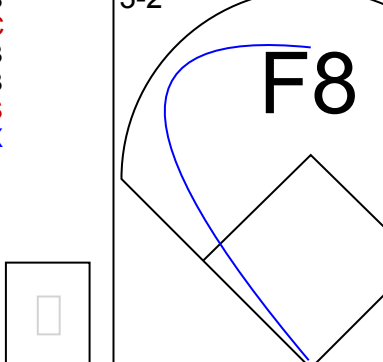
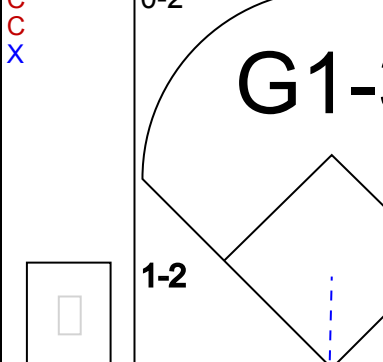
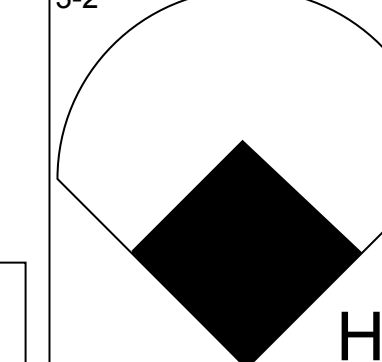
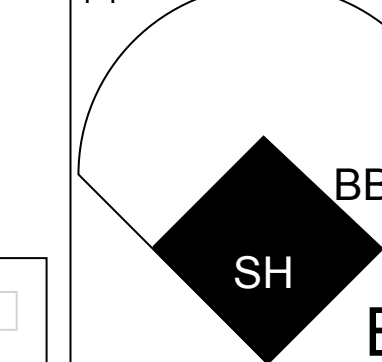
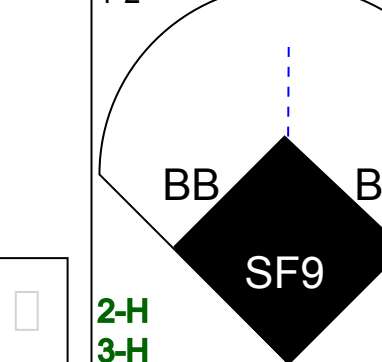
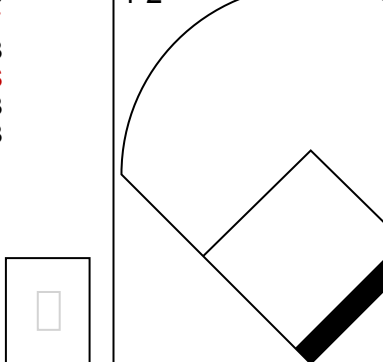
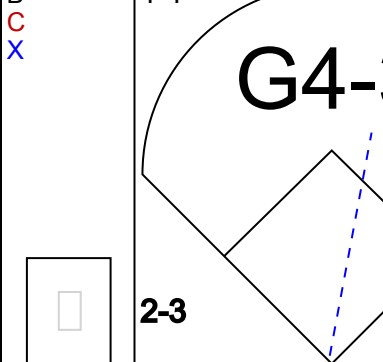
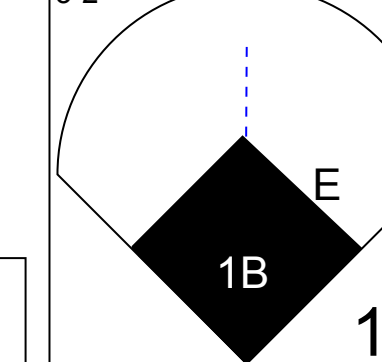


AB	40
R	9
H	16
RBI	8
BB	4
SO	1
LOB	19





Batter	1	2	3	4	5	6	7	8	9	AB	R	H	RBI	BB	SO	LOB	TOP					
<b>Bobby Higginson, L</b> (1, 7) OBP: 0.388, SLG: 0.576										4	1	2	0	1	1	0	<b>Detroit Tigers @ Milwaukee Brewers</b> Milwaukee County Stadium, Milwaukee, WI Tue Jul 16 1996, 8:05 PM EDT Att: 12,476 - Unknown - 88 F					
<b>Chad Curtis, R</b> (1, 8) OBP: 0.346, SLG: 0.394										3	1	1	1	0	1	3						
<b>Curtis Pride, L</b> (7, 7) OBP: 0.352, SLG: 0.500										2	1	1	0	0	0	0						
<b>Travis Fryman, R</b> (1, 5) OBP: 0.313, SLG: 0.437										4	1	1	2	0	1	0						
<b>Cecil Fielder, R</b> (1, 3) OBP: 0.349, SLG: 0.454										2	1	1	1	1	0	0						
<b>Eddie Williams, R</b> (8, PH) OBP: 0.305, SLG: 0.365										1	0	0	0	0	1	1						
<b>Tony Clark, S</b> (1, 10) OBP: 0.290, SLG: 0.496										4	1	1	0	0	1	1						
<b>Melvin Nieves, S</b> (1, 9) OBP: 0.332, SLG: 0.485										4	1	1	3	0	1	1						
<b>Mark Lewis, R</b> (1, 4) OBP: 0.345, SLG: 0.445										2	0	0	0	0	0	0						
<b>Fausto Cruz, R</b> (6, 4) OBP: 0.333, SLG: 0.333										2	0	1	0	0	0	0						
<b>Andujar Cedeno, R</b> (1, 6) OBP: 0.257, SLG: 0.307										4	0	1	0	0	0	1						
<b>Brad Ausmus, R</b> (1, 2) OBP: 0.278, SLG: 0.258										3	0	0	0	0	1	1						
<b>Kimera Barteo, R</b> (9, PH) OBP: 0.282, SLG: 0.275										1	0	0	0	0	1	0						
<b>Inning Stats</b>	R: 1 E: 0 K: 1 S: 11	H: 1 LOB: 0 BB: 0 P: 18	R: 0 E: 0 K: 2 S: 8	H: 0 LOB: 0 BB: 0 P: 10	R: 0 E: 0 K: 1 S: 10	H: 0 LOB: 1 BB: 1 P: 16	R: 1 E: 0 K: 0 S: 12	H: 1 LOB: 0 BB: 0 P: 18	R: 0 E: 0 K: 1 S: 17	H: 2 LOB: 2 BB: 0 P: 23	R: 0 E: 0 K: 1 S: 8	H: 0 LOB: 1 BB: 1 P: 14	R: 0 E: 0 K: 0 S: 5	H: 1 LOB: 0 BB: 0 P: 8	R: 5 E: 0 K: 1 S: 18	H: 5 LOB: 0 BB: 0 P: 23	R: 0 E: 0 K: 1 S: 7	H: 0 LOB: 0 BB: 0 P: 12	1B: 6 2B: 1 3B: 0 HR: 3	SF: 0 SAC: 0 DP: 1 HBP: 0	WP: 0 PB: 0 SB: 0 CS: 0	PA: 38
<b>PITCHER</b>	IP	WLS	BF	H	R	ER	SO	BB	IBB	HBP	BLK	WP	HR	S	P	ERA	WHIP					
<b>Jeff D'Amico, R</b> (1, 1) ERA: 4.95	5.0	W	20	4	2	2	5	1	0	0	0	0	2	58	85	3.60	1.000					
<b>Jose Mercedes, R</b> (6, 1) ERA: 8.48	3.0		15	6	5	5	2	1	0	0	0	0	1	31	45	15.00	2.333					
<b>Tim Van Egmond, R</b> (9, 1) ERA:	1.0		3	0	0	0	1	0	0	0	0	0	0	7	12	0.00	0.000					


Batter	1	2	3	4	5	6	7	8	9	AB	R	H	RBI	BB	SO	LOB	BOTTOM				
<b>Fernando Vina, L</b> (1, 4) OBP: 0.372, SLG: 0.424										2	2	0	0	2	0	1	<b>Detroit Tigers @ Milwaukee Brewers</b> Milwaukee County Stadium, Milwaukee, WI Tue Jul 16 1996, 8:05 PM EDT Att: 12,476 - Unknown - 88 F				
<b>Mark Loretta, R</b> (6, 4) OBP: 0.358, SLG: 0.323										2	1	0	0	0	2						
<b>Pat Listach, S</b> (1, 8) OBP: 0.342, SLG: 0.343										4	1	1	1	1	1	1					
<b>Jeff Cirillo, R</b> (1, 5) OBP: 0.405, SLG: 0.508										4	2	2	2	1	0	3					
<b>Dave Nilsson, L</b> (1, 10) OBP: 0.422, SLG: 0.574										4	3	2	2	2	0	2					
<b>Greg Vaughn, R</b> (1, 7) OBP: 0.391, SLG: 0.596										5	2	2	5	0	0	2					
<b>David Hulse, L</b> (8, 7) OBP: 0.322, SLG: 0.300										1	0	1	1	0	0	0					
<b>John Jaha, R</b> (1, 3) OBP: 0.400, SLG: 0.537										5	3	3	3	0	1	0					
<b>Jose Valentin, S</b> (1, 6) OBP: 0.346, SLG: 0.498										6	2	4	2	0	2	3					
<b>Matt Mieske, R</b> (1, 9) OBP: 0.329, SLG: 0.498										5	1	1	1	0	2	4					
<b>Jesse Levis, L</b> (1, 2) OBP: 0.340, SLG: 0.286										3	3	2	2	2	0	1					
<b>Inning Stats</b>	R: 0 E: 0 K: 1 S: 12	H: 1 LOB: 1 BB: 0 P: 19	R: 0 E: 0 K: 2 S: 12	H: 1 LOB: 1 BB: 0 P: 19	R: 2 E: 1 K: 0 S: 11	H: 0 LOB: 2 BB: 2 P: 23	R: 7 E: 1 K: 1 S: 22	H: 3 LOB: 0 BB: 3 P: 44	R: 1 E: 0 K: 0 S: 10	H: 1 LOB: 1 BB: 1 P: 22	R: 4 E: 1 K: 0 S: 17	H: 5 LOB: 1 BB: 0 P: 20	R: 3 E: 0 K: 1 S: 16	H: 2 LOB: 0 BB: 1 P: 27	R: 3 E: 1 K: 1 S: 29	H: 5 LOB: 3 BB: 1 P: 48	1B: 10 2B: 4 3B: 0 HR: 4	SF: 1 SAC: 1 DP: 1 HBP: 1	WP: 0 PB: 0 SB: 2 CS: 0	PA: 52	
<b>PITCHER</b>	IP	WLS	BF	H	R	ER	SO	BB	IBB	HBP	BLK	WP	HR	S	P	ERA	WHIP				
<b>Brian Williams, R</b> (1, 1) ERA: 6.5	3.2	L	21	4	7	6	4	4	0	1	0	0	0	3	7						
<b>Tom Urbani, L</b> (4, 1) ERA: 7.71	0.0		1	0	0	0	0	1	0	0	0	0	0	3	7						
<b>Jeff McCurry, R</b> (4, 1) ERA: 24.3	3.0		20	9	10	10	0	2	0	0	0	0	3	44	70	30.00	3.667				
<b>Mike Myers, L</b> (7, 1) ERA: 5.84	1.1		10	5	3	1	2	1	0	0	0	0	1	33	55	6.75	4.500				



Batter	1	2	3	4	5	6	7	8	9	10	AB	R	H	RBI	BB	SO	LOB	TOP			
<b>Bobby Higginson, L</b> OBP: 0.385, SLG: 0.568 (1, 7)	G4-3		K			E		K		F9	5	1	1	0	0	2	1				
<b>Chad Curtis, R</b> OBP: 0.348, SLG: 0.395 (1, 8)	G4-3			CS	BB	SH					2	0	1	0	1	0	0				
<b>Travis Fryman, R</b> OBP: 0.310, SLG: 0.432 (1, 5)	P3			G6-3		G5-3				F7	4	0	0	0	0	0	3				
<b>Cecil Fielder, R</b> OBP: 0.344, SLG: 0.449 (1, 10)		G4-3		K		P6				F9	4	0	0	0	0	1	2				
<b>Tony Clark, S</b> OBP: 0.281, SLG: 0.480 (1, 3)		F9				G3-1				G4-3	4	0	0	0	0	0	1				
<b>Melvin Nieves, S</b> OBP: 0.337, SLG: 0.486 (1, 9)			K			K					4	0	1	0	0	3	0				
<b>Mark Lewis, R</b> OBP: 0.348, SLG: 0.446 (1, 4)				K				G4-3			4	0	1	0	0	1	1				
<b>Mark Parent, R</b> OBP: 0.286, SLG: 0.488 (1, 2)						G6-3				F9	4	0	1	0	0	0	1				
<b>Fausto Cruz, R</b> OBP: 0.400, SLG: 0.400 <b>Curtis Pride, L</b> OBP: 0.349, SLG: 0.496 <b>Andujar Cedeno, R</b> OBP: 0.256, SLG: 0.306 (8, PH)				K						P5	2	1	1	0	0	1	1				
<b>Inning Stats</b>	R: 0 E: 0 K: 0 S: 7	H: 0 LOB: 0 BB: 0 P: 11	R: 0 E: 0 K: 1 S: 9	H: 0 LOB: 0 BB: 0 P: 14	R: 0 E: 0 K: 3 S: 10	H: 1 LOB: 1 BB: 0 P: 11	R: 0 E: 0 K: 1 S: 9	H: 0 LOB: 0 BB: 1 P: 17	R: 0 E: 0 K: 1 S: 10	H: 1 LOB: 1 BB: 0 P: 16	R: 2 E: 1 K: 0 S: 13	H: 2 LOB: 1 BB: 0 P: 19	R: 0 E: 0 K: 1 S: 7	H: 0 LOB: 0 BB: 0 P: 12	R: 0 E: 0 K: 0 S: 11	H: 1 LOB: 1 BB: 0 P: 17	R: 0 E: 0 K: 0 S: 8	H: 0 LOB: 0 BB: 0 P: 12	1B: 4 2B: 2 3B: 0 HR: 0	SF: 0 SAC: 1 DP: 0 HBP: 0	WP: 0 PA: 37 PB: 0 SB: 0 CS: 1
<b>PITCHER</b>	IP	WLS	BF	H	R	ER	SO	BB	IBB	HBP	BLK	WP	HR	S	P	ERA	WHIP				
<b>Ben McDonald, R</b> ERA: 3.61 <b>Mike Fetters, R</b> ERA: 1.91	9.0	W	34	6	2	0	8	1	0	0	0	0	0	83	126	0.00	0.778				
	1.0	W	3	0	0	0	0	0	0	0	0	0	0	8	12	0.00	0.000				

**Detroit Tigers @ Milwaukee Brewers**  
Milwaukee County Stadium, Milwaukee, WI  
Wed Jul 17 1996, 4:33 AM EDT  
Att: 21,121 - Overcast - 73 F


AB 35  
R 2  
H 6  
RBI 0  
BB 1  
SO 8  
LOB 10



Batter	1	2	3	4	5	6	7	8	9	10	AB	R	H	RBI	BB	SO	LOB	BOTTOM			
<b>Pat Listach, S</b> OBP: 0.344, SLG: 0.347 (1, 8)	FC1-4-6		G1-3			FC3-6		L7			3	0	1	0	1	0	0				
<b>Jeff Cirillo, R</b> OBP: 0.404, SLG: 0.503 (1, 5)	FC1-4-6					FC3-6		G6-3			3	1	0	0	0	0	2				
<b>Kevin Seltzer, R</b> OBP: 0.434, SLG: 0.497 (1, 3)	G5-3					F9				G1-3	4	0	0	0	0	0	3				
<b>Dave Nilsson, L</b> OBP: 0.432, SLG: 0.583 <b>David Hulse, L</b> OBP: 0.322, SLG: 0.300 (9, PR)		FC4									2	0	2	1	2	0	0				
<b>Greg Vaughn, R</b> OBP: 0.350, SLG: 0.591 (1, 7)		BB									0	0	0	0	0	0	0				
<b>John Jaha, R</b> OBP: 0.396, SLG: 0.530 (1, 10)											3	0	0	0	1	2	3				
<b>Jose Valentin, S</b> OBP: 0.348, SLG: 0.500 (1, 6)											4	0	0	0	0	0	3				
<b>Mark Loretta, R</b> OBP: 0.338, SLG: 0.303 (1, 4)											4	0	0	0	0	0	2				
<b>Mike Matheny, R</b> OBP: 0.252, SLG: 0.337 <b>Fernando Vina, L</b> OBP: 0.371, SLG: 0.423 <b>Jesse Levis, L</b> OBP: 0.346, SLG: 0.293 (9, 2)											1	1	0	0	1	0	0				
<b>Inning Stats</b>	R: 0 E: 0 K: 0 S: 8	H: 1 LOB: 0 BB: 0 P: 13	R: 0 E: 0 K: 1 S: 10	H: 0 LOB: 1 BB: 1 P: 20	R: 0 E: 0 K: 0 S: 9	H: 0 LOB: 0 BB: 0 P: 15	R: 0 E: 0 K: 0 S: 2	H: 0 LOB: 1 BB: 1 P: 8	R: 0 E: 0 K: 0 S: 5	H: 0 LOB: 0 BB: 0 P: 10	R: 2 E: 1 K: 1 S: 16	H: 1 LOB: 1 BB: 2 P: 32	R: 0 E: 0 K: 0 S: 5	H: 1 LOB: 0 BB: 0 P: 7	R: 0 E: 0 K: 0 S: 5	H: 1 LOB: 1 BB: 0 P: 11	R: 1 E: 0 K: 0 S: 10	H: 1 LOB: 1 BB: 1 P: 16	1B: 2 2B: 4 3B: 0 HR: 0	SF: 0 SAC: 0 DP: 3 HBP: 1	WP: 1 PA: 36 PB: 0 SB: 0 CS: 1
<b>PITCHER</b>	IP	WLS	BF	H	R	ER	SO	BB	IBB	HBP	BLK	WP	HR	S	P	ERA	WHIP				
<b>Omar Olivares, R</b> ERA: 4.98 <b>Tom Urbani, L</b> ERA: 7.92	9.0	L	33	4	2	1	2	4	1	1	0	0	0	68	129	1.00	0.889				
	0.1	L	3	1	1	1	0	1	0	0	0	1	0	10	16	27.00	6.000				

**Detroit Tigers @ Milwaukee Brewers**  
Milwaukee County Stadium, Milwaukee, WI  
Wed Jul 17 1996, 4:33 AM EDT  
Att: 21,121 - Overcast - 73 F

AB 29  
R 3  
H 5  
RBI 2  
BB 6  
SO 2  
LOB 14






Batter	1	2	3	4	5	6	7	8	9	AB	R	H	RBI	BB	SO	LOB	TOP			
<b>Bobby Higginson, L</b> (1, 7) OBP: 0.387, SLG: 0.563	4-0 BB G5-4-3		3-3 SAFE K 1-2			4-1 1B 1B BB		2-2 G3-1		2	1	0	0	2	1	1				
<b>Chad Curtis, R</b> (1, 8) OBP: 0.347, SLG: 0.393	1-2 SAFE G5-4-3			2-2 G4-3		1-2 1B BB		1-3 K		4	1	1	0	0	1	1				
<b>Travis Fryman, R</b> (1, 5) OBP: 0.310, SLG: 0.430	1-1 F8			0-0 F8		0-2 1B SF7		0-1 G5-3		4	1	1	1	0	0	0				
<b>Cecil Fielder, R</b> (1, 10) OBP: 0.343, SLG: 0.447		1-2 P4		1-0 G6-3		0-0 1B			1-3 K	4	0	1	2	0	1	0				
<b>Tony Clark, S</b> (1, 3) OBP: 0.281, SLG: 0.477		2-1 E 1B			2-3 K	0-1 SF7			0-3 K	3	0	1	1	0	2	0				
<b>Melvin Nieves, S</b> (1, 9) OBP: 0.332, SLG: 0.478		1-1 P6			1-3 K	3-H 2-3 K			1-3 K	4	0	0	0	0	3	2				
<b>Mark Lewis, R</b> (1, 4) OBP: 0.345, SLG: 0.442		1-0 E4 PO			3-3 K		2-3 K			3	0	0	0	0	2	1				
<b>Andujar Cedeno, R</b> (1, 6) OBP: 0.253, SLG: 0.302		1-2 PO	0-1 G6-3			0-2 F8	0-1 F8			3	0	0	0	0	0	0				
<b>Brad Ausmus, R</b> (1, 2) OBP: 0.279, SLG: 0.256			4-2 CS BB			1-2 E9 1B	0-0 F9			2	1	0	0	1	0	0				
<b>Inning Stats</b>	R: 0 E: 0 K: 0 S: 6	H: 0 LOB: 0 BB: 1 P: 12	R: 0 E: 1 K: 0 S: 10	H: 1 LOB: 1 BB: 0 P: 16	R: 0 E: 0 K: 1 S: 9	H: 0 LOB: 1 BB: 1 P: 16	R: 0 E: 0 K: 0 S: 6	H: 0 LOB: 0 BB: 0 P: 9	R: 0 E: 0 K: 3 S: 10	H: 0 LOB: 0 BB: 0 P: 16	R: 4 E: 1 K: 1 S: 23	H: 3 LOB: 1 BB: 1 P: 31	R: 0 E: 0 K: 1 S: 6	H: 0 LOB: 0 BB: 0 P: 8	R: 0 E: 0 K: 3 S: 9	H: 0 LOB: 0 BB: 0 P: 11	1B: 4 2B: 1 3B: 0 HR: 0	SF: 1 SAC: 0 DP: 2 HBP: 0	WP: 0 PB: 0 SB: 0 CS: 1	PA: 34
<b>PITCHER</b>	IP	WLS	BF	H	R	ER	SO	BB	IBB	HBP	BLK	WP	HR	S	P	ERA	WHIP			
<b>Pat Hentgen, R</b> (1, 1) ERA: 3.89	8.0	W	30	4	4	2	7	3	0	0	0	0	0	79	120	2.25	0.875			
<b>Paul Quantrill, R</b> (9, 1) ERA: 6.09	1.0		3	0	0	0	3	0	0	0	0	0	0	9	11	0.00	0.000			

**Detroit Tigers @ Toronto Blue Jays**  
**SkyDome, Toronto, ON**  
 Thu Jul 18 1996, 7:05 PM EDT  
 Att: 31,202 - Unknown - 73 F


AB 29  
 R 4  
 H 4  
 RBI 4  
 BB 3  
 SO 10  
 LOB 5



Batter	1	2	3	4	5	6	7	8	9	AB	R	H	RBI	BB	SO	LOB	BOTTOM			
<b>Otis Nixon, S</b> (1, 8) OBP: 0.387, SLG: 0.332	2-1 F9		2-3 SAFE K	4-0 3B BB		3-2 G4-3		0-2 G1		4	1	0	0	1	1	3				
<b>Tomas Perez, S</b> (1, 4) OBP: 0.338, SLG: 0.373	1-1 B1-3			F8		1-2 2-3 G4-3		1-2 2B		5	0	2	2	0	0	2				
<b>Juan Samuel, R</b> (1, 10) OBP: 0.311, SLG: 0.477	2-3 K			HR 1B			4-2 2B 1B BB	0-0 G4-3		3	1	1	0	0	2	1				
<b>Carlos Delgado, L</b> (7, PH) OBP: 0.374, SLG: 0.521				K						1	1	0	0	1	0	1				
<b>Joe Carter, R</b> (1, 3) OBP: 0.355, SLG: 0.561		1-3 K		0-0 HR	2-1 F9		0-0 1B 2B			4	1	2	2	0	1	0				
<b>Ed Sprague, R</b> (1, 5) OBP: 0.354, SLG: 0.545		2-0 F8		4-2 1B 1B BB	3-3 K		2-1 F7			3	1	0	0	1	1	2				
<b>Jacob Brunfield, R</b> (1, 9) OBP: 0.313, SLG: 0.466		0-2 F7		1-0 S 1B	0-3 K		0-0 WP			4	1	2	1	0	1	0				
<b>Charlie O'Brien, R</b> (1, 2) OBP: 0.382, SLG: 0.520			0-0 L8-4-5 1B	1-3 K		1-2 BLK 1B	4-1 G4-6-3 BB			3	0	2	0	1	1	2				
<b>Robert Perez, R</b> (1, 7) OBP: 0.388, SLG: 0.484			0-0 1B	1-2 3B 1B		1-2 BLK 1B	0-1 G4-6-3			4	1	3	2	0	0	3				
<b>Alex Gonzalez, R</b> (1, 6) OBP: 0.298, SLG: 0.406			3-1 L8-4-5	1-1 3B		0-3 K	2-3 K			4	1	1	1	0	2	4				
<b>Inning Stats</b>	R: 0 E: 0 K: 1 S: 7	H: 0 LOB: 0 BB: 0 P: 12	R: 0 E: 0 K: 1 S: 8	H: 0 LOB: 0 BB: 0 P: 11	R: 0 E: 0 K: 1 S: 8	H: 2 LOB: 1 BB: 0 P: 13	R: 7 E: 0 K: 2 S: 23	H: 6 LOB: 2 BB: 2 P: 44	R: 0 E: 0 K: 2 S: 8	H: 0 LOB: 0 BB: 0 P: 13	R: 0 E: 0 K: 1 S: 15	H: 2 LOB: 2 BB: 0 P: 21	R: 1 E: 0 K: 0 S: 10	H: 2 LOB: 2 BB: 2 P: 20	R: 0 E: 0 K: 1 S: 11	H: 1 LOB: 1 BB: 0 P: 14	1B: 8 2B: 3 3B: 2 HR: 1	SF: 0 SAC: 0 DP: 2 HBP: 0	WP: 1 PB: 0 SB: 1 CS: 0	PA: 39
<b>PITCHER</b>	IP	WLS	BF	H	R	ER	SO	BB	IBB	HBP	BLK	WP	HR	S	P	ERA	WHIP			
<b>C.J. Nitkowski, L</b> (1, 1) ERA: 8.8	3.2	L	20	8	7	7	4	2	0	0	0	0	0	1	42	73	2.727			
<b>Richie Lewis, R</b> (4, 1) ERA: 4.19	2.1		9	2	0	0	4	0	0	0	1	0	0	27	41	0.00	0.857			
<b>Jose Lima, R</b> (7, 1) ERA: 6.88	2.0		10	3	1	1	1	2	0	0	0	1	0	21	34	4.50	2.500			

**Detroit Tigers @ Toronto Blue Jays**  
**SkyDome, Toronto, ON**  
 Thu Jul 18 1996, 7:05 PM EDT  
 Att: 31,202 - Unknown - 73 F

AB 35  
 R 8  
 H 13  
 RBI 8  
 BB 4  
 SO 9  
 LOB 18





Batter	1	2	3	4	5	6	7	8	9	AB	R	H	RBI	BB	SO	LOB	TOP										
<b>Curtis Pride, L</b> (1, 7) OBP: 0.342, SLG: 0.485	1-3 K	1-3 K																									
<b>Eddie Williams, R</b> (8, PH) OBP: 0.304, SLG: 0.363																											
<b>Kimera Barbee, R</b> (8, 8) OBP: 0.282, SLG: 0.275																											
<b>Chad Curtis, R</b> (1, 8) OBP: 0.353, SLG: 0.406	4-0 BB																										
<b>Travis Fryman, R</b> (1, 5) OBP: 0.311, SLG: 0.428	2-1 F8-6-3																										
<b>Cecil Fielder, R</b> (1, 3) OBP: 0.344, SLG: 0.453																											
<b>Bobby Higginson, L</b> (1, 9) OBP: 0.387, SLG: 0.556																											
<b>Tony Clark, S</b> (1, 10) OBP: 0.278, SLG: 0.462																											
<b>Mark Lewis, R</b> (1, 4) OBP: 0.346, SLG: 0.440																											
<b>Andujar Cedeno, R</b> (1, 6) OBP: 0.249, SLG: 0.297																											
<b>Brad Ausmus, R</b> (1, 2) OBP: 0.287, SLG: 0.262																											
<b>Inning Stats</b>	R: 0 E: 0 K: 1 S: 5	H: 0 LOB: 0 BB: 1 P: 12	R: 1 E: 0 K: 2 S: 19	H: 1 LOB: 3 BB: 3 P: 34	R: 3 E: 0 K: 1 S: 14	H: 3 LOB: 0 BB: 0 P: 19	R: 2 E: 0 K: 2 S: 18	H: 2 LOB: 1 BB: 1 P: 31	R: 0 E: 0 K: 2 S: 8	H: 0 LOB: 1 BB: 1 P: 19	R: 1 E: 0 K: 1 S: 12	H: 1 LOB: 0 BB: 0 P: 15	R: 0 E: 0 K: 2 S: 11	H: 0 LOB: 1 BB: 1 P: 20	R: 0 E: 1 K: 1 S: 9	H: 0 LOB: 0 BB: 0 P: 13	R: 1 E: 1 K: 1 S: 14	H: 1 LOB: 2 BB: 1 P: 25	1B: 6 2B: 1 3B: 0 HR: 2	SF: 0 SAC: 1 DP: 1 HBP: 0	WP: 3 PB: 0 SB: 2 CS: 1	PA: 43					
<b>PITCHER</b>	IP	WLS	BF	H	R	ER	SO	BB	IBB	HBP	BLK	WP	HR	S	P	ERA	WHIP										
<b>Marty Janzen, R</b> (1, 1) ERA: 6.52	4.0	L	22	6	6	6	6	5	0	0	0	1	2	56	96	13.50	2.750										
<b>Scott Brow, R</b> (5, 1) ERA: 4.51	2.1		10	1	1	1	3	2	0	0	0	1	0	24	44	3.86	1.286										
<b>Tony Castillo, L</b> (7, 1) ERA: 3.49	1.2		5	0	0	0	3	0	0	0	0	0	0	16	23	0.00	0.000										
<b>Tim Crabtree, R</b> (9, 1) ERA: 2.7	1.0		6	1	1	0	1	1	0	0	0	1	0	14	25	0.00	2.000										

Detroit Tigers @ Toronto Blue Jays  
SkyDome, Toronto, ON  
Fri Jul 19 1996, 7:05 PM EDT  
Att: 30,123 - Dome - 66 F

AB 34  
R 8  
H 8  
RBI 6  
BB 8  
SO 13  
LOB 20



Batter	1	2	3	4	5	6	7	8	9	AB	R	H	RBI	BB	SO	LOB	BOTTOM										
<b>Otis Nixon, S</b> (1, 8) OBP: 0.387, SLG: 0.329	0-0 G5-3	1-3 K																									
<b>Tomas Perez, S</b> (1, 4) OBP: 0.347, SLG: 0.387	0-1 BB	1 SAFE																									
<b>Carlos Delgado, L</b> (1, 10) OBP: 0.307, SLG: 0.521	2-3 K	3-1 BB																									
<b>Jacob Brumfield, R</b> (9, PH) OBP: 0.311, SLG: 0.464		1-3 2H																									
<b>Joe Carter, R</b> (1, 7) OBP: 0.353, SLG: 0.559	2-1 F8	3-3 K																									
<b>Ed Sprague, R</b> (1, 5) OBP: 0.352, SLG: 0.539		1-1 G5-3	2-1 G6-3																								
<b>John Olerud, L</b> (1, 3) OBP: 0.385, SLG: 0.498		2-2 BB	3-2 BB																								
<b>Juan Samuel, R</b> (9, FR) OBP: 0.311, SLG: 0.477		1B	1B	1B																							
<b>Shawn Green, L</b> (1, 9) OBP: 0.313, SLG: 0.364		1-3 K	0-0 BB																								
<b>Robert Perez, R</b> (6, PH) OBP: 0.386, SLG: 0.480			1-2 BB																								
<b>Sandy Martinez, L</b> (1, 2) OBP: 0.313, SLG: 0.364		0-0 BB	0-3 BB																								
<b>Charlie O'Brien, R</b> (6, PH) OBP: 0.351, SLG: 0.534		1-2 WP	1B																								
<b>Alex Gonzalez, R</b> (1, 6) OBP: 0.300, SLG: 0.407		1-1 WP	2B	1B																							
<b>Inning Stats</b>	R: 0 E: 0 K: 1 S: 8	H: 1 LOB: 1 BB: 0 P: 12	R: 4 E: 0 K: 3 S: 24	H: 4 LOB: 2 BB: 1 P: 40	R: 0 E: 0 K: 2 S: 14	H: 2 LOB: 0 BB: 0 P: 21	R: 0 E: 0 K: 1 S: 6	H: 0 LOB: 0 BB: 1 P: 13	R: 1 E: 0 K: 1 S: 13	H: 2 LOB: 1 BB: 0 P: 23	R: 0 E: 0 K: 1 S: 10	H: 1 LOB: 2 BB: 1 P: 20	R: 0 E: 0 K: 1 S: 5	H: 0 LOB: 0 BB: 0 P: 7	R: 1 E: 0 K: 1 S: 8	H: 1 LOB: 0 BB: 1 P: 14	R: 0 E: 0 K: 1 S: 23	H: 2 LOB: 3 BB: 1 P: 33	1B: 8 2B: 3 3B: 1 HR: 1	SF: 0 SAC: 0 DP: 1 HBP: 0	WP: 1 PB: 0 SB: 1 CS: 0	PA: 44					
<b>PITCHER</b>	IP	WLS	BF	H	R	ER	SO	BB	IBB	HBP	BLK	WP	HR	S	P	ERA	WHIP										
<b>Felipe Lira, R</b> (1, 1) ERA: 5.87	4.1		24	9	5	5	8	2	0	0	0	0	0	60	99	10.38	2.538										
<b>Tom Urbani, L</b> (5, 1) ERA: 7.59	1.1	W	6	1	0	0	1	1	0	0	0	0	0	12	24	0.00	1.500										
<b>Richie Lewis, R</b> (6, 1) ERA: 4.22	1.2		7	1	1	1	2	1	0	0	1	0	1	15	26	5.40	1.200										
<b>Mike Myers, L</b> (8, 1) ERA: 5.76	0.2		1	0	0	0	0	0	0	0	0	0	0	1	1	0.00	0.000										
<b>Gregg Olson, R</b> (9, 1) ERA: 4.33	1.0	S	6	2	0	0	1	1	0	0	0	0	0	23	33	0.00	3.000										

Detroit Tigers @ Toronto Blue Jays  
SkyDome, Toronto, ON  
Fri Jul 19 1996, 7:05 PM EDT  
Att: 30,123 - Dome - 66 F

AB 39  
R 6  
H 13  
RBI 5  
BB 5  
SO 12  
LOB 23





Batter	1	2	3	4	5	6	7	8	9	10	AB	R	H	RBI	BB	SO	LOB	TOP	
<b>Chad Curtis, R</b> OBP: 0.351, SLG: 0.403 (1.7) (8, 8)	G5-3		G5-3			K		FC6-4 1B		E 1B	5	2	1	1	0	1	2		
<b>Mark Lewis, R</b> OBP: 0.344, SLG: 0.435 (1.4)	F8			F9				K		FC1-5 WP	4	0	0	0	1	1	4		
<b>Travis Fryman, R</b> OBP: 0.314, SLG: 0.427 (1.5)				F9				E7 1B		FC1-6 BB	3	0	1	1	2	1	1		
<b>Cecil Fielder, R</b> OBP: 0.344, SLG: 0.451 (1.3)	L1								G6-3	K	4	0	1	0	1	1	3		
<b>Eddie Williams, R</b> OBP: 0.296, SLG: 0.352 (1.10)		F8			F8			G5-4-3 1B	G6-3	FC1-6	5	0	0	0	0	0	4		
<b>Melvin Nieves, S</b> OBP: 0.331, SLG: 0.486 (1.9)		G3						K			4	1	1	1	0	1	0		
<b>Brad Ausmus, R</b> OBP: 0.290, SLG: 0.267 (1.2)		F8								HR	3	1	1	0	1	0	0		
<b>Fausto Cruz, R</b> OBP: 0.333, SLG: 0.333 (1.6)											4	1	1	0	0	1	1		
<b>Kimera Bartee, R</b> OBP: 0.274, SLG: 0.288 (1.8)											2	0	0	0	0	0	0		
<b>Tony Clark, S</b> OBP: 0.263, SLG: 0.462 (8, PH)											0	0	0	0	1	0	0		
<b>Bobby Higginson, L</b> OBP: 0.389, SLG: 0.557 (8, 7)											1	0	1	0	0	0	0		
<b>Inning Stats</b>	R: 0 E: 0 K: 0 S: 8	H: 0 LOB: 1 BB: 1 P: 18	R: 0 E: 0 K: 0 S: 7	H: 0 LOB: 0 BB: 0 P: 11	R: 0 E: 0 K: 1 S: 9	H: 0 LOB: 0 BB: 0 P: 14	R: 0 E: 0 K: 0 S: 8	H: 0 LOB: 1 BB: 1 P: 19	R: 0 E: 0 K: 1 S: 7	H: 1 LOB: 0 BB: 0 P: 10	R: 3 E: 1 K: 1 S: 15	H: 3 LOB: 1 BB: 1 P: 20	R: 1 E: 0 K: 0 S: 8	H: 1 LOB: 1 BB: 1 P: 16	R: 1 E: 1 K: 1 S: 13	H: 2 LOB: 2 BB: 1 P: 23	1B: 5 2B: 1 3B: 0 HR: 1	SF: 0 SAC: 0 DP: 1 HBP: 0	WP: 1 PA: 41
<b>PITCHER</b>	IP	WLS	BF	H	R	ER	SO	BB	IBB	HBP	BLK	WP	HR	S	P	ERA	WHIP		
<b>Huck Flener, L</b> ERA: 2.77 (1.1)	7.0		27	3	3	2	4	4	0	0	0	0	0	61	104	2.57	1.000		
<b>Paul Quantrill, R</b> ERA: 6.03 (8, 1)	2.1	L	11	4	2	1	1	1	0	0	0	0	1	21	34	3.86	2.143		
<b>Mike Timlin, R</b> ERA: 4.06 (10, 1)	0.2		3	0	0	0	1	1	0	0	0	1	0	8	13	0.00	1.500		

**Detroit Tigers @ Toronto Blue Jays**  
SkyDome, Toronto, ON  
Sat Jul 20 1996, 3:33 AM EDT  
Alt. 36,220 - Sunny - 74 F

AB	35
R	5
H	7
RBI	3
BB	6
SO	6
LOB	15



Batter	1	2	3	4	5	6	7	8	9	10	AB	R	H	RBI	BB	SO	LOB	BOTTOM	
<b>Jacob Brumfield, R</b> OBP: 0.309, SLG: 0.456 (1.8)	G4-3		G1-3					F7			4	0	0	0	1	1	1		
<b>Tomas Perez, S</b> OBP: 0.335, SLG: 0.373 (1.4)	F8							G4-3		P3	5	0	0	0	0	1	4		
<b>Carlos Delgado, L</b> OBP: 0.373, SLG: 0.516 (1.10)											3	0	0	0	2	1	3		
<b>Joe Carter, R</b> OBP: 0.349, SLG: 0.552 (1.7) (10, 3)	G5-3				P2			K			5	0	0	0	0	2	2		
<b>Ed Sprague, R</b> OBP: 0.352, SLG: 0.537 (1.5)		G6-3						G5-3			5	1	2	0	0	1	0		
<b>John Olerud, L</b> OBP: 0.385, SLG: 0.494 (1.3)											2	0	0	0	1	0	0		
<b>Juan Samuel, R</b> OBP: 0.306, SLG: 0.468 (9, PH) (10, 7)		G3-1						F7		F8	2	0	0	0	0	0	2		
<b>Shawn Green, L</b> OBP: 0.311, SLG: 0.411 (1.9)											3	1	2	0	0	0	1		
<b>Robert Perez, R</b> OBP: 0.388, SLG: 0.481 (9, PH) (10, 9)											2	1	1	0	0	1	1		
<b>Charlie O'Brien, R</b> OBP: 0.383, SLG: 0.555 (1.2)											4	1	2	4	0	1	1		
<b>Domingo Cedenio, S</b> OBP: 0.328, SLG: 0.356 (9, PR)											0	0	0	0	0	0	0		
<b>Sandy Martinez, L</b> OBP: 0.313, SLG: 0.364 (10, 2)											0	0	0	0	0	0	0		
<b>Alex Gonzalez, R</b> OBP: 0.303, SLG: 0.411 (1.6)											4	0	2	0	0	0	1		
<b>Inning Stats</b>	R: 0 E: 0 K: 0 S: 7	H: 2 LOB: 0 BB: 0 P: 21	R: 2 E: 0 K: 0 S: 12	H: 2 LOB: 0 BB: 0 P: 21	R: 0 E: 0 K: 2 S: 7	H: 0 LOB: 0 BB: 0 P: 9	R: 0 E: 0 K: 1 S: 9	H: 0 LOB: 1 BB: 1 P: 16	R: 0 E: 0 K: 1 S: 10	H: 1 LOB: 1 BB: 0 P: 11	R: 0 E: 0 K: 1 S: 10	H: 0 LOB: 1 BB: 1 P: 18	R: 2 E: 0 K: 0 S: 19	H: 4 LOB: 3 BB: 1 P: 31	R: 0 E: 0 K: 2 S: 11	H: 1 LOB: 1 BB: 0 P: 14	1B: 5 2B: 3 3B: 0 HR: 1	SF: 0 SAC: 0 DP: 0 HBP: 0	WP: 0 PA: 43
<b>PITCHER</b>	IP	WLS	BF	H	R	ER	SO	BB	IBB	HBP	BLK	WP	HR	S	P	ERA	WHIP		
<b>A.J. Sager, R</b> ERA: 4.23 (1.1)	8.0		32	5	3	3	6	3	0	0	0	0	0	73	117	3.38	1.000		
<b>Mike Myers, L</b> ERA: 5.72 (9, 1)	0.1		1	0	0	0	0	0	0	0	0	0	0	1	1	0.00	0.000		
<b>Gregg Olson, R</b> ERA: 4.5 (9, 1)	0.2	W	6	3	1	1	0	0	1	0	0	0	0	14	25	13.50	4.500		
<b>Jose Lima, R</b> ERA: 6.69 (10, 1)	1.0	S	4	1	0	0	2	0	0	0	0	0	0	11	14	0.00	1.000		

**Detroit Tigers @ Toronto Blue Jays**  
SkyDome, Toronto, ON  
Sat Jul 20 1996, 3:33 AM EDT  
Alt. 36,220 - Sunny - 74 F

AB	39
R	4
H	9
RBI	4
BB	4
SO	8
LOB	16





Batter	1	2	3	4	5	6	7	8	9	10	11	12	AB	R	H	RBI	BB	SO	LOB	TOP								
<b>Bobby Higginson, L</b> OBP: 0.389, SLG: 0.563 (1, 7)	3-2 2B		1-2 F7		1-0 G3-1		0-2 1B 2B			0-1 F7			5	0	2	1	0	0	0									
<b>Chad Curtis, R</b> OBP: 0.349, SLG: 0.400 (1, 8)	2-3 K			2-2 G1-3		1-3 K	1-2 2B 1B			3-2 F9			5	0	1	0	0	2	1									
<b>Travis Fryman, R</b> OBP: 0.311, SLG: 0.422 (1, 5)	3-3 K			3-1 F9		1-3 K		2-3 K		3-2 F9			5	0	0	0	0	3	1									
<b>Cecil Fielder, R</b> OBP: 0.343, SLG: 0.447 (1, 10)	2-3 K			0-1 BB 1B		1-3 K		1-0 P4			3-3 K		5	0	1	0	0	3	1									
<b>Tony Clark, S</b> OBP: 0.287, SLG: 0.456 (1, 3)		3-3 K		4-0 1B			1-2 1B		0-0 P6		3-1 F8		4	0	1	0	1	1	0									
<b>Melvin Nieves, S</b> OBP: 0.329, SLG: 0.480 (1, 9)		1-1 G4-3		3-2 G4-3			1-0 1B 3B 1B		2-3 K		1-1 P4		5	1	1	0	0	1	2									
<b>Mark Lewis, R</b> OBP: 0.342, SLG: 0.432 (1, 4)	2-3 K				1-3 K		2-0 3B 1B		1-0 F9		3-2 P4		5	1	1	0	0	2	0									
<b>Mark Parent, R</b> OBP: 0.291, SLG: 0.524 (1, 2)			0-0 P6		3-2 HR		3-3 K		0-0 E4		3-2 L4		2	1	1	1	0	0	0									
<b>Curtis Pride, L</b> OBP: 0.340, SLG: 0.482 (7, PH)							1-2 K		1-2 1B				1	0	0	0	0	1	2									
<b>Brad Ausmus, R</b> OBP: 0.292, SLG: 0.269 (7, 2)													2	0	1	0	0	0	0									
<b>Andujar Cedeno, R</b> OBP: 0.246, SLG: 0.303 (1, 6)			0-0 F9		0-0 G5-3		3-1 2B 3B		0-1 F8			1-3 K	5	1	1	2	0	1	1									
<b>Inning Stats</b>	R: 0 E: 0 K: 3 S: 16	H: 1 LOB: 1 BB: 0 P: 26	R: 0 E: 0 K: 2 S: 9	H: 0 LOB: 0 BB: 0 P: 15	R: 0 E: 0 K: 0 S: 5	H: 0 LOB: 0 BB: 1 P: 6	R: 0 E: 0 K: 2 S: 10	H: 1 LOB: 2 BB: 1 P: 22	R: 1 E: 0 K: 1 S: 9	H: 1 LOB: 0 BB: 0 P: 14	R: 0 E: 0 K: 3 S: 10	H: 0 LOB: 0 BB: 0 P: 13	R: 3 E: 0 K: 1 S: 18	H: 6 LOB: 2 BB: 0 P: 29	R: 0 E: 0 K: 1 S: 6	H: 0 LOB: 0 BB: 0 P: 9	R: 0 E: 0 K: 1 S: 8	H: 1 LOB: 1 BB: 0 P: 11	R: 0 E: 0 K: 0 S: 9	H: 0 LOB: 0 BB: 0 P: 15	R: 0 E: 0 K: 1 S: 7	H: 0 LOB: 0 BB: 0 P: 14	R: 0 E: 0 K: 1 S: 9	H: 0 LOB: 0 BB: 0 P: 16	1B: 6 2B: 2 3B: 1 HR: 1	SF: 0 SAC: 0 DP: 0 HBP: 0	WP: 0 PB: 0 SB: 1 CS: 0	PA: 45
<b>PITCHER</b>	IP	WLS	BF	H	R	ER	SO	BB	IBB	HBP	BLK	WP	HR	S	P	ERA	WHIP											
<b>Juan Guzman, R</b> ERA: 2.92 (1, 1)	3.1		11	1	0	0	5	0	0	0	0	0	0	7	17	0.00	3.000											
<b>Scott Brow, R</b> ERA: 4.4 (4, 1)	0.2		4	1	0	0	0	1	0	0	0	0	0	7	17	0.00	3.000											
<b>Tony Castillo, L</b> ERA: 3.79 (5, 1)	2.1		10	4	3	3	4	0	0	0	0	0	1	24	36	11.57	1.714											
<b>Tim Crabbree, R</b> ERA: 2.73 (7, 1)	2.2		11	4	1	1	3	0	0	0	0	0	0	27	40	3.38	1.500											
<b>Paul Spoljaric, L</b> ERA: 2.62 (10, 1)	3.0	W	9	0	0	0	2	0	0	0	0	0	0	25	45	0.00	0.000											

Detroit Tigers @ Toronto Blue Jays  
SkyDome, Toronto, ON  
Sun Jul 21 1996, 3:33 AM EDT  
Att. 33,238 - Sunny - 78 F

AB	44
R	4
H	10
RBI	4
BB	1
SO	14
LOB	8



Batter	1	2	3	4	5	6	7	8	9	10	11	12	AB	R	H	RBI	BB	SO	LOB	BOTTOM								
<b>Otis Nixon, S</b> OBP: 0.389, SLG: 0.330 (1, 8)	1-1 P4 BB 1B		4-1 G4-1 SH1-3 1B BB	0-1 G5-3			3-2 G5-4-3 1B		1-0 FC1 FC2-2 FC5-2		0-1 B1-3		5	1	2	0	1	0	2									
<b>Tomas Perez, S</b> OBP: 0.350, SLG: 0.386 (1, 4)	4-1 BB		0-0 SH1-3		0-1 1B		0-0 G5-4-3		4-2 FC5-2 FC6-2 BB		0-0 2B		3	0	2	0	2	0	1									
<b>Carlos Delgado, L</b> OBP: 0.369, SLG: 0.510 (1, 10)	1-3 K		1-2 G4-1		2-3 K		1-1 F8		0-2 FC6-2 FC5-2		1-1 E5		4	0	0	0	0	2	4									
<b>Juan Samuel, R</b> OBP: 0.301, SLG: 0.460 (9, PH)			2-3 G4-1						1-2 2-3 3-H 0-2		1-3 K		2	0	0	0	0	0	4									
<b>Joe Carter, R</b> OBP: 0.349, SLG: 0.547 (1, 7) (9, 3)	3-1 P4		1-1 E 1B		0-3 K		4-0 HR BB		1-2 2-3 3-H 0-2		1-3 K		5	1	1	1	1	2	8									
<b>Ed Sprague, R</b> OBP: 0.352, SLG: 0.542 (1, 5)		2-2 P6	1-0 E9		2-0 1B		1-1 HR BB		1-2 FC5-2 FC6		0-0 G5-3		6	1	2	2	0	0	6									
<b>John Olerud, L</b> OBP: 0.384, SLG: 0.496 (1, 3)		2-1 2B	1-1 L7		1-0 G3		2-1 G4-3		1-2 G6-3		0-0 SH1-3 1B		3	1	1	0	0	0	4									
<b>Jacob Brumfield, R</b> OBP: 0.309, SLG: 0.455 (8, PH) (9, 9)		2-0 2B							4-1 G6-3				3	1	1	0	0	0	0									
<b>Shawn Green, L</b> OBP: 0.312, SLG: 0.414 (1, 9)		2-0 G4-3			1-0 G3		1-1 G3		0-2 G1-3		4-1 S BB		3	0	1	1	0	0	0									
<b>Robert Perez, R</b> OBP: 0.350, SLG: 0.477 (8, PH) (9, 7)		2-2 2B							3-1 G4-3		2-1 F7		1	0	0	0	1	0	0									
<b>Sandy Martinez, L</b> OBP: 0.303, SLG: 0.351 (1, 2)		2-2 G4-3			0-0 G3		1-1 G4-3		3-1 G4-3		1-1 P6		6	0	0	0	0	0	3									
<b>Alex Gonzalez, R</b> OBP: 0.306, SLG: 0.413 (1, 6)		2-3 K			3-2 1B		0-0 P5		0-0 FC1 FC6-2 1B		1-2 K		6	0	3	1	0	2	2									
<b>Inning Stats</b>	R: 0 E: 0 K: 1 S: 11	H: 1 LOB: 1 BB: 1 P: 20	R: 1 E: 0 K: 1 S: 14	H: 2 LOB: 1 BB: 0 P: 25	R: 1 E: 1 K: 0 S: 11	H: 1 LOB: 2 BB: 1 P: 19	R: 0 E: 0 K: 0 S: 7	H: 1 LOB: 0 BB: 0 P: 11	R: 0 E: 0 K: 2 S: 10	H: 2 LOB: 2 BB: 0 P: 15	R: 0 E: 0 K: 0 S: 5	H: 0 LOB: 0 BB: 0 P: 7	R: 0 E: 0 K: 0 S: 6	H: 1 LOB: 0 BB: 0 P: 10	R: 2 E: 0 K: 0 S: 9	H: 1 LOB: 0 BB: 1 P: 19	R: 0 E: 1 K: 0 S: 16	H: 1 LOB: 3 BB: 1 P: 23	R: 0 E: 0 K: 1 S: 9	H: 0 LOB: 1 BB: 1 P: 17	R: 0 E: 1 K: 0 S: 9	H: 1 LOB: 2 BB: 0 P: 11	R: 1 E: 0 K: 0 S: 6	H: 2 LOB: 1 BB: 0 P: 7	1B: 9 2B: 3 3B: 0 HR: 1	SF: 0 SAC: 2 DP: 1 HBP: 0	WP: 0 PB: 0 SB: 1 CS: 0	PA: 54
<b>PITCHER</b>	IP	WLS	BF	H	R	ER	SO	BB	IBB	HBP	BLK	WP	HR	S	P	ERA	WHIP											
<b>Brian Williams, R</b> ERA: 3.39 (8, 1)	7.0		32	9	4	4	4	3	0	0	0	0	1	66	114	5.14	1.714											
<b>Mike Myers, L</b> ERA: 5.59 (8, 1)	1.0		6	1	0	0	0	1	0	0	0	0	0	13	23	0.00	2.000											
<b>Riche Lewis, R</b> ERA: 4.07 (8, 1)	2.0		7	0	0	0	1	1	0	0	0	0	0	19	29	0.00	0.500											
<b>Jose Lima, R</b> ERA: 6.63 (11, 1)	1.2	L	9	3	1	1	1	0	0	0	0	0	0	15	18	5.40	1.800											

Detroit Tigers @ Toronto Blue Jays  
SkyDome, Toronto, ON  
Sun Jul 21 1996, 3:33 AM EDT  
Att. 33,238 - Sunny - 78 F

AB	47
R	5
H	13
RBI	5
BB	5
SO	6
LOB	34





Batter	1	2	3	4	5	6	7	8	9	AB	R	H	RBI	BB	SO	LOB	TOP										
Chad Curtis, R OBP: 0.348, SLG: 0.401	G5-3		G4-3			G6-3 2B		G6-3		4	0	1	0	0	0	1	Detroit Tigers @ California Angels Anaheim Stadium, Anaheim, CA Mon Jul 22 1996, 10:05 PM EDT Att: 16,336 - Unknown - 85 F										
Mark Lewis, R OBP: 0.341, SLG: 0.428	K			E5 F8-1-4 1B		G6-3		G6-3		3	0	0	0	1	1												
Travis Fryman, R OBP: 0.310, SLG: 0.420	G6-3			1-0 1-2 1B		K		F7		4	0	1	0	0	1												
Cecil Fielder, R OBP: 0.344, SLG: 0.448		0-0 2B 1B		0-1 F8-1-4 2-2			1-0 FC6-4 1B		1-2 F8	4	0	2	0	0	2												
Eddie Williams, R OBP: 0.291, SLG: 0.346 Bobby Higginson, L (9, PH) OBP: 0.388, SLG: 0.560	K	1-3		2-2 F9		FC6-4 1-2		F7	0-1 F7	3	0	0	0	0	1												
Melvin Nieves, S OBP: 0.324, SLG: 0.473	F7	1-0			0-3 K		3-1 F7		1-3 K	4	0	0	0	0	2												
Brad Ausmus, R OBP: 0.293, SLG: 0.275		0-1 1-1 2B			1-3 K		3-2 SAFE G3			3	0	1	0	0	1												
Andujar Cedeno, R OBP: 0.245, SLG: 0.299			0-0 F8		2-3 K			1-3 K		3	0	0	0	0	2												
Kimera Barteo, R OBP: 0.276, SLG: 0.270			3-2 G6-3			3-2 F8		3-2 S 1B		3	0	1	0	0	0												
<b>Inning Stats</b>	R: 0 E: 0 K: 1 S: 7	H: 0 LOB: 0 BB: 0 P: 14	R: 0 E: 0 K: 1 S: 8	H: 2 LOB: 2 BB: 0 P: 10	R: 0 E: 0 K: 0 S: 7	H: 0 LOB: 0 BB: 0 P: 12	R: 0 E: 1 K: 0 S: 9	H: 1 LOB: 1 BB: 0 P: 12	R: 0 E: 0 K: 3 S: 9	H: 0 LOB: 0 BB: 0 P: 12	R: 0 E: 0 K: 1 S: 11	H: 1 LOB: 1 BB: 0 P: 20	R: 0 E: 0 K: 0 S: 7	H: 1 LOB: 1 BB: 0 P: 14	R: 0 E: 0 K: 1 S: 14	H: 1 LOB: 2 BB: 1 P: 23		R: 0 E: 0 K: 1 S: 8	H: 0 LOB: 0 BB: 0 P: 10	1B: 4 2B: 3 3B: 0 HR: 0	SF: 0 SAC: 0 DP: 1 HBP: 0	WP: 0 PB: 0 SB: 1 CS: 0	PA: 33				
<b>PITCHER</b>	IP	WLS	BF	H	R	ER	SO	BB	IBB	HBP	BLK	WP	HR	S	P	ERA	WHIP										
Chuck Finley, L ERA: 4.91	(1, 1)	7.2	W	29	6	0	7	1	0	0	0	0	0	70	115	0.00	0.913										
Troy Percival, R ERA: 1.52	(8, 1)	1.1	S	4	0	0	1	0	0	0	0	0	0	10	12	0.00	0.000										

Batter	1	2	3	4	5	6	7	8	9	AB	R	H	RBI	BB	SO	LOB	BOTTOM										
Darin Erstad, L OBP: 0.358, SLG: 0.385	FC5 2B	G5-3			P4		K			4	0	1	0	0	1	1	Detroit Tigers @ California Angels Anaheim Stadium, Anaheim, CA Mon Jul 22 1996, 10:05 PM EDT Att: 16,336 - Unknown - 85 F										
Gary Disarcina, R OBP: 0.283, SLG: 0.325	FC5 BB		G4-3		F9			F9		3	0	0	0	1	0												
Jim Edmonds, L OBP: 0.371, SLG: 0.585	K		3-2 HR		G3-1			K	2-3 K	4	1	1	1	0	2												
Tim Salmon, R OBP: 0.388, SLG: 0.537	FC5 1-2 2-3		G1-3		G1-3		K		3-2 HBP	3	0	0	0	0	1												
J.T. Snow, L OBP: 0.347, SLG: 0.394	K		G1-3		G1-3		1B 1B		1-2 G1-3	4	0	1	0	0	1												
Randy Velarde, R OBP: 0.382, SLG: 0.418	K			G6-3		G6-3		1-2 1B		3	0	1	0	0	1												
16 Garret Anderson, L OBP: 0.320, SLG: 0.420		4-0 BLK BB		3-3 K		F8			1-0 F8	2	0	0	0	1	1												
George Arias, R OBP: 0.291, SLG: 0.287		1-2 F9		1-1 F8			1-3 K			3	0	0	0	0	1												
Jorge Fabregas, L OBP: 0.327, SLG: 0.309	K				F8		G4-3			3	0	0	0	0	1												
<b>Inning Stats</b>	R: 0 E: 0 K: 3 S: 18	H: 1 LOB: 3 BB: 1 P: 28	R: 0 E: 0 K: 1 S: 10	H: 0 LOB: 1 BB: 1 P: 17	R: 1 E: 0 K: 0 S: 12	H: 1 LOB: 0 BB: 0 P: 19	R: 0 E: 0 K: 1 S: 6	H: 0 LOB: 0 BB: 0 P: 10	R: 0 E: 0 K: 0 S: 4	H: 2 LOB: 2 BB: 0 P: 9	R: 0 E: 0 K: 2 S: 10	H: 0 LOB: 0 BB: 0 P: 14	R: 0 E: 0 K: 1 S: 11	H: 0 LOB: 1 BB: 0 P: 18	R: 0 E: 0 K: 1 S: 8	H: 0 LOB: 0 BB: 0 P: 10		1B: 2 2B: 1 3B: 0 HR: 1	SF: 0 SAC: 0 DP: 0 HBP: 1	WP: 0 PB: 0 SB: 0 CS: 0	PA: 32						
<b>PITCHER</b>	IP	WLS	BF	H	R	ER	SO	BB	IBB	HBP	BLK	WP	HR	S	P	ERA	WHIP										
Omar Olivares, R ERA: 4.63	(1, 1)	8.0	L	32	4	1	9	2	0	1	1	0	1	84	136	1.12	0.750										





Batter	1	2	3	4	5	6	7	8	9	AB	R	H	RBI	BB	SO	LOB	TOP							
<b>Bobby Higginson, L</b> OBP: 0.380, SLG: 0.559 (1, 7) (8, 9)	2-2 1B 2B		2-2 F7		0-1 L8	4-0 WP IBB			L6	4	1	1	1	2	0	2								
<b>Chad Curtis, R</b> OBP: 0.346, SLG: 0.405 (1, 8) (8, 7)	0-1 G2		1-1 FC6-4 E		0-0 L5	2-0 L6			HR	6	1	1	1	0	1	8								
<b>Travis Fryman, R</b> OBP: 0.313, SLG: 0.422 (1, 5)	1-1 2H 1B		2-1 E5		1-1 BB 1B				BB 1B	5	1	3	2	0	1	1								
<b>Cecil Fielder, R</b> OBP: 0.345, SLG: 0.444 (1, 10)	0-2 G6-3		0-3 K		4-2 BB 1B				BB 1B	3	1	0	0	2	1	3								
<b>Tony Clark, S</b> OBP: 0.284, SLG: 0.443 (1, 3)	1-3 K			1-3 K	3-1 G1-3				BB 1B	4	1	0	0	1	3	3								
<b>Melvin Nieves, S</b> OBP: 0.327, SLG: 0.485 (8, PR) (8, 8)		1-3 K		0-3 K		0-1 HR			WP SH1-4 1B	4	1	2	1	0	2	0								
<b>Kimera Bartee, R</b> OBP: 0.286, SLG: 0.280 (8, 8)									FC5-6-1 1B	1	0	1	2	0	0	0								
<b>Brad Ausmus, R</b> OBP: 0.296, SLG: 0.279 (1, 2)		2-3 K		0-0 FC6-4 1B		2-2 WP SH2-3 1B			SH1-4 1B	4	1	2	0	0	1	1								
<b>Andujar Cedeno, R</b> OBP: 0.241, SLG: 0.294 (1, 6)			0-3 K		0-0 FC6-4				SH2-3 1B	4	0	0	0	0	2	4								
<b>Fausto Cruz, R</b> OBP: 0.417, SLG: 0.455 (1, 4)					4-2 FC6-4 BB				E5 BB BB	2	1	1	0	1	1	1								
<b>Curtis Pride, L</b> OBP: 0.338, SLG: 0.478 (8, PH)						0-0 1B 2B			BB BB	1	0	0	0	0	1	2								
<b>Mark Lewis, R</b> OBP: 0.343, SLG: 0.428 (8, 4)									BB BB	0	0	0	0	1	0	0								
<b>Inning Stats</b>	R: 1 E: 0 K: 1 S: 15	H: 2 LOB: 1 BB: 0 P: 19	R: 0 E: 0 K: 3 S: 10	H: 0 LOB: 0 BB: 0 P: 13	R: 0 E: 1 K: 1 S: 12	H: 0 LOB: 2 BB: 1 P: 21	R: 0 E: 0 K: 2 S: 9	H: 1 LOB: 1 BB: 0 P: 10	R: 1 E: 0 K: 0 S: 10	H: 2 LOB: 2 BB: 1 P: 18	R: 1 E: 0 K: 1 S: 11	H: 2 LOB: 2 BB: 1 P: 21	R: 0 E: 0 K: 2 S: 9	H: 0 LOB: 0 BB: 0 P: 14	R: 0 E: 0 K: 2 S: 11	H: 1 LOB: 2 BB: 0 P: 15	R: 5 E: 2 K: 1 S: 25	H: 3 LOB: 3 BB: 4 P: 49	1B: 7 2B: 2 3B: 0 HR: 2	SF: 0 SAC: 2 DP: 0 HBP: 0	WP: 2 PB: 0 CS: 0	PA: 47		
<b>PITCHER</b>	IP	WLS	BF	H	R	ER	SO	BB	IBB	HBP	BLK	WP	HR	S	P	ERA	WHIP							
<b>Shawn Boskie, R</b> ERA: 4.68 (1, 1)	6.0		29	7	3	3	8	2	1	0	0	1	1	67	102	4.50	1.500							
<b>Mike James, R</b> ERA: 2.95 (7, 1)	2.1	L	10	3	2	2	4	0	0	0	0	1	1	28	42	7.71	1.286							
<b>Jeff Schmidt, R</b> ERA: 4.7 (9, 1)	0.0		3	1	2	1	0	2	0	0	0	0	0	5	13	∞	∞							
<b>Chuck McElroy, L</b> ERA: 3.96 (9, 1)	0.2		5	0	1	0	1	2	0	0	0	0	0	12	23	0.00	3.000							

Detroit Tigers @ California Angels  
Anaheim Stadium, Anaheim, CA  
Tue Jul 23 1996, 10:05 PM EDT  
Att: 16,432 - Unknown - 71 F


AB 38  
R 8  
H 11  
RBI 7  
BB 7  
SO 13  
LOB 25



Batter	1	2	3	4	5	6	7	8	9	AB	R	H	RBI	BB	SO	LOB	BOTTOM							
<b>Rex Hudler, R</b> OBP: 0.361, SLG: 0.598 (1, 4)	3-2 2B		2-1 HR		3-2 BB BB 1B	4-1 1B BB	1-0 FC6-4			4	2	3	1	1	0	2								
<b>Gary Disarcina, R</b> OBP: 0.294, SLG: 0.322 (1, 6)	4-2 BB		1-0 G4-3		1-1 F8	4-2 1B BB			G4-3	3	0	0	0	2	0	1								
<b>Jim Edmonds, L</b> OBP: 0.376, SLG: 0.581 (1, 8)	2-3 K		4-2 BB		4-1 BB BB 1B	1-0 BB BB			G4-3	3	1	1	0	2	1	2								
<b>Tim Salmon, R</b> OBP: 0.386, SLG: 0.531 (1, 9)	2-2 P3		2-3 K		4-2 16 1B BB	3-2 F8			K	4	0	0	0	1	2	6								
<b>Chili Davis, S</b> OBP: 0.384, SLG: 0.492 (1, 10)	3-3 K			4-0 F8 16 G5-3 BB	4-2 16 1B BB	1-0 P6			16 1B	3	0	1	1	2	1	5								
<b>16 Garrett Anderson, L</b> OBP: 0.323, SLG: 0.422 (1, 7)		2-1 CS 1B		2-2 G5-3	2-2 1-2 2-3 3H 1B				B2-3	5	0	3	1	0	0	1								
<b>J.T. Snow, L</b> OBP: 0.345, SLG: 0.390 (1, 3)		1-3 K		4-1 BB	4-1 L6				K	4	0	0	0	1	3	6								
<b>George Arias, R</b> OBP: 0.289, SLG: 0.286 (9, PH)		1-0 F9		1-1 F8	3-2 F9				F7	4	0	1	0	0	0	5								
<b>Darin Erstad, L</b> OBP: 0.356, SLG: 0.382 (9, PH)				2-3					1B	1	0	0	0	0	0	2								
<b>Pat Borders, R</b> OBP: 0.305, SLG: 0.379 (1, 2)			3-3 K		1-1 F9				K	4	0	1	0	0	1	2								
<b>Jack Howell, L</b> OBP: 0.295, SLG: 0.500 (9, PH)						2-2 P3			FC6-4 1B	1	0	0	0	0	1	2								
<b>Inning Stats</b>	R: 0 E: 0 K: 2 S: 17	H: 1 LOB: 2 BB: 1 P: 31	R: 0 E: 0 K: 1 S: 6	H: 1 LOB: 0 BB: 0 P: 10	R: 1 E: 0 K: 2 S: 12	H: 1 LOB: 1 BB: 1 P: 24	R: 0 E: 0 K: 0 S: 8	H: 0 LOB: 2 BB: 2 P: 20	R: 2 E: 0 K: 0 S: 21	H: 2 LOB: 3 BB: 3 P: 44	R: 0 E: 0 K: 1 S: 9	H: 1 LOB: 2 BB: 0 P: 14	R: 0 E: 0 K: 1 S: 10	H: 0 LOB: 0 BB: 0 P: 10	R: 0 E: 0 K: 2 S: 11	H: 2 LOB: 2 BB: 0 P: 17	1B: 8 2B: 1 3B: 0 HR: 1	SF: 0 SAC: 0 DP: 0 HBP: 0	WP: 0 PB: 0 CS: 1	PA: 45				
<b>PITCHER</b>	IP	WLS	BF	H	R	ER	SO	BB	IBB	HBP	BLK	WP	HR	S	P	ERA	WHIP							
<b>C.J. Nitkowski, L</b> ERA: 8.24 (1, 1)	4.1		24	5	3	3	3	7	0	0	0	0	0	24	44	0.00	1.800							
<b>Richie Lewis, R</b> ERA: 3.95 (5, 1)	1.2		8	1	0	0	0	2	0	0	0	0	0	8	12	0.00	3.000							
<b>Mike Myers, L</b> ERA: 5.51 (7, 1)	0.2	W	9	2	0	0	1	0	0	0	0	0	0	22	29	0.00	0.857							
<b>Jose Lima, R</b> ERA: 6.23 (7, 1)	2.1		9	2	0	0	3	0	0	0	0	0	0	22	29	0.00	0.857							

Detroit Tigers @ California Angels  
Anaheim Stadium, Anaheim, CA  
Tue Jul 23 1996, 10:05 PM EDT  
Att: 16,432 - Unknown - 71 F

AB 36  
R 3  
H 10  
RBI 3  
BB 9  
SO 9  
LOB 34









Batter	1	2	3	4	5	6	7	8	9	AB	R	H	RBI	BB	SO	LOB	TOP											
<b>Chad Curtis, R</b> OBP: 0.340, SLG: 0.397 (1, 7)	G4-3		K				FC1-2		F8	5	1	1	0	0	1	4	<b>Detroit Tigers @ Seattle Mariners</b> The Kingdome, Seattle, WA Fri Jul 26 1996, 10:05 PM EDT Att: 25,175 - Dome - 68 F											
<b>Brad Ausmus, R</b> OBP: 0.293, SLG: 0.281 (1, 2)	F9			L9		L1-3			P2	5	0	1	1	0	0	2												
<b>Travis Fryman, R</b> OBP: 0.313, SLG: 0.418 (1, 5)	F9			G5-3			P2		K	4	0	0	0	1	1	3												
<b>Cecil Fielder, R</b> OBP: 0.345, SLG: 0.440 (1, 10)		G4-3		K			FC5			3	0	1	0	1	1	3												
<b>Tony Clark, S</b> OBP: 0.280, SLG: 0.450 (1, 3)		K			G5-3				L9	4	0	0	0	0	2	3												
<b>Mark Lewis, R</b> OBP: 0.342, SLG: 0.432 (1, 4)	G4-3				G5-3				K	4	1	1	0	0	1	1												
<b>Melvin Nieves, S</b> OBP: 0.333, SLG: 0.494 (1, 9)			K2-3							3	0	1	0	1	1	0												
<b>Alan Trammell, R</b> OBP: 0.294, SLG: 0.283 (8, PH)										3	1	1	0	0	0	0												
<b>Bobby Higginson, L</b> OBP: 0.369, SLG: 0.558 (8, PH)			P4							0	0	0	0	0	0	0												
<b>Eddie Williams, R</b> OBP: 0.299, SLG: 0.350 (8, PH)										1	0	1	0	0	0	0												
<b>Andujar Cedeno, R</b> OBP: 0.245, SLG: 0.295 (8, PH)										0	0	0	0	0	0	0												
<b>Kimera Barteo, R</b> OBP: 0.317, SLG: 0.316 (1, 8)										4	1	3	1	0	0	2												
<b>Inning Stats</b>	R: 0 E: 0 K: 0 S: 5	H: 0 LOB: 0 BB: 0 P: 9	R: 0 E: 0 K: 1 S: 7	H: 1 LOB: 0 BB: 0 P: 12	R: 0 E: 0 K: 2 S: 11	H: 1 LOB: 1 BB: 0 P: 18	R: 0 E: 0 K: 1 S: 7	H: 0 LOB: 0 BB: 0 P: 11	R: 0 E: 0 K: 0 S: 6	H: 0 LOB: 0 BB: 0 P: 7	R: 2 E: 0 K: 1 S: 16	H: 2 LOB: 2 BB: 2 P: 29	R: 2 E: 0 K: 0 S: 22	H: 5 LOB: 3 BB: 0 P: 29	R: 0 E: 0 K: 1 S: 7	H: 1 LOB: 2 BB: 1 P: 16	R: 0 E: 0 K: 1 S: 8	H: 0 LOB: 0 BB: 0 P: 12	1B: 9 2B: 1 3B: 0 HR: 0	SF: 0 SAC: 0 DP: 1 HBP: 0	WP: 2 PB: 0 SB: 2 CS: 0	PA: 39						
<b>PITCHER</b>	IP	WLS	BF	H	R	ER	SO	BB	IBB	HBP	BLK	WP	HR	S	P	ERA	WHIP											
<b>Sterling Hitchcock, L</b> ERA: 4.95	(1, 1)	6.0	W	27	8	4	4	5	2	0	0	0	2	0	65	103	6.00	1.667										
<b>Rafael Carmona, R</b> ERA: 4.66	(7, 1)	1.2		7	1	0	0	1	1	0	0	0	0	0	13	23	0.00	1.200										
<b>Norm Charlton, L</b> ERA: 4.47	(8, 1)	0.1		2	1	0	0	0	0	0	0	0	0	0	3	5	0.00	3.000										
<b>Michael Jackson, R</b> ERA: 4.56	(9, 1)	1.0	S	3	0	0	0	1	0	0	0	0	0	0	8	12	0.00	0.000										

Batter	1	2	3	4	5	6	7	8	9	AB	R	H	RBI	BB	SO	LOB	BOTTOM											
<b>Joey Cora, S</b> OBP: 0.332, SLG: 0.424 (1, 4)	G3-1		G4-3				G6-3		G6-3	5	1	2	2	0	0	1	<b>Detroit Tigers @ Seattle Mariners</b> The Kingdome, Seattle, WA Fri Jul 26 1996, 10:05 PM EDT Att: 25,175 - Dome - 68 F											
<b>Alex Rodriguez, R</b> OBP: 0.410, SLG: 0.632 (1, 6)										3	2	2	0	1	0	1												
<b>Ken Griffey Jr., L</b> OBP: 0.386, SLG: 0.638 (1, 8)	G3-1									3	0	1	0	1	0	3												
<b>Jay Buhner, R</b> OBP: 0.387, SLG: 0.571 (1, 10)										4	0	1	3	0	0	3												
<b>Paul Sorrento, L</b> OBP: 0.384, SLG: 0.544 (1, 3)	G4-3									3	0	0	0	1	1	2												
<b>Dan Wilson, R</b> OBP: 0.356, SLG: 0.488 (1, 2)	G4-3									3	1	0	0	1	0	4												
<b>Doug Strange, S</b> OBP: 0.319, SLG: 0.375 (9, 5)										3	1	1	0	0	0	0												
<b>Luis Sojo, R</b> OBP: 0.250, SLG: 0.279 (8, PH)										1	0	0	0	0	0	0												
<b>Darren Bragg, L</b> OBP: 0.373, SLG: 0.436 (1, 9)										4	1	1	1	0	1	0												
<b>Rich Amaral, R</b> OBP: 0.397, SLG: 0.355 (1, 7)										2	0	0	0	1	1	0												
<b>Inning Stats</b>	R: 2 E: 0 K: 0 S: 18	H: 3 LOB: 1 BB: 0 P: 26	R: 0 E: 0 K: 0 S: 8	H: 0 LOB: 0 BB: 0 P: 13	R: 0 E: 0 K: 0 S: 7	H: 1 LOB: 1 BB: 0 P: 13	R: 3 E: 0 K: 1 S: 14	H: 3 LOB: 1 BB: 1 P: 26	R: 0 E: 0 K: 0 S: 6	H: 0 LOB: 0 BB: 1 P: 15	R: 0 E: 0 K: 2 S: 8	H: 0 LOB: 0 BB: 0 P: 12	R: 1 E: 0 K: 0 S: 9	H: 1 LOB: 2 BB: 2 P: 23	R: 0 E: 0 K: 0 S: 9	H: 0 LOB: 1 BB: 1 P: 17	1B: 7 2B: 1 3B: 0 HR: 0	SF: 0 SAC: 1 DP: 0 HBP: 0	WP: 0 PB: 0 SB: 0 CS: 0	PA: 37								
<b>PITCHER</b>	IP	WLS	BF	H	R	ER	SO	BB	IBB	HBP	BLK	WP	HR	S	P	ERA	WHIP											
<b>A.J. Sager, R</b> ERA: 5.12	(1, 1)	4.0	L	20	7	5	5	1	1	0	0	0	0	0	47	78	11.25	2.000										
<b>Tom Urbani, L</b> ERA: 7.34	(5, 1)	2.1		10	1	1	1	2	2	0	0	0	0	20	40	3.86	1.286											
<b>Richie Lewis, R</b> ERA: 3.81	(7, 1)	0.2		3	0	0	0	0	0	1	0	0	0	3	10	0.00	0.000											
<b>Mike Myers, L</b> ERA: 5.36	(8, 1)	1.0		4	0	0	0	0	1	0	0	0	0	9	17	0.00	1.000											

AB	36
R	4
H	10
RBI	2
BB	3
SO	7
LOB	18





Batter	1	2	3	4	5	6	7	8	9	AB	R	H	RBI	BB	SO	LOB	TOP								
<b>Bobby Higginson, L</b> OBP: 0.395, SLG: 0.575 (1, 7)	F9		BB BB 1B	1-H HR		G6-4-3 1B		1B		5	2	4	2	0	0	0	<b>Detroit Tigers @ Seattle Mariners</b> The Kingdome, Seattle, WA Sat Jul 27 1996, 10:05 PM EDT Att: 43,209 - Dome - 68 F								
<b>Chad Curtis, R</b> OBP: 0.342, SLG: 0.395 (1, 8)	K		BB BB FC4-6	G5-4-3 1B		G6-4-3 1-2		K		2	1	0	0	2	1	1									
<b>Curtis Pride, L</b> OBP: 0.336, SLG: 0.475 (8, 7)	K		BB BB FC4-6	G5-4-3 1B		G6-4-3 1-2		K		1	0	0	0	0	1	1									
<b>Travis Fryman, R</b> OBP: 0.314, SLG: 0.416 (1, 5)	K		FC4-6 BB	G5-4-3 1B		L8		L7		4	0	1	0	1	1	1									
<b>Eddie Williams, R</b> OBP: 0.299, SLG: 0.350 (8, 5)	K		FC4-6 BB	G5-4-3 1B		L8		L7		0	0	0	0	0	0	0									
<b>Cecil Fielder, R</b> OBP: 0.348, SLG: 0.451 (1, 3)		HR	FC4-6 BB	G5-4-3			2B		F8	4	1	2	2	1	0	2									
<b>Tony Clark, S</b> OBP: 0.278, SLG: 0.461 (1, 10)	HR	HR	FC4-6 BB	K			K		G3	5	1	1	2	0	2	4									
<b>Melvin Nieves, S</b> OBP: 0.334, SLG: 0.489 (1, 9)	BB	BB	BB	K			P6		G3-1	3	0	0	0	2	1	1									
<b>Mark Lewis, R</b> OBP: 0.344, SLG: 0.430 (1, 4)	G6-4-3 1-2		L9	BB			BB			2	0	0	0	2	0	4									
<b>Mark Parent, R</b> OBP: 0.289, SLG: 0.545 (1, 2)	L7			HR			L4			4	1	1	1	0	1	3									
<b>Andujar Cedeno, R</b> OBP: 0.245, SLG: 0.294 (1, 6)			K	HR			F7		G6-3	4	1	1	0	0	1	1									
<b>Inning Stats</b>	R: 0 E: 0 K: 2 S: 9	H: 0 LOB: 0 BB: 0 P: 10	R: 2 E: 0 K: 0 S: 15	H: 2 LOB: 0 BB: 1 P: 25	R: 2 E: 0 K: 1 S: 19	H: 1 LOB: 3 BB: 4 P: 43	R: 3 E: 0 K: 1 S: 13	H: 4 LOB: 1 BB: 1 P: 24	R: 0 E: 0 K: 2 S: 10	H: 0 LOB: 1 BB: 1 P: 18	R: 0 E: 0 K: 1 S: 8	H: 1 LOB: 0 BB: 0 P: 12	R: 0 E: 0 K: 1 S: 12	H: 1 LOB: 2 BB: 1 P: 22	R: 0 E: 0 K: 1 S: 8	H: 1 LOB: 0 BB: 0 P: 10	R: 0 E: 0 K: 0 S: 7	H: 0 LOB: 0 BB: 0 P: 11	1B: 5 2B: 1 3B: 0 HR: 4	SF: 0 SAC: 0 DP: 3 HBP: 0	WP: 0 PB: 0 SB: 0 CS: 0	PA: 42			
<b>PITCHER</b>	IP	WLS	BF	H	R	ER	SO	BB	IBB	HBP	BLK	WP	HR	S	P	ERA	WHIP								
<b>Matt Wagner, R</b> ERA: 6.36 (1, 1)	2.1		13	3	4	4	3	4	0	0	0	0	2	34	59	15.43	3.000								
<b>Rusty Meacham, R</b> ERA: 5.13 (3, 1)	1.1		9	4	3	3	0	2	0	0	0	0	2	19	38	20.25	4.500								
<b>Tim Davis, L</b> ERA: 4.82 (4, 1)	3.0	W	12	2	0	0	4	2	0	0	0	0	0	32	55	0.00	1.333								
<b>Bobby Ayala, R</b> ERA: 6.49 (7, 1)	2.1		8	1	0	0	1	0	0	0	0	0	0	16	25	0.00	0.429								

Batter	1	2	3	4	5	6	7	8	9	AB	R	H	RBI	BB	SO	LOB	BOTTOM								
<b>Joey Cora, S</b> OBP: 0.335, SLG: 0.423 (1, 4)	HR	F7	1B HR	G3		G6-3		FC5-4 HBP		5	2	2	1	0	0	4	<b>Detroit Tigers @ Seattle Mariners</b> The Kingdome, Seattle, WA Sat Jul 27 1996, 10:05 PM EDT Att: 43,209 - Dome - 68 F								
<b>Alex Rodriguez, R</b> OBP: 0.409, SLG: 0.635 (1, 6)	F7	HR	1B HR	HR	L4		K	FC5-4 1-2		6	2	2	2	0	1	4									
<b>Ken Griffey Jr., L</b> OBP: 0.391, SLG: 0.658 (1, 8)	HR	HR	HR	HR	P5		1B			4	3	3	4	1	0	0									
<b>Jay Buhner, R</b> OBP: 0.382, SLG: 0.563 (1, 10)	F9	K	G5-3		G3		K			5	0	0	0	0	2	3									
<b>Paul Sorrento, L</b> OBP: 0.384, SLG: 0.555 (1, 3)	HR	2B	G3			F8		K		5	1	2	3	0	1	1									
<b>Dan Wilson, R</b> OBP: 0.363, SLG: 0.493 (1, 2)	E6 2B	K	FC4-6 1B			1B 2B		1B G4-3 1B		5	2	3	0	0	1	1									
<b>Doug Strange, S</b> OBP: 0.314, SLG: 0.367 (1, 5)	2B	K	FC4-6			P4		G4-3		5	1	1	0	0	1	4									
<b>Darren Bragg, L</b> OBP: 0.378, SLG: 0.448 (1, 9)	2B		1B 2B		F7		1B IBB		F8	4	1	2	2	1	0	1									
<b>Rich Amaral, R</b> OBP: 0.406, SLG: 0.360 (1, 7)	BB		1B BB		G4-3		1B	HBP 1B		3	1	2	1	2	0	0									
<b>Inning Stats</b>	R: 5 E: 1 K: 0 S: 23	H: 4 LOB: 2 BB: 2 P: 40	R: 2 E: 0 K: 3 S: 18	H: 3 LOB: 1 BB: 0 P: 28	R: 5 E: 1 K: 0 S: 20	H: 5 LOB: 1 BB: 1 P: 31	R: 0 E: 0 K: 0 S: 7	H: 0 LOB: 0 BB: 0 P: 10	R: 0 E: 0 K: 0 S: 3	H: 0 LOB: 0 BB: 0 P: 4	R: 1 E: 0 K: 0 S: 9	H: 2 LOB: 2 BB: 1 P: 19	R: 0 E: 0 K: 3 S: 14	H: 1 LOB: 1 BB: 0 P: 22	R: 0 E: 0 K: 0 S: 9	H: 2 LOB: 3 BB: 0 P: 15	1B: 9 2B: 4 3B: 0 HR: 4	SF: 0 SAC: 0 DP: 0 HBP: 1	WP: 0 PB: 0 SB: 0 CS: 0	PA: 47					
<b>PITCHER</b>	IP	WLS	BF	H	R	ER	SO	BB	IBB	HBP	BLK	WP	HR	S	P	ERA	WHIP								
<b>Brian Williams, R</b> ERA: 6.65 (1, 1)	0.2	L	9	4	5	3	0	2	0	0	0	0	1	21	37	40.50	9.000								
<b>Greg Gohr, R</b> ERA: 7.17 (1, 1)	5.0		27	10	8	8	3	1	1	0	0	0	3	58	93	14.40	2.200								
<b>Jose Lima, R</b> ERA: 5.79 (6, 1)	1.1		5	1	0	0	3	0	0	0	0	0	0	15	24	0.00	0.750								
<b>Gregg Olson, R</b> ERA: 4.38 (8, 1)	1.0		6	2	0	0	0	0	0	1	0	0	0	9	15	0.00	2.000								

AB	34
R	7
H	10
RBI	7
BB	8
SO	8
LOB	18





Batter	1	2	3	4	5	6	7	8	9	AB	R	H	RBI	BB	SO	LOB	TOP										
<b>Bobby Higginson, L</b> (1, 7) OBP: 0.399, SLG: 0.581 <b>Kimera Barteo, R</b> (8, 8) OBP: 0.313, SLG: 0.313	0-2 SH1-3 SF8 2B	1-1 1B HR 2B		1-0 F8		1-0 G4-6-3	4-2 BB		1-0 L6	4	2	2	2	1	0	1											
<b>Chad Curtis, R</b> (1, 8) OBP: 0.341, SLG: 0.394	1-0 SH1-3	1-1 HR S 2B		0-2 L4		1-3 K2-3	3-1 F7			4	1	1	1	0	1	2											
<b>Travis Fryman, R</b> (1, 5) OBP: 0.317, SLG: 0.418	1-1 SF8	1-2 K		1-0 1B			4-0 HR BB	1-0 WP HR 1B		3	2	2	1	1	1	2											
<b>Cecil Fielder, R</b> (1, 10) OBP: 0.350, SLG: 0.471	2-2 2B	3-1 HR		1-3 K			2-2 HR	1-2 G6-3		5	2	3	5	0	1	2											
<b>Tony Clark, S</b> (1, 3) OBP: 0.282, SLG: 0.478	1-3 K	3-2 G4-3			2-2 G4-3		1-0 HR 1B	2-0 HR		5	2	2	2	0	1	1											
<b>Melvin Nieves, S</b> (1, 9) OBP: 0.340, SLG: 0.509 <b>Curtis Pride, L</b> (8, PH) OBP: 0.333, SLG: 0.471					4-1 BB		3-2 HR	1-2 G5-3		3	2	2	2	1	1	0											
<b>Mark Lewis, R</b> (1, 4) OBP: 0.342, SLG: 0.427		0-2 SH HBP 2B 1B	1-3 K		1-3 K		3-3 K	3-1 G6-3		5	1	1	1	0	3	1											
<b>Brad Ausmus, R</b> (1, 2) OBP: 0.295, SLG: 0.285		1-0 SH 2B HBP	3-2 F8		3-1 F7		2-2 2B	2-2 G5-3		4	1	1	0	0	0	1											
<b>Andujar Cedeno, R</b> (1, 6) OBP: 0.245, SLG: 0.293		0-0 SH 2B 1B	1-0 G6-3			1-2 G4-6-3 1B	0-0 F7	3-3 K		4	1	1	0	0	1	1											
<b>Inning Stats</b>	R: 1 E: 0 K: 1 S: 12	H: 2 LOB: 1 BB: 0 P: 17	R: 7 E: 1 K: 2 S: 21	H: 5 LOB: 0 BB: 0 P: 34	R: 0 E: 0 K: 1 S: 8	H: 0 LOB: 0 BB: 0 P: 13	R: 0 E: 0 K: 1 S: 8	H: 1 LOB: 1 BB: 0 P: 11	R: 0 E: 0 K: 1 S: 9	H: 0 LOB: 1 BB: 1 P: 19	R: 0 E: 0 K: 1 S: 7	H: 1 LOB: 0 BB: 0 P: 10	R: 4 E: 0 K: 1 S: 21	H: 4 LOB: 2 BB: 2 P: 43	R: 2 E: 0 K: 0 S: 10	H: 2 LOB: 0 BB: 0 P: 18	R: 0 E: 0 K: 1 S: 8	H: 0 LOB: 0 BB: 0 P: 14	1B: 6 2B: 4 3B: 1 HR: 4	SF: 1 SAC: 2 DP: 1 HBP: 1	WP: 1 PB: 0 SB: 1 CS: 0	PA: 46					
<b>PITCHER</b>	IP	WLS	BF	H	R	ER	SO	BB	IBB	HBP	BLK	WP	HR	S	P	ERA	WHIP										
<b>Chris Bosio, R</b> (1, 1) ERA: 7.07	4.0	L	22	8	8	7	5	0	0	1	0	0	1	49	75	15.75	2.000										
<b>Bias Minor, R</b> (5, 1) ERA: 4.24	3.0		16	5	4	4	3	3	0	0	0	0	2	37	72	12.00	2.667										
<b>Rusty Meacham, R</b> (8, 1) ERA: 5.35	2.0		8	2	2	2	1	0	0	0	0	1	1	18	32	9.00	1.000										

**Detroit Tigers @ Seattle Mariners**  
 The Kingdome, Seattle, WA  
 Sun Jul 28 1996, 6:33 AM EDT  
 Att: 38,204 - Dome - 68 F

**AB** 39  
**R** 14  
**H** 15  
**RBI** 14  
**BB** 3  
**SO** 9  
**LOB** 11



Batter	1	2	3	4	5	6	7	8	9	AB	R	H	RBI	BB	SO	LOB	BOTTOM										
<b>Joey Cora, S</b> (1, 4) OBP: 0.336, SLG: 0.429	1-0 F7		0-0 3B	0-0 FC4			2-1 G1-3		0-0 FC4 1B	5	0	2	1	0	0	2											
<b>Rich Amaral, R</b> (1, 7) OBP: 0.398, SLG: 0.351	0-0 F9		2-3 K		2-1 E6 2B G6-3		2-2 G6-3		0-2 FC4	5	1	0	1	0	1	2											
<b>Ken Griffey Jr., L</b> (1, 8) OBP: 0.391, SLG: 0.658 <b>Brian Hunter, R</b> (7, PH) OBP: 0.358, SLG: 0.476	0-1 F9		2-1 G3-1		0-0 2B		0-0 G4-3		1-3 K	3	0	1	0	0	0	1											
<b>Alex Rodriguez, R</b> (1, 6) OBP: 0.410, SLG: 0.638 <b>Luis Sojo, R</b> (8, 6) OBP: 0.246, SLG: 0.276		1-0 FC6-5 2B		2-1 2B 1B	0-0 G6-3			0-0 G5-3	1-0 F9	3	1	2	1	0	0	1											
<b>Paul Sorrento, L</b> (1, 3) OBP: 0.385, SLG: 0.556		4-0 FC6-5 BB		2-0 F9 SF7 2B	1-2 P5			2-1 F8		3	1	1	1	1	0	1											
<b>Doug Strange, S</b> (1, 10) OBP: 0.312, SLG: 0.357		0-1 L6		4-1 1B BB	1-1 G5-3			2-0 F7		3	0	0	0	1	0	3											
<b>Jeff Manto, R</b> (1, 5) OBP: 0.302, SLG: 0.538		1-0 FC6-5		1-0 F9		1-1 G5-3			0-1 2B 2B	4	1	1	0	0	0	4											
<b>Darren Bragg, L</b> (1, 9) OBP: 0.376, SLG: 0.451		1-3 K		0-2 SF7		2-3 K			0-0 1B 1B 2B	3	1	1	2	0	2	2											
<b>John Marzano, R</b> (1, 2) OBP: 0.364, SLG: 0.333			2-1 G4-3		0-0 FC4 1B		2-2 G5-3		0-0 1B FC4 1B	4	1	2	0	0	0	0											
<b>Inning Stats</b>	R: 0 E: 0 K: 0 S: 4	H: 0 LOB: 0 BB: 0 P: 5	R: 0 E: 0 K: 1 S: 7	H: 1 LOB: 2 BB: 1 P: 14	R: 0 E: 0 K: 1 S: 8	H: 1 LOB: 0 BB: 0 P: 14	R: 2 E: 0 K: 0 S: 10	H: 3 LOB: 2 BB: 1 P: 19	R: 1 E: 1 K: 0 S: 9	H: 1 LOB: 1 BB: 0 P: 13	R: 0 E: 0 K: 1 S: 10	H: 0 LOB: 0 BB: 0 P: 15	R: 0 E: 0 K: 0 S: 6	H: 0 LOB: 0 BB: 0 P: 10	R: 0 E: 0 K: 0 S: 4	H: 0 LOB: 0 BB: 0 P: 8	R: 3 E: 0 K: 1 S: 14	H: 4 LOB: 1 BB: 0 P: 16	1B: 4 2B: 5 3B: 1 HR: 0	SF: 1 SAC: 0 DP: 0 HBP: 0	WP: 0 PB: 0 SB: 1 CS: 0	PA: 40					
<b>PITCHER</b>	IP	WLS	BF	H	R	ER	SO	BB	IBB	HBP	BLK	WP	HR	S	P	ERA	WHIP										
<b>Omar Olivares, R</b> (1, 1) ERA: 4.66	9.0	W	40	10	6	5	4	2	0	0	0	0	0	72	114	5.00	1.333										

**Detroit Tigers @ Seattle Mariners**  
 The Kingdome, Seattle, WA  
 Sun Jul 28 1996, 6:33 AM EDT  
 Att: 38,204 - Dome - 68 F

**AB** 37  
**R** 6  
**H** 10  
**RBI** 6  
**BB** 2  
**SO** 4  
**LOB** 18






Batter	1	2	3	4	5	6	7	8	9	AB	R	H	RBI	BB	SO	LOB	TOP								
<b>Randy Velarde, R</b> OBP: 0.386, SLG: 0.413 (1, 4)										4	0	0	0	1	1	0	<b>California Angels @ Detroit Tigers</b> Tiger Stadium, Detroit, MI Tue Jul 30 1996, 7:05 PM EDT Att: 11,641 - Unknown - 73 F								
<b>Gary Disarcina, R</b> OBP: 0.291, SLG: 0.339 (1, 6)										5	2	3	0	0	0	2									
<b>Jim Edmonds, L</b> OBP: 0.381, SLG: 0.581 (1, 8)										3	1	0	0	1	2	2									
<b>Tim Salmon, R</b> OBP: 0.391, SLG: 0.534 (1, 9)										3	1	1	1	2	0	0									
<b>Chili Davis, S</b> OBP: 0.381, SLG: 0.501 (1, 10)										4	1	1	3	0	0	2									
<b>16 Garret Anderson, L</b> OBP: 0.327, SLG: 0.427 (1, 7)										5	1	2	0	0	0	2									
<b>Rex Hudler, R</b> OBP: 0.367, SLG: 0.573 (9, PH)										3	1	0	0	1	1	2									
<b>Don Slaught, R</b> OBP: 0.367, SLG: 0.462 (6, PH)										2	0	0	0	0	1	1									
<b>Todd Greene, R</b> OBP: 0.500, SLG: 0.500 (6, 2)										2	1	1	2	0	0	1									
<b>Darin Erstad, L</b> OBP: 0.337, SLG: 0.358 (9, PH)										1	0	0	0	0	0	0									
<b>George Arias, R</b> OBP: 0.278, SLG: 0.299 (8, PH)										3	0	0	0	0	2	2									
<b>Jack Howell, L</b> OBP: 0.306, SLG: 0.525 (8, 5)										1	1	1	2	0	0	0									
<b>Inning Stats</b>	R: 1 E: 0 K: 1 S: 12	H: 1 LOB: 2 BB: 1 P: 25	R: 0 E: 0 K: 2 S: 11	H: 0 LOB: 2 BB: 2 P: 23	R: 0 E: 0 K: 1 S: 10	H: 0 LOB: 0 BB: 0 P: 15	R: 0 E: 0 K: 1 S: 8	H: 0 LOB: 0 BB: 0 P: 12	R: 0 E: 0 K: 1 S: 8	H: 1 LOB: 1 BB: 0 P: 11	R: 2 E: 0 K: 1 S: 12	H: 2 LOB: 1 BB: 1 P: 19	R: 1 E: 0 K: 0 S: 9	H: 2 LOB: 1 BB: 0 P: 15	R: 5 E: 2 K: 0 S: 25	H: 3 LOB: 1 BB: 1 P: 38	R: 0 E: 0 K: 0 S: 7	H: 0 LOB: 0 BB: 0 P: 10	1B: 4 2B: 3 3B: 0 HR: 2	SF: 1 SAC: 0 DP: 0 HBP: 1	WP: 1 PB: 0 SB: 0 CS: 0	PA: 44			
<b>PITCHER</b>	IP	WLS	BF	H	R	ER	SO	BB	IBB	HBP	BLK	WP	HR	S	P	ERA	WHIP								
<b>C.J. Nitkowski, L</b> ERA: 7.76 (1, 1)	7.0	W	34	7	6	6	7	4	0	1	0	1	1	79	132	7.71	1.571								
<b>Richie Lewis, R</b> ERA: 4.07 (8, 1)	0.2	6	2	3	1	0	0	1	0	0	0	0	1	15	24	13.50	4.500								
<b>Mike Myers, L</b> ERA: 5.29 (8, 1)	0.2	2	0	0	0	0	0	0	0	0	0	0	0	3	5	0.00	0.000								
<b>Gregg Olson, R</b> ERA: 4.3 (9, 1)	0.2	2	0	0	0	0	0	0	0	0	0	0	0	5	7	0.00	0.000								

Batter	1	2	3	4	5	6	7	8	9	AB	R	H	RBI	BB	SO	LOB	BOTTOM								
<b>Bobby Higginson, L</b> OBP: 0.303, SLG: 0.588 (7, 8)										2	1	2	1	1	0	0	<b>California Angels @ Detroit Tigers</b> Tiger Stadium, Detroit, MI Tue Jul 30 1996, 7:05 PM EDT Att: 11,641 - Unknown - 73 F								
<b>Kimera Barteo, R</b> OBP: 0.310, SLG: 0.309 (6, PH)										1	0	0	0	0	1	1									
<b>Chad Curtis, R</b> OBP: 0.346, SLG: 0.394 (7, 7)										2	1	1	0	3	1	0									
<b>Travis Fryman, R</b> OBP: 0.316, SLG: 0.418 (1, 5)										5	1	1	1	0	2	7									
<b>Cecil Fielder, R</b> OBP: 0.354, SLG: 0.481 (7, PH)										3	3	2	2	1	0	0									
<b>Eddie Williams, R</b> OBP: 0.297, SLG: 0.348 (7, PH)										1	0	0	0	0	0	0									
<b>Tony Clark, S</b> OBP: 0.291, SLG: 0.475 (1, 3)										3	2	1	0	2	0	0									
<b>Melvin Nieves, S</b> OBP: 0.337, SLG: 0.504 (1, 9)										5	1	1	2	0	0	3									
<b>Mark Lewis, R</b> OBP: 0.344, SLG: 0.434 (7, 4)										3	2	1	3	1	0	0									
<b>Fausto Cruz, R</b> OBP: 0.385, SLG: 0.417 (7, 4)										1	0	0	0	0	1	0									
<b>Brad Ausmus, R</b> OBP: 0.295, SLG: 0.281 (1, 2)										3	1	0	1	1	0	2									
<b>Andujar Cedeno, R</b> OBP: 0.242, SLG: 0.289 (1, 6)										4	0	0	1	0	2	3									
<b>Inning Stats</b>	R: 8 E: 2 K: 0 S: 23	H: 4 LOB: 1 BB: 4 P: 50	R: 1 E: 0 K: 0 S: 9	H: 1 LOB: 0 BB: 0 P: 17	R: 0 E: 0 K: 1 S: 17	H: 2 LOB: 2 BB: 0 P: 26	R: 0 E: 0 K: 0 S: 6	H: 1 LOB: 0 BB: 0 P: 11	R: 0 E: 0 K: 1 S: 18	H: 0 LOB: 3 BB: 2 P: 29	R: 3 E: 0 K: 2 S: 11	H: 1 LOB: 1 BB: 3 P: 26	R: 0 E: 0 K: 2 S: 7	H: 0 LOB: 0 BB: 0 P: 12	R: 0 E: 0 K: 1 S: 7	H: 0 LOB: 0 BB: 0 P: 11	1B: 5 2B: 2 3B: 0 HR: 2	SF: 1 SAC: 0 DP: 2 HBP: 0	WP: 3 PB: 0 SB: 0 CS: 0	PA: 43					
<b>PITCHER</b>	IP	WLS	BF	H	R	ER	SO	BB	IBB	HBP	BLK	WP	HR	S	P	ERA	WHIP								
<b>Jason Grimsley, R</b> ERA: 6.11 (1, 1)	0.0	L	23	4	2	1	2	3	0	0	0	3	1	60	102	1.80	1.400								
<b>Jim Abbott, L</b> ERA: 7.25 (6, 1)	0.1	5	1	3	3	0	0	3	0	0	0	0	1	5	19	81.00	12.000								
<b>Jeff Schmidt, R</b> ERA: 7.88 (6, 1)	2.2	8	0	0	0	0	5	0	0	0	0	0	0	20	30	0.00	0.000								

AB	37
R	9
H	9
RBI	8
BB	5
SO	7
LOB	14









Batter	1	2	3	4	5	6	7	8	9	AB	R	H	RBI	BB	SO	LOB	TOP					
Randy Velarde, R OBP: 0.381, SLG: 0.410 (1, 4)	G5-3		L5			G5-3	FC6-4 1B		K	5	0	1	0	0	1	2						
Gary Disarcina, R OBP: 0.296, SLG: 0.357 (1, 6)	1B			G5-3		P4	FC6-4 1-2			4	0	1	0	0	0	1						
Jim Edmonds, L OBP: 0.380, SLG: 0.583 (1, 8)	K			P6			FC4-6 1B	F8		4	1	1	0	0	1	1						
Tim Salmon, R OBP: 0.384, SLG: 0.523 (1, 9)	K			G5-3			F9	P3		4	0	0	0	0	1	2						
Chili Davis, S OBP: 0.378, SLG: 0.496 (1, 10)		F7					FC4-6 1B	F9		4	0	2	0	0	0	0						
16 Garret Anderson, L OBP: 0.327, SLG: 0.426 (1, 7)	G5-3			G4-6-3 1-2		FC4-6 1B		G5-3 1B		4	1	1	0	0	0	3						
J.T. Snow, L OBP: 0.343, SLG: 0.401 (1, 3)	G1-3						FC4-6 1B	G5-3		4	1	2	1	0	0	1						
Jack Howell, L OBP: 0.303, SLG: 0.512 (1, 5)			G4-3		G1-3		HR	F7		4	1	1	2	0	0	2						
Todd Greene, R OBP: 0.500, SLG: 1.000 (1, 2)	G5-3					F9	HR			3	1	1	2	1	0	0						
<b>Inning Stats</b>	R: 0 E: 0 K: 2 S: 13	H: 1 LOB: 1 BB: 0 P: 19	R: 0 E: 0 K: 0 S: 7	H: 0 LOB: 0 BB: 0 P: 11	R: 0 E: 0 K: 0 S: 7	H: 0 LOB: 0 BB: 0 P: 10	R: 0 E: 0 K: 0 S: 10	H: 0 LOB: 1 BB: 0 P: 18	R: 0 E: 0 K: 0 S: 8	H: 2 LOB: 1 BB: 0 P: 12	R: 0 E: 0 K: 0 S: 5	H: 0 LOB: 0 BB: 0 P: 7	R: 5 E: 0 K: 0 S: 18	H: 6 LOB: 1 BB: 0 P: 25	R: 0 E: 0 K: 0 S: 7	H: 0 LOB: 0 BB: 0 P: 10	R: 0 E: 0 K: 1 S: 9	H: 1 LOB: 2 BB: 1 P: 18	1B: 8 2B: 1 3B: 0 HR: 1	SF: 0 SAC: 0 DP: 1 HBP: 0	WP: 0 PB: 0 SB: 0 CS: 0	PA: 37
<b>PITCHER</b> Brian Williams, R ERA: 6.49 (1, 1)	IP: 9.0 WLS: W BF: 37 H: 10 R: 5 ER: 5 SO: 3 BB: 1 IBB: 0 HBP: 0 BLK: 0 WP: 0 HR: 1 S: 84 P: 130 ERA: 5.00 WHIP: 1.222											<b>PITCHER</b>	IP: 9.0 WLS: W BF: 37 H: 10 R: 5 ER: 5 SO: 3 BB: 1 IBB: 0 HBP: 0 BLK: 0 WP: 0 HR: 1 S: 84 P: 130 ERA: 5.00 WHIP: 1.222									

California Angels @ Detroit Tigers  
Tiger Stadium, Detroit, MI  
Thu Aug 01 1996, 3:33 AM EDT  
Att: 14,591 - Sunny - 75 F

AB 36  
R 5  
H 10  
RBI 5  
BB 1  
SO 3  
LOB 12



Batter	1	2	3	4	5	6	7	8	9	AB	R	H	RBI	BB	SO	LOB	BOTTOM			
Curtis Pride, L OBP: 0.335, SLG: 0.476 (1, 7)	K		G4-3		FC5-2 2B	G4-3	WP 1B			5	1	2	0	0	1	1				
Mark Lewis, R OBP: 0.348, SLG: 0.443 (1, 4)	HR		S 1B		FC5-2-6 2B G4-3	HR 1B	BB 1B	1-H BB 1B		5	3	4	4	0	0	1				
Travis Fryman, R OBP: 0.322, SLG: 0.429 (1, 5)	L8		P6		G4-3 2B	HR 1B	BB 1B	BB		4	1	2	0	1	0	1				
Bobby Higginson, L OBP: 0.306, SLG: 0.595 (1, 10)	1B		G3		G4-3	HR BB	F7			4	1	1	1	1	0	4				
Tony Clark, S OBP: 0.302, SLG: 0.515 (1, 3)	K			K	F8	HR		G1-6-3 1B		5	1	2	4	0	2	2				
Melvin Nieves, S OBP: 0.337, SLG: 0.512 (1, 9)	K		L8			HR 2B	G3-1	K		5	1	1	0	0	2	1				
Mark Parent, R OBP: 0.284, SLG: 0.559 (1, 2)	G6-3			HR		G6-3	G1-3	G1-6-3		5	1	1	1	0	0	2				
Andujar Cedeno, R OBP: 0.246, SLG: 0.307 (1, 6)	2B			G1-3		HR	G6-3			4	1	2	2	0	0	0				
Kimera Batee, R OBP: 0.337, SLG: 0.321 (1, 8)	L7				2B FC5-2-6 1B	G4-3 1B	BB 1B	WP BB		2	3	1	0	2	0	1				
<b>Inning Stats</b>	R: 1 E: 0 K: 2 S: 15	H: 2 LOB: 1 BB: 0 P: 19	R: 0 E: 0 K: 1 S: 11	H: 1 LOB: 0 BB: 0 P: 16	R: 0 E: 0 K: 0 S: 12	H: 1 LOB: 0 BB: 0 P: 18	R: 1 E: 0 K: 1 S: 9	H: 1 LOB: 0 BB: 0 P: 15	R: 2 E: 0 K: 0 S: 12	H: 3 LOB: 1 BB: 0 P: 17	R: 7 E: 0 K: 0 S: 21	H: 5 LOB: 0 BB: 2 P: 39	R: 2 E: 0 K: 0 S: 15	H: 2 LOB: 2 BB: 2 P: 30	R: 0 E: 0 K: 1 S: 7	H: 1 LOB: 0 BB: 0 P: 8	1B: 8 2B: 4 3B: 0 HR: 4	SF: 0 SAC: 0 DP: 1 HBP: 0	WP: 1 PB: 0 SB: 1 CS: 0	PA: 43
<b>PITCHER</b> Shawn Boskie, R ERA: 4.9 Greg Gohr, R ERA: 7.63 Jason Grimsley, R ERA: 6.22 Chuck McElroy, L ERA: 3.56	IP: 5.1 WLS: L BF: 26 H: 10 R: 6 ER: 6 SO: 4 BB: 0 IBB: 0 HBP: 0 BLK: 0 WP: 0 HR: 3 S: 67 P: 96 ERA: 10.12 WHIP: 1.875											<b>PITCHER</b>	IP: 5.1 WLS: L BF: 26 H: 10 R: 6 ER: 6 SO: 4 BB: 0 IBB: 0 HBP: 0 BLK: 0 WP: 0 HR: 3 S: 67 P: 96 ERA: 10.12 WHIP: 1.875							

California Angels @ Detroit Tigers  
Tiger Stadium, Detroit, MI  
Thu Aug 01 1996, 3:33 AM EDT  
Att: 14,591 - Sunny - 75 F

AB 39  
R 13  
H 16  
RBI 12  
BB 4  
SO 5  
LOB 13













Batter	1	2	3	4	5	6	7	8	9	AB	R	H	RBI	BB	SO	LOB	TOP											
<b>Rich Amaral, R</b> OBP: 0.401, SLG: 0.360	3-1 G6-3 HBP		0-0 1B		3-2 1B	1-0 FC1-5 2B SF8	4-1 BB BB		2-0 F8	4	3	2	0	1	0	2												
<b>Alex Rodriguez, R</b> OBP: 0.415, SLG: 0.643	0-1 G6-3		3-3 K		2-1 1B	0-1 SF8	4-2 BB			4	1	2	3	1	1	2												
<b>Ken Griffey Jr., L</b> OBP: 0.392, SLG: 0.661	1-2 HR		2-3 K		0-0 F9	1-0 SF8	3-3 K			4	1	1	1	0	2	5												
<b>Jay Buhner, R</b> OBP: 0.384, SLG: 0.579	3-2 HR		1-1 1B		2-3 K	2-3 K				4	1	2	3	0	2	2												
<b>Brian Hunter, R</b> OBP: 0.361, SLG: 0.500	0-3 K		3-3 K		1-0 E5	4-0 WP 1B 2B BB	0-3 K			4	1	0	0	1	3	3												
<b>Jeff Manto, R</b> OBP: 0.326, SLG: 0.491		0-3 K		2-1 F9	1-2 1B	2-2 2B BB	0-0 G6-4-3 1B			5	1	3	1	0	1	0												
<b>Luis Sojo, R</b> OBP: 0.276, SLG: 0.276		4-2 BB		0-0 G5-3	2-1 F9	1-3 K	0-0 G6-4-3			2	0	0	0	1	0	2												
<b>Joey Cora, S</b> OBP: 0.340, SLG: 0.426										2	0	0	0	0	1	4												
<b>John Marzano, R</b> OBP: 0.370, SLG: 0.349		1-0 F8		4-1 BB		0-0 FC1-5 HBP 1B	0-1 BB 2B		1-3 K2-3	4	0	2	1	1	1	1												
<b>Alex Diaz, S</b> OBP: 0.233, SLG: 0.286		3-2 G5-3		0-1 P5		1-0 FC1-5 2B HBP	3-3 K		3-1 P4	4	1	0	0	0	1	4												
<b>Inning Stats</b>	R: 2 E: 0 K: 1 S: 12	H: 2 LOB: 0 BB: 0 P: 19	R: 0 E: 0 K: 1 S: 9	H: 0 LOB: 1 BB: 1 P: 17	R: 1 E: 0 K: 3 S: 18	H: 2 LOB: 1 BB: 0 P: 27	R: 0 E: 0 K: 0 S: 6	H: 0 LOB: 1 BB: 1 P: 12	R: 2 E: 0 K: 1 S: 8	H: 3 LOB: 2 BB: 0 P: 29	R: 2 E: 0 K: 1 S: 8	H: 2 LOB: 1 BB: 0 P: 14	R: 2 E: 0 K: 3 S: 23	H: 2 LOB: 3 BB: 3 P: 43	R: 0 E: 0 K: 1 S: 6	H: 1 LOB: 1 BB: 0 P: 7	R: 0 E: 0 K: 1 S: 6	H: 0 LOB: 0 BB: 0 P: 12	1B: 8 2B: 2 3B: 1 HR: 1	SF: 1 SAC: 0 DP: 2 HBP: 3	WP: 1 PB: 0 SB: 1 CS: 0	PA: 46						
<b>PITCHER</b>	IP	WLS	BF	H	R	ER	SO	BB	IBB	HBP	BLK	WP	HR	S	P	ERA	WHIP											
<b>C.J. Nitkowski, L</b> ERA: 7.67	(1, 1)	5.0	L	25	7	5	4	6	2	0	1	0	0	1	63	104	7.20	1.800										
<b>Tom Urbani, L</b> ERA: 8.15	(6, 1)	1.0		8	3	4	4	1	0	1	0	0	0	12	24	36.00	4.000											
<b>Richie Lewis, R</b> ERA: 3.84	(7, 1)	0.2		5	1	0	0	2	2	0	0	0	1	0	15	27	0.00	4.500										
<b>John Cummings, L</b> ERA: 4.7	(7, 1)	2.1		8	1	0	0	3	0	0	1	0	0	0	16	25	0.00	0.429										

Seattle Mariners @ Detroit Tigers  
Tiger Stadium, Detroit, MI  
Sun Aug 04 1996, 3:33 AM EDT  
Att: 23,569 - Sunny - 83 F

AB 37  
R 9  
H 12  
RBI 9  
BB 5  
SO 12  
LOB 25



Batter	1	2	3	4	5	6	7	8	9	AB	R	H	RBI	BB	SO	LOB	BOTTOM											
<b>Curtis Pride, L</b> OBP: 0.341, SLG: 0.471	1-0 G3		4-1 F9 WP SF8 BB		0-0 G3-1 1B	2-1 E 1B		1-3 K		4	1	2	1	1	1	1												
<b>Mark Lewis, R</b> OBP: 0.347, SLG: 0.440	2-1 F7		2-2 F9		2-3 K	1-0 E3		1-3 K		5	0	0	0	0	2	3												
<b>Travis Fryman, R</b> OBP: 0.322, SLG: 0.431	1-1 L9		2-1 SF8		1-1 G3-1 1B	3-2 G4-3		3-2 P6		4	0	1	1	0	0	2												
<b>Ruben Sierra, S</b> OBP: 0.325, SLG: 0.401		2-1 HBP 1B	2-3 K		0-1 G3-1		2-3 K		1-1 G6-3	5	0	1	0	0	2	2												
<b>Tony Clark, S</b> OBP: 0.303, SLG: 0.505		2-0 F8		0-1 1B	1-2 F8		1-3 K			4	0	1	0	0	1	3												
<b>Eddie Williams, R</b> OBP: 0.296, SLG: 0.344		2-2 HBP 1B		3-1 FC5-4 1B		1-1 1B 1B		0-2 G6-3		4	1	3	0	0	0	0												
<b>Mark Parent, R</b> OBP: 0.276, SLG: 0.542		0-3 K		0-3 K		2-3 K		4-2 BB		3	0	0	0	0	3	5												
<b>Phil Nevin, R</b> OBP: 0.800, SLG: 0.750										0	0	0	0	1	0	0												
<b>Damon Easley, R</b> OBP: 0.276, SLG: 0.314		1-1 HBP		2-0 F8		3-1 1B E 1B		1-2 F9		3	1	1	0	0	0	3												
<b>Kimera Batee, R</b> OBP: 0.330, SLG: 0.326		1-3 K		0-1 FC5-4		0-3 K		1-3 K		4	0	0	0	0	3	8												
<b>Inning Stats</b>	R: 0 E: 0 K: 0 S: 5	H: 0 LOB: 0 BB: 0 P: 9	R: 0 E: 0 K: 2 S: 15	H: 2 LOB: 3 BB: 0 P: 23	R: 1 E: 0 K: 1 S: 10	H: 0 LOB: 0 BB: 1 P: 20	R: 0 E: 0 K: 1 S: 10	H: 2 LOB: 2 BB: 0 P: 15	R: 0 E: 0 K: 2 S: 18	H: 3 LOB: 2 BB: 0 P: 30	R: 0 E: 0 K: 2 S: 10	H: 0 LOB: 0 BB: 0 P: 13	R: 0 E: 0 K: 2 S: 13	H: 0 LOB: 1 BB: 1 P: 20	R: 0 E: 0 K: 1 S: 8	H: 0 LOB: 0 BB: 0 P: 13	1B: 9 2B: 0 3B: 0 HR: 0	SF: 1 SAC: 0 DP: 0 HBP: 1	WP: 1 PB: 0 SB: 1 CS: 0	PA: 40								
<b>PITCHER</b>	IP	WLS	BF	H	R	ER	SO	BB	IBB	HBP	BLK	WP	HR	S	P	ERA	WHIP											
<b>Bob Wolcott, R</b> ERA: 5.3	(1, 1)	5.1	W	26	8	3	2	6	1	0	1	0	0	5	9	6	3.38	1.688										
<b>Tim Davis, L</b> ERA: 4.6	(6, 1)	0.1		2	1	0	0	1	0	0	0	0	0	5	7	0.00	3.000											
<b>Rafael Carmona, R</b> ERA: 4.38	(6, 1)	1.1		5	0	0	0	2	0	0	0	0	0	16	23	0.00	0.000											
<b>Michael Jackson, R</b> ERA: 4.35	(8, 1)	2.0		7	0	0	0	3	1	0	0	0	0	21	33	0.00	0.500											

Seattle Mariners @ Detroit Tigers  
Tiger Stadium, Detroit, MI  
Sun Aug 04 1996, 3:33 AM EDT  
Att: 23,569 - Sunny - 83 F


AB 36  
R 3  
H 9  
RBI 2  
BB 2  
SO 12  
LOB 27










Batter	1	2	3	4	5	6	7	8	9	AB R H RBI BB SO LOB	TOP																
Darryl Hamilton, L (1, 8) OBP: 0.357, SLG: 0.384	1-1 29 G3 G5-3 1B		1-1 G6-3		1-0 G4-3 1-3 2-H 2B		3-1 G1-3		3-2 F7	5 0 2 1 0 0 0	<p><b>Texas Rangers @ Detroit Tigers</b> Tiger Stadium, Detroit, MI Wed Aug 07 1996, 7:05 PM EDT Att: 10,297 - Unknown - 93 F</p> <p>livebaseballscorecards.com</p> <p>AB 36 R 2 H 8 RBI 2 BB 5 SO 7 LOB 20</p> 																
Ivan Rodriguez, R (1, 2) OBP: 0.364, SLG: 0.520	1-0 G5-3		0-2 G6-3		2-0 G4-3		0-1 P3		1-0 29 1B 2B	5 0 1 1 0 0 2																	
29 Rusty Greer, L (1, 7) OBP: 0.391, SLG: 0.510	1-0 G3		3-2 L5		4-1 WP BB		2-2 E3		3-2 2-3 1B	4 0 1 0 1 0 1																	
Juan Gonzalez, R (1, 9) OBP: 0.394, SLG: 0.683	1-1 F9			2-3 K	4-1 SAFE BB		1-1 F8		2-1 SAFE P4	4 0 0 0 1 1 4																	
Will Clark, L (1, 3) OBP: 0.367, SLG: 0.406		1-0 F8		2-1 G3	0-1 G4-3			2-3 K	0-3 K	5 0 0 0 0 2 5																	
Dean Palmer, R (1, 5) OBP: 0.380, SLG: 0.528		4-0 G1-3 BB		1-0 G5-3		0-3 K2-3		0-2 P6		3 0 0 0 1 1 0																	
Mickey Tettleton, S (1, 10) ERA: 3.70, LOB: 0.462 Damon Buford, R (8, PR) OBP: 0.326, SLG: 0.434		3-2 G1-3			1-0 FC6-5 1B	1-3 K		4-2 1B BB		3 0 1 0 1 1 1 0 0 0 0 0 0 0																	
Mark McLemore, S (1, 4) OBP: 0.396, SLG: 0.393		4-1 BB			1-1 FC6-5 2B 1B	1-1 1B		1-1 1B		3 1 3 0 1 0 0																	
Kevin Elster, R (1, 6) OBP: 0.333, SLG: 0.500		3-1 F8			2-0 FC6-5 2B G4-3	1-3 SAFE K2-3		1-3 K		4 1 0 0 0 2 7																	
<b>Inning Stats</b>	R: 0 E: 0 K: 0 S: 6	H: 1 LOB: 1 BB: 0 P: 10	R: 0 E: 0 K: 0 S: 7	H: 0 LOB: 2 BB: 2 P: 22	R: 0 E: 0 K: 1 S: 9	H: 0 LOB: 0 BB: 0 P: 13	R: 0 E: 0 K: 1 S: 7	H: 0 LOB: 0 BB: 0 P: 12	R: 2 E: 0 K: 0 S: 10	H: 3 LOB: 3 BB: 2 P: 25		R: 0 E: 0 K: 3 S: 11	H: 1 LOB: 1 BB: 0 P: 14	R: 0 E: 1 K: 0 S: 9	H: 0 LOB: 1 BB: 0 P: 15	R: 0 E: 0 K: 2 S: 14	H: 1 LOB: 2 BB: 1 P: 22	R: 0 E: 0 K: 1 S: 16	H: 2 LOB: 2 BB: 0 P: 25	1B: 6 2B: 2 3B: 0 HR: 0	SF: 0 SAC: 0 DP: 0 HBP: 0	WP: 1 PB: 0 SB: 0 CS: 0	PA: 41				
<b>PITCHER</b>	IP WLS BF H R ER SO BB IBB HBP BLK WP HR S P ERA WHIP											IP WLS BF H R ER SO BB IBB HBP BLK WP HR S P ERA WHIP															
Brian Williams, R (1, 1) ERA: 6.37	4.2	22	4	2	2	1	4	0	0	0	0	1	0	37	80	3.86	1.714										
John Cummings, L (5, 1) ERA: 3.72	2.0	W	8	1	0	0	3	0	0	0	0	0	0	20	28	0.00	0.500										
Jose Lima, R (7, 1) ERA: 5.44	1.1		6	1	0	0	2	1	0	0	0	0	0	16	25	0.00	1.500										
Gregg Olson, R (9, 1) ERA: 4.19	0.2	S	4	2	0	0	0	0	0	0	0	0	0	13	22	0.00	3.000										
Mike Myers, L (9, 1) ERA: 5.33	0.1		1	0	0	0	1	0	0	0	0	0	0	3	3	0.00	0.000										

Batter	1	2	3	4	5	6	7	8	9	AB R H RBI BB SO LOB	BOTTOM																
Curtis Pride, L (1, 7) OBP: 0.343, SLG: 0.484	2-1 HR 3B	1-1 1-H 3-H 2B			1-2 G1-3		1-3 K 1-2			4 1 2 1 0 1 1	<p><b>Texas Rangers @ Detroit Tigers</b> Tiger Stadium, Detroit, MI Wed Aug 07 1996, 7:05 PM EDT Att: 10,297 - Unknown - 93 F</p> <p>livebaseballscorecards.com</p> <p>AB 30 R 4 H 9 RBI 4 BB 2 SO 11 LOB 12</p> 																
Mark Lewis, R (1, 4) OBP: 0.345, SLG: 0.433	3-3 K	0-0 P4			3-2 L6			4-2 FC5-4 BB		3 0 0 0 1 1 2																	
Travis Fryman, R (1, 5) OBP: 0.321, SLG: 0.434	2-2 HR		2-3 K		0-1 P4			0-2 FC5-4 1B CS		4 1 1 2 0 1 1																	
Ruben Sierra, S (1, 10) OBP: 0.328, SLG: 0.403	3-H G6-3		0-2 1B			0-3 K		1-1 CS 1B		4 0 2 0 0 1 0																	
Bobby Higginson, L (1, 9) OBP: 0.302, SLG: 0.596	3-1 HR		2-3 K			2-3 K		0-1 F8		4 1 1 1 0 2 3																	
Tony Clark, S (1, 3) OBP: 0.303, SLG: 0.513	3-2 G4-3		3-3 K			0-0 1B		1-2 3-H		3 0 1 0 0 1 1																	
Brad Ausmus, R (1, 2) OBP: 0.293, SLG: 0.292		1-3 K 1B 2B		0-1 F4		1-3 K				3 1 0 0 0 2 1																	
Andujar Cedeno, R (1, 6) OBP: 0.250, SLG: 0.320		0-0 2B 1B		0-0 P4 1B			1-3 K			3 0 2 0 0 1 0																	
Kimera Batee, R (1, 8) OBP: 0.340, SLG: 0.323		1-3 K		2-2 P4			4-2 CS BB			2 0 0 0 1 1 3																	
<b>Inning Stats</b>	R: 3 E: 0 K: 1 S: 16	H: 3 LOB: 0 BB: 0 P: 31	R: 1 E: 0 K: 2 S: 10	H: 2 LOB: 1 BB: 0 P: 12	R: 0 E: 0 K: 3 S: 14	H: 1 LOB: 0 BB: 0 P: 21	R: 0 E: 0 K: 0 S: 6	H: 1 LOB: 0 BB: 0 P: 8	R: 0 E: 0 K: 3 S: 10	H: 1 LOB: 1 BB: 0 P: 13		R: 0 E: 0 K: 2 S: 10	H: 0 LOB: 0 BB: 1 P: 16	R: 0 E: 0 K: 0 S: 11	H: 1 LOB: 1 BB: 1 P: 16	R: 0 E: 0 K: 0 S: 11	H: 1 LOB: 1 BB: 1 P: 16	1B: 5 2B: 1 3B: 1 HR: 2	SF: 0 SAC: 0 DP: 0 HBP: 0	WP: 1 PB: 0 SB: 0 CS: 3	PA: 32						
<b>PITCHER</b>	IP WLS BF H R ER SO BB IBB HBP BLK WP HR S P ERA WHIP											IP WLS BF H R ER SO BB IBB HBP BLK WP HR S P ERA WHIP															
Roger Pavlik, R (1, 1) ERA: 4.73	6.1	L	27	8	4	4	10	1	0	0	0	1	2	71	109	5.68	1.421										
Dennis Cook, L (7, 1) ERA: 3.5	0.2		1	0	0	0	1	0	0	0	0	0	0	3	4	0.00	0.000										
Jeff Russell, R (8, 1) ERA: 4.02	0.1		3	1	0	0	0	1	0	0	0	0	0	9	14	0.00	6.000										
Mike Stanton, L (8, 1) ERA: 4.3	0.2		1	0	0	0	0	0	0	0	0	0	0	2	2	0.00	0.000										



Batter	1	2	3	4	5	6	7	8	9	AB	R	H	RBI	BB	SO	LOB	TOP					
Darryl Hamilton, L (1, 8) OBP: 0.358, SLG: 0.386										5	1	2	0	0	0	4						
Ivan Rodriguez, R (1, 2) OBP: 0.392, SLG: 0.517										5	0	1	0	0	2	3						
29 Rusty Greer, L (1, 7) OBP: 0.388, SLG: 0.505										4	0	0	0	0	0	1						
Juan Gonzalez, R (1, 10) OBP: 0.395, SLG: 0.680										3	0	1	0	1	1	0						
Will Clark, L (1, 3) OBP: 0.369, SLG: 0.409										3	1	1	0	1	1	1						
Dean Palmer, R (1, 5) OBP: 0.355, SLG: 0.524										3	0	0	0	0	0	5						
Warren Newson, L (1, 9) OBP: 0.353, SLG: 0.448										4	0	2	1	0	0	1						
Mark McLemore, S (1, 4) OBP: 0.397, SLG: 0.397										4	0	2	0	0	0	0						
Kevin Elster, R (1, 6) OBP: 0.330, SLG: 0.495										4	0	0	0	0	1	4						
<b>Inning Stats</b>	R: 1 E: 0 K: 0 S: 11	H: 2 LOB: 0 BB: 0 P: 18	R: 1 E: 0 K: 0 S: 11	H: 3 LOB: 2 BB: 0 P: 14	R: 0 E: 1 K: 1 S: 7	H: 1 LOB: 2 BB: 1 P: 12	R: 0 E: 0 K: 0 S: 13	H: 2 LOB: 0 BB: 0 P: 20	R: 0 E: 0 K: 1 S: 8	H: 0 LOB: 1 BB: 1 P: 16	R: 0 E: 0 K: 1 S: 9	H: 0 LOB: 0 BB: 0 P: 12	R: 0 E: 0 K: 0 S: 12	H: 0 LOB: 0 BB: 0 P: 17	R: 0 E: 0 K: 1 S: 9	H: 0 LOB: 1 BB: 0 P: 13	R: 0 E: 0 K: 1 S: 10	H: 1 LOB: 1 BB: 0 P: 14	1B: 6 2B: 3 3B: 0 HR: 0	SF: 0 SAC: 0 DP: 2 HBP: 1	WP: 0 PB: 0 SB: 0 CS: 0	PA: 38
<b>PITCHER</b> Omar Olivares, R (1, 1) ERA: 4.34	IP: 9.0 WLS: W BF: 38 H: 9 R: 2 ER: 2 SO: 5 BB: 2 IBB: 0 HBP: 1 BLK: 0 WP: 0 HR: 0 S: 90 P: 136 ERA: 2.00 WHIP: 1.222															<b>PITCHER</b>	IP: 9.0 WLS: W BF: 38 H: 9 R: 2 ER: 2 SO: 5 BB: 2 IBB: 0 HBP: 1 BLK: 0 WP: 0 HR: 0 S: 90 P: 136 ERA: 2.00 WHIP: 1.222					

Texas Rangers @ Detroit Tigers  
Tiger Stadium, Detroit, MI  
Thu Aug 08 1996, 7:05 PM EDT  
Att: 10,995 - Unknown - 85 F

AB	35
R	2
H	9
RBI	1
BB	2
SO	5
LOB	19



Batter	1	2	3	4	5	6	7	8	9	AB	R	H	RBI	BB	SO	LOB	BOTTOM					
Curtis Pride, L (1, 10) OBP: 0.341, SLG: 0.485										4	0	1	0	0	0	0						
Damion Easley, R (1, 4) OBP: 0.254, SLG: 0.286										4	0	0	0	0	2	1						
Travis Fryman, R (1, 5) OBP: 0.318, SLG: 0.430										4	0	0	0	0	1	1						
Ruben Sierra, S (1, 9) OBP: 0.327, SLG: 0.404										4	1	1	0	0	1	0						
Bobby Higginson, L (1, 7) OBP: 0.303, SLG: 0.594										3	1	1	0	1	0	0						
Tony Clark, S (1, 3) OBP: 0.311, SLG: 0.516										3	0	2	1	1	0	0						
Mark Parent, R (1, 2) OBP: 0.267, SLG: 0.531										2	0	0	1	0	0	1						
Andujar Cedeno, R (1, 6) OBP: 0.251, SLG: 0.331										3	1	1	1	0	2	1						
Kimera Batee, R (1, 8) OBP: 0.330, SLG: 0.314										3	0	0	0	0	2	0						
<b>Inning Stats</b>	R: 0 E: 0 K: 0 S: 8	H: 0 LOB: 0 BB: 0 P: 12	R: 0 E: 0 K: 0 S: 5	H: 0 LOB: 0 BB: 0 P: 11	R: 0 E: 0 K: 2 S: 7	H: 0 LOB: 0 BB: 0 P: 7	R: 0 E: 0 K: 1 S: 7	H: 0 LOB: 0 BB: 0 P: 9	R: 1 E: 0 K: 1 S: 15	H: 2 LOB: 1 BB: 0 P: 23	R: 0 E: 0 K: 1 S: 7	H: 1 LOB: 1 BB: 0 P: 11	R: 0 E: 0 K: 1 S: 11	H: 0 LOB: 1 BB: 1 P: 17	R: 1 E: 0 K: 2 S: 11	H: 1 LOB: 0 BB: 0 P: 18	R: 1 E: 0 K: 0 S: 6	H: 2 LOB: 2 BB: 1 P: 14	1B: 3 2B: 2 3B: 0 HR: 1	SF: 1 SAC: 0 DP: 0 HBP: 0	WP: 0 PB: 0 SB: 0 CS: 0	PA: 33
<b>PITCHER</b> Kevin Gross, R (1, 1) ERA: 6.03 Gi Heredia, R (8, 1) ERA: 6.3	IP: 7.0 WLS: L BF: 25 H: 3 R: 1 ER: 2 SO: 2 BB: 0 IBB: 0 HBP: 0 BLK: 0 WP: 0 HR: 1 S: 60 P: 90 ERA: 13.50 WHIP: 2.250															<b>PITCHER</b>	IP: 7.0 WLS: L BF: 25 H: 3 R: 1 ER: 2 SO: 2 BB: 0 IBB: 0 HBP: 0 BLK: 0 WP: 0 HR: 1 S: 60 P: 90 ERA: 13.50 WHIP: 2.250					

Texas Rangers @ Detroit Tigers  
Tiger Stadium, Detroit, MI  
Thu Aug 08 1996, 7:05 PM EDT  
Att: 10,995 - Unknown - 85 F

AB	30
R	3
H	6
RBI	3
BB	2
SO	8
LOB	4










Batter	1	2	3	4	5	6	7	8	9	AB	R	H	RBI	BB	SO	LOB	TOP										
Damon Easley, R OBP: 0.297, SLG: 0.394	1-2 HR		3-1 F9				1-1 SF9		1-3 K	5	1	3	4	0	1	1											
Brad Ausmus, R OBP: 0.287, SLG: 0.284	0-0 G5-3		1-0 P3				2-3 K			4	1	0	0	1	2	5											
Travis Fryman, R OBP: 0.320, SLG: 0.438	3-1 G6-3			0-2 1B	2-1 1B			0-1 HR		5	3	3	1	0	1	0											
Ruben Sierra, S OBP: 0.330, SLG: 0.414	1-1 G4-3			1-0 F8	4-0 1B	2-1 G3		1-0 G4-3		4	2	1	0	1	0	0											
Tony Clark, S OBP: 0.317, SLG: 0.508		1-0 G6-3		0-0 HR	0-1 FC4	1-3 K		4-2 FC6-4		4	2	2	3	1	1	0											
Eddie Williams, R OBP: 0.289, SLG: 0.335		0-3 K		3-2 F8	1-1 FC4		2-2 P3	1-1 FC6-4		5	1	0	1	0	1	4											
Phil Nevin, R OBP: 0.333, SLG: 0.333		1-0 G6-3		2-2 L6	2-3 FC4		2-0 BB	2-2 F8		2	0	0	0	0	0	2											
Bobby Higginson, L OBP: 0.304, SLG: 0.588				1-2 BB	1-2 BB		1-1 SF9	1-1 F8		2	1	1	0	1	0	1											
Andujar Cedeno, R OBP: 0.255, SLG: 0.344			0-0 SH1-3	3-0 HR	2-2 FC4		1-1 SF9	0-2 F8		5	2	3	4	0	0	2											
Kimera Barteo, R OBP: 0.333, SLG: 0.306			0-0 SH1-3	1-3 K	4-2 1B		4-2 BB	1-0 F8		2	0	0	0	2	1	0											
<b>Inning Stats</b>	R: 1 E: 0 K: 0 S: 8	H: 1 LOB: 0 BB: 0 P: 13	R: 0 E: 0 K: 1 S: 5	H: 0 LOB: 0 BB: 0 P: 7	R: 0 E: 0 K: 1 S: 5	H: 1 LOB: 1 BB: 0 P: 9	R: 4 E: 0 K: 1 S: 15	H: 4 LOB: 0 BB: 0 P: 25	R: 6 E: 0 K: 1 S: 24	H: 4 LOB: 0 BB: 4 P: 50	R: 0 E: 0 K: 2 S: 9	H: 0 LOB: 0 BB: 0 P: 14	R: 1 E: 0 K: 1 S: 14	H: 2 LOB: 2 BB: 1 P: 26	R: 1 E: 0 K: 0 S: 11	H: 1 LOB: 1 BB: 0 P: 19	R: 0 E: 0 K: 1 S: 7	H: 0 LOB: 0 BB: 0 P: 9	1B: 9 2B: 1 3B: 0 HR: 3	SF: 1 SAC: 1 DP: 0 HBP: 0	WP: 0 PB: 0 SB: 2 CS: 1	PA: 46					
<b>PITCHER</b>	IP	WLS	BF	H	R	ER	SO	BB	IBB	HBP	BLK	WP	HR	S	P	ERA	WHIP										
Jimmy Key, L ERA: 5.17	4.1	L	23	9	9	9	2	1	1	0	0	0	2	41	72	18.69	2.308										
Bob Wickman, R ERA: 4.5	2.2		15	3	3	3	4	3	0	0	0	0	0	39	72	10.12	2.250										
Dale Polley, L ERA: 7.3	2.0		8	1	1	1	1	1	0	0	0	0	1	18	28	4.50	1.000										

Detroit Tigers @ New York Yankees  
Yankee Stadium, Bronx, NY  
Sat Aug 10 1996, 3:33 AM EDT  
Att: 28,863 - Unknown - 81 F


AB 38  
R 13  
H 13  
RBI 13  
BB 6  
SO 7  
LOB 15



Batter	1	2	3	4	5	6	7	8	9	AB	R	H	RBI	BB	SO	LOB	BOTTOM										
Derek Jeter, R OBP: 0.366, SLG: 0.415	2-0 G6-4-3		3-2 E	0-0 SF7				1-1 L9		4	1	2	1	0	1	1											
Wade Boggs, L OBP: 0.394, SLG: 0.404	2-1 F9		1-1 E7	1-0 CS	2-0 FC4-6		4-0 1B		3-2 G6-3	4	1	2	1	1	0	1											
Bernie Williams, S OBP: 0.380, SLG: 0.520	2-1 G6-4-3		2-2 SF8		0-0 FC4-6		0-0 L8		2-1 G6-3	4	1	0	1	0	0	3											
Cecil Fielder, R OBP: 0.358, SLG: 0.485		1-1 G6-3	4-0 IBB		4-1 BB		1-1 1B		2-3 K	3	0	1	0	2	1	0											
Tino Martinez, L OBP: 0.361, SLG: 0.462		2-0 F7	2-0 2B		0-0 1B		2-3 K			4	0	2	2	0	1	2											
Darryl Strawberry, L OBP: 0.383, SLG: 0.547		3-2 CS	3-3 K		0-0 SF8		2-1 G4-3			3	0	1	1	0	1	3											
Mariano Duncan, R OBP: 0.347, SLG: 0.482		0-2 CS	0-0 HR	2-2 FC5-4	2-1 G6-3		1-2 G6-3			4	2	2	1	0	0	2											
Jim Leyritz, R OBP: 0.344, SLG: 0.357			4-2 2B	1-0 FC5-4		1-3 K		2-0 1B		3	1	2	0	1	1	0											
Gerald Williams, R OBP: 0.327, SLG: 0.445			0-2 L7	1-2 FC5-4		0-0 G5-3		0-1 L9		4	0	0	0	0	0	4											
<b>Inning Stats</b>	R: 0 E: 0 K: 0 S: 5	H: 1 LOB: 0 BB: 0 P: 11	R: 0 E: 0 K: 0 S: 11	H: 1 LOB: 0 BB: 0 P: 17	R: 5 E: 1 K: 1 S: 20	H: 4 LOB: 1 BB: 2 P: 39	R: 1 E: 0 K: 0 S: 9	H: 2 LOB: 0 BB: 0 P: 14	R: 1 E: 0 K: 0 S: 7	H: 2 LOB: 2 BB: 1 P: 15	R: 0 E: 0 K: 2 S: 8	H: 0 LOB: 0 BB: 0 P: 10	R: 0 E: 0 K: 1 S: 8	H: 1 LOB: 2 BB: 1 P: 17	R: 0 E: 0 K: 0 S: 9	H: 1 LOB: 1 BB: 0 P: 13	R: 0 E: 0 K: 1 S: 10	H: 0 LOB: 0 BB: 0 P: 17	1B: 10 2B: 1 3B: 0 HR: 1	SF: 3 SAC: 0 DP: 1 HBP: 0	WP: 0 PB: 0 SB: 0 CS: 2	PA: 42					
<b>PITCHER</b>	IP	WLS	BF	H	R	ER	SO	BB	IBB	HBP	BLK	WP	HR	S	P	ERA	WHIP										
C.J. Nitkowski, L ERA: 8.57	3.0		17	8	6	6	1	1	0	0	0	0	0	23	40	2.70	1.500										
Richie Lewis, R ERA: 3.95	3.1	W	14	3	1	1	2	2	0	0	0	0	0	5	9	0.00	0.000										
Mike Myers, L ERA: 5.19	0.2		2	0	0	0	1	0	0	0	0	0	0	9	13	0.00	1.000										
Joey Eischen, L ERA: 4.28	1.0		4	1	0	0	0	0	0	0	0	0	0	9	17	0.00	0.000										
Gregg Olson, R ERA: 4.09	1.0		3	0	0	0	1	0	0	0	0	0	0	10	17	0.00	0.000										

Detroit Tigers @ New York Yankees  
Yankee Stadium, Bronx, NY  
Sat Aug 10 1996, 3:33 AM EDT  
Att: 28,863 - Unknown - 81 F

AB 33  
R 6  
H 12  
RBI 7  
BB 4  
SO 5  
LOB 16










Batter	1	2	3	4	5	6	7	8	9	AB	R	H	RBI	BB	SO	LOB	TOP			
<b>Curtis Pride, L</b> OBP: 0.348, SLG: 0.491 (1, 10)	G4-3		FC6-4 BB		K			2B		3	0	1	0	1	1	1				
<b>Damion Easley, R</b> OBP: 0.293, SLG: 0.378 (1, 4)	F8		FC6-4			G3		L6		4	0	0	0	0	0	3				
<b>Travis Fryman, R</b> OBP: 0.319, SLG: 0.436 (1, 5)	F7			L6		G1-3		P3		4	0	0	0	0	0	1				
<b>Ruben Sierra, S</b> OBP: 0.328, SLG: 0.408 (1, 9)		L6		G3-1		L7			G4-3	4	0	0	0	0	0	0				
<b>Bobby Higginson, L</b> OBP: 0.302, SLG: 0.584 (1, 7)	G3-1			1B			K		G3	4	0	1	0	0	1	0				
<b>Tony Clark, S</b> OBP: 0.310, SLG: 0.498 (1, 3)	L7			F8			G3-1 2B		G6-3	4	0	1	0	0	0	1				
<b>Andujar Cedeno, R</b> OBP: 0.296, SLG: 0.342 (1, 6)			G1-3		1B		G3-1			3	0	1	0	0	0	1				
<b>Brad Ausmus, R</b> OBP: 0.288, SLG: 0.284 (1, 2)			BB 1B		F9		F9			3	0	1	0	0	0	2				
<b>Kimera Barteo, R</b> OBP: 0.323, SLG: 0.289 (1, 8)			K		K			L8		3	0	0	0	0	2	2				
<b>Inning Stats</b>	R: 0 E: 0 K: 0 S: 6	H: 0 LOB: 0 BB: 0 P: 10	R: 0 E: 0 K: 0 S: 8	H: 0 LOB: 0 BB: 0 P: 10	R: 0 E: 0 K: 1 S: 11	H: 1 LOB: 2 BB: 1 P: 21	R: 0 E: 0 K: 0 S: 6	H: 1 LOB: 1 BB: 0 P: 9	R: 0 E: 0 K: 2 S: 12	H: 0 LOB: 0 BB: 0 P: 15	R: 0 E: 0 K: 1 S: 9	H: 1 LOB: 1 BB: 0 P: 14	R: 0 E: 0 K: 0 S: 5	H: 1 LOB: 0 BB: 0 P: 9	R: 0 E: 0 K: 0 S: 7	H: 0 LOB: 0 BB: 0 P: 9	1B: 3 2B: 2 3B: 0 HR: 0	SF: 0 SAC: 0 DP: 0 HBP: 0	WP: 0 PB: 0 SB: 0 CS: 0	PA: 33
<b>PITCHER</b> <b>Ken Hill, R</b> ERA: 3.47 (1, 1)	IP: 9.0 WLS: W BF: 33 H: 5 R: 0 ER: 0 SO: 4 BB: 1 IBB: 0 HBP: 0 BLK: 0 WP: 0 HR: 0 S: 71 P: 114 ERA: 0.00 WHIP: 0.667																			

**Detroit Tigers @ Texas Rangers**  
The Ballpark at Arlington, Arlington, TX  
Mon Aug 12, 1996, 8:05 PM EDT  
Att: 25,210 - Unknown - 86 F


AB 32  
R 0  
H 5  
RBI 0  
BB 1  
SO 4  
LOB 11



Batter	1	2	3	4	5	6	7	8	9	AB	R	H	RBI	BB	SO	LOB	BOTTOM			
<b>Darryl Hamilton, L</b> OBP: 0.365, SLG: 0.397 (1, 8)	29 HR BB		HR	1-3 2-H 1B		L3-6 2-H 2B		1B		4	2	4	3	1	0	0				
<b>Ivan Rodriguez, R</b> OBP: 0.386, SLG: 0.525 (1, 2)	F9		G3-1	G6-3		L3-6		L7		5	0	0	1	0	0	4				
<b>29 Rusty Greer, L</b> OBP: 0.393, SLG: 0.522 (1, 7)	1-H HR		K	BB			G6-4-3 BB			2	1	1	2	2	1	0				
<b>Juan Gonzalez, R</b> OBP: 0.393, SLG: 0.674 (1, 9)	P4		1B 3B	K		G6-4-3				4	1	1	0	0	1	3				
<b>Willi Clark, L</b> OBP: 0.367, SLG: 0.405 (1, 3)	P4			1B		F7		BB 1B		4	0	2	1	0	0	0				
<b>Dean Palmer, R</b> OBP: 0.356, SLG: 0.531 (1, 5)	F8		F9	1B		L7		BB 1B		3	0	0	0	1	0	1				
<b>Mickey Tettleton, S</b> OBP: 0.379, SLG: 0.463 (1, 10)				1B		G3		F3		3	0	1	0	1	0	2				
<b>Mark McLemore, S</b> OBP: 0.395, SLG: 0.396 (1, 4)	F7		1B	FC5-4 1B		F8 2B BB		G4-3		3	2	0	0	1	0	2				
<b>Kevin Elster, R</b> OBP: 0.324, SLG: 0.478 (1, 6)	G3		1B G6-3 1B			F8		F8		4	1	1	0	0	0	2				
<b>Inning Stats</b>	R: 2 E: 0 K: 0 S: 9	H: 1 LOB: 1 BB: 1 P: 20	R: 0 E: 0 K: 0 S: 7	H: 1 LOB: 1 BB: 0 P: 14	R: 2 E: 0 K: 1 S: 14	H: 3 LOB: 1 BB: 0 P: 23	R: 2 E: 0 K: 1 S: 16	H: 2 LOB: 2 BB: 2 P: 28	R: 0 E: 0 K: 0 S: 4	H: 0 LOB: 0 BB: 0 P: 6	R: 1 E: 0 K: 0 S: 9	H: 1 LOB: 0 BB: 1 P: 16	R: 0 E: 0 K: 0 S: 12	H: 1 LOB: 2 BB: 2 P: 25	R: 0 E: 0 K: 0 S: 7	H: 1 LOB: 1 BB: 0 P: 14	1B: 6 2B: 2 3B: 1 HR: 2	SF: 0 SAC: 0 DP: 2 HBP: 0	WP: 0 PB: 0 SB: 0 CS: 0	PA: 38
<b>PITCHER</b> <b>Brian Williams, R</b> ERA: 6.6 <b>Joey Eischen, L</b> ERA: 4.11 (7, 1)	IP: 6.0 WLS: L BF: 29 H: 8 R: 7 ER: 7 SO: 2 BB: 4 IBB: 0 HBP: 0 BLK: 0 WP: 0 HR: 2 S: 107 P: 107 ERA: 10.50 WHIP: 2.000																			

**Detroit Tigers @ Texas Rangers**  
The Ballpark at Arlington, Arlington, TX  
Mon Aug 12, 1996, 8:05 PM EDT  
Att: 25,210 - Unknown - 86 F

AB 32  
R 7  
H 10  
RBI 7  
BB 6  
SO 2  
LOB 14





Batter	1	2	3	4	5	6	7	8	9	AB	R	H	RBI	BB	SO	LOB	TOP										
<b>Curtis Pride, L</b> OBP: 0.356, SLG: 0.491 (1, 10)										2	1	1	0	2	1	0	<b>Detroit Tigers @ Texas Rangers</b> The Ballpark at Arlington, Arlington, TX Tue Aug 13 1996, 8:05 PM EDT Att: 31,331 - Unknown - 85 F										
<b>Damion Easley, R</b> OBP: 0.306, SLG: 0.390 (1, 6)										3	0	2	1	0	1	0											
<b>Travis Fryman, R</b> OBP: 0.319, SLG: 0.433 (1, 5)										3	0	0	0	1	0	1											
<b>Ruben Sierra, S</b> OBP: 0.330, SLG: 0.406 (1, 9)										2	0	0	0	2	0	4											
<b>Bobby Higginson, L</b> OBP: 0.397, SLG: 0.576 (1, 7)										4	1	0	0	0	0	2											
<b>Tony Clark, S</b> OBP: 0.313, SLG: 0.498 (1, 3)										4	0	2	0	0	1	0											
<b>Mark Lewis, R</b> OBP: 0.344, SLG: 0.431 (1, 4)										2	0	0	1	0	0	0											
<b>Brad Ausmus, R</b> OBP: 0.285, SLG: 0.281 (1, 2)										3	0	0	0	0	0	1											
<b>Kimera Barteo, R</b> OBP: 0.315, SLG: 0.282 (1, 8)										3	0	0	0	0	1	1											
<b>Inning Stats</b>	R: 0 E: 0 K: 2 S: 8	H: 0 LOB: 0 BB: 0 P: 12	R: 1 E: 0 K: 0 S: 10	H: 1 LOB: 0 BB: 1 P: 22	R: 0 E: 0 K: 0 S: 7	H: 1 LOB: 3 BB: 2 P: 19	R: 0 E: 0 K: 1 S: 8	H: 0 LOB: 0 BB: 0 P: 12	R: 1 E: 0 K: 0 S: 7	H: 2 LOB: 0 BB: 0 P: 14	R: 0 E: 0 K: 0 S: 5	H: 0 LOB: 0 BB: 1 P: 13	R: 0 E: 0 K: 1 S: 10	H: 1 LOB: 1 BB: 0 P: 14	R: 0 E: 0 K: 0 S: 12	H: 0 LOB: 1 BB: 1 P: 18	R: 0 E: 0 K: 0 S: 11	H: 0 LOB: 0 BB: 0 P: 16	1B: 5 2B: 0 3B: 0 HR: 0	SF: 1 SAC: 2 DP: 1 HBP: 0	WP: 2 PB: 0 SB: 0 CS: 1	PA: 36					
<b>PITCHER</b>	IP	WLS	BF	H	R	ER	SO	BB	IBB	HBP	BLK	WP	HR	S	P	ERA	WHIP										
<b>Roger Pavlik, R</b> ERA: 4.63 (1, 1)	7.0	W	27	5	2	2	4	4	0	0	0	2	0	55	106	2.57	1.286										
<b>Jeff Russell, R</b> ERA: 3.71 (8, 1)	1.0		4	0	0	0	0	1	0	0	0	0	0	12	18	0.00	1.000										
<b>Mike Stanton, L</b> ERA: 4.23 (9, 1)	1.0		3	0	0	0	0	0	0	0	0	0	0	11	16	0.00	0.000										

Batter	1	2	3	4	5	6	7	8	9	AB	R	H	RBI	BB	SO	LOB	BOTTOM										
<b>Darryl Hamilton, L</b> OBP: 0.368, SLG: 0.402 (1, 8)										4	1	2	0	1	0	4	<b>Detroit Tigers @ Texas Rangers</b> The Ballpark at Arlington, Arlington, TX Tue Aug 13 1996, 8:05 PM EDT Att: 31,331 - Unknown - 85 F										
<b>Ivan Rodriguez, R</b> OBP: 0.385, SLG: 0.523 (1, 2)										5	1	1	0	0	0	5											
<b>29 Rusty Greer, L</b> OBP: 0.392, SLG: 0.522 (1, 7)										4	0	1	1	0	0	3											
<b>Juan Gonzalez, R</b> OBP: 0.391, SLG: 0.669 (1, 9)										4	0	1	1	0	1	2											
<b>Damon Buford, R</b> OBP: 0.323, SLG: 0.431 (8, PR) (9, 9)										0	1	0	0	0	0	0											
<b>Willi Clark, L</b> OBP: 0.365, SLG: 0.413 (1, 3)										4	1	1	1	0	2	3											
<b>Dean Palmer, R</b> OBP: 0.356, SLG: 0.528 (1, 5)										4	1	1	0	0	2	0											
<b>Mickey Tettleton, S</b> OBP: 0.351, SLG: 0.468 (1, 10)										3	0	2	2	1	0	0											
<b>Mark McLemore, S</b> OBP: 0.394, SLG: 0.393 (1, 4)										3	0	0	0	1	2	3											
<b>Kevin Elster, R</b> OBP: 0.322, SLG: 0.474 (1, 6)										3	0	0	1	0	1	3											
<b>Inning Stats</b>	R: 1 E: 0 K: 1 S: 12	H: 2 LOB: 1 BB: 0 P: 18	R: 0 E: 0 K: 2 S: 9	H: 1 LOB: 0 BB: 0 P: 16	R: 1 E: 0 K: 1 S: 10	H: 1 LOB: 1 BB: 1 P: 18	R: 0 E: 1 K: 0 S: 12	H: 0 LOB: 2 BB: 1 P: 20	R: 0 E: 0 K: 2 S: 11	H: 1 LOB: 0 BB: 0 P: 18	R: 0 E: 0 K: 1 S: 11	H: 1 LOB: 1 BB: 0 P: 17	R: 0 E: 0 K: 3 S: 15	H: 3 LOB: 3 BB: 1 P: 20	R: 3 E: 0 K: 1 S: 15	H: 3 LOB: 3 BB: 1 P: 20	1B: 3 2B: 5 3B: 0 HR: 1	SF: 0 SAC: 1 DP: 0 HBP: 0	WP: 1 PB: 0 SB: 1 CS: 0	PA: 38							
<b>PITCHER</b>	IP	WLS	BF	H	R	ER	SO	BB	IBB	HBP	BLK	WP	HR	S	P	ERA	WHIP										
<b>Omar Olivares, R</b> ERA: 4.44 (1, 1)	7.1	L	33	8	5	5	8	2	0	0	0	1	0	79	124	6.14	1.364										
<b>Mike Myers, L</b> ERA: 5.37 (8, 1)	0.0		2	1	0	0	0	1	0	0	0	1	0	4	8	∞	∞										
<b>Jose Lima, R</b> ERA: 5.21 (8, 1)	0.2		3	0	1	1	0	0	0	0	0	0	0	6	6	13.50	0.000										

AB	26
R	2
H	5
RBI	2
BB	5
SO	4
LOB	9



AB	34
R	6
H	9
RBI	6
BB	3
SO	8
LOB	23









Batter	1	2	3	4	5	6	7	8	9	10	11	12	AB	R	H	RBI	BB	SO	LOB	TOP		
Curtis Pride, L OBP: 0.395, SLG: 0.486 (1, 10)													5	0	0	0	0	3	3			
Mark Lewis, R OBP: 0.343, SLG: 0.427 (1, 4)													5	0	0	0	0	0	2			
Travis Fryman, R OBP: 0.318, SLG: 0.431 (1, 5)													5	0	2	1	0	1	0			
Ruben Sierra, S OBP: 0.327, SLG: 0.398 (1, 9)													4	0	0	0	1	0	2			
Bobby Higginson, L OBP: 0.398, SLG: 0.568 Damion Easley, R OBP: 0.392, SLG: 0.395 Phil Nevin, R OBP: 0.400, SLG: 0.308 (1, 7)													3	0	1	0	1	0	1			
Tony Clark, S OBP: 0.389, SLG: 0.489 (1, 3)													5	0	0	0	0	2	2			
Andujar Cedeno, R OBP: 0.258, SLG: 0.345 (1, 6)													5	0	2	0	0	1	0			
Brad Ausmus, R OBP: 0.285, SLG: 0.285 (1, 2)													3	0	0	0	0	1	1			
Kimera Bartee, R OBP: 0.328, SLG: 0.287 (1, 8)													3	1	2	0	1	0	1			
<b>Inning Stats</b>	R: 0 E: 0 K: 2 S: 8	H: 0 LOB: 0 BB: 12	R: 0 E: 0 K: 0 S: 9	H: 1 LOB: 0 BB: 12	R: 0 E: 0 K: 1 S: 10	H: 1 LOB: 1 BB: 0	R: 0 E: 0 K: 0 S: 8	H: 0 LOB: 1 BB: 13	R: 0 E: 0 K: 1 S: 9	H: 0 LOB: 0 BB: 13	R: 0 E: 0 K: 1 S: 12	H: 1 LOB: 1 BB: 10	R: 0 E: 0 K: 1 S: 9	H: 0 LOB: 1 BB: 18	R: 0 E: 0 K: 0 S: 11	H: 1 LOB: 1 BB: 17	R: 0 E: 0 K: 1 S: 6	H: 0 LOB: 0 BB: 7	1B: 5 2B: 2 3B: 0 HR: 0	SF: 0 SAC: 1 DP: 1 HBP: 0	WP: 0 PA: 45 PB: 1 SB: 1 CS: 2	
<b>PITCHER</b>	IP WLS BF H R ER SO BB IBB HBP BLK WP HR S P ERA WHIP	Charles Nagy, R ERA: 3.57 Jose Mesa, R ERA: 3.67 Paul Assenmacher, L ERA: 2.39	(1, 1) (10, 1) (12, 1)	9.0 7 2 0 0 1 0 0 0 0 0 0 0 0 0 0 0 0 0	33 2 0 0 1 7 0 0 0 0 0 0 0 0 0 0 0 0 0	5 0 0 0 0 1 0 0 0 0 0 0 0 0 0 0 0 0	1 0 0 0 0 1 0 0 0 0 0 0 0 0 0 0 0 0	7 0 0 0 0 1 0 0 0 0 0 0 0 0 0 0 0 0	0 0 0 0 0 0 0 0 0 0 0 0 0 0 0 0 0 0	0 0 0 0 0 0 0 0 0 0 0 0 0 0 0 0 0 0	130 28 0.00 1.000	84 28 0.00 0.889	6 7 0.00 0.000	<b>PITCHER</b>	IP WLS BF H R ER SO BB IBB HBP BLK WP HR S P ERA WHIP							

Detroit Tigers @ Cleveland Indians  
Jacobs Field, Cleveland, OH  
Fri-Aug 16 1996, 7:05 PM EDT  
Att. 42,485 - Unknown - 73 F

AB 39  
R 1  
H 7  
RBI 1  
BB 3  
SO 9  
LOB 12



Batter	1	2	3	4	5	6	7	8	9	10	11	12	AB	R	H	RBI	BB	SO	LOB	BOTTOM	
Kenny Lofton, L OBP: 0.372, SLG: 0.457 (1, 8)													5	0	1	0	0	1	0		
Omar Vizquel, S OBP: 0.384, SLG: 0.427 (1, 6)													4	0	2	0	1	0	0		
Jim Thome, L OBP: 0.451, SLG: 0.591 Jeff Kent, R OBP: 0.323, SLG: 0.431 Jeromy Burnitz, L OBP: 0.416, SLG: 0.558 Casey Candaele, S OBP: 0.384, SLG: 0.476 (1, 5)													3	0	1	0	0	1	1		
Albert Belle, R OBP: 0.404, SLG: 0.614 (1, 7)													3	1	1	0	2	0	3		
Manny Ramirez, R OBP: 0.398, SLG: 0.580 (1, 9)													4	0	0	1	0	1	4		
Brian Olles, L OBP: 0.474, SLG: 0.731 (1, 10)													4	1	1	0	1	0	2		
Mark Carreon, R OBP: 0.339, SLG: 0.455 (1, 3)													5	0	0	0	0	0	2		
Sandy Atomer Jr., R OBP: 0.300, SLG: 0.380 (1, 2)													5	1	1	2	0	2	0		
Jose Vizcaino, S OBP: 0.347, SLG: 0.377 (1, 4)													4	0	0	0	0	0	0		
<b>Inning Stats</b>	R: 0 E: 0 K: 1 S: 7	H: 0 LOB: 0 BB: 13	R: 1 E: 0 K: 0 S: 6	H: 0 LOB: 0 BB: 18	R: 0 E: 0 K: 1 S: 10	H: 0 LOB: 0 BB: 18	R: 0 E: 0 K: 0 S: 6	H: 1 LOB: 0 BB: 12	R: 0 E: 0 K: 1 S: 7	H: 0 LOB: 0 BB: 11	R: 0 E: 0 K: 0 S: 10	H: 0 LOB: 2 BB: 17	R: 0 E: 0 K: 1 S: 11	H: 0 LOB: 2 BB: 14	R: 0 E: 0 K: 0 S: 7	H: 2 LOB: 2 BB: 19	R: 2 E: 0 K: 0 S: 5	H: 2 LOB: 0 BB: 10	1B: 4 2B: 3 3B: 0 HR: 1	SF: 1 SAC: 0 DP: 2 HBP: 0	WP: 0 PA: 44 PB: 0 SB: 1 CS: 1
<b>PITCHER</b>	IP WLS BF H R ER SO BB IBB HBP BLK WP HR S P ERA WHIP	Felipe Lira, R ERA: 5.87 Mike Myers, L ERA: 5.33 Jose Lima, R ERA: 5.04 Joey Eischen, L ERA: 4.06 Richie Lewis, R ERA: 4.0	(1, 1) (9, 1) (9, 1) (11, 1) (11, 1)	8.0 0.1 1.2 0.2 1.0	27 2 0 4 5	2 1 0 0 2	1 0 0 0 2	0 0 0 0 2	0 0 1 0 0	0 0 0 0 0	0 0 0 0 0	0 0 0 0 0	0 0 0 0 0	0 0 0 0 0	0 0 0 0 0	0 0 0 0 0	0 0 0 0 0	0 0 0 0 0	0 0 0 0 0	0 0 0 0 0	0 0 0 0 0

Detroit Tigers @ Cleveland Indians  
Jacobs Field, Cleveland, OH  
Fri-Aug 16 1996, 7:05 PM EDT  
Att. 42,485 - Unknown - 73 F

AB 38  
R 3  
H 7  
RBI 3  
BB 5  
SO 6  
LOB 13





Batter	1	2	3	4	5	6	7	8	9	AB	R	H	RBI	BB	SO	LOB	TOP								
<b>Curtis Pride, L</b> OBP: 0.356, SLG: 0.484 (1, 7)	G4-3		G1-3			G6-3	BB		DI	5	0	2	1	0	0	0	<b>Detroit Tigers @ Cleveland Indians</b> Jacobs Field, Cleveland, OH Sat Aug 17 1996, 3:33 AM EDT Att: 42,511 - Sunny - 75 F								
<b>Damion Easley, R</b> OBP: 0.297, SLG: 0.366 (1, 6)	K			G3		G6-3	BB		P5	4	0	0	0	1	1										
<b>Travis Fryman, R</b> OBP: 0.318, SLG: 0.432 (1, 5)	G5-3			G3-1		2B	BB		F7	4	1	2	0	0	3										
<b>Ruben Sierra, S</b> OBP: 0.326, SLG: 0.399 (1, 10)		G3		G3-1		2B			L9	4	1	1	0	0	1										
<b>Bobby Higginson, L</b> OBP: 0.397, SLG: 0.567 (1, 9)	G1-3			L4		2B			K	4	0	1	2	0	1										
<b>Tony Clark, S</b> OBP: 0.308, SLG: 0.484 (1, 3)	1B					K			F8	4	0	1	0	0	1										
<b>Mark Lewis, R</b> OBP: 0.345, SLG: 0.429 (1, 4)	G5-3					2B			F9	3	0	1	0	1	0										
<b>Mark Parent, R</b> OBP: 0.259, SLG: 0.500 (9, PR)			G5-3			K			DI	3	0	0	0	1	1										
<b>Brad Ausmus, R</b> OBP: 0.285, SLG: 0.285 (9, PR)						K			BB	0	1	0	0	0	0										
<b>Kimera Barteo, R</b> OBP: 0.319, SLG: 0.278 (1, 8)			K			K			K	4	0	0	0	0	4										
<b>Inning Stats</b>	R: 0 E: 0 K: 1 S: 7	H: 0 LOB: 0 BB: 0 P: 12	R: 0 E: 0 K: 0 S: 9	H: 1 LOB: 1 BB: 0 P: 13	R: 0 E: 0 K: 1 S: 8	H: 0 LOB: 0 BB: 0 P: 12	R: 0 E: 0 K: 2 S: 9	H: 1 LOB: 1 BB: 0 P: 13	R: 0 E: 0 K: 1 S: 12	H: 1 LOB: 1 BB: 0 P: 12	R: 2 E: 0 K: 1 S: 12	H: 3 LOB: 1 BB: 2 P: 24	R: 0 E: 0 K: 1 S: 15	H: 1 LOB: 3 BB: 2 P: 25	R: 0 E: 0 K: 1 S: 8	H: 0 LOB: 0 BB: 0 P: 14	R: 1 E: 0 K: 1 S: 18	H: 1 LOB: 2 BB: 1 P: 30	1B: 5 2B: 3 3B: 0 HR: 0	SF: 0 SAC: 0 DP: 0 HBP: 0	WP: 0 PB: 0 SB: 0 CS: 0	PA: 38			
<b>PITCHER</b>	IP	WLS	BF	H	R	ER	SO	BB	IBB	HBP	BLK	WP	HR	S	P	ERA	WHIP								
<b>Orel Hershiser, R</b> ERA: 3.96 (1, 1)	6.2	W	29	7	2	2	6	2	0	0	0	0	0	66	107	2.70	1.350								
<b>Eric Plunk, R</b> ERA: 2.56 (7, 1)	2.0		8	1	1	1	2	1	0	0	0	0	0	25	42	4.50	1.000								
<b>Jose Mesa, R</b> ERA: 3.65 (9, 1)	0.1	S	1	0	0	0	0	0	0	0	0	0	0	4	6	0.00	0.000								

Batter	1	2	3	4	5	6	7	8	9	AB	R	H	RBI	BB	SO	LOB	BOTTOM								
<b>Kenny Lofton, L</b> OBP: 0.371, SLG: 0.455 (1, 8)	2B		G3-1		G4-3		L9			4	1	1	0	0	0	0	<b>Detroit Tigers @ Cleveland Indians</b> Jacobs Field, Cleveland, OH Sat Aug 17 1996, 3:33 AM EDT Att: 42,511 - Sunny - 75 F								
<b>Jose Vizcaino, S</b> OBP: 0.344, SLG: 0.374 (1, 4)	F7		K			K	F9			4	0	0	0	0	2										
<b>Mark Carreon, R</b> OBP: 0.338, SLG: 0.456 (1, 3)	L8		G4-3			E6			2B	4	1	1	0	0	1										
<b>Albert Belle, R</b> OBP: 0.404, SLG: 0.617 (1, 7)	2B			G5-3		2B	F8			4	1	2	1	0	0										
<b>Manny Ramirez, R</b> OBP: 0.398, SLG: 0.577 (1, 9)	BB			L4		2B	G6-3			2	1	0	0	2	0										
<b>Jeff Kent, R</b> OBP: 0.320, SLG: 0.427 (1, 10)	G5-3			G5-3		SF7	K			3	0	0	1	0	1										
<b>Jim Thome, L</b> OBP: 0.452, SLG: 0.602 (1, 5)			K			HR	1B			3	2	2	2	0	1										
<b>Tony Peña, R</b> OBP: 0.272, SLG: 0.263 (1, 2)	G5-3			L7		1B				3	0	1	2	0	0										
<b>Omar Vizquel, S</b> OBP: 0.362, SLG: 0.424 (1, 6)	G1-3				P5		P6			3	0	0	0	0	0										
<b>Inning Stats</b>	R: 1 E: 0 K: 0 S: 12	H: 2 LOB: 2 BB: 1 P: 19	R: 0 E: 0 K: 1 S: 8	H: 0 LOB: 0 BB: 0 P: 10	R: 0 E: 0 K: 1 S: 7	H: 0 LOB: 0 BB: 0 P: 9	R: 0 E: 0 K: 0 S: 6	H: 0 LOB: 0 BB: 0 P: 9	R: 1 E: 0 K: 1 S: 9	H: 1 LOB: 0 BB: 0 P: 16	R: 4 E: 1 K: 1 S: 15	H: 3 LOB: 1 BB: 1 P: 27	R: 0 E: 0 K: 0 S: 4	H: 0 LOB: 0 BB: 0 P: 8	R: 0 E: 0 K: 1 S: 8	H: 1 LOB: 1 BB: 0 P: 14	R: 0 E: 0 K: 1 S: 8	H: 1 LOB: 1 BB: 0 P: 14	1B: 2 2B: 4 3B: 0 HR: 1	SF: 1 SAC: 0 DP: 0 HBP: 0	WP: 0 PB: 0 SB: 0 CS: 0	PA: 33			
<b>PITCHER</b>	IP	WLS	BF	H	R	ER	SO	BB	IBB	HBP	BLK	WP	HR	S	P	ERA	WHIP								
<b>Justin Thompson, L</b> ERA: 2.37 (1, 1)	5.2	L	25	5	6	2	3	1	0	0	0	0	0	55	87	3.18	1.059								
<b>Richie Lewis, R</b> ERA: 3.99 (6, 1)	0.1		1	1	0	0	0	0	0	0	0	0	0	2	3	0.00	3.000								
<b>John Cummings, L</b> ERA: 3.06 (7, 1)	2.0		7	1	0	0	1	0	0	0	0	0	0	12	22	0.00	0.500								



Batter	1	2	3	4	5	6	7	8	9	AB	R	H	RBI	BB	SO	LOB	TOP								
<b>Curtis Pride, L</b> OBP: 0.359, SLG: 0.487	0-1 SH5-3 2B		3-3 K		4-2 BB		2-1 F7			3	0	1	0	1	1	0									
<b>Damion Easley, R</b> OBP: 0.287, SLG: 0.353	0-1 SH5-3 2-3		1-0 F9		0-0 F9		2-3 K			3	0	0	0	0	0	1									
<b>Travis Fryman, R</b> OBP: 0.317, SLG: 0.432	3-2 F8			2-3 K		0-1 1B 2B		1-2 G5-3		4	1	1	0	0	1	1									
<b>Ruben Sierra, S</b> OBP: 0.325, SLG: 0.397	3-2 F8			1-1 G4-3		2-1 2B G3 1B		1-2 F9		4	1	1	1	0	0	1									
<b>Bobby Higginson, L</b> OBP: 0.398, SLG: 0.568		0-3 K		4-1 1B BB		1-2 G3 1-3 2B		3-3 K		3	0	1	0	1	2	0									
<b>Tony Clark, S</b> OBP: 0.307, SLG: 0.480		1-1 F8		0-0 1B		1-0 G3			1-1 P6	4	0	1	1	0	0	1									
<b>Mark Lewis, R</b> OBP: 0.343, SLG: 0.426		0-1 F9		1-3 K		2-3 3-H L6			3-3 K	3	0	0	0	0	1	3									
<b>Phil Nevin, R</b> OBP: 0.375, SLG: 0.286										1	0	0	0	0	1	0									
<b>Andujar Cedeno, R</b> OBP: 0.255, SLG: 0.341			0-0 P3		1-3 K		1-1 G5-3		0-0 F8	4	0	0	0	0	1	1									
<b>Brad Ausmus, R</b> OBP: 0.285, SLG: 0.296			2-2 HR		1-1 F8				1-3 K	3	1	1	1	0	1	0									
<b>Inning Stats</b>	R: 0 E: 0 K: 0 S: 10	H: 1 LOB: 1 BB: 0 P: 16	R: 0 E: 0 K: 1 S: 7	H: 0 LOB: 0 BB: 0 P: 8	R: 1 E: 0 K: 1 S: 10	H: 1 LOB: 0 BB: 0 P: 16	R: 0 E: 0 K: 2 S: 14	H: 1 LOB: 1 BB: 1 P: 22	R: 0 E: 0 K: 1 S: 11	H: 0 LOB: 1 BB: 1 P: 17	R: 2 E: 0 K: 0 S: 13	H: 3 LOB: 1 BB: 0 P: 19	R: 0 E: 0 K: 1 S: 8	H: 0 LOB: 0 BB: 0 P: 13	R: 0 E: 0 K: 1 S: 9	H: 0 LOB: 0 BB: 0 P: 14	R: 0 E: 0 K: 1 S: 6	H: 0 LOB: 0 BB: 0 P: 10	1B: 2 2B: 3 3B: 0 HR: 1	SF: 0 SAC: 1 DP: 0 HBP: 0	WP: 0 PB: 0 SB: 0 CS: 0	PA: 35			
<b>PITCHER</b>	IP	WLS	BF	H	R	ER	SO	BB	IBB	HBP	BLK	WP	HR	S	P	ERA	WHIP								
<b>Chad Ogea, R</b> ERA: 5.38	(1, 1)	6.0	W	26	6	3	3	5	2	0	0	0	0	1	65	98	4.50	1.333							
<b>Paul Shuey, R</b> ERA: 2.79	(7, 1)	2.0		6	0	0	0	3	0	0	0	0	0	0	17	27	0.00	0.000							
<b>Julian Tavarez, R</b> ERA: 5.48	(9, 1)	1.0		3	0	0	0	1	0	0	0	0	0	6	10	0.00	0.000								

**Detroit Tigers @ Cleveland Indians**  
Jacobs Field, Cleveland, OH  
Sun Aug 18, 1996, 3:33 AM EDT  
Att: 42,337 - Sunny - 74 F

AB 32  
R 3  
H 6  
RBI 3  
BB 2  
SO 9  
LOB 8



Batter	1	2	3	4	5	6	7	8	9	AB	R	H	RBI	BB	SO	LOB	BOTTOM								
<b>Kenny Lofton, L</b> OBP: 0.370, SLG: 0.453	1-2 S 1B			0-0 F7		2-2 G6-3		2-3 K		5	1	1	0	0	1	4									
<b>Jeromy Burnitz, L</b> OBP: 0.416, SLG: 0.558										0	0	0	0	0	0	0									
<b>Omar Vizquel, S</b> OBP: 0.384, SLG: 0.425	0-1 F7		4-1 CS BB		1-1 1B		0-1 G5-3		1-0 HR 1B	4	1	2	1	1	0	1									
<b>Jim Thome, L</b> OBP: 0.456, SLG: 0.620	2-2 HBP 1B		2-1 CS		3-1 G4-3		1-2 1B		2-1 HR 1B	5	3	4	6	0	0	1									
<b>Albert Belle, R</b> OBP: 0.403, SLG: 0.612	1-0 2B SF9 HBP		2-0 G6-3		1-3 K		2-2 P2		1-2 P3	4	1	0	0	0	1	1									
<b>Manny Ramirez, R</b> OBP: 0.401, SLG: 0.586	3-1 E 2B		2-0 1B 2B		0-1 2B		3-3 K			4	2	3	1	0	1	1									
<b>Brian Giles, L</b> OBP: 0.483, SLG: 0.710	3-2 SF9		1-3 K		1-3 K				4-2 1B BB BB	2	1	0	1	1	2	2									
<b>Sandy Alomar Jr., R</b> OBP: 0.309, SLG: 0.382	3-H E9 1B		2-2 1B		1-2 F7				4-0 1B 1B HR BB	3	1	2	2	1	0	1									
<b>Jeff Kent, R</b> OBP: 0.316, SLG: 0.422	2-2 F8		1-3 K		3-3 K				0-3 K	4	0	0	0	0	3	4									
<b>Jose Vizcaino, S</b> OBP: 0.343, SLG: 0.372		0-2 E6 F9-3		1-1 L8		1-3 K		2-0 1B HR 1B		4	1	1	0	0	1	0									
<b>Inning Stats</b>	R: 4 E: 1 K: 0 S: 20	H: 4 LOB: 1 BB: 0 P: 33	R: 0 E: 1 K: 0 S: 8	H: 0 LOB: 0 BB: 1 P: 17	R: 2 E: 0 K: 2 S: 17	H: 3 LOB: 1 BB: 0 P: 28	R: 0 E: 0 K: 0 S: 7	H: 1 LOB: 1 BB: 0 P: 12	R: 0 E: 0 K: 2 S: 11	H: 1 LOB: 1 BB: 0 P: 14	R: 0 E: 0 K: 2 S: 9	H: 0 LOB: 0 BB: 0 P: 15	R: 0 E: 0 K: 1 S: 11	H: 1 LOB: 1 BB: 0 P: 17	R: 5 E: 0 K: 2 S: 17	H: 3 LOB: 0 BB: 2 P: 33	1B: 8 2B: 4 3B: 0 HR: 2	SF: 1 SAC: 0 DP: 1 HBP: 1	WP: 0 PB: 0 SB: 1 CS: 1	PA: 41					
<b>PITCHER</b>	IP	WLS	BF	H	R	ER	SO	BB	IBB	HBP	BLK	WP	HR	S	P	ERA	WHIP								
<b>Brian Williams, R</b> ERA: 6.93	(1, 1)	2.2	L	16	7	6	6	1	0	0	0	0	0	43	72	20.25	3.000								
<b>A.J. Sager, R</b> ERA: 4.34	(3, 1)	4.1		16	3	0	0	6	0	0	0	0	0	43	64	0.00	0.692								
<b>Gregg Olson, R</b> ERA: 5.09	(8, 1)	1.0		8	3	5	5	2	2	0	0	0	0	1	17	33	45.00	5.000							

**Detroit Tigers @ Cleveland Indians**  
Jacobs Field, Cleveland, OH  
Sun Aug 18, 1996, 3:33 AM EDT  
Att: 42,337 - Sunny - 74 F

AB 35  
R 11  
H 13  
RBI 11  
BB 3  
SO 9  
LOB 15





Batter	1	2	3	4	5	6	7	8	9	AB	R	H	RBI	BB	SO	LOB	TOP																			
<b>Tony Phillips, S</b> OBP: 0.420, SLG: 0.412 (1, 7)	F8			K					F7	4	1	0	0	1	2	0	<b>Chicago White Sox @ Detroit Tigers</b> Tiger Stadium, Detroit, MI Mon Aug 19 1996, 7:05 PM EDT Att: 14,690 - Unknown - 81 F																			
<b>Dave Martinez, L</b> OBP: 0.388, SLG: 0.473 <b>Darren Lewis, R</b> OBP: 0.321, SLG: 0.313 (1, 8) (7, 8)	F8			F8		BB	BB		F8	3	1	0	0	1	0	0																				
<b>Frank Thomas, R</b> OBP: 0.470, SLG: 0.609 (1, 3)	P2			F9		BB	BB		F8	4	1	1	1	0	0																					
<b>Harold Baines, L</b> OBP: 0.380, SLG: 0.508 (1, 10)		K				1B	BB		P4	4	1	1	0	1	2	2																				
<b>Robin Ventura, L</b> OBP: 0.375, SLG: 0.532 (1, 5)	F8			F9		BB	BB		L8	5	2	2	2	0	0	1																				
<b>Danny Tartabull, R</b> OBP: 0.327, SLG: 0.441 (1, 9)	G5-3			F8		BB	BB		P2	4	1	1	4	1	0	1																				
<b>Ray Durham, S</b> OBP: 0.364, SLG: 0.427 (1, 4)			K			FC6-4	BB			5	1	4	2	0	1	0																				
<b>Ron Karkovics, R</b> OBP: 0.272, SLG: 0.375 <b>Greg Norton, S</b> OBP: 1.000, SLG: 1.000 <b>Pat Borders, R</b> OBP: 0.280, SLG: 0.353 (1, 2) (9, PH) (9, 2)	G6-3			FC6-4					E9	2	0	0	0	1	0	2																				
<b>Ozzie Guillen, L</b> OBP: 0.275, SLG: 0.373 (1, 6)	G4-3									2	1	2	0	0	0	0																				
<b>Inning Stats</b>	R: 0 E: 0 K: 0 S: 6	H: 0 LOB: 0 BB: 0 P: 12	R: 0 E: 0 K: 1 S: 7	H: 0 LOB: 0 BB: 0 P: 12	R: 0 E: 0 K: 1 S: 12	H: 0 LOB: 0 BB: 0 P: 19	R: 0 E: 0 K: 1 S: 5	H: 0 LOB: 0 BB: 0 P: 9	R: 0 E: 0 K: 0 S: 10	H: 2 LOB: 2 BB: 0 P: 14	R: 5 E: 0 K: 0 S: 22	H: 3 LOB: 2 BB: 5 P: 44	R: 0 E: 0 K: 1 S: 6	H: 0 LOB: 0 BB: 0 P: 10	R: 0 E: 0 K: 0 S: 4	H: 0 LOB: 0 BB: 0 P: 5		R: 7 E: 1 K: 1 S: 31	H: 8 LOB: 2 BB: 0 P: 49	1B: 9 2B: 2 3B: 0 HR: 2	SF: 1 SAC: 0 DP: 1 HBP: 1	WP: 0 PA: 45 FB: 0 SB: 0 CS: 0														
<b>PITCHER</b>	IP	WLS	BF	H	R	ER	SO	BB	IBB	HBP	BLK	WP	HR	S	P	ERA	WHIP	<b>PITCHER</b>		IP	WLS	BF	H	R	ER	SO	BB	IBB	HBP	BLK	WP	HR	S	P	ERA	WHIP
<b>Omar Olivares, R</b> ERA: 4.6 (1, 1)	5.1		24	4	5	5	3	4	0	0	0	0	0	55	99	8.44	1.500	<b>Gregg Olson, R</b> ERA: 5.27 (9, 1)		0.1		4	3	2	2	0	0	0	0	0	1	13	20	54.00	9.000	
<b>Joey Eischen, L</b> ERA: 3.53 (6, 1)	1.2		6	1	0	0	1	0	1	0	0	0	0	13	21	0.00	0.600																			
<b>Mike Myers, L</b> ERA: 5.26 (8, 1)	0.2		2	0	0	0	0	0	0	0	0	0	0	3	4	0.00	0.000																			
<b>Jose Lima, R</b> ERA: 5.86 (8, 1)	0.2	L	7	4	5	5	0	0	0	1	0	0	1	14	22	67.50	6.000																			
<b>John Cummings, L</b> ERA: 3.5 (9, 1)	0.1		2	1	0	0	1	0	0	0	0	0	0	5	8	0.00	3.000																			

AB	38
R	12
H	13
RBI	12
BB	5
SO	5
LOB	11



Batter	1	2	3	4	5	6	7	8	9	AB	R	H	RBI	BB	SO	LOB	BOTTOM																			
<b>Bobby Higginson, L</b> OBP: 0.396, SLG: 0.564 (1, 7) (7, 8)	G4-3				F8	F8			K	4	1	1	0	0	0	1	<b>Chicago White Sox @ Detroit Tigers</b> Tiger Stadium, Detroit, MI Mon Aug 19 1996, 7:05 PM EDT Att: 14,690 - Unknown - 81 F																			
<b>Phil Nevin, R</b> OBP: 0.353, SLG: 0.267 (9, PH)	1B								K	1	0	0	0	0	1	1																				
<b>Mark Lewis, R</b> OBP: 0.343, SLG: 0.424 (1, 4)	G6-3				G4-3				F9	4	0	1	0	1	1	1																				
<b>Travis Fryman, R</b> OBP: 0.316, SLG: 0.434 (1, 5)	G6-3				P3				K	5	0	1	0	0	1	4																				
<b>Ruben Sierra, S</b> OBP: 0.327, SLG: 0.398 (1, 9)	G4-3				HR				K	4	2	2	0	0	1	1																				
<b>Tony Clark, S</b> OBP: 0.306, SLG: 0.474 (1, 3)	F7				K				G4-3	3	1	0	0	1	1	2																				
<b>Melvin Nieves, S</b> OBP: 0.336, SLG: 0.508 (1, 10)	K				K				G6-4-3	4	0	1	0	0	3	3																				
<b>Andujar Cedeno, R</b> OBP: 0.255, SLG: 0.349 (1, 6)	K				HR				G6-4-3	4	1	1	2	0	1	3																				
<b>Brad Ausmus, R</b> OBP: 0.291, SLG: 0.303 (1, 2)					SH1-3				F7	3	1	2	0	1	0	0																				
<b>Kimera Batee, R</b> OBP: 0.317, SLG: 0.276 <b>Curtis Pride, L</b> OBP: 0.362, SLG: 0.505 (1, 8) (6, PH) (7, 7)	SH1-3				K				DI	1	0	0	0	0	1	1																				
<b>Damon Easley, R</b> OBP: 0.295, SLG: 0.353 (9, PH)									BB	0	0	0	0	1	0	0																				
<b>Inning Stats</b>	R: 1 E: 0 K: 0 S: 8	H: 2 LOB: 0 BB: 0 P: 13	R: 0 E: 0 K: 2 S: 8	H: 0 LOB: 0 BB: 0 P: 13	R: 0 E: 0 K: 3 S: 10	H: 1 LOB: 1 BB: 1 P: 21	R: 2 E: 0 K: 3 S: 16	H: 3 LOB: 1 BB: 0 P: 25	R: 0 E: 0 K: 0 S: 5	H: 0 LOB: 0 BB: 0 P: 9	R: 4 E: 0 K: 1 S: 10	H: 2 LOB: 0 BB: 2 P: 23	R: 0 E: 0 K: 2 S: 12	H: 1 LOB: 1 BB: 0 P: 18	R: 0 E: 0 K: 0 S: 6	H: 1 LOB: 0 BB: 0 P: 9	R: 0 E: 0 K: 2 S: 9	H: 0 LOB: 1 BB: 1 P: 18	1B: 6 2B: 1 3B: 1 HR: 2	SF: 0 SAC: 1 DP: 2 HBP: 0	WP: 1 PA: 39 FB: 0 SB: 1 CS: 0															
<b>PITCHER</b>	IP	WLS	BF	H	R	ER	SO	BB	IBB	HBP	BLK	WP	HR	S	P	ERA	WHIP	<b>PITCHER</b>		IP	WLS	BF	H	R	ER	SO	BB	IBB	HBP	BLK	WP	HR	S	P	ERA	WHIP
<b>James Baldwin, R</b> ERA: 4.14 (1, 1)	6.0		28	8	7	7	6	2	1	0	0	0	0	57	104	10.50	1.667	<b>Rich Sauveur, L</b> ERA: 0.75 (9, 1)		1.0		3	0	0	0	2	0	0	0	0	9	14	0.00	0.000		
<b>41 Bill Simas, R</b> ERA: 4.27 (7, 1)	2.0	W	7	2	0	0	2	0	0	0	0	0	0	18	27	0.00	1.000	<b>Roberto Hernandez, R</b> ERA: 1.09 (9, 1)		1.0		3	0	0	0	2	0	0	0	0	9	14	0.00	0.000		

AB	34
R	7
H	10
RBI	5
BB	4
SO	10
LOB	17





Batter	1	2	3	4	5	6	7	8	9	AB R H RBI BB SO LOB	TOP															
<b>Tony Phillips, S</b> OBP: 0.419, SLG: 0.416 (1, 7)	1-2 L7	2-2 HR		2-1 F7		1-0 G4-3		4-1 HR	2-3 K	5 2 1 3 1 1 1	<b>Chicago White Sox @ Detroit Tigers</b> Tiger Stadium, Detroit, MI Tue Aug 20 1996, 7:05 PM EDT Att: 12,119 - Unknown - 73 F															
<b>Ray Durham, S</b> OBP: 0.366, SLG: 0.432 (1, 4)	1-2 F9 WP	2-1 E7 1B		0-0 P4		4-0 S		1-0 F8	2-3 K	5 2 2 0 1 1 2																
<b>Frank Thomas, R</b> OBP: 0.471, SLG: 0.616 (1, 3)	0-0 F9	2-0 P1-6-3			2-1 2B	3-3 K		1-1 HR		5 2 3 3 0 1 2																
<b>Harold Baines, L</b> OBP: 0.382, SLG: 0.510 (1, 10)	4-2 BB	3-H P1-6-3			2-2 BB	2-2 G6-3		1-1 HR		4 1 2 0 1 0 2																
<b>Robin Ventura, L</b> OBP: 0.378, SLG: 0.538 (7, 6)	4-1 BB				4-0 BB		3-1 F8	1-3 K		2 1 1 1 2 0 0																
<b>Greg Norton, S</b> OBP: 0.667 (7, 6)	1-2 BB				4-1 BB		0-0			1 0 0 0 0 1 1																
<b>Danny Tartabull, R</b> OBP: 0.330, SLG: 0.448 (1, 9)	3-3 K			0-0 G6-3		1-2 BB		4-2		3 1 1 2 2 1 2																
<b>Darren Lewis, R</b> OBP: 0.322, SLG: 0.312 (1, 8)		4-1 HR		1-0 G6-3		3-2 P3		0-1 HR	1-3 BB	4 1 1 0 1 1 5																
<b>Ron Karkovice, R</b> OBP: 0.271, SLG: 0.371 (1, 2)		1-2 G6-3		1-1 G5-3		2-0 SF8		1-3 K	1-0	3 0 0 1 0 1 2																
<b>Ozzie Guillen, L</b> OBP: 0.275, SLG: 0.370 (1, 6)		4-0 HR			1-1 F8	0-0 G3		1-0 F7	0-0 F9	3 1 0 0 1 0 3																
<b>Norberto Martin, R</b> OBP: 0.362, SLG: 0.438 (7, 5)										1 0 0 0 0 0 1																
<b>Inning Stats</b>	R: 1 E: 0 K: 1 S: 15	H: 1 LOB: 2 BB: 2 P: 28	R: 4 E: 1 K: 0 S: 12	H: 3 LOB: 0 BB: 2 P: 29	R: 1 E: 0 K: 0 S: 7	H: 1 LOB: 0 BB: 0 P: 11	R: 0 E: 0 K: 0 S: 5	H: 0 LOB: 0 BB: 0 P: 8	R: 2 E: 0 K: 0 S: 12	H: 2 LOB: 2 BB: 2 P: 29	R: 0 E: 0 K: 1 S: 7	H: 0 LOB: 1 BB: 1 P: 17	R: 1 E: 0 K: 1 S: 10	H: 2 LOB: 1 BB: 0 P: 15	R: 2 E: 0 K: 2 S: 14	H: 2 LOB: 2 BB: 2 P: 27	R: 0 E: 0 K: 2 S: 11	H: 0 LOB: 1 BB: 0 P: 16	1B: 4 2B: 3 3B: 0 HR: 4	SF: 1 SAC: 0 DP: 1 HBP: 1	WP: 1 PB: 0 SB: 2 CS: 0	PA: 47				
<b>PITCHER</b>	IP WLS BF H R ER SO BB IBB HBP BLK WP HR S P ERA WHIP											IP WLS BF H R ER SO BB IBB HBP BLK WP HR S P ERA WHIP														
<b>Todd Van Poppel, R</b> ERA: 8.38 (1, 1)	4.0	23	7	8	8	1	5	0	0	0	1	2	44	89	18.00	3.000										
<b>Richie Lewis, R</b> ERA: 3.95 (5, 1)	3.0	W 13	2	1	1	2	2	0	0	0	0	1	24	48	3.00	1.333										
<b>John Cummings, L</b> ERA: 4.05 (8, 1)	2.0	11	2	2	2	4	2	0	1	0	0	1	25	43	9.00	2.000										

Batter	1	2	3	4	5	6	7	8	9	AB R H RBI BB SO LOB	BOTTOM															
<b>Bobby Higginson, L</b> OBP: 0.398, SLG: 0.571 (1, 7)	1-1 2B	3-2 G4-3		0-1 HR	4-2 BB	1-1 G3		3-3 K		5 2 2 2 1 1 3	<b>Chicago White Sox @ Detroit Tigers</b> Tiger Stadium, Detroit, MI Tue Aug 20 1996, 7:05 PM EDT Att: 12,119 - Unknown - 73 F															
<b>Mark Lewis, R</b> OBP: 0.346, SLG: 0.431 (1, 4)	2-0 1B	2-2 G5-3		0-0 E	1-3 K		3-1			5 2 3 1 0 1 1																
<b>Travis Fryman, R</b> OBP: 0.317, SLG: 0.432 (1, 5)	1-0 HR			2-1 E4	4-1 1B	1-1 BB		1-3 K		4 2 1 0 1 2 1																
<b>Ruben Sierra, S</b> OBP: 0.326, SLG: 0.396 (1, 10)	2-0 G4-3			1-0 G3-1	3-2 G4-3	2-1 1B		0-0 G1-3		5 1 1 1 0 0 3																
<b>Tony Clark, S</b> OBP: 0.309, SLG: 0.472 (1, 3)	4-1 HR			0-3 K		2-2 G4-3		1-2 E8	3-2 G5-3	3 2 1 1 1 1 0																
<b>Eddie Williams, R</b> OBP: 0.281, SLG: 0.325 (7, 3)						1-2 E		1-1 HR		1 0 0 0 0 0 1																
<b>Melvin Nieves, S</b> OBP: 0.343, SLG: 0.530 (1, 9)	0-0 HR			2-2 G4-3	4-2 1B	0-0 1B		1-0 1B		3 3 2 5 1 0 0																
<b>Phil Nevin, R</b> OBP: 0.364, SLG: 0.263 (1, 2)	3-3 K			1-1 G4-3	0-0 WP	4-2 HR		1-3 K		4 1 1 0 1 2 1																
<b>Andujar Cedeno, R</b> OBP: 0.257, SLG: 0.358 (1, 6)	2-0 P3			0-0 HR	4-2 2B	0-0 BB		0-0 P6		4 2 1 1 1 0 2																
<b>Kimera Batee, R</b> OBP: 0.326, SLG: 0.295 (1, 8)				0-0 HR	2-2 CS	1-2 F7		0-0 S		5 1 3 2 0 1 1																
<b>Inning Stats</b>	R: 5 E: 0 K: 1 S: 11	H: 4 LOB: 1 BB: 1 P: 26	R: 0 E: 0 K: 1 S: 9	H: 0 LOB: 0 BB: 0 P: 15	R: 0 E: 0 K: 2 S: 8	H: 0 LOB: 0 BB: 0 P: 10	R: 4 E: 1 K: 0 S: 16	H: 4 LOB: 1 BB: 0 P: 24	R: 3 E: 0 K: 1 S: 18	H: 2 LOB: 1 BB: 3 P: 35	R: 4 E: 1 K: 0 S: 16	H: 3 LOB: 1 BB: 2 P: 29	R: 0 E: 0 K: 1 S: 9	H: 1 LOB: 1 BB: 0 P: 16	R: 0 E: 0 K: 2 S: 8	H: 1 LOB: 2 BB: 0 P: 13	1B: 8 2B: 3 3B: 0 HR: 4	SF: 0 SAC: 0 DP: 0 HBP: 1	WP: 3 PB: 0 SB: 1 CS: 1	PA: 46						
<b>PITCHER</b>	IP WLS BF H R ER SO BB IBB HBP BLK WP HR S P ERA WHIP											IP WLS BF H R ER SO BB IBB HBP BLK WP HR S P ERA WHIP														
<b>Kevin Tapani, R</b> ERA: 4.27 (1, 1)	4.0	L 22	8	9	8	4	1	0	0	0	1	0	13	25	81.00	12.000										
<b>Scott Ruffcorn, R</b> ERA: 81.0 (5, 1)	0.1	5	2	3	3	0	2	0	0	0	0	1	21	39	21.60	3.600										
<b>Rich Sauvcur, L</b> ERA: 15.0 (5, 1)	1.2	10	3	4	4	1	3	0	0	0	0	1	17	29	0.00	1.000										
<b>Al Levine, R</b> ERA: 5.0 (7, 1)	2.0	9	2	0	0	3	0	0	1	0	0	0	17	29	0.00	1.000										



Batter	1	2	3	4	5	6	7	8	9	AB	R	H	RBI	BB	SO	LOB	TOP					
Tony Phillips, S OBP: 0.418, SLG: 0.418 (1, 7)	G4-3		K			1B	SF7			3	1	1	1	0	1	1						
Ray Durham, S OBP: 0.397, SLG: 0.432 (1, 4)	G4-3			G6-4-3 1B		1B	G4-3			4	0	2	0	0	0	2						
Frank Thomas, R OBP: 0.469, SLG: 0.612 (1, 3)	K			G6-4-3 1-2		G4-3 1B		G6-3		4	0	1	1	0	1	1						
Harold Baines, L OBP: 0.379, SLG: 0.505 (1, 10)		K		F7		G4-3		F7		4	0	0	0	0	1	2						
Robin Ventura, L OBP: 0.377, SLG: 0.536 (1, 5)		G6-3			G1-3		FC1 1B	K		4	1	1	0	0	1	0						
Danny Tartabull, R OBP: 0.332, SLG: 0.456 (1, 9)		K			HR		1B FC1 SF7 BB	G5-3		3	2	1	1	1	1	0						
Darren Lewis, R OBP: 0.320, SLG: 0.309 (1, 8)			G6-3		F8		FC1 1B	K		3	0	0	0	0	0	2						
Dave Martinez, L OBP: 0.387, SLG: 0.472 (9, PH)							1-2 2-3	K		1	0	0	0	0	1	0						
Ron Karkovice, R OBP: 0.272, SLG: 0.371 (1, 2)					K		K	P1		3	0	1	0	0	2	3						
Greg Norton, S OBP: 0.500, SLG: 0.500 (9, PH)										1	0	0	0	0	0	0						
Ozzie Guillen, L OBP: 0.276, SLG: 0.370 (1, 6)			F8			F9				3	0	1	1	0	0	1						
<b>Inning Stats</b>	R: 0 H: 0 E: 0 K: 1 S: 10	H: 0 LOB: 0 BB: 0 P: 16	R: 0 H: 0 E: 0 K: 2 S: 8	H: 0 LOB: 0 BB: 0 P: 12	R: 0 H: 1 E: 0 K: 1 S: 14	H: 1 LOB: 1 BB: 0 P: 22	R: 0 H: 1 E: 0 K: 0 S: 8	H: 1 LOB: 0 BB: 0 P: 13	R: 1 H: 1 E: 0 K: 1 S: 12	H: 1 LOB: 0 BB: 0 P: 19	R: 1 H: 3 E: 0 K: 0 S: 8	H: 3 LOB: 1 BB: 0 P: 14	R: 2 H: 2 E: 0 K: 1 S: 13	H: 2 LOB: 2 BB: 1 P: 23	R: 0 H: 0 E: 0 K: 1 S: 14	H: 0 LOB: 0 BB: 0 P: 20	R: 0 H: 0 E: 0 K: 1 S: 9	H: 0 LOB: 0 BB: 0 P: 13	1B: 6 2B: 1 3B: 0 HR: 1	SF: 1 SAC: 0 DP: 2 HBP: 0	WP: 0 PB: 0 CS: 0	PA: 35
<b>PITCHER</b>	IP	WLS	BF	H	R	ER	SO	BB	IBB	HBP	BLK	WP	HR	S	P	ERA	WHIP					
Felipe Lira, R ERA: 5.67 (1, 1)	6.1		27	8	4	4	6	1	0	0	0	0	1	68	111	5.68	1.421					
Jose Lima, R ERA: 5.69 (7, 1)	1.2	W	5	0	0	0	1	0	0	0	0	0	0	19	28	0.00	0.000					
Gregg Olson, R ERA: 5.14 (9, 1)	1.0	S	3	0	0	0	1	0	0	0	0	0	0	9	13	0.00	0.000					

Chicago White Sox @ Detroit Tigers  
Tiger Stadium, Detroit, MI  
Wed Aug 21 1996, 3:33 AM EDT  
Att: 13,424 - Sunny - 81 F

AB	33
R	4
H	8
RBI	4
BB	1
SO	8
LOB	12



Batter	1	2	3	4	5	6	7	8	9	AB	R	H	RBI	BB	SO	LOB	BOTTOM					
Damon Easley, R OBP: 0.290, SLG: 0.344 (1, 6)	K		1B		FC6-4 BB		K	F9		5	1	1	1	0	2	3						
Mark Lewis, R OBP: 0.347, SLG: 0.430 (1, 4)	F8		1B		G4-6-3 BB		P4			3	0	1	0	1	0	1						
Travis Fryman, R OBP: 0.318, SLG: 0.432 (1, 5)	K		1B		G4-6-3			2B 1B BB		3	1	1	1	1	1	2						
Ruben Sierra, S OBP: 0.327, SLG: 0.401 (1, 9)		G3 2B	P4			L7		1B HR 2B		4	1	2	0	0	0	2						
Melvin Nieves, S OBP: 0.345, SLG: 0.540 (1, 10)		P4			K	HR		G1-3 HR 1B		4	2	2	2	0	1	1						
Eddie Williams, R OBP: 0.276, SLG: 0.319 (1, 3)		G3			K		K	G1-3		4	0	0	0	0	2	3						
Brad Ausmus, R OBP: 0.291, SLG: 0.313 (1, 2)		K			G1-3		P3	HR		4	1	1	3	0	1	1						
Phil Nevin, R OBP: 0.346, SLG: 0.304 (1, 7)										4	1	1	0	0	3	0						
Bobby Higginson, L OBP: 0.336, SLG: 0.571 (9, 7)			K		K	FC6-4 2B		K	K	0	0	0	0	0	0	0						
Kimera Batee, R OBP: 0.338, SLG: 0.304 (1, 8)		K								3	0	2	0	1	1	0						
<b>Inning Stats</b>	R: 0 H: 0 E: 0 K: 2 S: 9	H: 1 LOB: 1 BB: 0 P: 14	R: 0 H: 1 E: 0 K: 1 S: 9	H: 1 LOB: 0 BB: 0 P: 16	R: 1 H: 3 E: 0 K: 2 S: 15	H: 3 LOB: 2 BB: 0 P: 22	R: 0 H: 0 E: 0 K: 2 S: 8	H: 0 LOB: 0 BB: 0 P: 10	R: 1 H: 2 E: 0 K: 0 S: 10	H: 2 LOB: 1 BB: 1 P: 20	R: 1 H: 1 E: 0 K: 1 S: 7	H: 1 LOB: 0 BB: 0 P: 10	R: 0 H: 1 E: 0 K: 2 S: 12	H: 1 LOB: 1 BB: 0 P: 17	R: 4 H: 3 E: 0 K: 1 S: 22	H: 3 LOB: 1 BB: 2 P: 39	R: 0 H: 0 E: 0 K: 1 S: 9	H: 0 LOB: 0 BB: 0 P: 13	1B: 6 2B: 3 3B: 0 HR: 2	SF: 0 SAC: 0 DP: 1 HBP: 0	WP: 0 PB: 0 CS: 0	PA: 37
<b>PITCHER</b>	IP	WLS	BF	H	R	ER	SO	BB	IBB	HBP	BLK	WP	HR	S	P	ERA	WHIP					
Wilson Alvarez, L ERA: 3.97 (1, 1)	7.0		29	8	3	3	10	1	0	0	0	0	0	70	109	3.86	1.286					
41 Bill Simas, R ERA: 4.59 (8, 1)	0.0	L	2	1	2	2	0	1	0	0	0	0	0	9	15	∞	∞					
Mike Bertotti, L ERA: 6.23 (8, 1)	1.0		6	2	2	2	1	1	0	0	0	0	1	13	24	18.00	3.000					

Chicago White Sox @ Detroit Tigers  
Tiger Stadium, Detroit, MI  
Wed Aug 21 1996, 3:33 AM EDT  
Att: 13,424 - Sunny - 81 F

AB	34
R	7
H	11
RBI	7
BB	3
SO	11
LOB	13





Batter	1	2	3	4	5	6	7	8	9	AB	R	H	RBI	BB	SO	LOB	TOP								
<b>Curtis Pride, L</b> (1, 7) OBP: 0.360, SLG: 0.500 <b>Kimera Barteel, R</b> (8, 8) OBP: 0.342, SLG: 0.324										4	1	1	0	0	1	1									
<b>Damion Easley, R</b> (1, 4) OBP: 0.295, SLG: 0.379										5	2	2	2	0	0	2									
<b>Travis Fryman, R</b> (1, 5) OBP: 0.321, SLG: 0.435										4	2	2	1	1	0	1									
<b>Ruben Sierra, S</b> (1, 9) OBP: 0.332, SLG: 0.408										3	3	2	2	2	0	1									
<b>Bobby Higginson, L</b> (1, 8) OBP: 0.395, SLG: 0.570										4	0	1	1	0	0	2									
<b>Tony Clark, S</b> (1, 3) OBP: 0.314, SLG: 0.479										5	0	3	2	0	0	2									
<b>Melvin Nieves, S</b> (1, 10) OBP: 0.343, SLG: 0.544										5	1	1	2	0	2	4									
<b>Andujar Cedeno, R</b> (1, 6) OBP: 0.254, SLG: 0.353										4	0	0	0	0	0	3									
<b>Brad Ausmus, R</b> (1, 2) OBP: 0.290, SLG: 0.312										4	0	1	0	0	0	0									
<b>Inning Stats</b>	R: 0 E: 0 K: 1 S: 9	H: 0 LOB: 0 BB: 0 P: 16	R: 1 E: 0 K: 0 S: 6	H: 1 LOB: 1 BB: 1 P: 12	R: 2 E: 0 K: 0 S: 10	H: 2 LOB: 1 BB: 1 P: 18	R: 0 E: 0 K: 1 S: 7	H: 1 LOB: 0 BB: 0 P: 11	R: 1 E: 0 K: 0 S: 8	H: 2 LOB: 1 BB: 0 P: 12	R: 0 E: 0 K: 1 S: 10	H: 1 LOB: 1 BB: 0 P: 13	R: 0 E: 0 K: 0 S: 8	H: 1 LOB: 0 BB: 1 P: 12	R: 2 E: 0 K: 0 S: 7	H: 1 LOB: 0 BB: 1 P: 13	R: 4 E: 0 K: 0 S: 15	H: 5 LOB: 1 BB: 0 P: 25	1B: 6 2B: 5 3B: 1 HR: 2	SF: 1 SAC: 0 DP: 1 HBP: 0	WP: 0 PB: 0 SB: 1 CS: 0	PA: 43			
<b>PITCHER</b>	IP	WLS	BF	H	R	ER	SO	BB	IBB	HBP	BLK	WP	HR	S	P	ERA	WHIP								
<b>Tim Belcher, R</b> (1, 1) ERA: 4.0	8.0	L	35	9	6	6	3	3	0	0	0	0	1	65	107	6.75	1.500								
<b>Jeff Granger, L</b> (9, 1) ERA: 11.98	1.0		8	5	4	4	0	0	0	0	0	0	1	15	25	36.00	5.000								

**Detroit Tigers @ Kansas City Royals**  
**Kauffman Stadium, Kansas City, MO**  
 Thu Aug 22 1996, 7:05 PM CDT  
 Att: 14,699 - Unknown - 82 F

AB 39  
 R 10  
 H 14  
 RBI 10  
 BB 3  
 SO 3  
 LOB 16



Batter	1	2	3	4	5	6	7	8	9	AB	R	H	RBI	BB	SO	LOB	BOTTOM								
<b>Jose Offerman, S</b> (1, 4) OBP: 0.373, SLG: 0.401										4	0	1	0	1	0	2									
<b>Tom Goodwin, L</b> (1, 8) OBP: 0.333, SLG: 0.330										4	0	1	0	0	0	2									
<b>Craig Paquette, R</b> (1, 7) OBP: 0.315, SLG: 0.482										4	0	1	0	0	1	3									
<b>Mike Macfarlane, R</b> (1, 2) OBP: 0.342, SLG: 0.518										3	1	1	0	1	0	1									
<b>Kevin Young, R</b> (1, 3) OBP: 0.319, SLG: 0.481										4	0	0	0	0	1	2									
<b>Michael Tucker, L</b> (1, 9) OBP: 0.340, SLG: 0.426										4	1	0	0	0	1	1									
<b>29 Mike Sweeney, R</b> (1, 10) OBP: 0.370, SLG: 0.356										4	0	2	1	0	0	0									
<b>Joe Randa, R</b> (1, 5) OBP: 0.339, SLG: 0.418										3	1	1	1	1	0	1									
<b>David Howard, S</b> (1, 6) OBP: 0.300, SLG: 0.326										3	0	1	1	1	0	1									
<b>Inning Stats</b>	R: 0 E: 0 K: 0 S: 6	H: 1 LOB: 1 BB: 0 P: 9	R: 0 E: 0 K: 0 S: 10	H: 1 LOB: 0 BB: 0 P: 17	R: 0 E: 0 K: 0 S: 10	H: 2 LOB: 2 BB: 1 P: 14	R: 3 E: 0 K: 0 S: 21	H: 3 LOB: 2 BB: 1 P: 31	R: 0 E: 0 K: 1 S: 15	H: 0 LOB: 0 BB: 1 P: 24	R: 0 E: 0 K: 1 S: 6	H: 0 LOB: 0 BB: 0 P: 7	R: 0 E: 0 K: 1 S: 6	H: 0 LOB: 0 BB: 0 P: 9	R: 0 E: 0 K: 0 S: 10	H: 0 LOB: 0 BB: 0 P: 17	1B: 7 2B: 1 3B: 0 HR: 0	SF: 0 SAC: 0 DP: 1 HBP: 0	WP: 0 PB: 0 SB: 1 CS: 2	PA: 39					
<b>PITCHER</b>	IP	WLS	BF	H	R	ER	SO	BB	IBB	HBP	BLK	WP	HR	S	P	ERA	WHIP								
<b>Justin Thompson, L</b> (1, 1) ERA: 3.0	5.0	W	23	7	3	3	0	3	0	0	0	0	0	16	25	0.00	1.500								
<b>John Cummings, L</b> (6, 1) ERA: 3.8	1.1		6	1	0	0	1	1	0	0	0	0	0	11	15	0.00	0.000								
<b>Richie Lewis, R</b> (7, 1) ERA: 3.86	1.2		5	0	0	0	2	0	0	0	0	0	0	10	17	0.00	0.000								
<b>Joey Eischen, L</b> (9, 1) ERA: 3.86	1.0		3	0	0	0	0	0	0	0	0	0	0	10	17	0.00	0.000								

**Detroit Tigers @ Kansas City Royals**  
**Kauffman Stadium, Kansas City, MO**  
 Thu Aug 22 1996, 7:05 PM CDT  
 Att: 14,699 - Unknown - 82 F

AB 33  
 R 3  
 H 8  
 RBI 3  
 BB 4  
 SO 3  
 LOB 13





Batter	1	2	3	4	5	6	7	8	9	AB	R	H	RBI	BB	SO	LOB	TOP								
<b>Curtis Pride, L</b> (1, 7) OBP: 0.363, SLG: 0.497 <b>Kimera Barteo, R</b> (8, FR) OBP: 0.342, SLG: 0.324 (8, 8)	3-2 E G5-3 1B		0-3 K			2-3 K		4-2 BB		3	0	1	0	1	2	0									
<b>Mark Lewis, R</b> (1, 4) OBP: 0.344, SLG: 0.426	1-0 G5-3		3-1 L8			2-3 K		0-0 P5		4	0	0	0	0	0	1									
<b>Travis Fryman, R</b> (1, 5) OBP: 0.320, SLG: 0.439	2-3 K			0-2 G6-3			1-1 HR	2-0 P3		4	1	1	1	0	1	2									
<b>Ruben Sierra, S</b> (1, 10)	2-2 F9		4-1 L9-3 BB				0-3 K		2-2 FC6-4 1B	3	0	1	0	1	1	1									
<b>Bobby Higginson, L</b> (1, 8) OBP: 0.396, SLG: 0.578 (8, 7)		3-2 BB 1B	1-2 L9-3 BB				3-1 HR		1-1 FC6-4 BB	4	1	2	1	0	0	2									
<b>Tony Clark, S</b> (1, 3) OBP: 0.317, SLG: 0.490	2-3 K				0-3 K		1-1 HR		4-2 G4-3 BB	3	1	1	1	1	2	1									
<b>Melvin Nieves, S</b> (1, 9) OBP: 0.342, SLG: 0.539	4-2 G5-4-3 BB			1-3 K2-3			1-0 L8		2-2 G4-3 1-2f	3	0	0	0	1	1	2									
<b>Andujar Cedeno, R</b> (1, 6) OBP: 0.251, SLG: 0.350	2-2 G5-4-3 1-2f			3-3 K			1-2 G5-3			3	0	0	0	0	1	2									
<b>Brad Ausmus, R</b> (1, 2) OBP: 0.287, SLG: 0.309			0-3 K				1-0 P5		1-0 G5-3	3	0	0	0	0	1	0									
<b>Inning Stats</b>	R: 0 E: 1 K: 1 S: 10	H: 1 LOB: 1 BB: 0 P: 18	R: 0 E: 0 K: 1 S: 13	H: 1 LOB: 1 BB: 1 P: 24	R: 0 E: 0 K: 2 S: 8	H: 0 LOB: 0 BB: 0 P: 11	R: 0 E: 0 K: 0 S: 7	H: 0 LOB: 0 BB: 1 P: 12	R: 0 E: 0 K: 3 S: 9	H: 0 LOB: 0 BB: 0 P: 13	R: 0 E: 0 K: 0 S: 9	H: 0 LOB: 0 BB: 0 P: 14	R: 3 E: 0 K: 1 S: 13	H: 3 LOB: 0 BB: 0 P: 20	R: 0 E: 0 K: 0 S: 8	H: 0 LOB: 1 BB: 1 P: 15	R: 0 E: 0 K: 0 S: 11	H: 1 LOB: 1 BB: 1 P: 20	1B: 3 2B: 1 3B: 0 HR: 3	SF: 0 SAC: 0 DP: 3 HBP: 0	WP: 0 PB: 0 SB: 0 CS: 0	PA: 34			
<b>PITCHER</b>	IP	WLS	BF	H	R	ER	SO	BB	IBB	HBP	BLK	WP	HR	S	P	ERA	WHIP								
<b>Kevin Appier, R</b> (1, 1) ERA: 3.32	8.0	L	30	5	3	3	10	3	0	0	0	0	3	77	127	3.38	1.000								
<b>Hipolito Pichardo, R</b> (9, 1) ERA: 5.13	1.0		4	1	0	0	0	1	0	0	0	0	0	11	20	0.00	2.000								

**Detroit Tigers @ Kansas City Royals**  
Kauffman Stadium, Kansas City, MO  
Fri Aug 23 1996, 7:05 PM CDT  
Att: 15,603 - Unknown - 76 F

AB 30  
R 3  
H 6  
RBI 3  
BB 4  
SO 10  
LOB 12



Batter	1	2	3	4	5	6	7	8	9	AB	R	H	RBI	BB	SO	LOB	BOTTOM								
<b>Tom Goodwin, L</b> (1, 8) OBP: 0.330, SLG: 0.327	1-2 G6-3		0-0 G4-3			0-2 L7		1-1 G1-3		4	0	0	0	0	0	0									
<b>Keith Lockhart, L</b> (1, 4) OBP: 0.332, SLG: 0.413	1-1 G5-3		0-3 K			0-0 1B		1-2 G1-3		4	0	1	0	0	1	0									
<b>Johnny Damon, L</b> (1, 9) OBP: 0.320, SLG: 0.382	1-3 K			2-2 G4-3		1-0 F7		0-2 F8		4	0	0	0	0	1	1									
<b>Mike Macfarlane, R</b> (1, 2) OBP: 0.338, SLG: 0.512		0-0 G5-3		0-0 G5-3		1-1 G5-3			1-3 K	4	0	0	0	0	1	1									
<b>Michael Tucker, L</b> (1, 7) OBP: 0.342, SLG: 0.430		2-3 K		3-2 1B			2-1 WP HR 2B		1-2 G4-3	4	1	2	0	0	1	0									
<b>Craig Paquette, R</b> (1, 5) OBP: 0.317, SLG: 0.482 <b>Les Norman, R</b> (9, FR) OBP: 0.245, SLG: 0.119		0-2 1B		0-0 F9			2-3 K		0-0 1B	4	0	2	0	0	1	2									
<b>Bob Hamelin, L</b> (1, 3) OBP: 0.387, SLG: 0.439	2-2 1B			3-1 L4			2-1 HR		2-2 L9	4	1	2	2	0	0	1									
<b>29 Mike Sweeney, R</b> (1, 10) OBP: 0.369, SLG: 0.355	1-0 L9			0-1 CS 1B			3-1 K		0-2 G5-3	3	0	1	0	0	0	2									
<b>David Howard, S</b> (1, 6) OBP: 0.298, SLG: 0.323			1-3 K				2-1 G4-3			3	0	0	0	0	2	1									
<b>Inning Stats</b>	R: 0 E: 0 K: 1 S: 8	H: 2 LOB: 2 BB: 0 P: 11	R: 0 E: 0 K: 1 S: 11	H: 2 LOB: 2 BB: 0 P: 16	R: 0 E: 0 K: 2 S: 7	H: 0 LOB: 0 BB: 0 P: 8	R: 0 E: 0 K: 0 S: 10	H: 1 LOB: 1 BB: 0 P: 15	R: 0 E: 0 K: 1 S: 7	H: 1 LOB: 1 BB: 0 P: 13	R: 0 E: 0 K: 0 S: 7	H: 1 LOB: 1 BB: 0 P: 9	R: 2 E: 0 K: 1 S: 12	H: 2 LOB: 0 BB: 0 P: 20	R: 0 E: 0 K: 0 S: 10	H: 0 LOB: 0 BB: 0 P: 12	R: 0 E: 0 K: 1 S: 11	H: 1 LOB: 0 BB: 0 P: 15	1B: 6 2B: 2 3B: 0 HR: 1	SF: 0 SAC: 0 DP: 1 HBP: 0	WP: 1 PB: 0 SB: 0 CS: 1	PA: 34			
<b>PITCHER</b>	IP	WLS	BF	H	R	ER	SO	BB	IBB	HBP	BLK	WP	HR	S	P	ERA	WHIP								
<b>A.J. Sager, R</b> (1, 1) ERA: 4.15	6.1	W	25	7	2	2	6	0	0	0	0	0	0	15	19	0.00	1.105								
<b>Jose Lima, R</b> (7, 1) ERA: 5.5	1.2		5	0	0	0	0	0	0	0	0	0	0	15	19	0.00	0.000								
<b>Gregg Olson, R</b> (9, 1) ERA: 5.02	1.0	S	4	1	0	0	1	0	0	0	0	0	0	11	15	0.00	1.000								

**Detroit Tigers @ Kansas City Royals**  
Kauffman Stadium, Kansas City, MO  
Fri Aug 23 1996, 7:05 PM CDT  
Att: 15,603 - Unknown - 76 F

AB 34  
R 2  
H 8  
RBI 2  
BB 0  
SO 7  
LOB 8





Batter	1	2	3	4	5	6	7	8	9	AB	R	H	RBI	BB	SO	LOB	TOP										
<b>Kimera Barteo, R</b> OBP: 0.351, SLG: 0.350 (1, 8)	0-1 HR		1-0 1B		2-1 P6			4-1 1B BB	1-1 G3	4	1	2	1	1	0	4											
<b>Mark Lewis, R</b> OBP: 0.341, SLG: 0.422 (1, 4)	0-1 F9		0-3 K		0-0 G4-6-3 1-2f			1-2 F7		4	0	0	0	0	1	4											
<b>Travis Fryman, R</b> OBP: 0.320, SLG: 0.436 (1, 5)	3-3 K		4-0 BB		3-3 K			2-3 K		3	0	0	0	1	3	1											
<b>Ruben Sierra, S</b> OBP: 0.333, SLG: 0.406 (1, 9)	0-2 F9		1-0 G1-3		0-1 F9			1-2 FC6-4 1B		4	0	1	0	0	0	2											
<b>Tony Clark, S</b> OBP: 0.313, SLG: 0.482 (1, 3)		2-2 G5-3		2-3 K				0-2 G1-3		4	0	0	0	0	1	2											
<b>Melvin Nieves, S</b> OBP: 0.341, SLG: 0.535 (1, 10)	1-2 S WP PB 1B		1-2 G4-3		0-0 L5			1-1 F8		4	1	1	0	0	0	0											
<b>Damion Easley, R</b> OBP: 0.294, SLG: 0.374 (1, 6)	2-2 G5-3		2-3 K		0-2 FC5-4 1B			0-1 P6		4	0	1	0	0	1	1											
<b>Phil Nevin, R</b> OBP: 0.367, SLG: 0.308 (1, 7)	2-2 F9 2H		0-0 1B		0-2 FC5-4 1-2f			2-0 DI HBP		3	0	1	0	0	0	1											
<b>Brad Ausmus, R</b> OBP: 0.290, SLG: 0.309 (1, 2)			1-1 F9		0-0 G4-6-3 1B			1-0 F8		3	0	1	0	1	0	1											
<b>Inning Stats</b>	R: 1 E: 0 K: 1 S: 10	H: 1 LOB: 0 BB: 0 P: 13	R: 1 E: 0 K: 0 S: 12	H: 1 LOB: 0 BB: 0 P: 19	R: 0 E: 0 K: 1 S: 7	H: 1 LOB: 2 BB: 1 P: 14	R: 0 E: 0 K: 2 S: 13	H: 0 LOB: 0 BB: 0 P: 18	R: 0 E: 0 K: 0 S: 5	H: 2 LOB: 1 BB: 0 P: 7	R: 0 E: 0 K: 1 S: 8	H: 0 LOB: 0 BB: 0 P: 11	R: 0 E: 0 K: 0 S: 9	H: 1 LOB: 1 BB: 0 P: 10	R: 0 E: 0 K: 1 S: 12	H: 1 LOB: 2 BB: 1 P: 20	R: 0 E: 0 K: 0 S: 8	H: 0 LOB: 2 BB: 1 P: 16	1B: 6 2B: 0 3B: 0 HR: 1	SF: 0 SAC: 0 DP: 1 HBP: 1	WP: 1 PB: 1 SB: 2 CS: 0	PA: 37					
<b>PITCHER</b>	IP	WLS	BF	H	R	ER	SO	BB	IBB	HBP	BLK	WP	HR	S	P	ERA	WHIP										
<b>50 José Rosado, L</b> ERA: 2.33	(1, 1)	8.2	W	36	7	2	1	6	3	0	1	0	0	82	125	1.04	1.154										
<b>Jaime Bluma, R</b> ERA: 4.91	(9, 1)	0.1		1	0	0	0	0	0	0	0	0	0	2	3	0.00	0.000										

**Detroit Tigers @ Kansas City Royals**  
Kauffman Stadium, Kansas City, MO  
Sat Aug 24 1996, 7:05 PM CDT  
Att: 28,011 - Unknown - 77 F

livebaseballscores.com

AB 33  
R 2  
H 7  
RBI 1  
BB 3  
SO 6  
LOB 16



Batter	1	2	3	4	5	6	7	8	9	AB	R	H	RBI	BB	SO	LOB	BOTTOM											
<b>Jose Offerman, S</b> OBP: 0.376, SLG: 0.405 (1, 4)	4-2 G6-4-3 BB		1-2 SH1-4 1B	0-0 2B			3-3 K	2-1 P3		4	1	2	1	1	1	1												
<b>Tom Goodwin, L</b> OBP: 0.326, SLG: 0.325 (1, 8)	3-1 G6-4-3 1-2f		0-0 SH1-4		1-3 K		2-3 K			3	0	0	0	0	2	1												
<b>Michael Tucker, L</b> OBP: 0.344, SLG: 0.440 (1, 7)	1-1 G3-1		3-2 1B		1-0 HR		2-0 F7			4	2	2	3	0	0	0												
<b>Joe Vitiello, R</b> OBP: 0.349, SLG: 0.425		2-1 L9	1-0 1B		4-1 HR		0-0 BB			3	1	2	2	1	0	0												
<b>Keith Lockhart, L</b> OBP: 0.332, SLG: 0.413 (9, 4)		2H 1B			4-1 BB			2-1 HR		0	0	0	0	0	0	0												
<b>Bob Hamelin, L</b> OBP: 0.388, SLG: 0.438 (1, 10)	0-0 G6-4-3 1B		3-2 F9		0-0 F7			2-1 1B HBP		3	1	1	0	0	0	2												
<b>Craig Paquette, R</b> OBP: 0.313, SLG: 0.476 (1, 5)	0-1 G6-4-3 1-2f		2-3 K		2-3 K			1-3 K		4	0	0	0	0	3	4												
<b>Johnny Damon, L</b> OBP: 0.322, SLG: 0.382 (1, 9)			4-2 29 1B BB		0-0 G4-3		2-3 K	1-1 29 1B G4-3 1B		3	2	1	0	1	1	0												
<b>29 Mike Sweeney, R</b> OBP: 0.383, SLG: 0.365 (1, 2)			2-1 1B 1B		4-1 2B BB		1-2 L7	0-0 G4-3 1B		3	1	2	1	1	0	0												
<b>David Howard, S</b> OBP: 0.297, SLG: 0.323 (1, 6)			3-1 SH1-4 1B 1B		2-2 L8		1-3 K	0-0 G4-3		4	1	1	2	0	1	2												
<b>Inning Stats</b>	R: 0 E: 0 K: 0 S: 7	H: 0 LOB: 0 BB: 1 P: 15	R: 0 E: 0 K: 0 S: 5	H: 1 LOB: 0 BB: 0 P: 7	R: 5 E: 0 K: 1 S: 24	H: 5 LOB: 1 BB: 1 P: 43	R: 0 E: 0 K: 0 S: 8	H: 1 LOB: 2 BB: 1 P: 14	R: 1 E: 0 K: 2 S: 10	H: 1 LOB: 1 BB: 1 P: 18	R: 0 E: 0 K: 2 S: 9	H: 0 LOB: 0 BB: 0 P: 13	R: 0 E: 0 K: 2 S: 8	H: 0 LOB: 0 BB: 0 P: 15	R: 3 E: 0 K: 1 S: 12	H: 3 LOB: 1 BB: 0 P: 18	1B: 8 2B: 1 3B: 0 HR: 2	SF: 0 SAC: 1 DP: 2 HBP: 1	WP: 0 PB: 0 SB: 0 CS: 0	PA: 37								
<b>PITCHER</b>	IP	WLS	BF	H	R	ER	SO	BB	IBB	HBP	BLK	WP	HR	S	P	ERA	WHIP											
<b>Omar Olivares, R</b> ERA: 4.86	(1, 1)	2.1	L	13	6	5	5	0	0	0	0	0	0	26	50	19.29	3.429											
<b>Greg Keagle, R</b> ERA: 8.63	(3, 1)	5.2		24	5	4	4	8	2	0	1	0	0	2	57	93	6.35	1.235										

**Detroit Tigers @ Kansas City Royals**  
Kauffman Stadium, Kansas City, MO  
Sat Aug 24 1996, 7:05 PM CDT  
Att: 28,011 - Unknown - 77 F

livebaseballscores.com

AB 31  
R 9  
H 11  
RBI 9  
BB 4  
SO 8  
LOB 10





Batter	1	2	3	4	5	6	7	8	9	AB	R	H	RBI	BB	SO	LOB	TOP					
<b>Curtis Pride, L</b> OBP: 0.365, SLG: 0.513 (1, 7)										4	1	2	1	0	0	1	<b>Detroit Tigers @ Kansas City Royals</b> Kauffman Stadium, Kansas City, MO Sun Aug 25 1996, 3:33 AM CDT Att: 15,123 - Cloudy - 76 F					
<b>Kimera Barteo, R</b> OBP: 0.348, SLG: 0.348 (7, 8)										4	0	1	0	1	0	1						
<b>Mark Lewis, R</b> OBP: 0.342, SLG: 0.423 (1, 4)										4	0	1	0	1	0	1						
<b>Travis Fryman, R</b> OBP: 0.321, SLG: 0.443 (1, 5)										4	1	2	3	0	0	1						
<b>Ruben Sierra, S</b> OBP: 0.329, SLG: 0.401 (1, 10)										5	0	0	0	0	1	4						
<b>Bobby Higginson, L</b> OBP: 0.400, SLG: 0.581 (7, 7)										2	1	1	0	2	0	0						
<b>Tony Clark, S</b> OBP: 0.308, SLG: 0.474 (1, 3)										4	1	0	0	0	3	2						
<b>Melvin Nieves, S</b> OBP: 0.345, SLG: 0.541 (1, 9)										4	2	3	1	0	0	1						
<b>Phil Nevin, R</b> OBP: 0.382, SLG: 0.333 (9, PR)										4	0	2	0	0	0	1						
<b>Brad Ausmus, R</b> OBP: 0.309 (9, 2)										0	0	0	0	0	0	0						
<b>Damon Easley, R</b> OBP: 0.297, SLG: 0.376 (4, PR)										2	0	1	1	0	1	2						
<b>Inning Stats</b>	R: 0 E: 0 K: 0 S: 10	H: 1 LOB: 1 BB: 0 P: 12	R: 0 E: 0 K: 2 S: 14	H: 2 LOB: 2 BB: 0 P: 22	R: 1 E: 0 K: 0 S: 7	H: 1 LOB: 0 BB: 0 P: 10	R: 3 E: 2 K: 0 S: 14	H: 3 LOB: 1 BB: 0 P: 20	R: 0 E: 0 K: 1 S: 6	H: 0 LOB: 0 BB: 1 P: 11	R: 1 E: 0 K: 1 S: 9	H: 1 LOB: 0 BB: 0 P: 13	R: 0 E: 0 K: 2 S: 8	H: 0 LOB: 1 BB: 1 P: 17	R: 2 E: 0 K: 0 S: 18	H: 3 LOB: 2 BB: 1 P: 25	1B: 7 2B: 4 3B: 0 HR: 2	SF: 0 SAC: 1 DP: 2 HBP: 0	WP: 0 PB: 0 SB: 1 CS: 1	PA: 40		
<b>PITCHER</b>	IP	WLS	BF	H	R	ER	SO	BB	IBB	HBP	BLK	WP	HR	S	P	ERA	WHIP					
<b>Doug Linton, R</b> ERA: 5.4	(1, 1)	5.0	L	22	8	4	3	2	0	0	0	0	0	1	51	74	5.40	1.600				
<b>Mike Magrane, L</b> ERA: 5.04	(6, 1)	1.0		3	0	0	0	1	0	0	0	0	0	6	11	0.00	1.000					
<b>Rick Huisman, R</b> ERA: 2.78	(7, 1)	2.0		8	1	1	1	3	1	0	0	0	1	17	30	4.50	1.000					
<b>Hipolito Pichardo, R</b> ERA: 5.37	(9, 1)	1.0		7	3	2	2	0	1	0	0	0	0	18	25	18.00	4.000					

Batter	1	2	3	4	5	6	7	8	9	AB	R	H	RBI	BB	SO	LOB	BOTTOM					
<b>Jose Offerman, S</b> OBP: 0.374, SLG: 0.402 (1, 4)										5	0	1	0	0	0	0	<b>Detroit Tigers @ Kansas City Royals</b> Kauffman Stadium, Kansas City, MO Sun Aug 25 1996, 3:33 AM CDT Att: 15,123 - Cloudy - 76 F					
<b>Tom Goodwin, L</b> OBP: 0.333, SLG: 0.333 (1, 8)										4	2	3	0	1	1	0						
<b>Keith Lockhart, L</b> OBP: 0.332, SLG: 0.421 (7, PH)										3	1	1	2	0	0	3						
<b>Joe Randa, R</b> OBP: 0.340, SLG: 0.419 (8, 5)										2	0	1	1	0	0	0						
<b>Michael Tucker, L</b> OBP: 0.345, SLG: 0.445 (1, 7)										3	1	1	0	1	0	3						
<b>Joe Vitiello, R</b> OBP: 0.352, SLG: 0.426 (1, 10)										4	0	2	0	0	0	3						
<b>David Howard, S</b> OBP: 0.297, SLG: 0.323 (8, PR)										0	0	0	0	0	0	0						
<b>Bob Hamelin, L</b> OBP: 0.390, SLG: 0.441 (9, 3)										3	0	1	1	1	0	2						
<b>Kevin Young, R</b> OBP: 0.319, SLG: 0.481 (8, PR)										0	0	0	0	0	0	0						
<b>Craig Paquette, R</b> OBP: 0.310, SLG: 0.472 (1, 6)									3	0	0	0	0	1	1							
<b>Mike Macfarlane, R</b> OBP: 0.337, SLG: 0.508 (1, 2)									4	0	1	0	0	2	4							
<b>Johnny Damon, L</b> OBP: 0.319, SLG: 0.379 (1, 9)										4	0	0	0	0	1	4						
<b>Inning Stats</b>	R: 0 E: 0 K: 0 S: 10	H: 1 LOB: 2 BB: 1 P: 20	R: 0 E: 0 K: 0 S: 4	H: 0 LOB: 0 BB: 0 P: 6	R: 0 E: 0 K: 0 S: 7	H: 1 LOB: 1 BB: 0 P: 11	R: 1 E: 0 K: 2 S: 12	H: 2 LOB: 1 BB: 0 P: 17	R: 2 E: 0 K: 0 S: 13	H: 3 LOB: 0 BB: 1 P: 23	R: 0 E: 0 K: 0 S: 3	H: 1 LOB: 0 BB: 0 P: 6	R: 1 E: 0 K: 0 S: 8	H: 2 LOB: 0 BB: 0 P: 13	R: 0 E: 0 K: 2 S: 10	H: 1 LOB: 3 BB: 1 P: 19	R: 0 E: 0 K: 1 S: 9	H: 0 LOB: 0 BB: 0 P: 11	1B: 7 2B: 1 3B: 2 HR: 1	SF: 0 SAC: 1 DP: 1 HBP: 0	WP: 0 PB: 1 SB: 1 CS: 1	PA: 39
<b>PITCHER</b>	IP	WLS	BF	H	R	ER	SO	BB	IBB	HBP	BLK	WP	HR	S	P	ERA	WHIP					
<b>Todd Van Poppel, R</b> ERA: 8.08	(1, 1)	6.0	W	27	8	3	3	2	2	0	0	0	0	0	49	83	4.50	1.667				
<b>Joey Eischen, L</b> ERA: 3.95	(7, 1)	1.0		4	2	1	1	0	0	0	0	0	0	8	13	9.00	2.000					
<b>Jose Lima, R</b> ERA: 5.43	(8, 1)	0.2		4	1	0	0	1	1	0	0	0	0	7	14	0.00	3.000					
<b>Mike Myers, L</b> ERA: 5.13	(8, 1)	1.1	S	4	0	0	0	2	0	0	0	0	0	12	16	0.00	0.000					



Batter	1	2	3	4	5	6	7	8	9	AB	R	H	RBI	BB	SO	LOB	TOP														
<b>Kenny Lofton, L</b> OBP: 0.374, SLG: 0.452	1-2 G3		1-1 L3		2-3 K			0-0 CS 1B		4	0	1	0	0	1	0															
<b>Omar Vizquel, S</b> OBP: 0.397, SLG: 0.430	2-2 F8		1-2 G3			2-2 F7		3-1 CS 1-2	0-0 L7	4	0	0	0	0	0	0															
<b>Jim Thome, L</b> OBP: 0.463, SLG: 0.620	4-2 FC6-4 BB			4-1 WP G1-3 1B BB		1-1 G5-4-3 1B			2-2 HR	2	2	2	1	2	0	0															
<b>Albert Belle, R</b> OBP: 0.409, SLG: 0.621	1-2 FC6-4			2-0 G1-3		0-0 G5-4-3			1-1 F7	4	0	0	0	0	0	3															
<b>Manny Ramirez, R</b> OBP: 0.399, SLG: 0.578		4-2 BB		2-1 2H 1B					0-2 F9	3	0	1	1	1	0	0															
<b>Jeremy Burnitz, L</b> OBP: 0.405, SLG: 0.524		1-3 K		1-1 F7					1-2 G3	3	0	0	0	0	1	2															
<b>Sandy Alomar Jr., R</b> OBP: 0.292, SLG: 0.363		2-1 F8		2-1 G6-3					0-0 F9	3	0	0	0	0	0	2															
<b>Jeff Kent, R</b> OBP: 0.313, SLG: 0.413		0-1 F9			1-1 P6				0-1 G5-3	3	0	0	0	0	0	1															
<b>Jose Vizcaino, S</b> OBP: 0.343, SLG: 0.366			3-2 G6-3		1-0 F7				0-0 G4-3	3	0	0	0	0	0	0															
<b>Inning Stats</b>	R: 0 E: 0 K: 0 S: 12	H: 0 LOB: 1 BB: 1 P: 20	R: 0 E: 0 K: 1 S: 9	H: 0 LOB: 1 BB: 1 P: 16	R: 0 E: 0 K: 0 S: 9	H: 0 LOB: 0 BB: 0 P: 14	R: 1 E: 0 K: 0 S: 8	H: 1 LOB: 1 BB: 1 P: 19	R: 0 E: 0 K: 1 S: 7	H: 0 LOB: 0 BB: 0 P: 11	R: 0 E: 0 K: 0 S: 6	H: 1 LOB: 0 BB: 0 P: 9	R: 0 E: 0 K: 0 S: 5	H: 0 LOB: 0 BB: 0 P: 6	R: 0 E: 0 K: 0 S: 5	H: 1 LOB: 0 BB: 0 P: 8	R: 1 E: 0 K: 0 S: 9	H: 1 LOB: 0 BB: 0 P: 12	1B: 3 2B: 0 3B: 0 HR: 1	SF: 0 SAC: 0 DP: 1 HBP: 0	WP: 1 PB: 0 SB: 0 CS: 1	PA: 33									
<b>PITCHER</b> <b>Felipe Lira, R</b> ERA: 5.48	IP: 9.0 WLS: L BF: 32	H: 4 R: 2 ER: 2 SO: 2	BB: 3 IBB: 0 HBP: 0 BLK: 0	WP: 1 HR: 1 S: 70 P: 115	ERA: 2.00 WHIP: 0.778											<b>PITCHER</b> <b>Felipe Lira, R</b> ERA: 5.48	IP: 9.0 WLS: W BF: 30	H: 3 R: 1 ER: 1 SO: 7	BB: 1 IBB: 0 HBP: 0 BLK: 0	WP: 0 HR: 1 S: 70 P: 108	ERA: 1.00 WHIP: 0.444										

Cleveland Indians @ Detroit Tigers  
Tiger Stadium, Detroit, MI  
Mon Aug 26 1996, 7:05 PM EDT  
Att: 22,349 - Unknown - 86 F

AB	29
R	2
H	4
RBI	2
BB	3
SO	2
LOB	8



Batter	1	2	3	4	5	6	7	8	9	AB	R	H	RBI	BB	SO	LOB	BOTTOM														
<b>Curtis Pride, L</b> OBP: 0.359, SLG: 0.502	1-1 F9		0-0 G6-3			2-3 K			2-3 K	4	0	0	0	0	2	0															
<b>Mark Lewis, R</b> OBP: 0.339, SLG: 0.419	3-1 G5-3		1-1 G5-3			2-2 F9			2-3 K	4	0	0	0	0	1	0															
<b>Travis Fryman, R</b> OBP: 0.322, SLG: 0.448	4-1 BB			0-1 P3					1-3 K	3	1	1	1	1	1	0															
<b>Ruben Sierra, S</b> OBP: 0.327, SLG: 0.399	0-1 P6			1-2 G3-1					1-2 F8	3	0	0	0	0	0	1															
<b>Bobby Higginson, L</b> OBP: 0.397, SLG: 0.575		1-2 G4-3		1-1 F8					1-3 K	3	0	0	0	0	1	0															
<b>Tony Clark, S</b> OBP: 0.308, SLG: 0.472		1-1 1B			0-0 G4-3				2-3 K	3	0	1	0	0	1	0															
<b>Melvin Nieves, S</b> OBP: 0.345, SLG: 0.539		1-1 L6			2-3 K				0-1 G1-6-4 1B	3	0	1	0	0	1	1															
<b>Kimera Barteo, R</b> OBP: 0.348, SLG: 0.348									1-1 G1-6-4	0	0	0	0	0	0	0															
<b>Andujar Cedeno, R</b> OBP: 0.248, SLG: 0.345		3-2 G6-3			1-0 G6-3				1-2 1B	3	0	0	0	0	0	2															
<b>Brad Ausmus, R</b> OBP: 0.287, SLG: 0.306			1-0 G5-3			2-2 G6-3			1-1 F8	3	0	0	0	0	0	1															
<b>Inning Stats</b>	R: 0 E: 0 K: 0 S: 7	H: 0 LOB: 1 BB: 1 P: 15	R: 0 E: 0 K: 0 S: 12	H: 1 LOB: 0 BB: 0 P: 18	R: 0 E: 0 K: 0 S: 4	H: 0 LOB: 0 BB: 0 P: 6	R: 0 E: 0 K: 0 S: 7	H: 0 LOB: 0 BB: 0 P: 9	R: 0 E: 0 K: 1 S: 5	H: 0 LOB: 0 BB: 0 P: 8	R: 0 E: 0 K: 1 S: 9	H: 0 LOB: 0 BB: 0 P: 15	R: 1 E: 0 K: 2 S: 10	H: 1 LOB: 0 BB: 0 P: 14	R: 0 E: 0 K: 0 S: 6	H: 1 LOB: 1 BB: 0 P: 8	R: 0 E: 0 K: 3 S: 10	H: 0 LOB: 0 BB: 0 P: 15	1B: 2 2B: 0 3B: 0 HR: 1	SF: 0 SAC: 0 DP: 1 HBP: 0	WP: 0 PB: 0 SB: 0 CS: 0	PA: 30									
<b>PITCHER</b> <b>Charles Nagy, R</b> ERA: 3.58	IP: 9.0 WLS: W BF: 30	H: 3 R: 1 ER: 1 SO: 7	BB: 1 IBB: 0 HBP: 0 BLK: 0	WP: 0 HR: 1 S: 70 P: 108	ERA: 1.00 WHIP: 0.444											<b>PITCHER</b> <b>Charles Nagy, R</b> ERA: 3.58	IP: 9.0 WLS: W BF: 30	H: 3 R: 1 ER: 1 SO: 7	BB: 1 IBB: 0 HBP: 0 BLK: 0	WP: 0 HR: 1 S: 70 P: 108	ERA: 1.00 WHIP: 0.444										

Cleveland Indians @ Detroit Tigers  
Tiger Stadium, Detroit, MI  
Mon Aug 26 1996, 7:05 PM EDT  
Att: 22,349 - Unknown - 86 F

AB	29
R	1
H	3
RBI	1
BB	1
SO	7
LOB	5





Batter	1	2	3	4	5	6	7	8	9	AB	R	H	RBI	BB	SO	LOB	TOP										
<b>Kenny Lofton, L</b> OBP: 0.373, SLG: 0.449	G4-3		K	F7		F7		WP 1B	FC6-4 1B	5	1	1	0	0	1	1	<b>Cleveland Indians @ Detroit Tigers</b> Tiger Stadium, Detroit, MI Tue Aug 27 1996, 7:05 PM EDT Att: 19,602 - Unknown - 76 F										
<b>Jeromy Burnitz, L</b> OBP: 0.409, SLG: 0.528										1	0	1	0	0	0	0											
<b>Jose Vizcaino, S</b> OBP: 0.343, SLG: 0.366	K		1B SF8		G6-3	G5-3		1B HR	FC6-4 1B	6	2	2	1	0	1	1											
<b>Jim Thome, L</b> OBP: 0.468, SLG: 0.630	BB 1B		BB 1B					1B FC6-5 1B	1B HR	5	3	4	2	1	0	1											
<b>Albert Belle, R</b> OBP: 0.412, SLG: 0.627			BB		F9			FC6-5 1B	HR	3	1	2	3	2	0	0											
<b>Manny Ramirez, R</b> OBP: 0.399, SLG: 0.579	K		SF8					FC6-5 1B	F8	4	2	2	1	0	1	2											
<b>Jeff Kent, R</b> OBP: 0.314, SLG: 0.414								FC6-5 1B	G5-3	4	1	1	2	1	1	2											
<b>Brian Giles, L</b> OBP: 0.406, SLG: 0.582	P6		F9					E S WP	WP BB	3	1	1	1	2	0	3											
<b>Tony Peña, R</b> OBP: 0.264, SLG: 0.255	G4-3				F8	K		K	G3	5	0	0	0	0	2	4											
<b>Omar Vizquel, S</b> OBP: 0.366, SLG: 0.427					F9					3	1	0	0	1	0	0											
<b>Casey Candaele, S</b> OBP: 0.333, SLG: 0.423			1B S BB			G3-1		F7	K	1	0	0	0	0	1	0											
<b>Inning Stats</b>	R: 0 E: 0 K: 2 S: 17	H: 1 LOB: 2 BB: 1 P: 27	R: 0 E: 0 K: 1 S: 9	H: 0 LOB: 0 BB: 0 P: 14	R: 2 E: 0 K: 1 S: 15	H: 2 LOB: 3 BB: 3 P: 34	R: 0 E: 0 K: 0 S: 6	H: 0 LOB: 0 BB: 0 P: 10	R: 2 E: 0 K: 1 S: 18	H: 3 LOB: 2 BB: 1 P: 35	R: 0 E: 0 K: 0 S: 5	H: 0 LOB: 0 BB: 0 P: 5	R: 4 E: 1 K: 1 S: 16	H: 4 LOB: 0 BB: 0 P: 25	R: 4 E: 0 K: 0 S: 18	H: 3 LOB: 1 BB: 2 P: 36	R: 0 E: 0 K: 1 S: 7	H: 1 LOB: 1 BB: 0 P: 11	1B: 10 2B: 2 3B: 0 HR: 2	SF: 1 SAC: 0 DP: 0 HBP: 0	WP: 3 PB: 0 SB: 3 CS: 0	PA: 48					
<b>PITCHER</b>	IP	WLS	BF	H	R	ER	SO	BB	IBB	HBP	BLK	WP	HR	S	P	ERA	WHIP										
<b>Justin Thompson, L</b> ERA: 3.49	4.1	L	21	4	3	3	4	4	0	0	0	0	1	55	97	6.23	1.846										
<b>Richie Lewis, R</b> ERA: 4.23	2.0		12	5	4	4	1	0	1	0	0	0	0	21	38	18.00	2.500										
<b>John Cummings, L</b> ERA: 3.68	0.2		3	1	1	0	1	0	0	0	0	1	0	10	15	0.00	1.500										
<b>Joey Eischen, L</b> ERA: 4.53	1.0		8	3	4	4	0	2	0	0	0	2	1	18	36	36.00	5.000										
<b>Mike Myers, L</b> ERA: 5.04	1.0		4	1	0	0	1	0	0	0	0	0	0	7	11	0.00	1.000										
<b>Batter</b>	<b>1</b>	<b>2</b>	<b>3</b>	<b>4</b>	<b>5</b>	<b>6</b>	<b>7</b>	<b>8</b>	<b>9</b>	<b>AB</b>	<b>R</b>	<b>H</b>	<b>RBI</b>	<b>BB</b>	<b>SO</b>	<b>LOB</b>	<b>BOTTOM</b>										
<b>Curtis Pride, L</b> OBP: 0.397, SLG: 0.502	G3-1		E3 F8 HBP		F8			1B 2B		4	0	1	0	0	0	0	<b>Cleveland Indians @ Detroit Tigers</b> Tiger Stadium, Detroit, MI Tue Aug 27 1996, 7:05 PM EDT Att: 19,602 - Unknown - 76 F										
<b>Mark Lewis, R</b> OBP: 0.341, SLG: 0.419	L6		F8 HBP		K			G6-4-3 1B		3	0	1	0	0	1	0											
<b>Travis Fryman, R</b> OBP: 0.323, SLG: 0.448			F8		G6-3			K		3	1	1	0	0	0	2											
<b>Phil Nevin, R</b> OBP: 0.371, SLG: 0.323	2B 1B		1-2 2-3					K		1	0	0	0	0	1	2											
<b>Ruben Sierra, S</b> OBP: 0.329, SLG: 0.399	2B BB		P5					G6-4-3		2	1	1	0	1	0	2											
<b>Eddie Williams, R</b> OBP: 0.275, SLG: 0.317	2B BB							CS 1B		1	0	0	0	0	0	2											
<b>Bobby Higginson, L</b> OBP: 0.398, SLG: 0.576	2B							K		3	0	1	2	1	2	1											
<b>Tony Clark, S</b> OBP: 0.304, SLG: 0.465	L9							L5		4	0	0	0	0	1	4											
<b>Melvin Nieves, S</b> OBP: 0.347, SLG: 0.545			FC6-4 1B		K			K		4	0	2	0	0	2	0											
<b>Andujar Cedeno, R</b> OBP: 0.245, SLG: 0.340	FC6-4 CS		FC6-4 CS		K			G1-3		4	0	0	0	0	2	2											
<b>Brad Ausmus, R</b> OBP: 0.285, SLG: 0.303	K				G6-3			F8		3	0	0	0	0	1	1											
<b>Inning Stats</b>	R: 2 E: 0 K: 0 S: 7	H: 2 LOB: 1 BB: 1 P: 15	R: 0 E: 0 K: 1 S: 9	H: 1 LOB: 0 BB: 0 P: 15	R: 0 E: 1 K: 1 S: 13	H: 0 LOB: 3 BB: 1 P: 29	R: 0 E: 0 K: 2 S: 7	H: 0 LOB: 0 BB: 0 P: 10	R: 0 E: 0 K: 1 S: 11	H: 1 LOB: 0 BB: 0 P: 18	R: 0 E: 0 K: 1 S: 5	H: 0 LOB: 0 BB: 0 P: 11	R: 0 E: 0 K: 1 S: 11	H: 0 LOB: 0 BB: 0 P: 8	R: 0 E: 0 K: 1 S: 11	H: 2 LOB: 1 BB: 0 P: 16	R: 0 E: 0 K: 2 S: 12	H: 1 LOB: 0 BB: 0 P: 21	1B: 4 2B: 4 3B: 1 HR: 0	SF: 0 SAC: 0 DP: 3 HBP: 1	WP: 0 PB: 0 SB: 1 CS: 2	PA: 35					
<b>PITCHER</b>	IP	WLS	BF	H	R	ER	SO	BB	IBB	HBP	BLK	WP	HR	S	P	ERA	WHIP										
<b>Dennis Martinez, R</b> ERA: 4.5	0.2	W	22	2	0	0	7	0	1	1	0	0	0	53	92	0.00	0.316										
<b>Albie Lopez, R</b> ERA: 6.51	1.0		4	2	0	0	1	0	0	0	0	0	0	11	16	0.00	2.000										
<b>Julian Tavarez, R</b> ERA: 5.47	1.0		4	1	0	0	2	0	0	0	0	0	0	12	21	0.00	1.000										
<b>Kent Mercker, L</b> ERA: 7.59	1.0		4	1	0	0	2	0	0	0	0	0	0	12	21	0.00	1.000										

AB	40
R	12
H	14
RBI	10
BB	7
SO	7
LOB	14









Batter	1	2	3	4	5	6	7	8	9	AB	R	H	RBI	BB	SO	LOB	TOP				
Jose Offerman, S OBP: 0.374, SLG: 0.402	F7		FC5-4 1B		F7		G6-3 2B 1B		F8	5	1	1	0	0	0	2					
Johnny Damon, L OBP: 0.316, SLG: 0.374	1B		F9		P5		G6-3		FC3-6 DI	5	0	1	0	0	0	3					
Craig Paquette, R OBP: 0.323, SLG: 0.485	G6-4-3 1B		1B		FC5-4 1B		G5-3 2H 2B		K	5	0	4	1	0	1	1					
Joe Vittiello, R OBP: 0.351, SLG: 0.425	G6-4-3		G1-3		FC5-4		G5-3			4	0	0	0	0	0	6					
Jon Nunnally, L OBP: 0.279, SLG: 0.361							F8		K	4	0	1	0	0	2	1					
29 Mike Sweeney, R OBP: 0.369, SLG: 0.350			G6-3		1B		K		G6-3	4	0	1	0	0	1	0					
Mike Macfarlane, R OBP: 0.333, SLG: 0.497			BB		K		1B		K	3	0	1	0	1	2	2					
Keith Lockhart, L OBP: 0.330, SLG: 0.417	P6				F8		FC5-4 1B		K	4	0	1	0	0	1	3					
Joe Randa, R OBP: 0.344, SLG: 0.420					P3		FC5-4 1B		FC3-6 1B	4	0	2	0	0	0	4					
<b>Inning Stats</b>	R: 0 E: 0 K: 0 S: 7	H: 2 LOB: 1 BB: 0 P: 12	R: 0 E: 0 K: 1 S: 9	H: 0 LOB: 1 BB: 1 P: 17	R: 0 E: 0 K: 0 S: 12	H: 2 LOB: 2 BB: 0 P: 19	R: 0 E: 0 K: 1 S: 15	H: 2 LOB: 2 BB: 0 P: 19	R: 0 E: 0 K: 1 S: 13	H: 1 LOB: 1 BB: 0 P: 16	R: 0 E: 0 K: 1 S: 11	H: 2 LOB: 1 BB: 0 P: 22	R: 0 E: 0 K: 2 S: 8	H: 0 LOB: 0 BB: 0 P: 11	R: 0 E: 0 K: 1 S: 9	H: 1 LOB: 1 BB: 0 P: 15	1B: 11 2B: 1 3B: 0 HR: 0	SF: 0 SAC: 0 DP: 1 HBP: 0	WP: 0 PB: 0 SB: 0 CS: 0	PA: 39	
<b>PITCHER</b>	IP	WLS	BF	H	R	ER	SO	BB	IBB	HBP	BLK	WP	HR	S	P	ERA	WHIP				
Omar Olivares, R ERA: 4.69	6.2		31	11	1	1	3	1	0	0	0	0	0	73	122	1.35	1.800				
Joey Eischen, L ERA: 4.37	2.0	W	7	1	0	0	3	0	0	0	0	0	0	17	27	0.00	0.500				
Jose Lima, R ERA: 5.4	0.1	S	1	0	0	0	1	0	0	0	0	0	0	3	4	0.00	0.000				

Kansas City Royals @ Detroit Tigers  
Tiger Stadium, Detroit, MI  
Thu Aug 29 1996, 7:05 PM EDT  
Alt. 7,882 - Unknown - 82 F

AB 38  
R 1  
H 12  
RBI 1  
BB 1  
SO 7  
LOB 22



Batter	1	2	3	4	5	6	7	8	9	AB	R	H	RBI	BB	SO	LOB	BOTTOM				
Bobby Higginson, L OBP: 0.300, SLG: 0.583	G3-1 1B		1B		K					4	1	3	1	0	1	0					
Mark Lewis, R OBP: 0.340, SLG: 0.418	G3-1		G5-3		1B				HR	4	1	2	0	0	0	2					
Travis Fryman, R OBP: 0.324, SLG: 0.449	K				S 1B		K		2B	4	2	2	1	0	2	2					
Ruben Sierra, S OBP: 0.326, SLG: 0.393	F8				K				F8 2H 1B 2B	4	0	0	0	0	1	3					
Tony Clark, S OBP: 0.306, SLG: 0.472			F8		1B BB				K	3	0	0	0	1	2	1					
Melvin Nieves, S OBP: 0.345, SLG: 0.538			K		K				P3	4	0	1	1	0	2	2					
Phil Nevin, R OBP: 0.372, SLG: 0.359			K		1B				G6-3	4	0	1	1	0	2	1					
Brad Ausmus, R OBP: 0.282, SLG: 0.299			P4		K				F7	3	0	0	0	0	1	2					
Kimera Batee, R OBP: 0.342, SLG: 0.340			K						F7	3	0	0	0	0	2	0					
<b>Inning Stats</b>	R: 0 E: 0 K: 1 S: 10	H: 1 LOB: 0 BB: 0 P: 18	R: 0 E: 0 K: 2 S: 8	H: 0 LOB: 0 BB: 0 P: 13	R: 0 E: 0 K: 1 S: 9	H: 1 LOB: 1 BB: 0 P: 11	R: 1 E: 0 K: 3 S: 15	H: 2 LOB: 2 BB: 1 P: 26	R: 0 E: 0 K: 2 S: 9	H: 1 LOB: 1 BB: 0 P: 16	R: 0 E: 0 K: 1 S: 5	H: 0 LOB: 0 BB: 0 P: 9	R: 0 E: 0 K: 1 S: 11	H: 0 LOB: 0 BB: 0 P: 17	R: 3 E: 0 K: 2 S: 17	H: 4 LOB: 1 BB: 0 P: 24	1B: 6 2B: 2 3B: 0 HR: 1	SF: 0 SAC: 0 DP: 0 HBP: 0	WP: 0 PB: 0 SB: 1 CS: 0	PA: 34	
<b>PITCHER</b>	IP	WLS	BF	H	R	ER	SO	BB	IBB	HBP	BLK	WP	HR	S	P	ERA	WHIP				
Kevin Appier, R ERA: 3.38	8.0	L	34	9	4	4	13	1	0	0	0	0	1	84	134	4.50	1.250				

Kansas City Royals @ Detroit Tigers  
Tiger Stadium, Detroit, MI  
Thu Aug 29 1996, 7:05 PM EDT  
Alt. 7,882 - Unknown - 82 F

AB 33  
R 4  
H 9  
RBI 4  
BB 1  
SO 13  
LOB 13





Batter	1	2	3	4	5	6	7	8	9	AB	R	H	RBI	BB	SO	LOB	TOP				
<b>Jose Offerman, S</b> OBP: 0.373, SLG: 0.401 (1, 6)										4	0	1	0	0	0	2					
<b>Tom Goodwin, L</b> OBP: 0.330, SLG: 0.330 (1, 7)										4	0	1	0	0	0	1					
<b>Keith Lockhart, L</b> OBP: 0.327, SLG: 0.413 (1, 4)										4	0	0	0	0	0	2					
<b>Joe Vitiello, R</b> OBP: 0.349, SLG: 0.420 (1, 3)										3	0	0	0	1	0	1					
<b>Bob Hamelin, L</b> OBP: 0.392, SLG: 0.443 (1, 10)										3	0	1	0	1	0	2					
<b>Craig Paquette, R</b> OBP: 0.320, SLG: 0.479 (1, 5)										4	0	0	0	0	1	3					
<b>Jon Nunnally, L</b> OBP: 0.261, SLG: 0.333 (1, 9)										3	0	0	0	0	0	0					
<b>29 Mike Sweeney, R</b> OBP: 0.368, SLG: 0.349 (1, 2)										3	0	1	0	0	0	0					
<b>Johnny Damon, L</b> OBP: 0.316, SLG: 0.373 (1, 8)										3	0	1	0	0	1	1					
<b>Inning Stats</b>	R: 0 H: 1 E: 0 K: 0 S: 13	H: 1 LOB: 2 BB: 1 P: 22	R: 0 H: 0 E: 0 K: 0 S: 3	H: 0 LOB: 0 BB: 0 P: 5	R: 0 H: 1 E: 0 K: 0 S: 7	H: 0 LOB: 0 BB: 0 P: 9	R: 0 H: 0 E: 0 K: 1 S: 7	H: 0 LOB: 0 BB: 0 P: 10	R: 0 H: 0 E: 0 K: 0 S: 5	H: 0 LOB: 1 BB: 1 P: 6	R: 0 H: 0 E: 0 K: 0 S: 10	H: 0 LOB: 1 BB: 1 P: 17	R: 0 H: 1 E: 0 K: 1 S: 11	H: 1 LOB: 2 BB: 0 P: 15	R: 0 H: 2 E: 0 K: 0 S: 9	H: 2 LOB: 2 BB: 0 P: 13	1B: 5 2B: 0 3B: 0 HR: 0	SF: 0 SAC: 0 DP: 1 HBP: 0	WP: 0 PB: 0 SB: 0 CS: 0	PA: 33	
<b>PITCHER</b> <b>Todd Van Poppel, R</b> ERA: 7.24 (1, 1)	IP: 9.0 WLS: W BF: 33 H: 5 R: 0 ER: 0 SO: 2 BB: 2 IBB: 0 HBP: 0 BLK: 0 WP: 0 HR: 0 S: 72 P: 107 ERA: 0.00 WHIP: 0.778																				

**Kansas City Royals @ Detroit Tigers**  
 Tiger Stadium, Detroit, MI  
 Fri Aug 30 1996, 7:05 PM EDT  
 Att: 16,498 - Unknown - 81 F

AB	31
R	0
H	5
RBI	0
BB	2
SO	2
LOB	12



Batter	1	2	3	4	5	6	7	8	9	AB	R	H	RBI	BB	SO	LOB	BOTTOM				
<b>Kimera Barteo, R</b> OBP: 0.346, SLG: 0.345 (1, 8)										4	1	2	0	0	2	0					
<b>Mark Lewis, R</b> OBP: 0.340, SLG: 0.419 (1, 4)										4	1	1	1	0	0	1					
<b>Travis Fryman, R</b> OBP: 0.326, SLG: 0.448 (1, 6)										3	1	1	0	1	2	0					
<b>Ruben Sierra, S</b> OBP: 0.323, SLG: 0.391 (1, 9)										3	0	0	1	0	1	1					
<b>Tony Clark, S</b> OBP: 0.306, SLG: 0.481 (1, 3)										3	1	1	2	0	1	0					
<b>Phil Nevin, R</b> OBP: 0.370, SLG: 0.357 (1, 5)										3	0	1	0	0	1	0					
<b>Melvin Nieves, S</b> OBP: 0.342, SLG: 0.533 (1, 10)										3	0	0	0	0	2						
<b>Bobby Higginson, L</b> OBP: 0.397, SLG: 0.578 (1, 7)										3	0	0	0	0	1	2					
<b>Brad Ausmus, R</b> OBP: 0.280, SLG: 0.297 (1, 2)										3	0	0	0	0	1	1					
<b>Inning Stats</b>	R: 4 H: 5 E: 1 K: 0 S: 21	H: 5 LOB: 1 BB: 0 P: 36	R: 0 H: 0 E: 0 K: 1 S: 7	H: 0 LOB: 0 BB: 0 P: 9	R: 0 H: 0 E: 0 K: 3 S: 10	H: 0 LOB: 0 BB: 0 P: 15	R: 0 H: 0 E: 1 K: 1 S: 9	H: 0 LOB: 1 BB: 0 P: 14	R: 0 H: 0 E: 0 K: 0 S: 7	H: 1 LOB: 1 BB: 1 P: 11	R: 0 H: 0 E: 0 K: 1 S: 7	H: 0 LOB: 0 BB: 0 P: 11	R: 0 H: 0 E: 0 K: 2 S: 12	H: 0 LOB: 0 BB: 0 P: 17	R: 0 H: 0 E: 0 K: 1 S: 7	H: 0 LOB: 0 BB: 0 P: 9	1B: 4 2B: 1 3B: 0 HR: 1	SF: 1 SAC: 0 DP: 1 HBP: 0	WP: 0 PB: 0 SB: 0 CS: 0	PA: 31	
<b>PITCHER</b> <b>50 José Rosado, L</b> ERA: 2.58 (1, 1)	IP: 7.0 WLS: L BF: 28 H: 6 R: 4 ER: 4 SO: 8 BB: 1 IBB: 0 HBP: 0 BLK: 0 WP: 0 HR: 1 S: 73 P: 113 ERA: 5.14 WHIP: 1.000																				
<b>Hipolito Pichardo, R</b> ERA: 5.27 (8, 1)	IP: 1.0 WLS: 3 BF: 3 H: 0 R: 0 ER: 0 SO: 1 BB: 0 IBB: 0 HBP: 0 BLK: 0 WP: 0 HR: 0 S: 7 P: 9 ERA: 0.00 WHIP: 0.000																				

**Kansas City Royals @ Detroit Tigers**  
 Tiger Stadium, Detroit, MI  
 Fri Aug 30 1996, 7:05 PM EDT  
 Att: 16,498 - Unknown - 81 F

AB	29
R	4
H	6
RBI	4
BB	1
SO	9
LOB	7










Batter	1	2	3	4	5	6	7	8	9	10	11	12	13	AB	R	H	RBI	BB	SO	LOB	TOP	
Jose Offerman, S (1, 4) OBP: 0.373, SLG: 0.403 (8, 3)	L6			K		HR			G5-3		BB		BB	4	2	1	1	2	1	0		
Tom Goodwin, L (1, 8) OBP: 0.330, SLG: 0.330	G4-3			B1-3		G4-3			G3-1		P5		CS	6	1	2	1	0	0	1		
Joe Randa, R (1, 5) OBP: 0.341, SLG: 0.414	K			K		K		F8	G3-1		K		CS	5	0	0	0	0	3	2		
Joe Vitello, R (1, 10) OBP: 0.344, SLG: 0.413 Les Norman, R (9, PR) OBP: 0.235, SLG: 0.114 Bip Roberts, S (12, PH) OBP: 0.337, SLG: 0.364		K			F9		K		E6			G4-3		4	0	0	0	0	2	0		
Craig Paquette, R (1, 7) OBP: 0.315, SLG: 0.478	K				F9		K		P6			K		5	0	0	0	0	3	1		
29 Mike Sweeney, R (1, 2) OBP: 0.377, SLG: 0.373	K					BB			F8					4	0	2	0	1	1	0		
Kevin Young, R (1, 3) OBP: 0.322, SLG: 0.481 Keith Lockhart, L (8, PH) OBP: 0.352, SLG: 0.407 (8, 4)				CS		F7			K		G6-3		K	2	0	1	0	0	0	1		
Johnny Damon, L (1, 9) OBP: 0.316, SLG: 0.371				G1-3					F8		L9		P6	5	0	1	0	0	0	2		
David Howard, S (1, 6) OBP: 0.292, SLG: 0.315				K		G4-6-3			G6-3		F9		F8	5	0	0	0	0	1	2		
<b>Inning Stats</b>	R: 0 E: 0 K: 1 S: 10	H: 0 LOB: 0 BB: 0 P: 12	R: 0 E: 0 K: 3 S: 11	H: 0 LOB: 0 BB: 0 P: 15	R: 0 E: 0 K: 1 S: 8	H: 1 LOB: 0 BB: 0 P: 11	R: 0 E: 0 K: 2 S: 10	H: 0 LOB: 0 BB: 0 P: 11	R: 0 E: 0 K: 2 S: 10	H: 1 LOB: 1 BB: 0 P: 16	R: 1 E: 1 K: 0 S: 12	H: 1 LOB: 1 BB: 1 P: 16	R: 0 E: 0 K: 0 S: 5	H: 0 LOB: 0 BB: 0 P: 5	R: 0 E: 0 K: 2 S: 10	H: 1 LOB: 1 BB: 0 P: 13	R: 1 E: 0 K: 0 S: 9	H: 1 LOB: 0 BB: 1 P: 15	1B: 4 2B: 2 3B: 0 HR: 1	SF: 0 SAC: 0 DP: 1 HBP: 0	WIP: 0 PB: 0 SB: 2 CS: 2	PA: 48
<b>PITCHER</b>	IP	WLS	BF	H	R	ER	SO	BB	IBB	HBP	BLK	WP	HR	S	P	ERA	WHIP					
Justin Thompson, L (1, 1) ERA: 3.06	7.0		23	3	1	1	9	1	0	0	0	0	1		3	1.29	0.571					
Richie Lewis, R (8, 1) ERA: 4.37	0.0	1	1	0	0	0	0	0	0	0	0	0	0	1	3							
Joey Eischen, L (8, 1) ERA: 4.27	1.1	5	1	1	0	1	0	0	0	0	0	0	0	13	19	0.00	0.750					
Jose Lima, R (9, 1) ERA: 5.09	3.1	13	1	0	0	2	1	0	0	0	0	0	0	29	41	0.00	0.600					
Mike Myers, L (12, 1) ERA: 4.99	1.1	L	5	1	1	1	1	0	0	0	0	0	0	12	18	6.75	1.500					

**Kansas City Royals @ Detroit Tigers**  
Tiger Stadium, Detroit, MI  
Sun Sep 01 1996, 3:33 AM EDT  
Att. 17,647 - Sunny - 82 F

livebaseballscorecards.com

AB 44  
R 3  
H 7  
RBI 2  
BB 3  
SO 13  
LOB 11




Batter	1	2	3	4	5	6	7	8	9	10	11	12	13	AB	R	H	RBI	BB	SO	LOB	BOTTOM			
Kimera Barteaux, R (1, 8) OBP: 0.350, SLG: 0.347 (9, PH) Curtis Pride, L OBP: 0.350, SLG: 0.488 Alan Trammell, R (10, 4) OBP: 0.291, SLG: 0.280	S		F8			CS			G1-3		F8		G5-3	2	0	1	0	1	0	0				
Mark Lewis, R (1, 4) OBP: 0.337, SLG: 0.417 Bobby Higginson, L (9, PH) OBP: 0.400, SLG: 0.578 (10, 8)	K			G6-3		BB			HR		G5-4-3		G1-3	3	0	1	0	0	1	1				
Travis Fryman, R (1, 6) OBP: 0.324, SLG: 0.450	G6-3			F8		2B			F8		HR		BB	5	1	1	2	0	0	3				
Ruben Sierra, S (1, 7) OBP: 0.323, SLG: 0.387	F8					BB			P3		F8		K	4	0	0	0	1	1	1				
Tony Clark, S (1, 3) OBP: 0.304, SLG: 0.484		K				K			F7				1B	5	0	1	0	0	3	1				
Eddie Williams, R (1, 10) OBP: 0.269, SLG: 0.310		F9				G5-3			G6-3				K	5	0	0	0	0	2	1				
Melvin Nieves, S (1, 9) OBP: 0.337, SLG: 0.520	K					F7			G6-3				P6	5	0	0	0	0	2	1				
Phil Nevin, R (1, 5) OBP: 0.345, SLG: 0.333				K		F9			G5-3				G1-3	5	0	1	0	0	1	0				
Brad Ausmus, R (1, 2) OBP: 0.279, SLG: 0.298				G3		K			G1-3				2B	5	0	1	0	0	2	1				
<b>Inning Stats</b>	R: 0 E: 0 K: 1 S: 7	H: 1 LOB: 1 BB: 0 P: 12	R: 0 E: 0 K: 2 S: 10	H: 0 LOB: 0 BB: 0 P: 17	R: 0 E: 0 K: 1 S: 7	H: 0 LOB: 0 BB: 0 P: 9	R: 0 E: 0 K: 1 S: 9	H: 1 LOB: 1 BB: 1 P: 16	R: 0 E: 0 K: 1 S: 8	H: 0 LOB: 0 BB: 0 P: 11	R: 0 E: 0 K: 0 S: 9	H: 2 LOB: 0 BB: 0 P: 20	R: 0 E: 0 K: 3 S: 10	H: 1 LOB: 1 BB: 0 P: 14	R: 0 E: 0 K: 0 S: 3	H: 0 LOB: 0 BB: 1 P: 10	R: 0 E: 0 K: 2 S: 10	H: 1 LOB: 1 BB: 0 P: 17	R: 0 E: 0 K: 0 S: 11	H: 1 LOB: 1 BB: 0 P: 19	1B: 4 2B: 2 3B: 0 HR: 1	SF: 0 SAC: 0 DP: 1 HBP: 0	WIP: 0 PB: 0 SB: 1 CS: 1	PA: 47
<b>PITCHER</b>	IP	WLS	BF	H	R	ER	SO	BB	IBB	HBP	BLK	WP	HR	S	P	ERA	WHIP							
Chris Haney, L (1, 1) ERA: 4.6	8.0		27	2	0	0	7	2	0	0	0	0	0		14	20	0.00	0.500						
Jeff Montgomery, R (9, 1) ERA: 4.26	1.0	5	2	2	2	0	0	0	0	0	0	0	0	1	14	20	18.00	2.000						
Jaime Bluma, R (10, 1) ERA: 2.77	2.0	7	1	0	0	3	1	0	0	0	0	0	0	13	24	0.00	1.000							
Rick Huisman, R (12, 1) ERA: 2.49	1.2	W	7	2	0	0	2	0	0	0	0	0	0	18	31	0.00	1.200							
Jason Jacome, L (13, 1) ERA: 4.34	0.1	S	1	0	0	0	0	0	0	0	0	0	0	3	5	0.00	0.000							

**Kansas City Royals @ Detroit Tigers**  
Tiger Stadium, Detroit, MI  
Sun Sep 01 1996, 3:33 AM EDT  
Att. 17,647 - Sunny - 82 F

livebaseballscorecards.com

AB 44  
R 2  
H 7  
RBI 2  
BB 3  
SO 12  
LOB 11









Batter	1	2	3	4	5	6	7	8	9	AB	R	H	RBI	BB	SO	LOB	TOP										
<b>Curtis Pride, L</b> OBP: 0.351, SLG: 0.484	1-0 1B 1B	1-2 G1-3		1-3 K		1-0 G5-3	0-1 F8			5	1	1	0	0	1	3	<b>Detroit Tigers @ Chicago White Sox</b> Comiskey Park, Chicago, IL Tue Sep 03 1996, 8:05 PM EDT Att: 13,857 - Unknown - 80 F										
<b>Mark Lewis, R</b> OBP: 0.340, SLG: 0.415	4-1 1B 1B BB	4-1 BB		2-2 L7		4-2 F9 BB BB	0-1 P3			2	0	0	0	3	0	1											
<b>Travis Fryman, R</b> OBP: 0.327, SLG: 0.454	2-1 1B	3-3 K		4-1 BB		4-0 BB	2-2 G5-3			3	0	1	0	2	1	2											
<b>Tony Clark, S</b> OBP: 0.307, SLG: 0.495	2-3 K		1-0 FC4-6 BB 1B	3-2 L8		0-1 F9	0-2 P4			5	0	1	0	0	1	7											
<b>Bobby Higginson, L</b> OBP: 0.399, SLG: 0.571	1-2 1B		4-0 FC4-6 BB	1-2 BB	1-1 L8	0-0 L8	3-2 P7			4	0	1	1	1	0	2											
<b>Ruben Sierra, S</b> OBP: 0.320, SLG: 0.383	1-3 K		1-2 FC4-6	1-2 1-2 2-3	2-3 K		3-1 F9			5	0	0	0	0	2	5											
<b>Melvin Nieves, S</b> OBP: 0.334, SLG: 0.511	1-3 K2-3		3-2 P6	4-1 HR BB		2-2 2B 1B	0-3 K			4	2	1	0	1	2	5											
<b>Phil Nevin, R</b> OBP: 0.349, SLG: 0.441		0-1 G1-3 WP 1B	0-2 F9	3-2 HR		1-2 K				4	1	2	2	0	1	3											
<b>Brad Ausmus, R</b> OBP: 0.281, SLG: 0.304	2-2 L8		1-2 2B	1-2 2B		0-0 G5-3	1-0 2B			4	0	2	1	0	0	1											
<b>Inning Stats</b>	R: 1 E: 0 K: 3 S: 17	H: 3 LOB: 3 BB: 1 P: 29	R: 0 E: 0 K: 1 S: 13	H: 1 LOB: 2 BB: 1 P: 23	R: 0 E: 0 K: 0 S: 11	H: 1 LOB: 2 BB: 1 P: 20	R: 0 E: 0 K: 1 S: 14	H: 1 LOB: 0 BB: 1 P: 25	R: 2 E: 0 K: 1 S: 13	H: 1 LOB: 0 BB: 1 P: 23	R: 0 E: 0 K: 0 S: 8	H: 0 LOB: 2 BB: 2 P: 17	R: 1 E: 0 K: 1 S: 12	H: 2 LOB: 1 BB: 0 P: 19	R: 0 E: 0 K: 0 S: 10	H: 0 LOB: 0 BB: 0 P: 12	R: 0 E: 0 K: 1 S: 9	H: 0 LOB: 0 BB: 0 P: 13	1B: 5 2B: 3 3B: 0 HR: 1	SF: 0 SAC: 0 DP: 0 HBP: 0	WP: 1 PB: 0 SB: 0 CS: 0	PA: 43					
<b>PITCHER</b>	IP	WLS	BF	H	R	ER	SO	BB	IBB	HBP	BLK	WP	HR	S	P	ERA	WHIP										
<b>Jason Bere, R</b> ERA: 10.29	(1, 1)	3.0	17	5	1	1	4	3	0	0	0	1	0	41	72	3.00	2.667										
<b>Jeff Darwin, R</b> ERA: 2.49	(4, 1)	2.0	10	2	2	2	2	2	0	0	0	0	1	27	48	9.00	2.000										
<b>Mike Bertotti, L</b> ERA: 5.6	(6, 1)	1.1	7	1	1	1	0	2	0	0	0	0	0	14	28	6.75	2.250										
<b>41 Bill Simas, R</b> ERA: 4.66	(7, 1)	1.2	6	1	0	0	1	0	0	0	0	0	0	16	20	0.00	0.600										
<b>Roberto Hernandez, R</b> ERA: 1.44	(9, 1)	1.0	3	0	0	0	1	0	0	0	0	0	0	9	13	0.00	0.000										

Batter	1	2	3	4	5	6	7	8	9	AB	R	H	RBI	BB	SO	LOB	BOTTOM										
<b>Tony Phillips, S</b> OBP: 0.411, SLG: 0.400	4-2 1B 1B BB		2-2 L7		2-2 G4-3	1-3 K		0-1 F9		4	1	0	0	1	1	3	<b>Detroit Tigers @ Chicago White Sox</b> Comiskey Park, Chicago, IL Tue Sep 03 1996, 8:05 PM EDT Att: 13,857 - Unknown - 80 F										
<b>Dave Martinez, L</b> OBP: 0.384, SLG: 0.458	2-2 1B BB		2-2 L9		0-0 G6-3	2-0 SH5-4 2B	3-2 G6-3			4	0	2	0	0	0	0											
<b>Darren Lewis, R</b> OBP: 0.315, SLG: 0.305	1-2 1B									1	0	0	0	0	0	1											
<b>Frank Thomas, R</b> OBP: 0.466, SLG: 0.598	1-2 G6-4-3 1B			2-0 G1-3		1-0 HR 1B	4-2 SH5-4 BB			3	1	2	1	1	0	0											
<b>Harold Baines, L</b> OBP: 0.388, SLG: 0.505	2-3 K			1-1 F7		4-2 HR BB	2-0 SH5-4			2	1	0	0	1	1	2											
<b>Norberto Martin, R</b> OBP: 0.396, SLG: 0.457						1-2 HR BB	1-2 2-3 SH5-4			0	0	0	0	0	0	0											
<b>Robin Ventura, L</b> OBP: 0.373, SLG: 0.531	0-2 G6-4-3			0-0 1B 2B		0-0 HR	0-0 G4-3			4	2	2	3	0	0	4											
<b>Danny Tartabull, R</b> OBP: 0.340, SLG: 0.471				2-1 1B		3-2 1B 1B	4-0 IBB			3	1	2	1	1	0	0											
<b>Mike Cameron, R</b> OBP: 0.250, SLG: 0.250				2-H 1B		0-1 1B 1B				0	0	0	0	0	0	0											
<b>Ray Durham, S</b> OBP: 0.358, SLG: 0.417				1 SAFE K		0-1 F7	1-1 L3			4	0	0	0	0	1	5											
<b>Pat Borders, R</b> OBP: 0.294, SLG: 0.364										4	0	3	0	0	0	0											
<b>Ozzie Guillen, L</b> OBP: 0.283, SLG: 0.376										4	0	1	1	0	0	2											
<b>Inning Stats</b>	R: 1 E: 0 K: 1 S: 16	H: 2 LOB: 1 BB: 1 P: 25	R: 0 E: 0 K: 0 S: 8	H: 0 LOB: 0 BB: 0 P: 12	R: 0 E: 0 K: 0 S: 8	H: 0 LOB: 0 BB: 0 P: 13	R: 1 E: 0 K: 1 S: 9	H: 2 LOB: 1 BB: 0 P: 17	R: 0 E: 0 K: 0 S: 5	H: 1 LOB: 0 BB: 0 P: 8	R: 4 E: 0 K: 1 S: 18	H: 5 LOB: 2 BB: 1 P: 28	R: 0 E: 0 K: 0 S: 8	H: 1 LOB: 3 BB: 2 P: 21	R: 0 E: 0 K: 0 S: 9	H: 1 LOB: 1 BB: 0 P: 14	1B: 9 2B: 2 3B: 0 HR: 1	SF: 0 SAC: 1 DP: 2 HBP: 0	WP: 0 PB: 0 SB: 0 CS: 0	PA: 38							
<b>PITCHER</b>	IP	WLS	BF	H	R	ER	SO	BB	IBB	HBP	BLK	WP	HR	S	P	ERA	WHIP										
<b>Omar Olivares, R</b> ERA: 4.88	(1, 1)	5.2	26	9	6	6	2	2	0	0	0	0	0	24	44	0.00	1.941										
<b>John Cummings, L</b> ERA: 3.7	(6, 1)	2.1	12	3	0	0	1	1	1	0	0	0	0	24	44	0.00	1.714										

AB 36  
R 4  
H 9  
RBI 4  
BB 7  
SO 8  
LOB 29



AB 33  
R 6  
H 12  
RBI 6  
BB 4  
SO 3  
LOB 17





Batter	1	2	3	4	5	6	7	8	9	AB	R	H	RBI	BB	SO	LOB	TOP										
<b>Curtis Pride, L</b> (1, 10) OBP: 0.353, SLG: 0.498	1-0 HR		0-2 G3			0-3 K	0-0 SF8 1B			4	2	2	1	0	1	0											
<b>Mark Lewis, R</b> (1, 4) OBP: 0.340, SLG: 0.414	2-2 G6-3		2-0 G1-6-3			1-2 1B G3-1 1B	3-1 SF8 1-H			3	1	1	1	0	0	0											
<b>Travis Fryman, R</b> (1, 6) OBP: 0.328, SLG: 0.455	1-1 L8			2-1 CS 1B		2-2 G3-1 1B	0-3 K			4	1	2	0	0	1	0											
<b>Bobby Higginson, L</b> (1, 7) OBP: 0.395, SLG: 0.565	0-3 K			0-1 L8		0-0 G3-1		3-2 G3		4	0	0	1	0	1	2											
<b>Tony Clark, S</b> (1, 3)		1-3 K		0-3 K		1-2 1B BB		0-1 G4-3		3	1	0	0	1	2	1											
<b>Melvin Nieves, S</b> (1, 9) OBP: 0.336, SLG: 0.510		3-2 HBP		1-2 CS	2-1 L3	1-1 1B		3-2 G3		3	1	1	1	0	0	0											
<b>Phil Nevin, R</b> (1, 5) OBP: 0.343, SLG: 0.429		0-3 K		2-3 K		0-0 1B		1-1 G5-3		4	0	1	2	0	2	1											
<b>Raul Casanova, S</b> (1, 2) OBP: 0.175, SLG: 0.295		1-1 G6-3			0-0 1B	0-0 G3-1		1-1 G4-3		4	0	1	0	0	0	2											
<b>Kimera Batee, R</b> (1, 8) OBP: 0.345, SLG: 0.340			0-0 P6		1-1 L7		3-2 L6		1-3 K	4	0	0	0	0	1	1											
<b>Inning Stats</b>	R: 1 E: 0 K: 1 S: 9	H: 1 LOB: 0 BB: 0 P: 13	R: 0 E: 0 K: 2 S: 10	H: 0 LOB: 1 BB: 0 P: 15	R: 0 E: 0 K: 0 S: 5	H: 0 LOB: 0 BB: 0 P: 7	R: 0 E: 0 K: 1 S: 9	H: 1 LOB: 0 BB: 0 P: 12	R: 0 E: 0 K: 1 S: 9	H: 1 LOB: 1 BB: 0 P: 14	R: 4 E: 0 K: 1 S: 16	H: 4 LOB: 1 BB: 1 P: 24	R: 1 E: 1 K: 1 S: 10	H: 1 LOB: 0 BB: 0 P: 15	R: 0 E: 0 K: 0 S: 8	H: 0 LOB: 0 BB: 0 P: 14	R: 0 E: 0 K: 1 S: 7	H: 0 LOB: 0 BB: 0 P: 10	1B: 7 2B: 0 3B: 0 HR: 1	SF: 1 SAC: 0 DP: 0 HBP: 1	WP: 0 PB: 0 SB: 0 CS: 1	PA: 37					
<b>PITCHER</b>	IP	WLS	BF	H	R	ER	SO	BB	IBB	HBP	BLK	WP	HR	S	P	ERA	WHIP										
<b>Kevin Tapani, R</b> (1, 1) ERA: 4.41	6.0		26	7	5	5	6	1	0	1	0	0	1	58	85	7.50	1.333										
<b>41 Bill Simas, R</b> (7, 1) ERA: 4.54	0.1	W	2	1	1	0	0	0	0	0	0	0	0	4	7	0.00	3.000										
<b>Tony Castillo, L</b> (7, 1) ERA: 4.06	2.2		8	0	0	0	2	0	0	0	0	0	0	21	32	0.00	0.000										

**Detroit Tigers @ Chicago White Sox**  
 Comiskey Park, Chicago, IL  
 Wed Sep 04 1996, 8:05 PM EDT  
 Att: 15,120 - Unknown - 80 F

AB	33
R	6
H	8
RBI	6
BB	1
SO	8
LOB	7



Batter	1	2	3	4	5	6	7	8	9	AB	R	H	RBI	BB	SO	LOB	BOTTOM										
<b>Tony Phillips, S</b> (1, 7) OBP: 0.413, SLG: 0.410	0-1 P8		2-0 E 2B			0-0 K	1-1 FC4-6	1-1 1B HR		5	3	3	3	0	0	1											
<b>Dave Martinez, L</b> (1, 8) OBP: 0.387, SLG: 0.459	3-1 P6		0-1 E4		4-1 1B BB		2-1 BB 1B	3-2 1B HR		4	3	2	0	1	0	0											
<b>Frank Thomas, R</b> (1, 3) OBP: 0.465, SLG: 0.601	2-1 G6-3		1-2 F8		3-3 K		4-1 1B BB FC3-2	3-1 1B HR		4	1	1	3	1	1	2											
<b>Robin Ventura, L</b> (1, 5) OBP: 0.374, SLG: 0.528		0-0 P1-3		0-3 K	0-1 1B		4-0 FC3-2 1B SF8 BB	0-0 L8		4	1	1	0	1	1	0											
<b>Harold Baines, L</b> (1, 10) OBP: 0.390, SLG: 0.505		0-0 G5-3		4-2 G6-4-3 BB	0-0 1B		0-0 FC3-2 1B	1-3 K		4	0	2	2	1	1	0											
<b>Danny Tartabull, R</b> (1, 9) OBP: 0.337, SLG: 0.467		0-3 K		1-1 G6-4-3	0-3 K		1-2 FC3-2			4	0	0	0	0	2	6											
<b>Darren Lewis, R</b> (7, PR) OBP: 0.315, SLG: 0.305				1-2 G6-4-3			1-2 FC3-2			0	0	0	0	0	0	0											
<b>Domingo Cedenio, S</b> (1, 4) OBP: 0.319, SLG: 0.358			0-0 P3-1 2B		0-2 1B		1-2 G3-1	0-0 SF8		3	2	2	1	0	0	0											
<b>Ray Durham, S</b> (8, 4) OBP: 0.358, SLG: 0.417							0-1 1B	3-1 P8		0	0	0	0	0	0	0											
<b>Don Slaught, R</b> (1, 2) OBP: 0.367, SLG: 0.455			1-1 P3-1		0-1 SH1-3 HR		1-0 FC4-6 1B			2	1	1	1	0	0	1											
<b>Pat Borders, R</b> (6, 2) OBP: 0.296, SLG: 0.365					2-3 SH1-3 HR					2	0	1	0	0	0	2											
<b>Ozzie Guillen, L</b> (1, 6) OBP: 0.281, SLG: 0.374			0-2 P4		0-1 SH1-3		0-1 L6	1-0 G4-3		3	0	0	0	0	0	2											
<b>Inning Stats</b>	R: 0 E: 0 K: 0 S: 6	H: 0 LOB: 0 BB: 0 P: 11	R: 0 E: 0 K: 1 S: 5	H: 0 LOB: 0 BB: 0 P: 5	R: 2 E: 1 K: 0 S: 13	H: 2 LOB: 1 BB: 0 P: 17	R: 0 E: 0 K: 1 S: 8	H: 0 LOB: 0 BB: 1 P: 13	R: 4 E: 0 K: 2 S: 19	H: 5 LOB: 2 BB: 1 P: 26	R: 0 E: 0 K: 0 S: 9	H: 1 LOB: 1 BB: 0 P: 12	R: 2 E: 0 K: 0 S: 10	H: 2 LOB: 2 BB: 2 P: 22	R: 3 E: 0 K: 1 S: 12	H: 3 LOB: 0 BB: 0 P: 21	1B: 8 2B: 3 3B: 0 HR: 2	SF: 1 SAC: 1 DP: 1 HBP: 0	WP: 0 PB: 0 SB: 0 CS: 0	PA: 41							
<b>PITCHER</b>	IP	WLS	BF	H	R	ER	SO	BB	IBB	HBP	BLK	WP	HR	S	P	ERA	WHIP										
<b>Todd Van Poppel, R</b> (1, 1) ERA: 7.36	4.2		21	5	6	5	3	2	0	0	0	0	0	18	31	13.50	4.500										
<b>Trevor Miller, L</b> (5, 1) ERA: 13.5	1.1	L	10	4	2	2	1	2	0	0	0	0	0	1	1	∞	∞										
<b>Joey Eischen, L</b> (7, 1) ERA: 4.27	0.0		1	1	0	0	0	0	0	0	0	0	0	1	1	∞	∞										
<b>Richie Lewis, R</b> (7, 1) ERA: 4.22	1.0		3	0	0	0	0	0	0	0	0	0	0	6	8	0.00	0.000										
<b>Mike Myers, L</b> (8, 1) ERA: 5.22	0.1		3	2	2	2	0	0	0	0	0	0	0	6	11	54.00	6.000										

**Detroit Tigers @ Chicago White Sox**  
 Comiskey Park, Chicago, IL  
 Wed Sep 04 1996, 8:05 PM EDT  
 Att: 15,120 - Unknown - 80 F

AB	35
R	11
H	13
RBI	10
BB	4
SO	5
LOB	14









Batter	1	2	3	4	5	6	7	8	9	AB	R	H	RBI	BB	SO	LOB	TOP			
<b>Curtis Pride, L</b> OBP: 0.358, SLG: 0.496 (1, 7)	0-0 CS 1B		1-0 F8			2-0 F7		4-0 BB		3	0	1	0	1	0	1	<b>Detroit Tigers @ Baltimore Orioles</b> Oriole Park at Camden Yards, Baltimore, MD Sat Sep 07 1996, 7:05 PM EDT Att: 47,131 - Unknown - 91 F			
<b>Alan Trammell, R</b> OBP: 0.281, SLG: 0.270 (1, 4)	3-3 SAFE SAFE 1B		1-0 F7			1-1 G4-3		2-3 K		4	0	0	0	0	2	4				
<b>Travis Fryman, R</b> OBP: 0.326, SLG: 0.451 (1, 6)	0-0 G5-3					0-0 F8				4	0	1	0	0	0	0				
<b>Bobby Higginson, L</b> OBP: 0.398, SLG: 0.572 (1, 8)		0-1 G4-3				2-2 G4-3		2-2 F8		4	0	1	0	0	0	1				
<b>Tony Clark, S</b> OBP: 0.298, SLG: 0.475 (1, 3)		0-3 K				1-3 K		2-3 K		4	0	0	0	0	4	2				
<b>Ruben Sierra, S</b> OBP: 0.322, SLG: 0.384 (1, 10)		1-0 1B				1-3 K		1-3 K		4	0	1	0	0	3	2				
<b>Melvin Nieves, S</b> OBP: 0.332, SLG: 0.501 (1, 9)		2-3 K				2-3 K		1-2 G4-3		3	0	0	0	0	2	1				
<b>Phil Nevin, R</b> OBP: 0.360, SLG: 0.471 (1, 5)			1-0 P5			0-0 G6-3		1-0 G3 1B		3	0	1	0	0	0	0				
<b>Brad Ausmus, R</b> OBP: 0.280, SLG: 0.303 (1, 2)			1-0 1B			0-0 P2		2-1 G3		3	0	1	0	0	0	1				
<b>Inning Stats</b>	R: 0 E: 0 K: 1 S: 5	H: 1 LOB: 0 BB: 0 P: 8	R: 0 E: 0 K: 2 S: 10	H: 1 LOB: 1 BB: 0 P: 13	R: 0 E: 0 K: 0 S: 4	H: 1 LOB: 1 BB: 0 P: 8	R: 0 E: 0 K: 2 S: 15	H: 0 LOB: 0 BB: 0 P: 22	R: 0 E: 0 K: 1 S: 5	H: 0 LOB: 0 BB: 0 P: 7	R: 0 E: 0 K: 2 S: 10	H: 0 LOB: 0 BB: 0 P: 15	R: 0 E: 0 K: 1 S: 9	H: 1 LOB: 2 BB: 1 P: 19	R: 0 E: 0 K: 2 S: 16	H: 1 LOB: 1 BB: 0 P: 23	1B: 6 2B: 0 3B: 0 HR: 0	SF: 0 SAC: 0 DP: 0 HBP: 0	WP: 0 PB: 0 SB: 0 CS: 1	PA: 33
<b>PITCHER</b> <b>35 Mike Mussina, R</b> ERA: 4.61 (1, 1)	IP: 9.0 WLS: W BF: 33 H: 6 R: 0 ER: 0 SO: 11 BB: 1 IBB: 0 HBP: 0 BLK: 0 WP: 0 HR: 0 S: 78 P: 122 ERA: 0.00 WHIP: 0.778															<b>PITCHER</b>				

Batter	1	2	3	4	5	6	7	8	9	AB	R	H	RBI	BB	SO	LOB	BOTTOM	
<b>Brady Anderson, L</b> OBP: 0.394, SLG: 0.646 (1, 8)	0-0 F8			1-0 F9				0-0 1H		4	0	1	1	0	1	0	<b>Detroit Tigers @ Baltimore Orioles</b> Oriole Park at Camden Yards, Baltimore, MD Sat Sep 07 1996, 7:05 PM EDT Att: 47,131 - Unknown - 91 F	
<b>Todd Zeile, R</b> OBP: 0.360, SLG: 0.457 (1, 5)	2-2 1B 2B	2-0 F8		0-1 G4-3		3-1 F8		1-2 F7		5	1	1	0	0	0	3		
<b>Cal Ripken Jr., R</b> OBP: 0.344, SLG: 0.448 (1, 6)	2-2 1B 2B	2-0 F9		1-2 P3				0-1 G6-3		4	1	1	0	0	0	2		
<b>Rafael Palmeiro, L</b> OBP: 0.383, SLG: 0.543 (1, 3)	1-0 1H 2H HR 2B		0-1 2B 1B			2-1 F7		1-3 K		4	1	2	2	0	1	0		
<b>Bobby Bonilla, S</b> OBP: 0.360, SLG: 0.500 <b>Mike Devereaux, R</b> OBP: 0.309, SLG: 0.356 (8, 9)	1-0 2H HR		0-0 1B 2B			1-0 F9		3-2 G3-1		4	1	2	2	0	0	0		
<b>Pete Incaviglia, R</b> OBP: 0.318, SLG: 0.465 <b>Brent Bowers, L</b> OBP: 0.316, SLG: 0.368 (8, 7)	3-3 K		0-0 G1-3			1-1 E5 BB		1-3 K		3	0	0	0	0	1	2		
<b>Eddie Murray, S</b> OBP: 0.333, SLG: 0.433 (1, 10)	3-0 G5-3		4-0 1B IBB			4-2 1B BB		2-2 1B 2B		2	1	1	0	2	0	0		
<b>Chris Hoiles, R</b> OBP: 0.354, SLG: 0.490 (1, 2)		3-1 HBP 1B	0-3 K			1-2 F8		2-2 G6-3		4	0	1	0	0	1	6		
<b>Billy Ripken, R</b> OBP: 0.281, SLG: 0.333 (1, 4)	1 SAFE L5		2-3 K			0-0 P6		2-2 2B 1B		4	1	1	1	0	1	4		
<b>Inning Stats</b>	R: 4 E: 0 K: 1 S: 14	H: 4 LOB: 0 BB: 0 P: 26	R: 0 E: 0 K: 0 S: 7	H: 1 LOB: 2 BB: 0 P: 17	R: 0 E: 0 K: 2 S: 11	H: 2 LOB: 3 BB: 1 P: 17	R: 0 E: 0 K: 0 S: 7	H: 0 LOB: 0 BB: 0 P: 9	R: 0 E: 0 K: 1 S: 7	H: 0 LOB: 2 BB: 1 P: 19	R: 0 E: 0 K: 1 S: 8	H: 0 LOB: 0 BB: 0 P: 12	R: 2 E: 0 K: 1 S: 18	H: 3 LOB: 1 BB: 0 P: 26	1B: 5 2B: 4 3B: 0 HR: 1	SF: 0 SAC: 0 DP: 0 HBP: 1	WP: 0 PB: 0 SB: 0 CS: 0	PA: 38
<b>PITCHER</b> <b>Justin Thompson, L</b> ERA: 3.57 <b>Brian Williams, R</b> ERA: 6.91 (6, 1)	IP: 5.0 WLS: L BF: 26 H: 7 R: 4 ER: 4 SO: 3 BB: 1 IBB: 1 HBP: 1 BLK: 0 WP: 0 HR: 1 S: 49 P: 88 ERA: 7.20 WHIP: 1.600															<b>PITCHER</b>		



Batter	1	2	3	4	5	6	7	8	9	AB	R	H	RBI	BB	SO	LOB	TOP								
<b>Curtis Pride, L</b> (1, 10) OBP: 0.360, SLG: 0.494	4-1 BB		2-3 K			0-1 G3-1		3-2 1B		3	0	1	0	1	1	0									
<b>Mark Lewis, R</b> (1, 4) OBP: 0.334, SLG: 0.407	1-3 K			2-3 K		3-3 K		1-2 CS	2-1 G4-3	4	0	0	0	0	3	1									
<b>Travis Fryman, R</b> (1, 6) OBP: 0.324, SLG: 0.447	3-2 F8			0-1 G5-3		2-0 F8			3-2 L6	4	0	0	0	0	0	1									
<b>Tony Clark, S</b> (1, 3) OBP: 0.294, SLG: 0.469	2-3 K			1-2 G4-3			0-1 P6		3-1 F7	4	0	0	0	0	1	1									
<b>Bobby Higginson, L</b> (1, 7) OBP: 0.300, SLG: 0.581		3-2 F8				1-0 HR		1-0 1B		3	2	2	1	0	0	0									
<b>Melvin Nieves, S</b> (1, 9) OBP: 0.332, SLG: 0.500		1-2 F7				3-3 K		0-0 1B		3	0	1	0	0	1	0									
<b>Phil Nevin, R</b> (1, 5) <b>Andujar Cedeno, R</b> (5, 5) OBP: 0.244, SLG: 0.339			3-3 K			3-3 K		0-3 1B		2	0	0	0	0	2	0	AB 29								
<b>Raul Casanova, S</b> (1, 2) OBP: 0.182, SLG: 0.286				1-2 P5		4-1 BB		1-2 G4-3		2	0	0	0	1	0	0	R 2								
<b>Kimera Barteo, R</b> (1, 8) OBP: 0.335, SLG: 0.329			0-3 K			1-3 K		0-0 B1-3		3	0	0	0	0	2	1	H 4								
<b>Inning Stats</b>	R: 0 E: 0 K: 2 S: 10	H: 0 LOB: 1 BB: 1 P: 20	R: 0 E: 0 K: 1 S: 13	H: 0 LOB: 0 BB: 0 P: 20	R: 0 E: 0 K: 2 S: 9	H: 0 LOB: 0 BB: 0 P: 12	R: 0 E: 0 K: 1 S: 9	H: 0 LOB: 0 BB: 0 P: 12	R: 1 E: 0 K: 3 S: 13	H: 1 LOB: 1 BB: 1 P: 25	R: 0 E: 0 K: 1 S: 6	H: 0 LOB: 0 BB: 0 P: 11	R: 1 E: 0 K: 1 S: 7	H: 2 LOB: 0 BB: 0 P: 8	R: 0 E: 0 K: 0 S: 13	H: 1 LOB: 0 BB: 0 P: 17	R: 0 E: 0 K: 0 S: 8	H: 0 LOB: 0 BB: 0 P: 16	1B: 3 2B: 0 3B: 0 HR: 1	SF: 0 SAC: 0 DP: 0 HBP: 0	WP: 0 PB: 0 SB: 0 CS: 1	PA: 32			
<b>PITCHER</b>	IP	WLS	BF	H	R	ER	SO	BB	IBB	HBP	BLK	WP	HR	S	P	ERA	WHIP								
<b>Rocky Coppinger, R</b> (1, 1) ERA: 5.49	7.0		25	3	2	2	11	2	0	0	0	0	1	67	108	2.57	0.714								
<b>Alan Mills, R</b> (8, 1) ERA: 4.26	2.0	W	6	1	0	0	0	0	0	0	0	0	0	21	33	0.00	0.500								

Detroit Tigers @ Baltimore Orioles  
 Oriole Park at Camden Yards, Baltimore, MD  
 Sun Sep 08 1996, 3:33 AM EDT  
 Att: 47,082 - Sunny - 93 F

AB 29  
 R 2  
 H 4  
 RBI 1  
 BB 2  
 SO 11  
 LOB 4




Batter	1	2	3	4	5	6	7	8	9	AB	R	H	RBI	BB	SO	LOB	BOTTOM								
<b>Brady Anderson, L</b> (1, 8) OBP: 0.394, SLG: 0.645	1-1 FC4-6 BB SF8 1B		1-3 K			0-1 P5		1-3 K	0-1 2B	5	1	2	0	0	2	2									
<b>Roberto Alomar, S</b> (1, 4) OBP: 0.413, SLG: 0.534	4-1 FC4-6 BB		0-1 G4-3			2-0 G5-3		0-0 F8	2-2 F8	4	0	0	0	1	0	4									
<b>Todd Zeile, R</b> (1, 5) OBP: 0.359, SLG: 0.454	1-2 FC4-6 1B 1-2 2-3		2-2 F9			2-2 G4-3		4-2 HR BB		3	1	0	0	1	0	2									
<b>Rafael Palmeiro, L</b> (1, 3) OBP: 0.384, SLG: 0.549	0-0 SF8		2-2 G4-3			1-0 FC5-4 1B		0-1 1-H HR		3	1	2	3	0	0	0									
<b>Bobby Bonilla, S</b> (1, 9) OBP: 0.361, SLG: 0.506	1-2 K			2-2 F8		0-0 FC5-4 1B		0-0 HR		4	1	2	1	0	0	1									
<b>Mike Devereaux, R</b> (9, 9) OBP: 0.309, SLG: 0.356	1-3 1B					1-2 HR		0-0 HR		0	0	0	0	0	0	0									
<b>Cal Ripken Jr., R</b> (1, 6) OBP: 0.343, SLG: 0.447	2-0 P3			0-0 F9		0-0 FC6-4 1B		0-3 K		4	0	1	0	0	1	2									
<b>Eddie Murray, S</b> (1, 10) OBP: 0.333, SLG: 0.432		2-2 G6-3		0-0 1B		1-2 FC6-4 1B		3-3 K		4	0	1	0	0	1	2	AB 35								
<b>Pete Incaviglia, R</b> (1, 7) OBP: 0.317, SLG: 0.462		1-0 P4				3-2 G4-3		1-2 HR 1B		4	0	1	0	0	1	1	R 6								
<b>Brent Bowers, L</b> (8, PR) OBP: 0.316, SLG: 0.368								2-3 K		0	1	0	0	0	0	0	H 12								
<b>Mark Parent, R</b> (1, 2) OBP: 0.254, SLG: 0.470		3-1 1B				1-0 F8		2-2 WP 2B	2-0 1-H HR	3	0	2	0	0	0	0	RBI 6								
<b>Manny Alexander, R</b> (7, PR) OBP: 0.147, SLG: 0.108										0	0	0	0	0	0	0	BB 2								
<b>Chris Hoiles, R</b> (8, 2) OBP: 0.356, SLG: 0.500										1	1	1	2	0	0	0	SO 5								
<b>Inning Stats</b>	R: 1 E: 0 K: 0 S: 13	H: 2 LOB: 2 BB: 1 P: 22	R: 0 E: 0 K: 1 S: 10	H: 1 LOB: 1 BB: 0 P: 17	R: 0 E: 0 K: 0 S: 9	H: 0 LOB: 0 BB: 0 P: 13	R: 0 E: 0 K: 0 S: 9	H: 1 LOB: 1 BB: 0 P: 14	R: 0 E: 0 K: 0 S: 4	H: 0 LOB: 0 BB: 0 P: 7	R: 0 E: 0 K: 0 S: 10	H: 2 LOB: 2 BB: 0 P: 14	R: 0 E: 0 K: 2 S: 10	H: 1 LOB: 2 BB: 0 P: 15	R: 5 E: 0 K: 2 S: 22	H: 5 LOB: 2 BB: 1 P: 34	1B: 7 2B: 2 3B: 0 HR: 3	SF: 1 SAC: 0 DP: 0 HBP: 0	WP: 1 PB: 0 SB: 0 CS: 0	PA: 38					
<b>PITCHER</b>	IP	WLS	BF	H	R	ER	SO	BB	IBB	HBP	BLK	WP	HR	S	P	ERA	WHIP								
<b>Trevor Miller, L</b> (1, 1) ERA: 3.68	6.0		25	6	1	1	1	1	0	0	0	0	0	6	10	0.00	3.000								
<b>Richie Lewis, R</b> (7, 1) ERA: 4.32	0.1	L	2	1	0	0	1	0	0	0	0	0	0	6	10	0.00	3.000								
<b>Joey Eischen, L</b> (7, 1) ERA: 4.5	0.2	L	4	1	2	2	1	1	0	0	0	1	1	9	14	27.00	3.000								
<b>Jose Lima, R</b> (8, 1) ERA: 5.31	1.0		7	4	3	3	2	0	0	0	0	0	2	17	25	27.00	4.000								


Detroit Tigers @ Baltimore Orioles  
 Oriole Park at Camden Yards, Baltimore, MD  
 Sun Sep 08 1996, 3:33 AM EDT  
 Att: 47,082 - Sunny - 93 F

AB 35  
 R 6  
 H 12  
 RBI 6  
 BB 2  
 SO 5  
 LOB 14





Batter	1	2	3	4	5	6	7	8	9	AB	R	H	RBI	BB	SO	LOB	TOP										
<b>Curtis Pride, L</b> OBP: 0.359, SLG: 0.502 (1, 7)	0-0 HR	0-0 6-3		0-0 1-3			0-0 3-1			4	1	1	2	0	0	0	<b>Detroit Tigers @ Baltimore Orioles</b> Oriole Park at Camden Yards, Baltimore, MD Mon Sep 09 1996, 7:05 PM EDT Att: 42,562 - Cloudy - 89 F  <b>AB</b> 33 <b>R</b> 4 <b>H</b> 7 <b>RBI</b> 2 <b>BB</b> 1 <b>SO</b> 7 <b>LOB</b> 9 										
<b>Mark Lewis, R</b> OBP: 0.335, SLG: 0.412 (1, 4)	0-0 2B	0-0 E 2B		0-0 6-3			0-0 3-1			4	1	2	0	0	0												
<b>Travis Fryman, R</b> OBP: 0.322, SLG: 0.444 (1, 6)	0-3 K	0-0 E5			0-0 F9			0-0 P4		4	0	0	0	0	1	1											
<b>Bobby Higginson, L</b> OBP: 0.398, SLG: 0.577 (1, 8)	0-0 1B	0-0 F7			0-0 F9			0-3 K		4	0	1	0	0	1	1											
<b>Melvin Nieves, S</b> OBP: 0.329, SLG: 0.495 (1, 9)	0-3 K			0-0 F8				0-3 K2-3		4	0	0	0	0	2	2											
<b>Ruben Sierra, S</b> OBP: 0.321, SLG: 0.381 (1, 10)	0-0 F7			0-0 4-3		4-0 G5-4-3 BB			0-6 F9	3	0	0	0	1	0	2											
<b>Tony Clark, S</b> OBP: 0.296, SLG: 0.469 (1, 3)		0-0 SH5-4 PB 1B		0-0 1B		0-3 K			0-3 K	4	1	2	0	0	2	1											
<b>Phil Hiatt, R</b> OBP: 0.250, SLG: 0.250 (1, 5)		0-0 PB SH5-4 6-3 1B		0-0 F8		0-0 G5-4-3 1-2			0-3 K	4	1	1	0	0	1	2											
<b>Brad Ausmus, R</b> OBP: 0.279, SLG: 0.301 (1, 2)		0-0 SH5-4 1-2 2-3		0-0 6-3					0-0 4-3	2	0	0	0	0	0	0											
<b>Inning Stats</b>	R: 1 E: 0 K: 2 S: 10	H: 3 LOB: 2 BB: 0 P: 10	R: 3 E: 1 K: 0 S: 7	H: 3 LOB: 1 BB: 0 P: 7	R: 0 E: 0 K: 0 S: 4	H: 1 LOB: 0 BB: 0 P: 4	R: 0 E: 0 K: 0 S: 3	H: 0 LOB: 0 BB: 0 P: 3	R: 0 E: 0 K: 1 S: 4	H: 0 LOB: 0 BB: 1 P: 8	R: 0 E: 0 K: 0 S: 3	H: 0 LOB: 0 BB: 0 P: 3	R: 0 E: 0 K: 2 S: 7	H: 0 LOB: 0 BB: 0 P: 7	R: 0 E: 0 K: 2 S: 7	H: 0 LOB: 0 BB: 0 P: 7	1B: 4 2B: 2 3B: 0 HR: 1	SF: 0 SAC: 1 DP: 1 HBP: 0	WP: 0 PB: 1 SB: 0 CS: 0	PA: 35							
<b>PITCHER</b>	IP	WLS	BF	H	R	ER	SO	BB	IBB	HBP	BLK	WP	HR	S	P	ERA	WHIP										
<b>Scott Erickson, R</b> ERA: 5.22 (1, 1)	7.1	W	30	7	4	3	3	1	0	0	0	0	1	35	39	3.68	1.091										
<b>Jesse Orosco, L</b> ERA: 3.29 (8, 1)	0.2		2	0	0	0	2	0	0	0	0	0	0	6	6	0.00	0.000										
<b>Randy Myers, L</b> ERA: 3.78 (9, 1)	1.0	S	3	0	0	0	2	0	0	0	0	0	0	7	7	0.00	0.000										

Batter	1	2	3	4	5	6	7	8	9	AB	R	H	RBI	BB	SO	LOB	BOTTOM										
<b>Brady Anderson, L</b> OBP: 0.393, SLG: 0.642 (1, 8)	0-0 P5		0-0 S HR 1B		0-0 F8	0-3 K				4	1	1	0	0	1	2	<b>Detroit Tigers @ Baltimore Orioles</b> Oriole Park at Camden Yards, Baltimore, MD Mon Sep 09 1996, 7:05 PM EDT Att: 42,562 - Cloudy - 89 F  <b>AB</b> 29 <b>R</b> 5 <b>H</b> 7 <b>RBI</b> 5 <b>BB</b> 6 <b>SO</b> 5 <b>LOB</b> 14 										
<b>Roberto Alomar, S</b> OBP: 0.412, SLG: 0.531 (1, 4)	0-0 4-3		4-0 HR BB		0-0 L7		0-0 4-3			3	1	0	0	1	0	0											
<b>Todd Zeile, R</b> OBP: 0.360, SLG: 0.460 (1, 5)	0-0 P4		0-0 HR		0-0 6-3		0-0 2B 1B			4	1	2	3	0	0	0											
<b>Rafael Palmeiro, L</b> OBP: 0.384, SLG: 0.551 (1, 3)		0-3 K	0-0 F8			0-0 BB 2B 1B	0-0 2B 2B			4	1	2	0	0	1	0											
<b>Bobby Bonilla, S</b> OBP: 0.364, SLG: 0.508 (1, 9)		0-0 2B		0-0 1-3		4-0 2B SF7 BB	4-0 G5-4-3 IBB			2	1	1	0	2	0	0											
<b>Cal Ripken Jr., R</b> OBP: 0.344, SLG: 0.448 (1, 6)		0-0 5-3		4-0 6-3 BB BB		0-0 1-3 2H 2B	0-0 G5-4-3 1-2			3	0	1	1	1	0	4											
<b>Eddie Murray, S</b> OBP: 0.334, SLG: 0.430 (1, 10)	0-0 F7			4-0 6-3 BB		4-0 IBB		0-0 F7		2	0	0	0	2	0	1											
<b>Pete Incaviglia, R</b> OBP: 0.314, SLG: 0.457 (1, 7)			0-3 K		0-0 6-3		0-3 K		0-3 K	3	0	0	0	0	2	5											
<b>Mike Devereaux, R</b> OBP: 0.308, SLG: 0.354 (7, 7)				1-2 2-3						1	0	0	0	0	1	0											
<b>Mark Parent, R</b> OBP: 0.250, SLG: 0.462 (1, 2)			0-0 5-3		0-0 F8		0-0 SF7		0-0 F8	2	0	0	0	0	0	2											
<b>Chris Hoiles, R</b> (6, PH) OBP: 0.354, SLG: 0.499 (7, 2)						3H				1	0	0	1	0	0	0											
<b>Inning Stats</b>	R: 0 E: 0 K: 0 S: 3	H: 0 LOB: 0 BB: 0 P: 3	R: 0 E: 0 K: 1 S: 6	H: 1 LOB: 0 BB: 0 P: 6	R: 3 E: 0 K: 1 S: 7	H: 2 LOB: 0 BB: 1 P: 11	R: 0 E: 0 K: 0 S: 3	H: 0 LOB: 2 BB: 2 P: 11	R: 0 E: 0 K: 2 S: 9	H: 2 LOB: 2 BB: 2 P: 17	R: 0 E: 0 K: 0 S: 4	H: 2 LOB: 2 BB: 1 P: 8	R: 0 E: 0 K: 1 S: 5	H: 0 LOB: 0 BB: 0 P: 5	R: 0 E: 0 K: 1 S: 5	H: 0 LOB: 0 BB: 0 P: 5	1B: 3 2B: 3 3B: 0 HR: 1	SF: 1 SAC: 0 DP: 1 HBP: 0	WP: 0 PB: 0 SB: 1 CS: 0	PA: 36							
<b>PITCHER</b>	IP	WLS	BF	H	R	ER	SO	BB	IBB	HBP	BLK	WP	HR	S	P	ERA	WHIP										
<b>Omar Olivares, R</b> ERA: 5.02 (1, 1)	5.0	L	24	5	5	5	2	4	0	0	0	0	0	4	8	9.00	1.800										
<b>Richie Lewis, R</b> ERA: 4.29 (6, 1)	0.2		3	0	0	0	1	0	1	0	0	0	0	4	8	0.00	0.000										
<b>Joey Eischen, L</b> ERA: 4.45 (6, 1)	0.2		5	2	0	0	1	0	1	0	0	0	0	6	10	0.00	3.000										
<b>Brian Williams, R</b> ERA: 6.81 (7, 1)	1.2		4	0	0	0	1	0	0	0	0	0	0	6	6	0.00	0.000										




Batter	1	2	3	4	5	6	7	8	9	AB	R	H	RBI	BB	SO	LOB	TOP										
<b>Tim Raines, S</b> OBP: 0.369, SLG: 0.394 (1, 7)	F8		FC1-2 BB		K2-3		FC3-6 BB		G4-3	3	0	0	0	2	1	1											
<b>Bernie Williams, S</b> OBP: 0.377, SLG: 0.504 (1, 8)	F8		FC1-2 BB				FC3-6 E		WP 2B	4	2	1	1	1	0	5											
<b>Paul O'Neill, L</b> OBP: 0.342, SLG: 0.470 <b>Ruben Rivera, R</b> OBP: 0.384, SLG: 0.404 (7, PR) (7, 9)	F9		K		K		E7 IBB		DI 2B	4	0	0	0	0	2	4											
<b>Cecil Fielder, R</b> OBP: 0.356, SLG: 0.484 <b>Pat Kelly, R</b> OBP: 0.200, SLG: 0.111 (9, PR)		K			F8				2B	0	0	0	0	0	0	0											
<b>Tino Martinez, L</b> OBP: 0.366, SLG: 0.480 (1, 3)	P3		FC6				F8		K	5	0	0	0	0	1	6											
<b>Charlie Hayes, R</b> OBP: 0.301, SLG: 0.373 (1, 5)	G4-3				K		P3		F9	4	0	0	0	0	1	0											
<b>Mariano Duncan, R</b> <b>Andy Fox, L</b> OBP: 0.269, SLG: 0.246 (8, 4)			2B 2B 1B		F8		K		F3	4	1	1	0	0	1	0											
<b>Joe Girardi, R</b> OBP: 0.349, SLG: 0.380 (1, 2)			FC1-2 2B		F8				F8	4	0	1	0	0	0	0											
<b>Derek Jeter, R</b> OBP: 0.372, SLG: 0.426 (1, 6)			FC1-2 BB 1B				E6 FC3-6 E		F9	4	3	2	1	0	0	0											
<b>Inning Stats</b>	R: 0 E: 0 K: 0 S: 5	H: 0 LOB: 0 BB: 0 P: 6	R: 0 E: 0 K: 1 S: 10	H: 0 LOB: 0 BB: 0 P: 11	R: 2 E: 0 K: 1 S: 12	H: 3 LOB: 3 BB: 2 P: 27	R: 0 E: 0 K: 1 S: 9	H: 0 LOB: 0 BB: 0 P: 13	R: 1 E: 0 K: 2 S: 12	H: 2 LOB: 1 BB: 0 P: 24	R: 0 E: 0 K: 1 S: 6	H: 0 LOB: 0 BB: 0 P: 10	R: 2 E: 2 K: 0 S: 12	H: 0 LOB: 2 BB: 2 P: 27	R: 0 E: 0 K: 0 S: 7	H: 0 LOB: 0 BB: 0 P: 9	R: 2 E: 0 K: 1 S: 16	H: 1 LOB: 1 BB: 2 P: 31	1B: 4 2B: 2 3B: 0 HR: 0	SF: 0 SAC: 0 DP: 0 HBP: 0	WP: 2 PA: 41 PB: 0 SB: 3 CS: 0						
<b>PITCHER</b>	IP	WLS	BF	H	R	ER	SO	BB	IBB	HBP	BLK	WP	HR	S	P	ERA	WHIP										
<b>Felipe Lira, R</b> ERA: 5.26 (1, 1)	6.2	L	29	5	5	3	6	3	0	0	0	0	0	60	104	4.05	1.200										
<b>Joey Eischen, L</b> ERA: 4.43 (7, 1)	0.1		3	0	0	0	0	0	1	0	0	0	0	6	14	0.00	0.000										
<b>Richie Lewis, R</b> ERA: 4.41 (8, 1)	1.2		8	1	2	2	0	2	0	0	0	1	0	20	35	10.80	1.800										
<b>Mike Myers, L</b> ERA: 5.1 (9, 1)	0.1		1	0	0	0	1	0	0	0	0	0	0	3	5	0.00	0.000										

**New York Yankees @ Detroit Tigers**  
Tiger Stadium, Detroit, MI  
Wed Sep 11 1996, 7:05 PM EDT  
Att: 9,775 - Unknown - 64 F

livebaseballscorecards.com

AB 32  
R 7  
H 5  
RBI 2  
BB 4  
SO 6  
LOB 16



Batter	1	2	3	4	5	6	7	8	9	AB	R	H	RBI	BB	SO	LOB	BOTTOM										
<b>Kimera Barteo, R</b> OBP: 0.339, SLG: 0.333 <b>Curtis Pride, L</b> OBP: 0.360, SLG: 0.500 (9, PH)	G3				SF8 1B		K		K	4	1	1	0	0	1	5											
<b>Damon Easley, R</b> OBP: 0.310, SLG: 0.382 <b>Eddie Williams, R</b> OBP: 0.267, SLG: 0.307 <b>Bobby Higginson, L</b> OBP: 0.399, SLG: 0.573 (9, PH)	L5 1B		1B BB		F9		K		K	1	0	1	0	1	0	0											
<b>Travis Fryman, R</b> OBP: 0.322, SLG: 0.441 (1, 6)	L5		G4-3 1B		SF8		K			3	0	1	1	0	1	1											
<b>Ruben Sierra, S</b> OBP: 0.323, SLG: 0.383 (1, 7)		1B BB	G4-3		1B BB		P6			2	1	0	0	2	0	1											
<b>Tony Clark, S</b> OBP: 0.294, SLG: 0.465 (1, 3)	K				F9		P5			4	0	1	1	0	1	1											
<b>Mark Lewis, R</b> OBP: 0.335, SLG: 0.410 (1, 4)	BB 1B		G1-3 1B		P4		F8			4	0	2	0	0	0	2											
<b>Melvin Nieves, S</b> OBP: 0.329, SLG: 0.496 (1, 9)		BB 1B	G1-3		G1-3		E6 SH1-4 1B		P6	4	0	1	1	0	0	1											
<b>Phil Hiatt, R</b> OBP: 0.294, SLG: 0.375 (1, 5)		K	G5-3		G5-3		SH1-4 1B		K	4	0	1	0	0	2	3											
<b>Brad Ausmus, R</b> OBP: 0.289, SLG: 0.303 (1, 2)					F9 BB		SH1-4		F9	1	1	0	0	2	0	0											
<b>Inning Stats</b>	R: 0 E: 0 K: 0 S: 8	H: 1 LOB: 0 BB: 0 P: 12	R: 1 E: 0 K: 2 S: 12	H: 2 LOB: 2 BB: 2 P: 24	R: 0 E: 0 K: 0 S: 13	H: 1 LOB: 1 BB: 0 P: 20	R: 0 E: 0 K: 0 S: 7	H: 1 LOB: 1 BB: 0 P: 12	R: 2 E: 0 K: 0 S: 8	H: 2 LOB: 2 BB: 2 P: 18	R: 0 E: 1 K: 2 S: 16	H: 1 LOB: 2 BB: 0 P: 24	R: 0 E: 0 K: 1 S: 6	H: 0 LOB: 0 BB: 0 P: 11	R: 0 E: 0 K: 1 S: 11	H: 0 LOB: 0 BB: 0 P: 16	R: 0 E: 0 K: 2 S: 8	H: 0 LOB: 0 BB: 0 P: 13	1B: 8 2B: 0 3B: 0 HR: 0	SF: 1 SAC: 1 DP: 1 HBP: 0	WP: 0 PA: 38 PB: 0 SB: 0 CS: 0						
<b>PITCHER</b>	IP	WLS	BF	H	R	ER	SO	BB	IBB	HBP	BLK	WP	HR	S	P	ERA	WHIP										
<b>Jimmy Key, L</b> ERA: 4.66 (1, 1)	6.0	W	29	8	3	3	4	5	0	0	0	0	0	64	110	4.50	2.167										
<b>Brian Boehringer, R</b> ERA: 5.68 (7, 1)	1.0		3	0	0	0	1	0	0	0	0	0	0	6	11	0.00	0.000										
<b>42 Mariano Rivera, R</b> ERA: 1.9 (8, 1)	1.0		3	0	0	0	1	0	0	0	0	0	0	11	16	0.00	0.000										
<b>John Wetteland, R</b> ERA: 3.23 (9, 1)	1.0		3	0	0	0	2	0	0	0	0	0	0	8	13	0.00	0.000										

**New York Yankees @ Detroit Tigers**  
Tiger Stadium, Detroit, MI  
Wed Sep 11 1996, 7:05 PM EDT  
Att: 9,775 - Unknown - 64 F

livebaseballscorecards.com

AB 31  
R 3  
H 8  
RBI 3  
BB 5  
SO 8  
LOB 18





Batter	1	2	3	4	5	6	7	8	9	AB	R	H	RBI	BB	SO	LOB	TOP		
<b>2 Derek Jeter, R</b> OBP: 0.372, SLG: 0.424	G6-3		F9	CS	BB	K		SF8	HR	4	2	1	1	0	1	1			
<b>Tim Lincecum, S</b> OBP: 0.379, SLG: 0.389	L4		HR		BB		G6-3	S	HBP	2	2	0	0	4	1	3			
<b>Bernie Williams, S</b> OBP: 0.382, SLG: 0.518	BB		HR		BB		F7		HR	4	2	3	8	2	0	1			
<b>Cecil Fielder, R</b> OBP: 0.355, SLG: 0.481	BB				BB		F7			0	0	0	0	0	0	0			
<b>Tino Martinez, L</b> OBP: 0.365, SLG: 0.476	K		F7		BB				F9	4	0	0	0	1	1	5			
<b>Charlie Hayes, R</b> OBP: 0.302, SLG: 0.379			F9		BB		G4-3		HR	5	1	2	2	0	0	3			
<b>Mariano Duncan, R</b> OBP: 0.341, SLG: 0.490										4	0	1	0	0	2	2			
<b>Andy Fox, L</b> OBP: 0.273, SLG: 0.268										1	2	1	1	0	0	0			
<b>Joe Girardi, R</b> OBP: 0.350, SLG: 0.380										5	1	2	0	0	2	0			
<b>Ruben Rivera, R</b> OBP: 0.397, SLG: 0.410			HR		BB		P4		HR	4	2	2	0	1	0	3			
<b>Inning Stats</b>	R: 0 E: 0 K: 1 S: 18	H: 1 LOB: 2 BB: 1 P: 26	R: 0 E: 0 K: 2 S: 9	H: 0 LOB: 0 BB: 1 P: 10	R: 3 E: 0 K: 0 S: 14	H: 1 LOB: 1 BB: 3 P: 27	R: 0 E: 0 K: 1 S: 9	H: 1 LOB: 0 BB: 0 P: 11	R: 2 E: 0 K: 1 S: 13	H: 3 LOB: 2 BB: 1 P: 23	R: 0 E: 1 K: 0 S: 7	H: 0 LOB: 2 BB: 2 P: 23	R: 1 E: 0 K: 0 S: 9	H: 2 LOB: 3 BB: 2 P: 23	R: 6 E: 0 K: 2 S: 25	H: 5 LOB: 0 BB: 0 P: 41	1B: 8 2B: 1 3B: 0 HR: 4	SF: 1 SAC: 0 DP: 0 HBP: 1	WP: 0 PA: 50 PB: 0 SB: 1 CS: 1
<b>PITCHER</b>	IP	WLS	BF	H	R	ER	SO	BB	IBB	HBP	BLK	WP	HR	S	P	ERA	WHIP		
<b>Justin Thompson, L</b> ERA: 4.2	4.2	L	24	6	5	5	4	5	0	0	0	0	1	60	95	9.64	2.357		
<b>A.J. Sager, R</b> ERA: 5.02	2.1		11	2	1	1	2	1	1	0	0	0	0	21	44	3.86	1.286		
<b>Brian Williams, R</b> ERA: 6.75	1.0		5	0	0	0	2	0	0	0	0	0	0	6	19	0.00	2.000		
<b>Jose Lima, R</b> ERA: 6.02	1.0		9	5	6	6	2	0	0	1	0	0	3	25	41	54.00	5.000		

**New York Yankees @ Detroit Tigers**  
Tiger Stadium, Detroit, MI  
Thu Sep 12 1996, 3:33 AM EDT  
Att: 9,009 - Cloudy - 66 F

AB 33  
R 12  
H 12  
RBI 12  
BB 8  
SO 7  
LOB 18



Batter	1	2	3	4	5	6	7	8	9	AB	R	H	RBI	BB	SO	LOB	BOTTOM		
<b>Curtis Pride, L</b> OBP: 0.358, SLG: 0.494	G6-3			P6			K		K	3	0	0	0	1	1	0			
<b>Shannon Penn, S</b> ERA: 5.02										1	0	0	0	0	1	1			
<b>Mark Lewis, R</b> OBP: 0.335, SLG: 0.409	BB						F9			4	1	1	0	0	0	2			
<b>Travis Fryman, R</b> OBP: 0.325, SLG: 0.445	BB									4	2	3	1	0	1	0			
<b>Bobby Higginson, L</b> OBP: 0.302, SLG: 0.575	BB									4	0	3	0	0	1	1			
<b>Tony Clark, S</b> OBP: 0.291, SLG: 0.462	BB									3	0	0	2	0	1	3			
<b>Melvin Nieves, S</b> OBP: 0.326, SLG: 0.491	L6									4	0	0	0	0	3	3			
<b>Alan Trammell, R</b> OBP: 0.277, SLG: 0.266										3	0	0	0	0	1	1			
<b>Fausto Cruz, R</b> OBP: 0.294, SLG: 0.313										1	0	0	0	0	1	0			
<b>Raul Casanova, S</b> OBP: 0.186, SLG: 0.284										4	0	1	0	0	2	0			
<b>Kimera Barteaux, R</b> OBP: 0.339, SLG: 0.329										2	0	0	0	1	2	0			
<b>Inning Stats</b>	R: 2 E: 0 K: 0 S: 14	H: 3 LOB: 1 BB: 0 P: 24	R: 0 E: 0 K: 0 S: 9	H: 1 LOB: 2 BB: 1 P: 17	R: 1 E: 0 K: 2 S: 14	H: 2 LOB: 1 BB: 0 P: 25	R: 0 E: 0 K: 2 S: 8	H: 0 LOB: 0 BB: 0 P: 12	R: 0 E: 0 K: 1 S: 7	H: 1 LOB: 1 BB: 0 P: 12	R: 0 E: 0 K: 1 S: 9	H: 0 LOB: 0 BB: 0 P: 14	R: 0 E: 0 K: 3 S: 13	H: 1 LOB: 1 BB: 0 P: 18	R: 0 E: 0 K: 3 S: 11	H: 0 LOB: 1 BB: 1 P: 17	1B: 7 2B: 1 3B: 0 HR: 0	SF: 2 SAC: 1 DP: 0 HBP: 0	WP: 0 PA: 37 PB: 0 SB: 0 CS: 0
<b>PITCHER</b>	IP	WLS	BF	H	R	ER	SO	BB	IBB	HBP	BLK	WP	HR	S	P	ERA	WHIP		
<b>David Cone, R</b> ERA: 2.21	7.0	W	29	7	3	3	8	1	0	0	0	0	0	68	115	3.86	1.143		
<b>42 Mariano Rivera, R</b> ERA: 1.99	1.0		4	1	0	0	3	0	0	0	0	0	0	13	18	0.00	1.000		
<b>Jeff Nelson, R</b> ERA: 4.48	1.0		4	0	0	0	3	1	0	0	0	0	0	11	17	0.00	1.000		

**New York Yankees @ Detroit Tigers**  
Tiger Stadium, Detroit, MI  
Thu Sep 12 1996, 3:33 AM EDT  
Att: 9,009 - Cloudy - 66 F

AB 33  
R 3  
H 8  
RBI 3  
BB 2  
SO 14  
LOB 11





Batter	1	2	3	4	5	6	7	8	9	AB	R	H	RBI	BB	SO	LOB	TOP									
<b>Brady Anderson, L</b> (1, 8) OBP: 0.390, SLG: 0.635	1-1 F7		0-0 F9				1-2 HR	0-0 F8		5	1	1	1	0	1	1	<b>Baltimore Orioles @ Detroit Tigers</b> Tiger Stadium, Detroit, MI Fri Sep 13 1996, 7:05 PM EDT Att: 11,178 - Unknown - 59 F									
<b>Roberto Alomar, S</b> (1, 4) OBP: 0.414, SLG: 0.533	2-1 G4-3		4-0 HR BB				1-1 F9		1-1 G6-3	4	1	1	0	1	0	0										
<b>Todd Zeile, R</b> (1, 5) OBP: 0.361, SLG: 0.456	2-1 G4-3		2-2 F8				4-2 G5-3 BB		4-1 BB	2	0	0	0	3	0	1										
<b>Rafael Palmeiro, L</b> (1, 3) OBP: 0.384, SLG: 0.555		2-0 F9	0-0 HR				4-2 BB		2-3 K	4	1	1	2	1	1	3										
<b>Bobby Bonilla, S</b> (1, 9) OBP: 0.363, SLG: 0.510		1-0 2B SF8 1B	0-0 HR				3-2 G5-3		1-2 F8	5	2	2	1	0	0	5										
<b>Mike Devereaux, R</b> (9, 9) OBP: 0.308, SLG: 0.354							1-2 2B			0	0	0	0	0	0	0										
<b>Cal Ripken Jr., R</b> (1, 6) OBP: 0.340, SLG: 0.445	0-0 1B 2B		2-1 F7						3-2 SF9 3B	4	2	2	0	0	1	0										
<b>Pete Incaviglia, R</b> (1, 10) OBP: 0.316, SLG: 0.461	1-1 SF8			1-3 K			0-0 2B		1-3 K	3	0	1	1	0	2	1										
<b>B.J. Surhoff, L</b> (1, 7) OBP: 0.351, SLG: 0.485	3-1 2-2 1B			0-3 K			4-1 G5-4-3 BB		4-0 IBB	2	0	1	1	2	1	0										
<b>Mark Parent, R</b> (1, 2) OBP: 0.244, SLG: 0.451	0-0 F8			2-2 G5-3			1-1 G5-4-3		2-0 SF9	3	0	0	0	0	0	3										
<b>Eddie Murray, S</b> (8, PH) OBP: 0.330, SLG: 0.425							1-2 1-2			0	0	0	1	0	0	0										
<b>Chris Hoiles, R</b> (8, 2) OBP: 0.349, SLG: 0.488										0	0	0	0	0	0	0										
<b>Inning Stats</b>	R: 0 E: 0 K: 0 S: 6	H: 0 LOB: 0 BB: 0 P: 11	R: 2 E: 0 K: 0 S: 10	H: 3 LOB: 1 BB: 0 P: 16	R: 3 E: 0 K: 0 S: 9	H: 2 LOB: 0 BB: 1 P: 17	R: 0 E: 0 K: 2 S: 9	H: 0 LOB: 0 BB: 0 P: 12	R: 1 E: 0 K: 1 S: 15	H: 1 LOB: 1 BB: 1 P: 28	R: 0 E: 0 K: 1 S: 9	H: 1 LOB: 2 BB: 1 P: 17	R: 1 E: 0 K: 1 S: 8	H: 1 LOB: 1 BB: 1 P: 18	R: 0 E: 0 K: 1 S: 9	H: 0 LOB: 1 BB: 1 P: 17	1B: 3 2B: 2 HR: 3	SF: 2 SAC: 0 DP: 2 HBP: 0	WP: 0 PB: 0 SB: 0 CS: 0	PA: 41						
<b>PITCHER</b>	IP	WLS	BF	H	R	ER	SO	BB	IBB	HBP	BLK	WP	HR	S	P	ERA	WHIP									
<b>Trever Miller, L</b> (1, 1) ERA: 6.94	4.1	L	21	6	6	6	2	2	0	0	0	0	0	3	43	71	12.46	1.846								
<b>C.J. Nitkowski, L</b> (5, 1) ERA: 7.96	2.2		11	2	0	0	2	3	0	0	0	0	0	0	24	47	0.00	1.875								
<b>Greg Keagle, R</b> (8, 1) ERA: 8.67	0.1		3	1	1	1	1	0	1	0	0	0	0	0	6	14	27.00	3.000								
<b>Joey Eischen, L</b> (8, 1) ERA: 4.31	1.2		6	0	0	0	1	1	0	0	0	0	0	0	11	21	0.00	0.600								

Batter	1	2	3	4	5	6	7	8	9	AB	R	H	RBI	BB	SO	LOB	BOTTOM									
<b>Shannon Penn, S</b> (1, 10) OBP: 0.200, SLG: 0.200	2-1 G6-3		0-2 E5				1-1 P5		1-1 G3-1	4	0	1	1	0	0	0	<b>Baltimore Orioles @ Detroit Tigers</b> Tiger Stadium, Detroit, MI Fri Sep 13 1996, 7:05 PM EDT Att: 11,178 - Unknown - 59 F									
<b>Ruben Sierra, S</b> (9, PH) OBP: 0.323, SLG: 0.382			1-0 G6-3				0-1 E3		3-2 F9	5	0	1	1	0	1	1										
<b>Mark Lewis, R</b> (1, 4) OBP: 0.333, SLG: 0.407	1-3 K		1-2 G6-3				1-0 FC5-4		1-2 G4-3	4	0	1	0	0	0	3										
<b>Travis Fryman, R</b> (1, 6) OBP: 0.324, SLG: 0.444	2-2 1B		3-2 G6-3				1-0 FC5-4		1-2 G4-3	4	0	1	0	0	0	3										
<b>Bobby Higginson, L</b> (1, 7) OBP: 0.303, SLG: 0.582	0-0 1B			2-1 G6-3			2-1 G4-3		0-1 HR	4	1	2	1	0	0	1										
<b>Tony Clark, S</b> (1, 3) OBP: 0.291, SLG: 0.460	1-3 K			0-1 1B			3-3 K		0-0 F8	4	0	1	0	0	2	3										
<b>Melvin Nieves, S</b> (1, 9) OBP: 0.327, SLG: 0.491		1-1 1B SF9 1B		0-3 K			3-2 G4-3		2-2 1B	4	1	2	0	0	1	1										
<b>Damion Easley, R</b> (1, 5) OBP: 0.316, SLG: 0.387		1-0 1B		1-3 K			1-2 FC5-4 1B		0-0 P5	4	1	2	0	0	1	2										
<b>Brad Ausmus, R</b> (1, 2) OBP: 0.288, SLG: 0.304		3-2 SF9			2-2 G4-3		0-0 FC5-4		0-1 G1-3	3	0	1	1	0	0	1										
<b>Kimera Batee, R</b> (1, 8) OBP: 0.332, SLG: 0.322		3-1 G6-3			2-1 G6-3		2-2 FC5-4 1B		2-3 K	4	1	0	0	0	1	2										
<b>Inning Stats</b>	R: 0 E: 0 K: 2 S: 13	H: 2 LOB: 2 BB: 0 P: 19	R: 1 E: 0 K: 0 S: 7	H: 2 LOB: 0 BB: 0 P: 13	R: 0 E: 1 K: 0 S: 9	H: 0 LOB: 0 BB: 0 P: 13	R: 0 E: 0 K: 2 S: 11	H: 1 LOB: 1 BB: 0 P: 14	R: 0 E: 0 K: 1 S: 7	H: 0 LOB: 0 BB: 0 P: 12	R: 0 E: 0 K: 1 S: 10	H: 0 LOB: 1 BB: 0 P: 16	R: 2 E: 0 K: 0 S: 20	H: 4 LOB: 2 BB: 0 P: 28	R: 1 E: 0 K: 0 S: 10	H: 2 LOB: 1 BB: 0 P: 12	R: 0 E: 0 K: 1 S: 10	H: 0 LOB: 0 BB: 0 P: 16	1B: 10 2B: 0 3B: 0 HR: 1	SF: 1 SAC: 0 DP: 1 HBP: 0	WP: 0 PB: 0 SB: 0 CS: 0	PA: 38				
<b>PITCHER</b>	IP	WLS	BF	H	R	ER	SO	BB	IBB	HBP	BLK	WP	HR	S	P	ERA	WHIP									
<b>Scott Erickson, R</b> (1, 1) ERA: 5.18	7.0	W	30	9	3	3	5	0	0	0	0	0	0	0	77	115	3.86	1.286								
<b>Jesse Orosco, L</b> (8, 1) ERA: 3.78	0.1		3	2	1	1	0	0	0	0	0	0	0	1	7	9	27.00	6.000								
<b>Alan Mills, R</b> (8, 1) ERA: 3.88	1.2	S	5	0	0	0	1	0	0	0	0	0	0	0	13	19	0.00	0.000								

AB	32
R	7
H	9
RBI	7
BB	7
SO	6
LOB	14





Batter	1	2	3	4	5	6	7	8	9	AB	R	H	RBI	BB	SO	LOB	TOP						
<b>Brady Anderson, L</b> (1, 8) OBP: 0.393, SLG: 0.634	G6-3		1B			1-2	1B		G3-1	4	0	2	1	2	0	1	<b>Baltimore Orioles @ Detroit Tigers</b> Tiger Stadium, Detroit, MI Sat Sep 14 1996, 7:05 PM EDT Att: 15,386 - Unknown - 54 F						
<b>Roberto Alomar, S</b> (1, 4) OBP: 0.414, SLG: 0.533	1B		L7			1-2	1B		K	6	0	2	1	0	2	8							
<b>Todd Zeile, R</b> (1, 5) OBP: 0.361, SLG: 0.461	2B		2B			1-2	1B		K	5	1	2	1	0	0	3							
<b>Rafael Palmeiro, L</b> (1, 3) OBP: 0.385, SLG: 0.553	1B		F8			1-2	1B		G6-3	4	0	1	0	1	1								
<b>Bobby Bonilla, S</b> (1, 9) OBP: 0.365, SLG: 0.509	G4-3		FC4-6			1-1	G4-3		K	3	1	1	0	2	0	1							
<b>Mike Devereaux, R</b> (8, 9) OBP: 0.308, SLG: 0.354	BB		G5-4-3			0-0	1B		P6	0	0	0	0	0	0	0							
<b>Cal Ripken Jr., R</b> (1, 6) OBP: 0.340, SLG: 0.444	BB		BB			3-1	1B		BB	4	2	1	0	1	1	4							
<b>Eddie Murray, S</b> (1, 10) OBP: 0.330, SLG: 0.425	1B		G5-4-3			1-3	FC4-6		1B	5	1	2	1	0	0	3							
<b>B.J. Surhoff, L</b> (1, 7) OBP: 0.354, SLG: 0.489	G4-3		G5-3			2-2	FC4-6		G3	4	2	2	2	1	0	1							
<b>Chris Hoiles, R</b> (1, 2) OBP: 0.351, SLG: 0.487	G6-3		G6-3			2-3	1B		G6-3	3	0	1	1	2	0	1							
<b>Manny Alexander, R</b> (9, PR) OBP: 0.147, SLG: 0.108	3B		G6-3			0-0	FC5-4		G3-1	0	0	0	0	0	0	0							
<b>Mark Parent, R</b> (9, 2) OBP: 0.244, SLG: 0.451	3H		3H			1-2	1B		BB	0	0	0	0	0	0	0							
<b>Inning Stats</b>	R: 0 E: 0 K: 0 S: 10	H: 2 LOB: 1 BB: 0 P: 16	R: 0 E: 0 K: 0 S: 3	H: 0 LOB: 0 BB: 1 P: 9	R: 0 E: 0 K: 0 S: 12	H: 2 LOB: 1 BB: 0 P: 22	R: 0 E: 0 K: 0 S: 11	H: 0 LOB: 1 BB: 1 P: 17	R: 0 E: 0 K: 1 S: 20	H: 1 LOB: 2 BB: 1 P: 29	R: 2 E: 0 K: 0 S: 12	H: 4 LOB: 3 BB: 1 P: 25	R: 4 E: 0 K: 1 S: 16	H: 4 LOB: 2 BB: 3 P: 31	R: 0 E: 0 K: 1 S: 13	H: 1 LOB: 2 BB: 1 P: 20	R: 0 E: 0 K: 1 S: 13	H: 0 LOB: 2 BB: 1 P: 24	1B: 11 2B: 1 3B: 1 HR: 1	SF: 0 SAC: 0 DP: 1 HBP: 0	WP: 0 PB: 0 SB: 0 CS: 1	PA: 47	
<b>PITCHER</b>	IP	WLS	BF	H	R	ER	SO	BB	IBB	HBP	BLK	WP	HR	S	P	ERA	WHIP					ERA	WHIP
<b>Omar Olivares, R</b> (1, 1) ERA: 5.02	5.1		24	7	3	3	1	3	0	0	0	0	0	61	102	5.06	1.875					0.00	1.000
<b>John Cummings, L</b> (6, 1) ERA: 3.94	1.1	L	11	5	4	4	1	2	0	0	0	0	1	18	33	27.00	5.250						
<b>Richie Lewis, R</b> (7, 1) ERA: 4.41	0.0		1	0	0	0	0	1	0	0	0	0	0	2	6								
<b>Joey Eischen, L</b> (7, 1) ERA: 4.29	0.1		2	1	0	0	0	1	0	0	0	0	0	3	8	0.00	6.000						
<b>Jose Lima, R</b> (8, 1) ERA: 5.92	1.0		5	1	0	0	1	1	0	0	0	0	0	13	20	0.00	2.000						

Batter	1	2	3	4	5	6	7	8	9	AB	R	H	RBI	BB	SO	LOB	BOTTOM						
<b>Kimera Barteo, R</b> (1, 8) OBP: 0.326, SLG: 0.316	G5-3		B1-3				G4-3		P2	3	0	0	0	0	0	0	<b>Baltimore Orioles @ Detroit Tigers</b> Tiger Stadium, Detroit, MI Sat Sep 14 1996, 7:05 PM EDT Att: 15,386 - Unknown - 54 F						
<b>Alan Trammell, R</b> (9, FH) OBP: 0.275, SLG: 0.264	1B		1B			2-3	G5-3		WP	2	0	1	0	0	0	0							
<b>Mark Lewis, R</b> (1, 4) OBP: 0.334, SLG: 0.407	L4		1B			3-H	G5-3		1B	2	0	1	0	0	0	0							
<b>Damon Easley, R</b> (4, 4) OBP: 0.325, SLG: 0.394	1B		K			4-1	BB		1B	3	0	2	1	0	0	0							
<b>Travis Fryman, R</b> (1, 6) OBP: 0.325, SLG: 0.441	BB		K			2-2	HR		BB	3	1	0	0	2	1	4							
<b>Ruben Sierra, S</b> (1, 10) OBP: 0.324, SLG: 0.382	K		K			2-1	HR		BB	3	2	1	0	1	1	2							
<b>Tony Clark, S</b> (1, 3) OBP: 0.290, SLG: 0.466	K		K			0-3	1B		K	4	1	1	3	0	3	1							
<b>Phil Nevin, R</b> (1, 5) OBP: 0.346, SLG: 0.487	K		K			1-0	HR		K	4	1	1	2	0	2	0							
<b>Bobby Higginson, L</b> (1, 7) OBP: 0.301, SLG: 0.578	BB		HR			1-H	HR		K	3	0	0	0	1	0	0							
<b>Phil Hilt, R</b> (1, 9) OBP: 0.238, SLG: 0.300	K		K			1-1	G1-3		K	4	0	0	0	0	2	1							
<b>Brad Ausmus, R</b> (1, 2) OBP: 0.290, SLG: 0.309	P1		P1			3-1	SH5-4		WP	4	1	2	0	0	1	0							
<b>Inning Stats</b>	R: 0 E: 0 K: 1 S: 14	H: 0 LOB: 1 BB: 1 P: 21	R: 0 E: 0 K: 3 S: 14	H: 0 LOB: 1 BB: 1 P: 22	R: 0 E: 0 K: 1 S: 8	H: 1 LOB: 0 BB: 0 P: 12	R: 2 E: 0 K: 1 S: 10	H: 2 LOB: 0 BB: 0 P: 15	R: 4 E: 0 K: 0 S: 13	H: 2 LOB: 0 BB: 2 P: 28	R: 0 E: 0 K: 1 S: 5	H: 0 LOB: 0 BB: 0 P: 6	R: 0 E: 0 K: 0 S: 12	H: 1 LOB: 1 BB: 0 P: 14	R: 0 E: 0 K: 2 S: 11	H: 0 LOB: 0 BB: 0 P: 18	R: 0 E: 0 K: 1 S: 13	H: 2 LOB: 2 BB: 0 P: 21	1B: 5 2B: 1 3B: 0 HR: 2	SF: 0 SAC: 1 DP: 0 HBP: 0	WP: 2 PB: 0 SB: 0 CS: 0	PA: 39	
<b>PITCHER</b>	IP	WLS	BF	H	R	ER	SO	BB	IBB	HBP	BLK	WP	HR	S	P	ERA	WHIP					ERA	WHIP
<b>David Wells, L</b> (1, 1) ERA: 4.72	4.2		23	4	0	0	0	4	0	0	0	0	0	19	22	0.00	0.429						
<b>Terry Mathews, R</b> (5, 1) ERA: 4.54	2.1	W	8	1	0	0	1	0	0	0	0	0	0	11	18	0.00	0.000						
<b>Armando Benitez, R</b> (8, 1) ERA: 4.82	1.0		3	0	0	0	2	0	0	0	0	0	0	11	18	0.00	0.000						
<b>Randy Myers, L</b> (9, 1) ERA: 3.84	1.0	S	5	2	0	0	1	0	0	0	0	1	0	13	21	0.00	2.000						



Batter	1	2	3	4	5	6	7	8	9	AB	R	H	RBI	BB	SO	LOB	TOP				
<b>Brady Anderson, L</b> OBP: 0.392, SLG: 0.636 <b>Gene Kingsale, S</b> (8, 8)	3-2 HR	4-1 BB BB	2-3 K		2-0 P2			1-1 P4	0-0 F8	5	1	1	1	1	1	4					
<b>Roberto Alomar, S</b> OBP: 0.417, SLG: 0.533 <b>Billy Ripken, R</b> OBP: 0.286, SLG: 0.333 (8, 4)	4-1 1B HR BB	1-2 BB		1-2 E5 SF8 1B		3-2 G6-3		4-0 2B HR IBB	4-0 1B BB	2	3	1	0	3	0	0					
<b>Todd Zeile, R</b> OBP: 0.359, SLG: 0.459 (1, 5)	1-3 K	0-3 K		2-3 K		2-3 K		0-0 HR 2B	2-2 F9	6	1	1	1	0	4	7					
<b>Rafael Palmeiro, L</b> OBP: 0.386, SLG: 0.551 (1, 3)	1-3 K	2-1 F9		4-0 IBB		3-2 G1-3		4-0 HR IBB	1-1 1B	4	1	1	2	2	1	3					
<b>Bobby Bonilla, S</b> OBP: 0.368, SLG: 0.516 <b>Mike Devereaux, R</b> OBP: 0.307, SLG: 0.353 (8, 9)	1-2 HR 1B		4-1 1B G5-3 HR BB	1-0 SF8		1-2 G6-4-3 BB		2-2 HR	2-2 G5-3	2	3	2	5	2	0	0					
<b>Cal Ripken Jr., R</b> OBP: 0.340, SLG: 0.453 <b>Manny Alexander, R</b> OBP: 0.147, SLG: 0.108 (9, 6)	2-1 HR		1-0 G5-3	2-3 K		1-2 G6-4-3 1-2f		3-1 HR		5	2	2	4	0	1	3					
<b>Eddie Murray, S</b> OBP: 0.333, SLG: 0.426 (1, 10)	4-1 BB		3-0 HR 1B		1-2 1B			1-0 P3	1-0 G6-3	4	1	2	0	1	0	0					
<b>B.J. Surhoff, L</b> OBP: 0.353, SLG: 0.487 <b>Brent Bowers, L</b> OBP: 0.306, SLG: 0.359 (8, 7)	1-2 P5		1-0 F8		2-3 K			0-0 SH1-3 2B 1B	0-0 E6 F8 1B 1B	4	1	1	0	0	1	4					
<b>Mark Parent, R</b> OBP: 0.252, SLG: 0.476 (1, 2)		3-2 F8	1-0 HR		1-3 K			0-0 SH1-3	3-1 BB 1B	4	2	2	3	0	1	1					
<b>Inning Stats</b>	R: 4 E: 0 K: 2 S: 20	H: 3 LOB: 1 BB: 2 P: 37	R: 0 E: 0 K: 1 S: 9	H: 0 LOB: 2 BB: 2 P: 22	R: 3 E: 0 K: 1 S: 9	H: 2 LOB: 0 BB: 1 P: 21	R: 1 E: 1 K: 2 S: 12	H: 1 LOB: 1 BB: 1 P: 22	R: 0 E: 0 K: 1 S: 10	H: 0 LOB: 0 BB: 0 P: 18	R: 0 E: 0 K: 0 S: 6	H: 0 LOB: 0 BB: 1 P: 12	R: 6 E: 0 K: 0 S: 11	H: 4 LOB: 0 BB: 2 P: 26	R: 2 E: 1 K: 0 S: 12	H: 2 LOB: 2 BB: 1 P: 24	1B: 7 2B: 1 3B: 0 HR: 5	SF: 1 SAC: 1 DP: 1 HBP: 0	WP: 0 PB: 0 SB: 0 CS: 0	PA: 50	
<b>PITCHER</b>	IP	WLS	BF	H	R	ER	SO	BB	IBB	HBP	BLK	WP	HR	S	P	ERA	WHIP				
<b>Todd Van Poppel, R</b> ERA: 8.32 <b>Greg Keagle, R</b> ERA: 8.19 <b>John Cummings, L</b> ERA: 4.41 <b>Brian Williams, R</b> ERA: 6.98	(1, 1) 2.2		18	5	7	7	3	5	0	0	0	0	3	34	74	23.62	3.750				
	(3, 1) 4.1		6	2	1	0	6	1	1	0	0	0	0	43	75	0.00	0.692				
	(8, 1) 0.2		4	1	2	2	0	0	1	0	0	0	0	4	9	27.00	1.500				
	(8, 1) 1.1		12	5	6	4	0	1	1	0	0	0	2	19	41	27.00	4.500				

Baltimore Orioles @ Detroit Tigers  
Tiger Stadium, Detroit, MI  
Sun Sep 15 1996, 3:33 AM EDT  
Att: 13,764 - Cloudy - 61 F

AB 38  
R 16  
H 13  
RBI 16  
BB 10  
SO 9  
LOB 24



Batter	1	2	3	4	5	6	7	8	9	AB	R	H	RBI	BB	SO	LOB	BOTTOM				
<b>Shannon Penn, S</b> OBP: 0.100, SLG: 0.100 (1, 10)	3-2 L8	2-1 F8			0-0 B1-3		2-1 G3		3-2 P4	5	0	0	0	0	0	2					
<b>Damion Easley, R</b> OBP: 0.331, SLG: 0.393 <b>Alan Trammell, R</b> OBP: 0.274, SLG: 0.263 (8, 5)	4-2 E S 2B BB		2-1 G6-3		0-2 WP 2B 1B		2-1 P6		0-0 G1-3	3	2	1	0	1	0	0					
<b>Travis Fryman, R</b> OBP: 0.324, SLG: 0.439 <b>Fausto Cruz, R</b> OBP: 0.278, SLG: 0.294 (9, 6)	4-2 2B HR BB		2-0 G5-3		1-0 F7		0-1 G4-3		3-1 F8	3	1	0	0	1	0	1					
<b>Bobby Higginson, L</b> OBP: 0.302, SLG: 0.582 (1, 9)	2-0 HR 2B		0-0 G3-1		2-2 1H 2B				1-3 K	4	1	2	2	0	1	0					
<b>Tony Clark, S</b> OBP: 0.295, SLG: 0.486 (1, 3)	2-2 HR			3-1 HR		0-1 F8		4-2 BB		3	2	2	4	1	0	1					
<b>Phil Nevin, R</b> OBP: 0.341, SLG: 0.468 (1, 7)	3-3 K			2-2 F8		4-2 BB BB		1-2 F7		3	0	0	0	1	1	1					
<b>Mark Lewis, R</b> OBP: 0.332, SLG: 0.404 (1, 4)	2-3 K			0-0 F8		2-3 K		3-2 F8		4	0	0	0	0	2	2					
<b>Brad Ausmus, R</b> OBP: 0.293, SLG: 0.308 <b>Raul Casanova, S</b> OBP: 0.197, SLG: 0.294 (9, 2)		3-2 G6-3		4-1 S BB		4-1 G5-4-3 BB		2-1 PB 1B		1	0	0	0	2	0	0					
<b>Kimera Batee, R</b> OBP: 0.325, SLG: 0.315 (1, 8)		0-2 G4-3		1-1 P3		1-1 G5-4-3		3-1 PB 1B		4	0	1	0	0	0	3					
<b>Inning Stats</b>	R: 4 E: 0 K: 2 S: 20	H: 2 LOB: 0 BB: 2 P: 40	R: 0 E: 0 K: 0 S: 10	H: 0 LOB: 0 BB: 0 P: 15	R: 0 E: 0 K: 0 S: 4	H: 0 LOB: 0 BB: 0 P: 8	R: 1 E: 0 K: 0 S: 9	H: 1 LOB: 1 BB: 1 P: 19	R: 1 E: 0 K: 1 S: 10	H: 2 LOB: 1 BB: 0 P: 13	R: 0 E: 0 K: 1 S: 6	H: 0 LOB: 0 BB: 0 P: 10	R: 0 E: 0 K: 1 S: 14	H: 0 LOB: 1 BB: 1 P: 23	R: 0 E: 0 K: 0 S: 11	H: 2 LOB: 2 BB: 0 P: 22	1B: 3 2B: 2 3B: 0 HR: 2	SF: 0 SAC: 0 DP: 1 HBP: 0	WP: 1 PB: 1 SB: 2 CS: 0	PA: 39	
<b>PITCHER</b>	IP	WLS	BF	H	R	ER	SO	BB	IBB	HBP	BLK	WP	HR	S	P	ERA	WHIP				
<b>Rocky Coppinger, R</b> ERA: 5.74 <b>Archie Corbin, R</b> ERA: 1.89 <b>Jesse Orosco, L</b> ERA: 3.71 <b>Mike Milchin, L</b> ERA: 7.14 <b>Alan Mills, R</b> ERA: 3.83	(1, 1) 4.2		22	5	6	6	2	3	0	0	0	0	0	18	33	0.00	0.857				
	(8, 1) 1.0		4	0	0	0	1	1	0	0	0	0	0	14	23	0.00	1.000				
	(9, 1) 0.1		3	2	0	0	0	0	0	0	0	0	0	8	16	0.00	6.000				
	(9, 1) 0.2		2	0	0	0	0	0	0	0	0	0	0	3	6	0.00	0.000				

Baltimore Orioles @ Detroit Tigers  
Tiger Stadium, Detroit, MI  
Sun Sep 15 1996, 3:33 AM EDT  
Att: 13,764 - Cloudy - 61 F

AB 33  
R 6  
H 7  
RBI 6  
BB 6  
SO 4  
LOB 14





Batter	1	2	3	4	5	6	7	8	9	AB	R	H	RBI	BB	SO	LOB	TOP					
<b>Darren Bragg, L</b> OBP: 0.371, SLG: 0.412 (1, 8)	F7	G3							SH2-3	3	0	1	0	1	0	1	<b>Boston Red Sox @ Detroit Tigers</b> Tiger Stadium, Detroit, MI Tue Sep 17 1996, 7:05 PM EDT Alt. 8, 180 - Unknown - 64 F					
<b>Jeff Fyfe, R</b> OBP: 0.384, SLG: 0.399 (1, 4)	1B BB		F8		F9				2B	4	1	1	1	1	1	4						
<b>18 Reggie Jefferson, S</b> OBP: 0.383, SLG: 0.599 <b>Jose Canseco, R</b> OBP: 0.423, SLG: 0.637 (7, PH)	1B BB		K			F7				3	1	1	0	0	1	0						
<b>Mo Vaughn, L</b> OBP: 0.421, SLG: 0.585 (1, 3)	1B 2H		L3							4	0	1	1	1	2	5						
<b>Mike Greenwell, L</b> OBP: 0.324, SLG: 0.432 <b>Lee Tinsley, S</b> OBP: 0.276, SLG: 0.290 (8, 8)	G4-6-3 1B		K			P5		F8	F9	4	0	1	1	0	1	1						
<b>John Valentin, R</b> OBP: 0.374, SLG: 0.440 (1, 5)	G4-6-3 1-2		G5-3		F7			FC6-4 CS		4	0	1	0	0	0	3						
<b>Troy O'Leary, L</b> OBP: 0.326, SLG: 0.430 (8, 7)			G5-3					BB BB 1B	FC6-4 BB	3	1	1	0	1	0	0						
<b>Nomar Garciaparra, R</b> OBP: 0.238, SLG: 0.415 (1, 6)			K		F8			BB BB 1B	FC6-4	4	0	0	0	0	2	3						
<b>Bill Haselman, R</b> OBP: 0.318, SLG: 0.384 (1, 2)					K			BB BB 1B	CS SH2-3 2B 1B	3	1	2	0	1	1	0						
<b>Inning Stats</b>	R: 2 E: 0 K: 0 S: 11	H: 3 LOB: 1 BB: 1 P: 21	R: 0 E: 0 K: 1 S: 8	H: 0 LOB: 1 BB: 1 P: 15	R: 0 E: 0 K: 1 S: 5	H: 0 LOB: 0 BB: 0 P: 7	R: 0 E: 0 K: 1 S: 7	H: 0 LOB: 0 BB: 0 P: 12	R: 0 E: 0 K: 1 S: 9	H: 1 LOB: 1 BB: 0 P: 15	R: 0 E: 0 K: 0 S: 5	H: 0 LOB: 1 BB: 1 P: 11	R: 1 E: 0 K: 3 S: 21	H: 2 LOB: 3 BB: 2 P: 37	R: 0 E: 0 K: 0 S: 11	H: 1 LOB: 1 BB: 1 P: 19	R: 1 E: 0 K: 1 S: 9	H: 2 LOB: 2 BB: 1 P: 19	1B: 7 2B: 2 3B: 0 HR: 0	SF: 0 SAC: 1 DP: 1 HBP: 0	WP: 0 PB: 0 SB: 1 CS: 1	PA: 42
<b>PITCHER</b>	IP	WLS	BF	H	R	ER	SO	BB	IBB	HBP	BLK	WP	HR	S	P	ERA	WHIP					
<b>Felipe Lira, R</b> ERA: 5.22 <b>Joey Eischen, L</b> ERA: 4.29 <b>Richie Lewis, R</b> ERA: 4.39 <b>John Cummings, L</b> ERA: 4.32 <b>Jose Lima, R</b> ERA: 5.97	6.1	L	27	6	3	3	5	3	0	0	0	0	0	55	96	4.26	1.421					
<b>PITCHER</b>	IP	WLS	BF	H	R	ER	SO	BB	IBB	HBP	BLK	WP	HR	S	P	ERA	WHIP					
<b>Mike Myers, L</b> ERA: 4.96	0.2		2	0	0	0	1	0	0	0	0	0	0	4	8	∞	∞					

AB 33  
R 4  
H 9  
RBI 4  
BB 7  
SO 8  
LOB 19



Batter	1	2	3	4	5	6	7	8	9	AB	R	H	RBI	BB	SO	LOB	BOTTOM				
<b>Shannon Penn, S</b> OBP: 0.077, SLG: 0.077 <b>Ruben Sierra, S</b> OBP: 0.326, SLG: 0.385 (6, PH)	K	G6-3		K						3	0	0	0	0	2	3	<b>Boston Red Sox @ Detroit Tigers</b> Tiger Stadium, Detroit, MI Tue Sep 17 1996, 7:05 PM EDT Alt. 8, 180 - Unknown - 64 F				
<b>Mark Lewis, R</b> OBP: 0.332, SLG: 0.403 <b>Alan Trammell, R</b> OBP: 0.269, SLG: 0.258 (4, 4)	K			G3-1						1	0	0	0	0	1	0					
<b>Travis Fryman, R</b> OBP: 0.325, SLG: 0.438 (1, 6)	1B			HBP						3	0	0	0	0	2	5					
<b>Bobby Higginson, L</b> OBP: 0.304, SLG: 0.580 (1, 7)	1B			BB						4	0	1	0	1	2	3					
<b>Tony Clark, S</b> OBP: 0.297, SLG: 0.483 (1, 3)	BB			F7						3	0	1	0	2	0	2					
<b>Melvin Nieves, S</b> OBP: 0.323, SLG: 0.485 (1, 9)	BB			BB						3	0	1	0	1	2	4					
<b>Phil Nevin, R</b> OBP: 0.333, SLG: 0.452 (1, 5)				K						4	0	1	0	1	2	4					
<b>Brad Ausmus, R</b> OBP: 0.298, SLG: 0.309 (1, 2)				BB						5	0	0	0	0	2	8					
<b>Kimera Batee, R</b> OBP: 0.330, SLG: 0.326 (1, 8)				BB						5	0	1	0	0	1	2					
<b>Inning Stats</b>	R: 0 E: 0 K: 3 S: 15	H: 2 LOB: 3 BB: 1 P: 24	R: 0 E: 0 K: 1 S: 12	H: 1 LOB: 1 BB: 0 P: 18	R: 0 E: 0 K: 1 S: 14	H: 0 LOB: 2 BB: 1 P: 23	R: 0 E: 0 K: 1 S: 11	H: 1 LOB: 2 BB: 1 P: 20	R: 0 E: 0 K: 2 S: 19	H: 3 LOB: 1 BB: 0 P: 27	R: 0 E: 0 K: 1 S: 14	H: 1 LOB: 1 BB: 0 P: 22	R: 0 E: 0 K: 1 S: 10	H: 0 LOB: 2 BB: 2 P: 20	R: 0 E: 0 K: 2 S: 10	H: 0 LOB: 1 BB: 1 P: 16	1B: 6 2B: 2 3B: 0 HR: 0	SF: 0 SAC: 1 DP: 0 HBP: 1	WP: 0 PB: 0 SB: 1 CS: 0	PA: 43	
<b>PITCHER</b>	IP	WLS	BF	H	R	ER	SO	BB	IBB	HBP	BLK	WP	HR	S	P	ERA	WHIP				
<b>Aaron Sele, R</b> ERA: 5.34 <b>Mark Brandenburg, R</b> ERA: 3.73 <b>Vaughn Eshelman, L</b> ERA: 0.72 <b>Mike Maddux, R</b> ERA: 4.7 <b>Heathcliff Slocumb, R</b> ERA: 3.21	5.1	W	2	0	0	0	2	0	0	0	0	0	0	7	10	0.00	0.000				
<b>PITCHER</b>	IP	WLS	BF	H	R	ER	SO	BB	IBB	HBP	BLK	WP	HR	S	P	ERA	WHIP				
<b>Mike Myers, L</b> ERA: 4.96	0.2		2	0	0	0	1	0	0	0	0	0	0	4	8	∞	∞				

AB 34  
R 2  
H 8  
RBI 2  
BB 7  
SO 13  
LOB 29





Batter	1	2	3	4	5	6	7	8	9	AB	R	H	RBI	BB	SO	LOB	TOP			
Jeff Frye, R OBP: 0.382, SLG: 0.395 (1, 4)										4	0	0	0	1	2	3				
Nomar Garciaparra, R OBP: 0.255, SLG: 0.399 (1, 6)										3	0	0	0	2	1	2				
Mo Vaughn, L OBP: 0.419, SLG: 0.582 (1, 3)										5	0	1	0	0	0	1				
Jose Canseco, R OBP: 0.420, SLG: 0.630 (1, 10)										5	0	1	0	0	1	4				
John Valentin, R OBP: 0.373, SLG: 0.438 (1, 5)										4	1	1	0	0	0	3				
Mike Greenwell, L OBP: 0.326, SLG: 0.433 Lee Tinsley, S OBP: 0.276, SLG: 0.290 (8, 8)										4	1	2	0	0	2	0				
Rudy Pemberton, R OBP: 0.450, SLG: 0.684 (1, 9)										4	2	3	1	0	0	1				
Bill Haselman, R OBP: 0.326, SLG: 0.391 (1, 2)										4	0	3	2	0	0	1				
Darren Bragg, L OBP: 0.370, SLG: 0.409 (8, 7)										3	0	0	0	1	0	4				
<b>Inning Stats</b>	R: 0 H: 0 E: 0 K: 0 S: 13	H: 0 LOB: 1 BB: 1 P: 25	R: 0 H: 2 E: 0 K: 1 S: 16	H: 2 LOB: 2 BB: 0 P: 21	R: 0 H: 0 E: 0 K: 1 S: 7	H: 0 LOB: 0 BB: 1 P: 8	R: 3 H: 4 E: 1 K: 1 S: 22	H: 4 LOB: 2 BB: 1 P: 36	R: 0 H: 1 E: 0 K: 0 S: 9	H: 1 LOB: 1 BB: 0 P: 16	R: 0 H: 1 E: 0 K: 0 S: 5	H: 1 LOB: 2 BB: 2 P: 15	R: 1 H: 2 E: 0 K: 2 S: 12	H: 2 LOB: 1 BB: 0 P: 16	R: 0 H: 0 E: 0 K: 1 S: 6	H: 0 LOB: 0 BB: 0 P: 9	1B: 9 2B: 2 3B: 0 HR: 0	SF: 0 SAC: 0 DP: 2 HBP: 0	WP: 0 PB: 0 SB: 2 CS: 0	PA: 40
<b>PITCHER</b>	IP WLS BF H R ER SO BB IBB HBP BLK WP HR S P ERA WHIP																			
Justin Thompson, L ERA: 4.41 (1, 1)	4.0 L 20 6 3 3 3 2 0 0 0 0 0 0 58 90 6.75 2.000																			
C.J. Nitkowski, L ERA: 7.55 (5, 1)	2.0 10 3 0 0 0 2 0 0 0 0 0 0 16 35 0.00 2.500																			
A.J. Sager, R ERA: 4.93 (7, 1)	3.0 10 2 1 1 3 0 0 0 0 0 0 0 21 30 3.00 0.667																			

Boston Red Sox @ Detroit Tigers  
Tiger Stadium, Detroit, MI  
Wed Sep 18 1996, 7:05 PM EDT  
Att: 8,779 - Unknown - 70 F

AB 36  
R 4  
H 11  
RBI 3  
BB 4  
SO 6  
LOB 19



Batter	1	2	3	4	5	6	7	8	9	AB	R	H	RBI	BB	SO	LOB	BOTTOM			
Bobby Higginson, L OBP: 0.301, SLG: 0.574 (9, 8)										4	0	0	0	0	2	3				
Alan Trammell, R OBP: 0.269, SLG: 0.258 (1, 4)										4	0	1	0	0	1	1				
Ruben Sierra, S OBP: 0.326, SLG: 0.384 (1, 10)										4	0	1	0	0	2	1				
Tony Clark, S OBP: 0.293, SLG: 0.478 (1, 3)										4	0	0	0	0	3	2				
Travis Fryman, R OBP: 0.323, SLG: 0.435 (1, 6)										4	0	0	0	0	4	1				
Melvin Nieves, S OBP: 0.324, SLG: 0.484 (1, 9)										3	0	1	0	0	2	0				
Phil Nevin, R OBP: 0.333, SLG: 0.448 (1, 5)										3	0	1	0	0	2	0				
Brad Ausmus, R OBP: 0.298, SLG: 0.309 (1, 2)										3	0	1	0	0	1	2				
Kimera Batee, R OBP: 0.327, SLG: 0.323 Phil Hiatt, R OBP: 0.227, SLG: 0.286 (8, PH) (9, 7)										2	0	0	0	0	2	1				
<b>Inning Stats</b>	R: 0 H: 1 E: 0 K: 2 S: 10	H: 0 LOB: 0 BB: 0 P: 17	R: 0 H: 0 E: 0 K: 3 S: 9	H: 0 LOB: 0 BB: 0 P: 14	R: 0 H: 0 E: 0 K: 2 S: 12	H: 0 LOB: 0 BB: 0 P: 19	R: 0 H: 0 E: 0 K: 2 S: 8	H: 0 LOB: 0 BB: 0 P: 15	R: 0 H: 1 E: 0 K: 3 S: 16	H: 1 LOB: 1 BB: 0 P: 23	R: 0 H: 0 E: 0 K: 2 S: 8	H: 0 LOB: 0 BB: 0 P: 12	R: 0 H: 2 E: 0 K: 2 S: 17	H: 2 LOB: 2 BB: 0 P: 23	R: 0 H: 1 E: 0 K: 1 S: 10	H: 1 LOB: 1 BB: 0 P: 14	1B: 5 2B: 0 3B: 0 HR: 0	SF: 0 SAC: 0 DP: 0 HBP: 0	WP: 1 PB: 0 SB: 2 CS: 0	PA: 32
<b>PITCHER</b>	IP WLS BF H R ER SO BB IBB HBP BLK WP HR S P ERA WHIP																			
Roger Clemens, R ERA: 3.67 (1, 1)	9.0 W 32 5 0 0 20 0 0 0 0 1 0 101 151 0.00 0.556																			

Boston Red Sox @ Detroit Tigers  
Tiger Stadium, Detroit, MI  
Wed Sep 18 1996, 7:05 PM EDT  
Att: 8,779 - Unknown - 70 F

AB 32  
R 0  
H 5  
RBI 0  
BB 0  
SO 20  
LOB 13





Batter	1	2	3	4	5	6	7	8	9	AB	R	H	RBI	BB	SO	LOB	TOP					
<b>Darren Bragg, L</b> OBP: 0.372, SLG: 0.410 (1, 8)	G4-3	BB		F9	1B		P6		2B	4	0	1	0	2	0	0	<b>Boston Red Sox @ Detroit Tigers</b> Tiger Stadium, Detroit, MI Thu Sep 19 1996, 3:33 AM EDT Att: 7,666 - Sunny - 70 F					
<b>Jeff Fyfe, R</b> OBP: 0.386, SLG: 0.399 (1, 4)	K	BB		S	BB		2B		F7	4	0	2	3	2	1	1						
<b>Mo Vaughn, L</b> OBP: 0.417, SLG: 0.577 (1, 3)	K	BB		BB	1B		2B		K	5	0	0	0	1	4	7						
<b>Jose Canseco, R</b> OBP: 0.417, SLG: 0.623 (1, 10)		G5-3		P3					K	4	0	0	0	0	1	5						
<b>John Valentin, R</b> OBP: 0.372, SLG: 0.436 (1, 5)		1B		F9	G5-3		G5-4-3		K	5	1	1	0	0	1	3						
<b>Mike Greenwell, L</b> OBP: 0.331, SLG: 0.434 (8, PR)	BB	1B		K			F8		BB	4	1	2	0	1	1	0						
<b>Lee Tinsley, S</b> OBP: 0.276, SLG: 0.290 (8, 8)	BB	1B					BB		1B	0	0	0	0	0	0	0						
<b>Rudy Pemberton, R</b> OBP: 0.328, SLG: 0.430 (8, PH)	BB	1B		E	S		L9		P6	4	2	2	1	0	0	1						
<b>Troy O'Leary, L</b> OBP: 0.328, SLG: 0.430 (8, 7)	BB	1B		BB	1B				BB	0	0	0	0	1	0	0						
<b>Bill Haselman, R</b> OBP: 0.336, SLG: 0.410 (1, 2)	BB	BB		BB	1B		BB		K	3	3	2	2	2	1	2						
<b>Nomar Garciaparra, R</b> OBP: 0.289, SLG: 0.388 (1, 6)	BB	BB		L9			G1-3		F9	5	1	2	2	0	0	1						
<b>Inning Stats</b>	R: 0 E: 0 K: 2 S: 9	H: 0 LOB: 0 BB: 0 P: 13	R: 4 E: 0 K: 1 S: 21	H: 4 LOB: 3 BB: 3 P: 43	R: 1 E: 0 K: 1 S: 15	H: 2 LOB: 1 BB: 0 P: 22	R: 0 E: 0 K: 0 S: 11	H: 0 LOB: 2 BB: 2 P: 23	R: 2 E: 0 K: 0 S: 15	H: 2 LOB: 2 BB: 2 P: 31	R: 0 E: 0 K: 0 S: 5	H: 0 LOB: 1 BB: 1 P: 13	R: 1 E: 0 K: 1 S: 14	H: 2 LOB: 0 BB: 0 P: 21	R: 0 E: 0 K: 3 S: 15	H: 1 LOB: 2 BB: 2 P: 24	R: 0 E: 0 K: 1 S: 10	H: 1 LOB: 1 BB: 0 P: 15	1B: 9 2B: 2 3B: 0 HR: 1	SF: 0 SAC: 0 DP: 1 HBP: 1	WP: 0 PB: 0 SB: 2 CS: 0	PA: 48
<b>PITCHER</b>	IP	WLS	BF	H	R	ER	SO	BB	IBB	HBP	BLK	WP	HR	S	P	ERA	WHIP					
<b>Trever Miller, L</b> ERA: 9.0	1.1	L	10	4	4	4	2	2	0	0	0	0	0	24	44	27.00	4.500					
<b>Greg Keagle, R</b> ERA: 8.07	3.1		19	4	3	2	2	4	1	0	0	0	0	46	85	5.40	2.400					
<b>Richie Lewis, R</b> ERA: 4.32	1.1		5	0	0	0	0	1	0	1	0	0	0	6	16	0.00	0.750					
<b>Joey Eischen, L</b> ERA: 4.36	1.0		5	2	1	1	1	0	0	0	0	0	1	14	21	9.00	2.000					
<b>Brian Williams, R</b> ERA: 6.92	1.0		5	1	0	0	3	1	0	0	0	0	0	15	24	0.00	2.000					

Batter	1	2	3	4	5	6	7	8	9	AB	R	H	RBI	BB	SO	LOB	BOTTOM					
<b>Bobby Higginson, L</b> OBP: 0.305, SLG: 0.576 (1, 7)	1B		B2-3		E		K			4	0	3	0	1	1	0	<b>Boston Red Sox @ Detroit Tigers</b> Tiger Stadium, Detroit, MI Thu Sep 19 1996, 3:33 AM EDT Att: 7,666 - Sunny - 70 F					
<b>Fausto Cruz, R</b> OBP: 0.304, SLG: 0.318 (1, 4)	FC6-4		B2-3		K		BB		K	5	1	2	0	0	2	4						
<b>Ruben Sierra, S</b> OBP: 0.325, SLG: 0.381 (1, 10)	P6		L5		E3		BB		G4-3	4	0	0	0	1	0	4						
<b>Tony Clark, S</b> OBP: 0.295, SLG: 0.477 (1, 3)	K		WP		G4-3		BB		K	5	0	2	1	0	2	4						
<b>Travis Fryman, R</b> OBP: 0.325, SLG: 0.437 (1, 6)	FC6-4		BB		HR		P5		BB	4	1	2	0	1	0	4						
<b>Melvin Nieves, S</b> OBP: 0.322, SLG: 0.479 (1, 9)	G6-3		BB		BB		K		F7	4	0	0	0	1	2	4						
<b>Phil Nevin, R</b> OBP: 0.320, SLG: 0.429 (1, 5)	K		L1-5		G1-3		G1-3		G1-3	4	0	0	0	0	1	4						
<b>Raul Casanova, S</b> OBP: 0.213, SLG: 0.347 (1, 2)	L6		F8		HR		1B		1B	4	1	2	2	0	0	2						
<b>Kimera Barteo, R</b> OBP: 0.320, SLG: 0.316 (1, 8)	F7				P4		P6		P6	4	0	0	0	0	1	1						
<b>Inning Stats</b>	R: 0 E: 0 K: 1 S: 10	H: 2 LOB: 2 BB: 0 P: 12	R: 0 E: 0 K: 1 S: 8	H: 0 LOB: 0 BB: 0 P: 13	R: 0 E: 0 K: 0 S: 6	H: 1 LOB: 1 BB: 0 P: 7	R: 0 E: 0 K: 0 S: 18	H: 2 LOB: 2 BB: 1 P: 27	R: 0 E: 1 K: 1 S: 11	H: 0 LOB: 0 BB: 1 P: 18	R: 2 E: 0 K: 2 S: 11	H: 2 LOB: 0 BB: 0 P: 15	R: 1 E: 0 K: 2 S: 24	H: 2 LOB: 2 BB: 1 P: 37	R: 0 E: 0 K: 1 S: 14	H: 2 LOB: 2 BB: 0 P: 18		R: 0 E: 0 K: 1 S: 12	H: 0 LOB: 1 BB: 1 P: 23	1B: 9 2B: 2 3B: 0 HR: 1	SF: 0 SAC: 0 DP: 1 HBP: 0	WP: 1 PB: 0 SB: 0 CS: 0
<b>PITCHER</b>	IP	WLS	BF	H	R	ER	SO	BB	IBB	HBP	BLK	WP	HR	S	P	ERA	WHIP					
<b>Tom Gordon, R</b> ERA: 5.52	7.0	W	33	9	3	3	7	3	0	0	0	0	0	88	129	3.86	1.714					
<b>Mark Brandenburg, R</b> ERA: 3.63	2.0		9	2	0	0	2	1	0	0	0	0	0	26	41	0.00	1.500					



Batter	1	2	3	4	5	6	7	8	9	AB	R	H	RBI	BB	SO	LOB	TOP					
<b>Kimera Barteo, R</b> (1, 8) OBP: 0.322, SLG: 0.323	F9			1B	E	K		K		5	2	2	0	0	2	3	<b>Detroit Tigers @ Milwaukee Brewers</b> Milwaukee County Stadium, Milwaukee, WI Fri Sep 20 1996, 8:05 PM EDT Att: 15,046 - Unknown - 63 F					
<b>Bobby Higginson, L</b> (1, 7) OBP: 0.405, SLG: 0.572	G4-3			1B	E3	G4-3		G6-3		3	2	0	0	2	0	3						
<b>Travis Fryman, R</b> (1, 6) OBP: 0.326, SLG: 0.440	G6-3			F8	G3-6-1	G4-3			1-1	5	0	2	3	0	0	4						
<b>Ruben Sierra, S</b> (1, 10)		G5-3		E	G3-6-1	G4-3		G4-3	0-2	5	1	1	1	0	0	5						
<b>Tony Clark, S</b> (1, 3) OBP: 0.294, SLG: 0.474	K	K		SF8				K	2-1	4	0	1	2	0	2	1						
<b>Phil Nevin, R</b> (1, 5) OBP: 0.304, SLG: 0.406	K			E3	G5-3		F9	G6-3	2-2	5	1	0	0	0	1	3						
<b>Melvin Nieves, S</b> (1, 9) OBP: 0.324, SLG: 0.485			K				G4-3			3	2	1	3	1	1	0						
<b>Brad Ausmus, R</b> (1, 2) OBP: 0.298, SLG: 0.309		G5-3		P6				L7	2-2	4	1	1	0	0	0	0						
<b>Fausto Cruz, R</b> (1, 4) OBP: 0.333, SLG: 0.385	F7						E6		2-0	4	1	2	0	0	0	1						
<b>Inning Stats</b>	R: 0 E: 0 K: 0 S: 7	H: 0 LOB: 0 BB: 0 P: 11	R: 0 E: 0 K: 2 S: 9	H: 0 LOB: 0 BB: 0 P: 12	R: 0 E: 0 K: 1 S: 9	H: 0 LOB: 0 BB: 0 P: 14	R: 5 E: 1 K: 0 S: 17	H: 3 LOB: 0 BB: 1 P: 28	R: 3 E: 1 K: 0 S: 16	H: 4 LOB: 1 BB: 0 P: 24	R: 2 E: 1 K: 1 S: 18	H: 1 LOB: 2 BB: 2 P: 32	R: 0 E: 0 K: 1 S: 10	H: 0 LOB: 0 BB: 0 P: 14	R: 0 E: 0 K: 1 S: 9	H: 1 LOB: 1 BB: 0 P: 18	R: 0 E: 0 K: 0 S: 10	H: 1 LOB: 1 BB: 0 P: 15	1B: 6 2B: 2 3B: 1 HR: 1	SF: 1 SAC: 0 DP: 1 HBP: 0	WP: 0 PB: 1 SB: 0 CS: 0	PA: 42
<b>PITCHER</b>	IP	WLS	BF	H	R	ER	SO	BB	IBB	HBP	BLK	WP	HR	S	P	ERA	WHIP					
<b>Scott Karl, L</b> (1, 1) ERA: 4.78	4.0	L	21	6	8	3	3	1	0	0	0	0	1	50	75	6.75	1.750					
<b>Ramon Garcia, R</b> (5, 1) ERA: 5.9	4.0		17	3	2	0	3	1	1	0	0	0	0	45	78	0.00	1.000					
<b>Al Reyes, R</b> (9, 1) ERA: 9.0	1.0		4	1	0	0	0	0	0	0	0	0	0	10	15	0.00	1.000					

Batter	1	2	3	4	5	6	7	8	9	AB	R	H	RBI	BB	SO	LOB	BOTTOM				
<b>Fernando Vina, L</b> (1, 4) OBP: 0.343, SLG: 0.391	G4-3									4	0	0	0	0	0	2	<b>Detroit Tigers @ Milwaukee Brewers</b> Milwaukee County Stadium, Milwaukee, WI Fri Sep 20 1996, 8:05 PM EDT Att: 15,046 - Unknown - 63 F				
<b>Mark Loretta, R</b> (8, 4) OBP: 0.329, SLG: 0.320			G3-1							0	0	0	0	0	0	0					
<b>Jeff Cirillo, R</b> (1, 5) OBP: 0.391, SLG: 0.507	G4-3			BB						3	0	0	0	1	0	0					
<b>Dave Nilsson, L</b> (1, 3) OBP: 0.407, SLG: 0.533	FC6-4			BB						4	0	2	0	0	1	0					
<b>John Jaha, R</b> (1, 10) OBP: 0.392, SLG: 0.528	FC6-4									3	0	0	0	1	1	1					
<b>Jose Valentin, S</b> (1, 6) OBP: 0.331, SLG: 0.478		K		F9						4	0	0	0	0	2	3					
<b>Marc Newfield, R</b> (1, 7) OBP: 0.332, SLG: 0.450										3	1	1	0	0	0	3					
<b>18 Todd Dunn, R</b> (9, 7) OBP: 0.200, SLG: 0.200	G5-3			P3						1	0	0	0	0	1	0					
<b>Jeremy Burnitz, L</b> (1, 9) OBP: 0.376, SLG: 0.450	G3			G4-3						4	0	1	0	0	0	3					
<b>Gerald Williams, R</b> (1, 8) OBP: 0.294, SLG: 0.384										3	0	3	1	0	0	0					
<b>Jesse Levis, L</b> (1, 2) OBP: 0.348, SLG: 0.284										3	0	0	0	0	0	4					
<b>Kelly Stinnett, R</b> (8, 2) OBP: 0.130, SLG: 0.048	G1-6-3									0	0	0	0	0	0	0					
<b>Inning Stats</b>	R: 0 E: 0 K: 0 S: 9	H: 1 LOB: 1 BB: 0 P: 15	R: 0 E: 0 K: 1 S: 8	H: 0 LOB: 0 BB: 0 P: 13	R: 0 E: 0 K: 0 S: 6	H: 1 LOB: 0 BB: 0 P: 10	R: 0 E: 0 K: 0 S: 13	H: 1 LOB: 3 BB: 2 P: 24	R: 0 E: 0 K: 1 S: 9	H: 0 LOB: 0 BB: 0 P: 13	R: 1 E: 0 K: 0 S: 9	H: 3 LOB: 2 BB: 0 P: 12	R: 0 E: 0 K: 1 S: 6	H: 0 LOB: 0 BB: 0 P: 10	R: 0 E: 0 K: 2 S: 9	H: 0 LOB: 0 BB: 0 P: 12	1B: 7 2B: 1 3B: 0 HR: 0	SF: 0 SAC: 0 DP: 2 HBP: 0	WP: 0 PB: 0 SB: 0 CS: 0	PA: 34	
<b>PITCHER</b>	IP	WLS	BF	H	R	ER	SO	BB	IBB	HBP	BLK	WP	HR	S	P	ERA	WHIP				
<b>Omar Olivares, R</b> (1, 1) ERA: 4.89	4.0		17	4	0	0	1	2	0	0	0	0	0	24	35	3.00	1.000				
<b>A.J. Sager, R</b> (5, 1) ERA: 4.85	3.0	W	11	3	1	1	1	0	0	0	0	0	0	6	10	0.00	0.000				
<b>Mike Myers, L</b> (8, 1) ERA: 4.81	1.0		3	0	0	0	1	0	0	0	0	0	0	9	12	0.00	0.000				
<b>Jose Lima, R</b> (9, 1) ERA: 5.88	1.0		3	0	0	0	2	0	0	0	0	0	0	9	12	0.00	0.000				



Batter	1	2	3	4	5	6	7	8	9	AB	R	H	RBI	BB	SO	LOB	TOP					
<b>Bobby Higginson, L</b> (1, 7) OBP: 0.308, SLG: 0.579 <b>Shannon Penn, S</b> (8, 7) OBP: 0.071, SLG: 0.071	L3		L5-4 BB		HR		1B BB		F8	2	1	1	1	2	0	0						
<b>Brad Ausmus, R</b> (1, 2) OBP: 0.300, SLG: 0.310 <b>Raul Casanova, S</b> (7, PH) OBP: 0.221, SLG: 0.342	1B		BB		F7		1B BB		K	2	0	1	0	1	0	0						
<b>Travis Fryman, R</b> (1, 6) OBP: 0.325, SLG: 0.438	P4		L5-4		P3		1B		K	5	0	1	0	0	1	3						
<b>Ruben Sierra, S</b> (1, 10) OBP: 0.321, SLG: 0.376	G3-1		F9		L9		F8			4	0	0	0	0	0	5						
<b>Tony Clark, S</b> (1, 3) OBP: 0.296, SLG: 0.483 <b>Eddie Williams, R</b> (8, 3) OBP: 0.267, SLG: 0.307		HR 1B			G4-3		K			4	2	2	1	0	1	3						
<b>Melvin Nieves, S</b> (1, 9) OBP: 0.323, SLG: 0.490	K		HR		K		P4			4	1	1	1	0	2	4						
<b>Phil Nevin, R</b> (1, 5) OBP: 0.330, SLG: 0.495		HR			HR					3	2	3	3	1	0	0						
<b>Fausto Cruz, R</b> (1, 4) OBP: 0.290, SLG: 0.333	F9		FC6-5-4		F7		G6-4-3			4	0	0	0	0	0	2						
<b>Kimera Batee, R</b> (1, 8) OBP: 0.316, SLG: 0.317	K2-3		K		P6		K			4	0	0	0	0	3	1						
<b>Inning Stats</b>	R: 0 E: 0 K: 0 S: 11	H: 1 LOB: 1 BB: 0 P: 17	R: 2 E: 0 K: 2 S: 14	H: 2 LOB: 1 BB: 0 P: 19	R: 0 E: 0 K: 0 S: 5	H: 0 LOB: 1 BB: 2 P: 15	R: 1 E: 0 K: 1 S: 14	H: 2 LOB: 1 BB: 0 P: 21	R: 1 E: 0 K: 0 S: 8	H: 1 LOB: 0 BB: 0 P: 10	R: 2 E: 0 K: 1 S: 11	H: 2 LOB: 0 BB: 0 P: 16	R: 0 E: 0 K: 1 S: 12	H: 1 LOB: 3 BB: 2 P: 24	R: 0 E: 0 K: 1 S: 6	H: 0 LOB: 0 BB: 1 P: 13	R: 0 E: 0 K: 2 S: 10	H: 0 LOB: 0 BB: 0 P: 14	1B: 3 2B: 2 3B: 0 HR: 5	SF: 0 SAC: 0 DP: 2 HBP: 0	WP: 0 PB: 0 SB: 0 CS: 0	PA: 39
<b>PITCHER</b>	IP	WLS	BF	H	R	ER	SO	BB	IBB	HBP	BLK	WP	HR	S	P	ERA	WHIP					
<b>Jeff D'Amico, R</b> (1, 1) ERA: 5.4	6.0	W	27	8	6	6	4	2	0	0	0	0	5	63	98	9.00	1.667					
<b>Ron Villone, L</b> (7, 1) ERA: 3.26	3.0	S	12	1	0	0	4	3	0	0	0	0	0	28	51	0.00	1.333					

**Detroit Tigers @ Milwaukee Brewers**  
Milwaukee County Stadium, Milwaukee, WI  
Sat Sep 21 1996, 8:05 PM EDT  
Att: 33,106 - Unknown - 65 F

**AB 34**  
**R 6**  
**H 9**  
**RBI 6**  
**BB 5**  
**SO 8**  
**LOB 18**



Batter	1	2	3	4	5	6	7	8	9	AB	R	H	RBI	BB	SO	LOB	BOTTOM				
<b>Fernando Vina, L</b> (1, 4) OBP: 0.341, SLG: 0.391	G4-3 1B 2B	SF7	G4-3	E3			L1	G4-6-3		5	1	1	1	0	0	4					
<b>Jeff Cirillo, R</b> (1, 5) OBP: 0.391, SLG: 0.505	G4-3	WP 1B BB	P5	K			1B			4	1	1	0	1	1	3					
<b>Dave Nilsson, L</b> (1, 10) OBP: 0.409, SLG: 0.534	HR 1B	BB HR 1B	G6-3		G6-3		1B			5	2	3	2	0	0	0					
<b>John Jaha, R</b> (1, 3) OBP: 0.392, SLG: 0.525	HR BB	E5 BB HR		FC5-4 BB 1B BB	K		K			3	3	0	0	2	2	3					
<b>Jose Valentin, S</b> (1, 6) OBP: 0.334, SLG: 0.484	HR	HR BB		FC5-4 BB			K			2	2	1	3	3	1	2					
<b>Marc Newfield, R</b> (1, 7) OBP: 0.333, SLG: 0.452	2B	K		FC5-4 1B	K			BB BB 1B		5	1	2	0	0	2	6					
<b>Jeremy Burnitz, L</b> (1, 9) OBP: 0.381, SLG: 0.467	G5-3	HR		1B E 1B			K			4	2	2	5	1	1	1					
<b>Gerald Williams, R</b> (1, 8) OBP: 0.295, SLG: 0.385	K	HR 1B		E 1B			K			5	0	2	1	0	3	3					
<b>Jesse Levis, L</b> (1, 2) OBP: 0.349, SLG: 0.288		WP 2B	G3-1		K		G1-3			4	1	1	0	1	1	3					
<b>Inning Stats</b>	R: 4 E: 0 K: 1 S: 15	H: 4 LOB: 1 BB: 1 P: 29	R: 6 E: 1 K: 1 S: 26	H: 4 LOB: 1 BB: 2 P: 44	R: 0 E: 0 K: 0 S: 9	H: 0 LOB: 0 BB: 0 P: 13	R: 3 E: 1 K: 2 S: 21	H: 2 LOB: 2 BB: 2 P: 35	R: 0 E: 0 K: 2 S: 11	H: 0 LOB: 0 BB: 1 P: 20	R: 0 E: 0 K: 2 S: 9	H: 0 LOB: 0 BB: 0 P: 12	R: 0 E: 0 K: 2 S: 11	H: 2 LOB: 2 BB: 0 P: 20	R: 0 E: 0 K: 1 S: 7	H: 1 LOB: 2 BB: 2 P: 19	1B: 8 2B: 3 3B: 0 HR: 2	SF: 1 SAC: 0 DP: 1 HBP: 0	WP: 2 PB: 0 SB: 0 CS: 0	PA: 46	
<b>PITCHER</b>	IP	WLS	BF	H	R	ER	SO	BB	IBB	HBP	BLK	WP	HR	S	P	ERA	WHIP				
<b>Todd Van Poppel, R</b> (1, 1) ERA: 8.73	1.2	L	16	7	10	6	2	3	0	0	0	0	2	38	69	32.40	6.000				
<b>C.J. Nitkowski, L</b> (2, 1) ERA: 7.39	3.1		17	3	3	2	4	3	0	0	0	0	0	44	72	5.40	1.800				
<b>Joey Eischen, L</b> (6, 1) ERA: 4.29	1.0		3	0	0	0	2	0	0	0	0	0	0	9	12	0.00	0.000				
<b>Richie Lewis, R</b> (7, 1) ERA: 4.27	1.0		5	2	0	0	2	0	0	0	0	0	0	11	20	0.00	2.000				
<b>Brian Williams, R</b> (8, 1) ERA: 6.88	1.0		5	1	0	0	1	2	0	0	0	0	0	7	19	0.00	3.000				

**Detroit Tigers @ Milwaukee Brewers**  
Milwaukee County Stadium, Milwaukee, WI  
Sat Sep 21 1996, 8:05 PM EDT  
Att: 33,106 - Unknown - 65 F

**AB 37**  
**R 13**  
**H 13**  
**RBI 12**  
**BB 8**  
**SO 11**  
**LOB 25**





Batter	1	2	3	4	5	6	7	8	9	AB	R	H	RBI	BB	SO	LOB	TOP								
<b>Curtis Pride, L</b> (1, 10) OBP: 0.359, SLG: 0.492										5	2	2	0	0	2	2	<b>Detroit Tigers @ Milwaukee Brewers</b> Milwaukee County Stadium, Milwaukee, WI Sun Sep 22 1996, 4:33 AM EDT Att: 15,705 - Sunny - 67 F								
<b>Fausto Cruz, R</b> (1, 4) OBP: 0.257, SLG: 0.294										4	0	0	0	0	3	3									
<b>Ruben Sierra, S</b> (9, PH) OBP: 0.322, SLG: 0.377										1	1	1	1	0	0	0									
<b>Alan Trammell, R</b> (9, 4) OBP: 0.269, SLG: 0.258										0	0	0	0	0	0	0									
<b>Travis Fryman, R</b> (1, 6) OBP: 0.328, SLG: 0.440										4	1	3	2	1	0	0									
<b>Bobby Higginson, L</b> (1, 7) OBP: 0.308, SLG: 0.579										5	0	2	2	0	0	2									
<b>Tony Clark, S</b> (1, 3) OBP: 0.297, SLG: 0.479										3	0	0	0	2	2	1									
<b>Phil Nevin, R</b> (1, 5) OBP: 0.324, SLG: 0.485										4	0	1	1	0	3	4									
<b>Melvin Nieves, S</b> (1, 9) OBP: 0.324, SLG: 0.490										4	1	1	0	1	2	3									
<b>Raul Casanova, S</b> (1, 2) OBP: 0.232, SLG: 0.338										4	1	1	1	1	0	3									
<b>Kimera Batee, R</b> (1, 8) OBP: 0.321, SLG: 0.318										2	1	1	0	1	0	1									
<b>Inning Stats</b>	R: 0 E: 0 K: 1 S: 7	H: 0 LOB: 0 BB: 0 P: 13	R: 0 E: 0 K: 1 S: 11	H: 1 LOB: 1 BB: 0 P: 14	R: 0 E: 0 K: 1 S: 8	H: 0 LOB: 1 BB: 1 P: 15	R: 0 E: 1 K: 2 S: 13	H: 1 LOB: 1 BB: 0 P: 17	R: 3 E: 0 K: 2 S: 19	H: 5 LOB: 3 BB: 1 P: 33	R: 0 E: 0 K: 1 S: 8	H: 1 LOB: 0 BB: 1 P: 15	R: 0 E: 0 K: 1 S: 10	H: 0 LOB: 0 BB: 1 P: 18	R: 0 E: 0 K: 2 S: 14	H: 0 LOB: 1 BB: 1 P: 21	R: 4 E: 0 K: 1 S: 19	H: 4 LOB: 2 BB: 2 P: 32	1B: 10 2B: 2 3B: 0 HR: 0	SF: 1 SAC: 1 DP: 1 HBP: 0	WP: 1 PB: 0 SB: 1 CS: 0	PA: 44			
<b>PITCHER</b>	IP	WLS	BF	H	R	ER	SO	BB	IBB	HBP	BLK	WP	HR	S	P	ERA	WHIP								
<b>Ben McDonald, R</b> (1, 1) ERA: 3.87	6.0		28	8	3	3	8	2	0	0	0	0	0	66	107	4.50	1.667								
<b>Bob Wickman, R</b> (7, 1) ERA: 4.53	2.0		7	0	0	0	3	2	0	0	0	0	0	24	39	0.00	1.000								
<b>Mike Fetters, R</b> (9, 1) ERA: 3.49	1.0	L	9	4	4	4	1	1	1	0	0	1	0	19	32	36.00	5.000								

Batter	1	2	3	4	5	6	7	8	9	AB	R	H	RBI	BB	SO	LOB	BOTTOM								
<b>Fernando Vina, L</b> (1, 4) OBP: 0.341, SLG: 0.392										6	1	2	1	0	1	3	<b>Detroit Tigers @ Milwaukee Brewers</b> Milwaukee County Stadium, Milwaukee, WI Sun Sep 22 1996, 4:33 AM EDT Att: 15,705 - Sunny - 67 F								
<b>Jeff Cirillo, R</b> (1, 5) OBP: 0.391, SLG: 0.502										3	1	0	0	2	0	3									
<b>Dave Nilsson, L</b> (1, 10) OBP: 0.407, SLG: 0.530										5	0	1	1	0	0	5									
<b>John Jaha, R</b> (1, 3) OBP: 0.393, SLG: 0.533										5	1	3	3	0	0	2									
<b>Jose Valentin, S</b> (1, 6) OBP: 0.335, SLG: 0.481										3	0	0	0	2	0	2									
<b>Marc Newfield, R</b> (1, 7) OBP: 0.334, SLG: 0.453										4	0	1	0	1	1	4									
<b>Matt Mieske, R</b> (9, 7) OBP: 0.317, SLG: 0.471										0	0	0	0	0	0	0									
<b>Jeremy Burnitz, L</b> (1, 9) OBP: 0.386, SLG: 0.468										4	0	2	0	1	0	1									
<b>Gerald Williams, R</b> (1, 8) OBP: 0.292, SLG: 0.380										4	1	0	0	0	0	6									
<b>Turner Ward, S</b> (9, PH) OBP: 0.338, SLG: 0.367										1	0	0	0	0	0	1									
<b>Jesse Levis, L</b> (1, 2) OBP: 0.354, SLG: 0.296										4	1	2	0	1	0	4									
<b>Inning Stats</b>	R: 0 E: 0 K: 0 S: 6	H: 1 LOB: 0 BB: 0 P: 10	R: 0 E: 0 K: 0 S: 7	H: 1 LOB: 1 BB: 0 P: 10	R: 4 E: 1 K: 0 S: 14	H: 3 LOB: 3 BB: 3 P: 32	R: 0 E: 0 K: 0 S: 7	H: 0 LOB: 1 BB: 1 P: 16	R: 0 E: 1 K: 1 S: 14	H: 2 LOB: 2 BB: 0 P: 25	R: 0 E: 0 K: 0 S: 9	H: 2 LOB: 3 BB: 1 P: 17	R: 0 E: 0 K: 1 S: 13	H: 1 LOB: 2 BB: 2 P: 27	R: 0 E: 0 K: 0 S: 8	H: 1 LOB: 1 BB: 0 P: 11	1B: 6 2B: 4 3B: 0 HR: 1	SF: 0 SAC: 0 DP: 0 HBP: 0	WP: 0 PB: 0 SB: 0 CS: 0	PA: 46					
<b>PITCHER</b>	IP	WLS	BF	H	R	ER	SO	BB	IBB	HBP	BLK	WP	HR	S	P	ERA	WHIP								
<b>Brian Moehler, R</b> (1, 1) ERA:	5.1		27	6	5	0	0	3	1	0	0	0	0	49	91	0.00	1.688								
<b>John Cummings, L</b> (6, 1) ERA: 4.32	0.0		1	1	0	0	0	0	0	0	0	0	0	2	4										
<b>Richie Lewis, R</b> (6, 1) ERA: 4.26	0.1		1	0	0	0	0	0	0	0	0	0	0	1	3	0.00	0.000								
<b>Joey Eischen, L</b> (6, 1) ERA: 4.23	1.0		6	2	0	0	0	1	0	0	0	0	0	10	19	0.00	3.000								
<b>Mike Myers, L</b> (7, 1) ERA: 4.79	0.2		4	1	0	0	1	1	0	0	0	0	0	9	16	0.00	3.000								











Batter	1	2	3	4	5	6	7	8	9	AB	R	H	RBI	BB	SO	LOB	TOP					
Shannon Stewart, R OBP: 0.222, SLG: 0.235 (1, 8)	F9	F7		1B					BB	5	2	2	2	1	1	3						
Felipe Crespo, S OBP: 0.420, SLG: 0.257 (1, 5)	K		HR	1B		F8			BB	4	1	2	2	2	1	1						
Carlos Delgado, L OBP: 0.359, SLG: 0.501 (1, 3)	F7		HR		F8		G4-6-3		G4-6-3	6	1	1	2	0	1	5						
Ed Sprague, R OBP: 0.327, SLG: 0.496 (1, 10)		G5-3	F9							5	1	2	2	0	1	0						
Jacob Brumfield, R OBP: 0.321, SLG: 0.464 (1, 7)		HBP	K	G6-4-3					E8	4	2	1	0	1	1	2						
Shawn Green, L OBP: 0.336, SLG: 0.447 (1, 9)		HBP							G1-3	4	1	3	1	0	0	1						
Tilson Brito, R OBP: 0.344, SLG: 0.363 (1, 6)		HBP	P3						G4-3	4	1	2	0	0	0	2						
Miguel Cairo, R OBP: 0.300, SLG: 0.296 (1, 4)	K			1B	L5-3				K	4	2	1	1	0	2	5						
Julio Mosquera, R OBP: 0.281, SLG: 0.318 (1, 2)				2B	G4-3					5	2	4	2	0	0	1						
<b>Inning Stats</b>	R: 0 E: 0 K: 1 S: 6	H: 0 LOB: 0 BB: 0 P: 10	R: 1 E: 0 K: 1 S: 21	H: 2 LOB: 3 BB: 1 P: 35	R: 2 E: 0 K: 1 S: 9	H: 2 LOB: 1 BB: 0 P: 16	R: 3 E: 0 K: 0 S: 15	H: 4 LOB: 1 BB: 0 P: 23	R: 0 E: 0 K: 0 S: 12	H: 2 LOB: 0 BB: 1 P: 15	R: 6 E: 0 K: 1 S: 21	H: 6 LOB: 0 BB: 1 P: 30	R: 0 E: 0 K: 1 S: 14	H: 0 LOB: 0 BB: 1 P: 10	R: 0 E: 1 K: 1 S: 14	H: 0 LOB: 1 BB: 0 P: 21	R: 1 E: 0 K: 1 S: 8	H: 2 LOB: 1 BB: 1 P: 14	1B: 12 2B: 5 3B: 0 HR: 2	SF: 0 SAC: 0 DP: 4 HBP: 3	WP: 0 PB: 1 SB: 2 CS: 1	PA: 49
<b>PITCHER</b>	IP	WLS	BF	H	R	ER	SO	BB	IBB	HBP	BLK	WP	HR	S	P	ERA	WHIP					
C.J. Nitkowski, L ERA: 8.08 (1, 1)	3.0		20	7	6	6	3	1	0	3	0	0	1	42	71	18.00	2.667					
John Cummings, L ERA: 5.0 (4, 1)	2.2	L	13	6	4	4	1	1	0	0	0	0	1	35	50	13.50	2.625					
Richie Lewis, R ERA: 4.2 (6, 1)	1.1		6	3	2	1	1	1	0	0	0	0	0	12	18	6.75	3.000					
Jose Lima, R ERA: 5.7 (8, 1)	2.0		9	2	1	1	2	1	0	0	0	0	0	22	35	4.50	1.500					

Toronto Blue Jays @ Detroit Tigers  
Tiger Stadium, Detroit, MI  
Wed Sep 25 1996, 3:33 AM EDT  
Att: 8,055 - Cloudy - 61 F

AB 41  
R 13  
H 18  
RBI 12  
BB 4  
SO 7  
LOB 20



Batter	1	2	3	4	5	6	7	8	9	AB	R	H	RBI	BB	SO	LOB	BOTTOM					
Curtis Pride, L OBP: 0.369, SLG: 0.514 (1, 10)	L7		F7		HR	2B		BB	FC6-4	4	2	2	4	2	0	0						
Mark Lewis, R OBP: 0.328, SLG: 0.400 (1, 4)	K		G5-3		G3	G6-3		P4	FC6-4	6	0	1	1	0	1	3						
Travis Fryman, R OBP: 0.333, SLG: 0.444 (1, 6)		1B		1B	1B	G6-3			P3	5	1	3	0	1	0	3						
Bobby Higginson, L OBP: 0.305, SLG: 0.580 (1, 7)	F7		F7		2B	FC1-2-5-3		P4		5	1	1	0	0	0	5						
Tony Clark, S OBP: 0.300, SLG: 0.485 (1, 3)		HR		L9	HR	P5			1B	5	3	3	2	0	0	1						
Phil Nevin, R OBP: 0.323, SLG: 0.496 (1, 5)	K		K		HR		G4-3		BB	4	2	1	2	1	2	0						
Melvin Nieves, S OBP: 0.321, SLG: 0.481 (1, 9)							P5		BB	4	1	2	0	1	1	0						
Raul Casanova, S OBP: 0.244, SLG: 0.338 (7, PH)	F7								BB	2	1	1	0	1	0	1						
Brad Ausmus, R OBP: 0.304, SLG: 0.307 (8, 2)									BB	1	0	0	1	1	1	0						
Kimera Batee, R OBP: 0.313, SLG: 0.310 (8, PH)	FC6-4								BB	3	0	0	0	0	2	4						
Ruben Sierra, S OBP: 0.321, SLG: 0.375 (9, 7)								G4-3	K	2	0	0	0	0	1	3						
<b>Inning Stats</b>	R: 0 E: 0 K: 1 S: 10	H: 1 LOB: 1 BB: 0 P: 13	R: 1 E: 0 K: 1 S: 11	H: 1 LOB: 1 BB: 1 P: 18	R: 0 E: 0 K: 0 S: 8	H: 1 LOB: 1 BB: 0 P: 12	R: 0 E: 0 K: 2 S: 10	H: 0 LOB: 0 BB: 0 P: 15	R: 6 E: 0 K: 2 S: 28	H: 7 LOB: 2 BB: 1 P: 47	R: 1 E: 0 K: 0 S: 10	H: 1 LOB: 1 BB: 1 P: 15	R: 0 E: 0 K: 1 S: 11	H: 0 LOB: 0 BB: 0 P: 13	R: 0 E: 0 K: 0 S: 8	H: 0 LOB: 2 BB: 2 P: 20	R: 3 E: 0 K: 1 S: 16	H: 3 LOB: 2 BB: 2 P: 30	1B: 9 2B: 2 3B: 0 HR: 3	SF: 0 SAC: 0 DP: 0 HBP: 0	WP: 0 PB: 1 SB: 0 CS: 0	PA: 48
<b>PITCHER</b>	IP	WLS	BF	H	R	ER	SO	BB	IBB	HBP	BLK	WP	HR	S	P	ERA	WHIP					
Marty Janzen, R ERA: 7.33 (5, 1)	1.1	W	8	2	1	1	1	2	0	0	0	0	0	17	30	6.75	3.000					
Scott Brow, R ERA: 5.59 (7, 1)	2.0		8	0	0	0	1	2	0	0	0	0	0	19	33	0.00	1.000					
Dane Johnson, R ERA: 3.52 (9, 1)	0.1		5	2	3	3	1	2	0	0	0	0	0	12	25	81.00	12.000					
Mike Timlin, R ERA: 3.62 (9, 1)	0.2	S	3	1	0	0	0	0	0	0	0	0	0	4	5	0.00	1.500					

Toronto Blue Jays @ Detroit Tigers  
Tiger Stadium, Detroit, MI  
Wed Sep 25 1996, 3:33 AM EDT  
Att: 8,055 - Cloudy - 61 F

AB 41  
R 11  
H 14  
RBI 10  
BB 7  
SO 8  
LOB 20





Batter	1	2	3	4	5	6	7	8	9	AB	R	H	RBI	BB	SO	LOB	TOP
Fernando Vina, L (1,4) OBP: 0.342, SLG: 0.394	0-0 S S BB 1B	1-0 2B 1B		0-3 K						3	2	2	0	0	1	1	<p>Milwaukee Brewers @ Detroit Tigers</p> <p>Tiger Stadium, Detroit, MI</p> <p>Fri Sep 27 1996, 7:05 PM EDT</p> <p>Att: 8,606 - Unknown - 64 F</p>
Jeff Cirillo, R (1,5) OBP: 0.390, SLG: 0.499	4-2 BB BB BB 1-2	2-1 FC5 1-H 2B		1-1 FC6-4 1-2f						2	1	1	1	1	0	1	
Dave Nilsson, L (1,10) OBP: 0.408, SLG: 0.523	0-3 K	4-2 BB			0-0 B2-3					2	0	0	0	1	1	2	
John Jaha, R (1,3) OBP: 0.399, SLG: 0.547	4-2 BB BB SF8 1-2 2-3	2-0 FC5 2-3f			0-0 E 2B					2	2	1	0	1	0	2	
Jose Valentin, S (1,6) OBP: 0.335, SLG: 0.477	4-0 SF8 BB CS 1-2 2-3 3-H		3-2 L8		2-1 E9 1B 2-H					2	2	1	2	1	0	0	
Matt Mieske, R (1,7) OBP: 0.320, SLG: 0.471	4-2 CS BB 1-2 2-3 3-H		1-0 G1-3		1-0 G1-6-3 1B 2-H					2	0	1	2	1	0	0	
Jerome Burnitz, L (1,9) OBP: 0.380, SLG: 0.472	0-0 SF8 2-3 3-H		2-2 L5		2-1 G1-6-3 1B 1-2f					2	0	0	1	0	0	1	
Gerald Williams, R (1,8) OBP: 0.294, SLG: 0.373	1-2 CS 1-2 3-H	0-0 G4-6-3 1B		2-2 FC3-6 1B		2-2 F7				3	0	2	0	0	0	0	
Jesse Levis, L (1,2) OBP: 0.346, SLG: 0.286		0-2 G4-6-3 1-2f		1-2 FC3-6 FC6-4 1-2f						2	0	0	0	0	0	2	
<b>Inning Stats</b>	R: 4 E: 0 K: 1 S: 15	H: 1 LOB: 0 BB: 4 P: 31	R: 1 E: 0 K: 0 S: 12	H: 3 LOB: 2 BB: 1 P: 21	R: 0 E: 0 K: 0 S: 7	H: 0 LOB: 0 BB: 0 P: 13	R: 0 E: 0 K: 1 S: 11	H: 1 LOB: 1 BB: 0 P: 15	R: 2 E: 1 K: 0 S: 7	H: 3 LOB: 0 BB: 0 P: 12	R: 0 E: 0 K: 0 S: 8	H: 0 LOB: 0 BB: 0 P: 10					
<b>PITCHER</b>	IP WLS BF H R ER SO BB IBB HBP BLK WP HR S P ERA WHIP																
Todd Van Poppel, R (1,1) ERA: 9.06	0.1 L 6 1 4 4 1 4 0 0 0 0 0 0 11 27 108.00 15.000																
A.J. Sager, R (1,1) ERA: 4.53	2.2 10 3 1 1 0 1 0 0 0 0 0 0 23 38 3.38 1.500																
Joey Eischen, L (4,1) ERA: 4.21	2.0 9 4 2 1 1 0 0 0 0 0 0 0 18 27 4.50 2.000																
Richie Lewis, R (6,1) ERA: 4.18	0.1 1 0 0 0 0 0 0 0 0 0 0 0 8 10 0.00 0.000																

AB	20
R	7
H	8
RBI	6
BB	5
SO	2
LOB	9



1B:	6	SF:	1
2B:	2	SAC:	0
3B:	0	DP:	2
HR:	0	HBP:	0
WP:	0	PA:	27
SB:	0		
CS:	2		

Batter	1	2	3	4	5	6	7	8	9	AB	R	H	RBI	BB	SO	LOB	BOTTOM
Curtis Pride, L (1,10) OBP: 0.372, SLG: 0.515	0-0 E1 G6-3 1B		3-2 E G5-3 SF7 1B		0-3 K					3	2	2	0	0	1	0	<p>Milwaukee Brewers @ Detroit Tigers</p> <p>Tiger Stadium, Detroit, MI</p> <p>Fri Sep 27 1996, 7:05 PM EDT</p> <p>Att: 8,606 - Unknown - 64 F</p>
Mark Lewis, R (1,4) OBP: 0.327, SLG: 0.397	1-1 G6-3		0-0 G5-3 1-2		1-1 G6-3					3	0	0	1	0	0	1	
Travis Fryman, R (1,6) OBP: 0.333, SLG: 0.443	0-1 1B		3-2 E6 2-3		0-1 E3 WP HR					3	1	1	0	0	0	1	
Bobby Higginson, L (1,7) OBP: 0.407, SLG: 0.581	1-1 1B		1-1 SF7		4-0 HR BB					1	1	1	1	1	0	0	
Tony Clark, S (1,3) OBP: 0.300, SLG: 0.492	1-3 K		1-3 K		0-1 HR					3	1	1	3	0	2	2	
Melvin Nieves, S (1,9) OBP: 0.319, SLG: 0.478		1-2 G4-3		1-3 K		0-1 G3				3	0	0	0	0	1	0	
Phil Nevin, R (1,5) OBP: 0.333, SLG: 0.526		0-2 HR		4-1 G5-3 BB						1	1	1	1	1	0	0	
Brad Ausmus, R (1,2) OBP: 0.302, SLG: 0.306		2-3 K		1-2 G5-3						2	0	0	0	0	1	1	
Kimera Batee, R (1,8) OBP: 0.310, SLG: 0.307		2-3 K		3-3 K						2	0	0	0	0	2	1	
<b>Inning Stats</b>	R: 1 E: 1 K: 1 S: 10	H: 3 LOB: 1 BB: 0 P: 13	R: 1 E: 0 K: 2 S: 12	H: 1 LOB: 0 BB: 0 P: 17	R: 1 E: 1 K: 1 S: 13	H: 1 LOB: 1 BB: 0 P: 21	R: 0 E: 0 K: 2 S: 11	H: 0 LOB: 1 BB: 1 P: 20	R: 3 E: 1 K: 1 S: 11	H: 1 LOB: 0 BB: 1 P: 16							
<b>PITCHER</b>	IP WLS BF H R ER SO BB IBB HBP BLK WP HR S P ERA WHIP																
Ben McDonald, R (1,1) ERA: 3.9	3.0 14 5 3 2 4 0 0 0 0 0 1 1 35 51 6.00 1.667																
Bob Wickman, R (4,1) ERA: 4.42	2.0 W 10 1 3 0 3 2 0 0 0 0 1 1 22 36 0.00 1.500																

AB	21
R	6
H	6
RBI	6
BB	2
SO	7
LOB	6



1B:	4	SF:	1
2B:	0	SAC:	0
3B:	0	DP:	0
HR:	2	HBP:	0
WP:	1	PA:	24
SB:	0		
CS:	0		



Batter	1	2	3	4	5	6	7	8	9	AB	R	H	RBI	BB	SO	LOB	TOP					
Fernando Vina, L (1, 4) OBP: 0.342, SLG: 0.392	G6-3		SH5-3				G4-3		K	3	1	0	0	1	1	1	<b>Milwaukee Brewers @ Detroit Tigers</b> Tiger Stadium, Detroit, MI Sat Sep 28 1996, 7:05 PM EDT Att: 12,939 - Unknown - 59 F					
Jeff Cirillo, R (1, 5) OBP: 0.393, SLG: 0.505 Mark Loretta, R (9, 5) OBP: 0.327, SLG: 0.313	FC4-6 1B		G6-3				2B		BB 2B	5	2	4	2	0	0	1						
Dave Nilsson, L (1, 3) OBP: 0.407, SLG: 0.525 Tim Unroe, R (7, 3) OBP: 0.333, SLG: 0.167	FC4-6 1-2		F8				L8		K	4	0	1	2	0	0	3						
John Jaha, R (1, 10) OBP: 0.398, SLG: 0.543	FC6-4 1-2						F9		BB BB	4	0	0	0	1	1	3						
Jose Valentin, S (1, 6) OBP: 0.336, SLG: 0.475		G3							K	3	1	0	1	2	1	0						
Matt Mieske, R (1, 7) OBP: 0.321, SLG: 0.472	G6-3								BB BB	4	0	1	2	1	0	0						
Jeromy Burnitz, L (1, 9) OBP: 0.377, SLG: 0.470									BB BB	5	0	1	0	0	1	4						
Gerald Williams, R (1, 8) OBP: 0.296, SLG: 0.376									F8	3	2	1	0	1	1	2						
Jesse Levis, L (1, 2) OBP: 0.348, SLG: 0.283									BB BB	2	1	0	0	2	0	2						
<b>Inning Stats</b>	R: 0 E: 0 K: 0 S: 7	H: 1 LOB: 1 BB: 0 P: 15	R: 0 E: 0 K: 0 S: 6	H: 0 LOB: 0 BB: 0 P: 6	R: 1 E: 0 K: 0 S: 7	H: 0 LOB: 1 BB: 2 P: 17	R: 0 E: 0 K: 0 S: 5	H: 0 LOB: 0 BB: 0 P: 9	R: 3 E: 0 K: 1 S: 13	H: 3 LOB: 1 BB: 1 P: 24	R: 1 E: 0 K: 0 S: 14	H: 1 LOB: 1 BB: 1 P: 25	R: 0 E: 0 K: 0 S: 18	H: 1 LOB: 1 BB: 0 P: 26	R: 0 E: 0 K: 2 S: 16	H: 1 LOB: 1 BB: 0 P: 22		R: 2 E: 0 K: 2 S: 16	H: 1 LOB: 3 BB: 4 P: 35	1B: 2 2B: 5 3B: 1 HR: 0	SF: 0 SAC: 1 DP: 0 HBP: 0	WP: 1 PB: 0 SB: 0 CS: 0
<b>PITCHER</b>	IP	WLS	BF	H	R	ER	SO	BB	IBB	HBP	BLK	WP	HR	S	P	ERA	WHIP					
Brian Moehler, R (1, 1) ERA: 4.35	5.0	L	24	5	5	5	1	4	0	0	0	1	0	41	81	9.00	1.800					
Greg Keagle, R (6, 1) ERA: 7.39	3.0		11	2	0	0	3	0	0	0	0	0	0	45	63	0.00	0.667					
Mike Myers, L (9, 1) ERA: 5.01	0.1		3	1	2	2	1	1	0	0	0	0	0	6	10	54.00	6.000					
Brian Williams, R (9, 1) ERA: 6.77	0.2		5	0	0	0	1	3	0	0	0	0	0	10	25	0.00	4.500					

Batter	1	2	3	4	5	6	7	8	9	AB	R	H	RBI	BB	SO	LOB	BOTTOM					
Curtis Pride, L (1, 10) OBP: 0.371, SLG: 0.515 Raul Casanova, S (9, PH) OBP: 0.241, SLG: 0.333	K		F8 2B				G5-3		K	4	0	1	0	0	1	1	<b>Milwaukee Brewers @ Detroit Tigers</b> Tiger Stadium, Detroit, MI Sat Sep 28 1996, 7:05 PM EDT Att: 12,939 - Unknown - 59 F					
Mark Lewis, R (1, 4) OBP: 0.326, SLG: 0.396	K		F9				G4-3		BB 1B	4	0	1	0	0	1	1						
Travis Fryman, R (1, 6) OBP: 0.331, SLG: 0.440	K		F8				F8		K	4	0	0	0	0	2	2						
Bobby Higginson, L (1, 7) OBP: 0.306, SLG: 0.580			G4-3 FC1-2 2B				G3-1		G4-6-3 1-2	4	0	1	0	0	1	2						
Tony Clark, S (1, 3) OBP: 0.297, SLG: 0.487	G4-3						P5		G5-3	4	0	0	0	0	0	1						
Melvin Nieves, S (1, 9) OBP: 0.323, SLG: 0.485			BB BB				F8		1B SF8 BB	2	2	1	1	2	0	1						
Phil Nevin, R (1, 5) OBP: 0.338, SLG: 0.533	K						K		DI 1B	4	0	2	0	0	2	3						
Brad Ausmus, R (1, 2) OBP: 0.302, SLG: 0.304							G1-3		SF8	2	0	0	1	1	0	2						
Kimera Batee, R (1, 8) OBP: 0.306, SLG: 0.302 Phil Hiatt, R (9, PH) OBP: 0.261, SLG: 0.286	FC1-2 3-H						F8		BB	3	0	0	0	0	0	4						
<b>Inning Stats</b>	R: 0 E: 0 K: 3 S: 13	H: 0 LOB: 0 BB: 0 P: 16	R: 0 E: 0 K: 1 S: 12	H: 1 LOB: 3 BB: 2 P: 26	R: 0 E: 0 K: 1 S: 9	H: 1 LOB: 1 BB: 0 P: 16	R: 0 E: 1 K: 1 S: 8	H: 0 LOB: 1 BB: 0 P: 10	R: 0 E: 0 K: 0 S: 7	H: 0 LOB: 0 BB: 0 P: 12	R: 0 E: 0 K: 0 S: 8	H: 0 LOB: 0 BB: 0 P: 10	R: 1 E: 0 K: 0 S: 12	H: 2 LOB: 1 BB: 0 P: 21	R: 0 E: 0 K: 1 S: 8	H: 1 LOB: 0 BB: 0 P: 10		R: 1 E: 0 K: 1 S: 14	H: 1 LOB: 2 BB: 2 P: 32	1B: 2 2B: 3 3B: 0 HR: 1	SF: 1 SAC: 0 DP: 1 HBP: 0	WP: 0 PB: 0 SB: 0 CS: 0
<b>PITCHER</b>	IP	WLS	BF	H	R	ER	SO	BB	IBB	HBP	BLK	WP	HR	S	P	ERA	WHIP					
21 Cal Eldred, R (1, 1) ERA: 4.46	6.0	W	23	2	0	0	6	2	0	0	0	0	0	57	90	0.00	0.667					
Doug Jones, R (7, 1) ERA: 4.22	1.1		7	3	1	1	1	0	0	0	0	0	1	17	27	6.75	2.250					
Ron Villone, L (8, 1) ERA: 3.14	1.2		7	1	1	1	1	2	0	0	0	0	0	17	36	5.40	1.800					

AB 34  
R 7  
H 8  
RBI 7  
BB 8  
SO 6  
LOB 18



AB 32  
R 2  
H 6  
RBI 2  
BB 4  
SO 8  
LOB 19





