

Detroit Tigers - 1997

Batter	1	2	3	4	5	6	7	8	9	AB R H RBI BB SO LOB	TOP											
Brian Hunter, R (1, 8) Vince Coleman, S (7, PH) (7, 8)	G5-3		K		FC4-6 2B BB	CS	P6		K	2 1 0 0 1 1 1 2 0 0 0 0 1 1	Detroit Tigers @ Minnesota Twins Hubert H. Humphrey Metrodome, Minneapolis, MN Tue Apr 01 1997, 8:05 PM EST Att: 43,216 - Dome livebaseballscorecards.com											
Damion Easley, R (1, 4) OBP: 0.690, SLG: 0.800	K		G1-3		FC4-6 1B		1B 2B	1B	5 0 3 0 0 1 1													
Travis Fryman, R (1, 5) OBP: 0.400, SLG: 0.400	1B			K	FC4-6 2B		1B	F9	5 1 2 0 0 1 4													
Tony Clark, S (1, 3) OBP: 0.500, SLG: 0.750	G4-3			1B HR	F8 2B		G3-1		4 1 2 2 0 0 2													
Bobby Higginson, L (1, 7) OBP: 0.500, SLG: 0.333		G3		HR 1B	F8 2B			G6-4-3 BB	3 1 1 0 1 0 1													
Melvin Nieves, S (1, 9) OBP: 0.250, SLG: 1.000	F7			HR	G3			K	4 1 1 3 0 1 2													
Bubba Trammell, R (1, 10)	G6-3			G5-3 BB	F8			G6-4-3	3 0 0 0 1 0 1													
Brian Johnson, R (1, 2) OBP: 0.250, SLG: 0.250			G4-3	G5-3	K			1B 1B	4 0 1 0 0 1 1													
Deivi Cruz, R (1, 6) OBP: 0.667, SLG: 0.667 Curtis Pride, L (9, PH)			1B	K2-3	CS 1B			K	3 0 2 0 0 1 1 1 0 0 0 0 1 1													
Inning Stats	R: 0 E: 0 K: 1 S: 10	H: 1 LOB: 1 BB: 0 P: 15	R: 0 E: 0 K: 0 S: 6	H: 0 LOB: 0 BB: 0 P: 9	R: 0 E: 0 K: 1 S: 10	H: 1 LOB: 0 BB: 0 P: 13	R: 3 E: 0 K: 2 S: 17	H: 3 LOB: 1 BB: 1 P: 30	R: 2 E: 0 K: 0 S: 8	H: 2 LOB: 1 BB: 1 P: 14		R: 0 E: 0 K: 1 S: 6	H: 1 LOB: 0 BB: 0 P: 9	R: 0 E: 0 K: 0 S: 8	H: 2 LOB: 1 BB: 0 P: 11	R: 0 E: 0 K: 1 S: 6	H: 0 LOB: 0 BB: 0 P: 10	R: 0 E: 0 K: 2 S: 14	H: 2 LOB: 2 BB: 0 P: 23	1B: 9 2B: 2 3B: 0 HR: 1	SF: 0 SAC: 0 DP: 1 HBP: 0	WP: 0 PB: 0 SB: 0 CS: 1
PITCHER	IP WLS BF H R ER SO BB IBB HBP BLK WP HR S P ERA WHIP											IP WLS BF H R ER SO BB IBB HBP BLK WP HR S P ERA WHIP										
Brad Radke, R (1, 1) ERA: 9.0	5.0 24 7 5 5 4 2 0 0 0 0 0 1 51 81 9.00 1.800																					
Mike Trombley, R (6, 1) ERA:	1.2 6 3 0 0 1 0 0 0 0 0 0 0 12 18 0.00 1.800																					
Eddie Guardado, L (7, 1) ERA:	0.2 3 0 0 0 1 1 0 0 0 0 0 0 7 11 0.00 1.500																					
Dan Naulty, R (8, 1) ERA:	0.2 W 1 0 0 0 0 0 0 0 0 0 0 0 1 1 0.00 0.000																					
Rick Aguilera, R (9, 1) ERA:	1.0 S 5 2 0 0 2 0 0 0 0 0 0 0 14 23 0.00 2.000																					

Batter	1	2	3	4	5	6	7	8	9	AB R H RBI BB SO LOB	BOTTOM							
Chuck Knoblauch, R (1, 4) OBP: 0.200, SLG: 0.400	F9		L9		1B 2B		G6-4-3	K		5 1 1 0 0 1 2	Detroit Tigers @ Minnesota Twins Hubert H. Humphrey Metrodome, Minneapolis, MN Tue Apr 01 1997, 8:05 PM EST Att: 43,216 - Dome livebaseballscorecards.com							
Rich Becker, L (1, 8) OBP: 0.250, SLG: 0.250	F7		G6-3		FC5-4 1B		G5-3		4 0 1 2 0 0 0									
Paul Moltitor, R (1, 10) OBP: 0.500, SLG: 0.500	FC4-6 1B			F9	FC5-4 1B			BB 1B	4 1 2 0 0 0 1									
Marty Cordova, R (1, 7) OBP: 0.500, SLG: 0.333	FC4-6			F9	F7-3 1B			1B BB	3 1 1 0 1 0 1									
Matt Lawton, L (1, 9) OBP: 0.750, SLG: 0.667		G6-3 1B		1B	F7-3			SF7-5 BB	3 0 2 0 1 0 2									
Terry Steinbach, R (1, 2) OBP: 0.500, SLG: 0.500		G6-3		1B		K		HR 1B	4 1 2 1 0 1 1									
Scott Stahoviak, L (1, 3) OBP: 1.000, SLG: 1.000 Greg Colbrunn, R (4, PH) (5, 3)			1B		F8		G1-4-3	SF7-5	1 0 1 0 0 0 0 2 0 0 1 0 0 2									
Pat Meares, R (1, 6) OBP: 0.500, SLG: 1.750		G3			WP 3B		G5-3	HR	4 2 2 2 0 0 1									
Todd Walker, L (1, 5) OBP: 0.667, SLG: 0.500 Denny Hocking, S (8, PH) (9, 5)			K		2B WP 1B BB			G6-4-3 BB	2 1 1 0 1 1 0 0 0 0 0 1 0 0									
Inning Stats	R: 0 E: 0 K: 0 S: 8	H: 1 LOB: 1 BB: 0 P: 14	R: 0 E: 0 K: 1 S: 7	H: 0 LOB: 0 BB: 0 P: 12	R: 0 E: 0 K: 0 S: 17	H: 2 LOB: 2 BB: 0 P: 28	R: 3 E: 0 K: 0 S: 13	H: 4 LOB: 1 BB: 1 P: 28	R: 0 E: 0 K: 1 S: 7	H: 0 LOB: 0 BB: 0 P: 8		R: 0 E: 0 K: 0 S: 6	H: 1 LOB: 0 BB: 0 P: 10	R: 4 E: 0 K: 1 S: 14	H: 3 LOB: 1 BB: 3 P: 30	1B: 10 2B: 3 3B: 1 HR: 1	SF: 1 SAC: 0 DP: 4 HBP: 0	WP: 1 PB: 0 SB: 1 CS: 0
PITCHER	IP WLS BF H R ER SO BB IBB HBP BLK WP HR S P ERA WHIP											IP WLS BF H R ER SO BB IBB HBP BLK WP HR S P ERA WHIP						
Doug Brocail, R (1, 1) ERA: 6.75	4.0 20 8 3 3 1 1 0 0 0 0 0 0 18 27 6.75 2.250																	
A.J. Sager, R (5, 1) ERA:	3.0 9 2 0 0 1 0 0 0 0 0 0 0 18 27 0.00 0.667																	
Dan Miceli, R (8, 1) ERA: 54.0	0.2 L 6 3 4 4 0 2 0 0 0 0 0 1 8 19 54.00 7.500																	
Mike Myers, L (8, 1) ERA:	0.1 2 0 0 0 1 1 0 0 0 0 0 0 6 11 0.00 3.000																	

Batter	1	2	3	4	5	6	7	8	9	AB	R	H	RBI	BB	SO	LOB	TOP								
Brian Hunter, R (1, 8)	F8		L4-6		K			K	SH3-4	4	0	0	0	0	2	4									
Damion Easley, R (1, 4) OBP: 0.400, SLG: 0.444 (8, 6)	K			F7		G6-3		F 1B BB	K	4	1	0	0	1	2	1									
Travis Fryman, R (1, 5) OBP: 0.500, SLG: 0.375	G5-3			HR BB		P4		E8 1B		3	2	1	1	2	0	0									
Tony Clark, S (1, 3) OBP: 0.444, SLG: 0.556		G4-3		K		1B		2B 1B	K	5	0	2	2	0	2	3									
Bobby Higginson, L (1, 7) OBP: 0.500, SLG: 1.000	G3-1			HR		L4		1B		4	1	2	2	0	0	1									
Melvin Nieves, S (1, 9) OBP: 0.125, SLG: 0.500	L8			K			L8	K		4	0	0	0	0	2	2									
Curtis Pride, L (1, 10) Bubba Trammell, R (8, PH)			L4-6 1B		G1-4-3 BB		F7	G5-3		2	0	1	0	1	0	0									
Matt Walbeck, S (1, 2) OBP: 0.250, SLG: 1.000			K		G1-4-3		G6-3		HR	4	1	1	1	0	1	2									
Deivi Cruz, R (1, 6) Jody Reed, R (8, PH)					G4-3			E S 1B	SH3-4 1B	2	0	1	0	0	0	1									
										2	1	2	0	0	0	0									
Inning Stats	R: 0 E: 0 K: 1 S: 8	H: 0 LOB: 0 BB: 0 P: 10	R: 0 E: 0 K: 0 S: 3	H: 0 LOB: 0 BB: 0 P: 7	R: 0 E: 0 K: 1 S: 8	H: 2 LOB: 1 BB: 0 P: 11	R: 2 E: 0 K: 2 S: 10	H: 1 LOB: 0 BB: 1 P: 18	R: 0 E: 0 K: 1 S: 7	H: 0 LOB: 1 BB: 1 P: 16	R: 0 E: 0 K: 0 S: 6	H: 1 LOB: 1 BB: 0 P: 8	R: 0 E: 0 K: 0 S: 6	H: 0 LOB: 0 BB: 0 P: 9	R: 3 E: 1 K: 2 S: 16	H: 4 LOB: 2 BB: 1 P: 28	R: 1 E: 0 K: 2 S: 14	H: 2 LOB: 2 BB: 1 P: 25	1B: 7 2B: 2 3B: 0 HR: 2	SF: 0 SAC: 1 DP: 1 HBP: 0	WP: 0 PB: 0 SB: 1 CS: 0	PA: 40			
PITCHER	IP	WLS	BF	H	R	ER	SO	BB	IBB	HBP	BLK	WP	HR	S	P	ERA	WHIP								
Frankie Rodriguez, R (1, 1) ERA: 2.57	7.0	26	4	2	2	5	2	0	0	0	0	0	1	48	79	2.57	0.857								
Gregg Olson, R (8, 1) ERA: 81.0	0.1	4	2	3	3	1	1	0	0	0	0	0	0	7	13	81.00	9.000								
Greg Swindell, L (8, 1) ERA:	0.1	3	2	0	0	1	0	0	0	0	0	0	0	8	12	0.00	6.000								
Dan Naulty, R (8, 1) ERA:	0.1	1	0	0	0	0	0	0	0	0	0	0	0	1	3	0.00	0.000								
Rick Aguilera, R (9, 1) ERA: 4.5	1.0	W	6	2	1	1	2	0	1	0	0	0	1	14	25	9.00	2.000								

Detroit Tigers @ Minnesota Twins
Hubert H. Humphrey Metrodome, Minneapolis, MN
Wed Apr 02 1997, 8:05 PM EST
Att: 10,827 - Dome - 72 F

AB 35
R 6
H 10
RBI 6
BB 4
SO 9
LOB 16



Batter	1	2	3	4	5	6	7	8	9	AB	R	H	RBI	BB	SO	LOB	BOTTOM								
Chuck Knoblauch, R (1, 4) OBP: 0.200, SLG: 0.250	G3		G4-3		G5-3		SF9		1B SH2-4 BB	3	0	0	2	1	0	1									
Rich Becker, L (1, 8) OBP: 0.250, SLG: 0.250	K		2B 1B			F8	K		SH2-4	4	1	1	1	0	2	2									
Paul Moltitor, R (1, 10) OBP: 0.556, SLG: 0.571	G4-3		1B 2B			BB BB		P4	1B IBB	3	0	1	1	2	0	0									
Marty Cordova, R (1, 7) OBP: 0.444, SLG: 0.286		G4-3	L6			FC5-4 BB		K	1B	4	0	1	1	1	1	1									
Terry Steinbach, R (1, 2) OBP: 0.375, SLG: 0.286		K		G5-3		K		HR BB		3	1	0	0	1	2	2									
Greg Colbrunn, R (1, 3) OBP: 0.143, SLG: 0.667		K		G5-3		FC5-4		HR		4	1	1	2	0	1	2									
Matt Lawton, L (1, 9) OBP: 0.750, SLG: 0.600			SH1-3 1B G4-3 BB		K		1B SF9 BB	1B		2	2	1	0	2	1	0									
Ron Coomer, R (1, 5) Denny Hocking, S (7, PR)			G4-3 SH1-3 1B		P4		E 1B	K		3	1	2	0	0	0	0									
Pat Meares, R (1, 6) OBP: 0.429, SLG: 1.143			SH1-3		G6-3		P4	SH2-4 1B		3	1	1	0	0	0	2									
Inning Stats	R: 0 E: 0 K: 1 S: 11	H: 0 LOB: 0 BB: 0 P: 16	R: 0 E: 0 K: 2 S: 9	H: 0 LOB: 0 BB: 0 P: 15	R: 3 E: 0 K: 0 S: 12	H: 3 LOB: 1 BB: 1 P: 19	R: 0 E: 0 K: 1 S: 7	H: 0 LOB: 0 BB: 0 P: 11	R: 0 E: 0 K: 0 S: 7	H: 0 LOB: 0 BB: 0 P: 15	R: 1 E: 1 K: 1 S: 11	H: 1 LOB: 2 BB: 1 P: 21	R: 2 E: 0 K: 2 S: 21	H: 2 LOB: 1 BB: 1 P: 30	R: 1 E: 0 K: 0 S: 8	H: 2 LOB: 3 BB: 2 P: 21	1B: 6 2B: 1 3B: 0 HR: 1	SF: 1 SAC: 2 DP: 0 HBP: 0	WP: 0 PB: 0 SB: 0 CS: 0	PA: 40					
PITCHER	IP	WLS	BF	H	R	ER	SO	BB	IBB	HBP	BLK	WP	HR	S	P	ERA	WHIP								
Justin Thompson, L (1, 1) ERA: 6.0	6.0	25	3	4	4	5	4	0	0	0	0	0	0	51	95	6.00	1.167								
Felipe Lira, R (7, 1) ERA:	0.2	3	1	0	0	0	0	0	0	0	0	0	0	8	12	0.00	1.500								
Mike Myers, L (7, 1) ERA:	0.1	1	0	0	0	1	0	0	0	0	0	0	0	3	5	0.00	0.000								
Dan Miceli, R (8, 1) ERA: 40.5	0.2	4	1	2	2	1	1	0	0	0	0	0	1	13	20	27.00	3.000								
John Cummings, L (8, 1) ERA:	0.0	1	1	0	0	0	0	0	0	0	0	0	0	4	5	∞	∞								

Detroit Tigers @ Minnesota Twins
Hubert H. Humphrey Metrodome, Minneapolis, MN
Wed Apr 02 1997, 8:05 PM EST
Att: 10,827 - Dome - 72 F

AB 30
R 7
H 8
RBI 7
BB 7
SO 8
LOB 11



Batter	1	2	3	4	5	6	7	8	9	10	AB	R	H	RBI	BB	SO	LOB	TOP									
Brian Hunter, R OBP: 0.118, SLG: 0.063 (1, 8)	L4		K		P3			SF9 1B	G4-3		5	1	1	0	0	1	0										
Damion Easley, R OBP: 0.375, SLG: 0.357 (9, 6)	F4		K2-3			G1-3		E7 FC5 1B			4	1	1	1	1	1	0										
Travis Fryman, R OBP: 0.421, SLG: 0.563 (1, 5)	2B				G1-4-3 3B			SF9 1B	K		4	1	2	1	0	2	1										
Tony Clark, S OBP: 0.550, SLG: 0.688 (1, 3)	BB				G1-4-3			E 2B BB			3	1	0	1	2	1	0										
Bobby Higginson, L OBP: 0.412, SLG: 0.688 (1, 7)	K				F7			FC5 2B			5	2	1	1	0	2	3										
Melvin Nieves, S OBP: 0.294, SLG: 0.588 (1, 9)		G6-3			G4-1						5	0	2	3	0	0	0										
Curtis Pride, L OBP: 0.500, SLG: 0.714 Bubba Trammell, R (10, PH) OBP: 0.300, SLG: 0.222 (1, 10)	K							SF8 1B			4	1	2	0	0	1	1										
Matt Walbeck, S OBP: 0.222, SLG: 0.571 (1, 2)	G6-3							SF8 1B			3	0	0	1	1	0	2										
Deivi Cruz, R OBP: 0.455, SLG: 0.455 Vince Coleman, S (9, PH) Jody Reed, R (9, 4) OBP: 0.429, SLG: 0.429 (1, 6)					K			G5-3			3	1	1	0	0	1	0										
Inning Stats	R: 0 E: 0 K: 1 S: 13	H: 1 LOB: 2 BB: 1 P: 23	R: 0 E: 0 K: 1 S: 7	H: 0 LOB: 0 BB: 0 P: 13	R: 0 E: 0 K: 3 S: 9	H: 0 LOB: 0 BB: 0 P: 11	R: 1 E: 0 K: 0 S: 10	H: 1 LOB: 0 BB: 0 P: 14	R: 1 E: 1 K: 0 S: 6	H: 1 LOB: 0 BB: 0 P: 8	R: 0 E: 0 K: 1 S: 5	H: 0 LOB: 0 BB: 0 P: 6	R: 0 E: 0 K: 1 S: 11	H: 1 LOB: 1 BB: 0 P: 15	R: 5 E: 2 K: 0 S: 24	H: 4 LOB: 1 BB: 1 P: 32	R: 0 E: 0 K: 1 S: 12	H: 0 LOB: 1 BB: 1 P: 22	R: 1 E: 0 K: 1 S: 13	H: 2 LOB: 2 BB: 1 P: 24	1B: 4 2B: 4 3B: 2 HR: 0	SF: 2 SAC: 0 DP: 0 HBP: 0	WP: 0 PB: 0 SB: 1 CS: 0	PA: 45			
PITCHER	IP	WLS	BF	H	R	ER	SO	BB	IBB	HBP	BLK	WP	HR	S	P	ERA	WHIP										
James Baldwin, R ERA: 3.68 (1, 1)	7.1		30	7	5	4	7	1	0	0	0	0	0	14	19	4.91	1.091										
Tony Castillo, L ERA: 5.4 (8, 1)	0.2		5	1	2	0	0	1	0	0	0	0	0	18	34	6.75	1.500										
Al Levine, R ERA: 2.7 (9, 1)	1.1	L	6	1	1	1	2	1	0	0	0	0	0	3	4	∞	∞										
Mike Bertotti, L ERA: (10, 1)	0.0		1	1	0	0	0	0	0	0	0	0	0	3	4	∞	∞										
41 Bill Simas, R ERA: (10, 1)	0.2		3	0	0	0	0	1	0	0	0	0	0	4	8	0.00	1.500										

Detroit Tigers @ Chicago White Sox
Comiskey Park, Chicago, IL
Fri Apr 04 1997, 4:33 AM EST
Att. 38,560 - Cloudy - 72 F

AB	39
R	8
H	10
RBI	8
BB	4
SO	9
LOB	10



Batter	1	2	3	4	5	6	7	8	9	10	AB	R	H	RBI	BB	SO	LOB	BOTTOM									
Tony Phillips, S OBP: 0.667, SLG: 0.727 (1, 9)	BB		FC5-4 BB		G3-6-1 1-2f			1B 2B		F8	3	1	1	1	3	0	3										
Dave Martinez, L OBP: 0.143, SLG: 0.143 (1, 8)	F9		FC5-4 G6-4-3 1-2f		G1-3			1B			5	0	1	1	0	0	5										
Frank Thomas, R OBP: 0.288, SLG: 0.167 (1, 3)	F4		G6-4-3 1-2f					1B BB		G4-3	4	1	0	0	1	1	2										
Albert Belle, R OBP: 0.357, SLG: 0.714 (1, 7)	K				K			G3-6-1 1B		P6	5	0	1	0	0	2	1										
Harold Baines, L OBP: 0.308, SLG: 0.308 (1, 10)		G1-3 1B			K			G3-6-1 1-2f 2-3		K	5	0	1	0	0	2	2										
Chris Snopce, R OBP: 0.231, SLG: 0.100 Norberto Martin, R (10, PH) OBP: 1.000, SLG: 4.000 (1, 5)		K			1B			P4		FC6-4 BB	3	1	1	0	1	1	1										
Ray Durham, S OBP: 0.357, SLG: 0.455 (1, 4)	G1-3				F8			1B 2B BB		FC6-4 BB	4	1	2	2	1	0	2										
Ron Karkovice, R OBP: 0.444, SLG: 0.750 Darren Lewis, R (8, PR) Tony Peña, R (9, 2) OBP: 0.500, SLG: 0.500 (1, 2)		G1-3						1B 2B BB		B3	3	1	2	1	1	0	1										
Ozzie Guillen, L OBP: 0.231, SLG: 0.182 (1, 6)	FC4-6							2B 1B		FC6-4	3	1	1	2	2	0	4										
Inning Stats	R: 0 E: 0 K: 1 S: 8	H: 1 LOB: 1 BB: 1 P: 15	R: 0 E: 0 K: 1 S: 15	H: 1 LOB: 2 BB: 1 P: 25	R: 0 E: 0 K: 0 S: 8	H: 0 LOB: 0 BB: 1 P: 15	R: 0 E: 0 K: 2 S: 11	H: 1 LOB: 1 BB: 0 P: 19	R: 1 E: 0 K: 0 S: 5	H: 1 LOB: 0 BB: 1 P: 10	R: 0 E: 0 K: 1 S: 7	H: 0 LOB: 0 BB: 0 P: 11	R: 0 E: 0 K: 0 S: 10	H: 1 LOB: 3 BB: 2 P: 23	R: 6 E: 0 K: 0 S: 15	H: 6 LOB: 1 BB: 2 P: 31	R: 0 E: 0 K: 1 S: 5	H: 0 LOB: 0 BB: 0 P: 8	R: 0 E: 0 K: 0 S: 12	H: 0 LOB: 2 BB: 2 P: 22	1B: 5 2B: 3 3B: 1 HR: 1	SF: 0 SAC: 0 DP: 3 HBP: 0	WP: 0 PB: 0 SB: 1 CS: 0	PA: 46			
PITCHER	IP	WLS	BF	H	R	ER	SO	BB	IBB	HBP	BLK	WP	HR	S	P	ERA	WHIP										
Brian Moehler, R ERA: 1.35 (7, 1)	6.2		26	4	1	1	5	4	0	0	0	0	0	61	106	1.35	1.200										
Mike Myers, L ERA: (8, 1)	0.1		3	0	0	0	0	2	0	0	0	0	0	3	12	0.00	6.000										
Felipe Lira, R ERA: 15.43 (8, 1)	0.2		6	3	4	4	0	2	0	0	0	0	0	12	23	54.00	7.500										
Dan Miceli, R ERA: 54.0 (8, 1)	0.0		2	2	1	1	0	0	0	0	0	0	0	2	5	∞	∞										
Todd Jones, R ERA: 4.5 (8, 1)	1.1	W	6	1	1	1	1	2	0	0	0	0	0	10	22	6.75	2.250										

Detroit Tigers @ Chicago White Sox
Comiskey Park, Chicago, IL
Fri Apr 04 1997, 4:33 AM EST
Att. 38,560 - Cloudy - 72 F

AB	36
R	7
H	10
RBI	7
BB	10
SO	6
LOB	23



Batter	1	2	3	4	5	6	7	8	9	AB	R	H	RBI	BB	SO	LOB	TOP								
Brian Hunter, R OBP: 0.304, SLG: 0.238 (1, 8)	1-2 G3 1B	2-1 G5-3		1-2 HR 1B		3-1 S 1B	2-2 E1 E 1B		4-1 E S BB	5	3	4	3	1	0	0									
Damion Easley, R OBP: 0.384, SLG: 0.474 (1, 4)	1-2 G3		2-2 K	1-1 HR		0-1 F8	0-1 E5 CS 1B		4-2 BB	5	1	1	3	1	1	3									
Travis Fryman, R OBP: 0.400, SLG: 0.500 (1, 5)	1-2 HR 1B		2-1 G1-3 1B	1-1 F8		1-3 K	1-3 K		0-2 F9	6	1	2	1	0	2	5									
Tony Clark, S OBP: 0.542, SLG: 0.955 (1, 3)	3-2 HR 1B		2-1 G1-3		1-1 HR		0-1 FC6-4 1B		2-1 HR	6	3	4	2	0	1	3									
Bobby Higginson, L OBP: 0.364, SLG: 0.714 (1, 7)	2-0 HR		0-0 G4-3		1-0 F8		0-0 FC6-4 FC4 1B		2-2 G4-3	5	1	1	3	0	0	2									
Melvin Nieves, S OBP: 0.394, SLG: 0.636 (1, 9)	1-2 G3-1		3-2 F8 BB 1B	2-2 G5-4-3 1B		0-2 FC4 BB 1B		3-2 2B	5	2	3	0	0	0	1										
Bubba Trammell, R OBP: 0.400, SLG: 0.250 (1, 10)	1-0 PO 1B		4-2 HR BB 1B	1-2 G5-4-3		4-0 2B BB		0-3 K	3	2	1	0	2	1	2										
Brian Johnson, R OBP: 0.308, SLG: 0.385 (1, 2)	0-0 PO	1-1 P3	3-1 F8		1-2 G4-3	1-1 2B E 1B		1-0 G1-3	5	1	1	1	0	0	3										
Deivi Cruz, R OBP: 0.438, SLG: 0.563 (1, 6)		1-0 F8	1-3 K		0-0 F8 2B	1-3 E 2B		0-1 G6-3	5	1	2	1	0	1	2										
Inning Stats	R: 4 E: 0 K: 0 S: 20	H: 5 LOB: 0 BB: 0 P: 29	R: 0 E: 0 K: 0 S: 5	H: 0 LOB: 0 BB: 0 P: 9	R: 0 E: 0 K: 1 S: 8	H: 1 LOB: 1 BB: 0 P: 14	R: 4 E: 0 K: 1 S: 19	H: 3 LOB: 0 BB: 1 P: 33	R: 1 E: 0 K: 0 S: 11	H: 2 LOB: 0 BB: 0 P: 16	R: 0 E: 0 K: 1 S: 12	H: 2 LOB: 2 BB: 0 P: 17	R: 5 E: 2 K: 1 S: 19	H: 4 LOB: 1 BB: 1 P: 27	R: 1 E: 0 K: 1 S: 14	H: 2 LOB: 1 BB: 0 P: 22	R: 0 E: 0 K: 1 S: 14	H: 0 LOB: 2 BB: 2 P: 21	1B: 12 2B: 3 3B: 0 HR: 4	SF: 0 SAC: 0 DP: 1 HBP: 0	WP: 0 PB: 0 CS: 2	PA: 50			
PITCHER	IP	WLS	BF	H	R	ER	SO	BB	IBB	HBP	BLK	WP	HR	S	P	ERA	WHIP								
Doug Drabek, R ERA: 20.25 (1, 1)	4.0		22	10	9	9	2	1	0	0	0	0	3	54	88	20.25	2.750								
Mike Bertotti, L ERA: (5, 1)	0.1		2	1	0	0	0	0	0	0	0	0	0	6	9	0.00	3.000								
Danny Darwin, R ERA: (5, 1)	1.2		6	2	0	0	1	0	0	0	0	0	0	15	21	0.00	1.200								
Tony Castillo, L ERA: 18.0 (7, 1)	1.1	L	12	6	6	5	1	1	0	0	0	0	1	29	44	33.75	5.250								
41 Bill Simas, R ERA: (8, 1)	1.2		7	0	0	0	2	2	0	0	0	0	0	18	26	0.00	1.200								
Batter	1	2	3	4	5	6	7	8	9	AB	R	H	RBI	BB	SO	LOB	BOTTOM								
Tony Phillips, S OBP: 0.619, SLG: 0.600 (1, 9)	0-1 G4-3	4-2 BB		4-2 HBP BB 1B	0-1 P3		2-2 FC4-6 1B		1-3 K	4	1	1	0	2	1	0									
Dave Martinez, L OBP: 0.250, SLG: 0.250 (1, 8)	2-2 G6-3 1B	2-3 K		0-1 BB HBP 2B 1B	3-2 F9		0-0 FC4-6 2B		2-1 1B	6	2	3	0	0	1	4									
Frank Thomas, R OBP: 0.300, SLG: 0.278 (1, 3)	3-2 G6-3	3-3 K		1-1 F4		3-2 BB WP 1B	2-0 F8 2B		3-2 G6-3	6	0	2	2	0	1	6									
Albert Belle, R OBP: 0.316, SLG: 0.556 (1, 7)	3-3 K		0-1 G4-3	2-0 2B HBP		3-2 P3	1-1 F8		1-3 K	4	1	0	0	0	1	3									
Harold Baines, L OBP: 0.389, SLG: 0.267 (1, 10)		4-0 HR BB 1B	2-3 K	4-0 2B BB		4-1 BB BB	2-2 F7		2-2 K	2	2	0	1	3	1	1									
Chris Snopce, R OBP: 0.389, SLG: 0.357 (1, 5)	0-1 HR 1B		3-3 K	3-2 3B 2B		4-1 FC5-4 BB	3-1 G6-4-3 1B		4-2 K	4	2	3	3	1	1	0									
Ray Durham, S OBP: 0.368, SLG: 0.533 (1, 4)	2-3 K			HR BB		3-3 K		1-0 G6-4-3	4	1	1	1	1	2	6										
Ron Karkovics, R OBP: 0.385, SLG: 0.833 Chad Kreuter, S (8, PH) (9, 2)	3-2 HR			K		0-0 FC5-4	1-0 L7		4-1 K	4	1	1	3	0	2	5									
Ozzie Guillen, L OBP: 0.278, SLG: 0.400 (1, 6)	0-0 E3 BB			K		1-2 K		0-1 G1-3	4	2	1	2	1	0	0										
Inning Stats	R: 0 E: 0 K: 1 S: 13	H: 1 LOB: 1 BB: 0 P: 21	R: 3 E: 1 K: 3 S: 18	H: 2 LOB: 2 BB: 2 P: 36	R: 0 E: 0 K: 2 S: 9	H: 0 LOB: 0 BB: 0 P: 14	R: 7 E: 0 K: 2 S: 21	H: 4 LOB: 1 BB: 3 P: 46	R: 0 E: 0 K: 0 S: 9	H: 0 LOB: 0 BB: 0 P: 12	R: 0 E: 0 K: 1 S: 16	H: 1 LOB: 3 BB: 2 P: 33	R: 2 E: 0 K: 0 S: 11	H: 2 LOB: 1 BB: 1 P: 22	R: 0 E: 0 K: 0 S: 4	H: 1 LOB: 0 BB: 0 P: 9	R: 0 E: 0 K: 1 S: 11	H: 1 LOB: 1 BB: 0 P: 17	1B: 7 2B: 2 3B: 1 HR: 2	SF: 0 SAC: 0 DP: 1 HBP: 1	WP: 1 PB: 0 SB: 0 CS: 0	PA: 48			
PITCHER	IP	WLS	BF	H	R	ER	SO	BB	IBB	HBP	BLK	WP	HR	S	P	ERA	WHIP								
Omar Olivares, R ERA: 16.2 (1, 1)	3.1		19	4	0	0	7	4	0	0	0	0	2	47	88	16.20	2.400								
Fernando Hernandez, R ERA: 40.5 (4, 1)	0.1		6	3	4	4	0	1	0	1	0	0	0	10	22	108.00	12.000								
Willie Blair, R ERA: 15.75 (4, 1)	2.1	W	10	1	0	0	2	2	0	0	0	1	0	29	52	0.00	1.286								
A.J. Sager, R ERA: 2.84 (7, 1)	2.0		9	3	2	2	0	1	0	0	0	0	0	15	31	9.00	2.000								
Todd Jones, R ERA: 3.0 (9, 1)	1.0	S	4	1	0	0	1	0	0	0	0	0	0	11	17	0.00	1.000								

Detroit Tigers @ Chicago White Sox
Comiskey Park, Chicago, IL
Sat Apr 05 1997, 4:33 AM EST
Att: 21,956 - Overcast - 61 F


AB 45
R 15
H 19
RBI 14
BB 4
SO 6
LOB 21




Detroit Tigers @ Chicago White Sox
Comiskey Park, Chicago, IL
Sat Apr 05 1997, 4:33 AM EST
Att: 21,956 - Overcast - 61 F

AB 39
R 12
H 12
RBI 12
BB 8
SO 10
LOB 25




Batter	1	2	3	4	5	6	7	8	9	AB	R	H	RBI	BB	SO	LOB	TOP											
Brian Hunter, R OBP: 0.321, SLG: 0.240 (1, 8)	G4-3		G6-3		K		WP S 1B		DI SF9 BB	4	1	1	0	1	1	0	Detroit Tigers @ Chicago White Sox Comiskey Park, Chicago, IL Sun Apr 06 1997, 4:33 AM EDT Att: 19,259 - Overcast - 60 F											
Damion Easley, R OBP: 0.370, SLG: 0.478 (1, 4)	S 1B		S 1B		K		S 1B	SF9 1-H		4	0	2	1	0	2	1												
Travis Fryman, R OBP: 0.367, SLG: 0.444 (1, 5)	S 1-2		P2			E6 1B		G5-3	DI 1B	5	0	1	0	0	1	2												
Tony Clark, S OBP: 0.483, SLG: 0.808 (1, 3)	K		S 1-2			K		K	K	4	0	0	0	1	4	3												
Bobby Higginson, L OBP: 0.385, SLG: 0.667 (1, 7)			F8							3	1	1	0	1	1	2												
Melvin Nieves, S OBP: 0.346, SLG: 0.692 (1, 10)					K					4	1	1	2	0	3	2												
Bubba Trammell, R OBP: 0.421, SLG: 0.313 (1, 9)						G4-6-3 1B			HR BB	4	0	2	0	0	1	3												
Matt Walbeck, S OBP: 0.231, SLG: 0.400 (1, 2)						G4-6-3 1-2			HR BB	3	0	0	0	1	1	2												
Deivi Cruz, R OBP: 0.368, SLG: 0.474 Curtis Pride, L OBP: 0.444, SLG: 0.625 (9, PH)	G4-3								G4-3	3	0	0	0	0	0	2												
Inning Stats	R: 0 E: 0 K: 2 S: 12	H: 1 LOB: 1 BB: 0 P: 19	R: 0 E: 0 K: 3 S: 12	H: 0 LOB: 2 BB: 1 P: 23	R: 0 E: 0 K: 0 S: 11	H: 1 LOB: 2 BB: 1 P: 24	R: 0 E: 0 K: 1 S: 10	H: 1 LOB: 0 BB: 0 P: 15	R: 0 E: 0 K: 2 S: 11	H: 0 LOB: 0 BB: 0 P: 14	R: 0 E: 0 K: 2 S: 15	H: 1 LOB: 1 BB: 0 P: 23	R: 0 E: 0 K: 1 S: 9	H: 1 LOB: 1 BB: 0 P: 17	R: 2 E: 0 K: 2 S: 17	H: 2 LOB: 1 BB: 1 P: 31		R: 1 E: 0 K: 1 S: 14	H: 1 LOB: 1 BB: 1 P: 26	1B: 7 2B: 0 3B: 0 HR: 1	SF: 1 SAC: 0 DP: 1 HBP: 0	WP: 1 PB: 1 SB: 2 CS: 0	PA: 40					
PITCHER	IP	WLS	BF	H	R	ER	SO	BB	IBB	HBP	BLK	WP	HR	S	P	ERA	WHIP											
Jaime Navarro, R ERA: 2.08 Al Levine, R ERA: 6.23 Roberto Hernandez, R ERA: 4.5	(1, 1)	7.0	W	29	5	0	0	11	2	0	0	0	1	0	80	135	0.00	1.000										
	(8, 1)	1.0		6	2	2	2	2	1	0	0	0	0	1	17	31	18.00	3.000										
	(9, 1)	1.0	S	5	1	1	1	1	1	0	0	0	0	0	14	26	9.00	2.000										

Batter	1	2	3	4	5	6	7	8	9	AB	R	H	RBI	BB	SO	LOB	BOTTOM											
Tony Phillips, S OBP: 0.654, SLG: 0.778 (1, 9)	HR				K					3	1	2	1	2	1	1	Detroit Tigers @ Chicago White Sox Comiskey Park, Chicago, IL Sun Apr 06 1997, 4:33 AM EDT Att: 19,259 - Overcast - 60 F											
Dave Martinez, L OBP: 0.200, SLG: 0.200 (1, 8)	B5-3				FC4-6 1B					5	0	0	0	0	0	4												
Frank Thomas, R OBP: 0.375, SLG: 0.300 (1, 3)	1B				1B					2	1	1	0	2	0	0												
Albert Belle, R OBP: 0.348, SLG: 0.545 (1, 7)	1B				1B					4	1	2	0	0	0	3												
Harold Baines, L OBP: 0.409, SLG: 0.278 (1, 10)	1B				P2					3	1	1	1	1	1	2												
Chris Snopce, R OBP: 0.409, SLG: 0.556 (1, 5)	F8				HR					4	1	2	1	0	0	2												
Ray Durham, S OBP: 0.348, SLG: 0.474 (1, 4)	1B				G3					4	0	1	1	0	1	2												
Tony Peña, R OBP: 0.333, SLG: 0.250 (1, 2)										2	0	0	1	1	1	0												
Ozzie Guillen, L OBP: 0.286, SLG: 0.389 (1, 6)										3	0	1	0	0	0	1												
Inning Stats	R: 3 E: 0 K: 0 S: 12	H: 4 LOB: 1 BB: 1 P: 22	R: 0 E: 0 K: 0 S: 11	H: 0 LOB: 3 BB: 3 P: 25	R: 1 E: 0 K: 0 S: 7	H: 1 LOB: 1 BB: 1 P: 14	R: 0 E: 0 K: 0 S: 12	H: 3 LOB: 2 BB: 0 P: 17	R: 1 E: 0 K: 1 S: 14	H: 2 LOB: 1 BB: 0 P: 21	R: 0 E: 0 K: 0 S: 6	H: 0 LOB: 0 BB: 0 P: 9	R: 0 E: 0 K: 2 S: 10	H: 0 LOB: 0 BB: 0 P: 14	R: 0 E: 0 K: 1 S: 12	H: 0 LOB: 1 BB: 1 P: 19		1B: 8 2B: 0 3B: 0 HR: 2	SF: 1 SAC: 1 DP: 0 HBP: 0	WP: 1 PB: 0 SB: 1 CS: 1	PA: 38							
PITCHER	IP	WLS	BF	H	R	ER	SO	BB	IBB	HBP	BLK	WP	HR	S	P	ERA	WHIP											
Doug Brocail, R ERA: 7.2 Dan Miceli, R ERA: 21.6	(1, 1)	6.0	L	31	10	5	5	1	5	0	0	0	0	0	22	108	7.50	2.500										
	(7, 1)	2.0		7	0	0	0	3	1	0	0	0	0	0	22	33	0.00	0.500										


Batter	1	2	3	4	5	6	7	8	9	AB	R	H	RBI	BB	SO	LOB	TOP										
Chuck Knoblauch R (1,4) OBP: 0.406, SLG: 0.261										1	2	0	0	3	0	0	Minnesota Twins @ Detroit Tigers Tiger Stadium, Detroit, MI Mon Apr 07 1997, 3:33 AM EDT Att: 42,749 - Cloudy - 36 F										
Rich Becker L (1,8) OBP: 0.397, SLG: 0.240										2	0	0	0	2	0	2											
Paul Molitor R (1,10) OBP: 0.310, SLG: 0.423										3	0	1	1	0	0	0											
Terry Steinbach R (1,2) OBP: 0.261, SLG: 0.190										4	0	0	0	0	0	3											
Ron Coomer R (1,9) OBP: 0.286, SLG: 0.231										4	0	0	0	0	0	1											
Greg Colbrunn R (1,3) OBP: 0.286, SLG: 0.600 Brent Brede L (9,PH)										3	1	2	0	0	0	0											
Matt Lawton L (1,7) OBP: 0.404, SLG: 0.542										4	0	1	0	0	0	1											
Pat Meares R (1,6) OBP: 0.400, SLG: 0.652 Greg Myers L (9,PH)										3	1	2	1	0	0	0											
Denny Hocking S (1,5) OBP: 0.556, SLG: 0.571										4	0	2	1	0	0	1											
Inning Stats	R: 1 E: 0 K: 0 S: 8	H: 1 LOB: 1 BB: 2 P: 21	R: 0 E: 0 K: 0 S: 7	H: 3 LOB: 2 BB: 0 P: 13	R: 0 E: 0 K: 0 S: 6	H: 0 LOB: 0 BB: 0 P: 7	R: 0 E: 0 K: 0 S: 6	H: 0 LOB: 0 BB: 0 P: 11	R: 0 E: 0 K: 0 S: 6	H: 0 LOB: 0 BB: 0 P: 9	R: 1 E: 0 K: 0 S: 6	H: 0 LOB: 0 BB: 2 P: 16	R: 2 E: 0 K: 0 S: 13	H: 4 LOB: 2 BB: 1 P: 27	R: 0 E: 0 K: 1 S: 5	H: 1 LOB: 1 BB: 0 P: 8		R: 0 E: 0 K: 1 S: 8	H: 1 LOB: 1 BB: 0 P: 12	1B: 7 2B: 2 3B: 0 HR: 0	SF: 1 SAC: 0 DP: 2 HBP: 0	WP: 0 PB: 0 SB: 3 CS: 1	PA: 36				
PITCHER	IP	WLS	BF	H	R	ER	SO	BB	IBB	HBP	BLK	WP	HR	S	P	ERA	WHIP										
Justin Thompson L (1,1) ERA: 5.68	6.2	W	27	8	4	4	0	4	0	0	0	0	0	48	93	5.40	1.800										
A.J. Sager R (7,1) ERA: 2.35	1.1		5	0	0	0	0	1	0	0	0	0	0	9	19	0.00	0.750										
Todd Jones R (9,1) ERA: 2.25	1.0		4	1	0	0	1	0	0	0	0	0	0	8	12	0.00	1.000										

Batter	1	2	3	4	5	6	7	8	9	AB	R	H	RBI	BB	SO	LOB	BOTTOM										
Brian Hunter R (1,8) OBP: 0.313, SLG: 0.241										4	1	1	0	0	1	0	Minnesota Twins @ Detroit Tigers Tiger Stadium, Detroit, MI Mon Apr 07 1997, 3:33 AM EDT Att: 42,749 - Cloudy - 36 F										
Damion Easley R (1,4) OBP: 0.355, SLG: 0.423										3	1	0	0	1	0	1											
Travis Fryman R (1,5) OBP: 0.382, SLG: 0.484										4	1	2	1	0	0	1											
Tony Clark S (1,3) OBP: 0.455, SLG: 0.724										3	1	0	0	1	3	0											
Bobby Higginson L (1,7) OBP: 0.300, SLG: 0.630										3	2	1	0	1	0	1											
Melvin Nieves S (1,9) OBP: 0.370, SLG: 0.692 Bubba Trammell R (3,9) OBP: 0.455, SLG: 0.368										0	1	0	0	1	0	0											
Curtis Pride L (1,10) OBP: 0.462, SLG: 0.583										4	0	2	2	0	0	2											
Brian Johnson R (1,2) OBP: 0.294, SLG: 0.529										4	1	1	4	0	1	3											
Deivi Cruz R (1,6) OBP: 0.304, SLG: 0.391										4	0	0	0	0	0	2											
Inning Stats	R: 0 E: 0 K: 1 S: 8	H: 1 LOB: 1 BB: 0 P: 11	R: 2 E: 0 K: 0 S: 9	H: 1 LOB: 1 BB: 2 P: 23	R: 0 E: 0 K: 0 S: 5	H: 0 LOB: 0 BB: 0 P: 6	R: 3 E: 0 K: 1 S: 15	H: 2 LOB: 1 BB: 1 P: 29	R: 0 E: 0 K: 0 S: 8	H: 1 LOB: 0 BB: 0 P: 13	R: 0 E: 0 K: 1 S: 8	H: 0 LOB: 0 BB: 0 P: 10	R: 0 E: 0 K: 1 S: 6	H: 0 LOB: 0 BB: 0 P: 10	R: 5 E: 1 K: 1 S: 19	H: 4 LOB: 1 BB: 1 P: 38		1B: 7 2B: 2 3B: 0 HR: 1	SF: 0 SAC: 0 DP: 1 HBP: 0	WP: 3 PB: 0 SB: 3 CS: 0	PA: 36						
PITCHER	IP	WLS	BF	H	R	ER	SO	BB	IBB	HBP	BLK	WP	HR	S	P	ERA	WHIP										
Frankie Rodriguez R (1,1) ERA: 9.73	4.0	L	18	4	5	5	2	3	0	0	0	0	0	17	25	0.00	0.429										
Scott Alred L (5,1) ERA: 8.44	2.1		7	1	0	0	1	0	0	0	0	0	0	8	19	27.00	3.000										
Mike Trombley R (7,1) ERA: 9.0	0.2		5	1	3	2	1	1	0	0	0	1	0	8	19	54.00	9.000										
Eddie Guardado L (8,1) ERA: 9.0	0.1		4	3	2	2	1	0	0	0	0	0	0	11	16	0.00	0.000										
Dan Naulty R (8,1) ERA:	0.2		2	0	0	0	0	0	0	0	0	1	0	5	11	0.00	0.000										

AB 30
R 4
H 9
RBI 3
BB 5
SO 1
LOB 8



AB 32
R 10
H 9
RBI 7
BB 4
SO 5
LOB 10

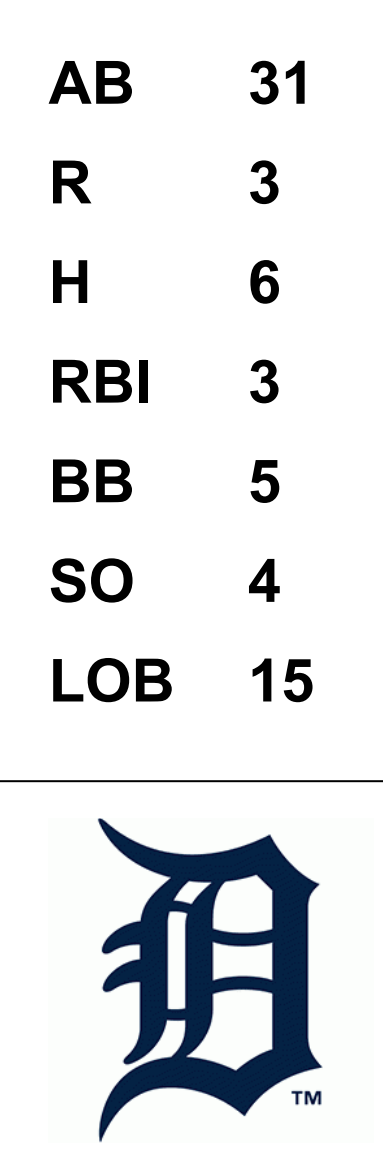


Batter	1	2	3	4	5	6	7	8	9	AB R H RBI BB SO LOB	TOP												
Chuck Knoblauch, R OBP: 0.476, SLG: 0.429	4-2 G4-3 BB		0-2 1B 2B	1-2 1B 3B		2-2 G4-3		4-1 WP S BB		3 2 2 1 2 0 0	Minnesota Twins @ Detroit Tigers Tiger Stadium, Detroit, MI Thu Apr 10 1997, 3:33 AM EDT Att: 6,381 - Sunny - 39 F												
Denny Hocking, S OBP: 0.556, SLG: 0.571	1 SAFE 0-1 G4-3		4-2 1B FC5-2 BB	0-0 1B		1-1 L3		2-2 F9		4 0 1 0 1 0 2													
Paul Molitor, R OBP: 0.385, SLG: 0.472	2 SAFE 0-0 L8		2-1 FC5-2 1B 1-3 2-H	0-0 1B G3-6-1		2-0 1B		0-1 F7 1B		5 1 4 2 0 0 1													
Greg Myers, L OBP: 0.333, SLG: 0.333	2-2 L8		0-3 K	2-1 G3-6-1		3-3 K		3-2 F7 1B		5 1 1 0 0 2 6													
Greg Colbrunn, R OBP: 0.308, SLG: 0.600		0-0 2B 2B	2-2 FC5-2 BB		0-0 F7		1-1 CS 1B		0-0 F7			5 1 2 0 0 0 4											
Matt Lawton, L OBP: 0.500, SLG: 0.533		2-1 G3-1 2-H 2B	2-3 3-H 4-2 1-2 BB		0-2 F7		1-0 F7		4-0 SF8 1B IBB			3 0 1 1 2 0 1											
Ron Coomer, R OBP: 0.300, SLG: 0.421		1-0 G3-1	2-3 K		1-0 HR		2-0 G4-3		2-0 FC6-4 1B			5 1 2 2 0 1 5											
Todd Walker, L OBP: 0.333, SLG: 0.313		1-1 F7		1-2 FC1-6 1B	4-2 FC4-6 BB		2-2 G1-3		0-2 SF8			3 0 1 0 1 0 1											
Terry Steinbach, R OBP: 0.276, SLG: 0.200									2-3 3-H			0 0 0 1 0 0 0											
Rich Becker, L OBP: 0.367, SLG: 0.240									2-3 3-H			0 0 0 0 0 0 0											
Pat Meares, R OBP: 0.324, SLG: 0.531		2-2 F7		1-2 FC1-6 3B	0-1 FC4-6		0-2 G5-3		1-1 FC6-4		5 1 0 0 0 0 5												
Inning Stats	R: 0 E: 0 K: 0 S: 10	H: 0 LOB: 1 BB: 1 P: 16	R: 1 E: 0 K: 0 S: 9	H: 2 LOB: 1 BB: 0 P: 15	R: 1 E: 0 K: 2 S: 18	H: 2 LOB: 3 BB: 2 P: 32	R: 2 E: 0 K: 0 S: 15	H: 4 LOB: 1 BB: 0 P: 20	R: 1 E: 0 K: 0 S: 9	H: 1 LOB: 1 BB: 1 P: 14	R: 0 E: 0 K: 1 S: 10	H: 1 LOB: 1 BB: 0 P: 18	R: 0 E: 0 K: 0 S: 4	H: 1 LOB: 1 BB: 0 P: 8	R: 0 E: 0 K: 0 S: 11	H: 0 LOB: 1 BB: 1 P: 19	R: 2 E: 0 K: 0 S: 13	H: 3 LOB: 2 BB: 1 P: 23	1B: 9 2B: 3 3B: 1 HR: 1	SF: 1 SAC: 0 DP: 1 HBP: 0	WP: 1 PB: 0 SB: 1 CS: 1	PA: 45	
PITCHER	IP WLS BF H R ER SO BB IBB HBP BLK WP HR S P ERA WHIP											PITCHER	IP WLS BF H R ER SO BB IBB HBP BLK WP HR S P ERA WHIP										
Willie Blair, R ERA: 13.5	(1, 1) 3.1 L 20 7 4 4 2 3 0 0 0 0 0 0 49 78 10.80 3.000																						
Jose Bautista, R ERA: 2.45	(4, 1) 3.2 14 4 1 1 1 1 0 0 0 0 0 1 26 45 2.46 1.364																						
John Cummings, L ERA: 3.6	(8, 1) 1.0 6 2 2 2 0 1 0 0 0 0 1 0 17 28 18.00 3.000																						
Dan Miceli, R ERA: 18.69	(9, 1) 0.1 3 1 0 0 0 0 0 1 0 0 0 0 2 8 0.00 3.000																						
Mike Myers, L ERA:	(9, 1) 0.2 2 0 0 0 0 0 0 0 0 0 0 0 5 6 0.00 0.000																						

AB 38
R 7
H 14
RBI 7
BB 6
SO 3
LOB 25



Batter	1	2	3	4	5	6	7	8	9	AB R H RBI BB SO LOB	BOTTOM												
Brian Hunter, R OBP: 0.310, SLG: 0.237	2-1 G4-3		1-0 FC5 HBP 1B		0-0 P4		2-1 G6-3		1-1 FC4-6		5 0 1 0 0 0 1												
Jody Reed, R OBP: 0.385, SLG: 0.333	1-1 L9		3-0 FC5 HR HBP		1-0 L4		1-3 K				3 1 0 0 0 1 0												
Travis Fryman, R OBP: 0.442, SLG: 0.541	2-0 1B		0-0 F7		4-1 BB		0-3 K				3 0 1 0 1 1 2												
Tony Clark, S OBP: 0.381, SLG: 0.579	1-2 F9		2-2 FC5 HR		0-1 G4-3		0-3 K				4 1 0 0 0 1 4												
Bubba Trammell, R OBP: 0.533, SLG: 0.542		4-2 G4-6-3 BB	1-0 1-H 2-H HR		4-2 BB		2-0 1B				2 1 2 3 2 0 0												
Brian Johnson, R OBP: 0.238, SLG: 0.429		2-2 G4-6-3	1-0 G1-3		1-1 F8		1-2 G5-3				4 0 0 0 0 0 3												
Bobby Higginson, L OBP: 0.436, SLG: 0.676		3-2 FC5 E 1B		0-1 G4-3		2-3 K		3-2 G3-6 1B			4 0 2 0 0 1 1												
Vince Coleman, S OBP: 0.378, SLG: 0.393		4-2 BB		0-0 G4-3		0-1 G5-3		0-1 G3-6			3 0 0 0 1 0 2												
Deivi Cruz, R OBP: 0.333, SLG: 0.414		0-2 FC5		1-0 F7		2-1 G6-3		4-1 FC4-6 BB			3 0 0 0 0 0 2												
Damion Easley, R OBP: 0.378, SLG: 0.393											0 0 0 0 1 0 0												
Inning Stats	R: 0 E: 0 K: 0 S: 8	H: 1 LOB: 1 BB: 0 P: 14	R: 0 E: 1 K: 0 S: 15	H: 1 LOB: 2 BB: 2 P: 28	R: 3 E: 0 K: 0 S: 8	H: 2 LOB: 0 BB: 0 P: 16	R: 0 E: 0 K: 0 S: 4	H: 0 LOB: 0 BB: 0 P: 5	R: 0 E: 0 K: 1 S: 9	H: 0 LOB: 1 BB: 1 P: 16	R: 0 E: 0 K: 1 S: 7	H: 0 LOB: 0 BB: 0 P: 12	R: 0 E: 0 K: 2 S: 11	H: 1 LOB: 1 BB: 0 P: 14	R: 0 E: 0 K: 0 S: 8	H: 1 LOB: 1 BB: 1 P: 16	1B: 5 2B: 0 3B: 0 HR: 1	SF: 0 SAC: 0 DP: 2 HBP: 1	WP: 0 PB: 0 SB: 0 CS: 0	PA: 37			
PITCHER	IP WLS BF H R ER SO BB IBB HBP BLK WP HR S P ERA WHIP											PITCHER	IP WLS BF H R ER SO BB IBB HBP BLK WP HR S P ERA WHIP										
Scott Aldred, L ERA: 6.97	(1, 1) 5.0 W 22 4 3 3 0 3 0 0 0 0 0 1 40 73 5.40 1.400																						
Mike Trombley, R ERA: 2.0	(6, 1) 3.0 11 1 0 0 4 1 0 0 0 0 0 0 27 42 0.00 0.667																						
Rick Aguilera, R ERA: 2.25	(9, 1) 1.0 4 1 0 0 0 1 0 0 0 0 0 0 8 16 0.00 2.000																						



Batter	1	2	3	4	5	6	7	8	9	AB	R	H	RBI	BB	SO	LOB	TOP					
Tony Phillips, S OBP: 0.578, SLG: 0.577 (1, 9)										1	1	0	0	3	1	0	Chicago White Sox @ Detroit Tigers Tiger Stadium, Detroit, MI Fri Apr 11 1997, 3:33 AM EDT Att: 7,598 - Cloudy - 41 F					
Ray Durham, S OBP: 0.415, SLG: 0.480 (1, 4)										4	1	2	0	0	0	2						
Frank Thomas, R OBP: 0.361, SLG: 0.267 (1, 3)										4	0	1	0	0	0	3						
Albert Belle, R OBP: 0.286, SLG: 0.406 (1, 7)										2	1	1	2	1	0	1						
Harold Baines, L OBP: 0.333, SLG: 0.214 (8, PH)										3	0	1	0	0	0	2						
Lyle Mouton, R OBP: 0.333, SLG: 0.333 (8, PR)										1	0	1	0	0	0	0						
Darren Lewis, R (8, PR)										0	0	0	0	0	0	0						
Chris Snopce, R OBP: 0.333, SLG: 0.448 (1, 5)										4	0	0	1	0	0	3						
Dave Martinez, L OBP: 0.235, SLG: 0.273 (1, 8)										4	1	1	0	0	0	1						
Ron Karkovics, R OBP: 0.286, SLG: 0.556 (9, PH)										2	0	0	1	0	0	1						
Norberto Martin, R OBP: 0.269, SLG: 0.667 (9, PH)										1	0	0	0	0	0	0						
Ozzie Guillen, L OBP: 0.226, SLG: 0.286 (1, 6)										4	0	0	0	0	0	0						
Inning Stats	R: 1 E: 0 K: 0 S: 15	H: 1 LOB: 1 BB: 1 P: 27	R: 0 E: 0 K: 0 S: 7	H: 0 LOB: 0 BB: 0 P: 11	R: 0 E: 0 K: 0 S: 9	H: 1 LOB: 1 BB: 1 P: 17	R: 1 E: 0 K: 0 S: 11	H: 1 LOB: 1 BB: 1 P: 21	R: 0 E: 0 K: 0 S: 5	H: 0 LOB: 0 BB: 1 P: 10	R: 0 E: 0 K: 0 S: 8	H: 1 LOB: 1 BB: 1 P: 11	R: 1 E: 0 K: 1 S: 11	H: 1 LOB: 0 BB: 0 P: 19	R: 1 E: 1 K: 0 S: 10	H: 2 LOB: 1 BB: 0 P: 16	R: 0 E: 0 K: 0 S: 4	H: 0 LOB: 0 BB: 0 P: 7	1B: 6 2B: 0 3B: 1 HR: 0	SF: 2 SAC: 0 DP: 2 HBP: 0	WP: 0 PB: 0 SB: 0 CS: 0	PA: 36
PITCHER	IP WLS BF H R ER SO BB IBB HBP BLK WP HR S P ERA WHIP																					
Omar Olivares, R ERA: 7.71 (1, 1)	6.0 W 24 4 2 2 0 4 0 0 0 0 0 0 55 97 3.00 1.333																					
A.J. Sager, R ERA: 2.89 (7, 1)	1.2 7 2 2 1 1 0 0 0 0 0 0 0 17 31 5.40 1.200																					
Mike Myers, L ERA: (8, 1)	0.0 1 1 0 0 0 0 0 0 0 0 0 0 3 3 ∞ ∞																					
Todd Jones, R ERA: 1.42 (8, 1)	1.1 S 4 0 0 0 0 0 0 0 0 0 0 0 5 8 0.00 0.000																					

Batter	1	2	3	4	5	6	7	8	9	AB	R	H	RBI	BB	SO	LOB	BOTTOM			
Brian Hunter, R OBP: 0.283, SLG: 0.214 (1, 8)										4	0	0	0	0	0	3	Chicago White Sox @ Detroit Tigers Tiger Stadium, Detroit, MI Fri Apr 11 1997, 3:33 AM EDT Att: 7,598 - Cloudy - 41 F			
Damion Easley, R OBP: 0.415, SLG: 0.484 (1, 4)										3	1	2	0	1	1	2				
Travis Fryman, R OBP: 0.426, SLG: 0.500 (1, 5)										3	0	0	1	1	0	2				
Tony Clark, S OBP: 0.348, SLG: 0.524 (1, 3)										4	0	0	0	0	1	2				
Bobby Higginson, L OBP: 0.365, SLG: 0.667 (1, 7)										2	2	1	0	2	0	0				
Curtis Pride, L OBP: 0.450, SLG: 0.471 (1, 10)										2	1	1	1	2	1	0				
Bubba Trammell, R OBP: 0.500, SLG: 0.481 (1, 9)										3	0	0	0	1	1	3				
Matt Walbeck, S OBP: 0.238, SLG: 0.353 (1, 2)										3	1	2	1	0	0	0				
Deivi Cruz, R OBP: 0.324, SLG: 0.394 (1, 6)										4	0	1	1	0	1	2				
Inning Stats	R: 0 E: 0 K: 0 S: 9	H: 1 LOB: 1 BB: 0 P: 15	R: 1 E: 0 K: 2 S: 15	H: 2 LOB: 1 BB: 1 P: 27	R: 1 E: 0 K: 0 S: 7	H: 1 LOB: 0 BB: 0 P: 10	R: 2 E: 0 K: 1 S: 12	H: 1 LOB: 2 BB: 3 P: 29	R: 0 E: 0 K: 0 S: 15	H: 1 LOB: 2 BB: 2 P: 27	R: 1 E: 0 K: 0 S: 9	H: 1 LOB: 1 BB: 1 P: 15	R: 0 E: 0 K: 2 S: 13	H: 0 LOB: 0 BB: 0 P: 19	R: 0 E: 0 K: 0 S: 5	H: 0 LOB: 0 BB: 0 P: 7		1B: 5 2B: 2 3B: 0 HR: 0	SF: 1 SAC: 0 DP: 0 HBP: 0	WP: 1 PB: 0 SB: 0 CS: 1
PITCHER	IP WLS BF H R ER SO BB IBB HBP BLK WP HR S P ERA WHIP																			
Doug Drabek, R ERA: 15.95 (1, 1)	3.1 L 18 5 4 4 2 4 0 0 0 1 0 0 39 76 10.80 2.700																			
Carlos Castillo, R ERA: 1.93 (4, 1)	2.2 12 2 1 1 1 3 0 0 0 0 0 0 28 47 3.38 1.875																			
Tony Castillo, L ERA: 12.6 (7, 1)	1.0 3 0 0 0 2 0 0 0 0 0 0 0 13 19 0.00 0.000																			
Al Levine, R ERA: 5.06 (8, 1)	1.0 3 0 0 0 0 0 0 0 0 0 0 0 5 7 0.00 0.000																			

Top half of the scorecard containing 12 columns of batter statistics and play diagrams. Batters include Tony Phillips, Ray Durham, Frank Thomas, Albert Belle, Harold Baines, Darren Lewis, Chris Snopce, Dave Martinez, Tony Peña, Chad Kreuter, Ozzie Guillen, Lyle Mouton, and Norberto Martin.

Inning Stats table with columns for R, H, E, K, S for each batter and PITCHER columns for IP, WLS, BF, H, R, ER, SO, BB, IBB, HBP, BLK, WP, HR, S, P, ERA, WHIP for John Cummings and Jose Bautista.

Summary statistics for the top half: AB 46, R 11, H 12, RBI 10, BB 9, SO 7, LOB 23.

Bottom half of the scorecard containing 12 columns of batter statistics and play diagrams. Batters include Brian Hunter, Vince Coleman, Travis Fryman, Tony Clark, Bobby Higginson, Damian Easley, Curtis Pride, Melvin Nieves, Matt Walbeck, and Deivi Cruz.

Inning Stats table for the bottom half with columns for R, H, E, K, S and PITCHER columns for IP, WLS, BF, H, R, ER, SO, BB, IBB, HBP, BLK, WP, HR, S, P, ERA, WHIP for Jaime Navarro and other pitchers.

Summary statistics for the bottom half: AB 46, R 8, H 10, RBI 8, BB 4, SO 7, LOB 18.

Chicago White Sox @ Detroit Tigers
Tiger Stadium, Detroit, MI
Sun Apr 13 1997, 3:33 AM EDT
Sunny - 37 F

AB 46
R 11
H 12
RBI 10
BB 9
SO 7
LOB 23



Chicago White Sox @ Detroit Tigers
Tiger Stadium, Detroit, MI
Sun Apr 13 1997, 3:33 AM EDT
Sunny - 37 F

AB 46
R 8
H 10
RBI 8
BB 4
SO 7
LOB 18



Batter	1	2	3	4	5	6	7	8	9	AB	R	H	RBI	BB	SO	LOB	TOP										
Tony Phillips, S OBP: 0.540, SLG: 0.500 (1, 9)										4	1	1	0	1	2	0	Chicago White Sox @ Detroit Tigers Tiger Stadium, Detroit, MI Sun Apr 13 1997, 7:05 PM EDT Att: 10,818 - Unknown - 43 F										
Ray Durham, S OBP: 0.390, SLG: 0.457 (1, 4)										4	0	2	0	0	0	1											
Frank Thomas, R OBP: 0.413, SLG: 0.324 (1, 3)										2	0	1	1	2	0	0											
Albert Belle, R OBP: 0.244, SLG: 0.317 (1, 10)									4	0	0	0	0	1	5												
Chris Snopce, R OBP: 0.372, SLG: 0.500 (1, 5)									4	0	1	0	0	1	2												
Lyle Mouton, R OBP: 0.143, SLG: 0.143 Dave Martinez, L OBP: 0.244, SLG: 0.282 (8, 7)									3	0	0	0	0	0	1												
Norberto Martin, R OBP: 0.462, SLG: 0.750 (1, 6)										4	1	2	0	0	0	0											
Ron Karkovice, R OBP: 0.333, SLG: 0.600 (1, 2)								2	0	1	0	1	0	0	0												
Darren Lewis, R (1, 8)								3	0	0	1	0	0	4													
Inning Stats	R: 0 E: 0 K: 1 S: 14	H: 1 LOB: 2 BB: 1 P: 28	R: 0 E: 0 K: 0 S: 9	H: 1 LOB: 1 BB: 0 P: 12	R: 0 E: 0 K: 0 S: 9	H: 1 LOB: 1 BB: 1 P: 16	R: 0 E: 0 K: 0 S: 7	H: 0 LOB: 0 BB: 0 P: 8	R: 1 E: 0 K: 0 S: 9	H: 2 LOB: 2 BB: 1 P: 16	R: 0 E: 0 K: 0 S: 11	H: 2 LOB: 2 BB: 1 P: 15	R: 0 E: 0 K: 2 S: 14	H: 0 LOB: 0 BB: 0 P: 13	R: 0 E: 0 K: 2 S: 14	H: 0 LOB: 0 BB: 0 P: 20		R: 1 E: 0 K: 1 S: 8	H: 1 LOB: 0 BB: 0 P: 13	1B: 5 2B: 3 3B: 0 HR: 0	SF: 0 SAC: 2 DP: 2 HBP: 0	WP: 0 PB: 0 CS: 0	PA: 37				
PITCHER	IP	WLS	BF	H	R	ER	SO	BB	IBB	HBP	BLK	WP	HR	S	P	ERA	WHIP										
Justin Thompson, L ERA: 4.12 A.J. Sager, R ERA: 3.18	(1, 1)	7.0	30	7	1	1	1	4	0	0	0	0	0	66	108	1.29	1.571										

Batter	1	2	3	4	5	6	7	8	9	AB	R	H	RBI	BB	SO	LOB	BOTTOM										
Brian Hunter, R OBP: 0.281, SLG: 0.212 (1, 8)										4	2	1	0	1	1	0	Chicago White Sox @ Detroit Tigers Tiger Stadium, Detroit, MI Sun Apr 13 1997, 7:05 PM EDT Att: 10,818 - Unknown - 43 F										
Jody Reed, R OBP: 0.412, SLG: 0.333 (1, 4)										3	0	1	0	1	0	2											
Travis Fryman, R OBP: 0.448, SLG: 0.612 (1, 5)										4	1	2	3	1	1	2											
Tony Clark, S OBP: 0.375, SLG: 0.520 (1, 3)										3	0	3	1	1	0	0											
Bobby Higginson, L OBP: 0.334, SLG: 0.568 (1, 7)										3	0	0	0	1	2	6											
Bubba Trammell, R OBP: 0.459, SLG: 0.433 Vince Coleman, S OBP: 0.143, SLG: 0.077 (9, 7)										3	0	0	0	0	0	2											
Curtis Pride, L OBP: 0.429, SLG: 0.458 (1, 10)										3	0	0	0	1	0	2											
Brian Johnson, R OBP: 0.200, SLG: 0.360 (1, 2)										4	0	0	0	0	1	5											
Deivi Cruz, R OBP: 0.286, SLG: 0.366 Damon Easley, R OBP: 0.404, SLG: 0.459 (9, 7)										3	0	0	0	0	0	0											
Inning Stats	R: 1 E: 0 K: 1 S: 13	H: 2 LOB: 1 BB: 0 P: 19	R: 0 E: 0 K: 0 S: 7	H: 0 LOB: 0 BB: 0 P: 11	R: 0 E: 0 K: 1 S: 12	H: 0 LOB: 3 BB: 3 P: 27	R: 0 E: 0 K: 0 S: 4	H: 0 LOB: 0 BB: 0 P: 6	R: 0 E: 0 K: 2 S: 12	H: 2 LOB: 3 BB: 1 P: 25	R: 0 E: 0 K: 1 S: 11	H: 1 LOB: 1 BB: 0 P: 22	R: 0 E: 0 K: 0 S: 7	H: 1 LOB: 2 BB: 1 P: 12	R: 3 E: 0 K: 0 S: 4	H: 2 LOB: 0 BB: 1 P: 11		1B: 6 2B: 1 3B: 0 HR: 1	SF: 0 SAC: 1 DP: 0 HBP: 0	WP: 0 PB: 0 CS: 0	PA: 39						
PITCHER	IP	WLS	BF	H	R	ER	SO	BB	IBB	HBP	BLK	WP	HR	S	P	ERA	WHIP										
Danny Darwin, R ERA: 1.17 Al Levine, R ERA: 3.68 Roberto Hernandez, R ERA: 10.38	(1, 1)	6.0	26	4	1	1	4	4	0	0	0	0	0	55	97	1.50	1.333										

Batter	1	2	3	4	5	6	7	8	9	AB	R	H	RBI	BB	SO	LOB	TOP										
Brian Hunter, R OBP: 0.277, SLG: 0.190 (1, 8)	G6-3 ①		G1-3 ②			F9 ①		P4 ②		4	0	0	0	0	0	1											
Damion Easley, R OBP: 0.384, SLG: 0.400 (1, 4)	K2-3 ②		K ③			G6-3 ②		1B ③		4	0	1	0	0	2	1											
Travis Fryman, R OBP: 0.439, SLG: 0.571 (1, 5)	F8 ③			G4-3 ①		HR 1B ②		F8 ③		4	1	1	0	0	0	1											
Tony Clark, S OBP: 0.422, SLG: 0.589 (1, 3)				F8 ②		HR 1B ③				4	2	3	2	0	0	0											
Bubba Trammell, R OBP: 0.439, SLG: 0.394 (1, 9)				G6-3 ③		F7 ③				3	0	0	0	1	0	1											
Melvin Nieves, S OBP: 0.351, SLG: 0.545 (1, 10)										2	0	0	0	2	2	3											
Brian Johnson, R OBP: 0.241, SLG: 0.414 (1, 2)				G5-4-3 ③						4	0	2	1	0	0	3											
Bobby Higginson, L OBP: 0.393, SLG: 0.490 (1, 7)				G4-3 ①		FC4-6 1B ②				3	0	0	0	1	0	2											
Deivi Cruz, R OBP: 0.292, SLG: 0.383 (1, 6)										4	0	1	0	0	0	3											
Inning Stats	R: 0 E: 0 K: 1 S: 10	H: 0 LOB: 0 BB: 0 P: 16	R: 0 E: 0 K: 1 S: 6	H: 1 LOB: 1 BB: 1 P: 12	R: 0 E: 0 K: 1 S: 12	H: 1 LOB: 1 BB: 0 P: 16	R: 0 E: 0 K: 0 S: 5	H: 0 LOB: 0 BB: 0 P: 10	R: 0 E: 0 K: 0 S: 9	H: 1 LOB: 1 BB: 1 P: 15	R: 2 E: 0 K: 0 S: 10	H: 2 LOB: 0 BB: 0 P: 16	R: 0 E: 0 K: 0 S: 7	H: 0 LOB: 0 BB: 1 P: 14	R: 0 E: 0 K: 0 S: 7	H: 1 LOB: 1 BB: 0 P: 13	R: 1 E: 0 K: 1 S: 14	H: 2 LOB: 2 BB: 1 P: 28	1B: 5 2B: 2 HR: 1	SF: 0 SAC: 0 DP: 2 HBP: 0	WP: 1 PB: 0 SB: 2 CS: 0	PA: 36					
PITCHER	IP	WLS	BF	H	R	ER	SO	BB	IBB	HBP	BLK	WP	HR	S	P	ERA	WHIP										
Scott Karl, L ERA: 3.32 (1, 1)	7.0	L	26	5	2	2	3	3	0	0	0	0	1	59	99	2.57	1.143										
Bryce Florie, R ERA: 4.05 (8, 1)	2.0		10	3	1	1	1	0	1	0	0	1	0	21	41	4.50	1.500										

Detroit Tigers @ Milwaukee Brewers
Milwaukee County Stadium, Milwaukee, WI

Tue Apr 15 1997, 4:33 AM EDT
Att: 5,891 - Sunny - 60 F

AB 32
R 3
H 8
RBI 3
BB 4
SO 4
LOB 15



Batter	1	2	3	4	5	6	7	8	9	AB	R	H	RBI	BB	SO	LOB	BOTTOM										
Fernando Vina, L OBP: 0.262, SLG: 0.357 (1, 4)	G5-3 ①					F7 ①		F7 ③		4	0	1	0	0	0	0											
Jeff Cirillo, R OBP: 0.447, SLG: 0.448 (1, 5)						G6-3 ②		G6-4-3 BB ③		2	1	1	0	2	0	0											
Dave Nilsson, L OBP: 0.270, SLG: 0.265 Matt Mieske, R (6, PH)	F8 ②					G3 ③		G6-4-3 1-2 ③		3	0	0	0	0	0	2											
John Jaha, R OBP: 0.278, SLG: 0.394 (1, 3)										3	0	1	0	1	1	0											
Marc Newfield, R OBP: 0.444, SLG: 0.438 Chuck Carr, S OBP: 0.105, SLG: 0.158 (6, PR) (7, 8)	F8 ③									3	0	1	0	0	0	3											
Jeremy Burnitz, L OBP: 0.471, SLG: 0.360 (1, 9)										1	0	1	0	0	0	0											
Mark Loretta, R OBP: 0.273, SLG: 0.111 (1, 6)										3	0	0	0	1	2	3											
Gerald Williams, R OBP: 0.314, SLG: 0.469 (7, 7)										4	0	1	0	0	0	3											
Mike Matheny, R OBP: 0.304, SLG: 0.409 (1, 2)										4	0	0	0	0	2												
										3	0	0	0	0	1												
Inning Stats	R: 0 E: 0 K: 0 S: 9	H: 1 LOB: 2 BB: 2 P: 21	R: 0 E: 0 K: 1 S: 13	H: 1 LOB: 1 BB: 0 P: 19	R: 1 E: 1 K: 1 S: 15	H: 2 LOB: 2 BB: 0 P: 19	R: 0 E: 0 K: 0 S: 5	H: 0 LOB: 0 BB: 0 P: 6	R: 0 E: 0 K: 0 S: 6	H: 0 LOB: 0 BB: 0 P: 7	R: 0 E: 0 K: 0 S: 9	H: 1 LOB: 1 BB: 1 P: 19	R: 0 E: 0 K: 0 S: 7	H: 0 LOB: 0 BB: 0 P: 9	R: 0 E: 0 K: 1 S: 11	H: 0 LOB: 0 BB: 1 P: 18	R: 0 E: 0 K: 0 S: 7	H: 1 LOB: 1 BB: 0 P: 8	1B: 4 2B: 2 HR: 0	SF: 0 SAC: 0 DP: 2 HBP: 0	WP: 0 PB: 0 SB: 0 CS: 1	PA: 35					
PITCHER	IP	WLS	BF	H	R	ER	SO	BB	IBB	HBP	BLK	WP	HR	S	P	ERA	WHIP										
Willie Blair, R ERA: 6.91 (1, 1)	7.0		29	5	1	0	0	4	0	0	0	0	0	68	108	0.00	1.286										
Mike Myers, L ERA: 1.93 (8, 1)	0.2		1	0	0	0	0	0	0	0	0	0	0	2	2	0.00	0.000										
A.J. Sager, R ERA: 3.09 (8, 1)	0.1		1	0	0	0	1	0	0	0	0	0	0	5	8	0.00	0.000										
Todd Jones, R ERA: 4.7 (9, 1)	1.0	S	4	1	0	0	0	0	0	0	0	0	0	7	8	0.00	1.000										

Detroit Tigers @ Milwaukee Brewers
Milwaukee County Stadium, Milwaukee, WI

Tue Apr 15 1997, 4:33 AM EDT
Att: 5,891 - Sunny - 60 F

AB 31
R 1
H 6
RBI 0
BB 4
SO 3
LOB 15



Batter	1	2	3	4	5	6	7	8	9	AB	R	H	RBI	BB	SO	LOB	TOP			
Joey Cora, S OBP: 0.277, SLG: 0.128	F9		L5-3			G4-3		G6-3	G3	5	0	0	0	0	0	1				
Alex Rodriguez, R OBP: 0.412, SLG: 0.557	G3			WP BB G4-6-3 1B				HR	F9	4	2	2	0	1	0	0				
Ken Griffey Jr., L OBP: 0.483, SLG: 0.875	G4-1			G4-6-3 BB		G4-3		HR		3	1	1	2	1	0	1				
Edgar Martinez, R OBP: 0.460, SLG: 0.673		BB		G4-6-3			SH5-4 SF9 BB	BB	E	2	2	1	0	2	0	1				
Jay Buhner, R OBP: 0.413, SLG: 0.388	L9			G6-3			SF9 SH5-4 1B	BB	E	3	1	1	0	1	0	1				
Paul Sorrento, L OBP: 0.333, SLG: 0.468	L7					G1-3		SH5-4		2	0	0	0	0	0	1				
Rich Amaral, R OBP: 0.500, SLG: 0.500										0	0	0	0	0	0	0				
Brent Gates, S OBP: 0.400, SLG: 0.412										0	1	0	0	1	0	0				
Mike Blowers, R OBP: 0.273, SLG: 0.444										0	0	0	0	0	0	0				
Dan Wilson, R OBP: 0.333, SLG: 0.341	K					K		SF9	E9	3	0	0	1	0	2	1				
Russ Davis, R OBP: 0.353, SLG: 0.543			K			P4		L9	K	4	0	0	0	0	2	2				
Lee Tinsley, S OBP: 0.250, SLG: 0.300								F7	G6-3	3	0	0	0	1	1	0				
Inning Stats	R: 0 E: 0 K: 0 S: 8	H: 0 LOB: 0 BB: 0 P: 13	R: 0 E: 0 K: 1 S: 8	H: 0 LOB: 1 BB: 1 P: 17	R: 0 E: 0 K: 1 S: 8	H: 0 LOB: 0 BB: 1 P: 17	R: 1 E: 0 K: 0 S: 9	H: 1 LOB: 0 BB: 1 P: 14	R: 0 E: 0 K: 0 S: 9	H: 0 LOB: 1 BB: 1 P: 19	R: 1 E: 0 K: 0 S: 5	H: 1 LOB: 1 BB: 1 P: 10	R: 5 E: 1 K: 1 S: 17	H: 3 LOB: 1 BB: 2 P: 30	R: 0 E: 0 K: 1 S: 9	H: 0 LOB: 0 BB: 0 P: 12	1B: 3 2B: 2 3B: 0 HR: 1	SF: 1 SAC: 1 DP: 2 HBP: 0	WP: 1 PB: 0 SB: 0 CS: 0	PA: 38
PITCHER	IP WLS BF H R ER SO BB IBB HBP BLK WP HR S P ERA WHIP																			
Omar Olivares, R ERA: 5.87	(1, 1) 6.0 23 2 2 2 3 5 0 0 0 0 1 0 52 99 3.00 1.167																			
John Cummings, L ERA: 4.75	(7, 1) 0.1 1 0 0 0 0 0 0 0 0 0 0 0 1 2 0.00 0.000																			
A.J. Sager, R ERA: 3.46	(7, 1) 1.1 L 5 1 1 1 0 0 0 0 0 0 0 0 10 13 6.75 0.750																			
Mike Myers, L ERA: 3.86	(8, 1) 0.0 1 1 1 1 0 0 0 0 0 0 0 1 2 3 ∞ ∞																			
Dan Miceli, R ERA: 14.09	(8, 1) 1.1 8 1 3 0 2 1 1 0 0 0 0 0 17 29 0.00 1.500																			

Seattle Mariners @ Detroit Tigers
Tiger Stadium, Detroit, MI
Wed Apr 16 1997, 7:05 PM EDT
Att. 8,090 - Unknown - 56 F

AB	29
R	7
H	5
RBI	3
BB	7
SO	5
LOB	8



Batter	1	2	3	4	5	6	7	8	9	AB	R	H	RBI	BB	SO	LOB	BOTTOM			
Brian Hunter, R OBP: 0.257, SLG: 0.175	G5-3		G6-3		P4		G4-3		P5	5	0	0	0	0	0	5				
Damion Easley, R OBP: 0.356, SLG: 0.375	G6-3		BB HBP		CS		G6-3		K	3	0	0	0	0	1	0				
Travis Fryman, R OBP: 0.443, SLG: 0.552	K		BB			HR BB		K		2	1	0	0	2	2	0				
Tony Clark, S OBP: 0.426, SLG: 0.633		G4-3 1B				HR		K		4	1	2	2	0	2	3				
Phil Nevin, R OBP: 0.341, SLG: 0.595	G4-3				G6-3		K		F9	4	0	0	0	0	1	1				
Melvin Nieves, S OBP: 0.341, SLG: 0.595	K				F9		K		HR	4	1	1	1	0	2	1				
Bubba Trammell, R OBP: 0.422, SLG: 0.378	K				K		K		1B	4	0	1	0	0	3	1				
Matt Walbeck, S OBP: 0.333, SLG: 0.385			G6-3 2B		FC6-4 BB				1B	2	0	2	0	2	0	0				
Deivi Cruz, R OBP: 0.275, SLG: 0.360			K		FC6-4 CS				1B	3	0	0	0	0	2	3				
Bobby Ayala, R OBP: 0.387, SLG: 0.481			K				K		F7	1	0	0	0	0	0	2				
Inning Stats	R: 0 E: 0 K: 1 S: 7	H: 0 LOB: 0 BB: 0 P: 14	R: 0 E: 0 K: 2 S: 11	H: 1 LOB: 1 BB: 0 P: 12	R: 0 E: 0 K: 2 S: 12	H: 1 LOB: 3 BB: 1 P: 22	R: 0 E: 0 K: 1 S: 7	H: 0 LOB: 0 BB: 0 P: 12	R: 0 E: 0 K: 2 S: 8	H: 0 LOB: 1 BB: 1 P: 20	R: 0 E: 0 K: 3 S: 9	H: 0 LOB: 1 BB: 1 P: 15	R: 0 E: 0 K: 3 S: 9	H: 0 LOB: 2 BB: 0 P: 15	R: 1 E: 0 K: 0 S: 14	H: 3 LOB: 2 BB: 0 P: 19	1B: 3 2B: 1 3B: 0 HR: 2	SF: 0 SAC: 0 DP: 0 HBP: 1	WP: 0 PB: 0 SB: 0 CS: 1	PA: 38
PITCHER	IP WLS BF H R ER SO BB IBB HBP BLK WP HR S P ERA WHIP																			
Randy Johnson, L ERA: 2.84	(1, 1) 7.0 W 28 3 2 2 10 4 0 0 0 0 0 1 61 112 2.57 1.000																			
Bobby Ayala, R ERA: 5.99	(8, 1) 2.0 9 3 1 1 3 0 0 0 0 0 0 1 23 34 4.50 1.500																			

Seattle Mariners @ Detroit Tigers
Tiger Stadium, Detroit, MI
Wed Apr 16 1997, 7:05 PM EDT
Att. 8,090 - Unknown - 56 F

AB	32
R	3
H	6
RBI	3
BB	4
SO	13
LOB	16



Batter	1	2	3	4	5	6	7	8	9	AB	R	H	RBI	BB	SO	LOB
Damon Mashore, R (1, 8) OBP: 0.474, SLG: 0.500	1-1 1B		1-2 G6-3		4-0 2B BB		0-0 SF8	4-2 BB E	1-1 G4-3	4	3	2	1	2	0	1
Jason Giambi, L (1, 7) OBP: 0.319, SLG: 0.400	2-2 1B		1-0 F7		0-3 K		0-0 SF8	4-0 BB E 1B		3	1	1	2	1	1	2
Jose Canseco, R (1, 10) OBP: 0.306, SLG: 0.375	3-3 K		2-3 K				3-H 0-2 G6-4-3 1B	2-1 BB P3		5	0	1	0	0	3	7
Mark McGwire, R (1, 3) OBP: 0.433, SLG: 0.608	2-1 G6-4-3			1-2 P3	1-1 2B		2-2 G6-4-3	2-0 E2		5	0	1	2	0	0	4
Gerónimo Berroa, R (1, 9) OBP: 0.492, SLG: 0.667		4-1 BB BB		1-2 G5-3	3-1 G6-3			L5		4	0	1	1	1	0	1
Scott Brosius, R (1, 5) OBP: 0.285, SLG: 0.233		1-2 F8		1-0 2B HBP		2-2 G5-3		BB BB P3		4	1	1	0	0	0	3
Scott Spiezio, S (1, 4) OBP: 0.348, SLG: 0.475		1-1 L8		1-0 2B		0-1 G5-3		4-1 BB BB	1-2 G4-3 1B	4	1	2	0	1	0	1
Rafael Bourjomal, R (1, 6) OBP: 0.450, SLG: 0.353		4-2		2-2 G1-3		4-1		2-1 BB BB	2-3 K	1	0	0	0	2	0	2
Dave Magadan, L (8, PH) OBP: 0.600, SLG: 0.400		1-2		1-2				1-3 BB BB	1-2	1	0	1	1	0	0	0
Tony Batista, R (8, PR) OBP: 0.239, SLG: 0.282		1-2						2-H 2-H 1B		1	1	0	0	0	1	1
Izzy Molina, R (1, 2) OBP: 0.171, SLG: 0.147		0-1				4-2 WP 2B		4-2 BB BB	1-0 G4-3	2	1	0	0	1	0	3
Ernie Young, R (8, PH) OBP: 0.250, SLG: 0.250										0	0	0	0	0	0	0
Matt Stairs, L (8, PH) OBP: 0.375, SLG: 0.308										0	1	0	0	1	0	0
Brent Mayne, L (8, 2)										1	0	0	0	0	0	1

TOP	AB	R	H	RBI	BB	SO	LOB
	35	9	10	7	9	5	26

Batter	1	2	3	4	5	6	7	8	9	AB	R	H	RBI	BB	SO	LOB
Damon Easley, R (1, 4) OBP: 0.348, SLG: 0.351	2-2 1B	4-2 FC6-5 1B		1-1 F7		1-0 F8		0-3 K		4	1	1	0	1	1	2
Brian Hunter, R (1, 8) OBP: 0.275, SLG: 0.222	2-3 K	0-0 BB FC6-5 1B		1-1 G6-3			2-2 G1-3		0-3 K	5	0	1	1	0	2	1
Travis Fryman, R (1, 5) OBP: 0.425, SLG: 0.507	1-1 S 1B	FC6-5 BB			1-2 G1-3		1-2 1B		2-3 K	5	1	2	1	0	1	2
Tony Clark, S (1, 3) OBP: 0.436, SLG: 0.657	2-1 SF7	4-2			2-1 G3-1		2-2 1B		3-2 BB	3	0	2	1	1	0	0
Bobby Higginson, L (1, 7) OBP: 0.371, SLG: 0.441	1-0 1B	3-2 F8			3-3 K		1-2 1B		4-0 BB	4	0	1	1	1	2	5
Melvin Nieves, S (1, 9) OBP: 0.360, SLG: 0.568	3-3 K		4-2			2-2 2B		1-1 G3		4	1	1	0	1	2	5
Curtis Pride, L (1, 10) OBP: 0.389, SLG: 0.406		2-3 K		0-0 G4-6-3			0-0 G6-3		1-3 K	4	0	0	0	0	2	2
Matt Walbeck, S (1, 2) OBP: 0.361, SLG: 0.448		2-2 1B				3-2 CS		1-2 BB		3	1	2	1	0	0	0
Brian Johnson, R (8, 2) OBP: 0.294, SLG: 0.441		1B 1B		0-0 G3-1			2-H 2B		1-2 1B	1	0	1	0	0	0	0
Deivi Cruz, R (1, 6) OBP: 0.293, SLG: 0.357		2-2 1B		0-1 F9		4-0 BB		2-1 P4		3	1	1	0	1	0	1

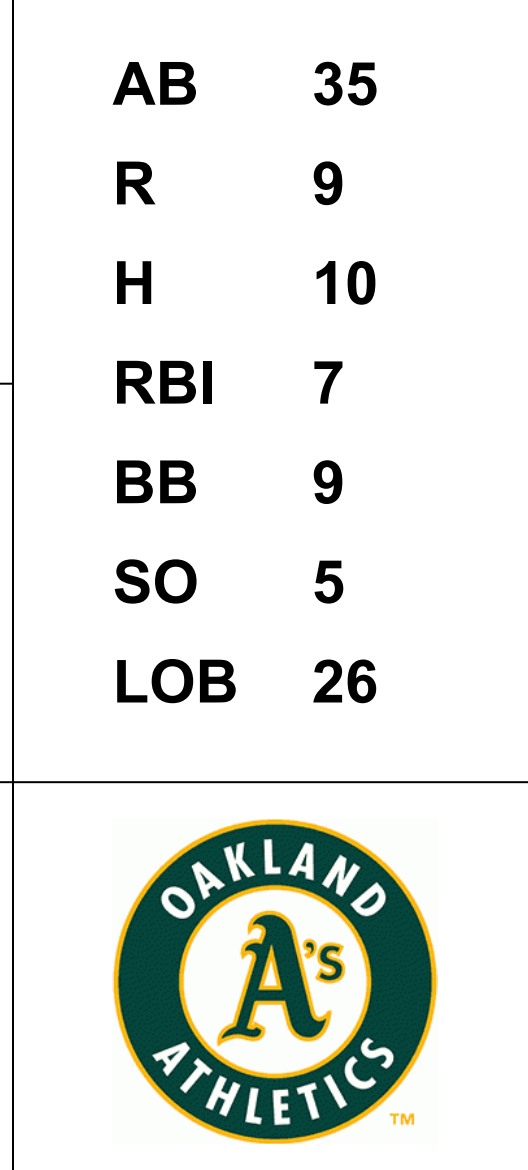
BOTTOM	AB	R	H	RBI	BB	SO	LOB
	36	5	12	5	5	10	18

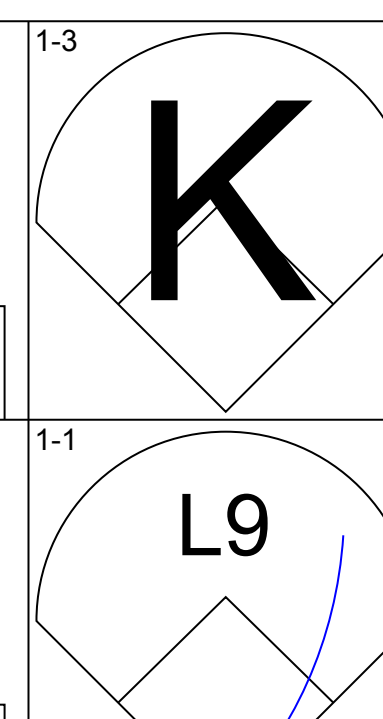
Inning Stats	R	H	E	SO	BB	IBB	HBP	BLK	WP	HR	S	P	ERA	WHIP
	2	3	0	3	1	0	0	0	1	0	23	38	0.00	1.800

PA	42
----	----

PITCHER	IP	WLS	BF	H	R	ER	SO	BB	IBB	HBP	BLK	WP	HR	S	P	ERA	WHIP
Dave Telgheder, R (1, 1) ERA: 3.18	5.1		26	8	5	5	4	3	0	0	0	0	0	71	115	8.44	2.062
Mark Acree, R (6, 1) ERA: 2.57	1.0		5	2	0	0	0	1	0	0	0	0	0	10	20	0.00	3.000
Buddy Groom, L (7, 1) ERA: 6.75	1.0	W	3	0	0	0	2	0	0	0	0	0	0	9	12	0.00	0.000
Aaron Small, R (8, 1) ERA: 2.79	1.2		8	2	0	0	4	1	0	0	0	0	0	23	38	0.00	1.800

Oakland Athletics @ Detroit Tigers
Tiger Stadium, Detroit, MI
Fri Apr 18 1997, 3:33 AM EDT
Att: 7,748 - Sunny - 44 F



Batter	1	2	3	4	5	6	7	8	9	AB	R	H	RBI	BB	SO	LOB	TOP					
Damon Mashore, R OBP: 0.500, SLG: 0.500			G6-3				G6-3		F9	5	0	1	0	0	1	1	<p>Oakland Athletics @ Detroit Tigers</p> <p>Tiger Stadium, Detroit, MI</p> <p>Sun Apr 20 1997, 3:33 AM EDT</p> <p>Att: 9,281 - Cloudy - 49 F</p>					
Jason Giambi, L OBP: 0.323, SLG: 0.406	L9		1B				F8		E 1B	4	0	2	0	0	0	1						
Jose Canseco, R OBP: 0.309, SLG: 0.370	G5-3		1B				G6-3		E 1B	4	0	2	0	0	0	0						
Mark McGwire, R OBP: 0.413, SLG: 0.661		G5-3	G4-3				HR		E5	4	1	1	1	0	0	4						
Gerónimo Berroa, R OBP: 0.473, SLG: 0.677		G6-3		K			G6-3		K	4	0	0	0	0	2	3						
Dave Magadan, L OBP: 0.550, SLG: 0.571		HR		K			BB		G6-4-3	3	1	1	1	1	1	3						
Scott Spiezio, S OBP: 0.333, SLG: 0.441		1B		F8			G4-3		L6	4	0	1	0	0	0	1						
Rafael Bourimigal, R OBP: 0.400, SLG: 0.320	P3						G6-3			3	0	0	0	0	0	1						
Scott Brosius, R OBP: 0.270, SLG: 0.219										0	0	0	0	1	0	0						
Brent Mayne, L OBP: 0.353, SLG: 0.286			L5				F9		F8	3	0	0	0	0	0	0						
Inning Stats	R: 0 E: 0 K: 1 S: 7	H: 0 LOB: 0 BB: 0 P: 12	R: 1 E: 0 K: 0 S: 10	H: 2 LOB: 1 BB: 0 P: 17	R: 0 E: 0 K: 2 S: 15	H: 2 LOB: 2 BB: 0 P: 24	R: 0 E: 0 K: 2 S: 7	H: 0 LOB: 0 BB: 0 P: 12	R: 0 E: 0 K: 1 S: 12	H: 1 LOB: 1 BB: 0 P: 16	R: 1 E: 0 K: 0 S: 12	H: 1 LOB: 1 BB: 1 P: 20	R: 0 E: 0 K: 0 S: 5	H: 0 LOB: 0 BB: 0 P: 8	R: 0 E: 1 K: 1 S: 10	H: 2 LOB: 2 BB: 0 P: 16	R: 0 E: 0 K: 0 S: 12	H: 0 LOB: 1 BB: 1 P: 18	1B: 6 2B: 0 3B: 0 HR: 2	SF: 0 SAC: 0 DP: 1 HBP: 0	WP: 0 PB: 0 SB: 0 CS: 0	PA: 37
PITCHER	IP	WLS	BF	H	R	ER	SO	BB	IBB	HBP	BLK	WP	HR	S	P	ERA	WHIP					
Brian Moehler, R ERA: 3.38	(1, 1)	7.0	W	30	8	2	2	3	1	0	0	0	0	2	72	115	2.57	1.286				
Dan Miceli, R ERA: 9.53	(8, 1)	2.0		7	0	0	0	1	1	0	0	0	0	0	18	28	0.00	0.500				

AB	35
R	2
H	8
RBI	2
BB	2
SO	4
LOB	15




Batter	1	2	3	4	5	6	7	8	9	AB	R	H	RBI	BB	SO	LOB	BOTTOM					
Brian Hunter, R OBP: 0.299, SLG: 0.282	FC1 1B	G5-3					HR			4	2	3	1	0	0	0	<p>Oakland Athletics @ Detroit Tigers</p> <p>Tiger Stadium, Detroit, MI</p> <p>Sun Apr 20 1997, 3:33 AM EDT</p> <p>Att: 9,281 - Cloudy - 49 F</p>					
Damion Easley, R OBP: 0.377, SLG: 0.462	FC1 1B	HR				G5-3				4	2	2	1	0	0	1						
Travis Fryman, R OBP: 0.398, SLG: 0.467	HR	L9				F8				4	1	1	1	0	0	1						
Tony Clark, S OBP: 0.430, SLG: 0.676	HR		L8			K				4	2	2	3	0	1	0						
Bobby Higginson, L OBP: 0.372, SLG: 0.424	1B		K			F9				4	1	2	1	0	1	0						
Curtis Pride, L OBP: 0.375, SLG: 0.389	K		K			K				4	0	1	0	0	3	1						
Bubba Trammell, R OBP: 0.397, SLG: 0.396	P4					G6-3				4	0	0	0	0	1	3						
Brian Johnson, R OBP: 0.300, SLG: 0.410	FC6-4					G5-3				3	1	1	1	1	0	2						
Deivi Cruz, R OBP: 0.266, SLG: 0.323	FC6-4					G5-3				3	0	0	0	0	0	3						
Inning Stats	R: 5 E: 0 K: 1 S: 29	H: 5 LOB: 1 BB: 0 P: 44	R: 0 E: 1 K: 0 S: 7	H: 1 LOB: 1 BB: 0 P: 9	R: 0 E: 0 K: 2 S: 10	H: 0 LOB: 0 BB: 0 P: 15	R: 0 E: 0 K: 0 S: 5	H: 0 LOB: 0 BB: 0 P: 7	R: 1 E: 0 K: 1 S: 8	H: 1 LOB: 0 BB: 0 P: 11	R: 0 E: 0 K: 1 S: 5	H: 0 LOB: 0 BB: 0 P: 9	R: 2 E: 0 K: 0 S: 6	H: 2 LOB: 1 BB: 1 P: 12	R: 1 E: 0 K: 1 S: 12	H: 3 LOB: 2 BB: 0 P: 17		1B: 8 2B: 1 3B: 0 HR: 3	SF: 0 SAC: 1 DP: 0 HBP: 0	WP: 0 PB: 0 SB: 2 CS: 2	PA: 36	
PITCHER	IP	WLS	BF	H	R	ER	SO	BB	IBB	HBP	BLK	WP	HR	S	P	ERA	WHIP					
Steve Karsay, R ERA: 3.75	(1, 1)	6.0	L	25	7	6	6	5	0	0	0	0	0	0	64	95	9.00	1.167				
Richie Lewis, R ERA: 9.0	(7, 1)	1.0		5	2	2	2	0	1	0	0	0	0	1	6	12	18.00	3.000				
Billy Taylor, R ERA: 2.08	(8, 1)	1.0		6	3	1	1	1	0	0	0	0	0	0	12	17	9.00	3.000				



Batter	1	2	3	4	5	6	7	8	9	AB	R	H	RBI	BB	SO	LOB	TOP										
Brian Hunter, R OBP: 0.292, SLG: 0.276 (1, 8)	P6		1-2 1B			F7			P6	4	0	1	0	0	0	0											
Damion Easley, R OBP: 0.380, SLG: 0.446 (1, 4) (8, 6)	G6-3		0-0 L7			F9			1B 2B	4	1	1	0	0	0	2											
Travis Fryman, R OBP: 0.381, SLG: 0.476 (1, 5)	F9			3-1 G5-3					K	4	0	0	0	0	2	1											
Tony Clark, S OBP: 0.411, SLG: 0.627 (1, 3)		0-3 K		0-2 G1-3					F8	4	0	1	1	0	1	0											
Phil Nevin, R (1, 10)		2-2 G4-3		0-1 G6-3					F9	3	0	0	0	0	0	0											
Curtis Pride, L OBP: 0.405, SLG: 0.389 (9, PH)									F9	0	0	0	0	1	0	0											
Melvin Nieves, S OBP: 0.335, SLG: 0.518 (1, 9)		2-3 K			0-3 K				F9	4	0	0	0	0	3	2											
Bobby Higginson, L OBP: 0.300, SLG: 0.458 (1, 7)			2-1 1B 2B		1-1 G4-3				S BB	2	0	1	0	1	0	0											
Brian Johnson, R OBP: 0.298, SLG: 0.413 (1, 2)			3-2 G6-3		0-1 P5				P6	3	0	0	0	0	0	2											
Deivi Cruz, R OBP: 0.246, SLG: 0.299 Jody Reed, R OBP: 0.350, SLG: 0.278 (8, PH) (8, 4)		1-0 F7			0-3 K				G6-3	2	0	0	0	0	1	1											
									G6-3	1	0	0	0	0	0	1											
Inning Stats	R: 0 H: 0 E: 0 K: 0 S: 6	H: 0 LOB: 0 BB: 7	R: 0 H: 0 E: 0 K: 2 S: 12	H: 0 LOB: 0 BB: 16	R: 0 H: 2 E: 0 K: 0 S: 10	H: 2 LOB: 2 BB: 0 P: 17	R: 0 H: 0 E: 0 K: 0 S: 8	H: 0 LOB: 0 BB: 0 P: 11	R: 0 H: 0 E: 0 K: 1 S: 7	H: 0 LOB: 0 BB: 0 P: 8	R: 0 H: 0 E: 0 K: 1 S: 5	H: 0 LOB: 0 BB: 6	R: 0 H: 0 E: 0 K: 0 S: 7	H: 0 LOB: 1 BB: 1 P: 14	R: 1 H: 2 E: 0 K: 2 S: 17	H: 2 LOB: 2 BB: 1 P: 27	1B: 2 2B: 2 3B: 0 HR: 0	SF: 0 SAC: 0 DP: 0 HBP: 0	WP: 0 PB: 0 SB: 1 CS: 0	PA: 33							
PITCHER	IP	WLS	BF	H	R	ER	SO	BB	IBB	HBP	BLK	WP	HR	S	P	ERA	WHIP										
Darren Oliver, L ERA: 3.15 John Wetteland, R ERA: 1.13	(1, 1) (9, 1)	8.0 W	27 6	2 2	0 1	0 1	5 2	1 1	0 0	0 0	0 0	0 0	0 0	61 17	90 27	0.00 9.00	0.375 3.000										

Detroit Tigers @ Texas Rangers
 The Ballpark at Arlington, Arlington, TX
 Wed Apr 23 1997, 8:05 PM EDT
 Att: 35,230 - Unknown - 68 F


AB	31
R	1
H	4
RBI	1
BB	2
SO	7
LOB	9



Batter	1	2	3	4	5	6	7	8	9	AB	R	H	RBI	BB	SO	LOB	BOTTOM										
Mark McLemore, S OBP: 0.250, SLG: 0.155 (1, 4)	G4-6-3 BB			1-1 F8		F7			K	3	0	0	0	1	1	2											
Ivan Rodriguez, R OBP: 0.381, SLG: 0.471 (1, 2)	G4-6-3			0-0		L5			1B SH1-3	4	2	2	1	0	0	1											
29 Rusty Greer, L OBP: 0.429, SLG: 0.464 (1, 7)	1-2			1-1 HR					1B	3	0	0	0	0	1	0											
Will Clark, L OBP: 0.444, SLG: 0.438 (1, 3)		0-0 G6-4-3 1B		0-1 2B		G6-3			SH1-3	4	0	3	0	0	1	1											
Dean Palmer, R OBP: 0.329, SLG: 0.475 (1, 5)		3-2 G6-4-3		3-3 K		G1-3			1B	3	0	0	0	1	1	3											
Lee Stevens, L OBP: 0.338, SLG: 0.500 Mike Simms, R OBP: 0.368, SLG: 0.778 (1, 10) (9, PH)		1-2			0-0 G1-3				1B	3	0	0	0	0	1	1											
Warren Newson, L OBP: 0.417, SLG: 0.125 Marc Sagmoen, L OBP: 0.200, SLG: 0.273 (1, 9) (8, PR) (9, 9)				3-1 G6-3		4-2 G5-4-3 BB			G6-3 BB	1	0	0	0	2	0	0											
Damon Buford, R OBP: 0.273, SLG: 0.288 (1, 8)				1-0 L5-3 HBP		G5-4-3			G6-3	2	0	0	0	0	0	2											
Benji Gil, R OBP: 0.225, SLG: 0.275 (1, 6)				2-1 L5-3					K	3	0	0	0	0	2	3											
									K	3	0	0	0	0	2	3											
Inning Stats	R: 0 H: 0 E: 0 K: 1 S: 6	H: 1 LOB: 0 BB: 1 P: 11	R: 0 H: 1 E: 0 K: 1 S: 7	H: 1 LOB: 0 BB: 0 P: 10	R: 0 H: 0 E: 0 K: 0 S: 4	H: 0 LOB: 0 BB: 0 P: 10	R: 1 H: 2 E: 0 K: 1 S: 10	H: 2 LOB: 1 BB: 0 P: 15	R: 0 H: 0 E: 0 K: 0 S: 7	H: 0 LOB: 0 BB: 1 P: 12	R: 0 H: 0 E: 0 K: 1 S: 7	H: 0 LOB: 0 BB: 0 P: 9	R: 0 H: 1 E: 0 K: 0 S: 10	H: 1 LOB: 1 BB: 0 P: 16	R: 0 H: 0 E: 0 K: 2 S: 11	H: 0 LOB: 2 BB: 1 P: 18	R: 1 H: 2 E: 0 K: 1 S: 8	H: 2 LOB: 2 BB: 1 P: 15	1B: 4 2B: 2 3B: 0 HR: 1	SF: 0 SAC: 1 DP: 4 HBP: 1	WP: 0 PB: 0 SB: 0 CS: 0	PA: 33					
PITCHER	IP	WLS	BF	H	R	ER	SO	BB	IBB	HBP	BLK	WP	HR	S	P	ERA	WHIP										
Omar Olivares, R ERA: 4.24 Doug Brocail, R ERA: 5.91 Mike Myers, L ERA: 6.75 Dan Miceli, R ERA: 8.76	(1, 1) (9, 1) (9, 1) (9, 1)	8.0 L	28 1	4 1	1 1	1 1	0 0	0 0	0 0	0 0	0 0	0 0	0 0	2 5	101 11	0.00 0.000	0.875 0.000										

Detroit Tigers @ Texas Rangers
 The Ballpark at Arlington, Arlington, TX
 Wed Apr 23 1997, 8:05 PM EDT
 Att: 35,230 - Unknown - 68 F

AB	27
R	2
H	6
RBI	2
BB	4
SO	7
LOB	13



Batter	1	2	3	4	5	6	7	8	9	AB R H RBI BB SO LOB	TOP									
Brian Hunter, R (1, 8) OBP: 0.290, SLG: 0.275	G6-3		1-1 SAFE			G6-3		1-3 K		4 0 1 0 0 1 1	Detroit Tigers @ Texas Rangers The Ballpark at Arlington, Arlington, TX Thu Apr 24 1997, 4:33 AM EDT Att: 31,902 - Overcast - 55 F									
Curtis Pride, L (1, 10) OBP: 0.370, SLG: 0.350	G5-3		1-2 1B			G1-3		3-3 K		4 0 0 0 0 1 3										
Travis Fryman, R (1, 5) OBP: 0.386, SLG: 0.506	G5-3			1-3 K		2-2 HR		4-2 BB		3 1 1 2 1 1 0										
Tony Clark, S (1, 3) OBP: 0.394, SLG: 0.598		3-2 F8		1-0 G4-3		1-3 K		1-3 K		4 0 0 0 0 2 1										
Bobby Higginson, L (1, 7) OBP: 0.382, SLG: 0.434	G4-3		1-2 G6-3			G4-3		3-2 P5		4 0 0 0 0 0 0										
Melvin Nieves, S (1, 9) OBP: 0.333, SLG: 0.500	K			1-3 K		1-1 FC5 1B		1-3 K		4 0 1 0 0 3 0										
Raul Casanova, S (1, 2) OBP: 0.167, SLG: 0.167			0-1 1B		1-2 G6-3	1-3 K		2-1 F8		4 0 1 0 0 1 1										
Jody Reed, R (1, 4) OBP: 0.348, SLG: 0.286			0-0 P2		1-3 K	0-1 1B				3 0 1 0 0 1 1										
Deivi Cruz, R (1, 6) OBP: 0.250, SLG: 0.314			2-3 K		1-0 HR	0-1 FC5				3 1 1 0 0 1 3										
Inning Stats	R: 0 E: 0 K: 0 S: 11	H: 0 LOB: 0 BB: 0 P: 14	R: 0 E: 0 K: 1 S: 8	H: 0 LOB: 0 BB: 0 P: 15	R: 0 E: 0 K: 1 S: 11	H: 2 LOB: 2 BB: 0 P: 15	R: 0 E: 0 K: 2 S: 9	H: 0 LOB: 0 BB: 0 P: 12	R: 0 E: 0 K: 2 S: 12	H: 2 LOB: 2 BB: 0 P: 18	R: 0 E: 0 K: 3 S: 12	H: 2 LOB: 2 BB: 0 P: 14	R: 0 E: 0 K: 3 S: 11	H: 0 LOB: 1 BB: 1 P: 20	R: 0 E: 0 K: 1 S: 11	H: 0 LOB: 0 BB: 0 P: 17	1B: 4 2B: 1 3B: 0 HR: 1	SF: 0 SAC: 0 DP: 0 HBP: 0	WP: 0 PB: 0 SB: 0 CS: 0	PA: 34
PITCHER	IP WLS BF H R ER SO BB IBB HBP BLK WP HR S P ERA WHIP																			
Roger Pavlik, R (1, 1) ERA: 8.1	7.0 W 27 6 2 2 7 0 0 0 0 0 0 1 72 100 2.57 0.857																			
Danny Patterson, R (8, 1) ERA: 1.17	1.0 4 0 0 0 3 1 0 0 0 0 0 0 11 20 0.00 1.000																			
John Wetteland, R (9, 1) ERA: 1.0	1.0 S 3 0 0 0 1 0 0 0 0 0 0 0 11 17 0.00 0.000																			

Batter	1	2	3	4	5	6	7	8	9	AB R H RBI BB SO LOB	BOTTOM									
Mark McLemore, S (1, 4) OBP: 0.250, SLG: 0.177	F7		3-1 G4-3			2-1 1B 2B		3-3 K		4 1 1 0 0 1 3	Detroit Tigers @ Texas Rangers The Ballpark at Arlington, Arlington, TX Thu Apr 24 1997, 4:33 AM EDT Att: 31,902 - Overcast - 55 F									
Ivan Rodriguez, R (1, 2) OBP: 0.382, SLG: 0.500	1-0 2B		0-0 G5-3			0-1 1B		0-0 29 BB		4 0 3 3 0 0 0										
29 Rusty Greer, L (1, 7) OBP: 0.432, SLG: 0.458	2-3 K		1-1 CS			0-0 L1		4-1 BB		3 0 1 0 1 1 1										
Dean Palmer, R (1, 5) OBP: 0.338, SLG: 0.469	1-0 HBP		1-2 CS		0-0 G3-6-1	0-3 K		2-3 K		3 0 1 0 0 2 3										
Willi Clark, L (1, 3) OBP: 0.409, SLG: 0.400	1-3 K		1-2 G3-6-1		1-2 G3-6-1	3-3 K		1-0 G6-3 1B		4 0 1 0 0 2 3										
Mike Simms, R (1, 10) OBP: 0.348, SLG: 0.727		1-0 G5-3		0-1 L4		2-2 BB		2-1 F9		4 1 1 0 0 0 1										
Mike Devereaux, R (1, 9) OBP: 0.294, SLG: 0.300		1-0 2B			3-3 K	4-1 BB		1-2 G6-3		3 1 2 0 1 1 0										
John Wetteland, R (9, 1) ERA: 1.0						1B		1-2 BB		0 0 0 0 0 0 0										
Damon Buford, R (1, 8) OBP: 0.265, SLG: 0.279		0-2 P5			0-2 F9	4-2 BB		3-1 G6-3		2 0 0 0 0 0 1										
Lee Stevens, L (7, PH) OBP: 0.348, SLG: 0.500						1-2 BB		1-2 BB		0 1 0 0 1 0 0										
Marc Sagmoen, L (8, 9) OBP: 0.192, SLG: 0.261						1-2 BB		1-2 BB		1 0 0 0 0 0 2										
Benji Gil, R (1, 6) OBP: 0.214, SLG: 0.262		0-1 F7			2-1 G6-3	0-1 29 BB		1-3 K		2 0 0 0 0 0 1										
Warren Newson, L (7, PH) OBP: 0.417, SLG: 0.125						1-2 2B				0 0 0 0 0 0 0										
Billy Ripken, R (7, PH) OBP: 0.300, SLG: 0.278						1-2 3B				2 0 1 1 0 1 2										
Inning Stats	R: 0 E: 0 K: 2 S: 11	H: 1 LOB: 2 BB: 0 P: 18	R: 0 E: 0 K: 0 S: 8	H: 1 LOB: 1 BB: 0 P: 10	R: 0 E: 0 K: 0 S: 7	H: 1 LOB: 0 BB: 0 P: 12	R: 0 E: 0 K: 0 S: 6	H: 1 LOB: 0 BB: 0 P: 7	R: 0 E: 0 K: 1 S: 10	H: 0 LOB: 0 BB: 0 P: 15	R: 1 E: 0 K: 3 S: 8	H: 2 LOB: 0 BB: 0 P: 10	R: 3 E: 0 K: 3 S: 19	H: 3 LOB: 3 BB: 3 P: 41	R: 0 E: 0 K: 1 S: 13	H: 2 LOB: 2 BB: 0 P: 21	1B: 7 2B: 4 3B: 0 HR: 0	SF: 0 SAC: 0 DP: 1 HBP: 1	WP: 0 PB: 0 SB: 0 CS: 1	PA: 37
PITCHER	IP WLS BF H R ER SO BB IBB HBP BLK WP HR S P ERA WHIP																			
Justin Thompson, L (1, 1) ERA: 4.5	6.1 L 25 7 3 3 3 5 1 0 0 0 0 0 0 57 88 4.26 1.263																			
A.J. Sager, R (7, 1) ERA: 6.0	0.0 1 0 0 0 0 1 0 0 0 0 0 0 2 6 ∞ ∞																			
Mike Myers, L (7, 1) ERA: 6.35	0.1 4 2 1 1 1 1 0 0 0 0 0 0 7 14 27.00 9.000																			
Todd Jones, R (7, 1) ERA: 3.27	1.1 6 2 0 0 2 0 0 0 0 0 0 0 16 26 0.00 1.500																			

Batter	1	2	3	4	5	6	7	8	9	AB	R	H	RBI	BB	SO	LOB	TOP										
Brian Hunter, R (1, 8) OBP: 0.298, SLG: 0.295	G5-3			1B		G6-3		K		4	0	2	0	0	1	0	Detroit Tigers @ Anaheim Angels Anaheim Stadium, Anaheim, CA Fri Apr 25 1997, 10:05 PM EDT Att: 30,464 - Unknown - 75 F										
Damion Easley, R (1, 4) OBP: 0.344, SLG: 0.423	G4-3			L6		G6-3		K		4	0	0	0	0	1	2											
Travis Fryman, R (1, 5) OBP: 0.381, SLG: 0.516	G5-3			F9		F9				4	0	1	0	0	0	2											
Tony Clark, S (1, 3) OBP: 0.388, SLG: 0.578										3	0	0	0	1	1												
Bobby Higginson, L (1, 7) OBP: 0.376, SLG: 0.425										4	1	1	0	0	0	2											
Melvin Nieves, S (1, 10) OBP: 0.325, SLG: 0.476										3	1	0	0	1	2	0											
Bubba Trammell, R (1, 9) OBP: 0.375, SLG: 0.426										4	1	1	3	0	1	0											
Brian Johnson, R (1, 2) OBP: 0.280, SLG: 0.388										3	0	0	0	0	1	0											
Deivi Cruz, R (1, 6) OBP: 0.240, SLG: 0.301										3	0	0	0	0	0	0											
Inning Stats	R: 0 E: 0 K: 0 S: 7	H: 0 LOB: 0 BB: 0 P: 14	R: 0 E: 0 K: 0 S: 6	H: 0 LOB: 0 BB: 0 P: 10	R: 0 E: 0 K: 0 S: 7	H: 0 LOB: 0 BB: 0 P: 10	R: 0 E: 0 K: 0 S: 9	H: 1 LOB: 2 BB: 1 P: 15	R: 0 E: 0 K: 2 S: 9	H: 0 LOB: 0 BB: 0 P: 16	R: 0 E: 0 K: 0 S: 12	H: 1 LOB: 1 BB: 0 P: 19	R: 3 E: 0 K: 1 S: 12	H: 2 LOB: 0 BB: 1 P: 24	R: 0 E: 0 K: 3 S: 15	H: 1 LOB: 1 BB: 0 P: 22	R: 0 E: 0 K: 1 S: 9	H: 0 LOB: 0 BB: 0 P: 14	1B: 2 2B: 1 3B: 1 HR: 1	SF: 0 SAC: 0 DP: 0 HBP: 0	WP: 0 PB: 0 SB: 1 CS: 0	PA: 34					
PITCHER	IP	WLS	BF	H	R	ER	SO	BB	IBB	HBP	BLK	WP	HR	S	P	ERA	WHIP										
Jason Dickson, R (1, 1) ERA: 2.78	6.1	W	25	4	3	3	2	2	0	0	0	0	1	58	101	4.26	0.947										
Pep Harris, R (7, 1) ERA: 1.5	1.2		6	1	0	0	4	0	0	0	0	0	0	19	29	0.00	0.600										
Chuck McElroy, L (9, 1) ERA: 2.92	1.0		3	0	0	0	1	0	0	0	0	0	0	9	14	0.00	0.000										

Batter	1	2	3	4	5	6	7	8	9	AB	R	H	RBI	BB	SO	LOB	BOTTOM										
Orlando Palmeiro, L (1, 8) OBP: 0.313, SLG: 0.310	F8									3	1	1	0	1	0	1	Detroit Tigers @ Anaheim Angels Anaheim Stadium, Anaheim, CA Fri Apr 25 1997, 10:05 PM EDT Att: 30,464 - Unknown - 75 F										
Jorge Fabregas, L (8, 2) OBP: 0.100, SLG: 0.056										1	0	0	0	0	0	0											
Jim Edmonds, L (1, 3) OBP: 0.337, SLG: 0.487	L3									5	1	1	0	0	1	3											
Dave Hollins, S (1, 5) OBP: 0.405, SLG: 0.419	G1-3									4	0	2	3	0	0	0											
Jim Leyritz, R (1, 2) OBP: 0.400, SLG: 0.610										2	2	0	0	2	0	1											
Tim Salmon, R (1, 9) OBP: 0.330, SLG: 0.418										4	1	1	2	0	0	5											
16 Garret Anderson, L (1, 7) OBP: 0.382, SLG: 0.407										4	1	2	1	0	0	1											
Eddie Murray, S (1, 10) OBP: 0.338, SLG: 0.431										4	1	1	2	0	0	2											
Luis Alicea, S (1, 4) OBP: 0.357, SLG: 0.367										4	1	2	0	0	0	0											
Gary Disarcina, R (1, 6) OBP: 0.276, SLG: 0.389										4	0	1	0	0	2	2											
Inning Stats	R: 0 E: 0 K: 0 S: 7	H: 0 LOB: 0 BB: 0 P: 12	R: 0 E: 1 K: 0 S: 7	H: 0 LOB: 1 BB: 0 P: 9	R: 1 E: 0 K: 2 S: 15	H: 2 LOB: 3 BB: 2 P: 28	R: 0 E: 0 K: 0 S: 6	H: 0 LOB: 0 BB: 0 P: 7	R: 4 E: 0 K: 0 S: 18	H: 5 LOB: 1 BB: 0 P: 26	R: 0 E: 0 K: 1 S: 8	H: 2 LOB: 1 BB: 0 P: 11	R: 3 E: 0 K: 0 S: 15	H: 2 LOB: 0 BB: 1 P: 24	R: 0 E: 0 K: 0 S: 5	H: 0 LOB: 0 BB: 0 P: 8	1B: 6 2B: 3 3B: 0 HR: 2	SF: 0 SAC: 0 DP: 0 HBP: 0	WP: 0 PB: 0 SB: 1 CS: 0	PA: 38							
PITCHER	IP	WLS	BF	H	R	ER	SO	BB	IBB	HBP	BLK	WP	HR	S	P	ERA	WHIP										
Felipe Lira, R (1, 1) ERA: 8.8	4.2	L	23	6	5	5	2	2	0	0	0	0	1	49	77	9.64	1.714										
John Cummings, L (5, 1) ERA: 3.38	1.2		7	3	0	0	1	0	0	0	0	0	0	14	18	0.00	1.800										
Dan Miceli, R (7, 1) ERA: 9.64	1.2		8	2	3	3	0	1	0	0	0	0	1	18	30	16.20	1.800										

Batter	1	2	3	4	5	6	7	8	9	AB R H RBI BB SO LOB	TOP											
Brian Hunter, R OBP: 0.296, SLG: 0.293 (1, 8)	2-2 CS 1B		1-0 P4		2-3 K			2-3 K		4 0 1 0 0 2 1	Detroit Tigers @ Anaheim Angels Anaheim Stadium, Anaheim, CA Sat Apr 26 1997, 10:05 PM EDT Att: 30,872 - Unknown - 76 F livebaseballscores.com											
Damion Easley, R OBP: 0.340, SLG: 0.451 (1, 4)	2-1 SAFE 1-2 L7		3-2 HR		0-0 P4			0-1 F8		4 1 1 1 0 0 1												
Travis Fryman, R OBP: 0.385, SLG: 0.547 (1, 5)	3-2 FC6-4 1B		2-3 K		3-3 K			3-2 HR		4 1 2 1 0 2 0												
Tony Clark, S OBP: 0.374, SLG: 0.553 (1, 3)	1-0 FC6-4 1-2				2-2 G5-3			3-2 G6-3		4 0 0 0 0 1 1												
Bubba Trammell, R OBP: 0.382, SLG: 0.439 (1, 9)		0-1 FC6-4 2B			1-0 G6-3			4-1 G4-3 G5-3 BB		3 0 1 0 1 1 0												
Phil Nevin, R (1, 10)		0-1 FC6-5-4-6 2-3			1-2 G6-3			1-1 SAFE SAFE SAFE SAFE SAFE SAFE 1-2		4 0 0 0 0 0 2												
Brian Johnson, R OBP: 0.284, SLG: 0.365 (1, 2)		0-2 G6-3			1-1 G5-3			3-2 G4-3		3 0 0 0 0 0 2												
Bobby Higginson, L OBP: 0.365, SLG: 0.410 (1, 7)		1-3 K			2-2 G4-3			2-1 G3		3 0 0 0 0 1 2												
Deivi Cruz, R OBP: 0.244, SLG: 0.316 (1, 6)			0-0 B3		0-0 2B			1-0 L3		3 0 1 0 0 0 0												
Inning Stats	R: 0 E: 0 K: 0 S: 9	H: 2 LOB: 1 BB: 0 P: 17	R: 0 E: 0 K: 1 S: 10	H: 1 LOB: 1 BB: 0 P: 11	R: 1 E: 0 K: 1 S: 9	H: 1 LOB: 0 BB: 0 P: 15	R: 0 E: 0 K: 0 S: 7	H: 0 LOB: 0 BB: 0 P: 11	R: 0 E: 0 K: 1 S: 9	H: 1 LOB: 1 BB: 0 P: 14	R: 0 E: 0 K: 0 S: 8	H: 0 LOB: 0 BB: 0 P: 14	R: 0 E: 0 K: 0 S: 8	H: 0 LOB: 1 BB: 1 P: 18	R: 0 E: 0 K: 1 S: 7	H: 0 LOB: 0 BB: 0 P: 10	R: 1 E: 0 K: 2 S: 14	H: 1 LOB: 0 BB: 0 P: 18	1B: 2 2B: 2 3B: 0 HR: 2	SF: 0 SAC: 0 DP: 0 HBP: 0	WP: 0 PB: 0 SB: 0 CS: 1	PA: 33
PITCHER	IP WLS BF H R ER SO BB IBB HBP BLK WP HR S P ERA WHIP											PITCHER	IP WLS BF H R ER SO BB IBB HBP BLK WP HR S P ERA WHIP									
Chuck Finley, L ERA: 4.86 Rich DeLuca, R ERA: 2.73	(1, 1) 8.0 L 29 5 1 1 5 1 0 0 0 0 0 1 67 110 1.12 0.750											(9, 1) 1.0 4 1 1 1 2 0 0 0 0 0 1 14 18 9.00 1.000										

Batter	1	2	3	4	5	6	7	8	9	AB R H RBI BB SO LOB	BOTTOM									
Orlando Palmeiro, L OBP: 0.278, SLG: 0.273 (1, 8)	2-2 F9		0-0 G4-3			3-2 G4-3			1-1 G6-3	4 0 0 0 0 0 0	Detroit Tigers @ Anaheim Angels Anaheim Stadium, Anaheim, CA Sat Apr 26 1997, 10:05 PM EDT Att: 30,872 - Unknown - 76 F livebaseballscores.com									
Luis Alica, S OBP: 0.351, SLG: 0.375 (1, 4)	2-0 G6-3 2B			1-2 F9		0-1 P4			0-0 F9	4 0 1 0 0 0 0										
Dave Hollins, S OBP: 0.386, SLG: 0.397 (1, 5)	1-2 SAFE G6-3 2-3			1-1 G3		1-0 G3			1-1 G3	4 0 0 0 0 0 1										
Jim Edmonds, L OBP: 0.337, SLG: 0.494 (1, 3)	0-1 L1			0-0 2B		2-1 F7				3 0 1 0 0 0 1										
Tim Salmon, R OBP: 0.330, SLG: 0.407 (1, 9)		0-1 G5-3		1-1 HBP		2-3 K				2 0 0 0 0 1 0										
16 Garret Anderson, L OBP: 0.370, SLG: 0.393 (1, 7)		2-1 G3		1-1 L9		1-3 K				3 0 0 0 0 1 2										
Eddie Murray, S OBP: 0.324, SLG: 0.410 (1, 10)		2-2 G3			2-3 K			1-3 K		3 0 0 0 0 2 0										
Jorge Fabregas, L OBP: 0.091, SLG: 0.048 (1, 2)			2-1 G3-4-1		3-2 G4-3			1-2 G3		3 0 0 0 0 0 0										
Gary Disarcina, R OBP: 0.266, SLG: 0.373 (1, 6)			2-2 G6-3		0-0 G6-3			1-1 F7		3 0 0 0 0 0 0										
Inning Stats	R: 0 E: 0 K: 0 S: 9	H: 1 LOB: 1 BB: 0 P: 14	R: 0 E: 0 K: 0 S: 7	H: 0 LOB: 0 BB: 0 P: 11	R: 0 E: 0 K: 0 S: 6	H: 0 LOB: 0 BB: 0 P: 10	R: 0 E: 0 K: 1 S: 7	H: 1 LOB: 2 BB: 0 P: 13	R: 0 E: 0 K: 1 S: 7	H: 0 LOB: 0 BB: 0 P: 12	R: 0 E: 0 K: 2 S: 8	H: 0 LOB: 0 BB: 0 P: 13	R: 0 E: 0 K: 1 S: 8	H: 0 LOB: 0 BB: 0 P: 11	R: 0 E: 0 K: 0 S: 5	H: 0 LOB: 0 BB: 0 P: 7	1B: 0 2B: 2 3B: 0 HR: 0	SF: 0 SAC: 0 DP: 0 HBP: 1	WP: 0 PB: 0 SB: 0 CS: 0	PA: 30
PITCHER	IP WLS BF H R ER SO BB IBB HBP BLK WP HR S P ERA WHIP											PITCHER	IP WLS BF H R ER SO BB IBB HBP BLK WP HR S P ERA WHIP							
Brian Moehler, R ERA: 2.45	(1, 1) 9.0 W 30 2 0 0 4 0 0 1 0 0 0 0 65 101 0.00 0.222																			

Batter	1	2	3	4	5	6	7	8	9	AB	R	H	RBI	BB	SO	LOB	TOP		
Brian Hunter, R OBP: 0.391, SLG: 0.337	(1, 8) F9			L7		HR	2B		K	5	1	2	1	0	1	0	<p>Detroit Tigers @ Anaheim Angels Anaheim Stadium, Anaheim, CA</p> <p>Sun Apr 27 1997, 6:33 AM EDT Att: 16,409 - Sunny - 78 F</p> <p>livebaseballscores.com</p>		
Jody Reed, R OBP: 0.357, SLG: 0.280	(1, 4) G6-3			L5		HR	HBP		K	4	1	1	0	0	1	0			
Travis Fryman, R OBP: 0.381, SLG: 0.566	(1, 5) G5-3			F9		HR	L3			4	1	1	2	0	0	3			
Tony Clark, S OBP: 0.369, SLG: 0.571		(1, 3) G6-3				HR			F8	4	1	1	1	0	1	0			
Damon Easley, R OBP: 0.337, SLG: 0.442	(1, 6) K					G6-3			S	4	0	1	0	0	2	0			
Deivi Cruz, R OBP: 0.244, SLG: 0.316	(8, 6) K					G6-3			1B	0	0	0	0	0	0	0			
Bubba Trammell, R OBP: 0.389, SLG: 0.483	(1, 9) F8					HR	BB		K	3	1	1	1	1	1	1			
Phil Nevin, R OBP: 0.200, SLG: 0.143						HR	1B		G5-3	3	0	2	0	1	0	1			
Raul Casanova, S OBP: 0.200, SLG: 0.200	(1, 2) G6-4-3					G5-3			G3-1	4	0	1	0	0	0	4			
Bobby Higginson, L OBP: 0.350, SLG: 0.391	(1, 7) G6-3									4	0	0	0	0	2	1			
Melvin Nieves, S OBP: 0.329, SLG: 0.476	(9, 9) G6-3									0	0	0	0	0	0	0			
Inning Stats		R: 0 H: 0 E: 0 LOB: 0 K: 0 BB: 0 S: 6 P: 10	R: 0 H: 0 E: 0 LOB: 0 K: 1 BB: 0 S: 8 P: 13	R: 0 H: 1 E: 0 LOB: 0 K: 0 BB: 0 S: 5 P: 9	R: 0 H: 0 E: 0 LOB: 0 K: 0 BB: 0 S: 5 P: 8	R: 1 H: 2 E: 0 LOB: 1 K: 2 BB: 0 S: 17 P: 26	R: 4 H: 4 E: 0 LOB: 1 K: 1 BB: 1 S: 17 P: 28	R: 0 H: 2 E: 0 LOB: 2 K: 0 BB: 0 S: 7 P: 15	R: 0 H: 1 E: 0 LOB: 2 K: 1 BB: 1 S: 9 P: 17	R: 0 H: 0 E: 0 LOB: 0 K: 3 BB: 0 S: 10 P: 13	1B: 5 SF: 0 2B: 2 SAC: 0 3B: 0 DP: 2 HR: 4 HBP: 1	WP: 0 PA: 38 PB: 0 SB: 1 CS: 0							
PITCHER		IP WLS BF H R ER SO BB IBB HBP BLK WP HR S P ERA WHIP	IP WLS BF H R ER SO BB IBB HBP BLK WP HR S P ERA WHIP																
Allen Watson, L ERA: 7.5	(1, 1) 5.1 21 6 4 4 4 0 0 0 0 0 3 52 83 6.75 1.125																		
Pep Harris, R ERA: 1.83	(6, 1) 1.2 9 3 1 1 0 1 0 1 0 0 1 13 26 5.40 2.400																		
Shigetoshi Hasegawa, R ERA: 0.76	(8, 1) 1.0 5 1 0 0 1 1 0 0 0 0 0 9 17 0.00 2.000																		
Mike Holtz, L ERA: 1.06	(9, 1) 0.1 1 0 0 0 1 0 0 0 0 0 0 3 4 0.00 0.000																		
Mike James, R ERA: 2.77	(9, 1) 0.2 W 2 0 0 0 2 0 0 0 0 0 0 7 9 0.00 0.000																		

Batter	1	2	3	4	5	6	7	8	9	AB	R	H	RBI	BB	SO	LOB	BOTTOM		
Orlando Palmeiro, L OBP: 0.300, SLG: 0.278	(1, 8) CS			G1-3			G6-3		G1-3	3	1	1	0	1	0	0	<p>Detroit Tigers @ Anaheim Angels Anaheim Stadium, Anaheim, CA</p> <p>Sun Apr 27 1997, 6:33 AM EDT Att: 16,409 - Sunny - 78 F</p> <p>livebaseballscores.com</p>		
George Arias, R (9, PH)	BB			WP						1	0	0	0	0	0	1			
Jim Edmonds, L OBP: 0.340, SLG: 0.500	(1, 3) G4-3			1B			F9			5	1	2	3	0	0	1			
Dave Hollins, S OBP: 0.380, SLG: 0.390	(1, 5) P5			2B					1B	4	1	1	0	0	0	1			
Jim Leyritz, R OBP: 0.406, SLG: 0.597		(1, 2) L8		1B			G6-3		BB	3	0	1	1	1	0	0			
Tim Salmon, R OBP: 0.337, SLG: 0.405	(1, 9) S			BB			F8		K	3	0	1	0	1	1	2			
16 Garrett Anderson, L OBP: 0.365, SLG: 0.387	(1, 7) L9			1B			K		FC6-4	4	0	1	1	0	1	2			
Eddie Murray, S OBP: 0.319, SLG: 0.400	(1, 10) G6-3			L7			PB		FC6-4	4	1	1	0	0	0	5			
Luis Alicea, S OBP: 0.372, SLG: 0.397	(1, 4)			WP			1B		G1-3	4	2	3	1	0	1	0			
Gary Disarcina, R OBP: 0.256, SLG: 0.359	(1, 6) F8			1B			P3		SH1	3	0	0	0	0	0	1			
Inning Stats		R: 0 H: 0 E: 0 LOB: 1 K: 0 BB: 1 S: 9 P: 19	R: 0 H: 1 E: 0 LOB: 1 K: 0 BB: 0 S: 11 P: 17	R: 3 H: 5 E: 0 LOB: 3 K: 0 BB: 1 S: 17 P: 32	R: 0 H: 0 E: 0 LOB: 0 K: 1 BB: 0 S: 10 P: 15	R: 0 H: 0 E: 0 LOB: 0 K: 0 BB: 0 S: 6 P: 7	R: 1 H: 2 E: 0 LOB: 1 K: 1 BB: 0 S: 10 P: 17	R: 0 H: 0 E: 0 LOB: 0 K: 0 BB: 0 S: 8 P: 9	R: 1 H: 1 E: 0 LOB: 1 K: 1 BB: 1 S: 8 P: 19	R: 1 H: 2 E: 0 LOB: 1 K: 0 BB: 0 S: 7 P: 10	1B: 10 SF: 0 2B: 1 SAC: 1 3B: 0 DP: 0 HR: 0 HBP: 0	WP: 2 PA: 38 PB: 1 SB: 2 CS: 1							
PITCHER		IP WLS BF H R ER SO BB IBB HBP BLK WP HR S P ERA WHIP	IP WLS BF H R ER SO BB IBB HBP BLK WP HR S P ERA WHIP																
Willie Blair, R ERA: 6.35	(1, 1) 2.2 15 6 3 3 0 2 0 0 0 0 0 0 28 42 0.00 0.600																		
Jose Bautista, R ERA: 6.69	(3, 1) 3.1 11 2 1 0 2 0 0 0 0 0 0 0 28 42 0.00 0.600																		
John Cummings, L ERA: 3.09	(7, 1) 1.0 3 0 0 0 0 0 0 0 0 0 0 0 8 9 0.00 0.000																		
Todd Jones, R ERA: 3.86	(8, 1) 0.2 4 1 1 1 1 1 0 0 0 0 1 0 7 17 13.50 3.000																		
Mike Myers, L ERA: 6.75	(8, 1) 1.0 L 5 2 1 1 0 0 0 0 0 0 0 0 8 12 9.00 2.000																		



Batter	1	2	3	4	5	6	7	8	9	AB	R	H	RBI	BB	SO	LOB	TOP		
Mark Loretta, R OBP: 0.318, SLG: 0.276 (1, 6)	F9		1B		G6-3		E4		G5-3	5	0	1	0	0	0	1	Milwaukee Brewers @ Detroit Tigers Tiger Stadium, Detroit, MI Tue Apr 29 1997, 7:05 PM EDT Alt. 8, 1995 - Unknown - 67 F		
Jeff Cirillo, R OBP: 0.383, SLG: 0.392 (1, 5)	G4-3		1B		G5-3		1B			3	0	1	1	1	0	0			
Dave Nilsson, L OBP: 0.396, SLG: 0.506 (1, 10)	G4-3		F9				K			4	0	0	0	0	1	4			
John Jaha, R OBP: 0.370, SLG: 0.519 (1, 3)		G4-3	1B				K			3	1	2	0	0	1	2			
Jeromy Burnitz, L OBP: 0.414, SLG: 0.569 (1, 8) (7, 7)	G4-3		G4-3				F9		K	4	0	0	0	0	1	5			
Marc Newfield, R OBP: 0.410, SLG: 0.404 Chuck Carr, S OBP: 0.111, SLG: 0.114 (1, 7) (7, 8)							1B		F9	2	0	2	1	1	0	0			
Matt Mieske, R OBP: 0.368, SLG: 0.353 (1, 9)							1B		K	1	0	0	0	0	0	0			
Jeff Huson, L OBP: 0.200, SLG: 0.167 (1, 4)									G4-3	4	0	0	0	0	1	1			
Mike Matheny, R OBP: 0.321, SLG: 0.365 (1, 2)									L7	4	1	1	0	0	1	0			
Inning Stats	R: 0 E: 0 K: 0 S: 8	H: 0 LOB: 0 BB: 0 P: 11	R: 1 E: 0 K: 1 S: 12	H: 2 LOB: 1 BB: 0 P: 16	R: 0 E: 0 K: 0 S: 13	H: 2 LOB: 3 BB: 1 P: 27	R: 0 E: 0 K: 1 S: 7	H: 0 LOB: 0 BB: 1 P: 14	R: 0 E: 0 K: 1 S: 8	H: 1 LOB: 2 BB: 0 P: 20	R: 1 E: 1 K: 2 S: 15	H: 2 LOB: 2 BB: 0 P: 20	R: 0 E: 0 K: 2 S: 12	H: 0 LOB: 0 BB: 0 P: 17	R: 0 E: 0 K: 0 S: 11	H: 0 LOB: 0 BB: 0 P: 15		1B: 6 2B: 1 3B: 0 HR: 0	SF: 0 SAC: 0 DP: 1 HBP: 1
PITCHER	IP	WLS	BF	H	R	ER	SO	BB	IBB	HBP	BLK	WP	HR	S	P	ERA	WHIP		
Omar Olivares, R ERA: 3.64 (1, 1)	6.1	L	29	7	2	1	3	2	0	1	0	1	0	69	108	1.42	1.421		
John Cummings, L ERA: 3.0 (7, 1)	0.1		1	0	0	0	1	0	0	0	0	0	0	4	5	0.00	0.000		
Dan Miceli, R ERA: 8.8 (7, 1)	1.1		4	0	0	0	3	0	0	0	0	0	0	15	22	0.00	0.000		
Doug Brocail, R ERA: 5.64 (9, 1)	1.0		3	0	0	0	0	0	0	0	0	0	0	11	15	0.00	0.000		

Batter	1	2	3	4	5	6	7	8	9	AB	R	H	RBI	BB	SO	LOB	BOTTOM		
Brian Hunter, R OBP: 0.288, SLG: 0.321 (1, 8)	F7	F9			G6-3		G1-3		L7	5	0	0	0	0	0	1	Milwaukee Brewers @ Detroit Tigers Tiger Stadium, Detroit, MI Tue Apr 29 1997, 7:05 PM EDT Alt. 8, 1995 - Unknown - 67 F		
Damon Easley, R OBP: 0.353, SLG: 0.456 (1, 4) (8, 6)	1B		2B		G5-3		1B			4	1	3	0	0	0	0			
Travis Fryman, R OBP: 0.393, SLG: 0.574 (1, 5)	1B		2B		BB		K			2	0	1	1	2	1	1			
Tony Clark, S OBP: 0.357, SLG: 0.549 (1, 3)	K		K		K		K			4	0	0	0	0	3	4			
Bobby Higginson, L OBP: 0.356, SLG: 0.400 (1, 7)	BB		G4-3		G4-3		2B		G4-3	3	0	1	0	1	0	1			
Melvin Nieves, S OBP: 0.336, SLG: 0.470 (1, 9)	K		K		K		BB		1B	3	0	1	0	1	2	4			
Curtis Pride, L OBP: 0.340, SLG: 0.318 (1, 10)			F7		F8		FC3-6		G1-3	4	0	0	0	0	0	3			
Brian Johnson, R OBP: 0.263, SLG: 0.357 (1, 2)			1B		F8		K		G3	4	0	1	0	0	1	2			
Deivi Cruz, R OBP: 0.238, SLG: 0.308 Jody Reed, R OBP: 0.333, SLG: 0.259 (7, PH) (8, 4)			F9		G4-3		CS		G5-3	2	0	0	0	0	0	1			
Inning Stats	R: 0 E: 0 K: 2 S: 14	H: 1 LOB: 3 BB: 2 P: 29	R: 0 E: 0 K: 0 S: 10	H: 1 LOB: 1 BB: 0 P: 15	R: 1 E: 0 K: 2 S: 12	H: 2 LOB: 1 BB: 0 P: 19	R: 0 E: 0 K: 0 S: 12	H: 0 LOB: 0 BB: 0 P: 17	R: 0 E: 0 K: 1 S: 9	H: 1 LOB: 1 BB: 1 P: 17	R: 0 E: 0 K: 1 S: 12	H: 1 LOB: 1 BB: 0 P: 20	R: 0 E: 0 K: 0 S: 7	H: 1 LOB: 1 BB: 0 P: 8	R: 0 E: 0 K: 0 S: 6	H: 0 LOB: 0 BB: 0 P: 6		1B: 5 2B: 2 3B: 0 HR: 0	SF: 0 SAC: 0 DP: 0 HBP: 0
PITCHER	IP	WLS	BF	H	R	ER	SO	BB	IBB	HBP	BLK	WP	HR	S	P	ERA	WHIP		
21 Cal Eldred, R ERA: 4.13 (1, 1)	6.0	W	26	5	1	1	6	4	0	0	0	0	0	67	115	1.50	1.500		
Bob Wickman, R ERA: 3.39 (7, 1)	2.0		8	2	0	0	1	0	0	0	0	0	0	19	28	0.00	1.000		
Doug Jones, R ERA: 1.8 (9, 1)	1.0	S	3	0	0	0	0	0	0	0	0	0	0	6	6	0.00	0.000		


Batter	1	2	3	4	5	6	7	8	9	AB	R	H	RBI	BB	SO	LOB	TOP										
Mark Loretta, R (1, 6) OBP: 0.324, SLG: 0.286	G6-3		G5-3						FC4-6	5	0	2	1	0	0	1	Milwaukee Brewers @ Detroit Tigers Tiger Stadium, Detroit, MI Wed Apr 30 1997, 3:33 AM EDT Att: 12,888 - Overcast - 66 F										
Jeff Cirillo, R (1, 5) OBP: 0.374, SLG: 0.373	K		G5-3						G3	4	0	0	0	1	1	2											
Dave Nilsson, L (1, 10) OBP: 0.380, SLG: 0.483	K		K						G3-1	4	0	0	0	0	3	3											
John Jaha, R (1, 3) OBP: 0.375, SLG: 0.554		L9		G2-3						4	1	2	1	0	0	0											
Matt Mieske, R (1, 9) OBP: 0.381, SLG: 0.395		2B		F8					G1-3	4	1	2	0	0	0	0											
Marc Newfield, R (1, 7) OBP: 0.400, SLG: 0.411		2B		G4-3					G5-3	4	1	1	1	0	0	2											
Gerald Williams, R (1, 8) OBP: 0.382, SLG: 0.456		G5-3								3	1	1	0	1	1	1											
Eddy Diaz, R (1, 4) OBP: 0.280, SLG: 0.417										3	0	1	1	0	0	1											
Jeromy Burnitz, L (9, PH) OBP: 0.406, SLG: 0.559										1	0	0	0	0	0	1											
Mike Matheny, R (1, 2) OBP: 0.310, SLG: 0.352										2	0	0	0	0	1	2											
Jesse Levis, L (7, PH) OBP: 0.370, SLG: 0.417										2	0	1	0	0	0	0											
Inning Stats	R: 0 E: 0 K: 2 S: 9	H: 0 LOB: 0 BB: 0 P: 15	R: 2 E: 0 K: 0 S: 12	H: 3 LOB: 1 BB: 0 P: 20	R: 0 E: 0 K: 1 S: 10	H: 0 LOB: 0 BB: 0 P: 14	R: 0 E: 0 K: 0 S: 6	H: 0 LOB: 0 BB: 0 P: 9	R: 0 E: 0 K: 2 S: 14	H: 1 LOB: 3 BB: 2 P: 26	R: 1 E: 0 K: 1 S: 11	H: 1 LOB: 1 BB: 0 P: 16	R: 0 E: 0 K: 0 S: 8	H: 1 LOB: 1 BB: 0 P: 12	R: 0 E: 0 K: 0 S: 11	H: 2 LOB: 1 BB: 0 P: 15		R: 1 E: 0 K: 0 S: 11	H: 2 LOB: 1 BB: 0 P: 20	1B: 6 2B: 3 3B: 0 HR: 1	SF: 0 SAC: 0 DP: 1 HBP: 0	WP: 0 PB: 0 SB: 1 CS: 0	PA: 38				
PITCHER	IP	WLS	BF	H	R	ER	SO	BB	IBB	HBP	BLK	WP	HR	S	P	ERA	WHIP										
Justin Thompson, L (1, 1) ERA: 4.5	6.0	W	25	5	3	3	6	2	0	0	0	0	1	62	100	4.50	1.167										
A.J. Sager, R (7, 1) ERA: 5.29	2.0		8	3	0	0	0	0	0	0	0	0	0	19	27	0.00	1.500										
Todd Jones, R (9, 1) ERA: 4.26	1.0		5	2	1	1	0	0	0	0	0	0	0	11	20	9.00	2.000										


Batter	1	2	3	4	5	6	7	8	9	AB	R	H	RBI	BB	SO	LOB	BOTTOM										
Brian Hunter, R (1, 8) OBP: 0.301, SLG: 0.342	G6-3		E		G6-4-3					5	2	3	0	0	0	3	Milwaukee Brewers @ Detroit Tigers Tiger Stadium, Detroit, MI Wed Apr 30 1997, 3:33 AM EDT Att: 12,888 - Overcast - 66 F										
Damion Easley, R (1, 6) OBP: 0.358, SLG: 0.452	G6-3		E9							3	2	1	0	0	0	3											
Deivi Cruz, R (7, 6) OBP: 0.235, SLG: 0.304	G6-3		G4-1							1	0	0	0	0	0	0											
Travis Fryman, R (1, 5) OBP: 0.388, SLG: 0.558	G6-3		G4-1							3	0	0	1	1	1	4											
Tony Clark, S (1, 3) OBP: 0.361, SLG: 0.567	G6-3		BB							2	2	1	2	1	0	1											
Phil Nevin, R (1, 10) OBP: 0.263, SLG: 0.125	G6-3		BB							2	1	0	0	2	0	1											
Melvin Nieves, S (1, 9) OBP: 0.346, SLG: 0.486	G6-3		BB							4	1	2	3	0	0	2											
Bubba Trammell, R (1, 7) OBP: 0.378, SLG: 0.488										2	0	0	0	0	1	1											
Bobby Higginson, L (6, PH) OBP: 0.358, SLG: 0.402	K		G5-3							2	0	1	1	0	0	1											
Raul Casanova, S (1, 2) OBP: 0.214, SLG: 0.214										4	0	1	0	0	1	1											
Brian Johnson, R (8, 2) OBP: 0.263, SLG: 0.357										0	0	0	0	0	0	0											
Jody Reed, R (1, 4) OBP: 0.382, SLG: 0.250										1	0	0	1	2	0	0											
Inning Stats	R: 1 E: 0 K: 0 S: 9	H: 1 LOB: 1 BB: 1 P: 19	R: 0 E: 0 K: 2 S: 9	H: 0 LOB: 0 BB: 0 P: 12	R: 4 E: 1 K: 0 S: 12	H: 3 LOB: 1 BB: 3 P: 28	R: 0 E: 0 K: 1 S: 8	H: 1 LOB: 2 BB: 1 P: 18	R: 2 E: 0 K: 0 S: 14	H: 3 LOB: 2 BB: 1 P: 22	R: 1 E: 0 K: 0 S: 9	H: 0 LOB: 0 BB: 0 P: 13	R: 0 E: 0 K: 0 S: 4	H: 1 LOB: 0 BB: 0 P: 5	R: 0 E: 0 K: 0 S: 5	H: 0 LOB: 0 BB: 0 P: 11	1B: 6 2B: 2 3B: 1 HR: 0	SF: 1 SAC: 0 DP: 2 HBP: 2	WP: 1 PB: 0 SB: 0 CS: 1	PA: 38							
PITCHER	IP	WLS	BF	H	R	ER	SO	BB	IBB	HBP	BLK	WP	HR	S	P	ERA	WHIP										
Scott Karl, L (1, 1) ERA: 5.73	4.0	L	23	6	7	7	3	6	0	0	0	0	0	43	87	15.75	3.000										
Sean Maloney, R (6, 1) ERA: 2.25	3.0		12	3	1	1	0	0	0	2	0	1	0	22	30	3.00	1.000										
Ron Villone, L (8, 1) ERA: 6.14	1.0		3	0	0	0	0	0	0	0	0	0	0	5	11	0.00	0.000										



Batter	1	2	3	4	5	6	7	8	9	AB	R	H	RBI	BB	SO	LOB	TOP				
Brian Hunter, R OBP: 0.305, SLG: 0.345 (1, 8)										5	1	2	1	0	1	2	Detroit Tigers @ Cleveland Indians Jacobs Field, Cleveland, OH Sat May 03 1997, 3:33 AM EDT Att. 42,469 - Overcast - 54 F				
Damion Easley, R OBP: 0.351, SLG: 0.433 (1, 4)										4	1	0	0	1	1	4					
Travis Fryman, R OBP: 0.384, SLG: 0.546 (1, 5)										4	1	1	2	0	1	0					
Tony Clark, S OBP: 0.374, SLG: 0.594 (1, 3)										2	1	1	3	2	0	0					
Bobby Higginson, L OBP: 0.345, SLG: 0.385 (1, 7)										4	0	0	0	0	1	2					
Melvin Nieves, S OBP: 0.341, SLG: 0.466 (1, 9)										3	0	0	0	1	1	1					
Bubba Trammell, R OBP: 0.377, SLG: 0.453 Curtis Pride, L OBP: 0.333, SLG: 0.311 (1, 10)										2	0	0	0	1	0	1					
Brian Johnson, R OBP: 0.279, SLG: 0.356 Omar Olivares, R (9, FR) Raul Casanova, S OBP: 0.214, SLG: 0.214 (9, 2)										3	1	1	0	1	0	2					
Deivi Cruz, R OBP: 0.229, SLG: 0.296 Jody Reed, R OBP: 0.371, SLG: 0.241 (9, PH) (9, 4)										2	0	0	0	0	0	2					
Inning Stats	R: 0 E: 0 K: 2 S: 11	H: 0 LOB: 0 BB: 0 P: 16	R: 0 E: 0 K: 0 S: 6	H: 0 LOB: 0 BB: 1 P: 12	R: 5 E: 0 K: 1 S: 23	H: 4 LOB: 0 BB: 1 P: 38	R: 0 E: 0 K: 0 S: 6	H: 0 LOB: 1 BB: 0 P: 10	R: 0 E: 0 K: 0 S: 5	H: 0 LOB: 0 BB: 0 P: 11	R: 0 E: 1 K: 0 S: 10	H: 0 LOB: 2 BB: 1 P: 18	R: 0 E: 0 K: 2 S: 10	H: 0 LOB: 1 BB: 1 P: 20	R: 1 E: 0 K: 1 S: 16	H: 1 LOB: 2 BB: 1 P: 27		1B: 4 2B: 0 3B: 0 HR: 1	SF: 0 SAC: 1 DP: 1 HBP: 0	WP: 1 PB: 0 SB: 2 CS: 0	PA: 38
PITCHER	IP	WLS	BF	H	R	ER	SO	BB	IBB	HBP	BLK	WP	HR	S	P	ERA	WHIP				
Chad Ogea, R ERA: 6.87 Eric Plunk, R ERA: 4.75 (1, 1) (8, 1)	7.0		29	4	5	5	3	4	0	0	0	0	1	67	114	6.43	1.143				


Batter	1	2	3	4	5	6	7	8	9	AB	R	H	RBI	BB	SO	LOB	BOTTOM				
Omar Vizquel, S OBP: 0.376, SLG: 0.413 (1, 6)										4	1	2	2	1	0	3	Detroit Tigers @ Cleveland Indians Jacobs Field, Cleveland, OH Sat May 03 1997, 3:33 AM EDT Att. 42,469 - Overcast - 54 F				
Tony Fernandez, S OBP: 0.353, SLG: 0.484 (1, 4)										4	1	1	1	1	0	3					
Jim Thome, L OBP: 0.492, SLG: 0.558 (1, 3)										4	0	0	0	0	2	5					
Matt Williams, R OBP: 0.354, SLG: 0.569 (1, 5)										5	2	2	1	0	1	1					
David Justice, L OBP: 0.504, SLG: 0.791 (1, 7)										4	0	1	1	0	0	1					
Manny Ramirez, R OBP: 0.377, SLG: 0.560 Chad Curtis, R OBP: 0.370, SLG: 0.682 (1, 9) (9, FR)										4	0	1	0	1	2	2					
Julio Franco, R OBP: 0.448, SLG: 0.402 (1, 10)										2	1	1	1	3	0	1					
Brian Giles, L OBP: 0.381, SLG: 0.558 (1, 8)										4	1	1	0	1	0	5					
Sandy Alomar Jr., R OBP: 0.402, SLG: 0.732 (1, 2)										4	0	1	1	0	1	3					
Inning Stats	R: 1 E: 0 K: 0 S: 9	H: 1 LOB: 1 BB: 1 P: 22	R: 0 E: 1 K: 1 S: 12	H: 0 LOB: 2 BB: 1 P: 24	R: 2 E: 0 K: 0 S: 13	H: 3 LOB: 2 BB: 0 P: 19	R: 0 E: 0 K: 2 S: 12	H: 1 LOB: 1 BB: 0 P: 21	R: 0 E: 0 K: 0 S: 8	H: 0 LOB: 2 BB: 2 P: 20	R: 0 E: 0 K: 2 S: 7	H: 0 LOB: 0 BB: 0 P: 9	R: 2 E: 0 K: 1 S: 11	H: 2 LOB: 1 BB: 1 P: 21	R: 0 E: 0 K: 0 S: 17	H: 3 LOB: 3 BB: 1 P: 31		1B: 8 2B: 1 3B: 0 HR: 1	SF: 1 SAC: 1 DP: 0 HBP: 1	WP: 1 PB: 1 SB: 1 CS: 0	PA: 45
PITCHER	IP	WLS	BF	H	R	ER	SO	BB	IBB	HBP	BLK	WP	HR	S	P	ERA	WHIP				
Brian Moehler, R ERA: 2.84 John Cummings, L ERA: 2.77 Dan Miceli, R ERA: 9.18 Mike Myers, L ERA: 6.14 Doug Brocail, R ERA: 6.25 (1, 1) (6, 1) (7, 1) (8, 1) (9, 1)	5.0		25	5	0	0	0	2	0	0	0	0	0	7	20	0.00	2.000				
	1.1		7	2	2	2	2	1	0	0	0	0	0	14	23	13.50	2.250				
	0.2	L	2	0	0	0	1	0	0	0	0	0	0	4	7	0.00	0.000				
	0.2	L	6	3	2	2	0	1	0	0	0	1	0	17	31	27.00	6.000				


Batter	1	2	3	4	5	6	7	8	9	AB R H RBI BB SO LOB	TOP											
Brian Hunter, R (1.8) OBP: 0.391, SLG: 0.339	G6-3		G6-3			G6-4-3 1B		G4-3	G1-3	5 1 1 0 0 0 3	<p align="center">Detroit Tigers @ Cleveland Indians Jacobs Field, Cleveland, OH Sun May 04 1997, 3:33 AM EDT Att: 42,387 - Sunny - 52 F</p> <p align="right"> AB 31 R 2 H 6 RBI 2 BB 6 SO 6 LOB 20</p> 											
Bobby Higginson, L (1.7) OBP: 0.351, SLG: 0.384	F8			G1-3		G6-4-3 1B				3 0 1 0 1 0 0												
Travis Fryman, R (1.5) OBP: 0.372, SLG: 0.527	G6-3			G6-3		G6-4-3 1-2 2-3				4 0 0 0 0 1 3												
Tony Clark, S (1.3) OBP: 0.378, SLG: 0.587		L9		FC5-4 BB		2-1 1B				3 0 1 1 1 1 1												
Curtis Pride, L (1.10) OBP: 0.327, SLG: 0.306				FC5-4 1-2		3-H 2-2 1B				4 0 1 0 0 1 2												
Melvin Nieves, S (1.9) OBP: 0.360, SLG: 0.467					4-1 FC5-4 BB					2 0 1 0 2 1 0												
Damion Easley, R (1.6) (7.4)					1-2 FC5-4 1B					2 1 0 0 2 1 2												
Raul Casanova, S (1.2) OBP: 0.176, SLG: 0.176					1-3 K2-3					3 0 0 0 0 1 2												
Phil Nevin, R (9. PH) OBP: 0.250, SLG: 0.118					1-2 K2-3					1 0 0 0 0 0 3												
Brian Johnson, R (9.2) OBP: 0.279, SLG: 0.356										0 0 0 0 0 0 0												
Jody Reed, R (1.4) OBP: 0.368, SLG: 0.250					2-2 P2					3 0 1 1 0 0 1												
Deivi Cruz, R (7.6) OBP: 0.226, SLG: 0.293					2-H 1B					1 0 0 0 0 0 3												
Inning Stats	R: 0 E: 0 K: 0 S: 4	H: 0 LOB: 0 BB: 0 P: 7	R: 0 E: 0 K: 2 S: 10	H: 0 LOB: 1 BB: 1 P: 21	R: 0 E: 0 K: 0 S: 4	H: 0 LOB: 0 BB: 0 P: 5	R: 0 E: 0 K: 0 S: 11	H: 0 LOB: 1 BB: 1 P: 18	R: 1 E: 0 K: 1 S: 10	H: 1 LOB: 1 BB: 1 P: 18	R: 1 E: 0 K: 0 S: 14	H: 3 LOB: 1 BB: 0 P: 20	R: 0 E: 0 K: 1 S: 8	H: 0 LOB: 1 BB: 1 P: 15	R: 0 E: 0 K: 2 S: 10	H: 0 LOB: 1 BB: 1 P: 13	R: 0 E: 0 K: 0 S: 9	H: 2 LOB: 3 BB: 1 P: 16	1B: 6 2B: 0 3B: 0 HR: 0	SF: 0 SAC: 0 DP: 1 HBP: 0	WP: 0 PB: 0 SB: 1 CS: 0	PA: 37
PITCHER	IP WLS BF H R ER SO BB IBB HBP BLK WP HR S P ERA WHIP											PITCHER	IP WLS BF H R ER SO BB IBB HBP BLK WP HR S P ERA WHIP									
Charles Nagy, R (1.1) ERA: 4.57	8.0 L 34 6 2 2 6 6 0 0 0 0 0 0 0 70 125 2.25 1.500																					
Paul Assenmacher, L (9.1) ERA: 9.39	0.1 1 0 0 0 0 0 0 0 0 0 0 0 0 1 1 0.00 0.000																					
Jose Mesa, R (9.1) ERA: 5.97	0.2 2 0 0 0 0 0 0 0 0 0 0 0 0 6 7 0.00 0.000																					

Batter	1	2	3	4	5	6	7	8	9	AB R H RBI BB SO LOB	BOTTOM											
Omar Vizquel, S (1.6) OBP: 0.375, SLG: 0.411	F7				SH1-3		G4-3			3 0 1 0 0 0 0	<p align="center">Detroit Tigers @ Cleveland Indians Jacobs Field, Cleveland, OH Sun May 04 1997, 3:33 AM EDT Att: 42,387 - Sunny - 52 F</p> <p align="right"> AB 31 R 0 H 5 RBI 0 BB 4 SO 8 LOB 15</p> 											
Tony Fernandez, S (1.4) OBP: 0.333, SLG: 0.456	F7		L4		L6		G4-3			4 0 0 0 0 0 3												
Jim Thome, L (1.3) OBP: 0.484, SLG: 0.539			G3							3 0 0 0 1 2 1												
Matt Williams, R (1.5) OBP: 0.344, SLG: 0.550				G6-3	K					4 0 0 0 0 1 3												
David Justice, L (1.7) OBP: 0.496, SLG: 0.766				F8 1B			P4			3 0 0 0 1 1 0												
Manny Ramirez, R (1.9) OBP: 0.381, SLG: 0.558							F9			4 0 2 0 0 1 0												
Julio Franco, R (1.10) OBP: 0.450, SLG: 0.490										3 0 1 0 1 2 3												
Brian Giles, L (1.8) OBP: 0.385, SLG: 0.547					SH1-3 1B					1 0 0 0 1 0 2												
Chad Curtis, R (6. PH) OBP: 0.345, SLG: 0.625										2 0 0 0 0 1 2												
Pat Borders, R (1.2) OBP: 0.400, SLG: 0.667										3 0 1 0 0 0 0												
Kevin Mitchell, R (9. PH) OBP: 0.292, SLG: 0.400										1 0 0 0 0 0 1												
Inning Stats	R: 0 E: 0 K: 1 S: 6	H: 1 LOB: 2 BB: 1 P: 11	R: 0 E: 0 K: 1 S: 16	H: 1 LOB: 2 BB: 1 P: 24	R: 0 E: 1 K: 0 S: 11	H: 1 LOB: 1 BB: 0 P: 17	R: 0 E: 0 K: 1 S: 12	H: 1 LOB: 1 BB: 0 P: 19	R: 0 E: 0 K: 0 S: 12	H: 1 LOB: 3 BB: 2 P: 24		R: 0 E: 0 K: 0 S: 14	H: 1 LOB: 0 BB: 0 P: 21	R: 0 E: 0 K: 2 S: 10	H: 0 LOB: 0 BB: 0 P: 9	R: 0 E: 0 K: 2 S: 10	H: 0 LOB: 0 BB: 0 P: 13	R: 0 E: 0 K: 2 S: 13	H: 0 LOB: 1 BB: 1 P: 20	1B: 5 2B: 0 3B: 0 HR: 0	SF: 0 SAC: 1 DP: 0 HBP: 0	WP: 0 PB: 0 SB: 0 CS: 0
PITCHER	IP WLS BF H R ER SO BB IBB HBP BLK WP HR S P ERA WHIP											PITCHER	IP WLS BF H R ER SO BB IBB HBP BLK WP HR S P ERA WHIP									
Willie Blair, R (1.1) ERA: 5.08	5.2 W 25 5 0 0 4 3 0 0 0 0 0 0 0 68 112 0.00 1.412																					
John Cummings, L (6.1) ERA: 2.35	2.1 7 0 0 0 2 0 0 0 0 0 0 0 19 26 0.00 0.000																					
Doug Brocail, R (9.1) ERA: 6.0	1.0 S 4 0 0 0 2 1 0 0 0 0 0 0 13 20 0.00 1.000																					

Batter	1	2	3	4	5	6	7	8	9	AB	R	H	RBI	BB	SO	LOB	TOP			
Brian Hunter, R OBP: 0.299, SLG: 0.336 (1, 8)										4	0	1	0	0	2	1	Detroit Tigers @ Toronto Blue Jays SkyDome, Toronto, ON Mon May 05 1997, 7:05 PM EDT Att: 27,169 - Dome - 68 F			
Bobby Higginson, L OBP: 0.347, SLG: 0.388 (1, 7)										4	0	1	0	0	1	0				
Travis Fryman, R OBP: 0.361, SLG: 0.509 (1, 5)										4	0	0	0	0	1	1				
Tony Clark, S OBP: 0.374, SLG: 0.584 (1, 3)										4	1	1	0	0	2	0				
Curtis Pride, L OBP: 0.310, SLG: 0.288 (1, 10)										3	0	0	0	0	0	1				
Melvin Nieves, S OBP: 0.360, SLG: 0.487 (1, 9)										3	0	1	1	0	2	0				
Damion Easley, R OBP: 0.356, SLG: 0.422 (1, 6)										3	0	1	0	0	1	1				
Brian Johnson, R OBP: 0.270, SLG: 0.344 (1, 2)										2	0	0	0	0	1	1				
Jody Reed, R OBP: 0.341, SLG: 0.229 (1, 4)										3	0	0	0	0	0	1				
Inning Stats	R: 0 E: 0 K: 3 S: 12	H: 0 LOB: 0 BB: 0 P: 17	R: 1 E: 0 K: 2 S: 13	H: 2 LOB: 1 BB: 0 P: 18	R: 0 E: 0 K: 0 S: 6	H: 2 LOB: 1 BB: 0 P: 9	R: 0 E: 0 K: 2 S: 9	H: 0 LOB: 0 BB: 0 P: 14	R: 0 E: 0 K: 0 S: 6	H: 0 LOB: 0 BB: 0 P: 8	R: 0 E: 0 K: 2 S: 9	H: 0 LOB: 0 BB: 0 P: 15	R: 0 E: 0 K: 1 S: 7	H: 1 LOB: 1 BB: 0 P: 12	R: 0 E: 0 K: 0 S: 6	H: 0 LOB: 0 BB: 0 P: 9	1B: 2 2B: 2 3B: 1 HR: 0	SF: 0 SAC: 1 DP: 0 HBP: 0	WP: 0 PB: 0 SB: 0 CS: 1	PA: 31
PITCHER Roger Clemens, R ERA: 1.58 (1, 1)	IP: 9.0 WLS: W BF: 31 H: 5 R: 1 ER: 1 SO: 10 BB: 0 IBB: 0 HBP: 0 BLK: 0 WP: 0 HR: 0 S: 79 P: 116 ERA: 1.00 WHIP: 0.556															PITCHER				

Batter	1	2	3	4	5	6	7	8	9	AB	R	H	RBI	BB	SO	LOB	BOTTOM			
Otis Nixon, S OBP: 0.310, SLG: 0.220 (1, 8)										4	1	1	0	0	1	1	Detroit Tigers @ Toronto Blue Jays SkyDome, Toronto, ON Mon May 05 1997, 7:05 PM EDT Att: 27,169 - Dome - 68 F			
Alex Gonzalez, R OBP: 0.323, SLG: 0.407 (1, 6)										3	0	0	0	0	1	0				
Orlando Merced, S OBP: 0.347, SLG: 0.477 (1, 9)										3	0	1	0	1	0	0				
Joe Carter, R OBP: 0.301, SLG: 0.349 (1, 3)										3	0	0	1	0	0	1				
Ed Sprague, R OBP: 0.345, SLG: 0.542 (1, 5)										4	0	1	0	0	0	2				
Carlos Delgado, L OBP: 0.421, SLG: 0.606 (1, 10)										3	1	1	0	0	0	1				
Benito Santiago, R OBP: 0.239, SLG: 0.295 (1, 2)										3	1	1	0	0	2	1				
Shawn Green, L OBP: 0.308, SLG: 0.448 (1, 7)										3	0	1	0	0	1	2				
Carlos Garcia, R OBP: 0.220, SLG: 0.243 (1, 4)										3	0	1	2	0	0	1				
Inning Stats	R: 0 E: 0 K: 0 S: 6	H: 0 LOB: 0 BB: 0 P: 10	R: 0 E: 0 K: 1 S: 12	H: 1 LOB: 0 BB: 0 P: 19	R: 0 E: 0 K: 1 S: 5	H: 0 LOB: 0 BB: 0 P: 8	R: 0 E: 0 K: 0 S: 9	H: 0 LOB: 0 BB: 0 P: 12	R: 2 E: 0 K: 1 S: 17	H: 3 LOB: 1 BB: 0 P: 28	R: 0 E: 0 K: 1 S: 12	H: 1 LOB: 1 BB: 0 P: 19	R: 0 E: 0 K: 1 S: 8	H: 1 LOB: 1 BB: 0 P: 12	R: 1 E: 0 K: 0 S: 8	H: 1 LOB: 1 BB: 1 P: 18	1B: 5 2B: 2 3B: 0 HR: 0	SF: 1 SAC: 1 DP: 0 HBP: 0	WP: 0 PB: 0 SB: 1 CS: 0	PA: 32
PITCHER Omar Olivares, R ERA: 3.65 (1, 1)	IP: 7.1 WLS: L BF: 29 H: 7 R: 3 ER: 3 SO: 5 BB: 0 IBB: 0 HBP: 0 BLK: 0 WP: 0 HR: 0 S: 71 P: 111 ERA: 3.68 WHIP: 0.955															PITCHER				
Mike Myers, L ERA: 6.14 (8, 1)	0.0	1	0	0	0	0	0	0	0	0	0	1	5	∞	∞					
Todd Jones, R ERA: 4.05 (8, 1)	0.2	2	0	0	0	0	0	0	0	0	0	5	10	0.00	0.000					

Batter	1	2	3	4	5	6	7	8	9	10	AB R H RBI BB SO LOB	TOP														
Brian Hunter, R OBP: 0.291, SLG: 0.326 (1, 8)	K		F9		F8			P5			4 0 0 0 0 1 1	<p>Detroit Tigers @ Toronto Blue Jays SkyDome, Toronto, ON Tue May 06 1997, 7:05 PM EDT Att. 26,294 - Dome - 68 F</p> <p>livebaseballscores.com</p> <table border="1"> <tr><td>AB</td><td>32</td></tr> <tr><td>R</td><td>1</td></tr> <tr><td>H</td><td>4</td></tr> <tr><td>RBI</td><td>1</td></tr> <tr><td>BB</td><td>3</td></tr> <tr><td>SO</td><td>7</td></tr> <tr><td>LOB</td><td>11</td></tr> </table> 	AB	32	R	1	H	4	RBI	1	BB	3	SO	7	LOB	11
AB	32																									
R	1																									
H	4																									
RBI	1																									
BB	3																									
SO	7																									
LOB	11																									
Damion Easley, R OBP: 0.361, SLG: 0.443 (1, 4)	P2			1B				L9			4 1 2 0 0 0 0															
Travis Fryman, R OBP: 0.358, SLG: 0.500 (1, 5)	L9			G1-3	1B			F9			4 0 1 1 0 0 1															
Tony Clark, S OBP: 0.370, SLG: 0.569 (1, 3)		K			K			F8			3 0 0 0 1 2 1															
Bobby Higginson, L OBP: 0.336, SLG: 0.374 (1, 7)		K		G1-3				L9			4 0 0 0 0 1 3															
Melvin Nieves, S OBP: 0.366, SLG: 0.481 (1, 10)		K									3 0 1 0 1 2 0															
Bubba Trammell, R OBP: 0.375, SLG: 0.439 Jody Reed, R OBP: 0.333, SLG: 0.222 (1, 9)					L7			G6-3			2 0 0 0 1 0 2 1 0 0 0 0 0 1															
Brian Johnson, R OBP: 0.254, SLG: 0.323 (1, 2)								F9			4 0 0 0 0 0 1															
Deivi Cruz, R OBP: 0.218, SLG: 0.282 Curtis Pride, L OBP: 0.310, SLG: 0.288 (1, 6)								G5-3			3 0 0 0 0 1 1 0 0 0 0 0 0 0															
Inning Stats	R: 0 E: 0 K: 1 S: 9	H: 0 LOB: 0 BB: 0 P: 14	R: 0 E: 0 K: 3 S: 11	H: 0 LOB: 0 BB: 0 P: 12	R: 0 E: 0 K: 1 S: 9	H: 0 LOB: 1 BB: 1 P: 15	R: 1 E: 0 K: 0 S: 11	H: 2 LOB: 2 BB: 1 P: 21	R: 0 E: 0 K: 0 S: 5	H: 0 LOB: 0 BB: 0 P: 7	R: 0 E: 0 K: 0 S: 7	H: 0 LOB: 0 BB: 0 P: 11	R: 0 E: 0 K: 0 S: 6	H: 0 LOB: 0 BB: 0 P: 9	R: 0 E: 0 K: 0 S: 8	H: 0 LOB: 0 BB: 0 P: 13	R: 0 E: 0 K: 0 S: 8	H: 1 LOB: 0 BB: 0 P: 13	1B: 2 2B: 2 3B: 0 HR: 0	SF: 0 SAC: 0 DP: 0 HBP: 0	WP: 0 PA: 35 PB: 0 SB: 1 CS: 1					
PITCHER	IP WLS BF H R ER SO BB IBB HBP BLK WP HR S P ERA WHIP																									
Woody Williams, R ERA: 3.48 Tim Crabtree, R ERA: 3.75 (1, 1)	9.0	WLS 32	H 3	R 1	ER 1	SO 7	BB 2	IBB 0	HBP 0	BLK 0	WP 0	HR 0	S 75	P 113	ERA 1.00	WHIP 0.556										
(10, 1)	1.0	W 3	1 1	0 0	0 0	0 0	0 0	0 0	0 0	0 0	0 0	0 0	8 13	0.00	1.000											

Batter	1	2	3	4	5	6	7	8	9	10	AB R H RBI BB SO LOB	BOTTOM														
Otis Nixon, S OBP: 0.306, SLG: 0.219 (1, 8)	G6-3		L4		G3-1			G4-3			5 0 1 0 0 0 3	<p>Detroit Tigers @ Toronto Blue Jays SkyDome, Toronto, ON Tue May 06 1997, 7:05 PM EDT Att. 26,294 - Dome - 68 F</p> <p>livebaseballscores.com</p> <table border="1"> <tr><td>AB</td><td>37</td></tr> <tr><td>R</td><td>2</td></tr> <tr><td>H</td><td>11</td></tr> <tr><td>RBI</td><td>2</td></tr> <tr><td>BB</td><td>2</td></tr> <tr><td>SO</td><td>8</td></tr> <tr><td>LOB</td><td>19</td></tr> </table> 	AB	37	R	2	H	11	RBI	2	BB	2	SO	8	LOB	19
AB	37																									
R	2																									
H	11																									
RBI	2																									
BB	2																									
SO	8																									
LOB	19																									
Alex Gonzalez, R OBP: 0.327, SLG: 0.406 (1, 6)	G4-6-3		G6-3					F9			5 0 2 0 0 0 4															
Orlando Merced, S OBP: 0.349, SLG: 0.468 (1, 9)	G4-6-3							F7			4 0 1 0 1 1 2															
Joe Carter, R OBP: 0.305, SLG: 0.345 (1, 3)		K		P6				CS			4 0 1 1 1 2 1															
Ed Sprague, R OBP: 0.341, SLG: 0.541 (1, 5)		F8		P6							4 1 1 0 0 1 2															
Carlos Delgado, L OBP: 0.400, SLG: 0.571 (1, 10)		F7		P5				G3			4 0 0 0 0 0 3															
Benito Santiago, R OBP: 0.240, SLG: 0.292 (1, 2)											4 0 1 0 0 2 2															
Robert Perez, R OBP: 0.226, SLG: 0.387 Shawn Green, L OBP: 0.303, SLG: 0.441 (1, 7)											3 0 3 1 0 0 0 1 0 0 0 0 1 0															
Carlos Garcia, R OBP: 0.223, SLG: 0.246 (1, 4)											3 1 1 0 0 1 2															
Inning Stats	R: 0 E: 0 K: 0 S: 8	H: 1 LOB: 0 BB: 0 P: 10	R: 0 E: 0 K: 1 S: 8	H: 0 LOB: 0 BB: 0 P: 11	R: 0 E: 0 K: 0 S: 13	H: 2 LOB: 2 BB: 0 P: 18	R: 0 E: 0 K: 0 S: 7	H: 1 LOB: 1 BB: 0 P: 10	R: 0 E: 0 K: 2 S: 12	H: 0 LOB: 0 BB: 0 P: 16	R: 1 E: 0 K: 1 S: 10	H: 2 LOB: 1 BB: 0 P: 16	R: 0 E: 0 K: 0 S: 14	H: 1 LOB: 0 BB: 0 P: 20	R: 0 E: 0 K: 1 S: 9	H: 1 LOB: 1 BB: 0 P: 13	R: 1 E: 0 K: 1 S: 10	H: 2 LOB: 3 BB: 2 P: 21	1B: 8 2B: 2 3B: 1 HR: 0	SF: 0 SAC: 1 DP: 1 HBP: 0	WP: 0 PA: 41 PB: 0 SB: 0 CS: 1					
PITCHER	IP WLS BF H R ER SO BB IBB HBP BLK WP HR S P ERA WHIP																									
Justin Thompson, L ERA: 3.91 Todd Jones, R ERA: 4.2 Mike Myers, L ERA: 6.14 Dan Miceli, R ERA: 9.18 (1, 1)	8.0	WLS 30	H 8	R 1	ER 1	SO 6	BB 0	IBB 0	HBP 0	BLK 0	WP 0	HR 0	S 81	P 113	ERA 1.12	WHIP 1.000										
(9, 1)	1.2	L 8	3 3	1 1	2 0	0 0	0 0	0 0	0 0	0 0	0 0	0 0	18 25	5.40	1.800											
(10, 1)	0.0	1 0	0 0	0 0	1 0	0 0	0 0	0 0	0 0	0 0	0 0	0 0	4 5	∞	∞											
(10, 1)	0.0	1 0	0 0	0 0	1 0	0 0	0 0	0 0	0 0	0 0	0 0	0 0	1 5	∞	∞											

Batter	1	2	3	4	5	6	7	8	9	AB	R	H	RBI	BB	SO	LOB	TOP										
Jose Offerman, S (1, 4) OBP: 0.365, SLG: 0.444	2-2 P6		2-2 G1-3		0-0 G6-3			1-0 SF9 1B SH5-3 1B		4	1	1	1	0	0	0	Kansas City Royals @ Detroit Tigers Tiger Stadium, Detroit, MI Thu May 08 1997, 3:33 AM EDT Att: 16,243 - Overcast - 48 F										
Jay Bell, R (1, 6) OBP: 0.380, SLG: 0.570	1-0 F9		2-2 HR			1-1 P3		0-0 SH5-3		3	1	1	1	0	0	0											
Bip Roberts, S (1, 7) OBP: 0.417, SLG: 0.485	3-2 G5-3		1-0 2B		0-0 G6-3			4-0 1B IBB		3	0	1	0	1	0	0											
Jeff King, R (1, 3) OBP: 0.421, SLG: 0.449		1-2 5-3	2-0 F8		0-2 F8			1-0 SF9		3	0	0	1	0	0	1											
Chili Davis, S (1, 10) OBP: 0.407, SLG: 0.427		4-2 BB		0-0 G1			0-1 F8	1-2 1B		3	0	1	1	1	0	0											
David Howard, S (8, PR) OBP: 0.362, SLG: 0.453		0-0 BB		3-3 K			0-1 F8	1-3 3H 1B		0	0	0	0	0	0	0											
Scott Cooper, L (1, 5) OBP: 0.257, SLG: 0.355		0-0 F8		2-2 K			0-1 F8	1-0 P6		4	0	0	0	0	1	3											
29 Mike Sweeney, R (1, 2) OBP: 0.279, SLG: 0.333		2-2 P3		2-2 G5-3			4-2 BB		2-0 P5	3	0	0	0	1	0	1											
Tom Goodwin, L (1, 8) OBP: 0.289, SLG: 0.248			3-2 S G1-3 1B		1-0 G6-4-3 1B		2-1 G4-3		3-2 P5	4	1	2	0	0	0	1											
Johnny Damon, L (1, 9) OBP: 0.369, SLG: 0.468			2-2 G4-3		2-0 G6-4-3			0-0 SH5-3 1B SF9 1B	1-1 F9	4	1	1	0	0	0	2											
Inning Stats	R: 0 E: 0 K: 0 S: 9	H: 0 LOB: 0 BB: 0 P: 15	R: 0 E: 0 K: 0 S: 10	H: 0 LOB: 1 BB: 1 P: 17	R: 2 E: 0 K: 0 S: 16	H: 3 LOB: 1 BB: 0 P: 28	R: 0 E: 0 K: 1 S: 7	H: 0 LOB: 0 BB: 0 P: 12	R: 0 E: 0 K: 0 S: 4	H: 1 LOB: 0 BB: 0 P: 6	R: 0 E: 0 K: 0 S: 6	H: 0 LOB: 1 BB: 1 P: 7	R: 0 E: 0 K: 0 S: 10	H: 0 LOB: 1 BB: 1 P: 16	R: 2 E: 0 K: 0 S: 8	H: 3 LOB: 2 BB: 1 P: 16	R: 0 E: 0 K: 0 S: 11	H: 0 LOB: 0 BB: 0 P: 17	1B: 5 2B: 1 3B: 0 HR: 1	SF: 1 SAC: 1 DP: 1 HBP: 0	WP: 0 PA: 36 PB: 0 SB: 1 CS: 0						
PITCHER	IP	WLS	BF	H	R	ER	SO	BB	IBB	HBP	BLK	WP	HR	S	P	ERA	WHIP										
Brian Moehler, R (1, 1) ERA: 3.2	7.0	L	28	6	4	4	1	2	0	0	0	0	1	64	104	5.14	1.143										
Dan Miceli, R (8, 1) ERA: 8.2	2.0		8	1	0	0	0	0	1	0	0	0	0	17	30	0.00	0.500										


Batter	1	2	3	4	5	6	7	8	9	AB	R	H	RBI	BB	SO	LOB	BOTTOM										
Brian Hunter, R (1, 8) OBP: 0.291, SLG: 0.319	1-1 F9		0-0 F9		1-1 G5-3			1-3 K	3-1 G5-3	5	0	0	0	0	1	3	Kansas City Royals @ Detroit Tigers Tiger Stadium, Detroit, MI Thu May 08 1997, 3:33 AM EDT Att: 16,243 - Overcast - 48 F										
Bobby Higginson, L (1, 7) OBP: 0.328, SLG: 0.383	3-2 G3		2-1 FC4-6 BB		3-1 F8		2-1 G4-3			4	0	0	0	0	0	2											
Travis Fryman, R (1, 5) OBP: 0.366, SLG: 0.516	3-3 K		4-2 FC6-4 BB		2-2 G5-3			2-3 K		3	0	0	0	1	2	1											
Tony Clark, S (1, 3) OBP: 0.375, SLG: 0.585		1-2 G4-3 2B	1-2 FC6-4		1-3 K			4-2 FC1-6 BB		3	0	1	0	1	1	2											
Bob Hamelin, L (1, 10) OBP: 0.376, SLG: 0.483		3-1 G4-3		1-1 F7		4-1 WP BB		1-0 CI FC1-6		2	0	0	0	1	0	1											
Melvin Nieves, S (1, 9) OBP: 0.376, SLG: 0.483		0-3 K		0-0 1B		3-3 K		1-1 FC1-6 CS		4	0	1	0	0	2	4											
Damion Easley, R (1, 4) OBP: 0.359, SLG: 0.420		4-2 BB		1-0 F8		4-2 BB		0-0 CS	3B K	2	0	0	0	2	1	1											
Brian Johnson, R (1, 2) OBP: 0.239, SLG: 0.304		0-2 G4-3		0-0 F9		0-1 L9			0-0 G3-1	4	0	0	0	0	0	5											
Deivi Cruz, R (1, 6) OBP: 0.234, SLG: 0.304			0-1 FC4-6 1B		0-0 F8 2B				1-0 DI 1B	3	0	2	0	0	0	0											
Curtis Pride, L (8, PH) OBP: 0.322, SLG: 0.302						0-2 G6-3				1	0	1	0	0	0	0											
Inning Stats	R: 0 E: 0 K: 1 S: 10	H: 0 LOB: 0 BB: 0 P: 17	R: 0 E: 0 K: 1 S: 15	H: 1 LOB: 2 BB: 1 P: 23	R: 0 E: 0 K: 0 S: 12	H: 1 LOB: 2 BB: 1 P: 19	R: 0 E: 0 K: 0 S: 5	H: 1 LOB: 1 BB: 0 P: 7	R: 0 E: 0 K: 2 S: 13	H: 0 LOB: 2 BB: 2 P: 25	R: 0 E: 0 K: 1 S: 9	H: 0 LOB: 0 BB: 0 P: 12	R: 0 E: 1 K: 1 S: 10	H: 0 LOB: 1 BB: 1 P: 18	R: 0 E: 0 K: 1 S: 8	H: 1 LOB: 1 BB: 0 P: 14	1B: 3 2B: 2 3B: 0 HR: 0	SF: 0 SAC: 0 DP: 0 HBP: 0	WP: 1 PA: 38 PB: 0 SB: 1 CS: 1								
PITCHER	IP	WLS	BF	H	R	ER	SO	BB	IBB	HBP	BLK	WP	HR	S	P	ERA	WHIP										
Tim Belcher, R (1, 1) ERA: 2.0	7.0	W	29	4	0	0	0	4	0	0	0	0	0	72	117	0.00	1.143										
Hipolito Pichardo, R (8, 1) ERA: 8.2	2.0		8	1	0	0	2	1	0	0	0	0	0	18	32	0.00	1.000										

Batter	1	2	3	4	5	6	7	8	9	AB	R	H	RBI	BB	SO	LOB	TOP	
Marquis Grissom, R OBP: 0.286, SLG: 0.341 (1, 8)										5	0	0	0	0	1	3		
Tony Fernandez, S OBP: 0.307, SLG: 0.452 (1, 4)										4	0	0	0	0	1	1		
Jim Thome, L OBP: 0.500, SLG: 0.578 (1, 3)										3	1	2	0	1	1	0		
Matt Williams, R OBP: 0.343, SLG: 0.550 (1, 5)										4	1	1	2	0	0	4		
David Justice, L OBP: 0.474, SLG: 0.789 (1, 7)										4	1	2	1	0	0	0		
Julio Franco, R OBP: 0.456, SLG: 0.443 (1, 10)										4	0	1	0	0	1	2		
Brian Giles, L OBP: 0.384, SLG: 0.533 (1, 9)										3	1	1	0	1	0	1	AB 34	
Sandy Alomar Jr., R OBP: 0.379, SLG: 0.670 (1, 2)										3	1	0	0	1	0	1	R 5	
Omar Vizquel, S OBP: 0.356, SLG: 0.380 (1, 6)										4	0	1	0	0	0	0	H 8	
	R: 0 H: 0 E: 0 LOB: 0 K: 2 BB: 0 S: 10 P: 16	R: 1 H: 2 E: 0 LOB: 0 K: 0 BB: 0 S: 10 P: 14	R: 0 H: 0 E: 0 LOB: 0 K: 0 BB: 0 S: 6 P: 10	R: 0 H: 2 E: 0 LOB: 2 K: 0 BB: 0 S: 22 P: 32	R: 0 H: 0 E: 0 LOB: 0 K: 0 BB: 1 S: 9 P: 18	R: 2 H: 2 E: 0 LOB: 0 K: 0 BB: 0 S: 9 P: 15	R: 2 H: 2 E: 1 LOB: 3 K: 1 BB: 2 S: 16 P: 30	R: 0 H: 0 E: 0 LOB: 0 K: 1 BB: 0 S: 5 P: 8	R: 0 H: 0 E: 0 LOB: 0 K: 0 BB: 0 S: 8 P: 12	1B: 5 SF: 0 2B: 1 SAC: 0 3B: 0 DP: 1 HR: 2 HBP: 0	WP: 0 PA: 37 PB: 0 SB: 1 CS: 1							
PITCHER	IP WLS BF H R ER SO BB IBB HBP BLK WP HR S P ERA WHIP																PITCHER	IP WLS BF H R ER SO BB IBB HBP BLK WP HR S P ERA WHIP
A.J. Sager, R ERA: 4.5 (1, 1)	5.0 L 18 4 1 1 2 1 0 0 0 0 1 57 90 1.80 1.000																	
John Cummings, L ERA: 3.24 (6, 1)	1.1 9 4 4 2 0 0 1 0 0 0 0 1 15 27 13.50 3.000																	
Dan Miceli, R ERA: 7.91 (7, 1)	0.2 4 0 0 0 1 1 0 0 0 0 0 0 8 18 0.00 1.500																	
Mike Myers, L ERA: 4.82 (8, 1)	1.0 3 0 0 0 1 0 0 0 0 0 0 0 5 8 0.00 0.000																	
Doug Brocail, R ERA: 5.76 (9, 1)	1.0 3 0 0 0 0 0 0 0 0 0 0 0 8 12 0.00 0.000																	

Cleveland Indians @ Detroit Tigers

Tiger Stadium, Detroit, MI
Fri May 09 1997, 7:05 PM EDT
Att: 20,393 - Unknown - 48 F

AB	34
R	5
H	8
RBI	3
BB	3
SO	4
LOB	12




Batter	1	2	3	4	5	6	7	8	9	AB	R	H	RBI	BB	SO	LOB	BOTTOM	
Brian Hunter, R OBP: 0.284, SLG: 0.310 (1, 8)										4	0	0	0	0	1	4		
Bobby Higginson, L OBP: 0.333, SLG: 0.381 (1, 9)										3	0	1	0	1	1	1		
Travis Fryman, R OBP: 0.356, SLG: 0.500 (1, 5)										4	0	0	0	0	1	3		
Tony Clark, S OBP: 0.365, SLG: 0.567 (1, 3)										4	0	0	0	0	3	3		
Curtis Pride, L OBP: 0.302, SLG: 0.281 (1, 7)										4	0	0	0	0	1	1		
Bob Hamelin, L OBP: 0.250, SLG: 0.100 (1, 10)										4	0	1	0	0	1	0		
Raul Casanova, S OBP: 0.360, SLG: 0.304 (1, 2)										3	0	2	0	1	0	0	AB 34	
Jody Reed, R OBP: 0.348, SLG: 0.250 (1, 4)										4	0	2	0	0	1	1	R 0	
Deivi Cruz, R OBP: 0.240, SLG: 0.319 (1, 6)										2	0	1	0	0	1	1	H 7	
Melvin Nieves, S OBP: 0.373, SLG: 0.477 (7, PH)										1	0	0	0	0	0	3	RBI 0	
Damion Easley, R OBP: 0.356, SLG: 0.416 (8, 6)										1	0	0	0	0	1	1	BB 2	
	R: 0 H: 0 E: 0 LOB: 1 K: 3 BB: 1 S: 9 P: 17	R: 0 H: 0 E: 0 LOB: 0 K: 0 BB: 0 S: 4 P: 6	R: 0 H: 1 E: 0 LOB: 1 K: 2 BB: 0 S: 10 P: 13	R: 0 H: 0 E: 0 LOB: 0 K: 0 BB: 0 S: 7 P: 9	R: 0 H: 2 E: 0 LOB: 1 K: 1 BB: 0 S: 11 P: 17	R: 0 H: 1 E: 0 LOB: 1 K: 1 BB: 0 S: 7 P: 13	R: 0 H: 2 E: 0 LOB: 3 K: 1 BB: 1 S: 13 P: 22	R: 0 H: 0 E: 1 LOB: 1 K: 1 BB: 0 S: 9 P: 12	R: 0 H: 1 E: 0 LOB: 1 K: 2 BB: 0 S: 11 P: 16	1B: 6 SF: 0 2B: 1 SAC: 0 3B: 0 DP: 0 HR: 0 HBP: 0	WP: 0 PA: 36 PB: 0 SB: 1 CS: 1							
PITCHER	IP WLS BF H R ER SO BB IBB HBP BLK WP HR S P ERA WHIP																PITCHER	IP WLS BF H R ER SO BB IBB HBP BLK WP HR S P ERA WHIP
Charles Nagy, R ERA: 3.81 (1, 1)	9.0 W 36 7 0 0 11 2 0 0 0 0 0 0 81 125 0.00 1.000																	

Cleveland Indians @ Detroit Tigers

Tiger Stadium, Detroit, MI
Fri May 09 1997, 7:05 PM EDT
Att: 20,393 - Unknown - 48 F

AB	34
R	0
H	7
RBI	0
BB	2
SO	11
LOB	18



Batter	1	2	3	4	5	6	7	8	9	AB	R	H	RBI	BB	SO	LOB	TOP			
Marquis Grissom, R (1, 8) OBP: 0.284, SLG: 0.329	0-3 K		1-0 FC4-6 HBP		0-0 G6-3		0-3 K			3	0	0	0	0	2	0	Cleveland Indians @ Detroit Tigers Tiger Stadium, Detroit, MI Sat May 10 1997, 7:05 PM EDT Att: 30,578 - Unknown - 50 F livebaseballscores.com			
Tony Fernandez, S (1, 4) OBP: 0.326, SLG: 0.460	0-0 1B		0-0 FC4-6 1-2		4-0 BB		1-1 FC5-4 1B			3	0	2	0	1	0	1				
Jim Thome, L (1, 3) OBP: 0.486, SLG: 0.557	0-3 K		0-0 L8		3-3 K		1-1 F7			4	0	0	0	0	2	4				
Matt Williams, R (1, 5) OBP: 0.333, SLG: 0.533	2-0 P3			1-3 K		3-2 G4-3		1-1 FC5-4 1-2		4	0	0	0	0	1	2				
David Justice, L (1, 7) OBP: 0.468, SLG: 0.768		1-0 G3		1-0 F7		4-1 BB		3-2 G3		3	0	0	0	1	0	1				
Kevin Seitzer, R (1, 10) OBP: 0.290, SLG: 0.429		2-2 G5-3		4-2 1B BB		2-3 K		1-0 G5-3		3	0	0	0	1	1	1				
Brian Giles, L (1, 9) OBP: 0.390, SLG: 0.524		4-2 BB		0-0 1-2 1B		1-1 F7		0-0 F7		3	0	1	0	1	0	1				
Pat Borders, R (1, 2) OBP: 0.357, SLG: 0.593 Chad Curtis, R (9, PH) OBP: 0.367, SLG: 0.625		2-3 K		0-0 G6-3		2-1 G5-3		4-0 BB		3	0	0	0	0	1	3				
Omar Vizquel, S (1, 6) OBP: 0.345, SLG: 0.368			1-0 G5-3		1-2 G6-3		2-1 L9		2-2 P5	4	0	0	0	0	0	1				
Inning Stats	R: 0 E: 0 K: 2 S: 8	H: 1 LOB: 1 BB: 0 P: 10	R: 0 E: 0 K: 1 S: 10	H: 0 LOB: 1 BB: 1 P: 19	R: 0 E: 0 K: 1 S: 3	H: 0 LOB: 1 BB: 0 P: 5	R: 0 E: 0 K: 1 S: 8	H: 1 LOB: 2 BB: 1 P: 14	R: 0 E: 0 K: 1 S: 9	H: 0 LOB: 1 BB: 1 P: 16	R: 0 E: 0 K: 1 S: 8	H: 0 LOB: 0 BB: 0 P: 12	R: 0 E: 0 K: 0 S: 9	H: 1 LOB: 1 BB: 0 P: 15	R: 0 E: 0 K: 0 S: 5	H: 0 LOB: 1 BB: 1 P: 12		1B: 3 2B: 0 3B: 0 HR: 0	SF: 0 SAC: 0 DP: 0 HBP: 1	WP: 0 PB: 0 SB: 0 CS: 0
PITCHER Omar Olivares, R (1, 1) ERA: 2.93	IP: 9.0 WLS: W BF: 36 H: 3 R: 0 ER: 0 SO: 7 BB: 5 IBB: 0 HBP: 1 BLK: 0 WP: 0 HR: 0 S: 68 P: 122 ERA: 0.00 WHIP: 0.889																			

Batter	1	2	3	4	5	6	7	8	9	AB	R	H	RBI	BB	SO	LOB	BOTTOM			
Brian Hunter, R (1, 8) OBP: 0.294, SLG: 0.318	4-1 S BB		2-2 S 2B		1-0 G5-3		2-1 G4-3	4-1 BB		3	0	1	0	2	0	1	Cleveland Indians @ Detroit Tigers Tiger Stadium, Detroit, MI Sat May 10 1997, 7:05 PM EDT Att: 30,578 - Unknown - 50 F livebaseballscores.com			
Damion Easley, R (1, 4) OBP: 0.358, SLG: 0.405	2-0 P4 1-2		4-2 S BB		2-1 P3		4-2 1B HR BB	2-1 P5		3	1	0	0	2	0	2				
Bobby Higginson, L (1, 9) OBP: 0.343, SLG: 0.410	2 SAFE P3		4-2 S BB		1-1 HR		1-2 S HR 1B	1-1 L9		4	2	2	2	1	0	2				
Tony Clark, S (1, 3) OBP: 0.362, SLG: 0.580	2-3 K		2-3 K		2-2 F8		1-0 HR			4	1	1	3	0	2	4				
Travis Fryman, R (1, 5) OBP: 0.359, SLG: 0.496		0-2 G6-3		2-1 G6-3		0-0 1B	4-1 1B BB			3	0	1	0	1	0	0				
Curtis Pride, L (1, 7) OBP: 0.313, SLG: 0.311 Bubba Trammell, R (8, 9) OBP: 0.370, SLG: 0.433		1-2 G4-3		0-1 1B 2B		1-3 K	0-0 1-2 1B			4	1	2	0	0	1	1				
Bob Hamelin, L (1, 10) OBP: 0.250, SLG: 0.143		0-0 L3		0-1 2H 1B		1-1 P3	0-0 P5			4	0	1	1	0	0	3				
Brian Johnson, R (1, 2) OBP: 0.227, SLG: 0.288			2-1 G4-3	0-2 L4		1-3 K	0-0 F9			4	0	0	0	0	1	4				
Deivi Cruz, R (1, 6) OBP: 0.230, SLG: 0.306			2-1 G6-3	2-3 K		0-2 E5 WP 1B	1-0 P4			4	1	0	0	0	1	1				
Inning Stats	R: 0 E: 0 K: 1 S: 8	H: 0 LOB: 1 BB: 1 P: 18	R: 0 E: 0 K: 0 S: 7	H: 0 LOB: 0 BB: 0 P: 8	R: 0 E: 0 K: 1 S: 20	H: 1 LOB: 3 BB: 2 P: 36	R: 1 E: 0 K: 1 S: 13	H: 2 LOB: 1 BB: 0 P: 17	R: 1 E: 0 K: 0 S: 8	H: 1 LOB: 0 BB: 0 P: 14	R: 0 E: 0 K: 2 S: 9	H: 1 LOB: 1 BB: 0 P: 12	R: 4 E: 1 K: 0 S: 17	H: 3 LOB: 2 BB: 2 P: 29	R: 0 E: 0 K: 0 S: 6	H: 0 LOB: 1 BB: 1 P: 14		1B: 4 2B: 2 3B: 0 HR: 2	SF: 0 SAC: 0 DP: 0 HBP: 0	WP: 1 PB: 0 SB: 4 CS: 0
PITCHER Bartolo Colon, R (1, 1) ERA: 7.47 Albie Lopez, R (7, 1) ERA: 7.59 Steve Kline, L (7, 1) ERA: 3.57 Eric Plunk, R (7, 1) ERA: 5.21	IP: 6.0 WLS: L BF: 26 H: 5 R: 2 ER: 2 SO: 5 BB: 3 IBB: 0 HBP: 0 BLK: 0 WP: 1 HR: 0 S: 65 P: 105 ERA: 3.00 WHIP: 1.333																			

Batter	1	2	3	4	5	6	7	8	9	AB	R	H	RBI	BB	SO	LOB	TOP			
Marquis Grissom, R (1, 8) OBP: 0.283, SLG: 0.318	1-1 G5-3		1-3 1B		0-1 G6-3			3-1 P4					3	0	0	0	1	0	0	
Tony Fernandez, S (1, 4) OBP: 0.323, SLG: 0.451	1-2 G3		1-3 1B			0-2 G5-3		0-0 L6					4	0	1	1	0	0	0	
Jim Thome, L (1, 3) OBP: 0.473, SLG: 0.536	0-1 F7		3-H 2-3 K			0-3 K			2-3 K				4	0	0	0	0	3	2	
Matt Williams, R (1, 5)		2-3 K		0-0 HR		0-0 G5-3			1-0 G3				4	1	1	1	0	1	0	
David Justice, L (1, 7) OBP: 0.462, SLG: 0.759		0-3 K		0-3 K			1-0 L8 SF7 2B		2-1 G6-3				4	1	1	0	0	2	0	
Manny Ramirez, R (1, 9) OBP: 0.381, SLG: 0.532 Chad Curtis, R (2, 9) OBP: 0.344, SLG: 0.577		2-2 G6-3		3-2 G6-3			1-2 L8		2-3 SF7				1	0	0	0	0	0	0	
Kevin Seitzer, R (1, 10) OBP: 0.265, SLG: 0.400			2-1 G5-3		3-0 G5-3		3-2 SF7		3-H 1-2 G1-3				2	0	0	1	0	0	0	
Sandy Alomar Jr., R (1, 2) OBP: 0.368, SLG: 0.650			1-0 G6-3		1-1 G5-3		1-2 G1-3						3	0	0	0	0	0	0	
Omar Vizquel, S (1, 6) OBP: 0.345, SLG: 0.367			2-1 S 1B		1-2 G3			1-0 P6					3	1	1	0	0	0	0	
Inning Stats	R: 0 E: 0 K: 0 S: 7	H: 0 LOB: 0 BB: 0 P: 9	R: 0 E: 0 K: 2 S: 9	H: 0 LOB: 0 BB: 0 P: 13	R: 1 E: 0 K: 1 S: 12	H: 2 LOB: 2 BB: 1 P: 24	R: 1 E: 0 K: 1 S: 9	H: 1 LOB: 0 BB: 0 P: 15	R: 0 E: 0 K: 0 S: 7	H: 0 LOB: 0 BB: 0 P: 9	R: 1 E: 0 K: 0 S: 13	H: 1 LOB: 0 BB: 0 P: 19	R: 0 E: 0 K: 0 S: 4	H: 0 LOB: 0 BB: 0 P: 8	R: 0 E: 0 K: 1 S: 6	H: 0 LOB: 0 BB: 0 P: 11	1B: 2 2B: 1 3B: 0 HR: 1	SF: 1 SAC: 0 DP: 0 HBP: 0	WP: 0 PB: 0 SB: 2 CS: 0	PA: 32
PITCHER	IP WLS BF	H R ER SO	BB IBB HBP BLK	WP HR S P	ERA WHIP	PITCHER	IP WLS BF	H R ER SO	BB IBB HBP BLK	WP HR S P	ERA WHIP									
Justin Thompson, L (1, 1) ERA: 3.83	8.0 W	29 4	3 3	5 5	1 0	0 0	0 0	0 0	0 0	0 0	6 11	0.00 0.000								
Mike Myers, L (9, 1) ERA: 4.35	1.0 3	0 0	0 0	1 1	0 0	0 0	0 0	0 0	0 0	6 11	0.00 0.000									

Cleveland Indians @ Detroit Tigers
Tiger Stadium, Detroit, MI
Sun May 11, 1997, 3:33 AM EDT
Att: 19,869 - Cloudy - 62 F

AB 30
R 3
H 4
RBI 3
BB 1
SO 6
LOB 3



Batter	1	2	3	4	5	6	7	8	9	AB	R	H	RBI	BB	SO	LOB	BOTTOM			
Brian Hunter, R (1, 8) OBP: 0.297, SLG: 0.316	2-2 L1		0-3 K		0-0 FC6-4 1B	4-0 BB		1-2 G5-3					4	0	1	0	1	1	1	
Damion Easley, R (1, 4) OBP: 0.352, SLG: 0.421	0-0 G5-3		2-0 G4-3		0-2 FC6-4 WP	0-1 P6		0-0 HR					5	1	1	1	0	0	4	
Bobby Higginson, L (1, 9) OBP: 0.359, SLG: 0.444	2-1 2B		1-0 WP 2B		2-3 K		2-2 WP HR 2B	4-1 FC1-6 1B BB					4	2	3	1	1	1	1	
Tony Clark, S (1, 3) OBP: 0.376, SLG: 0.630	1-2 G4-3		4-0 IBB		0-2 HR		1-0 HR	2-2 FC1-6 1B					4	2	3	3	1	0	1	
Travis Fryman, R (1, 5) OBP: 0.354, SLG: 0.486		0-1 G5-3	1-2 F9		0-1 E 1B	3-3 K	1-2 FC1-6 1B						5	2	1	0	0	1	4	
Curtis Pride, L (1, 10) OBP: 0.319, SLG: 0.308	1-0 L7		3-2 F7		0-2 E5 F8 1B G3	4-1 CS BB	3-1 E 1B						4	2	1	1	1	0	1	
Phil Nevin, R (1, 7) OBP: 0.385, SLG: 0.409		2-2 HBP	1-2 G4-3		0-0 G3 1B	3-2 HR	1-1 E5 1B						4	1	3	3	0	0	0	
Raul Casanova, S (1, 2) OBP: 0.333, SLG: 0.286	1 SAFE 1 SAFE G4-3		1-0 G3		0-0 F8		1-0 1B	0-3 K					5	0	1	0	0	1	4	
Deivi Cruz, R (1, 6) OBP: 0.231, SLG: 0.314			1-1 G4-3 2B		0-3 K		0-0 G3	2-0 G5-3					4	1	1	1	0	1	2	
Inning Stats	R: 0 E: 0 K: 0 S: 9	H: 1 LOB: 1 BB: 0 P: 14	R: 0 E: 0 K: 0 S: 11	H: 0 LOB: 0 BB: 0 P: 16	R: 1 E: 0 K: 1 S: 10	H: 2 LOB: 2 BB: 1 P: 19	R: 0 E: 0 K: 0 S: 7	H: 0 LOB: 0 BB: 0 P: 12	R: 0 E: 0 K: 2 S: 10	H: 1 LOB: 1 BB: 0 P: 12	R: 3 E: 1 K: 0 S: 13	H: 3 LOB: 2 BB: 1 P: 17	R: 3 E: 0 K: 1 S: 14	H: 4 LOB: 1 BB: 1 P: 30	R: 4 E: 1 K: 1 S: 19	H: 4 LOB: 1 BB: 1 P: 31	1B: 7 2B: 4 3B: 0 HR: 4	SF: 0 SAC: 0 DP: 0 HBP: 1	WP: 3 PB: 0 SB: 0 CS: 1	PA: 44
PITCHER	IP WLS BF	H R ER SO	BB IBB HBP BLK	WP HR S P	ERA WHIP	PITCHER	IP WLS BF	H R ER SO	BB IBB HBP BLK	WP HR S P	ERA WHIP									
Orel Hershiser, R (1, 1) ERA: 5.55	6.0 L	31 6	4 4	3 3	1 1	0 0	0 0	0 0	0 0	1 8	19 13.50	4.500								
Jose Mesa, R (7, 1) ERA: 5.23	0.2 4	2 1	1 1	1 1	1 0	0 0	0 0	0 0	1 9	18 40.50	4.500									
Steve Kline, L (7, 1) ERA: 4.91	0.2 5	2 3	3 3	0 0	1 0	0 0	0 0	0 0	0 0	11 16	0.00 3.000									
Michael Jackson, R (8, 1) ERA: 3.15	0.2 4	2 1	0 0	1 1	0 0	0 0	0 0	0 0	0 0	11 16	0.00 3.000									

Cleveland Indians @ Detroit Tigers
Tiger Stadium, Detroit, MI
Sun May 11, 1997, 3:33 AM EDT
Att: 19,869 - Cloudy - 62 F

AB 39
R 11
H 15
RBI 10
BB 4
SO 5
LOB 18



Batter	1	2	3	4	5	6	7	8	9	AB	R	H	RBI	BB	SO	LOB	TOP			
Otis Nixon, S OBP: 0.325, SLG: 0.267 (1, 8)	G1-3		S BB 1B		G1-3			G6-3		4	0	1	0	0	0	0	Toronto Blue Jays @ Detroit Tigers Tiger Stadium, Detroit, MI Tue May 13 1997, 7:05 PM EDT Att. 9,992 - Unknown - 58 F			
Alex Gonzalez, R OBP: 0.313, SLG: 0.367 (1, 6)	S 1B		S BB 1B			K		F9		3	0	1	0	1	1	0				
Orlando Merced, S OBP: 0.310, SLG: 0.396 (1, 9)	L4		K			K		K		4	0	0	0	0	3	3				
Joe Carter, R OBP: 0.301, SLG: 0.369 (1, 3)	P5				K			K2-3		4	0	0	0	0	2	1				
Ed Sprague, R OBP: 0.338, SLG: 0.515 (1, 5)		F8						K		4	0	1	0	0	1	0				
Carlos Delgado, L OBP: 0.340, SLG: 0.500 (1, 10)	K				F8			P3		4	0	0	0	0	2	1				
Benito Santiago, R OBP: 0.219, SLG: 0.338 (1, 2)	F9				K			E 1B		3	0	1	0	0	1	1				
Shawn Green, L OBP: 0.329, SLG: 0.447 (1, 7)			G3		G3			E3		3	0	0	0	0	0	1				
Tilson Brito, R OBP: 0.176, SLG: 0.176 (1, 4)			F7		F9			G5-3		3	0	0	0	0	0	2				
Inning Stats	R: 0 H: 1 E: 0 K: 0 S: 12	H: 1 LOB: 1 BB: 0 P: 17	R: 0 H: 0 E: 0 K: 1 S: 10	H: 0 LOB: 0 BB: 0 P: 12	R: 0 H: 1 E: 0 K: 1 S: 10	H: 1 LOB: 2 BB: 1 P: 21	R: 0 H: 1 E: 0 K: 2 S: 11	H: 1 LOB: 1 BB: 0 P: 15	R: 0 H: 0 E: 0 K: 0 S: 7	H: 0 LOB: 0 BB: 0 P: 10	R: 0 H: 0 E: 1 K: 1 S: 9	H: 1 LOB: 2 BB: 0 P: 12	R: 0 H: 0 E: 0 K: 1 S: 8	H: 0 LOB: 0 BB: 0 P: 14	R: 0 H: 0 E: 0 K: 1 S: 7	H: 0 LOB: 0 BB: 0 P: 9	1B: 4 2B: 0 3B: 0 HR: 0	SF: 0 SAC: 0 DP: 0 HBP: 0	WP: 0 PB: 0 SB: 3 CS: 0	PA: 33
PITCHER Felipe Lira, R ERA: 4.75 (1, 1)	IP: 9.0 W: 33 BF: 4	H: 4 R: 0 ER: 0 SO: 10	BB: 1 IBB: 0 HBP: 0 BLK: 0	WP: 0 HR: 0 S: 83 P: 123	ERA: 0.00 WHIP: 0.556	PITCHER IP WLS BF H R ER SO BB IBB HBP BLK WP HR S P ERA WHIP														

Batter	1	2	3	4	5	6	7	8	9	AB	R	H	RBI	BB	SO	LOB	BOTTOM											
Brian Hunter, R OBP: 0.298, SLG: 0.316 (1, 8)	G4-3 WP 1B	G6-3			SH1-4 2-3			G6-3		3	1	1	0	0	0	0	Toronto Blue Jays @ Detroit Tigers Tiger Stadium, Detroit, MI Tue May 13 1997, 7:05 PM EDT Att. 9,992 - Unknown - 58 F											
Damion Easley, R OBP: 0.383, SLG: 0.431 (1, 6)	WP SF8 BB		F7		G4-6-3 HBP			S 2B		2	1	1	0	1	0	0												
Bobby Higginson, L OBP: 0.349, SLG: 0.431 (1, 7)	G4-3		K		G4-6-3			K		4	0	0	0	0	2	5												
Tony Clark, S OBP: 0.373, SLG: 0.616 (1, 3)			G4-3					F7		3	0	0	0	1	1	1												
Travis Fryman, R OBP: 0.358, SLG: 0.486 (1, 5)	SF8				S G1-3 1B			G6-3		2	0	1	1	1	0	0												
Melvin Nieves, S OBP: 0.356, SLG: 0.457 (1, 9)	F8				G1-3			K		4	0	0	0	0	2	4												
Bob Hamelin, L OBP: 0.316, SLG: 0.588 (1, 10)					F7					3	2	2	2	0	0	1												
Raul Casanova, S OBP: 0.333, SLG: 0.290 (1, 2)					L1			G4-3		3	0	1	0	0	0	1												
Jody Reed, R OBP: 0.347, SLG: 0.256 (1, 4)					G1-6-3					3	0	1	0	0	0	1												
Deivi Cruz, R OBP: 0.231, SLG: 0.314 (8, 6)					G1-6-3			E5 SH1-4 1B		0	0	0	0	0	0	0												
Inning Stats	R: 2 H: 1 E: 0 K: 0 S: 15	H: 1 LOB: 2 BB: 0 P: 31	R: 1 H: 2 E: 0 K: 0 S: 9	H: 2 LOB: 0 BB: 0 P: 14	R: 0 H: 0 E: 0 K: 1 S: 12	H: 0 LOB: 0 BB: 0 P: 19	R: 0 H: 1 E: 0 K: 0 S: 9	H: 1 LOB: 1 BB: 0 P: 14	R: 0 H: 1 E: 1 K: 0 S: 7	H: 1 LOB: 1 BB: 0 P: 12	R: 0 H: 0 E: 0 K: 1 S: 7	H: 0 LOB: 0 BB: 0 P: 11	R: 1 H: 1 E: 0 K: 0 S: 7	H: 1 LOB: 2 BB: 1 P: 10	R: 0 H: 1 E: 0 K: 3 S: 12	H: 1 LOB: 2 BB: 1 P: 18	1B: 4 2B: 1 3B: 0 HR: 2	SF: 1 SAC: 1 DP: 2 HBP: 1	WP: 1 PB: 0 SB: 3 CS: 0	PA: 33								
PITCHER Juan Guzman, R ERA: 4.72 (1, 1)	IP: 4.0 W: 15 BF: 3	H: 3 R: 1 ER: 1 SO: 1	BB: 1 IBB: 0 HBP: 0 BLK: 0	WP: 1 HR: 1 S: 41 P: 67	ERA: 2.25 WHIP: 1.000	PITCHER IP WLS BF H R ER SO BB IBB HBP BLK WP HR S P ERA WHIP																						
Paul Spoljaric, L ERA: 3.21 (5, 1)	2.0	7	1	0	0	1	0	0	0	14	23	0.00	0.500															
Paul Quantrill, R ERA: 2.33 (7, 1)	1.0	4	1	1	1	0	0	0	0	7	10	9.00	1.000															
Tim Crabtree, R ERA: 4.5 (8, 1)	1.0	5	1	0	0	3	0	1	0	0	12	18	0.00	1.000														

AB 32
R 0
H 4
RBI 0
BB 1
SO 10
LOB 9



AB 27
R 4
H 7
RBI 3
BB 3
SO 5
LOB 13




Batter	1	2	3	4	5	6	7	8	9	AB	R	H	RBI	BB	SO	LOB	TOP			
Otis Nixon, S OBP: 0.327, SLG: 0.279 (1.8)	G4-3		L6		G4-3		FC4-6 1B		S 2B	5	1	2	0	0	0	0	Toronto Blue Jays @ Detroit Tigers Tiger Stadium, Detroit, MI Wed May 14 1997, 3:33 AM EDT Att: 11,788 - Cloudy - 52 F			
Jacob Brumfield, R OBP: 0.260, SLG: 0.367 (1.7)	K		G5-3		G4-3		FC4-6 1-2		G4-3 2B	5	0	1	1	0	1	2				
Orlando Merced, S OBP: 0.313, SLG: 0.396 (1.9)	K			F7				BB 1B	G4-3 2-2	5	1	2	0	0	1	1				
Joe Carter, R OBP: 0.311, SLG: 0.384 (1.10)		FC3-6 BB SF7 1B			1B 2B			BB 1B	K	5	3	3	0	0	2	2				
Ed Sprague, R OBP: 0.340, SLG: 0.504 (1.5)		FC3-6 BB 1-2		P4				HR 1B	G5-3	3	1	0	0	2	1	3				
Carlos Delgado, L OBP: 0.336, SLG: 0.485 (1.3)	FC3-6 1-2 1-2 2-3			1B 1B IBB				BB		3	0	0	0	1	2	6				
Charlie O'Brien, R OBP: 0.333, SLG: 0.444 (1.2)	SF7 0-2			1B 1-2 2-H				HR		3	1	2	6	0	0	0				
Tilson Brito, R OBP: 0.238, SLG: 0.238 (1.6)	K 0-3 1 SAFE 1 SAFE 1 SAFE			1B 1-2 2-H				F8		4	0	2	0	0	1	1				
Carlos Garcia, R OBP: 0.231, SLG: 0.252 (1.4)			G6-3		G4-3		F9	F9		4	0	0	0	0	0	1				
Inning Stats	R: 0 E: 0 K: 2 S: 9	H: 0 LOB: 0 BB: 0 P: 12	R: 1 E: 0 K: 1 S: 13	H: 1 LOB: 1 BB: 1 P: 18	R: 0 E: 0 K: 0 S: 3	H: 0 LOB: 0 BB: 0 P: 5	R: 1 E: 0 K: 0 S: 11	H: 3 LOB: 2 BB: 1 P: 18	R: 0 E: 0 K: 3 S: 13	H: 1 LOB: 1 BB: 0 P: 18	R: 0 E: 0 K: 0 S: 7	H: 2 LOB: 2 BB: 0 P: 10	R: 4 E: 0 K: 1 S: 18	H: 3 LOB: 0 BB: 1 P: 24	R: 1 E: 0 K: 1 S: 14	H: 2 LOB: 1 BB: 0 P: 22	1B: 8 2B: 3 3B: 0 HR: 1	SF: 1 SAC: 0 DP: 0 HBP: 0	WP: 0 PB: 0 SB: 1 CS: 0	PA: 41
PITCHER	IP	WLS	BF	H	R	ER	SO	BB	IBB	HBP	BLK	WP	HR	S	P	ERA	WHIP			
Brian Moehler, R ERA: 3.63 (1.1)	7.0	L	32	9	5	5	6	2	1	0	0	0	0	73	108	6.43	1.571			
Mike Myers, L ERA: 4.79 (8.1)	1.0		4	1	1	1	1	0	0	0	0	0	1	9	11	9.00	1.000			
Todd Jones, R ERA: 4.5 (9.1)	1.0		5	2	1	1	1	0	0	0	0	0	0	14	22	9.00	2.000			

Batter	1	2	3	4	5	6	7	8	9	AB	R	H	RBI	BB	SO	LOB	BOTTOM			
Brian Hunter, R OBP: 0.291, SLG: 0.308 (1.8)	G6-3	F8			G4-3			G4-3		4	0	0	0	0	0	0	Toronto Blue Jays @ Detroit Tigers Tiger Stadium, Detroit, MI Wed May 14 1997, 3:33 AM EDT Att: 11,788 - Cloudy - 52 F			
Damion Easley, R OBP: 0.360, SLG: 0.421 (1.4)	1B E BB		G6-3		F8			P6		3	1	0	0	1	0	0				
Bobby Higginson, L OBP: 0.346, SLG: 0.425 (1.7)	E CS 1B		K				F8	K		4	0	1	0	0	2	0				
Tony Clark, S OBP: 0.364, SLG: 0.599 (1.3)	E4 CS 1B		K				K		G4-3	4	1	0	0	0	2	1				
Travis Fryman, R OBP: 0.355, SLG: 0.479 (1.5)	1B 1-2 3-H			P3			K		K	4	0	1	1	0	2	0				
Melvin Nieves, S OBP: 0.364, SLG: 0.458 (1.9)	1B 1-2			G4-3					G4-3	4	0	2	0	0	0	0				
Bob Hamelin, L OBP: 0.318, SLG: 0.550 (1.10)	F8			FC5-4 1B				P5		3	0	1	0	0	0	3				
Brian Johnson, R OBP: 0.221, SLG: 0.280 (1.2)			K		FC5-4 1-2			K		2	0	0	0	0	1	1				
Raul Casanova, S OBP: 0.324, SLG: 0.281 (7. PH) (8.2)										1	0	0	0	0	1	1				
Deivi Cruz, R OBP: 0.224, SLG: 0.305 (1.6)	1-3				F9			F8		3	0	0	0	0	0	1				
Inning Stats	R: 2 E: 1 K: 0 S: 15	H: 3 LOB: 2 BB: 1 P: 24	R: 0 E: 0 K: 1 S: 12	H: 0 LOB: 0 BB: 0 P: 16	R: 0 E: 0 K: 2 S: 9	H: 0 LOB: 0 BB: 0 P: 14	R: 0 E: 0 K: 0 S: 8	H: 1 LOB: 1 BB: 0 P: 12	R: 0 E: 0 K: 0 S: 7	H: 0 LOB: 0 BB: 0 P: 10	R: 0 E: 0 K: 2 S: 8	H: 1 LOB: 1 BB: 0 P: 16	R: 0 E: 0 K: 1 S: 8	H: 0 LOB: 0 BB: 0 P: 10	R: 0 E: 0 K: 1 S: 9	H: 0 LOB: 0 BB: 0 P: 12	1B: 5 2B: 0 3B: 0 HR: 0	SF: 0 SAC: 0 DP: 0 HBP: 0	WP: 0 PB: 0 SB: 0 CS: 2	PA: 33
PITCHER	IP	WLS	BF	H	R	ER	SO	BB	IBB	HBP	BLK	WP	HR	S	P	ERA	WHIP			
Pat Hentgen, R ERA: 2.8 (1.1)	9.0	W	33	5	2	0	8	1	0	0	0	0	0	88	126	0.00	0.667			




Batter	1	2	3	4	5	6	7	8	9	AB	R	H	RBI	BB	SO	LOB	TOP					
Brian Hunter, R (1, 8) OBP: 0.294, SLG: 0.307										4	1	1	0	1	1	2	Detroit Tigers @ Kansas City Royals Kauffman Stadium, Kansas City, MO Thu May 15 1997, 7:05 PM CDT Att: 18,160 - Unknown - 62 F					
Jody Reed, R (1, 4) OBP: 0.352, SLG: 0.239										3	1	0	0	2	1	0						
Bobby Higginson, L (1, 7) OBP: 0.342, SLG: 0.413										4	1	0	0	1	2	4						
Tony Clark, S (1, 3) OBP: 0.376, SLG: 0.621										3	3	2	3	2	0	0						
Travis Fryman, R (1, 5) OBP: 0.357, SLG: 0.469										3	2	0	0	1	0	1						
Melvin Nieves, S (1, 9) OBP: 0.374, SLG: 0.495										5	1	3	3	0	2	1						
Bob Hamelin, L (1, 10) OBP: 0.308, SLG: 0.478										3	0	0	1	1	3							
Inning Stats	R: 0 E: 0 K: 1 S: 10	H: 0 LOB: 0 BB: 0 P: 17	R: 3 E: 0 K: 1 S: 16	H: 2 LOB: 0 BB: 1 P: 26	R: 0 E: 0 K: 1 S: 6	H: 0 LOB: 0 BB: 0 P: 10	R: 2 E: 0 K: 1 S: 16	H: 2 LOB: 2 BB: 1 P: 24	R: 1 E: 1 K: 1 S: 15	H: 0 LOB: 1 BB: 2 P: 28	R: 0 E: 0 K: 0 S: 5	H: 0 LOB: 0 BB: 0 P: 10	R: 3 E: 0 K: 1 S: 17	H: 3 LOB: 1 BB: 1 P: 30	R: 0 E: 0 K: 0 S: 12	H: 0 LOB: 2 BB: 2 P: 21	R: 0 E: 0 K: 1 S: 7	H: 0 LOB: 0 BB: 0 P: 13	1B: 5 2B: 0 3B: 0 HR: 2	SF: 0 SAC: 0 DP: 1 HBP: 1	WP: 0 PB: 0 SB: 2 CS: 0	PA: 42
PITCHER	IP WLS BF H R ER SO BB IBB HBP BLK WP HR S P ERA WHIP																					
Kevin Appier, R (1, 1) ERA: 2.7	5.0 2 24 4 6 5 5 4 0 1 0 0 0 1 63 105 9.00 1.600																					
Allen McDill, L (6, 1) ERA: 20.25	1.1 7 2 3 3 1 2 0 0 0 0 0 1 12 24 20.25 3.000																					
Jeff Montgomery, R (7, 1) ERA: 11.57	0.2 3 1 0 0 0 0 0 0 0 0 0 0 0 10 16 0.00 1.500																					
Jim Converse, R (8, 1) ERA: 3.6	0.2 4 0 0 0 0 2 0 0 0 0 0 0 0 10 19 0.00 3.000																					
Jamie Walker, L (8, 1) ERA: 5.4	1.1 W 4 0 0 0 1 0 0 0 0 0 0 0 9 15 0.00 0.000																					
Batter	1	2	3	4	5	6	7	8	9	AB	R	H	RBI	BB	SO	LOB	BOTTOM					
Jose Offerman, S (1, 4) OBP: 0.391, SLG: 0.450										4	1	2	1	1	0	2	Detroit Tigers @ Kansas City Royals Kauffman Stadium, Kansas City, MO Thu May 15 1997, 7:05 PM CDT Att: 18,160 - Unknown - 62 F					
Jay Bell, R (1, 6) OBP: 0.394, SLG: 0.535										3	1	2	2	2	0	1						
Bip Roberts, S (1, 7) OBP: 0.416, SLG: 0.479										4	0	3	1	1	0	2						
Jeff King, R (1, 3) OBP: 0.391, SLG: 0.418										5	0	0	0	0	0	6						
Chili Davis, S (1, 10) OBP: 0.429, SLG: 0.443										4	1	1	0	1	0	5						
Craig Paquette, R (1, 5) OBP: 0.240, SLG: 0.336										3	1	0	0	1	1	3						
Johnny Damon, L (9, FH) OBP: 0.381, SLG: 0.513										1	1	1	1	0	0	0						
Inning Stats	R: 0 E: 0 K: 0 S: 9	H: 1 LOB: 1 BB: 1 P: 16	R: 3 E: 0 K: 1 S: 22	H: 4 LOB: 2 BB: 1 P: 36	R: 0 E: 0 K: 0 S: 6	H: 0 LOB: 1 BB: 1 P: 11	R: 1 E: 1 K: 0 S: 15	H: 1 LOB: 3 BB: 2 P: 30	R: 0 E: 0 K: 0 S: 7	H: 0 LOB: 0 BB: 0 P: 11	R: 2 E: 0 K: 1 S: 16	H: 4 LOB: 2 BB: 0 P: 19	R: 0 E: 0 K: 1 S: 8	H: 1 LOB: 1 BB: 0 P: 12	R: 1 E: 0 K: 0 S: 7	H: 1 LOB: 0 BB: 1 P: 14	R: 3 E: 0 K: 0 S: 7	H: 3 LOB: 0 BB: 0 P: 13	1B: 12 2B: 1 3B: 0 HR: 2	SF: 0 SAC: 0 DP: 2 HBP: 0	WP: 0 PB: 0 SB: 2 CS: 0	PA: 44
PITCHER	IP WLS BF H R ER SO BB IBB HBP BLK WP HR S P ERA WHIP																					
Omar Olivares, R (1, 1) ERA: 3.18	5.0 2 26 6 4 3 1 5 0 0 0 0 0 0 4 4 5.40 2.200																					
John Cummings, L (6, 1) ERA: 4.32	0.0 2 2 2 2 0 0 0 0 0 0 0 0 0 4 4 ∞ ∞																					
Dan Miceli, R (6, 1) ERA: 7.17	2.0 9 3 0 0 0 2 0 0 0 0 0 0 0 20 27 0.00 1.500																					
Todd Jones, R (8, 1) ERA: 4.76	1.0 4 1 1 1 0 1 0 0 0 0 0 0 7 14 9.00 2.000																					
Doug Brocail, R (9, 1) ERA: 6.64	0.0 L 3 3 3 3 0 0 0 0 0 0 0 2 7 13 ∞ ∞																					

Batter	1	2	3	4	5	6	7	8	9	AB	R	H	RBI	BB	SO	LOB	TOP					
Brian Hunter, R (1, 8) OBP: 0.291, SLG: 0.299	G4-3		G6-3		FC5-2 BB		G6-3		1B 1B IBB	4	1	0	0	1	0	3	Detroit Tigers @ Kansas City Royals Kauffman Stadium, Kansas City, MO Fri May 16 1997, 7:05 PM CDT Att: 17,787 - Unknown - 79 F					
Damion Easley, R (1, 4) OBP: 0.374, SLG: 0.426	L5		FC5-4 1B		BB		CS BB		1B 1B 1B	3	1	2	3	2	0	0						
Travis Fryman, R (1, 5) OBP: 0.358, SLG: 0.470	1B		FC5-4		SF8		CS		F9 FC3-6 1B	4	0	2	2	0	0	1						
Tony Clark, S (1, 3) OBP: 0.366, SLG: 0.600	G1-3				F8 F9				P3 FC3-6 1B HR	5	1	0	0	0	0	5						
Phil Nevin, R (1, 7) OBP: 0.393, SLG: 0.458 Curtis Pride, L (4, PH) OBP: 0.333, SLG: 0.324			F9 2B		K		FC6-4 1B		G4-3 1B HR	1	0	1	0	0	0	0						
Melvin Nieves, S (1, 9) OBP: 0.375, SLG: 0.519			K		K		FC6-4 1B		1B 1B HR	5	2	2	3	0	2	2						
Brian Johnson, R (1, 2) OBP: 0.220, SLG: 0.275			F9				1B FC5-2 1B		P3 G4-1	5	0	1	0	0	0	3						
Bobby Higginson, L (1, 10) OBP: 0.346, SLG: 0.415			L4				FC5-2 BB 1B		1B 1B 1B	4	2	2	0	0	0	2						
Deivi Cruz, R (1, 6) OBP: 0.226, SLG: 0.301			F7				BB FC5-2 SF8 1B		L4 1B	4	2	2	1	0	0	0						
Inning Stats	R: 0 E: 0 K: 0 S: 10	H: 1 LOB: 1 BB: 0 P: 12	R: 0 E: 0 K: 1 S: 7	H: 1 LOB: 1 BB: 0 P: 10	R: 0 E: 0 K: 0 S: 5	H: 1 LOB: 1 BB: 0 P: 9	R: 0 E: 0 K: 2 S: 7	H: 0 LOB: 0 BB: 0 P: 9	R: 2 E: 0 K: 0 S: 12	H: 3 LOB: 2 BB: 1 P: 17	R: 0 E: 0 K: 0 S: 8	H: 1 LOB: 1 BB: 0 P: 12	R: 0 E: 0 K: 0 S: 10	H: 0 LOB: 0 BB: 1 P: 15	R: 0 E: 0 K: 0 S: 10	H: 0 LOB: 0 BB: 0 P: 14	R: 8 E: 0 K: 0 S: 22	H: 7 LOB: 0 BB: 1 P: 31	1B: 12 2B: 1 3B: 0 HR: 1	SF: 1 SAC: 0 DP: 0 HBP: 0	WP: 0 PB: 0 SB: 0 CS: 1	PA: 44
PITCHER	IP	WLS	BF	H	R	ER	SO	BB	IBB	HBP	BLK	WP	HR	S	P	ERA	WHIP					
50 José Rosado, L (1, 1) ERA: 2.93	8.1	L	37	10	6	6	3	2	1	0	0	0	0	78	109	6.48	1.440					
Randy Veres, R (9, 1) ERA: 4.58	0.1		3	2	0	0	0	0	0	0	0	0	0	6	9	0.00	6.000					
Jamie Walker, L (9, 1) ERA: 6.97	0.1		3	2	4	4	0	0	0	0	0	0	1	7	11	108.00	6.000					

AB	39
R	10
H	14
RBI	10
BB	3
SO	3
LOB	16
	

Batter	1	2	3	4	5	6	7	8	9	AB	R	H	RBI	BB	SO	LOB	BOTTOM				
Jose Offerman, S (1, 4) OBP: 0.385, SLG: 0.434	G4-3		G3			2B 1B BB		G4-3		3	1	0	0	1	0	1	Detroit Tigers @ Kansas City Royals Kauffman Stadium, Kansas City, MO Fri May 16 1997, 7:05 PM CDT Att: 17,787 - Unknown - 79 F				
Jay Bell, R (1, 6) OBP: 0.391, SLG: 0.534	P3				G5-3		1B SF8 2B		G6-3	4	1	1	0	0	0	0					
Jeff King, R (1, 3) OBP: 0.394, SLG: 0.416	F7				S BB		G4-3 1B		F8	3	0	1	1	1	0	0					
Chili Davis, S (1, 10) OBP: 0.415, SLG: 0.430			G6-3		K		SF8		K	3	0	0	1	0	2	1					
Joe Vitiello, R (1, 7) OBP: 0.417, SLG: 0.367 Johnny Damon, L (8, 7) OBP: 0.376, SLG: 0.506			L4		G5-3		G4-3		G3	3	0	0	0	0	0	2					
29 Mike Sweeney, R (1, 2) OBP: 0.306, SLG: 0.364 Scott Cooper, L (9, PH) OBP: 0.265, SLG: 0.318			G6-3				G6-3		P6	1	0	0	0	0	0	0					
Craig Paquette, R (1, 5) OBP: 0.242, SLG: 0.336			L7				F8			3	0	1	0	0	0	0					
Jemaine Dye, R (1, 9) OBP: 0.214, SLG: 0.294			S 1B				F8			2	0	1	0	1	0	1					
Tom Goodwin, L (1, 8) OBP: 0.311, SLG: 0.309			K				G5-3		F7	3	0	0	0	0	1	3					
Inning Stats	R: 0 E: 0 K: 0 S: 10	H: 0 LOB: 0 BB: 0 P: 17	R: 0 E: 0 K: 1 S: 9	H: 1 LOB: 0 BB: 0 P: 13	R: 0 E: 0 K: 1 S: 10	H: 0 LOB: 1 BB: 1 P: 19	R: 0 E: 0 K: 0 S: 11	H: 2 LOB: 0 BB: 1 P: 20	R: 0 E: 0 K: 1 S: 6	H: 0 LOB: 1 BB: 1 P: 11	R: 0 E: 0 K: 0 S: 8	H: 0 LOB: 0 BB: 0 P: 11	R: 0 E: 0 K: 1 S: 9	H: 0 LOB: 0 BB: 0 P: 12	1B: 3 2B: 1 3B: 0 HR: 0	SF: 1 SAC: 0 DP: 1 HBP: 0	WP: 0 PB: 0 SB: 2 CS: 0	PA: 33			
PITCHER	IP	WLS	BF	H	R	ER	SO	BB	IBB	HBP	BLK	WP	HR	S	P	ERA	WHIP				
Justin Thompson, L (1, 1) ERA: 3.63	8.0	W	30	4	2	2	3	3	0	0	0	0	0	69	112	2.25	0.875				
Jose Bautista, R (9, 1) ERA: 5.4	1.0		3	0	0	0	1	0	0	0	0	0	0	9	12	0.00	0.000				

AB	29
R	2
H	4
RBI	2
BB	3
SO	4
LOB	8
	

Batter	1	2	3	4	5	6	7	8	9	AB	R	H	RBI	BB	SO	LOB	TOP									
Brian Hunter, R (1, 8) OBP: 0.299, SLG: 0.317										3	1	1	1	1	1	0										
Damion Easley, R (1, 4) (8, 6) OBP: 0.368, SLG: 0.440										4	1	1	2	0	1	1										
Bobby Higginson, L Phil Nevin, R A.J. Sager, R (1, 7) (6, PH) (8, 1) OBP: 0.379, SLG: 0.440										3	0	0	0	0	0	1										
Tony Clark, S (1, 3) OBP: 0.381, SLG: 0.638										4	0	1	0	0	0	0										
Travis Fryman, R (1, 5) OBP: 0.363, SLG: 0.460										3	0	0	0	1	0	2										
Melvin Nieves, S (1, 9) OBP: 0.373, SLG: 0.483										4	0	0	0	0	2	1										
Curtis Pride, L (1, 10) (8, 7) OBP: 0.329, SLG: 0.333										3	1	1	0	0	0	0										
Raul Casanova, S (1, 2) OBP: 0.304, SLG: 0.256										3	0	0	0	0	0	2										
Deivi Cruz, R Bob Hamelin, L Jody Reed, R (1, 6) (8, PH) (8, 4) OBP: 0.224, SLG: 0.301										2	0	0	0	0	0	0										
Inning Stats	R: 0 E: 0 K: 1 S: 8	H: 0 LOB: 0 BB: 0 P: 13	R: 0 E: 0 K: 1 S: 8	H: 0 LOB: 0 BB: 0 P: 12	R: 0 E: 1 K: 0 S: 8	H: 0 LOB: 0 BB: 0 P: 11	R: 0 E: 0 K: 1 S: 13	H: 1 LOB: 2 BB: 1 P: 21	R: 0 E: 0 K: 0 S: 4	H: 0 LOB: 0 BB: 0 P: 6	R: 0 E: 0 K: 0 S: 5	H: 0 LOB: 0 BB: 0 P: 7	R: 0 E: 0 K: 0 S: 12	H: 0 LOB: 1 BB: 1 P: 20	R: 3 E: 0 K: 2 S: 18	H: 3 LOB: 0 BB: 0 P: 29	R: 0 E: 0 K: 1 S: 7	H: 0 LOB: 0 BB: 0 P: 10	1B: 2 2B: 1 3B: 0 HR: 1	SF: 0 SAC: 0 DP: 0 HBP: 0	WP: 0 PB: 0 SB: 2 CS: 0	PA: 33				
PITCHER	IP WLS BF H R ER SO BB IBB HBP BLK WP HR S P ERA WHIP	7.2 W 29 4 3 3 4 2 0 0 0 0 1 73 113 3.52 0.783	0.1 L 1 0 0 0 1 0 0 0 0 0 0 3 6 0.00 0.000	1.0 S 3 0 0 0 1 0 0 0 0 0 0 7 10 0.00 0.000																						

Detroit Tigers @ Baltimore Orioles
 Oriole Park at Camden Yards, Baltimore, MD
 Tue May 20 1997, 7:05 PM EDT
 Att: 48,003 - Unknown - 79 F

AB 31
R 3
H 4
RBI 3
BB 2
SO 6
LOB 8



Batter	1	2	3	4	5	6	7	8	9	AB	R	H	RBI	BB	SO	LOB	BOTTOM									
Brady Anderson, L (1, 8) OBP: 0.482, SLG: 0.507										2	1	1	0	1	1	0										
Roberto Alomar, S (1, 4) OBP: 0.326, SLG: 0.395										4	1	2	1	0	1	2										
Eric Davis, R (1, 10) OBP: 0.389, SLG: 0.603										3	0	0	1	0	1	3										
Rafael Palmeiro, L (1, 3) OBP: 0.324, SLG: 0.422										4	0	1	2	0	0	1										
Cal Ripken Jr., R (1, 5) OBP: 0.341, SLG: 0.488										3	0	0	0	1	2	0										
B.J. Surhoff, L (1, 7) OBP: 0.410, SLG: 0.584										4	0	1	0	0	0	1										
Chris Hoiles, R Lenny Webster, R (1, 2) (9, 2) OBP: 0.283, SLG: 0.308										3	1	1	0	1	1	1										
Tony Tarasco, L (1, 9) OBP: 0.273, SLG: 0.333										2	0	0	0	1	1	3										
Mike Bordick, R (1, 6) OBP: 0.257, SLG: 0.252										3	1	1	0	0	1	2										
Inning Stats	R: 0 E: 0 K: 1 S: 7	H: 1 LOB: 0 BB: 0 P: 13	R: 0 E: 0 K: 0 S: 10	H: 1 LOB: 2 BB: 1 P: 18	R: 0 E: 0 K: 1 S: 13	H: 0 LOB: 1 BB: 1 P: 21	R: 0 E: 0 K: 1 S: 7	H: 0 LOB: 0 BB: 0 P: 11	R: 4 E: 0 K: 1 S: 12	H: 3 LOB: 1 BB: 1 P: 21	R: 0 E: 0 K: 2 S: 10	H: 1 LOB: 2 BB: 1 P: 21	R: 0 E: 0 K: 2 S: 11	H: 1 LOB: 0 BB: 0 P: 16	R: 0 E: 0 K: 0 S: 10	H: 0 LOB: 0 BB: 0 P: 15	1B: 7 2B: 0 3B: 0 HR: 0	SF: 1 SAC: 0 DP: 1 HBP: 1	WP: 1 PB: 0 SB: 1 CS: 0	PA: 34						
PITCHER	IP WLS BF H R ER SO BB IBB HBP BLK WP HR S P ERA WHIP	5.0 L 22 5 4 4 4 3 0 1 0 0 0 0 31 52 0.00 0.667	3.0 L 12 2 0 0 4 0 1 0 0 0 0 0 31 52 0.00 0.667	3.0 L 12 2 0 0 4 0 1 0 0 0 0 0 31 52 0.00 0.667																						

Detroit Tigers @ Baltimore Orioles
 Oriole Park at Camden Yards, Baltimore, MD
 Tue May 20 1997, 7:05 PM EDT
 Att: 48,003 - Unknown - 79 F

AB 28
R 4
H 7
RBI 4
BB 4
SO 8
LOB 13



Batter	1	2	3	4	5	6	7	8	9	AB	R	H	RBI	BB	SO	LOB	TOP			
Warren Newson, L OBP: 0.378, SLG: 0.412	L9		K		1B			BB		3	0	1	0	1	1	1	Texas Rangers @ Detroit Tigers Tiger Stadium, Detroit, MI Fri May 23 1997, 7:05 PM EDT Att: 16,017 - Unknown - 65 F			
Ivan Rodriguez, R OBP: 0.380, SLG: 0.494	G4-3		1B		F9			K		4	0	1	0	0	1	3				
29 Rusty Greer, L OBP: 0.426, SLG: 0.500	HR		L7					1B		4	1	2	1	0	0	2				
Juan Gonzalez, R OBP: 0.333, SLG: 0.622	K				K			K		4	0	0	0	0	4	2				
Willi Clark, L OBP: 0.452, SLG: 0.553					G3-1					4	0	1	0	0	1	0				
Dean Palmer, R OBP: 0.317, SLG: 0.407					G5-4-3					4	0	0	0	0	1	1				
Lee Stevens, L OBP: 0.341, SLG: 0.537										3	0	0	0	0	0	0				
Damon Buford, R OBP: 0.322, SLG: 0.391	F7				G4-3			F7		1	0	0	0	0	0	0				
Domingo Cedeño, S OBP: 0.250, SLG: 0.333					1B			G3		3	0	1	0	0	1	0				
Benji Gil, R OBP: 0.268, SLG: 0.314					F7			1B		3	0	1	0	0	0	1				
Inning Stats	R: 1 E: 0 K: 1 S: 13	H: 1 LOB: 0 BB: 0 P: 19	R: 0 E: 0 K: 2 S: 11	H: 0 LOB: 0 BB: 0 P: 15	R: 0 E: 0 K: 1 S: 8	H: 2 LOB: 2 BB: 0 P: 13	R: 0 E: 0 K: 1 S: 9	H: 1 LOB: 0 BB: 0 P: 14	R: 0 E: 0 K: 1 S: 11	H: 2 LOB: 2 BB: 0 P: 14	R: 0 E: 0 K: 0 S: 7	H: 0 LOB: 0 BB: 0 P: 10	R: 0 E: 0 K: 2 S: 11	H: 1 LOB: 2 BB: 1 P: 20	R: 0 E: 0 K: 0 S: 8	H: 0 LOB: 0 BB: 0 P: 12	1B: 6 2B: 0 3B: 0 HR: 1	SF: 0 SAC: 0 DP: 1 HBP: 0	WP: 0 PB: 0 SB: 0 CS: 0	PA: 34
PITCHER	IP	WLS	BF	H	R	ER	SO	BB	IBB	HBP	BLK	WP	HR	S	P	ERA	WHIP			
Brian Moehler, R ERA: 3.3	(1, 1)	8.0	W	31	7	1	1	9	1	0	0	0	0	1	78	119	1.12	1.000		
Mike Myers, L ERA: 4.61	(9, 1)	1.0		3	0	0	0	0	0	0	0	0	0	8	12	0.00	0.000			

Batter	1	2	3	4	5	6	7	8	9	AB	R	H	RBI	BB	SO	LOB	BOTTOM			
Brian Hunter, R OBP: 0.306, SLG: 0.316	F8							F7		4	0	1	1	1	0	2	Texas Rangers @ Detroit Tigers Tiger Stadium, Detroit, MI Fri May 23 1997, 7:05 PM EDT Att: 16,017 - Unknown - 65 F			
Damion Easley, R OBP: 0.394, SLG: 0.422	F9									3	0	0	0	1	1	1				
Travis Fryman, R OBP: 0.364, SLG: 0.456	1B							E5		4	2	2	0	0	1	1				
Tony Clark, S OBP: 0.386, SLG: 0.649	1B							F8		4	1	3	2	0	0	1				
Phil Nevin, R OBP: 0.361, SLG: 0.419	L5							FC1-6		4	1	1	1	0	0	4				
Melvin Nieves, S OBP: 0.381, SLG: 0.508								2B		3	1	1	1	1	0	0				
Brian Johnson, R OBP: 0.220, SLG: 0.270								IBB		4	1	1	0	0	0	2				
Bobby Higginson, L OBP: 0.346, SLG: 0.421								1B		4	1	1	1	0	0	1				
Deivi Cruz, R OBP: 0.221, SLG: 0.295								2B		4	0	1	1	0	0	1				
Inning Stats	R: 0 E: 0 K: 0 S: 8	H: 2 LOB: 2 BB: 0 P: 10	R: 2 E: 0 K: 0 S: 13	H: 3 LOB: 1 BB: 0 P: 22	R: 2 E: 0 K: 0 S: 10	H: 2 LOB: 0 BB: 0 P: 17	R: 0 E: 0 K: 0 S: 6	H: 0 LOB: 1 BB: 1 P: 11	R: 0 E: 0 K: 1 S: 13	H: 1 LOB: 1 BB: 1 P: 21	R: 0 E: 0 K: 0 S: 6	H: 0 LOB: 0 BB: 0 P: 9	R: 0 E: 0 K: 1 S: 5	H: 0 LOB: 0 BB: 0 P: 7	R: 3 E: 1 K: 0 S: 12	H: 3 LOB: 2 BB: 1 P: 24		1B: 7 2B: 2 3B: 0 HR: 2	SF: 0 SAC: 0 DP: 0 HBP: 0	WP: 0 PB: 0 SB: 0 CS: 2
PITCHER	IP	WLS	BF	H	R	ER	SO	BB	IBB	HBP	BLK	WP	HR	S	P	ERA	WHIP			
Darren Oliver, L ERA: 4.84	(1, 1)	7.1	L	32	9	6	5	2	0	0	0	0	0	2	67	107	6.14	1.500		
Matt Whiteside, R ERA: 5.99	(8, 1)	0.1		2	0	0	0	0	0	1	0	0	0	0	2	8	0.00	0.000		
Ed Vosberg, L ERA: 7.84	(8, 1)	0.1		3	2	1	0	0	0	0	0	0	0	4	6	0.00	6.000			

AB	33
R	1
H	7
RBI	1
BB	1
SO	9
LOB	10



AB	34
R	7
H	11
RBI	7
BB	3
SO	2
LOB	13



Batter	1	2	3	4	5	6	7	8	9	AB	R	H	RBI	BB	SO	LOB	TOP					
Warren Newson, L (1, 7) OBP: 0.380, SLG: 0.494										5	2	2	2	0	1	1						
Domingo Cadeno, S (1, 4) OBP: 0.288, SLG: 0.316										5	0	1	0	0	0	1						
29 Rusty Greer, L (1, 8) OBP: 0.415, SLG: 0.476										5	1	0	0	0	0	2						
Juan Gonzalez, R (1, 10) OBP: 0.333, SLG: 0.584										3	0	1	0	1	0	1						
Willi Clark, L (1, 3) OBP: 0.455, SLG: 0.563										2	2	1	2	2	0	1						
Dean Palmer, R (1, 5) OBP: 0.314, SLG: 0.405										4	0	1	0	0	0	3						
Lee Stevens, L (1, 9) OBP: 0.343, SLG: 0.543										4	0	2	1	0	2	1						
Henry Mercedes, R (1, 2) OBP: 0.286, SLG: 0.385										4	0	0	0	0	2	2						
Benji Gil, R (1, 6) OBP: 0.267, SLG: 0.311										4	0	1	0	0	2	1						
Inning Stats	R: 3 E: 0 K: 2 S: 14	H: 3 LOB: 1 BB: 0 P: 23	R: 0 E: 0 K: 2 S: 9	H: 0 LOB: 0 BB: 0 P: 14	R: 0 E: 0 K: 0 S: 11	H: 1 LOB: 2 BB: 1 P: 21	R: 0 E: 0 K: 0 S: 6	H: 1 LOB: 0 BB: 0 P: 10	R: 1 E: 0 K: 0 S: 10	H: 1 LOB: 1 BB: 1 P: 21	R: 0 E: 0 K: 2 S: 8	H: 0 LOB: 0 BB: 0 P: 12	R: 0 E: 0 K: 2 S: 11	H: 1 LOB: 1 BB: 0 P: 16	R: 1 E: 0 K: 0 S: 7	H: 1 LOB: 1 BB: 1 P: 13	R: 0 E: 0 K: 1 S: 8	H: 1 LOB: 1 BB: 0 P: 10	1B: 5 2B: 1 3B: 0 HR: 3	SF: 0 SAC: 0 DP: 0 HBP: 0	WP: 1 PB: 0 SB: 0 CS: 1	PA: 39
PITCHER	IP WLS BF H R ER SO BB IBB HBP BLK WP HR S P ERA WHIP																					
Felipe Lira, R (1, 1) ERA: 5.49	5.0 W 23 6 4 4 4 2 0 0 0 1 3 50 89 7.20 1.600																					
A.J. Sager, R (6, 1) ERA: 3.72	4.0 S 16 3 1 1 5 1 0 0 0 0 0 34 51 2.25 1.000																					

Texas Rangers @ Detroit Tigers
Tiger Stadium, Detroit, MI
Sun May 25 1997, 3:33 AM EDT
Att: 13,451 - Overcast - 54 F

AB 36
R 5
H 9
RBI 5
BB 3
SO 9
LOB 13



Batter	1	2	3	4	5	6	7	8	9	AB	R	H	RBI	BB	SO	LOB	BOTTOM			
Brian Hunter, R (1, 8) OBP: 0.310, SLG: 0.313										3	0	0	0	2	1	1				
Damion Easley, R (1, 6) OBP: 0.381, SLG: 0.412										4	1	0	0	1	2	3				
Melvin Nieves, S (1, 9) OBP: 0.378, SLG: 0.508										4	3	2	0	0	0	1				
Tony Clark, S (1, 3) OBP: 0.388, SLG: 0.638										3	3	1	1	2	0	2				
Travis Fryman, R (1, 5) OBP: 0.357, SLG: 0.447										5	1	1	2	0	1	5				
Bobby Higginson, L (1, 7) OBP: 0.326, SLG: 0.449										5	2	4	5	0	0	0				
Bob Hamelin, L (1, 10) OBP: 0.364, SLG: 0.525										5	2	3	2	0	0	1				
Raul Casanova, S (1, 2) OBP: 0.310, SLG: 0.296										4	1	1	1	0	0	2				
Jody Reed, R (1, 4) OBP: 0.355, SLG: 0.231										4	0	1	1	0	0	3				
Deivi Cruz, R (8, 6) OBP: 0.226, SLG: 0.298										0	0	0	0	0	0	0				
Inning Stats	R: 0 E: 0 K: 2 S: 12	H: 1 LOB: 2 BB: 1 P: 20	R: 2 E: 0 K: 1 S: 11	H: 2 LOB: 1 BB: 1 P: 16	R: 0 E: 0 K: 1 S: 7	H: 0 LOB: 0 BB: 0 P: 13	R: 2 E: 0 K: 0 S: 20	H: 3 LOB: 1 BB: 0 P: 31	R: 2 E: 0 K: 0 S: 16	H: 1 LOB: 1 BB: 1 P: 16	R: 0 E: 0 K: 0 S: 6	H: 2 LOB: 1 BB: 0 P: 12	R: 0 E: 0 K: 0 S: 6	H: 2 LOB: 1 BB: 0 P: 12	R: 5 E: 2 K: 0 S: 15	H: 1 LOB: 0 BB: 2 P: 31	1B: 7 2B: 4 3B: 1 HR: 2	SF: 0 SAC: 0 DP: 1 HBP: 2	WP: 1 PB: 0 SB: 2 CS: 0	PA: 44
PITCHER	IP WLS BF H R ER SO BB IBB HBP BLK WP HR S P ERA WHIP																			
Bobby Witt, R (1, 1) ERA: 3.68	0.1 L 3 1 0 0 0 0 0 0 1 0 0 0 6 13 0.00 3.000																			
Ed Vosberg, L (5, 1) ERA: 7.59	2.2 15 3 6 2 0 2 1 1 0 1 0 28 56 6.75 1.875																			
Jose Alberro, R (8, 1) ERA: 6.5	0.2 3 1 1 0 0 0 0 0 0 0 0 1 5 9 0.00 1.500																			

Texas Rangers @ Detroit Tigers
Tiger Stadium, Detroit, MI
Sun May 25 1997, 3:33 AM EDT
Att: 13,451 - Overcast - 54 F

AB 37
R 13
H 13
RBI 12
BB 5
SO 4
LOB 18



Batter	1	2	3	4	5	6	7	8	9	AB	R	H	RBI	BB	SO	LOB	TOP					
Tony Phillips, S OBP: 0.434, SLG: 0.363 (1, 10)	G3		F9					K									4 0 0 0 0 2 3					
Darin Erstad, L OBP: 0.337, SLG: 0.429 (1, 3)	BB			F9				G4-3									3 0 0 0 1 0 1					
Dave Hollins, S OBP: 0.378, SLG: 0.421 (1, 5)	L4			F9				P1									4 0 0 0 0 0 1					
Jim Edmonds, L OBP: 0.386, SLG: 0.555 (1, 8)	G3-1				1B			G4-3									4 0 1 0 0 0 1					
Tim Salmon, R OBP: 0.350, SLG: 0.399 (1, 9)				L7				G5-3									4 0 0 0 0 1 1					
16 Garret Anderson, L OBP: 0.372, SLG: 0.397 (1, 7)	P6							G4-3									3 0 0 0 0 0 0					
Chad Kreuter, S OBP: 0.339, SLG: 0.373 (1, 2)	G4-3							G4-3									3 0 1 0 0 0 0					
Luis Alicea, S OBP: 0.407, SLG: 0.462 (1, 4)								P4									2 0 1 0 1 0 1					
Gary Disarcina, R OBP: 0.265, SLG: 0.366 (1, 6)				G6-4-3				K									3 0 1 0 0 1 2					
Inning Stats	R: 0 E: 0 K: 0 S: 7	H: 0 LOB: 1 BB: 1 P: 15	R: 0 E: 0 K: 0 S: 7	H: 0 LOB: 0 BB: 0 P: 10	R: 0 E: 0 K: 0 S: 7	H: 1 LOB: 0 BB: 0 P: 10	R: 0 E: 0 K: 0 S: 9	H: 1 LOB: 1 BB: 0 P: 16	R: 0 E: 0 K: 1 S: 10	H: 2 LOB: 2 BB: 0 P: 18	R: 0 E: 0 K: 0 S: 12	H: 0 LOB: 0 BB: 0 P: 19	R: 0 E: 0 K: 0 S: 6	H: 0 LOB: 0 BB: 0 P: 11	R: 0 E: 0 K: 2 S: 8	H: 0 LOB: 1 BB: 1 P: 19	R: 0 E: 0 K: 1 S: 6	H: 0 LOB: 0 BB: 0 P: 7	1B: 4 2B: 0 3B: 0 HR: 0	SF: 0 SAC: 0 DP: 1 HBP: 0	WP: 0 PB: 0 SB: 1 CS: 0	PA: 32
PITCHER Omar Olivares, R ERA: 3.05 (1, 1)	IP: 9.0 WLS: W BF: 32 H: 4 R: 0 ER: 0 SO: 4 BB: 2 IBB: 0 HBP: 0 BLK: 0 WP: 0 HR: 0 S: 72 P: 125 ERA: 0.00 WHIP: 0.667																					

Anaheim Angels @ Detroit Tigers
Tiger Stadium, Detroit, MI
Mon May 26 1997, 3:33 AM EDT
Att. 12,562 - Sunny - 54 F

AB 30
R 0
H 4
RBI 0
BB 2
SO 4
LOB 10



Batter	1	2	3	4	5	6	7	8	9	AB	R	H	RBI	BB	SO	LOB	BOTTOM					
Brian Hunter, R OBP: 0.318, SLG: 0.328 (1, 8)	G5-3			1B				BB									3 3 2 0 1 0 0					
Jody Read, R OBP: 0.379, SLG: 0.255 (1, 4)	L7							CS									3 1 2 1 1 0 0					
Travis Fryman, R OBP: 0.355, SLG: 0.445 (1, 5)	K			SF9				G6-3									3 1 1 3 0 1 1					
Tony Clark, S OBP: 0.390, SLG: 0.633 (1, 3)				K				1B									3 0 1 0 1 1 1					
Melvin Nieves, S OBP: 0.375, SLG: 0.496 (1, 9)	K			K				K									3 0 0 0 1 3 2					
Damion Easley, R OBP: 0.353, SLG: 0.401 (1, 10)	K							L8									4 0 0 0 0 1 2					
Bobby Higginson, L OBP: 0.354, SLG: 0.441 (1, 7)	G4-3							WP									3 0 0 0 1 0 1					
Brian Johnson, R OBP: 0.213, SLG: 0.261 (1, 2)	G3-1							G5-3									3 0 0 0 0 0 1					
Deivi Cruz, R OBP: 0.228, SLG: 0.299 (1, 6)	G1-3							F9									3 1 1 0 0 0 1					
Inning Stats	R: 0 E: 0 K: 1 S: 9	H: 0 LOB: 0 BB: 0 P: 14	R: 0 E: 0 K: 2 S: 8	H: 0 LOB: 0 BB: 0 P: 12	R: 0 E: 0 K: 0 S: 6	H: 0 LOB: 0 BB: 0 P: 12	R: 1 E: 0 K: 2 S: 14	H: 1 LOB: 1 BB: 1 P: 23	R: 0 E: 0 K: 0 S: 10	H: 0 LOB: 1 BB: 1 P: 18	R: 1 E: 0 K: 1 S: 12	H: 3 LOB: 1 BB: 0 P: 23	R: 0 E: 0 K: 0 S: 4	H: 0 LOB: 0 BB: 0 P: 8	R: 4 E: 0 K: 0 S: 15	H: 3 LOB: 1 BB: 3 P: 35	R: 4 E: 0 K: 0 S: 15	H: 3 LOB: 1 BB: 3 P: 35	1B: 6 2B: 0 3B: 1 HR: 0	SF: 1 SAC: 0 DP: 1 HBP: 0	WP: 2 PB: 0 SB: 0 CS: 1	PA: 34
PITCHER Chuck Finley, L ERA: 4.91 (1, 1)	IP: 7.0 WLS: L BF: 28 H: 6 R: 4 ER: 4 SO: 6 BB: 2 IBB: 0 HBP: 0 BLK: 0 WP: 1 HR: 0 S: 66 P: 116 ERA: 5.14 WHIP: 1.143																					
Mike James, R ERA: 3.38 (8, 1)	0.0 L: 4 BF: 1 H: 1 R: 1 ER: 1 SO: 0 BB: 3 IBB: 0 HBP: 0 BLK: 0 WP: 1 HR: 0 S: 7 P: 20 ERA: - WHIP: -																					
Shigetoshi Hasegawa, R ERA: 6.54 (8, 1)	1.0 L: 2 BF: 0 H: 1 R: 1 ER: 1 SO: 0 BB: 0 IBB: 0 HBP: 0 BLK: 0 WP: 0 HR: 0 S: 5 P: 9 ERA: 9.00 WHIP: 0.000																					

Anaheim Angels @ Detroit Tigers
Tiger Stadium, Detroit, MI
Mon May 26 1997, 3:33 AM EDT
Att. 12,562 - Sunny - 54 F

AB 28
R 6
H 7
RBI 4
BB 5
SO 6
LOB 9



Batter	1	2	3	4	5	6	7	8	9	AB	R	H	RBI	BB	SO	LOB	TOP								
Tony Phillips, S OBP: 0.426, SLG: 0.354 (1, 7)	G6-3		G1-6-3			F7		FC4-6		4	0	0	0	0	0	2	Anaheim Angels @ Detroit Tigers Tiger Stadium, Detroit, MI Tue May 27 1997, 7:05 PM EDT Att. 8,042 - Unknown - 65 F								
Luis Alcega, S OBP: 0.404, SLG: 0.452 (1, 4)	G5-3			F7			BB 1B	F7		3	0	0	0	1	0										
Dave Hollins, S OBP: 0.385, SLG: 0.425 (1, 5)				G6-3					HR 1B	3	1	2	0	1	0										
Jim Leyritz, R OBP: 0.378, SLG: 0.500 (1, 3)	K			F8			K		HR	4	1	1	2	0	2										
Tim Salmon, R OBP: 0.348, SLG: 0.392 (1, 9)		K			F8				K	3	0	0	0	1	2										
Jim Edmonds, L OBP: 0.379, SLG: 0.543 (1, 8)		K			F9				P6	4	0	0	0	0	1	3									
Eddie Murray, S OBP: 0.275, SLG: 0.288 (1, 10)		G6-3				G5-3				3	0	0	0	1	1	3									
Chad Kreuter, S OBP: 0.333, SLG: 0.364 (1, 2)			K			L4				4	0	1	0	0	2	0									
Craig Grebeck, R OBP: 0.333, SLG: 0.333 (1, 6)																									
Jack Howell, L OBP: 0.370, SLG: 0.643 (9, PH)																									
Gary Disarcina, R OBP: 0.263, SLG: 0.364 (9, PH)																									
Inning Stats	R: 0 E: 0 K: 1 S: 8	H: 0 LOB: 1 BB: 1 P: 16	R: 0 E: 0 K: 2 S: 8	H: 0 LOB: 0 BB: 0 P: 12	R: 0 E: 0 K: 1 S: 10	H: 1 LOB: 0 BB: 0 P: 12	R: 0 E: 0 K: 0 S: 5	H: 0 LOB: 0 BB: 0 P: 9	R: 0 E: 0 K: 0 S: 6	H: 0 LOB: 0 BB: 0 P: 7	R: 0 E: 0 K: 0 S: 11	H: 0 LOB: 0 BB: 0 P: 16	R: 0 E: 0 K: 2 S: 13	H: 1 LOB: 3 BB: 2 P: 24	R: 0 E: 0 K: 1 S: 9	H: 0 LOB: 1 BB: 1 P: 19	R: 2 E: 0 K: 1 S: 11	H: 3 LOB: 2 BB: 1 P: 19	1B: 4 2B: 0 3B: 0 HR: 1	SF: 0 SAC: 0 DP: 1 HBP: 0	WP: 1 PB: 0 SB: 0 CS: 0	PA: 36			
PITCHER	IP	WLS	BF	H	R	ER	SO	BB	IBB	HBP	BLK	WP	HR	S	P	ERA	WHIP								
Justin Thompson, L ERA: 3.16 (1, 1)	7.0	W	25	2	0	0	6	3	0	0	0	0	0	61	96	0.00	0.714								
Todd Jones, R ERA: 3.99 (8, 1)	1.0		4	0	0	0	1	1	0	0	0	1	0	9	19	0.00	1.000								
Doug Brocail, R ERA: 7.09 (9, 1)	0.2	S	6	3	2	2	1	1	0	0	0	0	1	9	16	27.00	6.000								
Mike Myers, L ERA: 4.5 (9, 1)	0.1	S	1	0	0	0	0	0	0	0	0	0	0	2	3	0.00	0.000								

Batter	1	2	3	4	5	6	7	8	9	AB	R	H	RBI	BB	SO	LOB	BOTTOM								
Brian Hunter, R OBP: 0.317, SLG: 0.337 (1, 8)	P3		K			FC6-4				4	1	1	0	0	1	1	Anaheim Angels @ Detroit Tigers Tiger Stadium, Detroit, MI Tue May 27 1997, 7:05 PM EDT Att. 8,042 - Unknown - 65 F								
Damion Easley, R OBP: 0.381, SLG: 0.419 (1, 4)	WP BLK HBP		G3			FC6-4		SF9		3	1	2	1	0	0										
Travis Fryman, R OBP: 0.358, SLG: 0.459 (1, 5)						FC6-4		F9		3	1	1	1	1	0	2									
Tony Clark, S OBP: 0.388, SLG: 0.623 (1, 3)	K		K			G3				3	0	0	0	1	2	3									
Phil Nevin, R OBP: 0.381, SLG: 0.412 (1, 10)								SF9		2	1	1	1	1	1	1									
Melvin Nieves, S OBP: 0.376, SLG: 0.500 (1, 9)										3	2	1	0	1	2	4									
Bobby Higginson, L OBP: 0.352, SLG: 0.437 (1, 7)										4	0	1	1	0	1	1									
Raul Casanova, S OBP: 0.322, SLG: 0.296 (1, 2)										0	0	0	0	1	0	0									
Brian Johnson, R OBP: 0.205, SLG: 0.253 (3, 2)										3	0	0	1	0	1	2									
Deivi Cruz, R OBP: 0.221, SLG: 0.292 (1, 6)										3	0	0	1	0	0	1									
Inning Stats	R: 0 E: 0 K: 2 S: 18	H: 0 LOB: 3 BB: 2 P: 31	R: 0 E: 0 K: 1 S: 10	H: 0 LOB: 1 BB: 1 P: 19	R: 1 E: 0 K: 2 S: 9	H: 1 LOB: 0 BB: 0 P: 12	R: 2 E: 0 K: 0 S: 9	H: 2 LOB: 0 BB: 0 P: 15	R: 1 E: 0 K: 1 S: 12	H: 2 LOB: 1 BB: 0 P: 19	R: 1 E: 0 K: 0 S: 8	H: 1 LOB: 1 BB: 1 P: 17	R: 1 E: 0 K: 1 S: 11	H: 1 LOB: 1 BB: 1 P: 23	R: 0 E: 0 K: 1 S: 8	H: 0 LOB: 0 BB: 0 P: 12	1B: 3 2B: 2 3B: 2 HR: 1	SF: 2 SAC: 0 DP: 1 HBP: 1	WP: 1 PB: 0 SB: 0 CS: 0	PA: 36					
PITCHER	IP	WLS	BF	H	R	ER	SO	BB	IBB	HBP	BLK	WP	HR	S	P	ERA	WHIP								
Matt Perisho, L ERA: 9.0 (6, 1)	5.0	L	25	6	5	5	6	4	0	1	1	1	60	102	9.00	2.000									
Shigetoshi Hasegawa, R ERA: 5.49 (8, 1)	2.0		8	1	1	1	1	0	1	0	0	0	0	17	34	4.50	0.500								
Rich DeLucia, R ERA: 3.6 (8, 1)	1.0		3	0	0	0	1	0	0	0	0	0	0	8	12	0.00	0.000								

AB	31
R	2
H	5
RBI	2
BB	5
SO	8
LOB	14




Batter	1	2	3	4	5	6	7	8	9	AB	R	H	RBI	BB	SO	LOB	TOP										
Brady Anderson, L (1, 8) OBP: 0.471, SLG: 0.525	4-2 HR	1-2 HR		3-2 F9	4-0 BB			3-2 F8		3	2	1	2	2	0	1	Baltimore Orioles @ Detroit Tigers Tiger Stadium, Detroit, MI Wed May 28 1997, 7:05 PM EDT Att: 10,692 - Unknown - 67 F										
Roberto Alomar, S (1, 4) OBP: 0.324, SLG: 0.392	0-0 HR	3-1 HR		0-0 G5-3	1-1 F9			1-2 L3		5	2	2	2	0	0	4											
Rafael Palmeiro, L (1, 3) OBP: 0.342, SLG: 0.482	1-0 P3	0-0 HR		0-0 1B						5	1	2	3	0	1	0											
Cal Ripken Jr., R (1, 5) OBP: 0.333, SLG: 0.459 Jeff Reboulet, R (9, 5) OBP: 0.293, SLG: 0.275	1-1 G4-3	2-1 2B		0-0 L8						5	0	1	0	0	0	1											
B.J. Surhoff, L (1, 7) OBP: 0.395, SLG: 0.566 Jeffrey Hammonds, R (9, PH) OBP: 0.307, SLG: 0.400	0-2 2B	2-2 F8			1-1 E3 SH5-3 BB FC1-2					4	0	1	0	0	0	1											
Pete Incaviglia, R (1, 10) OBP: 0.346, SLG: 0.436	2-2 F8			3-2 F8						3	1	0	0	1	1	1											
Tony Tarasco, L (1, 9) OBP: 0.292, SLG: 0.322		3-2 HR WP 1B		1-2 L8						3	1	1	0	0	1	0											
Lenny Webster, R (1, 2) OBP: 0.262, SLG: 0.264		0-1 L8		3-2 G1-3						4	0	0	0	0	1	3											
Mike Bordick, R (1, 6) OBP: 0.264, SLG: 0.262		2-3 K		1-2 1B						4	1	2	1	0	2	1											
Inning Stats	R: 2 E: 0 K: 0 S: 14	H: 2 LOB: 1 BB: 1 P: 22	R: 4 E: 0 K: 1 S: 22	H: 5 LOB: 1 BB: 0 P: 35	R: 0 E: 0 K: 0 S: 9	H: 0 LOB: 0 BB: 0 P: 16	R: 1 E: 0 K: 0 S: 10	H: 2 LOB: 1 BB: 0 P: 14	R: 1 E: 0 K: 0 S: 10	H: 1 LOB: 3 BB: 2 P: 22	R: 0 E: 0 K: 3 S: 9	H: 0 LOB: 0 BB: 0 P: 13	R: 0 E: 0 K: 1 S: 12	H: 0 LOB: 0 BB: 0 P: 18	R: 0 E: 0 K: 2 S: 8	H: 0 LOB: 0 BB: 0 P: 15		1B: 5 2B: 2 3B: 0 HR: 3	SF: 0 SAC: 1 DP: 0 HBP: 0	WP: 1 PB: 0 CS: 0	PA: 41						
PITCHER	IP	WLS	BF	H	R	ER	SO	BB	IBB	HBP	BLK	WP	HR	S	P	ERA	WHIP										
Brian Moehler, R (1, 1) ERA: 4.09	1.2	L	13	7	6	6	1	1	0	0	0	1	3	32	51	32.40	4.800										
John Cummings, L (2, 1) ERA: 3.91	3.1		16	3	2	1	0	2	0	0	0	0	0	33	58	2.70	1.500										
Dan Miceli, R (6, 1) ERA: 6.12	2.0		6	0	0	0	3	0	0	0	0	0	0	13	21	0.00	0.000										
Doug Brocail, R (8, 1) ERA: 6.83	1.0		3	0	0	0	1	0	0	0	0	0	0	12	18	0.00	0.000										
Mike Myers, L (9, 1) ERA: 4.2	1.0		3	0	0	0	2	0	0	0	0	0	0	8	15	0.00	0.000										
Batter	1	2	3	4	5	6	7	8	9	AB	R	H	RBI	BB	SO	LOB	BOTTOM										
Brian Hunter, R (1, 8) OBP: 0.313, SLG: 0.332 Curtis Pride, L (7, PH) OBP: 0.321, SLG: 0.316	2-1 G4-3		1-1 G6-3		1-1 G4-3		1-3 K		0-0 G6-3	3	0	0	0	0	0	0	Baltimore Orioles @ Detroit Tigers Tiger Stadium, Detroit, MI Wed May 28 1997, 7:05 PM EDT Att: 10,692 - Unknown - 67 F										
Jody Reed, R (1, 4) OBP: 0.400, SLG: 0.305	3-2 G1-3		0-1 G1-3 S WP 1B		1-1 FC5-4 1B		2-0 2B			4	1	3	0	0	0	0											
Travis Fryman, R (1, 5) OBP: 0.361, SLG: 0.463	1-2 2B		4-1 WP G1-3 BB		3-1 F9		0-2 F8			3	0	1	0	1	0	2											
Phil Nevin, R (1, 3) OBP: 0.356, SLG: 0.378 Bob Hamelin, L (7, 3) OBP: 0.356, SLG: 0.512	2-2 F9		3-2 G1-3		1-1 FC5-4		0-0 F8			3	0	0	0	0	0	4											
Damon Easley, R (1, 10) OBP: 0.354, SLG: 0.409		2-1 F7		3-2 G5-3		0-0 L8		0-3 K2-3		4	0	0	0	0	1	1											
Melvin Nieves, S (1, 9) OBP: 0.375, SLG: 0.493		0-2 FC4-6 1B		0-2 G5-3		1-3 K		1-3 K		4	0	1	0	0	2	0											
Brian Johnson, R (1, 2) OBP: 0.208, SLG: 0.273		0-1 FC4-6 1B		3-2 G5-3		0-2 3B		0-1 G4-3		4	0	1	0	0	0	1											
Bobby Higginson, L (1, 7) OBP: 0.360, SLG: 0.438		1-1 1B		3-1 HBP		4-2 FC4-6 BB		2-0 P6		2	0	1	0	1	0	0											
Deivi Cruz, R (1, 6) OBP: 0.215, SLG: 0.284		2-2 G6-3		1-3 K		2-1 FC4-6		2-3 K		4	0	0	0	0	2	5											
Inning Stats	R: 0 E: 0 K: 0 S: 13	H: 1 LOB: 1 BB: 0 P: 21	R: 0 E: 0 K: 0 S: 12	H: 2 LOB: 2 BB: 0 P: 17	R: 1 E: 0 K: 0 S: 14	H: 1 LOB: 1 BB: 1 P: 25	R: 0 E: 0 K: 1 S: 13	H: 0 LOB: 0 BB: 0 P: 20	R: 0 E: 0 K: 1 S: 15	H: 1 LOB: 2 BB: 1 P: 22	R: 0 E: 0 K: 1 S: 8	H: 1 LOB: 1 BB: 0 P: 11	R: 0 E: 0 K: 2 S: 8	H: 0 LOB: 0 BB: 0 P: 9	R: 0 E: 0 K: 1 S: 6	H: 0 LOB: 0 BB: 0 P: 10		1B: 4 2B: 2 3B: 1 HR: 0	SF: 0 SAC: 0 DP: 0 HBP: 1	WP: 1 PB: 0 CS: 0	PA: 37						
PITCHER	IP	WLS	BF	H	R	ER	SO	BB	IBB	HBP	BLK	WP	HR	S	P	ERA	WHIP										
Jimmy Key, L (1, 1) ERA: 2.3	6.0	W	27	6	1	1	2	2	0	1	0	0	0	75	119	1.50	1.333										
Shawn Boskie, R (7, 1) ERA: 7.3	3.0	S	10	1	0	0	4	0	0	0	0	0	0	22	30	0.00	0.333										

Batter	1	2	3	4	5	6	7	8	9	AB	R	H	RBI	BB	SO	LOB	TOP					
Brian Hunter, R OBP: 0.319, SLG: 0.340 (1, 8)	L7			SH5-3 2B BB		WP 2B	F9		1-1 1B	4	2	2	0	1	0	0						
Damion Easley, R OBP: 0.397, SLG: 0.411 (1, 4)	K2-3			SH5-3		K		F9 1B FC6	2-0 1B	4	1	2	1	0	2	1						
Travis Fryman, R OBP: 0.357, SLG: 0.461 (1, 5)	G5-3					G5-3		FC6 1B CS	2-3 1B	5	0	1	1	0	1	3						
Tony Clark, S OBP: 0.385, SLG: 0.613 (1, 3)		G4-3				WP 2B BB		F9		3	1	0	0	1	1	3						
Phil Nevin, R OBP: 0.367, SLG: 0.415 (1, 10)	G6-3			F8				CS 1B		4	0	2	2	0	0	1						
Melvin Nieves, S OBP: 0.376, SLG: 0.489 (1, 9)								CS 1B		3	0	1	0	1	2	2						
Bobby Higginson, L OBP: 0.357, SLG: 0.433 (1, 7)	CS			K						4	0	1	0	0	2	2						
Raul Casanova, S OBP: 0.317, SLG: 0.293 (1, 2)						F8		G5-3		4	0	1	0	0	1	1						
Deivi Cruz, R OBP: 0.216, SLG: 0.278 (1, 6)				G6-3		K				3	1	0	0	1	2	2						
Inning Stats	R: 0 E: 0 K: 1 S: 8	H: 0 LOB: 0 BB: 0 P: 12	R: 0 E: 0 K: 0 S: 7	H: 1 LOB: 0 BB: 0 P: 13	R: 0 E: 0 K: 1 S: 9	H: 1 LOB: 0 BB: 0 P: 12	R: 1 E: 0 K: 1 S: 10	H: 1 LOB: 1 BB: 1 P: 17	R: 0 E: 0 K: 2 S: 15	H: 1 LOB: 1 BB: 0 P: 16	R: 2 E: 0 K: 2 S: 15	H: 2 LOB: 2 BB: 2 P: 32	R: 0 E: 0 K: 1 S: 10	H: 0 LOB: 0 BB: 0 P: 14	R: 1 E: 0 K: 1 S: 14	H: 2 LOB: 1 BB: 0 P: 23	R: 1 E: 0 K: 1 S: 9	H: 2 LOB: 2 BB: 1 P: 20	1B: 7 2B: 3 HR: 0	SF: 0 SAC: 1 DP: 1 HBP: 0	WP: 3 PB: 0 SB: 1 CS: 3	PA: 40
PITCHER	IP	WLS	BF	H	R	ER	SO	BB	IBB	HBP	BLK	WP	HR	S	P	ERA	WHIP					
Jeff Fassero, L ERA: 4.12 (1, 1)	7.1	L	32	8	4	4	9	2	1	0	0	3	0	83	134	4.91	1.364					
Norm Charlton, L ERA: 6.43 (8, 1)	1.1		6	2	1	1	1	1	0	0	0	0	0	9	20	6.75	2.250					
Bob Wells, R ERA: 9.0 (9, 1)	0.1		1	0	0	0	1	0	0	0	0	0	0	3	5	0.00	0.000					

Detroit Tigers @ Seattle Mariners
The Kingdome, Seattle, WA
Fri May 30 1997, 10:05 PM EDT
Att: 32,305 - Dome


AB 34
R 5
H 10
RBI 4
BB 4
SO 11
LOB 15



Batter	1	2	3	4	5	6	7	8	9	AB	R	H	RBI	BB	SO	LOB	BOTTOM				
Joey Cora, S OBP: 0.435, SLG: 0.546 (1, 4)	G4-3		L5		FC7-2			G5-4-3 BB		3	0	0	0	1	0	1					
Dan Wilson, R OBP: 0.355, SLG: 0.430 (1, 2)	K		G3-6-3 BB			K		G5-4-3		3	0	0	0	1	2	1					
Ken Griffey Jr., L OBP: 0.385, SLG: 0.713 (1, 8)	HR		G3-6-3			K		K		4	1	1	1	0	2	1					
Edgar Martinez, R OBP: 0.453, SLG: 0.528 (1, 10)	BB				K			FC5-4 BB		2	0	1	0	2	1	0					
Alex Rodriguez, R OBP: 0.369, SLG: 0.491 (1, 6)	K				SF9 2B			FC5-4		4	1	1	0	0	1	3					
Jay Buhner, R OBP: 0.393, SLG: 0.453 (1, 9)			K		SF9			G1-6-3 1B		3	0	1	1	0	2	1					
Paul Sorrento, L OBP: 0.321, SLG: 0.442 (1, 3)	G5-3				K			G1-6-3		4	0	0	0	0	1	2					
Russ Davis, R OBP: 0.333, SLG: 0.493 (1, 5)					SH1-3 FC7-2 2B			K		3	0	2	0	0	1	1					
Rich Amaral, R OBP: 0.316, SLG: 0.299 (1, 7)					SH1-3			F7		2	0	0	0	0	1	2					
Inning Stats	R: 1 E: 0 K: 2 S: 11	H: 1 LOB: 1 BB: 1 P: 22	R: 0 E: 0 K: 2 S: 10	H: 1 LOB: 0 BB: 0 P: 18	R: 0 E: 0 K: 0 S: 6	H: 0 LOB: 0 BB: 1 P: 10	R: 1 E: 0 K: 2 S: 10	H: 1 LOB: 0 BB: 0 P: 18	R: 0 E: 0 K: 2 S: 11	H: 1 LOB: 1 BB: 0 P: 17	R: 0 E: 0 K: 1 S: 8	H: 1 LOB: 1 BB: 0 P: 16	R: 0 E: 0 K: 1 S: 13	H: 0 LOB: 0 BB: 1 P: 21	R: 0 E: 0 K: 1 S: 7	H: 0 LOB: 1 BB: 1 P: 13	1B: 3 2B: 3 HR: 1	SF: 1 SAC: 1 DP: 3 HBP: 0	WP: 0 PB: 0 SB: 2 CS: 0	PA: 34	
PITCHER	IP	WLS	BF	H	R	ER	SO	BB	IBB	HBP	BLK	WP	HR	S	P	ERA	WHIP				
Felipe Lira, R ERA: 5.12 (1, 1)	6.1	W	25	6	2	2	8	2	0	0	0	0	0	14	23	0.00	0.750				
Dan Miceli, R ERA: 5.81 (7, 1)	1.1		4	0	0	0	1	1	0	0	0	0	0	4	6	0.00	0.000				
Mike Myers, L ERA: 4.11 (8, 1)	0.1		1	0	0	0	1	0	0	0	0	0	0	4	6	0.00	0.000				
Todd Jones, R ERA: 3.88 (9, 1)	1.0	S	4	0	0	0	1	1	0	0	0	0	0	7	13	0.00	1.000				


Detroit Tigers @ Seattle Mariners
The Kingdome, Seattle, WA
Fri May 30 1997, 10:05 PM EDT
Att: 32,305 - Dome

AB 28
R 2
H 6
RBI 2
BB 4
SO 11
LOB 12




Batter	1	2	3	4	5	6	7	8	9	AB	R	H	RBI	BB	SO	LOB	TOP					
Brian Hunter, R OBP: 0.321, SLG: 0.346 (1, 8)	G5-3	P3				F8			S	5	0	2	0	0	0	3						
Bobby Higginson, L OBP: 0.338, SLG: 0.435 (1, 7)	1B	G1-6-3					F8		K	4	1	1	0	1	1	3						
Melvin Nieves, S OBP: 0.376, SLG: 0.486 Phil Nevin, R OBP: 0.346, SLG: 0.386 (1, 9)	K		L8				K			1	0	0	0	0	1	1						
Tony Clark, S OBP: 0.383, SLG: 0.603 (1, 3)	1B		G6-3			K				3	1	0	0	1	1	0						
Travis Fryman, R OBP: 0.355, SLG: 0.457 (1, 5)	2B		P3			G4-3			L5	4	1	1	1	0	0	0						
Bob Hamelin, L OBP: 0.387, SLG: 0.533 (1, 10)	2B					F7			G1-4-3	4	0	2	2	0	0	0						
Damon Easley, R OBP: 0.355, SLG: 0.413 (1, 4)	G3					P4			G1-4-3	4	1	1	0	0	0	2						
Raul Casanova, S OBP: 0.328, SLG: 0.311 (1, 2)		SH				G3			L3	3	0	1	0	0	0	1						
Deivi Cruz, R OBP: 0.225, SLG: 0.286 (1, 6)		SH				2B			K	3	0	2	1	0	1	1						
Inning Stats	R: 3 E: 0 K: 1 S: 13	H: 3 LOB: 1 BB: 1 P: 24	R: 0 E: 1 K: 0 S: 6	H: 1 LOB: 1 BB: 0 P: 6	R: 0 E: 0 K: 0 S: 6	H: 0 LOB: 0 BB: 0 P: 10	R: 1 E: 0 K: 1 S: 9	H: 3 LOB: 3 BB: 1 P: 18	R: 0 E: 0 K: 1 S: 6	H: 0 LOB: 0 BB: 0 P: 9	R: 0 E: 0 K: 0 S: 8	H: 1 LOB: 1 BB: 0 P: 13	R: 0 E: 0 K: 0 S: 7	H: 0 LOB: 0 BB: 0 P: 11	R: 0 E: 0 K: 0 S: 3	H: 1 LOB: 0 BB: 0 P: 4	R: 0 E: 0 K: 2 S: 11	H: 1 LOB: 1 BB: 0 P: 18	1B: 5 2B: 5 3B: 0 HR: 0	SF: 0 SAC: 1 DP: 2 HBP: 1	WP: 0 PB: 0 SB: 1 CS: 0	PA: 38
PITCHER	IP	WLS	BF	H	R	ER	SO	BB	IBB	HBP	BLK	WP	HR	S	P	ERA	WHIP					
Bob Wolcott, R ERA: 5.95 Bobby Ayala, R ERA: 5.46 (1, 1)	8.0	L	34	9	4	4	4	1	1	0	0	0	0	58	95	4.50	1.250					
(9, 1)	1.0		4	1	0	0	2	0	0	1	0	0	0	11	18	0.00	1.000					

Detroit Tigers @ Seattle Mariners
 The Kingdome, Seattle, WA
 Sat May 31 1997, 10:05 PM EDT
 Att: 57,118 - Dome

AB 34
R 4
H 10
RBI 4
BB 2
SO 6
LOB 14


Batter	1	2	3	4	5	6	7	8	9	AB	R	H	RBI	BB	SO	LOB	BOTTOM					
Joey Cora, S OBP: 0.432, SLG: 0.537 (1, 4)	L8		G4-3				FC3-6			3	0	0	0	0	0	3						
José Cruz Jr., S (1, 7)	G4-3			G3-1		FC4-6	P4			4	0	0	1	0	0	4						
Ken Griffey Jr., L OBP: 0.383, SLG: 0.704 (1, 8)	K				L8			F8		4	0	1	0	0	1	2						
Edgar Martínez, R OBP: 0.445, SLG: 0.517 (1, 10)		G6-3		P3		K		P2		4	0	0	0	0	1	1						
Alex Rodríguez, R OBP: 0.364, SLG: 0.483 (1, 6)		G5-3		F8		K		K		4	0	0	0	0	2	1						
Jay Buhner, R OBP: 0.386, SLG: 0.443 (1, 9)		K				K		K		4	0	0	0	0	4	0						
Paul Sorrento, L OBP: 0.331, SLG: 0.456 (1, 3)			G4-3					FC1-5		4	1	3	0	0	1	0						
Russ Davis, R OBP: 0.337, SLG: 0.494 (1, 5)			G6-3						P3	4	1	2	0	0	0	1						
John Marzano, R OBP: 0.346, SLG: 0.261 (1, 2)			G4-3					FC1-5		3	0	1	1	0	0	3						
Inning Stats	R: 0 E: 0 K: 1 S: 8	H: 0 LOB: 0 BB: 0 P: 14	R: 0 E: 0 K: 1 S: 6	H: 0 LOB: 0 BB: 0 P: 12	R: 0 E: 0 K: 0 S: 7	H: 1 LOB: 1 BB: 0 P: 12	R: 0 E: 0 K: 0 S: 6	H: 1 LOB: 1 BB: 0 P: 7	R: 2 E: 0 K: 1 S: 10	H: 3 LOB: 2 BB: 0 P: 14	R: 0 E: 0 K: 3 S: 9	H: 0 LOB: 0 BB: 0 P: 13	R: 0 E: 0 K: 0 S: 8	H: 2 LOB: 2 BB: 0 P: 10	R: 0 E: 0 K: 1 S: 5	H: 0 LOB: 0 BB: 0 P: 6	R: 0 E: 0 K: 2 S: 8	H: 0 LOB: 0 BB: 0 P: 11	1B: 6 2B: 1 3B: 0 HR: 0	SF: 0 SAC: 0 DP: 0 HBP: 1	WP: 0 PB: 0 SB: 0 CS: 0	PA: 35
PITCHER	IP	WLS	BF	H	R	ER	SO	BB	IBB	HBP	BLK	WP	HR	S	P	ERA	WHIP					
Omar Olivares, R ERA: 3.01 Mike Myers, L ERA: 3.94 Dan Miceli, R ERA: 5.67 Todd Jones, R ERA: 3.52 (1, 1)	6.2	W	28	7	2	2	6	0	0	0	0	0	0	4	6	0.00	0.000					
(7, 1)	0.2		2	0	0	0	0	0	0	0	0	0	0	4	6	0.00	0.000					
(8, 1)	0.2		2	0	0	0	1	0	0	0	0	0	0	4	5	0.00	0.000					
(9, 1)	1.0	S	3	0	0	0	2	0	0	0	0	0	0	8	11	0.00	0.000					

Detroit Tigers @ Seattle Mariners
 The Kingdome, Seattle, WA
 Sat May 31 1997, 10:05 PM EDT
 Att: 57,118 - Dome

AB 34
R 2
H 7
RBI 2
BB 0
SO 9
LOB 15


Batter	1	2	3	4	5	6	7	8	9	AB	R	H	RBI	BB	SO	LOB	TOP								
Brian Hunter, R (1.8) OBP: 0.315, SLG: 0.339	1-1 F9		3-2 G6-3		0-0 E5			1-3 K		4	0	0	0	0	1	1									
Jody Reed, R (1.4) OBP: 0.376, SLG: 0.286	2-1 G6-3		0-1 G4-3		2-2 CS		1-1 G5-3			4	0	0	0	0	0	1									
Bobby Higginson, L (1.9) OBP: 0.361, SLG: 0.449	1-0 F8			2-2 HR				2-3 K		3	1	1	1	1	1	0									
Tony Clark, S (1.3) OBP: 0.389, SLG: 0.602		1-2 G4-3		4-2 BB				4-2 BB		2	0	1	0	2	0	0									
Travis Fryman, R (1.5) OBP: 0.349, SLG: 0.448		3-2 F9		0-3 K				1-3 K		4	0	0	0	0	2	4									
Bob Hamelin, L (1.10) OBP: 0.358, SLG: 0.510		1-1 1B		1-2 F8				2-3 K		4	0	1	0	0	2	3									
Curtis Pride, L (1.7) Melvin Nieves, S (0. PH) OBP: 0.373, SLG: 0.483		2-3 K		2-3 K				1-2 L6		3	0	0	0	0	2	2									
Brian Johnson, R (1.2) OBP: 0.212, SLG: 0.275			3-2 G6-3 SH2-4 1B		1-2 F9			0-1 G4-3		3	0	1	0	0	0	0									
Deivi Cruz, R (1.6) OBP: 0.222, SLG: 0.282			0-0 SH2-4		3-1 G6-3			3-2 L8		2	0	0	0	0	0	0									
Inning Stats	R: 0 E: 0 K: 0 S: 5	H: 0 LOB: 0 BB: 0 P: 9	R: 0 E: 0 K: 1 S: 12	H: 1 LOB: 1 BB: 0 P: 19	R: 0 E: 0 K: 0 S: 14	H: 1 LOB: 1 BB: 0 P: 20	R: 1 E: 0 K: 2 S: 14	H: 1 LOB: 1 BB: 1 P: 23	R: 0 E: 1 K: 0 S: 10	H: 0 LOB: 0 BB: 0 P: 15	R: 0 E: 0 K: 2 S: 10	H: 0 LOB: 0 BB: 0 P: 18	R: 0 E: 0 K: 1 S: 8	H: 0 LOB: 0 BB: 0 P: 11	R: 0 E: 0 K: 1 S: 8	H: 0 LOB: 0 BB: 0 P: 12	R: 0 E: 0 K: 2 S: 10	H: 1 LOB: 2 BB: 1 P: 17	1B: 3 2B: 0 3B: 0 HR: 1	SF: 0 SAC: 1 DP: 0 HBP: 0	WP: 0 PB: 0 SB: 0 CS: 1	PA: 35			
PITCHER	IP	WLS	BF	H	R	ER	SO	BB	IBB	HBP	BLK	WP	HR	S	P	ERA	WHIP								
Derek Lowe, R (1.1) ERA: 4.08	7.0		26	3	1	1	6	2	0	0	0	0	1	73	115	1.29	0.714								
Scott Sanders, R (8.1) ERA: 7.49	1.0	W	3	0	0	0	1	0	0	0	0	0	0	8	12	0.00	0.000								
Norm Charlton, L (9.1) ERA: 6.43	0.0		2	1	0	0	0	1	0	0	0	0	0	3	8	∞	∞								
Bobby Ayala, R (9.1) ERA: 5.29	1.0	S	3	0	0	0	2	0	0	0	0	0	0	7	9	0.00	0.000								

Detroit Tigers @ Seattle Mariners
The Kingdome, Seattle, WA
Sun Jun 01 1997, 6:33 AM EDT
Att: 39,841 - Dome

AB 30
R 1
H 4
RBI 1
BB 3
SO 9
LOB 13



Batter	1	2	3	4	5	6	7	8	9	AB	R	H	RBI	BB	SO	LOB	BOTTOM								
Rich Amaral, R (1.4) OBP: 0.323, SLG: 0.308	1-2 G3			0-0 1B		1-2 G5-3		1-2 CS		4	0	2	0	0	0	0									
Alex Rodriguez, R (1.6) OBP: 0.382, SLG: 0.492	0-1 G5-3			0-2 P4		2-0 P3		3-2 HR		4	1	1	1	0	0	1									
Ken Griffey Jr., L (1.8) OBP: 0.381, SLG: 0.696	2-3 K			2-3 K		1-3 K		2-2 BB 1B		4	1	1	0	0	3	1									
Edgar Martinez, R (1.10) OBP: 0.442, SLG: 0.512		1-0 F8		0-2 G5-3				1-0 BB 1B		4	0	1	0	0	1	1									
Jay Buhner, R (1.9) OBP: 0.384, SLG: 0.435		0-2 F8			1-3 K			4-1 BB 1B		3	0	0	0	1	2	0									
Dan Wilson, R (1.2) OBP: 0.363, SLG: 0.456		0-1 G5-3			1-2 1B			1-2 BB		3	1	2	2	1	0	0									
Russ Davis, R (1.5) OBP: 0.337, SLG: 0.491			2-2 CI		0-0 1B			1-2 BB		3	0	1	0	0	2	3									
Mike Blowers, R (1.3) OBP: 0.290, SLG: 0.365			2-2 G4-6-3		0-3 K			2-2 HR		3	1	1	1	0	1	3									
José Cruz Jr., S (1.7) OBP: 0.363, SLG: 0.456			1-3 K		0-1 L8			0-1 F9		3	0	0	0	0	1	2									
Inning Stats	R: 0 E: 0 K: 1 S: 8	H: 0 LOB: 0 BB: 0 P: 11	R: 0 E: 0 K: 0 S: 7	H: 0 LOB: 0 BB: 0 P: 8	R: 0 E: 1 K: 1 S: 15	H: 0 LOB: 0 BB: 0 P: 20	R: 0 E: 0 K: 1 S: 11	H: 1 LOB: 1 BB: 0 P: 13	R: 0 E: 0 K: 2 S: 12	H: 2 LOB: 2 BB: 0 P: 14	R: 0 E: 0 K: 1 S: 7	H: 0 LOB: 0 BB: 0 P: 11	R: 1 E: 0 K: 3 S: 17	H: 1 LOB: 0 BB: 0 P: 26	R: 3 E: 0 K: 1 S: 25	H: 5 LOB: 3 BB: 2 P: 43	R: 0 E: 0 K: 1 S: 10	H: 1 LOB: 2 BB: 1 P: 17	1B: 5 2B: 1 3B: 0 HR: 3	SF: 0 SAC: 0 DP: 1 HBP: 0	WP: 0 PB: 0 SB: 1 CS: 1	PA: 34			
PITCHER	IP	WLS	BF	H	R	ER	SO	BB	IBB	HBP	BLK	WP	HR	S	P	ERA	WHIP								
Justin Thompson, L (1.1) ERA: 3.09	7.1	L	28	6	3	3	9	6	3	3	9	0	2	85	114	3.68	0.818								
Doug Brocail, R (8.1) ERA: 7.07	0.1		1	1	0	0	0	0	0	0	0	0	1	3	6	0.00	3.000								
Mike Myers, L (8.1) ERA: 4.5	0.0		1	1	0	0	0	0	0	0	0	0	0	3	5	∞	∞								
Dan Miceli, R (8.1) ERA: 5.6	0.1		4	1	1	1	1	2	0	0	0	0	0	11	21	27.00	9.000								

Detroit Tigers @ Seattle Mariners
The Kingdome, Seattle, WA
Sun Jun 01 1997, 6:33 AM EDT
Att: 39,841 - Dome

AB 31
R 4
H 9
RBI 4
BB 2
SO 10
LOB 11



Batter	1	2	3	4	5	6	7	8	9	AB	R	H	RBI	BB	SO	LOB	TOP					
Brian Hunter, R OBP: 0.313, SLG: 0.345 (1, 8)										5	1	1	0	0	1	0	Detroit Tigers @ Oakland Athletics Oakland-Alameda County Coliseum, Oakland, CA Mon Jun 02 1997, 7:05 PM PDT Att: 6,480 - Unknown - 67 F					
Bobby Higginson, L OBP: 0.392, SLG: 0.445 (1, 7)										4	0	1	0	1	0	1						
Melvin Nieves, S OBP: 0.368, SLG: 0.473 (1, 9)										3	1	0	1	1	2	2						
Tony Clark, S OBP: 0.391, SLG: 0.603 (1, 3)										3	1	1	1	1	0	0						
Travis Fryman, R OBP: 0.356, SLG: 0.456 (1, 5)										3	2	2	0	1	0	0						
Bob Hamelin, L OBP: 0.398, SLG: 0.566 (1, 10)										4	1	2	3	0	2	3						
Damon Easley, R OBP: 0.353, SLG: 0.415 (1, 4)										4	0	1	1	0	1	3						
Raul Casanova, S OBP: 0.324, SLG: 0.308 (1, 2)										4	1	1	0	0	0	1						
Deivi Cruz, R OBP: 0.223, SLG: 0.301 (1, 6)										4	1	1	2	0	1	0						
Inning Stats	R: 1 E: 0 K: 0 S: 12	H: 1 LOB: 0 BB: 0 P: 18	R: 1 E: 0 K: 1 S: 7	H: 1 LOB: 0 BB: 0 P: 11	R: 0 E: 0 K: 1 S: 9	H: 1 LOB: 1 BB: 0 P: 15	R: 4 E: 0 K: 0 S: 17	H: 4 LOB: 0 BB: 1 P: 28	R: 1 E: 0 K: 1 S: 9	H: 1 LOB: 2 BB: 2 P: 23	R: 0 E: 0 K: 1 S: 6	H: 0 LOB: 0 BB: 0 P: 10	R: 0 E: 0 K: 1 S: 9	H: 0 LOB: 0 BB: 0 P: 11	R: 1 E: 0 K: 1 S: 9	H: 2 LOB: 2 BB: 0 P: 14	R: 0 E: 0 K: 1 S: 11	H: 0 LOB: 1 BB: 1 P: 15	1B: 4 2B: 4 3B: 1 HR: 2	SF: 1 SAC: 0 DP: 2 HBP: 0	WP: 0 PB: 0 SB: 1 CS: 0	PA: 39
PITCHER	IP WLS BF H R ER SO BB IBB HBP BLK WP HR S P ERA WHIP																					
Steve Karsay, R ERA: 5.76 (1, 1)	4.1 L 23 8 7 7 3 3 0 0 0 0 0 2 50 88 14.54 2.538																					
Dane Johnson, R ERA: (5, 1)	2.2 8 0 0 0 3 0 0 0 0 0 0 19 28 0.00 0.000																					
Buddy Groom, L ERA: 5.09 (8, 1)	1.0 4 2 1 1 1 0 0 0 0 0 0 9 14 9.00 2.000																					
Mike Mohler, L ERA: 7.1 (9, 1)	1.0 4 0 0 0 1 1 0 0 0 0 0 11 15 0.00 1.000																					

Batter	1	2	3	4	5	6	7	8	9	AB	R	H	RBI	BB	SO	LOB	BOTTOM					
Damon Mashore, R OBP: 0.378, SLG: 0.348 (1, 8)										4	1	1	0	1	0	0	Detroit Tigers @ Oakland Athletics Oakland-Alameda County Coliseum, Oakland, CA Mon Jun 02 1997, 7:05 PM PDT Att: 6,480 - Unknown - 67 F					
Jason Giambi, L OBP: 0.358, SLG: 0.487 Pat Lennon, R OBP: 0.429, SLG: 0.435 (1, 10)										4	0	1	0	0	0	0						
Geronimo Berroa, R OBP: 0.395, SLG: 0.535 (1, 9)										5	1	1	0	0	0	2						
Mark McGwire, R OBP: 0.393, SLG: 0.668 (1, 3)										3	1	1	1	1	1	0						
Jose Canseco, R OBP: 0.322, SLG: 0.443 (1, 7)										3	1	2	1	1	1	0						
Scott Spiezio, S OBP: 0.324, SLG: 0.440 (1, 4)										4	1	1	0	0	0	3						
George Williams, S OBP: 0.416, SLG: 0.311 (1, 2)										3	1	1	1	1	2	1						
Scott Brosius, R OBP: 0.241, SLG: 0.246 (8, 6)										3	0	1	1	0	1	2						
Matt Stairs, L OBP: 0.432, SLG: 0.716 (9, PH)										1	1	1	2	0	0	0						
Scott Sheldon, R OBP: 0.308, SLG: 0.375 Dave Magadan, L OBP: 0.372, SLG: 0.358 (8, 5)										2	0	1	0	0	1	0						
Inning Stats	R: 0 E: 0 K: 0 S: 6	H: 0 LOB: 0 BB: 0 P: 9	R: 2 E: 0 K: 1 S: 14	H: 3 LOB: 2 BB: 1 P: 27	R: 0 E: 0 K: 0 S: 7	H: 0 LOB: 0 BB: 0 P: 10	R: 0 E: 0 K: 1 S: 8	H: 0 LOB: 0 BB: 0 P: 15	R: 0 E: 0 K: 2 S: 8	H: 0 LOB: 0 BB: 0 P: 11	R: 1 E: 0 K: 1 S: 7	H: 2 LOB: 0 BB: 0 P: 11	R: 1 E: 0 K: 1 S: 10	H: 3 LOB: 1 BB: 0 P: 18	R: 1 E: 0 K: 0 S: 13	H: 2 LOB: 2 BB: 1 P: 23	R: 2 E: 0 K: 1 S: 14	H: 1 LOB: 2 BB: 2 P: 28	1B: 7 2B: 2 3B: 0 HR: 2	SF: 0 SAC: 0 DP: 2 HBP: 0	WP: 0 PB: 0 SB: 2 CS: 0	PA: 39
PITCHER	IP WLS BF H R ER SO BB IBB HBP BLK WP HR S P ERA WHIP																					
Brian Moehler, R ERA: 4.26 (1, 1)	6.0 W 24 7 4 4 4 1 0 0 0 0 0 1 54 91 6.00 1.333																					
A.J. Sager, R ERA: 3.82 (7, 1)	1.2 8 3 1 1 1 1 0 0 0 0 0 18 32 5.40 2.400																					
Todd Jones, R ERA: 4.18 (8, 1)	0.2 5 1 2 2 0 2 0 0 0 0 1 10 23 27.00 4.500																					
Mike Myers, L ERA: 4.41 (9, 1)	0.1 1 0 0 0 1 0 0 0 0 0 0 4 5 0.00 0.000																					
Doug Brocail, R ERA: 6.99 (9, 1)	0.1 S 1 0 0 0 0 0 0 0 0 0 0 1 1 0.00 0.000																					

AB	34
R	8
H	10
RBI	8
BB	4
SO	7
LOB	10



AB	35
R	7
H	11
RBI	6
BB	4
SO	7
LOB	11



Batter	1	2	3	4	5	6	7	8	9	AB	R	H	RBI	BB	SO	LOB	TOP					
Brian Hunter, R OBP: 0.307, SLG: 0.338 (1, 8)	1-1 G5-3		2-1 P2	0-1 CS	0-0 G6-3		2-1 F8		3-3 K	5	0	0	0	0	1	2	Detroit Tigers @ Oakland Athletics Oakland-Alameda County Coliseum, Oakland, CA Tue Jun 03 1997, 3:33 AM PDT Att. 10,134 - Overcast - 68 F					
Bobby Higginson, L OBP: 0.353, SLG: 0.449 (1, 7)	1-2 G3-1		1-1 G5-3		2-1 1B		3-2 G4-3		2-1 1B 2B	5	1	2	1	0	0	0						
Melvin Nieves, S OBP: 0.369, SLG: 0.490 Omar Olivares, R (9, PR)	0-0 F7		3-2 HR		0-0 L7				0-1 F9	5	1	2	3	0	0	1						
Tony Clark, S OBP: 0.387, SLG: 0.591 (1, 3)		2-1 G4-3	3-1 G6-3		2-3 K				0-1 F7	4	0	0	0	1	1	1						
Travis Fryman, R OBP: 0.361, SLG: 0.471 (1, 5)		2-2 F9							4-2 BB	4	1	2	1	1	0	2						
Bob Hamelin, L OBP: 0.377, SLG: 0.632 (1, 10)		2-0 HR			0-0 F7				3-1 BB	4	2	2	1	0	0	2						
Damon Easley, R OBP: 0.355, SLG: 0.410 (1, 4)		2-2 2B			0-0 G3-1				3-1 1B 2B	2	2	0	0	0	0	2						
Brian Johnson, R OBP: 0.215, SLG: 0.286 Rauli Casanova, S OBP: 0.333, SLG: 0.318 (9, PH)		3-2 HBP			2-3 K				0-1 2B 1B	3	0	1	1	0	1	2						
Deivi Cruz, R OBP: 0.225, SLG: 0.301 Curtis Pride, L OBP: 0.307, SLG: 0.300 (9, PH)		1-2 G4-3			2-2 CS				1-3 K	3	0	1	1	0	0	1						
Inning Stats		R: 0 E: 0 K: 0 S: 6	H: 0 LOB: 0 BB: 0 P: 8	R: 2 E: 0 K: 0 S: 15	H: 2 LOB: 1 BB: 0 P: 27	R: 1 E: 0 K: 0 S: 10	H: 1 LOB: 0 BB: 0 P: 19	R: 2 E: 0 K: 1 S: 17	H: 3 LOB: 0 BB: 0 P: 26	R: 0 E: 0 K: 0 S: 10	H: 1 LOB: 1 BB: 0 P: 15	R: 0 E: 0 K: 0 S: 10	H: 0 LOB: 0 BB: 0 P: 15	R: 0 E: 0 K: 0 S: 7	H: 0 LOB: 1 BB: 1 P: 14	R: 3 E: 0 K: 2 S: 18	H: 3 LOB: 2 BB: 1 P: 32	1B: 5 2B: 3 3B: 0 HR: 3	SF: 0 SAC: 0 DP: 0 HBP: 2	WP: 0 PB: 0 SB: 1 CS: 1	PA: 42	
PITCHER		IP WLS BF H R ER SO BB IBB HBP BLK WP HR S P ERA WHIP	IP WLS BF H R ER SO BB IBB HBP BLK WP HR S P ERA WHIP	IP WLS BF H R ER SO BB IBB HBP BLK WP HR S P ERA WHIP	IP WLS BF H R ER SO BB IBB HBP BLK WP HR S P ERA WHIP	IP WLS BF H R ER SO BB IBB HBP BLK WP HR S P ERA WHIP	IP WLS BF H R ER SO BB IBB HBP BLK WP HR S P ERA WHIP	IP WLS BF H R ER SO BB IBB HBP BLK WP HR S P ERA WHIP	IP WLS BF H R ER SO BB IBB HBP BLK WP HR S P ERA WHIP	IP WLS BF H R ER SO BB IBB HBP BLK WP HR S P ERA WHIP	IP WLS BF H R ER SO BB IBB HBP BLK WP HR S P ERA WHIP	IP WLS BF H R ER SO BB IBB HBP BLK WP HR S P ERA WHIP	IP WLS BF H R ER SO BB IBB HBP BLK WP HR S P ERA WHIP	IP WLS BF H R ER SO BB IBB HBP BLK WP HR S P ERA WHIP	IP WLS BF H R ER SO BB IBB HBP BLK WP HR S P ERA WHIP	IP WLS BF H R ER SO BB IBB HBP BLK WP HR S P ERA WHIP	IP WLS BF H R ER SO BB IBB HBP BLK WP HR S P ERA WHIP	IP WLS BF H R ER SO BB IBB HBP BLK WP HR S P ERA WHIP	IP WLS BF H R ER SO BB IBB HBP BLK WP HR S P ERA WHIP	IP WLS BF H R ER SO BB IBB HBP BLK WP HR S P ERA WHIP	IP WLS BF H R ER SO BB IBB HBP BLK WP HR S P ERA WHIP	IP WLS BF H R ER SO BB IBB HBP BLK WP HR S P ERA WHIP



AB	37
R	8
H	11
RBI	8
BB	2
SO	4
LOB	15

Batter	1	2	3	4	5	6	7	8	9	AB	R	H	RBI	BB	SO	LOB	BOTTOM					
Damon Mashore, R OBP: 0.380, SLG: 0.351 (1, 8)	2-1 1B 1B BB	0-1 SH5-3			2-2 G6-3		1 SAFE 2-1 HR	0-0 FC6-4		4	2	2	0	0	0	1	Detroit Tigers @ Oakland Athletics Oakland-Alameda County Coliseum, Oakland, CA Tue Jun 03 1997, 3:33 AM PDT Att. 10,134 - Overcast - 68 F					
Jason Giambi, L OBP: 0.361, SLG: 0.503 Pat Lennon, R OBP: 0.429, SLG: 0.435 (8, 7)	2-0 BB 1B SF8	1-1 FC7-2			1-0 G4-3		3-2 1H 2H HR			4	2	2	3	0	0	2						
Geronimo Berroa, R OBP: 0.392, SLG: 0.530 Scott Sheldon, R OBP: 0.308, SLG: 0.375 (8, 6)	1-1 SF8 1B		1-2 G6-3		1-2 G1-3		1-3 K			4	0	1	0	0	1	0						
Mark McGwire, R OBP: 0.395, SLG: 0.680 (1, 3)	3-3 K		1-0 L7			1-1 G5-4-3 1B	2-1 HR			4	1	2	1	0	1	3						
Jose Canseco, R OBP: 0.321, SLG: 0.437 (1, 10)	4-1 BB		2-1 F9			2-2 G5-4-3	3-3 K			3	0	0	1	1	1	1						
Scott Spiezio, S OBP: 0.322, SLG: 0.439 (1, 4)	2-0 SF8			1-2 L8		2-2 G3		1-0 2B 1B		3	1	1	1	0	0	0						
Scott Brosius, R OBP: 0.250, SLG: 0.290 (1, 5)	0-2 G2-3			2-2 HR			0-1 HR	0-0 1H 2B		4	2	3	3	0	0	2						
Brent Mayne, L OBP: 0.311, SLG: 0.404 (1, 2)		0-0 SH5-3 FC7-2 1B		0-1 F8			1-1 G3	1-2 G4-3		4	0	1	0	0	0	0						
Rafael Bourquigal, R OBP: 0.330, SLG: 0.294 Dave Magadan, L OBP: 0.350, SLG: 0.358 Matt Stairs, L OBP: 0.439, SLG: 0.721 (8, 9)		3-1 SH5-3 HBP		2-2 L7			4-2 1B HR	1-1 FC6-4 1B		1	0	0	0	0	0	0						
Inning Stats		R: 2 E: 0 K: 1 S: 13	H: 3 LOB: 2 BB: 1 P: 27	R: 0 E: 0 K: 0 S: 6	H: 1 LOB: 0 BB: 0 P: 10	R: 0 E: 0 K: 0 S: 6	H: 0 LOB: 0 BB: 0 P: 10	R: 1 E: 0 K: 0 S: 11	H: 1 LOB: 0 BB: 0 P: 16	R: 0 E: 0 K: 0 S: 7	H: 0 LOB: 0 BB: 0 P: 11	R: 0 E: 0 K: 0 S: 8	H: 1 LOB: 0 BB: 0 P: 13	R: 5 E: 0 K: 2 S: 22	H: 4 LOB: 1 BB: 1 P: 38	R: 1 E: 0 K: 0 S: 8	H: 3 LOB: 1 BB: 0 P: 11	1B: 8 2B: 2 3B: 0 HR: 4	SF: 1 SAC: 1 DP: 2 HBP: 1	WP: 0 PB: 0 SB: 0 CS: 0	PA: 37	
PITCHER		IP WLS BF H R ER SO BB IBB HBP BLK WP HR S P ERA WHIP	IP WLS BF H R ER SO BB IBB HBP BLK WP HR S P ERA WHIP	IP WLS BF H R ER SO BB IBB HBP BLK WP HR S P ERA WHIP	IP WLS BF H R ER SO BB IBB HBP BLK WP HR S P ERA WHIP	IP WLS BF H R ER SO BB IBB HBP BLK WP HR S P ERA WHIP	IP WLS BF H R ER SO BB IBB HBP BLK WP HR S P ERA WHIP	IP WLS BF H R ER SO BB IBB HBP BLK WP HR S P ERA WHIP	IP WLS BF H R ER SO BB IBB HBP BLK WP HR S P ERA WHIP	IP WLS BF H R ER SO BB IBB HBP BLK WP HR S P ERA WHIP	IP WLS BF H R ER SO BB IBB HBP BLK WP HR S P ERA WHIP	IP WLS BF H R ER SO BB IBB HBP BLK WP HR S P ERA WHIP	IP WLS BF H R ER SO BB IBB HBP BLK WP HR S P ERA WHIP	IP WLS BF H R ER SO BB IBB HBP BLK WP HR S P ERA WHIP	IP WLS BF H R ER SO BB IBB HBP BLK WP HR S P ERA WHIP	IP WLS BF H R ER SO BB IBB HBP BLK WP HR S P ERA WHIP	IP WLS BF H R ER SO BB IBB HBP BLK WP HR S P ERA WHIP	IP WLS BF H R ER SO BB IBB HBP BLK WP HR S P ERA WHIP	IP WLS BF H R ER SO BB IBB HBP BLK WP HR S P ERA WHIP	IP WLS BF H R ER SO BB IBB HBP BLK WP HR S P ERA WHIP	IP WLS BF H R ER SO BB IBB HBP BLK WP HR S P ERA WHIP	IP WLS BF H R ER SO BB IBB HBP BLK WP HR S P ERA WHIP



AB	32
R	9
H	13
RBI	9
BB	2
SO	3
LOB	9

Batter	1	2	3	4	5	6	7	8	9	AB	R	H	RBI	BB	SO	LOB	TOP					
Joey Cora, S (1, 4) <small>OBP: 0.427, SLG: 0.535</small> Rich Amaral, R (8, 4) <small>OBP: 0.320, SLG: 0.304</small>	G4-3	L9		F7		F9		3B 1B	F9	5	1	1	0	0	0	3						
Alex Rodriguez, R (1, 6) <small>OBP: 0.369, SLG: 0.528</small>	HR	FC6-4		1B		G5-3		1B 3B	2B	6	3	4	2	0	0	1						
Ken Griffey Jr., L (1, 8) <small>OBP: 0.365, SLG: 0.692</small> Rob Ducey, L (8, 8) <small>OBP: 0.267, SLG: 0.340</small>	2B BB			1B		G4-3		1B HR	P2	4	2	2	1	1	0	0						
Edgar Martinez, R (1, 10) <small>OBP: 0.443, SLG: 0.502</small>	2B G3 BB			FC6-4		1B BB		1B HR		3	3	2	3	2	1	0						
Jay Buhner, R (1, 9) <small>OBP: 0.392, SLG: 0.495</small>	G3 2B			FC6-4		1B		HR		5	1	3	4	0	1	2						
Paul Sorrento, L (1, 3) <small>OBP: 0.377, SLG: 0.462</small>	G3			F8		L3		G3		5	0	0	1	0	0	3						
Dan Wilson, R (1, 2) <small>OBP: 0.356, SLG: 0.461</small> John Marzano, R (8, PH) <small>OBP: 0.333, SLG: 0.250</small>	K			HR		F8		K		4	1	2	2	0	1	1						
Russ Davis, R (1, 5) <small>OBP: 0.333, SLG: 0.500</small> Brent Gates, S (8, PH) <small>OBP: 0.333, SLG: 0.417</small>		G2-3		1B		F8		G4-3		4	2	2	1	0	0	2						
José Cruz Jr., S (1, 7) <small>OBP: 0.316, SLG: 0.556</small>		FC6-4		1B		F8		G4-3		4	1	1	0	1	0	2						
Inning Stats	R: 3 E: 0 K: 1 S: 14	H: 2 LOB: 1 BB: 2 P: 32	R: 0 E: 0 K: 0 S: 8	H: 1 LOB: 1 BB: 0 P: 13	R: 0 E: 0 K: 2 S: 7	H: 0 LOB: 0 BB: 0 P: 11	R: 4 E: 0 K: 0 S: 16	H: 5 LOB: 2 BB: 1 P: 30	R: 1 E: 0 K: 0 S: 7	H: 1 LOB: 0 BB: 0 P: 10	R: 0 E: 0 K: 0 S: 7	H: 0 LOB: 0 BB: 0 P: 14	R: 1 E: 0 K: 0 S: 10	H: 2 LOB: 2 BB: 1 P: 20	R: 5 E: 0 K: 1 S: 16	H: 5 LOB: 0 BB: 0 P: 22	R: 0 E: 0 K: 0 S: 6	H: 1 LOB: 1 BB: 0 P: 10	1B: 9 2B: 3 3B: 1 HR: 4	SF: 0 SAC: 0 DP: 0 HBP: 0	WP: 0 PB: 0 SB: 0 CS: 0	PA: 48
PITCHER	IP WLS BF H R ER SO BB IBB HBP BLK WP HR S P ERA WHIP																					
Felipe Lira, R (1, 1) <small>ERA: 5.88</small> Jose Bautista, R (4, 1) <small>ERA: 5.47</small> John Cummings, L (7, 1) <small>ERA: 5.47</small> Doug Brocail, R (9, 1) <small>ERA: 6.75</small>	0.0 3.0 1.2 1.0	0 15 11 4	0 5 6 1	0 3 5 0	0 3 1 0	0 0 0 0	0 1 0 0	0 26 24 6	0 47 35 10	∞ 9.00 27.00 0.00	∞ 2.000 3.600 1.000											

Seattle Mariners @ Detroit Tigers
Tiger Stadium, Detroit, MI
Thu Jun 05 1997, 7:05 PM EDT
Att: 12,572 - Unknown - 74 F

AB 44
R 14
H 17
RBI 14
BB 4
SO 4
LOB 15



Batter	1	2	3	4	5	6	7	8	9	AB	R	H	RBI	BB	SO	LOB	BOTTOM					
Brian Hunter, R (1, 8) <small>OBP: 0.309, SLG: 0.336</small>	G6-3			G3		G6-3		K		4	0	1	0	1	1	2						
Damon Easley, R (1, 4) <small>OBP: 0.352, SLG: 0.401</small>	P4			G3		1B		F8		4	0	0	0	1	0	2						
Travis Fryman, R (1, 5) <small>OBP: 0.363, SLG: 0.469</small> Doug Brocail, L (9, 1) <small>OBP: 0.303, SLG: 0.296</small>	F8			L7		1B		BB BB	K	3	1	1	0	1	0	1						
Tony Clark, S (1, 3) <small>OBP: 0.389, SLG: 0.585</small> Bob Hamelin, L (9, 3) <small>OBP: 0.397, SLG: 0.638</small>		G6-3		BB		F8		BB BB	1B	2	1	0	0	2	0	2						
Phil Nevin, R (1, 10) <small>OBP: 0.333, SLG: 0.354</small>		K		P6		1B		BB BB	K	4	1	0	0	1	3	3						
Melvin Nieves, S (1, 9) <small>OBP: 0.397, SLG: 0.484</small>		K		K		1B		E1		4	1	1	1	0	2	2						
Raul Casanova, S (1, 2) <small>OBP: 0.342, SLG: 0.329</small>				F9		L8		1B		4	1	2	2	0	0	0						
Bobby Higginson, L (1, 7) <small>OBP: 0.361, SLG: 0.455</small>				G4-3		G6-3		K		4	1	1	2	0	1	2						
Deivi Cruz, R (1, 6) <small>OBP: 0.220, SLG: 0.294</small>				K		G1-3		G4-3		4	0	0	1	0	2	2						
Inning Stats	R: 0 E: 0 K: 0 S: 6	H: 0 LOB: 0 BB: 0 P: 12	R: 0 E: 0 K: 2 S: 10	H: 0 LOB: 0 BB: 0 P: 14	R: 0 E: 0 K: 1 S: 10	H: 0 LOB: 0 BB: 0 P: 14	R: 0 E: 0 K: 0 S: 18	H: 1 LOB: 2 BB: 1 P: 26	R: 0 E: 0 K: 1 S: 6	H: 0 LOB: 0 BB: 0 P: 9	R: 0 E: 0 K: 0 S: 12	H: 1 LOB: 2 BB: 1 P: 20	R: 3 E: 0 K: 1 S: 15	H: 3 LOB: 1 BB: 1 P: 27	R: 3 E: 1 K: 3 S: 17	H: 1 LOB: 2 BB: 3 P: 35	R: 0 E: 0 K: 2 S: 8	H: 1 LOB: 1 BB: 0 P: 11	1B: 6 2B: 0 3B: 1 HR: 0	SF: 0 SAC: 0 DP: 0 HBP: 0	WP: 0 PB: 0 SB: 0 CS: 0	PA: 41
PITCHER	IP WLS BF H R ER SO BB IBB HBP BLK WP HR S P ERA WHIP																					
Jeff Fassero, L (1, 1) <small>ERA: 4.1</small> Norm Charlton, L (8, 1) <small>ERA: 7.14</small> Mike Maddux, R (9, 1) <small>ERA: 9.64</small>	7.0 1.0 1.0	0 8 4	0 1 1	0 3 0	0 3 0	0 0 0	0 0 0	0 17 8	0 35 11	0.00 27.00 0.00	1.143 4.000 1.000											

Seattle Mariners @ Detroit Tigers
Tiger Stadium, Detroit, MI
Thu Jun 05 1997, 7:05 PM EDT
Att: 12,572 - Unknown - 74 F

AB 35
R 6
H 7
RBI 6
BB 6
SO 10
LOB 16



Batter	1	2	3	4	5	6	7	8	9	AB	R	H	RBI	BB	SO	LOB	TOP								
Joey Cora, S OBP: 0.426, SLG: 0.537 (1, 4)	P3		1B 2B		1B		K		G4-3	5	1	2	0	0	1	1									
Alex Rodriguez, R OBP: 0.397, SLG: 0.524 (1, 6)	G3		CS HBP 2H 1B		B2		P2			4	0	1	1	0	0	1									
Ken Griffey Jr., L OBP: 0.383, SLG: 0.683 (1, 8)	F7		CS 1B HBP		F9		K			3	1	0	0	0	1	1									
Edgar Martinez, R OBP: 0.440, SLG: 0.498 (1, 10)		G4-3	1H 2-3 1B		L7				G6-3	4	0	1	1	0	0	1									
Jay Buhner, R OBP: 0.386, SLG: 0.485 (1, 9)		L7			K		K			4	0	0	0	0	3	1									
Paul Sorrento, L OBP: 0.333, SLG: 0.466 (1, 3)		HR BB			G3-1		HR 2B			3	2	1	0	1	1	0									
José Cruz Jr., S OBP: 0.391, SLG: 0.864 (1, 7)		1H HR			K		HR		G6-3 1B	4	2	3	4	0	1	0									
Brent Gates, S OBP: 0.275, SLG: 0.406 (1, 5)		G3			1B		G4-3		F7	4	0	1	0	0	0	1									
John Marzano, R OBP: 0.290, SLG: 0.214 (1, 2)			G4-3		F8		G5-3		G6-3	4	0	0	0	0	0	2									
Inning Stats	R: 0 E: 0 K: 0 S: 9	H: 0 LOB: 0 BB: 0 P: 14	R: 2 E: 0 K: 0 S: 11	H: 1 LOB: 0 BB: 1 P: 18	R: 2 E: 0 K: 1 S: 15	H: 3 LOB: 1 BB: 0 P: 28	R: 0 E: 0 K: 1 S: 8	H: 1 LOB: 1 BB: 0 P: 14	R: 0 E: 0 K: 0 S: 9	H: 1 LOB: 1 BB: 0 P: 15	R: 2 E: 0 K: 1 S: 15	H: 2 LOB: 0 BB: 0 P: 22	R: 0 E: 0 K: 2 S: 10	H: 0 LOB: 0 BB: 0 P: 15	R: 0 E: 0 K: 2 S: 9	H: 0 LOB: 0 BB: 0 P: 17	R: 0 E: 0 K: 0 S: 5	H: 1 LOB: 1 BB: 0 P: 6	1B: 5 2B: 2 3B: 0 HR: 2	SF: 0 SAC: 0 DP: 0 HBP: 1	WP: 0 PB: 0 SB: 0 CS: 2	PA: 37			
PITCHER	IP	WLS	BF	H	R	ER	SO	BB	IBB	HBP	BLK	WP	HR	S	P	ERA	WHIP								
Omar Olivares, R ERA: 3.48 (1, 1)	6.0	L	27	8	6	6	3	1	0	1	0	0	2	67	111	9.00	1.500								
Dan Miceli, R ERA: 5.4 (7, 1)	2.0		6	0	0	0	4	0	0	0	0	0	0	19	32	0.00	0.000								
Doug Brocail, R ERA: 6.53 (9, 1)	1.0		4	1	0	0	0	0	0	0	0	0	0	5	6	0.00	1.000								

Seattle Mariners @ Detroit Tigers
Tiger Stadium, Detroit, MI
Fri Jun 06 1997, 7:05 PM EDT
Att: 25,547 - Unknown - 72 F

AB 35
R 6
H 9
RBI 6
BB 1
SO 7
LOB 8



Batter	1	2	3	4	5	6	7	8	9	AB	R	H	RBI	BB	SO	LOB	BOTTOM								
Brian Hunter, R OBP: 0.304, SLG: 0.331 (1, 8)	E5 G1-3		P4		P5		FC5-4 1-2			4	0	0	0	0	0	1									
Bobby Higginson, L OBP: 0.358, SLG: 0.451 (1, 9)	K		CS 4-4 1B		F8		F9			4	0	1	0	0	1	2									
Travis Fryman, R OBP: 0.357, SLG: 0.460 (1, 5)	G1-3		FC1-4-6 1-2		P3				G3-1	4	0	0	0	0	0	2									
Tony Clark, S OBP: 0.383, SLG: 0.574 (1, 3)	G4-3				G4-3		F7		K	4	0	0	0	0	1	1									
Bob Hamelin, L OBP: 0.409, SLG: 0.639 (1, 10)		1B 1B			HR BB 1B		1B		K	3	1	2	0	1	1	0									
Raul Casanova, S OBP: 0.350, SLG: 0.338 (1, 2)		F7			HR 1B		K		FC4-6 1B	4	1	2	0	0	1	2									
Curtis Pride, L OBP: 0.312, SLG: 0.341 (1, 7)		G5-4-3 1B			HR		K		FC4-6 WP 1-2	4	1	2	3	0	1	2									
Damon Easley, R OBP: 0.347, SLG: 0.395 Melvin Nieves, S OBP: 0.365, SLG: 0.481 (9, PH)		G5-4-3 1-2			G6-3		P2		K	3	0	0	0	0	0	2									
Jody Reed, R OBP: 0.372, SLG: 0.284 (1, 4)			K		F7		FC5-4 1B		G6-3	4	0	1	0	0	1	1									
Inning Stats	R: 0 E: 1 K: 1 S: 11	H: 2 LOB: 1 BB: 0 P: 15	R: 0 E: 0 K: 0 S: 6	H: 2 LOB: 1 BB: 0 P: 10	R: 0 E: 0 K: 1 S: 7	H: 1 LOB: 1 BB: 0 P: 12	R: 3 E: 0 K: 0 S: 11	H: 2 LOB: 0 BB: 1 P: 23	R: 0 E: 0 K: 0 S: 5	H: 0 LOB: 0 BB: 0 P: 7	R: 0 E: 0 K: 2 S: 13	H: 1 LOB: 1 BB: 0 P: 22	R: 0 E: 0 K: 0 S: 9	H: 1 LOB: 1 BB: 0 P: 13	R: 0 E: 0 K: 2 S: 10	H: 0 LOB: 0 BB: 0 P: 14	R: 0 E: 0 K: 1 S: 9	H: 1 LOB: 1 BB: 0 P: 13	1B: 7 2B: 0 3B: 0 HR: 1	SF: 0 SAC: 0 DP: 1 HBP: 0	WP: 1 PB: 0 SB: 0 CS: 0	PA: 36			
PITCHER	IP	WLS	BF	H	R	ER	SO	BB	IBB	HBP	BLK	WP	HR	S	P	ERA	WHIP								
Derek Lowe, R ERA: 4.3 (1, 1)	5.1	W	22	5	3	3	2	1	0	0	0	0	1	43	72	5.06	1.125								
40 Greg McCarthy, L ERA: 4.19 (6, 1)	0.2		3	1	0	0	2	0	0	0	0	0	0	10	17	0.00	1.500								
Bob Wells, R ERA: 8.18 (7, 1)	1.0		4	1	0	0	0	0	0	0	0	0	0	9	13	0.00	1.000								
Bobby Ayala, R ERA: 4.98 (8, 1)	2.0	S	7	1	0	0	3	0	0	0	0	1	0	19	27	0.00	0.500								

Seattle Mariners @ Detroit Tigers
Tiger Stadium, Detroit, MI
Fri Jun 06 1997, 7:05 PM EDT
Att: 25,547 - Unknown - 72 F

AB 35
R 3
H 8
RBI 3
BB 1
SO 7
LOB 14



Batter	1	2	3	4	5	6	7	8	9	AB	R	H	RBI	BB	SO	LOB	TOP										
Rich Amaral, R OBP: 0.317, SLG: 0.302 (1,4)	F9		K		FC3-6			F8		4	0	1	1	0	1	3	Seattle Mariners @ Detroit Tigers Tiger Stadium, Detroit, MI Sat Jun 07 1997, 7:05 PM EDT Att: 18,896 - Unknown - 68 F										
Alex Rodriguez, R OBP: 0.366, SLG: 0.519 (1,6)	G4-3		FC5		CS			F8		4	0	1	0	0	0	3											
Ken Griffey Jr., L OBP: 0.377, SLG: 0.671 (1,8)	K		K						F8	4	0	0	0	0	3	3											
Edgar Martinez, R OBP: 0.441, SLG: 0.495 (1,10)		K							F8	3	0	1	0	1	1	1											
Jay Buhner, R OBP: 0.380, SLG: 0.476 (1,9)		K							FC4-6	4	0	0	0	0	3	2											
Dan Wilson, R OBP: 0.358, SLG: 0.464 (1,2)									BB																		
Paul Sorrento, L OBP: 0.332, SLG: 0.463 (9, PH)																											
Russ Davis, R OBP: 0.333, SLG: 0.497 (1,5)																											
Mike Blowers, R OBP: 0.306, SLG: 0.359 (1,3)																											
José Cruz Jr., S OBP: 0.346, SLG: 0.760 (1,7)																											
Inning Stats	R: 0 E: 0 K: 1 S: 8	H: 0 LOB: 0 BB: 0 P: 11	R: 0 E: 0 K: 3 S: 15	H: 1 LOB: 1 BB: 0 P: 22	R: 0 E: 1 K: 2 S: 13	H: 0 LOB: 2 BB: 1 P: 22	R: 0 E: 0 K: 2 S: 8	H: 1 LOB: 1 BB: 0 P: 14	R: 1 E: 0 K: 0 S: 11	H: 1 LOB: 0 BB: 1 P: 16	R: 0 E: 0 K: 0 S: 9	H: 1 LOB: 0 BB: 0 P: 15	R: 0 E: 0 K: 0 S: 8	H: 0 LOB: 0 BB: 0 P: 12	R: 0 E: 0 K: 0 S: 10	H: 1 LOB: 1 BB: 0 P: 15	R: 0 E: 0 K: 1 S: 11	H: 0 LOB: 1 BB: 1 P: 19	1B: 4 2B: 2 3B: 0 HR: 0	SF: 0 SAC: 0 DP: 2 HBP: 0	WP: 0 PB: 0 SB: 0 CS: 2	PA: 34					
PITCHER	IP	WLS	BF	H	R	ER	SO	BB	IBB	HBP	BLK	WP	HR	S	P	ERA	WHIP										
Justin Thompson, L ERA: 2.92 (1,1)	8.0	W	29	5	1	1	9	2	0	0	0	0	0	82	127	1.12	0.875										
Mike Myers, L ERA: 5.94 (9,1)	0.1		1	0	0	0	0	0	0	0	0	0	0	3	3	0.00	0.000										
Todd Jones, R ERA: 4.07 (9,1)	0.2	S	3	0	0	0	1	1	0	0	0	0	0	8	16	0.00	1.500										

Batter	1	2	3	4	5	6	7	8	9	AB	R	H	RBI	BB	SO	LOB	BOTTOM										
Brian Hunter, R OBP: 0.303, SLG: 0.329 (1,8)	FC5-3		P6		FC1-6			G6-3		4	0	1	0	0	0	1	Seattle Mariners @ Detroit Tigers Tiger Stadium, Detroit, MI Sat Jun 07 1997, 7:05 PM EDT Att: 18,896 - Unknown - 68 F										
Bobby Higginson, L OBP: 0.397, SLG: 0.444 (1,9)	G3-1				P4-6			F8		3	0	0	0	1	0	2											
Travis Fryman, R OBP: 0.352, SLG: 0.452 (1,5)	FC5-3		L8					G3		4	0	0	0	0	0	2											
Tony Clark, S OBP: 0.382, SLG: 0.585 (1,3)										3	1	1	1	0	0	0											
Bob Hamelin, L OBP: 0.420, SLG: 0.672 (1,10)										3	1	2	0	0	0	0											
Raul Casanova, S OBP: 0.348, SLG: 0.377 (1,2)										3	1	1	2	0	1	1											
Curtis Pride, L OBP: 0.313, SLG: 0.333 (1,7)										2	0	0	0	1	0	1											
Jody Reed, R OBP: 0.358, SLG: 0.271 (1,4)										3	0	0	0	0	1	2											
Deivi Cruz, R OBP: 0.216, SLG: 0.288 (1,6)										3	0	0	0	0	0	1											
Inning Stats	R: 0 E: 0 K: 0 S: 3	H: 1 LOB: 0 BB: 0 P: 5	R: 2 E: 0 K: 0 S: 9	H: 2 LOB: 0 BB: 0 P: 14	R: 0 E: 0 K: 0 S: 6	H: 0 LOB: 1 BB: 1 P: 14	R: 1 E: 0 K: 2 S: 20	H: 2 LOB: 1 BB: 0 P: 30	R: 0 E: 0 K: 0 S: 7	H: 0 LOB: 0 BB: 0 P: 9	R: 0 E: 0 K: 0 S: 6	H: 0 LOB: 0 BB: 0 P: 10	R: 0 E: 0 K: 0 S: 11	H: 0 LOB: 1 BB: 1 P: 17	R: 0 E: 0 K: 0 S: 6	H: 0 LOB: 0 BB: 0 P: 9		1B: 1 2B: 4 3B: 0 HR: 2	SF: 0 SAC: 0 DP: 2 HBP: 0	WP: 0 PB: 0 SB: 0 CS: 0	PA: 30						
PITCHER	IP	WLS	BF	H	R	ER	SO	BB	IBB	HBP	BLK	WP	HR	S	P	ERA	WHIP										
Bob Wolcott, R ERA: 5.63 (1,1)	7.0	L	27	5	3	3	2	2	0	0	0	0	0	62	99	3.86	1.000										
Scott Sanders, R ERA: 7.26 (8,1)	1.0		3	0	0	0	0	0	0	0	0	0	0	6	9	0.00	0.000										

AB	30
R	1
H	5
RBI	1
BB	3
SO	10
LOB	18



Batter	1	2	3	4	5	6	7	8	9	AB	R	H	RBI	BB	SO	LOB	TOP								
Joey Cora, S OBP: 0.426, SLG: 0.536 (1, 4)																									
Alex Rodriguez, R OBP: 0.366, SLG: 0.515 (1, 6)																									
Ken Griffey Jr., L OBP: 0.375, SLG: 0.664 (1, 8)																									
Edgar Martinez, R OBP: 0.438, SLG: 0.489 (1, 10)																									
Jay Buhner, R OBP: 0.374, SLG: 0.467 (1, 9)																									
Paul Sorrento, L OBP: 0.335, SLG: 0.461 (9, PR)																									
Rich Amaral, R OBP: 0.317, SLG: 0.302 (9, 3)																									
Dan Wilson, R OBP: 0.356, SLG: 0.460 (1, 2)																									
José Cruz Jr., S OBP: 0.333, SLG: 0.690 (9, 7)																									
Rob Ducey, L OBP: 0.287, SLG: 0.340 (9, 3)																									
Russ Davis, R OBP: 0.337, SLG: 0.503 (1, 5)																									
Inning Stats	R: 0 H: 2 E: 0 K: 0 S: 11	H: 2 R: 1 ER: 1 SO: 3 LOB: 2 BB: 0 P: 19	R: 0 H: 2 E: 0 K: 2 S: 10	H: 1 R: 1 ER: 0 SO: 1 LOB: 1 BB: 0 P: 16	R: 0 H: 0 E: 0 K: 1 S: 5	H: 0 R: 1 ER: 0 SO: 1 LOB: 1 BB: 1 P: 11	R: 0 H: 0 E: 0 K: 1 S: 8	H: 0 R: 0 ER: 0 SO: 0 LOB: 0 BB: 0 P: 16	R: 0 H: 1 E: 0 K: 0 S: 13	H: 1 R: 0 ER: 0 SO: 1 LOB: 1 BB: 0 P: 16	R: 1 H: 1 E: 0 K: 0 S: 16	H: 1 R: 0 ER: 0 SO: 0 LOB: 0 BB: 1 P: 26	R: 0 H: 0 E: 0 K: 0 S: 7	H: 0 R: 0 ER: 0 SO: 0 LOB: 0 BB: 0 P: 11	R: 0 H: 0 E: 0 K: 0 S: 6	H: 0 R: 0 ER: 0 SO: 0 LOB: 0 BB: 0 P: 10	R: 0 H: 2 E: 0 K: 2 S: 19	H: 2 R: 3 ER: 2 SO: 2 LOB: 3 BB: 2 P: 29	1B: 6 2B: 3 3B: 0 HR: 0	SF: 0 SAC: 0 DP: 1 HBP: 0	WP: 0 PB: 0 SB: 0 CS: 1	PA: 38			
PITCHER	IP	WLS	BF	H	R	ER	SO	BB	IBB	HBP	BLK	WP	HR	S	P	ERA	WHIP								
Brian Moehler, R ERA: 3.93 (1, 1)	8.0	L	31	6	1	1	3	2	0	0	0	0	0	76	125	1.12	1.000								
Dan Miceli, R ERA: 5.64 (9, 1)	0.1		3	1	1	1	0	1	0	0	0	0	0	10	14	27.00	6.000								
Todd Jones, R ERA: 3.96 (9, 1)	0.2		4	1	0	0	2	1	0	0	0	0	0	9	15	0.00	3.000								

Seattle Mariners @ Detroit Tigers
Tiger Stadium, Detroit, MI
Sun Jun 08 1997, 3:33 AM EDT
Att: 20,287 - Sunny - 68 F

AB 34
R 2
H 8
RBI 2
BB 4
SO 5
LOB 21



Batter	1	2	3	4	5	6	7	8	9	AB	R	H	RBI	BB	SO	LOB	BOTTOM								
Brian Hunter, R OBP: 0.299, SLG: 0.324 (1, 8)																									
Jody Reed, R OBP: 0.345, SLG: 0.260 (1, 4)																									
Bob Hamelin, L OBP: 0.429, SLG: 0.677 (9, PH)																									
Travis Fryman, R OBP: 0.346, SLG: 0.444 (1, 5)																									
Tony Clark, S OBP: 0.382, SLG: 0.579 (1, 3)																									
Phil Nevin, R OBP: 0.350, SLG: 0.360 (1, 7)																									
Melvin Nieves, S OBP: 0.359, SLG: 0.472 (1, 10)																									
Brian Johnson, R OBP: 0.218, SLG: 0.280 (1, 2)																									
Curtis Pride, L OBP: 0.313, SLG: 0.333 (9, 9)																									
Bobby Higginson, L OBP: 0.354, SLG: 0.440 (1, 9)																									
Damion Easley, R OBP: 0.345, SLG: 0.392 (9, 6)																									
Deivi Cruz, R OBP: 0.213, SLG: 0.285 (1, 6)																									
Raul Casanova, S OBP: 0.345, SLG: 0.372 (9, 2)																									
Inning Stats	R: 0 H: 0 E: 0 K: 2 S: 7	H: 0 R: 0 ER: 0 SO: 0 LOB: 0 BB: 1 P: 10	R: 0 H: 0 E: 0 K: 1 S: 10	H: 0 R: 1 ER: 0 SO: 1 LOB: 0 BB: 1 P: 19	R: 0 H: 0 E: 0 K: 3 S: 10	H: 0 R: 0 ER: 0 SO: 0 LOB: 0 BB: 0 P: 16	R: 0 H: 0 E: 0 K: 1 S: 10	H: 0 R: 0 ER: 0 SO: 0 LOB: 0 BB: 0 P: 14	R: 0 H: 0 E: 0 K: 2 S: 15	H: 0 R: 0 ER: 0 SO: 1 LOB: 1 BB: 1 P: 23	R: 0 H: 0 E: 0 K: 2 S: 10	H: 0 R: 0 ER: 0 SO: 0 LOB: 0 BB: 0 P: 12	R: 0 H: 0 E: 0 K: 1 S: 9	H: 0 R: 0 ER: 0 SO: 0 LOB: 0 BB: 0 P: 13	R: 0 H: 1 E: 0 K: 3 S: 11	H: 1 R: 0 ER: 0 SO: 2 LOB: 1 BB: 1 P: 18	R: 0 H: 1 E: 0 K: 0 S: 5	H: 1 R: 0 ER: 0 SO: 0 LOB: 0 BB: 0 P: 9	1B: 2 2B: 0 3B: 0 HR: 0	SF: 0 SAC: 0 DP: 2 HBP: 0	WP: 0 PB: 0 SB: 0 CS: 0	PA: 30			
PITCHER	IP	WLS	BF	H	R	ER	SO	BB	IBB	HBP	BLK	WP	HR	S	P	ERA	WHIP								
Randy Johnson, L ERA: 2.45 (1, 1)	8.0	W	27	1	0	0	0	3	0	0	0	0	0	82	125	0.00	0.500								
Bobby Ayala, R ERA: 4.84 (9, 1)	1.0	S	3	1	0	0	0	0	0	0	0	0	0	5	9	0.00	1.000								

Seattle Mariners @ Detroit Tigers
Tiger Stadium, Detroit, MI
Sun Jun 08 1997, 3:33 AM EDT
Att: 20,287 - Sunny - 68 F

AB 27
R 0
H 2
RBI 0
BB 3
SO 15
LOB 9



Batter	1	2	3	4	5	6	7	8	9	AB	R	H	RBI	BB	SO	LOB	TOP										
Damon Mashore, R OBP: 0.378, SLG: 0.346			G3-1		G4-3		G5-3		BB	4	1	1	0	1	0	0	Oakland Athletics @ Detroit Tigers Tiger Stadium, Detroit, MI Tue Jun 10 1997, 7:05 PM EDT Att: 10,019 - Unknown - 81 F										
Jason Giambi, L OBP: 0.397, SLG: 0.509			G4-3		G6-3	2B	K	G6-3		5	1	2	1	0	1	1											
Gerónimo Berroa, R OBP: 0.396, SLG: 0.546	K		G5-3		G6-3			HR		4	1	1	1	0	1	2											
Mark McGwire, R OBP: 0.384, SLG: 0.671	L6-4			K		K		G6-3		3	0	0	0	0	2	2											
Matt Stairs, L OBP: 0.419, SLG: 0.681										0	0	0	0	0	0	0											
Pat Lennson, R OBP: 0.400, SLG: 0.400										1	0	0	0	0	0	0											
Jose Canseco, R OBP: 0.327, SLG: 0.470		K		FC6-4	1B			HR		4	1	3	2	0	1	0											
Dave Magadan, L OBP: 0.383, SLG: 0.375		1B						HR		3	0	2	0	1	1	1											
Rafael Bourquigal, R OBP: 0.333, SLG: 0.312		2B		K				2B		0	0	0	0	0	0	0											
Scott Brosius, R OBP: 0.243, SLG: 0.288		K		FC6-4			G2-3	G6-3		4	0	0	0	0	1	5											
Mark Bellhorn, S OBP: 0.250, SLG: 0.250					G4-3		G4-3		G6-3	4	0	1	0	0	0	0											
Brent Mayne, L OBP: 0.294, SLG: 0.375	G4-3				F7		G6-3		K	4	0	0	0	0	1	2											
Inning Stats	R: 1 E: 0 K: 1 S: 12	H: 2 LOB: 0 BB: 0 P: 18	R: 0 E: 0 K: 2 S: 19	H: 2 LOB: 2 BB: 0 P: 30	R: 0 E: 0 K: 0 S: 8	H: 0 LOB: 0 BB: 0 P: 12	R: 0 E: 0 K: 2 S: 11	H: 1 LOB: 1 BB: 0 P: 19	R: 0 E: 0 K: 0 S: 11	H: 0 LOB: 0 BB: 0 P: 16	R: 1 E: 0 K: 1 S: 12	H: 2 LOB: 2 BB: 1 P: 23	R: 0 E: 0 K: 0 S: 7	H: 0 LOB: 0 BB: 0 P: 13	R: 2 E: 0 K: 1 S: 14	H: 3 LOB: 1 BB: 0 P: 24	R: 0 E: 0 K: 1 S: 16	H: 0 LOB: 1 BB: 1 P: 27	1B: 3 2B: 6 3B: 0 HR: 2	SF: 0 SAC: 0 DP: 1 HBP: 0	WP: 0 PB: 0 SB: 0 CS: 0	PA: 38					
PITCHER	IP	WLS	BF	H	R	ER	SO	BB	IBB	HBP	BLK	WP	HR	S	P	ERA	WHIP										
Willie Blair, R ERA: 4.91	5.2	W	24	7	2	2	6	1	0	0	0	0	0	70	114	3.18	1.412										
A.J. Sager, R ERA: 3.66	1.1		4	0	0	0	0	0	0	0	0	0	0	10	17	0.00	0.000										
Mike Myers, L ERA: 6.35	0.1		2	1	1	1	1	0	0	0	0	0	1	4	5	27.00	3.000										
Dan Miceli, R ERA: 5.87	0.1	S	3	2	1	1	0	0	0	0	0	0	1	8	15	27.00	6.000										
Todd Jones, R ERA: 3.79	1.1		5	0	0	0	1	1	0	0	0	0	0	18	31	0.00	0.750										

Batter	1	2	3	4	5	6	7	8	9	AB	R	H	RBI	BB	SO	LOB	BOTTOM										
Brian Hunter, R OBP: 0.298, SLG: 0.331	K				F9		F8-2			4	0	1	1	0	1	2	Oakland Athletics @ Detroit Tigers Tiger Stadium, Detroit, MI Tue Jun 10 1997, 7:05 PM EDT Att: 10,019 - Unknown - 81 F										
Bobby Higginson, L OBP: 0.352, SLG: 0.451	HR		G6-3		G6-3		F7			4	1	1	1	0	0	1											
Travis Fryman, R OBP: 0.352, SLG: 0.451			P4							3	1	2	0	0	0	0											
Tony Clark, S OBP: 0.379, SLG: 0.573			G1-3							4	0	1	1	0	0	2											
Bob Hamelin, L OBP: 0.459, SLG: 0.697										1	1	1	0	3	0	0											
Melvin Nieves, S OBP: 0.397, SLG: 0.479								K		4	1	3	0	0	1	2											
Raul Casanova, S OBP: 0.341, SLG: 0.358						G3				3	0	0	0	1	0	5											
Damon Easley, R OBP: 0.350, SLG: 0.413										3	1	2	2	0	0	2											
Deivi Cruz, R OBP: 0.215, SLG: 0.292					G6-3					3	1	1	0	0	0	1											
Inning Stats	R: 1 E: 0 K: 1 S: 8	H: 1 LOB: 0 BB: 0 P: 17	R: 3 E: 1 K: 0 S: 12	H: 2 LOB: 1 BB: 2 P: 26	R: 0 E: 0 K: 0 S: 6	H: 2 LOB: 0 BB: 0 P: 8	R: 1 E: 0 K: 0 S: 7	H: 1 LOB: 0 BB: 0 P: 10	R: 0 E: 0 K: 0 S: 5	H: 2 LOB: 2 BB: 1 P: 12	R: 0 E: 0 K: 0 S: 9	H: 2 LOB: 1 BB: 0 P: 14	R: 1 E: 0 K: 1 S: 13	H: 2 LOB: 1 BB: 1 P: 26	1B: 6 2B: 5 3B: 1 HR: 2	SF: 0 SAC: 0 DP: 5 HBP: 1		WP: 1 PB: 0 SB: 0 CS: 0	PA: 34								
PITCHER	IP	WLS	BF	H	R	ER	SO	BB	IBB	HBP	BLK	WP	HR	S	P	ERA	WHIP										
Ariel Prieto, R ERA: 4.78	5.2	L	24	8	5	5	1	3	0	1	0	0	0	6	9	0.00	2.000										
Carlos Reyes, R ERA: 3.05	1.0		4	2	0	0	0	0	0	0	0	0	0	4	7	0.00	0.000										
Buddy Groom, L ERA: 5.49	0.1		1	0	0	0	0	0	0	0	0	0	0	8	18	∞	∞										
Dane Johnson, R ERA: 1.29	0.0		3	2	1	1	0	1	0	0	0	1	0	8	18	∞	∞										
Mike Motter, L ERA: 6.94	1.0		2	0	0	0	1	0	0	0	0	0	0	5	8	0.00	0.000										

AB	36
R	4
H	10
RBI	4
BB	2
SO	8
LOB	13



AB	29
R	6
H	12
RBI	5
BB	4
SO	2
LOB	15



Batter	1	2	3	4	5	6	7	8	9	AB	R	H	RBI	BB	SO	LOB	TOP										
Damon Mashore, R OBP: 0.370, SLG: 0.338 (1, 8)										5	0	0	0	0	1	3											
Matt Stairs, L OBP: 0.429, SLG: 0.684 (1, 10)										4	0	2	1	1	1	1											
Geronomo Berroa, R OBP: 0.394, SLG: 0.554 (1, 9)										4	1	1	1	0	1	4											
Mark McGwire, R OBP: 0.382, SLG: 0.664 (1, 3)										4	0	1	0	0	1	0											
Jose Canseco, R OBP: 0.330, SLG: 0.466 Jason McDonald, S OBP: 0.250, SLG: 0.400 (1, 7)										2	0	0	0	2	0	1											
Dave Magadan, L OBP: 0.398, SLG: 0.373 Rafael Bourimigal, R OBP: 0.333, SLG: 0.312 (1, 5)										3	0	1	0	1	1	2											
Scott Brosius, R OBP: 0.239, SLG: 0.283 (8, 5)										4	0	0	0	0	0	5											
George Williams, S OBP: 0.406, SLG: 0.304 (1, 2)										4	1	2	0	0	0	2											
Mark Bellhorn, S OBP: 0.250, SLG: 0.143 (1, 4)										3	0	0	0	1	2	2											
Inning Stats	R: 0 E: 0 K: 0 S: 5	H: 0 LOB: 0 BB: 1 P: 11	R: 0 E: 0 K: 1 S: 10	H: 1 LOB: 2 BB: 1 P: 20	R: 0 E: 0 K: 1 S: 9	H: 0 LOB: 0 BB: 0 P: 13	R: 1 E: 0 K: 0 S: 21	H: 1 LOB: 1 BB: 1 P: 33	R: 1 E: 0 K: 1 S: 11	H: 2 LOB: 1 BB: 0 P: 21	R: 0 E: 0 K: 1 S: 10	H: 0 LOB: 1 BB: 1 P: 18	R: 0 E: 0 K: 1 S: 10	H: 2 LOB: 2 BB: 0 P: 20	R: 0 E: 0 K: 0 S: 9	H: 1 LOB: 1 BB: 0 P: 15	R: 0 E: 0 K: 1 S: 12	H: 0 LOB: 1 BB: 1 P: 19	1B: 4 2B: 2 HR: 1	SF: 0 SAC: 0 DP: 1 HBP: 0	WP: 0 PB: 0 SB: 1 CS: 0	PA: 38					
PITCHER	IP	WLS	BF	H	R	ER	SO	BB	IBB	HBP	BLK	WP	HR	S	P	ERA	WHIP										
Felipe Lira, R ERA: 5.56 (1, 1)	6.0		25	4	2	2	4	4	0	0	0	0	1	66	116	3.00	1.333										
Doug Brocail, R ERA: 6.12 (7, 1)	2.0	W	9	3	0	0	1	0	0	0	0	0	0	19	35	0.00	1.500										
Todd Jones, R ERA: 3.62 (9, 1)	1.0	S	4	0	0	0	2	1	0	0	0	0	0	12	19	0.00	1.000										

Oakland Athletics @ Detroit Tigers
Tiger Stadium, Detroit, MI
Wed Jun 11, 1997, 3:33 AM EDT
Att: 11,534 - Sunny - 80 F

AB 33
R 2
H 7
RBI 2
BB 5
SO 7
LOB 20



Batter	1	2	3	4	5	6	7	8	9	AB	R	H	RBI	BB	SO	LOB	BOTTOM										
Brian Hunter, R OBP: 0.297, SLG: 0.327 (1, 8)										3	1	0	0	1	0	2											
Damion Easley, R OBP: 0.354, SLG: 0.414 (1, 4)										2	0	1	0	0	0	0											
Travis Fryman, R OBP: 0.351, SLG: 0.449 Phil Nevin, R OBP: 0.349, SLG: 0.358 (3, 5)										1	0	0	0	0	1	1											
Tony Clark, S OBP: 0.381, SLG: 0.567 (1, 3)										2	1	0	0	2	0	0											
Bob Hamelin, L OBP: 0.455, SLG: 0.676 Jody Reed, R OBP: 0.341, SLG: 0.260 (8, PH)										2	0	0	0	1	0	2											
Melvin Nieves, S OBP: 0.370, SLG: 0.476 (1, 9)										3	0	1	0	1	2	1											
Curtis Pride, L OBP: 0.320, SLG: 0.341 (1, 7)										4	1	2	2	0	1	2											
Brian Johnson, R OBP: 0.228, SLG: 0.288 (1, 2)										4	0	2	0	0	0	2											
Orlando Miller, R OBP: 0.333, SLG: 0.667 Deivi Cruz, R OBP: 0.215, SLG: 0.292 (9, 6)										3	0	1	1	0	0	2											
Inning Stats	R: 0 E: 0 K: 1 S: 6	H: 0 LOB: 1 BB: 0 P: 10	R: 0 E: 0 K: 2 S: 10	H: 0 LOB: 1 BB: 1 P: 16	R: 0 E: 0 K: 0 S: 14	H: 1 LOB: 1 BB: 1 P: 21	R: 1 E: 0 K: 1 S: 15	H: 3 LOB: 1 BB: 0 P: 21	R: 0 E: 0 K: 0 S: 10	H: 0 LOB: 0 BB: 0 P: 14	R: 0 E: 0 K: 0 S: 15	H: 2 LOB: 2 BB: 0 P: 25	R: 3 E: 0 K: 0 S: 14	H: 2 LOB: 2 BB: 3 P: 30	1B: 7 2B: 3 3B: 0 HR: 0	SF: 1 SAC: 1 DP: 3 HBP: 1	WP: 0 PB: 0 SB: 1 CS: 1	PA: 35									
PITCHER	IP	WLS	BF	H	R	ER	SO	BB	IBB	HBP	BLK	WP	HR	S	P	ERA	WHIP										
Mike Oquist, R ERA: 3.58 (1, 1)	6.2		26	6	1	1	4	2	0	1	0	0	0	79	117	1.35	1.200										
Aaron Small, R ERA: 5.09 (7, 1)	0.2	L	5	1	3	3	0	1	1	0	0	0	0	7	17	40.50	3.000										
Mike Mohler, L ERA: 6.9 (8, 1)	0.1		3	1	0	0	0	0	1	0	0	0	0	6	13	0.00	3.000										
Billy Taylor, R ERA: 6.33 (8, 1)	0.1		1	0	0	0	0	0	0	0	0	0	0	2	3	0.00	0.000										

Oakland Athletics @ Detroit Tigers
Tiger Stadium, Detroit, MI
Wed Jun 11, 1997, 3:33 AM EDT
Att: 11,534 - Sunny - 80 F

AB 27
R 4
H 8
RBI 4
BB 5
SO 4
LOB 13

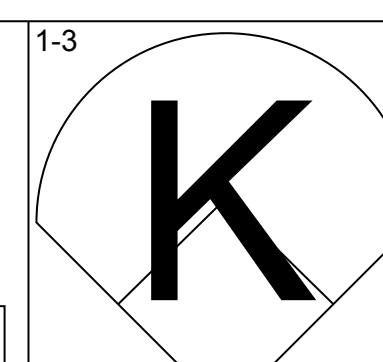
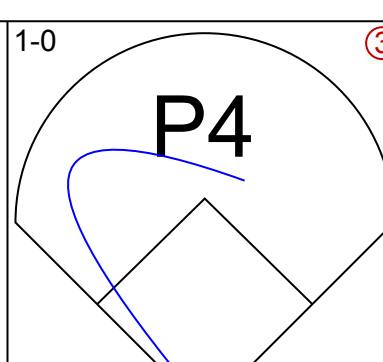
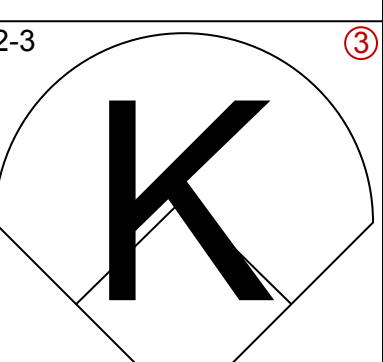
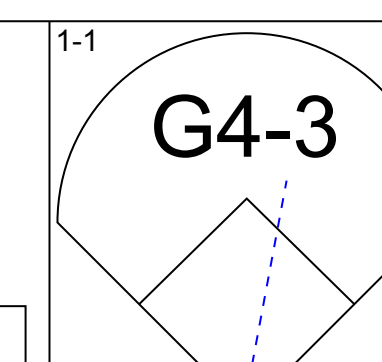
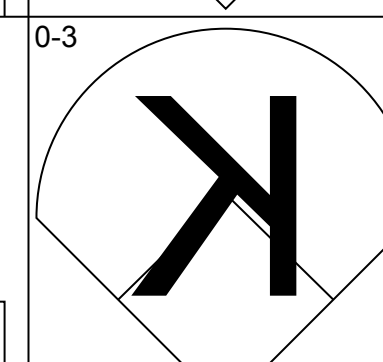
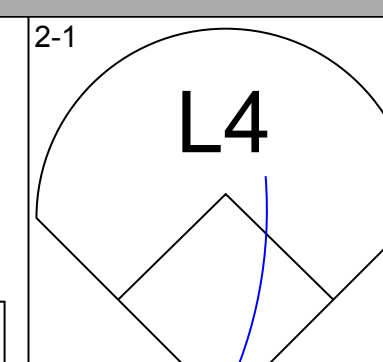
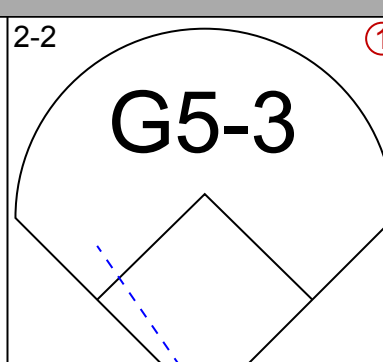
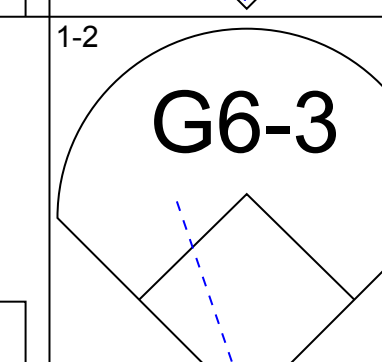
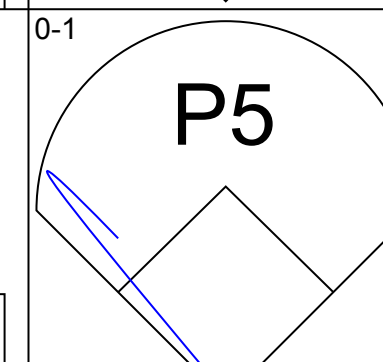
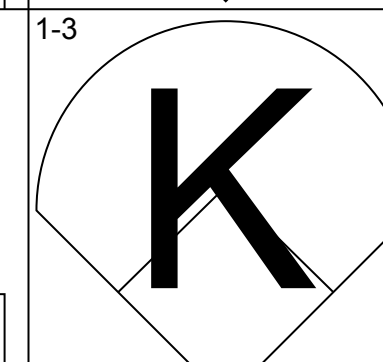
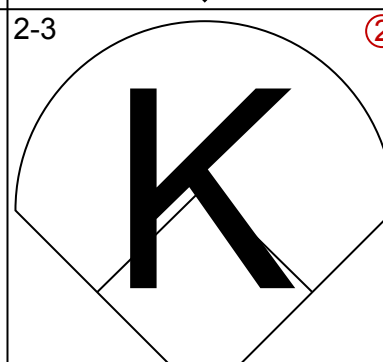
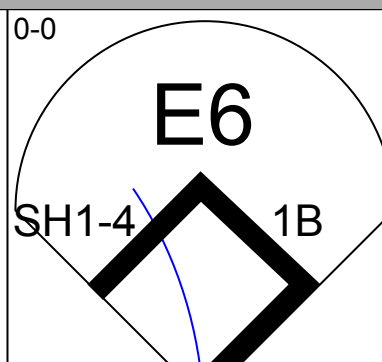
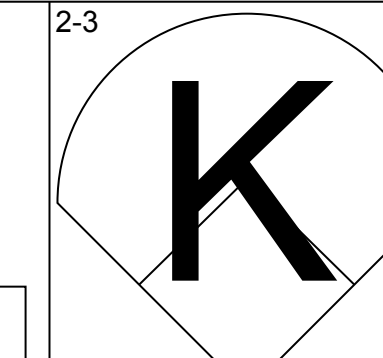
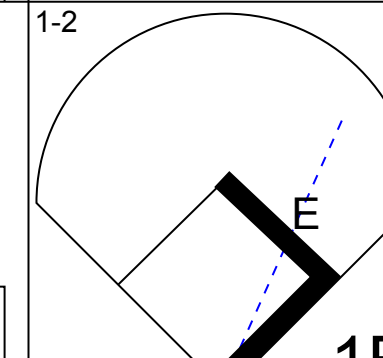
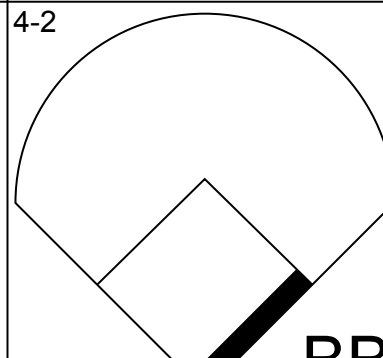
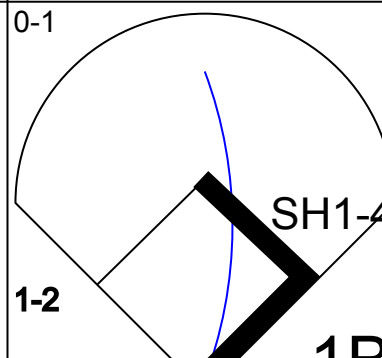

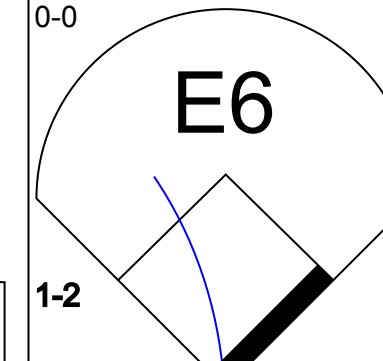
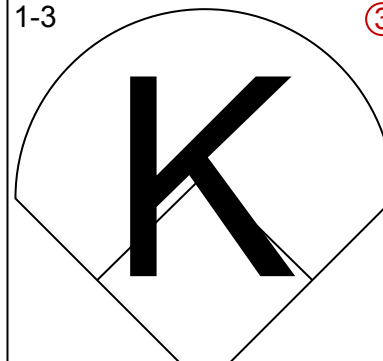
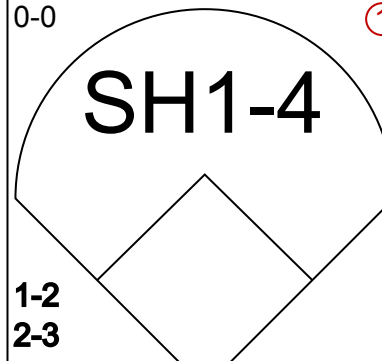
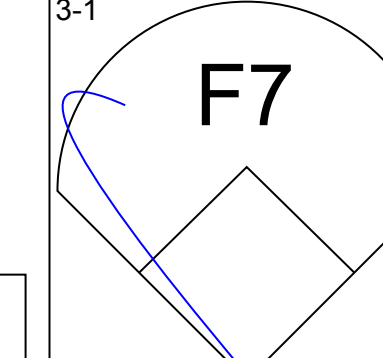
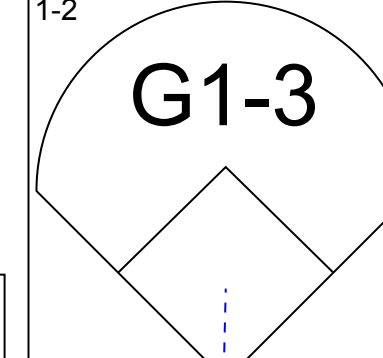
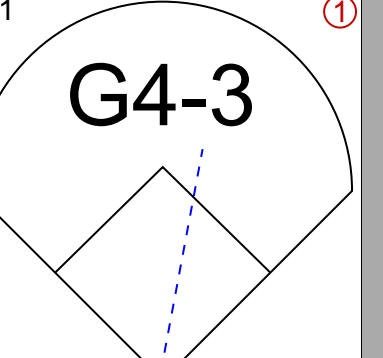
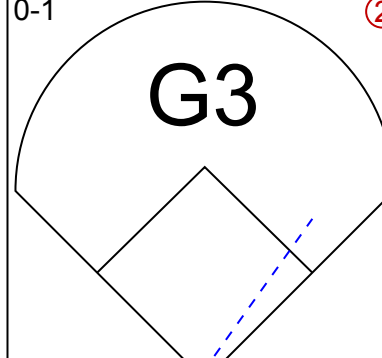
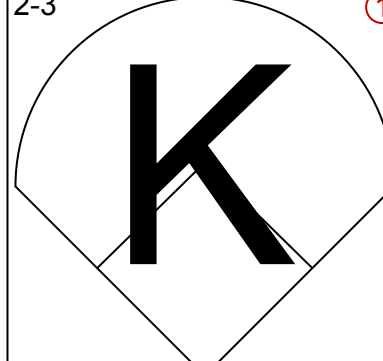
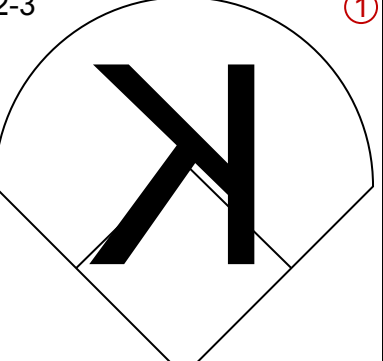

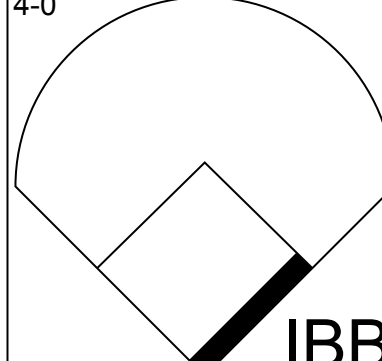
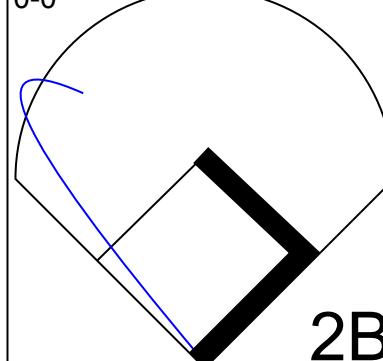
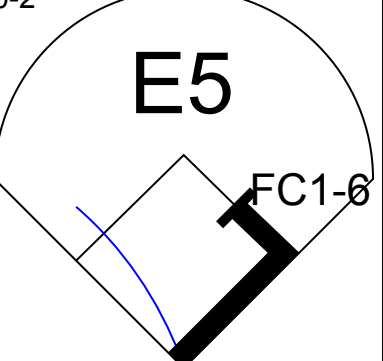

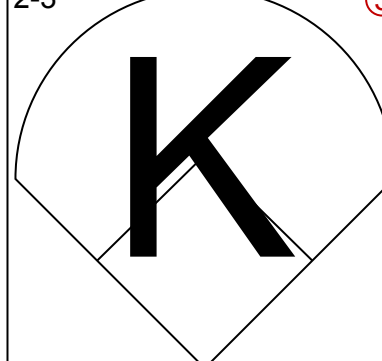

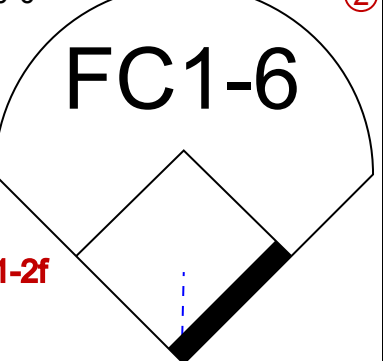
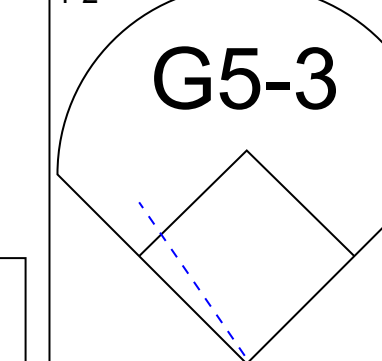
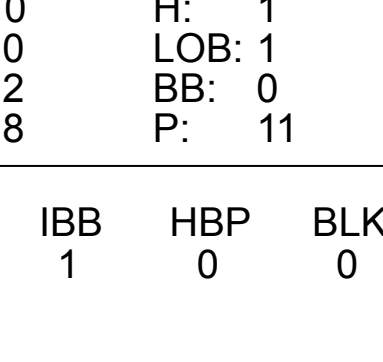
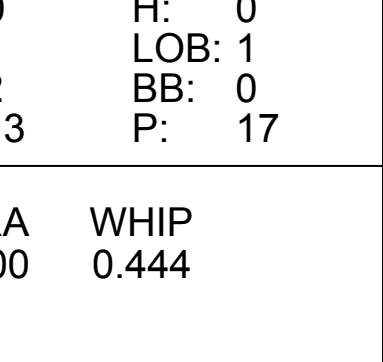


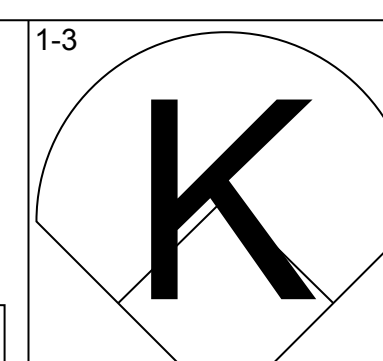
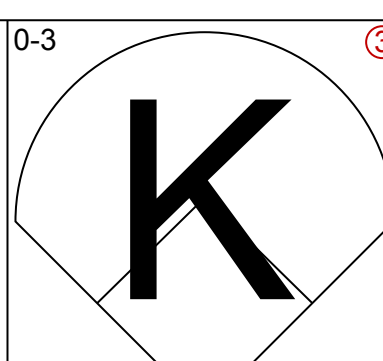
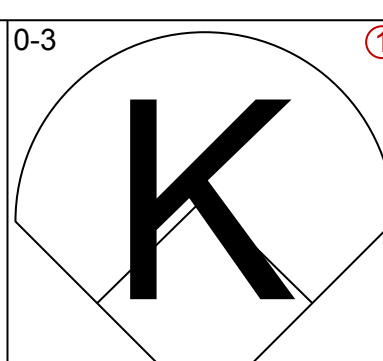
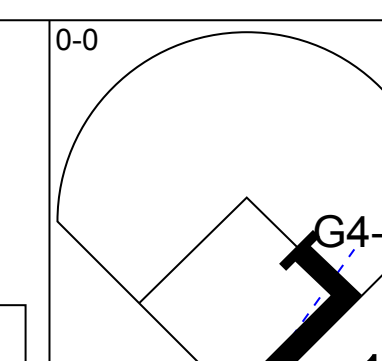
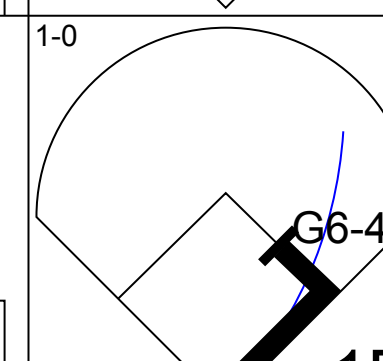
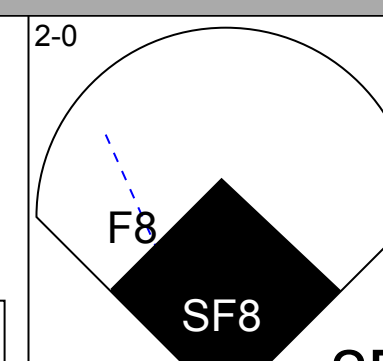
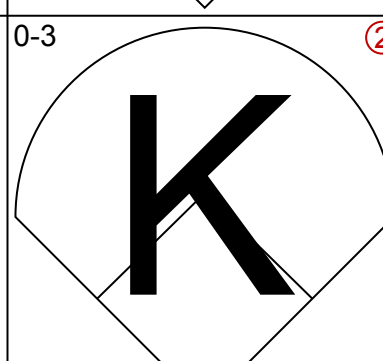
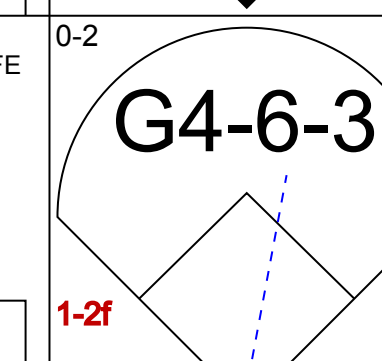
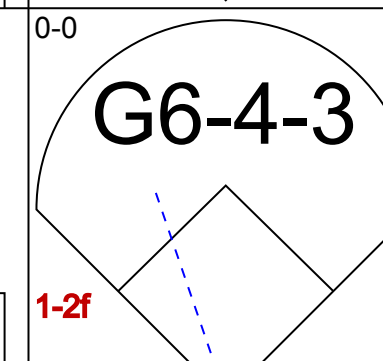
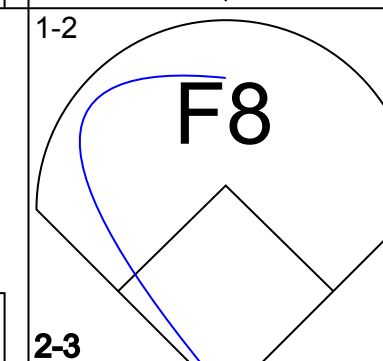
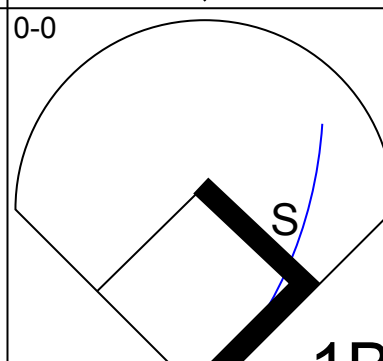
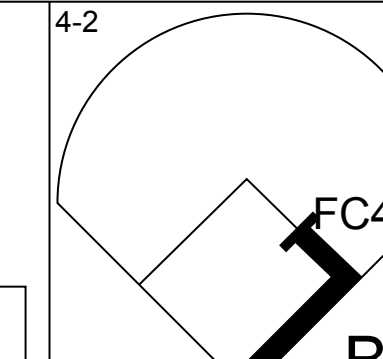
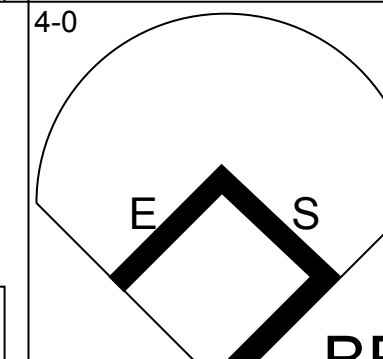
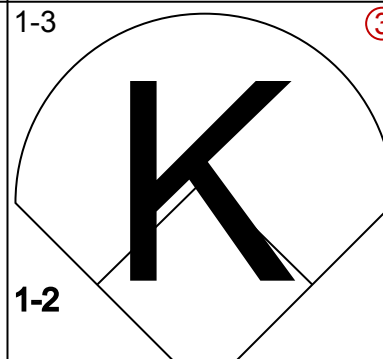
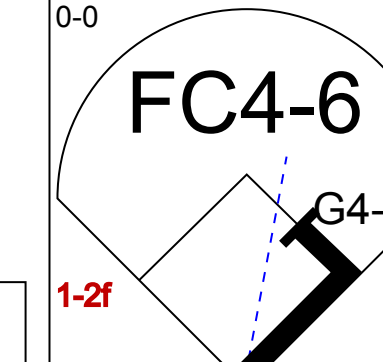
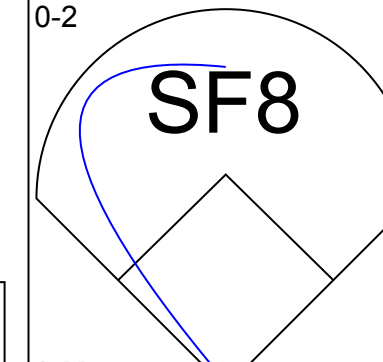
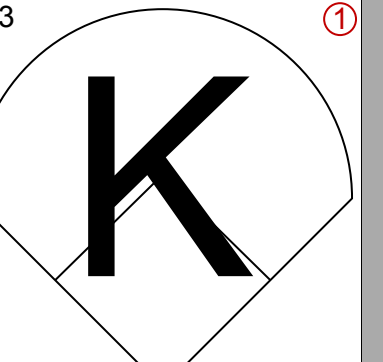

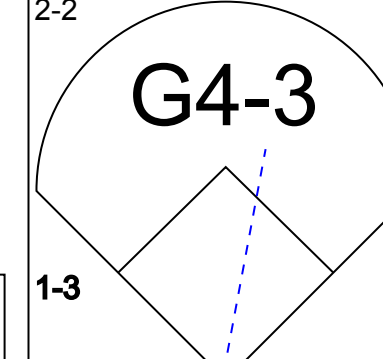
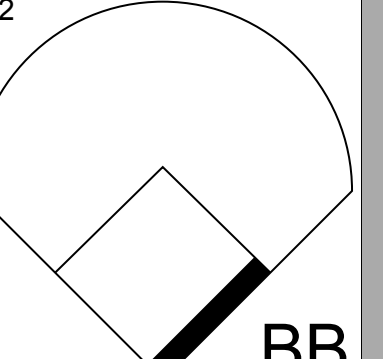
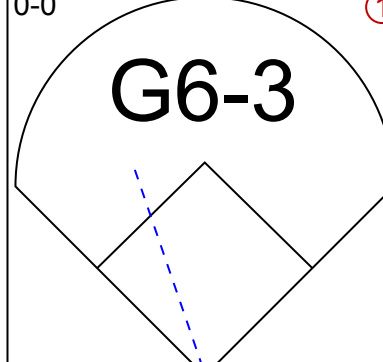
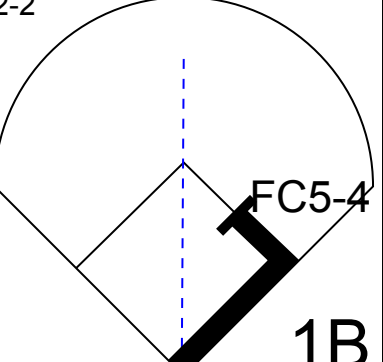

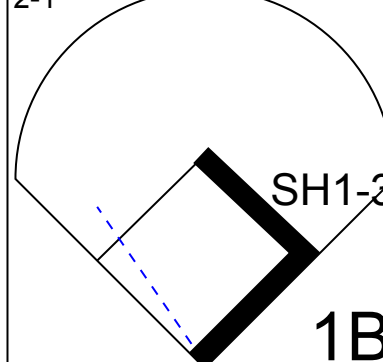
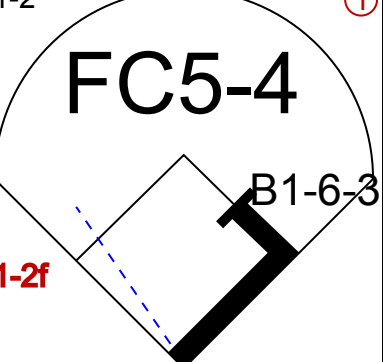
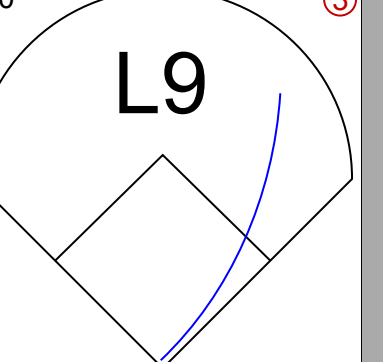

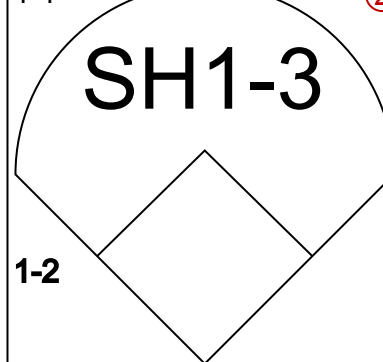
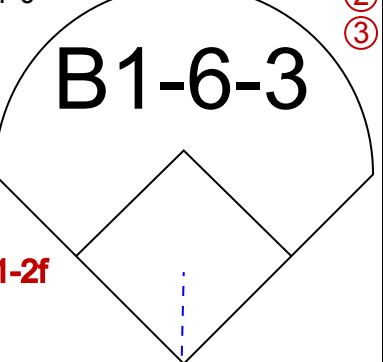
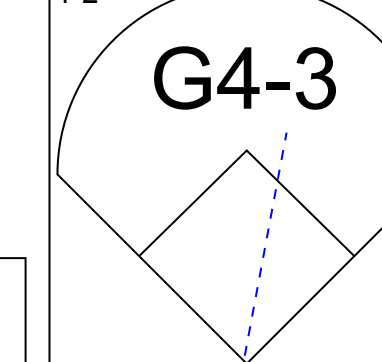
Batter	1	2	3	4	5	6	7	8	9	AB	R	H	RBI	BB	SO	LOB	TOP					
Brian Hunter, R OBP: 0.295, SLG: 0.328 (1, 8)										5	0	1	1	0	3	2	Detroit Tigers @ Montreal Expos Olympic Stadium, Montreal, QB Fri Jun 13 1997, 7:05 PM EDT Att: 20,333 - Dome - 72 F					
Damion Easley, R OBP: 0.337, SLG: 0.412 (1, 4)										3	0	1	0	1	0	1						
Phil Nevin, R OBP: 0.333, SLG: 0.339 Curtis Pride, L OBP: 0.327, SLG: 0.341 (8, PH) (8, 7)										3	0	0	0	0	0	2						
Tony Clark, S OBP: 0.375, SLG: 0.557 (1, 3)										4	0	0	0	0	2	2						
Melvin Nieves, S OBP: 0.362, SLG: 0.465 (1, 9)										4	0	0	0	0	1	2						
Orlando Miller, R OBP: 0.429, SLG: 0.714 (1, 5)										4	1	2	0	0	0	0						
Brian Johnson, R OBP: 0.211, SLG: 0.281 Raul Casanova, S OBP: 0.348, SLG: 0.378 (8, PH)										3	0	0	0	0	1	2						
Deivi Cruz, R OBP: 0.211, SLG: 0.288 Jody Reed, R OBP: 0.337, SLG: 0.257 (8, PH)										2	0	0	1	0	0	0						
Omar Olivares, R OBP: 0.667, SLG: 1.333 Mike Myers, L (7, 1)										3	1	2	0	0	0	0						
Bob Hamelin, L OBP: 0.462, SLG: 0.681 (8, PH)										0	0	0	0	0	0	0						
Inning Stats	R: 0 E: 0 K: 1 S: 11	H: 0 LOB: 0 BB: 0 P: 17	R: 0 E: 0 K: 2 S: 12	H: 1 LOB: 1 BB: 0 P: 16	R: 0 E: 0 K: 1 S: 7	H: 1 LOB: 2 BB: 1 P: 14	R: 0 E: 0 K: 1 S: 8	H: 0 LOB: 0 BB: 0 P: 10	R: 1 E: 0 K: 0 S: 10	H: 2 LOB: 1 BB: 0 P: 14	R: 0 E: 0 K: 0 S: 7	H: 0 LOB: 0 BB: 0 P: 9	R: 1 E: 0 K: 0 S: 7	H: 1 LOB: 0 BB: 0 P: 9	R: 0 E: 0 K: 1 S: 12	H: 1 LOB: 2 BB: 1 P: 18	R: 1 E: 0 K: 2 S: 14	H: 2 LOB: 1 BB: 0 P: 25	1B: 4 2B: 3 3B: 1 HR: 0	SF: 1 SAC: 0 DP: 0 HBP: 0	WP: 0 PB: 0 SB: 0 CS: 0	PA: 37
PITCHER	IP WLS BF H R ER SO BB IBB HBP BLK WP HR S P ERA WHIP																					
Carlos Perez, L ERA: 3.54 (1, 1)	7.1 W 29 6 2 2 5 1 0 0 0 0 0 0 68 96 2.46 0.955																					
Anthony Telford, R ERA: 2.34 (8, 1)	0.0 1 0 0 0 0 1 0 0 0 0 0 0 2 6 ∞ ∞																					
Ugueth Urbina, R ERA: 4.34 (8, 1)	1.2 S 7 2 1 1 3 0 0 0 0 0 0 0 18 30 5.40 1.200																					

Batter	1	2	3	4	5	6	7	8	9	AB	R	H	RBI	BB	SO	LOB	BOTTOM	
F.P. Santangelo, S OBP: 0.443, SLG: 0.455 (1, 9)										3	1	1	0	0	0	1	Detroit Tigers @ Montreal Expos Olympic Stadium, Montreal, QB Fri Jun 13 1997, 7:05 PM EDT Att: 20,333 - Dome - 72 F	
Mike Lansing, R OBP: 0.332, SLG: 0.460 (1, 4)										4	1	1	0	0	1	3		
Mark Grudzielanek, R OBP: 0.343, SLG: 0.416 (1, 6)										4	0	1	0	0	0	5		
Darrin Fletcher, L OBP: 0.329, SLG: 0.557 (1, 2)										4	1	2	2	0	0	1		
Henry Rodriguez, L OBP: 0.345, SLG: 0.552 Joe Orsulak, L OBP: 0.354, SLG: 0.395 (9, 7)										4	1	2	2	0	1	0		
Rondell White, R OBP: 0.341, SLG: 0.485 (1, 8)										4	0	0	0	0	1	2		
Doug Strange, S OBP: 0.342, SLG: 0.442 (1, 5)										4	0	1	0	0	1	0		
Ryan McGuire, L OBP: 0.483, SLG: 0.778 (1, 3)										3	0	2	0	0	0	1		
Carlos Perez, L OBP: 0.206, SLG: 0.250 Anthony Telford, R OBP: 0.250, SLG: 0.375 Ugueth Urbina, R (8, 1)										3	0	0	0	0	2	2		
Inning Stats	R: 1 E: 0 K: 0 S: 13	H: 3 LOB: 2 BB: 0 P: 21	R: 0 E: 0 K: 1 S: 9	H: 1 LOB: 1 BB: 0 P: 17	R: 3 E: 0 K: 1 S: 17	H: 3 LOB: 0 BB: 0 P: 28	R: 0 E: 0 K: 2 S: 11	H: 1 LOB: 2 BB: 0 P: 16	R: 0 E: 0 K: 0 S: 6	H: 0 LOB: 0 BB: 0 P: 8	R: 0 E: 0 K: 0 S: 8	H: 1 LOB: 1 BB: 0 P: 15	R: 0 E: 0 K: 0 S: 8	H: 0 LOB: 0 BB: 0 P: 9	1B: 5 2B: 4 3B: 0 HR: 1	SF: 0 SAC: 0 DP: 1 HBP: 1		WP: 0 PB: 0 SB: 1 CS: 0
PITCHER	IP WLS BF H R ER SO BB IBB HBP BLK WP HR S P ERA WHIP																	
Omar Olivares, R ERA: 3.63 (1, 1)	6.2 L 30 10 4 4 0 0 0 0 0 0 0 0 1 73 114 5.40 1.500																	
Mike Myers, L ERA: 5.89 (7, 1)	1.1 4 0 0 0 0 0 0 0 0 0 0 0 10 12 0.00 0.000																	

AB	34
R	3
H	8
RBI	3
BB	2
SO	8
LOB	12



Batter	1	2	3	4	5	6	7	8	9	AB	R	H	RBI	BB	SO	LOB	TOP			
Brian Hunter, R OBP: 0.291, SLG: 0.323 (1, 8)										4	0	0	0	0	2	2	Detroit Tigers @ Montreal Expos Olympic Stadium, Montreal, QB Sat Jun 14 1997, 7:05 PM EDT Att: 21,127 - Dome - 70 F			
Jody Reed, R OBP: 0.326, SLG: 0.247 Orlando Miller, R OBP: 0.375, SLG: 0.625 Doug Brocail, L (8, 1)										3	0	0	0	0	1	0				
Melvin Nieves, S OBP: 0.355, SLG: 0.454 (1, 9)										4	0	0	0	0	2	0				
Tony Clark, S OBP: 0.381, SLG: 0.559 (1, 3)										3	0	2	0	1	1	0				
Curtis Pride, L OBP: 0.317, SLG: 0.330 (1, 7)										3	0	0	0	0	2	2				
Raul Casanova, S OBP: 0.333, SLG: 0.360 (1, 2)										4	0	0	0	0	0	4				
Phil Nevin, R OBP: 0.319, SLG: 0.322 Bob Hamelin, L OBP: 0.468, SLG: 0.681 (9, PH)										3	0	0	0	0	3	0				
Deivi Cruz, R OBP: 0.213, SLG: 0.295 Travis Fryman, R OBP: 0.350, SLG: 0.447 (9, PH)										3	0	1	0	0	1	0				
Justin Thompson, L (1, 1)										2	0	0	0	0	1	2				
Damon Easley, R OBP: 0.355, SLG: 0.410 (8, 4)										1	0	0	0	0	0	0				
Inning Stats	R: 0 E: 0 K: 2 S: 9	H: 0 LOB: 0 BB: 0 P: 10	R: 0 E: 0 K: 2 S: 10	H: 0 LOB: 0 BB: 0 P: 18	R: 0 E: 0 K: 2 S: 8	H: 1 LOB: 1 BB: 0 P: 11	R: 0 E: 1 K: 1 S: 14	H: 1 LOB: 2 BB: 0 P: 19	R: 0 E: 1 K: 2 S: 13	H: 0 LOB: 1 BB: 0 P: 17	R: 0 E: 0 K: 2 S: 15	H: 0 LOB: 0 BB: 1 P: 24	R: 0 E: 0 K: 2 S: 8	H: 0 LOB: 0 BB: 0 P: 11	R: 0 E: 0 K: 1 S: 9	H: 1 LOB: 3 BB: 1 P: 15	1B: 2 2B: 1 3B: 0 HR: 0	SF: 0 SAC: 1 DP: 0 HBP: 0	WP: 0 PB: 0 SB: 0 CS: 0	PA: 35
PITCHER Pedro Martinez, R ERA: 1.6 (1, 1)	IP: 9.0 WLS: W BF: 35 H: 3 R: 0 ER: 0 SO: 14 BB: 1 IBB: 1 HBP: 0 BLK: 0 WP: 0 HR: 0 S: 94 P: 136 ERA: 0.00 WHIP: 0.444															PITCHER Pedro Martinez, R ERA: 1.6 (1, 1)	IP: 9.0 WLS: W BF: 35 H: 3 R: 0 ER: 0 SO: 14 BB: 1 IBB: 1 HBP: 0 BLK: 0 WP: 0 HR: 0 S: 94 P: 136 ERA: 0.00 WHIP: 0.444			

Batter	1	2	3	4	5	6	7	8	9	AB	R	H	RBI	BB	SO	LOB	BOTTOM	
F.P. Santangelo, S OBP: 0.439, SLG: 0.449 (1, 9)										4	0	1	0	0	3	1	Detroit Tigers @ Montreal Expos Olympic Stadium, Montreal, QB Sat Jun 14 1997, 7:05 PM EDT Att: 21,127 - Dome - 70 F	
Mike Lansing, R OBP: 0.335, SLG: 0.465 (1, 4)										4	1	2	0	0	1	1		
Mark Grudzielanek, R OBP: 0.343, SLG: 0.415 (1, 6)										3	0	1	0	0	0	2		
Henry Rodriguez, L OBP: 0.349, SLG: 0.550 (1, 7)										1	0	0	0	2	1	1		
Rondell White, R OBP: 0.337, SLG: 0.481 (1, 8)										2	0	0	1	0	1	1		
Darin Fletcher, L OBP: 0.329, SLG: 0.550 (1, 2)										2	0	0	0	1	0	2		
Doug Strange, S OBP: 0.342, SLG: 0.440 (1, 5)										3	0	1	0	0	1	1		
Ryan McGuire, L OBP: 0.469, SLG: 0.733 (1, 3)										3	0	1	0	0	0	2		
Pedro Martinez, R OBP: 0.133, SLG: 0.138 (1, 1)										2	0	0	0	0	0	1		
Inning Stats	R: 0 E: 0 K: 1 S: 5	H: 1 LOB: 0 BB: 0 P: 7	R: 0 E: 0 K: 0 S: 7	H: 0 LOB: 0 BB: 1 P: 12	R: 0 E: 0 K: 1 S: 8	H: 1 LOB: 1 BB: 0 P: 11	R: 1 E: 0 K: 0 S: 17	H: 1 LOB: 1 BB: 1 P: 26	R: 0 E: 0 K: 3 S: 10	H: 1 LOB: 1 BB: 0 P: 11	R: 0 E: 0 K: 2 S: 9	H: 0 LOB: 1 BB: 1 P: 17	R: 0 E: 0 K: 0 S: 8	H: 1 LOB: 0 BB: 0 P: 9	1B: 5 2B: 1 3B: 0 HR: 0	SF: 1 SAC: 1 DP: 4 HBP: 0		WP: 0 PB: 0 SB: 2 CS: 0
PITCHER Justin Thompson, L ERA: 2.81 Doug Brocail, R ERA: 5.94 (8, 1)	IP: 7.0 WLS: L BF: 26 H: 5 R: 1 ER: 1 SO: 7 BB: 3 IBB: 0 HBP: 0 BLK: 0 WP: 0 HR: 0 S: 63 P: 95 ERA: 1.29 WHIP: 1.143															PITCHER Justin Thompson, L ERA: 2.81 Doug Brocail, R ERA: 5.94 (8, 1)	IP: 7.0 WLS: L BF: 26 H: 5 R: 1 ER: 1 SO: 7 BB: 3 IBB: 0 HBP: 0 BLK: 0 WP: 0 HR: 0 S: 63 P: 95 ERA: 1.29 WHIP: 1.143	

AB 32
R 0
H 3
RBI 0
BB 2
SO 14
LOB 13



AB 24
R 1
H 6
RBI 1
BB 3
SO 7
LOB 12



Batter	1	2	3	4	5	6	7	8	9	AB	R	H	RBI	BB	SO	LOB	TOP					
Brian Hunter, R OBP: 0.287, SLG: 0.318 (1, 8)	G5-3		F9		L7			P4		4	0	0	0	0	0	0	Detroit Tigers @ Montreal Expos Olympic Stadium, Montreal, QB Sun Jun 15 1997, 3:33 AM EDT Att: 18,534 - Dome - 72 F					
Damion Easley, R OBP: 0.382, SLG: 0.434 (1, 4)	1B E BB		P3		HR			G3 2B		3	2	2	1	1	0	0						
Melvin Nieves, S OBP: 0.353, SLG: 0.449 (1, 9)	E 1B		K		K			G3		4	0	1	0	0	2	1						
Tony Clark, S OBP: 0.375, SLG: 0.549 (1, 3)	E5 G4-6-3				F8			G5-3		4	0	0	1	0	1	2						
Curtis Pride, L OBP: 0.315, SLG: 0.320 (1, 7)	G4-6-3				1B S BB			F7		3	0	0	0	1	1	2						
Raul Casanova, S OBP: 0.340, SLG: 0.367 (1, 2)					1B FC6-4			F8		4	0	2	0	0	1	0						
Phil Nevin, R OBP: 0.315, SLG: 0.333 (1, 5)					K			K		4	0	1	0	0	2	2						
Deivi Cruz, R OBP: 0.210, SLG: 0.290 (1, 6)					FC6-4			G5-3		3	0	0	0	0	0	3						
Brian Moehler, R Joe Hall, R Jose Bautista, R Jody Reed, R Dan Miceli, R Todd Jones, L Mike Myers, L (1, 1) (5, PH) (5, 1) (7, PH) (7, 1) (8, 1) (8, 1)					F9			F7		1	0	0	0	0	1	1						
Inning Stats	R: 1 E: 1 K: 0 S: 11	H: 1 LOB: 1 BB: 1 P: 18	R: 0 E: 0 K: 1 S: 9	H: 2 LOB: 1 BB: 0 P: 13	R: 0 E: 0 K: 1 S: 8	H: 0 LOB: 0 BB: 0 P: 9	R: 0 E: 0 K: 1 S: 10	H: 1 LOB: 1 BB: 1 P: 16	R: 1 E: 0 K: 1 S: 7	H: 1 LOB: 0 BB: 0 P: 9	R: 0 E: 0 K: 2 S: 8	H: 0 LOB: 0 BB: 0 P: 13	R: 0 E: 0 K: 0 S: 9	H: 0 LOB: 0 BB: 0 P: 14	R: 0 E: 0 K: 2 S: 5	H: 1 LOB: 1 BB: 1 P: 8		R: 0 E: 0 K: 2 S: 7	H: 0 LOB: 0 BB: 0 P: 9	1B: 3 2B: 2 3B: 0 HR: 1	SF: 0 SAC: 0 DP: 1 HBP: 0	WP: 0 PB: 0 SB: 1 CS: 0
PITCHER Jeff Juden, R ERA: 4.42 (1, 1)	IP: 9.0 WLS: W BF: 34 H: 6 R: 2 ER: 2 SO: 8 BB: 2 IBB: 0 HBP: 0 BLK: 0 WP: 0 HR: 1 S: 74 P: 109 ERA: 2.00 WHIP: 0.889															PITCHER IP: 9.0 WLS: W BF: 34 H: 6 R: 2 ER: 2 SO: 8 BB: 2 IBB: 0 HBP: 0 BLK: 0 WP: 0 HR: 1 S: 74 P: 109 ERA: 2.00 WHIP: 0.889						

Batter	1	2	3	4	5	6	7	8	9	AB	R	H	RBI	BB	SO	LOB	BOTTOM			
F.P. Santangelo, S OBP: 0.443, SLG: 0.464 (1, 9)	FC6 SF8 2B		CS BB		1H 2H 2B			FC4-6 E BB		4	2	2	2	1	0	2	Detroit Tigers @ Montreal Expos Olympic Stadium, Montreal, QB Sun Jun 15 1997, 3:33 AM EDT Att: 18,534 - Dome - 72 F			
Mike Lansing, R OBP: 0.332, SLG: 0.457 Andy Stankiewicz, R OBP: 0.326, SLG: 0.395 (1, 4) (8, PH) (9, 4)	FC6 SF8 HBP		F7		G5-3			E BB		4	0	0	0	1	0	4				
Mark Grudzielanek, R OBP: 0.349, SLG: 0.425 (1, 6)			K		HR			E6		3	2	1	1	1	1	1				
Henry Rodriguez, L OBP: 0.347, SLG: 0.557 Joe Orsulak, L OBP: 0.350, SLG: 0.391 (1, 7) (8, 7)	K				G4-3			G3-1		4	1	1	1	0	1	4				
Rondell White, R OBP: 0.336, SLG: 0.479 (1, 8)	SF8				HR			G3-1		1	0	0	0	0	0	2				
Ryan McGuire, L OBP: 0.472, SLG: 0.765 (1, 3)	G4-3				HR			G3-1		3	1	1	1	0	1	1				
Doug Strange, S OBP: 0.340, SLG: 0.434 (1, 5)					G6-3			F7		4	0	2	2	0	0	2				
Chris Widger, R OBP: 0.287, SLG: 0.485 (1, 2)	G5-4-3				1B FC3-2			E6		4	2	3	0	0	0	1				
Jeff Juden, R OBP: 0.115, SLG: 0.120 (1, 1)					2B FC3-2			K		4	1	1	1	0	2	3				
Inning Stats	R: 1 E: 0 K: 1 S: 14	H: 1 LOB: 2 BB: 0 P: 25	R: 0 E: 0 K: 1 S: 9	H: 1 LOB: 0 BB: 0 P: 12	R: 0 E: 0 K: 1 S: 5	H: 0 LOB: 1 BB: 1 P: 11	R: 4 E: 0 K: 0 S: 9	H: 5 LOB: 1 BB: 0 P: 13	R: 1 E: 0 K: 1 S: 10	H: 1 LOB: 0 BB: 0 P: 13	R: 1 E: 0 K: 1 S: 13	H: 2 LOB: 1 BB: 0 P: 18	R: 0 E: 0 K: 0 S: 11	H: 1 LOB: 1 BB: 1 P: 21	R: 2 E: 1 K: 1 S: 20	H: 1 LOB: 2 BB: 1 P: 32		1B: 5 2B: 5 3B: 0 HR: 2	SF: 1 SAC: 0 DP: 1 HBP: 1	WP: 1 PB: 0 SB: 0 CS: 1
PITCHER Brian Moehler, R ERA: 4.29 Jose Bautista, R ERA: 5.74 Dan Miceli, R ERA: 5.97 Todd Jones, R ERA: 3.54 Mike Myers, L ERA: 5.79 (1, 1) (5, 1) (7, 1) (8, 1) (8, 1)	IP: 4.0 WLS: L BF: 20 H: 7 R: 5 ER: 5 SO: 3 BB: 1 IBB: 0 HBP: 0 BLK: 0 WP: 1 HR: 1 S: 37 P: 61 ERA: 11.25 WHIP: 2.000															PITCHER IP: 4.0 WLS: L BF: 20 H: 7 R: 5 ER: 5 SO: 3 BB: 1 IBB: 0 HBP: 0 BLK: 0 WP: 1 HR: 1 S: 37 P: 61 ERA: 11.25 WHIP: 2.000				

Batter	1	2	3	4	5	6	7	8	9	AB	R	H	RBI	BB	SO	LOB	TOP					
Cliff Floyd, L OBP: 0.366, SLG: 0.397 (1, 7)										4	1	1	0	0	1	1						
Edgar Renteria, R OBP: 0.326, SLG: 0.332 (1, 6)										4	1	3	1	1	1	1						
Jim Eisenreich, L OBP: 0.363, SLG: 0.397 (1, 10)										5	1	1	2	0	0	3						
Gary Sheffield, R OBP: 0.449, SLG: 0.405 (1, 9)										4	1	0	0	1	1	2						
Moises Alou, R OBP: 0.391, SLG: 0.500 (1, 8)										4	2	3	1	0	0	0						
Bobby Bonilla, S OBP: 0.385, SLG: 0.481 (1, 5)										4	0	2	1	0	1	1						
Jeff Conine, R OBP: 0.326, SLG: 0.368 (1, 3)										4	0	1	2	0	2	1	AB 37					
Charles Johnson, R OBP: 0.326, SLG: 0.366 (1, 2)										4	0	1	0	0	2	2	R 7					
Luis Castillo, S OBP: 0.323, SLG: 0.300 (1, 4)										4	1	1	0	0	1	2	H 13					
Inning Stats	R: 2 E: 0 K: 2 S: 17	H: 4 LOB: 2 BB: 0 P: 23	R: 0 E: 0 K: 1 S: 9	H: 1 LOB: 1 BB: 0 P: 13	R: 1 E: 0 K: 0 S: 10	H: 1 LOB: 0 BB: 0 P: 16	R: 0 E: 0 K: 2 S: 7	H: 0 LOB: 0 BB: 0 P: 9	R: 0 E: 0 K: 0 S: 8	H: 0 LOB: 1 BB: 1 P: 17	R: 2 E: 0 K: 2 S: 13	H: 2 LOB: 1 BB: 1 P: 28	R: 0 E: 0 K: 1 S: 10	H: 1 LOB: 0 BB: 0 P: 16	R: 1 E: 0 K: 1 S: 16	H: 2 LOB: 1 BB: 0 P: 26	R: 1 E: 0 K: 0 S: 8	H: 2 LOB: 1 BB: 0 P: 14	1B: 7 2B: 5 3B: 1 HR: 0	SF: 0 SAC: 1 DP: 0 HBP: 0	WP: 0 PB: 0 SB: 0 CS: 1	PA: 40
PITCHER	IP WLS BF H R ER SO BB IBB HBP BLK WP HR S P ERA WHIP																					
Willie Blair, R ERA: 5.36 (1, 1)	5.0 L 24 8 5 5 5 2 0 0 0 0 0 0 56 91 9.00 2.000																					
A.J. Sager, R ERA: 3.5 (6, 1)	3.0 11 3 1 1 4 0 0 0 0 0 0 0 34 57 3.00 1.000																					
Mike Myers, L ERA: 5.68 (9, 1)	0.1 2 1 1 0 0 0 0 0 0 0 0 0 5 8 0.00 3.000																					
Doug Brocail, R ERA: 5.82 (9, 1)	0.2 3 1 0 0 0 0 0 0 0 0 0 0 3 6 0.00 1.500																					

Florida Marlins @ Detroit Tigers
Tiger Stadium, Detroit, MI
Mon Jun 16 1997, 7:05 PM EDT
Att: 23,874 - Unknown - 70 F

AB 37
R 7
H 13
RBI 7
BB 2
SO 9
LOB 13



Batter	1	2	3	4	5	6	7	8	9	AB	R	H	RBI	BB	SO	LOB	BOTTOM					
Damon Easley, R OBP: 0.358, SLG: 0.429 (1, 4)										5	0	1	0	0	3	2						
Curtis Pride, L OBP: 0.315, SLG: 0.313 (1, 7)										2	0	0	0	1	0	0						
Tony Clark, S OBP: 0.370, SLG: 0.539 (1, 3)										4	0	0	1	0	1	3						
Bob Hamelin, L OBP: 0.458, SLG: 0.658 (1, 10)										4	1	1	0	0	0	1						
Melvin Nieves, S OBP: 0.356, SLG: 0.448 (1, 9)										3	0	1	0	1	0	0						
Raul Casanova, S OBP: 0.327, SLG: 0.351 (1, 2)										4	0	0	0	0	1	3						
Phil Nevin, R OBP: 0.299, SLG: 0.313 (1, 5)										4	0	0	1	0	0	2	AB 32					
Orlando Miller, R OBP: 0.500, SLG: 0.900 (1, 6)										2	1	1	1	2	0	0	R 3					
Brian Hunter, R OBP: 0.290, SLG: 0.325 (1, 8)										4	1	2	0	0	1	3	H 6					
Inning Stats	R: 0 E: 0 K: 1 S: 8	H: 0 LOB: 0 BB: 0 P: 13	R: 1 E: 0 K: 1 S: 12	H: 1 LOB: 2 BB: 2 P: 22	R: 0 E: 0 K: 1 S: 9	H: 0 LOB: 0 BB: 0 P: 16	R: 0 E: 0 K: 1 S: 8	H: 1 LOB: 1 BB: 0 P: 14	R: 2 E: 0 K: 0 S: 13	H: 3 LOB: 1 BB: 0 P: 18	R: 0 E: 0 K: 0 S: 6	H: 0 LOB: 0 BB: 0 P: 9	R: 0 E: 0 K: 1 S: 10	H: 1 LOB: 2 BB: 1 P: 16	R: 0 E: 0 K: 0 S: 7	H: 0 LOB: 0 BB: 0 P: 13	R: 0 E: 0 K: 1 S: 14	H: 0 LOB: 1 BB: 1 P: 24	1B: 4 2B: 1 3B: 0 HR: 1	SF: 0 SAC: 1 DP: 0 HBP: 0	WP: 1 PB: 0 SB: 0 CS: 0	PA: 37
PITCHER	IP WLS BF H R ER SO BB IBB HBP BLK WP HR S P ERA WHIP																					
Kevin Brown, R ERA: 2.85 (1, 1)	8.0 W 33 8 3 3 3 3 0 0 0 0 0 0 14 121 3.38 1.125																					
Jay Powell, R ERA: 2.37 (9, 1)	1.0 4 0 0 0 1 1 0 0 0 0 0 0 14 24 0.00 1.000																					

Florida Marlins @ Detroit Tigers
Tiger Stadium, Detroit, MI
Mon Jun 16 1997, 7:05 PM EDT
Att: 23,874 - Unknown - 70 F


AB 32
R 3
H 6
RBI 3
BB 4
SO 6
LOB 14



Batter	1	2	3	4	5	6	7	8	9	AB	R	H	RBI	BB	SO	LOB	TOP		
Cliff Floyd, L OBP: 0.365, SLG: 0.388 John Cangelosi, S OBP: 0.356, SLG: 0.360	4-2 WP S 2B BB		2-1 G3-1		2-1 F9			1-3 K	1-0 L6	2	1	0	0	1	0	2			
Edgar Renteria, R OBP: 0.322, SLG: 0.327	2-2 G5-3		2-2 G6-3		0-0 FC6-4			0-1 G5-3		4	0	0	0	0	0	3			
Jim Eisenreich, L OBP: 0.388, SLG: 0.388 Kurt Abbott, R OBP: 0.321, SLG: 0.486	1-2 F9			1-2 P4		2-2 P5		3-2 2B	1B	3	0	0	0	0	0	1			
Gary Sheffield, R OBP: 0.453, SLG: 0.420	1-2 2H 2B			4-2 WP S BB		1-3 K		0-2 1H 2B		3	0	2	2	1	1	0			
Moises Alou, R OBP: 0.386, SLG: 0.492	1-1 G6-3			1-3 K		2-1 F8		1-2 F9		4	0	0	0	0	1	3			
Bobby Bonilla, S OBP: 0.383, SLG: 0.490		3-3 K		3-2 G4-3			1-1 F8		2-1 HR	4	1	1	1	0	1	1			
Jeff Conine, R OBP: 0.325, SLG: 0.366		3-3 K			1-0 G5-3 1B		1-1 F9		2-3 K	4	0	1	0	0	2	0	AB 33		
Charles Johnson, R OBP: 0.330, SLG: 0.365		1-3 K			0-2 G5-3		4-1 BB		0-0 1B	3	0	1	0	1	1	1	R 3		
Luis Castillo, S OBP: 0.322, SLG: 0.295			3-1 G4-3		4-0 FC6-4 BB		2-3 K		2-3 K	3	0	0	0	1	2	2	H 6		
Inning Stats	R: 1 E: 0 K: 0 S: 16	H: 1 LOB: 1 BB: 1 P: 25	R: 0 E: 0 K: 3 S: 11	H: 0 LOB: 0 BB: 0 P: 18	R: 0 E: 0 K: 0 S: 8	H: 0 LOB: 0 BB: 0 P: 15	R: 0 E: 0 K: 1 S: 13	H: 1 LOB: 1 BB: 1 P: 22	R: 0 E: 0 K: 1 S: 9	H: 0 LOB: 0 BB: 0 P: 14	R: 0 E: 0 K: 1 S: 8	H: 0 LOB: 1 BB: 1 P: 16	R: 1 E: 0 K: 1 S: 15	H: 2 LOB: 1 BB: 0 P: 20	R: 1 E: 0 K: 2 S: 13	H: 2 LOB: 1 BB: 0 P: 20	1B: 3 2B: 2 3B: 0 HR: 1	SF: 0 SAC: 0 DP: 0 HBP: 0	WP: 2 PA: 37 PB: 0 SB: 2 CS: 0
PITCHER	IP WLS BF H R ER SO BB IBB HBP BLK WP HR S P ERA WHIP																		
Felipe Lira, R ERA: 5.08	(1, 1) 7.0 27 2 1 1 6 4 0 0 0 0 2 0 73 125 1.29 0.857																		
Mike Myers, L ERA: 5.49	(8, 1) 0.2 2 0 0 0 1 0 0 0 0 0 0 0 5 6 0.00 0.000																		
Todd Jones, R ERA: 3.99	(8, 1) 1.1 L 8 4 2 2 2 0 0 0 0 0 0 1 23 34 13.50 3.000																		

Florida Marlins @ Detroit Tigers
Tiger Stadium, Detroit, MI
Tue Jun 17 1997, 7:05 PM EDT
Att: 13,351 - Unknown - 67 F

AB 33
R 3
H 6
RBI 3
BB 4
SO 9
LOB 14



Batter	1	2	3	4	5	6	7	8	9	AB	R	H	RBI	BB	SO	LOB	BOTTOM				
Curtis Pride, L OBP: 0.319, SLG: 0.330	3-3 K		1-0 P6		4-1 SF9 1-2 BB			1-0 2H 3B	2-3 K	4	0	1	1	1	2	0					
Damion Easley, R OBP: 0.352, SLG: 0.422	0-2 P4		0-0 F7		1-1 SF9		3-1 P6			3	0	0	1	0	0	1					
Tony Clark, S OBP: 0.368, SLG: 0.538	2-1 2B		3-1 P5		1-3 K		0-2 L7			4	0	1	0	0	1	2					
Bob Hamelin, L OBP: 0.448, SLG: 0.636	2-3 K			1-2 BB 1B		0-0 F7		1-0 F9		4	0	1	0	0	1	2					
Melvin Nieves, S OBP: 0.354, SLG: 0.440		3-3 K		1-3 K		3-3 K		4-2 BB		3	0	0	0	1	3	1					
Orlando Miller, R OBP: 0.438, SLG: 0.786		2-1 BB 2B		0-0 P3		1-1 F7		1-2 F7		4	0	1	0	0	0	2					
Raul Casanova, S OBP: 0.333, SLG: 0.344		4-1 BB BB		4-2 BB BB		3-1 G3		2-2 P6		2	0	0	0	2	0	1	AB 28				
Phil Nevin, R OBP: 0.309, SLG: 0.304		4-0 G6-4-3 BB		0-0 L9			4-2 SH3-4 3B BB		0-1 F9	2	1	0	0	2	0	2	R 2				
Brian Hunter, R OBP: 0.291, SLG: 0.322		0-0 G6-4-3			4-0 S SF9 BB		1-0 SH3-4		1-3 K	2	1	0	0	1	1	3	H 4				
Inning Stats	R: 0 E: 0 K: 2 S: 11	H: 1 LOB: 1 BB: 0 P: 18	R: 0 E: 0 K: 1 S: 8	H: 1 LOB: 2 BB: 2 P: 21	R: 0 E: 0 K: 0 S: 4	H: 0 LOB: 0 BB: 0 P: 8	R: 0 E: 0 K: 1 S: 12	H: 1 LOB: 1 BB: 1 P: 18	R: 1 E: 0 K: 1 S: 7	H: 0 LOB: 1 BB: 2 P: 17	R: 0 E: 0 K: 1 S: 7	H: 0 LOB: 0 BB: 0 P: 14	R: 1 E: 0 K: 0 S: 10	H: 1 LOB: 1 BB: 1 P: 18	R: 0 E: 0 K: 0 S: 12	H: 0 LOB: 1 BB: 1 P: 20	R: 0 E: 0 K: 2 S: 8	H: 0 LOB: 0 BB: 0 P: 11	1B: 1 2B: 2 3B: 1 HR: 0	SF: 1 SAC: 1 DP: 1 HBP: 0	WP: 0 PA: 37 PB: 0 SB: 3 CS: 0
PITCHER	IP WLS BF H R ER SO BB IBB HBP BLK WP HR S P ERA WHIP																				
Rick Helling, R ERA: 3.81	(1, 1) 6.2 29 4 2 2 6 6 0 0 0 0 0 0 4 56 111 2.70 1.500																				
Felix Hernandez, L ERA: 2.0	(7, 1) 0.2 2 0 0 0 0 0 0 0 0 0 0 0 4 5 0.00 0.000																				
Antonio Alfonseca, R ERA: 1.0	(8, 1) 0.2 W 3 0 0 0 0 1 0 0 0 0 0 0 11 18 0.00 1.500																				
Robb Nen, R ERA: 5.01	(9, 1) 1.0 S 3 0 0 0 2 0 0 0 0 0 0 0 8 11 0.00 0.000																				

Florida Marlins @ Detroit Tigers
Tiger Stadium, Detroit, MI
Tue Jun 17 1997, 7:05 PM EDT
Att: 13,351 - Unknown - 67 F

AB 28
R 2
H 4
RBI 2
BB 7
SO 8
LOB 14



Batter	1	2	3	4	5	6	7	8	9	AB	R	H	RBI	BB	SO	LOB	TOP			
Cliff Floyd, L OBP: 0.360, SLG: 0.373 (1, 7)	G4-3		FC5 1B BB		F8			F8		3	0	0	0	1	0	0	Florida Marlins @ Detroit Tigers Tiger Stadium, Detroit, MI Wed Jun 18 1997, 3:33 AM EDT Att: 14,043 - Cloudy - 64 F			
Edgar Renteria, R OBP: 0.324, SLG: 0.330 (1, 6)	G5-3		1-2 1B		G6-3			1-1 1B		4	0	2	0	0	0	0				
Jim Eisenreich, L OBP: 0.346, SLG: 0.377 (1, 10)	K		F7			F9		G5-3		4	0	0	0	0	1	3				
Gary Sheffield, R OBP: 0.450, SLG: 0.413 (1, 9)		F8	FC5			G6-4-3 BB		G6-3		3	0	0	0	1	0	2				
Moises Alou, R OBP: 0.387, SLG: 0.494 (1, 8)		HR			G6-3 BB			F9		3	1	1	0	1	0	1				
Bobby Bonilla, S OBP: 0.381, SLG: 0.498 (1, 5)		HR			G6-3			G4-3		4	1	1	2	0	0	1				
Jeff Conine, R OBP: 0.321, SLG: 0.361 (1, 3)		G4-3			E6			G4-3		3	0	0	0	0	0	0				
Gregg Zaun, S OBP: 0.402, SLG: 0.435 (1, 2)		G6-3			F7			G4-3		3	0	0	0	0	0	1				
Luis Castillo, S OBP: 0.317, SLG: 0.290 (1, 4)			G1-3		K			G3		3	0	0	0	0	1	0				
Inning Stats	R: 0 E: 0 K: 1 S: 8	H: 0 LOB: 0 BB: 0 P: 12	R: 2 E: 0 K: 0 S: 12	H: 2 LOB: 0 BB: 0 P: 15	R: 0 E: 0 K: 0 S: 14	H: 1 LOB: 2 BB: 1 P: 26	R: 0 E: 1 K: 0 S: 10	H: 0 LOB: 1 BB: 1 P: 18	R: 0 E: 0 K: 1 S: 6	H: 0 LOB: 0 BB: 0 P: 11	R: 0 E: 0 K: 0 S: 7	H: 0 LOB: 0 BB: 0 P: 9	R: 0 E: 0 K: 0 S: 7	H: 1 LOB: 1 BB: 0 P: 10	R: 0 E: 0 K: 0 S: 8	H: 0 LOB: 0 BB: 0 P: 10	1B: 2 2B: 1 3B: 0 HR: 1	SF: 0 SAC: 0 DP: 2 HBP: 0	WP: 0 PB: 0 SB: 0 CS: 0	PA: 33
PITCHER Omar Olivares, R ERA: 3.47 (1, 1)	IP: 9.0 WLS: W BF: 33 H: 4 R: 2 ER: 2 SO: 2 BB: 3 IBB: 0 HBP: 0 BLK: 0 WP: 0 HR: 1 S: 77 P: 123 ERA: 2.00 WHIP: 0.778																			

Batter	1	2	3	4	5	6	7	8	9	AB	R	H	RBI	BB	SO	LOB	BOTTOM			
Brian Hunter, R OBP: 0.297, SLG: 0.324 (1, 8)	1B G5-3 1B	E S 2B BB	CS BB			G4-3				2	2	1	0	2	0	0	Florida Marlins @ Detroit Tigers Tiger Stadium, Detroit, MI Wed Jun 18 1997, 3:33 AM EDT Att: 14,043 - Cloudy - 64 F			
Jody Read, R OBP: 0.309, SLG: 0.232 (1, 4)	G5-3	P6	CS		F7	F7				4	0	0	0	0	0	2				
Tony Clark, S OBP: 0.374, SLG: 0.544 (1, 3)	BB 1B 1B	1B 2B			BB	F8				3	1	2	1	1	0	0				
Phil Nevin, R OBP: 0.318, SLG: 0.315 (1, 7)	BB 1B	FC6-4 1B			F8	K		K		4	1	2	1	0	1	1				
Orlando Miller, R OBP: 0.400, SLG: 0.647 (1, 5)	1B BB	FC6-4			K	K				3	0	0	0	1	2	3				
Bob Hamelin, L OBP: 0.429, SLG: 0.605 (1, 10)	L4		E5 2B		G4-3			G3-1		4	1	0	0	0	0	3				
Joe Hall, R OBP: 0.500, SLG: 0.750 (1, 9)					L6			K		3	1	2	3	0	0	0				
Melvin Nieves, S OBP: 0.352, SLG: 0.438 (8, 9)	1-2 2H 3H 1B		SF9 2B		L8			K		1	0	0	0	0	1	0				
Brian Johnson, R OBP: 0.223, SLG: 0.291 (1, 2)	G5-3		SF9		L8			2B		3	0	1	1	0	0	2				
Deivi Cruz, R OBP: 0.205, SLG: 0.283 (1, 6)		L4	G5-3			K2-3		L7		4	0	0	0	0	1	1				
Inning Stats	R: 3 E: 0 K: 0 S: 19	H: 4 LOB: 2 BB: 1 P: 32	R: 1 E: 0 K: 0 S: 11	H: 2 LOB: 1 BB: 1 P: 23	R: 2 E: 1 K: 0 S: 11	H: 1 LOB: 0 BB: 1 P: 22	R: 0 E: 0 K: 1 S: 9	H: 0 LOB: 1 BB: 1 P: 20	R: 0 E: 0 K: 0 S: 8	H: 0 LOB: 0 BB: 0 P: 14	R: 0 E: 0 K: 2 S: 7	H: 0 LOB: 0 BB: 0 P: 10	R: 0 E: 0 K: 1 S: 8	H: 1 LOB: 1 BB: 0 P: 13	R: 0 E: 0 K: 0 S: 8	H: 0 LOB: 0 BB: 0 P: 10	1B: 5 2B: 3 3B: 0 HR: 0	SF: 1 SAC: 0 DP: 0 HBP: 0	WP: 0 PB: 0 SB: 1 CS: 1	PA: 37
PITCHER Al Leiter, L ERA: 5.09 (1, 1)	IP: 3.0 WLS: L BF: 19 H: 7 R: 6 ER: 4 SO: 0 BB: 3 IBB: 0 HBP: 0 BLK: 0 WP: 0 HR: 0 S: 41 P: 77 ERA: 12.00 WHIP: 3.333																			
Mark Hutton, R ERA: 4.54 (4, 1)	IP: 3.0 WLS: L BF: 10 H: 0 R: 0 ER: 0 SO: 2 BB: 1 IBB: 0 HBP: 0 BLK: 0 WP: 0 HR: 0 S: 23 P: 42 ERA: 0.00 WHIP: 0.333																			
Rob Stanifer, R ERA: 3.0 (7, 1)	IP: 2.0 WLS: L BF: 7 H: 1 R: 0 ER: 0 SO: 3 BB: 0 IBB: 0 HBP: 0 BLK: 0 WP: 0 HR: 0 S: 15 P: 23 ERA: 0.00 WHIP: 0.500																			

Batter	1	2	3	4	5	6	7	8	9	AB	R	H	RBI	BB	SO	LOB	TOP					
Nomar Garciaparra, R OBP: 0.338, SLG: 0.486 (1, 6)	1-2 G6-3	1-1 BB 1B	1-0 G5-3		2-1 1-3 2-H 2B		1-0 G6-3			5	0	2	2	0	0	3						
Jeff Frye, R OBP: 0.330, SLG: 0.370 (1, 9)	2-1 G6-3	4-1 1-2 2-3 3-H BB		2-2 G4-3	0-2 F9			4-2 G4-6-3 BB		3	0	0	1	2	0	2						
Mike Stanley, R OBP: 0.392, SLG: 0.462 (1, 3)	0-3 K	0-0 L8		4-2 BB			1-1 G6-3	2-2 G4-6-3 1-2 BB		4	0	0	0	1	1	4						
Wil Cordero, R OBP: 0.330, SLG: 0.457 (1, 10)		0-0 G5-3	2-0 F9	2-1 L7			2-2 F9	0-1 L8		5	0	0	0	0	0	1						
Tim Lincecum, R OBP: 0.381, SLG: 0.466 (1, 5)		0-1 BB E 1B	0-0 1B BB 1B	2-0 F9			2-2 1B	1-1 G6-3		5	2	3	0	0	0	1						
John Valentin, R OBP: 0.341, SLG: 0.411 (1, 4)		0-0 P6	1-0 BB 1B SF9 1B		1-1 G4-3		1-2 F9	0-1 G5-3		5	1	1	0	0	0	2						
Shane Mack, R OBP: 0.357, SLG: 0.415 (7, PH)		3-2 E BB 1B	1-2 SF9 BB 1B		0-1 G6-3		0-1 F7	1-0 G4-3		3	1	2	0	0	0	0						
Troy O'Leary, L OBP: 0.351, SLG: 0.444 (7, 7)		1-2 1B	1-2 2-3 3-H 1B							2	0	0	0	0	0	0						
Scott Hatteberg, L OBP: 0.415, SLG: 0.480 (1, 2)		4-0 1B E BB BB	4-1 1-2 2-3 3-H BB		0-0 BB 2B 1B		1-2 G1-6-3 1B			2	2	2	1	2	0	0						
Jesus Tavarez, S (1, 7)		2-1 E6	0-1 SF9		4-1 2B BB		3-2 G1-6-3			1	0	0	1	1	0	2						
Darren Bragg, L OBP: 0.349, SLG: 0.439 (7, 8)		1-2 2-3 3-H BB 1B	2-3 3-H BB		1-2 BB		1-2 BB			1	0	0	0	0	0	1						
Inning Stats	R: 0 E: 0 K: 1 S: 9	H: 0 LOB: 0 BB: 0 P: 12	R: 3 E: 1 K: 0 S: 14	H: 3 LOB: 3 BB: 2 P: 28	R: 2 E: 0 K: 0 S: 11	H: 3 LOB: 1 BB: 1 P: 20	R: 0 E: 0 K: 0 S: 11	H: 0 LOB: 1 BB: 1 P: 21	R: 1 E: 0 K: 0 S: 11	H: 2 LOB: 2 BB: 1 P: 18	R: 0 E: 0 K: 0 S: 11	H: 1 LOB: 1 BB: 0 P: 17	R: 0 E: 0 K: 0 S: 10	H: 1 LOB: 1 BB: 0 P: 15	R: 0 E: 0 K: 0 S: 8	H: 0 LOB: 0 BB: 1 P: 14	R: 0 E: 0 K: 0 S: 5	H: 0 LOB: 0 BB: 0 P: 7	1B: 9 2B: 1 3B: 0 HR: 0	SF: 1 SAC: 0 DP: 1 HBP: 0	WP: 0 PB: 0 SB: 0 CS: 0	PA: 43
PITCHER	IP	WLS	BF	H	R	ER	SO	BB	IBB	HBP	BLK	WP	HR	S	P	ERA	WHIP					
Justin Thompson, L ERA: 2.93 (1, 1)	5.0	W	29	8	6	3	1	5	0	0	0	0	0	56	99	5.40	2.600					
A.J. Sager, R ERA: 3.23 (6, 1)	4.0	S	14	2	0	0	0	1	0	0	0	0	0	34	53	0.00	0.750					

Boston Red Sox @ Detroit Tigers
Tiger Stadium, Detroit, MI
Fri Jun 20 1997, 7:05 PM EDT
Att: 20,091 - Unknown - 85 F

AB 36
R 6
H 10
RBI 5
BB 6
SO 1
LOB 16



Batter	1	2	3	4	5	6	7	8	9	AB	R	H	RBI	BB	SO	LOB	BOTTOM					
Brian Hunter, R OBP: 0.291, SLG: 0.317 (1, 8)	0-2 F9	0-3 K		1-2 FC4 E S 1B	3-2 G6-3		2-1 G6-3	1-3 K		6	1	0	0	0	2	6						
Curtis Pride, L OBP: 0.322, SLG: 0.352 (1, 7)	2-3 K	0-0 G4-3		2-2 1B 1-H 1B		3-2 G4-3	1-2 1B			5	2	2	2	0	1	1						
Tony Clark, S OBP: 0.381, SLG: 0.548 (1, 3)	1-1 L6		4-0 HR BB	2-2 1B	1-3 1B		0-2 BB BB 1B	0-2 1B		4	1	3	1	1	0	0						
Bob Hamelin, L OBP: 0.438, SLG: 0.600 (1, 10)		2-2 2B HR 1B	0-1 F9	0-0 1-2 1B		4-2 BB BB 1B	1-2 BB	3-2 G1-3		4	1	2	1	1	0	2						
Phil Nevin, R OBP: 0.344, SLG: 0.382 (1, 5)		1-2 HR 2B	2-2 1-H HR		1-2 F9		4-2 BB	4-2 2B SF9 BB		3	3	2	2	2	0	2						
Melvin Nieves, S OBP: 0.353, SLG: 0.458 (1, 9)		1-0 2-H 3-H HR	2-3 K		0-0 G6-3 1B 2B		1-3 K	1-3 K		5	2	2	3	0	3	4						
Damion Easley, R OBP: 0.349, SLG: 0.422 (1, 4)		0-0 P4	1-0 L7		3-2 G6-3		0-2 P3	1-2 SF9 2B		5	0	1	0	0	0	4						
Raul Casanova, S OBP: 0.336, SLG: 0.350 (1, 2)		3-2 2B 2B		2-1 G1-6-3	2-3 K		2-1 G3-1	4-0 SF9 IBB		4	1	1	0	1	1	1						
Deivi Cruz, R OBP: 0.221, SLG: 0.301 (1, 6)		0-1 2-H 2B		1-2 FC4 1B	2-1 S 1B		4-0 G6-3 3B BB	2-2 SF9		3	1	3	3	1	0	0						
Inning Stats	R: 0 E: 0 K: 1 S: 10	H: 0 LOB: 0 BB: 0 P: 13	R: 4 E: 0 K: 1 S: 17	H: 5 LOB: 1 BB: 0 P: 24	R: 2 E: 0 K: 1 S: 9	H: 1 LOB: 0 BB: 1 P: 18	R: 2 E: 0 K: 0 S: 19	H: 4 LOB: 2 BB: 0 P: 28	R: 1 E: 0 K: 1 S: 13	H: 2 LOB: 1 BB: 0 P: 23	R: 0 E: 0 K: 1 S: 20	H: 1 LOB: 3 BB: 2 P: 32	R: 2 E: 0 K: 0 S: 13	H: 2 LOB: 1 BB: 1 P: 25	R: 1 E: 0 K: 2 S: 15	H: 1 LOB: 2 BB: 2 P: 28	1B: 8 2B: 5 3B: 1 HR: 2	SF: 1 SAC: 0 DP: 0 HBP: 0	WP: 0 PB: 0 SB: 3 CS: 0	PA: 46		
PITCHER	IP	WLS	BF	H	R	ER	SO	BB	IBB	HBP	BLK	WP	HR	S	P	ERA	WHIP					
49 Tim Wakefield, R ERA: 5.48 (1, 1)	2.1	L	14	6	6	6	2	1	0	0	0	0	0	2	32	48	23.14	3.000				
Mark Brandenburg, R ERA: 11.57 (3, 1)	1.1		8	4	2	2	1	0	0	0	0	0	0	20	30	13.50	3.000					
Joe Hudson, R ERA: 3.0 (4, 1)	0.2		3	1	1	1	0	0	0	0	0	0	0	8	13	13.50	1.500					
Heathcliff Stocumb, R ERA: 7.34 (5, 1)	1.2		9	2	0	0	2	2	0	0	0	0	0	28	47	0.00	2.400					
John Wasdin, R ERA: 5.38 (7, 1)	2.0		12	3	3	3	2	2	1	0	0	0	0	28	53	13.50	2.500					

Boston Red Sox @ Detroit Tigers
Tiger Stadium, Detroit, MI
Fri Jun 20 1997, 7:05 PM EDT
Att: 20,091 - Unknown - 85 F

AB 39
R 12
H 16
RBI 12
BB 6
SO 7
LOB 20



Batter	1	2	3	4	5	6	7	8	9	AB	R	H	RBI	BB	SO	LOB	TOP						
Nomar Garciaparra, R OBP: 0.336, SLG: 0.483 Mike Benjamin, R OBP: 0.217, SLG: 0.261	1-1 G6-3		0-0 F8		0-0 G5-3 2H 1B		1-1 F8		1-1 1B	4	0	1	1	0	0	1	Boston Red Sox @ Detroit Tigers						
Darren Bragg, L OBP: 0.350, SLG: 0.436	2-3 K		4-0 BB		0-0 G5-3		1-3 K		0-0 G6-4-3 1-2 2-3 1B	4	0	1	0	1	2	1	Tiger Stadium, Detroit, MI						
Wil Cordero, R OBP: 0.327, SLG: 0.452	1-2 1B		3-3 K		0-0 L9		0-3 K		2-0 G6-4-3 1-2	5	0	1	0	0	2	6	Sat Jun 21 1997, 7:05 PM EDT						
18 Reggie Jefferson, S Jesus Tavarez, S	2-1 G6-3		0-0 G6-3			1-2 G4-3			3-3 K	4	0	0	0	0	1	3	Att: 20,599 - Unknown - 87 F						
Mike Stanley, R OBP: 0.389, SLG: 0.455		1-3 K		0-0 G6-4-3 1B		3-2 P2		0-0 F8		4	0	1	0	0	1	0							
Tim Lincecum, R OBP: 0.377, SLG: 0.460 Jeff Frye, R OBP: 0.327, SLG: 0.366	0-1 G5-3		1-2 G6-4-3		0-0 E6 1B BLK		1-1 G4-3			3	1	0	0	0	0	1							
Troy O'Leary, L OBP: 0.353, SLG: 0.446	1-2 1B		0-0 G4-3		1-1 BLK 1B				0-0 P5	4	0	2	0	0	0	0							
John Valentin, R OBP: 0.343, SLG: 0.412	3-2 F7			2-1 G4-3 1B 1B		0-1 F9		2-2 1B 1B		4	2	2	0	0	0	2							
Scott Hatteberg, L OBP: 0.425, SLG: 0.519			2-2 BB 1B		2-2 G4-3		2-0 HR		1-2 1B 1B	4	1	3	1	0	0	1							
Inning Stats	R: 0 H: 1 E: 0 K: 1 S: 11	H: 1 LOB: 1 BB: 0 P: 17	R: 0 H: 1 E: 0 K: 1 S: 12	H: 1 LOB: 1 BB: 1 P: 17	R: 0 H: 1 E: 0 K: 1 S: 9	H: 1 LOB: 2 BB: 1 P: 18	R: 0 H: 1 E: 0 K: 0 S: 5	H: 1 LOB: 1 BB: 0 P: 6	R: 1 H: 2 E: 0 K: 0 S: 9	H: 1 LOB: 1 BB: 0 P: 13	R: 1 H: 1 E: 0 K: 1 S: 11	H: 1 LOB: 0 BB: 0 P: 16	R: 1 H: 1 E: 0 K: 2 S: 11	H: 0 LOB: 0 BB: 0 P: 15	R: 0 H: 0 E: 0 K: 1 S: 7	H: 0 LOB: 0 BB: 0 P: 11	R: 1 H: 4 E: 0 K: 0 S: 12	H: 4 LOB: 2 BB: 0 P: 18	1B: 11 2B: 0 3B: 0 HR: 1	SF: 0 SAC: 0 DP: 2 HBP: 0	WP: 0 PA: 39 PB: 0 SB: 0 CS: 0		
PITCHER	IP WLS BF H R ER SO	IP WLS BF H R ER SO	IP WLS BF H R ER SO	IP WLS BF H R ER SO	IP WLS BF H R ER SO	IP WLS BF H R ER SO	IP WLS BF H R ER SO	IP WLS BF H R ER SO	IP WLS BF H R ER SO	IP WLS BF H R ER SO	IP WLS BF H R ER SO	IP WLS BF H R ER SO	IP WLS BF H R ER SO	IP WLS BF H R ER SO	IP WLS BF H R ER SO	IP WLS BF H R ER SO	IP WLS BF H R ER SO	IP WLS BF H R ER SO	IP WLS BF H R ER SO	ERA WHIP	ERA WHIP	ERA WHIP	
Brian Moehler, R ERA: 4.17	2.1		11	3	0	0	2	1	0	0	0	0	0	0	0	0	0	0	0	0	0	0.00	1.714
Jose Bautista, R ERA: 5.34	3.2	W	15	4	2	1	1	0	0	0	0	1	0	0	0	30	43	2.46	1.091				
Dan Miceli, R ERA: 5.88	2.0		7	1	1	1	3	0	0	0	0	0	0	1	18	26	4.50	0.500					
Kevin Jarvis, R ERA: 11.2	1.0		6	4	1	1	0	0	0	0	0	0	0	0	12	18	9.00	4.000					

Batter	1	2	3	4	5	6	7	8	9	AB	R	H	RBI	BB	SO	LOB	BOTTOM						
Brian Hunter, R OBP: 0.296, SLG: 0.323	0-0 1B 2B	2-2 E9 HR		2-2 G6-3		4-2 1B BB	2-2 FC6-4 HR			4	4	2	2	1	0	1	Boston Red Sox @ Detroit Tigers						
Damion Easley, R OBP: 0.350, SLG: 0.435	2-1 F8	1-0 HR		0-0 G6-3		0-2 1B BB	2-3 K			5	2	2	3	0	1	2	Tiger Stadium, Detroit, MI						
Travis Fryman, R OBP: 0.356, SLG: 0.463 Curtis Pride, L OBP: 0.328, SLG: 0.352	2-0 P3	0-0 HR		4-2 BB		0-1 2B 1B	4-0 HR BB			3	2	2	2	1	0	1	Sat Jun 21 1997, 7:05 PM EDT						
Tony Clark, S OBP: 0.385, SLG: 0.565 Bob Hamelin, L OBP: 0.436, SLG: 0.600	0-2 2B	3-2 G1-3		1-0 F7		1-3 G4-3 2B	0-0 HR			5	1	3	5	0	0	1	Att: 20,599 - Unknown - 87 F						
Phil Nevin, R OBP: 0.347, SLG: 0.388	0-1 2B	2-2 G6-3			0-1 F9	0-1 G4-3	4-2 2B BB			4	1	1	1	1	0	1							
Melvin Nieves, S OBP: 0.363, SLG: 0.466	2-2 G3		4-2 BB		1-0 CS 1B	4-2 BB	0-1 HR 2B			3	0	2	1	2	0	2							
Orlando Miller, R OBP: 0.320, SLG: 0.500		0-1 G6-3	2-0 F9		2-1 G5-3	0-3 K		1-0 F9		5	0	0	0	0	1	4							
Brian Johnson, R OBP: 0.238, SLG: 0.303		1-1 BB 2B 1B	2-3 K			0-1 BB 1B	1-2 FC6-4 1B	2-1 F9		5	3	3	0	0	1	1							
Deivi Cruz, R OBP: 0.226, SLG: 0.299	4-1 2B BB	2-0 F9				0-0 F8	1-0 FC6-4 1B	2-0 G6-3		4	1	1	0	1	0	2							
Inning Stats	R: 1 H: 3 E: 0 K: 0 S: 14	H: 3 LOB: 2 BB: 0 P: 19	R: 5 H: 4 E: 1 K: 0 S: 16	H: 4 LOB: 1 BB: 1 P: 29	R: 0 H: 0 E: 0 K: 1 S: 8	H: 0 LOB: 1 BB: 1 P: 15	R: 0 H: 1 E: 0 K: 0 S: 5	H: 1 LOB: 0 BB: 0 P: 8	R: 4 H: 4 E: 0 K: 1 S: 22	H: 4 LOB: 2 BB: 2 P: 32	R: 5 H: 4 E: 0 K: 1 S: 15	H: 4 LOB: 1 BB: 2 P: 29	R: 0 H: 0 E: 0 K: 0 S: 4	H: 0 LOB: 0 BB: 0 P: 9	R: 0 H: 0 E: 0 K: 0 S: 4	R: 0 H: 0 E: 0 K: 0 S: 4	R: 0 H: 0 E: 0 K: 0 S: 4	1B: 9 2B: 4 3B: 0 HR: 3	SF: 0 SAC: 0 DP: 0 HBP: 0	WP: 0 PA: 45 PB: 0 SB: 0 CS: 1			
PITCHER	IP WLS BF H R ER SO	IP WLS BF H R ER SO	IP WLS BF H R ER SO	IP WLS BF H R ER SO	IP WLS BF H R ER SO	IP WLS BF H R ER SO	IP WLS BF H R ER SO	IP WLS BF H R ER SO	IP WLS BF H R ER SO	IP WLS BF H R ER SO	IP WLS BF H R ER SO	IP WLS BF H R ER SO	IP WLS BF H R ER SO	IP WLS BF H R ER SO	IP WLS BF H R ER SO	IP WLS BF H R ER SO	IP WLS BF H R ER SO	IP WLS BF H R ER SO	IP WLS BF H R ER SO	ERA WHIP	ERA WHIP	ERA WHIP	
Vaughn Eshelman, L ERA: 5.59	2.0	L	14	7	6	0	0	1	0	0	0	0	0	0	0	0	0	0.00	1.000				
Joe Hudson, R ERA: 2.0	3.0		11	1	0	0	1	2	0	0	0	0	0	0	21	41	0.00	1.000					
Mark Brandenburg, R ERA: 13.94	1.0		9	4	4	4	1	2	0	0	0	0	0	0	22	32	36.00	6.000					
Kerry Lacy, R ERA: 5.16	1.0		8	4	5	5	1	2	0	0	0	0	0	1	15	29	45.00	6.000					
Mike Benjamin, R ERA:	1.0		3	0	0	0	0	0	0	0	0	0	0	0	4	9	0.00	0.000					

Boston Red Sox @ Detroit Tigers
Tiger Stadium, Detroit, MI

AB 38
R 4
H 12
RBI 3
BB 1
SO 6
LOB 15



Boston Red Sox @ Detroit Tigers
Tiger Stadium, Detroit, MI

AB 38
R 15
H 16
RBI 14
BB 7
SO 3
LOB 15



Batter	1	2	3	4	5	6	7	8	9	AB	R	H	RBI	BB	SO	LOB	TOP																					
Nomar Garciaparra, R OBP: 0.332, SLG: 0.478 (1, 6)	G6-3			F9		SF7		G6-3		3	0	0	1	0	0	0	Boston Red Sox @ Detroit Tigers Tiger Stadium, Detroit, MI Sun Jun 22 1997, 3:33 AM EDT Att: 19,477 - Sunny - 78 F																					
Darren Bragg, L OBP: 0.348, SLG: 0.430 (1, 8)	F8			K				F7		3	0	0	0	1	1	0																						
Wil Cordero, R OBP: 0.323, SLG: 0.446 (1, 7)	L6			L9		G1-3		K		4	0	0	0	0	1	1																						
18 Reggie Jefferson, S OBP: 0.368, SLG: 0.547 Jeff Frye, R OBP: 0.327, SLG: 0.366 (9, PR)	G6-3									4	1	3	0	0	0	0																						
Mike Stanley, R OBP: 0.386, SLG: 0.449 (1, 3)	G6-3									4	0	1	0	0	1	2																						
Tim Lincecum, R OBP: 0.372, SLG: 0.453 (1, 5)	G4-3									4	0	0	0	0	0	5																						
Troy O'Leary, L OBP: 0.352, SLG: 0.447 (1, 9)				G4-3						4	0	1	1	0	0	4																						
John Valentin, R OBP: 0.347, SLG: 0.417 (1, 4)				G6-3						2	1	1	0	1	0	0																						
Scott Hatteberg, L OBP: 0.415, SLG: 0.505 (1, 2)				G3						3	0	0	0	0	0	3																						
Inning Stats	R: 0 E: 0 K: 0 S: 5	H: 0 LOB: 0 BB: 0 P: 6	R: 0 E: 0 K: 0 S: 6	H: 0 LOB: 0 BB: 0 P: 8	R: 0 E: 0 K: 0 S: 6	H: 0 LOB: 0 BB: 0 P: 10	R: 0 E: 0 K: 1 S: 8	H: 0 LOB: 0 BB: 0 P: 11	R: 0 E: 0 K: 0 S: 7	H: 2 LOB: 1 BB: 0 P: 11	R: 1 E: 0 K: 0 S: 13	H: 1 LOB: 1 BB: 1 P: 20	R: 1 E: 0 K: 0 S: 17	H: 2 LOB: 2 BB: 1 P: 30	R: 0 E: 0 K: 1 S: 7	H: 0 LOB: 0 BB: 0 P: 11	R: 0 E: 0 K: 1 S: 10	H: 1 LOB: 2 BB: 0 P: 17	1B: 4 2B: 2 3B: 0 HR: 0	SF: 1 SAC: 0 DP: 1 HBP: 0	WP: 0 PB: 0 SB: 1 CS: 0	PA: 34																
PITCHER	IP	WLS	BF	H	R	ER	SO	BB	IBB	HBP	BLK	WP	HR	S	P	ERA	WHIP	PITCHER				IP	WLS	BF	H	R	ER	SO	BB	IBB	HBP	BLK	WP	HR	S	P	ERA	WHIP
Willie Blair, R ERA: 5.02 (1, 1)	6.2	L	26	5	2	2	1	1	1	0	0	0	0	60	91	2.70	0.900																					
Mike Myers, L ERA: 5.14 (7, 1)	1.1		5	1	0	0	1	0	0	0	0	0	0	10	18	0.00	0.750																					
Doug Brocail, R ERA: 5.66 (9, 1)	1.0		3	0	0	0	1	0	0	0	0	0	0	9	15	0.00	0.000																					

AB	31
R	2
H	6
RBI	2
BB	2
SO	3
LOB	15



Batter	1	2	3	4	5	6	7	8	9	AB	R	H	RBI	BB	SO	LOB	BOTTOM																					
Brian Hunter, R OBP: 0.298, SLG: 0.325 (1, 8)	FC6-4 G3 1B			K						4	1	2	0	0	1	2	Boston Red Sox @ Detroit Tigers Tiger Stadium, Detroit, MI Sun Jun 22 1997, 3:33 AM EDT Att: 19,477 - Sunny - 78 F																					
Curtis Pride, L OBP: 0.328, SLG: 0.345 Phil Nevin, R OBP: 0.354, SLG: 0.395 (8, PH)	FC6-4 BB			K						2	0	0	0	1	1	1																						
Travis Fryman, R OBP: 0.354, SLG: 0.460 (1, 5)	FC6-4 G3 1-2 2-3			CS S 1B						4	0	1	0	0	0	3																						
Tony Clark, S OBP: 0.383, SLG: 0.558 (1, 3)	G3									3	0	0	1	1	1	2																						
Bob Hamelin, L OBP: 0.440, SLG: 0.586 (1, 10)	FC5-4 BB			F9						2	0	0	0	2	1	1																						
Melvin Nieves, S OBP: 0.397, SLG: 0.457 (1, 9)	FC5-4			G3-1						4	0	0	0	0	0	3																						
Raul Casanova, S ERA: 3.51 Omar Olivares, R OBP: 0.667, SLG: 1.333 Brian Johnson, R OBP: 0.244, SLG: 0.309 (8, 2)	G6-3			K						3	0	1	0	0	1	0																						
Orlando Miller, R OBP: 0.276, SLG: 0.423 (1, 6)	K									4	0	0	0	0	1	2																						
Jody Reed, R OBP: 0.306, SLG: 0.244 (1, 4)	P3									4	0	1	0	0	1	1																						
Inning Stats	R: 1 E: 0 K: 0 S: 13	H: 1 LOB: 2 BB: 2 P: 26	R: 0 E: 0 K: 1 S: 6	H: 0 LOB: 0 BB: 0 P: 11	R: 0 E: 0 K: 2 S: 10	H: 1 LOB: 1 BB: 1 P: 15	R: 0 E: 0 K: 1 S: 6	H: 0 LOB: 0 BB: 0 P: 10	R: 0 E: 0 K: 0 S: 8	H: 1 LOB: 1 BB: 0 P: 14	R: 0 E: 0 K: 0 S: 6	H: 0 LOB: 1 BB: 1 P: 14	R: 0 E: 0 K: 0 S: 9	H: 1 LOB: 2 BB: 0 P: 15	R: 0 E: 0 K: 2 S: 11	H: 1 LOB: 1 BB: 0 P: 17	R: 0 E: 0 K: 0 S: 12	H: 2 LOB: 2 BB: 0 P: 19	1B: 5 2B: 2 3B: 0 HR: 0	SF: 0 SAC: 0 DP: 0 HBP: 0	WP: 0 PB: 0 SB: 2 CS: 1	PA: 36																
PITCHER	IP	WLS	BF	H	R	ER	SO	BB	IBB	HBP	BLK	WP	HR	S	P	ERA	WHIP	PITCHER				IP	WLS	BF	H	R	ER	SO	BB	IBB	HBP	BLK	WP	HR	S	P	ERA	WHIP
Tom Gordon, R ERA: 3.51 (1, 1)	7.0	W	28	4	1	1	5	4	0	0	0	0	0	58	105	1.29	1.143																					
Chris Hammond, L ERA: 5.52 (8, 1)	1.0		4	1	0	0	2	0	0	0	0	0	0	11	17	0.00	1.000																					
Heathcliff Stocumb, R ERA: 7.11 (9, 1)	1.0	S	4	2	0	0	0	0	0	0	0	0	0	12	19	0.00	2.000																					

AB	32
R	1
H	7
RBI	1
BB	4
SO	7
LOB	15



Batter	1	2	3	4	5	6	7	8	9	AB	R	H	RBI	BB	SO	LOB	TOP									
2 Derek Jeter, R OBP: 0.363, SLG: 0.398 (1, 6)	1-1 G4-3		2-1 HR 3B	4-0 BB		1 SAFE 3-1 P3			0-3 K	4	1	1	0	1	1	1										
Mariano Duncan, R OBP: 0.284, SLG: 0.327 Luis Sojo, R OBP: 0.346, SLG: 0.351 (7, 4)	1-3 K		0-0 G1-3	1-3 K			0-0 F8		0-0 F9	4	0	0	0	0	2	3										
Paul O'Neill, L OBP: 0.402, SLG: 0.540 (1, 9)	2-1 G6-3		4-1 HR BB		2-1 F8		2-0 F7		2-3 K	4	1	0	0	1	1	0										
Cecil Fielder, R OBP: 0.363, SLG: 0.403 (1, 10)		1-2 2B G4-3 1B	3-1 HR		1-0 G1-3		4-2 BB			3	2	2	3	1	0	0										
Tino Martinez, L OBP: 0.361, SLG: 0.589 (1, 3)		3-2 G4-3 2B	0-0 P5		1-2 HR		2-1 G3-1			4	1	2	1	0	0	1										
Wade Boggs, L OBP: 0.365, SLG: 0.339 (1, 5)	1-2 G4-3		1-0 L9		3-2 G3-4-1			2-3 K		4	0	0	1	0	1	1										
Mark Whiten, S OBP: 0.382, SLG: 0.434 (1, 7)		4-2 BB BB		4-1 G3-1 BB		1-0 BB 1B		1-0 G6-3		2	0	1	0	2	0	0										
Chad Curtis, R OBP: 0.333, SLG: 0.500 (1, 8)		4-1 G6-4-3 BB		3-2 P3		0-1 P4		0-1 S 1B		3	0	1	0	1	0	2										
Joe Girardi, R OBP: 0.275, SLG: 0.300 (1, 2)	1-0 G6-4-3		2-2 G3-1		1-3 K			1-1 G6-3		4	0	0	0	0	1	6										
Inning Stats	R: 0 E: 0 K: 1 S: 8	H: 0 LOB: 0 BB: 0 P: 12	R: 1 E: 0 K: 0 S: 17	H: 2 LOB: 2 BB: 2 P: 31	R: 3 E: 0 K: 0 S: 8	H: 2 LOB: 0 BB: 1 P: 18	R: 0 E: 0 K: 1 S: 11	H: 0 LOB: 2 BB: 2 P: 25	R: 1 E: 0 K: 0 S: 10	H: 1 LOB: 0 BB: 0 P: 17	R: 0 E: 0 K: 1 S: 9	H: 1 LOB: 1 BB: 0 P: 14	R: 0 E: 0 K: 0 S: 7	H: 0 LOB: 1 BB: 1 P: 15	R: 0 E: 0 K: 1 S: 8	H: 1 LOB: 1 BB: 0 P: 12	R: 0 E: 0 K: 2 S: 7	H: 0 LOB: 0 BB: 0 P: 9	1B: 3 2B: 1 3B: 1 HR: 2	SF: 0 SAC: 0 DP: 1 HBP: 0	WP: 0 PB: 0 SB: 2 CS: 0	PA: 39				
PITCHER	IP	WLS	BF	H	R	ER	SO	BB	IBB	HBP	BLK	WP	HR	S	P	ERA	WHIP									
Felipe Lira, R ERA: 5.22 Kevin Jarvis, R ERA: 10.9 Todd Jones, R ERA: 3.86	(1, 1)	7.0	L	32	6	5	5	3	6	0	0	0	0	2	70	132	6.43	1.714								

New York Yankees @ Detroit Tigers
Tiger Stadium, Detroit, MI
Mon Jun 23 1997, 7:05 PM EDT
Att: 14,556 - Unknown - 84 F

AB	33
R	5
H	7
RBI	5
BB	6
SO	6
LOB	14



Batter	1	2	3	4	5	6	7	8	9	AB	R	H	RBI	BB	SO	LOB	BOTTOM									
Brian Hunter, R OBP: 0.298, SLG: 0.322 (1, 8)	4-0 S BB	0-2 L8			0-3 K			2-3 K		3	0	0	0	1	2	2										
Curtis Pride, L OBP: 0.316, SLG: 0.333 (1, 7)	1 SAFE 1-1 F7		0-3 K		2-3 K			3-3 K		4	0	0	0	0	3	1										
Travis Fryman, R OBP: 0.349, SLG: 0.452 (1, 5)	1-3 K		2-3 K			2-2 P4		2-3 K		4	0	0	0	0	3	1										
Tony Clark, S OBP: 0.378, SLG: 0.549 (1, 3)	1-2 G4-3		2-3 K			2-3 K			3-2 G4-3	4	0	0	0	0	2	1										
Bob Hamelin, L OBP: 0.433, SLG: 0.604 (1, 10)		0-0 HR		2-2 F9		0-0 F7			2-1 G3-1	4	1	1	1	0	0	0										
Melvin Nieves, S OBP: 0.351, SLG: 0.448 (1, 9)		1-3 K		2-3 K2-3			1-3 K		2-3 K	4	0	0	0	0	4	0										
Raul Casanova, S OBP: 0.346, SLG: 0.377 (1, 2)		2-0 WP 2B		1-2 1B			2-1 G1-3			3	0	2	0	0	0	0										
Damon Easley, R OBP: 0.354, SLG: 0.450 (1, 4)		4-2 BB		1-3 K			2-0 HR			2	1	1	1	1	1	1										
Deivi Cruz, R OBP: 0.223, SLG: 0.296 Orlando Miller, R OBP: 0.267, SLG: 0.407 (7, PH) (8, 6)		1-3 K		2-2 G4-3			0-3 K			2	0	0	0	0	1	2										
Inning Stats	R: 0 E: 0 K: 1 S: 9	H: 0 LOB: 1 BB: 1 P: 16	R: 1 E: 0 K: 2 S: 13	H: 2 LOB: 2 BB: 1 P: 21	R: 0 E: 0 K: 3 S: 9	H: 0 LOB: 0 BB: 0 P: 13	R: 0 E: 0 K: 2 S: 12	H: 1 LOB: 1 BB: 0 P: 18	R: 0 E: 0 K: 2 S: 10	H: 0 LOB: 0 BB: 0 P: 14	R: 0 E: 0 K: 1 S: 8	H: 0 LOB: 0 BB: 0 P: 12	R: 1 E: 0 K: 2 S: 9	H: 1 LOB: 0 BB: 0 P: 14	R: 0 E: 0 K: 3 S: 12	H: 0 LOB: 0 BB: 0 P: 19	R: 0 E: 0 K: 1 S: 12	H: 0 LOB: 0 BB: 0 P: 19	1B: 1 2B: 1 3B: 0 HR: 2	SF: 0 SAC: 0 DP: 0 HBP: 0	WP: 1 PB: 0 SB: 1 CS: 0	PA: 33				
PITCHER	IP	WLS	BF	H	R	ER	SO	BB	IBB	HBP	BLK	WP	HR	S	P	ERA	WHIP									
David Cone, R ERA: 2.21 42 Mariano Rivera, R ERA: 2.02	(1, 1)	8.0	W	30	4	2	2	16	2	0	0	0	0	2	82	127	2.25	0.750								
42 Mariano Rivera, R ERA: 2.02 (9, 1)	1.0	S	3	0	0	0	1	0	0	0	0	0	0	12	19	0.00	0.000									

New York Yankees @ Detroit Tigers
Tiger Stadium, Detroit, MI
Mon Jun 23 1997, 7:05 PM EDT
Att: 14,556 - Unknown - 84 F

AB	31
R	2
H	4
RBI	2
BB	2
SO	17
LOB	8



Batter	1	2	3	4	5	6	7	8	9	AB	R	H	RBI	BB	SO	LOB	TOP								
2 Derek Jeter, R OBP: 0.362, SLG: 0.393 (1, 6)	G6-3		FC6-4 2B			L9	FC6-4			4	1	0	0	1	0	2	New York Yankees @ Detroit Tigers Tiger Stadium, Detroit, MI Tue Jun 24 1997, 7:05 PM EDT Att: 15,872 - Unknown - 90 F livebaseballscorecards.com								
Mariano Duncan, R OBP: 0.277, SLG: 0.318 (1, 4)	K		K			P3			FC6-4 HBP	4	0	0	0	0	3	3									
Luis Sojo, R OBP: 0.349, SLG: 0.354 (6, 4)	K		K						FC6-4	2	0	1	0	0	0	1									
Paul O'Neill, L OBP: 0.405, SLG: 0.544 (1, 9)										4	1	2	1	1	1	1									
Cecil Fielder, R OBP: 0.361, SLG: 0.397 (1, 10)	P2									4	1	0	0	0	1	2									
Tino Martinez, L OBP: 0.370, SLG: 0.620 (1, 3)										5	4	5	4	0	0	0									
Wade Boggs, L OBP: 0.382, SLG: 0.332 (1, 5)	K									4	1	0	0	1	2	2									
Mark Whiten, S OBP: 0.388, SLG: 0.442 (1, 7)	K									4	3	2	2	1	2	1									
Chad Curtis, R OBP: 0.351, SLG: 0.569 (1, 8)	FC5-4									5	1	3	5	0	0	1									
20 Jorge Posada, S OBP: 0.343, SLG: 0.337 (1, 2)										3	0	0	0	2	0	2									
Inning Stats	R: 0 E: 0 K: 1 S: 9	H: 0 LOB: 1 BB: 1 P: 16	R: 0 E: 0 K: 2 S: 12	H: 1 LOB: 1 BB: 0 P: 18	R: 1 E: 0 K: 1 S: 12	H: 1 LOB: 1 BB: 1 P: 20	R: 2 E: 0 K: 1 S: 13	H: 3 LOB: 2 BB: 1 P: 23	R: 3 E: 0 K: 0 S: 11	H: 3 LOB: 1 BB: 0 P: 22	R: 3 E: 0 K: 1 S: 11	H: 2 LOB: 0 BB: 0 P: 19	R: 0 E: 0 K: 1 S: 5	H: 0 LOB: 1 BB: 1 P: 9	R: 0 E: 0 K: 0 S: 10	H: 1 LOB: 0 BB: 0 P: 14	R: 3 E: 0 K: 1 S: 19	H: 2 LOB: 1 BB: 1 P: 33	1B: 6 2B: 4 3B: 0 HR: 3	SF: 0 SAC: 0 DP: 1 HBP: 2	WP: 0 PB: 0 SB: 1 CS: 0	PA: 47			
PITCHER	IP	WLS	BF	H	R	ER	SO	BB	IBB	HBP	BLK	WP	HR	S	P	ERA	WHIP								
Omar Olivares, R ERA: 3.77 (1, 1)	4.2		26	8	6	5	7	4	0	0	0	0	0	58	96	9.64	2.571								
Jose Bautista, R ERA: 5.97 (5, 1)	1.1		7	2	3	3	0	0	0	1	0	0	1	13	22	20.25	1.500								
Dan Miceli, R ERA: 5.55 (7, 1)	2.0		7	1	0	0	1	1	0	0	0	0	0	15	23	0.00	1.000								
Mike Myers, L ERA: 5.91 (9, 1)	0.1	L	3	1	2	2	1	1	0	0	0	0	1	10	17	54.00	6.000								
Doug Brocail, R ERA: 5.66 (9, 1)	0.1		3	1	1	1	0	0	0	1	0	0	1	8	15	27.00	3.000								

Batter	1	2	3	4	5	6	7	8	9	AB	R	H	RBI	BB	SO	LOB	BOTTOM								
Brian Hunter, R OBP: 0.296, SLG: 0.317 (1, 8)			G6-3			G6-3	G3-1		L9	4	1	0	0	0	0	0	New York Yankees @ Detroit Tigers Tiger Stadium, Detroit, MI Tue Jun 24 1997, 7:05 PM EDT Att: 15,872 - Unknown - 90 F livebaseballscorecards.com								
Curtis Pride, L OBP: 0.328, SLG: 0.356 (1, 9)	E4		G3-1			PB SF8 1B BB				4	2	2	0	1	0	1									
Travis Fryman, R OBP: 0.354, SLG: 0.459 (1, 5)	FC6-4					SF8 PB 1B				5	1	3	1	0	1	2									
Tony Clark, S OBP: 0.378, SLG: 0.545 (1, 3)	F7					SF8 1-3 2H				2	0	0	1	2	1	3									
Bob Hamelin, L OBP: 0.422, SLG: 0.583 (1, 10)	CS					G4-3				5	1	1	1	0	1	5									
Raul Casanova, S OBP: 0.355, SLG: 0.414 (1, 2)						G1-3				5	2	3	1	0	1	2									
Phil Nevin, R OBP: 0.354, SLG: 0.405 (1, 7)										3	0	1	0	0	1	1									
Melvin Nieves, S OBP: 0.352, SLG: 0.463 (7, PH)						G4-3				2	1	1	3	0	0	1									
Damon Easley, R OBP: 0.359, SLG: 0.466 (1, 4)										5	1	3	2	0	0	2									
Orlando Miller, R OBP: 0.229, SLG: 0.344 (1, 6)						FC5-4				5	0	0	0	0	0	4									
Inning Stats	R: 1 E: 1 K: 0 S: 9	H: 0 LOB: 0 BB: 0 P: 16	R: 1 E: 0 K: 1 S: 9	H: 2 LOB: 1 BB: 0 P: 11	R: 0 E: 0 K: 0 S: 8	H: 1 LOB: 1 BB: 1 P: 16	R: 0 E: 0 K: 0 S: 11	H: 1 LOB: 1 BB: 0 P: 15	R: 1 E: 0 K: 0 S: 11	H: 1 LOB: 1 BB: 1 P: 18	R: 2 E: 0 K: 1 S: 8	H: 2 LOB: 0 BB: 0 P: 15	R: 4 E: 0 K: 2 S: 24	H: 5 LOB: 1 BB: 0 P: 34	R: 0 E: 0 K: 1 S: 12	H: 1 LOB: 2 BB: 1 P: 22	R: 0 E: 0 K: 0 S: 11	H: 1 LOB: 1 BB: 0 P: 17	1B: 8 2B: 2 3B: 1 HR: 3	SF: 1 SAC: 0 DP: 0 HBP: 1	WP: 0 PB: 1 SB: 0 CS: 1	PA: 46			
PITCHER	IP	WLS	BF	H	R	ER	SO	BB	IBB	HBP	BLK	WP	HR	S	P	ERA	WHIP								
Ramiro Mendoza, R ERA: 5.15 (1, 1)	5.1		26	7	5	4	2	2	0	1	1	1	1	1	1	6.75	1.688								
Jim Mecir, R ERA: 6.39 (6, 1)	0.2		2	0	0	0	0	0	0	0	0	0	0	3	6	0.00	0.000								
Mike Stanton, L ERA: 2.42 (7, 1)	0.2		5	3	3	3	2	0	0	0	0	0	0	18	26	40.50	4.500								
Jeff Nelson, R ERA: 3.26 (7, 1)	1.0		7	3	1	1	1	0	1	0	0	0	1	16	27	9.00	3.000								
Graeme Lloyd, L ERA: 4.34 (8, 1)	0.1	W	1	0	0	0	0	0	0	0	0	0	0	2	3	0.00	0.000								

Batter	1	2	3	4	5	6	7	8	9	AB	R	H	RBI	BB	SO	LOB	TOP	
Chad Curtis, R OBP: 0.333, SLG: 0.536 (1, 8)	G5-3		G6-4-3		FC5-4			F9		4	0	0	0	0	0	2	New York Yankees @ Detroit Tigers Tiger Stadium, Detroit, MI Wed Jun 25 1997, 3:33 AM EDT Att: 15,348 - Cloudy - 86 F	
Luis Sojo, R OBP: 0.345, SLG: 0.350 (1, 6)	1B				F9		K	F8		4	0	1	0	0	1	0		
Tino Martinez, L OBP: 0.372, SLG: 0.627 (1, 3)	K				G3-1		HR		HR	3	2	1	1	1	1	1		
Cecil Fielder, R OBP: 0.359, SLG: 0.399 (1, 10)	K				2B		K		K	4	0	1	0	0	3	2		
Charlie Hayes, R OBP: 0.414, SLG: 0.483 (1, 5)		F9			FC4-6		K		HR	3	1	1	2	1	1	0		
Mark Whiten, S OBP: 0.380, SLG: 0.431 (1, 9)	G4-3				FC4-6				K	4	0	0	0	0	1	2		
Mariano Duncan, R OBP: 0.270, SLG: 0.310 Scott Pose, L OBP: 0.276, SLG: 0.231 (9, 7)	F8				G1-3		K		G6-3	4	0	0	0	0	1	0		
Pat Kelly, R OBP: 0.387, SLG: 0.373 (1, 4)			F8		F7		G6-3			3	0	0	0	0	0	0		
Joe Girardi, R OBP: 0.280, SLG: 0.302 (1, 2)			G6-4-3		FC5-4			F9		2	0	1	0	1	0	0		
Inning Stats	R: 0 E: 0 K: 2 S: 11	H: 1 LOB: 1 BB: 0 P: 16	R: 0 E: 0 K: 0 S: 9	H: 0 LOB: 0 BB: 0 P: 13	R: 0 E: 0 K: 0 S: 7	H: 1 LOB: 0 BB: 0 P: 10	R: 0 E: 0 K: 0 S: 12	H: 1 LOB: 2 BB: 1 P: 20	R: 0 E: 0 K: 1 S: 6	H: 0 LOB: 0 BB: 0 P: 9	R: 0 E: 0 K: 0 S: 8	H: 0 LOB: 0 BB: 0 P: 12	R: 2 E: 0 K: 2 S: 10	H: 1 LOB: 0 BB: 1 P: 15	1B: 2 2B: 1 3B: 0 HR: 2	SF: 0 SAC: 0 DP: 1 HBP: 0		WP: 0 PB: 0 SB: 0 CS: 0
PITCHER Justin Thompson, L ERA: 2.94 (1, 1)	IP: 9.0 WLS: L BF: 34	H: 5 R: 3 ER: 3 SO: 8	BB: 3 IBB: 0 HBP: 0 BLK: 0	WP: 0 HR: 2 S: 79 P: 125	ERA: 3.00 WHIP: 0.889											ERA: 3.00 WHIP: 0.889		

Batter	1	2	3	4	5	6	7	8	9	AB	R	H	RBI	BB	SO	LOB	BOTTOM			
Brian Hunter, R OBP: 0.296, SLG: 0.316 (1, 8)	G5-3		G1-3		G3		FC4-6			4	0	1	0	0	0	1	New York Yankees @ Detroit Tigers Tiger Stadium, Detroit, MI Wed Jun 25 1997, 3:33 AM EDT Att: 15,348 - Cloudy - 86 F			
Damion Easley, R OBP: 0.333, SLG: 0.458 (1, 4)	G4-3		G4-3			G4-3	FC4-6			4	0	0	0	0	0	2				
Travis Fryman, R OBP: 0.356, SLG: 0.460 (1, 5)	1B				BB	1B	PO		K	4	0	2	0	0	2	0				
Tony Clark, S OBP: 0.383, SLG: 0.547 (1, 3)	K				BB	1B	1B		FC4-6	3	1	2	0	1	1	1				
Phil Nevin, R OBP: 0.359, SLG: 0.402 (1, 7)		F8			G3-6-1		2B		FC4-6	3	0	1	0	1	0	1				
Melvin Nieves, S OBP: 0.350, SLG: 0.464 (1, 9)	G4-3				BB		1B		FC4-6	4	0	1	1	0	1	4				
Bob Hamelin, L OBP: 0.420, SLG: 0.571 Jody Reed, R OBP: 0.303, SLG: 0.241 (9, PH)	G4-3				G3-6-1				L7	2	0	0	0	0	0	3				
Brian Johnson, R OBP: 0.246, SLG: 0.310 Curtis Pride, L OBP: 0.333, SLG: 0.361 (9, PH)					SH1-3		K		G1	1	0	1	0	0	0	0				
Deivi Cruz, R OBP: 0.221, SLG: 0.293 Raul Casanova, S OBP: 0.352, SLG: 0.411 (9, PH)					SH1-3		G4-3		F9	2	0	0	0	0	0	0				
Inning Stats	R: 0 E: 0 K: 1 S: 11	H: 1 LOB: 1 BB: 0 P: 17	R: 0 E: 0 K: 0 S: 7	H: 0 LOB: 0 BB: 0 P: 10	R: 0 E: 0 K: 1 S: 13	H: 2 LOB: 2 BB: 1 P: 22	R: 0 E: 0 K: 1 S: 6	H: 0 LOB: 0 BB: 0 P: 10	R: 1 E: 0 K: 1 S: 14	H: 3 LOB: 3 BB: 0 P: 21	R: 0 E: 0 K: 0 S: 11	H: 1 LOB: 0 BB: 0 P: 16	R: 0 E: 0 K: 1 S: 8	H: 0 LOB: 1 BB: 1 P: 14	R: 0 E: 0 K: 0 S: 5	H: 1 LOB: 0 BB: 0 P: 6		1B: 8 2B: 1 3B: 0 HR: 0	SF: 0 SAC: 1 DP: 2 HBP: 1	WP: 0 PB: 0 SB: 0 CS: 0
PITCHER Andy Pettitte, L ERA: 3.46 (1, 1)	IP: 7.0 WLS: W BF: 29	H: 8 R: 1 ER: 1 SO: 4	BB: 1 IBB: 0 HBP: 0 BLK: 0	WP: 0 HR: 0 S: 72 P: 109	ERA: 1.29 WHIP: 1.286											ERA: 1.29 WHIP: 1.286				
Mike Stanton, L ERA: 2.33 (8, 1)	IP: 1.0 WLS: S BF: 4	H: 0 R: 0 ER: 0 SO: 1	BB: 1 IBB: 0 HBP: 0 BLK: 0	WP: 0 HR: 0 S: 8 P: 14	ERA: 0.00 WHIP: 1.000											ERA: 0.00 WHIP: 1.000				
42 Mariano Rivera, R ERA: 1.91 (9, 1)	IP: 1.0 WLS: S BF: 3	H: 1 R: 0 ER: 0 SO: 0	BB: 0 IBB: 0 HBP: 0 BLK: 0	WP: 0 HR: 0 S: 5 P: 6	ERA: 0.00 WHIP: 1.000											ERA: 0.00 WHIP: 1.000				

Batter	1	2	3	4	5	6	7	8	9	AB	R	H	RBI	BB	SO	LOB	TOP										
Brian Hunter, R OBP: 0.300, SLG: 0.321 (1, 8)										5	2	3	2	0	0	1	Detroit Tigers @ Boston Red Sox Fenway Park, Boston, MA Thu Jun 26 1997, 7:05 PM EDT Att: 31,878 - Unknown - 78 F										
Damion Easley, R OBP: 0.358, SLG: 0.459 (1, 4)										4	2	2	1	1	1												
Travis Fryman, R OBP: 0.380, SLG: 0.462 (1, 5)										5	2	3	1	0	0	3											
Tony Clark, S OBP: 0.383, SLG: 0.548 (1, 3)										5	1	2	3	0	2	1											
Phil Nevin, R OBP: 0.361, SLG: 0.424 (1, 10)										5	0	2	2	0	1	0											
Melvin Nieves, S OBP: 0.351, SLG: 0.460 (1, 9)										4	0	1	0	1	1	3											
Raul Casanova, S OBP: 0.362, SLG: 0.414 (1, 2)										4	1	2	0	0	1	1											
Bobby Higginson, L OBP: 0.349, SLG: 0.445 (1, 7)										5	2	1	0	0	0	5											
Deivi Cruz, R OBP: 0.221, SLG: 0.291 (1, 6)										5	0	1	0	0	0	2											
Inning Stats	R: 1 E: 0 K: 1 S: 6	H: 2 LOB: 0 BB: 0 P: 6	R: 0 E: 0 K: 1 S: 5	H: 1 LOB: 1 BB: 1 P: 9	R: 4 E: 1 K: 0 S: 8	H: 4 LOB: 1 BB: 0 P: 8	R: 3 E: 0 K: 1 S: 9	H: 5 LOB: 2 BB: 1 P: 13	R: 2 E: 1 K: 0 S: 6	H: 2 LOB: 1 BB: 0 P: 6	R: 0 E: 0 K: 0 S: 4	H: 2 LOB: 0 BB: 0 P: 4	R: 0 E: 0 K: 1 S: 5	H: 0 LOB: 0 BB: 0 P: 5	R: 0 E: 0 K: 1 S: 5	H: 0 LOB: 0 BB: 0 P: 5	1B: 14 2B: 4 3B: 0 HR: 0	SF: 0 SAC: 0 DP: 3 HBP: 1	WP: 0 PB: 0 SB: 4 CS: 0	PA: 45							
PITCHER	IP	WLS	BF	H	R	ER	SO	BB	IBB	HBP	BLK	WP	HR	S	P	ERA	WHIP										
Vaughn Eshelman, L ERA: 6.19 (1, 1)	3.0	L	16	7	5	4	2	1	0	0	0	0	0	19	23	12.00	2.667										
John Wasdin, R ERA: 5.17 (4, 1)	1.0		8	5	3	1	1	1	0	0	0	0	0	9	13	9.00	6.000										
Joe Hudson, R ERA: 2.57 (5, 1)	2.1		14	5	2	0	1	0	0	1	0	0	0	15	16	0.00	2.143										
Butch Henry, L ERA: 2.31 (7, 1)	2.2		7	0	0	0	2	0	0	0	0	0	0	11	11	0.00	0.000										

Batter	1	2	3	4	5	6	7	8	9	AB	R	H	RBI	BB	SO	LOB	BOTTOM										
Nomar Garciaparra, R OBP: 0.341, SLG: 0.502 (1, 6)										5	1	2	0	0	0	0	Detroit Tigers @ Boston Red Sox Fenway Park, Boston, MA Thu Jun 26 1997, 7:05 PM EDT Att: 31,878 - Unknown - 78 F										
Darren Bragg, L OBP: 0.345, SLG: 0.445 (1, 9)										5	0	1	0	0	2	2											
John Valentin, R OBP: 0.345, SLG: 0.442 (1, 4)										5	1	2	2	0	0	1											
18 Reggie Jefferson, S OBP: 0.361, SLG: 0.534 (1, 10)										4	1	1	0	0	1	1											
Mike Stanley, R OBP: 0.389, SLG: 0.506 (1, 3)										4	2	2	1	0	1	2											
Scott Hatteberg, L OBP: 0.420, SLG: 0.500 (1, 2)										4	0	2	1	0	1	0											
Troy O'Leary, L OBP: 0.357, SLG: 0.462 (1, 7)										3	0	2	1	0	0	0											
Jesus Tavarez, S ERA: 3.35 (8, PH)										1	0	0	0	0	0	0											
Jeff Frye, R OBP: 0.317, SLG: 0.345 (1, 5)										4	0	1	0	0	0	3											
Shane Mack, R OBP: 0.351, SLG: 0.449 (1, 8)										4	1	1	1	0	0	1											
Inning Stats	R: 0 E: 0 K: 0 S: 3	H: 1 LOB: 0 BB: 0 P: 3	R: 1 E: 0 K: 1 S: 7	H: 3 LOB: 0 BB: 0 P: 7	R: 0 E: 0 K: 0 S: 3	H: 0 LOB: 0 BB: 0 P: 3	R: 1 E: 0 K: 1 S: 6	H: 1 LOB: 0 BB: 0 P: 6	R: 1 E: 0 K: 0 S: 4	H: 1 LOB: 0 BB: 0 P: 4	R: 2 E: 0 K: 0 S: 6	H: 3 LOB: 2 BB: 0 P: 7	R: 1 E: 0 K: 1 S: 8	H: 3 LOB: 0 BB: 0 P: 8	R: 0 E: 0 K: 1 S: 6	H: 1 LOB: 1 BB: 0 P: 6	R: 0 E: 0 K: 1 S: 6	H: 1 LOB: 1 BB: 0 P: 6	1B: 9 2B: 2 3B: 0 HR: 3	SF: 0 SAC: 0 DP: 0 HBP: 1	WP: 1 PB: 0 SB: 0 CS: 0	PA: 40					
PITCHER	IP	WLS	BF	H	R	ER	SO	BB	IBB	HBP	BLK	WP	HR	S	P	ERA	WHIP										
Brian Moehler, R ERA: 4.41 (1, 1)	5.2	W	25	9	5	5	2	0	0	0	0	0	0	3	28	7.94	1.588										
A.J. Sager, R ERA: 3.35 (6, 1)	1.1		7	3	1	1	1	0	0	0	0	0	0	9	9	6.75	2.250										
Mike Myers, L ERA: 5.73 (8, 1)	0.2		2	0	0	0	1	0	0	0	0	0	0	4	4	0.00	0.000										
Dan Miceli, R ERA: 5.5 (8, 1)	0.1		2	1	0	0	0	0	0	0	0	0	0	2	2	0.00	3.000										
Todd Jones, R ERA: 3.73 (9, 1)	1.0		4	1	0	0	1	0	0	0	0	1	0	6	6	0.00	1.000										

Batter	1	2	3	4	5	6	7	8	9	10	11	AB	R	H	RBI	BB	SO	LOB	TOP							
Brian Hunter, R OBP: 0.299, SLG: 0.319 (1, 8)	G4-3			G1-3				G5-3		F8		5	0	1	0	0	0	1								
Bobby Higginson, L OBP: 0.346, SLG: 0.439 (1, 9)	G4-3			G6-3 1B				G3-6-3-4 1B		E5 FC1		5	1	1	0	0	0	1								
Travis Fryman, R OBP: 0.361, SLG: 0.461 (1, 5)	F9			G6-3				G6-3 1B		FC1 FC3-6		5	1	2	0	0	0	2								
Tony Clark, S OBP: 0.387, SLG: 0.551 (1, 3)																										
Bob Hamelin, L OBP: 0.414, SLG: 0.554 Phil Nevin, R OBP: 0.367, SLG: 0.424 (1, 10)																										
Raul Casanova, S OBP: 0.346, SLG: 0.406 (1, 2)																										
Curtis Pride, L OBP: 0.324, SLG: 0.350 Melvin Nieves, S OBP: 0.350, SLG: 0.458 (1, 7)																										
Jody Reed, R OBP: 0.291, SLG: 0.231 (1, 4)																										
Delvi Cruz, R OBP: 0.221, SLG: 0.290 (1, 6)																										
Inning Stats	R: 0 E: 0 K: 0 S: 3	H: 0 LOB: 0 BB: 0 P: 3	R: 0 E: 0 K: 1 S: 4	H: 0 LOB: 1 BB: 1 P: 8	R: 0 E: 0 K: 2 S: 7	H: 0 LOB: 0 BB: 0 P: 7	R: 1 E: 0 K: 1 S: 7	H: 2 LOB: 1 BB: 0 P: 7	R: 0 E: 0 K: 0 S: 3	H: 0 LOB: 0 BB: 0 P: 3	R: 0 E: 0 K: 1 S: 5	H: 1 LOB: 0 BB: 0 P: 5	R: 0 E: 0 K: 0 S: 4	H: 2 LOB: 2 BB: 1 P: 8	R: 0 E: 0 K: 0 S: 3	H: 0 LOB: 0 BB: 0 P: 3	R: 0 E: 2 K: 1 S: 7	H: 0 LOB: 2 BB: 0 P: 7	R: 0 E: 0 K: 1 S: 6	H: 1 LOB: 1 BB: 0 P: 6	R: 0 E: 0 K: 1 S: 4	H: 2 LOB: 2 BB: 2 P: 12	1B: 7 2B: 2 3B: 0 HR: 0	SF: 0 SAC: 0 DP: 4 HBP: 0	WP: 0 PB: 0 SB: 0 CS: 1	PA: 43
PITCHER	IP: 9.0 WLS: 33 BF: 5 H: 1 R: 1 ER: 0 SO: 6 BB: 2 IBB: 0 HBP: 0 BLK: 0 WP: 0 HR: 0 S: 43 P: 51 ERA: 1.00 WHIP: 0.778	IP: 1.0 WLS: 4 BF: 1 H: 0 R: 0 ER: 0 SO: 1 BB: 0 IBB: 0 HBP: 0 BLK: 0 WP: 0 HR: 0 S: 6 P: 6 ERA: 0.00 WHIP: 1.000	IP: 1.0 WLS: L BF: 6 H: 2 R: 1 ER: 1 SO: 0 BB: 1 IBB: 1 HBP: 0 BLK: 0 WP: 0 HR: 0 S: 4 P: 12 ERA: 9.00 WHIP: 3.000	PITCHER																						

Detroit Tigers @ Boston Red Sox
Fenway Park, Boston, MA
Fri Jun 27 1997, 7:05 PM EDT
Att: 26,763 - Unknown - 82 F

AB 39
R 2
H 8
RBI 2
BB 4
SO 7
LOB 19




Batter	1	2	3	4	5	6	7	8	9	10	11	AB	R	H	RBI	BB	SO	LOB	BOTTOM					
Nomar Garciaparra, R OBP: 0.336, SLG: 0.494 (1, 6)	L5			F9				G6-3		F8		5	0	0	0	0	0	2						
Darren Bragg, L OBP: 0.340, SLG: 0.438 (1, 9)	G4-3											4	0	0	0	0	1	0						
John Valentin, R OBP: 0.350, SLG: 0.446 (1, 4)												4	1	3	0	0	0	0						
18 Reggie Jefferson, S OBP: 0.364, SLG: 0.538 (1, 10)												4	0	2	0	0	1	1						
Mike Stanley, R OBP: 0.386, SLG: 0.500 (1, 3)												2	0	0	1	1	0	0						
Scott Hatteberg, L OBP: 0.469, SLG: 0.484 (1, 2)												4	0	0	0	0	1	2						
Troy O'Leary, L OBP: 0.351, SLG: 0.454 (1, 7)												4	0	0	0	0	0	0						
Jeff Frye, R OBP: 0.315, SLG: 0.342 (1, 5)												4	0	1	0	0	0	0						
Shane Mack, R OBP: 0.346, SLG: 0.431 (1, 8)												3	0	0	0	1	1	1						
Inning Stats	R: 0 E: 0 K: 0 S: 4	H: 2 LOB: 2 BB: 0 P: 4	R: 0 E: 0 K: 0 S: 2	H: 0 LOB: 0 BB: 1 P: 6	R: 0 E: 0 K: 0 S: 3	H: 1 LOB: 0 BB: 0 P: 3	R: 0 E: 0 K: 1 S: 5	H: 0 LOB: 0 BB: 0 P: 5	R: 0 E: 0 K: 0 S: 3	H: 0 LOB: 0 BB: 0 P: 3	R: 1 E: 0 K: 1 S: 7	H: 2 LOB: 1 BB: 0 P: 7	R: 0 E: 0 K: 0 S: 3	H: 0 LOB: 0 BB: 0 P: 3	R: 0 E: 0 K: 0 S: 4	H: 1 LOB: 1 BB: 0 P: 4	R: 0 E: 0 K: 1 S: 5	H: 0 LOB: 0 BB: 0 P: 5	R: 0 E: 0 K: 0 S: 2	H: 0 LOB: 0 BB: 1 P: 6	1B: 5 2B: 1 3B: 0 HR: 0	SF: 1 SAC: 0 DP: 2 HBP: 0	WP: 0 PB: 0 SB: 1 CS: 1	PA: 37
PITCHER	IP: 8.2 WLS: 0.1 BF: 1 H: 0 R: 0 ER: 0 SO: 0 BB: 1 IBB: 0 HBP: 0 BLK: 0 WP: 0 HR: 0 S: 35 P: 39 ERA: 1.04 WHIP: 0.808	IP: 0.1 WLS: 1 BF: 0 H: 0 R: 0 ER: 0 SO: 0 BB: 0 IBB: 0 HBP: 0 BLK: 0 WP: 0 HR: 0 S: 1 P: 1 ERA: 0.00 WHIP: 0.000	IP: 1.0 WLS: W BF: 3 H: 0 R: 0 ER: 0 SO: 1 BB: 0 IBB: 0 HBP: 0 BLK: 0 WP: 0 HR: 5 S: 5 P: 5 ERA: 0.00 WHIP: 0.000	IP: 1.0 WLS: S BF: 3 H: 0 R: 0 ER: 0 SO: 0 BB: 1 IBB: 0 HBP: 0 BLK: 0 WP: 0 HR: 2 S: 6 P: 6 ERA: 0.00 WHIP: 1.000	PITCHER																			

Detroit Tigers @ Boston Red Sox
Fenway Park, Boston, MA
Fri Jun 27 1997, 7:05 PM EDT
Att: 26,763 - Unknown - 82 F


AB 34
R 1
H 6
RBI 1
BB 2
SO 4
LOB 6



Batter	1	2	3	4	5	6	7	8	9	AB R H RBI BB SO LOB	TOP											
Brian Hunter, R OBP: 0.299, SLG: 0.318	2-2 SF9 1B	4-2 BB		0-0 F9		1-1 F9		1-2 SF8	2-2 G6-3	4 1 1 1 1 0 3	Detroit Tigers @ Boston Red Sox Fenway Park, Boston, MA Sat Jun 28 1997, 7:05 PM EDT Att: 30,886 - Sunny - 88 F											
Bobby Higginson, L OBP: 0.324, SLG: 0.434	2-0 BB 1B	1-0 F7		0-3 K			1-2 G4-3	1-3 K		5 0 1 0 0 2 3												
Travis Fryman, R OBP: 0.361, SLG: 0.469	0-0 SF9	0-0 F8			1-3 K		0-0 2B	3-2 HR	2B	4 2 2 1 0 1 2												
Tony Clark, S OBP: 0.393, SLG: 0.561	4-2 BB 1B		0-0 HR		1-1 P5		4-0 2B	4-0 HR	2B	2 2 1 1 3 0 0												
Bob Hamelin, L OBP: 0.412, SLG: 0.548 Phil Nevin, R (7, PH) OBP: 0.378, SLG: 0.479	2-2 P6		3-2 F7		1-0 CS		0-0 IBB	0-0 HR	IBB	3 0 1 0 0 0 2 2 1 2 4 0 0 0												
Melvin Nieves, S OBP: 0.358, SLG: 0.470	4-2 1-2 2-3 BB		0-3 K2-3		0-1 CS		4-0 HR	0-2 P3		3 1 1 1 2 1 0												
Raul Casanova, S OBP: 0.350, SLG: 0.392	1-3 K		2-2 F9		0-0 G4-3		1-0 G4-3	0-1 G6-3		5 0 0 0 0 1 6												
Damon Easley, R OBP: 0.366, SLG: 0.466		2-2 G1-3 S 1B		0-2 E5		1-1 HBP		4-2 SF8 BB	1-1 E 2B	3 2 2 0 1 0 0												
Orlando Miller, R OBP: 0.205, SLG: 0.306 Deivi Cruz, R (8, 6) OBP: 0.220, SLG: 0.289		3-2 G1-3		1-2 G6-3		1-2 F8		1-2 G5-3	1-1 E5	4 0 0 0 0 0 4 1 0 0 0 0 0 0												
Inning Stats	R: 1 E: 0 K: 1 S: 15	H: 2 LOB: 3 BB: 2 P: 30	R: 0 E: 0 K: 0 S: 10	H: 1 LOB: 2 BB: 1 P: 20	R: 1 E: 0 K: 1 S: 14	H: 1 LOB: 0 BB: 0 P: 19	R: 0 E: 1 K: 1 S: 10	H: 0 LOB: 1 BB: 0 P: 11	R: 0 E: 0 K: 0 S: 7	H: 1 LOB: 0 BB: 0 P: 10		R: 1 E: 0 K: 0 S: 8	H: 1 LOB: 1 BB: 0 P: 12	R: 1 E: 0 K: 0 S: 6	H: 2 LOB: 2 BB: 2 P: 16	R: 1 E: 0 K: 0 S: 12	H: 0 LOB: 0 BB: 1 P: 21	R: 4 E: 1 K: 0 S: 20	H: 3 LOB: 1 BB: 1 P: 31	1B: 4 2B: 4 3B: 0 HR: 3	SF: 2 SAC: 0 DP: 1 HBP: 1	WP: 0 PB: 0 SB: 4 CS: 1
PITCHER	IP WLS BF H R ER SO BB IBB HBP BLK WP HR S P ERA WHIP																					
Aaron Sele, R ERA: 5.54	(1, 1) 6.1 L 31 7 4 4 4 3 1 1 0 0 0 2 68 111 5.68 1.579																					
Vaughn Eshelman, L ERA: 6.15	(7, 1) 1.2 7 1 1 1 1 1 1 0 0 0 0 14 28 5.40 1.200																					
Kerry Lacy, R ERA: 6.12	(9, 1) 1.0 8 3 4 3 0 0 1 0 0 0 0 1 20 31 27.00 3.000																					

AB	36
R	9
H	11
RBI	8
BB	7
SO	5
LOB	20
	

Batter	1	2	3	4	5	6	7	8	9	AB R H RBI BB SO LOB	BOTTOM											
Jeff Frye, R OBP: 0.313, SLG: 0.339	1-1 FC5-4 1B		3-2 G5-3		2-1 P6		3-2 G1-3			4 0 1 0 0 0 0	Detroit Tigers @ Boston Red Sox Fenway Park, Boston, MA Sat Jun 28 1997, 7:05 PM EDT Att: 30,886 - Sunny - 88 F											
Darren Bragg, L OBP: 0.336, SLG: 0.432	0-0 F7		1-1 F7		3-2 L9		2-2 G3			4 0 0 0 0 0 1												
John Valentin, R OBP: 0.349, SLG: 0.443	0-1 FC5-4		1-2 P5		3-2 G5-3			2-0 1B		4 0 1 0 0 0 1												
18 Reggie Jefferson, S OBP: 0.367, SLG: 0.538	1-3 K			2-2 2B		1-0 FC4 PB FC4-6 1B		1-2 F9		4 2 2 0 0 1 1												
Mike Stanley, R OBP: 0.399, SLG: 0.516		2-2 BB 1B		1-0 G3 1H 2B		3-2 FC4 1B		4-2 BB		3 0 3 1 1 0 0												
Troy O'Leary, L OBP: 0.346, SLG: 0.445		1-3 K		1-1 G3		1-2 FC4 FC4-6		2-0 F7		4 0 0 0 0 1 5												
Scott Hatteberg, L OBP: 0.397, SLG: 0.469		0-1 P6		3-2 F7		3-1 FC4-6			1-1 G4-3	4 0 0 1 0 0 3												
Mike Benjamin, R OBP: 0.259, SLG: 0.240		4-1 BB		3-1 HBP		0-0 F8			0-2 F8	2 0 0 0 1 0 1												
Jesus Tavarez, S OBP: 0.361, SLG: 0.469		0-0 L6		2-3 K			1-0 G3		0-0 F8	4 0 0 0 0 1 4												
Inning Stats	R: 0 E: 0 K: 1 S: 10	H: 1 LOB: 0 BB: 0 P: 12	R: 0 E: 0 K: 0 S: 12	H: 1 LOB: 1 BB: 1 P: 19	R: 0 E: 0 K: 0 S: 9	H: 0 LOB: 0 BB: 0 P: 14	R: 1 E: 0 K: 1 S: 14	H: 2 LOB: 2 BB: 0 P: 26	R: 0 E: 0 K: 0 S: 10	H: 0 LOB: 0 BB: 0 P: 18		R: 1 E: 0 K: 0 S: 10	H: 2 LOB: 1 BB: 0 P: 18	R: 0 E: 0 K: 0 S: 7	H: 0 LOB: 0 BB: 0 P: 13	R: 0 E: 0 K: 0 S: 7	H: 1 LOB: 1 BB: 1 P: 16	R: 0 E: 0 K: 0 S: 7	H: 0 LOB: 0 BB: 0 P: 8	1B: 6 2B: 1 3B: 0 HR: 0	SF: 0 SAC: 0 DP: 0 HBP: 1	WP: 0 PB: 1 SB: 0 CS: 0
PITCHER	IP WLS BF H R ER SO BB IBB HBP BLK WP HR S P ERA WHIP																					
Felipe Lira, R ERA: 5.04	(1, 1) 6.0 W 26 6 2 2 2 3 1 0 1 0 0 0 65 107 3.00 1.167																					
Doug Brocail, R ERA: 5.54	(7, 1) 2.0 7 1 0 0 0 1 0 0 0 0 0 0 14 29 0.00 1.000																					
Dan Miceli, R ERA: 5.21	(9, 1) 1.0 3 0 0 0 0 0 0 0 0 0 0 0 7 8 0.00 0.000																					

AB	33
R	2
H	7
RBI	2
BB	2
SO	3
LOB	16
	

Batter	1	2	3	4	5	6	7	8	9	AB	R	H	RBI	BB	SO	LOB	TOP			
Lance Johnson, L (1, 8) OBP: 0.374, SLG: 0.383	0-0 P6		0-1 G1-3		4-1 BB			0-0 F7		3	0	0	0	1	0	1	New York Mets @ Detroit Tigers Tiger Stadium, Detroit, MI Mon Jun 30 1997, 7:05 PM EDT Att: 15,009 - Unknown - 77 F			
Edgardo Alfonzo, R (1, 5) OBP: 0.374, SLG: 0.447 Matt Franco, L (7, 5) OBP: 0.374, SLG: 0.464	2-0 F9		1-0 1B		2-2 F7			0-0 P5		3	0	1	0	0	0	1				
Bernard Gilkey, R (1, 10) OBP: 0.310, SLG: 0.342	2-3 K		2-2 G4-3			1-2 G6-3		2-2 G1-3		4	0	0	0	0	1	2				
Todd Hundley, S (1, 2) OBP: 0.305, SLG: 0.376 Alberto Castillo, R (7, 2) OBP: 0.350, SLG: 0.219		0-3 K		4-2 G6-4-3 1B BB		3-3 K		2-2 G6-3		2	0	0	0	1	2	0				
Butch Huskey, R (1, 3) OBP: 0.319, SLG: 0.495	0-0 G6-3		1-0 1B		1-1 G2-3			0-2 G4-3 2B		4	0	2	0	0	0	0				
Carl Everett, S (1, 7) OBP: 0.322, SLG: 0.460	4-1 1B BB		2-2 G6-4-3		3-2 F9			2-2 G4-3		3	0	0	0	1	0	3				
Carlos Baerga, S (1, 4) OBP: 0.305, SLG: 0.376 Jason Hardtke, S (7, PH) OBP: 0.400, SLG: 0.467	0-1 FC6-4 1B		1-3 K		2-1 G3			3-3 K		2	0	1	0	0	1	1				
Alex Ochoa, R (1, 9) OBP: 0.272, SLG: 0.309	0-1 FC6-4		0-1 1-2		0-1 G5-4-3 1B			3-2 F9		3	0	1	0	0	0	2				
Luis Lopez, S (1, 6) OBP: 0.338, SLG: 0.345 Shawn Gilbert, R (7, 6) OBP: 0.667, SLG: 0.500		2-2 G5-3		0-1 G5-4-3 1-2		0-1 G5-4-3		4-1 BB		2	0	0	0	0	0	1				
										0	0	0	0	1	0	0				
Inning Stats	R: 0 E: 0 K: 1 S: 5	H: 0 LOB: 0 BB: 0 P: 9	R: 0 E: 0 K: 1 S: 10	H: 1 LOB: 2 BB: 1 P: 14	R: 0 E: 0 K: 1 S: 10	H: 1 LOB: 1 BB: 0 P: 15	R: 0 E: 0 K: 1 S: 9	H: 1 LOB: 1 BB: 1 P: 17	R: 0 E: 0 K: 0 S: 8	H: 0 LOB: 0 BB: 0 P: 13	R: 0 E: 0 K: 0 S: 11	H: 0 LOB: 0 BB: 0 P: 19	R: 0 E: 0 K: 0 S: 6	H: 0 LOB: 1 BB: 1 P: 12	R: 0 E: 0 K: 1 S: 12	H: 1 LOB: 1 BB: 0 P: 19	1B: 4 2B: 1 3B: 0 HR: 0	SF: 0 SAC: 0 DP: 2 HBP: 0	WP: 0 PB: 0 SB: 0 CS: 0	PA: 34
PITCHER	IP WLS BF H R ER SO BB IBB HBP BLK WP HR S P ERA WHIP																			
Justin Thompson, L (1, 1) ERA: 2.74	8.0 W 30 4 0 0 4 4 0 0 0 0 0 0 68 114 0.00 1.000																			
Jose Bautista, R (9, 1) ERA: 6.27	1.0 4 1 0 0 1 0 0 0 0 0 0 0 12 19 0.00 1.000																			

AB	30
R	0
H	5
RBI	0
BB	4
SO	5
LOB	13



Batter	1	2	3	4	5	6	7	8	9	AB	R	H	RBI	BB	SO	LOB	BOTTOM
Brian Hunter, R (1, 8) OBP: 0.308, SLG: 0.328	1-1 HR 1B		0-2 S 1B		1-0 BB 3B 1B		2-2 HR 1B		4-2 HR BB	4	4	4	0	1	0	0	New York Mets @ Detroit Tigers Tiger Stadium, Detroit, MI Mon Jun 30 1997, 7:05 PM EDT Att: 15,009 - Unknown - 77 F
Bobby Higginson, L (1, 7) OBP: 0.357, SLG: 0.474	2-1 1-H HR		4-2 1-2 BB		4-1 BB 3B		0-1 1-H HR		3-1 1-H HR	3	4	3	7	2	0	0	
Travis Fryman, R (1, 5) OBP: 0.359, SLG: 0.474 Phil Nevin, R (9, 5) OBP: 0.378, SLG: 0.479	0-0 F9		2-0 P3		2-1 1-H 2-H 3B		0-3 K		0-0 L6	5	0	1	2	0	1	2	
Tony Clark, S (1, 3) OBP: 0.402, SLG: 0.562	1-3 K		0-3 K		4-0 IBB		4-1 1B BB		1-0 HR 1B	3	2	1	0	2	2	2	
Bob Hamelin, L (1, 10) OBP: 0.406, SLG: 0.540 Orlando Miller, R (8, PH) OBP: 0.220, SLG: 0.395	3-0 F9		1-1 G6-3		2-1 F7		1-1 1B		2-1 1-H HR	4	0	1	0	0	0	2	
Melvin Nieves, S (1, 9) OBP: 0.353, SLG: 0.471		0-3 K		0-0 G3		2-3 K		0-0 1-2 1B		5	0	1	1	0	3	2	
Raul Casanova, S (1, 2) OBP: 0.343, SLG: 0.405	0-0 G6-3		2-1 HR		2-1 P4		3-1 F9		3-1 F8	5	1	1	1	0	0	2	
Damon Easley, R (1, 4) OBP: 0.360, SLG: 0.467	1-2 G6-3		1-1 G6-3		1-0 HR		3-2 F9		1-3 K	5	1	1	1	0	1	0	
Deivi Cruz, R (1, 6) OBP: 0.227, SLG: 0.290	2-2 P4		2-2 G6-3		2-1 G6-3		0-1 1B WP HR 1B		2-0 G5-3	4	1	1	0	0	0	0	
										1B: 8 2B: 0 3B: 1 HR: 6	SF: 0 SAC: 0 DP: 0 HBP: 0	WP: 1 PB: 0 SB: 2 CS: 0	PA: 44				
Inning Stats	R: 2 E: 0 K: 1 S: 9	H: 2 LOB: 0 BB: 0 P: 16	R: 0 E: 0 K: 1 S: 8	H: 0 LOB: 0 BB: 0 P: 9	R: 0 E: 0 K: 1 S: 13	H: 1 LOB: 2 BB: 1 P: 21	R: 1 E: 0 K: 0 S: 7	H: 1 LOB: 0 BB: 0 P: 11	R: 2 E: 0 K: 1 S: 12	H: 2 LOB: 2 BB: 2 P: 29	R: 5 E: 0 K: 1 S: 19	H: 6 LOB: 1 BB: 1 P: 28	R: 2 E: 0 K: 0 S: 11	H: 1 LOB: 0 BB: 1 P: 23	R: 2 E: 0 K: 2 S: 11	H: 2 LOB: 0 BB: 0 P: 20	
PITCHER	IP WLS BF H R ER SO BB IBB HBP BLK WP HR S P ERA WHIP																
Mark Clark, R (1, 1) ERA: 3.98	5.1 L 28 9 8 8 4 2 1 0 0 0 0 2 23 41 21.60 3.600																
Joe Crawford, L (6, 1) ERA: 12.27	1.2 11 4 4 4 1 2 0 0 0 0 0 2 23 41 21.60 3.600																
Takashi Kashiwada, L (8, 1) ERA: 5.12	1.0 5 2 2 2 2 0 0 0 0 0 0 1 11 20 18.00 2.000																



Batter	1	2	3	4	5	6	7	8	9	AB	R	H	RBI	BB	SO	LOB	TOP				
Lance Johnson, L (1,8) OBP: 0.364, SLG: 0.370	G6-3		G6-3		F7			F7	G6-3	5	0	0	0	0	0	2					
Edgardo Alfonzo, R (1,5) OBP: 0.377, SLG: 0.454										3	0	2	0	0	0	1					
Matt Franco, L (7,5) OBP: 0.380, SLG: 0.471										1	1	1	0	0	0	0					
Jason Hardtke, S (9,PH) OBP: 0.375, SLG: 0.438	G3-1 2B									1	0	0	0	0	1	1					
John Olerud, L (1,3) OBP: 0.413, SLG: 0.538	G3-1		G4-3					E5 2B G6-3		5	2	2	1	0	0	3					
Todd Hundley, S (1,2) OBP: 0.428, SLG: 0.604										4	1	2	1	1	1	1					
Carlos Baerga, S (1,4) OBP: 0.307, SLG: 0.376										5	0	2	2	0	0	4					
Shawn Gilbert, R (9,PR) OBP: 0.667, SLG: 0.500	G6-3							G6-3		0	0	0	0	0	0	0					
Carl Everett, S (1,9) OBP: 0.324, SLG: 0.461			L9		F7					4	1	1	1	1	1	2					
Bernard Gilkey, R (1,7) OBP: 0.308, SLG: 0.340										5	0	1	1	0	0	4					
Butch Huskey, R (1,10) OBP: 0.313, SLG: 0.486										4	0	0	0	0	1	1					
Luis Lopez, S (1,6) OBP: 0.348, SLG: 0.371										4	1	2	0	0	0	0					
Inning Stats	R: 0 E: 0 K: 0 S: 10	H: 1 LOB: 2 BB: 1 P: 21	R: 0 E: 0 K: 0 S: 5	H: 0 LOB: 0 BB: 0 P: 8	R: 0 E: 0 K: 0 S: 8	H: 1 LOB: 1 BB: 0 P: 13	R: 0 E: 0 K: 1 S: 7	H: 1 LOB: 1 BB: 0 P: 12	R: 0 E: 0 K: 1 S: 6	H: 1 LOB: 1 BB: 0 P: 11	R: 0 E: 0 K: 0 S: 7	H: 0 LOB: 0 BB: 0 P: 10	R: 4 E: 1 K: 1 S: 17	H: 4 LOB: 1 BB: 0 P: 26	R: 2 E: 0 K: 1 S: 19	H: 4 LOB: 3 BB: 1 P: 36	1B: 9 2B: 4 3B: 0 HR: 0	SF: 0 SAC: 0 DP: 0 HBP: 0	WP: 0 PB: 0 SB: 0 CS: 0	PA: 43	
PITCHER	IP	WLS	BF	H	R	ER	SO	BB	IBB	HBP	BLK	WP	HR	S	P	ERA	WHIP				
Brian Moehler, R (1,1) ERA: 4.07	7.1	W	31	7	3	1	2	1	0	0	0	0	0	60	99	1.23	1.091				
Doug Brocail, R (8,1) ERA: 5.89	0.2		4	2	1	0	1	0	0	0	0	0	0	8	11	0.00	3.000				
Mike Myers, L (9,1) ERA: 6.17	0.2		4	2	2	2	1	0	0	0	0	0	0	10	18	27.00	3.000				
Todd Jones, R (9,1) ERA: 3.58	0.1	S	4	2	0	0	0	1	0	0	0	0	0	9	18	0.00	9.000				

New York Mets @ Detroit Tigers
Tiger Stadium, Detroit, MI
Tue Jul 01 1997, 7:05 PM EDT
Att: 14,849 - Unknown - 80 F

AB 41
R 6
H 13
RBI 6
BB 2
SO 4
LOB 19



Batter	1	2	3	4	5	6	7	8	9	AB	R	H	RBI	BB	SO	LOB	BOTTOM				
Brian Hunter, R (1,8) OBP: 0.310, SLG: 0.330			G5-3	P4						4	1	2	0	0	0	1					
Bobby Higginson, L (1,9) OBP: 0.355, SLG: 0.483										4	1	1	2	0	1	2					
Travis Fryman, R (1,5) OBP: 0.361, SLG: 0.486										4	2	2	1	0	1	1					
Tony Clark, S (1,3) OBP: 0.401, SLG: 0.557										4	1	1	0	0	0	0					
Bob Hamelin, L (1,10) OBP: 0.402, SLG: 0.556										4	1	1	3	0	1	0					
Raul Casanova, S (1,2) OBP: 0.333, SLG: 0.393										4	0	0	0	0	2	0					
Curtis Pride, L (1,7) OBP: 0.329, SLG: 0.381										3	1	2	1	0	0	0					
Damion Easley, R (1,4) OBP: 0.360, SLG: 0.478										3	1	1	1	0	0	1					
Deivi Cruz, R (1,6) OBP: 0.228, SLG: 0.290										3	0	1	0	0	1	0					
Inning Stats	R: 3 E: 0 K: 1 S: 13	H: 3 LOB: 0 BB: 0 P: 22	R: 0 E: 0 K: 0 S: 6	H: 1 LOB: 0 BB: 0 P: 8	R: 3 E: 0 K: 2 S: 13	H: 3 LOB: 0 BB: 0 P: 24	R: 1 E: 0 K: 0 S: 13	H: 2 LOB: 1 BB: 0 P: 18	R: 0 E: 0 K: 1 S: 8	H: 0 LOB: 0 BB: 0 P: 12	R: 1 E: 0 K: 1 S: 9	H: 1 LOB: 0 BB: 0 P: 14	R: 0 E: 0 K: 0 S: 6	H: 1 LOB: 0 BB: 0 P: 9	R: 0 E: 0 K: 1 S: 6	H: 0 LOB: 0 BB: 0 P: 7	1B: 6 2B: 1 3B: 0 HR: 5	SF: 0 SAC: 0 DP: 2 HBP: 0	WP: 0 PB: 0 SB: 0 CS: 0	PA: 33	
PITCHER	IP	WLS	BF	H	R	ER	SO	BB	IBB	HBP	BLK	WP	HR	S	P	ERA	WHIP				
Bobby Jones, R (1,1) ERA: 3.11	4.0	L	20	9	7	7	3	0	0	0	0	0	0	45	72	15.75	2.250				
Cory Lidle, R (5,1) ERA: 4.33	2.0		7	1	1	1	2	0	0	0	0	0	1	17	26	4.50	0.500				
Juan Acevedo, R (7,1) ERA: 1.93	1.0		3	1	0	0	0	0	0	0	0	0	0	6	9	0.00	1.000				
Takashi Kashiwada, L (8,1) ERA: 4.87	1.0		3	0	0	0	1	0	0	0	0	0	0	6	7	0.00	0.000				

New York Mets @ Detroit Tigers
Tiger Stadium, Detroit, MI
Tue Jul 01 1997, 7:05 PM EDT
Att: 14,849 - Unknown - 80 F


AB 33
R 8
H 11
RBI 8
BB 0
SO 6
LOB 5



Batter	1	2	3	4	5	6	7	8	9	AB	R	H	RBI	BB	SO	LOB	TOP			
Carl Everett, S OBP: 0.322, SLG: 0.455 (1, 8)																	5 2 1 0 0 1 2			
Edgardo Alfonzo, R OBP: 0.381, SLG: 0.465 (1, 6)																	5 0 3 3 0 1 0			
John Olerud, L OBP: 0.407, SLG: 0.529 Greg McMichael, R OBP: 1.000, SLG: 1.000 (1, 3)																	5 0 0 1 0 0 4 0 0 0 0 0 0 0			
Todd Hundley, S OBP: 0.437, SLG: 0.609 (1, 10)																	3 2 3 0 2 0 0			
Carlos Baerga, S OBP: 0.316, SLG: 0.386 (1, 4)																	4 0 3 0 1 0 2			
Butch Huskey, R OBP: 0.307, SLG: 0.475 (1, 9)																	5 0 0 0 0 2 11			
Bernard Gilkey, R OBP: 0.310, SLG: 0.346 (1, 7)																	4 1 2 2 0 0 1			
Matt Franco, L OBP: 0.371, SLG: 0.456 (1, 5)																	5 1 1 0 0 1 4			
Alberto Castillo, R OBP: 0.326, SLG: 0.200 Lance Johnson, L OBP: 0.367, SLG: 0.374 (8, PH)																	3 0 0 0 0 0 1 1 1 1 1 0 0 0			
Inning Stats	R: 1 E: 0 K: 0 S: 10	H: 2 LOB: 2 BB: 1 P: 17	R: 0 E: 0 K: 1 S: 8	H: 0 LOB: 0 BB: 0 P: 13	R: 0 E: 0 K: 2 S: 8	H: 0 LOB: 0 BB: 0 P: 12	R: 0 E: 0 K: 0 S: 7	H: 2 LOB: 1 BB: 0 P: 10	R: 1 E: 0 K: 0 S: 14	H: 2 LOB: 1 BB: 0 P: 23	R: 1 E: 2 K: 1 S: 21	H: 0 LOB: 3 BB: 2 P: 41	R: 2 E: 0 K: 0 S: 13	H: 3 LOB: 1 BB: 0 P: 19	R: 1 E: 0 K: 1 S: 17	H: 2 LOB: 1 BB: 0 P: 28	1B: 10 2B: 4 3B: 0 HR: 0	SF: 1 SAC: 0 DP: 2 HBP: 0	WP: 0 PB: 0 SB: 1 CS: 0	PA: 44
PITCHER	IP WLS BF H R ER SO BB IBB HBP BLK WP HR S P ERA WHIP																			
Willie Blair, R ERA: 4.52	5.0 W 23 8 3 3 3 1 0 0 0 0 0 0 50 81 5.40 1.800																			
A.J. Sager, R ERA: 3.24	1.1 6 1 1 0 0 0 0 0 0 0 0 0 0 16 25 0.00 0.750																			
Mike Myers, L ERA: 6.08	0.1 3 0 0 0 0 2 0 0 0 0 0 0 9 20 0.00 6.000																			
Dan Miceli, R ERA: 5.36	1.0 6 3 2 2 1 0 0 0 0 0 0 0 14 23 18.00 3.000																			
Todd Jones, R ERA: 3.71	1.1 S 6 2 1 1 1 0 0 0 0 0 0 0 20 31 6.75 1.500																			

New York Mets @ Detroit Tigers
Tiger Stadium, Detroit, MI
Wed Jul 02 1997, 3:33 AM EDT
Att: 16,211 - Cloudy - 81 F

AB	40
R	7
H	14
RBI	7
BB	3
SO	5
LOB	25



Batter	1	2	3	4	5	6	7	8	9	AB	R	H	RBI	BB	SO	LOB	BOTTOM			
Brian Hunter, R OBP: 0.314, SLG: 0.335 (1, 8)																	4 1 3 2 0 0 0			
Bobby Higginson, L OBP: 0.348, SLG: 0.473 (1, 9)																	5 0 0 0 0 1 4			
Travis Fryman, R OBP: 0.358, SLG: 0.484 (1, 5)																	5 0 1 1 0 0 1			
Tony Clark, S OBP: 0.404, SLG: 0.574 (1, 3)																	4 2 2 1 1 1 2			
Bob Hamelin, L OBP: 0.404, SLG: 0.546 (1, 10)																	2 0 0 0 2 1 1			
Damion Easley, R OBP: 0.382, SLG: 0.490 (1, 4)																	4 2 2 1 0 0 3			
Curtis Pride, L OBP: 0.353, SLG: 0.375 Deivi Cruz, R OBP: 0.228, SLG: 0.290 (8, PH)																	2 1 0 1 2 0 2 0 0 0 0 0 0 0			
Brian Johnson, R OBP: 0.250, SLG: 0.313 Raul Casanova, S OBP: 0.338, SLG: 0.393 (9, 2)																	3 0 0 0 0 0 4 0 1 0 0 1 0 0			
Orlando Miller, R OBP: 0.250, SLG: 0.400 Melvin Nieves, S OBP: 0.355, SLG: 0.487 (8, 9)																	2 1 1 0 0 1 0 1 1 1 2 0 0 0			
Inning Stats	R: 0 E: 0 K: 0 S: 6	H: 0 LOB: 0 BB: 0 P: 9	R: 1 E: 0 K: 0 S: 12	H: 1 LOB: 1 BB: 1 P: 22	R: 1 E: 0 K: 2 S: 13	H: 2 LOB: 1 BB: 0 P: 20	R: 3 E: 0 K: 1 S: 13	H: 3 LOB: 0 BB: 1 P: 25	R: 0 E: 0 K: 0 S: 8	H: 0 LOB: 1 BB: 1 P: 16	R: 1 E: 0 K: 1 S: 20	H: 1 LOB: 2 BB: 1 P: 30	R: 1 E: 0 K: 0 S: 11	H: 1 LOB: 1 BB: 1 P: 20	R: 2 E: 0 K: 0 S: 13	H: 2 LOB: 1 BB: 1 P: 23	1B: 5 2B: 1 3B: 1 HR: 3	SF: 1 SAC: 0 DP: 0 HBP: 1	WP: 0 PB: 0 SB: 6 CS: 1	PA: 41
PITCHER	IP WLS BF H R ER SO BB IBB HBP BLK WP HR S P ERA WHIP																			
Dave Milcki, R ERA: 4.65	5.0 L 25 7 1 1 1 1 1 0 1 0 0 0 1 61 9.00 2.200																			
Juan Acevedo, R ERA: 2.38	2.0 9 1 1 1 1 1 0 1 0 0 0 1 22 36 4.50 1.000																			
Greg McMichael, R ERA: 2.72	1.0 6 2 2 2 0 1 0 0 0 0 0 1 13 23 18.00 3.000																			

New York Mets @ Detroit Tigers
Tiger Stadium, Detroit, MI
Wed Jul 02 1997, 3:33 AM EDT
Att: 16,211 - Cloudy - 81 F

AB	32
R	9
H	10
RBI	8
BB	6
SO	4
LOB	17



Batter	1	2	3	4	5	6	7	8	9	AB	R	H	RBI	BB	SO	LOB	TOP										
Brady Anderson, L (1, 8) OBP: 0.422, SLG: 0.451 Jeff Reboulet, R (8, FH) OBP: 0.290, SLG: 0.247										4	1	2	1	0	1	1	<p>Baltimore Orioles @ Detroit Tigers Tiger Stadium, Detroit, MI Thu Jul 03 1997, 7:05 PM EDT Att: 13,209 - Unknown - 68 F</p>										
Roberto Alomar, S (1, 4) OBP: 0.374, SLG: 0.450 Pete Incaviglia, R (8, FH) OBP: 0.315, SLG: 0.394										4	0	0	0	0	0	3											
Geronimo Berroa, R (1, 10) OBP: 0.383, SLG: 0.511										3	2	1	1	2	0												
Rafael Palmeiro, L (1, 3) OBP: 0.332, SLG: 0.443										4	2	2	0	0	1												
Cal Ripken Jr., R (1, 5) OBP: 0.346, SLG: 0.449										5	1	1	0	0	0												
B.J. Surhoff, L (1, 7) OBP: 0.383, SLG: 0.512 Tony Tarasco, L (7, 9) OBP: 0.333, SLG: 0.389										4	1	2	2	0	0												
Jeffrey Hammonds, R (1, 9) OBP: 0.322, SLG: 0.500										5	2	3	4	0	0												
Lenny Webster, R (1, 2) OBP: 0.299, SLG: 0.339										5	0	1	1	0	1												
Mike Bordick, R (1, 6) OBP: 0.268, SLG: 0.289										4	0	1	0	0	0												
Inning Stats	R: 2 E: 0 K: 0 S: 14	H: 2 LOB: 2 BB: 1 P: 29	R: 0 E: 0 K: 0 S: 12	H: 1 LOB: 1 BB: 0 P: 17	R: 5 E: 0 K: 0 S: 15	H: 5 LOB: 1 BB: 1 P: 25	R: 0 E: 0 K: 0 S: 9	H: 0 LOB: 0 BB: 0 P: 13	R: 1 E: 0 K: 1 S: 6	H: 2 LOB: 0 BB: 0 P: 11	R: 0 E: 0 K: 1 S: 6	H: 0 LOB: 1 BB: 0 P: 8	R: 1 E: 0 K: 0 S: 10	H: 2 LOB: 1 BB: 0 P: 17	R: 1 E: 0 K: 1 S: 10	H: 2 LOB: 1 BB: 0 P: 19		R: 0 E: 0 K: 1 S: 8	H: 1 LOB: 1 BB: 0 P: 12	1B: 9 2B: 4 3B: 1 HR: 1	SF: 0 SAC: 0 DP: 1 HBP: 1	WP: 0 PB: 0 SB: 1 CS: 0	PA: 44				
PITCHER	IP WLS BF H R ER SO BB IBB HBP BLK WP HR S P ERA WHIP	7.0 L 35 12 9 9 1 2 0 1 0 0 1 72 120 11.57 2.000	1.0 5 2 1 1 1 0 0 0 0 0 0 0 10 19 9.00 2.000	1.0 4 1 0 0 1 0 0 0 0 0 0 0 8 12 0.00 1.000	PITCHER										IP WLS BF H R ER SO BB IBB HBP BLK WP HR S P ERA WHIP	IP WLS BF H R ER SO BB IBB HBP BLK WP HR S P ERA WHIP											
Felipe Lira, R (1, 1) ERA: 5.6											7.0	L	35	12	9	9	1	2	0	1	0	0	1	72	120	11.57	2.000
Mike Myers, L (8, 1) ERA: 6.2											1.0	5	2	1	1	1	0	0	0	0	0	0	0	10	19	9.00	2.000
Jose Bautista, R (9, 1) ERA: 6.09											1.0	4	1	0	0	1	0	0	0	0	0	0	0	8	12	0.00	1.000

Batter	1	2	3	4	5	6	7	8	9	AB	R	H	RBI	BB	SO	LOB	BOTTOM										
Brian Hunter, R (1, 8) OBP: 0.314, SLG: 0.335 Bobby Higginson, L (8, 8) OBP: 0.348, SLG: 0.471										3	0	1	0	0	1	1	<p>Baltimore Orioles @ Detroit Tigers Tiger Stadium, Detroit, MI Thu Jul 03 1997, 7:05 PM EDT Att: 13,209 - Unknown - 68 F</p>										
Damion Easley, R (1, 10) OBP: 0.380, SLG: 0.490										4	0	1	0	0	0	4											
Travis Fryman, R (1, 5) OBP: 0.355, SLG: 0.479 Orlando Miller, R (8, 5) OBP: 0.244, SLG: 0.390										3	0	0	0	0	1	1											
Tony Clark, S (1, 3) OBP: 0.403, SLG: 0.570 Bob Hamelin, L (9, 3) OBP: 0.409, SLG: 0.546										2	0	0	0	1	0	1											
Phil Nevin, R (1, 7) OBP: 0.365, SLG: 0.459										4	0	0	0	0	1	2											
Melvin Nieves, S (1, 9) OBP: 0.350, SLG: 0.478										4	0	0	0	0	1	1											
Raul Casanova, S (1, 2) OBP: 0.338, SLG: 0.413										3	1	1	1	0	0	0											
Jody Reed, R (1, 4) OBP: 0.292, SLG: 0.226										2	0	0	0	1	0	0											
Deivi Cruz, R (1, 6) OBP: 0.234, SLG: 0.300										3	0	2	0	0	0	0											
Inning Stats	R: 0 E: 0 K: 1 S: 7	H: 1 LOB: 0 BB: 0 P: 11	R: 0 E: 0 K: 1 S: 11	H: 0 LOB: 0 BB: 1 P: 19	R: 0 E: 0 K: 0 S: 6	H: 0 LOB: 0 BB: 0 P: 11	R: 0 E: 0 K: 0 S: 11	H: 1 LOB: 1 BB: 0 P: 19	R: 0 E: 0 K: 1 S: 9	H: 0 LOB: 0 BB: 0 P: 9	R: 0 E: 0 K: 1 S: 6	H: 1 LOB: 1 BB: 0 P: 15	R: 0 E: 0 K: 0 S: 9	H: 0 LOB: 0 BB: 0 P: 9	R: 1 E: 0 K: 0 S: 9	H: 2 LOB: 2 BB: 1 P: 17		R: 0 E: 0 K: 1 S: 12	H: 0 LOB: 1 BB: 1 P: 20	1B: 2 2B: 2 3B: 0 HR: 1	SF: 0 SAC: 0 DP: 1 HBP: 0	WP: 0 PB: 0 SB: 0 CS: 1	PA: 33				
PITCHER	IP WLS BF H R ER SO BB IBB HBP BLK WP HR S P ERA WHIP	8.0 W 29 5 1 1 3 2 0 0 0 0 1 65 110 1.12 0.875	1.0 4 0 0 0 1 1 0 0 0 0 0 0 12 20 0.00 1.000	PITCHER										IP WLS BF H R ER SO BB IBB HBP BLK WP HR S P ERA WHIP	IP WLS BF H R ER SO BB IBB HBP BLK WP HR S P ERA WHIP												
Jimmy Key, L (1, 1) ERA: 2.55											8.0	W	29	5	1	1	3	2	0	0	0	0	1	65	110	1.12	0.875
Terry Mathews, R (9, 1) ERA: 3.56											1.0	4	0	0	0	1	1	0	0	0	0	0	0	12	20	0.00	1.000

AB	41
R	10
H	15
RBI	9
BB	2
SO	3
LOB	17



Batter	1	2	3	4	5	6	7	8	9	AB	R	H	RBI	BB	SO	LOB	TOP		
Brady Anderson, L OBP: 0.419, SLG: 0.446	L8		G4-3	HBP	G4-1			F9		4	0	0	0	0	0	4			
Roberto Alomar, S OBP: 0.371, SLG: 0.444	P2		F8	HBP			F7		G1-3	4	0	0	1	0	0	1			
Geronimo Berroa, R OBP: 0.383, SLG: 0.505	K		1B	K			F9		1B	3	0	0	0	2	2	3			
Rafael Palmeiro, L OBP: 0.331, SLG: 0.439		F8	1B		G3	G4-3		F8		5	0	1	1	0	0	1			
Cal Ripken Jr., R OBP: 0.346, SLG: 0.446	L9		K		1B	1B	G5-3		1B	4	1	1	0	1	1	2			
B.J. Surhoff, L OBP: 0.386, SLG: 0.510				HBP	1B	1B	F7		G3-1	3	1	1	0	2	0	2			
Jeffrey Hammonds, R OBP: 0.321, SLG: 0.485	F8		HBP	SH1-4	F9		K			4	0	1	0	0	1	3			
Lenny Webster, R OBP: 0.308, SLG: 0.347			2B	SH1-4	1B		G5-3			3	1	2	1	0	0	0			
Mike Bordick, R OBP: 0.272, SLG: 0.293			1B	P3			G6-3			3	1	1	1	1	0	2			
Inning Stats	R: 0 E: 0 K: 1 S: 7	H: 0 LOB: 0 BB: 0 P: 11	R: 0 E: 0 K: 0 S: 5	H: 0 LOB: 1 BB: 1 P: 11	R: 2 E: 0 K: 1 S: 14	H: 3 LOB: 2 BB: 1 P: 26	R: 1 E: 0 K: 1 S: 11	H: 1 LOB: 3 BB: 1 P: 23	R: 1 E: 0 K: 0 S: 18	H: 2 LOB: 3 BB: 2 P: 31	R: 0 E: 0 K: 1 S: 7	H: 0 LOB: 0 BB: 0 P: 12	R: 0 E: 0 K: 1 S: 7	H: 0 LOB: 0 BB: 0 P: 12	R: 0 E: 0 K: 0 S: 7	H: 1 LOB: 2 BB: 1 P: 15	1B: 6 2B: 1 3B: 0 HR: 0	SF: 0 SAC: 1 DP: 0 HBP: 2	WP: 0 PA: 42 PB: 0 SB: 0 CS: 0
PITCHER	IP	WLS	BF	H	R	ER	SO	BB	IBB	HBP	BLK	WP	HR	S	P	ERA	WHIP		
Greg Keagle, R ERA: 7.71	4.2	L	26	6	4	4	3	4	0	2	0	0	0	51	94	7.71	2.143		
A.J. Sager, R ERA: 3.02	3.0		10	0	0	0	1	1	0	0	0	0	0	23	39	0.00	0.333		
Mike Myers, L ERA: 5.96	1.0		4	0	0	0	0	1	0	0	0	0	0	6	14	0.00	1.000		
Dan Miceli, R ERA: 5.31	0.1		2	1	0	0	0	0	0	0	0	0	0	5	6	0.00	3.000		

Baltimore Orioles @ Detroit Tigers
Tiger Stadium, Detroit, MI
Fri Jul 04 1997, 3:33 AM EDT
Cloudy - 66 F

AB	33
R	4
H	7
RBI	4
BB	6
SO	4
LOB	18



Batter	1	2	3	4	5	6	7	8	9	AB	R	H	RBI	BB	SO	LOB	BOTTOM		
Brian Hunter, R OBP: 0.315, SLG: 0.337	F9	SF7		1B		K		G4-3-6		4	0	2	1	0	1	1			
Bobby Higginson, L OBP: 0.352, SLG: 0.476	G3			F9		1B			FC4-6	4	0	2	1	1	0	3			
Travis Fryman, R OBP: 0.350, SLG: 0.471	F9	K		L7		F9			K	5	0	0	0	0	2	6			
Tony Clark, S OBP: 0.403, SLG: 0.566			G6-3			G6-3			FC4-6	4	0	1	0	1	0	1			
Curtis Pride, L OBP: 0.333, SLG: 0.375	BB			1B					1-2	0	0	0	0	0	0	0			
Bob Hamelin, L OBP: 0.414, SLG: 0.570						K			K	2	1	1	1	1	1	1			
Phil Nevin, R OBP: 0.368, SLG: 0.460				HR					K	2	0	1	0	0	1	1			
Melvin Nieves, S OBP: 0.346, SLG: 0.472	F8		L9			K				3	0	0	0	1	1	4			
Raul Casanova, S OBP: 0.329, SLG: 0.401		G1-3	G6-3			K		F8		4	0	0	0	0	1	3			
Damon Easley, R OBP: 0.362, SLG: 0.494		1B		G5-3	L5				G4-3-6	4	1	2	0	0	0	2			
Orlando Miller, R OBP: 0.265, SLG: 0.400		2B		1B		F8			K	4	1	2	0	0	1	1			
Inning Stats	R: 0 E: 0 K: 0 S: 11	H: 1 LOB: 3 BB: 2 P: 25	R: 2 E: 0 K: 1 S: 17	H: 3 LOB: 1 BB: 0 P: 27	R: 1 E: 0 K: 0 S: 10	H: 1 LOB: 0 BB: 0 P: 15	R: 0 E: 0 K: 2 S: 13	H: 2 LOB: 2 BB: 0 P: 20	R: 0 E: 0 K: 1 S: 11	H: 1 LOB: 1 BB: 0 P: 16	R: 0 E: 0 K: 1 S: 10	H: 1 LOB: 0 BB: 0 P: 11	R: 0 E: 0 K: 1 S: 10	H: 1 LOB: 0 BB: 0 P: 13	R: 0 E: 0 K: 2 S: 12	H: 0 LOB: 1 BB: 1 P: 19	1B: 8 2B: 2 3B: 0 HR: 1	SF: 1 SAC: 0 DP: 1 HBP: 0	WP: 0 PA: 41 PB: 0 SB: 0 CS: 0
PITCHER	IP	WLS	BF	H	R	ER	SO	BB	IBB	HBP	BLK	WP	HR	S	P	ERA	WHIP		
Shawn Boskie, R ERA: 5.63	4.0		22	8	3	3	3	2	0	0	0	0	0	33	46	6.75	2.500		
Arthur Rhodes, L ERA: 2.54	3.0	W	12	2	0	0	4	1	0	0	0	0	0	33	46	0.00	1.000		
Armando Benitez, R ERA: 3.34	1.0		3	1	0	0	1	0	0	0	0	0	0	10	13	0.00	1.000		
Randy Myers, L ERA: 1.35	1.0	S	4	0	0	0	2	1	0	0	0	0	0	12	19	0.00	1.000		

Baltimore Orioles @ Detroit Tigers
Tiger Stadium, Detroit, MI
Fri Jul 04 1997, 3:33 AM EDT
Cloudy - 66 F

AB	36
R	3
H	11
RBI	3
BB	4
SO	8
LOB	23



Batter	1	2	3	4	5	6	7	8	9	AB	R	H	RBI	BB	SO	LOB	TOP								
Jeffrey Hammonds, R OBP: 0.328, SLG: 0.535 (1, 8)										4	3	3	3	0	0	1	<p>Baltimore Orioles @ Detroit Tigers Tiger Stadium, Detroit, MI Sat Jul 05 1997, 7:05 PM EDT Att: 37,074 - Unknown - 73 F</p>								
Jeff Reboulet, R OBP: 0.284, SLG: 0.247 (1, 4)										4	0	1	1	0	1	0									
Rafael Palmeiro, L OBP: 0.331, SLG: 0.433 (1, 3)										4	0	0	0	0	0	1									
Geronomo Berroa, R OBP: 0.376, SLG: 0.493 (1, 10)										4	0	0	0	0	1	0									
Cal Ripken Jr., R OBP: 0.343, SLG: 0.446 (1, 5)																									
Pete Incaviglia, R OBP: 0.318, SLG: 0.390 B.J. Surhoff, L OBP: 0.385, SLG: 0.504 (1, 7) (8, 7)																									
Lenny Webster, R OBP: 0.306, SLG: 0.344 (1, 2)																									
Tony Tarasco, L OBP: 0.348, SLG: 0.412 (1, 9)																									
Mike Bordick, R OBP: 0.272, SLG: 0.293 (1, 6)																									
Inning Stats	R: 1 E: 0 K: 0 S: 9	H: 1 LOB: 0 BB: 0 P: 10	R: 0 E: 0 K: 0 S: 8	H: 1 LOB: 1 BB: 0 P: 12	R: 0 E: 0 K: 0 S: 10	H: 2 LOB: 1 BB: 0 P: 18	R: 0 E: 0 K: 0 S: 7	H: 0 LOB: 1 BB: 1 P: 13	R: 2 E: 0 K: 1 S: 16	H: 2 LOB: 0 BB: 0 P: 22	R: 0 E: 0 K: 1 S: 6	H: 0 LOB: 0 BB: 0 P: 10	R: 2 E: 0 K: 2 S: 15	H: 2 LOB: 0 BB: 0 P: 24	R: 0 E: 0 K: 1 S: 8	H: 0 LOB: 0 BB: 0 P: 11		R: 0 E: 0 K: 0 S: 5	H: 0 LOB: 0 BB: 0 P: 9	1B: 3 2B: 1 3B: 1 HR: 3	SF: 0 SAC: 0 DP: 1 HBP: 0	WP: 0 PB: 0 SB: 0 CS: 0	PA: 35		
PITCHER	IP	WLS	BF	H	R	ER	SO	BB	IBB	HBP	BLK	WP	HR	S	P	ERA	WHIP								
Justin Thompson, L ERA: 2.95 (1, 1)	7.0		29	8	5	5	4	1	0	0	0	0	3	71	109	6.43	1.286								
Dan Miceli, R ERA: 5.19 (8, 1)	1.0	W	3	0	0	0	1	0	0	0	0	0	0	8	11	0.00	0.000								
Todd Jones, R ERA: 3.5 (9, 1)	1.0	S	3	0	0	0	0	0	0	0	0	0	0	5	9	0.00	0.000								

Batter	1	2	3	4	5	6	7	8	9	AB	R	H	RBI	BB	SO	LOB	BOTTOM								
Brian Hunter, R OBP: 0.318, SLG: 0.350 (1, 8)										4	2	2	0	0	1	0	<p>Baltimore Orioles @ Detroit Tigers Tiger Stadium, Detroit, MI Sat Jul 05 1997, 7:05 PM EDT Att: 37,074 - Unknown - 73 F</p>								
Bobby Higginson, L OBP: 0.356, SLG: 0.472 Phil Nevin, R OBP: 0.373, SLG: 0.495 (1, 9) (8, PH) (9, 7)										3	0	1	0	0	2	1									
Travis Fryman, R OBP: 0.361, SLG: 0.480 (1, 5)										3	2	3	1	1	0	0									
Tony Clark, S OBP: 0.407, SLG: 0.571 (1, 3)										3	1	1	2	1	2	2									
Bob Hamelin, L OBP: 0.412, SLG: 0.575 Brian Johnson, R OBP: 0.248, SLG: 0.309 (1, 10) (8, PH)										3	0	0	0	0	2	2									
Raul Casanova, S OBP: 0.321, SLG: 0.390 (1, 2)										4	0	0	0	0	2	3									
Curtis Pride, L OBP: 0.331, SLG: 0.361 (1, 7) (9, 9)										2	0	0	0	2	2	0									
Jody Reed, R OBP: 0.291, SLG: 0.219 (1, 4)										3	0	0	0	1	2	3									
Deivi Cruz, R OBP: 0.232, SLG: 0.297 Melvin Nieves, S OBP: 0.349, SLG: 0.468 Orlando Miller, R OBP: 0.265, SLG: 0.400 (1, 6) (7, PH) (8, 6)										2	0	0	0	0	2	0									
Inning Stats	R: 2 E: 0 K: 1 S: 11	H: 2 LOB: 0 BB: 1 P: 20	R: 0 E: 0 K: 2 S: 11	H: 0 LOB: 0 BB: 0 P: 18	R: 0 E: 0 K: 2 S: 9	H: 0 LOB: 0 BB: 0 P: 11	R: 0 E: 0 K: 2 S: 14	H: 1 LOB: 1 BB: 0 P: 20	R: 0 E: 0 K: 1 S: 9	H: 0 LOB: 0 BB: 1 P: 15	R: 1 E: 0 K: 3 S: 12	H: 2 LOB: 1 BB: 0 P: 20	R: 0 E: 0 K: 3 S: 10	H: 0 LOB: 1 BB: 1 P: 18	R: 3 E: 0 K: 3 S: 20	H: 3 LOB: 2 BB: 2 P: 39		1B: 4 2B: 2 3B: 0 HR: 2	SF: 0 SAC: 0 DP: 0 HBP: 0	WP: 2 PB: 0 SB: 2 CS: 1	PA: 35				
PITCHER	IP	WLS	BF	H	R	ER	SO	BB	IBB	HBP	BLK	WP	HR	S	P	ERA	WHIP								
35 Mike Mussina, R ERA: 3.26 (1, 1)	7.0		28	6	4	4	14	3	0	0	0	0	1	79	127	5.14	1.286								
Jesse Orosco, L ERA: 2.13 (8, 1)	0.0	L	3	2	1	1	0	1	0	0	0	0	1	6	15	∞	∞								
Terry Mathews, R ERA: 3.34 (8, 1)	1.0		4	0	1	1	3	0	1	0	0	2	0	11	19	9.00	0.000								

Batter	1	2	3	4	5	6	7	8	9	AB	R	H	RBI	BB	SO	LOB	TOP																
Jeffrey Hammonds, R (1, 8) <small>OBP: 0.327, SLG: 0.535</small> Brady Anderson, L (8, PH) <small>OBP: 0.451, SLG: 0.444</small> Pete Incaviglia, R (8, PH) <small>OBP: 0.316, SLG: 0.387</small>	G5-3		G5-3	F8				G6-3		4	0	1	0	0	0	1	Baltimore Orioles @ Detroit Tigers Tiger Stadium, Detroit, MI Sun Jul 06 1997, 3:33 AM EDT Att: 18,197 - Cloudy - 73 F																
Roberto Alomar, S (1, 4) <small>OBP: 0.373, SLG: 0.449</small> Jeff Reboulet, R (9, PH) <small>OBP: 0.291, SLG: 0.289</small>	3B		1B	F7			G4-3	HR	3	2	1	0	1	0	2																		
Rafael Palmeiro, L (1, 3) <small>OBP: 0.334, SLG: 0.450</small>	3B		1B				K	K	5	2	3	2	0	2	0																		
Cal Ripken Jr., R (1, 5) <small>OBP: 0.344, SLG: 0.449</small>	G4-3		E6	F8			G1-3	1B	5	1	2	2	0	0	1																		
B.J. Surhoff, L (1, 7) <small>OBP: 0.379, SLG: 0.496</small>	F7		SF8	F7			F7	G6-3	4	0	0	1	0	0	2																		
Geronimo Berroa, R (1, 10) <small>OBP: 0.380, SLG: 0.503</small>		K						HR	2	2	1	1	2	1	0																		
Tony Tarasco, L (1, 9) <small>OBP: 0.345, SLG: 0.432</small>	P4		G1-3				K	BB	4	1	1	2	0	1	1																		
Lenny Webster, R (1, 2) <small>OBP: 0.314, SLG: 0.352</small> Tim Laker, R (6, 2)				1B			G5-3	F9	3	0	2	0	0	0	0																		
Mike Bordick, R (1, 6) <small>OBP: 0.269, SLG: 0.289</small>	G5-3			F8			G5-3	L9	4	0	0	0	0	0	2																		
Inning Stats	R: 1 E: 0 K: 0 S: 13	H: 1 LOB: 1 BB: 1 P: 20	R: 0 E: 0 K: 1 S: 12	H: 1 LOB: 1 BB: 0 P: 20	R: 3 E: 1 K: 0 S: 12	H: 3 LOB: 1 BB: 1 P: 26	R: 0 E: 0 K: 0 S: 11	H: 1 LOB: 1 BB: 0 P: 19	R: 2 E: 0 K: 1 S: 14	H: 2 LOB: 0 BB: 0 P: 23	R: 0 E: 0 K: 1 S: 10	H: 0 LOB: 0 BB: 0 P: 8	R: 2 E: 0 K: 0 S: 10	H: 1 LOB: 0 BB: 1 P: 18	R: 1 E: 0 K: 1 S: 8	H: 2 LOB: 0 BB: 0 P: 13		1B: 5 2B: 2 3B: 1 HR: 4	SF: 1 SAC: 0 DP: 1 HBP: 0	WP: 0 PB: 0 SB: 0 CS: 0	PA: 41												
PITCHER	IP WLS BF H R ER SO BB IBB HBP BLK WP HR S P ERA WHIP																																
Brian Moehler, R (1, 1) <small>ERA: 4.22</small> Wille Blair, R (4, 1) <small>ERA: 4.66</small> Jose Bautista, R (6, 1) <small>ERA: 5.54</small> Roberto Duran, L (7, 1) <small>ERA: 5.53</small> Dan Miceli, R (8, 1) <small>ERA: 5.53</small>	3.0	16	5	4	3	1	2	0	0	0	0	0	0	0	0	0	9.00	2.333															
Mike Myers, L (8, 1) <small>ERA: 6.0</small>	1.1	5	2	1	1	1	0	0	0	0	0	0	0	0	0	0	6.75	1.500															

AB	37
R	9
H	12
RBI	9
BB	3
SO	4
LOB	9



Batter	1	2	3	4	5	6	7	8	9	AB	R	H	RBI	BB	SO	LOB	BOTTOM																
Brian Hunter, R (1, 8) <small>OBP: 0.320, SLG: 0.352</small>	K		K	E5				SH1-4		4	1	2	1	0	2	0	Baltimore Orioles @ Detroit Tigers Tiger Stadium, Detroit, MI Sun Jul 06 1997, 3:33 AM EDT Att: 18,197 - Cloudy - 73 F																
Bobby Higginson, L (1, 7) <small>OBP: 0.357, SLG: 0.484</small>	HR		P5	G4-3	SF8			1HR	4	2	2	3	0	0	0																		
Travis Fryman, R (1, 5) <small>OBP: 0.362, SLG: 0.492</small>	HR		L7	L6	PO			K	5	1	2	2	0	1	0																		
Tony Clark, S (1, 3) <small>OBP: 0.409, SLG: 0.572</small>	FC3-6		G1-3	L6				2B	3	0	1	0	2	0	1																		
Bob Hamelin, L (1, 10) <small>OBP: 0.399, SLG: 0.553</small>	FC3-6		G3-1		L8			G3-6-3	5	1	0	0	0	0	3																		
Melvin Nieves, S (1, 9) <small>OBP: 0.355, SLG: 0.473</small>	WP				2B			1B	2	2	2	0	2	0	0																		
Damion Easley, R (1, 4) <small>OBP: 0.368, SLG: 0.494</small>	1B		K		2B			G4-6-3	3	2	1	0	0	1	2																		
Brian Johnson, R (1, 2) <small>OBP: 0.262, SLG: 0.338</small>	E8				2B			F8	3	2	2	3	1	0	0																		
Orlando Miller, R (1, 6) <small>OBP: 0.283, SLG: 0.429</small>	L8				1B			E1	4	3	2	2	0	0	1																		
Inning Stats	R: 5 E: 1 K: 1 S: 25	H: 3 LOB: 1 BB: 2 P: 46	R: 0 E: 0 K: 1 S: 9	H: 0 LOB: 0 BB: 0 P: 13	R: 0 E: 0 K: 1 S: 9	H: 0 LOB: 1 BB: 1 P: 16	R: 3 E: 1 K: 0 S: 11	H: 4 LOB: 0 BB: 0 P: 15	R: 4 E: 0 K: 0 S: 13	H: 4 LOB: 0 BB: 1 P: 27	R: 0 E: 0 K: 0 S: 8	H: 0 LOB: 0 BB: 1 P: 15	R: 0 E: 0 K: 0 S: 7	H: 1 LOB: 0 BB: 0 P: 9	R: 2 E: 1 K: 1 S: 11	H: 2 LOB: 1 BB: 0 P: 19		1B: 7 2B: 5 3B: 0 HR: 3	SF: 1 SAC: 1 DP: 3 HBP: 1	WP: 2 PB: 0 SB: 1 CS: 0	PA: 42												
PITCHER	IP WLS BF H R ER SO BB IBB HBP BLK WP HR S P ERA WHIP																																
Scott Erickson, R (1, 1) <small>ERA: 3.81</small> Arthur Rhodes, L (5, 1) <small>ERA: 2.45</small> Alan Mills, R (7, 1) <small>ERA: 4.85</small>	4.1	27	10	12	11	3	3	1	1	0	0	0	0	0	0	0	22.85	3.000															
Mike Myers, L (8, 1) <small>ERA: 6.0</small>	1.2	5	1	0	0	0	1	0	0	0	0	0	0	0	0	0	0.00	1.200															
Mike Myers, L (8, 1) <small>ERA: 6.0</small>	2.0	9	3	2	1	1	0	0	0	0	0	0	0	0	0	0	4.50	1.500															

AB	33
R	14
H	14
RBI	11
BB	5
SO	4
LOB	7



Batter	1	2	3	4	5	6	7	8	9	AB	R	H	RBI	BB	SO	LOB	TOP								
Brian Hunter, R OBP: 0.319, SLG: 0.348 (1, 8)	G6-3		G6-3				G4-3										4 0 0 0 1 1 2								
Bobby Higginson, L OBP: 0.380, SLG: 0.485 Melvin Nieves, S OBP: 0.356, SLG: 0.477 (7, PH) (7, 9)	K						K										2 0 1 1 1 1 1 0 2 0 1 0 0 1 1 0								
Travis Fryman, R OBP: 0.362, SLG: 0.488 Phil Nevin, R OBP: 0.367, SLG: 0.485 (1, 5) (7, 5)	K																2 0 0 0 1 2 2 2 0 0 0 0 2 2								
Tony Clark, S OBP: 0.410, SLG: 0.579 (1, 3)																	3 1 1 1 1 1 1 0								
Bob Hamelin, L OBP: 0.401, SLG: 0.548 (1, 10)	K																3 0 1 0 1 1 1 3								
Damion Easley, R OBP: 0.383, SLG: 0.487 (1, 4)	K																4 0 0 0 0 2 2								
Curtis Pride, L OBP: 0.329, SLG: 0.353 (1, 7)																	3 1 0 0 1 1 1 2								
Raul Casanova, S OBP: 0.327, SLG: 0.403 Matt Walbeck, S OBP: 0.376, SLG: 0.467 (1, 2) (8, 2)																	3 1 2 0 0 0 0 0 1 0 1 0 0 0 0 0								
Deivi Cruz, R OBP: 0.233, SLG: 0.296 (1, 6)																	4 0 1 1 1 0 0 2								
Inning Stats	R: 0 E: 0 K: 2 S: 9	H: 0 LOB: 0 BB: 0 P: 12	R: 0 E: 0 K: 2 S: 9	H: 0 LOB: 0 BB: 0 P: 10	R: 1 E: 0 K: 1 S: 11	H: 2 LOB: 2 BB: 2 P: 23	R: 0 E: 0 K: 3 S: 11	H: 1 LOB: 1 BB: 0 P: 17	R: 1 E: 0 K: 1 S: 15	H: 2 LOB: 3 BB: 2 P: 26	R: 0 E: 0 K: 0 S: 5	H: 0 LOB: 0 BB: 0 P: 7	R: 0 E: 0 K: 1 S: 5	H: 0 LOB: 0 BB: 0 P: 10	R: 1 E: 0 K: 1 S: 16	H: 1 LOB: 1 BB: 1 P: 30	R: 0 E: 0 K: 1 S: 10	H: 2 LOB: 2 BB: 1 P: 17	1B: 5 2B: 2 3B: 0 HR: 1	SF: 0 SAC: 0 DP: 1 HBP: 0	WP: 0 PB: 0 SB: 1 CS: 0	PA: 39			
PITCHER	IP	WLS	BF	H	R	ER	SO	BB	IBB	HBP	BLK	WP	HR	S	P	ERA	WHIP								
Hideki Irabu, R ERA: 2.7 (1, 1)	6.2	W	28	5	2	2	9	4	0	0	0	0	0	62	99	2.70	1.350								
Jeff Nelson, R ERA: 3.13 (7, 1)	1.1		6	1	1	1	2	1	0	0	0	0	1	19	36	6.75	1.500								
Graeme Lloyd, L ERA: 3.68 (9, 1)	1.0		5	2	0	0	1	1	0	0	0	0	0	10	17	0.00	3.000								

Detroit Tigers @ New York Yankees
Yankee Stadium, Bronx, NY
Thu Jul 10 1997, 7:05 PM EDT
Att: 51,901 - Unknown - 79 F

AB 33
R 3
H 8
RBI 3
BB 6
SO 12
LOB 15



Batter	1	2	3	4	5	6	7	8	9	AB	R	H	RBI	BB	SO	LOB	BOTTOM								
Derek Jeter, R OBP: 0.371, SLG: 0.398 (1, 6)	G1-6-3																5 3 4 0 0 1 0								
Luis Sojo, R OBP: 0.353, SLG: 0.352 Pat Kelly, R OBP: 0.341, SLG: 0.319 (1, 4) (7, PH) (8, 4)	G1-6-3																4 1 2 0 0 0 3 1 0 1 0 0 0 0								
Bernie Williams, S OBP: 0.407, SLG: 0.484 (1, 8)																	3 2 0 1 1 1 4								
Tino Martinez, L OBP: 0.373, SLG: 0.626 (1, 3)	F8																3 3 1 3 2 0 2								
Paul O'Neill, L OBP: 0.402, SLG: 0.521 (1, 9)																	4 0 1 2 1 0 0								
Cecil Fielder, R OBP: 0.382, SLG: 0.395 (1, 10)																	5 0 0 0 0 4 5								
Charlie Hayes, R OBP: 0.350, SLG: 0.455 (1, 5)																	4 0 1 2 1 0 0								
Chad Curtis, R OBP: 0.344, SLG: 0.446 (1, 7)																	1 0 0 1 3 0 0								
Joe Girardi, R OBP: 0.315, SLG: 0.333 (1, 2)																	3 1 0 0 1 0 7								
Inning Stats	R: 0 E: 0 K: 0 S: 8	H: 1 LOB: 1 BB: 1 P: 14	R: 0 E: 0 K: 0 S: 4	H: 0 LOB: 0 BB: 0 P: 5	R: 4 E: 1 K: 0 S: 15	H: 2 LOB: 0 BB: 1 P: 26	R: 0 E: 0 K: 1 S: 9	H: 0 LOB: 1 BB: 1 P: 16	R: 3 E: 0 K: 1 S: 11	H: 4 LOB: 3 BB: 2 P: 23	R: 3 E: 0 K: 1 S: 14	H: 2 LOB: 3 BB: 4 P: 35	R: 0 E: 0 K: 2 S: 11	H: 1 LOB: 1 BB: 0 P: 16	R: 0 E: 0 K: 1 S: 9	H: 0 LOB: 0 BB: 0 P: 17	1B: 8 2B: 1 3B: 0 HR: 1	SF: 1 SAC: 0 DP: 1 HBP: 0	WP: 0 PB: 0 SB: 0 CS: 0	PA: 43					
PITCHER	IP	WLS	BF	H	R	ER	SO	BB	IBB	HBP	BLK	WP	HR	S	P	ERA	WHIP								
Omar Olivares, R ERA: 4.62 (1, 1)	4.1	L	23	6	7	3	1	3	0	0	0	0	0	40	72	6.23	2.077								
Jose Bautista, R ERA: 5.97 (5, 1)	1.0		7	3	2	2	1	1	0	0	0	0	0	13	22	18.00	4.000								
Roberto Duran, L ERA: 6.75 (6, 1)	0.1		5	0	1	1	1	4	0	0	0	0	0	7	24	27.00	12.000								
Doug Brocail, R ERA: 5.1 (6, 1)	1.1		5	1	0	0	2	0	0	0	0	0	0	12	17	0.00	0.750								
Todd Jones, R ERA: 3.41 (8, 1)	1.0		3	0	0	0	1	0	0	0	0	0	0	9	17	0.00	0.000								

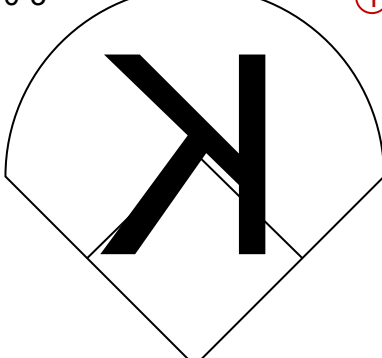
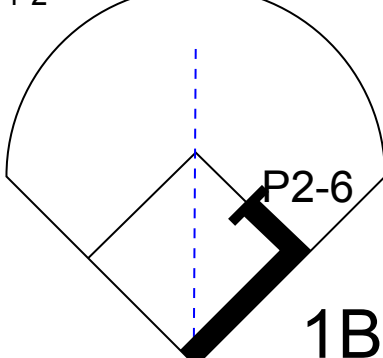
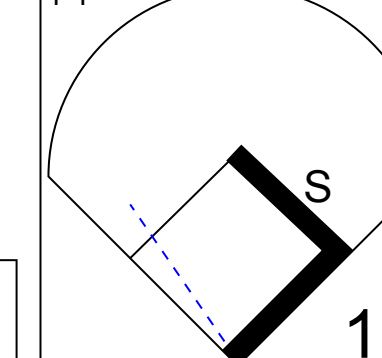
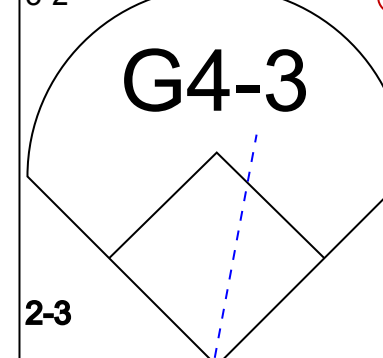
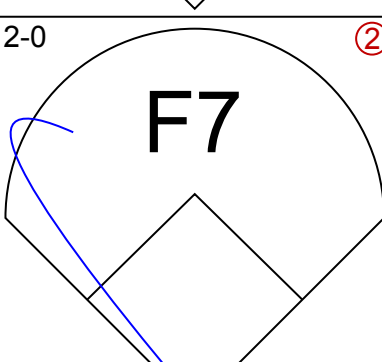
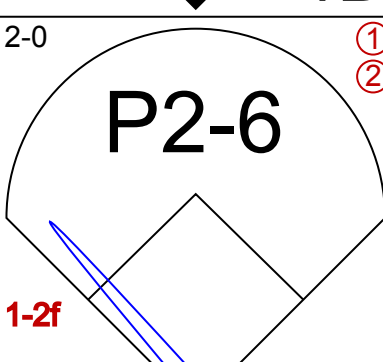
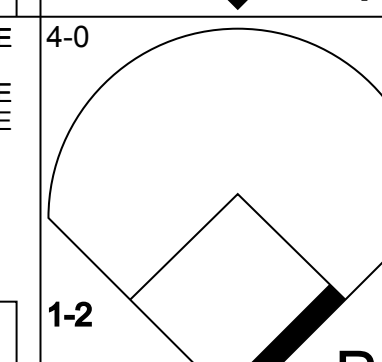
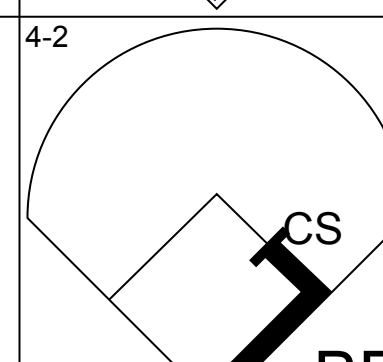
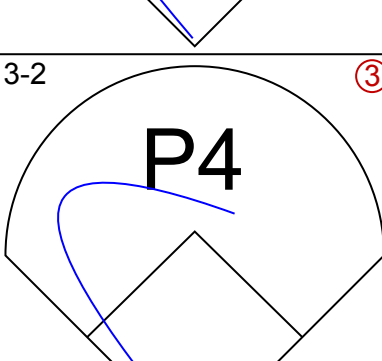
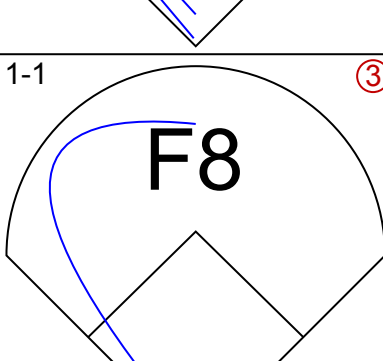
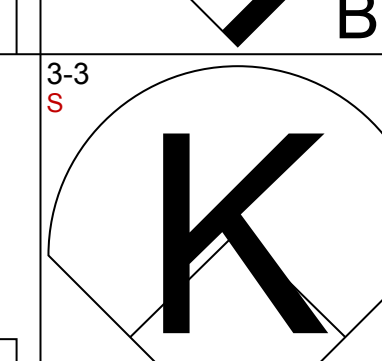
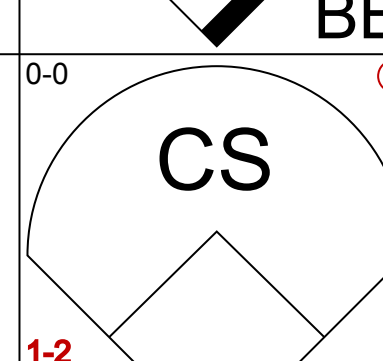
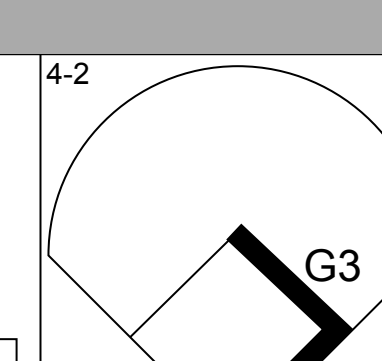
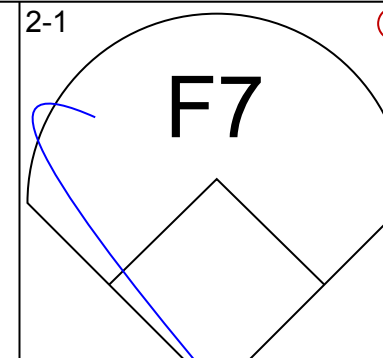
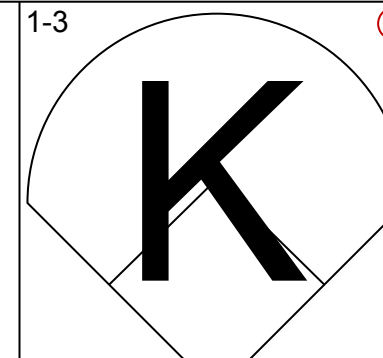
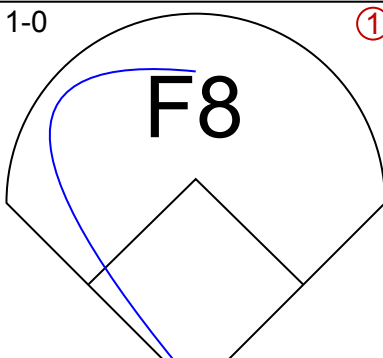
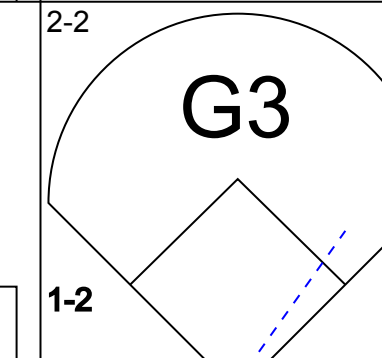
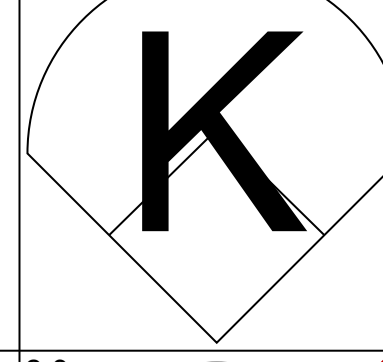
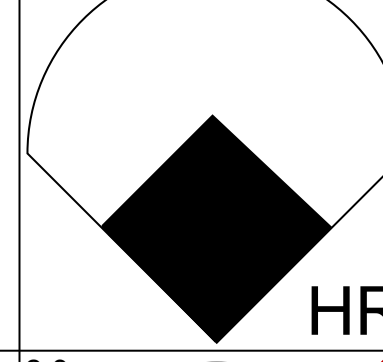
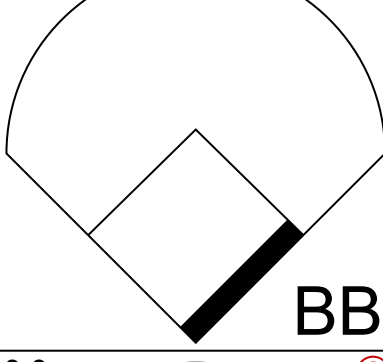
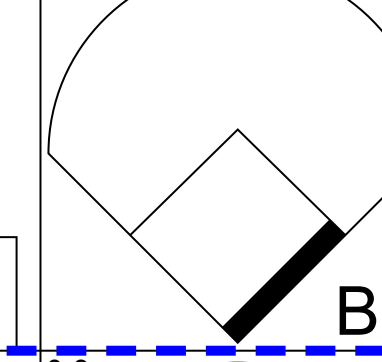
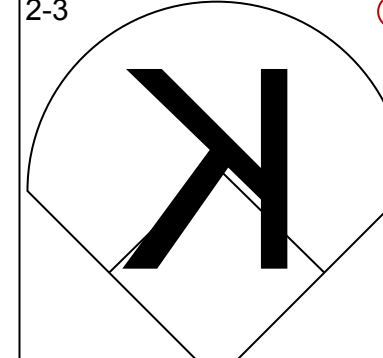
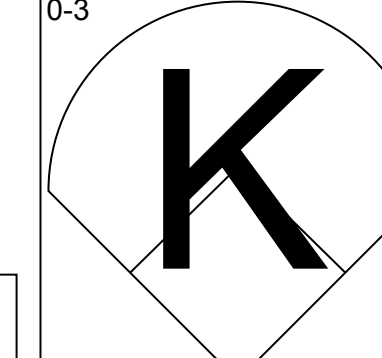
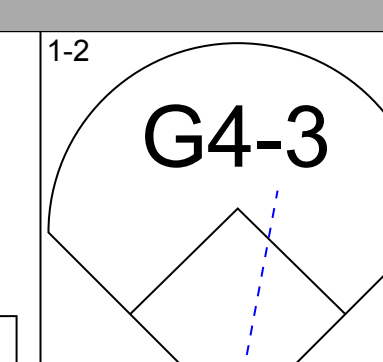
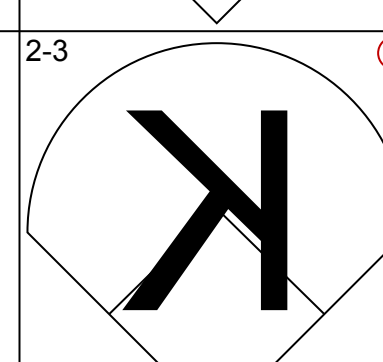
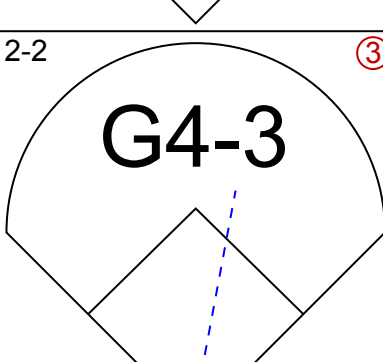
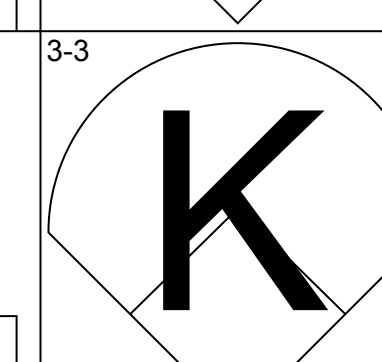
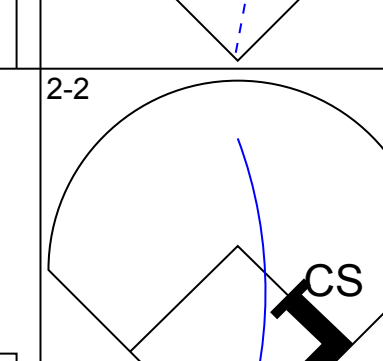
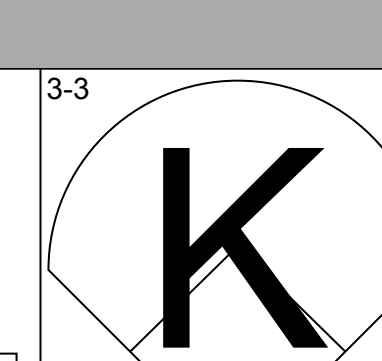
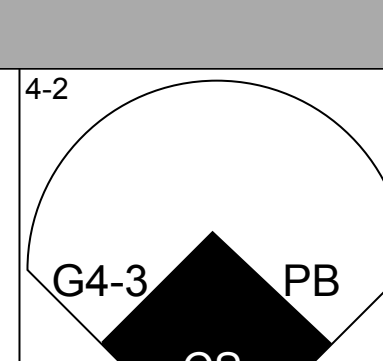
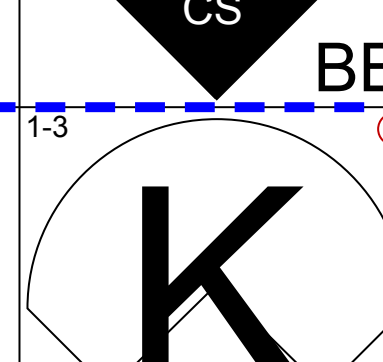
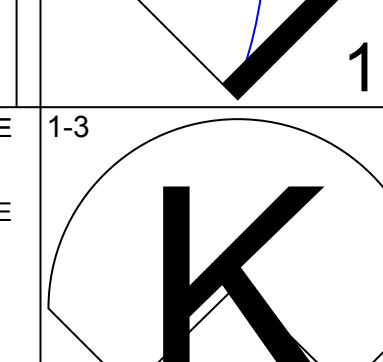
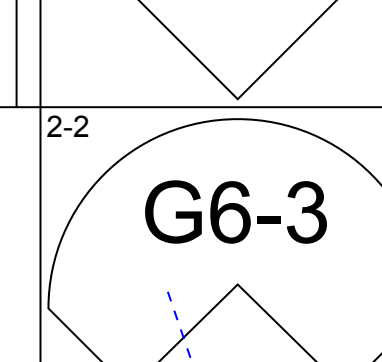
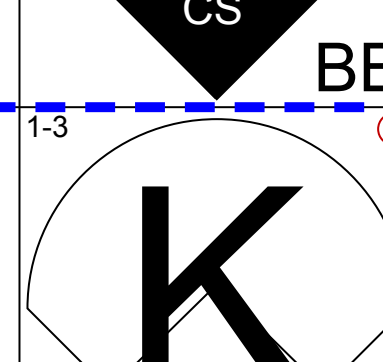
Detroit Tigers @ New York Yankees
Yankee Stadium, Bronx, NY
Thu Jul 10 1997, 7:05 PM EDT
Att: 51,901 - Unknown - 79 F

AB 33
R 10
H 10
RBI 9
BB 9
SO 6
LOB 21



Batter	1	2	3	4	5	6	7	8	9	AB	R	H	RBI	BB	SO	LOB	TOP				
Brian Hunter, R (1, 8) OBP: 0.318, SLG: 0.346	G5-3		E6 G6-3				F8			4	0	1	0	0	0	1	Detroit Tigers @ New York Yankees Yankee Stadium, Bronx, NY Fri Jul 11, 1997, 7:05 PM EDT Att: 27,135 - Unknown - 81 F livebaseballscores.com				
Damon Easley, R (1, 4) OBP: 0.380, SLG: 0.482 Curtis Pride, L (8, PH) OBP: 0.327, SLG: 0.350 Jody Reed, R (8, 4) OBP: 0.291, SLG: 0.219	K		G6-3				K	K		3	0	0	0	0	2	3					
Travis Fryman, R (1, 5) OBP: 0.360, SLG: 0.489	2B		L5				F7	F9		4	0	1	0	0	0	3					
Tony Clark, S (1, 3) OBP: 0.406, SLG: 0.572	L9							L8		4	0	0	0	0	0	1					
Phil Nevin, R (1, 10) OBP: 0.366, SLG: 0.476 Raul Casanova, S (9, PH) OBP: 0.325, SLG: 0.400	K							K		2	0	0	0	1	1	0					
Melvin Nieves, S (1, 9) OBP: 0.355, SLG: 0.473	G6-3							G6-3		4	0	1	0	0	0	0					
Bobby Higginson, L (1, 7) OBP: 0.365, SLG: 0.490	2B							BB		3	0	2	0	1	0	1					
Matt Walbeck, S (1, 2) OBP: 0.341, SLG: 0.412	G5-3							K		4	0	0	0	0	2	3					
Orlando Miller, R (1, 6) OBP: 0.304, SLG: 0.431			F8					HBP		2	0	1	0	0	0	0					
Inning Stats	R: 0 E: 0 K: 1 S: 9	H: 1 LOB: 1 BB: 0 P: 13	R: 0 E: 0 K: 1 S: 16	H: 1 LOB: 1 BB: 0 P: 26	R: 0 E: 1 K: 0 S: 11	H: 0 LOB: 1 BB: 0 P: 15	R: 0 E: 0 K: 0 S: 10	H: 1 LOB: 1 BB: 0 P: 18	R: 0 E: 0 K: 0 S: 13	H: 0 LOB: 0 BB: 0 P: 8	R: 0 E: 0 K: 0 S: 7	H: 2 LOB: 1 BB: 0 P: 12	R: 0 E: 0 K: 1 S: 8	H: 0 LOB: 0 BB: 0 P: 11	R: 0 E: 0 K: 2 S: 9	H: 0 LOB: 1 BB: 1 P: 16		1B: 4 2B: 2 3B: 0 HR: 0	SF: 0 SAC: 0 DP: 1 HBP: 1	WP: 0 PB: 0 SB: 0 CS: 0	PA: 35
PITCHER	IP	WLS	BF	H	R	ER	SO	BB	IBB	HBP	BLK	WP	HR	S	P	ERA	WHIP				
Andy Pettitte, L (1, 1) ERA: 2.94	7.0	W	28	6	0	0	4	1	0	1	0	0	0	72	114	0.00	1.000				
Jeff Nelson, R (8, 1) ERA: 3.09	1.0		3	0	0	0	1	0	0	0	0	0	0	8	11	0.00	0.000				
42 Mariano Rivera, R (9, 1) ERA: 1.91	1.0	S	4	0	0	0	2	1	0	0	0	0	0	9	16	0.00	1.000				

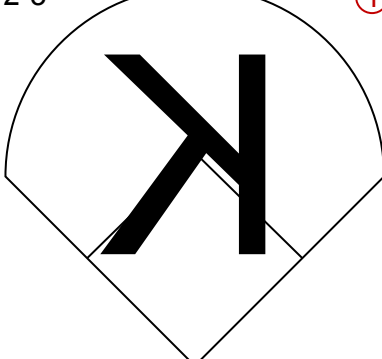
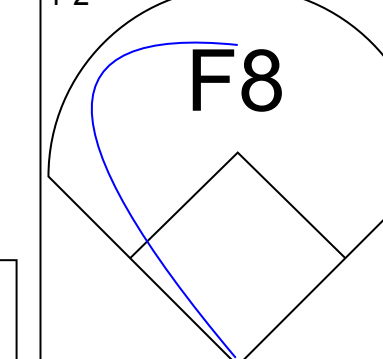
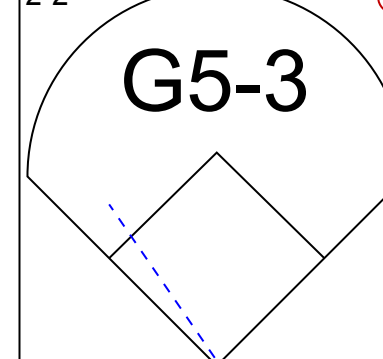
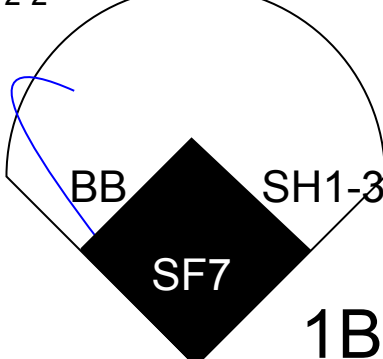
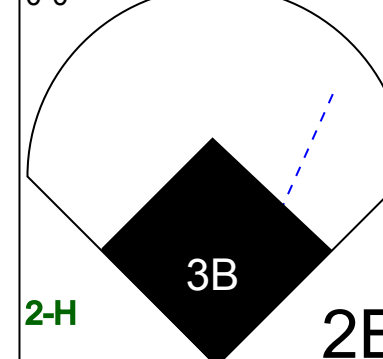
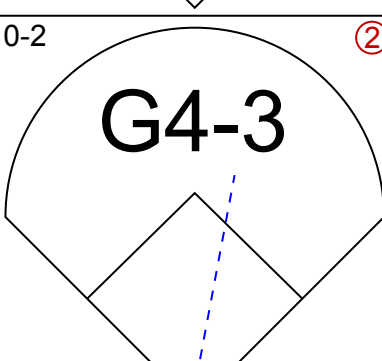
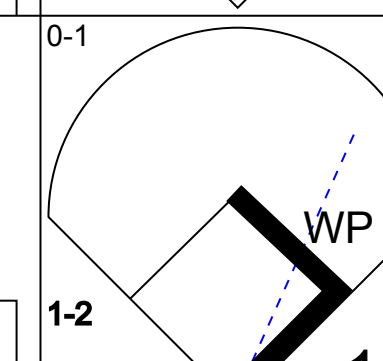
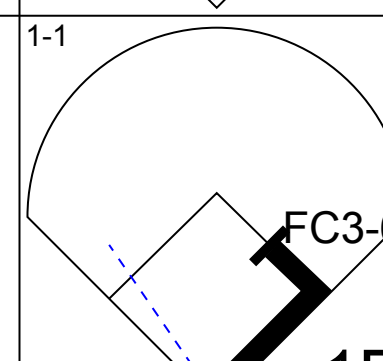
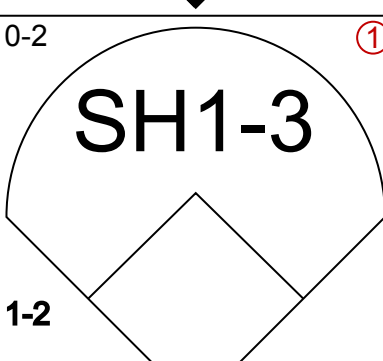
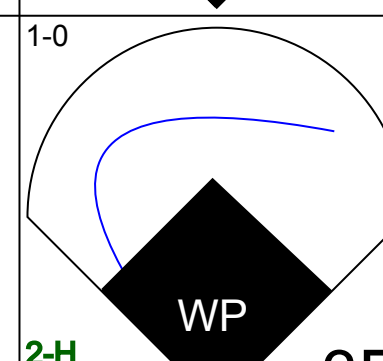
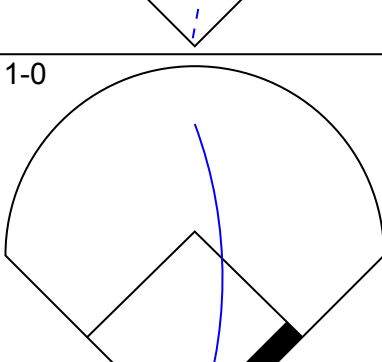
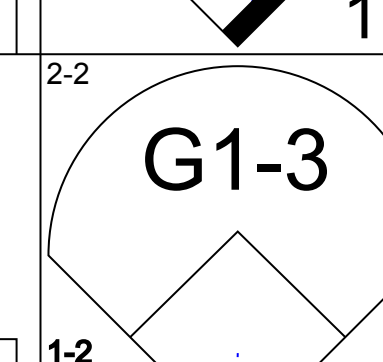
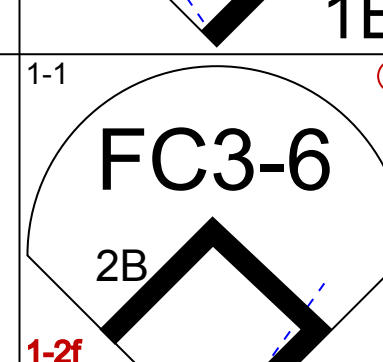
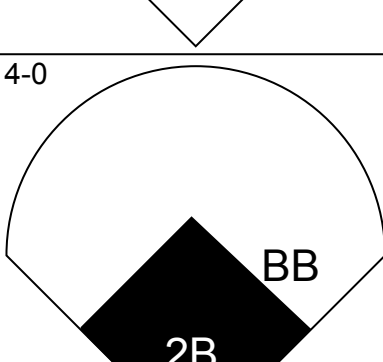
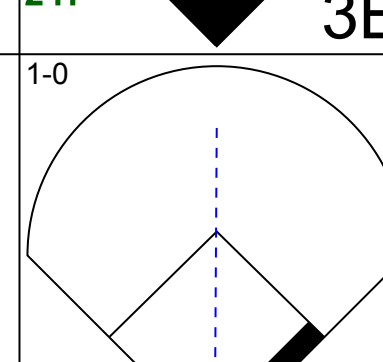
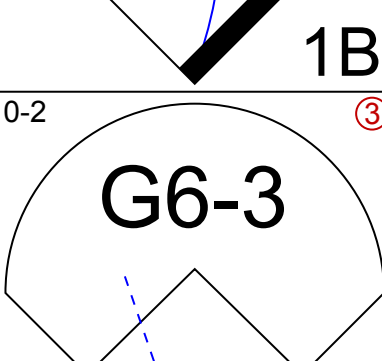
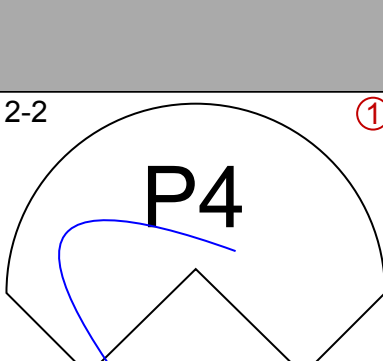

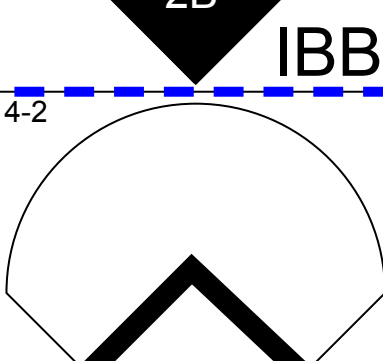
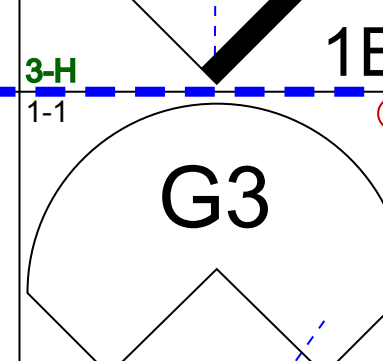
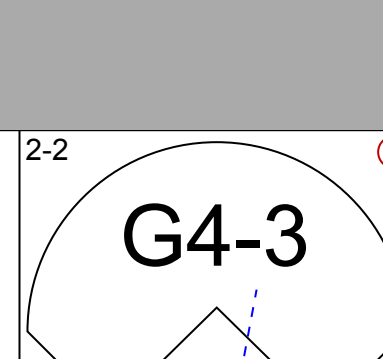
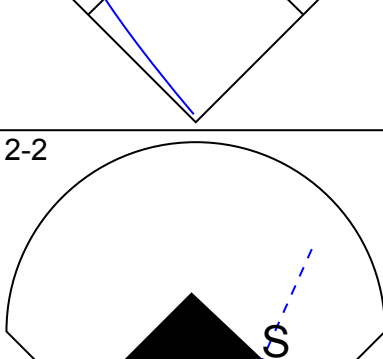

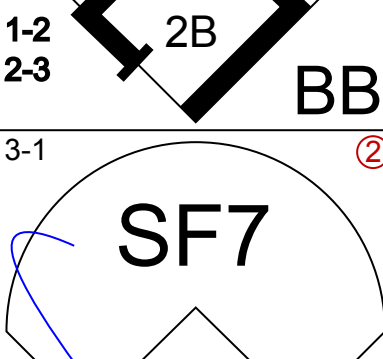
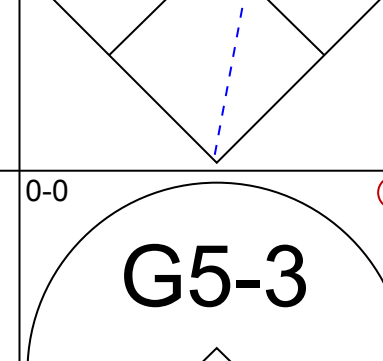
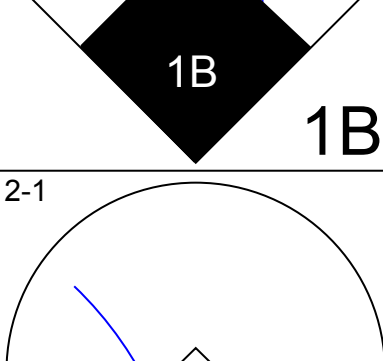

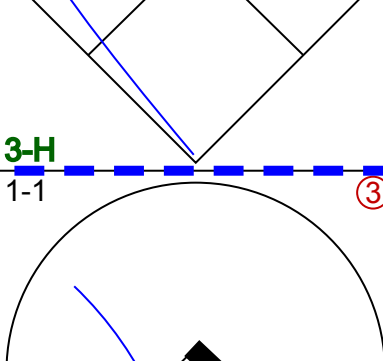

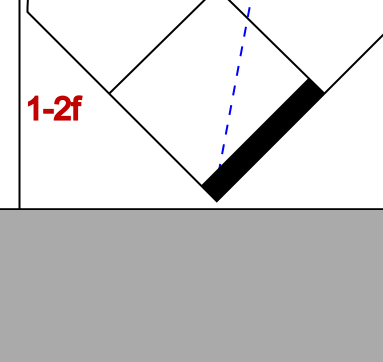
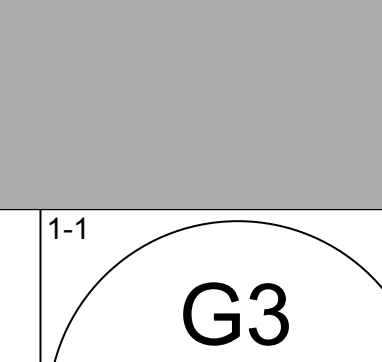
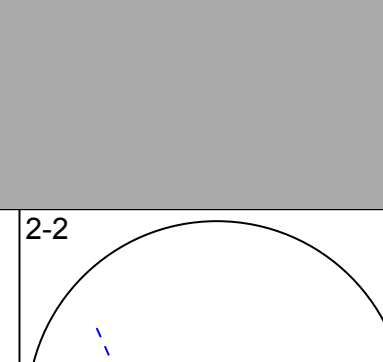
Batter	1	2	3	4	5	6	7	8	9	AB	R	H	RBI	BB	SO	LOB	BOTTOM				
2 Derek Jeter, R (1, 6) OBP: 0.372, SLG: 0.395	G6-4-3 1B BB	G6-4-3					K			2	1	0	0	2	1	1	Detroit Tigers @ New York Yankees Yankee Stadium, Bronx, NY Fri Jul 11, 1997, 7:05 PM EDT Att: 27,135 - Unknown - 81 F livebaseballscores.com				
Luis Sojo, R (1, 4) OBP: 0.343, SLG: 0.341	G6-4-3		F7	F7			G4-3			4	0	0	0	0	0	3					
Bernie Williams, S (1, 8) OBP: 0.405, SLG: 0.481	BB 1B		G6-3				L4	G5-3		4	1	1	1	0	0	0					
Tino Martinez, L (1, 3) OBP: 0.374, SLG: 0.632	S 1B BB		F7	HR			F9	F7		3	1	1	1	1	0	0					
Paul O'Neill, L (1, 9) OBP: 0.406, SLG: 0.522	S 1B			BB			G6-3	G6-3		3	0	2	1	1	0	0					
Charlie Hayes, R (1, 5) OBP: 0.371, SLG: 0.443	K		L7				F8	F4		4	0	0	0	0	1	4					
Wade Boggs, L (1, 10) OBP: 0.344, SLG: 0.319	G4-3						G6-3			3	0	1	0	0	0	2					
Chad Curtis, R (1, 7) OBP: 0.336, SLG: 0.433	G5-3						P3			3	0	0	0	0	0	1					
Joe Girardi, R (1, 2) OBP: 0.316, SLG: 0.333	G6-4-3 1B						K			3	0	1	0	0	1	1					
Inning Stats	R: 2 E: 0 K: 1 S: 12	H: 2 LOB: 2 BB: 2 P: 29	R: 0 E: 0 K: 0 S: 3	H: 1 LOB: 0 BB: 0 P: 4	R: 1 E: 0 K: 0 S: 7	H: 1 LOB: 1 BB: 1 P: 17	R: 0 E: 0 K: 0 S: 14	H: 1 LOB: 2 BB: 1 P: 24	R: 0 E: 0 K: 1 S: 8	H: 0 LOB: 0 BB: 0 P: 10	R: 0 E: 0 K: 1 S: 5	H: 0 LOB: 0 BB: 0 P: 5	R: 0 E: 0 K: 1 S: 9	H: 0 LOB: 0 BB: 0 P: 14	R: 0 E: 0 K: 0 S: 7	H: 0 LOB: 0 BB: 0 P: 9		1B: 4 2B: 1 3B: 0 HR: 1	SF: 0 SAC: 0 DP: 1 HBP: 0	WP: 0 PB: 0 SB: 3 CS: 0	PA: 33
PITCHER	IP	WLS	BF	H	R	ER	SO	BB	IBB	HBP	BLK	WP	HR	S	P	ERA	WHIP				
Brian Moehler, R (1, 1) ERA: 4.2	7.0	L	30	6	3	3	3	4	0	0	0	0	0	1	58	3.86	1.429				
Mike Myers, L (8, 1) ERA: 5.79	1.0		3	0	0	0	0	0	0	0	0	0	0	7	9	0.00	0.000				

Batter	1	2	3	4	5	6	7	8	9	AB	R	H	RBI	BB	SO	LOB	TOP			
Brian Hunter, R OBP: 0.320, SLG: 0.348 (1, 8)				 1B		 1B		 2-3		4	0	2	0	0	1	1				
Bobby Higginson, L OBP: 0.397, SLG: 0.487 (1, 7)				 1-2		 1-2		 BB		2	0	0	0	2	0	1				
Travis Fryman, R OBP: 0.359, SLG: 0.484 (1, 5)				 1-1		 0-3		 1-2	 BB	3	0	0	0	1	1	2				
Tony Clark, S OBP: 0.402, SLG: 0.565 (1, 3)					 1-3		 1-0		 1-2	4	0	0	0	0	1	1				
Bob Hamelin, L OBP: 0.406, SLG: 0.569 (9, PH)					 2-3		 3-3		 4-2	2	1	1	1	1	1	0				
Phil Nevin, R OBP: 0.371, SLG: 0.476 (9, PH)										0	0	0	0	1	0	0				
Melvin Nieves, S OBP: 0.350, SLG: 0.466 (1, 9)									 0-3	4	0	0	0	0	4	3				
Raul Casanova, S OBP: 0.317, SLG: 0.390 (1, 2)					 2-3		 2-2		 3-3	4	0	0	0	0	2	3				
Damon Easley, R OBP: 0.363, SLG: 0.482 (1, 4)				 1B			 3-3		 4-2	2	1	1	0	1	1	0				
Deivi Cruz, R OBP: 0.231, SLG: 0.293 (8, PH)									 4-2											
Curtis Pride, L OBP: 0.327, SLG: 0.350 (8, PH)										2	0	0	0	0	1	1				
Orlando Miller, R OBP: 0.298, SLG: 0.423 (8, 6)				 1-2			 2-2		 1-2	0	0	0	0	0	0	0				
										1	0	0	0	0	1	1				
Inning Stats	R: 0 E: 0 K: 1 S: 7	H: 0 LOB: 0 BB: 0 P: 12	R: 0 E: 0 K: 2 S: 8	H: 0 LOB: 0 BB: 0 P: 14	R: 0 E: 0 K: 1 S: 9	H: 1 LOB: 0 BB: 0 P: 13	R: 0 E: 0 K: 0 S: 6	H: 1 LOB: 0 BB: 0 P: 10	R: 1 E: 0 K: 3 S: 13	H: 1 LOB: 2 BB: 1 P: 21	R: 0 E: 0 K: 2 S: 16	H: 1 LOB: 1 BB: 1 P: 18	R: 1 E: 0 K: 1 S: 11	H: 0 LOB: 0 BB: 2 P: 23	R: 0 E: 0 K: 2 S: 18	H: 0 LOB: 2 BB: 2 P: 31	1B: 3 2B: 1 3B: 0 HR: 1	SF: 0 SAC: 0 DP: 1 HBP: 0	WP: 0 PB: 1 SB: 1 CS: 3	PA: 35
PITCHER	IP	WLS	BF	H	R	ER	SO	BB	IBB	HBP	BLK	WP	HR	S	P	ERA	WHIP			
David Cone, R ERA: 2.48	7.0	W	26	4	2	1	10	3	0	0	0	0	1	70	124	1.29	1.000			
Mike Stanton, L ERA: 2.9	1.1		6	0	0	0	1	3	0	0	0	0	0	18	36	0.00	2.250			
42 Mariano Rivera, R ERA: 1.88	0.2	S	2	0	0	0	2	0	0	0	0	0	0	8	11	0.00	0.000			

Detroit Tigers @ New York Yankees
Yankee Stadium, Bronx, NY
Sat Jul 12 1997, 3:33 AM EDT
Att: 39,681 - Sunny - 85 F

AB	28
R	2
H	4
RBI	1
BB	6
SO	13
LOB	13



Batter	1	2	3	4	5	6	7	8	9	AB	R	H	RBI	BB	SO	LOB	BOTTOM			
2 Derek Jeter, R OBP: 0.373, SLG: 0.398 (1, 6)			 1-2		 2-2		 BB	 2B		5	2	2	1	0	1	1				
Luis Sojo, R OBP: 0.355, SLG: 0.369 (1, 4)			 1B		 1B		 1-2	 3B		4	1	3	1	0	0	0				
Bernie Williams, S OBP: 0.408, SLG: 0.481 (1, 8)			 1-2		 2B		 IBB	 3H		4	1	2	0	1	0	3				
Tino Martinez, L OBP: 0.374, SLG: 0.630 (1, 3)				 1-0		 1-3	 1-2	 1-1		4	0	1	0	1	0	2				
Paul O'Neill, L OBP: 0.407, SLG: 0.522 (1, 9)				 1B		 IBB		 3H		2	1	1	1	1	0	0				
Charlie Hayes, R OBP: 0.374, SLG: 0.451 (1, 5)				 1B		 1-2		 1-H		4	0	2	2	0	0	3				
Wade Boggs, L OBP: 0.347, SLG: 0.322 (1, 10)										4	0	2	0	0	1	0				
Pat Kelly, R OBP: 0.341, SLG: 0.319 (8, PR)										0	0	0	0	0	0	0				
Mark Whiten, S OBP: 0.363, SLG: 0.400 (1, 7)										3	1	1	0	1	0	1				
Joe Girardi, R OBP: 0.315, SLG: 0.332 (1, 2)			 1B		 1-3		 1-3	 1-2		4	0	1	0	0	2	3				
Inning Stats	R: 0 E: 0 K: 1 S: 12	H: 1 LOB: 1 BB: 0 P: 15	R: 0 E: 0 K: 1 S: 7	H: 0 LOB: 0 BB: 0 P: 10	R: 0 E: 0 K: 0 S: 13	H: 2 LOB: 2 BB: 1 P: 22	R: 1 E: 0 K: 1 S: 18	H: 4 LOB: 2 BB: 0 P: 27	R: 0 E: 0 K: 1 S: 7	H: 0 LOB: 0 BB: 0 P: 12	R: 2 E: 0 K: 0 S: 13	H: 2 LOB: 2 BB: 2 P: 27	R: 3 E: 0 K: 0 S: 13	H: 4 LOB: 1 BB: 0 P: 23	R: 0 E: 0 K: 2 S: 18	H: 0 LOB: 1 BB: 0 P: 31	1B: 10 2B: 4 3B: 1 HR: 0	SF: 1 SAC: 1 DP: 0 HBP: 0	WP: 2 PB: 0 SB: 2 CS: 2	PA: 40
PITCHER	IP	WLS	BF	H	R	ER	SO	BB	IBB	HBP	BLK	WP	HR	S	P	ERA	WHIP			
Felipe Lira, R ERA: 5.5	6.1	L	30	10	3	3	4	1	2	0	0	0	0	73	118	4.26	1.737			
Mike Myers, L ERA: 5.72	0.1		2	0	0	0	0	1	0	0	0	0	0	5	12	0.00	3.000			
Dan Miceli, R ERA: 6.02	1.0		7	5	3	3	0	0	0	0	0	1	0	13	23	27.00	5.000			
Roberto Duran, L ERA: 5.4	0.1		1	0	0	0	0	0	0	0	0	0	0	2	3	0.00	0.000			

Detroit Tigers @ New York Yankees
Yankee Stadium, Bronx, NY
Sat Jul 12 1997, 3:33 AM EDT
Att: 39,681 - Sunny - 85 F


AB	34
R	6
H	15
RBI	5
BB	4
SO	4
LOB	13



Batter	1	2	3	4	5	6	7	8	9	AB	R	H	RBI	BB	SO	LOB	TOP					
Brian Hunter, R (1, 8) OBP: 0.326, SLG: 0.351	4-1 HR BB		4-2 S 2B BB		2-2 FC6-4 S 1B 1-2		3-2 1B 1B		1 SAFE 0-0 S 1B	3	2	2	0	2	0	1						
Bobby Higginson, L (1, 9) OBP: 0.374, SLG: 0.507	2-0 HR		1-2 2B		2-1 1B 1-H		1-1 FC6-4 1B		2-0 F8	5	1	4	3	0	0	2						
Travis Fryman, R (1, 5) OBP: 0.397, SLG: 0.478	0-1 P4		4-1 BB		0-0 L7		2-1 FC6-4		2-3 K	4	0	0	0	1	1	5						
Tony Clark, S (1, 3) OBP: 0.400, SLG: 0.559	1-0 G3		1-2 G3-1						0-0 L9	3	0	0	0	1	0	2						
Bob Hamelin, L (1, 10) OBP: 0.396, SLG: 0.553		3-3 K		1-2 G3					2-3 K	4	0	0	0	0	2	1						
Damion Easley, R (1, 4) OBP: 0.394, SLG: 0.484		4-2 G4-6-3 BB		0-2 G6-3					1-0 2B	3	0	1	0	1	1	1						
Curtis Pride, L (1, 7) Melvin Nieves, S (7, 9) OBP: 0.327, SLG: 0.350 OBP: 0.349, SLG: 0.464		1-0 G4-6-3		0-0 CS 1B					0-0 F6	3	0	1	0	0	0	2						
Raul Casanova, S (1, 2) OBP: 0.333, SLG: 0.401			1-0 G4-6-3 1B	0-1 CS	4-1 FC6-4 BB				0-1 FC3-6 1B	3	0	3	0	1	0	0						
Deivi Cruz, R (1, 6) OBP: 0.227, SLG: 0.288			1-2 G4-6-3		0-0 F7				0-0 FC3-6 F8 1B	4	0	0	0	0	0	4						
Inning Stats	R: 1 E: 0 K: 0 S: 5	H: 1 LOB: 0 BB: 1 P: 12	R: 0 E: 0 K: 1 S: 7	H: 0 LOB: 0 BB: 1 P: 15	R: 1 E: 0 K: 0 S: 14	H: 2 LOB: 2 BB: 2 P: 26	R: 0 E: 0 K: 0 S: 8	H: 1 LOB: 0 BB: 0 P: 9	R: 1 E: 0 K: 0 S: 9	H: 1 LOB: 1 BB: 1 P: 17	R: 0 E: 0 K: 1 S: 9	H: 0 LOB: 1 BB: 1 P: 22	R: 0 E: 0 K: 0 S: 9	H: 3 LOB: 2 BB: 0 P: 15	R: 0 E: 0 K: 1 S: 6	H: 1 LOB: 1 BB: 0 P: 9	R: 0 E: 0 K: 1 S: 8	H: 2 LOB: 2 BB: 0 P: 12	1B: 8 2B: 2 3B: 0 HR: 1	SF: 0 SAC: 0 DP: 3 HBP: 0	WP: 0 PB: 0 SB: 3 CS: 1	PA: 40
PITCHER	IP	WLS	BF	H	R	ER	SO	BB	IBB	HBP	BLK	WP	HR	S	P	ERA	WHIP					
Dwight Gooden, R (1, 1) ERA: 3.19	6.0	L	25	5	3	3	2	6	0	0	0	0	1	52	101	4.50	1.833					
Ramiro Mendoza, R (7, 1) ERA: 4.54	1.0		5	3	0	0	0	0	0	0	0	0	0	9	15	0.00	3.000					
Graeme Lloyd, L (8, 1) ERA: 3.42	1.2		8	3	0	0	1	0	0	0	0	0	0	11	16	0.00	1.800					
Jeff Nelson, R (9, 1) ERA: 3.04	0.1		1	0	0	0	1	0	0	0	0	0	0	3	5	0.00	0.000					

Detroit Tigers @ New York Yankees
Yankee Stadium, Bronx, NY
Sun Jul 13 1997, 3:33 AM EDT
Att: 36,679 - Sunny - 86 F


AB 33
R 3
H 11
RBI 3
BB 6
SO 4
LOB 19



Batter	1	2	3	4	5	6	7	8	9	AB	R	H	RBI	BB	SO	LOB	BOTTOM					
2 Derek Jeter, R (1, 6) OBP: 0.371, SLG: 0.397	2-2 G5-3		0-1 BB 1B		0-2 G5-3		3-1 P4			4	0	1	0	0	0	1						
Luis Sojo, R (1, 4) OBP: 0.352, SLG: 0.361	1-3 K		4-1 BB		0-0 G5-3				2-1 G5-3	3	0	0	0	1	1	0						
Bernie Williams, S (1, 8) Chad Curtis, R (7, 8) OBP: 0.404, SLG: 0.476 OBP: 0.333, SLG: 0.429	2-1 P6		0-0 G4-3		1-0 G3-1				1-1 G6-3	3	0	0	0	0	0	3						
Tino Martinez, L (1, 3) OBP: 0.376, SLG: 0.635		2-2 G4-3		1-1 1B 1B					2-2 G4-1 3B	4	1	2	0	0	0	0						
Paul O'Neill, L (1, 9) OBP: 0.405, SLG: 0.518		1-2 G4-3		2-2 1B 1B					3-1 L8	4	0	1	0	0	0	1						
Cecil Fielder, R (1, 10) OBP: 0.358, SLG: 0.390		2-1 G6-3		0-3 K					0-3 K	4	0	0	0	0	2	2						
Charlie Hayes, R (1, 5) OBP: 0.353, SLG: 0.455			2-1 F9	2-2 FC6-4 1B					2-2 G4-3 1B	3	0	2	1	1	0	0						
Mark Whiten, S (1, 7) OBP: 0.361, SLG: 0.397			0-0 FC6-4 1B	0-0 P6					1-2 G4-3	4	0	1	0	0	1	4						
Joe Girardi, R (1, 2) Wade Boggs, L (9, PH) OBP: 0.311, SLG: 0.328 OBP: 0.345, SLG: 0.321			2-1 FC6-4 BB 2B	1-1 FC6-4					2-3 K	3	0	0	0	0	0	4						
Inning Stats	R: 0 E: 0 K: 1 S: 8	H: 0 LOB: 0 BB: 0 P: 13	R: 0 E: 0 K: 0 S: 8	H: 0 LOB: 0 BB: 0 P: 13	R: 0 E: 0 K: 0 S: 9	H: 2 LOB: 3 BB: 1 P: 17	R: 1 E: 0 K: 1 S: 16	H: 3 LOB: 2 BB: 0 P: 22	R: 0 E: 0 K: 0 S: 5	H: 0 LOB: 0 BB: 0 P: 6	R: 0 E: 0 K: 0 S: 6	H: 0 LOB: 1 BB: 1 P: 8	R: 0 E: 0 K: 1 S: 13	H: 0 LOB: 1 BB: 1 P: 22	R: 0 E: 0 K: 0 S: 9	H: 1 LOB: 1 BB: 0 P: 17	R: 0 E: 0 K: 2 S: 13	H: 1 LOB: 1 BB: 0 P: 18	1B: 6 2B: 0 3B: 1 HR: 0	SF: 0 SAC: 0 DP: 0 HBP: 0	WP: 0 PB: 0 SB: 0 CS: 0	PA: 36
PITCHER	IP	WLS	BF	H	R	ER	SO	BB	IBB	HBP	BLK	WP	HR	S	P	ERA	WHIP					
Willie Blair, R (1, 1) ERA: 4.34	7.0		28	5	1	1	3	2	0	0	0	0	0	4	7	0.00	1.000					
Doug Brocail, R (8, 1) ERA: 5.02	0.2		2	0	0	0	0	0	0	0	0	0	0	4	7	0.00	0.000					
Mike Myers, L (8, 1) ERA: 5.65	0.1		2	1	0	0	0	0	0	0	0	0	0	5	10	0.00	3.000					
Todd Jones, R (9, 1) ERA: 3.32	1.0	S	4	1	0	0	2	0	0	0	0	0	0	13	18	0.00	1.000					

Detroit Tigers @ New York Yankees
Yankee Stadium, Bronx, NY
Sun Jul 13 1997, 3:33 AM EDT
Att: 36,679 - Sunny - 86 F


AB 34
R 1
H 7
RBI 1
BB 2
SO 5
LOB 16



Batter	1	2	3	4	5	6	7	8	9	AB	R	H	RBI	BB	SO	LOB	TOP											
Brian Hunter, R OBP: 0.323, SLG: 0.348 Curtis Pride, L OBP: 0.325, SLG: 0.348	(1, 8) K		(2, 3) G4-6-3			(1, 2) K	(2, 2) G5-3			3	0	0	0	0	2	1												
Bobby Higginson, L OBP: 0.372, SLG: 0.502	(1, 7) K			(1, 1) P2		(1, 1) 1B 2B BB	(3, 1) G3-1			3	1	0	0	1	1	1												
Travis Fryman, R OBP: 0.356, SLG: 0.475	(1, 5) G6-3			(2, 3) K		(0, 1) 2B HR 1B		(1, 1) G4-3		4	1	1	0	0	1	0												
Tony Clark, S OBP: 0.401, SLG: 0.562 Raul Casanova, S OBP: 0.333, SLG: 0.401	(1, 3) E5 2B			(0, 2) P5		(1, 2) HR 2B		(3, 2) FC5-4 1B		4	1	2	1	0	0	0												
Bob Hamelin, L OBP: 0.389, SLG: 0.542 Orlando Miller, R OBP: 0.293, SLG: 0.415	(1, 10) K			(1, 3) K		(1, 3) K		(0, 1) FC5-4 1-2		3	0	0	0	0	3	3												
Melvin Nieves, S OBP: 0.347, SLG: 0.472	(1, 9) K			(2, 1) F7		(3, 2) HR		(1, 3) K		4	1	1	3	0	2	2												
Damion Easley, R OBP: 0.366, SLG: 0.488	(1, 4) 1-2 2B			(2, 1) 1B		(2, 1) E5 CS		(3, 1) P5		4	0	2	0	0	0	0												
Matt Walbeck, S OBP: 0.349, SLG: 0.417 Phil Nevin, R OBP: 0.373, SLG: 0.486	(1, 2) F7		(2, 1) F7		(0, 2) 1B	(1, 1) CS	(2, 2) 2B	(2, 2) F7		2	0	1	0	0	0	0												
Deivi Cruz, R OBP: 0.227, SLG: 0.284	(1, 6) G4-6-3 BB			(4, 2) G4-6-3 BB		(0, 1) G4-3		(2, 2) G6-3		3	0	0	0	1	0	3												
Inning Stats	R: 0 E: 0 K: 2 S: 8	H: 0 LOB: 0 BB: 0 P: 10	R: 0 E: 1 K: 2 S: 10	H: 1 LOB: 2 BB: 0 P: 14	R: 0 E: 0 K: 0 S: 8	H: 0 LOB: 0 BB: 1 P: 14	R: 0 E: 0 K: 1 S: 9	H: 0 LOB: 0 BB: 0 P: 11	R: 0 E: 0 K: 1 S: 13	H: 2 LOB: 2 BB: 0 P: 18	R: 4 E: 1 K: 2 S: 22	H: 3 LOB: 0 BB: 1 P: 32	R: 0 E: 0 K: 0 S: 12	H: 1 LOB: 1 BB: 0 P: 21	R: 0 E: 0 K: 1 S: 12	H: 1 LOB: 1 BB: 0 P: 17	R: 0 E: 0 K: 0 S: 7	H: 0 LOB: 0 BB: 0 P: 14	1B: 4 2B: 3 3B: 0 HR: 1	SF: 0 SAC: 0 DP: 1 HBP: 0	WP: 0 PB: 0 SB: 0 CS: 1	PA: 37						
PITCHER	IP	WLS	BF	H	R	ER	SO	BB	IBB	HBP	BLK	WP	HR	S	P	ERA	WHIP											
Jeff Suppan, R ERA: 5.69	(1, 1)	6.0	W	25	6	4	4	8	2	0	0	0	0	1	70	99	6.00	1.333										
Jim Corsi, R ERA: 4.3	(7, 1)	1.0		4	1	0	0	0	0	0	0	0	0	0	12	21	0.00	1.000										
Joe Hudson, R ERA: 2.5	(8, 1)	1.0		4	1	0	0	1	0	0	0	0	0	0	12	17	0.00	1.000										
Heathcliff Slocumb, R ERA: 6.52	(9, 1)	1.0		3	0	0	0	0	0	0	0	0	0	7	14	0.00	0.000											

Detroit Tigers @ Boston Red Sox
Fenway Park, Boston, MA
Mon Jul 14 1997, 7:05 PM EDT
Att: 21,997 - Unknown - 91 F


AB 34
R 4
H 8
RBI 4
BB 2
SO 9
LOB 12

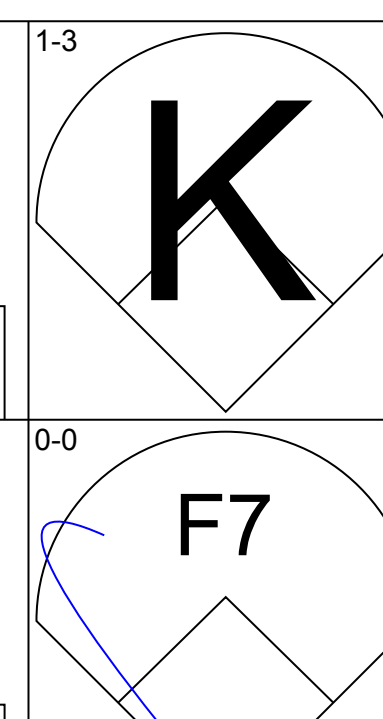
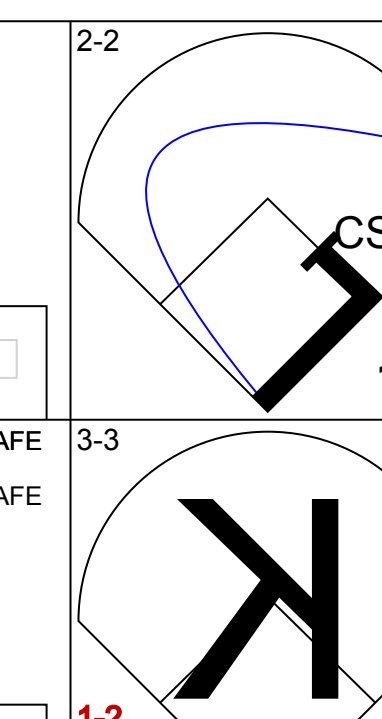
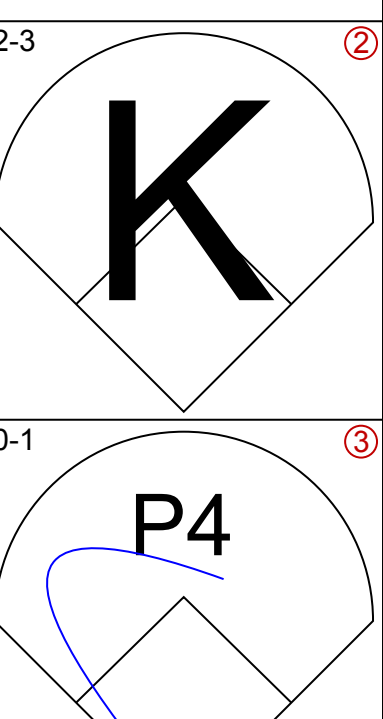
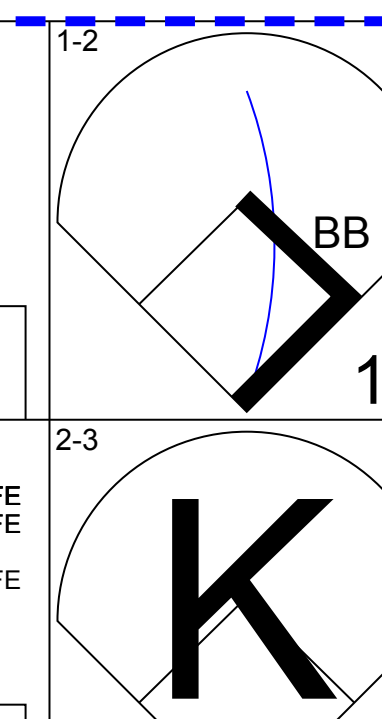
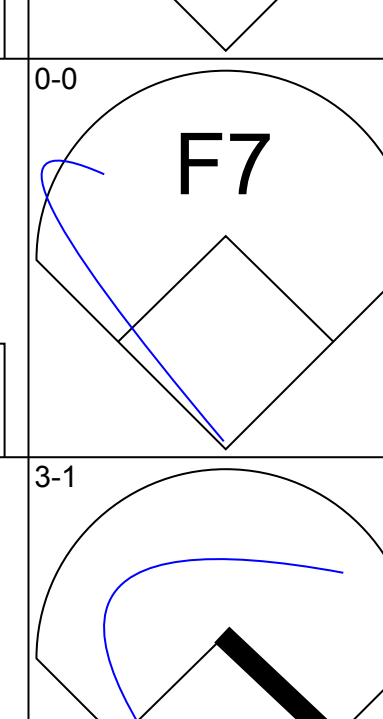
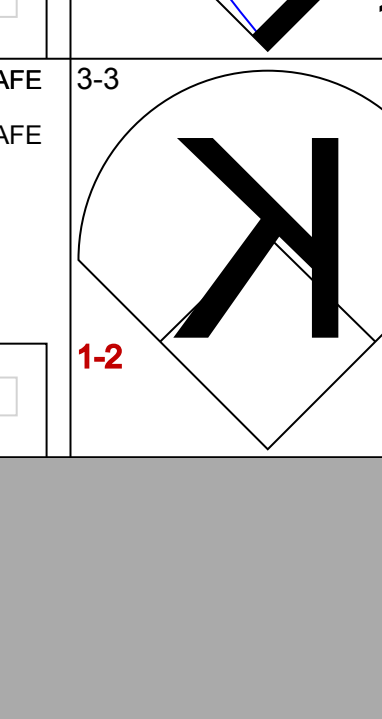
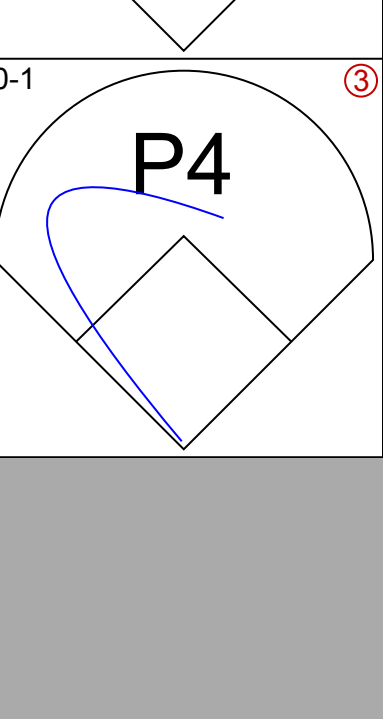
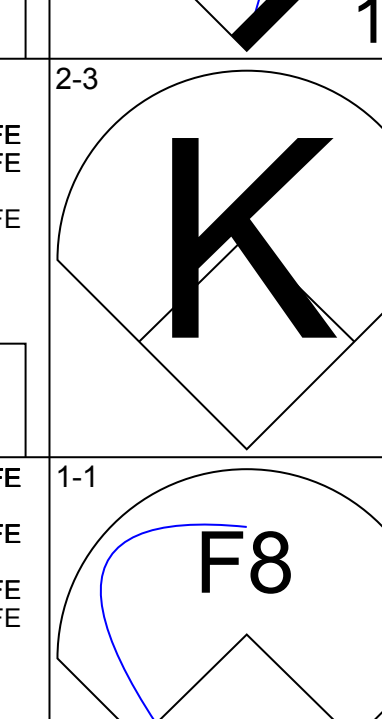
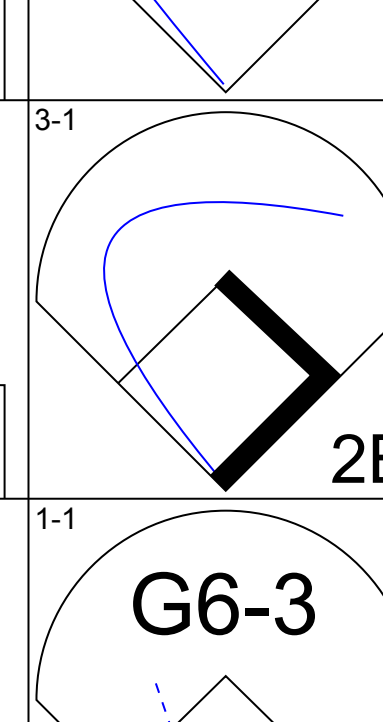
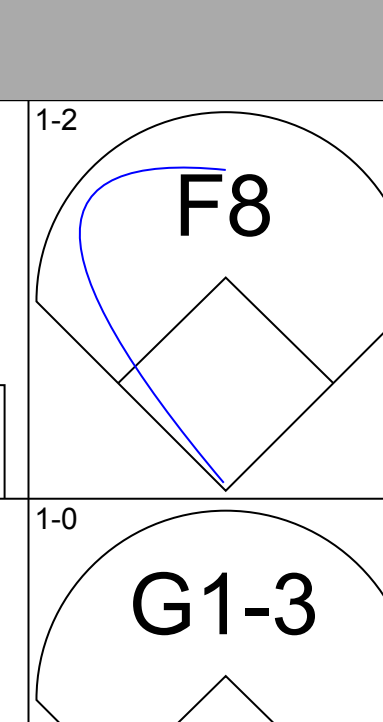
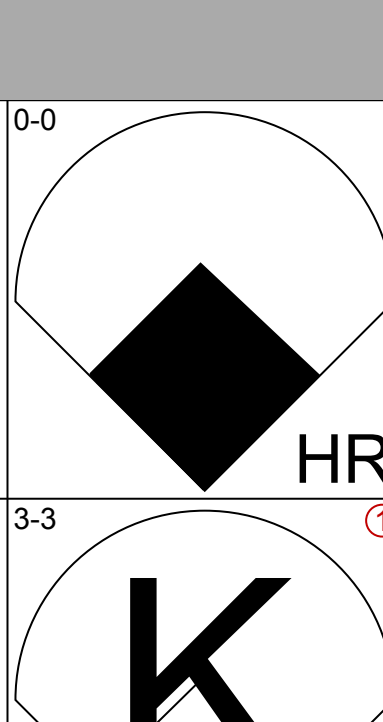
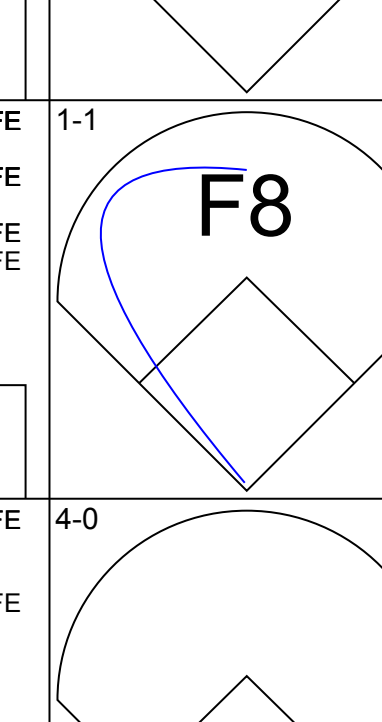
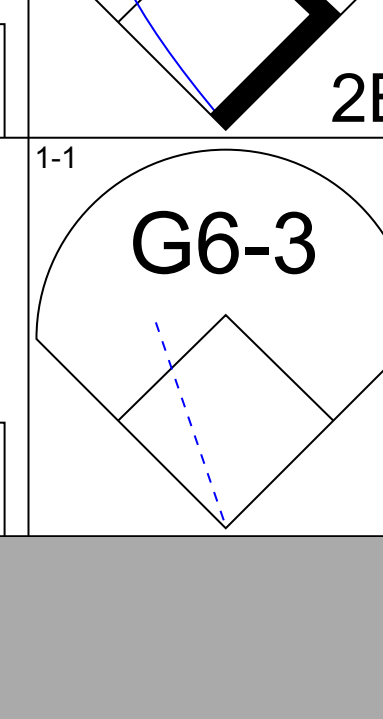
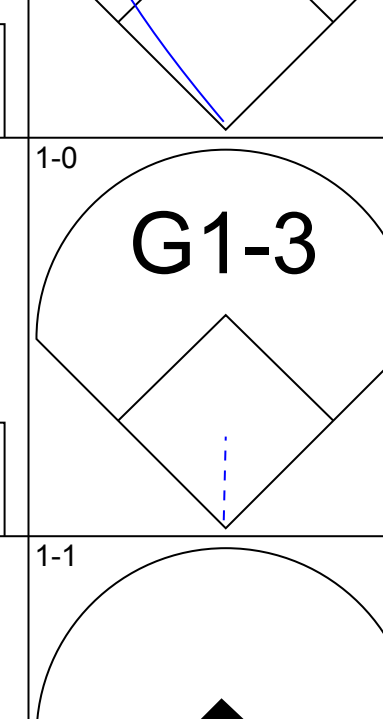
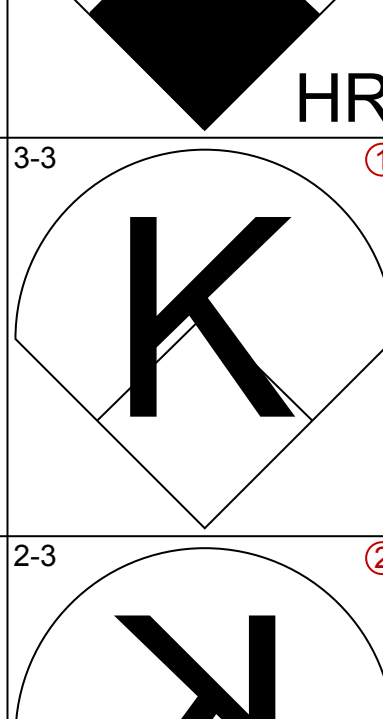
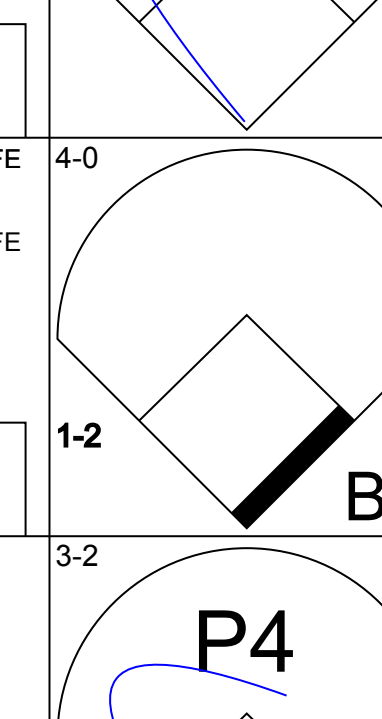
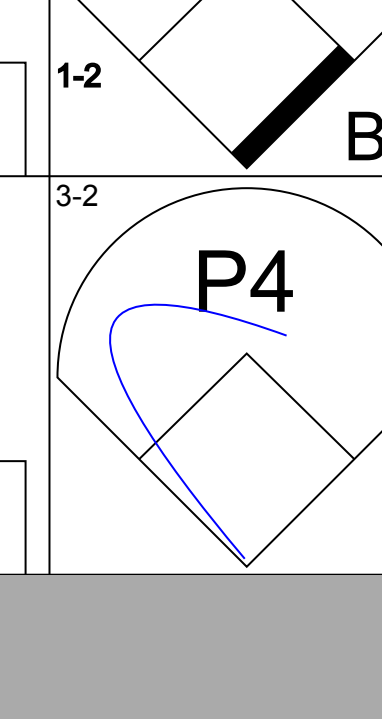
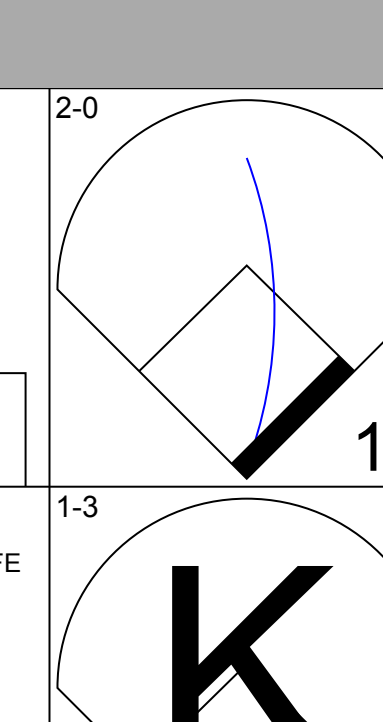
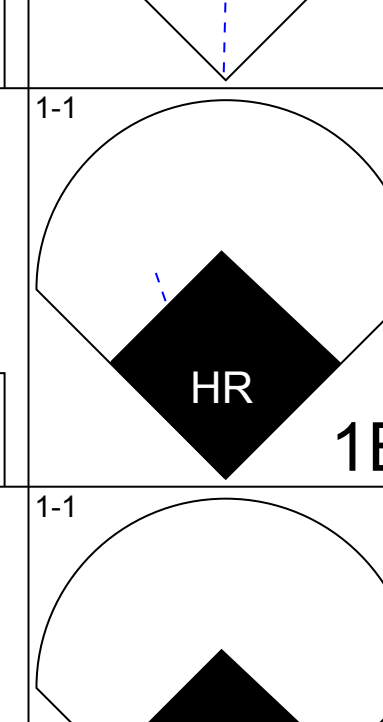
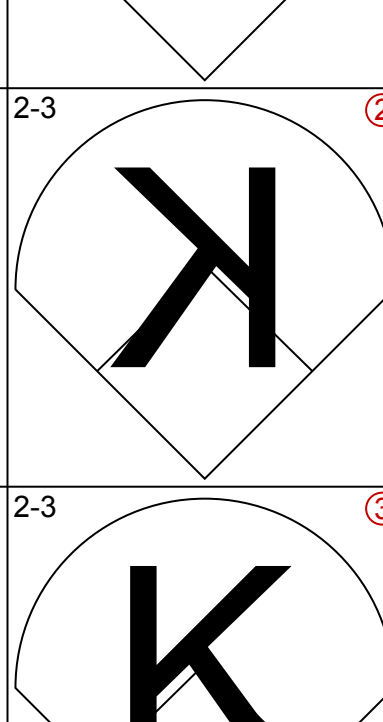
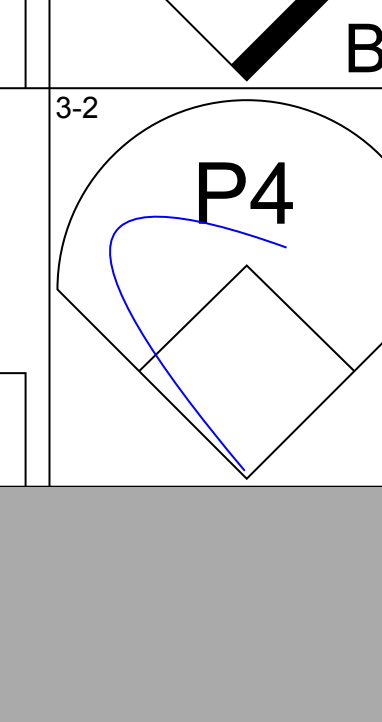
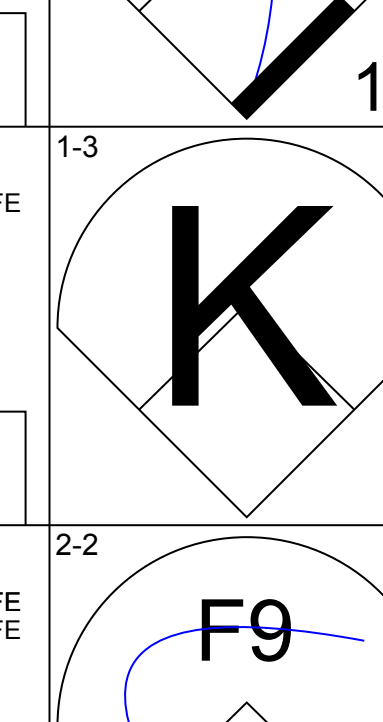
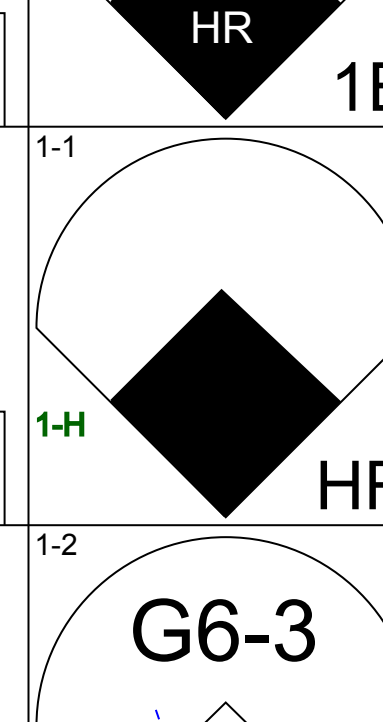
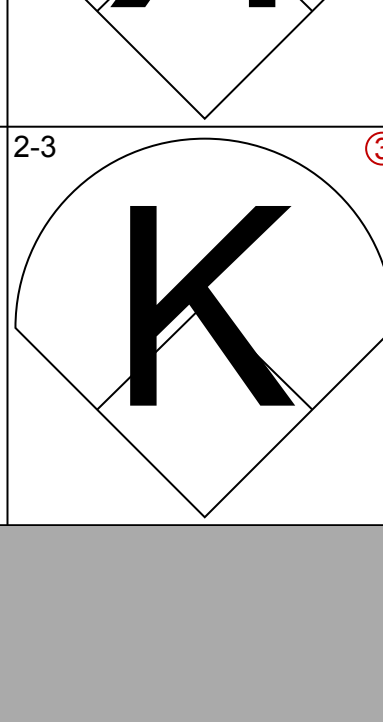
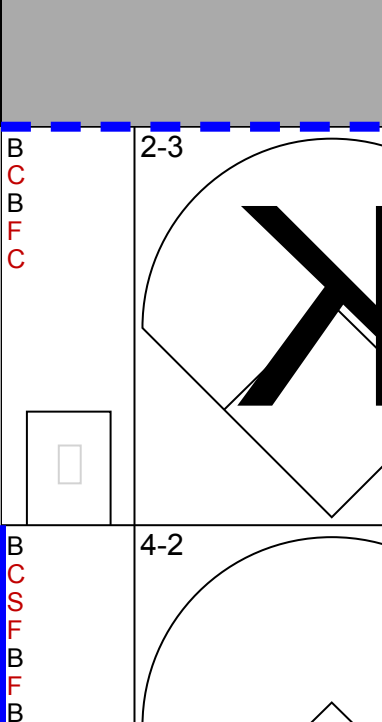
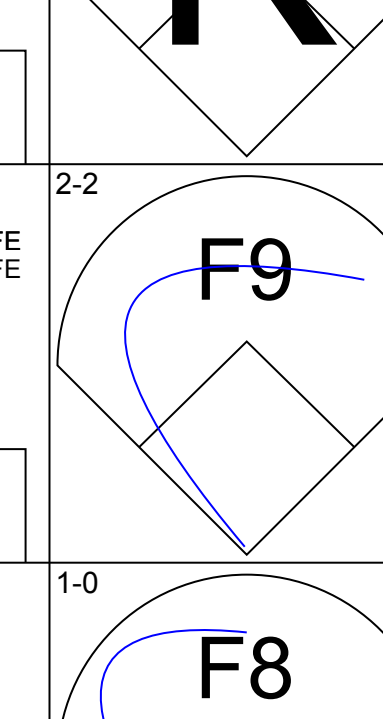
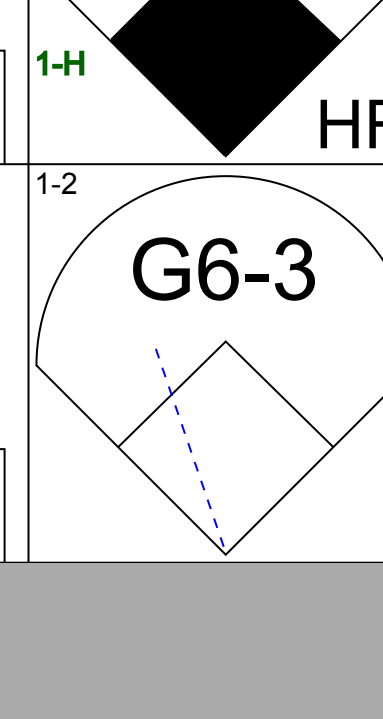
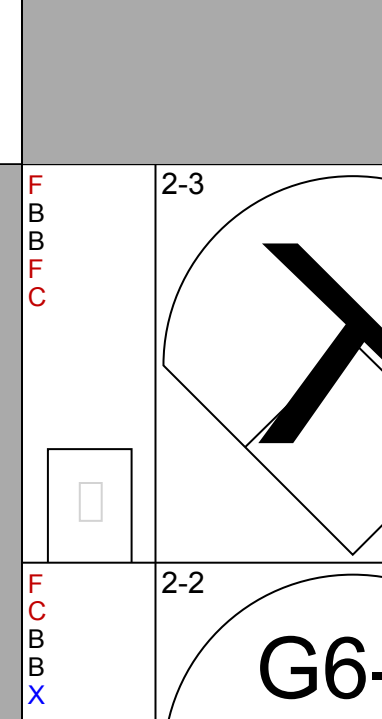
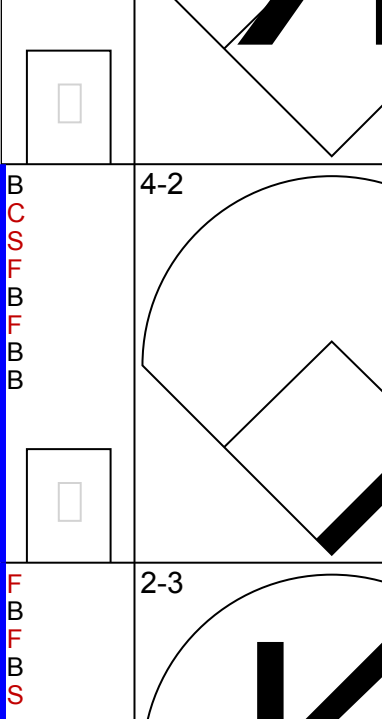
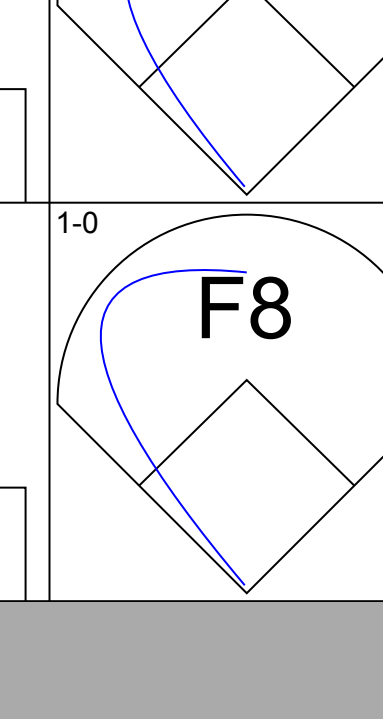
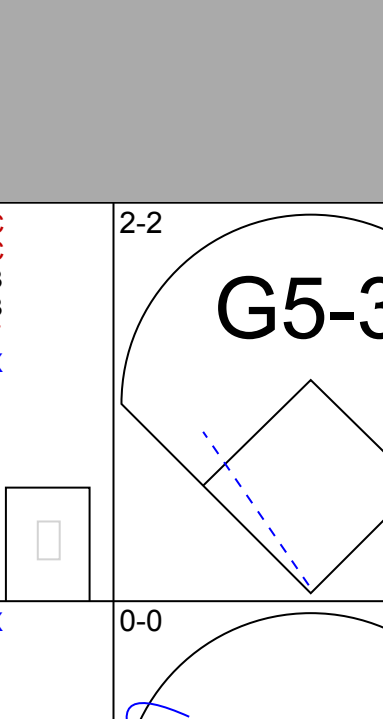
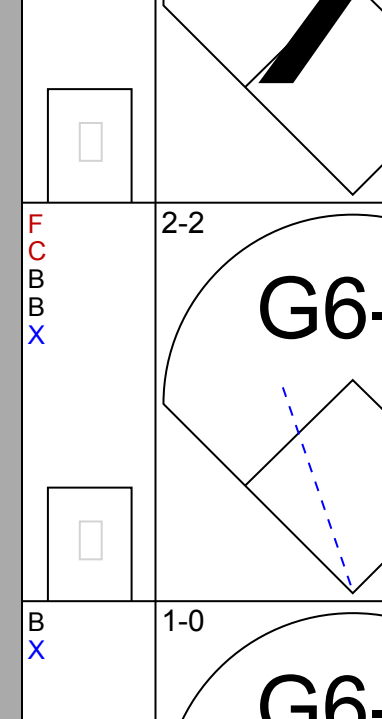
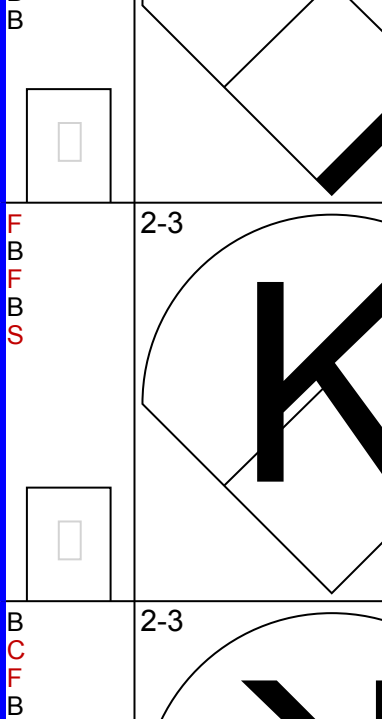
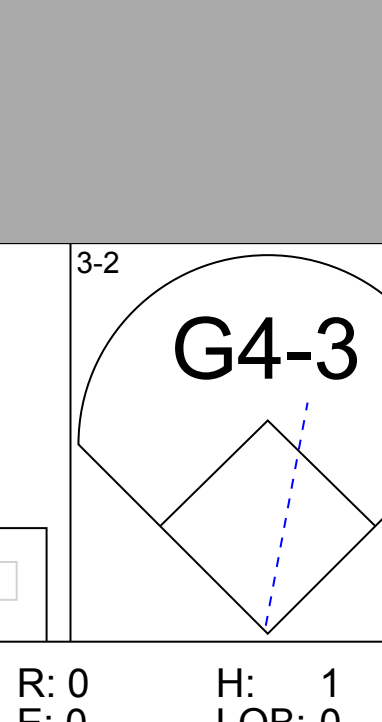
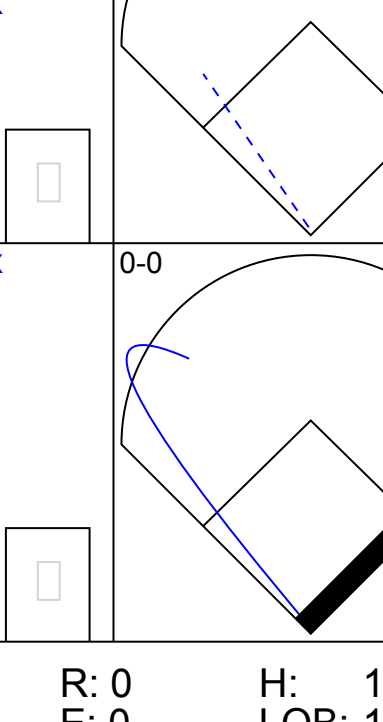



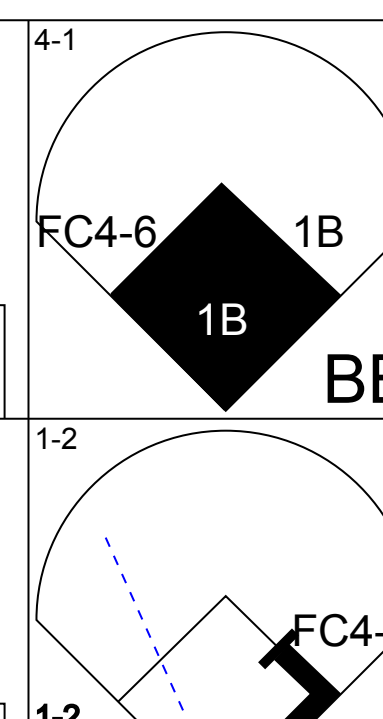
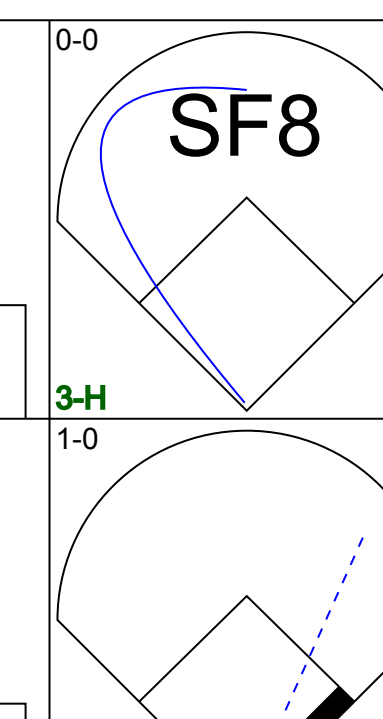
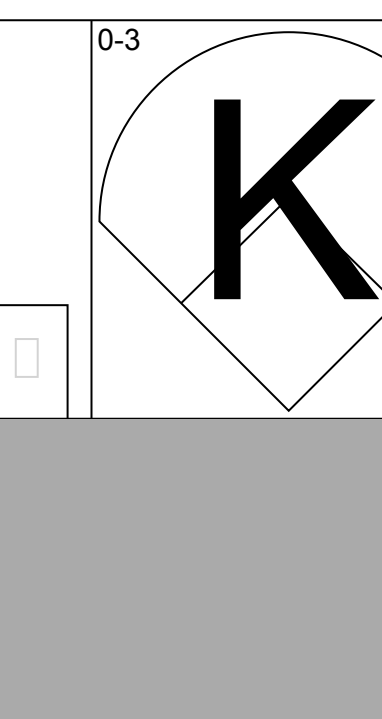
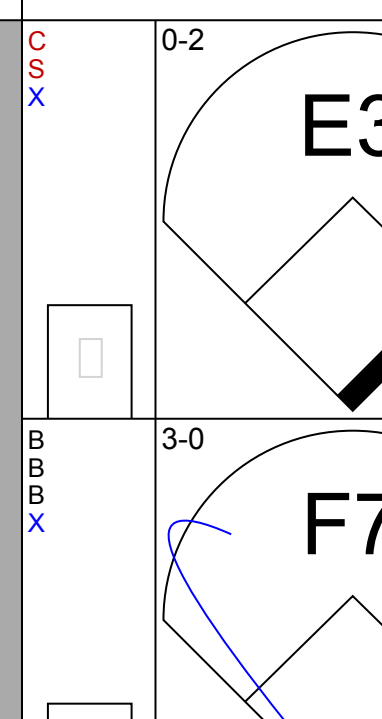
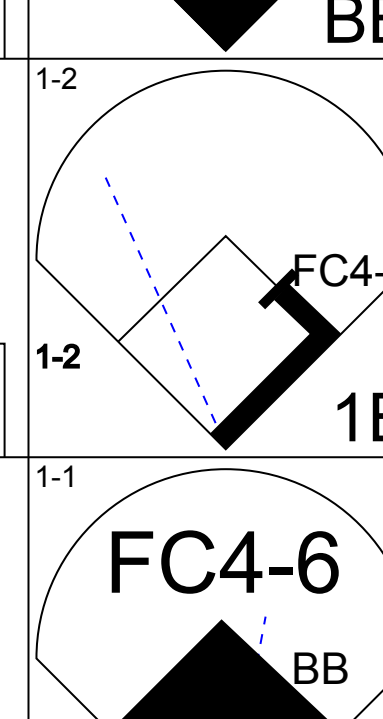
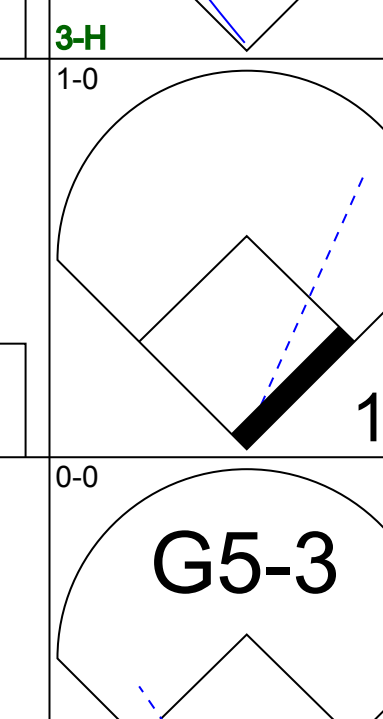
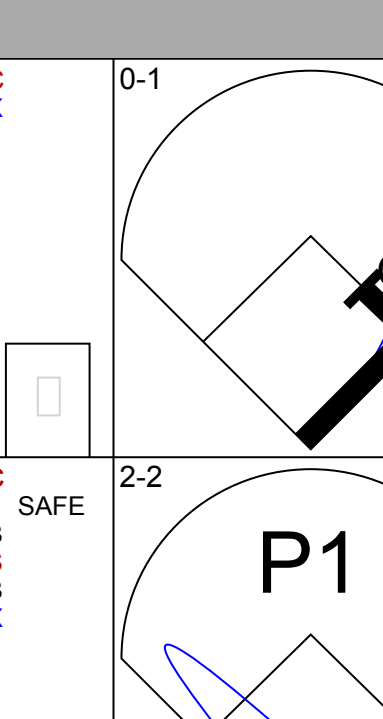
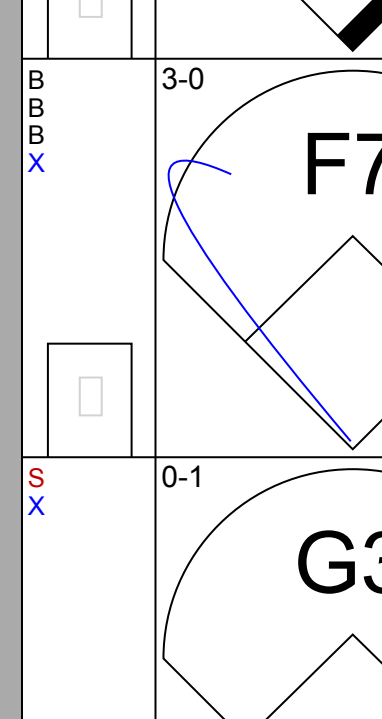
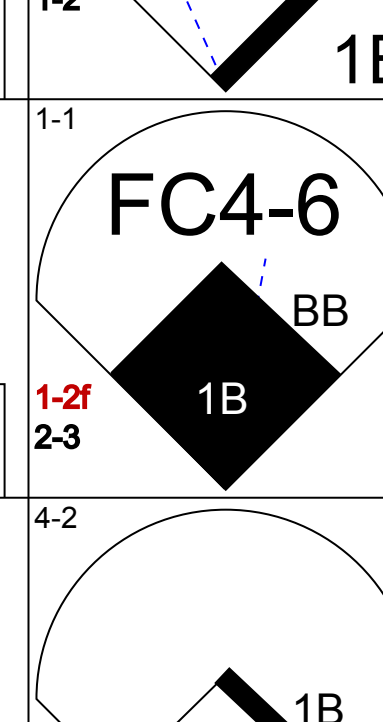
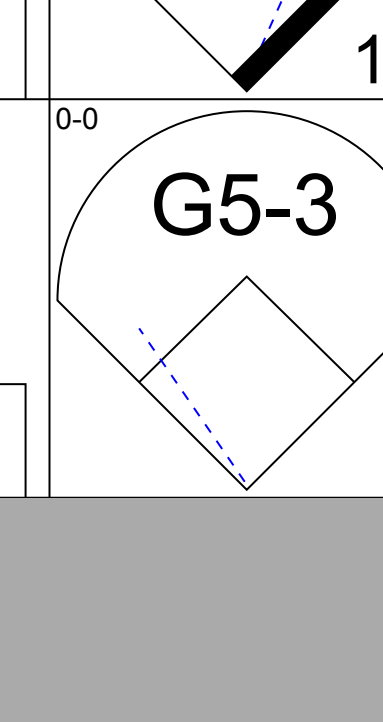
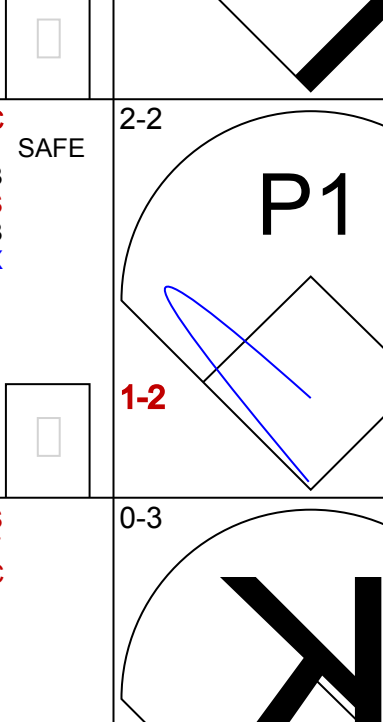
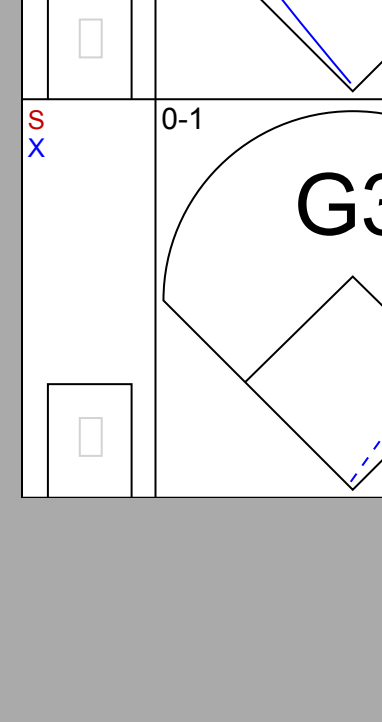
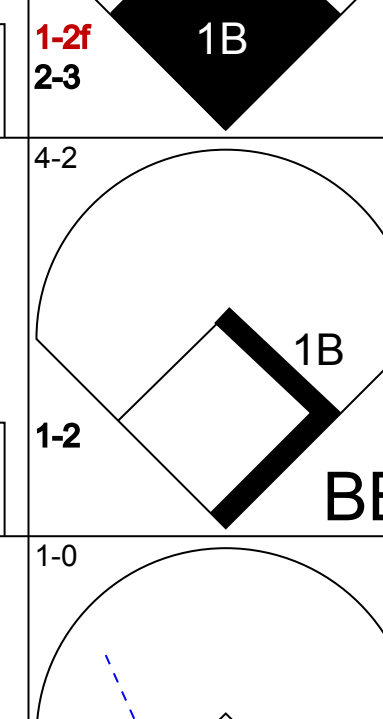
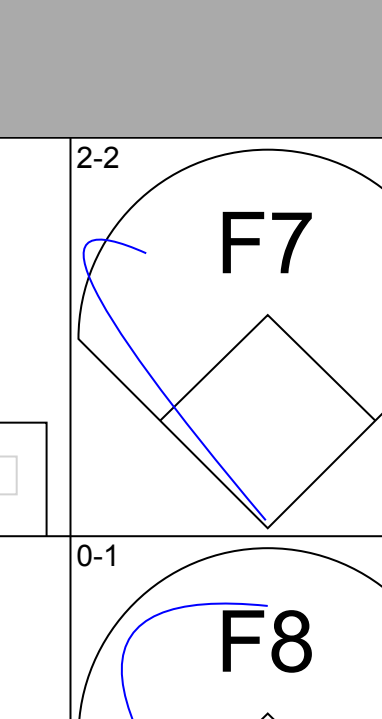
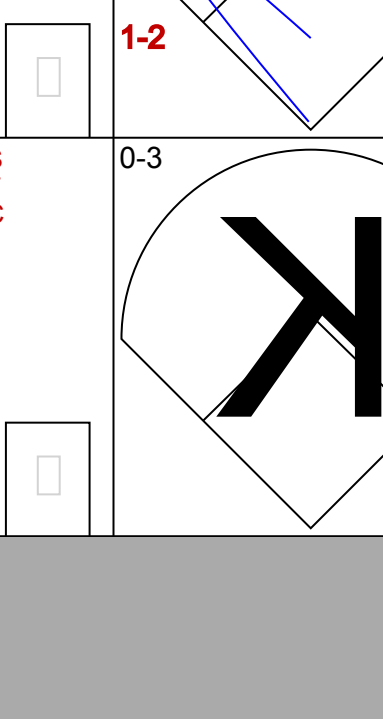
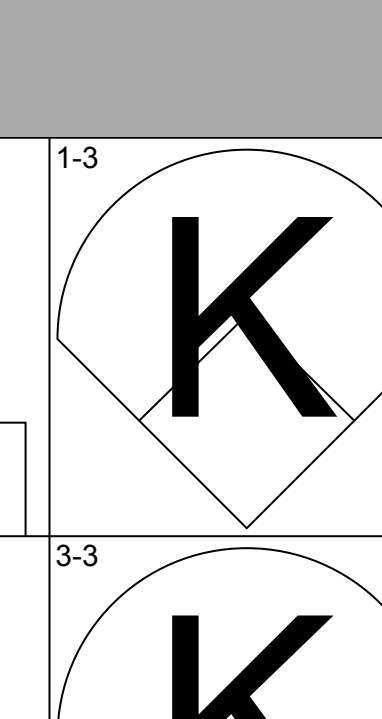
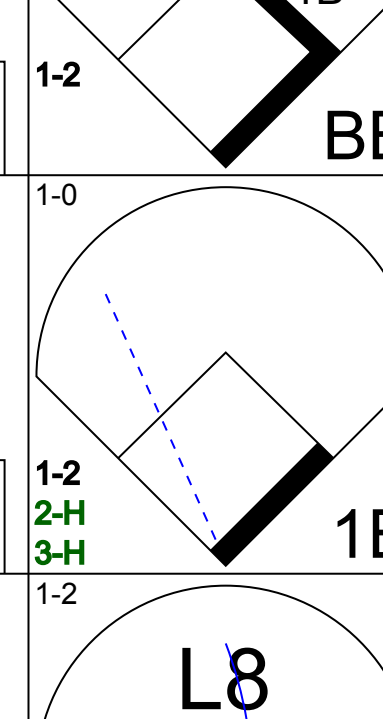
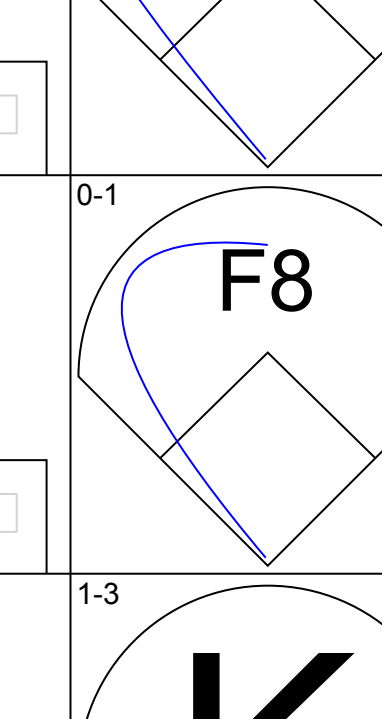
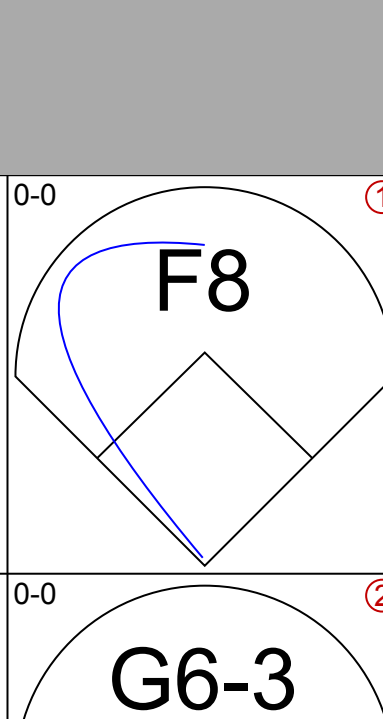
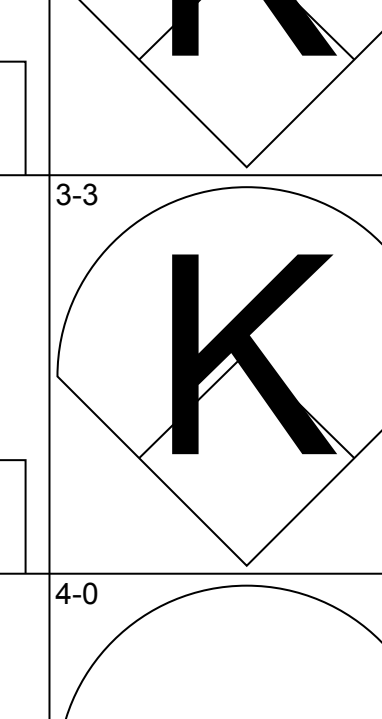
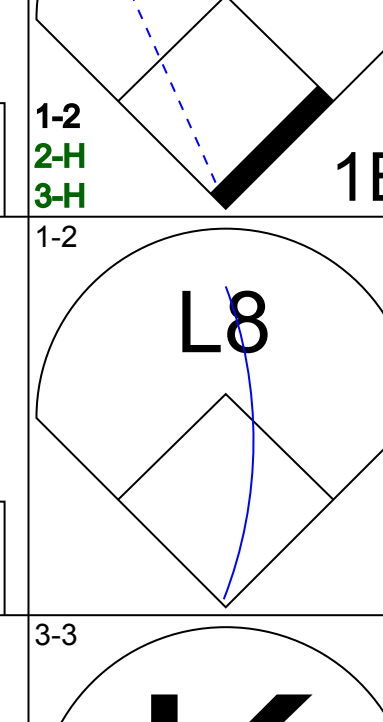
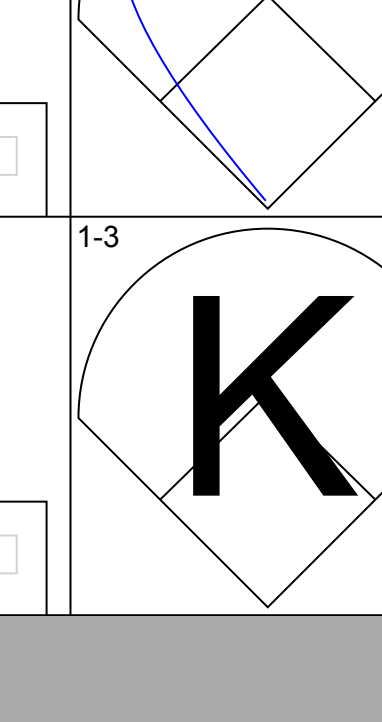
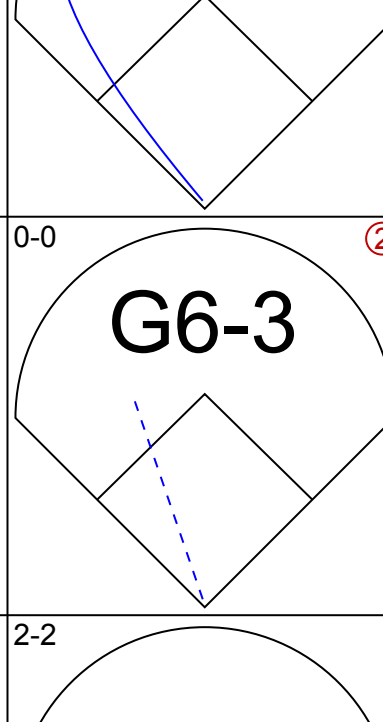
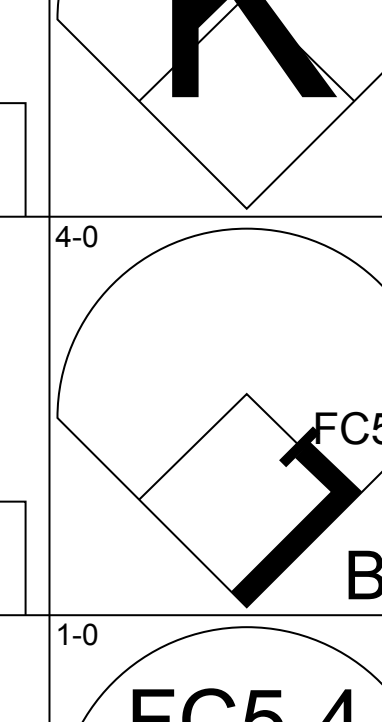
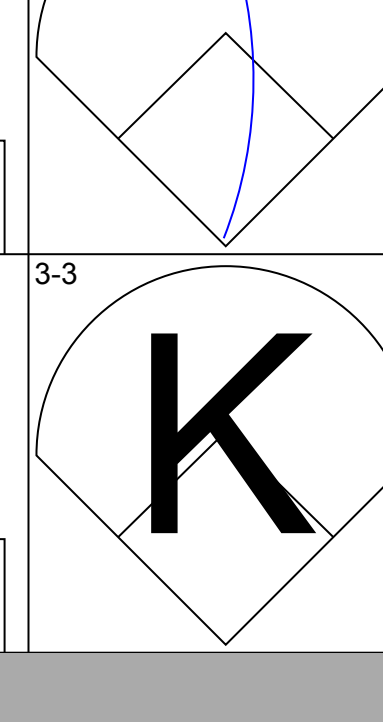
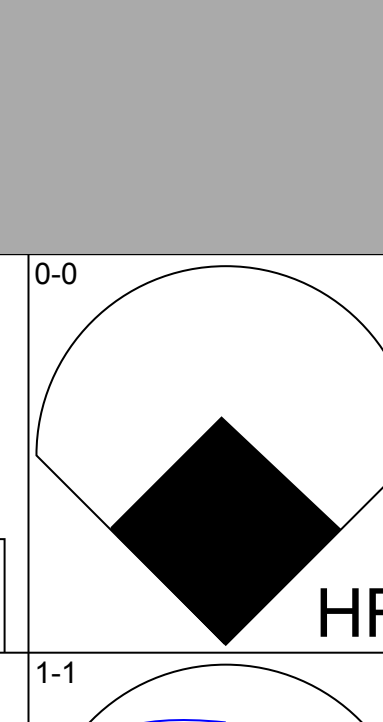
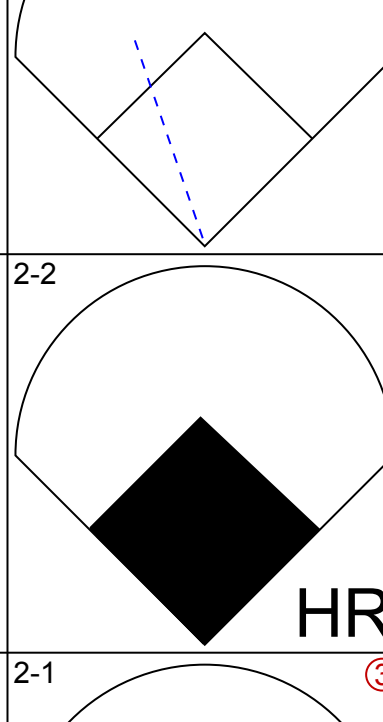
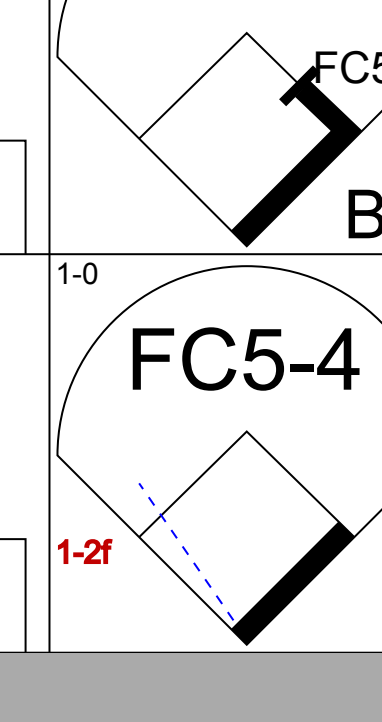
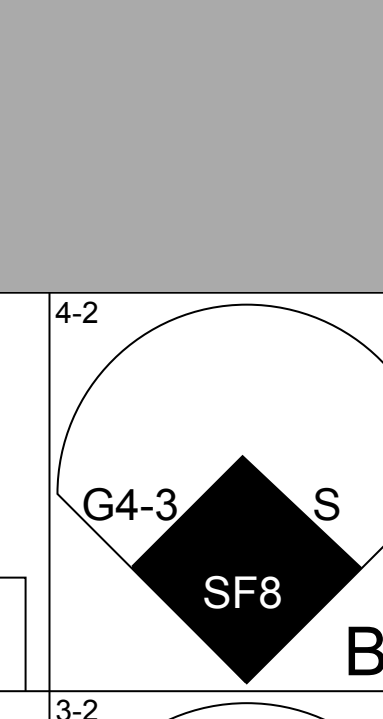
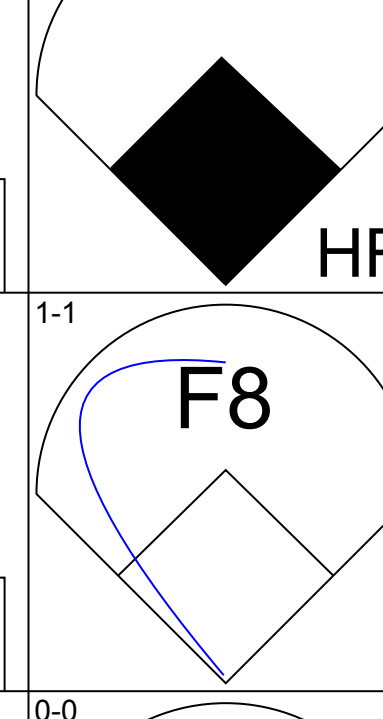
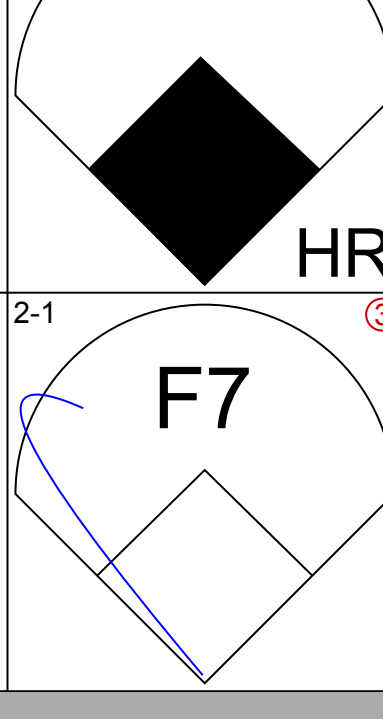
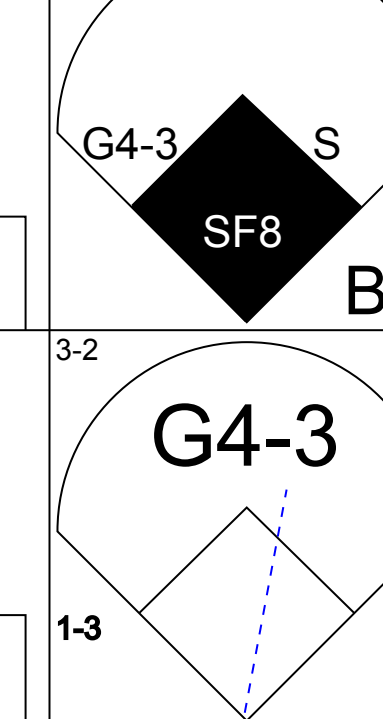
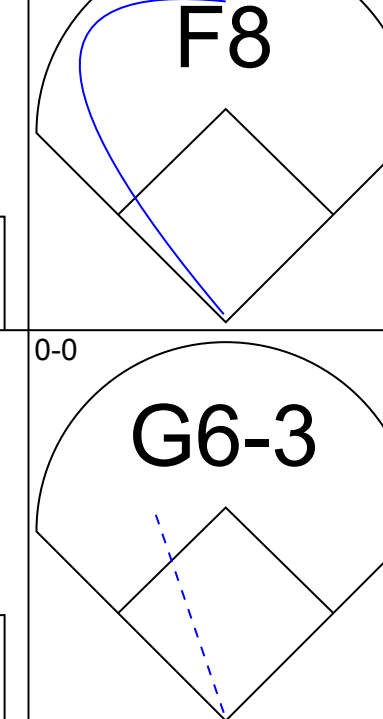
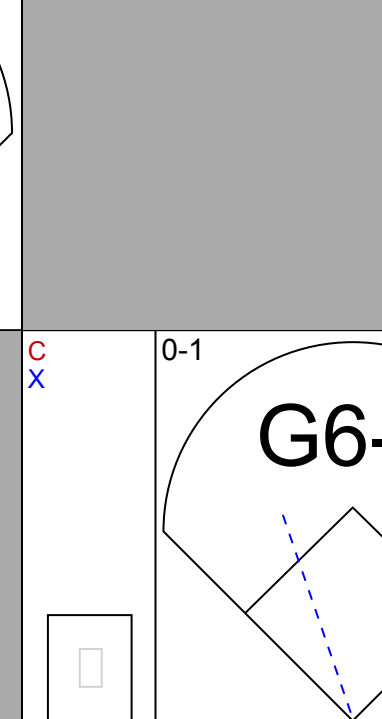
Batter	1	2	3	4	5	6	7	8	9	AB	R	H	RBI	BB	SO	LOB	BOTTOM											
Nomar Garciaparra, R OBP: 0.341, SLG: 0.495 Mike Benjamin, R OBP: 0.290, SLG: 0.211	(1, 6) E7 G3 1B		(1, 2) 1B 3B	(2, 1) F8		(0, 1) G3-1	(0, 1) P4	(1, 2) E5		6	2	2	1	0	0	2												
John Valentin, R OBP: 0.357, SLG: 0.465	(1, 5) F4		(0, 0) 1B	(1, 3) K		(0, 2) 1B 2B	(2, 0) 1B HR 2B	(2, 0) L7		6	2	3	2	0	1	2												
Mo Vaughn, L OBP: 0.446, SLG: 0.623 Walt McKeel, R	(1, 3) G3		(2, 0) F7		(0, 1) 2B	(4, 0) 1B IBB	(0, 0) HR 1B	(2, 0) F4		4	3	2	1	1	0	1												
Mike Stanley, R OBP: 0.401, SLG: 0.530 Scott Hatteberg, L OBP: 0.374, SLG: 0.453	(1, 2) G6-3		(1, 3) K		(1, 1) 1B 2B	(2, 2) 1B 2B	(1, 0) HR			4	2	2	2	0	1	1												
18 Reggie Jefferson, S OBP: 0.379, SLG: 0.526	(1, 10) F8			(1, 1) L9		(0, 0) FC3-6 1B	(0, 1) F9	(1, 0) E7 HR 1B		5	1	2	1	0	0	2												
Wil Cordero, R OBP: 0.335, SLG: 0.464 Jesus Tavarez, S OBP: 0.235, SLG: 0.214	(1, 7) K			(1, 1) G6-3		(3, 2) FC3-6 1B	(2, 1) 2B 1B	(0, 1) HR		5	2	3	3	0	1	0												
Troy O'Leary, L OBP: 0.359, SLG: 0.485	(1, 9) P3			(1, 0) 1B 2B		(0, 1) FC3-6	(0, 0) 1B 2B	(1, 0) G6-3		5	2	2	1	0	0	2												
Darren Bragg, L OBP: 0.335, SLG: 0.411	(1, 8) L9 3B 2B		(0, 2) L9 3B 2B	(4, 1) 1B BB		(2, 1) F8	(1, 1) FC6-4 1B	(1, 3) K		4	2	2	2	1	1	2												
Jeff Frye, R OBP: 0.311, SLG: 0.353	(1, 4) L9		(2, 2) L9	(2, 1) 1B		(1, 1) FC6-4 2B		(1, 0) F8		5	1	2	2	0	0	2												
Inning Stats	R: 1 E: 1 K: 0 S: 10	H: 1 LOB: 0 BB: 0 P: 17	R: 0 E: 0 K: 1 S: 6	H: 0 LOB: 0 BB: 0 P: 9	R: 2 E: 0 K: 1 S: 15	H: 3 LOB: 1 BB: 0 P: 21	R: 2 E: 1 K: 0 S: 10	H: 2 LOB: 1 BB: 1 P: 21	R: 2 E: 0 K: 1 S: 15	H: 4 LOB: 2 BB: 0 P: 22	R: 6 E: 0 K: 0 S: 18	H: 6 LOB: 1 BB: 1 P: 28	R: 5 E: 1 K: 1 S: 12	H: 5 LOB: 0 BB: 0 P: 18	R: 0 E: 1 K: 0 S: 6	H: 0 LOB: 1 BB: 0 P: 12	1B: 10 2B: 8 3B: 1 HR: 2	SF: 0 SAC: 0 DP: 0 HBP: 0	WP: 0 PB: 0 SB: 3 CS: 0	PA: 48								
PITCHER	IP	WLS	BF	H	R	ER	SO	BB	IBB	HBP	BLK	WP	HR	S	P	ERA	WHIP											
Kevin Jarvis, R ERA: 10.64	(1, 1)	4.1	L	23	9	7	5	3	1	0	0	0	0	0	14	24	27.00	3.000										
Jose Bautista, R ERA: 8.41	(5, 1)	1.0		7	3	3	3	0	0	1	0	0	0	0	19	28	72.00	9.000										
A.J. Sager, R ERA: 4.53	(6, 1)	1.0		12	9	8	8	0	0	0	0	0	0	2	19	28	72.00	9.000										
Mike Myers, L ERA: 5.34	(7, 1)	1.2		6	0	0	0	1	0	0	0	0	0	0	10	18	0.00	0.000										

Detroit Tigers @ Boston Red Sox
Fenway Park, Boston, MA
Mon Jul 14 1997, 7:05 PM EDT
Att: 21,997 - Unknown - 91 F

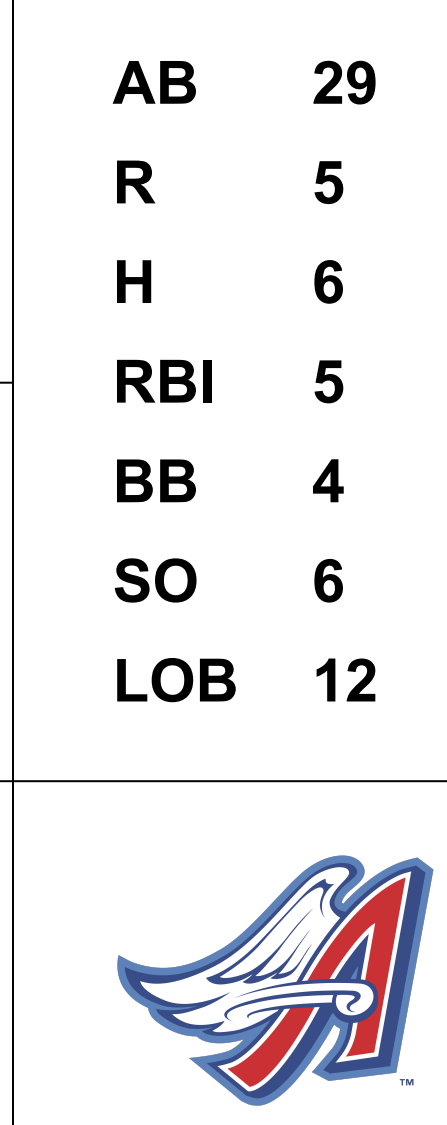
AB 46
R 18
H 21
RBI 18
BB 2
SO 4
LOB 15



Batter	1	2	3	4	5	6	7	8	9	AB	R	H	RBI	BB	SO	LOB	TOP					
Brian Hunter, R OBP: 0.320, SLG: 0.344 (1, 8)										4	0	2	0	0	2	1	Detroit Tigers @ Anaheim Angels Anaheim Stadium, Anaheim, CA Wed Jul 16 1997, 10:05 PM EDT Att: 16,570 - Unknown - 80 F					
Damion Easley, R OBP: 0.381, SLG: 0.488 (1, 4)										4	0	0	0	0	2	3						
Travis Fryman, R OBP: 0.337, SLG: 0.483 (1, 5)										4	1	2	1	0	0	1						
Tony Clark, S OBP: 0.319, SLG: 0.552 (8, PR)										3	0	0	0	1	1	1						
Curtis Pride, L OBP: 0.325, SLG: 0.348 (8, 7)										0	0	0	0	0	0	0						
Phil Nevin, R OBP: 0.383, SLG: 0.491 (8, 3)										4	1	2	0	0	1	2						
Melvin Nieves, S OBP: 0.346, SLG: 0.487 (1, 9)										4	1	1	2	0	3	1						
Matt Walbeck, S OBP: 0.319, SLG: 0.375 (9, PH)										3	0	0	0	0	1	1						
Raul Casanova, S OBP: 0.341, SLG: 0.410 (9, PH)										0	0	0	0	1	0	0						
Jody Reed, R OBP: 0.283, SLG: 0.212 (9, PH)										3	0	0	0	0	0	1						
Bobby Higginson, L OBP: 0.370, SLG: 0.496 (9, PH)										1	0	0	0	0	1	1						
Deivi Cruz, R OBP: 0.229, SLG: 0.285 (9, PH)										3	0	1	0	0	0	0						
Bob Hamelin, L OBP: 0.386, SLG: 0.534 (9, PH)										1	0	0	0	0	1	1						
Inning Stats	R: 0 E: 0 K: 1 S: 8	H: 1 LOB: 1 BB: 0 P: 13	R: 0 E: 0 K: 1 S: 8	H: 1 LOB: 1 BB: 0 P: 14	R: 0 E: 0 K: 1 S: 10	H: 1 LOB: 0 BB: 0 P: 18	R: 2 E: 0 K: 0 S: 11	H: 2 LOB: 0 BB: 0 P: 16	R: 0 E: 0 K: 1 S: 10	H: 1 LOB: 1 BB: 0 P: 14	R: 1 E: 0 K: 3 S: 10	H: 1 LOB: 0 BB: 0 P: 17	R: 0 E: 0 K: 1 S: 15	H: 0 LOB: 0 BB: 1 P: 12	R: 0 E: 0 K: 1 S: 15	H: 1 LOB: 2 BB: 1 P: 26	R: 0 E: 0 K: 3 S: 14	H: 0 LOB: 1 BB: 1 P: 24	1B: 5 2B: 1 3B: 0 HR: 2	SF: 0 SAC: 0 DP: 0 HBP: 0	WP: 0 PB: 0 SB: 0 CS: 1	PA: 36
PITCHER	IP	WLS	BF	H	R	ER	SO	BB	IBB	HBP	BLK	WP	HR	S	P	ERA	WHIP					
Chuck Finley, L ERA: 4.66 (1, 1)	7.0	W	27	7	3	3	8	0	0	0	0	0	2	64	104	3.86	1.000					
Kevin Gross, R ERA: 6.87 (8, 1)	1.0		5	1	0	0	1	1	0	0	0	0	0	15	26	0.00	2.000					
Troy Percival, R ERA: 3.14 (9, 1)	1.0	S	4	0	0	0	3	1	0	0	0	0	0	14	24	0.00	1.000					

Batter	1	2	3	4	5	6	7	8	9	AB	R	H	RBI	BB	SO	LOB	BOTTOM				
Tony Phillips, S OBP: 0.419, SLG: 0.414 (1, 10)										2	1	0	1	1	1	0	Detroit Tigers @ Anaheim Angels Anaheim Stadium, Anaheim, CA Wed Jul 16 1997, 10:05 PM EDT Att: 16,570 - Unknown - 80 F				
Darin Erstad, L OBP: 0.350, SLG: 0.453 (1, 3)										4	0	3	0	0	0	1					
Dave Hollins, S OBP: 0.382, SLG: 0.446 (1, 5)										4	1	0	0	0	0	5					
Jim Edmonds, L OBP: 0.358, SLG: 0.508 (1, 8)										3	0	0	0	1	2	0					
Tim Salmon, R OBP: 0.396, SLG: 0.497 (1, 9)										4	0	1	2	0	1	0					
16 Garret Anderson, L OBP: 0.345, SLG: 0.393 (1, 7)										3	0	0	0	1	1	2					
Todd Greene, R OBP: 0.306, SLG: 0.500 (1, 2)										4	2	2	2	0	1	3					
Luis Alicea, S OBP: 0.388, SLG: 0.411 (1, 4)										2	1	0	0	1	0	0					
Gary Disarcina, R OBP: 0.283, SLG: 0.356 (1, 6)										3	0	0	0	0	0	1					
Inning Stats	R: 2 E: 0 K: 1 S: 18	H: 2 LOB: 2 BB: 2 P: 33	R: 1 E: 0 K: 0 S: 8	H: 1 LOB: 1 BB: 1 P: 16	R: 0 E: 0 K: 1 S: 10	H: 0 LOB: 0 BB: 0 P: 13	R: 1 E: 0 K: 1 S: 7	H: 1 LOB: 0 BB: 0 P: 8	R: 0 E: 0 K: 0 S: 8	H: 1 LOB: 0 BB: 0 P: 10	R: 1 E: 0 K: 0 S: 7	H: 1 LOB: 0 BB: 0 P: 11	R: 0 E: 1 K: 0 S: 8	H: 0 LOB: 1 BB: 0 P: 11	R: 0 E: 0 K: 2 S: 7	H: 0 LOB: 1 BB: 1 P: 16		1B: 4 2B: 0 3B: 0 HR: 2	SF: 1 SAC: 0 DP: 0 HBP: 0	WP: 0 PB: 0 SB: 1 CS: 1	PA: 34
PITCHER	IP	WLS	BF	H	R	ER	SO	BB	IBB	HBP	BLK	WP	HR	S	P	ERA	WHIP				
Brian Moehler, R ERA: 4.3 (1, 1)	8.0	L	34	6	5	5	6	4	0	0	0	0	2	73	118	5.62	1.250				

AB	34
R	3
H	8
RBI	3
BB	2
SO	12
LOB	13




Batter	1	2	3	4	5	6	7	8	9	AB	R	H	RBI	BB	SO	LOB	TOP					
Brian Hunter, R OBP: 0.320, SLG: 0.343 (1, 8)	F7		1B		G6-4-3		F8			4	0	1	0	0	0	2	Detroit Tigers @ Anaheim Angels Anaheim Stadium, Anaheim, CA Thu Jul 17 1997, 10:05 PM EDT Att: 19,246 - Unknown - 77 F					
Bobby Higginson, L OBP: 0.356, SLG: 0.489 (1, 7)	K		K					K		4	0	0	0	0	4	2						
Travis Fryman, R OBP: 0.358, SLG: 0.492 (1, 5)	HR		1B				P3	K		4	1	2	2	0	1	0						
Tony Clark, S OBP: 0.392, SLG: 0.545 (1, 3)	K		G1-3				G3	G1-3		4	0	0	0	0	1	2						
Phil Nevin, R OBP: 0.372, SLG: 0.475 (1, 10)		G5-3			F8			G6-3	K	4	0	0	0	0	1	0						
Melvin Nieves, S OBP: 0.348, SLG: 0.498 (1, 9)		G3-1			K			HR	DI 1B	4	1	2	1	0	1	0						
Damion Easley, R OBP: 0.360, SLG: 0.488 (1, 4)		L7			G3			2B G6-3	K	4	1	1	0	0	1	1						
Raul Casanova, S OBP: 0.339, SLG: 0.412 (1, 2)			L8			P8			G6-3	4	0	1	0	0	0	1						
Orlando Miller, R OBP: 0.323, SLG: 0.424 (1, 6)			1B HBP			G6-4-3		G6-3		2	1	1	1	0	0	1						
Inning Stats	R: 1 E: 0 K: 2 S: 12	H: 1 LOB: 0 BB: 0 P: 20	R: 0 E: 0 K: 0 S: 7	H: 0 LOB: 0 BB: 0 P: 12	R: 1 E: 0 K: 1 S: 11	H: 2 LOB: 2 BB: 0 P: 19	R: 0 E: 0 K: 1 S: 6	H: 0 LOB: 0 BB: 0 P: 8	R: 0 E: 0 K: 0 S: 7	H: 1 LOB: 0 BB: 0 P: 11	R: 0 E: 0 K: 1 S: 9	H: 0 LOB: 0 BB: 0 P: 16	R: 2 E: 0 K: 0 S: 12	H: 3 LOB: 1 BB: 0 P: 17	R: 0 E: 0 K: 2 S: 10	H: 0 LOB: 0 BB: 0 P: 13	R: 0 E: 0 K: 2 S: 13	H: 1 LOB: 1 BB: 0 P: 16	1B: 4 2B: 2 3B: 0 HR: 2	SF: 0 SAC: 0 DP: 1 HBP: 1	WP: 0 PB: 0 SB: 0 CS: 0	PA: 35
PITCHER	IP	WLS	BF	H	R	ER	SO	BB	IBB	HBP	BLK	WP	HR	S	P	ERA	WHIP					
Dennis Springer, R ERA: 5.77 (1, 1)	7.0	W	28	7	4	4	5	0	0	1	0	0	2	64	103	5.14	1.000					
Darrell May, L ERA: 4.2 (8, 1)	2.0		7	1	0	0	4	0	0	0	0	0	0	23	29	0.00	0.500					

Batter	1	2	3	4	5	6	7	8	9	AB	R	H	RBI	BB	SO	LOB	BOTTOM			
Tony Phillips, S OBP: 0.421, SLG: 0.427 (1, 7)	HR				SF8		K			4	1	3	4	0	1	0	Detroit Tigers @ Anaheim Angels Anaheim Stadium, Anaheim, CA Thu Jul 17 1997, 10:05 PM EDT Att: 19,246 - Unknown - 77 F			
Craig Grebeck, R OBP: 0.380, SLG: 0.426 (9, 5)	1B			1B						0	0	0	0	0	0	0				
Darin Erstad, L OBP: 0.348, SLG: 0.448 (1, 3)	K			BB				G4-3		4	0	0	0	1	3	2				
Dave Hollins, S OBP: 0.379, SLG: 0.440 (1, 5)	G3			G3				F7		4	0	0	0	0	1	3				
Orlando Palmeiro, L OBP: 0.356, SLG: 0.276 (8, PH) (9, 8)				G1-3			K			1	0	0	0	0	0	0				
Tim Salmon, R OBP: 0.399, SLG: 0.496 (1, 9)	K			BB			16 G5-3 1B HBP	16 S 1B		3	1	1	0	1	2	0				
16 Garret Anderson, L OBP: 0.347, SLG: 0.394 (1, 8) (9, 7)		1B 1B		G4-6-3			G5-3			4	1	2	0	0	0	2				
Jim Leyritz, R OBP: 0.359, SLG: 0.421 (1, 2)	1B G6-4-3 1B			K			3B IBB	K		3	2	1	0	1	2	2				
Todd Greene, R OBP: 0.350, SLG: 0.526 (1, 10)	G6-4-3 1B			S 1B			G4-3			4	3	3	1	0	0	2				
Luis Alicaia, S OBP: 0.392, SLG: 0.422 (1, 4)		G6-4-3 1B		1B BB			SF8 3B	F7		3	1	2	3	1	0	0				
Gary Disarcina, R OBP: 0.283, SLG: 0.352 (1, 6)	G6-4-3			F8			SF8 BB	F8		3	0	0	0	1	0	4				
Inning Stats	R: 1 E: 0 K: 2 S: 10	H: 1 LOB: 0 BB: 0 P: 20	R: 3 E: 0 K: 1 S: 19	H: 5 LOB: 1 BB: 0 P: 25	R: 0 E: 0 K: 0 S: 8	H: 0 LOB: 0 BB: 1 P: 14	R: 1 E: 0 K: 1 S: 12	H: 2 LOB: 3 BB: 2 P: 24	R: 4 E: 0 K: 1 S: 19	H: 2 LOB: 1 BB: 2 P: 33	R: 0 E: 0 K: 2 S: 11	H: 2 LOB: 2 BB: 0 P: 16	R: 0 E: 0 K: 1 S: 10	H: 0 LOB: 0 BB: 0 P: 15	R: 0 E: 0 K: 1 S: 7	H: 0 LOB: 0 BB: 0 P: 11	1B: 10 2B: 0 3B: 1 HR: 1	SF: 1 SAC: 0 DP: 2 HBP: 1	WP: 0 PB: 0 SB: 3 CS: 0	PA: 40
PITCHER	IP	WLS	BF	H	R	ER	SO	BB	IBB	HBP	BLK	WP	HR	S	P	ERA	WHIP			
Felipe Lira, R ERA: 5.77 (1, 1)	3.2	L	20	8	5	5	4	3	0	0	0	0	1	48	82	12.27	3.000			
A.J. Sager, R ERA: 4.86 (4, 1)	4.1		20	4	4	4	5	1	1	1	0	0	0	48	76	8.31	1.154			

Batter	1	2	3	4	5	6	7	8	9	AB	R	H	RBI	BB	SO	LOB	TOP								
Brian Hunter, R (1, 8) OBP: 0.323, SLG: 0.348	4-0 BB G6-4-3		0-1 2B 2B	0-0 SF8		2-1 1B		1-2 CS	3-2 G6-3	3	1	2	2	1	0	0									
Bobby Higginson, L (1, 7) OBP: 0.363, SLG: 0.488	2-1 F9		3-2 2B	0-0 F9		1-3 1B			0-0 L8	5	0	1	2	0	1	4									
Travis Fryman, R (1, 5) OBP: 0.354, SLG: 0.485	0-2 G6-4-3		1-3 K		0-1 F9				1-3 K	5	0	0	0	0	2	2									
Bob Hamelin, L (1, 3) OBP: 0.377, SLG: 0.520		0-0 G4-3	2-3 K		0-1 L8				0-0 G6-3	4	0	0	0	0	1	1									
Melvin Nieves, S (1, 9) OBP: 0.346, SLG: 0.494		2-3 K	3-3 K		1-0 L7					4	0	1	0	0	2	1									
Curtis Pride, L (1, 10) OBP: 0.331, SLG: 0.345	4-0 BB			4-1 1B		3-3 K			0-1 P5	1	1	0	0	2	1	0									
Phil Nevin, R (7, PH) OBP: 0.370, SLG: 0.471				FC4-6 BB						1	0	0	0	0	0	1									
Damion Easley, R (1, 4) OBP: 0.364, SLG: 0.488	4-1 BB			0-2 FC4-6		0-2 G5-3		4-0 FC3-6		2	0	1	0	2	0	0									
Raul Casanova, S (1, 2) OBP: 0.337, SLG: 0.408	1-0 F8			0-0 FC4-6		0-1 1B		2-2 FC3-6		4	2	1	1	0	0	4									
Deivi Cruz, R (1, 6) OBP: 0.237, SLG: 0.290			4-0 2B	0-0 1B		0-2 1B		1-0 FC6-4		3	1	2	0	1	0	1									
Inning Stats	R: 0 E: 0 K: 0 S: 5	H: 0 LOB: 0 BB: 1 P: 11	R: 0 E: 0 K: 1 S: 6	H: 0 LOB: 2 BB: 2 P: 17	R: 2 E: 0 K: 3 S: 15	H: 2 LOB: 1 BB: 1 P: 28	R: 2 E: 0 K: 0 S: 8	H: 2 LOB: 1 BB: 1 P: 12	R: 0 E: 0 K: 0 S: 5	H: 0 LOB: 0 BB: 0 P: 6	R: 1 E: 0 K: 2 S: 17	H: 3 LOB: 2 BB: 0 P: 23	R: 0 E: 0 K: 0 S: 6	H: 1 LOB: 1 BB: 0 P: 6	R: 0 E: 0 K: 0 S: 6	H: 0 LOB: 0 BB: 1 P: 14	R: 0 E: 0 K: 1 S: 8	H: 0 LOB: 0 BB: 0 P: 12	1B: 6 2B: 2 3B: 0 HR: 0	SF: 1 SAC: 0 DP: 1 HBP: 0	WP: 0 PB: 0 SB: 0 CS: 1	PA: 40			
PITCHER	IP	WLS	BF	H	R	ER	SO	BB	IBB	HBP	BLK	WP	HR	S	P	ERA	WHIP								
Bobby Witt, R (1, 1) ERA: 3.76	5.2	L	28	7	5	5	5	5	0	0	0	0	0	53	93	7.94	2.118								
Eric Gunderson, L (6, 1) ERA: 2.09	1.1		5	1	0	0	1	0	0	0	0	0	0	9	10	0.00	0.750								
Danny Patterson, R (8, 1) ERA: 2.43	2.0		6	0	0	0	1	1	0	0	0	0	0	14	26	0.00	0.500								

Detroit Tigers @ Texas Rangers
The Ballpark at Arlington, Arlington, TX
Fri Jul 18, 1997, 8:05 PM EDT
Att: 35,074 - Unknown - 92 F


AB 32
R 5
H 8
RBI 5
BB 6
SO 7
LOB 14



Batter	1	2	3	4	5	6	7	8	9	AB	R	H	RBI	BB	SO	LOB	BOTTOM								
Mark McLemore, S (1, 4) OBP: 0.355, SLG: 0.308	2-0 G3		4-1 BB		2-2 1B		2-2 P8		1-2 G1-3	4	1	2	0	1	0	1									
Ivan Rodriguez, R (1, 2) OBP: 0.371, SLG: 0.515	1-1 G5-6-3		0-3 K		1-0 29 WP		1-1 29 1B		1-0 G1-3	5	0	2	1	0	1	2									
29 Rusty Greer, L (1, 7) OBP: 0.419, SLG: 0.522	2-1 G4-3		2-0 L9		3-2 G4-3		0-0 G4-3		2-3 K	5	0	1	1	0	1	3									
Juan Gonzalez, R (1, 9) OBP: 0.316, SLG: 0.560		1-2 F9	0-0 F9			3-3 K			0-3 K	4	0	0	0	0	2	3									
Willie Clark, L (1, 3) OBP: 0.417, SLG: 0.525		2-0 HR		1-2 L3		1-0 WP		2-3 K		4	1	2	0	0	1	0									
Dean Palmer, R (1, 5) OBP: 0.297, SLG: 0.417		1-1 HR		0-0 G5-3		2-3 K		3-2 L9		4	1	1	2	0	1	1									
Lee Stevens, L (1, 10) OBP: 0.335, SLG: 0.505		0-1 E8		0-0 F9		1-1 G3-1		0-0 1B		4	0	1	0	0	0	1									
Benji Gil, R (8, PR) OBP: 0.279, SLG: 0.328										0	0	0	0	0	0	0									
Domingo Cedenio, S (1, 6) OBP: 0.337, SLG: 0.424		3-2 L7			3-1 L8		2-1 F9		1-0 F7	4	0	0	0	0	0	2									
Damon Buford, R (1, 8) OBP: 0.286, SLG: 0.340		1-1 F7			1-1 CS		1-2 1B		1-2 F8	3	1	2	0	0	0	1									
Warren Newson, L (8, PH) OBP: 0.366, SLG: 0.496										1	0	0	0	0	0	0									
Inning Stats	R: 0 E: 0 K: 0 S: 5	H: 0 LOB: 0 BB: 0 P: 10	R: 2 E: 1 K: 0 S: 13	H: 2 LOB: 1 BB: 0 P: 21	R: 0 E: 0 K: 1 S: 6	H: 0 LOB: 1 BB: 1 P: 12	R: 0 E: 0 K: 0 S: 5	H: 0 LOB: 0 BB: 0 P: 6	R: 1 E: 0 K: 0 S: 11	H: 3 LOB: 1 BB: 0 P: 21	R: 0 E: 0 K: 2 S: 12	H: 1 LOB: 1 BB: 0 P: 19	R: 1 E: 0 K: 1 S: 14	H: 3 LOB: 2 BB: 0 P: 20	R: 0 E: 0 K: 1 S: 8	H: 1 LOB: 1 BB: 0 P: 14	R: 0 E: 0 K: 1 S: 11	H: 1 LOB: 1 BB: 0 P: 16	1B: 10 2B: 0 3B: 0 HR: 1	SF: 0 SAC: 0 DP: 0 HBP: 0	WP: 2 PB: 0 SB: 1 CS: 1	PA: 39			
PITCHER	IP	WLS	BF	H	R	ER	SO	BB	IBB	HBP	BLK	WP	HR	S	P	ERA	WHIP								
Willie Blair, R (1, 1) ERA: 4.44	6.1	W	27	4	4	4	3	1	0	0	0	0	0	9	12	0.00	3.000								
Doug Brocail, R (7, 1) ERA: 4.66	0.2		4	2	0	0	1	0	0	0	0	0	0	3	5	0.00	0.000								
Mike Myers, L (8, 1) ERA: 5.29	0.1		1	0	0	0	1	0	0	0	0	0	0	3	5	0.00	0.000								
Todd Jones, R (8, 1) ERA: 3.02	1.2	S	7	2	0	0	1	0	0	0	0	0	0	16	25	0.00	1.200								

Detroit Tigers @ Texas Rangers
The Ballpark at Arlington, Arlington, TX
Fri Jul 18, 1997, 8:05 PM EDT
Att: 35,074 - Unknown - 92 F

AB 38
R 4
H 11
RBI 4
BB 1
SO 6
LOB 14



Batter	1	2	3	4	5	6	7	8	9	AB	R	H	RBI	BB	SO	LOB	TOP
Brian Hunter, R OBP: 0.324, SLG: 0.349 (1, 8)	G3-1	G3-1					F7										5 1 2 1 0 0 1
Bobby Higginson, L OBP: 0.361, SLG: 0.486 (1, 7)	K		G3-1				G3	K									5 1 1 2 0 2 2
Travis Fryman, R OBP: 0.357, SLG: 0.484 (1, 5)	BB		K				BB	P4									3 1 1 1 2 1 2
Tony Clark, S OBP: 0.392, SLG: 0.541 (1, 3)	BB		G4-3				BB										3 0 0 0 2 1 1
Bob Hamelin, L OBP: 0.376, SLG: 0.516 Phil Nevin, R (7, PH) OBP: 0.371, SLG: 0.471 (1, 10)	K			P6			BB										3 0 1 1 0 0 1 2 2 0 1 1 0 0 0
Melvin Nieves, S OBP: 0.341, SLG: 0.485 (1, 9)		L9		K			K										5 0 0 0 0 3 4
Damon Easley, R OBP: 0.360, SLG: 0.482 (1, 4)		G1-3		G3-1			K										4 0 0 0 0 1 0
Matt Walbeck, S OBP: 0.373, SLG: 0.405 (1, 2)							BB										2 3 2 0 2 0 0
Deivi Cruz, R OBP: 0.241, SLG: 0.298 (1, 6)							P6										4 0 2 1 0 0 2
Inning Stats	R: 0 H: 0 E: 0 K: 2 S: 11	H: 0 R: 0 ER: 0 LOB: 2 BB: 2 P: 26	R: 1 H: 2 E: 0 K: 0 S: 11	R: 0 H: 0 E: 0 K: 1 S: 6	R: 0 H: 0 E: 0 K: 1 S: 7	R: 3 H: 5 E: 0 K: 2 S: 18	R: 0 H: 0 E: 0 K: 1 S: 6	R: 1 H: 1 E: 0 K: 1 S: 11	R: 1 H: 2 E: 0 K: 1 S: 16	R: 0 H: 0 E: 0 K: 0 S: 7	1B: 8 2B: 2 3B: 0 HR: 0	SF: 0 SAC: 0 DP: 1 HBP: 0	WP: 0 PA: 42 PB: 0 SB: 0 CS: 0				
PITCHER	IP WLS BF H R ER SO BB IBB HBP BLK WP HR S P ERA WHIP																
Ken Hill, R ERA: 5.4 (1, 1)	6.2 31 7 5 5 7 5 0 0 0 0 0 65 112 6.75 1.800																
Ed Vosberg, L ERA: 4.94 (7, 1)	0.0 1 1 0 0 0 0 0 0 0 0 0 0 2 3 ∞ ∞																
Xavier Hernandez, R ERA: 4.4 (7, 1)	0.2 L 5 2 1 1 1 1 0 0 0 0 0 0 14 21 13.50 4.500																
Eric Gunderson, L ERA: 2.06 (8, 1)	0.1 1 0 0 0 1 0 0 0 0 0 0 0 3 6 0.00 0.000																
John Weteland, R ERA: 2.94 (8, 1)	1.1 4 0 0 0 0 0 0 0 0 0 0 0 9 14 0.00 0.000																

Detroit Tigers @ Texas Rangers
The Ballpark at Arlington, Arlington, TX
Sat Jul 19 1997, 8:05 PM EDT
Att: 45,025 - Unknown - 91 F

AB	36
R	6
H	10
RBI	6
BB	6
SO	9
LOB	14



Batter	1	2	3	4	5	6	7	8	9	AB	R	H	RBI	BB	SO	LOB	BOTTOM
Mark McLemore, S OBP: 0.356, SLG: 0.317 (1, 4)	2B	G5-3															5 2 2 0 0 1 0
Ivan Rodriguez, R OBP: 0.371, SLG: 0.512 (1, 2)	2B	K															4 2 1 1 0 3 0
29 Rusty Greer, L OBP: 0.417, SLG: 0.519 (1, 7)	F9		L9														4 0 1 0 0 0 2
Juan Gonzalez, R OBP: 0.318, SLG: 0.558 (1, 9)	P6		K														3 0 1 1 1 1 2
Willi Clark, L OBP: 0.421, SLG: 0.530 (1, 3)	BB		G6-3														3 1 2 2 1 0 0
Dean Palmer, R OBP: 0.297, SLG: 0.413 (1, 5)	BB			F7													3 0 0 0 1 2 2
Mike Simms, R OBP: 0.276, SLG: 0.446 (1, 10)																	2 0 2 1 0 0 0
Lee Stevens, L OBP: 0.332, SLG: 0.500 (6, PH)																	2 0 0 0 0 1 2
Billy Ripken, R OBP: 0.329, SLG: 0.422 (8, PH)																	3 0 0 0 0 1 3
Domingo Cedeno, S OBP: 0.335, SLG: 0.421 (9, 6)																	1 0 0 0 0 0 0
Damon Buford, R OBP: 0.283, SLG: 0.337 Warren Newson, L (9, PH) OBP: 0.364, SLG: 0.492 (1, 8)																	3 0 0 0 0 1 0 1 0 0 0 0 1 0
Inning Stats	R: 3 H: 3 E: 0 K: 0 S: 16	H: 3 R: 0 ER: 0 LOB: 1 BB: 1 P: 26	R: 0 H: 0 E: 0 K: 1 S: 13	R: 0 H: 0 E: 0 K: 1 S: 10	R: 0 H: 1 E: 0 K: 0 S: 6	R: 0 H: 0 E: 0 K: 1 S: 10	R: 0 H: 1 E: 0 K: 1 S: 12	R: 2 H: 4 E: 0 K: 2 S: 18	R: 0 H: 0 E: 0 K: 2 S: 7	R: 0 H: 0 E: 0 K: 3 S: 9	1B: 6 2B: 3 3B: 0 HR: 0	SF: 0 SAC: 0 DP: 1 HBP: 1	WP: 0 PA: 38 PB: 0 SB: 0 CS: 0				
PITCHER	IP WLS BF H R ER SO BB IBB HBP BLK WP HR S P ERA WHIP																
Glenn Dishman, L ERA: 5.4 (1, 1)	5.0 20 4 3 3 3 1 0 0 0 0 0 23 33 10.80 2.400																
Dan Miceli, R ERA: 6.17 (6, 1)	1.2 9 3 2 2 3 1 0 0 0 0 0 0 2 4 ∞ ∞																
Mike Myers, L ERA: 5.29 (7, 1)	0.0 1 1 0 0 0 0 0 0 0 0 0 0 2 4 ∞ ∞																
Doug Brocail, R ERA: 4.53 (7, 1)	1.1 W 5 1 0 0 2 1 0 0 0 0 0 0 12 17 0.00 1.500																
Todd Jones, R ERA: 2.95 (9, 1)	1.0 S 3 0 0 0 3 0 0 0 0 0 0 0 9 12 0.00 0.000																

Detroit Tigers @ Texas Rangers
The Ballpark at Arlington, Arlington, TX
Sat Jul 19 1997, 8:05 PM EDT
Att: 45,025 - Unknown - 91 F

AB	34
R	5
H	9
RBI	5
BB	3
SO	11
LOB	11



Batter	1	2	3	4	5	6	7	8	9	10	AB	R	H	RBI	BB	SO	LOB	TOP			
Brian Hunter, R OBP: 0.325, SLG: 0.349 (1, 8)	L8		G6-4-3		CS 1B		1B		G1-3		5	0	2	0	0	0	1	DETROIT TIGERS @ TEXAS RANGERS The Ballpark at Arlington, Arlington, TX Sun Jul 20 1997, 8:05 PM EDT Att: 33,655 - Unknown - 92 F			
Bobby Higginson, L OBP: 0.362, SLG: 0.483 (1, 9)	G3		G1-6-3		BB		1B		F9		4	0	1	1	1	0	0				
Travis Fryman, R OBP: 0.352, SLG: 0.477 (1, 5)	K			G1-3	P9				F8		5	0	0	0	0	2	3				
Tony Clark, S OBP: 0.397, SLG: 0.543 (1, 3)		2B 1B		2B HBP			K		G3 1B		4	2	3	0	0	1	0				
Bob Hamelin, L OBP: 0.377, SLG: 0.525 (1, 10)		G4-3 SF7 2B		1B 2B			G4-3		G3		5	2	2	2	0	1	2				
Phil Nevin, R OBP: 0.366, SLG: 0.460 (1, 7)		G4-3		1B FC6-4 1B					F9		5	1	1	0	0	2	3				
Raul Casanova, S OBP: 0.340, SLG: 0.409 (1, 2)		SF7		1B					G6-3		2	0	1	2	1	0	0				
Damion Easley, R OBP: 0.359, SLG: 0.477 (1, 4)		G6-3		FC6-4 1B					G3		3	1	0	1	1	0	3				
Deivi Cruz, R OBP: 0.242, SLG: 0.298 Curtis Pride, L OBP: 0.329, SLG: 0.343 Orlando Miller, R OBP: 0.323, SLG: 0.424 (1, 6)			G6-4-3 1B	CS	P4				G6-3		3	0	1	0	0	0	1				
Inning Stats	R: 0 E: 0 K: 1 S: 7	H: 0 LOB: 0 BB: 0 P: 14	R: 2 E: 0 K: 0 S: 7	H: 2 LOB: 0 BB: 0 P: 11	R: 0 E: 0 K: 0 S: 10	H: 1 LOB: 0 BB: 0 P: 13	R: 3 E: 0 K: 0 S: 11	H: 3 LOB: 0 BB: 0 P: 19	R: 0 E: 0 K: 2 S: 6	H: 0 LOB: 0 BB: 0 P: 9	R: 1 E: 0 K: 0 S: 16	H: 2 LOB: 2 BB: 1 P: 25	R: 0 E: 0 K: 0 S: 10	H: 1 LOB: 2 BB: 1 P: 17	R: 0 E: 0 K: 0 S: 9	H: 0 LOB: 0 BB: 0 P: 13	R: 0 E: 0 K: 3 S: 13		H: 1 LOB: 1 BB: 0 P: 19	1B: 9 2B: 2 3B: 0 HR: 0	SF: 1 SAC: 0 DP: 1 HBP: 1
PITCHER	IP	WLS	BF	H	R	ER	SO	BB	IBB	HBP	BLK	WP	HR	S	P	ERA	WHIP				
Matt Whiteside, R ERA: 5.94 (1, 1)	4.0		17	6	5	5	1	0	0	0	0	0	0	35	57	11.25	1.500				
Tanyon Sturtze, R ERA: 3.18 (5, 1)	3.0		13	3	1	1	2	2	0	0	0	0	0	29	46	3.00	1.667				
Danny Patterson, R ERA: 2.32 (8, 1)	2.0		8	1	0	0	0	1	0	0	0	0	0	19	30	0.00	1.000				
John Wetteland, R ERA: 2.77 (10, 1)	1.0	W	4	1	0	0	3	0	0	0	0	0	0	13	19	0.00	1.000				

Batter	1	2	3	4	5	6	7	8	9	10	AB	R	H	RBI	BB	SO	LOB	BOTTOM					
Mark McLemore, S OBP: 0.356, SLG: 0.322 (1, 4)	F9		F7		K		1B 2B 1B		G6-3		6	1	2	1	0	1	0	DETROIT TIGERS @ TEXAS RANGERS The Ballpark at Arlington, Arlington, TX Sun Jul 20 1997, 8:05 PM EDT Att: 33,655 - Unknown - 92 F					
Ivan Rodriguez, R OBP: 0.370, SLG: 0.515 (1, 2)	F7-2 3B		P3		G5-3		2B 1B		G6-3		6	1	2	1	0	0	1						
29 Rusty Greer, L OBP: 0.418, SLG: 0.524 (1, 7)	BB				K		G3		F8		4	1	1	1	2	1	2						
Juan Gonzalez, R OBP: 0.323, SLG: 0.562 (1, 9)	F7-2 3H			2B 1B			FC6-5 1B		1B 2B		5	1	3	2	0	0	4						
Will Clark, L OBP: 0.424, SLG: 0.533 (1, 3)		P5		2B 2B			FC6-5 1B		1B IBB		4	1	2	0	1	0	0						
Dean Palmer, R OBP: 0.295, SLG: 0.410 (1, 5)		1B		L4			FC6-5 1B		P9		5	0	1	0	0	0	6						
Lee Stevens, L OBP: 0.338, SLG: 0.505 Benji Gil, R OBP: 0.279, SLG: 0.328 (1, 10)		K					K		1B		4	0	2	2	1	2	3						
Domingo Cedenio, S OBP: 0.337, SLG: 0.421 (1, 6)		G4-3		L4			1B		G1-3		5	1	2	0	0	0	5						
Damon Buford, R OBP: 0.283, SLG: 0.336 Warren Newson, L OBP: 0.361, SLG: 0.488 (1, 8)			P5		K		1B 1B		F8		4	1	1	0	0	1	0						
Inning Stats	R: 0 E: 0 K: 0 S: 6	H: 1 LOB: 1 BB: 1 P: 11	R: 0 E: 0 K: 1 S: 11	H: 1 LOB: 1 BB: 0 P: 14	R: 0 E: 0 K: 0 S: 7	H: 0 LOB: 0 BB: 0 P: 11	R: 2 E: 0 K: 1 S: 15	H: 3 LOB: 1 BB: 0 P: 22	R: 0 E: 0 K: 2 S: 7	H: 0 LOB: 0 BB: 0 P: 9	R: 0 E: 0 K: 1 S: 13	H: 2 LOB: 2 BB: 0 P: 19	R: 4 E: 0 K: 0 S: 18	H: 6 LOB: 3 BB: 1 P: 28	R: 0 E: 0 K: 0 S: 7	H: 1 LOB: 2 BB: 1 P: 15	R: 0 E: 0 K: 1 S: 10		H: 1 LOB: 0 BB: 0 P: 20	R: 1 E: 0 K: 0 S: 5	H: 1 LOB: 0 BB: 0 P: 6	1B: 10 2B: 5 3B: 1 HR: 1	SF: 0 SAC: 0 DP: 1 HBP: 0
PITCHER	IP	WLS	BF	H	R	ER	SO	BB	IBB	HBP	BLK	WP	HR	S	P	ERA	WHIP						
Scott Sanders, R ERA: 6.27 (1, 1)	5.0		20	5	2	2	4	1	0	0	0	0	0	46	67	3.60	1.200						
Jose Bautista, R ERA: 0.69 (6, 1)	1.0		7	4	2	2	1	0	0	0	0	0	0	17	25	18.00	4.000						
Dan Miceli, R ERA: 6.56 (7, 1)	0.0		2	2	0	0	0	0	0	0	0	0	0	3	5								
Mike Myers, L ERA: 5.23 (7, 1)	0.1		1	0	0	0	0	0	0	0	0	0	0	2	3	0.00	0.000						
Doug Brocail, R ERA: 4.47 (7, 1)	0.2		5	2	2	2	0	0	1	0	0	0	0	9	14	27.00	3.000						
PITCHER	IP	WLS	BF	H	R	ER	SO	BB	IBB	HBP	BLK	WP	HR	S	P	ERA	WHIP						
A.J. Sager, R ERA: 4.78 (8, 1)	2.2	L	13	3	1	1	1	1	1	0	0	0	0	1	22	41	3.38	1.500					

AB	37
R	6
H	11
RBI	6
BB	3
SO	6
LOB	13



WP	0
PA	43
PB	0
SB	0
CS	2

AB	44
R	7
H	16
RBI	7
BB	4
SO	6
LOB	23




WP	0
PA	48
PB	0
SB	0
CS	0

Batter	1	2	3	4	5	6	7	8	9	AB	R	H	RBI	BB	SO	LOB	TOP		
Ray Durham, S OBP: 0.326, SLG: 0.362	3-2 HR 1B	3-1 BB 1B		1-0 L7		2-0 G4-3			2-2 G4-3	5	1	2	0	0	0	1			
Mike Cameron, R OBP: 0.347, SLG: 0.445	2-3 K	4-0 BB			1-1 P5				0-2 F7	4	0	0	0	1	2	2			
Frank Thomas, R OBP: 0.476, SLG: 0.673	2-2 HR	3-2 F9			0-1 1B 1B				4-0 BB	3	2	2	2	2	0	3			
Albert Belle, R OBP: 0.343, SLG: 0.517	1-1 G3			0-0 G4-3					1-0 F7	5	0	0	0	0	1	4			
Lyle Mouton, R OBP: 0.320, SLG: 0.391	1-1 1B			0-3 K					0-2 FC6-4	4	0	2	0	0	1	1			
Harold Baines, L OBP: 0.376, SLG: 0.466	3-3 K			2-2 1B					2-1 F8	4	0	2	1	0	1	1			
Chris Snopce, R OBP: 0.272, SLG: 0.332		3-2 G6-3		1-0 L9					1-0 F8	4	0	0	0	0	0	3			
Ron Karkovice, R OBP: 0.241, SLG: 0.284		0-1 P1		0-0 G5-3					1-3 K	4	0	0	0	0	1	0			
Norberto Martin, R OBP: 0.319, SLG: 0.375		1-2 BB 1B		0-2 G5-3					1-1 G4-3	2	0	1	0	0	0	0			
Ozzie Guillen, L OBP: 0.312, SLG: 0.348										2	0	1	0	0	0	0			
Inning Stats	R: 2 E: 0 K: 2 S: 19	H: 3 LOB: 1 BB: 0 P: 31	R: 0 E: 0 K: 0 S: 14	H: 2 LOB: 3 BB: 1 P: 28	R: 0 E: 0 K: 1 S: 8	H: 1 LOB: 1 BB: 0 P: 11	R: 0 E: 0 K: 0 S: 5	H: 0 LOB: 0 BB: 0 P: 6	R: 1 E: 0 K: 1 S: 12	H: 3 LOB: 2 BB: 0 P: 17	R: 0 E: 0 K: 0 S: 5	H: 0 LOB: 1 BB: 1 P: 19	R: 0 E: 0 K: 1 S: 6	H: 0 LOB: 0 BB: 0 P: 10	R: 0 E: 0 K: 0 S: 9	H: 1 LOB: 2 BB: 1 P: 17	1B: 9 2B: 0 3B: 0 HR: 1	SF: 0 SAC: 0 DP: 0 HBP: 0	WP: 0 PA: 40 PB: 0 SB: 0 CS: 0
PITCHER	IP WLS BF H R ER SO BB IBB HBP BLK WP HR S P ERA WHIP																		
Justin Thompson, L ERA: 3.02	(1, 1) 3.0 L 16 6 2 2 3 1 0 0 0 0 1 41 70 6.00 2.333																		
Kevin Jarvis, R ERA: 9.23	(4, 1) 6.0 24 4 1 1 3 2 0 0 0 0 0 49 77 1.50 1.000																		

Chicago White Sox @ Detroit Tigers
Tiger Stadium, Detroit, MI
Mon Jul 21 1997, 7:05 PM EDT
Att: 14,260 - Unknown - 72 F

AB 37
R 3
H 10
RBI 3
BB 3
SO 6
LOB 15



Batter	1	2	3	4	5	6	7	8	9	AB	R	H	RBI	BB	SO	LOB	BOTTOM				
Brian Hunter, R OBP: 0.324, SLG: 0.347	0-2 G6-3		3-2 G5-3			1-1 F7			4-1 1B BB	3	0	0	0	1	0	1					
Damion Easley, R OBP: 0.358, SLG: 0.472	3-2 F7		2-2 P3			1-0 G1-3			1-1 G6-4-3 1B	3	0	0	0	0	0	1					
Bobby Higginson, L OBP: 0.363, SLG: 0.485									1-2 2-3	1	0	1	0	0	0	0					
Jody Reed, R OBP: 0.283, SLG: 0.212									1-2 2-3	0	0	0	0	0	0	0					
Travis Fryman, R OBP: 0.349, SLG: 0.471	2-0 F9			3-2 F8		1-2 L7			1-2 G6-4-3	4	0	0	0	0	0	3					
Tony Clark, S OBP: 0.393, SLG: 0.537		1-2 G5-3		0-0 G3-1					1-3 K	4	0	0	0	0	2	0					
Phil Nevin, R OBP: 0.362, SLG: 0.454		1-0 1B		2-2 G4-3					3-3 K	4	0	1	0	0	1	0					
Melvin Nieves, S OBP: 0.337, SLG: 0.478		2-3 K							1-2 E5	4	0	0	0	0	3	3					
Orlando Miller, R ERA: 2.98									1-2 E4	4	0	0	0	0	3	3					
Bob Hamelin, L OBP: 0.375, SLG: 0.522		3-3 K							2-3 K	3	0	0	0	0	3	2					
Matt Walbeck, S OBP: 0.370, SLG: 0.400									1-2 K	1	0	0	0	0	1	2					
Curtis Pride, L OBP: 0.327, SLG: 0.340									1-2 K	3	0	1	0	0	1	0					
Deivi Cruz, R OBP: 0.247, SLG: 0.304									2-3 K	1	0	0	0	0	1	2					
Inning Stats	R: 0 E: 0 K: 0 S: 7	H: 0 LOB: 0 BB: 0 P: 12	R: 0 E: 0 K: 2 S: 11	H: 1 LOB: 1 BB: 0 P: 18	R: 0 E: 0 K: 1 S: 14	H: 0 LOB: 1 BB: 1 P: 23	R: 0 E: 0 K: 0 S: 9	H: 0 LOB: 0 BB: 0 P: 14	R: 0 E: 0 K: 2 S: 9	H: 1 LOB: 1 BB: 0 P: 14	R: 0 E: 0 K: 0 S: 7	H: 0 LOB: 0 BB: 0 P: 10	R: 0 E: 0 K: 4 S: 13	H: 0 LOB: 1 BB: 0 P: 19	R: 0 E: 0 K: 0 S: 14	H: 2 LOB: 2 BB: 1 P: 20	R: 0 E: 2 K: 3 S: 20	H: 0 LOB: 2 BB: 0 P: 25	1B: 3 2B: 1 3B: 0 HR: 0	SF: 0 SAC: 0 DP: 1 HBP: 0	WP: 1 PA: 35 PB: 0 SB: 0 CS: 0
PITCHER	IP WLS BF H R ER SO BB IBB HBP BLK WP HR S P ERA WHIP																				
Wilson Alvarez, L ERA: 2.73	(1, 1) 7.1 W 28 3 0 0 9 2 0 0 0 0 1 0 78 122 0.00 0.682																				
Matt Karchner, R ERA: 2.73	(8, 1) 0.2 2 1 0 0 0 0 0 0 0 0 0 6 8 0.00 1.500																				
Roberto Hernandez, R ERA: 2.62	(9, 1) 1.0 S 5 0 0 0 3 0 0 0 0 0 0 0 20 25 0.00 0.000																				

Chicago White Sox @ Detroit Tigers
Tiger Stadium, Detroit, MI
Mon Jul 21 1997, 7:05 PM EDT
Att: 14,260 - Unknown - 72 F

AB 33
R 0
H 4
RBI 0
BB 2
SO 12
LOB 15



Batter	1	2	3	4	5	6	7	8	9	AB	R	H	RBI	BB	SO	LOB	TOP							
Ray Durham, S OBP: 0.330, SLG: 0.360	4-1 BB		1-0 L9	2-2 G4-3		4-0 BB		4-2 BB		2	0	0	0	3	0	1								
Dave Martinez, L OBP: 0.359, SLG: 0.424	1-2 F7		1-1 L3		2-1 G3	0-2 L6		3-3 K		5	0	0	0	0	1	5								
Frank Thomas, R OBP: 0.475, SLG: 0.667	4-2 BB		2-3 K		4-2 1B BB		2-3 K		1-0 G5-3	3	0	0	0	2	2	0								
Albert Belle, R OBP: 0.344, SLG: 0.515	2-3 K			0-1 BB 2B 1B	2-1 P3		1-2 1B		3-2 G4-3	5	1	2	0	0	1	3								
Harold Baines, L OBP: 0.379, SLG: 0.467	2-0 G3			4-1 2B 1B BB	1-2 1B		3-3 K		1-1 FC6 1B	4	1	2	0	1	1	3								
Jorge Fabregas, L OBP: 0.271, SLG: 0.338		2-0 G4-3		2-1 1B 2B	0-3 K		1-3 K		0-0 FC6	5	1	1	1	0	2	4								
Mike Cameron, R OBP: 0.355, SLG: 0.455		1-1 G5-3		1-0 S 1B		1-1 G4-3 2B		4-2 G3 G1-3 BB		3	0	2	2	1	0	0								
Chris Snopce, R OBP: 0.272, SLG: 0.331		1-1 FC4-6 1B		0-0 F9		0-1 G4-3		0-0 G1-3		4	0	1	0	0	0	3								
Ozzie Guillen, L OBP: 0.308, SLG: 0.344		1-1 FC4-6		1-1 F8		0-0 G5-3		2-1 G3		4	0	0	0	0	0	4								
Inning Stats	R: 0 E: 0 K: 1 S: 12	H: 0 LOB: 2 BB: 2 P: 25	R: 0 E: 0 K: 0 S: 7	H: 1 LOB: 1 BB: 0 P: 12	R: 0 E: 0 K: 1 S: 6	H: 0 LOB: 0 BB: 0 P: 10	R: 3 E: 0 K: 0 S: 12	H: 3 LOB: 1 BB: 1 P: 22	R: 0 E: 0 K: 1 S: 12	H: 1 LOB: 2 BB: 1 P: 21	R: 0 E: 0 K: 3 S: 12	H: 1 LOB: 0 BB: 0 P: 19	R: 0 E: 0 K: 1 S: 11	H: 0 LOB: 2 BB: 2 P: 24	R: 0 E: 0 K: 0 S: 7	H: 1 LOB: 1 BB: 0 P: 12	1B: 6 2B: 2 3B: 0 HR: 0	SF: 0 SAC: 0 DP: 0 HBP: 0	WP: 0 PB: 0 SB: 4 CS: 0	PA: 42				
PITCHER	IP	WLS	BF	H	R	ER	SO	BB	IBB	HBP	BLK	WP	HR	S	P	ERA	WHIP							
Brian Moehler, R ERA: 4.31	(1, 1)	6.0	W	29	6	3	3	3	5	0	0	0	0	0	57	103	4.50	1.833						
Dan Miceli, R ERA: 5.51	(7, 1)	0.1		2	1	0	0	1	0	0	0	0	0	6	9	0.00	3.000							
Mike Myers, L ERA: 5.13	(7, 1)	0.2		2	0	0	0	2	0	0	0	0	0	6	10	0.00	0.000							
Doug Brocail, R ERA: 4.38	(8, 1)	1.0	S	5	0	0	0	1	2	0	0	0	0	11	24	0.00	2.000							
Todd Jones, R ERA: 2.89	(9, 1)	1.0	S	4	1	0	0	0	0	0	0	0	0	7	12	0.00	1.000							

Chicago White Sox @ Detroit Tigers
Tiger Stadium, Detroit, MI
Tue Jul 22 1997, 7:05 PM EDT
Att: 16,895 - Unknown - 75 F

AB 35
R 3
H 8
RBI 3
BB 7
SO 7
LOB 23



Batter	1	2	3	4	5	6	7	8	9	AB	R	H	RBI	BB	SO	LOB	BOTTOM						
Brian Hunter, R OBP: 0.321, SLG: 0.343	1-3 K		0-2 F9	2-2 G4-3			0-3 K	2-2 L9		5	0	0	0	0	2	4							
Bobby Higginson, L OBP: 0.362, SLG: 0.492	3-2 F8		0-0 HR	2-3 K			3-2 G4-3			4	1	1	1	0	1	1							
Travis Fryman, R OBP: 0.348, SLG: 0.469	1-0 F8		0-0 2B SF8 1B	2-3 K			0-3 K			4	1	1	0	0	2	1							
Tony Clark, S OBP: 0.394, SLG: 0.548		2-1 HR	0-0 BLK 1B 2B			1-3 K		1-3 K		4	2	2	1	0	2	0							
Bob Hamelin, L OBP: 0.374, SLG: 0.519		4-1 F7 1B BB	0-2 SF8			0-1 F9		1-1 2B 2B		1	1	0	1	1	0	0							
Phil Nevin, R OBP: 0.367, SLG: 0.466		4-1 F7 1B BB		3-3 SF8				1-1 2B 2B		1	1	1	0	0	0	0							
Melvin Nieves, S OBP: 0.342, SLG: 0.486		1-2 CS 1B	1-2 BB 1B			2-3 K		1-0 BB 2B		4	0	3	2	0	1	0							
Raul Casanova, S OBP: 0.339, SLG: 0.402		0-2 F7		4-0 BB			2-3 K			3	0	0	0	1	2	3							
Jody Reed, R OBP: 0.289, SLG: 0.220		3-2 1B		3-3 K			1-1 L8-3 1B			1	0	1	1	0	0	0							
Damon Easley, R OBP: 0.358, SLG: 0.472		1-2 1B						4-0 BB IBB		2	0	1	0	1	1	2							
Deivi Cruz, R OBP: 0.251, SLG: 0.304		0-1 F8		1-2 G4-3 WP 1B			1-1 L8-3			3	0	1	0	1	0	2							
Inning Stats	R: 0 E: 0 K: 1 S: 7	H: 0 LOB: 0 BB: 0 P: 12	R: 2 E: 0 K: 0 S: 16	H: 3 LOB: 1 BB: 1 P: 26	R: 3 E: 0 K: 1 S: 15	H: 4 LOB: 2 BB: 1 P: 23	R: 0 E: 0 K: 2 S: 14	H: 1 LOB: 1 BB: 0 P: 21	R: 0 E: 0 K: 2 S: 8	H: 0 LOB: 0 BB: 0 P: 11	R: 0 E: 0 K: 1 S: 7	H: 1 LOB: 0 BB: 0 P: 11	R: 0 E: 0 K: 2 S: 9	H: 0 LOB: 0 BB: 0 P: 12	R: 1 E: 0 K: 2 S: 15	H: 2 LOB: 3 BB: 2 P: 30	1B: 6 2B: 4 3B: 0 HR: 2	SF: 1 SAC: 0 DP: 1 HBP: 0	WP: 1 PB: 0 SB: 0 CS: 1	PA: 37			
PITCHER	IP	WLS	BF	H	R	ER	SO	BB	IBB	HBP	BLK	WP	HR	S	P	ERA	WHIP						
Danny Darwin, R ERA: 4.11	(1, 1)	2.2	L	15	7	5	5	1	0	0	0	1	0	32	53	0.00	0.900						
Chuck McElroy, L ERA: 3.79	(3, 1)	3.1		12	2	0	0	6	1	0	0	0	0	9	12	0.00	0.000						
Matt Karchner, R ERA: 2.64	(7, 1)	1.0		3	0	0	0	2	0	0	0	0	0	9	12	0.00	0.000						
Tony Castillo, L ERA: 5.5	(8, 1)	1.0		7	2	1	1	2	1	1	0	0	0	15	30	9.00	3.000						

Chicago White Sox @ Detroit Tigers
Tiger Stadium, Detroit, MI
Tue Jul 22 1997, 7:05 PM EDT
Att: 16,895 - Unknown - 75 F

AB 32
R 6
H 11
RBI 6
BB 4
SO 11
LOB 13



Batter	1	2	3	4	5	6	7	8	9	AB	R	H	RBI	BB	SO	LOB	TOP					
Ray Durham, S OBP: 0.328, SLG: 0.360										5	1	1	0	0	1	0						
Dave Martinez, L OBP: 0.355, SLG: 0.419										4	0	0	0	0	0	1						
Frank Thomas, R OBP: 0.473, SLG: 0.661										4	0	1	1	0	0	0						
Albert Belle, R OBP: 0.343, SLG: 0.515										4	0	1	0	0	0	1						
Harold Baines, L OBP: 0.383, SLG: 0.480										4	1	3	1	0	0	1						
Jorge Fabregas, L OBP: 0.276, SLG: 0.343										3	1	2	0	0	0	0						
Lyle Mouton, R OBP: 0.318, SLG: 0.389										1	0	0	0	0	1	1						
Tony Peña, R OBP: 0.270, SLG: 0.200										0	0	0	0	0	0	0						
Mike Cameron, R OBP: 0.358, SLG: 0.456										4	2	2	0	0	1	2						
Chris Snopce, R OBP: 0.268, SLG: 0.326										4	0	0	0	0	0	4						
Ozzie Guillen, L OBP: 0.308, SLG: 0.352										4	1	1	4	0	0	0						
Inning Stats	R: 0 E: 0 K: 1 S: 5	H: 0 LOB: 0 BB: 0 P: 10	R: 4 E: 0 K: 0 S: 10	H: 4 LOB: 0 BB: 0 P: 15	R: 0 E: 0 K: 0 S: 9	H: 1 LOB: 1 BB: 0 P: 13	R: 0 E: 0 K: 1 S: 10	H: 0 LOB: 0 BB: 0 P: 14	R: 1 E: 0 K: 0 S: 10	H: 2 LOB: 1 BB: 0 P: 18	R: 0 E: 0 K: 0 S: 8	H: 2 LOB: 1 BB: 0 P: 11	R: 0 E: 0 K: 0 S: 7	H: 0 LOB: 0 BB: 0 P: 11	R: 0 E: 0 K: 1 S: 9	H: 1 LOB: 1 BB: 0 P: 14	R: 0 E: 0 K: 0 S: 10	H: 1 LOB: 1 BB: 0 P: 16	1B: 7 2B: 2 3B: 0 HR: 2	SF: 0 SAC: 0 DP: 1 HBP: 0	WP: 1 PB: 0 SB: 1 CS: 0	PA: 37
PITCHER	IP WLS BF H R ER SO BB IBB HBP BLK WP HR S P ERA WHIP																					
Willie Blair, R ERA: 4.6	(1, 1) 7.0 W 29 9 5 5 3 0 0 0 0 0 0 2 59 92 6.43 1.286																					
Doug Brocail, R ERA: 4.32	(8, 1) 0.2 2 0 0 0 0 0 0 0 0 0 0 0 5 8 0.00 0.000																					
Mike Myers, L ERA: 5.13	(8, 1) 0.0 1 1 0 0 0 0 0 0 0 0 0 0 1 1 ∞																					
Todd Jones, R ERA: 3.0	(8, 1) 1.1 S 5 1 1 1 1 0 0 0 0 0 1 0 13 21 6.75 0.750																					

Chicago White Sox @ Detroit Tigers
Tiger Stadium, Detroit, MI
Wed Jul 23 1997, 3:33 AM EDT
Att: 18,525 - Overcast - 75 F

AB 37
R 6
H 11
RBI 6
BB 0
SO 4
LOB 10



Batter	1	2	3	4	5	6	7	8	9	AB	R	H	RBI	BB	SO	LOB	BOTTOM			
Brian Hunter, R OBP: 0.322, SLG: 0.342										3	1	1	0	1	0	0				
Bobby Higginson, L OBP: 0.366, SLG: 0.497										3	1	2	0	1	1	0				
Travis Fryman, R OBP: 0.344, SLG: 0.463										4	0	0	1	0	1	3				
Tony Clark, S OBP: 0.398, SLG: 0.550										4	1	3	1	0	0	0				
Bob Hamelin, L OBP: 0.377, SLG: 0.521										3	2	1	0	1	0	3				
Melvin Nieves, S OBP: 0.344, SLG: 0.484										3	1	1	1	1	0	2				
Damion Easley, R OBP: 0.360, SLG: 0.481										3	1	1	3	1	1	2				
Matt Walbeck, S OBP: 0.362, SLG: 0.449										4	1	1	2	0	0	2				
Orlando Miller, R OBP: 0.296, SLG: 0.385										3	0	0	0	0	1	1				
Deivi Cruz, R OBP: 0.250, SLG: 0.303										1	0	0	0	0	0	0				
Inning Stats	R: 0 E: 0 K: 0 S: 10	H: 2 LOB: 2 BB: 1 P: 18	R: 0 E: 0 K: 2 S: 12	H: 0 LOB: 1 BB: 1 P: 18	R: 6 E: 0 K: 0 S: 22	H: 5 LOB: 0 BB: 1 P: 33	R: 0 E: 0 K: 2 S: 8	H: 0 LOB: 0 BB: 0 P: 11	R: 2 E: 0 K: 0 S: 7	H: 1 LOB: 0 BB: 1 P: 14	R: 0 E: 0 K: 0 S: 10	H: 1 LOB: 1 BB: 0 P: 14	R: 0 E: 0 K: 0 S: 9	H: 1 LOB: 0 BB: 0 P: 14	R: 0 E: 0 K: 0 S: 7	H: 0 LOB: 0 BB: 1 P: 13	1B: 6 2B: 3 3B: 0 HR: 2	SF: 0 SAC: 0 DP: 2 HBP: 0	WP: 0 PB: 0 SB: 1 CS: 1	PA: 36
PITCHER	IP WLS BF H R ER SO BB IBB HBP BLK WP HR S P ERA WHIP																			
James Baldwin, R ERA: 5.04	(1, 1) 6.0 L 30 9 8 8 4 0 0 0 0 0 0 2 69 108 12.00 2.167																			
Tony Castillo, L ERA: 5.35	(7, 1) 1.0 3 1 0 0 0 0 0 0 0 0 0 9 14 0.00 1.000																			
Chris Clemons, R ERA:	(8, 1) 1.0 3 0 0 0 0 0 1 0 0 0 0 0 7 13 0.00 1.000																			

Chicago White Sox @ Detroit Tigers
Tiger Stadium, Detroit, MI
Wed Jul 23 1997, 3:33 AM EDT
Att: 18,525 - Overcast - 75 F

AB 31
R 8
H 10
RBI 8
BB 5
SO 4
LOB 13



Batter	1	2	3	4	5	6	7	8	9	AB	R	H	RBI	BB	SO	LOB	TOP										
Fernando Vina, L OBP: 0.287, SLG: 0.404 (1, 10)										5	0	0	0	0	2	4											
Jose Valentin, S OBP: 0.323, SLG: 0.423 (1, 6)										4	1	1	0	0	1	2											
Jeff Cirillo, R OBP: 0.359, SLG: 0.424 (1, 5)										4	0	0	0	0	2	3											
Dave Nilsson, L OBP: 0.354, SLG: 0.476 Jack Voigt, R OBP: 0.317, SLG: 0.581 (9, 3)										4	2	2	3	0	1	0											
Jeremy Burnitz, L OBP: 0.387, SLG: 0.541 (1, 9)										4	1	2	1	0	0	0											
Matt Mieske, R OBP: 0.296, SLG: 0.374 (1, 7)										4	0	0	0	0	0	1											
Gerald Williams, R OBP: 0.296, SLG: 0.380 (1, 8)										4	2	2	1	0	0	0											
Mark Loretta, R OBP: 0.356, SLG: 0.396 (1, 4)										4	0	2	0	0	1	0											
Mike Matheny, R OBP: 0.285, SLG: 0.355 (1, 2)										4	0	2	1	0	0	1											
Inning Stats	R: 0 E: 0 K: 1 S: 7	H: 0 LOB: 0 BB: 0 P: 12	R: 0 E: 0 K: 1 S: 6	H: 1 LOB: 0 BB: 0 P: 10	R: 1 E: 0 K: 2 S: 17	H: 3 LOB: 2 BB: 0 P: 24	R: 3 E: 0 K: 0 S: 16	H: 4 LOB: 1 BB: 0 P: 22	R: 0 E: 0 K: 1 S: 7	H: 0 LOB: 0 BB: 0 P: 12	R: 0 E: 0 K: 0 S: 6	H: 0 LOB: 0 BB: 0 P: 9	R: 0 E: 0 K: 1 S: 10	H: 0 LOB: 0 BB: 0 P: 12	R: 2 E: 0 K: 0 S: 11	H: 2 LOB: 0 BB: 0 P: 17	R: 0 E: 0 K: 1 S: 10	H: 1 LOB: 1 BB: 0 P: 13	1B: 6 2B: 2 3B: 0 HR: 4	SF: 0 SAC: 0 DP: 1 HBP: 0	WP: 1 PB: 1 SB: 1 CS: 0	PA: 37					
PITCHER	IP	WLS	BF	H	R	ER	SO	BB	IBB	HBP	BLK	WP	HR	S	P	ERA	WHIP										
Scott Sanders, R ERA: 6.42 (1, 1)	4.0	L	19	8	4	4	4	0	0	0	0	1	3	46	68	9.00	2.000										
Glenn Dishman, L ERA: 5.0 (5, 1)	4.0		14	2	2	2	2	0	0	0	0	0	1	34	50	4.50	0.500										
Dan Miceli, R ERA: 6.38 (9, 1)	1.0		4	1	0	0	1	0	0	0	0	0	0	10	13	0.00	1.000										

Milwaukee Brewers @ Detroit Tigers
Tiger Stadium, Detroit, MI
Fri Jul 25 1997, 7:05 PM EDT
Att: 22,532 - Unknown - 81 F

AB 37
R 6
H 11
RBI 6
BB 0
SO 7
LOB 11



Batter	1	2	3	4	5	6	7	8	9	AB	R	H	RBI	BB	SO	LOB	BOTTOM										
Brian Hunter, R OBP: 0.324, SLG: 0.342 (1, 8)										3	0	1	0	1	0	1											
Damion Easley, R OBP: 0.381, SLG: 0.481 (1, 4)										4	0	2	0	0	1	3											
Travis Fryman, R OBP: 0.343, SLG: 0.461 (1, 5)										4	0	1	0	0	0	1											
Tony Clark, S OBP: 0.394, SLG: 0.544 (1, 3)										4	0	0	0	0	2	2											
Phil Nevin, R OBP: 0.359, SLG: 0.455 Curtis Pride, L OBP: 0.331, SLG: 0.340 (9, PH)										3	0	0	0	0	0	1											
Melvin Nieves, S OBP: 0.336, SLG: 0.478 (1, 9)										4	0	0	0	0	2	1											
Orlando Miller, R OBP: 0.297, SLG: 0.412 (1, 10)										3	1	1	0	0	1	0											
Raul Casanova, S OBP: 0.344, SLG: 0.407 (1, 2)										3	0	2	1	0	0	0											
Deivi Cruz, R OBP: 0.251, SLG: 0.303 (1, 6)										3	0	1	0	0	0	1											
Inning Stats	R: 0 E: 0 K: 0 S: 7	H: 1 LOB: 0 BB: 0 P: 12	R: 0 E: 0 K: 1 S: 12	H: 0 LOB: 0 BB: 0 P: 17	R: 0 E: 1 K: 1 S: 12	H: 1 LOB: 2 BB: 1 P: 21	R: 0 E: 0 K: 0 S: 8	H: 0 LOB: 0 BB: 0 P: 12	R: 1 E: 0 K: 1 S: 9	H: 3 LOB: 1 BB: 0 P: 13	R: 0 E: 0 K: 0 S: 9	H: 2 LOB: 1 BB: 0 P: 13	R: 0 E: 0 K: 2 S: 8	H: 0 LOB: 0 BB: 0 P: 12	R: 0 E: 0 K: 0 S: 8	H: 1 LOB: 0 BB: 0 P: 10	R: 0 E: 0 K: 1 S: 11	H: 0 LOB: 1 BB: 1 P: 20	1B: 7 2B: 1 3B: 1 HR: 0	SF: 0 SAC: 0 DP: 3 HBP: 0	WP: 0 PB: 0 SB: 0 CS: 0	PA: 33					
PITCHER	IP	WLS	BF	H	R	ER	SO	BB	IBB	HBP	BLK	WP	HR	S	P	ERA	WHIP										
Scott Karl, L ERA: 4.77 (1, 1)	7.0	W	26	7	1	1	5	1	0	0	0	0	0	65	100	1.29	1.143										
Bob Wickman, R ERA: 2.99 (8, 1)	1.0		3	1	0	0	0	0	0	0	0	0	0	8	10	0.00	1.000										
Mike Fetters, R ERA: 3.82 (9, 1)	1.0		4	0	0	0	1	1	0	0	0	0	0	11	20	0.00	1.000										

Milwaukee Brewers @ Detroit Tigers
Tiger Stadium, Detroit, MI
Fri Jul 25 1997, 7:05 PM EDT
Att: 22,532 - Unknown - 81 F

AB 31
R 1
H 8
RBI 1
BB 2
SO 6
LOB 10



Batter	1	2	3	4	5	6	7	8	9	AB	R	H	RBI	BB	SO	LOB	TOP										
Mark Loretta, R (1, 4) OBP: 0.397, SLG: 0.398	F9		K			G6-3		2B		4	0	1	0	0	1	0	Milwaukee Brewers @ Detroit Tigers Tiger Stadium, Detroit, MI Sat Jul 26 1997, 7:05 PM EDT Att: 20,057 - Unknown - 91 F										
Jose Valentin, S (1, 6) OBP: 0.322, SLG: 0.420	L5			1B FC6-4		G6-3		F7		4	1	1	0	0	0	1											
Jeff Cirillo, R (1, 5) OBP: 0.355, SLG: 0.419	G4-3			L7		F9			F8	4	0	0	0	0	0	1											
Dave Nilsson, L (1, 10) OBP: 0.353, SLG: 0.474		K		1B FC6-4		G3			P2	4	0	1	0	0	1	0											
Jack Voigt, R (1, 3) OBP: 0.302, SLG: 0.551	G6-3			1B FC6-4		G5-3			K	4	0	0	1	0	1	1											
Gerald Williams, R (1, 8) OBP: 0.296, SLG: 0.388	K			G5-3			HR			3	1	1	1	0	1	1											
Jeromy Burnitz, L (1, 9) OBP: 0.384, SLG: 0.535			G4-3			F7		K		3	0	0	0	0	1	0											
Matt Mieske, R (1, 7) OBP: 0.296, SLG: 0.388			HR			G4-3		K		3	1	1	1	0	1	0											
Mike Matheny, R (1, 2) OBP: 0.281, SLG: 0.350			F7			G6-3		G5-3		3	0	0	0	0	0	0											
Inning Stats	R: 0 E: 0 K: 0 S: 4	H: 0 LOB: 0 BB: 0 P: 5	R: 0 E: 0 K: 2 S: 9	H: 0 LOB: 0 BB: 0 P: 12	R: 1 E: 0 K: 1 S: 12	H: 1 LOB: 0 BB: 0 P: 19	R: 1 E: 0 K: 0 S: 9	H: 2 LOB: 1 BB: 0 P: 14	R: 0 E: 0 K: 0 S: 8	H: 0 LOB: 0 BB: 0 P: 12	R: 1 E: 0 K: 1 S: 9	H: 1 LOB: 0 BB: 0 P: 15	R: 0 E: 0 K: 1 S: 12	H: 1 LOB: 1 BB: 0 P: 6	R: 0 E: 0 K: 1 S: 7	H: 0 LOB: 0 BB: 0 P: 9	1B: 2 2B: 1 3B: 0 HR: 2	SF: 0 SAC: 0 DP: 0 HBP: 0	WP: 0 PB: 0 SB: 0 CS: 0	PA: 32							
PITCHER	IP	WLS	BF	H	R	ER	SO	BB	IBB	HBP	BLK	WP	HR	S	P	ERA	WHIP										
Justin Thompson, L (1, 1) ERA: 3.06	7.0	L	25	4	3	3	4	0	0	0	0	0	2	55	84	3.86	0.571										
Dan Miceli, R (8, 1) ERA: 8.2	1.1		5	1	0	0	1	0	0	0	0	0	0	13	17	0.00	0.750										
Mike Myers, L (9, 1) ERA: 5.08	0.1		1	0	0	0	0	0	0	0	0	0	0	3	4	0.00	0.000										
Doug Brocail, R (9, 1) ERA: 4.29	0.1		1	0	0	0	1	0	0	0	0	0	0	3	4	0.00	0.000										

Batter	1	2	3	4	5	6	7	8	9	AB	R	H	RBI	BB	SO	LOB	BOTTOM										
Brian Hunter, R (1, 8) OBP: 0.325, SLG: 0.343	P4			F8 BB 1B	S 1B		K		K	5	0	2	0	0	2	2	Milwaukee Brewers @ Detroit Tigers Tiger Stadium, Detroit, MI Sat Jul 26 1997, 7:05 PM EDT Att: 20,057 - Unknown - 91 F										
Bobby Higginson, L (1, 9) OBP: 0.373, SLG: 0.497	G4-3 1B			E BB	BB		G1-4-3 BB		K	2	0	1	0	3	1	1											
Travis Fryman, R (1, 5) OBP: 0.339, SLG: 0.455	G4-3			F8	F9		G1-4-3		G1-3	5	0	0	0	0	0	9											
Tony Clark, S (1, 3) OBP: 0.395, SLG: 0.541		G4-6-3 BB		FC6-4 BB		P4		G1-5-3		2	0	0	0	2	0	0											
Bob Hamelin, L (1, 10) OBP: 0.379, SLG: 0.515	G4-6-3			K		1B FC4-6 BB		WP BB		2	1	0	0	2	1	4											
Orlando Miller, R (8, PR) OBP: 0.297, SLG: 0.412				K						0	0	0	0	0	0	0											
Damion Easley, R (1, 4) OBP: 0.380, SLG: 0.478	P6			FC6-4			FC4-6 1B		K	4	0	1	0	0	1	4											
Curtis Pride, L (1, 7) OBP: 0.329, SLG: 0.333			G4-3		K		FC4-6			3	0	0	1	1	1	1											
Raul Casanova, S (1, 2) OBP: 0.342, SLG: 0.400			G5-3		1B E BB		F9		P5	3	0	0	0	1	0	3											
Deivi Cruz, R (1, 6) OBP: 0.252, SLG: 0.304			G5-3		F7					3	0	1	0	0	0	1											
Matt Walbeck, S (9, PH) OBP: 0.373, SLG: 0.460										1	0	1	0	0	0	0											
Inning Stats	R: 0 E: 0 K: 0 S: 11	H: 1 LOB: 0 BB: 0 P: 16	R: 0 E: 0 K: 0 S: 4	H: 0 LOB: 0 BB: 1 P: 11	R: 0 E: 0 K: 1 S: 12	H: 0 LOB: 0 BB: 0 P: 19	R: 0 E: 1 K: 1 S: 11	H: 1 LOB: 3 BB: 2 P: 23	R: 0 E: 0 K: 0 S: 10	H: 1 LOB: 1 BB: 1 P: 19	R: 1 E: 0 K: 1 S: 7	H: 1 LOB: 1 BB: 1 P: 15	R: 0 E: 0 K: 1 S: 11	H: 0 LOB: 2 BB: 2 P: 23	R: 0 E: 0 K: 2 S: 12	H: 1 LOB: 1 BB: 0 P: 20	1B: 6 2B: 0 3B: 0 HR: 0	SF: 0 SAC: 0 DP: 3 HBP: 0	WP: 1 PB: 0 SB: 1 CS: 0	PA: 39							
PITCHER	IP	WLS	BF	H	R	ER	SO	BB	IBB	HBP	BLK	WP	HR	S	P	ERA	WHIP										
Bryce Florie, R (1, 1) ERA: 4.19	5.0	W	21	3	0	0	0	5	0	0	0	0	0	49	93	0.00	1.600										
Ron Villone, L (6, 1) ERA: 5.66	1.0		5	1	1	1	0	1	0	0	0	0	0	10	19	9.00	2.000										
Bob Wickman, R (7, 1) ERA: 2.88	2.0		9	1	0	0	2	3	0	0	0	1	0	18	38	0.00	2.000										
Mike Fetters, R (9, 1) ERA: 3.72	1.0	S	4	1	0	0	2	0	0	0	0	0	0	12	20	0.00	1.000										



Batter	1	2	3	4	5	6	7	8	9	AB	R	H	RBI	BB	SO	LOB	TOP										
Fernando Vina, L OBP: 0.300, SLG: 0.411	0-1 L5	1-0 FC4-6 1B		0-0 1B 2B 1B	0-0 G4-3			1-0 F8	2-1 1B	6	1	3	2	0	0	1											
Jose Valentin, S OBP: 0.322, SLG: 0.418	1-1 CS	2-1 FC4-6		1-3 K				0-1 G3	3-2 1B	6	0	2	1	0	1	4											
Mark Loretta, R OBP: 0.357, SLG: 0.398		1-2 1B		1-2 K				1-3 1B	3-H 1B	0	0	0	0	0	0	0											
Jeff Cirillo, R OBP: 0.357, SLG: 0.419	4-2 1B WP		1-3 K	1-2 2B 1B				1-0 G5-3	HR 1B G5-3	5	2	2	0	1	1	2											
Jack Voigt, R OBP: 0.302, SLG: 0.551	1-2 1B WP		2-2 K	1-2 2-3 1B				0-1 G3		0	0	0	0	0	0	0											
Dave Nilsson, L OBP: 0.358, SLG: 0.489	2-1 1B WP		3-1 G3	0-1 2B				0-1 1B	1-H HR	5	2	4	4	0	0	0											
Jeromy Burnitz, L OBP: 0.387, SLG: 0.548	1-2 1-H 3-H 2B		2-2 HR	1-2 IBB				0-0 G2-3	2-3 K	4	1	2	2	1	1	1											
Gerald Williams, R OBP: 0.292, SLG: 0.383	3-2 F9		2-1 F8	2-2 F9				0-2 G6-3	2-3 K	5	0	0	0	0	1	4											
Jeff Huson, L OBP: 0.284, SLG: 0.259		0-1 F8		1-2 F8	0-1 G4-3			1-1 F8	2-2 BB 2B 1B	5	1	1	0	0	0	0											
Matt Mieske, R OBP: 0.299, SLG: 0.385		2-0 G6-3		0-0 1B 1B	2-1 G6-3			2-0 G5-3	1 SAFE 4-1 2B 1B BB	4	2	1	0	1	0	0											
Jesse Levis, L OBP: 0.346, SLG: 0.328		4-2 1B BB		1-0 1B 2B 1B	0-1 1B			2-1 L7	1-2 1B 2B	4	2	3	1	1	0	0											
Inning Stats	R: 2 E: 0 K: 0 S: 15	H: 3 LOB: 1 BB: 1 P: 26	R: 0 E: 0 K: 0 S: 9	H: 1 LOB: 2 BB: 1 P: 18	R: 1 E: 0 K: 1 S: 10	H: 1 LOB: 0 BB: 0 P: 18	R: 3 E: 0 K: 1 S: 19	H: 5 LOB: 3 BB: 1 P: 29	R: 0 E: 0 K: 0 S: 7	H: 1 LOB: 1 BB: 0 P: 9	R: 0 E: 0 K: 0 S: 6	H: 0 LOB: 0 BB: 0 P: 9	R: 0 E: 0 K: 0 S: 5	H: 0 LOB: 0 BB: 0 P: 8	R: 5 E: 0 K: 2 S: 36	H: 6 LOB: 2 BB: 1 P: 55	1B: 13 2B: 3 3B: 0 HR: 2	SF: 0 SAC: 0 DP: 0 HBP: 0	WP: 1 PB: 0 SB: 0 CS: 1	PA: 48							
PITCHER	IP	WLS	BF	H	R	ER	SO	BB	IBB	HBP	BLK	WP	HR	S	P	ERA	WHIP										
Brian Moehler, R ERA: 4.62	3.2	L	22	10	6	6	2	2	0	0	0	1	1	50	82	14.73	3.273										
A.J. Sager, R ERA: 4.59	4.1		17	3	1	1	0	0	1	0	0	0	0	28	44	2.08	0.692										
Mike Myers, L ERA: 6.03	0.2		8	5	4	4	2	1	0	0	0	0	1	30	48	54.00	9.000										
Doug Brocail, R ERA: 4.26	0.1		1	0	0	0	0	0	0	0	0	0	0	4	5	0.00	0.000										

Milwaukee Brewers @ Detroit Tigers
Tiger Stadium, Detroit, MI
Sun Jul 27 1997, 3:33 AM EDT
Att: 20,318 - Sunny - 83 F

AB 44
R 11
H 18
RBI 10
BB 4
SO 4
LOB 12



Batter	1	2	3	4	5	6	7	8	9	AB	R	H	RBI	BB	SO	LOB	BOTTOM										
Brian Hunter, R OBP: 0.325, SLG: 0.342	4-2 S BB		3-2 E S 1B	L3		3-1 F8		2-2 G3-1		4	1	1	0	1	0	2											
Travis Fryman, R OBP: 0.373, SLG: 0.451	2-0 F8		1-1 FC6-4 1B		2-2 L5				0-2 F9	5	0	1	1	0	1	1											
Bobby Higginson, L OBP: 0.373, SLG: 0.514	2-2 F8		3-2 FC6-4 1B		1-2 HR			3-2 HR	3-2 F7	5	3	2	2	0	0	2											
Tony Clark, S OBP: 0.400, SLG: 0.550	3-3 K		0-1 1B		1-1 HR			4-1 BB	4-0 HR BB	3	2	2	1	2	1	1											
Bob Hamelin, L OBP: 0.395, SLG: 0.538		4-1 S 1B BB	2-2 1B		4-2 BB			4-0 G6-4-3 BB	1-1 HR	2	1	2	3	3	0	0											
Damion Easley, R OBP: 0.396, SLG: 0.472		1-3 K	1-3 K		3-2 P5			0-1 G6-4-3	1-3 K	4	0	0	0	0	2	6											
Phil Nevin, R OBP: 0.357, SLG: 0.452								1-2 1-2		1	0	0	0	0	1	0											
Melvin Nieves, S OBP: 0.338, SLG: 0.473		2-3 K		2-2 HBP		3-3 K		0-0 E7		3	0	0	0	0	2	2											
Matt Walbeck, S OBP: 0.365, SLG: 0.444		2-2 1-H 1B		0-1 F9		0-1 G4-3		2-3 K		4	0	1	0	0	1	2											
Orlando Miller, R OBP: 0.286, SLG: 0.394			1-2 P3		1-1 P5			0-0 F6		3	0	0	0	0	0	1											
Curtis Pride, L OBP: 0.328, SLG: 0.331										1	0	0	0	0	0	1											
Deivi Cruz, R OBP: 0.252, SLG: 0.304										0	0	0	0	0	0	0											
Inning Stats	R: 0 E: 0 K: 1 S: 11	H: 0 LOB: 1 BB: 1 P: 21	R: 0 E: 0 K: 2 S: 10	H: 1 LOB: 2 BB: 1 P: 19	R: 2 E: 0 K: 1 S: 24	H: 4 LOB: 0 BB: 0 P: 35	R: 0 E: 0 K: 0 S: 11	H: 0 LOB: 1 BB: 0 P: 17	R: 2 E: 0 K: 1 S: 20	H: 2 LOB: 1 BB: 1 P: 34	R: 0 E: 0 K: 0 S: 6	H: 0 LOB: 0 BB: 0 P: 11	R: 1 E: 0 K: 1 S: 11	H: 1 LOB: 2 BB: 2 P: 23	R: 0 E: 1 K: 1 S: 8	H: 0 LOB: 1 BB: 0 P: 12	R: 2 E: 0 K: 1 S: 12	H: 1 LOB: 0 BB: 1 P: 21	1B: 5 2B: 0 3B: 0 HR: 4	SF: 0 SAC: 0 DP: 1 HBP: 1	WP: 0 PB: 0 SB: 3 CS: 0	PA: 42					
PITCHER	IP	WLS	BF	H	R	ER	SO	BB	IBB	HBP	BLK	WP	HR	S	P	ERA	WHIP										
21 Cal Eldred, R ERA: 5.12	5.0	W	25	7	4	4	5	3	0	0	0	0	1	14	23	6.75	0.750										
Mike Misuraca, R ERA: 6.75	1.1		5	1	1	1	1	0	0	0	0	0	1	14	23	6.75	0.750										
Ron Villone, L ERA: 5.46	0.0		2	0	0	0	0	2	0	0	0	0	0	1	9	∞	∞										
Al Reyes, R ERA: 8.1	2.2	S	10	1	2	2	2	1	0	0	0	0	1	22	35	6.75	0.750										

Milwaukee Brewers @ Detroit Tigers
Tiger Stadium, Detroit, MI
Sun Jul 27 1997, 3:33 AM EDT
Att: 20,318 - Sunny - 83 F

AB 35
R 7
H 9
RBI 7
BB 6
SO 8
LOB 18



Batter	1	2	3	4	5	6	7	8	9	AB	R	H	RBI	BB	SO	LOB	TOP			
Brian Hunter, R OBP: 0.323, SLG: 0.339 (1, 8)	G5-3		G5-3		G5-3			P3		4	0	0	0	0	0	1				
Travis Fryman, R OBP: 0.334, SLG: 0.447 (1, 5)	F8		F7				P2	F7		4	0	0	0	0	0	0				
Bobby Higginson, L OBP: 0.369, SLG: 0.508 (1, 7)	F9			F8		F9			G6-3	4	0	0	0	0	0	0				
Tony Clark, S OBP: 0.396, SLG: 0.544 (1, 3)		F7		F7		F7			F9	4	0	0	0	0	0	0				
Bob Hamelin, L OBP: 0.402, SLG: 0.547 (1, 10)		HR		3B			K		2B	3	2	0	1	1	1	0				
Damon Easley, R OBP: 0.358, SLG: 0.488 (1, 4)		HR		3B			E6		L4	4	1	2	3	0	0	1				
Melvin Nieves, S OBP: 0.335, SLG: 0.468 (1, 9)	G5-3			G4-3			K			3	0	0	0	0	1	2				
Raul Casanova, S OBP: 0.337, SLG: 0.393 (1, 2)	F8					G6-3		F8		3	0	0	0	0	0	1				
Deivi Cruz, R OBP: 0.253, SLG: 0.304 (1, 6)			CS			K		F8		3	0	1	0	0	1	0				
Inning Stats	R: 0 H: 0 E: 0 K: 0 S: 8	H: 0 LOB: 0 BB: 0 P: 14	R: 2 H: 2 E: 0 K: 0 S: 18	H: 2 LOB: 0 BB: 0 P: 26	R: 0 H: 1 E: 0 K: 0 S: 8	H: 1 LOB: 0 BB: 0 P: 16	R: 1 H: 1 E: 0 K: 0 S: 9	H: 1 LOB: 1 BB: 1 P: 19	R: 0 H: 0 E: 0 K: 1 S: 11	H: 0 LOB: 0 BB: 0 P: 15	R: 0 H: 0 E: 1 K: 2 S: 13	H: 0 LOB: 1 BB: 0 P: 19	R: 0 H: 0 E: 0 K: 0 S: 6	H: 0 LOB: 0 BB: 0 P: 8	R: 0 H: 1 E: 0 K: 0 S: 11	H: 1 LOB: 1 BB: 0 P: 15	1B: 2 2B: 1 3B: 1 HR: 1	SF: 0 SAC: 0 DP: 0 HBP: 0	WP: 0 PB: 0 CS: 1	PA: 33
PITCHER	IP	WLS	BF	H	R	ER	SO	BB	IBB	HBP	BLK	WP	HR	S	P	ERA	WHIP			
James Baldwin, R ERA: 4.98 (1, 1)	7.0	L	26	4	3	3	3	1	0	0	0	0	1	77	124	3.86	0.714			
Carlos Castillo, R ERA: 3.57 (8, 1)	1.0		3	0	0	0	0	0	0	0	0	0	0	6	8	0.00	0.000			
Chuck McElroy, L ERA: 3.83 (9, 1)	1.0		4	1	0	0	0	0	0	0	0	0	0	11	15	0.00	1.000			

Detroit Tigers @ Chicago White Sox
Comiskey Park, Chicago, IL
Tue Jul 29 1997, 8:05 PM EDT
Att: 20,380 - Unknown - 71 F

AB 32
R 3
H 5
RBI 3
BB 1
SO 3
LOB 5



Batter	1	2	3	4	5	6	7	8	9	AB	R	H	RBI	BB	SO	LOB	BOTTOM			
Dave Martinez, L OBP: 0.350, SLG: 0.411 (1, 3)	G6-3		L7			P5			G5-3	4	0	0	0	0	0	0				
Ray Durham, S OBP: 0.331, SLG: 0.358 (1, 4)	E9			G3			G1-4-3	G6-3		4	0	2	0	0	0	0				
Frank Thomas, R OBP: 0.465, SLG: 0.647 (1, 10)	F9			L4			G1-4-3			3	0	0	0	0	0	2				
Albert Belle, R OBP: 0.333, SLG: 0.494 (1, 7)	G5-3			P4			G4-3			3	0	0	0	0	0	1				
Robin Ventura, L OBP: 0.400, SLG: 0.611 (1, 5)		G6-3		P5				K		2	0	0	0	1	1	0				
Lyle Mouton, R OBP: 0.316, SLG: 0.389 (1, 9)		G6-3		L6				K		3	0	0	0	0	1	1				
Jorge Fabregas, L OBP: 0.269, SLG: 0.329 (1, 2)		P5		G4-3				K		3	0	0	0	0	1	0				
Mike Cameron, R OBP: 0.351, SLG: 0.467 (1, 8)			G5-3			G1-4-3			HR	3	1	1	1	0	0	0				
Ozzie Guillen, L OBP: 0.304, SLG: 0.349 (1, 6)			F9			L7			F9	3	0	0	0	0	0	0				
Inning Stats	R: 0 H: 1 E: 1 K: 0 S: 15	H: 0 LOB: 1 BB: 0 P: 23	R: 0 H: 0 E: 0 K: 0 S: 4	H: 0 LOB: 0 BB: 1 P: 8	R: 0 H: 0 E: 0 K: 0 S: 8	H: 0 LOB: 0 BB: 0 P: 9	R: 0 H: 0 E: 0 K: 0 S: 5	H: 0 LOB: 0 BB: 0 P: 7	R: 0 H: 0 E: 0 K: 0 S: 9	H: 0 LOB: 0 BB: 0 P: 11	R: 0 H: 0 E: 0 K: 0 S: 4	H: 0 LOB: 0 BB: 0 P: 8	R: 0 H: 1 E: 0 K: 3 S: 9	H: 0 LOB: 0 BB: 0 P: 13	R: 1 H: 1 E: 0 K: 0 S: 7	H: 1 LOB: 0 BB: 0 P: 9	1B: 2 2B: 0 3B: 0 HR: 1	SF: 0 SAC: 0 DP: 2 HBP: 0	WP: 0 PB: 0 CS: 0	PA: 29
PITCHER	IP	WLS	BF	H	R	ER	SO	BB	IBB	HBP	BLK	WP	HR	S	P	ERA	WHIP			
Willie Blair, R ERA: 4.27 (1, 1)	9.0	W	29	3	1	1	3	1	0	0	0	0	1	67	94	1.00	0.444			

Detroit Tigers @ Chicago White Sox
Comiskey Park, Chicago, IL
Tue Jul 29 1997, 8:05 PM EDT
Att: 20,380 - Unknown - 71 F

AB 28
R 1
H 3
RBI 1
BB 1
SO 3
LOB 4



Batter	1	2	3	4	5	6	7	8	9	AB	R	H	RBI	BB	SO	LOB	TOP										
Brian Hunter, R OBP: 0.326, SLG: 0.344 (1, 8)	1-2 BB BB BB 1B	2-3 K			3-2 2B		0-0 S S 1B		1-3 K	5	2	3	0	0	2	0	Detroit Tigers @ Chicago White Sox Comiskey Park, Chicago, IL Wed Jul 30 1997, 4:33 AM EDT Att: 30,613 - Sunny - 74 F										
Damion Easley, R OBP: 0.358, SLG: 0.485 (1, 4)	SAFE F8		1-1 CS 1B		0-0 F8		SAFE 4-2 HBP		1-0 G6-3	4	0	1	0	0	0	2											
Bobby Higginson, L OBP: 0.371, SLG: 0.511 Melvin Nieves, S OBP: 0.334, SLG: 0.466 (7, PH)	4-2 BB BB BB		0-0 L8		2-0 2B		SAFE 1-3 K			2	0	1	1	1	0	1											
Tony Clark, S OBP: 0.395, SLG: 0.540 (1, 3)	1-2 K		3-3 K		4-2 BB		SAFE 0-2 F7			3	0	0	0	1	2	5											
Bob Hamelin, L OBP: 0.401, SLG: 0.540 Orlando Miller, R OBP: 0.286, SLG: 0.394 Curtis Pride, L OBP: 0.326, SLG: 0.329 (8, PH)	4-2 BB 1-2 2-3 BB				0-0 G3				0-0 B1-3	2	0	0	0	1	0	2											
Travis Fryman, R OBP: 0.336, SLG: 0.444 (1, 5)	4-2 BB 1-2 2-3 3-H BB				1-0 G5-3				4-2 G5-3 BB	2	0	0	1	2	1	0											
Phil Nevin, R OBP: 0.354, SLG: 0.446 (1, 7)	1-1 F9				0-0 1B				3-2 G5-3	4	0	1	0	0	0	4											
Matt Walbeck, S OBP: 0.343, SLG: 0.414 (1, 2)		1-3 K			0-0 F7				0-3 K	4	0	0	0	0	2	2											
Deivi Cruz, R OBP: 0.249, SLG: 0.299 (1, 6)		0-0 G4-3			2-1 G5-3				0-1 G6-3	4	0	0	0	0	0	0											
Inning Stats	R: 1 E: 0 K: 1 S: 22	H: 1 LOB: 3 BB: 3 P: 38	R: 0 E: 0 K: 2 S: 7	H: 0 LOB: 0 BB: 0 P: 10	R: 0 E: 0 K: 1 S: 6	H: 1 LOB: 1 BB: 0 P: 10	R: 0 E: 0 K: 0 S: 4	H: 1 LOB: 1 BB: 0 P: 5	R: 1 E: 0 K: 0 S: 12	H: 2 LOB: 2 BB: 1 P: 26	R: 0 E: 0 K: 1 S: 11	H: 0 LOB: 0 BB: 0 P: 17	R: 0 E: 0 K: 1 S: 16	H: 1 LOB: 2 BB: 0 P: 21	R: 0 E: 0 K: 1 S: 10	H: 0 LOB: 1 BB: 1 P: 17		R: 0 E: 0 K: 1 S: 7	H: 0 LOB: 0 BB: 0 P: 9	1B: 4 2B: 3 3B: 0 HR: 0	SF: 0 SAC: 0 DP: 1 HBP: 1	WP: 0 PB: 0 SB: 2 CS: 1	PA: 38				
PITCHER	IP	WLS	BF	H	R	ER	SO	BB	IBB	HBP	BLK	WP	HR	S	P	ERA	WHIP										
Doug Drabek, R ERA: 6.1 (1, 1)	6.0	W	26	5	2	2	5	4	0	0	0	0	0	62	106	3.00	1.500										
Carlos Castillo, R ERA: 3.54 (7, 1)	0.1		3	1	0	0	0	0	0	1	0	0	0	10	14	0.00	3.000										
Tony Castillo, L ERA: 5.4 (7, 1)	0.2		2	0	0	0	1	0	0	0	0	0	0	6	7	0.00	0.000										
Matt Karchner, R ERA: 2.94 (8, 1)	0.2		3	0	0	0	0	1	0	0	0	0	0	7	14	0.00	1.500										
Roberto Hernandez, R ERA: 2.44 (8, 1)	1.1	S	4	0	0	0	2	0	0	0	0	0	0	10	12	0.00	0.000										
Batter	1	2	3	4	5	6	7	8	9	AB	R	H	RBI	BB	SO	LOB	BOTTOM										
Dave Martinez, L OBP: 0.346, SLG: 0.406 (1, 9)	1-2 F9	2-1 F7-5-4 2-2			2-1 F8			2-2 F7		4	0	0	0	0	0	2	Detroit Tigers @ Chicago White Sox Comiskey Park, Chicago, IL Wed Jul 30 1997, 4:33 AM EDT Att: 30,613 - Sunny - 74 F										
Ray Durham, S OBP: 0.333, SLG: 0.359 (1, 4)	3-2 S 1B		1-2 G4-3		2-2 G1-3		3-2 1B			4	0	2	0	0	0	0											
Frank Thomas, R OBP: 0.462, SLG: 0.651 (1, 10)	SAFE F8		2-0 G4-3		1-0 HR		2-1 F9			4	1	1	1	0	0	2											
Albert Belle, R OBP: 0.330, SLG: 0.490 (1, 7)	3-2 G5-3 1-2		1-1 F8		3-3 K		3-2 P5			3	0	0	0	0	1	1											
Robin Ventura, L OBP: 0.391, SLG: 0.619 (1, 5)		0-0 34 1B 2B		3-1 F9		3-2 K				3	1	1	0	0	0	0											
Mike Cameron, R OBP: 0.351, SLG: 0.465 (1, 8)		1-2 34 BB 1B		1-3 K		2-3 K				3	1	1	0	0	2	0											
Jorge Fabregas, L OBP: 0.274, SLG: 0.330 (1, 2)	SAFE SH5-4 1B	4-1 34 1B BB		0-2 F9		3-2 34 CS 1B				2	0	1	0	1	0	0											
34 Mario Valdez, L OBP: 0.364, SLG: 0.368 (1, 3)		1-2 F7-5-4 SH5-4 1B		2-3 K		3-3 K				3	0	1	2	0	2	1											
Ozzie Guillen, L OBP: 0.302, SLG: 0.347 (1, 6)		0-1 SH5-4		1-2 F7		1-2 F7				2	0	0	0	0	0	0											
Inning Stats	R: 0 E: 0 K: 0 S: 12	H: 1 LOB: 1 BB: 0 P: 20	R: 2 E: 0 K: 0 S: 16	H: 3 LOB: 1 BB: 1 P: 24	R: 0 E: 0 K: 0 S: 6	H: 0 LOB: 0 BB: 0 P: 10	R: 0 E: 0 K: 1 S: 8	H: 0 LOB: 0 BB: 0 P: 12	R: 0 E: 0 K: 1 S: 8	H: 0 LOB: 0 BB: 0 P: 13	R: 1 E: 0 K: 0 S: 11	H: 1 LOB: 0 BB: 0 P: 20	R: 0 E: 0 K: 2 S: 13	H: 1 LOB: 1 BB: 0 P: 21	R: 0 E: 0 K: 0 S: 12	H: 1 LOB: 1 BB: 0 P: 20		R: 0 E: 0 K: 0 S: 7	H: 0 LOB: 0 BB: 0 P: 9	1B: 5 2B: 3 3B: 0 HR: 1	SF: 0 SAC: 1 DP: 2 HBP: 0	WP: 0 PB: 0 SB: 1 CS: 1	PA: 30				
PITCHER	IP	WLS	BF	H	R	ER	SO	BB	IBB	HBP	BLK	WP	HR	S	P	ERA	WHIP										
Scott Sanders, R ERA: 6.27 (1, 1)	6.0	L	23	5	3	3	3	1	0	0	0	0	0	13	21	0.00	1.000										
Dan Miceli, R ERA: 6.69 (7, 1)	1.0		3	1	0	0	2	0	0	0	0	0	0	10	16	0.00	1.500										
Mike Myers, L ERA: 5.91 (8, 1)	0.2		3	1	0	0	0	0	0	0	0	0	0	2	4	0.00	0.000										
Todd Jones, R ERA: 2.98 (8, 1)	0.1		1	0	0	0	0	0	0	0	0	0	0	2	4	0.00	0.000										

Batter	1	2	3	4	5	6	7	8	9	AB	R	H	RBI	BB	SO	LOB	TOP										
Otis Nixon, S <small>OBP: 0.340, SLG: 0.285</small> 										4	0	0	0	0	0	1											
Mariano Duncan, R <small>OBP: 0.284, SLG: 0.301</small> 										4	0	0	0	0	1	0											
Carlos Delgado, L <small>OBP: 0.343, SLG: 0.538</small> 										3	0	0	0	1	0	0											
Joe Carter, R <small>OBP: 0.292, SLG: 0.392</small> 										4	1	2	0	0	0	0											
Shawn Green, L <small>OBP: 0.329, SLG: 0.506</small> 										4	1	2	1	0	2	2											
Ed Sprague, R <small>OBP: 0.297, SLG: 0.388</small> 										4	0	1	0	0	0	3											
Jacob Brunfield, R <small>OBP: 0.284, SLG: 0.280</small> 										4	0	0	0	0	1	5											
Benito Santiago, R <small>OBP: 0.249, SLG: 0.319</small> 										2	0	0	1	0	1	1											
Alex Gonzalez, R <small>OBP: 0.284, SLG: 0.376</small> 										2	0	0	0	1	0	1											
Inning Stats	R: 0 E: 0 K: 0 S: 6	H: 0 LOB: 0 BB: 0 P: 12	R: 0 E: 0 K: 1 S: 6	H: 0 LOB: 0 BB: 0 P: 7	R: 0 E: 0 K: 1 S: 6	H: 0 LOB: 1 BB: 1 P: 12	R: 0 E: 0 K: 0 S: 8	H: 0 LOB: 0 BB: 0 P: 10	R: 1 E: 0 K: 0 S: 7	H: 2 LOB: 1 BB: 0 P: 10	R: 0 E: 0 K: 0 S: 8	H: 0 LOB: 0 BB: 0 P: 12	R: 1 E: 0 K: 1 S: 11	H: 2 LOB: 1 BB: 0 P: 17	R: 0 E: 0 K: 1 S: 7	H: 0 LOB: 0 BB: 0 P: 8	R: 0 E: 0 K: 1 S: 12	H: 1 LOB: 2 BB: 1 P: 23	1B: 4 2B: 1 3B: 0 HR: 0	SF: 1 SAC: 0 DP: 0 HBP: 0	WP: 0 PB: 0 SB: 1 CS: 0	PA: 34					
PITCHER	IP	WLS	BF	H	R	ER	SO	BB	IBB	HBP	BLK	WP	HR	S	P	ERA	WHIP										
Justin Thompson, L	(1, 1)	7.0	W	26	4	2	2	3	1	0	0	0	0	52	80	2.57	0.714										
Doug Brocail, R	(8, 1)	1.0		3	0	0	0	1	0	0	0	0	0	7	8	0.00	0.000										
Todd Jones, R	(9, 1)	1.0	S	5	1	0	0	1	1	0	0	0	0	12	23	0.00	2.000										

Toronto Blue Jays @ Detroit Tigers
Tiger Stadium, Detroit, MI
Thu Jul 31 1997, 7:05 PM EDT
Att: 16,294 - Unknown - 81 F

AB 31
R 2
H 5
RBI 2
BB 2
SO 5
LOB 13

Batter	1	2	3	4	5	6	7	8	9	AB	R	H	RBI	BB	SO	LOB	BOTTOM										
Brian Hunter, R <small>OBP: 0.327, SLG: 0.349</small> 										3	2	1	1	1	0	1											
Bobby Higginson, L <small>OBP: 0.370, SLG: 0.511</small> 										4	1	1	1	0	1	0											
Travis Fryman, R <small>OBP: 0.333, SLG: 0.439</small> 										4	0	0	0	0	1	1											
Tony Clark, S <small>OBP: 0.396, SLG: 0.542</small> 										4	0	2	1	0	0	0											
Bob Hamelin, L <small>OBP: 0.395, SLG: 0.531</small> 										3	0	0	0	0	1	2											
Damion Easley, R <small>OBP: 0.358, SLG: 0.482</small> 										2	0	0	0	1	0	0											
Phil Nevin, R <small>OBP: 0.348, SLG: 0.437</small> 										3	0	0	0	0	1	2											
Raul Casanova, S <small>OBP: 0.332, SLG: 0.387</small> 										3	0	0	0	0	0	0											
Orlando Miller, R <small>OBP: 0.300, SLG: 0.419</small> Deivi Cruz, R <small>OBP: 0.249, SLG: 0.299</small> 										3	1	2	0	0	0	0											
Inning Stats	R: 2 E: 0 K: 1 S: 16	H: 2 LOB: 2 BB: 2 P: 31	R: 2 E: 0 K: 1 S: 11	H: 2 LOB: 0 BB: 0 P: 19	R: 0 E: 0 K: 0 S: 5	H: 0 LOB: 0 BB: 0 P: 8	R: 0 E: 0 K: 0 S: 7	H: 0 LOB: 0 BB: 0 P: 8	R: 0 E: 0 K: 0 S: 7	H: 1 LOB: 0 BB: 0 P: 11	R: 0 E: 1 K: 1 S: 9	H: 1 LOB: 1 BB: 0 P: 15	R: 0 E: 0 K: 1 S: 8	H: 0 LOB: 0 BB: 0 P: 14	R: 0 E: 0 K: 1 S: 8	H: 0 LOB: 0 BB: 0 P: 14	1B: 2 2B: 3 3B: 1 HR: 0	SF: 0 SAC: 0 DP: 1 HBP: 0	WP: 1 PB: 0 SB: 0 CS: 0	PA: 31							
PITCHER	IP	WLS	BF	H	R	ER	SO	BB	IBB	HBP	BLK	WP	HR	S	P	ERA	WHIP										
Robert Person, R	(1, 1)	6.0	L	24	5	4	4	2	2	0	0	0	0	9	15	6.00	1.167										
Paul Quantrill, R	(7, 1)	1.0		4	1	0	0	1	0	0	0	0	0	8	14	0.00	0.000										
Dan Plesac, L	(8, 1)	1.0		3	0	0	0	1	0	0	0	0	0	8	14	0.00	0.000										

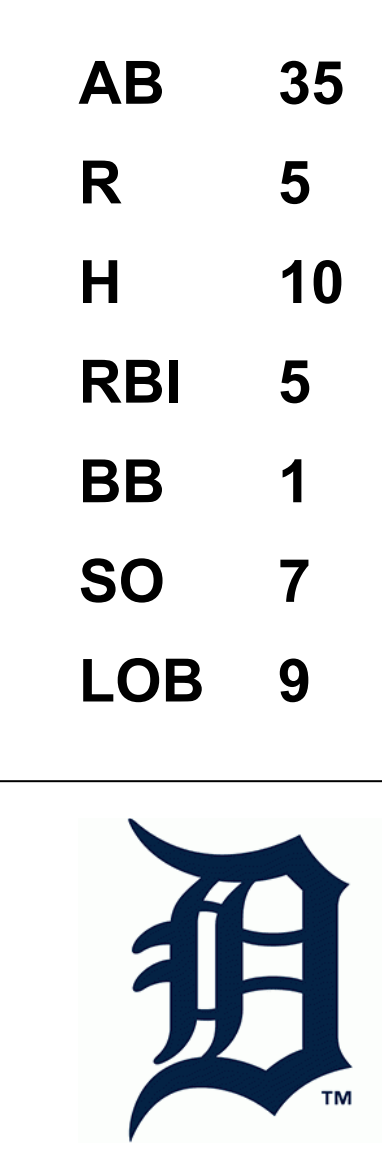
Toronto Blue Jays @ Detroit Tigers
Tiger Stadium, Detroit, MI
Thu Jul 31 1997, 7:05 PM EDT
Att: 16,294 - Unknown - 81 F

AB 29
R 4
H 6
RBI 3
BB 2
SO 4
LOB 6

Batter	1	2	3	4	5	6	7	8	9	AB	R	H	RBI	BB	SO	LOB	TOP								
Otis Nixon, S OBP: 0.340, SLG: 0.293 (1, 8)	2-2 G4-3	1-1 HR				3-3 K	0-0 G3-1		4-1 1B BB	4	1	2	1	1	1	1	Toronto Blue Jays @ Detroit Tigers Tiger Stadium, Detroit, MI Fri Aug 01 1997, 7:05 PM EDT Att: 23,682 - Unknown - 76 F livebaseballscores.com								
Mariano Duncan, R OBP: 0.273, SLG: 0.309 (1, 4)	1-1 2B	1-0 1B				2-3 K		2-3 K	0-0 G4-6-3 1B	5	1	3	0	0	2	0									
Carlos Delgado, L OBP: 0.341, SLG: 0.535 (1, 3)	2-2 1B 2B	0-0 L9				0-2 L8		1-3 K	2-2 G4-6-3 1-2	5	0	1	1	1	0	1									
Joe Carter, R OBP: 0.292, SLG: 0.398 (1, 10)	0-1 G5-3				2-0 F8		0-0 HR		0-0 G5-3	4	1	1	1	0	0	1									
Shawn Green, L OBP: 0.332, SLG: 0.504 (1, 9)	4-2 1B BB				2-3 K		1-0 HR 1B		1-2 F9	3	1	1	0	1	1	0									
Ed Sprague, R OBP: 0.296, SLG: 0.386 (1, 5)	1-2 1-2 2H 1B				0-1 G5-3		0-2 P3		1-2 G6-3	4	0	1	0	0	0	1									
José Cruz Jr., S OBP: 0.313, SLG: 0.551 (1, 7)					2-3 K		2-1 HR		0-3 K	4	1	1	2	0	3	0									
Charlie O'Brien, R OBP: 0.306, SLG: 0.333 (1, 2)					3-2 P5 HR HBP		1-3 K		0-1 F9	3	1	0	0	0	1	0									
Alex Gonzalez, R OBP: 0.286, SLG: 0.389 (1, 6)					3-3 K		3-2 2B		1-0 HR	4	1	2	1	0	1	1									
Inning Stats	R: 1 E: 0 K: 0 S: 15	H: 3 LOB: 2 BB: 1 P: 25	R: 2 E: 0 K: 1 S: 11	H: 2 LOB: 1 BB: 0 P: 20	R: 0 E: 0 K: 1 S: 7	H: 0 LOB: 0 BB: 0 P: 11	R: 0 E: 0 K: 2 S: 15	H: 0 LOB: 0 BB: 0 P: 22	R: 0 E: 0 K: 1 S: 12	H: 0 LOB: 0 BB: 0 P: 17	R: 0 E: 0 K: 2 S: 8	H: 0 LOB: 0 BB: 0 P: 11	R: 0 E: 0 K: 1 S: 10	H: 0 LOB: 0 BB: 0 P: 12	R: 1 E: 0 K: 0 S: 9	H: 2 LOB: 1 BB: 1 P: 16	1B: 5 2B: 2 3B: 0 HR: 4	SF: 0 SAC: 0 DP: 1 HBP: 1	WP: 0 PB: 0 SB: 1 CS: 0	PA: 39					
PITCHER	IP	WLS	BF	H	R	ER	SO	BB	IBB	HBP	BLK	WP	HR	S	P	ERA	WHIP								
Brian Moehler, R ERA: 4.79 (1, 1)	5.0		23	7	5	5	6	1	0	1	0	0	2	62	98	9.00	1.600								
Dan Miceli, R ERA: 6.02 (6, 1)	2.0	L	8	2	1	1	3	0	0	0	0	0	1	22	31	4.50	1.000								
Mike Myers, L ERA: 5.86 (8, 1)	0.1		1	0	0	0	0	0	0	0	0	0	0	4	5	0.00	0.000								
Doug Brocail, R ERA: 4.22 (8, 1)	1.2		7	2	1	1	1	1	0	0	0	0	1	15	23	5.40	1.800								

Batter	1	2	3	4	5	6	7	8	9	AB	R	H	RBI	BB	SO	LOB	BOTTOM								
Brian Hunter, R OBP: 0.324, SLG: 0.346 (1, 8)	0-1 L9					0-0 F9			0-1 F8	4	0	0	0	0	0	1	Toronto Blue Jays @ Detroit Tigers Tiger Stadium, Detroit, MI Fri Aug 01 1997, 7:05 PM EDT Att: 23,682 - Unknown - 76 F livebaseballscores.com								
Bobby Higginson, L OBP: 0.368, SLG: 0.508 (1, 9)	1-1 F7				0-1 F7			3-1 1B	2-2 L9	4	0	1	0	0	0	1									
Travis Fryman, R OBP: 0.332, SLG: 0.440 (1, 5)	1-0 2B				1-1 F9			0-0 F9	2-3 K	4	0	1	0	0	1	1									
Tony Clark, S OBP: 0.394, SLG: 0.547 (1, 3)	3-2 G4-3				0-0 HR			0-3 K	1-3 K	4	1	1	1	0	2	2									
Bob Hamelin, L OBP: 0.393, SLG: 0.525 (1, 10)					0-0 F8			1-3 K	1-2 FC4 1B	4	0	1	0	0	2	0									
Damion Easley, R OBP: 0.380, SLG: 0.488 (1, 4)					1-1 1B 2B			1-0 HR 2B	2-2 FC4 G5-4-3 1-2	4	2	2	0	0	1	1									
Phil Nevin, R OBP: 0.352, SLG: 0.434 (1, 7)					2-2 G1-6-3 2H 1B			4-1 HR BB	1-2 G5-4-3 1-2	3	1	1	1	1	1	1									
Raul Casanova, S OBP: 0.333, SLG: 0.404 Matt Walbeck, S OBP: 0.348, SLG: 0.417 (1, 2)					2-2 G1-6-3 1-2			0-0 HR	1-2 P5	2	1	1	3	0	0	1									
Deivi Cruz, R OBP: 0.247, SLG: 0.297 Curtis Pride, L OBP: 0.330, SLG: 0.333 Orlando Miller, R OBP: 0.296, SLG: 0.413 (1, 6)					1-0 G5-3			0-2 HR	3-2 1B	2	0	0	0	0	0	0									
Inning Stats	R: 0 E: 0 K: 0 S: 9	H: 1 LOB: 1 BB: 0 P: 14	R: 1 E: 0 K: 0 S: 9	H: 2 LOB: 0 BB: 0 P: 14	R: 0 E: 0 K: 1 S: 5	H: 0 LOB: 0 BB: 0 P: 7	R: 4 E: 0 K: 1 S: 12	H: 3 LOB: 1 BB: 1 P: 19	R: 0 E: 0 K: 1 S: 8	H: 1 LOB: 0 BB: 0 P: 11	R: 0 E: 0 K: 0 S: 9	H: 1 LOB: 1 BB: 0 P: 13	R: 0 E: 0 K: 3 S: 12	H: 0 LOB: 0 BB: 0 P: 18	R: 0 E: 0 K: 2 S: 13	H: 1 LOB: 1 BB: 0 P: 16	1B: 5 2B: 3 3B: 0 HR: 2	SF: 0 SAC: 0 DP: 2 HBP: 0	WP: 0 PB: 0 SB: 0 CS: 0	PA: 36					
PITCHER	IP	WLS	BF	H	R	ER	SO	BB	IBB	HBP	BLK	WP	HR	S	P	ERA	WHIP								
Pat Hentgen, R ERA: 3.44 (1, 1)	7.1	W	30	9	5	5	3	1	0	0	0	0	2	67	101	6.14	1.364								
Dan Plesac, L ERA: 3.94 (8, 1)	0.2		2	0	0	0	2	0	0	0	0	0	0	8	12	0.00	0.000								
Kelvin Escobar, R ERA: 0.63 (9, 1)	1.0	S	4	1	0	0	2	0	0	0	0	0	0	13	16	0.00	1.000								

AB 36
R 7
H 11
RBI 7
BB 2
SO 10
LOB 7



Batter	1	2	3	4	5	6	7	8	9	AB	R	H	RBI	BB	SO	LOB	TOP			
Otis Nixon, S (1, 8) OBP: 0.338, SLG: 0.291	B1-3		0-1 1B	2-1 P3	2-1 FC6-4		2-1 G4-3		1-1 L5	6	0	1	0	0	0	4	Toronto Blue Jays @ Detroit Tigers Tiger Stadium, Detroit, MI Sat Aug 02 1997, 7:05 PM EDT Att: 22,254 - Unknown - 86 F			
Mariano Duncan, R (1, 4) OBP: 0.276, SLG: 0.312	K		1-2 F8	0-0 1B			0-1 K		0-1 1B	5	0	2	1	0	2	1				
Carlos Delgado, L (1, 3) OBP: 0.342, SLG: 0.535	HBP BB		3-1 F7	0-0 G3			2-1 1B FC5-2		3-1 F8	4	0	1	0	1	0	4				
Joe Carter, R (1, 9) OBP: 0.293, SLG: 0.403	HBP		1-3 K				1-3 K2-3		1-1 E7 1B	4	2	1	1	0	2	2				
Shawn Green, L (1, 10) OBP: 0.337, SLG: 0.508	G1-3			3-2 HR 1B	0-0 E SF7 2B		4-2 1B BB		0-0 G5-3	4	2	2	0	1	0	3				
Ed Sprague, R (1, 5) OBP: 0.304, SLG: 0.398		4-1 1B BB		2-2 HR	4-2 E BB		0-1 1B		2-2 CS 1B	3	1	3	3	2	0	0				
Juan Samuel, R (8, PR) OBP: 0.349, SLG: 0.421				1-H			1-2 2-3 1B		2-H CS 1B	0	0	0	0	0	0	0				
Tilson Brito, R (8, 5) OBP: 0.281, SLG: 0.246										0	0	0	0	0	0	0				
José Cruz Jr., S (1, 7) OBP: 0.316, SLG: 0.547	K		1-1 1B G5-4-3 1B	1-1 P3	0-2 FC5-2		1-2 CS 1B		2-2 CS 1B	5	1	2	0	0	1	6				
Charlie O'Brien, R (1, 2) OBP: 0.305, SLG: 0.331			1-2 G1-6-3 1B	0-1 G5-4-3	0-0 E5		1-1 P2		1-1 CS	4	0	1	0	0	0	3				
Jacob Brumfield, R (9, PH) OBP: 0.262, SLG: 0.258			1-2 1B	1-2 2-3	1-2 2-3		1-2 2-3		1-2 2-3	1	0	0	0	0	0	0				
Alex Gonzalez, R (1, 6) OBP: 0.288, SLG: 0.399	G1-6-3		2-2 G1-6-3	3-1 1B	2-2 SF7		1-1 HR		1-3 K	4	1	2	2	0	1	2				
Inning Stats	R: 0 E: 0 K: 1 S: 12	H: 0 LOB: 2 BB: 1 P: 22	R: 0 E: 0 K: 1 S: 10	H: 1 LOB: 1 BB: 1 P: 18	R: 0 E: 0 K: 1 S: 11	H: 1 LOB: 1 BB: 0 P: 15	R: 3 E: 0 K: 0 S: 17	H: 5 LOB: 2 BB: 0 P: 28	R: 2 E: 0 K: 0 S: 16	H: 2 LOB: 3 BB: 1 P: 24	R: 1 E: 0 K: 0 S: 9	H: 2 LOB: 1 BB: 0 P: 15	R: 1 E: 0 K: 0 S: 10	H: 2 LOB: 1 BB: 0 P: 16	R: 0 E: 0 K: 1 S: 6	H: 0 LOB: 0 BB: 0 P: 8	1B: 10 2B: 2 HR: 3	SF: 1 SAC: 0 HBP: 1	WP: 0 PB: 0 SB: 2 CS: 1	PA: 47
PITCHER	IP WLS BF H R ER SO BB IBB HBP BLK WP HR S P ERA WHIP	IP WLS BF H R ER SO BB IBB HBP BLK WP HR S P ERA WHIP	IP WLS BF H R ER SO BB IBB HBP BLK WP HR S P ERA WHIP	IP WLS BF H R ER SO BB IBB HBP BLK WP HR S P ERA WHIP	IP WLS BF H R ER SO BB IBB HBP BLK WP HR S P ERA WHIP	IP WLS BF H R ER SO BB IBB HBP BLK WP HR S P ERA WHIP	IP WLS BF H R ER SO BB IBB HBP BLK WP HR S P ERA WHIP	IP WLS BF H R ER SO BB IBB HBP BLK WP HR S P ERA WHIP	IP WLS BF H R ER SO BB IBB HBP BLK WP HR S P ERA WHIP	IP WLS BF H R ER SO BB IBB HBP BLK WP HR S P ERA WHIP	IP WLS BF H R ER SO BB IBB HBP BLK WP HR S P ERA WHIP	IP WLS BF H R ER SO BB IBB HBP BLK WP HR S P ERA WHIP	IP WLS BF H R ER SO BB IBB HBP BLK WP HR S P ERA WHIP	IP WLS BF H R ER SO BB IBB HBP BLK WP HR S P ERA WHIP	IP WLS BF H R ER SO BB IBB HBP BLK WP HR S P ERA WHIP	IP WLS BF H R ER SO BB IBB HBP BLK WP HR S P ERA WHIP				

AB 40
R 7
H 15
RBI 7
BB 4
SO 6
LOB 25



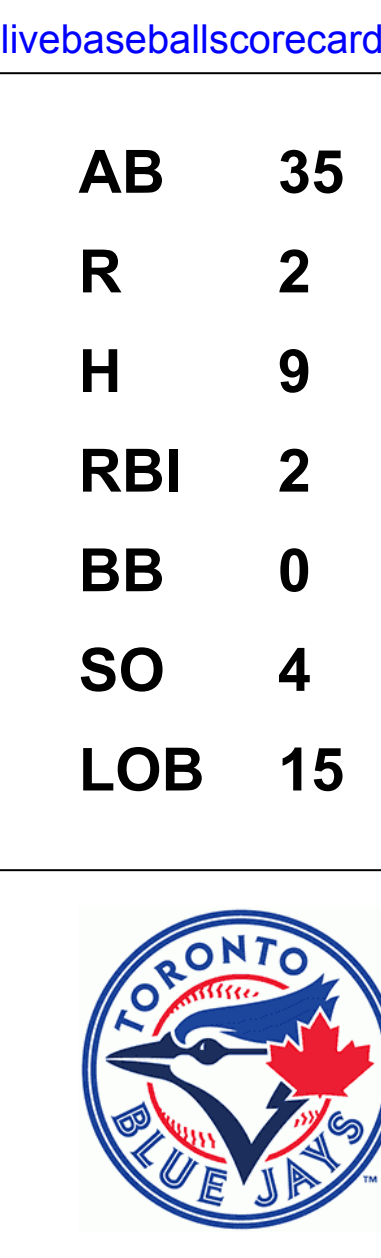
Batter	1	2	3	4	5	6	7	8	9	AB	R	H	RBI	BB	SO	LOB	BOTTOM			
Brian Hunter, R (1, 8) OBP: 0.325, SLG: 0.349	K		0-0 G6-3		2-3 K		2-2 2B HR 1B	3-2 E 2B		5	2	2	0	0	2	0	Toronto Blue Jays @ Detroit Tigers Tiger Stadium, Detroit, MI Sat Aug 02 1997, 7:05 PM EDT Att: 22,254 - Unknown - 86 F			
Bobby Higginson, L (1, 9) OBP: 0.372, SLG: 0.511	L3 BB		2-2 G6-4-3 1B	2-0 F7		1-2 HR 2B	1-2 E1 FC5		4	1	2	0	1	0	0					
Travis Fryman, R (1, 5) OBP: 0.330, SLG: 0.445	L3		0-0 G6-4-3	0-0 G6-4-3		0-2 HR	2-3 K		5	1	1	3	0	1	3					
Tony Clark, S (1, 3) OBP: 0.401, SLG: 0.554		1-1 1B	0-0 1B 2B	1-0 1B 2B		1-0 BB 1B 1B	0-0 SH1-4 2B 1B		4	3	4	0	1	0	0					
Bob Hamelin, L (1, 10) OBP: 0.396, SLG: 0.527		2-3 K	1-0 BB BB 1B	2-0 BB BB 1B		2-0 BB 1B	1-0 SH1-4 FC5		3	1	2	1	0	1	1					
Jody Reed, R (7, PH) OBP: 0.289, SLG: 0.220			2-H			1-2 1B 1B	1-2 2-3		0	0	0	0	0	0	0					
Melvin Nieves, S (8, PH) OBP: 0.333, SLG: 0.465									1	0	0	0	0	0	2					
Damion Easley, R (1, 4) OBP: 0.381, SLG: 0.490			1-3 K	4-1 BB BB	1-2 BB		0-1 K		3	0	1	1	1	2	3					
Phil Nevin, R (1, 7) OBP: 0.355, SLG: 0.429		3-1 G5-3		4-2 BB BB	1-2 2-3 BB		4-2 1B BB		2	0	0	0	2	0	2					
Raul Casanova, S (1, 2) OBP: 0.332, SLG: 0.401			3-3 K	2-3 K		1-0 1B	2-2 G4-3		4	0	1	2	0	2	4					
Orlando Miller, R (1, 6) OBP: 0.286, SLG: 0.397			1-3 K		1-3 K		0-2 G4-3		3	0	0	0	0	2	2					
Deivi Cruz, R (8, 6) OBP: 0.246, SLG: 0.296							0-1 P4		1	0	0	0	0	0	0					
Inning Stats	R: 0 E: 0 K: 1 S: 10	H: 0 LOB: 0 BB: 1 P: 17	R: 0 E: 0 K: 2 S: 13	H: 1 LOB: 1 BB: 0 P: 20	R: 0 E: 0 K: 2 S: 7	H: 0 LOB: 0 BB: 0 P: 11	R: 1 E: 0 K: 1 S: 12	H: 3 LOB: 3 BB: 2 P: 25	R: 0 E: 0 K: 2 S: 7	H: 0 LOB: 0 BB: 0 P: 12	R: 2 E: 0 K: 1 S: 12	H: 3 LOB: 2 BB: 1 P: 25	R: 4 E: 0 K: 0 S: 17	H: 5 LOB: 1 BB: 0 P: 24	R: 1 E: 1 K: 1 S: 16	H: 1 LOB: 2 BB: 1 P: 26	1B: 8 2B: 5 3B: 0 HR: 1	SF: 0 SAC: 1 DP: 2 HBP: 0	WP: 0 PB: 0 SB: 0 CS: 0	PA: 41
PITCHER	IP WLS BF H R ER SO BB IBB HBP BLK WP HR S P ERA WHIP	IP WLS BF H R ER SO BB IBB HBP BLK WP HR S P ERA WHIP	IP WLS BF H R ER SO BB IBB HBP BLK WP HR S P ERA WHIP	IP WLS BF H R ER SO BB IBB HBP BLK WP HR S P ERA WHIP	IP WLS BF H R ER SO BB IBB HBP BLK WP HR S P ERA WHIP	IP WLS BF H R ER SO BB IBB HBP BLK WP HR S P ERA WHIP	IP WLS BF H R ER SO BB IBB HBP BLK WP HR S P ERA WHIP	IP WLS BF H R ER SO BB IBB HBP BLK WP HR S P ERA WHIP	IP WLS BF H R ER SO BB IBB HBP BLK WP HR S P ERA WHIP	IP WLS BF H R ER SO BB IBB HBP BLK WP HR S P ERA WHIP	IP WLS BF H R ER SO BB IBB HBP BLK WP HR S P ERA WHIP	IP WLS BF H R ER SO BB IBB HBP BLK WP HR S P ERA WHIP	IP WLS BF H R ER SO BB IBB HBP BLK WP HR S P ERA WHIP	IP WLS BF H R ER SO BB IBB HBP BLK WP HR S P ERA WHIP	IP WLS BF H R ER SO BB IBB HBP BLK WP HR S P ERA WHIP	IP WLS BF H R ER SO BB IBB HBP BLK WP HR S P ERA WHIP				

AB 35
R 8
H 13
RBI 7
BB 5
SO 10
LOB 17



Batter	1	2	3	4	5	6	7	8	9	AB	R	H	RBI	BB	SO	LOB	TOP								
Otis Nixon, S (1, 8) <small>OBP: 0.340, SLG: 0.293</small>	L7		2H 1B		L3		G1-3			4	0	2	2	0	0	3	Toronto Blue Jays @ Detroit Tigers Tiger Stadium, Detroit, MI Sun Aug 03 1997, 3:33 AM EDT Att: 27,848 - Overcast - 73 F								
Mariano Duncan, R (1, 4) <small>OBP: 0.270, SLG: 0.305</small>	K		G6-3		L3		G6-3			4	0	0	0	0	1	6									
Carlos Delgado, L (1, 3) <small>OBP: 0.339, SLG: 0.529</small>	F9		F7			G4-3		K		4	0	0	0	0	1	1									
Joe Carter, R (1, 10) <small>OBP: 0.293, SLG: 0.402</small>		L4		K				L7		4	0	1	0	0	1	0									
Shawn Green, L (1, 9) <small>OBP: 0.332, SLG: 0.500</small>	P2			P5		F8		G4-3		4	0	0	0	0	0	1									
Ed Sprague, R (1, 5) <small>OBP: 0.304, SLG: 0.397</small>				P2		L6			G5-3	4	0	1	0	0	0	1									
José Cruz Jr., S (1, 7) <small>OBP: 0.314, SLG: 0.541</small>			G4-3		E1		SH1-4		K	4	1	1	0	0	1	1									
Benito Santiago, R (1, 2) <small>OBP: 0.250, SLG: 0.320</small>					F8					3	0	1	0	0	0	1									
Juan Samuel, R (7, PR) <small>OBP: 0.349, SLG: 0.421</small>			F9							0	0	0	0	0	0	0									
Charlie O'Brien, R (7, 2) <small>OBP: 0.309, SLG: 0.335</small>							SH1-4			1	0	1	0	0	0	0									
Alex Gonzalez, R (1, 6) <small>OBP: 0.291, SLG: 0.404</small>							SH1-4		G5-3	3	1	2	0	0	0	1									
Inning Stats	R: 0 E: 0 K: 1 S: 10	H: 0 LOB: 0 BB: 0 P: 14	R: 0 E: 0 K: 0 S: 12	H: 1 LOB: 1 BB: 0 P: 15	R: 1 E: 0 K: 0 S: 11	H: 2 LOB: 1 BB: 0 P: 16	R: 0 E: 0 K: 1 S: 6	H: 0 LOB: 0 BB: 0 P: 8	R: 1 E: 1 K: 0 S: 9	H: 2 LOB: 1 BB: 0 P: 13	R: 0 E: 0 K: 0 S: 8	H: 1 LOB: 1 BB: 0 P: 11	R: 0 E: 0 K: 0 S: 10	H: 2 LOB: 2 BB: 0 P: 14	R: 0 E: 0 K: 1 S: 7	H: 0 LOB: 0 BB: 0 P: 11	R: 0 E: 0 K: 1 S: 11	H: 1 LOB: 1 BB: 0 P: 17	1B: 8 2B: 2 3B: 0 HR: 0	SF: 0 SAC: 1 DP: 1 HBP: 0	WP: 0 PB: 0 SB: 0 CS: 0	PA: 36			
PITCHER	IP	WLS	BF	H	R	ER	SO	BB	IBB	HBP	BLK	WP	HR	S	P	ERA	WHIP								
Willie Blair, R (1, 1) ERA: 4.11	6.0	W	26	8	2	1	2	0	0	0	0	0	0	62	85	1.50	1.333								
A.J. Sager, R (7, 1) ERA: 4.42	2.0		6	0	0	0	1	0	0	0	0	0	0	11	17	0.00	0.000								
Todd Jones, R (9, 1) ERA: 2.79	1.0	S	4	1	0	0	1	0	0	0	0	0	0	11	17	0.00	1.000								

Batter	1	2	3	4	5	6	7	8	9	AB	R	H	RBI	BB	SO	LOB	BOTTOM								
Brian Hunter, R (1, 8) <small>OBP: 0.326, SLG: 0.349</small>	K		2B 1B BB		F9					3	1	1	0	1	1	0	Toronto Blue Jays @ Detroit Tigers Tiger Stadium, Detroit, MI Sun Aug 03 1997, 3:33 AM EDT Att: 27,848 - Overcast - 73 F								
Bobby Higginson, L (1, 7) <small>OBP: 0.376, SLG: 0.514</small>			1B 2B		F8					2	0	1	0	2	0	0									
Travis Fryman, R (1, 5) <small>OBP: 0.332, SLG: 0.453</small>	F8		F8			HR				4	1	2	2	0	0	3									
Tony Clark, S (1, 3) <small>OBP: 0.400, SLG: 0.551</small>	F8		G4-6-3			K				4	0	1	1	0	1	3									
Bob Hamelin, L (1, 10) <small>OBP: 0.394, SLG: 0.537</small>			G4-6-3			G4-3			L6	4	1	1	1	0	0	2									
Melvin Nieves, S (1, 9) <small>OBP: 0.335, SLG: 0.473</small>					K				K	3	1	1	1	1	2	0									
Damion Easley, R (1, 4) <small>OBP: 0.363, SLG: 0.488</small>			G4-3			P6				3	0	1	0	1	0	1									
Matt Walbeck, S (1, 2) <small>OBP: 0.329, SLG: 0.391</small>			F8			K			G3	4	0	0	0	0	1	2									
Deivi Cruz, R (1, 6) <small>OBP: 0.247, SLG: 0.296</small>			F8			G6-3				3	1	1	0	0	0	0									
Inning Stats	R: 0 E: 0 K: 1 S: 9	H: 0 LOB: 1 BB: 1 P: 18	R: 2 E: 0 K: 0 S: 12	H: 2 LOB: 0 BB: 0 P: 17	R: 1 E: 0 K: 0 S: 9	H: 2 LOB: 1 BB: 1 P: 19	R: 0 E: 0 K: 2 S: 9	H: 0 LOB: 0 BB: 1 P: 15	R: 0 E: 0 K: 0 S: 7	H: 0 LOB: 0 BB: 0 P: 10	R: 1 E: 0 K: 1 S: 9	H: 1 LOB: 1 BB: 1 P: 17	R: 1 E: 0 K: 0 S: 15	H: 3 LOB: 2 BB: 1 P: 28	R: 0 E: 0 K: 1 S: 10	H: 1 LOB: 1 BB: 0 P: 16		1B: 5 2B: 1 3B: 0 HR: 3	SF: 0 SAC: 0 DP: 1 HBP: 0	WP: 0 PB: 0 SB: 1 CS: 2	PA: 35				
PITCHER	IP	WLS	BF	H	R	ER	SO	BB	IBB	HBP	BLK	WP	HR	S	P	ERA	WHIP								
Woody Williams, R (1, 1) ERA: 4.41	6.1	L	28	7	5	5	4	4	0	0	0	0	0	1	5	0.00	3.000								
Omar Daal, L (7, 1) ERA: 9.99	0.1		1	0	0	0	0	1	0	0	0	0	0	1	5	0.00	3.000								
Paul Quantrill, R (7, 1) ERA: 2.15	1.1		6	2	0	0	1	0	0	0	0	0	0	15	26	0.00	1.500								



Batter	1	2	3	4	5	6	7	8	9	AB	R	H	RBI	BB	SO	LOB	TOP									
Marquis Grissom, R OBP: 0.317, SLG: 0.369	1-1 G3-1 SF8 2B		4-0 2B BB	1-2 P3		0-0 G5-3		3-1 G6-3		4	2	1	0	1	0	2										
Brian Giles, L OBP: 0.376, SLG: 0.498	1-1 G3-1		1-0 HR 2B	1-3 K		3-2 F8		1-0 1B		5	2	2	1	0	1	3										
Manny Ramirez, R OBP: 0.419, SLG: 0.543	3-0 SF8		1-0 HR	1-1 G5-3			3-3 K		2-1 G6-4-3 1B	4	1	2	4	0	1	2										
Jim Thome, L OBP: 0.445, SLG: 0.625	3-2 L3		2-2 F8		1-2 G3-1		3-2 HR		2-0 G6-4-3 1B	5	1	2	1	0	0	0										
David Justice, L OBP: 0.413, SLG: 0.569		2-1 1B	1-2 F8		0-0 G4-3 1B		2-1 1B		0-1 G6-4-3	5	1	3	0	0	0	2										
Matt Williams, R OBP: 0.288, SLG: 0.479		0-0 1B	2-3 K		0-0 G4-3		2-0 F9		3-1 P5	5	0	1	0	0	1	3										
Sandy Alomar Jr., R OBP: 0.362, SLG: 0.595		1-2 F8	1-2 G5-3		0-1 1B		0-3 K			4	0	1	1	0	1	4										
Jeff Branson, L OBP: 0.214, SLG: 0.225		2-3 K		4-2 1B BB		0-0 L5		1-1 P3		3	0	0	0	1	1	3										
Omar Vizquel, S OBP: 0.345, SLG: 0.371		1-2 F7		0-1 SAFE 1B		2-3 K		2-1 G3-1		4	0	1	0	0	1	2										
Inning Stats	R: 1 E: 0 K: 0 S: 11	H: 1 LOB: 0 BB: 0 P: 19	R: 0 E: 0 K: 1 S: 15	H: 2 LOB: 2 BB: 0 P: 21	R: 3 E: 0 K: 1 S: 15	H: 2 LOB: 1 BB: 1 P: 27	R: 0 E: 0 K: 1 S: 15	H: 1 LOB: 2 BB: 1 P: 22	R: 1 E: 0 K: 0 S: 8	H: 2 LOB: 1 BB: 0 P: 9	R: 0 E: 0 K: 1 S: 8	H: 0 LOB: 0 BB: 0 P: 13	R: 1 E: 0 K: 2 S: 12	H: 2 LOB: 1 BB: 0 P: 22	R: 0 E: 0 K: 0 S: 6	H: 0 LOB: 0 BB: 0 P: 12	R: 1 E: 0 K: 0 S: 8	H: 3 LOB: 1 BB: 0 P: 16	1B: 8 2B: 3 3B: 0 HR: 2	SF: 1 SAC: 0 DP: 1 HBP: 0	WP: 1 PB: 0 SB: 2 CS: 0	PA: 42				
PITCHER	IP	WLS	BF	H	R	ER	SO	BB	IBB	HBP	BLK	WP	HR	S	P	ERA	WHIP									
Scott Sanders, R ERA: 6.46	(1, 1)	4.2	L	25	8	5	5	3	2	0	0	0	1	1	63	97	9.64	2.143								
A.J. Sager, R ERA: 4.45	(5, 1)	1.2		6	1	1	1	2	0	0	0	0	0	1	15	26	5.40	0.600								
Mike Myers, L ERA: 5.8	(7, 1)	0.0		1	1	0	0	0	0	0	0	0	0	0	2	4	∞	∞								
Dan Miceli, R ERA: 5.83	(7, 1)	1.2		5	0	0	0	1	0	0	0	0	0	0	10	18	0.00	0.000								
Kevin Jarvis, R ERA: 9.07	(9, 1)	1.0		5	3	1	1	0	0	0	0	0	0	0	8	16	9.00	3.000								

Cleveland Indians @ Detroit Tigers
Tiger Stadium, Detroit, MI
Mon Aug 04 1997, 7:05 PM EDT
Att: 26,832 - Unknown - 79 F

AB 39
R 7
H 13
RBI 7
BB 2
SO 6
LOB 21



Batter	1	2	3	4	5	6	7	8	9	AB	R	H	RBI	BB	SO	LOB	BOTTOM									
Brian Hunter, R OBP: 0.323, SLG: 0.345	3-2 L8		1-1 G6-3		2-3 K		1-2 FC6-4 BB		1-3 K	5	0	0	0	0	2	1										
Bobby Higginson, L OBP: 0.378, SLG: 0.521	1-2 L4		4-0 FC5-4 BB		2-0 HR		4-2 BB		2-3 K	3	1	1	1	2	1	0										
Travis Fryman, R OBP: 0.331, SLG: 0.451	3-2 G5-3		1-0 FC5-4 BB 1B		0-0 1B		3-3 K			4	0	1	0	0	1	3										
Tony Clark, S OBP: 0.400, SLG: 0.551		2-1 1B FC5 1B	0-1 BB		2-3 K		0-3 K			4	1	2	0	0	2	3										
Bob Hamelin, L OBP: 0.396, SLG: 0.534		0-0 FC5 1B	4-1 FC6-4 BB		1-3 K			1-3 K		3	0	1	0	1	2	1										
Damion Easley, R OBP: 0.381, SLG: 0.486		0-0 FC5 1B	1-1 FC6-4			0-1 G5-3		1-1 F9		4	0	1	0	0	0	3										
Phil Nevin, R OBP: 0.353, SLG: 0.424		1-1 FC5		2-2 G6-3		3-3 K		0-2 1B		4	0	1	1	0	1	2										
Raul Casanova, S OBP: 0.326, SLG: 0.393		1-2 2-3 3-H F9		0-0 L7		2-2 G4-3		1-2 G3		4	0	0	0	0	0	3										
Deivi Cruz, R OBP: 0.247, SLG: 0.296			1-3 K		2-0 F8		0-1 FC6-4 1B		1-1 G1-3	4	0	1	0	0	1	2										
Inning Stats	R: 0 E: 0 K: 0 S: 15	H: 0 LOB: 0 BB: 0 P: 22	R: 1 E: 0 K: 1 S: 10	H: 3 LOB: 2 BB: 0 P: 16	R: 0 E: 0 K: 0 S: 8	H: 1 LOB: 3 BB: 2 P: 19	R: 0 E: 0 K: 0 S: 5	H: 0 LOB: 0 BB: 0 P: 9	R: 1 E: 0 K: 3 S: 13	H: 2 LOB: 1 BB: 0 P: 20	R: 0 E: 0 K: 1 S: 8	H: 0 LOB: 0 BB: 0 P: 13	R: 0 E: 0 K: 2 S: 18	H: 1 LOB: 2 BB: 1 P: 25	R: 0 E: 0 K: 1 S: 12	H: 1 LOB: 1 BB: 0 P: 15	R: 0 E: 0 K: 2 S: 10	H: 0 LOB: 0 BB: 0 P: 14	1B: 7 2B: 0 3B: 0 HR: 1	SF: 0 SAC: 0 DP: 0 HBP: 0	WP: 0 PB: 0 SB: 0 CS: 0	PA: 38				
PITCHER	IP	WLS	BF	H	R	ER	SO	BB	IBB	HBP	BLK	WP	HR	S	P	ERA	WHIP									
Charles Nagy, R ERA: 4.31	(1, 1)	7.0	W	31	7	2	2	7	3	0	0	0	0	0	77	124	2.57	1.429								
Albie Lopez, R ERA: 6.05	(8, 1)	2.0		7	1	0	0	3	0	0	0	0	0	0	22	29	0.00	0.500								

Cleveland Indians @ Detroit Tigers
Tiger Stadium, Detroit, MI
Mon Aug 04 1997, 7:05 PM EDT
Att: 26,832 - Unknown - 79 F

AB 35
R 2
H 8
RBI 2
BB 3
SO 10
LOB 18



Batter	1	2	3	4	5	6	7	8	9	AB	R	H	RBI	BB	SO	LOB	TOP										
Marquis Grissom, R OBP: 0.313, SLG: 0.364	1-3 K	0-0 FC6-4		2-1 F9			0-1 G1-3	1-2 F8		5	0	0	0	0	1	4											
Tony Fernandez, S OBP: 0.331, SLG: 0.420	4-1 1B BB		1-1 G3 2B		2-2 G4-3		4-1 1B BB	3-1 WP 1B		3	2	2	0	2	0	0											
Kevin Seitzer, R OBP: 0.310, SLG: 0.348 David Justice, L OBP: 0.411, SLG: 0.567	2-1 1B		0-1 G5-3		1-0 F9		1-3 K	2-1 P3		4	0	1	0	0	1	2											
Manny Ramirez, R OBP: 0.421, SLG: 0.552	2-2 1B		2-2 G3		1-2 HR		2-1 1B	3-3 K		5	1	3	2	0	1	2											
Matt Williams, R OBP: 0.287, SLG: 0.476	2-0 P2		2-1 E S 1B		0-1 F7		3-3 K	3-1 F8		5	0	1	1	0	1	4											
Jim Thome, L OBP: 0.441, SLG: 0.618		1-3 K2-3		3-1 P6		0-0 E3 FC4-6		1-2 L4		4	0	0	0	0	1	1											
Pat Borders, R OBP: 0.353, SLG: 0.453 Sandy Alomar Jr., R OBP: 0.381, SLG: 0.583		2-3 K		0-0 G1-3 1B		0-2 FC4-6 FC3-6		2-1 G4-3		3	0	1	0	0	1	1											
Brian Giles, L OBP: 0.378, SLG: 0.493		4-1 BB BB		3-2 P6		1-2 FC3-6		4-2 PB 1B BB		2	1	0	0	2	0	2											
Omar Vizquel, S OBP: 0.346, SLG: 0.370		1-2 FC6-4 BB		0-0 G1-3		1-2 F9		2-0 1B		3	0	1	1	1	0	2											
Inning Stats	R: 1 E: 0 K: 1 S: 11	H: 2 LOB: 1 BB: 1 P: 22	R: 0 E: 0 K: 2 S: 10	H: 0 LOB: 2 BB: 2 P: 21	R: 1 E: 0 K: 0 S: 11	H: 2 LOB: 1 BB: 0 P: 18	R: 0 E: 0 K: 0 S: 8	H: 1 LOB: 1 BB: 0 P: 13	R: 1 E: 0 K: 0 S: 9	H: 1 LOB: 0 BB: 0 P: 13	R: 0 E: 1 K: 2 S: 16	H: 0 LOB: 1 BB: 0 P: 18	R: 0 E: 0 K: 0 S: 14	H: 1 LOB: 2 BB: 1 P: 24	R: 1 E: 0 K: 0 S: 11	H: 1 LOB: 1 BB: 1 P: 21	R: 0 E: 0 K: 1 S: 9	H: 1 LOB: 1 BB: 0 P: 20	1B: 7 2B: 1 3B: 0 HR: 1	SF: 0 SAC: 0 DP: 0 HBP: 0	WP: 1 PB: 1 SB: 2 CS: 0	PA: 41					
PITCHER	IP	WLS	BF	H	R	ER	SO	BB	IBB	HBP	BLK	WP	HR	S	P	ERA	WHIP										
Justin Thompson, L ERA: 3.09	6.0	W	27	6	3	3	3	3	0	0	0	0	1	65	105	4.50	1.500										
Doug Brocail, R ERA: 4.02	1.2		9	2	1	0	2	2	0	0	0	0	0	22	41	0.00	2.400										
Todd Jones, R ERA: 2.72	1.1	S	5	1	0	0	1	0	0	0	0	1	0	12	24	0.00	0.750										

Cleveland Indians @ Detroit Tigers
Tiger Stadium, Detroit, MI
Tue Aug 05 1997, 3:33 AM EDT
Att: 24,824 - Unknown - 67 F

AB 36
R 4
H 9
RBI 4
BB 5
SO 6
LOB 19



Batter	1	2	3	4	5	6	7	8	9	AB	R	H	RBI	BB	SO	LOB	BOTTOM										
Brian Hunter, R OBP: 0.326, SLG: 0.345	1-1 G6-3		3-3 K		4-2 BB 1B BB		1-2 FC1-4 G4-3 1B	4-2 S BB WP BB		3	1	1	0	2	1	2											
Bobby Higginson, L OBP: 0.378, SLG: 0.516	1-1 F7		4-0 BB S BB		2-3 K		3-2 G4-3	4-0 WP BB		3	0	0	1	2	1	3											
Travis Fryman, R OBP: 0.332, SLG: 0.449	1-0 P3		1-2 F7		1-0 BB 1B		1-2 FC1-4 IBB	2-3 K		4	0	1	1	1	1	3											
Tony Clark, S OBP: 0.400, SLG: 0.546		0-3 K	1-3 K		4-0 1-2 2-3 BB		0-2 FC1-4	4-0 1-2 IBB		3	0	0	0	2	2	3											
Bob Hamelin, L OBP: 0.397, SLG: 0.531 Orlando Miller, R OBP: 0.286, SLG: 0.397 Curtis Pride, L OBP: 0.328, SLG: 0.331		3-2 BB 1B 1B	4-1 BB BB		3-2 G3		1-0 F7	3-1 K		3	1	1	0	1	0	5											
Damion Easley, R OBP: 0.382, SLG: 0.483		1-2 BB 1B	4-1 BB		2-1 P3		1-2 F8	2-1 F7		4	1	1	0	1	0	2											
Phil Nevin, R OBP: 0.350, SLG: 0.439		1-3 K	0-0 F8		2-3 K		1-2 HR			4	1	1	1	0	2	5											
Matt Walbeck, S OBP: 0.338, SLG: 0.388		4-2 1B BB		1-0 SH1-4 1B 1B		0-0 F7		2-0 L7		3	1	1	0	1	0	0											
Deivi Cruz, R OBP: 0.252, SLG: 0.300		0-2 1B		0-0 SH1-4		3-2 1B G4-3 1B		1-2 G6-3		3	1	2	2	0	0	0											
Inning Stats	R: 0 E: 0 K: 0 S: 5	H: 0 LOB: 0 BB: 0 P: 8	R: 2 E: 0 K: 3 S: 23	H: 3 LOB: 2 BB: 1 P: 35	R: 0 E: 0 K: 1 S: 9	H: 0 LOB: 3 BB: 3 P: 23	R: 1 E: 0 K: 1 S: 14	H: 2 LOB: 2 BB: 2 P: 29	R: 0 E: 0 K: 1 S: 6	H: 0 LOB: 0 BB: 0 P: 10	R: 1 E: 0 K: 0 S: 15	H: 2 LOB: 2 BB: 1 P: 27	R: 1 E: 0 K: 0 S: 11	H: 1 LOB: 0 BB: 0 P: 16	R: 1 E: 0 K: 2 S: 10	H: 0 LOB: 2 BB: 3 P: 28	R: 0 E: 0 K: 1 S: 9	H: 0 LOB: 1 BB: 0 P: 20	1B: 7 2B: 0 3B: 0 HR: 1	SF: 0 SAC: 1 DP: 0 HBP: 0	WP: 1 PB: 0 SB: 2 CS: 0	PA: 42					
PITCHER	IP	WLS	BF	H	R	ER	SO	BB	IBB	HBP	BLK	WP	HR	S	P	ERA	WHIP										
Jeff Juden, R ERA: 4.31	3.2		22	5	3	3	5	6	0	0	0	0	0	48	89	7.36	3.000										
Eric Plunk, R ERA: 5.67	1.1	L	6	2	1	1	1	0	0	0	0	0	0	16	27	6.75	1.500										
Jason Jacome, L ERA: 1.15	2.0		8	1	1	1	0	0	1	0	0	0	1	19	32	4.50	0.500										
Paul Shuey, R ERA: 5.4	0.1		3	0	1	1	0	2	0	0	0	0	0	5	15	27.00	6.000										
Paul Assenmacher, L ERA: 3.58	0.0		1	0	0	0	0	0	1	0	0	1	0	0	4	"	"										

Cleveland Indians @ Detroit Tigers
Tiger Stadium, Detroit, MI
Tue Aug 05 1997, 3:33 AM EDT
Att: 24,824 - Unknown - 67 F


AB 31
R 6
H 8
RBI 5
BB 10
SO 8
LOB 25



Batter	1	2	3	4	5	6	7	8	9	AB	R	H	RBI	BB	SO	LOB	TOP					
Brian Hunter, R OBP: 0.323, SLG: 0.341 (1, 8)	0-1 SAFE G4-3	2-1 SAFE G5-4-3		2-0 FC5-2			0-2 G1-3		1-1 G5-3	5	0	0	0	0	0	3						
Bobby Higginson, L OBP: 0.374, SLG: 0.509 (1, 9)	1-2 L9		3-2 G3-1	1-2 F7			2-2 G4-3		2-2 G4-3	5	0	0	0	0	0	2						
Travis Fryman, R OBP: 0.336, SLG: 0.459 (1, 5)	3-2 1B 1B		0-0 HR		1-3 K			1-1 1B 1B		4	2	3	1	0	1	0						
Tony Clark, S OBP: 0.399, SLG: 0.543 (1, 3)	0-0 1B 1B		3-2 L8		0-1 G6-3			0-2 F7		4	1	1	0	0	0	1						
Phil Nevin, R OBP: 0.354, SLG: 0.440 (1, 7)	1-0 1B 1B		1-0 F7		2-2 F8			0-0 1B		4	0	2	1	0	0	0						
Damon Easley, R OBP: 0.366, SLG: 0.485 (1, 4)	0-2 1B 1B		0-0 1B 1B		2-3 K			1-0 FC6-4 HBP		3	1	2	1	0	1	0						
Orlando Miller, R OBP: 0.284, SLG: 0.390 (1, 10)	1-2 L8		0-0 SH5-4 FC5-2 1B		0-2 F9			0-3 K		4	0	1	0	0	1	5						
Matt Walbeck, S OBP: 0.338, SLG: 0.386 (8, PH)		2-1 P3		0-0 FC5-2 SH5-4 1B		1-0 G5-3		1-0 FC6-4		3	0	1	1	0	0	0						
Curtis Pride, L OBP: 0.326, SLG: 0.329 (8, PH)				1-2 SH5-4 2H 1B						1	0	0	0	0	0	3						
Raul Casanova, S OBP: 0.326, SLG: 0.393 (8, 2)				1-2 SH5-4 2S 1B						0	0	0	0	0	0	0						
Deivi Cruz, R OBP: 0.253, SLG: 0.301 (9, PH)		2-2 G5-4-3 1B		1-0 SH5-4			2-1 G6-3		3-2 F9	2	0	1	0	0	0	0						
Bob Hamelin, L OBP: 0.396, SLG: 0.528 (9, PH)				1-2 2S						1	0	0	0	0	0	0						
Inning Stats	R: 2 E: 0 K: 0 S: 17	H: 4 LOB: 2 BB: 0 P: 23	R: 0 E: 0 K: 0 S: 8	H: 1 LOB: 0 BB: 0 P: 14	R: 1 E: 0 K: 0 S: 8	H: 1 LOB: 0 BB: 0 P: 15	R: 1 E: 0 K: 0 S: 9	H: 3 LOB: 2 BB: 0 P: 13	R: 0 E: 0 K: 1 S: 13	H: 0 LOB: 0 BB: 0 P: 16	R: 0 E: 0 K: 1 S: 7	H: 0 LOB: 0 BB: 0 P: 10	R: 0 E: 0 K: 0 S: 8	H: 0 LOB: 0 BB: 0 P: 12	R: 0 E: 0 K: 1 S: 10	H: 2 LOB: 2 BB: 0 P: 13	R: 0 E: 0 K: 0 S: 9	H: 0 LOB: 0 BB: 0 P: 15	1B: 10 2B: 0 3B: 0 HR: 1	SF: 0 SAC: 1 DP: 1 HBP: 1	WP: 0 PB: 0 SB: 0 CS: 0	PA: 38
PITCHER	IP WLS BF H R ER SO BB IBB HBP BLK WP HR S P ERA WHIP																					
50 José Rosado, L ERA: 4.01 (1, 1)	7.0 W 29 9 4 4 2 0 0 0 0 0 0 1 70 103 5.14 1.286																					
Hector Carrasco, R ERA: 3.79 (8, 1)	1.0 6 2 0 0 1 0 0 1 0 0 0 0 10 13 0.00 2.000																					
Jeff Montgomery, R ERA: 5.03 (9, 1)	1.0 S 3 0 0 0 0 0 0 0 0 0 0 0 9 15 0.00 0.000																					

Detroit Tigers @ Kansas City Royals
Kauffman Stadium, Kansas City, MO
Wed Aug 06 1997, 7:05 PM CDT
Att: 14,640 - Unknown - 74 F


AB 36
R 4
H 11
RBI 4
BB 0
SO 3
LOB 14



Batter	1	2	3	4	5	6	7	8	9	AB	R	H	RBI	BB	SO	LOB	BOTTOM			
Jose Offerman, S OBP: 0.364, SLG: 0.401 (1, 4)	3-2 F7		2-0 G6-3		3-3 K			0-0 F7		5	0	0	0	0	2	5				
Johnny Damon, L OBP: 0.350, SLG: 0.407 (1, 8)	4-2 1B 1B		4-1 BB		1-0 F8		3-1 P4	1-2 F8		3	1	0	0	2	0	0				
Jay Bell, R OBP: 0.364, SLG: 0.475 (1, 6)	0-1 L7		0-0 L4		2-2 HR		3-2 1B			4	1	2	1	0	0	3				
Chili Davis, S OBP: 0.394, SLG: 0.483 (1, 10)	2-2 1B 1B		3-2 F7		2-3 K		0-0 F7			4	1	1	0	0	1	1				
Dean Palmer, R OBP: 0.317, SLG: 0.442 (1, 5)	3-2 1B 1B		1-2 1B 2B		2-1 F8		1-3 K			4	1	2	1	0	1	1				
Jeff King, R OBP: 0.343, SLG: 0.423 (1, 3)	3-0 1B		0-0 1B PB 1B		0-1 F9		3-1 F7			4	1	2	1	0	0	0				
Joe Vitiello, R OBP: 0.331, SLG: 0.392 (1, 7)	3-1 F8		1-3 K		4-2 1B BB		0-3 K			2	0	0	0	1	1	4				
David Howard, S OBP: 0.287, SLG: 0.325 (7, 7)										1	0	0	0	0	1	0				
Yamil Benitez, R OBP: 0.352, SLG: 0.627 (1, 9)		2-3 K	0-0 PB BB 1B		0-1 F9		1-2 G6-3			4	0	2	1	0	1	0				
29 Mike Sweeney, R OBP: 0.320, SLG: 0.387 (1, 2)		1-0 BB 1B	4-1 PB BB		1-0 F9		1-1 G6-3			3	0	1	0	1	0	2				
Inning Stats	R: 2 E: 0 K: 0 S: 18	H: 3 LOB: 2 BB: 1 P: 36	R: 0 E: 0 K: 2 S: 10	H: 1 LOB: 2 BB: 1 P: 18	R: 2 E: 0 K: 1 S: 14	H: 3 LOB: 2 BB: 1 P: 25	R: 1 E: 0 K: 1 S: 10	H: 1 LOB: 0 BB: 0 P: 17	R: 0 E: 0 K: 1 S: 11	H: 1 LOB: 2 BB: 1 P: 19	R: 0 E: 0 K: 1 S: 12	H: 1 LOB: 1 BB: 0 P: 19	R: 0 E: 0 K: 1 S: 8	H: 0 LOB: 0 BB: 0 P: 12	R: 0 E: 0 K: 0 S: 6	H: 0 LOB: 0 BB: 0 P: 8	1B: 8 2B: 1 3B: 0 HR: 1	SF: 0 SAC: 0 DP: 0 HBP: 0	WP: 0 PB: 1 SB: 1 CS: 0	PA: 38
PITCHER	IP WLS BF H R ER SO BB IBB HBP BLK WP HR S P ERA WHIP																			
Brian Moehler, R ERA: 4.9 (1, 1)	2.2 L 18 7 4 3 3 3 0 0 0 0 0 1 42 76 2.08 0.923																			
A.J. Sager, R ERA: 4.29 (3, 1)	4.1 17 3 1 1 4 1 0 0 0 0 0 0 6 8 0.00 0.000																			
Dan Miceli, R ERA: 5.73 (8, 1)	1.0 3 0 0 0 0 0 0 0 0 0 0 0 6 8 0.00 0.000																			

Detroit Tigers @ Kansas City Royals
Kauffman Stadium, Kansas City, MO
Wed Aug 06 1997, 7:05 PM CDT
Att: 14,640 - Unknown - 74 F

AB 34
R 5
H 10
RBI 4
BB 4
SO 7
LOB 16



Batter	1	2	3	4	5	6	7	8	9	AB	R	H	RBI	BB	SO	LOB	TOP									
Brian Hunter, R OBP: 0.323, SLG: 0.341										5	1	2	2	0	0	1										
Bobby Higginson, L OBP: 0.372, SLG: 0.513										5	1	1	2	0	0	3										
Travis Fryman, R OBP: 0.335, SLG: 0.457										4	1	1	0	0	0	2										
Tony Clark, S OBP: 0.396, SLG: 0.538										4	0	0	0	0	1	1										
Bob Hamelin, L OBP: 0.397, SLG: 0.548										4	2	2	2	0	0	0										
Damon Easley, R OBP: 0.385, SLG: 0.490										4	1	1	2	0	1	0										
Phil Nevin, R OBP: 0.357, SLG: 0.438										3	1	1	0	1	1	0										
Raul Casanova, S OBP: 0.329, SLG: 0.395										4	1	2	0	0	0	1										
Deivi Cruz, R OBP: 0.254, SLG: 0.301										3	0	1	0	0	0	0										
Inning Stats	R: 0 E: 0 K: 0 S: 13	H: 1 LOB: 0 BB: 0 P: 21	R: 0 E: 0 K: 0 S: 9	H: 0 LOB: 0 BB: 0 P: 13	R: 1 E: 0 K: 0 S: 11	H: 2 LOB: 2 BB: 1 P: 17	R: 1 E: 0 K: 2 S: 11	H: 1 LOB: 0 BB: 0 P: 17	R: 6 E: 0 K: 1 S: 20	H: 7 LOB: 1 BB: 0 P: 27	R: 0 E: 0 K: 0 S: 7	H: 0 LOB: 0 BB: 0 P: 12	R: 0 E: 0 K: 0 S: 5	H: 0 LOB: 0 BB: 0 P: 8	R: 0 E: 0 K: 0 S: 5	H: 0 LOB: 0 BB: 0 P: 8	R: 0 E: 0 K: 0 S: 8	H: 0 LOB: 0 BB: 0 P: 10	1B: 7 2B: 1 3B: 0 HR: 3	SF: 0 SAC: 1 DP: 1 HBP: 0	WP: 0 PB: 0 SB: 1 CS: 0	PA: 38				
PITCHER	IP	WLS	BF	H	R	ER	SO	BB	IBB	HBP	BLK	WP	HR	S	P	ERA	WHIP									
Tim Belcher, R ERA: 4.77	(1, 1)	4.2	L	25	11	8	8	3	1	0	0	0	0	3	62	91	15.43	2.571								
Jamie Walker, L ERA: 5.29	(5, 1)	2.1		7	0	0	0	0	0	0	0	0	0	14	24	0.00	0.000									
Mike Perez, R ERA: 2.45	(8, 1)	1.0		3	0	0	0	0	0	0	0	0	0	5	8	0.00	0.000									
Larry Casian, L ERA: 5.76	(9, 1)	1.0		3	0	0	0	0	0	0	0	0	0	8	10	0.00	0.000									

Detroit Tigers @ Kansas City Royals
Kauffman Stadium, Kansas City, MO
 Thu Aug 07 1997, 3:33 AM CDT
 Att: 21,497 - Sunny - 76 F

livebaseballscores.com

AB 36
 R 8
 H 11
 RBI 8
 BB 1
 SO 3
 LOB 8

Batter	1	2	3	4	5	6	7	8	9	AB	R	H	RBI	BB	SO	LOB	BOTTOM								
Jose Offerman, S OBP: 0.365, SLG: 0.406										3	0	1	1	1	0	0									
Shane Halter, R OBP: 0.361, SLG: 0.370										4	0	0	0	0	1	2									
Johnny Damon, L OBP: 0.346, SLG: 0.402										4	0	1	0	0	1	2									
Jay Bell, R OBP: 0.363, SLG: 0.473										4	1	2	1	0	1	0									
Chili Davis, S OBP: 0.395, SLG: 0.492										3	0	0	0	1	1	2									
Dean Palmer, R OBP: 0.316, SLG: 0.438										4	1	2	1	0	0	1									
Jeff King, R OBP: 0.344, SLG: 0.431										4	1	2	1	0	0	1									
Joe Vitiello, R OBP: 0.336, SLG: 0.419										4	0	0	0	0	4	1									
Yamil Benitez, R OBP: 0.328, SLG: 0.582										4	1	1	0	0	2	1									
Mike Macfarlane, R OBP: 0.281, SLG: 0.346																									
Inning Stats	R: 0 E: 0 K: 1 S: 8	H: 0 LOB: 0 BB: 0 P: 12	R: 0 E: 0 K: 1 S: 9	H: 1 LOB: 1 BB: 0 P: 15	R: 1 E: 0 K: 1 S: 14	H: 2 LOB: 1 BB: 0 P: 21	R: 0 E: 0 K: 1 S: 7	H: 0 LOB: 0 BB: 1 P: 15	R: 0 E: 0 K: 2 S: 9	H: 0 LOB: 0 BB: 0 P: 13	R: 0 E: 0 K: 0 S: 11	H: 2 LOB: 2 BB: 0 P: 17	R: 1 E: 0 K: 2 S: 11	H: 1 LOB: 0 BB: 0 P: 15	R: 0 E: 0 K: 1 S: 6	H: 0 LOB: 0 BB: 1 P: 14	R: 2 E: 0 K: 1 S: 16	H: 3 LOB: 1 BB: 0 P: 24	1B: 4 2B: 1 3B: 1 HR: 3	SF: 0 SAC: 0 DP: 1 HBP: 0	WP: 0 PB: 0 SB: 0 CS: 1	PA: 36			
PITCHER	IP	WLS	BF	H	R	ER	SO	BB	IBB	HBP	BLK	WP	HR	S	P	ERA	WHIP								
Glenn Dishman, L ERA: 4.5	(1, 1)	7.0	W	27	6	2	2	8	1	0	0	0	0	69	108	2.57	1.000								
Dan Miceli, R ERA: 5.64	(8, 1)	2.0		9	3	2	2	2	1	0	0	0	0	22	38	9.00	2.000								

Detroit Tigers @ Kansas City Royals
Kauffman Stadium, Kansas City, MO
 Thu Aug 07 1997, 3:33 AM CDT
 Att: 21,497 - Sunny - 76 F

livebaseballscores.com

AB 34
 R 4
 H 9
 RBI 4
 BB 2
 SO 10
 LOB 10

Batter	1	2	3	4	5	6	7	8	9	AB	R	H	RBI	BB	SO	LOB	TOP			
Brian Hunter, R OBP: 0.325, SLG: 0.343 (1, 8)										4	0	2	0	0	1	0	Detroit Tigers @ Toronto Blue Jays SkyDome, Toronto, ON Fri Aug 08 1997, 7:05 PM EDT Att: 30,228 - Unknown - 75 F			
Bobby Higginson, L OBP: 0.376, SLG: 0.530 (1, 9)										4	2	3	0	0	1	2				
Travis Fryman, R OBP: 0.332, SLG: 0.455 (1, 5)										2	0	0	2	0	0	3				
Tony Clark, S OBP: 0.397, SLG: 0.538 (1, 3)										4	1	2	0	0	0	0				
Bob Hamelin, L OBP: 0.401, SLG: 0.547 (8, PH)										2	0	1	0	1	0	1				
Orlando Miller, R OBP: 0.281, SLG: 0.386 (8, PH)										1	0	0	0	0	0	0				
Damon Easley, R OBP: 0.386, SLG: 0.490 (1, 4)										4	0	2	1	0	0	2				
Phil Nevin, R OBP: 0.349, SLG: 0.428 (1, 7)										4	0	0	0	0	2	3				
Raul Casanova, S OBP: 0.323, SLG: 0.387 (1, 2)										4	0	0	0	0	0	1				
Deivi Cruz, R OBP: 0.255, SLG: 0.305 (9, PH)										3	0	1	0	0	0	0				
Curtis Pride, L OBP: 0.324, SLG: 0.327 (9, PH)										1	0	0	0	0	0	0				
Inning Stats	R: 2 E: 0 K: 2 S: 10	H: 3 LOB: 2 BB: 1 P: 14	R: 0 E: 0 K: 1 S: 7	H: 2 LOB: 2 BB: 0 P: 7	R: 0 E: 0 K: 0 S: 3	H: 1 LOB: 0 BB: 0 P: 3	R: 0 E: 0 K: 0 S: 3	H: 0 LOB: 0 BB: 0 P: 3	R: 1 E: 0 K: 0 S: 4	H: 2 LOB: 1 BB: 0 P: 4	R: 0 E: 0 K: 1 S: 6	H: 1 LOB: 1 BB: 0 P: 6	R: 0 E: 0 K: 0 S: 4	H: 1 LOB: 0 BB: 0 P: 4	R: 0 E: 0 K: 0 S: 3	H: 0 LOB: 0 BB: 0 P: 3	1B: 7 2B: 2 3B: 2 HR: 0	SF: 2 SAC: 0 DP: 1 HBP: 0	WP: 3 PB: 0 SB: 1 CS: 1	PA: 37
PITCHER	IP WLS BF H R ER SO BB IBB HBP BLK WP HR S P ERA WHIP																			
Woody Williams, R ERA: 4.38 (1, 1)	7.0 W 30 10 3 3 4 1 0 0 0 0 0 0 2 41 3.86 1.571																			
Dan Plesac, L ERA: 3.79 (8, 1)	0.2 2 0 0 0 0 0 0 0 0 0 0 0 2 2 0.00 0.000																			
Paul Quantrill, R ERA: 2.09 (9, 1)	0.1 1 1 0 0 0 0 0 0 0 0 0 0 1 1 0.00 3.000																			
Kelvim Escobar, R ERA: 0.55 (9, 1)	1.0 S 3 0 0 0 0 0 0 0 0 0 0 0 3 3 0.00 0.000																			

Batter	1	2	3	4	5	6	7	8	9	AB	R	H	RBI	BB	SO	LOB	BOTTOM			
Otis Nixon, S OBP: 0.342, SLG: 0.298 (1, 8)										5	0	3	0	0	0	0	Detroit Tigers @ Toronto Blue Jays SkyDome, Toronto, ON Fri Aug 08 1997, 7:05 PM EDT Att: 30,228 - Unknown - 75 F			
Mariano Duncan, R OBP: 0.265, SLG: 0.301 (1, 4)										5	1	2	0	0	0	4				
José Cruz Jr., S OBP: 0.303, SLG: 0.537 (1, 7)										4	1	1	0	0	1	4				
Joe Carter, R OBP: 0.299, SLG: 0.412 (1, 9)										4	2	2	2	0	1	3				
Carlos Delgado, L OBP: 0.343, SLG: 0.540 (1, 3)										3	2	2	4	1	0	1				
Ed Sprague, R OBP: 0.303, SLG: 0.393 (1, 5)										4	0	0	0	0	1	3				
Shawn Green, L OBP: 0.339, SLG: 0.510 (1, 10)										4	0	0	0	0	2	0				
Benito Santiago, R OBP: 0.254, SLG: 0.338 (1, 2)										4	0	2	0	0	0	0				
Alex Gonzalez, R OBP: 0.299, SLG: 0.407 (1, 6)										3	0	0	0	1	3	1				
Inning Stats	R: 0 E: 0 K: 2 S: 9	H: 2 LOB: 3 BB: 1 P: 13	R: 0 E: 0 K: 2 S: 7	H: 0 LOB: 0 BB: 0 P: 7	R: 4 E: 1 K: 1 S: 9	H: 3 LOB: 0 BB: 0 P: 9	R: 0 E: 0 K: 1 S: 5	H: 0 LOB: 0 BB: 0 P: 5	R: 0 E: 0 K: 0 S: 4	H: 1 LOB: 1 BB: 0 P: 4	R: 0 E: 0 K: 1 S: 6	H: 1 LOB: 1 BB: 0 P: 6	R: 0 E: 0 K: 0 S: 3	H: 1 LOB: 0 BB: 0 P: 3	R: 2 E: 0 K: 1 S: 9	H: 4 LOB: 3 BB: 1 P: 13		1B: 7 2B: 2 3B: 1 HR: 2	SF: 0 SAC: 0 DP: 1 HBP: 0	WP: 0 PB: 0 SB: 1 CS: 0
PITCHER	IP WLS BF H R ER SO BB IBB HBP BLK WP HR S P ERA WHIP																			
Willie Blair, R ERA: 4.17 (8, 1)	7.0 L 31 5 4 4 7 1 0 0 0 0 0 1 8 48 5.14 1.429																			
Mike Myers, L ERA: 5.89 (8, 1)	1.0 7 3 1 1 1 1 0 0 0 0 0 1 8 12 9.00 4.000																			

Batter	1	2	3	4	5	6	7	8	9	AB	R	H	RBI	BB	SO	LOB	TOP	
Brian Hunter, R OBP: 0.326, SLG: 0.343	1-3 K		1-1 1B	2-2 K			1-1 F8		1-2 1B	5	1	2	0	0	2	0		
Bobby Higginson, L OBP: 0.376, SLG: 0.528	1-1 1B		2-0 1B				2-2 F8		3-3 K	5	1	2	0	0	1	1		
Travis Fryman, R OBP: 0.331, SLG: 0.453	1-3 K		1-1 1B				3-2 L7		0-0 G6-3	4	1	1	1	0	1	1		
Tony Clark, S OBP: 0.400, SLG: 0.540	1-2 1B		0-0 1B				0-0 1B		1-3 K	4	0	3	1	0	1	0		
Bob Hamelin, L OBP: 0.398, SLG: 0.542	1-1 G4-3		1-0 SF8				3-2 F7		4-2 FC5-4	2	0	0	1	1	0	3		
Damion Easley, R OBP: 0.385, SLG: 0.486			3-H 1-2 F8				3-1 G6-3		1-2 FC5-4	3	0	0	0	1	0	2		
Phil Nevin, R OBP: 0.342, SLG: 0.418			1-0 FC6-4				0-0 G6-3		1-3 K	4	0	0	0	0	1	3		
Matt Walbeck, S OBP: 0.333, SLG: 0.378			3-2 G4-3				2-0 1B		3-1 P4	4	0	1	0	0	0	1		
Deivi Cruz, R OBP: 0.252, SLG: 0.301			0-2 G6-3				1-0 P3		0-1 G1-3	4	0	0	0	0	0	2		
Inning Stats	R: 0 H: 2 E: 0 K: 2 S: 16	H: 0 R: 3 ER: 1 LOB: 1 BB: 0 P: 21	H: 0 R: 0 ER: 0 LOB: 1 BB: 1 P: 20	H: 4 R: 0 ER: 0 LOB: 1 BB: 0 P: 18	H: 0 R: 0 ER: 0 LOB: 0 BB: 0 P: 15	H: 1 R: 0 ER: 0 LOB: 1 BB: 0 P: 19	H: 1 R: 0 ER: 0 LOB: 1 BB: 0 P: 11	H: 0 R: 0 ER: 0 LOB: 0 BB: 0 P: 10	H: 0 R: 0 ER: 0 LOB: 1 BB: 1 P: 20	H: 1 R: 0 ER: 0 LOB: 1 BB: 0 P: 19	1B: 9 2B: 0 3B: 0 HR: 0	SF: 1 SAC: 0 DP: 0 HBP: 0	WP: 0 PB: 0 SB: 1 CS: 0	PA: 38				
PITCHER	IP	WLS	BF	H	R	ER	SO	BB	IBB	HBP	BLK	WP	HR	S	P	ERA	WHIP	
Chris Carpenter, R ERA: 8.89	6.0	L	27	8	3	3	3	1	0	0	0	0	0	67	104	4.50	1.500	
Luis Andujar, R ERA: 5.49	1.0		3	0	0	0	0	0	0	0	0	0	0	7	10	0.00	0.000	
Dan Plesac, L ERA: 3.74	0.1		2	0	0	0	1	1	0	0	0	0	0	6	11	0.00	3.000	
Paul Quantrill, R ERA: 2.03	1.2		6	1	0	0	2	0	0	0	0	0	0	19	28	0.00	0.600	

Detroit Tigers @ Toronto Blue Jays
SkyDome, Toronto, ON
Sat Aug 09 1997, 3:33 AM EDT
Att: 37,166 - Sunny - 86 F

AB 35
R 3
H 9
RBI 3
BB 2
SO 6
LOB 13



Batter	1	2	3	4	5	6	7	8	9	AB	R	H	RBI	BB	SO	LOB	BOTTOM	
Otis Nixon, S OBP: 0.344, SLG: 0.306	2-2 F7		2-1 2B				0-2 2B		3-2 P5	4	0	2	1	1	0	1		
Mariano Duncan, R OBP: 0.280, SLG: 0.296	1-1 G5-3		1-3 K				2-3 K			4	0	0	0	0	2	3		
José Cruz Jr., S OBP: 0.306, SLG: 0.532	4-2 BB		2-2 L8				3-3 K			2	0	0	0	2	1	2		
Joe Carter, R OBP: 0.296, SLG: 0.408	1-3 K						0-2 F8		0-2 G4-3	4	0	0	0	0	1	3		
Carlos Delgado, L OBP: 0.342, SLG: 0.536			1-1 G3-1				0-3 K		3-2 F8	3	0	0	0	1	1	0		
Ed Sprague, R OBP: 0.303, SLG: 0.390	1-2 P3		1-2 P3				4-2 BB		2-1 G5-3	3	0	0	0	1	0	1		
Shawn Green, L OBP: 0.335, SLG: 0.502	2-0 P5						1-3 K		0-0 G4-3	4	0	0	0	0	1	2		
Benito Santiago, R OBP: 0.254, SLG: 0.349			0-1 P4				2-3 K		1-2 G6-3	4	1	1	1	0	1	1		
Alex Gonzalez, R OBP: 0.300, SLG: 0.406			4-2 2B				1-3 K		1-2 1B	3	1	1	0	1	1	0		
Inning Stats	R: 0 H: 0 E: 0 K: 1 S: 11	H: 0 R: 2 ER: 0 LOB: 0 BB: 1 P: 19	H: 0 R: 0 ER: 0 LOB: 0 BB: 0 P: 10	R: 1 H: 1 E: 0 K: 1 S: 12	H: 1 R: 0 ER: 0 LOB: 1 BB: 1 P: 21	H: 0 R: 0 ER: 0 LOB: 1 BB: 1 P: 23	H: 1 R: 1 ER: 0 LOB: 2 BB: 2 P: 21	H: 0 R: 0 ER: 0 LOB: 1 BB: 1 P: 18	H: 1 R: 0 ER: 0 LOB: 0 BB: 0 P: 20	H: 0 R: 0 ER: 0 LOB: 0 BB: 0 P: 15	H: 1 R: 0 ER: 0 LOB: 1 BB: 0 P: 18	1B: 1 2B: 2 3B: 0 HR: 1	SF: 0 SAC: 0 DP: 0 HBP: 0	WP: 0 PB: 0 SB: 1 CS: 0	PA: 37			
PITCHER	IP	WLS	BF	H	R	ER	SO	BB	IBB	HBP	BLK	WP	HR	S	P	ERA	WHIP	
Scott Sanders, R ERA: 6.3	5.0	W	22	2	2	2	3	5	0	0	0	0	0	55	94	3.60	1.400	
Dan Miceli, R ERA: 5.71	1.1		6	1	0	0	3	1	0	0	0	0	0	17	26	0.00	1.500	
Doug Brocail, R ERA: 3.9	1.2		5	0	0	0	2	0	0	0	0	0	0	17	27	0.00	0.000	
Todd Jones, R ERA: 2.86	1.0	S	4	1	0	0	0	0	0	0	0	0	0	13	18	0.00	1.000	

Detroit Tigers @ Toronto Blue Jays
SkyDome, Toronto, ON
Sat Aug 09 1997, 3:33 AM EDT
Att: 37,166 - Sunny - 86 F


AB 31
R 2
H 4
RBI 2
BB 6
SO 8
LOB 13



Batter	1	2	3	4	5	6	7	8	9	AB	R	H	RBI	BB	SO	LOB	TOP								
Brian Hunter, R OBP: 0.323, SLG: 0.340 (1, 8)										4	0	0	0	0	1	2									
Bobby Higginson, L OBP: 0.372, SLG: 0.522 (1, 9)										4	0	0	0	0	0	2									
Travis Fryman, R OBP: 0.328, SLG: 0.449 (1, 5)											4	0	0	0	0	1	0								
Tony Clark, S OBP: 0.396, SLG: 0.534 (1, 3)											4	0	0	0	0	0									
Bob Hamelin, L OBP: 0.396, SLG: 0.551 (1, 10)											4	1	1	1	0	1	0								
Damon Easley, R OBP: 0.386, SLG: 0.484 (1, 4)											2	1	0	0	1	1	0								
Phil Nevin, R OBP: 0.347, SLG: 0.419 (1, 7)										2	2	1	0	1	0	1									
Raul Casanova, S OBP: 0.320, SLG: 0.383 (8, PH)										2	0	0	0	0	0	1									
Jody Reed, R OBP: 0.280, SLG: 0.220 (8, PH)										0	0	0	0	0	0	0									
Matt Walbeck, S OBP: 0.333, SLG: 0.378 (8, 2)										0	0	0	0	0	0	0									
Deivi Cruz, R OBP: 0.253, SLG: 0.302 (1, 6)										2	0	1	1	0	0	0									
Curtis Pride, L OBP: 0.324, SLG: 0.327 (8, PH)										0	0	0	0	0	0	0									
Orlando Miller, R OBP: 0.289, SLG: 0.405 (8, 6)										1	0	1	2	0	0	0									
Inning Stats	R: 0 E: 0 K: 1 S: 6	H: 0 LOB: 0 BB: 0 P: 11	R: 0 E: 0 K: 2 S: 9	H: 0 LOB: 0 BB: 0 P: 14	R: 0 E: 0 K: 0 S: 16	H: 2 LOB: 1 BB: 0 P: 20	R: 0 E: 0 K: 0 S: 9	H: 0 LOB: 0 BB: 0 P: 15	R: 0 E: 0 K: 0 S: 5	H: 0 LOB: 0 BB: 1 P: 12	R: 0 E: 0 K: 0 S: 6	H: 0 LOB: 0 BB: 0 P: 8	R: 0 E: 0 K: 0 S: 7	H: 0 LOB: 0 BB: 0 P: 10	R: 2 E: 0 K: 0 S: 11	H: 1 LOB: 1 BB: 0 P: 22	R: 1 E: 0 K: 1 S: 8	H: 1 LOB: 0 BB: 0 P: 11	1B: 2 2B: 1 3B: 0 HR: 1	SF: 0 SAC: 1 DP: 1 HBP: 1	WP: 1 PB: 0 SB: 0 CS: 0	PA: 33			
PITCHER	IP	WLS	BF	H	R	ER	SO	BB	IBB	HBP	BLK	WP	HR	S	P	ERA	WHIP								
Robert Person, R ERA: 4.85 (1, 1)	7.1	L	26	2	3	3	3	2	0	1	0	1	0	64	104	3.68	0.545								
Dan Plesac, L ERA: 3.82 (8, 1)	1.2		7	2	1	1	1	0	0	0	0	0	1	13	19	5.40	1.200								

Detroit Tigers @ Toronto Blue Jays
SkyDome, Toronto, ON
Sun Aug 10 1997, 3:33 AM EDT
Att: 32,354 - Cloudy - 83 F


AB	29
R	4
H	4
RBI	4
BB	2
SO	4
LOB	6



Batter	1	2	3	4	5	6	7	8	9	AB	R	H	RBI	BB	SO	LOB	BOTTOM								
Jacob Brumfield, R OBP: 0.271, SLG: 0.275 (1, 7)										4	1	2	0	0	0	1									
Mariano Duncan, R OBP: 0.285, SLG: 0.296 (1, 4)										3	0	1	1	0	0	1									
José Cruz Jr., S OBP: 0.301, SLG: 0.523 (1, 8)										4	0	0	0	0	2	4									
Joe Carter, R OBP: 0.296, SLG: 0.406 (1, 3)										2	0	0	1	1	1	1									
Ed Sprague, R OBP: 0.304, SLG: 0.392 (1, 5)										4	0	2	0	0	0	1									
Shawn Green, L OBP: 0.334, SLG: 0.500 (1, 9)											3	0	1	0	0	1	2								
Benito Santiago, R OBP: 0.254, SLG: 0.345 (1, 2)											3	0	0	0	1	0	0								
Robert Perez, R OBP: 0.194, SLG: 0.319 (1, 10)											4	0	0	0	0	1	3								
Alex Gonzalez, R OBP: 0.303, SLG: 0.408 (1, 6)										3	1	2	0	0	0	0									
Inning Stats	R: 1 E: 0 K: 0 S: 9	H: 2 LOB: 2 BB: 0 P: 12	R: 0 E: 0 K: 1 S: 8	H: 1 LOB: 0 BB: 0 P: 11	R: 0 E: 0 K: 2 S: 8	H: 1 LOB: 0 BB: 0 P: 13	R: 0 E: 0 K: 0 S: 6	H: 1 LOB: 0 BB: 0 P: 7	R: 1 E: 0 K: 0 S: 13	H: 2 LOB: 1 BB: 0 P: 17	R: 0 E: 1 K: 0 S: 10	H: 1 LOB: 2 BB: 1 P: 17	R: 0 E: 0 K: 0 S: 5	H: 0 LOB: 0 BB: 0 P: 5	R: 0 E: 0 K: 1 S: 7	H: 0 LOB: 0 BB: 1 P: 15	R: 0 E: 0 K: 1 S: 7	H: 0 LOB: 0 BB: 0 P: 9	1B: 7 2B: 1 3B: 0 HR: 0	SF: 1 SAC: 1 DP: 2 HBP: 1	WP: 0 PB: 0 SB: 0 CS: 1	PA: 35			
PITCHER	IP	WLS	BF	H	R	ER	SO	BB	IBB	HBP	BLK	WP	HR	S	P	ERA	WHIP								
Justin Thompson, L ERA: 3.03 (1, 1)	9.0	W	35	8	2	2	5	1	1	1	0	0	0	73	106	2.00	1.000								

Detroit Tigers @ Toronto Blue Jays
SkyDome, Toronto, ON
Sun Aug 10 1997, 3:33 AM EDT
Att: 32,354 - Cloudy - 83 F


AB	30
R	2
H	8
RBI	2
BB	2
SO	5
LOB	13



Batter	1	2	3	4	5	6	7	8	9	AB	R	H	RBI	BB	SO	LOB	TOP										
Brian Hunter, R OBP: 0.323, SLG: 0.340 (1, 8)										3	0	1	0	0	0	1											
Bobby Higginson, L OBP: 0.371, SLG: 0.527 (1, 9)										4	1	1	1	0	0	3											
Travis Fryman, R OBP: 0.328, SLG: 0.445 (1, 5)										3	0	0	0	1	1	0											
Tony Clark, S OBP: 0.395, SLG: 0.539 (1, 3)										4	1	1	1	0	1	1											
Bob Hamelin, L OBP: 0.398, SLG: 0.550 (1, 10)										4	0	2	0	0	0	0											
Damion Easley, R OBP: 0.385, SLG: 0.484 (1, 4)										4	0	1	0	0	0	1											
Phil Nevin, R OBP: 0.345, SLG: 0.415 (1, 7)										4	0	1	0	0	0	2											
Raul Casanova, S OBP: 0.320, SLG: 0.383 (1, 2)										3	0	1	0	0	0	0											
Deivi Cruz, R OBP: 0.257, SLG: 0.306 (1, 6)										3	0	2	0	0	0	0											
Inning Stats	R: 0 E: 0 K: 1 S: 7	H: 1 LOB: 0 BB: 0 P: 12	R: 1 E: 0 K: 0 S: 11	H: 2 LOB: 0 BB: 0 P: 18	R: 0 E: 0 K: 0 S: 8	H: 2 LOB: 1 BB: 0 P: 11	R: 0 E: 0 K: 1 S: 7	H: 1 LOB: 1 BB: 1 P: 17	R: 0 E: 0 K: 0 S: 5	H: 0 LOB: 0 BB: 0 P: 7	R: 0 E: 0 K: 0 S: 6	H: 0 LOB: 0 BB: 0 P: 11	R: 0 E: 0 K: 0 S: 4	H: 0 LOB: 0 BB: 0 P: 7	R: 1 E: 0 K: 0 S: 18	H: 3 LOB: 2 BB: 0 P: 27	1B: 7 2B: 2 3B: 0 HR: 2	SF: 0 SAC: 1 DP: 2 HBP: 0	WP: 0 PB: 0 SB: 1 CS: 1	PA: 35							
PITCHER	IP	WLS	BF	H	R	ER	SO	BB	IBB	HBP	BLK	WP	HR	S	P	ERA	WHIP										
Pat Hentgen, R ERA: 3.36 (1, 1)	8.0	W	28	7	1	1	2	1	0	0	0	0	1	59	100	1.12	1.000										
Luis Andujar, R ERA: 5.57 (9, 1)	1.0		6	3	1	1	0	0	0	0	0	0	1	18	27	9.00	3.000										

Detroit Tigers @ Toronto Blue Jays
SkyDome, Toronto, ON
Mon Aug 11 1997, 7:05 PM EDT
Att: 30,105 - Unknown - 66 F


AB 32
R 2
H 10
RBI 2
BB 1
SO 2
LOB 8



Batter	1	2	3	4	5	6	7	8	9	AB	R	H	RBI	BB	SO	LOB	BOTTOM										
Otis Nixon, S OBP: 0.344, SLG: 0.305 (1, 8)										4	1	1	0	0	1	0											
Mariano Duncan, R OBP: 0.283, SLG: 0.299 (1, 4)										5	0	1	1	0	1	1											
José Cruz Jr., S OBP: 0.305, SLG: 0.520 (1, 7)										3	0	1	0	1	1	1											
Joe Carter, R OBP: 0.298, SLG: 0.414 (1, 10)										4	1	2	1	0	0	3											
Carlos Delgado, L OBP: 0.343, SLG: 0.544 (1, 3)										4	2	2	1	0	2	1											
Ed Sprague, R OBP: 0.304, SLG: 0.390 (1, 5)										4	1	1	0	0	0	2											
Shawn Green, L OBP: 0.337, SLG: 0.498 (1, 9)										3	1	1	0	1	2	1											
Benito Santiago, R OBP: 0.254, SLG: 0.355 (1, 2)										4	1	1	4	0	1	2											
Alex Gonzalez, R OBP: 0.305, SLG: 0.408 (1, 6)										3	1	1	0	1	0	1											
Inning Stats	R: 0 E: 0 K: 1 S: 8	H: 0 LOB: 0 BB: 0 P: 11	R: 0 E: 0 K: 1 S: 8	H: 1 LOB: 0 BB: 0 P: 11	R: 2 E: 1 K: 2 S: 18	H: 2 LOB: 2 BB: 2 P: 31	R: 0 E: 0 K: 1 S: 8	H: 1 LOB: 1 BB: 0 P: 13	R: 0 E: 0 K: 0 S: 9	H: 1 LOB: 1 BB: 0 P: 9	R: 2 E: 0 K: 1 S: 12	H: 3 LOB: 1 BB: 0 P: 19	R: 0 E: 0 K: 2 S: 11	H: 1 LOB: 1 BB: 0 P: 15	R: 4 E: 1 K: 0 S: 15	H: 2 LOB: 0 BB: 1 P: 25	1B: 7 2B: 2 3B: 0 HR: 3	SF: 0 SAC: 1 DP: 1 HBP: 0	WP: 0 PB: 0 SB: 1 CS: 0	PA: 38							
PITCHER	IP	WLS	BF	H	R	ER	SO	BB	IBB	HBP	BLK	WP	HR	S	P	ERA	WHIP										
Kevin Jarvis, R ERA: 8.87 (6, 1)	1.0		4	1	0	0	1	0	0	0	0	0	0	10	14	0.00	1.000										
Eddie Gaillard, R ERA (7, 1)	1.0		4	1	0	0	2	0	0	0	0	0	0	11	15	0.00	1.000										
Dan Miceli, R ERA: 5.61 (8, 1)	1.0		7	2	4	3	0	1	0	0	0	0	1	15	25	27.00	3.000										

Detroit Tigers @ Toronto Blue Jays
SkyDome, Toronto, ON
Mon Aug 11 1997, 7:05 PM EDT
Att: 30,105 - Unknown - 66 F

AB 34
R 8
H 11
RBI 7
BB 3
SO 8
LOB 12



Batter	1	2	3	4	5	6	7	8	9	AB	R	H	RBI	BB	SO	LOB	TOP					
Brian Hunter, R OBP: 0.328, SLG: 0.346 (1, 8)										4	2	3	0	1	0	0						
Damion Easley, R OBP: 0.385, SLG: 0.480 (1, 4)										3	1	0	0	1	1	2						
Bobby Higginson, L OBP: 0.369, SLG: 0.523 (1, 9)										5	0	1	1	0	1	5						
Tony Clark, S OBP: 0.393, SLG: 0.537 (1, 3)										5	1	1	2	0	1	4						
Travis Fryman, R OBP: 0.329, SLG: 0.445 (1, 5)										3	0	1	0	1	1	3						
Bob Hamelin, L OBP: 0.395, SLG: 0.544 (1, 10)										4	0	1	1	0	1	2						
Phil Nevin, R OBP: 0.343, SLG: 0.408 (1, 7)										3	0	0	0	1	1	3	AB 35 R 4 H 8 RBI 4 BB 4 SO 6 LOB 23					
Raul Casanova, S OBP: 0.319, SLG: 0.380 (1, 2)										4	0	1	0	0	0	1						
Deivi Cruz, R OBP: 0.255, SLG: 0.303 (8, PH)										3	0	0	0	0	0	1						
Curtis Pride, L OBP: 0.324, SLG: 0.327 (8, PH)										0	0	0	0	0	0	0						
Orlando Miller, R OBP: 0.286, SLG: 0.400 (8, 6)										1	0	0	0	0	0	2						
Inning Stats	R: 0 E: 0 K: 1 S: 17	H: 1 LOB: 2 BB: 0 P: 24	R: 0 E: 0 K: 0 S: 6	H: 0 LOB: 1 BB: 1 P: 12	R: 2 E: 0 K: 0 S: 16	H: 1 LOB: 1 BB: 2 P: 30	R: 0 E: 0 K: 0 S: 5	H: 0 LOB: 0 BB: 0 P: 8	R: 2 E: 0 K: 0 S: 14	H: 4 LOB: 2 BB: 0 P: 26	R: 0 E: 0 K: 3 S: 7	H: 0 LOB: 0 BB: 0 P: 10	R: 0 E: 0 K: 3 S: 9	H: 0 LOB: 0 BB: 0 P: 12	R: 0 E: 0 K: 2 S: 15	H: 1 LOB: 2 BB: 1 P: 22	R: 0 E: 0 K: 0 S: 9	H: 1 LOB: 1 BB: 0 P: 14	1B: 6 2B: 2 3B: 0 HR: 0	SF: 0 SAC: 0 DP: 0 HBP: 1	WP: 0 PB: 0 SB: 2 CS: 0	PA: 40
PITCHER	IP WLS BF H R ER SO BB IBB HBP BLK WP HR S P ERA WHIP																					
Jaret Wright, R ERA: 4.37 (1, 1)	3.0	15	2	2	2	1	3	0	1	0	0	0	0	39	66	6.00	1.667					
Albie Lopez, R ERA: 6.39 (4, 1)	2.0	10	4	2	2	0	0	0	0	0	0	0	19	34	9.00	2.000						
Eric Plunk, R ERA: 5.33 (6, 1)	2.0	W	6	0	0	3	0	0	0	0	0	0	16	22	0.00	0.000						
Michael Jackson, R ERA: 3.11 (8, 1)	0.2	4	1	0	0	2	1	0	0	0	0	0	12	19	0.00	3.000						
Paul Assenmacher, L ERA: 3.65 (8, 1)	0.1	1	0	0	0	0	0	0	0	0	0	0	3	3	0.00	0.000						
PITCHER	IP WLS BF H R ER SO BB IBB HBP BLK WP HR S P ERA WHIP																					
Jose Mesa, R ERA: 3.05 (9, 1)	1.0	S	4	1	0	0	0	0	0	0	0	0	0	9	14	0.00	1.000					

Detroit Tigers @ Cleveland Indians
Jacobs Field, Cleveland, OH
Tue Aug 12 1997, 7:05 PM EDT
Att: 32,992 - Unknown - 80 F

AB 35
R 4
H 8
RBI 4
BB 4
SO 6
LOB 23



Batter	1	2	3	4	5	6	7	8	9	AB	R	H	RBI	BB	SO	LOB	BOTTOM			
Brian Giles, L OBP: 0.392, SLG: 0.523 (1, 8)										5	2	2	0	0	0	1				
Omar Vizquel, S OBP: 0.354, SLG: 0.378 (1, 6)										3	2	2	0	1	0	1				
Manny Ramirez, R OBP: 0.423, SLG: 0.551 (1, 9)										4	1	1	2	1	0	4				
Jim Thome, L OBP: 0.432, SLG: 0.591 (1, 3)										3	1	2	1	2	1	1				
David Justice, L OBP: 0.420, SLG: 0.593 (1, 7)										3	0	3	2	1	0	0				
Matt Williams, R OBP: 0.285, SLG: 0.464 (1, 5)										3	0	0	1	1	0	6				
Kevin Seitzer, R OBP: 0.308, SLG: 0.342 (1, 10)										4	0	1	0	0	0	4	AB 33 R 7 H 13 RBI 7 BB 6 SO 4 LOB 21			
Tony Fernandez, S OBP: 0.324, SLG: 0.417 (1, 4)										4	1	1	1	0	1	4				
Pat Borders, R OBP: 0.351, SLG: 0.452 (1, 2)										4	0	1	0	0	2	0				
Inning Stats	R: 2 E: 0 K: 0 S: 19	H: 2 LOB: 3 BB: 3 P: 39	R: 0 E: 0 K: 0 S: 10	H: 1 LOB: 0 BB: 0 P: 13	R: 1 E: 0 K: 0 S: 7	H: 2 LOB: 0 BB: 0 P: 10	R: 3 E: 0 K: 0 S: 17	H: 4 LOB: 2 BB: 1 P: 29	R: 0 E: 0 K: 1 S: 6	H: 1 LOB: 0 BB: 0 P: 11	R: 1 E: 0 K: 0 S: 6	H: 2 LOB: 2 BB: 2 P: 16	R: 0 E: 0 K: 2 S: 12	H: 0 LOB: 0 BB: 0 P: 19	R: 0 E: 0 K: 1 S: 10	H: 1 LOB: 1 BB: 0 P: 15	1B: 7 2B: 4 3B: 0 HR: 2	SF: 0 SAC: 1 DP: 3 HBP: 0	WP: 0 PB: 0 SB: 1 CS: 0	PA: 40
PITCHER	IP WLS BF H R ER SO BB IBB HBP BLK WP HR S P ERA WHIP																			
Greg Keagle, R ERA: 8.22 (1, 1)	3.0	L	16	5	3	3	0	0	0	0	0	0	2	25	47	15.43	3.000			
A.J. Sager, R ERA: 4.68 (4, 1)	2.1	14	6	4	4	1	1	1	0	0	0	0	2	25	47	15.43	3.000			
Mike Myers, L ERA: 6.45 (6, 1)	0.0	2	1	0	0	0	1	0	0	0	0	0	1	5	∞	∞				
Eddie Gallard, R ERA: (6, 1)	1.2	4	0	0	0	2	0	0	0	0	0	0	15	23	0.00	0.000				
Todd Jones, R ERA: 2.61 (8, 1)	1.0	4	1	0	0	1	0	0	0	0	0	0	10	15	0.00	1.000				

Detroit Tigers @ Cleveland Indians
Jacobs Field, Cleveland, OH
Tue Aug 12 1997, 7:05 PM EDT
Att: 32,992 - Unknown - 80 F



Batter	1	2	3	4	5	6	7	8	9	AB	R	H	RBI	BB	SO	LOB	TOP								
Brian Hunter, R OBP: 0.330, SLG: 0.345 (1, 8)										4	2	1	1	2	0	2									
Damion Easley, R OBP: 0.370, SLG: 0.499 (1, 10)										4	2	3	2	1	0	1									
Travis Fryman, R OBP: 0.328, SLG: 0.442 (1, 5)										5	1	1	2	0	2	3									
Tony Clark, S OBP: 0.393, SLG: 0.536 (1, 3)										5	2	2	1	0	2	1									
Phil Nevin, R OBP: 0.349, SLG: 0.440 (1, 7)										5	2	3	3	0	2	0									
Bobby Higginson, L OBP: 0.372, SLG: 0.540 (1, 9)										5	2	3	4	0	0	1									
Orlando Miller, R OBP: 0.277, SLG: 0.386 (1, 6)										3	0	0	0	0	2	1									
Deivi Cruz, R OBP: 0.256, SLG: 0.308 (7, 6)										2	1	1	0	0	0	0									
Matt Walbeck, S OBP: 0.337, SLG: 0.380 (1, 2)										5	1	2	0	0	0	2									
Jody Reed, R OBP: 0.286, SLG: 0.219 (1, 4)										5	0	1	0	0	0	2									
Inning Stats	R: 0 E: 0 K: 1 S: 11	H: 0 LOB: 1 BB: 1 P: 19	R: 0 E: 0 K: 2 S: 16	H: 1 LOB: 1 BB: 0 P: 22	R: 0 E: 0 K: 0 S: 12	H: 1 LOB: 1 BB: 0 P: 16	R: 3 E: 0 K: 0 S: 12	H: 5 LOB: 1 BB: 0 P: 22	R: 1 E: 0 K: 1 S: 18	H: 2 LOB: 1 BB: 0 P: 24	R: 2 E: 0 K: 2 S: 17	H: 3 LOB: 1 BB: 0 P: 26	R: 0 E: 0 K: 2 S: 7	H: 0 LOB: 0 BB: 0 P: 11	R: 7 E: 0 K: 0 S: 19	H: 5 LOB: 2 BB: 2 P: 33	R: 0 E: 0 K: 0 S: 11	H: 0 LOB: 0 BB: 0 P: 14	1B: 8 2B: 4 3B: 1 HR: 4	SF: 0 SAC: 0 DP: 1 HBP: 0	WP: 2 PB: 0 SB: 2 CS: 0	PA: 46			
PITCHER	IP	WLS	BF	H	R	ER	SO	BB	IBB	HBP	BLK	WP	HR	S	P	ERA	WHIP								
John Smiley, L ERA: 5.33 (1, 1)	5.2	L	28	11	6	6	5	1	0	0	0	2	3	82	121	9.53	2.118								
Paul Shuey, R ERA: 8.43 (6, 1)	2.0		12	4	5	5	3	2	0	0	0	0	0	27	47	22.50	3.000								
Albie Lopez, R ERA: 6.54 (8, 1)	1.1		6	2	2	2	0	0	0	0	0	0	1	14	19	13.50	1.500								

Detroit Tigers @ Cleveland Indians
Jacobs Field, Cleveland, OH
Wed Aug 13 1997, 7:05 PM EDT
Cloudy - 70 F

AB 43
R 13
H 17
RBI 13
BB 3
SO 8
LOB 13



Batter	1	2	3	4	5	6	7	8	9	AB	R	H	RBI	BB	SO	LOB	BOTTOM								
Brian Giles, L OBP: 0.391, SLG: 0.518 (1, 8)										4	1	1	0	0	1	1									
Omar Vizquel, S OBP: 0.353, SLG: 0.377 (1, 6)										4	1	1	0	0	0	2									
Manny Ramirez, R OBP: 0.424, SLG: 0.550 (1, 9)										3	0	1	1	1	0	2									
Jim Thome, L OBP: 0.433, SLG: 0.590 (1, 3)										4	0	2	1	0	1	2									
David Justice, L OBP: 0.416, SLG: 0.586 (1, 7)										4	0	0	0	0	0	2									
Matt Williams, R OBP: 0.285, SLG: 0.462 (1, 5)										4	1	1	0	0	0	0									
Kevin Seitzer, R OBP: 0.318, SLG: 0.348 (1, 10)										3	0	2	0	1	0	0									
Jeff Branson, L OBP: 0.218, SLG: 0.259 (1, 4)										2	0	0	1	0	0	1									
Jeff Manto, R (9, PH)										1	0	0	0	0	0	1									
Pat Borders, R OBP: 0.351, SLG: 0.449 (1, 2)										3	0	1	0	0	0	1									
Inning Stats	R: 1 E: 0 K: 0 S: 8	H: 2 LOB: 1 BB: 0 P: 15	R: 1 E: 0 K: 0 S: 9	H: 2 LOB: 0 BB: 0 P: 14	R: 0 E: 0 K: 2 S: 12	H: 0 LOB: 1 BB: 1 P: 20	R: 0 E: 0 K: 0 S: 7	H: 1 LOB: 1 BB: 0 P: 11	R: 0 E: 0 K: 0 S: 7	H: 1 LOB: 0 BB: 0 P: 11	R: 0 E: 0 K: 0 S: 6	H: 0 LOB: 0 BB: 0 P: 10	R: 0 E: 0 K: 0 S: 7	H: 0 LOB: 0 BB: 0 P: 11	R: 1 E: 0 K: 0 S: 11	H: 2 LOB: 0 BB: 0 P: 18	R: 0 E: 0 K: 0 S: 7	H: 0 LOB: 1 BB: 1 P: 13	1B: 9 2B: 0 3B: 0 HR: 0	SF: 1 SAC: 0 DP: 2 HBP: 0	WP: 1 PB: 0 SB: 0 CS: 0	PA: 35			
PITCHER	IP	WLS	BF	H	R	ER	SO	BB	IBB	HBP	BLK	WP	HR	S	P	ERA	WHIP								
Willie Blair, R ERA: 4.12 (1, 1)	8.0	W	31	9	3	3	2	1	0	0	0	0	0	67	110	3.38	1.250								
Mike Myers, L ERA: 6.28 (9, 1)	1.0		4	0	0	0	0	1	0	0	0	0	0	7	13	0.00	1.000								

Detroit Tigers @ Cleveland Indians
Jacobs Field, Cleveland, OH
Wed Aug 13 1997, 7:05 PM EDT
Cloudy - 70 F

AB 32
R 3
H 9
RBI 3
BB 2
SO 2
LOB 12



Batter	1	2	3	4	5	6	7	8	9	AB	R	H	RBI	BB	SO	LOB	TOP										
Brian Hunter, R OBP: 0.328, SLG: 0.344 (1, 8)	P4		CS	1B	G5-3		FC5-4 WP		F7	5	1	1	0	0	0	3	Detroit Tigers @ Cleveland Indians Jacobs Field, Cleveland, OH Wed Aug 13 1997, 7:05 PM EDT Att: 42,673 - Unknown - 69 F										
Damion Easley, R OBP: 0.389, SLG: 0.495 (1, 4)	F8			K		G6-3				3	0	0	0	1	1												
Bobby Higginson, L OBP: 0.373, SLG: 0.538 (1, 9)	F8			1B					L3	3	0	1	0	1	0	2											
Tony Clark, S OBP: 0.392, SLG: 0.533 (1, 3)		G4-3		SF7						2	0	0	1	1	1	0											
Travis Fryman, R OBP: 0.327, SLG: 0.440 (1, 5)	G1-3					L8			G5-3	4	0	1	0	0	0	2											
Bob Hamelin, L OBP: 0.393, SLG: 0.537 (1, 10)	G3			K					G3	3	0	0	0	1	1	2											
Phil Nevin, R OBP: 0.343, SLG: 0.431 (1, 7)			G5-3		F7		G4-3		K	4	0	0	0	0	1	3											
Raul Casanova, S OBP: 0.322, SLG: 0.382 (1, 2)					G3				K	4	0	2	0	0	1	0											
Deivi Cruz, R OBP: 0.257, SLG: 0.311 (1, 6)					FC5-4 CS					3	0	1	0	0	1	2											
Curtis Pride, L OBP: 0.328, SLG: 0.338 (9, PH)										1	0	1	0	0	0	0											
Inning Stats	R: 0 H: 0 E: 0 K: 0 S: 10	H: 0 LOB: 0 BB: 0 P: 16	R: 0 H: 0 E: 0 K: 0 S: 6	H: 0 LOB: 0 BB: 0 P: 9	R: 0 H: 1 E: 0 K: 0 S: 6	H: 1 LOB: 0 BB: 0 P: 8	R: 1 H: 3 E: 0 K: 2 S: 13	H: 3 LOB: 2 BB: 0 P: 19	R: 0 H: 1 E: 0 K: 0 S: 8	H: 1 LOB: 1 BB: 3 P: 11	R: 0 H: 0 E: 0 K: 1 S: 16	H: 1 LOB: 2 BB: 1 P: 22	R: 0 H: 0 E: 0 K: 1 S: 10	H: 0 LOB: 0 BB: 0 P: 17	R: 0 H: 1 E: 0 K: 2 S: 17	H: 1 LOB: 1 BB: 0 P: 25	1B: 5 2B: 2 3B: 0 HR: 0	SF: 1 SAC: 0 DP: 0 HBP: 0	WP: 1 PB: 0 SB: 0 CS: 1	PA: 38							
PITCHER	IP	WLS	BF	H	R	ER	SO	BB	IBB	HBP	BLK	WP	HR	S	P	ERA	WHIP										
Orel Hershiser, R ERA: 4.83 (1, 1)	5.2	W	23	5	1	1	2	2	0	0	0	0	0	48	77	1.59	1.235										
Jason Jacome, L ERA: 5.34 (6, 1)	0.0		1	0	0	0	0	1	0	0	0	0	0	1	5	∞	∞										
Eric Plunk, R ERA: 5.22 (6, 1)	1.0		5	1	0	0	1	1	0	0	0	1	0	17	26	0.00	2.000										
Paul Assenmacher, L ERA: 3.48 (7, 1)	1.1		4	0	0	0	1	0	0	0	0	0	0	12	19	0.00	0.000										
Jose Mesa, R ERA: 3.0 (9, 1)	1.0		4	1	0	0	2	0	0	0	0	0	0	17	25	0.00	1.000										

Batter	1	2	3	4	5	6	7	8	9	AB	R	H	RBI	BB	SO	LOB	BOTTOM										
Brian Giles, L OBP: 0.397, SLG: 0.530 (1, 7)	F9 G4-3 1B	P3		1B		G6-4-3 1B		E9 SH 1B		4	3	3	1	1	0	1	Detroit Tigers @ Cleveland Indians Jacobs Field, Cleveland, OH Wed Aug 13 1997, 7:05 PM EDT Att: 42,673 - Unknown - 69 F										
Omar Vizquel, S OBP: 0.350, SLG: 0.373 (1, 6)	G4-3	E4 BB		F7		P6		SH 2B		4	1	0	1	0	0	5											
Kevin Seitzer, R OBP: 0.326, SLG: 0.358 (1, 10)	F9					G6-4-3				4	1	2	2	1	0	3											
Manny Ramirez, R OBP: 0.421, SLG: 0.544 (1, 9)		F9		L9				G5-3	G6-3	4	1	0	0	1	0	5											
Sandy Alomar Jr., R OBP: 0.367, SLG: 0.555 (1, 2)	2B			L5	L9			P2		5	0	2	2	0	0	1											
Matt Williams, R OBP: 0.286, SLG: 0.464 (1, 5)				E9 2B		G4-3 1B		P6		5	1	2	1	0	1	1											
Jeff Manto, R OBP: 0.400, SLG: 0.600 (1, 3)	F7					G4-3				4	1	2	1	0	0	3											
Tony Fernandez, S OBP: 0.320, SLG: 0.412 (1, 4)		G6-3		P3		F9		P6		4	0	0	0	0	0	2											
Marquis Grissom, R OBP: 0.309, SLG: 0.363 (1, 8)				P3						4	1	3	0	0	0	1											
Inning Stats	R: 2 H: 2 E: 0 K: 0 S: 18	H: 2 LOB: 2 BB: 2 P: 33	R: 0 H: 1 E: 1 K: 0 S: 18	H: 1 LOB: 3 BB: 1 P: 26	R: 1 H: 1 E: 1 K: 0 S: 8	H: 1 LOB: 1 BB: 0 P: 13	R: 1 H: 2 E: 0 K: 0 S: 9	H: 2 LOB: 1 BB: 0 P: 19	R: 0 H: 1 E: 0 K: 0 S: 6	H: 1 LOB: 0 BB: 0 P: 9	R: 0 H: 2 E: 0 K: 0 S: 5	H: 2 LOB: 1 BB: 0 P: 5	R: 0 H: 0 E: 0 K: 1 S: 8	H: 0 LOB: 0 BB: 0 P: 11	R: 5 H: 5 E: 2 K: 0 S: 18	H: 5 LOB: 1 BB: 0 P: 27	1B: 9 2B: 4 3B: 1 HR: 0	SF: 0 SAC: 1 DP: 2 HBP: 0	WP: 0 PB: 0 SB: 0 CS: 0	PA: 42							
PITCHER	IP	WLS	BF	H	R	ER	SO	BB	IBB	HBP	BLK	WP	HR	S	P	ERA	WHIP										
Glenn Dishman, L ERA: 5.01 (1, 1)	3.1	L	21	6	4	3	0	0	0	0	0	0	0	12	20	0.00	1.200										
Greg Keagle, R ERA: 6.75 (4, 1)	1.2		6	2	0	0	0	0	0	0	0	0	0	17	24	7.71	1.286										
Dan Miceli, R ERA: 5.69 (6, 1)	2.1		9	3	2	2	1	0	0	0	0	0	0	5	8	∞	∞										
Mike Myers, L ERA: 6.98 (8, 1)	0.0		3	2	2	2	0	0	0	0	0	0	0	7	9	13.50	1.500										
Doug Brocail, R ERA: 3.66 (8, 1)	0.2		3	1	1	1	0	0	0	0	0	0	0	7	9	13.50	1.500										



Batter	1	2	3	4	5	6	7	8	9	AB	R	H	RBI	BB	SO	LOB	TOP					
Brian Hunter, R OBP: 0.330, SLG: 0.346 (1, 8)	F9		1B			G3		G6-3		3	1	1	0	1	0	0						
Jody Reed, R OBP: 0.285, SLG: 0.220 (1, 4)	P3		2B			F9			F8	4	0	1	1	0	0	1						
Bobby Higginson, L OBP: 0.374, SLG: 0.537 (1, 9)	G4-3					G3			G4-3	3	0	1	0	1	0	1						
Tony Clark, S OBP: 0.389, SLG: 0.528 (1, 3)		K				F9			G4-3	4	0	0	0	0	1	3						
Bob Hamelin, L OBP: 0.387, SLG: 0.527 (1, 10)	K					K			F7	4	0	0	0	0	2	2						
Phil Nevin, R OBP: 0.343, SLG: 0.429 (1, 5)						FC6-4				3	0	1	0	0	0	1						
Curtis Pride, L OBP: 0.322, SLG: 0.331 (1, 7)									G4-3	3	0	0	0	0	0	1						
Raul Casanova, S OBP: 0.318, SLG: 0.377 (1, 2)									G1-3	3	0	0	0	0	0	0						
Deivi Cruz, R OBP: 0.255, SLG: 0.308 (1, 6)									G6-3	3	0	0	0	0	0	0						
Inning Stats	R: 0 E: 0 K: 0 S: 10	H: 0 LOB: 0 BB: 0 P: 15	R: 0 E: 0 K: 2 S: 13	H: 1 LOB: 1 BB: 0 P: 18	R: 1 E: 0 K: 0 S: 13	H: 2 LOB: 1 BB: 0 P: 17	R: 0 E: 0 K: 1 S: 7	H: 0 LOB: 1 BB: 1 P: 15	R: 0 E: 0 K: 0 S: 6	H: 0 LOB: 0 BB: 0 P: 9	R: 0 E: 0 K: 0 S: 7	H: 0 LOB: 1 BB: 1 P: 15	R: 0 E: 0 K: 0 S: 5	H: 0 LOB: 0 BB: 0 P: 10	R: 0 E: 0 K: 0 S: 7	H: 0 LOB: 0 BB: 0 P: 11	R: 0 E: 0 K: 0 S: 5	H: 1 LOB: 1 BB: 0 P: 11	1B: 3 2B: 1 3B: 0 HR: 0	SF: 0 SAC: 0 DP: 0 HBP: 0	WP: 0 PB: 0 SB: 1 CS: 0	PA: 32
PITCHER	IP	WLS	BF	H	R	ER	SO	BB	IBB	HBP	BLK	WP	HR	S	P	ERA	WHIP					
Charles Nagy, R ERA: 4.2 (1, 1)	8.0	W	28	3	1	1	3	2	0	0	0	0	0	68	110	1.12	0.625					
Michael Jackson, R ERA: 3.05 (9, 1)	1.0		4	1	0	0	0	0	0	0	0	0	0	5	11	0.00	1.000					

Detroit Tigers @ Cleveland Indians
Jacobs Field, Cleveland, OH
Thu Aug 14 1997, 7:05 PM EDT
Att: 42,936 - Unknown - 72 F

AB	30
R	1
H	4
RBI	1
BB	2
SO	3
LOB	9



Batter	1	2	3	4	5	6	7	8	9	AB	R	H	RBI	BB	SO	LOB	BOTTOM				
Brian Giles, L OBP: 0.391, SLG: 0.520 (1, 7)	L9					F8			K	5	0	0	0	0	2	3					
Omar Vizquel, S OBP: 0.355, SLG: 0.382 (1, 6)	BB					F8				4	3	3	0	1	0	0					
Manny Ramirez, R OBP: 0.423, SLG: 0.552 (1, 9)	K					F8				5	3	3	2	0	1	2					
Jim Thome, L OBP: 0.434, SLG: 0.599 (1, 3)	BB					P6				4	2	2	3	1	0	1					
David Justice, L OBP: 0.418, SLG: 0.597 (1, 10)										4	2	2	4	1	0	0					
Matt Williams, R OBP: 0.287, SLG: 0.463 (1, 5)	F8									5	1	2	1	0	0	3					
Sandy Alomar Jr., R OBP: 0.369, SLG: 0.563 (1, 2)										4	1	2	1	0	0	1					
Tony Fernandez, S OBP: 0.316, SLG: 0.408 (1, 4)		K								3	0	0	1	0	1	0					
Marquis Grissom, R OBP: 0.310, SLG: 0.363 (1, 8)										3	0	1	0	1	0	1					
Inning Stats	R: 0 E: 0 K: 1 S: 15	H: 1 LOB: 3 BB: 2 P: 27	R: 0 E: 0 K: 2 S: 11	H: 1 LOB: 1 BB: 0 P: 18	R: 2 E: 0 K: 0 S: 15	H: 3 LOB: 1 BB: 0 P: 21	R: 0 E: 0 K: 0 S: 5	H: 0 LOB: 0 BB: 1 P: 13	R: 1 E: 0 K: 0 S: 14	H: 1 LOB: 0 BB: 0 P: 21	R: 1 E: 0 K: 0 S: 6	H: 2 LOB: 1 BB: 0 P: 8	R: 4 E: 0 K: 0 S: 14	H: 3 LOB: 0 BB: 1 P: 23	R: 4 E: 0 K: 1 S: 15	H: 4 LOB: 0 BB: 0 P: 21	1B: 7 2B: 4 3B: 0 HR: 4	SF: 1 SAC: 0 DP: 0 HBP: 0	WP: 0 PB: 0 SB: 1 CS: 1	PA: 43	
PITCHER	IP	WLS	BF	H	R	ER	SO	BB	IBB	HBP	BLK	WP	HR	S	P	ERA	WHIP				
Scott Sanders, R ERA: 6.28 (1, 1)	6.0	L	28	8	4	4	3	3	0	0	0	0	1	66	108	6.00	1.833				
Eddie Gaillard, R ERA: 9.52 (7, 1)	1.0		7	3	4	4	0	1	0	0	0	0	2	14	23	36.00	4.000				
Todd Jones, R ERA: 3.27 (8, 1)	0.2		6	4	4	4	1	0	0	0	0	0	1	14	20	54.00	6.000				
Kevin Jarvis, R ERA: 8.81 (8, 1)	0.1		1	0	0	0	0	0	0	0	0	0	0	1	1	0.00	0.000				

Detroit Tigers @ Cleveland Indians
Jacobs Field, Cleveland, OH
Thu Aug 14 1997, 7:05 PM EDT
Att: 42,936 - Unknown - 72 F


AB	37
R	12
H	15
RBI	12
BB	4
SO	4
LOB	11




Batter	1	2	3	4	5	6	7	8	9	AB	R	H	RBI	BB	SO	LOB	TOP					
Bip Roberts, S OBP: 0.348, SLG: 0.376 (1, 5)	G4-3	FC6 1B			G1-3		F9		K	5	0	1	2	0	1	0	Kansas City Royals @ Detroit Tigers Tiger Stadium, Detroit, MI Fri Aug 15 1997, 7:05 PM EDT Att: 20,099 - Unknown - 81 F					
Johnny Damon, L OBP: 0.346, SLG: 0.392 (1, 8)	B1-3	FC6			G4-3		WP 1B		F9	5	0	1	0	0	0	1						
Jay Bell, R OBP: 0.365, SLG: 0.468 (1, 6)	F7				G6-3		WP 1B		K	5	0	2	0	0	1	0						
Chili Davis, S OBP: 0.403, SLG: 0.527 (1, 10)			K							3	0	1	0	1	2	0						
Jeff King, R OBP: 0.339, SLG: 0.420 (1, 3)										4	1	0	0	0	0	5						
Jermaine Dye, R OBP: 0.256, SLG: 0.375 (1, 9)										4	1	2	1	0	0	1						
29 Mike Sweeney, R OBP: 0.315, SLG: 0.371 (1, 2)										4	1	1	0	0	0	1						
Jed Hansen, R OBP: 0.375, SLG: 0.286 (1, 4)										3	1	1	1	0	0	0						
Yamil Benitez, R OBP: 0.286, SLG: 0.488 Shane Halter, R OBP: 0.347, SLG: 0.385 (8, 5)										4	1	1	1	0	1	1						
Inning Stats	R: 0 E: 0 K: 0 S: 7	H: 0 LOB: 0 BB: 0 P: 11	R: 4 E: 1 K: 1 S: 21	H: 4 LOB: 1 BB: 0 P: 29	R: 0 E: 0 K: 1 S: 8	H: 0 LOB: 0 BB: 0 P: 13	R: 1 E: 0 K: 1 S: 8	H: 1 LOB: 0 BB: 0 P: 10	R: 0 E: 0 K: 0 S: 14	H: 2 LOB: 2 BB: 0 P: 23	R: 0 E: 0 K: 0 S: 7	H: 0 LOB: 0 BB: 0 P: 13	R: 0 E: 0 K: 0 S: 14	H: 2 LOB: 1 BB: 1 P: 24	R: 0 E: 0 K: 0 S: 15	H: 1 LOB: 1 BB: 0 P: 19		R: 0 E: 0 K: 2 S: 9	H: 0 LOB: 0 BB: 0 P: 11	1B: 8 2B: 1 3B: 0 HR: 1	SF: 0 SAC: 1 DP: 0 HBP: 0	WP: 1 PB: 0 SB: 0 CS: 0
PITCHER	IP	WLS	BF	H	R	ER	SO	BB	IBB	HBP	BLK	WP	HR	S	P	ERA	WHIP					
Justin Thompson, L ERA: 2.96 Dan Miceli, R ERA: 5.48	(1, 1)	6.2	L	30	9	5	1	3	0	0	0	0	1	75	112	1.35	1.350					
(7, 1)	2.1		9	1	0	0	2	0	1	0	0	1	0	28	41	0.00	0.429					

Batter	1	2	3	4	5	6	7	8	9	AB	R	H	RBI	BB	SO	LOB	BOTTOM					
Brian Hunter, R OBP: 0.329, SLG: 0.343 (1, 8)	G6-4-3 BB						F9		FC1-6	3	0	0	0	1	1	2	Kansas City Royals @ Detroit Tigers Tiger Stadium, Detroit, MI Fri Aug 15 1997, 7:05 PM EDT Att: 20,099 - Unknown - 81 F					
Damion Easley, R OBP: 0.388, SLG: 0.500 (1, 4)	G6-4-3						G5-3		K	4	1	1	1	0	1	2						
Bobby Higginson, L OBP: 0.373, SLG: 0.534 (1, 9)	L5						L7		G1-3	4	1	1	0	0	0	0						
Tony Clark, S OBP: 0.390, SLG: 0.527 (1, 3)							L7		G1-3	4	1	1	0	0	0	0						
Phil Nevin, R OBP: 0.336, SLG: 0.421 (1, 7)							L7		L6	4	0	0	0	0	3	3						
Orlando Miller, R OBP: 0.278, SLG: 0.382 Matt Walbeck, S OBP: 0.333, SLG: 0.375 (9, PH)							SF7		G4-3	1	0	0	1	1	1	0						
Bob Hamelin, L OBP: 0.385, SLG: 0.522 (1, 10)							K		F7	4	0	1	1	0	1	1						
Raul Casanova, S OBP: 0.321, SLG: 0.379 Jody Reed, R OBP: 0.265, SLG: 0.220 (9, PR)							G4-3		G4-3	4	0	2	0	0	0	2						
Deivi Cruz, R OBP: 0.252, SLG: 0.305 Curtis Pride, L OBP: 0.321, SLG: 0.329 (9, PH)							K		G4-3	3	0	0	0	0	2	1						
Inning Stats	R: 0 E: 0 K: 0 S: 8	H: 0 LOB: 1 BB: 1 P: 15	R: 0 E: 0 K: 3 S: 9	H: 0 LOB: 0 BB: 0 P: 13	R: 0 E: 0 K: 2 S: 14	H: 1 LOB: 1 BB: 0 P: 21	R: 2 E: 0 K: 1 S: 17	H: 2 LOB: 2 BB: 2 P: 33	R: 0 E: 0 K: 1 S: 8	H: 0 LOB: 0 BB: 0 P: 12	R: 1 E: 0 K: 2 S: 11	H: 2 LOB: 1 BB: 0 P: 16	R: 0 E: 1 K: 1 S: 12	H: 0 LOB: 1 BB: 0 P: 18	R: 0 E: 0 K: 1 S: 8	H: 0 LOB: 0 BB: 0 P: 12		R: 0 E: 0 K: 0 S: 6	H: 1 LOB: 1 BB: 0 P: 10	1B: 5 2B: 0 3B: 0 HR: 1	SF: 1 SAC: 0 DP: 1 HBP: 0	WP: 0 PB: 0 SB: 0 CS: 0
PITCHER	IP	WLS	BF	H	R	ER	SO	BB	IBB	HBP	BLK	WP	HR	S	P	ERA	WHIP					
Glendon Rusch, L ERA: 5.75 Hector Carrasco, R ERA: 3.94 Larry Casian, L ERA: 5.29 Gregg Olson, R ERA: 7.08 Jeff Montgomery, R ERA: 4.79	(1, 1)	5.0	W	22	5	3	3	7	3	0	0	0	1	58	97	5.40	1.600					
(6, 1)	2.0		7	0	0	0	3	0	0	0	0	0	0	21	31	0.00	0.000					
(8, 1)	0.2		2	0	0	0	1	0	0	0	0	0	0	6	9	0.00	0.000					
(8, 1)	0.1		1	0	0	0	0	0	0	0	0	0	0	2	3	0.00	0.000					
(9, 1)	1.0	S	4	1	0	0	0	0	0	0	0	0	0	6	10	0.00	1.000					

AB 37
R 5
H 10
RBI 5
BB 1
SO 5
LOB 9



AB 32
R 3
H 6
RBI 3
BB 3
SO 11
LOB 12



Batter	1	2	3	4	5	6	7	8	9	AB	R	H	RBI	BB	SO	LOB	TOP											
Bip Roberts, S OBP: 0.347, SLG: 0.375 (1, 5)																	4 0 1 1 0 1 2											
Johnny Damon, L OBP: 0.345, SLG: 0.399 (1, 8)																	4 1 1 1 0 0 3											
Jay Bell, R OBP: 0.362, SLG: 0.464 (1, 6)																	4 0 0 0 0 1 3											
Chili Davis, S OBP: 0.402, SLG: 0.522 (1, 10)																	3 0 0 0 1 1 0											
Jeff King, R OBP: 0.339, SLG: 0.418 (1, 3)																	4 0 1 0 0 1 1											
Jermaine Dye, R OBP: 0.255, SLG: 0.366 (1, 9)																	3 0 0 0 1 0 2											
Mike Macfarlane, R OBP: 0.277, SLG: 0.333 (1, 2)																	3 0 0 0 1 0 1											
Yamil Benitez, R OBP: 0.299, SLG: 0.494 Shane Halter, R OBP: 0.342, SLG: 0.379 (8, 5)																	3 0 2 0 0 0 2 1 0 0 0 0 1 0											
Jed Hansen, R OBP: 0.417, SLG: 0.455 (1, 4)																	4 1 2 0 0 2 0											
Inning Stats	R: 1 E: 0 K: 2 S: 10	H: 1 LOB: 0 BB: 0 P: 15	R: 0 E: 0 K: 0 S: 5	H: 0 LOB: 0 BB: 0 P: 8	R: 0 E: 0 K: 1 S: 12	H: 2 LOB: 2 BB: 0 P: 16	R: 0 E: 0 K: 0 S: 6	H: 0 LOB: 1 BB: 1 P: 12	R: 1 E: 0 K: 0 S: 16	H: 3 LOB: 2 BB: 0 P: 26	R: 0 E: 0 K: 0 S: 11	H: 1 LOB: 2 BB: 0 P: 21	R: 0 E: 0 K: 1 S: 5	H: 0 LOB: 0 BB: 0 P: 8	R: 0 E: 0 K: 1 S: 9	H: 0 LOB: 1 BB: 1 P: 16	R: 0 E: 0 K: 2 S: 7	H: 0 LOB: 0 BB: 0 P: 10	1B: 5 2B: 1 3B: 0 HR: 1	SF: 0 SAC: 0 DP: 0 HBP: 0	WP: 0 PB: 1 SB: 2 CS: 1	PA: 36						
PITCHER	IP	WLS	BF	H	R	ER	SO	BB	IBB	HBP	BLK	WP	HR	S	P	ERA	WHIP											
Kevin Jarvis, R ERA: 8.17 Eddie Gaillard, R ERA: 6.35 Doug Brocail, R ERA: 3.79	(1, 1)	6.0	L	26	7	2	2	3	2	0	0	0	0	1	60	98	3.00	1.500										
	(7, 1)	2.0		7	0	0	0	2	1	0	0	0	0	0	14	24	0.00	0.500										
	(9, 1)	1.0		3	0	0	0	2	0	0	0	0	0	0	7	10	0.00	0.000										

Kansas City Royals @ Detroit Tigers
Tiger Stadium, Detroit, MI
Sat Aug 16 1997, 7:05 PM EDT
Att: 15,502 - Unknown - 75 F

AB 33
R 2
H 7
RBI 2
BB 3
SO 7
LOB 14

Batter	1	2	3	4	5	6	7	8	9	AB	R	H	RBI	BB	SO	LOB	BOTTOM										
Brian Hunter, R OBP: 0.327, SLG: 0.341 (1, 8)																	4 0 0 0 0 1 2										
Bobby Higginson, L OBP: 0.379, SLG: 0.538 (1, 9)																	4 1 4 0 0 0 0										
Travis Fryman, R OBP: 0.327, SLG: 0.438 (1, 5)																	4 0 1 0 0 0 3										
Tony Clark, S OBP: 0.389, SLG: 0.524 (1, 3)																	4 0 1 1 0 0 2										
Bob Hamelin, L OBP: 0.379, SLG: 0.513 (1, 10)																	4 0 0 0 0 2 3										
Damion Easley, R OBP: 0.397, SLG: 0.497 (1, 4)																	4 0 1 0 0 3 2										
Curtis Pride, L OBP: 0.314, SLG: 0.321 (1, 7)																	4 0 0 0 0 2 1										
Raul Casanova, S OBP: 0.320, SLG: 0.377 (1, 2)																	4 0 1 0 0 0 1										
Deivi Cruz, R OBP: 0.253, SLG: 0.309 (1, 6)																	3 0 1 0 0 0 0										
Inning Stats	R: 1 E: 0 K: 3 S: 16	H: 3 LOB: 2 BB: 0 P: 27	R: 0 E: 0 K: 0 S: 12	H: 2 LOB: 1 BB: 0 P: 17	R: 0 E: 0 K: 2 S: 9	H: 1 LOB: 1 BB: 0 P: 13	R: 0 E: 0 K: 0 S: 11	H: 0 LOB: 0 BB: 0 P: 13	R: 0 E: 0 K: 0 S: 7	H: 0 LOB: 0 BB: 0 P: 12	R: 0 E: 0 K: 0 S: 11	H: 1 LOB: 1 BB: 0 P: 14	R: 0 E: 0 K: 1 S: 10	H: 1 LOB: 1 BB: 0 P: 14	1B: 8 2B: 2 3B: 0 HR: 0	SF: 0 SAC: 0 DP: 1 HBP: 0	WP: 1 PB: 0 SB: 0 CS: 0	PA: 35									
PITCHER	IP	WLS	BF	H	R	ER	SO	BB	IBB	HBP	BLK	WP	HR	S	P	ERA	WHIP										
Kevin Appier, R ERA: 3.1 Jeff Montgomery, R ERA: 4.68	(1, 1)	8.0	W	31	8	1	1	7	0	0	0	0	0	83	122	1.12	1.000										
	(9, 1)	1.0	S	4	1	0	0	1	0	0	0	1	0	10	14	0.00	1.000										


Kansas City Royals @ Detroit Tigers
Tiger Stadium, Detroit, MI
Sat Aug 16 1997, 7:05 PM EDT
Att: 15,502 - Unknown - 75 F

AB 35
R 1
H 9
RBI 1
BB 0
SO 8
LOB 14

Batter	1	2	3	4	5	6	7	8	9	AB	R	H	RBI	BB	SO	LOB	TOP			
Bip Roberts, S OBP: 0.346, SLG: 0.373	1-2 G4-3		3-1 1B			0-0 L7		3-2 G6-3		4	0	1	1	0	0	0				
Larry Sutton, L OBP: 0.346, SLG: 0.373	3-2 F8		1-0 P5			1-0 F9		1-0 G4-3		4	0	0	0	0	0	2				
Jay Bell, R OBP: 0.360, SLG: 0.460 Shane Halter, R OBP: 0.351, SLG: 0.388	2-3 K		2-3 K2-3			2-1 F8			2-2 1B WP	3	0	0	0	0	2	2				
Chili Davis, S OBP: 0.403, SLG: 0.522		3-3 K		1-0 F7					1-0 G4-3 WP	4	1	2	0	0	1	0				
Jermaine Dye, R OBP: 0.248, SLG: 0.356		0-1 L6		1-3 K			1-2 P3		2-0 G4-3	4	0	0	0	0	1	2				
Johnny Damon, L OBP: 0.344, SLG: 0.406		1-0 L7		0-3 K			2-0 HR		1-3 3-H P5	4	1	1	2	0	1	1				
29 Mike Sweeney, R OBP: 0.314, SLG: 0.368			1-0 1B 1B		0-0 P3		2-2 G3-1		1-1 G5-3	4	1	1	0	0	0	1				
Yamil Benitez, R OBP: 0.289, SLG: 0.477			0-1 P4		1-0 F8		3-3 K			3	0	0	0	0	1	1				
Jed Hansen, R OBP: 0.400, SLG: 0.429			1-1 1B 1B		2-3 K			1-2 G3-1		3	0	1	0	0	1	0				
Inning Stats	R: 0 E: 0 K: 1 S: 15	H: 0 LOB: 0 BB: 0 P: 21	R: 0 E: 0 K: 1 S: 6	H: 0 LOB: 0 BB: 0 P: 10	R: 1 E: 0 K: 1 S: 11	H: 3 LOB: 2 BB: 0 P: 19	R: 0 E: 0 K: 2 S: 7	H: 0 LOB: 0 BB: 0 P: 9	R: 0 E: 0 K: 1 S: 10	H: 0 LOB: 0 BB: 0 P: 13	R: 2 E: 0 K: 1 S: 19	H: 2 LOB: 0 BB: 0 P: 29	R: 0 E: 0 K: 0 S: 8	H: 0 LOB: 0 BB: 0 P: 13	R: 1 E: 0 K: 0 S: 14	H: 2 LOB: 1 BB: 0 P: 21	1B: 6 2B: 0 3B: 0 HR: 1	SF: 0 SAC: 0 DP: 0 HBP: 0	WP: 1 PB: 0 SB: 1 CS: 0	PA: 34
PITCHER	IP	WLS	BF	H	R	ER	SO	BB	IBB	HBP	BLK	WP	HR	S	P	ERA	WHIP			
Greg Keagle, R ERA: 5.51	7.0	W	26	5	3	3	7	0	0	0	0	0	1	72	108	3.86	0.714			
Doug Brocail, R ERA: 3.73	1.0		3	0	0	0	0	0	0	0	0	0	0	8	13	0.00	0.000			
Todd Jones, R ERA: 3.38	1.0		5	2	1	1	0	0	0	0	0	1	0	14	21	9.00	2.000			

Kansas City Royals @ Detroit Tigers
Tiger Stadium, Detroit, MI
Sun Aug 17 1997, 3:33 AM EDT
Att: 22,371 - Overcast - 70 F


AB 34
R 4
H 7
RBI 3
BB 0
SO 7
LOB 9



Batter	1	2	3	4	5	6	7	8	9	AB	R	H	RBI	BB	SO	LOB	BOTTOM			
Brian Hunter, R OBP: 0.331, SLG: 0.350	0-1 E 1B	G4-3		1-0 1B		1-0 FC4-6		4-2 BB		4	2	3	0	1	0	0				
Bobby Higginson, L OBP: 0.383, SLG: 0.546	0-1 E9 1B		3-1 E 3B	0-0 CS 1B		1-2 FC4-6 HBP		2-1 F8		4	2	3	1	0	0	1				
Travis Fryman, R OBP: 0.326, SLG: 0.437	2-2 F8 BB FC1-4-6		1-0 E6 S FC1-2 BB	1-3 K		1-0 FC4-6				4	1	1	4	0	1	3				
Tony Clark, S OBP: 0.390, SLG: 0.522	1-2 BB		4-0 FC1-2 BB	3-3 K		1-2 K				2	1	0	0	2	2	3				
Phil Nevin, R OBP: 0.330, SLG: 0.412	0-1 F8		2-0 FC1-2 2B		0-3 K		1-3 K			4	1	0	0	0	2	4				
Damion Easley, R OBP: 0.398, SLG: 0.497	0-1 FC1-4-6		1-2 FC6-2 2B		1-2 G1-3		2-0 G5-3			4	0	1	3	0	0	1				
Orlando Miller, R OBP: 0.267, SLG: 0.366	0-1 FC4-6		3-2 FC6-2 BB		2-2 G4-3		0-2 G5-3			4	0	0	0	0	0	2				
Matt Walbeck, S OBP: 0.340, SLG: 0.366		1-3 K	1-2 FC6-4 BB		4-2 2B G1-3 FC4-6 BB			0-1 P4		2	1	0	0	2	1	0				
Deivi Cruz, R OBP: 0.250, SLG: 0.305		0-1 G3-1	1-2 FC6-4		1-2 G1-3		1-0 G5-3			4	0	0	0	0	0	3				
Inning Stats	R: 3 E: 1 K: 0 S: 15	H: 3 LOB: 1 BB: 1 P: 21	R: 0 E: 0 K: 1 S: 7	H: 0 LOB: 0 BB: 0 P: 8	R: 3 E: 1 K: 0 S: 19	H: 2 LOB: 2 BB: 2 P: 38	R: 1 E: 0 K: 2 S: 9	H: 2 LOB: 1 BB: 0 P: 14	R: 0 E: 0 K: 1 S: 9	H: 0 LOB: 0 BB: 0 P: 12	R: 1 E: 0 K: 1 S: 13	H: 1 LOB: 2 BB: 1 P: 24	R: 0 E: 0 K: 1 S: 7	H: 0 LOB: 0 BB: 0 P: 10	R: 0 E: 0 K: 0 S: 7	H: 0 LOB: 1 BB: 1 P: 14	1B: 3 2B: 5 3B: 1 HR: 0	SF: 0 SAC: 0 DP: 1 HBP: 1	WP: 0 PB: 0 SB: 1 CS: 1	PA: 38
PITCHER	IP	WLS	BF	H	R	ER	SO	BB	IBB	HBP	BLK	WP	HR	S	P	ERA	WHIP			
50 José Rosado, L ERA: 4.32	2.1	L	15	5	6	5	1	2	0	0	0	0	0	30	48	19.29	3.000			
Mike Perez, R ERA: 3.54	2.2		10	2	1	1	3	1	0	0	0	0	0	29	45	3.38	1.125			
Matt Whisenant, L ERA: 6.94	2.0		9	1	1	1	2	1	0	1	0	0	0	20	34	4.50	1.000			
Jamie Walker, L ERA: 4.94	1.0		4	0	0	0	0	1	0	0	0	0	0	7	14	0.00	1.000			

Kansas City Royals @ Detroit Tigers
Tiger Stadium, Detroit, MI
Sun Aug 17 1997, 3:33 AM EDT
Att: 22,371 - Overcast - 70 F

AB 32
R 8
H 8
RBI 8
BB 5
SO 6
LOB 17



Batter	1	2	3	4	5	6	7	8	9	AB	R	H	RBI	BB	SO	LOB	TOP					
Chuck Knoblauch, R OBP: 0.398, SLG: 0.444	G4-3		K					K		4	0	1	0	0	2	2	Minnesota Twins @ Detroit Tigers Tiger Stadium, Detroit, MI Tue Aug 19 1997, 7:05 PM EDT Att: 15,478 - Unknown - 72 F					
Denny Hocking, S OBP: 0.313, SLG: 0.374	K		G3		G4-6-3			FC4-6		4	0	0	0	0	1	3						
Paul Molitor, R OBP: 0.346, SLG: 0.424	E9							G5-3		4	0	2	0	0	0	1						
Scott Stahoviak, L OBP: 0.306, SLG: 0.431	P5								G4-3	4	0	0	0	0	2	2						
Ron Coomer, R OBP: 0.327, SLG: 0.415		G4-3								4	0	1	0	0	1	0						
Roberto Kelly, R OBP: 0.336, SLG: 0.441		P3								4	0	1	0	0	0	1						
Matt Lawton, L OBP: 0.349, SLG: 0.378		G1-3								3	0	0	0	1	1	0						
Marty Cordova, R OBP: 0.310, SLG: 0.426										4	1	2	0	0	0	2						
Damian Miller, R OBP: 0.333, SLG: 0.600										3	1	2	2	0	0	1						
Inning Stats	R: 0 E: 1 K: 1 S: 8	H: 1 LOB: 1 BB: 0 P: 13	R: 0 E: 0 K: 0 S: 4	H: 0 LOB: 0 BB: 0 P: 5	R: 0 E: 0 K: 1 S: 9	H: 1 LOB: 1 BB: 0 P: 15	R: 0 E: 0 K: 1 S: 10	H: 2 LOB: 1 BB: 0 P: 15	R: 2 E: 0 K: 0 S: 13	H: 3 LOB: 0 BB: 0 P: 25	R: 0 E: 0 K: 1 S: 8	H: 0 LOB: 0 BB: 0 P: 11	R: 0 E: 0 K: 1 S: 7	H: 0 LOB: 0 BB: 0 P: 10	R: 0 E: 0 K: 1 S: 14	H: 1 LOB: 1 BB: 0 P: 20	R: 0 E: 0 K: 1 S: 9	H: 1 LOB: 2 BB: 1 P: 14	1B: 6 2B: 3 3B: 0 HR: 1	SF: 0 SAC: 0 DP: 2 HBP: 0	WP: 0 PB: 0 SB: 1 CS: 1	PA: 35
PITCHER Willie Blair, R ERA: 3.97	IP: 9.0 WLS: W BF: 35 H: 9 R: 2 ER: 2 SO: 7 BB: 1 IBB: 0 HBP: 0 BLK: 0 WP: 0 HR: 1 S: 82 P: 128 ERA: 2.00 WHIP: 1.111																					

Batter	1	2	3	4	5	6	7	8	9	AB	R	H	RBI	BB	SO	LOB	BOTTOM					
Brian Hunter, R OBP: 0.334, SLG: 0.352	1B	G1-6-3								3	2	2	0	1	0	2	Minnesota Twins @ Detroit Tigers Tiger Stadium, Detroit, MI Tue Aug 19 1997, 7:05 PM EDT Att: 15,478 - Unknown - 72 F					
Bobby Higginson, L OBP: 0.384, SLG: 0.544	G6-4-3									3	1	1	0	1	0	2						
Travis Fryman, R OBP: 0.329, SLG: 0.444	G6-4-3									2	2	1	2	1	0	1						
Tony Clark, S OBP: 0.390, SLG: 0.531	HR									4	2	2	3	0	1	1						
Bob Hamelin, L OBP: 0.377, SLG: 0.521	HR									4	1	1	2	0	2	1						
Melvin Nieves, S OBP: 0.331, SLG: 0.467	G6-3									4	0	0	0	0	1	0						
Damion Easley, R OBP: 0.365, SLG: 0.497		G6-3								4	0	1	0	0	0	0						
Raul Casanova, S OBP: 0.319, SLG: 0.372										3	0	0	0	1	0	1						
Deivi Cruz, R OBP: 0.251, SLG: 0.305										3	0	1	0	0	0	1						
Inning Stats	R: 3 E: 0 K: 0 S: 15	H: 3 LOB: 0 BB: 1 P: 29	R: 0 E: 0 K: 0 S: 10	H: 1 LOB: 1 BB: 1 P: 18	R: 2 E: 0 K: 2 S: 12	H: 1 LOB: 0 BB: 1 P: 22	R: 0 E: 0 K: 0 S: 7	H: 0 LOB: 0 BB: 0 P: 12	R: 2 E: 0 K: 1 S: 14	H: 2 LOB: 0 BB: 1 P: 25	R: 0 E: 0 K: 0 S: 6	H: 1 LOB: 1 BB: 0 P: 10	R: 1 E: 0 K: 0 S: 10	H: 1 LOB: 1 BB: 0 P: 17	R: 0 E: 0 K: 1 S: 6	H: 0 LOB: 0 BB: 0 P: 10	R: 0 E: 0 K: 1 S: 6	H: 0 LOB: 0 BB: 0 P: 10	1B: 4 2B: 2 3B: 0 HR: 3	SF: 0 SAC: 0 DP: 2 HBP: 1	WP: 1 PB: 0 SB: 0 CS: 1	PA: 35
PITCHER LaTroy Hawkins, R ERA: 5.99	IP: 3.0 WLS: L BF: 15 H: 5 R: 5 ER: 5 SO: 2 BB: 3 IBB: 0 HBP: 0 BLK: 0 WP: 0 HR: 2 S: 37 P: 69 ERA: 15.00 WHIP: 2.667																					
Travis Miller, L ERA: 9.74	IP: 2.0 WLS: 0 BF: 8 H: 2 R: 2 ER: 2 SO: 1 BB: 1 IBB: 0 HBP: 0 BLK: 0 WP: 0 HR: 1 S: 21 P: 37 ERA: 9.00 WHIP: 1.500																					
Todd Ritchie, R ERA: 5.02	IP: 2.0 WLS: 0 BF: 9 H: 2 R: 1 ER: 1 SO: 0 BB: 0 IBB: 0 HBP: 1 BLK: 0 WP: 1 HR: 0 S: 16 P: 27 ERA: 4.50 WHIP: 1.000																					
Rich Robertson, L ERA: 5.88	IP: 1.0 WLS: 0 BF: 3 H: 0 R: 0 ER: 0 SO: 1 BB: 0 IBB: 0 HBP: 0 BLK: 0 WP: 0 HR: 0 S: 6 P: 10 ERA: 0.00 WHIP: 0.000																					

AB	34
R	2
H	9
RBI	2
BB	1
SO	7
LOB	12



Batter	1	2	3	4	5	6	7	8	9	AB	R	H	RBI	BB	SO	LOB	TOP								
Chuck Knoblauch, R (1, 4) OBP: 0.400, SLG: 0.444 Todd Walker, L (8, 4) OBP: 0.264, SLG: 0.269	L7			1B		L5-3	FC5-4			3	0	1	0	2	0	1									
Rich Becker, L (1, 8) OBP: 0.360, SLG: 0.409	K	CS	FC6-4		L5-3			G4-3		5	1	2	0	0	1	1									
Paul Molitor, R (1, 3) OBP: 0.349, SLG: 0.421 Darrin Jackson, R (7, 8) OBP: 0.275, SLG: 0.360	G5-3		G6-3	L9						3	1	0	0	1	0	3									
Ron Coomer, R (1, 5) OBP: 0.328, SLG: 0.418		K	FC6-4		F8					4	1	1	1	1	2	1									
Matt Lawton, L (1, 7) OBP: 0.350, SLG: 0.387	K		FC6-4							5	2	2	3	0	2	2									
Terry Steinbach, R (1, 2) OBP: 0.317, SLG: 0.426 Damian Miller, R (9, 2) OBP: 0.333, SLG: 0.600		1B	E6							5	2	2	2	0	0	1									
Marty Cordova, R (1, 10) OBP: 0.311, SLG: 0.433		1B								5	2	2	0	0	2	2									
Brent Brede, L (1, 9) OBP: 0.333, SLG: 0.357		HR								4	1	1	2	0	3	0									
Denny Hocking, S (1, 6) OBP: 0.316, SLG: 0.392										4	1	2	3	0	0	0									
Inning Stats	R: 0 E: 0 K: 1 S: 13	H: 0 LOB: 0 BB: 0 P: 18	R: 4 E: 0 K: 2 S: 25	H: 4 LOB: 0 BB: 1 P: 38	R: 1 E: 1 K: 1 S: 18	H: 1 LOB: 2 BB: 1 P: 28	R: 0 E: 0 K: 1 S: 15	H: 1 LOB: 1 BB: 1 P: 28	R: 3 E: 0 K: 0 S: 13	H: 3 LOB: 0 BB: 1 P: 21	R: 3 E: 0 K: 0 S: 11	H: 3 LOB: 0 BB: 1 P: 21	R: 0 E: 0 K: 1 S: 9	H: 1 LOB: 1 BB: 0 P: 11	R: 0 E: 0 K: 2 S: 11	H: 1 LOB: 1 BB: 0 P: 14	R: 0 E: 0 K: 2 S: 9	H: 0 LOB: 0 BB: 0 P: 13	1B: 8 2B: 2 3B: 2 HR: 3	SF: 1 SAC: 0 DP: 1 HBP: 0	WP: 0 PB: 0 SB: 0 CS: 1	PA: 45			
PITCHER	IP	WLS	BF	H	R	ER	SO	BB	IBB	HBP	BLK	WP	HR	S	P	ERA	WHIP								
Scott Sanders, R (1, 1) ERA: 6.59	2.1	L	13	5	5	5	3	2	0	0	0	0	1	46	70	19.29	3.000								
A.J. Sager, R (3, 1) ERA: 4.53	2.0		12	4	3	3	2	1	0	0	0	0	1	35	58	13.50	2.500								
Glenn Dishman, L (5, 1) ERA: 5.54	2.2		12	4	3	3	1	1	0	0	0	0	1	23	37	10.12	1.875								
Eddie Gaillard, R (8, 1) ERA: 5.4	1.0		4	1	0	0	2	0	0	0	0	0	0	11	14	0.00	1.000								
Mike Myers, L (9, 1) ERA: 6.81	1.0		3	0	0	0	2	0	0	0	0	0	0	9	13	0.00	0.000								

Minnesota Twins @ Detroit Tigers
 Tiger Stadium, Detroit, MI
 Wed Aug 20 1997, 3:33 AM EDT
 Att. 13,199 - Overcast - 64 F

AB 39
 R 11
 H 14
 RBI 11
 BB 4
 SO 10
 LOB 11



Batter	1	2	3	4	5	6	7	8	9	AB	R	H	RBI	BB	SO	LOB	BOTTOM								
Brian Hunter, R (1, 8) OBP: 0.333, SLG: 0.350 Phil Nevin, R (6, PH) OBP: 0.327, SLG: 0.408	K			L8		G3			P3	2	0	0	0	0	1	0									
Bobby Higginson, L (1, 7) OBP: 0.383, SLG: 0.540	F8								G4-3	3	0	0	0	1	0	0									
Travis Fryman, R (1, 5) OBP: 0.327, SLG: 0.440	K			L5					P1	4	0	0	0	0	1	1									
Tony Clark, S (1, 3) OBP: 0.389, SLG: 0.528 Orlando Miller, R (7, 3) OBP: 0.275, SLG: 0.372		K		P4						2	0	0	0	0	1	1									
Bob Hamelin, L (1, 10) OBP: 0.377, SLG: 0.519					F9				G4-3	3	0	1	0	0	0	1									
Melvin Nieves, S (1, 9) OBP: 0.331, SLG: 0.476										3	1	1	1	0	1	1									
Damion Easley, R (1, 4) OBP: 0.363, SLG: 0.494				K						3	0	0	0	0	2	0									
Matt Walbeck, S (1, 2) OBP: 0.330, SLG: 0.353				F7						3	0	0	0	0	1	0									
Deivi Cruz, R (1, 6) OBP: 0.249, SLG: 0.302				G5-3					L4	3	0	0	0	0	0	0									
Inning Stats	R: 0 E: 0 K: 2 S: 11	H: 0 LOB: 0 BB: 0 P: 14	R: 0 E: 0 K: 1 S: 6	H: 1 LOB: 0 BB: 0 P: 8	R: 0 E: 0 K: 1 S: 6	H: 0 LOB: 0 BB: 0 P: 10	R: 0 E: 0 K: 0 S: 8	H: 0 LOB: 1 BB: 1 P: 13	R: 0 E: 0 K: 1 S: 7	H: 0 LOB: 0 BB: 0 P: 12	R: 0 E: 0 K: 0 S: 11	H: 0 LOB: 0 BB: 0 P: 14	R: 0 E: 0 K: 0 S: 10	H: 1 LOB: 1 BB: 0 P: 13	R: 1 E: 0 K: 2 S: 13	H: 1 LOB: 0 BB: 0 P: 17	R: 0 E: 0 K: 0 S: 12	H: 0 LOB: 0 BB: 0 P: 15	1B: 2 2B: 0 3B: 0 HR: 1	SF: 0 SAC: 0 DP: 1 HBP: 0	WP: 0 PB: 0 SB: 0 CS: 0	PA: 30			
PITCHER	IP	WLS	BF	H	R	ER	SO	BB	IBB	HBP	BLK	WP	HR	S	P	ERA	WHIP								
Brad Radke, R (1, 1) ERA: 3.36	8.0	W	27	3	1	1	7	1	0	0	0	0	1	72	101	1.12	0.500								
Rick Aguilera, R (9, 1) ERA: 3.79	1.0		3	0	0	0	0	0	0	0	0	0	0	12	15	0.00	0.000								

Minnesota Twins @ Detroit Tigers
 Tiger Stadium, Detroit, MI
 Wed Aug 20 1997, 3:33 AM EDT
 Att. 13,199 - Overcast - 64 F

AB 29
 R 1
 H 3
 RBI 1
 BB 1
 SO 7
 LOB 4



Batter	1	2	3	4	5	6	7	8	9	10	11	12	AB	R	H	RBI	BB	SO	LOB					
Brian Hunter, R OBP: 0.333, SLG: 0.351 (1, 8)													5	0	1	0	1	0	0					
Bobby Higginson, L OBP: 0.382, SLG: 0.537 (1, 7)													6	1	2	0	0	2	5					
Travis Fryman, R OBP: 0.325, SLG: 0.436 (1, 5)													6	0	1	0	0	2	6					
Tony Clark, S OBP: 0.386, SLG: 0.522 (1, 3)													5	0	0	1	1	1	1					
Bob Hamelin, L OBP: 0.379, SLG: 0.521 Scott Sanders, R (8, PR)													3	0	1	0	1	1	0					
Phil Nevin, R OBP: 0.325, SLG: 0.404 (10, PH)													0	0	0	0	0	0	0					
Melvin Nieves, S OBP: 0.327, SLG: 0.468 (1, 9)													5	0	0	0	0	1	3					
Damon Easley, R OBP: 0.369, SLG: 0.502 (1, 4)													3	1	3	0	2	0	0					
Raul Casanova, S OBP: 0.318, SLG: 0.368 Jody Reed, R OBP: 0.292, SLG: 0.219 Matt Walbeck, S OBP: 0.330, SLG: 0.353 (11, 2)													3	0	0	0	1	1	5					
Delvi Cruz, R OBP: 0.246, SLG: 0.301 (1, 6)													1	0	0	0	0	0	1					
Inning Stats	R: 0 E: 0 K: 0 S: 4	H: 0 LOB: 0 BB: 0 P: 8	R: 0 E: 0 K: 0 S: 7	H: 0 LOB: 0 BB: 0 P: 10	R: 1 E: 0 K: 3 S: 14	H: 2 LOB: 2 BB: 1 P: 23	R: 0 E: 0 K: 1 S: 14	H: 1 LOB: 3 BB: 1 P: 27	R: 0 E: 0 K: 1 S: 8	H: 0 LOB: 0 BB: 0 P: 15	R: 0 E: 0 K: 1 S: 9	H: 1 LOB: 3 BB: 1 P: 15	R: 0 E: 0 K: 0 S: 7	H: 0 LOB: 0 BB: 0 P: 12	R: 0 E: 0 K: 1 S: 10	H: 0 LOB: 0 BB: 0 P: 14	R: 0 E: 0 K: 0 S: 6	H: 1 LOB: 0 BB: 0 P: 7	R: 1 E: 0 K: 1 S: 13	H: 2 LOB: 1 BB: 0 P: 22	1B: 5 2B: 4 3B: 0 HR: 0	SF: 0 SAC: 0 DP: 1 HBP: 0	WP: 0 PB: 0 SB: 1 CS: 1	PA: 50
PITCHER	IP	WLS	BF	H	R	ER	SO	BB	IBB	HBP	BLK	WP	HR	S	P	ERA	WHIP							
21 Cal Eldred, R ERA: 5.03	(1, 1)	6.1	28	4	1	1	6	0	0	0	0	0	0	3	5	0.00	0.000							
Mark Davis, L ERA: 3.86	(7, 1)	0.1	1	0	0	0	1	0	0	0	0	0	0	3	5	0.00	0.000							
Mike Fetters, R ERA: 3.24	(7, 1)	2.1	10	2	0	0	1	1	1	0	0	0	0	16	30	0.00	1.286							
Doug Jones, R ERA: 2.23	(10, 1)	2.0	6	1	0	0	2	0	0	0	0	0	0	16	21	0.00	0.500							
Bob Wickman, R ERA: 2.66	(12, 1)	1.0	L	5	2	1	1	1	0	0	0	0	0	13	22	9.00	2.000							

Detroit Tigers @ Milwaukee Brewers
Milwaukee County Stadium, Milwaukee, WI

Thu Aug 21 1997, 8:05 PM EDT
Att. 18,117 - Unknown - 67 F

AB 44
R 2
H 9
RBI 2
BB 6
SO 11
LOB 27



Batter	1	2	3	4	5	6	7	8	9	10	11	12	AB	R	H	RBI	BB	SO	LOB							
Fernando Vina, L OBP: 0.317, SLG: 0.387 (1, 4)													5	0	2	1	0	0	2							
Jose Valentin, S OBP: 0.333, SLG: 0.439 (1, 6)													4	0	0	0	1	3	1							
Dave Nilsson, L OBP: 0.342, SLG: 0.457 Jack Voigt, R OBP: 0.315, SLG: 0.509 (11, 9)													4	0	0	0	0	0	2							
Jeff Huson, L OBP: 0.295, SLG: 0.240 (11, PH) (12, 7)													1	0	0	0	0	0	0							
Julio Franco, R OBP: 0.371, SLG: 0.379 (1, 3)													5	0	0	0	0	0	0							
Jeff Cirillo, R OBP: 0.360, SLG: 0.415 (1, 10)													4	0	0	0	1	0	0							
Jerome Burnitz, L OBP: 0.378, SLG: 0.549 (11, 8)													4	0	1	0	0	1	1							
Mark Loretta, R OBP: 0.351, SLG: 0.395 (1, 5)													5	1	1	0	0	1	1							
Gerald Williams, R OBP: 0.288, SLG: 0.382 Brian Banks, S OBP: 0.290, SLG: 0.319 (11, 7) (12, 9)													3	0	0	0	0	1	1							
Jesse Levis, L OBP: 0.362, SLG: 0.344 (1, 2)													3	0	1	0	1	0	1							
Inning Stats	R: 0 E: 0 K: 1 S: 10	H: 0 LOB: 0 BB: 0 P: 14	R: 0 E: 0 K: 0 S: 7	H: 0 LOB: 0 BB: 0 P: 13	R: 1 E: 0 K: 1 S: 14	H: 2 LOB: 1 BB: 0 P: 16	R: 0 E: 0 K: 0 S: 7	H: 0 LOB: 1 BB: 1 P: 19	R: 0 E: 0 K: 1 S: 16	H: 1 LOB: 1 BB: 0 P: 20	R: 0 E: 0 K: 0 S: 7	H: 0 LOB: 0 BB: 0 P: 9	R: 0 E: 0 K: 1 S: 10	H: 1 LOB: 2 BB: 1 P: 19	R: 0 E: 0 K: 0 S: 7	H: 0 LOB: 0 BB: 0 P: 12	R: 0 E: 0 K: 1 S: 10	H: 0 LOB: 1 BB: 1 P: 17	R: 0 E: 0 K: 1 S: 7	H: 0 LOB: 0 BB: 0 P: 10	R: 0 E: 0 K: 1 S: 8	H: 0 LOB: 0 BB: 0 P: 9	1B: 5 2B: 0 3B: 0 HR: 0	SF: 0 SAC: 0 DP: 1 HBP: 1	WP: 0 PB: 0 SB: 1 CS: 1	PA: 44
PITCHER	IP	WLS	BF	H	R	ER	SO	BB	IBB	HBP	BLK	WP	HR	S	P	ERA	WHIP									
Justin Thompson, L ERA: 2.9	(1, 1)	7.0	25	4	1	1	2	1	0	0	0	0	0	67	104	1.29	0.714									
Doug Brocail, R ERA: 3.69	(8, 1)	0.2	4	1	0	0	1	1	0	0	0	0	0	7	14	0.00	3.000									
Mike Myers, L ERA: 3.75	(8, 1)	0.1	1	0	0	0	0	0	0	0	0	0	0	3	5	0.00	0.000									
Dan Miceli, R ERA: 5.24	(9, 1)	3.0	W	10	0	0	0	2	1	0	1	0	0	24	39	0.00	0.333									
Todd Jones, R ERA: 3.31	(12, 1)	1.0	S	3	0	0	0	1	0	0	0	0	0	8	9	0.00	0.000									

Detroit Tigers @ Milwaukee Brewers
Milwaukee County Stadium, Milwaukee, WI

Thu Aug 21 1997, 8:05 PM EDT
Att. 18,117 - Unknown - 67 F

AB 39
R 1
H 5
RBI 1
BB 3
SO 6
LOB 9



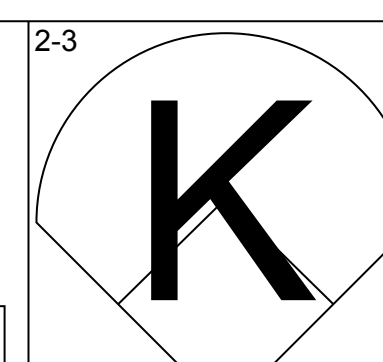
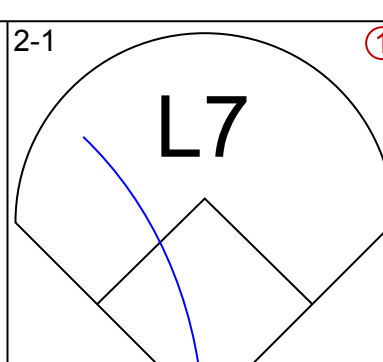
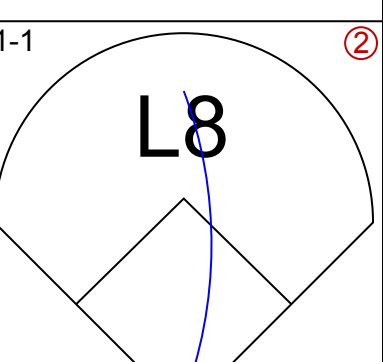
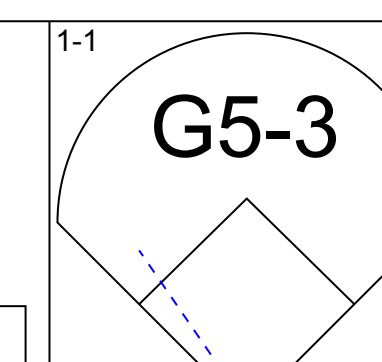
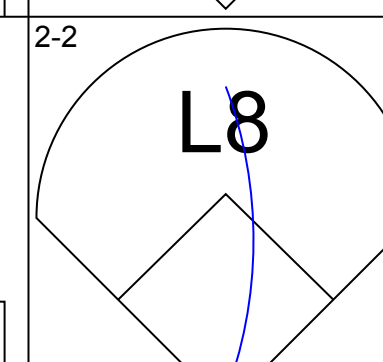
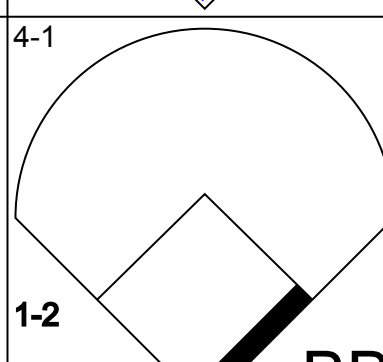
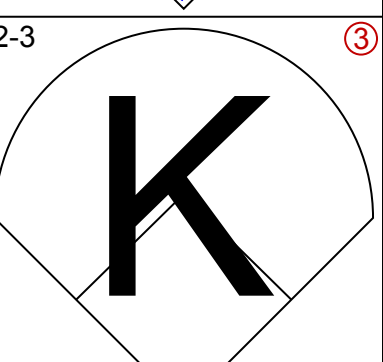
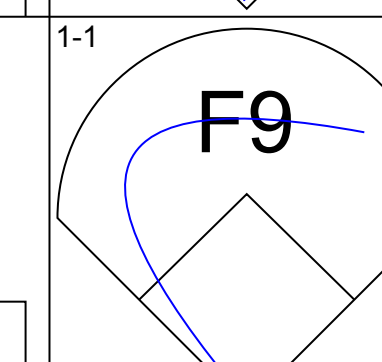
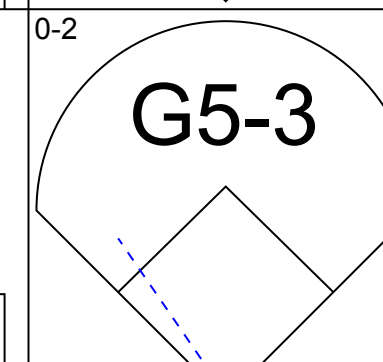
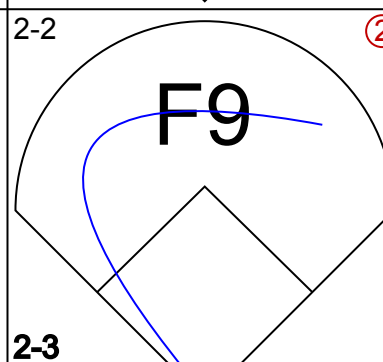
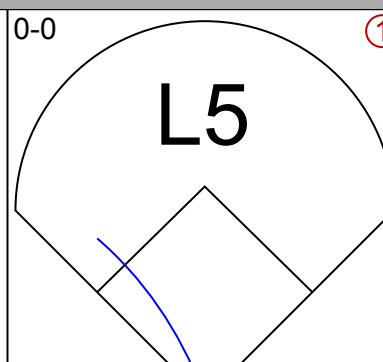
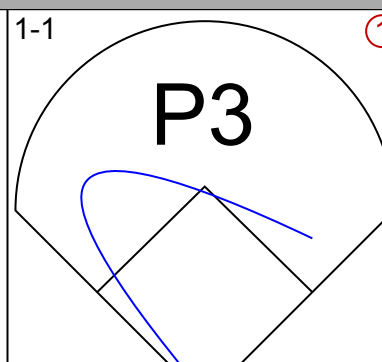
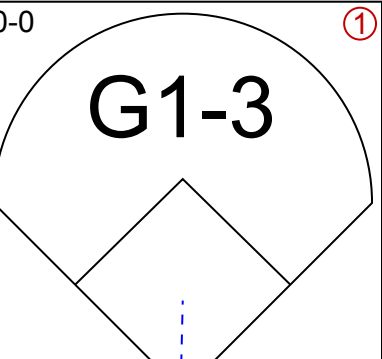
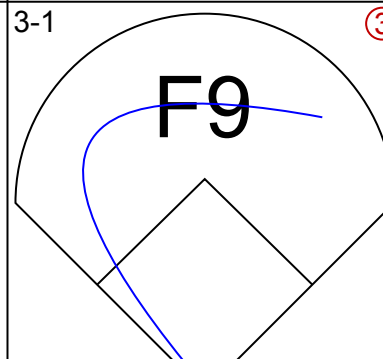
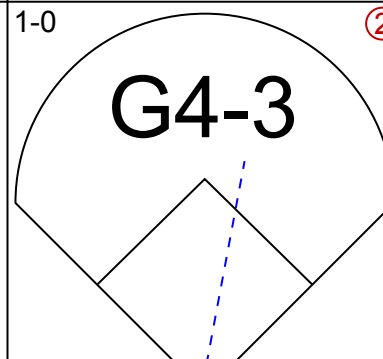
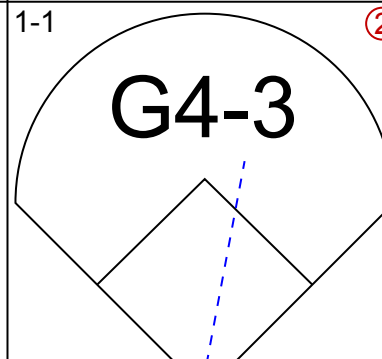
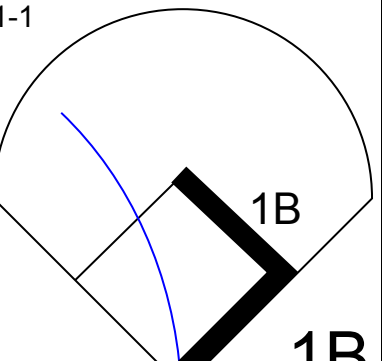
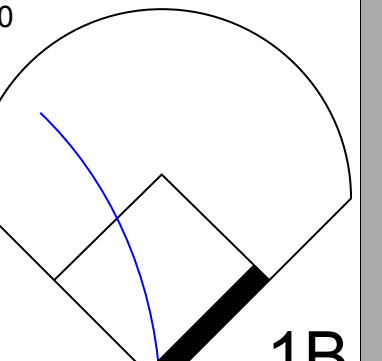
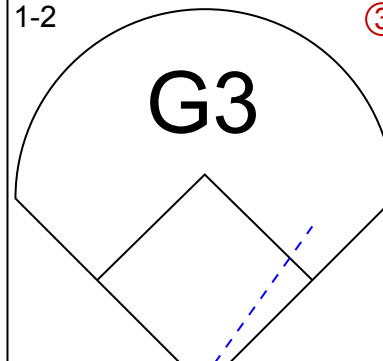
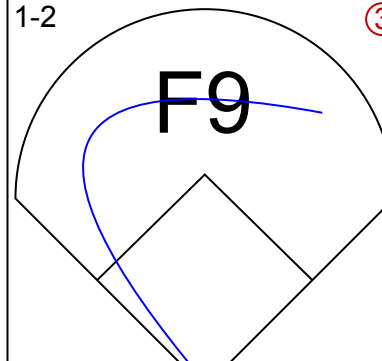
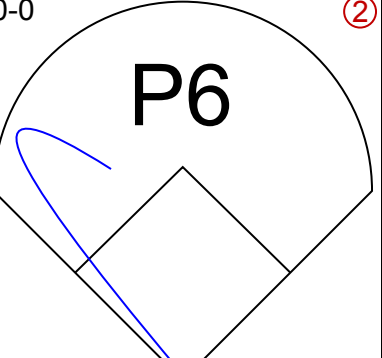
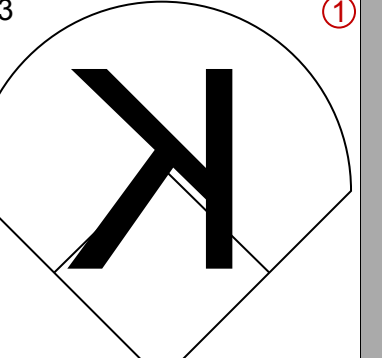
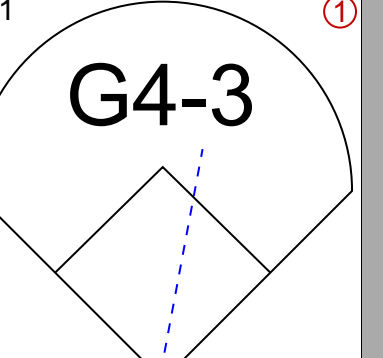
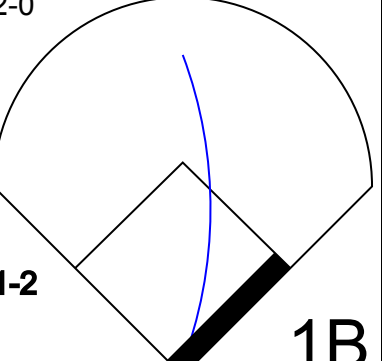

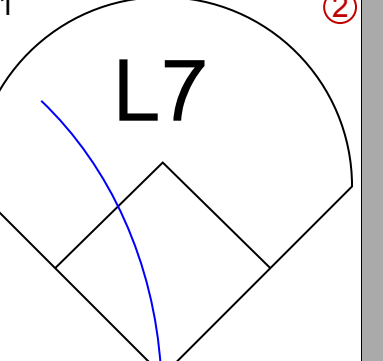
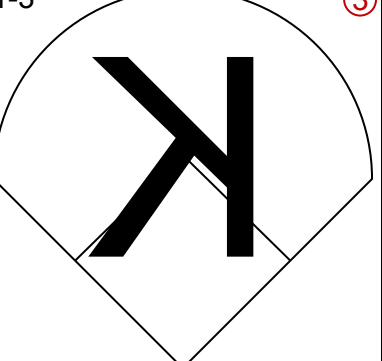
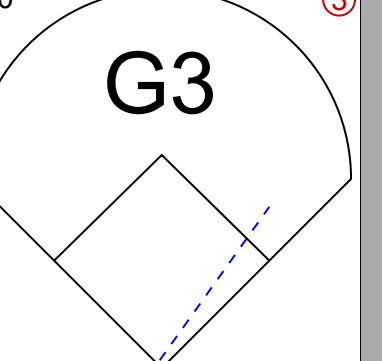
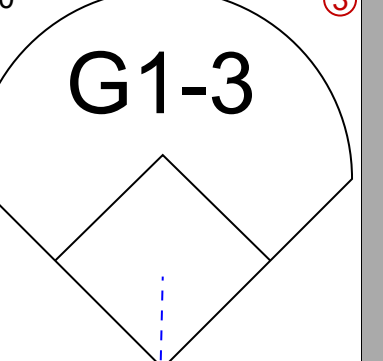
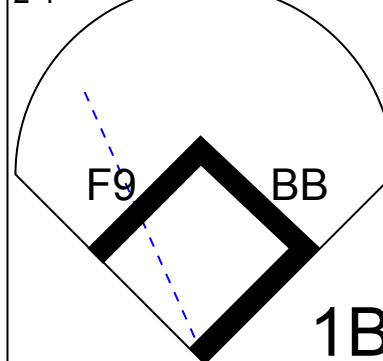
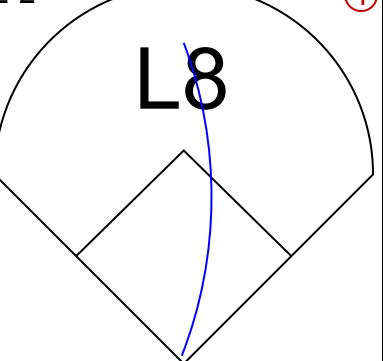
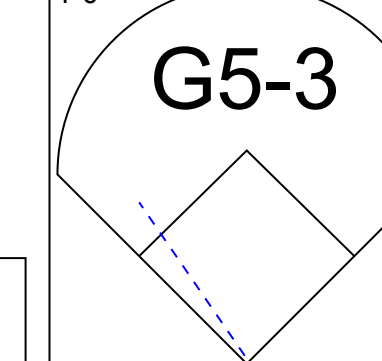
Batter	1	2	3	4	5	6	7	8	9	AB	R	H	RBI	BB	SO	LOB	TOP										
Brian Hunter, R (1.8) OBP: 0.336, SLG: 0.353			L5			G5-4-3	1B	1B		5	3	3	0	1	0	2	Detroit Tigers @ Milwaukee Brewers Milwaukee County Stadium, Milwaukee, WI Fri Aug 22, 1997, 8:05 PM EDT Att: 14,423 - Unknown - 74 F livebaseballscorecards.com										
Bobby Higginson, L (1.7) OBP: 0.388, SLG: 0.544								P5		6	2	5	1	0	0	2											
Travis Fryman, R (1.5) OBP: 0.327, SLG: 0.438 Phil Nevin, R (7.5) OBP: 0.323, SLG: 0.402			F9						K	5	2	3	4	0	1	1											
Tony Clark, S (1.3) OBP: 0.388, SLG: 0.528 Orlando Miller, R (7.3) OBP: 0.292, SLG: 0.389										1	0	0	0	0	1	0											
Bob Hamelin, L (1.10) OBP: 0.378, SLG: 0.528										6	2	2	2	0	2	4											
Melvin Nieves, S (1.9) OBP: 0.327, SLG: 0.473										5	1	1	3	0	3	0											
Damon Easley, R (1.4) Jody Reed, R (7.4) OBP: 0.278, SLG: 0.214										2	2	0	0	2	0	0											
Matt Walbeck, S (1.2) OBP: 0.343, SLG: 0.367										5	1	3	0	0	0	1											
Deivi Cruz, R (1.6) OBP: 0.250, SLG: 0.305										5	1	2	2	0	0	2											
Inning Stats	R: 1 E: 0 K: 2 S: 15	H: 3 LOB: 1 BB: 0 P: 26	R: 0 E: 0 K: 1 S: 8	H: 0 LOB: 0 BB: 0 P: 11	R: 0 E: 0 K: 1 S: 10	H: 1 LOB: 1 BB: 0 P: 13	R: 0 E: 0 K: 3 S: 10	H: 0 LOB: 0 BB: 0 P: 15	R: 3 E: 0 K: 0 S: 16	H: 3 LOB: 2 BB: 2 P: 32	R: 1 E: 0 K: 1 S: 13	H: 2 LOB: 1 BB: 1 P: 24	R: 11 E: 0 K: 0 S: 30	H: 11 LOB: 0 BB: 0 P: 48	R: 0 E: 0 K: 2 S: 10	H: 2 LOB: 2 BB: 0 P: 17	R: 0 E: 0 K: 2 S: 13	H: 1 LOB: 2 BB: 0 P: 18	1B: 16 2B: 5 3B: 0 HR: 2	SF: 0 SAC: 0 DP: 1 HBP: 1	WP: 0 PB: 0 SB: 1 CS: 0	PA: 52					
PITCHER	IP	WLS	BF	H	R	ER	SO	BB	IBB	HBP	BLK	WP	HR	S	P	ERA	WHIP										
Steve Woodard, R (1.1) ERA: 4.01	4.2	L	22	7	4	4	6	2	0	0	0	0	0	56	93	7.71	1.929										
Joel Adamson, L (5.1) ERA: 3.54	0.2		5	2	1	1	1	1	0	0	0	0	0	13	23	13.50	4.500										
Mark Davis, L (6.1) ERA: 18.0	0.2		6	5	5	5	0	0	0	0	0	0	1	12	20	67.50	7.500										
Al Reyes, R (7.1) ERA: 7.85	3.0		19	9	6	6	2	0	0	1	0	0	1	44	68	18.00	3.000										

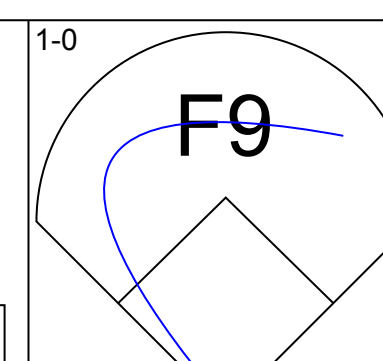
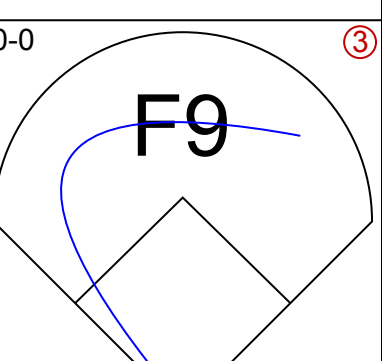
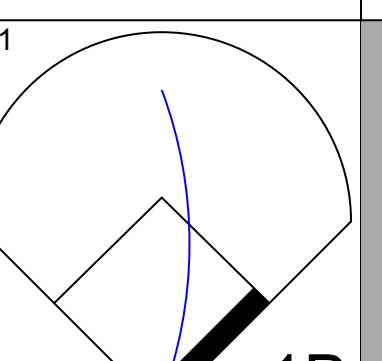
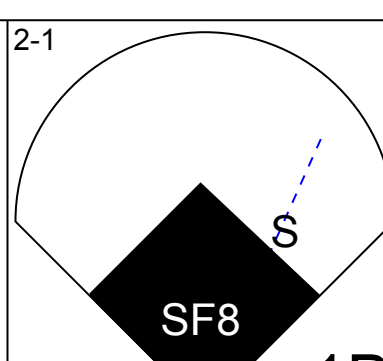
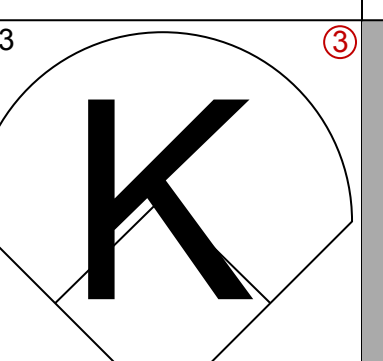
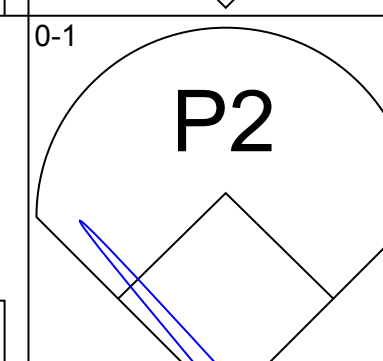
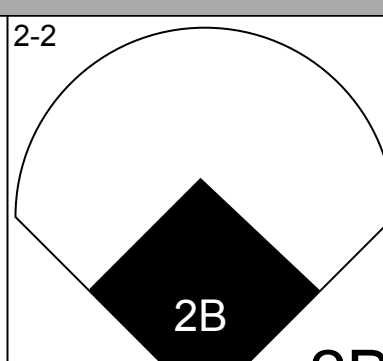
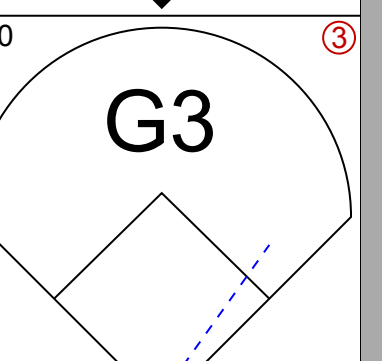
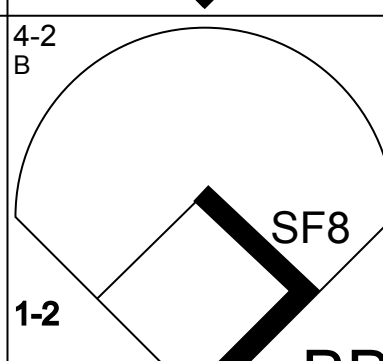
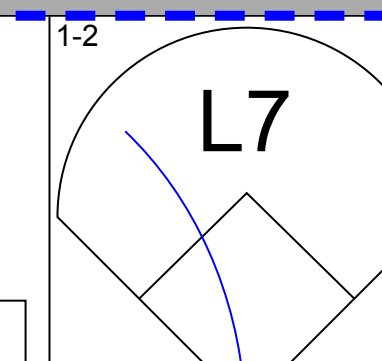
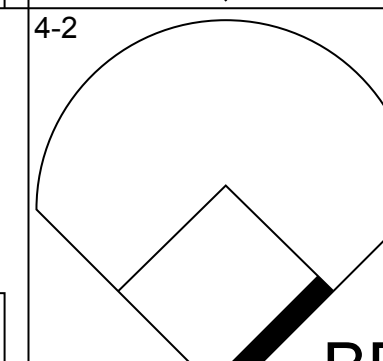
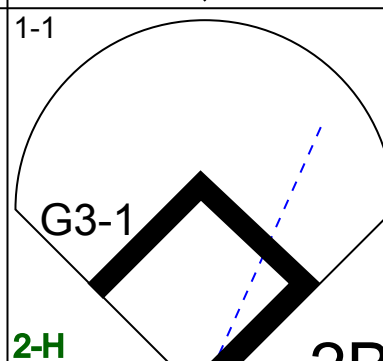
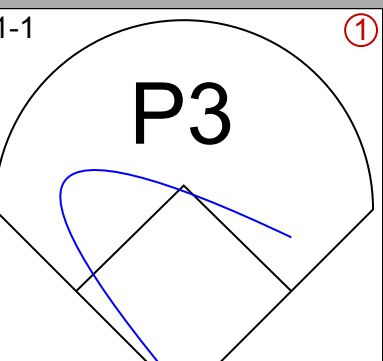
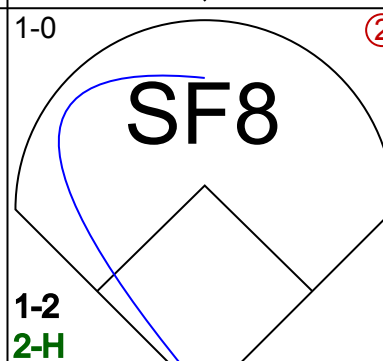
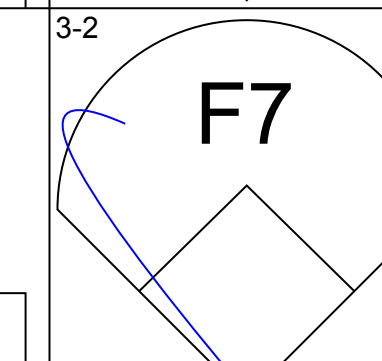
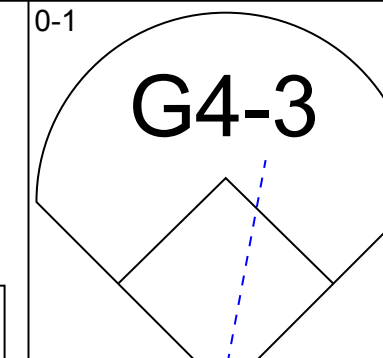
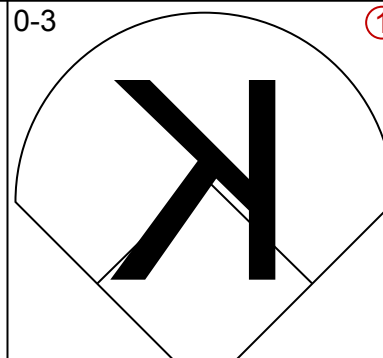
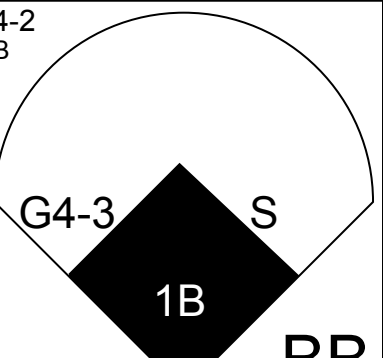
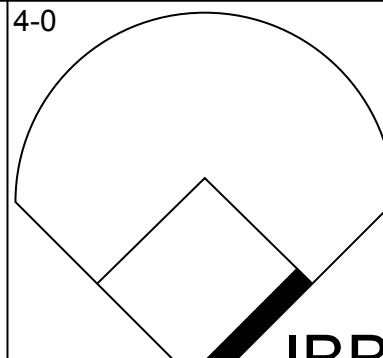
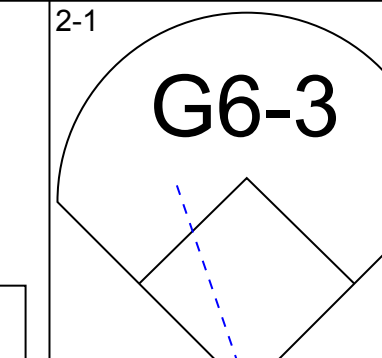

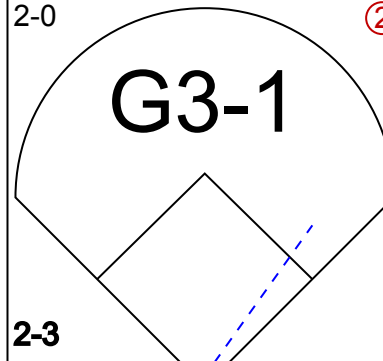
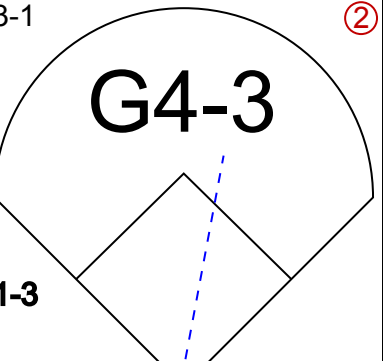
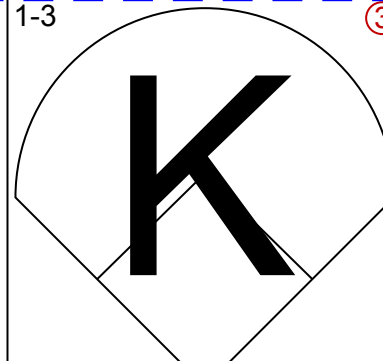


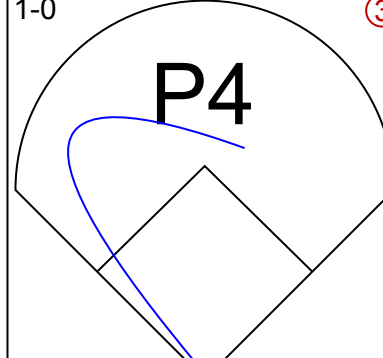
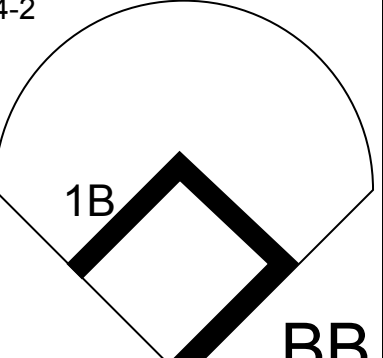


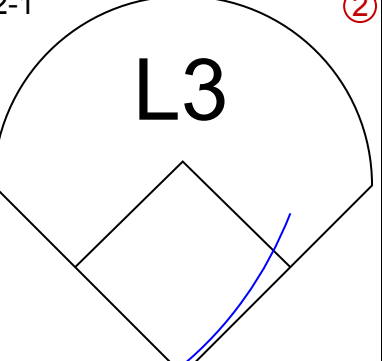

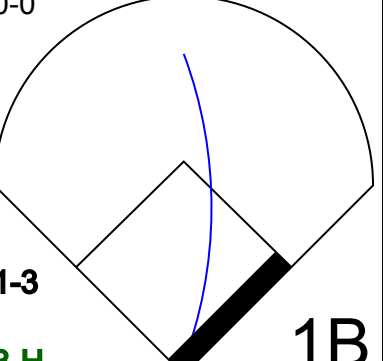

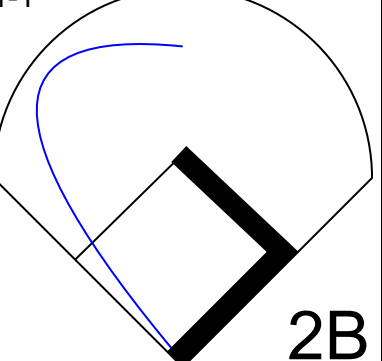

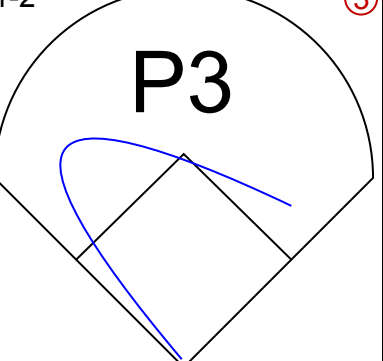
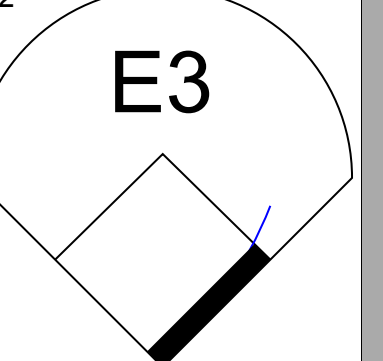
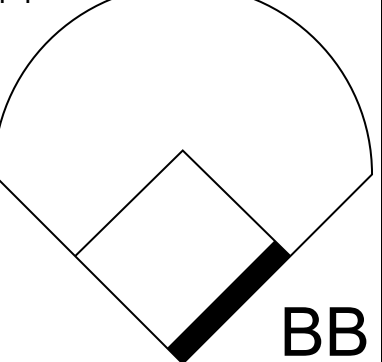
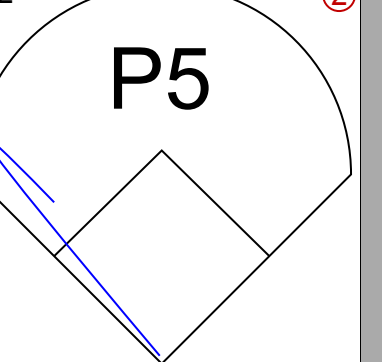

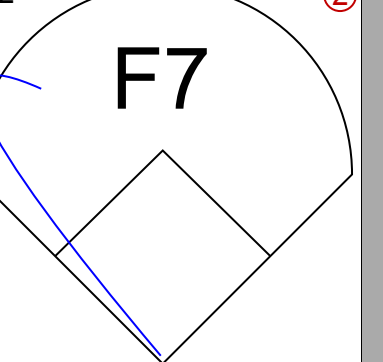
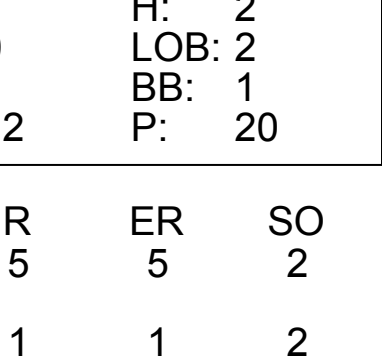
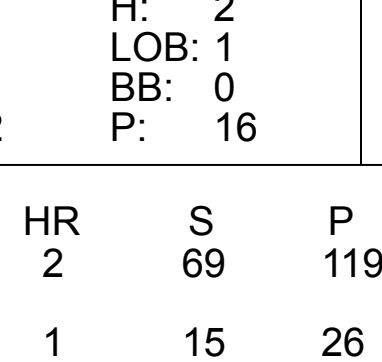
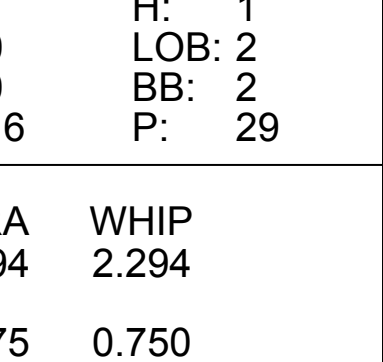
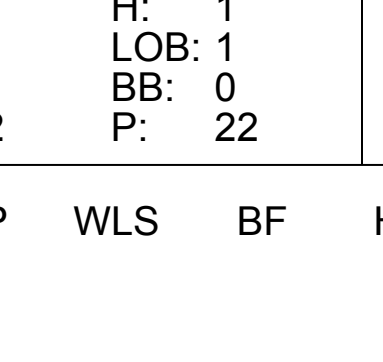
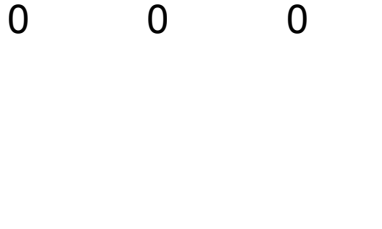



Batter	1	2	3	4	5	6	7	8	9	AB	R	H	RBI	BB	SO	LOB	BOTTOM										
Fernando Vina, L (1.4) OBP: 0.322, SLG: 0.396 Mark Loretta, R (8.6) OBP: 0.350, SLG: 0.394										3	0	2	0	0	0	0	Detroit Tigers @ Milwaukee Brewers Milwaukee County Stadium, Milwaukee, WI Fri Aug 22, 1997, 8:05 PM EDT Att: 14,423 - Unknown - 74 F livebaseballscorecards.com										
Jose Valentin, S (1.6) OBP: 0.333, SLG: 0.439 Jack Voigt, R (8.8) OBP: 0.312, SLG: 0.504										3	0	1	0	0	0	2											
Dave Nilsson, L (1.3) OBP: 0.342, SLG: 0.456 Jesse Levis, L (9.2) OBP: 0.365, SLG: 0.344										3	0	1	1	0	0	1											
Julio Franco, R (1.10) OBP: 0.367, SLG: 0.374										4	0	0	0	0	3	4											
Jeremy Burnitz, L (1.9) OBP: 0.375, SLG: 0.549										4	0	1	0	0	1	2											
Jeff Cirillo, R (1.5) OBP: 0.360, SLG: 0.413										3	0	0	0	1	0	2											
Brian Banks, S (1.7) OBP: 0.245, SLG: 0.300										3	0	0	0	0	1	2											
Gerald Williams, R (1.8) OBP: 0.287, SLG: 0.381 Jeff Huson, L (8.4) OBP: 0.254, SLG: 0.238										2	0	0	0	0	1	1											
Mike Matheny, R (1.2) OBP: 0.285, SLG: 0.339										2	1	0	0	1	0	0											
Inning Stats	R: 0 E: 0 K: 1 S: 11	H: 1 LOB: 1 BB: 0 P: 16	R: 0 E: 0 K: 2 S: 13	H: 0 LOB: 0 BB: 0 P: 16	R: 0 E: 0 K: 1 S: 8	H: 1 LOB: 0 BB: 0 P: 12	R: 0 E: 0 K: 1 S: 5	H: 0 LOB: 0 BB: 0 P: 10	R: 0 E: 0 K: 0 S: 6	H: 1 LOB: 1 BB: 1 P: 15	R: 1 E: 0 K: 0 S: 14	H: 2 LOB: 1 BB: 1 P: 27	R: 0 E: 0 K: 0 S: 8	H: 0 LOB: 0 BB: 0 P: 15	R: 0 E: 0 K: 0 S: 9	H: 0 LOB: 0 BB: 0 P: 12	R: 0 E: 1 K: 1 S: 7	H: 0 LOB: 2 BB: 1 P: 16	1B: 3 2B: 3 3B: 0 HR: 0	SF: 0 SAC: 0 DP: 2 HBP: 0	WP: 0 PB: 0 SB: 1 CS: 0	PA: 34					
PITCHER	IP	WLS	BF	H	R	ER	SO	BB	IBB	HBP	BLK	WP	HR	S	P	ERA	WHIP										
Brian Moehler, R (1.1) ERA: 4.79	5.0	W	19	4	1	1	5	2	0	0	0	0	0	45	77	1.80	1.200										
Mike Myers, L (6.1) ERA: 6.59	1.0		3	1	0	0	0	0	0	0	0	0	0	12	19	0.00	1.000										
Eddie Gaillard, R (7.1) ERA: 3.72	3.0	S	11	0	0	0	1	1	0	0	0	0	0	24	43	0.00	0.333										

Batter	1	2	3	4	5	6	7	8	9	AB	R	H	RBI	BB	SO	LOB	TOP								
Brian Hunter, R (1, 8) OBP: 0.334, SLG: 0.351	G6-3			F9		G4-3		G5-3		4	0	0	0	0	0	0	Detroit Tigers @ Milwaukee Brewers Milwaukee County Stadium, Milwaukee, WI Sat Aug 23 1997, 8:05 PM EDT Att: 19,524 - Unknown - 69 F								
Bobby Higginson, L (1, 7) OBP: 0.391, SLG: 0.546	G4-3			E 1B		E 1B		E 1B		4	2	3	0	0	0										
Travis Fryman, R (1, 5) OBP: 0.329, SLG: 0.438	G6-3			E7 FC6-2 1B		E9 FC5-2 1B		F8		4	0	2	1	0	0										
Tony Clark, S (1, 3)		G5-3		FC6-2 1B		FC5-2 1B		2B		4	0	1	0	0	0										
Damon Easley, R (1, 4) OBP: 0.370, SLG: 0.498		K		F8		F8 1B		F9		4	0	1	0	0	1										
Melvin Nieves, S (1, 9) OBP: 0.326, SLG: 0.470		G6-3				G6-3		F9		4	0	1	0	0	0										
Phil Nevin, R (1, 10) OBP: 0.322, SLG: 0.399				K		G6-3		F9		4	0	1	0	0	1										
Orlando Miller, R (1, 6) OBP: 0.283, SLG: 0.388				G6-3 1B		F9		K		3	0	1	0	0	1										
Raul Casanova, S (9, PH) OBP: 0.316, SLG: 0.366								K		1	0	0	0	0	1										
Matt Walbeck, S (1, 2) OBP: 0.333, SLG: 0.355				G6-3		G3		F8		3	0	0	0	0	0										
Inning Stats	R: 0 E: 0 K: 0 S: 8	H: 0 LOB: 0 BB: 0 P: 12	R: 0 E: 0 K: 1 S: 10	H: 0 LOB: 0 BB: 0 P: 13	R: 0 E: 0 K: 1 S: 7	H: 1 LOB: 0 BB: 0 P: 11	R: 1 E: 1 K: 0 S: 12	H: 2 LOB: 1 BB: 0 P: 17	R: 0 E: 0 K: 0 S: 7	H: 2 LOB: 1 BB: 0 P: 11	R: 1 E: 1 K: 0 S: 15	H: 3 LOB: 2 BB: 0 P: 24	R: 0 E: 0 K: 1 S: 7	H: 0 LOB: 0 BB: 0 P: 10	R: 0 E: 0 K: 0 S: 15	H: 2 LOB: 2 BB: 0 P: 23	R: 0 E: 0 K: 1 S: 5	H: 0 LOB: 0 BB: 0 P: 5	1B: 9 2B: 1 3B: 0 HR: 0	SF: 0 SAC: 0 DP: 1 HBP: 0	WP: 0 PB: 0 SB: 1 CS: 1	PA: 35			
PITCHER	IP	WLS	BF	H	R	ER	SO	BB	IBB	HBP	BLK	WP	HR	S	P	ERA	WHIP								
Scott Karl, L (1, 1) ERA: 4.42	7.2	W	31	10	2	2	3	0	0	0	0	0	0	79	117	2.35	1.304								
Bob Wickman, R (8, 1) ERA: 2.55	0.1		1	0	0	0	0	0	0	0	0	0	0	2	4	0.00	0.000								
Doug Jones, R (9, 1) ERA: 2.19	1.0	S	3	0	0	0	1	0	0	0	0	0	0	5	5	0.00	0.000								

Batter	1	2	3	4	5	6	7	8	9	AB	R	H	RBI	BB	SO	LOB	BOTTOM								
Fernando Vina, L (1, 4) OBP: 0.326, SLG: 0.395	G4-3			F9		K				3	0	1	0	0	0	2	Detroit Tigers @ Milwaukee Brewers Milwaukee County Stadium, Milwaukee, WI Sat Aug 23 1997, 8:05 PM EDT Att: 19,524 - Unknown - 69 F								
Jose Valentin, S (1, 6) OBP: 0.330, SLG: 0.434	P6		HBP	P4		K				4	0	0	0	0	2	4									
Dave Nilsson, L (1, 3) OBP: 0.343, SLG: 0.456	1B		G4-3			HR		P5		4	1	2	0	0	0	1									
Julio Franco, R (1, 10) OBP: 0.369, SLG: 0.375	1B			L4		K				4	1	2	0	0	1	1									
Jeromy Burnitz, L (1, 9) OBP: 0.376, SLG: 0.561	F7			3B		F8				4	2	2	3	0	0	2									
Jeff Cirillo, R (1, 5) OBP: 0.359, SLG: 0.411			F9			F7		P2		4	1	1	1	0	0	0									
Brian Banks, S (1, 7) OBP: 0.228, SLG: 0.278	F8			F9		G3		F7		4	0	0	0	0	0	1									
Gerald Williams, R (1, 8) OBP: 0.289, SLG: 0.382	G4-3			1B		L8		1B		4	0	2	0	0	0	0									
Mike Matheny, R (1, 2) OBP: 0.284, SLG: 0.338			G3			K		F7		4	0	1	1	0	1	1									
Inning Stats	R: 0 E: 0 K: 0 S: 14	H: 2 LOB: 2 BB: 0 P: 25	R: 0 E: 0 K: 0 S: 7	H: 0 LOB: 0 BB: 0 P: 10	R: 0 E: 0 K: 1 S: 7	H: 0 LOB: 1 BB: 0 P: 10	R: 3 E: 0 K: 0 S: 13	H: 5 LOB: 2 BB: 0 P: 23	R: 2 E: 0 K: 0 S: 9	H: 2 LOB: 0 BB: 0 P: 18	R: 0 E: 0 K: 2 S: 11	H: 1 LOB: 1 BB: 0 P: 14	R: 0 E: 0 K: 1 S: 9	H: 0 LOB: 0 BB: 0 P: 13	R: 0 E: 0 K: 0 S: 5	H: 1 LOB: 1 BB: 0 P: 7		1B: 9 2B: 0 3B: 1 HR: 1	SF: 0 SAC: 0 DP: 0 HBP: 1	WP: 0 PB: 0 SB: 1 CS: 0	PA: 36				
PITCHER	IP	WLS	BF	H	R	ER	SO	BB	IBB	HBP	BLK	WP	HR	S	P	ERA	WHIP								
Greg Keagle, R (1, 1) ERA: 6.53	4.1	L	23	9	5	5	1	0	0	0	0	0	0	45	77	10.38	2.077								
Kevin Jarvis, R (5, 1) ERA: 7.65	3.2		13	2	0	0	3	0	0	0	0	0	0	30	43	0.00	0.545								



Batter	1	2	3	4	5	6	7	8	9	AB	R	H	RBI	BB	SO	LOB	TOP					
Brian Hunter, R (1, 8) OBP: 0.332, SLG: 0.348										4	0	0	0	0	1	1	Detroit Tigers @ Milwaukee Brewers Milwaukee County Stadium, Milwaukee, WI Sun Aug 24 1997, 4:33 AM EDT Att: 21,245 - Overcast - 69 F					
Bobby Higginson, L (1, 7) OBP: 0.390, SLG: 0.542										3	0	0	0	1	1	0						
Travis Fryman, R (1, 5) OBP: 0.326, SLG: 0.435										4	0	0	0	0	0	2						
Tony Clark, S (1, 3)										4	0	0	0	0	0	2						
Bob Hamelin, L (1, 10) OBP: 0.379, SLG: 0.528										4	0	2	0	0	0	0						
Melvin Nieves, S (1, 9) OBP: 0.323, SLG: 0.466										3	0	0	0	0	1	2						
Damion Easley, R (1, 4) OBP: 0.369, SLG: 0.496										3	0	1	0	0	1	1						
Raul Casanova, S (1, 2) OBP: 0.313, SLG: 0.361										3	0	0	0	0	1	3						
Deivi Cruz, R (1, 6) OBP: 0.251, SLG: 0.305										3	0	1	0	0	0	0						
Inning Stats	R: 0 E: 0 K: 1 S: 12	H: 0 LOB: 0 BB: 0 P: 16	R: 0 E: 0 K: 1 S: 8	H: 2 LOB: 2 BB: 0 P: 12	R: 0 E: 0 K: 0 S: 10	H: 1 LOB: 2 BB: 1 P: 23	R: 0 E: 0 K: 2 S: 8	H: 1 LOB: 1 BB: 0 P: 10	R: 0 E: 0 K: 1 S: 9	H: 0 LOB: 0 BB: 0 P: 14	R: 0 E: 0 K: 0 S: 5	H: 0 LOB: 0 BB: 0 P: 7	R: 0 E: 0 K: 0 S: 5	H: 0 LOB: 0 BB: 0 P: 6	R: 0 E: 0 K: 0 S: 5	H: 0 LOB: 0 BB: 0 P: 8	R: 0 E: 0 K: 0 S: 7	H: 0 LOB: 0 BB: 0 P: 10	1B: 4 2B: 0 3B: 0 HR: 0	SF: 0 SAC: 0 DP: 0 HBP: 0	WP: 0 PB: 0 SB: 0 CS: 0	PA: 32
PITCHER Jose Mercedes, R (1, 1) ERA: 4.02	IP: 9.0 WLS: W BF: 32 H: 4 R: 0 ER: 0 SO: 5 BB: 1 IBB: 0 HBP: 0 BLK: 0 WP: 0 HR: 0 S: 69 P: 106 ERA: 0.00 WHIP: 0.556															PITCHER						

Batter	1	2	3	4	5	6	7	8	9	AB	R	H	RBI	BB	SO	LOB	BOTTOM			
Fernando Vina, L (1, 4) OBP: 0.327, SLG: 0.395										5	1	2	0	0	1	3	Detroit Tigers @ Milwaukee Brewers Milwaukee County Stadium, Milwaukee, WI Sun Aug 24 1997, 4:33 AM EDT Att: 21,245 - Overcast - 69 F			
Jose Valentin, S (1, 6) OBP: 0.331, SLG: 0.435										4	1	1	0	1	0	1				
Dave Nilsson, L (1, 7) OBP: 0.344, SLG: 0.459										2	0	1	2	1	0	0				
Jack Voigt, R (8, 7) OBP: 0.310, SLG: 0.500										1	0	0	0	0	0	0				
Julio Franco, R (1, 10) OBP: 0.370, SLG: 0.373										2	1	0	0	2	1	2				
Jeff Huson, L (8, PH) OBP: 0.252, SLG: 0.237										1	0	0	0	0	0	0				
Jeremy Burnitz, L (1, 9) OBP: 0.375, SLG: 0.566										4	1	1	1	0	1	4				
Jeff Cirillo, R (1, 5) OBP: 0.360, SLG: 0.417										3	1	1	1	1	1	1				
Mark Loretta, R (1, 3) OBP: 0.352, SLG: 0.404										4	1	2	2	0	0	0				
Gerald Williams, R (1, 8) OBP: 0.288, SLG: 0.383										4	0	1	0	0	0	2				
Jesse Levis, L (1, 2) OBP: 0.363, SLG: 0.338										3	0	0	0	1	0	1				
Inning Stats	R: 0 E: 0 K: 0 S: 10	H: 0 LOB: 1 BB: 1 P: 15	R: 1 E: 0 K: 1 S: 12	H: 2 LOB: 2 BB: 1 P: 20	R: 1 E: 0 K: 1 S: 11	H: 2 LOB: 1 BB: 0 P: 17	R: 1 E: 0 K: 0 S: 12	H: 2 LOB: 1 BB: 0 P: 16	R: 1 E: 0 K: 1 S: 16	H: 1 LOB: 2 BB: 2 P: 29	R: 1 E: 0 K: 1 S: 11	H: 1 LOB: 2 BB: 2 P: 26	R: 1 E: 0 K: 1 S: 12	H: 1 LOB: 1 BB: 0 P: 22	R: 0 E: 0 K: 0 S: 11	H: 0 LOB: 0 BB: 0 P: 17	1B: 3 2B: 3 3B: 0 HR: 3	SF: 1 SAC: 0 DP: 0 HBP: 0	WP: 0 PB: 0 SB: 0 CS: 0	PA: 40
PITCHER Willie Blair, R (1, 1) ERA: 4.14	IP: 5.2 WLS: L BF: 31 H: 8 R: 5 ER: 5 SO: 2 BB: 5 IBB: 0 HBP: 0 BLK: 0 WP: 0 HR: 2 S: 69 P: 119 ERA: 7.94 WHIP: 2.294															PITCHER				
Mike Myers, L (8, 1) ERA: 6.59	1.1 6 1 1 1 2 0 0 0 0 0 1 15 26 6.75 0.750																			
Doug Brocail, R (8, 1) ERA: 3.63	1.0 3 0 0 0 0 0 0 0 0 0 0 11 17 0.00 0.000																			

AB	31
R	0
H	4
RBI	0
BB	1
SO	5
LOB	11



AB	33
R	6
H	9
RBI	6
BB	6
SO	4
LOB	14



Batter	1	2	3	4	5	6	7	8	9	10	11	12	AB	R	H	RBI	BB	SO	LOB						
Brian Hunter, R OBP: 0.330, SLG: 0.346 (1, 8)	3-1 P3	2-1 F9			1-2 G4-3		2-2 F9		0-2 P3			0-1 2H 1B	6	0	1	1	0	0	0						
Bobby Higginson, L OBP: 0.387, SLG: 0.536 (1, 7)	0-0 F8		1-3 K		2-1 G4-3		0-1 1B			0-0 G3		2-0 G3	6	0	1	0	0	1	0						
Travis Fryman, R OBP: 0.327, SLG: 0.433 (1, 5)	0-1 L6		4-1 2B BB		0-1 F8		0-1 G6-4-3 1B			2-2 G5-3			4	1	1	0	1	0	0						
Tony Clark, S OBP: 0.385, SLG: 0.525 (1, 3)		0-0 2B 3B	0-0 G3		1-2 G3		4-0 FC5-4 2B BB		1-0 G6-4-3 1B				4	2	1	0	1	1	3						
Bob Hamelin, L OBP: 0.383, SLG: 0.537 (1, 10)		1-0 HR 2B	2-2 2B		3-2 FC5-4 1B				0-1 G3				5	1	3	2	0	1	0						
Melvin Nieves, S OBP: 0.322, SLG: 0.471 (1, 9)		0-1 HR	1-3 K		0-0 FC5-4 2B FC6-2		1-2 G4-3						5	1	1	2	0	2	3						
Damon Easley, R OBP: 0.368, SLG: 0.495 (1, 4)		0-2 G5-3		1-1 G6-3		0-1 FC6-2 2B	1-3 2B		1-1 G5-3			3-2 F7	5	0	1	1	0	0	0						
Matt Walbeck, S OBP: 0.336, SLG: 0.388 (1, 2)		0-0 HR		1-3 K		0-0 FC6-2 2B	2-3 3H			0-0 G5-3		2-2 SH1-4 1B	5	2	2	1	0	1	2						
Deivi Cruz, R OBP: 0.246, SLG: 0.302 (1, 6)		2-2 G3-1		1-0 F9		0-1 G5-3			1-3 K			1-2 SH1-4	4	0	0	0	0	1	2						
Inning Stats	R: 0 E: 0 K: 0 S: 5	H: 0 LOB: 0 BB: 0 P: 8	R: 4 E: 0 K: 0 S: 13	H: 4 LOB: 0 BB: 0 P: 18	R: 1 E: 0 K: 2 S: 12	H: 1 LOB: 1 BB: 1 P: 20	R: 0 E: 0 K: 1 S: 6	H: 0 LOB: 0 BB: 0 P: 9	R: 0 E: 0 K: 0 S: 7	H: 2 LOB: 1 BB: 0 P: 11	R: 0 E: 0 K: 0 S: 7	H: 0 LOB: 0 BB: 0 P: 9	R: 0 E: 0 K: 1 S: 8	H: 0 LOB: 0 BB: 0 P: 11	R: 0 E: 0 K: 2 S: 12	H: 0 LOB: 0 BB: 0 P: 16	R: 1 E: 0 K: 0 S: 6	H: 2 LOB: 0 BB: 0 P: 12	1B: 5 2B: 3 3B: 1 HR: 2	SF: 0 SAC: 1 DP: 1 HBP: 0	WP: 0 PB: 0 SB: 0 CS: 0	PA: 47			
PITCHER	IP WLS BF H R ER SO BB IBB HBP BLK WP HR S P ERA WHIP	5.0 2.1 9 3 0 0 0 0 0 0 0 0 0 0 16 19 0.00 1.286	6.1 2.1 9 3 0 0 0 0 0 0 0 0 0 0 13 16 0.00 0.000	8.1 1.2 5 0 0 0 1 0 0 0 0 0 0 0 11 14 0.00 0.000	10.1 1.1 4 0 0 0 2 0 0 0 0 0 0 0 17 25 5.40 1.200	11.1 1.2 L 6 2 1 1 1 0 0 0 0 0 0 0 17 25 5.40 1.200																			


TOP

Detroit Tigers @ Minnesota Twins
Hubert H. Humphrey Metrodome, Minneapolis, MN

Mon Aug 25 1997, 8:05 PM EDT
Att. 15,245 - Dome - 70 F

livebaseballscorecards.com

AB	44
R	7
H	11
RBI	7
BB	2
SO	7
LOB	10



Batter	1	2	3	4	5	6	7	8	9	10	11	12	AB	R	H	RBI	BB	SO	LOB									
Chuck Knoblauch, R OBP: 0.397, SLG: 0.439 (1, 4)	2-2 G1-3		0-0 G4-3	2-2 E7 1B		2-3 K		3-2 G1-3			0-0 F9		6	0	1	0	0	1	1									
Rich Becker, L OBP: 0.358, SLG: 0.404 (1, 8)	3-2 P5		4-1 WP BB	1-1 F9			1-1 1B FC4-6 1B		1-0 F8		1-2 G4-3		5	1	1	0	1	0	2									
Paul Molitor, R OBP: 0.342, SLG: 0.421 (1, 10)	3-2 P3		0-3 K		2-2 F9		1-1 FC4-6 1B SF9 1B		1-1 G4-6-3 1B			1-1 G4-3	6	1	2	0	0	1	1									
Ron Coomer, R OBP: 0.324, SLG: 0.413 (1, 5)		2-3 K	1-1 G1-3		1-3 K		2-0 FC4-6 1B		0-1 G4-6-3			1-0 F9	6	0	1	0	0	2	2									
Matt Lawton, L OBP: 0.351, SLG: 0.391 (1, 9)		3-2 1B 1B		2-3 K		0-0 F9		2-1 FC4-6 1B		2-3 K			5	1	1	1	1	2	2									
Terry Steinbach, R OBP: 0.318, SLG: 0.423 (1, 2)		3-2 FC6-4 1B		4-2 HR BB		4-2 G6-4-3 3B BB		1-2 SF9		1-3 K		1-0 G5-3	3	2	1	1	2	1	1									
Brent Brede, L OBP: 0.361, SLG: 0.390 (1, 3)		3-2 FC6-4 1B		1-1 HR		4-1 G6-4-3 BB		3-3 1B		4-0 BB			3	1	3	3	2	0	0									
Marty Cordova, R OBP: 0.299, SLG: 0.414 (1, 7)		1-2 FC6-4 1B		1-3 K		1-2 G6-4-3		0-1 G6-4-3		1-3 K			5	0	0	0	0	3	5									
Denny Hocking, S OBP: 0.316, SLG: 0.389 (1, 6)		2-3 K		0-1 E 1B 1B		1-0 3B		1-0 K		1-3 K		3-2 F8	5	0	2	1	0	2	2									
Inning Stats	R: 0 E: 0 K: 0 S: 11	H: 0 LOB: 0 BB: 0 P: 19	R: 1 E: 0 K: 2 S: 22	H: 3 LOB: 2 BB: 0 P: 35	R: 0 E: 0 K: 1 S: 12	H: 0 LOB: 1 BB: 1 P: 12	R: 2 E: 1 K: 2 S: 18	H: 3 LOB: 2 BB: 1 P: 29	R: 0 E: 0 K: 1 S: 7	H: 0 LOB: 0 BB: 0 P: 10	R: 1 E: 0 K: 0 S: 9	H: 1 LOB: 1 BB: 2 P: 20	R: 2 E: 0 K: 0 S: 10	H: 4 LOB: 2 BB: 0 P: 17	R: 0 E: 0 K: 2 S: 11	H: 0 LOB: 0 BB: 0 P: 16	R: 0 E: 0 K: 0 S: 5	H: 1 LOB: 0 BB: 0 P: 7	R: 0 E: 0 K: 3 S: 10	H: 0 LOB: 1 BB: 1 P: 18	R: 0 E: 0 K: 0 S: 8	H: 0 LOB: 0 BB: 0 P: 12	R: 0 E: 0 K: 0 S: 6	H: 0 LOB: 1 BB: 1 P: 12	1B: 10 2B: 0 3B: 1 HR: 1	SF: 1 SAC: 0 DP: 2 HBP: 0	WP: 1 PB: 0 SB: 0 CS: 0	PA: 51
PITCHER	IP WLS BF H R ER SO BB IBB HBP BLK WP HR S P ERA WHIP	5.0 2.3 23 6 3 3 6 2 0 0 0 0 1 1 65 105 5.40 1.600	6.1 4.0 30 4 3 3 1 2 0 0 0 0 0 0 14 30 27.00 6.000	7.1 0.1 1 0 0 0 0 0 0 0 0 0 0 0 2 4 0.00 0.000	8.1 2.2 8 2 0 0 2 0 0 0 0 0 0 0 19 26 0.00 0.750	10.1 1.0 4 0 0 0 3 1 0 0 0 0 0 10 18 0.00 1.000																						


BOTTOM

Detroit Tigers @ Minnesota Twins
Hubert H. Humphrey Metrodome, Minneapolis, MN

Mon Aug 25 1997, 8:05 PM EDT
Att. 15,245 - Dome - 70 F

livebaseballscorecards.com

AB	44
R	6
H	12
RBI	6
BB	6
SO	12
LOB	16



Batter	1	2	3	4	5	6	7	8	9	AB	R	H	RBI	BB	SO	LOB	TOP										
Brian Hunter, R OBP: 0.328, SLG: 0.344 (1, 8)										3	0	0	0	1	1	1	Detroit Tigers @ Minnesota Twins Hubert H. Humphrey Metrodome, Minneapolis, MN Tue Aug 26 1997, 8:05 PM EDT Att: 10,562 - Dome - 70 F livebaseballscorecards.com										
Bobby Higginson, L OBP: 0.388, SLG: 0.543 (1, 7)										4	1	2	1	0	0	2											
Travis Fryman, R OBP: 0.326, SLG: 0.432 (1, 5)										4	0	1	1	0	2	3											
Tony Clark, S OBP: 0.384, SLG: 0.522 (1, 3)										4	0	1	0	0	1	3											
Damon Easley, R OBP: 0.365, SLG: 0.491 (1, 4)											4	0	0	0	0	2											
Melvin Nieves, S OBP: 0.321, SLG: 0.471 (1, 9)											4	0	1	0	0	1		0									
Phil Nevin, R OBP: 0.318, SLG: 0.393 (9, PH)											3	0	0	0	0	3		0									
Bob Hamelin, L OBP: 0.382, SLG: 0.535 (9, PH)											1	0	0	0	0	1											
Matt Walbeck, S OBP: 0.325, SLG: 0.373 (1, 2)											4	0	0	0	0	1											
Deivi Cruz, R OBP: 0.251, SLG: 0.305 (1, 6)										3	1	2	0	0	1	0											
Inning Stats	R: 0 E: 0 K: 1 S: 8	H: 2 LOB: 2 BB: 0 P: 14	R: 0 E: 0 K: 1 S: 6	H: 0 LOB: 0 BB: 0 P: 10	R: 0 E: 0 K: 1 S: 7	H: 0 LOB: 0 BB: 0 P: 9	R: 0 E: 0 K: 1 S: 9	H: 0 LOB: 0 BB: 0 P: 12	R: 0 E: 0 K: 2 S: 13	H: 1 LOB: 2 BB: 1 P: 23	R: 0 E: 0 K: 1 S: 7	H: 0 LOB: 0 BB: 0 P: 10	R: 2 E: 0 K: 0 S: 10	H: 3 LOB: 1 BB: 0 P: 18	R: 0 E: 0 K: 0 S: 9	H: 1 LOB: 1 BB: 0 P: 14	1B: 4 2B: 2 3B: 1 HR: 0	SF: 0 SAC: 0 DP: 0 HBP: 0	WP: 2 PA: 35 PB: 0 SB: 0 CS: 0								
PITCHER	IP	WLS	BF	H	R	ER	SO	BB	IBB	HBP	BLK	WP	HR	S	P	ERA	WHIP										
Rich Robertson, L ERA: 5.43 (1, 1)	7.2	W	28	4	1	1	9	1	0	0	0	1	0	65	101	1.17	0.652										
Eddie Guardado, L ERA: 3.39 (8, 1)	0.0		1	1	0	0	0	0	0	0	0	0	0	2	4	∞	∞										
Mike Trombley, R ERA: 4.23 (8, 1)	1.1	S	6	2	1	1	0	0	0	0	0	0	0	11	17	6.75	1.500										

Batter	1	2	3	4	5	6	7	8	9	AB	R	H	RBI	BB	SO	LOB	BOTTOM										
Chuck Knoblauch, R OBP: 0.398, SLG: 0.438 (1, 4)										3	2	1	0	1	1	0	Detroit Tigers @ Minnesota Twins Hubert H. Humphrey Metrodome, Minneapolis, MN Tue Aug 26 1997, 8:05 PM EDT Att: 10,562 - Dome - 70 F livebaseballscorecards.com										
Darrin Jackson, R OBP: 0.272, SLG: 0.354 (8, PH)										1	0	0	0	0	2												
Denny Hocking, S OBP: 0.316, SLG: 0.386 (1, 8)										4	1	1	0	0	1	1											
Paul Molitor, R OBP: 0.344, SLG: 0.420 (1, 3)										3	1	1	1	1	0	0											
Ron Coomer, R OBP: 0.328, SLG: 0.416 (1, 5)										4	2	3	2	0	1	0											
Terry Steinbach, R OBP: 0.315, SLG: 0.420 (1, 10)										3	0	0	0	0	1	3											
Scott Stahoviak, L OBP: 0.307, SLG: 0.426 (8, PH)										1	1	1	1	0	0	0											
Marty Cordova, R OBP: 0.298, SLG: 0.409 (1, 7)										3	1	0	0	1	1	2											
Damian Miller, R OBP: 0.318, SLG: 0.524 (1, 2)										3	0	2	2	0	0	0											
Matt Lawton, L OBP: 0.352, SLG: 0.389 (1, 9)										2	0	0	0	1	1	1											
Pat Meares, R OBP: 0.327, SLG: 0.421 (1, 6)										4	0	2	2	0	0	1											
Inning Stats	R: 2 E: 0 K: 1 S: 14	H: 4 LOB: 1 BB: 0 P: 23	R: 0 E: 0 K: 1 S: 7	H: 1 LOB: 0 BB: 0 P: 12	R: 0 E: 0 K: 1 S: 9	H: 0 LOB: 0 BB: 0 P: 12	R: 0 E: 0 K: 1 S: 5	H: 0 LOB: 0 BB: 0 P: 7	R: 0 E: 0 K: 0 S: 9	H: 0 LOB: 0 BB: 0 P: 10	R: 1 E: 0 K: 1 S: 12	H: 3 LOB: 2 BB: 1 P: 23	R: 5 E: 0 K: 0 S: 18	H: 3 LOB: 3 BB: 3 P: 42	1B: 9 2B: 2 3B: 0 HR: 0	SF: 1 SAC: 0 DP: 2 HBP: 1	WP: 1 PA: 37 PB: 0 SB: 2 CS: 0										
PITCHER	IP	WLS	BF	H	R	ER	SO	BB	IBB	HBP	BLK	WP	HR	S	P	ERA	WHIP										
Justin Thompson, L ERA: 2.93 (1, 1)	7.0	L	27	8	3	3	6	1	0	0	0	1	0	63	99	3.86	1.286										
Eddie Gaillard, R ERA: 7.54 (8, 1)	0.2		7	2	5	5	0	1	2	0	0	0	0	14	33	67.50	4.500										
Mike Myers, L ERA: 6.49 (8, 1)	0.1		3	1	0	0	0	0	0	1	0	0	0	4	9	0.00	3.000										



Batter	1	2	3	4	5	6	7	8	9	AB	R	H	RBI	BB	SO	LOB	TOP			
Brian Hunter, R OBP: 0.331, SLG: 0.345 (1, 8)	G5-3		1B			FC3-6 1B		K		4	0	2	0	0	1	1				
Bobby Higginson, L OBP: 0.385, SLG: 0.538 (1, 9)	F9		G4-3			FC3-6 1-2		F7		4	0	0	0	0	0	2				
Travis Fryman, R OBP: 0.324, SLG: 0.428 (1, 5)	K			L3		F8		F8		4	0	0	0	0	1	1				
Tony Clark, S OBP: 0.383, SLG: 0.520 (1, 3)		1B		G3		F9		F7		4	0	1	0	0	0	0				
Bob Hamelin, L OBP: 0.381, SLG: 0.533 (1, 10)	F7		G6-3			G4-6-3 1B				3	0	1	0	0	0	1				
Damion Easley, R OBP: 0.382, SLG: 0.487 (1, 4)	P6				K	G4-6-3 1-2				3	0	0	0	0	1	2				
Phil Nevin, R OBP: 0.314, SLG: 0.388 (1, 7)	G5-3				K			F9		3	0	0	0	0	1	1				
Matt Walbeck, S OBP: 0.325, SLG: 0.365 (1, 2)			G1-6-3 BB		K			G6-3		2	0	0	0	1	1	0				
Deivi Cruz, R OBP: 0.252, SLG: 0.305 (1, 6)			G1-6-3			L8		1B		3	0	1	0	0	0	1				
Inning Stats	R: 0 H: 0 E: 0 K: 1 S: 9	H: 0 LOB: 0 BB: 0 P: 10	R: 0 H: 1 E: 0 K: 0 S: 7	LOB: 1 BB: 0 P: 9	R: 0 H: 1 E: 0 K: 0 S: 8	LOB: 1 BB: 1 P: 15	R: 0 H: 0 E: 0 K: 0 S: 7	H: 0 LOB: 0 BB: 0 P: 10	R: 0 H: 0 E: 0 K: 3 S: 10	H: 0 LOB: 0 BB: 0 P: 14	R: 0 H: 1 E: 0 K: 0 S: 6	H: 1 LOB: 1 BB: 0 P: 6	R: 0 H: 1 E: 0 K: 1 S: 11	H: 1 LOB: 1 BB: 0 P: 13	R: 0 H: 0 E: 0 K: 0 S: 5	H: 0 LOB: 0 BB: 0 P: 6	1B: 5 2B: 0 3B: 0 HR: 0	SF: 0 SAC: 0 DP: 2 HBP: 0	WP: 0 PB: 0 CS: 0	PA: 31
PITCHER Bob Tewksbury, R ERA: 3.92 (1, 1)	IP: 9.0 WLS: W BF: 31 H: 5 R: 0 ER: 0 SO: 5 BB: 1 IBB: 0 HBP: 0 BLK: 0 WP: 0 HR: 0 S: 70 P: 95 ERA: 0.00 WHIP: 0.667															PITCHER Bob Tewksbury, R ERA: 3.92 (1, 1)	IP: 9.0 WLS: W BF: 31 H: 5 R: 0 ER: 0 SO: 5 BB: 1 IBB: 0 HBP: 0 BLK: 0 WP: 0 HR: 0 S: 70 P: 95 ERA: 0.00 WHIP: 0.667			

Detroit Tigers @ Minnesota Twins
Hubert H. Humphrey Metrodome, Minneapolis, MN
Wed Aug 27 1997, 8:05 PM EDT
Att: 10,441 - Dome - 70 F

AB 30
R 0
H 5
RBI 0
BB 1
SO 5
LOB 9



Batter	1	2	3	4	5	6	7	8	9	AB	R	H	RBI	BB	SO	LOB	BOTTOM			
Chuck Knoblauch, R OBP: 0.397, SLG: 0.435 (1, 4)	G6-3		F9			K		BB		3	0	0	0	1	1	1				
Brent Bredt, L OBP: 0.350, SLG: 0.376 (1, 9)	G6-3			G4-3		G4-3		K		4	0	0	0	0	1	2				
Paul Moltor, R OBP: 0.341, SLG: 0.417 (1, 10)	F9			F9		F8		G4-3		4	0	0	0	0	0	0				
Ron Coomer, R OBP: 0.332, SLG: 0.422 (1, 5)		F8 WP 2B		1B		1B		K		4	1	3	0	0	1	0				
Matt Lawton, L OBP: 0.351, SLG: 0.387 (1, 7)	F8		L1			L1		G3-1		4	0	1	0	0	0	2				
Terry Steinbach, R OBP: 0.316, SLG: 0.419 (1, 2)	K		G1-3 E 1B			G4-3		G4-3		3	1	1	0	0	1	2				
Scott Stahoviak, L OBP: 0.307, SLG: 0.425 (1, 3)	G3		K			E8 1B				3	0	1	0	0	1	1				
Pat Meares, R OBP: 0.325, SLG: 0.418 (1, 6)			G5-3		G1-3	F8				3	0	0	0	0	0	2				
Rich Becker, L OBP: 0.358, SLG: 0.406 (1, 8)	K		K		E9 2B	K				3	0	1	1	0	2	1				
Inning Stats	R: 0 H: 0 E: 0 K: 0 S: 5	H: 0 LOB: 0 BB: 0 P: 8	R: 1 H: 1 E: 0 K: 1 S: 10	H: 1 LOB: 0 BB: 0 P: 17	R: 0 H: 0 E: 0 K: 1 S: 7	LOB: 0 BB: 0 P: 8	R: 0 H: 1 E: 0 K: 0 S: 9	H: 1 LOB: 1 BB: 0 P: 16	R: 1 H: 2 E: 1 K: 2 S: 12	H: 2 LOB: 1 BB: 0 P: 17	R: 0 H: 2 E: 0 K: 0 S: 16	H: 2 LOB: 2 BB: 0 P: 20	R: 0 H: 1 E: 1 K: 2 S: 14	H: 1 LOB: 2 BB: 1 P: 22	R: 0 H: 0 E: 0 K: 1 S: 8	H: 0 LOB: 0 BB: 0 P: 14	1B: 5 2B: 2 3B: 0 HR: 0	SF: 0 SAC: 0 DP: 0 HBP: 0	WP: 1 PB: 0 CS: 0	PA: 32
PITCHER Brian Moehler, R ERA: 4.7 (7, 1)	IP: 6.1 WLS: L BF: 26 H: 7 R: 2 ER: 2 SO: 4 BB: 0 IBB: 0 HBP: 0 BLK: 0 WP: 1 HR: 0 S: 64 P: 92 ERA: 2.84 WHIP: 1.105															PITCHER Doug Brocail, R ERA: 3.39 (7, 1)	IP: 1.2 WLS: L BF: 6 H: 0 R: 0 ER: 0 SO: 3 BB: 1 IBB: 0 HBP: 0 BLK: 0 WP: 0 HR: 0 S: 17 P: 30 ERA: 0.00 WHIP: 0.600			

Detroit Tigers @ Minnesota Twins
Hubert H. Humphrey Metrodome, Minneapolis, MN
Wed Aug 27 1997, 8:05 PM EDT
Att: 10,441 - Dome - 70 F

AB 31
R 2
H 7
RBI 1
BB 1
SO 7
LOB 11



Batter	1	2	3	4	5	6	7	8	9	AB	R	H	RBI	BB	SO	LOB	TOP										
Midre Cummings, L (1, 8) OBP: 0.325, SLG: 0.419	P6		L8		G4-3			F7		4	0	0	0	0	0	3	Philadelphia Phillies @ Detroit Tigers Tiger Stadium, Detroit, MI Fri Aug 29 1997, 7:05 PM EDT Att: 22,925 - Unknown - 71 F										
Mickey Morandini, L (1, 4) OBP: 0.376, SLG: 0.389	F8			L7		F8		G6-3		4	0	0	0	0	0	0											
Scott Rolen, R (1, 5) OBP: 0.386, SLG: 0.488	G6-3			K		2B		K		3	1	0	0	1	2	0											
Rico Brogna, L (1, 3) OBP: 0.290, SLG: 0.424		F7		P5		2B			K	4	0	1	1	0	1	0											
23 Kevin Jordan, R (1, 10) OBP: 0.260, SLG: 0.352		G5-3			1B	K			K	4	1	1	0	0	2	1											
Mike Lieberthal, R (1, 2) OBP: 0.312, SLG: 0.473		G4-3			1B	F8			P6	4	0	1	0	0	0	1											
Billy McMillon, L (1, 7) OBP: 0.213, SLG: 0.302			F8		SF8			F8		2	0	0	1	0	0	0											
Tony Barron, R (1, 9) OBP: 0.345, SLG: 0.487				E4		G5-3				3	0	1	0	0	0	1											
Kevin Stocker, S (1, 6) OBP: 0.340, SLG: 0.355			F8		L8			K		3	0	0	0	0	1	3											
Inning Stats	R: 0 E: 0 K: 0 S: 7	H: 0 LOB: 0 BB: 0 P: 10	R: 0 E: 0 K: 0 S: 10	H: 0 LOB: 0 BB: 0 P: 14	R: 0 E: 0 K: 0 S: 9	H: 1 LOB: 1 BB: 0 P: 12	R: 0 E: 0 K: 1 S: 9	H: 0 LOB: 0 BB: 0 P: 13	R: 1 E: 1 K: 0 S: 10	H: 2 LOB: 2 BB: 0 P: 11	R: 1 E: 0 K: 1 S: 9	H: 1 LOB: 1 BB: 1 P: 18	R: 0 E: 0 K: 1 S: 8	H: 0 LOB: 0 BB: 0 P: 11	R: 0 E: 0 K: 2 S: 8	H: 0 LOB: 0 BB: 0 P: 11	R: 0 E: 0 K: 2 S: 8	H: 0 LOB: 0 BB: 0 P: 11	1B: 3 2B: 1 3B: 0 HR: 0	SF: 1 SAC: 0 DP: 0 HBP: 0	WP: 0 PB: 0 SB: 1 CS: 0	PA: 33					
PITCHER	IP	WLS	BF	H	R	ER	SO	BB	IBB	HBP	BLK	WP	HR	S	P	ERA	WHIP										
Willie Blair, R (1, 1) ERA: 4.03	8.0	W	30	4	2	2	4	1	0	0	0	0	0	70	100	2.25	0.625										
Dan Miceli, R (9, 1) ERA: 5.48	1.0		3	0	0	0	2	0	0	0	0	0	0	8	11	0.00	0.000										

Batter	1	2	3	4	5	6	7	8	9	AB	R	H	RBI	BB	SO	LOB	BOTTOM										
Brian Hunter, R (1, 8) OBP: 0.333, SLG: 0.351	G6-3			PB	2B		K	1B		5	2	3	1	0	1	2	Philadelphia Phillies @ Detroit Tigers Tiger Stadium, Detroit, MI Fri Aug 29 1997, 7:05 PM EDT Att: 22,925 - Unknown - 71 F										
Damion Easley, R (1, 4) OBP: 0.387, SLG: 0.487	G6-3			S	1B		BB	1B		2	1	1	2	3	0	0											
Bobby Higginson, L (1, 9) OBP: 0.383, SLG: 0.534	G6-3			SF9	G4-3		BB	K		3	0	0	2	1	1	3											
Tony Clark, S (1, 3) OBP: 0.380, SLG: 0.516		F7		K		P3				4	0	0	0	0	2	4											
Travis Fryman, R (1, 5) OBP: 0.325, SLG: 0.427		G5-3		1B		G5-3		BB		3	0	1	2	1	0	0											
Bob Hamelin, L (1, 10) OBP: 0.380, SLG: 0.529				P5			F7			4	0	1	0	0	1	4											
Bubba Trammell, R (1, 7) OBP: 0.365, SLG: 0.437			K		2B		K	F7		4	1	1	0	0	2	1											
Raul Casanova, S (1, 2) OBP: 0.312, SLG: 0.360		G5-3		G5-3			1B	F8		4	1	1	0	0	1	1											
Deivi Cruz, R (1, 6) OBP: 0.255, SLG: 0.307		G4-3		G5-3			1B	1B		4	2	2	0	0	0	1											
Inning Stats	R: 0 E: 0 K: 0 S: 8	H: 0 LOB: 0 BB: 0 P: 11	R: 0 E: 0 K: 1 S: 7	H: 0 LOB: 0 BB: 0 P: 13	R: 0 E: 0 K: 1 S: 9	H: 0 LOB: 0 BB: 0 P: 12	R: 2 E: 0 K: 1 S: 10	H: 2 LOB: 1 BB: 1 P: 20	R: 1 E: 0 K: 1 S: 14	H: 2 LOB: 2 BB: 1 P: 22	R: 0 E: 0 K: 1 S: 9	H: 1 LOB: 1 BB: 0 P: 15	R: 2 E: 0 K: 2 S: 14	H: 2 LOB: 3 BB: 3 P: 32	R: 2 E: 0 K: 1 S: 15	H: 3 LOB: 1 BB: 0 P: 25	R: 2 E: 0 K: 1 S: 15	H: 3 LOB: 1 BB: 0 P: 25	1B: 7 2B: 3 3B: 0 HR: 0	SF: 1 SAC: 0 DP: 0 HBP: 0	WP: 1 PB: 1 SB: 2 CS: 0	PA: 39					
PITCHER	IP	WLS	BF	H	R	ER	SO	BB	IBB	HBP	BLK	WP	HR	S	P	ERA	WHIP										
Tyler Green, R (1, 1) ERA: 5.21	6.1	L	29	7	5	5	6	2	1	0	0	0	0	4	8	0.00	3.000										
Ryan Karp, L (7, 1) ERA: 1.59	0.1		2	0	0	0	1	1	0	0	0	0	0	4	8	0.00	3.000										
Jerry Spradlin, R (7, 1) ERA: 4.76	0.1		2	0	0	0	0	1	0	0	0	0	0	4	11	0.00	3.000										
Ron Blazier, R (8, 1) ERA: 5.87	1.0		6	3	2	2	1	0	0	0	0	0	0	15	25	18.00	3.000										

livebaseballscorecards.com



Batter	1	2	3	4	5	6	7	8	9	AB	R	H	RBI	BB	SO	LOB	TOP										
Midre Cummings, L (1, 8) OBP: 0.323, SLG: 0.414	1-1 G6-3		1-0 F8		1-1 G4-3		1-0 1B		1-0 G6-3	5	0	1	0	0	0	0	Philadelphia Phillies @ Detroit Tigers Tiger Stadium, Detroit, MI Sat Aug 30 1997, 7:05 PM EDT Att: 22,537 - Unknown - 71 F										
Mickey Morandini, L (1, 4) OBP: 0.377, SLG: 0.391	2-2 1B		4-2 F8 1B BB		0-0 G6-3		3-1 P3			3	1	1	0	1	0	1											
Scott Rolen, R (1, 5) OBP: 0.387, SLG: 0.488	3-2 WP 1B		1-1 1B 1B		2-3 K		2-3 K			4	0	2	0	0	2	1											
Rico Brogna, L (1, 3) OBP: 0.290, SLG: 0.421	2-3 K		2-1 F8		1-3 K2-3		4-1 BB		4-1 BB	3	0	0	0	1	2	4											
Mike Lieberthal, R (1, 2) OBP: 0.314, SLG: 0.472	2-1 F7		1-2 1B		4-1 1B SF7 BB		1-2 P2		1-2 P2	3	1	1	1	1	0	3											
Mike Robertson, L (1, 10) OBP: 0.375, SLG: 0.357		0-1 G3-1	1-0 G1-3		1-0 1B		1-1 F8		1-1 F8	4	0	1	0	0	0	3											
Tony Barron, R (1, 9) OBP: 0.330, SLG: 0.469		1-3 K		0-0 G5-3		0-0 SF7		1-2 L5		3	0	0	1	0	1	1											
Billy McMillon, L (1, 7) OBP: 0.235, SLG: 0.340		1-0 2B		1-2 G6-4-3 1B		3-1 F7		0-3 K		4	0	2	0	0	1	1											
Kevin Stocker, S (1, 6) OBP: 0.337, SLG: 0.352		1-3 K		2-1 G6-4-3 1-2		3-1 G5-3		0-0 G4-3		4	0	0	0	0	1	2											
Inning Stats	R: 0 E: 0 K: 1 S: 15	H: 2 LOB: 2 BB: 0 P: 25	R: 0 E: 0 K: 2 S: 9	H: 1 LOB: 1 BB: 0 P: 12	R: 1 E: 0 K: 0 S: 11	H: 2 LOB: 2 BB: 1 P: 21	R: 0 E: 0 K: 0 S: 7	H: 1 LOB: 0 BB: 0 P: 10	R: 0 E: 0 K: 1 S: 9	H: 0 LOB: 0 BB: 0 P: 12	R: 1 E: 0 K: 1 S: 10	H: 1 LOB: 1 BB: 1 P: 19	R: 0 E: 0 K: 1 S: 8	H: 1 LOB: 1 BB: 0 P: 17	R: 0 E: 0 K: 0 S: 12	H: 0 LOB: 1 BB: 1 P: 18	R: 0 E: 0 K: 1 S: 6	H: 0 LOB: 0 BB: 0 P: 7	1B: 6 2B: 2 3B: 0 HR: 0	SF: 1 SAC: 0 DP: 1 HBP: 0	WP: 1 PB: 0 SB: 1 CS: 0	PA: 37					
PITCHER	IP	WLS	BF	H	R	ER	SO	BB	IBB	HBP	BLK	WP	HR	S	P	ERA	WHIP										
Scott Sanders, R (1, 1) ERA: 6.36	5.2	L	25	7	2	2	5	2	0	0	0	1	0	59	94	3.18	1.588										
Mike Myers, L (6, 1) ERA: 6.34	1.0	4	1	0	0	0	0	0	0	0	0	0	0	7	17	0.00	1.000										
Dan Miceli, R (7, 1) ERA: 5.43	0.2	3	0	0	0	1	1	0	0	0	0	0	0	10	16	0.00	1.500										
Doug Brocail, R (8, 1) ERA: 3.36	0.2	2	0	0	0	0	0	0	0	0	0	0	0	5	7	0.00	0.000										
Todd Jones, R (9, 1) ERA: 3.2	1.0	3	0	0	0	1	0	0	0	0	0	0	0	6	7	0.00	0.000										

Batter	1	2	3	4	5	6	7	8	9	AB	R	H	RBI	BB	SO	LOB	BOTTOM										
Brian Hunter, R (1, 8) OBP: 0.333, SLG: 0.349	4-1 1B BB		2-2 F8		1-0 P3		1-3 K2-3		4-0 FC1-6 BB	3	0	0	0	2	1	2	Philadelphia Phillies @ Detroit Tigers Tiger Stadium, Detroit, MI Sat Aug 30 1997, 7:05 PM EDT Att: 22,537 - Unknown - 71 F										
Damion Easley, R (1, 4) OBP: 0.383, SLG: 0.481	1-1 F8		2-1 G3-1		2-3 K		0-1 L9		3-1 FC1-6 1-2 2-3	5	0	0	0	0	1	4											
Bobby Higginson, L (1, 9) OBP: 0.385, SLG: 0.535	0-0 F7			0-0 1B 1B		3-1 2B		2-3 K		5	0	2	0	0	1	3											
Tony Clark, S (1, 3) OBP: 0.381, SLG: 0.515	2-1 1B			1-3 K		1-3 K		4-1 BB 1B BB		3	0	1	0	1	2	2											
Travis Fryman, R (1, 5) OBP: 0.327, SLG: 0.428	2-3 K			0-1 1B		3-1 F8		1-1 BB 1B		4	0	2	0	0	1	3											
Bubba Trammell, R (1, 7) OBP: 0.384, SLG: 0.432		0-0 G6-4-3 1B		1-3 K		2-2 F9		4-2 BB 1B		3	0	1	0	0	1	3											
Melvin Nieves, S (8, PH) OBP: 0.323, SLG: 0.471								1-2 2-3 BB		0	0	0	0	1	0	0											
Phil Nevin, R (1, 10) OBP: 0.310, SLG: 0.382		0-1 G6-4-3 1-2		3-2 G4-3				3-1 F7		3	0	0	0	0	0	3											
Bob Hamelin, L (8, PH) OBP: 0.378, SLG: 0.527								1-1 F7		1	0	0	0	0	0	3											
Matt Walbeck, S (1, 2) OBP: 0.322, SLG: 0.361		2-1 F9			1-0 P4		2-2 G3		2-2 FC1-6 BB 1B	4	0	1	0	0	0	0											
Deivi Cruz, R (1, 6) OBP: 0.258, SLG: 0.309			1-2 G6-3		4-0 BB		2-2 1B		1-3 K	2	0	1	0	1	0	0											
Raul Casanova, S (8, PH) OBP: 0.311, SLG: 0.358										1	0	0	0	0	1	1											
Inning Stats	R: 0 E: 0 K: 1 S: 9	H: 1 LOB: 2 BB: 1 P: 18	R: 0 E: 0 K: 0 S: 5	H: 1 LOB: 0 BB: 0 P: 7	R: 0 E: 0 K: 0 S: 8	H: 0 LOB: 0 BB: 0 P: 13	R: 0 E: 0 K: 2 S: 15	H: 2 LOB: 2 BB: 0 P: 20	R: 0 E: 0 K: 1 S: 5	H: 0 LOB: 1 BB: 1 P: 13	R: 0 E: 0 K: 1 S: 10	H: 1 LOB: 1 BB: 0 P: 19	R: 0 E: 0 K: 1 S: 12	H: 1 LOB: 1 BB: 0 P: 19	R: 0 E: 0 K: 1 S: 14	H: 1 LOB: 3 BB: 2 P: 28	R: 0 E: 0 K: 1 S: 10	H: 1 LOB: 2 BB: 1 P: 21	1B: 7 2B: 1 3B: 0 HR: 0	SF: 0 SAC: 0 DP: 1 HBP: 0	WP: 0 PB: 0 SB: 0 CS: 0	PA: 39					
PITCHER	IP	WLS	BF	H	R	ER	SO	BB	IBB	HBP	BLK	WP	HR	S	P	ERA	WHIP										
55 Matt Beech, L (1, 1) ERA: 4.76	7.2	W	31	6	0	0	7	3	0	0	0	0	0	71	122	0.00	1.174										
Ricky Bottalico, R (8, 1) ERA: 4.16	1.1	S	8	2	0	0	1	2	0	0	0	0	0	17	36	0.00	3.000										

AB	33
R	2
H	8
RBI	2
BB	3
SO	7
LOB	16



Batter	1	2	3	4	5	6	7	8	9	AB	R	H	RBI	BB	SO	LOB	TOP				
Rex Hudler, R OBP: 0.225, SLG: 0.253 (1, 7)	P5		P6			1B 2B		BB		3	1	0	1	0	1		Philadelphia Phillies @ Detroit Tigers Tiger Stadium, Detroit, MI Sun Aug 31 1997, 3:33 AM EDT Att: 19,152 - Cloudy - 71 F				
Kevin Sefcik, R OBP: 0.293, SLG: 0.364 Rico Brogna, L OBP: 0.289, SLG: 0.420 (8, 3)	CS 1B		CS	F7		F9		G3		3	0	1	0	0	0	1					
Scott Rolen, R OBP: 0.386, SLG: 0.486 (1, 5)	F9			K		K			K	4	0	1	1	0	2	1					
Mike Lieberthal, R OBP: 0.313, SLG: 0.470 (1, 10)	CS 1B			K		F7			K	4	0	1	0	0	2	1					
23 Kevin Jordan, R OBP: 0.262, SLG: 0.352 Midre Cummings, L OBP: 0.325, SLG: 0.417 (9, PH)	L8					1B		F7		3	0	1	0	0	0	1					
Tony Barron, R OBP: 0.315, SLG: 0.447 (1, 9)	K					K		G5-3		4	0	0	0	0	2	3					
Ruben Amaro Jr., S OBP: 0.316, SLG: 0.315 (1, 8)	F8					K		G1-3		3	0	0	0	0	1	2					
Mark Parent, R OBP: 0.198, SLG: 0.177 (1, 2)			K			P4			K	3	0	0	0	0	2	1					
Kevin Stocker, S OBP: 0.337, SLG: 0.352 (1, 6)	CS 1B					P4		G5-3		3	0	1	0	0	0	0					
Inning Stats	R: 0 E: 0 K: 0 S: 9	H: 1 LOB: 0 BB: 0 P: 14	R: 0 E: 0 K: 1 S: 12	H: 1 LOB: 1 BB: 0 P: 19	R: 0 E: 0 K: 1 S: 11	H: 1 LOB: 0 BB: 0 P: 15	R: 0 E: 0 K: 2 S: 8	H: 0 LOB: 0 BB: 0 P: 14	R: 0 E: 0 K: 2 S: 12	H: 1 LOB: 1 BB: 0 P: 15	R: 1 E: 0 K: 0 S: 10	H: 2 LOB: 1 BB: 0 P: 16	R: 0 E: 0 K: 0 S: 9	H: 0 LOB: 0 BB: 0 P: 12	R: 0 E: 0 K: 1 S: 12	H: 0 LOB: 1 BB: 1 P: 19		1B: 6 2B: 1 3B: 0 HR: 0	SF: 0 SAC: 0 DP: 0 HBP: 0	WP: 0 PB: 0 SB: 1 CS: 2	PA: 35
PITCHER	IP	WLS	BF	H	R	ER	SO	BB	IBB	HBP	BLK	WP	HR	S	P	ERA	WHIP				
Justin Thompson, L ERA: 2.86 (1, 1)	7.2	W	28	6	1	1	7	1	0	0	0	0	0	81	121	1.17	0.913				
Doug Brocail, R ERA: 3.34 (8, 1)	0.1		1	0	0	0	0	0	0	0	0	0	0	2	3	0.00	0.000				
Todd Jones, R ERA: 3.14 (9, 1)	1.0	S	4	1	0	0	2	0	0	0	0	0	0	13	18	0.00	1.000				

Batter	1	2	3	4	5	6	7	8	9	AB	R	H	RBI	BB	SO	LOB	BOTTOM				
Brian Hunter, R OBP: 0.333, SLG: 0.349 (1, 8)	K		E3				FC1-6			4	0	1	0	0	1	2	Philadelphia Phillies @ Detroit Tigers Tiger Stadium, Detroit, MI Sun Aug 31 1997, 3:33 AM EDT Att: 19,152 - Cloudy - 71 F				
Damion Easley, R OBP: 0.380, SLG: 0.477 (1, 4)	K		G5-4-3			K		K		4	0	0	0	0	3	5					
Bobby Higginson, L OBP: 0.382, SLG: 0.532 (1, 7)	L6					G4-3		F9		3	0	0	0	1	0	0					
Tony Clark, S OBP: 0.378, SLG: 0.510 (1, 3)		G6-3				K		G5-3		4	0	0	0	0	1	2					
Travis Fryman, R OBP: 0.328, SLG: 0.431 (1, 5)		BB 1B				1B SF7 2B		G6-3		4	1	2	0	0	1	0					
Bob Hamelin, L OBP: 0.381, SLG: 0.526 (1, 10)						1B 1B		K		2	1	1	0	1	1	0					
Melvin Nieves, S OBP: 0.320, SLG: 0.469 (1, 9)						SF7		K		2	0	0	1	0	2	2					
Raul Casanova, S OBP: 0.307, SLG: 0.354 (1, 2)						G6-3		G4-3		3	0	0	0	0	0	3					
Deivi Cruz, R OBP: 0.264, SLG: 0.314 (1, 6)										3	0	3	1	0	0	0					
Inning Stats	R: 0 E: 0 K: 2 S: 8	H: 0 LOB: 0 BB: 0 P: 16	R: 0 E: 0 K: 1 S: 10	H: 1 LOB: 2 BB: 1 P: 16	R: 0 E: 1 K: 0 S: 9	H: 1 LOB: 2 BB: 1 P: 18	R: 2 E: 0 K: 1 S: 18	H: 4 LOB: 0 BB: 0 P: 22	R: 0 E: 0 K: 2 S: 11	H: 0 LOB: 0 BB: 0 P: 16	R: 0 E: 0 K: 1 S: 15	H: 1 LOB: 0 BB: 0 P: 20	R: 0 E: 0 K: 0 S: 9	H: 0 LOB: 0 BB: 0 P: 13	1B: 6 2B: 1 3B: 0 HR: 0	SF: 1 SAC: 0 DP: 1 HBP: 0		WP: 0 PB: 0 SB: 1 CS: 1	PA: 32		
PITCHER	IP	WLS	BF	H	R	ER	SO	BB	IBB	HBP	BLK	WP	HR	S	P	ERA	WHIP				
Mark Leiter, R ERA: 5.71 (1, 1)	7.0	L	29	7	2	2	9	2	0	0	0	0	0	79	120	2.57	1.286				
Ryan Karp, L ERA: 1.35 (8, 1)	1.0		3	0	0	0	0	0	0	0	0	0	0	9	13	0.00	0.000				

Batter	1	2	3	4	5	6	7	8	9	AB	R	H	RBI	BB	SO	LOB	TOP										
Brian Hunter, R OBP: 0.331, SLG: 0.346 (1, 8)										4	0	0	0	0	1	1	Detroit Tigers @ Atlanta Braves Turner Field, Atlanta, GA Mon Sep 01 1997, 7:05 PM EDT Att: 38,950 - Unknown - 85 F										
Bobby Higginson, L OBP: 0.391, SLG: 0.529 (1, 7)										4	1	1	0	0	1	0											
Travis Fryman, R OBP: 0.329, SLG: 0.433 (1, 5)										4	1	2	1	0	0	0											
Tony Clark, S OBP: 0.377, SLG: 0.508 (1, 3)										4	1	1	0	0	1	2											
Melvin Nieves, S OBP: 0.319, SLG: 0.464 (1, 9)										3	0	0	0	1	3	2											
Damon Easley, R OBP: 0.385, SLG: 0.481 (1, 4)										3	1	3	1	1	0	0											
Raul Casanova, S OBP: 0.303, SLG: 0.348 (1, 2)										4	0	0	0	0	2	6											
Deivi Cruz, R OBP: 0.268, SLG: 0.317 (1, 6)										3	0	2	2	0	0	0											
Brian Moehler, R Bubba Trammell, R A.J. Sager, R Mike Myers, L Doug Brocail, L Bob Hamelin, L Todd Jones, L (1, 1) (7, PH) (7, 1) (7, 1) (8, 1) (8, PH) (9, 1) (9, 1)										2	0	0	0	0	1	1											
Inning Stats	R: 0 E: 0 K: 1 S: 6	H: 0 LOB: 0 BB: 0 P: 7	R: 0 E: 0 K: 2 S: 10	H: 1 LOB: 1 BB: 0 P: 12	R: 0 E: 0 K: 0 S: 4	H: 0 LOB: 0 BB: 0 P: 8	R: 2 E: 0 K: 1 S: 14	H: 3 LOB: 1 BB: 0 P: 20	R: 0 E: 0 K: 3 S: 12	H: 1 LOB: 1 BB: 0 P: 18	R: 1 E: 1 K: 0 S: 5	H: 2 LOB: 0 BB: 0 P: 8	R: 0 E: 0 K: 0 S: 13	H: 0 LOB: 0 BB: 0 P: 17	R: 1 E: 0 K: 1 S: 12	H: 2 LOB: 2 BB: 2 P: 20	1B: 9 2B: 1 3B: 0 HR: 0	SF: 0 SAC: 1 DP: 1 HBP: 0	WP: 0 PB: 0 SB: 1 CS: 2	PA: 38							
PITCHER	IP	WLS	BF	H	R	ER	SO	BB	IBB	HBP	BLK	WP	HR	S	P	ERA	WHIP										
Greg Maddux, R ERA: 2.39 (1, 1)	7.0	L	27	8	3	3	8	0	0	0	0	0	0	59	83	3.86	1.143										
Mike Cather, R ERA: 2.03 (8, 1)	1.0		3	0	0	0	0	0	0	0	0	0	0	13	17	0.00	0.000										
Alan Embree, L ERA: 2.87 (9, 1)	0.0		2	1	1	0	0	1	0	0	0	0	0	3	7	∞	∞										
Brad Clontz, R ERA: 3.63 (9, 1)	1.0		4	1	0	0	1	1	0	0	0	0	0	9	13	0.00	2.000										

Batter	1	2	3	4	5	6	7	8	9	AB	R	H	RBI	BB	SO	LOB	BOTTOM										
Kenny Lofton, L OBP: 0.413, SLG: 0.453 (1, 8)										4	0	0	0	0	0	2	Detroit Tigers @ Atlanta Braves Turner Field, Atlanta, GA Mon Sep 01 1997, 7:05 PM EDT Att: 38,950 - Unknown - 85 F										
Michael Tucker, L OBP: 0.346, SLG: 0.431 (1, 9)										3	1	1	0	0	0	0											
Andrew Jones, R OBP: 0.352, SLG: 0.443 (8, PH) (9, 9)										1	0	0	0	0	1	0											
10 Chipper Jones, S OBP: 0.377, SLG: 0.488 (1, 5)										4	1	1	0	0	0	0											
Fred McGriff, L OBP: 0.354, SLG: 0.440 (1, 3)										4	0	1	1	0	1	1											
Ryan Klesko, L OBP: 0.333, SLG: 0.486 (1, 7)										4	0	2	1	0	0	0											
Jeff Blausner, R OBP: 0.395, SLG: 0.482 (1, 6)										3	0	0	0	1	0	2											
Eddie Pérez, R OBP: 0.258, SLG: 0.327 (1, 2)										2	0	0	0	0	2												
Keith Lockhart, L OBP: 0.331, SLG: 0.445 (7, PH) (8, 4)										2	0	0	0	0	1	0											
Tony Graffano, R OBP: 0.331, SLG: 0.420 (7, PH)										2	0	0	0	0	1	0											
Mike Cather, R (8, 1)										1	0	0	0	0	0	0											
Alan Embree, L (9, 1)										0	0	0	0	0	0	0											
Brad Clontz, R (9, 1)										0	0	0	0	0	0	0											
Greg Maddux, R OBP: 0.148, SLG: 0.107 (1, 1)										2	0	1	0	0	0	0											
Javy Lopez, R OBP: 0.351, SLG: 0.537 (7, PH) (8, 2)										0	0	0	0	1	0	0											
Inning Stats	R: 0 E: 0 K: 0 S: 5	H: 0 LOB: 0 BB: 0 P: 5	R: 0 E: 0 K: 0 S: 6	H: 0 LOB: 0 BB: 0 P: 9	R: 0 E: 0 K: 0 S: 7	H: 1 LOB: 1 BB: 0 P: 15	R: 2 E: 0 K: 0 S: 15	H: 3 LOB: 1 BB: 1 P: 23	R: 0 E: 0 K: 0 S: 9	H: 0 LOB: 0 BB: 0 P: 14	R: 0 E: 0 K: 0 S: 11	H: 2 LOB: 2 BB: 0 P: 18	R: 0 E: 0 K: 0 S: 6	H: 0 LOB: 1 BB: 1 P: 12	R: 0 E: 0 K: 2 S: 7	H: 0 LOB: 0 BB: 0 P: 10	R: 0 E: 0 K: 1 S: 12	H: 0 LOB: 0 BB: 0 P: 17	1B: 5 2B: 1 3B: 0 HR: 0	SF: 0 SAC: 0 DP: 1 HBP: 0	WP: 0 PB: 0 SB: 1 CS: 0	PA: 34					
PITCHER	IP	WLS	BF	H	R	ER	SO	BB	IBB	HBP	BLK	WP	HR	S	P	ERA	WHIP										
Brian Moehler, R ERA: 4.63 (1, 1)	6.0	W	24	6	2	2	1	1	0	0	0	0	0	4	10	0.00	1.500										
A.J. Sager, R ERA: 4.75 (7, 1)	0.2		3	0	0	0	0	1	0	0	0	0	0	2	2	0.00	0.000										
Mike Myers, L ERA: 6.29 (7, 1)	0.1		1	0	0	0	0	0	0	0	0	0	0	2	2	0.00	0.000										
Doug Brocail, R ERA: 3.29 (8, 1)	1.0	S	3	0	0	0	2	0	0	0	0	0	0	7	10	0.00	0.000										
Todd Jones, R ERA: 3.09 (9, 1)	1.0		3	0	0	0	1	0	0	0	0	0	0	12	17	0.00	0.000										

AB	33
R	4
H	10
RBI	4
BB	2
SO	9
LOB	15



AB	32
R	2
H	6
RBI	2
BB	2
SO	4
LOB	7



Batter	1	2	3	4	5	6	7	8	9	AB	R	H	RBI	BB	SO	LOB	TOP
Brian Hunter, R (1, 8) OBP: 0.330, SLG: 0.345										4	0	1	0	0	2	1	Detroit Tigers @ Atlanta Braves Turner Field, Atlanta, GA Tue Sep 02 1997, 7:05 PM EDT Att: 32,308 - Unknown - 82 F
Bobby Higginson, L (1, 7) OBP: 0.376, SLG: 0.524										4	0	0	0	0	0	2	
Travis Fryman, R (1, 5) OBP: 0.327, SLG: 0.431										3	0	0	0	0	1	1	
Tony Clark, S (1, 3) OBP: 0.377, SLG: 0.507										3	0	1	0	0	1	1	
Damon Easley, R (1, 4) OBP: 0.363, SLG: 0.477										3	0	0	0	0	0	1	
Juan Encarnacion, R (1, 9)										3	0	0	0	0	1	0	
Deivi Cruz, R (1, 6) OBP: 0.266, SLG: 0.318										3	0	1	0	0	0	0	
Matt Walbeck, S (1, 2) OBP: 0.315, SLG: 0.351										3	0	0	0	0	1	1	
Greg Keagle, R (1, 1) Kevin Jarvis, L (3, 1) Phil Nevin, R (6, PH) Roberto Duran, L (6, 1) Eddie Gaillard, R (6, 1) Bubba Trammell, R (6, PH)										1	0	0	0	0	1	0	
Inning Stats	R: 0 E: 0 K: 1 S: 5	H: 0 LOB: 0 BB: 0 P: 5	R: 0 E: 0 K: 0 S: 3	H: 1 LOB: 0 BB: 0 P: 3	R: 0 E: 0 K: 2 S: 7	H: 0 LOB: 0 BB: 0 P: 7	R: 0 E: 0 K: 1 S: 6	H: 1 LOB: 1 BB: 0 P: 6	R: 0 E: 0 K: 1 S: 5	H: 0 LOB: 0 BB: 0 P: 5	R: 0 E: 0 K: 0 S: 3	H: 1 LOB: 0 BB: 0 P: 3	R: 0 E: 0 K: 0 S: 3	H: 0 LOB: 0 BB: 0 P: 3	1B: 3 2B: 1 3B: 0 HR: 0	SF: 0 SAC: 0 DP: 2 HBP: 0	
PITCHER Denny Neagle, L (1, 1) ERA: 2.7	IP: 9.0 WLS: W BF: 29 H: 4 R: 0 ER: 0 SO: 7 BB: 0 IBB: 0 HBP: 0 BLK: 0 WP: 0 HR: 0 S: 43 P: 43 ERA: 0.00 WHIP: 0.444															PITCHER	

Batter	1	2	3	4	5	6	7	8	9	AB	R	H	RBI	BB	SO	LOB	BOTTOM		
Kenny Lofton, L (1, 8) OBP: 0.411, SLG: 0.449										4	0	0	0	1	0	4	Detroit Tigers @ Atlanta Braves Turner Field, Atlanta, GA Tue Sep 02 1997, 7:05 PM EDT Att: 32,308 - Unknown - 82 F		
Keith Lockhart, L (1, 4) OBP: 0.343, SLG: 0.480										4	2	3	1	0	0	0			
10 Chipper Jones, S (1, 5) OBP: 0.376, SLG: 0.489										3	1	1	0	1	1	1			
Fred McGriff, L (1, 3) OBP: 0.355, SLG: 0.440 Randall Simon, L (7, PR) (8, 3)										2	0	1	2	0	0	0			
Ryan Klesko, L (1, 7) OBP: 0.330, SLG: 0.482 Danny Bautista, R (8, 7) OBP: 0.284, SLG: 0.447										4	0	0	0	0	4	3			
Javy Lopez, R (1, 2) OBP: 0.350, SLG: 0.542										4	1	1	1	0	0	1			
Michael Tucker, L (1, 9) OBP: 0.345, SLG: 0.430 Andrew Jones, R (9, 9) OBP: 0.352, SLG: 0.443										4	0	1	0	0	1	1			
Jeff Blausler, R (1, 6) OBP: 0.396, SLG: 0.481										3	0	1	0	1	0	1			
Denny Neagle, L (1, 1) OBP: 0.224, SLG: 0.238										3	1	2	1	0	1	1			
Inning Stats	R: 1 E: 0 K: 1 S: 7	H: 2 LOB: 1 BB: 0 P: 7	R: 1 E: 0 K: 0 S: 5	H: 2 LOB: 1 BB: 0 P: 5	R: 2 E: 0 K: 1 S: 7	H: 2 LOB: 1 BB: 1 P: 11	R: 1 E: 0 K: 1 S: 6	H: 2 LOB: 1 BB: 1 P: 10	R: 0 E: 0 K: 1 S: 5	H: 0 LOB: 0 BB: 0 P: 5	R: 0 E: 0 K: 2 S: 7	H: 0 LOB: 1 BB: 1 P: 11	R: 0 E: 0 K: 1 S: 5	H: 0 LOB: 1 BB: 0 P: 6	R: 0 E: 0 K: 0 S: 5	H: 2 LOB: 2 BB: 0 P: 5	1B: 6 2B: 1 3B: 0 HR: 3	SF: 1 SAC: 1 DP: 0 HBP: 1	WP: 0 PA: 37 PB: 0 SB: 1 CS: 1
PITCHER Greg Keagle, R (1, 1) ERA: 7.54 Kevin Jarvis, R (3, 1) Roberto Duran, L (6, 1) ERA: 2.45 Eddie Gaillard, R (8, 1) ERA: 7.15	IP: 2.0 WLS: L BF: 12 H: 5 R: 4 ER: 4 SO: 1 BB: 1 IBB: 0 HBP: 0 BLK: 0 WP: 0 HR: 2 S: 13 P: 17 ERA: 18.00 WHIP: 3.000															PITCHER			

Batter	1	2	3	4	5	6	7	8	9	AB	R	H	RBI	BB	SO	LOB	TOP
Brian Hunter, R OBP: 0.331, SLG: 0.351 Melvin Nieves, S OBP: 0.319, SLG: 0.463 (1, 8)	G4-3 1B 2B		K 1B 2B	FC6 1B 2B		SF8 3B	K 1B 2B		K 1B 2B	5	2	2	0	0	2	0	
Damion Easley, R OBP: 0.383, SLG: 0.482 (1, 4)	1B 2B		1B 2B	FC6 1B HR		SF8 3B	G4-3			4	3	2	1	0	0	1	
Bobby Higginson, L Kimera Barteel, R (1, 7) (7, 7)	2B 1B		K 1B 2B	HR 1B		FC3-6 BB			1B HBP	3	2	2	2	1	1	1	
Tony Clark, S Phil Nevin, R OBP: 0.380, SLG: 0.517 OBP: 0.311, SLG: 0.388 (1, 3) (8, 3)	G3 1B 2B		1B 1B	HR		FC3-6 BB 1B			K	4	2	3	5	0	0	1	
Travis Fryman, R OBP: 0.330, SLG: 0.431 (1, 5)	G3 2B		1B 1B	F8 1B		1B BB			G6-4-3 1B	4	1	2	0	1	0	1	
Juan Encarnacion, R OBP: 0.125, SLG: 0.125 (1, 9)	P3		P6	K		1B 1B			G6-4-3 1B	5	0	1	1	0	1	5	
Marcus Jensen, S OBP: 0.233, SLG: 0.228 (1, 2)		K 1B		HR 1B		1B 1B			K	5	1	2	1	0	3	0	AB 41
Deivi Cruz, R OBP: 0.267, SLG: 0.324 (1, 6)	F7			HR		F8			G6-3	5	1	1	2	0	1	2	R 12
Willie Blair, R Mike Myers, L Frank Catalanotto, L Dan Miceli, R (1, 1) (8, 1) (9, PH) (9, 1)	K			F9		K			BB	4	0	0	0	0	3	0	H 15
	R: 2 H: 3 E: 0 LOB: 1 K: 0 BB: 0 S: 16 P: 21	R: 0 H: 0 E: 0 LOB: 0 K: 2 BB: 0 S: 8 P: 10	R: 1 H: 3 E: 0 LOB: 2 K: 2 BB: 0 S: 17 P: 22	R: 6 H: 5 E: 0 LOB: 0 K: 1 BB: 0 S: 21 P: 31	R: 0 H: 0 E: 0 LOB: 0 K: 3 BB: 0 S: 9 P: 13	R: 3 H: 3 E: 0 LOB: 2 K: 0 BB: 2 S: 14 P: 26	R: 0 H: 0 E: 0 LOB: 0 K: 2 BB: 0 S: 7 P: 8	R: 0 H: 1 E: 0 LOB: 1 K: 1 BB: 1 S: 10 P: 15	R: 0 H: 0 E: 0 LOB: 1 K: 2 BB: 1 S: 9 P: 15	1B: 8 SF: 1 2B: 4 SAC: 0 3B: 1 DP: 1 HR: 2 HBP: 1	WP: 0 PA: 46 PB: 0 SB: 0 CS: 0						
PITCHER	IP WLS BF H R ER SO BB IBB HBP BLK WP HR S P ERA WHIP	IP WLS BF H R ER SO BB IBB HBP BLK WP HR S P ERA WHIP	IP WLS BF H R ER SO BB IBB HBP BLK WP HR S P ERA WHIP	IP WLS BF H R ER SO BB IBB HBP BLK WP HR S P ERA WHIP	IP WLS BF H R ER SO BB IBB HBP BLK WP HR S P ERA WHIP	IP WLS BF H R ER SO BB IBB HBP BLK WP HR S P ERA WHIP	IP WLS BF H R ER SO BB IBB HBP BLK WP HR S P ERA WHIP	IP WLS BF H R ER SO BB IBB HBP BLK WP HR S P ERA WHIP	IP WLS BF H R ER SO BB IBB HBP BLK WP HR S P ERA WHIP								
29 John Smoltz, R ERA: 3.16 Kerry Ligtenberg, R ERA: 6.35 Paul Byrd, R ERA: 5.44 Brad Clontz, R ERA: 3.54 Alan Embree, L ERA: 2.78 (1, 1) (4, 1) (6, 1) (7, 1) (8, 1)	3.1 L 21 10 8 8 4 0 0 0 0 0 0 1 53 71 21.60 3.000	1.2 6 1 1 1 4 0 0 0 0 0 0 1 18 26 5.40 0.600	1.0 8 3 3 3 0 2 0 0 0 0 0 0 14 26 27.00 5.000	1.0 3 0 0 0 2 0 0 0 0 0 0 0 7 8 0.00 0.000	1.0 4 1 0 0 1 0 0 0 1 0 0 0 10 15 0.00 1.000												

Detroit Tigers @ Atlanta Braves
Turner Field, Atlanta, GA
Wed Sep 03 1997, 3:33 AM EDT
Att: 36,556 - Cloudy - 85 F

AB 41
R 12
H 15
RBI 12
BB 3
SO 13
LOB 13



Batter	1	2	3	4	5	6	7	8	9	AB	R	H	RBI	BB	SO	LOB	BOTTOM
Kenny Lofton, L OBP: 0.412, SLG: 0.453 Paul Byrd, R OBP: 0.200, SLG: 0.200 Ed Giovanola, L (1, 8) (6, 1) (7, 5)	SH2-3 1B 2B		10 G4-6-3 1B 1B		F8		P5		G6-3	3	2	2	0	0	0	0	
Michael Tucker, L OBP: 0.345, SLG: 0.429 (1, 9)	SH2-3 2B		10 G4-6-3 1B		F8				K	3	0	1	0	0	1	0	
10 Chipper Jones, S Tim Spehr, R OBP: 0.377, SLG: 0.488 OBP: 0.228, SLG: 0.333 (1, 5) (7, 2)	1B		G4-6-3 1B 2B		F8		F8		2B	3	0	1	1	0	0	2	
Randall Simon, L OBP: 0.400, SLG: 0.400 (1, 3)	F8		1B		2B 1B		2B 1B		P4	4	1	2	1	0	0	2	
Ryan Klesko, L OBP: 0.331, SLG: 0.483 (1, 7)	K		G4-3		2B 1B		2B		FC6-4 BB	3	0	1	1	1	1	2	
Javy Lopez, R Rafael Belliard, R OBP: 0.348, SLG: 0.538 OBP: 0.224, SLG: 0.234 (1, 2) (7, 6)	F8		F9		F8		F8		FC6-4	3	0	0	0	0	0	1	
Jeff Blauser, R Brad Clontz, R Alan Embree, L Chad Fox, R Greg Colbrunn, R Tony Graffano, R OBP: 0.395, SLG: 0.479 OBP: 0.352, SLG: 0.443 OBP: 0.277, SLG: 0.436 (1, 6) (7, 1) (8, 1) (9, 1) (9, PH) (1, 4)	FC4 HBP		G5-3		G6-3		G6-3		HR	2	0	0	0	0	0	1	AB 34
29 John Smoltz, R Kerry Ligtenberg, R Tommy Gregg, L Andrew Jones, R Danny Bautista, R OBP: 0.351, SLG: 0.309 ERA: 6.15 OBP: 0.352, SLG: 0.443 OBP: 0.277, SLG: 0.436 (1, 1) (4, 1) (5, PH) (8, 8) (7, 8)	FC6-4		F8		F8		G6-4-3 1B		G6-3	1	0	0	0	0	0	1	R 4
	R: 1 H: 2 E: 0 LOB: 1 K: 1 BB: 0 S: 11 P: 17	R: 0 H: 0 E: 0 LOB: 1 K: 0 BB: 0 S: 12 P: 17	R: 1 H: 3 E: 0 LOB: 1 K: 0 BB: 0 S: 9 P: 11	R: 0 H: 0 E: 0 LOB: 0 K: 0 BB: 0 S: 6 P: 9	R: 0 H: 0 E: 0 LOB: 0 K: 0 BB: 0 S: 8 P: 14	R: 1 H: 2 E: 0 LOB: 1 K: 0 BB: 0 S: 11 P: 14	R: 0 H: 1 E: 0 LOB: 0 K: 0 BB: 0 S: 4 P: 8	R: 0 H: 1 E: 0 LOB: 2 K: 1 BB: 1 S: 10 P: 20	R: 1 H: 1 E: 0 LOB: 0 K: 0 BB: 0 S: 7 P: 8	1B: 6 SF: 0 2B: 3 SAC: 1 3B: 0 DP: 2 HR: 1 HBP: 1	WP: 0 PA: 37 PB: 0 SB: 0 CS: 0						
PITCHER	IP WLS BF H R ER SO BB IBB HBP BLK WP HR S P ERA WHIP	IP WLS BF H R ER SO BB IBB HBP BLK WP HR S P ERA WHIP	IP WLS BF H R ER SO BB IBB HBP BLK WP HR S P ERA WHIP	IP WLS BF H R ER SO BB IBB HBP BLK WP HR S P ERA WHIP	IP WLS BF H R ER SO BB IBB HBP BLK WP HR S P ERA WHIP	IP WLS BF H R ER SO BB IBB HBP BLK WP HR S P ERA WHIP	IP WLS BF H R ER SO BB IBB HBP BLK WP HR S P ERA WHIP	IP WLS BF H R ER SO BB IBB HBP BLK WP HR S P ERA WHIP	IP WLS BF H R ER SO BB IBB HBP BLK WP HR S P ERA WHIP								
Willie Blair, R Mike Myers, L Dan Miceli, R (1, 1) (8, 1) (9, 1)	1.0 W 5 1 0 0 1 1 0 0 0 0 0 1 7 8 9.00 1.000																

Detroit Tigers @ Atlanta Braves
Turner Field, Atlanta, GA
Wed Sep 03 1997, 3:33 AM EDT
Att: 36,556 - Cloudy - 85 F

AB 34
R 4
H 10
RBI 4
BB 1
SO 2
LOB 13



Batter	1	2	3	4	5	6	7	8	9	10	11	AB	R	H	RBI	BB	SO	LOB	TOP			
Rickey Henderson, R OBP: 0.411, SLG: 0.368 (1,10)	F7		F8		F8		F7			F7		5	0	0	0	0	0	0				
Tony Phillips, S OBP: 0.391, SLG: 0.397 (1,4)	K				K		G3				BB	3	0	0	0	2	2	0				
Darin Erstad, L OBP: 0.366, SLG: 0.472 (1,3)	K		K							F7	K	4	1	0	0	1	3	2				
Tim Salmon, R OBP: 0.398, SLG: 0.521 (1,9)		1B																				
Jim Edmonds, L OBP: 0.357, SLG: 0.493 (1,8)																						
Dave Hollins, S OBP: 0.354, SLG: 0.428 (1,5)																						
16 Garret Anderson, L OBP: 0.326, SLG: 0.396 (1,7)																						
Chad Kreuter, S OBP: 0.313, SLG: 0.337 Jack Howell, L OBP: 0.331, SLG: 0.568 7 Angelo Encarnacion, R OBP: 0.429, SLG: 0.857 (9, PH)																						
Gary Disarcina, R OBP: 0.272, SLG: 0.321 (1,6)																						
Inning Stats	R: 0 E: 0 K: 2 S: 10	H: 0 LOB: 0 BB: 0 P: 16	R: 1 E: 0 K: 0 S: 10	H: 2 LOB: 1 BB: 0 P: 13	R: 0 E: 0 K: 1 S: 10	H: 0 LOB: 1 BB: 1 P: 16	R: 1 E: 0 K: 0 S: 13	H: 2 LOB: 2 BB: 2 P: 24	R: 2 E: 0 K: 1 S: 13	H: 1 LOB: 0 BB: 1 P: 22	R: 0 E: 0 K: 2 S: 10	H: 0 LOB: 0 BB: 0 P: 13	R: 0 E: 0 K: 1 S: 11	H: 0 LOB: 0 BB: 0 P: 15	R: 0 E: 0 K: 2 S: 11	H: 0 LOB: 1 BB: 1 P: 19	R: 0 E: 0 K: 0 S: 12	H: 0 LOB: 1 BB: 1 P: 19	1B: 2 2B: 1 3B: 0 HR: 2	SF: 0 SAC: 0 DP: 1 HBP: 0	WP: 0 PB: 0 SB: 0 CS: 0	PA: 43
PITCHER	IP 7.0	WLS 29	BF 5	H 4	R 4	ER 4	SO 6	BB 4	IBB 0	HBP 0	BLK 0	WP 0	HR 2	S 76	P 116	ERA 5.14	WHIP 1.286					
Scott Sanders, R ERA: 6.28 (1,1)	Roberto Duran, L ERA: 1.93 (8,1)	Doug Brocail, R ERA: 3.21 (9,1)	Mike Myers, L ERA: 6.11 (10,1)	Todd Jones, R ERA: 3.03 (11,1)																		

Anaheim Angels @ Detroit Tigers
Tiger Stadium, Detroit, MI
Thu Sep 04 1997, 7:05 PM EDT
Att: 9,445 - Unknown - 71 F

AB 37
R 4
H 5
RBI 4
BB 6
SO 10
LOB 10



Batter	1	2	3	4	5	6	7	8	9	10	11	AB	R	H	RBI	BB	SO	LOB	BOTTOM							
Brian Hunter, R OBP: 0.331, SLG: 0.351 (1,8)	L9		G5-3									6	0	2	0	0	1	4								
Damion Easley, R OBP: 0.361, SLG: 0.476 (1,4)	L9											6	1	1	0	0	2	6								
Bobby Higginson, L OBP: 0.381, SLG: 0.523 (9,7)	F8											6	1	2	1	0	0	0								
Tony Clark, S OBP: 0.380, SLG: 0.521 Kimera Barteo, R OBP: 0.311, SLG: 0.388 Phil Nevin, R OBP: 0.311, SLG: 0.388 (10, PR)		P2										4	1	1	3	1	0	0								
Travis Fryman, R OBP: 0.327, SLG: 0.427 (1,5)												5	0	0	0	0	0	1								
Bob Hamelin, L OBP: 0.383, SLG: 0.520 (1,10)												2	1	0	0	3	2	0								
Bubba Trammell, R OBP: 0.366, SLG: 0.430 Melvin Nieves, S OBP: 0.317, SLG: 0.460 (8, PH)												3	0	1	0	0	0	1								
Marcus Jensen, S OBP: 0.258, SLG: 0.222 Frank Catalanotto, L OBP: 0.305, SLG: 0.351 Raul Casanova, S OBP: 0.125, SLG: 0.125 (11, PR)												2	0	0	0	1	0	2								
Deivi Cruz, R OBP: 0.270, SLG: 0.324 (1,6)												3	1	1	1	1	0	0								
Inning Stats	R: 0 E: 0 K: 0 S: 9	H: 0 LOB: 0 BB: 0 P: 14	R: 0 E: 0 K: 0 S: 3	H: 0 LOB: 1 BB: 1 P: 11	R: 0 E: 0 K: 0 S: 9	H: 0 LOB: 0 BB: 0 P: 17	R: 0 E: 0 K: 0 S: 6	H: 0 LOB: 0 BB: 0 P: 8	R: 1 E: 0 K: 0 S: 12	H: 3 LOB: 3 BB: 1 P: 22	R: 0 E: 0 K: 0 S: 6	H: 0 LOB: 0 BB: 0 P: 13	R: 0 E: 0 K: 2 S: 10	H: 0 LOB: 2 BB: 2 P: 22	R: 3 E: 0 K: 2 S: 16	H: 3 LOB: 0 BB: 0 P: 28	R: 0 E: 0 K: 2 S: 15	H: 1 LOB: 1 BB: 0 P: 16	R: 0 E: 0 K: 1 S: 13	H: 0 LOB: 2 BB: 2 P: 23	R: 1 E: 0 K: 1 S: 10	H: 2 LOB: 2 BB: 0 P: 15	1B: 8 2B: 0 3B: 0 HR: 1	SF: 0 SAC: 1 DP: 0 HBP: 0	WP: 0 PB: 0 SB: 2 CS: 0	PA: 48
PITCHER	IP 7.0	WLS 28	BF 5	H 3	R 3	ER 1	SO 2	BB 4	IBB 0	HBP 0	BLK 0	WP 0	HR 0	S 55	P 107	ERA 1.29	WHIP 1.000									
Ken Hill, R ERA: 5.14 (8,1)	Mike Holtz, L ERA: 2.33 (8,1)	Mike James, R ERA: 4.42 (10,1)	Troy Percival, R ERA: 3.74 (11,1)	Pep Harris, R ERA: 4.11 (11,1)																						

Anaheim Angels @ Detroit Tigers
Tiger Stadium, Detroit, MI
Thu Sep 04 1997, 7:05 PM EDT
Att: 9,445 - Unknown - 71 F

AB 41
R 5
H 9
RBI 5
BB 6
SO 8
LOB 16



Batter	1	2	3	4	5	6	7	8	9	AB	R	H	RBI	BB	SO	LOB	TOP			
Rickey Henderson, R OBP: 0.414, SLG: 0.388	4-0 BB		2-2 1B			4-2 BB			1-1 F8	2	0	1	0	2	0	0				
Tony Phillips, S OBP: 0.390, SLG: 0.397	0-1 G6-4-3		3-3 K			1-2 G3-1			0-1 1B	4	0	1	0	0	1	3				
Tim Salmon, R OBP: 0.396, SLG: 0.517	0-0 G4-3			2-1 G5-3			3-1 P4		1-3 K	4	0	0	0	0	1	1				
Dave Hollins, S OBP: 0.364, SLG: 0.426		1-3 K		1-2 G6-3			1-0 G1-3		1-2 1B	4	0	1	0	0	1	0				
Darin Erstad, L OBP: 0.364, SLG: 0.468		2-2 L7		1-2 G3-1			1-0 F7		1-0 F9	4	0	0	0	0	0	2				
Chris Turner, R OBP: 0.455, SLG: 0.700		2-1 1B			3-3 K			0-0 SF8		3	1	2	0	0	1	0				
Luis Alica, S OBP: 0.365, SLG: 0.378		1-0 FC6			0-1 G5-3			1-0 SF8		2	0	0	1	0	0	1				
Craig Grebeck, R OBP: 0.361, SLG: 0.368			1-2 F8		0-0 F7			3-H K		3	0	0	0	0	1	0				
Gary Disarcina, R OBP: 0.270, SLG: 0.319			1-0 G6-3			2-2 L8		0-0 F8		3	0	0	0	0	0	0				
Inning Stats	R: 0 E: 0 K: 0 S: 3	H: 0 LOB: 0 BB: 1 P: 7	R: 0 E: 0 K: 1 S: 9	H: 1 LOB: 1 BB: 0 P: 15	R: 0 E: 0 K: 1 S: 10	H: 1 LOB: 1 BB: 0 P: 17	R: 0 E: 0 K: 0 S: 8	H: 0 LOB: 0 BB: 0 P: 12	R: 0 E: 0 K: 1 S: 8	H: 0 LOB: 0 BB: 1 P: 11	R: 0 E: 0 K: 0 S: 4	H: 0 LOB: 0 BB: 0 P: 9	R: 1 E: 0 K: 1 S: 6	H: 1 LOB: 0 BB: 0 P: 10	R: 0 E: 0 K: 1 S: 11	H: 2 LOB: 2 BB: 0 P: 15	1B: 3 2B: 1 3B: 1 HR: 0	SF: 1 SAC: 0 DP: 1 HBP: 0	WP: 0 PB: 0 SB: 1 CS: 1	PA: 32
PITCHER Justin Thompson, L ERA: 2.78	IP: 9.0 WLS: W BF: 32	H: 5 R: 1 ER: 1 SO: 5	BB: 2 IBB: 0 HBP: 0 BLK: 0	WP: 0 HR: 0 S: 69 P: 113	ERA: 1.00 WHIP: 0.778															

Anaheim Angels @ Detroit Tigers
Tiger Stadium, Detroit, MI
Fri Sep 05 1997, 7:05 PM EDT
Att: 16,016 - Unknown - 71 F

AB 29
R 1
H 5
RBI 1
BB 2
SO 5
LOB 7



Batter	1	2	3	4	5	6	7	8	9	AB	R	H	RBI	BB	SO	LOB	BOTTOM			
Brian Hunter, R OBP: 0.331, SLG: 0.350	0-1 BB		2-1 G6-3	4-0 FC6-4			0-1 P4	0-0 F8		4	1	1	0	1	0	1				
Damion Easley, R OBP: 0.358, SLG: 0.474	2-1 P3		2-0 G4-3	0-0 FC6-4			3-2 F8			4	0	0	0	0	0	3				
Bobby Higginson, L OBP: 0.383, SLG: 0.529	4-0 BB		1-3 K		3-0 HR		4-2 BB			2	1	1	1	2	1	0				
Tony Clark, S OBP: 0.382, SLG: 0.521	4-1 BB			0-1 2B	1-1 L8		4-2 BB			2	1	1	0	2	0	0				
Travis Fryman, R OBP: 0.326, SLG: 0.428	0-1 SF8		0-1 G4-3	1-2 G4-3	1-2 G5-3		2-3 K			3	1	1	1	0	1	2				
Bob Hamelin, L OBP: 0.382, SLG: 0.515	3-H F8		1-0 G4-3	1-0 G4-3	2-3 K			4-1 2B		3	1	0	1	1	1	3				
Melvin Nieves, S OBP: 0.316, SLG: 0.456		3-1 G3		2-2 G4-3		1-1 G4-3		1-3 K		3	1	0	0	1	1	1				
Raul Casanova, S OBP: 0.301, SLG: 0.345		1-1 G2-3		2-2 G4-3		1-0 F8		1 SAFE P5		4	0	0	1	0	0	2				
Marcus Jensen, S OBP: 0.236, SLG: 0.222				1-2 G4-3						0	0	0	0	0	0	0				
Deivi Cruz, R OBP: 0.272, SLG: 0.329		1-2 G5-3		3-H 1B		0-3 K		2-2 2B		4	0	2	2	0	1	0				
Inning Stats	R: 1 E: 0 K: 0 S: 10	H: 1 LOB: 2 BB: 2 P: 23	R: 0 E: 0 K: 0 S: 7	H: 0 LOB: 0 BB: 0 P: 12	R: 0 E: 0 K: 1 S: 6	H: 0 LOB: 0 BB: 0 P: 11	R: 3 E: 0 K: 0 S: 11	H: 3 LOB: 2 BB: 2 P: 23	R: 1 E: 0 K: 1 S: 12	H: 1 LOB: 0 BB: 0 P: 19	R: 0 E: 0 K: 1 S: 6	H: 0 LOB: 2 BB: 2 P: 8	R: 0 E: 0 K: 1 S: 17	H: 0 LOB: 2 BB: 2 P: 30	R: 1 E: 0 K: 1 S: 12	H: 1 LOB: 1 BB: 1 P: 19	1B: 3 2B: 2 3B: 0 HR: 1	SF: 1 SAC: 0 DP: 0 HBP: 0	WP: 0 PB: 0 SB: 1 CS: 0	PA: 37
PITCHER Dennis Springer, R ERA: 5.26 Rich DeLuca, R ERA: 2.9	IP: 6.2 WLS: L BF: 31	H: 5 R: 5 ER: 5 SO: 3	BB: 6 IBB: 0 HBP: 0 BLK: 0	WP: 0 HR: 1 S: 64 P: 119	ERA: 6.75 WHIP: 1.650															

Anaheim Angels @ Detroit Tigers
Tiger Stadium, Detroit, MI
Fri Sep 05 1997, 7:05 PM EDT
Att: 16,016 - Unknown - 71 F

AB 29
R 6
H 6
RBI 6
BB 7
SO 5
LOB 12



Batter	1	2	3	4	5	6	7	8	9	AB	R	H	RBI	BB	SO	LOB	TOP											
Rickey Henderson, R OBP: 0.413, SLG: 0.387	1-0 F8		1-2 S 1B		4-2 2B SF8 BB		0-1 F8		1-0 F8	4	1	1	0	1	0	2												
Tony Phillips, S OBP: 0.389, SLG: 0.398	2-3 K		3-3 K		0-0 SF8 SF9 2B		0-2 F9			4	1	1	1	0	2	3												
Darin Erstad, L OBP: 0.361, SLG: 0.465	1-1 G1-3		2-1 P5		2-0 SF8		0-1 CS	1-3 K		3	0	0	1	0	1	2												
Tim Salmon, R OBP: 0.395, SLG: 0.522		2-2 P4		1-3 K	0-1 SF9			3-1 HR		3	1	1	2	0	1	0												
16 Garret Anderson, L OBP: 0.326, SLG: 0.393		2-2 L8		4-0 1B BB	3-H L8			1-3 K		3	0	0	0	1	1	0												
Dave Hollins, S OBP: 0.383, SLG: 0.425		2-2 F9		2-0 1B	1-1 F7			3-1 G3-1		4	0	1	0	0	0	0												
Jim Edmonds, L OBP: 0.356, SLG: 0.498			1-1 HR	1-3 K	1-0 F9			3-1 P6		4	1	1	1	0	1	2												
Chad Kreuter, S OBP: 0.308, SLG: 0.332			0-0 G4-3	1-0 F7	0-0 L9			0-3 K		3	0	0	0	0	0	2												
Jack Howell, L OBP: 0.329, SLG: 0.563										1	0	0	0	0	1	0												
Gary Disarcina, R OBP: 0.276, SLG: 0.326			1-1 1B		2-1 2B		1-1 CS		1-2 1B	4	1	4	0	0	0	0												
Inning Stats	R: 0 E: 0 K: 1 S: 6	H: 0 LOB: 0 BB: 0 P: 10	R: 0 E: 0 K: 0 S: 10	H: 0 LOB: 0 BB: 0 P: 16	R: 1 E: 0 K: 1 S: 13	H: 3 LOB: 2 BB: 0 P: 21	R: 0 E: 0 K: 2 S: 8	H: 1 LOB: 2 BB: 1 P: 17	R: 3 E: 0 K: 0 S: 12	H: 2 LOB: 0 BB: 0 P: 20	R: 0 E: 0 K: 0 S: 4	H: 0 LOB: 0 BB: 0 P: 6	R: 0 E: 0 K: 2 S: 8	H: 1 LOB: 0 BB: 0 P: 9	R: 1 E: 0 K: 2 S: 11	H: 1 LOB: 0 BB: 0 P: 19	R: 0 E: 0 K: 1 S: 10	H: 1 LOB: 1 BB: 0 P: 15	1B: 5 2B: 2 3B: 0 HR: 2	SF: 2 SAC: 0 DP: 0 HBP: 0	WP: 0 PB: 0 SB: 1 CS: 1	PA: 38						
PITCHER	IP	WLS	BF	H	R	ER	SO	BB	IBB	HBP	BLK	WP	HR	S	P	ERA	WHIP											
Brian Moehler, R ERA: 4.72	(1, 1)	5.0	W	23	6	4	4	4	2	0	0	0	0	1	49	84	7.20	1.600										
A.J. Sager, R ERA: 4.66	(6, 1)	1.1		5	1	0	0	0	0	0	0	0	0	0	8	11	0.00	0.750										
Mike Myers, L ERA: 6.13	(7, 1)	1.1		4	1	1	1	2	0	0	0	0	0	1	13	18	6.75	0.750										
Doug Brocail, R ERA: 3.2	(8, 1)	0.1		1	0	0	0	0	0	0	0	0	0	2	5	0.00	0.000											
Todd Jones, R ERA: 2.99	(9, 1)	1.0	S	4	1	0	0	1	0	0	0	0	0	10	15	0.00	1.000											

Anaheim Angels @ Detroit Tigers
Tiger Stadium, Detroit, MI
Sat Sep 06 1997, 3:33 AM EDT
Att: 16,294 - Sunny - 73 F

AB 33
R 5
H 9
RBI 5
BB 2
SO 7
LOB 11



Batter	1	2	3	4	5	6	7	8	9	AB	R	H	RBI	BB	SO	LOB	BOTTOM										
Brian Hunter, R OBP: 0.333, SLG: 0.356	2-2 S 1B	3-2 3B		1-2 FC5 HR		2-3 K		1-0 1B		5	2	3	0	0	1	2											
Bobby Higginson, L OBP: 0.394, SLG: 0.537	1-2 G5-3	2-1 F9		1-0 HR		2-1 2B				4	1	2	4	0	0	2											
Travis Fryman, R OBP: 0.326, SLG: 0.429	0-1 P2		2-3 K	3-1 2B		2-1 G1-6-3				4	0	1	0	0	1	2											
Tony Clark, S OBP: 0.383, SLG: 0.521	1-0 2H 1B		1-3 K	2-2 G4-3			0-1 G1-4-3 1B			4	0	2	1	0	1	1											
Damon Easley, R OBP: 0.356, SLG: 0.470	1-1 P4		2-3 K		2-1 G5-3		0-0 G1-4-3		1-2 1B	4	0	0	0	0	1	2											
Bubba Trammell, R OBP: 0.351, SLG: 0.410		2-2 E5 HR		2-2 F8	2-3 K		3-3 K			4	1	0	0	0	2	0											
Juan Encarnacion, R OBP: 0.417, SLG: 0.556		0-0 HR		3-2 FC5 HR WP HBP	4-2 S BB		4-0 FC4-6 BB			1	2	1	2	2	0	0											
Matt Walbeck, S OBP: 0.313, SLG: 0.348		3-2 CS 1B		0-0 L7	3-2 F7		0-0 FC4-6 1B	1-2 1B		4	0	1	0	0	0	3											
Deivi Cruz, R OBP: 0.272, SLG: 0.326		1-1 G5-3		4-0 FC5 HR BB		0-3 K		1-2 L6		3	1	0	0	1	1	2											
Inning Stats	R: 1 E: 0 K: 0 S: 11	H: 2 LOB: 1 BB: 0 P: 16	R: 2 E: 1 K: 0 S: 19	H: 3 LOB: 1 BB: 0 P: 30	R: 0 E: 0 K: 3 S: 10	H: 0 LOB: 0 BB: 0 P: 15	R: 4 E: 0 K: 0 S: 16	H: 2 LOB: 1 BB: 1 P: 32	R: 0 E: 0 K: 1 S: 12	H: 0 LOB: 1 BB: 1 P: 23	R: 0 E: 0 K: 2 S: 11	H: 1 LOB: 1 BB: 0 P: 17	R: 0 E: 0 K: 1 S: 7	H: 1 LOB: 0 BB: 0 P: 10	R: 0 E: 0 K: 0 S: 7	H: 1 LOB: 2 BB: 1 P: 12	R: 0 E: 0 K: 0 S: 7	H: 1 LOB: 1 BB: 0 P: 15	1B: 5 2B: 2 3B: 1 HR: 2	SF: 0 SAC: 0 DP: 1 HBP: 1	WP: 1 PB: 0 SB: 2 CS: 1	PA: 37					
PITCHER	IP	WLS	BF	H	R	ER	SO	BB	IBB	HBP	BLK	WP	HR	S	P	ERA	WHIP										
Allen Watson, L ERA: 5.05	(1, 1)	3.2	L	21	7	7	6	3	1	0	0	0	0	26	45	0.00	0.857										
Anthony Chavez, R ERA: 3.99	(4, 1)	2.1		9	1	0	0	3	1	0	0	0	0	14	22	0.00	1.500										
Pep Harris, R ERA: 3.99	(7, 1)	2.0		7	2	0	0	1	1	0	0	0	0	14	22	0.00	1.500										

Anaheim Angels @ Detroit Tigers
Tiger Stadium, Detroit, MI
Sat Sep 06 1997, 3:33 AM EDT
Att: 16,294 - Sunny - 73 F

AB 33
R 7
H 10
RBI 7
BB 3
SO 7
LOB 14



Batter	1	2	3	4	5	6	7	8	9	10	11	12	13	14	15	AB	R	H	RBI	BB	SO	LOB	TOP	
Rickey Henderson, R OBP: 0.414, SLG: 0.365																5	2	1	0	1	0	1	2	3
Tony Phillips, S OBP: 0.392, SLG: 0.404																6	1	3	1	1	1	2	4	
Darin Erstad, L OBP: 0.360, SLG: 0.462																4	0	0	0	1	3	3		
Tim Salmon, R OBP: 0.394, SLG: 0.521																5	2	1	1	1	1	1	5	
Robert Eenhoorn, R																0	0	0	1	0	0	0		
Jim Edmonds, L OBP: 0.355, SLG: 0.494																	7	0	2	1	0	2	2	
Dave Hollins, S OBP: 0.360, SLG: 0.421																4	0	0	1	0	2	1		
Craig Grebeck, R OBP: 0.359, SLG: 0.365																1	0	0	0	0	0	0		
16 Garret Anderson, L OBP: 0.524, SLG: 0.390																5	0	0	0	1	1	1		
Chris Keegan, R OBP: 0.426, SLG: 0.615																3	0	1	0	0	0	1		
Orlando Palmeiro, L OBP: 0.263, SLG: 0.252																0	0	0	0	0	0	0		
7 Angelo Encarnacion, R OBP: 0.354, SLG: 0.377																0	0	0	0	0	0	0		
Luis Alicea, S OBP: 0.306, SLG: 0.328																1	0	0	0	1	0	1		
Chad Kreuter, S OBP: 0.306, SLG: 0.328																2	0	0	0	2	0	0		
Gary Disarcina, R OBP: 0.273, SLG: 0.323																5	0	0	0	0	0	1		
Inning Stats	R: 2 E: 0 K: 2 S: 16	H: 2 LOB: 1 BB: 0 P: 22	R: 0 E: 0 K: 1 S: 9	H: 0 LOB: 1 BB: 1 P: 19	R: 0 E: 0 K: 0 S: 8	H: 0 LOB: 1 BB: 0 P: 18	R: 0 E: 0 K: 0 S: 9	H: 0 LOB: 0 BB: 0 P: 14	R: 1 E: 1 K: 1 S: 12	H: 1 LOB: 1 BB: 1 P: 21	R: 0 E: 0 K: 1 S: 9	H: 0 LOB: 2 BB: 0 P: 13	R: 0 E: 0 K: 3 S: 14	H: 1 LOB: 1 BB: 0 P: 19	R: 0 E: 0 K: 3 S: 10	H: 0 LOB: 0 BB: 1 P: 15	R: 0 E: 0 K: 1 S: 7	H: 1 LOB: 0 BB: 0 P: 13	R: 1 E: 0 K: 2 S: 7	H: 1 LOB: 0 BB: 0 P: 10	1B: 5 2B: 3 3B: 0 HR: 0	SF: 2 SAC: 3 DP: 0 HBP: 1	WP: 0 PB: 0 SB: 4 CS: 0	PA: 59
PITCHER Greg Keegan, R ERA: 7.16	IP: 1.1 WLS: 5.0 BF: 22	H: 3 R: 3 ER: 3 SO: 4	BB: 3 IBB: 0 HBP: 1 BLK: 0	WP: 0 HR: 0 S: 54	P: 94 ERA: 5.40 WHIP: 1.200		PITCHER Todd Jones, R ERA: 2.93	IP: 1.0 WLS: 3.0 BF: 12	H: 2 R: 0 ER: 0 SO: 5	BB: 0 IBB: 0 HBP: 0 BLK: 0	WP: 0 HR: 0 S: 35	P: 54 ERA: 0.00 WHIP: 0.667		PITCHER A.J. Sager, R ERA: 4.48	IP: 13.1 WLS: 3.0 BF: 10	H: 1 R: 1 ER: 1 SO: 3	BB: 0 IBB: 0 HBP: 0 BLK: 0	WP: 0 HR: 0 S: 24	P: 38 ERA: 3.00 WHIP: 0.333					
Roberto Duran, L ERA: 1.59																								
Dan Miceli, R ERA: 5.43																								
Mike Myers, L ERA: 5.04																								
Eddie Gaillard, R ERA: 7.9																								

Anaheim Angels @ Detroit Tigers
Tiger Stadium, Detroit, MI
Sun Sep 07 1997, 3:33 AM EDT
Att. 25,602 - Cloudy - 73 F
livebaseballscorecards.com

AB	48
R	5
H	8
RBI	5
BB	16
SO	5
LOB	21



Batter	1	2	3	4	5	6	7	8	9	10	11	12	13	14	15	AB	R	H	RBI	BB	SO	LOB	BOTTOM							
Brian Hunter, R OBP: 0.334, SLG: 0.358																7	1	3	0	0	2	1								
Frank Catalanotto, L OBP: 0.355, SLG: 0.487																2	0	0	0	1	0	1								
Damon Easley, R																3	0	0	0	1	1	0								
Bobby Higginson, L OBP: 0.363, SLG: 0.534																	7	1	2	1	0	3	1							
Tony Clark, S OBP: 0.380, SLG: 0.521																7	1	1	2	0	3	2								
1-3, 2H																														
Travis Fryman, R OBP: 0.327, SLG: 0.435																4	1	2	1	0	1	0								
Phil Nevin, R OBP: 0.308, SLG: 0.385																2	0	0	0	0	1	0								
Bob Hamelin, L OBP: 0.380, SLG: 0.511																4	0	1	0	0	0	1								
Kimera Bartee, R																0	0	0	0	0	0	0								
Melvin Nieves, S OBP: 0.377, SLG: 0.457																2	0	1	0	0	1	0								
Juan Encarnacion, R OBP: 0.444, SLG: 0.462																	4	0	1	0	1	2	1							
Raul Casanova, S OBP: 0.268, SLG: 0.345																6	0	1	0	0	2	5								
Delivi Cruz, R OBP: 0.288, SLG: 0.321																6	0	0	0	0	1	5								
1-2, 2-3																														
Inning Stats	R: 3 E: 1 K: 0 S: 12	H: 3 LOB: 0 BB: 1 P: 20	R: 0 E: 0 K: 0 S: 9	H: 1 LOB: 1 BB: 0 P: 13	R: 0 E: 0 K: 0 S: 4	H: 0 LOB: 0 BB: 0 P: 5	R: 0 E: 0 K: 0 S: 12	H: 1 LOB: 2 BB: 0 P: 16	R: 0 E: 0 K: 0 S: 9	H: 1 LOB: 1 BB: 0 P: 12	R: 1 E: 1 K: 0 S: 11	H: 1 LOB: 1 BB: 0 P: 17	R: 0 E: 0 K: 0 S: 11	H: 1 LOB: 1 BB: 1 P: 17	R: 0 E: 0 K: 2 S: 10	H: 0 LOB: 0 BB: 0 P: 13	R: 0 E: 0 K: 1 S: 11	H: 1 LOB: 1 BB: 1 P: 15	R: 0 E: 0 K: 3 S: 10	H: 0 LOB: 0 BB: 0 P: 14	R: 0 E: 0 K: 3 S: 10	H: 1 LOB: 1 BB: 0 P: 13	R: 0 E: 0 K: 1 S: 8	H: 0 LOB: 0 BB: 0 P: 10	R: 0 E: 0 K: 2 S: 10	H: 0 LOB: 0 BB: 0 P: 15	1B: 8 2B: 2 3B: 0 HR: 2	SF: 0 SAC: 0 DP: 0 HBP: 1	WP: 0 PB: 0 SB: 1 CS: 4	PA: 59
PITCHER Jason Dickson, R ERA: 4.15	IP: 6.2 WLS: 6.2 BF: 29	H: 7 R: 4 ER: 4 SO: 1	BB: 1 IBB: 0 HBP: 0 BLK: 0	WP: 0 HR: 2 S: 65	P: 96 ERA: 5.40 WHIP: 1.200		PITCHER Shigetoshi Hasegawa, R ERA: 3.62	IP: 4.0 WLS: 13 BF: 15	H: 1 R: 0 ER: 0 SO: 8	BB: 0 IBB: 0 HBP: 0 BLK: 0	WP: 0 HR: 0 S: 36	P: 52 ERA: 0.00 WHIP: 0.250																		
Greg Cadaret, L ERA: 1.9																														
Mike James, R ERA: 4.29																														
Mike Holtz, L ERA: 2.29																														
Troy Percival, R ERA: 3.6																														

Anaheim Angels @ Detroit Tigers
Tiger Stadium, Detroit, MI
Sun Sep 07 1997, 3:33 AM EDT
Att. 25,602 - Cloudy - 73 F
livebaseballscorecards.com

AB	54
R	4
H	12
RBI	4
BB	3
SO	17
LOB	17



Batter	1	2	3	4	5	6	7	8	9	AB	R	H	RBI	BB	SO	LOB	TOP								
Tom Goodwin, L (1, 8) OBP: 0.309, SLG: 0.339	1-1 G5-3		1-2 F7		4-1 HR		1-3 K			3	1	0	0	1	1	2									
Ivan Rodriguez, R (1, 2) OBP: 0.359, SLG: 0.476	2-2 G6-3		1-0 29 BB		0-0 HR			0-1 G4-3		4	1	2	2	0	0	0									
29 Rusty Greer, L (1, 7) OBP: 0.410, SLG: 0.524	2-2 G6-3		4-2 1B		1-1 F7			3-1 F8		3	0	0	0	1	0	0									
Juan Gonzalez, R (1, 9) OBP: 0.329, SLG: 0.565		0-0 F8	0-3 K		1-0 F7			0-0 F8		4	0	0	0	0	1	3									
Lee Stevens, L (1, 3) OBP: 0.331, SLG: 0.493		1-1 1B		1-3 K		1-3 K2-3			1-3 K	4	0	1	0	0	3	0									
Jim Levritz, R (1, 10) OBP: 0.379, SLG: 0.394		2-2 F8		1-1 G6-3		1-1 G5-3			1-3 K	4	0	0	0	0	1	1									
Domingo Cedeno, S (1, 4) OBP: 0.339, SLG: 0.388		0-0 P4		1-3 K			1-2 F9		0-0 G6-3	4	0	1	0	0	1	1									
Fernando Tatis, R (1, 5) OBP: 0.281, SLG: 0.368			2-2 G5-3		1-2 P3		0-0 F9			3	0	0	0	0	0	1									
Benji Gil, R (1, 6) OBP: 0.262, SLG: 0.317			0-1 29 BB		1-3 K		3-3 K			3	0	1	0	0	2	1									
Inning Stats	R: 0 E: 0 K: 0 S: 8	H: 0 LOB: 0 BB: 0 P: 13	R: 0 E: 0 K: 0 S: 7	H: 1 LOB: 1 BB: 0 P: 10	R: 0 E: 0 K: 1 S: 20	H: 2 LOB: 3 BB: 1 P: 28	R: 0 E: 0 K: 2 S: 8	H: 0 LOB: 0 BB: 0 P: 11	R: 2 E: 0 K: 1 S: 10	H: 1 LOB: 0 BB: 1 P: 17	R: 0 E: 0 K: 1 S: 8	H: 0 LOB: 0 BB: 0 P: 11	R: 0 E: 0 K: 2 S: 15	H: 1 LOB: 1 BB: 0 P: 20	R: 0 E: 0 K: 0 S: 5	H: 0 LOB: 0 BB: 0 P: 8	R: 0 E: 0 K: 2 S: 8	H: 0 LOB: 0 BB: 0 P: 10	1B: 3 2B: 1 3B: 0 HR: 1	SF: 0 SAC: 0 DP: 0 HBP: 0	WP: 0 PB: 0 SB: 0 CS: 0	PA: 34			
PITCHER	IP	WLS	BF	H	R	ER	SO	BB	IBB	HBP	BLK	WP	HR	S	P	ERA	WHIP								
Willie Blair, R (1, 1) ERA: 3.96	7.0	W	28	5	2	2	7	2	0	0	0	0	1	76	110	2.57	1.000								
Doug Brocail, R (8, 1) ERA: 3.15	1.0		3	0	0	0	0	0	0	0	0	0	0	5	8	0.00	0.000								
Dan Miceli, R (9, 1) ERA: 5.35	1.0		3	0	0	0	2	0	0	0	0	0	0	8	10	0.00	0.000								

Texas Rangers @ Detroit Tigers
Tiger Stadium, Detroit, MI
Mon Sep 08 1997, 7:05 PM EDT
Att: 15,765 - Unknown - 69 F

AB	32
R	2
H	5
RBI	2
BB	2
SO	9
LOB	9

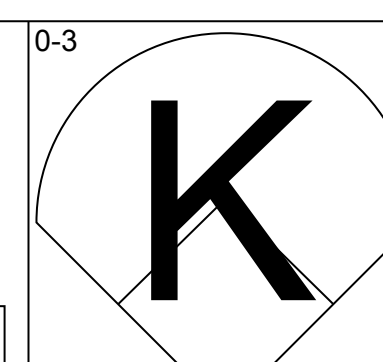
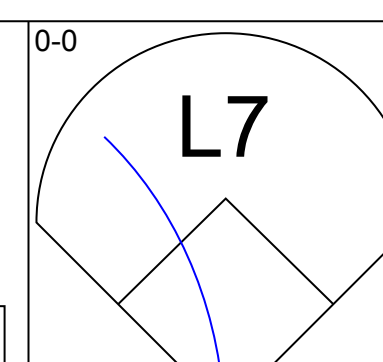
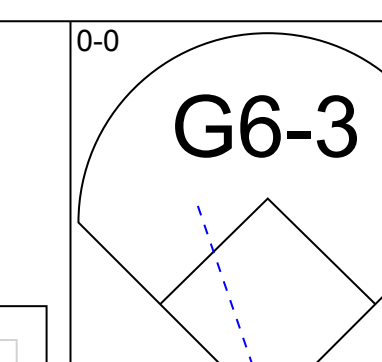
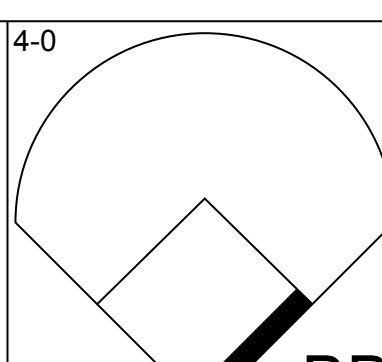
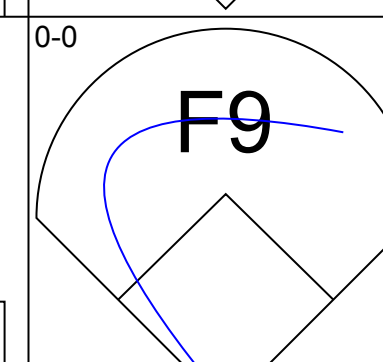
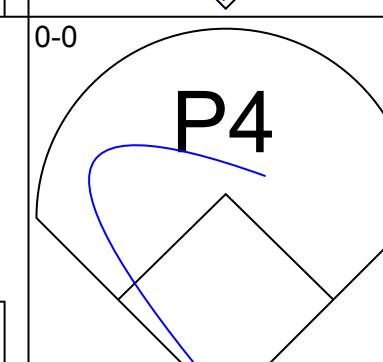
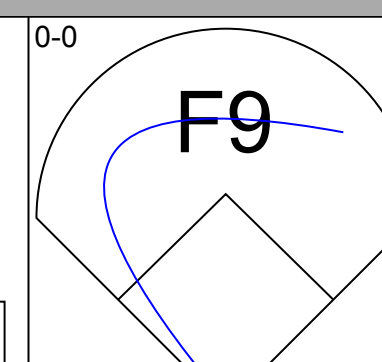
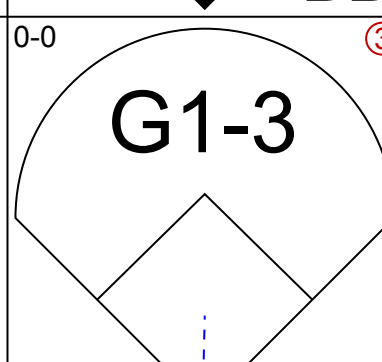
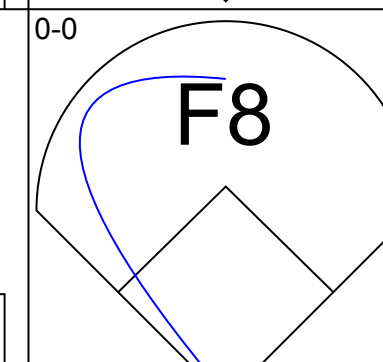
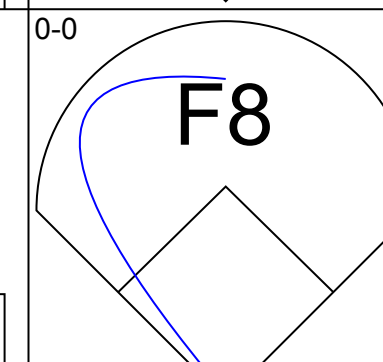
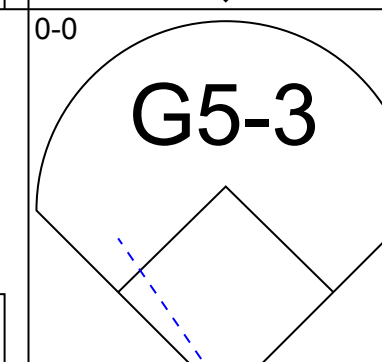
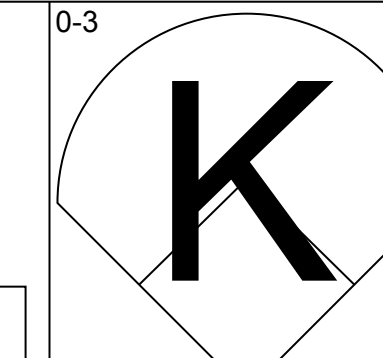
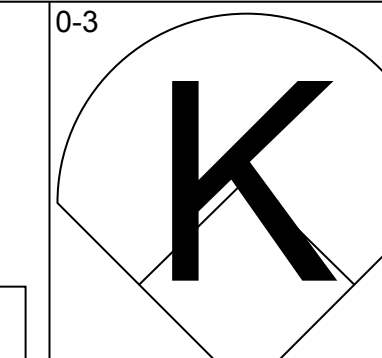
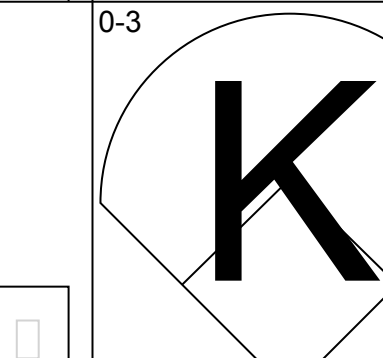
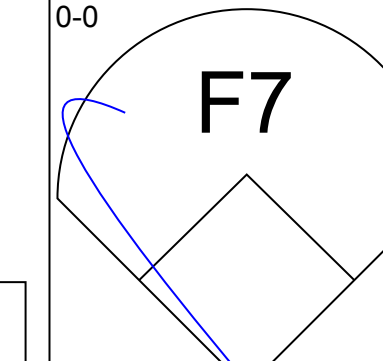
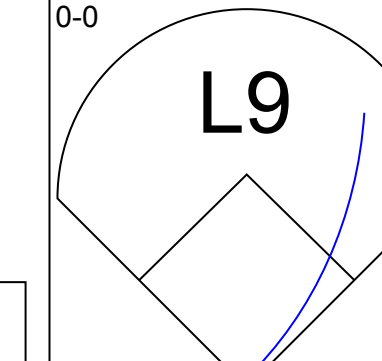
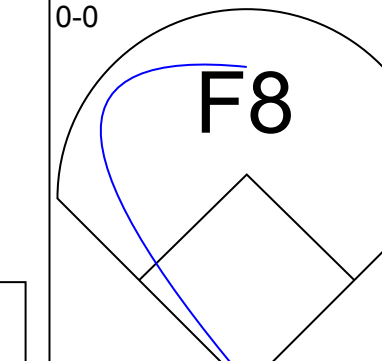
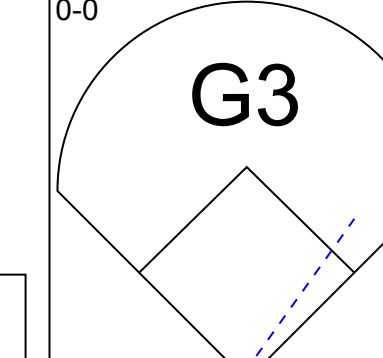
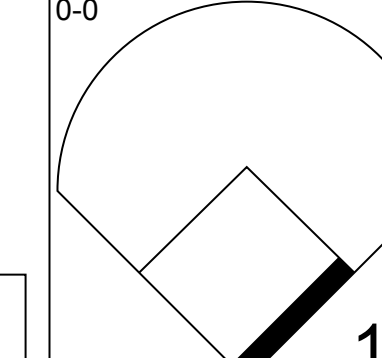
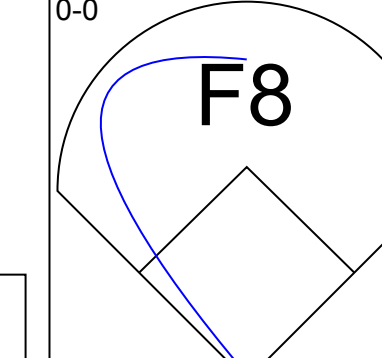
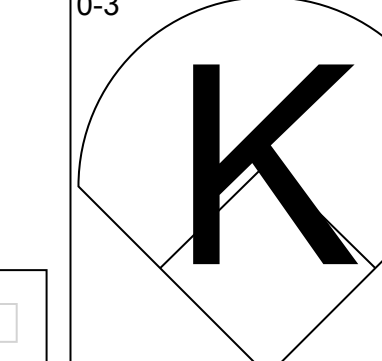
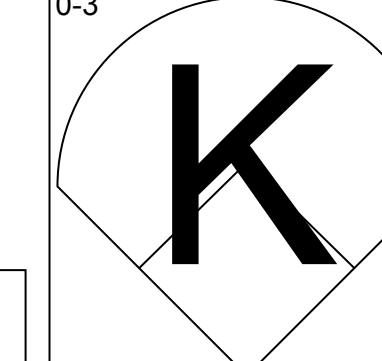
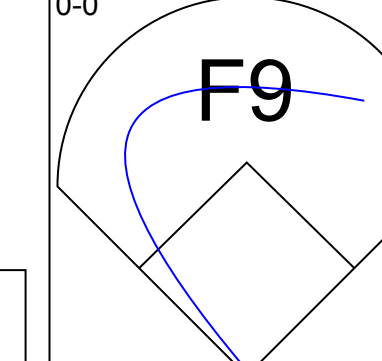
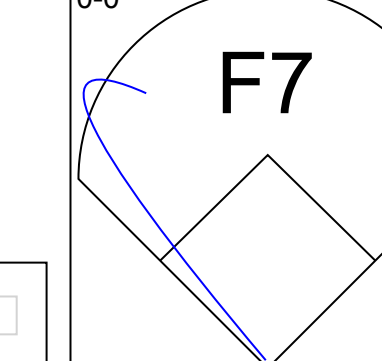
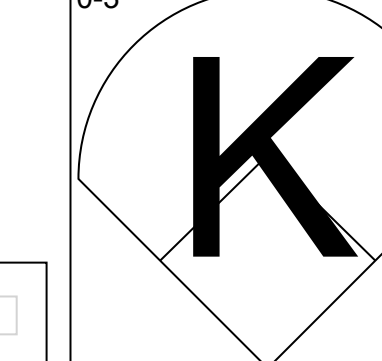
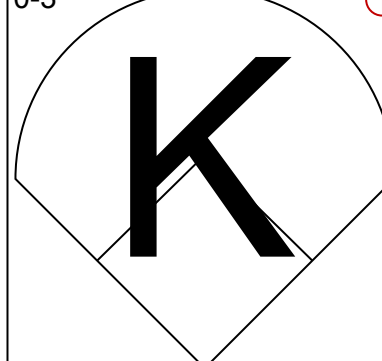
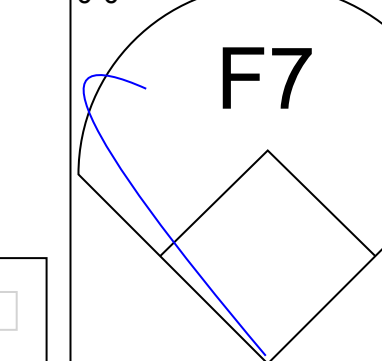
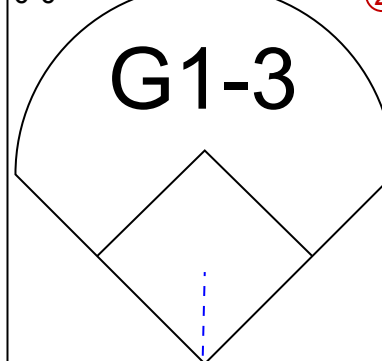
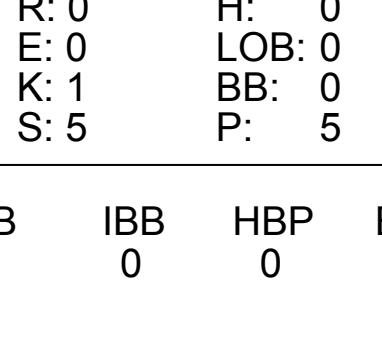
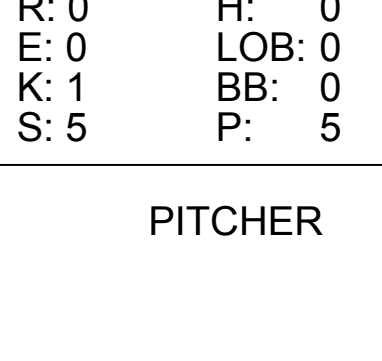
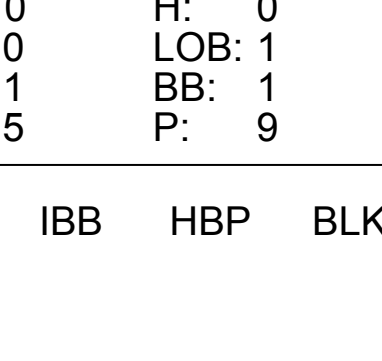


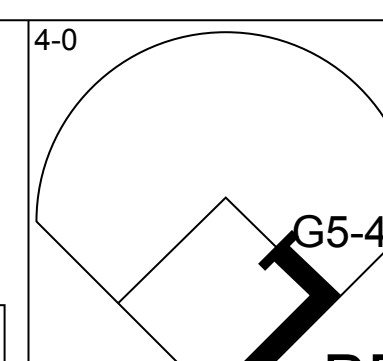
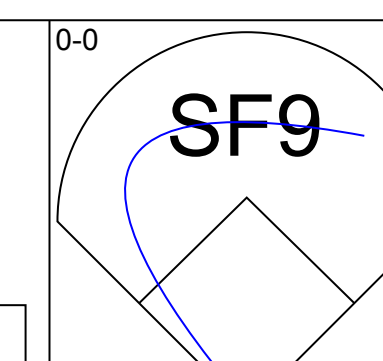
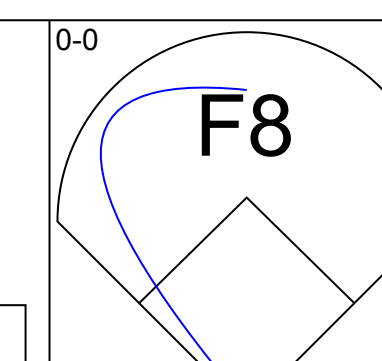
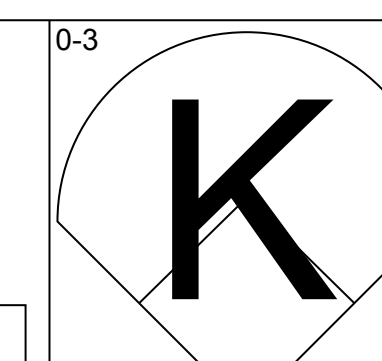
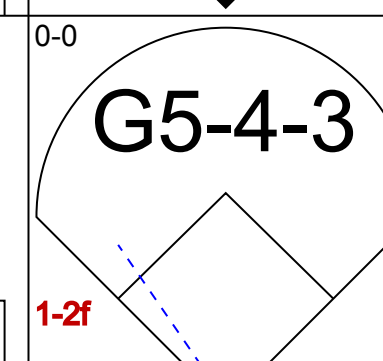
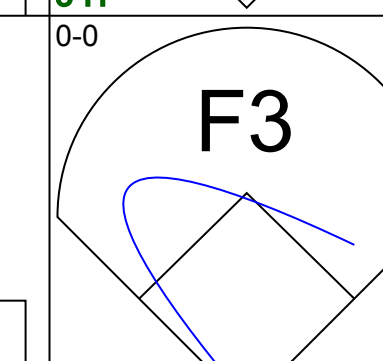
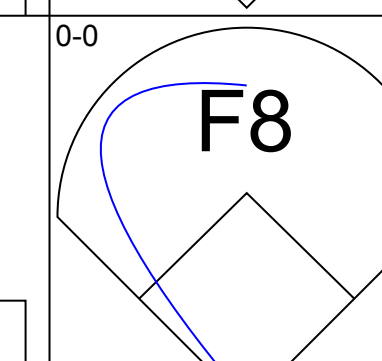
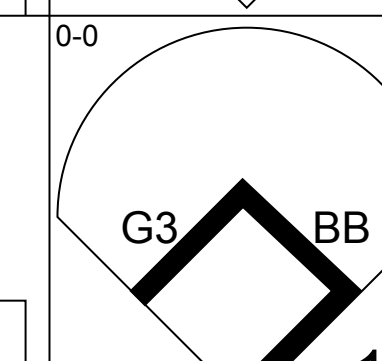
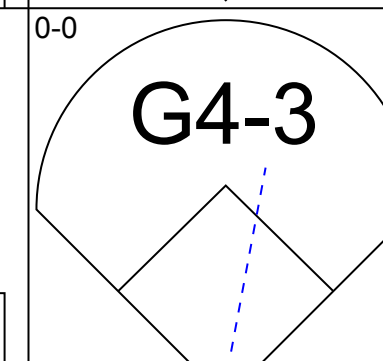
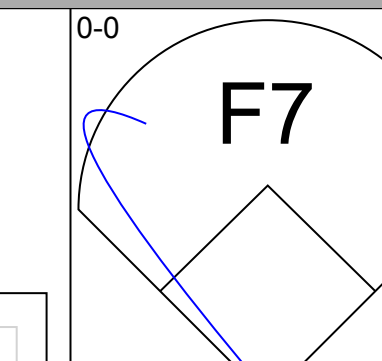
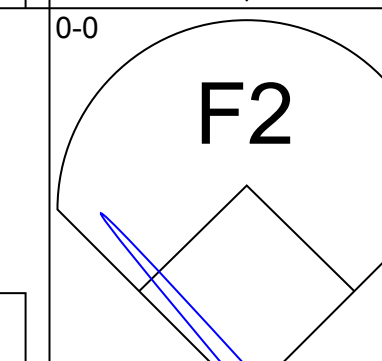
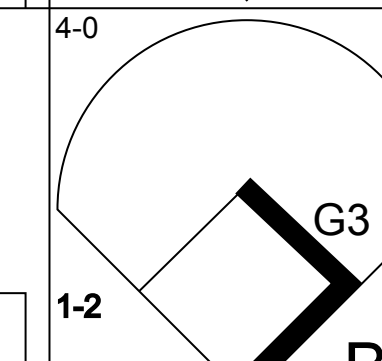
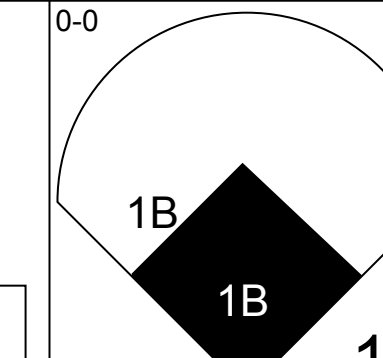
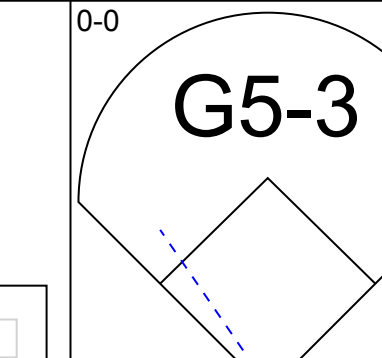
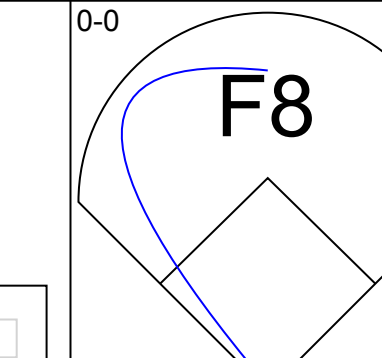
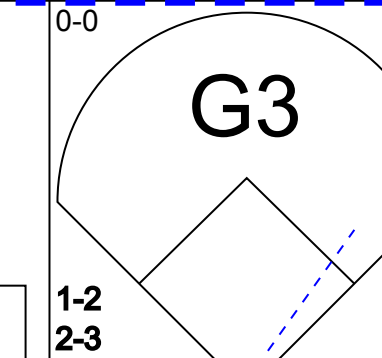
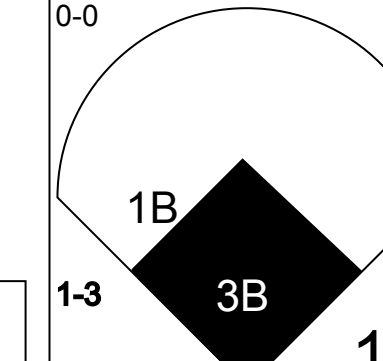
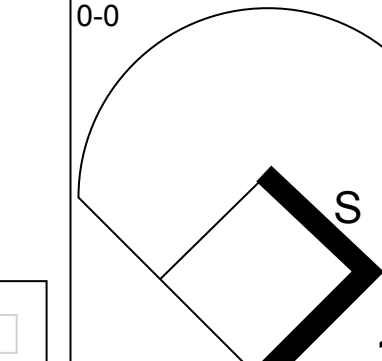
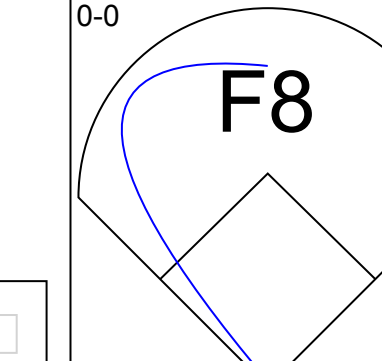
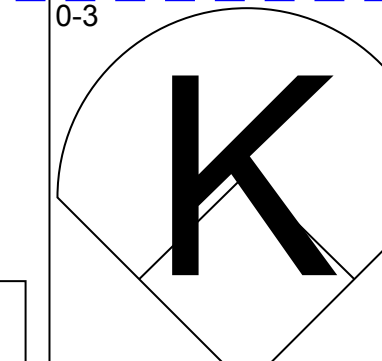
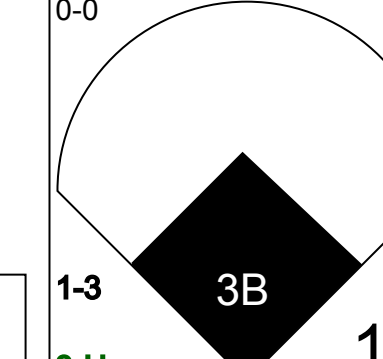
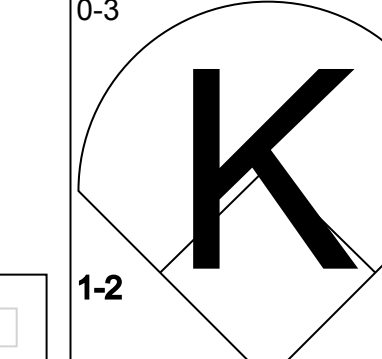
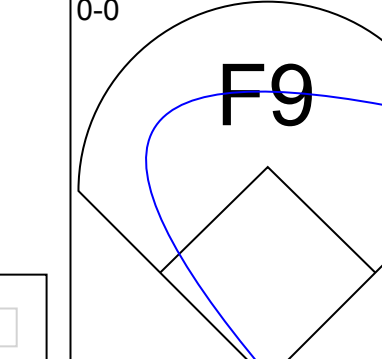
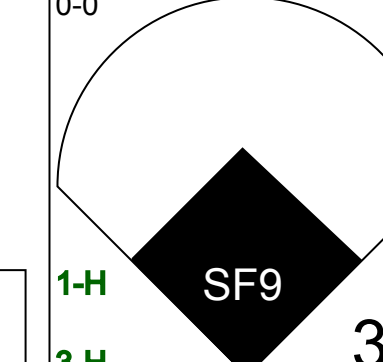
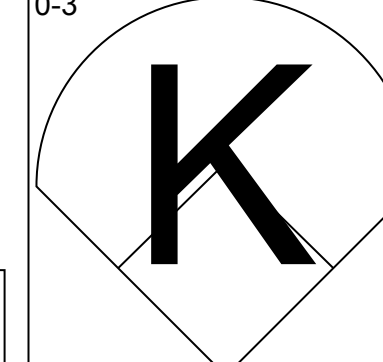
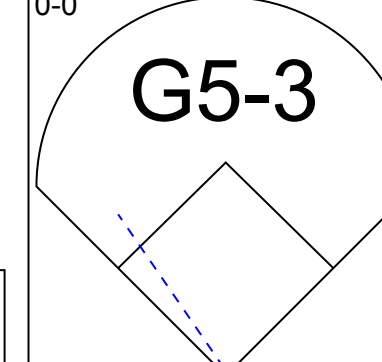
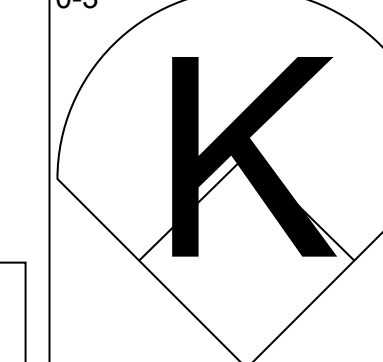
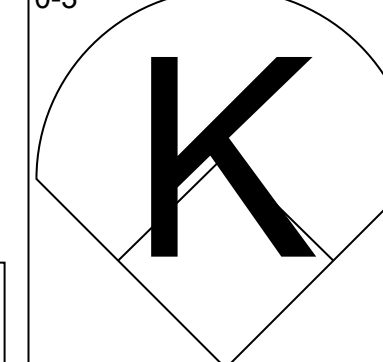
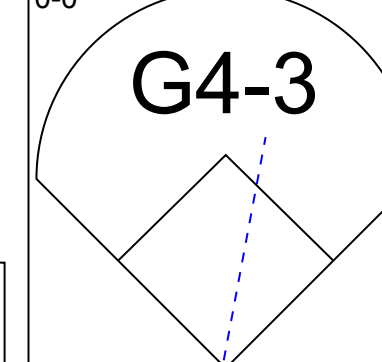
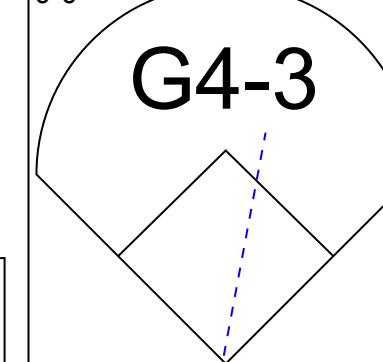
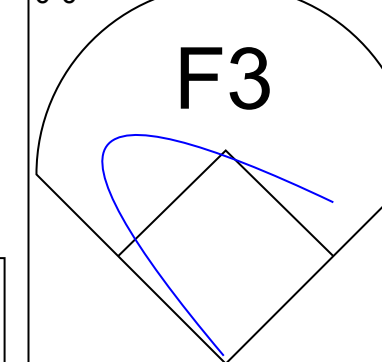
Batter	1	2	3	4	5	6	7	8	9	AB	R	H	RBI	BB	SO	LOB	BOTTOM								
Brian Hunter, R (1, 8) OBP: 0.335, SLG: 0.358	4-1 HR	0-1 CS			0-2 G4-3		0-0 G4-3			3	1	1	1	1	0	0									
Damion Easley, R (1, 4) OBP: 0.358, SLG: 0.476	0-1 HR	1-2 SF9			0-0 E5		0-2 2B			3	2	3	3	0	0	0									
Bobby Higginson, L (1, 9) OBP: 0.382, SLG: 0.533	3-0 L9	0-1 G4-3			2-2 L8		3-0 SF8			4	0	1	0	0	0	1									
Tony Clark, S (1, 3) OBP: 0.381, SLG: 0.519	3-2 G4-3		3-3 K		4-0 IBB		4-0 IBB			2	0	0	0	2	1	0									
Travis Fryman, R (1, 5) OBP: 0.326, SLG: 0.437	2-0 2B		0-0 G1-3		1-2 F8		2-1 SF8			3	1	1	1	0	0	2									
Bob Hamelin, L (1, 10) OBP: 0.378, SLG: 0.511	0-0 2B		0-1 F7		1-1 F7		2-1 L3			4	0	1	1	0	0	2									
Bubba Trammell, R (1, 7) OBP: 0.340, SLG: 0.395	3-1 P4			1-2 G1-3		1-3 K		1-3 K		3	0	0	0	0	1	1									
Juan Encarnacion, R (7, 9) OBP: 0.421, SLG: 0.429										1	0	0	0	0	1	0									
Raul Casanova, S (1, 2) OBP: 0.301, SLG: 0.342		4-2 SH		1-0 G6-3		4-1 BB		2-2 G4-3		2	1	0	0	2	0	0									
Deivi Cruz, R (1, 6) OBP: 0.266, SLG: 0.319		2-0 SH		0-0 L8		1-3 K		1-3 K		3	1	0	0	0	2	1									
Inning Stats	R: 3 E: 0 K: 0 S: 11	H: 3 LOB: 1 BB: 1 P: 26	R: 2 E: 1 K: 0 S: 11	H: 1 LOB: 0 BB: 1 P: 18	R: 0 E: 0 K: 1 S: 7	H: 0 LOB: 0 BB: 0 P: 10	R: 0 E: 0 K: 0 S: 5	H: 0 LOB: 0 BB: 0 P: 7	R: 0 E: 0 K: 2 S: 9	H: 1 LOB: 2 BB: 1 P: 17	R: 0 E: 0 K: 2 S: 9	H: 0 LOB: 1 BB: 1 P: 16	R: 1 E: 0 K: 0 S: 9	H: 2 LOB: 2 BB: 1 P: 20	R: 0 E: 0 K: 2 S: 14	H: 0 LOB: 0 BB: 0 P: 18	1B: 3 2B: 3 3B: 0 HR: 1	SF: 2 SAC: 1 DP: 0 HBP: 0	WP: 1 PB: 0 SB: 0 CS: 1	PA: 36					
PITCHER	IP	WLS	BF	H	R	ER	SO	BB	IBB	HBP	BLK	WP	HR	S	P	ERA	WHIP								
Bobby Witt, R (1, 1) ERA: 4.45	6.1	L	29	6	5	3	3	3	1	0	0	0	1	57	98	7.11	1.421								
Eric Gunderson, L (7, 1) ERA: 3.0	0.0		2	1	0	0	0	0	1	0	0	0	0	1	8	∞	∞								
Matt Whiteside, R (7, 1) ERA: 5.05	1.2		5	0	0	0	2	0	0	0	0	0	0	18	26	0.00	0.000								

Texas Rangers @ Detroit Tigers
Tiger Stadium, Detroit, MI
Mon Sep 08 1997, 7:05 PM EDT
Att: 15,765 - Unknown - 69 F

AB	28
R	6
H	7
RBI	6
BB	5
SO	5
LOB	7



Batter	1	2	3	4	5	6	7	8	9	AB	R	H	RBI	BB	SO	LOB	TOP		
Tom Goodwin, L (1, 8) OBP: 0.309, SLG: 0.337										3	0	0	0	1	1	0	<p>Texas Rangers @ Detroit Tigers Tiger Stadium, Detroit, MI Tue Sep 09 1997, 3:33 AM EDT Att. 9,139 - Overcast - 68 F</p>		
Ivan Rodriguez, R (1, 2) OBP: 0.356, SLG: 0.473										4	0	0	0	0	0	1			
29 Rusty Greer, L (1, 7) OBP: 0.408, SLG: 0.521										3	0	0	0	0	0	0			
Juan Gonzalez, R (1, 10) OBP: 0.327, SLG: 0.562										3	0	0	0	0	3	0			
Lee Stevens, L (1, 3) OBP: 0.328, SLG: 0.489										3	0	0	0	0	0	0			
Domingo Cadenas, S (1, 4) OBP: 0.339, SLG: 0.387										3	0	1	0	0	0	0			
Alex Diaz, S (1, 9) OBP: 0.191, SLG: 0.239										3	0	0	0	0	2	1			
Billy Ripken, R (1, 5) OBP: 0.288, SLG: 0.366										2	0	0	0	0	1	0			
Marc Sagmoen, L (9, PH) OBP: 0.147, SLG: 0.194										1	0	0	0	0	1	0			
Hanley Frias, S (1, 6) OBP: 0.147, SLG: 0.194										3	0	0	0	0	0	0			
Inning Stats	R: 0 E: 0 K: 1 S: 5	H: 0 LOB: 0 BB: 0 P: 5	R: 0 E: 0 K: 1 S: 5	H: 0 LOB: 0 BB: 0 P: 5	R: 0 E: 0 K: 1 S: 5	H: 0 LOB: 0 BB: 0 P: 5	R: 0 E: 0 K: 2 S: 3	H: 1 LOB: 1 BB: 0 P: 3	R: 0 E: 0 K: 1 S: 5	H: 0 LOB: 0 BB: 0 P: 5	R: 0 E: 0 K: 1 S: 5	H: 0 LOB: 0 BB: 0 P: 5	R: 0 E: 0 K: 0 S: 3	H: 0 LOB: 0 BB: 0 P: 3	R: 0 E: 0 K: 1 S: 5	H: 0 LOB: 1 BB: 1 P: 9	1B: 1 2B: 0 3B: 0 HR: 0	SF: 0 SAC: 0 DP: 0 HBP: 0	WP: 0 PA: 29 PB: 0 SB: 0 CS: 0
PITCHER Scott Sanders, R (1, 1) ERA: 5.83	IP: 9.0 WLS: W BF: 29 H: 1 R: 0 ER: 0 SO: 8 BB: 1 IBB: 0 HBP: 0 BLK: 0 WP: 0 HR: 0 S: 44 P: 48 ERA: 0.00 WHIP: 0.222																		

Batter	1	2	3	4	5	6	7	8	9	AB	R	H	RBI	BB	SO	LOB	BOTTOM
Brian Hunter, R (1, 8) OBP: 0.335, SLG: 0.357										2	0	0	1	1	1	0	<p>Texas Rangers @ Detroit Tigers Tiger Stadium, Detroit, MI Tue Sep 09 1997, 3:33 AM EDT Att. 9,139 - Overcast - 68 F</p>
Damion Easley, R (1, 4) OBP: 0.357, SLG: 0.474										4	0	1	0	0	0	2	
Bobby Higginson, L (1, 7) OBP: 0.381, SLG: 0.530										3	0	0	0	1	0	0	
Tony Clark, S (1, 3) OBP: 0.380, SLG: 0.517										4	1	1	0	0	0	2	
Travis Fryman, R (1, 5) OBP: 0.328, SLG: 0.437										4	1	2	0	0	1	2	
Frank Catalanotto, L (1, 10) OBP: 0.375, SLG: 0.167										3	1	1	1	0	1	1	
Juan Encarnacion, R (1, 9) OBP: 0.409, SLG: 0.529										3	1	1	2	0	1	0	
Marcus Jensen, S (1, 2) OBP: 0.228, SLG: 0.214										3	0	0	0	0	2	1	
Orlando Miller, R (1, 6) OBP: 0.284, SLG: 0.380										2	0	0	0	1	0	0	
Deivi Cruz, R (8, 6) OBP: 0.286, SLG: 0.319										0	0	0	0	0	0	0	
Inning Stats	R: 0 E: 0 K: 0 S: 2	H: 0 LOB: 0 BB: 1 P: 6	R: 4 E: 0 K: 1 S: 9	H: 4 LOB: 1 BB: 1 P: 13	R: 0 E: 0 K: 1 S: 6	H: 1 LOB: 1 BB: 0 P: 6	R: 0 E: 0 K: 2 S: 7	H: 0 LOB: 0 BB: 0 P: 7	R: 0 E: 0 K: 0 S: 3	H: 0 LOB: 0 BB: 0 P: 3	R: 0 E: 0 K: 0 S: 3	H: 0 LOB: 0 BB: 0 P: 3	R: 0 E: 0 K: 2 S: 8	H: 1 LOB: 2 BB: 1 P: 12	1B: 5 2B: 0 3B: 1 HR: 0	SF: 1 SAC: 0 DP: 1 HBP: 0	WP: 0 PA: 32 PB: 0 SB: 1 CS: 0
PITCHER Rick Helling, R (1, 1) ERA: 3.7	IP: 7.1 WLS: L BF: 30 H: 4 R: 4 ER: 4 SO: 5 BB: 3 IBB: 0 HBP: 0 BLK: 0 WP: 0 HR: 0 S: 37 P: 49 ERA: 4.91 WHIP: 1.227																
Scott Bailes, L (8, 1) ERA: 2.12	IP: 0.1 WLS: L BF: 1 H: 0 R: 0 ER: 0 SO: 0 BB: 0 IBB: 0 HBP: 0 BLK: 0 WP: 0 HR: 0 S: 1 P: 1 ERA: 0.00 WHIP: 0.000																
John Wetteland, R (8, 1) ERA: 1.98	IP: 0.1 WLS: L BF: 1 H: 0 R: 0 ER: 0 SO: 1 BB: 0 IBB: 0 HBP: 0 BLK: 0 WP: 0 HR: 0 S: 3 P: 3 ERA: 0.00 WHIP: 0.000																

AB	28
R	0
H	1
RBI	0
BB	1
SO	8
LOB	2



Batter	1	2	3	4	5	6	7	8	9	AB	R	H	RBI	BB	SO	LOB	TOP								
Brian Hunter, R (1, 8) OBP: 0.333, SLG: 0.355 Kimera Barteo, R (7, PH) (7, 7)	G6-3		F7		P6		K			3	0	0	0	0	0	2									
Bobby Higginson, L (1, 7) OBP: 0.378, SLG: 0.527 Jimmy Hurst, R (7, 9)	G1-3		G4-3		G1			F8		3	0	0	0	0	0	2									
Travis Fryman, R (1, 5) OBP: 0.327, SLG: 0.436	K			1B		G6-3		G6-3		4	0	1	0	0	1	0									
Tony Clark, S (1, 3) OBP: 0.382, SLG: 0.519 Orlando Miller, R (7, 3) OBP: 0.292, SLG: 0.376		G6-3		FC5 1B BB				G4-3		2	0	1	0	1	0	0									
Damon Easley, R (1, 4) OBP: 0.356, SLG: 0.473	K			1B		L4			K	4	0	1	0	0	2	1									
Juan Encarnacion, R (1, 9) OBP: 0.348, SLG: 0.429	G6-3			K					K	4	0	0	0	0	3	4									
Phil Nevin, R (1, 10) OBP: 0.309, SLG: 0.394 Frank Catalanotto, L (9, PH) OBP: 0.333, SLG: 0.143			1B	K				G6-3	K	3	0	1	0	0	1	3									
Raul Casanova, S (1, 2) OBP: 0.301, SLG: 0.342 Marcus Jensen, S (7, 2) OBP: 0.226, SLG: 0.214			L9	FC5						3	0	1	0	0	0	4									
Deivi Cruz, R (1, 6) OBP: 0.266, SLG: 0.319			1B					F9		3	0	1	0	0	1	1									
Inning Stats	R: 0 E: 0 K: 1 S: 9	H: 0 LOB: 0 BB: 0 P: 14	R: 0 E: 0 K: 1 S: 8	H: 0 LOB: 0 BB: 0 P: 13	R: 0 E: 0 K: 0 S: 13	H: 2 LOB: 2 BB: 0 P: 18	R: 0 E: 0 K: 2 S: 12	H: 2 LOB: 3 BB: 1 P: 22	R: 0 E: 0 K: 1 S: 7	H: 0 LOB: 0 BB: 0 P: 10	R: 0 E: 0 K: 1 S: 11	H: 1 LOB: 1 BB: 0 P: 15	R: 0 E: 0 K: 1 S: 9	H: 1 LOB: 1 BB: 0 P: 13	R: 0 E: 0 K: 0 S: 4	H: 0 LOB: 0 BB: 0 P: 5	R: 0 E: 0 K: 3 S: 9	H: 0 LOB: 0 BB: 0 P: 13	1B: 5 2B: 1 3B: 0 HR: 0	SF: 0 SAC: 0 DP: 0 HBP: 0	WP: 0 PB: 0 SB: 1 CS: 0	PA: 34			
PITCHER	IP	WLS	BF	H	R	ER	SO	BB	IBB	HBP	BLK	WP	HR	S	P	ERA	WHIP								
Jamie Moyer, L (1, 1) ERA: 3.77	7.0	W	28	6	0	0	7	1	0	0	0	0	0	69	105	0.00	1.000								
Mike Timlin, R (8, 1) ERA: 3.33	1.0		3	0	0	0	0	0	0	0	0	0	0	4	5	0.00	0.000								
Rafael Carmona, R (9, 1) ERA: 2.45	1.0		3	0	0	0	3	0	0	0	0	0	0	9	13	0.00	0.000								

Detroit Tigers @ Seattle Mariners
 The Kingdome, Seattle, WA
 Wed Sep 10 1997, 10:05 PM EDT
 Att: 22,967 - Dome - 72 F

AB	33
R	0
H	6
RBI	0
BB	1
SO	10
LOB	18



Batter	1	2	3	4	5	6	7	8	9	AB	R	H	RBI	BB	SO	LOB	BOTTOM								
Rich Amaral, R (1, 4) OBP: 0.330, SLG: 0.324	L8			G6-3	SH1-3					3	1	1	3	1	0	0									
Roberto Kelly, R (1, 7) OBP: 0.323, SLG: 0.435	G5-3			CS 1B BB	PB 1B		L8	2B 1B		5	0	3	2	0	0	2									
Ken Griffey Jr., L (1, 8) OBP: 0.363, SLG: 0.646 Lee Tinsley, S (9, 8) OBP: 0.278, SLG: 0.304	F8			CS 1B BB	K		F7	G4-3		4	1	0	0	1	1	2									
Edgar Martinez, R (1, 10) OBP: 0.457, SLG: 0.550 Raul Ibanez, L (8, PH) OBP: 0.133, SLG: 0.267		G6-3		E 1B		HR BB	F8	P7		3	1	1	1	1	0	0									
Alex Rodriguez, R (1, 6) OBP: 0.348, SLG: 0.502		K		E3		HR	G4-3			4	1	1	2	0	1	1									
Jay Buhner, R (1, 9) OBP: 0.377, SLG: 0.491 Rob Ducey, L (9, 9) OBP: 0.325, SLG: 0.551		P5		P3		HR	F8	K		4	0	0	0	0	1	2									
Dan Wilson, R (1, 2) OBP: 0.328, SLG: 0.425				F8		SF8 1B		BB BB 1B BB		3	3	2	1	1	0	0									
Mike Blowers, R (1, 3) OBP: 0.386, SLG: 0.429				K		SF8 1B		BB BB 1B BB		3	2	1	0	1	2	0									
Andy Sheets, R (1, 5) OBP: 0.365, SLG: 0.553				G5-3		SF8 1B		BB BB 1B BB		2	1	1	1	1	0	0									
Inning Stats	R: 0 E: 0 K: 0 S: 3	H: 0 LOB: 0 BB: 0 P: 4	R: 0 E: 0 K: 1 S: 9	H: 0 LOB: 0 BB: 0 P: 13	R: 0 E: 0 K: 1 S: 6	H: 0 LOB: 0 BB: 0 P: 11	R: 1 E: 1 K: 0 S: 16	H: 2 LOB: 2 BB: 1 P: 26	R: 2 E: 0 K: 1 S: 16	H: 3 LOB: 1 BB: 0 P: 22	R: 3 E: 0 K: 1 S: 16	H: 3 LOB: 2 BB: 2 P: 28	R: 0 E: 0 K: 0 S: 8	H: 0 LOB: 0 BB: 0 P: 14	R: 4 E: 0 K: 1 S: 25	H: 2 LOB: 1 BB: 3 P: 47	1B: 6 2B: 2 3B: 0 HR: 2	SF: 1 SAC: 1 DP: 0 HBP: 0	WP: 0 PB: 1 SB: 0 CS: 2	PA: 40					
PITCHER	IP	WLS	BF	H	R	ER	SO	BB	IBB	HBP	BLK	WP	HR	S	P	ERA	WHIP								
Justin Thompson, L (1, 1) ERA: 2.97	5.1	L	25	7	6	6	3	2	0	0	0	0	0	14	27	0.00	1.200								
Eddie Gaillard, R (6, 1) ERA: 6.59	1.2		7	1	0	0	1	1	0	0	0	0	0	14	27	0.00	1.200								
Roberto Duran, L (8, 1) ERA: 7.5	0.1		5	1	4	4	1	3	0	0	0	0	0	14	30	108.00	12.000								
Dan Miceli, R (8, 1) ERA: 5.3	0.2		3	1	0	0	0	0	0	0	0	0	0	11	17	0.00	1.500								

Detroit Tigers @ Seattle Mariners
 The Kingdome, Seattle, WA
 Wed Sep 10 1997, 10:05 PM EDT
 Att: 22,967 - Dome - 72 F


AB	32
R	10
H	10
RBI	10
BB	6
SO	5
LOB	8



Batter	1	2	3	4	5	6	7	8	9	AB	R	H	RBI	BB	SO	LOB	TOP				
Brian Hunter, R OBP: 0.333, SLG: 0.355 (1, 8)	F8		2B		E5			FC6-4		4	1	1	0	0	0	1					
Damion Easley, R OBP: 0.357, SLG: 0.474 (1, 4)	F8		2B		K					3	0	1	1	1	1	1					
Bobby Higginson, L OBP: 0.376, SLG: 0.523 (1, 7)	K		G4-3			G3-1		F8		4	0	0	0	0	1	3					
Travis Fryman, R OBP: 0.327, SLG: 0.436 (1, 5)		G5-3		L9		K		K		4	1	1	0	0	2	2					
Phil Nevin, R OBP: 0.310, SLG: 0.396 (1, 3)				L9		K				3	1	1	1	0	1	1					
Tony Clark, S OBP: 0.383, SLG: 0.519 (8, 3)		HR								0	0	0	0	1	0	0					
Bubba Trammell, R OBP: 0.330, SLG: 0.386 (1, 10)				SF8						2	0	0	1	0	1	0					
Bob Hamelin, L OBP: 0.378, SLG: 0.511 (9, PH)										0	0	0	0	0	0	0					
Melvin Nieves, S OBP: 0.316, SLG: 0.455 (9, PH)										1	0	0	0	0	1	1					
Juan Encarnacion, R OBP: 0.333, SLG: 0.440 (1, 9)										4	0	1	0	0	1	1					
Raul Casanova, S OBP: 0.300, SLG: 0.338 (1, 2)				G5-3						3	0	0	0	1	1	2					
Deivi Cruz, R OBP: 0.264, SLG: 0.316 (1, 6)										3	0	0	0	0	0	1					
Inning Stats	R: 0 E: 0 K: 1 S: 10	H: 0 LOB: 0 BB: 0 P: 15	R: 1 E: 0 K: 1 S: 9	H: 1 LOB: 0 BB: 0 P: 12	R: 1 E: 0 K: 0 S: 9	H: 2 LOB: 1 BB: 0 P: 13	R: 1 E: 0 K: 1 S: 9	H: 1 LOB: 0 BB: 0 P: 12	R: 0 E: 1 K: 2 S: 10	H: 0 LOB: 1 BB: 1 P: 16	R: 0 E: 0 K: 0 S: 8	H: 1 LOB: 0 BB: 0 P: 12	R: 0 E: 1 K: 1 S: 10	H: 0 LOB: 2 BB: 1 P: 15	R: 0 E: 0 K: 2 S: 10	H: 0 LOB: 1 BB: 1 P: 15	1B: 1 2B: 3 3B: 0 HR: 1	SF: 1 SAC: 0 DP: 1 HBP: 0	WP: 0 PB: 0 SB: 1 CS: 1	PA: 35	
PITCHER	IP	WLS	BF	H	R	ER	SO	BB	IBB	HBP	BLK	WP	HR	S	P	ERA	WHIP				
Jeff Fassero, L ERA: 3.73 (1, 1)	7.2	L	30	5	3	3	6	2	0	0	0	0	1	71	102	3.52	0.913				
Bobby Ayala, R ERA: 4.43 (8, 1)	0.1		2	0	0	0	1	1	0	0	0	0	0	5	11	0.00	3.000				
Paul Spoljaric, L ERA: 3.46 (9, 1)	0.1		1	0	0	0	1	0	0	0	0	0	0	3	4	0.00	0.000				
Heathcliff Slocumb, R ERA: 5.45 (9, 1)	0.2		2	0	0	0	1	0	0	0	0	0	0	5	5	0.00	0.000				

Detroit Tigers @ Seattle Mariners
The Kingdome, Seattle, WA
Thu Sep 11 1997, 10:05 PM EDT
Att: 25,141 - Dome - 72 F


AB 31
R 3
H 5
RBI 3
BB 3
SO 9
LOB 13



Batter	1	2	3	4	5	6	7	8	9	AB	R	H	RBI	BB	SO	LOB	BOTTOM				
Joey Cora, S OBP: 0.364, SLG: 0.447 (1, 4)	G3		CS			G6-3			F8	4	1	2	0	0	0	1					
Rob Ducey, L OBP: 0.323, SLG: 0.549 (1, 7)	G3		CS		F7-5		G1-3		K	4	0	1	0	0	1	2					
Ken Griffey Jr., L OBP: 0.383, SLG: 0.644 (1, 8)	SF8				F7-5		F8			3	0	1	1	0	0	1					
Edgar Martinez, R OBP: 0.454, SLG: 0.546 (1, 10)	P6				K		E4		K	4	0	0	0	0	2	2					
Alex Rodriguez, R OBP: 0.347, SLG: 0.499 (1, 6)		G6-3				G4-3		FC5-4		3	0	0	0	0	0	1					
Jay Buhner, R OBP: 0.375, SLG: 0.488 (1, 9)		G1-3				G4-3			K	3	0	0	0	0	1	0					
Paul Sorrento, L OBP: 0.346, SLG: 0.512 (1, 3)		L4				F7			K	3	0	0	0	0	1	0					
Dan Wilson, R OBP: 0.326, SLG: 0.423 (1, 2)									G6-3	3	0	0	0	0	1	0					
Andy Sheets, R OBP: 0.352, SLG: 0.531 (1, 5)										2	0	0	0	0	0	0					
Brent Gates, S OBP: 0.301, SLG: 0.380 (9, PH)									1B	1	0	1	0	0	0	0					
Inning Stats	R: 1 E: 0 K: 0 S: 13	H: 1 LOB: 0 BB: 0 P: 19	R: 0 E: 0 K: 0 S: 8	H: 0 LOB: 0 BB: 0 P: 12	R: 0 E: 0 K: 0 S: 9	H: 1 LOB: 0 BB: 0 P: 13	R: 0 E: 0 K: 1 S: 9	H: 0 LOB: 0 BB: 0 P: 13	R: 0 E: 0 K: 1 S: 8	H: 0 LOB: 0 BB: 0 P: 11	R: 0 E: 0 K: 0 S: 8	H: 0 LOB: 1 BB: 0 P: 10	R: 0 E: 0 K: 2 S: 8	H: 0 LOB: 2 BB: 0 P: 11	R: 0 E: 0 K: 2 S: 15	H: 2 LOB: 2 BB: 0 P: 23	1B: 3 2B: 3 3B: 0 HR: 0	SF: 1 SAC: 0 DP: 1 HBP: 0	WP: 0 PB: 0 SB: 0 CS: 1	PA: 32	
PITCHER	IP	WLS	BF	H	R	ER	SO	BB	IBB	HBP	BLK	WP	HR	S	P	ERA	WHIP				
Brian Moehler, R ERA: 4.57 (1, 1)	7.0	W	23	3	1	1	2	0	0	0	0	0	0	63	91	1.29	0.429				
Doug Brocail, R ERA: 3.11 (8, 1)	1.0		3	0	0	0	2	0	0	0	0	0	0	8	11	0.00	0.000				
Todd Jones, R ERA: 2.89 (9, 1)	1.0	S	5	2	0	0	2	0	0	0	0	0	0	15	23	0.00	2.000				

Detroit Tigers @ Seattle Mariners
The Kingdome, Seattle, WA
Thu Sep 11 1997, 10:05 PM EDT
Att: 25,141 - Dome - 72 F

AB 30
R 1
H 5
RBI 1
BB 0
SO 6
LOB 7



Batter	1	2	3	4	5	6	7	8	9	AB	R	H	RBI	BB	SO	LOB	TOP					
Brian Hunter, R OBP: 0.332, SLG: 0.353 (1, 8)										5	1	1	0	0	1	4						
Damion Easley, R OBP: 0.358, SLG: 0.472 (1, 4)										4	2	1	0	1	1	3						
Bobby Higginson, L OBP: 0.378, SLG: 0.523 (1, 7)										5	0	3	2	0	1	1						
Tony Clark, S OBP: 0.383, SLG: 0.520 (1, 3)										5	2	2	1	0	0	3						
Travis Fryman, R OBP: 0.331, SLG: 0.445 (1, 5)										5	2	4	2	0	0	0						
Bob Hamelin, L OBP: 0.374, SLG: 0.504 Jimmy Hurst, R (9, PH)										4	0	0	0	0	0	3						
Juan Encarnacion, R OBP: 0.343, SLG: 0.433 (1, 9)										5	0	2	0	0	1	5						
Raul Casanova, S OBP: 0.299, SLG: 0.336 (1, 2)										5	0	1	1	0	2	7						
Deivi Cruz, R OBP: 0.267, SLG: 0.318 Orlando Miller, R OBP: 0.282, SLG: 0.376 (9, 6)										4	0	2	1	0	0	3						
Inning Stats	R: 3 E: 0 K: 0 S: 16	H: 2 LOB: 0 BB: 1 P: 31	R: 0 E: 1 K: 1 S: 12	H: 1 LOB: 2 BB: 0 P: 16	R: 0 E: 0 K: 0 S: 8	H: 1 LOB: 0 BB: 0 P: 11	R: 0 E: 0 K: 1 S: 8	H: 1 LOB: 1 BB: 0 P: 11	R: 0 E: 0 K: 0 S: 5	H: 0 LOB: 0 BB: 0 P: 8	R: 1 E: 0 K: 0 S: 8	H: 3 LOB: 2 BB: 0 P: 10	R: 1 E: 1 K: 1 S: 13	H: 2 LOB: 0 BB: 0 P: 18	R: 1 E: 0 K: 0 S: 8	H: 3 LOB: 3 BB: 1 P: 15	R: 1 E: 0 K: 2 S: 14	H: 3 LOB: 3 BB: 1 P: 27	1B: 14 2B: 1 3B: 0 HR: 1	SF: 0 SAC: 0 DP: 1 HBP: 0	WP: 1 PB: 0 SB: 2 CS: 1	PA: 44
PITCHER	IP	WLS	BF	H	R	ER	SO	BB	IBB	HBP	BLK	WP	HR	S	P	ERA	WHIP					
Eric Ludwick, R ERA: 7.33 (1, 1)	6.0	L	28	9	5	5	3	1	0	0	0	0	1	60	91	7.50	1.667					
Aaron Small, R ERA: 3.99 (7, 1)	2.0		9	4	1	1	1	0	0	0	0	0	0	18	29	4.50	2.000					
Mike Mohler, L ERA: 5.46 (9, 1)	1.0		7	3	1	1	2	1	0	0	0	1	0	14	27	9.00	4.000					

Detroit Tigers @ Oakland Athletics
Oakland-Alameda County Coliseum, Oakland, CA

AB 42
R 7
H 16
RBI 7
BB 2
SO 6
LOB 29



Fri Sep 12, 1997, 7:05 PM PDT
Att: 11,775 - Unknown - 70 F

livebaseballscores.com

Batter	1	2	3	4	5	6	7	8	9	AB	R	H	RBI	BB	SO	LOB	BOTTOM				
Jason McDonald, S OBP: 0.351, SLG: 0.393 (1, 8)										4	1	2	0	0	0	1					
Dave Magadan, L OBP: 0.425, SLG: 0.409 (1, 10)										3	0	0	0	1	0	1					
Ben Grieve, L OBP: 0.396, SLG: 0.419 (1, 9)										3	0	0	0	1	2	2					
Matt Stairs, L OBP: 0.399, SLG: 0.626 (1, 7)										4	0	1	0	0	2	4					
Jason Giambi, L OBP: 0.363, SLG: 0.479 (1, 3)										4	0	1	1	0	1	3					
Scott Spiezio, S OBP: 0.287, SLG: 0.378 (1, 4)										4	1	1	1	0	2	2					
Brent Mayne, L OBP: 0.344, SLG: 0.409 (1, 2)										4	0	3	0	0	0	0					
Mark Bellhorn, S OBP: 0.319, SLG: 0.353 (1, 5)										4	0	0	0	0	2	3					
Miguel Tejada, R OBP: 0.275, SLG: 0.433 (1, 6)										4	0	0	0	0	2	3					
Inning Stats	R: 0 E: 0 K: 1 S: 8	H: 0 LOB: 0 BB: 0 P: 11	R: 0 E: 0 K: 2 S: 10	H: 0 LOB: 0 BB: 0 P: 15	R: 0 E: 0 K: 1 S: 11	H: 1 LOB: 1 BB: 0 P: 16	R: 0 E: 0 K: 2 S: 12	H: 1 LOB: 1 BB: 0 P: 21	R: 1 E: 0 K: 0 S: 7	H: 1 LOB: 2 BB: 1 P: 14	R: 0 E: 0 K: 1 S: 11	H: 1 LOB: 1 BB: 0 P: 17	R: 1 E: 0 K: 2 S: 13	H: 2 LOB: 2 BB: 1 P: 25	R: 0 E: 0 K: 0 S: 4	H: 1 LOB: 0 BB: 0 P: 6	1B: 5 2B: 2 3B: 0 HR: 1	SF: 0 SAC: 0 DP: 1 HBP: 0	WP: 1 PB: 0 SB: 1 CS: 0	PA: 36	
PITCHER	IP	WLS	BF	H	R	ER	SO	BB	IBB	HBP	BLK	WP	HR	S	P	ERA	WHIP				
Greg Keagle, R ERA: 5.97 (1, 1)	7.0	W	27	5	1	1	9	1	0	0	0	0	1	68	111	1.29	0.857				
Mike Myers, L ERA: 6.14 (8, 1)	0.2		5	2	1	1	1	1	0	0	0	0	0	10	21	13.50	4.500				
Dan Miceli, R ERA: 5.21 (8, 1)	1.1	S	4	1	0	0	1	0	0	0	0	0	0	7	10	0.00	0.750				

Detroit Tigers @ Oakland Athletics
Oakland-Alameda County Coliseum, Oakland, CA

AB 34
R 2
H 8
RBI 2
BB 2
SO 11
LOB 19



Fri Sep 12, 1997, 7:05 PM PDT
Att: 11,775 - Unknown - 70 F

livebaseballscores.com

Batter	1	2	3	4	5	6	7	8	9	AB	R	H	RBI	BB	SO	LOB	TOP										
Brian Hunter, R OBP: 0.333, SLG: 0.358 (1, 8)	G6-3		F7		2B		SH5-4		2B	4	1	2	0	0	0	1	Detroit Tigers @ Oakland Athletics Oakland-Alameda County Coliseum, Oakland, CA Sat Sep 13 1997, 3:33 AM PDT Att: 20,482 - Sunny - 71 F										
Damion Easley, R OBP: 0.356, SLG: 0.471 (1, 4)	G3-1		L8		2B		G5-3		P2	5	0	1	2	0	0	3											
Bobby Higginson, L OBP: 0.377, SLG: 0.521 (1, 7)	P6		FC6		F8		F9			4	0	1	0	0	0	2											
Tony Clark, S OBP: 0.382, SLG: 0.518 (1, 3)		G3	FC6			G3		F7		4	0	1	0	0	0	2											
Travis Fryman, R OBP: 0.328, SLG: 0.442 (1, 5)	L4			P9		G1-3		K		4	0	0	0	0	1	1											
Bob Hamelin, L OBP: 0.375, SLG: 0.502 (1, 10)	G3		L9		FC6-4		S	1B		3	0	1	0	1	0	1											
Kimera Barteo, R (8, PR)	1-2				BB					0	0	0	0	0	0	0											
Melvin Nieves, S OBP: 0.316, SLG: 0.451 (1, 9)		BB		K		FC6-4		K		3	0	0	0	1	2	2											
Orlando Miller, R OBP: 0.283, SLG: 0.375 (1, 6)	P3								F7	3	1	1	0	0	0	2											
Frank Catalanotto, L OBP: 0.300, SLG: 0.125 (9, PH)					G1-6-3		SH5-4	BB		1	0	0	0	0	0	0											
Matt Walbeck, S OBP: 0.318, SLG: 0.347 (1, 2)			1B		F8		SH5-4	BB	F8	3	0	1	0	1	0	0											
Inning Stats	R: 0 E: 0 K: 0 S: 8	H: 0 LOB: 0 BB: 0 P: 13	R: 0 E: 0 K: 0 S: 9	H: 1 LOB: 2 BB: 1 P: 17	R: 0 E: 0 K: 0 S: 12	H: 2 LOB: 0 BB: 0 P: 20	R: 0 E: 0 K: 1 S: 6	H: 0 LOB: 0 BB: 0 P: 12	R: 1 E: 0 K: 0 S: 9	H: 2 LOB: 1 BB: 1 P: 12	R: 0 E: 0 K: 0 S: 9	H: 0 LOB: 1 BB: 1 P: 15	R: 1 E: 0 K: 0 S: 12	H: 1 LOB: 1 BB: 1 P: 23	R: 0 E: 0 K: 2 S: 11	H: 1 LOB: 2 BB: 0 P: 18	R: 0 E: 0 K: 0 S: 16	H: 1 LOB: 1 BB: 0 P: 21	1B: 5 2B: 3 3B: 0 HR: 0	SF: 0 SAC: 1 DP: 0 HBP: 0	WP: 0 PB: 0 SB: 1 CS: 0	PA: 38					
PITCHER	IP	WLS	BF	H	R	ER	SO	BB	IBB	HBP	BLK	WP	HR	S	P	ERA	WHIP										
Dave Telgheder, R ERA: 5.87 (1, 1)	5.0	W	21	5	1	1	1	1	0	0	0	0	0	44	74	1.80	1.200										
Buddy Groom, L ERA: 4.75 (6, 1)	1.0		4	0	0	0	1	0	0	0	0	0	0	9	15	0.00	1.000										
Jay Witasick, R ERA: 1.35 (7, 1)	1.0		5	1	1	0	1	0	0	0	0	0	0	12	23	9.00	2.000										
Mike Mohler, L ERA: 5.44 (8, 1)	0.1		1	0	0	0	0	0	0	0	0	0	0	1	1	0.00	0.000										
Billy Taylor, R ERA: 4.27 (8, 1)	0.2		3	1	0	0	2	0	0	0	0	0	0	10	17	0.00	1.500										

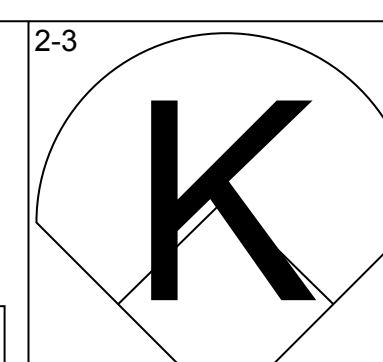
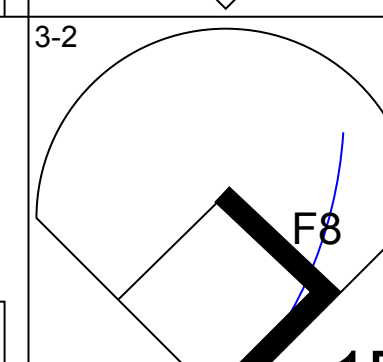
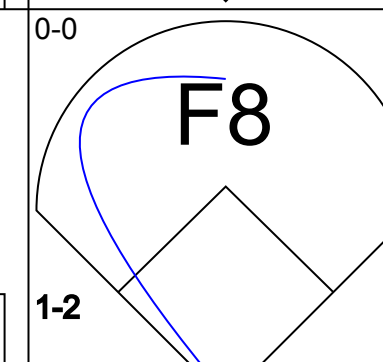
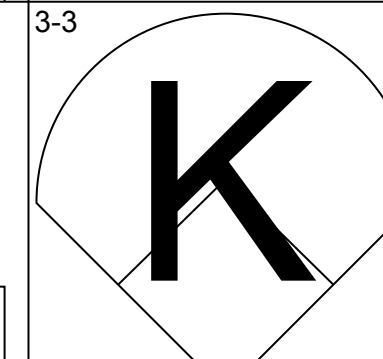


Batter	1	2	3	4	5	6	7	8	9	AB	R	H	RBI	BB	SO	LOB	BOTTOM										
Jason McDonald, S OBP: 0.354, SLG: 0.407 (1, 8)	L3		1B		G3		K			4	1	2	0	0	1	1	Detroit Tigers @ Oakland Athletics Oakland-Alameda County Coliseum, Oakland, CA Sat Sep 13 1997, 3:33 AM PDT Att: 20,482 - Sunny - 71 F										
Dave Magadan, L OBP: 0.426, SLG: 0.408 (1, 10)	BB		1B		L6		L3			3	0	1	0	1	0	2											
Ben Grieve, L OBP: 0.385, SLG: 0.468 (1, 9)	P9		K		G3		HR			4	1	1	2	0	1	3											
Matt Stairs, L OBP: 0.397, SLG: 0.620 (1, 7)	P9		G3		G5-3		BB	BLK	BB	3	0	0	0	1	0	3											
Ernie Young, R OBP: 0.296, SLG: 0.343 (8, PR)										0	0	0	0	0	0	0											
Jason Giambi, L OBP: 0.362, SLG: 0.479 (1, 3)		F9		F8		G4-3		P5		4	0	1	0	0	0	1											
Scott Spiezio, S OBP: 0.289, SLG: 0.380 (1, 4)	F9		HR		F8		BB	BB		3	1	1	0	1	0	1											
Brent Mayne, L OBP: 0.340, SLG: 0.404 (1, 2)	K							F9		3	0	0	0	0	2	2											
Brian Leshar, R OBP: 0.252, SLG: 0.364 (8, PH)										1	0	0	0	0	0	2											
Izzy Molina, R OBP: 0.214, SLG: 0.271 (9, 2)										0	0	0	0	0	0	0											
Tilson Brito, R OBP: 0.289, SLG: 0.310 (1, 5)	G6-3				HR		P2		BB	3	1	1	2	1	0	1											
Miguel Tejada, R OBP: 0.260, SLG: 0.408 (1, 6)			K		G6-3		K		F9	4	0	0	0	0	2	3											
Inning Stats	R: 0 E: 0 K: 0 S: 9	H: 1 LOB: 1 BB: 1 P: 18	R: 0 E: 0 K: 1 S: 10	H: 1 LOB: 0 BB: 0 P: 15	R: 0 E: 0 K: 2 S: 12	H: 2 LOB: 0 BB: 0 P: 20	R: 2 E: 0 K: 1 S: 11	H: 2 LOB: 0 BB: 0 P: 13	R: 1 E: 0 K: 0 S: 11	H: 1 LOB: 0 BB: 0 P: 19	R: 0 E: 0 K: 0 S: 5	H: 0 LOB: 0 BB: 0 P: 10	R: 0 E: 0 K: 2 S: 11	H: 0 LOB: 1 BB: 0 P: 16	R: 1 E: 0 K: 0 S: 13	H: 1 LOB: 3 BB: 3 P: 29	R: 0 E: 0 K: 0 S: 16	H: 1 LOB: 2 BB: 0 P: 18	1B: 2 2B: 2 3B: 1 HR: 2	SF: 0 SAC: 0 DP: 0 HBP: 0	WP: 1 PB: 0 SB: 1 CS: 0	PA: 36					
PITCHER	IP	WLS	BF	H	R	ER	SO	BB	IBB	HBP	BLK	WP	HR	S	P	ERA	WHIP										
Willie Blair, R ERA: 4.01 (1, 1)	7.0	L	30	7	4	4	6	1	0	0	0	0	0	70	113	5.14	1.143										
Roberto Duran, L ERA: 7.11 (8, 1)	0.1		3	0	0	0	0	2	0	0	1	0	0	7	17	0.00	6.000										
Kevin Jarvis, R ERA: 7.34 (8, 1)	0.2		3	0	0	0	0	1	0	0	0	0	0	5	10	0.00	1.500										

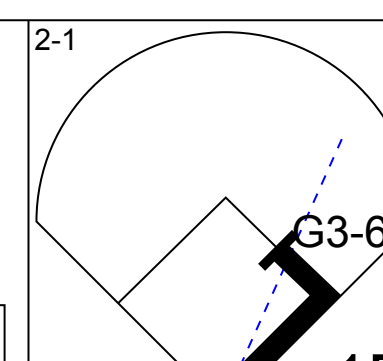
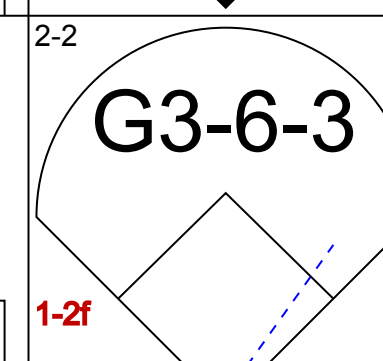
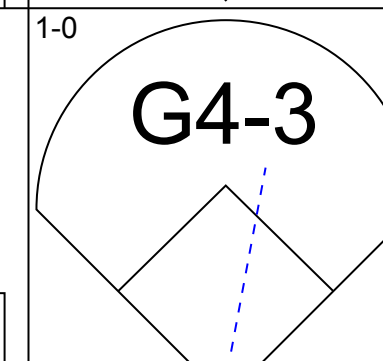

AB 34
R 2
H 8
RBI 2
BB 3
SO 3
LOB 14



AB 32
R 4
H 7
RBI 4
BB 4
SO 6
LOB 19



Batter	1	2	3	4	5	6	7	8	9	AB	R	H	RBI	BB	SO	LOB	TOP						
Brian Hunter, R OBP: 0.333, SLG: 0.358 (1, 8)			G5-3						P4	5	1	2	0	0	1	0	Detroit Tigers @ Oakland Athletics Oakland-Alameda County Coliseum, Oakland, CA Sun Sep 14 1997, 3:33 AM PDT Att: 16,440 - Cloudy - 70 F						
Frank Catalanotto, L OBP: 0.462, SLG: 0.455 Damion Easley, R OBP: 0.397, SLG: 0.471 (7, 7)							L7		S	3	1	3	0	0	0	0							
Bobby Higginson, L OBP: 0.376, SLG: 0.520 (1, 7)			P5				F7		K	5	0	1	2	0	1	4							
Tony Clark, S OBP: 0.384, SLG: 0.523 (1, 3)							CS		1B	3	1	1	1	2	2	2							
Travis Fryman, R OBP: 0.329, SLG: 0.441 (1, 5)		FC1-5	L7					L7	1B	5	0	2	1	0	1	3							
Bob Hamelin, L OBP: 0.377, SLG: 0.510 Kimera Barteo, R (8, PR)									P6	3	1	1	1	1	1	1							
Bubba Trammell, R OBP: 0.327, SLG: 0.382 (8, PH)								1B		0	1	0	0	0	0	0							
Juan Encarnacion, R OBP: 0.318, SLG: 0.394 Matt Walbeck, S OBP: 0.323, SLG: 0.353 Melvin Nieves, S OBP: 0.316, SLG: 0.451 (8, 9)	FC1-5							1B	CS	3	0	0	0	0	1	1							
Raul Casanova, S OBP: 0.305, SLG: 0.342 (1, 2)										4	0	3	1	0	0	0							
Orlando Miller, R OBP: 0.274, SLG: 0.361 (1, 6)										4	0	0	0	0	1	5							
Inning Stats	R: 0 E: 0 K: 2 S: 13	H: 1 LOB: 1 BB: 0 P: 21	R: 0 E: 0 K: 2 S: 16	H: 2 LOB: 2 BB: 0 P: 22	R: 0 E: 0 K: 0 S: 9	H: 1 LOB: 2 BB: 1 P: 15	R: 0 E: 0 K: 1 S: 8	H: 0 LOB: 0 BB: 0 P: 14	R: 2 E: 0 K: 2 S: 19	H: 3 LOB: 1 BB: 0 P: 23	R: 1 E: 0 K: 0 S: 8	H: 2 LOB: 0 BB: 0 P: 15	R: 0 E: 0 K: 0 S: 7	H: 1 LOB: 0 BB: 0 P: 8	R: 2 E: 0 K: 0 S: 13	H: 3 LOB: 2 BB: 1 P: 18	R: 1 E: 0 K: 1 S: 11	H: 2 LOB: 2 BB: 1 P: 20	1B: 11 2B: 2 3B: 0 HR: 2	SF: 0 SAC: 0 DP: 1 HBP: 0	WP: 0 PB: 0 SB: 2 CS: 3	PA: 43	
PITCHER	IP WLS BF	H R ER	SO	BB	IBB	HBP	BLK	WP	HR	S	P	ERA	WHIP										
Jimmy Haynes, R ERA: 4.25 Aaron Small, R ERA: 3.99 Buddy Groom, L ERA: 4.94 Billy Taylor, R ERA: 4.23 Carlos Reyes, R ERA: 6.19	5.1 L 26	9 3 3	7	1	0	0	0	0	1	71	107	5.06	1.875										
Tim Kubinski, L ERA: 3.86 Don Wengert, R ERA: 6.01	0.1 2	0 1	0	0	0	0	0	0	0	4	5	0.00	1.500										

Batter	1	2	3	4	5	6	7	8	9	AB	R	H	RBI	BB	SO	LOB	BOTTOM						
Jason McDonald, S OBP: 0.362, SLG: 0.411 (1, 8)										3	1	2	0	1	0	0	Detroit Tigers @ Oakland Athletics Oakland-Alameda County Coliseum, Oakland, CA Sun Sep 14 1997, 3:33 AM PDT Att: 16,440 - Cloudy - 70 F						
Dave Magadan, L OBP: 0.423, SLG: 0.406 (1, 10)										4	0	1	0	0	1	2							
Ben Grieve, L OBP: 0.375, SLG: 0.510 (1, 9)										4	1	1	2	0	2	1							
Matt Stairs, L OBP: 0.393, SLG: 0.612 (7, 3)										4	0	0	0	0	2	1							
Jason Giambi, L OBP: 0.364, SLG: 0.485 Brian Leshar, R OBP: 0.248, SLG: 0.356 (7, 7)										2	1	2	0	0	0	0							
Scott Spiezio, S OBP: 0.292, SLG: 0.389 (1, 4)										2	0	0	0	0	1	0							
Brent Mayne, L OBP: 0.335, SLG: 0.398 (1, 2)										4	2	3	1	0	0	1							
Tilson Brito, R OBP: 0.288, SLG: 0.309 (1, 5)										3	0	0	1	0	0	3							
Miguel Tejada, R OBP: 0.247, SLG: 0.387 (1, 6)										4	0	1	1	0	0	1							
Inning Stats	R: 0 E: 0 K: 0 S: 8	H: 1 LOB: 0 BB: 0 P: 13	R: 0 E: 0 K: 1 S: 7	H: 1 LOB: 1 BB: 0 P: 10	R: 0 E: 0 K: 1 S: 12	H: 0 LOB: 0 BB: 0 P: 18	R: 0 E: 0 K: 1 S: 8	H: 0 LOB: 0 BB: 0 P: 14	R: 2 E: 0 K: 1 S: 12	H: 2 LOB: 0 BB: 0 P: 17	R: 0 E: 0 K: 1 S: 12	H: 1 LOB: 1 BB: 0 P: 18	R: 0 E: 0 K: 0 S: 7	H: 1 LOB: 0 BB: 0 P: 11	R: 2 E: 0 K: 3 S: 12	H: 1 LOB: 1 BB: 1 P: 24		R: 1 E: 0 K: 2 S: 18	H: 2 LOB: 1 BB: 0 P: 28	1B: 5 2B: 3 3B: 1 HR: 1	SF: 1 SAC: 0 DP: 1 HBP: 0	WP: 0 PB: 0 SB: 0 CS: 1	PA: 37
PITCHER	IP WLS BF	H R ER	SO	BB	IBB	HBP	BLK	WP	HR	S	P	ERA	WHIP										
Scott Sanders, R ERA: 5.69 Dan Miceli, R ERA: 5.19 Doug Brocail, R ERA: 3.31 Todd Jones, R ERA: 2.98	6.1 W 24	7 2 2	4	0	0	0	0	0	0	3	4	0.00	0.000										
	1.0 S 5	1 2 1	2	1	0	0	0	0	0	12	24	18.00	2.000										
	1.0 S 5	2 1 1	2	0	0	0	0	0	0	18	28	9.00	2.000										



Batter	1	2	3	4	5	6	7	8	9	AB	R	H	RBI	BB	SO	LOB	TOP								
Brian Hunter, R OBP: 0.335, SLG: 0.360 (1, 8)										5	1	3	1	0	2	2	Detroit Tigers @ Oakland Athletics Oakland-Alameda County Coliseum, Oakland, CA Mon Sep 15 1997, 7:05 PM PDT Att. 4,651 - Unknown - 68 F								
Damion Easley, R OBP: 0.357, SLG: 0.468 (1, 4)										3	1	0	0	1	1	6									
Bobby Higginson, L OBP: 0.374, SLG: 0.523 (1, 7)										5	1	1	3	0	1	3									
Bob Hamelin, L OBP: 0.372, SLG: 0.503 (1, 3)										4	0	0	0	0	1	1									
Travis Fryman, R OBP: 0.328, SLG: 0.440 (1, 5)										4	1	1	0	0	0	0									
Frank Catalanotto, L OBP: 0.412, SLG: 0.467 (1, 10)										4	0	1	2	0	2	0									
Jimmy Hurst, R OBP: 0.333, SLG: 0.200 (1, 9)										4	0	1	0	0	1	1									
Raul Casanova, S OBP: 0.310, SLG: 0.345 (1, 2)										3	1	2	0	1	0	1									
Orlando Miller, R OBP: 0.289, SLG: 0.369 (1, 6)										3	1	2	0	0	0	0									
Inning Stats	R: 0 E: 0 K: 2 S: 10	H: 0 LOB: 1 BB: 1 P: 17	R: 0 E: 0 K: 1 S: 5	H: 0 LOB: 0 BB: 0 P: 10	R: 0 E: 0 K: 0 S: 6	H: 2 LOB: 2 BB: 1 P: 13	R: 0 E: 0 K: 0 S: 7	H: 0 LOB: 0 BB: 0 P: 13	R: 0 E: 0 K: 2 S: 17	H: 2 LOB: 2 BB: 0 P: 26	R: 2 E: 0 K: 0 S: 11	H: 2 LOB: 1 BB: 0 P: 22	R: 4 E: 0 K: 2 S: 18	H: 3 LOB: 0 BB: 0 P: 31	R: 0 E: 0 K: 1 S: 6	H: 1 LOB: 0 BB: 0 P: 10	R: 0 E: 0 K: 0 S: 8	H: 1 LOB: 1 BB: 0 P: 14	1B: 9 2B: 2 3B: 0 HR: 1	SF: 0 SAC: 0 DP: 3 HBP: 2	WP: 0 PB: 0 SB: 2 CS: 1	PA: 39			
PITCHER	IP	WLS	BF	H	R	ER	SO	BB	IBB	HBP	BLK	WP	HR	S	P	ERA	WHIP								
Mike Oquist, R ERA: 4.99 (1, 1)	6.0	L	27	7	4	4	5	2	0	2	0	0	0	60	109	6.00	1.500								
Jay Witasick, R ERA: 3.52 (7, 1)	1.0		5	2	2	2	2	0	0	0	0	0	1	14	23	18.00	2.000								
Andrew Lorraine, L ERA: 7.01 (8, 1)	1.0		3	1	0	0	1	0	0	0	0	0	0	6	10	0.00	1.000								
T.J. Mathews, R ERA: 2.94 (9, 1)	1.0		4	1	0	0	0	0	0	0	0	0	0	8	14	0.00	1.000								

Batter	1	2	3	4	5	6	7	8	9	AB	R	H	RBI	BB	SO	LOB	BOTTOM								
Jason McDonald, S OBP: 0.367, SLG: 0.418 (1, 7)										4	0	2	0	1	1	2	Detroit Tigers @ Oakland Athletics Oakland-Alameda County Coliseum, Oakland, CA Mon Sep 15 1997, 7:05 PM PDT Att. 4,651 - Unknown - 68 F								
Tilson Brito, R OBP: 0.292, SLG: 0.318 (1, 5)										5	1	2	0	0	1	2									
Ben Grieve, L OBP: 0.361, SLG: 0.482 (1, 9)										5	0	1	0	0	1	3									
Brian Leshar, R OBP: 0.254, SLG: 0.356 (1, 3)										3	1	1	1	1	0	2									
Pat Lennon, R OBP: 0.364, SLG: 0.359 (1, 10)										4	1	2	0	0	0	1									
Jason Giambi, L OBP: 0.363, SLG: 0.484 (9, PH)										1	0	0	0	0	1	1									
Scott Spiezio, S OBP: 0.294, SLG: 0.391 (1, 4)										3	0	1	2	1	0	1									
Miguel Tejada, R OBP: 0.238, SLG: 0.372 (1, 6)										3	0	0	0	0	0	2									
Dave Magadan, L OBP: 0.422, SLG: 0.404 (9, PH)										1	0	0	0	0	1	1									
Ernie Young, R OBP: 0.304, SLG: 0.345 (1, 8)										2	0	1	0	1	1	0									
Matt Stairs, L OBP: 0.395, SLG: 0.612 (9, PH)										0	0	0	0	1	0	0									
Izzy Molina, R OBP: 0.208, SLG: 0.263 (1, 2)										3	0	0	0	0	0	4									
Brent Mayne, L OBP: 0.333, SLG: 0.396 (9, PH)										1	0	0	0	0	0	2									
Inning Stats	R: 0 E: 0 K: 0 S: 9	H: 2 LOB: 1 BB: 0 P: 15	R: 0 E: 0 K: 0 S: 8	H: 1 LOB: 2 BB: 1 P: 15	R: 0 E: 0 K: 1 S: 9	H: 0 LOB: 1 BB: 1 P: 16	R: 0 E: 0 K: 0 S: 10	H: 1 LOB: 2 BB: 1 P: 17	R: 1 E: 0 K: 0 S: 10	H: 2 LOB: 1 BB: 0 P: 16	R: 0 E: 0 K: 1 S: 10	H: 0 LOB: 0 BB: 0 P: 14	R: 0 E: 0 K: 0 S: 5	H: 1 LOB: 1 BB: 0 P: 7	R: 2 E: 0 K: 2 S: 15	H: 3 LOB: 2 BB: 1 P: 30	R: 0 E: 0 K: 2 S: 10	H: 0 LOB: 1 BB: 1 P: 22	1B: 7 2B: 3 3B: 0 HR: 0	SF: 1 SAC: 0 DP: 0 HBP: 0	WP: 0 PB: 0 SB: 1 CS: 0	PA: 41			
PITCHER	IP	WLS	BF	H	R	ER	SO	BB	IBB	HBP	BLK	WP	HR	S	P	ERA	WHIP								
Justin Thompson, L ERA: 3.0 (1, 1)	7.0	W	33	10	3	3	2	3	0	0	0	0	0	69	113	3.86	1.857								
Doug Brocail, R ERA: 3.3 (8, 1)	0.1		2	0	0	0	1	1	0	0	0	0	0	3	9	0.00	3.000								
Mike Myers, L ERA: 6.1 (8, 1)	0.1		1	0	0	0	0	0	0	0	0	0	0	1	3	0.00	0.000								
Todd Jones, R ERA: 2.92 (8, 1)	1.1	S	5	0	0	0	3	1	0	0	0	0	0	13	27	0.00	0.750								



Batter	1	2	3	4	5	6	7	8	9	AB	R	H	RBI	BB	SO	LOB	TOP									
Brian Hunter, R OBP: 0.333, SLG: 0.358 (1, 8)	 0-3		 0-1		 3-1			 0-3		4	0	0	0	0	2	0	Detroit Tigers @ New York Yankees Yankee Stadium, Bronx, NY Wed Sep 17 1997, 7:05 PM EDT Att: 19,331 - Unknown - 72 F									
Damion Easley, R OBP: 0.397, SLG: 0.469 (1, 4) (8, 6)	 0-2			 2-2		 2-2		 1-2		4	1	1	0	0	0	0										
Bobby Higginson, L OBP: 0.373, SLG: 0.526 (1, 7)	 3-2			 0-0		 0-1			 1-2	4	1	1	1	0	1	1										
Tony Clark, S OBP: 0.386, SLG: 0.523 (1, 3)		 1-2		 0-0		 2-2		 4-0		3	0	2	1	1	0	0										
Travis Fryman, R OBP: 0.328, SLG: 0.439 (1, 5)		 1-2		 1-2		 0-0		 3-3		4	0	1	0	0	1	3										
Bob Hamelin, L OBP: 0.371, SLG: 0.500 (1, 10)		 2-2		 1-1				 1-3		4	0	1	0	0	1	2										
Raul Casanova, S OBP: 0.307, SLG: 0.342 (1, 2)		 0-1		 2-0				 3-2		3	0	0	0	0	0	3										
Jimmy Hurst, R OBP: 0.250, SLG: 0.143 (7, PH)			 1-0					 0-3		2	0	0	0	0	1	0										
Melvin Nieves, S OBP: 0.315, SLG: 0.450 (7, 9)								 0-3		1	0	0	0	0	1	0										
Deivi Cruz, R OBP: 0.285, SLG: 0.316 (8, PH)			 1-1		 0-0			 0-1		2	0	0	0	0	0	0										
Frank Catalanotto, L OBP: 0.359, SLG: 0.458 (8, 4)										1	0	0	0	0	0	0										
Inning Stats	R: 0 E: 0 K: 2 S: 9	H: 0 LOB: 0 BB: 0 P: 12	R: 0 E: 1 K: 0 S: 12	H: 1 LOB: 1 BB: 0 P: 16	R: 0 E: 0 K: 0 S: 5	H: 0 LOB: 0 BB: 0 P: 7	R: 1 E: 0 K: 0 S: 13	H: 3 LOB: 2 BB: 0 P: 19	R: 0 E: 0 K: 1 S: 6	H: 0 LOB: 0 BB: 0 P: 9	R: 1 E: 0 K: 0 S: 6	H: 1 LOB: 0 BB: 1 P: 12	R: 0 E: 0 K: 2 S: 9	H: 0 LOB: 0 BB: 0 P: 13	R: 0 E: 0 K: 1 S: 8	H: 0 LOB: 1 BB: 0 P: 9	R: 0 E: 0 K: 1 S: 17	H: 1 LOB: 1 BB: 0 P: 26	1B: 4 2B: 1 3B: 0 HR: 1	SF: 0 SAC: 0 DP: 1 HBP: 0	WP: 0 PB: 0 SB: 0 CS: 0	PA: 33				
PITCHER	IP	WLS	BF	H	R	ER	SO	BB	IBB	HBP	BLK	WP	HR	S	P	ERA	WHIP									
Ramiro Mendoza, R ERA: 4.37	(1, 1)	6.0	W	23	5	2	2	3	1	0	0	0	0	1	51	75	3.00	1.000								
Jeff Nelson, R ERA: 2.75	(7, 1)	2.0		6	0	0	0	3	0	0	0	0	0	0	17	22	0.00	0.000								
Brian Boehringer, R ERA: 2.93	(9, 1)	1.0		4	1	0	0	1	0	0	0	0	0	0	17	26	0.00	1.000								


Batter	1	2	3	4	5	6	7	8	9	AB	R	H	RBI	BB	SO	LOB	BOTTOM									
Tim Raines, S OBP: 0.388, SLG: 0.430 (1, 7)	 1-0			 2-1		 0-0				4	1	1	0	0	0	4	Detroit Tigers @ New York Yankees Yankee Stadium, Bronx, NY Wed Sep 17 1997, 7:05 PM EDT Att: 19,331 - Unknown - 72 F									
Scott Pose, L OBP: 0.312, SLG: 0.290 (7, 7)	 2 G6-3	 1-2						 1-2		0	0	0	0	1	0	0										
2 Derek Jeter, R OBP: 0.397, SLG: 0.402 (1, 6)	 3-1		 1-1	 2-3		 1-2		 1-0		5	0	0	1	0	1	4										
Paul O'Neill, L OBP: 0.399, SLG: 0.514 (1, 9)	 2-2			 0-0		 0-2		 0-0		4	0	3	0	0	0	0										
Tino Martinez, L OBP: 0.374, SLG: 0.580 (1, 3)	 1-2		 1-1		 3-1		 0-1			4	0	1	0	0	0	2										
Mike Stanley, R OBP: 0.389, SLG: 0.497 (1, 10)		 2-1		 0-1		 3-3		 1-3		4	1	1	0	0	2	4										
Charlie Hayes, R OBP: 0.327, SLG: 0.396 (1, 5)		 0-1		 1-2		 1-1		 2-3		4	0	1	0	0	1	2										
Chad Curtis, R OBP: 0.366, SLG: 0.492 (1, 8)		 1-0		 2-1		 3-2		 0-1		4	3	4	1	0	0	0										
20 Jorge Posada, S OBP: 0.355, SLG: 0.395 (1, 2)		 1-1		 3-1		 2-0		 1-2		4	1	3	4	0	0	1										
Andy Fox, L OBP: 0.429, SLG: 0.417 (1, 4)		 2-0		 4-1		 2-1		 0-1		3	0	1	0	1	0	1										
Inning Stats	R: 1 E: 0 K: 0 S: 10	H: 1 LOB: 0 BB: 0 P: 17	R: 2 E: 0 K: 0 S: 11	H: 5 LOB: 1 BB: 0 P: 18	R: 0 E: 0 K: 0 S: 7	H: 1 LOB: 1 BB: 0 P: 9	R: 1 E: 0 K: 1 S: 13	H: 2 LOB: 2 BB: 1 P: 27	R: 0 E: 0 K: 1 S: 10	H: 2 LOB: 1 BB: 0 P: 17	R: 2 E: 0 K: 0 S: 12	H: 2 LOB: 1 BB: 0 P: 20	R: 0 E: 0 K: 2 S: 10	H: 1 LOB: 1 BB: 0 P: 13	R: 0 E: 0 K: 0 S: 15	H: 1 LOB: 2 BB: 1 P: 21	R: 0 E: 0 K: 1 S: 17	H: 1 LOB: 1 BB: 0 P: 26	1B: 10 2B: 4 3B: 1 HR: 1	SF: 0 SAC: 0 DP: 2 HBP: 0	WP: 0 PB: 0 SB: 2 CS: 2	PA: 38				
PITCHER	IP	WLS	BF	H	R	ER	SO	BB	IBB	HBP	BLK	WP	HR	S	P	ERA	WHIP									
Brian Moehler, R ERA: 4.67	(1, 1)	4.0	L	22	11	4	4	1	1	0	0	0	0	0	46	79	9.00	3.000								
Kevin Jarvis, R ERA: 7.39	(5, 1)	2.0		7	2	2	2	1	0	0	0	0	0	1	17	29	9.00	1.000								
Roberto Duran, L ERA: 6.14	(7, 1)	1.0		4	1	0	0	2	0	0	0	0	0	10	13	0.00	1.000									
Eddie Gallard, R ERA: 6.14	(8, 1)	1.0		5	1	0	0	0	1	0	0	0	0	15	21	0.00	2.000									

Batter	1	2	3	4	5	6	7	8	9	10	11	AB	R	H	RBI	BB	SO	LOB	TOP								
Brian Hunter, R OBP: 0.334, SLG: 0.357 (1, 8)	G6-4-3 1B		G4-6-3 1-2 2-3	L8			K		SH G6-4-3 1-2 2-3		BB BB 1B BB	4	1	1	0	1	1	2									
Bobby Higginson, L OBP: 0.376, SLG: 0.524 (10, 7)	P5		CS BB	F7			1B		G6-4-3 1-2 2-3 3-H		BB BB 1B BB	4	1	1	0	2	0	3									
Travis Fryman, R OBP: 0.326, SLG: 0.438 (1, 5)	G6-4-3 1-2		CS	F9			K		F8		K	6	0	1	0	0	2	6									
Tony Clark, S OBP: 0.386, SLG: 0.520 (1, 3)		G3-1		1B 2B 1B			K			G2-3	1B BB	5	1	1	0	1	1	2									
Damion Easley, R OBP: 0.360, SLG: 0.472 (1, 4)	P3			2B 1B			HR BB		G3		2B 1B	5	2	3	2	1	0	0									
Phil Nevin, R OBP: 0.313, SLG: 0.416 Melvin Nieves, S OBP: 0.313, SLG: 0.448 (10, 9)	G5-3			2B 2B			HR		K		F7 F7	4	2	2	4	0	1	0									
Bubba Trammell, R OBP: 0.336, SLG: 0.402 Bob Hamelin, L OBP: 0.372, SLG: 0.498 (10, 10)			1B 1B	2B 2B			K		P6		IBB	3	1	2	1	0	1	0									
Matt Walbeck, S OBP: 0.328, SLG: 0.358 Kimera Bartee, R OBP: 0.228, SLG: 0.214 Raul Casanova, S OBP: 0.306, SLG: 0.340 (10, 2)			1B 1B	L6			P3		SH G6-4-3 1B		K	4	0	2	0	0	0	1									
Deivi Cruz, R OBP: 0.267, SLG: 0.318 (1, 6)	G4-6-3 1-2 2-H		1B	K2-3			L1		G6-4-3 1-2		G6-3	5	0	2	1	0	1	1									
Inning Stats	R: 0 E: 0 K: 1 S: 4	H: 1 LOB: 0 BB: 0 P: 7	R: 0 E: 0 K: 0 S: 5	H: 0 LOB: 0 BB: 0 P: 9	R: 1 E: 0 K: 0 S: 13	H: 3 LOB: 1 BB: 1 P: 26	R: 3 E: 0 K: 1 S: 18	H: 4 LOB: 1 BB: 0 P: 23	R: 0 E: 0 K: 0 S: 7	H: 1 LOB: 0 BB: 1 P: 11	R: 2 E: 0 K: 1 S: 10	H: 1 LOB: 1 BB: 1 P: 18	R: 0 E: 0 K: 1 S: 7	H: 0 LOB: 0 BB: 0 P: 11	R: 1 E: 1 K: 0 S: 11	H: 2 LOB: 2 BB: 0 P: 16	R: 0 E: 0 K: 1 S: 13	H: 1 LOB: 1 BB: 1 P: 24	R: 2 E: 0 K: 1 S: 18	H: 1 LOB: 2 BB: 3 P: 37	1B: 10 2B: 4 3B: 0 HR: 1	SF: 0 SAC: 1 DP: 3 HBP: 0	WP: 0 PB: 0 SB: 0 CS: 1	PA: 52			
PITCHER	IP 6.0	WLS 27	BF 27	H 10	R 6	ER 6	SO 2	BB 2	IBB 0	HBP 0	BLK 0	WP 0	HR 1	S 57	P 94	ERA 9.00	WHIP 2.000										
Kenny Rogers, L ERA: 5.54 (1, 1)	2.0	7	1	0	0	4	0	0	0	0	0	0	0	18	29	0.00	0.500										
Hideki Irabu, R ERA: 7.63 (7, 1)	1.0	5	2	1	1	0	0	0	0	0	0	0	0	11	16	9.00	2.000										
42 Mariano Rivera, R ERA: 1.97 (10, 1)	2.0	L	12	2	2	2	2	3	1	0	0	0	0	31	61	9.00	2.500										

Detroit Tigers @ New York Yankees
Yankee Stadium, Bronx, NY
Thu Sep 18 1997, 7:05 PM EDT
Att: 18,600 - Unknown - 77 F

livebaseballscores.com

AB 44
R 9
H 15
RBI 8
BB 6
SO 8
LOB 20





Batter	1	2	3	4	5	6	7	8	9	10	11	AB	R	H	RBI	BB	SO	LOB	BOTTOM								
2 Derek Jeter, R OBP: 0.368, SLG: 0.402 (1, 6)	S 1B		K	2B BB 1B		G6-3		G4-3			1B	5	1	2	1	1	1	1									
Chad Curtis, R OBP: 0.369, SLG: 0.495 Tim Raines, S OBP: 0.387, SLG: 0.429 (11, 7)	F9		BB	1B 2B		F9		E5 CS 1B		L9		4	0	2	2	1	0	1									
Paul O'Neill, L OBP: 0.399, SLG: 0.514 Scott Pose, L OBP: 0.316, SLG: 0.296 (8, 9)	P2		G6-3	1B			FC4-6 1B	CS 1B		2B 1B		4	0	2	1	0	0	2									
Bernie Williams, S OBP: 0.410, SLG: 0.538 (1, 8)	K			K			FC4-6 1-2 FC5-4			2B 1B		6	1	2	1	0	2	4									
Tino Martinez, L OBP: 0.374, SLG: 0.579 Mike Stanley, R OBP: 0.386, SLG: 0.494 (6, 3)		F8		1B L8			FC5-4 BB			FC6-4 IBB		3	1	1	0	0	0	2									
Cecil Fielder, R OBP: 0.358, SLG: 0.388 (1, 10)	K			FC3-6 BB		G6-3		BB		K		3	0	0	0	2	2	2									
Charlie Hayes, R OBP: 0.325, SLG: 0.393 (1, 5)				FC3-6 BB 2 BB		G6-3		F8		FC6-4		5	1	1	0	0	0	6									
20 Jorge Posada, S OBP: 0.351, SLG: 0.390 (1, 2)	F9			2 BB 2B 1B		G1-3				G4-3		5	1	1	1	0	0	1									
Andy Fox, L OBP: 0.368, SLG: 0.313 (1, 4)	F7			2 BB 2B BB		G1-3		G1-3		E4 G4-3 E		4	2	0	0	1	0	0									
Inning Stats	R: 0 E: 0 K: 1 S: 13	H: 1 LOB: 1 BB: 0 P: 21	R: 0 E: 0 K: 1 S: 10	H: 1 LOB: 1 BB: 0 P: 16	R: 0 E: 0 K: 1 S: 14	H: 0 LOB: 1 BB: 1 P: 23	R: 6 E: 0 K: 1 S: 20	H: 5 LOB: 2 BB: 3 P: 39	R: 0 E: 0 K: 0 S: 7	H: 0 LOB: 0 BB: 0 P: 11	R: 0 E: 0 K: 0 S: 6	H: 1 LOB: 2 BB: 1 P: 13	R: 1 E: 2 K: 0 S: 10	H: 1 LOB: 0 BB: 0 P: 17	R: 0 E: 0 K: 1 S: 8	H: 2 LOB: 2 BB: 1 P: 15	R: 0 E: 0 K: 0 S: 6	H: 1 LOB: 1 BB: 0 P: 11	R: 0 E: 0 K: 0 S: 6	H: 0 LOB: 0 BB: 0 P: 9	1B: 9 2B: 2 3B: 0 HR: 1	SF: 0 SAC: 0 DP: 0 HBP: 0	WP: 0 PB: 0 SB: 1 CS: 1	PA: 51			
PITCHER	IP 3.1	WLS 18	BF 18	H 5	R 3	ER 5	SO 3	BB 3	IBB 0	HBP 0	BLK 0	WP 0	HR 1	S 47	P 80	ERA 13.50	WHIP 2.400										
Greg Keagle, R ERA: 6.63 (4, 1)	3.2	16	3	1	1	1	1	2	0	0	0	0	0	30	54	2.46	1.364										
A.J. Sager, R ERA: 4.39 (8, 1)	1.1	7	3	1	0	0	0	0	1	0	0	0	0	13	26	0.00	2.250										
Doug Brocail, R ERA: 3.24 (9, 1)	1.2	W	6	1	0	0	1	0	0	0	0	0	0	11	17	0.00	0.600										
Todd Jones, R ERA: 2.85 (11, 1)	1.0	S	3	0	0	0	0	0	0	0	0	0	0	6	9	0.00	0.000										


Detroit Tigers @ New York Yankees
Yankee Stadium, Bronx, NY
Thu Sep 18 1997, 7:05 PM EDT
Att: 18,600 - Unknown - 77 F

livebaseballscores.com

AB 44
R 7
H 12
RBI 6
BB 6
SO 5
LOB 21



Batter	1	2	3	4	5	6	7	8	9	10	AB	R	H	RBI	BB	SO	LOB	TOP									
Brian Hunter, R OBP: 0.331, SLG: 0.354 (1, 8)	G4-3		K		G6-3		G6-3		F8		5	0	0	0	0	1	0	Detroit Tigers @ Baltimore Orioles Oriole Park at Camden Yards, Baltimore, MD Fri Sep 19 1997, 7:05 PM EDT Att: 47,544 - Unknown - 77 F livebaseballscorecards.com AB 37 R 5 H 10 RBI 5 BB 6 SO 7 LOB 13 									
Damion Easley, R OBP: 0.360, SLG: 0.470 (1, 4)	BB		G6-3		K		S WP SF9 1B		K		4	1	1	0	1	2	0										
Bobby Higginson, L OBP: 0.377, SLG: 0.524 (1, 9) (10, 7)	G1-6-3 1B		G4-3		G4-3		FC5-4 BB		G4-3		4	0	2	0	1	0	0										
Tony Clark, S OBP: 0.383, SLG: 0.517 (1, 3)	G1-6-3		G4-3		F7		SF9		F7		4	0	0	1	0	0	3										
Travis Fryman, R OBP: 0.327, SLG: 0.437 (1, 5)		G5-3		G5-3		1B	FC5-4		HR		5	2	2	0	0	0	1										
Bob Hamelin, L OBP: 0.373, SLG: 0.497 (1, 10) (10, PH)	BB		G3		1B				HR		3	1	1	0	1	1	0										
Phil Nevin, R OBP: 0.315, SLG: 0.431 (10, PH)	BB		BB		1B				HR		1	1	1	2	0	0	0										
Bubba Trammell, R OBP: 0.348, SLG: 0.406 (1, 7) (10, 9)	BB		BB		1B				K		4	0	2	1	1	2	0										
Jimmy Hurst, R OBP: 0.250, SLG: 0.143 (10, 9)	BB		1B		1B				K		0	0	0	0	0	0	0										
Raul Casanova, S OBP: 0.311, SLG: 0.340 (1, 2)	P5		BB		1B				K		3	0	1	1	2	1	2										
Deivi Cruz, R OBP: 0.264, SLG: 0.314 (1, 6)	L9		FC5-4 BB		G5-4-3 1B				K		4	0	0	0	0	0	7										
Inning Stats	R: 0 E: 0 K: 0 S: 10	H: 1 LOB: 1 BB: 1 P: 18	R: 0 E: 0 K: 0 S: 6	H: 0 LOB: 2 BB: 2 P: 16	R: 0 E: 0 K: 1 S: 12	H: 1 LOB: 1 BB: 0 P: 18	R: 0 E: 0 K: 0 S: 7	H: 0 LOB: 0 BB: 0 P: 13	R: 2 E: 0 K: 0 S: 16	H: 4 LOB: 1 BB: 0 P: 23	R: 1 E: 0 K: 0 S: 9	H: 1 LOB: 1 BB: 1 P: 16	R: 0 E: 0 K: 2 S: 11	H: 0 LOB: 1 BB: 1 P: 20	R: 0 E: 0 K: 1 S: 10	H: 0 LOB: 0 BB: 0 P: 16	R: 2 E: 0 K: 2 S: 9	H: 2 LOB: 0 BB: 0 P: 13	1B: 9 2B: 0 3B: 0 HR: 1	SF: 1 SAC: 0 DP: 2 HBP: 0	WP: 1 PA: 44 PB: 0 SB: 1 CS: 0						
PITCHER	IP	WLS	BF	H	R	ER	SO	BB	IBB	HBP	BLK	WP	HR	S	P	ERA	WHIP										
Scott Kamieniecki, R ERA: 4.02 (1, 1)	6.1		29	8	3	3	2	4	0	0	0	0	0	65	107	4.26	1.895										
Arthur Rhodes, L ERA: 3.15 (7, 1)	1.2		7	0	0	0	2	2	0	0	0	1	0	17	32	0.00	1.200										
Alan Mills, R ERA: 4.96 (9, 1)	1.1	L	5	1	1	1	1	0	0	0	0	0	0	12	19	6.75	0.750										
Jesse Orlosco, L ERA: 2.47 (10, 1)	0.2		3	1	1	1	2	0	0	0	0	0	1	7	10	13.50	1.500										

Batter	1	2	3	4	5	6	7	8	9	10	AB	R	H	RBI	BB	SO	LOB	BOTTOM									
Brady Anderson, L OBP: 0.395, SLG: 0.471 (1, 8)	K		G2-3		G3				1B		4	1	1	0	0	1	1	Detroit Tigers @ Baltimore Orioles Oriole Park at Camden Yards, Baltimore, MD Fri Sep 19 1997, 7:05 PM EDT Att: 47,544 - Unknown - 77 F livebaseballscorecards.com AB 33 R 3 H 7 RBI 3 BB 2 SO 7 LOB 7 									
Roberto Alomar, S OBP: 0.377, SLG: 0.462 (1, 4)	L7		G6-4-3 1B		F8				BB 1B SF7		4	1	2	1	0	0	0										
Geronimo Berroa, R OBP: 0.369, SLG: 0.471 (1, 9) (9, PR)	K		G6-4-3 1B		F8				BB 1B		4	0	1	1	0	1	1										
Tony Tarasco, L OBP: 0.305, SLG: 0.387 (10, 6) (10, 6)	K		G6-4-3		F8				BB 1B		0	0	0	0	0	0	0										
Jeff Reboulet, R OBP: 0.303, SLG: 0.327 (10, 6)	K		G6-4-3		F8				BB 1B		0	0	0	0	0	0	0										
Rafael Palmeiro, L OBP: 0.327, SLG: 0.475 (1, 3)	L1-3 1B		G4-3		K				BB 1B		3	0	1	0	1	1	0										
B.J. Surhoff, L OBP: 0.346, SLG: 0.456 (1, 7)	F8		K		G4-3				SF7		3	0	0	1	0	1	1										
Cal Ripken Jr., R OBP: 0.333, SLG: 0.411 (1, 5)	L1-3		G5-3		F7				K		4	0	0	0	0	1	3										
Harold Baines, L OBP: 0.374, SLG: 0.454 (1, 10)	K		G4-3		P5				G6-4-3 1B		4	0	1	0	0	1	0										
Lenny Webster, R OBP: 0.322, SLG: 0.382 (1, 2)	P2		P6		G5-3				G6-4-3		4	0	0	0	0	0	1										
Mike Bordick, R OBP: 0.280, SLG: 0.315 (1, 6) (9, PH)	K		G6-4-3 1B		G6-3				G6-3		2	0	1	0	0	1	0										
Jeffrey Hammonds, R OBP: 0.325, SLG: 0.495 (10, 9)	K		G6-3		G6-3				G6-3		1	1	0	0	1	0	0										
Inning Stats	R: 0 E: 0 K: 2 S: 8	H: 0 LOB: 0 BB: 0 P: 13	R: 0 E: 0 K: 0 S: 8	H: 1 LOB: 0 BB: 0 P: 14	R: 0 E: 0 K: 2 S: 7	H: 0 LOB: 0 BB: 0 P: 10	R: 0 E: 0 K: 0 S: 4	H: 1 LOB: 0 BB: 0 P: 6	R: 0 E: 0 K: 1 S: 8	H: 1 LOB: 1 BB: 0 P: 13	R: 0 E: 0 K: 1 S: 10	H: 0 LOB: 0 BB: 0 P: 15	R: 0 E: 0 K: 0 S: 10	H: 0 LOB: 0 BB: 0 P: 14	R: 3 E: 0 K: 1 S: 14	H: 3 LOB: 2 BB: 0 P: 25	R: 0 E: 0 K: 0 S: 7	H: 1 LOB: 0 BB: 0 P: 11	1B: 7 2B: 1 3B: 0 HR: 0	SF: 1 SAC: 0 DP: 3 HBP: 0	WP: 0 PA: 36 PB: 0 SB: 0 CS: 0						
PITCHER	IP	WLS	BF	H	R	ER	SO	BB	IBB	HBP	BLK	WP	HR	S	P	ERA	WHIP										
Willie Blair, R ERA: 3.97 (1, 1)	8.1		29	5	3	3	6	1	0	0	0	0	0	71	115	3.24	0.720										
Todd Jones, R ERA: 2.78 (9, 1)	1.2	W	7	2	0	0	1	1	0	0	0	0	0	15	24	0.00	1.800										

Batter	1	2	3	4	5	6	7	8	9	AB	R	H	RBI	BB	SO	LOB	TOP					
Brian Hunter, R (1, 8) OBP: 0.331, SLG: 0.354 Kimera Barteo, R (6, 7) OBP: 0.500, SLG: 0.333	K		G6-3				G1-3		HR	3	1	1	0	0	1	1	Detroit Tigers @ Baltimore Orioles Oriole Park at Camden Yards, Baltimore, MD Sat Sep 20 1997, 3:33 AM EDT Att: 47,489 - Overcast - 87 F					
Bobby Higginson, L (1, 9) OBP: 0.378, SLG: 0.527 Melvin Nieves, S (6, 9) OBP: 0.314, SLG: 0.456	K		1B				K		HR	3	1	2	2	0	1	0						
Travis Fryman, R (1, 5) OBP: 0.327, SLG: 0.438 Jimmy Hurst, R (6, 8) OBP: 0.200, SLG: 0.111	G3-1		6-3				F8		P5	3	0	1	1	0	0	1						
Tony Clark, S (1, 3) OBP: 0.383, SLG: 0.517		K							F7	5	1	2	0	0	1	1						
Damion Easley, R (1, 4) OBP: 0.358, SLG: 0.467 Frank Catalanotto, L (6, 4) OBP: 0.400, SLG: 0.444	K		FC5-4				G6-3		HR	3	0	0	0	0	1	2						
Bubba Trammell, R (1, 10) OBP: 0.336, SLG: 0.394	K						F9		SF7	3	0	0	1	0	2	1						
Phil Nevin, R (1, 7) OBP: 0.314, SLG: 0.428			1B				G1-3		K	4	1	1	0	0	1	2						
Matt Walbeck, S (1, 2) OBP: 0.340, SLG: 0.378			1B				K		1B	4	2	3	0	0	1	0						
Deivi Cruz, R (1, 6) OBP: 0.267, SLG: 0.319			G6-3				L6		F8	4	0	2	1	0	0	3						
Inning Stats	R: 0 E: 0 K: 2 S: 7	H: 0 LOB: 0 BB: 0 P: 7	R: 0 E: 0 K: 3 S: 9	H: 0 LOB: 0 BB: 0 P: 9	R: 2 E: 0 K: 0 S: 6	H: 4 LOB: 1 BB: 0 P: 6	R: 0 E: 0 K: 1 S: 7	H: 1 LOB: 1 BB: 0 P: 10	R: 3 E: 0 K: 0 S: 15	H: 4 LOB: 1 BB: 0 P: 26	R: 0 E: 0 K: 1 S: 9	H: 0 LOB: 0 BB: 0 P: 11	R: 0 E: 0 K: 1 S: 10	H: 1 LOB: 0 BB: 0 P: 14	R: 1 E: 0 K: 1 S: 13	H: 3 LOB: 2 BB: 0 P: 15		R: 2 E: 0 K: 1 S: 10	H: 2 LOB: 0 BB: 0 P: 17	1B: 9 2B: 5 3B: 0 HR: 1	SF: 1 SAC: 0 DP: 1 HBP: 0	WP: 0 PB: 0 SB: 2 CS: 0
PITCHER	IP	WLS	BF	H	R	ER	SO	BB	IBB	HBP	BLK	WP	HR	S	P	ERA	WHIP					
Rick Krivda, L (1, 1) ERA: 6.2	4.1		21	9	5	5	6	0	0	0	0	0	0	40	53	10.38	2.077					
Nenro Rodriguez, R (5, 1) ERA: 5.09	3.1	W	14	4	1	1	3	0	0	0	0	0	0	34	43	2.70	1.200					
Terry Mathews, R (8, 1) ERA: 4.62	1.1		6	2	2	2	1	0	0	0	0	0	1	12	19	13.50	1.500					

Batter	1	2	3	4	5	6	7	8	9	AB	R	H	RBI	BB	SO	LOB	BOTTOM				
Brady Anderson, L (1, 8) OBP: 0.395, SLG: 0.469	P5		F7				P3			4	2	1	0	0	0	3	Detroit Tigers @ Baltimore Orioles Oriole Park at Camden Yards, Baltimore, MD Sat Sep 20 1997, 3:33 AM EDT Att: 47,489 - Overcast - 87 F				
Roberto Alomar, S (1, 4) OBP: 0.379, SLG: 0.477	G4-3		2B				G4-3			5	2	3	2	0	0	0					
Eric Davis, R (1, 9) OBP: 0.332, SLG: 0.518 Jeffrey Hammonds, R (5, PR) OBP: 0.325, SLG: 0.493	G5-3		HR				F8			3	1	2	3	1	0	0					
Rafael Palmeiro, L (1, 3) OBP: 0.331, SLG: 0.475			HR				F7		FC4-6	2	2	1	0	2	0	1					
B.J. Surhoff, L (1, 7) OBP: 0.346, SLG: 0.463 David Dellucci, L (8, 7) OBP: 0.355, SLG: 0.385			HR				G3		FC4-6	5	2	2	3	0	0	5					
Cal Ripken Jr., R (1, 5) OBP: 0.331, SLG: 0.408 Jeff Reboulet, R (8, 5) OBP: 0.302, SLG: 0.326			G6-3				P4		G4-3	4	0	0	1	0	0	2					
Harold Baines, L (1, 10) OBP: 0.375, SLG: 0.456 Jerome Walton, R (8, PH) OBP: 0.386, SLG: 0.415			SF9				F7		K	3	0	2	1	0	0	0					
Chris Hoiles, R (1, 2) OBP: 0.383, SLG: 0.431 Charlie Greene, R (9, 2) OBP: 0.383, SLG: 0.431			HR				5-3		F8	4	2	2	1	1	0	1					
Mike Bordick, R (1, 6) OBP: 0.280, SLG: 0.318			HR				P2		K	4	1	1	1	0	2	4					
Inning Stats	R: 0 E: 0 K: 0 S: 3	H: 0 LOB: 0 BB: 0 P: 3	R: 9 E: 0 K: 0 S: 10	H: 7 LOB: 0 BB: 1 P: 15	R: 0 E: 0 K: 1 S: 6	H: 1 LOB: 1 BB: 0 P: 6	R: 1 E: 0 K: 0 S: 14	H: 1 LOB: 1 BB: 1 P: 24	R: 2 E: 0 K: 0 S: 16	H: 2 LOB: 3 BB: 2 P: 35	R: 0 E: 0 K: 1 S: 13	H: 2 LOB: 2 BB: 0 P: 21	R: 0 E: 0 K: 1 S: 8	H: 1 LOB: 1 BB: 0 P: 10	R: 0 E: 0 K: 1 S: 8	H: 0 LOB: 0 BB: 0 P: 10		1B: 6 2B: 4 3B: 0 HR: 4	SF: 1 SAC: 0 DP: 0 HBP: 2	WP: 1 PB: 0 SB: 0 CS: 0	PA: 44
PITCHER	IP	WLS	BF	H	R	ER	SO	BB	IBB	HBP	BLK	WP	HR	S	P	ERA	WHIP				
Scott Sanders, R (1, 1) ERA: 5.95	1.2	L	10	4	5	5	0	0	0	0	0	0	0	10	10	27.00	2.400				
Kevin Jarvis, R (2, 1) ERA: 7.91	2.2		16	5	6	6	1	3	0	0	0	0	2	26	44	20.25	3.000				
Roberto Duran, L (5, 1) ERA: 6.75	0.2		6	2	1	1	0	1	0	1	0	1	0	14	29	13.50	4.500				
Eddie Gallard, R (6, 1) ERA: 5.4	2.0		9	3	0	0	1	0	0	0	0	0	0	21	31	0.00	1.500				
Mike Myers, L (8, 1) ERA: 5.98	1.0		3	0	0	0	1	0	0	0	0	0	0	8	10	0.00	0.000				

Batter	1	2	3	4	5	6	7	8	9	AB	R	H	RBI	BB	SO	LOB	TOP										
Brian Hunter, R (1, 8) OBP: 0.333, SLG: 0.355 Kimera Barteo, R (9, PH) OBP: 0.376, SLG: 0.333 (9, 8)	2-2 1B 2B	0-0 F8		2-2 K		1-2 1B E	4-2 BB		4-0 BB	4	2	2	0	1	1	0											
Bobby Higginson, L (1, 9) OBP: 0.376, SLG: 0.525 (8, 7)	1-2 2B 1B		3-2 G4-3	1-3 K		3-2 1B E HBP	2-0 G4-3		1-0 F8	6	2	2	1	0	1	2											
Travis Fryman, R (1, 5) OBP: 0.328, SLG: 0.439	3-0 1B G4-3 2B		1-0 P6	0-1 P3		2-0 1B E HBP		1-2 G6-3		4	2	1	1	0	0	0											
Tony Clark, S (1, 3) OBP: 0.384, SLG: 0.517 Jimmy Hurst, R (8, PR) OBP: 0.200, SLG: 0.111 (8, 9)	1-0 G4-3 1B		4-2 1B WP HR BB		3-3 K	1-2 1B E4 HR		2-2 2B 1B		4	2	2	2	1	1	1											
Damon Easley, R (1, 4) OBP: 0.359, SLG: 0.479	3-2 G4-3		2-2 HR		3-3 K	1-1 HR		0-0 F8		5	2	2	6	0	1	2											
Bubba Trammell, R (1, 10) OBP: 0.347, SLG: 0.423	1-0 G6-3		1-2 BB BB 1B		2-1 2B	1-2 F8		0-0 2B		5	0	3	0	0	0	1											
Phil Nevin, R (1, 7) OBP: 0.312, SLG: 0.421 (8, 3)	1-1 G5-3		4-1 BB 1-2 BB		1-0 F9	3-2 G5-3		3-1 P2		4	0	0	0	1	0	5											
Raul Casanova, S (1, 2) OBP: 0.313, SLG: 0.337		1-2 G5-3	4-2 BB 1-2 2-3 BB		4-1 1B BB	0-0 F8		3-3 K		3	1	0	0	2	1	0											
Deivi Cruz, R (1, 6) OBP: 0.263, SLG: 0.315		1-2 L4	1-3 K		0-0 F7	2-3 K		0-1 G5-3		5	0	0	0	0	2	4											
Inning Stats	R: 3 E: 0 K: 0 S: 14	H: 4 LOB: 1 BB: 0 P: 26	R: 0 E: 0 K: 0 S: 8	H: 0 LOB: 0 BB: 0 P: 10	R: 2 E: 0 K: 1 S: 19	H: 2 LOB: 3 BB: 3 P: 39	R: 0 E: 0 K: 2 S: 11	H: 0 LOB: 0 BB: 0 P: 14	R: 0 E: 0 K: 2 S: 10	H: 1 LOB: 1 BB: 0 P: 19	R: 6 E: 1 K: 0 S: 22	H: 3 LOB: 0 BB: 1 P: 38	R: 0 E: 0 K: 1 S: 11	H: 0 LOB: 1 BB: 1 P: 19	R: 0 E: 0 K: 0 S: 10	H: 2 LOB: 3 BB: 0 P: 16	R: 0 E: 0 K: 1 S: 7	H: 0 LOB: 1 BB: 1 P: 15	1B: 7 2B: 3 3B: 0 HR: 2	SF: 0 SAC: 0 DP: 0 HBP: 1	WP: 1 PB: 0 SB: 0 CS: 0	PA: 47					
PITCHER	IP	WLS	BF	H	R	ER	SO	BB	IBB	HBP	BLK	WP	HR	S	P	ERA	WHIP										
Jimmy Key, L (1, 1) ERA: 3.3	4.2	L	24	7	5	5	5	3	0	0	0	1	1	61	106	9.64	2.143										
Esteban Yan, R (5, 1) ERA: 15.83	0.2		8	3	6	5	0	1	0	1	0	0	1	16	29	67.50	6.000										
Brian Williams, R (6, 1) ERA: 3.0	3.2		15	2	0	0	2	2	0	0	0	0	0	35	61	0.00	1.091										

Detroit Tigers @ Baltimore Orioles
 Oriole Park at Camden Yards, Baltimore, MD
 Sun Sep 21 1997, 3:33 AM EDT
 Att: 47,446 - Sunny - 67 F

AB 40
 R 11
 H 12
 RBI 10
 BB 6
 SO 7
 LOB 15



Batter	1	2	3	4	5	6	7	8	9	AB	R	H	RBI	BB	SO	LOB	BOTTOM										
Jeffrey Hammonds, R (1, 8) OBP: 0.324, SLG: 0.490 David Dellucci, L (7, PR) OBP: 0.344, SLG: 0.370 (8, 9)	1-3 K		0-0 G6-3		2-3 K		4-2 BB		1-2 G2-3	3	0	0	0	1	2	0											
Aaron Ledesma, R (1, 4) OBP: 0.429, SLG: 0.464	1-2 DI WP 1B			0-1 F9 1B G5-6-3 1B		2-2 G3	0-3 K			4	1	2	0	0	1	1											
Eric Davis, R (1, 9) OBP: 0.352, SLG: 0.514 Tony Tarasco, L (8, 8) OBP: 0.309, SLG: 0.387	2-3 K			0-0 G5-6-3 1B		1-3 K		4-0 FC3-6 BB		3	0	1	0	0	2	1											
Geronimo Berroa, R (1, 10) OBP: 0.368, SLG: 0.469	2-2 L3			2-2 F9		4-1 HR BB		1-2 F8		3	1	0	0	1	0	4											
Rafael Palmeiro, L (1, 3) OBP: 0.331, SLG: 0.480 Mel Rosario, S (7, 2)		2-3 K		1-2 G5-6-3		0-1 HR		0-2 FC3-6 BB		3	1	1	3	0	1	1											
Cal Ripken Jr., R (1, 5) OBP: 0.332, SLG: 0.408 Jeff Reboulet, R (6, PR) OBP: 0.305, SLG: 0.326	3-2 G5-3			1-2 3-H 4-2 BB		1-1 HR		4-2 1B BB		2	0	1	0	1	0	0											
Jerome Walton, R (1, 7) OBP: 0.361, SLG: 0.386 (7, 3)	1-0 G6-3			1-0 F9		0-0 G5-3		0-0 P4		4	0	0	0	0	0	5											
Chris Hoiles, R (1, 2) OBP: 0.380, SLG: 0.428 Danny Cilyburn, R (7, 7)			1-3 K		2-2 G6-3		0-3 K		1-3 K	2	0	0	0	0	1	0											
Mike Bordick, R (1, 6) OBP: 0.279, SLG: 0.316 Charlie Greene, R (9, PH)			2-1 G3		2-3 K		2-3 K		2-3 K	3	0	0	0	0	2	0											
Inning Stats	R: 0 E: 0 K: 2 S: 12	H: 1 LOB: 1 BB: 0 P: 18	R: 0 E: 0 K: 1 S: 8	H: 0 LOB: 0 BB: 0 P: 14	R: 0 E: 0 K: 1 S: 7	H: 0 LOB: 0 BB: 0 P: 10	R: 1 E: 0 K: 0 S: 16	H: 2 LOB: 2 BB: 1 P: 24	R: 0 E: 0 K: 2 S: 10	H: 0 LOB: 0 BB: 0 P: 16	R: 2 E: 0 K: 1 S: 12	H: 2 LOB: 1 BB: 1 P: 20	R: 0 E: 0 K: 3 S: 11	H: 0 LOB: 1 BB: 1 P: 17	R: 0 E: 0 K: 0 S: 10	H: 0 LOB: 2 BB: 2 P: 19	R: 0 E: 0 K: 2 S: 9	H: 0 LOB: 0 BB: 0 P: 13	1B: 4 2B: 0 3B: 0 HR: 1	SF: 0 SAC: 0 DP: 0 HBP: 0	WP: 1 PB: 0 SB: 0 CS: 0	PA: 37					
PITCHER	IP	WLS	BF	H	R	ER	SO	BB	IBB	HBP	BLK	WP	HR	S	P	ERA	WHIP										
Justin Thompson, L (1, 1) ERA: 3.04	6.0	W	25	5	3	3	7	2	0	0	0	0	0	65	102	4.50	1.167										
Dan Miceli, R (7, 1) ERA: 4.96	2.0		9	0	0	0	3	3	0	0	0	0	0	21	36	0.00	1.500										
Doug Brocail, R (9, 1) ERA: 3.2	1.0		3	0	0	0	2	0	0	0	0	0	0	9	13	0.00	0.000										

Detroit Tigers @ Baltimore Orioles
 Oriole Park at Camden Yards, Baltimore, MD
 Sun Sep 21 1997, 3:33 AM EDT
 Att: 47,446 - Sunny - 67 F

AB 32
 R 3
 H 5
 RBI 3
 BB 5
 SO 12
 LOB 13



Batter	1	2	3	4	5	6	7	8	9	AB	R	H	RBI	BB	SO	LOB	TOP										
Brian Hunter, R (1, 8) OBP: 0.335, SLG: 0.358	0-0 6-3		1-0 2B		2-3 K			0-2 2B 1B	3-2 1B	5	1	3	1	0	1	2	Detroit Tigers @ Baltimore Orioles Oriole Park at Camden Yards, Baltimore, MD Mon Sep 22 1997, 7:05 PM EDT Att: 46,616 - Unknown - 65 F livebaseballscorecards.com										
Damion Easley, R (1, 4) OBP: 0.381, SLG: 0.477	0-0 6-3		4-0 BB		0-1 FC6-4			4-1 2B BB	4-1 BB	2	1	0	0	3	0	2											
Bobby Higginson, L (1, 9) OBP: 0.380, SLG: 0.526	4-0 BB		0-0 G4-6-3			3-2 FC4-6 1B		2-2 E9 HR 2B	0-1 G4-3	4	1	2	1	1	0	4											
Tony Clark, S (1, 3) OBP: 0.384, SLG: 0.515	0-3 K		1-0 CS 1B		1-1 L9			1-3 K		4	0	1	0	0	2	3											
Travis Fryman, R (1, 5) OBP: 0.325, SLG: 0.436	0-0 4-3		1-2 F9		1-2 FC4-6			2-3 K		4	0	0	0	0	1	3											
Bob Hamelin, L (1, 10) OBP: 0.372, SLG: 0.503	0-3 K		3-3 K		2-3 K			3-1 HR		4	1	1	2	0	3	2											
Bubba Trammell, R (1, 7) Jimmy Hurst, R (8, 9) OBP: 0.200, SLG: 0.111	0-0 5-3		1-0 G5-3			2-2 F9		2-2 L5		4	0	0	0	0	0	0											
Raul Casanova, S (1, 2) OBP: 0.315, SLG: 0.337			0-0 PB 2B 1B		4-1 1B BB			2-0 G4-3	0-0 G6-3	3	1	1	0	1	0	0											
Deivi Cruz, R (1, 6) OBP: 0.263, SLG: 0.314			0-0 F8		0-0 FC6-4 1B			1-3 K	1-0 F9	4	0	1	0	0	1	1											
Inning Stats	R: 0 E: 0 K: 1 S: 5	H: 0 LOB: 1 BB: 1 P: 9	R: 0 E: 0 K: 1 S: 5	H: 0 LOB: 0 BB: 0 P: 5	R: 1 E: 0 K: 0 S: 4	H: 2 LOB: 1 BB: 1 P: 9	R: 0 E: 0 K: 1 S: 7	H: 1 LOB: 1 BB: 0 P: 12	R: 0 E: 0 K: 1 S: 8	H: 1 LOB: 2 BB: 1 P: 15	R: 0 E: 0 K: 1 S: 11	H: 1 LOB: 0 BB: 0 P: 18	R: 0 E: 0 K: 1 S: 9	H: 0 LOB: 0 BB: 0 P: 14	R: 4 E: 1 K: 2 S: 23	H: 3 LOB: 0 BB: 1 P: 37	R: 0 E: 0 K: 0 S: 9	H: 1 LOB: 2 BB: 1 P: 17	1B: 6 2B: 3 3B: 0 HR: 1	SF: 0 SAC: 0 DP: 2 HBP: 0	WP: 0 PB: 1 SB: 1 CS: 1	PA: 39					
PITCHER	IP	WLS	BF	H	R	ER	SO	BB	IBB	HBP	BLK	WP	HR	S	P	ERA	WHIP										
Scott Erickson, R (1, 1) ERA: 3.71	7.0		28	6	2	1	6	3	0	0	0	0	0	52	85	1.29	1.286										
Armando Benitez, R (8, 1) ERA: 2.54	1.0	L	6	2	3	3	2	1	0	0	0	0	1	20	34	27.00	3.000										
Alan Mills, R (9, 1) ERA: 4.78	0.2		4	1	0	0	0	1	0	0	0	0	0	7	15	0.00	3.000										
Jesse Orosco, L (9, 1) ERA: 2.45	0.1		1	0	0	0	0	0	0	0	0	0	0	2	2	0.00	0.000										

Batter	1	2	3	4	5	6	7	8	9	AB	R	H	RBI	BB	SO	LOB	BOTTOM										
Brady Anderson, L (1, 8) OBP: 0.395, SLG: 0.469	0-0 4-3		1-2 FC6-4 1B			0-0 CS 1B		0-1 1B		5	1	2	0	0	0	1	Detroit Tigers @ Baltimore Orioles Oriole Park at Camden Yards, Baltimore, MD Mon Sep 22 1997, 7:05 PM EDT Att: 46,616 - Unknown - 65 F livebaseballscorecards.com										
Roberto Alomar, S (1, 4) OBP: 0.382, SLG: 0.476	4-0 1B BB		0-0 6-3		3-0 BB 1B			4-0 1B BB	2-2 G5-3	3	1	1	1	2	0	1											
Rafael Palmeiro, L (1, 3) OBP: 0.333, SLG: 0.485	0-3 K		3-2 HR		4-2 BB			0-0 FC6-4 1B	2-3 K	4	1	2	1	1	2	1											
Harold Baines, L (1, 10) Geronimo Berroa, R (6, PH) OBP: 0.307, SLG: 0.467	0-0 BB 1B		0-0 L8		0-1 G3-1			0-2 FC6-4	1-0 G5-3	3	1	1	0	0	0	2											
B.J. Surhoff, L (1, 7) OBP: 0.345, SLG: 0.461	0-0 BB 1B		2-2 F9		0-0 F7			2-0 P6	2-2 G1-3	5	0	1	0	0	0	0											
Cal Ripken Jr., R (1, 5) OBP: 0.333, SLG: 0.408	4-0 FC5 BB		3-2 FC6-4 1B		2-2 F9			3-2 G6-3		3	0	1	1	1	0	0											
Jeffrey Hammonds, R (1, 9) OBP: 0.323, SLG: 0.486	4-0 1B BB		0-2 FC6-4		2-2 E3			1-3 K		3	0	0	1	1	1	1											
Lenny Webster, R (1, 2) OBP: 0.318, SLG: 0.375	0-0 FC5		2-2 G4-3		1-2 G5-3			0-0 P4		4	0	0	0	0	0	4											
Mike Bordick, R (1, 6) Tony Tarasco, L (8, PH) Jeff Reboulet, R (9, 6) OBP: 0.305, SLG: 0.326	0-0 6-3		3-1 FC6-4 1B		3-3 K			2-3 K		3	0	1	0	0	1	0											
Inning Stats	R: 2 E: 0 K: 1 S: 7	H: 2 LOB: 3 BB: 3 P: 19	R: 0 E: 0 K: 0 S: 3	H: 0 LOB: 0 BB: 0 P: 3	R: 1 E: 0 K: 0 S: 14	H: 2 LOB: 1 BB: 0 P: 22	R: 1 E: 0 K: 0 S: 15	H: 2 LOB: 2 BB: 1 P: 28	R: 0 E: 0 K: 1 S: 8	H: 2 LOB: 1 BB: 1 P: 15	R: 0 E: 0 K: 1 S: 7	H: 0 LOB: 0 BB: 0 P: 13	R: 0 E: 0 K: 1 S: 10	H: 1 LOB: 0 BB: 0 P: 14	R: 0 E: 0 K: 1 S: 7	H: 0 LOB: 0 BB: 0 P: 12	1B: 8 2B: 0 3B: 0 HR: 1	SF: 0 SAC: 0 DP: 0 HBP: 0	WP: 0 PB: 0 SB: 2 CS: 1	PA: 41							
PITCHER	IP	WLS	BF	H	R	ER	SO	BB	IBB	HBP	BLK	WP	HR	S	P	ERA	WHIP										
Brian Moehler, R (1, 1) ERA: 4.75	5.0		26	6	4	4	1	4	0	0	0	0	0	9	18	0.00	2.250										
Roberto Duran, L (6, 1) ERA: 5.79	1.1		6	2	0	0	1	1	0	0	0	0	0	6	10	0.00	0.000										
Eddie Gaillard, R (7, 1) ERA: 5.19	0.2	W	2	0	0	0	1	0	0	0	0	0	0	6	10	0.00	0.000										
Doug Brocail, R (8, 1) ERA: 3.16	1.0		4	1	0	0	1	0	0	0	0	0	0	10	14	0.00	1.000										
Todd Jones, R (9, 1) ERA: 2.74	1.0	S	3	0	0	0	1	0	0	0	0	0	0	7	12	0.00	0.000										

Batter	1	2	3	4	5	6	7	8	9	AB	R	H	RBI	BB	SO	LOB	TOP				
Nomar Garciaparra, R OBP: 0.340, SLG: 0.528	L7		F8		P4	F8			F8	5	0	0	0	0	0	4					
Jeff Fyfe, R OBP: 0.353, SLG: 0.435	L8		P3		HBP 1B				L4	5	0	1	0	0	0	0					
Mo Vaughn, L OBP: 0.423, SLG: 0.555	1B				K				G4-3	4	0	1	0	0	1	0					
18 Reggie Jefferson, S OBP: 0.356, SLG: 0.473	K				BB BB				K	2	0	0	0	2	2	4					
Wil Cordero, R OBP: 0.316, SLG: 0.430		G6-3 1B			BB BB				E6 L8 1B	3	0	2	0	1	0	0					
Troy O'Leary, L OBP: 0.355, SLG: 0.488		G6-3 BB			F7				G4-3	3	0	1	0	1	0	4					
Scott Hatteberg, L OBP: 0.354, SLG: 0.437		G6-3			G1-3				L8	4	0	0	0	0	0	6					
Mike Benjamin, R OBP: 0.286, SLG: 0.354									P3	4	0	1	0	0	2	3					
Darren Bragg, L OBP: 0.343, SLG: 0.394									F7	3	0	1	0	1	0	0					
Inning Stats	R: 0 E: 0 K: 1 S: 14	H: 1 LOB: 1 BB: 0 P: 18	R: 0 E: 0 K: 1 S: 11	H: 1 LOB: 1 BB: 1 P: 18	R: 0 E: 0 K: 0 S: 10	H: 0 LOB: 0 BB: 0 P: 16	R: 0 E: 0 K: 1 S: 12	H: 0 LOB: 2 BB: 2 P: 22	R: 0 E: 0 K: 1 S: 15	H: 3 LOB: 3 BB: 0 P: 22	R: 0 E: 1 K: 1 S: 20	H: 1 LOB: 3 BB: 1 P: 29	R: 0 E: 0 K: 0 S: 6	H: 0 LOB: 0 BB: 0 P: 8	R: 0 E: 0 K: 0 S: 7	H: 0 LOB: 0 BB: 0 P: 12	1B: 7 2B: 0 3B: 0 HR: 0	SF: 0 SAC: 0 DP: 1 HBP: 1	WP: 0 PB: 0 SB: 0 CS: 1	PA: 39	
PITCHER	IP	WLS	BF	H	R	ER	SO	BB	IBB	HBP	BLK	WP	HR	S	P	ERA	WHIP				
Greg Keagle, R ERA: 5.82	5.1	W	25	6	0	0	4	3	0	1	0	0	0	73	111	0.00	1.688				
Dan Miceli, R ERA: 4.55	1.2		8	1	0	0	1	2	0	0	0	0	0	18	32	0.00	1.800				
Eddie Gaillard, R ERA: 4.66	2.0		6	0	0	0	0	0	0	0	0	0	0	13	20	0.00	0.000				

Boston Red Sox @ Detroit Tigers
Tiger Stadium, Detroit, MI
Tue Sep 23 1997, 7:05 PM EDT
Att: 43,039 - Unknown - 64 F

AB 33
R 0
H 7
RBI 0
BB 5
SO 5
LOB 21



Batter	1	2	3	4	5	6	7	8	9	AB	R	H	RBI	BB	SO	LOB	BOTTOM				
Brian Hunter, R OBP: 0.336, SLG: 0.358	G5-3		K		E1	K2-3				4	1	1	0	1	2	2					
Damion Easley, R OBP: 0.383, SLG: 0.477	G5-3				E5	FC6				4	1	2	0	0	1	1					
Bobby Higginson, L OBP: 0.378, SLG: 0.524	K		SF8		S	F8				4	1	1	2	0	1	2					
Tony Clark, S OBP: 0.384, SLG: 0.514		G3 BB	K		S	FC6				3	1	1	1	1	1	3					
Travis Fryman, R OBP: 0.323, SLG: 0.433	F9				L3					4	0	0	0	0	2	2					
Bob Hamelin, L OBP: 0.373, SLG: 0.502	G3				K	1B				3	0	1	0	1	1	1					
Bubba Trammell, R OBP: 0.333, SLG: 0.402	G6-3				1B	IBB				4	0	1	0	0	0	4					
Jimmy Hurst, R OBP: 0.200, SLG: 0.111					F9					0	0	0	0	0	0	0					
Matt Walbeck, S OBP: 0.345, SLG: 0.382					K					4	1	2	1	0	2	2					
Deivi Cruz, R OBP: 0.265, SLG: 0.318										4	1	2	0	0	1	2					
Inning Stats	R: 0 E: 0 K: 1 S: 9	H: 0 LOB: 0 BB: 0 P: 13	R: 0 E: 0 K: 0 S: 9	H: 0 LOB: 1 BB: 1 P: 18	R: 1 E: 0 K: 2 S: 13	H: 3 LOB: 2 BB: 0 P: 20	R: 0 E: 0 K: 3 S: 13	H: 1 LOB: 1 BB: 0 P: 19	R: 5 E: 2 K: 1 S: 18	H: 6 LOB: 2 BB: 1 P: 33	R: 0 E: 0 K: 1 S: 7	H: 0 LOB: 1 BB: 0 P: 15	R: 0 E: 0 K: 2 S: 11	H: 1 LOB: 1 BB: 0 P: 17	R: 0 E: 0 K: 1 S: 8	H: 0 LOB: 1 BB: 1 P: 18	1B: 10 2B: 1 3B: 0 HR: 0	SF: 1 SAC: 0 DP: 0 HBP: 1	WP: 0 PB: 0 SB: 2 CS: 0	PA: 39	
PITCHER	IP	WLS	BF	H	R	ER	SO	BB	IBB	HBP	BLK	WP	HR	S	P	ERA	WHIP				
Jeff Suppan, R ERA: 5.5	4.0	L	22	9	6	6	6	1	0	0	0	0	0	54	2500	13.50	2.500				
Derek Lowe, R ERA: 6.35	3.0		13	2	0	0	4	0	1	1	0	0	0	26	50	0.00	0.667				
Robinson Checo, R ERA: 5.68	1.0		4	0	0	0	1	1	0	0	0	0	0	8	18	0.00	1.000				

Boston Red Sox @ Detroit Tigers
Tiger Stadium, Detroit, MI
Tue Sep 23 1997, 7:05 PM EDT
Att: 43,039 - Unknown - 64 F

AB 34
R 6
H 11
RBI 4
BB 3
SO 11
LOB 19





Batter	1	2	3	4	5	6	7	8	9	AB	R	H	RBI	BB	SO	LOB	TOP									
Nomar Garciaparra, R OBP: 0.338, SLG: 0.525	F7		F9		L7	SF4		L9		4	0	0	1	0	0	2	Boston Red Sox @ Detroit Tigers Tiger Stadium, Detroit, MI Wed Sep 24, 1997, 7:05 PM EDT Att: 10,067 - Unknown - 62 F									
Jeff Fyfe, R OBP: 0.351, SLG: 0.435	F9		F9		FC6-5 HR	P2		2B		5	1	1	0	0	0	3										
Mo Vaughn, L OBP: 0.423, SLG: 0.559	K			L8	HR		BB 1B HBP	K		4	2	1	2	0	2	1										
18 Reggie Jefferson, S OBP: 0.356, SLG: 0.472		F7		FC6-4 1B	G4-3		1B BB FC6-4 BB	G4-3		4	1	1	0	1	0	1										
Wil Cordero, R OBP: 0.317, SLG: 0.430	F9			FC6-4 1B		1B 1B	F9		1B	5	1	2	0	0	0	3										
Troy O'Leary, L OBP: 0.382, SLG: 0.488	K			1B		1B 1B	FC6-4 1B BB	K		4	1	2	0	1	2	1										
Scott Hatteberg, L OBP: 0.358, SLG: 0.443 Jason Varitek, S OBP: 1.000, SLG: 1.000			2B	K		1B E SF4 1B	FC6-4 1B	FC6-4 1B		4	2	3	2	0	1	2										
Mike Benjamin, R OBP: 0.282, SLG: 0.356		G5-3		1B 2B		F8	FC6-4	K		5	1	1	1	0	1	6										
Darren Bragg, L OBP: 0.346, SLG: 0.398				FC6-5 S 2H 2B		FC6-5 S SF4 1B	K	FC6-4		5	0	3	2	0	1	4										
Inning Stats	R: 0 E: 0 K: 1 S: 6	H: 0 LOB: 0 BB: 0 P: 8	R: 0 E: 0 K: 1 S: 7	H: 0 LOB: 0 BB: 0 P: 10	R: 1 E: 0 K: 0 S: 13	H: 2 LOB: 1 BB: 0 P: 18	R: 0 E: 0 K: 1 S: 15	H: 2 LOB: 2 BB: 0 P: 23	R: 3 E: 0 K: 0 S: 15	H: 3 LOB: 0 BB: 0 P: 19	R: 3 E: 1 K: 0 S: 11	H: 4 LOB: 1 BB: 0 P: 18	R: 2 E: 0 K: 1 S: 10	H: 1 LOB: 2 BB: 2 P: 26	R: 0 E: 0 K: 1 S: 11	H: 1 LOB: 1 BB: 0 P: 19		R: 0 E: 0 K: 2 S: 12	H: 2 LOB: 2 BB: 0 P: 15	1B: 10 2B: 4 3B: 0 HR: 1	SF: 1 SAC: 0 DP: 0 HBP: 1	WP: 0 PB: 0 SB: 1 CS: 0	PA: 45			
PITCHER	IP	WLS	BF	H	R	ER	SO	BB	IBB	HBP	BLK	WP	HR	S	P	ERA	WHIP									
Willie Blair, R ERA: 4.17	(1, 1)	5.0	L	25	10	7	6	3	0	0	0	0	0	1	60	86	10.80	2.000								
Roberto Duran, L ERA: 5.75	(6, 1)	1.1		8	1	2	2	0	2	0	1	0	0	0	11	27	13.50	2.250								
Mike Myers, L ERA: 5.79	(7, 1)	1.2		7	2	0	0	2	0	0	0	0	0	0	17	28	0.00	1.200								
Kevin Jarvis, R ERA: 7.79	(9, 1)	1.0		5	2	0	0	2	0	0	0	0	0	0	12	15	0.00	2.000								

Batter	1	2	3	4	5	6	7	8	9	AB	R	H	RBI	BB	SO	LOB	BOTTOM									
Brian Hunter, R OBP: 0.336, SLG: 0.357	K							1B BB		2	0	0	0	1	2	0	Boston Red Sox @ Detroit Tigers Tiger Stadium, Detroit, MI Wed Sep 24, 1997, 7:05 PM EDT Att: 10,067 - Unknown - 62 F									
Kimera Batee, R OBP: 0.571, SLG: 0.250			K					1B BB	F7	1	1	0	0	1	0	0										
Frank Catalanotto, L OBP: 0.417, SLG: 0.455	G3		K					1B 1B		4	0	2	0	0	1	0										
Travis Fryman, R OBP: 0.325, SLG: 0.438					F9 S BB			K		2	1	1	1	1	0	3										
Jimmy Hurst, R OBP: 0.182, SLG: 0.100	HR				FC5-4			K		1	0	0	0	0	1	2										
Tony Clark, S OBP: 0.383, SLG: 0.512	G3			G1-3			K	BB 1B		4	0	1	1	0	1	1										
Bob Hamelin, L OBP: 0.372, SLG: 0.497		G4-3		F9		P5		BB		3	0	0	0	1	0	1										
Phil Nevin, R OBP: 0.311, SLG: 0.416				K		G5-3		K		3	0	0	0	1	2	4										
Melvin Nieves, S OBP: 0.311, SLG: 0.451		F9			K		G3	K		4	0	0	0	0	2	4										
Raul Casanova, S OBP: 0.315, SLG: 0.340							G4-3		F4	3	0	1	0	0	1	1										
Marcus Jensen, S OBP: 0.226, SLG: 0.212	K				1B 2B					1	0	0	0	0	0	0										
Deivi Cruz, R OBP: 0.263, SLG: 0.315			G6-3		B2		G6-3	K		4	0	0	0	0	1	1										
Inning Stats	R: 1 E: 0 K: 1 S: 7	H: 1 LOB: 0 BB: 0 P: 10	R: 0 E: 0 K: 1 S: 11	H: 0 LOB: 1 BB: 1 P: 21	R: 0 E: 0 K: 2 S: 9	H: 0 LOB: 0 BB: 0 P: 14	R: 0 E: 0 K: 1 S: 9	H: 0 LOB: 1 BB: 1 P: 19	R: 0 E: 0 K: 1 S: 8	H: 0 LOB: 0 BB: 0 P: 10	R: 0 E: 0 K: 0 S: 5	H: 0 LOB: 0 BB: 0 P: 6	R: 1 E: 0 K: 3 S: 21	H: 2 LOB: 2 BB: 2 P: 40	R: 0 E: 0 K: 1 S: 7	H: 0 LOB: 0 BB: 0 P: 9	1B: 3 2B: 1 3B: 0 HR: 1	SF: 0 SAC: 0 DP: 0 HBP: 0	WP: 0 PB: 0 SB: 1 CS: 0	PA: 37						
PITCHER	IP	WLS	BF	H	R	ER	SO	BB	IBB	HBP	BLK	WP	HR	S	P	ERA	WHIP									
49 Tim Wakefield, R ERA: 4.26	(1, 1)	7.0	W	29	4	2	2	7	4	0	0	0	0	0	68	111	2.57	1.143								
Mark Brandenburg, R ERA: 5.63	(8, 1)	2.0		8	1	0	0	4	1	0	0	0	0	22	38	0.00	1.000									

AB	41
R	9
H	15
RBI	8
BB	2
SO	7
LOB	23



Batter	1	2	3	4	5	6	7	8	9	AB	R	H	RBI	BB	SO	LOB	TOP										
Nomar Garciaparra, R (1, 6) OBP: 0.337, SLG: 0.525	G6-3			K		2B	K			4	0	1	0	0	2	2	Boston Red Sox @ Detroit Tigers Tiger Stadium, Detroit, MI Thu Sep 25 1997, 3:33 AM EDT Att: 14,495 - Sunny - 68 F										
Jeff Fyfe, R (1, 4) OBP: 0.348, SLG: 0.430	G6-3			F7		G5-3		F7		4	0	0	0	0	1												
Mo Vaughn, L (1, 3) OBP: 0.425, SLG: 0.565	K			18 FC6-4 1B			HR	BB		3	1	2	1	1	1												
18 Reggie Jefferson, S (1, 10) OBP: 0.357, SLG: 0.472		G6-4-3 1B		FC6-4 1-2			1B FC4-6 1B	K		4	1	2	0	0	1	2											
Wil Cordero, R (1, 7) OBP: 0.317, SLG: 0.428		K			K		FC4-6 1B 1-2	F8		4	1	1	0	0	2	2											
Troy O'Leary, L (1, 9) OBP: 0.381, SLG: 0.486		G6-4-3 1-2			K		FC4-6 1B 1-2 2-3	G5-3		4	0	1	0	0	1	1											
Bill Haselman, R (1, 2) OBP: 0.286, SLG: 0.388				G1-3		L4	FC4-6 CS 1-2 2-3 3-H	F8		4	0	0	1	0	0	2											
Darren Bragg, L (1, 8) OBP: 0.345, SLG: 0.396				G3		G4-3	WP 1B 1-2	G4-3		3	0	0	0	1	0	0											
Mike Benjamin, R (1, 5) OBP: 0.283, SLG: 0.355				G4-3		K	WP 1B 1-2 3-H			3	0	1	1	0	1	0											
Inning Stats	R: 0 E: 0 K: 1 S: 8	H: 0 LOB: 0 BB: 0 P: 9	R: 0 E: 0 K: 1 S: 9	H: 1 LOB: 0 BB: 0 P: 11	R: 0 E: 0 K: 0 S: 8	H: 0 LOB: 0 BB: 0 P: 11	R: 0 E: 0 K: 1 S: 10	H: 1 LOB: 1 BB: 0 P: 13	R: 0 E: 0 K: 2 S: 7	H: 0 LOB: 0 BB: 0 P: 8	R: 0 E: 0 K: 1 S: 8	H: 1 LOB: 1 BB: 0 P: 12	R: 3 E: 0 K: 1 S: 20	H: 5 LOB: 2 BB: 1 P: 31	R: 0 E: 0 K: 1 S: 9	H: 0 LOB: 1 BB: 1 P: 15		R: 0 E: 0 K: 0 S: 7	H: 0 LOB: 0 BB: 0 P: 13	1B: 6 2B: 1 3B: 0 HR: 1	SF: 0 SAC: 0 DP: 1 HBP: 0	WP: 1 PB: 0 SB: 0 CS: 1	PA: 35				
PITCHER	IP	WLS	BF	H	R	ER	SO	BB	IBB	HBP	BLK	WP	HR	S	P	ERA	WHIP										
Scott Sanders, R (1, 1) ERA: 5.86	6.2	L	27	8	3	3	6	0	1	0	0	0	1	64	87	4.05	1.200										
Dan Miceli, R (7, 1) ERA: 4.52	0.2		2	0	0	0	1	0	0	0	0	1	0	8	11	0.00	0.000										
Mike Myers, L (8, 1) ERA: 5.6	1.2		6	0	0	0	1	1	0	0	0	0	0	14	25	0.00	0.600										

Batter	1	2	3	4	5	6	7	8	9	AB	R	H	RBI	BB	SO	LOB	BOTTOM										
Brian Hunter, R (1, 8) OBP: 0.337, SLG: 0.356	F9		1B		F8			S BB		3	0	1	0	1	0	2	Boston Red Sox @ Detroit Tigers Tiger Stadium, Detroit, MI Thu Sep 25 1997, 3:33 AM EDT Att: 14,495 - Sunny - 68 F										
Damion Easley, R (1, 4) OBP: 0.382, SLG: 0.474	BB HBP		G1-3			G6-3		K		3	0	0	0	0	1	2											
Bobby Higginson, L (1, 9) OBP: 0.380, SLG: 0.524	SAFE SAFE SAFE	4-2 1-2		G6-4-3 BB		F7		F8 S 1B		2	1	1	0	2	0	0											
Tony Clark, S (1, 3) OBP: 0.381, SLG: 0.509	F7			G6-4-3 1-2		F8		F8		4	0	0	0	0	0	3											
Travis Fryman, R (1, 5) OBP: 0.325, SLG: 0.437			F9		F8		P3	S 1B		4	0	1	1	0	0	0											
Phil Nevin, R (1, 10) OBP: 0.308, SLG: 0.411				K		P6		K		3	0	0	0	0	2	0											
Bob Hamelin, L (9, PH) OBP: 0.371, SLG: 0.495								K		1	0	0	0	0	1	1											
Bubba Trammell, R (1, 7) OBP: 0.326, SLG: 0.391				K				K		3	0	0	0	0	3	0											
Raul Casanova, S (9, PH) OBP: 0.314, SLG: 0.339								K		1	0	0	0	0	1	1											
Matt Walbeck, S (1, 2) OBP: 0.338, SLG: 0.373				L7		E6 1B		G4-3		3	0	0	0	0	0	0											
Deivi Cruz, R (1, 6) OBP: 0.264, SLG: 0.315				G1-3				L9		3	0	1	0	0	0	0											
Inning Stats	R: 0 E: 0 K: 0 S: 9	H: 0 LOB: 1 BB: 1 P: 18	R: 0 E: 0 K: 2 S: 8	H: 0 LOB: 0 BB: 0 P: 11	R: 0 E: 0 K: 0 S: 8	H: 1 LOB: 1 BB: 0 P: 13	R: 0 E: 0 K: 0 S: 6	H: 0 LOB: 0 BB: 1 P: 13	R: 0 E: 1 K: 1 S: 9	H: 1 LOB: 2 BB: 0 P: 15	R: 0 E: 0 K: 0 S: 6	H: 0 LOB: 0 BB: 0 P: 9	R: 0 E: 0 K: 2 S: 10	H: 0 LOB: 0 BB: 0 P: 14	R: 0 E: 0 K: 1 S: 11	H: 0 LOB: 1 BB: 1 P: 19		R: 1 E: 0 K: 2 S: 17	H: 2 LOB: 1 BB: 0 P: 23	1B: 4 2B: 0 3B: 0 HR: 0	SF: 0 SAC: 0 DP: 1 HBP: 1	WP: 0 PB: 0 SB: 3 CS: 0	PA: 34				
PITCHER	IP	WLS	BF	H	R	ER	SO	BB	IBB	HBP	BLK	WP	HR	S	P	ERA	WHIP										
Steve Avery, L (1, 1) ERA: 6.42	5.0		19	2	0	0	0	2	0	1	0	0	0	40	70	0.00	0.800										
Robinson Checo, R (6, 1) ERA: 4.91	1.0	W	3	0	0	0	0	0	0	0	0	0	0	6	9	0.00	0.000										
John Wasdin, R (7, 1) ERA: 4.44	2.0		7	0	0	0	3	1	0	0	0	0	0	21	33	0.00	0.500										
Tom Gordon, R (9, 1) ERA: 3.66	1.0	S	5	2	1	1	2	0	0	0	0	0	0	17	23	9.00	2.000										

Batter	1	2	3	4	5	6	7	8	9	AB	R	H	RBI	BB	SO	LOB	TOP			
Tim Raines, S OBP: 0.406, SLG: 0.452 Scott Pose, L OBP: 0.301, SLG: 0.274	P3		1B		G4-3			1B	3B	4	1	2	0	0	0	0				
2 Derek Jeter, R OBP: 0.370, SLG: 0.405 Andy Fox, L OBP: 0.400, SLG: 0.286	F9		1B		G4-3			1B	K	2	0	0	0	2	0	0				
Bernie Williams, S OBP: 0.408, SLG: 0.536	WP		1B		L7			1B	HR	4	1	2	4	1	1	2				
Mike Stanley, R OBP: 0.389, SLG: 0.497	G5-3		1B		1B			1B	HR	4	1	2	3	1	0	1				
Cecil Fielder, R OBP: 0.356, SLG: 0.402			1B		G6-3			G4-6-3	K	5	0	1	0	0	2	6				
Charlie Hayes, R OBP: 0.332, SLG: 0.397 Homer Bush, R OBP: 0.444, SLG: 0.444	P3				K				1B	4	0	1	0	0	2	1				
Chad Curtis, R OBP: 0.364, SLG: 0.487	K				G6-3			F7	1B	4	1	1	0	0	1	1				
Joe Girardi, R OBP: 0.311, SLG: 0.332 20 Jorge Posada, S OBP: 0.356, SLG: 0.391	P4				G6-3			K	1B	3	0	0	0	0	1	1				
Rey Sanchez, R OBP: 0.314, SLG: 0.360					K			F8	FC4-2	4	1	0	0	0	1	3				
Inning Stats	R: 0 E: 0 K: 0 S: 10	H: 0 LOB: 1 BB: 1 P: 17	R: 0 E: 0 K: 1 S: 9	H: 1 LOB: 1 BB: 0 P: 13	R: 1 E: 0 K: 1 S: 15	H: 2 LOB: 2 BB: 1 P: 29	R: 0 E: 0 K: 1 S: 7	H: 0 LOB: 0 BB: 0 P: 10	R: 0 E: 0 K: 2 S: 8	H: 0 LOB: 0 BB: 0 P: 12	R: 0 E: 0 K: 2 S: 9	H: 0 LOB: 0 BB: 0 P: 15	R: 1 E: 0 K: 0 S: 10	H: 2 LOB: 2 BB: 2 P: 24	R: 6 E: 0 K: 2 S: 19	H: 5 LOB: 1 BB: 1 P: 33	1B: 8 2B: 0 3B: 1 HR: 1	SF: 0 SAC: 0 DP: 1 HBP: 0	WP: 2 PB: 2 SB: 0 CS: 0	PA: 41
PITCHER	IP	WLS	BF	H	R	ER	SO	BB	IBB	HBP	BLK	WP	HR	S	P	ERA	WHIP			
Justin Thompson, L ERA: 3.02	7.1		28	4	2	2	7	2	0	0	0	1	0	70	115	2.46	0.818			
Doug Brocail, R ERA: 3.19	0.0		3	1	0	0	0	1	1	0	0	1	0	3	12	∞	∞			
Todd Jones, R ERA: 3.09	1.0	L	5	2	3	3	0	1	0	0	0	0	0	9	20	27.00	3.000			
Mike Myers, L ERA: 5.74	0.1		2	1	0	0	1	0	0	0	0	0	0	6	8	0.00	3.000			
Dan Miceli, R ERA: 5.02	0.1		3	2	3	3	1	0	0	0	0	0	1	7	11	81.00	6.000			

New York Yankees @ Detroit Tigers
Tiger Stadium, Detroit, MI
Fri Sep 26 1997, 7:05 PM EDT
Att: 29,206 - Unknown - 66 F

AB 36
R 8
H 10
RBI 8
BB 5
SO 9
LOB 18



Batter	1	2	3	4	5	6	7	8	9	AB	R	H	RBI	BB	SO	LOB	BOTTOM			
Brian Hunter, R OBP: 0.336, SLG: 0.355	G6-3		1B		K			K		3	1	0	0	1	2	1				
Damion Easley, R OBP: 0.383, SLG: 0.472	K		1B		F9			BB		2	1	0	0	2	1	0				
Travis Fryman, R OBP: 0.326, SLG: 0.436	BB		1B		P3			K		3	0	1	2	1	1	2				
Tony Clark, S OBP: 0.379, SLG: 0.505	G6-3		F8		K			F8		4	0	0	0	0	1	2				
Phil Nevin, R OBP: 0.304, SLG: 0.406 Bob Hamelin, L OBP: 0.370, SLG: 0.494	K2-3				G6-3			P3	F8	3	0	0	0	0	1	0				
Bubba Trammell, R OBP: 0.319, SLG: 0.381 Frank Catalanotto, L OBP: 0.400, SLG: 0.435	K				K			G4-3	G6-3	3	0	0	0	0	2	0				
Jimmy Hurst, R OBP: 0.143, SLG: 0.077	K				G4-3			K		3	0	0	0	0	2	0				
Raul Casanova, S OBP: 0.311, SLG: 0.336 Kimera Barbee, R OBP: 0.571, SLG: 0.250 Matt Walbeck, S OBP: 0.338, SLG: 0.373	G5-3				F8			E4		3	0	0	0	0	0	0				
Deivi Cruz, R OBP: 0.264, SLG: 0.314	BB				G1-3			F7		2	0	0	0	1	0	1				
Inning Stats	R: 0 E: 0 K: 1 S: 8	H: 0 LOB: 0 BB: 1 P: 18	R: 0 E: 0 K: 3 S: 9	H: 0 LOB: 0 BB: 0 P: 16	R: 2 E: 0 K: 0 S: 9	H: 1 LOB: 1 BB: 3 P: 29	R: 0 E: 0 K: 1 S: 9	H: 0 LOB: 0 BB: 0 P: 12	R: 0 E: 0 K: 1 S: 5	H: 0 LOB: 0 BB: 0 P: 8	R: 0 E: 0 K: 1 S: 9	H: 0 LOB: 0 BB: 0 P: 14	R: 0 E: 1 K: 2 S: 17	H: 0 LOB: 2 BB: 1 P: 26	R: 0 E: 0 K: 0 S: 8	H: 0 LOB: 0 BB: 0 P: 13	1B: 1 2B: 0 3B: 0 HR: 0	SF: 0 SAC: 0 DP: 0 HBP: 0	WP: 1 PB: 0 SB: 3 CS: 0	PA: 33
PITCHER	IP	WLS	BF	H	R	ER	SO	BB	IBB	HBP	BLK	WP	HR	S	P	ERA	WHIP			
Andy Pettite, L ERA: 2.88	4.0		16	1	2	2	5	4	0	0	0	0	0	35	75	4.50	1.250			
Brian Boehringer, R ERA: 2.63	3.0		9	0	0	0	3	0	0	0	0	0	0	23	35	0.00	0.000			
42 Mariano Rivera, R ERA: 1.88	1.0	W	5	0	0	0	2	1	0	0	0	0	0	17	26	0.00	1.000			
Jeff Nelson, R ERA: 2.86	1.0		3	0	0	0	0	0	0	0	0	0	0	8	13	0.00	0.000			

New York Yankees @ Detroit Tigers
Tiger Stadium, Detroit, MI
Fri Sep 26 1997, 7:05 PM EDT
Att: 29,206 - Unknown - 66 F

AB 28
R 2
H 1
RBI 2
BB 5
SO 10
LOB 6



Batter	1	2	3	4	5	6	7	8	9	AB	R	H	RBI	BB	SO	LOB	TOP							
Tim Raines, S (1, 10) OBP: 0.403, SLG: 0.454 Mike Figga, R (9, FH)	0-0 2B	3-2 L8		2-3 K		2-1 G4-3			1-3 K	4	1	1	0	0	1	0								
2 Derek Jeter, R (1, 6) OBP: 0.370, SLG: 0.405 Homer Bush, R (4, 4)	3-2 1B	0-2 F9		0-0 G5-3			0-1 G4-3		0-0 F9	3	1	1	1	0	0	0								
Paul O'Neill, L (1, 9) OBP: 0.399, SLG: 0.514 Andy Fox, L (5, PR) OBP: 0.368, SLG: 0.258	1-2 P5		0-0 HR		0-0 FC6 1B		2-3 K		2-2 G3	3	1	2	1	0	0	1								
Bernie Williams, S (1, 8) OBP: 0.408, SLG: 0.544 Scott Pose, L (3, 7) OBP: 0.292, SLG: 0.264	3-2 1B		1-0 HR		1-0 FC6 1B SF9		1-1 F8			2	1	2	1	0	0	0								
Tino Martinez, L (1, 3) OBP: 0.371, SLG: 0.577 Mike Stanley, R (4, 3) OBP: 0.393, SLG: 0.507	3-3 K		2-1 FC6-4 1B		3-2 1B				0-1 HR	2	0	1	0	0	1	2								
Charlie Hayes, R (1, 5) OBP: 0.332, SLG: 0.397	3-2 1B		2-3 K		1-2 SF9 1B				2-1 F7	3	0	1	2	0	1	1								
Chad Curtis, R (1, 7) OBP: 0.362, SLG: 0.481 Ivan Cruz, L (6, 7) OBP: 0.318, SLG: 0.300	3-2 F7		0-0 FC6-4		1-2 G1-3				2-2 P6	3	0	0	0	0	0	4								
20 Jorge Posada, S (1, 2) OBP: 0.359, SLG: 0.410 Joe Girardi, R (6, 2) OBP: 0.311, SLG: 0.334		1-0 HR	2-3 K						1-0 G6-3	3	1	1	1	0	2	1								
Rey Sanchez, R (1, 4) OBP: 0.307, SLG: 0.353		2-0 F8		2-3 K					1-1 E6	4	0	0	0	0	1	0								
Inning Stats	R: 2 H: 4 E: 0 K: 1 S: 21	H: 4 LOB: 2 BB: 0 P: 37	R: 1 H: 1 E: 0 K: 0 S: 9	H: 1 LOB: 0 BB: 0 P: 15	R: 2 H: 3 E: 0 K: 2 S: 14	H: 3 LOB: 1 BB: 0 P: 21	R: 0 H: 0 E: 0 K: 2 S: 8	H: 0 LOB: 0 BB: 0 P: 12	R: 1 H: 2 E: 1 K: 0 S: 12	H: 2 LOB: 1 BB: 0 P: 18	R: 0 H: 0 E: 0 K: 1 S: 6	H: 0 LOB: 0 BB: 0 P: 11	R: 0 H: 0 E: 0 K: 1 S: 7	H: 0 LOB: 0 BB: 0 P: 10	R: 1 H: 1 E: 0 K: 0 S: 10	H: 1 LOB: 0 BB: 0 P: 15	R: 0 H: 0 E: 1 K: 1 S: 13	H: 0 LOB: 1 BB: 0 P: 17	1B: 6 2B: 1 3B: 0 HR: 4	SF: 1 SAC: 0 DP: 0 HBP: 0	WP: 0 PB: 0 SB: 1 CS: 0	PA: 39		
PITCHER	IP WLS BF H R ER SO BB IBB HBP BLK WP HR S P ERA WHIP	IP WLS BF H R ER SO BB IBB HBP BLK WP HR S P ERA WHIP	IP WLS BF H R ER SO BB IBB HBP BLK WP HR S P ERA WHIP	IP WLS BF H R ER SO BB IBB HBP BLK WP HR S P ERA WHIP	IP WLS BF H R ER SO BB IBB HBP BLK WP HR S P ERA WHIP	IP WLS BF H R ER SO BB IBB HBP BLK WP HR S P ERA WHIP	IP WLS BF H R ER SO BB IBB HBP BLK WP HR S P ERA WHIP	IP WLS BF H R ER SO BB IBB HBP BLK WP HR S P ERA WHIP	IP WLS BF H R ER SO BB IBB HBP BLK WP HR S P ERA WHIP	IP WLS BF H R ER SO BB IBB HBP BLK WP HR S P ERA WHIP	IP WLS BF H R ER SO BB IBB HBP BLK WP HR S P ERA WHIP	IP WLS BF H R ER SO BB IBB HBP BLK WP HR S P ERA WHIP	IP WLS BF H R ER SO BB IBB HBP BLK WP HR S P ERA WHIP	IP WLS BF H R ER SO BB IBB HBP BLK WP HR S P ERA WHIP	IP WLS BF H R ER SO BB IBB HBP BLK WP HR S P ERA WHIP	IP WLS BF H R ER SO BB IBB HBP BLK WP HR S P ERA WHIP	IP WLS BF H R ER SO BB IBB HBP BLK WP HR S P ERA WHIP	IP WLS BF H R ER SO BB IBB HBP BLK WP HR S P ERA WHIP	IP WLS BF H R ER SO BB IBB HBP BLK WP HR S P ERA WHIP	IP WLS BF H R ER SO BB IBB HBP BLK WP HR S P ERA WHIP	IP WLS BF H R ER SO BB IBB HBP BLK WP HR S P ERA WHIP	IP WLS BF H R ER SO BB IBB HBP BLK WP HR S P ERA WHIP	IP WLS BF H R ER SO BB IBB HBP BLK WP HR S P ERA WHIP	IP WLS BF H R ER SO BB IBB HBP BLK WP HR S P ERA WHIP

New York Yankees @ Detroit Tigers
Tiger Stadium, Detroit, MI
Sun Sep 28 1997, 3:33 AM EDT
Att: 38,171 - Sunny - 72 F

AB 38
R 7
H 11
RBI 7
BB 0
SO 8
LOB 13



Batter	1	2	3	4	5	6	7	8	9	AB	R	H	RBI	BB	SO	LOB	BOTTOM							
Brian Hunter, R (1, 8) OBP: 0.334, SLG: 0.353 Kimera Barteo, R (7, 8) OBP: 0.500, SLG: 0.200			1-1 P3			0-1 E9 G4-6-3 2H 1B			3-3 K	3	0	1	0	0	1	0								
Frank Catalanotto, L (1, 4) OBP: 0.379, SLG: 0.365	2-2 G4-3			2-2 L9		3-2 F7			4-0 DI BB	3	0	0	0	1	0	1								
Bobby Higginson, L (1, 9) OBP: 0.379, SLG: 0.520	3-0 1B		1-1 G4-3			1-1 G4-6-3			2-3 K	4	0	1	0	0	1	2								
Tony Clark, S (1, 10) OBP: 0.376, SLG: 0.500	3-3 K		0-1 G1-3			1-0 G5-3			1-3 K	4	0	0	0	0	2	2								
Travis Fryman, R (1, 5) OBP: 0.326, SLG: 0.440 Phil Nevin, R (6, 5) OBP: 0.306, SLG: 0.414		1-1 F9			0-0 HR		3-1 3B		1-3 K	2	1	1	1	0	0	0								
Bob Hamelin, L (1, 3) OBP: 0.386, SLG: 0.487	1-3 K			2-3 K			2-1 F9			3	0	0	0	0	2	1								
Bubba Trammell, R (1, 7) OBP: 0.307, SLG: 0.366 Jimmy Hurst, R (6, 9) OBP: 0.263, SLG: 0.412		3-3 K		0-3 K			2-1 G4-3			2	0	0	0	0	2	0								
Raul Casanova, S (1, 2) OBP: 0.308, SLG: 0.332 Marcus Jensen, S (9, 2) OBP: 0.226, SLG: 0.212			0-0 P5			2-1 F8			1-2 G4-3	3	0	0	0	0	0	0								
Deivi Cruz, R (1, 6) OBP: 0.263, SLG: 0.314			1-2 F8			1-0 E 2B			2-2 G5-3	3	1	1	0	0	0	0								
Inning Stats	R: 0 H: 1 E: 0 K: 2 S: 11	H: 1 LOB: 1 BB: 0 P: 19	R: 0 H: 0 E: 0 K: 2 S: 8	H: 0 LOB: 0 BB: 0 P: 13	R: 0 H: 0 E: 0 K: 0 S: 6	H: 0 LOB: 0 BB: 0 P: 8	R: 0 H: 0 E: 0 K: 0 S: 7	H: 0 LOB: 0 BB: 0 P: 10	R: 1 H: 1 E: 1 K: 2 S: 9	H: 1 LOB: 0 BB: 0 P: 13	R: 1 H: 2 E: 1 K: 0 S: 11	H: 2 LOB: 0 BB: 0 P: 16	R: 0 H: 1 E: 0 K: 0 S: 7	H: 1 LOB: 1 BB: 0 P: 15	R: 0 H: 0 E: 0 K: 1 S: 10	H: 0 LOB: 0 BB: 0 P: 16	R: 0 H: 0 E: 0 K: 3 S: 12	H: 0 LOB: 1 BB: 1 P: 20	1B: 2 2B: 1 3B: 1 HR: 1	SF: 0 SAC: 0 DP: 1 HBP: 0	WP: 0 PB: 0 SB: 0 CS: 0	PA: 32		
PITCHER	IP WLS BF H R ER SO BB IBB HBP BLK WP HR S P ERA WHIP	IP WLS BF H R ER SO BB IBB HBP BLK WP HR S P ERA WHIP	IP WLS BF H R ER SO BB IBB HBP BLK WP HR S P ERA WHIP	IP WLS BF H R ER SO BB IBB HBP BLK WP HR S P ERA WHIP	IP WLS BF H R ER SO BB IBB HBP BLK WP HR S P ERA WHIP	IP WLS BF H R ER SO BB IBB HBP BLK WP HR S P ERA WHIP	IP WLS BF H R ER SO BB IBB HBP BLK WP HR S P ERA WHIP	IP WLS BF H R ER SO BB IBB HBP BLK WP HR S P ERA WHIP	IP WLS BF H R ER SO BB IBB HBP BLK WP HR S P ERA WHIP	IP WLS BF H R ER SO BB IBB HBP BLK WP HR S P ERA WHIP	IP WLS BF H R ER SO BB IBB HBP BLK WP HR S P ERA WHIP	IP WLS BF H R ER SO BB IBB HBP BLK WP HR S P ERA WHIP	IP WLS BF H R ER SO BB IBB HBP BLK WP HR S P ERA WHIP	IP WLS BF H R ER SO BB IBB HBP BLK WP HR S P ERA WHIP	IP WLS BF H R ER SO BB IBB HBP BLK WP HR S P ERA WHIP	IP WLS BF H R ER SO BB IBB HBP BLK WP HR S P ERA WHIP	IP WLS BF H R ER SO BB IBB HBP BLK WP HR S P ERA WHIP	IP WLS BF H R ER SO BB IBB HBP BLK WP HR S P ERA WHIP	IP WLS BF H R ER SO BB IBB HBP BLK WP HR S P ERA WHIP	IP WLS BF H R ER SO BB IBB HBP BLK WP HR S P ERA WHIP	IP WLS BF H R ER SO BB IBB HBP BLK WP HR S P ERA WHIP	IP WLS BF H R ER SO BB IBB HBP BLK WP HR S P ERA WHIP	IP WLS BF H R ER SO BB IBB HBP BLK WP HR S P ERA WHIP	IP WLS BF H R ER SO BB IBB HBP BLK WP HR S P ERA WHIP

New York Yankees @ Detroit Tigers
Tiger Stadium, Detroit, MI
Sun Sep 28 1997, 3:33 AM EDT
Att: 38,171 - Sunny - 72 F

AB 31
R 2
H 5
RBI 1
BB 1
SO 10
LOB 8

